

# Seattle Mariners - 2001

Batter	1	2	3	4	5	6	7	8	9	AB	R	H	RBI	BB	SO	LOB	TOP		
Johnny Damon, L (1.7)	G4-3		P2	BB 1B BB		G3		G5-3		4	0	0	0	1	0	2			
Jose Ortiz, R (1.4) OBP: 0.400, SLG: 0.400	F8		K	BB 1B		F8		G5-4-3 1B		5	0	2	2	0	1	1			
Jason Giambi, L (1.3)	G1-3		2B IBB			K		F7		3	0	0	0	2	1	1			
Olmedo Saenz, R (1.10) OBP: 0.200, SLG: 0.400		F8	1-3 2H	2B	P6			G5-4-3 1-2		5	0	1	1	0	0	4			
3 Eric Chavez, L (1.5)		BB BB	K	K			G4-3			3	0	0	0	1	2	5			
Miguel Tejada, R (1.6)		BB		G6-3	F7		L5			3	0	0	0	1	0	0			
Terrence Long, L (1.8) OBP: 0.500, SLG: 0.750		K	S 1B 2B	K			SH1-4 1B			4	1	2	0	0	2	2			
Jeremy Giambi, L (1.9) OBP: 0.667, SLG: 0.500 Adam Platt, R (8, PH) (8, 9)		K	BB 1B BB	BB 1B BB			SH1-4			2	1	1	0	1	1	2			
Ramon Hernandez, R (1.2) OBP: 0.500, SLG: 0.750			2B	2B 1B	L8		K			4	2	2	1	0	1	2			
<b>Inning Stats</b>	R: 0 E: 0 K: 0 S: 5	H: 0 LOB: 0 BB: 0 P: 10	R: 0 E: 0 K: 2 S: 10	H: 0 LOB: 2 BB: 2 P: 23	R: 1 E: 0 K: 2 S: 10	H: 2 LOB: 2 BB: 1 P: 21	R: 3 E: 0 K: 1 S: 19	H: 3 LOB: 3 BB: 3 P: 41	R: 0 E: 0 K: 1 S: 8	H: 1 LOB: 1 BB: 0 P: 13	R: 0 E: 0 K: 0 S: 7	H: 0 LOB: 0 BB: 0 P: 10	R: 0 E: 0 K: 1 S: 8	H: 1 LOB: 1 BB: 0 P: 12	R: 0 E: 0 K: 0 S: 6	H: 1 LOB: 0 BB: 0 P: 8	1B: 5 2B: 3 3B: 0 HR: 0	SF: 0 SAC: 1 DP: 1 HBP: 0	WP: 0 PA: 40 PB: 0 SB: 1 CS: 0
<b>PITCHER</b>	IP WLS BF H R ER SO BB IBB HBP BLK WP HR S P ERA WHIP																		
Freddy Garcia, R (1.1) ERA: 10.8	3.1 20 5 4 4 4 4 1 0 0 0 0 0 39 81 10.80 2.700																		
Brett Tomko, R (4.1) ERA:	3.2 13 1 0 0 3 1 0 0 0 0 0 0 28 50 0.00 0.545																		
Arthur Rhodes, L (8.1) ERA:	1.0 W 4 1 0 0 1 0 0 0 0 0 0 0 8 12 0.00 1.000																		
Kazuhiro Sasaki, R (9.1) ERA:	1.0 S 3 1 0 0 0 0 0 0 0 0 0 0 6 8 0.00 1.000																		

Oakland Athletics @ Seattle Mariners  
Safeco Field, Seattle, WA  
Mon Apr 02 2001, 7:05 PM PDT  
Att: 45,911 - Cloudy - 46 F

AB 33  
R 4  
H 8  
RBI 4  
BB 6  
SO 8  
LOB 19



Batter	1	2	3	4	5	6	7	8	9	AB	R	H	RBI	BB	SO	LOB	BOTTOM		
51 Ichiro Suzuki, L (1.9) OBP: 0.400, SLG: 0.400	G4-3		G3		K		BB 1B	E1 SF8 1B		5	1	2	0	0	1	0			
Mike Cameron, R (1.8)	FC6-4 1B BB		E S BB		1B SF9 BB		1B BB	F8		1	2	0	0	4	0	2			
Edgar Martinez, R (1.10) OBP: 1.000, SLG: 1.000	FC6-4 1B		1-3 IBB		BB 1B		SH3-4 FC5-2 1B	1B IBB		3	0	3	1	2	0	0			
John Olerud, L (1.3) OBP: 0.400, SLG: 0.333	L8		K2-3		BB		FC5-2 SH3-4 1B	SF8		3	0	1	2	1	1	4			
Bret Boone, R (1.4)	FC6-4 1-2 2-3			K2-3	SF9		SH3-4	G4-3		3	0	0	1	0	1	4			
Al Martin, L (1.7) Anthony Sanders, R (8.7)		G3		S 1B BB	G3		FC5-2 IBB			2	1	0	0	2	0	2			
David Bell, R (1.5)		G6-3		K		K	FC5-2			4	0	0	0	0	2	4			
Dan Wilson, R (1.2) OBP: 0.250, SLG: 0.250		G5-3		1B		K	K2-3			4	0	1	1	0	2	3			
Carlos Guillen, S (1.6)			K2-3	G1-3		F8	51 E SF8 BB			3	1	0	0	1	1	1			
<b>Inning Stats</b>	R: 0 E: 0 K: 0 S: 13	H: 1 LOB: 2 BB: 1 P: 19	R: 0 E: 0 K: 0 S: 4	H: 0 LOB: 0 BB: 0 P: 8	R: 0 E: 0 K: 2 S: 10	H: 0 LOB: 2 BB: 2 P: 19	R: 1 E: 0 K: 2 S: 12	H: 1 LOB: 1 BB: 1 P: 20	R: 1 E: 0 K: 1 S: 18	H: 1 LOB: 2 BB: 2 P: 32	R: 0 E: 0 K: 2 S: 8	H: 0 LOB: 0 BB: 0 P: 11	R: 2 E: 0 K: 1 S: 16	H: 3 LOB: 3 BB: 2 P: 30	R: 1 E: 1 K: 0 S: 8	H: 1 LOB: 2 BB: 2 P: 21	1B: 7 2B: 0 3B: 0 HR: 0	SF: 2 SAC: 1 DP: 0 HBP: 0	WP: 0 PA: 41 PB: 0 SB: 2 CS: 0
<b>PITCHER</b>	IP WLS BF H R ER SO BB IBB HBP BLK WP HR S P ERA WHIP																		
Tim Hudson, R (1.1) ERA: 3.6	5.0 24 3 2 2 2 5 1 0 0 0 0 0 12 21 18.00 2.000																		
T.J. Mathews, R (6.1) ERA: 18.0	1.0 H 5 1 2 2 2 1 0 0 0 0 0 0 12 21 18.00 2.000																		
Jim Mecir, R (7.1) ERA: 6.75	1.1 L 10 3 1 1 1 1 2 0 0 0 0 0 16 34 6.75 3.000																		
Mark Guthrie, L (8.1) ERA:	0.2 2 0 0 0 0 0 0 0 0 0 0 0 4 7 0.00 0.000																		

Oakland Athletics @ Seattle Mariners  
Safeco Field, Seattle, WA  
Mon Apr 02 2001, 7:05 PM PDT  
Att: 45,911 - Cloudy - 46 F

AB 28  
R 5  
H 7  
RBI 5  
BB 10  
SO 8  
LOB 20





Batter	1	2	3	4	5	6	7	8	9	AB	R	H	RBI	BB	SO	LOB	TOP					
<b>Johnny Damon, L</b> OBP: 0.300, SLG: 0.125	F7		P4			G4-3											4 0 1 0 1 0 0					
<b>Jose Ortiz, R</b> OBP: 0.300, SLG: 0.333	F8		SF7						F3								4 1 1 1 0 0 1					
<b>Jason Giambi, L</b> <b>23 Mario Valdez, L</b>			HR						F8								3 1 1 0 0 1 1 0 0 0 0 0 0 0					
<b>Olmedo Saenz, R</b> OBP: 0.111, SLG: 0.222	K		F7						F8								4 0 0 0 0 2 3					
<b>3 Eric Chavez, L</b>			HR						G3-1								3 1 0 0 1 1 0					
<b>Miguel Tejada, R</b> OBP: 0.375, SLG: 0.857	G6-3		HR						P6								4 1 2 4 0 0 0					
<b>Terrence Long, L</b> OBP: 0.375, SLG: 0.500			G4-3						G3								4 0 1 0 0 0 1					
<b>Adam Piatt, R</b> <b>Jeremy Giambi, L</b> <b>Ryan Christenson, R</b>									K								2 1 2 0 0 0 0 2 0 0 0 0 1 0 0 0 0 0 0 0 0					
<b>Ramon Hernandez, R</b> OBP: 0.250, SLG: 0.375	G5-3		L3						F8								4 0 0 0 0 0 3					
<b>Inning Stats</b>	R: 0 H: 0 E: 0 K: 1 S: 9	H: 0 LOB: 1 BB: 0 P: 14	R: 0 H: 2 E: 0 K: 1 S: 11	LOB: 2 BB: 0 P: 18	R: 4 H: 3 E: 0 K: 0 S: 15	LOB: 0 BB: 1 P: 27	R: 1 H: 2 E: 0 K: 1 S: 15	LOB: 1 BB: 0 P: 22	R: 0 H: 1 E: 0 K: 1 S: 9	LOB: 1 BB: 0 P: 13	R: 0 H: 0 E: 0 K: 0 S: 8	LOB: 0 BB: 0 P: 12	R: 0 H: 0 E: 0 K: 0 S: 8	LOB: 0 BB: 0 P: 12	R: 0 H: 0 E: 0 K: 0 S: 8	LOB: 0 BB: 0 P: 15	R: 0 H: 0 E: 0 K: 1 S: 12	LOB: 1 BB: 1 P: 20	1B: 5 2B: 2 3B: 0 HR: 1	SF: 1 SAC: 0 DP: 0 HBP: 1	WP: 0 PB: 0 SB: 0 CS: 0	PA: 38
<b>PITCHER</b>	IP	WLS	BF	H	R	ER	SO	BB	IBB	HBP	BLK	WP	HR	S	P	ERA	WHIP					
<b>John Halama, L</b> ERA: 13.5	3.1	L	19	7	5	5	2	1	0	1	0	0	1	43	71	13.50	2.400					
<b>Ryan Franklin, R</b> ERA:	3.2		12	1	0	0	2	0	0	0	0	0	0	32	47	0.00	0.273					
<b>Jeff Nelson, R</b> ERA:	1.0		3	0	0	0	0	0	0	0	0	0	0	8	15	0.00	0.000					
<b>Jose Paniagua, R</b> ERA:	1.0		4	0	0	0	1	1	0	0	0	0	0	12	20	0.00	1.000					

Oakland Athletics @ Seattle Mariners  
Safeco Field, Seattle, WA  
Tue Apr 03 2001, 7:05 PM PDT  
Att: 27,212 - Dome - 72 F

AB	34
R	5
H	8
RBI	5
BB	2
SO	5
LOB	9



Batter	1	2	3	4	5	6	7	8	9	AB	R	H	RBI	BB	SO	LOB	BOTTOM				
<b>51 Ichiro Suzuki, L</b> OBP: 0.222, SLG: 0.222	F8			G4-3				G5-3									4 0 0 0 0 1 0				
<b>Mike Cameron, R</b> OBP: 0.778, SLG: 0.500	F9			F9				1B									3 1 2 0 1 0 0				
<b>Edgar Martinez, R</b> OBP: 0.889, SLG: 0.833	G3			WP													3 0 2 0 1 0 0				
<b>John Olerud, L</b> OBP: 0.222, SLG: 0.167			K					SF8									3 0 0 1 0 1 4				
<b>Bret Boone, R</b>			G1-3					G4-3									4 0 0 0 0 1 3				
<b>Anthony Sanders, R</b> <b>Mark McLemore, S</b>			F2														2 0 0 0 1 0 0 1 0 1 0 0 0 0				
<b>David Bell, R</b>			G5-3														3 0 0 0 1 1 1				
<b>Dan Wilson, R</b> <b>Tom Lampkin, L</b>			F7														3 0 1 0 0 0 0 1 0 0 0 0 0 1				
<b>Carlos Guillen, S</b>			G4-3														4 0 0 0 0 2 3				
<b>Inning Stats</b>	R: 0 H: 0 E: 0 K: 0 S: 6	H: 0 LOB: 0 BB: 0 P: 12	R: 0 H: 0 E: 0 K: 1 S: 5	LOB: 0 BB: 0 P: 7	R: 0 H: 0 E: 0 K: 0 S: 7	LOB: 0 BB: 0 P: 11	R: 0 H: 0 E: 0 K: 1 S: 12	LOB: 2 BB: 2 P: 25	R: 0 H: 2 E: 0 K: 2 S: 10	LOB: 0 BB: 0 P: 15	R: 0 H: 1 E: 0 K: 0 S: 9	LOB: 2 BB: 2 P: 20	R: 0 H: 2 E: 0 K: 0 S: 12	LOB: 1 BB: 0 P: 19	R: 1 H: 1 E: 0 K: 1 S: 12	LOB: 1 BB: 0 P: 17	1B: 5 2B: 1 3B: 0 HR: 0	SF: 1 SAC: 0 DP: 0 HBP: 0	WP: 1 PB: 0 SB: 0 CS: 0	PA: 36	
<b>PITCHER</b>	IP	WLS	BF	H	R	ER	SO	BB	IBB	HBP	BLK	WP	HR	S	P	ERA	WHIP				
<b>Barry Zito, L</b> ERA:	7.0	W	27	3	0	0	5	4	0	0	0	0	0	59	102	0.00	1.000				
<b>Jeff Tam, R</b> ERA: 9.0	1.0		5	2	1	1	0	0	0	0	0	0	0	12	19	9.00	2.000				
<b>Jason Istringhausen, R</b> ERA:	1.0		4	1	0	0	1	0	0	0	0	0	0	12	17	0.00	1.000				

Oakland Athletics @ Seattle Mariners  
Safeco Field, Seattle, WA  
Tue Apr 03 2001, 7:05 PM PDT  
Att: 27,212 - Dome - 72 F

AB	31
R	1
H	6
RBI	1
BB	4
SO	6
LOB	12









Batter	1	2	3	4	5	6	7	8	9	10	AB	R	H	RBI	BB	SO	LOB	TOP		
51 Ichiro Suzuki, L OBP: 0.450, SLG: 0.632	(1, 9) 1-2 HR 2B	0-0 1B	1-2 G4-3		1-1 F7			3-2 BB 1B		0-0 HR	6	2	4	2	0	0	1			
Mark McLemore, S OBP: 0.571, SLG: 1.200	(1, 4) 2H HR	0-3		4-1 2B 2B		0-1 F7		4-0 BB		3-2 G4-3	4	2	1	2	2	1	2			
Edgar Martinez, R OBP: 0.700, SLG: 0.733	(1, 10) 1B E BB	4-0 F9		0-1 2B SF8 2B		1-2 G4-3		1-2 G6-3		1-2 G4-3	5	2	1	0	1	0	4			
John Olerud, L OBP: 0.368, SLG: 0.429	(1, 3) E BB 1B	1-1	1-0	0-0		1-1 F9			1-1 P5		5	1	3	1	0	0	0			
Mike Cameron, R OBP: 0.526, SLG: 0.333	(1, 8) K	1-3 F7		2-3 SF8 2B					1-0 G5-3		3	0	0	1	1	1	4			
Al Martin, L OBP: 0.364, SLG: 0.125	(1, 7) 1B E BB			0-1 G6-3		1-0 G3-1			0-1 F7		3	0	0	0	1	0	1			
Anthony Sanders, R OBP: 0.400, SLG: 0.500	(8, 7)										0	0	0	0	0	0	0			
Stan Javier, S (9, 7)											1	0	0	0	0	0	1			
Carlos Guillen, S OBP: 0.176, SLG: 0.125	(1, 6) E3 1B			2-3 K		0-1 L9			2-2 F8		5	0	0	1	0	2	4			
Tom Lampkin, L OBP: 0.400, SLG: 0.667	(1, 2) 1B			0-2		1-0 G3-1			3-1 F7		4	1	2	2	1	0	0			
Charles Gipson, R (10, PR)											0	1	0	0	0	0	0			
Dan Wilson, R OBP: 0.286, SLG: 0.286	(10, 2) 1B										0	0	0	0	0	0	0			
David Bell, R OBP: 0.176, SLG: 0.188	(1, 5) G4-6-3			2-1		3-2 P4			3-1 G5-3		5	0	1	0	0	0	4			
<b>Inning Stats</b>	R: 4 E: 1 K: 1 S: 19	H: 4 LOB: 2 BB: 2 P: 35	R: 0 E: 0 K: 1 S: 10	H: 2 LOB: 2 BB: 0 P: 12	R: 1 E: 0 K: 1 S: 14	H: 2 LOB: 1 BB: 0 P: 20	R: 0 E: 0 K: 0 S: 6	H: 0 LOB: 0 BB: 0 P: 11	R: 0 E: 0 K: 1 S: 7	H: 0 LOB: 0 BB: 0 P: 9	R: 0 E: 0 K: 0 S: 10	H: 1 LOB: 2 BB: 1 P: 24	R: 0 E: 0 K: 0 S: 8	H: 0 LOB: 1 BB: 1 P: 15	R: 2 E: 0 K: 0 S: 13	H: 1 LOB: 1 BB: 1 P: 23	1B: 6 2B: 3 3B: 0 HR: 3	SF: 1 SAC: 0 DP: 1 HBP: 0	WP: 0 PA: 48 PB: 0 SB: 0 CS: 0	
<b>PITCHER</b>	IP WLS BF H R ER SO BB IBB HBP BLK WP HR S P ERA WHIP	3.0 1.1 15 9 7 7 3 3 0 0 0 0 2 46 74 21.00 4.000	4.2 15 1 0 0 1 0 0 0 0 0 0 0 32 54 0.00 0.214	0.0 2 1 0 0 0 1 0 0 0 0 0 0 3 10 ∞ ∞	2.1 L 10 1 2 2 0 2 0 0 0 0 1 24 42 7.71 1.286	<b>PITCHER</b>														IP WLS BF H R ER SO BB IBB HBP BLK WP HR S P ERA WHIP
Rick Helling, R ERA: 11.0	Pat Mahomes, R ERA:	Mike Venafro, L ERA:	59 Jeff Zimmerman, R ERA: 4.5																	

Seattle Mariners @ Texas Rangers  
The Ballpark at Arlington, Arlington, TX  
Fri Apr 06 2001, 8:05 PM EDT  
Att: 34,684 - Cloudy - 77 F

AB	41
R	9
H	12
RBI	9
BB	6
SO	4
LOB	21



Batter	1	2	3	4	5	6	7	8	9	10	AB	R	H	RBI	BB	SO	LOB	BOTTOM					
29 Rusty Greer, L OBP: 0.318, SLG: 0.316	(1, 7) G1-3		2-2 F7		2-1 1B			3-2 F5		1-1 2H 1B	5	0	2	0	0	0	1						
Randy Velarde, R OBP: 0.333, SLG: 0.667	(1, 4) K		1-2 G6-3		1-0 F9			1-0 BB 1B		1-1 F3	5	1	1	0	0	1	1						
Alex Rodriguez, R OBP: 0.286, SLG: 0.250	(1, 6) P5			0-3 K		1-1 2B 1B		4-0 HR BB		2-3 K	4	2	1	0	1	2	0						
Rafael Palmeiro, L OBP: 0.361, SLG: 0.563	(1, 3)	1-1 2B SF7 1B		4-2 1B BB		1-1 G5-4-3 2B		1-2 HR HR		1-0 F7	4	2	3	5	1	0	0						
Ivan Rodriguez, R OBP: 0.333, SLG: 0.526	(1, 2)	2-1 1B		0-2 F3		4-1 G5-4-3 BB		4-0 F9		3-1 G4-3	4	0	1	0	1	0	1						
Andres Calatayud, R OBP: 0.263, SLG: 0.412	(1, 10)	1-3 2B		0-1 1B		1-0 G5-4-3		4-2 E G5-3 BB		1-3 K	3	0	1	0	1	1	4						
Bo Porter, R (8, PR)											0	1	0	0	0	0	0						
Frank Catalanotto, L (10, PH)											1	0	0	0	0	1	0						
Ken Caminiti, S OBP: 0.350, SLG: 0.267	(1, 5)	1-2 SF7		1-2 F2		2-3 K		0-0 E4 G5-3		2-3 K	4	0	0	1	0	2	4						
Chad Curtis, R OBP: 0.400, SLG: 0.500	(1, 8)	3H G6-3				4-2 G5-4-3 BB		3-3 K		0-0 P4	3	0	0	0	1	1	3						
Ruben Mateo, R OBP: 0.263, SLG: 0.412	(1, 9)		2-1 G5-3		2-1 G5-4-3			3-2 1B HR HBP		2-2 G5-3	3	1	0	1	0	0	2						
<b>Inning Stats</b>	R: 0 E: 0 K: 1 S: 10	H: 0 LOB: 0 BB: 0 P: 15	R: 1 E: 0 K: 1 S: 11	H: 2 LOB: 1 BB: 0 P: 16	R: 0 E: 0 K: 0 S: 9	H: 0 LOB: 0 BB: 0 P: 14	R: 0 E: 0 K: 1 S: 14	H: 1 LOB: 2 BB: 1 P: 19	R: 0 E: 0 K: 0 S: 7	H: 1 LOB: 1 BB: 0 P: 16	R: 1 E: 0 K: 1 S: 9	H: 2 LOB: 1 BB: 1 P: 18	R: 4 E: 0 K: 1 S: 13	H: 2 LOB: 0 BB: 1 P: 30	R: 1 E: 1 K: 0 S: 17	H: 1 LOB: 2 BB: 1 P: 24	R: 0 E: 0 K: 1 S: 6	H: 0 LOB: 0 BB: 0 P: 10	R: 0 E: 0 K: 2 S: 10	H: 0 LOB: 0 BB: 0 P: 16	1B: 6 2B: 2 3B: 0 HR: 1	SF: 1 SAC: 0 DP: 2 HBP: 1	WP: 0 PA: 43 PB: 0 SB: 0 CS: 0
<b>PITCHER</b>	IP WLS BF H R ER SO BB IBB HBP BLK WP HR S P ERA WHIP	5.0 3.6 23 6 2 2 3 3 0 0 0 0 0 15 32 3.60 1.800	1.2 7 1 1 3 2 2 1 0 1 0 0 0 1 15 16.20 1.200	0.0 1 1 1 1 1 0 0 0 0 0 0 0 1 2 ∞ ∞	1.0 B 5 0 1 1 0 1 0 0 0 0 0 8 13 9.00 1.000	1.1 W 4 1 0 0 1 0 0 0 0 0 0 8 13 0.00 0.750	<b>PITCHER</b>														IP WLS BF H R ER SO BB IBB HBP BLK WP HR S P ERA WHIP		
Jamie Moyer, L ERA: 3.6	Jeff Nelson, R ERA: 10.13	Norm Charlton, L ERA: 4.5	Jose Paniagua, R ERA: 4.5	Arthur Rhodes, L ERA:																			

Seattle Mariners @ Texas Rangers  
The Ballpark at Arlington, Arlington, TX  
Fri Apr 06 2001, 8:05 PM EDT  
Att: 34,684 - Cloudy - 77 F

AB	36
R	7
H	9
RBI	7
BB	5
SO	8
LOB	16









Batter	1	2	3	4	5	6	7	8	9	AB	R	H	RBI	BB	SO	LOB	TOP										
51 Ichiro Suzuki, L (1, 9) OBP: 0.400, SLG: 0.517	G1-3		G1-3				F7		G4-3	5	0	1	0	0	0	1	<b>Seattle Mariners @ Texas Rangers</b> The Ballpark at Arlington, Arlington, TX Sun Apr 08 2001, 3:05 PM EDT Att: 44,306 - Cloudy - 81 F										
Stan Javier, S (1, 3) OBP: 0.333, SLG: 0.143 (6, 7)	P4			F8			BB		K	3	0	0	0	2	1	0											
Edgar Martinez, R (1, 10) OBP: 0.633, SLG: 0.636	F9			G5-3		FC5			F8	4	0	0	0	1	0	3											
Mike Cameron, R (1, 8) OBP: 0.500, SLG: 0.429		G1-3								4	0	2	0	0	1	3											
Bret Boone, R (1, 4) OBP: 0.364, SLG: 0.556										4	2	2	1	0	0	2											
Anthony Sanders, R (1, 7) OBP: 0.300, SLG: 0.250 John Olerud, L (6, 3) OBP: 0.400, SLG: 0.421	L7								L8	2	0	0	0	1	0	0											
David Bell, R (1, 5) OBP: 0.154, SLG: 0.280	F7								P3	4	1	1	1	0	0	2											
Dan Wilson, R (1, 2) OBP: 0.214, SLG: 0.214 Mark McLemore, S (8, PH) OBP: 0.025, SLG: 1.667 Tom Lampkin, L (8, 2) OBP: 0.400, SLG: 0.667				G5-3		F8			HR	3	0	1	0	0	0	0											
Carlos Guillen, S (1, 6) OBP: 0.120, SLG: 0.083				K					G6-3	4	0	0	0	0	1	1											
<b>Inning Stats</b>	R: 0 E: 0 K: 0 S: 7	H: 0 LOB: 0 BB: 0 P: 10	R: 1 E: 0 K: 0 S: 8	H: 1 LOB: 0 BB: 0 P: 13	R: 0 E: 0 K: 1 S: 8	H: 0 LOB: 0 BB: 0 P: 13	R: 0 E: 0 K: 0 S: 9	H: 1 LOB: 1 BB: 0 P: 15	R: 1 E: 1 K: 0 S: 15	H: 2 LOB: 3 BB: 1 P: 21	R: 0 E: 0 K: 1 S: 13	H: 1 LOB: 3 BB: 2 P: 24	R: 2 E: 0 K: 0 S: 14	H: 2 LOB: 0 BB: 0 P: 24	R: 0 E: 0 K: 1 S: 7	H: 0 LOB: 0 BB: 0 P: 11		1B: 5 2B: 0 3B: 0 HR: 3	SF: 0 SAC: 0 DP: 1 HBP: 0	WP: 1 PB: 0 SB: 0 CS: 0	PA: 39						
<b>PITCHER</b>	IP	WLS	BF	H	R	ER	SO	BB	IBB	HBP	BLK	WP	HR	S	P	ERA	WHIP										
Kenny Rogers, L (1, 1) ERA: 2.57	6.2		29	6	2	2	1	3	0	0	0	1	2	62	102	2.70	1.350										
59 Jeff Zimmerman, R (7, 1) ERA: 5.4	1.0	H	5	1	1	1	1	1	0	0	0	0	0	11	22	9.00	2.000										
Mike Venafro, L (8, 1) ERA: 9.0	0.2	W	3	1	1	1	0	0	0	0	0	0	1	9	14	13.50	1.500										
Tim Crabtree, R (9, 1) ERA: 6.75	0.2	S	2	0	0	0	1	0	0	0	0	0	0	5	8	0.00	0.000										


Batter	1	2	3	4	5	6	7	8	9	AB	R	H	RBI	BB	SO	LOB	BOTTOM										
29 Rusty Greer, L (1, 7) OBP: 0.438, SLG: 0.462	2B								G6-3	4	2	3	1	1	0	0	<b>Seattle Mariners @ Texas Rangers</b> The Ballpark at Arlington, Arlington, TX Sun Apr 08 2001, 3:05 PM EDT Att: 44,306 - Cloudy - 81 F										
Frank Catalanotto, L (1, 4) OBP: 0.280, SLG: 0.429 Randy Velarde, R (7, 4) OBP: 0.370, SLG: 0.778	L6								HR	4	0	1	1	0	0	5											
Alex Rodriguez, R (1, 6) OBP: 0.387, SLG: 0.407	2B								BB	2	0	0	0	2	1	2											
Rafael Palmeiro, L (1, 10) OBP: 0.419, SLG: 0.500	2B								F7	3	0	1	1	2	1	2											
Ivan Rodriguez, R (1, 2) OBP: 0.308, SLG: 0.435									F8	4	0	0	0	1	1	6											
Andres Galaraga, R (1, 3) OBP: 0.397, SLG: 0.680	G5-4-3									3	1	2	1	0	0	3											
Ruben Mateo, R (1, 9) OBP: 0.259, SLG: 0.360										4	0	1	0	0	1	2											
Bo Porter, R (1, 8) OBP: 0.286, SLG: 0.286										4	1	2	0	0	0	2											
Scott Sheldon, R (1, 5) OBP: 0.286, SLG: 0.286										3	0	0	0	0	1	4											
<b>Inning Stats</b>	R: 1 E: 0 K: 0 S: 11	H: 2 LOB: 2 BB: 2 P: 24	R: 0 E: 1 K: 0 S: 3	H: 0 LOB: 0 BB: 0 P: 5	R: 0 E: 0 K: 1 S: 12	H: 1 LOB: 2 BB: 1 P: 18	R: 0 E: 0 K: 0 S: 12	H: 2 LOB: 3 BB: 1 P: 20	R: 0 E: 0 K: 1 S: 11	H: 0 LOB: 2 BB: 0 P: 20	R: 2 E: 0 K: 1 S: 16	H: 3 LOB: 2 BB: 1 P: 29	R: 1 E: 0 K: 2 S: 9	H: 2 LOB: 0 BB: 0 P: 13	R: 1 E: 0 K: 0 S: 12	H: 1 LOB: 1 BB: 1 P: 22		1B: 5 2B: 4 3B: 0 HR: 2	SF: 0 SAC: 1 DP: 2 HBP: 2	WP: 0 PB: 0 SB: 1 CS: 1	PA: 41						
<b>PITCHER</b>	IP	WLS	BF	H	R	ER	SO	BB	IBB	HBP	BLK	WP	HR	S	P	ERA	WHIP										
Freddy Garcia, R (1, 1) ERA: 6.75	6.0		32	8	3	3	3	3	2	2	0	0	1	65	116	4.50	1.833										
Norm Charlton, L (7, 1) ERA: 5.4	1.1		5	2	1	1	2	0	0	0	0	0	1	14	21	6.75	1.500										
Jose Paniagua, R (8, 1) ERA: 4.91	0.2	L	4	1	1	1	0	1	0	0	0	0	1	7	14	13.50	3.000										



Batter	1	2	3	4	5	6	7	8	9	AB	R	H	RBI	BB	SO	LOB	TOP					
51 Ichiro Suzuki, L (1, 9) OBP: 0.400, SLG: 0.485	L7	FC5			G1-3		2-0 1B		BB SF9 BB	4	0	1	1	1	0	2						
Mike Cameron, R (1, 8) OBP: 0.455, SLG: 0.400	BB 1B		K		G6-3		1-3 K		SF9 BB	4	0	1	1	0	2	1						
Edgar Martinez, R (1, 10) OBP: 0.686, SLG: 0.783	G4-6-3 BB		HR			BB		G4-6-3 BB	BB IBB	1	1	1	1	4	0	0						
John Olerud, L (1, 3) OBP: 0.400, SLG: 0.391	G4-6-3		G6-4-3 1B			K		G4-6-3	BB	4	0	1	1	1	1	4						
Bret Boone, R (1, 4) OBP: 0.370, SLG: 0.500		G4-6-3 1B	G6-4-3			F8		BB	K	4	0	1	0	1	1	5						
Al Martin, L (1, 7) Charles Gipson, R (8, 7) OBP: 0.267, SLG: 0.083	G4-6-3			G4-3		G1-3		K		4	0	0	0	0	1	3						
Carlos Guillen, S (1, 6) OBP: 0.207, SLG: 0.154		1B BB	F7				4-2 SH2-4 51 1B BB		SH2-4 2B	2	3	1	0	2	0	0						
Dan Wilson, R (1, 2) OBP: 0.250, SLG: 0.250	51 FC5 1B		G4-3				SH2-4		SH3-2-4	2	0	1	0	0	0	0						
David Bell, R (1, 5) OBP: 0.200, SLG: 0.310	51 FC5 1B				L6		F9		SF9 51 BB 1B	4	1	2	1	0	0	1						
<b>Inning Stats</b>	R: 0 E: 0 K: 0 S: 6	H: 1 LOB: 1 BB: 1 P: 11	R: 1 E: 0 K: 0 S: 19	H: 3 LOB: 2 BB: 1 P: 31	R: 1 E: 0 K: 1 S: 9	H: 2 LOB: 0 BB: 0 P: 15	R: 0 E: 0 K: 0 S: 7	H: 0 LOB: 0 BB: 0 P: 7	R: 0 E: 0 K: 0 S: 7	H: 0 LOB: 0 BB: 0 P: 10	R: 0 E: 0 K: 1 S: 11	H: 0 LOB: 1 BB: 1 P: 21	R: 1 E: 0 K: 1 S: 11	H: 1 LOB: 1 BB: 1 P: 18	R: 0 E: 0 K: 1 S: 9	H: 0 LOB: 2 BB: 2 P: 20	R: 2 E: 0 K: 1 S: 12	H: 2 LOB: 3 BB: 3 P: 28	1B: 7 2B: 1 3B: 0 HR: 1	SF: 1 SAC: 2 DP: 4 HBP: 0	WP: 0 PB: 0 SB: 0 CS: 0	PA: 41
<b>PITCHER</b>	IP	WLS	BF	H	R	ER	SO	BB	IBB	HBP	BLK	WP	HR	S	P	ERA	WHIP					
Gil Heredia, R (1, 1) ERA: 4.76	6.0	L	24	6	2	2	2	3	0	0	0	0	1	59	95	3.00	1.500					
T.J. Mathews, R (7, 1) ERA: 8.1	0.2		3	0	1	1	0	1	0	0	0	0	0	6	10	13.50	1.500					
Mark Guthrie, L (7, 1) ERA: 2.7	1.1		6	1	0	0	2	2	0	0	0	0	0	14	28	0.00	2.250					
Jeff Tam, R (9, 1) ERA: 17.18	1.0		8	2	2	2	1	2	1	0	0	0	0	12	28	18.00	4.000					

Seattle Mariners @ Oakland Athletics  
Network Associates Coliseum, Oakland, CA  
Tue Apr 10 2001, 10:05 PM EDT  
Att. 14,860 - Sunny - 57 F

AB 29  
R 5  
H 9  
RBI 5  
BB 9  
SO 5  
LOB 16



Batter	1	2	3	4	5	6	7	8	9	AB	R	H	RBI	BB	SO	LOB	BOTTOM					
Johnny Damon, L (1, 7) OBP: 0.290, SLG: 0.120	FC6-4 1B		G1-3			B1-3		G5-3		4	0	1	0	0	0	1						
Jose Ortiz, R (1, 4) OBP: 0.256, SLG: 0.241	P6		G6-3			BB BB 1B		K		3	1	0	0	1	1	2						
Jason Giambi, L (1, 3) Ryan Christenson, R (8, PH) Robin Jennings, L (9, 3) OBP: 0.500, SLG: 0.500	P6		K			F9		BB		3	0	0	0	1	1	2						
Olmedo Saenz, R (1, 10) 23 Mario Valdez, L (8, PH) OBP: 0.333, SLG: 0.391 OBP: 0.500, SLG: 0.500	FC6-4		K			BB BB 1B		K		3	0	1	0	0	1	1						
Miguel Tejada, R (1, 6) OBP: 0.345, SLG: 0.560		G4-6-3 1B			P3		BB BB		G3-6-1 HBP	2	0	1	0	1	0	0						
Adam Piatt, R (1, 9) Jeremy Giambi, L (8, PH) OBP: 0.333, SLG: 0.375 OBP: 0.200, SLG: 0.143	G4-6-3		F7			K		G3-6-1		3	0	0	0	0	1	4						
Terrence Long, L (1, 8) OBP: 0.321, SLG: 0.217	K		G3-4-1			BB		BB		2	0	0	1	2	1	0						
3 Eric Chavez, L (1, 5) OBP: 0.250, SLG: 0.160			G3			G6-4-3 1B		K		4	0	1	0	0	1	4						
Ramon Hernandez, R (1, 2) OBP: 0.308, SLG: 0.360			G1-3			G6-4-3		2B		3	0	1	0	0	0	1						
<b>Inning Stats</b>	R: 0 E: 0 K: 0 S: 11	H: 1 LOB: 0 BB: 0 P: 17	R: 0 E: 0 K: 1 S: 6	H: 1 LOB: 0 BB: 0 P: 10	R: 0 E: 0 K: 0 S: 5	H: 0 LOB: 0 BB: 0 P: 8	R: 0 E: 0 K: 2 S: 9	H: 0 LOB: 0 BB: 0 P: 17	R: 0 E: 0 K: 0 S: 7	H: 0 LOB: 0 BB: 0 P: 11	R: 0 E: 0 K: 0 S: 7	H: 1 LOB: 0 BB: 0 P: 12	R: 1 E: 0 K: 2 S: 14	H: 1 LOB: 3 BB: 3 P: 32	R: 0 E: 0 K: 2 S: 12	H: 1 LOB: 2 BB: 1 P: 22	R: 0 E: 0 K: 0 S: 8	H: 0 LOB: 1 BB: 1 P: 14	1B: 4 2B: 1 3B: 0 HR: 0	SF: 0 SAC: 0 DP: 3 HBP: 1	WP: 0 PB: 0 SB: 0 CS: 0	PA: 35
<b>PITCHER</b>	IP	WLS	BF	H	R	ER	SO	BB	IBB	HBP	BLK	WP	HR	S	P	ERA	WHIP					
John Halama, L (1, 1) ERA: 5.99	6.1	W	22	4	1	1	3	1	0	0	0	0	0	4	9	0.00	3.000					
Jeff Nelson, R (7, 1) ERA: 7.36	1.0	H	6	1	0	0	2	2	0	0	0	0	0	14	30	0.00	3.000					
Arthur Rhodes, L (7, 1) ERA: 4.15	1.1	S	5	0	0	0	1	1	0	1	0	0	0	11	17	0.00	0.750					

Seattle Mariners @ Oakland Athletics  
Network Associates Coliseum, Oakland, CA  
Tue Apr 10 2001, 10:05 PM EDT  
Att. 14,860 - Sunny - 57 F

AB 29  
R 1  
H 5  
RBI 1  
BB 5  
SO 7  
LOB 18









Batter	1	2	3	4	5	6	7	8	9	AB	R	H	RBI	BB	SO	LOB	TOP								
51 Ichiro Suzuki, L (1, 9) OBP: 0.405, SLG: 0.462	G4-3		HR			G6-3		G6-3		4	1	1	0	1	0	0	<b>Seattle Mariners @ Oakland Athletics</b> Network Associates Coliseum, Oakland, CA Thu Apr 12 2001, 3:35 PM EDT Att: 15,414 - Cloudy - 55 F								
Mike Cameron, R (1, 8) OBP: 0.425, SLG: 0.471	F9		HR			HR		P4		5	2	2	1	0	1	3									
Edgar Martinez, R (1, 10) OBP: 0.614, SLG: 0.733	P5		HR			HR		K		4	2	1	3	0	1	0									
John Olerud, L (1, 3) OBP: 0.385, SLG: 0.333		K	HR			F8		E9		4	1	1	0	1	1	0									
Bret Boone, R (1, 4) OBP: 0.444, SLG: 0.633	BB	BB	WP	BB		F9		F9		5	1	3	0	0	1	1									
Al Martin, L (1, 7) OBP: 0.263, SLG: 0.067	BB		WP	BB						3	0	0	0	1	1	2									
David Bell, R (7, 5) OBP: 0.171, SLG: 0.265	BB		G4-3			K		G3-1		1	0	0	0	0	0	1									
Tom Lampkin, L (1, 2) OBP: 0.357, SLG: 0.500	F7		BB			G3		G3		3	0	0	0	1	0	2									
Carlos Guillen, S (1, 6) OBP: 0.235, SLG: 0.200	BB		BB			L9		F7		3	0	1	1	1	0	0									
Mark McLemore, S (7, 7) OBP: 0.375, SLG: 0.786	K		L5			F8		G3		4	0	0	0	0	1	5									
<b>Inning Stats</b>	R: 0 E: 0 K: 0 S: 4	H: 0 LOB: 0 BB: 0 P: 7	R: 0 E: 0 K: 2 S: 11	H: 1 LOB: 3 BB: 2 P: 23	R: 5 E: 0 K: 1 S: 20	H: 5 LOB: 3 BB: 3 P: 43	R: 0 E: 0 K: 1 S: 7	H: 0 LOB: 0 BB: 0 P: 12	R: 0 E: 0 K: 1 S: 7	H: 0 LOB: 0 BB: 0 P: 9	R: 2 E: 1 K: 0 S: 13	H: 2 LOB: 1 BB: 0 P: 21	R: 0 E: 0 K: 0 S: 6	H: 0 LOB: 0 BB: 0 P: 9	R: 0 E: 0 K: 0 S: 8	H: 0 LOB: 0 BB: 0 P: 10	R: 0 E: 0 K: 1 S: 14	H: 1 LOB: 1 BB: 0 P: 18	1B: 5 2B: 2 3B: 0 HR: 2	SF: 0 SAC: 0 DP: 0 HBP: 1	WP: 1 PB: 1 SB: 0 CS: 0	PA: 42			
<b>PITCHER</b>	IP	WLS	BF	H	R	ER	SO	BB	IBB	HBP	BLK	WP	HR	S	P	ERA	WHIP								
Tim Hudson, R (1, 1) ERA: 5.28	2.1	L	17	6	5	5	2	4	0	0	0	1	1	29	60	19.29	4.286								
Mark Guthrie, L (3, 1) ERA: 2.7	3.1		14	2	2	1	3	1	0	1	0	0	1	30	51	2.70	0.900								
T.J. Mathews, R (6, 1) ERA: 4.76	2.1		7	0	0	0	0	0	0	0	0	0	0	17	23	0.00	0.000								
Jason Isringhausen, R (9, 1) ERA:	1.0		4	1	0	0	1	0	0	0	0	0	0	14	18	0.00	1.000								

Batter	1	2	3	4	5	6	7	8	9	AB	R	H	RBI	BB	SO	LOB	BOTTOM								
Johnny Damon, L (1, 7) OBP: 0.300, SLG: 0.176	G3					F5			K	5	0	2	0	0	1	0	<b>Seattle Mariners @ Oakland Athletics</b> Network Associates Coliseum, Oakland, CA Thu Apr 12 2001, 3:35 PM EDT Att: 15,414 - Cloudy - 55 F								
Jose Ortiz, R (1, 4) OBP: 0.229, SLG: 0.212	F9					F9			K	4	0	0	0	0	0	4									
23 Mario Valdez, L (9, PH) OBP: 0.286, SLG: 0.167	F9					G5-3			K	1	0	0	0	0	1	0									
Jason Giambi, L (1, 3) OBP: 0.514, SLG: 0.407	FC5-4		2B			F8				3	1	2	0	0	0	0									
Olmedo Saenz, R (1, 10) OBP: 0.323, SLG: 0.370	FC5-4		F7			P3				4	0	1	0	0	0	2									
Miguel Tejada, R (1, 6) OBP: 0.306, SLG: 0.500	FC5-4		3B			G5-3			K	4	1	1	0	0	1	2									
3 Eric Chavez, L (1, 5) OBP: 0.286, SLG: 0.344			HR			P4			G4-3	4	1	2	2	0	0	0									
Adam Platt, R (1, 9) OBP: 0.250, SLG: 0.300			HR						F8	2	0	0	1	0	2	0									
Robin Jennings, L (6, PH) OBP: 0.333, SLG: 0.333			K			K			F8	1	0	0	0	0	0	0									
Terrence Long, L (1, 8) OBP: 0.343, SLG: 0.267			G3			G5-3			G6-3	4	0	2	0	0	0	0									
Ramon Hernandez, R (1, 2) OBP: 0.323, SLG: 0.345			FC5-4			F9			G4-3	3	0	0	0	1	0	3									
<b>Inning Stats</b>	R: 0 E: 0 K: 0 S: 8	H: 2 LOB: 2 BB: 0 P: 14	R: 1 E: 0 K: 1 S: 10	H: 2 LOB: 1 BB: 1 P: 18	R: 2 E: 0 K: 0 S: 15	H: 4 LOB: 2 BB: 0 P: 25	R: 0 E: 0 K: 0 S: 6	H: 0 LOB: 1 BB: 0 P: 11	R: 0 E: 0 K: 1 S: 8	H: 0 LOB: 0 BB: 0 P: 11	R: 0 E: 0 K: 0 S: 9	H: 2 LOB: 1 BB: 0 P: 16	R: 0 E: 0 K: 1 S: 12	H: 0 LOB: 0 BB: 0 P: 15	R: 0 E: 0 K: 0 S: 6	H: 0 LOB: 0 BB: 0 P: 10	R: 0 E: 0 K: 2 S: 11	H: 0 LOB: 0 BB: 0 P: 17	1B: 8 2B: 1 3B: 0 HR: 1	SF: 1 SAC: 0 DP: 1 HBP: 1	WP: 0 PB: 0 SB: 0 CS: 0	PA: 38			
<b>PITCHER</b>	IP	WLS	BF	H	R	ER	SO	BB	IBB	HBP	BLK	WP	HR	S	P	ERA	WHIP								
Jamie Moyer, L (1, 1) ERA: 4.35	5.1	W	28	10	3	3	2	1	0	1	0	0	0	21	29	0.00	0.000								
Jose Paniagua, R (6, 1) ERA: 2.94	2.2	H	7	0	0	0	1	0	0	0	0	0	0	11	17	0.00	0.000								
Jeff Nelson, R (9, 1) ERA: 5.79	1.0		3	0	0	0	2	0	0	0	0	0	0	11	17	0.00	0.000								



livebaseballscores.com

livebaseballscores.com



Batter	1	2	3	4	5	6	7	8	9	AB	R	H	RBI	BB	SO	LOB	TOP										
51 Ichiro Suzuki, L (1, 9) OBP: 0.393, SLG: 0.432	1-3 K	1-2 L5			0-0 G2		1-0 G4-3		0-0	5	0	1	0	0	1	3	<b>Seattle Mariners @ Anaheim Angels</b> Edison International Field, Anaheim, CA Fri Apr 13 2001, 10:05 PM EDT Att: 31,087 - Sunny - 64 F										
Mike Cameron, R (1, 8) OBP: 0.404, SLG: 0.421	4-2 2B	0-3 K			1-0 G5-3		1-3 K		0-0 1B	4	1	0	0	1	2	4											
Edgar Martinez, R (1, 10) OBP: 0.604, SLG: 0.727	1-1 1H				4-0 1B				2-1 G1-3	3	0	1	1	1	0	0											
John Olerud, L (1, 3) OBP: 0.395, SLG: 0.333	0-0 F8				3-2 1B				2-3 K	3	0	1	1	1	1	1											
Bret Boone, R (1, 4) OBP: 0.425, SLG: 0.588	3-3 K				1-2 1B				2-1 1B	4	0	1	0	0	1	4											
Anthony Sanders, R (1, 7) Mark McLemore, S (8, PH) OBP: 0.412, SLG: 0.800		1-1 1B			2-0 G4-3				2-1 1B	3	1	2	0	0	0	0											
David Bell, R (1, 5) OBP: 0.154, SLG: 0.237	1-2 F7				0-0 G6-3				3-3 K	4	0	0	0	0	1	4											
Dan Wilson, R (1, 2) OBP: 0.250, SLG: 0.217	0-2 1B				2-1 F9				1-3 K	4	0	1	1	0	1	0											
Carlos Guillen, S (1, 6) OBP: 0.263, SLG: 0.265	1-1 1B				3-2 1B				1-1 F8	4	1	2	0	0	0	0											
<b>Inning Stats</b>	R: 1 H: 1 E: 0 K: 2 S: 12	H: 1 LOB: 1 BB: 1 P: 21	R: 1 H: 3 E: 0 K: 1 S: 17	H: 3 LOB: 2 BB: 0 P: 21	R: 0 H: 0 E: 0 K: 0 S: 7	H: 0 LOB: 0 BB: 1 P: 14	R: 0 H: 0 E: 0 K: 0 S: 4	H: 0 LOB: 0 BB: 0 P: 8	R: 1 H: 2 E: 0 K: 0 S: 12	H: 2 LOB: 2 BB: 1 P: 24	R: 0 H: 1 E: 0 K: 1 S: 5	H: 0 LOB: 0 BB: 0 P: 8	R: 0 H: 0 E: 0 K: 1 S: 6	H: 0 LOB: 0 BB: 0 P: 10	R: 0 H: 2 E: 0 K: 1 S: 12	H: 2 LOB: 2 BB: 0 P: 23		R: 0 H: 1 E: 0 K: 1 S: 7	H: 1 LOB: 1 BB: 0 P: 9	1B: 7 2B: 3 3B: 0 HR: 0	SF: 0 SAC: 0 DP: 2 HBP: 0	WP: 0 PB: 0 SB: 0 CS: 0	PA: 38				
<b>PITCHER</b>	IP	WLS	BF	H	R	ER	SO	BB	IBB	HBP	BLK	WP	HR	S	P	ERA	WHIP										
Scott Schoeneweis, L (1, 1) ERA: 3.92	7.2		32	8	3	3	5	2	1	0	0	0	0	70	119	3.52	1.304										
Shigetoshi Hasegawa, R (8, 1) ERA: 1.8	1.1	W	6	2	0	0	2	0	0	0	0	0	0	12	19	0.00	1.500										

AB	35
R	3
H	10
RBI	3
BB	3
SO	7
LOB	16



Batter	1	2	3	4	5	6	7	8	9	AB	R	H	RBI	BB	SO	LOB	BOTTOM											
Darin Erstad, L (1, 8) OBP: 0.444, SLG: 0.500	1-2 1B		1-1 G3-1		4-0 1B			0-1 F8		3	0	1	0	1	0	0	<b>Seattle Mariners @ Anaheim Angels</b> Edison International Field, Anaheim, CA Fri Apr 13 2001, 10:05 PM EDT Att: 31,087 - Sunny - 64 F											
Wally Joyner, L (1, 3) Shawn Wooten, R (8, PH) Orlando Palmeiro, L (8, PR) OBP: 0.231, SLG: 0.417	0-1 G1-6-3		1-1 F7		0-0 F8			1-2 F9-3		3	0	0	0	0	0	3												
Tim Salmon, R (1, 9) OBP: 0.244, SLG: 0.306	0-2 F9				4-2 BB			0-2 F9		3	0	0	0	1	0	1												
Troy Glaus, R (1, 5) OBP: 0.391, SLG: 0.737		2-3 K			2-3 K			1-3 K		4	1	1	0	0	3	1												
16 Garret Anderson, L (1, 7) OBP: 0.273, SLG: 0.341		0-0 G3			1-3 K			3-0 G3		4	1	1	2	0	1	1												
Glenallen Hill, R (1, 10) OBP: 0.152, SLG: 0.242		1-2 F8			1-0 F8			0-2 G5-3		3	0	0	0	0	0	1												
Bengie Molina, R (1, 2) OBP: 0.438, SLG: 0.448			2-2 HR		2-1 F7			0-0 BB		3	1	2	0	0	0	0												
Adam Kennedy, L (1, 4) OBP: 0.667, SLG: 2.000			3-1 HR		1-3 K			4-2 G4-6-3		2	1	1	2	1	1	0												
Benji Gil, R (1, 6) OBP: 0.484, SLG: 0.633			1-0 L5		1-0 S			0-0 G4-6-3		3	0	1	0	0	0	2												
<b>Inning Stats</b>	R: 0 H: 1 E: 0 K: 0 S: 8	H: 0 LOB: 0 BB: 0 P: 9	R: 0 H: 0 E: 0 K: 1 S: 7	H: 0 LOB: 0 BB: 0 P: 10	R: 2 H: 2 E: 0 K: 0 S: 10	H: 2 LOB: 0 BB: 0 P: 18	R: 0 H: 0 E: 0 K: 2 S: 10	H: 0 LOB: 1 BB: 1 P: 18	R: 0 H: 1 E: 0 K: 1 S: 8	H: 1 LOB: 2 BB: 1 P: 16	R: 0 H: 0 E: 0 K: 1 S: 8	H: 0 LOB: 0 BB: 0 P: 12	R: 0 H: 1 E: 0 K: 0 S: 7	H: 1 LOB: 1 BB: 1 P: 11	R: 0 H: 1 E: 0 K: 0 S: 8	H: 1 LOB: 1 BB: 0 P: 9		R: 2 H: 2 E: 0 K: 0 S: 5	H: 2 LOB: 0 BB: 0 P: 7	1B: 6 2B: 1 3B: 0 HR: 2	SF: 0 SAC: 0 DP: 3 HBP: 0	WP: 0 PB: 0 SB: 1 CS: 0	PA: 32					
<b>PITCHER</b>	IP	WLS	BF	H	R	ER	SO	BB	IBB	HBP	BLK	WP	HR	S	P	ERA	WHIP											
Brett Tomko, R (1, 1) ERA: 3.75	5.0		20	4	2	2	4	1	0	0	0	0	0	15	23	0.00	1.000											
Ryan Franklin, R (6, 1) ERA:	2.0	H	7	1	0	0	1	1	0	0	0	0	0	8	9	0.00	1.000											
Arthur Rhodes, L (8, 1) ERA:	1.0	H	3	1	0	0	0	0	0	0	0	0	0	1	5	7	∞	∞										
Kazuhiro Sasaki, R (9, 1) ERA: 6.75	0.0	L	2	2	2	2	0	0	0	0	0	0	1	5	7	∞	∞											

AB	29
R	4
H	8
RBI	4
BB	3
SO	5
LOB	9





Batter	1	2	3	4	5	6	7	8	9	AB	R	H	RBI	BB	SO	LOB	TOP										
51 Ichiro Suzuki, L (1, 9) OBP: 0.373, SLG: 0.417	G6-3		G4-3				G6-3			4	0	1	1	0	0	0	<b>Seattle Mariners @ Anaheim Angels</b> Edison International Field, Anaheim, CA Sat Apr 14, 2001, 10:05 PM EDT Att: 34,780 - Sunny - 65 F										
Al Martin, L (1, 7) OBP: 0.217, SLG: 0.053 Mike Cameron, R (8, 8) OBP: 0.404, SLG: 0.421	G4-3			K	F9			K		4	0	0	0	0	2	2											
Edgar Martinez, R (1, 10) OBP: 0.558, SLG: 0.649	G6-3		G4-3			F8		K		4	0	0	0	0	1	0											
John Olerud, L (1, 3) OBP: 0.383, SLG: 0.351			K	G4-3		WP		K		4	0	1	0	0	2	0											
Bret Boone, R (1, 4) OBP: 0.386, SLG: 0.526		K			G6-3	F9			G2-3	4	0	0	0	0	1	1											
Stan Javier, S (1, 8) OBP: 0.462, SLG: 0.125 Charles Gipson, R (9, PR) (9, 7)					F8				CS	1	0	0	0	3	0	0											
Carlos Guillen, S (1, 6) OBP: 0.262, SLG: 0.243						BB			BB	0	0	0	0	0	0	0											
Dan Wilson, R (1, 2) OBP: 0.259, SLG: 0.231				F3						3	1	1	0	0	1	0											
David Bell, R (1, 5) OBP: 0.167, SLG: 0.244			K			1B				3	0	1	1	0	2	0											
						51																					
<b>Inning Stats</b>	R: 0 E: 0 K: 0 S: 8	H: 0 LOB: 0 BB: 0 P: 9	R: 0 E: 0 K: 3 S: 15	H: 0 LOB: 1 BB: 1 P: 24	R: 0 E: 0 K: 1 S: 8	H: 0 LOB: 0 BB: 0 P: 11	R: 0 E: 0 K: 1 S: 7	H: 0 LOB: 0 BB: 0 P: 9	R: 2 E: 0 K: 0 S: 14	H: 3 LOB: 2 BB: 1 P: 26	R: 0 E: 0 K: 0 S: 13	H: 1 LOB: 2 BB: 0 P: 24	R: 0 E: 0 K: 2 S: 7	H: 0 LOB: 0 BB: 0 P: 13	R: 0 E: 0 K: 3 S: 9	H: 0 LOB: 1 BB: 1 P: 16	R: 0 E: 0 K: 1 S: 7	H: 0 LOB: 1 BB: 1 P: 12	1B: 3 2B: 1 3B: 0 HR: 0	SF: 0 SAC: 0 DP: 0 HBP: 0	WP: 1 PB: 0 SB: 0 CS: 1	PA: 34					
<b>PITCHER</b>	IP	WLS	BF	H	R	ER	SO	BB	IBB	HBP	BLK	WP	HR	S	P	ERA	WHIP										
Ismael Valdez, R (1, 1) ERA: 3.0	6.0	L	25	4	2	2	5	3	0	0	0	1	0	65	103	3.00	1.167										
Al Levine, R (7, 1) ERA:	2.0		6	0	0	0	5	0	0	0	0	0	0	16	29	0.00	0.000										
Troy Percival, R (9, 1) ERA:	1.0		3	0	0	0	1	1	0	0	0	0	0	7	12	0.00	1.000										

AB	30
R	2
H	4
RBI	2
BB	4
SO	11
LOB	7



Batter	1	2	3	4	5	6	7	8	9	AB	R	H	RBI	BB	SO	LOB	BOTTOM										
Darin Erstad, L (1, 8) OBP: 0.408, SLG: 0.455	F7		K					F7		4	0	0	0	0	1	2	<b>Seattle Mariners @ Anaheim Angels</b> Edison International Field, Anaheim, CA Sat Apr 14, 2001, 10:05 PM EDT Att: 34,780 - Sunny - 65 F										
Orlando Palmeiro, L (1, 9) OBP: 0.294, SLG: 0.400			K					F5		3	0	1	0	1	1	1											
Tim Salmon, R (1, 10) OBP: 0.244, SLG: 0.282					G5-3			G5-3		3	0	0	0	1	1	1											
Troy Glaus, R (1, 5) OBP: 0.360, SLG: 0.683					P2			SF7		3	0	0	1	0	1	1											
16 Garret Anderson, L (1, 7) OBP: 0.250, SLG: 0.311			F8		G1			G3-1		4	0	0	0	0	0	2											
Wally Joyner, L (1, 3) OBP: 0.174, SLG: 0.304 Shawn Wooten, R (9, PH) OBP: 0.500, SLG: 0.875 Scott Spiezio, S (9, PH) OBP: 0.421, SLG: 0.375					L1					3	0	0	0	0	0	0											
Jorge Fabregas, L (1, 2) OBP: 0.182, SLG: 0.455					G3-1			F7		4	0	0	0	0	0	1											
Adam Kennedy, L (1, 4) OBP: 0.500, SLG: 1.400					K					3	0	1	0	0	2	0											
David Eckstein, R (1, 6) OBP: 0.474, SLG: 0.455										1	1	0	0	1	1	1											
<b>Inning Stats</b>	R: 0 E: 0 K: 1 S: 8	H: 0 LOB: 1 BB: 1 P: 17	R: 0 E: 0 K: 0 S: 8	H: 0 LOB: 0 BB: 0 P: 15	R: 0 E: 0 K: 3 S: 12	H: 0 LOB: 1 BB: 0 P: 20	R: 0 E: 0 K: 0 S: 8	H: 0 LOB: 0 BB: 0 P: 14	R: 0 E: 0 K: 1 S: 6	H: 0 LOB: 0 BB: 0 P: 12	R: 1 E: 0 K: 0 S: 13	H: 1 LOB: 2 BB: 2 P: 25	R: 0 E: 0 K: 1 S: 8	H: 1 LOB: 1 BB: 0 P: 11	R: 0 E: 0 K: 0 S: 9	H: 0 LOB: 0 BB: 0 P: 14	R: 0 E: 0 K: 1 S: 10	H: 0 LOB: 1 BB: 1 P: 22	1B: 1 2B: 0 3B: 1 HR: 0	SF: 1 SAC: 0 DP: 0 HBP: 1	WP: 0 PB: 0 SB: 1 CS: 0	PA: 34					
<b>PITCHER</b>	IP	WLS	BF	H	R	ER	SO	BB	IBB	HBP	BLK	WP	HR	S	P	ERA	WHIP										
Freddy Garcia, R (1, 1) ERA: 4.24	7.2	W	29	2	1	1	6	3	0	1	0	0	0	5	8	0.00	0.652										
Jeff Nelson, R (8, 1) ERA: 5.05	0.2	H	2	0	0	0	1	0	0	0	0	0	0	5	8	0.00	0.000										
Arthur Rhodes, L (9, 1) ERA:	0.1	H	1	0	0	0	0	0	0	0	0	0	0	3	6	0.00	0.000										
Kazuhiro Sasaki, R (9, 1) ERA: 6.35	0.1	S	2	0	0	0	0	1	0	0	0	0	0	4	10	0.00	3.000										

AB	28
R	1
H	2
RBI	1
BB	4
SO	7
LOB	9





Batter	1	2	3	4	5	6	7	8	9	AB	R	H	RBI	BB	SO	LOB	TOP			
51 Ichiro Suzuki, L (1, 9) OBP: 0.397, SLG: 0.396	G6-3		G5-3		G1-3			G3	G6-3	5	0	1	0	0	0	1				
Mike Cameron, R (1, 8) OBP: 0.395, SLG: 0.395	K		G6-3		F7			1B	G5-3	5	1	1	0	0	1	1				
Edgar Martinez, R (1, 10) Charles Gipson, R (8, PR)	G1-3			HR		F7		1B	G6-3	4	1	2	2	0	0	0				
John Olerud, L (1, 3) OBP: 0.423, SLG: 0.415		S	1B	1B		F7		1B		4	1	3	1	1	0	0				
Bret Boone, R (1, 4) OBP: 0.408, SLG: 0.535		S	1B	1B		G6-3		1B		5	1	3	2	0	0	2				
Al Martin, L (1, 7) David Bell, R (8, PH)	K		L4-3				F8	2B		3	0	0	0	0	1	4				
Tom Lampkin, L (1, 2) Stan Javier, S (8, PH) Dan Wilson, R (8, 2)	K			BB			K	SH1-3		2	0	0	0	1	2	2				
Carlos Guillen, S (1, 6)	G3-1		F8				G4-3	SH1-3		3	0	0	1	0	0	4				
Mark McLemore, S (1, 5) (8, 7)			G4-3		G3					3	1	0	0	1	1	2				
<b>Inning Stats</b>	R: 0 E: 0 K: 1 S: 7	H: 0 LOB: 0 BB: 0 P: 11	R: 0 E: 0 K: 2 S: 14	H: 2 LOB: 2 BB: 0 P: 22	R: 0 E: 0 K: 0 S: 6	H: 0 LOB: 0 BB: 0 P: 10	R: 1 E: 0 K: 0 S: 16	H: 3 LOB: 2 BB: 1 P: 26	R: 0 E: 0 K: 0 S: 8	H: 0 LOB: 0 BB: 0 P: 11	R: 0 E: 0 K: 1 S: 7	H: 0 LOB: 0 BB: 0 P: 12	R: 6 E: 0 K: 1 S: 20	H: 5 LOB: 2 BB: 2 P: 37	R: 0 E: 0 K: 0 S: 9	H: 1 LOB: 2 BB: 1 P: 18	1B: 8 2B: 3 3B: 0 HR: 1	SF: 0 SAC: 1 DP: 1 HBP: 0	WP: 0 PB: 0 SB: 3 CS: 0	PA: 41
<b>PITCHER</b>	IP	WLS	BF	H	R	ER	SO	BB	IBB	HBP	BLK	WP	HR	S	P	ERA	WHIP			
Pat Rapp, R (1, 1) ERA: 7.88	7.0		26	5	1	1	4	1	0	0	0	0	1	62	99	1.29	0.857			
Shigetoshi Hasegawa, R (8, 1) ERA: 10.13	0.1	L	6	4	6	6	0	1	0	0	0	0	0	13	24	162.00	15.000			
Mike Holtz, L (8, 1) ERA: 9.88	0.2		4	1	0	0	1	0	1	0	0	0	0	7	13	0.00	1.500			
Ben Weber, R (9, 1) ERA: 1.5	1.0		5	1	0	0	0	0	1	0	0	0	0	9	18	0.00	1.000			

Seattle Mariners @ Anaheim Angels  
Edison International Field, Anaheim, CA  
Sun Apr 15 2001, 4:05 PM EDT  
Att: 20,733 - Sunny - 72 F

AB	36
R	7
H	11
RBI	7
BB	4
SO	5
LOB	17



Batter	1	2	3	4	5	6	7	8	9	AB	R	H	RBI	BB	SO	LOB	BOTTOM					
Darin Erstad, L (1, 8) OBP: 0.396, SLG: 0.438	G4-3		G3-1			1B		G5-3		4	0	1	0	0	0	0						
Shawn Wooten, R (1, 3) Wally Joyner, L (8, 3)	K			K		F9		HR		3	0	0	0	0	2	1						
Tim Salmon, R (1, 9) OBP: 0.224, SLG: 0.256	F8			F8		F9		K		4	0	0	0	0	1	2						
Troy Glaus, R (1, 5) OBP: 0.370, SLG: 0.733		K		K			1B	1B	HR	4	2	2	2	0	2	0						
16 Garret Anderson, L (1, 7) OBP: 0.269, SLG: 0.388		HR			1B		F8	F7		4	1	2	1	0	0	1						
Glenallen Hill, R (1, 10) OBP: 0.162, SLG: 0.243		F9			F7		1B	1B		4	1	1	0	0	1	1						
Bengie Molina, R (1, 2) OBP: 0.417, SLG: 0.424		F9			F8		E8	1B		4	0	1	1	0	1	1						
David Eckstein, R (1, 4) Adam Kennedy, L (7, PH)			G5-3		G1-3		SF7		F7	2	0	0	0	0	0	1						
Benji Gil, R (1, 6) OBP: 0.441, SLG: 0.576			K			F9	FC6-4			3	0	0	0	0	1	1						
<b>Inning Stats</b>	R: 0 E: 0 K: 1 S: 6	H: 1 LOB: 0 BB: 0 P: 10	R: 1 E: 0 K: 1 S: 12	H: 1 LOB: 0 BB: 0 P: 18	R: 0 E: 0 K: 1 S: 6	H: 0 LOB: 0 BB: 0 P: 7	R: 0 E: 0 K: 2 S: 7	H: 0 LOB: 0 BB: 0 P: 13	R: 0 E: 0 K: 0 S: 10	H: 1 LOB: 1 BB: 0 P: 14	R: 0 E: 0 K: 0 S: 5	H: 1 LOB: 1 BB: 0 P: 6	R: 2 E: 1 K: 0 S: 8	H: 3 LOB: 1 BB: 0 P: 13	R: 2 E: 0 K: 1 S: 14	H: 1 LOB: 1 BB: 1 P: 24	R: 0 E: 0 K: 2 S: 9	H: 0 LOB: 0 BB: 0 P: 11	1B: 5 2B: 0 3B: 0 HR: 2	SF: 1 SAC: 0 DP: 0 HBP: 0	WP: 0 PB: 0 SB: 0 CS: 0	PA: 35
<b>PITCHER</b>	IP	WLS	BF	H	R	ER	SO	BB	IBB	HBP	BLK	WP	HR	S	P	ERA	WHIP					
John Halama, L (1, 1) ERA: 4.5	6.1		25	6	3	2	5	1	0	0	0	0	1	51	77	2.84	0.947					
Jose Paniagua, R (7, 1) ERA: 4.5	1.2	W	7	1	2	2	1	1	0	0	0	0	0	17	28	10.80	1.200					
Jeff Nelson, R (9, 1) ERA: 4.26	1.0	S	3	0	0	0	2	0	0	0	0	0	0	9	11	0.00	0.000					

Seattle Mariners @ Anaheim Angels  
Edison International Field, Anaheim, CA  
Sun Apr 15 2001, 4:05 PM EDT  
Att: 20,733 - Sunny - 72 F

AB	33
R	5
H	7
RBI	5
BB	1
SO	8
LOB	8





Batter	1	2	3	4	5	6	7	8	9	AB	R	H	RBI	BB	SO	LOB	TOP										
<b>29 Rusty Greer, L</b> OBP: 0.391, SLG: 0.579 (1, 7)	4-1 FC5-4 BB		2-1 1B 2B	3-2 G3-1		2-0 1B		3-2 WP HR 2B	4 2 3 0 1 0 0																		
<b>Randy Velarde, R</b> OBP: 0.407, SLG: 0.709 (1, 4)	0-1 F9		4-2 1B BB	1-3 K		3-1 F9		2-3 K	4 1 0 0 1 2 3																		
<b>Alex Rodriguez, R</b> OBP: 0.444, SLG: 0.654 (1, 6)	2-2 FC5-4 1-2		1-2 1B 1B	1-2 G1		0-3 K		3-1 F9	5 1 1 0 0 1 3																		
<b>Rafael Palmeiro, L</b> OBP: 0.410, SLG: 0.542 (1, 3)	0-0 F8		1-0 1B 1B		3-1 HR		1-3 K	1-1 HR	5 3 3 5 0 1 1																		
<b>Ivan Rodriguez, R</b> OBP: 0.298, SLG: 0.407 (1, 2)		0-1 1B 1B	0-0 G1-3 1B 1B	0-2 1B		0-0 G3		0-1 G5-3	5 0 3 1 0 0 0																		
<b>Andres Galaraga, R</b> OBP: 0.469, SLG: 0.600 (1, 10)		0-0 1B	1-2 G1-3 1B	1-1 F8		3-3 K			4 0 2 1 0 1 1																		
<b>Ken Caminiti, S</b> OBP: 0.300, SLG: 0.310 (1, 5)		0-0 F7	0-0 G1-3 1B	0-0 F9		0-3 K			4 0 0 0 0 1 5																		
<b>Chad Curtis, R</b> OBP: 0.386, SLG: 0.513 (1, 8)		1-1 P4	0-0 G1-3	2-2 F9		2-1 G6-3			4 0 0 0 0 0 5																		
<b>Bo Porter, R</b> OBP: 0.261, SLG: 0.348 (1, 9)		2-3 K	0-1 F8	1-3 K		1-3 K			4 0 0 0 0 3 4																		
<b>Inning Stats</b>	R: 0 E: 0 K: 0 S: 7	H: 0 LOB: 1 BB: 1 P: 13	R: 0 E: 0 K: 1 S: 9	H: 2 LOB: 2 BB: 0 P: 12	R: 4 E: 0 K: 0 S: 17	H: 5 LOB: 2 BB: 1 P: 26	R: 0 E: 0 K: 1 S: 11	H: 0 LOB: 0 BB: 0 P: 16	R: 1 E: 0 K: 0 S: 11	H: 2 LOB: 1 BB: 0 P: 17	R: 0 E: 0 K: 2 S: 10	H: 1 LOB: 1 BB: 0 P: 16	R: 0 E: 0 K: 2 S: 7	H: 0 LOB: 0 BB: 0 P: 11	R: 0 E: 0 K: 2 S: 8	H: 0 LOB: 0 BB: 0 P: 11	R: 2 E: 0 K: 1 S: 12	H: 2 LOB: 0 BB: 0 P: 21	1B: 8 2B: 2 3B: 0 HR: 2	SF: 0 SAC: 0 DP: 0 HBP: 0	WP: 1 PB: 0 SB: 0 CS: 0	PA: 41					
<b>PITCHER</b>	IP	WLS	BF	H	R	ER	SO	BB	IBB	HBP	BLK	WP	HR	S	P	ERA	WHIP										
<b>Aaron Sele, R</b> ERA: 3.38 (1, 1)	2.0		15	7	4	4	1	2	0	0	0	0	0	29	47	18.00	4.500										
<b>Ryan Franklin, R</b> ERA: 0.71 (3, 1)	4.0	W	15	3	1	1	3	0	0	0	0	0	1	36	53	2.25	0.750										
<b>Norm Charlton, L</b> ERA: 5.06 (7, 1)	2.0	H	7	1	1	1	4	0	0	0	0	0	0	18	28	4.50	0.500										
<b>Kazuhiro Sasaki, R</b> ERA: 6.75 (9, 1)	1.0		4	1	1	1	1	0	0	0	0	1	1	9	15	9.00	1.000										

**Texas Rangers @ Seattle Mariners**  
Safeco Field, Seattle, WA  
Mon Apr 16 2001, 7:05 PM PDT  
Att. 45,657 - Overcast - 65 F

AB 39  
R 7  
H 12  
RBI 7  
BB 2  
SO 9  
LOB 22



Batter	1	2	3	4	5	6	7	8	9	AB	R	H	RBI	BB	SO	LOB	BOTTOM										
<b>51 Ichiro Suzuki, L</b> OBP: 0.377, SLG: 0.404 (1, 9)	0-2 G6-3	0-0 F9 1B 1B	4-1 BB		2-0 F8		1-2 BB 1B		4 1 2 0 1 0 0																		
<b>Mike Cameron, R</b> OBP: 0.404, SLG: 0.391 (1, 8)	4-2 S 1B BB	1-0 1B 2B 1B	1-2 F8		1-3 K		4-1 G6-4-3 BB		3 2 1 3 2 1 1																		
<b>Edgar Martinez, R</b> OBP: 0.557, SLG: 0.705 (1, 10)	4-2 E 1B BB	1-0 F9		4-2 BB SF7 BB		2-2 G4-3 2B	2-2 G6-4-3		3 1 1 0 2 0 5																		
<b>John Olerud, L</b> OBP: 0.439, SLG: 0.444 (1, 3)	0-3 K	1-1 2B G3-1 1B		4-1 BB BB		1-0 G4-3		2-0 F8 1B 2B	4 2 2 1 1 1 3																		
<b>Bret Boone, R</b> OBP: 0.407, SLG: 0.542 (1, 4)	0-1 E2 WP 1B	2-2 G3-1 2B		0-0 P6		0-3 K		0-1 F8	5 0 2 2 0 1 4																		
<b>Al Martin, L</b> OBP: 0.233, SLG: 0.042 <b>Mark McLemore, S</b> OBP: 0.409, SLG: 0.684 (1, 7) (8, 7)	4-2 1-3 2-H	2-1 G3-1		4-1 BB BB		0-1 F5		1-2 BB 1B	2 0 0 1 2 0 2 1 0 1 1 0 0 0																		
<b>David Bell, R</b> OBP: 0.167, SLG: 0.222 (1, 5)	2-2 F9	3-1 F8		2-1 SF7		1-2 G4-3		0-1 F8	4 0 0 1 0 0 5																		
<b>Dan Wilson, R</b> OBP: 0.281, SLG: 0.267 (1, 2)		4-2 51 1B 1B BB	0-1 F9		0-3 K		0-0 51 1B BB 2B	0-0 F7	4 2 1 0 1 1 3																		
<b>Carlos Guillen, S</b> OBP: 0.265, SLG: 0.233 (1, 6)		2-2 51 1B 1B	2-1 F7		2-1 G4-3		4-2 BB 51 1B BB		3 1 1 0 1 0 0																		
<b>Inning Stats</b>	R: 1 E: 1 K: 1 S: 18	H: 1 LOB: 3 BB: 3 P: 32	R: 5 E: 0 K: 0 S: 19	H: 5 LOB: 1 BB: 1 P: 32	R: 0 E: 0 K: 0 S: 8	H: 0 LOB: 1 BB: 1 P: 15	R: 1 E: 0 K: 1 S: 11	H: 0 LOB: 3 BB: 3 P: 25	R: 0 E: 0 K: 1 S: 6	H: 0 LOB: 0 BB: 0 P: 11	R: 0 E: 0 K: 1 S: 9	H: 1 LOB: 1 BB: 0 P: 12	R: 1 E: 0 K: 0 S: 15	H: 2 LOB: 2 BB: 2 P: 27	R: 1 E: 0 K: 0 S: 9	H: 2 LOB: 1 BB: 0 P: 12	1B: 7 2B: 4 3B: 0 HR: 0	SF: 1 SAC: 0 DP: 1 HBP: 0	WP: 1 PB: 0 SB: 1 CS: 0	PA: 44							
<b>PITCHER</b>	IP	WLS	BF	H	R	ER	SO	BB	IBB	HBP	BLK	WP	HR	S	P	ERA	WHIP										
<b>Ryan Glynn, R</b> ERA: 12.79 (1, 1)	3.0		21	6	7	7	1	6	0	0	0	1	0	48	86	21.00	4.000										
<b>Jonathan Johnson, R</b> ERA: 9.72 (4, 1)	3.1		15	2	1	1	3	3	0	0	0	0	0	31	54	2.70	1.500										
<b>Jeff Brantley, R</b> ERA: 5.4 (7, 1)	1.2		8	3	1	1	0	1	0	0	0	0	0	16	26	5.40	2.400										

**Texas Rangers @ Seattle Mariners**  
Safeco Field, Seattle, WA  
Mon Apr 16 2001, 7:05 PM PDT  
Att. 45,657 - Overcast - 65 F

AB 33  
R 9  
H 11  
RBI 9  
BB 10  
SO 4  
LOB 23





Batter	1	2	3	4	5	6	7	8	9	AB	R	H	RBI	BB	SO	LOB	TOP										
<b>29 Rusty Greer, L</b> OBP: 0.382, SLG: 0.557 (1, 7)										4	0	1	1	0	1	0	<b>Texas Rangers @ Seattle Mariners</b> Safeco Field, Seattle, WA Tue Apr 17 2001, 7:05 PM PDT Att: 34,536 - Cloudy - 52 F										
<b>Randy Velarde, R</b> OBP: 0.397, SLG: 0.678 (1, 4)										4	0	1	0	0	0	1											
<b>Alex Rodriguez, R</b> OBP: 0.448, SLG: 0.636 (1, 6)										3	0	1	0	0	1	0											
<b>Rafael Palmeiro, L</b> OBP: 0.385, SLG: 0.500 (1, 3)										4	0	0	0	0	0	3											
<b>Ivan Rodriguez, R</b> OBP: 0.311, SLG: 0.404 (1, 2)										3	1	1	0	1	1	3											
<b>Andres Galaraga, R</b> OBP: 0.353, SLG: 0.574 (1, 10)										4	0	1	0	0	1	2											
<b>Ken Caminiti, S</b> OBP: 0.296, SLG: 0.370 (1, 5)										4	1	1	2	0	1	2											
<b>Chad Curtis, R</b> OBP: 0.375, SLG: 0.476 (1, 8)										3	1	0	0	1	1	0											
<b>Ruben Mateo, R</b> OBP: 0.273, SLG: 0.365 (1, 9) <b>Frank Catalanotto, L</b> OBP: 0.250, SLG: 0.273 (9, PH)										3	1	1	1	0	1	0											
<b>Inning Stats</b>	R: 0 E: 0 K: 0 S: 6	H: 0 LOB: 0 BB: 0 P: 9	R: 0 E: 0 K: 0 S: 8	H: 1 LOB: 1 BB: 1 P: 16	R: 0 E: 0 K: 0 S: 9	H: 0 LOB: 0 BB: 0 P: 14	R: 0 E: 0 K: 1 S: 8	H: 0 LOB: 0 BB: 0 P: 13	R: 2 E: 0 K: 1 S: 10	H: 2 LOB: 0 BB: 0 P: 14	R: 0 E: 0 K: 2 S: 14	H: 2 LOB: 2 BB: 0 P: 20	R: 2 E: 0 K: 1 S: 14	H: 2 LOB: 1 BB: 1 P: 27	R: 0 E: 0 K: 0 S: 6	H: 0 LOB: 1 BB: 0 P: 9	R: 0 E: 0 K: 2 S: 10	H: 0 LOB: 0 BB: 0 P: 14	1B: 5 2B: 1 3B: 0 HR: 1	SF: 0 SAC: 0 DP: 1 HBP: 1	WP: 0 PB: 0 SB: 0 CS: 0	PA: 36					
<b>PITCHER</b>	IP	WLS	BF	H	R	ER	SO	BB	IBB	HBP	BLK	WP	HR	S	P	ERA	WHIP										
<b>Jamie Moyer, L</b> ERA: 4.76 (1, 1)	6.2	W	27	6	4	4	5	2	0	0	0	0	1	64	104	5.40	1.200										
<b>Arthur Rhodes, L</b> ERA: (7, 1)	0.1	H	2	1	0	0	0	0	0	0	0	0	0	5	9	0.00	3.000										
<b>Jose Paniagua, R</b> ERA: 4.0 (8, 1)	1.0	H	4	0	0	0	0	0	0	1	0	0	0	6	9	0.00	0.000										
<b>Kazuhiro Sasaki, R</b> ERA: 5.87 (9, 1)	1.0	S	3	0	0	0	2	0	0	0	0	0	0	10	14	0.00	0.000										

Batter	1	2	3	4	5	6	7	8	9	AB	R	H	RBI	BB	SO	LOB	BOTTOM										
<b>51 Ichiro Suzuki, L</b> OBP: 0.415, SLG: 0.475 (1, 9)										4	1	4	1	0	0	0	<b>Texas Rangers @ Seattle Mariners</b> Safeco Field, Seattle, WA Tue Apr 17 2001, 7:05 PM PDT Att: 34,536 - Cloudy - 52 F										
<b>Mike Cameron, R</b> OBP: 0.377, SLG: 0.360 (1, 8)										4	0	0	1	0	1	2											
<b>Edgar Martinez, R</b> OBP: 0.538, SLG: 0.660 (1, 10)										3	1	0	0	1	2	1											
<b>John Olerud, L</b> OBP: 0.426, SLG: 0.490 (1, 3)										4	1	1	2	0	1	2											
<b>Bret Boone, R</b> OBP: 0.397, SLG: 0.519 (1, 4)										4	0	1	0	0	0	2											
<b>Al Martin, L</b> OBP: 0.273, SLG: 0.111 (1, 7) <b>Stan Javier, S</b> OBP: 0.467, SLG: 0.300 (8, 7) <b>David Bell, R</b> OBP: 0.187, SLG: 0.222 (9, 5)										3	1	2	0	0	0	0											
<b>Tom Lampkin, L</b> OBP: 0.333, SLG: 0.389 (1, 2)										4	0	1	0	0	0	3											
<b>Carlos Guillen, S</b> OBP: 0.264, SLG: 0.298 (1, 6)										4	1	1	2	0	1	3											
<b>Mark McLemore, S</b> OBP: 0.385, SLG: 0.652 (1, 5) (9, 7)										4	1	1	0	0	1	1											
<b>Inning Stats</b>	R: 2 E: 1 K: 0 S: 14	H: 3 LOB: 0 BB: 0 P: 23	R: 0 E: 0 K: 2 S: 10	H: 0 LOB: 0 BB: 0 P: 15	R: 0 E: 0 K: 0 S: 6	H: 0 LOB: 0 BB: 0 P: 9	R: 1 E: 0 K: 1 S: 10	H: 2 LOB: 1 BB: 0 P: 18	R: 0 E: 0 K: 1 S: 11	H: 2 LOB: 2 BB: 0 P: 18	R: 1 E: 1 K: 1 S: 16	H: 1 LOB: 2 BB: 1 P: 27	R: 0 E: 0 K: 1 S: 10	H: 1 LOB: 1 BB: 0 P: 12	R: 0 E: 0 K: 1 S: 10	H: 0 LOB: 0 BB: 0 P: 14	1B: 7 2B: 1 3B: 1 HR: 2	SF: 0 SAC: 0 DP: 0 HBP: 0	WP: 0 PB: 0 SB: 1 CS: 2	PA: 37							
<b>PITCHER</b>	IP	WLS	BF	H	R	ER	SO	BB	IBB	HBP	BLK	WP	HR	S	P	ERA	WHIP										
<b>Rick Helling, R</b> ERA: 10.24 (1, 1)	6.1	L	28	10	6	4	4	0	0	0	0	0	2	73	119	5.68	1.579										
<b>Mark Peitkovsek, R</b> ERA: 9.55 (7, 1)	0.0		2	0	0	0	0	1	0	0	0	0	0	3	8	∞	∞										
<b>Mike Venafro, L</b> ERA: 5.4 (7, 1)	0.1		1	0	0	0	1	0	0	0	0	0	0	4	4	0.00	0.000										
<b>59 Jeff Zimmerman, R</b> ERA: 3.38 (7, 1)	1.1		5	1	0	0	1	0	0	0	0	0	0	11	13	0.00	0.750										

AB	33
R	4
H	7
RBI	4
BB	2
SO	7
LOB	11



AB	35
R	6
H	11
RBI	6
BB	1
SO	6
LOB	14





Batter	1	2	3	4	5	6	7	8	9	AB	R	H	RBI	BB	SO	LOB	TOP						
<b>29 Rusty Greer, L</b> OBP: 0.392, SLG: 0.545	G6-3	FC5-4 1B		SH2-3 BB	P4		K			5	0	2	1	1	1	3							
<b>Randy Velarde, R</b> OBP: 0.388, SLG: 0.625	K	FC5-4		SH2-3	P6			G4-3	K	5	0	0	0	0	2	6							
<b>Alex Rodriguez, R</b> OBP: 0.438, SLG: 0.627	HR				FC5-4				F6	4	1	1	1	1	0	4							
<b>Rafael Palmeiro, L</b> OBP: 0.400, SLG: 0.545	HR					F9		FC3-6 BB		3	1	1	2	2	0	1							
<b>Ivan Rodriguez, R</b> OBP: 0.318, SLG: 0.393	F8				F8					4	0	1	0	1	0	2							
<b>Andres Galarraga, R</b> OBP: 0.394, SLG: 0.569			G5-3					K		4	2	1	0	1	2	4							
<b>Ken Caminiti, S</b> OBP: 0.305, SLG: 0.392									G3-1	5	1	2	1	0	2	2							
<b>Chad Curtis, R</b> OBP: 0.404, SLG: 0.565										4	1	3	1	0	0	2							
<b>Bo Porter, R</b> OBP: 0.292, SLG: 0.375										1	1	1	0	0	0	0							
<b>Ruben Mateo, R</b> OBP: 0.300, SLG: 0.370										2	1	1	2	1	0	1							
<b>Inning Stats</b>	R: 2 E: 0 K: 1 S: 13	H: 2 LOB: 0 BB: 0 P: 22	R: 1 E: 0 K: 0 S: 11	H: 2 LOB: 2 BB: 1 P: 23	R: 0 E: 0 K: 1 S: 10	H: 1 LOB: 2 BB: 3 P: 17	R: 2 E: 0 K: 0 S: 13	H: 1 LOB: 2 BB: 3 P: 27	R: 2 E: 0 K: 0 S: 14	H: 4 LOB: 0 BB: 0 P: 19	R: 0 E: 0 K: 1 S: 11	H: 0 LOB: 1 BB: 0 P: 17	R: 0 E: 0 K: 2 S: 8	H: 1 LOB: 1 BB: 0 P: 12	R: 0 E: 1 K: 1 S: 10	H: 0 LOB: 2 BB: 2 P: 23	R: 1 E: 0 K: 1 S: 12	H: 2 LOB: 2 BB: 0 P: 18	1B: 8 2B: 3 3B: 0 HR: 2	SF: 2 SAC: 1 DP: 0 HBP: 1	WP: 0 PB: 0 SB: 1 CS: 0	PA: 48	
<b>PITCHER</b>	IP	WLS	BF	H	R	ER	SO	BB	IBB	HBP	BLK	WP	HR	S	P	ERA	WHIP						
<b>Brett Tomko, R</b> ERA: 6.35	(1, 1)	5.0	L	30	10	7	7	2	5	0	0	0	0	2	61	108	12.60	3.000					
<b>Aaron Sele, R</b> ERA: 3.0	(6, 1)	2.0		7	1	0	0	3	0	0	0	0	0	19	29	0.00	0.500						
<b>Jeff Nelson, R</b> ERA: 3.68	(8, 1)	1.0		5	0	0	0	1	2	0	0	0	0	10	23	0.00	2.000						
<b>Jose Paniagua, R</b> ERA: 4.5	(9, 1)	1.0		6	2	1	1	1	0	0	1	0	0	12	18	9.00	2.000						

Texas Rangers @ Seattle Mariners  
Safeco Field, Seattle, WA  
Wed Apr 18 2001, 7:05 PM PDT  
Att: 48,823 - Cloudy - 58 F

AB	37
R	8
H	13
RBI	8
BB	7
SO	7
LOB	25



Batter	1	2	3	4	5	6	7	8	9	AB	R	H	RBI	BB	SO	LOB	BOTTOM						
<b>51 Ichiro Suzuki, L</b> OBP: 0.400, SLG: 0.500	G4-3		G4-3		G6-3	HR		F5		5	1	1	1	0	0	2							
<b>Mike Cameron, R</b> OBP: 0.354, SLG: 0.333	B3		F8		E5 BB 1B			F8		4	1	0	0	0	1	0							
<b>Carlos Guillen, S</b> OBP: 0.259, SLG: 0.292										1	0	0	0	0	0	2							
<b>Edgar Martinez, R</b> OBP: 0.514, SLG: 0.608	G5-3		K							4	0	0	0	1	2	0							
<b>John Olerud, L</b> OBP: 0.424, SLG: 0.537										5	2	2	1	0	1	2							
<b>Bret Boone, R</b> OBP: 0.397, SLG: 0.509										5	0	2	1	0	2	0							
<b>Anthony Sanders, R</b> OBP: 0.283, SLG: 0.294										3	0	0	0	0	2	4							
<b>Al Martin, L</b> OBP: 0.265, SLG: 0.107										1	0	0	0	0	0	0							
<b>Tom Lampkin, L</b> OBP: 0.333, SLG: 0.389										0	0	0	0	0	0	0							
<b>David Bell, R</b> OBP: 0.231, SLG: 0.354										3	2	3	1	1	0	0							
<b>Dan Wilson, R</b> OBP: 0.314, SLG: 0.303										3	0	2	1	0	0	0							
<b>Stan Javier, S</b> OBP: 0.500, SLG: 0.364										1	0	1	0	0	0	0							
<b>Charles Gipson, R</b> OBP: 0.370, SLG: 0.652										3	0	0	0	0	2	4							
<b>Mark McLemore, S</b> OBP: 0.370, SLG: 0.652										0	0	0	1	0	0	0							
<b>Inning Stats</b>	R: 0 E: 0 K: 0 S: 6	H: 0 LOB: 0 BB: 0 P: 7	R: 1 E: 0 K: 2 S: 16	H: 2 LOB: 2 BB: 1 P: 29	R: 0 E: 0 K: 1 S: 7	H: 0 LOB: 0 BB: 0 P: 11	R: 1 E: 0 K: 2 S: 15	H: 4 LOB: 2 BB: 0 P: 24	R: 1 E: 1 K: 1 S: 16	H: 1 LOB: 2 BB: 1 P: 26	R: 2 E: 0 K: 1 S: 10	H: 2 LOB: 0 BB: 0 P: 15	R: 0 E: 0 K: 1 S: 10	H: 0 LOB: 0 BB: 0 P: 15	R: 1 E: 1 K: 0 S: 17	H: 2 LOB: 2 BB: 0 P: 26	R: 0 E: 0 K: 2 S: 8	H: 0 LOB: 0 BB: 0 P: 12	1B: 7 2B: 1 3B: 0 HR: 3	SF: 1 SAC: 0 DP: 0 HBP: 0	WP: 0 PB: 0 SB: 0 CS: 0	PA: 41	
<b>PITCHER</b>	IP	WLS	BF	H	R	ER	SO	BB	IBB	HBP	BLK	WP	HR	S	P	ERA	WHIP						
<b>Doug Davis, L</b> ERA: 4.76	(1, 1)	5.2	W	28	9	5	4	6	2	0	0	0	0	3	67	107	6.35	1.941					
<b>Pat Mahomes, R</b> ERA: 2.25	(6, 1)	1.2	H	7	2	1	1	2	0	0	0	0	0	22	35	5.40	1.200						
<b>Mike Venafro, L</b> ERA: 4.91	(8, 1)	0.1	H	2	0	0	0	0	0	0	0	0	0	5	7	0.00	0.000						
<b>59 Jeff Zimmerman, R</b> ERA: 2.89	(8, 1)	1.1	S	4	0	0	0	2	0	0	0	0	0	11	16	0.00	0.000						

Texas Rangers @ Seattle Mariners  
Safeco Field, Seattle, WA  
Wed Apr 18 2001, 7:05 PM PDT  
Att: 48,823 - Cloudy - 58 F

AB	38
R	6
H	11
RBI	6
BB	2
SO	10
LOB	14





Batter	1	2	3	4	5	6	7	8	9	AB	R	H	RBI	BB	SO	LOB	TOP				
Darin Erstad, L (1, 8) OBP: 0.319, SLG: 0.344	F7			G2-3		G4-3		G2-3		4	0	0	0	0	0	2	<b>Anaheim Angels @ Seattle Mariners</b> Safeco Field, Seattle, WA Thu Apr 19 2001, 7:05 PM PDT Att: 25,016 - Sunny - 57 F				
Wally Joyner, L (1, 3) OBP: 0.229, SLG: 0.273 Shawn Wooten, R (8, PH) OBP: 0.357, SLG: 0.786 (8, 3)	F8			K		G6-3		F9		3	0	0	0	0	1	1					
Tim Salmon, R (1, 9) OBP: 0.292, SLG: 0.357	K			2B			FC1-4 1B		HR	4	1	3	1	0	1	0					
Troy Glaus, R (1, 5) OBP: 0.329, SLG: 0.583		G6-3		K			FC1-4 16 2B		K	4	1	0	0	0	2	2					
16 Garret Anderson, L (1, 7) OBP: 0.279, SLG: 0.385	F8				F5		2B		G3	4	0	1	1	0	0	0					
Bengie Molina, R (1, 2) OBP: 0.327, SLG: 0.347 Benji Gil, R (9, PR) OBP: 0.385, SLG: 0.500	K				G6-3		G5-3			4	0	1	0	0	1	1					
Glenallen Hill, R (1, 10) OBP: 0.146, SLG: 0.208 Scott Spiezio, S (9, PH) OBP: 0.346, SLG: 0.348				G1-3		K			1B	3	0	0	0	0	2	1					
Adam Kennedy, L (1, 4) OBP: 0.381, SLG: 0.722				F8			G3		G5-3	3	0	0	0	0	0	0					
David Eckstein, R (1, 6) OBP: 0.457, SLG: 0.500				G6-3			G4-3 BB		G2-3 1B	2	0	1	0	1	0	0					
<b>Inning Stats</b>	R: 0 H: 0 E: 0 K: 1 S: 9	H: 0 LOB: 0 BB: 0 P: 14	R: 0 H: 0 E: 0 K: 1 S: 11	H: 0 LOB: 0 BB: 0 P: 19	R: 0 H: 0 E: 0 K: 0 S: 7	H: 0 LOB: 0 BB: 0 P: 12	R: 0 H: 1 E: 0 K: 2 S: 13	LOB: 1 BB: 0 P: 20	R: 0 H: 0 E: 0 K: 0 S: 8	H: 0 LOB: 0 BB: 0 P: 11	R: 1 H: 2 E: 0 K: 1 S: 12	H: 2 LOB: 1 BB: 0 P: 19	R: 0 H: 1 E: 0 K: 0 S: 9	H: 1 LOB: 1 BB: 0 P: 16	R: 1 H: 2 E: 0 K: 1 S: 10	H: 2 LOB: 1 BB: 0 P: 17		1B: 3 2B: 2 3B: 0 HR: 1	SF: 0 SAC: 0 DP: 0 HBP: 0	WP: 0 PB: 0 CS: 0	PA: 34
<b>PITCHER</b>	IP	WLS	BF	H	R	ER	SO	BB	IBB	HBP	BLK	WP	HR	S	P	ERA	WHIP				
Freddy Garcia, R (1, 1) ERA: 3.38	7.0	W	25	3	1	1	6	1	0	0	0	0	0	68	113	1.29	0.571				
Arthur Rhodes, L (8, 1) ERA:	1.0	H	4	1	0	0	0	0	0	0	0	0	0	9	16	0.00	1.000				
Kazuhiko Sasaki, R (9, 1) ERA: 6.23	1.0	S	5	2	1	1	1	0	0	0	0	0	1	10	17	9.00	2.000				

Batter	1	2	3	4	5	6	7	8	9	AB	R	H	RBI	BB	SO	LOB	BOTTOM				
51 Ichiro Suzuki, L (1, 9) OBP: 0.405, SLG: 0.500	G5-3 G3-1 1B		G1-3				F5			4	1	2	0	0	0	2	<b>Anaheim Angels @ Seattle Mariners</b> Safeco Field, Seattle, WA Thu Apr 19 2001, 7:05 PM PDT Att: 25,016 - Sunny - 57 F				
Stan Javier, S (1, 8) OBP: 0.450, SLG: 0.286 (8, 7)	G3-1		F8					G3		3	1	0	0	1	0	2					
Edgar Martinez, R (1, 10) OBP: 0.486, SLG: 0.564	G5-3				F8			G6-3		4	0	0	0	0	1	3					
John Olerud, L (1, 3) OBP: 0.429, SLG: 0.534	G3				F8					4	1	2	1	0	0	1					
Bret Boone, R (1, 4) OBP: 0.403, SLG: 0.525		K			F9					4	0	2	2	0	1	0					
Al Martin, L (1, 7) OBP: 0.270, SLG: 0.129 Mike Cameron, R (8, 8) OBP: 0.348, SLG: 0.327						G4-3	F7		F9	3	0	1	0	0	0	2					
Carlos Guillen, S (1, 6) OBP: 0.246, SLG: 0.275			L3			G5-3				3	0	0	0	0	0	1					
David Bell, R (1, 5) OBP: 0.255, SLG: 0.373										3	0	2	0	0	1	0					
Dan Wilson, R (1, 2) OBP: 0.289, SLG: 0.278										3	0	0	0	0	2	2					
<b>Inning Stats</b>	R: 0 H: 1 E: 0 K: 0 S: 13	H: 1 LOB: 1 BB: 0 P: 19	R: 0 H: 1 E: 0 K: 1 S: 7	H: 1 LOB: 0 BB: 0 P: 10	R: 0 H: 1 E: 0 K: 1 S: 11	H: 1 LOB: 1 BB: 0 P: 17	R: 0 H: 0 E: 0 K: 0 S: 5	H: 0 LOB: 0 BB: 0 P: 6	R: 0 H: 0 E: 0 K: 1 S: 8	H: 0 LOB: 0 BB: 0 P: 11	R: 2 H: 3 E: 0 K: 2 S: 17	H: 3 LOB: 2 BB: 1 P: 27	R: 0 H: 1 E: 0 K: 0 S: 7	H: 1 LOB: 1 BB: 0 P: 10	R: 1 H: 2 E: 0 K: 0 S: 7	H: 2 LOB: 1 BB: 0 P: 12		1B: 8 2B: 2 3B: 0 HR: 0	SF: 0 SAC: 0 DP: 1 HBP: 0	WP: 0 PB: 0 CS: 0	PA: 33
<b>PITCHER</b>	IP	WLS	BF	H	R	ER	SO	BB	IBB	HBP	BLK	WP	HR	S	P	ERA	WHIP				
Ismael Valdez, R (1, 1) ERA: 3.29	7.2	L	31	8	3	3	5	1	0	0	0	0	0	73	108	3.52	1.174				
Ben Weber, R (8, 1) ERA: 1.42	0.1		2	1	0	0	0	0	0	0	0	0	0	2	4	0.00	3.000				



Batter	1	2	3	4	5	6	7	8	9	AB	R	H	RBI	BB	SO	LOB	TOP										
Darin Erstad, L (1, 8) OBP: 0.315, SLG: 0.353	1-2 WP 16 2B 2B	0-0 G4-3			0-1 L6		1-1 F8			4	1	1	0	0	0	3											
Benji Gil, R (1, 6) OBP: 0.381, SLG: 0.488	1-2 L3		1-2 G5-3		0-1 WP 1B		2-1 G6-3			3	0	1	0	0	0	1											
Orlando Palmeiro, L (8, PH) OBP: 0.279, SLG: 0.375					1-2 WP 1B					1	0	0	0	0	0	0											
David Eckstein, R (8, 6) OBP: 0.457, SLG: 0.500					1-2 WP 1B					0	0	0	0	0	0	0											
Tim Salmon, R (1, 9) OBP: 0.304, SLG: 0.345	4-2 16 2B 2-3 BB		4-0 G6-4-3 BB		1-0 F8		3-3 K			2	0	0	0	2	1	2											
Troy Glaus, R (1, 5) OBP: 0.311, SLG: 0.547	1-3 K		1-1 G6-4-3		1-2 G6-3		0-3 K			4	0	0	0	0	2	3											
16 Garret Anderson, L (1, 7) OBP: 0.292, SLG: 0.406	0-1 1-3 3-H 2B		0-1 G5-4-3 1B		2-3 K		1-2 F3			4	0	2	1	0	1	0											
Bengie Molina, R (1, 2) OBP: 0.304, SLG: 0.321	1-2 G6-3		2-0 G5-4-3		2-3 K		1-2 F8			4	0	0	0	0	1	3											
Glenallen Hill, R (1, 10) OBP: 0.135, SLG: 0.192		2-2 F8	1-2 L5		3-3 K		0-0 G4-3			4	0	0	0	0	1	0											
Adam Kennedy, L (1, 4) OBP: 0.375, SLG: 0.667	0-0 B1-3		2-1 G3-1		1-0 1B					3	0	1	0	0	0	0											
Shawn Wooten, R (1, 3) OBP: 0.412, SLG: 0.750	4-0 BB		2-2 WP 1B 1B		2-3 K					2	0	1	0	1	1												
<b>Inning Stats</b>	R: 1 E: 0 K: 1 S: 16	H: 2 LOB: 2 BB: 1 P: 24	R: 0 E: 0 K: 0 S: 5	H: 0 LOB: 1 BB: 1 P: 11	R: 0 E: 0 K: 0 S: 5	H: 0 LOB: 0 BB: 1 P: 11	R: 0 E: 0 K: 0 S: 6	H: 1 LOB: 0 BB: 0 P: 9	R: 0 E: 0 K: 0 S: 11	H: 2 LOB: 2 BB: 0 P: 16	R: 0 E: 0 K: 2 S: 12	H: 0 LOB: 0 BB: 0 P: 17	R: 0 E: 0 K: 2 S: 9	H: 1 LOB: 1 BB: 0 P: 16	R: 0 E: 0 K: 2 S: 11	H: 0 LOB: 0 BB: 0 P: 16	R: 0 E: 0 K: 0 S: 7	H: 0 LOB: 0 BB: 0 P: 9	1B: 4 2B: 2 3B: 0 HR: 0	SF: 0 SAC: 0 DP: 2 HBP: 0	WP: 2 PB: 0 CS: 0	PA: 34					
<b>PITCHER</b>	IP	WLS	BF	H	R	ER	SO	BB	IBB	HBP	BLK	WP	HR	S	P	ERA	WHIP										
John Halama, L (1, 1) ERA: 3.52	7.0	W	28	6	1	1	5	3	0	0	0	2	0	64	104	1.29	1.286										
Jeff Nelson, R (8, 1) ERA: 3.24	1.0	H	3	0	0	0	2	0	0	0	0	0	0	11	16	0.00	0.000										
Kazuhiko Sasaki, R (9, 1) ERA: 5.59	1.0	S	3	0	0	0	0	0	0	0	0	0	0	7	9	0.00	0.000										

Anaheim Angels @ Seattle Mariners  
Safeco Field, Seattle, WA  
Fri Apr 20 2001, 7:05 PM PDT  
Att: 38,518 - Sunny - 60 F

AB 31  
R 1  
H 6  
RBI 1  
BB 3  
SO 7  
LOB 13



Batter	1	2	3	4	5	6	7	8	9	AB	R	H	RBI	BB	SO	LOB	BOTTOM										
51 Ichiro Suzuki, L (1, 9) OBP: 0.410, SLG: 0.514	2-0 G6-3 G4-3 2B		1-0 G4-3 1B		1-0 G6-3			2-0 F7		4	1	2	0	0	0	0											
Stan Javier, S (1, 8) OBP: 0.417, SLG: 0.444	3-1 G6-3		1-2 G4-3		1-2 L5			2-1 HR		4	1	1	1	0	0	3											
Edgar Martinez, R (1, 10) OBP: 0.474, SLG: 0.542	2-2 G4-3		0-0 FC3-6 1B G4-3 1B		1-1 G6-3			0-1 G4-3		4	1	1	1	0	0	0											
John Olerud, L (1, 3) OBP: 0.425, SLG: 0.525	3-H L7		1-0 FC3-6 1B		1-1 F7			1-1 G4-3		3	0	1	0	0	0	0											
Bret Boone, R (1, 4) OBP: 0.386, SLG: 0.500		0-1 F8	0-2 FC3-6 1B G4-3		0-1 G5-3					3	1	0	0	0	0	2											
Al Martin, L (1, 7) OBP: 0.250, SLG: 0.118		0-1 G4-3	1-2 G4-3		2-0 G3					3	0	0	1	0	0	1											
Mike Cameron, R (8, 8) OBP: 0.348, SLG: 0.327			1-2 G4-3		1-2 G3					0	0	0	0	0	0	0											
Tom Lampkin, L (1, 2) OBP: 0.333, SLG: 0.381		2-1 L7	3-H 2-1 1B		1-0 F7					3	0	1	1	0	0	0											
David Bell, R (1, 5) OBP: 0.241, SLG: 0.352			0-2 P4		1-0 F3					3	0	0	0	0	0	1											
Carlos Guillen, S (1, 6) OBP: 0.250, SLG: 0.264			4-0 51 1B BB		3-1 G3			1-2 G1-3		2	0	0	0	1	0	0											
<b>Inning Stats</b>	R: 1 E: 0 K: 0 S: 10	H: 1 LOB: 0 BB: 0 P: 20	R: 0 E: 0 K: 0 S: 6	H: 0 LOB: 0 BB: 0 P: 8	R: 0 E: 0 K: 0 S: 8	H: 1 LOB: 1 BB: 1 P: 14	R: 2 E: 0 K: 0 S: 12	H: 3 LOB: 1 BB: 0 P: 18	R: 0 E: 0 K: 0 S: 6	H: 0 LOB: 0 BB: 0 P: 11	R: 0 E: 0 K: 0 S: 6	H: 0 LOB: 0 BB: 0 P: 8	R: 0 E: 0 K: 0 S: 4	H: 0 LOB: 0 BB: 0 P: 6	R: 1 E: 0 K: 0 S: 8	H: 1 LOB: 0 BB: 0 P: 13	1B: 4 2B: 1 3B: 0 HR: 1	SF: 0 SAC: 0 DP: 1 HBP: 0	WP: 0 PB: 0 CS: 0	PA: 30							
<b>PITCHER</b>	IP	WLS	BF	H	R	ER	SO	BB	IBB	HBP	BLK	WP	HR	S	P	ERA	WHIP										
Pat Rapp, R (1, 1) ERA: 6.75	8.0	L	30	6	4	4	0	1	0	0	0	0	1	60	98	4.50	0.875										

Anaheim Angels @ Seattle Mariners  
Safeco Field, Seattle, WA  
Fri Apr 20 2001, 7:05 PM PDT  
Att: 38,518 - Sunny - 60 F

AB 29  
R 4  
H 6  
RBI 4  
BB 1  
SO 0  
LOB 7





Batter	1	2	3	4	5	6	7	8	9	AB	R	H	RBI	BB	SO	LOB	TOP										
Darin Erstad, L (1, 8) OBP: 0.308, SLG: 0.333	F8		G3				K		K	4	0	0	0	1	2	1											
David Eckstein, R (1, 10) OBP: 0.431, SLG: 0.455	P4		F9				G3-1		DI HBP	4	0	0	0	0	0	3											
Tim Salmon, R (1, 9) OBP: 0.311, SLG: 0.349	1B			F8		BB 16 S 1B		F8	F8	5	0	2	0	0	0	1											
Troy Glaus, R (1, 5) (7, 6) OBP: 0.295, SLG: 0.515	F7			G6-3			K		F8	4	0	0	0	0	1	2											
16 Garret Anderson, L (1, 7) OBP: 0.303, SLG: 0.452		G4-3			HR		K		1B 1B	4	1	2	1	0	1	1											
Bengie Molina, R (1, 2) OBP: 0.317, SLG: 0.321	F8			F3			BB		1B	3	0	1	0	1	0	0											
Scott Spiezio, S (1, 3) (7, 5)	K						S BB		K	2	0	0	0	2	2	2											
Adam Kennedy, L (1, 4) OBP: 0.321, SLG: 0.560			G4-3		F7		G3		G3	4	0	0	0	0	0	4											
Benji Gil, R (1, 6) OBP: 0.386, SLG: 0.512										2	0	1	0	0	1	1											
Wally Joyner, L (7, PH) OBP: 0.222, SLG: 0.265										1	0	0	0	0	1	0											
Shawn Wooten, R (9, PH) OBP: 0.444, SLG: 0.941			G3 2B						HR	1	1	1	1	0	0	0											
<b>Inning Stats</b>	R: 0 E: 0 K: 0 S: 11	H: 1 LOB: 1 BB: 0 P: 20	R: 0 E: 0 K: 1 S: 8	H: 0 LOB: 0 BB: 0 P: 14	R: 0 E: 0 K: 0 S: 10	H: 1 LOB: 0 BB: 0 P: 15	R: 1 E: 0 K: 0 S: 10	H: 1 LOB: 0 BB: 0 P: 17	R: 0 E: 0 K: 1 S: 15	H: 0 LOB: 2 BB: 2 P: 27	R: 0 E: 0 K: 2 S: 17	H: 1 LOB: 3 BB: 2 P: 30	R: 0 E: 0 K: 1 S: 10	H: 0 LOB: 0 BB: 0 P: 16	R: 0 E: 0 K: 1 S: 18	H: 2 LOB: 2 BB: 0 P: 25	R: 1 E: 0 K: 1 S: 12	H: 1 LOB: 1 BB: 0 P: 18	1B: 4 2B: 1 3B: 0 HR: 2	SF: 0 SAC: 0 DP: 0 HBP: 1	WP: 0 PB: 0 CS: 0	PA: 39					
<b>PITCHER</b>	IP	WLS	BF	H	R	ER	SO	BB	IBB	HBP	BLK	WP	HR	S	P	ERA	WHIP										
Jamie Moyer, L (1, 1) ERA: 4.09	5.0	W	20	3	1	1	2	2	0	0	0	0	1	54	93	1.80	1.000										
Ryan Franklin, R (6, 1) ERA: 0.59	2.2	H	13	3	0	0	4	2	0	0	0	0	0	40	66	0.00	1.875										
Arthur Rhodes, L (8, 1) ERA: 1.13	1.0	H	5	1	1	1	2	0	0	1	0	0	0	15	20	9.00	1.000										
Jeff Nelson, R (9, 1) ERA: 3.12	0.1	S	1	0	0	0	0	0	0	0	0	0	0	2	3	0.00	0.000										

Anaheim Angels @ Seattle Mariners  
Safeco Field, Seattle, WA  
Sat Apr 21 2001, 1:05 PM PDT  
Att: 39,274 - Sunny - 56 F

livebaseballscorecards.com

AB 34  
R 2  
H 7  
RBI 2  
BB 4  
SO 8  
LOB 15



Batter	1	2	3	4	5	6	7	8	9	AB	R	H	RBI	BB	SO	LOB	BOTTOM										
51 Ichiro Suzuki, L (1, 9) OBP: 0.390, SLG: 0.487	L9		P6				G6-3			4	0	0	0	0	0	2											
Mark McLemore, S (1, 7) OBP: 0.355, SLG: 0.593	F3		BB HR 1B				F9		F7	4	1	1	0	0	0	1											
Edgar Martinez, R (1, 10) OBP: 0.476, SLG: 0.532	1B		HR BB				F8		G5-3	3	1	1	0	1	0	1											
John Olerud, L (1, 3) OBP: 0.442, SLG: 0.578	F8		HR			WP 2B BB			FC1-5 1B 1B	3	2	2	4	1	0	1											
Bret Boone, R (1, 4) OBP: 0.378, SLG: 0.485		P6	G5-3				G6-3		FC1-5 1B	4	0	1	0	0	0	1											
Mike Cameron, R (1, 8) OBP: 0.357, SLG: 0.345		CS BB			L8				FC1-5	3	0	1	1	1	0	2											
David Bell, R (1, 5) OBP: 0.226, SLG: 0.328		F9			K				F8	4	0	0	0	0	1	4											
Dan Wilson, R (1, 2) OBP: 0.293, SLG: 0.282		CS SAFE	1B HR 1B		F7				G2-3	3	1	1	0	0	0	1											
Carlos Guillen, S (1, 6) OBP: 0.254, SLG: 0.268			K						G3-1	3	0	1	0	0	1	1											
<b>Inning Stats</b>	R: 0 E: 0 K: 0 S: 12	H: 1 LOB: 0 BB: 0 P: 18	R: 0 E: 0 K: 0 S: 10	H: 0 LOB: 1 BB: 1 P: 21	R: 4 E: 0 K: 1 S: 17	H: 3 LOB: 0 BB: 1 P: 26	R: 0 E: 0 K: 1 S: 7	H: 0 LOB: 0 BB: 0 P: 8	R: 0 E: 0 K: 0 S: 7	H: 1 LOB: 1 BB: 0 P: 13	R: 1 E: 0 K: 0 S: 10	H: 1 LOB: 1 BB: 1 P: 21	R: 0 E: 0 K: 0 S: 8	H: 0 LOB: 0 BB: 0 P: 12	R: 0 E: 0 K: 0 S: 15	H: 2 LOB: 2 BB: 0 P: 22	1B: 6 2B: 1 3B: 0 HR: 1	SF: 0 SAC: 0 DP: 0 HBP: 0	WP: 1 PB: 0 CS: 1	PA: 35							
<b>PITCHER</b>	IP	WLS	BF	H	R	ER	SO	BB	IBB	HBP	BLK	WP	HR	S	P	ERA	WHIP										
Jarrod Washburn, L (1, 1) ERA: 6.75	5.1	L	24	6	5	5	2	3	0	0	0	0	1	58	97	8.44	1.688										
Lou Pote, R (6, 1) ERA: 1.5	1.2		5	0	0	0	0	0	0	0	0	0	0	13	22	0.00	0.000										
Ben Weber, R (8, 1) ERA: 1.23	1.0		5	2	0	0	0	0	0	0	0	0	0	15	22	0.00	2.000										

Anaheim Angels @ Seattle Mariners  
Safeco Field, Seattle, WA  
Sat Apr 21 2001, 1:05 PM PDT  
Att: 39,274 - Sunny - 56 F

livebaseballscorecards.com

AB 31  
R 5  
H 8  
RBI 5  
BB 3  
SO 2  
LOB 14





Batter	1	2	3	4	5	6	7	8	9	AB	R	H	RBI	BB	SO	LOB	TOP										
Darin Erstad, L (1, 8) OBP: 0.305, SLG: 0.329	G5-3 1B		G3-1		G3			FC5-4		4	0	1	0	0	0	3	<b>Anaheim Angels @ Seattle Mariners</b> Safeco Field, Seattle, WA Sun Apr 22 2001, 1:35 PM PDT Att: 44,192 - Dome - 72 F										
Wally Joyner, L (1, 3) OBP: 0.230, SLG: 0.237	F7		G4-3			G4-3		F8		4	0	0	0	0	2												
Tim Salmon, R (1, 9) OBP: 0.295, SLG: 0.328	G5-3			G6-3		F8			F7	4	0	0	0	0	1												
Troy Glaus, R (1, 5) OBP: 0.293, SLG: 0.500	P6			G4-6-3 1B		G5-3			P6	4	0	1	0	0	1												
16 Garret Anderson, L (1, 7) OBP: 0.313, SLG: 0.447				G4-6-3 1B			G4-3			3	0	1	0	1	0												
Scott Spiezio, S (1, 10) OBP: 0.324, SLG: 0.276		P6			P4			F8		4	0	0	0	0	2												
Jorge Fabregas, L (1, 2) OBP: 0.154, SLG: 0.385 Bengie Molina, R (7, PH) OBP: 0.311, SLG: 0.316		F7			G6-3			G5-3		2	0	0	0	0	1												
Adam Kennedy, L (1, 4) OBP: 0.323, SLG: 0.536					G4-3				G1-3	3	0	1	0	0	1												
David Eckstein, R (1, 6) OBP: 0.444, SLG: 0.468				G5-3						3	0	2	0	0	0												
<b>Inning Stats</b>	R: 0 E: 0 K: 0 S: 14	H: 1 LOB: 1 BB: 0 P: 20	R: 0 E: 0 K: 0 S: 10	H: 1 LOB: 1 BB: 0 P: 13	R: 0 E: 0 K: 0 S: 7	H: 0 LOB: 0 BB: 0 P: 13	R: 0 E: 0 K: 0 S: 6	H: 1 LOB: 0 BB: 0 P: 8	R: 0 E: 0 K: 0 S: 14	H: 2 LOB: 2 BB: 0 P: 19	R: 0 E: 0 K: 0 S: 5	H: 0 LOB: 0 BB: 0 P: 7	R: 0 E: 0 K: 0 S: 7	H: 0 LOB: 0 BB: 0 P: 14	R: 0 E: 0 K: 0 S: 14	H: 1 LOB: 1 BB: 1 P: 19		R: 0 E: 0 K: 0 S: 10	H: 0 LOB: 1 BB: 1 P: 18	1B: 6 2B: 0 3B: 0 HR: 0	SF: 0 SAC: 0 DP: 1 HBP: 0	WP: 0 PB: 0 SB: 0 CS: 0	PA: 33				
<b>PITCHER</b>	IP	WLS	BF	H	R	ER	SO	BB	IBB	HBP	BLK	WP	HR	S	P	ERA	WHIP										
Aaron Sele, R (1, 1) ERA: 2.25	6.0	W	22	5	0	0	0	0	0	0	0	0	0	56	80	0.00	0.833										
Norm Charlton, L (7, 1) ERA: 3.99	2.0		7	1	0	0	0	0	0	0	0	0	0	21	33	0.00	0.500										
Jose Paniagua, R (9, 1) ERA: 4.09	1.0		4	0	0	0	0	1	0	0	0	0	0	10	18	0.00	1.000										

Batter	1	2	3	4	5	6	7	8	9	AB	R	H	RBI	BB	SO	LOB	BOTTOM										
51 Ichiro Suzuki, L (1, 9) OBP: 0.391, SLG: 0.482	BB FC4-6 1B		P6	G5-3		FC6-2 1B		G3		5	1	2	1	0	0	1	<b>Anaheim Angels @ Seattle Mariners</b> Safeco Field, Seattle, WA Sun Apr 22 2001, 1:35 PM PDT Att: 44,192 - Dome - 72 F										
Mike Cameron, R (1, 8) OBP: 0.360, SLG: 0.381	F9		FC6-4 BB 1B		2B 3B	FC6-2 1B		K		5	1	2	0	0	1	3											
Stan Javier, S (1, 7) OBP: 0.429, SLG: 0.500	FC4-6 BB 1B		K		2B	K2-3				4	1	2	1	0	2	3											
John Olerud, L (1, 3) OBP: 0.444, SLG: 0.561	FC4-6 BB		FC6-4 BB		F9	G4-3				2	0	0	0	2	0	3											
Bret Boone, R (1, 4) OBP: 0.359, SLG: 0.458	FC4-6		FC6-4		F9		G4-3			4	0	0	1	0	0	5											
Al Martin, L (1, 10) OBP: 0.273, SLG: 0.263	G3			HR	2B		G4-3			4	1	2	2	0	0	2											
Tom Lampkin, L (1, 2) OBP: 0.357, SLG: 0.375		K		G6-4-3 1B		G4-3				3	0	1	0	1	1												
Carlos Guillen, S (1, 6) OBP: 0.254, SLG: 0.254		F7		G6-4-3		1B 51 1B BB		F8		3	1	0	0	1	0	2											
Mark McLemore, S (1, 5) OBP: 0.371, SLG: 0.581		K				51 1B FC6-2 1B		F5		4	0	2	0	0	1	0											
<b>Inning Stats</b>	R: 1 E: 0 K: 0 S: 11	H: 2 LOB: 2 BB: 1 P: 18	R: 0 E: 0 K: 2 S: 10	H: 0 LOB: 0 BB: 0 P: 16	R: 0 E: 0 K: 1 S: 12	H: 1 LOB: 2 BB: 1 P: 18	R: 1 E: 0 K: 0 S: 12	H: 3 LOB: 1 BB: 0 P: 19	R: 2 E: 0 K: 0 S: 16	H: 3 LOB: 1 BB: 0 P: 22	R: 1 E: 0 K: 1 S: 14	H: 2 LOB: 2 BB: 1 P: 29	R: 0 E: 0 K: 0 S: 10	H: 0 LOB: 1 BB: 1 P: 21	R: 0 E: 0 K: 1 S: 7	H: 0 LOB: 0 BB: 0 P: 12		1B: 7 2B: 2 3B: 1 HR: 1	SF: 0 SAC: 0 DP: 1 HBP: 0	WP: 0 PB: 0 SB: 2 CS: 0	PA: 38						
<b>PITCHER</b>	IP	WLS	BF	H	R	ER	SO	BB	IBB	HBP	BLK	WP	HR	S	P	ERA	WHIP										
Ramon Ortiz, R (1, 1) ERA: 4.62	5.0	L	27	10	5	5	3	3	0	0	0	0	0	65	102	9.00	2.600										
Mike Holtz, L (6, 1) ERA: 2.57	1.0		4	1	0	0	1	0	0	0	0	0	0	10	20	0.00	1.000										
Shigetoshi Hasegawa, R (7, 1) ERA: 7.36	1.0		4	0	0	0	0	1	0	0	0	0	0	10	21	0.00	1.000										
Troy Percival, R (8, 1) ERA:	1.0		3	0	0	0	1	0	0	0	0	0	0	7	12	0.00	0.000										

AB	32
R	0
H	6
RBI	0
BB	1
SO	0
LOB	12





Batter	1	2	3	4	5	6	7	8	9	AB	R	H	RBI	BB	SO	LOB	TOP			
51 Ichiro Suzuki, L (1, 9) OBP: 0.390, SLG: 0.466	G6-3		F7		G4-3			F7	E1	5	0	1	0	0	0	0				
Mike Cameron, R (1, 8) OBP: 0.350, SLG: 0.412	K		HR			K		G5-3	P5	5	1	1	1	0	2	1				
Edgar Martinez, R (1, 10) OBP: 0.465, SLG: 0.530	G5-3		K			F7		1B	2B	4	1	1	0	0	1	0				
John Olerud, L (1, 3) OBP: 0.447, SLG: 0.557		BB 1B	G4-3			L8		1B	2B	4	1	2	1	0	0	0				
Bret Boone, R (1, 4) OBP: 0.354, SLG: 0.440	K				F7			E5 HR	1B	3	1	0	0	1	1	1				
Al Martin, L (1, 7) OBP: 0.277, SLG: 0.250					F9			F7	F9	2	1	0	0	0	1	0				
Stan Javier, S (8, PH) OBP: 0.414, SLG: 0.478	BB 1B									1	0	0	0	0	0	2				
Tom Lampkin, L (1, 2) OBP: 0.355, SLG: 0.481	L7									3	1	1	2	0	1	2				
Mark McLemore, S (9, PH) OBP: 0.361, SLG: 0.563										1	0	0	0	0	1	0				
Dan Wilson, R (9, 2) OBP: 0.293, SLG: 0.282										0	0	0	0	0	0	0				
David Bell, R (1, 5) OBP: 0.242, SLG: 0.328	1B				L9				G5-3	3	0	1	0	1	0	0				
Carlos Guillen, S (1, 6) OBP: 0.268, SLG: 0.270								G5-4-3	1B	4	1	2	2	0	1	1				
									51 E	1B										
<b>Inning Stats</b>	R: 0 E: 0 K: 1 S: 9	H: 0 LOB: 0 BB: 0 P: 13	R: 2 E: 0 K: 1 S: 13	H: 2 LOB: 2 BB: 2 P: 27	R: 1 E: 0 K: 1 S: 14	H: 1 LOB: 0 BB: 0 P: 21	R: 0 E: 0 K: 1 S: 8	H: 0 LOB: 0 BB: 0 P: 12	R: 0 E: 0 K: 1 S: 8	H: 0 LOB: 0 BB: 0 P: 10	R: 2 E: 1 K: 0 S: 9	H: 2 LOB: 0 BB: 0 P: 15	R: 1 E: 0 K: 0 S: 15	H: 2 LOB: 2 BB: 1 P: 27	R: 1 E: 1 K: 1 S: 12	H: 2 LOB: 1 BB: 0 P: 15	1B: 6 2B: 1 3B: 0 HR: 2	SF: 0 SAC: 0 DP: 1 HBP: 0	WP: 0 PB: 1 CS: 0	PA: 38
<b>PITCHER</b>	IP WLS BF H R ER SO BB IBB HBP BLK WP HR S P ERA WHIP																			
Roger Clemens, R (1, 1) ERA: 5.03	7.0		27	5	5	4	6	2	0	0	0	0	0	0	2	66	106	5.14	1.000	
Mike Stanton, L (8, 1) ERA: 0.71	1.2	L	10	4	2	1	1	0	1	0	0	0	0	0	0	26	41	5.40	2.400	
Ramiro Mendoza, R (9, 1) ERA: 4.0	0.1		1	0	0	0	0	0	0	0	0	0	0	0	1	1	0.00	0.000		

Seattle Mariners @ New York Yankees  
Yankee Stadium, Bronx, NY  
Tue Apr 24 2001, 7:05 PM EDT  
Att: 29,522 - Sunny - 72 F


AB 35  
R 7  
H 9  
RBI 6  
BB 3  
SO 7  
LOB 8



Batter	1	2	3	4	5	6	7	8	9	AB	R	H	RBI	BB	SO	LOB	BOTTOM			
Chuck Knoblauch, R (1, 7) OBP: 0.366, SLG: 0.341	G4-3		L9	G1-6-3			G5-3		F7	5	0	1	0	0	0	2				
2 Derek Jeter, R (1, 6) OBP: 0.370, SLG: 0.375	F9		G5-3		G5-3		F9			4	0	0	0	0	0	1				
Paul O'Neill, L (1, 9) OBP: 0.347, SLG: 0.616	G4-3			HR	F7			WP	1B	4	1	2	1	0	0	1				
Bernie Williams, S (1, 8) OBP: 0.405, SLG: 0.500	F7			F9				K		4	1	1	1	0	1	2				
David Justice, L (1, 10) OBP: 0.348, SLG: 0.475			F9	WP	20 1B		G3-1		K	3	1	0	0	1	1	1				
20 Jorge Posada, S (1, 2) OBP: 0.389, SLG: 0.629			K	1B	WP		1B		BB	3	1	1	0	1	2	0				
Tino Martinez, L (1, 3) OBP: 0.314, SLG: 0.429				1B	1B		G4-3		BB	3	1	1	1	1	1	2				
Alfonso Soriano, R (1, 4) OBP: 0.287, SLG: 0.442	F7			1B	1B		G5-3		P4	4	0	1	1	0	0	1				
Scott Brosius, R (1, 5) OBP: 0.381, SLG: 0.456			F7	1B	G1-6-3		K		L8	4	0	1	1	0	1	0				
<b>Inning Stats</b>	R: 0 E: 0 K: 0 S: 8	H: 1 LOB: 1 BB: 0 P: 11	R: 0 E: 0 K: 1 S: 8	H: 0 LOB: 1 BB: 1 P: 13	R: 0 E: 0 K: 0 S: 7	H: 0 LOB: 0 BB: 0 P: 11	R: 4 E: 0 K: 0 S: 12	H: 5 LOB: 1 BB: 1 P: 22	R: 1 E: 0 K: 0 S: 5	H: 1 LOB: 0 BB: 0 P: 10	R: 0 E: 0 K: 1 S: 9	H: 0 LOB: 0 BB: 0 P: 14	R: 0 E: 0 K: 3 S: 14	H: 1 LOB: 2 BB: 1 P: 22	R: 0 E: 0 K: 0 S: 6	H: 0 LOB: 0 BB: 0 P: 10	1B: 6 2B: 0 3B: 0 HR: 2	SF: 0 SAC: 0 DP: 1 HBP: 0	WP: 2 PB: 0 CS: 0	PA: 37
<b>PITCHER</b>	IP WLS BF H R ER SO BB IBB HBP BLK WP HR S P ERA WHIP																			
Freddy Garcia, R (1, 1) ERA: 4.06	7.0	W	29	7	5	5	3	2	0	0	0	0	0	0	0	0	0	6.43	1.286	
Norm Charlton, L (8, 1) ERA: 3.24	1.0	H	5	1	0	0	3	1	0	0	0	0	1	0	14	22	0.00	2.000		
Kazuhiro Sasaki, R (9, 1) ERA: 5.06	1.0	S	3	0	0	0	0	0	0	0	0	0	0	0	6	10	0.00	0.000		

Seattle Mariners @ New York Yankees  
Yankee Stadium, Bronx, NY  
Tue Apr 24 2001, 7:05 PM EDT  
Att: 29,522 - Sunny - 72 F

AB 34  
R 5  
H 8  
RBI 5  
BB 3  
SO 6  
LOB 10





Batter	1	2	3	4	5	6	7	8	9	AB	R	H	RBI	BB	SO	LOB	TOP					
51 Ichiro Suzuki, L (1, 9) OBP: 0.391, SLG: 0.462										5	0	2	2	0	1	1	<b>Seattle Mariners @ New York Yankees</b> Yankee Stadium, Bronx, NY Wed Apr 25 2001, 7:05 PM EDT Att: 23,684 - Cloudy - 54 F					
Mark McLemore, S (1, 7) OBP: 0.317, SLG: 0.486										5	0	0	0	0	1	3						
Edgar Martinez, R (1, 10) OBP: 0.473, SLG: 0.543										4	1	2	0	1	2	0						
John Olerud, L (1, 3)										5	0	1	0	0	0	3						
Bret Boone, R (1, 4) OBP: 0.356, SLG: 0.443										4	2	2	1	0	0	2						
Mike Cameron, R (1, 8) OBP: 0.333, SLG: 0.389										4	1	0	0	0	0	3						
David Bell, R (1, 5) OBP: 0.243, SLG: 0.313										3	1	0	0	1	0	2						
Dan Wilson, R (1, 2) OBP: 0.289, SLG: 0.262										3	1	0	0	1	2	2						
Carlos Guillen, S (1, 6) OBP: 0.293, SLG: 0.328										4	1	3	3	0	0	0						
<b>Inning Stats</b>	R: 0 E: 0 K: 3 S: 9	H: 0 LOB: 0 BB: 0 P: 13	R: 4 E: 2 K: 0 S: 26	H: 3 LOB: 1 BB: 1 P: 42	R: 1 E: 0 K: 0 S: 12	H: 1 LOB: 0 BB: 0 P: 18	R: 0 E: 0 K: 0 S: 5	H: 0 LOB: 0 BB: 0 P: 6	R: 0 E: 0 K: 0 S: 8	H: 0 LOB: 1 BB: 1 P: 12	R: 2 E: 1 K: 1 S: 15	H: 3 LOB: 2 BB: 1 P: 30	R: 0 E: 0 K: 0 S: 8	H: 1 LOB: 1 BB: 0 P: 16	R: 0 E: 0 K: 1 S: 7	H: 1 LOB: 1 BB: 0 P: 9	R: 0 E: 0 K: 1 S: 12	H: 1 LOB: 1 BB: 0 P: 15	1B: 8 2B: 1 3B: 1 HR: 0	SF: 1 SAC: 0 DP: 0 HBP: 0	WP: 0 PB: 0 SB: 0 CS: 0	PA: 41
<b>PITCHER</b>	IP WLS BF H R ER SO BB IBB HBP BLK WP HR S P ERA WHIP																					
Andy Pettite, L (1, 1) ERA: 3.27	6.0 L 29 7 7 3 4 3 0 0 0 0 0 0 75 121 4.50 1.667																					
Brian Boehringer, R (7, 1) ERA: 1.1	3.0 12 3 0 0 2 0 0 0 0 0 0 0 27 40 0.00 1.000																					

AB 37  
R 7  
H 10  
RBI 6  
BB 3  
SO 6  
LOB 16



Batter	1	2	3	4	5	6	7	8	9	AB	R	H	RBI	BB	SO	LOB	BOTTOM					
Chuck Knoblauch, R (1, 7) OBP: 0.387, SLG: 0.368										4	1	3	0	1	0	0	<b>Seattle Mariners @ New York Yankees</b> Yankee Stadium, Bronx, NY Wed Apr 25 2001, 7:05 PM EDT Att: 23,684 - Cloudy - 54 F					
2 Derek Jeter, R (1, 6) OBP: 0.350, SLG: 0.364										5	1	1	0	0	0	4						
Paul O'Neill, L (1, 9) OBP: 0.340, SLG: 0.593										5	0	1	0	0	2	4						
Bernie Williams, S (1, 8) OBP: 0.391, SLG: 0.486										3	1	1	1	0	1	1						
20 Jorge Posada, S (1, 2) OBP: 0.408, SLG: 0.667										4	0	3	2	0	0	0						
Michael Coleman, R (1, 10) OBP: 0.286, SLG: 0.407										3	0	1	1	0	2	1						
Tino Martinez, L (1, 3) OBP: 0.300, SLG: 0.407										4	0	0	0	0	1	2						
Alfonso Soriano, R (1, 4) OBP: 0.286, SLG: 0.433										4	0	1	0	0	1	2						
Scott Brosius, R (1, 5) OBP: 0.386, SLG: 0.488										3	2	1	1	1	1	1						
<b>Inning Stats</b>	R: 0 E: 0 K: 1 S: 10	H: 1 LOB: 1 BB: 0 P: 18	R: 0 E: 0 K: 0 S: 6	H: 2 LOB: 1 BB: 0 P: 11	R: 1 E: 0 K: 0 S: 8	H: 2 LOB: 1 BB: 0 P: 11	R: 1 E: 0 K: 1 S: 12	H: 2 LOB: 1 BB: 0 P: 20	R: 3 E: 0 K: 2 S: 13	H: 2 LOB: 1 BB: 2 P: 30	R: 0 E: 0 K: 0 S: 14	H: 2 LOB: 2 BB: 0 P: 18	R: 0 E: 0 K: 1 S: 6	H: 0 LOB: 0 BB: 0 P: 11	R: 0 E: 0 K: 2 S: 10	H: 0 LOB: 0 BB: 0 P: 14	R: 0 E: 0 K: 1 S: 17	H: 1 LOB: 1 BB: 0 P: 25	1B: 8 2B: 3 3B: 0 HR: 1	SF: 2 SAC: 0 DP: 1 HBP: 0	WP: 0 PB: 0 SB: 1 CS: 1	PA: 39
<b>PITCHER</b>	IP WLS BF H R ER SO BB IBB HBP BLK WP HR S P ERA WHIP																					
John Halama, L (1, 1) ERA: 4.33	4.0 W 6 2 1 1 2 0 0 0 0 0 0 14 23 6.75 1.500																					
Norm Charlton, L (5, 1) ERA: 3.72	1.1 H 4 2 0 0 0 0 0 0 0 0 0 11 15 0.00 3.000																					
Ryan Franklin, R (6, 1) ERA: 0.56	0.2 H 5 0 0 0 3 0 0 0 0 0 0 14 22 0.00 0.000																					
Arthur Rhodes, L (7, 1) ERA: 0.93	1.2 H 1 0 0 0 0 0 0 0 0 0 0 2 3 0.00 0.000																					
Jeff Nielson, R (8, 1) ERA: 3.0	0.1 H 1 0 0 0 0 0 0 0 0 0 0 2 3 0.00 0.000																					

AB 35  
R 5  
H 12  
RBI 5  
BB 2  
SO 8  
LOB 15





Batter	1	2	3	4	5	6	7	8	9	AB	R	H	RBI	BB	SO	LOB	TOP					
51 Ichiro Suzuki, L (1, 9) OBP: 0.373, SLG: 0.449	F7		1B		K		FC3-6 2B	E4 2B		5	2	1	0	0	1	1	<b>Seattle Mariners @ New York Yankees</b> Yankee Stadium, Bronx, NY Thu Apr 26 2001, 7:05 PM EDT Att: 30,218 - Sunny - 59 F					
Mike Cameron, R (1, 8) OBP: 0.360, SLG: 0.434	G5-3		1B		2B		2B	1B 2B		4	3	3	1	1	0	0						
Edgar Martinez, R (1, 10) OBP: 0.479, SLG: 0.560	G4-3		1B		G6-4-3 1B 2H		1B SF7 2B	1B		5	1	3	4	0	0	2						
John Olerud, L (1, 3)	F7			2B SF8 1B	G6-4-3 1B		SF7 1B	K		5	1	3	0	0	1	1						
Bret Boone, R (1, 4) OBP: 0.359, SLG: 0.458	G4-3 1B		SF8 1-3 2B	G6-4-3 1-2 2-3			SF7 1-2 3H	G6-3		4	0	2	1	0	0	2						
Al Martin, L (1, 7) OBP: 0.275, SLG: 0.233 Charles Gipson, R (7, 7)	G4-3 1-2		K		K		IBB	G6-3		3	0	0	0	1	2	3						
David Bell, R (1, 5) OBP: 0.240, SLG: 0.309	K		SF8 2-3 3H 4-2		K		P4	1B		4	0	1	1	0	2	3						
Carlos Guillen, S (1, 6) OBP: 0.288, SLG: 0.310			F7		K			G3	F7	4	0	0	0	1	1	1						
Dan Wilson, R (1, 2) OBP: 0.277, SLG: 0.250 Tom Lampkin, L (7, PH) OBP: 0.364, SLG: 0.483	K		K				51 FC3-6 1B	K		2	0	0	0	0	2	2						
										2	0	1	0	0	1	0						
<b>Inning Stats</b>	R: 0 E: 0 K: 0 S: 7	H: 0 LOB: 0 BB: 0 P: 11	R: 0 E: 0 K: 1 S: 13	H: 1 LOB: 1 BB: 0 P: 18	R: 0 E: 0 K: 1 S: 14	H: 2 LOB: 2 BB: 0 P: 22	R: 1 E: 0 K: 2 S: 13	H: 2 LOB: 2 BB: 1 P: 20	R: 1 E: 0 K: 1 S: 11	H: 3 LOB: 1 BB: 0 P: 12	R: 0 E: 0 K: 3 S: 11	H: 0 LOB: 0 BB: 0 P: 12	R: 3 E: 0 K: 0 S: 14	H: 3 LOB: 2 BB: 2 P: 24	R: 2 E: 1 K: 2 S: 15	H: 2 LOB: 1 BB: 0 P: 28	R: 0 E: 0 K: 0 S: 10	H: 1 LOB: 1 BB: 0 P: 11	1B: 10 2B: 4 3B: 0 HR: 0	SF: 2 SAC: 0 DP: 1 HBP: 0	WP: 0 PB: 1 SB: 1 CS: 0	PA: 44
<b>PITCHER</b>	IP	WLS	BF	H	R	ER	SO	BB	IBB	HBP	BLK	WP	HR	S	P	ERA	WHIP					
35 Mike Mussina, R (1, 1) ERA: 4.78	6.1	L	30	10	5	5	8	2	0	0	0	0	0	78	109	7.11	1.895					
Mike Stanton, L (7, 1) ERA: 0.71	0.0		1	1	0	0	0	0	0	0	0	0	0	1	1	∞	∞					
Ramiro Mendoza, R (7, 1) ERA: 3.38	1.2		9	2	2	0	2	0	1	0	0	0	0	19	37	0.00	1.200					
Todd Williams, R (9, 1) ERA: 3.24	1.0		4	1	0	0	0	0	0	0	0	0	0	10	11	0.00	1.000					

Batter	1	2	3	4	5	6	7	8	9	AB	R	H	RBI	BB	SO	LOB	BOTTOM					
Chuck Knoblauch, R (1, 7) OBP: 0.396, SLG: 0.404	G4-3		P3		HR		2 G4-3 1B	2 BB BB	4-0 BB BB	4	1	2	1	1	0	0	<b>Seattle Mariners @ New York Yankees</b> Yankee Stadium, Bronx, NY Thu Apr 26 2001, 7:05 PM EDT Att: 30,218 - Sunny - 59 F					
2 Derek Jeter, R (1, 6) OBP: 0.363, SLG: 0.358	1B		F3		L9		G4-3	BB BB	4-0 1-2 2-3	4	0	1	0	1	0	1						
Paul O'Neill, L (1, 9) OBP: 0.333, SLG: 0.568	F2		L9		F7		G6-3	FC6-4 BB	4-2 1-2 2-3	4	0	0	1	1	0	2						
Bernie Williams, S (1, 8) OBP: 0.373, SLG: 0.450	P6			G5-3		S 1B		P6	FC6-4 1-2	5	0	1	0	0	0	4						
Tino Martinez, L (1, 3) OBP: 0.309, SLG: 0.424			S SF8 2B	20 1B		K		F7		4	1	2	0	0	1	1						
20 Jorge Posada, S (1, 2) OBP: 0.400, SLG: 0.643	F8		F8		1B		G1-4-3	F7		4	0	1	0	0	0	2						
David Justice, L (1, 10) OBP: 0.344, SLG: 0.463	SF8 2H		SF8		P4		IBB	E5 BB BB	1-2	2	1	0	1	1	0	2						
Alfonso Soriano, R (1, 4) OBP: 0.274, SLG: 0.415	E6		F8		G1-3		G6-3	F3		4	0	0	0	0	0	5						
Scott Brosius, R (1, 5) OBP: 0.370, SLG: 0.465	P3				G6-3		K	K		4	0	0	0	0	2	2						
<b>Inning Stats</b>	R: 0 E: 0 K: 0 S: 7	H: 1 LOB: 1 BB: 0 P: 15	R: 1 E: 1 K: 0 S: 13	H: 1 LOB: 1 BB: 0 P: 24	R: 0 E: 0 K: 0 S: 3	H: 0 LOB: 0 BB: 0 P: 5	R: 0 E: 0 K: 0 S: 13	H: 2 LOB: 2 BB: 0 P: 25	R: 1 E: 0 K: 0 S: 11	H: 1 LOB: 0 BB: 0 P: 20	R: 0 E: 0 K: 1 S: 11	H: 1 LOB: 2 BB: 1 P: 23	R: 0 E: 0 K: 1 S: 12	H: 1 LOB: 1 BB: 0 P: 18	R: 0 E: 0 K: 0 S: 9	H: 0 LOB: 0 BB: 0 P: 11	R: 1 E: 1 K: 1 S: 15	H: 0 LOB: 3 BB: 3 P: 35	1B: 5 2B: 1 3B: 0 HR: 1	SF: 1 SAC: 0 DP: 0 HBP: 0	WP: 0 PB: 0 SB: 0 CS: 0	PA: 40
<b>PITCHER</b>	IP	WLS	BF	H	R	ER	SO	BB	IBB	HBP	BLK	WP	HR	S	P	ERA	WHIP					
Jamie Moyer, L (1, 1) ERA: 3.86	6.0	W	26	6	2	2	1	0	1	0	0	0	0	58	112	3.00	1.000					
Jose Paniagua, R (7, 1) ERA: 3.49	2.0	H	7	1	0	0	1	0	0	0	0	0	0	21	29	0.00	0.500					
Jeff Nelson, R (9, 1) ERA: 2.79	0.2		6	0	1	0	1	3	0	0	0	0	0	12	30	0.00	4.500					
Arthur Rhodes, L (9, 1) ERA: 0.9	0.1	S	1	0	0	0	0	0	0	0	0	0	0	3	5	0.00	0.000					



Batter	1	2	3	4	5	6	7	8	9	AB	R	H	RBI	BB	SO	LOB	TOP								
51 Ichiro Suzuki, L (1, 9) OBP: 0.391, SLG: 0.442	G4-3	WP 2B	P6		G4-3		G5-3		K	6	0	1	2	0	1	6	<b>Seattle Mariners @ Chicago White Sox</b> Comiskey Park, Chicago, IL Fri Apr 27 2001, 8:05 PM EDT Att: 16,276 - Sunny - 54 F								
Mike Cameron, R (1, 8) OBP: 0.394, SLG: 0.449	S BB	S BB		F9 SF9		1B BB		G3-6 1B BB		2	1	2	0	3	0										
Edgar Martinez, R (1, 10) OBP: 0.475, SLG: 0.544	F9	G5-3		F9		1B BB		G3-6 1B		4	0	1	0	1	0	4									
John Olerud, L (1, 3) OBP: 0.430, SLG: 0.560	F8			SF9		F7		G3-6		4	1	1	2	0	0	5									
Bret Boone, R (1, 4) OBP: 0.351, SLG: 0.443		L8	G4-3	F7		FC5-4 1B		G6-3		5	0	1	0	0	0	0									
Al Martin, L (1, 7) Charles Gipson, R (9, 7)	G4-3		K			1B S WP		G4-3 1B HBP		4	1	1	0	0	2	3									
Tom Lampkin, L (1, 2) OBP: 0.368, SLG: 0.500	E3 51 2B		1B 2B			WP F9		G4-3		5	2	2	0	0	0	4									
David Bell, R (1, 5) OBP: 0.263, SLG: 0.319	51 2B BB		1B			F9		L6		4	1	2	2	1	0	2									
Carlos Guillen, S (1, 6) OBP: 0.318, SLG: 0.315	51 2B WP BB					51 G4-3		K		2	1	1	0	3	1	0									
<b>Inning Stats</b>	R: 0 E: 0 K: 0 S: 12	H: 0 LOB: 1 BB: 1 P: 21	R: 3 E: 1 K: 0 S: 18	H: 1 LOB: 2 BB: 3 P: 35	R: 2 E: 0 K: 1 S: 20	H: 4 LOB: 2 BB: 0 P: 31	R: 1 E: 0 K: 0 S: 9	H: 1 LOB: 0 BB: 0 P: 13	R: 1 E: 0 K: 0 S: 11	H: 2 LOB: 1 BB: 1 P: 19	R: 0 E: 0 K: 1 S: 18	H: 2 LOB: 3 BB: 1 P: 27	R: 0 E: 0 K: 0 S: 12	H: 0 LOB: 0 BB: 0 P: 16	R: 0 E: 0 K: 0 S: 8	H: 1 LOB: 2 BB: 1 P: 14		R: 1 E: 0 K: 1 S: 9	H: 1 LOB: 2 BB: 1 P: 20	1B: 9 2B: 2 3B: 0 HR: 1	SF: 1 SAC: 0 DP: 2 HBP: 1	WP: 2 PB: 0 SB: 4 CS: 0	PA: 46		
<b>PITCHER</b>	IP WLS BF L	H R ER SO	BB IBB HBP BLK	WP HR S P	ERA WHIP	<b>PITCHER</b>										IP WLS BF L	H R ER SO	BB IBB HBP BLK	WP HR S P	ERA WHIP					
James Baldwin, R (1, 1) ERA: 4.91	4.0	6	6	3	1	4	0	0	0	1	1	59	100	6.75	2.500										
Sean Lowe, R (5, 1) ERA: 3.24	1.0	7	3	1	1	0	0	0	0	0	0	13	26	9.00	5.000										
Lorenzo Barcelo, R (6, 1) ERA:	2.0	7	1	0	0	2	0	0	0	0	0	28	36	0.00	0.500										
Bob Howry, R (8, 1) ERA: 4.0	1.0	3	1	0	0	1	0	0	0	0	0	8	14	0.00	2.000										
Kelly Wunsch, L (9, 1) ERA: 9.0	1.0	6	1	1	1	1	0	1	0	0	0	9	20	9.00	2.000										

Batter	1	2	3	4	5	6	7	8	9	AB	R	H	RBI	BB	SO	LOB	BOTTOM								
Ray Durham, S (1, 4) OBP: 0.305, SLG: 0.353	F8		G1-6-3				G6-3		L6	5	0	0	0	0	1	5	<b>Seattle Mariners @ Chicago White Sox</b> Comiskey Park, Chicago, IL Fri Apr 27 2001, 8:05 PM EDT Att: 16,276 - Sunny - 54 F								
Jose Valentin, S (1, 6) OBP: 0.357, SLG: 0.651	K			HR		F7		G3		4	1	1	1	0	1	1									
Frank Thomas, R (1, 3) Tony Graffanino, R (2, 5)	G6-3			HR		1B		K		1	0	0	0	0	0	0									
Magglio Ordonez, R (1, 9) OBP: 0.309, SLG: 0.446		G1-3		HR		F8		F9		4	1	1	2	0	0	2									
14 Paul Konerko, R (1, 10) OBP: 0.398, SLG: 0.649	P4			FC5-4 1B		K		K		4	0	1	0	0	2	0									
Carlos Lee, R (1, 7) OBP: 0.395, SLG: 0.514		FC6-4 1B		FC5-4		F2		E6 HBP 1B		4	0	1	0	0	0	1									
Chris Singleton, L (1, 8) OBP: 0.196, SLG: 0.294	FC6-4			F9		K		K		4	0	1	0	0	1	2									
Herbert Perry, R (1, 5) (2, 3) OBP: 0.345, SLG: 0.463			F9		G5-3		G5-3		HBP 1B	3	0	0	0	0	0	1									
Josh Paul, R (1, 2) Harold Baines, L (9, PH)							G6-3		K	3	0	2	0	0	0	0									
			G1-6-3 1B						K	1	0	0	0	0	1	3									
<b>Inning Stats</b>	R: 0 E: 0 K: 1 S: 8	H: 0 LOB: 0 BB: 0 P: 13	R: 0 E: 0 K: 0 S: 9	H: 1 LOB: 1 BB: 0 P: 15	R: 0 E: 0 K: 0 S: 6	H: 1 LOB: 0 BB: 0 P: 6	R: 3 E: 0 K: 0 S: 20	H: 4 LOB: 1 BB: 0 P: 27	R: 0 E: 0 K: 2 S: 10	H: 0 LOB: 0 BB: 0 P: 16	R: 0 E: 0 K: 0 S: 8	H: 0 LOB: 0 BB: 0 P: 12	R: 0 E: 0 K: 1 S: 8	H: 0 LOB: 0 BB: 0 P: 14	R: 0 E: 1 K: 2 S: 15	H: 1 LOB: 3 BB: 0 P: 23	1B: 7 2B: 0 3B: 0 HR: 2	SF: 0 SAC: 0 DP: 1 HBP: 1	WP: 0 PB: 0 SB: 0 CS: 0	PA: 37					
<b>PITCHER</b>	IP WLS BF L	H R ER SO	BB IBB HBP BLK	WP HR S P	ERA WHIP	<b>PITCHER</b>										IP WLS BF L	H R ER SO	BB IBB HBP BLK	WP HR S P	ERA WHIP					
Aaron Sele, R (1, 1) ERA: 2.61	7.0	28	8	3	4	0	0	0	0	0	0	73	107	3.86	1.143										
Ryan Franklin, R (8, 1) ERA: 0.52	1.1	7	1	0	0	2	0	0	1	0	0	17	28	0.00	0.750										
Kazuhiro Sasaki, R (9, 1) ERA: 4.38	0.2	S	2	0	0	1	0	0	0	0	0	6	9	0.00	0.000										

AB	36
R	8
H	12
RBI	6
BB	8
SO	4
LOB	24



AB	36
R	3
H	9
RBI	3
BB	0
SO	7
LOB	15





Batter	1	2	3	4	5	6	7	8	9	AB	R	H	RBI	BB	SO	LOB	TOP					
51 Ichiro Suzuki, L (1, 9) OBP: 0.368, SLG: 0.445										6	1	3	0	0	0	2	<b>Seattle Mariners @ Chicago White Sox</b> Comiskey Park, Chicago, IL Sat Apr 28 2001, 7:05 PM EDT Att: 25,542 - Sunny - 58 F					
Mike Cameron, R (1, 8) OBP: 0.400, SLG: 0.451										4	2	1	0	2	1	4						
Edgar Martinez, R (1, 10) OBP: 0.467, SLG: 0.536										5	1	1	1	1	0	5						
John Olerud, L (1, 3) OBP: 0.429, SLG: 0.540										3	1	0	0	2	2	4						
Bret Boone, R (1, 4) OBP: 0.373, SLG: 0.457										4	1	3	2	1	0	1						
Al Martin, L (1, 7) David Bell, R (6, 5) OBP: 0.271, SLG: 0.255 OBP: 0.272, SLG: 0.329										4	0	1	2	0	1	4						
Tom Lampkin, L (1, 2) OBP: 0.372, SLG: 0.474										4	0	1	0	1	2	1						
Carlos Guillen, S (1, 6) OBP: 0.303, SLG: 0.299										4	0	0	0	0	1	4						
Mark McLemore, S (1, 5) OBP: 0.370, SLG: 0.595										5	2	4	1	0	0	1						
<b>Inning Stats</b>	R: 1 E: 1 K: 2 S: 14	H: 2 LOB: 2 BB: 1 P: 24	R: 0 E: 0 K: 1 S: 7	H: 1 LOB: 1 BB: 0 P: 13	R: 0 E: 0 K: 0 S: 15	H: 1 LOB: 1 BB: 0 P: 23	R: 0 E: 0 K: 1 S: 9	H: 0 LOB: 0 BB: 0 P: 12	R: 3 E: 0 K: 0 S: 14	H: 3 LOB: 3 BB: 3 P: 30	R: 2 E: 0 K: 0 S: 13	H: 2 LOB: 2 BB: 2 P: 30	R: 0 E: 0 K: 1 S: 11	H: 2 LOB: 2 BB: 0 P: 20	R: 2 E: 1 K: 2 S: 13	H: 2 LOB: 1 BB: 1 P: 22		R: 0 E: 0 K: 0 S: 10	H: 2 LOB: 1 BB: 0 P: 13	1B: 11 2B: 3 3B: 0 HR: 1	SF: 0 SAC: 1 DP: 1 HBP: 0	WP: 1 PB: 0 CS: 0
<b>PITCHER</b>	IP WLS BF H R ER SO BB IBB HBP BLK WP HR S P ERA WHIP																					
Rocky Biddle, R (1, 1) ERA: 3.86	5.1 L 29 8 6 6 4 4 1 0 0 0 1 1 65 116 10.12 2.250																					
Bob Howry, R (6, 1) ERA: 3.46	1.1 7 2 0 0 0 0 1 0 0 0 0 0 14 29 0.00 1.500																					
Kelly Wunsch, L (7, 1) ERA: 9.0	0.0 1 1 0 0 0 0 0 0 0 0 0 0 1 1 ∞ ∞																					
Lorenzo Barcelo, R (7, 1) ERA: 1.13	1.1 7 2 2 1 3 1 0 0 0 0 0 0 16 28 6.75 2.250																					
Kip Wells, R (9, 1) ERA:	1.0 4 2 0 0 0 0 0 0 0 0 0 0 10 13 0.00 2.000																					
<b>Batter</b>	<b>1</b>	<b>2</b>	<b>3</b>	<b>4</b>	<b>5</b>	<b>6</b>	<b>7</b>	<b>8</b>	<b>9</b>	<b>AB</b>	<b>R</b>	<b>H</b>	<b>RBI</b>	<b>BB</b>	<b>SO</b>	<b>LOB</b>	<b>BOTTOM</b>					
Ray Durham, S (1, 4) OBP: 0.310, SLG: 0.341										3	1	0	0	2	0	1	<b>Seattle Mariners @ Chicago White Sox</b> Comiskey Park, Chicago, IL Sat Apr 28 2001, 7:05 PM EDT Att: 25,542 - Sunny - 58 F					
Julio Ramirez, R (1, 8) Chris Singleton, L (9, PH) OBP: 0.100, SLG: 0.100 OBP: 0.192, SLG: 0.288										4	0	1	0	0	1	2						
Jose Valentin, S (1, 6) OBP: 0.360, SLG: 0.647										5	2	2	1	0	2	0						
Magglio Ordonez, R (1, 9) OBP: 0.314, SLG: 0.449										4	2	1	0	1	1	1						
14 Paul Konerko, R (1, 3) OBP: 0.391, SLG: 0.630										4	0	1	1	0	0	2						
Harold Baines, L (1, 10) OBP: 0.167, SLG: 0.174										4	0	1	2	0	1	2						
Carlos Lee, R (1, 7) OBP: 0.368, SLG: 0.494										3	0	0	0	1	1	1						
Sandy Alomar Jr., R (1, 2) OBP: 0.344, SLG: 0.373										4	0	1	0	0	1	3						
Tony Graffanino, R (1, 5) OBP: 0.450, SLG: 0.667										3	0	0	0	0	0	4						
<b>Inning Stats</b>	R: 2 E: 1 K: 0 S: 13	H: 2 LOB: 1 BB: 1 P: 20	R: 0 E: 0 K: 1 S: 8	H: 0 LOB: 1 BB: 1 P: 14	R: 1 E: 0 K: 0 S: 19	H: 2 LOB: 1 BB: 0 P: 28	R: 0 E: 0 K: 0 S: 9	H: 0 LOB: 0 BB: 0 P: 13	R: 2 E: 0 K: 2 S: 19	H: 2 LOB: 3 BB: 2 P: 34	R: 0 E: 0 K: 2 S: 8	H: 0 LOB: 0 BB: 0 P: 12	R: 0 E: 0 K: 2 S: 10	H: 0 LOB: 0 BB: 0 P: 17	R: 0 E: 0 K: 1 S: 10	H: 1 LOB: 1 BB: 0 P: 18		R: 0 E: 0 K: 1 S: 9	H: 0 LOB: 0 BB: 0 P: 11	1B: 4 2B: 3 3B: 0 HR: 0	SF: 0 SAC: 0 DP: 0 HBP: 1	WP: 1 PB: 1 CS: 0
<b>PITCHER</b>	IP WLS BF H R ER SO BB IBB HBP BLK WP HR S P ERA WHIP																					
Paul Abbott, R (1, 1) ERA: 6.23	4.1 W 21 5 4 3 1 1 1 0 0 1 0 22 38 5.40 1.200																					
Brett Tomko, R (5, 1) ERA: 6.27	1.2 H 6 1 0 0 3 0 0 0 0 0 0 0 16 29 0.00 0.600																					
Jeff Nelson, R (7, 1) ERA: 2.38	1.2 H 6 1 0 0 3 0 0 0 0 0 0 0 16 29 0.00 0.600																					
Arthur Rhodes, L (8, 1) ERA: 0.87	0.1 H 1 0 0 0 0 0 0 0 0 0 0 4 6 0.00 0.000																					
Kazuhiko Sasaki, R (9, 1) ERA: 4.05	1.0 S 3 0 0 0 1 0 0 0 0 0 0 0 9 11 0.00 0.000																					
<b>AB</b>	<b>R</b>	<b>H</b>	<b>RBI</b>	<b>BB</b>	<b>SO</b>	<b>LOB</b>	<b>TOP</b>	<b>AB</b>	<b>R</b>	<b>H</b>	<b>RBI</b>	<b>BB</b>	<b>SO</b>	<b>LOB</b>	<b>BOTTOM</b>							
40	8	15	8	7	26			40	5	7	4	4	7	16								







Batter	1	2	3	4	5	6	7	8	9	AB	R	H	RBI	BB	SO	LOB	TOP					
<b>Chris Stynes, R</b> (1,4) OBP: 0.286, SLG: 0.343										5	1	1	0	0	1	2						
<b>Jose Offerman, S</b> (1,3) OBP: 0.379, SLG: 0.395										4	1	1	0	0	0	1						
<b>Carl Everett, S</b> (1,8) OBP: 0.400, SLG: 0.520										4	0	1	0	0	2	2						
<b>Manny Ramirez, R</b> (1,10) OBP: 0.483, SLG: 0.735										4	0	2	2	0	0	1						
<b>Dante Bichette, R</b> (1,7) OBP: 0.310, SLG: 0.407										4	0	1	0	0	0	3						
<b>Trot Nixon, L</b> (8,9) OBP: 0.356, SLG: 0.387										0	0	0	0	0	0	0						
<b>Jason Varitek, S</b> (1,2) OBP: 0.360, SLG: 0.355										4	0	0	0	0	0	1						
<b>Shea Hillenbrand, R</b> (1,5) OBP: 0.352, SLG: 0.595										4	0	1	0	0	1	1						
<b>Darren Lewis, R</b> (1,9) OBP: 0.250, SLG: 0.419										4	0	2	0	0	0	1						
<b>Craig Grebeck, R</b> (1,6) OBP: 0.100, SLG: 0.079										4	0	0	0	0	1	3						
<b>Inning Stats</b>	R: 0 H: 1 E: 0 K: 2 S: 15	H: 1 LOB: 1 BB: 0 P: 23	R: 0 H: 1 E: 0 K: 0 S: 7	H: 1 LOB: 1 BB: 0 P: 9	R: 0 H: 0 E: 0 K: 1 S: 7	H: 0 LOB: 0 BB: 0 P: 8	R: 0 H: 0 E: 0 K: 1 S: 6	H: 0 LOB: 0 BB: 0 P: 10	R: 0 H: 0 E: 0 K: 1 S: 6	H: 0 LOB: 0 BB: 0 P: 9	R: 1 H: 3 E: 0 K: 0 S: 11	H: 3 LOB: 2 BB: 0 P: 15	R: 0 H: 1 E: 0 K: 0 S: 6	H: 1 LOB: 1 BB: 0 P: 12	R: 1 H: 1 E: 1 K: 0 S: 8	H: 1 LOB: 1 BB: 0 P: 10	R: 0 H: 2 E: 0 K: 0 S: 11	H: 2 LOB: 2 BB: 0 P: 16	1B: 7 2B: 2 3B: 0 HR: 0	SF: 0 SAC: 0 DP: 0 HBP: 0	WP: 0 PB: 0 CS: 0	PA: 37
<b>PITCHER</b>	IP	WLS	BF	H	R	ER	SO	BB	IBB	HBP	BLK	WP	HR	S	P	ERA	WHIP					
<b>John Halama, L</b> (1,1) ERA: 3.6	8.0	L	32	7	2	1	5	0	0	0	0	0	0	66	98	1.12	0.875					
<b>Norm Charlton, L</b> (9,1) ERA: 3.39	1.0	S	5	2	0	0	0	0	0	0	0	0	0	11	16	0.00	2.000					

**Boston Red Sox @ Seattle Mariners**  
Safeco Field, Seattle, WA  
Tue May 01 2001, 7:05 PM PDT  
Att: 36,642 - Cloudy - 53 F

AB 37  
R 2  
H 9  
RBI 2  
BB 0  
SO 5  
LOB 15



Batter	1	2	3	4	5	6	7	8	9	AB	R	H	RBI	BB	SO	LOB	BOTTOM					
<b>51 Ichiro Suzuki, L</b> (1,9) OBP: 0.395, SLG: 0.425										4	0	1	0	0	0	1						
<b>Mike Cameron, R</b> (1,8) OBP: 0.376, SLG: 0.429										4	0	0	0	0	3	2						
<b>Edgar Martinez, R</b> (1,10) OBP: 0.462, SLG: 0.500										1	0	0	0	2	1	0						
<b>Charles Gipson, R</b> (8, PR)										0	0	0	0	0	0	0						
<b>John Olerud, L</b> (1,3) OBP: 0.404, SLG: 0.500										4	0	1	0	0	1	3						
<b>Bret Boone, R</b> (1,4) OBP: 0.360, SLG: 0.460										4	0	0	0	0	2	2						
<b>Al Martin, L</b> (1,7) OBP: 0.286, SLG: 0.245										2	0	0	0	2	1	0						
<b>Tom Lampkin, L</b> (1,2) OBP: 0.354, SLG: 0.442										4	0	0	0	0	1	4						
<b>David Bell, R</b> (1,5) OBP: 0.247, SLG: 0.296										3	0	0	0	0	1	3						
<b>Carlos Guillen, S</b> (1,6) OBP: 0.284, SLG: 0.277										2	0	0	0	0	2	0						
<b>Mark McLemore, S</b> (8, PH) OBP: 0.358, SLG: 0.542										1	0	1	0	0	0	0						
<b>Inning Stats</b>	R: 0 H: 0 E: 0 K: 1 S: 7	H: 0 LOB: 1 BB: 0 P: 13	R: 0 H: 0 E: 0 K: 1 S: 6	H: 0 LOB: 0 BB: 1 P: 10	R: 0 H: 1 E: 0 K: 2 S: 11	H: 1 LOB: 1 BB: 0 P: 19	R: 0 H: 1 E: 0 K: 1 S: 11	H: 1 LOB: 3 BB: 2 P: 24	R: 0 H: 0 E: 0 K: 3 S: 10	H: 0 LOB: 0 BB: 0 P: 13	R: 0 H: 0 E: 0 K: 2 S: 12	H: 0 LOB: 0 BB: 0 P: 18	R: 0 H: 1 E: 0 K: 0 S: 10	H: 1 LOB: 2 BB: 1 P: 20	R: 0 H: 0 E: 0 K: 0 S: 10	H: 0 LOB: 0 BB: 0 P: 15	1B: 3 2B: 1 3B: 0 HR: 0	SF: 0 SAC: 0 DP: 1 HBP: 1	WP: 0 PB: 0 CS: 0	PA: 34		
<b>PITCHER</b>	IP	WLS	BF	H	R	ER	SO	BB	IBB	HBP	BLK	WP	HR	S	P	ERA	WHIP					
<b>Pedro Martinez, R</b> (1,1) ERA: 1.47	8.0	W	31	3	0	0	12	4	0	1	0	0	0	77	136	0.00	0.875					
<b>Rolando Arrojo, R</b> (9,1) ERA:	1.0	S	3	0	0	0	0	0	0	0	0	0	0	10	15	0.00	0.000					

**Boston Red Sox @ Seattle Mariners**  
Safeco Field, Seattle, WA  
Tue May 01 2001, 7:05 PM PDT  
Att: 36,642 - Cloudy - 53 F

AB 29  
R 0  
H 3  
RBI 0  
BB 4  
SO 12  
LOB 15





Batter	1	2	3	4	5	6	7	8	9	AB	R	H	RBI	BB	SO	LOB	TOP										
Chris Stynes, R OBP: 0.256, SLG: 0.308 (1, 4)										4	0	0	0	0	1	2											
Trot Nixon, L OBP: 0.351, SLG: 0.380 (1, 9)										4	0	1	0	0	0	1											
Carl Everett, S OBP: 0.387, SLG: 0.500 (1, 8)										4	0	0	0	0	2	1											
Manny Ramirez, R OBP: 0.467, SLG: 0.708 (1, 10)										4	0	0	0	0	1	2											
Troy O'Leary, L OBP: 0.235, SLG: 0.296 (1, 7)										4	0	2	0	0	0	0											
Jason Varitek, S OBP: 0.360, SLG: 0.354 (1, 2)										3	0	1	0	0	1	2											
Shea Hillenbrand, R OBP: 0.343, SLG: 0.491 (1, 5)										3	0	0	0	0	0	1											
Brian Daubach, L OBP: 0.315, SLG: 0.620 (1, 3)										3	1	2	0	0	1	0											
Mike Lansing, R OBP: 0.264, SLG: 0.340 (1, 6)										2	0	1	1	0	0	1											
<b>Inning Stats</b>	R: 0 E: 0 K: 2 S: 9	H: 0 LOB: 1 BB: 0 P: 13	R: 0 E: 0 K: 1 S: 7	H: 1 LOB: 0 BB: 0 P: 13	R: 1 E: 0 K: 0 S: 11	H: 1 LOB: 0 BB: 0 P: 16	R: 0 E: 0 K: 0 S: 7	H: 1 LOB: 1 BB: 0 P: 10	R: 0 E: 0 K: 1 S: 7	H: 1 LOB: 0 BB: 0 P: 12	R: 0 E: 0 K: 1 S: 10	H: 1 LOB: 0 BB: 0 P: 16	R: 0 E: 0 K: 0 S: 8	H: 1 LOB: 1 BB: 0 P: 14	R: 0 E: 0 K: 0 S: 10	H: 1 LOB: 1 BB: 0 P: 17	R: 0 E: 0 K: 1 S: 8	H: 0 LOB: 0 BB: 0 P: 12	1B: 5 2B: 3 3B: 1 HR: 0	SF: 1 SAC: 0 DP: 3 HBP: 0	WP: 1 PB: 0 SB: 0 CS: 1	PA: 32					
<b>PITCHER</b>	IP	WLS	BF	H	R	ER	SO	BB	IBB	HBP	BLK	WP	HR	S	P	ERA	WHIP										
Aaron Sele, R ERA: 2.37 (1, 1)	7.0	W	26	7	1	1	5	0	0	0	0	1	0	63	99	1.29	1.000										
Jeff Nelson, R ERA: 2.25 (8, 1)	0.2		2	0	0	0	0	0	0	0	0	0	0	5	10	0.00	0.000										
Arthur Rhodes, L ERA: 0.77 (8, 1)	1.1		4	0	0	0	1	0	0	0	0	0	0	9	14	0.00	0.000										

**Boston Red Sox @ Seattle Mariners**  
Safeco Field, Seattle, WA  
Wed May 02 2001, 7:05 PM PDT  
Att: 40,170 - Sunny - 58 F


AB 31  
R 1  
H 7  
RBI 1  
BB 0  
SO 6  
LOB 10



Batter	1	2	3	4	5	6	7	8	9	AB	R	H	RBI	BB	SO	LOB	BOTTOM										
51 Ichiro Suzuki, L OBP: 0.359, SLG: 0.439 (1, 9)										3	2	1	1	0	0	0											
Mark McLemore, S OBP: 0.388, SLG: 0.569 (1, 7)										3	1	1	1	1	0	0											
Edgar Martinez, R OBP: 0.471, SLG: 0.516 (1, 10)										3	0	2	3	1	0	1											
John Olerud, L OBP: 0.398, SLG: 0.485 (1, 3)										3	0	0	0	1	1	4											
Bret Boone, R OBP: 0.348, SLG: 0.442 (1, 4)										4	0	0	0	0	0	3											
Stan Javier, S OBP: 0.364, SLG: 0.407 (1, 8)										4	0	0	0	0	3	1											
Mike Cameron, R OBP: 0.376, SLG: 0.429 (9, 8)										0	0	0	0	0	0	0											
Tom Lampkin, L OBP: 0.327, SLG: 0.404 (1, 2)										4	0	0	0	0	1	0											
David Bell, R OBP: 0.247, SLG: 0.286 (1, 5)										3	1	0	0	1	1	0											
Carlos Guillen, S OBP: 0.289, SLG: 0.294 (1, 6)										2	1	1	0	0	1	0											
<b>Inning Stats</b>	R: 0 E: 0 K: 0 S: 10	H: 0 LOB: 1 BB: 1 P: 18	R: 0 E: 0 K: 1 S: 10	H: 0 LOB: 0 BB: 0 P: 15	R: 0 E: 0 K: 1 S: 9	H: 0 LOB: 0 BB: 0 P: 12	R: 1 E: 0 K: 0 S: 9	H: 2 LOB: 1 BB: 0 P: 13	R: 2 E: 0 K: 2 S: 14	H: 2 LOB: 2 BB: 1 P: 24	R: 0 E: 0 K: 2 S: 8	H: 0 LOB: 0 BB: 0 P: 13	R: 2 E: 1 K: 0 S: 11	H: 1 LOB: 2 BB: 2 P: 23	R: 0 E: 0 K: 1 S: 7	H: 0 LOB: 0 BB: 0 P: 12	1B: 1 2B: 2 3B: 2 HR: 0	SF: 0 SAC: 1 DP: 0 HBP: 1	WP: 0 PB: 0 SB: 1 CS: 0	PA: 35							
<b>PITCHER</b>	IP	WLS	BF	H	R	ER	SO	BB	IBB	HBP	BLK	WP	HR	S	P	ERA	WHIP										
Hideo Nomo, R ERA: 3.0 (1, 1)	6.0	L	26	4	4	4	6	3	0	0	0	0	0	61	100	6.00	1.167										
Derek Lowe, R ERA: 6.46 (7, 1)	2.0		9	1	1	1	1	0	1	0	0	0	0	17	30	4.50	0.500										

**Boston Red Sox @ Seattle Mariners**  
Safeco Field, Seattle, WA  
Wed May 02 2001, 7:05 PM PDT  
Att: 40,170 - Sunny - 58 F

AB 29  
R 5  
H 5  
RBI 5  
BB 4  
SO 7  
LOB 9





Batter	1	2	3	4	5	6	7	8	9	AB	R	H	RBI	BB	SO	LOB	TOP								
Jose Offerman, S OBP: 0.380, SLG: 0.395 (1, 4)	F9	P6				G6-3			E 1B 1B	5	0	2	0	0	0	2									
Brian Daubach, L OBP: 0.309, SLG: 0.595 (1, 3)	G4-3		G5-3		K		L4		E5 1B	5	0	1	0	0	1	2									
Carl Everett, S OBP: 0.379, SLG: 0.481 (1, 8)	HBP		P6		P4		G3-1		G3-1	4	0	0	0	0	0	4									
Manny Ramirez, R OBP: 0.460, SLG: 0.691 (1, 10)	K		F8				K			4	0	1	0	0	2	1									
Dante Bichette, R OBP: 0.303, SLG: 0.387 (1, 9)		1B G6-4-3 1B			F8	G4-3			G4-3	4	1	1	0	0	0	3									
Troy O'Leary, L OBP: 0.235, SLG: 0.294 (1, 7)		G6-4-3 1B			K		G4-3		F5	4	0	1	0	0	1	0									
Jason Varitek, S OBP: 0.366, SLG: 0.354 (1, 2)		G6-4-3			BB		HR 1B		K	3	1	1	0	1	1	1									
Shea Hillenbrand, R OBP: 0.348, SLG: 0.518 (1, 5)		1B 1B			K		HR		F5	4	1	2	2	0	1	1									
Mike Lansing, R OBP: 0.281, SLG: 0.352 (1, 6)		1B				1B 1B	G5-3		K	4	0	2	0	0	1	0									
<b>Inning Stats</b>	R: 0 E: 0 K: 1 S: 9	H: 0 LOB: 1 BB: 0 P: 16	R: 1 E: 0 K: 0 S: 8	H: 4 LOB: 2 BB: 0 P: 9	R: 0 E: 0 K: 0 S: 7	H: 0 LOB: 1 BB: 1 P: 10	R: 0 E: 0 K: 2 S: 9	H: 0 LOB: 1 BB: 1 P: 17	R: 0 E: 0 K: 1 S: 14	H: 3 LOB: 3 BB: 0 P: 18	R: 2 E: 0 K: 0 S: 8	H: 2 LOB: 0 BB: 0 P: 10	R: 0 E: 0 K: 1 S: 8	H: 0 LOB: 0 BB: 0 P: 13	R: 0 E: 0 K: 1 S: 8	H: 0 LOB: 0 BB: 0 P: 12	R: 0 E: 1 K: 1 S: 10	H: 2 LOB: 2 BB: 0 P: 16	1B: 10 2B: 0 3B: 0 HR: 1	SF: 0 SAC: 0 DP: 1 HBP: 1	WP: 0 PB: 0 SB: 0 CS: 0	PA: 39			
<b>PITCHER</b>	IP	WLS	BF	H	R	ER	SO	BB	IBB	HBP	BLK	WP	HR	S	P	ERA	WHIP								
Jamie Moyer, L ERA: 3.86 (1, 1)	7.0	W	31	9	3	3	5	1	0	1	0	0	1	63	93	3.86	1.429								
Norm Charlton, L ERA: 3.09 (8, 1)	1.0	H	3	0	0	0	1	0	0	0	0	0	0	8	12	0.00	0.000								
Kazuhiro Sasaki, R ERA: 3.77 (9, 1)	1.0	5	2	0	0	0	1	0	0	0	0	0	0	10	16	0.00	2.000								

**Boston Red Sox @ Seattle Mariners**  
Safeco Field, Seattle, WA  
Thu May 03 2001, 7:05 PM PDT  
Att: 32,513 - Overcast - 56 F

AB 37  
R 3  
H 11  
RBI 2  
BB 1  
SO 7  
LOB 14



Batter	1	2	3	4	5	6	7	8	9	AB	R	H	RBI	BB	SO	LOB	BOTTOM								
51 Ichiro Suzuki, L OBP: 0.368, SLG: 0.453 (1, 9)	S SF7 2B		HR 1B		G4-3	G1-3			BB BB 1B	5	3	3	0	0	0	1									
Mike Cameron, R OBP: 0.385, SLG: 0.463 (1, 8)	G1-3		HR		S 1B	G6-3			BB BB 2B BB	4	3	2	2	1	0	2									
Edgar Martinez, R OBP: 0.468, SLG: 0.505 (1, 10)	SF7		S BB		G6-3		1B BB		K	2	0	0	1	2	1	3									
John Olerud, L OBP: 0.415, SLG: 0.520 (1, 3)	HR		K		1B IBB		S 1B		BB 2B BB	3	2	2	1	2	1	1									
Bret Boone, R OBP: 0.350, SLG: 0.435 (1, 4)	K		G6-3		1B		K		2B BB	4	1	1	2	1	2	3									
Al Martin, L OBP: 0.284, SLG: 0.232 (1, 7)					F8	F9			IBB	3	0	0	0	1	1	2									
Charles Gipson, R OBP: 0.379, SLG: 0.596 (8, PH)									1B 2B	0	0	0	0	0	0	0									
Mark McLemore, S OBP: 0.379, SLG: 0.596 (8, PH)									1B 2B	1	0	1	3	0	0	0									
David Bell, R OBP: 0.245, SLG: 0.292 (1, 5)		K			G1-3				G6-3	5	1	1	0	0	1	4									
Carlos Guillen, S OBP: 0.287, SLG: 0.292 (1, 6)		P7			FC6-4 1B				G4-3	4	0	1	0	0	1	4									
Dan Wilson, R OBP: 0.255, SLG: 0.216 (1, 2)			K		FC6-4				K	4	0	0	1	0	2	2									
<b>Inning Stats</b>	R: 2 E: 0 K: 1 S: 17	H: 2 LOB: 0 BB: 0 P: 25	R: 0 E: 0 K: 2 S: 11	H: 0 LOB: 0 BB: 0 P: 15	R: 2 E: 0 K: 2 S: 17	H: 2 LOB: 1 BB: 1 P: 29	R: 0 E: 0 K: 0 S: 8	H: 1 LOB: 1 BB: 0 P: 9	R: 1 E: 0 K: 0 S: 8	H: 2 LOB: 2 BB: 1 P: 19	R: 1 E: 0 K: 1 S: 12	H: 1 LOB: 0 BB: 0 P: 16	R: 0 E: 0 K: 1 S: 9	H: 1 LOB: 3 BB: 2 P: 21	R: 4 E: 0 K: 2 S: 19	H: 2 LOB: 1 BB: 3 P: 38	1B: 6 2B: 3 3B: 0 HR: 2	SF: 1 SAC: 0 DP: 0 HBP: 0	WP: 0 PB: 1 SB: 4 CS: 0	PA: 43					
<b>PITCHER</b>	IP	WLS	BF	H	R	ER	SO	BB	IBB	HBP	BLK	WP	HR	S	P	ERA	WHIP								
Frank Castillo, R ERA: 4.5 (1, 1)	4.2	L	23	7	5	5	5	1	1	0	0	0	0	23	41	0.00	1.286								
49 Tim Wakefield, R ERA: 2.61 (5, 1)	2.1	12	2	1	0	2	1	1	1	0	0	0	0	23	41	0.00	1.286								
Rich Garces, R ERA: 3.14 (8, 1)	1.0	8	2	4	4	2	3	0	0	0	0	0	0	19	38	36.00	5.000								

**Boston Red Sox @ Seattle Mariners**  
Safeco Field, Seattle, WA  
Thu May 03 2001, 7:05 PM PDT  
Att: 32,513 - Overcast - 56 F

AB 35  
R 10  
H 11  
RBI 10  
BB 7  
SO 9  
LOB 22





Batter	1	2	3	4	5	6	7	8	9	AB	R	H	RBI	BB	SO	LOB	TOP					
Shannon Stewart, R (1, 7) OBP: 0.415, SLG: 0.538										4	2	1	1	1	1	0						
Alex Gonzalez, R (1, 6) OBP: 0.398, SLG: 0.358										5	1	1	1	0	0	1						
José Cruz Jr., S (1, 8) OBP: 0.341, SLG: 0.478										4	1	0	0	1	2	1						
Carlos Delgado, L (1, 3)										2	1	0	0	2	1	0						
Raul Mondesi, R (1, 9) OBP: 0.419, SLG: 0.602										4	2	4	6	0	0	0						
Brad Fullmer, L (1, 10) OBP: 0.320, SLG: 0.393										4	0	0	0	0	1	3						
Tony Batista, R (1, 5) OBP: 0.242, SLG: 0.442										4	1	2	0	0	1	1						
Darrin Fletcher, L (1, 2) OBP: 0.250, SLG: 0.236										3	0	0	0	0	0	1						
Chris Woodward, R (1, 4) OBP: 0.176, SLG: 0.471										2	0	0	0	0	1	1						
Brian Simmons, S (7, PH) OBP: 0.167, SLG: 0.143										1	0	0	0	0	0	1						
Jeff Frye, R (7, 4) OBP: 0.242, SLG: 0.228										1	0	0	0	0	0	0						
<b>Inning Stats</b>	R: 0 H: 0 E: 0 K: 2 S: 9	H: 0 LOB: 0 BB: 0 P: 15	R: 0 H: 1 E: 0 K: 1 S: 11	LOB: 1 BB: 0 P: 17	R: 0 H: 0 E: 0 K: 1 S: 6	LOB: 0 BB: 0 P: 9	R: 0 H: 0 E: 0 K: 2 S: 9	LOB: 0 BB: 0 P: 12	R: 1 H: 2 E: 0 K: 0 S: 7	LOB: 1 BB: 0 P: 10	R: 3 H: 1 E: 0 K: 1 S: 12	LOB: 0 BB: 2 P: 24	R: 4 H: 4 E: 0 K: 0 S: 20	LOB: 2 BB: 2 P: 36	R: 0 H: 0 E: 0 K: 0 S: 9	LOB: 0 BB: 0 P: 16	R: 0 H: 0 E: 0 K: 0 S: 8	LOB: 0 BB: 0 P: 13	1B: 2 2B: 4 3B: 0 HR: 2	SF: 0 SAC: 1 DP: 0 HBP: 0	WP: 0 PB: 0 SB: 0 CS: 0	PA: 39
<b>PITCHER</b>	IP WLS BF H R ER SO BB IBB HBP BLK WP HR S P ERA WHIP																					
Paul Abbott, R (1, 1) ERA: 6.3	5.2 L 23 4 4 4 6 2 0 0 0 0 0 2 48 81 6.35 1.059																					
Norm Charlton, L (6, 1) ERA: 3.65	0.2 3 1 1 1 1 0 0 0 0 0 0 0 9 10 13.50 1.500																					
Jose Paniagua, R (7, 1) ERA: 4.41	0.2 7 3 3 3 0 2 0 0 0 0 0 0 17 32 40.50 7.500																					
Brett Tomko, R (8, 1) ERA: 5.66	2.0 6 0 0 0 0 0 0 0 0 0 0 0 17 29 0.00 0.000																					

Toronto Blue Jays @ Seattle Mariners  
Safeco Field, Seattle, WA  
Fri May 04 2001, 7:05 PM PDT  
Att: 42,284 - Dome - 72 F

AB 34  
R 8  
H 8  
RBI 8  
BB 4  
SO 7  
LOB 9

Batter	1	2	3	4	5	6	7	8	9	AB	R	H	RBI	BB	SO	LOB	BOTTOM					
51 Ichiro Suzuki, L (1, 9) OBP: 0.372, SLG: 0.455										4	2	2	0	0	0	0						
Charles Gipson, R (8, 9)										0	0	0	0	0	0	0						
Mike Cameron, R (1, 8) OBP: 0.381, SLG: 0.485										4	1	1	2	0	0	1						
Edgar Martinez, R (1, 10) OBP: 0.462, SLG: 0.495										4	0	1	0	0	1	2						
John Olerud, L (1, 3) OBP: 0.425, SLG: 0.524										3	0	2	0	1	0	0						
Bret Boone, R (1, 4) OBP: 0.341, SLG: 0.423										3	0	0	1	0	2	3						
Al Martin, L (1, 7) OBP: 0.282, SLG: 0.220										3	0	0	0	1	0	3						
Carlos Guillen, S (1, 6) OBP: 0.276, SLG: 0.280										4	0	0	0	0	1	3						
David Bell, R (1, 5) OBP: 0.235, SLG: 0.280										4	0	0	0	0	0	3						
Dan Wilson, R (1, 2) OBP: 0.237, SLG: 0.200										4	0	0	0	0	1	0						
<b>Inning Stats</b>	R: 1 H: 1 E: 1 K: 1 S: 15	H: 1 LOB: 2 BB: 1 P: 25	R: 0 H: 0 E: 0 K: 0 S: 9	H: 0 LOB: 0 BB: 0 P: 12	R: 2 H: 2 E: 0 K: 1 S: 12	LOB: 0 BB: 0 P: 17	R: 0 H: 0 E: 0 K: 1 S: 10	LOB: 0 BB: 0 P: 15	R: 0 H: 0 E: 0 K: 0 S: 10	LOB: 0 BB: 0 P: 16	R: 0 H: 2 E: 0 K: 0 S: 14	LOB: 3 BB: 1 P: 25	R: 0 H: 0 E: 0 K: 0 S: 7	LOB: 0 BB: 0 P: 11	R: 0 H: 1 E: 0 K: 1 S: 14	LOB: 1 BB: 0 P: 19	R: 0 H: 0 E: 0 K: 1 S: 8	LOB: 0 BB: 0 P: 13	1B: 5 2B: 0 3B: 0 HR: 1	SF: 0 SAC: 1 DP: 0 HBP: 0	WP: 0 PB: 0 SB: 0 CS: 0	PA: 36
<b>PITCHER</b>	IP WLS BF H R ER SO BB IBB HBP BLK WP HR S P ERA WHIP																					
Steve Parris, R (1, 1) ERA: 5.56	5.1 W 24 5 3 2 3 1 0 0 0 0 0 0 28 40 0.00 0.375																					
Paul Quantrill, R (6, 1) ERA: 1.76	2.2 H 9 1 0 0 1 0 0 0 0 0 0 0 8 13 0.00 0.000																					

Toronto Blue Jays @ Seattle Mariners  
Safeco Field, Seattle, WA  
Fri May 04 2001, 7:05 PM PDT  
Att: 42,284 - Dome - 72 F

AB 33  
R 3  
H 6  
RBI 3  
BB 2  
SO 5  
LOB 15



Batter	1	2	3	4	5	6	7	8	9	AB	R	H	RBI	BB	SO	LOB	TOP										
Shannon Stewart, R (1, 7) OBP: 0.407, SLG: 0.525	G5-3		G1-3 S 2B 1B		F9	F9		F9		5	1	1	0	0	0	4	<b>Toronto Blue Jays @ Seattle Mariners</b> Safeco Field, Seattle, WA Sat May 05 2001, 1:05 PM PDT Att. 42,894 - Overcast - 50 F										
Alex Gonzalez, R (1, 6) OBP: 0.297, SLG: 0.344	K		G1-3		K		K		F7	5	0	0	0	0	3	1											
José Cruz Jr., S (1, 8) OBP: 0.336, SLG: 0.475	K				G4-3		F9		K	5	0	1	1	0	2	0											
Carlos Delgado, L (1, 3) OBP: 0.453, SLG: 0.653		K	K				G6-3		K	4	1	0	0	1	3	1											
Raul Mondesi, R (1, 9) OBP: 0.421, SLG: 0.595	G5-3				G5-3		2B G4-3 1B		1B E BB	3	2	1	0	1	0	0											
Brad Fullmer, L (1, 10) OBP: 0.341, SLG: 0.455		HR			2B		G4-3 1-3 2-H 2B		E 1-2 1B	4	1	4	2	0	0	0											
Tony Batista, R (1, 5) OBP: 0.242, SLG: 0.435					G5-3		K		F2	4	0	1	0	0	1	5											
Darrin Fletcher, L (1, 2) OBP: 0.263, SLG: 0.233 (8, PH) Luis Lopez, R (8, PH) Alberto Castillo, R (8, 2) OBP: 0.286, SLG: 0.167 OBP: 0.289, SLG: 0.143		G3					G4-3 IBB		E9 1-3 2-H 1B	1	0	0	0	2	0	1											
Jeff Frye, R (1, 4) OBP: 0.227, SLG: 0.213			K		G6-3		G4-3		P4	1	0	1	0	0	0	0											
<b>Inning Stats</b>	R: 0 H: 0 E: 0 K: 2 S: 11	H: 0 LOB: 0 BB: 0 P: 17	R: 1 H: 2 E: 0 K: 1 S: 13	LOB: 1 BB: 0 P: 19	R: 1 H: 2 E: 0 K: 2 S: 14	LOB: 1 BB: 0 P: 25	R: 0 H: 1 E: 0 K: 0 S: 16	LOB: 2 BB: 1 P: 23	R: 0 H: 0 E: 0 K: 1 S: 7	LOB: 0 BB: 0 P: 9	R: 2 H: 2 E: 0 K: 1 S: 15	H: 2 LOB: 2 BB: 2 P: 33	R: 0 H: 0 E: 0 K: 1 S: 7	LOB: 0 BB: 0 P: 10	R: 1 H: 2 E: 1 K: 0 S: 12	LOB: 2 BB: 2 P: 23		R: 0 H: 0 E: 0 K: 2 S: 9	LOB: 0 BB: 0 P: 11	1B: 5 2B: 3 HR: 1	SF: 0 SAC: 0 DP: 0 HBP: 0	WP: 0 PB: 0 SB: 1 CS: 0	PA: 40				
<b>PITCHER</b>	IP	WLS	BF	H	R	ER	SO	BB	IBB	HBP	BLK	WP	HR	S	P	ERA	WHIP										
Freddy Garcia, R (1, 1) ERA: 3.86	5.0		24	7	4	4	6	2	0	0	0	0	1	67	106	7.20	1.800										
Jeff Nelson, R (6, 1) ERA: 2.03	1.1	B	5	0	0	0	2	0	1	0	0	0	0	12	24	0.00	0.000										
Arthur Rhodes, L (7, 1) ERA: 0.69	1.1	W	7	2	1	0	0	1	0	0	0	0	0	13	23	0.00	2.250										
Kazuhiro Sasaki, R (8, 1) ERA: 3.45	1.1	S	4	0	0	0	2	0	0	0	0	0	0	12	17	0.00	0.000										

AB	36
R	5
H	9
RBI	4
BB	4
SO	10
LOB	18



Batter	1	2	3	4	5	6	7	8	9	AB	R	H	RBI	BB	SO	LOB	BOTTOM										
51 Ichiro Suzuki, L (1, 9) OBP: 0.373, SLG: 0.474	G6-3		G6-3		HR 2B		G1-3 2H 3B		G2-3	5	2	2	2	0	0	1	<b>Toronto Blue Jays @ Seattle Mariners</b> Safeco Field, Seattle, WA Sat May 05 2001, 1:05 PM PDT Att. 42,894 - Overcast - 50 F										
Mark McLemore, S (1, 5) OBP: 0.385, SLG: 0.554			G1-3		F7		K		F7	4	0	0	0	1	1	3											
Edgar Martinez, R (1, 10) OBP: 0.455, SLG: 0.515	F7		F9				G1-3			4	1	1	3	0	0	1											
John Olerud, L (1, 3) OBP: 0.420, SLG: 0.514	F7				F8		G3		1B 1B 1B	4	0	1	0	0	0	1											
Mike Cameron, R (1, 8) OBP: 0.385, SLG: 0.495		F8					L7		1B 1B	4	0	2	0	0	0	0											
Stan Javier, S (1, 7) OBP: 0.378, SLG: 0.419			G6-3 2B 1B		F7		K		1B 1B	4	1	2	0	0	1	1											
Bret Boone, R (1, 4) OBP: 0.331, SLG: 0.409		G6-3			P4		K		G6-3	4	0	0	0	0	1	5											
Tom Lampkin, L (1, 2) OBP: 0.352, SLG: 0.469 (7, PH) Dan Wilson, R (8, 2) OBP: 0.246, SLG: 0.263							G4-3 51 2B 2B		HR	2	1	2	1	0	0	0											
Carlos Guillen, S (1, 6) OBP: 0.284, SLG: 0.289		P4			G4-3				E4 51 3B 1B	4	1	2	0	0	0	2											
<b>Inning Stats</b>	R: 0 H: 0 E: 0 K: 0 S: 12	H: 2 LOB: 1 BB: 1 P: 21	R: 1 H: 2 E: 0 K: 0 S: 12	LOB: 1 BB: 0 P: 17	R: 0 H: 0 E: 0 K: 0 S: 7	LOB: 0 BB: 0 P: 12	R: 0 H: 1 E: 0 K: 0 S: 13	LOB: 1 BB: 0 P: 17	R: 3 H: 3 E: 0 K: 0 S: 11	LOB: 0 BB: 0 P: 19	R: 0 H: 0 E: 0 K: 2 S: 7	LOB: 0 BB: 0 P: 12	R: 3 H: 6 E: 1 K: 1 S: 17	LOB: 3 BB: 0 P: 27	R: 0 H: 1 E: 0 K: 0 S: 7	LOB: 1 BB: 0 P: 10		1B: 6 2B: 4 3B: 1 HR: 2	SF: 0 SAC: 0 DP: 0 HBP: 0	WP: 0 PB: 0 SB: 1 CS: 0	PA: 38						
<b>PITCHER</b>	IP	WLS	BF	H	R	ER	SO	BB	IBB	HBP	BLK	WP	HR	S	P	ERA	WHIP										
Joey Hamilton, R (1, 1) ERA: 4.75	6.0		25	6	4	4	2	1	0	0	0	0	1	62	98	6.00	1.167										
Pedro Borbon, L (7, 1) ERA: 4.5	0.1	L	4	3	3	3	1	0	0	0	0	0	0	8	13	81.00	9.000										
John Frascatore, R (7, 1) ERA: 1.88	1.2		9	4	0	0	0	0	0	0	0	0	0	16	24	0.00	2.400										

AB	37
R	7
H	13
RBI	7
BB	1
SO	3
LOB	14









Batter	1	2	3	4	5	6	7	8	9	AB	R	H	RBI	BB	SO	LOB	TOP			
51 Ichiro Suzuki, L OBP: 0.371, SLG: 0.473	L4			G3		G3			E6	5	0	2	1	0	0	1				
Mark McLemore, S OBP: 0.333, SLG: 0.484	K	K		G3			G3-1		K	5	0	0	1	0	3	5				
Edgar Martinez, R OBP: 0.495, SLG: 0.505									G4-3	3	0	1	1	2	1	2				
John Olerud, L OBP: 0.421, SLG: 0.496	G1-3								G1-3	4	0	1	0	1	0	3				
Mike Cameron, R OBP: 0.369, SLG: 0.495 Charles Gipson, R (8.8)										4	1	1	1	0	1	4				
Bret Boone, R OBP: 0.341, SLG: 0.463										0	0	0	0	0	0	0				
Carlos Guillen, S OBP: 0.274, SLG: 0.276										4	0	1	0	0	2	2				
David Bell, R OBP: 0.236, SLG: 0.271										4	0	0	0	0	1	3				
Dan Wilson, R OBP: 0.277, SLG: 0.283										3	1	0	0	1	0	0				
<b>Inning Stats</b>	R: 0 H: 0 E: 0 K: 1 S: 9	H: 0 LOB: 1 BB: 1 P: 16	R: 2 H: 3 E: 0 K: 2 S: 19	H: 3 LOB: 2 BB: 1 P: 29	R: 0 H: 2 E: 0 K: 1 S: 14	H: 2 LOB: 2 BB: 0 P: 19	R: 1 H: 1 E: 0 K: 1 S: 10	H: 1 LOB: 1 BB: 1 P: 20	R: 0 H: 1 E: 0 K: 0 S: 7	H: 0 LOB: 0 BB: 0 P: 10	R: 0 H: 0 E: 0 K: 1 S: 8	H: 0 LOB: 1 BB: 1 P: 14	R: 0 H: 0 E: 0 K: 0 S: 10	H: 0 LOB: 0 BB: 0 P: 14	R: 1 H: 1 E: 1 K: 1 S: 10	H: 1 LOB: 1 BB: 0 P: 16	1B: 5 2B: 2 3B: 0 HR: 1	SF: 0 SAC: 0 DP: 1 HBP: 0	WP: 0 PB: 0 SB: 0 CS: 0	PA: 40
<b>PITCHER</b>	IP	WLS	BF	H	R	ER	SO	BB	IBB	HBP	BLK	WP	HR	S	P	ERA	WHIP			
Hideo Nomo, R ERA: 3.29	5.0	W	25	7	3	3	6	4	0	0	0	0	1	62	100	5.40	2.200			
49 Tim Wakefield, R ERA: 2.19	2.0		7	0	0	0	1	1	0	0	0	0	0	15	24	0.00	0.500			
Derek Lowe, R ERA: 6.63	2.0		8	1	1	0	1	0	0	0	0	0	0	20	30	0.00	0.500			

Seattle Mariners @ Boston Red Sox  
Fenway Park, Boston, MA  
Tue May 08 2001, 7:05 PM EDT  
Att: 32,941 - Sunny - 64 F

AB 35  
R 4  
H 8  
RBI 4  
BB 5  
SO 8  
LOB 20



Batter	1	2	3	4	5	6	7	8	9	AB	R	H	RBI	BB	SO	LOB	BOTTOM			
Chris Stynes, R OBP: 0.298, SLG: 0.464	L8									4	3	3	2	1	0	0				
Jose Offerman, S OBP: 0.397, SLG: 0.490										4	2	1	2	1	0	2				
Carl Everett, S OBP: 0.371, SLG: 0.448										5	0	1	0	0	1	3				
Manny Ramirez, R OBP: 0.483, SLG: 0.702										3	2	1	2	2	2	0				
Troy O'Leary, L OBP: 0.260, SLG: 0.368										5	2	3	2	0	0	2				
Dante Bichette, R OBP: 0.333, SLG: 0.419 Darren Lewis, R OBP: 0.245, SLG: 0.417										4	0	1	1	0	0	5				
Jason Varitek, S OBP: 0.374, SLG: 0.368										1	0	0	0	0	0	1				
Shea Hillenbrand, R OBP: 0.323, SLG: 0.508										5	1	3	1	0	0	1				
Mike Lansing, R OBP: 0.264, SLG: 0.313										5	2	1	2	0	1	2				
<b>Inning Stats</b>	R: 2 H: 1 E: 0 K: 0 S: 13	H: 1 LOB: 0 BB: 1 P: 23	R: 0 H: 0 E: 0 K: 1 S: 7	H: 0 LOB: 0 BB: 0 P: 9	R: 1 H: 2 E: 1 K: 1 S: 14	H: 2 LOB: 3 BB: 1 P: 26	R: 4 H: 4 E: 0 K: 0 S: 14	H: 4 LOB: 2 BB: 2 P: 28	R: 2 H: 2 E: 0 K: 0 S: 10	H: 2 LOB: 0 BB: 0 P: 18	R: 1 H: 2 E: 0 K: 1 S: 7	H: 2 LOB: 1 BB: 0 P: 14	R: 0 H: 1 E: 0 K: 0 S: 7	H: 1 LOB: 0 BB: 0 P: 9	R: 2 H: 2 E: 0 K: 1 S: 15	H: 2 LOB: 1 BB: 0 P: 22	1B: 6 2B: 3 3B: 1 HR: 4	SF: 0 SAC: 0 DP: 0 HBP: 0	WP: 0 PB: 1 SB: 0 CS: 0	PA: 44
<b>PITCHER</b>	IP	WLS	BF	H	R	ER	SO	BB	IBB	HBP	BLK	WP	HR	S	P	ERA	WHIP			
Jamie Moyer, L ERA: 4.93	3.1	L	21	7	7	6	2	2	1	0	0	0	0	43	75	16.20	2.700			
Brett Tomko, R ERA: 5.92	3.2		17	5	3	3	1	1	0	0	0	0	1	29	52	7.36	1.636			
Norm Charlton, L ERA: 3.38	1.0		6	2	2	0	1	0	0	0	0	0	0	15	22	0.00	2.000			

Seattle Mariners @ Boston Red Sox  
Fenway Park, Boston, MA  
Tue May 08 2001, 7:05 PM EDT  
Att: 32,941 - Sunny - 64 F

AB 40  
R 12  
H 14  
RBI 12  
BB 4  
SO 4  
LOB 17









Batter	1	2	3	4	5	6	7	8	9	AB	R	H	RBI	BB	SO	LOB	TOP										
51 Ichiro Suzuki, L (1,9) OBP: 0.398, SLG: 0.452	0-1 F7		0-0 FC4-6		0-2 S 1B		2-1 G6-3		1-2 F7	5	0	1	1	0	0	1	<b>Seattle Mariners @ Boston Red Sox</b> Fenway Park, Boston, MA Thu May 10 2001, 7:05 PM EDT Att: 31,428 - Sunny - 70 F										
Stan Javier, S (1,8) OBP: 0.365, SLG: 0.364	2-0 G6-3		2-1 G6-3		2-2 G4-3		4-2 G6-3 BB		0-1 F7	4	0	0	0	1	0	2											
Edgar Martinez, R (1,10) OBP: 0.444, SLG: 0.504	4-0 FC6-4 BB			2-3 K		1-1 HR		0-1 G6-3		3	1	1	1	1	1	1											
John Olerud, L (1,3) OBP: 0.427, SLG: 0.492	1-0 FC6-4			3-2 G3-1		1-0 HR		4-0 HR		3	1	1	0	1	0	1											
Bret Boone, R (1,4) OBP: 0.347, SLG: 0.481	0-1 F9			0-1 G5-3		2-0 HR		2-2 F9		4	1	1	2	0	0	2											
Al Martin, L (1,7) OBP: 0.288, SLG: 0.235	1-0 G4-3			1-2 1B		0-0 L8		1-3 K2-3		4	1	1	0	0	1	0											
Charles Gipson, R (8,8)										0	0	0	0	0	0	0											
David Bell, R (1,5) OBP: 0.243, SLG: 0.295	1-1 F7			1-3 K		1-1 G5-3		1-3 K		4	0	0	0	0	2	1											
Dan Wilson, R (1,2) OBP: 0.284, SLG: 0.304			0-3 K		1-1 F9		1-1 FC6-4 1B		0-0 G4-3	4	0	1	0	0	1	1											
Carlos Guillen, S (1,6) OBP: 0.278, SLG: 0.274			2-2 51 FC4-6 1B		1-2 51 1B		0-0 FC6-4		2-2 F8	4	1	2	1	0	0	1											
<b>Inning Stats</b>	R: 0 E: 0 K: 0 S: 4	H: 0 LOB: 1 BB: 1 P: 11	R: 0 E: 0 K: 0 S: 5	H: 0 LOB: 0 BB: 0 P: 7	R: 0 E: 0 K: 1 S: 12	H: 1 LOB: 1 BB: 0 P: 16	R: 0 E: 0 K: 1 S: 8	H: 0 LOB: 0 BB: 0 P: 13	R: 2 E: 0 K: 1 S: 21	H: 3 LOB: 1 BB: 0 P: 26	R: 3 E: 0 K: 0 S: 10	H: 4 LOB: 1 BB: 0 P: 16	R: 0 E: 0 K: 2 S: 9	H: 0 LOB: 2 BB: 2 P: 21	R: 0 E: 0 K: 2 S: 7	H: 0 LOB: 0 BB: 0 P: 9	R: 0 E: 0 K: 0 S: 10	H: 0 LOB: 0 BB: 0 P: 13	1B: 6 2B: 0 3B: 0 HR: 2	SF: 0 SAC: 0 DP: 0 HBP: 0	WP: 0 PB: 0 SB: 1 CS: 0	PA: 38					
<b>PITCHER</b>	IP	WLS	BF	H	R	ER	SO	BB	IBB	HBP	BLK	WP	HR	S	P	ERA	WHIP										
Tomo Ohka, R (1,1) ERA: 3.57	5.0	L	23	7	5	5	3	1	0	0	0	0	2	54	81	9.00	1.600										
Derek Lowe, R (6,1) ERA: 6.0	2.0		9	1	0	0	0	1	1	0	0	0	0	15	29	0.00	1.000										
49 Tim Wakefield, R (8,1) ERA: 2.1	1.0		3	0	0	0	2	0	0	0	0	0	0	7	9	0.00	0.000										
Rod Beck, R (9,1) ERA: 1.93	1.0		3	0	0	0	0	0	0	0	0	0	0	10	13	0.00	0.000										

AB	35
R	5
H	8
RBI	5
BB	3
SO	5
LOB	10



Batter	1	2	3	4	5	6	7	8	9	AB	R	H	RBI	BB	SO	LOB	BOTTOM										
Darren Lewis, R (1,9) OBP: 0.226, SLG: 0.385	2-2 G5-3		2-2 P6		1-3 K		0-1 FC4-6			4	0	0	0	0	1	5	<b>Seattle Mariners @ Boston Red Sox</b> Fenway Park, Boston, MA Thu May 10 2001, 7:05 PM EDT Att: 31,428 - Sunny - 70 F										
Jose Offerman, S (1,3) OBP: 0.392, SLG: 0.481	0-1 F9		1-2 G6-3			2-1 F8 G4-3 2B		1-3 K		4	1	1	0	0	1	2											
Carl Everett, S (1,8) OBP: 0.362, SLG: 0.440	1-3 K			2-3 K		3-2 F8		1-1 L4		4	0	0	0	0	2	1											
Manny Ramirez, R (1,10) OBP: 0.487, SLG: 0.708		4-1 G4-6-3 BB		0-1 F9		1-1 G4-3		0-0 F7		3	0	0	1	1	0	0											
Dante Bichette, R (1,7) OBP: 0.327, SLG: 0.426	2-0 G4-6-3			0-2 P2		0-2 G5-3			0-0 G6-3 2B	4	0	1	0	0	0	1											
Jason Varitek, S (1,2) OBP: 0.357, SLG: 0.350	1-2 G1-3				1-2 G6-3				1-2 G6-3	1	0	0	0	0	0	0											
Scott Hatteberg, L (5,2) OBP: 0.225, SLG: 0.297							0-0 FC4-6 BB 1B		2-3 G6-3	3	0	1	0	0	0	1											
John Valentin, R (1,6) OBP: 0.750, SLG: 1.000			0-0 SH1-4 2B		4-2 E SF8 BB		4-2 FC4-6 BB		0-0 P6	2	1	1	0	2	0	1											
Shea Hillenbrand, R (1,5) OBP: 0.326, SLG: 0.500			1-2 SH1-4 1B		0-1 E4		1-3 K		3-1 F9	4	0	1	0	0	1	4											
Mike Lansing, R (1,4) OBP: 0.263, SLG: 0.329			0-0 SH1-4		1-1 SF8					0	0	0	1	0	0	0											
Brian Daubach, L (7,PH) OBP: 0.304, SLG: 0.560			1-2 SH1-4		3-H SF8					1	0	0	0	0	1	2											
<b>Inning Stats</b>	R: 0 E: 0 K: 1 S: 8	H: 0 LOB: 0 BB: 0 P: 11	R: 0 E: 0 K: 0 S: 5	H: 0 LOB: 0 BB: 1 P: 12	R: 0 E: 0 K: 0 S: 11	H: 2 LOB: 2 BB: 0 P: 15	R: 0 E: 0 K: 1 S: 9	H: 0 LOB: 0 BB: 0 P: 11	R: 1 E: 0 K: 0 S: 11	H: 1 LOB: 0 BB: 0 P: 17	R: 0 E: 0 K: 2 S: 13	H: 1 LOB: 2 BB: 1 P: 19	R: 0 E: 0 K: 1 S: 8	H: 0 LOB: 0 BB: 0 P: 10	R: 0 E: 0 K: 0 S: 7	H: 1 LOB: 1 BB: 0 P: 11	1B: 2 2B: 3 3B: 0 HR: 0	SF: 1 SAC: 1 DP: 1 HBP: 0	WP: 0 PB: 0 SB: 0 CS: 0	PA: 35							
<b>PITCHER</b>	IP	WLS	BF	H	R	ER	SO	BB	IBB	HBP	BLK	WP	HR	S	P	ERA	WHIP										
John Halama, L (1,1) ERA: 3.18	5.1	W	21	3	2	1	3	2	0	0	0	0	0	52	80	1.69	0.938										
Jeff Nelson, R (6,1) ERA: 1.72	1.0		5	1	0	0	1	1	0	0	0	0	0	14	20	0.00	2.000										
Norm Charlton, L (7,1) ERA: 3.0	1.2	H	5	0	0	0	2	0	0	0	0	0	0	13	16	0.00	0.000										
Kazuhiro Sasaki, R (9,1) ERA: 3.12	1.0	S	4	1	0	0	0	0	0	0	0	0	0	7	11	0.00	1.000										









Batter	1	2	3	4	5	6	7	8	9	AB	R	H	RBI	BB	SO	LOB	TOP																		
51 Ichiro Suzuki, L (1, 9) OBP: 0.370, SLG: 0.476	G6-3		3B 1B	2B	1B 3B		F7		S SF8 1B	6	3	4	1	0	0	0	<b>Seattle Mariners @ Toronto Blue Jays</b> SkyDome, Toronto, ON Sat May 12 2001, 1:05 PM EDT Att: 24,908 - Dome - 72 F																		
Mark McLemore, S (1, 5) OBP: 0.361, SLG: 0.507	G6-3		1B 3B	2B FC5-2 BB	FC4-6 1B BB		S 1B		SF8 S FC4-6 1B	4	3	3	2	2	0	0																			
Edgar Martinez, R (1, 10)	1B		G5-3	FC5-2 2B	FC4-6 1B		1B		SF8	5	0	4	3	0	0	1																			
John Olerud, L (1, 3)	F8		FC6-4 1B HR	FC5-2 IBB	FC4-6		FC4-6		FC4-6 BB	3	1	1	1	3	0	3																			
Bret Boone, R (1, 4)	G6-3		FC6-4 1B	FC5-2	G5-3		G5-3		FC4-6 FC5-4	6	0	1	1	0	1	5																			
Al Martin, L (1, 7) David Bell, R (6, PH) OBP: 0.291, SLG: 0.270 OBP: 0.238, SLG: 0.286	F8 2B		FC6-4 HR	K	F8		F8		FC5-4	3	1	1	0	0	1	5																			
Mike Cameron, R (1, 8)	F8		HR		F7		K		K	5	1	2	3	0	1	3																			
Carlos Guillen, S (1, 6)	BB		BB		51 3B 1B		P6		G6-3	3	1	1	0	2	0	3																			
Dan Wilson, R (1, 2)	F8		F7		F7		G5-3		51 1B BB	4	1	0	0	1	0	4																			
<b>Inning Stats</b>	R: 0 E: 0 K: 0 S: 10	H: 1 LOB: 1 BB: 0 P: 15	R: 0 E: 0 K: 0 S: 7	H: 1 LOB: 2 BB: 1 P: 16	R: 5 E: 0 K: 0 S: 15	H: 5 LOB: 1 BB: 1 P: 25	R: 0 E: 0 K: 1 S: 8	H: 2 LOB: 3 BB: 2 P: 20	R: 2 E: 0 K: 0 S: 11	H: 3 LOB: 2 BB: 1 P: 21	R: 0 E: 0 K: 0 S: 10	H: 1 LOB: 1 BB: 0 P: 14	R: 1 E: 0 K: 0 S: 10	H: 2 LOB: 1 BB: 0 P: 15	R: 0 E: 0 K: 2 S: 9	H: 1 LOB: 2 BB: 1 P: 15		R: 3 E: 0 K: 0 S: 16	H: 2 LOB: 1 BB: 2 P: 31	1B: 12 2B: 3 3B: 2 HR: 1	SF: 1 SAC: 0 DP: 0 HBP: 0	WP: 0 PB: 0 SB: 3 CS: 0	PA: 51												
<b>PITCHER</b>	IP WLS BF H R ER SO BB IBB HBP BLK WP HR S P ERA WHIP																																		
Chris Carpenter, R (1, 1) ERA: 4.59	4.2	30	12	7	7	1	4	1	0	0	0	0	0	0	1	47	91	13.50	3.429																
Pedro Borbon, L (5, 1) ERA: 3.77	1.0	3	0	0	0	0	0	0	0	0	0	0	0	0	9	12	0.00	0.000																	
Paul Quantrill, R (6, 1) ERA: 1.48	1.0	4	1	0	0	0	0	0	0	0	0	0	0	0	10	14	0.00	1.000																	
Kelvim Escobar, R (7, 1) ERA: 1.93	1.1	L 7	3	1	1	2	1	0	0	0	0	0	0	14	24	6.75	3.000																		
Billy Koch, R (9, 1) ERA: 4.74	1.0	7	2	3	3	0	2	0	0	0	0	0	0	16	31	27.00	4.000																		

AB 42  
R 11  
H 18  
RBI 11  
BB 8  
SO 3  
LOB 25



Batter	1	2	3	4	5	6	7	8	9	AB	R	H	RBI	BB	SO	LOB	BOTTOM																	
Shannon Stewart, R (1, 7) OBP: 0.399, SLG: 0.490	G5-3			BB 1B	G4-3		FC6-4 1B		K	5	0	2	1	0	1	1	<b>Seattle Mariners @ Toronto Blue Jays</b> SkyDome, Toronto, ON Sat May 12 2001, 1:05 PM EDT Att: 24,908 - Dome - 72 F																	
Alex Gonzalez, R (1, 6)	G4-3			BB	SF8		FC6-4 BB		P4	3	0	0	1	1	0	1																		
Raul Mondesi, R (1, 9)	F8			K	1B		1B		BB	3	1	1	0	1	1	2																		
Carlos Delgado, L (1, 3)	G3			K	1B		K		K	4	1	1	1	0	2	4																		
Brad Fullmer, L (1, 10) OBP: 0.348, SLG: 0.486	F7			F8	1B		F7		F7	4	0	1	1	0	0	4																		
Tony Batista, R (1, 5) OBP: 0.259, SLG: 0.480	F8			F8	1B 10 BB 2B		HR		K	3	2	1	1	1	1	0																		
10 Vernon Wells, R (1, 8) OBP: 0.567, SLG: 0.500					1B		F8		G4-6-3 BB	2	1	1	0	1	0	0																		
Brian Simmons, S (6, PH) OBP: 0.189, SLG: 0.204					2B		F8		G4-6-3 BB	0	0	0	0	1	0	0																		
Darrin Fletcher, L (1, 2) OBP: 0.295, SLG: 0.372					G4-6-3		F8		G4-6-3	4	1	1	0	0	0	2																		
Jeff Frye, R (1, 4) OBP: 0.243, SLG: 0.246					G4-3		F2		F8	4	1	1	2	0	0	0																		
<b>Inning Stats</b>	R: 0 E: 0 K: 0 S: 6	H: 0 LOB: 0 BB: 0 P: 8	R: 0 E: 0 K: 0 S: 8	H: 0 LOB: 0 BB: 0 P: 11	R: 0 E: 0 K: 0 S: 5	H: 1 LOB: 0 BB: 0 P: 6	R: 0 E: 0 K: 2 S: 10	H: 1 LOB: 2 BB: 1 P: 22	R: 6 E: 0 K: 0 S: 20	H: 5 LOB: 1 BB: 2 P: 42	R: 1 E: 0 K: 0 S: 10	H: 1 LOB: 0 BB: 0 P: 16	R: 0 E: 0 K: 1 S: 11	H: 1 LOB: 2 BB: 1 P: 19	R: 0 E: 0 K: 1 S: 7	H: 0 LOB: 0 BB: 1 P: 14	R: 0 E: 0 K: 1 S: 5	H: 0 LOB: 0 BB: 0 P: 9	1B: 7 2B: 1 3B: 0 HR: 1	SF: 1 SAC: 0 DP: 2 HBP: 0	WP: 0 PB: 0 SB: 0 CS: 0	PA: 38												
<b>PITCHER</b>	IP WLS BF H R ER SO BB IBB HBP BLK WP HR S P ERA WHIP																																	
Freddy Garcia, R (1, 1) ERA: 4.59	4.2	22	6	6	6	2	3	0	0	0	0	0	0	0	2	3	0.00	3.000																
Norm Charlton, L (5, 1) ERA: 2.93	0.1	1	1	0	0	0	0	0	0	0	0	0	0	0	2	3	0.00	3.000																
Brett Tomko, R (6, 1) ERA: 5.96	1.1	W 7	2	1	1	0	1	0	0	0	0	1	15	26	6.75	2.250																		
Arthur Rhodes, L (7, 1) ERA: 1.62	0.2	H 2	0	0	0	1	0	0	0	0	0	0	6	9	0.00	0.000																		
Jeff Nielson, R (8, 1) ERA: 1.62	1.0	H 3	0	0	0	1	1	0	0	0	0	0	7	14	0.00	1.000																		

AB 32  
R 7  
H 9  
RBI 7  
BB 5  
SO 5  
LOB 14





Batter	1	2	3	4	5	6	7	8	9	AB	R	H	RBI	BB	SO	LOB	TOP						
51 Ichiro Suzuki, L (1, 9) OBP: 0.395, SLG: 0.500										4	3	3	0	0	1	2							
Mark McLemore, S (1, 5) OBP: 0.396, SLG: 0.513										3	0	2	2	2	0	1							
Edgar Martinez, R (1, 10) OBP: 0.446, SLG: 0.515										5	1	1	1	0	0	6							
John Olerud, L (1, 3) OBP: 0.442, SLG: 0.485										3	1	1	0	2	0	2							
Bret Boone, R (1, 4) OBP: 0.340, SLG: 0.483										5	1	2	2	0	0	5							
Al Martin, L (1, 7) OBP: 0.338, SLG: 0.260 Mike Cameron, R (7, PH) OBP: 0.369, SLG: 0.541										3	0	0	0	0	0	1							
Stan Javier, S (1, 8) OBP: 0.368, SLG: 0.367									5	0	2	0	0	1	0								
Tom Lampkin, L (1, 2) OBP: 0.281, SLG: 0.466 Dan Wilson, R (7, PH) OBP: 0.294, SLG: 0.293									3	0	0	0	0	2	1								
Charles Gipson, R (1, 6) OBP: 0.143, SLG: 0.077 Carlos Guillen, S (9, PH) OBP: 0.294, SLG: 0.289										4	1	1	0	0	1	2							
<b>Inning Stats</b>	R: 2 E: 1 K: 0 S: 11	H: 3 LOB: 1 BB: 0 P: 21	R: 0 E: 0 K: 1 S: 18	H: 1 LOB: 3 BB: 1 P: 29	R: 2 E: 0 K: 2 S: 12	H: 2 LOB: 2 BB: 1 P: 17	R: 1 E: 0 K: 0 S: 12	H: 2 LOB: 2 BB: 0 P: 19	R: 0 E: 0 K: 1 S: 6	H: 0 LOB: 0 BB: 0 P: 11	R: 2 E: 1 K: 0 S: 12	H: 3 LOB: 1 BB: 0 P: 18	R: 0 E: 0 K: 0 S: 8	H: 2 LOB: 1 BB: 0 P: 11	R: 0 E: 0 K: 0 S: 4	H: 0 LOB: 2 BB: 2 P: 14	R: 0 E: 1 K: 3 S: 18	H: 1 LOB: 2 BB: 0 P: 25	1B: 10 2B: 2 3B: 1 HR: 1	SF: 0 SAC: 0 DP: 1 HBP: 2	WP: 0 PB: 1 SB: 1 CS: 1	PA: 46	
<b>PITCHER</b>	IP WLS BF H R ER SO BB IBB HBP BLK WP HR S P ERA WHIP	IP WLS BF H R ER SO BB IBB HBP BLK WP HR S P ERA WHIP	IP WLS BF H R ER SO BB IBB HBP BLK WP HR S P ERA WHIP	IP WLS BF H R ER SO BB IBB HBP BLK WP HR S P ERA WHIP	IP WLS BF H R ER SO BB IBB HBP BLK WP HR S P ERA WHIP	IP WLS BF H R ER SO BB IBB HBP BLK WP HR S P ERA WHIP	IP WLS BF H R ER SO BB IBB HBP BLK WP HR S P ERA WHIP	IP WLS BF H R ER SO BB IBB HBP BLK WP HR S P ERA WHIP	IP WLS BF H R ER SO BB IBB HBP BLK WP HR S P ERA WHIP	IP WLS BF H R ER SO BB IBB HBP BLK WP HR S P ERA WHIP	IP WLS BF H R ER SO BB IBB HBP BLK WP HR S P ERA WHIP	IP WLS BF H R ER SO BB IBB HBP BLK WP HR S P ERA WHIP	IP WLS BF H R ER SO BB IBB HBP BLK WP HR S P ERA WHIP	IP WLS BF H R ER SO BB IBB HBP BLK WP HR S P ERA WHIP	IP WLS BF H R ER SO BB IBB HBP BLK WP HR S P ERA WHIP	IP WLS BF H R ER SO BB IBB HBP BLK WP HR S P ERA WHIP	IP WLS BF H R ER SO BB IBB HBP BLK WP HR S P ERA WHIP	IP WLS BF H R ER SO BB IBB HBP BLK WP HR S P ERA WHIP	IP WLS BF H R ER SO BB IBB HBP BLK WP HR S P ERA WHIP	IP WLS BF H R ER SO BB IBB HBP BLK WP HR S P ERA WHIP	IP WLS BF H R ER SO BB IBB HBP BLK WP HR S P ERA WHIP	IP WLS BF H R ER SO BB IBB HBP BLK WP HR S P ERA WHIP	IP WLS BF H R ER SO BB IBB HBP BLK WP HR S P ERA WHIP

Seattle Mariners @ Toronto Blue Jays  
SkyDome, Toronto, ON  
Sun May 13 2001, 1:05 PM EDT  
Att: 20,624 - Dome - 72 F

AB 40  
R 7  
H 14  
RBI 5  
BB 4  
SO 7  
LOB 24



Batter	1	2	3	4	5	6	7	8	9	AB	R	H	RBI	BB	SO	LOB	BOTTOM						
Shannon Stewart, R (1, 7) OBP: 0.399, SLG: 0.483										4	1	1	0	1	0	2							
Alex Gonzalez, R (1, 6) OBP: 0.290, SLG: 0.364										4	1	1	2	0	1	1							
Raul Mondesi, R (1, 9) OBP: 0.404, SLG: 0.549										4	0	2	0	0	1	0							
Carlos Delgado, L (1, 3) OBP: 0.444, SLG: 0.630										3	0	0	0	1	0	2							
Tony Batista, R (1, 5) OBP: 0.259, SLG: 0.474										4	1	1	0	0	1	2							
10 Vernon Wells, R (1, 8) OBP: 0.571, SLG: 1.000										4	1	2	2	0	0	1							
Luis Lopez, R (1, 10) OBP: 0.231, SLG: 0.417										4	1	1	1	0	0	1							
Alberto Castillo, R (1, 2) OBP: 0.250, SLG: 0.125 Darrin Fletcher, L (9, PH) OBP: 0.293, SLG: 0.368										3	0	0	0	0	1	0							
Jeff Frye, R (1, 4) OBP: 0.250, SLG: 0.254 Brian Simmons, S (7, PH) OBP: 0.185, SLG: 0.200 Chris Woodward, R (8, 4) OBP: 0.188, SLG: 0.438 Brad Fullmer, L (9, PH) OBP: 0.346, SLG: 0.483										2	0	1	0	0	0	0							
<b>Inning Stats</b>	R: 0 E: 0 K: 0 S: 5	H: 1 LOB: 1 BB: 0 P: 8	R: 2 E: 0 K: 0 S: 9	H: 3 LOB: 1 BB: 0 P: 16	R: 0 E: 0 K: 0 S: 7	H: 0 LOB: 1 BB: 1 P: 14	R: 1 E: 0 K: 1 S: 14	H: 1 LOB: 0 BB: 0 P: 24	R: 2 E: 0 K: 2 S: 10	H: 2 LOB: 0 BB: 0 P: 15	R: 0 E: 0 K: 0 S: 4	H: 1 LOB: 0 BB: 0 P: 8	R: 0 E: 0 K: 1 S: 10	H: 0 LOB: 1 BB: 1 P: 18	R: 0 E: 0 K: 0 S: 5	H: 1 LOB: 1 BB: 0 P: 9	R: 0 E: 1 K: 0 S: 9	H: 0 LOB: 1 BB: 0 P: 14	1B: 6 2B: 0 3B: 0 HR: 3	SF: 0 SAC: 0 DP: 1 HBP: 0	WP: 0 PB: 0 SB: 0 CS: 1	PA: 38	
<b>PITCHER</b>	IP WLS BF H R ER SO BB IBB HBP BLK WP HR S P ERA WHIP	IP WLS BF H R ER SO BB IBB HBP BLK WP HR S P ERA WHIP	IP WLS BF H R ER SO BB IBB HBP BLK WP HR S P ERA WHIP	IP WLS BF H R ER SO BB IBB HBP BLK WP HR S P ERA WHIP	IP WLS BF H R ER SO BB IBB HBP BLK WP HR S P ERA WHIP	IP WLS BF H R ER SO BB IBB HBP BLK WP HR S P ERA WHIP	IP WLS BF H R ER SO BB IBB HBP BLK WP HR S P ERA WHIP	IP WLS BF H R ER SO BB IBB HBP BLK WP HR S P ERA WHIP	IP WLS BF H R ER SO BB IBB HBP BLK WP HR S P ERA WHIP	IP WLS BF H R ER SO BB IBB HBP BLK WP HR S P ERA WHIP	IP WLS BF H R ER SO BB IBB HBP BLK WP HR S P ERA WHIP	IP WLS BF H R ER SO BB IBB HBP BLK WP HR S P ERA WHIP	IP WLS BF H R ER SO BB IBB HBP BLK WP HR S P ERA WHIP	IP WLS BF H R ER SO BB IBB HBP BLK WP HR S P ERA WHIP	IP WLS BF H R ER SO BB IBB HBP BLK WP HR S P ERA WHIP	IP WLS BF H R ER SO BB IBB HBP BLK WP HR S P ERA WHIP	IP WLS BF H R ER SO BB IBB HBP BLK WP HR S P ERA WHIP	IP WLS BF H R ER SO BB IBB HBP BLK WP HR S P ERA WHIP	IP WLS BF H R ER SO BB IBB HBP BLK WP HR S P ERA WHIP	IP WLS BF H R ER SO BB IBB HBP BLK WP HR S P ERA WHIP	IP WLS BF H R ER SO BB IBB HBP BLK WP HR S P ERA WHIP	IP WLS BF H R ER SO BB IBB HBP BLK WP HR S P ERA WHIP	IP WLS BF H R ER SO BB IBB HBP BLK WP HR S P ERA WHIP

Seattle Mariners @ Toronto Blue Jays  
SkyDome, Toronto, ON  
Sun May 13 2001, 1:05 PM EDT  
Att: 20,624 - Dome - 72 F

AB 35  
R 5  
H 9  
RBI 5  
BB 2  
SO 4  
LOB 10





Batter	1	2	3	4	5	6	7	8	9	AB R H RBI BB SO LOB	TOP																	
Ray Durham, S OBP: 0.329, SLG: 0.419	F8		G3-1		F7		CS BB		2B 1B	4 0 1 0 1 0 0	<b>Chicago White Sox @ Seattle Mariners</b> Safeco Field, Seattle, WA Tue May 15 2001, 7:05 PM PDT Att: 31,096 - Dome - 72 F <a href="http://livebaseballscorecards.com">livebaseballscorecards.com</a>																	
Jose Valentin, S OBP: 0.333, SLG: 0.624	HR		P5		1B		BB		2B	4 1 3 1 1 0 0																		
Carlos Lee, R OBP: 0.366, SLG: 0.556	HR		E 2B		P4		K		K	5 1 2 1 0 2 5																		
Magglio Ordonez, R OBP: 0.326, SLG: 0.488	G1-6-3 1B		E5		F9		F7			4 0 1 0 0 0 1																		
Harold Baines, L OBP: 0.185, SLG: 0.157	G1-6-3		G1		F8		K			4 0 0 0 0 1 3																		
14 Paul Konerko, R OBP: 0.326, SLG: 0.488 Tony Graffanino, R (8, PR) OBP: 0.425, SLG: 0.500	G6-3		G4-3		K				BB	3 0 0 0 1 1 1 0 0 0 0 0 0 0																		
Jeff Liefer, L Herbert Perry, R OBP: 0.340, SLG: 0.478		G3-1		K			HR		P4	3 1 1 1 0 1 0 1 0 0 0 0 0 1																		
Sandy Alomar Jr., R Josh Paul, R OBP: 0.366, SLG: 0.421	F8		G5-3				CS 2B		2B	3 0 1 1 0 0 0 0 1 0 1 0 0 0 0 0																		
Chris Singleton, L OBP: 0.268, SLG: 0.370	G5-3				F8		L7		K	4 0 0 0 0 1 1																		
<b>Inning Stats</b>	R: 2 E: 0 K: 0 S: 13	H: 3 LOB: 1 BB: 0 P: 22	R: 0 E: 0 K: 0 S: 5	H: 0 LOB: 0 BB: 0 P: 8	R: 0 E: 1 K: 0 S: 8	H: 1 LOB: 2 BB: 0 P: 13	R: 0 E: 0 K: 1 S: 8	H: 0 LOB: 0 BB: 0 P: 12	R: 0 E: 0 K: 1 S: 7	H: 0 LOB: 0 BB: 0 P: 12		R: 1 E: 0 K: 1 S: 11	H: 2 LOB: 2 BB: 2 P: 24	R: 0 E: 0 K: 1 S: 10	H: 0 LOB: 1 BB: 1 P: 18	R: 0 E: 0 K: 2 S: 15	H: 3 LOB: 2 BB: 0 P: 19	1B: 3 2B: 4 3B: 0 HR: 3	SF: 0 SAC: 0 DP: 0 HBP: 0	WP: 0 PB: 0 SB: 0 CS: 2	PA: 39							
<b>PITCHER</b>	IP WLS BF H R ER SO BB IBB HBP BLK WP HR S P ERA WHIP											IP WLS BF H R ER SO BB IBB HBP BLK WP HR S P ERA WHIP																
Aaron Sele, R ERA: 2.92	6.1	28	7	3	3	2	1	0	0	0	0	0	0	3	61	102	4.26	1.263										
Norm Charlton, L ERA: 2.51	0.1	1	0	0	0	0	1	0	0	0	0	0	0	2	6	0.00	3.000											
Jeff Nelson, R ERA: 1.53	1.0	W	4	0	0	0	2	1	0	0	0	0	0	10	18	0.00	1.000											
Arthur Rhodes, L ERA: 1.53	1.0	H	5	3	0	0	1	0	0	0	0	0	0	15	21	0.00	3.000											
Jose Paniagua, R ERA: 3.43	0.1	S	1	0	0	0	1	0	0	0	0	0	0	3	3	0.00	0.000											

Batter	1	2	3	4	5	6	7	8	9	AB R H RBI BB SO LOB	BOTTOM													
51 Ichiro Suzuki, L OBP: 0.396, SLG: 0.497	G4-3 BLK G6-3 1B		G6-3		L9				K	5 1 2 1 0 1 0	<b>Chicago White Sox @ Seattle Mariners</b> Safeco Field, Seattle, WA Tue May 15 2001, 7:05 PM PDT Att: 31,096 - Dome - 72 F <a href="http://livebaseballscorecards.com">livebaseballscorecards.com</a>													
Stan Javier, S OBP: 0.377, SLG: 0.365	G4-3				BB 1B		P4			3 0 1 0 1 0 3														
Edgar Martinez, R OBP: 0.448, SLG: 0.508	G6-3		F7						1B SF8 BB	2 1 0 1 2 0 1														
John Olerud, L OBP: 0.438, SLG: 0.478	G4-3		K						1B	4 0 1 0 0 2 3														
Bret Boone, R OBP: 0.350, SLG: 0.521		1B 1B							SF8	3 1 3 2 0 0 0														
Mike Cameron, R OBP: 0.359, SLG: 0.524	L7				K		G5-3		P4	4 0 0 0 0 1 3														
Dan Wilson, R OBP: 0.282, SLG: 0.291					F3		F9		F7	4 0 1 0 0 0 2														
Carlos Guillen, S OBP: 0.293, SLG: 0.288		K			F8				L5	4 1 1 0 0 1 3														
Mark McLemore, S OBP: 0.380, SLG: 0.494	F8								G3	3 0 0 0 1 1 2														
<b>Inning Stats</b>	R: 1 E: 0 K: 0 S: 11	H: 1 LOB: 0 BB: 0 P: 18	R: 0 E: 0 K: 1 S: 17	H: 2 LOB: 2 BB: 0 P: 24	R: 0 E: 0 K: 1 S: 14	H: 0 LOB: 1 BB: 1 P: 24	R: 0 E: 0 K: 1 S: 7	H: 1 LOB: 1 BB: 0 P: 9	R: 0 E: 0 K: 2 S: 10	H: 1 LOB: 2 BB: 1 P: 19		R: 2 E: 0 K: 0 S: 20	H: 3 LOB: 2 BB: 1 P: 33	R: 1 E: 0 K: 0 S: 16	H: 1 LOB: 1 BB: 1 P: 25	R: 0 E: 0 K: 1 S: 8	H: 0 LOB: 0 BB: 0 P: 12	1B: 7 2B: 1 3B: 0 HR: 1	SF: 1 SAC: 0 DP: 0 HBP: 0	WP: 0 PB: 0 SB: 0 CS: 0	PA: 37			
<b>PITCHER</b>	IP WLS BF H R ER SO BB IBB HBP BLK WP HR S P ERA WHIP											IP WLS BF H R ER SO BB IBB HBP BLK WP HR S P ERA WHIP												
56 Mark Buehrle, L ERA: 5.44	5.2	27	7	3	3	5	3	0	0	1	72	117	4.76	1.765										
Kelly Wensch, L ERA: 5.29	0.1	2	1	0	0	0	0	0	0	0	7	10	0.00	3.000										
Bob Howry, R ERA: 4.7	1.0	L	5	1	1	1	0	1	0	0	16	25	9.00	2.000										
Lorenzo Barcelo, R ERA: 3.52	1.0	3	0	0	0	1	0	0	0	0	8	12	0.00	0.000										



Batter	1	2	3	4	5	6	7	8	9	AB	R	H	RBI	BB	SO	LOB	TOP																					
Ray Durham, S OBP: 0.327, SLG: 0.414	G1-3	CS	G4-3		K			1B		4	0	1	0	0	1	0	Chicago White Sox @ Seattle Mariners Safeco Field, Seattle, WA Wed May 16, 2001, 7:05 PM PDT Att: 33,748 - Sunny - 59 F																					
Jose Valentin, S OBP: 0.338, SLG: 0.617	G5-3		BB		P6			F7		3	1	1	0	1	0	1																						
Carlos Lee, R OBP: 0.356, SLG: 0.540	G5-3		K					P6		4	0	0	0	0	1	3																						
Magglio Ordonez, R OBP: 0.338, SLG: 0.500			BB							3	0	2	1	1	0	0																						
14 Paul Konerko, R OBP: 0.317, SLG: 0.474	K		K					K		4	0	0	0	0	4	5																						
Jeff Liefer, L OBP: 0.400, SLG: 0.643					K					3	0	0	0	1	3	0																						
Herbert Perry, R OBP: 0.346, SLG: 0.468		BB			K			FC6-4		2	1	0	0	2	1	1																						
Chris Singleton, L OBP: 0.267, SLG: 0.365					K			K		4	0	1	0	0	2	2																						
Sandy Alomar Jr., R OBP: 0.307, SLG: 0.355	SF8							FC6-4		3	0	0	1	0	0	2																						
<b>Inning Stats</b>	R: 1 E: 0 K: 1 S: 12	H: 2 LOB: 1 BB: 0 P: 18	R: 1 E: 0 K: 1 S: 6	H: 1 LOB: 0 BB: 1 P: 14	R: 0 E: 0 K: 2 S: 11	H: 0 LOB: 2 BB: 2 P: 25	R: 0 E: 0 K: 3 S: 11	H: 0 LOB: 0 BB: 0 P: 12	R: 0 E: 0 K: 1 S: 8	H: 0 LOB: 0 BB: 0 P: 14	R: 0 E: 0 K: 1 S: 7	H: 0 LOB: 0 BB: 0 P: 9	R: 0 E: 0 K: 1 S: 6	H: 0 LOB: 1 BB: 1 P: 11	R: 0 E: 0 K: 1 S: 9	H: 2 LOB: 2 BB: 0 P: 15	R: 0 E: 0 K: 1 S: 9	H: 0 LOB: 1 BB: 1 P: 16	1B: 4 2B: 1 3B: 0 HR: 0	SF: 1 SAC: 0 DP: 0 HBP: 0	WP: 0 PB: 0 SB: 2 CS: 1	PA: 37																
<b>PITCHER</b>	IP	WLS	BF	H	R	ER	SO	BB	IBB	HBP	BLK	WP	HR	S	P	ERA	WHIP	<b>PITCHER</b>				IP	WLS	BF	H	R	ER	SO	BB	IBB	HBP	BLK	WP	HR	S	P	ERA	WHIP
Paul Abbott, R ERA: 4.15	6.1	W	25	3	2	2	10	4	0	0	0	0	0	58	100	2.84	1.105					6.1	W	25	3	2	2	10	4	0	0	0	0	0	58	100	2.84	1.105
Norm Charlton, L ERA: 2.55	1.0	H	4	1	0	0	0	0	0	0	0	0	0	7	11	0.00	1.000					1.0	H	4	1	0	0	0	0	0	0	0	0	7	11	0.00	1.000	
Jose Paniagua, R ERA: 3.18	1.2	S	7	1	0	0	2	1	0	0	0	0	0	14	23	0.00	1.200					1.2	S	7	1	0	0	2	1	0	0	0	14	23	0.00	1.200		

Batter	1	2	3	4	5	6	7	8	9	AB	R	H	RBI	BB	SO	LOB	BOTTOM																					
51 Ichiro Suzuki, L OBP: 0.392, SLG: 0.503	P6				G1-3			1B		4	0	2	1	1	0	0	Chicago White Sox @ Seattle Mariners Safeco Field, Seattle, WA Wed May 16, 2001, 7:05 PM PDT Att: 33,748 - Sunny - 59 F																					
Mark McLemore, S OBP: 0.383, SLG: 0.494								1B		2	0	1	0	0	1	1																						
David Bell, R OBP: 0.240, SLG: 0.287					G6-3					3	1	1	1	0	0	2																						
Edgar Martinez, R OBP: 0.446, SLG: 0.500	F7				L4			1B		4	0	1	0	1	1	3																						
John Olerud, L OBP: 0.434, SLG: 0.479	F7									4	0	1	2	0	0	2																						
Bret Boone, R OBP: 0.348, SLG: 0.513								2B		4	1	1	0	0	1	3																						
Mike Cameron, R OBP: 0.369, SLG: 0.531								1B		2	2	1	0	2	0	1																						
Stan Javier, S OBP: 0.354, SLG: 0.339								2B		4	0	0	0	0	1	4																						
Tom Lampkin, L OBP: 0.333, SLG: 0.443										3	1	0	0	0	0	3																						
Carlos Guillen, S OBP: 0.301, SLG: 0.297								1B		3	2	2	3	0	0	0																						
<b>Inning Stats</b>	R: 0 E: 0 K: 0 S: 5	H: 1 LOB: 1 BB: 0 P: 9	R: 3 E: 0 K: 1 S: 19	H: 3 LOB: 1 BB: 1 P: 32	R: 0 E: 0 K: 0 S: 8	H: 1 LOB: 1 BB: 0 P: 12	R: 0 E: 0 K: 1 S: 6	H: 0 LOB: 0 BB: 0 P: 10	R: 0 E: 0 K: 0 S: 7	H: 0 LOB: 0 BB: 0 P: 9	R: 0 E: 0 K: 0 S: 15	H: 0 LOB: 1 BB: 1 P: 24	R: 2 E: 0 K: 1 S: 13	H: 1 LOB: 2 BB: 2 P: 30	R: 2 E: 0 K: 1 S: 22	H: 4 LOB: 2 BB: 0 P: 29	1B: 7 2B: 3 3B: 0 HR: 0	SF: 0 SAC: 1 DP: 0 HBP: 1	WP: 0 PB: 0 SB: 0 CS: 0	PA: 39																		
<b>PITCHER</b>	IP	WLS	BF	H	R	ER	SO	BB	IBB	HBP	BLK	WP	HR	S	P	ERA	WHIP	<b>PITCHER</b>				IP	WLS	BF	H	R	ER	SO	BB	IBB	HBP	BLK	WP	HR	S	P	ERA	WHIP
Rocky Biddle, R ERA: 4.5	6.0	L	25	5	3	3	2	2	0	0	0	0	0	60	96	4.50	1.167					6.0	L	25	5	3	3	2	2	0	0	0	0	60	96	4.50	1.167	
Kelly Wunsch, L ERA: 6.32	0.1		3	0	2	2	0	1	0	1	0	0	0	4	12	54.00	3.000					0.1		3	0	2	2	0	1	0	1	0	4	12	54.00	3.000		
Lorenzo Barcelo, R ERA: 3.38	0.2		4	1	0	0	1	1	0	0	0	0	0	9	18	0.00	3.000					0.2		4	1	0	0	1	1	0	0	0	9	18	0.00	3.000		
Sean Lowe, R ERA: 4.82	1.0		7	4	2	2	1	0	0	0	0	0	0	22	29	18.00	4.000					1.0		7	4	2	2	1	0	0	0	0	22	29	18.00	4.000		



Batter	1	2	3	4	5	6	7	8	9	AB	R	H	RBI	BB	SO	LOB	TOP			
Ray Durham, S OBP: 0.331, SLG: 0.424	F8		1B			F9				4	0	2	0	0	0	0	Chicago White Sox @ Seattle Mariners Safeco Field, Seattle, WA Thu May 17 2001, 3:35 PM PDT Att: 43,510 - Overcast - 56 F			
Jose Valentin, S OBP: 0.336, SLG: 0.603	G3		P6			K		2B		3	0	0	0	1	1					
Carlos Lee, R OBP: 0.353, SLG: 0.539		2B				F9		F9		4	0	1	0	0	2					
Magglio Ordonez, R OBP: 0.336, SLG: 0.493	F9							14 G5-4-3 1B		4	0	1	0	0	1					
Harold Baines, L OBP: 0.172, SLG: 0.145		F7						P6		4	0	0	0	0	1					
14 Paul Konerko, R OBP: 0.315, SLG: 0.489		K						G5-4-3		4	1	1	1	0	1					
Herbert Perry, R OBP: 0.336, SLG: 0.454		G4-3						F9		3	0	0	0	0	1					
Josh Paul, R OBP: 0.364, SLG: 0.415								L4		3	0	1	0	0	0					
Royce Clayton, R OBP: 0.160, SLG: 0.153								G1-3		3	0	0	0	0	1					
Inning Stats	R: 0 E: 0 K: 0 S: 6	H: 1 LOB: 1 BB: 0 P: 11	R: 0 E: 0 K: 1 S: 9	H: 0 LOB: 0 BB: 0 P: 14	R: 0 E: 0 K: 0 S: 11	H: 2 LOB: 1 BB: 0 P: 17	R: 0 E: 0 K: 0 S: 5	H: 0 LOB: 0 BB: 0 P: 8	R: 1 E: 0 K: 0 S: 9	H: 1 LOB: 0 BB: 0 P: 13	R: 0 E: 0 K: 1 S: 8	H: 1 LOB: 1 BB: 0 P: 10	R: 0 E: 0 K: 0 S: 19	H: 1 LOB: 2 BB: 1 P: 30	R: 0 E: 0 K: 2 S: 8	H: 0 LOB: 0 BB: 0 P: 11		1B: 3 2B: 2 3B: 0 HR: 1	SF: 0 SAC: 0 DP: 1 HBP: 0	WP: 0 PB: 0 SB: 0 CS: 0
PITCHER	IP	WLS	BF	H	R	ER	SO	BB	IBB	HBP	BLK	WP	HR	S	P	ERA	WHIP			
Freddy Garcia, R ERA: 4.13	(1, 1)	7.2	W	29	6	1	1	3	1	0	0	0	1	70	116	1.17	0.913			
Jeff Nelson, R ERA: 1.42	(8, 1)	1.1	S	4	0	0	0	2	0	0	0	0	0	11	14	0.00	0.000			

Batter	1	2	3	4	5	6	7	8	9	AB	R	H	RBI	BB	SO	LOB	BOTTOM			
51 Ichiro Suzuki, L OBP: 0.397, SLG: 0.505	S 1B	G3		1B		G6-3				5	1	3	0	0	2	Chicago White Sox @ Seattle Mariners Safeco Field, Seattle, WA Thu May 17 2001, 3:35 PM PDT Att: 43,510 - Overcast - 56 F				
Stan Javier, S OBP: 0.357, SLG: 0.344	G6-3		G6-3					L4		5	0	2	1	0	3					
Edgar Martinez, R OBP: 0.445, SLG: 0.493	BB 1B		1B HR BB			G4-3		K		4	1	1	1	1	2					
John Olerud, L OBP: 0.435, SLG: 0.476	3-H 1B		3-2 HR 1B			P6		F9		3	1	1	0	1	0					
Bret Boone, R OBP: 0.357, SLG: 0.545	P4		2-2 HR					2B		4	1	3	3	0	2					
Mike Cameron, R OBP: 0.359, SLG: 0.515	F7		1-H 3-H F8					F8		4	0	0	0	0	1					
Dan Wilson, R OBP: 0.270, SLG: 0.277			F8					F7		4	0	0	0	0	2					
David Bell, R OBP: 0.233, SLG: 0.277			G4-3					F7		4	0	0	0	0	1					
Carlos Guillen, S OBP: 0.313, SLG: 0.305								G5-3		3	1	2	0	1	0					
Inning Stats	R: 1 E: 0 K: 0 S: 12	H: 2 LOB: 2 BB: 1 P: 21	R: 0 E: 0 K: 0 S: 5	H: 1 LOB: 1 BB: 0 P: 7	R: 3 E: 0 K: 0 S: 17	H: 2 LOB: 0 BB: 1 P: 28	R: 0 E: 0 K: 1 S: 15	H: 2 LOB: 2 BB: 0 P: 22	R: 0 E: 0 K: 0 S: 8	H: 1 LOB: 1 BB: 0 P: 11	R: 1 E: 0 K: 0 S: 10	H: 2 LOB: 1 BB: 0 P: 17	R: 0 E: 0 K: 1 S: 12	H: 1 LOB: 2 BB: 1 P: 18	R: 0 E: 0 K: 2 S: 12		H: 1 LOB: 2 BB: 1 P: 19	1B: 10 2B: 1 3B: 0 HR: 1	SF: 0 SAC: 0 DP: 0 HBP: 0	WP: 0 PB: 0 SB: 2 CS: 0
PITCHER	IP	WLS	BF	H	R	ER	SO	BB	IBB	HBP	BLK	WP	HR	S	P	ERA	WHIP			
David Wells, L ERA: 3.97	(1, 1)	6.0	L	30	10	5	5	1	2	0	0	0	1	67	106	7.50	2.000			
Jon Garland, R ERA: 8.16	(7, 1)	2.0		9	2	0	0	3	1	0	0	0	0	24	37	0.00	1.500			







Batter	1	2	3	4	5	6	7	8	9	10	AB	R	H	RBI	BB	SO	LOB	TOP				
Chuck Knoblauch, R OBP: 0.350, SLG: 0.373 (1, 7)	L6			F9		G6-3			F8	P4	5	0	0	0	0	0	4					
2 Derek Jeter, R OBP: 0.381, SLG: 0.412 (1, 6)	G6-3			1B			G5-3		1B		4	0	2	1	0	0	0					
Paul O'Neill, L OBP: 0.332, SLG: 0.480 (1, 9)	F7			F8			G3-1		G4-3		4	0	0	0	0	0	2					
Bernie Williams, S OBP: 0.300, SLG: 0.327 (1, 8)		G4-3		L4			F8			G4-3	4	1	1	0	0	0	1					
Tino Martinez, L OBP: 0.332, SLG: 0.491 (1, 3)		G5-3				G1-3			G5-3	G4-3	4	0	0	0	0	0	1					
David Justice, L OBP: 0.314, SLG: 0.437 (1, 10)		G4-1				F5			K	E 20 G4-3	3	0	0	0	1	1	0					
20 Jorge Posada, S OBP: 0.335, SLG: 0.443 (1, 2)				K		G5-3			K	G4-3	4	0	0	1	0	2	1					
Scott Brosius, R OBP: 0.353, SLG: 0.488 (1, 5)				K			F8		G6-3	E HBP	3	0	0	0	0	1	0					
Alfonso Soriano, R OBP: 0.291, SLG: 0.396 (1, 4)				G5-3			K		K	E1	4	1	1	0	0	1	2					
<b>Inning Stats</b>	R: 0 E: 0 K: 0 S: 5	H: 0 LOB: 0 BB: 0 P: 8	R: 0 E: 0 K: 0 S: 7	H: 0 LOB: 0 BB: 0 P: 10	R: 0 E: 0 K: 2 S: 11	H: 0 LOB: 0 BB: 0 P: 16	R: 0 E: 0 K: 0 S: 8	H: 1 LOB: 1 BB: 0 P: 14	R: 0 E: 0 K: 0 S: 6	H: 0 LOB: 0 BB: 0 P: 8	R: 0 E: 0 K: 2 S: 11	H: 0 LOB: 0 BB: 0 P: 18	R: 0 E: 0 K: 2 S: 10	H: 0 LOB: 0 BB: 0 P: 16	R: 1 E: 0 K: 0 S: 14	H: 2 LOB: 1 BB: 0 P: 20	R: 1 E: 1 K: 0 S: 15	H: 1 LOB: 3 BB: 1 P: 29	1B: 3 2B: 1 3B: 0 HR: 0	SF: 0 SAC: 0 DP: 0 HBP: 1	WP: 0 PB: 0 SB: 3 CS: 0	PA: 37
<b>PITCHER</b>	IP WLS BF H R ER SO BB IBB HBP BLK WP HR S P ERA WHIP	<b>PITCHER</b>																				
Jamie Moyer, L ERA: 4.56 (1, 1)	7.0	0	22	1	0	0	3	0	0	0	0	0	0	0	0	0	0	0	0.00	0.143		
Arthur Rhodes, L ERA: 1.45 (8, 1)	1.0	H	3	0	0	0	2	0	0	0	0	0	0	0	10	16	0.00	0.000				
Kazuhiro Sasaki, R ERA: 3.43 (9, 1)	1.2	L	10	3	2	2	0	0	1	1	0	0	0	0	21	38	10.80	1.800				
Jeff Nelson, R ERA: 1.4 (10, 1)	0.1		2	0	0	0	0	0	0	0	0	0	0	0	8	11	0.00	0.000				

New York Yankees @ Seattle Mariners  
Safeco Field, Seattle, WA  
Sat May 19 2001, 1:05 PM PDT  
Att: 45,880 - Overcast - 54 F

AB 35  
R 2  
H 4  
RBI 2  
BB 1  
SO 5  
LOB 11



Batter	1	2	3	4	5	6	7	8	9	10	AB	R	H	RBI	BB	SO	LOB	BOTTOM				
51 Ichiro Suzuki, L OBP: 0.395, SLG: 0.500 (1, 9)	G6-3			G1-3		K				G6-3	4	0	0	0	0	1	0					
Mark McLemore, S OBP: 0.379, SLG: 0.478 (1, 5)	G6-3			E S 1B			P6			G3-1	4	1	1	0	0	0	0					
Edgar Martinez, R OBP: 0.435, SLG: 0.483 (1, 10)	F8			H BB 1B			K		L7-4		4	0	1	1	0	1	1					
John Olerud, L OBP: 0.435, SLG: 0.467 (1, 3)		F8		BB 1B							3	0	1	0	1	1	0					
Bret Boone, R OBP: 0.345, SLG: 0.521 (1, 4)		P6		F9							4	0	0	0	0	1	3					
Al Martin, L OBP: 0.278, SLG: 0.256 Mike Cameron, R OBP: 0.358, SLG: 0.507 (1, 7) (2, 8)				K							0	0	0	0	0	0	0					
Stan Javier, S OBP: 0.380, SLG: 0.368 (2, 7)				G4-3							3	0	1	0	1	1	0					
Tom Lampkin, L OBP: 0.329, SLG: 0.422 Dan Wilson, R OBP: 0.266, SLG: 0.273 (1, 2) (9, PH) (10, 2)				K							2	0	0	0	1	1	0					
Carlos Guillen, S OBP: 0.316, SLG: 0.299 (1, 6)				G6-3							1	0	0	0	0	0	2					
<b>Inning Stats</b>	R: 0 E: 0 K: 0 S: 7	H: 0 LOB: 0 BB: 0 P: 9	R: 0 E: 0 K: 1 S: 7	H: 0 LOB: 0 BB: 0 P: 9	R: 0 E: 0 K: 1 S: 8	H: 0 LOB: 0 BB: 0 P: 13	R: 1 E: 0 K: 1 S: 11	H: 2 LOB: 2 BB: 1 P: 22	R: 0 E: 0 K: 1 S: 12	H: 0 LOB: 0 BB: 0 P: 18	R: 0 E: 0 K: 2 S: 10	H: 0 LOB: 0 BB: 0 P: 15	R: 0 E: 0 K: 2 S: 12	H: 2 LOB: 3 BB: 1 P: 22	R: 0 E: 0 K: 0 S: 5	H: 1 LOB: 2 BB: 0 P: 27	R: 0 E: 0 K: 0 S: 6	H: 0 LOB: 0 BB: 0 P: 9	1B: 4 2B: 2 3B: 0 HR: 0	SF: 0 SAC: 1 DP: 1 HBP: 1	WP: 0 PB: 0 SB: 1 CS: 0	PA: 38
<b>PITCHER</b>	IP WLS BF H R ER SO BB IBB HBP BLK WP HR S P ERA WHIP	<b>PITCHER</b>																				
Orlando Hernandez, R ERA: 4.4 (1, 1)	8.0	0	30	4	1	1	8	2	0	1	0	0	0	0	0	0	0	0.750				
Mike Stanton, L ERA: 1.75 (9, 1)	1.0	W	5	1	0	0	1	0	1	0	0	0	0	18	27	0.00	1.000					
42 Mariano Rivera, R ERA: 3.13 (10, 1)	1.0	S	3	0	0	0	0	0	0	0	0	0	0	6	9	0.00	0.000					

New York Yankees @ Seattle Mariners  
Safeco Field, Seattle, WA  
Sat May 19 2001, 1:05 PM PDT  
Att: 45,880 - Overcast - 54 F

AB 33  
R 1  
H 5  
RBI 1  
BB 3  
SO 9  
LOB 12





Batter	1	2	3	4	5	6	7	8	9	AB	R	H	RBI	BB	SO	LOB	TOP				
Chuck Knoblauch, R (1.7) OBP: 0.348, SLG: 0.370	F9		G3-4-1 2 HBP SF8		G4-3		G4-3			4	1	1	0	0	0	0					
2 Derek Jeter, R (1.6) OBP: 0.369, SLG: 0.423	G4-6-3 1B		G3-4-1 HBP		G5-3			F8 2B		3	0	2	0	0	0	0					
Paul O'Neill, L (1.9) OBP: 0.325, SLG: 0.469	G4-6-3 1-2		G3-4-1		G4-3			L8		4	0	0	1	0	0	4					
Bernie Williams, S (1.8) OBP: 0.291, SLG: 0.319		G6-3	SF8			F7		F8 2-3		3	0	0	1	0	0	1					
Tino Martinez, L (1.3) OBP: 0.354, SLG: 0.480	G3		F5			F9		K		4	0	0	0	0	1	2					
David Justice, L (1.10) OBP: 0.324, SLG: 0.442		20 1B			G4-3					3	0	2	0	1	0	0					
20 Jorge Posada, S (1.2) OBP: 0.340, SLG: 0.444		1B			FC8-6 1B			F9		4	0	2	0	0	1	2					
Scott Brosius, R (1.5) OBP: 0.350, SLG: 0.482	K				FC8-6 1B			K		4	0	1	0	0	2	3					
Alfonso Soriano, R (1.4) OBP: 0.290, SLG: 0.399			G3-4-1 1B		FC8-6 1-2			K		4	1	1	0	0	1	3					
<b>Inning Stats</b>	R: 0 E: 0 K: 0 S: 4	H: 1 LOB: 0 BB: 0 P: 5	R: 0 E: 0 K: 1 S: 11	H: 2 LOB: 2 BB: 0 P: 18	R: 2 E: 0 K: 0 S: 10	H: 2 LOB: 1 BB: 0 P: 15	R: 0 E: 0 K: 0 S: 6	H: 2 LOB: 1 BB: 0 P: 7	R: 0 E: 0 K: 1 S: 7	H: 0 LOB: 0 BB: 0 P: 14	R: 0 E: 0 K: 0 S: 8	H: 0 LOB: 0 BB: 0 P: 13	R: 0 E: 0 K: 1 S: 8	H: 1 LOB: 1 BB: 0 P: 11	R: 0 E: 0 K: 2 S: 15	H: 1 LOB: 1 BB: 0 P: 20	1B: 7 2B: 2 3B: 0 HR: 0	SF: 1 SAC: 0 DP: 2 HBP: 1	WP: 0 PB: 0 CS: 0	PA: 36	
<b>PITCHER</b>	IP	WLS	BF	H	R	ER	SO	BB	IBB	HBP	BLK	WP	HR	S	P	ERA	WHIP				
Aaron Sele, R (1.1) ERA: 2.84	7.2	W	31	8	2	2	2	1	0	1	0	0	0	59	92	2.35	1.174				
Arthur Rhodes, L (8.1) ERA: 1.4	0.2		3	1	0	0	1	0	0	0	0	0	0	11	15	0.00	1.500				
Jeff Nelson, R (9.1) ERA: 1.35	0.2		2	0	0	0	2	0	0	0	0	0	0	7	10	0.00	0.000				

New York Yankees @ Seattle Mariners  
Safeco Field, Seattle, WA  
Sun May 20 2001, 1:35 PM PDT  
Att: 45,953 - Sunny - 59 F

AB 33  
R 2  
H 9  
RBI 2  
BB 1  
SO 5  
LOB 15



Batter	1	2	3	4	5	6	7	8	9	AB	R	H	RBI	BB	SO	LOB	BOTTOM				
51 Ichiro Suzuki, L (1.9) OBP: 0.392, SLG: 0.500	G4-3	WP E 2B			F7			F7		4	1	1	0	0	0	1					
Mark McLemore, S (1.7) OBP: 0.383, SLG: 0.473	E S 2B BB		K		K			S 1B		3	1	1	0	1	2	3					
Edgar Martinez, R (1.10) OBP: 0.441, SLG: 0.480	BB 2B BB		E BB		1B BB			F8 1-2		1	1	0	0	3	0	1					
John Olerud, L (1.3) OBP: 0.437, SLG: 0.464	BB 2B BB		E4		BB 1B			K		3	1	1	1	1	1	1					
Bret Boone, R (1.4) OBP: 0.343, SLG: 0.521	BB 2B		K		F9			G1-3		4	0	1	3	0	1	4					
Mike Cameron, R (1.8) OBP: 0.349, SLG: 0.493	K		K		F7			K		4	0	0	0	0	3	1					
Tom Lampkin, L (1.2) OBP: 0.316, SLG: 0.403	G4-3		F8		F8			F3		3	0	0	0	0	0	1					
Dan Wilson, R (6. PH) OBP: 0.263, SLG: 0.270										1	0	0	0	0	0	0					
David Bell, R (1.5) OBP: 0.233, SLG: 0.276			K		G5-3			K		4	0	1	0	0	2	0					
Carlos Guillen, S (1.6) OBP: 0.314, SLG: 0.298	FC3-6 51 2B WP				BB 1B			F9		4	2	1	0	0	1	1					
<b>Inning Stats</b>	R: 3 E: 0 K: 1 S: 11	H: 1 LOB: 1 BB: 3 P: 28	R: 2 E: 1 K: 2 S: 18	H: 2 LOB: 2 BB: 1 P: 28	R: 0 E: 0 K: 2 S: 10	H: 0 LOB: 0 BB: 0 P: 16	R: 1 E: 0 K: 1 S: 12	H: 2 LOB: 2 BB: 1 P: 21	R: 0 E: 0 K: 0 S: 4	H: 0 LOB: 0 BB: 0 P: 6	R: 0 E: 0 K: 1 S: 17	H: 1 LOB: 1 BB: 0 P: 23	R: 0 E: 0 K: 2 S: 8	H: 0 LOB: 0 BB: 0 P: 13	R: 0 E: 0 K: 1 S: 8	H: 0 LOB: 0 BB: 0 P: 13	1B: 4 2B: 2 3B: 0 HR: 0	SF: 0 SAC: 0 DP: 0 HBP: 0	WP: 1 PB: 0 CS: 0	PA: 36	
<b>PITCHER</b>	IP	WLS	BF	H	R	ER	SO	BB	IBB	HBP	BLK	WP	HR	S	P	ERA	WHIP				
Roger Clemens, R (1.1) ERA: 4.04	7.0	L	33	6	6	5	9	5	0	0	0	0	0	80	135	6.43	1.571				
Ted Lilly, L (8.1) ERA: 6.58	1.0		3	0	0	0	1	0	0	0	0	0	0	8	13	0.00	0.000				

New York Yankees @ Seattle Mariners  
Safeco Field, Seattle, WA  
Sun May 20 2001, 1:35 PM PDT  
Att: 45,953 - Sunny - 59 F

AB 31  
R 6  
H 6  
RBI 4  
BB 5  
SO 10  
LOB 13





Batter	1	2	3	4	5	6	7	8	9	AB	R	H	RBI	BB	SO	LOB	TOP								
51 Ichiro Suzuki, L (1, 9) OBP: 0.396, SLG: 0.493	G1-3		K		FC4-6 1B			G5-3	SF7	5	1	1	1	0	1	1	<b>Seattle Mariners @ Minnesota Twins</b> Hubert H. Humphrey Metrodome, Minneapolis, MN Tue May 22 2001, 8:05 PM EDT Att: 29,005 - Dome - 72 F								
Mark McLemore, S (1, 5) OBP: 0.372, SLG: 0.455	G6-3		G6-3			F8		F3	K	6	1	1	0	0	1	2									
Edgar Martinez, R (1, 10) OBP: 0.440, SLG: 0.477				F3				L9		5	1	2	0	0	1	1									
John Olerud, L (1, 3) OBP: 0.441, SLG: 0.468	G6-3									5	2	3	2	0	1	1									
Bret Boone, R (1, 4) OBP: 0.349, SLG: 0.526		G6-3								4	2	2	1	0	0	1									
Mike Cameron, R (1, 8) OBP: 0.357, SLG: 0.514			K							4	2	2	3	1	2	1									
Stan Javier, S (1, 7) OBP: 0.381, SLG: 0.380										3	1	1	1	1	0	3									
Carlos Guillen, S (1, 6) OBP: 0.317, SLG: 0.297										4	1	1	2	1	0	3									
Dan Wilson, R (1, 2) OBP: 0.265, SLG: 0.272										3	0	1	0	0	0	0									
Al Martin, L (7, PH) OBP: 0.278, SLG: 0.256										0	0	0	0	0	0	0									
David Bell, R (7, PH) OBP: 0.231, SLG: 0.274										1	0	0	0	0	0	3									
Tom Lampkin, L (7, 2) OBP: 0.325, SLG: 0.426										1	0	1	1	0	0	0									
<b>Inning Stats</b>	R: 0 E: 0 K: 0 S: 10	H: 1 LOB: 1 BB: 0 P: 15	R: 0 E: 0 K: 1 S: 9	H: 1 LOB: 1 BB: 0 P: 14	R: 0 E: 0 K: 1 S: 6	H: 0 LOB: 0 BB: 0 P: 10	R: 3 E: 1 K: 0 S: 11	H: 2 LOB: 0 BB: 0 P: 23	R: 4 E: 0 K: 0 S: 18	H: 5 LOB: 2 BB: 1 P: 30	R: 0 E: 0 K: 1 S: 13	H: 1 LOB: 1 BB: 0 P: 18	R: 0 E: 0 K: 2 S: 14	H: 0 LOB: 3 BB: 2 P: 29	R: 0 E: 0 K: 0 S: 7	H: 0 LOB: 0 BB: 0 P: 13	R: 4 E: 0 K: 1 S: 22	H: 5 LOB: 1 BB: 0 P: 29	1B: 11 2B: 3 3B: 0 HR: 1	SF: 2 SAC: 0 DP: 0 HBP: 1	WP: 0 PB: 0 CS: 0	PA: 47			
<b>PITCHER</b>	IP	WLS	BF	H	R	ER	SO	BB	IBB	HBP	BLK	WP	HR	S	P	ERA	WHIP								
Brad Radke, R (1, 1) ERA: 3.39	4.1		23	9	7	6	2	0	0	0	0	0	1	49	81	12.46	2.077								
Bob Wells, R (5, 1) ERA: 3.95	2.1	W	11	1	0	0	3	2	0	1	0	0	0	29	49	0.00	1.286								
Hector Carrasco, R (7, 1) ERA: 3.91	0.0		1	0	0	0	0	1	0	0	0	0	0	1	5	∞	∞								
Eddie Guardado, L (7, 1) ERA: 5.49	1.1	H	6	2	2	2	0	0	0	0	0	0	0	18	27	13.50	1.500								
LaTroy Hawkins, R (9, 1) ERA: 3.39	1.0		6	3	2	2	1	0	0	0	0	0	0	13	19	18.00	3.000								

AB	41
R	11
H	15
RBI	11
BB	3
SO	6
LOB	16



Batter	1	2	3	4	5	6	7	8	9	AB	R	H	RBI	BB	SO	LOB	BOTTOM								
Cristian Guzman, S (1, 6) OBP: 0.345, SLG: 0.540	G3					G6-3				5	2	3	1	0	0	0	<b>Seattle Mariners @ Minnesota Twins</b> Hubert H. Humphrey Metrodome, Minneapolis, MN Tue May 22 2001, 8:05 PM EDT Att: 29,005 - Dome - 72 F								
Denny Hocking, S (1, 10) OBP: 0.284, SLG: 0.294	G4-3					F9				4	2	1	0	1	0	1									
Doug Mientkiewicz, L (1, 3) OBP: 0.473, SLG: 0.661										5	2	4	4	0	0	0									
Matt Lawton, L (1, 9) OBP: 0.390, SLG: 0.363										4	1	1	1	1	0	2									
Corey Koskie, L (1, 5) OBP: 0.318, SLG: 0.414										4	1	2	2	1	0	0									
Torii Hunter, R (1, 8) OBP: 0.271, SLG: 0.387										5	0	0	1	0	2	5									
Jacque Jones, L (1, 7) OBP: 0.297, SLG: 0.340										5	1	2	1	0	1	2									
Luis Rivas, R (1, 4) OBP: 0.274, SLG: 0.371										2	1	0	1	1	0	1									
A.J. Pierzynski, L (1, 2) OBP: 0.278, SLG: 0.379										4	2	2	1	0	0	1									
<b>Inning Stats</b>	R: 0 E: 0 K: 0 S: 7	H: 1 LOB: 1 BB: 0 P: 12	R: 0 E: 0 K: 0 S: 7	H: 1 LOB: 1 BB: 0 P: 14	R: 8 E: 0 K: 1 S: 28	H: 8 LOB: 1 BB: 1 P: 43	R: 0 E: 0 K: 0 S: 10	H: 1 LOB: 1 BB: 0 P: 11	R: 0 E: 0 K: 1 S: 6	H: 0 LOB: 0 BB: 0 P: 9	R: 0 E: 0 K: 0 S: 13	H: 1 LOB: 1 BB: 0 P: 17	R: 0 E: 0 K: 1 S: 6	H: 0 LOB: 0 BB: 0 P: 9	R: 4 E: 0 K: 0 S: 9	H: 3 LOB: 2 BB: 3 P: 24		1B: 8 2B: 7 3B: 0 HR: 0	SF: 1 SAC: 0 DP: 0 HBP: 0	WP: 1 PB: 1 CS: 0	PA: 43				
<b>PITCHER</b>	IP	WLS	BF	H	R	ER	SO	BB	IBB	HBP	BLK	WP	HR	S	P	ERA	WHIP								
Paul Abbott, R (1, 1) ERA: 6.66	2.2	L	18	9	8	8	1	1	0	0	0	0	0	36	60	27.00	3.750								
Ryan Franklin, R (3, 1) ERA: 2.97	3.1		13	3	0	0	1	0	0	0	0	0	0	35	46	0.00	0.900								
Norm Charlton, L (7, 1) ERA: 3.93	1.1		7	1	3	3	1	2	0	0	0	0	0	9	21	20.25	2.250								
Jose Paniagua, R (8, 1) ERA: 3.47	0.2		5	2	1	1	0	0	1	0	0	0	0	6	12	13.50	3.000								

AB	38
R	12
H	15
RBI	12
BB	4
SO	3
LOB	12

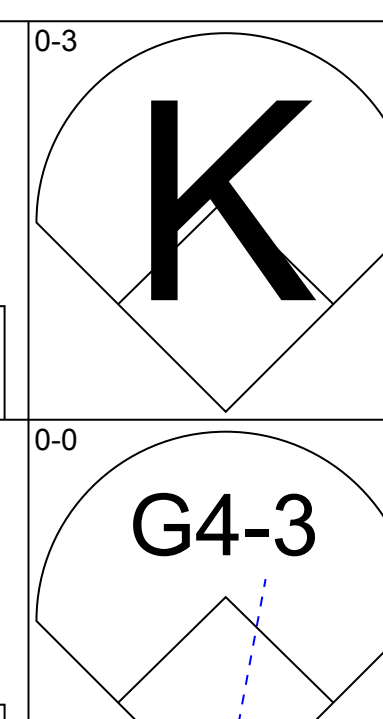
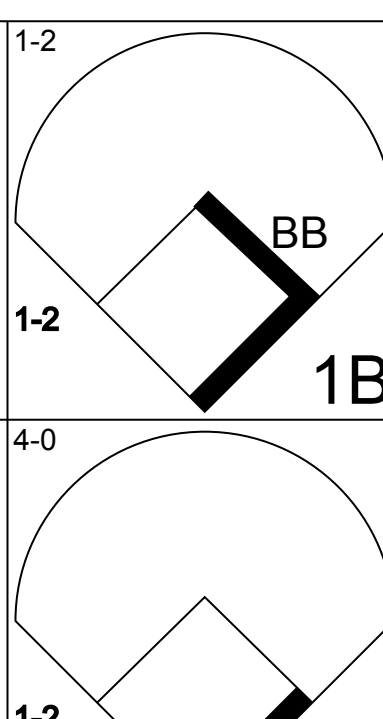
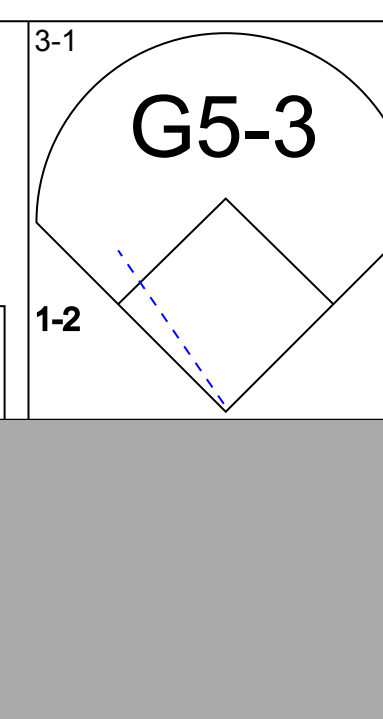
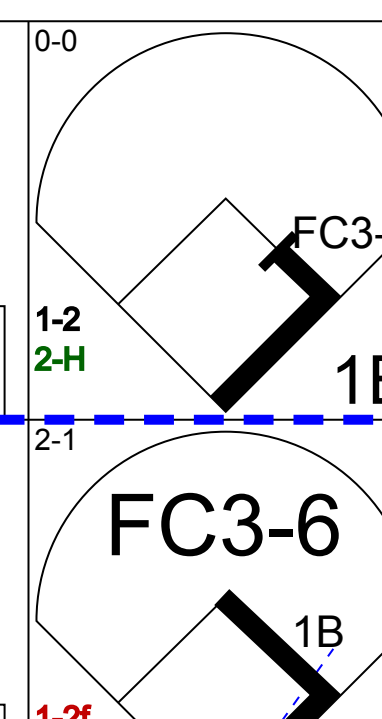
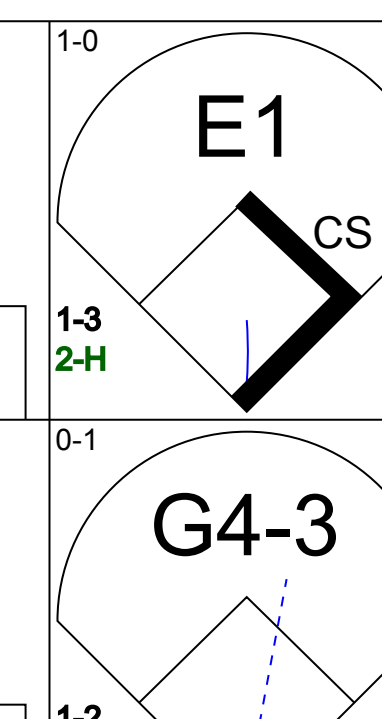
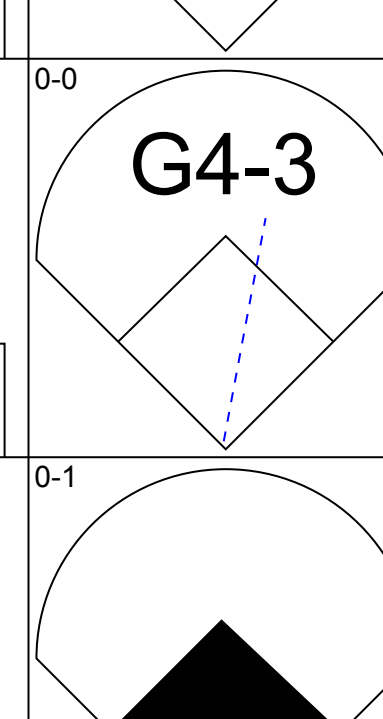
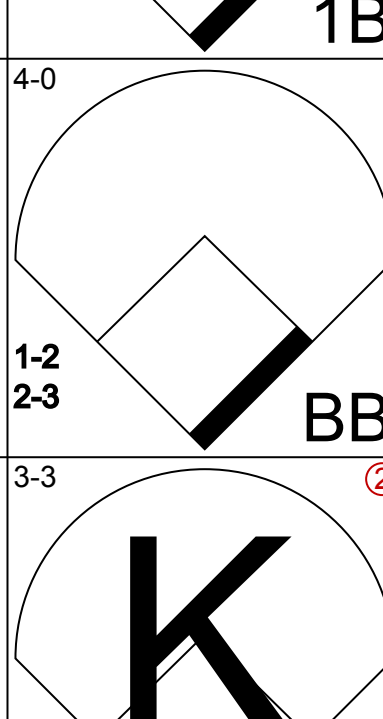
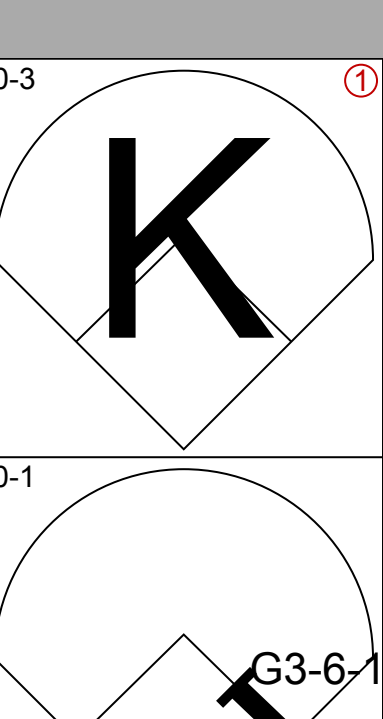
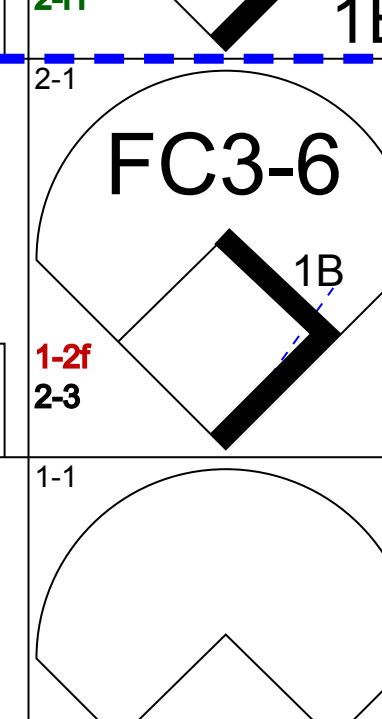
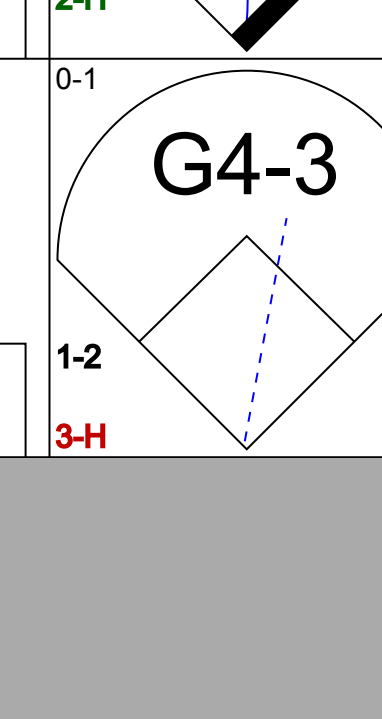
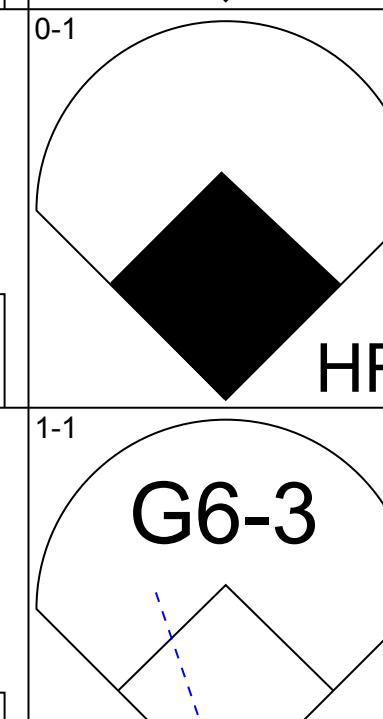
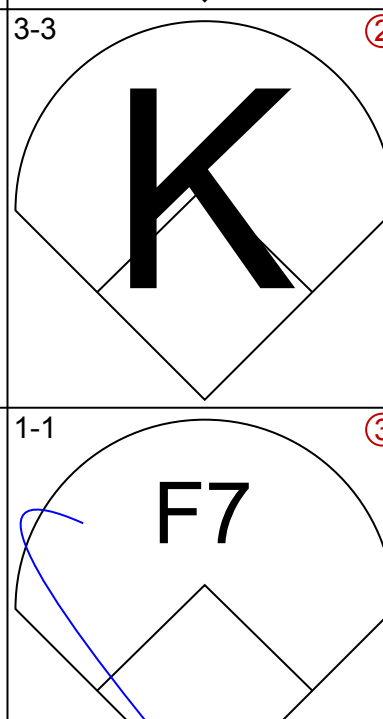
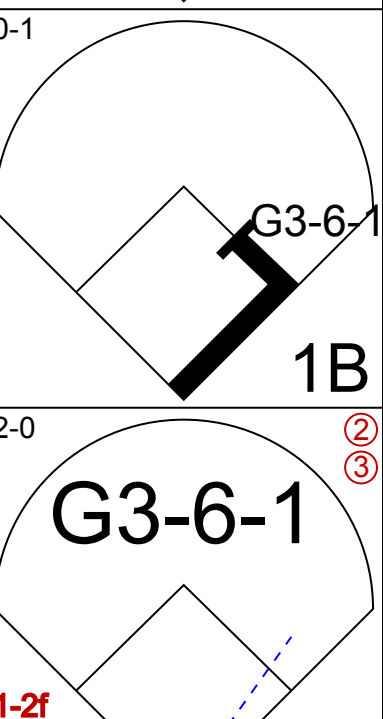
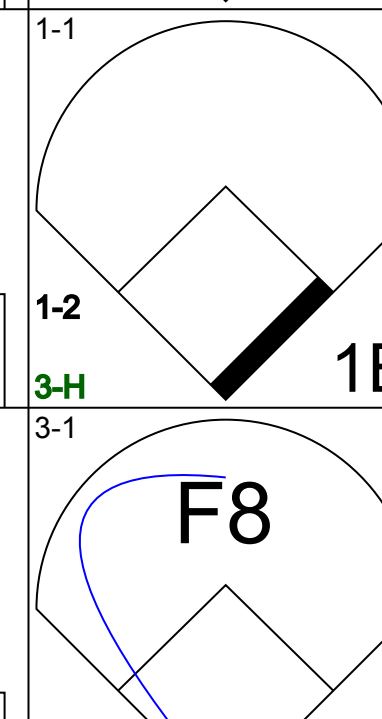
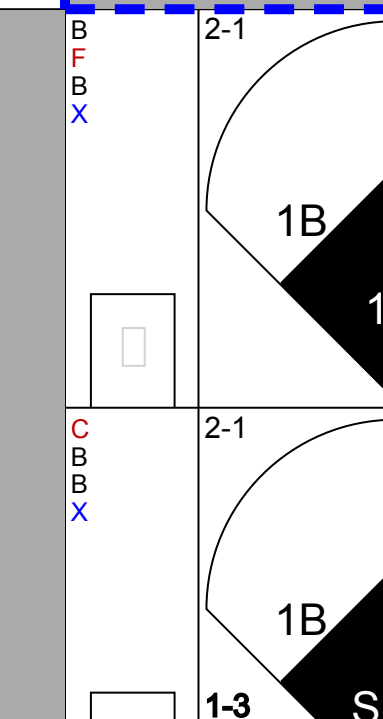
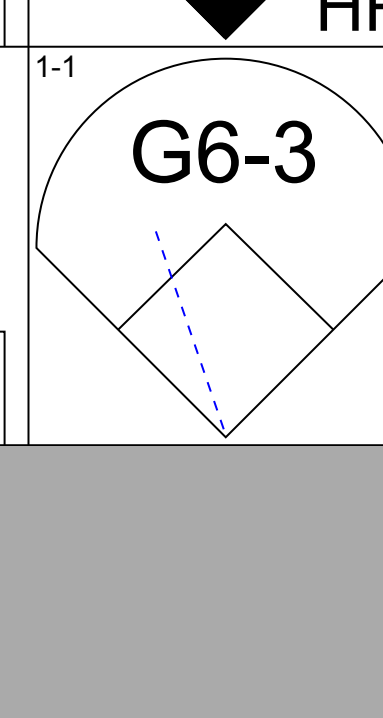
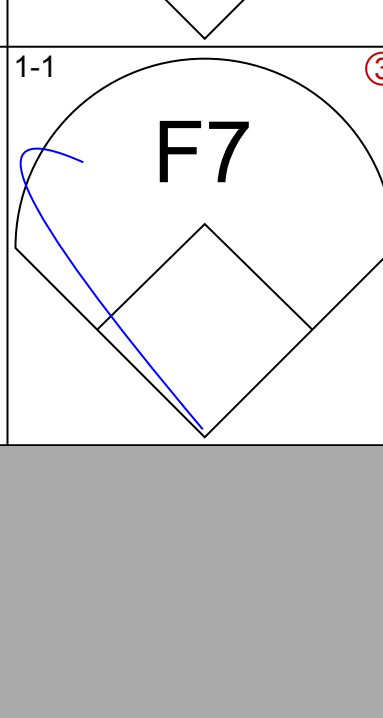
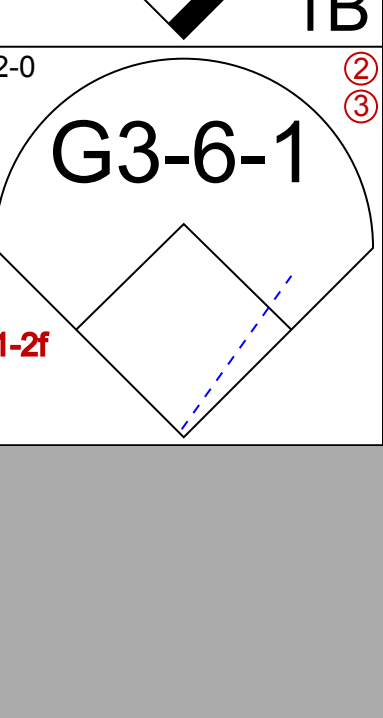
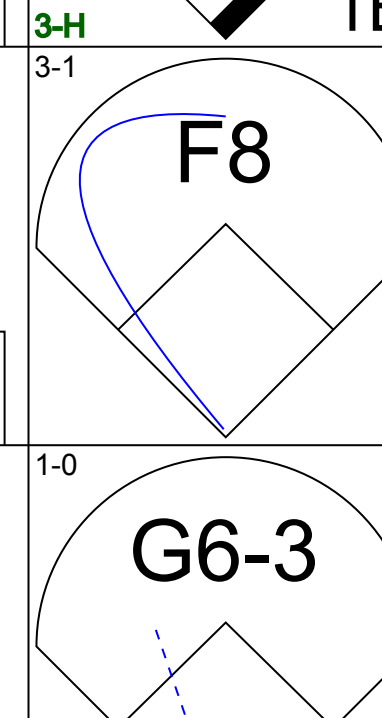
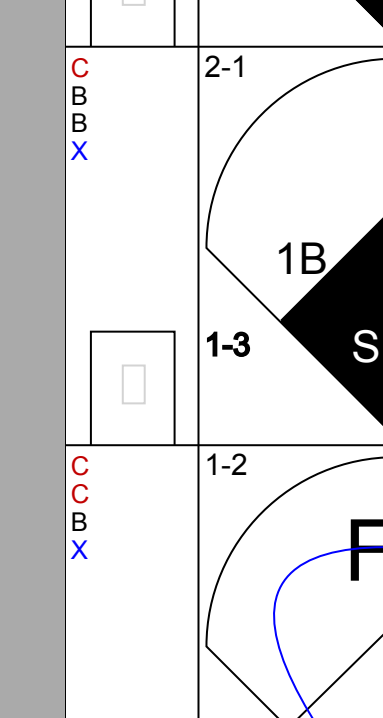
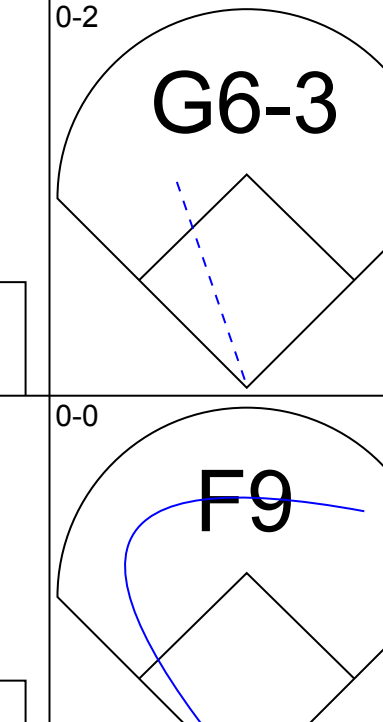
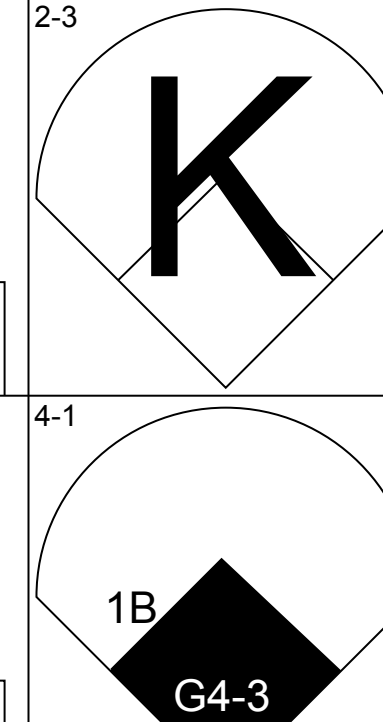
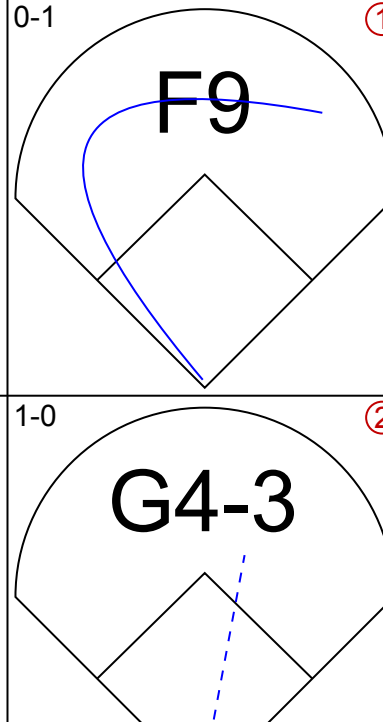
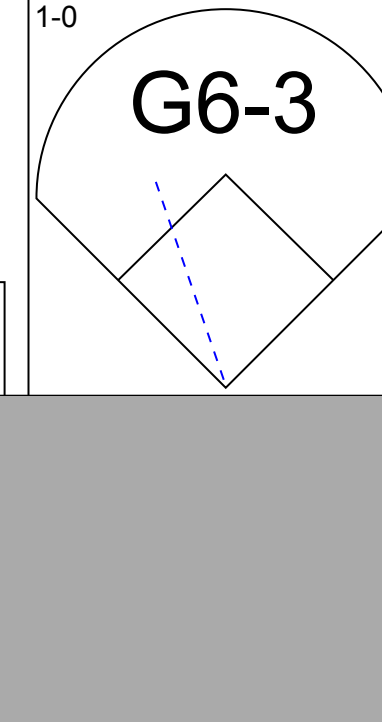
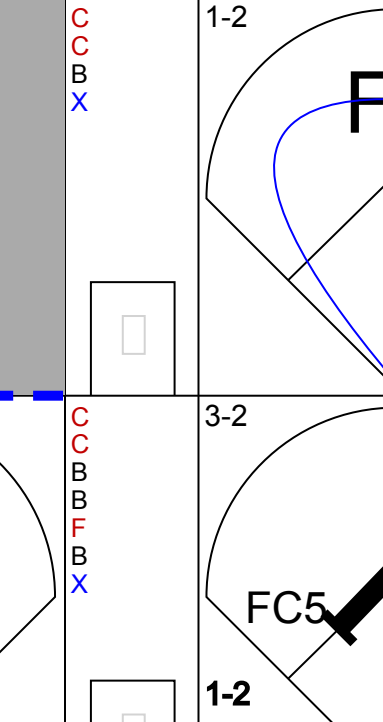

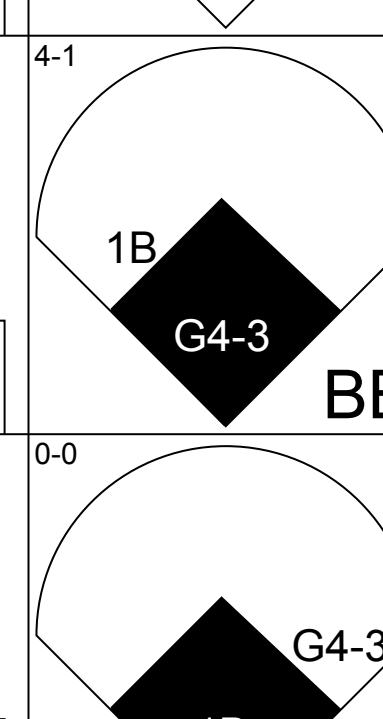

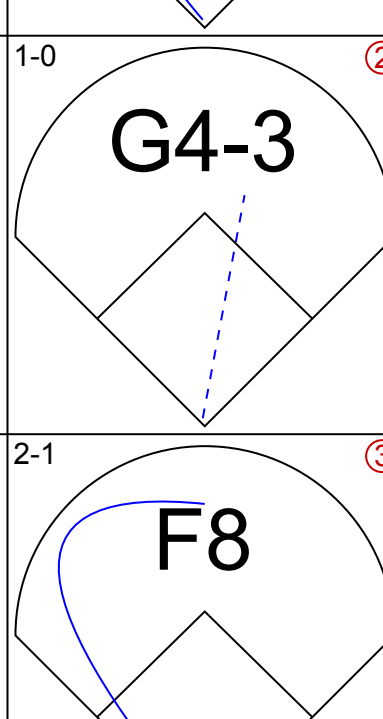
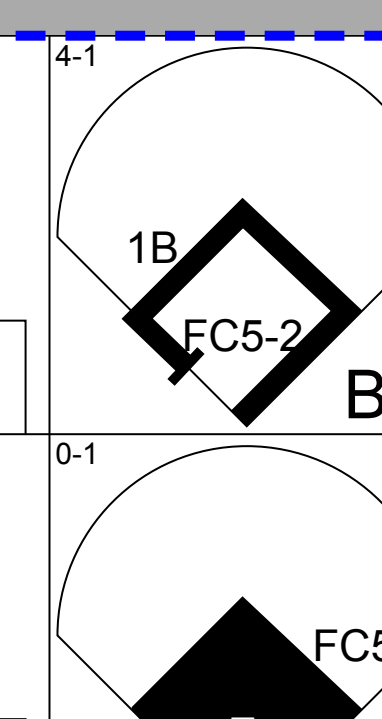

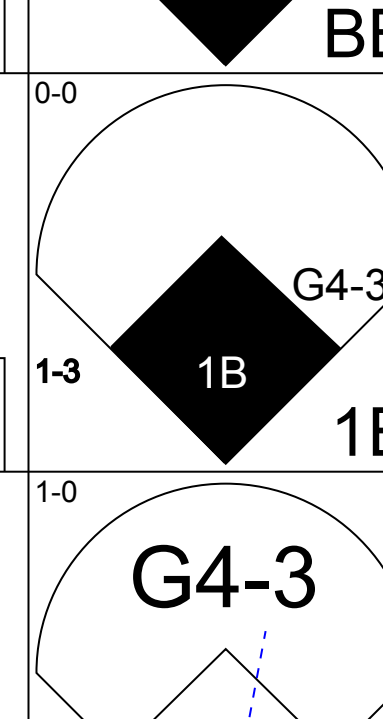

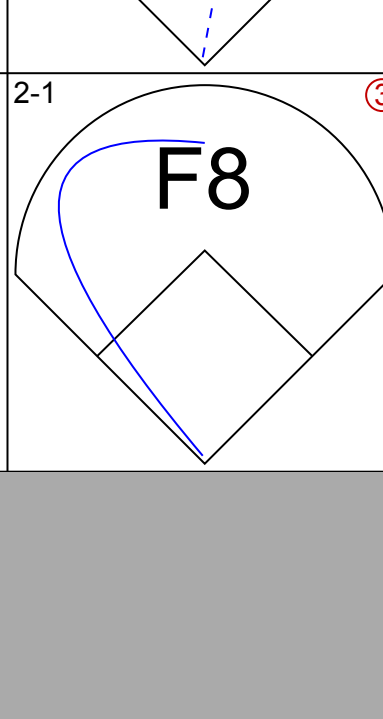
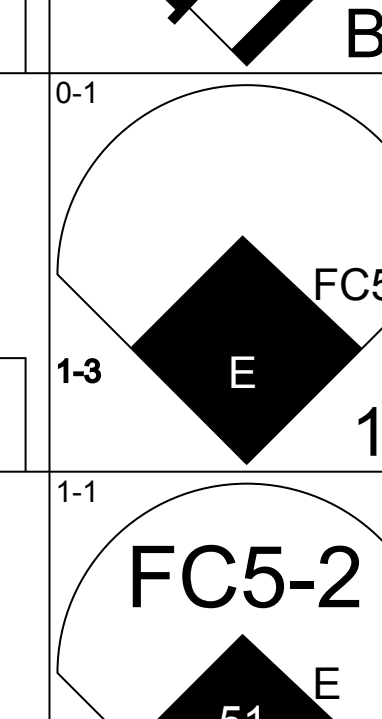
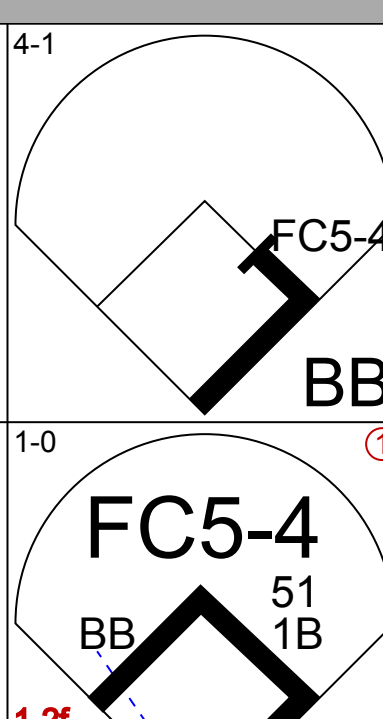
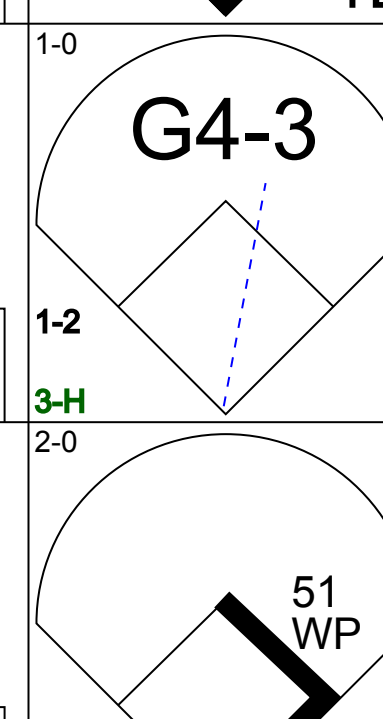
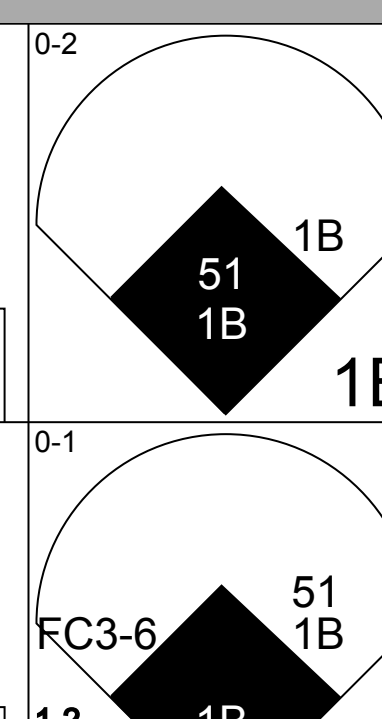
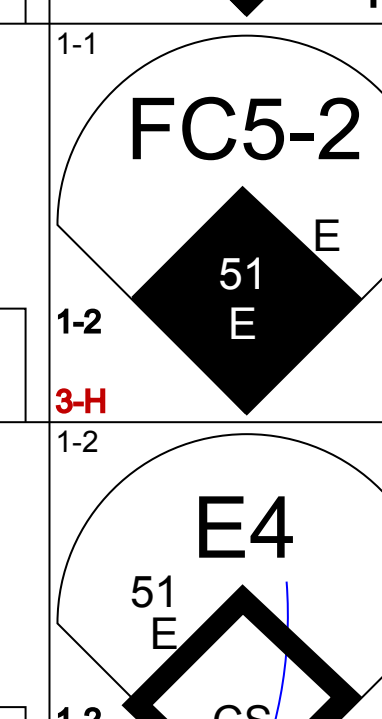
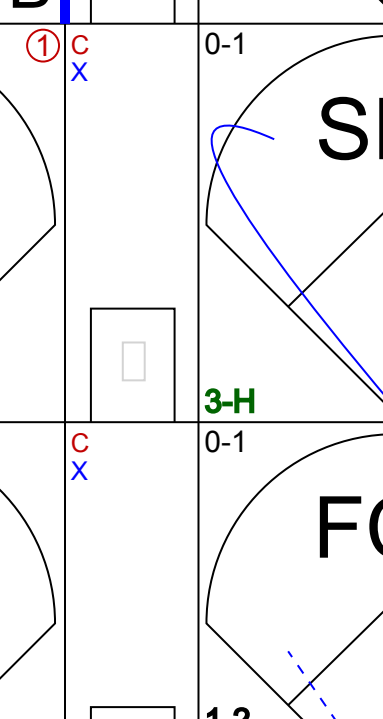
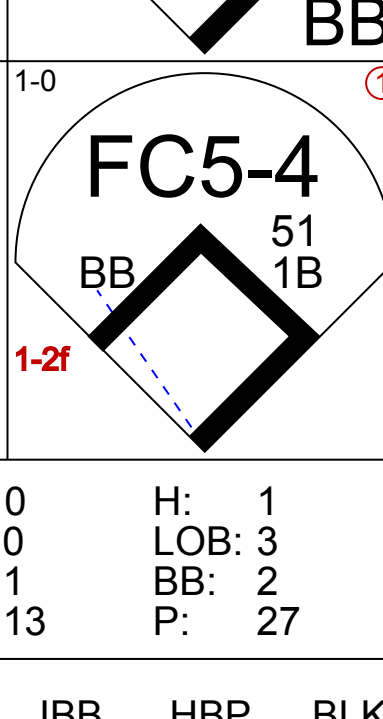
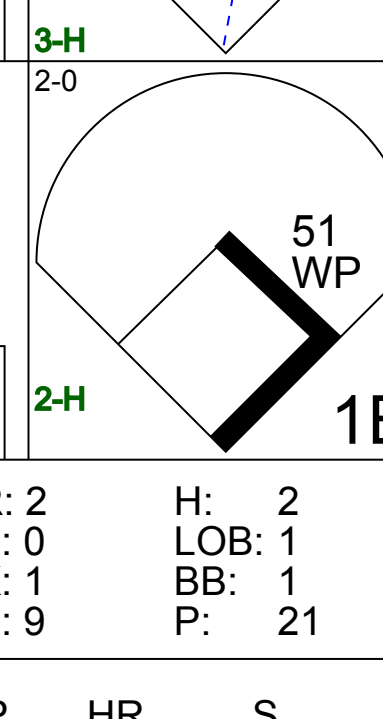
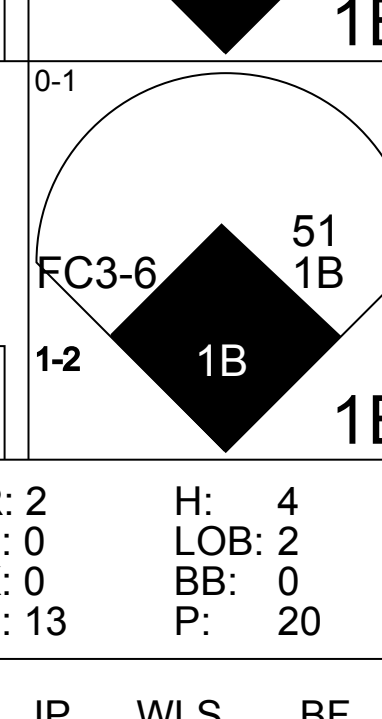
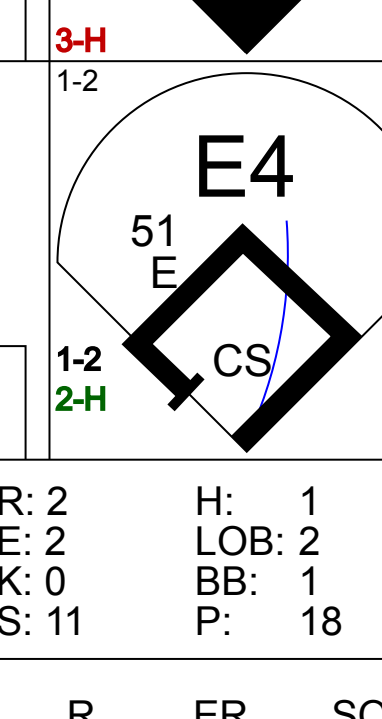
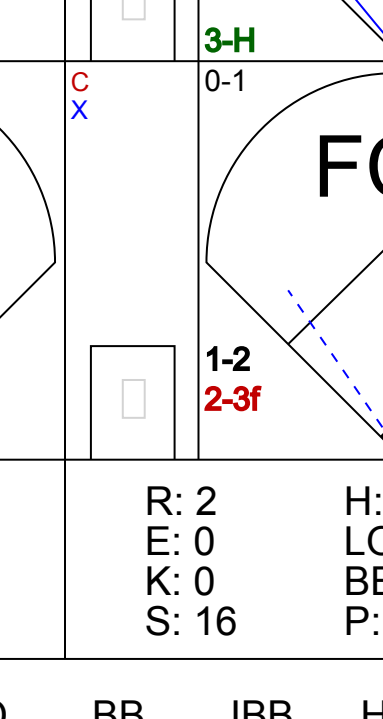


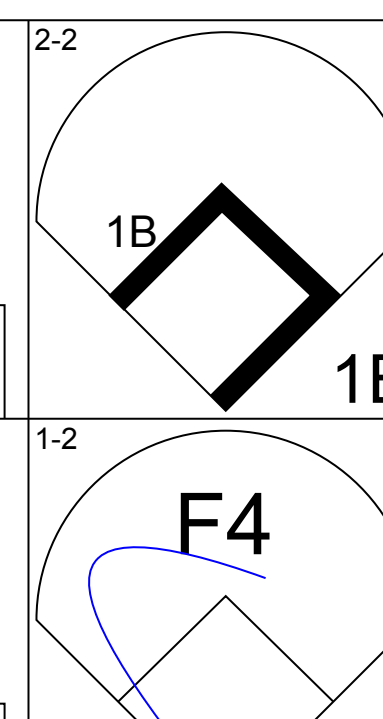
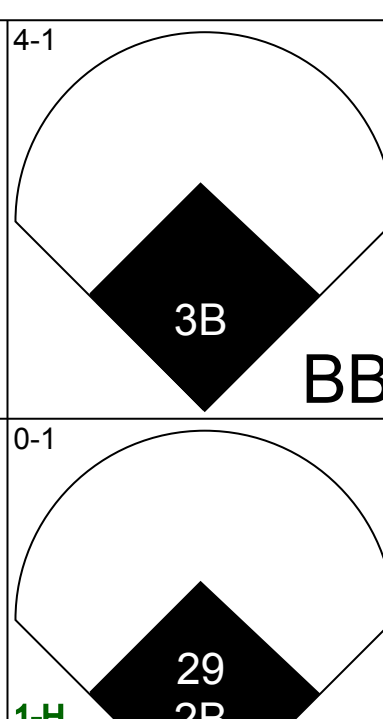
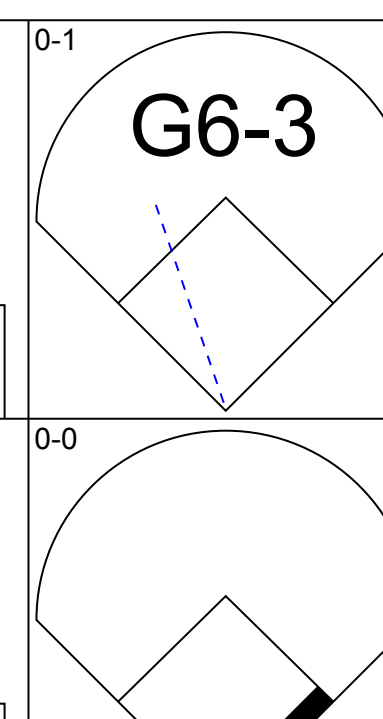
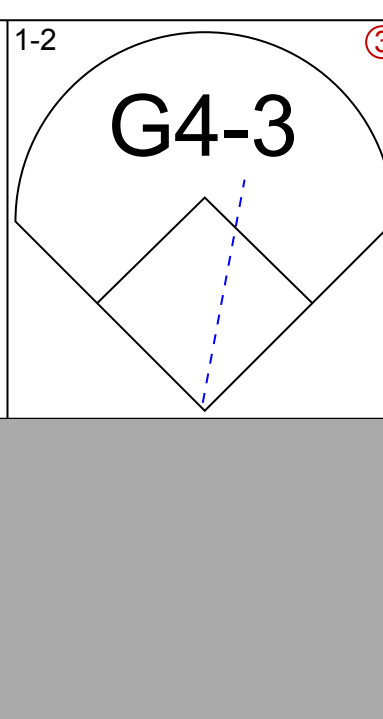
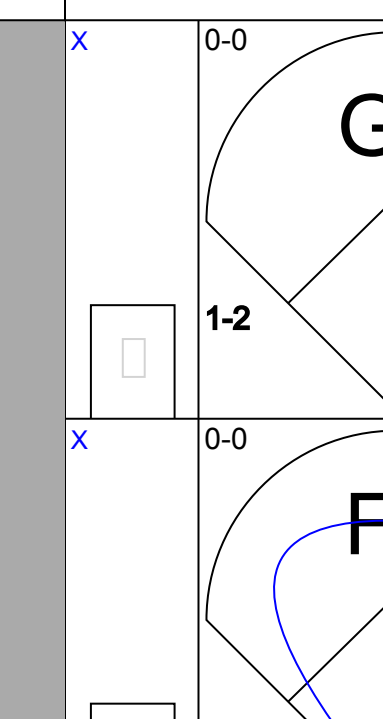
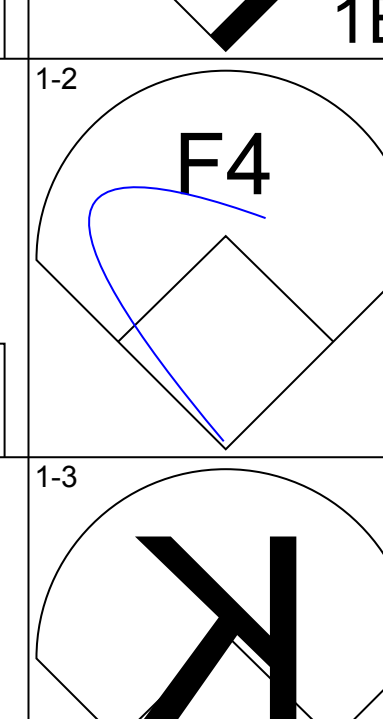
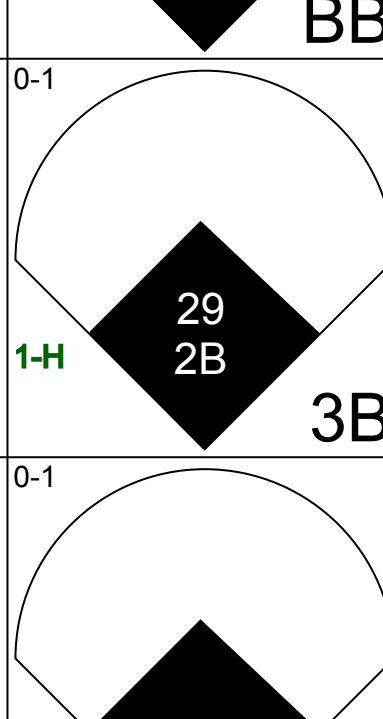
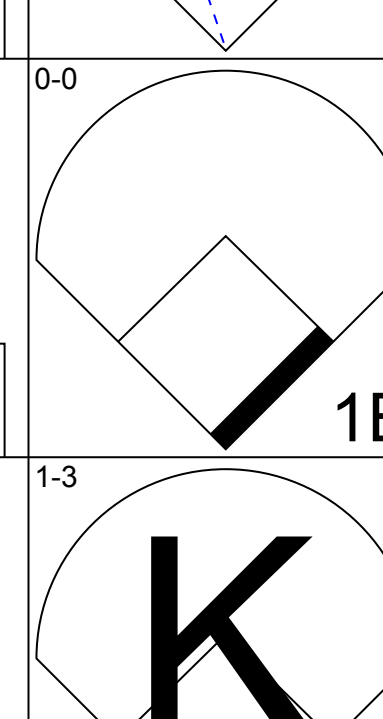

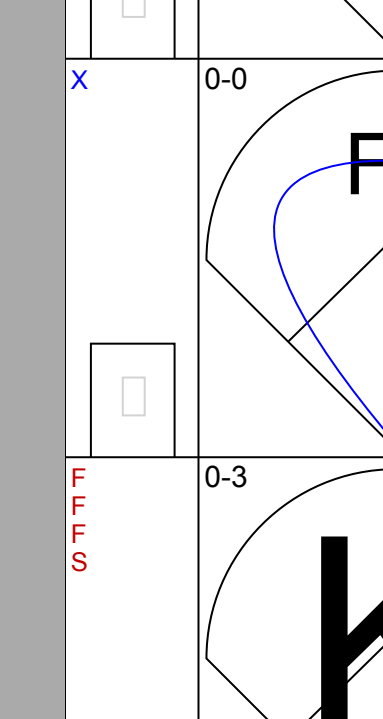
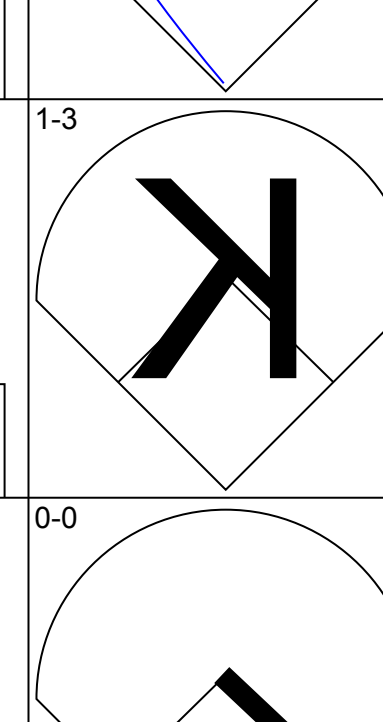
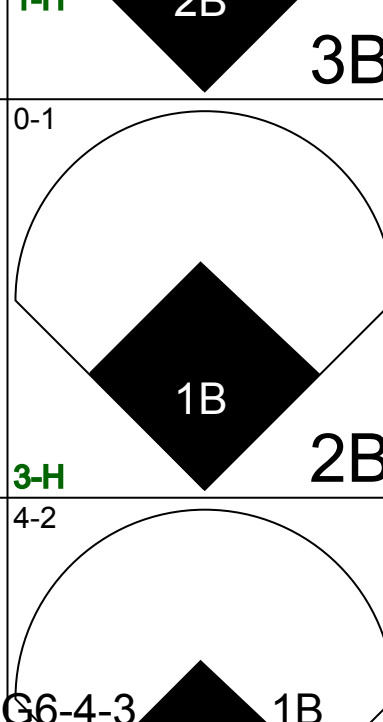
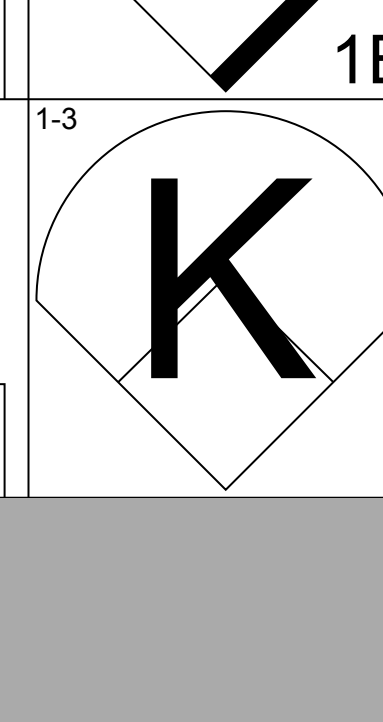

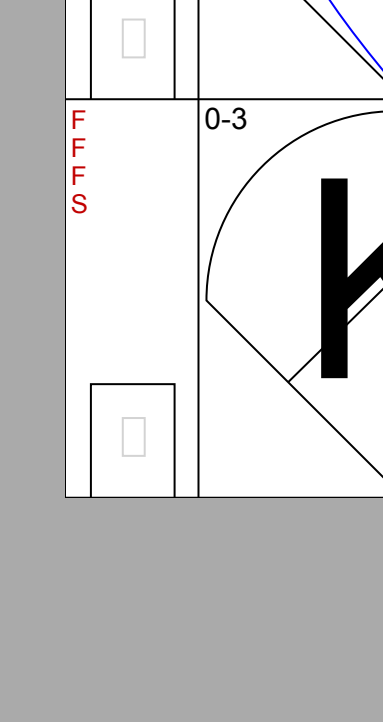
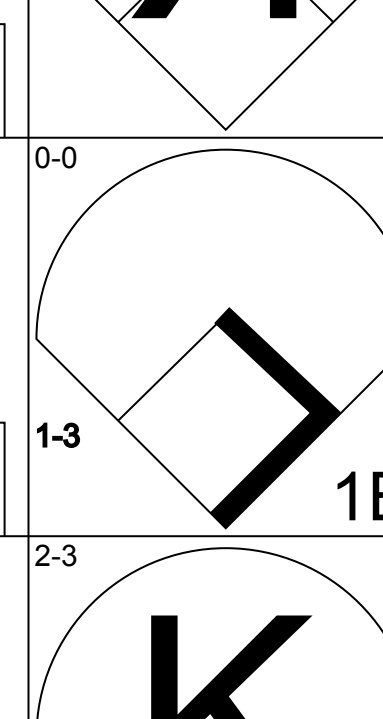
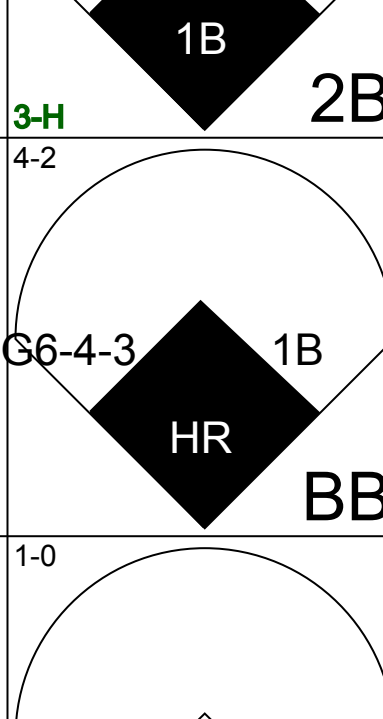

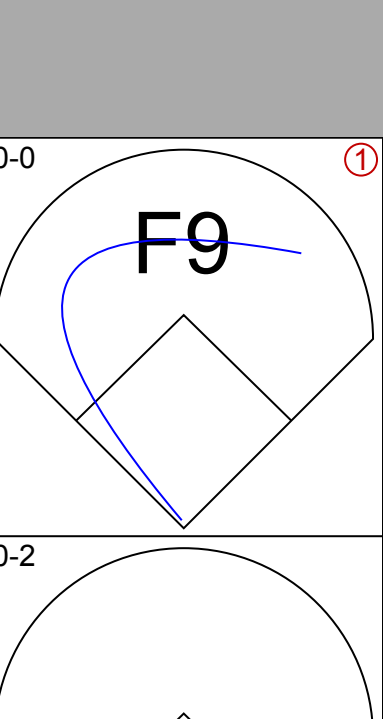

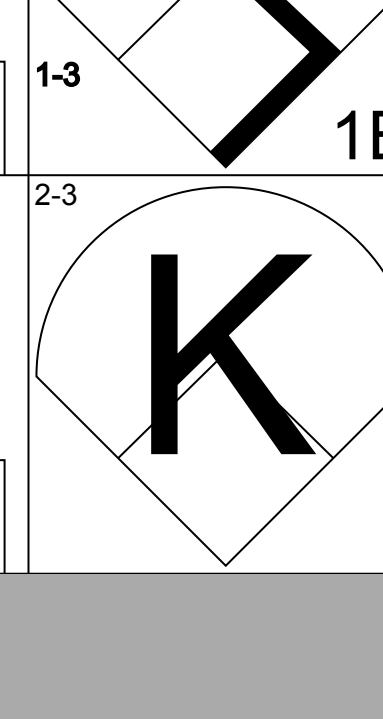
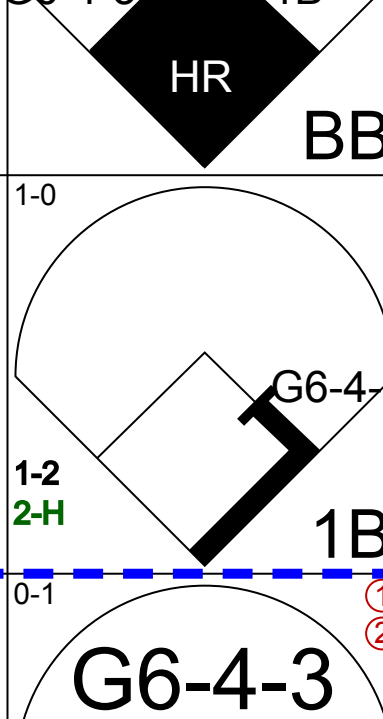

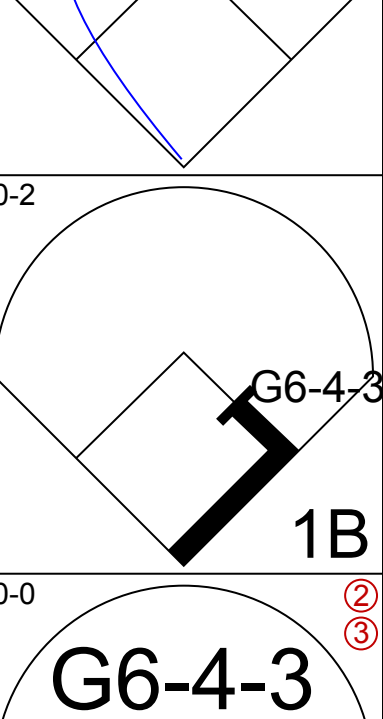

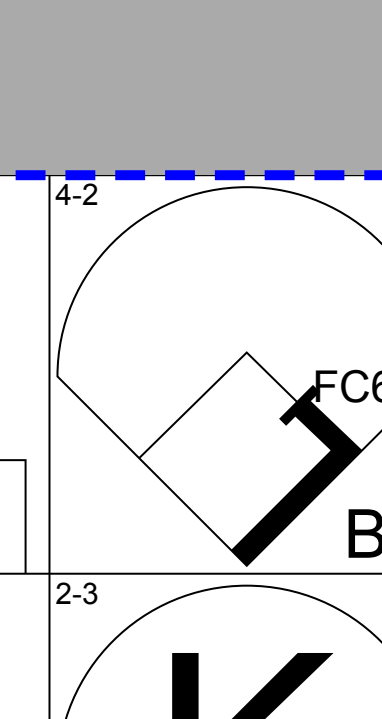
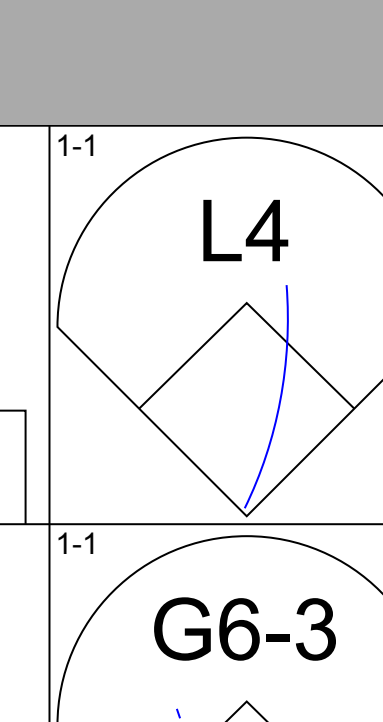
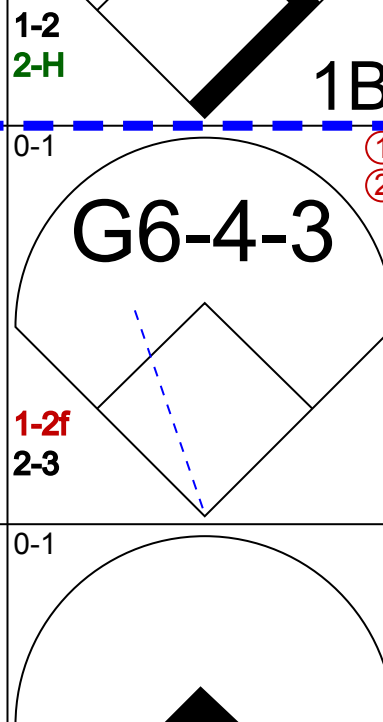

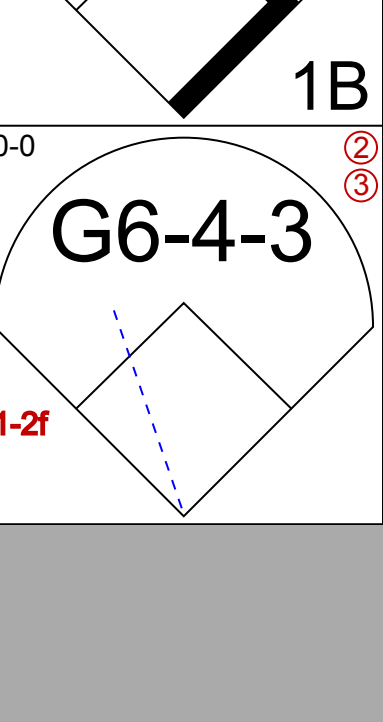


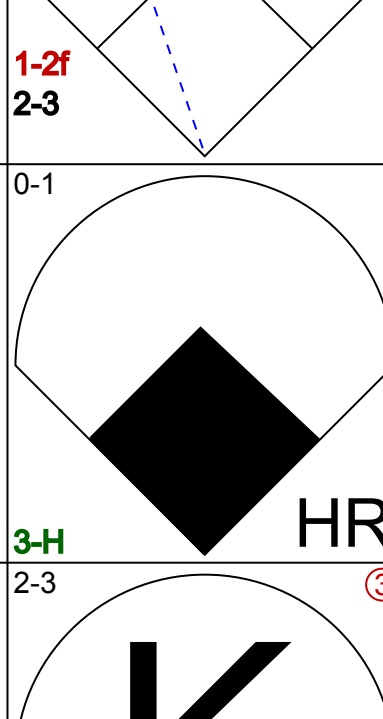



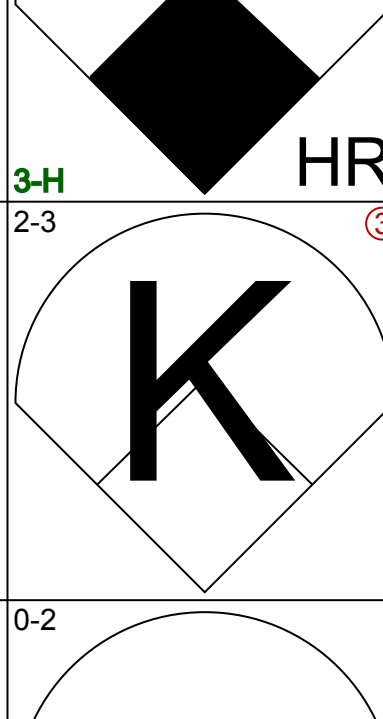


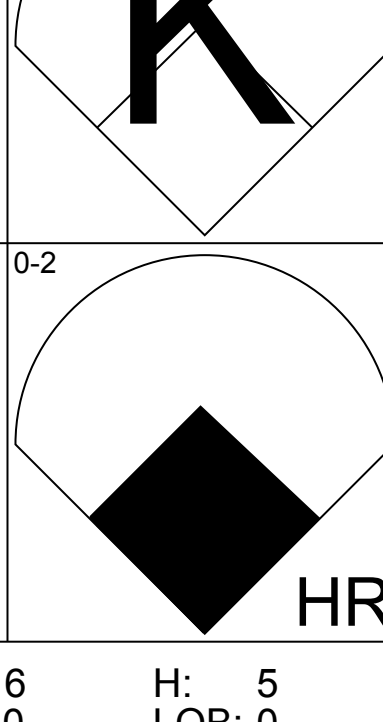
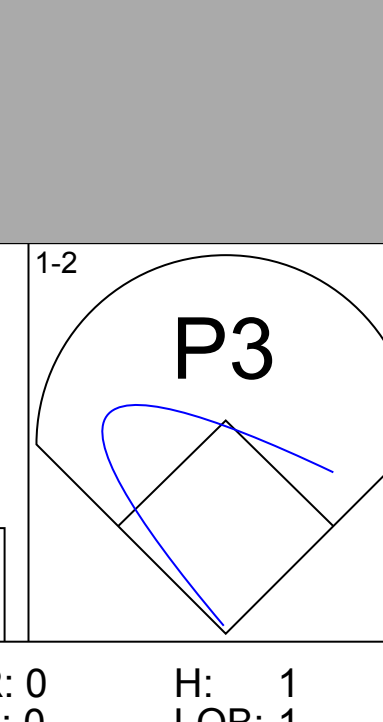

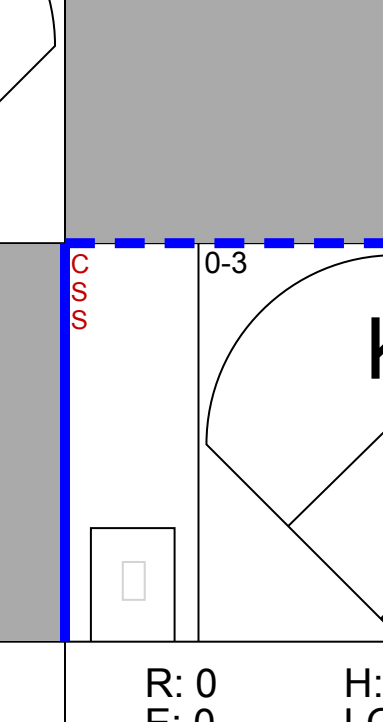


Batter	1	2	3	4	5	6	7	8	9	AB	R	H	RBI	BB	SO	LOB	TOP										
51 Ichiro Suzuki, L (1, 9) OBP: 0.396, SLG: 0.495	L8		F7		B1-3 2B		G4-3 1B		F7	5	1	2	0	0	0	2	<b>Seattle Mariners @ Minnesota Twins</b> Hubert H. Humphrey Metrodome, Minneapolis, MN Wed May 23, 2001, 1:05 PM EDT Att: 26,605 - Dome - 72 F <a href="http://livebaseballscorecards.com">livebaseballscorecards.com</a>										
Stan Javier, S (1, 7) Charles Gipson, R (9, 7) OBP: 0.360, SLG: 0.355 OBP: 0.143, SLG: 0.077	K		G6-4-3		B1-3		G4-3		G5-3	5	0	0	0	0	1	4											
Edgar Martinez, R (1, 10) OBP: 0.434, SLG: 0.488	HR			L6		F8		F7	5	1	1	1	0	0	2												
Bret Boone, R (1, 4) OBP: 0.358, SLG: 0.529	F9			1B BB SF7 1B		1B BB		1B	3	2	2	1	1	0	0												
Mike Cameron, R (1, 8) OBP: 0.354, SLG: 0.503		F8		SF7 1B BB		F8		K	3	0	0	0	1	1	2												
Ed Sprague, R (1, 3) John Olerud, L (8, PH) OBP: 0.333, SLG: 0.333 OBP: 0.439, SLG: 0.465	K			SF7 1B		F9		F8	3	0	1	0	0	1	1												
David Bell, R (1, 5) OBP: 0.239, SLG: 0.307	F9			SF7		1B		HR	3	1	2	2	0	0	0												
Dan Wilson, R (1, 2) OBP: 0.275, SLG: 0.281			G6-4-3 1B	F9		1B		K	4	0	2	1	0	1	2												
Carlos Guillen, S (1, 6) OBP: 0.315, SLG: 0.295			G6-4-3 1B		L8		K		G4-3	4	0	1	0	0	1	2											
<b>Inning Stats</b>	R: 1 E: 0 K: 1 S: 10	H: 1 LOB: 0 BB: 0 P: 17	R: 0 E: 0 K: 1 S: 6	H: 0 LOB: 0 BB: 0 P: 10	R: 0 E: 0 K: 0 S: 7	H: 2 LOB: 1 BB: 0 P: 11	R: 1 E: 0 K: 0 S: 15	H: 2 LOB: 2 BB: 1 P: 30	R: 0 E: 0 K: 0 S: 6	H: 1 LOB: 1 BB: 0 P: 11	R: 1 E: 0 K: 1 S: 14	H: 2 LOB: 1 BB: 1 P: 20	R: 1 E: 0 K: 1 S: 8	H: 2 LOB: 1 BB: 0 P: 16	R: 1 E: 0 K: 1 S: 13	H: 1 LOB: 0 BB: 0 P: 21		R: 0 E: 0 K: 0 S: 9	H: 0 LOB: 0 BB: 0 P: 14	1B: 8 2B: 1 3B: 0 HR: 2	SF: 1 SAC: 0 DP: 1 HBP: 0	WP: 0 PB: 0 SB: 0 CS: 0	PA: 39				
<b>PITCHER</b>	IP	WLS	BF	H	R	ER	SO	BB	IBB	HBP	BLK	WP	HR	S	P	ERA	WHIP										
Eric Milton, L (1, 1) ERA: 3.62	7.0		32	10	4	4	4	2	0	0	0	0	1	66	115	5.14	1.714										
Hector Carrasco, R (8, 1) ERA: 4.13	1.0	L	4	1	1	1	1	0	0	0	0	0	1	13	21	9.00	1.000										
Travis Miller, L (9, 1) ERA: 7.36	1.0		3	0	0	0	0	0	0	0	0	0	0	9	14	0.00	0.000										

Batter	1	2	3	4	5	6	7	8	9	AB	R	H	RBI	BB	SO	LOB	BOTTOM										
Cristian Guzman, S (1, 6) OBP: 0.341, SLG: 0.530	G5-3		K		G6-3				K	5	0	1	0	0	2	2	<b>Seattle Mariners @ Minnesota Twins</b> Hubert H. Humphrey Metrodome, Minneapolis, MN Wed May 23, 2001, 1:05 PM EDT Att: 26,605 - Dome - 72 F <a href="http://livebaseballscorecards.com">livebaseballscorecards.com</a>										
Luis Rivas, R (1, 4) OBP: 0.266, SLG: 0.361	G6-3		P5			F8	SF9		F8	4	0	0	1	0	0	0											
Doug Mientkiewicz, L (1, 3) OBP: 0.459, SLG: 0.656	G1-3		G4-3			G4-3	F9		K	5	0	0	0	0	1	1											
Matt Lawton, L (1, 9) OBP: 0.392, SLG: 0.362		K		F5		2B 1B		BB BB	3	0	1	0	1	1	0												
Corey Koskie, L (1, 5) OBP: 0.328, SLG: 0.421		HR BB		G4-3			2B	BB BB	2	1	1	0	2	0	0												
Denny Hocking, S (1, 10) OBP: 0.295, SLG: 0.286		HR BB		F7			BB	K	2	1	0	0	2	1	2												
Tori Hunter, R (1, 8) OBP: 0.287, SLG: 0.421		HR				F7		BB	3	1	2	3	1	0	3												
Jacque Jones, L (1, 7) OBP: 0.302, SLG: 0.344	K							K	4	1	2	0	0	2	3												
Tom Prince, R (1, 2) A.J. Pierzynski, L (8, PH) OBP: 0.297, SLG: 0.357 OBP: 0.276, SLG: 0.375	G1-3							F8	2	0	0	0	0	1	1												
<b>Inning Stats</b>	R: 0 E: 0 K: 0 S: 6	H: 0 LOB: 0 BB: 0 P: 8	R: 3 E: 0 K: 2 S: 14	H: 1 LOB: 0 BB: 2 P: 24	R: 0 E: 0 K: 1 S: 7	H: 0 LOB: 0 BB: 0 P: 11	R: 0 E: 0 K: 0 S: 6	H: 0 LOB: 0 BB: 0 P: 11	R: 0 E: 0 K: 0 S: 5	H: 2 LOB: 1 BB: 0 P: 7	R: 0 E: 0 K: 0 S: 8	H: 2 LOB: 3 BB: 1 P: 16	R: 1 E: 0 K: 1 S: 14	H: 2 LOB: 1 BB: 0 P: 21	R: 0 E: 0 K: 2 S: 18	H: 0 LOB: 3 BB: 3 P: 34		R: 0 E: 0 K: 2 S: 8	H: 0 LOB: 0 BB: 0 P: 14	1B: 5 2B: 1 3B: 0 HR: 1	SF: 1 SAC: 0 DP: 1 HBP: 1	WP: 0 PB: 0 SB: 1 CS: 1	PA: 39				
<b>PITCHER</b>	IP	WLS	BF	H	R	ER	SO	BB	IBB	HBP	BLK	WP	HR	S	P	ERA	WHIP										
Freddy Garcia, R (1, 1) ERA: 4.26	6.2		29	7	4	4	4	3	0	1	0	0	0	15	26	0.00	3.000										
Arthur Rhodes, L (7, 1) ERA: 1.35	0.2	W	4	0	0	0	1	2	0	0	0	0	0	2	6	∞	∞										
Jeff Nelson, R (8, 1) ERA: 1.35	0.0		1	0	0	0	0	1	0	0	0	0	0	2	6	∞	∞										
Kazuhiro Sasaki, R (8, 1) ERA: 3.18	1.2	S	5	0	0	0	3	0	0	0	0	0	0	14	23	0.00	0.000										



Batter	1	2	3	4	5	6	7	8	9	AB	R	H	RBI	BB	SO	LOB	TOP			
51 Ichiro Suzuki, L (1, 9) OBP: 0.397, SLG: 0.493										5	0	2	1	0	1	2	<b>Seattle Mariners @ Kansas City Royals</b> Kauffman Stadium, Kansas City, MO Fri May 25 2001, 7:05 PM CDT Att: 17,555 - Cloudy - 60 F			
Stan Javier, S (1, 7) OBP: 0.351, SLG: 0.338 Dan Wilson, R (8, 2) OBP: 0.275, SLG: 0.281										4	0	0	0	1	1	4				
Edgar Martinez, R (1, 10) OBP: 0.443, SLG: 0.515										5	2	4	2	0	1	3				
John Olerud, L (1, 3) OBP: 0.433, SLG: 0.457										5	1	1	0	0	0	6				
Bret Boone, R (1, 4) OBP: 0.349, SLG: 0.514											5	0	0	0	0	1		4		
Mike Cameron, R (1, 8) OBP: 0.361, SLG: 0.500										3	1	1	1	2	0	0				
Tom Lampkin, L (1, 2) OBP: 0.333, SLG: 0.431 Charles Gipson, R (8, PR) OBP: 0.143, SLG: 0.077 Mark McLemore, S (8, 7) OBP: 0.377, SLG: 0.460										4	1	2	0	0	1	0				
Carlos Guillen, S (1, 6) OBP: 0.318, SLG: 0.296										3	2	1	2	1	0	3				
David Bell, R (1, 5) OBP: 0.245, SLG: 0.311										5	1	2	1	0	0	4				
<b>Inning Stats</b>	R: 1 E: 0 K: 1 S: 9	H: 1 LOB: 0 BB: 0 P: 10	R: 0 E: 0 K: 1 S: 7	H: 0 LOB: 0 BB: 0 P: 8	R: 0 E: 0 K: 1 S: 13	H: 1 LOB: 3 BB: 2 P: 27	R: 2 E: 0 K: 1 S: 9	H: 2 LOB: 1 BB: 1 P: 21	R: 0 E: 0 K: 0 S: 5	H: 0 LOB: 0 BB: 0 P: 8	R: 2 E: 0 K: 0 S: 13	H: 4 LOB: 2 BB: 0 P: 20	R: 2 E: 2 K: 0 S: 11	H: 1 LOB: 2 BB: 1 P: 18	R: 2 E: 0 K: 0 S: 16	H: 4 LOB: 2 BB: 0 P: 24		1B: 13 2B: 9 3B: 0 HR: 1	SF: 1 SAC: 0 DP: 1 HBP: 0	WP: 1 PB: 0 SB: 1 CS: 2
<b>PITCHER</b>	IP	WLS	BF	H	R	ER	SO	BB	IBB	HBP	BLK	WP	HR	S	P	ERA	WHIP			
Dan Reichert, R (1, 1) ERA: 3.61	6.0		28	8	5	5	5	3	0	0	0	1	1	55	88	7.50	1.833			
Cory Bailey, R (7, 1) ERA: 2.55	1.0	H	4	1	0	0	0	0	0	0	0	0	0	7	14	0.00	1.000			
Jason Grimsley, R (8, 1) ERA: 2.48	1.0	L	6	1	2	0	0	1	0	0	0	0	0	11	18	0.00	2.000			
Jose Santiago, R (9, 1) ERA: 6.0	1.0		7	4	2	2	0	0	0	0	0	0	0	16	24	18.00	4.000			

Batter	1	2	3	4	5	6	7	8	9	AB	R	H	RBI	BB	SO	LOB	BOTTOM			
Carlos Beltrán, S (1, 8) OBP: 0.318, SLG: 0.395										4	1	1	0	1	0	2	<b>Seattle Mariners @ Kansas City Royals</b> Kauffman Stadium, Kansas City, MO Fri May 25 2001, 7:05 PM CDT Att: 17,555 - Cloudy - 60 F			
Rey Sanchez, R (1, 6) OBP: 0.315, SLG: 0.356										5	1	2	1	0	0	2				
29 Mike Sweeney, R (1, 3) OBP: 0.362, SLG: 0.549										5	1	1	1	0	4	3				
Jermaine Dye, R (1, 9) OBP: 0.324, SLG: 0.400										3	1	1	0	1	1	0				
Joe Randa, R (1, 5) OBP: 0.320, SLG: 0.408										3	0	2	1	1	1	2				
Mark Quinn, R (1, 7) OBP: 0.307, SLG: 0.535										4	0	0	0	0	1	4				
Dee Brown, L (1, 10) OBP: 0.340, SLG: 0.426										4	1	1	2	0	0	1				
Luis Alicea, S (1, 4) OBP: 0.299, SLG: 0.316										4	0	1	0	0	1	1				
A.J. Hinch, R (1, 2) OBP: 0.200, SLG: 0.294 Raul Ibanez, L (8, PH) OBP: 0.176, SLG: 0.152										3	1	1	1	0	0	1				
<b>Inning Stats</b>	R: 0 E: 0 K: 2 S: 16	H: 2 LOB: 2 BB: 0 P: 22	R: 0 E: 0 K: 0 S: 5	H: 0 LOB: 0 BB: 0 P: 8	R: 6 E: 0 K: 1 S: 22	H: 5 LOB: 2 BB: 2 P: 33	R: 0 E: 0 K: 1 S: 10	H: 1 LOB: 1 BB: 0 P: 11	R: 0 E: 0 K: 0 S: 5	H: 1 LOB: 0 BB: 0 P: 5	R: 0 E: 0 K: 0 S: 10	H: 1 LOB: 1 BB: 0 P: 11	R: 0 E: 0 K: 2 S: 9	H: 0 LOB: 1 BB: 1 P: 18	R: 0 E: 0 K: 2 S: 9	H: 0 LOB: 1 BB: 0 P: 9		1B: 6 2B: 1 3B: 1 HR: 2	SF: 0 SAC: 0 DP: 2 HBP: 0	WP: 1 PB: 0 SB: 0 CS: 0
<b>PITCHER</b>	IP	WLS	BF	H	R	ER	SO	BB	IBB	HBP	BLK	WP	HR	S	P	ERA	WHIP			
John Halama, L (1, 1) ERA: 4.83	2.0		14	6	6	6	2	2	0	0	0	0	1	44	51	0.00	0.800			
Ryan Franklin, R (3, 1) ERA: 2.55	5.0	W	17	4	0	0	4	0	0	0	0	0	0	5	11	0.00	3.000			
Jose Paniagua, R (8, 1) ERA: 3.42	0.1	H	2	0	0	0	1	1	0	0	0	0	0	5	7	0.00	0.000			
Arthur Rhodes, L (8, 1) ERA: 1.31	0.2	H	2	0	0	0	0	0	0	0	0	0	0	5	7	0.00	0.000			
Kazuhiro Sasaki, R (9, 1) ERA: 3.04	1.0	S	4	0	0	0	2	0	0	0	0	1	0	9	9	0.00	0.000			

AB	40
R	9
H	14
RBI	7
BB	4
SO	5
LOB	26





Batter	1	2	3	4	5	6	7	8	9	AB	R	H	RBI	BB	SO	LOB	TOP					
51 Ichiro Suzuki, L (1, 9) OBP: 0.391, SLG: 0.484	G6-3			L9				G4-3	G6-3	6	0	1	0	0	0	4	<b>Seattle Mariners @ Kansas City Royals</b> Kauffman Stadium, Kansas City, MO Sat May 26 2001, 7:05 PM CDT Att: 21,368 - Cloudy - 69 F					
Mike Cameron, R (1, 8) OBP: 0.357, SLG: 0.487	F9	P4					G4-3	1B 2B BB		4	1	0	0	1	1	2						
Edgar Martinez, R (1, 10) OBP: 0.442, SLG: 0.509	L6						F9	2B 1-3 1B		4	0	1	0	1	0	0						
John Olerud, L (1, 3) OBP: 0.437, SLG: 0.467		G3 1B 2B 1B		F5			P5	HR 1B	2-2 1-3 2B	5	2	3	1	0	0	1						
Bret Boone, R (1, 4) OBP: 0.355, SLG: 0.530		1-0 1-2 G3 2B 1B		F7			K	1-1 HR	4-1 3-H 2B	4	2	2	2	1	1	1						
Al Martin, L (1, 7) OBP: 0.284, SLG: 0.256		1-2 G3						4-2 WP S BB	2-2 P6	4	1	1	0	1	1	5						
Charles Gipson, R (8, 7) OBP: 0.143, SLG: 0.077		1-2 2-3						WP S BB		0	0	0	0	0	0	0						
Carlos Guillen, S (1, 6) OBP: 0.326, SLG: 0.308		0-0 1B 2B		F7				2-2 1B BB	4-1 1-3 BB	4	1	2	2	1	1	1						
David Bell, R (1, 5) OBP: 0.243, SLG: 0.307		2-H 3-H 2-0 F8		P6				1-1 F7	0-1 F8	5	0	1	0	0	0	5						
Dan Wilson, R (1, 2) OBP: 0.290, SLG: 0.290		0-1 51 1B 2-H 1B						4-0 1-2 BB	1-2 F8	4	0	2	2	1	0	1						
<b>Inning Stats</b>	R: 0 E: 0 K: 0 S: 7	H: 0 LOB: 0 BB: 0 P: 13	R: 3 E: 0 K: 0 S: 15	H: 5 LOB: 2 BB: 0 P: 26	R: 0 E: 0 K: 0 S: 8	H: 0 LOB: 0 BB: 0 P: 13	R: 1 E: 0 K: 0 S: 9	H: 2 LOB: 1 BB: 0 P: 14	R: 0 E: 0 K: 1 S: 10	H: 1 LOB: 2 BB: 1 P: 17	R: 2 E: 0 K: 0 S: 13	H: 2 LOB: 2 BB: 2 P: 23	R: 1 E: 0 K: 1 S: 15	H: 2 LOB: 3 BB: 2 P: 29	R: 0 E: 0 K: 1 S: 8	H: 1 LOB: 1 BB: 0 P: 12	1B: 10 2B: 2 3B: 0 HR: 1	SF: 0 SAC: 0 DP: 0 HBP: 0	WP: 2 PA: 46 PB: 0 SB: 1 CS: 0			
<b>PITCHER</b>	IP WLS BF H R ER SO BB IBB HBP BLK WP HR S P ERA WHIP	IP WLS BF H R ER SO BB IBB HBP BLK WP HR S P ERA WHIP	IP WLS BF H R ER SO BB IBB HBP BLK WP HR S P ERA WHIP	IP WLS BF H R ER SO BB IBB HBP BLK WP HR S P ERA WHIP	IP WLS BF H R ER SO BB IBB HBP BLK WP HR S P ERA WHIP	IP WLS BF H R ER SO BB IBB HBP BLK WP HR S P ERA WHIP	IP WLS BF H R ER SO BB IBB HBP BLK WP HR S P ERA WHIP	IP WLS BF H R ER SO BB IBB HBP BLK WP HR S P ERA WHIP	IP WLS BF H R ER SO BB IBB HBP BLK WP HR S P ERA WHIP	IP WLS BF H R ER SO BB IBB HBP BLK WP HR S P ERA WHIP	IP WLS BF H R ER SO BB IBB HBP BLK WP HR S P ERA WHIP	IP WLS BF H R ER SO BB IBB HBP BLK WP HR S P ERA WHIP	IP WLS BF H R ER SO BB IBB HBP BLK WP HR S P ERA WHIP	IP WLS BF H R ER SO BB IBB HBP BLK WP HR S P ERA WHIP	IP WLS BF H R ER SO BB IBB HBP BLK WP HR S P ERA WHIP	IP WLS BF H R ER SO BB IBB HBP BLK WP HR S P ERA WHIP	IP WLS BF H R ER SO BB IBB HBP BLK WP HR S P ERA WHIP					
Brian Meadows, R (1, 1) ERA: 6.97	4.0	L	19	7	4	4	0	0	0	0	0	0	0	0	0	0	1	1	35	62	6.00	2.333
Blake Stein, R (5, 1) ERA: 6.92	3.0	16	3	2	2	3	4	0	0	0	0	0	0	0	0	0	0	0	15	29	9.00	4.000
Doug Henry, R (8, 1) ERA: 5.19	1.0	7	2	1	1	0	2	0	0	0	0	0	0	0	0	0	0	0	8	12	0.00	1.000
Cory Bailey, R (9, 1) ERA: 2.12	1.0	4	1	0	0	1	0	0	0	0	0	0	0	0	0	0	0	0	8	12	0.00	1.000

Batter	1	2	3	4	5	6	7	8	9	AB	R	H	RBI	BB	SO	LOB	BOTTOM					
Carlos Beltrán, S (1, 8) OBP: 0.315, SLG: 0.401	K								K	5	1	1	0	0	2	0	<b>Seattle Mariners @ Kansas City Royals</b> Kauffman Stadium, Kansas City, MO Sat May 26 2001, 7:05 PM CDT Att: 21,368 - Cloudy - 69 F					
Rey Sanchez, R (1, 6) OBP: 0.312, SLG: 0.352	G4-3									5	0	1	1	0	0	0						
29 Mike Sweeney, R (1, 3) OBP: 0.358, SLG: 0.545	L9									5	0	1	0	0	1	1						
Jermaine Dye, R (1, 9) OBP: 0.326, SLG: 0.397		3-1 2B G1-3 1B								4	1	1	0	1	0	2						
Joe Randa, R (1, 5) OBP: 0.328, SLG: 0.426		2-1 G1-3 1-3 2B								4	0	3	0	0	0	0						
Dee Brown, L (1, 7) OBP: 0.345, SLG: 0.424		4-1 G1-3 BB								3	0	1	0	1	0	3						
Mark Quinn, R (1, 10) OBP: 0.311, SLG: 0.534		0-1 P6								4	0	2	0	0	1	6						
Wilson Delgado, S (1, 4) OBP: 0.274, SLG: 0.299		0-1 G1-3								4	0	0	1	0	0	9						
A.J. Hinch, R (1, 2) OBP: 0.193, SLG: 0.283		1-2 2-3 3-H F8								2	0	0	0	0	1	4						
Raul Ibanez, L (7, PH) OBP: 0.171, SLG: 0.147		0-1 F8								1	0	0	0	0	0	0						
Sal Fasano, R (8, 2) OBP: 0.130, SLG: 0.048										0	0	0	0	0	0	0						
Luis Alicea, S (8, PH) OBP: 0.297, SLG: 0.314										1	0	0	0	0	1	3						
Héctor Ortiz, R (9, 2) OBP: 0.274, SLG: 0.299										0	0	0	0	0	0	0						
<b>Inning Stats</b>	R: 0 E: 0 K: 1 S: 8	H: 0 LOB: 0 BB: 0 P: 14	R: 1 E: 0 K: 0 S: 11	H: 2 LOB: 2 BB: 1 P: 20	R: 0 E: 0 K: 0 S: 5	H: 1 LOB: 1 BB: 0 P: 7	R: 0 E: 0 K: 1 S: 11	H: 2 LOB: 2 BB: 0 P: 18	R: 0 E: 0 K: 1 S: 7	H: 0 LOB: 0 BB: 0 P: 11	R: 0 E: 0 K: 0 S: 9	H: 2 LOB: 2 BB: 0 P: 10	R: 1 E: 0 K: 0 S: 9	H: 1 LOB: 0 BB: 0 P: 15	R: 0 E: 1 K: 2 S: 11	H: 1 LOB: 3 BB: 1 P: 21	R: 0 E: 0 K: 1 S: 12	H: 1 LOB: 1 BB: 0 P: 14	1B: 6 2B: 3 3B: 1 HR: 0	SF: 0 SAC: 0 DP: 0 HBP: 0	WP: 0 PA: 40 PB: 0 SB: 0 CS: 0	
<b>PITCHER</b>	IP WLS BF H R ER SO BB IBB HBP BLK WP HR S P ERA WHIP	IP WLS BF H R ER SO BB IBB HBP BLK WP HR S P ERA WHIP	IP WLS BF H R ER SO BB IBB HBP BLK WP HR S P ERA WHIP	IP WLS BF H R ER SO BB IBB HBP BLK WP HR S P ERA WHIP	IP WLS BF H R ER SO BB IBB HBP BLK WP HR S P ERA WHIP	IP WLS BF H R ER SO BB IBB HBP BLK WP HR S P ERA WHIP	IP WLS BF H R ER SO BB IBB HBP BLK WP HR S P ERA WHIP	IP WLS BF H R ER SO BB IBB HBP BLK WP HR S P ERA WHIP	IP WLS BF H R ER SO BB IBB HBP BLK WP HR S P ERA WHIP	IP WLS BF H R ER SO BB IBB HBP BLK WP HR S P ERA WHIP	IP WLS BF H R ER SO BB IBB HBP BLK WP HR S P ERA WHIP	IP WLS BF H R ER SO BB IBB HBP BLK WP HR S P ERA WHIP	IP WLS BF H R ER SO BB IBB HBP BLK WP HR S P ERA WHIP	IP WLS BF H R ER SO BB IBB HBP BLK WP HR S P ERA WHIP	IP WLS BF H R ER SO BB IBB HBP BLK WP HR S P ERA WHIP	IP WLS BF H R ER SO BB IBB HBP BLK WP HR S P ERA WHIP						
Aaron Sele, R (1, 1) ERA: 2.81	7.0	30	8	2	2	3	1	0	0	0	0	0	0	0	0	0	1	1	35	35	0.00	1.500
Jeff Nelson, R (8, 1) ERA: 1.23	2.0	10	2	0	0	3	1	0	0	0	0	0	0	0	0	0	0	0	23	35	0.00	1.500









Batter	1	2	3	4	5	6	7	8	9	AB	R	H	RBI	BB	SO	LOB	TOP										
<b>51 Ichiro Suzuki, L</b> OBP: 0.391, SLG: 0.478 (1, 9)	G4-3	G4-3		FC4 2B	HBP 2B	P5		G5-3		6	1	2	0	0	0	1											
<b>Mark McLemore, S</b> OBP: 0.398, SLG: 0.441 (1, 5)	F8		BB 1B	FC4 2B	F7		G4-3		K	6	2	1	1	0	1	2											
<b>Edgar Martinez, R</b> OBP: 0.453, SLG: 0.523 (9, PH)	1B		BB 1B	BB E 1B	2B		F8		FC6-4 1B	3	2	2	1	1	0	0											
<b>Ed Sprague, R</b> OBP: 0.500, SLG: 0.333 (9, PH)	1B		BB E 1B	BB E 1B	2B		F8		FC6-4 1B	0	1	0	0	1	0	0											
<b>John Olerud, L</b> OBP: 0.452, SLG: 0.489 (1, 3)	FC5-4 1B		BB E 1B	BB E 1B	2B		F7		FC6-4 1B	5	1	4	2	1	0	0											
<b>Bret Boone, R</b> OBP: 0.348, SLG: 0.511 (1, 4)	FC5-4		K	K	L9				FC6-4 1B	5	1	0	0	1	2	10											
<b>Mike Cameron, R</b> OBP: 0.381, SLG: 0.485 (8, PH)		G6-3		E BB	2B				BB	2	1	1	2	2	0	0											
<b>Charles Gipson, R</b> OBP: 0.250, SLG: 0.267 (8, 8)				BB	BB				BB	2	1	2	2	0	0	0											
<b>Carlos Guillen, S</b> OBP: 0.330, SLG: 0.319 (1, 6)	G4-3 HR	L4	L4	2B	K			G6-3 G3	F9	6	1	3	1	0	1	7											
<b>Al Martin, L</b> OBP: 0.272, SLG: 0.236 (1, 7)	G4-3		K	2B				G3		4	0	0	1	1	2	4											
<b>Dan Wilson, R</b> OBP: 0.295, SLG: 0.333 (1, 2)	HR			2B	K			G6-3		5	2	2	2	0	1	3											
<b>Inning Stats</b>	R: 0 E: 0 K: 0 S: 15	H: 2 LOB: 2 BB: 0 P: 23	R: 2 E: 1 K: 0 S: 13	H: 2 LOB: 0 BB: 0 P: 22	R: 2 E: 1 K: 2 S: 13	H: 2 LOB: 2 BB: 2 P: 26	R: 5 E: 0 K: 2 S: 17	H: 5 LOB: 2 BB: 2 P: 38	R: 1 E: 0 K: 1 S: 18	H: 2 LOB: 3 BB: 1 P: 35	R: 0 E: 0 K: 0 S: 10	H: 0 LOB: 0 BB: 0 P: 12	R: 2 E: 0 K: 0 S: 17	H: 2 LOB: 1 BB: 1 P: 33	R: 1 E: 0 K: 1 S: 12	H: 2 LOB: 2 BB: 1 P: 21	1B: 10 2B: 6 3B: 0 HR: 1	SF: 0 SAC: 0 DP: 0 HBP: 1	WP: 0 PB: 1 SB: 0 CS: 0	PA: 52							
<b>PITCHER</b>	IP	WLS	BF	H	R	ER	SO	BB	IBB	HBP	BLK	WP	HR	S	P	ERA	WHIP										
<b>Chad Durbin, R</b> ERA: 5.2 (1, 1)	3.0	L	19	8	6	5	2	2	0	0	0	0	1	43	77	15.00	3.333										
<b>Jose Santiago, R</b> ERA: 7.0 (4, 1)	2.0		15	5	4	4	3	3	0	1	0	0	0	33	67	18.00	4.000										
<b>Blake Stein, R</b> ERA: 6.59 (6, 1)	2.0		6	0	0	0	1	0	0	0	0	0	0	15	20	0.00	0.000										
<b>Cory Bailey, R</b> ERA: 3.0 (8, 1)	1.0		6	2	2	2	0	1	0	0	0	0	0	17	33	18.00	3.000										
<b>Doug Henry, R</b> ERA: 5.33 (9, 1)	1.0		6	2	1	1	1	1	0	0	0	0	0	12	21	9.00	3.000										

Seattle Mariners @ Kansas City Royals  
Kauffman Stadium, Kansas City, MO

Mon May 28 2001, 1:05 PM CDT  
Att: 20,142 - Cloudy - 78 F

AB 44  
R 13  
H 17  
RBI 12  
BB 7  
SO 7  
LOB 27



Batter	1	2	3	4	5	6	7	8	9	AB	R	H	RBI	BB	SO	LOB	BOTTOM										
<b>Carlos Beltrán, S</b> OBP: 0.316, SLG: 0.395 (1, 8)	F8		G6-3			K		G1-3		4	0	0	0	0	1	0											
<b>Luis Alica, S</b> OBP: 0.289, SLG: 0.298 (1, 4)	G6-3			G6-3		L4			FC6-4 BB	3	0	0	0	1	0	0											
<b>29 Mike Sweeney, R</b> OBP: 0.357, SLG: 0.566 (1, 10)	1B			F9		HR			FC6-4 BB	4	2	2	1	0	0	1											
<b>Jermaine Dye, R</b> OBP: 0.327, SLG: 0.403 (1, 9)	F2			HR		K			1B BB	3	1	1	1	1	1	1											
<b>Joe Randa, R</b> OBP: 0.319, SLG: 0.411 (1, 5)		F7		G5-3				G5-3		4	0	1	1	0	0	0											
<b>Dee Brown, L</b> OBP: 0.342, SLG: 0.415 (1, 7)		G6-3			G6-4-3 BB			F7		3	0	0	0	1	1	2											
<b>Dave McCarty, R</b> OBP: 0.337, SLG: 0.380 (1, 3)		G4-3			G6-4-3			G6-3		4	0	0	0	0	1	3											
<b>Wilson Delgado, S</b> OBP: 0.250, SLG: 0.182 (1, 6)			K					G6-4-3 1B		3	0	2	0	0	1	0											
<b>A.J. Hinch, R</b> OBP: 0.186, SLG: 0.273 (1, 2)			K					G6-4-3 1B		2	0	0	0	0	1	1											
<b>Sal Fasano, R</b> OBP: 0.125, SLG: 0.045 (8, 2)			K		P6			G6-4-3		1	0	0	0	0	0	1											
<b>Inning Stats</b>	R: 0 E: 0 K: 0 S: 7	H: 1 LOB: 1 BB: 0 P: 10	R: 0 E: 0 K: 0 S: 6	H: 0 LOB: 0 BB: 0 P: 8	R: 0 E: 0 K: 2 S: 9	H: 0 LOB: 0 BB: 0 P: 14	R: 1 E: 0 K: 0 S: 9	H: 1 LOB: 0 BB: 0 P: 12	R: 0 E: 0 K: 0 S: 8	H: 1 LOB: 1 BB: 1 P: 14	R: 1 E: 0 K: 2 S: 10	H: 1 LOB: 0 BB: 0 P: 14	R: 0 E: 0 K: 0 S: 5	H: 0 LOB: 0 BB: 0 P: 8	R: 0 E: 0 K: 0 S: 6	H: 1 LOB: 0 BB: 0 P: 10	R: 1 E: 0 K: 2 S: 16	H: 1 LOB: 2 BB: 2 P: 29	1B: 4 2B: 0 3B: 0 HR: 2	SF: 0 SAC: 0 DP: 2 HBP: 0	WP: 0 PB: 0 SB: 0 CS: 0	PA: 34					
<b>PITCHER</b>	IP	WLS	BF	H	R	ER	SO	BB	IBB	HBP	BLK	WP	HR	S	P	ERA	WHIP										
<b>Paul Abbott, R</b> ERA: 5.67 (1, 1)	9.0	W	34	6	3	3	6	3	0	0	0	0	2	76	119	3.00	1.000										

Seattle Mariners @ Kansas City Royals  
Kauffman Stadium, Kansas City, MO

Mon May 28 2001, 1:05 PM CDT  
Att: 20,142 - Cloudy - 78 F

AB 31  
R 3  
H 6  
RBI 3  
BB 3  
SO 6  
LOB 9





Batter	1	2	3	4	5	6	7	8	9	AB	R	H	RBI	BB	SO	LOB	TOP										
Brady Anderson, L (1, 10) OBP: 0.306, SLG: 0.277	4-0 G5-4-3 BB		0-1 F9			2-0 E8 F9 G4-3 1B		3-2 E5 S WP		3	1	1	0	1	0	0											
Mike Bordick, R (1, 6) OBP: 0.303, SLG: 0.328	0-1 G5-4-3 1-2			1-2 F9		3-1 F9		1-3 K		4	0	0	0	0	1	3											
Chris Richard, L (1, 9) OBP: 0.348, SLG: 0.439	4-2 BB			1-2 G3-1		2-0 G4-3		1-1 G5-3		3	0	0	1	1	0	1											
Jeff Conine, R (1, 5) OBP: 0.397, SLG: 0.509	0-0 G5-3			0-0 F8		3-H 2-2 FC6-4 BB 1B		4-0 BB		3	0	1	0	1	0	1											
David Segui, S (1, 3) OBP: 0.411, SLG: 0.424		0-0 F7			2-1 G3-1	4-1 FC6-4 BB		0-1 G3-1		3	0	0	0	1	0	2											
6 Melvin Mora, R (1, 8) OBP: 0.333, SLG: 0.331 Greg Myers, L (9, PH) OBP: 0.410, SLG: 0.600		1-3 K			2-2 1B G5-3 1B	1-1 FC6-4			1-0 F8	3	1	1	0	0	1	2											
Delino DeShields, L (1, 7) OBP: 0.326, SLG: 0.327		2-1 L5			0-0 G5-3 1-3 1B		3-2 G4-3		4-1 BB	3	0	1	0	1	0	0											
Brook Fordyce, R (1, 2) OBP: 0.264, SLG: 0.279 31 Jay Gibbons, L (9, PH) OBP: 0.295, SLG: 0.329			0-2 G6-3		3-2 G5-3		1-1 G6-3		0-3 K	3	0	0	1	0	0	1											
Jerry Hairston, R (1, 4) OBP: 0.303, SLG: 0.374			2-2 G3-1		1-0 F8		0-0 F7		1-2 F9	4	0	0	0	0	0	2											
<b>Inning Stats</b>	R: 0 E: 0 K: 0 S: 6	H: 0 LOB: 1 BB: 2 P: 14	R: 0 E: 0 K: 1 S: 6	H: 0 LOB: 0 BB: 0 P: 9	R: 0 E: 0 K: 0 S: 10	H: 0 LOB: 0 BB: 0 P: 12	R: 0 E: 0 K: 0 S: 7	H: 0 LOB: 0 BB: 0 P: 9	R: 1 E: 0 K: 0 S: 10	H: 2 LOB: 1 BB: 0 P: 18	R: 1 E: 1 K: 0 S: 13	H: 2 LOB: 2 BB: 1 P: 27	R: 0 E: 0 K: 0 S: 6	H: 0 LOB: 0 BB: 0 P: 10	R: 0 E: 1 K: 1 S: 11	H: 0 LOB: 2 BB: 1 P: 20	R: 0 E: 0 K: 1 S: 9	H: 0 LOB: 1 BB: 1 P: 14	1B: 4 2B: 0 3B: 0 HR: 0	SF: 0 SAC: 0 DP: 1 HBP: 0	WP: 1 PB: 0 SB: 1 CS: 0	PA: 36					
<b>PITCHER</b>	IP	WLS	BF	H	R	ER	SO	BB	IBB	HBP	BLK	WP	HR	S	P	ERA	WHIP										
Freddy Garcia, R (1, 1) ERA: 3.97	7.0	W	27	4	2	1	1	3	0	0	0	0	0	58	99	1.29	1.000										
Arthur Rhodes, L (8, 1) ERA: 1.27	0.2	H	3	0	0	0	1	0	0	0	0	1	0	9	14	0.00	0.000										
Jeff Nelson, R (8, 1) ERA: 1.21	0.1	H	2	0	0	0	0	1	0	0	0	0	0	2	6	0.00	3.000										
Kazuhiro Sasaki, R (9, 1) ERA: 3.16	1.0	S	4	0	0	0	1	1	0	0	0	0	0	9	14	0.00	1.000										

Baltimore Orioles @ Seattle Mariners  
Safeco Field, Seattle, WA  
Tue May 29 2001, 7:05 PM PDT  
Att: 30,413 - Overcast - 64 F

AB 31  
R 2  
H 4  
RBI 2  
BB 5  
SO 3  
LOB 13



Batter	1	2	3	4	5	6	7	8	9	AB	R	H	RBI	BB	SO	LOB	BOTTOM										
51 Ichiro Suzuki, L (1, 9) OBP: 0.383, SLG: 0.483	1-1 G6-3		2-0 F8		1-0 PB 1B 1-3 2-H 1B		2-1 2B			4	0	2	1	0	0	0											
Mark McLemore, S (1, 7) OBP: 0.372, SLG: 0.470	0-0 S 1B		1-1 HR		0-3 K		1-1 G1-3			4	1	2	1	0	1	3											
Edgar Martinez, R (1, 10) OBP: 0.450, SLG: 0.517	1-0 F8		2-1 G6-3		2-2 PB 1B 1-2 3-H 2-1		3-3 K			4	0	1	1	0	1	1											
John Olerud, L (1, 3) OBP: 0.443, SLG: 0.478	2-2 G6-3			2-1 G6-3		2-1 F7		1-1 F8		4	0	0	0	0	0	3											
Bret Boone, R (1, 4) OBP: 0.346, SLG: 0.505		1-2 F9		1-0 G6-3		2-1 G4-3		1-2 1B		4	0	1	0	0	0	0											
Mike Cameron, R (1, 8) OBP: 0.359, SLG: 0.479		3-1 F9		2-3 K		1-2 K G4-6-3 1B		0-3 K		4	0	1	0	0	2	1											
Carlos Guillen, S (1, 6) OBP: 0.335, SLG: 0.321		4-1 BB			1-2 51 1B 1B		0-1 G4-6-3			2	1	1	0	1	0	1											
Tom Lampkin, L (1, 2) OBP: 0.315, SLG: 0.400 Dan Wilson, R (9, 2) OBP: 0.295, SLG: 0.333		0-1 F4			2-2 P6		2-3 K			3	0	0	0	0	1	2											
David Bell, R (1, 5) OBP: 0.252, SLG: 0.313			0-1 G1-3		0-1 51 1B 1B		0-0 F9			3	1	1	0	0	0	0											
<b>Inning Stats</b>	R: 0 E: 0 K: 0 S: 8	H: 1 LOB: 1 BB: 0 P: 11	R: 0 E: 0 K: 0 S: 8	H: 0 LOB: 1 BB: 1 P: 16	R: 1 E: 0 K: 0 S: 7	H: 1 LOB: 0 BB: 0 P: 12	R: 0 E: 0 K: 1 S: 6	H: 0 LOB: 0 BB: 0 P: 11	R: 2 E: 0 K: 1 S: 17	H: 4 LOB: 2 BB: 0 P: 25	R: 0 E: 0 K: 0 S: 7	H: 1 LOB: 0 BB: 0 P: 10	R: 0 E: 0 K: 1 S: 8	H: 1 LOB: 1 BB: 0 P: 13	R: 0 E: 0 K: 2 S: 12	H: 1 LOB: 1 BB: 0 P: 17	1B: 7 2B: 1 3B: 0 HR: 1	SF: 0 SAC: 0 DP: 1 HBP: 0	WP: 0 PB: 1 SB: 1 CS: 0	PA: 33							
<b>PITCHER</b>	IP	WLS	BF	H	R	ER	SO	BB	IBB	HBP	BLK	WP	HR	S	P	ERA	WHIP										
Willis Roberts, R (1, 1) ERA: 5.08	8.0	L	33	9	3	3	5	1	0	0	0	0	1	73	115	3.38	1.250										

Baltimore Orioles @ Seattle Mariners  
Safeco Field, Seattle, WA  
Tue May 29 2001, 7:05 PM PDT  
Att: 30,413 - Overcast - 64 F

AB 32  
R 3  
H 9  
RBI 3  
BB 1  
SO 5  
LOB 11






Batter	1	2	3	4	5	6	7	8	9	AB	R	H	RBI	BB	SO	LOB	TOP					
<b>Delino DeShields, L</b> (1, 7) OBP: 0.328, SLG: 0.325	2-1 1B S SF7	4-1 BB		1-2 FC6-4		0-1 P6		2-3 K		4	1	1	0	1	1	4						
<b>Mike Bordick, R</b> (1, 6) OBP: 0.305, SLG: 0.342	3-2 P4	0-0 G5-3			0-1 F9		4-1 G4-3 WP BB		0-0 HR	4	1	1	1	1	0	3						
<b>David Segui, S</b> (1, 3) OBP: 0.411, SLG: 0.422	1-2 BB 1B		2-2 F8		1-2 FC6-4 1B		1-3 K		0-0 F3	5	0	2	0	0	1	1						
<b>Jeff Conine, R</b> (1, 9) OBP: 0.397, SLG: 0.509	4-2 BB		3-1 2B		0-1 F9		2-1 G4-3		3-3 K	4	0	1	0	1	1	2						
<b>Cal Ripken Jr., R</b> (1, 5) OBP: 0.245, SLG: 0.317	0-1 SF7		3-1 F5		0-0 FC6-4		1-0 F7		0-1 BB 6 2B 1B	4	1	1	1	0	0	3						
<b>Mike Kinkade, R</b> (1, 10) OBP: 0.313, SLG: 0.360	1-2 F9		1-1 F7			0-0 CS 1B		4-0 1B 6 E G6-4-3 BB	3	0	1	0	0	0	3							
<b>Chris Richard, L</b> (8, FH) OBP: 0.356, SLG: 0.439								4-2 2B BB	0	1	0	0	2	0	0							
<b>6 Melvin Mora, R</b> (1, 8) OBP: 0.342, SLG: 0.348		2-1 G6-4-3 E 1B		1-0 G6-3		1-2 G4-3 1B		3-2 E1 G6-4-3 1B	5	1	3	1	0	0	1		AB 38					
<b>Fernando Lunar, R</b> (1, 2) OBP: 0.321, SLG: 0.333		0-0 E1		1-0 FC6-4 1B		1-0 G4-3		0-1 G6-4-3 1B	3	0	1	0	0	0	2		R 5					
<b>Greg Myers, L</b> (8, FH) OBP: 0.419, SLG: 0.607								1-2 2-3 G6-4-3 1B	1	0	1	0	0	0	0		H 13					
<b>Brady Anderson, L</b> (8, FR) OBP: 0.306, SLG: 0.277								1-2 2-3 G6-4-3 1B	1	0	0	0	0	0	0		RBI 4					
<b>Brook Fordyce, R</b> (8, 2) OBP: 0.262, SLG: 0.277								1-2 2-3 G6-4-3 1B	1	0	0	0	0	0	2		BB 5					
<b>Jerry Hairston, R</b> (1, 4) OBP: 0.302, SLG: 0.371		0-1 G6-4-3		1-2 F7		2-2 1B		0-0 G6-4-3	4	0	1	1	0	0	5		SO 3					
<b>Inning Stats</b>	R: 1 E: 0 K: 0 S: 18	H: 2 LOB: 2 BB: 1 P: 29	R: 0 E: 1 K: 0 S: 7	H: 1 LOB: 2 BB: 1 P: 13	R: 0 E: 0 K: 0 S: 9	H: 1 LOB: 1 BB: 0 P: 18	R: 0 E: 0 K: 0 S: 8	H: 1 LOB: 1 BB: 0 P: 12	R: 0 E: 0 K: 0 S: 9	H: 1 LOB: 1 BB: 0 P: 10	R: 1 E: 0 K: 0 S: 11	H: 3 LOB: 1 BB: 0 P: 15	R: 0 E: 0 K: 1 S: 8	H: 0 LOB: 1 BB: 1 P: 16	R: 1 E: 1 K: 1 S: 10	H: 1 LOB: 2 BB: 1 P: 19	R: 2 E: 0 K: 1 S: 13	H: 3 LOB: 2 BB: 1 P: 23	1B: 10 2B: 2 3B: 0 HR: 1	SF: 1 SAC: 0 DP: 2 HBP: 0	WP: 1 PB: 0 SB: 1 CS: 1	PA: 44
<b>PITCHER</b>	IP	WLS	BF	H	R	ER	SO	BB	IBB	HBP	BLK	WP	HR	S	P	ERA	WHIP					
<b>John Halama, L</b> (1, 1) ERA: 4.63	6.0	W	28	9	2	2	0	2	0	0	0	0	0	62	97	3.00	1.833					
<b>Jose Paniagua, L</b> (7, 1) ERA: 3.12	1.0	H	6	0	1	0	1	2	0	0	0	1	0	12	27	0.00	2.000					
<b>Norm Charlton, L</b> (8, 1) ERA: 3.74	1.1	H	5	2	1	1	1	0	0	0	0	0	1	8	10	6.75	1.500					
<b>Ryan Franklin, R</b> (9, 1) ERA: 2.75	0.2		5	2	1	1	1	1	0	0	0	0	0	11	21	13.50	4.500					

Baltimore Orioles @ Seattle Mariners  
Safeco Field, Seattle, WA  
Wed May 30 2001, 7:05 PM PDT  
Att: 34,757 - Sunny - 70 F


AB 38  
R 5  
H 13  
RBI 4  
BB 5  
SO 3  
LOB 26




Batter	1	2	3	4	5	6	7	8	9	AB	R	H	RBI	BB	SO	LOB	BOTTOM				
<b>51 Ichiro Suzuki, L</b> (1, 9) OBP: 0.383, SLG: 0.485	1-2 G2-3	2-0 G3			1-0 CS 1B		1-2 E7 1B SF8	1-0 S 1B 2B		5	2	2	1	0	0	1					
<b>Mark McLemore, S</b> (1, 7) OBP: 0.388, SLG: 0.475	4-2 S BB		0-0 G6-3		4-1 FC6-4 S BB		1-2 S SF8 1B	2-0 2B HR 1B		3	2	2	1	2	0	0					
<b>Edgar Martinez, R</b> (1, 10) OBP: 0.449, SLG: 0.519	3-3 K		0-1 F8		4-2 FC6-4 BB		2-1 SF8	0-2 HR 2B		3	1	1	1	1	1	1					
<b>John Olerud, L</b> (1, 3) OBP: 0.442, SLG: 0.489	1-0 G3		2-2 F7		3-1 FC6-4		4-1 FC5-4 BB	0-1 HR		4	1	1	3	1	0	3					
<b>Bret Boone, R</b> (1, 4) OBP: 0.347, SLG: 0.520		2-3 K		1-2 1B		1-3 K	2-0 SF8	0-1 HR		4	1	2	2	0	2	0					
<b>Mike Cameron, R</b> (1, 8) OBP: 0.355, SLG: 0.468		0-3 K		0-0 F8		4-2 E 1B BB	3-1 FC5-4	0-1 G5-3		4	1	0	0	1	1	2					
<b>Carlos Guillen, S</b> (1, 6) OBP: 0.337, SLG: 0.325		4-2 HR BB		2-3 K		1-1 G5-3		0-1 2B		4	2	1	0	1	1	2					
<b>David Bell, R</b> (1, 5) OBP: 0.258, SLG: 0.338		1-2 HR		0-0 F8		0-0 1B		1-0 F8		4	1	2	3	0	0	2					
<b>Dan Wilson, R</b> (1, 2) OBP: 0.302, SLG: 0.343		4-1 BB		1-2 F8		0-0 F8		3-2 51 2B 2B		3	1	1	1	1	0	1					
<b>Inning Stats</b>	R: 0 E: 0 K: 1 S: 10	H: 0 LOB: 1 BB: 1 P: 19	R: 2 E: 0 K: 2 S: 14	H: 1 LOB: 2 BB: 2 P: 27	R: 0 E: 0 K: 0 S: 7	H: 0 LOB: 0 BB: 0 P: 9	R: 0 E: 0 K: 1 S: 9	H: 1 LOB: 1 BB: 0 P: 12	R: 0 E: 0 K: 0 S: 11	H: 1 LOB: 2 BB: 2 P: 23	R: 1 E: 1 K: 1 S: 9	H: 1 LOB: 1 BB: 1 P: 15	R: 2 E: 1 K: 0 S: 13	H: 1 LOB: 1 BB: 1 P: 25	R: 7 E: 0 K: 0 S: 17	H: 7 LOB: 0 BB: 0 P: 25	1B: 5 2B: 4 3B: 0 HR: 3	SF: 2 SAC: 0 DP: 0 HBP: 0	WP: 0 PB: 0 SB: 5 CS: 1	PA: 43	
<b>PITCHER</b>	IP	WLS	BF	H	R	ER	SO	BB	IBB	HBP	BLK	WP	HR	S	P	ERA	WHIP				
<b>Jason Johnson, R</b> (1, 1) ERA: 3.44	6.0	L	27	4	3	2	5	6	0	0	0	0	0	10	18	0.00	1.667				
<b>B.J. Ryan, L</b> (7, 1) ERA: 3.91	0.1		4	1	2	0	0	1	0	0	0	0	0	3	7	0.00	0.000				
<b>Mike Trombley, R</b> (7, 1) ERA: 1.95	0.2		2	0	0	0	0	0	0	0	0	0	0	3	7	0.00	0.000				
<b>Ryan Kohlmeier, R</b> (8, 1) ERA: 7.5	0.1		7	6	6	6	0	0	0	0	0	0	1	12	19	162.00	18.000				
<b>Chad Paronto, R</b> (8, 1) ERA: 5.6	0.2		3	1	1	1	0	0	0	0	0	0	1	5	6	13.50	1.500				


Baltimore Orioles @ Seattle Mariners  
Safeco Field, Seattle, WA  
Wed May 30 2001, 7:05 PM PDT  
Att: 34,757 - Sunny - 70 F

AB 34  
R 12  
H 12  
RBI 12  
BB 7  
SO 5  
LOB 12





Batter	1	2	3	4	5	6	7	8	9	AB	R	H	RBI	BB	SO	LOB	TOP										
Brady Anderson, L (1, 9) OBP: 0.299, SLG: 0.271	P6		F9			G4-3		FC3-2 1B		4	0	0	0	0	0	2	<p><b>Baltimore Orioles @ Seattle Mariners</b> Safeco Field, Seattle, WA Thu May 31 2001, 7:05 PM PDT Att: 37,612 - Cloudy - 72 F</p>										
Chris Richard, L (1, 8) OBP: 0.389, SLG: 0.438			F7-4			F7				3	0	1	0	1	0	1											
David Segui, S (1, 3) OBP: 0.397, SLG: 0.404	K				G4-3			G6-3		4	0	0	0	0	1	3											
Jeff Conine, R (1, 10) OBP: 0.393, SLG: 0.496					P6			G6-3		3	0	0	0	1	0	0											
Greg Myers, L (1, 2) OBP: 0.394, SLG: 0.567	F7				G5-3			K		4	0	0	0	0	1	2											
Cal Ripken Jr., R (1, 5) OBP: 0.245, SLG: 0.336						F7		F8		4	1	1	1	0	0	0											
Delino DeShields, L (1, 7) OBP: 0.323, SLG: 0.318						F8				3	0	0	0	0	0	0											
6 Melvin Mora, R (1, 6) OBP: 0.348, SLG: 0.362								SH3-4 FC3-2 2B		3	0	2	0	0	0	0											
Jerry Hairston, R (1, 4) OBP: 0.304, SLG: 0.373								SH3-4		2	0	1	0	0	1	1											
<b>Inning Stats</b>	R: 0 E: 0 K: 1 S: 11	H: 0 LOB: 2 BB: 2 P: 22	R: 0 E: 0 K: 0 S: 5	H: 0 LOB: 0 BB: 0 P: 7	R: 0 E: 0 K: 0 S: 10	H: 1 LOB: 0 BB: 0 P: 14	R: 0 E: 0 K: 0 S: 5	H: 0 LOB: 0 BB: 0 P: 7	R: 0 E: 0 K: 1 S: 8	H: 1 LOB: 1 BB: 0 P: 11	R: 0 E: 0 K: 0 S: 4	H: 0 LOB: 0 BB: 0 P: 7	R: 1 E: 0 K: 0 S: 8	H: 1 LOB: 0 BB: 0 P: 12	R: 0 E: 0 K: 0 S: 9	H: 2 LOB: 2 BB: 0 P: 15		R: 0 E: 0 K: 1 S: 7	H: 0 LOB: 0 BB: 0 P: 9	1B: 3 2B: 2 3B: 0 HR: 1	SF: 0 SAC: 1 DP: 1 HBP: 0	WP: 0 PB: 0 SB: 1 CS: 0	PA: 33				
<b>PITCHER</b>	IP	WLS	BF	H	R	ER	SO	BB	IBB	HBP	BLK	WP	HR	S	P	ERA	WHIP										
Aaron Sele, R (1, 1) ERA: 2.65	7.1	W	27	4	1	1	2	2	0	0	0	0	1	54	85	1.23	0.818										
Arthur Rhodes, L (8, 1) ERA: 1.23	0.2	H	3	1	0	0	0	0	0	0	0	0	0	6	10	0.00	1.500										
Kazuhiko Sasaki, R (9, 1) ERA: 3.04	1.0	S	3	0	0	0	1	0	0	0	0	0	0	7	9	0.00	0.000										

Batter	1	2	3	4	5	6	7	8	9	AB	R	H	RBI	BB	SO	LOB	BOTTOM										
51 Ichiro Suzuki, L (1, 9) OBP: 0.385, SLG: 0.483	L4				FC5-4 1B					3	1	1	0	1	0	1	<p><b>Baltimore Orioles @ Seattle Mariners</b> Safeco Field, Seattle, WA Thu May 31 2001, 7:05 PM PDT Att: 37,612 - Cloudy - 72 F</p>										
Mark McLemore, S (1, 8) OBP: 0.391, SLG: 0.471										3	0	1	0	1	2	2											
Edgar Martinez, R (1, 10) OBP: 0.445, SLG: 0.514										2	0	0	1	1	1	2											
John Olerud, L (1, 3) OBP: 0.448, SLG: 0.489										2	0	1	1	2	0	3											
Bret Boone, R (1, 4) OBP: 0.341, SLG: 0.510										4	0	0	0	0	1	9											
Carlos Guillen, S (1, 6) OBP: 0.335, SLG: 0.320										3	0	0	0	1	0	1											
Al Martin, L (1, 7) OBP: 0.312, SLG: 0.226										4	0	0	0	0	1	2											
Dan Wilson, R (9, 2) OBP: 0.302, SLG: 0.343										0	0	0	0	0	0	0											
Tom Lampkin, L (1, 2) OBP: 0.312, SLG: 0.386										3	0	0	0	1	0	1											
Mike Cameron, R (8, PR) OBP: 0.355, SLG: 0.468										0	0	0	0	0	0	0											
David Bell, R (1, 5) OBP: 0.272, SLG: 0.358										3	1	3	0	0	0	0											
<b>Inning Stats</b>	R: 0 E: 0 K: 2 S: 8	H: 0 LOB: 0 BB: 0 P: 13	R: 0 E: 0 K: 0 S: 10	H: 0 LOB: 1 BB: 1 P: 16	R: 2 E: 0 K: 1 S: 16	H: 2 LOB: 2 BB: 2 P: 30	R: 0 E: 0 K: 0 S: 5	H: 0 LOB: 0 BB: 0 P: 6	R: 0 E: 0 K: 0 S: 11	H: 2 LOB: 3 BB: 1 P: 19	R: 0 E: 0 K: 0 S: 7	H: 0 LOB: 0 BB: 1 P: 13	R: 0 E: 0 K: 1 S: 11	H: 2 LOB: 3 BB: 1 P: 19	R: 0 E: 0 K: 1 S: 11	H: 0 LOB: 1 BB: 1 P: 18		R: 0 E: 0 K: 1 S: 11	H: 0 LOB: 1 BB: 1 P: 18	1B: 5 2B: 1 3B: 0 HR: 0	SF: 1 SAC: 0 DP: 1 HBP: 0	WP: 0 PB: 0 SB: 2 CS: 1	PA: 36				
<b>PITCHER</b>	IP	WLS	BF	H	R	ER	SO	BB	IBB	HBP	BLK	WP	HR	S	P	ERA	WHIP										
Jose Mercedes, R (1, 1) ERA: 5.81	6.1	L	30	6	2	2	4	4	2	0	0	0	0	1	2	2.84	1.579										
Buddy Groom, L (7, 1) ERA: 4.5	0.1		1	0	0	0	0	0	0	0	0	0	0	1	2	0.00	0.000										
Mike Trombley, R (7, 1) ERA: 1.87	1.1		4	0	0	0	1	1	0	0	0	0	0	14	22	0.00	0.750										



Batter	1	2	3	4	5	6	7	8	9	AB	R	H	RBI	BB	SO	LOB	TOP					
<b>Randy Winn, S</b> OBP: 0.453, SLG: 0.494 (1, 9)	L5		G5-3				F9		K	5	0	1	2	0	1	2	<b>Tampa Bay Devil Rays @ Seattle Mariners</b> Safeco Field, Seattle, WA Fri Jun 01 2001, 7:05 PM PDT Att: 41,094 - Cloudy - 58 F					
<b>Damian Rolls, R</b> OBP: 0.399, SLG: 0.412 (1, 4)			F3							2	0	0	0	1	0	3						
<b>Aubrey Huff, L</b> OBP: 0.241, SLG: 0.330 (5, 5)										1	0	0	0	1	1	1						
<b>Ben Grieve, L</b> OBP: 0.371, SLG: 0.371 (1, 7)										4	1	0	0	1	2	3						
<b>Fred McGriff, L</b> OBP: 0.356, SLG: 0.511 (1, 3)										4	1	1	2	0	1	1						
<b>Greg Vaughn, R</b> OBP: 0.318, SLG: 0.472 (1, 10)										4	0	1	0	0	1	0						
<b>Russ Johnson, R</b> OBP: 0.383, SLG: 0.439 (1, 5) (5, 4)										3	1	1	0	1	0	1						
<b>Gerald Williams, R</b> OBP: 0.274, SLG: 0.338 (1, 8)										3	0	0	0	1	0	2						
<b>Mike DiFelice, R</b> OBP: 0.283, SLG: 0.281 (8, PH)										3	1	1	0	0	0	1						
<b>Steve Cox, L</b> OBP: 0.296, SLG: 0.393 (8, PH)										1	0	0	0	0	1	2						
<b>John Flaherty, R</b> OBP: 0.271, SLG: 0.336 (8, 2)										0	0	0	0	0	0	0						
<b>Andy Sheets, R</b> OBP: 0.333, SLG: 0.333 (1, 6)										2	0	0	0	2	1	0						
<b>Inning Stats</b>	R: 0 E: 0 K: 1 S: 10	H: 0 LOB: 1 BB: 1 P: 20	R: 0 E: 0 K: 1 S: 7	H: 0 LOB: 0 BB: 0 P: 13	R: 0 E: 1 K: 0 S: 11	H: 0 LOB: 1 BB: 0 P: 19	R: 0 E: 0 K: 1 S: 7	H: 0 LOB: 0 BB: 0 P: 9	R: 2 E: 0 K: 0 S: 16	H: 3 LOB: 1 BB: 1 P: 12	R: 2 E: 0 K: 0 S: 16	H: 1 LOB: 1 BB: 2 P: 29	R: 0 E: 0 K: 1 S: 11	H: 0 LOB: 1 BB: 1 P: 20	R: 0 E: 0 K: 2 S: 13	H: 1 LOB: 2 BB: 1 P: 24	R: 0 E: 0 K: 1 S: 12	H: 0 LOB: 1 BB: 1 P: 22	1B: 3 2B: 2 HR: 1	SF: 0 SAC: 0 HBP: 0	WP: 0 PB: 0 CS: 1	PA: 39
<b>PITCHER</b>	IP	WLS	BF	H	R	ER	SO	BB	IBB	HBP	BLK	WP	HR	S	P	ERA	WHIP					
<b>Jamie Moyer, L</b> ERA: 4.71 (1, 1)	5.0	W	22	4	4	4	3	3	0	0	0	0	1	48	86	7.20	1.400					
<b>Jose Paniagua, R</b> ERA: 2.95 (6, 1)	1.1	H	6	0	0	0	0	2	0	0	0	0	0	13	25	0.00	1.500					
<b>Arthur Rhodes, L</b> ERA: 1.17 (7, 1)	1.0	H	3	0	0	0	2	0	0	0	0	0	0	11	16	0.00	0.000					
<b>Jeff Nelson, R</b> ERA: 1.13 (8, 1)	1.2	S	8	1	0	0	3	2	0	0	0	0	0	22	41	0.00	1.800					

Batter	1	2	3	4	5	6	7	8	9	AB	R	H	RBI	BB	SO	LOB	BOTTOM				
<b>51 Ichiro Suzuki, L</b> OBP: 0.391, SLG: 0.478 (1, 9)	L6		F7				F9			5	1	1	1	0	0	1	<b>Tampa Bay Devil Rays @ Seattle Mariners</b> Safeco Field, Seattle, WA Fri Jun 01 2001, 7:05 PM PDT Att: 41,094 - Cloudy - 58 F				
<b>Mark McLemore, S</b> OBP: 0.400, SLG: 0.471 (1, 7)										0	1	0	0	2	0	0					
<b>Stan Javier, S</b> OBP: 0.347, SLG: 0.318 (5, PH) (6, 7)										1	1	0	0	2	0	0					
<b>Edgar Martinez, R</b> OBP: 0.449, SLG: 0.519 (1, 10)										4	2	2	2	1	1	2					
<b>John Olerud, L</b> OBP: 0.451, SLG: 0.492 (1, 3)										3	1	1	1	2	0	3					
<b>Bret Boone, R</b> OBP: 0.348, SLG: 0.519 (1, 4)										4	0	3	3	0	0	1					
<b>Mike Cameron, R</b> OBP: 0.348, SLG: 0.457 (1, 8)										4	0	0	0	0	2	5					
<b>Carlos Guillen, S</b> OBP: 0.328, SLG: 0.313 (1, 6)										4	0	0	0	0	2	3					
<b>David Bell, R</b> OBP: 0.265, SLG: 0.348 (1, 5)										4	0	0	0	0	0	1					
<b>Dan Wilson, R</b> OBP: 0.308, SLG: 0.366 (1, 2)										4	2	2	0	0	1	0					
<b>Inning Stats</b>	R: 2 E: 0 K: 1 S: 11	H: 1 LOB: 2 BB: 2 P: 23	R: 0 E: 0 K: 0 S: 5	H: 0 LOB: 0 BB: 0 P: 6	R: 0 E: 0 K: 1 S: 12	H: 0 LOB: 1 BB: 1 P: 20	R: 0 E: 0 K: 1 S: 10	H: 1 LOB: 1 BB: 0 P: 14	R: 3 E: 0 K: 1 S: 15	H: 3 LOB: 2 BB: 2 P: 29	R: 0 E: 0 K: 1 S: 8	H: 0 LOB: 0 BB: 0 P: 10	R: 1 E: 0 K: 0 S: 9	H: 2 LOB: 1 BB: 0 P: 12	R: 2 E: 0 K: 1 S: 17	H: 2 LOB: 2 BB: 2 P: 34	1B: 4 2B: 5 HR: 0	SF: 0 SAC: 0 HBP: 0	WP: 1 PB: 0 CS: 0	PA: 40	
<b>PITCHER</b>	IP	WLS	BF	H	R	ER	SO	BB	IBB	HBP	BLK	WP	HR	S	P	ERA	WHIP				
<b>Bryan Rekar, R</b> ERA: 5.08 (1, 1)	7.0	L	33	7	6	6	5	5	0	0	0	0	0	70	114	7.71	1.714				
<b>Rusty Meacham, R</b> ERA: 4.5 (8, 1)	0.2		3	1	1	1	1	0	0	0	0	0	0	6	10	13.50	1.500				
<b>Doug Creek, L</b> ERA: 3.65 (8, 1)	0.1		4	1	1	1	0	2	0	0	0	1	0	11	24	27.00	9.000				



Batter	1	2	3	4	5	6	7	8	9	AB	R	H	RBI	BB	SO	LOB	TOP										
Randy Winn, S OBP: 0.450, SLG: 0.481 (1, 9)	G2-3	K			G3-1	1-3 2-H 1B		BB		4	0	1	1	1	1	2	<b>Tampa Bay Devil Rays @ Seattle Mariners</b> Safeco Field, Seattle, WA Sat Jun 02 2001, 7:05 PM PDT Att: 45,473 - Dome - 72 F <a href="http://livebaseballscorecards.com">livebaseballscorecards.com</a>										
Russ Johnson, R OBP: 0.370, SLG: 0.420 (1, 4)	G5-3		F8		F9	F9		F7		5	0	0	0	0	0	3											
Fred McGriff, L OBP: 0.367, SLG: 0.513 (1, 10)	HR	BB		BB	2B	1B		G2-3 HBP	1B	3	1	2	0	2	0	1											
Greg Vaughn, R OBP: 0.326, SLG: 0.495 Jason Tyner, L OBP: 0.200, SLG: 0.143 (8, 7)	1-H HR		F7		1-3 2B			G2-3 HBP		3	1	2	2	0	0	1											
Steve Cox, L OBP: 0.271, SLG: 0.371 (1, 3)	P5		L9		F8			G2-3		5	0	0	0	0	1	5											
Aubrey Huff, L OBP: 0.248, SLG: 0.328 (1, 5)		BB		G4-3		1B		L4		4	1	1	0	1	0	2											
Gerald Williams, R OBP: 0.274, SLG: 0.341 (1, 8)	F7		F8	2B		K		F7		4	0	1	0	0	1	4											
Mike DiFelice, R OBP: 0.297, SLG: 0.333 (1, 2)			F8		F9					3	1	1	1	1	0	2											
Andy Sheets, R OBP: 0.327, SLG: 0.326 (1, 6)	P4		F9		F9			G3		4	0	1	0	0	0	3											
<b>Inning Stats</b>	R: 2 E: 0 K: 0 S: 10	H: 1 LOB: 0 BB: 1 P: 17	R: 0 E: 0 K: 1 S: 15	H: 0 LOB: 2 BB: 2 P: 27	R: 0 E: 0 K: 0 S: 10	H: 0 LOB: 1 BB: 1 P: 18	R: 0 E: 0 K: 0 S: 10	H: 1 LOB: 1 BB: 0 P: 17	R: 0 E: 0 K: 0 S: 12	H: 2 LOB: 2 BB: 0 P: 19	R: 1 E: 0 K: 1 S: 17	H: 3 LOB: 2 BB: 0 P: 24	R: 0 E: 0 K: 0 S: 8	H: 1 LOB: 2 BB: 0 P: 15	R: 1 E: 0 K: 1 S: 13	H: 1 LOB: 1 BB: 1 P: 22		R: 0 E: 0 K: 1 S: 10	H: 0 LOB: 0 BB: 0 P: 13	1B: 5 2B: 2 3B: 0 HR: 2	SF: 0 SAC: 0 DP: 0 HBP: 1	WP: 0 PB: 0 SB: 0 CS: 0	PA: 42				
<b>PITCHER</b>	IP	WLS	BF	H	R	ER	SO	BB	IBB	HBP	BLK	WP	HR	S	P	ERA	WHIP										
Paul Abbott, R ERA: 5.4 (1, 1)	5.0	W	23	4	2	2	1	4	0	0	0	0	1	57	98	3.60	1.600										
Ryan Franklin, R ERA: 2.92 (6, 1)	1.0		8	4	1	1	1	0	0	1	0	0	0	20	30	9.00	4.000										
Brian Fuentes, L ERA: (7, 1)	0.2	H	2	0	0	0	0	0	0	0	0	0	0	4	8	0.00	0.000										
Jose Paniagua, R ERA: 3.14 (7, 1)	1.1	H	6	1	1	1	0	1	0	0	0	0	1	14	23	6.75	1.500										
Kazuhiko Sasaki, R ERA: 2.93 (9, 1)	1.0	S	3	0	0	0	1	0	0	0	0	0	0	10	13	0.00	0.000										

Batter	1	2	3	4	5	6	7	8	9	AB	R	H	RBI	BB	SO	LOB	BOTTOM										
51 Ichiro Suzuki, L OBP: 0.382, SLG: 0.480 (1, 9)				2B	F7			G4-3		5	2	2	0	0	0	3	<b>Tampa Bay Devil Rays @ Seattle Mariners</b> Safeco Field, Seattle, WA Sat Jun 02 2001, 7:05 PM PDT Att: 45,473 - Dome - 72 F <a href="http://livebaseballscorecards.com">livebaseballscorecards.com</a>										
Al Martin, L OBP: 0.277, SLG: 0.229 Charles Gipson, R OBP: 0.250, SLG: 0.267 (9, 7)	1B	BB		K				G6-4-3 BB		3	1	1	0	2	1	2											
Edgar Martinez, R OBP: 0.448, SLG: 0.518 (1, 10)	1B	BB		BB	2B			G6-4-3		4	1	1	2	1	2	2											
John Olerud, L OBP: 0.452, SLG: 0.490 (1, 3)	HBP	1B		BB	BB			L7		3	1	1	1	1	0	0											
Bret Boone, R OBP: 0.355, SLG: 0.526 (1, 4)	HBP	1B		K				FC1-6		3	1	2	1	1	1	0											
Mike Cameron, R OBP: 0.351, SLG: 0.452 (1, 8)	1B	1B		BB	BB			FC1-6		2	0	0	1	1	1	3											
Carlos Guillen, S OBP: 0.327, SLG: 0.311 (1, 6)	G1-3			F7				FC1-6		4	0	1	2	0	0	2											
Tom Lampkin, L OBP: 0.323, SLG: 0.388 Dan Wilson, R OBP: 0.305, SLG: 0.363 (7, PH) (8, 2)	G1-3			51 2B	HBP			G6-4-3		2	1	1	0	0	0	2											
David Bell, R OBP: 0.259, SLG: 0.340 (1, 5)	L6			F6	P5			F8		4	0	0	0	0	0	4											
<b>Inning Stats</b>	R: 5 E: 0 K: 0 S: 28	H: 5 LOB: 2 BB: 1 P: 44	R: 0 E: 0 K: 1 S: 7	H: 0 LOB: 0 BB: 0 P: 12	R: 0 E: 0 K: 1 S: 10	H: 0 LOB: 0 BB: 0 P: 16	R: 2 E: 0 K: 2 S: 16	H: 2 LOB: 3 BB: 2 P: 33	R: 0 E: 0 K: 0 S: 9	H: 1 LOB: 1 BB: 0 P: 13	R: 0 E: 0 K: 0 S: 8	H: 0 LOB: 0 BB: 1 P: 15	R: 0 E: 0 K: 0 S: 10	H: 1 LOB: 1 BB: 1 P: 19	R: 0 E: 0 K: 1 S: 8	H: 0 LOB: 1 BB: 1 P: 13		1B: 6 2B: 3 3B: 0 HR: 0	SF: 0 SAC: 0 DP: 2 HBP: 2	WP: 0 PB: 0 SB: 0 CS: 0	PA: 39						
<b>PITCHER</b>	IP	WLS	BF	H	R	ER	SO	BB	IBB	HBP	BLK	WP	HR	S	P	ERA	WHIP										
Ryan Rupe, R ERA: 8.5 (1, 1)	4.0	L	24	7	7	7	4	3	0	2	0	0	0	61	105	15.75	2.500										
Jeff Wallace, L ERA: 1.1 (5, 1)	3.0		11	2	0	0	0	2	0	0	0	0	0	27	47	0.00	1.333										
Esteban Yan, R ERA: 4.84 (8, 1)	1.0		4	0	0	0	1	1	0	0	0	0	0	8	13	0.00	1.000										



Batter	1	2	3	4	5	6	7	8	9	AB	R	H	RBI	BB	SO	LOB	TOP										
Jason Tyner, L (1.9) OBP: 0.300, SLG: 0.316	F8		2B		G6-3			BB 1B BB	BB BB 1B	5	1	3	0	0	0	0	<b>Tampa Bay Devil Rays @ Seattle Mariners</b> Safeco Field, Seattle, WA Sun Jun 03 2001, 1:35 PM PDT Att: 45,390 - Cloudy - 56 F										
Russ Johnson, R (1.6) OBP: 0.354, SLG: 0.407	F9		G6-3			B5-3		F8	BB BB BB	4	0	0	0	1	0	3											
Ben Grieve, L (1.7) OBP: 0.367, SLG: 0.366	K			G1-3		L9		BB BB BB 1B	K	5	1	1	1	0	2	2											
Fred McGriff, L (1.3) OBP: 0.367, SLG: 0.505		G4-3		F7		P6		BB BB BB 1B	BB BB BB	3	0	0	0	2	0	0											
Greg Vaughn, R (1.10) OBP: 0.328, SLG: 0.488	F7			1B BB			G5-3	BB BB BB	F5	3	0	0	1	2	0	3											
Aubrey Huff, L (1.5) OBP: 0.284, SLG: 0.345							F7	BB BB BB		3	0	2	1	1	0	0											
Gerald Williams, R (1.8) OBP: 0.273, SLG: 0.354	F2						HR	K	K	4	1	1	1	0	2	6											
John Flaherty, R (1.2) OBP: 0.265, SLG: 0.328			F7							3	0	0	0	0	1	0											
Steve Cox, L (8, PH) OBP: 0.271, SLG: 0.371					K					0	0	0	0	0	0	0											
Randy Winn, S (8, PH) OBP: 0.446, SLG: 0.476							G4-3	K	K	0	0	0	0	0	0	0											
Mike DiFelice, R (8.2) OBP: 0.297, SLG: 0.333										1	0	0	0	0	1	3											
Damian Rolls, R (1.4) OBP: 0.354, SLG: 0.404			K							0	0	0	0	0	0	0											
<b>Inning Stats</b>	R: 0 E: 0 K: 1 S: 8	H: 0 LOB: 0 BB: 0 P: 13	R: 0 E: 0 K: 0 S: 10	H: 1 LOB: 1 BB: 0 P: 12	R: 0 E: 0 K: 1 S: 13	H: 1 LOB: 1 BB: 0 P: 18	R: 0 E: 0 K: 1 S: 8	H: 1 LOB: 2 BB: 1 P: 15	R: 0 E: 0 K: 0 S: 5	H: 0 LOB: 0 BB: 0 P: 9	R: 0 E: 0 K: 0 S: 4	H: 0 LOB: 0 BB: 0 P: 6	R: 1 E: 0 K: 0 S: 14	H: 1 LOB: 0 BB: 0 P: 18	R: 3 E: 0 K: 2 S: 27	H: 3 LOB: 3 BB: 3 P: 48	R: 0 E: 0 K: 2 S: 19	H: 1 LOB: 3 BB: 2 P: 35	1B: 5 2B: 2 3B: 0 HR: 1	SF: 0 SAC: 0 DP: 0 HBP: 0	WP: 0 SB: 0 CS: 0	PA: 41					
<b>PITCHER</b>	IP	WLS	BF	H	R	ER	SO	BB	IBB	HBP	BLK	WP	HR	S	P	ERA	WHIP										
Freddy Garcia, R (1.1) ERA: 4.06	7.1	W	32	7	4	4	4	3	0	0	0	0	1	78	121	4.91	1.364										
Brian Fuentes, L (8.1) ERA: 1.11	0.0		1	0	0	0	0	1	0	0	0	0	0	2	6	∞	∞										
Jeff Nelson, R (8.1) ERA: 1.11	0.1	H	1	0	0	0	1	0	0	0	0	0	0	3	4	0.00	0.000										
Arthur Rhodes, L (8.1) ERA: 1.13	1.0	H	6	1	0	0	3	2	0	0	0	0	0	20	36	0.00	3.000										
Kazuhiko Sasaki, R (9.1) ERA: 2.89	0.1	S	1	0	0	0	0	0	0	0	0	0	0	5	7	0.00	0.000										

Batter	1	2	3	4	5	6	7	8	9	AB	R	H	RBI	BB	SO	LOB	BOTTOM										
51 Ichiro Suzuki, L (1.10) OBP: 0.390, SLG: 0.484	S BB		HR				SF8 SH1-4 2B	FC1-4 FC5-4		4	2	3	1	1	0	1	<b>Tampa Bay Devil Rays @ Seattle Mariners</b> Safeco Field, Seattle, WA Sun Jun 03 2001, 1:35 PM PDT Att: 45,390 - Cloudy - 56 F										
Stan Javier, S (1.9) OBP: 0.333, SLG: 0.303	K		F7		G3		SH1-4	FC5-4		4	0	0	0	0	1	5											
Bret Boone, R (1.4) OBP: 0.353, SLG: 0.538	K		HR				SF8			3	1	1	3	0	1	1											
John Olerud, L (1.3) OBP: 0.449, SLG: 0.482	K		F8				G3			3	1	0	0	1	1	1											
Mike Cameron, R (1.8) OBP: 0.349, SLG: 0.453		F9	F8				K			4	1	1	1	0	1	0											
Al Martin, L (1.7) OBP: 0.284, SLG: 0.232										3	1	1	0	1	0	0											
Charles Gipson, R (8.9) OBP: 0.250, SLG: 0.267					G4-3		G4-3	1B E BB		0	0	0	0	0	0	0											
Carlos Guillen, S (1.6) OBP: 0.335, SLG: 0.313							K	E9		2	1	1	2	2	1	0											
David Bell, R (1.5) OBP: 0.264, SLG: 0.350										4	0	2	0	0	0	1											
Dan Wilson, R (1.2) OBP: 0.312, SLG: 0.357										2	1	0	0	2	0	3											
<b>Inning Stats</b>	R: 0 E: 0 K: 3 S: 11	H: 0 LOB: 1 BB: 1 P: 18	R: 0 E: 0 K: 0 S: 12	H: 2 LOB: 2 BB: 1 P: 23	R: 2 E: 0 K: 0 S: 14	H: 2 LOB: 0 BB: 0 P: 25	R: 1 E: 0 K: 0 S: 16	H: 1 LOB: 2 BB: 2 P: 29	R: 0 E: 0 K: 1 S: 6	H: 0 LOB: 0 BB: 0 P: 8	R: 0 E: 0 K: 1 S: 6	H: 0 LOB: 0 BB: 0 P: 10	R: 5 E: 1 K: 0 S: 14	H: 3 LOB: 1 BB: 3 P: 35	R: 0 E: 0 K: 0 S: 8	H: 1 LOB: 1 BB: 0 P: 10	1B: 6 2B: 2 3B: 0 HR: 1	SF: 1 SAC: 1 DP: 0 HBP: 0	WP: 1 SB: 2 CS: 0	PA: 38							
<b>PITCHER</b>	IP	WLS	BF	H	R	ER	SO	BB	IBB	HBP	BLK	WP	HR	S	P	ERA	WHIP										
Tanyon Sturtze, R (1.1) ERA: 5.43	6.0	L	26	5	3	3	5	4	0	0	0	0	0	65	113	4.50	1.500										
Travis Phelps, R (7.1) ERA: 3.35	1.0		8	3	5	4	0	2	1	0	0	0	0	14	35	36.00	5.000										
Dan Wheeler, R (8.1) ERA: 5.51	1.0		4	1	0	0	0	0	0	0	0	0	0	8	10	0.00	1.000										



Batter	1	2	3	4	5	6	7	8	9	AB	R	H	RBI	BB	SO	LOB	TOP										
<b>29 Rusty Greer, L</b> OBP: 0.347, SLG: 0.459	1-1 G4-3		3-2 1B 2B	0-3 K			2-2 F8			4	1	1	0	0	1	0											
<b>Ivan Rodriguez, R</b> OBP: 0.335, SLG: 0.509	0-1 G5-3		0-0 HR 1B	0-3 K			0-2 G6-3			4	1	1	1	0	1	0											
<b>Alex Rodriguez, R</b> OBP: 0.422, SLG: 0.668	4-2 HR BB		3-1 HR	3-3 K			0-0 F7			3	2	1	2	1	1	0											
<b>Rafael Palmeiro, L</b> OBP: 0.353, SLG: 0.502	1-1 1-H HR		4-2 2B BB			1-1 F8		3-2 F5		3	1	1	2	1	0	0											
<b>Gabe Kapler, R</b> OBP: 0.404, SLG: 0.571	2-3 K		0-0 F9			0-1 CS 1B		1-3 K		4	0	1	0	0	2	1											
<b>Ken Caminiti, S</b> OBP: 0.310, SLG: 0.444		1-2 HR	2-0 2B			1-1 G4-3		3-3 K		4	1	2	1	0	1	1											
<b>Andres Galarraga, R</b> OBP: 0.300, SLG: 0.452		1-2 F7	0-1 F3				1-3 K		3-3 K	4	0	0	0	0	2	2	AB 33										
<b>Cliff Brumbaugh, R</b> <b>Frank Catalanotto, L</b> OBP: 0.345, SLG: 0.519	1-0 G4-3		4-0 IBB				1-3 K		1-2 G6-3	1	0	0	0	0	0	0	R 6										
<b>10 Michael Young, R</b> <b>Ruben Sierra, S</b> OBP: 0.364, SLG: 0.581	0-3 K		1-3 K				0-0 G5-3		1-3 K	2	0	0	0	1	1	0	H 7										
<b>Inning Stats</b>	R: 2 E: 0 K: 1 S: 12	H: 1 LOB: 0 BB: 1 P: 20	R: 1 E: 0 K: 1 S: 10	H: 1 LOB: 0 BB: 0 P: 13	R: 3 E: 0 K: 1 S: 16	H: 4 LOB: 3 BB: 2 P: 33	R: 0 E: 0 K: 3 S: 10	H: 0 LOB: 0 BB: 0 P: 13	R: 0 E: 0 K: 0 S: 6	H: 1 LOB: 0 BB: 0 P: 8	R: 0 E: 0 K: 2 S: 7	H: 0 LOB: 0 BB: 0 P: 9	R: 0 E: 0 K: 2 S: 11	H: 0 LOB: 0 BB: 0 P: 18	R: 0 E: 0 K: 2 S: 11	H: 0 LOB: 0 BB: 0 P: 16	1B: 2 2B: 2 3B: 0 HR: 3	SF: 0 SAC: 0 DP: 0 HBP: 0	WP: 0 PB: 0 SB: 0 CS: 1	PA: 36							
<b>PITCHER</b>	IP	WLS	BF	H	R	ER	SO	BB	IBB	HBP	BLK	WP	HR	S	P	ERA	WHIP										
<b>John Halama, L</b> ERA: 5.37	2.1		15	6	6	6	2	2	0	0	0	0	3	33	56	23.14	3.429										
<b>Ryan Franklin, R</b> ERA: 2.53	5.2	W	18	1	0	0	8	0	1	0	0	0	0	46	67	0.00	0.176										
<b>Jeff Nelson, R</b> ERA: 1.07	1.0		3	0	0	0	2	0	0	0	0	0	0	11	16	0.00	0.000										

Texas Rangers @ Seattle Mariners  
Safeco Field, Seattle, WA  
Mon Jun 04 2001, 7:05 PM PDT  
Att: 45,812 - Overcast - 59 F

AB	33
R	6
H	7
RBI	6
BB	3
SO	12
LOB	7



Batter	1	2	3	4	5	6	7	8	9	AB	R	H	RBI	BB	SO	LOB	BOTTOM											
<b>51 Ichiro Suzuki, L</b> OBP: 0.397, SLG: 0.486	2-1 G4-3	2-2 1B HR 1B		4-2 G4-6-3 BB			1-1 BB HR 1B	4-0 1B IBB		3	2	2	0	2	0	0												
<b>Stan Javier, S</b> OBP: 0.345, SLG: 0.304	4-2 1B BB	3-1 HR 1B		0-2 G4-6-3			4-2 HR BB	1-1 F8		3	3	1	1	2	0	3												
<b>Bret Boone, R</b> OBP: 0.363, SLG: 0.576	2-3 K	1-0 HR			1-1 G4-3 2B		1-1 HR HR	1-1 1B		5	2	4	7	0	1	1												
<b>John Olerud, L</b> OBP: 0.444, SLG: 0.475	2-2 1B 1B	1-1 G6-3			2-1 G4-3		0-1 F7	1-1 L3		5	0	1	0	0	0	3												
<b>Mike Cameron, R</b> OBP: 0.347, SLG: 0.449	3-2 S 1B		2-2 F7		3-2 F2		1-3 K			4	0	1	1	0	1	0												
<b>Al Martin, L</b> OBP: 0.288, SLG: 0.238 <b>Ed Sprague, R</b> OBP: 0.500, SLG: 0.250 <b>Charles Gipson, R</b> OBP: 0.250, SLG: 0.267	3-2 G3-1		1-1 1B			0-3 K		4-2 SH 2B BB		2	0	1	0	0	0	2												
<b>Carlos Guillen, S</b> OBP: 0.330, SLG: 0.308		1-3 K	2-3 K			3-1 G4-3		0-0 SH 2B		3	1	0	0	0	2	1	AB 34											
<b>Tom Lampkin, L</b> OBP: 0.320, SLG: 0.382		0-2 51 1B 1B	2-1 F5			2-3 K		0-1 G6-3		4	1	1	0	0	1	4	R 11											
<b>David Bell, R</b> OBP: 0.264, SLG: 0.353		0-0 F8		1-0 F3			3-2 G6-3	3-2 1B 2B		4	1	1	2	0	0	1	H 12											
<b>Inning Stats</b>	R: 1 E: 0 K: 1 S: 18	H: 2 LOB: 2 BB: 1 P: 34	R: 4 E: 0 K: 1 S: 17	H: 4 LOB: 0 BB: 0 P: 25	R: 0 E: 0 K: 1 S: 14	H: 1 LOB: 1 BB: 0 P: 21	R: 0 E: 0 K: 0 S: 6	H: 0 LOB: 0 BB: 1 P: 11	R: 0 E: 0 K: 2 S: 8	H: 1 LOB: 0 BB: 0 P: 13	R: 0 E: 0 K: 2 S: 8	H: 0 LOB: 0 BB: 0 P: 13	R: 3 E: 0 K: 1 S: 14	H: 2 LOB: 1 BB: 1 P: 24	R: 3 E: 1 K: 0 S: 18	H: 2 LOB: 2 BB: 2 P: 32	1B: 8 2B: 2 3B: 0 HR: 2	SF: 0 SAC: 1 DP: 1 HBP: 0	WP: 0 PB: 0 SB: 1 CS: 0	PA: 40								
<b>PITCHER</b>	IP	WLS	BF	H	R	ER	SO	BB	IBB	HBP	BLK	WP	HR	S	P	ERA	WHIP											
<b>Pat Mahomes, R</b> ERA: 6.98	5.0		23	8	5	5	3	2	0	0	0	0	0	15	28	13.50	1.500											
<b>Mike Venafro, L</b> ERA: 3.72	1.1	L	6	1	2	2	2	1	0	0	0	0	0	1	19	32	18.00	3.000										
<b>Mark Petkovsek, R</b> ERA: 6.67	1.0	B	8	2	4	2	1	1	1	0	0	0	0	6	9	0.00	1.500											
<b>Tim Crabtree, R</b> ERA: 6.23	0.2		3	1	0	0	0	0	0	0	0	0	0	6	9	0.00	1.500											

Texas Rangers @ Seattle Mariners  
Safeco Field, Seattle, WA  
Mon Jun 04 2001, 7:05 PM PDT  
Att: 45,812 - Overcast - 59 F

AB	34
R	11
H	12
RBI	11
BB	5
SO	6
LOB	15






Batter	1	2	3	4	5	6	7	8	9	AB	R	H	RBI	BB	SO	LOB	TOP																					
<b>29 Rusty Greer, L</b> OBP: 0.348, SLG: 0.458 (1, 7)	2-1 F9 1B	2-2 1B			0-2 P5		1-0 G4-3		1-2 P6	5	1	2	0	0	0	1																						
<b>Ivan Rodriguez, R</b> OBP: 0.337, SLG: 0.506 (1, 2)	0-0 1B SF8	1-0 F8			2-3 K		0-0 1B		2-2 F8	5	1	2	1	0	1	1																						
<b>Alex Rodriguez, R</b> OBP: 0.414, SLG: 0.653 (1, 6)	1-0 F9			0-2 F8		0-0 F9		3-H 3-3 K	1-2 F7	5	0	0	0	0	1	3																						
<b>Rafael Palmeiro, L</b> OBP: 0.359, SLG: 0.519 (1, 3)	0-0 1B			1-0 HR		4-2 FC3-6 BB		2-1 F7		3	1	2	2	1	0	0																						
<b>Gabe Kapler, R</b> OBP: 0.394, SLG: 0.559 (1, 8)	3-1 SF8			2-1 F7		0-3 K		3-2 P4		3	0	0	1	0	1	1																						
<b>Frank Catalanotto, L</b> OBP: 0.350, SLG: 0.514 (1, 9)	3-2 1B			2-2 L4		1-2 FC3-6		4-1 2B		3	0	1	0	1	0	1																						
<b>Ruben Sierra, S</b> OBP: 0.351, SLG: 0.571 (1, 10)	2-1 G6-3			2-3 K		1-2 F7		1-0 2B		4	0	1	0	0	1	3																						
<b>Ken Caminiti, S</b> OBP: 0.314, SLG: 0.442 (1, 5)		1-0 F7		3-3 K		3-2 29 G4-3 10 SH3-4 1B		4-0 IBB		3	1	1	0	1	1	0																						
<b>10 Michael Young, R</b> OBP: 0.167, SLG: 0.182 (1, 4)	0-1 G5-3			2-1 F9		0-0 SH3-4		0-0 F7		3	0	0	0	0	0	3																						
<b>Inning Stats</b>	R: 2 E: 0 K: 0 S: 12	H: 4 LOB: 2 BB: 0 P: 23	R: 0 E: 0 K: 0 S: 7	H: 1 LOB: 1 BB: 0 P: 11	R: 1 E: 0 K: 0 S: 10	H: 1 LOB: 0 BB: 0 P: 15	R: 0 E: 0 K: 2 S: 10	H: 0 LOB: 0 BB: 0 P: 17	R: 0 E: 0 K: 1 S: 8	H: 0 LOB: 1 BB: 1 P: 10	R: 0 E: 0 K: 1 S: 12	H: 0 LOB: 1 BB: 1 P: 18	R: 1 E: 0 K: 1 S: 10	H: 2 LOB: 1 BB: 0 P: 17	R: 0 E: 0 K: 0 S: 9	H: 1 LOB: 3 BB: 2 P: 23	R: 0 E: 0 K: 0 S: 11	H: 0 LOB: 0 BB: 0 P: 15	1B: 7 2B: 1 3B: 0 HR: 1	SF: 1 SAC: 1 DP: 0 HBP: 0	WP: 0 PB: 0 SB: 0 CS: 0	PA: 39																
<b>PITCHER</b>	IP	WLS	BF	H	R	ER	SO	BB	IBB	HBP	BLK	WP	HR	S	P	ERA	WHIP	<b>PITCHER</b>				IP	WLS	BF	H	R	ER	SO	BB	IBB	HBP	BLK	WP	HR	S	P	ERA	WHIP
<b>Aaron Sele, R</b> ERA: 2.87 (1, 1)	7.0		30	8	4	4	5	1	0	0	0	0	1	69	111	5.14	1.286																					
<b>Jose Paniagua, R</b> ERA: 3.03 (8, 1)	1.0	W	6	1	0	0	0	1	1	0	0	0	0	9	23	0.00	2.000																					
<b>Kazuhiro Sasaki, R</b> ERA: 2.79 (9, 1)	1.0	S	3	0	0	0	0	0	0	0	0	0	0	11	15	0.00	0.000																					

Texas Rangers @ Seattle Mariners  
Safeco Field, Seattle, WA  
Tue Jun 05 2001, 7:05 PM PDT  
Att. 44,853 - Overcast - 60 F

AB	34
R	4
H	9
RBI	4
BB	3
SO	5
LOB	13



Batter	1	2	3	4	5	6	7	8	9	AB	R	H	RBI	BB	SO	LOB	BOTTOM																					
<b>51 Ichiro Suzuki, L</b> OBP: 0.390, SLG: 0.479 (1, 9)	3-1 G5-3	2-1 G3		0-0 SF8-3-5			0-2 G6-3	1-2 G4-3		4	0	0	1	0	0	3																						
<b>Stan Javier, S</b> OBP: 0.351, SLG: 0.298 (1, 7)	3-1 G5-3 HBP			2-1 G5-3		4-2 FC6-4 BB	1-1 F8			2	0	0	0	1	0	0																						
<b>Edgar Martinez, R</b> OBP: 0.448, SLG: 0.515 (1, 10)	2-1 1B			4-2 BB		1-1 F9	3-2 F9			3	0	1	0	1	0	1																						
<b>John Olerud, L</b> OBP: 0.444, SLG: 0.471 (1, 3)	1-0 G5-3			4-0 BB		2-1 F8		4-2 FC5-4 BB		2	0	0	0	2	0	3																						
<b>Bret Boone, R</b> OBP: 0.361, SLG: 0.568 (1, 4)		4-0 2B 1B BB		0-3 K		2-1 FC6-4		0-1 FC5-4 HR		3	2	0	0	1	1	4																						
<b>Mike Cameron, R</b> OBP: 0.350, SLG: 0.471 (1, 8)		1-1 E 2B		0-1 G6-3		3-2 F7		0-0 HR		4	2	2	2	0	0	2																						
<b>David Bell, R</b> OBP: 0.269, SLG: 0.353 (1, 5)		2-2 L6		1-2 SH2-3 51 HBP		1-1 1B		2-1 E5 FC5		3	1	1	0	0	0	2																						
<b>Carlos Guillen, S</b> OBP: 0.338, SLG: 0.314 (1, 6)		0-0 E1 1B		2-2 51 SH2-3 1B		0-3 K		4-1 FC5 BB		3	0	2	1	1	1	1																						
<b>Dan Wilson, R</b> OBP: 0.305, SLG: 0.347 (1, 2)		0-3 K		0-0 SH2-3		1-3 K		0-1 FC5		3	0	0	0	0	2	4																						
<b>Inning Stats</b>	R: 0 E: 0 K: 0 S: 6	H: 1 LOB: 1 BB: 0 P: 15	R: 2 E: 1 K: 1 S: 13	H: 2 LOB: 1 BB: 1 P: 22	R: 0 E: 0 K: 1 S: 9	H: 0 LOB: 2 BB: 2 P: 19	R: 1 E: 0 K: 0 S: 7	H: 1 LOB: 0 BB: 0 P: 10	R: 0 E: 0 K: 0 S: 8	H: 0 LOB: 1 BB: 1 P: 17	R: 0 E: 0 K: 2 S: 11	H: 1 LOB: 0 BB: 0 P: 16	R: 0 E: 0 K: 0 S: 8	H: 0 LOB: 0 BB: 0 P: 12	R: 2 E: 1 K: 0 S: 13	H: 1 LOB: 2 BB: 2 P: 24	R: 0 E: 0 K: 0 S: 9	H: 0 LOB: 0 BB: 0 P: 15	1B: 4 2B: 2 3B: 0 HR: 1	SF: 1 SAC: 1 DP: 2 HBP: 2	WP: 0 PB: 0 SB: 0 CS: 0	PA: 37																
<b>PITCHER</b>	IP	WLS	BF	H	R	ER	SO	BB	IBB	HBP	BLK	WP	HR	S	P	ERA	WHIP	<b>PITCHER</b>				IP	WLS	BF	H	R	ER	SO	BB	IBB	HBP	BLK	WP	HR	S	P	ERA	WHIP
<b>Doug Davis, L</b> ERA: 6.41 (7, 1)	6.0		27	4	3	2	4	4	0	2	0	0	0	10	18	9.00	1.500																					
<b>Juan Moreno, L</b> ERA: 2.0 (8, 1)	1.0	H	4	0	1	1	0	1	0	0	0	0	0	8	14	13.50	3.000																					
<b>J.D. Smart, R</b> ERA: 1.04 (8, 1)	0.2	L	5	1	1	1	0	1	0	0	0	0	0	3	4	0.00	0.000																					
<b>Mike Venafro, L</b> ERA: 3.86 (8, 1)	0.1		1	0	0	0	0	0	0	0	0	0	0	3	4	0.00	0.000																					

Texas Rangers @ Seattle Mariners  
Safeco Field, Seattle, WA  
Tue Jun 05 2001, 7:05 PM PDT  
Att. 44,853 - Overcast - 60 F

AB	27
R	5
H	6
RBI	4
BB	6
SO	4
LOB	20





Batter	1	2	3	4	5	6	7	8	9	AB	R	H	RBI	BB	SO	LOB	TOP										
<b>29 Rusty Greer, L</b> OBP: 0.341, SLG: 0.448 (1, 7)	F7		F8		F7			G1-3	K	5	0	0	0	0	1	3											
<b>Ivan Rodriguez, R</b> OBP: 0.330, SLG: 0.494 (1, 2)	F8		FC6-4			G5-3		K		4	0	0	0	0	1	1											
<b>Alex Rodriguez, R</b> OBP: 0.415, SLG: 0.647 (1, 6)	F9		F7						BB 1B BB	2	1	0	0	2	0	1											
<b>Rafael Palmeiro, L</b> OBP: 0.357, SLG: 0.514 (1, 3)		FC5-4 1B		K		F9		F7		4	0	1	0	0	1	2											
<b>Gabe Kapler, R</b> OBP: 0.396, SLG: 0.551 (1, 8)		K							1B BB 1B BB	2	1	0	0	2	2	2											
<b>Andres Galarraga, R</b> OBP: 0.303, SLG: 0.401 (1, 10)		FC5-4 1B		K			F8		1B BB 1B BB	3	1	1	0	1	1	1											
<b>Ken Caminiti, S</b> OBP: 0.313, SLG: 0.437 (1, 5)		FC5-4 1B		G5-3					1B BB 1B BB	4	0	1	1	0	1	3											
<b>Cliff Brumbaugh, R</b> <b>Ruben Sierra, S</b> (9, PH) OBP: 0.368, SLG: 0.583 (9, PH)		K			F7		G6-3		1B BB 1B BB	3	0	0	0	0	1	2											
<b>10 Michael Young, R</b> OBP: 0.175, SLG: 0.189 (1, 4)			FC6-4 1B					F9		4	0	1	0	0	2	2											
<b>Inning Stats</b>	R: 0 E: 0 K: 0 S: 6	H: 0 LOB: 0 BB: 0 P: 11	R: 0 E: 0 K: 2 S: 15	H: 2 LOB: 2 BB: 0 P: 21	R: 0 E: 0 K: 0 S: 7	H: 1 LOB: 1 BB: 0 P: 11	R: 0 E: 0 K: 2 S: 10	H: 0 LOB: 1 BB: 1 P: 17	R: 0 E: 0 K: 1 S: 8	H: 0 LOB: 0 BB: 0 P: 12	R: 0 E: 0 K: 1 S: 13	H: 0 LOB: 0 BB: 0 P: 25	R: 0 E: 0 K: 1 S: 9	H: 0 LOB: 0 BB: 0 P: 10	R: 0 E: 0 K: 1 S: 9	H: 0 LOB: 0 BB: 0 P: 16	R: 3 E: 0 K: 2 S: 21	H: 2 LOB: 2 BB: 3 P: 36	1B: 5 2B: 0 3B: 0 HR: 0	SF: 0 SAC: 0 DP: 0 HBP: 0	WP: 0 PB: 0 SB: 0 CS: 0	PA: 37					
<b>PITCHER</b>	IP	WLS	BF	H	R	ER	SO	BB	IBB	HBP	BLK	WP	HR	S	P	ERA	WHIP										
<b>Jamie Moyer, L</b> ERA: 4.24 (1, 1)	7.0	W	26	3	0	0	7	2	0	0	0	0	0	66	107	0.00	0.714										
<b>Jeff Nelson, R</b> ERA: 1.03 (8, 1)	1.0	H	3	0	0	0	1	0	0	0	0	0	0	9	16	0.00	0.000										
<b>Jose Paniagua, R</b> ERA: 3.9 (9, 1)	0.1		5	1	3	3	0	3	0	0	0	0	0	14	27	81.00	12.000										
<b>Arthur Rhodes, L</b> ERA: 1.09 (9, 1)	0.2		3	1	0	0	2	0	0	0	0	0	0	7	9	0.00	1.500										

Texas Rangers @ Seattle Mariners  
Safeco Field, Seattle, WA  
Wed Jun 06 2001, 7:05 PM PDT  
Att: 45,754 - Sunny - 65 F


AB 32  
R 3  
H 5  
RBI 3  
BB 5  
SO 10  
LOB 17



Batter	1	2	3	4	5	6	7	8	9	AB	R	H	RBI	BB	SO	LOB	BOTTOM										
<b>51 Ichiro Suzuki, L</b> OBP: 0.390, SLG: 0.481 (1, 9)	K		FC1-4-6					E1 1B		5	1	2	0	0	1	2											
<b>Stan Javier, S</b> OBP: 0.347, SLG: 0.296 (1, 7)	G5-3		G5-3			F7		1B BB 1B BB		4	1	1	0	0	0	1											
<b>Edgar Martinez, R</b> OBP: 0.453, SLG: 0.533 (1, 10)	HR			G6-3				1B BB 1B BB		3	2	2	2	1	0	0											
<b>Bret Boone, R</b> OBP: 0.363, SLG: 0.565 (1, 4)	G6-3			G4-3 BB		F9		2B 1B 2B 1B		3	1	1	1	1	0	1											
<b>Ed Sprague, R</b> OBP: 0.444, SLG: 0.286 (8, PH) <b>John Olerud, L</b> OBP: 0.447, SLG: 0.478 (9, 3)				G4-3				2B 1B 2B 2B		3	0	1	0	0	1	1											
<b>David Bell, R</b> OBP: 0.269, SLG: 0.356 (1, 5)	G5-3			K				2B 2B		4	1	1	1	0	1	3											
<b>Carlos Guillen, S</b> OBP: 0.332, SLG: 0.307 (1, 6)					G6-3			G6-3		4	0	0	0	0	1	1											
<b>Dan Wilson, R</b> OBP: 0.318, SLG: 0.369 (1, 2)			F8					51 2B 1B		4	0	3	1	0	0	0											
<b>Charles Gipson, R</b> OBP: 0.250, SLG: 0.222 (1, 8)					L6			K		3	0	0	0	1	2	3											
<b>Inning Stats</b>	R: 1 E: 0 K: 1 S: 12	H: 1 LOB: 0 BB: 0 P: 21	R: 0 E: 0 K: 2 S: 7	H: 0 LOB: 0 BB: 0 P: 8	R: 0 E: 0 K: 0 S: 7	H: 0 LOB: 1 BB: 1 P: 14	R: 0 E: 0 K: 1 S: 8	H: 0 LOB: 1 BB: 1 P: 16	R: 0 E: 0 K: 0 S: 7	H: 2 LOB: 2 BB: 0 P: 8	R: 0 E: 0 K: 0 S: 14	H: 1 LOB: 2 BB: 1 P: 21	R: 0 E: 0 K: 1 S: 8	H: 1 LOB: 0 BB: 0 P: 13	R: 6 E: 1 K: 1 S: 27	H: 7 LOB: 1 BB: 0 P: 39	1B: 7 2B: 4 3B: 0 HR: 1	SF: 0 SAC: 0 DP: 0 HBP: 0	WP: 0 PB: 0 SB: 0 CS: 1	PA: 37							
<b>PITCHER</b>	IP	WLS	BF	H	R	ER	SO	BB	IBB	HBP	BLK	WP	HR	S	P	ERA	WHIP										
<b>Darren Oliver, L</b> ERA: 6.81 (1, 1)	7.0	L	27	5	1	1	5	3	0	0	0	0	0	4	5	∞	∞										
<b>Mike Venafro, L</b> ERA: 4.12 (8, 1)	0.0		1	1	1	1	0	0	0	0	0	0	0	4	5	∞	∞										
<b>J.D. Smart, R</b> ERA: 4.15 (8, 1)	0.0		3	3	1	1	0	0	0	0	0	0	0	6	11	∞	∞										
<b>Juan Moreno, L</b> ERA: 3.0 (8, 1)	0.0		1	1	2	2	0	0	0	0	0	0	0	1	2	∞	∞										
<b>59 Jeff Zimmerman, R</b> ERA: 3.25 (8, 1)	1.0		5	2	2	2	1	0	0	0	0	0	0	16	21	18.00	2.000										

Texas Rangers @ Seattle Mariners  
Safeco Field, Seattle, WA  
Wed Jun 06 2001, 7:05 PM PDT  
Att: 45,754 - Sunny - 65 F

AB 34  
R 7  
H 12  
RBI 7  
BB 3  
SO 6  
LOB 12



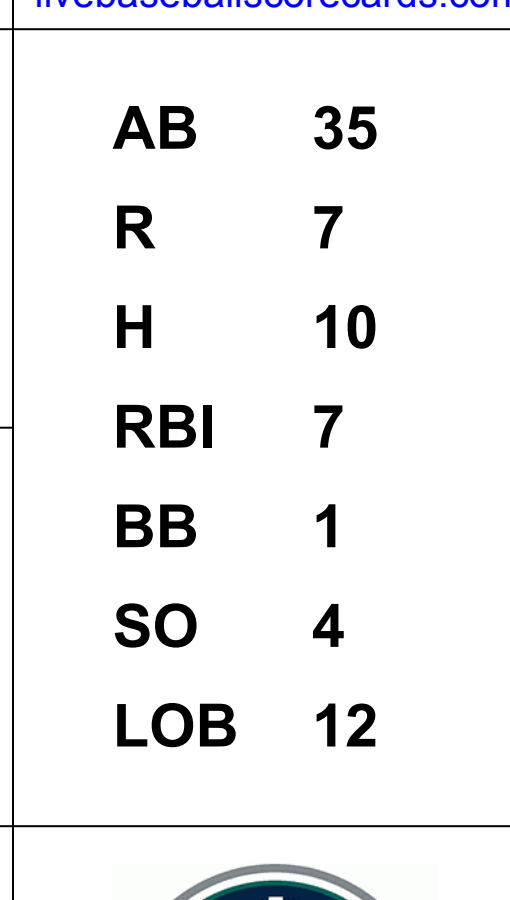


Batter	1	2	3	4	5	6	7	8	9	AB	R	H	RBI	BB	SO	LOB	TOP	
<b>Cesar Crespo, S</b> OBP: 0.281, SLG: 0.296 (1, 4)										4	1	1	0	0	1	1	<b>San Diego Padres @ Seattle Mariners</b> Safeco Field, Seattle, WA Fri Jun 08 2001, 7:05 PM PDT Att: 45,293 - Sunny - 73 F	
<b>Mark Kotsay, L</b> OBP: 0.345, SLG: 0.394 (1, 8)										4	0	1	0	0	1	0		
<b>Ryan Klesko, L</b> OBP: 0.429, SLG: 0.612 (1, 3)										4	0	2	0	0	0	0		
<b>Phil Nevin, R</b> OBP: 0.405, SLG: 0.597 (1, 5)										2	0	0	0	2	0	3		
<b>Mike Darr, L</b> OBP: 0.395, SLG: 0.378 (1, 9)										4	0	0	1	0	0	5		
<b>Ben Davis, S</b> OBP: 0.383, SLG: 0.417 (1, 2)										3	0	0	0	1	1	2		
<b>Dave Magadan, L</b> OBP: 0.360, SLG: 0.354 <b>Bubba Trammell, R</b> OBP: 0.346, SLG: 0.482 (9, PH)										3	0	0	0	0	0	1		
<b>Santiago Perez, S</b> OBP: 0.338, SLG: 0.231 (1, 7)										4	0	1	0	0	2	1		
<b>Alex Arias, R</b> OBP: 0.310, SLG: 0.365 (1, 6)										3	0	0	0	0	0	2		
<b>Inning Stats</b>	R: 1 E: 0 K: 0 S: 9	H: 3 LOB: 2 BB: 0 P: 15	R: 0 E: 0 K: 0 S: 11	H: 0 LOB: 0 BB: 0 P: 16	R: 0 E: 0 K: 1 S: 6	H: 0 LOB: 0 BB: 0 P: 8	R: 0 E: 0 K: 0 S: 7	H: 1 LOB: 1 BB: 0 P: 12	R: 0 E: 0 K: 1 S: 11	H: 0 LOB: 1 BB: 1 P: 22	R: 0 E: 0 K: 1 S: 11	H: 1 LOB: 2 BB: 1 P: 18	R: 0 E: 0 K: 2 S: 11	H: 0 LOB: 0 BB: 0 P: 18	1B: 5 2B: 0 3B: 0 HR: 0	SF: 0 SAC: 0 DP: 0 HBP: 0		WP: 0 PB: 0 SB: 0 CS: 0
<b>PITCHER</b>	IP WLS BF H R ER SO BB IBB HBP BLK WP HR S P ERA WHIP																	
<b>Paul Abbott, R</b> ERA: 4.7 (1, 1)	7.2 W 31 5 1 1 4 3 0 0 0 0 0 0 71 116 1.17 1.043																	
<b>Arthur Rhodes, L</b> ERA: 1.07 (8, 1)	0.2 2 0 0 0 0 0 0 0 0 0 0 0 7 10 0.00 0.000																	
<b>Jeff Nelson, R</b> ERA: 1.0 (9, 1)	0.2 2 0 0 0 2 0 0 0 0 0 0 0 6 11 0.00 0.000																	

AB	32
R	1
H	5
RBI	1
BB	3
SO	6
LOB	15




Batter	1	2	3	4	5	6	7	8	9	AB	R	H	RBI	BB	SO	LOB	BOTTOM	
<b>51 Ichiro Suzuki, L</b> OBP: 0.388, SLG: 0.478 (1, 9)										4	2	1	0	0	0	2	<b>San Diego Padres @ Seattle Mariners</b> Safeco Field, Seattle, WA Fri Jun 08 2001, 7:05 PM PDT Att: 45,293 - Sunny - 73 F	
<b>Mark McLemore, S</b> OBP: 0.396, SLG: 0.472 (1, 7)										4	1	1	1	0	0	2		
<b>Edgar Martinez, R</b> OBP: 0.458, SLG: 0.557 (1, 10)										4	1	3	4	0	1	0		
<b>John Olerud, L</b> OBP: 0.444, SLG: 0.488 (1, 3)										4	1	1	1	0	1	2		
<b>Bret Boone, R</b> OBP: 0.361, SLG: 0.573 (1, 4)										4	1	1	1	0	1	1		
<b>Stan Javier, S</b> OBP: 0.344, SLG: 0.294 <b>Charles Gipson, R</b> OBP: 0.250, SLG: 0.222 (8, 8)										4	0	1	0	0	0	1		
<b>Carlos Guillen, S</b> OBP: 0.330, SLG: 0.306 (1, 6)										4	0	1	0	0	0	0		
<b>David Bell, R</b> OBP: 0.263, SLG: 0.348 (1, 5)										4	0	0	0	0	1	2		
<b>Dan Wilson, R</b> OBP: 0.324, SLG: 0.368 (1, 2)										3	1	1	0	1	0	2		
<b>Inning Stats</b>	R: 3 E: 0 K: 0 S: 17	H: 3 LOB: 0 BB: 0 P: 21	R: 3 E: 1 K: 2 S: 17	H: 3 LOB: 1 BB: 0 P: 24	R: 0 E: 0 K: 1 S: 8	H: 2 LOB: 2 BB: 0 P: 10	R: 1 E: 0 K: 0 S: 10	H: 1 LOB: 0 BB: 0 P: 16	R: 0 E: 0 K: 0 S: 9	H: 0 LOB: 1 BB: 1 P: 19	R: 0 E: 0 K: 0 S: 8	H: 1 LOB: 1 BB: 0 P: 15	R: 0 E: 0 K: 0 S: 11	H: 0 LOB: 0 BB: 0 P: 18	1B: 5 2B: 2 3B: 0 HR: 3	SF: 0 SAC: 0 DP: 0 HBP: 0		WP: 0 PB: 0 SB: 1 CS: 0
<b>PITCHER</b>	IP WLS BF H R ER SO BB IBB HBP BLK WP HR S P ERA WHIP																	
<b>Kevin Jarvis, R</b> ERA: 5.14 (1, 1)	5.0 L 25 9 7 4 4 1 0 0 0 0 0 0 3 69 96 7.20 1.800																	
<b>David Lee, R</b> ERA: 2.3 (6, 1)	1.0 4 0 0 0 0 1 0 0 0 0 0 0 9 19 0.00 1.000																	
<b>Brian Lawrence, R</b> ERA: 6.35 (7, 1)	2.0 7 1 0 0 0 0 0 0 0 0 0 0 19 33 0.00 0.500																	





Batter	1	2	3	4	5	6	7	8	9	AB	R	H	RBI	BB	SO	LOB	TOP										
Rickey Henderson, R OBP: 0.358, SLG: 0.389	G5-3	BB 1B							G4-3 BB	4	0	2	3	1	1	0	<b>San Diego Padres @ Seattle Mariners</b> Safeco Field, Seattle, WA Sat Jun 09 2001, 7:05 PM PDT Att: 45,322 - Overcast - 60 F										
Mark Kotsay, L OBP: 0.344, SLG: 0.385	P4	BB							K	4	0	0	1	1	1	3											
Ryan Klesko, L OBP: 0.425, SLG: 0.607	2B	G3-1							G4-6-3	5	0	1	0	0	1	4											
Phil Nevin, R OBP: 0.407, SLG: 0.593	FC6-4 BB								BB 2B 1B	3	1	1	0	1	2	0											
Mike Darr, L OBP: 0.383, SLG: 0.365	FC6-4								K	4	0	0	0	0	1	3											
Ben Davis, S OBP: 0.385, SLG: 0.412		G5-3 1B BB							BB	2	2	0	0	2	1	0											
Dave Magadan, L Santiago Perez, S Alex Arias, R		K							SH1-4 BB 1B	3	0	2	0	0	1	1											
Cesar Crespo, S		G5-3 1B 1B							1B SH1-4 BB	3	2	1	0	1	1	2											
Chris Gomez, R		G5-3							SH1-4 F9	3	0	0	0	0	0	4											
<b>Inning Stats</b>	R: 0 E: 0 K: 0 S: 6	H: 1 LOB: 2 BB: 1 P: 15	R: 2 E: 0 K: 1 S: 16	H: 2 LOB: 2 BB: 2 P: 29	R: 0 E: 0 K: 1 S: 7	H: 0 LOB: 0 BB: 0 P: 13	R: 0 E: 0 K: 0 S: 5	H: 1 LOB: 0 BB: 0 P: 9	R: 0 E: 0 K: 1 S: 5	H: 0 LOB: 0 BB: 0 P: 8	R: 0 E: 0 K: 2 S: 9	H: 0 LOB: 0 BB: 0 P: 15	R: 2 E: 0 K: 1 S: 10	H: 2 LOB: 1 BB: 1 P: 17	R: 2 E: 0 K: 2 S: 14	H: 2 LOB: 1 BB: 1 P: 22		R: 0 E: 0 K: 1 S: 8	H: 0 LOB: 0 BB: 1 P: 14	1B: 6 2B: 2 3B: 0 HR: 0	SF: 0 SAC: 1 DP: 2 HBP: 0	WP: 0 PB: 0 SB: 0 CS: 0	PA: 39				
<b>PITCHER</b>	IP	WLS	BF	H	R	ER	SO	BB	IBB	HBP	BLK	WP	HR	S	P	ERA	WHIP										
Freddy Garcia, R ERA: 4.18	6.1	L	28	6	4	4	5	4	0	0	0	0	0	54	99	5.68	1.579										
Arthur Rhodes, L ERA: 1.04	0.2		2	0	0	0	1	0	0	0	0	0	0	4	7	0.00	0.000										
Jose Paniagua, R ERA: 4.35	1.0		6	2	2	2	2	1	0	0	0	0	0	14	22	18.00	3.000										
Brian Fuentes, L ERA:	1.0		3	0	0	0	1	1	0	0	0	0	0	8	14	0.00	1.000										

Batter	1	2	3	4	5	6	7	8	9	AB	R	H	RBI	BB	SO	LOB	BOTTOM										
51 Ichiro Suzuki, L OBP: 0.395, SLG: 0.473	F7								L8	5	0	1	0	0	0	2	<b>San Diego Padres @ Seattle Mariners</b> Safeco Field, Seattle, WA Sat Jun 09 2001, 7:05 PM PDT Att: 45,322 - Overcast - 60 F										
Stan Javier, S OBP: 0.333, SLG: 0.283	G6-3								G6-3	4	0	0	0	0	1	2											
Edgar Martinez, R OBP: 0.458, SLG: 0.556	1B								K	4	1	2	0	0	1	1											
John Olerud, L OBP: 0.444, SLG: 0.488	G5-3								G6-3	4	2	2	0	0	0	1											
Bret Boone, R OBP: 0.355, SLG: 0.563									K	4	0	0	0	0	2	3											
Al Martin, L OBP: 0.287, SLG: 0.238	P6								K	4	0	1	1	0	1	1											
Carlos Guillen, S OBP: 0.329, SLG: 0.312	F7								K2-3	3	0	1	1	0	1	0											
David Bell, R OBP: 0.264, SLG: 0.344										2	0	0	0	1	0	1											
Mark McLemore, S OBP: 0.400, SLG: 0.472									DI BB	0	0	0	0	1	0	0											
Dan Wilson, R OBP: 0.324, SLG: 0.375									F8	3	0	1	0	0	0	2											
Tom Lampkin, L OBP: 0.317, SLG: 0.378									F8	1	0	0	0	0	0	1											
<b>Inning Stats</b>	R: 0 E: 0 K: 0 S: 9	H: 1 LOB: 1 BB: 0 P: 15	R: 0 E: 0 K: 1 S: 7	H: 0 LOB: 0 BB: 0 P: 10	R: 0 E: 0 K: 0 S: 8	H: 1 LOB: 1 BB: 0 P: 13	R: 2 E: 0 K: 0 S: 13	H: 3 LOB: 2 BB: 1 P: 21	R: 0 E: 0 K: 1 S: 11	H: 0 LOB: 0 BB: 0 P: 17	R: 1 E: 1 K: 0 S: 11	H: 2 LOB: 1 BB: 0 P: 16	R: 0 E: 0 K: 1 S: 13	H: 1 LOB: 1 BB: 0 P: 20	R: 0 E: 0 K: 2 S: 9	H: 0 LOB: 0 BB: 0 P: 13	R: 0 E: 0 K: 1 S: 7	H: 0 LOB: 1 BB: 1 P: 14	1B: 6 2B: 2 3B: 0 HR: 0	SF: 1 SAC: 0 DP: 0 HBP: 0	WP: 0 PB: 0 SB: 1 CS: 0	PA: 37					
<b>PITCHER</b>	IP	WLS	BF	H	R	ER	SO	BB	IBB	HBP	BLK	WP	HR	S	P	ERA	WHIP										
Bobby Jones, R ERA: 3.16	6.0	W	27	8	3	2	2	1	0	0	0	0	0	63	99	3.00	1.500										
Jose Nunez, L ERA: 9.77	0.2	H	2	0	0	0	0	0	0	0	0	0	0	6	8	0.00	0.000										
Jay Witasick, R ERA: 1.09	1.1	H	4	0	0	0	3	0	0	0	0	0	0	12	18	0.00	0.000										
Trevor Hoffman, R ERA: 4.18	1.0	S	4	0	0	0	1	1	0	0	0	0	0	7	14	0.00	1.000										





Batter	1	2	3	4	5	6	7	8	9	AB	R	H	RBI	BB	SO	LOB	TOP																					
Rickey Henderson, R OBP: 0.351, SLG: 0.360 Santiago Perez, S OBP: 0.333, SLG: 0.227	(1,7) F9		(1,0) F9		(1,0) G6-4-3		(1,2) F9		(3,3) K	4	0	0	0	0	1	3																						
Mike Colangelo, R OBP: 0.339, SLG: 0.456	(1,9) 1B		(1,3) K		(1,3) K				(0,3) K	4	0	1	0	0	3	1																						
Ryan Klesko, L OBP: 0.418, SLG: 0.595 Cesar Crespo, S OBP: 0.306, SLG: 0.300	(1,3) F8			(1,1) P6		(1,1) P5		(0,0) E3		4	0	0	0	0	0	1																						
Phil Nevin, R OBP: 0.404, SLG: 0.586	(1,5) L3			(1,1) 1B		(2,0) G6-3		(1,1) F9		4	0	1	0	0	0	2																						
Bubba Trammell, R OBP: 0.344, SLG: 0.477		(1,2) G5-3		(0,0) F9		(1,2) FC5-4		(2,3) K		4	0	1	0	0	1	2																						
Mike Darr, L OBP: 0.379, SLG: 0.361	(1,8) G6-3			(0,0) 1B		(0,0) FC5-4			(0,3) K	4	0	1	0	0	1	1																						
Ben Davis, S OBP: 0.387, SLG: 0.431	(1,2) K			(0,0) E5			(3,2) G5-3		(0,1) HR	4	1	2	1	0	1	2	AB 36																					
Alex Arias, R OBP: 0.326, SLG: 0.385	(1,4) 1B		(0,1) 1B	(0,3) K			(0,0) F9		(4,2) BB	3	0	1	0	1	1	4	R 1																					
Chris Gomez, R OBP: 0.240, SLG: 0.211	(1,6) F8		(3,1) F8		(2,1) G6-4-3		(1,1) G5-3		(0,0) F2	4	0	1	0	0	0	3	H 8																					
<b>Inning Stats</b>	R: 0 E: 0 K: 1 S: 13	H: 1 LOB: 1 BB: 0 P: 21	R: 0 E: 0 K: 1 S: 9	H: 0 LOB: 0 BB: 0 P: 13	R: 0 E: 0 K: 1 S: 8	H: 1 LOB: 1 BB: 0 P: 13	R: 0 E: 0 K: 1 S: 10	H: 2 LOB: 2 BB: 0 P: 12	R: 0 E: 0 K: 1 S: 6	H: 1 LOB: 1 BB: 0 P: 11	R: 0 E: 0 K: 2 S: 10	H: 1 LOB: 1 BB: 0 P: 15	R: 0 E: 1 K: 2 S: 10	H: 0 LOB: 1 BB: 0 P: 13	R: 1 E: 0 K: 2 S: 13	H: 1 LOB: 1 BB: 1 P: 20	1B: 7 2B: 0 3B: 0 HR: 1	SF: 0 SAC: 0 DP: 1 HBP: 0	WP: 0 PB: 0 SB: 0 CS: 0	PA: 37																		
<b>PITCHER</b>	IP	WLS	BF	H	R	ER	SO	BB	IBB	HBP	BLK	WP	HR	S	P	ERA	WHIP	<b>PITCHER</b>				IP	WLS	BF	H	R	ER	SO	BB	IBB	HBP	BLK	WP	HR	S	P	ERA	WHIP
John Halama, L ERA: 4.8	(1,1)	7.0	W	28	7	0	5	0	0	0	0	0	0	63	95	0.00	1.000																					
Ryan Franklin, R ERA: 2.57	(8,1)	1.0		4	0	0	2	0	0	0	0	0	0	10	13	0.00	0.000																					
Kazuhiro Sasaki, R ERA: 3.0	(9,1)	1.0		5	1	1	2	1	0	0	0	0	1	13	20	9.00	2.000																					

San Diego Padres @ Seattle Mariners  
Safeco Field, Seattle, WA  
Sun Jun 10 2001, 1:35 PM PDT  
Att. 45,418 - Overcast - 60 F

AB	36
R	1
H	8
RBI	1
BB	1
SO	9
LOB	20



Batter	1	2	3	4	5	6	7	8	9	AB	R	H	RBI	BB	SO	LOB	BOTTOM																					
51 Ichiro Suzuki, L OBP: 0.382, SLG: 0.479	(1,9) G6-3		(0,1) G4-3	(2,0) HR	(1,3) K			(2,1) F8		5	1	1	2	0	1	1																						
Mark McLemore, S OBP: 0.393, SLG: 0.457	(1,5) G4-3		(4,2) HR	(0,3) K		(1,3) K		(3,3) K		4	1	0	0	1	3	0																						
Edgar Martinez, R OBP: 0.455, SLG: 0.548 Ed Sprague, R OBP: 0.500, SLG: 0.375	(1,10) K		(4,2) HR	(1,2) HR	(1,2) L9		(3,1) F7	(0,0) 1B		3	1	0	0	1	1	0																						
John Olerud, L OBP: 0.444, SLG: 0.498		(3,2) G4-3	(2,2) HR	(4,0) 1B		(2,2) E4		(2,3) K		4	1	1	3	1	1	1																						
Bret Boone, R OBP: 0.362, SLG: 0.570		(2,0) HR	(2,1) 2B	(3,2) 1B		(2,1) G5-3				4	2	3	0	0	0	1																						
Al Martin, L OBP: 0.294, SLG: 0.284	(1,7) HR		(3,1) SF9	(1,0) P2			(3,2) F7			4	1	2	2	0	0	2																						
Carlos Guillen, S OBP: 0.328, SLG: 0.312	(1,6) FC3-6		(0,1) SF9		(2,3) K		(2,3) K			3	0	1	1	0	2	0	AB 35																					
Tom Lampkin, L OBP: 0.314, SLG: 0.383	(1,2) FC3-6		(0,1) L8		(1,3) K		(1,1) K			4	0	1	0	0	1	2	R 8																					
Charles Gipson, R OBP: 0.292, SLG: 0.238	(1,8) G3			(2,0) 51 HR			(0,3) K			3	1	1	0	0	1	2	H 11																					
<b>Inning Stats</b>	R: 0 E: 0 K: 1 S: 6	H: 0 LOB: 0 BB: 0 P: 9	R: 2 E: 0 K: 0 S: 15	H: 3 LOB: 1 BB: 0 P: 22	R: 4 E: 0 K: 0 S: 20	H: 3 LOB: 1 BB: 2 P: 35	R: 2 E: 0 K: 1 S: 11	H: 2 LOB: 2 BB: 1 P: 24	R: 0 E: 0 K: 3 S: 11	H: 1 LOB: 1 BB: 0 P: 15	R: 0 E: 1 K: 1 S: 11	H: 0 LOB: 1 BB: 0 P: 19	R: 0 E: 0 K: 2 S: 11	H: 1 LOB: 1 BB: 0 P: 17	R: 0 E: 0 K: 2 S: 9	H: 1 LOB: 1 BB: 0 P: 16	1B: 5 2B: 3 3B: 0 HR: 3	SF: 1 SAC: 0 DP: 0 HBP: 1	WP: 0 PB: 0 SB: 1 CS: 0	PA: 40																		
<b>PITCHER</b>	IP	WLS	BF	H	R	ER	SO	BB	IBB	HBP	BLK	WP	HR	S	P	ERA	WHIP	<b>PITCHER</b>				IP	WLS	BF	H	R	ER	SO	BB	IBB	HBP	BLK	WP	HR	S	P	ERA	WHIP
Carlton Loewer, R ERA: 23.14	(1,1)	2.1	L	15	6	6	6	1	0	0	0	0	0	1	15	27	13.50	2.250																				
David Lee, R ERA: 3.18	(3,1)	1.1		8	2	2	2	1	1	0	1	0	0	1	15	27	13.50	2.250																				
Jose Nunez, L ERA: 8.5	(4,1)	2.1		9	1	0	0	4	0	0	0	0	0	23	36	0.00	0.429																					
Tom Davey, R ERA: 3.91	(7,1)	2.0		8	2	0	0	4	0	0	0	0	0	20	33	0.00	1.000																					

San Diego Padres @ Seattle Mariners  
Safeco Field, Seattle, WA  
Sun Jun 10 2001, 1:35 PM PDT  
Att. 45,418 - Overcast - 60 F

AB	35
R	8
H	11
RBI	8
BB	3
SO	10
LOB	9









Batter	1	2	3	4	5	6	7	8	9	AB	R	H	RBI	BB	SO	LOB	TOP					
51 Ichiro Suzuki, L (1,9) Charles Gipson, R (7,6) OBP: 0.377, SLG: 0.471 OBP: 0.292, SLG: 0.238	F8		G1-3				G6-3			4	0	1	0	0	0	1	<b>Seattle Mariners @ Colorado Rockies</b> Coors Field, Denver, CO Thu Jun 14 2001, 1:05 PM MDT Att: 45,261 - Cloudy - 58 F					
Mark McLemore, S (1,5) OBP: 0.383, SLG: 0.444	F7		G4-3				G3-1		K	4	0	0	0	0	1	1						
Bret Boone, R (1,4) OBP: 0.361, SLG: 0.586	K								F9	4	0	0	0	0	2	0						
John Olerud, L (1,3) OBP: 0.439, SLG: 0.489									G6-3	3	0	0	0	1	2	0						
Mike Cameron, R (1,8) OBP: 0.362, SLG: 0.500									F9	3	0	1	0	0	0	1						
Al Martin, L (1,7) Ryan Franklin, R (6,1) Edgar Martinez, R (9,PH) OBP: 0.295, SLG: 0.279 OBP: 0.454, SLG: 0.556									G5-3	2	0	0	0	1	2	2						
Carlos Guillen, S (1,6) Ed Sprague, R (7,9) OBP: 0.321, SLG: 0.303 OBP: 0.545, SLG: 0.778										3	0	0	0	0	0	2						
Dan Wilson, R (1,2) OBP: 0.331, SLG: 0.404									E5	3	1	0	0	0	0	2						
Jamie Moyer, L (1,1) Stan Javier, S (6,7) OBP: 0.338, SLG: 0.306									G1-3	1	0	0	0	0	0	0						
										1	0	0	0	1	0	1						
<b>Inning Stats</b>	R: 0 E: 0 K: 1 S: 11	H: 0 LOB: 0 BB: 0 P: 14	R: 0 E: 0 K: 0 S: 9	H: 0 LOB: 2 BB: 2 P: 22	R: 0 E: 0 K: 0 S: 5	H: 0 LOB: 0 BB: 0 P: 7	R: 0 E: 0 K: 2 S: 12	H: 1 LOB: 1 BB: 0 P: 16	R: 1 E: 1 K: 0 S: 8	H: 1 LOB: 1 BB: 0 P: 15	R: 0 E: 0 K: 3 S: 11	H: 0 LOB: 1 BB: 0 P: 20	R: 0 E: 0 K: 0 S: 10	H: 0 LOB: 1 BB: 1 P: 21	R: 0 E: 0 K: 1 S: 7	H: 0 LOB: 1 BB: 0 P: 11	R: 1 E: 1 K: 0 S: 11	H: 1 LOB: 1 BB: 0 P: 14	1B: 1 2B: 0 3B: 1 HR: 1	SF: 0 SAC: 1 DP: 0 HBP: 2	WP: 0 PB: 0 SB: 3 CS: 0	PA: 36
<b>PITCHER</b>	IP WLS BF H R ER SO BB IBB HBP BLK WP HR S P ERA WHIP																					
Shawn Chacon, R (1,1) ERA: 4.78	7.0 W 28 2 1 0 6 3 0 2 0 0 0 66 115 0.00 0.714																					
Juan Acevedo, R (8,1) ERA: 3.09	1.0 3 0 0 0 1 0 0 0 0 0 0 7 11 0.00 0.000																					
Craig Dingman, R (9,1) ERA: 10.13	1.0 5 1 1 1 0 0 0 0 0 0 1 11 14 9.00 1.000																					

Batter	1	2	3	4	5	6	7	8	9	AB	R	H	RBI	BB	SO	LOB	BOTTOM			
Juan Pierre, L (1,8) OBP: 0.376, SLG: 0.366	G1-3		G1-3							4	0	2	1	0	0	0	<b>Seattle Mariners @ Colorado Rockies</b> Coors Field, Denver, CO Thu Jun 14 2001, 1:05 PM MDT Att: 45,261 - Cloudy - 58 F			
Neftali Perez, S (1,6) OBP: 0.359, SLG: 0.529			G1-3						P5	5	1	2	1	0	0	3				
Lary Walker, L (1,9) Craig Dingman, R (9,1) OBP: 0.450, SLG: 0.682	1B								P5	4	1	1	1	1	1	2				
Jeff Cirillo, R (1,5) OBP: 0.355, SLG: 0.522	F9								K	0	0	0	0	0	0	0				
17 Todd Helton, L (1,3) OBP: 0.462, SLG: 0.724										4	1	0	0	0	0	3				
Ron Gant, R (1,7) OBP: 0.331, SLG: 0.485										3	2	1	1	0	0	1				
Terry Shumpert, R (1,4) OBP: 0.319, SLG: 0.325										3	1	2	1	1	0	2				
Ben Petrick, R (1,2) OBP: 0.336, SLG: 0.529										4	1	2	2	0	1	3				
Shawn Chacon, R (1,1) Juan Acevedo, R (8,1) Jacob Cruz, L (8,PH) OBP: 0.111, SLG: 0.059 OBP: 0.283, SLG: 0.356										3	1	1	0	0	1	3				
										0	0	0	0	0	0	0				
										1	0	0	0	0	0	0				
<b>Inning Stats</b>	R: 0 E: 0 K: 0 S: 9	H: 1 LOB: 1 BB: 0 P: 13	R: 1 E: 0 K: 2 S: 14	H: 2 LOB: 1 BB: 0 P: 19	R: 0 E: 0 K: 0 S: 7	H: 0 LOB: 0 BB: 0 P: 7	R: 2 E: 1 K: 0 S: 7	H: 2 LOB: 0 BB: 0 P: 13	R: 2 E: 0 K: 0 S: 8	H: 3 LOB: 0 BB: 0 P: 8	R: 2 E: 0 K: 0 S: 11	H: 2 LOB: 2 BB: 1 P: 21	R: 1 E: 1 K: 1 S: 18	H: 1 LOB: 2 BB: 1 P: 27	R: 0 E: 0 K: 1 S: 9	H: 1 LOB: 1 BB: 0 P: 14	1B: 8 2B: 5 3B: 0 HR: 0	SF: 0 SAC: 2 DP: 2 HBP: 1	WP: 0 PB: 0 SB: 1 CS: 0	PA: 39
<b>PITCHER</b>	IP WLS BF H R ER SO BB IBB HBP BLK WP HR S P ERA WHIP																			
Jamie Moyer, L (1,1) ERA: 4.66	5.1 L 26 9 7 6 2 0 0 0 0 0 0 33 48 3.38 1.500																			
Ryan Franklin, R (6,1) ERA: 2.53	2.2 13 3 1 1 2 1 0 0 0 0 0 33 48 3.38 1.500																			







Batter	1	2	3	4	5	6	7	8	9	AB	R	H	RBI	BB	SO	LOB	TOP					
51 Ichiro Suzuki, L (1, 9) OBP: 0.379, SLG: 0.469										5	2	2	0	1	0	3						
Al Martin, L (1, 7) Charles Gipson, R (8, 7) OBP: 0.299, SLG: 0.311 OBP: 0.292, SLG: 0.238										5	2	1	0	0	0	2						
Bret Boone, R (1, 4) OBP: 0.362, SLG: 0.581										5	1	3	1	0	1	1						
John Olerud, L (1, 3) OBP: 0.434, SLG: 0.480										4	0	0	1	1	1	4						
Mike Cameron, R (1, 8) OBP: 0.369, SLG: 0.502											4	1	3	3	0	1	0					
Carlos Guillen, S (1, 6) OBP: 0.322, SLG: 0.324											5	2	2	2	0	4						
David Bell, R (1, 5) OBP: 0.280, SLG: 0.361											4	0	2	0	1	0	1					
Dan Wilson, R (1, 2) OBP: 0.340, SLG: 0.407											4	0	2	1	1	1	1					
Freddy Garcia, R (1, 1) Ed Sprague, R (9, PH) Jeff Nelson, R (9, 1) OBP: 0.538, SLG: 0.727											4	0	0	0	0	3	5					
<b>Inning Stats</b>	R: 4 E: 1 K: 1 S: 21	H: 4 LOB: 2 BB: 2 P: 37	R: 0 E: 0 K: 1 S: 12	H: 0 LOB: 1 BB: 1 P: 20	R: 0 E: 0 K: 0 S: 7	H: 0 LOB: 0 BB: 0 P: 8	R: 0 E: 0 K: 0 S: 6	H: 0 LOB: 0 BB: 0 P: 8	R: 2 E: 0 K: 2 S: 18	H: 3 LOB: 1 BB: 0 P: 26	R: 0 E: 0 K: 1 S: 8	H: 1 LOB: 1 BB: 0 P: 14	R: 0 E: 0 K: 1 S: 13	H: 2 LOB: 2 BB: 0 P: 17	R: 0 E: 0 K: 0 S: 10	H: 1 LOB: 1 BB: 0 P: 18	R: 0 E: 0 K: 2 S: 11	H: 2 LOB: 3 BB: 1 P: 19	1B: 11 2B: 3 3B: 0 HR: 1	SF: 1 SAC: 0 DP: 0 HBP: 0	WP: 0 PB: 0 SB: 2 CS: 2	PA: 46
<b>PITCHER</b>	IP WLS BF H R ER SO BB IBB HBP BLK WP HR S P ERA WHIP																					
Bobby Jones, R (1, 1) ERA: 3.59	4.1 L 25 9 8 6 2 3 0 0 0 0 0 1 54 85 12.46 2.769																					
Brian Lawrence, R (5, 1) ERA: 5.4	2.2 11 3 0 0 4 0 0 0 0 0 0 0 31 45 0.00 1.125																					
David Lee, R (8, 1) ERA: 3.05	2.0 10 3 0 0 2 1 0 0 0 0 0 0 21 37 0.00 2.000																					

Seattle Mariners @ San Diego Padres  
Qualcomm Stadium, San Diego, CA  
Fri Jun 15 2001, 9:06 PM EDT  
Att: 60,918 - Sunny - 73 F

AB	41
R	8
H	15
RBI	8
BB	4
SO	8
LOB	24



Batter	1	2	3	4	5	6	7	8	9	AB	R	H	RBI	BB	SO	LOB	BOTTOM					
Rickey Henderson, R (1, 7) Mike Colangelo, R (9, 7) OBP: 0.335, SLG: 0.337 OBP: 0.344, SLG: 0.458										4	0	0	0	0	2	1						
Mark Kotsay, L (1, 8) OBP: 0.353, SLG: 0.412										4	0	1	0	0	0	0						
Ryan Klesko, L (1, 3) Alex Arias, R (9, 3) OBP: 0.409, SLG: 0.581 OBP: 0.326, SLG: 0.375										4	0	2	0	0	1	1						
Phil Nevin, R (1, 5) OBP: 0.402, SLG: 0.608										3	2	0	0	1	0	2						
Mike Darr, L (1, 9) OBP: 0.375, SLG: 0.344										2	1	0	0	2	1	2						
Ben Davis, S (1, 2) Brian Lawrence, R (5, 1) Dave Magadan, L (7, PH) David Lee, R (8, 1) Bubba Trammell, R (9, PH) Cesar Crespo, S (1, 4) OBP: 0.381, SLG: 0.423 OBP: 0.370, SLG: 0.366 OBP: 0.328, SLG: 0.453 OBP: 0.292, SLG: 0.286										2	0	0	1	0	1	2						
Santiago Perez, S (1, 6) OBP: 0.318, SLG: 0.208											3	1	0	0	1	1						
Bobby Jones, R (1, 1) Rick Wilkins, L (5, 2) OBP: 0.111, SLG: 0.115 OBP: 0.250, SLG: 0.500											1	0	0	0	0	0						
<b>Inning Stats</b>	R: 0 E: 0 K: 0 S: 6	H: 0 LOB: 0 BB: 0 P: 11	R: 1 E: 1 K: 0 S: 8	H: 0 LOB: 0 BB: 0 P: 12	R: 0 E: 0 K: 1 S: 9	H: 0 LOB: 0 BB: 0 P: 11	R: 0 E: 0 K: 1 S: 12	H: 1 LOB: 2 BB: 1 P: 20	R: 0 E: 0 K: 1 S: 14	H: 1 LOB: 1 BB: 0 P: 21	R: 0 E: 0 K: 1 S: 12	H: 1 LOB: 1 BB: 0 P: 19	R: 0 E: 0 K: 0 S: 7	H: 0 LOB: 0 BB: 0 P: 11	R: 0 E: 0 K: 2 S: 11	H: 1 LOB: 1 BB: 0 P: 14	R: 3 E: 0 K: 2 S: 14	H: 1 LOB: 1 BB: 3 P: 32	1B: 1 2B: 4 3B: 0 HR: 0	SF: 0 SAC: 0 DP: 0 HBP: 0	WP: 1 PB: 0 SB: 2 CS: 0	PA: 37
<b>PITCHER</b>	IP WLS BF H R ER SO BB IBB HBP BLK WP HR S P ERA WHIP																					
Freddy Garcia, R (1, 1) ERA: 3.82	8.0 W 30 4 1 0 6 1 0 0 0 0 0 0 79 119 0.00 0.625																					
Jeff Nelson, R (9, 1) ERA: 1.93	1.0 7 1 3 3 2 3 0 0 0 0 1 0 14 32 27.00 4.000																					

Seattle Mariners @ San Diego Padres  
Qualcomm Stadium, San Diego, CA  
Fri Jun 15 2001, 9:06 PM EDT  
Att: 60,918 - Sunny - 73 F

AB	33
R	4
H	5
RBI	4
BB	4
SO	8
LOB	15





Batter	1	2	3	4	5	6	7	8	9	AB	R	H	RBI	BB	SO	LOB	TOP								
51 Ichiro Suzuki, L OBP: 0.377, SLG: 0.472	G4-3	G3		G6-3				G4-3		5	0	1	1	0	0	2	<b>Seattle Mariners @ San Diego Padres</b> Qualcomm Stadium, San Diego, CA Sat Jun 16 2001, 10:05 PM EDT Att: 61,065 - Sunny - 73 F								
Mark McLemore, S OBP: 0.384, SLG: 0.451	G6-3				G5-3				HR	4	1	2	2	1	0	0									
Bret Boone, R OBP: 0.359, SLG: 0.574	G5-3	G5-3			F7				L4	5	0	1	0	0	0	4									
John Olerud, L OBP: 0.441, SLG: 0.513										5	3	4	2	0	0	0									
Mike Cameron, R OBP: 0.370, SLG: 0.500										5	1	2	1	0	0	3									
Al Martin, L OBP: 0.298, SLG: 0.317										4	1	1	2	0	1	4									
Carlos Guillen, S OBP: 0.325, SLG: 0.327										1	0	1	0	0	0	0									
David Bell, R OBP: 0.283, SLG: 0.362										5	1	2	1	0	2	2									
Tom Lampkin, L OBP: 0.319, SLG: 0.370										3	1	0	0	1	0	1									
John Halama, L OBP: 0.571, SLG: 0.727										1	0	0	0	0	0	0									
Ed Sprague, R OBP: 0.342										0	1	0	0	0	0	0									
Jose Paniagua, R OBP: 0.325, SLG: 0.327										1	0	0	0	0	0	0									
Norm Charlton, S OBP: 0.377, SLG: 0.341										0	0	0	0	0	0	0									
<b>Inning Stats</b>	R: 0 E: 0 K: 0 S: 8	H: 0 LOB: 0 BB: 0 P: 12	R: 5 E: 0 K: 0 S: 17	H: 5 LOB: 1 BB: 1 P: 30	R: 1 E: 0 K: 0 S: 6	H: 2 LOB: 0 BB: 0 P: 9	R: 0 E: 0 K: 0 S: 5	H: 0 LOB: 0 BB: 0 P: 7	R: 0 E: 0 K: 0 S: 11	H: 2 LOB: 2 BB: 1 P: 16	R: 1 E: 0 K: 0 S: 9	H: 2 LOB: 1 BB: 1 P: 18	R: 0 E: 0 K: 2 S: 11	H: 0 LOB: 0 BB: 0 P: 18	R: 0 E: 0 K: 0 S: 6	H: 0 LOB: 0 BB: 0 P: 11	R: 2 E: 0 K: 1 S: 18	H: 3 LOB: 1 BB: 0 P: 26	1B: 7 2B: 5 3B: 2 HR: 1	SF: 0 SAC: 1 DP: 2 HBP: 1	WP: 0 PB: 0 SB: 1 CS: 0	PA: 43			
<b>PITCHER</b>	IP WLS BF H R ER SO BB IBB HBP BLK WP HR S P ERA WHIP	IP WLS BF H R ER SO BB IBB HBP BLK WP HR S P ERA WHIP	IP WLS BF H R ER SO BB IBB HBP BLK WP HR S P ERA WHIP	IP WLS BF H R ER SO BB IBB HBP BLK WP HR S P ERA WHIP	IP WLS BF H R ER SO BB IBB HBP BLK WP HR S P ERA WHIP	IP WLS BF H R ER SO BB IBB HBP BLK WP HR S P ERA WHIP	IP WLS BF H R ER SO BB IBB HBP BLK WP HR S P ERA WHIP	IP WLS BF H R ER SO BB IBB HBP BLK WP HR S P ERA WHIP	IP WLS BF H R ER SO BB IBB HBP BLK WP HR S P ERA WHIP	IP WLS BF H R ER SO BB IBB HBP BLK WP HR S P ERA WHIP	IP WLS BF H R ER SO BB IBB HBP BLK WP HR S P ERA WHIP	IP WLS BF H R ER SO BB IBB HBP BLK WP HR S P ERA WHIP	IP WLS BF H R ER SO BB IBB HBP BLK WP HR S P ERA WHIP	IP WLS BF H R ER SO BB IBB HBP BLK WP HR S P ERA WHIP	IP WLS BF H R ER SO BB IBB HBP BLK WP HR S P ERA WHIP	IP WLS BF H R ER SO BB IBB HBP BLK WP HR S P ERA WHIP	IP WLS BF H R ER SO BB IBB HBP BLK WP HR S P ERA WHIP	IP WLS BF H R ER SO BB IBB HBP BLK WP HR S P ERA WHIP	IP WLS BF H R ER SO BB IBB HBP BLK WP HR S P ERA WHIP	IP WLS BF H R ER SO BB IBB HBP BLK WP HR S P ERA WHIP	IP WLS BF H R ER SO BB IBB HBP BLK WP HR S P ERA WHIP	IP WLS BF H R ER SO BB IBB HBP BLK WP HR S P ERA WHIP	IP WLS BF H R ER SO BB IBB HBP BLK WP HR S P ERA WHIP	IP WLS BF H R ER SO BB IBB HBP BLK WP HR S P ERA WHIP	IP WLS BF H R ER SO BB IBB HBP BLK WP HR S P ERA WHIP

AB	39
R	9
H	14
RBI	9
BB	2
SO	3
LOB	16



Batter	1	2	3	4	5	6	7	8	9	AB	R	H	RBI	BB	SO	LOB	BOTTOM								
Rickey Henderson, R OBP: 0.336, SLG: 0.339	L6									5	0	2	0	0	1	5	<b>Seattle Mariners @ San Diego Padres</b> Qualcomm Stadium, San Diego, CA Sat Jun 16 2001, 10:05 PM EDT Att: 61,065 - Sunny - 73 F								
Mark Kotsay, L OBP: 0.383, SLG: 0.411	F7									3	0	1	1	0	0	1									
Tom Davey, R OBP: 0.338, SLG: 0.450										0	0	0	0	1	0	0									
David Lee, R OBP: 0.402, SLG: 0.617										0	0	0	0	0	0	0									
Mike Colangelo, R OBP: 0.338, SLG: 0.450										1	0	0	0	0	1	1									
Ryan Klesko, L OBP: 0.408, SLG: 0.579										4	0	1	0	0	0	2									
Phil Nevin, R OBP: 0.402, SLG: 0.617										5	1	2	1	0	3	5									
Bubba Trammell, R OBP: 0.327, SLG: 0.449										4	0	1	0	0	0	1									
Ben Davis, S OBP: 0.379, SLG: 0.419										4	0	1	0	0	0	0									
Chris Gomez, R OBP: 0.248, SLG: 0.214										3	0	1	0	1	0	1									
Cesar Crespo, S OBP: 0.308, SLG: 0.304										4	1	2	0	0	1	1									
Carlton Loewer, R OBP: 0.377, SLG: 0.341										0	0	0	0	0	0	0									
Jose Nunez, L OBP: 0.377, SLG: 0.341										2	0	0	0	0	1	2									
Mike Darr, L OBP: 0.377, SLG: 0.341										1	0	0	0	1	0	1									
<b>Inning Stats</b>	R: 0 E: 0 K: 1 S: 10	H: 1 LOB: 1 BB: 0 P: 18	R: 0 E: 0 K: 0 S: 8	H: 1 LOB: 0 BB: 0 P: 12	R: 0 E: 0 K: 1 S: 14	H: 1 LOB: 1 BB: 0 P: 17	R: 1 E: 0 K: 0 S: 11	H: 1 LOB: 0 BB: 0 P: 18	R: 1 E: 0 K: 1 S: 15	H: 3 LOB: 3 BB: 0 P: 23	R: 0 E: 0 K: 1 S: 12	H: 1 LOB: 2 BB: 2 P: 24	R: 0 E: 0 K: 0 S: 7	H: 1 LOB: 1 BB: 1 P: 14	R: 0 E: 0 K: 1 S: 14	H: 1 LOB: 1 BB: 0 P: 20	R: 0 E: 0 K: 2 S: 12	H: 1 LOB: 1 BB: 0 P: 19	1B: 9 2B: 1 3B: 0 HR: 1	SF: 0 SAC: 0 DP: 1 HBP: 1	WP: 0 PB: 0 SB: 0 CS: 0	PA: 40			
<b>PITCHER</b>	IP WLS BF H R ER SO BB IBB HBP BLK WP HR S P ERA WHIP	IP WLS BF H R ER SO BB IBB HBP BLK WP HR S P ERA WHIP	IP WLS BF H R ER SO BB IBB HBP BLK WP HR S P ERA WHIP	IP WLS BF H R ER SO BB IBB HBP BLK WP HR S P ERA WHIP	IP WLS BF H R ER SO BB IBB HBP BLK WP HR S P ERA WHIP	IP WLS BF H R ER SO BB IBB HBP BLK WP HR S P ERA WHIP	IP WLS BF H R ER SO BB IBB HBP BLK WP HR S P ERA WHIP	IP WLS BF H R ER SO BB IBB HBP BLK WP HR S P ERA WHIP	IP WLS BF H R ER SO BB IBB HBP BLK WP HR S P ERA WHIP	IP WLS BF H R ER SO BB IBB HBP BLK WP HR S P ERA WHIP	IP WLS BF H R ER SO BB IBB HBP BLK WP HR S P ERA WHIP	IP WLS BF H R ER SO BB IBB HBP BLK WP HR S P ERA WHIP	IP WLS BF H R ER SO BB IBB HBP BLK WP HR S P ERA WHIP	IP WLS BF H R ER SO BB IBB HBP BLK WP HR S P ERA WHIP	IP WLS BF H R ER SO BB IBB HBP BLK WP HR S P ERA WHIP	IP WLS BF H R ER SO BB IBB HBP BLK WP HR S P ERA WHIP	IP WLS BF H R ER SO BB IBB HBP BLK WP HR S P ERA WHIP	IP WLS BF H R ER SO BB IBB HBP BLK WP HR S P ERA WHIP	IP WLS BF H R ER SO BB IBB HBP BLK WP HR S P ERA WHIP	IP WLS BF H R ER SO BB IBB HBP BLK WP HR S P ERA WHIP	IP WLS BF H R ER SO BB IBB HBP BLK WP HR S P ERA WHIP	IP WLS BF H R ER SO BB IBB HBP BLK WP HR S P ERA WHIP	IP WLS BF H R ER SO BB IBB HBP BLK WP HR S P ERA WHIP	IP WLS BF H R ER SO BB IBB HBP BLK WP HR S P ERA WHIP	IP WLS BF H R ER SO BB IBB HBP BLK WP HR S P ERA WHIP

AB	36
R	2
H	11
RBI	2
BB	3
SO	7
LOB	20





Batter	1	2	3	4	5	6	7	8	9	AB	R	H	RBI	BB	SO	LOB	TOP																					
51 Ichiro Suzuki, L (1, 9) OBP: 0.380, SLG: 0.474	F9		G4-3 1B		G3		FC6-4 HR 1B		1B	5	1	3	1	0	0	1	<b>Seattle Mariners @ San Diego Padres</b> Qualcomm Stadium, San Diego, CA Sun Jun 17 2001, 5:00 PM EDT Att: 36,027 - Sunny - 79 F																					
Mark McLemore, S (1, 5) OBP: 0.395, SLG: 0.445	K		G4-3			1B HR 1B	FC6-4 BB		K	4	1	1	0	1	2	2																						
Bret Boone, R (1, 4) Charles Gibson, R (9, PR) OBP: 0.292, SLG: 0.238	K		K			L9	FC6-4 HR		K	5	1	1	1	0	2	4																						
John Olerud, L (1, 3) OBP: 0.440, SLG: 0.523		K			F7				P5	5	2	2	3	0	1	2																						
Mike Cameron, R (1, 8) Jeff Nelson, R (7, 1)		G5-3			K				K2-3	4	1	1	3	0	2	0																						
Kazuhiko Sasaki, R (8, 1)										0	0	0	0	0	0	0																						
Edgar Martinez, R (9, PH) OBP: 0.451, SLG: 0.551										0	0	0	0	0	0	0																						
Al Martin, L (1, 7) David Bell, R (8, 5) OBP: 0.290, SLG: 0.307 OBP: 0.283, SLG: 0.362		F8			P6				K	4	0	0	0	0	1	0																						
Carlos Guillen, S (1, 6) OBP: 0.324, SLG: 0.323			E4 SH 51 1B							3	1	0	0	1	2	0																						
Dan Wilson, R (1, 2) Tom Lampkin, L (8, PH) OBP: 0.325, SLG: 0.370			K							3	0	1	0	0	1	1																						
Aaron Sele, R (1, 1) Ed Sprague, R (5, PH) Ryan Franklin, R (5, 1) Stan Javier, S (7, PH) OBP: 0.343, SLG: 0.308			SH 51 1B G4-3						L3	0	1	0	0	0	0	0																						
<b>Inning Stats</b>	R: 0 E: 0 K: 2 S: 9	H: 0 LOB: 0 BB: 0 P: 14	R: 0 E: 0 K: 1 S: 6	H: 0 LOB: 0 BB: 0 P: 11	R: 2 E: 2 K: 2 S: 17	H: 1 LOB: 1 BB: 0 P: 26	R: 0 E: 0 K: 1 S: 8	H: 0 LOB: 0 BB: 0 P: 11	R: 0 E: 0 K: 1 S: 9	H: 1 LOB: 1 BB: 0 P: 11	R: 3 E: 0 K: 1 S: 17	H: 3 LOB: 0 BB: 0 P: 26	R: 4 E: 0 K: 1 S: 15	H: 2 LOB: 0 BB: 2 P: 29	R: 0 E: 0 K: 1 S: 5	H: 0 LOB: 1 BB: 2 P: 17	R: 0 E: 0 K: 2 S: 16	H: 2 LOB: 3 BB: 0 P: 23	1B: 7 2B: 1 3B: 0 HR: 2	SF: 0 SAC: 1 DP: 1 HBP: 0	WP: 1 PB: 0 SB: 2 CS: 0	PA: 41																
<b>PITCHER</b>	IP	WLS	BF	H	R	ER	SO	BB	IBB	HBP	BLK	WP	HR	S	P	ERA	WHIP	<b>PITCHER</b>				IP	WLS	BF	H	R	ER	SO	BB	IBB	HBP	BLK	WP	HR	S	P	ERA	WHIP
Woody Williams, R (1, 1) ERA: 4.67	6.1		27	5	6	4	9	1	0	0	0	1	1	71	108	5.68	0.947																					
Jay Witasick, R (7, 1) ERA: 2.99	1.0		8	2	3	3	2	3	0	0	0	0	1	13	34	27.00	5.000																					
Tom Davey, R (8, 1) ERA: 3.33	0.2	W	1	0	0	0	2	0	0	0	0	0	0	2	3	0.00	0.000																					
Trevor Hoffman, R (9, 1) ERA: 3.86	1.0	S	5	2	0	0	2	0	0	0	0	0	0	16	23	0.00	2.000																					

AB	36
R	9
H	9
RBI	8
BB	4
SO	13
LOB	15



Batter	1	2	3	4	5	6	7	8	9	AB	R	H	RBI	BB	SO	LOB	BOTTOM																					
Cesar Crespo, S (1, 4) OBP: 0.304, SLG: 0.300	1B 1B				SH2-3		F7			4	1	1	0	0	1	2	<b>Seattle Mariners @ San Diego Padres</b> Qualcomm Stadium, San Diego, CA Sun Jun 17 2001, 5:00 PM EDT Att: 36,027 - Sunny - 79 F																					
Mark Kotsay, L (1, 8) OBP: 0.355, SLG: 0.413	BB 1B		E8 1B		HR BB		G4-3		K	4	2	2	0	1	1	1																						
Ryan Klesko, L (1, 3) OBP: 0.408, SLG: 0.586	F2		1B BB		HR		F8		K2-3	4	2	1	3	1	1	2																						
Phil Nevin, R (1, 5) OBP: 0.410, SLG: 0.634	BB 1B		1B 1B		1B		HR		F8	5	1	4	3	0	0	0																						
Mike Darr, L (1, 9) OBP: 0.391, SLG: 0.353	F7		1B G4-3		1B		HR		S HR BB	4	2	3	1	1	0	2																						
Bubba Trammell, R (1, 7) OBP: 0.333, SLG: 0.481	BB		F8		P6		HR		HR	4	2	2	4	1	0	4																						
Rick Wilkins, L (1, 2) Jay Witasick, R (7, 1) Tom Davey, R (8, 1) Dave Magadan, L (8, PH) Ricky Henderson, R (8, PH) Trevor Hoffman, R (9, 1)	K		G4-3				F9		WP BB BB	4	0	0	0	0	1	5																						
Chris Gomez, R (1, 6) OBP: 0.246, SLG: 0.206		G4-3			F3		L6		WP BB	4	0	0	0	1	1	0																						
Woody Williams, R (1, 1) Ben Davis, S (7, 2) OBP: 0.175, SLG: 0.189 OBP: 0.380, SLG: 0.420	F9		SH2-3 HR 1B		WP BB		1B		K	2	1	1	0	1	0	0																						
<b>Inning Stats</b>	R: 1 E: 0 K: 1 S: 17	H: 3 LOB: 3 BB: 1 P: 30	R: 0 E: 0 K: 1 S: 8	H: 0 LOB: 0 BB: 0 P: 13	R: 2 E: 1 K: 0 S: 11	H: 3 LOB: 1 BB: 1 P: 18	R: 3 E: 0 K: 0 S: 18	H: 4 LOB: 2 BB: 1 P: 30	R: 0 E: 0 K: 0 S: 13	H: 0 LOB: 1 BB: 1 P: 22	R: 3 E: 0 K: 0 S: 14	H: 3 LOB: 0 BB: 0 P: 22	R: 0 E: 0 K: 2 S: 10	H: 1 LOB: 1 BB: 0 P: 15	R: 2 E: 0 K: 2 S: 16	H: 1 LOB: 2 BB: 3 P: 36		1B: 11 2B: 0 3B: 0 HR: 4	SF: 0 SAC: 1 DP: 1 HBP: 0	WP: 2 PB: 0 SB: 1 CS: 0	PA: 45																	
<b>PITCHER</b>	IP	WLS	BF	H	R	ER	SO	BB	IBB	HBP	BLK	WP	HR	S	P	ERA	WHIP	<b>PITCHER</b>				IP	WLS	BF	H	R	ER	SO	BB	IBB	HBP	BLK	WP	HR	S	P	ERA	WHIP
Aaron Sele, R (1, 1) ERA: 3.49	4.0		24	10	6	6	2	3	0	0	0	1	2	54	91	13.50	3.250																					
Ryan Franklin, R (5, 1) ERA: 2.99	2.0		10	3	3	3	0	1	0	0	0	1	2	27	44	13.50	2.000																					
Jeff Nelson, R (7, 1) ERA: 2.43	1.2	L	10	2	2	2	3	3	0	0	0	0	1	22	45	10.80	3.000																					
Kazuhiko Sasaki, R (8, 1) ERA: 2.87	0.1		1	0	0	0	1	0	0	0	0	1	0	4	6	0.00	0.000																					

AB	37
R	11
H	15
RBI	11
BB	7
SO	6
LOB	18







Batter	1	2	3	4	5	6	7	8	9	AB	R	H	RBI	BB	SO	LOB	TOP										
51 Ichiro Suzuki, L (1, 9) OBP: 0.375, SLG: 0.468	E5 G4-6-3		FC4-6 1-2f		G6-3			G4-3		4	0	0	0	0	0	1	<b>Seattle Mariners @ Oakland Athletics</b> Network Associates Coliseum, Oakland, CA Mon Jun 18 2001, 10:05 PM EDT Att: 16,368 - Sunny - 76 F <a href="http://livebaseballscores.com">livebaseballscores.com</a>										
Stan Javier, S (1, 7) OBP: 0.340, SLG: 0.306	G4-6-3 1-2f			FC6-4 1B		K		F7		4	0	1	0	0	1	1											
Edgar Martinez, R (1, 10) OBP: 0.448, SLG: 0.543	G6-3			FC6-4 1B SF8			G1-6-3 BB	F4		3	1	0	0	1	0	1											
John Olerud, L (1, 3) OBP: 0.441, SLG: 0.521		G5-4-3 HBP		FC5 1B			G1-6-3 1-2f	G4-3		3	0	1	0	0	0	1											
Bret Boone, R (1, 4) OBP: 0.358, SLG: 0.566 Mark McLemore, S (9, PR) OBP: 0.385, SLG: 0.445	F3			FC5 1B				E3		4	1	2	0	0	0	1											
Mike Cameron, R (1, 8) OBP: 0.386, SLG: 0.512	G5-4-3 1-2f			SF8				K		3	1	1	1	0	1	2											
David Bell, R (1, 5) OBP: 0.288, SLG: 0.372 Al Martin, L (9, PH) OBP: 0.288, SLG: 0.305			FC4-6 1B		FC5		G4-3 L7-2 2B	K		3	0	2	2	0	0	2											
Dan Wilson, R (1, 2) OBP: 0.333, SLG: 0.397			K		G5-3		G4-3			3	0	0	0	0	1	2											
Carlos Guillen, S (1, 6) OBP: 0.320, SLG: 0.318			F3		F9		L7-2			3	0	0	0	0	0	2											
<b>Inning Stats</b>	R: 0 E: 1 K: 0 S: 7	H: 0 LOB: 0 BB: 0 P: 10	R: 0 E: 0 K: 0 S: 7	H: 0 LOB: 0 BB: 0 P: 10	R: 0 E: 0 K: 1 S: 9	H: 1 LOB: 1 BB: 0 P: 14	R: 1 E: 0 K: 0 S: 14	H: 3 LOB: 2 BB: 0 P: 21	R: 0 E: 0 K: 0 S: 7	H: 0 LOB: 0 BB: 1 P: 16	R: 2 E: 0 K: 0 S: 10	H: 3 LOB: 0 BB: 0 P: 15	R: 0 E: 0 K: 2 S: 6	H: 0 LOB: 0 BB: 0 P: 11	R: 0 E: 1 K: 2 S: 12	H: 0 LOB: 2 BB: 0 P: 17		1B: 5 2B: 3 3B: 0 HR: 0	SF: 1 SAC: 0 DP: 4 HBP: 1	WP: 0 PB: 0 SB: 1 CS: 0	PA: 34						
<b>PITCHER</b>	IP	WLS	BF	H	R	ER	SO	BB	IBB	HBP	BLK	WP	HR	S	P	ERA	WHIP										
Barry Zito, L (1, 1) ERA: 5.13	7.0	W	27	7	3	3	2	1	0	1	0	0	0	61	96	3.86	1.143										
Mike Magrane, L (8, 1) ERA: 2.74	1.0	H	3	0	0	0	0	0	0	0	0	0	0	6	11	0.00	0.000										
Jason Iringhausen, R (9, 1) ERA: 2.85	1.0	S	4	0	0	0	2	0	0	0	0	0	0	12	17	0.00	0.000										

Batter	1	2	3	4	5	6	7	8	9	AB	R	H	RBI	BB	SO	LOB	BOTTOM										
Johnny Damon, L (1, 7) OBP: 0.286, SLG: 0.295	G3		2B BB		F2		FC6-4 1-2f			3	1	0	1	1	0	1	<b>Seattle Mariners @ Oakland Athletics</b> Network Associates Coliseum, Oakland, CA Mon Jun 18 2001, 10:05 PM EDT Att: 16,368 - Sunny - 76 F <a href="http://livebaseballscores.com">livebaseballscores.com</a>										
Frank Menechino, R (1, 4) OBP: 0.394, SLG: 0.505	K		CS 1H 2H		K		K			4	0	1	2	0	3	1											
Jason Giambi, L (1, 3) OBP: 0.483, SLG: 0.667	HBP		CS BB				G4-3			1	0	0	0	2	0	0											
John Jaha, R (1, 10) OBP: 0.280, SLG: 0.286	K		FC6-4 1-2 2-3		L6		G5-3			3	0	0	0	1	1	2											
Terrence Long, L (1, 8) OBP: 0.311, SLG: 0.406	K		FC6-4 1-2f		F8		K			4	0	0	0	0	2	3											
Miguel Tejada, R (1, 6) OBP: 0.308, SLG: 0.447	G4-3				F5		SH5-4 3 BB 1B	G5-3		4	1	1	0	0	0	1											
3 Eric Chavez, L (1, 5) OBP: 0.313, SLG: 0.443	L5				P4		1B SH5-4 FC6-4 BB			2	1	0	0	1	0	0											
Ramon Hernandez, R (1, 2) OBP: 0.301, SLG: 0.308			F5		G4-3		SH5-4			2	0	0	0	0	0	0											
Jeremy Giambi, L (1, 9) OBP: 0.345, SLG: 0.385			2B 2B		K		FC6-4 1B			3	1	2	1	0	1	0											
<b>Inning Stats</b>	R: 0 E: 0 K: 2 S: 12	H: 0 LOB: 1 BB: 0 P: 16	R: 0 E: 0 K: 1 S: 7	H: 0 LOB: 0 BB: 0 P: 8	R: 2 E: 0 K: 0 S: 13	H: 2 LOB: 2 BB: 3 P: 27	R: 0 E: 0 K: 0 S: 8	H: 0 LOB: 0 BB: 0 P: 10	R: 0 E: 0 K: 2 S: 11	H: 0 LOB: 0 BB: 0 P: 19	R: 0 E: 0 K: 1 S: 11	H: 2 LOB: 1 BB: 1 P: 19	R: 0 E: 0 K: 1 S: 9	H: 0 LOB: 1 BB: 1 P: 16	R: 0 E: 0 K: 1 S: 12	H: 0 LOB: 0 BB: 0 P: 17		1B: 2 2B: 2 3B: 0 HR: 0	SF: 0 SAC: 1 DP: 0 HBP: 1	WP: 0 PB: 0 SB: 0 CS: 2	PA: 33						
<b>PITCHER</b>	IP	WLS	BF	H	R	ER	SO	BB	IBB	HBP	BLK	WP	HR	S	P	ERA	WHIP										
Jamie Moyer, L (1, 1) ERA: 4.54	6.0	L	23	2	2	2	2	2	0	1	0	0	0	18	33	10.80	2.400										
Norm Charlton, L (7, 1) ERA: 3.96	1.2	L	9	2	2	2	2	2	0	0	0	0	0	2	2	0.00	0.000										
Jose Paniagua, R (8, 1) ERA: 4.24	0.1		1	0	0	0	0	0	0	0	0	0	0	2	2	0.00	0.000										



Batter	1	2	3	4	5	6	7	8	9	AB	R	H	RBI	BB	SO	LOB	TOP					
51 Ichiro Suzuki, L (1, 9) OBP: 0.376, SLG: 0.470	G3-1		F8 HR 2B		G5-3		G5-3		G4-3 1B	5	2	2	1	0	0	0	<b>Seattle Mariners @ Oakland Athletics</b> Network Associates Coliseum, Oakland, CA Tue Jun 19 2001, 10:05 PM EDT Att: 17,542 - Sunny - 69 F  livebaseballscorecards.com  <b>AB 35</b> <b>R 8</b> <b>H 8</b> <b>RBI 7</b> <b>BB 6</b> <b>SO 3</b> <b>LOB 14</b> 					
Mark McLemore, S (1, 7) OBP: 0.391, SLG: 0.443 Ed Sprague, R (9, 3) OBP: 0.533, SLG: 0.667	K		F8		BB BB		E		SF9 1B	3	2	1	0	2	1	1						
Edgar Martinez, R (1, 10) OBP: 0.447, SLG: 0.552	F8		HR		BB		F9		G4-3	4	1	1	3	1	0	2						
John Olerud, L (1, 3) OBP: 0.440, SLG: 0.520 Charles Gipson, R (9, PR) OBP: 0.250, SLG: 0.238		F9 2B	G4-3		G4-3		E7		SF9 IBB	4	0	1	0	1	0	2						
Bret Boone, R (1, 4) OBP: 0.356, SLG: 0.559		G6-3	L6				G4-3		SF9	3	0	0	1	1	0	1						
Mike Cameron, R (1, 8) OBP: 0.383, SLG: 0.502		F9 BB			G6-3		G1-3		G6-3	4	0	0	0	1	0	4						
Carlos Guillen, S (1, 6) OBP: 0.315, SLG: 0.313		F9			F5		F9		L6	4	0	0	0	0	0	2						
Tom Lampkin, L (1, 2) OBP: 0.322, SLG: 0.365		P6			P6		HR 1B		K	4	1	1	0	0	1	2						
David Bell, R (1, 5) OBP: 0.292, SLG: 0.389			51 2B 1B		K		HR		G5-3	4	2	2	2	0	1	0						
<b>Inning Stats</b>	R: 0 E: 0 K: 1 S: 6	H: 0 LOB: 0 BB: 0 P: 8	R: 0 E: 0 K: 0 S: 6	H: 1 LOB: 2 BB: 1 P: 12	R: 3 E: 0 K: 0 S: 11	H: 3 LOB: 0 BB: 0 P: 16	R: 0 E: 0 K: 0 S: 5	H: 0 LOB: 0 BB: 0 P: 5	R: 0 E: 0 K: 1 S: 4	H: 0 LOB: 2 BB: 2 P: 22	R: 0 E: 0 K: 0 S: 4	H: 0 LOB: 0 BB: 0 P: 4	R: 3 E: 1 K: 0 S: 16	H: 2 LOB: 2 BB: 2 P: 32	R: 0 E: 0 K: 1 S: 9	H: 0 LOB: 0 BB: 0 P: 12		R: 2 E: 1 K: 0 S: 8	H: 2 LOB: 2 BB: 1 P: 16	1B: 4 2B: 2 3B: 0 HR: 2	SF: 1 SAC: 0 DP: 0 HBP: 0	WP: 0 PB: 0 SB: 1 CS: 0
<b>PITCHER</b>	IP WLS BF H R ER SO BB IBB HBP BLK WP HR S P ERA WHIP																					
Gil Heredia, R (1, 1) ERA: 6.35	6.0	27	6	5	5	2	3	0	0	0	0	2	46	70	7.50	1.500						
Mark Guthrie, L (7, 1) ERA: 4.62	0.2	4	0	1	0	0	1	0	0	0	0	0	9	20	0.00	1.500						
Jeff Tam, R (7, 1) ERA: 3.6	1.1	5	0	0	0	1	1	0	0	0	0	13	21	0.00	0.750							
Jason Isringhausen, R (9, 1) ERA: 3.03	1.0	L 6	2	2	1	0	0	1	0	0	0	0	8	16	9.00	2.000						

Batter	1	2	3	4	5	6	7	8	9	AB	R	H	RBI	BB	SO	LOB	BOTTOM			
Johnny Damon, L (1, 8) OBP: 0.288, SLG: 0.296	WP SF7 1B	G3		G6-3			B1-3			5	1	2	1	0	0	0	<b>Seattle Mariners @ Oakland Athletics</b> Network Associates Coliseum, Oakland, CA Tue Jun 19 2001, 10:05 PM EDT Att: 17,542 - Sunny - 69 F  livebaseballscorecards.com  <b>AB 34</b> <b>R 7</b> <b>H 10</b> <b>RBI 7</b> <b>BB 4</b> <b>SO 6</b> <b>LOB 13</b> 			
Frank Menechino, R (1, 4) OBP: 0.394, SLG: 0.498	SF7 WP 1B	F8		G5-3					F9	3	1	0	0	2	0	0				
Jason Giambi, L (1, 3) OBP: 0.476, SLG: 0.655	SF7	K		G3-1			K		K	4	0	0	1	0	3	1				
John Jaha, R (1, 10) OBP: 0.267, SLG: 0.269	HBP 1B 1B			F9			K		K	5	1	1	1	0	2	1				
3 Eric Chavez, L (1, 5) OBP: 0.312, SLG: 0.440	P6			K			F9			4	1	1	0	0	1	1				
Miguel Tejada, R (1, 6) OBP: 0.314, SLG: 0.454	1B 1B HBP			2B 2B			F7		BB 1B	3	3	2	0	0	0	0				
Jeremy Giambi, L (1, 9) OBP: 0.367, SLG: 0.396	1B 1B			2B IBB			G5-4-3 1B		1B G1-3 BB	2	0	2	1	2	0	0				
Ramon Hernandez, R (1, 2) OBP: 0.304, SLG: 0.317	1B			1B 2B			G5-4-3		P4	4	0	2	2	0	0	4				
Billy McMillon, L (1, 7) OBP: 0.159, SLG: 0.175 Olmedo Saenz, R (8, PH) OBP: 0.320, SLG: 0.392 Terrence Long, L (9, 8) OBP: 0.311, SLG: 0.406	F8			P3			F9		G1-3	3	0	0	0	0	0	4				
<b>Inning Stats</b>	R: 4 E: 0 K: 0 S: 24	H: 4 LOB: 1 BB: 1 P: 40	R: 0 E: 0 K: 1 S: 11	H: 0 LOB: 0 BB: 0 P: 19	R: 1 E: 0 K: 1 S: 10	H: 2 LOB: 2 BB: 1 P: 17	R: 0 E: 0 K: 0 S: 6	H: 0 LOB: 0 BB: 0 P: 11	R: 0 E: 0 K: 0 S: 6	H: 1 LOB: 0 BB: 0 P: 10	R: 0 E: 0 K: 2 S: 14	H: 0 LOB: 1 BB: 1 P: 20	R: 2 E: 0 K: 0 S: 16	H: 3 LOB: 2 BB: 1 P: 22	R: 0 E: 0 K: 2 S: 9	H: 0 LOB: 0 BB: 0 P: 11		1B: 8 2B: 2 3B: 0 HR: 0	SF: 1 SAC: 0 DP: 1 HBP: 1	WP: 1 PB: 0 SB: 1 CS: 0
<b>PITCHER</b>	IP WLS BF H R ER SO BB IBB HBP BLK WP HR S P ERA WHIP																			
Paul Abbott, R (1, 1) ERA: 4.58	6.0	27	7	5	5	2	1	0	0	0	0	63	105	7.50	1.333					
Arthur Rhodes, L (7, 1) ERA: 2.35	2.0	W 10	3	2	2	2	2	0	0	0	0	30	42	9.00	2.500					
Kazuhiro Sasaki, R (9, 1) ERA: 2.78	1.0	S 3	0	0	0	2	0	0	0	0	0	9	11	0.00	0.000					



Batter	1	2	3	4	5	6	7	8	9	AB	R	H	RBI	BB	SO	LOB	TOP										
51 Ichiro Suzuki, L (1, 9) OBP: 0.376, SLG: 0.469	2-2 G3		0-2 L8			3-2 G5-3 HR	0-0 1B		0-2 G6-3	5	1	2	0	0	0	1											
Stan Javier, S (1, 7) Charles Gipson, R (9, 7) OBP: 0.331, SLG: 0.296 OBP: 0.292, SLG: 0.238	1-2 G6-3			0-2 G6-3		1-0 G5-3	2-3 K			4	0	0	0	0	1	3											
Edgar Martinez, R (1, 10) OBP: 0.444, SLG: 0.559	3-2 G5-3			2-3 K		2-2 K	1-3 K			4	1	1	2	0	2	2											
John Olerud, L (1, 3) OBP: 0.438, SLG: 0.516		0-0 G5-3		3-3 K		2-1 G5-3 BB		0-0 F8		4	0	1	0	0	1	0											
Bret Boone, R (1, 4) OBP: 0.361, SLG: 0.582	3-2 G4-3				2-0 HR	4-2 G5-3 BB		0-0 HR		3	2	2	2	1	0	0											
Mike Cameron, R (1, 8) OBP: 0.357, SLG: 0.493	1-1 F3			3-1 F9		1-1 G5-3		2-3 K		4	0	0	0	0	1	2											
David Bell, R (1, 5) OBP: 0.291, SLG: 0.386			0-2 G6-3		2-2 1B	1-0 G4-3		1-0 P4		4	0	1	0	0	0	2											
Dan Wilson, R (1, 2) OBP: 0.331, SLG: 0.393			3-2 1B		1-0 P4		1-1 F8		0-3 K	4	0	1	0	0	1	1											
Carlos Guillen, S (1, 6) OBP: 0.314, SLG: 0.311			1-3 K		3-3 K		2-0 51 1B		2-3 K	4	0	1	0	0	3	2											
<b>Inning Stats</b>	R: 0 E: 0 K: 0 S: 12	H: 0 LOB: 0 BB: 0 P: 18	R: 0 E: 0 K: 0 S: 7	H: 0 LOB: 0 BB: 0 P: 11	R: 0 E: 0 K: 1 S: 13	H: 1 LOB: 1 BB: 0 P: 17	R: 0 E: 0 K: 2 S: 10	H: 0 LOB: 0 BB: 0 P: 15	R: 1 E: 0 K: 1 S: 14	H: 2 LOB: 1 BB: 0 P: 25	R: 2 E: 0 K: 0 S: 15	H: 3 LOB: 2 BB: 1 P: 29	R: 0 E: 0 K: 2 S: 11	H: 2 LOB: 2 BB: 0 P: 17	R: 1 E: 0 K: 1 S: 6	H: 1 LOB: 0 BB: 0 P: 9	R: 0 E: 0 K: 2 S: 9	H: 0 LOB: 0 BB: 0 P: 11	1B: 6 2B: 0 3B: 0 HR: 3	SF: 0 SAC: 0 DP: 0 HBP: 0	WP: 0 PB: 0 SB: 0 CS: 0	PA: 37					
<b>PITCHER</b>	IP	WLS	BF	H	R	ER	SO	BB	IBB	HBP	BLK	WP	HR	S	P	ERA	WHIP										
Mark Mulder, L (1, 1) ERA: 3.88	5.1		23	6	3	3	4	1	0	0	0	0	2	68	110	5.06	1.312										
Chad Bradford, R (6, 1) ERA: 2.74	1.0		4	1	0	0	0	0	0	0	0	0	0	6	11	0.00	1.000										
Mike Magnante, L (7, 1) ERA: 2.7	0.1		2	1	0	0	1	0	0	0	0	0	0	5	7	0.00	3.000										
Jim Mecir, R (7, 1) ERA: 4.19	1.1		5	1	1	1	2	0	0	0	0	0	1	9	13	6.75	0.750										
Mark Guthrie, L (9, 1) ERA: 4.44	1.0	W	3	0	0	0	2	0	0	0	0	0	0	9	11	0.00	0.000										

Seattle Mariners @ Oakland Athletics  
Network Associates Coliseum, Oakland, CA  
Wed Jun 20 2001, 10:05 PM EDT  
Att: 40,639 - Sunny - 74 F

AB 36  
R 4  
H 9  
RBI 4  
BB 1  
SO 9  
LOB 13



Batter	1	2	3	4	5	6	7	8	9	AB	R	H	RBI	BB	SO	LOB	BOTTOM										
Johnny Damon, L (1, 7) OBP: 0.291, SLG: 0.304	1-1 HR 1B		1-1 F7			1-0 SH		2-1 2B		3	1	2	0	0	0	0											
Frank Menechino, R (1, 4) OBP: 0.388, SLG: 0.488	1-3 K		0-0 G6-3			3-1 P4		0-2 P6		4	0	0	0	0	1	3											
Jason Giambi, L (1, 3) OBP: 0.479, SLG: 0.668 Mark Bellhorn, S (9, PR) OBP: 0.261, SLG: 0.244	0-2 HR			2-2 G4-3		4-0 G5-4-3 IBB		1-1 3 HR 1B		3	1	2	2	1	0	0											
John Jaha, R (1, 10) OBP: 0.235, SLG: 0.233	3-3 K			3-3 K		1-1 G5-4-3		1-3 K		4	0	0	0	0	3	3											
Terrence Long, L (1, 8) OBP: 0.310, SLG: 0.404	1-1 F9			1-0 F7			2-2 P5		0-0 3 HR 1B	4	1	1	0	0	0	0											
Miguel Tejada, R (1, 6) OBP: 0.310, SLG: 0.447		2-3 K			0-2 G5-3		0-3 K		0-2 F8	4	0	0	0	0	2	2											
3 Eric Chavez, L (1, 5) OBP: 0.311, SLG: 0.449		1-2 F8			3-1 G1-3		0-0 G3-1		2-1 HR	4	1	1	3	0	0	0											
Ramon Hernandez, R (1, 2) OBP: 0.300, SLG: 0.313		2-1 G1-3			3-2 F8			1-3 K		3	0	0	0	0	1	0											
Jeremy Giambi, L (1, 9) OBP: 0.366, SLG: 0.389			0-0 G6-3			4-2 SH BB		1-2 L7		2	1	0	0	1	0	0											
<b>Inning Stats</b>	R: 2 E: 0 K: 2 S: 13	H: 2 LOB: 0 BB: 0 P: 19	R: 0 E: 0 K: 1 S: 9	H: 0 LOB: 0 BB: 0 P: 14	R: 0 E: 0 K: 0 S: 4	H: 0 LOB: 0 BB: 0 P: 5	R: 0 E: 0 K: 1 S: 7	H: 0 LOB: 0 BB: 0 P: 13	R: 0 E: 0 K: 0 S: 9	H: 0 LOB: 0 BB: 0 P: 15	R: 1 E: 1 K: 0 S: 7	H: 0 LOB: 1 BB: 2 P: 20	R: 0 E: 0 K: 1 S: 7	H: 0 LOB: 0 BB: 0 P: 9	R: 0 E: 0 K: 1 S: 11	H: 1 LOB: 1 BB: 0 P: 15	R: 3 E: 0 K: 1 S: 11	H: 3 LOB: 1 BB: 0 P: 15	1B: 3 2B: 1 3B: 0 HR: 2	SF: 0 SAC: 1 DP: 1 HBP: 0	WP: 0 PB: 0 SB: 0 CS: 0	PA: 34					
<b>PITCHER</b>	IP	WLS	BF	H	R	ER	SO	BB	IBB	HBP	BLK	WP	HR	S	P	ERA	WHIP										
Freddy Garcia, R (1, 1) ERA: 3.7	7.2		28	3	3	2	6	1	1	0	0	0	1	64	107	2.35	0.522										
Jeff Nelson, R (8, 1) ERA: 2.4	0.1	H	1	0	0	0	0	0	0	0	0	0	0	3	3	0.00	0.000										
Kazuhiro Sasaki, R (9, 1) ERA: 3.55	0.2	L	5	3	3	3	1	0	0	0	0	0	1	11	15	40.50	4.500										

Seattle Mariners @ Oakland Athletics  
Network Associates Coliseum, Oakland, CA  
Wed Jun 20 2001, 10:05 PM EDT  
Att: 40,639 - Sunny - 74 F

AB 31  
R 6  
H 6  
RBI 5  
BB 2  
SO 7  
LOB 8





Batter	1	2	3	4	5	6	7	8	9	AB	R	H	RBI	BB	SO	LOB	TOP								
51 Ichiro Suzuki, L (1, 9) OBP: 0.391, SLG: 0.471	G1-3		E HR 1B	1B		F7		S S 2B 1B	1B IBB	5	2	3	0	1	0	0									
Mark McLemore, S (1, 4) (5, 6) OBP: 0.394, SLG: 0.442	K		F7	G6-4-3 1B		P3		S 2B BB	FC6 1B	5	1	2	1	1	1	1									
Edgar Martinez, R (1, 10) OBP: 0.439, SLG: 0.554	G1-3		E6 HR	G6-4-3 1-2		F8		1-1 2B	FC6 1-2	6	1	1	2	0	0	6									
John Olerud, L (1, 3) OBP: 0.440, SLG: 0.520		F7	L7		1B HR 1B		SH3 2B	FC6-4 IBB		4	1	2	0	1	0	2									
Mike Cameron, R (1, 8) OBP: 0.360, SLG: 0.507		HR 1B	1-H 2-H HR		F9		SH3	FC6-4 1-2		4	2	2	3	0	0	3									
Al Martin, L (1, 7) OBP: 0.302, SLG: 0.351																									
Ed Sprague, R (7, PH) OBP: 0.533, SLG: 0.667																									
Stan Javier, S (7, PH) (7, 7) OBP: 0.327, SLG: 0.291																									
Charles Gipson, R (9, 7) OBP: 0.292, SLG: 0.238			HR	2B																					
Carlos Guillen, S (1, 6) OBP: 0.312, SLG: 0.309																									
Bret Boone, R (5, PH) (5, 4) OBP: 0.361, SLG: 0.591	G3		L6		HR				G1-3	2	0	0	0	0	0	1									
Tom Lampkin, L (1, 2) OBP: 0.325, SLG: 0.361																									
David Bell, R (1, 5) OBP: 0.294, SLG: 0.406																									
<b>Inning Stats</b>	R: 0 E: 0 K: 1 S: 8	H: 0 LOB: 0 BB: 0 P: 12	R: 2 E: 0 K: 0 S: 12	H: 2 LOB: 1 BB: 0 P: 19	R: 3 E: 1 K: 0 S: 13	H: 3 LOB: 1 BB: 0 P: 20	R: 1 E: 0 K: 1 S: 17	H: 3 LOB: 1 BB: 0 P: 23	R: 3 E: 0 K: 0 S: 15	H: 3 LOB: 0 BB: 0 P: 21	R: 0 E: 0 K: 0 S: 8	H: 0 LOB: 0 BB: 0 P: 13	R: 0 E: 0 K: 1 S: 13	H: 1 LOB: 1 BB: 0 P: 17	R: 2 E: 0 K: 0 S: 11	H: 2 LOB: 2 BB: 2 P: 23	R: 1 E: 0 K: 1 S: 13	H: 3 LOB: 3 BB: 1 P: 26	1B: 9 2B: 4 3B: 0 HR: 4	SF: 0 SAC: 1 DP: 1 HBP: 1	WP: 0 PB: 0 SB: 3 CS: 0	PA: 48			
<b>PITCHER</b>	IP	WLS	BF	H	R	ER	SO	BB	IBB	HBP	BLK	WP	HR	S	P	ERA	WHIP								
Cory Lidle, R (1, 1) ERA: 4.56	4.1		24	10	8	5	2	0	0	1	0	0	3	57	84	10.38	2.308								
Mike Magnante, L (5, 1) ERA: 2.89	1.2	6	1	1	1	0	0	0	0	0	0	0	1	16	24	5.40	0.600								
Mark Guthrie, L (7, 1) ERA: 4.39	0.1	H	2	1	0	0	0	0	0	0	0	0	0	6	9	0.00	3.000								
Jeff Tam, R (7, 1) ERA: 4.1	2.1	L	15	5	3	3	2	1	2	0	0	0	0	28	54	11.57	2.571								
Chad Bradford, R (9, 1) ERA: 2.7	0.1		1	0	0	0	0	0	0	0	0	0	0	3	3	0.00	0.000								

Seattle Mariners @ Oakland Athletics  
Network Associates Coliseum, Oakland, CA  
Thu Jun 21 2001, 3:35 PM EDT  
Att: 23,642 - Sunny - 75 F

AB 43  
R 12  
H 17  
RBI 12  
BB 3  
SO 4  
LOB 16



Batter	1	2	3	4	5	6	7	8	9	AB	R	H	RBI	BB	SO	LOB	BOTTOM								
Johnny Damon, L (1, 7) OBP: 0.293, SLG: 0.306			G5-3		P6		F8			5	1	2	2	0	0	2									
Frank Menechino, R (1, 4) OBP: 0.385, SLG: 0.481			F7		K		G5-3			5	1	1	0	0	2	4									
Jason Giambi, L (1, 3) OBP: 0.487, SLG: 0.688										2	2	2	2	2	0	0									
John Jaha, R (1, 10) OBP: 0.205, SLG: 0.200										5	0	0	1	0	0	4									
3 Eric Chavez, L (1, 5) OBP: 0.309, SLG: 0.456										5	2	1	1	0	1	2									
Miguel Tejada, R (1, 6) OBP: 0.315, SLG: 0.451										4	2	2	1	0	1	1									
Terrence Long, L (1, 8) OBP: 0.311, SLG: 0.401										4	1	1	0	1	0	1									
Ramon Hernandez, R (1, 2) OBP: 0.298, SLG: 0.311										4	0	1	2	0	1	2									
Jeremy Giambi, L (1, 9) OBP: 0.375, SLG: 0.414										3	1	1	1	2	2	0									
<b>Inning Stats</b>	R: 6 E: 1 K: 1 S: 21	H: 6 LOB: 2 BB: 1 P: 36	R: 0 E: 0 K: 0 S: 5	H: 0 LOB: 0 BB: 0 P: 10	R: 1 E: 0 K: 0 S: 13	H: 2 LOB: 2 BB: 1 P: 23	R: 1 E: 0 K: 1 S: 13	H: 1 LOB: 2 BB: 1 P: 22	R: 1 E: 0 K: 1 S: 9	H: 1 LOB: 1 BB: 1 P: 18	R: 1 E: 0 K: 0 S: 10	H: 1 LOB: 0 BB: 0 P: 12	R: 0 E: 0 K: 2 S: 8	H: 0 LOB: 1 BB: 1 P: 14	R: 0 E: 0 K: 1 S: 7	H: 0 LOB: 0 BB: 0 P: 11	1B: 6 2B: 2 3B: 0 HR: 3	SF: 1 SAC: 0 DP: 1 HBP: 2	WP: 0 PB: 0 SB: 0 CS: 0	PA: 45					
<b>PITCHER</b>	IP	WLS	BF	H	R	ER	SO	BB	IBB	HBP	BLK	WP	HR	S	P	ERA	WHIP								
John Halama, L (1, 1) ERA: 5.05	2.1		18	8	7	4	1	0	0	0	0	0	3	35	56	7.36	1.091								
Ryan Franklin, R (3, 1) ERA: 3.29	3.2	17	3	3	3	2	1	1	1	0	0	0	0	8	16	0.00	0.750								
Jose Paniagua, R (7, 1) ERA: 4.08	1.1	W	5	0	0	0	1	1	0	0	0	0	0	8	16	0.00	0.750								
Arthur Rhodes, L (8, 1) ERA: 2.23	1.2	S	5	0	0	0	3	0	0	0	0	0	0	13	19	0.00	0.000								

Seattle Mariners @ Oakland Athletics  
Network Associates Coliseum, Oakland, CA  
Thu Jun 21 2001, 3:35 PM EDT  
Att: 23,642 - Sunny - 75 F

AB 37  
R 10  
H 11  
RBI 10  
BB 5  
SO 7  
LOB 16





Batter	1	2	3	4	5	6	7	8	9	AB	R	H	RBI	BB	SO	LOB	TOP					
David Eckstein, R (1, 6) OBP: 0.393, SLG: 0.373										2	0	0	1	2	1	0	<b>Anaheim Angels @ Seattle Mariners</b> Safeco Field, Seattle, WA Fri Jun 22 2001, 7:05 PM PDT Att: 45,461 - Overcast - 66 F					
Adam Kennedy, L (1, 4) OBP: 0.357, SLG: 0.437										5	1	1	2	0	2	4						
Darin Erstad, L (1, 8) OBP: 0.350, SLG: 0.415										5	1	1	0	0	0	3						
Troy Glaus, R (1, 5) OBP: 0.368, SLG: 0.534										5	0	0	0	0	1	2						
16 Garret Anderson, L (1, 7) OBP: 0.297, SLG: 0.407										5	0	1	1	0	0	0						
Tim Salmon, R (1, 9) OBP: 0.375, SLG: 0.384										5	1	2	1	0	0	0						
Scott Spiezio, S (1, 10) OBP: 0.306, SLG: 0.367										3	2	1	0	0	1	3						
Shawn Wooten, R (1, 2) OBP: 0.362, SLG: 0.568										4	2	3	2	0	1	0						
Larry Barnes, L (1, 3) OBP: 0.235, SLG: 0.375										4	1	1	1	0	1	1						
<b>Inning Stats</b>	R: 0 E: 0 K: 1 S: 7	H: 0 LOB: 0 BB: 0 P: 12	R: 0 E: 0 K: 1 S: 7	H: 1 LOB: 1 BB: 0 P: 12	R: 0 E: 0 K: 2 S: 10	H: 0 LOB: 1 BB: 1 P: 17	R: 0 E: 0 K: 0 S: 8	H: 0 LOB: 0 BB: 0 P: 13	R: 6 E: 1 K: 1 S: 27	H: 6 LOB: 2 BB: 0 P: 41	R: 0 E: 0 K: 1 S: 13	H: 1 LOB: 2 BB: 1 P: 23	R: 0 E: 0 K: 0 S: 10	H: 0 LOB: 0 BB: 0 P: 13	R: 2 E: 1 K: 1 S: 18	H: 2 LOB: 1 BB: 0 P: 22	R: 0 E: 0 K: 0 S: 5	H: 0 LOB: 0 BB: 0 P: 5	1B: 8 2B: 1 3B: 0 HR: 1	SF: 1 SAC: 0 DP: 0 HBP: 1	WP: 0 PB: 0 SB: 0 CS: 0	PA: 42
<b>PITCHER</b>	IP WLS BF H R ER SO BB IBB HBP BLK WP HR S P ERA WHIP																					
Aaron Sele, R (1, 1) ERA: 3.58	5.1 L 28 8 6 3 5 2 0 0 0 0 0 0 67 110 5.06 1.875																					
Norm Charlton, L (6, 1) ERA: 3.95	0.2 2 0 0 0 1 0 0 0 0 0 0 0 5 8 0.00 0.000																					
Jose Paniagua, R (7, 1) ERA: 4.34	2.0 9 2 2 2 1 0 0 0 0 0 0 1 28 35 9.00 1.000																					
Kazuhiro Sasaki, R (9, 1) ERA: 3.44	1.0 3 0 0 0 0 0 0 0 0 0 0 0 5 5 0.00 0.000																					

Batter	1	2	3	4	5	6	7	8	9	AB	R	H	RBI	BB	SO	LOB	BOTTOM			
51 Ichiro Suzuki, L (1, 9) OBP: 0.393, SLG: 0.471										4	1	2	0	0	0	0	<b>Anaheim Angels @ Seattle Mariners</b> Safeco Field, Seattle, WA Fri Jun 22 2001, 7:05 PM PDT Att: 45,461 - Overcast - 66 F			
Mike Cameron, R (1, 8) OBP: 0.354, SLG: 0.498										4	0	0	0	0	1	2				
Edgar Martinez, R (1, 10) OBP: 0.436, SLG: 0.547										3	0	0	0	0	0	3				
John Olerud, L (1, 3) OBP: 0.444, SLG: 0.521										3	0	2	1	1	0	2				
Bret Boone, R (1, 4) OBP: 0.356, SLG: 0.582										4	0	0	0	0	1	4				
Ed Sprague, R (1, 7) OBP: 0.596, SLG: 0.643										2	0	1	0	1	0	0				
Al Martin, L (9, FH) OBP: 0.307, SLG: 0.351										0	0	0	0	1	0	0				
David Bell, R (1, 5) OBP: 0.289, SLG: 0.398										4	0	0	0	0	0	3				
Dan Wilson, R (1, 2) OBP: 0.323, SLG: 0.383										4	0	0	0	0	1	2				
Carlos Guillen, S (1, 6) OBP: 0.307, SLG: 0.303										4	0	0	0	0	1	2				
<b>Inning Stats</b>	R: 0 E: 0 K: 0 S: 8	H: 0 LOB: 2 BB: 1 P: 15	R: 0 E: 0 K: 0 S: 5	H: 0 LOB: 0 BB: 0 P: 8	R: 0 E: 1 K: 1 S: 12	H: 1 LOB: 2 BB: 0 P: 18	R: 0 E: 0 K: 0 S: 7	H: 0 LOB: 0 BB: 1 P: 14	R: 0 E: 0 K: 1 S: 12	H: 1 LOB: 1 BB: 0 P: 18	R: 0 E: 0 K: 1 S: 9	H: 1 LOB: 1 BB: 0 P: 12	R: 1 E: 0 K: 1 S: 11	H: 2 LOB: 1 BB: 0 P: 17	R: 0 E: 0 K: 0 S: 7	H: 0 LOB: 1 BB: 1 P: 14	1B: 5 2B: 1 3B: 0 HR: 0	SF: 0 SAC: 0 DP: 1 HBP: 1	WP: 0 PB: 0 SB: 0 CS: 0	PA: 36
<b>PITCHER</b>	IP WLS BF H R ER SO BB IBB HBP BLK WP HR S P ERA WHIP																			
Jarrod Washburn, L (1, 1) ERA: 4.01	7.2 W 31 5 1 1 3 2 0 0 0 0 0 0 67 109 1.17 0.913																			
Lou Pote, R (8, 1) ERA: 4.15	1.1 5 0 0 0 1 1 0 0 0 0 0 0 10 18 0.00 0.750																			



Batter	1	2	3	4	5	6	7	8	9	AB	R	H	RBI	BB	SO	LOB	TOP			
David Eckstein, R (1, 6) OBP: 0.391, SLG: 0.383	1-2 P6			1-1 F9		3-2 HR		0-0 G3		4	1	1	1	0	0	0				
Adam Kennedy, L (1, 4) OBP: 0.356, SLG: 0.431	2-2 L4-3 HBP			0-0 G4-3		0-1 B3-1			1-1 G6-3	3	0	0	0	0	0	0				
Darin Erstad, L (1, 8) OBP: 0.352, SLG: 0.413	1-0 L4-3			3-2 HBP		1-1 G6-3			4-0 G6-4-3 BB	2	0	0	0	1	0	1				
Troy Glaus, R (1, 5) OBP: 0.364, SLG: 0.526		1-0 G5-3		1-3 HBP		3-2 F7			1-2 G6-4-3	4	0	0	0	0	1	2				
16 Garret Anderson, L (1, 7) OBP: 0.294, SLG: 0.403		1-2 L3			2-3 K 1B G5-3					3	1	0	0	0	1	0				
Tim Salmon, R (1, 9) OBP: 0.372, SLG: 0.379		2-3 K			1-1 G5-3					3	0	0	0	0	1	1				
Shawn Wooten, R (1, 2) Jorge Fabregas, L (8, 2) OBP: 0.186, SLG: 0.250			0-3 K		1-0 2H 1B					3	0	1	1	0	1	0				
Benji Gil, R (1, 10) OBP: 0.385, SLG: 0.530			1-2 G4-3		1-0 P6				0-1 G6-3	3	0	0	0	0	0	1				
Larry Barnes, L (1, 3) OBP: 0.200, SLG: 0.316			2-2 F7		2-0 G4-3				0-3 K	3	0	0	0	0	1	1				
<b>Inning Stats</b>	R: 0 H: 0 E: 0 K: 0 S: 6	H: 0 LOB: 0 BB: 0 P: 10	R: 0 H: 0 E: 0 K: 1 S: 10	H: 0 LOB: 0 BB: 0 P: 14	R: 0 H: 0 E: 0 K: 1 S: 9	H: 0 LOB: 0 BB: 0 P: 12	R: 0 H: 0 E: 0 K: 1 S: 10	H: 0 LOB: 1 BB: 0 P: 15	R: 1 H: 1 E: 0 K: 1 S: 8	H: 1 LOB: 0 BB: 0 P: 18	R: 0 H: 0 E: 0 K: 0 S: 8	H: 0 LOB: 0 BB: 0 P: 15	R: 0 H: 0 E: 0 K: 1 S: 6	H: 0 LOB: 0 BB: 0 P: 6	R: 0 H: 0 E: 0 K: 0 S: 6	H: 0 LOB: 0 BB: 0 P: 12	1B: 1 2B: 1 3B: 0 HR: 1	SF: 0 SAC: 0 DP: 2 HBP: 2	WP: 1 PB: 0 CS: 0	PA: 31
<b>PITCHER</b>	IP	WLS	BF	H	R	ER	SO	BB	IBB	HBP	BLK	WP	HR	S	P	ERA	WHIP			
Jamie Moyer, L (1, 1) ERA: 4.33	8.0	L	28	2	2	2	5	0	0	2	0	1	1	68	105	2.25	0.250			
Brian Fuentes, L (9, 1) ERA:	1.0		3	0	0	0	0	1	0	0	0	0	0	6	12	0.00	1.000			

Anaheim Angels @ Seattle Mariners  
Safeco Field, Seattle, WA  
Sat Jun 23 2001, 7:05 PM PDT  
Att: 45,430 - Cloudy - 65 F

AB 28  
R 2  
H 2  
RBI 2  
BB 1  
SO 5  
LOB 6



Batter	1	2	3	4	5	6	7	8	9	AB	R	H	RBI	BB	SO	LOB	BOTTOM			
51 Ichiro Suzuki, L (1, 9) OBP: 0.377, SLG: 0.464	2-1 G4-3		1-1 G4-3		3-2 G6-3		1-1 FC4-6 PB		2-2 F7	5	0	0	0	0	0	2				
Mark McLemore, S (1, 6) OBP: 0.389, SLG: 0.430	1-2 F7		1-2 G4-3		4-2 G6-4-3 BB		2-3 K		1-2 FC6-4	4	0	0	0	1	1	2				
Edgar Martinez, R (1, 10) OBP: 0.437, SLG: 0.544	4-2 BB		2-2 1B		0-0 G6-4-3			1-0 F7		3	0	1	0	1	0	1				
John Olerud, L (1, 3) Charles Gipson, R (8, PR) OBP: 0.250, SLG: 0.238	4-0 BB		3-2 F7		3-2 G4-3			4-1 FC6-4 BB		2	0	0	0	2	0	1				
Bret Boone, R (1, 4) OBP: 0.355, SLG: 0.585	0-0 P4			0-0 SF7 3B			0-0 F8		0-1 FC6-4 1B	4	1	1	0	0	0	3				
Mike Cameron, R (1, 8) OBP: 0.360, SLG: 0.500		2-2 F8		1-1 S 1B			4-1 BB		1-0 1B	3	0	2	0	1	0	0				
Al Martin, L (1, 7) OBP: 0.305, SLG: 0.343		4-2 BB		3-3 K			0-3 K		1-3 K	3	0	0	0	1	3	5				
Tom Lampkin, L (1, 2) Stan Javier, S (7, PH) Dan Wilson, R (8, 2) OBP: 0.321, SLG: 0.381		2-3 K		1-0 SF7			0-0 G5-3		0-0 F8	1	0	0	1	0	1	1				
David Bell, R (1, 5) Carlos Guillen, S (9, PR) OBP: 0.292, SLG: 0.400		2-2 F9		3-H L4			2-1 51 FC4-6 1B		2-0 FC6-4 1B	4	0	2	0	0	0	2				
<b>Inning Stats</b>	R: 0 H: 0 E: 0 K: 0 S: 9	H: 0 LOB: 2 BB: 2 P: 20	R: 0 H: 0 E: 0 K: 1 S: 14	H: 0 LOB: 1 BB: 1 P: 23	R: 0 H: 1 E: 0 K: 0 S: 13	H: 1 LOB: 0 BB: 0 P: 20	R: 1 H: 2 E: 0 K: 1 S: 10	H: 2 LOB: 1 BB: 0 P: 17	R: 0 H: 0 E: 0 K: 1 S: 8	H: 0 LOB: 0 BB: 1 P: 15	R: 0 H: 1 E: 0 K: 1 S: 9	H: 1 LOB: 1 BB: 0 P: 14	R: 0 H: 1 E: 0 K: 1 S: 9	H: 1 LOB: 2 BB: 1 P: 16	R: 0 H: 1 E: 0 K: 0 S: 9	H: 1 LOB: 1 BB: 0 P: 14	1B: 5 2B: 0 3B: 1 HR: 0	SF: 1 SAC: 0 DP: 1 HBP: 0	WP: 0 PB: 1 CS: 0	PA: 38
<b>PITCHER</b>	IP	WLS	BF	H	R	ER	SO	BB	IBB	HBP	BLK	WP	HR	S	P	ERA	WHIP			
Pat Rapp, R (1, 1) ERA: 4.37	5.2	W	24	3	1	1	2	5	0	0	0	0	0	12	17	0.00	0.750			
Mike Holtz, L (6, 1) ERA: 3.53	1.1	H	5	1	0	0	2	0	0	0	0	0	0	5	11	0.00	3.000			
Al Levine, R (8, 1) ERA: 2.7	0.2	H	4	1	0	0	0	1	0	0	0	0	0	5	11	0.00	3.000			
Troy Percival, R (8, 1) ERA: 0.96	1.1	S	5	1	0	0	1	0	0	0	0	0	0	13	19	0.00	0.750			

Anaheim Angels @ Seattle Mariners  
Safeco Field, Seattle, WA  
Sat Jun 23 2001, 7:05 PM PDT  
Att: 45,430 - Cloudy - 65 F

AB 31  
R 1  
H 6  
RBI 1  
BB 6  
SO 5  
LOB 17









Batter	1	2	3	4	5	6	7	8	9	AB	R	H	RBI	BB	SO	LOB	TOP										
<b>Johnny Damon, L</b> (1, 8) OBP: 0.297, SLG: 0.319	1-2 1B	0-1 P6		2-1 G1-3			2-2 FC4-6 BB		0-1 FC4-6	5	1	1	0	0	0	3											
<b>Frank Menechino, R</b> (1, 4) OBP: 0.394, SLG: 0.494	1-1 1B	1-3 K			3-2 G5-3		2-2 P4		3-2 F8	5	1	1	1	0	1	3											
<b>Jason Giambi, L</b> (1, 3) OBP: 0.486, SLG: 0.671	0-1 F2			2-1 P6		1-2 G1-3		1-2 BB		3	0	0	0	1	0	1											
<b>Terrence Long, L</b> (1, 9) OBP: 0.317, SLG: 0.408	0-0 FC3-6 1B			1-1 G4-3		2-0 2B		2-3 K		4	0	2	0	0	1	2											
<b>Miguel Tejada, R</b> (1, 6) OBP: 0.317, SLG: 0.452	2-1 FC3-6 1B			1-0 1B		1-2 F5			1-2 G6-3	4	0	2	1	0	0	1											
<b>Jeremy Giambi, L</b> (1, 7) OBP: 0.352, SLG: 0.381	3-2 FC3-6 1B			0-0 F8			2-2 F8		1-3 K	4	0	0	0	0	1	3											
<b>3 Eric Chavez, L</b> (1, 5) OBP: 0.304, SLG: 0.449	1-3 K			1-1 HR			2-3 K		2-2 G3-1	4	1	1	1	0	2	2											
<b>Ramon Hernandez, R</b> (1, 2) OBP: 0.301, SLG: 0.314				0-1 G5-3			0-0 G6-3		4-2 FC4-6 BB	3	0	1	0	0	0	0											
<b>Greg Myers, L</b> (9, PH) OBP: 0.349, SLG: 0.459										0	0	0	0	1	0	0											
<b>Billy McMillon, L</b> (1, 10) OBP: 0.167, SLG: 0.182	1-3 K			2-1 G4-3			3-2 FC4-6 1B		3-3 K	4	0	1	0	0	2	2											
<b>Inning Stats</b>	R: 2 H: 4 E: 0 K: 1 S: 16	WLS: 4 BF: 24 LOB: 2	R: 0 H: 1 E: 0 K: 2 S: 12	H: 1 R: 3 ER: 0 SO: 15 LOB: 1	R: 0 H: 1 E: 0 K: 0 S: 6	H: 1 R: 0 ER: 0 SO: 10 LOB: 1	R: 1 H: 1 E: 0 K: 0 S: 8	H: 1 R: 0 ER: 0 SO: 13 LOB: 0	R: 0 H: 0 E: 0 K: 1 S: 7	H: 0 R: 0 ER: 0 SO: 11 LOB: 0	R: 0 H: 1 E: 0 K: 1 S: 15	H: 1 R: 0 ER: 0 SO: 28 LOB: 2	R: 0 H: 0 E: 0 K: 1 S: 13	H: 0 R: 0 ER: 0 SO: 17 LOB: 1	R: 0 H: 0 E: 0 K: 1 S: 13	H: 0 R: 0 ER: 0 SO: 23 LOB: 1	1B: 6 2B: 2 3B: 0 HR: 1	SF: 0 SAC: 0 DP: 0 HBP: 0	WP: 0 PB: 0 SB: 0 CS: 0	PA: 38							
<b>PITCHER</b>	IP	WLS	BF	H	R	ER	SO	BB	IBB	HBP	BLK	WP	HR	S	P	ERA	WHIP										
<b>Freddy Garcia, R</b> (1, 1) ERA: 3.72	6.2	W	30	9	3	3	4	1	0	0	0	0	1	70	112	4.05	1.500										
<b>Arthur Rhodes, L</b> (7, 1) ERA: 2.09	1.1	H	4	0	0	0	2	0	0	0	0	0	0	17	23	0.00	0.000										
<b>Jose Paniagua, R</b> (9, 1) ERA: 4.23	1.0		4	0	0	0	1	1	0	0	0	0	0	13	23	0.00	1.000										

Oakland Athletics @ Seattle Mariners  
Safeco Field, Seattle, WA  
Tue Jun 26 2001, 7:05 PM PDT  
Att: 45,337 - Cloudy - 71 F

AB 36  
R 3  
H 9  
RBI 3  
BB 2  
SO 7  
LOB 17



Batter	1	2	3	4	5	6	7	8	9	AB	R	H	RBI	BB	SO	LOB	BOTTOM										
<b>51 Ichiro Suzuki, L</b> (1, 9) OBP: 0.380, SLG: 0.464	0-2 CS 1B	4-2 BB		1-2 G4-3			1-2 HR 1B		0-2 FC4-6 S	4	1	2	1	1	0	2											
<b>Mike Cameron, R</b> (1, 8) OBP: 0.385, SLG: 0.519	1-2 G4-3 CS 1B	0-3 K			1-1 F8		1-2 HR 1B		3-3 K	5	1	2	3	0	2	4											
<b>Edgar Martinez, R</b> (1, 10) OBP: 0.437, SLG: 0.545	2-2 G4-3			2-1 F9		2-2 2B			0-0 P4	5	0	1	0	0	1	4											
<b>John Olerud, L</b> (1, 3) OBP: 0.434, SLG: 0.502	1-3 K			2-2 G1-3		0-2 G5-3		2-2 G4-3		4	0	0	0	0	1	2											
<b>Bret Boone, R</b> (1, 4) OBP: 0.364, SLG: 0.597		0-0 2B 1B		1-0 E 1B 1B		4-0 IBB			0-0 G5-3	3	2	2	0	1	0	0											
<b>Ed Sprague, R</b> (1, 7) OBP: 0.458, SLG: 0.550		1-2 F8		2-2 E1 1B		2-1 F8			0-1 G1-3	3	0	0	0	0	0	4											
<b>Mark McLemore, S</b> (7, 7) OBP: 0.385, SLG: 0.425				1-2 E1 1B						1	0	0	0	0	0	0											
<b>David Bell, R</b> (1, 5) OBP: 0.295, SLG: 0.404		3-1 E 2B		2-2 E 1B			2-2 SH3-4 1B		1-2 G4-3	4	2	3	2	0	0	0											
<b>Dan Wilson, R</b> (1, 2) OBP: 0.331, SLG: 0.404		1-2 G5-3		1-0 G5-4-3 1B			0-0 SH3-4		1-1 51 FC4-6 1B	3	0	2	0	0	0	1											
<b>Carlos Guillen, S</b> (1, 6) OBP: 0.309, SLG: 0.306		1-0 E7 1B		1-1 G5-4-3			0-0 SH3-4 1B		3-1 51 FC4-6 1B	4	1	3	1	0	0	1											
<b>Inning Stats</b>	R: 0 H: 2 E: 0 K: 1 S: 14	H: 3 R: 28 ER: 2 SO: 18 LOB: 1	R: 2 H: 3 E: 1 K: 1 S: 16	H: 3 R: 5 ER: 2 SO: 26 LOB: 2	R: 1 H: 2 E: 1 K: 0 S: 12	H: 2 R: 0 ER: 0 SO: 21 LOB: 2	R: 0 H: 1 E: 0 K: 0 S: 9	H: 1 R: 0 ER: 0 SO: 12 LOB: 0	R: 0 H: 1 E: 0 K: 0 S: 11	H: 1 R: 0 ER: 0 SO: 20 LOB: 2	R: 4 H: 4 E: 0 K: 1 S: 20	H: 4 R: 0 ER: 0 SO: 29 LOB: 0	R: 0 H: 0 E: 0 K: 0 S: 6	H: 0 R: 0 ER: 0 SO: 7 LOB: 0	R: 0 H: 2 E: 0 K: 1 S: 16	H: 2 R: 0 ER: 0 SO: 23 LOB: 2	1B: 12 2B: 2 3B: 0 HR: 1	SF: 0 SAC: 1 DP: 1 HBP: 0	WP: 0 PB: 0 SB: 1 CS: 2	PA: 39							
<b>PITCHER</b>	IP	WLS	BF	H	R	ER	SO	BB	IBB	HBP	BLK	WP	HR	S	P	ERA	WHIP										
<b>Mark Mulder, L</b> (1, 1) ERA: 4.12	5.1	L	28	12	6	5	2	1	1	0	0	0	0	71	109	8.44	2.438										
<b>Chad Bradford, R</b> (6, 1) ERA: 2.7	2.2		11	3	1	1	2	0	0	0	0	0	1	33	47	3.38	1.125										

Oakland Athletics @ Seattle Mariners  
Safeco Field, Seattle, WA  
Tue Jun 26 2001, 7:05 PM PDT  
Att: 45,337 - Cloudy - 71 F

AB 36  
R 7  
H 15  
RBI 7  
BB 2  
SO 4  
LOB 18





Batter	1	2	3	4	5	6	7	8	9	AB	R	H	RBI	BB	SO	LOB	TOP					
<b>Johnny Damon, L</b> OBP: 0.293, SLG: 0.314 (1, 8)	G3-1	G3			F9		G3		G3-1	5	0	0	0	0	0	0						
<b>Frank Menchino, R</b> OBP: 0.399, SLG: 0.500 (1, 4)		G5-3			HR		HBP			3	1	2	0	0	0	0						
<b>Terrence Long, L</b> OBP: 0.319, SLG: 0.419 (1, 9)					HR		G6-4-3			4	1	2	2	0	1	1						
<b>John Jaha, R</b> OBP: 0.192, SLG: 0.156 (1, 10)	K				G5-3		G6-4-3			4	0	0	0	0	1	3						
<b>Jeremy Giambi, L</b> OBP: 0.362, SLG: 0.392 (1, 7)		G1-3			G4-3				G4-6-3	4	1	3	0	0	0	0						
<b>Miguel Tejada, R</b> OBP: 0.317, SLG: 0.449 (1, 6)		G1-3			P3				G4-6-3	4	1	1	0	0	1	2						
<b>Olmedo Saenz, R</b> OBP: 0.309, SLG: 0.381 (1, 3)		G1-3			F8				P6	4	0	1	0	0	0	2						
<b>Eric Chavez, L</b> OBP: 0.304, SLG: 0.444 (1, 5)		HR			G6-3		F5			3	1	0	0	0	1	1						
<b>Ramon Hernandez, R</b> OBP: 0.300, SLG: 0.326 (1, 2)		HR			L4				K	4	1	1	4	0	2	1						
<b>Inning Stats</b>	R: 0 E: 0 K: 2 S: 13	H: 1 LOB: 1 BB: 0 P: 18	R: 4 E: 0 K: 0 S: 14	H: 3 LOB: 0 BB: 24 P: 24	R: 0 E: 0 K: 0 S: 7	H: 1 LOB: 1 BB: 0 P: 11	R: 0 E: 0 K: 0 S: 6	H: 0 LOB: 3 BB: 12 P: 12	R: 2 E: 0 K: 0 S: 12	H: 2 LOB: 0 BB: 0 P: 19	R: 0 E: 0 K: 2 S: 10	H: 1 LOB: 1 BB: 0 P: 16	R: 0 E: 0 K: 0 S: 7	H: 1 LOB: 1 BB: 0 P: 11	R: 0 E: 0 K: 0 S: 5	H: 1 LOB: 0 BB: 0 P: 10	R: 0 E: 0 K: 2 S: 9	H: 0 LOB: 0 BB: 17 P: 17	1B: 6 2B: 2 3B: 0 HR: 2	SF: 0 SAC: 0 DP: 2 HBP: 2	WP: 0 PB: 0 SB: 0 CS: 0	PA: 37
<b>PITCHER</b>	IP	WLS	BF	H	R	ER	SO	BB	IBB	HBP	BLK	WP	HR	S	P	ERA	WHIP					
<b>John Halama, L</b> ERA: 5.42 (1, 1)	5.0	L	23	7	6	6	2	0	0	1	0	0	2	52	84	10.80	1.400					
<b>Ryan Franklin, R</b> ERA: 3.17 (6, 1)	2.0		8	2	0	0	2	0	0	0	0	0	0	17	27	0.00	1.000					
<b>Jeff Nelson, R</b> ERA: 2.27 (8, 1)	1.0		3	1	0	0	2	0	0	0	0	0	0	5	10	0.00	1.000					
<b>Brian Fuentes, L</b> ERA: (9, 1)	1.0		3	0	0	0	2	0	0	0	0	0	0	9	17	0.00	0.000					

Oakland Athletics @ Seattle Mariners  
Safeco Field, Seattle, WA  
Wed Jun 27 2001, 7:05 PM PDT  
Att: 45,104 - Dome - 72 F

AB 35  
R 6  
H 10  
RBI 6  
BB 0  
SO 6  
LOB 10



Batter	1	2	3	4	5	6	7	8	9	AB	R	H	RBI	BB	SO	LOB	BOTTOM					
<b>51 Ichiro Suzuki, L</b> OBP: 0.378, SLG: 0.460 (1, 9)	G5-3		G4-3	BB		G5-3		K		5	0	1	0	0	1	0						
<b>Mark McLemore, S</b> OBP: 0.391, SLG: 0.430 (1, 7)	K			BB		BB		G1-6-3		5	0	3	1	0	1	0						
<b>Edgar Martinez, R</b> OBP: 0.440, SLG: 0.540 (1, 10)	F8		G3-6-1	BB		BB		K		2	0	0	0	3	1	0						
<b>John Olerud, L</b> OBP: 0.430, SLG: 0.494 (1, 3)		G4-3	G3-6-1	K		BB		BB		4	0	0	0	1	1	5						
<b>Bret Boone, R</b> OBP: 0.365, SLG: 0.593 (1, 4)		BB		2B		G6-3		F5		5	1	2	0	0	0	3						
<b>Mike Cameron, R</b> OBP: 0.382, SLG: 0.516 (1, 8)		P6		G3		F8		K		5	1	1	0	0	2	1						
<b>Tom Lampkin, L</b> OBP: 0.326, SLG: 0.351 (1, 2)		BB		G3		BB		L3		2	0	0	1	2	0	1						
<b>David Bell, R</b> OBP: 0.298, SLG: 0.400 (1, 5)		BB		G6-3		P4		BB		2	0	0	1	2	0	1						
<b>Carlos Guillen, S</b> OBP: 0.308, SLG: 0.309 (1, 6)	F2			51		G4-3		K		4	1	1	0	0	1	4						
<b>Inning Stats</b>	R: 0 E: 0 K: 1 S: 9	H: 0 LOB: 0 BB: 0 P: 13	R: 0 E: 0 K: 0 S: 10	H: 1 LOB: 3 BB: 2 P: 19	R: 0 E: 0 K: 0 S: 6	H: 1 LOB: 1 BB: 1 P: 11	R: 3 E: 0 K: 1 S: 20	H: 5 LOB: 3 BB: 1 P: 33	R: 0 E: 0 K: 0 S: 10	H: 0 LOB: 1 BB: 1 P: 14	R: 0 E: 0 K: 0 S: 15	H: 1 LOB: 3 BB: 2 P: 31	R: 0 E: 0 K: 2 S: 10	H: 0 LOB: 1 BB: 1 P: 18	R: 0 E: 0 K: 2 S: 13	H: 0 LOB: 0 BB: 0 P: 20	R: 0 E: 0 K: 1 S: 8	H: 0 LOB: 0 BB: 0 P: 11	1B: 6 2B: 2 3B: 0 HR: 0	SF: 0 SAC: 0 DP: 1 HBP: 0	WP: 0 PB: 0 SB: 0 CS: 0	PA: 42
<b>PITCHER</b>	IP	WLS	BF	H	R	ER	SO	BB	IBB	HBP	BLK	WP	HR	S	P	ERA	WHIP					
<b>Tim Hudson, R</b> ERA: 3.99 (1, 1)	5.2	W	29	8	3	3	2	5	0	0	0	0	0	2	10	4.76	2.294					
<b>Mike Magnante, L</b> ERA: 2.73 (6, 1)	0.0		2	0	0	0	0	2	0	0	0	0	0	2	10	-	-					
<b>Jeff Tam, R</b> ERA: 3.96 (6, 1)	1.1	H	5	0	0	0	2	1	0	0	0	0	0	15	25	0.00	0.750					
<b>Jim Meier, R</b> ERA: 3.86 (8, 1)	1.0	H	3	0	0	0	2	0	0	0	0	0	0	13	20	0.00	0.000					
<b>Jason Istringhausen, R</b> ERA: 3.03 (9, 1)	1.0	S	3	0	0	0	1	0	0	0	0	0	0	8	11	0.00	0.000					

Oakland Athletics @ Seattle Mariners  
Safeco Field, Seattle, WA  
Wed Jun 27 2001, 7:05 PM PDT  
Att: 45,104 - Dome - 72 F

AB 34  
R 3  
H 8  
RBI 3  
BB 8  
SO 7  
LOB 15





Batter	1	2	3	4	5	6	7	8	9	AB	R	H	RBI	BB	SO	LOB	TOP			
<b>Johnny Damon, L</b> OBP: 0.297, SLG: 0.329	1-2 F9	1-0 HR						3-2 G6-3		4	1	2	2	1	0	2				
<b>Frank Menchino, R</b> OBP: 0.396, SLG: 0.492	2-1 F9	0-0 F7							2-2 WP 1B 1B HBP	4	1	0	0	0	1	2				
<b>Jason Giambi, L</b> OBP: 0.485, SLG: 0.664	3-1 BB 1B		0-1 G3				2-1 F7		4-0 PO HBP IBB	4	1	1	0	1	0	2				
<b>Olmedo Saenz, R</b> OBP: 0.316, SLG: 0.380	4-0 1B BB		1-3 K				0-0 G5-3		2-2 1-2 2-3 HBP	3	1	1	0	1	1	1				
<b>Terrence Long, L</b> OBP: 0.320, SLG: 0.419	1-2 1-2 2-H 1B		2-1 F8				1-1 G4-3	1-0 2 SAFE PO	1-3 K	3-2 FC5-4 1B	5	0	2	2	0	1	0			
<b>Miguel Tejada, R</b> OBP: 0.315, SLG: 0.445	1-1 P4		0-2 F9				1-1 1B		0-3 K 3 1B BB	5	1	1	0	0	1	4				
<b>Jeremy Giambi, L</b> OBP: 0.357, SLG: 0.381		0-0 F8		3-2 G4-3			2-3 K	4-1 1-2 3 1B BB	3-3 K	4	0	0	0	1	2	2				
<b>3 Eric Chavez, L</b> OBP: 0.310, SLG: 0.446		4-2 HR G4-3 BB		0-0			2-1 G5-3	1-2 2-H 1B		3	1	2	1	1	0	1				
<b>Greg Myers, L</b> OBP: 0.333, SLG: 0.436	1-1 G4-3		1-2 F8					2-2 G6-3	1-1 F8	4	0	0	0	0	0	4				
<b>Inning Stats</b>	R: 1 E: 0 K: 0 S: 12	H: 2 LOB: 2 BB: 1 P: 24	R: 2 E: 0 K: 0 S: 8	H: 1 LOB: 0 BB: 1 P: 14	R: 0 E: 0 K: 1 S: 7	H: 0 LOB: 0 BB: 0 P: 10	R: 0 E: 0 K: 0 S: 13	H: 1 LOB: 1 BB: 0 P: 17	R: 0 E: 0 K: 1 S: 7	H: 0 LOB: 1 BB: 1 P: 14	R: 0 E: 0 K: 0 S: 10	H: 1 LOB: 2 BB: 1 P: 23	R: 1 E: 0 K: 2 S: 15	H: 1 LOB: 2 BB: 1 P: 25	R: 2 E: 0 K: 1 S: 17	H: 2 LOB: 1 BB: 0 P: 25	1B: 7 2B: 1 3B: 0 HR: 1	SF: 0 SAC: 0 DP: 0 HBP: 2	WP: 2 PB: 1 CS: 0	PA: 44
<b>PITCHER</b>	IP	WLS	BF	H	R	ER	SO	BB	IBB	HBP	BLK	WP	HR	S	P	ERA	WHIP			
<b>Aaron Sele, R</b> ERA: 3.61	6.2		31	6	3	3	3	3	1	1	0	0	1	70	120	4.05	1.350			
<b>Brian Fuentes, L</b> ERA: 1.35	1.1	L	6	1	1	1	2	1	0	0	0	1	0	15	26	6.75	1.500			
<b>Jose Paniagua, R</b> ERA: 4.35	1.0		6	2	2	1	1	0	0	1	0	1	0	17	25	9.00	2.000			

Oakland Athletics @ Seattle Mariners  
Safeco Field, Seattle, WA  
Thu Jun 28 2001, 3:35 PM PDT  
Att: 45,399 - Sunny - 65 F

AB 36  
R 6  
H 9  
RBI 5  
BB 5  
SO 6  
LOB 18



Batter	1	2	3	4	5	6	7	8	9	AB	R	H	RBI	BB	SO	LOB	BOTTOM			
<b>51 Ichiro Suzuki, L</b> OBP: 0.376, SLG: 0.458	2-0 F8		2-1 L8							4	0	1	1	0	0	1				
<b>Stan Javier, S</b> OBP: 0.333, SLG: 0.304	2-3 K			4-2 G4-3 BB			1-1 FC6-4 1B		2-2 G6-3	3	0	1	0	1	1	0				
<b>Edgar Martinez, R</b> OBP: 0.438, SLG: 0.538		0-2 G6-3		1-1 F7			2-1 FC6-4 1B		2-0 L3 1B	4	0	1	0	0	0	4				
<b>Al Martin, L</b> OBP: 0.305, SLG: 0.343					2-1 FC6-4 1B				0-0 L3 1B	0	0	0	0	0	0	0				
<b>Bret Boone, R</b> OBP: 0.364, SLG: 0.589		1-1 G6-3		2-2 G4-3			2-1 G5-4-3 1B		0-0 L3	4	0	1	0	0	0	2				
<b>Mike Cameron, R</b> OBP: 0.357, SLG: 0.508		0-0 P6		2-3 K			0-1 G5-4-3		0-3 K	4	0	0	0	0	2	3				
<b>Ed Sprague, R</b> OBP: 0.444, SLG: 0.652		1-0 F7			1-3 K		2-1 HR		1-3 K	3	1	1	1	0	1	0				
<b>Mark McLemore, S</b> OBP: 0.389, SLG: 0.428										1	0	0	0	0	1	0				
<b>David Bell, R</b> OBP: 0.295, SLG: 0.395				1-3 K			1-1 F9		1-1 G6-3	3	0	0	0	0	1	0				
<b>John Olerud, L</b> OBP: 0.429, SLG: 0.493										1	0	0	0	0	0	0				
<b>Dan Wilson, R</b> OBP: 0.326, SLG: 0.396				0-1 G5-3			1-0 E5 1B 1B		3-2 F9	3	1	0	0	0	1	0				
<b>Tom Lampkin, L</b> OBP: 0.323, SLG: 0.348										1	0	0	0	0	0	0				
<b>Carlos Guillen, S</b> OBP: 0.316, SLG: 0.329			3-1				1-0 1B 51 1B			3	1	3	1	0	0	0				
<b>Inning Stats</b>	R: 0 E: 0 K: 1 S: 8	H: 0 LOB: 0 BB: 0 P: 12	R: 0 E: 0 K: 0 S: 4	H: 0 LOB: 0 BB: 0 P: 6	R: 0 E: 0 K: 1 S: 9	H: 1 LOB: 1 BB: 0 P: 15	R: 0 E: 0 K: 1 S: 12	H: 0 LOB: 1 BB: 1 P: 21	R: 1 E: 0 K: 1 S: 13	H: 3 LOB: 3 BB: 0 P: 22	R: 1 E: 0 K: 0 S: 8	H: 2 LOB: 0 BB: 0 P: 14	R: 1 E: 0 K: 1 S: 5	H: 1 LOB: 1 BB: 0 P: 7	R: 0 E: 0 K: 1 S: 10	H: 0 LOB: 0 BB: 0 P: 15	1B: 6 2B: 1 3B: 0 HR: 2	SF: 0 SAC: 0 DP: 2 HBP: 0	WP: 0 PB: 0 CS: 0	PA: 35
<b>PITCHER</b>	IP	WLS	BF	H	R	ER	SO	BB	IBB	HBP	BLK	WP	HR	S	P	ERA	WHIP			
<b>Barry Zito, L</b> ERA: 4.91	6.1		27	7	3	2	5	1	0	0	0	0	0	59	99	2.84	1.263			
<b>Mark Guthrie, L</b> ERA: 4.91	0.2	W	2	0	0	0	0	0	0	0	0	0	0	5	10	0.00	0.000			
<b>Jim Mecir, R</b> ERA: 3.76	1.0	H	3	1	0	0	1	0	0	0	0	0	0	5	7	0.00	1.000			
<b>Jason Istringhausen, R</b> ERA: 2.94	1.0	S	3	0	0	0	1	0	0	0	0	0	0	10	15	0.00	0.000			

Oakland Athletics @ Seattle Mariners  
Safeco Field, Seattle, WA  
Thu Jun 28 2001, 3:35 PM PDT  
Att: 45,399 - Sunny - 65 F

AB 34  
R 3  
H 8  
RBI 3  
BB 1  
SO 7  
LOB 10





Batter	1	2	3	4	5	6	7	8	9	AB	R	H	RBI	BB	SO	LOB	TOP			
51 Ichiro Suzuki, L OBP: 0.377, SLG: 0.457			FC6-4 2B		G3			K		5	2	2	1	0	1	2				
Carlos Guillen, S OBP: 0.314, SLG: 0.339			K		P6			G6-3		5	1	1	2	0	2	4				
Edgar Martinez, R OBP: 0.437, SLG: 0.537	FC6-4 SH1-3 1B		K		F8			L5		5	1	2	1	0	1	0				
John Olerud, L OBP: 0.430, SLG: 0.493	SH1-3		FC4-6 1B		FC5-4 1B			K		4	0	2	0	0	2	1				
Bret Boone, R OBP: 0.361, SLG: 0.582	FC6-4 1B	FC4-6 HR		K	FC5-4 S			K2-3		5	1	1	0	0	2	2				
Mike Cameron, R OBP: 0.355, SLG: 0.514	FC6-4 1B	HR		K	K			G5-3		5	2	1	2	0	2	3				
David Bell, R OBP: 0.298, SLG: 0.391	1B BB	BB		F8				G1		2	1	0	0	2	0	0				
Dan Wilson, R OBP: 0.330, SLG: 0.395	1B 51 1B	F7		51 G3 SH5-3 BB				K		3	1	1	2	1	1	1				
Stan Javier, S OBP: 0.340, SLG: 0.312	51 1B			SH5-3				K		3	0	2	1	0	1	0				
Charles Gipson, R OBP: 0.292, SLG: 0.238	51 1B			SH5-3				K		0	0	0	0	0	0	0				
<b>Inning Stats</b>	R: 6 E: 0 K: 1 S: 20	H: 7 LOB: 2 BB: 1 P: 31	R: 2 E: 0 K: 1 S: 9	H: 2 LOB: 1 BB: 1 P: 16	R: 1 E: 0 K: 2 S: 16	H: 2 LOB: 1 BB: 0 P: 23	R: 0 E: 0 K: 2 S: 8	H: 0 LOB: 0 BB: 0 P: 13	R: 0 E: 0 K: 0 S: 7	H: 1 LOB: 1 BB: 0 P: 17	R: 0 E: 0 K: 1 S: 11	H: 0 LOB: 0 BB: 0 P: 14	R: 0 E: 0 K: 1 S: 9	H: 0 LOB: 0 BB: 0 P: 14	R: 0 E: 0 K: 2 S: 10	H: 0 LOB: 0 BB: 0 P: 16	1B: 9 2B: 1 3B: 0 HR: 2	SF: 0 SAC: 0 DP: 0 HBP: 0	WP: 0 PB: 0 SB: 3 CS: 0	PA: 42
<b>PITCHER</b>	IP WLS BF H R ER SO BB IBB HBP BLK WP HR S P ERA WHIP	IP WLS BF H R ER SO BB IBB HBP BLK WP HR S P ERA WHIP	IP WLS BF H R ER SO BB IBB HBP BLK WP HR S P ERA WHIP	IP WLS BF H R ER SO BB IBB HBP BLK WP HR S P ERA WHIP	IP WLS BF H R ER SO BB IBB HBP BLK WP HR S P ERA WHIP	IP WLS BF H R ER SO BB IBB HBP BLK WP HR S P ERA WHIP	IP WLS BF H R ER SO BB IBB HBP BLK WP HR S P ERA WHIP	IP WLS BF H R ER SO BB IBB HBP BLK WP HR S P ERA WHIP	IP WLS BF H R ER SO BB IBB HBP BLK WP HR S P ERA WHIP	IP WLS BF H R ER SO BB IBB HBP BLK WP HR S P ERA WHIP	IP WLS BF H R ER SO BB IBB HBP BLK WP HR S P ERA WHIP	IP WLS BF H R ER SO BB IBB HBP BLK WP HR S P ERA WHIP	IP WLS BF H R ER SO BB IBB HBP BLK WP HR S P ERA WHIP	IP WLS BF H R ER SO BB IBB HBP BLK WP HR S P ERA WHIP	IP WLS BF H R ER SO BB IBB HBP BLK WP HR S P ERA WHIP	IP WLS BF H R ER SO BB IBB HBP BLK WP HR S P ERA WHIP	IP WLS BF H R ER SO BB IBB HBP BLK WP HR S P ERA WHIP			

Seattle Mariners @ Anaheim Angels  
Edison International Field, Anaheim, CA  
Fri Jun 29 2001, 10:05 PM EDT  
Att: 40,822 - Sunny - 79 F

AB	37
R	9
H	12
RBI	9
BB	3
SO	12
LOB	13



Batter	1	2	3	4	5	6	7	8	9	AB	R	H	RBI	BB	SO	LOB	BOTTOM					
David Eckstein, R OBP: 0.380, SLG: 0.371	1B 16 1B	F8		G1-3				K		4	1	1	0	0	1	0						
Adam Kennedy, L OBP: 0.382, SLG: 0.419	F7		G5-3 HR 1B		G1-3			K		4	1	1	0	0	1	1						
Darin Erstad, L OBP: 0.348, SLG: 0.398	1B 16 1B		G5-3		G1-3			K		4	1	1	0	0	1	1						
Troy Glaus, R OBP: 0.370, SLG: 0.541	K		HR		F7			F9		4	1	1	2	0	1	2						
16 Garret Anderson, L OBP: 0.299, SLG: 0.426	1B		F5		G6-3			K		4	0	1	1	0	1	0						
Shawn Wooten, R OBP: 0.372, SLG: 0.575	1B		F7		K			F9 2B		4	0	2	1	0	1	0						
Tim Salmon, R OBP: 0.364, SLG: 0.363	F7		G5-4-3 1B		K			F9		4	0	1	0	0	1	3						
Bengie Molina, R OBP: 0.330, SLG: 0.293		K		G5-4-3				K		4	0	0	0	0	3	2						
Benji Gil, R OBP: 0.365, SLG: 0.515	F9		HR		K			K		3	1	1	1	0	1	0						
<b>Inning Stats</b>	R: 2 E: 0 K: 1 S: 17	H: 4 LOB: 2 BB: 0 P: 25	R: 0 E: 0 K: 1 S: 7	H: 0 LOB: 0 BB: 0 P: 9	R: 2 E: 0 K: 0 S: 12	H: 2 LOB: 0 BB: 0 P: 20	R: 1 E: 0 K: 0 S: 9	H: 2 LOB: 0 BB: 0 P: 18	R: 0 E: 0 K: 2 S: 10	H: 0 LOB: 0 BB: 0 P: 15	R: 0 E: 0 K: 2 S: 8	H: 0 LOB: 0 BB: 0 P: 10	R: 0 E: 0 K: 3 S: 9	H: 0 LOB: 0 BB: 0 P: 16	R: 0 E: 0 K: 2 S: 9	H: 1 LOB: 1 BB: 0 P: 11	R: 0 E: 0 K: 2 S: 10	H: 1 LOB: 1 BB: 0 P: 12	1B: 6 2B: 1 3B: 0 HR: 2	SF: 0 SAC: 0 DP: 1 HBP: 0	WP: 0 PB: 0 SB: 0 CS: 0	PA: 35
<b>PITCHER</b>	IP WLS BF H R ER SO BB IBB HBP BLK WP HR S P ERA WHIP	IP WLS BF H R ER SO BB IBB HBP BLK WP HR S P ERA WHIP	IP WLS BF H R ER SO BB IBB HBP BLK WP HR S P ERA WHIP	IP WLS BF H R ER SO BB IBB HBP BLK WP HR S P ERA WHIP	IP WLS BF H R ER SO BB IBB HBP BLK WP HR S P ERA WHIP	IP WLS BF H R ER SO BB IBB HBP BLK WP HR S P ERA WHIP	IP WLS BF H R ER SO BB IBB HBP BLK WP HR S P ERA WHIP	IP WLS BF H R ER SO BB IBB HBP BLK WP HR S P ERA WHIP	IP WLS BF H R ER SO BB IBB HBP BLK WP HR S P ERA WHIP	IP WLS BF H R ER SO BB IBB HBP BLK WP HR S P ERA WHIP	IP WLS BF H R ER SO BB IBB HBP BLK WP HR S P ERA WHIP	IP WLS BF H R ER SO BB IBB HBP BLK WP HR S P ERA WHIP	IP WLS BF H R ER SO BB IBB HBP BLK WP HR S P ERA WHIP	IP WLS BF H R ER SO BB IBB HBP BLK WP HR S P ERA WHIP	IP WLS BF H R ER SO BB IBB HBP BLK WP HR S P ERA WHIP	IP WLS BF H R ER SO BB IBB HBP BLK WP HR S P ERA WHIP						

Seattle Mariners @ Anaheim Angels  
Edison International Field, Anaheim, CA  
Fri Jun 29 2001, 10:05 PM EDT  
Att: 40,822 - Sunny - 79 F

AB	35
R	5
H	9
RBI	5
BB	0
SO	11
LOB	9





Batter	1	2	3	4	5	6	7	8	9	AB	R	H	RBI	BB	SO	LOB	TOP			
51 Ichiro Suzuki, L (1, 9) OBP: 0.377, SLG: 0.459	L4		F8 2B		F7		G3		G4-6-3 1B	5	0	2	0	0	0	0	<b>Seattle Mariners @ Anaheim Angels</b> Edison International Field, Anaheim, CA Sat Jun 30 2001, 3:15 PM EDT Att: 27,784 - Sunny - 80 F			
Mark McLemore, S (1, 6) OBP: 0.389, SLG: 0.429	G4-3		F8		1B 2B		HBP BB		G4-6-3 1-2	4	2	1	0	1	0	2				
Edgar Martinez, R (1, 10) OBP: 0.438, SLG: 0.535	K		G3		WP 1B					3	0	1	1	0	1	1				
John Olerud, L (1, 3) OBP: 0.428, SLG: 0.487				L4	L3		E4			3	0	0	0	1	0	2				
Bret Boone, R (1, 4) OBP: 0.363, SLG: 0.588		1B BB			G6-3					4	1	2	0	0	1	3				
Mike Cameron, R (1, 8) OBP: 0.356, SLG: 0.521		1B								4	1	2	1	0	2	2				
Al Martin, L (1, 7) Charles Gipson, R (8, 7) OBP: 0.292, SLG: 0.238										4	0	1	1	0	2	3				
Tom Lampkin, L (1, 2) OBP: 0.321, SLG: 0.371										4	1	1	1	0	0	3				
David Bell, R (1, 5) OBP: 0.293, SLG: 0.385										4	0	0	0	0	0	1				
<b>Inning Stats</b>	R: 0 E: 0 K: 1 S: 6	H: 0 LOB: 0 BB: 0 P: 8	R: 0 E: 0 K: 2 S: 15	H: 1 LOB: 2 BB: 1 P: 24	R: 0 E: 0 K: 0 S: 7	H: 1 LOB: 1 BB: 0 P: 11	R: 2 E: 0 K: 0 S: 10	H: 3 LOB: 1 BB: 0 P: 15	R: 1 E: 0 K: 2 S: 10	H: 2 LOB: 0 BB: 0 P: 16	R: 1 E: 1 K: 1 S: 10	H: 0 LOB: 1 BB: 1 P: 21	R: 0 E: 0 K: 0 S: 8	H: 1 LOB: 0 BB: 0 P: 12	R: 0 E: 0 K: 0 S: 4	H: 1 LOB: 0 BB: 0 P: 6		1B: 5 2B: 3 3B: 2 HR: 1	SF: 0 SAC: 0 DP: 2 HBP: 1	WP: 1 PB: 0 SB: 0 CS: 2
<b>PITCHER</b>	IP WLS BF H R ER SO BB IBB HBP BLK WP HR S P ERA WHIP																			
Ramon Ortiz, R (1, 1) ERA: 4.14	6.1 L 30 8 5 4 5 2 0 0 0 0 1 1 58 93 5.68 1.579																			
Mike Holtz, L (7, 1) ERA: 3.72	0.0 1 0 0 0 0 0 0 0 0 0 0 0 4 5 ∞ ∞																			
Al Levine, R (7, 1) ERA: 2.4	1.2 4 1 0 0 1 0 0 0 0 0 0 0 12 19 0.00 0.600																			
Shigetoshi Hasegawa, R (9, 1) ERA: 4.57	1.0 3 1 0 0 0 0 0 0 0 0 0 0 4 6 0.00 1.000																			

AB	35
R	5
H	10
RBI	4
BB	2
SO	6
LOB	17



Batter	1	2	3	4	5	6	7	8	9	AB	R	H	RBI	BB	SO	LOB	BOTTOM			
David Eckstein, R (1, 6) OBP: 0.374, SLG: 0.364	P3		G6-3		F3		K		F9	5	0	0	0	0	1	0	<b>Seattle Mariners @ Anaheim Angels</b> Edison International Field, Anaheim, CA Sat Jun 30 2001, 3:15 PM EDT Att: 27,784 - Sunny - 80 F			
Adam Kennedy, L (1, 4) OBP: 0.359, SLG: 0.418	F7		F7		F7		E3 1B			5	0	1	0	0	0	0				
Darin Erstad, L (1, 8) OBP: 0.351, SLG: 0.401	1B		HR 1B		G6-3		G6-4-3 1B		G3	5	1	3	0	0	0	1				
Troy Glaus, R (1, 5) OBP: 0.368, SLG: 0.547	K		HR		G6-3		G6-4-3 1-2			4	1	1	2	0	1	3				
16 Garret Anderson, L (1, 10) OBP: 0.301, SLG: 0.427			F8							4	0	2	0	0	1	0				
Tim Salmon, R (1, 9) OBP: 0.363, SLG: 0.361					F8					4	0	1	0	0	1	1				
Orlando Palmeiro, L (1, 7) OBP: 0.327, SLG: 0.370										4	1	2	0	0	2	3				
Jorge Fabregas, L (1, 2) OBP: 0.227, SLG: 0.272										2	0	1	1	1	0	1				
Larry Barnes, L (1, 3) OBP: 0.156, SLG: 0.226										4	0	0	0	0	0	5				
<b>Inning Stats</b>	R: 0 E: 0 K: 1 S: 14	H: 1 LOB: 1 BB: 0 P: 22	R: 0 E: 0 K: 2 S: 12	H: 2 LOB: 2 BB: 0 P: 14	R: 2 E: 0 K: 0 S: 12	H: 2 LOB: 0 BB: 0 P: 20	R: 1 E: 0 K: 0 S: 10	H: 1 LOB: 0 BB: 0 P: 12	R: 0 E: 0 K: 1 S: 13	H: 2 LOB: 3 BB: 1 P: 20	R: 0 E: 1 K: 1 S: 13	H: 1 LOB: 1 BB: 0 P: 18	R: 0 E: 0 K: 1 S: 11	H: 1 LOB: 1 BB: 0 P: 14	R: 0 E: 0 K: 0 S: 8	H: 1 LOB: 1 BB: 0 P: 9		1B: 8 2B: 1 3B: 1 HR: 1	SF: 1 SAC: 0 DP: 1 HBP: 0	WP: 0 PB: 0 SB: 1 CS: 0
<b>PITCHER</b>	IP WLS BF H R ER SO BB IBB HBP BLK WP HR S P ERA WHIP																			
Denny Stark, R (1, 1) ERA: 4.76	5.2 W 26 8 3 3 4 0 0 0 0 0 0 0 65 96 4.76 1.588																			
Jose Paniagua, R (6, 1) ERA: 4.1	2.1 H 9 2 0 0 2 0 0 0 0 0 0 0 25 33 0.00 0.857																			
Kazuhiro Sasaki, R (9, 1) ERA: 3.19	1.0 S 4 1 0 0 0 0 0 0 0 0 0 0 8 9 0.00 1.000																			

AB	37
R	3
H	11
RBI	3
BB	1
SO	6
LOB	14





Batter	1	2	3	4	5	6	7	8	9	AB	R	H	RBI	BB	SO	LOB	TOP					
51 Ichiro Suzuki, L (1, 9) OBP: 0.375, SLG: 0.454	F8		G4-3		F9		FC5-2	FC6		4	0	0	0	1	0	3						
Mark McLemore, S (1, 5) (3, 6) OBP: 0.384, SLG: 0.423	K		E4		K		BB	K		5	1	1	0	0	3	0						
Edgar Martinez, R (1, 10) OBP: 0.440, SLG: 0.538	S		K		BB		BB	G6-3		4	1	2	0	1	1	1						
John Olerud, L (1, 3) OBP: 0.427, SLG: 0.484	BB		G5-3		HR		FC5-2	P3		4	1	1	1	1	0	3						
Bret Boone, R (1, 4) OBP: 0.364, SLG: 0.595	F9				CS		F9			3	1	1	2	1	0	4						
Mike Cameron, R (1, 8) OBP: 0.355, SLG: 0.515			K		BB		HR			3	0	0	0	1	3	1						
Al Martin, L (1, 7) Charles Gipson, R (8, 7) OBP: 0.292, SLG: 0.238			K		K		WP	51 FC6		3	0	1	0	1	2	0						
Carlos Guillen, S (1, 6) David Bell, R (3, 5) OBP: 0.230, SLG: 0.380	F9						P3	F8		1	0	0	0	0	0	0						
Dan Wilson, R (1, 2) OBP: 0.328, SLG: 0.392			51 G4-3		K		K	F9		4	1	1	0	0	2	2						
<b>Inning Stats</b>	R: 0 E: 0 K: 1 S: 12	H: 1 LOB: 2 BB: 1 P: 23	R: 0 E: 0 K: 2 S: 14	H: 0 LOB: 0 BB: 0 P: 17	R: 1 E: 1 K: 1 S: 13	H: 1 LOB: 1 BB: 0 P: 18	R: 0 E: 0 K: 2 S: 8	H: 0 LOB: 0 BB: 1 P: 14	R: 0 E: 0 K: 2 S: 8	H: 0 LOB: 0 BB: 0 P: 13	R: 3 E: 0 K: 2 S: 16	H: 4 LOB: 1 BB: 2 P: 28	R: 1 E: 2 K: 1 S: 11	H: 1 LOB: 2 BB: 2 P: 24	R: 0 E: 0 K: 0 S: 12	H: 0 LOB: 2 BB: 2 P: 22	R: 0 E: 0 K: 1 S: 9	H: 0 LOB: 0 BB: 0 P: 15	1B: 5 2B: 1 3B: 0 HR: 1	SF: 0 SAC: 0 DP: 0 HBP: 0	WP: 1 PB: 0 SB: 1 CS: 1	PA: 40
<b>PITCHER</b>	IP	WLS	BF	H	R	ER	SO	BB	IBB	HBP	BLK	WP	HR	S	P	ERA	WHIP					
Matt Wise, R (1, 1) ERA: 5.01	5.1	L	23	5	4	3	9	2	0	0	0	0	1	65	99	5.06	1.312					
62 Scott Shields, R (6, 1) ERA:	1.2		11	2	1	0	2	4	0	0	0	1	0	23	52	0.00	3.600					
Lou Pote, R (8, 1) ERA: 3.83	2.0		6	0	0	0	1	0	0	0	0	0	0	15	23	0.00	0.000					

Seattle Mariners @ Anaheim Angels  
Edison International Field, Anaheim, CA  
Sun Jul 01 2001, 8:05 PM EDT  
Att: 28,887 - Sunny - 78 F

AB 34  
R 5  
H 7  
RBI 3  
BB 6  
SO 12  
LOB 17



Batter	1	2	3	4	5	6	7	8	9	AB	R	H	RBI	BB	SO	LOB	BOTTOM					
David Eckstein, R (1, 6) OBP: 0.368, SLG: 0.358	F9		G6-3		G5-3		F9		F8	5	0	0	0	0	0	2						
Adam Kennedy, L (1, 4) OBP: 0.385, SLG: 0.424	BB		G5-3		BB		P6			4	0	3	0	0	0	0						
Darin Erstad, L (1, 8) OBP: 0.350, SLG: 0.397	K		G5-3		F8		G4-3			3	0	0	0	1	1	2						
Troy Glaus, R (1, 5) OBP: 0.367, SLG: 0.543	K		G5-3		BB		F7			4	0	1	0	0	1	3						
16 Garret Anderson, L (1, 7) OBP: 0.301, SLG: 0.425			G4-3		G4-3		P3			4	0	1	0	0	0	4						
Scott Spiezio, S (1, 10) OBP: 0.302, SLG: 0.353	E1				BB		P6		F2	3	0	0	0	1	0	1						
Orlando Palmeiro, L (1, 9) OBP: 0.327, SLG: 0.368	G4-3				SH5-3		G6-3		BB	3	0	1	0	0	0	2						
Bengie Molina, R (1, 2) OBP: 0.336, SLG: 0.302	FC1-5-2-6				SH5-3		G6-3		BB	4	0	2	0	0	0	2						
Larry Barnes, L (1, 3) OBP: 0.139, SLG: 0.200	P6				G1-4-3		G6-3		F7	4	0	0	0	0	0	6						
<b>Inning Stats</b>	R: 0 E: 0 K: 2 S: 10	H: 1 LOB: 1 BB: 0 P: 15	R: 0 E: 1 K: 0 S: 5	H: 1 LOB: 2 BB: 0 P: 7	R: 0 E: 0 K: 0 S: 15	H: 1 LOB: 1 BB: 1 P: 20	R: 0 E: 0 K: 0 S: 8	H: 1 LOB: 1 BB: 1 P: 12	R: 0 E: 0 K: 0 S: 7	H: 2 LOB: 2 BB: 0 P: 11	R: 0 E: 0 K: 0 S: 5	H: 0 LOB: 0 BB: 0 P: 6	R: 0 E: 0 K: 0 S: 7	H: 0 LOB: 0 BB: 0 P: 11	R: 0 E: 0 K: 0 S: 8	H: 0 LOB: 0 BB: 0 P: 13	R: 0 E: 0 K: 0 S: 12	H: 2 LOB: 2 BB: 0 P: 17	1B: 8 2B: 0 3B: 0 HR: 0	SF: 0 SAC: 1 DP: 1 HBP: 0	WP: 0 PB: 0 SB: 0 CS: 0	PA: 37
<b>PITCHER</b>	IP	WLS	BF	H	R	ER	SO	BB	IBB	HBP	BLK	WP	HR	S	P	ERA	WHIP					
Freddy Garcia, R (1, 1) ERA: 3.43	9.0	W	37	8	0	0	2	2	0	0	0	0	0	77	112	0.00	1.111					

Seattle Mariners @ Anaheim Angels  
Edison International Field, Anaheim, CA  
Sun Jul 01 2001, 8:05 PM EDT  
Att: 28,887 - Sunny - 78 F

AB 34  
R 0  
H 8  
RBI 0  
BB 2  
SO 2  
LOB 22









Batter	1	2	3	4	5	6	7	8	9	AB	R	H	RBI	BB	SO	LOB	TOP					
51 Ichiro Suzuki, L (1, 9) OBP: 0.378, SLG: 0.473	1-1 G4-3	0-1 F7		0-1 3B		0-0 2B		3-1 2B 1B		5	1	3	1	0	0	1						
Carlos Guillen, S (1, 6) OBP: 0.311, SLG: 0.338	1-1 G4-3 HR		2-3 K	1-1 G5-3		1-0 F8		1-2 F9		5	1	1	0	0	1	3						
Edgar Martinez, R (1, 10) OBP: 0.436, SLG: 0.537	1-0 G4-3		2-2 2B	1-2 G4-3		2-1 F8		3-2 2B		5	1	2	1	0	0	3						
Bret Boone, R (1, 4) OBP: 0.365, SLG: 0.600	4-2 HR		2-1 FC5 2B		1-1 F9		0-2 HR	3-2 F8		4	2	2	2	1	0	1						
Mike Cameron, R (1, 8) OBP: 0.358, SLG: 0.531	1-1 HR		4-2 FC5 BB		4-2 S BB		0-1 F9	3-2 G6-3		3	1	1	3	2	0	0						
Ed Sprague, R (1, 3) OBP: 0.343, SLG: 0.484	1-1 G5-3		3-2 F2		2-0 F8		2-2 G5-3	0-0 F8		5	0	0	0	0	0	3						
Dan Wilson, R (1, 2) OBP: 0.330, SLG: 0.408		0-2 F3	0-1 FC5		1-1 G6-3		1-2 1B	2-2 P4		5	0	1	0	0	0	3						
David Bell, R (1, 5) OBP: 0.295, SLG: 0.398		1-0 FC1-6 1B		1-1 HR		1-2 51 2B		0-0 F3		4	2	3	1	0	0	1						
Charles Gipson, R (1, 7) OBP: 0.267, SLG: 0.192		1-0 FC1-6		1-0 G4-3		1-1 B1		0-0 G5-3		4	0	0	0	0	0	2						
<b>Inning Stats</b>	R: 3 E: 0 K: 0 S: 13	H: 2 LOB: 0 BB: 1 P: 23	R: 0 E: 0 K: 0 S: 7	H: 1 LOB: 1 BB: 0 P: 9	R: 1 E: 0 K: 1 S: 15	H: 2 LOB: 2 BB: 1 P: 28	R: 1 E: 0 K: 0 S: 11	H: 2 LOB: 1 BB: 0 P: 15	R: 0 E: 0 K: 0 S: 7	H: 0 LOB: 1 BB: 1 P: 15	R: 1 E: 0 K: 0 S: 9	H: 2 LOB: 1 BB: 0 P: 14	R: 1 E: 0 K: 0 S: 16	H: 2 LOB: 1 BB: 0 P: 19	R: 1 E: 0 K: 0 S: 12	H: 2 LOB: 0 BB: 22 P: 22	R: 0 E: 0 K: 0 S: 9	H: 0 LOB: 0 BB: 0 P: 14	1B: 3 2B: 6 3B: 1 HR: 3	SF: 0 SAC: 0 DP: 0 HBP: 0	WP: 0 PB: 0 SB: 2 CS: 0	PA: 43
<b>PITCHER</b>	IP WLS BF H R ER SO BB IBB HBP BLK WP HR S P ERA WHIP	IP WLS BF H R ER SO BB IBB HBP BLK WP HR S P ERA WHIP															IP WLS BF H R ER SO BB IBB HBP BLK WP HR S P ERA WHIP					
Darren Oliver, L (1, 1) ERA: 5.95	6.0 L 30 9 6 6 1 3 0 0 0 0 2 62 104 9.00 2.000																					
Ryan Glynn, R (7, 1) ERA: 7.04	3.0 13 4 2 2 0 0 0 0 0 0 1 37 55 6.00 1.333																					

Seattle Mariners @ Texas Rangers  
The Ballpark at Arlington, Arlington, TX  
Tue Jul 03 2001, 8:35 PM EDT  
Att: 41,849 - Cloudy - 89 F

AB 40  
R 8  
H 13  
RBI 8  
BB 3  
SO 1  
LOB 17



Batter	1	2	3	4	5	6	7	8	9	AB	R	H	RBI	BB	SO	LOB	BOTTOM					
Frank Catalanotto, L (1, 7) OBP: 0.360, SLG: 0.485	1-3 K		2-2 G6-3		0-3 K			2-1 F8		4	0	0	0	0	2	3						
Ivan Rodriguez, R (1, 2) OBP: 0.331, SLG: 0.552	0-2 G6-3 3B			2-0 HR	0-0 FC4-6			2-2 L6		4	2	2	1	0	0	2						
Alex Rodriguez, R (1, 6) OBP: 0.405, SLG: 0.608	2-0 G6-3			1-1 HR		4-2 G4-6-3 BB		4-1 BB 1B BB		2	2	1	2	2	0	0						
Rafael Palmeiro, L (1, 3) OBP: 0.370, SLG: 0.528	3-2 P5			0-1 G3		2-3 K		4-2 1B BB		3	0	0	0	1	1	1						
Ruben Sierra, S (1, 10) OBP: 0.317, SLG: 0.657		1-0 F8		2-3 K		1-2 G4-6-3		3-2 1B		4	0	1	1	0	1	1						
Gabe Kapler, R (1, 8) OBP: 0.342, SLG: 0.448		3-2 F2		1-0 F9			0-1 G4-3	1-3 K		4	0	0	0	0	1	2						
Ricky Ledee, L (1, 9) OBP: 0.293, SLG: 0.264					3-2 G3		2-2 1B		1-1 G6-3	3	0	1	0	0	0	0						
Bo Porter, R (9, PH) OBP: 0.324, SLG: 0.406										1	0	0	0	0	0	0						
Mike Lamb, L (1, 5) OBP: 0.308, SLG: 0.327			3-1 G6-3 1B		1-0 2B		4-1 BB		0-1 F4	2	0	2	0	1	0	0						
Scott Sheldon, R (9, PH) OBP: 0.302, SLG: 0.412										1	0	0	0	0	0	0						
10 Michael Young, R (1, 4) OBP: 0.254, SLG: 0.274			3-1 F9		4-2 FC4-6 BB		1-3 K		0-0 F9	3	0	0	0	1	1	2						
<b>Inning Stats</b>	R: 1 E: 0 K: 1 S: 9	H: 1 LOB: 0 BB: 0 P: 13	R: 0 E: 0 K: 0 S: 5	H: 0 LOB: 0 BB: 0 P: 9	R: 0 E: 0 K: 0 S: 7	H: 1 LOB: 0 BB: 0 P: 15	R: 2 E: 0 K: 1 S: 9	H: 2 LOB: 0 BB: 0 P: 15	R: 0 E: 0 K: 1 S: 12	H: 1 LOB: 2 BB: 1 P: 20	R: 0 E: 0 K: 1 S: 13	H: 0 LOB: 0 BB: 1 P: 20	R: 0 E: 0 K: 1 S: 9	H: 1 LOB: 1 BB: 1 P: 16	R: 1 E: 0 K: 1 S: 17	H: 1 LOB: 2 BB: 2 P: 33	R: 0 E: 0 K: 0 S: 5	H: 0 LOB: 0 BB: 0 P: 6	1B: 3 2B: 1 3B: 1 HR: 2	SF: 0 SAC: 0 DP: 2 HBP: 0	WP: 0 PB: 0 SB: 0 CS: 0	PA: 36
<b>PITCHER</b>	IP WLS BF H R ER SO BB IBB HBP BLK WP HR S P ERA WHIP	IP WLS BF H R ER SO BB IBB HBP BLK WP HR S P ERA WHIP															IP WLS BF H R ER SO BB IBB HBP BLK WP HR S P ERA WHIP					
Aaron Sele, R (1, 1) ERA: 3.64	6.2 W 26 6 3 3 4 6 3 3 4 0 0 20 37 4.05 1.350																					
Jeff Nelson, R (7, 1) ERA: 2.29	1.1 7 1 1 1 2 2 0 0 0 0 0 0 20 37 6.75 2.250																					
Arthur Rhodes, L (9, 1) ERA: 1.96	1.0 3 0 0 0 0 0 0 0 0 0 0 0 5 6 0.00 0.000																					

Seattle Mariners @ Texas Rangers  
The Ballpark at Arlington, Arlington, TX  
Tue Jul 03 2001, 8:35 PM EDT  
Att: 41,849 - Cloudy - 89 F


AB 31  
R 4  
H 7  
RBI 4  
BB 5  
SO 6  
LOB 11










Batter	1	2	3	4	5	6	7	8	9	AB	R	H	RBI	BB	SO	LOB	TOP					
51 Ichiro Suzuki, L (1,9) OBP: 0.373, SLG: 0.465 Tom Lampkin, L (6,9) OBP: 0.331, SLG: 0.395	G5-3	FC6-4		K			G1-3			3	0	0	0	0	1	3						
Carlos Guillen, S (1,6) OBP: 0.395, SLG: 0.340	G4-3 1B 2B		G5-3		F8			G6-3		4	1	1	0	0	0	0						
Edgar Martinez, R (1,10) OBP: 0.435, SLG: 0.542	G4-3			HBP	G1-3			HR		3	1	1	1	0	0	1						
John Olerud, L (1,3) OBP: 0.427, SLG: 0.481 Ed Sprague, R (5,3) OBP: 0.333, SLG: 0.469							K			2	0	1	1	1	1	0						
Bret Boone, R (1,4) OBP: 0.367, SLG: 0.599 Mark McLemore, S (6,7) OBP: 0.385, SLG: 0.421										3	0	2	0	0	0	2						
Mike Cameron, R (1,8) OBP: 0.380, SLG: 0.532 Al Martin, L (6,8) OBP: 0.308, SLG: 0.333										3	0	0	0	0	0	3						
David Bell, R (1,5) OBP: 0.294, SLG: 0.398										4	0	1	0	0	0	0						
Dan Wilson, R (1,2) OBP: 0.327, SLG: 0.408										4	0	1	0	0	1	0						
Charles Gipson, R (1,7) OBP: 0.242, SLG: 0.172										3	0	0	0	0	1	3						
<b>Inning Stats</b>	R: 1 E: 0 K: 0 S: 11	H: 3 LOB: 2 BB: 0 P: 21	R: 0 E: 1 K: 0 S: 8	H: 0 LOB: 1 BB: 0 P: 14	R: 0 E: 0 K: 0 S: 5	H: 0 LOB: 1 BB: 1 P: 15	R: 0 E: 0 K: 2 S: 18	H: 2 LOB: 2 BB: 0 P: 25	R: 0 E: 0 K: 1 S: 5	H: 0 LOB: 0 BB: 0 P: 9	R: 0 E: 0 K: 0 S: 6	H: 1 LOB: 0 BB: 0 P: 10	R: 0 E: 0 K: 0 S: 6	H: 0 LOB: 0 BB: 0 P: 7	R: 1 E: 0 K: 1 S: 11	H: 1 LOB: 0 BB: 0 P: 12	R: 0 E: 0 K: 1 S: 9	H: 0 LOB: 0 BB: 0 P: 13	1B: 3 2B: 3 3B: 0 HR: 1	SF: 0 SAC: 0 DP: 2 HBP: 1	WP: 0 PB: 0 SB: 1 CS: 0	PA: 35
<b>PITCHER</b>	IP	WLS	BF	H	R	ER	SO	BB	IBB	HBP	BLK	WP	HR	S	P	ERA	WHIP					
Kenny Rogers, L (1,1) ERA: 6.05 Aaron Myette, R (8,1) ERA: 9.72	7.0	W	28	6	1	1	3	1	0	1	0	0	0	59	101	1.29	1.000					
<div style="text-align: right;">  </div>																						

Seattle Mariners @ Texas Rangers  
The Ballpark at Arlington, Arlington, TX  
Thu Jul 05 2001, 8:35 PM EDT  
Att: 29,797 - Sunny - 91 F

AB 33  
R 2  
H 7  
RBI 2  
BB 1  
SO 5  
LOB 12

Batter	1	2	3	4	5	6	7	8	9	AB	R	H	RBI	BB	SO	LOB	BOTTOM					
Frank Catalanotto, L (1,7) OBP: 0.365, SLG: 0.482	F9									3	2	1	0	1	0	1						
Ricky Ledes, L (1,9) OBP: 0.302, SLG: 0.298	F7									4	2	1	3	1	0	2						
Alex Rodriguez, R (1,6) OBP: 0.407, SLG: 0.618 Scott Sheldon, R (8,6) OBP: 0.296, SLG: 0.404	F8									4	1	1	4	0	0	2						
Rafael Palmeiro, L (1,3) OBP: 0.378, SLG: 0.564 Bo Porter, R (8,7) OBP: 0.304, SLG: 0.377										2	3	2	3	1	0	0						
Ruben Sierra, S (1,10) OBP: 0.318, SLG: 0.671										5	1	1	2	0	1	1						
Gabe Kapler, R (1,8) OBP: 0.336, SLG: 0.439										4	1	1	0	0	1	1						
Mike Lamb, L (1,5) OBP: 0.333, SLG: 0.421										4	1	2	1	0	0	1						
Bill Haselman, R (1,2) OBP: 0.286, SLG: 0.357										4	1	1	1	0	1	1						
10 Michael Young, R (1,4) OBP: 0.270, SLG: 0.298										4	2	3	0	0	0	0						
<b>Inning Stats</b>	R: 0 E: 0 K: 0 S: 8	H: 0 LOB: 0 BB: 0 P: 13	R: 1 E: 0 K: 0 S: 12	H: 1 LOB: 0 BB: 0 P: 19	R: 4 E: 0 K: 1 S: 20	H: 4 LOB: 0 BB: 0 P: 30	R: 9 E: 0 K: 0 S: 20	H: 7 LOB: 0 BB: 1 P: 33	R: 0 E: 0 K: 1 S: 9	H: 0 LOB: 1 BB: 1 P: 16	R: 0 E: 0 K: 0 S: 15	H: 0 LOB: 1 BB: 1 P: 20	R: 0 E: 0 K: 1 S: 7	H: 0 LOB: 0 BB: 0 P: 8	1B: 5 2B: 3 3B: 1 HR: 4	SF: 0 SAC: 0 DP: 1 HBP: 2	WP: 0 PB: 0 SB: 0 CS: 0	PA: 41				
<b>PITCHER</b>	IP	WLS	BF	H	R	ER	SO	BB	IBB	HBP	BLK	WP	HR	S	P	ERA	WHIP					
Denny Stark, R (1,1) ERA: 12.46 Brian Fuentes, L (4,1) ERA: 5.59 Joel Pineiro, R (5,1) ERA: Jose Paniagua, R (8,1) ERA: 4.01	3.0	L	18	9	9	9	1	0	0	0	0	0	0	2	47	70	27.00	3.000				
<div style="text-align: right;">  </div>																						

Seattle Mariners @ Texas Rangers  
The Ballpark at Arlington, Arlington, TX  
Thu Jul 05 2001, 8:35 PM EDT  
Att: 29,797 - Sunny - 91 F

AB 36  
R 14  
H 13  
RBI 14  
BB 3  
SO 3  
LOB 9



Batter	1	2	3	4	5	6	7	8	9	AB	R	H	RBI	BB	SO	LOB	TOP				
51 Ichiro Suzuki, L (1,9) OBP: 0.378, SLG: 0.475 Scott Podsednik, L (8,FR) (8,9)	2-1 HR	0-3 K			1-2 G3 1B	4-0 BB IBB		E4 BB		5 0	2 0	3 0	2 0	2 0	1 0	1 0					
Mark McLemore, S (1,8) OBP: 0.388, SLG: 0.417 Charles Gipson, R (8,8)	1-1 G4-3 1B	1-1 F7			1-3 K	4-2 BB		BB		4 0	2 0	1 0	1 0	2 0	1 0	1 0					
Bret Boone, R (1,4) OBP: 0.366, SLG: 0.595	3-2 G5-3		1-3 K		1-0 G3	1-2 F9		1-2 WP HR 1B	1-2 G4-3 1B	6 2	2 1	1 0	1 0	1 5							
John Olerud, L (1,3) OBP: 0.425, SLG: 0.475	3-1 G4-3		1-1 L5		1-0 HBP	0-0 G1-3		4-1 HR BB	3-2 F8	4 1	0 0	0 1	0 5								
Al Martin, L (1,7) OBP: 0.314, SLG: 0.366	2-2 1B		1-3 K		0-1 L4		2-1 HR	0-0 HR	0-1 G4-3	6 2	3 4	0 1	0 1	3							
Carlos Guillen, S (1,6) OBP: 0.316, SLG: 0.344	1-0 1B			0-1 G4-3		0-1 SH S E 1B	2-1 P6	1-1 1B	4-2 1B BB	5 2	3 0	0 1	0 1								
David Bell, R (1,5) OBP: 0.298, SLG: 0.411	0-2 F7		1-2 G6-3 1B		1-0 L5		3-1 HR	2-2 P5	0-2 1B	6 1	3 3	0 0	0 4								
Dan Wilson, R (1,2)		1-0 SH1-4 1B		1-1 G6-3		4-1 E BB BB	2-3 K	0-0 F9	0-3 K	5 1	1 0	1 0	1 2	4							
Freddy Garcia, R (1,1)		0-0 SH1-4		0-3 K		0-1 SH BB	0-2 G3-1	0-0 51 1B		3 0	1 0	0 0	1 1								
<b>Inning Stats</b>	R: 2 E: 0 K: 0 S: 22	H: 4 LOB: 2 BB: 0 P: 34	R: 0 E: 0 K: 1 S: 7	H: 1 LOB: 1 BB: 0 P: 9	R: 0 E: 0 K: 2 S: 10	H: 0 LOB: 0 BB: 0 P: 13	R: 0 E: 0 K: 1 S: 12	H: 1 LOB: 1 BB: 0 P: 14	R: 0 E: 0 K: 1 S: 10	H: 1 LOB: 2 BB: 0 P: 14	R: 2 E: 1 K: 0 S: 12	H: 2 LOB: 0 BB: 0 P: 21	R: 6 E: 1 K: 0 S: 18	H: 5 LOB: 2 BB: 2 P: 34	R: 1 E: 0 K: 1 S: 20	H: 2 LOB: 2 BB: 1 P: 28	1B: 13 2B: 1 3B: 0 HR: 3	SF: 0 SAC: 2 DP: 0 HBP: 1	WP: 1 PB: 0 SB: 1 CS: 0	PA: 53	
<b>PITCHER</b>	IP WLS BF H R ER SO BB IBB HBP BLK WP HR S P ERA WHIP	IP WLS BF H R ER SO BB IBB HBP BLK WP HR S P ERA WHIP	IP WLS BF H R ER SO BB IBB HBP BLK WP HR S P ERA WHIP	IP WLS BF H R ER SO BB IBB HBP BLK WP HR S P ERA WHIP	IP WLS BF H R ER SO BB IBB HBP BLK WP HR S P ERA WHIP	IP WLS BF H R ER SO BB IBB HBP BLK WP HR S P ERA WHIP	IP WLS BF H R ER SO BB IBB HBP BLK WP HR S P ERA WHIP	IP WLS BF H R ER SO BB IBB HBP BLK WP HR S P ERA WHIP	IP WLS BF H R ER SO BB IBB HBP BLK WP HR S P ERA WHIP	IP WLS BF H R ER SO BB IBB HBP BLK WP HR S P ERA WHIP	IP WLS BF H R ER SO BB IBB HBP BLK WP HR S P ERA WHIP	IP WLS BF H R ER SO BB IBB HBP BLK WP HR S P ERA WHIP	IP WLS BF H R ER SO BB IBB HBP BLK WP HR S P ERA WHIP	IP WLS BF H R ER SO BB IBB HBP BLK WP HR S P ERA WHIP	IP WLS BF H R ER SO BB IBB HBP BLK WP HR S P ERA WHIP	IP WLS BF H R ER SO BB IBB HBP BLK WP HR S P ERA WHIP	IP WLS BF H R ER SO BB IBB HBP BLK WP HR S P ERA WHIP	IP WLS BF H R ER SO BB IBB HBP BLK WP HR S P ERA WHIP	IP WLS BF H R ER SO BB IBB HBP BLK WP HR S P ERA WHIP	IP WLS BF H R ER SO BB IBB HBP BLK WP HR S P ERA WHIP	IP WLS BF H R ER SO BB IBB HBP BLK WP HR S P ERA WHIP

Seattle Mariners @ Los Angeles Dodgers  
Dodger Stadium, Los Angeles, CA  
Fri Jul 06 2001, 7:10 PM PDT  
Att: 53,072 - Cloudy - 79 F

livebaseballscorecards.com

AB 44  
R 13  
H 17  
RBI 11  
BB 6  
SO 7  
LOB 28



Batter	1	2	3	4	5	6	7	8	9	AB	R	H	RBI	BB	SO	LOB	BOTTOM				
Tom Goodwin, L (1,8) OBP: 0.304, SLG: 0.374	1-0 F8		0-0 F8			1-2 F3		0-2 G3-1		4 0	0 0	0 0	0 0	0 3							
Mark Czuprianiak, R (1,4) OBP: 0.359, SLG: 0.445 Jeff Reboulet, R (8,PH) (9,4)	1-1 G1-3			0-0 G4-3		0-3 K		0-3 K		3 1	0 0	0 0	0 1	1 1							
Gary Sheffield, R (1,7) OBP: 0.415, SLG: 0.531 Hiram Bocachica, R (9,7)	1-3 K		1-2 F8		2-2 F5		0-0 G5-3			3 1	0 0	0 0	0 0	1 0							
Shawn Green, L (1,9) OBP: 0.363, SLG: 0.538		1-0 F8		1-2 F7		0-0 G6-3 1B		0-0 G6-3 1B		4 0	2 2	0 0	0 0	0 0							
Paul Lo Duca, R (1,2) OBP: 0.387, SLG: 0.625		0-0 G5-3		1-2 F5		1-0 G6-3 1B		1-0 G6-3 1B		4 0	1 1	0 0	0 0	0 1							
Dave Hansen, L (1,3) OBP: 0.400, SLG: 0.368 Al Reyes, R (6,1) Marquis Grissom, R (7,PH) Mike Fetters, R (8,1) Giovanni Carrara, R (8,1) OBP: 0.400, SLG: 0.400		1-3 K		2-1 G4-3		0-0 G6-3		1-2 G6-3		2 0	0 0	0 0	0 0	0 0	1 0						
Adrian Beltré, R (1,5) OBP: 0.296, SLG: 0.404			3-1 G6-3		0-3 K2-3		1-2 G1-3			3 0	0 0	0 0	0 1	2							
Alex Cora, L (1,6) OBP: 0.258, SLG: 0.317			4-2 BLK SH3-4 BB		3-2 G4-3		0-1 E3 G3-1 G1			2 0	0 0	0 1	0 0								
Kevin Brown, R (1,1) OBP: 0.179, SLG: 0.200 Chris Donnels, L (6,3) OBP: 0.262, SLG: 0.230			0-0 SH3-4		1-0 1B		3-1 G1			0 2	0 1	0 0	0 0	0 1							
<b>Inning Stats</b>	R: 0 E: 0 K: 1 S: 6	H: 0 LOB: 0 BB: 0 P: 9	R: 0 E: 0 K: 1 S: 5	H: 0 LOB: 0 BB: 0 P: 7	R: 0 E: 0 K: 0 S: 6	H: 0 LOB: 1 BB: 1 P: 13	R: 0 E: 0 K: 0 S: 7	H: 0 LOB: 0 BB: 0 P: 9	R: 0 E: 0 K: 1 S: 9	H: 0 LOB: 0 BB: 0 P: 12	R: 0 E: 0 K: 1 S: 12	H: 1 LOB: 1 BB: 0 P: 17	R: 0 E: 0 K: 1 S: 10	H: 0 LOB: 1 BB: 0 P: 13	R: 0 E: 0 K: 0 S: 3	H: 1 LOB: 0 BB: 0 P: 4	1B: 4 2B: 0 3B: 0 HR: 0	SF: 0 SAC: 1 DP: 1 HBP: 0	WP: 0 PB: 0 SB: 0 CS: 0	PA: 32	
<b>PITCHER</b>	IP WLS BF H R ER SO BB IBB HBP BLK WP HR S P ERA WHIP	IP WLS BF H R ER SO BB IBB HBP BLK WP HR S P ERA WHIP	IP WLS BF H R ER SO BB IBB HBP BLK WP HR S P ERA WHIP	IP WLS BF H R ER SO BB IBB HBP BLK WP HR S P ERA WHIP	IP WLS BF H R ER SO BB IBB HBP BLK WP HR S P ERA WHIP	IP WLS BF H R ER SO BB IBB HBP BLK WP HR S P ERA WHIP	IP WLS BF H R ER SO BB IBB HBP BLK WP HR S P ERA WHIP	IP WLS BF H R ER SO BB IBB HBP BLK WP HR S P ERA WHIP	IP WLS BF H R ER SO BB IBB HBP BLK WP HR S P ERA WHIP	IP WLS BF H R ER SO BB IBB HBP BLK WP HR S P ERA WHIP	IP WLS BF H R ER SO BB IBB HBP BLK WP HR S P ERA WHIP	IP WLS BF H R ER SO BB IBB HBP BLK WP HR S P ERA WHIP	IP WLS BF H R ER SO BB IBB HBP BLK WP HR S P ERA WHIP	IP WLS BF H R ER SO BB IBB HBP BLK WP HR S P ERA WHIP	IP WLS BF H R ER SO BB IBB HBP BLK WP HR S P ERA WHIP	IP WLS BF H R ER SO BB IBB HBP BLK WP HR S P ERA WHIP	IP WLS BF H R ER SO BB IBB HBP BLK WP HR S P ERA WHIP	IP WLS BF H R ER SO BB IBB HBP BLK WP HR S P ERA WHIP	IP WLS BF H R ER SO BB IBB HBP BLK WP HR S P ERA WHIP	IP WLS BF H R ER SO BB IBB HBP BLK WP HR S P ERA WHIP	IP WLS BF H R ER SO BB IBB HBP BLK WP HR S P ERA WHIP

Seattle Mariners @ Los Angeles Dodgers  
Dodger Stadium, Los Angeles, CA  
Fri Jul 06 2001, 7:10 PM PDT  
Att: 53,072 - Cloudy - 79 F

livebaseballscorecards.com

AB 30  
R 0  
H 4  
RBI 0  
BB 1  
SO 5  
LOB 11





Batter	1	2	3	4	5	6	7	8	9	AB	R	H	RBI	BB	SO	LOB	TOP															
51 Ichiro Suzuki, L (1,9) OBP: 0.376, SLG: 0.471	G3-1		G4-3			G5-3			BB, HBP, BB	3	0	0	0	1	0	0	<b>Seattle Mariners @ Los Angeles Dodgers</b> Dodger Stadium, Los Angeles, CA Sat Jul 07 2001, 1:10 PM PDT Att: 40,937 - Sunny - 84 F															
Mark McLemore, S (1,5) OBP: 0.396, SLG: 0.414	P6			CS, 1B		F7			F7	4	0	1	0	0	0	1																
Bret Boone, R (1,4) OBP: 0.365, SLG: 0.589	K			L9			G6-3		BB, HBP	3	0	0	0	0	1	1																
John Olerud, L (1,3) OBP: 0.426, SLG: 0.483		G6-3		HR		F7			BB	3	1	1	1	1	0	0																
Mike Cameron, R (1,8) OBP: 0.359, SLG: 0.532			G4-3				K		F2	4	0	1	0	0	1	3																
Al Martin, L (1,7) OBP: 0.315, SLG: 0.361		G1-3			G4-6-3, BB			G6-3		2	0	0	0	0	1	0																
Arthur Rhodes, L (8,1)										0	0	0	0	0	0	0																
Jose Paniagua, R (8,1)										0	0	0	0	0	0	0																
Carlos Guillen, S (1,6) OBP: 0.313, SLG: 0.341		K		G4-6-3, 1-2				K		3	0	0	0	0	2	2																
Tom Lampkin, L (1,2) OBP: 0.324, SLG: 0.385			P5		G3			F9		3	0	0	0	0	0	0																
Paul Abbott, R (1,1) OBP: 0.250, SLG: 0.250									G3	2	0	0	0	0	1	0																
Jeff Nelson, R (6,1)										0	0	0	0	0	0	0																
Charles Gipson, R (8,7) OBP: 0.242, SLG: 0.172										0	0	0	0	0	0	0																
Edgar Martinez, R (9, PH) OBP: 0.433, SLG: 0.540										1	0	0	0	0	0	0																
David Bell, R (9,5) OBP: 0.296, SLG: 0.411										0	0	0	0	0	0	0																
<b>Inning Stats</b>	R: 0 E: 0 K: 1 S: 8	H: 0 LOB: 0 BB: 0 P: 14	R: 0 E: 0 K: 1 S: 12	H: 1 LOB: 1 BB: 0 P: 17	R: 0 E: 0 K: 1 S: 6	H: 0 LOB: 0 BB: 0 P: 11	R: 1 E: 0 K: 0 S: 14	H: 2 LOB: 0 BB: 0 P: 21	R: 0 E: 0 K: 0 S: 10	H: 0 LOB: 0 BB: 1 P: 18	R: 0 E: 0 K: 1 S: 6	H: 0 LOB: 0 BB: 0 P: 10	R: 0 E: 0 K: 1 S: 8	H: 0 LOB: 0 BB: 0 P: 12	R: 0 E: 0 K: 1 S: 9	H: 0 LOB: 0 BB: 2 P: 14	R: 0 E: 0 K: 0 S: 8	H: 0 LOB: 3 BB: 2 P: 21	1B: 1 2B: 1 3B: 0 HR: 1	SF: 0 SAC: 0 DP: 1 HBP: 1	WP: 0 PB: 0 SB: 0 CS: 1	PA: 32										
<b>PITCHER</b>	IP WLS BF H R ER SO BB IBB HBP BLK WP HR S P ERA WHIP																															
Terry Adams, R (1,1) ERA: 4.97	7.0	23	3	1	1	4	1	0	0	0	0	1	64	103	1.29	0.571																
Matt Herges, R (8,1) ERA: 3.43	2.0	9	0	0	0	1	2	0	1	0	0	0	17	35	0.00	1.000																

AB	28
R	1
H	3
RBI	1
BB	3
SO	5
LOB	8



Batter	1	2	3	4	5	6	7	8	9	AB	R	H	RBI	BB	SO	LOB	BOTTOM															
Paul Lo Duca, R (1,2) OBP: 0.385, SLG: 0.616	F9		F9		L4			BB, HBP		3	0	0	0	0	0	1	<b>Seattle Mariners @ Los Angeles Dodgers</b> Dodger Stadium, Los Angeles, CA Sat Jul 07 2001, 1:10 PM PDT Att: 40,937 - Sunny - 84 F															
Hiram Bocachica, R (8, PR) OBP: 0.296, SLG: 0.402										0	0	0	0	0	0	0																
Chad Kreuter, S (9,2) OBP: 0.395, SLG: 0.392										0	0	0	0	0	0	0																
Jeff Reboulet, R (1,4) OBP: 0.373, SLG: 0.375	G5-3			K		1B, BB		K		3	0	0	0	1	2	1																
Gary Sheffield, R (1,7) OBP: 0.416, SLG: 0.541	F7			HR		F9			BB	3	1	1	1	1	0	1																
Shawn Green, L (1,9) OBP: 0.359, SLG: 0.532		G4-3		G4-3		F8		K		4	0	0	0	0	1	3																
Eric Karros, R (1,3) OBP: 0.307, SLG: 0.405		K			FC6-4, 1B			F7		4	0	2	0	0	1	2																
Marquis Grissom, R (1,8) OBP: 0.271, SLG: 0.513		F9		FC6-4, 1-2		K				4	0	0	0	0	2	4																
Adrián Beltré, R (1,5) OBP: 0.296, SLG: 0.417		G6-3			K			K		4	1	1	1	0	2	1																
Alex Cora, L (1,6) OBP: 0.255, SLG: 0.313			F8		G4-3			K		3	0	0	0	0	1	0																
Terry Adams, R (1,1) OBP: 0.182, SLG: 0.111										2	0	1	0	0	1	0																
Chris Donnels, L (7, PH) OBP: 0.259, SLG: 0.227										1	0	0	0	0	1	0																
Matt Herges, L (8,1) OBP: 0.400, SLG: 0.400										0	0	0	0	0	0	0																
<b>Inning Stats</b>	R: 0 E: 0 K: 0 S: 9	H: 0 LOB: 0 BB: 0 P: 15	R: 0 E: 0 K: 1 S: 11	H: 0 LOB: 1 BB: 0 P: 13	R: 0 E: 0 K: 1 S: 6	H: 0 LOB: 0 BB: 0 P: 12	R: 1 E: 0 K: 1 S: 13	H: 2 LOB: 1 BB: 0 P: 18	R: 0 E: 0 K: 1 S: 11	H: 1 LOB: 1 BB: 0 P: 18	R: 0 E: 0 K: 1 S: 7	H: 1 LOB: 2 BB: 1 P: 15	R: 0 E: 0 K: 3 S: 10	H: 0 LOB: 0 BB: 0 P: 13	R: 0 E: 0 K: 2 S: 14	H: 0 LOB: 2 BB: 1 P: 26	R: 0 E: 0 K: 1 S: 5	H: 1 LOB: 0 BB: 0 P: 8	1B: 3 2B: 0 3B: 0 HR: 2	SF: 0 SAC: 0 DP: 0 HBP: 1	WP: 1 PB: 0 SB: 0 CS: 0	PA: 34										
<b>PITCHER</b>	IP WLS BF H R ER SO BB IBB HBP BLK WP HR S P ERA WHIP																															
Paul Abbott, R (1,1) ERA: 4.42	5.2	23	4	1	1	4	1	0	0	0	1	54	87	1.59	0.882																	
Jeff Nelson, R (6,1) ERA: 2.19	1.2	7	0	0	0	5	1	0	1	0	0	21	33	0.00	0.600																	
Arthur Rhodes, L (8,1) ERA: 1.95	0.1	1	0	0	0	1	0	0	0	0	0	3	5	0.00	0.000																	
Jose Paniagua, R (8,1) ERA: 4.15	0.2	L 3	1	1	1	1	0	0	0	0	0	1	8	13	13.50	1.500																









Batter	1	2	3	4	5	6	7	8	9	10	11	AB	R	H	RBI	BB	SO	LOB	TOP					
Calvin Murray, R OBP: 0.346, SLG: 0.434 (1, 8)	F2		F8			F7	P6			P4		5	0	0	0	0	0	2						
Rich Aurilia, R OBP: 0.395, SLG: 0.561 (1, 6)	F8			F8		HR	F7			G5-3		5	1	1	2	0	0	1						
Barry Bonds, L OBP: 0.486, SLG: 0.830 (1, 10)	HR			K		BB 1B				K		5	1	2	1	0	3	0						
Jeff Kent, R OBP: 0.370, SLG: 0.506 (1, 4) (11, 3)	K			K		F4				BB 1B		5	0	1	0	0	2	1						
Armando Rios, L OBP: 0.324, SLG: 0.466 (1, 9)		P4				L3				BB 1B		4	0	1	0	1	1	0						
Felipe Crespo, S OBP: 0.234, SLG: 0.414 Pedro Feliz, R OBP: 0.235, SLG: 0.315 (1, 3) (11, PH) (11, 5)	K			F7						G1-6-3		3	0	0	0	1	1	2						
Benito Santiago, R OBP: 0.330, SLG: 0.390 (1, 2)	F9					BB				G1-6-3		1	0	0	0	0	1	0						
Marvin Benard, L OBP: 0.275, SLG: 0.335 (1, 7)			F8			G4-3				F7		4	0	0	0	0	0	1						
Ramon Martinez, R OBP: 0.341, SLG: 0.363 (1, 5) (11, 4)			P6			HR				K		4	1	2	0	0	1	0						
<b>Inning Stats</b>	R: 1 E: 0 K: 1 S: 8	H: 1 LOB: 0 BB: 0 P: 12	R: 0 E: 0 K: 1 S: 9	H: 0 LOB: 0 BB: 0 P: 16	R: 0 E: 0 K: 0 S: 11	H: 0 LOB: 0 BB: 0 P: 16	R: 0 E: 0 K: 2 S: 10	H: 0 LOB: 0 BB: 0 P: 14	R: 0 E: 0 K: 0 S: 7	H: 1 LOB: 1 BB: 0 P: 12	R: 2 E: 0 K: 0 S: 19	H: 4 LOB: 3 BB: 1 P: 30	R: 0 E: 0 K: 1 S: 10	H: 1 LOB: 1 BB: 0 P: 21	R: 0 E: 0 K: 1 S: 9	H: 0 LOB: 0 BB: 0 P: 11	R: 0 E: 0 K: 1 S: 7	H: 0 LOB: 0 BB: 0 P: 11	R: 0 E: 0 K: 2 S: 9	H: 0 LOB: 0 BB: 0 P: 13	1B: 6 2B: 0 3B: 0 HR: 2	SF: 0 SAC: 0 DP: 1 HBP: 0	WP: 0 PB: 0 SB: 0 CS: 0	PA: 42
<b>PITCHER</b>	IP ERA WLS BF H R ER SO BB IBB HBP BLK WP HR S P ERA WHIP	Paul Abbott, R ERA: 4.45 (1, 1)	Jose Paniagua, R ERA: 3.94 (6, 1)	Ryan Franklin, R ERA: 3.55 (9, 1)	Kazuhiro Sasaki, R ERA: 2.93 (10, 1)	Arthur Rhodes, L ERA: 1.91 (11, 1)	<b>PITCHER</b>	IP ERA WLS BF H R ER SO BB IBB HBP BLK WP HR S P ERA WHIP	41 Chad Zerbe, L ERA: 3.78 (11, 1)															

San Francisco Giants @ Seattle Mariners  
Safeco Field, Seattle, WA  
Thu Jul 12 2001, 7:05 PM PDT  
Att: 45,696 - Sunny - 76 F

AB 40  
R 3  
H 8  
RBI 3  
BB 2  
SO 9  
LOB 10



Batter	1	2	3	4	5	6	7	8	9	10	11	AB	R	H	RBI	BB	SO	LOB	BOTTOM							
51 Ichiro Suzuki, L OBP: 0.374, SLG: 0.468 (1, 9)	F5		1B SF8 1B			F9				G4-3		5	1	1	0	0	0	0								
Carlos Guillen, S OBP: 0.312, SLG: 0.339 (1, 6)	F8		BB 1B			B1-3				L6		5	0	1	0	0	0	0								
Edgar Martinez, R OBP: 0.430, SLG: 0.534 (1, 10)	BB		SF8			E6				G6-3		3	0	0	1	1	0	0								
John Olerud, L OBP: 0.423, SLG: 0.476 (1, 3)	P6		L8			F8				G3		5	0	0	0	0	1	3								
Bret Boone, R OBP: 0.366, SLG: 0.581 (1, 4)		F				SH1-4 BB 1B				F8		4	1	2	0	1	0	0								
Mike Cameron, R OBP: 0.360, SLG: 0.531 (1, 8)	F7		P4			SH1-4 BB				K		3	1	0	0	2	1	3								
Ed Sprague, R OBP: 0.317, SLG: 0.472 Mark McLemore, S OBP: 0.363, SLG: 0.407 (1, 7) (6, PH) (7, 7)	E6					SH1-4				K		2	0	0	0	0	0	1								
David Bell, R OBP: 0.310, SLG: 0.432 (1, 5)	1B					P9				HR		5	1	3	2	0	1	4								
Dan Wilson, R OBP: 0.325, SLG: 0.413 Al Martin, L OBP: 0.313, SLG: 0.359 Tom Lampkin, L OBP: 0.323, SLG: 0.390 (1, 2) (9, PH) (10, 2)	G3					F9				G4-3		3	0	0	0	0	0	3								
<b>Inning Stats</b>	R: 0 E: 0 K: 0 S: 7	H: 0 LOB: 1 BB: 1 P: 15	R: 1 E: 1 K: 0 S: 12	H: 2 LOB: 1 BB: 0 P: 21	R: 1 E: 0 K: 0 S: 12	H: 2 LOB: 2 BB: 1 P: 23	R: 0 E: 0 K: 0 S: 5	H: 1 LOB: 0 BB: 0 P: 12	R: 0 E: 1 K: 0 S: 5	H: 0 LOB: 1 BB: 0 P: 7	R: 0 E: 0 K: 0 S: 11	H: 0 LOB: 2 BB: 1 P: 20	R: 0 E: 0 K: 0 S: 7	H: 0 LOB: 0 BB: 0 P: 11	R: 0 E: 0 K: 1 S: 9	H: 0 LOB: 0 BB: 0 P: 14	R: 1 E: 0 K: 1 S: 12	H: 1 LOB: 0 BB: 0 P: 17	R: 0 E: 0 K: 1 S: 6	H: 0 LOB: 0 BB: 0 P: 7	R: 1 E: 0 K: 1 S: 12	H: 1 LOB: 2 BB: 2 P: 23	1B: 7 2B: 0 3B: 0 HR: 1	SF: 1 SAC: 1 DP: 0 HBP: 0	WP: 0 PB: 0 SB: 1 CS: 0	PA: 45
<b>PITCHER</b>	IP ERA WLS BF H R ER SO BB IBB HBP BLK WP HR S P ERA WHIP	Kirk Ruster, L ERA: 4.69 (7, 1)	Aaron Fultz, L ERA: 4.03 (8, 1)	Felix Rodriguez, R ERA: 1.84 (9, 1)	Robb Nen, R ERA: 3.15 (11, 1)	Brian Boehringer, R ERA: 3.52 (11, 1)	<b>PITCHER</b>	IP ERA WLS BF H R ER SO BB IBB HBP BLK WP HR S P ERA WHIP	41 Chad Zerbe, L ERA: 3.78 (11, 1)																	

San Francisco Giants @ Seattle Mariners  
Safeco Field, Seattle, WA  
Thu Jul 12 2001, 7:05 PM PDT  
Att: 45,696 - Sunny - 76 F


AB 38  
R 4  
H 8  
RBI 4  
BB 5  
SO 4  
LOB 14









Batter	1	2	3	4	5	6	7	8	9	AB	R	H	RBI	BB	SO	LOB	TOP										
Calvin Murray, R (1, 8) OBP: 0.345, SLG: 0.431	1-2 P6		2-2 G5-3			0-0 G5-3		4-2 BB		3	0	0	0	1	0	0	<b>San Francisco Giants @ Seattle Mariners</b> Safeco Field, Seattle, WA Sat Jul 14 2001, 1:05 PM PDT Att: 45,809 - Cloudy - 67 F										
Rich Aurilia, R (1, 6) OBP: 0.388, SLG: 0.560	2-2 HR		0-3 K			3-1 G4-3		1-1 F7		4	1	1	1	0	1	1											
Barry Bonds, L (1, 10) OBP: 0.477, SLG: 0.806	1-0 G1-3				3-1 G4-3		1-0 F9		0-0 F8	4	0	0	0	0	0	1											
Jeff Kent, R (1, 4) OBP: 0.371, SLG: 0.500	4-1 BB				0-0 F9		2-1 1B HBP		1-3 K	2	0	0	0	1	1	0											
Armando Rios, L (1, 9) OBP: 0.326, SLG: 0.477	0-2 F8				0-2 HR		0-0 1B		1-3 K	4	1	2	1	0	1	1											
Felipe Crespo, S (1, 3)		3-1 F9			0-0 F8		2-3 K		0-1 F9	4	0	0	0	0	1	2											
Benito Santiago, R (1, 2) OBP: 0.321, SLG: 0.379		0-0 G6-3			1-0 G6-3		0-0 P4			3	0	0	0	0	0	2											
Marvin Benard, L (1, 7) OBP: 0.272, SLG: 0.330		1-2 G6-3			0-1 G4-3		1-1 G6-3			3	0	0	0	0	0	2											
Ramon Martinez, R (1, 5) OBP: 0.348, SLG: 0.367			2-2 F7		1-0 G4-3			1-3 K		3	0	0	0	0	1	0											
<b>Inning Stats</b>	R: 1 E: 0 K: 0 S: 11	H: 1 LOB: 1 BB: 1 P: 19	R: 0 E: 0 K: 0 S: 6	H: 0 LOB: 0 BB: 0 P: 10	R: 0 E: 0 K: 1 S: 12	H: 0 LOB: 0 BB: 0 P: 16	R: 1 E: 0 K: 0 S: 7	H: 1 LOB: 0 BB: 0 P: 10	R: 0 E: 0 K: 0 S: 4	H: 0 LOB: 0 BB: 0 P: 6	R: 0 E: 0 K: 1 S: 8	H: 1 LOB: 2 BB: 0 P: 13	R: 0 E: 0 K: 1 S: 8	H: 0 LOB: 1 BB: 1 P: 14	R: 0 E: 0 K: 2 S: 8	H: 0 LOB: 0 BB: 0 P: 10		1B: 1 2B: 0 3B: 0 HR: 2	SF: 0 SAC: 0 DP: 0 HBP: 1	WP: 0 PB: 0 SB: 0 CS: 0	PA: 33						
<b>PITCHER</b>	IP	WLS	BF	H	R	ER	SO	BB	IBB	HBP	BLK	WP	HR	S	P	ERA	WHIP										
Freddy Garcia, R (1, 1) ERA: 3.15	7.0	W	26	3	2	2	2	1	0	1	0	0	2	52	82	2.57	0.571										
Jeff Nelson, R (8, 1) ERA: 2.15	0.2	H	3	0	0	0	1	1	0	0	0	0	0	7	13	0.00	1.500										
Arthur Rhodes, L (8, 1) ERA: 1.89	0.1	H	1	0	0	0	0	0	0	0	0	0	0	1	1	0.00	0.000										
Kazuhiro Sasaki, R (9, 1) ERA: 2.85	1.0	S	3	0	0	0	2	0	0	0	0	0	0	8	10	0.00	0.000										

Batter	1	2	3	4	5	6	7	8	9	AB	R	H	RBI	BB	SO	LOB	BOTTOM										
51 Ichiro Suzuki, L (1, 9) OBP: 0.372, SLG: 0.462	4-0 E 1B BB	0-0 SF9		4-2 S 1B BB		2-0 F9				1	1	0	1	2	0	0	<b>San Francisco Giants @ Seattle Mariners</b> Safeco Field, Seattle, WA Sat Jul 14 2001, 1:05 PM PDT Att: 45,809 - Cloudy - 67 F										
Carlos Guillen, S (1, 6) OBP: 0.321, SLG: 0.341	2-3 K	3-H 4-1 BB		1-2 S 1B		4-0 BB				2	0	1	0	2	1	1											
Edgar Martinez, R (1, 10) OBP: 0.429, SLG: 0.538	SAFE BB 1B	2-2 F7		4-0 BB 1B		3-1 G1-3				3	0	1	1	1	0	3											
John Olerud, L (1, 3) OBP: 0.424, SLG: 0.484	4-0 G5-3 BB BB		1-1 F8	1-0 L9		1-3 K				3	0	0	0	1	1	3											
Bret Boone, R (1, 4) OBP: 0.366, SLG: 0.578	4-1 G5-3 BB		2-1 E7 SF8 2B		0-0 F8		1-1 P4			3	1	1	0	1	0	0											
Mike Cameron, R (1, 8) OBP: 0.352, SLG: 0.518	1-1 G5-3		3-2 SF8		0-0 G3		1-1 F8			3	0	0	1	0	0	3											
Ed Sprague, R (1, 7) OBP: 0.341, SLG: 0.487		2-1 G1-3			0-1 BB			3-3 K		3	1	2	0	0	0	0											
Charles Gipson, R (6, PR) OBP: 0.242, SLG: 0.172		1B 51 SF9 1B								0	0	0	0	0	0	0											
Mark McLemore, S (8, PH) OBP: 0.375, SLG: 0.397		1-0 F8		1-1 G4-3	0-0 F8		2-2 L7			4	0	0	0	0	0	2											
David Bell, R (1, 5) OBP: 0.306, SLG: 0.429		2-2 BB 1B		1-2 F9		2-3 K		0-1 P4		4	0	1	0	0	1	0											
Dan Wilson, R (1, 2) OBP: 0.324, SLG: 0.410																											
<b>Inning Stats</b>	R: 1 E: 1 K: 1 S: 9	H: 1 LOB: 3 BB: 3 P: 26	R: 1 E: 0 K: 0 S: 11	H: 2 LOB: 2 BB: 1 P: 22	R: 1 E: 1 K: 0 S: 11	H: 1 LOB: 0 BB: 0 P: 20	R: 0 E: 0 K: 0 S: 11	H: 1 LOB: 3 BB: 2 P: 23	R: 0 E: 0 K: 0 S: 5	H: 1 LOB: 1 BB: 0 P: 5	R: 0 E: 0 K: 1 S: 6	H: 0 LOB: 1 BB: 1 P: 17	R: 0 E: 0 K: 1 S: 7	H: 0 LOB: 0 BB: 0 P: 10	R: 0 E: 0 K: 1 S: 11	H: 0 LOB: 0 BB: 0 P: 16	1B: 5 2B: 1 3B: 0 HR: 0	SF: 2 SAC: 0 DP: 1 HBP: 0	WP: 0 PB: 0 SB: 2 CS: 0	PA: 36							
<b>PITCHER</b>	IP	WLS	BF	H	R	ER	SO	BB	IBB	HBP	BLK	WP	HR	S	P	ERA	WHIP										
Shawn Estes, L (1, 1) ERA: 3.48	6.0	L	30	6	3	2	2	6	1	0	0	0	0	113	113	3.00	2.000										
Brian Boehringer, R (7, 1) ERA: 3.35	2.0		6	0	0	0	2	0	0	0	0	0	0	18	26	0.00	0.000										





Batter	1	2	3	4	5	6	7	8	9	AB	R	H	RBI	BB	SO	LOB	TOP					
<b>Craig Counsell, L</b> OBP: 0.354, SLG: 0.351 (1, 4)	0-2 F3		2-2 L1			3-1 P6			3-3 K	4	0	0	0	0	1	0						
<b>David Dellucci, L</b> OBP: 0.344, SLG: 0.500 (1, 9)	4-1 FC3-6 BB		0-0 F7			1-3 K			0-0 E6	3	0	0	0	1	1	0						
<b>Luis Gonzalez, L</b> OBP: 0.444, SLG: 0.741 (1, 7)	3-0 FC3-6 1-2 2B			0-3 K			2-2 G4-3		0-1 F7	4	0	0	0	0	1	2						
<b>Mark Grace, L</b> OBP: 0.406, SLG: 0.513 (1, 3)	2-2 1-H 2B			2-0 F9			1-1 G4-3			3	0	1	0	0	0	0						
<b>Jay Bell, R</b> OBP: 0.367, SLG: 0.450 (1, 5)		3-2 F9		0-0 L7			1-0 F9			3	0	0	0	0	0	0						
<b>Erubiel Durazo, L</b> OBP: 0.348, SLG: 0.578 (1, 10)		1-0 1B			0-1 F7				0-0 G4-3	3	0	1	0	0	0	0						
<b>Damian Miller, R</b> OBP: 0.319, SLG: 0.370 (1, 2)		0-0 F9			1-2 G5-3			3-2 F8		3	0	0	0	0	0	1						
<b>Steve Finley, L</b> OBP: 0.301, SLG: 0.337 (1, 8)		2-3 K			0-0 F5			2-3 K		3	0	0	0	0	2	1						
<b>Tony Womack, L</b> OBP: 0.279, SLG: 0.312 (1, 6)			0-1 G6-3			0-0 G4-3			1-2 F9	3	0	0	0	0	0	0						
<b>Inning Stats</b>	R: 0 E: 0 K: 0 S: 8	H: 1 LOB: 2 BB: 1 P: 17	R: 0 E: 0 K: 1 S: 11	H: 1 LOB: 1 BB: 0 P: 17	R: 0 E: 0 K: 0 S: 6	H: 0 LOB: 0 BB: 0 P: 8	R: 0 E: 0 K: 1 S: 5	H: 0 LOB: 0 BB: 0 P: 7	R: 0 E: 0 K: 0 S: 7	H: 0 LOB: 0 BB: 0 P: 8	R: 0 E: 0 K: 0 S: 6	H: 0 LOB: 0 BB: 0 P: 10	R: 0 E: 0 K: 0 S: 7	H: 0 LOB: 0 BB: 0 P: 11	R: 0 E: 0 K: 1 S: 11	H: 0 LOB: 0 BB: 0 P: 16	R: 0 E: 1 K: 1 S: 10	H: 0 LOB: 1 BB: 0 P: 14	1B: 1 2B: 1 3B: 0 HR: 0	SF: 0 SAC: 0 DP: 0 HBP: 0	WP: 0 PB: 0 SB: 0 CS: 0	PA: 30
<b>PITCHER</b> <b>Aaron Sele, R</b> ERA: 3.28 (1, 1)	IP: 9.0 WLS: W BF: 30	H: 2 R: 0 ER: 0 SO: 5	BB: 1 IBB: 0 HBP: 0 BLK: 0	WP: 0 HR: 0 S: 71 P: 108	ERA: 0.00 WHIP: 0.333																	

Arizona Diamondbacks @ Seattle Mariners  
Safeco Field, Seattle, WA  
Sun Jul 15 2001, 5:05 PM PDT  
Att: 45,855 - Dome - 72 F

AB 29  
R 0  
H 2  
RBI 0  
BB 1  
SO 5  
LOB 4



Batter	1	2	3	4	5	6	7	8	9	AB	R	H	RBI	BB	SO	LOB	BOTTOM												
<b>51 Ichiro Suzuki, L</b> OBP: 0.368, SLG: 0.456 (1, 9)	0-0 G4-3		1-1 G4-3	1-2 FC6-4			0-0 F6	1-1 F9		5	0	0	0	0	0	1													
<b>Mark McLemore, S</b> OBP: 0.376, SLG: 0.397 (1, 6)	1-2 P5		3-1 1B 1B		0-3 K		1-1 1B S 1B	2-3 K		5	2	2	0	0	2	0													
<b>Edgar Martinez, R</b> OBP: 0.431, SLG: 0.538 (3, PH)	4-2 BB		2-0 1B 1B		2-2 F7		3-1 F8	0-3 K		0	0	0	0	1	0	0													
<b>Carlos Guillen, S</b> OBP: 0.320, SLG: 0.340 (3, PH)			1-2 1B							4	0	1	0	0	1	1													
<b>John Olerud, L</b> OBP: 0.425, SLG: 0.494 (1, 3)	3-2 F7		0-0 L9		0-1 HR		0-2 BB 1B 3B 1B			4	2	2	2	0	0	3													
<b>Bret Boone, R</b> OBP: 0.367, SLG: 0.577 (1, 4)		0-0 L8	2-1 1B		1-1 F8		1-2 BB 3B 1B			4	1	2	1	0	0	0													
<b>Mike Cameron, R</b> OBP: 0.353, SLG: 0.526 (1, 8)		1-1 HR	1-3 K			1-0 F8	4-1 BB 3B BB			3	2	1	1	1	1	2													
<b>Al Martin, L</b> OBP: 0.313, SLG: 0.358 (7, PH)		3-2 F9		3-1 G4-3			0-0 1B	1-0 1B 3B		3	0	1	0	0	0	0													
<b>Ed Sprague, R</b> OBP: 0.341, SLG: 0.487 (7, PH)										0	0	0	0	0	0	0													
<b>Scott Podsednik, L</b> OBP: 1.000, SLG: 3.000 (8, 7)										1	1	1	3	0	0	0													
<b>David Bell, R</b> OBP: 0.311, SLG: 0.433 (1, 5)		2-1 1B		0-2 51 FC6-4 1B		0-0 F7	3-2 FC5-4 1B			4	0	3	1	0	0	1													
<b>Dan Wilson, R</b> OBP: 0.318, SLG: 0.402 (1, 2)		0-3 K		1-3 K		2-1 F8	3-H 1-2 FC5-4			4	0	0	0	0	2	4													
<b>Inning Stats</b>	R: 0 E: 0 K: 0 S: 9	H: 0 LOB: 1 BB: 1 P: 17	R: 1 E: 0 K: 1 S: 12	H: 2 LOB: 1 BB: 0 P: 18	R: 1 E: 0 K: 1 S: 12	H: 3 LOB: 2 BB: 0 P: 20	R: 0 E: 0 K: 1 S: 13	H: 1 LOB: 1 BB: 0 P: 18	R: 1 E: 0 K: 1 S: 10	H: 1 LOB: 0 BB: 0 P: 13	R: 0 E: 0 K: 0 S: 5	H: 1 LOB: 1 BB: 0 P: 8	R: 5 E: 0 K: 0 S: 19	H: 5 LOB: 1 BB: 1 P: 33	R: 0 E: 0 K: 2 S: 8	H: 0 LOB: 0 BB: 0 P: 11	1B: 10 2B: 0 3B: 1 HR: 2	SF: 0 SAC: 0 DP: 0 HBP: 0	WP: 0 PB: 0 SB: 1 CS: 0	PA: 39									
<b>PITCHER</b> <b>Robert Ellis, R</b> ERA: 5.09 (7, 1)	IP: 6.0 WLS: L BF: 27	H: 3 R: 3 ER: 4 SO: 4	BB: 1 IBB: 0 HBP: 0 BLK: 0	WP: 0 HR: 2 S: 61 P: 94	ERA: 4.50 WHIP: 1.500																								
<b>Mike Mohler, L</b> ERA: 8.75 (7, 1)	0.2	6	3	4	4	0	1	0	0	0	0	12	21	54.00	6.000														
<b>Erik Sabel, R</b> ERA: 3.48 (8, 1)	0.1	3	2	1	1	0	0	0	0	0	0	7	12	27.00	6.000														
<b>Greg Swindell, L</b> ERA: 3.82 (8, 1)	1.0	3	0	0	0	2	0	0	0	0	0	8	11	0.00	0.000														

Arizona Diamondbacks @ Seattle Mariners  
Safeco Field, Seattle, WA  
Sun Jul 15 2001, 5:05 PM PDT  
Att: 45,855 - Dome - 72 F

AB 37  
R 8  
H 13  
RBI 8  
BB 2  
SO 6  
LOB 12





Batter	1	2	3	4	5	6	7	8	9	AB	R	H	RBI	BB	SO	LOB	TOP					
<b>Junior Spivey, R</b> OBP: 0.364, SLG: 0.421 (1, 4)										5	0	0	0	0	3	1						
<b>Jay Bell, R</b> OBP: 0.366, SLG: 0.447 (1, 10)										4	0	1	0	0	0	0						
<b>Erubiel Durazo, L</b> OBP: 0.354, SLG: 0.578 (9, PH)										3	0	1	1	2	0	1						
<b>Luis Gonzalez, L</b> OBP: 0.446, SLG: 0.737 (1, 7)										4	0	1	0	0	1	4						
<b>Matt Williams, R</b> OBP: 0.310, SLG: 0.444 (1, 5)										4	1	2	0	0	0	1						
<b>Mark Grace, L</b> OBP: 0.407, SLG: 0.513 (1, 3)										3	1	1	2	0	0	2						
<b>Reggie Sanders, R</b> OBP: 0.316, SLG: 0.538 (8, PH)										1	0	1	0	0	0	0						
<b>Steve Finley, L</b> OBP: 0.303, SLG: 0.349 (1, 8)										4	1	2	1	0	0	2						
<b>Damian Miller, R</b> OBP: 0.318, SLG: 0.382 (1, 2)										4	1	1	1	0	1	3						
<b>Craig Counsell, L</b> OBP: 0.352, SLG: 0.346 (1, 6)										3	1	0	0	1	1	0						
<b>Inning Stats</b>	R: 0 E: 0 K: 1 S: 8	H: 0 LOB: 1 BB: 1 P: 16	R: 4 E: 0 K: 0 S: 13	H: 5 LOB: 2 BB: 1 P: 24	R: 1 E: 0 K: 0 S: 10	H: 1 LOB: 0 BB: 0 P: 15	R: 0 E: 0 K: 2 S: 9	H: 0 LOB: 0 BB: 0 P: 15	R: 0 E: 0 K: 1 S: 9	H: 1 LOB: 1 BB: 1 P: 19	R: 0 E: 0 K: 0 S: 9	H: 1 LOB: 0 BB: 0 P: 13	R: 0 E: 0 K: 0 S: 5	H: 0 LOB: 0 BB: 0 P: 7	R: 0 E: 0 K: 1 S: 13	H: 2 LOB: 2 BB: 0 P: 18	R: 0 E: 0 K: 1 S: 15	H: 0 LOB: 1 BB: 1 P: 27	1B: 7 2B: 1 3B: 0 HR: 3	SF: 0 SAC: 0 DP: 2 HBP: 0	WP: 0 PB: 0 SB: 0 CS: 0	PA: 39
<b>PITCHER</b>	IP	WLS	BF	H	R	ER	SO	BB	IBB	HBP	BLK	WP	HR	S	P	ERA	WHIP					
<b>John Halama, L</b> ERA: 5.78 (1, 1)	3.0	L	17	6	5	5	1	2	0	0	0	0	3	31	55	15.00	2.667					
<b>Joel Pineiro, R</b> ERA: 4.1 (4, 1)	4.0		13	2	0	0	3	1	0	0	0	0	0	32	54	0.00	0.750					
<b>Jose Paniagua, R</b> ERA: 3.86 (8, 1)	1.0		5	2	0	0	1	0	0	0	0	0	0	13	18	0.00	2.000					
<b>Jeff Nelson, R</b> ERA: 2.09 (9, 1)	1.0		4	0	0	0	1	1	0	0	0	0	0	15	27	0.00	1.000					

Arizona Diamondbacks @ Seattle Mariners  
Safeco Field, Seattle, WA  
Mon Jul 16 2001, 7:05 PM PDT  
Att: 45,770 - Dome - 72 F

AB 35  
R 5  
H 10  
RBI 5  
BB 4  
SO 6  
LOB 14



Batter	1	2	3	4	5	6	7	8	9	AB	R	H	RBI	BB	SO	LOB	BOTTOM					
<b>51 Ichiro Suzuki, L</b> OBP: 0.363, SLG: 0.451 (1, 9)										5	0	0	0	0	1	2						
<b>Mark McLemore, S</b> OBP: 0.369, SLG: 0.389 (1, 4)										4	0	0	1	0	0	1						
<b>Bret Boone, R</b> OBP: 0.366, SLG: 0.574 (1, 10)										4	0	1	0	0	1	0						
<b>John Olerud, L</b> OBP: 0.423, SLG: 0.489 (1, 3)									3	0	0	0	1	0	1							
<b>Mike Cameron, R</b> OBP: 0.355, SLG: 0.523 (1, 8)									2	1	0	0	2	0	1							
<b>Al Martin, L</b> OBP: 0.317, SLG: 0.358 (1, 7)									3	1	1	1	0	0	3							
<b>David Bell, R</b> OBP: 0.311, SLG: 0.429 (1, 5)									3	0	0	0	1	1	3							
<b>Tom Lampkin, L</b> OBP: 0.318, SLG: 0.374 (1, 2)									4	0	1	1	0	2	3							
<b>Carlos Guillen, S</b> OBP: 0.322, SLG: 0.346 (1, 6)										4	1	2	0	0	0	1						
<b>Inning Stats</b>	R: 0 E: 0 K: 1 S: 6	H: 0 LOB: 0 BB: 0 P: 8	R: 0 E: 0 K: 0 S: 7	H: 0 LOB: 1 BB: 1 P: 12	R: 0 E: 0 K: 1 S: 13	H: 1 LOB: 1 BB: 0 P: 23	R: 0 E: 0 K: 0 S: 19	H: 1 LOB: 3 BB: 2 P: 28	R: 1 E: 0 K: 0 S: 11	H: 1 LOB: 0 BB: 0 P: 18	R: 2 E: 0 K: 0 S: 14	H: 2 LOB: 1 BB: 1 P: 27	R: 0 E: 0 K: 1 S: 9	H: 0 LOB: 0 BB: 0 P: 14	R: 0 E: 0 K: 1 S: 10	H: 0 LOB: 0 BB: 0 P: 16	R: 0 E: 0 K: 1 S: 8	H: 0 LOB: 0 BB: 0 P: 10	1B: 4 2B: 1 3B: 0 HR: 0	SF: 0 SAC: 0 DP: 0 HBP: 1	WP: 0 PB: 0 SB: 2 CS: 0	PA: 37
<b>PITCHER</b>	IP	WLS	BF	H	R	ER	SO	BB	IBB	HBP	BLK	WP	HR	S	P	ERA	WHIP					
<b>Miguel Batista, R</b> ERA: 3.66 (1, 1)	5.1	W	24	4	3	3	2	4	0	0	0	0	0	4	7	0.00	1.500					
<b>Erik Sabel, R</b> ERA: 3.41 (6, 1)	0.2	H	3	1	0	0	0	0	0	0	0	0	0	4	7	0.00	1.500					
<b>Greg Swindell, L</b> ERA: 3.73 (7, 1)	0.2	H	2	0	0	0	1	0	0	0	0	0	0	5	7	0.00	0.000					
<b>Bret Prinz, R</b> ERA: 1.04 (7, 1)	1.1	H	5	0	0	0	1	0	0	1	0	0	0	14	23	0.00	0.000					
<b>Byung-Hyun Kim, R</b> ERA: 2.95 (9, 1)	1.0	S	3	0	0	0	1	0	0	0	0	0	0	8	10	0.00	0.000					

Arizona Diamondbacks @ Seattle Mariners  
Safeco Field, Seattle, WA  
Mon Jul 16 2001, 7:05 PM PDT  
Att: 45,770 - Dome - 72 F

AB 32  
R 3  
H 5  
RBI 3  
BB 4  
SO 5  
LOB 15





Batter	1	2	3	4	5	6	7	8	9	AB	R	H	RBI	BB	SO	LOB	TOP								
<b>Craig Counsell, L</b> OBP: 0.347, SLG: 0.341 (1, 4) (7, 6)	G6-3		K		K		G6-3			4	0	0	0	0	2	0	<b>Arizona Diamondbacks @ Seattle Mariners</b> Safeco Field, Seattle, WA Tue Jul 17 2001, 1:05 PM PDT Att: 45,894 - Sunny - 64 F								
<b>Steve Finley, L</b> OBP: 0.305, SLG: 0.349 (1, 8)	1B		BB		G4-3		G1-3			3	0	1	0	1	0	0									
<b>Luis Gonzalez, L</b> OBP: 0.442, SLG: 0.729 (1, 7)	K		P6			P5	G4-3			4	0	0	0	0	1	2									
<b>Matt Williams, R</b> OBP: 0.314, SLG: 0.445 (1, 5)	K				1B	1B	G3			4	1	2	0	0	1	1									
<b>Mark Grace, L</b> OBP: 0.415, SLG: 0.519 (1, 3)		G4-3			1B	1B				3	0	3	0	1	0	0									
<b>Reggie Sanders, R</b> OBP: 0.317, SLG: 0.534 (1, 9)		BB			1B	1B				2	0	0	0	1	1	3									
<b>David Dellucci, L</b> OBP: 0.346, SLG: 0.500 (9, PH)	G4-3				FC1-6	K				1	0	0	0	0	1	1									
<b>Erubiel Durazo, L</b> OBP: 0.351, SLG: 0.568 (1, 10)		K			FC1-6					4	0	1	1	0	1	4									
<b>Rod Barajas, R</b> OBP: 0.211, SLG: 0.338 (9, PH)		G5-3			F7					3	0	0	0	0	1	3									
<b>Danny Bautista, R</b> OBP: 0.364, SLG: 0.360 (9, PH)										1	0	1	0	0	0	0									
<b>Tony Womack, L</b> OBP: 0.277, SLG: 0.310 (1, 6)					P6					2	0	0	0	0	0	0									
<b>Jay Bell, R</b> OBP: 0.364, SLG: 0.444 (7, PH) (7, 4)						G5-3				2	0	0	0	0	1	2									
<b>Inning Stats</b>	R: 0 E: 0 K: 2 S: 13	H: 1 LOB: 1 BB: 0 P: 20	R: 0 E: 0 K: 1 S: 9	H: 0 LOB: 1 BB: 1 P: 16	R: 0 E: 0 K: 1 S: 8	H: 0 LOB: 1 BB: 1 P: 16	R: 0 E: 0 K: 0 S: 8	H: 2 LOB: 2 BB: 1 P: 14	R: 0 E: 0 K: 1 S: 5	H: 0 LOB: 0 BB: 0 P: 10	R: 1 E: 0 K: 1 S: 12	H: 3 LOB: 2 BB: 0 P: 17	R: 0 E: 0 K: 2 S: 9	H: 0 LOB: 0 BB: 0 P: 13	R: 0 E: 0 K: 0 S: 9	H: 2 LOB: 2 BB: 0 P: 15	R: 0 E: 0 K: 1 S: 17	H: 2 LOB: 2 BB: 0 P: 24	1B: 8 2B: 0 3B: 0 HR: 0	SF: 0 SAC: 0 DP: 0 HBP: 0	WP: 0 PB: 0 SB: 1 CS: 0	PA: 36			
<b>PITCHER</b>	IP	WLS	BF	H	R	ER	SO	BB	IBB	HBP	BLK	WP	HR	S	P	ERA	WHIP								
<b>Paul Abbott, R</b> ERA: 4.23 (1, 1)	6.1	W	26	6	1	1	7	3	0	0	0	0	0	58	97	1.42	1.421								
<b>Arthur Rhodes, L</b> ERA: 1.92 (7, 1)	1.2	H	5	0	0	0	1	0	0	0	0	0	0	15	24	0.00	0.000								
<b>Ryan Franklin, R</b> ERA: 3.49 (9, 1)	1.0		5	2	0	0	1	0	0	0	0	0	0	17	24	0.00	2.000								

Batter	1	2	3	4	5	6	7	8	9	AB	R	H	RBI	BB	SO	LOB	BOTTOM									
<b>51 Ichiro Suzuki, L</b> OBP: 0.365, SLG: 0.454 (1, 10)	2B	G4-3			L7			S		4	2	2	0	0	0	1	<b>Arizona Diamondbacks @ Seattle Mariners</b> Safeco Field, Seattle, WA Tue Jul 17 2001, 1:05 PM PDT Att: 45,894 - Sunny - 64 F									
<b>Carlos Guillen, S</b> OBP: 0.327, SLG: 0.355 (1, 6)	1B				G6-4-3	B3		HR		4	2	3	1	0	0	0										
<b>Bret Boone, R</b> OBP: 0.368, SLG: 0.583 (1, 4)	2B	SF7			G6-4-3	G6-4-3		HR		3	1	2	3	0	0	1										
<b>John Olerud, L</b> OBP: 0.424, SLG: 0.488 (1, 3)	1B				L9	G6-4-3		HR		3	0	1	0	1	0	1										
<b>Mike Cameron, R</b> OBP: 0.351, SLG: 0.518 (1, 8)	SF8				G4-3			F8		3	0	0	1	0	1	1										
<b>Ed Sprague, R</b> OBP: 0.340, SLG: 0.476 (1, 7)										3	0	1	0	0	0	1										
<b>Scott Podsednik, L</b> OBP: 0.500, SLG: 1.500 (8, 7)	G1-3				G3-6	G6-3		K		1	0	0	0	0	1	1										
<b>David Bell, R</b> OBP: 0.311, SLG: 0.438 (1, 5)					G3-6			HR		3	1	1	1	0	0	1										
<b>Dan Wilson, R</b> OBP: 0.314, SLG: 0.396 (1, 2)		G6-3						K		3	0	0	0	0	1	0										
<b>Charles Gipson, R</b> OBP: 0.250, SLG: 0.188 (1, 9)								F8		3	0	1	0	0	1	0										
<b>Inning Stats</b>	R: 2 E: 0 K: 0 S: 17	H: 3 LOB: 1 BB: 0 P: 22	R: 0 E: 0 K: 0 S: 5	H: 1 LOB: 1 BB: 0 P: 7	R: 0 E: 0 K: 0 S: 4	H: 1 LOB: 0 BB: 0 P: 6	R: 0 E: 0 K: 0 S: 7	H: 1 LOB: 0 BB: 0 P: 8	R: 0 E: 0 K: 1 S: 10	H: 0 LOB: 0 BB: 0 P: 13	R: 0 E: 0 K: 0 S: 11	H: 1 LOB: 0 BB: 0 P: 15	R: 1 E: 0 K: 2 S: 9	H: 1 LOB: 0 BB: 0 P: 14	R: 3 E: 0 K: 1 S: 24	H: 3 LOB: 1 BB: 1 P: 37	1B: 7 2B: 2 3B: 0 HR: 2	SF: 2 SAC: 0 DP: 3 HBP: 0	WP: 0 PB: 0 SB: 1 CS: 0	PA: 33						
<b>PITCHER</b>	IP	WLS	BF	H	R	ER	SO	BB	IBB	HBP	BLK	WP	HR	S	P	ERA	WHIP									
<b>Brian Anderson, L</b> ERA: 4.52 (1, 1)	7.1	L	29	10	5	5	3	0	0	0	0	0	1	72	98	6.14	1.364									
<b>Erik Sabel, R</b> ERA: 3.6 (8, 1)	0.2		4	1	1	1	1	1	0	0	0	0	0	1	15	24	13.50	3.000								

AB	33
R	1
H	8
RBI	1
BB	3
SO	9
LOB	16





Batter	1	2	3	4	5	6	7	8	9	10	AB	R	H	RBI	BB	SO	LOB	TOP																	
51 Ichiro Suzuki, L OBP: 0.365, SLG: 0.455	0-1 1B		3-2 G4-3			0-0 F8		1-1 2B		2-0 P5	5	0	2	0	0	0	1																		
Mark McLemore, S OBP: 0.366, SLG: 0.385	2-3 K			3-2 F7		3-3 K		3-3 K		3-2 1B 1B	5	1	1	0	0	3	2																		
Bret Boone, R OBP: 0.368, SLG: 0.583	3-3 K			1-2 L3-6 2B		3-1 G6-3		3-3 K		2-2 1B 1B	5	0	2	1	0	2	2																		
John Olerud, L OBP: 0.426, SLG: 0.486	1-0 G3			3-2 L3-6 2-3					4-1 BB BB	3	0	1	0	2	0	2																			
David Bell, R OBP: 0.319, SLG: 0.434		0-1 F7			1-0 F7				0-0 E1 BB	5	0	1	1	0	0	2																			
Al Martin, L OBP: 0.321, SLG: 0.364		2-2 G4-3			1-2 2B				4-2 G4-6-3 BB	3	0	1	0	1	0	1																			
Carlos Guillen, S OBP: 0.326, SLG: 0.351		2-2 G3-1			4-2 BB				2-0 F7	3	0	0	0	1	1	4																			
Scott Podsednik, L OBP: 0.167, SLG: 0.500			0-0 G3-1			0-0 F8				0-0 L6	4	0	0	0	0	5																			
Dan Wilson, R OBP: 0.313, SLG: 0.393			2-1 G6-3		1-0 F9				2-1 F9	4	1	1	0	0	0	2																			
<b>Inning Stats</b>	R: 0 E: 1 K: 2 S: 10	H: 1 LOB: 1 BB: 0 P: 16	R: 0 E: 0 K: 0 S: 8	H: 0 LOB: 0 BB: 0 P: 12	R: 0 E: 0 K: 0 S: 7	H: 0 LOB: 0 BB: 0 P: 12	R: 0 E: 0 K: 0 S: 10	H: 1 LOB: 0 BB: 0 P: 17	R: 0 E: 0 K: 0 S: 9	H: 1 LOB: 2 BB: 1 P: 16	R: 0 E: 1 K: 1 S: 6	H: 0 LOB: 2 BB: 0 P: 19	R: 0 E: 0 K: 2 S: 10	H: 1 LOB: 1 BB: 0 P: 19	R: 0 E: 0 K: 0 S: 6	H: 1 LOB: 0 BB: 0 P: 8	R: 2 E: 0 K: 0 S: 15	H: 4 LOB: 2 BB: 1 P: 27	1B: 6 2B: 4 3B: 0 HR: 0	SF: 0 SAC: 0 DP: 2 HBP: 0	WP: 0 PA: 41														
<b>PITCHER</b>	IP WLS BF H R ER SO BB IBB HBP BLK WP HR S P ERA WHIP	IP WLS BF H R ER SO BB IBB HBP BLK WP HR S P ERA WHIP																																	
Chad Durbin, R ERA: 4.5	8.0	30	4	0	0	6	3	0	0	0	0	0	0	69	123	0.00	0.875																		
Roberto Hernandez, R ERA: 4.2	2.0	11	5	2	2	0	0	1	0	0	0	0	0	21	35	9.00	2.500																		

Seattle Mariners @ Kansas City Royals  
Kauffman Stadium, Kansas City, MO  
Wed Jul 18 2001, 7:05 PM CDT  
Att. 15,818 - Sunny - 90 F

AB	37
R	2
H	9
RBI	2
BB	4
SO	6
LOB	21



Batter	1	2	3	4	5	6	7	8	9	10	AB	R	H	RBI	BB	SO	LOB	BOTTOM																	
Donnie Sadler, R OBP: 0.259, SLG: 0.252	1-2 P3		0-2 F8			0-0 G6-3		1-0 P3			4	0	0	0	0	0	0																		
Rey Sanchez, R OBP: 0.311, SLG: 0.342	0-0 BB 1B			1-0 E5 2B 1B		0-0 1B			2-1 G4-3	4	0	2	0	0	0	0																			
Carlos Beltrán, S OBP: 0.316, SLG: 0.433	4-0 G5-4-3 BB			2-1 P4		1-1 G1-3			1-3 K	3	0	0	0	1	1	2																			
29 Mike Sweeney, R OBP: 0.377, SLG: 0.589	0-2 G5-4-3 1-2f			0-1 G6-4-3 1B			3-1 F7		2-1 G6-3	4	0	1	0	0	0	2																			
Jermaine Dye, R OBP: 0.335, SLG: 0.417		0-0 G6-3		0-2 G6-4-3 1-2f			0-0 P4		0-3 K	4	0	0	0	0	1	2																			
Mark Quinn, R OBP: 0.305, SLG: 0.520		2-2 G6-3			0-1 G5-3		1-1 FC5-4 1B		0-0 G4-3	4	0	1	0	0	0	0																			
Joe Randa, R OBP: 0.302, SLG: 0.369		0-1 G6-3			1-0 G6-3		0-1 FC5-4 1-2f		0-1 2B	4	0	1	0	0	0	1																			
Dave McCarty, R OBP: 0.304, SLG: 0.362			0-1 G6-3		2-1 G6-3			1-1 F7		2-3 K	3	0	0	0	0	0	0																		
Raul Ibanez, L OBP: 0.351, SLG: 0.446											1	0	0	0	0	1	1																		
Héctor Ortiz, R OBP: 0.286, SLG: 0.292			0-1 G3			1-1 F9			1-0 G6-3	3	0	0	0	0	0	0																			
<b>Inning Stats</b>	R: 0 E: 0 K: 0 S: 7	H: 1 LOB: 1 BB: 1 P: 12	R: 0 E: 0 K: 0 S: 7	H: 0 LOB: 0 BB: 0 P: 9	R: 0 E: 0 K: 0 S: 7	H: 0 LOB: 0 BB: 0 P: 7	R: 0 E: 1 K: 0 S: 8	H: 1 LOB: 1 BB: 0 P: 11	R: 0 E: 0 K: 0 S: 5	H: 0 LOB: 0 BB: 0 P: 8	R: 0 E: 0 K: 0 S: 6	H: 1 LOB: 1 BB: 0 P: 8	R: 0 E: 0 K: 1 S: 7	H: 1 LOB: 1 BB: 0 P: 11	R: 0 E: 0 K: 0 S: 4	H: 0 LOB: 0 BB: 0 P: 7	R: 0 E: 0 K: 1 S: 7	H: 0 LOB: 0 BB: 0 P: 12	R: 0 E: 0 K: 2 S: 9	H: 1 LOB: 1 BB: 0 P: 11	1B: 4 2B: 1 3B: 0 HR: 0	SF: 0 SAC: 0 DP: 2 HBP: 0	WP: 0 PA: 35												
<b>PITCHER</b>	IP WLS BF H R ER SO BB IBB HBP BLK WP HR S P ERA WHIP	IP WLS BF H R ER SO BB IBB HBP BLK WP HR S P ERA WHIP																																	
Jamie Moyer, L ERA: 4.41	8.0	28	4	0	0	0	1	0	0	0	0	0	0	51	73	0.00	0.625																		
Jeff Nelson, R ERA: 2.04	1.0	W	3	0	0	1	0	0	0	0	0	0	0	7	12	0.00	0.000																		
Kazuhito Sasaki, R ERA: 2.79	1.0	S	4	1	0	0	2	0	0	0	0	0	0	9	11	0.00	1.000																		

Seattle Mariners @ Kansas City Royals  
Kauffman Stadium, Kansas City, MO  
Wed Jul 18 2001, 7:05 PM CDT  
Att. 15,818 - Sunny - 90 F

AB	34
R	0
H	5
RBI	0
BB	1
SO	3
LOB	8







Batter	1	2	3	4	5	6	7	8	9	AB	R	H	RBI	BB	SO	LOB	TOP					
51 Ichiro Suzuki, L (1, 9) OBP: 0.361, SLG: 0.450	L6		G6-4-3		K		FC6-4		G3	5	0	0	0	0	1	3	<b>Seattle Mariners @ Kansas City Royals</b> Kauffman Stadium, Kansas City, MO Thu Jul 19 2001, 7:05 PM CDT Att: 21,566 - Sunny - 92 F					
Mark McLemore, S (1, 7) OBP: 0.372, SLG: 0.389	1B		BB		K			1B		3	1	2	0	1	1							
Bret Boone, R (1, 4) OBP: 0.367, SLG: 0.580	F8		F8			F8		BB	1B	4	1	1	0	0	0	2						
John Olerud, L (1, 3) OBP: 0.427, SLG: 0.488	K			F9				1B	BB	3	0	1	0	1	1	1						
Mike Cameron, R (1, 8) OBP: 0.350, SLG: 0.514		K		F8		K		G6-4-3	1B	4	0	1	2	0	2	1						
Al Martin, L (1, 10) OBP: 0.320, SLG: 0.379	P6			HR		G3-1		K		4	1	1	1	0	1	3						
David Bell, R (1, 5) OBP: 0.308, SLG: 0.430		BB		F5			G6-3	G6-4-3		3	0	0	0	1	0	2						
Carlos Guillen, S (1, 6) OBP: 0.328, SLG: 0.351		K							K	3	0	1	0	1	2	1						
Dan Wilson, R (1, 2) OBP: 0.313, SLG: 0.393										3	0	1	0	0	0	2						
Tom Lampkin, L (9, PH) OBP: 0.316, SLG: 0.371									K	1	0	0	0	0	1	0						
<b>Inning Stats</b>	R: 0 E: 0 K: 1 S: 12	H: 1 LOB: 1 BB: 0 P: 18	R: 0 E: 0 K: 2 S: 10	H: 0 LOB: 1 BB: 1 P: 18	R: 0 E: 0 K: 0 S: 7	H: 1 LOB: 1 BB: 1 P: 13	R: 1 E: 0 K: 0 S: 12	H: 1 LOB: 0 BB: 0 P: 20	R: 0 E: 0 K: 2 S: 8	H: 0 LOB: 1 BB: 1 P: 16	R: 0 E: 0 K: 1 S: 6	H: 1 LOB: 1 BB: 0 P: 10	R: 0 E: 0 K: 0 S: 6	H: 1 LOB: 1 BB: 0 P: 10	R: 2 E: 0 K: 1 S: 11	H: 3 LOB: 1 BB: 1 P: 22	R: 0 E: 0 K: 2 S: 10	H: 0 LOB: 0 BB: 0 P: 16	1B: 6 2B: 1 3B: 0 HR: 1	SF: 0 SAC: 0 DP: 2 HBP: 0	WP: 0 PB: 0 SB: 0 CS: 0	PA: 37
<b>PITCHER</b>	IP	WLS	BF	H	R	ER	SO	BB	IBB	HBP	BLK	WP	HR	S	P	ERA	WHIP					
51 Kris Wilson, R (1, 1) ERA: 4.11	7.0	W	28	5	1	1	6	3	0	0	0	0	1	61	105	1.29	1.143					
Jeff Austin, R (8, 1) ERA: 3.72	0.0		3	2	2	2	0	1	0	0	0	0	0	6	15	∞	∞					
Cory Bailey, R (8, 1) ERA: 4.03	1.2	H	5	1	0	0	3	0	0	0	0	0	0	12	17	0.00	0.600					
Jason Grimsley, R (9, 1) ERA: 2.5	0.1		1	0	0	0	0	0	0	0	0	0	0	3	6	0.00	0.000					

Batter	1	2	3	4	5	6	7	8	9	AB	R	H	RBI	BB	SO	LOB	BOTTOM				
Luis Altea, S (1, 4) OBP: 0.346, SLG: 0.380	K		E8			G4-3				4	2	2	2	0	1	1	<b>Seattle Mariners @ Kansas City Royals</b> Kauffman Stadium, Kansas City, MO Thu Jul 19 2001, 7:05 PM CDT Att: 21,566 - Sunny - 92 F				
Rey Sanchez, R (1, 6) OBP: 0.313, SLG: 0.344	3B	1B	G1-3			CS	G5-3			4	1	2	1	0	0	1					
Carlos Beltrán, S (1, 8) OBP: 0.317, SLG: 0.442	1H	3B					F9			4	1	2	2	0	1	1					
29 Mike Sweeney, R (1, 3) OBP: 0.376, SLG: 0.585	L5					G5-3		G5-3		4	0	1	1	0	0	1					
Jermaine Dye, R (1, 9) OBP: 0.334, SLG: 0.414	G1-3		G4-3			K		L6	HBP	3	0	0	0	0	1	2					
Raul Ibanez, L (1, 10) OBP: 0.364, SLG: 0.456		G1-3				FC4-5-6	BB		BB	2	0	1	0	2	0	0					
Joe Randa, R (1, 5) OBP: 0.299, SLG: 0.364		K				FC4-5-6	K		L6	4	1	0	0	0	2	4					
Mark Quinn, R (1, 7) OBP: 0.304, SLG: 0.520		G5-3					K		F5	4	1	1	0	0	1	1					
Brent Mayne, L (1, 2) OBP: 0.376, SLG: 0.386			F7		L5			CS	G4-3	2	0	0	0	0	0	2					
<b>Inning Stats</b>	R: 1 E: 0 K: 1 S: 16	H: 2 LOB: 1 BB: 0 P: 19	R: 0 E: 0 K: 1 S: 9	H: 0 LOB: 0 BB: 0 P: 13	R: 2 E: 1 K: 0 S: 13	H: 3 LOB: 1 BB: 0 P: 21	R: 3 E: 0 K: 1 S: 19	H: 4 LOB: 1 BB: 0 P: 25	R: 0 E: 0 K: 2 S: 11	H: 0 LOB: 0 BB: 1 P: 22	R: 0 E: 0 K: 1 S: 7	H: 0 LOB: 0 BB: 0 P: 9	R: 0 E: 0 K: 0 S: 5	H: 0 LOB: 0 BB: 0 P: 9	R: 0 E: 0 K: 0 S: 9	H: 0 LOB: 1 BB: 1 P: 17	1B: 3 2B: 6 3B: 1 HR: 0	SF: 0 SAC: 0 DP: 1 HBP: 2	WP: 0 PB: 0 SB: 0 CS: 1	PA: 36	
<b>PITCHER</b>	IP	WLS	BF	H	R	ER	SO	BB	IBB	HBP	BLK	WP	HR	S	P	ERA	WHIP				
Freddy Garcia, R (1, 1) ERA: 3.46	4.0	L	21	9	6	6	3	0	0	0	0	0	0	57	78	13.50	2.250				
Brian Fuentes, L (5, 1) ERA: 4.63	2.0		7	0	0	0	3	1	0	1	0	0	0	18	31	0.00	0.500				
John Halama, L (7, 1) ERA: 5.71	1.0		3	0	0	0	0	0	0	0	0	0	0	5	9	0.00	0.000				
Jose Paniagua, R (8, 1) ERA: 3.78	1.0		4	0	0	0	0	1	0	1	0	0	0	9	17	0.00	1.000				

livebaseballscores.com



livebaseballscores.com





Batter	1	2	3	4	5	6	7	8	9	AB	R	H	RBI	BB	SO	LOB	TOP										
51 Ichiro Suzuki, L (1, 10) OBP: 0.397, SLG: 0.445	F5		G3		FC5		K		G6-3	5	0	0	0	0	1	3											
Mark McLemore, S (1, 9) OBP: 0.373, SLG: 0.386	G6-3		G3		L6		1B		FC6-4	4	0	1	0	1	0	2											
Bret Boone, R (1, 4) OBP: 0.365, SLG: 0.574	G3			F8	L5		1B		FC6-4	5	0	1	0	0	0	4											
John Olerud, L (1, 3) OBP: 0.425, SLG: 0.485		HR		G4-3		G6-3	G4-3			4	1	1	0	0	0	2											
Mike Cameron, R (1, 8) OBP: 0.351, SLG: 0.524		HR		K		WP		F8		4	1	2	2	0	1	0											
Al Martin, L (1, 7) Charles Gipson, R (8, 7) OBP: 0.318, SLG: 0.376 OBP: 0.250, SLG: 0.188	G4-3				1B	K		K		4	1	1	0	0	2	1											
David Bell, R (1, 5) OBP: 0.311, SLG: 0.429	K				1B			G1-3		3	1	1	0	1	1	0											
Dan Wilson, R (1, 2) OBP: 0.316, SLG: 0.404	L7				51 FC5	G1-3				4	0	2	1	0	0	2											
Carlos Guillen, S (1, 6) OBP: 0.328, SLG: 0.350			G5-3				G4-3		K	4	0	1	1	0	1	1											
<b>Inning Stats</b>	R: 0 H: 0 E: 0 K: 0 S: 7	H: 0 LOB: 0 BB: 0 P: 8	R: 2 H: 2 E: 0 K: 1 S: 16	H: 2 LOB: 0 BB: 0 P: 23	R: 0 H: 0 E: 0 K: 0 S: 9	H: 0 LOB: 0 BB: 0 P: 14	R: 0 H: 0 E: 0 K: 1 S: 6	H: 0 LOB: 0 BB: 0 P: 10	R: 2 H: 4 E: 0 K: 0 S: 13	H: 4 LOB: 2 BB: 0 P: 19	R: 0 H: 1 E: 0 K: 1 S: 12	H: 1 LOB: 2 BB: 1 P: 21	R: 0 H: 2 E: 0 K: 1 S: 12	H: 2 LOB: 2 BB: 0 P: 16	R: 0 H: 0 E: 0 K: 1 S: 7	H: 0 LOB: 0 BB: 0 P: 13	R: 0 H: 1 E: 0 K: 1 S: 12	H: 1 LOB: 2 BB: 1 P: 21	1B: 8 2B: 0 3B: 1 HR: 1	SF: 0 SAC: 0 DP: 0 HBP: 0	WP: 1 PB: 0 SB: 1 CS: 0	PA: 39					
<b>PITCHER</b>	IP	WLS	BF	H	R	ER	SO	BB	IBB	HBP	BLK	WP	HR	S	P	ERA	WHIP										
Joe Mays, R (1, 1) ERA: 3.37	7.0	L	31	9	4	4	4	1	0	0	0	1	1	75	111	5.14	1.429										
Jack Cressend, R (8, 1) ERA: 3.19	1.1		5	1	0	0	2	0	0	0	0	0	0	12	20	0.00	0.750										
Travis Miller, L (9, 1) ERA: 4.83	0.2		3	0	0	0	0	1	0	0	0	0	0	7	14	0.00	1.500										

Seattle Mariners @ Minnesota Twins  
Hubert H. Humphrey Metrodome, Minneapolis, MN

AB 37  
R 4  
H 10  
RBI 4  
BB 2  
SO 6  
LOB 15



Fri Jul 20 2001, 8:05 PM EDT  
Att: 36,863 - Dome - 72 F

Batter	1	2	3	4	5	6	7	8	9	AB	R	H	RBI	BB	SO	LOB	BOTTOM										
Matt Lawton, L (1, 9) OBP: 0.405, SLG: 0.458	G4-3		G4-3			K		F8		4	0	0	0	0	1	0											
Luis Rivas, R (1, 4) OBP: 0.305, SLG: 0.355	F3			K		F2			L3	4	0	0	0	0	1	0											
Doug Mientkiewicz, L (1, 3) OBP: 0.386, SLG: 0.597	P3			G3		G3-1			2B	4	0	1	0	0	0	0											
Brian Buchanan, R (1, 10) OBP: 0.348, SLG: 0.505		1B		G1			1B		K	4	0	2	0	0	1	1											
Corey Koskie, L (1, 5) OBP: 0.364, SLG: 0.494		1B					F7		G4-3	4	0	2	0	0	0	2											
Chad Allen, R (1, 7) OBP: 0.358, SLG: 0.455	FC6-4-3-2				F8		K			3	0	0	0	0	1	4											
A.J. Pierzynski, L (1, 2) OBP: 0.319, SLG: 0.424	G4-3						F7			2	0	0	0	1	0	2											
Tori Hunter, R (1, 8) OBP: 0.283, SLG: 0.467 Jacque Jones, L (8, PH) OBP: 0.311, SLG: 0.402					K		K		F7	2	0	0	0	0	2	2											
Jason Maxwell, R (1, 6) OBP: 0.308, SLG: 0.370 Denny Hocking, S (8, PH) OBP: 0.327, SLG: 0.347					P4		F7		K	1	0	0	0	0	1	0											
<b>Inning Stats</b>	R: 0 H: 0 E: 0 K: 0 S: 8	H: 2 LOB: 1 BB: 0 P: 13	R: 0 H: 2 E: 0 K: 0 S: 7	H: 2 LOB: 0 BB: 0 P: 13	R: 0 H: 0 E: 0 K: 1 S: 10	H: 0 LOB: 0 BB: 0 P: 12	R: 0 H: 0 E: 0 K: 1 S: 9	H: 0 LOB: 0 BB: 0 P: 10	R: 0 H: 1 E: 0 K: 1 S: 16	H: 1 LOB: 2 BB: 1 P: 27	R: 0 H: 0 E: 0 K: 1 S: 5	H: 0 LOB: 0 BB: 0 P: 10	R: 0 H: 1 E: 0 K: 1 S: 12	H: 1 LOB: 1 BB: 0 P: 21	R: 0 H: 0 E: 0 K: 1 S: 6	H: 0 LOB: 0 BB: 0 P: 8	R: 0 H: 1 E: 0 K: 1 S: 12	H: 1 LOB: 1 BB: 0 P: 16	1B: 3 2B: 3 3B: 0 HR: 0	SF: 0 SAC: 0 DP: 1 HBP: 0	WP: 0 PB: 0 SB: 0 CS: 0	PA: 32					
<b>PITCHER</b>	IP	WLS	BF	H	R	ER	SO	BB	IBB	HBP	BLK	WP	HR	S	P	ERA	WHIP										
Aaron Sele, R (1, 1) ERA: 3.11	7.0	W	25	4	0	0	5	1	0	0	0	0	0	67	106	0.00	0.714										
Jeff Nelson, R (8, 1) ERA: 1.98	1.1		4	0	0	0	1	0	0	0	0	0	0	10	12	0.00	0.000										
Arthur Rhodes, L (9, 1) ERA: 1.79	0.2		3	1	0	0	1	0	0	0	0	0	0	8	12	0.00	1.500										

Seattle Mariners @ Minnesota Twins  
Hubert H. Humphrey Metrodome, Minneapolis, MN

AB 31  
R 0  
H 5  
RBI 0  
BB 1  
SO 7  
LOB 13



Fri Jul 20 2001, 8:05 PM EDT  
Att: 36,863 - Dome - 72 F



Batter	1	2	3	4	5	6	7	8	9	AB	R	H	RBI	BB	SO	LOB	TOP			
51 Ichiro Suzuki, L (1, 9) OBP: 0.396, SLG: 0.443	F7	G5-3		E9 1B			K			4	1	1	0	0	1	1	<b>Seattle Mariners @ Minnesota Twins</b> Hubert H. Humphrey Metrodome, Minneapolis, MN Sat Jul 21 2001, 1:05 PM EDT Att: 33,501 - Dome - 72 F <a href="http://livebaseballscorecards.com">livebaseballscorecards.com</a>			
Mark McLemore, S (1, 4) OBP: 0.375, SLG: 0.388	S 1B	K		G6-4-3 1B			G4-3			4	1	2	1	0	1	1				
Bret Boone, R (1, 10) OBP: 0.361, SLG: 0.568	K	G4-3		G6-4-3 1B			G5-3			4	0	0	0	0	1	3				
John Olerud, L (1, 3) OBP: 0.424, SLG: 0.482	HBP HR 1B			F8			F7			4	1	1	1	0	0	0				
Mike Cameron, R (1, 8) OBP: 0.353, SLG: 0.521	HR HBP			S HBP			L5			2	1	0	0	0	1	0				
Al Martin, L (1, 7) Charles Gipson, R (8, PH) OBP: 0.243, SLG: 0.182	HR			K			K			3	1	1	3	0	2	1				
David Bell, R (1, 5) OBP: 0.310, SLG: 0.430	2B			P4			F7			4	0	1	0	0	0	1				
Tom Lampkin, L (1, 2) OBP: 0.308, SLG: 0.360	G4-3			F5			K			4	0	0	0	0	1	1				
Carlos Guillen, S (1, 6)				51 G5-3 BB			F8			2	1	0	0	2	1	0				
<b>Inning Stats</b>	R: 4 E: 0 K: 1 S: 21	H: 4 LOB: 1 BB: 0 P: 35	R: 0 E: 0 K: 1 S: 11	H: 0 LOB: 1 BB: 1 P: 21	R: 0 E: 0 K: 1 S: 12	H: 0 LOB: 1 BB: 0 P: 21	R: 2 E: 1 K: 0 S: 11	H: 2 LOB: 0 BB: 1 P: 19	R: 0 E: 0 K: 1 S: 8	H: 0 LOB: 0 BB: 0 P: 13	R: 0 E: 0 K: 2 S: 8	H: 0 LOB: 0 BB: 0 P: 12	R: 0 E: 0 K: 2 S: 8	H: 0 LOB: 0 BB: 0 P: 10	R: 0 E: 0 K: 1 S: 8	H: 0 LOB: 0 BB: 0 P: 10		1B: 4 2B: 1 3B: 0 HR: 1	SF: 0 SAC: 0 DP: 1 HBP: 2	WP: 0 PB: 0 CS: 0
<b>PITCHER</b>	IP WLS BF H R ER SO BB IBB HBP BLK WP HR S P ERA WHIP	IP WLS BF H R ER SO BB IBB HBP BLK WP HR S P ERA WHIP	IP WLS BF H R ER SO BB IBB HBP BLK WP HR S P ERA WHIP	IP WLS BF H R ER SO BB IBB HBP BLK WP HR S P ERA WHIP	IP WLS BF H R ER SO BB IBB HBP BLK WP HR S P ERA WHIP	IP WLS BF H R ER SO BB IBB HBP BLK WP HR S P ERA WHIP	IP WLS BF H R ER SO BB IBB HBP BLK WP HR S P ERA WHIP	IP WLS BF H R ER SO BB IBB HBP BLK WP HR S P ERA WHIP	IP WLS BF H R ER SO BB IBB HBP BLK WP HR S P ERA WHIP	IP WLS BF H R ER SO BB IBB HBP BLK WP HR S P ERA WHIP	IP WLS BF H R ER SO BB IBB HBP BLK WP HR S P ERA WHIP	IP WLS BF H R ER SO BB IBB HBP BLK WP HR S P ERA WHIP	IP WLS BF H R ER SO BB IBB HBP BLK WP HR S P ERA WHIP	IP WLS BF H R ER SO BB IBB HBP BLK WP HR S P ERA WHIP	IP WLS BF H R ER SO BB IBB HBP BLK WP HR S P ERA WHIP	IP WLS BF H R ER SO BB IBB HBP BLK WP HR S P ERA WHIP	IP WLS BF H R ER SO BB IBB HBP BLK WP HR S P ERA WHIP			
Adam Johnson, R (1, 1) ERA: 7.71	3.1 L	20 6	6 6	5 3	2 2	0 0	2 2	0 0	0 0	0 0	1 1	54 95	13.50 2.400							
Hector Carrasco, R (4, 1) ERA: 5.48	3.2 10	0 0	0 0	0 3	0 0	0 0	0 0	0 0	0 0	0 0	22 31	0.00 0.000								
Eddie Guardado, L (8, 1) ERA: 4.14	1.0 3	0 0	0 0	0 2	0 0	0 0	0 0	0 0	0 0	0 0	8 12	0.00 0.000								
Bob Wells, R (9, 1) ERA: 4.53	1.0 3	0 0	0 0	0 1	0 0	0 0	0 0	0 0	0 0	0 0	8 10	0.00 0.000								

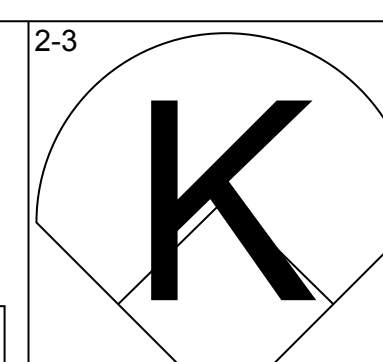
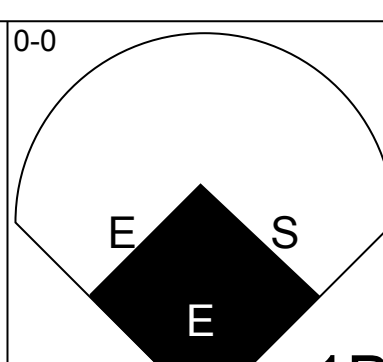
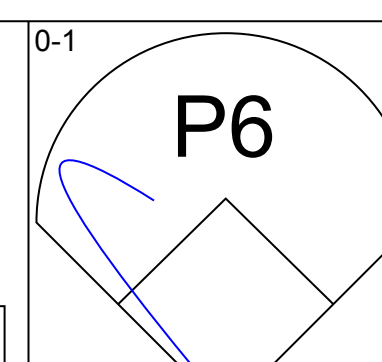
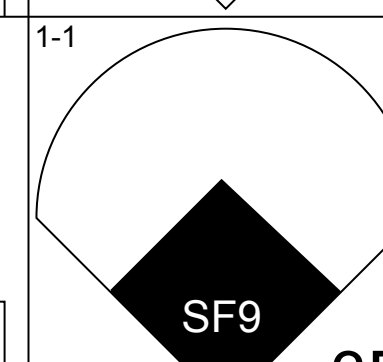
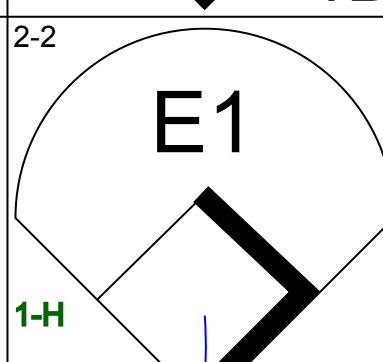
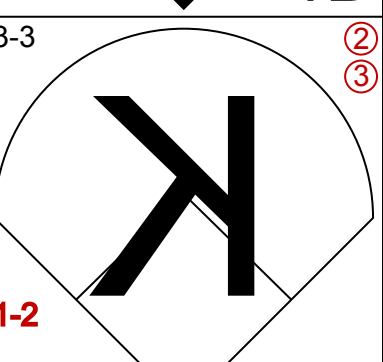
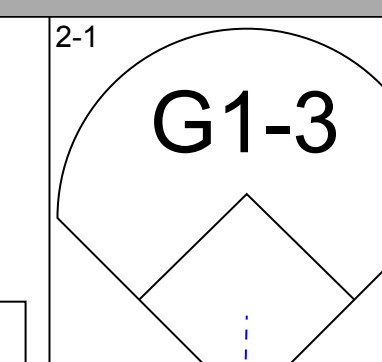
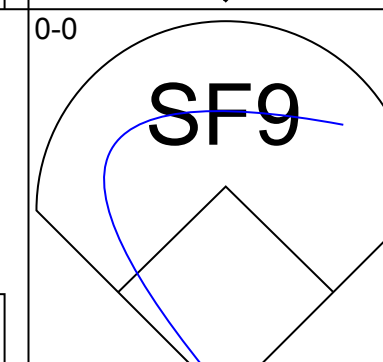
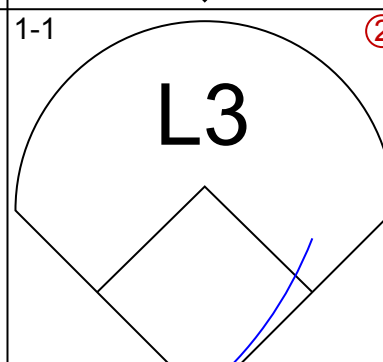
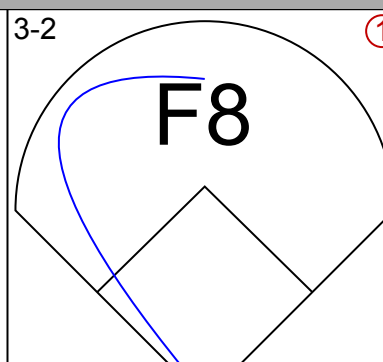
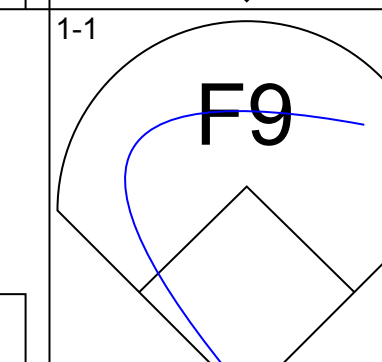
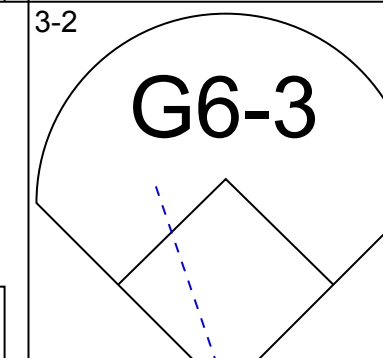
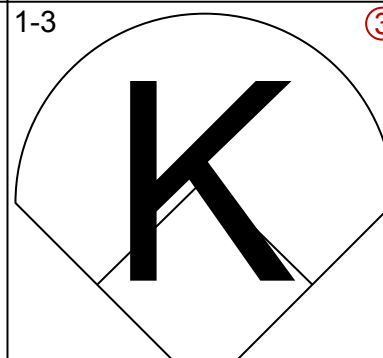
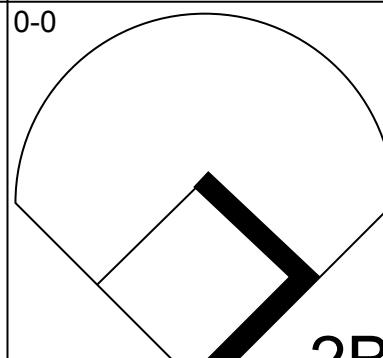
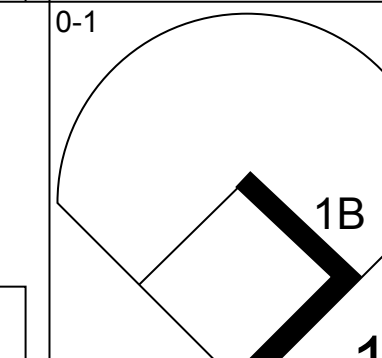
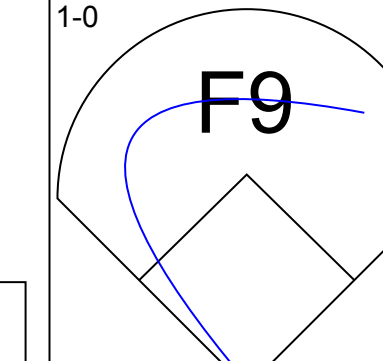
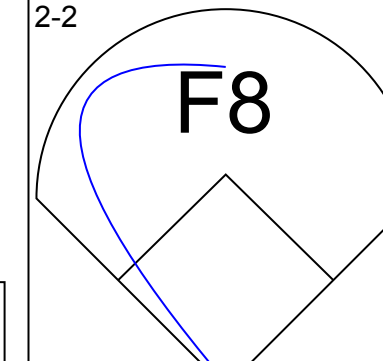
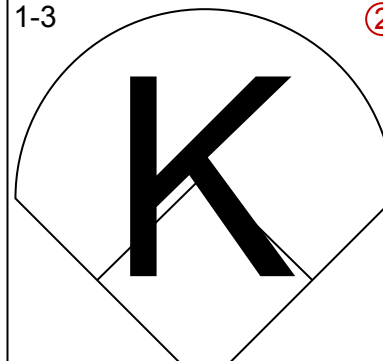
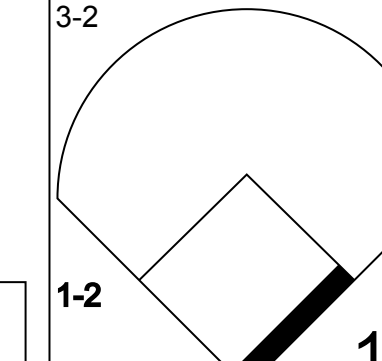
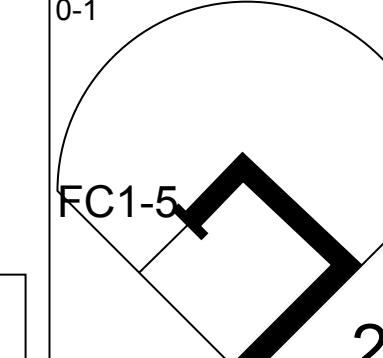
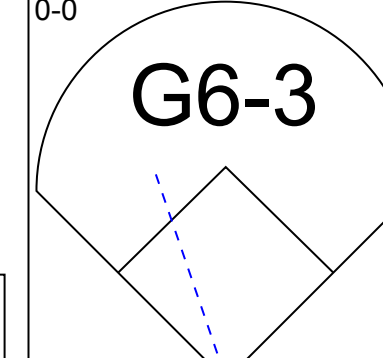
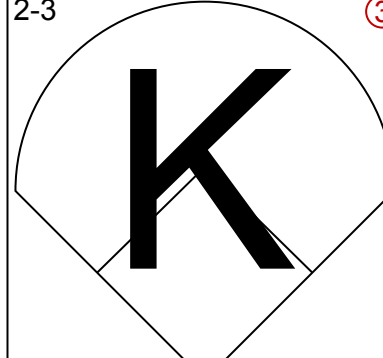
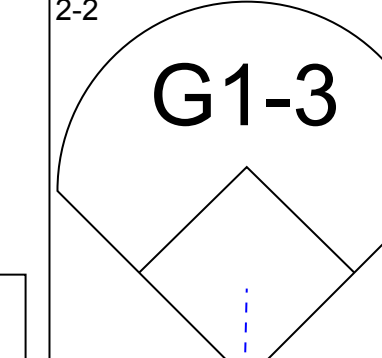
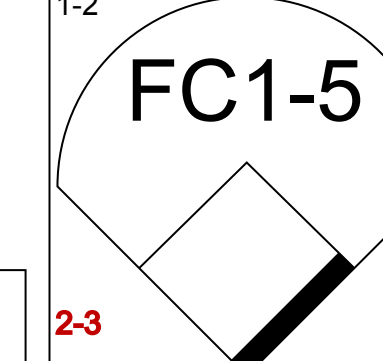
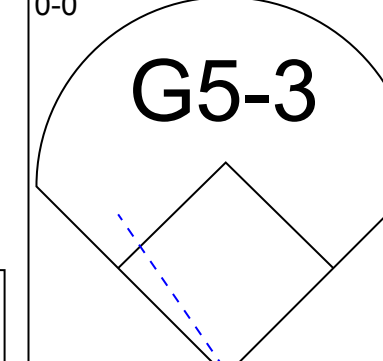
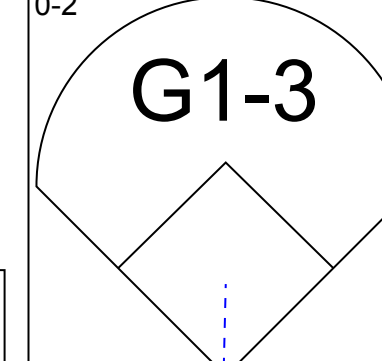
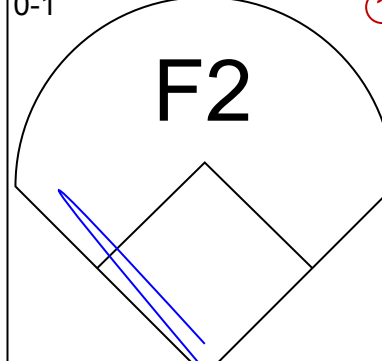
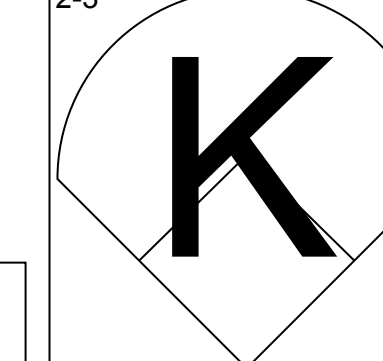
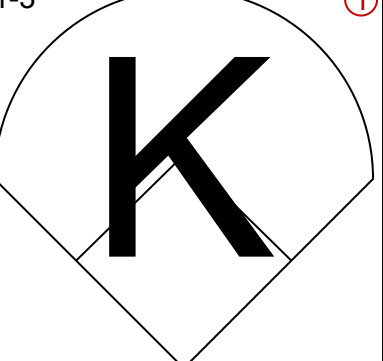
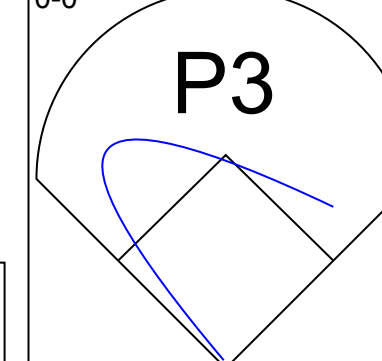
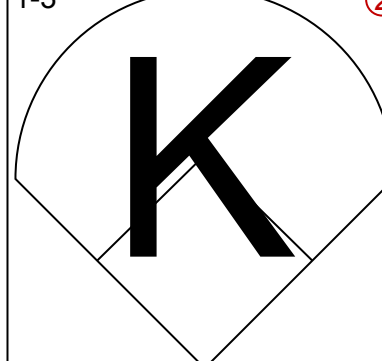
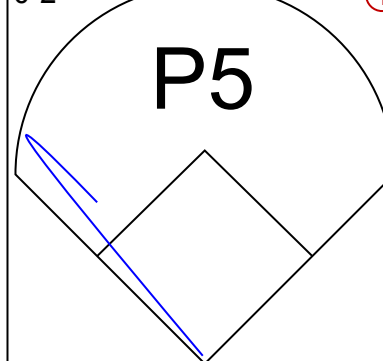
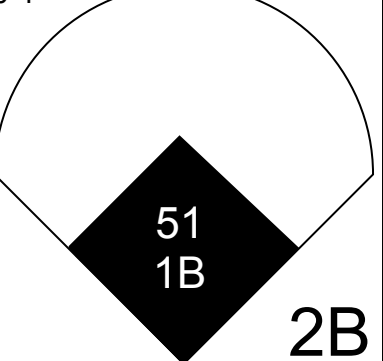
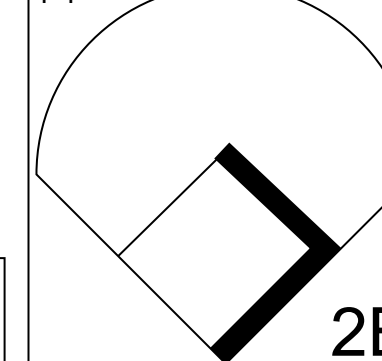

Batter	1	2	3	4	5	6	7	8	9	AB	R	H	RBI	BB	SO	LOB	BOTTOM					
Matt Lawton, L (1, 9) OBP: 0.412, SLG: 0.464	CS BB	BB		HBP			G4-3 SH5-3 1B		2B	2	0	2	0	2	0	0	<b>Seattle Mariners @ Minnesota Twins</b> Hubert H. Humphrey Metrodome, Minneapolis, MN Sat Jul 21 2001, 1:05 PM EDT Att: 33,501 - Dome - 72 F <a href="http://livebaseballscorecards.com">livebaseballscorecards.com</a>					
Denny Hocking, S (1, 6) OBP: 0.325, SLG: 0.341	G3-6-3 BB	F8		F8			SH5-3		G3	3	0	0	0	1	0	7						
Doug Mientkiewicz, L (1, 3) OBP: 0.385, SLG: 0.504	G3-6-3 1-2			F7			G4-3			4	0	1	1	0	0	2						
Corey Koskie, L (1, 5) OBP: 0.366, SLG: 0.491		F8 2B BB		G3-6-3 BB			L4-3			2	1	0	0	2	1	2						
David Ortiz, L (1, 10) OBP: 0.371, SLG: 0.585	F8			G3-6-3			G3-1			4	0	0	0	0	1	2						
Torii Hunter, R (1, 8) OBP: 0.279, SLG: 0.461	G6-3			F7			K			4	0	0	0	0	1	1						
A.J. Pierzynski, L (1, 2) OBP: 0.321, SLG: 0.430	E 2B	2B		HBP 1B			G3			4	1	2	1	0	0	0						
Luis Rivas, R (1, 4) OBP: 0.305, SLG: 0.351	E5 2B	2B		P4			K			4	0	0	0	0	1	2						
Jacque Jones, L (1, 7) OBP: 0.317, SLG: 0.410	2B			HBP 1B			SH5-3 1B		G4-3	4	1	3	1	0	0	0						
<b>Inning Stats</b>	R: 0 E: 0 K: 0 S: 3	H: 0 LOB: 2 BB: 2 P: 13	R: 2 E: 1 K: 0 S: 21	H: 2 LOB: 2 BB: 2 P: 37	R: 0 E: 0 K: 0 S: 7	H: 0 LOB: 1 BB: 1 P: 11	R: 0 E: 0 K: 0 S: 10	H: 2 LOB: 3 BB: 0 P: 14	R: 0 E: 0 K: 2 S: 6	H: 1 LOB: 0 BB: 0 P: 9	R: 0 E: 0 K: 2 S: 7	H: 0 LOB: 0 BB: 0 P: 9	R: 1 E: 0 K: 1 S: 8	H: 2 LOB: 1 BB: 0 P: 13	R: 0 E: 0 K: 1 S: 7	H: 0 LOB: 0 BB: 0 P: 8		R: 0 E: 0 K: 0 S: 9	H: 1 LOB: 1 BB: 0 P: 12	1B: 5 2B: 4 3B: 0 HR: 0	SF: 0 SAC: 1 DP: 3 HBP: 1	WP: 0 PB: 0 CS: 1
<b>PITCHER</b>	IP WLS BF H R ER SO BB IBB HBP BLK WP HR S P ERA WHIP	IP WLS BF H R ER SO BB IBB HBP BLK WP HR S P ERA WHIP	IP WLS BF H R ER SO BB IBB HBP BLK WP HR S P ERA WHIP	IP WLS BF H R ER SO BB IBB HBP BLK WP HR S P ERA WHIP	IP WLS BF H R ER SO BB IBB HBP BLK WP HR S P ERA WHIP	IP WLS BF H R ER SO BB IBB HBP BLK WP HR S P ERA WHIP	IP WLS BF H R ER SO BB IBB HBP BLK WP HR S P ERA WHIP	IP WLS BF H R ER SO BB IBB HBP BLK WP HR S P ERA WHIP	IP WLS BF H R ER SO BB IBB HBP BLK WP HR S P ERA WHIP	IP WLS BF H R ER SO BB IBB HBP BLK WP HR S P ERA WHIP	IP WLS BF H R ER SO BB IBB HBP BLK WP HR S P ERA WHIP	IP WLS BF H R ER SO BB IBB HBP BLK WP HR S P ERA WHIP	IP WLS BF H R ER SO BB IBB HBP BLK WP HR S P ERA WHIP	IP WLS BF H R ER SO BB IBB HBP BLK WP HR S P ERA WHIP	IP WLS BF H R ER SO BB IBB HBP BLK WP HR S P ERA WHIP	IP WLS BF H R ER SO BB IBB HBP BLK WP HR S P ERA WHIP	IP WLS BF H R ER SO BB IBB HBP BLK WP HR S P ERA WHIP					
Joel Pineiro, R (1, 1) ERA: 0.79	2.0 W	11 5	2 1	1 1	2 2	1 0	1 0	0 0	0 0	0 0	33 47	2.08 1.385										
John Halama, L (3, 1) ERA: 5.53	4.1 H	18 3	0 0	0 2	0 0	0 0	0 0	0 0	0 0	0 0	8 12	0.00 0.000										
Arthur Rhodes, L (7, 1) ERA: 1.74	1.0 S	3 4	0 1	0 0	0 0	0 0	0 0	0 0	0 0	0 0	4 9	0.00 1.000										
Jose Paniagua, R (8, 1) ERA: 3.72	0.2	2	0	0	0	0	0	0	0	0	4	0.00										
Kazuhito Sasaki, R (9, 1) ERA: 2.72	1.0	4	1	0	0	0	0	0	0	0	9	0.00										

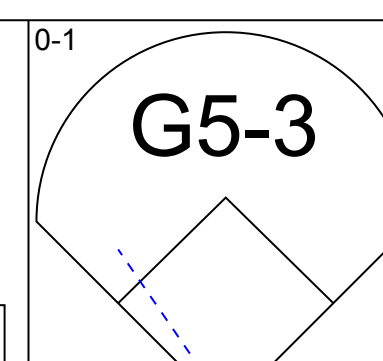
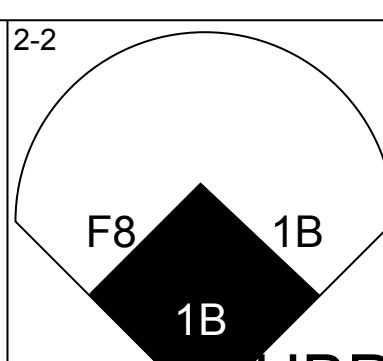
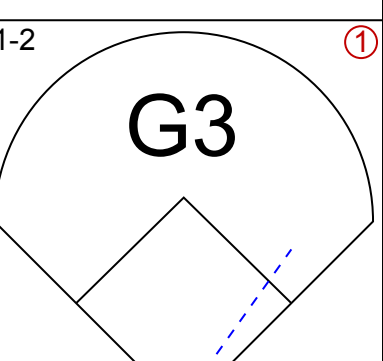
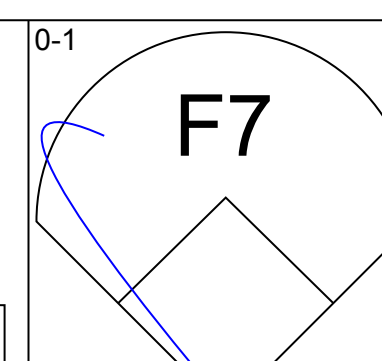
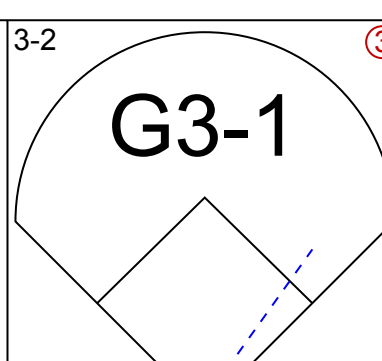
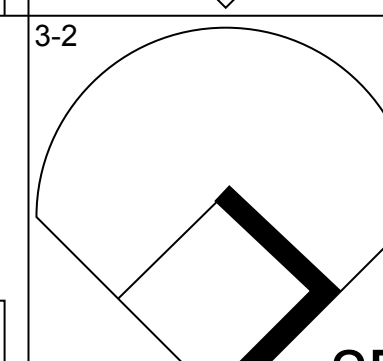
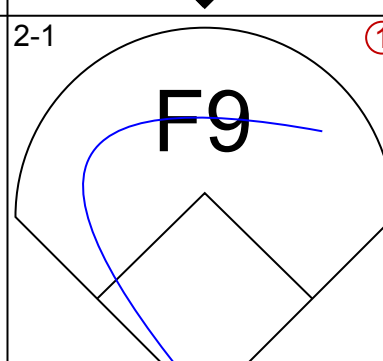
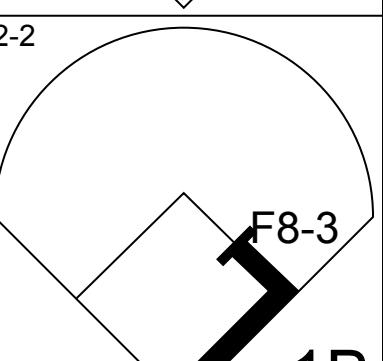
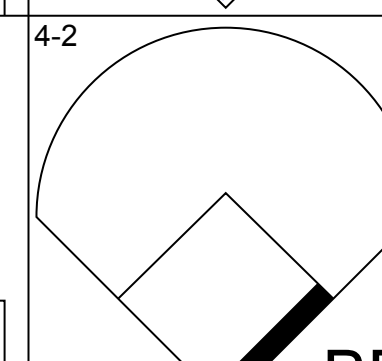
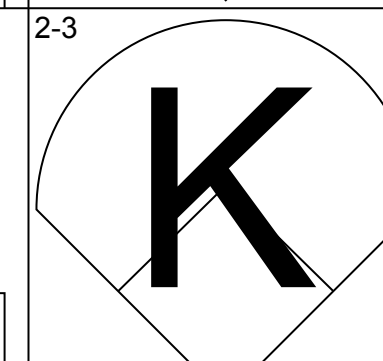
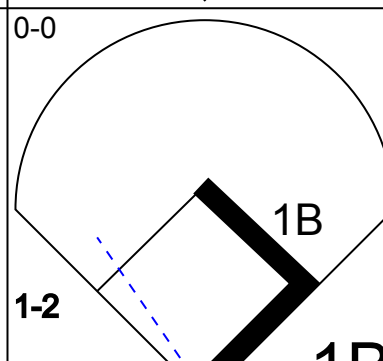
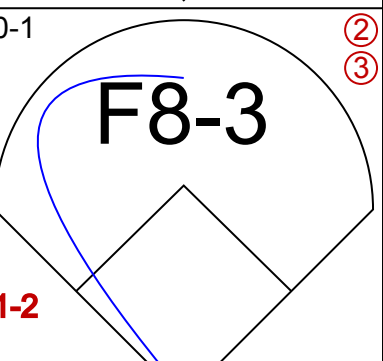
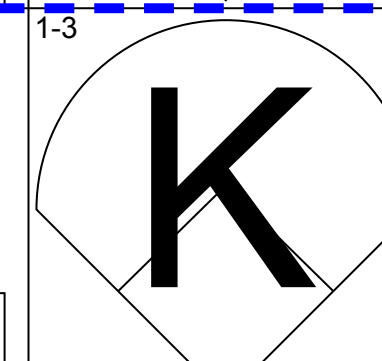
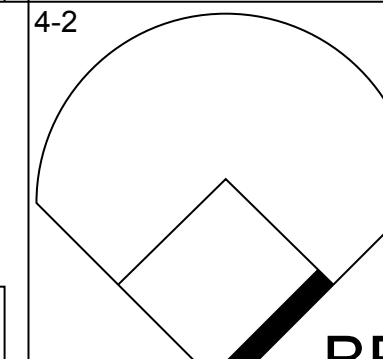
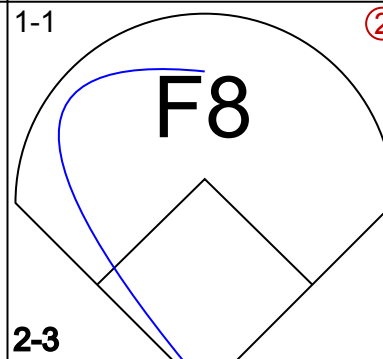
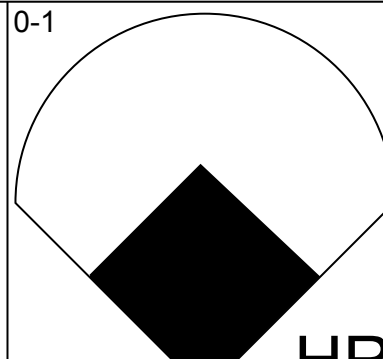
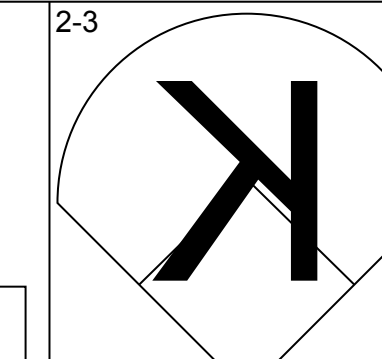
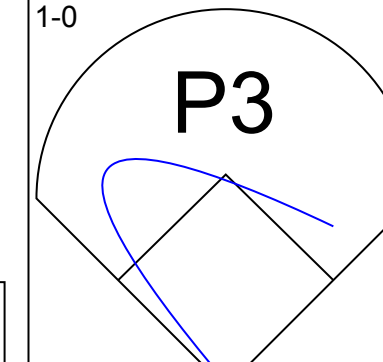
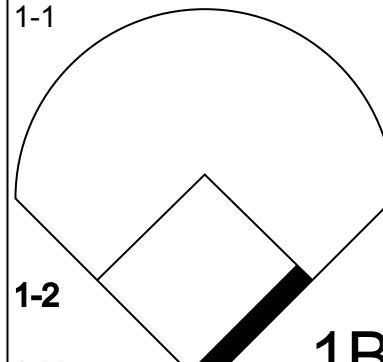
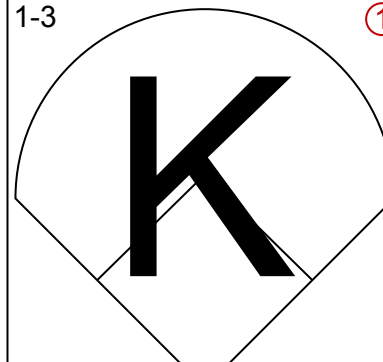
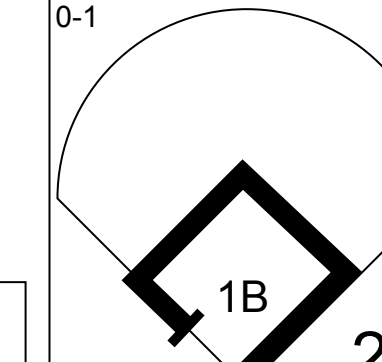
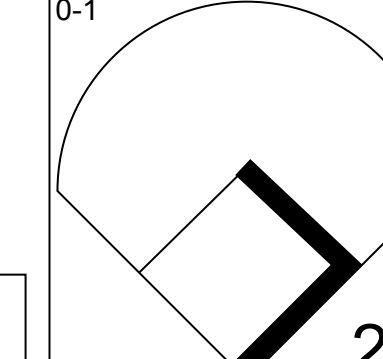
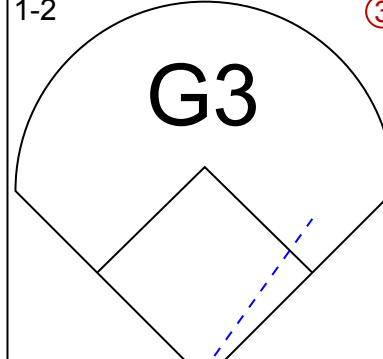
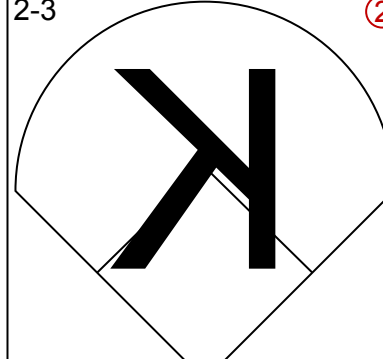
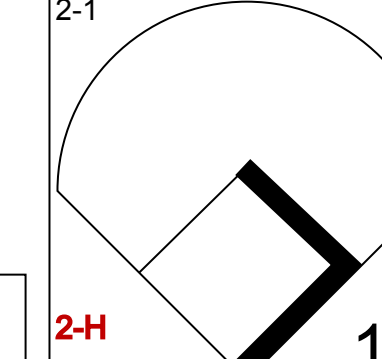
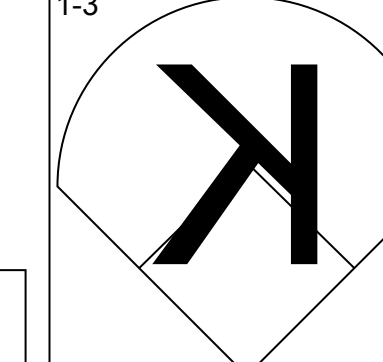
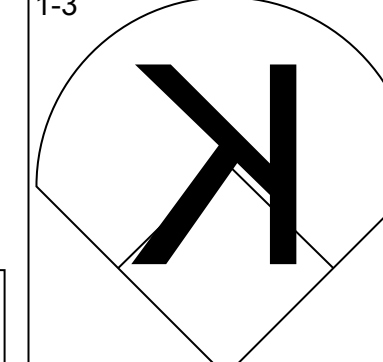
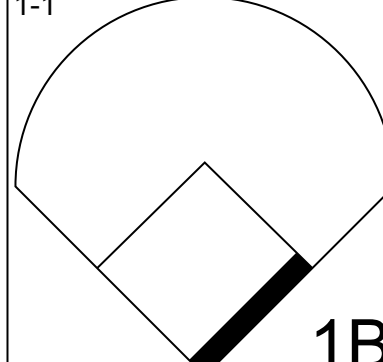
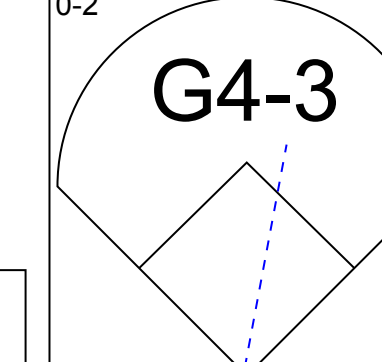
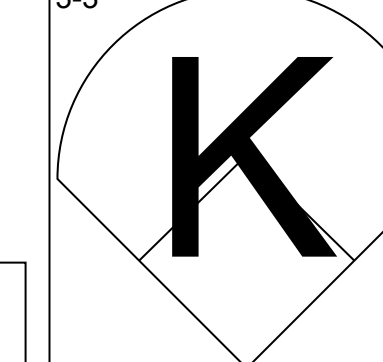
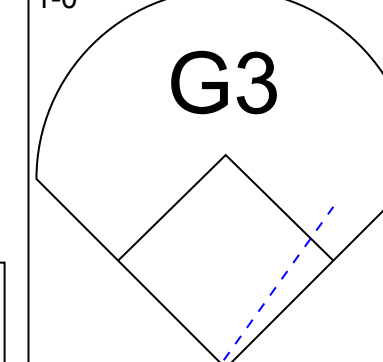
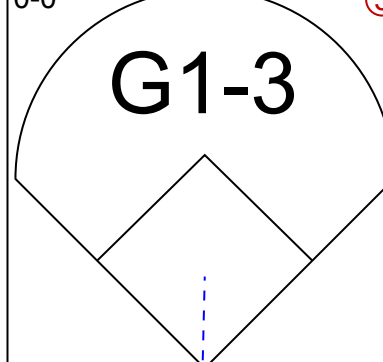
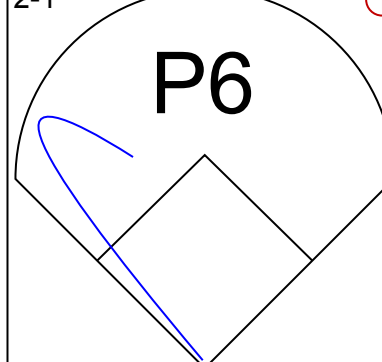
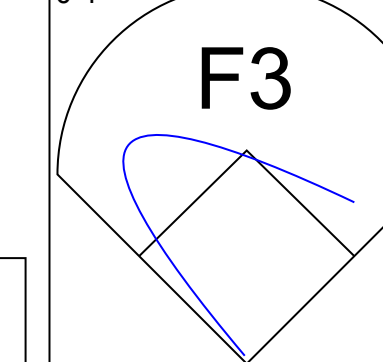
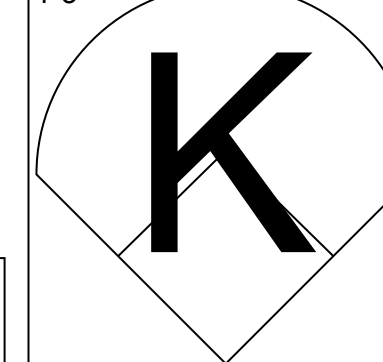
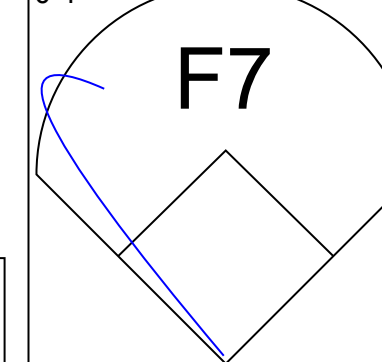
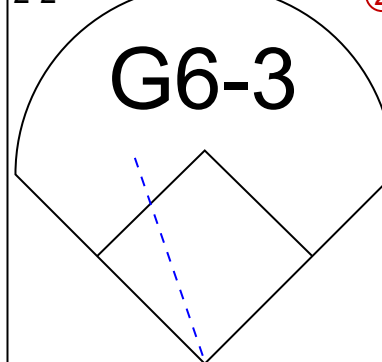


Batter	1	2	3	4	5	6	7	8	9	AB	R	H	RBI	BB	SO	LOB	TOP								
51 Ichiro Suzuki, L (1, 9) OBP: 0.399, SLG: 0.448	G4-3		1B			3B		E1		4	2	2	1	0	0	1	<b>Seattle Mariners @ Minnesota Twins</b> Hubert H. Humphrey Metrodome, Minneapolis, MN Sun Jul 22 2001, 2:05 PM EDT Att: 44,665 - Dome - 72 F <a href="http://livebaseballscorecards.com">livebaseballscorecards.com</a>								
Mark McLemore, S (1, 6) OBP: 0.375, SLG: 0.401	K		1B			3B	SF7	SF9-3-6-3-6-3-4		3	1	2	4	0	1	0									
Bret Boone, R (1, 4) OBP: 0.362, SLG: 0.566	1B		F7			1B	K			5	0	2	1	0	1	2									
John Olerud, L (1, 3) OBP: 0.423, SLG: 0.481	L3		F8			1B	G4-3			5	0	2	0	0	0	2									
Mike Cameron, R (1, 8) OBP: 0.351, SLG: 0.514		G6-3				K				4	0	0	0	1	1	3									
Al Martin, L (1, 7) OBP: 0.328, SLG: 0.399										2	0	2	0	1	0	0									
Carlos Guillen, S (7, PH) OBP: 0.328, SLG: 0.345										2	0	0	0	0	0	2									
David Bell, R (1, 5) OBP: 0.309, SLG: 0.427										4	0	1	0	0	1	5									
Stan Javier, S (1, 10) OBP: 0.347, SLG: 0.324										3	2	1	0	1	1	2									
Dan Wilson, R (1, 2) OBP: 0.316, SLG: 0.403										3	1	1	0	0	0	1									
<b>Inning Stats</b>	R: 0 E: 0 K: 1 S: 11	H: 1 LOB: 1 BB: 0 P: 18	R: 0 E: 0 K: 0 S: 5	H: 1 LOB: 0 BB: 0 P: 6	R: 2 E: 0 K: 0 S: 17	H: 3 LOB: 1 BB: 0 P: 28	R: 0 E: 0 K: 1 S: 13	H: 2 LOB: 2 BB: 0 P: 13	R: 2 E: 0 K: 1 S: 15	H: 3 LOB: 3 BB: 1 P: 30	R: 1 E: 0 K: 0 S: 12	H: 1 LOB: 1 BB: 1 P: 20	R: 0 E: 0 K: 1 S: 11	H: 0 LOB: 1 BB: 1 P: 19	R: 1 E: 1 K: 0 S: 6	H: 1 LOB: 0 BB: 0 P: 7	R: 0 E: 0 K: 0 S: 12	H: 1 LOB: 1 BB: 0 P: 19	1B: 11 2B: 2 3B: 2 HR: 0	SF: 2 SAC: 1 DP: 3 HBP: 1	WP: 0 PB: 0 SB: 0 CS: 1	PA: 42			
<b>PITCHER</b>	IP	WLS	BF	H	R	ER	SO	BB	IBB	HBP	BLK	WP	HR	S	P	ERA	WHIP								
Kyle Lohse, R (1, 1) ERA: 5.75	4.1	L	22	10	4	4	2	0	0	1	0	0	0	56	84	8.31	2.308								
Grant Balfour, R (5, 1) ERA: 5.4	1.2		8	1	1	1	2	2	0	0	0	0	0	17	31	5.40	1.800								
Travis Miller, L (7, 1) ERA: 4.54	2.0		8	1	1	0	1	1	0	0	0	0	0	17	26	0.00	1.000								
LaTroy Hawkins, R (9, 1) ERA: 3.13	1.0		4	1	0	0	0	0	0	0	0	0	0	12	19	0.00	1.000								


Batter	1	2	3	4	5	6	7	8	9	AB	R	H	RBI	BB	SO	LOB	BOTTOM								
Matt Lawton, L (1, 9) OBP: 0.409, SLG: 0.459	G1-3		F5			G3-1		G4-3		4	0	0	0	0	0	0	<b>Seattle Mariners @ Minnesota Twins</b> Hubert H. Humphrey Metrodome, Minneapolis, MN Sun Jul 22 2001, 2:05 PM EDT Att: 44,665 - Dome - 72 F <a href="http://livebaseballscorecards.com">livebaseballscorecards.com</a>								
Denny Hocking, S (1, 6) OBP: 0.319, SLG: 0.333	G4-3		G4-3			L4		K		4	0	0	0	0	1	0									
Doug Mientkiewicz, L (1, 3) OBP: 0.386, SLG: 0.593			P6			F9				3	1	1	0	1	0	0									
Corey Koskie, L (1, 5) OBP: 0.364, SLG: 0.491	G4-3					G4-3				4	1	1	0	0	1	1									
David Ortiz, L (1, 10) OBP: 0.385, SLG: 0.588										3	1	2	2	1	1	0									
Torii Hunter, R (1, 8) OBP: 0.279, SLG: 0.457										3	0	0	0	0	1	2									
A.J. Pierzynski, L (1, 2) OBP: 0.328, SLG: 0.433										3	0	2	1	0	0	1									
Luis Rivas, R (1, 4) OBP: 0.302, SLG: 0.347										4	0	0	0	0	0	5									
Jacque Jones, L (1, 7) OBP: 0.313, SLG: 0.405										4	0	0	0	0	0	4									
<b>Inning Stats</b>	R: 0 E: 0 K: 0 S: 5	H: 0 LOB: 1 BB: 1 P: 13	R: 0 E: 0 K: 0 S: 6	H: 0 LOB: 2 BB: 1 P: 14	R: 0 E: 0 K: 0 S: 8	H: 0 LOB: 0 BB: 0 P: 14	R: 0 E: 0 K: 1 S: 10	H: 1 LOB: 1 BB: 0 P: 16	R: 0 E: 0 K: 0 S: 7	H: 0 LOB: 0 BB: 0 P: 12	R: 0 E: 0 K: 0 S: 4	H: 0 LOB: 0 BB: 0 P: 6	R: 0 E: 0 K: 1 S: 8	H: 1 LOB: 1 BB: 0 P: 12	R: 0 E: 0 K: 1 S: 6	H: 0 LOB: 0 BB: 0 P: 8		R: 3 E: 0 K: 1 S: 16	H: 4 LOB: 1 BB: 0 P: 25	1B: 5 2B: 2 3B: 0 HR: 0	SF: 0 SAC: 0 DP: 1 HBP: 2	WP: 1 PB: 0 SB: 0 CS: 0	PA: 36		
<b>PITCHER</b>	IP	WLS	BF	H	R	ER	SO	BB	IBB	HBP	BLK	WP	HR	S	P	ERA	WHIP								
Paul Abbott, R (1, 1) ERA: 4.16	8.0	W	32	5	3	3	3	2	0	2	0	0	0	109	109	3.38	0.875								
Jeff Nelson, R (9, 1) ERA: 1.93	1.0		4	1	0	0	1	0	0	0	0	0	0	8	11	0.00	1.000								



Batter	1	2	3	4	5	6	7	8	9	AB	R	H	RBI	BB	SO	LOB	TOP					
51 Ichiro Suzuki, L (1,9) OBP: 0.360, SLG: 0.449										4	1	2	1	0	1	1	<b>Seattle Mariners @ Minnesota Twins</b> Hubert H. Humphrey Metrodome, Minneapolis, MN Mon Jul 23 2001, 1:05 PM EDT Att: 31,220 - Dome - 72 F					
Mark McLemore, S (1,8) OBP: 0.373, SLG: 0.407										4	1	1	1	0	1	1						
Bret Boone, R (1,4) OBP: 0.358, SLG: 0.562										3	0	0	1	0	0	1						
John Olerud, L (1,3) OBP: 0.424, SLG: 0.484										4	0	2	0	0	1	1						
Mike Cameron, R (1,10) OBP: 0.350, SLG: 0.511										4	0	1	0	0	1	1						
Al Martin, L (1,7) Charles Gipson, R (8,8) OBP: 0.327, SLG: 0.401 OBP: 0.243, SLG: 0.182										4	0	1	0	0	1	3						
David Bell, R (1,5) OBP: 0.306, SLG: 0.422										4	0	0	0	0	0	1						
Dan Wilson, R (1,2) OBP: 0.311, SLG: 0.396										4	0	0	0	0	3	1						
Carlos Guillen, S (1,6) OBP: 0.330, SLG: 0.353										4	1	2	0	0	1	0						
<b>Inning Stats</b>	R: 1 E: 0 K: 1 S: 9	H: 1 LOB: 0 BB: 0 P: 15	R: 0 E: 0 K: 1 S: 9	H: 1 LOB: 1 BB: 0 P: 13	R: 1 E: 1 K: 1 S: 12	H: 1 LOB: 1 BB: 0 P: 16	R: 0 E: 0 K: 0 S: 5	H: 0 LOB: 0 BB: 0 P: 7	R: 1 E: 0 K: 2 S: 12	H: 2 LOB: 0 BB: 0 P: 17	R: 0 E: 0 K: 2 S: 13	H: 1 LOB: 1 BB: 0 P: 19	R: 0 E: 0 K: 0 S: 8	H: 1 LOB: 0 BB: 0 P: 9	R: 0 E: 0 K: 0 S: 12	H: 2 LOB: 2 BB: 0 P: 20		R: 0 E: 0 K: 2 S: 8	H: 0 LOB: 0 BB: 0 P: 12	1B: 4 2B: 4 3B: 1 HR: 0	SF: 1 SAC: 0 DP: 0 HBP: 0	WP: 0 PB: 0 SB: 1 CS: 1
<b>PITCHER</b>	IP WLS BF H R ER SO BB IBB HBP BLK WP HR S P ERA WHIP																					
Brad Radke, R (1,1) ERA: 3.76	8.0 L 33 9 3 2 7 0 0 0 0 0 0 0 80 116 2.25 1.125																					
Bob Weils, R (9,1) ERA: 4.44	1.0 3 0 0 0 2 0 0 0 0 0 0 0 8 12 0.00 0.000																					

Batter	1	2	3	4	5	6	7	8	9	AB	R	H	RBI	BB	SO	LOB	BOTTOM					
Matt Lawton, L (1,9) OBP: 0.406, SLG: 0.454										4	1	0	0	0	0	0	<b>Seattle Mariners @ Minnesota Twins</b> Hubert H. Humphrey Metrodome, Minneapolis, MN Mon Jul 23 2001, 1:05 PM EDT Att: 31,220 - Dome - 72 F					
Denny Hocking, S (1,6) OBP: 0.327, SLG: 0.344										3	0	2	0	1	0	1						
Doug Mientkiewicz, L (1,3) OBP: 0.385, SLG: 0.590										4	0	1	0	0	2	3						
David Ortiz, L (1,10) OBP: 0.389, SLG: 0.610										3	1	1	1	1	1	2						
Chad Allen, R (1,7) OBP: 0.361, SLG: 0.463										4	0	2	1	0	1	2						
Corey Koskie, L (1,5) OBP: 0.366, SLG: 0.494										4	0	2	0	0	1	2						
Tori Hunter, R (1,8) OBP: 0.279, SLG: 0.455										4	0	1	0	0	2	2						
A.J. Pierzynski, L (1,2) OBP: 0.323, SLG: 0.426										4	0	0	0	0	1	2						
Luis Rivas, R (1,4) Arthur Rhodes, L (9,PH) Jacque Jones, L (9,PH) OBP: 0.299, SLG: 0.343 OBP: 0.312, SLG: 0.403										3	0	0	0	0	1	1						
<b>Inning Stats</b>	R: 0 E: 0 K: 1 S: 12	H: 1 LOB: 2 BB: 1 P: 22	R: 0 E: 0 K: 2 S: 11	H: 1 LOB: 0 BB: 0 P: 15	R: 1 E: 0 K: 0 S: 15	H: 2 LOB: 2 BB: 0 P: 22	R: 0 E: 0 K: 2 S: 8	H: 0 LOB: 0 BB: 0 P: 11	R: 0 E: 0 K: 0 S: 8	H: 1 LOB: 0 BB: 0 P: 11	R: 1 E: 0 K: 2 S: 12	H: 2 LOB: 1 BB: 0 P: 16	R: 0 E: 0 K: 1 S: 9	H: 0 LOB: 1 BB: 1 P: 14	R: 0 E: 0 K: 1 S: 10	H: 2 LOB: 1 BB: 0 P: 14		R: 0 E: 0 K: 0 S: 11	H: 0 LOB: 0 BB: 0 P: 18	1B: 5 2B: 4 3B: 0 HR: 1	SF: 0 SAC: 0 DP: 1 HBP: 1	WP: 0 PB: 0 SB: 0 CS: 0
<b>PITCHER</b>	IP WLS BF H R ER SO BB IBB HBP BLK WP HR S P ERA WHIP																					
Jamie Moyer, L (1,1) ERA: 4.31	6.2 W 29 7 2 2 7 2 0 0 0 0 0 0 10 15 0.00 2.000																					
Arthur Rhodes, L (7,1) ERA: 1.7	1.0 H 4 2 0 0 2 0 0 0 0 0 0 0 10 15 0.00 2.000																					
Kazuhiro Sasaki, R (8,1) ERA: 2.64	1.1 S 4 0 0 0 0 0 0 0 0 0 0 0 14 21 0.00 0.000																					

AB 35  
R 3  
H 9  
RBI 3  
BB 0  
SO 9  
LOB 10



AB 34  
R 2  
H 9  
RBI 2  
BB 2  
SO 9  
LOB 15





Batter	1	2	3	4	5	6	7	8	9	AB	R	H	RBI	BB	SO	LOB	TOP								
Luis Altea, S OBP: 0.330, SLG: 0.361 (1, 4)	F7		FC3-6 1B		K		K			4	0	1	0	0	2	0	<b>Kansas City Royals @ Seattle Mariners</b> Safeco Field, Seattle, WA Tue Jul 24 2001, 7:05 PM PDT Att: 45,119 - Sunny - 73 F								
Rey Sanchez, R OBP: 0.321, SLG: 0.354 (1, 6)	G3		FC3-6 1-2 2-H			29 2B		29 L5-3 1B		4	1	2	0	0	0	1									
29 Mike Sweeney, R OBP: 0.373, SLG: 0.582 (1, 3)	1B		G5-3			G6-3 2-H 3B		L5-3 1-2		4	1	2	1	0	0	2									
Jermaine Dye, R OBP: 0.333, SLG: 0.417 (1, 8) (9, 9)	F3			G6-3		G6-3		F3		4	0	0	0	0	0	2									
Raul Ibanez, L OBP: 0.396, SLG: 0.491 Donnie Sadler, R OBP: 0.255, SLG: 0.242 (1, 9) (9, 8)		K				1B 3B		G4-3		4	1	2	1	0	1	0									
Gregg Zaun, S OBP: 0.375, SLG: 0.286 (1, 10)	F8			L6		F9-4-3 1B		L3		4	0	1	1	0	0	1									
Joe Randa, R OBP: 0.297, SLG: 0.358 (1, 5)	G4-3			K		F9-4-3 1-2		HR 1B		4	1	1	0	0	1	2									
Mark Quinn, R OBP: 0.296, SLG: 0.510 (1, 7)			G5-3		K		G5-3	HR		4	1	1	2	0	1	0									
Brent Mayne, L OBP: 0.372, SLG: 0.389 (1, 2)			1B E 1B		F7		L8	G4-3		4	1	1	0	0	0	0									
<b>Inning Stats</b>	R: 0 E: 0 K: 0 S: 8	H: 1 LOB: 1 BB: 0 P: 14	R: 0 E: 0 K: 1 S: 7	H: 0 LOB: 0 BB: 0 P: 10	R: 1 E: 1 K: 0 S: 14	H: 2 LOB: 1 BB: 0 P: 21	R: 0 E: 0 K: 1 S: 12	H: 1 LOB: 1 BB: 0 P: 20	R: 0 E: 0 K: 2 S: 8	H: 0 LOB: 0 BB: 0 P: 12	R: 3 E: 0 K: 0 S: 13	H: 4 LOB: 0 BB: 0 P: 20	R: 0 E: 0 K: 1 S: 7	H: 0 LOB: 0 BB: 0 P: 10	R: 0 E: 0 K: 0 S: 4	H: 1 LOB: 0 BB: 0 P: 7		R: 2 E: 0 K: 0 S: 12	H: 2 LOB: 0 BB: 0 P: 19	1B: 6 2B: 5 3B: 1 HR: 1	SF: 0 SAC: 0 DP: 2 HBP: 0	WP: 0 PB: 0 SB: 0 CS: 0	PA: 36		
<b>PITCHER</b>	IP	WLS	BF	H	R	ER	SO	BB	IBB	HBP	BLK	WP	HR	S	P	ERA	WHIP								
Freddy Garcia, R ERA: 3.45 (1, 1)	8.0	L	31	9	4	3	5	0	0	0	0	0	0	73	114	3.38	1.125								
Ryan Franklin, R ERA: 3.73 (9, 1)	1.0		5	2	2	2	0	0	0	0	0	0	1	12	19	18.00	2.000								

AB	36
R	6
H	11
RBI	5
BB	0
SO	5
LOB	8



Batter	1	2	3	4	5	6	7	8	9	AB	R	H	RBI	BB	SO	LOB	BOTTOM								
51 Ichiro Suzuki, L OBP: 0.359, SLG: 0.447 (1, 10)	G6-3 1B		F9		G4-3			G4-3		4	0	1	0	0	0	1	<b>Kansas City Royals @ Seattle Mariners</b> Safeco Field, Seattle, WA Tue Jul 24 2001, 7:05 PM PDT Att: 45,119 - Sunny - 73 F								
Mark McLemore, S OBP: 0.368, SLG: 0.400 (1, 8)	K		K			F7		K		4	0	0	0	0	3	1									
Bret Boone, R OBP: 0.360, SLG: 0.564 (1, 4)	G6-3 1-2			G6-3		1B		2B		4	0	2	0	0	0	1									
John Olerud, L OBP: 0.420, SLG: 0.479 (1, 3)	F9			G4-3		F7		K		4	0	0	0	0	1	3									
Al Martin, L OBP: 0.321, SLG: 0.392 (1, 7)	F8			K		P6		G1		4	0	0	0	0	1	1									
Stan Javier, S OBP: 0.351, SLG: 0.324 (1, 9)		HBP			F7		1B 1B	L7		3	0	1	0	0	0	0									
David Bell, R OBP: 0.302, SLG: 0.416 (1, 5)	F3			F5		F7		K2-3		4	0	0	0	0	1	2									
Carlos Guillen, S OBP: 0.332, SLG: 0.356 (1, 6)					2B 1B		G6-4-3 1B			3	1	2	0	0	1	1									
Dan Wilson, R OBP: 0.311, SLG: 0.399 (1, 2)	G4-1				1-H 2B		G6-4-3			3	0	1	1	0	0	2									
<b>Inning Stats</b>	R: 0 E: 0 K: 1 S: 17	H: 1 LOB: 1 BB: 0 P: 24	R: 0 E: 0 K: 1 S: 10	H: 0 LOB: 0 BB: 0 P: 15	R: 0 E: 0 K: 1 S: 7	H: 0 LOB: 0 BB: 0 P: 8	R: 0 E: 0 K: 1 S: 7	H: 0 LOB: 0 BB: 0 P: 12	R: 1 E: 0 K: 0 S: 12	H: 2 LOB: 1 BB: 0 P: 19	R: 0 E: 0 K: 0 S: 7	H: 1 LOB: 1 BB: 0 P: 12	R: 0 E: 0 K: 2 S: 12	H: 2 LOB: 1 BB: 0 P: 20	R: 0 E: 0 K: 1 S: 12	H: 0 LOB: 0 BB: 0 P: 14		1B: 5 2B: 2 3B: 0 HR: 0	SF: 0 SAC: 0 DP: 1 HBP: 1	WP: 0 PB: 0 SB: 0 CS: 0	PA: 34				
<b>PITCHER</b>	IP	WLS	BF	H	R	ER	SO	BB	IBB	HBP	BLK	WP	HR	S	P	ERA	WHIP								
51 Kris Wilson, R ERA: 3.76 Jason Grimsley, R ERA: 2.44 (1, 1) (9, 1)	8.0	W	31	7	1	1	6	0	0	1	0	0	0	12	14	0.00	0.000								

AB	33
R	1
H	7
RBI	1
BB	0
SO	7
LOB	12





Batter	1	2	3	4	5	6	7	8	9	AB	R	H	RBI	BB	SO	LOB	TOP			
<b>Nelf Perez, S</b> (1,4) OBP: 0.324, SLG: 0.444	B1-3			2B	P4		G4-3		G6-3	5	1	1	0	0	0	0				
<b>Rey Sanchez, R</b> (1,6) OBP: 0.327, SLG: 0.367	F9			29 2B	29 FC6-4					5	1	4	1	0	0	0				
<b>29 Mike Sweeney, R</b> (1,3) OBP: 0.371, SLG: 0.580	P4			1B	FC6-4				F7	5	1	1	1	0	0	3				
<b>Mark Quinn, R</b> (1,7) OBP: 0.291, SLG: 0.502		F5			P1		F9		F8	4	0	0	0	0	0	2				
<b>Raul Ibanez, L</b> (1,9) OBP: 0.391, SLG: 0.483	G6-3			SF7 1B			F8		G3-1	4	1	1	0	0	0	0				
<b>Gregg Zaun, S</b> (1,2) OBP: 0.417, SLG: 0.444	K			SF7			1B			2	1	1	1	1	1	0				
<b>Joe Randa, R</b> (1,5) OBP: 0.301, SLG: 0.362				G6-3 1B			1B		F9	4	0	3	1	0	0	1				
<b>Luis Alicaia, S</b> (1,10) OBP: 0.329, SLG: 0.359	F9			F9					K	4	0	1	1	0	2	3				
<b>Endy Chavez, L</b> (1,8) OBP: 0.238, SLG: 0.234	G6-3				L5		K		F8	4	0	0	0	0	1	3				
<b>Inning Stats</b>	R: 0 E: 0 K: 0 S: 8	H: 0 LOB: 0 BB: 0 P: 11	R: 0 E: 0 K: 1 S: 9	H: 0 LOB: 0 BB: 0 P: 13	R: 0 E: 0 K: 0 S: 5	H: 1 LOB: 0 BB: 0 P: 9	R: 4 E: 0 K: 1 S: 23	H: 5 LOB: 1 BB: 0 P: 33	R: 0 E: 0 K: 0 S: 13	H: 1 LOB: 1 BB: 0 P: 19	R: 1 E: 0 K: 0 S: 15	H: 2 LOB: 1 BB: 0 P: 27	R: 0 E: 0 K: 0 S: 4	H: 1 LOB: 1 BB: 0 P: 12	R: 0 E: 0 K: 0 S: 8	H: 1 LOB: 1 BB: 0 P: 11	1B: 7 2B: 4 3B: 1 HR: 0	SF: 1 SAC: 0 DP: 1 HBP: 0	WP: 0 PB: 0 SB: 0 CS: 0	PA: 39
<b>PITCHER</b>	IP	WLS	BF	H	R	ER	SO	BB	IBB	HBP	BLK	WP	HR	S	P	ERA	WHIP			
<b>Aaron Sele, R</b> (1,1) ERA: 3.3	6.0	L	27	9	5	5	3	1	0	0	0	0	0	73	112	7.50	1.667			
<b>Ryan Franklin, R</b> (7,1) ERA: 3.51	2.0		8	2	0	0	1	0	0	0	0	0	0	13	16	0.00	1.000			
<b>Jose Paniagua, R</b> (9,1) ERA: 3.65	1.0		4	1	0	0	0	0	0	0	0	0	0	8	11	0.00	1.000			

**Kansas City Royals @ Seattle Mariners**  
Safeco Field, Seattle, WA  
Wed Jul 25 2001, 7:05 PM PDT  
Att: 45,265 - Sunny - 78 F

AB	37
R	5
H	12
RBI	5
BB	1
SO	4
LOB	12



Batter	1	2	3	4	5	6	7	8	9	AB	R	H	RBI	BB	SO	LOB	BOTTOM					
<b>51 Ichiro Suzuki, L</b> (1,9) OBP: 0.358, SLG: 0.447	G6-3					G6-3				4	0	1	0	0	0	0						
<b>Mark McLemore, S</b> (1,10) OBP: 0.386, SLG: 0.397	F7			S		G4-3				4	0	1	0	0	0	1						
<b>Bret Boone, R</b> (1,4) OBP: 0.356, SLG: 0.558	K			G4-3		E5			G5-3	4	0	0	0	0	1	1						
<b>John Olerud, L</b> (1,3) OBP: 0.421, SLG: 0.482				BB 1B		L7			L6	4	1	2	0	0	0	1						
<b>Mike Cameron, R</b> (1,8) OBP: 0.349, SLG: 0.508	K			K		L9			SF8 1B	4	0	1	0	0	2	1						
<b>Al Martin, L</b> (1,7) OBP: 0.315, SLG: 0.386	F9			L3		F9			SF8	3	0	0	1	0	0	1						
<b>Carlos Guillen, S</b> (1,6) OBP: 0.334, SLG: 0.356				FC5-4 BB		G3			G4-3	3	0	1	0	1	0	1						
<b>David Bell, R</b> (1,5) OBP: 0.299, SLG: 0.413	FC5-4					K			G4-3	3	0	0	0	0	1	3						
<b>Tom Lampkin, L</b> (1,2) OBP: 0.302, SLG: 0.353				P3		G4-6-3			F5	3	0	0	0	0	0	1						
<b>Inning Stats</b>	R: 0 E: 0 K: 1 S: 15	H: 0 LOB: 0 BB: 0 P: 22	R: 0 E: 0 K: 1 S: 9	H: 1 LOB: 2 BB: 1 P: 16	R: 0 E: 0 K: 0 S: 7	H: 1 LOB: 0 BB: 0 P: 8	R: 0 E: 0 K: 1 S: 7	H: 0 LOB: 0 BB: 0 P: 7	R: 0 E: 0 K: 0 S: 7	H: 1 LOB: 0 BB: 0 P: 9	R: 0 E: 1 K: 0 S: 7	H: 0 LOB: 1 BB: 0 P: 9	R: 0 E: 0 K: 0 S: 9	H: 0 LOB: 0 BB: 0 P: 13	R: 0 E: 0 K: 0 S: 8	H: 1 LOB: 1 BB: 0 P: 15	R: 1 E: 0 K: 0 S: 10	H: 2 LOB: 1 BB: 0 P: 19	1B: 4 2B: 2 3B: 0 HR: 0	SF: 1 SAC: 0 DP: 1 HBP: 0	WP: 0 PB: 0 SB: 1 CS: 0	PA: 34
<b>PITCHER</b>	IP	WLS	BF	H	R	ER	SO	BB	IBB	HBP	BLK	WP	HR	S	P	ERA	WHIP					
<b>Paul Byrd, R</b> (1,1) ERA: 4.73	9.0	W	34	6	1	1	4	1	0	0	0	0	0	79	118	1.00	0.778					

**Kansas City Royals @ Seattle Mariners**  
Safeco Field, Seattle, WA  
Wed Jul 25 2001, 7:05 PM PDT  
Att: 45,265 - Sunny - 78 F

AB	32
R	1
H	6
RBI	1
BB	1
SO	4
LOB	10





Batter	1	2	3	4	5	6	7	8	9	AB	R	H	RBI	BB	SO	LOB	TOP					
<b>Neft Perez, S</b> OBP: 0.321, SLG: 0.440 (1, 4)	L3		P6			F9			G5-3	4	0	0	0	0	0	2						
<b>Rey Sanchez, R</b> OBP: 0.324, SLG: 0.365 <b>Gregg Zaun, S</b> OBP: 0.385, SLG: 0.400 (9, PH)	K			F9			K		G3-1	3	0	0	0	0	2	0						
<b>Carlos Beltrán, S</b> OBP: 0.316, SLG: 0.435 (1, 8)	K			G1-3			P6			3	0	0	0	0	1	0						
<b>29 Mike Sweeney, R</b> OBP: 0.368, SLG: 0.576 (1, 3)		K			L1				G5-3	3	0	0	0	0	1	0						
<b>Raul Ibanez, L</b> OBP: 0.386, SLG: 0.475 <b>Dave McCarty, R</b> OBP: 0.298, SLG: 0.354 <b>Endy Chavez, L</b> OBP: 0.238, SLG: 0.234 (8, 9)		F7				K			K	2	0	0	0	0	1	0						
<b>Joe Randa, R</b> OBP: 0.299, SLG: 0.360 (1, 5)		F8				P3			G1-3	3	0	0	0	0	0	0						
<b>Luis Alicaia, S</b> OBP: 0.326, SLG: 0.355 (1, 10)						G4-3			F9	3	0	0	0	0	1	0						
<b>Mark Quinn, R</b> OBP: 0.288, SLG: 0.496 (1, 7)						F8			F9	3	0	0	0	0	1	0						
<b>Brent Mayne, L</b> OBP: 0.375, SLG: 0.393 (1, 2)							F7		G5-3	3	0	2	0	0	0	0						
<b>Inning Stats</b>	R: 0 E: 0 K: 2 S: 8	H: 0 LOB: 0 BB: 0 P: 11	R: 0 E: 0 K: 1 S: 8	H: 0 LOB: 0 BB: 0 P: 12	R: 0 E: 0 K: 1 S: 11	H: 1 LOB: 1 BB: 0 P: 16	R: 0 E: 0 K: 0 S: 8	H: 0 LOB: 0 BB: 0 P: 14	R: 0 E: 0 K: 1 S: 10	H: 0 LOB: 0 BB: 0 P: 16	R: 0 E: 0 K: 1 S: 6	H: 0 LOB: 0 BB: 0 P: 11	R: 0 E: 0 K: 1 S: 9	H: 0 LOB: 0 BB: 0 P: 12	R: 0 E: 0 K: 1 S: 7	H: 0 LOB: 0 BB: 0 P: 8	R: 0 E: 0 K: 0 S: 10	H: 1 LOB: 1 BB: 0 P: 14	1B: 2 2B: 0 3B: 0 HR: 0	SF: 0 SAC: 0 DP: 0 HBP: 0	WP: 0 PB: 0 SB: 0 CS: 0	PA: 29
<b>PITCHER</b>	IP	WLS	BF	H	R	ER	SO	BB	IBB	HBP	BLK	WP	HR	S	P	ERA	WHIP					
<b>Joel Pineiro, R</b> ERA: 0.52 <b>Jeff Nelson, R</b> ERA: 1.93 <b>Arthur Rhodes, L</b> ERA: 1.66 <b>Kazuhiro Sasaki, R</b> ERA: 2.88	(1, 1)	6.0	W	19	1	0	0	6	0	0	0	0	0	51	80	0.00	0.167					
	(7, 1)	1.0	H	3	0	0	0	1	0	0	0	0	0	9	12	0.00	0.000					
	(8, 1)	1.0	H	3	0	0	0	1	0	0	0	0	0	7	8	0.00	0.000					
	(9, 1)	1.0		4	1	0	0	0	0	0	0	0	0	10	14	0.00	1.000					

**Kansas City Royals @ Seattle Mariners**  
Safeco Field, Seattle, WA  
Thu Jul 26 2001, 7:05 PM PDT  
Att: 44,519 - Sunny - 75 F

AB 29  
R 0  
H 2  
RBI 0  
BB 0  
SO 8  
LOB 3



Batter	1	2	3	4	5	6	7	8	9	AB	R	H	RBI	BB	SO	LOB	BOTTOM					
<b>51 Ichiro Suzuki, L</b> OBP: 0.398, SLG: 0.447 (1, 9)	L5				G4-3	G3				5	0	2	1	0	0	3						
<b>Carlos Guillen, S</b> OBP: 0.332, SLG: 0.360 (1, 6)	K									5	0	1	1	0	2	4						
<b>Bret Boone, R</b> OBP: 0.358, SLG: 0.559 (1, 4)	G6-3									3	1	1	0	1	1	0						
<b>John Olerud, L</b> OBP: 0.422, SLG: 0.485 (1, 3)		G1-3								4	0	2	1	0	0	2						
<b>Mike Cameron, R</b> OBP: 0.348, SLG: 0.508 (1, 8)		P6								4	1	1	0	0	1	2						
<b>Ed Sprague, R</b> OBP: 0.327, SLG: 0.455 <b>Al Martin, L</b> OBP: 0.317, SLG: 0.384 (6, PH)										2	0	0	0	0	1	1						
<b>David Bell, R</b> OBP: 0.302, SLG: 0.414 (1, 5)										4	1	2	0	0	0	1						
<b>Dan Wilson, R</b> OBP: 0.312, SLG: 0.398 (1, 2)										3	0	1	1	0	0	0						
<b>Stan Javier, S</b> OBP: 0.354, SLG: 0.324 <b>Charles Gipson, R</b> OBP: 0.243, SLG: 0.182 (8, PR)										3	1	1	0	1	0	4						
<b>Inning Stats</b>	R: 0 E: 0 K: 1 S: 9	H: 0 LOB: 0 BB: 0 P: 14	R: 0 E: 0 K: 1 S: 7	H: 0 LOB: 0 BB: 0 P: 12	R: 0 E: 0 K: 0 S: 12	H: 1 LOB: 2 BB: 1 P: 22	R: 1 E: 0 K: 0 S: 15	H: 2 LOB: 1 BB: 0 P: 20	R: 1 E: 0 K: 0 S: 19	H: 2 LOB: 2 BB: 1 P: 30	R: 1 E: 0 K: 0 S: 12	H: 3 LOB: 2 BB: 0 P: 17	R: 0 E: 0 K: 3 S: 11	H: 1 LOB: 1 BB: 0 P: 14	R: 1 E: 0 K: 0 S: 18	H: 2 LOB: 3 BB: 1 P: 25	R: 1 E: 0 K: 0 S: 18	H: 2 LOB: 3 BB: 1 P: 25	1B: 7 2B: 3 3B: 1 HR: 0	SF: 0 SAC: 1 DP: 0 HBP: 0	WP: 0 PB: 0 SB: 2 CS: 0	PA: 38
<b>PITCHER</b>	IP	WLS	BF	H	R	ER	SO	BB	IBB	HBP	BLK	WP	HR	S	P	ERA	WHIP					
<b>Chris George, L</b> ERA: 5.4 <b>Blake Stein, R</b> ERA: 5.31	(1, 1)	5.0	L	23	6	3	3	2	2	0	0	0	0	39	54	3.00	2.000					
	(6, 1)	3.0		15	5	1	1	3	1	0	0	0	0	39	54	3.00	2.000					

**Kansas City Royals @ Seattle Mariners**  
Safeco Field, Seattle, WA  
Thu Jul 26 2001, 7:05 PM PDT  
Att: 44,519 - Sunny - 75 F

AB 34  
R 4  
H 11  
RBI 4  
BB 3  
SO 5  
LOB 18





Batter	1	2	3	4	5	6	7	8	9	AB	R	H	RBI	BB	SO	LOB	TOP											
<b>Matt Lawton, L</b> OBP: 0.400, SLG: 0.444	1-1 F2	0-1 G1-3			1-1 G6-3		1-1 G6-3		1-2 L8	5	0	0	0	0	0	3	<b>Minnesota Twins @ Seattle Mariners</b> Safeco Field, Seattle, WA Fri Jul 27, 2001, 7:05 PM PDT Att: 45,808 - Cloudy - 70 F											
<b>Luis Rivas, R</b> OBP: 0.301, SLG: 0.349	0-3 K		0-3 K			2-3 K		2-1 G6-3	4	0	0	0	0	0	3													
<b>Doug Mientkiewicz, L</b> OBP: 0.390, SLG: 0.497	2-0 L3		0-1 CS 1B			2-1 WP 1B		2-1 G1-3 1B	4	0	3	0	0	0	0													
<b>Corey Koskie, L</b> OBP: 0.368, SLG: 0.496		2-1 G4-3	1-2 F9			4-1 FC5-4 BB		0-2 G1-3	3	0	0	0	1	0	2													
<b>David Ortiz, L</b> OBP: 0.385, SLG: 0.570		4-2 3B BB		3-1 F7		2-1 F7		2-1 G4-3	3	1	0	0	1	0	3													
<b>Torii Hunter, R</b> OBP: 0.288, SLG: 0.471		2-2 1-H HR 3B		2-3 K		0-0 FC5-4 1-2		4-1 2B G6-3 BB	3	2	1	1	1	1	2													
<b>A.J. Pierzynski, L</b> OBP: 0.323, SLG: 0.436		0-2 3-H HR		2-2 G3-1			0-0 G4-3	0-0 2B	4	1	2	2	0	0	0													
<b>Jason Maxwell, R</b> OBP: 0.304, SLG: 0.347		0-2 F9			0-2 G6-3		4-1 S BB	1-1 G6-3	3	0	0	1	1	0	1													
<b>Jacque Jones, L</b> OBP: 0.315, SLG: 0.407		3-2 1B			0-0 B1-3		3-2 F8	3-H 2-3 K	4	0	1	0	0	1	2													
<b>Inning Stats</b>	R: 0 E: 0 K: 1 S: 6	H: 0 LOB: 0 BB: 0 P: 9	R: 3 E: 0 K: 0 S: 19	H: 3 LOB: 1 BB: 1 P: 30	R: 0 E: 0 K: 1 S: 8	H: 1 LOB: 0 BB: 0 P: 9	R: 0 E: 0 K: 1 S: 8	H: 0 LOB: 0 BB: 0 P: 15	R: 0 E: 0 K: 0 S: 6	H: 1 LOB: 2 BB: 1 P: 19	R: 0 E: 0 K: 0 S: 8	H: 0 LOB: 1 BB: 1 P: 16	R: 0 E: 0 K: 0 S: 9	H: 1 LOB: 1 BB: 1 P: 15	R: 1 E: 0 K: 1 S: 10	H: 1 LOB: 1 BB: 1 P: 18	1B: 4 2B: 1 3B: 1 HR: 1	SF: 0 SAC: 0 DP: 0 HBP: 0	WP: 1 PB: 0 CS: 1	PA: 37								
<b>PITCHER</b>	IP	WLS	BF	H	R	ER	SO	BB	IBB	HBP	BLK	WP	HR	S	P	ERA	WHIP											
<b>Paul Abbott, R</b> ERA: 4.18	(1, 1)	6.0	W	24	5	3	3	4	2	0	0	0	1	1	56	89	4.50	1.167										
<b>Norm Charlton, L</b> ERA: 3.59	(7, 1)	2.0		8	1	0	0	0	1	0	0	0	0	0	17	31	0.00	1.000										
<b>Jose Paniagua, R</b> ERA: 3.75	(9, 1)	1.0		5	1	1	1	1	1	0	0	0	0	0	10	18	9.00	2.000										

Batter	1	2	3	4	5	6	7	8	9	AB	R	H	RBI	BB	SO	LOB	BOTTOM											
<b>51 Ichiro Suzuki, L</b> OBP: 0.397, SLG: 0.451	0-0 E6 SF8	0-2 F8		0-2 G6-3		1-0 G4-3		0-0 HR		5	2	1	1	0	0	1	<b>Minnesota Twins @ Seattle Mariners</b> Safeco Field, Seattle, WA Fri Jul 27, 2001, 7:05 PM PDT Att: 45,808 - Cloudy - 70 F											
<b>Mark McLemore, S</b> OBP: 0.374, SLG: 0.401	4-0 1B 1-3 BB		1-0 S 1B		1-0 HR 1B	3-2 G4-3		4-2 HR BB	3	3	2	0	2	0	0													
<b>Bret Boone, R</b> OBP: 0.358, SLG: 0.566	1-1 SF8		0-0 F9		0-1 F9		0-0 E5 G3 SF7 1B	0-1 1-H HR	4	2	2	3	0	0	2													
<b>John Olerud, L</b> OBP: 0.421, SLG: 0.492	3-H 3-2 WP 1B 1-3 1B		3-2 G6-3		2-1 1-H HR		0-2 G3	0-0 F7	5	1	2	2	0	0	2													
<b>Mike Cameron, R</b> OBP: 0.349, SLG: 0.506	2-2 1-2 3-H 1B		0-3 K		0-0 F2		4-2 BB		3	0	1	1	1	1	1													
<b>Al Martin, L</b> OBP: 0.320, SLG: 0.385	0-0 F7			4-2 B S 1B BB	0-1 HR 1B		1-0 SF7		2	2	1	1	1	0	2													
<b>Carlos Guillen, S</b> OBP: 0.332, SLG: 0.360	3-3 K			0-2 1-H 1B	1-0 1-H HR		3-H 0-0 G6-3		0	0	0	0	0	0	0													
<b>Stan Javier, S</b> OBP: 0.358, SLG: 0.349	(1, PH) (2, 7)			1-2 2-3 1B					4	1	2	3	0	1	3													
<b>David Bell, R</b> OBP: 0.298, SLG: 0.409		1-0 F9		0-3 K	1-1 F8		1-0 F7		4	0	0	0	0	1	1													
<b>Dan Wilson, R</b> OBP: 0.307, SLG: 0.391		0-1 F9		2-3 K		0-2 G5-3		0-2 G6-3	4	0	0	0	0	1	1													
<b>Inning Stats</b>	R: 2 E: 1 K: 1 S: 14	H: 2 LOB: 2 BB: 1 P: 26	R: 0 E: 0 K: 0 S: 6	H: 0 LOB: 0 BB: 0 P: 7	R: 0 E: 0 K: 1 S: 9	H: 1 LOB: 1 BB: 0 P: 13	R: 1 E: 0 K: 2 S: 19	H: 1 LOB: 1 BB: 1 P: 25	R: 4 E: 0 K: 0 S: 11	H: 4 LOB: 0 BB: 0 P: 16	R: 0 E: 0 K: 0 S: 8	H: 0 LOB: 0 BB: 0 P: 12	R: 1 E: 1 K: 0 S: 8	H: 1 LOB: 1 BB: 1 P: 13	R: 3 E: 0 K: 0 S: 11	H: 2 LOB: 2 BB: 1 P: 16	1B: 7 2B: 0 3B: 0 HR: 4	SF: 2 SAC: 0 DP: 0 HBP: 0	WP: 1 PB: 0 CS: 0	PA: 40								
<b>PITCHER</b>	IP	WLS	BF	H	R	ER	SO	BB	IBB	HBP	BLK	WP	HR	S	P	ERA	WHIP											
<b>Kyle Lohse, R</b> ERA: 6.31	(1, 1)	5.0	L	26	8	7	6	4	2	0	0	0	0	0	59	87	10.80	2.000										
<b>Jack Cressend, R</b> ERA: 3.0	(6, 1)	2.0		8	1	1	0	0	1	0	0	0	0	0	16	25	0.00	1.000										
<b>Grant Balfour, R</b> ERA: 13.5	(8, 1)	1.0		6	2	3	3	0	1	0	0	0	0	2	11	16	27.00	3.000										

AB	33
R	4
H	7
RBI	4
BB	4
SO	5
LOB	13



AB	34
R	11
H	11
RBI	11
BB	4
SO	4
LOB	13





Batter	1	2	3	4	5	6	7	8	9	AB	R	H	RBI	BB	SO	LOB	TOP				
Denny Hocking, S OBP: 0.319, SLG: 0.342	F9			F9		F8		F8		4	0	0	0	0	0	1					
Chad Allen, R OBP: 0.354, SLG: 0.455	K			G1-3			F8		K	4	0	0	0	0	2	0					
Doug Mientkiewicz, L OBP: 0.391, SLG: 0.497	F7			G3-1			1B 2B		1B	4	1	2	0	0	0	0					
Corey Koskie, L OBP: 0.367, SLG: 0.493		F8			F8		2B 1B		K	4	0	1	0	0	1	1					
Tori Hunter, R OBP: 0.293, SLG: 0.477		G3-6-3 1B			G4-6-3 1B		1-2 1B		F7	4	0	3	1	0	0	1					
David Ortiz, L OBP: 0.376, SLG: 0.556		G3-6-3 1-2f			G4-6-3 1-2f		1-3 2H 2B			3	0	0	0	0	1	4					
Brian Buchanan, R OBP: 0.331, SLG: 0.477				L6		F7		K		3	0	0	0	0	1	2					
Tom Prince, R OBP: 0.311, SLG: 0.425				K				K		3	0	0	0	0	3	0					
Jason Maxwell, R OBP: 0.305, SLG: 0.333				K				K		2	0	0	0	1	2	0					
<b>Inning Stats</b>	R: 0 E: 0 K: 1 S: 7	H: 0 LOB: 0 BB: 0 P: 10	R: 0 E: 0 K: 0 S: 11	H: 1 LOB: 0 BB: 0 P: 18	R: 0 E: 0 K: 2 S: 8	H: 0 LOB: 0 BB: 0 P: 11	R: 0 E: 0 K: 0 S: 5	H: 0 LOB: 0 BB: 0 P: 9	R: 0 E: 0 K: 1 S: 17	H: 0 LOB: 1 BB: 1 P: 28	R: 1 E: 0 K: 2 S: 14	H: 3 LOB: 2 BB: 0 P: 22	R: 0 E: 0 K: 2 S: 8	H: 0 LOB: 0 BB: 0 P: 9	R: 0 E: 0 K: 1 S: 11	H: 1 LOB: 1 BB: 0 P: 18	1B: 5 2B: 1 3B: 0 HR: 0	SF: 0 SAC: 0 DP: 2 HBP: 0	WP: 0 PB: 0 SB: 0 CS: 0	PA: 32	
<b>PITCHER</b>	IP	WLS	BF	H	R	ER	SO	BB	IBB	HBP	BLK	WP	HR	S	P	ERA	WHIP				
Jamie Moyer, L ERA: 4.17	6.1	W	23	5	1	1	4	1	0	0	0	0	0	64	101	1.42	0.947				
Arthur Rhodes, L ERA: 1.5	1.2	H	5	0	0	0	4	0	0	0	0	0	0	15	19	0.00	0.000				
Jeff Nelson, R ERA: 1.84	1.0		4	1	0	0	2	0	0	0	0	0	0	11	18	0.00	1.000				

Minnesota Twins @ Seattle Mariners  
Safeco Field, Seattle, WA  
Sat Jul 28 2001, 1:05 PM PDT  
Att: 45,681 - Overcast - 62 F

AB 31  
R 1  
H 6  
RBI 1  
BB 1  
SO 10  
LOB 9



Batter	1	2	3	4	5	6	7	8	9	AB	R	H	RBI	BB	SO	LOB	BOTTOM				
51 Ichiro Suzuki, L OBP: 0.360, SLG: 0.455	CS 1B		G6-3 2B	S 2B 1B		G3				4	1	3	2	0	0	1					
Mark McLemore, S OBP: 0.388, SLG: 0.394	K		G6-3	K		G4-3				4	0	0	0	0	2	5					
Bret Boone, R OBP: 0.359, SLG: 0.568	1B 1B		F8	2B			K			4	1	2	2	0	1	1					
John Olerud, L OBP: 0.422, SLG: 0.491	1B 1B		G4-3 FC6-4 BB	G4-3		L8				3	0	1	0	1	0	1					
Mike Cameron, R OBP: 0.348, SLG: 0.503	1B		FC6-4		F9		K			4	0	1	1	0	1	2					
Stan Javier, S OBP: 0.361, SLG: 0.359	F7			1B 51 1B 2B	G1-3			G4-3 1B		4	1	2	0	0	0	2					
Al Martin, L OBP: 0.319, SLG: 0.383		L7		51 1B HBP 1B	G3			K		4	1	1	0	0	1	1					
David Bell, R OBP: 0.298, SLG: 0.405		K		51 1B 2B HBP		G6-3		G4-3		3	1	0	0	0	1	1					
Tom Lampkin, L OBP: 0.302, SLG: 0.359	F9			F8		51 G3 2B				3	0	1	0	0	0	3					
<b>Inning Stats</b>	R: 1 E: 0 K: 1 S: 14	H: 4 LOB: 2 BB: 0 P: 23	R: 0 E: 0 K: 1 S: 8	H: 0 LOB: 0 BB: 0 P: 11	R: 0 E: 0 K: 0 S: 12	H: 1 LOB: 2 BB: 1 P: 23	R: 4 E: 0 K: 1 S: 15	H: 4 LOB: 1 BB: 0 P: 20	R: 0 E: 0 K: 0 S: 8	H: 0 LOB: 0 BB: 0 P: 11	R: 0 E: 0 K: 2 S: 10	H: 1 LOB: 1 BB: 0 P: 11	R: 0 E: 0 K: 2 S: 7	H: 0 LOB: 0 BB: 0 P: 10	R: 0 E: 0 K: 1 S: 9	H: 1 LOB: 1 BB: 0 P: 12	1B: 7 2B: 4 3B: 0 HR: 0	SF: 0 SAC: 0 DP: 0 HBP: 1	WP: 0 PB: 0 SB: 1 CS: 1	PA: 35	
<b>PITCHER</b>	IP	WLS	BF	H	R	ER	SO	BB	IBB	HBP	BLK	WP	HR	S	P	ERA	WHIP				
Brad Radke, R ERA: 3.9	6.0	L	29	10	5	5	3	1	0	1	0	0	0	67	99	7.50	1.833				
Hector Carrasco, R ERA: 5.13	2.0		6	1	0	0	3	0	0	0	0	0	0	16	22	0.00	0.500				

Minnesota Twins @ Seattle Mariners  
Safeco Field, Seattle, WA  
Sat Jul 28 2001, 1:05 PM PDT  
Att: 45,681 - Overcast - 62 F

AB 33  
R 5  
H 11  
RBI 5  
BB 1  
SO 6  
LOB 17







Batter	1	2	3	4	5	6	7	8	9	AB	R	H	RBI	BB	SO	LOB	TOP					
<b>Matt Lawton, L</b> OBP: 0.396, SLG: 0.439	G3-1		G3-1		G1-3			F7		4	0	0	0	0	0	1	<b>Minnesota Twins @ Seattle Mariners</b> Safeco Field, Seattle, WA Sun Jul 29 2001, 1:35 PM PDT Att. 45,780 - Overcast - 63 F					
<b>Denny Hocking, S</b> OBP: 0.313, SLG: 0.335	F8			G4-3	K			G4-3		4	0	0	0	0	1	0						
<b>Doug Mientkiewicz, L</b> OBP: 0.380, SLG: 0.497	P6			2B		G4-3		F8		4	1	1	0	0	0	0						
<b>Corey Koskie, L</b> OBP: 0.368, SLG: 0.494		G6-3		2B		G5-3		G6-4-3	1B	3	1	1	1	1	0	0						
<b>David Ortiz, L</b> OBP: 0.372, SLG: 0.545	K			F7		G4-3		G6-4-3	1B	4	0	1	0	0	1	1						
<b>Tori Hunter, R</b> OBP: 0.292, SLG: 0.475	G6-3			E5				G6-4-3	1B	4	0	1	0	0	0	2						
<b>A.J. Pierzynski, L</b> OBP: 0.322, SLG: 0.431			F9					F8		3	0	0	0	1	0	2						
<b>Luis Rivas, R</b> OBP: 0.301, SLG: 0.351				G6-3				FC3-6		3	0	1	0	0	0	3						
<b>Jacque Jones, L</b> OBP: 0.312, SLG: 0.403			F8		F5			F8		3	0	0	0	0	0	2						
<b>Inning Stats</b>	R: 0 E: 0 K: 0 S: 4	H: 0 LOB: 0 BB: 0 P: 5	R: 0 E: 0 K: 1 S: 6	H: 0 LOB: 0 BB: 0 P: 8	R: 0 E: 0 K: 0 S: 8	H: 1 LOB: 1 BB: 0 P: 8	R: 2 E: 1 K: 0 S: 16	H: 2 LOB: 2 BB: 1 P: 32	R: 0 E: 0 K: 1 S: 6	H: 0 LOB: 0 BB: 0 P: 9	R: 0 E: 0 K: 0 S: 10	H: 0 LOB: 0 BB: 0 P: 18	R: 0 E: 0 K: 0 S: 4	H: 1 LOB: 1 BB: 0 P: 7	R: 0 E: 0 K: 0 S: 4	H: 0 LOB: 0 BB: 0 P: 8	R: 0 E: 0 K: 0 S: 11	H: 1 LOB: 1 BB: 1 P: 19	1B: 2 2B: 3 3B: 0 HR: 0	SF: 0 SAC: 0 DP: 1 HBP: 0	WP: 0 PB: 0 SB: 0 CS: 0	PA: 34
<b>PITCHER</b> <b>Freddy Garcia, R</b> ERA: 3.31	IP: 9.0 WLS: W BF: 34 H: 5 R: 2 ER: 1 SO: 2 BB: 2 IBB: 0 HBP: 0 BLK: 0 WP: 0 HR: 0 S: 69 P: 114 ERA: 1.00 WHIP: 0.778															<b>PITCHER</b>						

Batter	1	2	3	4	5	6	7	8	9	AB	R	H	RBI	BB	SO	LOB	BOTTOM			
<b>51 Ichiro Suzuki, L</b> OBP: 0.359, SLG: 0.454	G6-3	F7		F7		SH5-3		1B		4	1	1	0	0	0	4	<b>Minnesota Twins @ Seattle Mariners</b> Safeco Field, Seattle, WA Sun Jul 29 2001, 1:35 PM PDT Att. 45,780 - Overcast - 63 F			
<b>Stan Javier, S</b> OBP: 0.367, SLG: 0.366	K							1B		5	3	3	0	0	1	1				
<b>Charles Gipson, R</b> OBP: 0.243, SLG: 0.182								1B		0	0	0	0	0	0	0				
<b>Bret Boone, R</b> OBP: 0.364, SLG: 0.575	F7							1B		5	2	4	3	0	0	0				
<b>John Olerud, L</b> OBP: 0.422, SLG: 0.487								2B		3	2	0	0	2	0	5				
<b>Mike Cameron, R</b> OBP: 0.344, SLG: 0.497										4	0	0	1	0	1	6				
<b>Ed Sprague, R</b> OBP: 0.370, SLG: 0.500										4	0	3	4	1	0	1				
<b>David Bell, R</b> OBP: 0.296, SLG: 0.403										4	0	1	1	0	0	2				
<b>Dan Wilson, R</b> OBP: 0.302, SLG: 0.385										4	0	0	0	0	0	5				
<b>Mark McLemore, S</b> OBP: 0.377, SLG: 0.399										2	2	2	1	2	0	0				
<b>Inning Stats</b>	R: 0 E: 0 K: 1 S: 9	H: 0 LOB: 0 BB: 0 P: 11	R: 1 E: 0 K: 0 S: 14	H: 1 LOB: 3 BB: 3 P: 31	R: 1 E: 0 K: 0 S: 13	H: 2 LOB: 1 BB: 0 P: 16	R: 0 E: 0 K: 0 S: 9	H: 1 LOB: 1 BB: 0 P: 14	R: 3 E: 1 K: 1 S: 16	H: 3 LOB: 1 BB: 1 P: 23	R: 1 E: 0 K: 0 S: 11	H: 2 LOB: 1 BB: 0 P: 17	R: 0 E: 0 K: 0 S: 10	H: 1 LOB: 1 BB: 0 P: 15	R: 4 E: 0 K: 0 S: 16	H: 4 LOB: 1 BB: 1 P: 28	1B: 11 2B: 3 3B: 0 HR: 0	SF: 2 SAC: 1 DP: 0 HBP: 0	WP: 0 PB: 0 SB: 0 CS: 0	PA: 43
<b>PITCHER</b> <b>Eric Milton, L</b> ERA: 4.34	IP: 5.2 WLS: L BF: 30 H: 4 R: 0 ER: 6 SO: 2 BB: 4 IBB: 0 HBP: 0 BLK: 0 WP: 0 HR: 0 S: 68 P: 106 ERA: 9.53 WHIP: 2.294															<b>PITCHER</b>				
<b>Eddie Guardado, L</b> ERA: 3.75	0.1	1	0	0	0	0	0	0	0	0	0	4	6	0.00	0.000					
<b>Bob Wells, R</b> ERA: 4.42	1.0	4	1	0	0	0	0	0	0	0	0	10	15	0.00	1.000					
<b>LaTroy Hawkins, R</b> ERA: 3.99	0.0	4	3	4	4	0	1	0	0	0	0	10	21	∞	∞					
<b>Travis Miller, L</b> ERA: 4.33	1.0	4	1	0	0	0	0	0	0	0	0	6	7	0.00	1.000					

**AB 32**  
**R 2**  
**H 5**  
**RBI 1**  
**BB 2**  
**SO 2**  
**LOB 11**



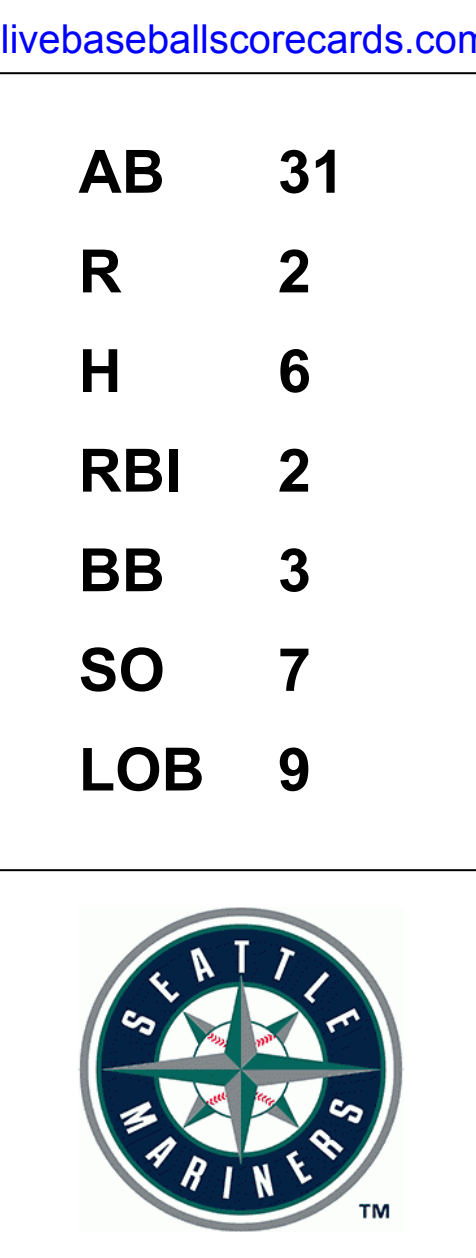
**AB 35**  
**R 10**  
**H 14**  
**RBI 10**  
**BB 5**  
**SO 2**  
**LOB 24**





Batter	1	2	3	4	5	6	7	8	9	AB	R	H	RBI	BB	SO	LOB	TOP								
51 Ichiro Suzuki, L (1,9) OBP: 0.360, SLG: 0.454	F7		1B				F8			4	0	2	0	0	0	0	<b>Seattle Mariners @ Detroit Tigers</b> Comerica Park, Detroit, MI Tue Jul 31 2001, 7:05 PM EDT Att: 30,022 - Cloudy - 85 F								
Mark McLemore, S (1,7) OBP: 0.378, SLG: 0.398	BB		1B			P6	G3			3	0	1	0	1	0	1									
Bret Boone, R (1,4) OBP: 0.361, SLG: 0.570	K		F9			G6-3		F9		4	0	0	0	0	1	3									
John Olerud, L (1,3) OBP: 0.423, SLG: 0.485		FC3-6 BB		F7			G6-3	G6-3		3	1	1	0	1	0	0									
Mike Cameron, R (1,8) OBP: 0.343, SLG: 0.493	K		G5-3			1B SF7 BB		F3		3	1	0	0	1	1	1									
Al Martin, L (1,10) OBP: 0.322, SLG: 0.390	FC3-6								K	4	0	2	1	0	1	1									
Carlos Guillen, S (1,6) OBP: 0.329, SLG: 0.356	F8		G4-3			SF7		P3		3	0	0	1	0	0	2									
David Bell, R (1,5) OBP: 0.294, SLG: 0.399 Stan Javier, S (9,PH) OBP: 0.365, SLG: 0.364			G4-3			P3		K	K	3	0	0	0	0	1	1									
										1	0	0	0	0	1	0									
Dan Wilson, R (1,2) OBP: 0.298, SLG: 0.380			K			G6-3		K		3	0	0	0	0	2	0									
<b>Inning Stats</b>	R: 0 E: 0 K: 1 S: 8	H: 0 LOB: 0 BB: 1 P: 12	R: 0 E: 0 K: 1 S: 8	H: 0 LOB: 1 BB: 1 P: 18	R: 0 E: 0 K: 1 S: 11	H: 2 LOB: 2 BB: 0 P: 18	R: 0 E: 0 K: 0 S: 10	H: 1 LOB: 1 BB: 0 P: 12	R: 0 E: 0 K: 0 S: 8	H: 1 LOB: 1 BB: 0 P: 13	R: 2 E: 0 K: 1 S: 11	H: 2 LOB: 1 BB: 1 P: 20	R: 0 E: 0 K: 1 S: 7	H: 0 LOB: 0 BB: 0 P: 9	R: 0 E: 0 K: 0 S: 7	H: 0 LOB: 0 BB: 0 P: 13	R: 0 E: 0 K: 2 S: 11	H: 0 LOB: 0 BB: 0 P: 13	1B: 5 2B: 1 3B: 0 HR: 0	SF: 1 SAC: 0 DP: 0 HBP: 0	WP: 0 PB: 0 SB: 1 CS: 0	PA: 35			
<b>PITCHER</b>	IP	WLS	BF	H	R	ER	SO	BB	IBB	HBP	BLK	WP	HR	S	P	ERA	WHIP								
Jose Lima, R (1,1) ERA: 5.77	8.0	W	32	6	2	2	5	3	0	0	0	0	0	70	115	2.25	1.125								
Matt Anderson, R (9,1) ERA: 4.87	1.0	S	3	0	0	0	2	0	0	0	0	0	0	11	13	0.00	0.000								

Batter	1	2	3	4	5	6	7	8	9	AB	R	H	RBI	BB	SO	LOB	BOTTOM								
Roger Cedeno, S (1,8) OBP: 0.340, SLG: 0.403	S 3B 1B	G4-3		1-2 2-H 1B		F9				4	1	2	1	0	0	2	<b>Seattle Mariners @ Detroit Tigers</b> Comerica Park, Detroit, MI Tue Jul 31 2001, 7:05 PM EDT Att: 30,022 - Cloudy - 85 F								
Damion Easley, R (1,4) OBP: 0.334, SLG: 0.403	G6-3		G6-3	F8		G5-3				4	0	0	0	0	3										
Bobby Higginson, L (1,7) OBP: 0.379, SLG: 0.475	2-H 1B 3B		P6		G4-3		P4			4	1	1	1	0	0	0									
Tony Clark, S (1,3) OBP: 0.406, SLG: 0.537	FC6-5 1B BB		4-2 BB		F8					2	0	1	0	2	0	0									
Robert Fick, L (1,2) OBP: 0.374, SLG: 0.570	FC5-5 1-2 3-H 1B		F7		K		F7			4	0	1	1	0	1	2									
Juan Encarnacion, R (1,9) OBP: 0.334, SLG: 0.427	FC6-5-6 1-2 2-3 1B		G6-3			1B SF8 2B		K		4	1	1	0	0	1	2									
Randall Simon, L (1,10) OBP: 0.417, SLG: 0.456		F8		1B 1B				K		4	1	2	0	0	1	0									
Shane Halter, R (1,5) OBP: 0.360, SLG: 0.470				F8		SF8		G5-3		3	0	1	1	0	0	1									
Deivi Cruz, R (1,6) OBP: 0.288, SLG: 0.383		F8		1B 1B		G6-3				3	0	1	0	0	2										
<b>Inning Stats</b>	R: 2 E: 0 K: 0 S: 13	H: 3 LOB: 1 BB: 1 P: 24	R: 0 E: 0 K: 0 S: 6	H: 1 LOB: 0 BB: 0 P: 10	R: 0 E: 0 K: 0 S: 8	H: 0 LOB: 1 BB: 1 P: 12	R: 1 E: 0 K: 0 S: 15	H: 3 LOB: 2 BB: 0 P: 20	R: 0 E: 0 K: 1 S: 7	H: 0 LOB: 0 BB: 0 P: 13	R: 1 E: 0 K: 0 S: 8	H: 2 LOB: 1 BB: 0 P: 12	R: 0 E: 0 K: 0 S: 10	H: 1 LOB: 1 BB: 0 P: 11	R: 0 E: 0 K: 2 S: 8	H: 0 LOB: 0 BB: 0 P: 8		1B: 8 2B: 1 3B: 1 HR: 0	SF: 1 SAC: 0 DP: 1 HBP: 0	WP: 0 PB: 0 SB: 1 CS: 0	PA: 35				
<b>PITCHER</b>	IP	WLS	BF	H	R	ER	SO	BB	IBB	HBP	BLK	WP	HR	S	P	ERA	WHIP								
Aaron Sele, R (1,1) ERA: 3.41	6.1	L	29	9	4	4	1	2	0	0	0	0	0	9	9	0.00	1.500								
Norm Charlton, L (7,1) ERA: 3.49	0.2		3	1	0	0	0	0	0	0	0	0	0	9	9	0.00	1.500								
Ryan Franklin, R (8,1) ERA: 3.55	1.0		3	0	0	0	2	0	0	0	0	0	0	8	8	0.00	0.000								









Batter	1	2	3	4	5	6	7	8	9	AB	R	H	RBI	BB	SO	LOB	TOP					
<b>Stan Javier, S</b> OBP: 0.376, SLG: 0.379 (1, 9)	L5	FC5			SH2-3					4	0	3	1	0	0	0	<b>Seattle Mariners @ Detroit Tigers</b> Comerica Park, Detroit, MI Thu Aug 02 2001, 7:05 PM EDT Att: 27,097 - Cloudy - 83 F					
<b>Carlos Guillen, S</b> OBP: 0.325, SLG: 0.352 (1, 6)	G5-3	FC5			SH2-3		F8			3	0	0	0	0	0	3						
<b>Bret Boone, R</b> OBP: 0.367, SLG: 0.576 (1, 4)										4	1	3	0	0	1	1						
<b>John Olerud, L</b> OBP: 0.419, SLG: 0.480 (1, 3)										3	0	0	0	1	0	3						
<b>Mike Cameron, R</b> OBP: 0.345, SLG: 0.489 (1, 8)										2	0	0	1	1	1	2						
<b>Ed Sprague, R</b> OBP: 0.367, SLG: 0.500 <b>Mark McLemore, S</b> OBP: 0.388, SLG: 0.412 (9, PH)		HBP								3	1	1	0	0	0	1						
<b>David Bell, R</b> OBP: 0.294, SLG: 0.397 (1, 5)										1	0	1	0	0	0	0						
<b>Dan Wilson, R</b> OBP: 0.294, SLG: 0.374 (1, 2)										2	0	0	0	0	0	0						
<b>Charles Gipson, R</b> OBP: 0.225, SLG: 0.167 <b>51 Ichiro Suzuki, L</b> OBP: 0.362, SLG: 0.453 (9, PH)										3	0	0	0	0	2	2						
<b>Inning Stats</b>	R: 0 E: 0 K: 1 S: 8	H: 1 LOB: 2 BB: 1 P: 19	R: 1 E: 0 K: 1 S: 10	H: 2 LOB: 2 BB: 0 P: 18	R: 1 E: 0 K: 0 S: 5	H: 1 LOB: 0 BB: 0 P: 9	R: 0 E: 0 K: 1 S: 8	H: 0 LOB: 0 BB: 0 P: 10	R: 0 E: 0 K: 1 S: 9	H: 1 LOB: 1 BB: 0 P: 13	R: 0 E: 0 K: 0 S: 9	H: 0 LOB: 0 BB: 1 P: 18	R: 0 E: 0 K: 12 S: 12	H: 1 LOB: 1 BB: 0 P: 19	R: 0 E: 0 K: 0 S: 4	H: 1 LOB: 0 BB: 0 P: 7	R: 0 E: 1 K: 0 S: 9	H: 1 LOB: 1 BB: 0 P: 14	1B: 5 2B: 4 3B: 0 HR: 0	SF: 1 SAC: 2 DP: 3 HBP: 1	WP: 0 PB: 0 SB: 0 CS: 0	PA: 36
<b>PITCHER</b>	IP	WLS	BF	H	R	ER	SO	BB	IBB	HBP	BLK	WP	HR	S	P	ERA	WHIP					
<b>Adam Pettyjohn, L</b> ERA: 5.63 (1, 1)	7.0	L	29	6	2	2	4	2	0	1	0	0	0	61	106	2.57	1.143					
<b>Danny Patterson, R</b> ERA: 2.55 (8, 1)	2.0		7	2	0	0	0	0	0	0	0	0	0	13	21	0.00	1.000					

AB 30  
R 2  
H 8  
RBI 2  
BB 2  
SO 4  
LOB 17



Batter	1	2	3	4	5	6	7	8	9	AB	R	H	RBI	BB	SO	LOB	BOTTOM					
<b>Roger Cedeno, S</b> OBP: 0.337, SLG: 0.398 (1, 8)	F7									4	0	1	0	0	1	0	<b>Seattle Mariners @ Detroit Tigers</b> Comerica Park, Detroit, MI Thu Aug 02 2001, 7:05 PM EDT Att: 27,097 - Cloudy - 83 F					
<b>Damion Easley, R</b> OBP: 0.335, SLG: 0.402 (1, 4)	G5-3									4	0	0	0	0	0	1						
<b>Bobby Higginson, L</b> OBP: 0.377, SLG: 0.468 (1, 7)										4	0	1	0	0	1	0						
<b>Robert Flick, L</b> OBP: 0.366, SLG: 0.556 (1, 2)										3	0	0	0	0	1	1						
<b>Randall Simon, L</b> OBP: 0.411, SLG: 0.459 (1, 10)										3	0	1	0	0	0	0						
<b>Shane Halter, R</b> OBP: 0.355, SLG: 0.465 (1, 3)										3	0	0	0	0	1	1						
<b>Juan Encarnacion, R</b> OBP: 0.299, SLG: 0.419 (1, 9)										3	0	0	0	0	2	0						
<b>Deivi Cruz, R</b> OBP: 0.285, SLG: 0.380 (1, 6)										3	0	0	0	0	1	0						
<b>Jose Macias, S</b> OBP: 0.326, SLG: 0.431 (1, 5)										3	1	1	1	0	2	0						
<b>Inning Stats</b>	R: 0 E: 0 K: 0 S: 8	H: 1 LOB: 1 BB: 0 P: 13	R: 0 E: 0 K: 0 S: 6	H: 0 LOB: 0 BB: 0 P: 9	R: 1 E: 0 K: 0 S: 9	H: 2 LOB: 0 BB: 0 P: 15	R: 0 E: 0 K: 3 S: 12	H: 1 LOB: 1 BB: 0 P: 18	R: 0 E: 0 K: 2 S: 8	H: 0 LOB: 0 BB: 0 P: 11	R: 0 E: 0 K: 0 S: 5	H: 0 LOB: 0 BB: 0 P: 7	R: 0 E: 0 K: 0 S: 5	H: 0 LOB: 0 BB: 0 P: 8	R: 0 E: 0 K: 3 S: 9	H: 0 LOB: 0 BB: 0 P: 11	R: 0 E: 0 K: 1 S: 7	H: 0 LOB: 0 BB: 0 P: 9	1B: 2 2B: 2 3B: 0 HR: 1	SF: 0 SAC: 0 DP: 1 HBP: 0	WP: 0 PB: 0 SB: 0 CS: 0	PA: 30
<b>PITCHER</b>	IP	WLS	BF	H	R	ER	SO	BB	IBB	HBP	BLK	WP	HR	S	P	ERA	WHIP					
<b>Joel Pineiro, R</b> ERA: 0.74 (1, 1)	7.0		24	4	1	1	5	0	0	0	0	0	0	9	11	0.00	0.571					
<b>Jeff Nelson, R</b> ERA: 1.77 (8, 1)	1.0	H	3	0	0	0	3	0	0	0	0	0	0	9	11	0.00	0.000					
<b>Kazuhiro Sasaki, R</b> ERA: 2.53 (9, 1)	1.0	S	3	0	0	0	1	0	0	0	0	0	0	7	9	0.00	0.000					





Batter	1	2	3	4	5	6	7	8	9	AB	R	H	RBI	BB	SO	LOB	TOP			
51 Ichiro Suzuki, L (1, 9) OBP: 0.391, SLG: 0.452	G4-3		FC1-6 F8 WP 1-2		K			S 1B		4	1	1	0	0	1	1	<b>Seattle Mariners @ Cleveland Indians</b> Jacobs Field, Cleveland, OH Fri Aug 03 2001, 7:05 PM EDT Att: 42,580 - Sunny - 77 F			
Mark McLemore, S (1, 8) OBP: 0.396, SLG: 0.409	K		E BB 1-2			K		SF8		2	0	0	1	1	2	0				
Edgar Martinez, R (1, 10) Charles Gibson, R (8, PR) OBP: 0.225, SLG: 0.167	BB BB 4-2		F8 1-2 2-3			K		3-H 4-1 1B BB 1-2		2	0	0	0	2	1	2				
John Olerud, L (1, 3) OBP: 0.419, SLG: 0.479	BB 1-2		F7 1-2 2-3			G4-3		2-2 1-2 2-H 1B		3	0	1	1	1	0	2				
Bret Boone, R (1, 4) OBP: 0.364, SLG: 0.571	F2			K				F3 P6		4	0	0	0	0	1	4				
Al Martin, L (1, 7) Mike Cameron, R (8, 8) OBP: 0.319, SLG: 0.385 OBP: 0.345, SLG: 0.487		F9		K				G4-3		3	0	0	0	0	1	0				
Carlos Guillen, S (1, 6) OBP: 0.322, SLG: 0.348		K		K				F8		4	0	0	0	0	3	0				
David Bell, R (1, 5) OBP: 0.294, SLG: 0.395		L5			G4-3			51 1B SF8 SH3 1B		4	1	1	0	0	0	0				
Tom Lampkin, L (1, 2) OBP: 0.304, SLG: 0.358			51 FC1-6 1B		F8			SH3		2	0	1	0	0	0	0				
<b>Inning Stats</b>	R: 0 E: 0 K: 1 S: 10	H: 0 LOB: 2 BB: 2 P: 22	R: 0 E: 0 K: 1 S: 6	H: 0 LOB: 0 BB: 0 P: 10	R: 0 E: 1 K: 0 S: 10	H: 1 LOB: 2 BB: 1 P: 17	R: 0 E: 0 K: 3 S: 9	H: 0 LOB: 0 BB: 0 P: 13	R: 0 E: 0 K: 2 S: 8	H: 0 LOB: 0 BB: 0 P: 13	R: 0 E: 0 K: 0 S: 4	H: 0 LOB: 0 BB: 0 P: 6	R: 2 E: 0 K: 0 S: 13	H: 3 LOB: 2 BB: 1 P: 20	R: 0 E: 0 K: 2 S: 7	H: 0 LOB: 0 BB: 0 P: 13		1B: 4 2B: 0 3B: 0 HR: 0	SF: 1 SAC: 1 DP: 0 HBP: 0	WP: 1 PB: 0 SB: 1 CS: 0
<b>PITCHER</b> Bartolo Colon, R (1, 1) ERA: 4.25	IP: 9.0 WLS: L BF: 35	H: 4 R: 2 ER: 2 SO: 10	BB: 4 IBB: 0 HBP: 0 BLK: 0	WP: 1 HR: 0 S: 76 P: 128	ERA: 2.00 WHIP: 0.889	<b>PITCHER</b>										IP: 9.0 WLS: L BF: 35	H: 4 R: 2 ER: 2 SO: 10	BB: 4 IBB: 0 HBP: 0 BLK: 0	WP: 1 HR: 0 S: 76 P: 128	ERA: 2.00 WHIP: 0.889

AB	29
R	2
H	4
RBI	2
BB	4
SO	10
LOB	9



Batter	1	2	3	4	5	6	7	8	9	AB	R	H	RBI	BB	SO	LOB	BOTTOM					
Kenny Lofton, L (1, 8) OBP: 0.302, SLG: 0.351	F7			G4-3		F7		G5-3		4	0	0	0	0	0	2	<b>Seattle Mariners @ Cleveland Indians</b> Jacobs Field, Cleveland, OH Fri Aug 03 2001, 7:05 PM EDT Att: 42,580 - Sunny - 77 F					
Omar Vizquel, S (1, 6) OBP: 0.336, SLG: 0.329	G4-3			F7		K		G4-3		4	0	0	0	0	1	1						
Roberto Alomar, S (1, 4) OBP: 0.423, SLG: 0.551	K			2B		L5		G4-3		4	0	1	0	0	1	0						
Ellis Burks, R (1, 10) OBP: 0.362, SLG: 0.576		G5-3		G1-3		P4		K		4	0	0	0	0	1	1						
Jim Thome, L (1, 3) OBP: 0.432, SLG: 0.657		F7			F8		G4-1			3	0	0	0	0	0	0						
Marty Cordova, R (1, 9) OBP: 0.350, SLG: 0.493		K			K			SH1-4 1B G4-3 HBP		2	1	0	0	0	2	0						
Travis Fryman, R (1, 5) OBP: 0.359, SLG: 0.347				G5-3		F9		G4-3 SH1-4 1B		3	0	1	0	0	0	0						
Wil Cordero, R (1, 7) Einar Diaz, R (9, 2) OBP: 0.339, SLG: 0.387 OBP: 0.357, SLG: 0.418				G5-3				SH1-4 1B		2	0	1	0	0	0	0						
Eddie Taubensee, L (1, 2) Jolbert Cabrera, R (8, PH) OBP: 0.274, SLG: 0.330 OBP: 0.324, SLG: 0.377				K		SH5-4 1B		G4-3		1	0	0	0	0	1	0						
<b>Inning Stats</b>	R: 0 E: 0 K: 1 S: 6	H: 0 LOB: 0 BB: 0 P: 10	R: 0 E: 0 K: 1 S: 8	H: 0 LOB: 0 BB: 0 P: 11	R: 0 E: 0 K: 1 S: 7	H: 0 LOB: 0 BB: 0 P: 12	R: 0 E: 0 K: 0 S: 8	H: 1 LOB: 1 BB: 0 P: 12	R: 0 E: 0 K: 1 S: 9	H: 0 LOB: 0 BB: 0 P: 15	R: 0 E: 0 K: 1 S: 11	H: 1 LOB: 1 BB: 0 P: 15	R: 0 E: 0 K: 0 S: 10	H: 0 LOB: 0 BB: 0 P: 12	R: 1 E: 0 K: 0 S: 10	H: 1 LOB: 1 BB: 0 P: 20		R: 0 E: 0 K: 1 S: 9	H: 0 LOB: 0 BB: 0 P: 11	1B: 2 2B: 1 3B: 0 HR: 0	SF: 0 SAC: 2 DP: 0 HBP: 1	WP: 0 PB: 0 SB: 0 CS: 0
<b>PITCHER</b> Jamie Moyer, L (1, 1) ERA: 3.95 Jeff Nelson, R (8, 1) ERA: 1.96 Arthur Rhodes, L (8, 1) ERA: 1.54 Kazuhiro Sasaki, R (9, 1) ERA: 2.47	IP: 7.0 WLS: W BF: 23	H: 2 R: 0 ER: 0 SO: 5	BB: 0 IBB: 0 HBP: 0 BLK: 0	WP: 0 HR: 0 S: 59 P: 87	ERA: 0.00 WHIP: 0.286	<b>PITCHER</b>										IP: 7.0 WLS: W BF: 23	H: 2 R: 0 ER: 0 SO: 5	BB: 0 IBB: 0 HBP: 0 BLK: 0	WP: 0 HR: 0 S: 59 P: 87	ERA: 0.00 WHIP: 0.286		





Batter	1	2	3	4	5	6	7	8	9	AB	R	H	RBI	BB	SO	LOB	TOP				
51 Ichiro Suzuki, L (1, 9) OBP: 0.363, SLG: 0.454	P4	K		E8 1B		BB 2B	G4-3			6	1	3	1	0	1	3	<b>Seattle Mariners @ Cleveland Indians</b> Jacobs Field, Cleveland, OH Sat Aug 04 2001, 1:05 PM EDT Att: 42,440 - Sunny - 74 F				
Mark McLemore, S (1, 6) OBP: 0.395, SLG: 0.405	F9	G4-3		FC6 1B		BB BB	F8		F8	5	0	1	2	1	0	4					
Edgar Martinez, R (1, 10) OBP: 0.430, SLG: 0.530	1B			FC6 1B		K		G6-3	F8	6	0	2	0	0	1	4					
John Olerud, L (1, 3) OBP: 0.419, SLG: 0.477				G1-3				E5 HR		4	1	1	0	1	1	2					
Bret Boone, R (1, 4) OBP: 0.362, SLG: 0.574	K			P3		G4-3		HR		5	1	1	2	0	2	6					
Al Martin, L (1, 7) OBP: 0.321, SLG: 0.386		S 1B		F8				HR BB	K	2	0	1	0	0	0	1					
Carlos Guillen, S (4, 6) OBP: 0.325, SLG: 0.349										2	1	1	0	1	1	0					
Mike Cameron, R (1, 8) OBP: 0.348, SLG: 0.486		S 1B		F9		K		HR HBP		3	1	1	0	1	1	1					
David Bell, R (1, 5) OBP: 0.293, SLG: 0.393		K				F7		B2	F9	5	1	1	0	0	1	6					
Dan Wilson, R (1, 2) OBP: 0.300, SLG: 0.388				51 E 1B				HR	P6	4	2	2	3	1	1	0					
<b>Inning Stats</b>	R: 0 E: 0 K: 1 S: 13	H: 2 LOB: 2 BB: 0 P: 19	R: 0 E: 0 K: 2 S: 16	H: 2 LOB: 3 BB: 1 P: 24	R: 0 E: 0 K: 1 S: 11	H: 1 LOB: 1 BB: 0 P: 16	R: 3 E: 1 K: 0 S: 10	H: 4 LOB: 1 BB: 0 P: 15	R: 0 E: 0 K: 2 S: 14	H: 1 LOB: 3 BB: 2 P: 27	R: 3 E: 0 K: 0 S: 13	H: 1 LOB: 0 BB: 1 P: 26	R: 2 E: 1 K: 1 S: 16	H: 1 LOB: 1 BB: 1 P: 28	R: 0 E: 0 K: 0 S: 13	H: 1 LOB: 1 BB: 0 P: 21	1B: 11 2B: 1 3B: 0 HR: 2	SF: 0 SAC: 0 DP: 0 HBP: 1	WP: 0 PB: 0 SB: 3 CS: 0	PA: 48	
<b>PITCHER</b>	IP WLS BF H R ER SO	IP WLS BF H R ER SO	IP WLS BF H R ER SO	IP WLS BF H R ER SO	IP WLS BF H R ER SO	IP WLS BF H R ER SO	IP WLS BF H R ER SO	IP WLS BF H R ER SO	IP WLS BF H R ER SO	IP WLS BF H R ER SO	IP WLS BF H R ER SO	IP WLS BF H R ER SO	IP WLS BF H R ER SO	IP WLS BF H R ER SO	IP WLS BF H R ER SO	IP WLS BF H R ER SO	ERA WHIP	ERA WHIP			
Steve Woodard, R (1, 1) ERA: 4.44	3.2 0 21 9 3 2 4																	4.91 2.727			
Rich Rodriguez, L (4, 1) ERA: 3.51	0.1 0 1 0 0 0 0																	0.00 0.000			
David Riske, R (5, 1) ERA: 0.9	2.0 0 10 2 0 0 4																	0.00 2.000			
Danys Baez, R (7, 1) ERA: 3.0	1.1 L 9 2 5 4 0																	27.00 2.250			
Ricardo Rincon, L (8, 1) ERA: 3.6	0.2 0 3 0 0 0 1																	0.00 1.500			
<b>PITCHER</b>	IP WLS BF H R ER SO	IP WLS BF H R ER SO	IP WLS BF H R ER SO	IP WLS BF H R ER SO	IP WLS BF H R ER SO	IP WLS BF H R ER SO	IP WLS BF H R ER SO	IP WLS BF H R ER SO	IP WLS BF H R ER SO	IP WLS BF H R ER SO	IP WLS BF H R ER SO	IP WLS BF H R ER SO	IP WLS BF H R ER SO	IP WLS BF H R ER SO	IP WLS BF H R ER SO	IP WLS BF H R ER SO	ERA WHIP	ERA WHIP			
John Rocker, L (9, 1) ERA: 3.51	1.0 0 4 1 0 0 0																	0.00 1.000			

Batter	1	2	3	4	5	6	7	8	9	AB	R	H	RBI	BB	SO	LOB	BOTTOM					
Kenny Lofton, L (1, 8) OBP: 0.300, SLG: 0.346	K		K		G4-3		G1-3		G4-6-3 BB	4	0	0	0	1	2	1	<b>Seattle Mariners @ Cleveland Indians</b> Jacobs Field, Cleveland, OH Sat Aug 04 2001, 1:05 PM EDT Att: 42,440 - Sunny - 74 F					
Omar Vizquel, S (1, 6) OBP: 0.334, SLG: 0.328	G4-3		G5-3 1B		G4-3		F7		G4-6-3	5	1	1	0	0	0	2						
Roberto Alomar, S (1, 4) OBP: 0.427, SLG: 0.559	WP 1B		G5-3				S 2B		2B	5	0	4	1	0	0	2						
Jim Thome, L (1, 3) OBP: 0.430, SLG: 0.651	K				K		K		K	5	0	1	2	0	4	4						
Ellis Burks, R (1, 10) OBP: 0.364, SLG: 0.582			K						P4	4	1	2	0	0	1	1						
Wil Cordero, R (1, 7) OBP: 0.336, SLG: 0.384		K			G5-3		G6-3 G5-3 1B		F8	4	0	1	0	0	1	1						
Travis Fryman, R (1, 5) OBP: 0.357, SLG: 0.362		F7			K		G5-3		HR	4	1	1	2	0	1	2						
Jolbert Cabrera, R (1, 9) OBP: 0.323, SLG: 0.374		F7					G6-3		P4	4	0	1	0	0	0	2						
Einar Diaz, R (1, 2) OBP: 0.359, SLG: 0.423					P6		K		G4-6-3 2B	4	2	2	0	0	1	2						
<b>Inning Stats</b>	R: 0 E: 0 K: 2 S: 12	H: 1 LOB: 1 BB: 0 P: 19	R: 0 E: 0 K: 1 S: 10	H: 1 LOB: 1 BB: 0 P: 14	R: 2 E: 0 K: 2 S: 13	H: 3 LOB: 1 BB: 0 P: 17	R: 0 E: 0 K: 1 S: 9	H: 1 LOB: 1 BB: 0 P: 10	R: 0 E: 0 K: 1 S: 10	H: 1 LOB: 1 BB: 0 P: 13	R: 1 E: 0 K: 1 S: 9	H: 2 LOB: 1 BB: 0 P: 12	R: 0 E: 0 K: 1 S: 10	H: 1 LOB: 1 BB: 0 P: 14	R: 1 E: 0 K: 0 S: 12	H: 1 LOB: 0 BB: 0 P: 20		R: 1 E: 0 K: 1 S: 14	H: 2 LOB: 1 BB: 1 P: 23	1B: 7 2B: 5 3B: 0 HR: 1	SF: 0 SAC: 0 DP: 1 HBP: 0	WP: 1 PB: 0 SB: 1 CS: 0
<b>PITCHER</b>	IP WLS BF H R ER SO	IP WLS BF H R ER SO	IP WLS BF H R ER SO	IP WLS BF H R ER SO	IP WLS BF H R ER SO	IP WLS BF H R ER SO	IP WLS BF H R ER SO	IP WLS BF H R ER SO	IP WLS BF H R ER SO	IP WLS BF H R ER SO	IP WLS BF H R ER SO	IP WLS BF H R ER SO	IP WLS BF H R ER SO	IP WLS BF H R ER SO	IP WLS BF H R ER SO	IP WLS BF H R ER SO	ERA WHIP	ERA WHIP				
Freddy Garcia, R (1, 1) ERA: 3.34	6.2 0 30 10 3 3 8																	4.05 1.500				
Norm Charlton, L (7, 1) ERA: 3.45	0.1 H 1 0 0 0 1																	0.00 0.000				
Jose Paniagua, R (8, 1) ERA: 3.93	1.2 0 8 3 2 2 0																	10.80 2.400				
Arthur Rhodes, L (9, 1) ERA: 1.53	0.1 S 1 0 0 0 1																	0.00 0.000				











Batter	1	2	3	4	5	6	7	8	9	10	11	12	13	14	AB	R	H	RBI	BB	SO	LOB	TOP										
<b>José Cruz Jr., S</b> OBP: 0.333, SLG: 0.490 (1, 8)															7	0	0	0	0	2	4											
<b>Alex Gonzalez, R</b> OBP: 0.295, SLG: 0.395 (1, 6)															7	1	2	0	0	0	0											
<b>Shannon Stewart, R</b> OBP: 0.371, SLG: 0.454 (1, 7)															3	2	1	1	2	0	1											
<b>Carlos Delgado, L</b> OBP: 0.397, SLG: 0.532 (1, 3)															6	1	2	3	0	2	2											
<b>Raul Mondesi, R</b> OBP: 0.341, SLG: 0.459 (1, 9)															5	0	1	0	1	2	2											
<b>Brad Fuller, L</b> OBP: 0.321, SLG: 0.433 <b>Tony Fernandez, S</b> OBP: 0.330, SLG: 0.327 (9, PH)															3	0	1	0	0	1	2											
<b>Felipe Lopez, S</b> OBP: 0.294, SLG: 0.353 (1, 5)															6	0	1	0	0	3	2											
<b>Darrin Fletcher, L</b> OBP: 0.209, SLG: 0.350 <b>Jeff Frye, R</b> OBP: 0.298, SLG: 0.299 <b>Alberto Castillo, R</b> OBP: 0.287, SLG: 0.278 (11, PR)															4	0	2	0	1	1	0											
<b>Homer Bush, R</b> OBP: 0.368, SLG: 0.455 (1, 4)															6	0	1	0	0	1	2											
<b>Inning Stats</b>	R: 0 E: 0 K: 1 S: 5	H: 0 LOB: 0 BB: 0 P: 9	R: 0 E: 1 K: 3 S: 14	H: 1 LOB: 1 BB: 0 P: 21	R: 0 E: 0 K: 0 S: 5	H: 0 LOB: 0 BB: 0 P: 8	R: 0 E: 0 K: 1 S: 11	H: 0 LOB: 2 BB: 2 P: 23	R: 0 E: 0 K: 1 S: 9	H: 1 LOB: 0 BB: 0 P: 14	R: 1 E: 0 K: 2 S: 13	H: 1 LOB: 1 BB: 0 P: 22	R: 0 E: 0 K: 3 S: 9	H: 0 LOB: 0 BB: 0 P: 13	R: 3 E: 0 K: 0 S: 13	H: 3 LOB: 0 BB: 0 P: 22	R: 0 E: 0 K: 1 S: 9	H: 2 LOB: 2 BB: 1 P: 12	R: 0 E: 0 K: 0 S: 7	H: 0 LOB: 1 BB: 1 P: 13	R: 0 E: 0 K: 0 S: 10	H: 1 LOB: 2 BB: 1 P: 18	R: 0 E: 0 K: 0 S: 4	H: 1 LOB: 0 BB: 0 P: 7	R: 0 E: 0 K: 0 S: 9	H: 1 LOB: 1 BB: 0 P: 10	R: 0 E: 0 K: 0 S: 7	H: 0 LOB: 0 BB: 0 P: 8	1B: 7 2B: 3 3B: 0 HR: 1	SF: 0 SAC: 0 DP: 0 HBP: 1	WP: 1 PB: 0 SB: 0 CS: 0	PA: 56
<b>PITCHER</b>	IP 7.0	WLS 26	BF 3	H 3	R 1	ER 1	SO 11	BB 2	IBB 0	HBP 0	BLK 0	WP 0	HR 0	S 66	P 110	ERA 0.86	WHIP 0.714															
<b>Joel Poinier, R</b> ERA: 0.86 <b>Jeff Nelson, R</b> ERA: 2.7 <b>Arthur Rhodes, L</b> ERA: 1.68 <b>John Halama, L</b> ERA: 5.52	(1, 1)	(8, 1)	(8, 1)	(9, 1)																												

Toronto Blue Jays @ Seattle Mariners  
 Safeco Field, Seattle, WA  
 Tue Aug 07 2001, 7:05 PM PDT  
 Att. 45,636 - Sunny - 73 F

AB	51
R	4
H	11
RBI	4
BB	4
SO	12
LOB	17



Batter	1	2	3	4	5	6	7	8	9	10	11	12	13	14	AB	R	H	RBI	BB	SO	LOB	BOTTOM								
<b>Shiro Suzuki, L</b> OBP: 0.364, SLG: 0.458 (1, 9)																6	0	1	0	1	2	1								
<b>Mark McLemore, S</b> OBP: 0.384, SLG: 0.399 (1, 6)																4	1	0	1	1	0	3								
<b>Stan Javier, S</b> OBP: 0.374, SLG: 0.369 (7, 7)																2	1	1	0	0	0	1								
<b>Edgar Martinez, R</b> OBP: 0.433, SLG: 0.541 <b>Charles Gipson, R</b> OBP: 0.274, SLG: 0.158 <b>Ed Sprague, R</b> OBP: 0.379, SLG: 0.492 (12, PH)																5	1	3	2	0	2	1								
<b>John Olerud, L</b> OBP: 0.419, SLG: 0.470 (1, 3)																0	0	0	0	0	0	0								
<b>Bret Boone, R</b> OBP: 0.361, SLG: 0.572 (1, 4)																6	0	1	0	1	1	4								
<b>Mike Cameron, R</b> OBP: 0.354, SLG: 0.491 (1, 8)																6	0	1	0	1	0	2								
<b>Al Martin, L</b> OBP: 0.332, SLG: 0.394 <b>Carlos Guillen, S</b> OBP: 0.321, SLG: 0.344 (7, 6)																5	1	1	1	2	1	1								
<b>David Bell, R</b> OBP: 0.291, SLG: 0.386 (1, 5)																5	1	1	1	2	1	1								
<b>Dan Wilson, R</b> OBP: 0.332, SLG: 0.388 <b>Tom Lampkin, L</b> OBP: 0.307, SLG: 0.361 (10, 2)																2	0	1	0	1	0	0								
<b>Inning Stats</b>	R: 0 E: 0 K: 0 S: 9	H: 1 LOB: 1 BB: 0 P: 16	R: 0 E: 0 K: 0 S: 6	H: 0 LOB: 0 BB: 0 P: 7	R: 1 E: 0 K: 1 S: 9	H: 2 LOB: 1 BB: 0 P: 12	R: 0 E: 0 K: 0 S: 10	H: 1 LOB: 2 BB: 1 P: 14	R: 2 E: 0 K: 0 S: 10	H: 1 LOB: 0 BB: 1 P: 17	R: 0 E: 0 K: 1 S: 10	H: 1 LOB: 1 BB: 0 P: 15	R: 0 E: 0 K: 1 S: 10	H: 0 LOB: 0 BB: 0 P: 11	R: 1 E: 0 K: 0 S: 9	H: 2 LOB: 2 BB: 1 P: 20	R: 0 E: 0 K: 0 S: 7	H: 1 LOB: 1 BB: 0 P: 13	R: 0 E: 0 K: 0 S: 10	H: 0 LOB: 2 BB: 0 P: 11	R: 0 E: 0 K: 0 S: 13	H: 1 LOB: 1 BB: 0 P: 21	R: 0 E: 0 K: 2 S: 13	H: 1 LOB: 2 BB: 1 P: 21	R: 1 E: 0 K: 1 S: 14	H: 1 LOB: 3 BB: 3 P: 29	1B: 10 2B: 4 3B: 0 HR: 1	SF: 0 SAC: 1 DP: 1 HBP: 0	WP: 1 PB: 1 SB: 1 CS: 0	PA: 60
<b>PITCHER</b>	IP 7.1	WLS 30	BF 6	H 6	R 3	ER 3	SO 4	BB 2	IBB 0	HBP 0	BLK 0	WP 0	HR 1	S 64	P 96	ERA 3.68	WHIP 1.091													
<b>32 Roy Halladay, R</b> ERA: 4.24 <b>Pedro Borbon, L</b> ERA: 3.76 <b>Paul Quantrill, R</b> ERA: 2.78 <b>Billy Koch, R</b> ERA: 4.47 <b>Bob Fife, R</b> ERA: 2.75	(1, 1)	(8, 1)	(8, 1)	(9, 1)	(10, 1)																									

Toronto Blue Jays @ Seattle Mariners  
 Safeco Field, Seattle, WA  
 Tue Aug 07 2001, 7:05 PM PDT  
 Att. 45,636 - Sunny - 73 F

AB	51
R	5
H	12
RBI	5
BB	8
SO	9
LOB	24





Batter	1	2	3	4	5	6	7	8	9	AB	R	H	RBI	BB	SO	LOB	TOP					
<b>José Cruz Jr. S</b> OBP: 0.334, SLG: 0.496 (1, 8)	G5-3		G5-3 BB		HR			K		3	1	1	1	1	1	0	<b>Toronto Blue Jays @ Seattle Mariners</b> Safeco Field, Seattle, WA Wed Aug 08 2001, 7:05 PM PDT Att: 45,450 - Sunny - 79 F					
<b>Alex Gonzalez R</b> OBP: 0.294, SLG: 0.394 (1, 6)	CS 1B		G5-3		G5-3			P6		4	0	1	0	0	0	1						
<b>Shannon Stewart R</b> OBP: 0.371, SLG: 0.453 <b>Chris Latham S</b> OBP: 0.485, SLG: 0.556 (6, 7)	1B		G4-3				F2	F8		3	0	1	0	0	0	1						
<b>Carlos Delgado L</b> OBP: 0.398, SLG: 0.534 (1, 3)	1B			G3			F9			4	1	2	0	0	0	0						
<b>Raul Mondesi R</b> OBP: 0.340, SLG: 0.464 (1, 9)	F7			G5-3			HR	K		4	1	1	1	0	1	3						
<b>Tony Fernandez S</b> OBP: 0.327, SLG: 0.333 (1, 10)		P6		P6			F8			4	0	1	1	0	0	0						
<b>Felipe Lopez S</b> OBP: 0.238, SLG: 0.286 (1, 5)		F9			G1-3			L6		4	0	0	0	0	0	1						
<b>Darrin Fletcher L</b> OBP: 0.288, SLG: 0.359 (1, 2)		L6			HR			F7		4	1	1	1	0	0	1						
<b>Homer Bush R</b> OBP: 0.361, SLG: 0.445 (1, 4)			L5		G4-3			G5-3		3	0	0	0	0	0	0						
<b>Inning Stats</b>	R: 0 E: 0 K: 0 S: 12	H: 3 LOB: 2 BB: 0 P: 17	R: 0 E: 0 K: 0 S: 7	H: 0 LOB: 0 BB: 0 P: 9	R: 0 E: 0 K: 0 S: 10	H: 0 LOB: 1 BB: 1 P: 17	R: 0 E: 0 K: 0 S: 5	H: 0 LOB: 0 BB: 0 P: 9	R: 2 E: 0 K: 0 S: 10	H: 2 LOB: 0 BB: 0 P: 13	R: 1 E: 0 K: 0 S: 11	H: 1 LOB: 0 BB: 0 P: 19	R: 0 E: 0 K: 0 S: 4	H: 0 LOB: 0 BB: 0 P: 9	R: 0 E: 0 K: 1 S: 6	H: 0 LOB: 0 BB: 0 P: 12	R: 1 E: 0 K: 1 S: 9	H: 2 LOB: 1 BB: 0 P: 15	1B: 3 2B: 2 3B: 0 HR: 3	SF: 0 SAC: 0 DP: 0 HBP: 0	WP: 0 PB: 0 SB: 0 CS: 1	PA: 35
<b>PITCHER</b> <b>Jamie Moyer L</b> ERA: 3.96 (1, 1)	IP: 9.0 WLS: W BF: 35 H: 8 R: 4 ER: 4 SO: 2 BB: 1 IBB: 0 HBP: 0 BLK: 0 WP: 0 HR: 3 S: 74 P: 120 ERA: 4.00 WHIP: 1.000															<b>PITCHER</b>	IP: WLS: BF: H: R: ER: SO: BB: IBB: HBP: BLK: WP: HR: S: P: ERA: WHIP:					

AB	34
R	4
H	8
RBI	4
BB	1
SO	2
LOB	7



Batter	1	2	3	4	5	6	7	8	9	AB	R	H	RBI	BB	SO	LOB	BOTTOM			
<b>51 Ichiro Suzuki L</b> OBP: 0.368, SLG: 0.462 (1, 9)	1B E 1B	WP 1B 2B	P3	FC5-4 1B		FC4-6		G4-6-3 1B		6	2	4	2	0	0	3	<b>Toronto Blue Jays @ Seattle Mariners</b> Safeco Field, Seattle, WA Wed Aug 08 2001, 7:05 PM PDT Att: 45,450 - Sunny - 79 F			
<b>Mark McLemore S</b> OBP: 0.380, SLG: 0.391 (1, 8) (6, 7)	F8	1B G4-3 BB	G3-1	FC5-4 1-2f		F8		G4-6-3 1-2f 2-3		5	1	0	0	1	0	8				
<b>Edgar Martinez R</b> OBP: 0.431, SLG: 0.547 (1, 10)	E6 1B 1B 1B	G4-3 1B		HR	F9		G6-3	G4-3		6	2	2	2	0	0	2				
<b>John Olerud L</b> OBP: 0.420, SLG: 0.470 (1, 3)	F7	G4-3		FC5-4 BB	1B SF7 1B		FC4-6 1B			4	1	2	1	1	0	3				
<b>Bret Boone R</b> OBP: 0.361, SLG: 0.570 (1, 4)	1B BB 1B	K		FC5-4 G6-3 1B	1B		K			5	2	2	0	0	2	3				
<b>Al Martin L</b> OBP: 0.336, SLG: 0.398 <b>Charles Gipson R</b> OBP: 0.205, SLG: 0.154 (5, FH) (6, 8)	BB 1B	G4-3		G6-3 1B	SF7		FC4-6			3	1	2	1	0	0	1				
<b>Carlos Guillen S</b> OBP: 0.322, SLG: 0.343 (1, 6)	BB 1B		K	G6-3	F3			1B E BB		4	1	1	1	1	1	3				
<b>David Bell R</b> OBP: 0.297, SLG: 0.388 (1, 5)	BB		E	1B 51 1B		F9		E5 1B 51 1B		3	2	2	3	2	0	0				
<b>Dan Wilson R</b> OBP: 0.311, SLG: 0.395 (1, 2)	G4-3		E9	51 1B		FC4-6 51 1B		G4-6-3 51 1B		5	0	4	0	0	0	3				
<b>Inning Stats</b>	R: 3 E: 1 K: 0 S: 15	H: 4 LOB: 3 BB: 1 P: 29	R: 2 E: 0 K: 1 S: 9	H: 2 LOB: 1 BB: 1 P: 19	R: 0 E: 1 K: 1 S: 13	H: 1 LOB: 2 BB: 1 P: 25	R: 4 E: 0 K: 0 S: 14	H: 5 LOB: 2 BB: 1 P: 23	R: 1 E: 0 K: 0 S: 9	H: 2 LOB: 1 BB: 0 P: 13	R: 0 E: 0 K: 0 S: 8	H: 1 LOB: 1 BB: 0 P: 14	R: 0 E: 0 K: 1 S: 12	H: 1 LOB: 1 BB: 0 P: 17	R: 2 E: 1 K: 0 S: 12	H: 3 LOB: 1 BB: 1 P: 18	1B: 17 2B: 1 3B: 0 HR: 1	SF: 1 SAC: 0 DP: 1 HBP: 0	WP: 1 PB: 0 SB: 0 CS: 0	PA: 48
<b>PITCHER</b> <b>Chris Carpenter R</b> ERA: 4.53 (1, 1) <b>Chris Michalak L</b> ERA: 4.46 (4, 1)	IP: 3.1 WLS: L BF: 24 H: 9 R: 8 ER: 5 SO: 2 BB: 4 IBB: 0 HBP: 0 BLK: 0 WP: 1 HR: 1 S: 43 P: 85 ERA: 13.50 WHIP: 3.900															<b>PITCHER</b>	IP: WLS: BF: H: R: ER: SO: BB: IBB: HBP: BLK: WP: HR: S: P: ERA: WHIP:			





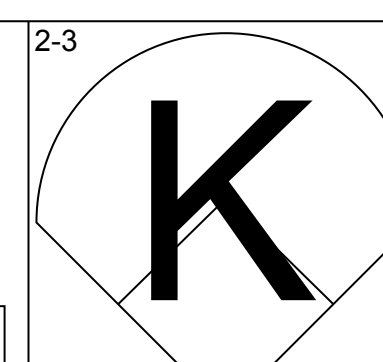
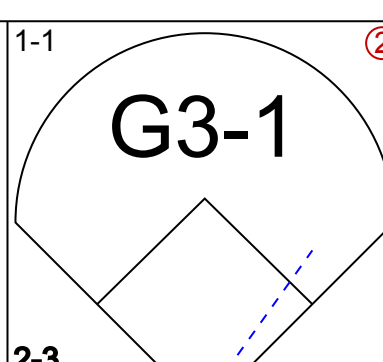
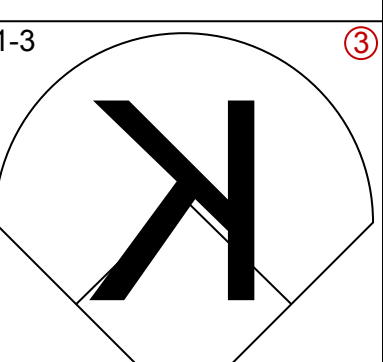
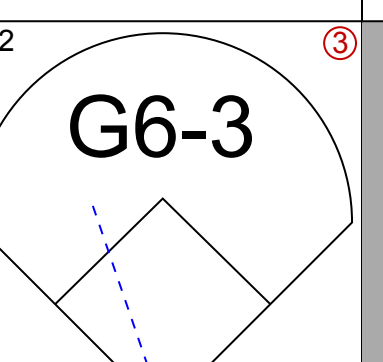
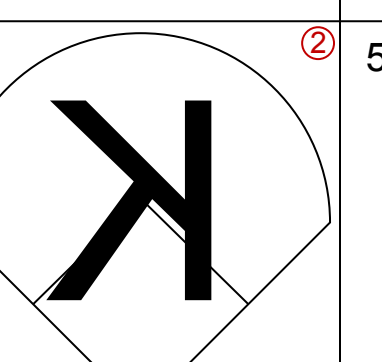
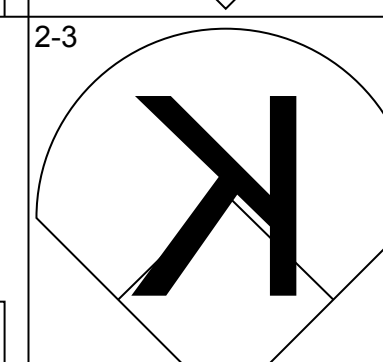
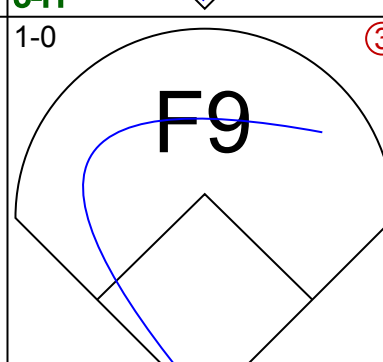
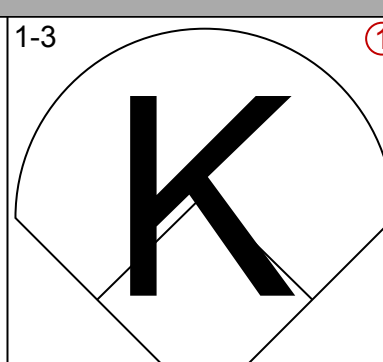
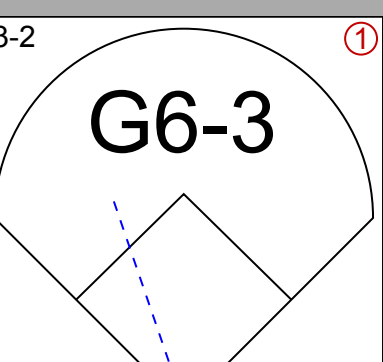
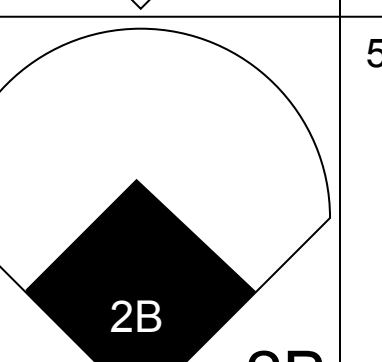
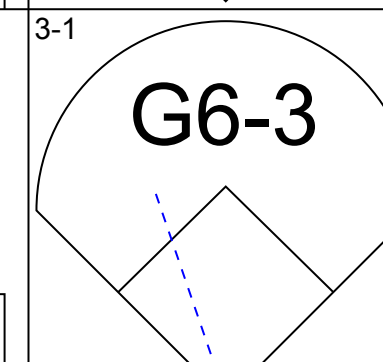
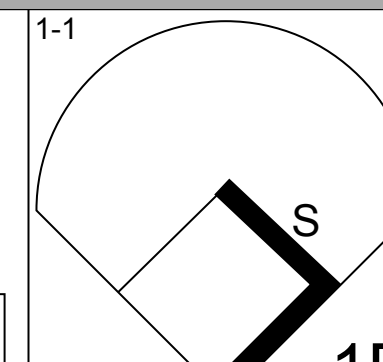
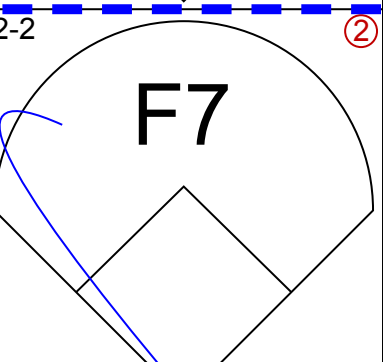
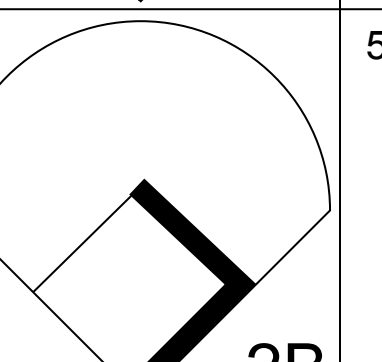
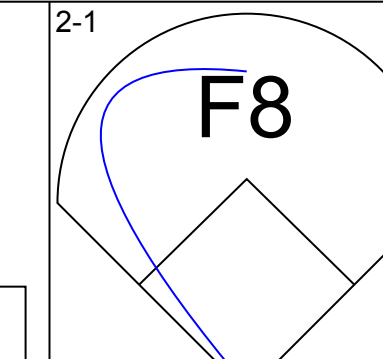
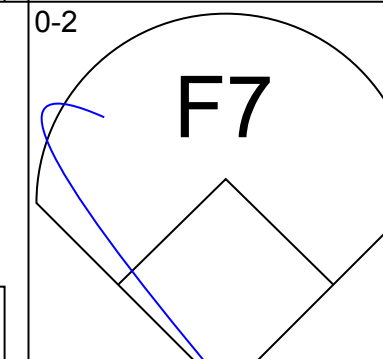
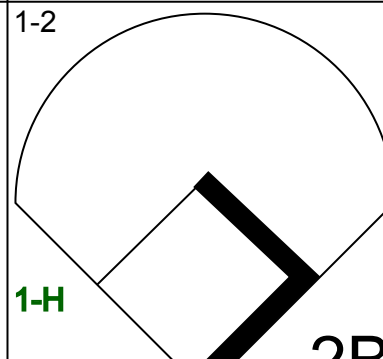
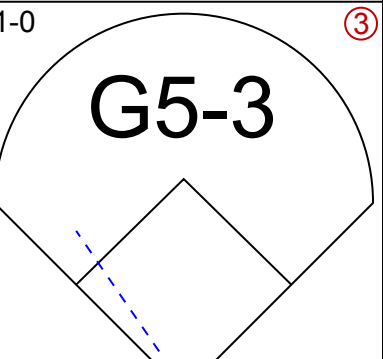
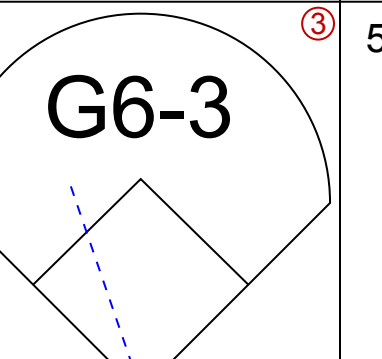

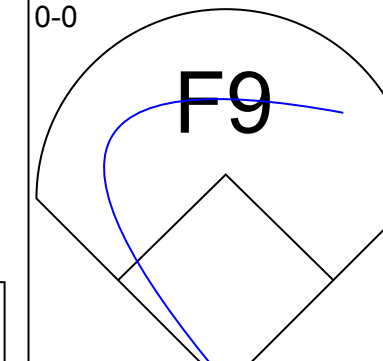
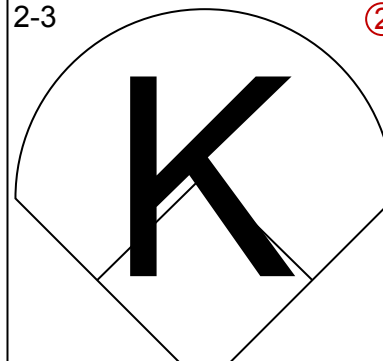
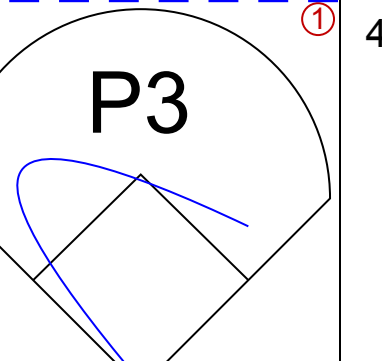

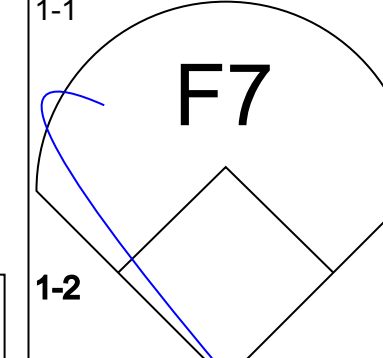
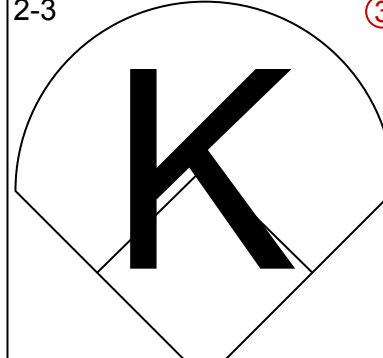
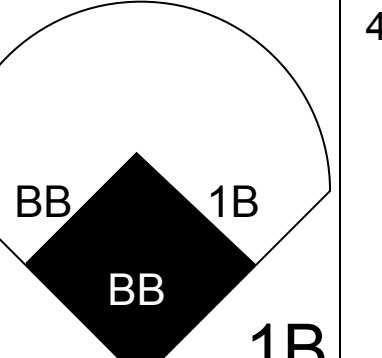
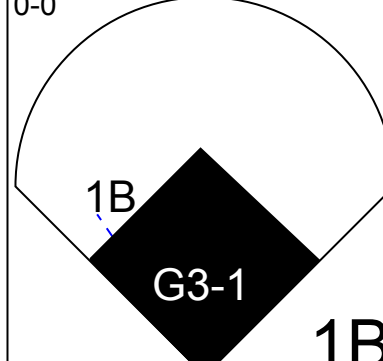
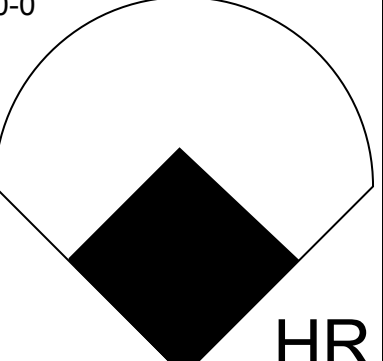
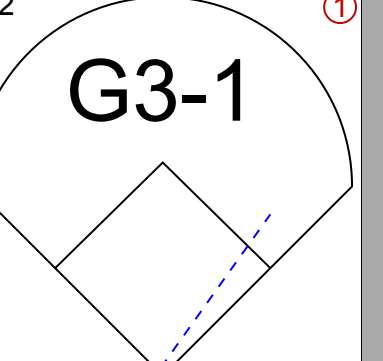
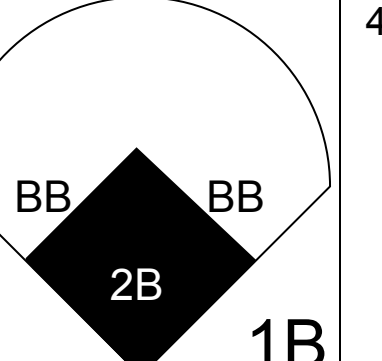
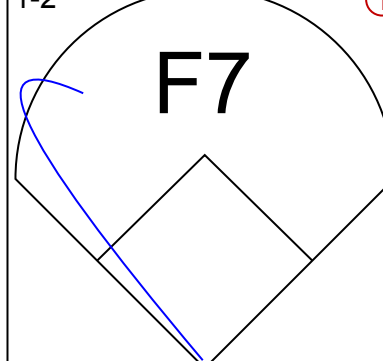
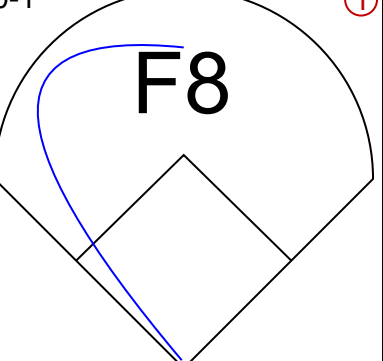
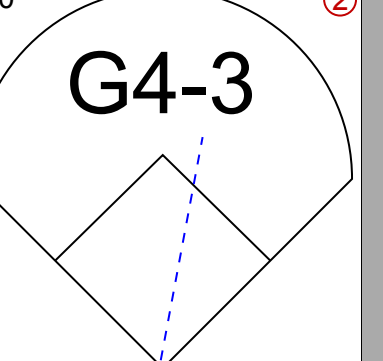
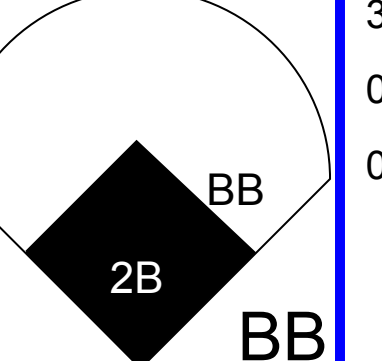
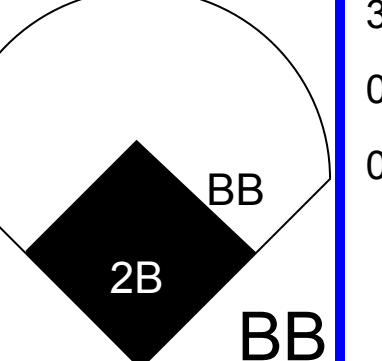
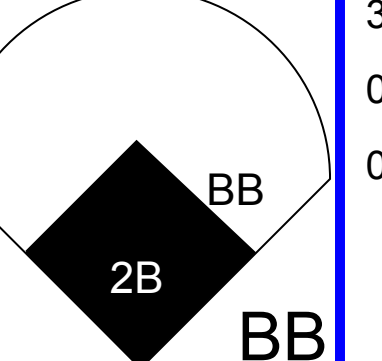
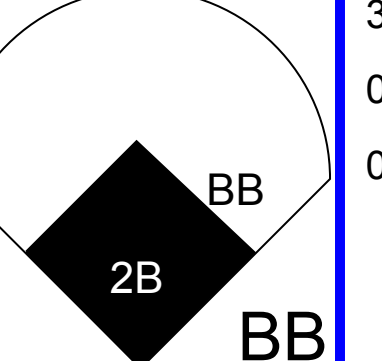
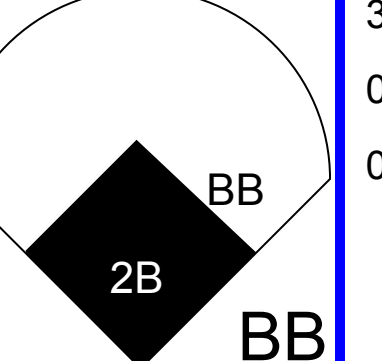
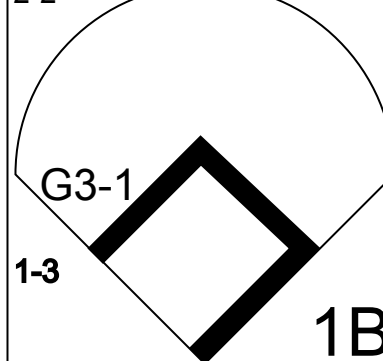
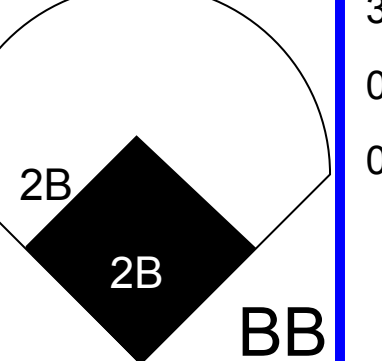
Batter	1	2	3	4	5	6	7	8	9	AB	R	H	RBI	BB	SO	LOB	TOP										
<b>José Cruz Jr., S</b> OBP: 0.335, SLG: 0.494 (1, 8)										4	2	1	0	1	0	0	<b>Toronto Blue Jays @ Seattle Mariners</b> Safeco Field, Seattle, WA Thu Aug 09 2001, 7:05 PM PDT Att: 45,670 - Sunny - 84 F										
<b>Alex Gonzalez, R</b> OBP: 0.296, SLG: 0.394 (1, 6)										5	0	2	0	0	2	3											
<b>Shannon Stewart, R</b> OBP: 0.371, SLG: 0.452 (1, 7)										5	2	2	1	0	1	1											
<b>Carlos Delgado, L</b> OBP: 0.400, SLG: 0.535 (1, 3)										5	1	3	0	0	0	2											
<b>Raul Mondesi, R</b> OBP: 0.338, SLG: 0.461 <b>Chris Latham, S</b> OBP: 0.514, SLG: 0.621 (1, 9) (6, 9)										3	0	0	0	0	1	2											
<b>Brad Fullmer, L</b> OBP: 0.324, SLG: 0.443 <b>Tony Fernandez, S</b> OBP: 0.321, SLG: 0.327 (1, 10) (8, PH)										3	1	2	1	0	0	0											
<b>Felipe Lopez, S</b> OBP: 0.240, SLG: 0.250 (1, 5)										3	0	0	0	1	2	2											
<b>Darrin Fletcher, L</b> OBP: 0.294, SLG: 0.362 (1, 2)										3	0	2	0	1	0	0											
<b>Homer Bush, R</b> OBP: 0.354, SLG: 0.436 (1, 4)										3	0	0	0	0	3	4											
<b>Inning Stats</b>	R: 1 E: 0 K: 0 S: 11	H: 3 LOB: 1 BB: 0 P: 15	R: 0 E: 0 K: 1 S: 8	H: 1 LOB: 1 BB: 0 P: 12	R: 1 E: 1 K: 1 S: 11	H: 2 LOB: 1 BB: 0 P: 19	R: 1 E: 0 K: 2 S: 12	H: 1 LOB: 0 BB: 0 P: 16	R: 0 E: 0 K: 2 S: 7	H: 1 LOB: 0 BB: 0 P: 13	R: 0 E: 0 K: 0 S: 9	H: 1 LOB: 0 BB: 0 P: 15	R: 0 E: 0 K: 0 S: 6	H: 1 LOB: 2 BB: 2 P: 15	R: 1 E: 1 K: 2 S: 19	H: 2 LOB: 3 BB: 1 P: 29		R: 2 E: 0 K: 1 S: 17	H: 3 LOB: 0 BB: 0 P: 24	1B: 12 2B: 1 3B: 0 HR: 1	SF: 0 SAC: 1 DP: 3 HBP: 0	WP: 1 PB: 0 SB: 1 CS: 1	PA: 43				
<b>PITCHER</b>	IP	WLS	BF	H	R	ER	SO	BB	IBB	HBP	BLK	WP	HR	S	P	ERA	WHIP										
<b>Freddy Garcia, R</b> ERA: 3.31 (1, 1)	7.0	L	32	11	4	2	6	1	1	0	0	0	1	69	111	2.57	1.714										
<b>Norm Charlton, L</b> ERA: 3.92 (8, 1)	0.2		3	0	0	0	1	1	0	0	0	1	0	10	16	0.00	1.500										
<b>Jose Paniagua, R</b> ERA: 4.28 (8, 1)	1.1		7	3	2	2	2	0	0	0	0	0	0	21	31	13.50	2.250										

Batter	1	2	3	4	5	6	7	8	9	AB	R	H	RBI	BB	SO	LOB	BOTTOM										
<b>51 Ichiro Suzuki, L</b> OBP: 0.368, SLG: 0.460 (1, 9)										4	1	1	0	1	0	0	<b>Toronto Blue Jays @ Seattle Mariners</b> Safeco Field, Seattle, WA Thu Aug 09 2001, 7:05 PM PDT Att: 45,670 - Sunny - 84 F										
<b>Mark McLemore, S</b> OBP: 0.384, SLG: 0.391 (1, 7)										3	1	1	0	2	0	0											
<b>Edgar Martinez, R</b> OBP: 0.431, SLG: 0.544 <b>Charles Gipson, R</b> OBP: 0.205, SLG: 0.154 (1, 10) (9, PR)										5	0	2	3	0	0	3											
<b>John Olerud, L</b> OBP: 0.420, SLG: 0.477 (1, 3)										5	1	2	1	0	0	2											
<b>Bret Boone, R</b> OBP: 0.362, SLG: 0.568 (1, 4)										3	1	1	0	1	0	2											
<b>Mike Cameron, R</b> OBP: 0.353, SLG: 0.488 (1, 8)										4	0	1	0	0	1	3											
<b>Carlos Guillen, S</b> OBP: 0.319, SLG: 0.340 (1, 6)										3	0	0	1	0	0	0											
<b>David Bell, R</b> OBP: 0.295, SLG: 0.385 <b>Stan Javier, S</b> OBP: 0.377, SLG: 0.373 (1, 5) (9, PH)										3	0	0	0	0	0	1											
<b>Dan Wilson, R</b> OBP: 0.311, SLG: 0.398 <b>Al Martin, L</b> OBP: 0.335, SLG: 0.396 (1, 2) (9, PH)										3	0	1	0	0	1	0											
<b>Inning Stats</b>	R: 1 E: 0 K: 0 S: 17	H: 2 LOB: 2 BB: 1 P: 27	R: 0 E: 0 K: 1 S: 6	H: 0 LOB: 0 BB: 0 P: 9	R: 0 E: 0 K: 0 S: 6	H: 0 LOB: 0 BB: 0 P: 8	R: 1 E: 0 K: 0 S: 11	H: 1 LOB: 1 BB: 1 P: 18	R: 0 E: 0 K: 0 S: 6	H: 0 LOB: 0 BB: 0 P: 12	R: 1 E: 0 K: 1 S: 11	H: 1 LOB: 0 BB: 0 P: 15	R: 0 E: 0 K: 0 S: 8	H: 1 LOB: 3 BB: 2 P: 20	R: 0 E: 0 K: 0 S: 6	H: 1 LOB: 0 BB: 0 P: 10		R: 2 E: 0 K: 1 S: 13	H: 4 LOB: 2 BB: 0 P: 19	1B: 8 2B: 1 3B: 0 HR: 1	SF: 1 SAC: 0 DP: 1 HBP: 0	WP: 0 PB: 0 SB: 1 CS: 0	PA: 40				
<b>PITCHER</b>	IP	WLS	BF	H	R	ER	SO	BB	IBB	HBP	BLK	WP	HR	S	P	ERA	WHIP										
<b>Kelvin Escobar, R</b> ERA: 3.77 (1, 1)	6.2		29	5	3	3	2	3	1	0	0	0	0	63	106	4.05	1.200										
<b>Paul Quantrill, R</b> ERA: 2.72 (7, 1)	1.1	W	4	1	0	0	0	0	0	0	0	0	0	8	13	0.00	0.750										
<b>Billy Koch, R</b> ERA: 4.74 (9, 1)	1.0	S	7	4	2	2	1	0	0	0	0	0	0	13	19	18.00	4.000										

AB	38
R	6
H	14
RBI	4
BB	3
SO	9
LOB	17





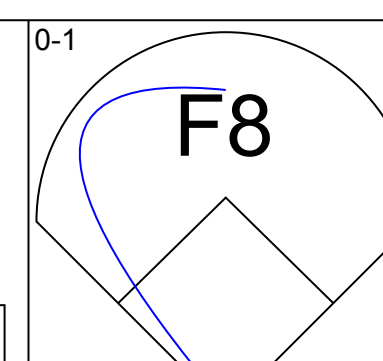
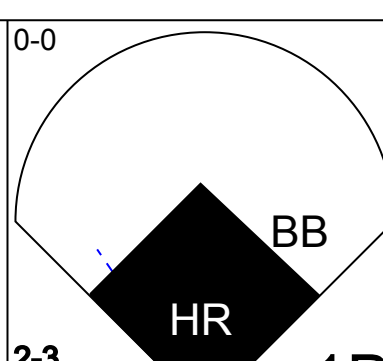
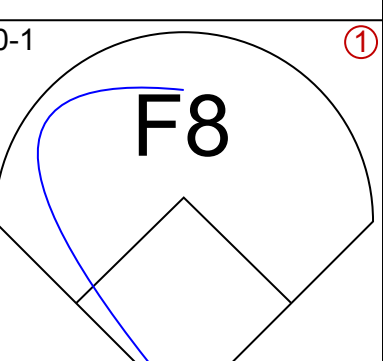
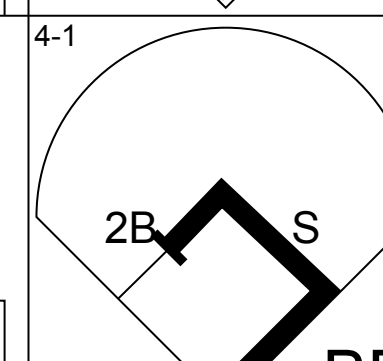
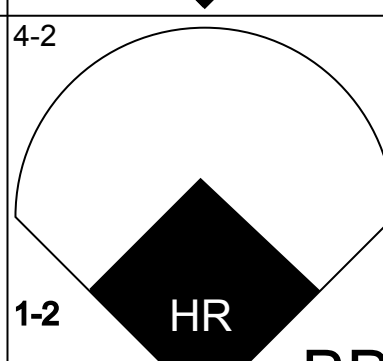
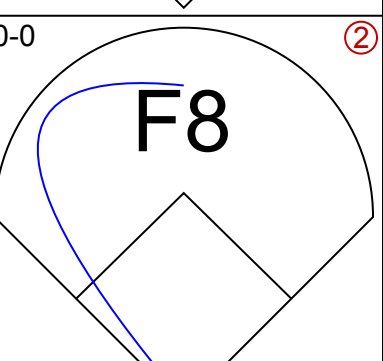
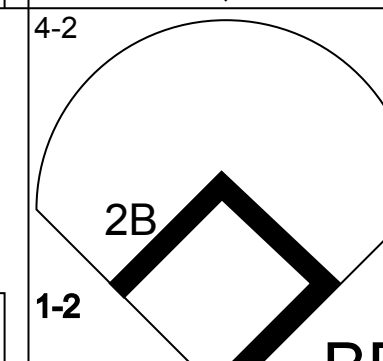
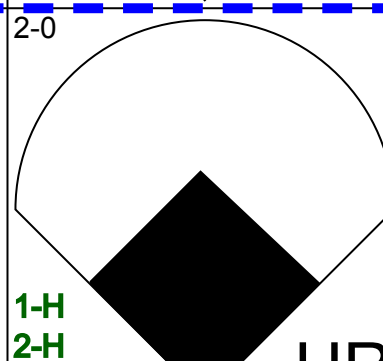
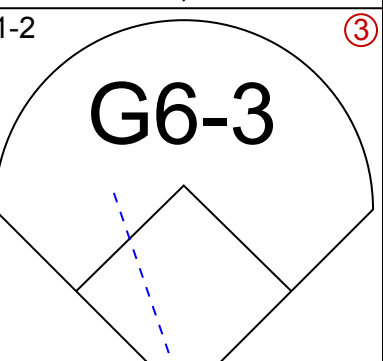
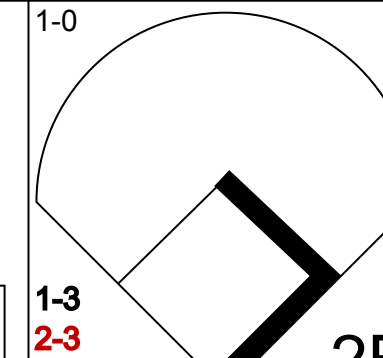

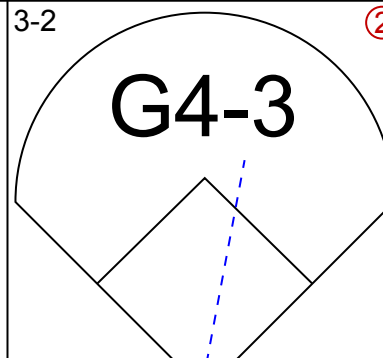
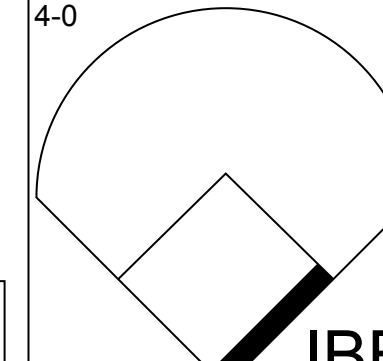

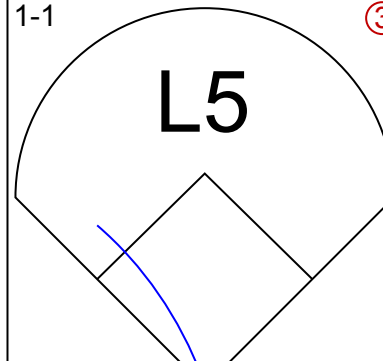
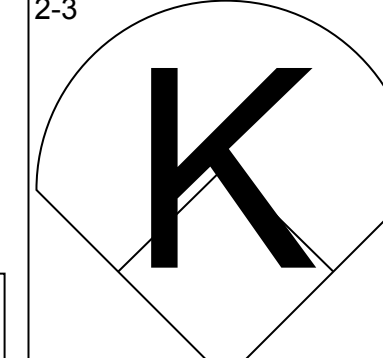
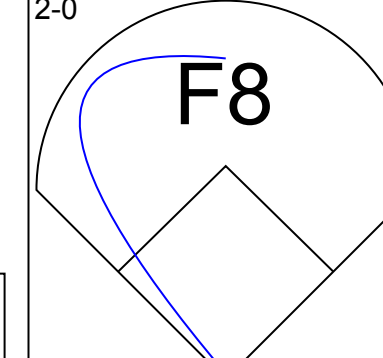
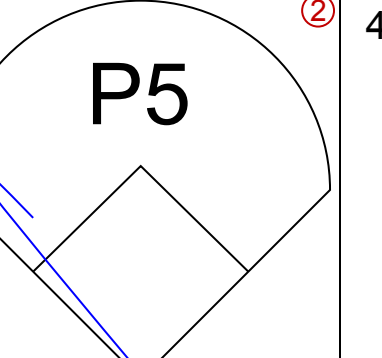
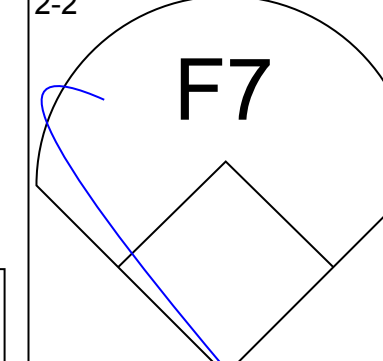
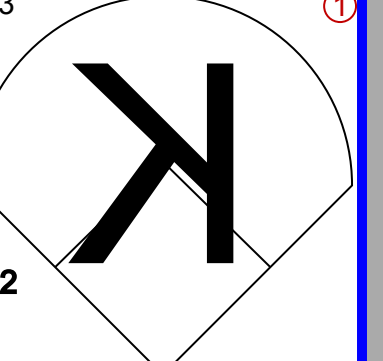
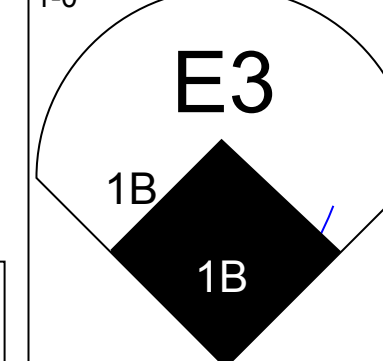
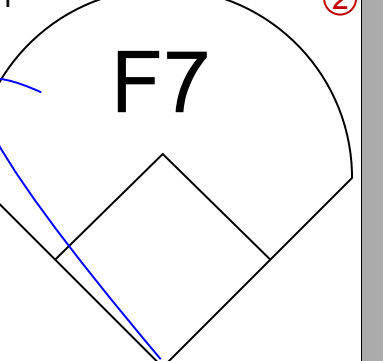
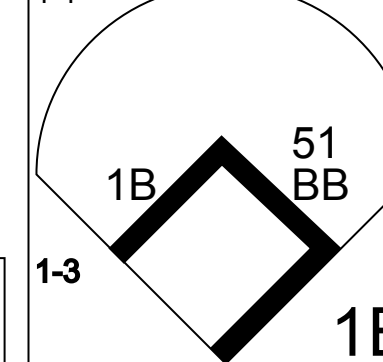
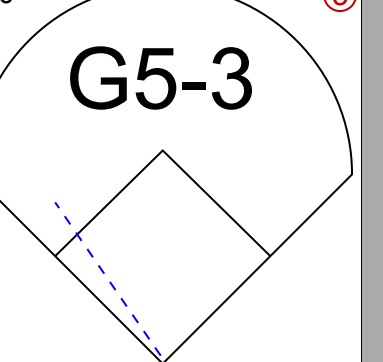
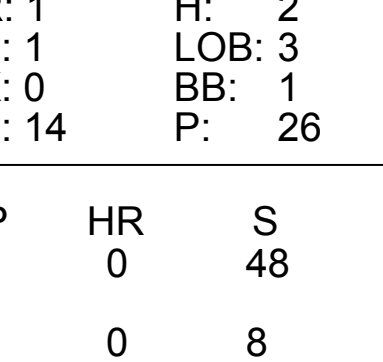
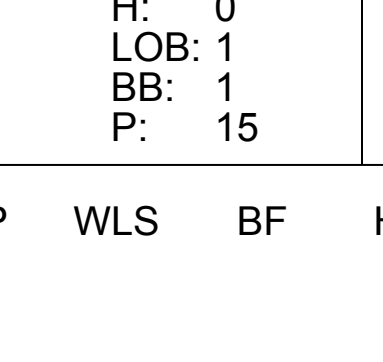
Batter	1	2	3	4	5	6	7	8	9	AB	R	H	RBI	BB	SO	LOB	TOP			
Ray Durham, S OBP: 0.326, SLG: 0.424											5	0	0	1	0	3	5			
Jose Valentin, S OBP: 0.338, SLG: 0.517											5	1	1	2	0	2	1			
Magglio Ordonez, R OBP: 0.372, SLG: 0.526											5	1	3	2	0	0	0			
14 Paul Konerko, R OBP: 0.341, SLG: 0.514											5	0	1	1	0	0	3			
Carlos Lee, R OBP: 0.331, SLG: 0.513											4	0	0	0	0	2	2			
Jeff Liefer, L OBP: 0.276, SLG: 0.500											4	1	1	0	0	2	2			
Chris Singleton, L OBP: 0.300, SLG: 0.379											4	3	3	1	0	0	0			
Royce Clayton, R OBP: 0.289, SLG: 0.355											3	0	0	0	0	0	1			
Jose Canseco, R OBP: 0.391, SLG: 0.567											0	0	0	0	1	0	0			
Tony Graffanino, R OBP: 0.351, SLG: 0.394											0	1	0	0	0	0	0			
Mark Johnson, L OBP: 0.400, SLG: 0.392											3	0	2	0	0	0	0			
Herbert Perry, R OBP: 0.335, SLG: 0.396											0	1	0	1	1	0	0			
Mark Dalesandro, R OBP: 0.351, SLG: 0.394											0	0	0	0	0	0	0			
<b>Inning Stats</b>	R: 0 E: 0 K: 2 S: 8	H: 0 LOB: 0 BB: 0 P: 15	R: 0 E: 0 K: 2 S: 8	H: 0 LOB: 0 BB: 0 P: 15	R: 1 E: 0 K: 0 S: 10	H: 2 LOB: 1 BB: 0 P: 15	R: 0 E: 0 K: 0 S: 8	H: 1 LOB: 1 BB: 0 P: 10	R: 1 E: 0 K: 1 S: 14	H: 1 LOB: 0 BB: 0 P: 9	R: 0 E: 0 K: 0 S: 12	H: 1 LOB: 1 BB: 0 P: 19	R: 0 E: 0 K: 0 S: 7	H: 0 LOB: 0 BB: 0 P: 13	R: 5 E: 0 K: 1 S: 14	H: 4 LOB: 2 BB: 2 P: 26	1B: 7 2B: 3 3B: 0 HR: 1	SF: 0 SAC: 0 DP: 0 HBP: 0	WP: 0 PB: 0 SB: 1 CS: 0	PA: 40
<b>PITCHER</b>	IP	WLS	BF	H	R	ER	SO	BB	IBB	HBP	BLK	WP	HR	S	P	ERA	WHIP			
Aaron Sele, R ERA: 3.56	7.1		29	7	3	3	8	0	0	0	0	0	1	71	110	3.68	0.955			
Jeff Nelson, R ERA: 2.56	0.2	H	2	0	0	0	0	0	0	0	0	0	0	4	7	0.00	0.000			
Kazuhiko Sasaki, R ERA: 3.51	1.0	L	9	4	5	5	1	2	0	0	0	0	0	14	26	45.00	6.000			

Chicago White Sox @ Seattle Mariners  
Safeco Field, Seattle, WA  
Fri Aug 10 2001, 7:05 PM PDT  
Att: 45,665 - Sunny - 86 F

livebaseballscores.com

AB 38  
R 8  
H 11  
RBI 8  
BB 2  
SO 9  
LOB 14



Batter	1	2	3	4	5	6	7	8	9	AB	R	H	RBI	BB	SO	LOB	BOTTOM					
51 Ichiro Suzuki, L OBP: 0.370, SLG: 0.460										3	1	1	0	1	0	0						
Mark McLemore, S OBP: 0.387, SLG: 0.390										3	1	1	1	2	0	2						
Edgar Martinez, R OBP: 0.430, SLG: 0.550										4	1	1	4	1	1	3						
John Olerud, L OBP: 0.420, SLG: 0.477										4	0	1	0	1	0	0						
Bret Boone, R OBP: 0.361, SLG: 0.563										4	0	0	0	1	0	1						
Mike Cameron, R OBP: 0.351, SLG: 0.483										4	0	0	0	1	1	4						
Al Martin, L OBP: 0.333, SLG: 0.493										4	1	1	0	0	1	1						
David Bell, R OBP: 0.294, SLG: 0.384										1	0	0	0	0	0	1						
Carlos Guillen, S OBP: 0.320, SLG: 0.338										2	2	0	0	2	0	1						
Dan Wilson, R OBP: 0.310, SLG: 0.398										3	0	1	1	0	0	2						
<b>Inning Stats</b>	R: 0 E: 0 K: 1 S: 9	H: 1 LOB: 3 BB: 3 P: 24	R: 0 E: 0 K: 0 S: 11	H: 0 LOB: 2 BB: 1 P: 23	R: 0 E: 0 K: 1 S: 6	H: 0 LOB: 1 BB: 1 P: 14	R: 1 E: 1 K: 0 S: 14	H: 2 LOB: 3 BB: 1 P: 26	R: 0 E: 0 K: 0 S: 8	H: 0 LOB: 0 BB: 0 P: 12	R: 5 E: 0 K: 0 S: 14	H: 3 LOB: 0 BB: 2 P: 29	R: 0 E: 0 K: 1 S: 8	H: 0 LOB: 1 BB: 1 P: 15	R: 0 E: 0 K: 0 S: 6	H: 0 LOB: 0 BB: 0 P: 7	R: 0 E: 1 K: 0 S: 12	H: 0 LOB: 1 BB: 0 P: 18	1B: 3 2B: 1 3B: 1 HR: 1	SF: 1 SAC: 0 DP: 1 HBP: 1	WP: 0 PB: 0 SB: 2 CS: 0	PA: 43
<b>PITCHER</b>	IP	WLS	BF	H	R	ER	SO	BB	IBB	HBP	BLK	WP	HR	S	P	ERA	WHIP					
Jon Garland, R ERA: 3.58	5.0		24	3	1	0	2	5	1	0	0	0	0	8	17	0.00	1.600					
Alan Embree, L ERA: 10.02	0.1	H	5	2	4	4	0	2	0	0	0	0	0	8	17	108.00	12.000					
Rocky Biddle, R ERA: 5.35	2.2	W	10	1	1	1	1	1	0	0	0	0	1	20	34	3.38	0.750					
Keith Foulke, R ERA: 2.31	1.0	S	4	0	0	0	0	0	0	0	0	0	0	12	18	0.00	0.000					

Chicago White Sox @ Seattle Mariners  
Safeco Field, Seattle, WA  
Fri Aug 10 2001, 7:05 PM PDT  
Att: 45,665 - Sunny - 86 F

livebaseballscores.com

AB 32  
R 6  
H 6  
RBI 6  
BB 9  
SO 3  
LOB 15









Batter	1	2	3	4	5	6	7	8	9	AB	R	H	RBI	BB	SO	LOB	TOP								
Ray Durham, S (1,4) OBP: 0.329, SLG: 0.424	G1-3			G4-3 1B 2B		G4-3 1B			F7	4	1	2	0	0	0	0									
Jose Valentin, S (1,5) OBP: 0.336, SLG: 0.518	F7			G4-3		K			G3-1	4	0	0	0	0	1	2									
Magglio Ordonez, R (1,9) OBP: 0.371, SLG: 0.520	F9									3	0	1	1	0	0	0									
Jose Canseco, R (1,10) OBP: 0.380, SLG: 0.546		G6-3		K						3	0	0	0	0	1	1									
14 Paul Konerko, R (1,3) OBP: 0.340, SLG: 0.515		F8		L4						3	0	0	0	0	0	1									
Carlos Lee, R (1,7) OBP: 0.326, SLG: 0.505										3	0	0	0	0	1	0									
Chris Singleton, L (1,8) OBP: 0.300, SLG: 0.380				K						3	0	0	0	0	2	0									
Royce Clayton, R (1,6) OBP: 0.286, SLG: 0.348				F8						3	0	0	0	0	0	0									
Mark Johnson, L (1,2) OBP: 0.386, SLG: 0.376				G4-3						2	0	0	0	0	0	0									
Tony Graffanino, R (9, PH) OBP: 0.351, SLG: 0.394										0	0	0	0	0	0	0									
Jeff Liefer, L (9, PH) OBP: 0.277, SLG: 0.497										1	0	0	0	0	0	0									
<b>Inning Stats</b>	R: 0 E: 0 K: 0 S: 7	H: 0 LOB: 0 BB: 0 P: 10	R: 0 E: 0 K: 0 S: 7	H: 0 LOB: 0 BB: 0 P: 10	R: 0 E: 0 K: 1 S: 11	H: 0 LOB: 0 BB: 0 P: 17	R: 1 E: 0 K: 1 S: 13	H: 2 LOB: 1 BB: 0 P: 22	R: 0 E: 0 K: 1 S: 8	H: 0 LOB: 0 BB: 0 P: 13	R: 0 E: 0 K: 0 S: 6	H: 1 LOB: 0 BB: 0 P: 11	R: 0 E: 0 K: 0 S: 13	H: 0 LOB: 0 BB: 0 P: 19	R: 0 E: 0 K: 1 S: 7	H: 0 LOB: 0 BB: 0 P: 9	R: 0 E: 0 K: 0 S: 10	H: 0 LOB: 0 BB: 0 P: 15	1B: 2 2B: 1 3B: 0 HR: 0	SF: 0 SAC: 0 DP: 0 HBP: 0	WP: 0 PB: 0 SB: 0 CS: 1	PA: 29			
<b>PITCHER</b>	IP	WLS	BF	H	R	ER	SO	BB	IBB	HBP	BLK	WP	HR	S	P	ERA	WHIP								
Joel Pineiro, R (1,1) ERA: 0.93	7.1		24	3	1	1	4	0	0	0	0	0	0	66	104	1.23	0.409								
Arthur Rhodes, L (8,1) ERA: 1.55	0.2	W	2	0	0	0	1	0	0	0	0	0	0	6	7	0.00	0.000								
Kazuhiro Sasaki, R (9,1) ERA: 3.44	1.0	S	3	0	0	0	0	0	0	0	0	0	0	10	15	0.00	0.000								

Chicago White Sox @ Seattle Mariners  
Safeco Field, Seattle, WA  
Sun Aug 12 2001, 5:05 PM PDT  
Att: 45,765 - Sunny - 82 F

AB 29  
R 1  
H 3  
RBI 1  
BB 0  
SO 5  
LOB 4



Batter	1	2	3	4	5	6	7	8	9	AB	R	H	RBI	BB	SO	LOB	BOTTOM								
51 Ichiro Suzuki, L (1,9) OBP: 0.370, SLG: 0.458	G4-3 1B		FC4 CS		K2-3			G1-3 1B		4	0	2	1	0	1	2									
Mark McLemore, S (1,6) OBP: 0.383, SLG: 0.383	K		K		F9			G1-3		4	0	0	0	0	2	5									
Tom Lampkin, L (9,2) OBP: 0.311, SLG: 0.361										0	0	0	0	0	0	0									
Edgar Martinez, R (1,10) OBP: 0.427, SLG: 0.541	G4-3			2B 1B		G5-3		IBB		3	0	1	0	1	0	1									
Charles Gipson, R (6, PR) OBP: 0.205, SLG: 0.154										0	0	0	0	0	0	0									
John Olerud, L (1,3) OBP: 0.419, SLG: 0.481										3	0	2	1	0	0	0									
Bret Boone, R (1,4) OBP: 0.360, SLG: 0.559										4	0	0	0	0	2	5									
Mike Cameron, R (1,8) OBP: 0.350, SLG: 0.479										3	0	0	0	0	1	3									
Stan Javier, S (1,7) OBP: 0.370, SLG: 0.365										3	0	0	0	0	0	3									
David Bell, R (1,5) OBP: 0.297, SLG: 0.391										3	1	2	0	0	1	0									
Dan Wilson, R (1,2) OBP: 0.313, SLG: 0.397										2	0	1	0	0	0	1									
Carlos Guillen, S (8, PH) OBP: 0.321, SLG: 0.341										1	1	1	0	0	0	0									
<b>Inning Stats</b>	R: 0 E: 0 K: 1 S: 9	H: 1 LOB: 0 BB: 0 P: 14	R: 0 E: 0 K: 1 S: 9	H: 1 LOB: 1 BB: 0 P: 12	R: 1 E: 0 K: 1 S: 14	H: 2 LOB: 0 BB: 0 P: 22	R: 0 E: 0 K: 1 S: 13	H: 2 LOB: 2 BB: 0 P: 18	R: 0 E: 0 K: 1 S: 10	H: 1 LOB: 1 BB: 0 P: 15	R: 0 E: 0 K: 0 S: 6	H: 0 LOB: 0 BB: 0 P: 10	R: 0 E: 0 K: 1 S: 7	H: 0 LOB: 0 BB: 0 P: 11	R: 1 E: 0 K: 0 S: 13	H: 2 LOB: 2 BB: 1 P: 22	1B: 5 2B: 4 3B: 0 HR: 0	SF: 1 SAC: 0 DP: 0 HBP: 0	WP: 1 PB: 0 SB: 0 CS: 1	PA: 32					
<b>PITCHER</b>	IP	WLS	BF	H	R	ER	SO	BB	IBB	HBP	BLK	WP	HR	S	P	ERA	WHIP								
Gary Glover, R (1,1) ERA: 4.24	4.1		18	7	1	1	4	0	0	0	0	0	0	50	74	2.08	1.615								
Alan Embree, L (5,1) ERA: 9.92	1.1		4	0	0	0	1	0	0	0	0	0	0	8	12	0.00	0.000								
Kip Wells, R (6,1) ERA: 4.27	1.1	L	6	2	1	1	2	0	0	0	0	0	0	18	27	6.75	1.500								
Bob Howry, R (8,1) ERA: 4.75	1.0		4	0	0	0	0	0	1	0	0	0	0	5	11	0.00	0.000								

Chicago White Sox @ Seattle Mariners  
Safeco Field, Seattle, WA  
Sun Aug 12 2001, 5:05 PM PDT  
Att: 45,765 - Sunny - 82 F

AB 30  
R 2  
H 9  
RBI 2  
BB 1  
SO 7  
LOB 20





Batter	1	2	3	4	5	6	7	8	9	10	11	AB	R	H	RBI	BB	SO	LOB	TOP			
51 Ichiro Suzuki, L OBP: 0.373, SLG: 0.460												6	1	4	1	0	1	1				
Mark McLemore, S OBP: 0.367, SLG: 0.582												3	1	1	0	3	0	0				
Edgar Martinez, R OBP: 0.428, SLG: 0.548												5	1	2	3	1	1	7				
John Olerud, L OBP: 0.418, SLG: 0.480												5	0	1	0	1	3	6				
Bret Boone, R OBP: 0.362, SLG: 0.562												5	1	3	0	0	1	4				
Mike Cameron, R OBP: 0.349, SLG: 0.483												5	1	1	2	0	2	4				
Carlos Guillen, S OBP: 0.318, SLG: 0.337												5	0	0	0	0	1	2				
David Bell, R OBP: 0.299, SLG: 0.395												4	0	2	0	0	0	0				
Charles Gison, R OBP: 0.200, SLG: 0.150												1	1	0	0	0	1	1				
Dan Wilson, R OBP: 0.373, SLG: 0.368												3	0	0	0	0	2	1				
Stan Javier, S OBP: 0.359, SLG: 0.359												1	0	1	0	0	0	0				
Tom Lampkin, L OBP: 0.359, SLG: 0.359												1	0	0	0	0	0	0				
<b>Inning Stats</b>	R: 0 E: 0 K: 2 S: 9	H: 0 LOB: 1 BB: 1 P: 17	R: 2 E: 0 K: 2 S: 13	H: 3 LOB: 1 BB: 0 P: 22	R: 0 E: 0 K: 2 S: 13	H: 1 LOB: 2 BB: 1 P: 22	R: 0 E: 0 K: 0 S: 3	H: 0 LOB: 0 BB: 0 P: 6	R: 0 E: 0 K: 1 S: 8	H: 1 LOB: 1 BB: 1 P: 18	R: 0 E: 0 K: 0 S: 8	H: 1 LOB: 1 BB: 0 P: 16	R: 1 E: 0 K: 0 S: 16	H: 3 LOB: 2 BB: 1 P: 24	R: 0 E: 0 K: 1 S: 8	H: 1 LOB: 1 BB: 0 P: 9	R: 3 E: 0 K: 1 S: 21	H: 3 LOB: 0 BB: 1 P: 28	1B: 10 2B: 3 3B: 0 HR: 2	SF: 0 SAC: 1 DP: 2 HBP: 0	WP: 0 PB: 0 SB: 4 CS: 1	PA: 51
<b>PITCHER</b>	IP: 5.0 ERA: 4.06	WLS: 23 BF: 7	H: 6 R: 2 ER: 2 SO: 8	BB: 2 IBB: 0 HBP: 0 BLK: 0	WP: 0 HR: 1 S: 52 P: 89	ERA: 3.60 WHIP: 1.600		<b>PITCHER</b>	IP: 10.1 ERA: 3.72	WLS: 10 BF: 40	H: 4 R: 3 ER: 3 SO: 2	BB: 1 IBB: 0 HBP: 0 BLK: 0	WP: 0 HR: 1 S: 29 P: 37	ERA: 13.50 WHIP: 2.500								
Hideo Nomo, R ERA: 4.06	2.0	7	1	0	0	2	1	0	0	0	0	0	0	17	28	0.00	1.000					
Rich Garces, R ERA: 2.94	1.0	4	1	0	0	0	0	0	0	0	0	0	0	8	16	0.00	1.000					
Ugueth Urbina, R ERA: 3.81	0.0	B	3	1	1	0	0	0	0	0	0	0	0	9	13	∞	∞					
Derek Lowe, R ERA: 4.02	1.0	3	0	0	0	0	1	0	0	0	0	0	0	7	11	0.00	1.000					
Casey Fossum, L ERA: 0.93																						

Seattle Mariners @ Boston Red Sox  
Fenway Park, Boston, MA  
Tue Aug 14 2001, 7:05 PM EDT  
Att: 33,790 - Sunny - 72 F

AB 44  
R 6  
H 15  
RBI 6  
BB 5  
SO 12  
LOB 26



Batter	1	2	3	4	5	6	7	8	9	10	11	AB	R	H	RBI	BB	SO	LOB	BOTTOM		
Nomar Garciaparra, R OBP: 0.373, SLG: 0.553												4	0	1	0	1	0	0			
Chris Stynes, R OBP: 0.335, SLG: 0.431												5	0	0	0	0	1	3			
Carl Everett, S OBP: 0.331, SLG: 0.474												4	1	1	1	0	0	3			
Manny Ramirez, R OBP: 0.411, SLG: 0.639												5	1	1	0	0	2	1			
Dante Bichette, R OBP: 0.333, SLG: 0.481												5	1	1	0	0	1	1			
Mike Lansing, R OBP: 0.297, SLG: 0.401												5	0	1	0	0	0	1			
Shea Hillenbrand, R OBP: 0.290, SLG: 0.409												4	0	2	2	0	1	0			
Trot Nixon, L OBP: 0.376, SLG: 0.504												4	0	1	0	1	1	1			
Doug Mirabeli, R OBP: 0.329, SLG: 0.374												3	0	0	0	1	1	4			
Scott Hatteberg, L OBP: 0.329, SLG: 0.374												1	0	0	0	0	0	0			
<b>Inning Stats</b>	R: 0 E: 0 K: 0 S: 9	H: 0 LOB: 1 BB: 0 P: 13	R: 0 E: 0 K: 1 S: 8	H: 0 LOB: 0 BB: 0 P: 12	R: 0 E: 0 K: 0 S: 10	H: 1 LOB: 1 BB: 1 P: 15	R: 1 E: 0 K: 1 S: 12	H: 3 LOB: 2 BB: 0 P: 17	R: 1 E: 0 K: 0 S: 7	H: 1 LOB: 1 BB: 1 P: 11	R: 0 E: 0 K: 0 S: 5	H: 0 LOB: 0 BB: 0 P: 14	R: 0 E: 0 K: 1 S: 8	H: 0 LOB: 0 BB: 0 P: 8	R: 0 E: 0 K: 2 S: 8	H: 0 LOB: 0 BB: 0 P: 11	1B: 5 2B: 2 3B: 0 HR: 1	SF: 1 SAC: 0 DP: 0 HBP: 1	WP: 1 PB: 0 SB: 0 CS: 0	PA: 45	
<b>PITCHER</b>	IP: 7.0 ERA: 3.66	WLS: 30 BF: 9	H: 6 R: 2 ER: 2 SO: 2	BB: 2 IBB: 0 HBP: 0 BLK: 0	WP: 0 HR: 1 S: 58 P: 88	ERA: 2.57 WHIP: 1.143		<b>PITCHER</b>	IP: 11.0 ERA: 3.72	WLS: 30 BF: 40	H: 4 R: 3 ER: 3 SO: 2	BB: 1 IBB: 0 HBP: 0 BLK: 0	WP: 0 HR: 1 S: 29 P: 37	ERA: 13.50 WHIP: 2.500							
Jamie Moyer, L ERA: 3.66	2.0	9	2	1	1	2	1	0	0	1	0	0	17	30	4.50	1.500					
Jeff Nelson, R ERA: 2.74	1.0	W	3	0	0	0	1	0	0	0	0	0	5	8	0.00	0.000					
Jose Paniagua, R ERA: 4.2	1.0	S	3	0	0	0	2	0	0	0	0	0	8	11	0.00	0.000					
Kazuhiro Sasaki, R ERA: 3.38																					

Seattle Mariners @ Boston Red Sox  
Fenway Park, Boston, MA  
Tue Aug 14 2001, 7:05 PM EDT  
Att: 33,790 - Sunny - 72 F

AB 40  
R 3  
H 8  
RBI 3  
BB 3  
SO 7  
LOB 14





Batter	1	2	3	4	5	6	7	8	9	AB R H RBI BB SO LOB	TOP									
51 Ichiro Suzuki, L (1, 9) OBP: 0.375, SLG: 0.463			SH1-3							3 1 2 1 1 1 0	<b>Seattle Mariners @ Boston Red Sox</b> Fenway Park, Boston, MA Wed Aug 15 2001, 7:05 PM EDT Att: 33,186 - Sunny - 73 F									
Mark McLemore, S (1, 7) OBP: 0.393, SLG: 0.383										2 1 1 1 3 0 2										
Edgar Martinez, R (1, 10) OBP: 0.426, SLG: 0.554										4 1 1 3 0 2 5										
John Olerud, L (1, 3) OBP: 0.415, SLG: 0.476										4 0 0 0 0 2 1										
Bret Boone, R (1, 4) OBP: 0.365, SLG: 0.569										3 1 2 1 0 0 0										
Mike Cameron, R (1, 8) OBP: 0.348, SLG: 0.481										4 0 1 0 0 2 2										
Carlos Guillen, S (1, 6) OBP: 0.315, SLG: 0.333										4 0 0 0 0 0 2										
David Bell, R (1, 5) OBP: 0.301, SLG: 0.396										4 1 2 0 0 1 1										
Dan Wilson, R (1, 2) OBP: 0.313, SLG: 0.396										3 1 2 0 0 0 0										
<b>Inning Stats</b>	R: 1 E: 0 K: 1 S: 10	H: 2 LOB: 0 BB: 0 P: 12	R: 0 E: 0 K: 2 S: 12	H: 1 LOB: 1 BB: 0 P: 19	R: 4 E: 0 K: 1 S: 19	H: 4 LOB: 1 BB: 1 P: 29	R: 0 E: 0 K: 1 S: 8	H: 0 LOB: 0 BB: 0 P: 10	R: 0 E: 0 K: 2 S: 8	H: 0 LOB: 0 BB: 1 P: 13	R: 0 E: 0 K: 0 S: 8	H: 1 LOB: 2 BB: 2 P: 16	R: 0 E: 0 K: 0 S: 7	H: 0 LOB: 0 BB: 0 P: 13	R: 1 E: 0 K: 0 S: 10	H: 3 LOB: 1 BB: 0 P: 16	1B: 8 2B: 1 3B: 0 HR: 2	SF: 0 SAC: 2 DP: 3 HBP: 1	WP: 1 PB: 0 SB: 1 CS: 2	PA: 38
<b>PITCHER</b>	IP WLS BF H R ER SO BB IBB HBP BLK WP HR S P ERA WHIP																			
Frank Castillo, R (1, 1) ERA: 4.81	5.0 L 22 7 5 5 7 2 0 0 0 0 2 57 82 9.00 1.800																			
Sun-Woo Kim, R (6, 1) ERA: 4.5	3.0 11 1 0 0 1 2 0 1 0 1 0 23 42 0.00 1.000																			
Bill Pulsipher, L (9, 1) ERA: 3.66	1.0 5 3 1 1 0 0 0 0 0 0 0 10 16 9.00 3.000																			

Batter	1	2	3	4	5	6	7	8	9	AB R H RBI BB SO LOB	BOTTOM											
Nomar Garciaparra, R (1, 6) OBP: 0.345, SLG: 0.510										4 0 0 0 0 1 0	<b>Seattle Mariners @ Boston Red Sox</b> Fenway Park, Boston, MA Wed Aug 15 2001, 7:05 PM EDT Att: 33,186 - Sunny - 73 F											
Trot Nixon, L (1, 9) OBP: 0.380, SLG: 0.511										3 2 2 0 1 1 0												
Carl Everett, S (1, 8) OBP: 0.331, SLG: 0.472										4 0 1 1 0 0 1												
Manny Ramirez, R (1, 10) OBP: 0.410, SLG: 0.635										3 0 0 1 1 2 1												
Troy O'Leary, L (1, 7) OBP: 0.300, SLG: 0.447										3 0 0 0 0 0 1												
Dante Bichette, R (9, PH) OBP: 0.332, SLG: 0.480										1 0 0 0 0 1 1												
Morgan Burkhardt, S (1, 3)										3 0 0 0 0 2 0												
Chris Stynes, R (1, 5) OBP: 0.331, SLG: 0.426										3 0 0 0 0 1 0												
Mike Lansing, R (1, 4) OBP: 0.298, SLG: 0.398										2 0 0 0 1 0 0												
Doug Mirabeli, R (1, 2) OBP: 0.324, SLG: 0.379										2 0 0 0 0 1 1												
Scott Hatteberg, L (8, PH) OBP: 0.328, SLG: 0.372										1 0 0 0 0 0 0												
<b>Inning Stats</b>	R: 1 E: 0 K: 0 S: 8	H: 1 LOB: 1 BB: 1 P: 15	R: 0 E: 0 K: 2 S: 8	H: 0 LOB: 0 BB: 0 P: 12	R: 0 E: 0 K: 1 S: 9	H: 1 LOB: 0 BB: 0 P: 12	R: 0 E: 0 K: 2 S: 8	H: 0 LOB: 0 BB: 0 P: 13	R: 0 E: 0 K: 0 S: 5	H: 0 LOB: 0 BB: 1 P: 11	R: 1 E: 0 K: 2 S: 9	H: 1 LOB: 0 BB: 0 P: 12	R: 0 E: 0 K: 0 S: 10	H: 0 LOB: 0 BB: 0 P: 15	R: 0 E: 0 K: 0 S: 8	H: 0 LOB: 0 BB: 0 P: 12	R: 0 E: 0 K: 2 S: 9	H: 0 LOB: 1 BB: 1 P: 14	1B: 2 2B: 0 3B: 1 HR: 0	SF: 0 SAC: 0 DP: 1 HBP: 0	WP: 0 PB: 0 SB: 0 CS: 0	PA: 32
<b>PITCHER</b>	IP WLS BF H R ER SO BB IBB HBP BLK WP HR S P ERA WHIP																					
Freddy Garcia, R (1, 1) ERA: 3.26	8.0 W 28 3 2 2 7 2 0 0 0 0 0 65 102 2.25 0.625																					
Arthur Rhodes, L (9, 1) ERA: 1.02	1.0 4 0 0 0 2 1 0 0 0 0 0 9 14 0.00 1.000																					

AB	31
R	6
H	11
RBI	6
BB	4
SO	8
LOB	13



AB	29
R	2
H	3
RBI	2
BB	3
SO	9
LOB	5









Batter	1	2	3	4	5	6	7	8	9	AB	R	H	RBI	BB	SO	LOB	TOP																						
51 Ichiro Suzuki, L (1, 9) OBP: 0.378, SLG: 0.465	G4-3			CS 1B		F7		1-2 1B		4	0	2	0	0	0	0	<b>Seattle Mariners @ New York Yankees</b> Yankee Stadium, Bronx, NY Fri Aug 17 2001, 7:05 PM EDT Att: 54,616 - Cloudy - 85 F																						
Mark McLemore, S (1, 5) OBP: 0.392, SLG: 0.386	CS 1B			CS 1-2		F8		P4		4	0	1	0	0	1	3																							
Edgar Martinez, R (1, 10) OBP: 0.422, SLG: 0.544	1-3 K			1B 1B		4-1 1B		F8		3	0	1	0	1	1	3																							
John Olerud, L (1, 3) OBP: 0.414, SLG: 0.474	CS 1-2	G6-3		1-1 1B		1-1 BB		G6-3		4	0	2	0	0	0	2																							
Bret Boone, R (1, 4) OBP: 0.361, SLG: 0.560		4-1 L1-3 BB		3-3 1B		3-2 1B			G6-3	3	0	0	0	1	1	4																							
Mike Cameron, R (1, 8) OBP: 0.345, SLG: 0.476	1-0 L1-3				1-3 K			F8		4	0	0	0	0	1	1																							
Stan Javier, S (1, 7) OBP: 0.382, SLG: 0.378			1-3 K		4-2 BB			G1-6-3 BB		2	0	0	0	2	1	0																							
Dan Wilson, R (1, 2) OBP: 0.310, SLG: 0.391			0-3 K		0-0 F9			G1-6-3		3	0	0	0	0	1	2																							
Carlos Guillen, S (1, 6) OBP: 0.315, SLG: 0.332			0-3 K		3-2 F8			4-2 51 1B BB		2	0	0	0	1	1	1																							
<b>Inning Stats</b>	R: 0 E: 0 K: 1 S: 10	H: 1 LOB: 0 BB: 0 P: 15	R: 0 E: 0 K: 0 S: 6	H: 0 LOB: 0 BB: 1 P: 14	R: 0 E: 0 K: 3 S: 11	H: 0 LOB: 0 BB: 0 P: 12	R: 0 E: 0 K: 2 S: 17	H: 3 LOB: 2 BB: 0 P: 27	R: 0 E: 0 K: 1 S: 10	H: 0 LOB: 1 BB: 1 P: 18	R: 0 E: 0 K: 0 S: 10	H: 1 LOB: 2 BB: 1 P: 19	R: 0 E: 0 K: 0 S: 9	H: 0 LOB: 0 BB: 1 P: 13	R: 0 E: 0 K: 0 S: 10	H: 1 LOB: 2 BB: 1 P: 19	R: 0 E: 0 K: 0 S: 7	H: 0 LOB: 0 BB: 0 P: 9	1B: 6 2B: 2 3B: 0 HR: 0	SF: 0 SAC: 0 DP: 3 HBP: 0	WP: 0 PB: 0 SB: 0 CS: 2	PA: 35																	
<b>PITCHER</b>	IP	WLS	BF	H	R	ER	SO	BB	IBB	HBP	BLK	WP	HR	S	P	ERA	WHIP	<b>PITCHER</b>				IP	WLS	BF	H	R	ER	SO	BB	IBB	HBP	BLK	WP	HR	S	P	ERA	WHIP	
35 Mike Mussina, R (1, 1) ERA: 3.68	7.0	W	26	5	0	0	7	4	0	0	0	0	0	73	118	0.00	1.286																						
Mike Stanton, L (8, 1) ERA: 2.12	0.1		3	1	0	0	0	1	0	0	0	0	0	8	16	0.00	6.000																						
Ramiro Mendoza, R (8, 1) ERA: 3.65	1.2	S	5	0	0	0	0	0	0	0	0	0	0	9	12	0.00	0.000																						

AB	29
R	0
H	6
RBI	0
BB	5
SO	7
LOB	16



Batter	1	2	3	4	5	6	7	8	9	AB	R	H	RBI	BB	SO	LOB	BOTTOM																						
2 Derek Jeter, R (1, 6) OBP: 0.388, SLG: 0.483	HR			G4-3				E6		3	1	1	1	1	0	1	<b>Seattle Mariners @ New York Yankees</b> Yankee Stadium, Bronx, NY Fri Aug 17 2001, 7:05 PM EDT Att: 54,616 - Cloudy - 85 F																						
Paul O'Neill, L (1, 9) OBP: 0.340, SLG: 0.478	G4-3	G4-3		P6			G1-3		4	0	0	0	0	0	3																								
Bernie Williams, S (1, 8) OBP: 0.390, SLG: 0.495	G4-3 1B		2-2 G3-6-1 BB	1B		3-3 K		P5		4	0	2	0	0	1	1																							
Tino Martinez, L (1, 3) OBP: 0.313, SLG: 0.479	G4-3		4-0 G3-6-1 BB	BB		0-1 G3-1		1-3 K2-3		3	0	0	0	1	1	1																							
20 Jorge Posada, S (1, 2) OBP: 0.383, SLG: 0.511	L9		2-2 G3-6-1	BB		0-1 G6-3		0-1 G3-1		4	0	0	0	0	0	3																							
David Justice, L (1, 10) OBP: 0.324, SLG: 0.438		4-0 HR BB	3-1 L4			1-1 F2		3-3 K		3	1	0	0	1	1	1																							
Shane Spencer, R (1, 7) OBP: 0.316, SLG: 0.447		0-1 HR		1-3 K		2-1 F9				3	1	1	2	0	1	0																							
Alfonso Soriano, R (1, 4) OBP: 0.307, SLG: 0.457		3-2 G6-3		1-0 HR		1-2 F7				3	1	1	1	0	0	0																							
Clayton Kershaw, R (1, 5) OBP: 0.216, SLG: 0.447	F8		2-1 F8	2-2 G4-3 2B				1-1 F8		3	0	1	0	0	0	0																							
<b>Inning Stats</b>	R: 1 E: 0 K: 0 S: 9	H: 2 LOB: 1 BB: 0 P: 13	R: 2 E: 0 K: 0 S: 11	H: 1 LOB: 1 BB: 2 P: 24	R: 0 E: 0 K: 0 S: 8	H: 1 LOB: 1 BB: 1 P: 19	R: 1 E: 0 K: 1 S: 10	H: 2 LOB: 0 BB: 0 P: 18	R: 0 E: 0 K: 0 S: 8	H: 0 LOB: 0 BB: 0 P: 11	R: 0 E: 0 K: 0 S: 11	H: 0 LOB: 0 BB: 0 P: 17	R: 0 E: 0 K: 2 S: 11	H: 0 LOB: 0 BB: 0 P: 15	R: 0 E: 0 K: 0 S: 7	H: 0 LOB: 0 BB: 0 P: 9	1B: 2 2B: 1 3B: 0 HR: 3	SF: 0 SAC: 0 DP: 1 HBP: 0	WP: 0 PB: 0 SB: 0 CS: 0	PA: 33																			
<b>PITCHER</b>	IP	WLS	BF	H	R	ER	SO	BB	IBB	HBP	BLK	WP	HR	S	P	ERA	WHIP	<b>PITCHER</b>				IP	WLS	BF	H	R	ER	SO	BB	IBB	HBP	BLK	WP	HR	S	P	ERA	WHIP	
Paul Abbott, R (1, 1) ERA: 4.36	4.0	L	20	6	4	4	4	3	0	0	0	0	0	38	74	9.00	2.250																						
John Halama, L (5, 1) ERA: 5.4	2.0		6	0	0	0	1	0	0	0	0	0	0	16	23	0.00	0.000																						
Ryan Franklin, R (7, 1) ERA: 3.39	1.0		4	0	0	0	0	0	0	0	0	0	0	11	17	0.00	0.000																						
Norm Charlton, L (8, 1) ERA: 3.51	1.0		3	0	0	0	2	0	0	0	0	0	0	11	15	0.00	0.000																						

AB	30
R	4
H	6
RBI	4
BB	3
SO	4
LOB	10





Batter	1	2	3	4	5	6	7	8	9	AB	R	H	RBI	BB	SO	LOB	TOP										
51 Ichiro Suzuki, L (1,9) OBP: 0.377, SLG: 0.465										4	1	1	0	0	1	1	<b>Seattle Mariners @ New York Yankees</b> Yankee Stadium, Bronx, NY Sat Aug 18 2001, 4:05 PM EDT Att: 55,294 - Sunny - 84 F										
Stan Javier, S (1,7) OBP: 0.387, SLG: 0.383 Charles Gipson, R (8,7) OBP: 0.200, SLG: 0.150										5	2	3	2	0	1	2											
Edgar Martinez, R (1,10) OBP: 0.429, SLG: 0.549										2	1	2	1	3	0	0											
John Olerud, L (1,3) OBP: 0.411, SLG: 0.468										5	0	0	0	0	1	8											
Bret Boone, R (1,4) OBP: 0.360, SLG: 0.556										4	1	0	1	1	1	2											
Mike Cameron, R (1,8) OBP: 0.350, SLG: 0.481										4	0	3	2	1	0	0											
David Bell, R (1,5) OBP: 0.302, SLG: 0.395										5	0	0	0	0	1	5											
Dan Wilson, R (1,2) OBP: 0.309, SLG: 0.387										3	1	0	0	1	1	2											
Carlos Guillen, S (1,6) OBP: 0.317, SLG: 0.332										3	1	1	0	1	1	0											
<b>Inning Stats</b>	R: 3 E: 0 K: 2 S: 14	H: 3 LOB: 1 BB: 1 P: 23	R: 4 E: 1 K: 0 S: 13	H: 4 LOB: 2 BB: 1 P: 23	R: 0 E: 0 K: 3 S: 11	H: 1 LOB: 1 BB: 0 P: 20	R: 0 E: 0 K: 0 S: 6	H: 0 LOB: 0 BB: 1 P: 14	R: 0 E: 0 K: 1 S: 5	H: 1 LOB: 2 BB: 1 P: 12	R: 0 E: 0 K: 1 S: 7	H: 1 LOB: 0 BB: 0 P: 11	R: 0 E: 0 K: 0 S: 6	H: 0 LOB: 2 BB: 2 P: 16	R: 0 E: 0 K: 0 S: 5	H: 0 LOB: 0 BB: 0 P: 7	1B: 7 2B: 4 3B: 0 HR: 0	SF: 0 SAC: 1 DP: 2 HBP: 0	WP: 0 PB: 0 SB: 3 CS: 0	PA: 43							
<b>PITCHER</b>	IP	WLS	BF	H	R	ER	SO	BB	IBB	HBP	BLK	WP	HR	S	P	ERA	WHIP										
Ted Lilly, L (1,1) ERA: 5.38	1.1	L	13	6	7	5	2	2	0	0	0	0	0	20	38	33.75	6.000										
Jay Witasick, R (2,1) ERA: 3.08	1.2		7	2	0	0	3	0	0	0	0	0	0	18	28	0.00	1.200										
Randy Choate, L (4,1) ERA: 3.35	2.2		9	1	0	0	1	2	0	0	0	0	0	16	33	0.00	1.125										
Mark Wohlers, R (6,1) ERA: 4.42	1.1		7	1	0	0	1	2	0	0	0	0	0	13	25	0.00	2.250										
Mike Stanton, L (8,1) ERA: 2.69	2.0		7	0	0	0	0	1	0	0	0	0	0	11	19	0.00	0.500										

Batter	1	2	3	4	5	6	7	8	9	AB	R	H	RBI	BB	SO	LOB	BOTTOM										
2 Derek Jeter, R (1,6) OBP: 0.390, SLG: 0.489										4	2	2	1	1	1	4	<b>Seattle Mariners @ New York Yankees</b> Yankee Stadium, Bronx, NY Sat Aug 18 2001, 4:05 PM EDT Att: 55,294 - Sunny - 84 F										
Paul O'Neill, L (1,9) OBP: 0.338, SLG: 0.474										4	0	0	0	1	0	1											
Bernie Williams, S (1,8) OBP: 0.392, SLG: 0.499										3	2	2	1	1	0	0											
Tino Martinez, L (1,3) OBP: 0.313, SLG: 0.480										5	1	2	2	0	2	3											
20 Jorge Posada, S (1,2) OBP: 0.383, SLG: 0.512										5	0	2	1	0	1	2											
David Justice, L (1,10) OBP: 0.326, SLG: 0.438 Gerald Williams, R (8, FR) OBP: 0.267, SLG: 0.314										4	0	2	0	0	0	1											
Shane Spencer, R (1,7) OBP: 0.323, SLG: 0.457										5	0	3	0	0	1	4											
Alfonso Soriano, R (1,4) OBP: 0.304, SLG: 0.452										5	0	0	0	0	1	8											
Clayton Kershaw, R (1,5) OBP: 0.222, SLG: 0.440 Chuck Knoblauch, R (8, PH) OBP: 0.337, SLG: 0.349 Enrique Wilson, S (9,5) OBP: 0.201, SLG: 0.226										3	1	1	0	0	1	1											
<b>Inning Stats</b>	R: 1 E: 0 K: 0 S: 8	H: 1 LOB: 0 BB: 1 P: 17	R: 0 E: 0 K: 1 S: 12	H: 1 LOB: 0 BB: 0 P: 17	R: 1 E: 0 K: 1 S: 12	H: 2 LOB: 1 BB: 1 P: 25	R: 0 E: 0 K: 0 S: 5	H: 1 LOB: 0 BB: 0 P: 7	R: 3 E: 0 K: 2 S: 11	H: 3 LOB: 1 BB: 1 P: 19	R: 0 E: 0 K: 2 S: 10	H: 1 LOB: 0 BB: 0 P: 15	R: 0 E: 0 K: 1 S: 6	H: 0 LOB: 0 BB: 0 P: 8	R: 0 E: 0 K: 1 S: 18	H: 2 LOB: 3 BB: 1 P: 29	R: 1 E: 0 K: 1 S: 24	H: 3 LOB: 3 BB: 0 P: 33	1B: 9 2B: 4 3B: 0 HR: 1	SF: 1 SAC: 0 DP: 2 HBP: 1	WP: 0 PB: 0 SB: 1 CS: 0	PA: 44					
<b>PITCHER</b>	IP	WLS	BF	H	R	ER	SO	BB	IBB	HBP	BLK	WP	HR	S	P	ERA	WHIP										
Joel Pineiro, R (1,1) ERA: 1.87	4.2		23	8	5	5	2	3	0	0	0	0	0	45	81	9.64	2.357										
Norm Charlton, L (5,1) ERA: 3.48	0.1		1	0	0	0	0	0	0	0	0	0	0	3	4	0.00	0.000										
Jose Paniagua, R (6,1) ERA: 4.13	1.0	H	4	1	0	0	2	0	0	0	0	0	0	10	15	0.00	1.000										
Arthur Rhodes, L (7,1) ERA: 1.58	1.1	W	5	1	0	0	1	0	0	0	0	0	0	14	21	0.00	0.750										
Jeff Nelson, R (8,1) ERA: 2.7	0.2	H	4	1	0	0	1	1	0	0	0	0	0	10	16	0.00	3.000										
<b>PITCHER</b>	IP	WLS	BF	H	R	ER	SO	BB	IBB	HBP	BLK	WP	HR	S	P	ERA	WHIP										
Kazuhiro Sasaki, R (9,1) ERA: 3.48	1.0	S	7	3	1	1	1	0	0	1	0	0	0	24	33	9.00	3.000										

livebaseballscores.com



Batter	1	2	3	4	5	6	7	8	9	AB	R	H	RBI	BB	SO	LOB	TOP			
51 Ichiro Suzuki, L (1, 9) OBP: 0.376, SLG: 0.462	F8	F2			K		BB HR 1B	G1-3		5	1	1	0	0	1	1	<b>Seattle Mariners @ New York Yankees</b> Yankee Stadium, Bronx, NY Sun Aug 19 2001, 1:05 PM EDT Att: 54,339 - Cloudy - 83 F			
Carlos Guillen, S (1, 6) OBP: 0.320, SLG: 0.333	S 1B 1B	K			1B 1B		1-2 HR BB	L5		4	3	2	0	1	1	1				
Edgar Martinez, R (1, 10) OBP: 0.428, SLG: 0.547	1-2 HR 1B	G5-3			1B 1B		1-1 F8	F8		5	2	2	0	0	0	3				
Bret Boone, R (1, 4) OBP: 0.362, SLG: 0.555	1-2 HR 1B		G6-3		1B 1B		4-1 HR BB	K		4	2	2	2	1	1	0				
Mike Cameron, R (1, 8) OBP: 0.355, SLG: 0.501	1-2 HR		G5-4-3 1B		1-2 2H 1B		1-0 HR			4	2	4	8	0	0	0				
Stan Javier, S (1, 3) OBP: 0.384, SLG: 0.386	2B		G5-4-3 1-2		1-2 2H 1B		1-1 HR			4	0	1	0	0	0	3				
David Bell, R (1, 5) OBP: 0.299, SLG: 0.391	K			G5-3			0-1 F8	K		4	0	0	0	0	2	1				
Dan Wilson, R (1, 2) OBP: 0.312, SLG: 0.389	P4			G1-4-3 1B			1-1 F9			4	0	2	0	0	0	1				
Charles Gipson, R (1, 7) OBP: 0.204, SLG: 0.205			G1-4-3 3B				2-3 K	G6-4-3		4	0	1	0	0	1	2				
<b>Inning Stats</b>	R: 4 H: 5 E: 0 K: 1 S: 21	H: 5 LOB: 1 BB: 0 P: 29	R: 0 H: 1 E: 0 K: 1 S: 12	H: 1 LOB: 1 BB: 0 P: 16	R: 0 H: 1 E: 0 K: 0 S: 6	H: 1 LOB: 0 BB: 0 P: 7	R: 0 H: 1 E: 0 K: 0 S: 7	H: 1 LOB: 0 BB: 0 P: 9	R: 2 H: 4 E: 0 K: 1 S: 19	H: 0 LOB: 1 BB: 0 P: 12	R: 4 H: 2 E: 0 K: 1 S: 14	H: 2 LOB: 0 BB: 2 P: 29	R: 0 H: 1 E: 0 K: 1 S: 5	H: 0 LOB: 0 BB: 0 P: 7	R: 0 H: 0 E: 0 K: 1 S: 9	H: 0 LOB: 0 BB: 0 P: 13	1B: 11 2B: 1 3B: 1 HR: 2	SF: 0 SAC: 0 DP: 3 HBP: 0	WP: 0 PB: 0 SB: 1 CS: 1	PA: 40
<b>PITCHER</b>	IP WLS BF H R ER SO BB IBB HBP BLK WP HR S P ERA WHIP																			
Andy Pettitte, L (1, 1) ERA: 3.61	6.1 L 30 13 8 8 4 1 0 0 0 0 1 79 114 11.37 2.211																			
Jay Witasick, R (7, 1) ERA: 3.27	1.2 7 2 2 2 1 1 0 0 0 0 1 14 25 10.80 1.800																			
Ted Lilly, L (9, 1) ERA: 5.33	1.0 3 0 0 0 0 1 0 0 0 0 0 9 13 0.00 0.000																			
Batter	1	2	3	4	5	6	7	8	9	AB	R	H	RBI	BB	SO	LOB	BOTTOM			
2 Derek Jeter, R (1, 6) OBP: 0.389, SLG: 0.486	P4		F9		F2			1B BB		3	1	0	0	1	0	1	<b>Seattle Mariners @ New York Yankees</b> Yankee Stadium, Bronx, NY Sun Aug 19 2001, 1:05 PM EDT Att: 54,339 - Cloudy - 83 F			
Chuck Knoblauch, R (1, 7) OBP: 0.336, SLG: 0.350	2B		F8			F7		F7		4	0	1	0	0	0	2				
Bernie Williams, S (1, 8) OBP: 0.391, SLG: 0.496	F9			K		F9		1B BB		4	0	1	1	0	1	1				
Tino Martinez, L (1, 3) OBP: 0.317, SLG: 0.481	F7			20 2B SF9 1B		1B		1B		3	1	2	0	1	0	1				
20 Jorge Posada, S (1, 2) OBP: 0.382, SLG: 0.512		G5-3		2B		F7		K		4	0	1	0	0	1	3				
Todd Greene, R (9, 2) OBP: 0.313, SLG: 0.365										0	0	0	0	0	0	0				
David Justice, L (1, 10) OBP: 0.325, SLG: 0.435	F2		SF9					BB		2	0	0	1	1	1	0				
Shane Spencer, R (1, 9) OBP: 0.317, SLG: 0.447	K		F7			G6-3		K		4	0	0	0	0	2	2				
Alfonso Soriano, R (1, 4) OBP: 0.303, SLG: 0.450			S 1B		P4		F8		F7	4	0	1	0	0	0	1				
Clayton Kershaw, R (1, 5) OBP: 0.207, SLG: 0.407			K		F8			P6	F8	4	0	0	0	0	1	2				
<b>Inning Stats</b>	R: 0 H: 1 E: 0 K: 0 S: 6	H: 0 LOB: 0 BB: 0 P: 8	R: 0 H: 1 E: 0 K: 1 S: 10	H: 1 LOB: 1 BB: 0 P: 19	R: 1 H: 2 E: 0 K: 1 S: 12	H: 2 LOB: 1 BB: 0 P: 17	R: 0 H: 0 E: 0 K: 0 S: 9	H: 1 LOB: 0 BB: 0 P: 17	R: 0 H: 0 E: 0 K: 1 S: 9	H: 0 LOB: 0 BB: 0 P: 13	R: 1 H: 1 E: 0 K: 1 S: 20	H: 1 LOB: 2 BB: 2 P: 32	R: 0 H: 0 E: 0 K: 1 S: 14	H: 0 LOB: 1 BB: 1 P: 20	1B: 4 2B: 2 3B: 0 HR: 0	SF: 1 SAC: 0 DP: 0 HBP: 0	WP: 0 PB: 0 SB: 2 CS: 0	PA: 36		
<b>PITCHER</b>	IP WLS BF H R ER SO BB IBB HBP BLK WP HR S P ERA WHIP																			
Jamie Moyer, L (1, 1) ERA: 3.78	7.0 W 26 5 1 1 4 3 0 0 0 0 0 0 34 52 4.50 2.000																			
Ryan Franklin, R (8, 1) ERA: 3.42	2.0 10 1 1 1 2 3 0 0 0 0 0 0 34 52 4.50 2.000																			



Batter	1	2	3	4	5	6	7	8	9	AB	R	H	RBI	BB	SO	LOB	TOP				
Roger Cedeno, S OBP: 0.346, SLG: 0.400 (1, 8)	F7	F7		P4		G4-3			G6-3	5	0	0	0	0	0	1					
Damion Easley, R OBP: 0.331, SLG: 0.409 (1, 4)	G5-3			F8			K		L9	5	0	1	0	0	1	0					
Bobby Higginson, L OBP: 0.384, SLG: 0.472 (1, 7)	2B	L9					K			4	2	2	0	0	1	2					
Tony Clark, S OBP: 0.389, SLG: 0.495 (1, 10)	1B						L8			4	0	1	1	0	1	1					
Robert Fick, L OBP: 0.352, SLG: 0.518 (1, 2)	G3			F9			1B		G4-3	4	0	1	1	0	0	1					
Randall Simon, L OBP: 0.379, SLG: 0.470 (1, 3)		HR		1B			F7		FC6-4	4	1	3	0	0	0	1					
Shane Halter, R OBP: 0.331, SLG: 0.459 (1, 5)		HR		1B			K		FC6-4	4	1	2	2	0	1	2					
Deivi Cruz, R OBP: 0.285, SLG: 0.381 (1, 6)	G5-3			G1-3					FC6-4	4	0	0	0	0	0	3					
Juan Encarnacion, R OBP: 0.292, SLG: 0.399 (1, 9)	1B			G6-3					L8	4	0	1	0	0	1	0					
<b>Inning Stats</b>	R: 1 E: 0 K: 0 S: 11	H: 2 LOB: 1 BB: 0 P: 15	R: 2 E: 0 K: 0 S: 16	H: 4 LOB: 2 BB: 0 P: 23	R: 0 E: 0 K: 1 S: 12	H: 2 LOB: 2 BB: 0 P: 17	R: 0 E: 0 K: 0 S: 6	H: 0 LOB: 0 BB: 0 P: 10	R: 1 E: 0 K: 1 S: 11	H: 2 LOB: 1 BB: 0 P: 18	R: 0 E: 0 K: 2 S: 10	H: 0 LOB: 0 BB: 0 P: 17	R: 0 E: 0 K: 0 S: 12	H: 1 LOB: 1 BB: 0 P: 18	R: 0 E: 0 K: 0 S: 4	H: 0 LOB: 0 BB: 0 P: 7	1B: 8 2B: 2 3B: 0 HR: 1	SF: 0 SAC: 0 DP: 0 HBP: 0	WP: 0 PB: 0 CS: 0	PA: 38	
<b>PITCHER</b>	IP	WLS	BF	H	R	ER	SO	BB	IBB	HBP	BLK	WP	HR	S	P	ERA	WHIP				
Freddy Garcia, R ERA: 3.33 (1, 1)	7.0	L	31	10	4	4	5	0	0	0	0	0	1	71	109	5.14	1.429				
John Halama, L ERA: 5.29 (8, 1)	2.0		7	1	0	0	0	0	0	0	0	0	0	16	25	0.00	0.500				

**Detroit Tigers @ Seattle Mariners**  
Safeco Field, Seattle, WA  
Mon Aug 20 2001, 7:05 PM PDT  
Att: 45,972 - Cloudy - 70 F

AB 38  
R 4  
H 11  
RBI 4  
BB 0  
SO 5  
LOB 11



Batter	1	2	3	4	5	6	7	8	9	AB	R	H	RBI	BB	SO	LOB	BOTTOM					
51 Ichiro Suzuki, L OBP: 0.375, SLG: 0.461 (1, 9)	1B		F7			G4-3		G6-3		4	0	1	0	0	0	0						
Mark McLemore, S OBP: 0.390, SLG: 0.384 (1, 6)	K2-3			1B		G3-1			F9	4	0	1	0	0	1	1						
Edgar Martinez, R OBP: 0.424, SLG: 0.541 (1, 10)	K			F3		G4-3			P3	4	0	0	0	0	1	1						
John Olerud, L OBP: 0.407, SLG: 0.464 (1, 3)		K		K		G1-3			K	4	0	0	0	0	3	1						
Bret Boone, R OBP: 0.362, SLG: 0.554 (1, 4)		FC6-4		F8		E5				3	0	1	0	0	0	1						
Mike Cameron, R OBP: 0.355, SLG: 0.502 (1, 8)	F9			1B		K			K	3	1	1	0	0	1	2						
Al Martin, L OBP: 0.335, SLG: 0.398 (1, 7)	FC6-4			G6-4-3		G4-3			G4-3	3	0	1	0	0	0	2						
David Bell, R OBP: 0.297, SLG: 0.388 (1, 5)				G5-3		G6-4-3			K	3	0	0	0	0	1	1						
Dan Wilson, R OBP: 0.310, SLG: 0.386 (1, 2)				G6-3		G1-3			F7	2	0	0	0	0	0	0						
Stan Javier, S OBP: 0.383, SLG: 0.384 (8, PH)										1	0	0	0	0	0	0						
Tom Lampkin, L OBP: 0.308, SLG: 0.352 (9, 2)										0	0	0	0	0	0	0						
<b>Inning Stats</b>	R: 0 E: 0 K: 2 S: 9	H: 1 LOB: 0 BB: 0 P: 13	R: 0 E: 0 K: 1 S: 11	H: 1 LOB: 1 BB: 0 P: 13	R: 0 E: 0 K: 0 S: 7	H: 0 LOB: 0 BB: 0 P: 10	R: 0 E: 0 K: 1 S: 12	H: 1 LOB: 1 BB: 0 P: 19	R: 1 E: 0 K: 0 S: 4	H: 2 LOB: 0 BB: 0 P: 8	R: 0 E: 0 K: 0 S: 5	H: 0 LOB: 0 BB: 0 P: 10	R: 0 E: 1 K: 1 S: 9	H: 0 LOB: 1 BB: 0 P: 12	R: 0 E: 0 K: 1 S: 10	H: 0 LOB: 0 BB: 0 P: 16	R: 0 E: 0 K: 1 S: 7	H: 0 LOB: 0 BB: 0 P: 12	1B: 4 2B: 1 3B: 0 HR: 0	SF: 0 SAC: 0 DP: 1 HBP: 0	WP: 0 PB: 0 CS: 1	PA: 31
<b>PITCHER</b>	IP	WLS	BF	H	R	ER	SO	BB	IBB	HBP	BLK	WP	HR	S	P	ERA	WHIP					
Steve Sparks, R ERA: 4.02 (1, 1)	9.0	W	31	5	1	1	7	0	0	0	0	0	0	74	113	1.00	0.556					

**Detroit Tigers @ Seattle Mariners**  
Safeco Field, Seattle, WA  
Mon Aug 20 2001, 7:05 PM PDT  
Att: 45,972 - Cloudy - 70 F

AB 31  
R 1  
H 5  
RBI 0  
BB 0  
SO 7  
LOB 9





Batter	1	2	3	4	5	6	7	8	9	AB	R	H	RBI	BB	SO	LOB	TOP										
Roger Cedeno, S (1, 8) OBP: 0.343, SLG: 0.396	G5-3		K			K			K	4	0	0	0	0	3	0											
Damion Easley, R (1, 4) OBP: 0.331, SLG: 0.408	G1-3			F9			G6-4-3 1B		F5	4	0	1	0	0	0	0											
Bobby Higginson, L (1, 7) OBP: 0.382, SLG: 0.468	G6-3			F8			G6-4-3 1-2			3	0	0	0	0	0	1											
Tony Clark, S (1, 3)		G6-3		G4-3			F8			3	0	0	0	0	0	0											
Robert Fick, L (1, 2) OBP: 0.349, SLG: 0.514		G5-3			F8			K		3	0	0	0	0	1	0											
Randall Simon, L (1, 10) OBP: 0.378, SLG: 0.474		G5-3			G4-3					3	0	1	0	0	0	0											
Shane Halter, R (1, 5) OBP: 0.329, SLG: 0.455			G6-3		K2-3			P4		3	0	0	0	0	1	1											
Deivi Cruz, R (1, 6) OBP: 0.283, SLG: 0.378			F8			G5-3		G6-3		3	0	0	0	0	0	1											
Juan Encarnacion, R (1, 9) OBP: 0.292, SLG: 0.407						F8			K	3	1	1	1	0	1	0											
<b>Inning Stats</b>	R: 0 E: 0 K: 0 S: 6	H: 0 LOB: 0 BB: 0 P: 8	R: 0 E: 0 K: 0 S: 9	H: 0 LOB: 0 BB: 0 P: 11	R: 1 E: 0 K: 1 S: 9	H: 1 LOB: 0 BB: 0 P: 12	R: 0 E: 0 K: 0 S: 5	H: 0 LOB: 0 BB: 0 P: 8	R: 0 E: 0 K: 1 S: 6	H: 0 LOB: 0 BB: 0 P: 8	R: 0 E: 0 K: 0 S: 6	H: 1 LOB: 0 BB: 0 P: 8	R: 0 E: 0 K: 1 S: 6	H: 1 LOB: 1 BB: 0 P: 8	R: 0 E: 0 K: 2 S: 11	H: 0 LOB: 0 BB: 0 P: 15	1B: 1 2B: 1 3B: 0 HR: 1	SF: 0 SAC: 0 DP: 1 HBP: 0	WP: 0 PB: 0 SB: 0 CS: 0	PA: 29							
<b>PITCHER</b>	IP	WLS	BF	H	R	ER	SO	BB	IBB	HBP	BLK	WP	HR	S	P	ERA	WHIP										
Aaron Sele, R (1, 1) ERA: 3.6	8.0	W	26	3	1	1	4	0	0	0	0	0	1	55	76	1.12	0.375										
Kazuhiro Sasaki, R (9, 1) ERA: 3.42	1.0	S	3	0	0	0	2	0	0	0	0	0	0	11	15	0.00	0.000										

**Detroit Tigers @ Seattle Mariners**  
Safeco Field, Seattle, WA  
Tue Aug 21 2001, 7:05 PM PDT  
Att: 45,036 - Dome - 72 F

AB 29  
R 1  
H 3  
RBI 1  
BB 0  
SO 6  
LOB 3



Batter	1	2	3	4	5	6	7	8	9	AB	R	H	RBI	BB	SO	LOB	BOTTOM										
51 Ichiro Suzuki, L (1, 9) OBP: 0.374, SLG: 0.459	L7									4	0	1	0	0	1	2											
Mark McLemore, S (1, 4) OBP: 0.394, SLG: 0.389		1B								4	1	3	1	0	0	2											
Edgar Martinez, R (1, 10) OBP: 0.425, SLG: 0.543										4	0	2	2	0	0	0											
Charles Gipson, R (7, PR) OBP: 0.204, SLG: 0.205										0	0	0	0	0	0	0											
John Olerud, L (1, 3) OBP: 0.404, SLG: 0.460										4	0	0	0	0	1	3											
Al Martin, L (1, 7) OBP: 0.333, SLG: 0.396										4	0	1	0	0	1	2											
Bret Boone, R (9, 4) OBP: 0.362, SLG: 0.554										0	0	0	0	0	0	0											
Mike Cameron, R (1, 8) OBP: 0.356, SLG: 0.502										4	1	2	0	0	1	0											
Carlos Guillen, S (1, 6) OBP: 0.319, SLG: 0.335										4	1	1	0	0	0	1											
David Bell, R (1, 5) OBP: 0.298, SLG: 0.388										2	0	1	0	0	0	0											
Tom Lampkin, L (1, 2) OBP: 0.308, SLG: 0.348										2	1	0	1	0	0	1											
<b>Inning Stats</b>	R: 0 E: 0 K: 1 S: 14	H: 2 LOB: 2 BB: 0 P: 26	R: 1 E: 0 K: 0 S: 12	H: 3 LOB: 2 BB: 0 P: 17	R: 0 E: 0 K: 1 S: 7	H: 0 LOB: 0 BB: 0 P: 14	R: 0 E: 0 K: 0 S: 7	H: 0 LOB: 0 BB: 0 P: 9	R: 0 E: 0 K: 0 S: 9	H: 1 LOB: 0 BB: 0 P: 14	R: 0 E: 0 K: 0 S: 11	H: 2 LOB: 2 BB: 0 P: 16	R: 3 E: 0 K: 1 S: 14	H: 3 LOB: 1 BB: 0 P: 24	R: 0 E: 0 K: 1 S: 7	H: 0 LOB: 0 BB: 0 P: 8	1B: 9 2B: 2 3B: 0 HR: 0	SF: 0 SAC: 1 DP: 0 HBP: 1	WP: 0 PB: 0 SB: 0 CS: 0	PA: 35							
<b>PITCHER</b>	IP	WLS	BF	H	R	ER	SO	BB	IBB	HBP	BLK	WP	HR	S	P	ERA	WHIP										
Jeff Weaver, R (1, 1) ERA: 3.91	7.0	L	31	11	4	4	3	0	0	1	0	0	0	74	120	5.14	1.571										
Victor Santos, R (8, 1) ERA: 3.39	1.0		3	0	0	0	1	0	0	0	0	0	0	7	8	0.00	0.000										

**Detroit Tigers @ Seattle Mariners**  
Safeco Field, Seattle, WA  
Tue Aug 21 2001, 7:05 PM PDT  
Att: 45,036 - Dome - 72 F

AB 32  
R 4  
H 11  
RBI 4  
BB 0  
SO 4  
LOB 11





Batter	1	2	3	4	5	6	7	8	9	AB	R	H	RBI	BB	SO	LOB	TOP										
Roger Cedeno, S OBP: 0.343, SLG: 0.398 Javier Cardona, R OBP: 0.219, SLG: 0.302	0-0 2B	0-0 FC3-6		2-2 E4		0-0 2B			1-1 F9	3	0	1	0	0	0	5											
Damion Easley, R OBP: 0.329, SLG: 0.404	0-0 L3		4-2 G3-6 BB	1-1 F2		1-3 2-H 2B			0-2 L7	4	0	0	0	1	0	6											
Bobby Higginson, L OBP: 0.383, SLG: 0.467 Jose Macias, S OBP: 0.306, SLG: 0.407	4-1 G6-4-3 BB		0-1 G3-6-1		1-1 G3-1			0-0 G4-3	2-3 K	1	0	0	0	1	0	1											
Tony Clark, S OBP: 0.386, SLG: 0.489 Wendell Magee, R OBP: 0.323, SLG: 0.434	2-2 G6-4-3		4-0 BB		2-0 F8			4-1 BB		1	0	0	0	1	0	2											
Robert Flick, L OBP: 0.347, SLG: 0.511 Ryan Jackson, L OBP: 0.257, SLG: 0.352		2-0 F7	0-0 P6		0-0 G3-1			1-3 K		2	0	0	0	0	0	1											
Randall Simon, L OBP: 0.381, SLG: 0.471		1-0 F8		2-2 E BB 1B		4-2 1B BB		3-3 K		3	1	1	0	1	1	1											
Shane Halter, R OBP: 0.333, SLG: 0.460		2-2 1B 2B		4-2 E BB 1B		0-2 2B 1B		2-3 K		3	0	2	0	1	1	0											
Deivi Cruz, R OBP: 0.282, SLG: 0.374		4-0 1B BB		2-3 K		0-1 F8		1-2 G4-3		3	0	0	0	1	1	4											
Juan Encarnacion, R OBP: 0.292, SLG: 0.405	1-1 FC3-6 1B		1-3 K		1-2 L6			1-3 K		4	0	1	0	0	2	4											
<b>Inning Stats</b>	R: 0 E: 0 K: 0 S: 6	H: 1 LOB: 1 BB: 1 P: 12	R: 0 E: 0 K: 0 S: 8	H: 2 LOB: 3 BB: 1 P: 18	R: 0 E: 0 K: 0 S: 7	H: 0 LOB: 1 BB: 2 P: 15	R: 0 E: 1 K: 2 S: 18	H: 1 LOB: 3 BB: 1 P: 30	R: 0 E: 0 K: 0 S: 4	H: 0 LOB: 0 BB: 0 P: 7	R: 1 E: 0 K: 0 S: 13	H: 2 LOB: 2 BB: 1 P: 20	R: 0 E: 0 K: 2 S: 8	H: 0 LOB: 1 BB: 1 P: 16	R: 0 E: 0 K: 2 S: 13	H: 0 LOB: 0 BB: 0 P: 17	R: 0 E: 0 K: 1 S: 10	H: 0 LOB: 0 BB: 0 P: 13	1B: 3 2B: 3 3B: 0 HR: 0	SF: 0 SAC: 0 DP: 2 HBP: 0	WP: 0 PB: 0 SB: 0 CS: 0	PA: 39					
<b>PITCHER</b>	IP	WLS	BF	H	R	ER	SO	BB	IBB	HBP	BLK	WP	HR	S	P	ERA	WHIP										
Paul Abbott, R ERA: 4.2	5.0	W	23	4	0	0	2	5	0	0	0	0	0	43	82	0.00	1.800										
Ryan Franklin, R ERA: 3.5	1.0		6	2	1	1	0	1	0	0	0	0	0	13	20	9.00	3.000										
Norm Charlton, L ERA: 3.38	1.0		4	0	0	0	2	1	0	0	0	0	0	8	16	0.00	1.000										
Jeff Nelson, R ERA: 2.65	1.0		3	0	0	0	2	0	0	0	0	0	0	13	17	0.00	0.000										
Arthur Rhodes, L ERA: 1.55	1.0		3	0	0	0	1	0	0	0	0	0	0	10	13	0.00	0.000										

**Detroit Tigers @ Seattle Mariners**  
Safeco Field, Seattle, WA  
Wed Aug 22 2001, 7:05 PM PDT  
Att: 45,814 - Dome - 72 F

AB 32  
R 1  
H 6  
RBI 1  
BB 7  
SO 7  
LOB 25



Batter	1	2	3	4	5	6	7	8	9	AB	R	H	RBI	BB	SO	LOB	BOTTOM										
51 Ichiro Suzuki, L OBP: 0.377, SLG: 0.461 Charles Gipson, R OBP: 0.216, SLG: 0.217			1-1 2B 1B	0-2 G3		1-3 K		0-0 G6-4-3 1B		4	2	3	1	0	0	0											
Mark McLemore, S OBP: 0.395, SLG: 0.387			2-3 3-H 2B 1B	4-0 K		4-2 G6-4-3 1B		2-1 G6-4-3		2	2	0	0	2	1	2											
Stan Javier, S OBP: 0.384, SLG: 0.382			1-2 2B BB	0-3 K		0-2 FC5-4 BB		1-2 G6-4-3		1	0	0	0	1	0	2											
Edgar Martinez, R OBP: 0.426, SLG: 0.548 Tom Lampkin, L OBP: 0.306, SLG: 0.346	0-1 1-H 2-H 2B	1-0 G3	2-2 1B 3B 2B	0-3 K		0-2 FC5-4 HR		0-2 HR		4	2	2	5	0	1	0											
John Olerud, L OBP: 0.406, SLG: 0.475	2-2 2-H HR	1-0 G4-3	0-2 3B 1B	1-3 K		0-0 HR		1-H HR		5	3	3	4	0	1	0											
Bret Boone, R OBP: 0.364, SLG: 0.567	1-0 HR	1-1 2B	0-0 G4-6-3 3B	0-0 F2		1-0 G4-3		1-0 G4-3		5	2	3	3	0	0	0											
Al Martin, L OBP: 0.335, SLG: 0.391	0-0 G4-3	2-2 HBP	4-2 G4-6-3 BB	3-2 F8		1-1 G6-3		0-0 1B		3	0	0	0	1	0	0											
Carlos Guillen, S OBP: 0.316, SLG: 0.331	1-0 P5	0-3 K	0-0 G4-6-3		1-0 F9		1-1 F8			5	0	0	0	0	1	3											
David Bell, R OBP: 0.306, SLG: 0.406	1-2 HR		2-2 51 1B		2-2 1B		2-2 1B 1B			5	3	5	1	0	0	0											
Dan Wilson, R OBP: 0.314, SLG: 0.393	2-2 51 1B		0-1 51 2B		0-1 P5		0-0 1B			5	1	3	0	0	0	2											
<b>Inning Stats</b>	R: 6 E: 0 K: 0 S: 25	H: 7 LOB: 2 BB: 1 P: 40	R: 0 E: 1 K: 1 S: 10	H: 1 LOB: 0 BB: 0 P: 15	R: 7 E: 0 K: 0 S: 18	H: 7 LOB: 1 BB: 2 P: 33	R: 0 E: 0 K: 2 S: 9	H: 0 LOB: 0 BB: 0 P: 11	R: 0 E: 0 K: 1 S: 8	H: 0 LOB: 0 BB: 0 P: 12	R: 0 E: 0 K: 1 S: 10	H: 1 LOB: 1 BB: 0 P: 14	R: 2 E: 0 K: 0 S: 9	H: 1 LOB: 0 BB: 1 P: 15	R: 1 E: 0 K: 0 S: 9	H: 3 LOB: 1 BB: 0 P: 14	R: 0 E: 0 K: 1 S: 10	H: 0 LOB: 0 BB: 0 P: 14	1B: 10 2B: 5 3B: 1 HR: 4	SF: 0 SAC: 0 DP: 2 HBP: 1	WP: 0 PB: 0 SB: 0 CS: 0	PA: 47					
<b>PITCHER</b>	IP	WLS	BF	H	R	ER	SO	BB	IBB	HBP	BLK	WP	HR	S	P	ERA	WHIP										
Jose Lima, R ERA: 5.68	0.2	L	9	6	6	6	0	1	0	0	0	0	0	21	33	81.00	10.500										
Adam Pettyjohn, L ERA: 6.33	1.1		13	7	6	6	1	1	0	1	0	0	0	25	42	40.50	6.000										
Chris Holt, R ERA: 5.96	6.0		25	7	4	4	4	2	0	0	0	0	1	52	79	6.00	1.500										

**Detroit Tigers @ Seattle Mariners**  
Safeco Field, Seattle, WA  
Wed Aug 22 2001, 7:05 PM PDT  
Att: 45,814 - Dome - 72 F

AB 42  
R 16  
H 20  
RBI 15  
BB 4  
SO 5  
LOB 11





Batter	1	2	3	4	5	6	7	8	9	AB	R	H	RBI	BB	SO	LOB	TOP										
Roger Cedeno, S (1, 8) OBP: 0.343, SLG: 0.395	L7		FC4-6 2B				G4-3			3	1	0	0	1	0	1	<b>Detroit Tigers @ Seattle Mariners</b> Safeco Field, Seattle, WA Thu Aug 23 2001, 3:35 PM PDT Att: 45,063 - Dome - 72 F  livebaseballscores.com										
Damion Easley, R (1, 4) OBP: 0.329, SLG: 0.401			K				G6-3			3	0	0	0	1	1	2											
Bobby Higginson, L (1, 7) OBP: 0.361, SLG: 0.467	F2						G3			4	0	1	1	0	0	1											
Tony Clark, S (1, 10) OBP: 0.385, SLG: 0.485	F7						F8			3	0	0	0	1	1	1											
Robert Fick, L (1, 2)		F7	G3				G6-3			3	0	0	0	1	0	2											
Randall Simon, L (1, 3) OBP: 0.380, SLG: 0.465										2	0	0	0	1	1	0											
Wendell Magee, R (8, PH) OBP: 0.321, SLG: 0.431										1	0	0	0	0	1	0											
Jose Macias, S (1, 9) OBP: 0.309, SLG: 0.407										3	0	1	0	1	1	2											
Shane Halter, R (1, 5) OBP: 0.332, SLG: 0.455										3	0	0	0	1	1	2											
Deivi Cruz, R (1, 6) OBP: 0.282, SLG: 0.373										4	0	1	0	0	0	4											
<b>Inning Stats</b>	R: 0 E: 0 K: 0 S: 8	H: 0 LOB: 1 BB: 1 P: 15	R: 0 E: 0 K: 0 S: 12	H: 1 LOB: 1 BB: 0 P: 18	R: 1 E: 0 K: 1 S: 15	H: 2 LOB: 2 BB: 1 P: 26	R: 0 E: 0 K: 2 S: 10	H: 0 LOB: 1 BB: 1 P: 20	R: 0 E: 0 K: 0 S: 7	H: 0 LOB: 3 BB: 3 P: 20	R: 0 E: 0 K: 0 S: 9	H: 0 LOB: 0 BB: 0 P: 12	R: 0 E: 0 K: 2 S: 9	H: 0 LOB: 0 BB: 0 P: 12	R: 0 E: 0 K: 1 S: 6	H: 0 LOB: 0 BB: 0 P: 10	1B: 2 2B: 1 3B: 0 HR: 0	SF: 0 SAC: 0 DP: 0 HBP: 0	WP: 0 PB: 0 SB: 2 CS: 1	PA: 36							
<b>PITCHER</b>	IP	WLS	BF	H	R	ER	SO	BB	IBB	HBP	BLK	WP	HR	S	P	ERA	WHIP										
Joel Pineiro, R (1, 1) ERA: 1.86	5.0	W	21	3	1	1	3	4	0	0	0	0	0	52	92	1.80	1.400										
John Halama, L (6, 1) ERA: 5.25	0.2	H	4	0	0	0	0	2	0	0	0	0	0	5	14	0.00	3.000										
Jeff Nelson, R (6, 1) ERA: 2.6	1.0	H	4	0	0	0	0	1	0	0	0	0	0	7	13	0.00	1.000										
Arthur Rhodes, L (7, 1) ERA: 1.51	1.1	H	4	0	0	0	2	0	0	0	0	0	0	13	17	0.00	0.000										
Kazuhiko Sasaki, R (9, 1) ERA: 3.35	1.0		3	0	0	0	1	0	0	0	0	0	0	6	10	0.00	0.000										

Batter	1	2	3	4	5	6	7	8	9	AB	R	H	RBI	BB	SO	LOB	BOTTOM										
51 Ichiro Suzuki, L (1, 9) OBP: 0.379, SLG: 0.463	G6-4-3 1B						G1-3			4	2	3	1	0	0	0	<b>Detroit Tigers @ Seattle Mariners</b> Safeco Field, Seattle, WA Thu Aug 23 2001, 3:35 PM PDT Att: 45,063 - Dome - 72 F  livebaseballscores.com										
Carlos Guillen, S (1, 6) OBP: 0.317, SLG: 0.337							F9			4	0	2	1	0	0	3											
Edgar Martinez, R (1, 10) OBP: 0.424, SLG: 0.544	G6-4-3 1B						F7			3	0	0	0	1	0	1											
Bret Boone, R (1, 4) OBP: 0.363, SLG: 0.564	P6						K			4	0	1	0	0	1	2											
Mike Cameron, R (1, 8) OBP: 0.355, SLG: 0.499							G5-3			3	1	0	0	1	2	1											
Stan Javier, S (1, 7) OBP: 0.379, SLG: 0.376										3	0	0	0	0	0	2											
John Olerud, L (8, 3) OBP: 0.406, SLG: 0.474										1	0	0	0	0	0	0											
David Bell, R (1, 3) OBP: 0.310, SLG: 0.424										4	2	3	2	0	0	0											
Dan Wilson, R (1, 2) OBP: 0.313, SLG: 0.391										4	0	1	0	0	1	2											
Mark McLemore, S (1, 5) OBP: 0.394, SLG: 0.383										3	0	0	0	1	1	1											
<b>Inning Stats</b>	R: 1 E: 0 K: 0 S: 11	H: 2 LOB: 0 BB: 0 P: 21	R: 1 E: 0 K: 0 S: 14	H: 2 LOB: 3 BB: 2 P: 30	R: 0 E: 0 K: 1 S: 10	H: 0 LOB: 0 BB: 0 P: 14	R: 0 E: 0 K: 1 S: 7	H: 0 LOB: 0 BB: 0 P: 12	R: 0 E: 0 K: 0 S: 8	H: 1 LOB: 1 BB: 0 P: 15	R: 2 E: 0 K: 0 S: 13	H: 3 LOB: 2 BB: 1 P: 28	R: 1 E: 0 K: 2 S: 11	H: 2 LOB: 1 BB: 0 P: 18	1B: 7 2B: 0 3B: 1 HR: 2	SF: 0 SAC: 0 DP: 1 HBP: 0	WP: 0 PB: 0 SB: 0 CS: 0	PA: 36									
<b>PITCHER</b>	IP	WLS	BF	H	R	ER	SO	BB	IBB	HBP	BLK	WP	HR	S	P	ERA	WHIP										
Mark Redman, L (1, 1) ERA: 4.14	5.1	L	22	5	2	2	2	2	0	0	0	0	0	55	101	3.38	1.312										
Luis Pineda, R (6, 1) ERA: 2.69	2.1		11	3	2	2	2	1	0	0	0	0	1	23	44	7.71	1.714										
Matt Anderson, R (8, 1) ERA: 5.09	0.1		3	2	1	1	1	0	0	0	0	0	1	5	8	27.00	6.000										



Batter	1	2	3	4	5	6	7	8	9	AB	R	H	RBI	BB	SO	LOB	TOP				
<b>Kenny Lofton, L</b> (1, 8) OBP: 0.320, SLG: 0.375	F8		F7			SF7 1B BB		G6-3		3	1	0	0	1	0	0					
<b>Omar Vizquel, S</b> (1, 6) OBP: 0.343, SLG: 0.360	BB			L4 1B					G1-3	3	0	2	0	1	0	0					
<b>Roberto Alomar, S</b> (1, 4) OBP: 0.420, SLG: 0.547	K			FC6-4 1B		SF7			G4-3	3	0	1	1	0	1	1					
<b>Juan Gonzalez, R</b> (1, 9) OBP: 0.389, SLG: 0.618	P6			L4		G1-3			F8	4	0	0	0	0	0	4					
<b>Ellis Burks, R</b> (1, 10) OBP: 0.352, SLG: 0.534		F8		FC6-4					F8	3	0	0	0	0	0	1					
<b>Jim Thome, L</b> (1, 3) OBP: 0.422, SLG: 0.664		K				K			L3	3	0	0	0	0	2	0					
<b>Travis Fryman, R</b> (1, 5) OBP: 0.333, SLG: 0.342		F7				G5-3			K	3	0	0	0	0	1	0					
<b>Wil Cordero, R</b> (1, 7) OBP: 0.319, SLG: 0.360			F9			K			K	3	0	0	0	0	2	0					
<b>Einar Diaz, R</b> (1, 2) OBP: 0.340, SLG: 0.393			F8						K	2	0	0	0	0	1	0					
<b>Marty Cordova, R</b> (8, PH) OBP: 0.355, SLG: 0.519										1	0	0	0	0	1	0					
<b>Eddie Taubensee, L</b> (8, 2) OBP: 0.288, SLG: 0.347										0	0	0	0	0	0	0					
<b>Inning Stats</b>	R: 0 H: 0 E: 0 K: 1 S: 14	H: 0 LOB: 1 BB: 1 P: 25	R: 0 H: 0 E: 0 K: 1 S: 7	H: 0 LOB: 0 BB: 0 P: 10	R: 0 H: 0 E: 0 K: 0 S: 7	H: 2 LOB: 1 BB: 0 P: 7	R: 0 H: 0 E: 0 K: 2 S: 10	H: 0 LOB: 0 BB: 0 P: 17	R: 1 H: 1 E: 0 K: 1 S: 10	H: 1 LOB: 1 BB: 1 P: 19	R: 0 H: 0 E: 0 K: 1 S: 9	H: 0 LOB: 0 BB: 0 P: 15	R: 0 H: 0 E: 0 K: 2 S: 7	H: 0 LOB: 0 BB: 0 P: 10	R: 0 H: 0 E: 0 K: 0 S: 4	H: 0 LOB: 0 BB: 0 P: 6	1B: 3 2B: 1 3B: 0 HR: 0	SF: 1 SAC: 0 DP: 1 HBP: 0	WP: 0 PB: 0 SB: 0 CS: 0	PA: 31	
<b>PITCHER</b>	IP	WLS	BF	H	R	ER	SO	BB	IBB	HBP	BLK	WP	HR	S	P	ERA	WHIP				
<b>Jamie Moyer, L</b> (1, 1) ERA: 3.67	7.0	W	25	3	1	1	6	2	0	0	0	0	0	62	102	1.29	0.714				
<b>Norm Charlton, L</b> (8, 1) ERA: 3.19	2.0	S	6	0	0	0	2	0	0	0	0	0	0	11	16	0.00	0.000				

Cleveland Indians @ Seattle Mariners  
Safeco Field, Seattle, WA  
Fri Aug 24 2001, 7:05 PM PDT  
Att: 45,767 - Cloudy - 72 F

AB	28
R	1
H	3
RBI	1
BB	2
SO	8
LOB	6



Batter	1	2	3	4	5	6	7	8	9	AB	R	H	RBI	BB	SO	LOB	BOTTOM				
<b>51 Ichiro Suzuki, L</b> (1, 9) OBP: 0.382, SLG: 0.465	K		BB 2B 1B							4	1	3	1	0	1	0					
<b>Mark McLemore, S</b> (1, 6) OBP: 0.395, SLG: 0.382	K		BB 2B BB							3	1	1	0	1	1	1					
<b>Edgar Martinez, R</b> (1, 10) OBP: 0.423, SLG: 0.543	G5-3		BB							4	0	1	2	0	0	3					
<b>John Olerud, L</b> (1, 3) OBP: 0.404, SLG: 0.472		1B 1B	K							4	0	1	0	0	1	3					
<b>Bret Boone, R</b> (1, 4) OBP: 0.362, SLG: 0.567		K	K							4	1	1	1	0	2	2					
<b>Al Martin, L</b> (1, 7) OBP: 0.337, SLG: 0.390										3	0	1	0	1	0	0					
<b>Carlos Guillen, S</b> (9, 6) OBP: 0.317, SLG: 0.337		1B								0	0	0	0	0	0	0					
<b>Mike Cameron, R</b> (1, 8) OBP: 0.352, SLG: 0.494		K								4	0	0	0	0	2	3					
<b>David Bell, R</b> (1, 5) OBP: 0.309, SLG: 0.425		K								4	1	1	0	0	1	3					
<b>Tom Lampkin, L</b> (1, 2) OBP: 0.302, SLG: 0.339			F9							3	0	0	0	0	0	1					
<b>Inning Stats</b>	R: 0 H: 0 E: 0 K: 2 S: 8	H: 2 LOB: 2 BB: 0 P: 12	R: 0 H: 2 E: 0 K: 3 S: 14	H: 2 LOB: 0 BB: 1 P: 23	R: 2 H: 2 E: 0 K: 2 S: 18	H: 2 LOB: 1 BB: 1 P: 33	R: 0 H: 0 E: 0 K: 1 S: 6	H: 0 LOB: 0 BB: 0 P: 9	R: 0 H: 0 E: 0 K: 0 S: 12	H: 2 LOB: 2 BB: 0 P: 18	R: 1 H: 2 E: 0 K: 0 S: 9	H: 2 LOB: 1 BB: 0 P: 14	R: 1 H: 1 E: 0 K: 0 S: 11	H: 1 LOB: 1 BB: 1 P: 21	1B: 6 2B: 2 3B: 0 HR: 1	SF: 0 SAC: 0 DP: 0 HBP: 0	WP: 0 PB: 0 SB: 0 CS: 0	PA: 35			
<b>PITCHER</b>	IP	WLS	BF	H	R	ER	SO	BB	IBB	HBP	BLK	WP	HR	S	P	ERA	WHIP				
<b>Bartolo Colon, R</b> (1, 1) ERA: 4.21	7.1	L	32	9	4	4	8	1	0	0	0	0	0	79	127	4.91	1.364				
<b>David Riske, R</b> (8, 1) ERA: 1.37	0.2		3	0	0	0	0	1	0	0	0	0	0	4	10	0.00	1.500				

Cleveland Indians @ Seattle Mariners  
Safeco Field, Seattle, WA  
Fri Aug 24 2001, 7:05 PM PDT  
Att: 45,767 - Cloudy - 72 F

AB	33
R	4
H	9
RBI	4
BB	2
SO	8
LOB	16





Batter	1	2	3	4	5	6	7	8	9	10	11	AB	R	H	RBI	BB	SO	LOB	TOP							
<b>Kenny Lofton, L</b> OBP: 0.324, SLG: 0.374 (1, 8)	F8											3	1	1	0	2	0	0								
<b>Omar Vizquel, S</b> OBP: 0.340, SLG: 0.356 (1, 6)	G3											5	0	0	0	0	0	3								
<b>Roberto Alomar, S</b> OBP: 0.420, SLG: 0.543 (1, 4)	F7											3	1	0	0	2	0	0								
<b>Juan Gonzalez, R</b> OBP: 0.392, SLG: 0.619 <b>Jolbert Cabrera, R</b> OBP: 0.319, SLG: 0.366 (5, PH) (5, 9)												2	0	2	0	0	0	0								
<b>Jim Thome, L</b> OBP: 0.420, SLG: 0.658 (1, 3)												4	0	0	0	1	2	5								
<b>Ellis Burks, R</b> OBP: 0.353, SLG: 0.531 (1, 10)												4	0	1	0	1	0	3								
<b>Wil Cordero, R</b> OBP: 0.317, SLG: 0.355 (1, 7)												3	0	0	1	1	2	3								
<b>Travis Fryman, R</b> OBP: 0.331, SLG: 0.339 (1, 5)												5	0	1	0	0	1	3								
<b>Einar Diaz, R</b> OBP: 0.336, SLG: 0.387 (1, 2)												5	0	0	0	0	1	2								
<b>Inning Stats</b>	R: 0 E: 0 K: 0 S: 7	H: 0 LOB: 0 BB: 0 P: 10	R: 0 E: 0 K: 2 S: 10	H: 1 LOB: 1 BB: 0 P: 15	R: 0 E: 0 K: 0 S: 11	H: 0 LOB: 1 BB: 1 P: 16	R: 1 E: 0 K: 0 S: 7	H: 1 LOB: 2 BB: 2 P: 18	R: 1 E: 0 K: 2 S: 13	H: 1 LOB: 2 BB: 2 P: 24	R: 0 E: 0 K: 0 S: 7	H: 2 LOB: 1 BB: 0 P: 10	R: 0 E: 0 K: 1 S: 10	H: 0 LOB: 0 BB: 0 P: 7	R: 0 E: 0 K: 1 S: 7	H: 1 LOB: 1 BB: 0 P: 11	R: 0 E: 0 K: 0 S: 4	H: 0 LOB: 0 BB: 0 P: 7	R: 0 E: 0 K: 0 S: 6	H: 0 LOB: 1 BB: 1 P: 11	1B: 7 2B: 0 3B: 0 HR: 0	SF: 1 SAC: 0 DP: 2 HBP: 0	WP: 0 PB: 0 SB: 0 CS: 0	PA: 45		
<b>PITCHER</b> <b>Freddy Garcia, R</b> ERA: 3.29 <b>Kazuhiro Sasaki, R</b> ERA: 3.31 <b>Arthur Rhodes, L</b> ERA: 1.51 <b>John Halama, L</b> ERA: 5.13	IP: 8.0 WLS: 3 BF: 34 H: 6 R: 2 ER: 0 SO: 5 BB: 0 IBB: 0 HBP: 0 BLK: 0 WP: 0 HR: 0 S: 70 P: 118 ERA: 2.25 WHIP: 1.500																									

Cleveland Indians @ Seattle Mariners  
Safeco Field, Seattle, WA  
Sat Aug 25 2001, 1:05 PM PDT  
Att: 45,818 - Sunny - 67 F

AB 37  
R 2  
H 7  
RBI 2  
BB 7  
SO 6  
LOB 19



Batter	1	2	3	4	5	6	7	8	9	10	11	AB	R	H	RBI	BB	SO	LOB	BOTTOM							
<b>Stan Javier, S</b> OBP: 0.388, SLG: 0.388 (1, 7) (4, 9)												4	0	3	1	1	0	0								
<b>Carlos Guillen, S</b> OBP: 0.316, SLG: 0.334 (1, 6)												4	1	0	0	1	1	4								
<b>Edgar Martinez, R</b> OBP: 0.425, SLG: 0.542 (1, 10)												3	0	1	1	2	0	0								
<b>Bret Boone, R</b> OBP: 0.361, SLG: 0.564 (1, 4)												5	0	1	0	0	2	3								
<b>John Olerud, L</b> OBP: 0.404, SLG: 0.472 <b>Al Martin, L</b> OBP: 0.337, SLG: 0.390 (1, 3) (11, PH)												4	0	1	0	1	2	2								
<b>Mike Cameron, R</b> OBP: 0.351, SLG: 0.491 (1, 8)												5	0	1	0	0	2	3								
<b>David Bell, R</b> OBP: 0.306, SLG: 0.421 (1, 5)												4	0	0	0	0	2	0								
<b>Dan Wilson, R</b> OBP: 0.313, SLG: 0.387 (1, 2)												3	1	0	0	1	1	0								
<b>Charles Gipson, R</b> OBP: 0.216, SLG: 0.217 <b>Mark McLemore, S</b> OBP: 0.391, SLG: 0.378 (3, PH) (4, 7)												0	0	0	0	0	0	0								
<b>Inning Stats</b>	R: 0 E: 0 K: 0 S: 13	H: 0 LOB: 1 BB: 2 P: 25	R: 0 E: 0 K: 2 S: 8	H: 0 LOB: 0 BB: 0 P: 10	R: 0 E: 0 K: 0 S: 12	H: 1 LOB: 1 BB: 2 P: 22	R: 0 E: 0 K: 1 S: 9	H: 1 LOB: 1 BB: 0 P: 14	R: 0 E: 0 K: 2 S: 6	H: 0 LOB: 0 BB: 0 P: 10	R: 1 E: 1 K: 2 S: 22	H: 1 LOB: 2 BB: 1 P: 38	R: 1 E: 0 K: 2 S: 12	H: 1 LOB: 1 BB: 1 P: 22	R: 0 E: 0 K: 2 S: 9	H: 0 LOB: 0 BB: 0 P: 16	R: 0 E: 0 K: 1 S: 10	H: 0 LOB: 0 BB: 0 P: 14	R: 0 E: 0 K: 1 S: 9	H: 1 LOB: 2 BB: 1 P: 16	R: 1 E: 1 K: 0 S: 6	H: 1 LOB: 2 BB: 1 P: 13	1B: 5 2B: 2 3B: 0 HR: 0	SF: 0 SAC: 1 DP: 1 HBP: 0	WP: 0 PB: 0 SB: 2 CS: 0	PA: 43
<b>PITCHER</b> <b>Chuck Finley, L</b> ERA: 6.29 <b>37 Jake Westbrook, R</b> ERA: 5.23 <b>Ricardo Rincon, L</b> ERA: 3.38 <b>Danys Baez, R</b> ERA: 2.36 <b>Rich Rodriguez, L</b> ERA: 4.32	IP: 2.0 WLS: 3 BF: 7 H: 4 R: 1 ER: 1 SO: 2 BB: 2 IBB: 0 HBP: 0 BLK: 0 WP: 0 HR: 0 S: 21 P: 35 ERA: 0.00 WHIP: 1.000																									
<b>PITCHER</b> <b>David Riske, R</b> ERA: 1.35 <b>John Rocker, L</b> ERA: 3.83	IP: 10.1 WLS: 3 BF: 1 H: 0 R: 1 ER: 0 SO: 0 BB: 1 IBB: 0 HBP: 0 BLK: 0 WP: 0 HR: 0 S: 40 P: 69 ERA: 2.70 WHIP: 1.500																									

Cleveland Indians @ Seattle Mariners  
Safeco Field, Seattle, WA  
Sat Aug 25 2001, 1:05 PM PDT  
Att: 45,818 - Sunny - 67 F

AB 36  
R 3  
H 7  
RBI 2  
BB 6  
SO 11  
LOB 13





Batter	1	2	3	4	5	6	7	8	9	AB	R	H	RBI	BB	SO	LOB	TOP								
<b>Kenny Lofton, L</b> OBP: 0.329, SLG: 0.387	3-1 HR		0-0 1B		1-1 1B		0-1 FC6-4		1-2 1B	5	1	4	4	0	0	1	<b>Cleveland Indians @ Seattle Mariners</b> Safeco Field, Seattle, WA Sun Aug 26 2001, 1:35 PM PDT Att: 45,782 - Sunny - 76 F								
<b>Omar Vizquel, S</b> OBP: 0.339, SLG: 0.357	0-2 2B		0-1 F8		0-0 L9-3			3-2 G4-3	5	0	1	0	0	1	5										
<b>Roberto Alomar, S</b> OBP: 0.417, SLG: 0.538	1-2 G4-3		2-2 F7		1-0 F7			2-1 F2	4	0	0	0	0	0	2										
<b>Jim Thome, L</b> OBP: 0.419, SLG: 0.653	1-3 K		3-1 G3		4-2 FC5-4 BB			1-2 F9	3	0	0	0	1	1	2										
<b>Marty Cordova, R</b> OBP: 0.357, SLG: 0.516	2-0 FC6-4 HBP		0-0 F9		1-2 FC5-4			3-2 FC5-4 HBP	2	0	0	0	0	0	1										
<b>Ellis Burks, R</b> OBP: 0.349, SLG: 0.525	0-2 FC6-4		0-1 G6-3		1-1 F7			2-2 FC5-4 1B	4	1	0	0	0	0	4										
<b>Travis Fryman, R</b> OBP: 0.326, SLG: 0.333			0-0 F8		3-2 F8			0-2 F7	4	0	0	0	0	0	1										
<b>Russell Branyan, L</b> OBP: 0.314, SLG: 0.468			1-1 F7		0-0 F9			3-1 BB	3	0	0	0	0	0	0										
<b>Jobert Cabrera, R</b> OBP: 0.319, SLG: 0.366								1-3 1B	0	0	0	0	0	0	0										
<b>Eddie Taubensee, L</b> OBP: 0.295, SLG: 0.354									0	1	0	0	0	0	0										
<b>Wil Cordero, R</b> OBP: 0.317, SLG: 0.355									0	1	0	0	0	0	0										
<b>Einar Diaz, R</b> OBP: 0.340, SLG: 0.390			3-2 F8		1-0 E5 1B			4-1 1B	3	1	2	0	1	0	0										
<b>Inning Stats</b>	R: 1 E: 0 K: 1 S: 14	H: 2 LOB: 2 BB: 0 P: 21	R: 0 E: 0 K: 0 S: 6	H: 0 LOB: 0 BB: 0 P: 10	R: 0 E: 0 K: 0 S: 8	H: 1 LOB: 1 BB: 0 P: 13	R: 0 E: 0 K: 0 S: 6	H: 0 LOB: 0 BB: 0 P: 9	R: 1 E: 1 K: 0 S: 5	H: 2 LOB: 0 BB: 0 P: 7	R: 0 E: 0 K: 0 S: 13	H: 0 LOB: 1 BB: 1 P: 20	R: 0 E: 0 K: 0 S: 11	H: 1 LOB: 1 BB: 0 P: 17	R: 0 E: 0 K: 0 S: 9	H: 0 LOB: 0 BB: 0 P: 15	R: 2 E: 0 K: 1 S: 19	H: 2 LOB: 3 BB: 1 P: 34	1B: 6 2B: 2 3B: 0 HR: 1	SF: 0 SAC: 0 DP: 1 HBP: 2	WP: 0 PB: 0 SB: 0 CS: 0	PA: 38			
<b>PITCHER</b>	IP	WLS	BF	H	R	ER	SO	BB	IBB	HBP	BLK	WP	HR	S	P	ERA	WHIP								
<b>Aaron Sele, R</b> ERA: 3.51	7.0		28	6	2	1	1	1	0	1	0	0	1	63	97	1.29	1.000								
<b>Norm Charlton, L</b> ERA: 3.11	1.0		3	0	0	0	0	0	0	0	0	0	0	9	15	0.00	0.000								
<b>Jeff Nelson, R</b> ERA: 2.91	0.2	L	5	1	2	2	0	1	0	0	0	0	0	12	24	27.00	3.000								
<b>Arthur Rhodes, L</b> ERA: 1.5	0.1	B	2	1	0	0	1	0	0	0	0	0	0	7	10	0.00	3.000								

AB	34
R	4
H	8
RBI	4
BB	2
SO	2
LOB	16



Batter	1	2	3	4	5	6	7	8	9	AB	R	H	RBI	BB	SO	LOB	BOTTOM								
<b>51 Ichiro Suzuki, L</b> OBP: 0.379, SLG: 0.461	1-0 L8		2-2 G5-3		1-0 G4-6-3			0-0 P6	2-2 FC1-2	5	0	0	0	0	0	4	<b>Cleveland Indians @ Seattle Mariners</b> Safeco Field, Seattle, WA Sun Aug 26 2001, 1:35 PM PDT Att: 45,782 - Sunny - 76 F								
<b>Mark McLemore, S</b> OBP: 0.393, SLG: 0.391	1-2 F8		2-0 CS 2B		4-0 1B SF7 BB			2-2 HR	2-2 FC6-4	4	2	2	1	1	0	3									
<b>Edgar Martinez, R</b> OBP: 0.427, SLG: 0.545	3-2 1B 2B		4-1 BB		2-2 1B			2-3 K		3	1	2	0	1	1	0									
<b>John Olerud, L</b> OBP: 0.405, SLG: 0.472	1-2 WP 1B		1-1 F7		2-2 SF7			4-2 BB		2	0	1	2	1	0	2									
<b>Bret Boone, R</b> OBP: 0.360, SLG: 0.561	1-2 WP 1B		3-2 G4-3		0-3 K			1-1 F3		4	0	1	0	0	1	2									
<b>Mike Cameron, R</b> OBP: 0.350, SLG: 0.488	1-3 K		1-2 F8		0-1 G5-3			2-2 1B 51 FC1-2	4	0	1	0	0	1	3										
<b>Al Martin, L</b> OBP: 0.333, SLG: 0.386			0-0 G4-3		0-1 F8			0-3 K		3	0	0	0	0	1	0									
<b>David Bell, R</b> OBP: 0.306, SLG: 0.420										1	0	0	0	0	1	1									
<b>Carlos Guillen, S</b> OBP: 0.315, SLG: 0.333			0-1 G1-4-3		1-2 L6			1-1 51 FC1-2	4	0	1	0	0	0	0										
<b>Dan Wilson, R</b> OBP: 0.313, SLG: 0.387			1-1 F7		3-2 51 G4-6-3			0-1 51 FC1-2	3	0	1	0	0	0	0										
<b>Stan Javier, S</b> OBP: 0.390, SLG: 0.391								1-2 51 FC1-2	1	0	1	0	0	0	0										
<b>Inning Stats</b>	R: 1 E: 0 K: 1 S: 17	H: 3 LOB: 2 BB: 0 P: 25	R: 0 E: 0 K: 0 S: 5	H: 0 LOB: 0 BB: 0 P: 6	R: 0 E: 0 K: 0 S: 7	H: 1 LOB: 1 BB: 1 P: 16	R: 0 E: 0 K: 0 S: 9	H: 0 LOB: 0 BB: 0 P: 13	R: 0 E: 0 K: 1 S: 12	H: 1 LOB: 1 BB: 1 P: 20	R: 0 E: 0 K: 1 S: 8	H: 0 LOB: 0 BB: 0 P: 13	R: 0 E: 0 K: 1 S: 12	H: 1 LOB: 1 BB: 1 P: 21	R: 0 E: 0 K: 1 S: 17	H: 3 LOB: 3 BB: 0 P: 24	1B: 7 2B: 2 3B: 0 HR: 1	SF: 1 SAC: 0 DP: 1 HBP: 0	WP: 1 PB: 0 SB: 0 CS: 1	PA: 38					
<b>PITCHER</b>	IP	WLS	BF	H	R	ER	SO	BB	IBB	HBP	BLK	WP	HR	S	P	ERA	WHIP								
<b>Steve Woodard, R</b> ERA: 3.9	7.2		30	7	3	3	4	2	0	0	0	0	0	3	7	3.52	1.174								
<b>Ricardo Rincon, L</b> ERA: 3.39	0.0		1	0	0	0	0	1	0	0	0	0	0	3	7	∞	∞								
<b>David Riske, R</b> ERA: 1.33	0.1	W	1	0	0	0	0	0	0	0	0	0	0	2	3	0.00	0.000								
<b>Bob Wickman, R</b> ERA: 2.8	1.0	S	6	3	0	0	1	0	0	0	0	0	0	17	24	0.00	3.000								

AB	34
R	3
H	10
RBI	3
BB	3
SO	5
LOB	15





Batter	1	2	3	4	5	6	7	8	9	AB	R	H	RBI	BB	SO	LOB	TOP					
51 Ichiro Suzuki, L (1, 9) OBP: 0.391, SLG: 0.462	1-1 1B	2-2 1B			0-1 F7					3	0	2	0	0	0	0	<b>Seattle Mariners @ Tampa Bay Devil Rays</b> Tropicana Field, St. Petersburg, FL Tue Aug 28 2001, 7:15 PM EDT Att: 11,687 - Dome - 72 F <a href="http://livebaseballscorecards.com">livebaseballscorecards.com</a>					
Mark McLemore, S (1, 6) OBP: 0.399, SLG: 0.387	1-3 K	1-3 K			0-0 F8					4	0	0	0	0	2	5						
Edgar Martinez, R (1, 10) OBP: 0.428, SLG: 0.545	1-2 1B			3-3 K	1-0 1B				2-3 K	4	0	2	0	0	2	0						
John Olerud, L (1, 3) OBP: 0.402, SLG: 0.468	1-2 F7			2-2 G3	0-1 F8				1-1 G6-3	4	0	0	0	0	0	3						
Bret Boone, R (1, 4) OBP: 0.359, SLG: 0.559	3-3 K			0-1 1B		1-2 L8			3-2 F7	4	0	1	0	0	1	2						
Al Martin, L (1, 7) OBP: 0.332, SLG: 0.383		0-1 51 HBP 1B		0-0 L6		0-1 G3-1			3-3 K	4	0	1	0	0	1	1						
Mike Cameron, R (1, 8) OBP: 0.349, SLG: 0.485		1-0 51 HBP 1B		1-3 K		1-3 K			1-3 K	3	0	0	0	0	3	0						
David Bell, R (1, 5) OBP: 0.303, SLG: 0.416		0-0 F5		0-1 F8		0-0 F2			0-1 P6	4	0	0	0	0	0	2						
Dan Wilson, R (1, 2) OBP: 0.310, SLG: 0.383		2-3 K		1-2 F9		1-0 F7				3	0	0	0	0	1	2						
<b>Inning Stats</b>	R: 0 E: 0 K: 2 S: 17	H: 2 LOB: 2 BB: 0 P: 24	R: 0 E: 0 K: 2 S: 11	H: 1 LOB: 3 BB: 0 P: 17	R: 0 E: 0 K: 1 S: 11	H: 1 LOB: 1 BB: 0 P: 16	R: 0 E: 0 K: 1 S: 8	H: 0 LOB: 0 BB: 0 P: 10	R: 0 E: 0 K: 0 S: 6	H: 1 LOB: 1 BB: 0 P: 7	R: 0 E: 0 K: 1 S: 9	H: 0 LOB: 0 BB: 0 P: 11	R: 0 E: 0 K: 0 S: 8	H: 1 LOB: 1 BB: 0 P: 13	R: 0 E: 0 K: 1 S: 9	H: 0 LOB: 0 BB: 0 P: 15	R: 0 E: 0 K: 2 S: 9	H: 0 LOB: 0 BB: 0 P: 13	1B: 6 2B: 0 3B: 0 HR: 0	SF: 0 SAC: 0 DP: 0 HBP: 2	WP: 0 PB: 0 CS: 0	PA: 35
<b>PITCHER</b>	IP	WLS	BF	H	R	ER	SO	BB	IBB	HBP	BLK	WP	HR	S	P	ERA	WHIP					
Paul Wilson, R (1, 1) ERA: 5.75	7.0	W	29	6	0	0	7	0	0	2	0	0	0	70	98	0.00	0.857					
Doug Creek, L (8, 1) ERA: 3.3	1.0		3	0	0	0	1	0	0	0	0	0	0	9	15	0.00	0.000					
Travis Phelps, R (9, 1) ERA: 3.63	1.0		3	0	0	0	2	0	0	0	0	0	0	9	13	0.00	0.000					

Batter	1	2	3	4	5	6	7	8	9	AB	R	H	RBI	BB	SO	LOB	BOTTOM				
Jason Tyner, L (1, 7) OBP: 0.318, SLG: 0.338	1-1 G6-3				1-2 G3-1	0-0 G4-6-3		1-2 G2-3		5	0	1	0	0	0	3	<b>Seattle Mariners @ Tampa Bay Devil Rays</b> Tropicana Field, St. Petersburg, FL Tue Aug 28 2001, 7:15 PM EDT Att: 11,687 - Dome - 72 F <a href="http://livebaseballscorecards.com">livebaseballscorecards.com</a>				
Brent Abernathy, R (1, 4) OBP: 0.348, SLG: 0.418	1-0 2B 1B			0-0 FC6-4 1B	2-2 L1		2-2 F5			4	1	1	0	0	0	1					
Greg Vaughn, R (1, 10) OBP: 0.334, SLG: 0.446	0-1 1B 1-3 2B			1-0 FC6-4 1B		2-1 1B 1B	4-2 2B BB			3	1	2	0	1	0	1					
Steve Cox, L (1, 3) OBP: 0.301, SLG: 0.397	0-1 P6			3-1 P4		1-2 F8 1B	1-0 2B			4	1	2	0	0	0	3					
Toby Hall, R (1, 2) OBP: 0.375, SLG: 0.474	1-1 1B			0-1 G4-3 1B 2B		1-0 BB E 1B	1-1 G1-3			4	2	3	2	0	0	2					
Ben Grievie, L (1, 9) OBP: 0.383, SLG: 0.365	2-3 3H 1B			1-2 G4-3		1-2 2H BB 1B	3-3 K			4	0	0	0	0	2	7					
Randy Winn, S (1, 8) OBP: 0.359, SLG: 0.435		2-1 G5-3		1-0 CS 1B		3-1 E4 BB BB 1B	1-3 K			4	0	1	2	0	1	1					
Russ Johnson, R (1, 5) OBP: 0.385, SLG: 0.428		2-2 G4-3		3-1 F9		1-0 BB BB	0-3 K			3	0	0	0	1	1	1					
Chris Gomez, R (1, 6) OBP: 0.289, SLG: 0.380		1-0 G5-3			0-0 G5-3	4-2 G4-6-3 BB	1-0 IHR			3	1	1	2	1	0	0					
<b>Inning Stats</b>	R: 1 E: 0 K: 1 S: 12	H: 3 LOB: 2 BB: 0 P: 16	R: 0 E: 0 K: 0 S: 6	H: 0 LOB: 0 BB: 0 P: 11	R: 0 E: 0 K: 0 S: 5	H: 1 LOB: 1 BB: 0 P: 10	R: 1 E: 0 K: 0 S: 7	H: 2 LOB: 0 BB: 0 P: 10	R: 0 E: 0 K: 0 S: 8	H: 0 LOB: 0 BB: 0 P: 11	R: 3 E: 1 K: 0 S: 19	H: 3 LOB: 2 BB: 2 P: 37	R: 0 E: 0 K: 1 S: 12	H: 1 LOB: 2 BB: 1 P: 23	R: 1 E: 0 K: 2 S: 10	H: 1 LOB: 0 BB: 0 P: 13	1B: 7 2B: 3 3B: 0 HR: 1	SF: 0 SAC: 0 DP: 1 HBP: 0	WP: 0 PB: 0 CS: 1	PA: 37	
<b>PITCHER</b>	IP	WLS	BF	H	R	ER	SO	BB	IBB	HBP	BLK	WP	HR	S	P	ERA	WHIP				
Joel Pineiro, R (1, 1) ERA: 2.35	5.1	L	25	9	5	4	1	0	0	0	0	0	0	49	79	6.75	1.688				
Jose Paniagua, R (6, 1) ERA: 4.09	1.0		5	0	0	0	0	3	0	0	0	0	0	14	28	0.00	3.000				
Ryan Franklin, R (7, 1) ERA: 3.55	1.2		7	2	1	1	3	0	0	0	0	0	0	16	24	5.40	1.200				











Batter	1	2	3	4	5	6	7	8	9	AB	R	H	RBI	BB	SO	LOB	TOP				
51 Ichiro Suzuki, L (1, 9) OBP: 0.391, SLG: 0.461	G5-3		G4-3		G4-3			G5-4-3 1B		4	0	1	0	0	0	0	<b>Seattle Mariners @ Baltimore Orioles</b> Oriole Park at Camden Yards, Baltimore, MD Fri Aug 31 2001, 7:05 PM EDT Att: 37,084 - Cloudy - 87°F				
Mark McLemore, S (1, 6) OBP: 0.396, SLG: 0.382	BB 1B		1B		F7			G5-4-3 1-2		4	0	2	0	0	0	1					
Edgar Martinez, R (1, 10) OBP: 0.432, SLG: 0.554	1-2 BB		F9		G4-3			1-3		3	0	0	0	1	1						
John Olerud, L (1, 3) OBP: 0.402, SLG: 0.468	1-3 K		1-2 1B		F9			0-2 L4		4	0	1	0	0	1	2					
Bret Boone, R (1, 4) OBP: 0.359, SLG: 0.565	1-1 P3		L3		G5-3			2-2 G1-3		4	0	0	0	0	0	4					
Al Martin, L (1, 7) OBP: 0.328, SLG: 0.375		G3-1		G4-3				0-1 G3-1		3	0	0	0	0	0	0					
Mike Cameron, R (1, 8) OBP: 0.344, SLG: 0.475		0-0 S 1B		F9				2-3 K		3	0	1	0	0	1	0					
David Bell, R (1, 5) OBP: 0.305, SLG: 0.419		2-0 FC6-5-4-6 1-3		F9				3-2 FC4-6 1B		3	0	1	0	0	0	1					
Dan Wilson, R (1, 2) OBP: 0.307, SLG: 0.378		1-1 G5-3		F7				0-0 FC4-6 1-2		3	0	0	0	0	0	2					
<b>Inning Stats</b>	R: 0 E: 0 K: 1 S: 12	H: 1 LOB: 2 BB: 1 P: 19	R: 0 E: 0 K: 0 S: 8	H: 1 LOB: 1 BB: 0 P: 14	R: 0 E: 0 K: 0 S: 9	H: 2 LOB: 2 BB: 0 P: 11	R: 0 E: 0 K: 0 S: 8	H: 0 LOB: 0 BB: 0 P: 10	R: 0 E: 0 K: 0 S: 9	H: 0 LOB: 0 BB: 0 P: 18	R: 0 E: 0 K: 1 S: 13	H: 1 LOB: 1 BB: 0 P: 18	R: 0 E: 0 K: 1 S: 9	H: 1 LOB: 0 BB: 0 P: 13	R: 0 E: 0 K: 0 S: 8	H: 0 LOB: 0 BB: 0 P: 10	1B: 6 2B: 0 3B: 0 HR: 0	SF: 0 SAC: 0 DP: 1 HBP: 0	WP: 0 PB: 0 SB: 1 CS: 0	PA: 32	
<b>PITCHER</b>	IP	WLS	BF	H	R	ER	SO	BB	IBB	HBP	BLK	WP	HR	S	P	ERA	WHIP				
Calvin Maduro, R (1, 1) ERA: 3.78	7.0	W	27	5	0	0	2	1	0	0	0	0	0	64	98	0.00	0.857				
Buddy Groom, L (8, 1) ERA: 3.31	1.1	H	4	1	0	0	1	0	0	0	0	0	0	12	16	0.00	0.750				
Willis Roberts, R (9, 1) ERA: 4.76	0.1		1	0	0	0	0	0	0	0	0	0	0	5	7	0.00	0.000				

Batter	1	2	3	4	5	6	7	8	9	AB	R	H	RBI	BB	SO	LOB	BOTTOM				
6 Melvin Mora, R (1, 6) OBP: 0.331, SLG: 0.366	F8		FC4-6 1B		1B 2B			P4		4	1	2	0	0	0	1	<b>Seattle Mariners @ Baltimore Orioles</b> Oriole Park at Camden Yards, Baltimore, MD Fri Aug 31 2001, 7:05 PM EDT Att: 37,084 - Cloudy - 87°F				
Larry Bigbie, L (1, 8) OBP: 0.304, SLG: 0.325	K		FC4-6 1-2		K			K		4	0	0	0	0	3	2					
Luis Matos, R (9, 8) OBP: 0.250, SLG: 0.100			1-2							0	0	0	0	0	0	0					
Chris Richard, L (1, 9) OBP: 0.343, SLG: 0.438	G1-3		4-2 BB		E 1B 2H			G4-3		3	1	1	1	1	0	0					
Jeff Conine, R (1, 3) OBP: 0.393, SLG: 0.468		4-2 G6-3 BB	1-2 L8		E8 1B			F8		3	0	1	0	1	0	2					
Cal Ripken Jr., R (1, 10) OBP: 0.298, SLG: 0.394	G6-3		1-2		1B			G5-3		4	0	1	0	0	1	2					
Tony Batieta, R (1, 5) OBP: 0.288, SLG: 0.419	F9		1-0 K		K			G5-3		4	1	1	0	0	1	2					
Brady Anderson, L (1, 7) OBP: 0.307, SLG: 0.298		4-2 BB	2-3 K		K			L3		3	0	0	0	1	1	2					
Brook Fordyce, R (1, 2) OBP: 0.264, SLG: 0.330	K		1-3 P6		P6			SF8 3B		2	0	0	1	0	1	3					
Jerry Hairston, R (1, 4) OBP: 0.310, SLG: 0.355			2-3 K		G1-3			E7 2B		3	0	1	0	0	1	0					
<b>Inning Stats</b>	R: 0 E: 0 K: 1 S: 9	H: 0 LOB: 0 BB: 2 P: 12	R: 0 E: 0 K: 1 S: 11	H: 0 LOB: 2 BB: 2 P: 21	R: 0 E: 0 K: 1 S: 18	H: 1 LOB: 1 BB: 1 P: 25	R: 0 E: 0 K: 2 S: 12	H: 1 LOB: 1 BB: 0 P: 18	R: 2 E: 1 K: 0 S: 10	H: 3 LOB: 1 BB: 0 P: 14	R: 0 E: 0 K: 1 S: 5	H: 0 LOB: 0 BB: 0 P: 9	R: 0 E: 0 K: 0 S: 7	H: 0 LOB: 0 BB: 0 P: 7	R: 0 E: 0 K: 0 S: 8	H: 0 LOB: 0 BB: 0 P: 10	1B: 4 2B: 2 3B: 1 HR: 0	SF: 1 SAC: 0 DP: 0 HBP: 0	WP: 0 PB: 0 SB: 3 CS: 0	PA: 34	
<b>PITCHER</b>	IP	WLS	BF	H	R	ER	SO	BB	IBB	HBP	BLK	WP	HR	S	P	ERA	WHIP				
Aaron Sele, R (1, 1) ERA: 3.49	6.0	L	28	7	3	2	7	3	0	0	0	0	0	72	108	3.00	1.667				
John Halama, L (7, 1) ERA: 5.03	2.0		6	0	0	0	1	0	0	0	0	0	0	12	16	0.00	0.000				







Batter	1	2	3	4	5	6	7	8	9	AB	R	H	RBI	BB	SO	LOB	TOP			
51 Ichiro Suzuki, L OBP: 0.382, SLG: 0.461	P6			FC5-4 1B		G6-3		FC4-5		4	0	1	0	0	0	1	<b>Seattle Mariners @ Baltimore Orioles</b> Oriole Park at Camden Yards, Baltimore, MD Sun Sep.02.2001, 1:35 PM EDT Att: 45,359 - Cloudy - 81 F			
Mark McLemore, S OBP: 0.380, SLG: 0.374	F7			F7		F7				3	0	0	0	1	0	1				
Bret Boone, R OBP: 0.360, SLG: 0.571	K			FC5-4 1B 1-2				HR		4	1	1	1	0	2	3				
Mike Cameron, R OBP: 0.349, SLG: 0.486		F7						FC4-6 BB		3	0	1	0	1	1	2				
Al Martin, L OBP: 0.324, SLG: 0.370 Carlos Guillen, S OBP: 0.312, SLG: 0.329	F9			G4-3				FC4-6 BB 1-2		3	0	0	0	0	0	3				
Jay Buhner, R (1, 10)	F7									1	0	0	0	0	1	0				
Stan Javier, S OBP: 0.379, SLG: 0.384 John Olerud, L OBP: 0.400, SLG: 0.463				G6-3		G4-3		F8		3	0	0	0	0	0	2				
David Bell, R OBP: 0.302, SLG: 0.413				F7		P4		F7		3	0	0	0	0	0	2				
Dan Wilson, R OBP: 0.306, SLG: 0.379				G6-3				F9		3	0	1	0	0	0	0				
								51 FC4-5 2B												
<b>Inning Stats</b>	R: 0 H: 0 E: 0 K: 1 S: 12	H: 0 LOB: 0 BB: 0 P: 15	R: 0 H: 0 E: 0 K: 0 S: 10	H: 0 LOB: 0 BB: 0 P: 14	R: 0 H: 0 E: 0 K: 0 S: 6	H: 2 LOB: 2 BB: 0 P: 12	R: 0 H: 0 E: 0 K: 0 S: 6	H: 0 LOB: 0 BB: 0 P: 11	R: 0 H: 0 E: 0 K: 0 S: 9	H: 0 LOB: 0 BB: 0 P: 15	R: 1 H: 1 E: 0 K: 0 S: 7	H: 1 LOB: 2 BB: 2 P: 19	R: 0 H: 1 E: 0 K: 2 S: 12	H: 1 LOB: 2 BB: 1 P: 23	R: 0 H: 0 E: 0 K: 1 S: 8	H: 0 LOB: 0 BB: 0 P: 10	1B: 2 2B: 1 3B: 0 HR: 1	SF: 0 SAC: 0 DP: 0 HBP: 0	WP: 0 PB: 0 SB: 3 CS: 0	PA: 34
<b>PITCHER</b>	IP WLS BF H R ER SO BB IBB HBP BLK WP HR S P ERA WHIP																			
Rick Bauer, R ERA: 1.42	(1, 1) 6.1 L 24 3 1 1 1 1 2 0 0 0 0 0 1 55 88 1.42 0.789																			
Jorge Julio, R ERA: 5.91	(7, 1) 1.2 7 1 0 0 2 1 0 0 0 0 0 0 16 29 0.00 1.200																			
Willis Roberts, R ERA: 4.72	(9, 1) 1.0 3 0 0 0 1 0 0 0 0 0 0 0 8 10 0.00 0.000																			

Batter	1	2	3	4	5	6	7	8	9	AB	R	H	RBI	BB	SO	LOB	BOTTOM					
Willie Harris, L (1, 8)	G4-3			SH5-4 1-2 2-3		K		K		2	0	0	0	0	1	0	<b>Seattle Mariners @ Baltimore Orioles</b> Oriole Park at Camden Yards, Baltimore, MD Sun Sep.02.2001, 1:35 PM EDT Att: 45,359 - Cloudy - 81 F					
Luis Matos, R OBP: 0.231, SLG: 0.091										1	0	0	0	0	1	0						
6 Melvin Mora, R OBP: 0.329, SLG: 0.363	K			F9				F8		4	0	1	0	0	1	2						
Chris Richard, L OBP: 0.342, SLG: 0.434				F7				L7		4	0	1	0	0	1	3						
Jeff Conine, R OBP: 0.398, SLG: 0.467	L4							K		3	0	1	0	1	1	1						
Cal Ripken Jr., R OBP: 0.296, SLG: 0.389										4	0	1	0	0	0	1						
Tony Batista, R OBP: 0.266, SLG: 0.414								F8		4	0	0	0	0	0	3						
Brady Anderson, L OBP: 0.311, SLG: 0.308								K		3	0	1	0	0	1	0						
Brook Fordyce, R OBP: 0.266, SLG: 0.331										2	0	0	0	0	0	0						
Jerry Hairston, R OBP: 0.310, SLG: 0.352				SH5-4 1B				F9		3	0	1	0	0	0	0						
								L5														
<b>Inning Stats</b>	R: 0 H: 1 E: 0 K: 1 S: 12	H: 0 LOB: 1 BB: 0 P: 17	R: 0 H: 0 E: 0 K: 0 S: 12	H: 0 LOB: 0 BB: 0 P: 16	R: 0 H: 1 E: 0 K: 0 S: 11	H: 1 LOB: 2 BB: 0 P: 18	R: 0 H: 2 E: 0 K: 0 S: 6	H: 0 LOB: 2 BB: 0 P: 10	R: 0 H: 0 E: 0 K: 1 S: 7	H: 0 LOB: 0 BB: 0 P: 8	R: 0 H: 0 E: 0 K: 1 S: 7	H: 0 LOB: 0 BB: 0 P: 11	R: 0 H: 0 E: 0 K: 1 S: 8	H: 0 LOB: 0 BB: 0 P: 13	R: 0 H: 0 E: 0 K: 1 S: 11	H: 0 LOB: 0 BB: 0 P: 14	R: 0 H: 2 E: 0 K: 1 S: 8	H: 2 LOB: 2 BB: 1 P: 16	1B: 6 2B: 0 3B: 0 HR: 0	SF: 0 SAC: 1 DP: 0 HBP: 1	WP: 2 PB: 0 SB: 0 CS: 0	PA: 33
<b>PITCHER</b>	IP WLS BF H R ER SO BB IBB HBP BLK WP HR S P ERA WHIP																					
Joel Pineiro, R ERA: 2.08	(1, 1) 7.0 W 25 4 0 0 4 0 0 0 0 0 1 0 63 0.00 0.571																					
Jose Paniagua, R ERA: 4.01	(8, 1) 0.2 H 2 0 0 0 0 0 0 0 0 0 0 8 11 0.00 0.000																					
Arthur Rhodes, L ERA: 1.44	(8, 1) 0.1 H 1 0 0 0 1 0 0 0 0 0 0 3 3 0.00 0.000																					
Kazuhiro Sasaki, R ERA: 3.3	(9, 1) 1.0 S 5 2 0 0 1 1 0 0 0 0 1 0 8 16 0.00 3.000																					





Batter	1	2	3	4	5	6	7	8	9	10	11	AB	R	H	RBI	BB	SO	LOB	TOP											
Jason Tyner, L OBP: 0.319, SLG: 0.339 (1, 8)	1-2 2B 1B		2-1 G4-3		2-1 L9			1-1 G6-3		1-0 B1-3		5	1	1	0	0	0	0												
Brent Abernathy, R OBP: 0.328, SLG: 0.399 (1, 4)	1-3 K		3-2 F2		2-1 F9			1-1 F3			2-2 F9	5	0	0	0	0	1	1												
Randy Winn, S OBP: 0.355, SLG: 0.435 (1, 9)	0-0 2B		1-2 1B			0-1 CS 2B		2-2 G5-3			2-1 F8	5	0	3	1	0	0	0												
Sleeve Cox, L OBP: 0.296, SLG: 0.393 (1, 3)	0-3 K		1-3 1B			0-0 L9			2-2 G3		3-1 G4-1	5	0	0	0	0	2	3												
Toby Hall, R OBP: 0.361, SLG: 0.446 (1, 2)	1-2 L7			0-0 1B		4-0 CS BB			2-2 P4			3	0	1	0	1	0	1												
Russ Johnson, R OBP: 0.379, SLG: 0.419 (1, 10)		2-2 F9		2-1 G6-4-3		3-3 K			1-1 G3			4	0	0	0	0	1	3												
Ben Grieve, L OBP: 0.364, SLG: 0.375 (1, 7)		0-0 1B		1-0 1B			1-2 G3-1			0-2 HR		4	1	3	1	0	0	0												
18 Jared Sandberg, R OBP: 0.321, SLG: 0.338 (1, 5)		0-0 1B		2-3 K			0-0 G5-3			2-3 K		4	0	1	0	0	2	1												
Chris Gomez, R OBP: 0.267, SLG: 0.376 (1, 6)		0-2 L4			0-0 F9		2-3 K			2-2 P4		4	0	0	0	0	1	2												
<b>Inning Stats</b>	R: 1 E: 0 K: 2 S: 16	H: 2 LOB: 1 BB: 0 P: 19	R: 0 E: 0 K: 0 S: 8	H: 2 LOB: 1 BB: 0 P: 10	R: 0 E: 0 K: 1 S: 11	H: 1 LOB: 1 BB: 0 P: 18	R: 0 E: 0 K: 1 S: 9	H: 2 LOB: 1 BB: 0 P: 14	R: 0 E: 0 K: 0 S: 5	H: 0 LOB: 0 BB: 0 P: 9	R: 0 E: 0 K: 1 S: 7	H: 0 LOB: 0 BB: 0 P: 12	R: 0 E: 0 K: 0 S: 8	H: 0 LOB: 0 BB: 0 P: 12	R: 0 E: 0 K: 1 S: 11	H: 1 LOB: 0 BB: 0 P: 16	R: 0 E: 0 K: 0 S: 7	H: 0 LOB: 0 BB: 0 P: 14	1B: 6 2B: 3 3B: 0 HR: 1	SF: 0 SAC: 0 DP: 2 HBP: 0	WP: 0 PB: 0 SB: 1 CS: 2	PA: 40								
<b>PITCHER</b>	IP WLS BF H R ER SO BB IBB HBP BLK WP HR S P ERA WHIP	<b>PITCHER</b>										IP WLS BF H R ER SO BB IBB HBP BLK WP HR S P ERA WHIP																		
Jamie Moyer, L ERA: 3.46 (1, 1)	7.0 1.1 4 0 0 0 0 0 0 0 0 0 0 0 11 17 0.00 0.000											7.0 1.1 4 0 0 0 0 0 0 0 0 0 0 0 11 17 0.00 0.000																		
Arthur Rhodes, L ERA: 1.4 (8, 1)	2.0 7 1 1 1 1 0 0 0 0 0 0 0 0 1 20 30 4.50 0.500											2.0 7 1 1 1 1 0 0 0 0 0 0 0 0 1 20 30 4.50 0.500																		
Jeff Nelson, R ERA: 2.94 (9, 1)	0.2 W 2 0 0 0 0 0 0 0 0 0 0 0 0 4 9 0.00 0.000											0.2 W 2 0 0 0 0 0 0 0 0 0 0 0 0 4 9 0.00 0.000																		
Norm Charlton, L ERA: 2.95 (11, 1)																														

Tampa Bay Devil Rays @ Seattle Mariners  
Safeco Field, Seattle, WA  
Mon Sep 03 2001, 7:05 PM PDT  
Att: 45,728 - Cloudy - 67 F

AB 39  
R 2  
H 9  
RBI 2  
BB 1  
SO 7  
LOB 11



Batter	1	2	3	4	5	6	7	8	9	10	11	AB	R	H	RBI	BB	SO	LOB	BOTTOM											
51 Ichiro Suzuki, L OBP: 0.383, SLG: 0.460 (1, 9)	3-1 FC9-6 SF9 1B		1-1 G6-3		0-3 K			1-0 E4 FC5-2		4-0 IBB		5	1	2	0	1	1	3												
Stan Javier, S OBP: 0.379, SLG: 0.382 (1, 3) (10, 7)	0-0 FC9-6 1B		1-3 K		1-0 L3-6			1-1 FC5-2		1-1 G4-3		6	0	2	1	0	1	6												
Bret Boone, R OBP: 0.359, SLG: 0.567 (1, 4)	2-2 FC9-6 SF9 BB		0-2 BB 1B			0-2 G5-3		1-0 F9			3-3 K	5	0	1	0	0	1	5												
Edgar Martinez, R OBP: 0.427, SLG: 0.543 (1, 10)	4-2 BB		4-2 BB 1B			0-3 K			1-0 G3-1		2-3 K	3	0	0	0	2	2	0												
Mike Cameron, R OBP: 0.350, SLG: 0.486 (1, 8)	1-1 SF9		1-1 P4			1-2 1B			3-2 F8		0-2 S 1B	4	1	2	1	0	0	2												
Jay Buhner, R OBP: 0.375, SLG: 0.167 (1, 7)	3-2 F8			0-0 G4-6-3 1B			0-0 G5-3		2-2 G4-3		1-0 1B	3	0	1	0	0	0	3												
Mark McLemore, S OBP: 0.380, SLG: 0.374 (7, 7) (10, 5)											1-0 1B	2	0	1	1	0	0	0												
Tom Lampkin, L OBP: 0.303, SLG: 0.339 (1, 2)		1-2 F9			0-0 F9			2-2 51 E SH1-3 FC5-2 1B		1-2 F9		3	0	1	0	0	0	1												
Charles Gipson, R OBP: 0.216, SLG: 0.217 (7, PR)					0-1 G4-6-3			0-0 SH1-3			2-3 K	2	0	0	0	0	0	1												
Dan Wilson, R OBP: 0.304, SLG: 0.377 (8, 2)								1-2 SH1-3			0-3 51 B S 1B	2	0	1	0	0	0	0												
David Bell, R OBP: 0.301, SLG: 0.411 (1, 5)									2-3 K			2	0	0	0	0	0	1												
John Olerud, L OBP: 0.400, SLG: 0.463 (9, PH) (10, 3)											3-2 51 B S 1B	2	0	1	0	0	1	0												
Al Martin, L OBP: 0.324, SLG: 0.370 (11, PR)											2-3 K	0	1	0	0	0	0	0												
Carlos Guillen, S OBP: 0.315, SLG: 0.336 (1, 6)									4-2 FC5-2 51 E BB		2-3 K	4	0	2	0	1	1	1												
<b>Inning Stats</b>	R: 1 E: 0 K: 0 S: 14	H: 2 LOB: 2 BB: 1 P: 27	R: 0 E: 0 K: 0 S: 7	H: 0 LOB: 0 BB: 0 P: 10	R: 0 E: 0 K: 1 S: 13	H: 1 LOB: 2 BB: 1 P: 20	R: 0 E: 0 K: 0 S: 4	H: 1 LOB: 0 BB: 0 P: 4	R: 0 E: 0 K: 1 S: 6	H: 1 LOB: 3 BB: 1 P: 21	R: 0 E: 0 K: 0 S: 8	H: 0 LOB: 0 BB: 0 P: 14	R: 0 E: 0 K: 1 S: 13	H: 1 LOB: 1 BB: 0 P: 14	R: 0 E: 0 K: 3 S: 13	H: 2 LOB: 1 BB: 0 P: 19	R: 1 E: 0 K: 1 S: 11	H: 3 LOB: 2 BB: 0 P: 16	1B: 11 2B: 3 3B: 0 HR: 0	SF: 1 SAC: 1 DP: 2 HBP: 0	WP: 0 PB: 0 SB: 2 CS: 2	PA: 47								
<b>PITCHER</b>	IP WLS BF H R ER SO BB IBB HBP BLK WP HR S P ERA WHIP	<b>PITCHER</b>										IP WLS BF H R ER SO BB IBB HBP BLK WP HR S P ERA WHIP																		
Paul Wilson, R ERA: 5.5 (1, 1)	7.0 2.0 8 1 0 0 1 0 0 0 0 0 0 0 19 35 0.00 0.500											7.0 2.0 8 1 0 0 1 0 0 0 0 0 0 0 19 35 0.00 0.500																		
Jesus Colome, R ERA: 3.34 (8, 1)	1.1 L 9 5 2 2 4 0 0 0 0 0 0 0 24 35 13.50 3.750											1.1 L 9 5 2 2 4 0 0 0 0 0 0 0 0 24 35 13.50 3.750																		
Esteban Yan, R ERA: 4.67 (10, 1)																														

Tampa Bay Devil Rays @ Seattle Mariners  
Safeco Field, Seattle, WA  
Mon Sep 03 2001, 7:05 PM PDT  
Att: 45,728 - Cloudy - 67 F

AB 41  
R 3  
H 13  
RBI 3  
BB 4  
SO 8  
LOB 23






Batter	1	2	3	4	5	6	7	8	9	10	AB	R	H	RBI	BB	SO	LOB	TOP		
Jason Tyner, L OBP: 0.317, SLG: 0.336 (1, 8)	G6-3		K			G4-3			G3	1B	5	1	1	1	0	1	1			
Brent Abernathy, R OBP: 0.329, SLG: 0.399 (1, 4)	G1-3			G5-3			L4		1B	1B	5	1	2	3	0	0	0			
Randy Winn, S OBP: 0.355, SLG: 0.435 (1, 9)	F8			G4-3			1B		F7	1B	5	1	2	1	0	0	2			
Steve Cox, L OBP: 0.297, SLG: 0.409 (1, 3)		HR		K			L5		F7	1B	5	1	2	2	0	1	3			
Toby Hall, R OBP: 0.353, SLG: 0.433 (1, 2)	G5-3					G1-6-3	1B		G5-3		5	0	1	0	0	0	2			
Ben Grieco, L OBP: 0.363, SLG: 0.373 Damian Rolls, R OBP: 0.295, SLG: 0.339 (10, PR)	G3-1					F7			K		3	0	0	0	1	1	1			
Aubrey Huff, L OBP: 0.287, SLG: 0.358 Jose Guillen, R OBP: 0.284, SLG: 0.298 (10, PH)	G3-1					G1-6-3	1-2		K		1	0	1	0	0	0	0			
Russ Johnson, R OBP: 0.372, SLG: 0.412 (1, 5)				K					G5-3		4	1	0	0	0	1	2			
Chris Gomez, R OBP: 0.288, SLG: 0.380 Felix Martinez, S OBP: 0.287, SLG: 0.301 (9, PR)				G6-3					G3	1B	3	0	1	0	0	1	0			
									2B	1B	1	2	1	1	0	0	0			
<b>Inning Stats</b>	R: 0 E: 0 K: 0 S: 6	H: 0 LOB: 0 BB: 0 P: 10	R: 1 E: 0 K: 0 S: 8	H: 1 LOB: 0 BB: 0 P: 14	R: 0 E: 0 K: 2 S: 9	H: 0 LOB: 0 BB: 0 P: 13	R: 0 E: 0 K: 1 S: 6	H: 0 LOB: 0 BB: 0 P: 11	R: 0 E: 0 K: 1 S: 7	H: 1 LOB: 0 BB: 0 P: 9	R: 0 E: 0 K: 2 S: 8	H: 0 LOB: 0 BB: 0 P: 10	R: 1 E: 0 K: 0 S: 13	H: 2 LOB: 2 BB: 0 P: 17	R: 6 E: 0 K: 1 S: 17	H: 6 LOB: 1 BB: 1 P: 27	1B: 8 2B: 2 3B: 0 HR: 1	SF: 0 SAC: 0 DP: 1 HBP: 0	WP: 1 PA: 41	
<b>PITCHER</b>	IP WLS BF H R ER SO ERA WHIP	IP WLS BF H R ER SO ERA WHIP	IP WLS BF H R ER SO ERA WHIP	IP WLS BF H R ER SO ERA WHIP	IP WLS BF H R ER SO ERA WHIP	IP WLS BF H R ER SO ERA WHIP	IP WLS BF H R ER SO ERA WHIP	IP WLS BF H R ER SO ERA WHIP	IP WLS BF H R ER SO ERA WHIP	IP WLS BF H R ER SO ERA WHIP	IP WLS BF H R ER SO ERA WHIP	IP WLS BF H R ER SO ERA WHIP	IP WLS BF H R ER SO ERA WHIP	IP WLS BF H R ER SO ERA WHIP	IP WLS BF H R ER SO ERA WHIP	IP WLS BF H R ER SO ERA WHIP	IP WLS BF H R ER SO ERA WHIP	IP WLS BF H R ER SO ERA WHIP		
Freddy Garcia, R ERA: 3.09 Kazuhiro Sasaki, R ERA: 3.39 Norm Charlton, L ERA: 3.18 Jose Paniagua, R ERA: 4.73	8.0 1.1 0.0 0.2	26 6 1 8	3 2 0 6	1 1 0 6	1 0 0 6	0 0 0 0	0 0 0 0	0 0 0 0	0 0 0 0	1 0 0 0	0 0 0 0	0 0 0 0	0 0 0 0	0 0 0 0	0 0 0 0	0 0 0 0	0 0 0 0	0 0 0 0	1.12 6.75 ∞ 81.00	0.375 1.500 ∞ 9.000

**Tampa Bay Devil Rays @ Seattle Mariners**  
Safeco Field, Seattle, WA  
Tue Sep 04 2001, 7:05 PM PDT  
Att. 44,859 - Cloudy - 65 F

livebaseballscorecards.com

AB	40
R	8
H	11
RBI	8
BB	1
SO	6
LOB	12




Batter	1	2	3	4	5	6	7	8	9	10	AB	R	H	RBI	BB	SO	LOB	BOTTOM					
51 Ichiro Suzuki, L OBP: 0.380, SLG: 0.456 (1, 9)	K		L3			F8			F8		5	0	0	0	1	0							
Mark McLemore, S OBP: 0.381, SLG: 0.376 (1, 5)	1B		G4-3			2B			F7		4	0	1	0	1	0	0						
Edgar Martinez, R OBP: 0.427, SLG: 0.541 (1, 10)	BB					F9			F8		5	0	2	0	0	1	1						
John Olerud, L OBP: 0.397, SLG: 0.459 (1, 3)	1B					1B			F8		5	0	0	0	0	1	4						
Bret Boone, R OBP: 0.362, SLG: 0.574 (1, 4)	F8					G4-3			K		4	2	3	1	0	0	2						
Mike Cameron, R OBP: 0.350, SLG: 0.491 (1, 8)						G1-6-3			1B		5	1	2	2	0	1	2						
Al Martin, L OBP: 0.327, SLG: 0.370 Charles Gipson, R OBP: 0.216, SLG: 0.217 (9, 7)						1B			HR		3	0	1	0	1	0	0						
Carlos Guillen, S OBP: 0.316, SLG: 0.337 David Bell, R OBP: 0.301, SLG: 0.410 (4, 5)						G1-6-3			G3-1		0	0	0	0	0	0	0						
Dan Wilson, R OBP: 0.302, SLG: 0.375 Tom Lampkin, L OBP: 0.300, SLG: 0.335 (7, 2)						BB			1B		1	0	1	0	0	0	0						
						1B			K		3	0	1	0	0	2	2						
						1B			K		2	0	0	0	1	3							
						K			P6		2	0	0	0	1	2							
<b>Inning Stats</b>	R: 0 E: 0 K: 1 S: 13	H: 1 LOB: 2 BB: 1 P: 27	R: 0 E: 0 K: 0 S: 10	H: 1 LOB: 1 BB: 0 P: 13	R: 0 E: 0 K: 0 S: 9	H: 1 LOB: 1 BB: 0 P: 16	R: 0 E: 0 K: 1 S: 15	H: 2 LOB: 2 BB: 1 P: 23	R: 0 E: 0 K: 0 S: 8	H: 1 LOB: 1 BB: 0 P: 14	R: 0 E: 0 K: 2 S: 12	H: 2 LOB: 2 BB: 0 P: 18	R: 0 E: 0 K: 0 S: 5	H: 0 LOB: 0 BB: 0 P: 9	R: 2 E: 0 K: 2 S: 9	H: 1 LOB: 0 BB: 0 P: 16	R: 0 E: 0 K: 1 S: 6	H: 0 LOB: 0 BB: 0 P: 7	R: 1 E: 0 K: 1 S: 9	H: 2 LOB: 1 BB: 0 P: 14	1B: 8 2B: 1 3B: 0 HR: 2	SF: 0 SAC: 0 DP: 1 HBP: 1	WP: 0 PA: 42
<b>PITCHER</b>	IP WLS BF H R ER SO ERA WHIP	IP WLS BF H R ER SO ERA WHIP	IP WLS BF H R ER SO ERA WHIP	IP WLS BF H R ER SO ERA WHIP	IP WLS BF H R ER SO ERA WHIP	IP WLS BF H R ER SO ERA WHIP	IP WLS BF H R ER SO ERA WHIP	IP WLS BF H R ER SO ERA WHIP	IP WLS BF H R ER SO ERA WHIP	IP WLS BF H R ER SO ERA WHIP	IP WLS BF H R ER SO ERA WHIP	IP WLS BF H R ER SO ERA WHIP	IP WLS BF H R ER SO ERA WHIP	IP WLS BF H R ER SO ERA WHIP	IP WLS BF H R ER SO ERA WHIP	IP WLS BF H R ER SO ERA WHIP	IP WLS BF H R ER SO ERA WHIP	IP WLS BF H R ER SO ERA WHIP					
Tanyon Zambano, R ERA: 4.51 Victor Zambrano, R ERA: 3.99	7.0 3.0	30 12	8 3	0 3	0 3	4 4	0 0	0 1	0 0	0 0	0 0	0 0	0 0	0 0	0 0	0 0	0 0	0 0	0.00 9.00	1.429 1.000			

**Tampa Bay Devil Rays @ Seattle Mariners**  
Safeco Field, Seattle, WA  
Tue Sep 04 2001, 7:05 PM PDT  
Att. 44,859 - Cloudy - 65 F

livebaseballscorecards.com

AB	39
R	3
H	11
RBI	3
BB	2
SO	8
LOB	16



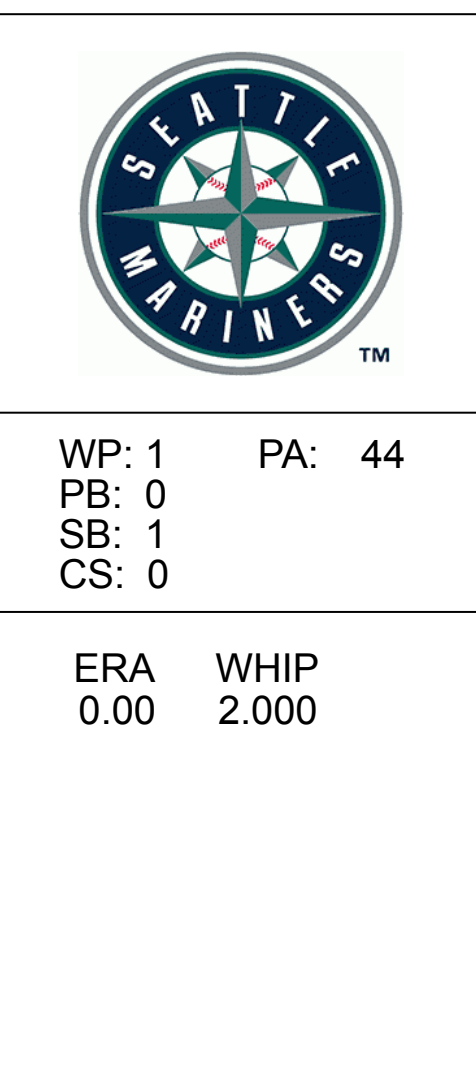


Batter	1	2	3	4	5	6	7	8	9	AB	R	H	RBI	BB	SO	LOB	TOP				
Jason Tyner, L (1, 8) OBP: 0.318, SLG: 0.344	G4-3		K	1B		1B			G3	5	1	2	1	0	1	1	<b>Tampa Bay Devil Rays @ Seattle Mariners</b> Safeco Field, Seattle, WA Wed Sep 05 2001, 7:05 PM PDT Att: 44,720 - Sunny - 65 F				
Brent Abernathy, R (1, 4) OBP: 0.327, SLG: 0.395	F9		F9			K			G6-3	5	0	1	1	0	1	2					
Randy Winn, S (1, 9) OBP: 0.359, SLG: 0.441 Jose Guillen, R (9, PH) OBP: 0.282, SLG: 0.295			2B	1B					K	4	1	3	0	0	0	1					
Steve Cox, L (1, 3) OBP: 0.297, SLG: 0.404	F2		2B	1B						3	1	0	0	1	0	2					
Toby Hall, R (1, 2) OBP: 0.349, SLG: 0.436		L8	1B						G5-3	4	1	1	2	0	0	0					
Ben Grievie, L (1, 7) OBP: 0.362, SLG: 0.372		K	1B						K	4	0	1	2	0	2	0					
Aubrey Huff, L (1, 10) OBP: 0.289, SLG: 0.362			F7						K	4	0	2	0	0	1	1					
1B Jared Sandberg, R (1, 5) OBP: 0.306, SLG: 0.321		G5-3							G5-3	4	0	0	0	0	0	2					
Chris Gomez, R (1, 6) OBP: 0.292, SLG: 0.384 Felix Martinez, S (8, PH) OBP: 0.286, SLG: 0.299			1B	2B	1B				K	3	2	2	0	0	0	0					
			2B	1B	3B	1B			K	1	0	0	0	0	1	0					
<b>Inning Stats</b>	R: 0 E: 0 K: 0 S: 9	H: 1 LOB: 1 BB: 0 P: 14	R: 0 E: 0 K: 1 S: 10	H: 1 LOB: 1 BB: 0 P: 14	R: 4 E: 0 K: 1 S: 16	H: 4 LOB: 1 BB: 1 P: 25	R: 2 E: 0 K: 0 S: 15	H: 3 LOB: 1 BB: 0 P: 22	R: 0 E: 0 K: 0 S: 10	H: 1 LOB: 2 BB: 0 P: 12	R: 0 E: 0 K: 1 S: 7	H: 0 LOB: 0 BB: 0 P: 11	R: 0 E: 0 K: 2 S: 10	H: 0 LOB: 0 BB: 0 P: 13	R: 0 E: 0 K: 1 S: 8	H: 0 LOB: 0 BB: 0 P: 10	1B: 8 2B: 3 3B: 1 HR: 0	SF: 0 SAC: 0 DP: 0 HBP: 0	WP: 0 PB: 0 SB: 1 CS: 0	PA: 39	
<b>PITCHER</b>	IP	WLS	BF	H	R	ER	SO	BB	IBB	HBP	BLK	WP	HR	S	P	ERA	WHIP				
Aaron Sele, R (1, 1) ERA: 3.71	3.1		20	9	6	6	2	1	0	0	0	0	0	47	70	16.20	3.000				
John Halama, L (4, 1) ERA: 4.92	2.1	W	9	2	0	0	1	0	0	0	0	0	0	20	26	0.00	0.857				
Arthur Rhodes, L (6, 1) ERA: 1.37	1.2	H	5	1	0	0	2	0	0	0	0	0	0	11	18	0.00	0.600				
Ryan Franklin, R (8, 1) ERA: 3.44	1.2		5	0	0	0	2	0	0	0	0	0	0	15	19	0.00	0.000				

Batter	1	2	3	4	5	6	7	8	9	AB	R	H	RBI	BB	SO	LOB	BOTTOM				
51 Ichiro Suzuki, L (1, 9) OBP: 0.391, SLG: 0.456	P6		1B			2B			G1-3	3	3	1	0	1	0	0	<b>Tampa Bay Devil Rays @ Seattle Mariners</b> Safeco Field, Seattle, WA Wed Sep 05 2001, 7:05 PM PDT Att: 44,720 - Sunny - 65 F				
Mark McLemore, S (1, 6) OBP: 0.384, SLG: 0.379	K		1B			1B				2	1	1	0	2	1	0					
Bret Boone, R (1, 4) OBP: 0.364, SLG: 0.573	K		1B			2B			G4-3	3	2	1	2	2	1	1					
Edgar Martinez, R (1, 10) OBP: 0.427, SLG: 0.544		F8	P6			K			K	5	1	2	3	0	2	3					
John Olerud, L (1, 3) OBP: 0.398, SLG: 0.459 Ed Sprague, R (8, PH) OBP: 0.388, SLG: 0.492		F8	F7			2B			1B	4	2	2	3	0	0	2					
Mike Cameron, R (1, 8) OBP: 0.349, SLG: 0.490		G5-3				1B			K	0	0	0	0	1	0	0					
Al Martin, L (1, 7) OBP: 0.355, SLG: 0.367 Jay Buhner, R (5, 7) OBP: 0.500, SLG: 0.500 Charles Gipson, R (7, 7) OBP: 0.231, SLG: 0.217		L8				2B			E6	2	0	2	1	0	0	0					
David Bell, R (1, 5) OBP: 0.300, SLG: 0.410			1B			G6-3			F7	5	1	1	0	0	0	5					
Tom Lampkin, L (1, 2) OBP: 0.302, SLG: 0.337 Dan Wilson, R (6, PH) OBP: 0.303, SLG: 0.375			1B			G4-3			F9	2	1	1	1	0	0	0					
			1B			1B				2	1	1	0	0	0	0					
<b>Inning Stats</b>	R: 0 E: 0 K: 2 S: 9	H: 0 LOB: 0 BB: 0 P: 12	R: 0 E: 0 K: 0 S: 11	H: 1 LOB: 1 BB: 0 P: 17	R: 3 E: 0 K: 0 S: 14	H: 3 LOB: 1 BB: 2 P: 31	R: 0 E: 0 K: 1 S: 8	H: 0 LOB: 0 BB: 0 P: 11	R: 4 E: 0 K: 1 S: 18	H: 5 LOB: 2 BB: 1 P: 29	R: 5 E: 3 K: 1 S: 15	H: 4 LOB: 1 BB: 1 P: 25	R: 0 E: 0 K: 0 S: 8	H: 0 LOB: 1 BB: 1 P: 16	R: 0 E: 0 K: 2 S: 16	H: 0 LOB: 2 BB: 2 P: 31	1B: 7 2B: 6 3B: 0 HR: 0	SF: 0 SAC: 2 DP: 0 HBP: 0	WP: 1 PB: 0 SB: 1 CS: 0	PA: 44	
<b>PITCHER</b>	IP	WLS	BF	H	R	ER	SO	BB	IBB	HBP	BLK	WP	HR	S	P	ERA	WHIP				
Ryan Rupe, R (1, 1) ERA: 6.98	4.1		20	6	5	5	3	2	0	0	0	1	0	11	20	27.00	6.000				
Travis Phillips, R (5, 1) ERA: 3.93	0.2	L	6	3	2	2	1	1	0	0	0	0	0	4	9	81.00	3.000				
Bobby Seay, L (6, 1) ERA: 4.0	0.1		4	1	3	3	0	0	1	0	0	0	0	4	9	81.00	3.000				
Jesus Colome, R (6, 1) ERA: 3.82	0.2		5	3	2	1	1	0	0	0	0	0	0	11	16	13.50	4.500				
Jeff Wallace, L (7, 1) ERA: 5.11	1.0		4	0	0	0	0	1	0	0	0	0	0	8	16	0.00	1.000				

AB	38
R	6
H	12
RBI	6
BB	1
SO	7
LOB	9

AB	35
R	12
H	13
RBI	11
BB	7
SO	7
LOB	15





Batter	1	2	3	4	5	6	7	8	9	AB	R	H	RBI	BB	SO	LOB	TOP			
Willie Harris, L OBP: 0.071, SLG: 0.071 (1, 8)										4	0	0	0	0	1	3				
1 Brian Roberts, S OBP: 0.286, SLG: 0.344 (1, 6)										4	1	1	1	0	1	0				
David Segui, S OBP: 0.406, SLG: 0.473 Brady Anderson, L OBP: 0.309, SLG: 0.303 (5, 7)										2	0	0	0	0	0	0				
Jeff Conine, R OBP: 0.394, SLG: 0.459 (5, 3)										3	0	0	0	1	1					
Cal Ripken Jr., R OBP: 0.292, SLG: 0.384 (1, 5)										4	0	0	0	0	0	3				
Tony Batista, R OBP: 0.287, SLG: 0.411 (1, 10)										3	0	0	0	1	2	0				
Chris Richard, L OBP: 0.335, SLG: 0.426 (1, 9)										3	0	0	0	0	0	1				
Brook Fordyce, R OBP: 0.264, SLG: 0.322 (1, 2)										1	0	0	0	2	0	0				
Jerry Hairston, R OBP: 0.311, SLG: 0.360 (1, 4)										3	0	0	0	0	0	3				
<b>Inning Stats</b>	R: 0 E: 0 K: 0 S: 6	H: 0 LOB: 0 BB: 0 P: 9	R: 0 E: 0 K: 1 S: 7	H: 0 LOB: 0 BB: 0 P: 8	R: 0 E: 0 K: 0 S: 7	H: 0 LOB: 1 BB: 1 P: 16	R: 0 E: 0 K: 1 S: 9	H: 0 LOB: 1 BB: 1 P: 17	R: 0 E: 0 K: 0 S: 12	H: 1 LOB: 1 BB: 0 P: 17	R: 0 E: 0 K: 0 S: 7	H: 0 LOB: 0 BB: 0 P: 11	R: 1 E: 0 K: 1 S: 17	H: 1 LOB: 0 BB: 0 P: 24	R: 0 E: 1 K: 1 S: 6	H: 0 LOB: 0 BB: 0 P: 9	1B: 1 2B: 0 3B: 0 HR: 1	SF: 0 SAC: 0 DP: 1 HBP: 0	WP: 1 PB: 0 SB: 1 CS: 0	PA: 33
<b>PITCHER</b>	IP WLS BF H R ER SO BB IBB HBP BLK WP HR S P ERA WHIP																			
Paul Abbott, R ERA: 4.13 (1, 1)	8.0 W 30 2 1 1 4 4 0 0 0 1 1 72 117 1.12 0.750																			
Jeff Nelson, R ERA: 2.79 (9, 1)	1.0 3 0 0 0 1 0 0 0 0 0 0 6 9 0.00 0.000																			

Baltimore Orioles @ Seattle Mariners  
Safeco Field, Seattle, WA  
Fri Sep 07 2001, 7:05 PM PDT  
Att: 45,797 - Sunny - 67 F

AB 29  
R 1  
H 2  
RBI 1  
BB 4  
SO 5  
LOB 11



Batter	1	2	3	4	5	6	7	8	9	AB	R	H	RBI	BB	SO	LOB	BOTTOM			
51 Ichiro Suzuki, L OBP: 0.382, SLG: 0.457 Charles Gipson, R OBP: 0.231, SLG: 0.217 (9, 9)										5	0	3	0	0	0	0				
Stan Javier, S OBP: 0.376, SLG: 0.377 Ramón Vázquez, L OBP: 1.000, SLG: 1.000 (8, PH) (9, 6)										3	1	0	0	1	0	2				
Edgar Martínez, R OBP: 0.429, SLG: 0.544 Jay Buhner, R OBP: 0.455, SLG: 0.444 (6, PH) (1, 10)										2	2	1	0	2	0	0				
John Olerud, L OBP: 0.401, SLG: 0.460 (1, 3)										3	4	2	1	2	0	2				
Bret Boone, R OBP: 0.365, SLG: 0.577 (1, 4)										3	1	1	3	1	1	4				
Mike Cameron, R OBP: 0.351, SLG: 0.497 (1, 8)										4	1	2	4	0	2	2				
Tom Lampkin, L OBP: 0.300, SLG: 0.330 Pat Borders, R (9, 2)										4	0	0	0	1	0	3				
David Bell, R OBP: 0.302, SLG: 0.413 (1, 5)										4	0	2	2	0	0	0				
Mark McLemore, S OBP: 0.381, SLG: 0.375 (9, 7)										4	0	0	0	0	2	4				
<b>Inning Stats</b>	R: 4 E: 0 K: 0 S: 22	H: 3 LOB: 0 BB: 1 P: 31	R: 0 E: 0 K: 1 S: 10	H: 1 LOB: 0 BB: 0 P: 15	R: 2 E: 0 K: 0 S: 17	H: 2 LOB: 2 BB: 1 P: 23	R: 0 E: 0 K: 1 S: 10	H: 1 LOB: 2 BB: 2 P: 21	R: 0 E: 0 K: 1 S: 9	H: 0 LOB: 0 BB: 0 P: 15	R: 0 E: 0 K: 0 S: 7	H: 0 LOB: 0 BB: 0 P: 11	R: 2 E: 0 K: 2 S: 16	H: 3 LOB: 2 BB: 1 P: 27	R: 2 E: 0 K: 1 S: 18	H: 2 LOB: 2 BB: 2 P: 29	1B: 9 2B: 1 3B: 0 HR: 2	SF: 1 SAC: 0 DP: 0 HBP: 1	WP: 1 PB: 0 SB: 0 CS: 2	PA: 43
<b>PITCHER</b>	IP WLS BF H R ER SO BB IBB HBP BLK WP HR S P ERA WHIP																			
Jose Mercedes, R ERA: 6.11 (1, 1)	3.0 L 20 3 2 2 4 2 0 0 0 0 0 39 67 4.50 1.250																			
John Bale, L ERA: 2.57 (4, 1)	4.0 16 3 2 2 4 2 0 0 0 0 0 39 67 4.50 1.250																			
Ryan Kohlmeier, R ERA: 8.9 (8, 1)	1.0 7 2 2 2 1 2 0 0 0 1 0 18 29 18.00 4.000																			

Baltimore Orioles @ Seattle Mariners  
Safeco Field, Seattle, WA  
Fri Sep 07 2001, 7:05 PM PDT  
Att: 45,797 - Sunny - 67 F

AB 34  
R 10  
H 12  
RBI 10  
BB 7  
SO 6  
LOB 18









Batter	1	2	3	4	5	6	7	8	9	AB	R	H	RBI	BB	SO	LOB	TOP										
1 Brian Roberts, S (1, 6) OBP: 0.285, SLG: 0.341	B1-3		F8			F8			G4-3	4	0	0	0	0	0	0											
Jerry Hairston, R (1, 4) OBP: 0.309, SLG: 0.357	K			K		F8			G3	4	0	0	0	0	2	0											
Tony Batista, R (1, 5) OBP: 0.266, SLG: 0.408	F9			G3-1		G1-3				3	0	0	0	0	0	0											
Jeff Conine, R (1, 3) OBP: 0.395, SLG: 0.457		1B		1B		BB				2	0	2	0	1	0	0											
Cal Ripken Jr., R (1, 10) OBP: 0.288, SLG: 0.378	F7			CS	F7	P4				3	0	0	0	0	0	2											
Brady Anderson, L (1, 7) OBP: 0.307, SLG: 0.299	G6-3			K					G4-1	3	0	0	0	0	1	1											
Brook Fordyce, R (1, 2) OBP: 0.262, SLG: 0.319	G5-3			G4-3					K	3	0	0	0	0	1	1											
Luis Matos, R (1, 9) OBP: 0.227, SLG: 0.300			G6-3			K			F8	3	0	0	0	0	1	0											
Willie Harris, L (1, 8) OBP: 0.050, SLG: 0.050			G6-3			G3-1			K	3	0	0	0	0	1	0											
<b>Inning Stats</b>	R: 0 E: 0 K: 1 S: 7	H: 0 LOB: 0 BB: 0 P: 10	R: 0 E: 0 K: 0 S: 8	H: 1 LOB: 1 BB: 0 P: 11	R: 0 E: 0 K: 0 S: 6	H: 0 LOB: 0 BB: 0 P: 10	R: 0 E: 0 K: 1 S: 7	H: 1 LOB: 0 BB: 0 P: 9	R: 0 E: 0 K: 1 S: 7	H: 0 LOB: 0 BB: 0 P: 11	R: 0 E: 0 K: 0 S: 11	H: 0 LOB: 1 BB: 1 P: 16	R: 0 E: 0 K: 1 S: 6	H: 0 LOB: 0 BB: 0 P: 8	R: 0 E: 0 K: 1 S: 11	H: 0 LOB: 0 BB: 0 P: 15	1B: 2 2B: 0 3B: 0 HR: 0	SF: 0 SAC: 0 DP: 0 HBP: 0	WP: 0 PB: 0 SB: 1 CS: 1	PA: 30							
<b>PITCHER</b>	IP	WLS	BF	H	R	ER	SO	BB	IBB	HBP	BLK	WP	HR	S	P	ERA	WHIP										
Jamie Moyer, L (1, 1) ERA: 3.35	7.0	W	23	2	0	0	4	1	0	0	0	0	0	53	77	0.00	0.429										
Arthur Rhodes, L (8, 1) ERA: 1.34	1.0		3	0	0	0	1	0	0	0	0	0	0	6	8	0.00	0.000										
Kazuhiko Sasaki, R (9, 1) ERA: 3.32	1.0		3	0	0	0	1	0	0	0	0	0	0	11	15	0.00	0.000										

Baltimore Orioles @ Seattle Mariners  
Safeco Field, Seattle, WA  
Sun Sep.09 2001, 1:35 PM PDT  
Att: 45,344 - Sunny - 66 F

AB 28  
R 0  
H 2  
RBI 0  
BB 1  
SO 6  
LOB 4



Batter	1	2	3	4	5	6	7	8	9	AB	R	H	RBI	BB	SO	LOB	BOTTOM										
51 Ichiro Suzuki, L (1, 9) OBP: 0.382, SLG: 0.459	G1-3		G3-1	P4			K			4	0	0	0	0	1	1											
Mark McLemore, S (1, 7) OBP: 0.381, SLG: 0.380			G4-3							3	1	2	0	0	0	0											
Ed Sprague, R (7, PH) OBP: 0.397, SLG: 0.492	HR									0	0	0	0	1	0	0											
Charles Gipson, R (7, PR) OBP: 0.251, SLG: 0.217										0	0	0	0	0	0	0											
Bret Boone, R (1, 4) OBP: 0.366, SLG: 0.584	1B									4	2	2	2	0	0	2											
Edgar Martinez, R (1, 10) OBP: 0.430, SLG: 0.549	HR									3	1	1	2	0	1	1											
Jay Buhner, R (8, PH) OBP: 0.375, SLG: 0.357										1	0	0	0	0	1	0											
John Olerud, L (1, 3) OBP: 0.398, SLG: 0.455	F7		P6				F7			4	0	0	0	0	1	1											
Mike Cameron, R (1, 8) OBP: 0.353, SLG: 0.495			G5-3				F8			4	1	2	0	0	0	0											
Ramón Vázquez, L (1, 6) OBP: 0.200, SLG: 0.200			K				L3			4	0	0	0	0	1	2											
David Bell, R (1, 5) OBP: 0.301, SLG: 0.414							L7			3	0	1	0	0	0	1											
Dan Wilson, R (1, 2) OBP: 0.309, SLG: 0.392			G5-3				HR			3	1	2	2	0	0	1											
<b>Inning Stats</b>	R: 2 E: 0 K: 1 S: 12	H: 2 LOB: 0 BB: 0 P: 20	R: 0 E: 0 K: 1 S: 9	H: 1 LOB: 1 BB: 0 P: 12	R: 2 E: 0 K: 0 S: 11	H: 2 LOB: 0 BB: 0 P: 16	R: 1 E: 0 K: 0 S: 13	H: 2 LOB: 1 BB: 0 P: 18	R: 0 E: 0 K: 0 S: 16	H: 1 LOB: 1 BB: 0 P: 18	R: 0 E: 0 K: 0 S: 7	H: 0 LOB: 0 BB: 0 P: 9	R: 1 E: 0 K: 1 S: 8	H: 1 LOB: 1 BB: 1 P: 16	R: 0 E: 0 K: 2 S: 16	H: 1 LOB: 1 BB: 0 P: 22	1B: 5 2B: 2 3B: 0 HR: 3	SF: 0 SAC: 0 DP: 1 HBP: 0	WP: 0 PB: 0 SB: 0 CS: 0	PA: 34							
<b>PITCHER</b>	IP	WLS	BF	H	R	ER	SO	BB	IBB	HBP	BLK	WP	HR	S	P	ERA	WHIP										
Josh Towers, R (1, 1) ERA: 4.34	6.0	L	26	8	5	5	2	0	0	0	0	0	0	68	93	7.50	1.333										
John Parrish, L (7, 1) ERA: 6.11	1.0		4	1	1	1	1	1	0	0	0	0	1	8	16	9.00	2.000										
Buddy Groom, L (8, 1) ERA: 3.2	1.0		4	1	0	0	2	0	0	0	0	0	0	16	22	0.00	1.000										

Baltimore Orioles @ Seattle Mariners  
Safeco Field, Seattle, WA  
Sun Sep.09 2001, 1:35 PM PDT  
Att: 45,344 - Sunny - 66 F

AB 33  
R 6  
H 10  
RBI 6  
BB 1  
SO 5  
LOB 9





Batter	1	2	3	4	5	6	7	8	9	AB	R	H	RBI	BB	SO	LOB	TOP								
51 Ichiro Suzuki, L (1, 9) OBP: 0.390, SLG: 0.456	G1-4-3	FC6			G4-3		K	BB 1B IBB		4	0	0	0	1	1	2									
Mark McLemore, S (1, 6) OBP: 0.383, SLG: 0.385 Carlos Guillen, S (5, 6) OBP: 0.317, SLG: 0.338	1B		G1-3		F9 2B		G1-3	BB 1B		3	0	2	1	0	0	0									
Bret Boone, R (1, 4) OBP: 0.368, SLG: 0.582	K			G4-6-3 HBP	F9			BB 1B		3	0	1	0	1	1	2									
Edgar Martinez, R (1, 10) OBP: 0.430, SLG: 0.545	F7		G4-6-3			BB 1B HBP		BB 1B	P7	3	0	0	0	1	0	5									
John Olerud, L (1, 3) OBP: 0.398, SLG: 0.454		1B 2B 1B		G5-3 1B		F8	G1-3		G4-3	5	1	2	0	0	0	3									
Mike Cameron, R (1, 8) OBP: 0.353, SLG: 0.494	K		F7			F9		E1 2B 1B	F8 BB 1B	5	1	2	0	0	1	3									
Stan Javier, S (1, 7) Charles Gipson, R (9, PR) OBP: 0.231, SLG: 0.217	2B 1B		G5-3			BB 1B		G6-3	F8 BB	4	1	2	0	1	0	2	AB 38								
David Bell, R (1, 5) OBP: 0.304, SLG: 0.419		FC6-5 2B		F9				F9 1B 2B	F8	0	0	0	0	0	0	0	R 5								
Dan Wilson, R (1, 2) OBP: 0.307, SLG: 0.389	FC6-5 51 FC6				51 G4-3 2B 1B		F8		F9 K	4	1	2	3	1	0	3	H 13								
<b>Inning Stats</b>	R: 0 E: 0 K: 1 S: 9	H: 1 LOB: 1 BB: 0 P: 11	R: 2 E: 0 K: 1 S: 13	H: 3 LOB: 1 BB: 0 P: 21	R: 0 E: 0 K: 0 S: 10	H: 0 LOB: 0 BB: 0 P: 14	R: 0 E: 0 K: 0 S: 11	H: 1 LOB: 1 BB: 0 P: 18	R: 1 E: 0 K: 0 S: 10	H: 2 LOB: 0 BB: 0 P: 16	R: 0 E: 0 K: 0 S: 11	H: 1 LOB: 3 BB: 1 P: 24	R: 0 E: 0 K: 1 S: 15	H: 1 LOB: 2 BB: 1 P: 24	R: 2 E: 1 K: 0 S: 18	H: 3 LOB: 3 BB: 2 P: 33	R: 0 E: 0 K: 1 S: 10	H: 1 LOB: 3 BB: 1 P: 15	1B: 10 2B: 3 3B: 0 HR: 0	SF: 0 SAC: 0 DP: 1 HBP: 2	WP: 0 PB: 0 SB: 1 CS: 0	PA: 45			
<b>PITCHER</b>	IP	WLS	BF	H	R	ER	SO	BB	IBB	HBP	BLK	WP	HR	S	P	ERA	WHIP								
Ismael Valdez, R (1, 1) ERA: 3.98	6.2	L	31	9	3	3	3	2	0	2	0	0	0	76	124	4.05	1.650								
Mike Holtz, L (7, 1) ERA: 4.01	0.1		1	0	0	0	0	0	0	0	0	0	0	3	4	0.00	0.000								
Ben Weber, R (8, 1) ERA: 3.42	0.2		6	3	2	2	0	0	1	0	0	0	0	13	23	27.00	4.500								
Brian Cooper, R (8, 1) ERA:	1.1		7	1	0	0	1	2	0	0	0	0	0	15	25	0.00	2.250								

Seattle Mariners @ Anaheim Angels  
Edison International Field, Anaheim, CA  
Mon Sep 10 2001, 10:05 PM EDT  
Att: 20,311 - Sunny - 72 F

AB	38
R	5
H	13
RBI	5
BB	5
SO	4
LOB	28




Batter	1	2	3	4	5	6	7	8	9	AB	R	H	RBI	BB	SO	LOB	BOTTOM								
Darin Erstad, L (1, 8) OBP: 0.331, SLG: 0.360	FC6-4 1B		K			G3			G3-1	4	0	1	0	0	1	0									
David Eckstein, R (1, 6) OBP: 0.359, SLG: 0.360	FC6-4 E S			G6-3		F7			F8	4	0	0	0	0	0	1									
16 Garret Anderson, L (1, 7) OBP: 0.311, SLG: 0.474	F9			S 2B		F7			WP 1B 1B	4	1	2	0	0	0	1									
Troy Glaus, R (1, 5) OBP: 0.347, SLG: 0.517	K			G6-3			K		1B 1B	4	0	1	1	0	2	2									
Scott Spiezio, S (1, 3) OBP: 0.335, SLG: 0.460		K		G4-3			F9			4	0	1	0	0	1	1									
Tim Salmon, R (1, 9) OBP: 0.370, SLG: 0.398	G6-3				S 1B			K		4	0	1	0	0	1	2									
Adam Kennedy, L (1, 4) OBP: 0.331, SLG: 0.389	F7				K			G3-1		3	0	0	0	0	1	1	AB 33								
Bengie Molina, R (1, 2) OBP: 0.323, SLG: 0.368			K		G6-3			G4-3		3	0	0	0	0	1	1	R 1								
Jeff DaVanon, S (1, 10) OBP: 0.269, SLG: 0.417			K			G3-1		L4		3	0	0	0	0	1	1	H 6								
<b>Inning Stats</b>	R: 0 E: 0 K: 1 S: 9	H: 1 LOB: 1 BB: 0 P: 13	R: 0 E: 0 K: 1 S: 8	H: 0 LOB: 0 BB: 0 P: 12	R: 0 E: 0 K: 3 S: 9	H: 0 LOB: 0 BB: 0 P: 13	R: 0 E: 0 K: 0 S: 16	H: 1 LOB: 1 BB: 0 P: 22	R: 0 E: 0 K: 1 S: 13	H: 1 LOB: 1 BB: 0 P: 24	R: 0 E: 0 K: 0 S: 7	H: 0 LOB: 0 BB: 0 P: 9	R: 0 E: 0 K: 2 S: 8	H: 0 LOB: 0 BB: 0 P: 10	R: 0 E: 0 K: 0 S: 8	H: 0 LOB: 2 BB: 0 P: 13	R: 1 E: 0 K: 0 S: 22	H: 3 LOB: 2 BB: 0 P: 30	1B: 5 2B: 1 3B: 0 HR: 0	SF: 0 SAC: 0 DP: 0 HBP: 0	WP: 1 PB: 0 SB: 3 CS: 0	PA: 33			
<b>PITCHER</b>	IP	WLS	BF	H	R	ER	SO	BB	IBB	HBP	BLK	WP	HR	S	P	ERA	WHIP								
Freddy Garcia, R (1, 1) ERA: 2.98	8.0	W	27	3	0	0	8	0	0	0	0	1	0	22	30	9.00	3.000								
Arthur Rhodes, L (9, 1) ERA: 1.47	1.0		6	3	1	1	0	0	0	0	0	0	0	22	30	9.00	3.000								


Seattle Mariners @ Anaheim Angels  
Edison International Field, Anaheim, CA  
Mon Sep 10 2001, 10:05 PM EDT  
Att: 20,311 - Sunny - 72 F

AB	33
R	1
H	6
RBI	1
BB	0
SO	8
LOB	10







Batter	1	2	3	4	5	6	7	8	9	AB R H RBI BB SO LOB	TOP																								
											<p><b>Seattle Mariners @ Anaheim Angels</b> Edison International Field, Anaheim, CA Tue Sep 11 2001, 10:05 PM EDT</p> <p><a href="http://livebaseballscorecards.com">livebaseballscorecards.com</a></p> <p><b>AB 0</b> <b>R 0</b> <b>H 0</b> <b>RBI 0</b> <b>BB 0</b> <b>SO 0</b> <b>LOB 0</b></p>  <p>1B: 0 SF: 0 WP: 0 PA: 0 2B: 0 SAC: 0 FB: 0 3B: 0 DP: 0 SB: 0 HR: 0 HBP: 0 CS: 0</p>																								
Inning Stats																																			
PITCHER	IP	WLS	BF	H	R	ER	SO	BB	IBB	HBP	BLK	WP	HR	S	P	ERA	WHIP	PITCHER	IP	WLS	BF	H	R	ER	SO	BB	IBB	HBP	BLK	WP	HR	S	P	ERA	WHIP


Batter	1	2	3	4	5	6	7	8	9	AB R H RBI BB SO LOB	BOTTOM																								
											<p><b>Seattle Mariners @ Anaheim Angels</b> Edison International Field, Anaheim, CA Tue Sep 11 2001, 10:05 PM EDT</p> <p><a href="http://livebaseballscorecards.com">livebaseballscorecards.com</a></p> <p><b>AB 0</b> <b>R 0</b> <b>H 0</b> <b>RBI 0</b> <b>BB 0</b> <b>SO 0</b> <b>LOB 0</b></p>  <p>1B: 0 SF: 0 WP: 0 PA: 0 2B: 0 SAC: 0 FB: 0 3B: 0 DP: 0 SB: 0 HR: 0 HBP: 0 CS: 0</p>																								
Inning Stats																																			
PITCHER	IP	WLS	BF	H	R	ER	SO	BB	IBB	HBP	BLK	WP	HR	S	P	ERA	WHIP	PITCHER	IP	WLS	BF	H	R	ER	SO	BB	IBB	HBP	BLK	WP	HR	S	P	ERA	WHIP




Batter	1	2	3	4	5	6	7	8	9	AB R H RBI BB SO LOB	TOP																								
											<p>Seattle Mariners @ Anaheim Angels Edison International Field, Anaheim, CA Wed Sep 12 2001, 10:05 PM EDT</p> <p><a href="http://livebaseballscorecards.com">livebaseballscorecards.com</a></p> <p>AB 0 R 0 H 0 RBI 0 BB 0 SO 0 LOB 0</p>  <p>1B: 0 SF: 0 WP: 0 PA: 0 2B: 0 SAC: 0 FB: 0 3B: 0 DP: 0 SB: 0 HR: 0 HBP: 0 CS: 0</p>																								
Inning Stats																																			
PITCHER	IP	WLS	BF	H	R	ER	SO	BB	IBB	HBP	BLK	WP	HR	S	P	ERA	WHIP	PITCHER	IP	WLS	BF	H	R	ER	SO	BB	IBB	HBP	BLK	WP	HR	S	P	ERA	WHIP


Batter	1	2	3	4	5	6	7	8	9	AB R H RBI BB SO LOB	BOTTOM																								
											<p>Seattle Mariners @ Anaheim Angels Edison International Field, Anaheim, CA Wed Sep 12 2001, 10:05 PM EDT</p> <p><a href="http://livebaseballscorecards.com">livebaseballscorecards.com</a></p> <p>AB 0 R 0 H 0 RBI 0 BB 0 SO 0 LOB 0</p>  <p>1B: 0 SF: 0 WP: 0 PA: 0 2B: 0 SAC: 0 FB: 0 3B: 0 DP: 0 SB: 0 HR: 0 HBP: 0 CS: 0</p>																								
Inning Stats																																			
PITCHER	IP	WLS	BF	H	R	ER	SO	BB	IBB	HBP	BLK	WP	HR	S	P	ERA	WHIP	PITCHER	IP	WLS	BF	H	R	ER	SO	BB	IBB	HBP	BLK	WP	HR	S	P	ERA	WHIP




Batter	1	2	3	4	5	6	7	8	9	AB R H RBI BB SO LOB	TOP																								
											<p><b>Texas Rangers @ Seattle Mariners</b>            Safeco Field, Seattle, WA            Thu Sep 13 2001, 7:05 PM PDT</p> <p><a href="http://livebaseballscorecards.com">livebaseballscorecards.com</a></p> <p>AB 0 R 0 H 0 RBI 0 BB 0 SO 0 LOB 0</p>  <p>1B: 0 SF: 0 WP: 0 PA: 0            2B: 0 SAC: 0 FB: 0            3B: 0 DP: 0 SB: 0            HR: 0 HBP: 0 CS: 0</p>																								
Inning Stats																																			
PITCHER	IP	WLS	BF	H	R	ER	SO	BB	IBB	HBP	BLK	WP	HR	S	P	ERA	WHIP	PITCHER	IP	WLS	BF	H	R	ER	SO	BB	IBB	HBP	BLK	WP	HR	S	P	ERA	WHIP


Batter	1	2	3	4	5	6	7	8	9	AB R H RBI BB SO LOB	BOTTOM																								
											<p><b>Texas Rangers @ Seattle Mariners</b>            Safeco Field, Seattle, WA            Thu Sep 13 2001, 7:05 PM PDT</p> <p><a href="http://livebaseballscorecards.com">livebaseballscorecards.com</a></p> <p>AB 0 R 0 H 0 RBI 0 BB 0 SO 0 LOB 0</p>  <p>1B: 0 SF: 0 WP: 0 PA: 0            2B: 0 SAC: 0 FB: 0            3B: 0 DP: 0 SB: 0            HR: 0 HBP: 0 CS: 0</p>																								
Inning Stats																																			
PITCHER	IP	WLS	BF	H	R	ER	SO	BB	IBB	HBP	BLK	WP	HR	S	P	ERA	WHIP	PITCHER	IP	WLS	BF	H	R	ER	SO	BB	IBB	HBP	BLK	WP	HR	S	P	ERA	WHIP




Batter	1	2	3	4	5	6	7	8	9	AB R H RBI BB SO LOB	TOP																								
											<p style="text-align: center;"><b>Texas Rangers @ Seattle Mariners</b> Safeco Field, Seattle, WA Fri Sep 14 2001, 7:05 PM PDT</p> <p style="text-align: right;"><a href="http://livebaseballscorecards.com">livebaseballscorecards.com</a></p> <p><b>AB 0</b> <b>R 0</b> <b>H 0</b> <b>RBI 0</b> <b>BB 0</b> <b>SO 0</b> <b>LOB 0</b></p> 																								
<b>Inning Stats</b>										1B: 0 SF: 0 WP: 0 PA: 0 2B: 0 SAC: 0 FB: 0 3B: 0 DP: 0 SB: 0 HR: 0 HBP: 0 CS: 0																									
PITCHER	IP	WLS	BF	H	R	ER	SO	BB	IBB	HBP	BLK	WP	HR	S	P	ERA	WHIP	PITCHER	IP	WLS	BF	H	R	ER	SO	BB	IBB	HBP	BLK	WP	HR	S	P	ERA	WHIP


Batter	1	2	3	4	5	6	7	8	9	AB R H RBI BB SO LOB	BOTTOM																								
											<p style="text-align: center;"><b>Texas Rangers @ Seattle Mariners</b> Safeco Field, Seattle, WA Fri Sep 14 2001, 7:05 PM PDT</p> <p style="text-align: right;"><a href="http://livebaseballscorecards.com">livebaseballscorecards.com</a></p> <p><b>AB 0</b> <b>R 0</b> <b>H 0</b> <b>RBI 0</b> <b>BB 0</b> <b>SO 0</b> <b>LOB 0</b></p> 																								
<b>Inning Stats</b>										1B: 0 SF: 0 WP: 0 PA: 0 2B: 0 SAC: 0 FB: 0 3B: 0 DP: 0 SB: 0 HR: 0 HBP: 0 CS: 0																									
PITCHER	IP	WLS	BF	H	R	ER	SO	BB	IBB	HBP	BLK	WP	HR	S	P	ERA	WHIP	PITCHER	IP	WLS	BF	H	R	ER	SO	BB	IBB	HBP	BLK	WP	HR	S	P	ERA	WHIP




Batter	1	2	3	4	5	6	7	8	9	AB R H RBI BB SO LOB	TOP																								
											<p>Texas Rangers @ Seattle Mariners</p> <p>Safeco Field, Seattle, WA</p> <p>Sat Sep 15 2001, 1:05 PM PDT</p> <p><a href="http://livebaseballscorecards.com">livebaseballscorecards.com</a></p> <p>AB 0</p> <p>R 0</p> <p>H 0</p> <p>RBI 0</p> <p>BB 0</p> <p>SO 0</p> <p>LOB 0</p> 																								
Inning Stats											1B: 0 SF: 0 WP: 0 PA: 0 2B: 0 SAC: 0 FB: 0 3B: 0 DP: 0 SB: 0 HR: 0 HBP: 0 CS: 0																								
PITCHER	IP	WLS	BF	H	R	ER	SO	BB	IBB	HBP	BLK	WP	HR	S	P	ERA	WHIP	PITCHER	IP	WLS	BF	H	R	ER	SO	BB	IBB	HBP	BLK	WP	HR	S	P	ERA	WHIP

Batter	1	2	3	4	5	6	7	8	9	AB R H RBI BB SO LOB	BOTTOM																								
											<p>Texas Rangers @ Seattle Mariners</p> <p>Safeco Field, Seattle, WA</p> <p>Sat Sep 15 2001, 1:05 PM PDT</p> <p><a href="http://livebaseballscorecards.com">livebaseballscorecards.com</a></p> <p>AB 0</p> <p>R 0</p> <p>H 0</p> <p>RBI 0</p> <p>BB 0</p> <p>SO 0</p> <p>LOB 0</p> 																								
Inning Stats											1B: 0 SF: 0 WP: 0 PA: 0 2B: 0 SAC: 0 FB: 0 3B: 0 DP: 0 SB: 0 HR: 0 HBP: 0 CS: 0																								
PITCHER	IP	WLS	BF	H	R	ER	SO	BB	IBB	HBP	BLK	WP	HR	S	P	ERA	WHIP	PITCHER	IP	WLS	BF	H	R	ER	SO	BB	IBB	HBP	BLK	WP	HR	S	P	ERA	WHIP



Batter	1	2	3	4	5	6	7	8	9	AB R H RBI BB SO LOB	TOP																								
											<p>Texas Rangers @ Seattle Mariners</p> <p>Safeco Field, Seattle, WA</p> <p>Sun Sep 16 2001, 1:35 PM PDT</p> <p><a href="http://livebaseballscorecards.com">livebaseballscorecards.com</a></p> <p>AB 0</p> <p>R 0</p> <p>H 0</p> <p>RBI 0</p> <p>BB 0</p> <p>SO 0</p> <p>LOB 0</p> 																								
Inning Stats											1B: 0 SF: 0 2B: 0 SAC: 0 3B: 0 DP: 0 HR: 0 HBP: 0 WP: 0 PA: 0 PB: 0 SB: 0 CS: 0																								
PITCHER	IP	WLS	BF	H	R	ER	SO	BB	IBB	HBP	BLK	WP	HR	S	P	ERA	WHIP	PITCHER	IP	WLS	BF	H	R	ER	SO	BB	IBB	HBP	BLK	WP	HR	S	P	ERA	WHIP

Batter	1	2	3	4	5	6	7	8	9	AB R H RBI BB SO LOB	BOTTOM																								
											<p>Texas Rangers @ Seattle Mariners</p> <p>Safeco Field, Seattle, WA</p> <p>Sun Sep 16 2001, 1:35 PM PDT</p> <p><a href="http://livebaseballscorecards.com">livebaseballscorecards.com</a></p> <p>AB 0</p> <p>R 0</p> <p>H 0</p> <p>RBI 0</p> <p>BB 0</p> <p>SO 0</p> <p>LOB 0</p> 																								
Inning Stats											1B: 0 SF: 0 2B: 0 SAC: 0 3B: 0 DP: 0 HR: 0 HBP: 0 WP: 0 PA: 0 PB: 0 SB: 0 CS: 0																								
PITCHER	IP	WLS	BF	H	R	ER	SO	BB	IBB	HBP	BLK	WP	HR	S	P	ERA	WHIP	PITCHER	IP	WLS	BF	H	R	ER	SO	BB	IBB	HBP	BLK	WP	HR	S	P	ERA	WHIP



Batter	1	2	3	4	5	6	7	8	9	AB	R	H	RBI	BB	SO	LOB	TOP					
Darin Erstad, L (1, 8) OBP: 0.332, SLG: 0.360										3	0	1	0	1	2	0	<p><b>Anaheim Angels @ Seattle Mariners</b> Safeco Field, Seattle, WA Tue Sep 18 2001, 7:05 PM PDT Att: 45,294 - Cloudy - 63 F</p>					
David Eckstein, R (1, 6) OBP: 0.358, SLG: 0.360										4	0	1	0	0	0	2						
16 Garret Anderson, L (1, 7) OBP: 0.309, SLG: 0.471										4	0	0	0	0	1	1						
Troy Glaus, R (1, 5) OBP: 0.346, SLG: 0.514										3	0	0	0	1	1	0						
Scott Spiezio, S (1, 3) OBP: 0.334, SLG: 0.457										3	0	0	0	1	0	1						
Tim Salmon, R (1, 9) OBP: 0.371, SLG: 0.398										3	0	1	0	1	1	1						
Adam Kennedy, L (1, 10) OBP: 0.329, SLG: 0.387										3	0	0	0	0	2	3						
Bengie Molina, R (1, 2) OBP: 0.320, SLG: 0.364										3	0	0	0	0	0	2						
Jose Nieves, R (1, 4) OBP: 0.280, SLG: 0.348										3	0	0	0	0	2	0						
<b>Inning Stats</b>	R: 0 E: 0 K: 2 S: 9	H: 0 LOB: 0 BB: 0 P: 13	R: 0 E: 0 K: 2 S: 12	H: 0 LOB: 2 BB: 2 P: 24	R: 0 E: 0 K: 2 S: 10	H: 1 LOB: 1 BB: 0 P: 13	R: 0 E: 0 K: 0 S: 11	H: 1 LOB: 1 BB: 0 P: 14	R: 0 E: 0 K: 1 S: 6	H: 0 LOB: 1 BB: 1 P: 11	R: 0 E: 0 K: 0 S: 7	H: 0 LOB: 0 BB: 0 P: 9	R: 0 E: 0 K: 1 S: 9	H: 0 LOB: 0 BB: 0 P: 15	R: 0 E: 0 K: 0 S: 7	H: 1 LOB: 0 BB: 0 P: 10	R: 0 E: 0 K: 1 S: 8	H: 0 LOB: 1 BB: 1 P: 14	1B: 3 2B: 0 3B: 0 HR: 0	SF: 0 SAC: 0 DP: 1 HBP: 0	WP: 0 PB: 0 CS: 0	PA: 33
<b>PITCHER</b> Freddy Garcia, R (1, 1) ERA: 2.85	IP: 9.0 WLS: W BF: 33 H: 3 R: 0 ER: 0 SO: 9 BB: 4 IBB: 0 HBP: 0 BLK: 0 WP: 0 HR: 0 S: 79 P: 123 ERA: 0.00 WHIP: 0.778																					

Batter	1	2	3	4	5	6	7	8	9	AB	R	H	RBI	BB	SO	LOB	BOTTOM			
51 Ichiro Suzuki, L (1, 9) OBP: 0.393, SLG: 0.458										4	1	3	0	0	0	1	<p><b>Anaheim Angels @ Seattle Mariners</b> Safeco Field, Seattle, WA Tue Sep 18 2001, 7:05 PM PDT Att: 45,294 - Cloudy - 63 F</p>			
Mark McLemore, S (1, 5) OBP: 0.384, SLG: 0.384										3	1	1	0	1	0	2				
Bret Boone, R (1, 4) OBP: 0.367, SLG: 0.580										4	0	1	0	0	1	2				
Edgar Martinez, R (1, 10) OBP: 0.427, SLG: 0.541										3	0	0	1	0	0	2				
John Olerud, L (1, 3) OBP: 0.399, SLG: 0.458										3	0	2	1	0	0	0				
Mike Cameron, R (1, 8) OBP: 0.351, SLG: 0.490										4	1	0	0	0	1	4				
Stan Javier, S (1, 7) OBP: 0.380, SLG: 0.379										3	0	1	0	0	0	2				
Dan Wilson, R (1, 2) OBP: 0.308, SLG: 0.389										2	1	1	1	0	1	0				
Carlos Guillen, S (1, 6) OBP: 0.317, SLG: 0.338										3	0	1	0	0	1	1				
<b>Inning Stats</b>	R: 0 E: 0 K: 1 S: 6	H: 1 LOB: 1 BB: 0 P: 9	R: 2 E: 1 K: 0 S: 9	H: 3 LOB: 0 BB: 0 P: 16	R: 0 E: 0 K: 0 S: 7	H: 1 LOB: 0 BB: 0 P: 8	R: 0 E: 0 K: 0 S: 8	H: 0 LOB: 0 BB: 0 P: 12	R: 0 E: 0 K: 1 S: 8	H: 0 LOB: 0 BB: 0 P: 9	R: 2 E: 0 K: 0 S: 7	H: 2 LOB: 1 BB: 1 P: 18	R: 0 E: 0 K: 1 S: 8	H: 1 LOB: 1 BB: 0 P: 11	R: 0 E: 0 K: 1 S: 12	H: 2 LOB: 2 BB: 0 P: 18	1B: 9 2B: 1 3B: 0 HR: 0	SF: 2 SAC: 1 DP: 1 HBP: 0	WP: 0 PB: 0 CS: 0	PA: 33
<b>PITCHER</b> Ramon Ortiz, R (1, 1) ERA: 4.31	IP: 8.0 WLS: L BF: 33 H: 10 R: 4 ER: 3 SO: 4 BB: 1 IBB: 0 HBP: 0 BLK: 0 WP: 0 HR: 0 S: 65 P: 101 ERA: 3.38 WHIP: 1.375																			

AB	29
R	0
H	3
RBI	0
BB	4
SO	9
LOB	10





Batter	1	2	3	4	5	6	7	8	9	AB	R	H	RBI	BB	SO	LOB	TOP										
Darin Erstad, L (1, 8) OBP: 0.331, SLG: 0.359	2-1 P3		0-1 G3			2-1 16 1B	1-0 F8			4	0	1	0	0	0	2											
David Eckstein, R (1, 6) OBP: 0.357, SLG: 0.359	1-3 K			0-1 BB 1B		1-0 F9	1-1 F8			4	0	1	0	0	1	3											
16 Garret Anderson, L (1, 7) OBP: 0.309, SLG: 0.469	1-0 G4-3			0-1 P5		1-1 BB 1B		2-3 K		4	0	1	0	0	1	1											
Troy Glaus, R (1, 5) OBP: 0.346, SLG: 0.511		0-0 F9		4-0 BB		3-1 L5		2-3 K		3	0	0	0	1	1	2											
Tim Salmon, R (1, 9) OBP: 0.374, SLG: 0.397		4-1 BB		2-1 F2		4-2 BB		4-2 DI BB		1	0	0	0	3	0	2											
Jose Fernandez, R (1, 10) OBP: 0.187, SLG: 0.136 Scott Spiezio, S (8, PH) OBP: 0.333, SLG: 0.456		1-2 F9		0-2 F8		3-3 K		3-2 L3		3	0	0	0	0	1	6											
Benjie Molina, R (1, 2) OBP: 0.316, SLG: 0.359		0-0 L6				1-0 F9		2-2 F8		4	0	0	0	0	1	1											
Benji Gil, R (1, 3) OBP: 0.335, SLG: 0.498 Adam Kennedy, L (7, PR) OBP: 0.326, SLG: 0.386			2-2 F8		3-3 K		1-2 1B		2-2 G4-3	3	0	1	0	0	1	0											
Jose Nieves, R (1, 4) OBP: 0.276, SLG: 0.333			1-3 K		2-2 F7		0-1 1B		1-2 P4	4	0	1	0	0	1	0											
<b>Inning Stats</b>	R: 0 E: 0 K: 1 S: 7	H: 0 LOB: 0 BB: 0 P: 11	R: 0 E: 0 K: 0 S: 6	H: 0 LOB: 1 BB: 1 P: 11	R: 0 E: 0 K: 1 S: 8	H: 0 LOB: 0 BB: 0 P: 11	R: 0 E: 0 K: 0 S: 9	H: 1 LOB: 2 BB: 1 P: 15	R: 0 E: 0 K: 1 S: 7	H: 0 LOB: 0 BB: 0 P: 13	R: 0 E: 0 K: 1 S: 14	H: 2 LOB: 3 BB: 1 P: 28	R: 0 E: 0 K: 2 S: 12	H: 2 LOB: 0 BB: 0 P: 17	R: 0 E: 0 K: 2 S: 14	H: 0 LOB: 1 BB: 1 P: 25	R: 0 E: 0 K: 1 S: 9	H: 0 LOB: 0 BB: 0 P: 13	1B: 5 2B: 0 3B: 0 HR: 0	SF: 0 SAC: 0 DP: 0 HBP: 0	WP: 0 PB: 0 CS: 0	PA: 36					
<b>PITCHER</b>	IP	WLS	BF	H	R	ER	SO	BB	IBB	HBP	BLK	WP	HR	S	P	ERA	WHIP										
Jamie Moyer, L (1, 1) ERA: 3.25	6.0	W	24	3	0	0	4	3	0	0	0	0	0	51	89	0.00	1.000										
Jose Paniagua, R (7, 1) ERA: 4.7	0.1		3	2	0	0	0	0	0	0	0	0	0	9	12	0.00	6.000										
Arthur Rhodes, L (7, 1) ERA: 1.45	0.2		2	0	0	0	0	0	0	0	0	0	0	3	5	0.00	0.000										
Jeff Nelson, R (8, 1) ERA: 2.75	1.0		4	0	0	0	2	1	0	0	0	0	0	14	25	0.00	1.000										
Kazuhiko Sasaki, R (9, 1) ERA: 3.25	1.0		3	0	0	0	1	0	0	0	0	0	0	9	13	0.00	0.000										

Anaheim Angels @ Seattle Mariners  
Safeco Field, Seattle, WA  
Wed Sep 19 2001, 7:05 PM PDT  
Att: 45,459 - Sunny - 64 F

AB 32  
R 0  
H 5  
RBI 0  
BB 4  
SO 7  
LOB 18




Batter	1	2	3	4	5	6	7	8	9	AB	R	H	RBI	BB	SO	LOB	BOTTOM											
51 Ichiro Suzuki, L (1, 9) OBP: 0.382, SLG: 0.458	0-0 B1-3		1-0 F7		1-0 E6 1B PB FC6-4		3-2 2B			4	1	1	0	0	0	1												
Carlos Guillen, S (1, 6) OBP: 0.321, SLG: 0.340	4-0 BB BB		0-1 G3 1B		2-1 FC6-4 1B		1-0 F8			3	0	2	0	1	0	1												
Bret Boone, R (1, 4) OBP: 0.366, SLG: 0.577	4-1 BB		3-2 G3		3-2 FC6-4 HR		3-2 G5-3			3	1	0	1	1	0	3												
Edgar Martinez, R (1, 10) OBP: 0.427, SLG: 0.547	4-2 BB		2-3 K		3-1 HR		1-0 G6-3			3	1	1	2	1	1	2												
John Olerud, L (1, 3) OBP: 0.398, SLG: 0.455	3-2 G6-4-3		2-1 G3		1-2 F7			4-1 BB		3	0	0	0	1	0	4												
Mike Cameron, R (1, 8) OBP: 0.352, SLG: 0.489		4-2 BB		2-0 G5-3		1-1 S 1B		1-3 K		3	2	1	0	1	1	1												
Jay Buhner, R (1, 7) OBP: 0.368, SLG: 0.353 Charles Gipson, R (6, PR) OBP: 0.226, SLG: 0.213		0-0 F8		0-2 G5-3		2-1 G6-4-3 1B		0-3 K		3	0	1	1	0	0	1												
Dan Wilson, R (1, 2) OBP: 0.305, SLG: 0.385		0-2 F7		3-2 G3-1		0-2 G6-4-3		2-3 K		4	0	0	0	0	1	3												
Mark McLemore, S (1, 5) OBP: 0.384, SLG: 0.387		2-0 2B		1-2 F9		1-1 F9				3	0	1	1	0	0	1												
<b>Inning Stats</b>	R: 0 E: 0 K: 0 S: 10	H: 0 LOB: 2 BB: 3 P: 25	R: 1 E: 0 K: 0 S: 9	H: 1 LOB: 1 BB: 1 P: 16	R: 0 E: 0 K: 1 S: 12	H: 1 LOB: 0 BB: 0 P: 19	R: 0 E: 0 K: 0 S: 7	H: 0 LOB: 0 BB: 0 P: 12	R: 3 E: 1 K: 0 S: 14	H: 2 LOB: 0 BB: 0 P: 25	R: 1 E: 0 K: 0 S: 9	H: 2 LOB: 1 BB: 0 P: 13	R: 0 E: 0 K: 0 S: 9	H: 1 LOB: 1 BB: 0 P: 17	R: 0 E: 0 K: 3 S: 11	H: 0 LOB: 1 BB: 1 P: 18	R: 0 E: 0 K: 1 S: 9	H: 0 LOB: 0 BB: 0 P: 13	1B: 4 2B: 2 3B: 0 HR: 1	SF: 0 SAC: 0 DP: 2 HBP: 0	WP: 0 PB: 1 CS: 0	PA: 35						
<b>PITCHER</b>	IP	WLS	BF	H	R	ER	SO	BB	IBB	HBP	BLK	WP	HR	S	P	ERA	WHIP											
Scott Schoeneweis, L (1, 1) ERA: 5.01	5.0	L	23	4	4	1	1	4	0	0	0	0	0	9	52	97	1.80	1.600										
Lou Poffo, R (6, 1) ERA: 2.87	1.0		4	2	1	1	0	0	0	0	0	0	0	9	13	9.00	2.000											
Al Levine, R (7, 1) ERA: 2.44	1.0		4	1	0	0	0	0	0	0	0	0	0	9	17	0.00	1.000											
Troy Percival, R (8, 1) ERA: 2.8	1.0		4	0	0	0	3	1	0	0	0	0	0	11	18	0.00	1.000											



Anaheim Angels @ Seattle Mariners  
Safeco Field, Seattle, WA  
Wed Sep 19 2001, 7:05 PM PDT  
Att: 45,459 - Sunny - 64 F

AB 30  
R 5  
H 7  
RBI 5  
BB 5  
SO 4  
LOB 18





Batter	1	2	3	4	5	6	7	8	9	AB	R	H	RBI	BB	SO	LOB	TOP										
<b>Darin Erstad, L</b> (1, 8) OBP: 0.333, SLG: 0.358	4-2 SH BB	2-2 CS	2-1 L6		4-0 1B SF8 BB	4-2 BB		0-2 G3		2	1	0	0	3	0	2	<b>Anaheim Angels @ Seattle Mariners</b> Safeco Field, Seattle, WA Thu Sep 20 2001, 3:35 PM PDT Att: 44,768 - Cloudy - 66 F										
<b>David Eckstein, R</b> (1, 6) OBP: 0.358, SLG: 0.360	0-0 SH		1-1 16 HR		0-0 BB	0-1 L4		0-2 G4-3		4	1	2	0	0	0	5											
<b>16 Garret Anderson, L</b> (1, 7) OBP: 0.309, SLG: 0.474	1-1 F8		0-0 1B HR		1-3 K		0-2 G6-3		2-2 SH 1B	5	2	2	2	0	1	4											
<b>Scott Spiezio, S</b> (1, 3) OBP: 0.335, SLG: 0.456	4-1 BB		0-2 1B		0-0 SF8		2-2 F9		0-0 SH 1B	2	1	1	1	1	0	0											
<b>Troy Glaus, R</b> (1, 5) OBP: 0.345, SLG: 0.508	0-3 K		1-0 F9		3-H G3		1-2 G5-3		1-1 HBP 1B	5	0	1	1	0	1	5											
<b>Tim Salmon, R</b> (1, 9) OBP: 0.375, SLG: 0.399	1-3 K		0-2 F8			1-1 G6-3		3-2 SH1-3 1B	0-0 HBP 1B	5	1	2	1	0	1	4											
<b>Adam Kennedy, L</b> (1, 4) OBP: 0.328, SLG: 0.384		0-0 B1-3		1-3 K		2-2 BB BB 1B		0-0 SH1-3	2-1 F8	4	0	1	0	0	1	2											
<b>Bengie Molina, R</b> (1, 2) OBP: 0.317, SLG: 0.357		1-1 G6-3		1-3 K		0-0 F8		2-1 G3 1B	2-0 G6-3 HBP	4	0	1	1	0	1	1											
<b>Orlando Palmeiro, L</b> (1, 10) OBP: 0.325, SLG: 0.332		0-1 CS 1B		0-0 F7		4-2 BB		1-2 G3 1B	0-0 G6-3	2	0	1	0	1	0	0											
<b>Jose Nieves, R</b> (8, PH) OBP: 0.250, SLG: 0.345						1-2 BB		1-2 G3 1B	1-2 G6-3	2	0	1	0	0	0	3											
<b>Inning Stats</b>	R: 0 E: 1 K: 2 S: 13	H: 0 LOB: 3 BB: 2 P: 23	R: 0 E: 0 K: 0 S: 9	H: 1 LOB: 0 BB: 0 P: 11	R: 2 E: 0 K: 0 S: 12	H: 3 LOB: 1 BB: 0 P: 16	R: 0 E: 0 K: 2 S: 8	H: 0 LOB: 0 BB: 0 P: 10	R: 1 E: 0 K: 1 S: 7	H: 1 LOB: 1 BB: 1 P: 14	R: 0 E: 0 K: 0 S: 13	H: 1 LOB: 3 BB: 2 P: 23	R: 0 E: 0 K: 0 S: 9	H: 0 LOB: 0 BB: 0 P: 12	R: 1 E: 0 K: 0 S: 17	H: 3 LOB: 2 BB: 0 P: 22	R: 2 E: 1 K: 0 S: 10	H: 3 LOB: 2 BB: 0 P: 17	1B: 10 2B: 1 3B: 0 HR: 1	SF: 1 SAC: 3 DP: 1 HBP: 1	WP: 0 PB: 0 SB: 1 CS: 1	PA: 46					
<b>PITCHER</b>	IP	WLS	BF	H	R	ER	SO	BB	IBB	HBP	BLK	WP	HR	S	P	ERA	WHIP										
<b>Aaron Sele, R</b> (1, 1) ERA: 3.72	7.0		32	6	3	3	5	5	0	0	0	0	1	71	109	3.86	1.571										
<b>John Halama, L</b> (8, 1) ERA: 4.95	1.0	L	6	3	1	1	0	0	0	0	0	0	0	17	22	9.00	3.000										
<b>Norm Charlton, L</b> (9, 1) ERA: 3.21	1.0		7	3	2	1	0	0	0	1	0	0	0	10	17	9.00	3.000										


Batter	1	2	3	4	5	6	7	8	9	AB	R	H	RBI	BB	SO	LOB	BOTTOM										
<b>Stan Javier, S</b> (1, 9) OBP: 0.385, SLG: 0.380	4-1 G3 SF7 BB		4-2 BB		1-1 1B 1B		2-3 K			2	2	1	0	2	1	0	<b>Anaheim Angels @ Seattle Mariners</b> Safeco Field, Seattle, WA Thu Sep 20 2001, 3:35 PM PDT Att: 44,768 - Cloudy - 66 F										
<b>Carlos Guillen, S</b> (1, 6) OBP: 0.320, SLG: 0.339	1-1 G3		2-3 K		1-2 1B		3-1 G4-3			4	0	1	0	0	1	2											
<b>Mike Cameron, R</b> (1, 8) OBP: 0.353, SLG: 0.490	2-2 SF7			1-1 BB BB 1B	1-0 1B		1-3 K			3	0	2	2	0	1	0											
<b>Edgar Martinez, R</b> (1, 10) OBP: 0.424, SLG: 0.542	0-1 L9			0-2 F7	1-2 F7			2-3 K		4	0	0	0	0	1	3											
<b>Jay Buhner, R</b> (1, 7) OBP: 0.348, SLG: 0.300		1-3 K		4-2 BB BB	2-3 K			0-3 K		3	0	0	0	1	3	2											
<b>Ed Sprague, R</b> (1, 3) OBP: 0.408, SLG: 0.492		3-2 F8		4-2 BB BB		0-2 G3-1 SH5-3 1B		0-0 F7		2	0	1	0	1	0	0											
<b>Gene Kingsale, S</b> (6, FR) ERA: 3.53				1-2 FC5-4 BB						1	0	0	0	0	0	0											
<b>Pat Borders, R</b> (1, 2) OBP: 0.391, SLG: 0.457		0-2 G6-3		1-1 FC5-4	1-2 SH5-3		0-1 SH5-3		1-1 F7	2	0	0	0	0	0	2											
<b>Charles Gipson, R</b> (1, 5) OBP: 0.232, SLG: 0.260			0-0 G6-3		3-2 SF7 3B		0-1 G3-1		0-2 G3	3	1	1	0	0	0	2											
<b>Mark McLemore, S</b> (9, PH) OBP: 0.353, SLG: 0.386							2-3 G3-1			1	0	0	0	0	0	0											
<b>Ramón Vázquez, L</b> (1, 4) OBP: 0.111, SLG: 0.125			0-1 G6-3		1-2 SF7		2-2 G3-1		2-2 F9	3	0	0	1	0	0	2											
<b>Inning Stats</b>	R: 1 E: 0 K: 0 S: 9	H: 0 LOB: 1 BB: 1 P: 16	R: 0 E: 0 K: 1 S: 11	H: 0 LOB: 0 BB: 0 P: 15	R: 0 E: 0 K: 1 S: 9	H: 0 LOB: 1 BB: 1 P: 15	R: 0 E: 0 K: 0 S: 11	H: 1 LOB: 2 BB: 2 P: 21	R: 2 E: 0 K: 1 S: 21	H: 4 LOB: 2 BB: 0 P: 31	R: 0 E: 0 K: 0 S: 10	H: 1 LOB: 2 BB: 0 P: 12	R: 0 E: 0 K: 2 S: 8	H: 0 LOB: 0 BB: 0 P: 14	R: 0 E: 0 K: 2 S: 7	H: 0 LOB: 0 BB: 0 P: 9	R: 0 E: 0 K: 0 S: 11	H: 0 LOB: 0 BB: 0 P: 14	1B: 5 2B: 0 3B: 1 HR: 0	SF: 2 SAC: 1 DP: 0 HBP: 0	WP: 0 PB: 0 SB: 1 CS: 0	PA: 36					
<b>PITCHER</b>	IP	WLS	BF	H	R	ER	SO	BB	IBB	HBP	BLK	WP	HR	S	P	ERA	WHIP										
<b>Jarrod Washburn, L</b> (1, 1) ERA: 3.53	6.0		27	6	3	3	3	4	0	0	0	0	0	15	23	0.00	0.000										
<b>Shigetoshi Hasegawa, R</b> (7, 1) ERA: 3.65	2.0	W	6	0	0	0	4	0	0	0	0	0	0	15	23	0.00	0.000										
<b>Troy Percival, R</b> (9, 1) ERA: 2.75	1.0	S	3	0	0	0	0	0	0	0	0	0	0	11	14	0.00	0.000										



Batter	1	2	3	4	5	6	7	8	9	AB	R	H	RBI	BB	SO	LOB	TOP										
51 Ichiro Suzuki, L (1, 9) OBP: 0.391, SLG: 0.456	P4		K		K			G5-4-3 1B		4	0	1	0	0	2	0	<b>Seattle Mariners @ Oakland Athletics</b> Network Associates Coliseum, Oakland, CA Fri Sep 21, 2001, 10:05 PM EDT Att: 30,387 - Sunny - 61 F										
Mark McLemore, S (1, 5) OBP: 0.382, SLG: 0.389	L7		3B		F7			P6		4	0	1	0	0	0	1											
Edgar Martinez, R (1, 10) OBP: 0.425, SLG: 0.540	1B		BB		G4-3			G5-4-3 1-2		3	0	1	0	1	0	1											
John Olerud, L (1, 3) OBP: 0.397, SLG: 0.452	G4-3		BB		1-2					3	0	0	0	1	0	1											
Mike Cameron, R (1, 8)		G3-1	F8			G6-3			F8	4	1	1	1	0	1	3											
Carlos Guillen, S (1, 6) OBP: 0.324, SLG: 0.342		FC4-6 1B			1-1	G4-3			HR	3	0	2	0	1	0	0											
Jay Buhner, R (1, 7) Gene Kingsale, S (9, PR)	FC4-6 1-2 2B				F8			G5-4-3 BB		3	0	1	0	1	0	2											
Dan Wilson, R (1, 2) Tom Lampkin, L (9, PH) OBP: 0.305, SLG: 0.387 OBP: 0.296, SLG: 0.328	1-1 2B				1-3	K		G5-4-3 1-2		1	0	0	0	0	1	2											
Ramón Vázquez, L (1, 4) Stan Javier, S (9, PH) OBP: 0.083, SLG: 0.091 OBP: 0.384, SLG: 0.378			K		1-0	G5-3		F7		3	0	0	0	0	1	1											
										1	0	0	0	0	0	3											
<b>Inning Stats</b>	R: 0 E: 0 K: 0 S: 6	H: 1 LOB: 1 BB: 0 P: 13	R: 0 E: 0 K: 0 S: 8	H: 2 LOB: 2 BB: 0 P: 15	R: 0 E: 0 K: 2 S: 11	H: 1 LOB: 3 BB: 2 P: 23	R: 0 E: 0 K: 1 S: 8	H: 1 LOB: 1 BB: 0 P: 11	R: 0 E: 0 K: 1 S: 7	H: 0 LOB: 0 BB: 0 P: 10	R: 0 E: 0 K: 1 S: 5	H: 0 LOB: 0 BB: 1 P: 9	R: 0 E: 0 K: 0 S: 5	H: 1 LOB: 3 BB: 1 P: 9	R: 1 E: 0 K: 1 S: 17	H: 2 LOB: 3 BB: 1 P: 26	1B: 5 2B: 1 3B: 1 HR: 1	SF: 0 SAC: 0 DP: 2 HBP: 0	WP: 0 PB: 0 SB: 0 CS: 0	PA: 36							
<b>PITCHER</b>	IP	WLS	BF	H	R	ER	SO	BB	IBB	HBP	BLK	WP	HR	S	P	ERA	WHIP										
Cory Lidle, R (1, 1) ERA: 3.61	7.0	W	27	5	0	0	5	3	0	0	0	0	0	53	95	0.00	1.143										
Mike Magrane, L (8, 1) ERA: 2.84	1.1		5	2	1	1	0	0	0	0	0	0	1	9	16	6.75	1.500										
Luis Vizcaino, R (9, 1) ERA: 3.69	0.0		2	1	0	0	0	1	0	0	0	0	0	1	5	∞	∞										
Jason Istringhausen, R (9, 1) ERA: 2.76	0.2	S	2	0	0	0	1	0	0	0	0	0	0	12	14	0.00	0.000										

Batter	1	2	3	4	5	6	7	8	9	AB	R	H	RBI	BB	SO	LOB	BOTTOM										
Johnny Damon, L (1, 8) OBP: 0.324, SLG: 0.373	F9		G1-3		G4-3	BB BB		K		4	0	0	0	1	1	0	<b>Seattle Mariners @ Oakland Athletics</b> Network Associates Coliseum, Oakland, CA Fri Sep 21, 2001, 10:05 PM EDT Att: 30,387 - Sunny - 61 F										
Jeremy Giambi, L (1, 10) OBP: 0.383, SLG: 0.462	K		K		G6-3	P5		G4-3		5	0	0	0	0	2	3											
Jason Giambi, L (1, 3) OBP: 0.475, SLG: 0.643	HR		FC6-4 BB		1B	BB		BB		2	1	2	2	2	0	0											
Jermaine Dye, R (1, 9) OBP: 0.348, SLG: 0.462	F8		FC6-4 1-2		BB	F8				3	0	0	0	1	0	4											
3 Eric Chavez, L (1, 5) OBP: 0.332, SLG: 0.515		1B WP 1B		1B SF7 BB	G4-3			FC3-6 1B		3	2	2	0	1	0	2											
Terrence Long, L (1, 7) OBP: 0.341, SLG: 0.420		G6-3 WP 1B		1B		BB		FC3-6 1-2		4	1	3	0	0	0	1											
Miguel Tejada, R (1, 6) OBP: 0.315, SLG: 0.454	F9		F8		F8	BB SH5-3 BB 1B		F8		4	1	1	1	0	0	5											
Ramon Hernandez, R (1, 2) OBP: 0.313, SLG: 0.386	G6-3		SF7		SH5-3	G1-3				2	0	0	1	0	0	2											
F.P. Santangelo, S (1, 4) OBP: 0.324, SLG: 0.262	K		K		K	BB BB BB		K		3	0	0	0	1	3	2											
Frank Menechino, R (9, 4) OBP: 0.372, SLG: 0.381										0	0	0	0	0	0	0											
<b>Inning Stats</b>	R: 1 E: 0 K: 1 S: 16	H: 1 LOB: 0 BB: 0 P: 21	R: 1 E: 0 K: 1 S: 10	H: 2 LOB: 1 BB: 0 P: 19	R: 0 E: 0 K: 1 S: 12	H: 0 LOB: 1 BB: 1 P: 20	R: 1 E: 0 K: 1 S: 11	H: 1 LOB: 1 BB: 1 P: 26	R: 0 E: 0 K: 0 S: 8	H: 1 LOB: 2 BB: 1 P: 17	R: 2 E: 0 K: 0 S: 17	H: 2 LOB: 3 BB: 3 P: 32	R: 0 E: 0 K: 0 S: 9	H: 1 LOB: 0 BB: 0 P: 13	R: 0 E: 0 K: 2 S: 9	H: 0 LOB: 0 BB: 0 P: 11	1B: 6 2B: 0 3B: 1 HR: 1	SF: 1 SAC: 1 DP: 0 HBP: 0	WP: 1 PB: 0 SB: 0 CS: 0	PA: 38							
<b>PITCHER</b>	IP	WLS	BF	H	R	ER	SO	BB	IBB	HBP	BLK	WP	HR	S	P	ERA	WHIP										
Paul Abbott, R (1, 1) ERA: 4.17	5.0	L	23	5	3	3	4	3	0	0	0	0	0	17	32	18.00	5.000										
Ryan Franklin, R (6, 1) ERA: 3.63	1.0		8	2	2	2	0	3	0	0	0	0	0	9	13	0.00	1.000										
Brett Tomko, R (7, 1) ERA: 5.76	1.0		4	1	0	0	0	0	0	0	0	0	0	9	11	0.00	0.000										
Jose Paniagua, R (8, 1) ERA: 4.62	1.0		3	0	0	0	2	0	0	0	0	0	0	9	11	0.00	0.000										

**AB 32**  
**R 1**  
**H 8**  
**RBI 1**  
**BB 4**  
**SO 6**  
**LOB 16**



**AB 30**  
**R 5**  
**H 8**  
**RBI 4**  
**BB 6**  
**SO 6**  
**LOB 19**





Batter	1	2	3	4	5	6	7	8	9	AB	R	H	RBI	BB	SO	LOB	TOP					
51 Ichiro Suzuki, L (1, 9) Gene Kingsale, S (6, 9)	1-1 G4-3		1-1 P4		0-0 1B SF8	2-0 1B		0-1 B4-3		4	1	2	0	0	0	0						
Mark McLemore, S (1, 4) Jay Buhner, R (6, PH) Ramón Vázquez, L (6, 4) Mike Cameron, R (1, 8) Charles Gibson, R (7, 8)	0-3 K		1-0 1B		2-1 1B SF8	2-1 G6-3		0-1 G4-3		3	0	2	0	0	1	0						
Edgar Martínez, R (1, 10)		4-1 1B BB	0-3 K		2-2 1B SF8		1-2 G5-3		4-1 G6-3 BB	3	0	1	1	0	0	0						
John Olerud, L (1, 3)		1-1 1B BB		1-0 1B HR	2-0 G4-3		0-0 L7		2-1 G6-3	4	0	1	0	1	1	4						
Stan Javier, S (1, 7)		1-3 K		2-3 K		1-1 51 1B 1B				4	0	2	0	0	2	2						
Carlos Guillen, S (1, 6)		2-3 K		4-1 1B BB		0-1 F7		0-1 G3		3	0	0	0	1	1	5						
Ed Sprague, R (1, 5)		1-2 F9		0-3 K		2-3 K		2-2 F9		4	0	0	0	0	2	4						
Tom Lampkin, L (1, 2) Pat Borders, R (6, PH)			1-3 K	1-1 F8		0-2 51 1B 1B				2	0	0	0	0	1	1						
						1-2 1B				2	0	2	0	0	0	0						
<b>Inning Stats</b>	R: 0 E: 0 K: 5 S: 6	H: 0 LOB: 0 BB: 0 P: 9	R: 0 E: 0 K: 2 S: 13	H: 1 LOB: 2 BB: 1 P: 22	R: 0 E: 0 K: 2 S: 13	H: 2 LOB: 2 BB: 0 P: 17	R: 1 E: 0 K: 2 S: 12	H: 1 LOB: 1 BB: 1 P: 20	R: 1 E: 0 K: 0 S: 8	H: 2 LOB: 1 BB: 0 P: 14	R: 0 E: 0 K: 1 S: 14	H: 3 LOB: 3 BB: 0 P: 21	R: 0 E: 0 K: 0 S: 10	H: 2 LOB: 2 BB: 0 P: 14	R: 0 E: 0 K: 0 S: 9	H: 1 LOB: 1 BB: 0 P: 12	R: 0 E: 0 K: 0 S: 5	H: 0 LOB: 0 BB: 1 P: 12	1B: 10 2B: 1 3B: 0 HR: 1	SF: 1 SAC: 0 DP: 1 HBP: 0	WP: 0 PB: 0 SB: 1 CS: 0	PA: 41
<b>PITCHER</b>	IP	WLS	BF	H	R	ER	SO	BB	IBB	HBP	BLK	WP	HR	S	P	ERA	WHIP					
Erik Hiljus, R (1, 1) Mark Guthrie, L (6, 1) Jeff Tam, R (7, 1) Mike Fyhrie, R (8, 1)	5.2	W	26	7	2	2	8	2	0	0	0	0	0	6	10	3.18	1.588					
	0.1		3	2	0	0	0	0	0	0	0	0	0	10	14	0.00	6.000					
	1.0		5	2	0	0	0	0	0	0	0	0	0	10	14	0.00	2.000					
	2.0		7	1	0	0	0	1	0	0	0	0	0	14	24	0.00	1.000					

Seattle Mariners @ Oakland Athletics  
Network Associates Coliseum, Oakland, CA  
Sat Sep 22 2001, 4:05 PM EDT  
Att: 45,734 - Cloudy - 67 F

AB	37
R	2
H	12
RBI	2
BB	3
SO	8
LOB	24



Batter	1	2	3	4	5	6	7	8	9	AB	R	H	RBI	BB	SO	LOB	BOTTOM				
Johnny Damon, L (1, 8) Rob Ryan, L (7, PH)	3-2 1B 3 E	2-2 1B G4-6-3		1-3 K	1-1 G3-1		3-2 F7			4	2	2	0	0	1	1					
Jeremy Giambi, L (1, 10)	1-3 K	0-2 1B G4-6-3		0-2 G4-3		3-2 F9		4-2 1B BB		4	0	1	0	1	1	2					
Jason Giambi, L (1, 3) Olmedo Saenz, R (6, PH)	0-1 3 E SF7	1-0 1B G4-6-3		4-2 1B BB		1-2 F3		1-1 P4		3	1	1	0	1	0	1					
Jermaine Dye, R (1, 9)	4-2 1B BB	0-2 2B		2-2 P6		2-3 K		0-3 K		4	1	1	0	1	2	3					
3 Eric Chavez, L (1, 5)	1-2 E4 1B	1-1 F7		2-1 G3		2-0 1B HR		0-1 G1-3		5	2	1	2	0	0	4					
Terrence Long, L (1, 7)	2-1 SF7		2-3 K		2-0 1B HR		0-2 G5-3			3	1	1	2	0	1	0					
Miguel Tejada, R (1, 6)	1-1 1B PB		1-3 K		0-0 1B HR		0-1 1B HR			4	3	3	2	0	1	0					
Ramon Hernandez, R (1, 2)	1-2 1B S		2-3 K		0-1 1B HR		0-1 G6-3			4	1	2	3	0	1	0					
F.P. Santangelo, S (1, 4) Frank Menechino, R (8, 4)	3-3 K			4-2 1B BB	1-3 K		1-0 1B HBP			2	0	0	0	1	2	1					
										0	0	0	0	0	0	0					
<b>Inning Stats</b>	R: 5 E: 1 K: 2 S: 29	H: 4 LOB: 1 BB: 1 P: 45	R: 1 E: 0 K: 0 S: 13	H: 3 LOB: 1 BB: 0 P: 17	R: 0 E: 0 K: 3 S: 10	H: 0 LOB: 0 BB: 0 P: 15	R: 0 E: 0 K: 1 S: 15	H: 0 LOB: 2 BB: 2 P: 26	R: 3 E: 0 K: 1 S: 11	H: 3 LOB: 0 BB: 0 P: 17	R: 0 E: 0 K: 1 S: 13	H: 0 LOB: 0 BB: 0 P: 19	R: 2 E: 0 K: 0 S: 11	H: 2 LOB: 1 BB: 0 P: 17	R: 0 E: 0 K: 1 S: 10	H: 0 LOB: 1 BB: 1 P: 15	1B: 7 2B: 1 3B: 0 HR: 4	SF: 1 SAC: 0 DP: 1 HBP: 1	WP: 0 PB: 1 SB: 1 CS: 0	PA: 41	
<b>PITCHER</b>	IP	WLS	BF	H	R	ER	SO	BB	IBB	HBP	BLK	WP	HR	S	P	ERA	WHIP				
Joel Pineiro, R (1, 1) Denny Stark, R (3, 1) Norm Charlton, L (6, 1) Jeff Nelson, R (7, 1) Jose Paniagua, R (8, 1)	2.0	L	14	7	6	2	2	1	0	0	0	0	0	2	36	9.00	4.000				
	3.0		14	3	3	3	5	2	0	0	0	0	2	36	58	9.00	1.667				
	1.1		5	1	1	1	1	0	0	0	0	0	1	17	25	6.75	0.750				
	0.2		4	1	1	1	0	0	0	1	0	0	1	7	11	13.50	1.500				
	1.0		4	0	0	0	1	1	0	0	0	0	0	10	15	0.00	1.000				

Seattle Mariners @ Oakland Athletics  
Network Associates Coliseum, Oakland, CA  
Sat Sep 22 2001, 4:05 PM EDT  
Att: 45,734 - Cloudy - 67 F

AB	35
R	11
H	12
RBI	9
BB	4
SO	9
LOB	14





Batter	1	2	3	4	5	6	7	8	9	AB	R	H	RBI	BB	SO	LOB	TOP					
51 Ichiro Suzuki, L (1, 9) OBP: 0.380, SLG: 0.454	G6-3		G4-3				K		G3	5	0	1	0	0	1	0	<b>Seattle Mariners @ Oakland Athletics</b> Network Associates Coliseum, Oakland, CA Sun Sep 23 2001, 4:05 PM EDT Att: 38,628 - Cloudy - 62 F					
Carlos Guillen, S (1, 6) OBP: 0.326, SLG: 0.342	G5-3		G5-3 1B					HBP 2B	1B	5	1	3	0	0	1	1						
Bret Boone, R (1, 4) OBP: 0.367, SLG: 0.576										3	0	1	0	0	1	1						
Ramón Vázquez, L (6, PR) OBP: 0.071, SLG: 0.077	K								G3	1	1	0	0	0	0	1						
Edgar Martínez, R (1, 10) OBP: 0.427, SLG: 0.542			G5-3							2	1	1	1	2	0	2						
Mike Cameron, R (1, 8) OBP: 0.352, SLG: 0.493			G5-3							4	1	2	1	0	0	3						
Jay Buhner, R (1, 7) OBP: 0.344, SLG: 0.286										4	0	1	0	0	0	3						
Charles Gipson, R (8, 5) OBP: 0.246, SLG: 0.260										0	0	0	0	0	0	0						
Stan Javier, S (1, 3) OBP: 0.380, SLG: 0.374										4	0	0	0	0	1	5						
Ed Sprague, R (1, 5) OBP: 0.385, SLG: 0.456										3	0	1	1	0	0	0						
John Olerud, L (8, PH) OBP: 0.396, SLG: 0.457										1	0	0	0	0	0	2						
Dan Wilson, R (1, 2) OBP: 0.303, SLG: 0.384										3	0	0	0	0	1	2						
Mark McLemore, S (9, PH) OBP: 0.333, SLG: 0.391										1	0	0	0	0	0	0						
<b>Inning Stats</b>	R: 0 E: 0 K: 1 S: 8	H: 0 LOB: 0 BB: 0 P: 14	R: 1 E: 0 K: 1 S: 15	H: 2 LOB: 2 BB: 1 P: 23	R: 0 E: 0 K: 0 S: 10	H: 2 LOB: 0 BB: 0 P: 17	R: 0 E: 0 K: 0 S: 7	H: 0 LOB: 0 BB: 0 P: 11	R: 0 E: 0 K: 1 S: 8	H: 1 LOB: 1 BB: 0 P: 10	R: 0 E: 0 K: 0 S: 9	H: 1 LOB: 1 BB: 1 P: 15	R: 0 E: 0 K: 1 S: 13	H: 0 LOB: 0 BB: 0 P: 19	R: 3 E: 1 K: 1 S: 14	H: 3 LOB: 2 BB: 0 P: 19	R: 0 E: 0 K: 0 S: 7	H: 1 LOB: 1 BB: 0 P: 13	1B: 9 2B: 1 3B: 0 HR: 0	SF: 0 SAC: 0 DP: 1 HBP: 1	WP: 0 PB: 0 SB: 0 CS: 1	PA: 39
<b>PITCHER</b>	IP WLS BF H R ER SO BB IBB HBP BLK WP HR S P ERA WHIP																					
Mark Mulder, L (1, 1) ERA: 3.49	7.0 W 28 6 1 1 4 2 0 0 0 0 0 0 4 6 ∞ ∞																					
Jeff Tam, R (8, 1) ERA: 3.11	0.0 2 1 2 2 0 0 0 0 1 0 0 0 0 4 6 ∞ ∞																					
Jim Mecir, R (8, 1) ERA: 3.88	0.2 H 4 2 1 0 1 0 0 0 0 0 0 0 8 11 0.00 3.000																					
Mike Magnante, L (8, 1) ERA: 2.82	0.1 H 1 0 0 0 0 0 0 0 0 0 0 0 2 2 0.00 0.000																					
Jason Istringhausen, R (9, 1) ERA: 2.71	1.0 S 4 1 0 0 0 0 0 0 0 0 0 0 0 7 13 0.00 1.000																					

Batter	1	2	3	4	5	6	7	8	9	AB	R	H	RBI	BB	SO	LOB	BOTTOM			
Johnny Damon, L (1, 8) OBP: 0.324, SLG: 0.371	F7	F9					L6	K		4	0	0	0	1	1	2	<b>Seattle Mariners @ Oakland Athletics</b> Network Associates Coliseum, Oakland, CA Sun Sep 23 2001, 4:05 PM EDT Att: 38,628 - Cloudy - 62 F			
Jeremy Giambi, L (1, 10) OBP: 0.385, SLG: 0.459			G4-1							1	1	0	0	2	0	0				
Ron Gant, R (7, PH) OBP: 0.347, SLG: 0.464										1	0	1	0	0	0	0				
Jason Giambi, L (1, 3) OBP: 0.474, SLG: 0.637			G3-1							3	1	0	0	1	0	3				
Jermaine Dye, R (1, 9) OBP: 0.348, SLG: 0.466										4	1	1	3	0	1	2				
3 Eric Chavez, L (1, 5) OBP: 0.332, SLG: 0.526										4	2	2	1	0	2	0				
Terrence Long, L (1, 7) OBP: 0.338, SLG: 0.422										4	0	0	0	0	1	1				
Miguel Tejada, R (1, 6) OBP: 0.319, SLG: 0.460										3	1	1	0	1	1	0				
Greg Myers, L (1, 2) OBP: 0.316, SLG: 0.467										4	1	2	3	0	2	1				
Mark Bellhorn, S (8, PR) OBP: 0.222, SLG: 0.193										0	0	0	0	0	0	0				
Ramon Hernandez, R (9, 2) OBP: 0.314, SLG: 0.394										0	0	0	0	0	0	0				
Frank Menechino, R (1, 4) OBP: 0.371, SLG: 0.378										3	0	0	0	0	1	0				
<b>Inning Stats</b>	R: 3 E: 0 K: 1 S: 16	H: 1 LOB: 2 BB: 2 P: 28	R: 1 E: 0 K: 0 S: 8	H: 1 LOB: 0 BB: 0 P: 15	R: 0 E: 0 K: 0 S: 6	H: 0 LOB: 0 BB: 0 P: 13	R: 0 E: 0 K: 2 S: 10	H: 1 LOB: 1 BB: 0 P: 11	R: 0 E: 0 K: 2 S: 12	H: 0 LOB: 2 BB: 2 P: 22	R: 1 E: 0 K: 0 S: 12	H: 1 LOB: 0 BB: 0 P: 15	R: 0 E: 0 K: 0 S: 12	H: 1 LOB: 1 BB: 0 P: 19	R: 2 E: 0 K: 2 S: 18	H: 2 LOB: 2 BB: 1 P: 33	1B: 2 2B: 2 3B: 0 HR: 3	SF: 0 SAC: 0 DP: 0 HBP: 1	WP: 0 PB: 0 SB: 0 CS: 0	PA: 37
<b>PITCHER</b>	IP WLS BF H R ER SO BB IBB HBP BLK WP HR S P ERA WHIP																			
Freddy Garcia, R (1, 1) ERA: 2.98	6.0 L 26 4 5 5 7 4 0 0 0 0 0 0 0 3 64 7.50 1.333																			
Arthur Rhodes, L (7, 1) ERA: 1.43	1.0 4 1 0 0 0 0 0 0 0 0 0 0 0 12 19 0.00 1.000																			
Kazuhiko Sasaki, R (8, 1) ERA: 3.5	1.0 7 2 2 2 2 1 0 1 0 0 0 0 0 18 33 18.00 3.000																			

AB	36
R	4
H	10
RBI	3
BB	2
SO	5
LOB	20



AB	31
R	7
H	7
RBI	7
BB	5
SO	9
LOB	9





Batter	1	2	3	4	5	6	7	8	9	AB	R	H	RBI	BB	SO	LOB	TOP								
51 Ichiro Suzuki, L (1, 9) OBP: 0.391, SLG: 0.454	G4-3		G6-3	G5-3			F8			5	1	2	0	1	0	2	<b>Seattle Mariners @ Texas Rangers</b> The Ballpark at Arlington, Arlington, TX Mon Sep 24 2001, 8:05 PM EDT Att: 22,765 - Sunny - 68 F								
Carlos Guillen, S (1, 6) OBP: 0.328, SLG: 0.342 Ramón Vázquez, L (9, 6) OBP: 0.071, SLG: 0.077	G6-3		K						K	4	1	1	0	1	2	2									
Bret Boone, R (1, 4) OBP: 0.369, SLG: 0.579			G6-3				F8			5	2	3	0	0	0	4									
Edgar Martínez, R (1, 10) OBP: 0.426, SLG: 0.544	G4-3		G6-3				F7			4	1	1	1	1	1	2									
Mike Cameron, R (1, 8) OBP: 0.354, SLG: 0.495		L4								4	1	2	2	1	1	1									
John Olerud, L (1, 3) OBP: 0.398, SLG: 0.459										4	1	2	2	1	0	3									
Jay Buhner, R (1, 7) OBP: 0.375, SLG: 0.258 Charles Gipson, S (7, PR) OBP: 0.241, SLG: 0.255	E6		P6							3	0	0	0	1	0	4									
Ed Sprague, R (1, 5) OBP: 0.375, SLG: 0.443 Mark McLemore, S (5, 5) OBP: 0.393, SLG: 0.393	K			L4						2	0	0	0	0	1	2									
Dan Wilson, R (1, 2) OBP: 0.301, SLG: 0.384	K			G5-3						3	1	1	3	0	1	0									
<b>Inning Stats</b>	R: 0 E: 0 K: 0 S: 16	H: 1 LOB: 1 BB: 0 P: 25	R: 0 E: 1 K: 2 S: 12	H: 1 LOB: 2 BB: 0 P: 18	R: 3 E: 0 K: 1 S: 17	H: 3 LOB: 1 BB: 1 P: 31	R: 0 E: 0 K: 0 S: 9	H: 0 LOB: 0 BB: 0 P: 13	R: 2 E: 0 K: 0 S: 11	H: 3 LOB: 2 BB: 2 P: 21	R: 0 E: 0 K: 0 S: 10	H: 0 LOB: 2 BB: 2 P: 20	R: 4 E: 0 K: 1 S: 20	H: 3 LOB: 2 BB: 2 P: 40	R: 0 E: 0 K: 1 S: 10	H: 1 LOB: 1 BB: 0 P: 16		R: 0 E: 0 K: 2 S: 12	H: 1 LOB: 1 BB: 0 P: 16	1B: 6 2B: 6 3B: 1 HR: 0	SF: 0 SAC: 0 DP: 1 HBP: 1	WP: 0 PB: 0 SB: 1 CS: 0	PA: 47		
<b>PITCHER</b>	IP	WLS	BF	H	R	ER	SO	BB	IBB	HBP	BLK	WP	HR	S	P	ERA	WHIP								
Doug Davis, L (1, 1) ERA: 4.47	4.0	L	23	8	5	5	3	2	0	0	0	0	0	61	102	11.25	2.500								
Pat Mahomes, R (5, 1) ERA: 5.74	2.1		11	1	3	3	1	3	1	0	0	0	0	21	43	11.57	1.714								
Mike Venafro, L (7, 1) ERA: 4.88	1.2		9	3	1	1	1	0	0	1	0	0	0	23	39	5.40	1.800								
Mark Petkovsek, R (9, 1) ERA: 5.94	1.0		4	1	0	0	2	0	0	0	0	0	0	12	16	0.00	1.000								

AB	40
R	9
H	13
RBI	9
BB	6
SO	7
LOB	23



Batter	1	2	3	4	5	6	7	8	9	AB	R	H	RBI	BB	SO	LOB	BOTTOM								
Frank Catalanotto, L (1, 7) OBP: 0.399, SLG: 0.505		E5		F3						5	1	2	0	0	1	2	<b>Seattle Mariners @ Texas Rangers</b> The Ballpark at Arlington, Arlington, TX Mon Sep 24 2001, 8:05 PM EDT Att: 22,765 - Sunny - 68 F								
10 Michael Young, R (1, 4) OBP: 0.302, SLG: 0.424										4	1	2	1	1	1	2									
Alex Rodriguez, R (1, 6) OBP: 0.403, SLG: 0.627										4	0	1	0	0	1	5									
Rafael Palmeiro, L (1, 3) OBP: 0.382, SLG: 0.569										4	0	2	0	1	1	1									
Ruben Sierra, S (1, 9) OBP: 0.320, SLG: 0.575										3	0	2	2	0	1	1									
Gabe Kapler, R (1, 8) OBP: 0.346, SLG: 0.420										5	0	1	0	0	0	6									
Carlos Peña, L (1, 10) OBP: 0.325, SLG: 0.514										5	0	0	0	0	2	6									
Bill Haselman, R (1, 2) OBP: 0.333, SLG: 0.434										3	1	1	0	1	0	0									
Scott Sheldon, R (1, 5) OBP: 0.235, SLG: 0.319										4	0	1	0	0	1	2									
<b>Inning Stats</b>	R: 1 E: 0 K: 0 S: 12	H: 2 LOB: 2 BB: 1 P: 21	R: 0 E: 1 K: 1 S: 15	H: 2 LOB: 3 BB: 1 P: 22	R: 0 E: 0 K: 1 S: 10	H: 1 LOB: 1 BB: 0 P: 17	R: 0 E: 0 K: 1 S: 9	H: 0 LOB: 0 BB: 0 P: 11	R: 1 E: 0 K: 2 S: 19	H: 3 LOB: 2 BB: 0 P: 29	R: 0 E: 0 K: 1 S: 10	H: 0 LOB: 1 BB: 1 P: 19	R: 0 E: 0 K: 0 S: 9	H: 1 LOB: 2 BB: 0 P: 16	R: 1 E: 1 K: 1 S: 11	H: 2 LOB: 1 BB: 0 P: 12		R: 0 E: 0 K: 1 S: 10	H: 1 LOB: 1 BB: 0 P: 14	1B: 11 2B: 0 3B: 1 HR: 0	SF: 2 SAC: 0 DP: 0 HBP: 1	WP: 0 PB: 0 SB: 0 CS: 0	PA: 43		
<b>PITCHER</b>	IP	WLS	BF	H	R	ER	SO	BB	IBB	HBP	BLK	WP	HR	S	P	ERA	WHIP								
Jamie Moyer, L (1, 1) ERA: 3.25	5.0		25	8	2	2	5	2	0	0	0	0	0	65	100	3.60	2.000								
Jeff Nelson, R (6, 1) ERA: 2.92	1.0	H	5	0	0	0	1	1	0	1	0	0	0	12	24	0.00	1.000								
Norm Charlton, L (7, 1) ERA: 3.25	1.0		4	1	0	0	0	0	0	0	0	0	0	7	11	0.00	1.000								
Ryan Franklin, R (8, 1) ERA: 3.54	2.0		9	3	1	0	2	0	0	0	0	0	0	21	26	0.00	1.500								

AB	37
R	3
H	12
RBI	3
BB	3
SO	8
LOB	25













Batter	1	2	3	4	5	6	7	8	9	AB	R	H	RBI	BB	SO	LOB	TOP										
<b>Johnny Damon, L</b> (1, 8) OBP: 0.324, SLG: 0.366	1-1 F7		1-2 L9			4-1 BB 2B BB	1-1 G6-3		3-1 F9	4	1	0	0	1	0	1											
<b>Jeremy Giambi, L</b> (1, 10) OBP: 0.389, SLG: 0.458	4-2 FC5-4 BB		0-3 K			4-1 2B BB 1B	1-2 HBP			1	1	0	0	2	1	0											
<b>Jason Giambi, L</b> (1, 3) OBP: 0.476, SLG: 0.647	1-3 K			0-0 FC5-4 1B		0-0 1B 2B	2-3 K			4	1	2	1	0	2	2											
<b>Jermaine Dye, R</b> (1, 9) OBP: 0.347, SLG: 0.464	0-1 FC5-4			3-2 FC5-4 3 G3-6-1		1-0 F8 1B		1-3 K		4	0	1	1	0	1	2											
<b>Eric Chavez, L</b> (1, 5) OBP: 0.333, SLG: 0.527		3-2 F7		1-2 G3-6-1		1-1 P6		2-1 G4-6-3 1B		4	0	1	0	0	0	3											
<b>Terrence Long, L</b> (1, 7) OBP: 0.339, SLG: 0.419		0-0 1B			2-3 K	1-2 1B		1-1 G4-6-3		4	0	2	1	0	1	1											
<b>Miguel Tejada, R</b> (1, 6) OBP: 0.323, SLG: 0.459		2-0 L5			0-0 G1-3	1-0 F8		1-2 FC3-6 1B		4	0	1	0	0	0	3	AB 33										
<b>Greg Myers, L</b> (1, 2) OBP: 0.318, SLG: 0.462		3-1 G3			1-0 1B	0-0 G4-3		0-3 K		4	0	1	0	0	1	4	R 3										
<b>F.P. Santangelo, S</b> (1, 4) OBP: 0.325, SLG: 0.246				0-0 B4		0-0 F8		0-2 FC3-6		1	0	0	0	0	0	0	H 8										
<b>Mark Bellhorn, S</b> (5, PH) OBP: 0.219, SLG: 0.227								1-2 K		3	0	0	0	0	0	2	RBI 3										
<b>Inning Stats</b>	R: 0 E: 0 K: 1 S: 11	H: 0 LOB: 1 BB: 1 P: 17	R: 0 E: 0 K: 0 S: 7	H: 1 LOB: 1 BB: 0 P: 15	R: 0 E: 0 K: 1 S: 7	H: 0 LOB: 0 BB: 0 P: 8	R: 0 E: 0 K: 0 S: 8	H: 1 LOB: 0 BB: 0 P: 12	R: 0 E: 0 K: 1 S: 6	H: 1 LOB: 1 BB: 0 P: 9	R: 3 E: 0 K: 0 S: 12	H: 3 LOB: 2 BB: 2 P: 24	R: 0 E: 0 K: 1 S: 9	H: 0 LOB: 1 BB: 0 P: 16	R: 0 E: 0 K: 1 S: 7	H: 1 LOB: 0 BB: 0 P: 11	R: 0 E: 0 K: 1 S: 11	H: 1 LOB: 1 BB: 0 P: 15	1B: 7 2B: 1 3B: 0 HR: 0	SF: 0 SAC: 0 DP: 2 HBP: 1	WP: 0 PB: 0 SB: 0 CS: 0	PA: 37					
<b>PITCHER</b>	IP	WLS	BF	H	R	ER	SO	BB	IBB	HBP	BLK	WP	HR	S	P	ERA	WHIP										
<b>Freddy Garcia, R</b> (1, 1) ERA: 3.02	6.0	W	26	6	3	3	3	3	0	0	0	0	0	51	85	4.50	1.500										
<b>Norm Charlton, L</b> (7, 1) ERA: 3.19	1.0	H	4	0	0	0	1	0	0	1	0	0	0	9	16	0.00	0.000										
<b>Arthur Rhodes, L</b> (8, 1) ERA: 1.52	1.0	H	3	1	0	0	1	0	0	0	0	0	0	7	11	0.00	1.000										
<b>Kazuhiro Sasaki, R</b> (9, 1) ERA: 3.39	1.0	S	4	1	0	0	1	0	0	0	0	0	0	11	15	0.00	1.000										

Oakland Athletics @ Seattle Mariners  
Safeco Field, Seattle, WA  
Fri Sep 28 2001, 7:05 PM PDT  
Att: 45,695 - Cloudy - 66 F

AB 33  
R 3  
H 8  
RBI 3  
BB 3  
SO 6  
LOB 18



Batter	1	2	3	4	5	6	7	8	9	AB	R	H	RBI	BB	SO	LOB	BOTTOM										
<b>51 Ichiro Suzuki, L</b> (1, 9) OBP: 0.393, SLG: 0.453	1-1 2B FC5-4 1B		1-1 SH1-3 1B	0-2 G4-3		4-0 1-2 2-3 BB				3	2	2	0	1	0	1											
<b>Stan Javier, S</b> (1, 7) OBP: 0.380, SLG: 0.388	0-2 FC5-4 E 2B		0-0 SH1-3	0-1 F7		2-0 F8				3	1	1	0	0	0	4											
<b>Bret Boone, R</b> (1, 4) OBP: 0.374, SLG: 0.583	2-3 K		1-2 FC6-4 1B		2-0 G6-3		1-0 G3-6-3 1B			4	0	2	1	0	1	2											
<b>Mike Cameron, R</b> (1, 8) OBP: 0.358, SLG: 0.490	4-0 FC5-4 IBB		3-2 FC6-4 1B 2B		1-1 G3-6-3 1B		2-3 K			3	1	1	0	1	1	2											
<b>John Olerud, L</b> (1, 3) OBP: 0.401, SLG: 0.462	1-1 FC5-4 S		0-1 2B 1B		2-2 G3-6-3		1-1 G3-6-3			4	1	1	1	0	0	4											
<b>Ed Sprague, R</b> (1, 5) OBP: 0.390, SLG: 0.434	3-3 K		0-2 1B			1-0 G4-3		0-1 G5-3		4	0	1	2	0	1	1											
<b>Charles Gipson, R</b> (9, 5) OBP: 0.250, SLG: 0.283	1-2 K		1-1 2B							0	0	0	0	0	0	0											
<b>Jay Buhner, R</b> (1, 10) OBP: 0.300, SLG: 0.229		0-0 G6-3	2-2 L8			3-2 G5-3		1-0 G6-3		4	0	0	0	0	0	1	AB 30										
<b>Dan Wilson, R</b> (1, 2) OBP: 0.305, SLG: 0.393		0-2 F8		3-2 SH1-3 2B		4-0 51 BB 1B BB		0-2 P6		3	0	1	0	1	0	0	R 5										
<b>Ramón Vázquez, L</b> (1, 6) OBP: 0.118, SLG: 0.125		0-2 G6-3		0-0 SH1-3		0-1 51 BB 1B				2	0	1	0	0	0	0	H 10										
<b>Inning Stats</b>	R: 2 E: 0 K: 2 S: 14	H: 2 LOB: 1 BB: 1 P: 25	R: 0 E: 0 K: 0 S: 9	H: 0 LOB: 0 BB: 0 P: 9	R: 3 E: 1 K: 0 S: 17	H: 4 LOB: 1 BB: 0 P: 23	R: 0 E: 0 K: 0 S: 13	H: 1 LOB: 1 BB: 0 P: 16	R: 0 E: 0 K: 0 S: 6	H: 1 LOB: 0 BB: 0 P: 11	R: 0 E: 0 K: 0 S: 7	H: 1 LOB: 3 BB: 2 P: 21	R: 0 E: 0 K: 1 S: 6	H: 1 LOB: 0 BB: 0 P: 10	R: 0 E: 0 K: 0 S: 6	H: 0 LOB: 0 BB: 0 P: 7	R: 0 E: 0 K: 0 S: 6	H: 0 LOB: 0 BB: 0 P: 7	1B: 7 2B: 3 3B: 0 HR: 0	SF: 0 SAC: 2 DP: 2 HBP: 0	WP: 0 PB: 0 SB: 1 CS: 0	PA: 35					
<b>PITCHER</b>	IP	WLS	BF	H	R	ER	SO	BB	IBB	HBP	BLK	WP	HR	S	P	ERA	WHIP										
<b>Mark Mulder, L</b> (1, 1) ERA: 3.56	6.0	L	29	9	5	4	2	2	1	0	0	0	0	66	105	6.00	1.833										
<b>Luis Vizcaino, R</b> (7, 1) ERA: 3.66	0.1		2	1	0	0	1	0	0	0	0	0	0	4	7	0.00	3.000										
<b>Mark Guthrie, L</b> (7, 1) ERA: 4.56	1.2		4	0	0	0	0	0	0	0	0	0	0	8	10	0.00	0.000										

Oakland Athletics @ Seattle Mariners  
Safeco Field, Seattle, WA  
Fri Sep 28 2001, 7:05 PM PDT  
Att: 45,695 - Cloudy - 66 F

AB 30  
R 5  
H 10  
RBI 4  
BB 3  
SO 3  
LOB 15





Batter	1	2	3	4	5	6	7	8	9	AB	R	H	RBI	BB	SO	LOB	TOP					
<b>Johnny Damon, L</b> (1, 8) OBP: 0.326, SLG: 0.367	G1-3		1B			CS HBP	HR		L9	4	1	2	0	0	0	0						
<b>Miguel Tejada, R</b> (1, 6) OBP: 0.326, SLG: 0.472	SF8		1B			3 HR	2B		F8	5	3	4	4	0	0	0						
<b>Jason Giambi, L</b> (1, 3) OBP: 0.476, SLG: 0.647	SF8		1B			3 HR	BB			2	1	1	1	1	0	2						
<b>Jermaine Dye, R</b> (1, 9) OBP: 0.347, SLG: 0.463	P6			K		K				4	0	1	0	0	2	2						
<b>3 Eric Chavez, L</b> (1, 5) OBP: 0.333, SLG: 0.530	G4-3			G5-3		HR	G6-3			4	1	1	3	0	0	1						
<b>Ron Gant, R</b> (1, 10) OBP: 0.343, SLG: 0.453	K			K		K			F8	4	0	0	0	0	3	0						
<b>Terrence Long, L</b> (1, 7) OBP: 0.337, SLG: 0.416	G4-3					G3-1			P4	4	0	0	0	0	0	0						
<b>Ramon Hernandez, R</b> (1, 2) OBP: 0.312, SLG: 0.394			G4-3			K			K	3	1	0	0	1	2	0						
<b>Frank Menechino, R</b> (1, 4) OBP: 0.367, SLG: 0.374			G6-3			L6			F9	4	1	1	0	0	0	0						
<b>Inning Stats</b>	R: 1 E: 0 K: 0 S: 13	H: 1 LOB: 0 BB: 0 P: 17	R: 0 E: 0 K: 1 S: 7	H: 0 LOB: 0 BB: 0 P: 8	R: 0 E: 0 K: 0 S: 11	H: 2 LOB: 2 BB: 0 P: 17	R: 0 E: 0 K: 2 S: 9	H: 0 LOB: 0 BB: 0 P: 17	R: 0 E: 0 K: 1 S: 8	H: 0 LOB: 0 BB: 0 P: 9	R: 3 E: 0 K: 2 S: 17	H: 2 LOB: 0 BB: 1 P: 29	R: 4 E: 0 K: 0 S: 19	H: 5 LOB: 1 BB: 1 P: 28	R: 0 E: 0 K: 1 S: 9	H: 0 LOB: 0 BB: 0 P: 13	R: 0 E: 0 K: 0 S: 5	H: 0 LOB: 0 BB: 0 P: 6	1B: 6 2B: 1 3B: 1 HR: 2	SF: 1 SAC: 0 DP: 0 HBP: 1	WP: 0 PB: 0 SB: 0 CS: 1	PA: 38
<b>PITCHER</b>	IP	WLS	BF	H	R	ER	SO	BB	IBB	HBP	BLK	WP	HR	S	P	ERA	WHIP					
<b>Jamie Moyer, L</b> (1, 1) ERA: 3.46	6.1	L	28	7	7	7	6	2	0	1	0	0	1	74	113	9.95	1.421					
<b>Jose Paniagua, R</b> (7, 1) ERA: 4.5	1.2		7	3	1	1	1	0	0	0	0	0	1	19	25	5.40	1.800					
<b>John Halama, L</b> (9, 1) ERA: 4.86	1.0		3	0	0	0	0	0	0	0	0	0	0	5	6	0.00	0.000					

Oakland Athletics @ Seattle Mariners  
Safeco Field, Seattle, WA  
Sat Sep 29 2001, 7:15 PM PDT  
Att: 45,104 - Cloudy - 67 F

AB	34
R	8
H	10
RBI	8
BB	2
SO	7
LOB	5



Batter	1	2	3	4	5	6	7	8	9	AB	R	H	RBI	BB	SO	LOB	BOTTOM					
<b>51 Ichiro Suzuki, L</b> (1, 9) OBP: 0.391, SLG: 0.452	F8		P6			G6-3			K	5	0	1	0	0	1	1						
<b>Gene Kingsale, S</b> (1, 7) OBP: 0.250, SLG: 0.182	S		E9						E3	4	2	2	0	1	1	3						
<b>Bret Boone, R</b> (1, 4) OBP: 0.373, SLG: 0.580	K		2B						F8	5	1	1	0	0	2	4						
<b>Edgar Martinez, R</b> (1, 10) OBP: 0.425, SLG: 0.547	BB		2B			L4			HR	4	1	3	4	1	0	0						
<b>John Olerud, L</b> (1, 3) OBP: 0.399, SLG: 0.462	K		F7			2B			G4-3	5	0	1	0	0	1	5						
<b>Mike Cameron, R</b> (1, 8) OBP: 0.356, SLG: 0.487	F7		K			IBB			K	4	0	0	0	1	3	3						
<b>Ed Sprague, R</b> (1, 5) OBP: 0.356, SLG: 0.425										4	0	1	0	0	1	4						
<b>Al Martin, L</b> (9, PH) OBP: 0.327, SLG: 0.381										1	0	1	0	0	0	0						
<b>Tom Lampkin, L</b> (1, 2) OBP: 0.300, SLG: 0.330	K					G1-3			G3	5	0	2	0	0	1	2						
<b>Ramón Vázquez, L</b> (1, 6) OBP: 0.158, SLG: 0.167										2	0	1	0	0	0	1						
<b>Jay Buhner, R</b> (6, PH) OBP: 0.293, SLG: 0.222										1	0	0	0	0	0	1						
<b>Charles Gibson, R</b> (7, 6) OBP: 0.246, SLG: 0.278										1	0	0	0	0	0	1						
<b>Inning Stats</b>	R: 0 E: 0 K: 2 S: 15	H: 1 LOB: 2 BB: 1 P: 22	R: 0 E: 0 K: 1 S: 9	H: 1 LOB: 0 BB: 0 P: 14	R: 2 E: 1 K: 1 S: 16	H: 3 LOB: 1 BB: 0 P: 20	R: 0 E: 0 K: 2 S: 13	H: 2 LOB: 2 BB: 0 P: 17	R: 0 E: 0 K: 1 S: 9	H: 1 LOB: 2 BB: 1 P: 20	R: 0 E: 0 K: 0 S: 8	H: 1 LOB: 0 BB: 0 P: 11	R: 1 E: 1 K: 1 S: 13	H: 1 LOB: 2 BB: 1 P: 26	R: 0 E: 1 K: 1 S: 17	H: 1 LOB: 2 BB: 0 P: 24	R: 1 E: 0 K: 1 S: 13	H: 2 LOB: 1 BB: 0 P: 22	1B: 8 2B: 4 3B: 0 HR: 1	SF: 0 SAC: 0 DP: 1 HBP: 0	WP: 0 PB: 0 SB: 1 CS: 0	PA: 44
<b>PITCHER</b>	IP	WLS	BF	H	R	ER	SO	BB	IBB	HBP	BLK	WP	HR	S	P	ERA	WHIP					
<b>Erik Hiljus, R</b> (1, 1) ERA: 3.57	5.0	W	26	9	2	2	7	1	1	0	0	0	0	6	11	0.00	1.000					
<b>Mike Magnante, L</b> (6, 1) ERA: 2.73	1.0	H	3	0	1	0	0	1	0	0	0	0	0	6	11	0.00	1.000					
<b>Jeff Tam, R</b> (7, 1) ERA: 3.05	1.0		5	1	0	0	1	0	0	0	0	0	0	11	20	0.00	1.000					
<b>Jim Mecir, R</b> (8, 1) ERA: 3.66	1.0		5	1	0	0	1	0	0	0	0	0	0	17	24	0.00	1.000					
<b>Luis Vizcaino, R</b> (9, 1) ERA: 3.82	1.0		5	2	1	1	1	0	0	0	0	0	1	13	22	9.00	2.000					

Oakland Athletics @ Seattle Mariners  
Safeco Field, Seattle, WA  
Sat Sep 29 2001, 7:15 PM PDT  
Att: 45,104 - Cloudy - 67 F

AB	41
R	4
H	13
RBI	4
BB	3
SO	10
LOB	25





Batter	1	2	3	4	5	6	7	8	9	AB	R	H	RBI	BB	SO	LOB	TOP										
<b>Johnny Damon, L</b> (1, 8) OBP: 0.325, SLG: 0.367	K2-3			K			F7		1B	4	1	1	0	0	2	0	<b>Oakland Athletics @ Seattle Mariners</b> Safeco Field, Seattle, WA Sun Sep.30 2001, 1:35 PM PDT Att: 45,674 - Cloudy - 59 F										
<b>Jeremy Giambi, L</b> (1, 3) OBP: 0.389, SLG: 0.460 <b>Olmedo Saenz, R</b> (9, PH) OBP: 0.291, SLG: 0.387	F7			K			2B		F9	3	1	1	0	0	1	0											
<b>Jason Giambi, L</b> (1, 10) OBP: 0.474, SLG: 0.643 <b>Ron Gant, R</b> (9, PH) OBP: 0.345, SLG: 0.456	K			K			K		1B	3	0	0	0	0	3	1											
<b>Jermaine Dye, R</b> (1, 9) OBP: 0.348, SLG: 0.465		L8			L7				1B	4	0	2	2	0	0	0											
<b>Eric Chavez, L</b> (1, 5) OBP: 0.334, SLG: 0.530		P6-4-3			G4-3				1B	4	0	2	1	0	1	1											
<b>Miguel Tejada, R</b> (1, 6) OBP: 0.324, SLG: 0.469		P6-4-3			G5-3				1B	4	0	0	0	0	2	3											
<b>Terrence Long, L</b> (1, 7) OBP: 0.336, SLG: 0.414				P6			G1-3		G1-3	3	0	0	0	1	0	2											
<b>Ramon Hernandez, R</b> (1, 2) OBP: 0.311, SLG: 0.393 <b>Rob Ryan, L</b> (8, PH) <b>Tom Wilson, R</b> (8, 2) OBP: 0.273, SLG: 0.526				P6			P4			2	0	0	0	0	0	0											
<b>Frank Menechino, R</b> (1, 4) OBP: 0.366, SLG: 0.372 <b>Mark Bellhorn, S</b> (8, PH) OBP: 0.216, SLG: 0.224				K			G5-3			2	0	0	0	0	1	0											
<b>Inning Stats</b>	R: 0 E: 0 K: 2 S: 9	H: 0 LOB: 0 BB: 0 P: 12	R: 0 E: 0 K: 0 S: 9	H: 1 LOB: 0 BB: 0 P: 14	R: 0 E: 0 K: 1 S: 8	H: 0 LOB: 0 BB: 0 P: 12	R: 0 E: 0 K: 3 S: 13	H: 0 LOB: 0 BB: 0 P: 19	R: 0 E: 0 K: 0 S: 11	H: 0 LOB: 0 BB: 0 P: 12	R: 1 E: 0 K: 2 S: 19	H: 2 LOB: 1 BB: 0 P: 25	R: 0 E: 0 K: 3 S: 15	H: 0 LOB: 1 BB: 1 P: 24	R: 2 E: 0 K: 1 S: 15	H: 4 LOB: 2 BB: 0 P: 20		1B: 5 2B: 3 3B: 0 HR: 0	SF: 0 SAC: 0 DP: 1 HBP: 0	WP: 0 PB: 0 SB: 0 CS: 0	PA: 34						
<b>PITCHER</b>	IP	WLS	BF	H	R	ER	SO	BB	IBB	HBP	BLK	WP	HR	S	P	ERA	WHIP										
<b>Aaron Sele, R</b> (1, 1) ERA: 3.56	7.0	W	23	3	1	1	8	0	0	0	0	0	0	77	105	1.29	0.429										
<b>Jeff Nelson, R</b> (8, 1) ERA: 2.73	1.0		4	0	0	0	3	1	0	0	0	0	0	15	24	0.00	1.000										
<b>Arthur Rhodes, L</b> (9, 1) ERA: 1.77	1.0		7	4	2	2	1	0	0	0	0	0	0	15	20	18.00	4.000										

AB	33
R	3
H	7
RBI	3
BB	1
SO	12
LOB	10



Batter	1	2	3	4	5	6	7	8	9	AB	R	H	RBI	BB	SO	LOB	BOTTOM										
<b>51 Ichiro Suzuki, L</b> (1, 9) OBP: 0.391, SLG: 0.455	G6-3		G5-3				G6-3			4	1	1	1	0	0	1	<b>Oakland Athletics @ Seattle Mariners</b> Safeco Field, Seattle, WA Sun Sep.30 2001, 1:35 PM PDT Att: 45,674 - Cloudy - 59 F										
<b>Stan Javier, S</b> (1, 7) OBP: 0.379, SLG: 0.385	G4-3		K		HR		1B			4	0	1	1	0	2	0											
<b>Bret Boone, R</b> (1, 4) OBP: 0.372, SLG: 0.577	PB			K	G6-3		K			4	0	1	0	0	2	1											
<b>Edgar Martinez, R</b> (1, 10) OBP: 0.426, SLG: 0.547	G1			HR	1B		G5-3			4	2	2	0	0	0	2											
<b>John Olerud, L</b> (1, 3) OBP: 0.400, SLG: 0.467		L4		HR	1B		E4		F7	4	1	2	2	0	0	0											
<b>Mike Cameron, R</b> (1, 8) OBP: 0.356, SLG: 0.484		F9			HR		G6-4-3			3	0	0	0	1	1	1											
<b>Ramón Vázquez, L</b> (1, 6) OBP: 0.217, SLG: 0.227					1B		G6-4-3		BB	4	0	2	0	0	0	1											
<b>Tom Lampkin, L</b> (1, 2) OBP: 0.304, SLG: 0.333					1B		F8		P4	4	0	2	0	0	0	1											
<b>Charles Gipson, R</b> (1, 5) OBP: 0.234, SLG: 0.263			P4				G5-3			3	1	0	0	0	1	2											
<b>Inning Stats</b>	R: 0 E: 0 K: 0 S: 12	H: 1 LOB: 1 BB: 0 P: 18	R: 0 E: 0 K: 0 S: 8	H: 2 LOB: 1 BB: 0 P: 11	R: 0 E: 0 K: 1 S: 10	H: 0 LOB: 0 BB: 0 P: 15	R: 2 E: 0 K: 3 S: 16	H: 3 LOB: 1 BB: 0 P: 24	R: 1 E: 0 K: 1 S: 10	H: 1 LOB: 0 BB: 0 P: 14	R: 1 E: 1 K: 0 S: 8	H: 2 LOB: 0 BB: 0 P: 13	R: 2 E: 2 K: 1 S: 16	H: 1 LOB: 1 BB: 0 P: 23	R: 0 E: 0 K: 1 S: 10	H: 1 LOB: 2 BB: 1 P: 16		1B: 9 2B: 0 3B: 0 HR: 2	SF: 0 SAC: 1 DP: 1 HBP: 0	WP: 1 PB: 1 SB: 0 CS: 0	PA: 36						
<b>PITCHER</b>	IP	WLS	BF	H	R	ER	SO	BB	IBB	HBP	BLK	WP	HR	S	P	ERA	WHIP										
<b>Tim Hudson, R</b> (1, 1) ERA: 3.42	6.1	L	29	10	6	3	5	0	0	0	0	0	0	8	11	0.00	0.000										
<b>Chad Bradford, R</b> (7, 1) ERA: 2.83	0.2		2	0	0	0	1	0	0	0	0	0	0	8	11	0.00	0.000										
<b>Jason Iringhausen, R</b> (8, 1) ERA: 2.63	1.0		5	1	0	0	1	1	0	0	0	0	0	10	16	0.00	2.000										

AB	34
R	6
H	11
RBI	4
BB	1
SO	7
LOB	9





Batter	1	2	3	4	5	6	7	8	9	AB	R	H	RBI	BB	SO	LOB	TOP								
<b>Stan Javier, S</b> OBP: 0.384, SLG: 0.392 (1, 9)	F9	G6-3		HR				G6-3		6	2	4	1	0	0	2	<b>Seattle Mariners @ Anaheim Angels</b> Edison International Field, Anaheim, CA Tue Oct 02 2001, 10:05 PM EDT Att: 18,600 - Sunny - 70 F								
<b>Mike Cameron, R</b> OBP: 0.356, SLG: 0.489 (1, 8)	F3	G6-3		HR				G3-1		3	1	1	3	0	0	2									
<b>Ramón Vázquez, L</b> OBP: 0.192, SLG: 0.200 (6, PH)										3	0	0	1	0	1	5									
<b>Bret Boone, R</b> OBP: 0.371, SLG: 0.575 (1, 4)		F9		F9				F2		6	1	2	0	0	0	2									
<b>Edgar Martínez, R</b> OBP: 0.428, SLG: 0.548 (1, 10)				F9						3	1	2	0	0	0	0									
<b>Al Martin, L</b> OBP: 0.325, SLG: 0.378 (6, PR)										2	2	0	0	0	0	0									
<b>John Olerud, L</b> OBP: 0.399, SLG: 0.468 (1, 3)	G3-1			G3				F7		6	1	2	3	0	0	3									
<b>Ed Sprague, R</b> OBP: 0.375, SLG: 0.434 (1, 5)				L7						3	2	1	0	3	0	2									
<b>Jay Buhner, R</b> OBP: 0.311, SLG: 0.256 (1, 7)										3	2	1	0	1	1	4									
<b>Gene Kingsale, S</b> OBP: 0.286, SLG: 0.231 (6, 7)										2	0	1	1	0	0	1									
<b>Dan Wilson, R</b> OBP: 0.309, SLG: 0.403 (1, 2)										4	1	3	4	0	0	1									
<b>Pat Borders, R</b> OBP: 0.600, SLG: 0.600 (6, 2)										1	1	1	0	0	0	0									
<b>Charles Gipson, R</b> OBP: 0.261, SLG: 0.290 (1, 6)										5	0	3	1	0	1	3									
<b>Inning Stats</b>	R: 0 E: 0 K: 0 S: 14	H: 2 LOB: 2 BB: 0 P: 19	R: 3 E: 0 K: 0 S: 14	H: 4 LOB: 1 BB: 1 P: 24	R: 0 E: 0 K: 1 S: 8	H: 0 LOB: 0 BB: 0 P: 11	R: 3 E: 0 K: 1 S: 8	H: 3 LOB: 0 BB: 1 P: 12	R: 1 E: 0 K: 1 S: 10	H: 2 LOB: 2 BB: 1 P: 20	R: 5 E: 0 K: 1 S: 23	H: 6 LOB: 3 BB: 1 P: 39	R: 1 E: 1 K: 0 S: 13	H: 2 LOB: 2 BB: 0 P: 22	R: 1 E: 0 K: 0 S: 11	H: 2 LOB: 1 BB: 0 P: 15	R: 0 E: 0 K: 0 S: 7	H: 0 LOB: 1 BB: 1 P: 14	1B: 15 2B: 5 3B: 0 HR: 1	SF: 0 SAC: 0 DP: 1 HBP: 1	WP: 0 PB: 0 SB: 0 CS: 0	PA: 52			
<b>PITCHER</b>	IP	WLS	BF	H	R	ER	SO	BB	IBB	HBP	BLK	WP	HR	S	P	ERA	WHIP								
<b>Jarrod Washburn, L</b> ERA: 3.77 (1, 1)	4.0	L	21	9	6	6	1	1	0	0	0	0	1	44	66	13.50	2.500								
<b>Lou Pote, R</b> ERA: 3.75 (5, 1)	2.0		17	8	6	6	2	2	0	1	0	0	0	33	59	27.00	5.000								
<b>Brian Cooper, R</b> ERA: 1.17 (7, 1)	3.0		14	4	2	1	0	1	0	0	0	0	0	31	51	3.00	1.667								

AB	47
R	14
H	21
RBI	14
BB	4
SO	3
LOB	25



Batter	1	2	3	4	5	6	7	8	9	AB	R	H	RBI	BB	SO	LOB	BOTTOM								
<b>Darin Erstad, L</b> OBP: 0.334, SLG: 0.362 (1, 3)	F7									3	1	1	0	1	0	0	<b>Seattle Mariners @ Anaheim Angels</b> Edison International Field, Anaheim, CA Tue Oct 02 2001, 10:05 PM EDT Att: 18,600 - Sunny - 70 F								
<b>Benji Gil, R</b> OBP: 0.330, SLG: 0.482 (8, 3)										1	0	0	0	0	0	0									
<b>David Eckstein, R</b> OBP: 0.359, SLG: 0.358 (1, 6)	F9									2	1	1	1	1	0	0									
<b>Jose Nieves, R</b> OBP: 0.333, SLG: 0.455 (7, PH)										2	0	0	0	0	1	0									
<b>16 Garret Anderson, L</b> OBP: 0.313, SLG: 0.477 (1, 7)										4	1	2	1	0	0	0									
<b>Orlando Palmeiro, L</b> OBP: 0.320, SLG: 0.324 (8, 7)										1	0	0	0	0	0	0									
<b>Troy Glaus, R</b> OBP: 0.365, SLG: 0.537 (1, 5)										1	1	0	0	2	1	3									
<b>Scott Spiezio, S</b> OBP: 0.329, SLG: 0.446 (1, 10)										3	0	1	1	1	0	4									
<b>Tim Lincecum, R</b> OBP: 0.367, SLG: 0.388 (1, 9)										3	1	0	0	1	1	7									
<b>Adam Kennedy, L</b> OBP: 0.320, SLG: 0.376 (1, 4)										4	0	0	0	0	0	4									
<b>Bengie Molina, R</b> OBP: 0.307, SLG: 0.345 (1, 2)										4	0	1	2	0	0	0									
<b>Jeff DaVanon, S</b> OBP: 0.291, SLG: 0.419 (1, 8)										3	0	0	0	1	2	1									
<b>Inning Stats</b>	R: 0 E: 0 K: 0 S: 9	H: 0 LOB: 0 BB: 0 P: 13	R: 0 E: 0 K: 1 S: 11	H: 0 LOB: 2 BB: 2 P: 21	R: 3 E: 0 K: 0 S: 22	H: 4 LOB: 2 BB: 2 P: 38	R: 0 E: 0 K: 1 S: 7	H: 0 LOB: 0 BB: 0 P: 11	R: 0 E: 0 K: 1 S: 10	H: 1 LOB: 3 BB: 2 P: 22	R: 0 E: 0 K: 1 S: 8	H: 0 LOB: 0 BB: 0 P: 13	R: 0 E: 0 K: 1 S: 7	H: 0 LOB: 0 BB: 0 P: 8	R: 2 E: 0 K: 0 S: 12	H: 1 LOB: 1 BB: 1 P: 18	R: 0 E: 0 K: 0 S: 5	H: 0 LOB: 0 BB: 0 P: 9	1B: 5 2B: 1 3B: 0 HR: 0	SF: 0 SAC: 0 DP: 1 HBP: 1	WP: 1 PB: 0 SB: 0 CS: 1	PA: 39			
<b>PITCHER</b>	IP	WLS	BF	H	R	ER	SO	BB	IBB	HBP	BLK	WP	HR	S	P	ERA	WHIP								
<b>Paul Abbott, R</b> ERA: 4.3 (1, 1)	5.0	W	24	5	3	3	3	6	0	0	0	0	0	59	105	5.40	2.200								
<b>Joel Pineiro, R</b> ERA: 2.09 (6, 1)	2.0		7	0	1	1	2	0	0	1	0	0	0	16	23	4.50	0.000								
<b>Ryan Franklin, R</b> ERA: 3.56 (8, 1)	2.0		8	1	1	1	0	1	0	0	0	0	0	16	25	4.50	1.000								





Batter	1	2	3	4	5	6	7	8	9	AB	R	H	RBI	BB	SO	LOB	TOP			
51 Ichiro Suzuki, L (1, 9) OBP: 0.394, SLG: 0.459										5	1	4	0	0	0	0				
Stan Javier, S (1, 7) OBP: 0.385, SLG: 0.403										5	1	2	2	0	0	5				
Bret Boone, R (1, 4) OBP: 0.375, SLG: 0.577										3	1	2	1	2	0	0				
John Olerud, L (1, 3) OBP: 0.401, SLG: 0.468										4	0	2	0	1	1	2				
Mike Cameron, R (1, 8) OBP: 0.354, SLG: 0.486										3	0	0	1	1	1	6				
Al Martin, L (1, 10) OBP: 0.323, SLG: 0.373										4	0	0	0	1	1	4				
Ed Sprague, R (1, 5) Charles Gipson, R (9, 5) OBP: 0.261, SLG: 0.290										5	0	1	0	0	2	3				
Dan Wilson, R (1, 2) Tom Lampkin, L (7, 2) OBP: 0.305, SLG: 0.335										3	0	0	0	0	1	2				
Ramón Vázquez, L (1, 6) OBP: 0.194, SLG: 0.200										5	1	1	0	0	0	1				
<b>Inning Stats</b>	R: 0 E: 0 K: 0 S: 8	H: 1 LOB: 0 BB: 0 P: 10	R: 0 E: 0 K: 1 S: 7	H: 1 LOB: 1 BB: 0 P: 8	R: 0 E: 0 K: 0 S: 12	H: 1 LOB: 1 BB: 0 P: 18	R: 1 E: 0 K: 0 S: 11	H: 2 LOB: 2 BB: 1 P: 21	R: 2 E: 0 K: 1 S: 16	H: 3 LOB: 2 BB: 1 P: 28	R: 0 E: 0 K: 0 S: 13	H: 2 LOB: 2 BB: 0 P: 21	R: 0 E: 1 K: 0 S: 14	H: 0 LOB: 3 BB: 1 P: 26	R: 1 E: 0 K: 2 S: 11	H: 2 LOB: 1 BB: 0 P: 17	1B: 10 2B: 2 3B: 0 HR: 1	SF: 1 SAC: 0 DP: 1 HBP: 0	WP: 0 PB: 0 SB: 2 CS: 0	PA: 45
<b>PITCHER</b>	IP WLS BF H R ER SO BB IBB HBP BLK WP HR S P ERA WHIP																			
Matt Wise, R (1, 1) ERA: 4.47	5.2	27	9	3	3	3	2	0	0	0	0	0	0	0	0	3	5	4.76	1.941	
Mike Holtz, L (6, 1) ERA: 5.09	0.0	1	1	0	0	0	0	0	0	0	0	0	0	0	0	3	5	∞	∞	
Al Levine, R (6, 1) ERA: 2.4	2.1	L	13	2	1	0	1	3	0	0	0	0	0	0	25	53	0.00	2.143		
Troy Percival, R (9, 1) ERA: 2.65	1.0		4	1	0	0	2	0	0	0	0	0	0	0	11	17	0.00	1.000		

Seattle Mariners @ Anaheim Angels  
Edison International Field, Anaheim, CA  
Wed Oct 03 2001, 10:05 PM EDT  
Att: 18,503 - Overcast - 73 F

AB	39
R	4
H	13
RBI	4
BB	5
SO	6
LOB	23



Batter	1	2	3	4	5	6	7	8	9	AB	R	H	RBI	BB	SO	LOB	BOTTOM					
Darin Erstad, L (1, 3) OBP: 0.333, SLG: 0.361										5	1	1	0	0	1	5						
David Eckstein, R (1, 6) OBP: 0.380, SLG: 0.359										4	2	2	0	0	1	1						
16 Garret Anderson, L (1, 7) OBP: 0.313, SLG: 0.476										4	0	1	1	0	0	1						
Troy Glaus, R (1, 5) OBP: 0.366, SLG: 0.537										3	0	1	2	1	1	1						
Scott Spiezio, S (1, 10) OBP: 0.326, SLG: 0.442										4	0	0	0	0	1	3						
Orlando Palmeiro, L (1, 9) OBP: 0.323, SLG: 0.329										3	0	1	0	1	0	1						
Adam Kennedy, L (1, 4) OBP: 0.319, SLG: 0.374										4	0	1	0	0	2	2						
Jorge Fabregas, L (1, 2) Benji Gil, R (9, PR) OBP: 0.242, SLG: 0.326 OBP: 0.330, SLG: 0.482										4	0	0	0	0	0	2						
Jeff DaVanon, S (1, 8) OBP: 0.289, SLG: 0.436										4	0	1	0	0	1	3						
<b>Inning Stats</b>	R: 2 E: 0 K: 0 S: 11	H: 3 LOB: 1 BB: 0 P: 15	R: 0 E: 0 K: 1 S: 9	H: 1 LOB: 0 BB: 0 P: 12	R: 1 E: 0 K: 0 S: 15	H: 2 LOB: 1 BB: 1 P: 27	R: 0 E: 1 K: 3 S: 10	H: 0 LOB: 0 BB: 0 P: 14	R: 0 E: 0 K: 1 S: 6	H: 0 LOB: 0 BB: 0 P: 8	R: 0 E: 0 K: 1 S: 10	H: 0 LOB: 0 BB: 0 P: 13	R: 0 E: 0 K: 0 S: 10	H: 0 LOB: 0 BB: 0 P: 15	R: 0 E: 0 K: 0 S: 4	H: 0 LOB: 1 BB: 1 P: 9	R: 1 E: 0 K: 0 S: 19	H: 2 LOB: 3 BB: 0 P: 24	1B: 5 2B: 2 3B: 1 HR: 0	SF: 0 SAC: 0 DP: 1 HBP: 0	WP: 0 PB: 0 SB: 2 CS: 0	PA: 37
<b>PITCHER</b>	IP WLS BF H R ER SO BB IBB HBP BLK WP HR S P ERA WHIP																					
Freddy Garcia, R (1, 1) ERA: 3.05	6.0	26	6	3	3	7	1	0	0	0	0	0	0	0	61	89	4.50	1.167				
Norm Charlton, L (7, 1) ERA: 3.09	1.1	W	4	0	0	0	0	0	0	0	0	0	0	0	11	17	0.00	0.000				
Jeff Nelson, R (8, 1) ERA: 2.7	0.2	H	2	0	0	0	1	0	0	0	0	0	0	3	7	0.00	1.500					
Kazuhiro Sasaki, R (9, 1) ERA: 3.34	1.0	S	5	2	0	0	0	0	0	0	0	0	0	19	24	0.00	2.000					

Seattle Mariners @ Anaheim Angels  
Edison International Field, Anaheim, CA  
Wed Oct 03 2001, 10:05 PM EDT  
Att: 18,503 - Overcast - 73 F

AB	35
R	3
H	8
RBI	3
BB	2
SO	7
LOB	19





Batter	1	2	3	4	5	6	7	8	9	AB	R	H	RBI	BB	SO	LOB	TOP										
Frank Catalanotto, L (1,7) OBP: 0.388, SLG: 0.499	E6 G1-3		G5-3		L6		G4-3			4	0	0	0	0	0	0	<b>Texas Rangers @ Seattle Mariners</b> Safeco Field, Seattle, WA Thu Oct 04 2001, 7:05 PM PDT Att: 45,302 - Sunny - 66 F										
10 Michael Young, R (1,4) OBP: 0.300, SLG: 0.405	E5 G1-3		K		K		G5-3			4	0	0	0	0	2	1											
Alex Rodriguez, R (1,6) Kelly Dransfeldt, R (5,6)	F8		HR		2B		G6-3			2	1	1	1	1	0	2											
Rafael Palmeiro, L (1,10) OBP: 0.383, SLG: 0.563	G1-3		1B		2B		F7			4	0	2	0	0	0	2											
Ruben Sierra, S (1,9) Chris Magruder, S (6,9)	BB		K		F8		G4-3			2	0	0	0	1	1	3											
Gabe Kapler, R (1,8) OBP: 0.344, SLG: 0.431	F7		K		L7		P5			4	0	0	0	0	1	3											
Carlos Pena, L (1,3) OBP: 0.359, SLG: 0.536		G4-3		1B		F7		F8		4	0	1	0	0	0	0											
Bill Haselman, R (1,2) Craig Monroe, R (9,PH)		K		K		G1-3		K		3	0	0	0	0	2	1											
Scott Sheldon, R (1,5) OBP: 0.221, SLG: 0.325		G6-3		G4-3		G5-3				3	0	0	0	0	0	1											
<b>Inning Stats</b>	R: 0 E: 2 K: 0 S: 18	H: 0 LOB: 3 BB: 1 P: 30	R: 0 E: 0 K: 1 S: 10	H: 0 LOB: 0 BB: 0 P: 14	R: 1 E: 0 K: 2 S: 12	H: 2 LOB: 1 BB: 0 P: 15	R: 0 E: 0 K: 1 S: 9	H: 1 LOB: 1 BB: 0 P: 11	R: 0 E: 0 K: 0 S: 12	H: 0 LOB: 0 BB: 0 P: 11	R: 0 E: 0 K: 0 S: 5	H: 0 LOB: 0 BB: 0 P: 7	R: 0 E: 0 K: 0 S: 5	H: 0 LOB: 0 BB: 0 P: 9	R: 0 E: 0 K: 1 S: 6	H: 0 LOB: 0 BB: 0 P: 10		1B: 2 2B: 1 3B: 0 HR: 1	SF: 0 SAC: 0 DP: 0 HBP: 0	WP: 0 PB: 0 SB: 0 CS: 0	PA: 35						
<b>PITCHER</b>	IP	WLS	BF	H	R	ER	SO	BB	IBB	HBP	BLK	WP	HR	S	P	ERA	WHIP										
Brett Tomko, R (1,1) ERA: 5.19	5.0	W	23	4	1	1	6	2	0	0	0	0	1	61	91	1.80	1.200										
John Halama, L (6,1) ERA: 4.73	3.0		9	0	0	0	0	0	0	0	0	0	0	18	27	0.00	0.000										
Jose Paniagua, R (9,1) ERA: 4.43	1.0		3	0	0	0	1	0	0	0	0	0	0	6	10	0.00	0.000										

AB 33  
R 1  
H 4  
RBI 1  
BB 2  
SO 7  
LOB 13



Batter	1	2	3	4	5	6	7	8	9	AB	R	H	RBI	BB	SO	LOB	BOTTOM										
51 Ichiro Suzuki, L (1,9) OBP: 0.383, SLG: 0.458	G5-3		FC6-4	FC6-4		G5-3				4	1	1	0	0	0	4	<b>Texas Rangers @ Seattle Mariners</b> Safeco Field, Seattle, WA Thu Oct 04 2001, 7:05 PM PDT Att: 45,302 - Sunny - 66 F										
Jay Buhner, R (6,9) OBP: 0.319, SLG: 0.341		G4-3 2B 1B	BB 1B	FC6-4 1B				HR		2	1	1	2	0	0	0											
Mark McLemore, S (1,6) OBP: 0.385, SLG: 0.399	BB 2B	G4-3	BB	G4-3		G5-3		1B		6	2	3	3	0	0	2											
Bret Boone, R (1,4) Charles Gipson, R (5,5)	K	K	BB	F8		BB		1B		3	0	0	0	1	2	3											
John Olerud, L (1,3) Ed Sprague, R (7,3)	BB 2B	BB	BB	F9		G6-3		1B		3	1	1	1	1	0	3											
Mike Cameron, R (1,8) OBP: 0.354, SLG: 0.482	BB 2B	K		1B		G5-3		L5		4	2	0	0	2	2	4											
Al Martin, L (1,10) OBP: 0.330, SLG: 0.382	BB	BB	WP	1B		G6-3				4	3	3	2	1	0	1											
Tom Lampkin, L (1,2) Pat Borders, R (8,2)	BB	BB	1B	1B		BB		K		4	1	2	4	0	2	2											
Ramon Vazquez, L (1,5) OBP: 0.222, SLG: 0.229	P5		51 FC6-4 1B	51 FC6-4 1B		G5-3		G3		5	2	2	2	0	0	1											
Gene Kingsale, S (1,7) OBP: 0.421, SLG: 0.313		51 1B G4-3	51 FC6-4 HBP	51 FC6-4 1B		K		WP		3	2	0	1	1	0	0											
<b>Inning Stats</b>	R: 4 E: 0 K: 1 S: 20	H: 3 LOB: 2 BB: 2 P: 38	R: 2 E: 0 K: 2 S: 19	H: 2 LOB: 1 BB: 1 P: 33	R: 2 E: 0 K: 1 S: 16	H: 3 LOB: 3 BB: 1 P: 28	R: 4 E: 1 K: 0 S: 16	H: 4 LOB: 1 BB: 1 P: 30	R: 0 E: 0 K: 1 S: 8	H: 0 LOB: 0 BB: 0 P: 20	R: 0 E: 0 K: 1 S: 11	H: 0 LOB: 0 BB: 0 P: 18	R: 1 E: 0 K: 0 S: 13	H: 2 LOB: 1 BB: 0 P: 20	R: 3 E: 0 K: 2 S: 16	H: 5 LOB: 2 BB: 0 P: 25	1B: 12 2B: 6 3B: 0 HR: 1	SF: 0 SAC: 0 DP: 0 HBP: 1	WP: 2 PB: 0 SB: 2 CS: 0	PA: 50							
<b>PITCHER</b>	IP	WLS	BF	H	R	ER	SO	BB	IBB	HBP	BLK	WP	HR	S	P	ERA	WHIP										
Aaron Myette, R (1,1) ERA: 7.14	1.2		13	5	6	6	2	3	0	0	0	0	0	36	65	32.40	4.800										
Justin Duchscherer, R (2,1) ERA: 12.27	1.1		11	4	4	4	2	2	0	1	0	1	0	22	41	27.00	4.500										
Mark Petkovsek, R (4,1) ERA: 6.69	2.0		10	3	2	2	1	1	0	0	0	0	0	21	43	9.00	2.000										
Mike Venafro, L (6,1) ERA: 4.8	1.0		3	0	0	0	1	0	0	0	0	0	0	11	18	0.00	0.000										
Pat Mahomes, R (7,1) ERA: 5.72	1.0		5	2	1	1	0	0	0	0	0	0	0	13	20	9.00	2.000										

AB 43  
R 16  
H 19  
RBI 16  
BB 6  
SO 8  
LOB 20





Batter	1	2	3	4	5	6	7	8	9	AB	R	H	RBI	BB	SO	LOB	TOP										
Frank Catalanotto, L (1.7) OBP: 0.384, SLG: 0.495	0-2 G4-3		0-2 G5-3		2-2 F9			3-1 F8		4	0	0	0	0	0	1											
10 Michael Young, R (1.4) OBP: 0.297, SLG: 0.401	1-2 F9		2-2 F7			3-3 K			0-0 F7	4	0	0	0	0	1	0											
Alex Rodriguez, R (1.6) OBP: 0.401, SLG: 0.628	2-3 K		3-2 G6-3			1-1 L5			2-1 F9	4	0	0	0	0	1	0											
Rafael Palmeiro, L (1.3) OBP: 0.381, SLG: 0.559		0-1 G3		2-2 F9		0-0 G3-1			2-2 F7	4	0	0	0	0	0	0											
Ruben Sierra, S (1.10) OBP: 0.323, SLG: 0.566		0-0 2B		0-0 F8					0-0 F7	3	1	1	0	0	0	0											
Gabe Kapler, R (1.8) OBP: 0.344, SLG: 0.432		1-1 1B		0-0 G5-3					0-0 B5-3	3	1	1	1	0	0	0											
Chris Magruder, S (1.9) OBP: 0.280, SLG: 0.217		1-1 FC4-5		2-1 G6-3					3-2 F9	3	0	1	1	0	0	0											
Scott Sheldon, R (1.5) OBP: 0.216, SLG: 0.317		0-1 FC4-5		1-3 K					1-3 K	3	0	0	0	0	2	1											
Marcus Jensen, S (1.2) OBP: 0.154, SLG: 0.192		2-2 FC5-4		3-2 1B					0-0 F8	3	0	1	0	0	0	1											
<b>Inning Stats</b>	R: 0 E: 0 K: 1 S: 10	H: 0 LOB: 0 BB: 0 P: 13	R: 2 E: 0 K: 0 S: 12	H: 3 LOB: 1 BB: 0 P: 16	R: 0 E: 0 K: 0 S: 10	H: 0 LOB: 0 BB: 0 P: 15	R: 0 E: 0 K: 0 S: 5	H: 0 LOB: 0 BB: 0 P: 7	R: 0 E: 0 K: 1 S: 15	H: 1 LOB: 1 BB: 0 P: 23	R: 0 E: 0 K: 0 S: 7	H: 0 LOB: 0 BB: 0 P: 11	R: 0 E: 0 K: 0 S: 5	H: 0 LOB: 0 BB: 0 P: 8	R: 0 E: 0 K: 1 S: 7	H: 0 LOB: 0 BB: 0 P: 11	R: 0 E: 0 K: 0 S: 6	H: 0 LOB: 0 BB: 0 P: 10	1B: 2 2B: 2 3B: 0 HR: 0	SF: 0 SAC: 0 DP: 0 HBP: 0	WP: 0 PB: 0 SB: 0 CS: 0	PA: 31					
<b>PITCHER</b>	IP	WLS	BF	H	R	ER	SO	BB	IBB	HBP	BLK	WP	HR	S	P	ERA	WHIP										
Jamie Moyer, L (1.1) ERA: 3.43	7.0	W	25	4	2	2	3	0	0	0	0	0	0	64	93	2.57	0.571										
Arthur Rhodes, L (8.1) ERA: 1.75	1.0	H	3	0	0	0	1	0	0	0	0	0	0	7	11	0.00	0.000										
Kazuhiro Sasaki, R (9.1) ERA: 3.29	1.0		3	0	0	0	0	0	0	0	0	0	0	6	10	0.00	0.000										

Texas Rangers @ Seattle Mariners  
Safeco Field, Seattle, WA  
Fri Oct 05 2001, 7:05 PM PDT  
Att: 45,333 - Sunny - 69 F

AB	31
R	2
H	4
RBI	2
BB	0
SO	4
LOB	3



Batter	1	2	3	4	5	6	7	8	9	AB	R	H	RBI	BB	SO	LOB	BOTTOM										
51 Ichiro Suzuki, L (1.9) OBP: 0.382, SLG: 0.456	1-0 F9		3-2 3B		2-3 K			0-0 P6		4	1	1	0	0	1	0											
Mark McLemore, S (1.6) OBP: 0.388, SLG: 0.411	4-2 WP		0-0 1B		3-2 G4-3			1-0 SF9		3	3	2	1	1	0	0											
Bret Boone, R (1.4) OBP: 0.375, SLG: 0.578	2-1 G4-3		0-0 HR			2-0 G6-3		4-1 SF9		3	1	1	3	1	0	0											
Edgar Martinez, R (1.10) OBP: 0.425, SLG: 0.544	3-2 F7		2-3 K			3-3 K		0-0 SF9		3	0	0	1	0	2	0											
John Olerud, L (1.3) OBP: 0.404, SLG: 0.475		2-0 HR	0-1 F7			1-1 1B		4-0 FC6-4		3	1	2	1	1	0	0											
Stan Javier, S (1.7) OBP: 0.380, SLG: 0.397		3-3 K		1-0 F8		1-2 G4-3		1-2 FC6-4		4	0	0	0	0	1	3											
David Bell, R (1.5) OBP: 0.305, SLG: 0.418		0-1 G4-3		1-0 G4-3			2-2 G3-6-3			3	0	1	0	0	0	0											
Dan Wilson, R (1.2) OBP: 0.305, SLG: 0.396		3-2 L5		0-1 G5-3			2-3 K			3	0	0	0	0	1	1											
Gene Kingsale, S (1.8) OBP: 0.364, SLG: 0.263			0-0 B5-3		2-1 G4-3					3	0	0	0	0	0	1											
Mike Cameron, R (9.8) OBP: 0.354, SLG: 0.482							1-2 G3-6-3			0	0	0	0	0	0	0											
<b>Inning Stats</b>	R: 1 E: 0 K: 0 S: 8	H: 0 LOB: 0 BB: 1 P: 18	R: 1 E: 0 K: 1 S: 11	H: 1 LOB: 0 BB: 0 P: 19	R: 3 E: 0 K: 1 S: 13	H: 3 LOB: 0 BB: 0 P: 18	R: 0 E: 0 K: 0 S: 4	H: 0 LOB: 0 BB: 0 P: 6	R: 0 E: 0 K: 1 S: 8	H: 0 LOB: 0 BB: 0 P: 15	R: 0 E: 0 K: 1 S: 9	H: 1 LOB: 1 BB: 0 P: 16	R: 0 E: 0 K: 1 S: 10	H: 1 LOB: 0 BB: 0 P: 15	R: 1 E: 0 K: 0 S: 7	H: 1 LOB: 2 BB: 2 P: 17	R: 1 E: 0 K: 0 S: 7	H: 1 LOB: 2 BB: 2 P: 17	1B: 3 2B: 0 3B: 2 HR: 2	SF: 1 SAC: 0 DP: 1 HBP: 0	WP: 1 PB: 0 SB: 1 CS: 0	PA: 33					
<b>PITCHER</b>	IP	WLS	BF	H	R	ER	SO	BB	IBB	HBP	BLK	WP	HR	S	P	ERA	WHIP										
Rick Helling, R (1.1) ERA: 5.17	8.0	L	33	7	6	6	5	2	1	0	0	1	2	70	124	6.75	1.125										

Texas Rangers @ Seattle Mariners  
Safeco Field, Seattle, WA  
Fri Oct 05 2001, 7:05 PM PDT  
Att: 45,333 - Sunny - 69 F

AB	29
R	6
H	7
RBI	6
BB	3
SO	5
LOB	5





Batter	1	2	3	4	5	6	7	8	9	AB	R	H	RBI	BB	SO	LOB	TOP										
Frank Catalanotto, L (1,7) OBP: 0.391, SLG: 0.490	2-1 G4-3		2-0 F7			2-3 K			0-1 P4	4	0	0	0	0	1	0											
10 Michael Young, R (1,4) OBP: 0.294, SLG: 0.396	1-0 G6-3			0-0 F9		3-3 K			1-2 F8	4	0	0	0	0	1	0											
Alex Rodriguez, R (1,6) OBP: 0.399, SLG: 0.624	1-3 K			1-2 F8		1-0 P3			0-3 K	4	0	0	0	0	2	0											
Rafael Palmeiro, L (1,10) OBP: 0.381, SLG: 0.560		2-2 F8 2B		1-1 F5					0-2 P6	3	0	1	0	0	0	0											
Ruben Sierra, S (1,9) OBP: 0.323, SLG: 0.563		0-1 F8			4-1 FC4 BB				2-3 K	2	0	0	0	1	1	1											
Ricky Ledee, L (1,8) OBP: 0.303, SLG: 0.351		2-3 K			1-2 FC4 1B 1-2				2-3 K	3	0	0	0	0	2	2											
Mike Lamb, L (1,5) OBP: 0.346, SLG: 0.413		2-2 G3-1			0-0 1B				1-0 F8	3	0	1	0	0	0	1											
Carlos Pena, L (1,3) OBP: 0.358, SLG: 0.517			4-2 G5-4-3 BB		2-1 F7				1-3 K	2	0	0	0	1	1	2											
Bill Haselman, R (1,2) OBP: 0.331, SLG: 0.400			1-1 G5-4-3		0-1 F9				2-0 G6-3	3	0	0	0	0	0	3											
Chris Magruder, S (8, PH) OBP: 0.269, SLG: 0.208																											
Marcus Jensen, S (8, 2) OBP: 0.154, SLG: 0.192																											
<b>Inning Stats</b>	R: 0 E: 0 K: 1 S: 6	H: 0 LOB: 0 BB: 0 P: 10	R: 0 E: 0 K: 1 S: 11	H: 1 LOB: 1 BB: 0 P: 17	R: 0 E: 0 K: 0 S: 5	H: 0 LOB: 0 BB: 1 P: 12	R: 0 E: 0 K: 0 S: 6	H: 0 LOB: 0 BB: 0 P: 8	R: 0 E: 0 K: 0 S: 9	H: 1 LOB: 2 BB: 1 P: 16	R: 0 E: 0 K: 2 S: 10	H: 0 LOB: 0 BB: 0 P: 16	R: 0 E: 0 K: 2 S: 9	H: 0 LOB: 0 BB: 0 P: 13	R: 0 E: 0 K: 1 S: 5	H: 0 LOB: 0 BB: 0 P: 9	R: 0 E: 0 K: 1 S: 8	H: 0 LOB: 0 BB: 0 P: 9	1B: 1 2B: 1 3B: 0 HR: 0	SF: 0 SAC: 0 DP: 1 HBP: 0	WP: 0 PB: 0 SB: 0 CS: 0	PA: 30					
<b>PITCHER</b>	IP	WLS	BF	H	R	ER	SO	BB	IBB	HBP	BLK	WP	HR	S	P	ERA	WHIP										
Denny Stark, R (1,1) ERA: 9.2	3.0		10	1	0	0	2	1	0	0	0	0	0	22	39	0.00	0.667										
Paul Abbott, R (4,1) ERA: 4.25	2.0	W	8	1	0	0	0	1	0	0	0	0	0	15	24	0.00	1.000										
Joel Pineiro, R (6,1) ERA: 2.03	2.0		6	0	0	0	4	0	0	0	0	0	0	19	29	0.00	0.000										
Jeff Nelson, R (8,1) ERA: 2.66	1.0	H	3	0	0	0	1	0	0	0	0	0	0	5	9	0.00	0.000										
Kazuhiko Sasaki, R (9,1) ERA: 3.24	1.0	S	3	0	0	0	1	0	0	0	0	0	0	8	9	0.00	0.000										

Texas Rangers @ Seattle Mariners  
Safeco Field, Seattle, WA  
Sat Oct 06 2001, 6:05 PM PDT  
Att: 45,607 - Cloudy - 62 F

AB	28
R	0
H	2
RBI	0
BB	2
SO	8
LOB	9



Batter	1	2	3	4	5	6	7	8	9	AB	R	H	RBI	BB	SO	LOB	BOTTOM										
Stan Javier, S (1,7) OBP: 0.375, SLG: 0.391	0-2 G5-3		2-3 K2-3		1-2 G6-3				2-1 G6-3	4	0	0	0	0	1	0											
Mike Cameron, R (1,8) OBP: 0.354, SLG: 0.479	3-2 F9		4-2 BB			1-0 F7			3-2 F8	3	0	0	0	1	0	0											
Bret Boone, R (1,4) OBP: 0.374, SLG: 0.582	2-1 HR		0-3 K			1-0 G5-3				3	1	1	1	0	1	1											
Edgar Martinez, R (1,10) OBP: 0.425, SLG: 0.543	2-1 1B			1-1 F8		3-3 K				3	0	1	0	0	1	0											
Ed Sprague, R (1,3) OBP: 0.377, SLG: 0.441	3-2 F3			2-2 1B			0-0 F9			3	0	1	0	0	0	1											
John Olerud, L (9,3) OBP: 0.404, SLG: 0.475										0	0	0	0	0	0	0											
Jay Buhner, R (1,9) OBP: 0.340, SLG: 0.333		4-2 G5-4-3 BB		0-0 L5			4-1 1B BB			1	0	0	0	2	0	1											
Charles Gipson, R (7, FR) OBP: 0.282, SLG: 0.313				1-3 G6-3						0	0	0	0	0	0	0											
Dan Wilson, R (1,2) OBP: 0.305, SLG: 0.396		2-2 F8		1-1 G6-3			1-0 CS 1B			3	0	1	0	0	0	2											
David Bell, R (1,5) OBP: 0.303, SLG: 0.415		1-2 G5-4-3			1-0 G5-3		2-3 SAFE K			3	0	0	0	0	1	3											
Mark McLemore, S (1,6) OBP: 0.386, SLG: 0.408			1-0 F2		2-2 F7			2-2 G6-3		3	0	0	0	0	0	0											
<b>Inning Stats</b>	R: 1 E: 0 K: 0 S: 15	H: 2 LOB: 1 BB: 0 P: 25	R: 0 E: 0 K: 0 S: 9	H: 0 LOB: 0 BB: 1 P: 16	R: 0 E: 0 K: 2 S: 14	H: 0 LOB: 1 BB: 1 P: 21	R: 0 E: 0 K: 0 S: 8	H: 1 LOB: 1 BB: 0 P: 12	R: 0 E: 0 K: 0 S: 7	H: 0 LOB: 0 BB: 0 P: 11	R: 0 E: 0 K: 1 S: 7	H: 0 LOB: 0 BB: 0 P: 12	R: 0 E: 0 K: 1 S: 6	H: 1 LOB: 2 BB: 1 P: 13	R: 0 E: 0 K: 0 S: 8	H: 0 LOB: 0 BB: 0 P: 15	R: 0 E: 0 K: 0 S: 8	H: 0 LOB: 0 BB: 0 P: 15	1B: 3 2B: 0 3B: 0 HR: 1	SF: 0 SAC: 0 DP: 1 HBP: 0	WP: 0 PB: 0 SB: 0 CS: 1	PA: 29					
<b>PITCHER</b>	IP	WLS	BF	H	R	ER	SO	BB	IBB	HBP	BLK	WP	HR	S	P	ERA	WHIP										
Doug Davis, L (1,1) ERA: 4.45	8.0	L	29	4	1	1	4	3	0	0	0	0	1	74	125	1.12	0.875										

Texas Rangers @ Seattle Mariners  
Safeco Field, Seattle, WA  
Sat Oct 06 2001, 6:05 PM PDT  
Att: 45,607 - Cloudy - 62 F

AB	26
R	1
H	4
RBI	1
BB	3
SO	4
LOB	8





Batter	1	2	3	4	5	6	7	8	9	AB	R	H	RBI	BB	SO	LOB	TOP										
Chris Magruder, S OBP: 0.226, SLG: 0.172	F8		F7	G6-3		K			K	5	0	0	0	0	2	4											
10 Michael Young, R OBP: 0.288, SLG: 0.402	G5-3		HR	1B		1B			1B	5	2	3	0	0	1	0											
Alex Rodriguez, R OBP: 0.399, SLG: 0.622	G2-3		K			G4-6-3			F8	4	0	1	0	1	1	1											
Rafael Palmeiro, L OBP: 0.381, SLG: 0.563		G4-3	HR			F5			F9	5	1	2	3	0	0	2											
Carlos Pena, L OBP: 0.361, SLG: 0.500		G4-3	G4-3			G4-6-3			G4-3	4	0	1	0	1	0	2											
Gabe Kapler, R OBP: 0.348, SLG: 0.437						1B			G5-3	4	1	3	0	1	1	3											
Mike Lamb, L OBP: 0.348, SLG: 0.412		G4-3				1B			G5-3	3	0	1	0	0	0	3											
Craig Monroe, R OBP: 0.293, SLG: 0.346						K			K	3	0	0	0	1	3	5											
Marcus Jensen, S OBP: 0.172, SLG: 0.207									G4-3	3	0	1	1	0	1	5											
Ruben Sierra, S OBP: 0.322, SLG: 0.561		F5								1	0	0	0	0	0	0											
Bill Haselman, R OBP: 0.331, SLG: 0.400										0	0	0	0	0	0	0											
<b>Inning Stats</b>	R: 0 E: 0 K: 0 S: 6	H: 0 LOB: 0 BB: 0 P: 9	R: 0 E: 0 K: 0 S: 8	H: 1 LOB: 3 BB: 2 P: 21	R: 2 E: 0 K: 1 S: 13	H: 2 LOB: 0 BB: 0 P: 21	R: 1 E: 0 K: 1 S: 12	H: 3 LOB: 1 BB: 0 P: 19	R: 0 E: 0 K: 3 S: 9	H: 2 LOB: 1 BB: 0 P: 16	R: 0 E: 0 K: 1 S: 14	H: 1 LOB: 2 BB: 0 P: 21	R: 0 E: 0 K: 1 S: 10	H: 0 LOB: 0 BB: 0 P: 16	R: 0 E: 0 K: 1 S: 10	H: 1 LOB: 1 BB: 0 P: 16	R: 1 E: 0 K: 2 S: 13	H: 2 LOB: 3 BB: 2 P: 26	1B: 9 2B: 2 3B: 0 HR: 1	SF: 0 SAC: 0 DP: 2 HBP: 1	WP: 1 PB: 0 SB: 1 CS: 0	PA: 42					
<b>PITCHER</b>	IP	WLS	BF	H	R	ER	SO	BB	IBB	HBP	BLK	WP	HR	S	P	ERA	WHIP										
Aaron Sele, R ERA: 3.6	5.0		23	8	3	3	2	2	0	0	0	0	1	48	86	5.40	2.000										
Norm Charlton, L ERA: 3.02	1.0		5	1	0	0	3	0	0	1	0	1	0	14	21	0.00	1.000										
Jose Paniagua, R ERA: 4.36	1.0		3	0	0	0	1	0	0	0	0	0	0	8	12	0.00	0.000										
Arthur Rhodes, L ERA: 1.72	1.0	L	4	1	0	0	1	0	0	0	0	0	0	10	16	0.00	1.000										
Jeff Nelson, R ERA: 2.79	1.0		7	2	1	1	2	2	0	0	0	0	0	13	26	9.00	4.000										

Texas Rangers @ Seattle Mariners  
Safeco Field, Seattle, WA  
Sun Oct 07 2001, 1:35 PM PDT  
Att: 45,578 - Dome - 72 F

AB	37
R	4
H	12
RBI	4
BB	4
SO	9
LOB	25



Batter	1	2	3	4	5	6	7	8	9	AB	R	H	RBI	BB	SO	LOB	BOTTOM										
51 Ichiro Suzuki, L OBP: 0.391, SLG: 0.457	S	G1-3			L3			K		4	1	1	0	0	1	1											
Mike Cameron, R OBP: 0.353, SLG: 0.480	G1-3		K		G5-3			K		4	0	1	1	0	2	0											
Bret Boone, R OBP: 0.372, SLG: 0.578	G1-3		K			G6-3			F8	4	0	0	0	0	1	1											
Edgar Martinez, R OBP: 0.423, SLG: 0.543	K		G6-3			G6-3		CS	F9	4	0	1	0	0	1	1											
John Olerud, L OBP: 0.401, SLG: 0.472	G1-3				G6-3		G6-3		G3-1	4	0	0	0	0	0	2											
Jay Buhner, R OBP: 0.340, SLG: 0.400		F8								3	1	1	1	0	1	0											
Gene Kingsale, S OBP: 0.364, SLG: 0.263					HR					0	0	0	0	0	0	0											
Dan Wilson, R OBP: 0.305, SLG: 0.403					F9					3	1	1	1	0	1	0											
David Bell, R OBP: 0.303, SLG: 0.415					F7					3	0	1	0	0	0	0											
Mark McLemore, S OBP: 0.384, SLG: 0.406										2	0	0	0	0	0	1											
Ed Sprague, R OBP: 0.374, SLG: 0.436		F7								1	0	0	0	0	0	0											
Ramón Vázquez, L OBP: 0.222, SLG: 0.229					L5				F3	0	0	0	0	0	0	0											
<b>Inning Stats</b>	R: 1 E: 0 K: 1 S: 12	H: 2 LOB: 1 BB: 0 P: 18	R: 1 E: 0 K: 0 S: 9	H: 2 LOB: 1 BB: 0 P: 19	R: 0 E: 0 K: 2 S: 12	H: 0 LOB: 0 BB: 0 P: 19	R: 1 E: 0 K: 0 S: 11	H: 1 LOB: 0 BB: 0 P: 15	R: 0 E: 0 K: 0 S: 7	H: 0 LOB: 0 BB: 0 P: 14	R: 0 E: 0 K: 0 S: 6	H: 1 LOB: 0 BB: 0 P: 7	R: 0 E: 0 K: 2 S: 9	H: 0 LOB: 0 BB: 0 P: 12	R: 0 E: 0 K: 2 S: 10	H: 0 LOB: 0 BB: 0 P: 17	R: 0 E: 0 K: 0 S: 5	H: 0 LOB: 0 BB: 0 P: 6	1B: 1 2B: 3 3B: 0 HR: 2	SF: 0 SAC: 0 DP: 0 HBP: 0	WP: 0 PB: 0 SB: 0 CS: 1	PA: 32					
<b>PITCHER</b>	IP	WLS	BF	H	R	ER	SO	BB	IBB	HBP	BLK	WP	HR	S	P	ERA	WHIP										
Darren Oliver, L ERA: 6.02	7.0		26	6	3	3	5	6	3	3	5	2	66	104	3.86	0.857											
Chris Michalak, L ERA: 4.41	0.2		2	0	0	0	1	0	0	0	0	0	0	7	11	0.00	0.000										
Pat Mahomes, R ERA: 5.7	0.1	W	1	0	0	0	1	0	0	0	0	0	0	3	6	0.00	0.000										
59 Jeff Zimmerman, R ERA: 2.4	1.0	S	3	0	0	0	0	0	0	0	0	0	0	5	6	0.00	0.000										

Texas Rangers @ Seattle Mariners  
Safeco Field, Seattle, WA  
Sun Oct 07 2001, 1:35 PM PDT  
Att: 45,578 - Dome - 72 F

AB	32
R	3
H	6
RBI	3
BB	0
SO	7
LOB	6





Batter	1	2	3	4	5	6	7	8	9	AB	R	H	RBI	BB	SO	LOB	TOP								
Kenny Lofton, L (1, 8)	G1-3		BB	K		G4-3			K	4	0	0	0	1	2	5	<b>Cleveland Indians @ Seattle Mariners</b> Safeco Field, Seattle, WA Tue Oct 09 2001, 1:05 PM PDT Att: 48,033 - Cloudy - 55 F								
Omar Vizquel, S (1, 6) OBP: 0.200, SLG: 0.200	F7		P6	F7		F3			FC5-4 1B	5	0	1	0	0	0	6									
Roberto Alomar, S (1, 4) OBP: 0.200, SLG: 0.400	P4			1B 2B	K				FC5-4 1-2	5	1	1	0	0	2	1									
Juan Gonzalez, R (1, 9) OBP: 0.200, SLG: 0.200		P6		1B BB 1B	K				K	5	1	1	1	0	3	1									
Jim Thome, L (1, 3)		K		1B 1B BB	K				K	3	1	0	0	1	2	0									
Ellis Burks, R (1, 10) OBP: 0.750, SLG: 1.750				1B 1B		P5			HR	4	1	3	1	0	0	0									
Travis Fryman, R (1, 5) OBP: 0.500, SLG: 0.500		2B		1B					F7	4	1	2	1	0	1	1									
Marty Cordova, R (1, 7) OBP: 0.500, SLG: 0.500				1B		E1			K	4	0	2	1	0	2	0									
Jolbert Cabrera, R (8, 7)				1B		G4-3 1B				0	0	0	0	0	0	0									
Einar Diaz, R (1, 2) OBP: 0.250, SLG: 0.250			G6-3	K		G4-3 1B			F8	4	0	1	1	0	1	3									
<b>Inning Stats</b>	R: 0 H: 0 E: 0 K: 0 S: 8	H: 0 LOB: 0 BB: 0 P: 12	R: 0 H: 1 E: 0 K: 2 S: 14	LOB: 1 BB: 0 P: 23	R: 0 H: 0 E: 0 K: 1 S: 8	LOB: 1 BB: 1 P: 15	R: 3 H: 5 E: 0 K: 2 S: 21	LOB: 3 BB: 1 P: 32	R: 0 H: 0 E: 0 K: 3 S: 9	LOB: 0 BB: 0 P: 11	R: 1 H: 3 E: 1 K: 0 S: 12	H: 3 LOB: 2 BB: 0 P: 16	R: 0 H: 0 E: 0 K: 2 S: 8	LOB: 0 BB: 0 P: 15	R: 1 H: 1 E: 0 K: 1 S: 8	LOB: 0 BB: 0 P: 11	R: 0 H: 1 E: 0 K: 2 S: 10	LOB: 1 BB: 0 P: 18	1B: 8 2B: 2 3B: 0 HR: 1	SF: 0 SAC: 0 DP: 0 HBP: 0	WP: 0 PB: 0 SB: 0 CS: 0	PA: 40			
<b>PITCHER</b>	IP	WLS	BF	H	R	ER	SO	BB	IBB	HBP	BLK	WP	HR	S	P	ERA	WHIP								
Freddy Garcia, R (1, 1) ERA: 6.75	5.1	L	27	9	4	4	8	2	0	0	0	0	0	70	107	6.75	2.062								
Norm Charlton, L (6, 1) ERA:	1.2		5	0	0	0	2	0	0	0	0	0	0	10	17	0.00	0.000								
Jose Paniagua, R (8, 1) ERA: 9.0	1.0		4	1	1	1	1	0	0	0	0	0	0	8	11	9.00	1.000								
John Halama, L (9, 1) ERA:	1.0		4	1	0	0	2	0	0	0	0	0	0	10	18	0.00	1.000								

AB	38
R	5
H	11
RBI	5
BB	2
SO	13
LOB	17



Batter	1	2	3	4	5	6	7	8	9	AB	R	H	RBI	BB	SO	LOB	BOTTOM								
51 Ichiro Suzuki, L (1, 9) OBP: 0.750, SLG: 1.000			CS 1B			F8				4	0	3	0	0	0	2	<b>Cleveland Indians @ Seattle Mariners</b> Safeco Field, Seattle, WA Tue Oct 09 2001, 1:05 PM PDT Att: 48,033 - Cloudy - 55 F								
Mark McLemore, S (1, 6)	1B		G3			G3			2B	4	0	0	0	0	2	3									
Bret Boone, R (1, 4)						G6-3			F2	4	0	0	0	0	2	2									
Edgar Martinez, R (1, 10) OBP: 0.500, SLG: 0.333		G5-3		G3-6-3 BB		E S 1B			P6	3	0	1	0	1	0	1									
John Olerud, L (1, 3)				G3-6-3		K			K	4	0	0	0	0	3	2									
Mike Cameron, R (1, 8)									K	4	0	0	0	0	3	0									
Stan Javier, S (1, 7) OBP: 0.333, SLG: 0.667					P4				K	4	0	0	0	0	3	0									
Dan Wilson, R (1, 2) OBP: 0.333, SLG: 0.333					L7				G6-3	3	0	1	0	0	0	0									
David Bell, R (1, 5)									K	3	0	1	0	0	1	1									
									G6-3	2	0	0	0	1	1	0									
<b>Inning Stats</b>	R: 0 H: 1 E: 0 K: 2 S: 14	H: 1 LOB: 1 BB: 0 P: 19	R: 0 H: 1 E: 0 K: 2 S: 10	LOB: 1 BB: 0 P: 10	R: 0 H: 1 E: 0 K: 1 S: 9	LOB: 0 BB: 0 P: 15	R: 0 H: 0 E: 0 K: 1 S: 7	LOB: 0 BB: 1 P: 14	R: 0 H: 1 E: 0 K: 0 S: 9	LOB: 2 BB: 1 P: 17	R: 0 H: 1 E: 0 K: 1 S: 10	H: 1 LOB: 1 BB: 0 P: 15	R: 0 H: 0 E: 0 K: 2 S: 10	LOB: 0 BB: 0 P: 14	R: 0 H: 1 E: 0 K: 1 S: 7	LOB: 1 BB: 0 P: 11	R: 0 H: 0 E: 0 K: 2 S: 11	LOB: 0 BB: 0 P: 15	1B: 4 2B: 2 3B: 0 HR: 0	SF: 0 SAC: 0 DP: 1 HBP: 0	WP: 0 PB: 0 SB: 1 CS: 1	PA: 33			
<b>PITCHER</b>	IP	WLS	BF	H	R	ER	SO	BB	IBB	HBP	BLK	WP	HR	S	P	ERA	WHIP								
Bartolo Colon, R (1, 1) ERA:	8.0	W	30	6	0	0	10	2	0	0	0	0	0	76	115	0.00	1.000								
Bob Wickman, R (9, 1) ERA:	1.0		3	0	0	0	2	0	0	0	0	0	0	11	15	0.00	0.000								


AB	31
R	0
H	6
RBI	0
BB	2
SO	12
LOB	11





Batter	1	2	3	4	5	6	7	8	9	AB	R	H	RBI	BB	SO	LOB	TOP										
Kenny Lofton, L (1.8)	G4-3		F9			L4		K		4	0	0	0	0	1	1	<b>Cleveland Indians @ Seattle Mariners</b> Safeco Field, Seattle, WA Thu Oct 11 2001, 1:05 PM PDT Att: 48,052 - Sunny - 55 F										
Omar Vizquel, S (1.6) OBP: 0.333, SLG: 0.250	P6			F9 1B BB				F9		3	0	1	0	1	0	0											
Roberto Alomar, S (1.4) OBP: 0.111, SLG: 0.222	L1			F9		P4		F3		4	0	0	0	0	0	2											
Juan Gonzalez, R (1.9) OBP: 0.222, SLG: 0.222		F8			F9				K	4	0	1	0	0	1	1											
Ellis Burks, R (1.10) OBP: 0.625, SLG: 1.125		G6-3			F9					4	1	2	0	0	0	2											
Jim Thome, L (1.3) OBP: 0.250, SLG: 0.143										4	0	1	0	0	2	3											
Travis Fryman, R (1.5) OBP: 0.375, SLG: 0.286										4	0	1	0	0	2	3											
Marty Cordova, R (1.7) OBP: 0.286, SLG: 0.286										3	0	0	0	0	1	2											
Einar Diaz, R (1.2) OBP: 0.286, SLG: 0.286										3	0	1	0	0	0	1											
<b>Inning Stats</b>	R: 0 H: 0 E: 0 K: 0 S: 7	H: 0 LOB: 0 BB: 0 P: 10	R: 0 H: 0 E: 0 K: 1 S: 6	H: 0 LOB: 0 BB: 0 P: 10	R: 0 H: 1 E: 0 K: 2 S: 10	LOB: 1 BB: 0 P: 14	R: 0 H: 1 E: 0 K: 1 S: 12	LOB: 2 BB: 1 P: 22	R: 0 H: 0 E: 0 K: 0 S: 6	H: 0 LOB: 0 BB: 0 P: 10	R: 0 H: 1 E: 0 K: 0 S: 11	LOB: 1 BB: 0 P: 17	R: 1 H: 2 E: 0 K: 0 S: 9	H: 2 LOB: 1 BB: 1 P: 15	R: 0 H: 0 E: 0 K: 1 S: 8	H: 0 LOB: 0 BB: 0 P: 10	R: 0 H: 1 E: 0 K: 2 S: 10	LOB: 1 BB: 0 P: 16	1B: 6 2B: 0 3B: 0 HR: 0	SF: 0 SAC: 0 DP: 1 HBP: 0	WP: 0 PB: 0 SB: 0 CS: 0	PA: 34					
<b>PITCHER</b>	IP	WLS	BF	H	R	ER	SO	BB	IBB	HBP	BLK	WP	HR	S	P	ERA	WHIP										
Jamie Moyer, L (1.1) ERA: 1.5	6.0	W	24	5	1	1	4	1	0	0	0	0	0	55	86	1.50	1.000										
Jeff Nelson, R (7.1) ERA	1.0		3	0	0	0	0	1	0	0	0	0	0	6	12	0.00	1.000										
Arthur Rhodes, L (8.1) ERA	1.0		3	0	0	0	1	0	0	0	0	0	0	8	10	0.00	0.000										
Kazuhiro Sasaki, R (9.1) ERA	1.0		4	1	0	0	2	0	0	0	0	0	0	10	16	0.00	1.000										

Batter	1	2	3	4	5	6	7	8	9	AB	R	H	RBI	BB	SO	LOB	BOTTOM											
51 Ichiro Suzuki, L (1.9) OBP: 0.625, SLG: 0.714	HR BB	F9						G6-3		3	1	1	0	1	0	1	<b>Cleveland Indians @ Seattle Mariners</b> Safeco Field, Seattle, WA Thu Oct 11 2001, 1:05 PM PDT Att: 48,052 - Sunny - 55 F											
Mike Cameron, R (1.8) OBP: 0.125, SLG: 0.500	HR		G5-3					K		4	1	1	2	0	2	1												
Bret Boone, R (1.4) OBP: 0.125, SLG: 0.125	HR		G5-3					F8		4	1	1	0	0	1	1												
Edgar Martinez, R (1.10) OBP: 0.375, SLG: 0.714	HR		G5-3					F8		4	1	1	2	0	1	0												
John Olerud, L (1.3) ERA	F5			G1-3				F8		3	0	0	0	0	0	0												
Jay Buhner, R (1.7) Stan Javier, S (6.7) OBP: 0.250, SLG: 0.500	K2-3				G5-4-3 BB			G3		1	0	0	0	1	1	0												
Dan Wilson, R (1.2) OBP: 0.167, SLG: 0.167	K				G5-4-3			F7		3	0	0	0	0	1	1												
David Bell, R (1.5) OBP: 0.500, SLG: 1.000		F8							HR	3	1	2	1	0	0	0												
Mark McLemore, S (1.6)		K								3	0	0	0	0	2	1												
<b>Inning Stats</b>	R: 4 H: 3 E: 0 K: 2 S: 15	H: 3 LOB: 0 BB: 1 P: 26	R: 0 H: 0 E: 0 K: 1 S: 5	H: 0 LOB: 0 BB: 0 P: 5	R: 0 H: 0 E: 0 K: 0 S: 6	H: 0 LOB: 0 BB: 0 P: 8	R: 0 H: 0 E: 0 K: 0 S: 7	H: 0 LOB: 0 BB: 1 P: 14	R: 1 H: 2 E: 0 K: 2 S: 12	H: 2 LOB: 1 BB: 0 P: 19	R: 0 H: 0 E: 0 K: 1 S: 6	LOB: 0 BB: 0 P: 13	R: 0 H: 1 E: 0 K: 1 S: 13	LOB: 1 BB: 0 P: 17	R: 0 H: 0 E: 0 K: 1 S: 9	H: 0 LOB: 0 BB: 0 P: 15	1B: 3 2B: 0 3B: 0 HR: 3	SF: 0 SAC: 0 DP: 1 HBP: 0	WP: 0 PB: 0 SB: 1 CS: 0	PA: 31								
<b>PITCHER</b>	IP	WLS	BF	H	R	ER	SO	BB	IBB	HBP	BLK	WP	HR	S	P	ERA	WHIP											
Chuck Finley, L (1.1) ERA: 10.38	4.1	L	19	5	5	5	3	2	0	0	0	0	0	3	39	66	10.38	1.615										
David Riske, R (5.1) ERA	1.2		5	0	0	0	3	0	0	0	0	0	0	12	19	0.00	0.000											
Paul Shuey, R (7.1) ERA	1.0		4	1	0	0	1	0	0	0	0	0	0	13	17	0.00	1.000											
Danys Baez, R (8.1) ERA	1.0		3	0	0	0	1	0	0	0	0	0	0	9	15	0.00	0.000											














Batter	1	2	3	4	5	6	7	8	9	AB R H RBI BB SO LOB	TOP											
<b>Kenny Lofton, L</b> OBP: 0.217, SLG: 0.263 (1, 8)	G6-3		1B			K		F8		4 0 1 1 0 1 1	<b>Cleveland Indians @ Seattle Mariners</b> Safeco Field, Seattle, WA Mon Oct 15 2001, 1:05 PM PDT Att: 47,867 - Cloudy - 54 F											
<b>Omar Vizquel, S</b> OBP: 0.435, SLG: 0.545 (1, 6)	E6		1B			K		G3		4 0 1 0 0 1 0												
<b>Roberto Alomar, S</b> OBP: 0.261, SLG: 0.333 (1, 4)	G6-4-3		1B			P6		K		4 0 0 0 0 1 4												
<b>Juan Gonzalez, R</b> OBP: 0.348, SLG: 0.739 (1, 9)		G3-1				K		G5-3		4 0 0 0 0 2 0												
<b>Ellis Burks, R</b> OBP: 0.350, SLG: 0.526 (1, 10)		G4-3				K				3 0 0 0 0 2 0												
<b>Jim Thome, L</b> OBP: 0.238, SLG: 0.316 (1, 3)		G3				K		G4-3		3 0 0 0 0 1 0												
<b>Travis Fryman, R</b> OBP: 0.263, SLG: 0.235 (1, 5)			F9			G6-3		K		3 1 1 0 0 1 0												
<b>Marty Cordova, R</b> OBP: 0.250, SLG: 0.250 (1, 7)			F9			K		K		3 0 0 0 0 2 1												
<b>Einar Diaz, R</b> OBP: 0.389, SLG: 0.313 (1, 2)			1B			F7				2 0 1 0 1 0 0												
<b>Inning Stats</b>	R: 0 E: 1 K: 0 S: 6	H: 0 LOB: 0 BB: 0 P: 8	R: 0 E: 0 K: 0 S: 8	H: 0 LOB: 0 BB: 14 P: 14	R: 1 E: 0 K: 0 S: 9	H: 3 LOB: 2 BB: 1 P: 19	R: 0 E: 0 K: 3 S: 11	H: 0 LOB: 0 BB: 0 P: 18	R: 0 E: 0 K: 1 S: 9	H: 0 LOB: 0 BB: 0 P: 14		R: 0 E: 0 K: 2 S: 8	H: 0 LOB: 0 BB: 0 P: 13	R: 0 E: 0 K: 2 S: 10	H: 0 LOB: 0 BB: 0 P: 16	R: 0 E: 0 K: 2 S: 13	H: 1 LOB: 1 BB: 0 P: 21	R: 0 E: 0 K: 1 S: 9	H: 0 LOB: 0 BB: 0 P: 10	1B: 3 2B: 1 3B: 0 HR: 0	SF: 0 SAC: 0 DP: 2 HBP: 0	WP: 0 PB: 0 SB: 0 CS: 0
<b>PITCHER</b>	IP WLS BF H R ER SO BB IBB HBP BLK WP HR S P ERA WHIP											<b>PITCHER</b>	IP WLS BF H R ER SO BB IBB HBP BLK WP HR S P ERA WHIP									
<b>Jamie Moyer, L</b> ERA: 1.5 (1, 1)	6.0 W 21 3 1 1 6 1 0 0 0 0 0 0 51 86 1.50 0.667																					
<b>Jeff Nelson, R</b> ERA: (7, 1)	1.2 H 6 1 0 0 4 0 0 0 0 0 0 0 20 32 0.00 0.600																					
<b>Arthur Rhodes, L</b> ERA: (8, 1)	0.1 H 1 0 0 0 0 0 0 0 0 0 0 0 3 5 0.00 0.000																					
<b>Kazuhiro Sasaki, R</b> ERA: (9, 1)	1.0 S 3 0 0 0 1 0 0 0 0 0 0 0 9 10 0.00 0.000																					

Batter	1	2	3	4	5	6	7	8	9	AB R H RBI BB SO LOB	BOTTOM									
<b>51 Ichiro Suzuki, L</b> OBP: 0.619, SLG: 0.650 (1, 9)	CS	CS	G4-3			WP		SH5-4		4 1 3 0 0 0 0	<b>Cleveland Indians @ Seattle Mariners</b> Safeco Field, Seattle, WA Mon Oct 15 2001, 1:05 PM PDT Att: 47,867 - Cloudy - 54 F									
<b>Stan Javier, S</b> OBP: 0.400, SLG: 0.375 (1, 7)	SH5-3		K			FC6-4		SH5-4		1 0 0 0 1 1 0										
<b>Bret Boone, R</b> OBP: 0.136, SLG: 0.095 (1, 4)	K2-3		G6-3			K		K		4 0 0 0 0 3 5										
<b>Edgar Martinez, R</b> OBP: 0.476, SLG: 0.750 (7, PR)		HBP				FC6-4		1B		2 1 1 1 2 0 3										
<b>John Olerud, L</b> OBP: 0.300, SLG: 0.176 (1, 3)		HBP				K		F2		3 1 1 0 1 1 1										
<b>Mike Cameron, R</b> OBP: 0.333, SLG: 0.556 (1, 8)		1B				K		P6		3 0 0 0 0 1 3										
<b>Dan Wilson, R</b> OBP: 0.200, SLG: 0.267 (1, 2)		K				F8		WP		4 0 1 0 0 2 4										
<b>David Bell, R</b> OBP: 0.333, SLG: 0.563 (1, 5)		K				K		WP		4 0 1 0 0 3 3										
<b>Mark McLemore, S</b> OBP: 0.211, SLG: 0.167 (1, 6)						WP		K		4 0 2 2 0 2 2										
<b>Inning Stats</b>	R: 0 E: 0 K: 1 S: 8	H: 1 LOB: 0 BB: 0 P: 13	R: 2 E: 0 K: 2 S: 12	H: 1 LOB: 1 BB: 2 P: 23	R: 0 E: 0 K: 1 S: 8	H: 0 LOB: 0 BB: 0 P: 12	R: 0 E: 0 K: 2 S: 13	H: 0 LOB: 1 BB: 1 P: 24	R: 0 E: 0 K: 1 S: 13	H: 2 LOB: 3 BB: 1 P: 25		R: 0 E: 0 K: 1 S: 13	H: 2 LOB: 0 BB: 0 P: 19	R: 1 E: 0 K: 1 S: 12	H: 3 LOB: 2 BB: 0 P: 18	R: 0 E: 0 K: 3 S: 12	H: 0 LOB: 0 BB: 0 P: 17	1B: 9 2B: 0 3B: 0 HR: 0	SF: 0 SAC: 2 DP: 0 HBP: 1	WP: 2 PB: 0 SB: 0 CS: 2
<b>PITCHER</b>	IP WLS BF H R ER SO BB IBB HBP BLK WP HR S P ERA WHIP											<b>PITCHER</b>	IP WLS BF H R ER SO BB IBB HBP BLK WP HR S P ERA WHIP							
<b>Chuck Finley, L</b> ERA: 7.27 (5, 1)	4.1 L 20 4 2 0 1 0 0 0 0 0 0 0 16 21 4.15 1.846																			
<b>David Riske, R</b> ERA: (6, 1)	1.1 6 2 0 0 1 0 0 0 0 0 0 0 7 10 0.00 1.500																			
<b>Ricardo Rincon, L</b> ERA: 9.0 (7, 1)	0.2 3 1 1 1 1 0 0 0 0 0 0 0 20 30 13.50 1.500																			
<b>Danys Baez, R</b> ERA: 2.45 (7, 1)	1.2 7 2 0 0 4 0 0 0 0 0 0 0 20 30 0.00 1.200																			



Batter	1	2	3	4	5	6	7	8	9	AB R H RBI BB SO LOB	TOP									
Chuck Knoblauch, R (1, 7) OBP: 0.333, SLG: 0.407	0-0 G3 1B	2-1 1-3 2-H 1B		1-0 2B		2-1 G6-3			2-0 F7	5 0 3 1 0 0 2	<b>New York Yankees @ Seattle Mariners</b> Safeco Field, Seattle, WA Wed Oct 17 2001, 1:00 PM PDT Att: 47,644 - Cloudy - 53 F									
2 Derek Jeter, R (1, 6) OBP: 0.365, SLG: 0.391	0-1 F8	3-1 P4		1-1 G6-3			1-3 K	2-2 F9	5 0 0 0 0 1 5											
David Justice, L (1, 10) OBP: 0.350, SLG: 0.529	3-2 G3 1-2				4-2 BB		1-0 G3	0-1 1B 2-H	4 0 1 1 1 0 1											
Bernie Williams, S (1, 8) OBP: 0.346, SLG: 0.333	4-1 BB				0-1 F8		4-2 BB	0-2 F8	3 0 0 0 2 1 2											
Tino Martinez, L (1, 3) OBP: 0.200, SLG: 0.227	2-3 K				1-1 F8		2-1 P6		4 0 0 0 0 2 4											
20 Jorge Posada, S (1, 2) OBP: 0.500, SLG: 0.667		4-1 1B BB			2-0 HR 2B		2-0 G4-3		3 2 1 0 1 1 1											
Paul O'Neill, L (1, 9) Shane Spencer, R (8, PH) OBP: 0.300, SLG: 0.333		1-2 F7		2-1 HR		1-2 SH3-4 1B		2-2 F9	3 1 2 2 0 0 1 1 0 0 0 0 0 0											
Scott Brosius, R (1, 5) OBP: 0.095, SLG: 0.050		0-1 P4		0-0 G4-3		0-0 SH3-4		1-1 L6	3 0 0 0 0 0 1											
Alfonso Soriano, R (1, 4) OBP: 0.304, SLG: 0.273		0-1 1B 1-2 1B		3-2 G5-3		2-2 G6-3		0-2 1B 2S 1B	4 1 2 0 0 0 1											
<b>Inning Stats</b>	R: 0 E: 0 K: 1 S: 10	H: 1 LOB: 2 BB: 1 P: 19	R: 1 E: 0 K: 0 S: 12	H: 2 LOB: 2 BB: 1 P: 22	R: 0 E: 0 K: 2 S: 12	H: 0 LOB: 0 BB: 0 P: 18	R: 2 E: 0 K: 0 S: 10	H: 3 LOB: 1 BB: 0 P: 19	R: 0 E: 0 K: 0 S: 9	H: 0 LOB: 1 BB: 1 P: 16	R: 0 E: 0 K: 1 S: 8	H: 0 LOB: 1 BB: 1 P: 16	R: 0 E: 0 K: 1 S: 10	H: 0 LOB: 0 BB: 0 P: 14	R: 0 E: 0 K: 0 S: 14	H: 2 LOB: 1 BB: 0 P: 16	1B: 6 2B: 2 3B: 0 HR: 1	SF: 0 SAC: 1 DP: 0 HBP: 0	WP: 0 PB: 0 SB: 1 CS: 0	PA: 40
<b>PITCHER</b>	IP WLS BF H R ER SO BB IBB HBP BLK WP HR S P ERA WHIP											IP WLS BF H R ER SO BB IBB HBP BLK WP HR S P ERA WHIP								
Aaron Sele, R (1, 1) ERA: 5.63	6.0 L 28 7 3 3 3 3 0 0 0 0 0 1 63 109 4.50 1.667																			
Norm Charlton, L (7, 1) ERA:	1.1 5 0 0 0 2 1 0 0 0 0 0 0 11 20 0.00 0.750																			
Jose Paniagua, R (8, 1) ERA: 17.18	1.2 7 2 1 1 0 0 0 0 0 0 0 0 21 26 5.40 1.200																			

AB	35
R	4
H	9
RBI	4
BB	4
SO	5
LOB	18



Batter	1	2	3	4	5	6	7	8	9	AB R H RBI BB SO LOB	BOTTOM									
51 Ichiro Suzuki, L (1, 9) OBP: 0.560, SLG: 0.625	2-1 G5-3			1-3 K		2-0 G4-3			1-1 WP 2B	4 1 1 0 0 1 0	<b>New York Yankees @ Seattle Mariners</b> Safeco Field, Seattle, WA Wed Oct 17 2001, 1:00 PM PDT Att: 47,644 - Cloudy - 53 F									
Carlos Guillen, S (1, 6) Stan Javier, S (8, PH) OBP: 0.364, SLG: 0.333	1-2 G4-3			2-1 F7		1-3 K		0-0 G1-3	3 0 0 0 0 1 0 1 0 0 0 0 0 1											
Bret Boone, R (1, 4) OBP: 0.192, SLG: 0.125	0-1 G5-3			0-0 G6-3		2-2 G5-4-3 1B		4-2 BB 2-H	3 0 1 0 1 0 0											
Edgar Martinez, R (1, 10) OBP: 0.440, SLG: 0.650		1-3 K			2-0 2B G6-3 1B		3-3 K	0-1 G3-1	4 1 1 0 0 2 2											
Mike Cameron, R (1, 8) OBP: 0.375, SLG: 0.600		4-0 G4-6-3 BB			1-2 G6-3 2B		3-1 G5-4-3		2 0 1 0 1 0 1											
John Olerud, L (1, 3) OBP: 0.261, SLG: 0.150		2-1 G4-6-3 1-2			2-1 G6-3			1-1 G4-3	3 0 0 1 0 0 2											
Jay Buhner, R (1, 7)			0-3 K		0-3 K			0-2 F9	3 0 0 0 0 2 1											
Dan Wilson, R (1, 2) OBP: 0.167, SLG: 0.222			2-0 F8		2-3 K			1-1 P4	3 0 0 0 0 1 1											
David Bell, R (1, 5) Mark McLemore, S (8, PH) OBP: 0.200, SLG: 0.158			2-2 G3			0-1 G4-3		1-0 B1	2 0 0 0 0 0 0 1 0 0 0 0 0 0											
<b>Inning Stats</b>	R: 0 E: 0 K: 0 S: 8	H: 0 LOB: 0 BB: 0 P: 11	R: 0 E: 0 K: 1 S: 6	H: 0 LOB: 0 BB: 1 P: 13	R: 0 E: 0 K: 1 S: 8	H: 0 LOB: 0 BB: 0 P: 12	R: 0 E: 0 K: 1 S: 6	H: 0 LOB: 0 BB: 0 P: 9	R: 1 E: 0 K: 2 S: 12	H: 2 LOB: 1 BB: 0 P: 19	R: 0 E: 0 K: 1 S: 9	H: 0 LOB: 0 BB: 0 P: 9	R: 0 E: 0 K: 0 S: 7	H: 0 LOB: 0 BB: 0 P: 9	R: 1 E: 0 K: 0 S: 8	H: 1 LOB: 1 BB: 1 P: 14	1B: 2 2B: 2 3B: 0 HR: 0	SF: 0 SAC: 0 DP: 2 HBP: 0	WP: 2 PB: 0 SB: 0 CS: 0	PA: 31
<b>PITCHER</b>	IP WLS BF H R ER SO BB IBB HBP BLK WP HR S P ERA WHIP											IP WLS BF H R ER SO BB IBB HBP BLK WP HR S P ERA WHIP								
Andy Pettitte, L (1, 1) ERA: 1.26	8.0 W 26 3 1 1 7 1 0 0 0 0 1 0 62 99 1.12 0.500																			
42 Mariano Rivera, R (9, 1) ERA: 1.5	1.0 S 5 1 1 1 0 1 0 0 0 0 1 0 8 14 9.00 2.000																			


AB	29
R	2
H	4
RBI	1
BB	2
SO	7
LOB	8





Batter	1	2	3	4	5	6	7	8	9	AB	R	H	RBI	BB	SO	LOB	TOP				
Chuck Knoblauch, R (1, 7) OBP: 0.387, SLG: 0.433										3	0	2	1	1	0	0	<b>New York Yankees @ Seattle Mariners</b> Safeco Field, Seattle, WA Thu Oct 18 2001, 5:00 PM PDT Att: 47,791 - Dome - 72 F				
2 Derek Jeter, R (1, 6) OBP: 0.414, SLG: 0.400										2	0	1	0	1	0	0					
David Justice, L (1, 10) OBP: 0.333, SLG: 0.450										3	0	0	0	1	0	4					
Bernie Williams, S (1, 8) OBP: 0.333, SLG: 0.320										4	0	1	0	0	1	2					
Tino Martinez, L (1, 3) OBP: 0.235, SLG: 0.269										4	1	2	0	0	0	3					
20 Jorge Posada, S (1, 2) OBP: 0.464, SLG: 0.583										3	1	0	0	1	3	1					
Paul O'Neill, L (1, 9) Shane Spencer, R (7, 9) OBP: 0.364, SLG: 0.500										3	0	1	0	0	0	2					
Scott Brosius, R (1, 5) OBP: 0.120, SLG: 0.125										4	1	1	2	0	3	2					
Alfonso Soriano, R (1, 4) OBP: 0.259, SLG: 0.231										4	0	0	0	0	1	2					
<b>Inning Stats</b>	R: 0 E: 0 K: 0 S: 8	H: 1 LOB: 1 BB: 0 P: 12	R: 3 E: 0 K: 0 S: 10	H: 3 LOB: 0 BB: 1 P: 19	R: 0 E: 0 K: 0 S: 9	H: 0 LOB: 1 BB: 1 P: 16	R: 0 E: 0 K: 2 S: 8	H: 1 LOB: 0 BB: 0 P: 12	R: 0 E: 0 K: 1 S: 7	H: 1 LOB: 1 BB: 0 P: 16	R: 0 E: 0 K: 1 S: 9	H: 0 LOB: 0 BB: 0 P: 14	R: 0 E: 0 K: 0 S: 9	H: 1 LOB: 2 BB: 1 P: 19	R: 0 E: 0 K: 2 S: 17	H: 1 LOB: 1 BB: 0 P: 23	1B: 7 2B: 3 3B: 0 HR: 0	SF: 0 SAC: 1 DP: 2 HBP: 0	WP: 0 PB: 0 SB: 1 CS: 2	PA: 37	
<b>PITCHER</b>	IP WLS BF H R ER SO BB IBB HBP BLK WP HR S P ERA WHIP	7.1 L 29 7 3 3 6 4 0 0 0 0 0 65 109 3.68 1.500	1.0 H 4 1 0 0 1 0 0 0 0 0 8 15 0.00 1.000	0.2 S 3 1 0 0 1 0 0 0 0 0 14 19 0.00 1.500																	

AB	31
R	3
H	9
RBI	3
BB	4
SO	8
LOB	16



Batter	1	2	3	4	5	6	7	8	9	AB	R	H	RBI	BB	SO	LOB	BOTTOM			
51 Ichiro Suzuki, L (1, 9) OBP: 0.592, SLG: 0.593										3	0	1	0	1	0	0	<b>New York Yankees @ Seattle Mariners</b> Safeco Field, Seattle, WA Thu Oct 18 2001, 5:00 PM PDT Att: 47,791 - Dome - 72 F			
Mark McLemore, S (1, 6) OBP: 0.167, SLG: 0.130										4	0	0	0	0	0	4				
Bret Boone, R (1, 4) OBP: 0.200, SLG: 0.143										4	0	1	0	0	0	1				
Edgar Martinez, R (1, 10) Charles Gipson, R (8, PR) OBP: 0.414, SLG: 0.583										4	0	1	0	0	1	3				
John Olerud, L (1, 3) OBP: 0.222, SLG: 0.125										4	0	0	0	0	0	1				
Mike Cameron, R (1, 8) OBP: 0.357, SLG: 0.522										3	1	0	0	0	2	1				
Stan Javier, S (1, 7) OBP: 0.400, SLG: 0.583										3	1	1	2	1	1	0				
Dan Wilson, R (1, 2) Al Martin, L (9, PH) OBP: 0.238, SLG: 0.286										3	0	2	0	0	0	0				
David Bell, R (1, 5) OBP: 0.250, SLG: 0.409										4	0	0	0	0	2	3				
<b>Inning Stats</b>	R: 0 E: 0 K: 0 S: 11	H: 2 LOB: 1 BB: 0 P: 14	R: 0 E: 0 K: 1 S: 20	H: 1 LOB: 1 BB: 1 P: 29	R: 0 E: 1 K: 0 S: 14	H: 0 LOB: 0 BB: 0 P: 20	R: 2 E: 0 K: 0 S: 8	H: 1 LOB: 0 BB: 0 P: 18	R: 0 E: 0 K: 2 S: 9	H: 0 LOB: 0 BB: 0 P: 14	R: 0 E: 0 K: 0 S: 13	H: 1 LOB: 2 BB: 1 P: 22	R: 0 E: 0 K: 1 S: 11	H: 1 LOB: 1 BB: 0 P: 13	R: 0 E: 0 K: 2 S: 7	H: 0 LOB: 0 BB: 0 P: 10	1B: 5 2B: 0 3B: 0 HR: 1	SF: 0 SAC: 0 DP: 1 HBP: 1	WP: 0 PB: 0 SB: 0 CS: 0	PA: 36
<b>PITCHER</b>	IP WLS BF H R ER SO BB IBB HBP BLK WP HR S P ERA WHIP	6.0 W 24 4 2 2 3 1 0 1 0 0 0 0 18 28 0.00 1.500	1.1 H 7 2 0 0 0 0 1 0 0 0 0 0 18 28 0.00 1.500	1.2 S 5 0 0 0 3 0 0 0 0 0 0 13 17 0.00 0.000																

AB	33
R	2
H	6
RBI	2
BB	2
SO	6
LOB	13





Batter	1	2	3	4	5	6	7	8	9	AB	R	H	RBI	BB	SO	LOB	TOP							
51 Ichiro Suzuki, L (1, 9) OBP: 0.599, SLG: 0.567 Carlos Guillen, S (8, PH) (8, 6)											3	2	1	0	2	1	2							
Mark McLemore, S (1, 6) OBP: 0.257, SLG: 0.222 (8, 7) (9, 4)											4	1	1	3	2	2	2							
Bret Boone, R (1, 4) OBP: 0.303, SLG: 0.303 Jay Buhner, R (9, PH) OBP: 0.333, SLG: 0.571 (9, 9)											5	1	3	5	0	0	2							
Edgar Martinez, R (1, 10) OBP: 0.382, SLG: 0.552 Al Martin, L (9, PH) OBP: 0.236, SLG: 0.750											5	0	1	0	0	2	4							
John Olerud, L (1, 3) OBP: 0.273, SLG: 0.276											5	1	2	2	1	3	4							
Stan Javier, S (1, 7) OBP: 0.400, SLG: 0.529 Charles Gipson, R (8, PR) (8, 9) (9, 7)											5	1	2	0	0	0	2							
Mike Cameron, R (1, 8) OBP: 0.353, SLG: 0.444												4	2	0	0	2	1	3						
Tom Lampkin, L (1, 2) OBP: 0.250, SLG: 0.250 Dan Wilson, R (6, PH) OBP: 0.236, SLG: 0.250 (6, 2)											2	0	1	0	0	1	0							
David Bell, R (1, 5) OBP: 0.276, SLG: 0.407											3	2	0	0	0	0	4							
<b>Inning Stats</b>	R: 0 H: 0 E: 0 K: 2 S: 9	H: 0 R: 0 ER: 0 LOB: 0 BB: 0 P: 14	R: 0 H: 0 E: 0 K: 2 S: 11	H: 0 R: 1 ER: 1 LOB: 1 BB: 1 P: 21	R: 0 H: 1 E: 0 K: 1 S: 10	H: 0 R: 0 ER: 0 LOB: 0 BB: 0 P: 19	R: 2 H: 2 E: 0 K: 1 S: 19	H: 2 R: 1 ER: 1 LOB: 2 BB: 2 P: 36	R: 2 H: 5 E: 1 K: 2 S: 26	H: 2 R: 1 ER: 3 LOB: 3 BB: 1 P: 44	R: 2 H: 2 E: 1 K: 2 S: 19	H: 2 R: 0 ER: 0 LOB: 1 BB: 0 P: 31	R: 1 H: 2 E: 0 K: 0 S: 9	H: 2 R: 0 ER: 0 LOB: 1 BB: 0 P: 13	R: 2 H: 3 E: 0 K: 0 S: 10	H: 3 R: 1 ER: 1 LOB: 1 BB: 0 P: 18	1B: 9 2B: 1 3B: 2 HR: 3	SF: 0 SAC: 0 DP: 0 HBP: 0	WP: 0 PB: 0 SB: 2 CS: 0	PA: 52				
<b>PITCHER</b>	IP WLS BF H R ER SO	IP WLS BF H R ER SO	IP WLS BF H R ER SO	IP WLS BF H R ER SO	IP WLS BF H R ER SO	IP WLS BF H R ER SO	IP WLS BF H R ER SO	IP WLS BF H R ER SO	IP WLS BF H R ER SO	IP WLS BF H R ER SO	IP WLS BF H R ER SO	IP WLS BF H R ER SO	IP WLS BF H R ER SO	IP WLS BF H R ER SO	IP WLS BF H R ER SO	IP WLS BF H R ER SO	BB IBB HBP BLK	WP HR S P	ERA WHIP	ERA WHIP				
Orlando Hernandez, R (1, 1) ERA: 5.08	5.0	L	25	5	5	7	0	0	0	0	0	0	0	0	0	0	0	0	0	4	10	27.00	2.000	
Mike Stanton, L (6, 1) ERA: 5.4	0.1		4	1	2	1	0	0	0	0	0	0	0	0	0	0	0	0	0	1	19	31	27.00	6.000
Mark Wehlers, R (6, 1) ERA: 13.5	0.2		7	3	4	2	1	1	0	0	0	0	0	0	0	0	0	0	0	1	19	31	27.00	6.000
Jay Witasick, R (7, 1) ERA: 9.82	3.0		16	6	3	3	2	0	0	0	0	0	0	0	0	0	0	0	0	1	32	49	9.00	2.000

Seattle Mariners @ New York Yankees  
Yankee Stadium, Bronx, NY  
Sat Oct 20 2001, 4:00 PM EDT  
Att: 56,517 - Sunny - 69 F

AB	45
R	14
H	15
RBI	13
BB	7
SO	10
LOB	28



Batter	1	2	3	4	5	6	7	8	9	AB	R	H	RBI	BB	SO	LOB	BOTTOM						
Chuck Knoblauch, R (1, 7) OBP: 0.353, SLG: 0.394 Clay Bellinger, R (8, 7)										3	0	0	0	0	0	2	1						
2 Derek Jeter, R (1, 6) OBP: 0.406, SLG: 0.393 Enrique Wilson, S (8, 6)										3	0	1	0	0	0	0	0						
David Justice, L (1, 10) OBP: 0.393, SLG: 0.455										2	1	1	1	1	0	0	0						
Bernie Williams, S (1, 8) OBP: 0.324, SLG: 0.414										4	1	1	2	0	0	4	0						
Tino Martinez, L (1, 3) OBP: 0.219, SLG: 0.241 Luis Sojo, R (8, 3)										3	0	0	0	0	0	0	0						
20 Jorge Posada, S (1, 2) OBP: 0.419, SLG: 0.519 Todd Greene, R (8, 2)										3	0	0	0	0	1	0	0						
Paul O'Neill, L (1, 9) OBP: 0.211, SLG: 0.421 Shane Spencer, R (7, PH) OBP: 0.385, SLG: 0.500 (8, 9)										2	0	0	0	0	0	0	0						
Scott Brosius, R (1, 5) OBP: 0.111, SLG: 0.115 Randy Velarde, R (7, PH) OBP: 0.167, SLG: 0.167 (8, 5)										2	0	0	0	0	0	2	0						
Alfonso Soriano, R (1, 4) OBP: 0.300, SLG: 0.276										3	1	2	0	0	0	0	0						
<b>Inning Stats</b>	R: 2 H: 1 E: 0 K: 1 S: 12	H: 0 R: 0 ER: 0 LOB: 0 BB: 1 P: 20	R: 0 H: 0 E: 0 K: 2 S: 10	H: 0 R: 0 ER: 0 LOB: 0 BB: 0 P: 15	R: 0 H: 0 E: 0 K: 1 S: 11	H: 0 R: 0 ER: 0 LOB: 0 BB: 0 P: 15	R: 0 H: 0 E: 0 K: 0 S: 8	H: 0 R: 0 ER: 0 LOB: 0 BB: 0 P: 14	R: 0 H: 2 E: 0 K: 0 S: 8	H: 2 R: 1 ER: 1 LOB: 2 BB: 0 P: 13	R: 0 H: 1 E: 0 K: 0 S: 10	H: 1 R: 0 ER: 0 LOB: 1 BB: 0 P: 17	R: 1 H: 3 E: 0 K: 0 S: 17	H: 3 R: 0 ER: 0 LOB: 1 BB: 0 P: 24	R: 0 H: 0 E: 0 K: 0 S: 7	H: 0 R: 0 ER: 0 LOB: 0 BB: 0 P: 10	1B: 6 2B: 0 3B: 0 HR: 1	SF: 0 SAC: 0 DP: 2 HBP: 1	WP: 0 PB: 0 SB: 0 CS: 0	PA: 34			
<b>PITCHER</b>	IP WLS BF H R ER SO	IP WLS BF H R ER SO	IP WLS BF H R ER SO	IP WLS BF H R ER SO	IP WLS BF H R ER SO	IP WLS BF H R ER SO	IP WLS BF H R ER SO	IP WLS BF H R ER SO	IP WLS BF H R ER SO	IP WLS BF H R ER SO	IP WLS BF H R ER SO	IP WLS BF H R ER SO	IP WLS BF H R ER SO	IP WLS BF H R ER SO	IP WLS BF H R ER SO	IP WLS BF H R ER SO	BB IBB HBP BLK	WP HR S P	ERA WHIP	ERA WHIP			
Jamie Moyer, L (1, 1) ERA: 1.89	7.0	W	26	4	2	5	0	0	0	0	0	0	0	0	0	0	0	0	0	17	24	9.00	3.000
Jose Paniagua, R (8, 1) ERA: 15.42	1.0		5	3	1	1	0	0	0	0	0	0	0	0	0	0	0	0	0	7	10	0.00	0.000
John Halama, L (9, 1) ERA:	1.0		3	0	0	0	0	0	0	0	0	0	0	0	0	0	0	0	0	7	10	0.00	0.000

Seattle Mariners @ New York Yankees  
Yankee Stadium, Bronx, NY  
Sat Oct 20 2001, 4:00 PM EDT  
Att: 56,517 - Sunny - 69 F

AB	32
R	3
H	7
RBI	3
BB	1
SO	5
LOB	7





Batter	1	2	3	4	5	6	7	8	9	AB	R	H	RBI	BB	SO	LOB	TOP																			
51 Ichiro Suzuki, L (1, 9) OBP: 0.526, SLG: 0.515	1-3 K		4-2 WP S BB		0-3 K2-3			2-1 G6-3		3	0	0	0	1	2	0	<b>Seattle Mariners @ New York Yankees</b> Yankee Stadium, Bronx, NY Sun Oct 21 2001, 7:30 PM EDT Att: 56,375 - Sunny - 68 F																			
Mark McLemore, S (1, 6) OBP: 0.206, SLG: 0.194	2-1 G6-3		3-1 G1-3		3-1 F9			2-2 L4		4	0	0	0	0	1																					
Bret Boone, R (1, 4) OBP: 0.282, SLG: 0.389	0-3 K		4-0 BB		1-2 G6-3			0-1 HR		3	1	1	1	1	0																					
Edgar Martinez, R (1, 10)		4-2 FC4-6 BB	1-1 F2		0-1 G5-3			0-3 K		3	0	0	0	1	2																					
John Olerud, L (1, 3)		3-1 FC4-6 BB		0-0 1B	2-3 K			0-0 G3-1		4	0	1	0	0	1																					
Stan Javier, S (1, 7) OBP: 0.333, SLG: 0.429	0-3 K			1-3 K				1-2 G6-3		4	0	0	0	0	2																					
Mike Cameron, R (1, 8) OBP: 0.342, SLG: 0.400	4-2 BB		2-1 L7		0-3 K			0-0 B4-3		3	0	0	0	1	1																					
Tom Lampkin, L (1, 2) OBP: 0.286, SLG: 0.167	0-3 K		3-2 L8		4-1 BB					2	0	0	0	1	3																					
David Bell, R (1, 5) OBP: 0.250, SLG: 0.367			1-3 K		0-1 L5			2-2 L1		3	0	0	0	0	1																					
<b>Inning Stats</b>	R: 0 H: 0 E: 0 K: 2 S: 11	H: 0 LOB: 0 BB: 0 P: 14	R: 0 H: 0 E: 0 K: 2 S: 14	H: 0 LOB: 2 BB: 2 P: 25	R: 0 H: 0 E: 0 K: 1 S: 9	H: 1 LOB: 1 BB: 0 P: 15	R: 0 H: 0 E: 0 K: 1 S: 10	H: 0 LOB: 0 BB: 0 P: 13	R: 0 H: 0 E: 0 K: 1 S: 9	H: 0 LOB: 0 BB: 0 P: 12	R: 0 H: 0 E: 0 K: 2 S: 16	H: 0 LOB: 1 BB: 1 P: 17	R: 1 H: 1 E: 0 K: 1 S: 11	H: 1 LOB: 0 BB: 0 P: 15	R: 0 H: 0 E: 0 K: 0 S: 3	H: 0 LOB: 0 BB: 0 P: 3	1B: 1 2B: 0 3B: 0 HR: 1	SF: 0 SAC: 0 DP: 0 HBP: 0	WP: 1 PB: 0 CS: 1	PA: 34																
<b>PITCHER</b>	IP	WLS	BF	H	R	ER	SO	BB	IBB	HBP	BLK	WP	HR	S	P	ERA	WHIP	<b>PITCHER</b>		IP	WLS	BF	H	R	ER	SO	BB	IBB	HBP	BLK	WP	HR	S	P	ERA	WHIP
Roger Clemens, R (1, 1) ERA: 3.38	5.0		20	1	0	0	7	4	0	0	0	1	0	53	89	0.00	1.000																			
Ramiro Mendoza, R (6, 1) ERA: 1.04	3.0		11	1	1	1	3	1	0	0	0	0	1	30	44	3.00	0.667																			
42 Mariano Rivera, R (9, 1) ERA: 1.04	1.0	W	3	0	0	0	0	0	0	0	0	0	0	3	3	0.00	0.000																			

AB 29  
R 1  
H 2  
RBI 1  
BB 5  
SO 10  
LOB 11



Batter	1	2	3	4	5	6	7	8	9	AB	R	H	RBI	BB	SO	LOB	BOTTOM																			
Chuck Knoblauch, R (1, 7) OBP: 0.342, SLG: 0.361	1-3 K		1-1 F3		4-2 1-2 BB			1-2 G5-3		3	0	0	0	1	1	2	<b>Seattle Mariners @ New York Yankees</b> Yankee Stadium, Bronx, NY Sun Oct 21 2001, 7:30 PM EDT Att: 56,375 - Sunny - 68 F																			
2 Derek Jeter, R (1, 6) OBP: 0.361, SLG: 0.344	1-2 F7		1-1 G5-3		2-2 F9			3-3 K		4	0	0	0	0	1	4																				
David Justice, L (1, 10) OBP: 0.344, SLG: 0.385	2-1 G3			1-1 F7	2-2 G4-3			0-3 K		4	0	0	0	0	1	2																				
Bernie Williams, S (1, 8) OBP: 0.368, SLG: 0.516		4-2 CS BB		4-2 20 BB		2-1 F8		3-2 HR		2	1	1	1	2	0	0																				
Tino Martinez, L (1, 3) OBP: 0.222, SLG: 0.273	2-1 G3			1-3 K		2-1 BB		1-0 L3		4	0	1	0	0	1	2																				
20 Jorge Posada, S (1, 2) OBP: 0.497, SLG: 0.500		4-2 2-6 BB		4-1 1-2 BB		4-0 IBB		1-2 G5-3		1	0	0	0	3	0	0																				
Paul O'Neill, L (1, 9) OBP: 0.238, SLG: 0.400		1-0 2-6 BB	4-0 SH1-3 BB	1-2 G3		4-2 1-2 2-3 BB		G4-6-3		1	0	0	0	1	0	2																				
Shane Spencer, R (6, PH) OBP: 0.400, SLG: 0.462										1	0	0	0	1	0	0																				
Scott Brosius, R (1, 5) OBP: 0.133, SLG: 0.138			0-1 SH1-3		0-1 G1-3	2-2 G4-6-3			0-0 HR	3	1	1	0	0	0	3																				
Alfonso Soriano, R (1, 4) OBP: 0.353, SLG: 0.387			4-2 BB		4-2 S BB			1-3 K	1-0 HR	2	1	1	2	2	1	0																				
<b>Inning Stats</b>	R: 0 H: 0 E: 0 K: 1 S: 8	H: 0 LOB: 0 BB: 0 P: 12	R: 0 H: 0 E: 0 K: 0 S: 6	H: 0 LOB: 2 BB: 2 P: 17	R: 0 H: 0 E: 0 K: 0 S: 8	H: 0 LOB: 2 BB: 2 P: 18	R: 0 H: 0 E: 0 K: 1 S: 13	H: 0 LOB: 2 BB: 2 P: 24	R: 0 H: 1 E: 0 K: 0 S: 14	H: 0 LOB: 2 BB: 2 P: 26	R: 0 H: 1 E: 0 K: 2 S: 9	H: 0 LOB: 0 BB: 0 P: 23	R: 0 H: 0 E: 0 K: 2 S: 16	H: 0 LOB: 0 BB: 0 P: 21	R: 1 H: 1 E: 0 K: 1 S: 11	H: 1 LOB: 0 BB: 0 P: 16	R: 2 H: 2 E: 0 K: 0 S: 3	H: 2 LOB: 0 BB: 0 P: 5	1B: 1 2B: 1 3B: 0 HR: 2	SF: 0 SAC: 1 DP: 1 HBP: 0	WP: 0 PB: 0 CS: 1	PA: 36														
<b>PITCHER</b>	IP	WLS	BF	H	R	ER	SO	BB	IBB	HBP	BLK	WP	HR	S	P	ERA	WHIP	<b>PITCHER</b>		IP	WLS	BF	H	R	ER	SO	BB	IBB	HBP	BLK	WP	HR	S	P	ERA	WHIP
Paul Abbott, R (1, 1) ERA: 9.0	5.0			0	0	0	0	8	0	0	0	0	0	49	97	0.00	1.600																			
Norm Charlton, L (6, 1) ERA:	0.1		3	1	0	0	0	0	1	0	0	0	0	4	12	0.00	3.000																			
Jeff Nelson, R (6, 1) ERA:	1.2		5	0	0	0	2	1	0	0	0	0	0	21	32	0.00	0.600																			
Arthur Rhodes, L (8, 1) ERA: 1.93	1.0	B	4	1	1	1	1	0	0	0	0	0	1	11	16	9.00	1.000																			
Kazuhito Sasaki, R (9, 1) ERA: 5.4	0.1	L	3	2	2	2	0	0	0	0	0	0	1	3	5	54.00	6.000																			

AB 25  
R 3  
H 4  
RBI 3  
BB 10  
SO 5  
LOB 15





Batter	1	2	3	4	5	6	7	8	9	AB	R	H	RBI	BB	SO	LOB	TOP										
51 Ichiro Suzuki, L (1, 7) OBP: 0.498, SLG: 0.474	G1-3		G3			F7			FC5-4	5	0	1	1	0	0	2	<b>Seattle Mariners @ New York Yankees</b> Yankee Stadium, Bronx, NY Mon Oct 22 2001, 8:00 PM EDT Att: 56,370 - Cloudy - 63 F										
Mike Cameron, R (1, 8) OBP: 0.345, SLG: 0.429	2B		L8			1B	P6		L9	5	0	2	0	0	0	4											
Bret Boone, R (1, 4) OBP: 0.256, SLG: 0.350	F9				E4	F7	K			4	0	0	0	0	1	4											
Edgar Martinez, R (1, 10) OBP: 0.333, SLG: 0.444	L7				L3	L5			G5-3	4	0	0	0	0	0	3											
Jay Buhner, R (1, 9) OBP: 0.417, SLG: 0.556 Stan Javier, S (8, PH) OBP: 0.320, SLG: 0.409	K						1B		L5	2	1	1	0	1	1	0											
John Olerud, L (1, 3) OBP: 0.293, SLG: 0.278	G3				G6-3		1B			1	0	0	0	0	0	0											
Dan Wilson, R (1, 2) OBP: 0.179, SLG: 0.214	G5-3					F9	P5		F8	4	0	0	0	0	0	3											
Carlos Guillen, S (1, 6) OBP: 0.250, SLG: 0.250			51 G3 SH1-4			F8	1B 51 1B		G3	4	1	2	0	0	0	0											
David Bell, R (1, 5) OBP: 0.265, SLG: 0.375 Mark McLemore, S (9, PH) OBP: 0.229, SLG: 0.219	SH1-4				G4-3		51 1B			2	0	1	2	0	0	0											
										1	0	1	0	0	0	0											
<b>Inning Stats</b>	R: 0 E: 0 K: 0 S: 9	H: 1 LOB: 1 BB: 0 P: 15	R: 0 E: 0 K: 1 S: 9	H: 0 LOB: 0 BB: 0 P: 13	R: 0 E: 0 K: 0 S: 6	H: 1 LOB: 1 BB: 0 P: 9	R: 0 E: 1 K: 0 S: 8	H: 0 LOB: 1 BB: 1 P: 17	R: 0 E: 0 K: 0 S: 5	H: 0 LOB: 0 BB: 0 P: 6	R: 0 E: 0 K: 0 S: 9	H: 1 LOB: 1 BB: 0 P: 14	R: 3 E: 0 K: 1 S: 13	H: 5 LOB: 2 BB: 0 P: 18	R: 0 E: 0 K: 0 S: 4	H: 0 LOB: 1 BB: 1 P: 9	R: 0 E: 0 K: 0 S: 8	H: 1 LOB: 1 BB: 0 P: 12	1B: 8 2B: 2 3B: 0 HR: 0	SF: 0 SAC: 1 DP: 1 HBP: 0	WP: 0 PB: 0 CS: 0	PA: 38					
<b>PITCHER</b>	IP	WLS	BF	H	R	ER	SO	BB	IBB	HBP	BLK	WP	HR	S	P	ERA	WHIP										
Andy Pettitte, L (1, 1) ERA: 2.18	6.1	W	28	8	3	3	1	1	0	0	0	0	0	54	85	4.26	1.421										
Ramiro Mendoza, R (7, 1) ERA: 0.93	1.0		3	0	0	0	1	0	0	0	0	0	0	6	9	0.00	0.000										
Mike Stanton, L (8, 1) ERA: 4.76	0.2		3	0	0	0	0	1	0	0	0	0	0	3	7	0.00	1.500										
42 Mariano Rivera, R (9, 1) ERA: 0.93	1.0		4	1	0	0	0	0	0	0	0	0	0	8	12	0.00	1.000										

AB	35
R	3
H	9
RBI	3
BB	2
SO	2
LOB	17



Batter	1	2	3	4	5	6	7	8	9	AB	R	H	RBI	BB	SO	LOB	BOTTOM										
Chuck Knoblauch, R (1, 7) OBP: 0.333, SLG: 0.350	F8		SH5-4		F8		G5-3			4	0	1	1	0	0	3	<b>Seattle Mariners @ New York Yankees</b> Yankee Stadium, Bronx, NY Mon Oct 22 2001, 8:00 PM EDT Att: 56,370 - Cloudy - 63 F										
2 Derek Jeter, R (1, 6) OBP: 0.341, SLG: 0.314	F8		SF8		G6-3		L9			3	0	0	2	1	0	0											
David Justice, L (1, 10) OBP: 0.378, SLG: 0.452	G6-3		HR		L4		HR		1B	5	2	3	2	0	0	0											
Bernie Williams, S (1, 8) OBP: 0.372, SLG: 0.571	K		HR		F3		K		HR	4	2	1	2	1	2	3											
Tino Martinez, L (1, 3) OBP: 0.244, SLG: 0.368	G4-3		P6				K		HR	5	2	2	3	0	1	3											
20 Jorge Posada, S (1, 2) OBP: 0.475, SLG: 0.500					K		WP 1B		K	4	1	2	0	1	2	0											
Paul O'Neill, L (1, 9) OBP: 0.292, SLG: 0.565 Shane Spencer, R (6, PR) OBP: 0.353, SLG: 0.400	G5-3				HR		1B WP 2 BB		G1-3	3	1	2	1	0	0	1											
Scott Brosius, R (1, 5) OBP: 0.147, SLG: 0.182			E5 SH5-4 2 SF8		G4-3		K			4	1	1	0	0	1	3											
Alfonso Soriano, R (1, 4) OBP: 0.395, SLG: 0.394			SH5-4 2B				2 BB 1B		K	2	2	1	0	1	1	2											
										2	2	1	0	1	1	2											
<b>Inning Stats</b>	R: 0 E: 0 K: 0 S: 4	H: 0 LOB: 0 BB: 0 P: 6	R: 0 E: 0 K: 1 S: 9	H: 0 LOB: 1 BB: 1 P: 19	R: 4 E: 1 K: 0 S: 14	H: 3 LOB: 0 BB: 0 P: 27	R: 1 E: 0 K: 1 S: 13	H: 1 LOB: 1 BB: 0 P: 19	R: 0 E: 0 K: 0 S: 5	H: 0 LOB: 0 BB: 0 P: 9	R: 4 E: 0 K: 3 S: 24	H: 5 LOB: 3 BB: 2 P: 41	R: 0 E: 0 K: 2 S: 18	H: 2 LOB: 2 BB: 0 P: 26	R: 3 E: 0 K: 1 S: 17	H: 2 LOB: 0 BB: 1 P: 25	1B: 8 2B: 2 3B: 0 HR: 3	SF: 1 SAC: 1 DP: 0 HBP: 1	WP: 2 PB: 0 CS: 0	PA: 43							
<b>PITCHER</b>	IP	WLS	BF	H	R	ER	SO	BB	IBB	HBP	BLK	WP	HR	S	P	ERA	WHIP										
Aaron Sele, R (1, 1) ERA: 4.5	4.0	L	19	4	5	1	2	1	0	1	0	0	0	11	18	2.25	1.250										
John Halama, L (5, 1) ERA: 5.4	1.0		6	3	3	3	0	0	0	0	0	0	0	11	18	27.00	3.000										
Joel Pineiro, R (6, 1) ERA: 4.5	2.0		12	4	1	1	5	2	0	0	0	1	0	36	58	4.50	3.000										
Jose Paniagua, R (8, 1) ERA: 17.47	1.0		6	2	3	3	1	1	0	0	0	1	1	17	25	27.00	3.000										

AB	36
R	12
H	13
RBI	11
BB	4
SO	8
LOB	16

