

Seattle Mariners - 2003

Batter	1	2	3	4	5	6	7	8	9	AB	R	H	RBI	BB	SO	LOB	TOP			
51 Ichiro Suzuki, L (1,9)	G2-3		G4-3			G1-3		F8		4	0	0	0	0	0	1	Seattle Mariners @ Oakland Athletics Network Associates Coliseum, Oakland, CA Tue Apr 01 2003, 10:05 PM EST Att: 41,723 - Cloudy - 54 F			
Randy Winn, S (1,7) OBP: 0.750, SLG: 1.000	2B		1B			F8 BB 1B		F7		4	0	3	0	0	0	1				
Edgar Martinez, R (1,10)	2B		G1-3			4-2 BB 1-2 BB		G4-3		3	0	0	0	1	1	3				
John Olerud, L (1,3)	G5-3			G4-3		F8 2-3			K	4	0	0	0	0	1	3				
Bret Boone, R (1,4) OBP: 0.250, SLG: 0.250		F9		G6-4-3 1B		K			P2	4	0	1	0	0	1	2				
Mike Cameron, R (1,8) OBP: 0.250, SLG: 0.250		FC6-4 1B		G6-4-3 1-2						4	0	1	0	0	1	1				
Jeff Cirillo, R (1,5)		K			G5-3					3	0	0	0	0	1	1				
Ben Davis, S (1,2)		FC6-4 1-2			G1-3					3	0	0	0	0	1	1				
Mark McLemore, S (1,6)			G3			G5-3				2	0	0	0	1	0	0				
Inning Stats	R: 0 E: 0 K: 1 S: 8	H: 1 LOB: 1 BB: 0 P: 15	R: 0 E: 0 K: 1 S: 8	H: 1 LOB: 1 BB: 0 P: 9	R: 0 E: 0 K: 0 S: 9	H: 1 LOB: 0 BB: 0 P: 14	R: 0 E: 0 K: 0 S: 5	H: 0 LOB: 0 BB: 0 P: 6	R: 0 E: 0 K: 1 S: 13	H: 1 LOB: 2 BB: 1 P: 22	R: 0 E: 0 K: 1 S: 7	H: 0 LOB: 0 BB: 0 P: 8	R: 0 E: 0 K: 1 S: 11	H: 0 LOB: 1 BB: 1 P: 21	R: 0 E: 0 K: 2 S: 13	H: 0 LOB: 0 BB: 0 P: 20	1B: 4 2B: 1 3B: 0 HR: 0	SF: 0 SAC: 0 DP: 1 HBP: 0	WP: 0 PB: 0 SB: 0 CS: 0	PA: 33
PITCHER	IP WLS BF H R ER SO BB IBB HBP BLK WP HR S P ERA WHIP																			
Tim Hudson, R (1,1) ERA:	8.0 W 30 5 0 0 4 2 0 0 0 0 0 0 70 107 0.00 0.875																			
Ricardo Rincon, L (9,1) ERA:	1.0 3 0 0 0 2 0 0 0 0 0 0 0 13 20 0.00 0.000																			

AB 31
R 0
H 5
RBI 0
BB 2
SO 6
LOB 13



Batter	1	2	3	4	5	6	7	8	9	AB	R	H	RBI	BB	SO	LOB	BOTTOM			
Mark Ellis, R (1,4)	G6-3	FC6-4 1-2				K				3	0	0	0	1	1	2	Seattle Mariners @ Oakland Athletics Network Associates Coliseum, Oakland, CA Tue Apr 01 2003, 10:05 PM EST Att: 41,723 - Cloudy - 54 F			
Scott Hatteberg, L (1,3) OBP: 0.250, SLG: 0.250	G6-3		K			FC1-4 1B		G6-3		4	0	1	0	0	1	1				
Miguel Tejada, R (1,6)	F7		K2-3			FC1-4 2B WP		P4		4	1	0	0	0	1	1				
3 Eric Chavez, L (1,5) OBP: 0.500, SLG: 0.333		HR 1B	G6-3			2B BB		G4-3		3	2	1	0	1	0	0				
Jermaine Dye, R (1,9)		F8		G3		2B BB		P3		3	1	0	0	1	0	1				
Erubiel Durazo, L (1,10) OBP: 0.500, SLG: 1.500		HR		G4-3		2B		L9		4	1	2	5	0	0	0				
Terrence Long, L (1,7) OBP: 0.500, SLG: 0.500		1B		1B		G4-3		G1-3		4	0	2	0	0	0	1				
Ramon Hernandez, R (1,2) OBP: 0.500, SLG: 0.500		FC6-4 1B		1B				F9		4	0	2	0	0	1	0				
Chris Singleton, L (1,8)		K		G4-3		G4-3				3	0	0	0	0	1	4				
Inning Stats	R: 0 E: 0 K: 0 S: 7	H: 0 LOB: 0 BB: 0 P: 10	R: 2 E: 0 K: 1 S: 18	H: 4 LOB: 0 BB: 0 P: 29	R: 0 E: 0 K: 2 S: 7	H: 0 LOB: 0 BB: 0 P: 11	R: 0 E: 0 K: 0 S: 11	H: 2 LOB: 2 BB: 0 P: 20	R: 3 E: 0 K: 1 S: 16	H: 2 LOB: 1 BB: 2 P: 32	R: 0 E: 0 K: 1 S: 13	H: 0 LOB: 1 BB: 1 P: 24	R: 0 E: 0 K: 0 S: 6	H: 0 LOB: 0 BB: 0 P: 10	R: 0 E: 0 K: 0 S: 8	H: 0 LOB: 0 BB: 0 P: 14	1B: 6 2B: 1 3B: 0 HR: 1	SF: 0 SAC: 0 DP: 0 HBP: 0	WP: 1 PB: 0 SB: 0 CS: 0	PA: 35
PITCHER	IP WLS BF H R ER SO BB IBB HBP BLK WP HR S P ERA WHIP																			
Freddy Garcia, R (1,1) ERA: 9.64	4.2 L 24 8 5 5 4 2 0 0 0 0 0 0 16 29 9.64 2.143																			
Shigetoshi Hasegawa, R (5,1) ERA:	1.1 5 0 0 0 1 1 0 0 0 0 0 0 6 10 0.00 0.750																			
40 Julio Mateo, R (7,1) ERA:	1.0 3 0 0 0 0 0 0 0 0 0 0 0 8 14 0.00 0.000																			
Giovanni Carrara, R (8,1) ERA:	1.0 3 0 0 0 0 0 0 0 0 0 0 0 8 14 0.00 0.000																			

AB 32
R 5
H 8
RBI 5
BB 3
SO 5
LOB 10



Batter	1	2	3	4	5	6	7	8	9	10	11	AB	R	H	RBI	BB	SO	LOB	TOP				
51 Ichiro Suzuki, L OBP: 0.357, SLG: 0.429	1-2 2B G6-3 1B	1-0 G3		1-0 BB 1B		0-0 2B			2-0 P4		2-2 G4-3	6	1	3	1	0	0	1					
Randy Winn, S OBP: 0.429, SLG: 0.538	1 SAFE G6-3 2B	2-1 2B		2-1 BB 1B		2-2 G5-3			1-1 P6		4-2 S 2B BB	5	2	2	0	1	0	1					
Edgar Martinez, R OBP: 0.538, SLG: 0.375	1-10 G6-3	1-0 G6-3		4-2 FC1-6 BB		4-2 BB			3-2 G6-3		2-2 SH1-3 2B	3	0	1	2	2	0	1					
Mark McLemore, S OBP: 0.500, SLG: 0.667	2-3 3-H 2B	0-0 2B		3-1 BB		0-1 BB			2-2 F9		0-0 G1-3	5	0	1	1	0	0	5					
Bret Boone, R OBP: 0.231, SLG: 0.308	0-0 2B			1-2 2-3 3-H BB		1-1 P4			2-3 K		1-1 SF9	4	0	1	1	0	1	2					
Mike Cameron, R OBP: 0.231, SLG: 0.182	1-0 F8			1-1 P4		3-1 G5-4-3 1B			2-3 K		3-H SF9	4	0	1	1	0	1	2					
Greg Colbrunn, R OBP: 0.300, SLG: 0.400	2-2 G6-3			4-2 51 1B BB		0-0 G5-4-3			1-2 G1-3		1-0 2B	2	1	0	0	1	0	2					
John Olerud, L OBP: 0.300, SLG: 0.400	7-3 G6-3			2-2 F8		1-1 G6-3			1-2 P4		1-3 K	5	0	1	0	0	1	2					
Jeff Cirillo, R OBP: 0.083, SLG: 0.083		1-0 16 FC6-4 1B		2-2 F8		1-1 G6-3			1-2 P4		1-3 K	5	0	1	0	0	1	2					
Ben Davis, S OBP: 0.100, SLG: 0.400	1-2 P3			1-3 K		1-0 L5			2-3 K		1-0 HR	5	1	1	1	0	2	2					
16 Willie Bloomquist, R Carlos Guillen, S	1 SAFE FC6-4	1-1 FC6-4		4-1 1B 51 1B BB		2-1 G5-3			1-1 G1-3		0-1 G4-3	3	1	0	0	1	0	1					
	R: 2 E: 0 K: 0 S: 12	H: 3 LOB: 1 P: 19	R: 0 E: 0 K: 0 S: 6	H: 1 LOB: 1 BB: 0 P: 10	R: 0 E: 0 K: 0 S: 8	H: 0 LOB: 1 BB: 1 P: 18	R: 2 E: 0 K: 1 S: 17	H: 2 LOB: 3 BB: 3 P: 35	R: 0 E: 0 K: 0 S: 5	H: 1 LOB: 0 BB: 0 P: 9	R: 0 E: 0 K: 1 S: 11	H: 0 LOB: 0 BB: 0 P: 15	R: 0 E: 0 K: 0 S: 5	H: 0 LOB: 0 BB: 0 P: 9	R: 1 E: 0 K: 1 S: 9	H: 2 LOB: 1 BB: 0 P: 14	R: 2 E: 0 K: 0 S: 14	H: 2 LOB: 1 BB: 1 P: 23	1B: 5 2B: 6 3B: 0 HR: 1	SF: 1 SAC: 1 DP: 1 HBP: 0	WP: 0 PB: 0 SB: 1 CS: 0	PA: 49	
	PITCHER											PITCHER											
Mark Mulder, L ERA: 6.0	(1, 1)	IP: 6.0 WLS: 2.0 BF: 29 H: 8 R: 4 ER: 4 SO: 1	BB: 4 IBB: 0 HBP: 0 BLK: 0	WP: 0 HR: 0 S: 23	P: 34 ERA: 6.00 WHIP: 0.000	PITCHER																	
Micah Bowie, L ERA: 4.5	(7, 1)	IP: 2.0 WLS: 2.0 BF: 8 H: 2 R: 1 ER: 1 SO: 1	BB: 0 IBB: 0 HBP: 0 BLK: 0	WP: 0 HR: 0 S: 14	P: 23 ERA: 4.50 WHIP: 1.000	PITCHER																	
Keith Foulke, R ERA: 4.5	(9, 1)	IP: 2.0 WLS: 2.0 BF: 8 H: 2 R: 1 ER: 1 SO: 1	BB: 0 IBB: 0 HBP: 0 BLK: 0	WP: 0 HR: 0 S: 14	P: 23 ERA: 4.50 WHIP: 1.000	PITCHER																	
Ricardo Rincon, L ERA: 9.0	(11, 1)	IP: 1.0 WLS: 1.0 BF: 6 H: 2 R: 2 ER: 2 SO: 0	BB: 1 IBB: 0 HBP: 0 BLK: 0	WP: 0 HR: 1 S: 14	P: 23 ERA: 18.00 WHIP: 3.000	PITCHER																	

Seattle Mariners @ Oakland Athletics
 Network Associates Coliseum, Oakland, CA
 Thu Apr 03 2003, 3:35 PM EST
 Att: 6,295 - Cloudy - 55 F

AB	42
R	7
H	12
RBI	7
BB	5
SO	4
LOB	17

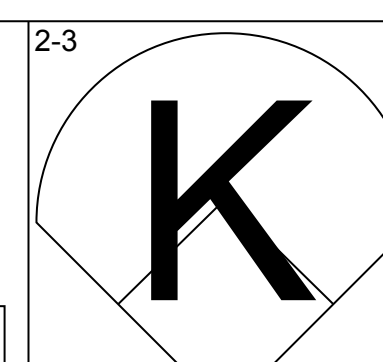
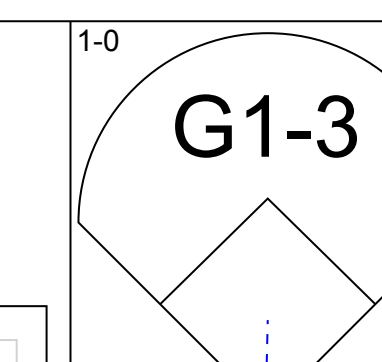
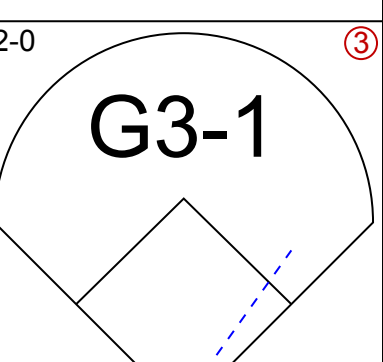
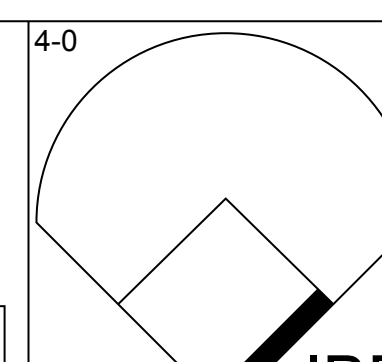
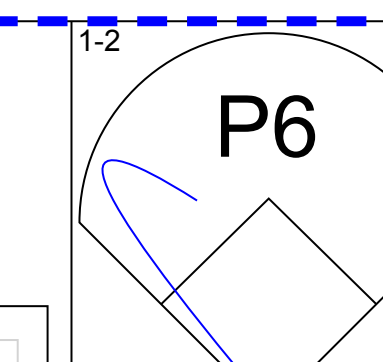
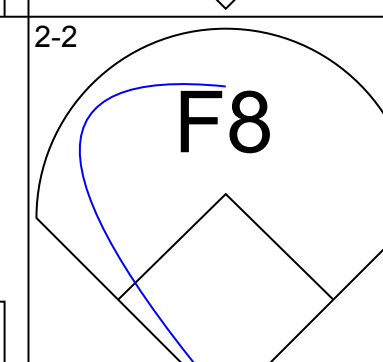
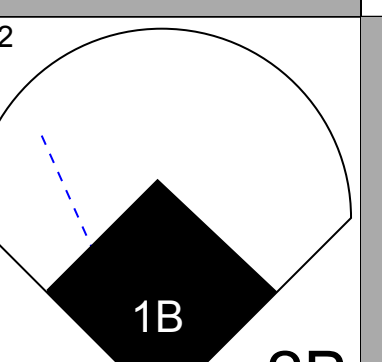
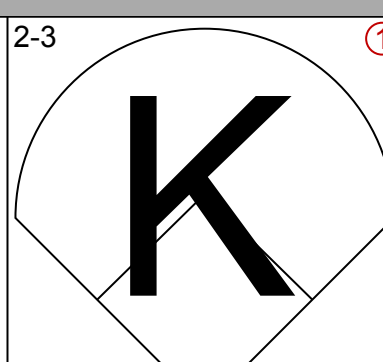
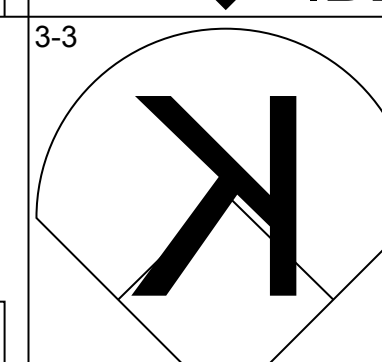
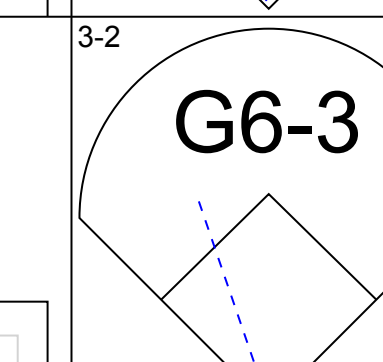
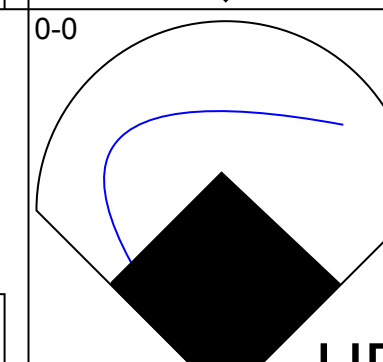
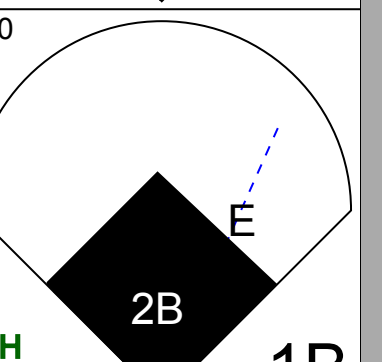
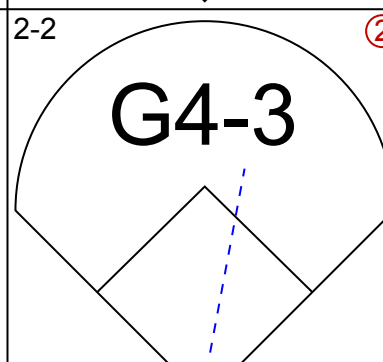
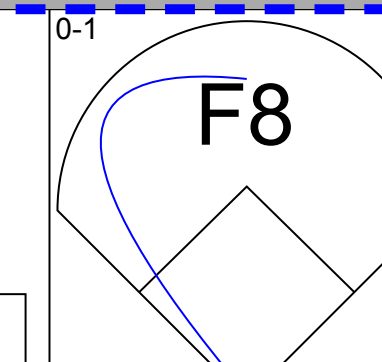
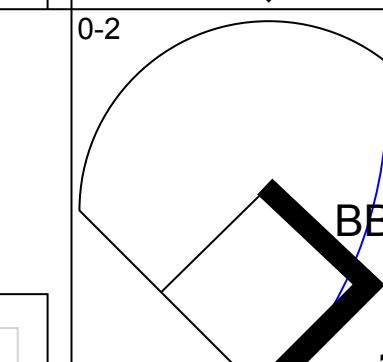
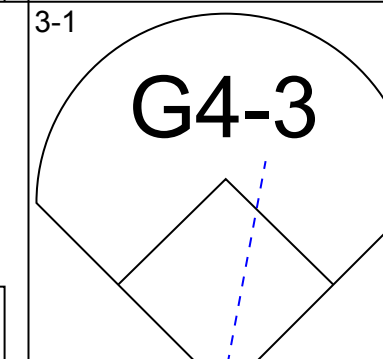
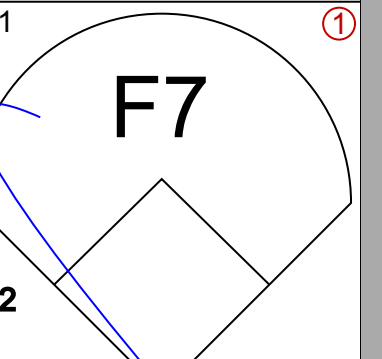
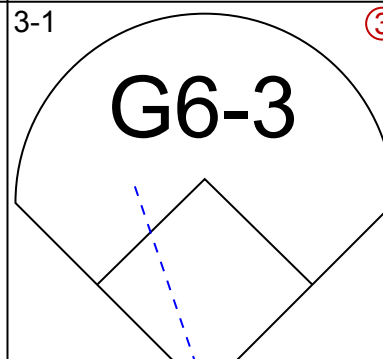
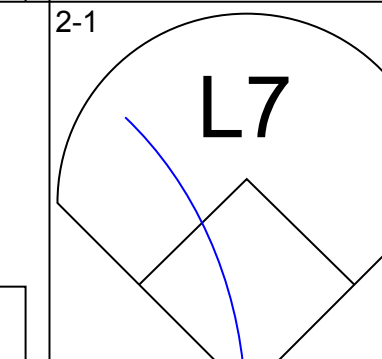
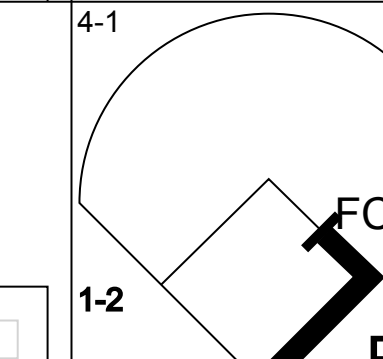
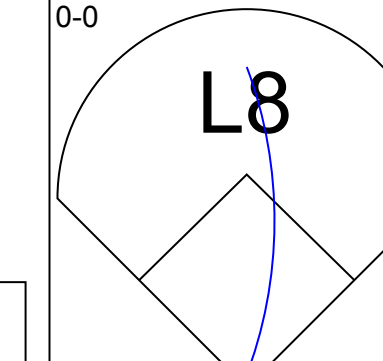
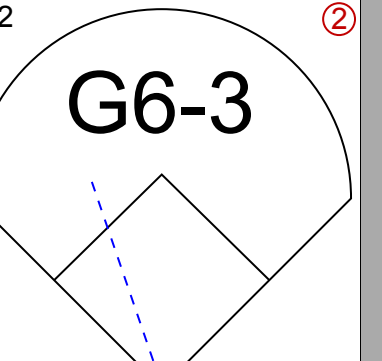
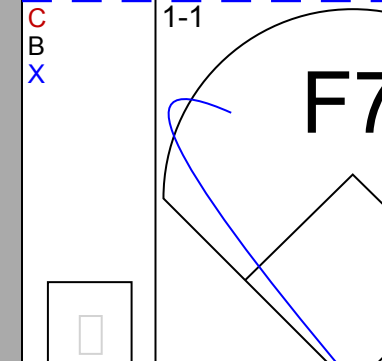
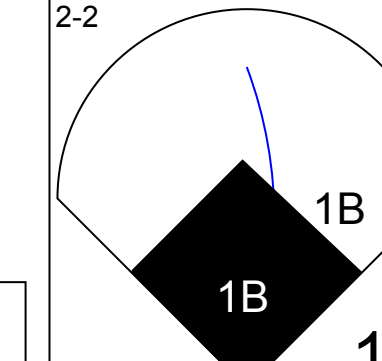
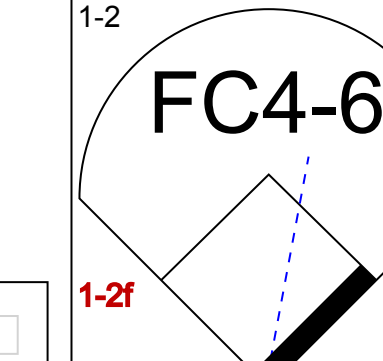
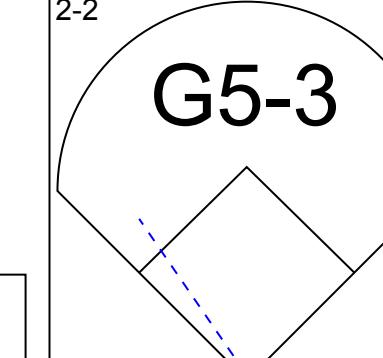
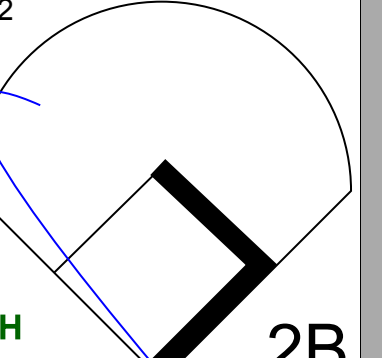
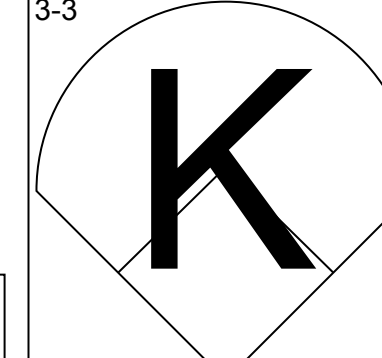
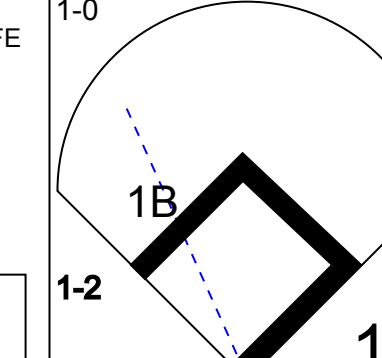
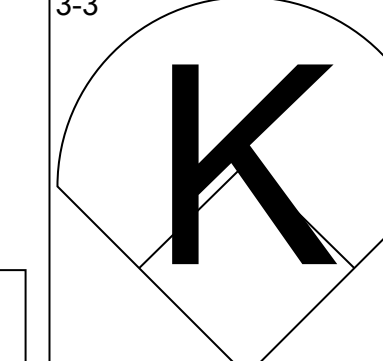
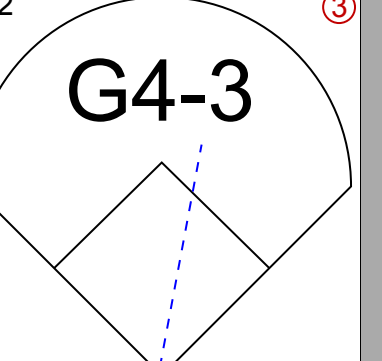
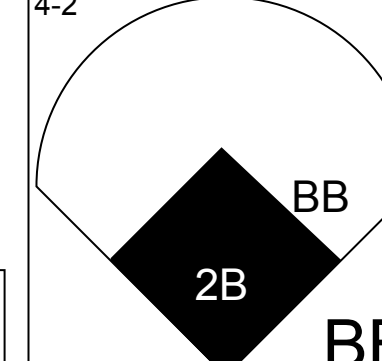
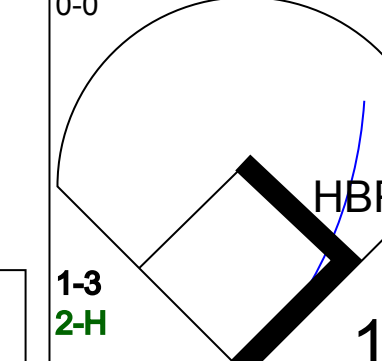
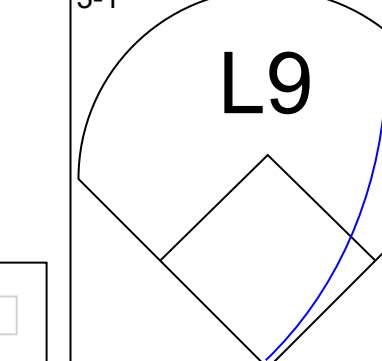
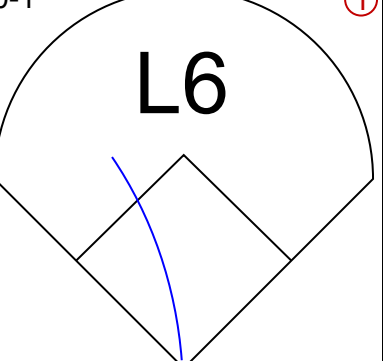
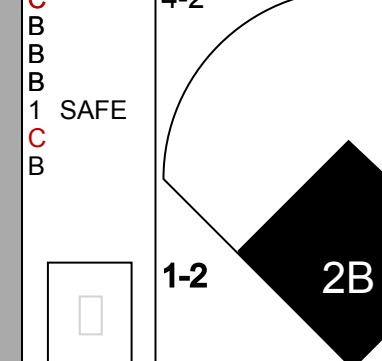
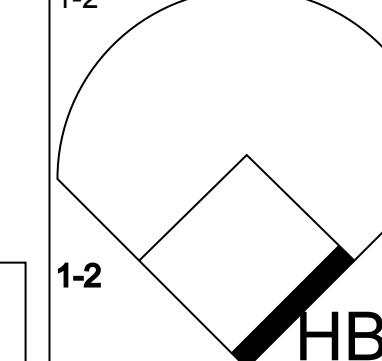
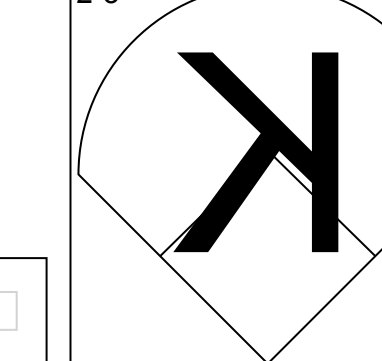
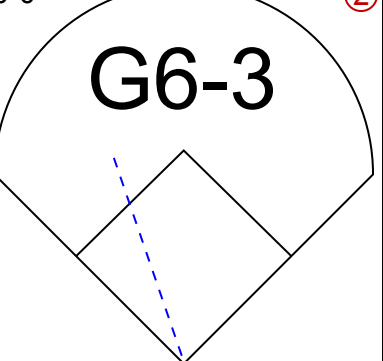
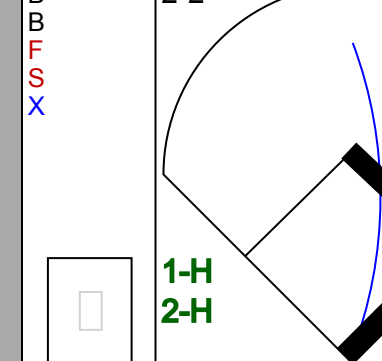
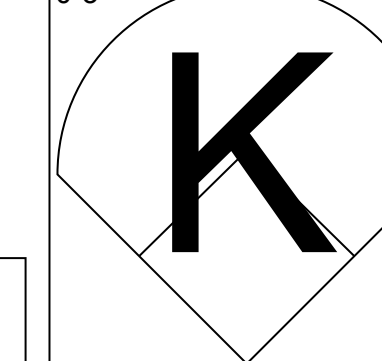


Batter	1	2	3	4	5	6	7	8	9	10	11	AB	R	H	RBI	BB	SO	LOB	BOTTOM				
Mark Ellis, R OBP: 0.429, SLG: 0.455	4-2 F8 3 BB E BB		0-1 F9	0-3 K			4-1 G3 SH1-4 BB		1-0 SH3-4		3-2 E SF9 1B	3	2	1	0	2	1	2					
Scott Hatteberg, L OBP: 0.357, SLG: 0.250	4-1 3 E BB		1-0 G1		2-1 F7		0-0 SH1-4		1-0 3 WP 1B		0-1 E3 SF9	4	0	1	1	1	0	1					
Miguel Tejada, R OBP: 0.143, SLG: 0.357	0-1 F8		3-1 P6		3-2 1B		1-0 G3		2-3 K		3-2 G5-3	6	0	1	0	0	1	6					
3 Eric Chavez, L OBP: 0.533, SLG: 0.700	0-1 E6		1-2 2B		1-2 SAFE F7		2-3 K		4-0 IBB		4-0 DI IBB	4	1	1	1	2	1	3					
Jermaine Dye, R OBP: 0.357, SLG: 0.417	2-3 K		1-1 2B		0-2 F7		1-1 G5-4-3 1B		1-1 F8		2-1 SF9	5	1	2	2	0	1	5					
Enubiel Durazo, L OBP: 0.458, SLG: 0.778	2-2 G3		2-2 G3 1B		2-2 G3		0-1 G3		1-2 G5-4-3		1-3 K	3	0	1	1	0	0	2					
Adam Piatt, R OBP: 0.385, SLG: 0.333			2-2 G3 1B		2-2 G3		2-2 F9		4-2 BB		2-2 HR	4	1	1	1	1	0	1					
Terrence Long, L OBP: 0.462, SLG: 0.636			3-1 G3-1		1-2 K		1-1 FC5-4 1B		0-2 P4		3-3 K	5	0	1	0	0	2	2					
Ramon Hernandez, R OBP: 0.385, SLG: 0.333			2-1 G5-3		2-3 K		0-1 FC5-4 1B		0-2 P4		3-3 K	5	0	1	0	0	2	2					
Eric Byrnes, R OBP: 0.111, SLG: 0.111			3-2 P6		4-0 BB		0-1 FC5-4		3-2 SH3-4 1B		3-2 F8	2	0	0	0	1	0	1					
Chris Singleton, L OBP: 0.111, SLG: 0.111							1-2 K		3-2 F8			2	1	1	0	0	0	0					
	R: 1 E: 1 K: 1 S: 13	H: 0 LOB: 2 BB: 2 P: 25	R: 0 E: 0 K: 0 S: 7	H: 0 LOB: 0 BB: 0 P: 15	R: 0 E: 0 K: 0 S: 5	H: 0 LOB: 0 BB: 0 P: 9	R: 2 E: 0 K: 2 S: 15	H: 3 LOB: 2 BB: 1 P: 25	R: 0 E: 0 K: 0 S: 10	H: 1 LOB: 1 BB: 0 P: 13	R: 0 E: 0 K: 1 S: 6	H: 0 LOB: 0 BB: 1 P: 13	R: 0 E: 0 K: 0 S: 10	H: 1 LOB: 1 BB: 1 P: 16	R: 1 E: 0 K: 2 S: 17	H: 1 LOB: 0 BB: 0 P: 28	R: 1 E: 1 K: 1 S: 14	H: 1 LOB: 2 BB: 1 P: 27	1B: 7 2B: 2 3B: 0 HR: 1	SF: 1 SAC: 2 DP: 1 HBP: 0	WP: 1 PB: 0 SB: 0 CS: 0	PA: 51	
	PITCHER											PITCHER											
Joel Pizarro, R ERA: 4.5	(1, 1)	IP: 6.0 WLS: 0.0 BF: 27 H: 5 R: 3 ER: 3 SO: 3	BB: 3 IBB: 0 HBP: 0 BLK: 0	WP: 0 HR: 0 S: 62	P: 105 ERA: 4.50 WHIP: 1.333	PITCHER																	
Shigetoshi Hasegawa, R ERA: 7.0	(7, 1)	IP: 0.0 WLS: 0.0 BF: 1 H: 0 R: 0 ER: 0 SO: 0	BB: 0 IBB: 0 HBP: 0 BLK: 0	WP: 0 HR: 0 S: 1	P: 5 ERA: 7.00 WHIP: 0.000	PITCHER																	
Arthur Rhodes, L ERA: 7.0	(7, 1)	IP: 2.0 WLS: 0.0 BF: 7 H: 1 R: 0 ER: 0 SO: 1	BB: 1 IBB: 0 HBP: 0 BLK: 0	WP: 0 HR: 0 S: 15	P: 24 ERA: 0.00 WHIP: 1.000	PITCHER																	
Kazuhiro Sasaki, R ERA: 9.0	(9, 1)	IP: 1.0 WLS: 1.0 BF: 6 H: 2 R: 1 ER: 1 SO: 1	BB: 0 IBB: 0 HBP: 0 BLK: 0	WP: 1 HR: 0 S: 12	P: 24 ERA: 9.00 WHIP: 2.000	PITCHER																	
Jeff Nelson, R ERA: 3.86	(10, 1)	IP: 2.0 WLS: 2.0 BF: 10 H: 2 R: 2 ER: 1 SO: 3	BB: 0 IBB: 1 HBP: 0 BLK: 0	WP: 0 HR: 1 S: 31	P: 55 ERA: 4.50 WHIP: 1.000	PITCHER																	

Seattle Mariners @ Oakland Athletics
 Network Associates Coliseum, Oakland, CA
 Thu Apr 03 2003, 3:35 PM EST
 Att: 6,295 - Cloudy - 55 F

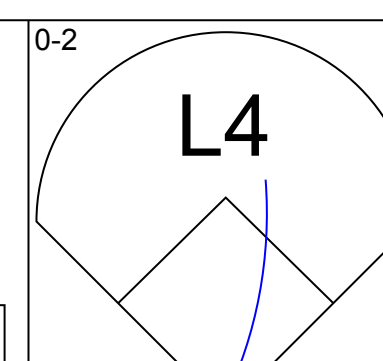
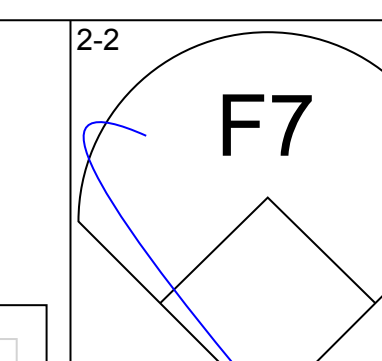
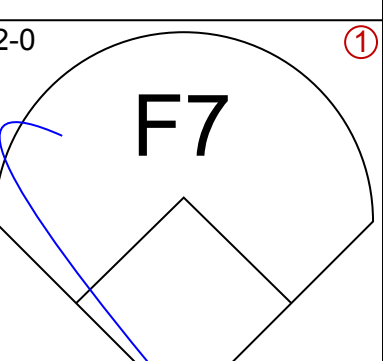
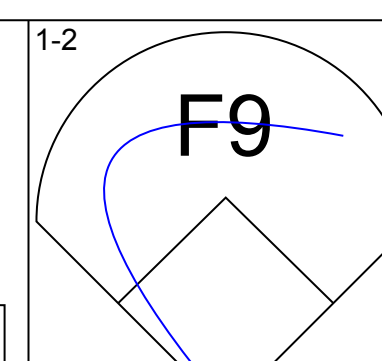
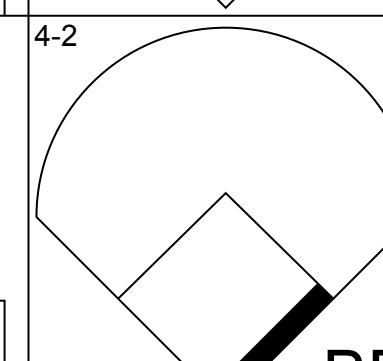
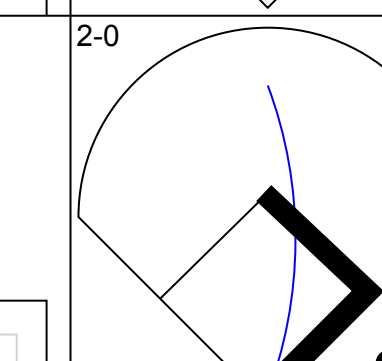
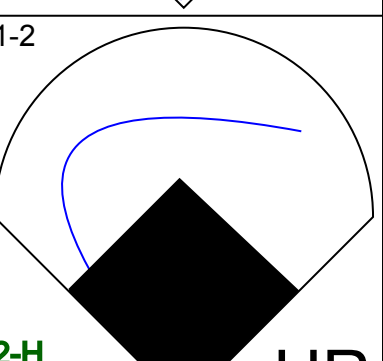
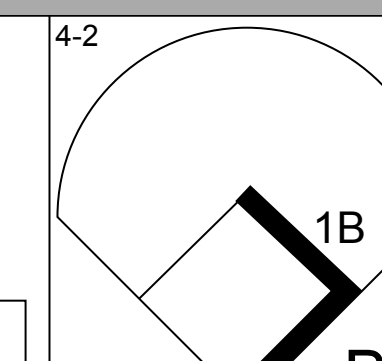
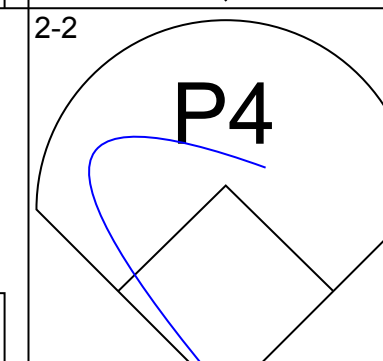
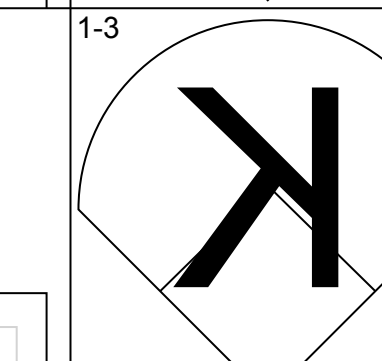
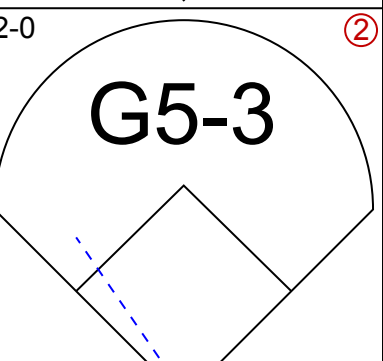
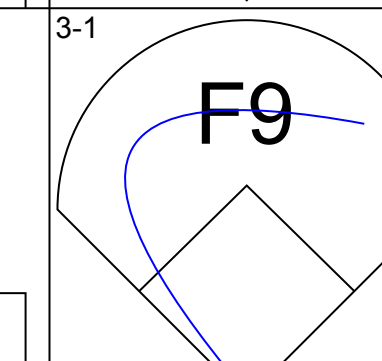
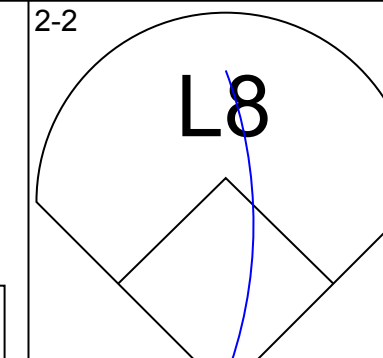
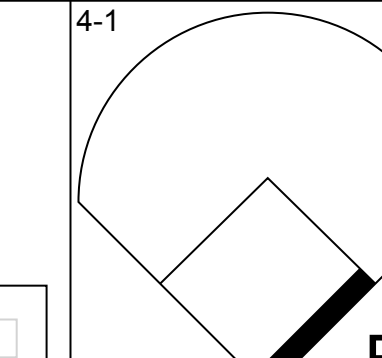
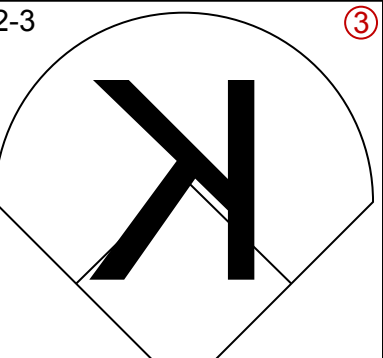
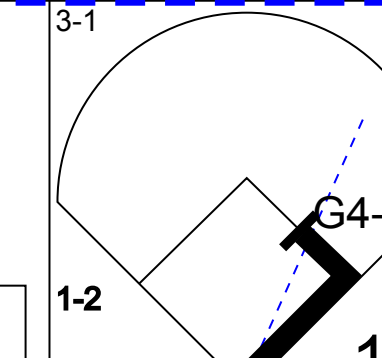
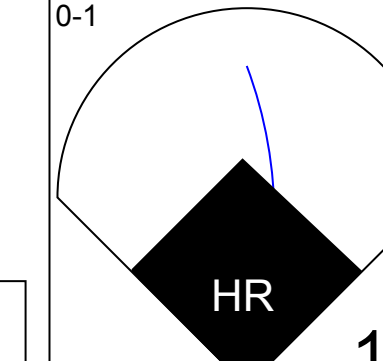
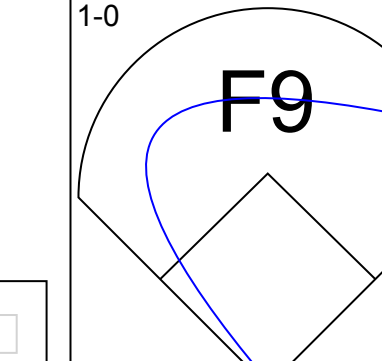
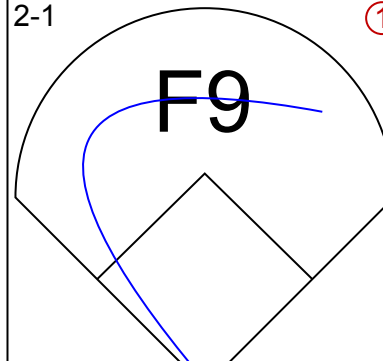
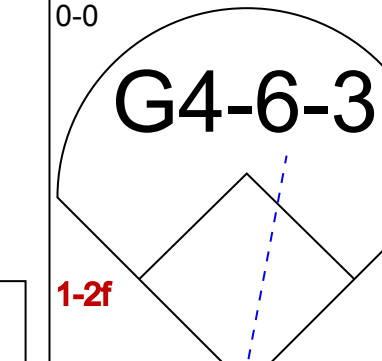
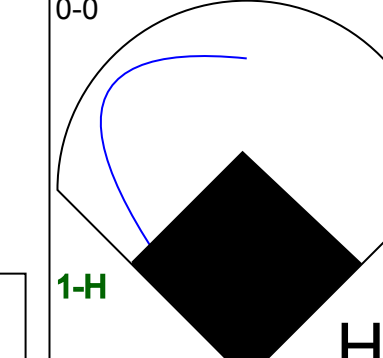
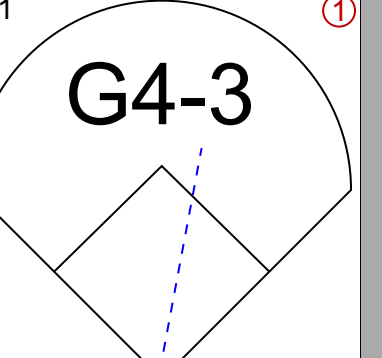
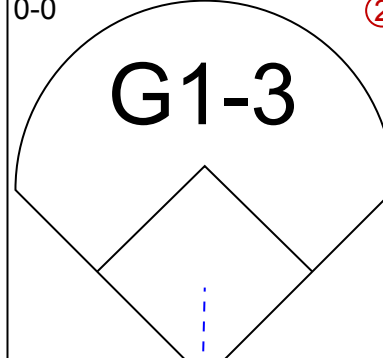
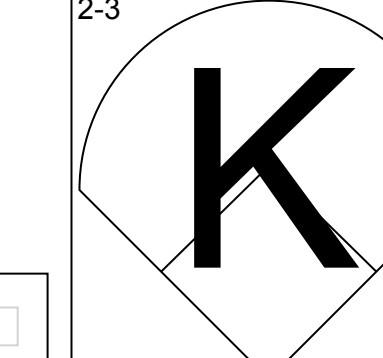
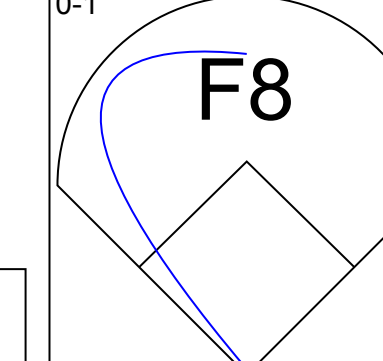
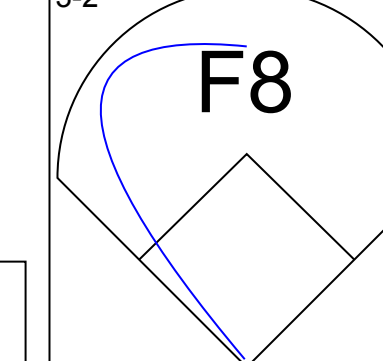


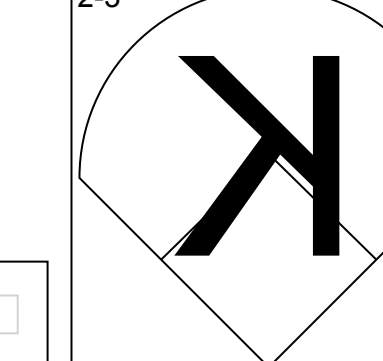
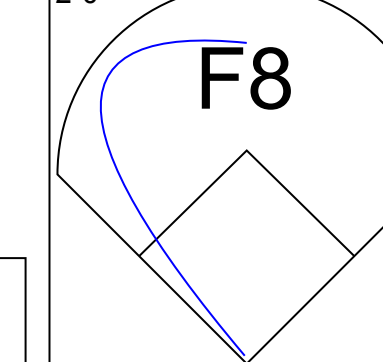

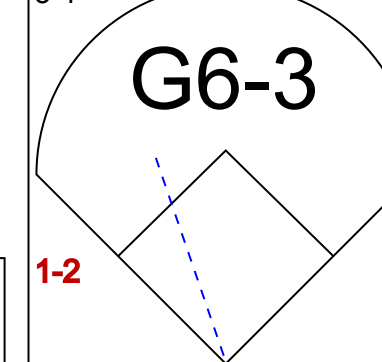
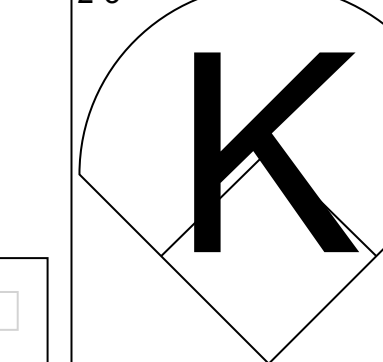
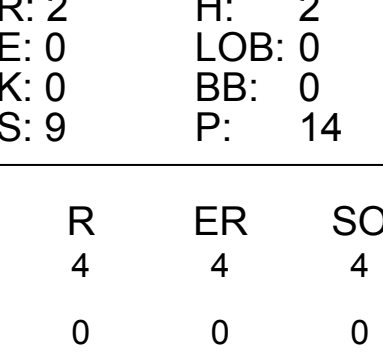
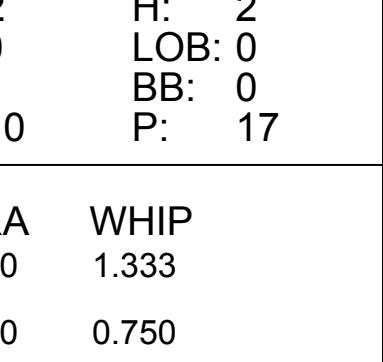
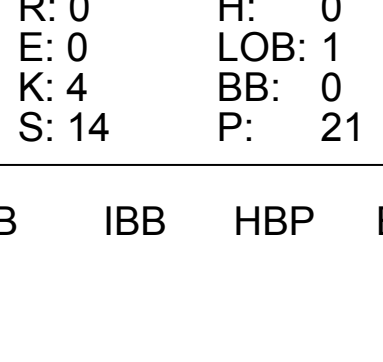

AB	41
R	6
H	10
RBI	6
BB	7
SO	8
LOB	26



Batter	1	2	3	4	5	6	7	8	9	AB	R	H	RBI	BB	SO	LOB	TOP					
51 Ichiro Suzuki, L (1, 9) OBP: 0.316, SLG: 0.333										4	0	0	0	1	1	0	Seattle Mariners @ Texas Rangers The Ballpark at Arlington, Arlington, TX Fri Apr 04 2003, 2:05 PM EST Att: 49,231 - Cloudy - 72 F					
Randy Winn, S (1, 7) OBP: 0.388, SLG: 0.500										5	1	1	0	0	2	2						
Edgar Martinez, R (1, 10) 16 Willie Bloomquist, R (9, PR)										5	2	3	2	0	0	0						
John Olerud, L (1, 3) OBP: 0.267, SLG: 0.286										4	0	0	0	1	0	1						
Bret Boone, R (1, 4) OBP: 0.222, SLG: 0.278										5	1	1	0	0	0	3						
Mike Cameron, R (1, 8) OBP: 0.294, SLG: 0.333										4	0	2	1	0	1	0						
Mark McLemore, S (1, 6) OBP: 0.500, SLG: 0.500										3	1	1	1	1	1	1						
Jeff Cirillo, R (1, 5) OBP: 0.188, SLG: 0.071										2	1	0	0	1	0	0						
Ben Davis, S (1, 2) OBP: 0.143, SLG: 0.429										4	0	1	2	0	2	3						
Inning Stats	R: 1 E: 0 K: 1 S: 9	H: 1 LOB: 0 BB: 0 P: 16	R: 0 E: 0 K: 1 S: 7	H: 0 LOB: 0 BB: 0 P: 12	R: 0 E: 0 K: 1 S: 6	H: 0 LOB: 0 BB: 0 P: 12	R: 2 E: 1 K: 0 S: 16	H: 3 LOB: 1 BB: 0 P: 23	R: 0 E: 0 K: 0 S: 4	H: 0 LOB: 0 BB: 0 P: 6	R: 0 E: 0 K: 1 S: 8	H: 0 LOB: 0 BB: 0 P: 15	R: 2 E: 0 K: 2 S: 20	H: 1 LOB: 2 BB: 3 P: 41	R: 1 E: 0 K: 1 S: 14	H: 3 LOB: 3 BB: 1 P: 20		R: 0 E: 0 K: 0 S: 15	H: 1 LOB: 2 BB: 1 P: 24	1B: 5 2B: 3 3B: 0 HR: 1	SF: 0 SAC: 0 DP: 0 HBP: 1	WP: 0 PB: 0 SB: 0 CS: 0
PITCHER	IP	WLS	BF	H	R	ER	SO	BB	IBB	HBP	BLK	WP	HR	S	P	ERA	WHIP					
Ismael Valdez, R (1, 1) ERA: 4.08	6.0		22	4	3	2	4	0	0	0	0	0	1	50	84	3.00	0.667					
Francisco Cordero, R (7, 1) ERA: 6.0	1.0	L	7	1	2	2	2	2	1	0	0	0	0	20	41	18.00	3.000					
Esteban Yan, R (8, 1) ERA: 10.8	0.2		6	3	1	1	0	0	0	1	0	0	0	11	17	13.50	4.500					
Aaron Fultz, L (8, 1) ERA: 6.0	0.1		1	0	0	0	1	0	0	0	0	0	0	3	3	0.00	0.000					
Ugueth Urbina, R (9, 1) ERA:	1.0		5	1	0	0	0	1	0	0	0	0	0	15	24	0.00	2.000					

AB	36
R	6
H	9
RBI	6
BB	4
SO	7
LOB	10



Batter	1	2	3	4	5	6	7	8	9	AB	R	H	RBI	BB	SO	LOB	BOTTOM					
Doug Glanville, R (1, 8) OBP: 0.333, SLG: 0.471										4	0	0	0	0	0	1	Seattle Mariners @ Texas Rangers The Ballpark at Arlington, Arlington, TX Fri Apr 04 2003, 2:05 PM EST Att: 49,231 - Cloudy - 72 F					
9 Hank Blalock, L (1, 5) OBP: 0.556, SLG: 0.733										2	1	2	2	2	0	0						
Alex Rodriguez, R (1, 6) OBP: 0.167, SLG: 0.500										4	0	0	0	0	1	3						
Rafael Palmeiro, L (1, 3) OBP: 0.353, SLG: 0.385										3	0	1	0	1	1	1						
Juan Gonzalez, R (1, 9) OBP: 0.353, SLG: 0.563										4	1	1	0	0	0	4						
Ruben Sierra, S (1, 7) OBP: 0.250, SLG: 0.583										3	1	1	2	0	0	0						
Jermaine Clark, L (7, 7)										0	0	0	0	0	0	0						
Todd Greene, R (9, PH) OBP: 0.167, SLG: 0.167										1	0	0	0	0	1	0						
Carl Everett, S (1, 10) OBP: 0.333, SLG: 0.364										4	0	0	0	0	2	0						
10 Michael Young, R (1, 4) OBP: 0.167, SLG: 0.417										4	0	1	0	0	2	1						
Einar Diaz, R (1, 2) OBP: 0.429, SLG: 0.667										3	1	1	0	0	0	1						
Mike Lamb, L (9, PH)										1	0	0	0	0	1	1						
Inning Stats	R: 0 E: 0 K: 0 S: 12	H: 0 LOB: 1 BB: 1 P: 20	R: 2 E: 0 K: 0 S: 9	H: 2 LOB: 0 BB: 0 P: 14	R: 0 E: 0 K: 1 S: 9	H: 1 LOB: 2 BB: 1 P: 19	R: 0 E: 0 K: 1 S: 7	H: 0 LOB: 0 BB: 0 P: 10	R: 2 E: 0 K: 1 S: 10	H: 2 LOB: 0 BB: 0 P: 17	R: 0 E: 0 K: 1 S: 6	H: 0 LOB: 0 BB: 0 P: 8	R: 0 E: 0 K: 0 S: 9	H: 1 LOB: 0 BB: 0 P: 13	R: 0 E: 0 K: 0 S: 8	H: 1 LOB: 1 BB: 1 P: 18	R: 0 E: 0 K: 4 S: 14	H: 0 LOB: 1 BB: 0 P: 21	1B: 3 2B: 2 3B: 0 HR: 2	SF: 0 SAC: 0 DP: 1 HBP: 0	WP: 1 PB: 0 SB: 0 CS: 1	PA: 36
PITCHER	IP	WLS	BF	H	R	ER	SO	BB	IBB	HBP	BLK	WP	HR	S	P	ERA	WHIP					
Ryan Franklin, R (1, 1) ERA: 6.0	6.0	W	26	6	4	4	4	2	0	0	0	0	0	11	21	0.00	0.750					
Shigetoshi Hasegawa, R (7, 1) ERA:	1.1	H	4	0	0	0	0	1	0	0	0	0	0	3	6	0.00	1.500					
Arthur Rhodes, L (8, 1) ERA:	0.2	H	2	1	0	0	0	0	0	0	0	0	0	14	21	0.00	0.000					
Kazuhiko Sasaki, R (9, 1) ERA: 4.5	1.0	S	4	0	0	0	4	0	0	0	0	1	0	14	21	0.00	0.000					

AB	33
R	4
H	7
RBI	4
BB	3
SO	8
LOB	12



Batter	1	2	3	4	5	6	7	8	9	AB	R	H	RBI	BB	SO	LOB	TOP				
David Eckstein, R (1, 6) OBP: 0.290, SLG: 0.125	G6-3		B2-3			G4-3		G3		4	0	0	0	0	0	0	Anaheim Angels @ Seattle Mariners Safeco Field, Seattle, WA Tue Apr 08 2003, 2:05 PM PDT Att. 45,931 - Overcast - 64 F				
Darin Erstad, L (1, 8) OBP: 0.345, SLG: 0.385	HBP		FC5-4			P6		F9		3	0	1	0	0	0	0					
Tim Salmon, R (1, 10) OBP: 0.433, SLG: 0.640	P6		FC5-4			BB		K		3	0	0	0	1	1	2					
16 Garret Anderson, L (1, 7) OBP: 0.581, SLG: 0.786	2B					2B		G3-1		4	0	2	0	0	1	0					
Troy Glaus, R (1, 5) Scott Spiezio, S (2, 5) OBP: 0.407, SLG: 0.565 OBP: 0.185, SLG: 0.083	G6-3					P3		G5-3		1	0	0	0	0	0	2					
Shawn Wooten, R (1, 3) OBP: 0.111, SLG: 0.111								G5-3		3	0	0	0	0	0	2					
Benji Gil, R (1, 4)										4	0	0	0	0	3	0					
Bengie Molina, R (1, 2) OBP: 0.250, SLG: 0.375										3	0	1	0	0	0	0					
Eric Owens, R (1, 9) OBP: 0.200, SLG: 0.111										3	0	0	0	0	0	1					
Inning Stats	R: 0 E: 0 K: 0 S: 17	H: 1 LOB: 2 BB: 0 P: 25	R: 0 E: 0 K: 2 S: 9	H: 0 LOB: 0 BB: 0 P: 14	R: 0 E: 0 K: 0 S: 8	H: 1 LOB: 1 BB: 0 P: 11	R: 0 E: 0 K: 2 S: 9	H: 0 LOB: 0 BB: 0 P: 15	R: 0 E: 0 K: 1 S: 7	H: 0 LOB: 2 BB: 1 P: 10	R: 0 E: 0 K: 2 S: 15	H: 1 LOB: 1 BB: 0 P: 27	R: 0 E: 0 K: 1 S: 11	H: 0 LOB: 0 BB: 0 P: 17	R: 0 E: 0 K: 0 S: 4	H: 0 LOB: 0 BB: 0 P: 7	1B: 2 2B: 2 3B: 0 HR: 0	SF: 0 SAC: 0 DP: 0 HBP: 1	WP: 0 PB: 0 CS: 0	PA: 33	
PITCHER	IP	WLS	BF	H	R	ER	SO	BB	IBB	HBP	BLK	WP	HR	S	P	ERA	WHIP				
Jamie Moyer, L (1, 1) ERA: 4.76	7.0	W	27	4	0	0	7	1	0	1	0	0	0	74	117	0.00	0.714				
Jeff Nelson, R (8, 1) ERA: 2.7	1.0		3	0	0	0	1	0	0	0	0	0	0	11	17	0.00	0.000				
Arthur Rhodes, L (9, 1) ERA:	1.0		3	0	0	0	0	0	0	0	0	0	0	4	7	0.00	0.000				

Batter	1	2	3	4	5	6	7	8	9	AB	R	H	RBI	BB	SO	LOB	BOTTOM				
51 Ichiro Suzuki, L (1, 9) OBP: 0.324, SLG: 0.290	G3-1		HBP	FC4-6		B1-3				3	0	0	0	0	0	2	Anaheim Angels @ Seattle Mariners Safeco Field, Seattle, WA Tue Apr 08 2003, 2:05 PM PDT Att. 45,931 - Overcast - 64 F				
Randy Winn, S (1, 7) OBP: 0.500, SLG: 0.552	BB		K			K				3	1	1	0	1	2	2					
Mark McLemore, S (1, 10) OBP: 0.438, SLG: 0.385	F8		HBP			BB				4	1	2	1	0	0	1					
John Olerud, L (1, 3) OBP: 0.433, SLG: 0.423	BB		HBP			BB				3	1	2	2	0	0	0					
Bret Boone, R (1, 4) OBP: 0.250, SLG: 0.290	K		G5-4-3			E				4	1	1	0	0	1	5					
Mike Cameron, R (1, 8) OBP: 0.323, SLG: 0.407			K			FC5				3	0	0	0	1	2	0					
Jeff Cirillo, R (1, 5) OBP: 0.160, SLG: 0.045	G5-3		F8			K				4	0	0	0	0	1	2					
Carlos Guillen, S (1, 6) OBP: 0.235, SLG: 0.313	L4					P6				4	0	1	0	0	0	1					
Dan Wilson, R (1, 2) OBP: 0.375, SLG: 0.286			HBP			G4-3				3	1	1	0	0	0	2					
Inning Stats	R: 0 E: 0 K: 1 S: 12	H: 1 LOB: 2 BB: 1 P: 20	R: 0 E: 0 K: 1 S: 7	H: 0 LOB: 0 BB: 0 P: 13	R: 1 E: 0 K: 1 S: 14	H: 2 LOB: 2 BB: 0 P: 23	R: 0 E: 0 K: 0 S: 8	H: 1 LOB: 2 BB: 1 P: 16	R: 4 E: 1 K: 1 S: 16	H: 4 LOB: 0 BB: 0 P: 24	R: 0 E: 0 K: 1 S: 5	H: 0 LOB: 0 BB: 0 P: 7	R: 0 E: 0 K: 1 S: 13	H: 0 LOB: 0 BB: 0 P: 18	1B: 7 2B: 1 3B: 0 HR: 0	SF: 0 SAC: 0 DP: 1 HBP: 2	WP: 0 PB: 0 CS: 0	PA: 35			
PITCHER	IP	WLS	BF	H	R	ER	SO	BB	IBB	HBP	BLK	WP	HR	S	P	ERA	WHIP				
Ramon Ortiz, R (1, 1) ERA: 7.0	4.0	L	24	5	3	3	3	2	0	2	0	0	0	16	21	0.00	2.500				
62 Scott Shields, R (5, 1) ERA:	3.0		8	0	0	0	2	0	0	0	0	0	0	13	18	0.00	0.000				
Ben Weber, R (8, 1) ERA: 2.25	1.0		3	0	0	0	1	0	0	0	0	0	0	13	18	0.00	0.000				

Batter	1	2	3	4	5	6	7	8	9	AB	R	H	RBI	BB	SO	LOB	TOP			
David Eckstein, R OBP: 0.314, SLG: 0.115	4-2 BB 1B BB	2-1 HBP			1-3 K		1-1 P6			2	1	0	0	1	1	0				
Darin Erstad, L OBP: 0.333, SLG: 0.357	4-1 BB 1B BB	0-2 SF7			1-0 P5			1-1 L7		2	1	0	1	1	0	0				
Tim Salmon, R OBP: 0.571, SLG: 0.571	0-3 K	0-0 F9			2-2 G1-3			1-0 S 1B		3	0	0	0	0	1	3				
Eric Owens, R OBP: 0.273, SLG: 0.200										1	0	1	0	0	0	0				
16 Garret Anderson, L OBP: 0.543, SLG: 0.719	1-2 BB 1B 1B		2-3 K			0-0 F7		2-2 F8		4	1	1	1	0	1	1				
Brad Fullmer, L OBP: 0.440, SLG: 0.750	4-0 BB 1B BB		1-2 P4			0-0 2B 1B		2-1 F9		3	0	1	0	1	0	1				
Scott Spiezio, S OBP: 0.258, SLG: 0.321	0-1 G6-4-3 1B		3-1 F9			2-1 2B		0-1 HR		4	1	3	3	0	0	0				
Shawn Woolen, R OBP: 0.077, SLG: 0.077	0-1 G6-4-3 1B		1-0 P6			0-3 K		0-3 K		4	0	0	0	0	2	3				
Benji Gil, R										0	0	0	0	0	0	0				
Bengie Molina, R OBP: 0.250, SLG: 0.393		1-0 G4-3 SF7 2B	2-0 F9			2-2 F8		0-2 L5		4	1	1	0	0	0	0				
9 Chone Figgins, S		2-1 G4-3 2-3	2-1 G4-3			1-1 G4-3		2-3 K		4	0	0	0	0	1	1				
Inning Stats	R: 3 E: 0 K: 1 S: 15	H: 2 LOB: 1 BB: 3 P: 28	R: 1 E: 0 K: 0 S: 8	H: 1 LOB: 1 BB: 0 P: 13	R: 0 E: 0 K: 1 S: 9	H: 0 LOB: 0 BB: 0 P: 15	R: 0 E: 0 K: 0 S: 4	H: 0 LOB: 0 BB: 0 P: 9	R: 0 E: 0 K: 1 S: 7	H: 2 LOB: 1 BB: 0 P: 11	R: 0 E: 0 K: 0 S: 8	H: 0 LOB: 0 BB: 0 P: 12	R: 0 E: 0 K: 0 S: 10	H: 1 LOB: 1 BB: 0 P: 16	R: 1 E: 0 K: 2 S: 11	H: 1 LOB: 0 BB: 0 P: 13	1B: 4 2B: 2 3B: 0 HR: 1	SF: 1 SAC: 0 DP: 1 HBP: 1	WP: 0 PB: 0 SB: 1 CS: 0	PA: 36
PITCHER	IP WLS BF H R ER SO BB IBB HBP BLK WP HR S P ERA WHIP																			
Joel Pineiro, R ERA: 4.85	(1, 1) 7.0 L 28 5 4 4 4 3 0 1 0 0 0 0 58 97 5.14 1.143																			
Giovanni Carrara, R ERA: 4.76	(8, 1) 1.0 4 1 0 0 0 0 0 0 0 0 0 0 10 16 0.00 1.000																			
40 Julio Mateo, R ERA: 4.76	(9, 1) 1.0 4 1 1 1 1 2 0 0 0 0 0 0 1 11 13 9.00 1.000																			

Anaheim Angels @ Seattle Mariners
Safeco Field, Seattle, WA
Wed Apr 09 2003, 7:05 PM PDT
Att: 35,492 - Overcast - 56 F

AB 31
R 5
H 7
RBI 5
BB 3
SO 6
LOB 9



Batter	1	2	3	4	5	6	7	8	9	AB	R	H	RBI	BB	SO	LOB	BOTTOM					
51 Ichiro Suzuki, L OBP: 0.308, SLG: 0.278	3-2 BB 1B		2-1 B1-3		2-2 P2	3-2 G4-3			1-2 G4-3	5	0	1	0	0	0	0						
Randy Winn, S OBP: 0.487, SLG: 0.515	0-2 P5		0-2 1B		4-2 HBP 1B HBP		1-2 G6-3		1-1 G6-3	4	0	1	0	0	0	1						
Mark McLemore, S OBP: 0.381, SLG: 0.294	4-2 FC6-4 BB		0-0 F8		2-1 P6		2-1 G3		3-1 F9	4	0	0	0	1	0	2						
John Olerud, L OBP: 0.412, SLG: 0.400	1-1 L8		2-1 P5		1-1 HBP 1B		1-3 K			4	0	1	0	0	1	3						
Bret Boone, R OBP: 0.306, SLG: 0.303	1-1 FC6-4			4-0 1B BB	1-0 HBP 1B			3-2 1B 1B		2	0	1	0	1	0	2						
Mike Cameron, R OBP: 0.314, SLG: 0.452		1-0 3B	1-3 K		1-0 F7			0-3 K		4	0	1	0	0	2	5						
John Mabry, L OBP: 0.250, SLG: 0.286		1-3 K	0-3 K			0-1 F8		0-1 F9		4	0	0	0	0	2	3						
Carlos Guillen, S OBP: 0.333, SLG: 0.550		0-1 P6	2-0 1B		1-2 HR			1-2 1B		4	1	3	1	0	0	1						
Ben Davis, S OBP: 0.091, SLG: 0.273		0-1 G3	1-0 G6-3		1-0 G6-3		1-3 K	2-0 G1-3		4	0	0	0	0	1	5						
Inning Stats	R: 0 E: 0 K: 0 S: 12	H: 1 LOB: 2 BB: 1 P: 21	R: 0 E: 0 K: 1 S: 8	H: 1 LOB: 0 BB: 0 P: 10	R: 0 E: 0 K: 0 S: 8	H: 1 LOB: 1 BB: 0 P: 12	R: 0 E: 0 K: 2 S: 8	H: 1 LOB: 2 BB: 1 P: 16	R: 0 E: 0 K: 0 S: 12	H: 1 LOB: 0 BB: 0 P: 23	R: 1 E: 0 K: 1 S: 14	H: 1 LOB: 0 BB: 0 P: 19	R: 0 E: 0 K: 1 S: 9	H: 0 LOB: 0 BB: 0 P: 13	R: 0 E: 0 K: 1 S: 10	H: 2 LOB: 2 BB: 0 P: 16	R: 0 E: 0 K: 0 S: 7	H: 0 LOB: 0 BB: 0 P: 12	1B: 6 2B: 0 3B: 1 HR: 1	SF: 0 SAC: 0 DP: 0 HBP: 2	WP: 0 PB: 0 SB: 0 CS: 0	PA: 39
PITCHER	IP WLS BF H R ER SO BB IBB HBP BLK WP HR S P ERA WHIP																					
Kevin Appier, R ERA: 7.2	(1, 1) 6.0 W 28 6 1 1 4 2 0 2 0 0 0 0 62 101 1.50 1.333																					
Brendan Donnelly, R ERA: 9.0	(7, 1) 1.0 H 3 0 0 0 0 1 0 0 0 0 0 0 9 13 0.00 0.000																					
Francisco Rodriguez, R ERA: 9.0	(8, 1) 1.0 H 5 2 0 0 0 1 0 0 0 0 0 0 10 16 0.00 2.000																					
Troy Percival, R ERA: 9.0	(9, 1) 1.0 3 0 0 0 0 0 0 0 0 0 0 0 7 12 0.00 0.000																					

Anaheim Angels @ Seattle Mariners
Safeco Field, Seattle, WA
Wed Apr 09 2003, 7:05 PM PDT
Att: 35,492 - Overcast - 56 F

AB 35
R 1
H 8
RBI 1
BB 2
SO 6
LOB 22



Batter	1	2	3	4	5	6	7	8	9	AB	R	H	RBI	BB	SO	LOB	TOP								
David Eckstein, R (1, 6) OBP: 0.275, SLG: 0.097	1-1 E7 G6-3		1-1 G6-3		0-2 L8	0-2 F8		1-0 CS	1-0 F7	5	0	0	0	0	0	1									
Darin Erstad, L (1, 8) OBP: 0.342, SLG: 0.344	0-0 G6-3		4-2 HR		0-1 F8	1-1 F8			1-2 G1-3	4	1	1	0	1	0	1									
Brad Fullmer, L (1, 10) OBP: 0.440, SLG: 0.810	2-0 F9		0-1 HR		2-1 1B	0-1 F8			1-3 K	5	2	2	2	0	1	3									
16 Garret Anderson, L (1, 7) OBP: 0.538, SLG: 0.722	1-2 F8		1-1 2B		1-1 1B					4	0	2	0	0	0	1									
Troy Glaus, R (1, 5)		2-2 G6-3	3-2 G2-3		1-1 2B				1-0 G5-3	4	0	1	1	0	0	1									
Scott Spiezio, S (1, 3)		1-3 K		1-1 F8	4-0 IBB				0-1 F8	3	0	0	0	1	1	0									
Eric Owens, R (1, 9)		0-1 1B		0-0 F9	0-1 L8				0-1 G4-3	4	0	1	0	0	0	3									
Bengie Molina, R (1, 2)		1-2 L5		2-0 FC4-6		1-0 F9			2-2 F9	4	0	1	0	0	0	1									
9 Chone Figgins, S (1, 4)			2-3 K	0-0 FC4-6		4-1 1B			0-0 CS	3	0	1	0	1	1	1									
Inning Stats	R: 0 E: 1 K: 0 S: 7	H: 0 LOB: 1 BB: 0 P: 11	R: 0 E: 0 K: 1 S: 11	H: 1 LOB: 1 BB: 0 P: 15	R: 2 E: 0 K: 1 S: 16	H: 2 LOB: 1 BB: 1 P: 27	R: 0 E: 0 K: 0 S: 5	H: 1 LOB: 1 BB: 0 P: 8	R: 1 E: 0 K: 0 S: 13	H: 3 LOB: 3 BB: 1 P: 21	R: 0 E: 0 K: 0 S: 9	H: 1 LOB: 2 BB: 1 P: 15	R: 0 E: 0 K: 0 S: 5	H: 0 LOB: 0 BB: 0 P: 7	R: 0 E: 0 K: 0 S: 8	H: 1 LOB: 0 BB: 0 P: 10	R: 0 E: 0 K: 1 S: 8	H: 0 LOB: 0 BB: 0 P: 11	1B: 6 2B: 2 HR: 1	SF: 0 SAC: 0 DP: 0 HBP: 0	WP: 0 PB: 0 CS: 1	PA: 40			
PITCHER	IP	WLS	BF	H	R	ER	SO	BB	IBB	HBP	BLK	WP	HR	S	P	ERA	WHIP								
Ryan Franklin, R (1, 1) ERA: 5.25	6.0	L	30	8	3	3	2	2	1	0	0	0	1	61	97	4.50	1.667								
Shigetoshi Hasegawa, R (7, 1) ERA:	1.0		3	0	0	0	0	0	0	0	0	0	0	5	7	0.00	0.000								
Giovanni Carrara, R (8, 1) ERA:	1.0		3	1	0	0	0	0	0	0	0	0	0	8	10	0.00	1.000								
Kazuhiro Sasaki, R (9, 1) ERA: 3.0	1.0		3	0	0	0	1	0	0	0	0	0	0	8	11	0.00	0.000								

Anaheim Angels @ Seattle Mariners
Safeco Field, Seattle, WA
Thu Apr 10 2003, 7:05 PM PDT
Att: 32,746 - Cloudy - 61 F

AB	36
R	3
H	9
RBI	3
BB	3
SO	3
LOB	12



Batter	1	2	3	4	5	6	7	8	9	AB	R	H	RBI	BB	SO	LOB	BOTTOM								
51 Ichiro Suzuki, L (1, 9) OBP: 0.302, SLG: 0.275	1-0 P3		0-1 F8			1-2 F8		0-0 1B		4	0	1	0	0	0	1									
Randy Winn, S (1, 7) OBP: 0.485, SLG: 0.486	1-2 L7		0-2 FC6-4			2-1 P4		1-0 1B		4	0	1	0	0	0	1									
Bret Boone, R (1, 4) OBP: 0.300, SLG: 0.297	2-1 G6-3			0-1 G4-3		2-1 1B		2-2 L8		4	0	1	0	0	0	2									
Mike Cameron, R (1, 8)		1-3 K		2-1 F9		1-1 F9			0-3 K	4	0	0	0	0	2	1									
John Olerud, L (1, 3) OBP: 0.421, SLG: 0.375		4-0 BB		1-0 F8			2-2 G3		4-0 BB	2	0	0	0	2	0	0									
Greg Colbrunn, R (1, 10)		2-1 F9			2-1 F8		1-0 F7		3-3 K	3	0	0	0	0	0	1									
John Mabry, L (9, FH) OBP: 0.222, SLG: 0.250										1	0	0	0	0	1	1									
Jeff Cirillo, R (1, 5) OBP: 0.143, SLG: 0.040					0-0 L8		1-0 F9		1-0 P4	3	0	0	0	0	0	1									
Mark McLemore, S (9, FH) OBP: 0.364, SLG: 0.278										1	0	0	0	0	0	1									
16 Willie Bloomquist, R (1, 6) OBP: 0.375, SLG: 0.571			2-2 FC6-4		0-1 3B			0-2 L7		3	0	2	0	0	0	0									
Dan Wilson, R (1, 2) OBP: 0.273, SLG: 0.200			1-0 P2		1-0 G6-3			1-0 P2		3	0	0	0	0	0	2									
Inning Stats	R: 0 E: 0 K: 0 S: 6	H: 0 LOB: 0 BB: 0 P: 10	R: 0 E: 0 K: 1 S: 8	H: 0 LOB: 1 BB: 1 P: 18	R: 0 E: 0 K: 0 S: 9	H: 1 LOB: 0 BB: 0 P: 12	R: 0 E: 0 K: 0 S: 5	H: 0 LOB: 0 BB: 0 P: 8	R: 0 E: 0 K: 0 S: 6	H: 1 LOB: 1 BB: 0 P: 9	R: 0 E: 0 K: 0 S: 10	H: 1 LOB: 1 BB: 0 P: 16	R: 0 E: 0 K: 0 S: 6	H: 0 LOB: 0 BB: 0 P: 10	R: 0 E: 0 K: 0 S: 9	H: 2 LOB: 2 BB: 0 P: 13	R: 0 E: 0 K: 2 S: 8	H: 0 LOB: 1 BB: 1 P: 16	1B: 4 2B: 0 3B: 1 HR: 0	SF: 0 SAC: 0 DP: 0 HBP: 0	WP: 0 PB: 0 CS: 0	PA: 34			
PITCHER	IP	WLS	BF	H	R	ER	SO	BB	IBB	HBP	BLK	WP	HR	S	P	ERA	WHIP								
Jarrod Washburn, L (1, 1) ERA: 2.45	8.0	W	30	5	0	0	1	1	0	0	0	0	0	59	96	0.00	0.750								
Troy Percival, R (9, 1) ERA:	1.0	S	4	0	0	0	2	1	0	0	0	0	0	8	16	0.00	1.000								

Anaheim Angels @ Seattle Mariners
Safeco Field, Seattle, WA
Thu Apr 10 2003, 7:05 PM PDT
Att: 32,746 - Cloudy - 61 F

AB	32
R	0
H	5
RBI	0
BB	2
SO	3
LOB	11



Batter	1	2	3	4	5	6	7	8	9	AB	R	H	RBI	BB	SO	LOB	TOP				
Doug Glanville, R OBP: 0.281, SLG: 0.295 (1, 8)	1-3 K		0-1 G6-3		2-1 G4-3		0-0 P5			4	0	0	0	0	1	1					
9 Hank Blalock, L OBP: 0.410, SLG: 0.639 (1, 5)	1-2 G6-3		2-3 K		0-0 G3		2-2 G1-3			4	0	0	0	0	1	1					
Alex Rodriguez, R OBP: 0.349, SLG: 0.564 (1, 6)	3-1 G6-3			3-2 1B WP	4-2 HR		3-2 K			3	2	1	0	1	1	0					
Rafael Palmeiro, L OBP: 0.368, SLG: 0.656 (1, 3)		3-1 F8		1-2 G1-4-3 1B WP	2-1 HR		0-1 G4-3			4	2	2	2	0	0	0					
Juan Gonzalez, R OBP: 0.317, SLG: 0.605 (1, 9)	2-3 K		2-3 K	1-2 3-H 3-2 G1-4-3	3-2 F8		1-2 F9			4	0	0	0	0	2	1					
Ruben Sierra, S OBP: 0.308, SLG: 0.458 (1, 10)	3-1 1B			2-3 1B		1-1 1B		1-1 F7		4	0	2	0	0	0	1					
Carl Everett, S OBP: 0.333, SLG: 0.440 (1, 7)	1-2 F8			3-2 10 1B		1-2 F8		0-0 F8		4	0	1	1	0	0	2					
10 Michael Young, R OBP: 0.375, SLG: 0.484 (1, 4)			2-2 G6-3 F8 1B	1-1 1B		2-3 K		3-3 K		4	0	2	0	0	2	1					
Chad Kreuter, S OBP: 0.200, SLG: 0.222 (1, 2)		0-0 F8		1-0 F9		3-2 F8		1-2 P6		4	0	0	0	0	0	4					
Inning Stats	R: 0 E: 0 K: 1 S: 10	H: 0 LOB: 0 BB: 0 P: 15	R: 0 E: 0 K: 1 S: 11	H: 1 LOB: 1 BB: 0 P: 20	R: 0 E: 0 K: 1 S: 9	H: 1 LOB: 1 BB: 0 P: 13	R: 2 E: 0 K: 1 S: 19	H: 4 LOB: 2 BB: 0 P: 33	R: 2 E: 0 K: 0 S: 12	H: 1 LOB: 0 BB: 1 P: 23	R: 0 E: 0 K: 1 S: 8	H: 0 LOB: 0 BB: 0 P: 13	R: 0 E: 0 K: 0 S: 9	H: 0 LOB: 0 BB: 0 P: 11	R: 0 E: 0 K: 1 S: 11	H: 0 LOB: 0 BB: 0 P: 15	1B: 7 2B: 0 3B: 0 HR: 1	SF: 0 SAC: 0 DP: 0 HBP: 0	WP: 1 PB: 0 SB: 0 CS: 0	PA: 36	
PITCHER	IP	WLS	BF	H	R	ER	SO	BB	IBB	HBP	BLK	WP	HR	S	P	ERA	WHIP				
Freddy Garcia, R ERA: 6.19 (1, 1)	5.0	L	23	7	4	4	4	1	0	0	0	1	1	61	104	7.20	1.600				
40 Julio Mateo, R ERA: 3.86 (6, 1)	1.1		5	1	0	0	1	0	0	0	0	0	0	14	21	0.00	0.750				
Arthur Rhodes, L ERA: (7, 1)	2.2		8	0	0	0	2	0	0	0	0	0	0	27	38	0.00	0.000				

Texas Rangers @ Seattle Mariners
Safeco Field, Seattle, WA
Fri Apr 11 2003, 7:05 PM PDT
Att: 37,784 - Cloudy - 60 F

AB 35
R 4
H 8
RBI 3
BB 1
SO 7
LOB 11



Batter	1	2	3	4	5	6	7	8	9	AB	R	H	RBI	BB	SO	LOB	BOTTOM				
51 Ichiro Suzuki, L OBP: 0.333, SLG: 0.279 (1, 9)	4-0 G3-1 BB	4-2 BB		0-0 L4		2-0 BB 1B		1-2 L4		3	0	1	0	2	0	0					
Randy Winn, S OBP: 0.458, SLG: 0.462 (1, 7)	4-1 G3-1 BB	1-3 K		4-2 BLK 1B BB		1-1 SF8		1-3 K2-3		2	1	0	1	2	2	3					
Bret Boone, R OBP: 0.311, SLG: 0.275 (1, 4)	3-2 F7	1-3 K		2-0 1B HBP		3-H 4-2 G1-6-3 BB		2-2 G4-3		3	0	0	0	1	1	5					
John Olerud, L OBP: 0.442, SLG: 0.371 (1, 3)	1-1 G3-1		4-2 FC1-6 1B BB	1-0 1B		1-1 G1-6-3		4-2 BB		3	0	1	1	2	0	4					
Mike Cameron, R OBP: 0.295, SLG: 0.385 (1, 8)	4-2 BB		0-0 FC1-6 1B	1-3 K			0-0 G5-3		0-0 P3	4	0	1	0	1	1	3					
Mark McLemore, S OBP: 0.333, SLG: 0.227 (1, 10)	1-1 F7		1-2 P5		3-2 G1-3		4-2 BB BB		1-3 K	4	0	0	0	1	1	6					
Jeff Cirillo, R OBP: 0.159, SLG: 0.036 John Mabry, L OBP: 0.200, SLG: 0.222 16 Willie Bloomquist, R OBP: 0.333, SLG: 0.500 (1, 5) (7, PH) (8, 5)		3-3 K	0-0 FC1-6		2-1 G4-3		1-1 F7		1-1 F8	3	0	0	0	0	1	2					
Carlos Guillen, S OBP: 0.360, SLG: 0.500 (1, 6)		4-2 1B BB	1-3 K		1-2 P4		1-2 BB			2	0	0	0	2	1	2					
Dan Wilson, R OBP: 0.333, SLG: 0.357 (1, 2)		0-1 51 BB 1B		1-2 F8		1-1 51 BB SF8 2B		0-3 K		4	1	2	0	0	1	2					
Inning Stats	R: 0 E: 0 K: 0 S: 13	H: 0 LOB: 3 BB: 3 P: 30	R: 0 E: 0 K: 3 S: 20	H: 1 LOB: 2 BB: 2 P: 33	R: 0 E: 0 K: 1 S: 10	H: 1 LOB: 2 BB: 1 P: 16	R: 1 E: 0 K: 1 S: 10	H: 1 LOB: 1 BB: 1 P: 19	R: 0 E: 0 K: 0 S: 10	H: 0 LOB: 0 BB: 0 P: 16	R: 1 E: 0 K: 0 S: 9	H: 2 LOB: 1 BB: 1 P: 18	R: 0 E: 0 K: 1 S: 11	H: 0 LOB: 2 BB: 2 P: 20	R: 0 E: 0 K: 1 S: 11	H: 0 LOB: 0 BB: 1 P: 17	1B: 4 2B: 1 3B: 0 HR: 0	SF: 1 SAC: 0 DP: 1 HBP: 1	WP: 0 PB: 0 SB: 0 CS: 0	PA: 43	
PITCHER	IP	WLS	BF	H	R	ER	SO	BB	IBB	HBP	BLK	WP	HR	S	P	ERA	WHIP				
Chan Ho Park, R ERA: 9.28 C.J. Niskowski, L ERA: 5.0 Francisco Cordero, R ERA: 2.7 Ugueth Urbina, R ERA: 1.69 (1, 1) (6, 1) (7, 1) (9, 1)	5.0	W	26	3	1	1	5	7	0	1	1	0	0	12	25	6.75	3.000				
	1.1	H	7	2	1	1	0	2	0	0	0	0	0	19	28	0.00	0.600				
	1.0	S	4	0	0	0	1	1	0	0	0	0	0	11	17	0.00	1.000				

Texas Rangers @ Seattle Mariners
Safeco Field, Seattle, WA
Fri Apr 11 2003, 7:05 PM PDT
Att: 37,784 - Cloudy - 60 F

AB 30
R 2
H 5
RBI 2
BB 11
SO 8
LOB 29



Batter	1	2	3	4	5	6	7	8	9	AB	R	H	RBI	BB	SO	LOB	TOP								
Doug Glanville, R (1, 8) OBP: 0.255, SLG: 0.347 Todd Greene, R (8, 3) OBP: 0.182, SLG: 0.182	0-1 F8	1-3 K			0-1 HR	1-2 G3-1		1-0 P3		5	1	1	1	0	1	4									
Carl Everett, S (1, 7) OBP: 0.375, SLG: 0.407	1-1 HR		4-2 BB		2-3 K		4-2 HBP	3-2 F8		2	2	0	0	2	1	1									
Alex Rodriguez, R (1, 6) Jermaine Clark, L (7, 4)	1-0 HR		4-1 BB		2-3 K		2-0 HBP		3-2 F7	2	1	1	2	1	1	0									
Rafael Palmeiro, L (1, 10) OBP: 0.349, SLG: 0.583	2-3 K		3-1 F9		4-2 BB		2-2 F7		1-0 F8	4	0	0	0	1	1	4									
Juan Gonzalez, R (1, 9) OBP: 0.304, SLG: 0.548	4-2 BB		2-2 P4		2-1 L5		2-3 K		1-3 K	4	0	0	0	1	2	5									
Hank Blalock, L (1, 5) OBP: 0.419, SLG: 0.625	2-1 F7		0-0 L8			0-0 1B	1-0 1B			4	0	2	1	0	0	3									
23 Mark Teixeira, S (1, 3) OBP: 0.207, SLG: 0.269		2-1 F7		1-3 K		0-0 F7	2-0 G3-1			4	0	0	0	0	1	3									
10 Michael Young, R (1, 4) OBP: 0.389, SLG: 0.486		1-0 1B		1-2 G4-3		3-3 K		2-1 1B		4	0	2	0	0	1	1									
Einar Diaz, R (1, 2) OBP: 0.269, SLG: 0.400		3-1 L9		2-2 L5		1-1 1B		2-1 F8		4	0	1	0	0	0	2									
Inning Stats	R: 2 E: 0 K: 1 S: 12	H: 1 LOB: 1 BB: 1 P: 22	R: 0 E: 0 K: 1 S: 8	H: 1 LOB: 1 BB: 0 P: 15	R: 0 E: 0 K: 0 S: 9	H: 0 LOB: 2 BB: 2 P: 22	R: 0 E: 0 K: 1 S: 9	H: 0 LOB: 0 BB: 0 P: 13	R: 1 E: 0 K: 2 S: 12	H: 1 LOB: 1 BB: 1 P: 22	R: 0 E: 0 K: 1 S: 11	H: 2 LOB: 2 BB: 0 P: 16	R: 1 E: 0 K: 1 S: 11	H: 1 LOB: 2 BB: 1 P: 24	R: 0 E: 0 K: 0 S: 8	H: 1 LOB: 1 BB: 0 P: 16	R: 0 E: 0 K: 1 S: 7	H: 0 LOB: 0 BB: 0 P: 12	1B: 5 2B: 0 3B: 0 HR: 2	SF: 0 SAC: 0 DP: 0 HBP: 2	WP: 0 PB: 0 SB: 0 CS: 0	PA: 41			
PITCHER	IP	WLS	BF	H	R	ER	SO	BB	IBB	HBP	BLK	WP	HR	S	P	ERA	WHIP								
Gil Meche, R (1, 1) ERA: 7.50	5.2	W	27	5	3	3	6	4	0	1	0	0	2	58	106	4.76	1.588								
Giovanni Carrara, R (8, 1) ERA: 1.42	1.1		7	1	1	1	1	1	0	1	0	0	0	14	28	6.75	1.500								
Shigetoshi Hasegawa, R (8, 1) ERA: 2.08	1.0		4	1	0	0	0	0	0	0	0	0	0	8	16	0.00	1.000								
Jeff Nelson, R (9, 1) ERA: 2.08	1.0		3	0	0	0	1	0	0	0	0	0	0	7	12	0.00	0.000								

Texas Rangers @ Seattle Mariners
Safeco Field, Seattle, WA
Sat Apr 12 2003, 7:05 PM PDT
Att: 36,591 - Dome - 72 F

AB	34
R	4
H	7
RBI	4
BB	5
SO	8
LOB	23





Batter	1	2	3	4	5	6	7	8	9	AB	R	H	RBI	BB	SO	LOB	BOTTOM								
51 Ichiro Suzuki, L (1, 9) OBP: 0.377, SLG: 0.356 John Mabry, L (8, PH) OBP: 0.182, SLG: 0.200	1-2 HR		0-2 HR		4-2 1B	3-3 K		1-1 FC3-6		2	2	1	2	3	1	1									
Randy Winn, S (1, 7) OBP: 0.426, SLG: 0.409	1-2 HR		2-2 G4-3		2-3 K		1-0 G6-3	0-1 FC6		5	1	0	0	1	2	7									
Bret Boone, R (1, 4) OBP: 0.330, SLG: 0.356 16 Willie Bloomquist, R (9, 4) OBP: 0.333, SLG: 0.500	1-2 HR		0-0 F9		1-1 G4-6-3	1-2 2B	3-2 HR			5	2	2	1	0	0	5									
John Olerud, L (1, 3) OBP: 0.438, SLG: 0.342	1-0 1B	4-0 BB		3-2 F7	1-1 G4-6-3	1-2 2B	2-3 K			3	1	0	1	1	1	3									
Mike Cameron, R (1, 8) OBP: 0.306, SLG: 0.357	2-3 K	2-2 F8		4-1 2B		4-2 2B	1-3 K			3	1	0	0	2	2	4									
Mark McLemore, S (1, 10) OBP: 0.344, SLG: 0.296	1-2 1B	0-1 L9		1-2 P6		0-0 F8		0-0 FC3-6		5	2	2	2	0	0	3									
Carlos Guillen, S (1, 6) OBP: 0.400, SLG: 0.593	1-2 2B	0-3 K		0-2 2B	1-1 2B	3-2 E		1-0 G5-3		5	2	3	0	0	1	2									
Jeff Cirillo, R (1, 5) OBP: 0.250, SLG: 0.188	0-1 2B		4-1 51 HR		2-2 2B	0-0 E7		3-2 FC3-6		4	2	4	2	1	0	0									
Ben Davis, S (1, 2) OBP: 0.185, SLG: 0.385	1-3 2B		0-3 K		1-1 1B	1-1 P4		4-2 FC3-6		4	0	2	3	1	1	2									
Inning Stats	R: 6 E: 1 K: 2 S: 26	H: 4 LOB: 3 BB: 3 P: 46	R: 0 E: 0 K: 1 S: 8	H: 0 LOB: 1 BB: 1 P: 14	R: 2 E: 0 K: 1 S: 11	H: 1 LOB: 0 BB: 1 P: 17	R: 0 E: 0 K: 0 S: 10	H: 1 LOB: 2 BB: 1 P: 18	R: 1 E: 0 K: 1 S: 14	H: 3 LOB: 2 BB: 1 P: 25	R: 2 E: 1 K: 1 S: 15	H: 2 LOB: 1 BB: 1 P: 26	R: 1 E: 0 K: 2 S: 12	H: 1 LOB: 0 BB: 0 P: 19	R: 1 E: 0 K: 0 S: 13	H: 2 LOB: 2 BB: 1 P: 22	1B: 6 2B: 6 3B: 0 HR: 2	SF: 0 SAC: 0 DP: 1 HBP: 1	WP: 0 PB: 0 SB: 0 CS: 0	PA: 47					
PITCHER	IP	WLS	BF	H	R	ER	SO	BB	IBB	HBP	BLK	WP	HR	S	P	ERA	WHIP								
Ryan Drese, R (1, 1) ERA: 135.0	0.1	L	10	4	6	5	1	3	0	1	0	0	0	21	38	135.00	21.000								
Reynaldo Garcia, R (1, 1) ERA: 7.39	3.2		15	2	2	2	3	3	0	0	0	0	1	34	57	4.91	1.364								
Jay Powell, R (5, 1) ERA: 14.21	2.0		12	5	3	2	2	2	0	0	0	0	0	29	51	9.00	3.500								
Esteban Yan, R (7, 1) ERA: 5.63	2.0		10	3	2	2	2	1	0	0	0	0	1	25	41	9.00	2.000								

Texas Rangers @ Seattle Mariners
Safeco Field, Seattle, WA
Sat Apr 12 2003, 7:05 PM PDT
Att: 36,591 - Dome - 72 F

AB	37
R	13
H	14
RBI	12
BB	9
SO	8
LOB	29



Batter	1	2	3	4	5	6	7	8	9	10	11	12	13	AB R H RBI BB SO LOB	TOP												
Doug Glanville, R OBP: 0.261, SLG: 0.321	1-1 2B 1B 1B		1-2 F9	1-1 F9			0-3 K		1-2 L4		0-1 G5-3		2-1 L7	7 1 1 0 0 1 2	<p>Texas Rangers @ Seattle Mariners Safeco Field, Seattle, WA Sun Apr 13 2003, 1:05 PM PDT Att. 35,496 - Cloudy - 52 F</p> <p>livebaseballscorecards.com</p> <p>AB 51 R 3 H 12 RBI 3 BB 4 SO 14 LOB 22</p> 												
Carl Everett, S OBP: 0.242, SLG: 0.364	1-2 SAFE F8		1-2 P5	1-0 G3			1-1 BB 1B		2-1 F8		1-0 P6			6 0 1 0 0 0 3													
Alex Rodriguez, R OBP: 0.415, SLG: 0.717	1-0 1B 2B		2-1 HR				2-2 SAFE BB 1B		4-1 1B BB		1-3 K			5 1 3 1 1 1 0													
Rafael Palmeiro, L OBP: 0.388, SLG: 0.575	2-1 3-H 3-3 1B		4-2 E BB				4-1 1-2 2-3 BB		1-2 1B		2-2 G6-3			4 0 2 1 2 0 0													
Juan Gonzalez, R OBP: 0.288, SLG: 0.500	1-1 K		1-2 E7 1B				2-1 K		1-3 K		2-2 L4			6 0 1 0 0 3 7													
Ruben Sierra, S OBP: 0.313, SLG: 0.433	3-2 K		2-3 K				1-1 G6-3		1-0 F7		1-1 FC6-4 1B			6 0 2 0 0 2 4													
Todd Greene, R OBP: 0.235, SLG: 0.375		2-2 P4		4-2 2B 1B BB			2-3 K		3-2 HR		1-3 K			6 0 1 0 0 1 1													
23 Mark Teixeira, S OBP: 0.200, SLG: 0.250		3-3 K		2-0 1B			0-1 F8		0-1 G4-3		3-1 F8			6 0 0 0 0 3 3													
10 Michael Young, R OBP: 0.333, SLG: 0.415		3-3 K		1-3 K			1-0 F9		1-3 K		SAFE 1-2 FC6-4 1-2r			6 0 0 0 0 3 3													
Inning Stats	R: 1 E: 0 K: 2 S: 14	H: 3 LOB: 2 BB: 0 P: 25	R: 0 E: 0 K: 2 S: 11	H: 0 LOB: 0 BB: 19	R: 1 E: 1 K: 1 S: 23	H: 2 LOB: 2 BB: 1 P: 34	R: 0 E: 0 K: 1 S: 12	H: 1 LOB: 2 BB: 1 P: 21	R: 0 E: 0 K: 2 S: 14	H: 2 LOB: 3 BB: 1 P: 22	R: 1 E: 0 K: 1 S: 10	H: 1 LOB: 0 BB: 0 P: 15	R: 0 E: 0 K: 1 S: 13	H: 1 LOB: 2 BB: 1 P: 22		R: 0 E: 0 K: 1 S: 6	H: 0 LOB: 0 BB: 0 P: 8	R: 0 E: 0 K: 1 S: 12	H: 1 LOB: 1 BB: 0 P: 19	R: 0 E: 0 K: 0 S: 8	H: 0 LOB: 0 BB: 0 P: 13	1B: 9 2B: 1 3B: 0 HR: 2	SF: 0 SAC: 0 DP: 0 HBP: 0	W/P: 0 PB: 0 SB: 0 CS: 0	PA: 55		
PITCHER	IP WLS BF H R ER SO BB IBB HBP BLK WP HR S P ERA WHIP																										
Jamie Moyer, L ERA: 4.41	(1, 1) 5.0 23 6 2 2 6 2 0 0 0 0 1 66 109 3.60 1.600																										
40 Julio Mateo, R ERA: 3.0	(6, 1) 2.0 9 2 0 0 3 1 0 0 0 0 0 21 32 0.00 1.500																										
Jeff Nelson, R ERA: 3.0	(8, 1) 1.2 B 7 1 1 1 1 1 0 0 0 0 1 17 29 5.40 1.200																										
Shigetoshi Hasegawa, R ERA:	(9, 1) 3.1 13 3 0 0 4 0 0 0 0 0 0 34 51 0.00 0.900																										
Kazuhiko Sasaki, R ERA: 2.25	(13, 1) 1.0 W 3 0 0 0 0 0 0 0 0 0 0 8 13 0.00 0.000																										

Batter	1	2	3	4	5	6	7	8	9	10	11	12	13	AB R H RBI BB SO LOB	BOTTOM												
51 Ichiro Suzuki, L OBP: 0.373, SLG: 0.353	0-0 G3		2-0 S 1B			1-2 FC6-4 1B G1-3		1-2 G5-3		2-2 FC4		0-0 1B		6 1 2 0 0 0 2	<p>Texas Rangers @ Seattle Mariners Safeco Field, Seattle, WA Sun Apr 13 2003, 1:05 PM PDT Att. 35,496 - Cloudy - 52 F</p> <p>livebaseballscorecards.com</p> <p>AB 47 R 4 H 9 RBI 4 BB 2 SO 11 LOB 14</p> 												
Carlos Guillen, S OBP: 0.351, SLG: 0.515	0-2 G3-1		1-3 K			SAFE 2-1 G1-3		2-1 F8		SAFE 2-1 SH1-3 BB 1B		SAFE 0-0 L6		6 0 1 0 0 1 3													
Edgar Martinez, R OBP: 0.500, SLG: 0.860	1-10 G3		2-3 K			0-1 1B		0-1 G1-3		SAFE 4-2 SH1-3 BB		SAFE 1-2 2-3 BB		4 0 1 1 1 1 1 0 1 0 0 0 0 0 0 0													
John Olerud, L OBP: 0.396, SLG: 0.302		2-2 G3-1		2-1 G3-1		0-0 L7		2-1 F8		0-0 SH1-3 BB		2-1 F8		5 0 0 0 0 0 1													
Bret Boone, R OBP: 0.357, SLG: 0.500		1-0 1B		2-3 K			2-1 HR		2-3 K		4-0 1B			5 2 3 2 1 2 0													
Mike Cameron, R OBP: 0.278, SLG: 0.319		2-1 F9				1-0 G6-3		3-3 K		3-3 K		2-3 K		5 0 0 0 0 3 4													
John Mabry, L OBP: 0.214, SLG: 0.462		2-3 K				2-2 G6-3		0-0 HR		2-2 L9		0-3 K		3 1 1 1 0 1 1 2 0 0 0 0 1 3													
Mark McLemore, S OBP: 0.324, SLG: 0.276														5 0 0 0 0 1 0													
Jeff Cirillo, R OBP: 0.220, SLG: 0.162			0-2 G5-3			0-3 K		0-2 L4		2-1 F8		2-1 F8		5 0 0 0 0 1 0													
Dan Wilson, R OBP: 0.300, SLG: 0.316			1-1 F9			1-0 FC6-4 1B		1-0 G4-3		1-2 E5 FC4		0-3 K		5 0 1 0 0 1 0													
Inning Stats	R: 0 E: 0 K: 0 S: 8	H: 0 LOB: 0 BB: 0 P: 8	R: 0 E: 0 K: 1 S: 9	H: 1 LOB: 1 BB: 0 P: 16	R: 0 E: 0 K: 2 S: 12	H: 0 LOB: 0 BB: 0 P: 14	R: 1 E: 0 K: 0 S: 10	H: 2 LOB: 0 BB: 0 P: 19	R: 0 E: 0 K: 0 S: 7	H: 0 LOB: 0 BB: 0 P: 10	R: 0 E: 0 K: 2 S: 8	H: 0 LOB: 0 BB: 0 P: 15	R: 0 E: 1 K: 0 S: 13	H: 1 LOB: 1 BB: 0 P: 20	R: 0 E: 0 K: 1 S: 7	H: 1 LOB: 1 BB: 0 P: 9	R: 1 E: 0 K: 0 S: 4	H: 1 LOB: 0 BB: 0 P: 9	1B: 6 2B: 0 3B: 0 HR: 3	SF: 0 SAC: 1 DP: 0 HBP: 0	W/P: 0 PB: 0 SB: 2 CS: 0	PA: 50					
PITCHER	IP WLS BF H R ER SO BB IBB HBP BLK WP HR S P ERA WHIP																										
John Thomson, R ERA: 5.19	(1, 1) 7.0 27 6 3 3 6 0 0 0 0 0 2 67 97 3.86 0.857																										
Aaron Fultz, L ERA: 2.25	(8, 1) 1.1 4 0 0 0 0 0 0 0 0 0 0 9 14 0.00 0.000																										
Francisco Cordero, R ERA: 2.16	(9, 1) 1.2 6 0 0 0 0 2 0 0 0 0 0 19 31 0.00 0.000																										
C.J. Nikowski, L ERA: 4.02	(11, 1) 0.1 4 1 0 0 0 1 1 0 0 0 0 7 17 0.00 6.000																										
R.A. Dickey, R ERA: 3.88	(11, 1) 2.1 L 9 2 1 1 3 0 0 0 0 0 1 17 26 3.86 0.857																										

Batter	1	2	3	4	5	6	7	8	9	AB	R	H	RBI	BB	SO	LOB	TOP					
Mark Ellis, R OBP: 0.367, SLG: 0.491 (1,4)	F9		L6 BB		K		FC6-4			3	0	0	0	1	1	1						
Chris Singleton, L OBP: 0.300, SLG: 0.368 (1,8)	2B		L9			F7 1B		K		4	2	2	0	0	1	1						
Miguel Tejada, R OBP: 0.279, SLG: 0.345 (1,6)	G5-3		1B			F7		G6-3		4	0	1	0	0	0	2						
3 Eric Chavez, L OBP: 0.356, SLG: 0.340 (1,5)	1B		L6			SF9 1B		G6-3		4	0	2	1	0	0	2						
Jermaine Dye, R OBP: 0.304, SLG: 0.388 (9, PR) Eric Byrnes, R OBP: 0.333, SLG: 0.111 (9, PR)	P6				L7		SF9 1B			3	0	1	1	0	0	1						
Erubiel Durazo, L OBP: 0.469, SLG: 0.568 (1,3)		G4-3			G4-3		P5		F7	4	0	0	0	0	0	2						
Terrence Long, L OBP: 0.320, SLG: 0.535 (1,7)		G5-3			G1-3			L8		4	0	0	0	0	1	1						
Adam Piatt, R OBP: 0.200, SLG: 0.600 (9, PH) Scott Hatteberg, L OBP: 0.469, SLG: 0.548 (9, PH)		G6-3			G5-3		K		G3	3	0	0	0	0	1	0						
Ramon Hernandez, R OBP: 0.386, SLG: 0.436 (1,2)					F8		FC6-4 BB			2	1	1	1	1	0	0						
Inning Stats	R: 1 E: 0 K: 0 S: 15	H: 2 LOB: 1 BB: 0 P: 22	R: 0 E: 0 K: 0 S: 13	H: 0 LOB: 0 BB: 0 P: 20	R: 1 E: 0 K: 0 S: 7	H: 2 LOB: 1 BB: 1 P: 15	R: 0 E: 0 K: 0 S: 9	H: 0 LOB: 0 BB: 0 P: 10	R: 0 E: 0 K: 1 S: 9	H: 0 LOB: 0 BB: 0 P: 11	R: 1 E: 0 K: 0 S: 11	H: 2 LOB: 1 BB: 0 P: 17	R: 0 E: 0 K: 1 S: 7	H: 0 LOB: 1 BB: 1 P: 15	R: 0 E: 0 K: 1 S: 6	H: 0 LOB: 0 BB: 0 P: 10	R: 0 E: 0 K: 1 S: 9	H: 1 LOB: 1 BB: 0 P: 12	1B: 5 2B: 2 3B: 0 HR: 1	SF: 1 SAC: 0 DP: 1 HBP: 0	WP: 0 PB: 0 SB: 0 CS: 0	PA: 35
PITCHER	IP	WLS	BF	H	R	ER	SO	BB	IBB	HBP	BLK	WP	HR	S	P	ERA	WHIP					
Joel Pineiro, R ERA: 4.5 (1,1)	7.0	W	28	6	3	3	2	2	0	0	0	0	1	71	110	3.86	1.143					
Arthur Rhodes, L ERA: (8,1)	1.0	H	3	0	0	0	1	0	0	0	0	0	0	6	10	0.00	0.000					
Kazuhiro Sasaki, R ERA: 1.8 (9,1)	1.0	S	4	1	0	0	1	0	0	0	0	0	0	9	12	0.00	1.000					

Oakland Athletics @ Seattle Mariners
Safeco Field, Seattle, WA
Mon Apr 14 2003, 7:05 PM PDT
Att: 26,567 - Cloudy - 56 F

AB 32
R 3
H 7
RBI 3
BB 2
SO 4
LOB 11



Batter	1	2	3	4	5	6	7	8	9	AB	R	H	RBI	BB	SO	LOB	BOTTOM					
51 Ichiro Suzuki, L OBP: 0.365, SLG: 0.345 (1,9)	1B	FC6-4			G6-3		G6-3			4	1	1	0	0	0	1						
Randy Winn, S OBP: 0.414, SLG: 0.396 (8,7)	2B		K		K		G6-3			4	1	1	0	0	2	0						
Bret Boone, R OBP: 0.367, SLG: 0.519 (1,4)	SF9		P4		G5-3			1B		4	0	2	1	0	0	0						
Edgar Martinez, R OBP: 0.472, SLG: 0.643 (1,10)	SF9		1B		F9		F8			3	0	1	1	0	0	1						
Greg Colbrunn, R (1,3) John Olerud, L (7,3) OBP: 0.389, SLG: 0.295	FC5-2-6		F9		G5-3		P6			3	0	0	0	0	0	2						
Carlos Guillen, S OBP: 0.375, SLG: 0.514 (1,6)	G6-3				E6 SH1 1B		HR 1B		P4	4	1	2	0	0	0	2						
Jeff Cirillo, R OBP: 0.233, SLG: 0.256 (1,5)		G6-3			SH1		HR			2	1	1	2	0	0	0						
16 Willie Bloomquist, R OBP: 0.308, SLG: 0.364 (1,7) Mike Cameron, R OBP: 0.279, SLG: 0.319 (8,8)		G6-3			G6-3 BB		G5-3			2	0	0	0	1	0	0						
Dan Wilson, R OBP: 0.304, SLG: 0.318 (1,2)					G6-3		G1-3			3	0	1	0	0	0	2						
Inning Stats	R: 2 E: 0 K: 0 S: 15	H: 3 LOB: 1 BB: 0 P: 26	R: 0 E: 0 K: 0 S: 7	H: 1 LOB: 0 BB: 0 P: 10	R: 0 E: 0 K: 1 S: 11	H: 1 LOB: 1 BB: 0 P: 15	R: 0 E: 1 K: 0 S: 5	H: 1 LOB: 1 BB: 1 P: 9	R: 0 E: 0 K: 1 S: 8	H: 0 LOB: 0 BB: 0 P: 13	R: 2 E: 0 K: 0 S: 14	H: 2 LOB: 0 BB: 0 P: 21	R: 0 E: 0 K: 0 S: 5	H: 0 LOB: 0 BB: 0 P: 8	R: 0 E: 0 K: 0 S: 7	H: 1 LOB: 1 BB: 0 P: 11	1B: 7 2B: 1 3B: 0 HR: 1	SF: 1 SAC: 1 DP: 1 HBP: 0	WP: 0 PB: 0 SB: 0 CS: 0	PA: 33		
PITCHER	IP	WLS	BF	H	R	ER	SO	BB	IBB	HBP	BLK	WP	HR	S	P	ERA	WHIP					
Mark Mulder, L ERA: 6.0 (1,1)	7.0	L	29	8	4	4	2	1	0	0	0	0	1	65	102	5.14	1.286					
Jeremy Fikac, R ERA: 3.72 (8,1)	0.1		2	1	0	0	0	0	0	0	0	0	0	5	8	0.00	3.000					
Ricardo Rincon, L ERA: 9.0 (8,1)	0.2		2	0	0	0	0	0	0	0	0	0	0	2	3	0.00	0.000					

Oakland Athletics @ Seattle Mariners
Safeco Field, Seattle, WA
Mon Apr 14 2003, 7:05 PM PDT
Att: 26,567 - Cloudy - 56 F

AB 30
R 4
H 9
RBI 4
BB 1
SO 2
LOB 9



Batter	1	2	3	4	5	6	7	8	9	AB	R	H	RBI	BB	SO	LOB	TOP					
Mark Ellis, R OBP: 0.373, SLG: 0.542 (1, 4)	4-1 FC6-4 BB		2-2 G6-3		3-2 K			1-1 SH1-4		2	0	0	0	1	1	1						
Scott Hatteberg, L OBP: 0.421, SLG: 0.469 (1, 10)	0-3 K		3-1 F8			2-2 P2		4-2 G1-6-3 BB		3	0	0	0	1	1	1						
Miguel Tejada, R OBP: 0.446, SLG: 0.302 (1, 6)	1-1 FC6-4 3 HR		3-2 F8			1-1 G5-3		1-2 G1-6-3		4	1	0	0	0	0	3						
3 Eric Chavez, L OBP: 0.403, SLG: 0.482 (1, 5)	3-2 HR			2-3 K		4-2 BB			0-0 HR	3	2	2	2	1	1	0						
Jermaine Dye, R OBP: 0.313, SLG: 0.352 (1, 9)	4-2 BB			4-2 BB		0-2 P6			2-2 P6	2	0	0	0	2	0	2						
Erubiel Durazo, L OBP: 0.421, SLG: 0.556 (1, 3)	0-1 G4-3			1-1 BB		1-1 G4-6-3			3-2 HR	4	1	1	2	0	0	2						
Terrence Long, L OBP: 0.328, SLG: 0.529 (1, 7)					3-1 F8				2-2 L4	4	0	1	0	0	0	0						
Ramon Hernandez, R OBP: 0.375, SLG: 0.442 (1, 2)					0-0 2B				2-2 G5-3	4	0	1	0	0	0	1						
Eric Byrnes, R OBP: 0.333, SLG: 0.167 (1, 8)					2-1 L5				2-2 SH1-4 1B	3	0	1	0	0	0	1						
Inning Stats	R: 2 E: 0 K: 1 S: 15	H: 1 LOB: 1 BB: 2 P: 27	R: 0 E: 0 K: 0 S: 4	H: 0 LOB: 0 BB: 0 P: 7	R: 0 E: 0 K: 0 S: 8	H: 0 LOB: 0 BB: 0 P: 16	R: 0 E: 0 K: 1 S: 8	H: 1 LOB: 1 BB: 0 P: 15	R: 0 E: 0 K: 0 S: 11	H: 0 LOB: 0 BB: 1 P: 18	R: 0 E: 0 K: 0 S: 5	H: 1 LOB: 0 BB: 0 P: 9	R: 0 E: 0 K: 0 S: 13	H: 1 LOB: 1 BB: 1 P: 21	R: 2 E: 0 K: 0 S: 16	H: 2 LOB: 0 BB: 0 P: 25	1B: 3 2B: 1 3B: 0 HR: 2	SF: 0 SAC: 1 DP: 3 HBP: 0	WP: 0 PB: 0 SB: 1 CS: 0	PA: 35		
PITCHER	IP WLS BF H R ER SO BB IBB HBP BLK WP HR S P ERA WHIP	IP WLS BF H R ER SO BB IBB HBP BLK WP HR S P ERA WHIP	IP WLS BF H R ER SO BB IBB HBP BLK WP HR S P ERA WHIP	IP WLS BF H R ER SO BB IBB HBP BLK WP HR S P ERA WHIP	IP WLS BF H R ER SO BB IBB HBP BLK WP HR S P ERA WHIP	IP WLS BF H R ER SO BB IBB HBP BLK WP HR S P ERA WHIP	IP WLS BF H R ER SO BB IBB HBP BLK WP HR S P ERA WHIP	IP WLS BF H R ER SO BB IBB HBP BLK WP HR S P ERA WHIP	IP WLS BF H R ER SO BB IBB HBP BLK WP HR S P ERA WHIP	IP WLS BF H R ER SO BB IBB HBP BLK WP HR S P ERA WHIP	IP WLS BF H R ER SO BB IBB HBP BLK WP HR S P ERA WHIP	IP WLS BF H R ER SO BB IBB HBP BLK WP HR S P ERA WHIP	IP WLS BF H R ER SO BB IBB HBP BLK WP HR S P ERA WHIP	IP WLS BF H R ER SO BB IBB HBP BLK WP HR S P ERA WHIP	IP WLS BF H R ER SO BB IBB HBP BLK WP HR S P ERA WHIP	IP WLS BF H R ER SO BB IBB HBP BLK WP HR S P ERA WHIP	IP WLS BF H R ER SO BB IBB HBP BLK WP HR S P ERA WHIP	IP WLS BF H R ER SO BB IBB HBP BLK WP HR S P ERA WHIP	IP WLS BF H R ER SO BB IBB HBP BLK WP HR S P ERA WHIP	IP WLS BF H R ER SO BB IBB HBP BLK WP HR S P ERA WHIP	IP WLS BF H R ER SO BB IBB HBP BLK WP HR S P ERA WHIP	IP WLS BF H R ER SO BB IBB HBP BLK WP HR S P ERA WHIP

Oakland Athletics @ Seattle Mariners
Safeco Field, Seattle, WA
Wed Apr 16 2003, 7:05 PM PDT
Att: 29,674 - Cloudy - 54 F

AB 29
R 4
H 6
RBI 4
BB 5
SO 3
LOB 11



Batter	1	2	3	4	5	6	7	8	9	AB	R	H	RBI	BB	SO	LOB	BOTTOM						
51 Ichiro Suzuki, L OBP: 0.366, SLG: 0.339 (1, 9)	1-0 1B		2-1 G4-3			1-0 G6-3			4-2 G4-6-3 BB	3	0	1	0	1	0	0							
Randy Winn, S OBP: 0.394, SLG: 0.364 (1, 7)	1-3 K			1-2 1B		1-1 G3			1-1 G4-6-3	4	1	1	0	0	1	2							
Bret Boone, R OBP: 0.368, SLG: 0.508 (1, 4)	2-3 K			0-1 1B		0-0 F8			0-3 K	4	0	1	0	0	2	1							
Edgar Martinez, R OBP: 0.465, SLG: 0.629 (1, 10)	2-2 G4-3			2-2 F9		0-1 G6-3				3	0	0	0	0	0	3							
John Olerud, L OBP: 0.393, SLG: 0.353 (1, 3)				2-0 1B		0-2 G3				3	0	1	1	0	0	0							
Mark McLemore, S OBP: 0.324, SLG: 0.281 (1, 5)	1-0 L4			3-3 K		0-1 CS				3	0	1	0	0	1	2							
Mike Cameron, R OBP: 0.279, SLG: 0.315 (1, 8)	1-2 L4			1-2 K		0-3 K				3	0	0	0	0	1	0							
Carlos Guillen, S OBP: 0.340, SLG: 0.455 (1, 6)				0-2 G6-3		2-2 G1-3				3	0	0	0	0	1	0							
Dan Wilson, R OBP: 0.280, SLG: 0.292 (1, 2)				1-0 F8		0-3 K				2	0	0	0	0	1	0							
John Mabry, L OBP: 0.200, SLG: 0.429 (8, PH)										1	0	0	0	0	1	0							
Ben Davis, S OBP: 0.194, SLG: 0.367 (9, 2)										0	0	0	0	0	0	0							
Inning Stats	R: 0 E: 0 K: 2 S: 10	H: 1 LOB: 1 BB: 0 P: 16	R: 0 E: 0 K: 0 S: 6	H: 0 LOB: 0 BB: 0 P: 10	R: 0 E: 0 K: 0 S: 6	H: 0 LOB: 0 BB: 0 P: 9	R: 1 E: 0 K: 1 S: 12	H: 3 LOB: 1 BB: 0 P: 20	R: 0 E: 0 K: 2 S: 11	H: 0 LOB: 0 BB: 0 P: 13	R: 0 E: 0 K: 0 S: 4	H: 0 LOB: 0 BB: 0 P: 6	R: 0 E: 0 K: 0 S: 8	H: 1 LOB: 0 BB: 0 P: 9	R: 0 E: 0 K: 2 S: 9	H: 0 LOB: 0 BB: 0 P: 9	R: 0 E: 0 K: 1 S: 10	H: 0 LOB: 0 BB: 1 P: 15	1B: 5 2B: 0 3B: 0 HR: 0	SF: 0 SAC: 0 DP: 1 HBP: 0	WP: 0 PB: 0 SB: 0 CS: 1	PA: 31	
PITCHER	IP WLS BF H R ER SO BB IBB HBP BLK WP HR S P ERA WHIP	IP WLS BF H R ER SO BB IBB HBP BLK WP HR S P ERA WHIP	IP WLS BF H R ER SO BB IBB HBP BLK WP HR S P ERA WHIP	IP WLS BF H R ER SO BB IBB HBP BLK WP HR S P ERA WHIP	IP WLS BF H R ER SO BB IBB HBP BLK WP HR S P ERA WHIP	IP WLS BF H R ER SO BB IBB HBP BLK WP HR S P ERA WHIP	IP WLS BF H R ER SO BB IBB HBP BLK WP HR S P ERA WHIP	IP WLS BF H R ER SO BB IBB HBP BLK WP HR S P ERA WHIP	IP WLS BF H R ER SO BB IBB HBP BLK WP HR S P ERA WHIP	IP WLS BF H R ER SO BB IBB HBP BLK WP HR S P ERA WHIP	IP WLS BF H R ER SO BB IBB HBP BLK WP HR S P ERA WHIP	IP WLS BF H R ER SO BB IBB HBP BLK WP HR S P ERA WHIP	IP WLS BF H R ER SO BB IBB HBP BLK WP HR S P ERA WHIP	IP WLS BF H R ER SO BB IBB HBP BLK WP HR S P ERA WHIP	IP WLS BF H R ER SO BB IBB HBP BLK WP HR S P ERA WHIP	IP WLS BF H R ER SO BB IBB HBP BLK WP HR S P ERA WHIP	IP WLS BF H R ER SO BB IBB HBP BLK WP HR S P ERA WHIP	IP WLS BF H R ER SO BB IBB HBP BLK WP HR S P ERA WHIP	IP WLS BF H R ER SO BB IBB HBP BLK WP HR S P ERA WHIP	IP WLS BF H R ER SO BB IBB HBP BLK WP HR S P ERA WHIP	IP WLS BF H R ER SO BB IBB HBP BLK WP HR S P ERA WHIP	IP WLS BF H R ER SO BB IBB HBP BLK WP HR S P ERA WHIP	IP WLS BF H R ER SO BB IBB HBP BLK WP HR S P ERA WHIP

Oakland Athletics @ Seattle Mariners
Safeco Field, Seattle, WA
Wed Apr 16 2003, 7:05 PM PDT
Att: 29,674 - Cloudy - 54 F

AB 29
R 1
H 5
RBI 1
BB 1
SO 8
LOB 8



Batter	1	2	3	4	5	6	7	8	9	10	AB	R	H	RBI	BB	SO	LOB	TOP										
Terrence Long, L OBP: 0.302, SLG: 0.482 (1, 7)	K2-3		F7			F7		L9	E5		5	0	0	0	0	1	2											
Scott Hatteberg, L OBP: 0.403, SLG: 0.444 (1, 10)	F7			F8		F7			F7		5	0	1	0	0	0	3											
Miguel Tejada, R OBP: 0.243, SLG: 0.294 (1, 6)	L7			L9				G1-3		F8	5	0	1	0	0	0	1											
3 Eric Chavez, L OBP: 0.389, SLG: 0.508 (1, 5)		G3			K			P6			5	1	1	1	0	1	1											
Jermaine Dye, R OBP: 0.305, SLG: 0.345 Eric Byrnes, R OBP: 0.313, SLG: 0.154 (9, 9)		G5-3				F7			L8		4	0	1	0	0	0	0											
Erubiel Durazo, L OBP: 0.459, SLG: 0.583 (1, 3)						E6 1B SF8				1B	3	1	3	0	1	0	0											
Ramon Hernandez, R OBP: 0.373, SLG: 0.435 (1, 2)											3	0	1	0	0	2	2											
Chris Singleton, L OBP: 0.271, SLG: 0.318 (1, 8)				K							2	0	0	1	1	1	1											
Frank Menechino, R Mark Ellis, R OBP: 0.368, SLG: 0.533 (9, 4)				K							3	0	0	0	0	1	1											
											1	0	0	0	0	1	3											
Inning Stats	R: 0 E: 0 K: 1 S: 10	H: 0 LOB: 0 BB: 0 P: 18	R: 0 E: 0 K: 1 S: 11	H: 1 LOB: 1 BB: 0 P: 16	R: 0 E: 0 K: 2 S: 9	H: 0 LOB: 0 BB: 0 P: 16	R: 0 E: 0 K: 1 S: 6	H: 0 LOB: 0 BB: 0 P: 9	R: 1 E: 1 K: 0 S: 12	H: 2 LOB: 1 BB: 0 P: 19	R: 0 E: 0 K: 1 S: 11	H: 1 LOB: 1 BB: 0 P: 20	R: 0 E: 0 K: 0 S: 9	H: 1 LOB: 1 BB: 0 P: 12	R: 2 E: 1 K: 1 S: 13	H: 2 LOB: 3 BB: 2 P: 28	R: 0 E: 0 K: 0 S: 13	H: 0 LOB: 0 BB: 0 P: 20	1B: 7 2B: 0 3B: 0 HR: 1	SF: 1 SAC: 1 DP: 0 HBP: 0	WP: 0 PB: 1 SB: 0 CS: 0	PA: 41						
PITCHER	IP	WLS	BF	H	R	ER	SO	BB	IBB	HBP	BLK	WP	HR	S	P	ERA	WHIP											
Gil Meche, R ERA: 4.86 Shigetoshi Hasegawa, R ERA: (7, 1) Arthur Rhodes, L ERA: (8, 1) Kazuhiro Sasaki, R ERA: 2.57 Jeff Nelson, R ERA: 2.57	6.0	1.1	22	4	1	0	5	0	0	0	0	0	0	13	22	0.00	0.667											
	1.1	H	5	1	0	0	1	0	0	0	0	0	0	8	10	0.00	1.500											
	0.2	H	3	1	0	0	0	0	0	0	0	0	0	1	13	28	9.00	3.000										
	1.0	W	3	0	0	0	0	0	0	0	0	0	0	13	20	0.00	0.000											

Oakland Athletics @ Seattle Mariners
Safeco Field, Seattle, WA
Thu Apr 17 2003, 1:35 PM PDT
Att: 33,412 - Cloudy - 54 F

livebaseballscorecards.com

AB 37
R 3
H 8
RBI 2
BB 2
SO 7
LOB 14



Batter	1	2	3	4	5	6	7	8	9	10	AB	R	H	RBI	BB	SO	LOB	BOTTOM									
51 Ichiro Suzuki, L OBP: 0.368, SLG: 0.333 (1, 9)	F9 SH1-3 1B BB		F8			G3-1			G4-3		4	1	1	0	1	0	0										
Randy Winn, S OBP: 0.386, SLG: 0.356 (1, 7)	SH1-3		G6-3		F8						4	0	1	0	0	1	3										
Bret Boone, R OBP: 0.356, SLG: 0.477 (1, 4)	F9		F9			G6-3			P4		4	0	0	0	1	0	2										
Edgar Martinez, R OBP: 0.479, SLG: 0.605 (1, 10)	2B 1B			2B FC6-2 BB	2B BB			G2-6-3			3	0	1	1	2	1	1										
John Olerud, L OBP: 0.394, SLG: 0.393 (1, 3)									G6-3		5	0	2	0	0	1	1										
Mike Cameron, R OBP: 0.318, SLG: 0.351 (1, 8)	G5-3			FC6-2 1B 2B							3	2	2	0	2	0	2										
Carlos Guillen, S OBP: 0.385, SLG: 0.457 (1, 6)											2	1	1	0	3	0	3										
Jeff Cirillo, R OBP: 0.224, SLG: 0.227 Mark McLemore, S OBP: 0.325, SLG: 0.286 (6, 5)											2	0	0	0	0	0	4										
											3	0	1	1	0	1	1										
Dan Wilson, R OBP: 0.276, SLG: 0.286 (1, 2)											4	0	1	2	0	1	1										
Inning Stats	R: 1 E: 0 K: 0 S: 10	H: 2 LOB: 2 BB: 1 P: 21	R: 0 E: 0 K: 0 S: 4	H: 1 LOB: 0 BB: 0 P: 7	R: 0 E: 0 K: 0 S: 6	H: 0 LOB: 0 BB: 0 P: 10	R: 2 E: 0 K: 1 S: 14	H: 3 LOB: 3 BB: 2 P: 30	R: 0 E: 0 K: 0 S: 11	H: 2 LOB: 2 BB: 1 P: 22	R: 0 E: 0 K: 1 S: 9	H: 0 LOB: 0 BB: 0 P: 13	R: 0 E: 0 K: 0 S: 11	H: 0 LOB: 1 BB: 2 P: 23	R: 0 E: 0 K: 1 S: 8	H: 1 LOB: 1 BB: 0 P: 14	R: 1 E: 0 K: 1 S: 13	H: 1 LOB: 2 BB: 2 P: 29	1B: 7 2B: 4 3B: 0 HR: 0	SF: 0 SAC: 1 DP: 3 HBP: 0	WP: 0 PB: 0 SB: 1 CS: 1	PA: 44					
PITCHER	IP	WLS	BF	H	R	ER	SO	BB	IBB	HBP	BLK	WP	HR	S	P	ERA	WHIP										
John Halama, L ERA: 3.6 Chad Bradford, R ERA: 2.89 Ricardo Rincon, L ERA: 4.91 Jeremy Fikac, R ERA: 4.35	4.1	2.2	23	7	3	3	1	3	1	0	0	0	0	41	82	6.23	2.308										
	8	1	0	0	2	1	0	0	0	0	0	0	0	22	37	0.00	0.750										
	2.0	8	1	0	0	1	2	0	0	0	0	0	0	19	37	0.00	1.500										
	0.2	L	5	1	1	1	1	2	0	0	0	0	0	13	29	13.50	4.500										

Oakland Athletics @ Seattle Mariners
Safeco Field, Seattle, WA
Thu Apr 17 2003, 1:35 PM PDT
Att: 33,412 - Cloudy - 54 F

livebaseballscorecards.com

AB 34
R 4
H 10
RBI 4
BB 9
SO 5
LOB 18



Batter	1	2	3	4	5	6	7	8	9	AB	R	H	RBI	BB	SO	LOB	TOP										
51 Ichiro Suzuki, L (1, 9) OBP: 0.346, SLG: 0.310	G5-3	F8			P6		L5		G4-3	5	0	0	0	0	0	4											
Randy Winn, S (1, 7) OBP: 0.387, SLG: 0.339	K		B2-3		HR			G6-3	1B	3	1	0	0	2	1	0											
Bret Boone, R (1, 4) OBP: 0.372, SLG: 0.529	K		F9		HR			2B	1B	5	2	3	4	0	1	0											
Edgar Martinez, R (1, 10) 16 Willie Bloomquist, R (9, PR) OBP: 0.472, SLG: 0.595 OBP: 0.508, SLG: 0.364		WP	F8		G5-3			F9	1B	4	1	1	0	1	0	1											
John Olerud, L (1, 3) OBP: 0.394, SLG: 0.400		WP							BB	0	0	0	0	0	0	0											
Mark McLemore, S (1, 5) OBP: 0.295, SLG: 0.263	SF8								BB	4	1	1	1	1	1	3											
Mike Cameron, R (1, 8) OBP: 0.329, SLG: 0.393	G3								2B	3	0	0	1	0	0	1											
Carlos Guillen, S (1, 6) OBP: 0.375, SLG: 0.460	G3								2B	4	1	2	1	0	1	0											
Dan Wilson, R (1, 2) OBP: 0.303, SLG: 0.323					HR				1B	4	1	1	1	0	1	3											
Inning Stats	R: 0 E: 0 K: 2 S: 8	H: 0 LOB: 0 BB: 0 P: 12	R: 2 E: 0 K: 0 S: 13	H: 2 LOB: 2 BB: 2 P: 29	R: 0 E: 0 K: 0 S: 4	H: 0 LOB: 0 BB: 0 P: 6	R: 0 E: 0 K: 1 S: 8	H: 0 LOB: 0 BB: 0 P: 13	R: 3 E: 0 K: 0 S: 11	H: 2 LOB: 0 BB: 1 P: 22	R: 0 E: 0 K: 1 S: 8	H: 0 LOB: 0 BB: 0 P: 11	R: 0 E: 0 K: 0 S: 5	H: 0 LOB: 0 BB: 0 P: 5	R: 1 E: 0 K: 0 S: 8	H: 2 LOB: 1 BB: 0 P: 10	R: 2 E: 0 K: 0 S: 20	H: 3 LOB: 3 BB: 2 P: 34	1B: 2 2B: 6 3B: 0 HR: 1	SF: 1 SAC: 0 DP: 0 HBP: 0	WP: 1 PB: 0 SB: 0 CS: 0	PA: 41					
PITCHER	IP	WLS	BF	H	R	ER	SO	BB	IBB	HBP	BLK	WP	HR	S	P	ERA	WHIP										
Ramon Ortiz, R (1, 1) ERA: 5.96	7.2	L	32	6	6	6	4	3	0	0	0	1	1	64	107	7.04	1.174										
Scott Schoeneweis, L (8, 1) ERA: 9.53	1.0		6	2	2	2	0	1	0	0	0	0	0	10	17	18.00	3.000										
Ben Weber, R (9, 1) ERA: 0.67	0.1		3	1	0	0	0	1	0	0	0	0	0	11	18	0.00	6.000										

Seattle Mariners @ Anaheim Angels
Edison International Field, Anaheim, CA
Fri Apr 18 2003, 10:05 PM EDT
Att: 34,658 - Sunny - 62 F

AB	35
R	8
H	9
RBI	8
BB	5
SO	4
LOB	11



Batter	1	2	3	4	5	6	7	8	9	AB	R	H	RBI	BB	SO	LOB	BOTTOM										
David Eckstein, R (1, 6) OBP: 0.338, SLG: 0.266	K		F9				F7		G1-6-3	5	0	2	0	0	1	3											
Darin Erstad, L (1, 8) OBP: 0.413, SLG: 0.438	G6-4-3				P6			16	G1-6-3	3	1	1	0	1	0	3											
Tim Salmon, R (1, 9) OBP: 0.391, SLG: 0.583	G6-4-3							16	P4	5	0	1	0	0	1	5											
16 Garret Anderson, L (1, 7) OBP: 0.446, SLG: 0.627		P6			L3					4	1	0	0	0	0	2											
Troy Glaus, R (1, 5) OBP: 0.361, SLG: 0.554		K			FC5-4					4	0	2	0	0	2	2											
Shawn Woolen, R (1, 3) OBP: 0.360, SLG: 0.435										4	0	2	1	0	1	2											
Brad Fullmer, L (1, 10) OBP: 0.491, SLG: 0.644	CS				FC5-4					4	0	2	1	0	0	1											
Bengie Molina, R (1, 2) OBP: 0.263, SLG: 0.321										3	0	1	0	1	0	3											
Benji Gil, R (1, 4) OBP: 0.059, SLG: 0.059 Scott Spiezio, S (9, PH) OBP: 0.283, SLG: 0.373										3	0	1	0	0	0	2											
Inning Stats	R: 0 E: 0 K: 1 S: 7	H: 1 LOB: 0 BB: 0 P: 11	R: 0 E: 0 K: 1 S: 9	H: 1 LOB: 0 BB: 0 P: 14	R: 0 E: 0 K: 1 S: 12	H: 1 LOB: 3 BB: 2 P: 24	R: 0 E: 0 K: 1 S: 8	H: 1 LOB: 1 BB: 0 P: 12	R: 0 E: 0 K: 0 S: 8	H: 2 LOB: 1 BB: 0 P: 10	R: 0 E: 0 K: 0 S: 8	H: 1 LOB: 1 BB: 0 P: 16	R: 0 E: 0 K: 0 S: 11	H: 1 LOB: 1 BB: 0 P: 17	R: 2 E: 0 K: 1 S: 18	H: 4 LOB: 2 BB: 0 P: 31	R: 0 E: 0 K: 0 S: 8	H: 2 LOB: 1 BB: 0 P: 14	1B: 13 2B: 0 3B: 0 HR: 0	SF: 0 SAC: 0 DP: 3 HBP: 1	WP: 0 PB: 0 SB: 0 CS: 1	PA: 40					
PITCHER	IP	WLS	BF	H	R	ER	SO	BB	IBB	HBP	BLK	WP	HR	S	P	ERA	WHIP										
Jamie Moyer, L (1, 1) ERA: 3.06	7.0	W	28	7	0	0	4	2	0	1	0	0	0	63	104	0.00	1.286										
Arthur Rhodes, L (8, 1) ERA: 1.74	0.1		3	2	2	2	0	0	0	0	0	0	0	7	13	54.00	6.000										
Jeff Nelson, R (8, 1) ERA: 2.35	0.2		4	2	0	0	1	0	0	0	0	0	0	11	18	0.00	3.000										
Shigetoshi Hasegawa, R (9, 1) ERA:	1.0		4	2	0	0	0	0	0	0	0	0	0	8	14	0.00	2.000										

Seattle Mariners @ Anaheim Angels
Edison International Field, Anaheim, CA
Fri Apr 18 2003, 10:05 PM EDT
Att: 34,658 - Sunny - 62 F

AB	36
R	2
H	13
RBI	2
BB	2
SO	5
LOB	23



Batter	1	2	3	4	5	6	7	8	9	AB	R	H	RBI	BB	SO	LOB	TOP				
Randy Winn, S OBP: 0.375, SLG: 0.318 (1, 7)	F8	HBP	G3		G5-3			G3-1		4	0	0	0	0	0	3	Seattle Mariners @ Anaheim Angels Edison International Field, Anaheim, CA Sat Apr 19, 2003, 10:05 PM EDT Att: 43,536 - Sunny - 65 F				
Carlos Guillen, S OBP: 0.381, SLG: 0.455 (1, 6)	P6	F7				P6		G6-3		5	1	1	0	0	0	1					
Bret Boone, R OBP: 0.373, SLG: 0.507 (1, 4)	1B	K				G6-3				3	0	0	0	2	2						
Edgar Martinez, R OBP: 0.483, SLG: 0.587 (1, 10)	1B				G6-3	E9		G5-3		4	0	2	0	1	0	1					
John Olerud, L OBP: 0.382, SLG: 0.375 (1, 3)	G3		F7				F8			4	0	0	0	1	0	3					
Mike Cameron, R OBP: 0.320, SLG: 0.379 (1, 8)		L7	E5		G4-6-3				P3	5	1	1	0	0	0	2					
John Mabry, L OBP: 0.316, SLG: 0.529 51 Ichiro Suzuki, L OBP: 0.341, SLG: 0.306 (8, 9)		2B	1B					FC4-6	G6-3	3	2	2	1	1	0	1					
Ben Davis, S OBP: 0.229, SLG: 0.412 (1, 2)		HR	1B				F8			4	1	2	2	0	0	2					
Mark McLemore, S OBP: 0.313, SLG: 0.341 (1, 5)		HR					F7			3	1	1	2	1	1	2					
Inning Stats	R: 0 E: 0 K: 0 S: 14	H: 1 LOB: 2 BB: 1 P: 25	R: 3 E: 0 K: 1 S: 18	H: 2 LOB: 1 BB: 1 P: 34	R: 2 E: 1 K: 0 S: 19	H: 2 LOB: 2 BB: 1 P: 27	R: 1 E: 1 K: 1 S: 11	H: 2 LOB: 1 BB: 1 P: 18	R: 0 E: 0 K: 0 S: 7	H: 1 LOB: 1 BB: 0 P: 10	R: 0 E: 0 K: 0 S: 6	H: 0 LOB: 1 BB: 1 P: 15	R: 0 E: 0 K: 1 S: 9	H: 0 LOB: 1 BB: 1 P: 15	R: 0 E: 0 K: 0 S: 5	H: 0 LOB: 0 BB: 0 P: 7	1B: 5 2B: 3 3B: 0 HR: 1	SF: 0 SAC: 0 DP: 1 HBP: 1	WP: 0 PB: 0 SB: 1 CS: 0	PA: 43	
PITCHER	IP	WLS	BF	H	R	ER	SO	BB	IBB	HBP	BLK	WP	HR	S	P	ERA	WHIP				
Kevin Appier, R ERA: 7.35 (1, 1)	2.0		12	3	3	3	1	2	0	1	0	0	1	32	59	13.50	2.500				
62 Scot Shields, R ERA: 0.56 (3, 1)	3.0		16	5	3	0	1	2	0	0	0	0	0	37	55	0.00	2.333				
Brendan Donnelly, R ERA: (6, 1)	2.0		8	1	0	0	1	1	0	0	0	0	0	13	27	0.00	1.000				
Francisco Rodriguez, R ERA: 5.59 (8, 1)	2.0	W	7	0	0	0	0	1	0	0	0	0	0	14	22	0.00	0.500				

AB	36
R	6
H	9
RBI	5
BB	6
SO	3
LOB	17



Batter	1	2	3	4	5	6	7	8	9	AB	R	H	RBI	BB	SO	LOB	BOTTOM				
David Eckstein, R OBP: 0.354, SLG: 0.269 (1, 6)	1B	G6-3				F8			1B	3	3	1	1	1	0	1	Seattle Mariners @ Anaheim Angels Edison International Field, Anaheim, CA Sat Apr 19, 2003, 10:05 PM EDT Att: 43,536 - Sunny - 65 F				
Darin Erstad, L OBP: 0.416, SLG: 0.439 Eric Owens, R OBP: 0.310, SLG: 0.259 (5, 8)	1B		K		F9	G1-3			1B	2	0	1	0	0	1	0					
Tim Salmon, R OBP: 0.405, SLG: 0.578 (1, 9)	1B						K		1B	3	1	1	0	0	0	2					
16 Garret Anderson, L OBP: 0.443, SLG: 0.625 (1, 7)	1B		G5-3				K		1B	4	1	2	2	1	1	0					
Troy Glaus, R OBP: 0.348, SLG: 0.517 (1, 5)	1B				F8	E6			E5	4	0	0	2	1	1	3					
Brad Fullmer, L OBP: 0.491, SLG: 0.653 (1, 10)	1B						K			4	1	2	0	0	2	5					
Scott Spiezio, S OBP: 0.286, SLG: 0.345 (1, 3)	G6-3				P6	G3-1		G3-6-3		4	0	0	0	0	0	7					
Bengie Molina, R OBP: 0.262, SLG: 0.317 (1, 2)		F9							F9	4	0	1	1	0	0	0					
9 Chone Figgins, S OBP: 0.364, SLG: 0.333 (1, 4)			K		G4-3				1B	4	1	2	0	0	1	1					
Inning Stats	R: 1 E: 0 K: 2 S: 12	H: 2 LOB: 3 BB: 1 P: 23	R: 0 E: 0 K: 1 S: 10	H: 0 LOB: 0 BB: 0 P: 14	R: 0 E: 0 K: 1 S: 7	H: 0 LOB: 0 BB: 0 P: 11	R: 1 E: 0 K: 0 S: 14	H: 2 LOB: 1 BB: 0 P: 21	R: 2 E: 1 K: 1 S: 12	H: 1 LOB: 2 BB: 2 P: 27	R: 0 E: 0 K: 2 S: 14	H: 1 LOB: 1 BB: 0 P: 19	R: 0 E: 0 K: 0 S: 12	H: 1 LOB: 0 BB: 0 P: 15	R: 3 E: 1 K: 0 S: 13	H: 4 LOB: 2 BB: 0 P: 15	1B: 10 2B: 3 3B: 0 HR: 0	SF: 0 SAC: 0 DP: 2 HBP: 1	WP: 0 PB: 1 SB: 3 CS: 1	PA: 41	
PITCHER	IP	WLS	BF	H	R	ER	SO	BB	IBB	HBP	BLK	WP	HR	S	P	ERA	WHIP				
Joel Poineto, R ERA: 4.85 (1, 1)	6.0		29	6	4	4	5	3	0	1	0	0	0	65	110	6.00	1.500				
Giovanni Carrara, R ERA: 2.61 (7, 1)	2.0	H	6	2	0	0	2	0	0	0	0	0	0	26	34	0.00	1.000				
Kazuhiko Sasaki, R ERA: 6.14 (9, 1)	0.1	L	6	4	3	3	0	0	0	0	0	0	0	13	15	81.00	12.000				



Batter	1	2	3	4	5	6	7	8	9	AB	R	H	RBI	BB	SO	LOB	TOP											
Omar Vizquel, S OBP: 0.337, SLG: 0.420 (1, 6) C X	0-1 1B		4-1 BB			0-1 1B		4-2 BB		2	0	2	0	2	0	0	Cleveland Indians @ Seattle Mariners Safeco Field, Seattle, WA Wed Apr 23 2003, 7:05 PM PDT Att: 26,036 - Dome - 72 F											
Brandon Phillips, R OBP: 0.274, SLG: 0.348 Bill Selby, L OBP: 0.235, SLG: 0.133 (1, 4) (8, PH) X	1-2 SAFE 1B		0-1 G4-6-3			0-1 1B		1-1 F8		3	0	2	0	0	0	1												
Karim Garcia, L OBP: 0.270, SLG: 0.517 (1, 8) C X	1-3 1B		1-2 G3			2-2 G3-6-1		0-1 F8		4	0	0	0	0	1	4												
Ellis Burks, R OBP: 0.378, SLG: 0.479 (1, 10) C X	1-3 K		1-3 K			3-2 K		1-0 L7		4	0	0	0	0	3	2												
Matt Lawton, L OBP: 0.275, SLG: 0.261 (1, 7) B X	3-1 F8		1-0 F9			2-2 G6-3		0-0 E		4	0	1	0	0	0	2												
Shane Spencer, R OBP: 0.328, SLG: 0.407 (1, 9) C X		1-3 K			2-1 F8			1-1 SAFE E5		4	0	0	0	0	2	1												
Josh Bard, S OBP: 0.314, SLG: 0.302 (1, 2) F X	0-1 F9		0-0 L8			0-1 G1-3 1B		0-3 K		4	0	1	0	0	1	2												
48 Travis Hafner, L OBP: 0.264, SLG: 0.403 (1, 3) C X	2-3 K		2-3 K			2-1 P5				3	0	0	0	0	2	1												
Casey Blake, R OBP: 0.257, SLG: 0.328 (1, 5) F X	3-2 F8		2-0 F8			0-1 G1-3				3	0	0	0	0	0	1												
Inning Stats	R: 0 E: 0 K: 2 S: 13	H: 2 LOB: 2 BB: 0 P: 18	R: 0 E: 0 K: 2 S: 8	H: 0 LOB: 0 BB: 0 P: 11	R: 0 E: 0 K: 0 S: 7	H: 0 LOB: 0 BB: 1 P: 14	R: 0 E: 0 K: 1 S: 7	H: 0 LOB: 0 BB: 0 P: 10	R: 0 E: 0 K: 0 S: 10	H: 2 LOB: 1 BB: 0 P: 14	R: 0 E: 0 K: 2 S: 12	H: 0 LOB: 0 BB: 0 P: 17	R: 0 E: 0 K: 0 S: 11	H: 1 LOB: 2 BB: 1 P: 18	R: 0 E: 1 K: 1 S: 11	H: 1 LOB: 2 BB: 0 P: 13	1B: 6 2B: 0 3B: 0 HR: 0	SF: 0 SAC: 0 DP: 2 HBP: 0	WP: 0 PB: 0 SB: 0 CS: 0	PA: 34								
PITCHER	IP	WLS	BF	H	R	ER	SO	BB	IBB	HBP	BLK	WP	HR	S	P	ERA	WHIP											
Gil Meche, R ERA: 3.33	(1, 1)	7.2	W	28	5	0	0	8	2	0	0	0	0	0	72	109	0.00	0.913										
Shigetoshi Hasegawa, R ERA: 0.6	(8, 1)	0.1	H	1	0	0	0	0	0	0	0	0	0	2	3	0.00	0.000											
Arthur Rhodes, L ERA: 2.25	(9, 1)	0.2		3	1	0	0	0	0	0	0	0	0	4	5	0.00	1.500											
Jeff Nelson, R ERA: 4.5	(9, 1)	0.1		2	0	0	0	1	0	0	0	0	0	7	8	0.00	0.000											

AB	32
R	0
H	6
RBI	0
BB	2
SO	9
LOB	16



Batter	1	2	3	4	5	6	7	8	9	AB	R	H	RBI	BB	SO	LOB	BOTTOM										
51 Ichiro Suzuki, L OBP: 0.354, SLG: 0.353 (1, 9) C X	1-1 P6		2-1 FC4			1-2 2B		1-1 G6-3		4	1	1	0	0	0	1	Cleveland Indians @ Seattle Mariners Safeco Field, Seattle, WA Wed Apr 23 2003, 7:05 PM PDT Att: 26,036 - Dome - 72 F										
Mark McLemore, S OBP: 0.327, SLG: 0.364 (1, 7) C X	2-2 P5		4-0 G6-3 SF9 BB		3-1 2B		2-2 P6			3	1	1	2	1	0	0											
Bret Boone, R OBP: 0.381, SLG: 0.518 (1, 4) F X	0-1 P3		2-0 G6-3			4-1 CS BB		2-2 G3-4-1		3	0	0	0	1	0	1											
Edgar Martinez, R OBP: 0.471, SLG: 0.538 (1, 10) C X		3-3 K		3-1 SF9		1-1 G1-3		1-1 G1-3		2	0	0	1	0	1	1											
John Olerud, L OBP: 0.393, SLG: 0.434 (1, 3) C X	3-2 L9		3-1 HR		1-1 G4-3		1-1 G4-3			3	1	1	1	0	0	0											
Mike Cameron, R OBP: 0.330, SLG: 0.395 Randy Winn, S OBP: 0.364, SLG: 0.311 (1, 8) (9, 8) C X	0-1 G4-3		1-3 K			1-3 K				3	0	0	0	0	2	0											
Carlos Guillen, S OBP: 0.358, SLG: 0.433 (1, 6) C X			0-1 F9			2-0 F7		4-1 FC6-4 BB		2	0	0	0	1	0	0											
Jeff Cirillo, R OBP: 0.262, SLG: 0.259 (1, 5) C X	1-1 51 FC4 1B		0-1 G5-3			0-1 G5-3		0-1 F8		3	0	1	0	0	0	1											
Ben Davis, S OBP: 0.237, SLG: 0.405 (1, 2) C X	0-0 P5		0-0 51 1B			0-2 51 2B 1B		1-0 FC6-4		3	1	1	0	0	0	2											
Inning Stats	R: 0 E: 0 K: 0 S: 7	H: 0 LOB: 0 BB: 0 P: 10	R: 0 E: 0 K: 1 S: 9	H: 0 LOB: 0 BB: 0 P: 15	R: 0 E: 0 K: 0 S: 7	H: 1 LOB: 1 BB: 0 P: 10	R: 2 E: 0 K: 1 S: 9	H: 1 LOB: 1 BB: 1 P: 20	R: 2 E: 0 K: 0 S: 11	H: 3 LOB: 1 BB: 0 P: 17	R: 0 E: 0 K: 0 S: 5	H: 0 LOB: 0 BB: 1 P: 11	R: 0 E: 0 K: 1 S: 7	H: 0 LOB: 1 BB: 1 P: 13	R: 0 E: 0 K: 0 S: 9	H: 0 LOB: 0 BB: 0 P: 14	1B: 3 2B: 1 3B: 0 HR: 1	SF: 1 SAC: 0 DP: 0 HBP: 0	WP: 0 PB: 0 SB: 1 CS: 1	PA: 30							
PITCHER	IP	WLS	BF	H	R	ER	SO	BB	IBB	HBP	BLK	WP	HR	S	P	ERA	WHIP										
Ricardo Rodriguez, R ERA: 2.73	(1, 1)	7.0	L	27	5	4	4	3	3	0	0	0	0	9	14	0.00	1.143										
David Riske, R ERA: 5.59	(8, 1)	1.0		3	0	0	0	0	0	0	0	0	0	9	14	0.00	0.000										

AB	26
R	4
H	5
RBI	4
BB	3
SO	3
LOB	6



Batter	1	2	3	4	5	6	7	8	9	AB	R	H	RBI	BB	SO	LOB	TOP				
Omar Vizquel, S OBP: 0.391, SLG: 0.453	1-1 S HR 2B		2-1 SAFE 2B		3-2 G4-3		0-2 G6-3		2-1 FC5-4 1B	5	1	3	0	0	0	0	Cleveland Indians @ Seattle Mariners Safeco Field, Seattle, WA Thu Apr 24 2003, 7:05 PM PDT Att: 26,263 - Dome - 72 F				
Casey Blake, R OBP: 0.297, SLG: 0.377	3-2 2H HR		3-3 K		0-0 F8		1-0 BB 1B		2-3 K	5	1	2	2	0	2	3					
Ellis Burks, R OBP: 0.391, SLG: 0.494	0-0 G4-3		4-1 IBB		3-2 2B		0-0 BB 1B		1-0 FC5-4 1-2	4	0	2	0	1	0	1					
Karim Garcia, L OBP: 0.269, SLG: 0.492	2-1 P6		1-0 P5		0-0 G3		4-1 BB 1B		1-2 BB	3	0	0	0	1	0	4					
Shane Spencer, R OBP: 0.309, SLG: 0.381	0-3 K		1-3 K				1-3 K		3-2 G5-3	4	0	0	0	0	3	6					
Matt Lawton, L OBP: 0.274, SLG: 0.250		1-1 G3-1		1-0 P4		4-0 BB		1-0 P2	3	0	0	0	1	0	0						
Josh Bard, S OBP: 0.324, SLG: 0.313		3-2 F8		0-0 1B		0-1 F9		0-0 4B G4-6-3 1B	4	0	2	0	0	0	1						
48 Travis Hafner, L OBP: 0.250, SLG: 0.380		3-3 K		1-3 K		1-1 F8		1-0 G4-6-3 1-2	4	0	0	0	0	2	3						
John McDonald, R OBP: 0.269, SLG: 0.280			1-1 2B		3-3 K		0-1 G4-3		1-3 K	3	0	1	0	0	1	1	C				
Bill Selby, L OBP: 0.222, SLG: 0.125										1	0	0	0	0	1	0					
Inning Stats	R: 2 E: 0 K: 1 S: 11	H: 2 LOB: 0 BB: 0 P: 17	R: 0 E: 0 K: 1 S: 10	H: 0 LOB: 0 BB: 0 P: 17	R: 0 E: 0 K: 2 S: 13	H: 2 LOB: 3 BB: 1 P: 25	R: 0 E: 0 K: 2 S: 9	H: 1 LOB: 1 BB: 0 P: 14	R: 0 E: 0 K: 1 S: 7	H: 0 LOB: 1 BB: 1 P: 13	R: 0 E: 0 K: 0 S: 11	H: 2 LOB: 3 BB: 1 P: 19	R: 0 E: 0 K: 0 S: 3	H: 1 LOB: 0 BB: 0 P: 5	R: 0 E: 0 K: 2 S: 9	H: 1 LOB: 1 BB: 0 P: 15	1B: 6 2B: 3 3B: 0 HR: 1	SF: 0 SAC: 0 DP: 1 HBP: 0	WP: 0 PB: 0 SB: 1 CS: 0	PA: 39	
PITCHER	IP WLS BF H R ER SO BB IBB HBP BLK WP HR S P ERA WHIP	IP WLS BF H R ER SO BB IBB HBP BLK WP HR S P ERA WHIP	IP WLS BF H R ER SO BB IBB HBP BLK WP HR S P ERA WHIP	IP WLS BF H R ER SO BB IBB HBP BLK WP HR S P ERA WHIP	IP WLS BF H R ER SO BB IBB HBP BLK WP HR S P ERA WHIP	IP WLS BF H R ER SO BB IBB HBP BLK WP HR S P ERA WHIP	IP WLS BF H R ER SO BB IBB HBP BLK WP HR S P ERA WHIP	IP WLS BF H R ER SO BB IBB HBP BLK WP HR S P ERA WHIP	IP WLS BF H R ER SO BB IBB HBP BLK WP HR S P ERA WHIP	IP WLS BF H R ER SO BB IBB HBP BLK WP HR S P ERA WHIP	IP WLS BF H R ER SO BB IBB HBP BLK WP HR S P ERA WHIP	IP WLS BF H R ER SO BB IBB HBP BLK WP HR S P ERA WHIP	IP WLS BF H R ER SO BB IBB HBP BLK WP HR S P ERA WHIP	IP WLS BF H R ER SO BB IBB HBP BLK WP HR S P ERA WHIP	IP WLS BF H R ER SO BB IBB HBP BLK WP HR S P ERA WHIP	IP WLS BF H R ER SO BB IBB HBP BLK WP HR S P ERA WHIP	IP WLS BF H R ER SO BB IBB HBP BLK WP HR S P ERA WHIP	IP WLS BF H R ER SO BB IBB HBP BLK WP HR S P ERA WHIP	IP WLS BF H R ER SO BB IBB HBP BLK WP HR S P ERA WHIP	IP WLS BF H R ER SO BB IBB HBP BLK WP HR S P ERA WHIP	IP WLS BF H R ER SO BB IBB HBP BLK WP HR S P ERA WHIP

Batter	1	2	3	4	5	6	7	8	9	AB	R	H	RBI	BB	SO	LOB	BOTTOM				
51 Ichiro Suzuki, L OBP: 0.360, SLG: 0.352	0-3 K2-3		1-0 G6-3 1B		4-1 G3 1B BB		1-3 K2-3			3	1	1	0	1	2	0	Cleveland Indians @ Seattle Mariners Safeco Field, Seattle, WA Thu Apr 24 2003, 7:05 PM PDT Att: 26,263 - Dome - 72 F				
Randy Winn, S OBP: 0.370, SLG: 0.312	4-1 G6-3 1B BB		1-1 G6-3		0-0 G3		1-0 G3 1B			3	1	1	0	1	0	4					
Bret Boone, R OBP: 0.386, SLG: 0.512	2-2 G6-3		4-0 BB		3-1 1B		2-2 G3			3	0	1	2	1	0	2					
Edgar Martinez, R OBP: 0.472, SLG: 0.527	1-2 2H 1B		3-1 F8		1-3 K		4-0 IBB			3	0	1	1	1	1	3					
Greg Colbrunn, R OBP: 0.200, SLG: 0.077	1-3 K			0-1 F9		3-2 CS BB 1B		2-1 L7	3	0	1	0	0	1	1						
John Olerud, L OBP: 0.389, SLG: 0.429						1-2 CS BB 1B			1	0	0	0	0	0	2						
Carlos Guillen, S OBP: 0.386, SLG: 0.419		0-0 G6-3		2-2 F7		4-2 SAFE 16 E BB		4-2 G4-6-3 BB	2	1	0	0	2	0	0						
Jeff Cirillo, R OBP: 0.246, SLG: 0.241		2-3 K		0-3 K		2 SAFE 3-3 K		1-1 G4-6-3 1-2	4	0	0	0	0	3	3						
16 Willie Bloomquist, R OBP: 0.333, SLG: 0.368		0-1 G5-3			0-1 F7		2-1 E7 2H 1B		0-2 G4-3	4	0	1	1	0	0	0					
Dan Wilson, R OBP: 0.318, SLG: 0.415			4-2 G6-3 51 1B BB		2-0 G3 51 BB 1B		1-1 P6			2	1	1	0	1	0	1					
Inning Stats	R: 1 E: 0 K: 2 S: 15	H: 1 LOB: 1 BB: 1 P: 23	R: 0 E: 0 K: 1 S: 6	H: 0 LOB: 0 BB: 0 P: 8	R: 0 E: 0 K: 0 S: 7	H: 1 LOB: 2 BB: 2 P: 20	R: 0 E: 0 K: 1 S: 8	H: 0 LOB: 0 BB: 0 P: 10	R: 2 E: 0 K: 1 S: 10	H: 2 LOB: 1 BB: 1 P: 20	R: 1 E: 1 K: 1 S: 19	H: 2 LOB: 1 BB: 1 P: 32	R: 0 E: 0 K: 1 S: 10	H: 1 LOB: 2 BB: 1 P: 20	R: 0 E: 0 K: 0 S: 8	H: 0 LOB: 0 BB: 1 P: 13	1B: 7 2B: 1 3B: 0 HR: 0	SF: 0 SAC: 0 DP: 3 HBP: 0	WP: 0 PB: 0 SB: 0 CS: 2	PA: 35	
PITCHER	IP WLS BF H R ER SO BB IBB HBP BLK WP HR S P ERA WHIP	IP WLS BF H R ER SO BB IBB HBP BLK WP HR S P ERA WHIP	IP WLS BF H R ER SO BB IBB HBP BLK WP HR S P ERA WHIP	IP WLS BF H R ER SO BB IBB HBP BLK WP HR S P ERA WHIP	IP WLS BF H R ER SO BB IBB HBP BLK WP HR S P ERA WHIP	IP WLS BF H R ER SO BB IBB HBP BLK WP HR S P ERA WHIP	IP WLS BF H R ER SO BB IBB HBP BLK WP HR S P ERA WHIP	IP WLS BF H R ER SO BB IBB HBP BLK WP HR S P ERA WHIP	IP WLS BF H R ER SO BB IBB HBP BLK WP HR S P ERA WHIP	IP WLS BF H R ER SO BB IBB HBP BLK WP HR S P ERA WHIP	IP WLS BF H R ER SO BB IBB HBP BLK WP HR S P ERA WHIP	IP WLS BF H R ER SO BB IBB HBP BLK WP HR S P ERA WHIP	IP WLS BF H R ER SO BB IBB HBP BLK WP HR S P ERA WHIP	IP WLS BF H R ER SO BB IBB HBP BLK WP HR S P ERA WHIP	IP WLS BF H R ER SO BB IBB HBP BLK WP HR S P ERA WHIP	IP WLS BF H R ER SO BB IBB HBP BLK WP HR S P ERA WHIP	IP WLS BF H R ER SO BB IBB HBP BLK WP HR S P ERA WHIP	IP WLS BF H R ER SO BB IBB HBP BLK WP HR S P ERA WHIP	IP WLS BF H R ER SO BB IBB HBP BLK WP HR S P ERA WHIP	IP WLS BF H R ER SO BB IBB HBP BLK WP HR S P ERA WHIP	IP WLS BF H R ER SO BB IBB HBP BLK WP HR S P ERA WHIP



Batter	1	2	3	4	5	6	7	8	9	AB	R	H	RBI	BB	SO	LOB	TOP																			
Bobby Higginson, L OBP: 0.315, SLG: 0.303 (1, 9)	4-2 BB SH1-3 BB	4-0 BB				1-3 K	2-3 K		2-2 P6	3	0	0	0	2	2	4																				
Gene Kingsale, S OBP: 0.339, SLG: 0.241 (1, 8)	0-0 SH1-3	2-1 G4-3				1-2 G4-3		2-2 G3	1-2 K	4	0	0	0	0	1	4																				
Carlos Pena, L OBP: 0.277, SLG: 0.298 (1, 3)	4-0 BB BB		1-3 K			0-0 1B		1-0 P6		3	0	1	0	1	1	0																				
Dmitri Young, S OBP: 0.227, SLG: 0.217 (1, 7)	4-2 BB BB		4-2 BB			2-3 K		1-3 K		2	0	0	0	2	2	1																				
Dean Palmer, R OBP: 0.226, SLG: 0.182 (1, 10)	1-0 G4-6-3		3-2 F7					2-1 P6		4	0	0	0	0	1	4																				
Eric Munson, L OBP: 0.246, SLG: 0.340 (1, 5)		2-1 G6-3	1-3 K					3-2 2B	2-1 F7	4	0	1	0	0	1	1																				
20 Omar Infante, R OBP: 0.254, SLG: 0.297 (1, 6)		1-1 BB 1B				2-2 G5-3		3-2 15 BB 1B	1-3 K	4	0	2	0	0	1	0																				
15 Brandon Inge, R OBP: 0.193, SLG: 0.115 (1, 2)		1-3 K				1-3 K		4-1 BB	4-2 BB	2	0	0	0	2	2	1																				
Ramon Santiago, S OBP: 0.323, SLG: 0.268 (1, 4)		4-2 BB BB				3-1 G4-3		0-0 P6	3-1 F9	3	0	0	0	1	0	4																				
Inning Stats	R: 0 H: 0 E: 0 K: 0 S: 9	H: 0 LOB: 2 BB: 3 P: 22	R: 0 H: 1 E: 0 K: 1 S: 11	LOB: 1 BB: 2 P: 25	R: 0 H: 0 E: 0 K: 2 S: 13	H: 0 LOB: 1 BB: 1 P: 22	R: 0 H: 0 E: 0 K: 1 S: 8	H: 0 LOB: 0 BB: 0 P: 14	R: 0 H: 2 E: 0 K: 1 S: 10	H: 1 LOB: 1 BB: 0 P: 14	R: 0 H: 0 E: 0 K: 1 S: 8	H: 0 LOB: 0 BB: 0 P: 12	R: 0 H: 0 E: 0 K: 2 S: 8	H: 0 LOB: 0 BB: 0 P: 13	R: 0 H: 0 E: 0 K: 1 S: 13	H: 0 LOB: 1 BB: 1 P: 23	1B: 3 2B: 1 3B: 0 HR: 0	SF: 0 SAC: 1 DP: 1 HBP: 0	WP: 0 PA: 38 PB: 0 SB: 1 CS: 0																	
PITCHER	IP	WLS	BF	H	R	ER	SO	BB	IBB	HBP	BLK	WP	HR	S	P	ERA	WHIP	PITCHER		IP	WLS	BF	H	R	ER	SO	BB	IBB	HBP	BLK	WP	HR	S	P	ERA	WHIP
Joel Pineiro, R ERA: 4.02 (1, 1)	5.1	W	25	4	0	0	6	6	0	0	0	0	0	62	116	0.00	1.875																			
40 Julio Mateo, R ERA: 2.31 (6, 1)	2.2		9	0	0	0	4	1	0	0	0	0	0	21	36	0.00	0.375																			
Rafael Soriano, R ERA: (9, 1)	1.0		4	0	0	0	1	1	0	0	0	0	0	13	23	0.00	1.000																			

Detroit Tigers @ Seattle Mariners
Safeco Field, Seattle, WA
Fri Apr 25 2003, 7:05 PM PDT
Att: 33,458 - Overcast - 57 F

AB 29
R 0
H 4
RBI 0
BB 8
SO 11
LOB 19



Batter	1	2	3	4	5	6	7	8	9	AB	R	H	RBI	BB	SO	LOB	BOTTOM																			
51 Ichiro Suzuki, L OBP: 0.356, SLG: 0.348 (1, 9)	2-3 K	2-1 1B 2B 1B				2-3 K			1-0 G1-3	4	1	1	1	0	2	0																				
Randy Winn, S OBP: 0.385, SLG: 0.370 (1, 8)	2-2 1B 3B	0-1 2B 1B				3-2 2B			1-1 G3-1	4	2	3	0	0	0	0																				
Bret Boone, R OBP: 0.381, SLG: 0.511 (1, 4)	1-0 F9	0-0 G3 1H 2H 3H				3-2 P4			2-0 L9	4	0	1	3	0	0	2																				
Edgar Martinez, R OBP: 0.474, SLG: 0.509 (1, 10)	4-1 1B 1B BB	2-1 G3				4-0 FC6 BB			3-2 F9	2	1	0	0	2	0	1																				
John Olerud, L OBP: 0.383, SLG: 0.420 (1, 3)	2-1 1B	3-3 K				0-2 FC6			3-3 K	4	0	1	1	0	2	3																				
Carlos Guillen, S OBP: 0.360, SLG: 0.409 (1, 6)	0-1 1B	0-0 G6-3							1-2 L6	4	0	1	1	0	0	1																				
Jeff Cirillo, R OBP: 0.232, SLG: 0.226 (1, 5)	2-2 G5-3								0-1 P4	4	0	0	0	0	0	2																				
16 Willie Bloomquist, R OBP: 0.320, SLG: 0.391 (1, 7)		1-2 1B 51 1B 2B				3-1 G6-3			1-3 K	4	1	1	0	0	2	0																				
Dan Wilson, R OBP: 0.319, SLG: 0.409 (1, 2)		2-2 1B 51 1B 2B				2-3 K			2-1 L9	3	1	1	0	0	1	0																				
Inning Stats	R: 2 H: 3 E: 0 K: 1 S: 17	H: 3 LOB: 1 BB: 1 P: 30	R: 4 H: 5 E: 0 K: 1 S: 18	LOB: 1 BB: 0 P: 28	R: 0 H: 0 E: 0 K: 1 S: 6	H: 0 LOB: 0 BB: 0 P: 11	R: 0 H: 1 E: 0 K: 1 S: 16	H: 0 LOB: 1 BB: 1 P: 28	R: 0 H: 0 E: 0 K: 0 S: 5	H: 0 LOB: 0 BB: 0 P: 9	R: 0 H: 0 E: 0 K: 1 S: 10	H: 0 LOB: 0 BB: 0 P: 18	R: 0 H: 0 E: 0 K: 1 S: 7	H: 0 LOB: 0 BB: 0 P: 11	1B: 5 2B: 3 3B: 1 HR: 0	SF: 0 SAC: 0 DP: 0 HBP: 0	WP: 0 PA: 35 PB: 0 SB: 0 CS: 0																			
PITCHER	IP	WLS	BF	H	R	ER	SO	BB	IBB	HBP	BLK	WP	HR	S	P	ERA	WHIP	PITCHER		IP	WLS	BF	H	R	ER	SO	BB	IBB	HBP	BLK	WP	HR	S	P	ERA	WHIP
Mike Maroth, L ERA: 5.88 (1, 1)	2.0	L	15	8	6	6	2	1	0	0	0	0	0	35	58	27.00	4.500																			
Wilfredo Ledezma, L ERA: 4.09 (3, 1)	3.0		11	1	0	0	3	1	0	0	0	0	0	29	49	0.00	0.667																			
Matt Roney, R ERA: 2.25 (6, 1)	3.0		9	0	0	0	2	0	0	0	0	0	0	22	38	0.00	0.000																			

Detroit Tigers @ Seattle Mariners
Safeco Field, Seattle, WA
Fri Apr 25 2003, 7:05 PM PDT
Att: 33,458 - Overcast - 57 F


AB 33
R 6
H 9
RBI 6
BB 2
SO 7
LOB 9



Batter	1	2	3	4	5	6	7	8	9	AB	R	H	RBI	BB	SO	LOB	TOP										
Bobby Higginson, L OBP: 0.309, SLG: 0.296 (1, 9) X	0-0 P6		1-2 SAFE K		2-2 SAFE 1B		0-0 G5-3	3-2 G5-3		5	0	1	1	0	1	3											
Shane Halter, R OBP: 0.273, SLG: 0.346 (1, 4) C B X	1-1 F9			1-0 HR	2-1 F9		0-0 1B FC5-4		0-1 E2 G3 PB	5	3	3	1	0	0	2											
Carlos Pena, L OBP: 0.286, SLG: 0.295 (1, 3) C B X	1-3 K			4-2 PO S BB	2-2 F9		SAFE 1-3 FC5-4 1B		SAFE 3-2 G3	4	0	1	0	1	1	3											
Dmitri Young, S OBP: 0.213, SLG: 0.203 (1, 7) C B X		3-1 P6		3-1 F8		1-2 E6 1B 15 SF7 BB	0-2 FC5-4		1-3 K	5	1	0	0	0	1	2											
Dean Palmer, R OBP: 0.209, SLG: 0.167 (1, 10) C B X	1-1 G5-3			3-3 K	2-2 F9		0-1 P3 F9		3-H 2-3 K	5	0	0	0	0	2	3											
Eric Munson, L OBP: 0.282, SLG: 0.340 (1, 5) C B X	1-2 G4-3			1-1 PO	2-2 2B 1B	4-1 1B BB			1-1 F8	3	1	1	0	1	0	0											
Craig Monroe, R OBP: 0.375, SLG: 0.476 (1, 8) B X			1-0 1B		0-0 20 1B 1B	1-2 1B BB			4-1 15 1B BB	3	1	3	0	1	0	0											
15 Brandon Inge, R OBP: 0.197, SLG: 0.127 (1, 2) X			0-0 F9		0-0 G1-3	0-2 SF7			SAFE 0-0 1B	3	0	1	1	0	0	3											
20 Omar Infante, R OBP: 0.254, SLG: 0.294 (1, 6) X			0-0 F8		1-1 F9 1B	0-1 P4			1-3 K	4	0	1	1	0	1	5											
Inning Stats	R: 0 E: 0 K: 1 S: 6	H: 0 LOB: 0 BB: 0 P: 8	R: 0 E: 0 K: 0 S: 7	H: 0 LOB: 0 BB: 0 P: 12	R: 0 E: 0 K: 1 S: 6	H: 1 LOB: 1 BB: 0 P: 8	R: 1 E: 0 K: 1 S: 11	H: 1 LOB: 0 BB: 1 P: 23	R: 2 E: 0 K: 0 S: 16	H: 4 LOB: 2 BB: 0 P: 25	R: 1 E: 1 K: 0 S: 14	H: 1 LOB: 2 BB: 1 P: 20	R: 1 E: 0 K: 0 S: 9	H: 2 LOB: 0 BB: 0 P: 11	R: 0 E: 0 K: 1 S: 10	H: 1 LOB: 2 BB: 0 P: 19	R: 1 E: 1 K: 2 S: 11	H: 1 LOB: 0 BB: 0 P: 17	1B: 9 2B: 1 3B: 0 HR: 1	SF: 1 SAC: 0 DP: 0 HBP: 0	WP: 0 PB: 1 CS: 1	PA: 42					
PITCHER	IP	WLS	BF	H	R	ER	SO	BB	IBB	HBP	BLK	WP	HR	S	P	ERA	WHIP										
Ryan Franklin, R ERA: 4.5 (1, 1)	6.1	L	30	9	5	4	3	2	0	0	0	0	1	65	103	5.68	1.737										
Giovanni Carrara, R ERA: 2.03 (7, 1)	1.2		7	1	0	0	1	1	0	0	0	0	0	14	23	0.00	1.200										
Jeff Nelson, R ERA: 3.6 (9, 1)	1.0		4	1	1	0	2	0	0	0	0	0	0	11	17	0.00	1.000										

Detroit Tigers @ Seattle Mariners
Safeco Field, Seattle, WA
Sat Apr 26 2003, 7:05 PM PDT
Att: 36,258 - Cloudy - 56 F


AB 37
R 6
H 11
RBI 4
BB 3
SO 6
LOB 21



Batter	1	2	3	4	5	6	7	8	9	AB	R	H	RBI	BB	SO	LOB	BOTTOM										
51 Ichiro Suzuki, L OBP: 0.339, SLG: 0.330 (1, 9) C X	0-1 G1-3		1-2 G1-3		0-2 G5-3	1-3 K		0-0 F7		5	0	0	0	0	1	2											
Randy Winn, S OBP: 0.376, SLG: 0.353 (1, 8) C B X	1-3 K		1-0 G6-3		4-1 1B BB		1-2 G6-3	1-1 G3		4	1	0	0	1	1	2											
Bret Boone, R OBP: 0.382, SLG: 0.505 (1, 4) B C X	1-1 G4-3		2-1 1B		SAFE 1-3 BB 16 SF9 1B		3-2 G3		SAFE 1-3 K	5	1	2	0	0	1	0											
Edgar Martinez, R OBP: 0.494, SLG: 0.525 (1, 10) C B X		1-3 K	1-0 1B		4-2 BB		2-2 2B		1-0 WP 1B	4	0	3	0	1	1	0											
Jeff Cirillo, R OBP: 0.232, SLG: 0.226 (9, PR) C B X			1-3 1B		1-2 BB		1-2 1B		SAFE 1-0 WP 1B	0	0	0	0	0	0	0											
John Olerud, L OBP: 0.404, SLG: 0.459 (1, 3) C B X	1-1 2B		2-0 F7		4-0 BB		1-2 2B		SAFE 1-2 WP 1B	4	0	3	1	1	0	2											
John Mabry, L OBP: 0.376, SLG: 0.474 (1, 7) C B X	1-2 F7			0-0 F7	2-1 SF9		3-2 F8		0-0 F7	2	0	0	0	0	0	1											
16 Willie Bloomquist, R OBP: 0.289, SLG: 0.360 (5, PH) C B X					SAFE 1-2 3-H 2-3 BB					2	0	0	1	0	0	4											
Mark McLemore, S OBP: 0.316, SLG: 0.333 (1, 5) C B X	1-0 L9			1-1 G4-3	2-0 G1-3			4-1 SH2-4 1B BB	3-1 F7	4	0	0	0	1	0	5											
Carlos Guillen, S OBP: 0.380, SLG: 0.420 (1, 6) C B X			4-2 HR BB		2-2 WP 1B		3-2 G4-3	0-1 SH2-4 1B		3	1	2	0	1	0	0											
Ben Davis, S OBP: 0.244, SLG: 0.475 (1, 2) C B X			0-0 HR		SAFE 1-2 G3		0-1 G4-3	0-1 SH2-4		3	1	1	2	0	0	1											
Inning Stats	R: 0 E: 0 K: 1 S: 8	H: 0 LOB: 0 BB: 0 P: 10	R: 0 E: 0 K: 1 S: 9	H: 1 LOB: 1 BB: 0 P: 13	R: 2 E: 0 K: 0 S: 13	H: 3 LOB: 2 BB: 1 P: 24	R: 0 E: 0 K: 0 S: 8	H: 1 LOB: 1 BB: 0 P: 13	R: 2 E: 0 K: 0 S: 12	H: 1 LOB: 2 BB: 3 P: 30	R: 0 E: 0 K: 1 S: 8	H: 0 LOB: 0 BB: 0 P: 12	R: 0 E: 0 K: 0 S: 16	H: 2 LOB: 2 BB: 0 P: 26	R: 0 E: 0 K: 0 S: 8	H: 1 LOB: 1 BB: 1 P: 13	R: 0 E: 0 K: 1 S: 8	H: 2 LOB: 3 BB: 0 P: 14	1B: 8 2B: 2 3B: 0 HR: 1	SF: 1 SAC: 1 DP: 0 HBP: 0	WP: 2 PB: 0 CS: 0	PA: 43					
PITCHER	IP	WLS	BF	H	R	ER	SO	BB	IBB	HBP	BLK	WP	HR	S	P	ERA	WHIP										
Gary Knotts, R ERA: 5.68 (1, 1)	4.1		23	6	4	4	2	4	0	0	0	0	1	47	83	8.31	2.308										
Jamie Walker, L ERA: 2.64 (5, 1)	1.2	W	5	0	0	0	1	0	0	0	0	0	0	11	19	0.00	0.000										
Franklyn German, R ERA: 4.35 (7, 1)	2.0	H	10	3	0	0	0	1	0	0	0	0	0	24	39	0.00	2.000										
Matt Anderson, R ERA: 5.0 (9, 1)	1.0	S	5	2	0	0	1	0	0	0	0	1	0	8	14	0.00	2.000										

Detroit Tigers @ Seattle Mariners
Safeco Field, Seattle, WA
Sat Apr 26 2003, 7:05 PM PDT
Att: 36,258 - Cloudy - 56 F

AB 36
R 4
H 11
RBI 4
BB 5
SO 4
LOB 17



Batter	1	2	3	4	5	6	7	8	9	AB	R	H	RBI	BB	SO	LOB	TOP					
Bobby Higginson, L (1, 9) OBP: 0.316, SLG: 0.341	F8		HR			G3		G6-3		4	1	2	1	0	0	0						
Shane Halter, R (1, 4) OBP: 0.254, SLG: 0.321	F7		G5-3			K		K		4	0	0	0	0	2	2						
Carlos Pena, L (1, 3) OBP: 0.270, SLG: 0.277	G1-3			K		G3		K		4	0	0	0	0	2	2						
Dmitri Young, S (1, 7)		HR		G6-3		HBP		G4-3		3	1	1	1	1	0	0						
Dean Palmer, R (1, 10) OBP: 0.211, SLG: 0.159	F9			K		HBP		P4		3	0	0	1	0	1	0						
Eric Munson, L (1, 5) OBP: 0.246, SLG: 0.316	F8				G4-3	G6-3		F8		4	0	0	0	0	0	3						
Craig Monroe, R (1, 8) OBP: 0.333, SLG: 0.417							F8			3	0	0	0	0	2	0						
Matt Walbeck, S (1, 2) OBP: 0.053, SLG: 0.105			K				L1			3	0	0	0	0	1	0						
20 Omar Infante, R (1, 6) OBP: 0.257, SLG: 0.296			F8			HBP		G5-3		3	1	1	0	0	0	0						
Inning Stats	R: 0 E: 0 K: 0 S: 5	H: 0 LOB: 0 BB: 0 P: 7	R: 1 E: 0 K: 1 S: 10	H: 1 LOB: 0 BB: 0 P: 14	R: 1 E: 0 K: 1 S: 11	H: 1 LOB: 0 BB: 0 P: 19	R: 0 E: 0 K: 2 S: 9	H: 0 LOB: 0 BB: 0 P: 14	R: 0 E: 0 K: 1 S: 6	H: 0 LOB: 0 BB: 0 P: 11	R: 1 E: 0 K: 1 S: 15	H: 2 LOB: 3 BB: 1 P: 26	R: 0 E: 0 K: 0 S: 7	H: 0 LOB: 0 BB: 0 P: 9	R: 0 E: 0 K: 2 S: 9	H: 0 LOB: 0 BB: 0 P: 15	R: 0 E: 0 K: 0 S: 9	H: 0 LOB: 0 BB: 0 P: 15	1B: 2 2B: 0 3B: 0 HR: 2	SF: 0 SAC: 0 DP: 0 HBP: 1	WP: 0 PB: 0 SB: 0 CS: 0	PA: 33
PITCHER	IP	WLS	BF	H	R	ER	SO	BB	IBB	HBP	BLK	WP	HR	S	P	ERA	WHIP					
Freddy Garcia, R (1, 1) ERA: 4.21	7.0	W	27	4	3	3	6	0	1	1	0	0	2	63	100	3.86	0.571					
Arthur Rhodes, L (8, 1) ERA: 2.03	1.1	H	4	0	0	0	2	0	0	0	0	0	0	13	21	0.00	0.000					
Jeff Nelson, R (9, 1) ERA: 3.38	0.2	S	2	0	0	0	0	0	0	0	0	0	0	5	9	0.00	0.000					

Detroit Tigers @ Seattle Mariners
Safeco Field, Seattle, WA
Sun Apr 27 2003, 1:05 PM PDT
Att: 39,678 - Cloudy - 58 F

AB 31
R 3
H 4
RBI 3
BB 1
SO 8
LOB 7

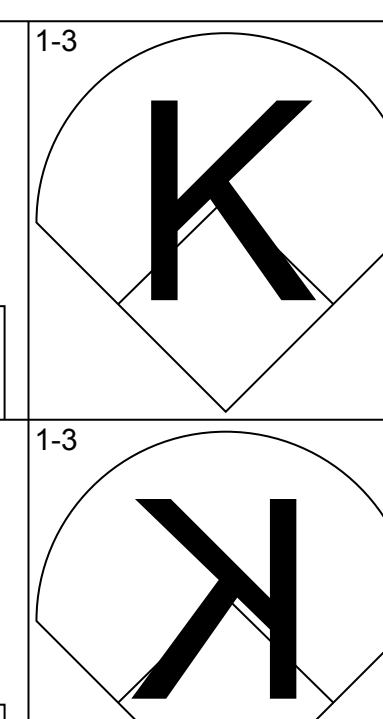
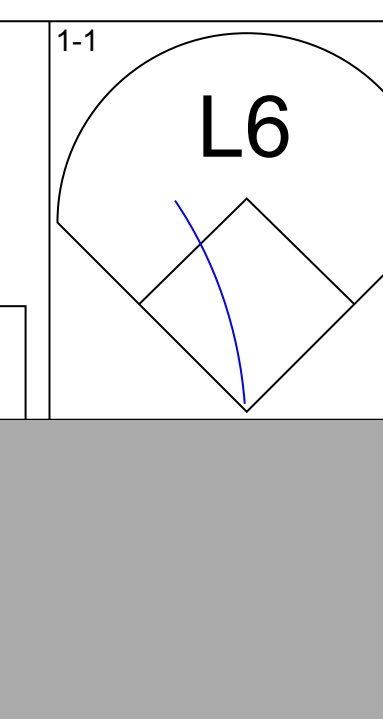
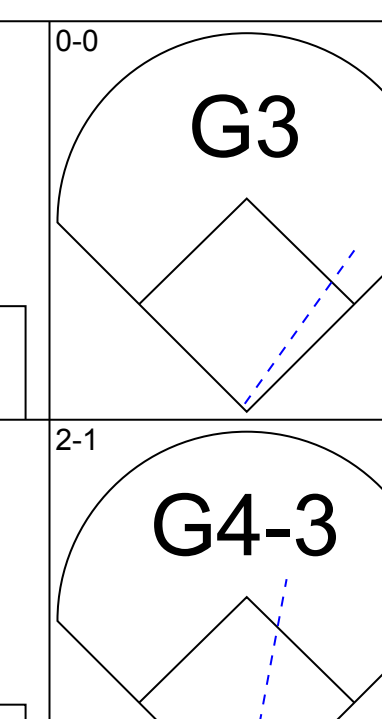
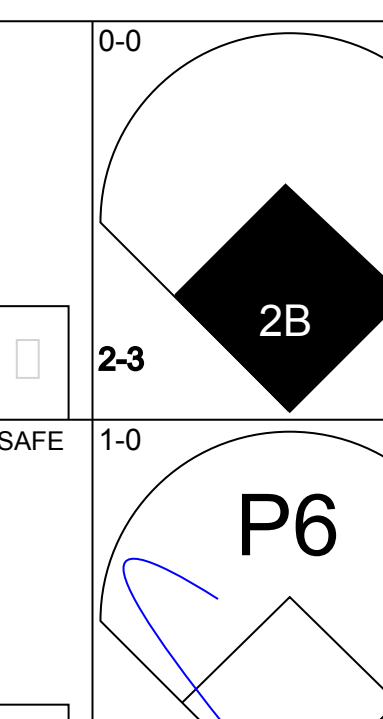
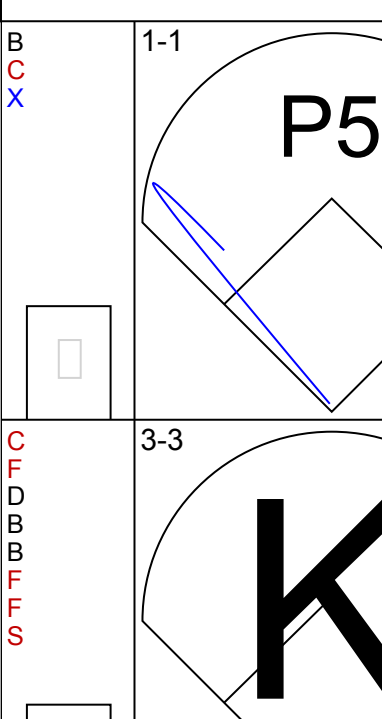
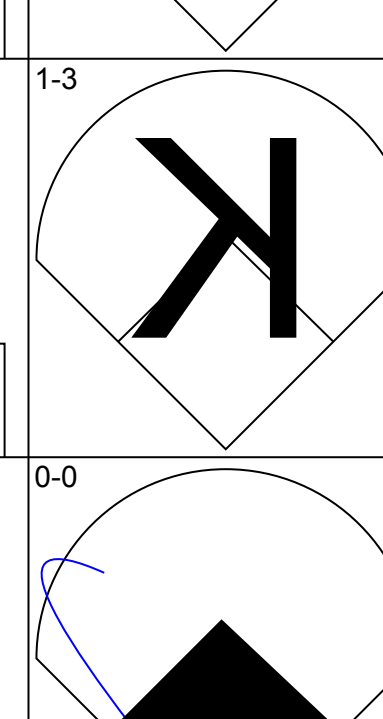
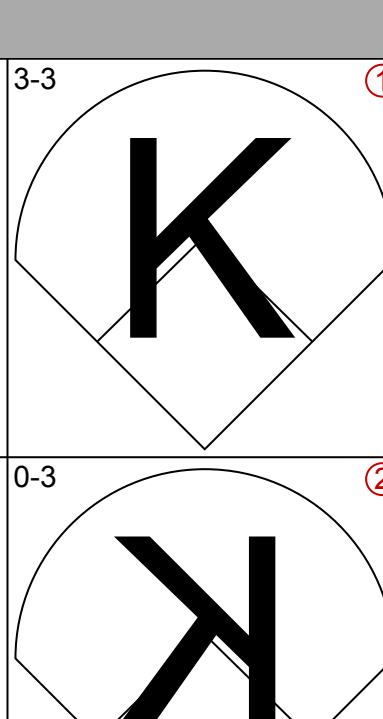
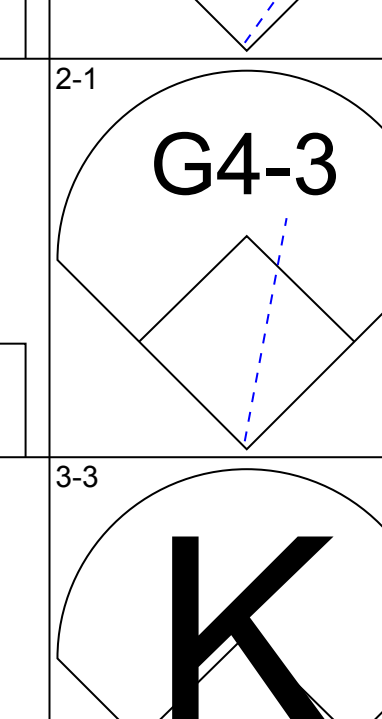
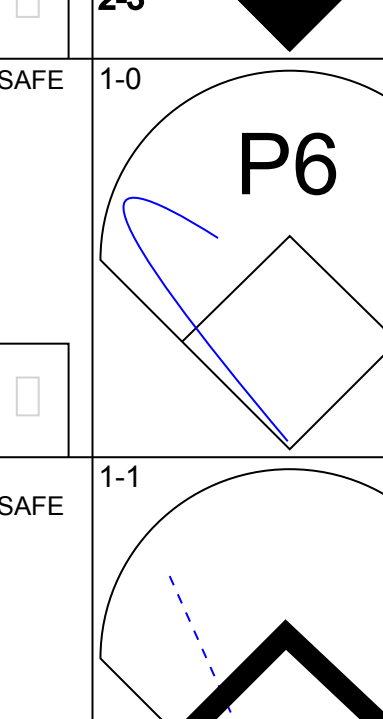
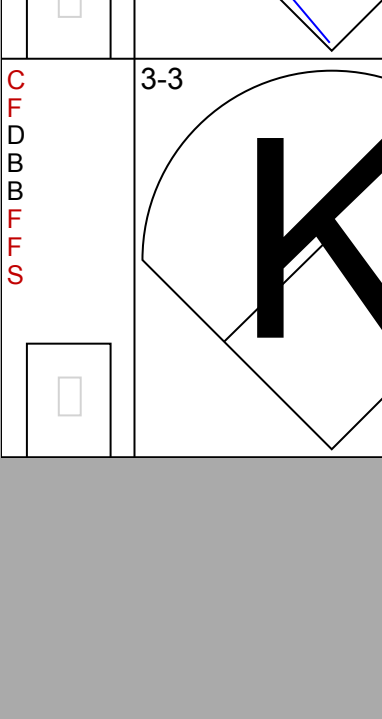
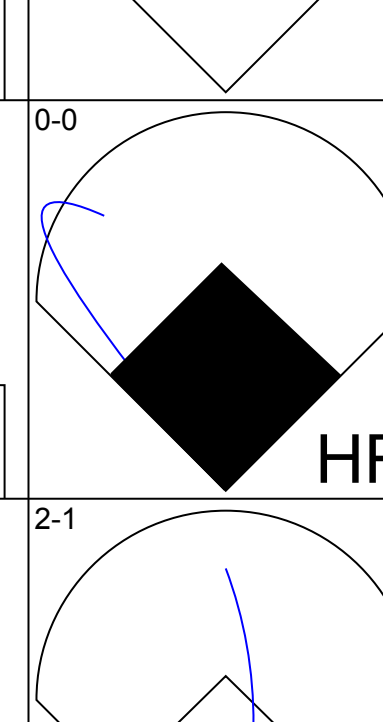
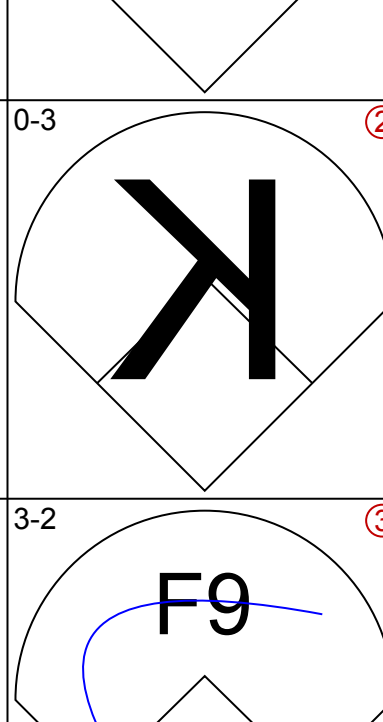
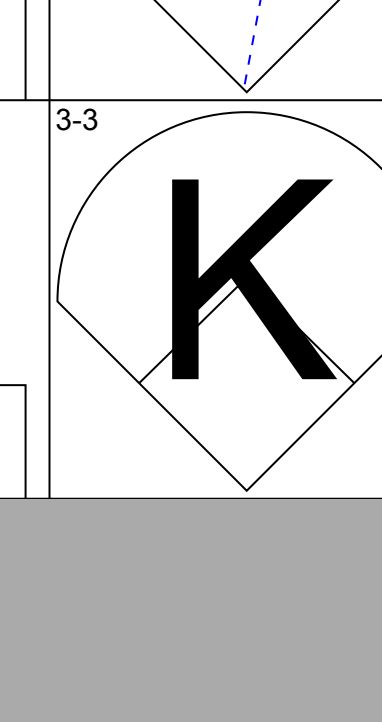
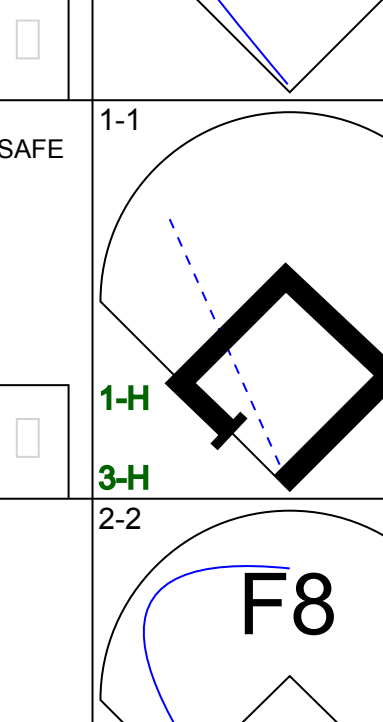
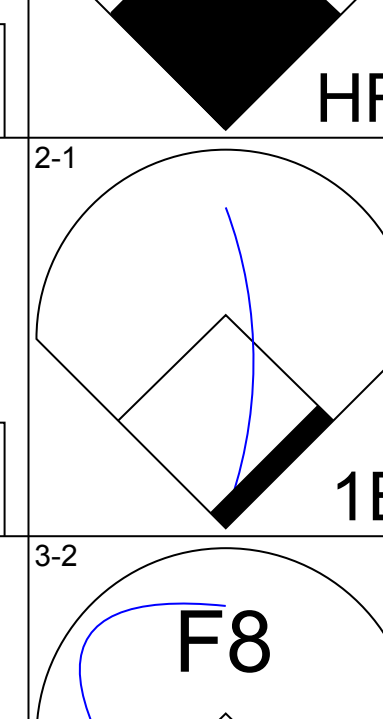
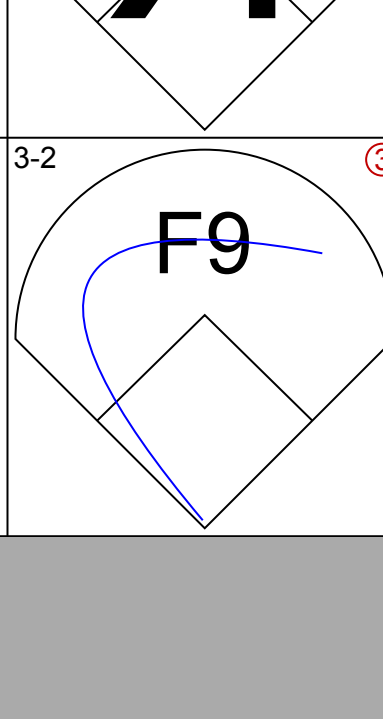
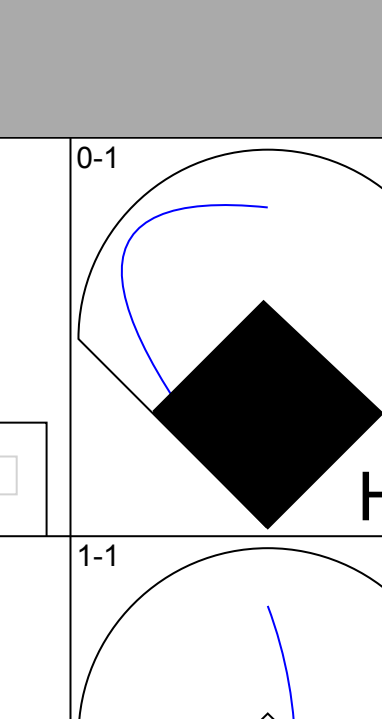
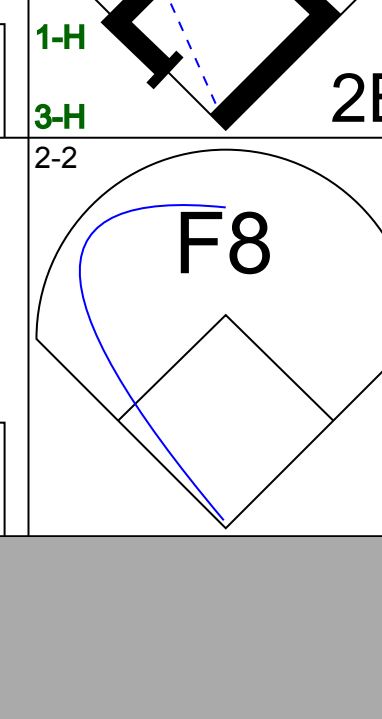
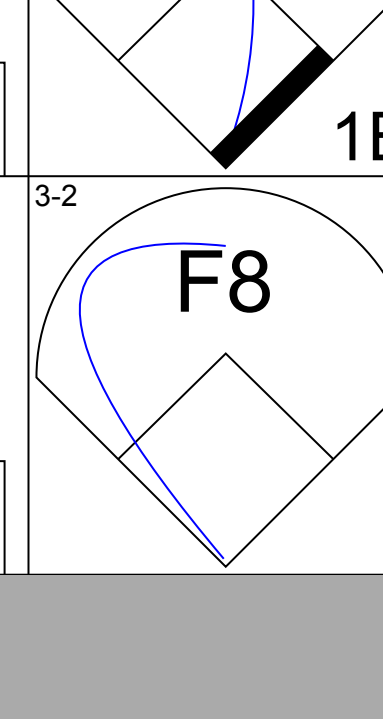
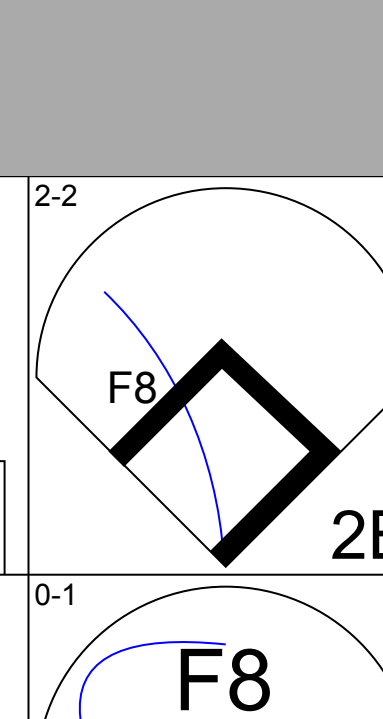
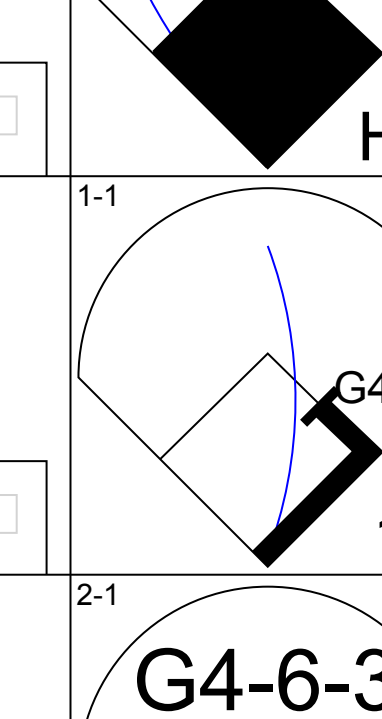
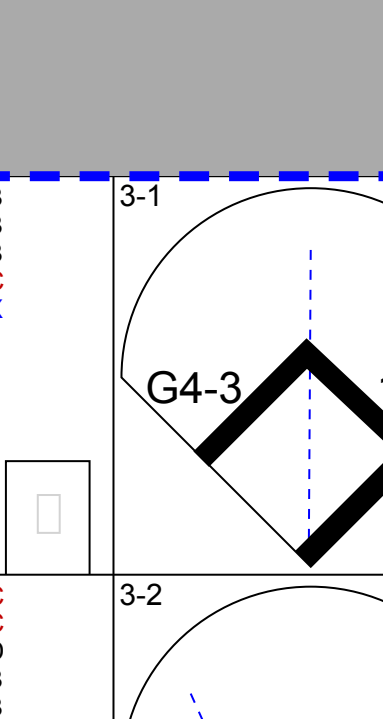
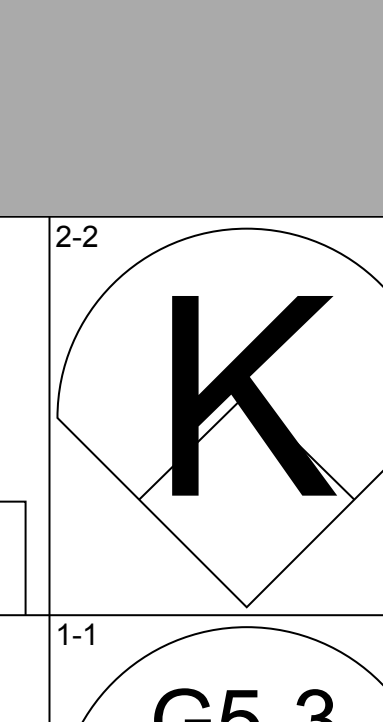
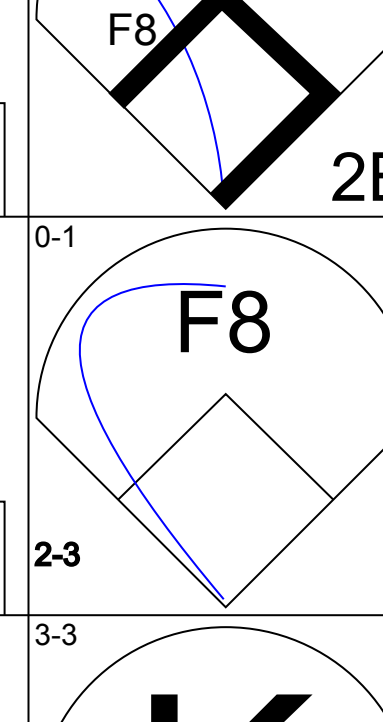
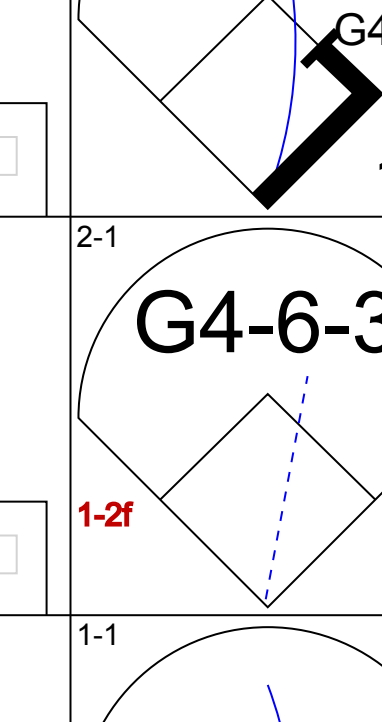
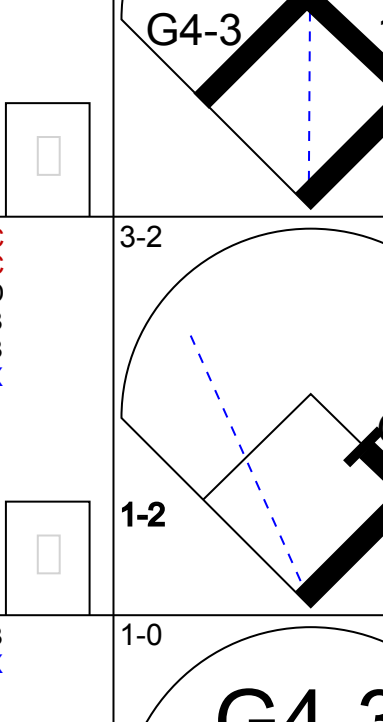
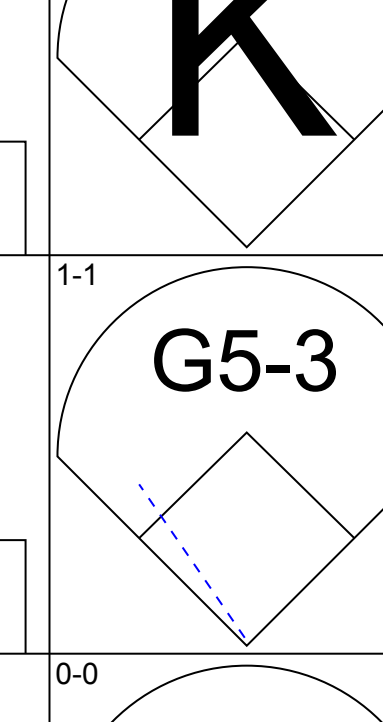
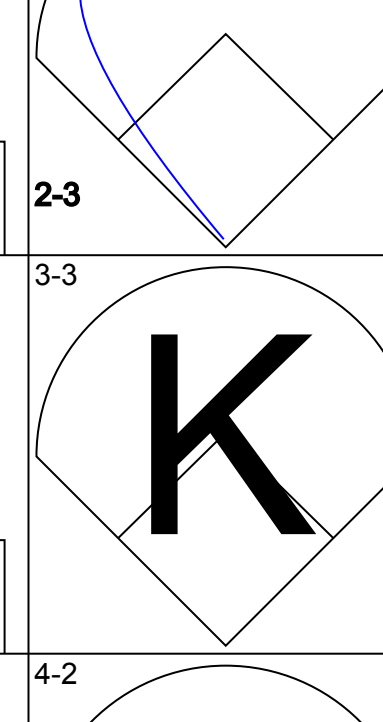
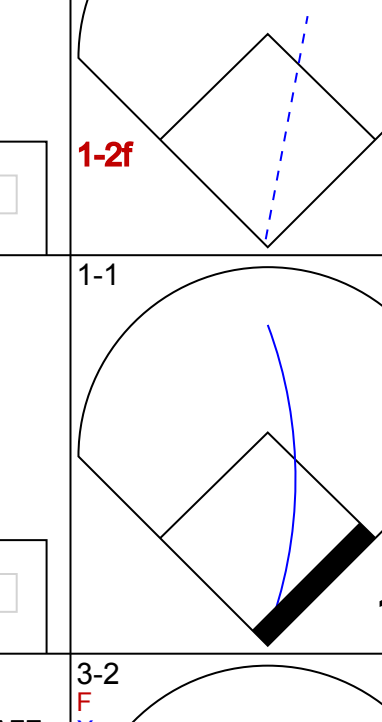
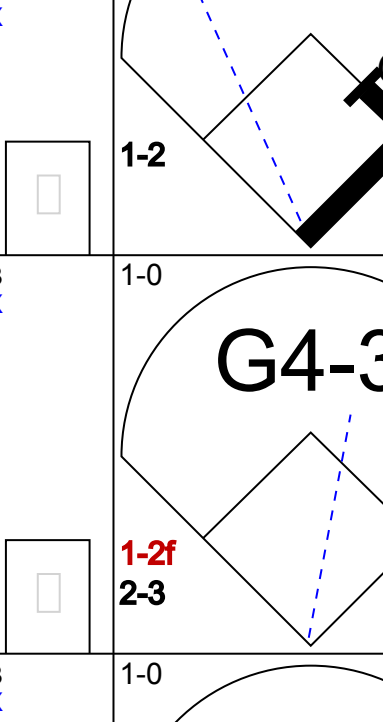
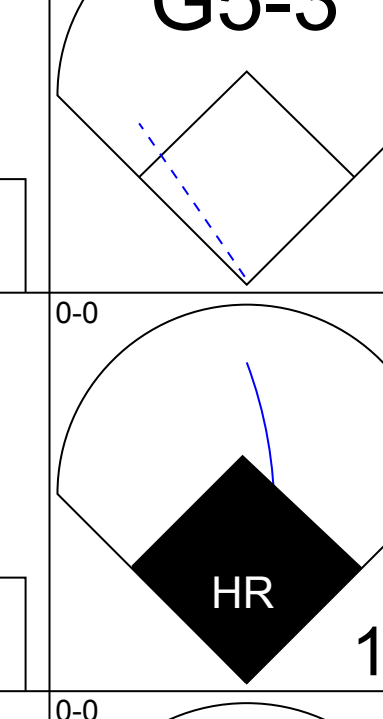
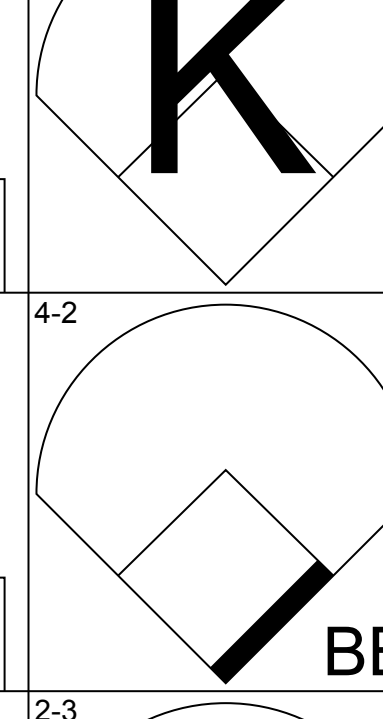
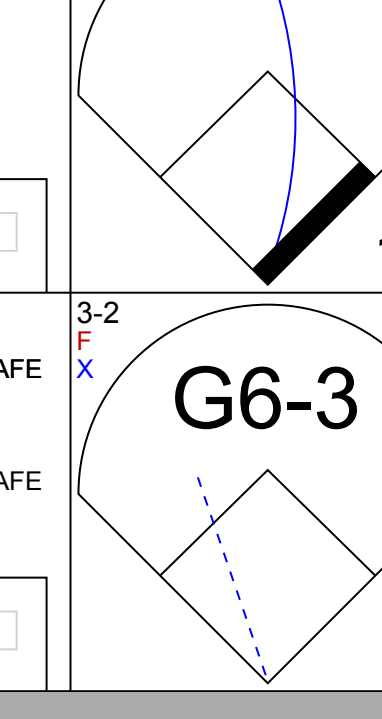
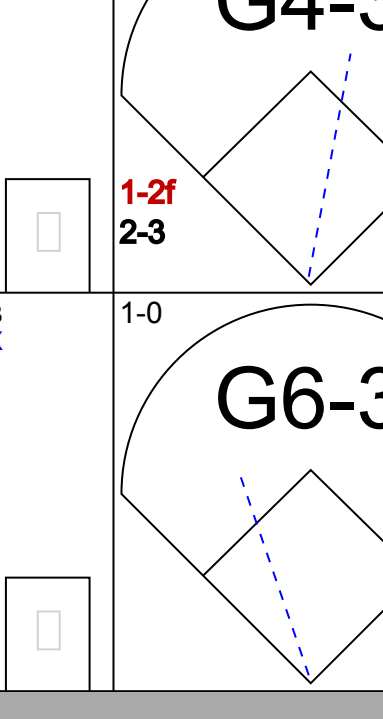
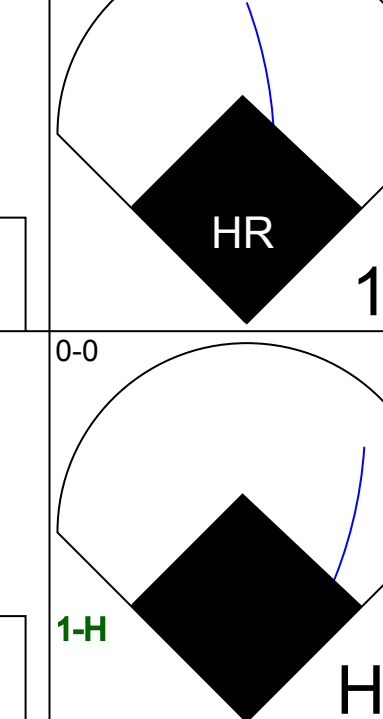
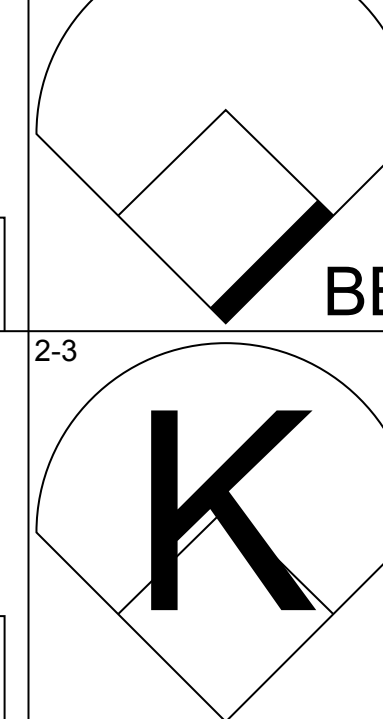
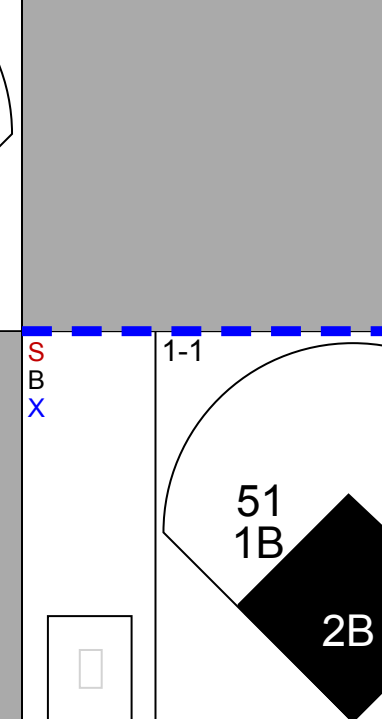
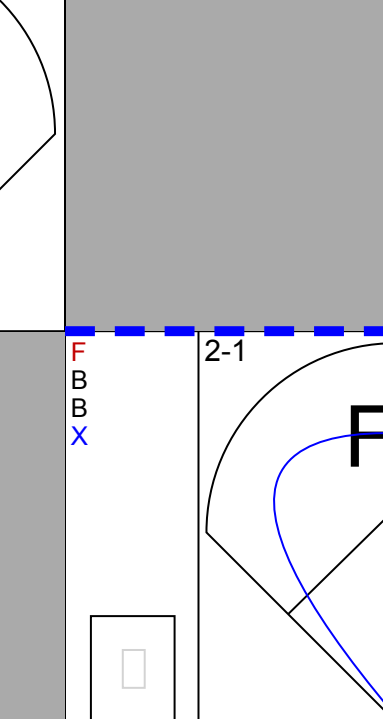


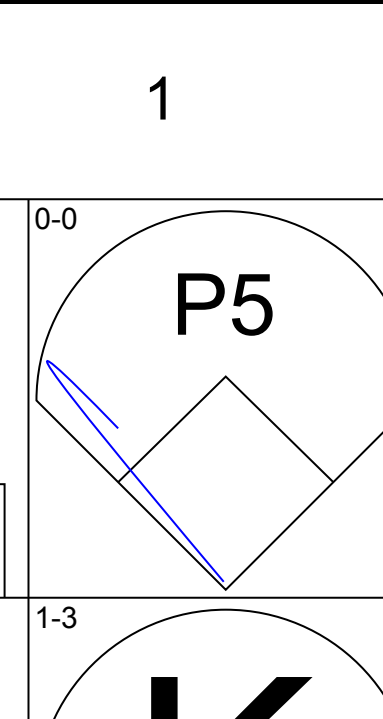
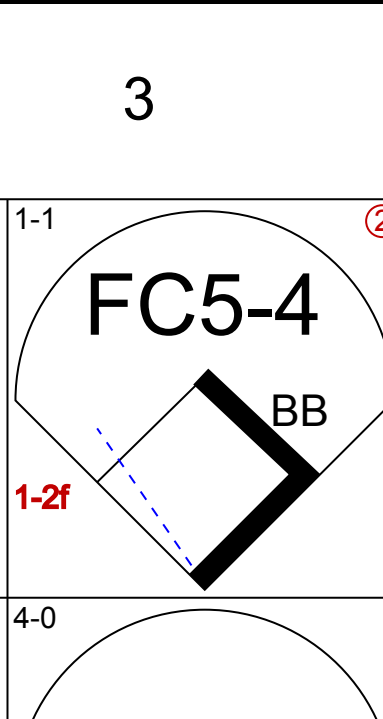
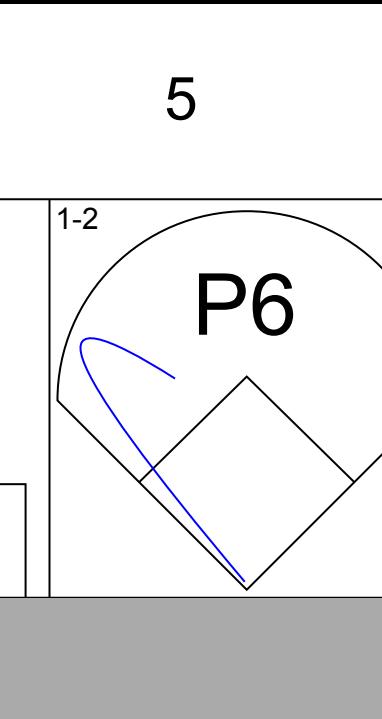
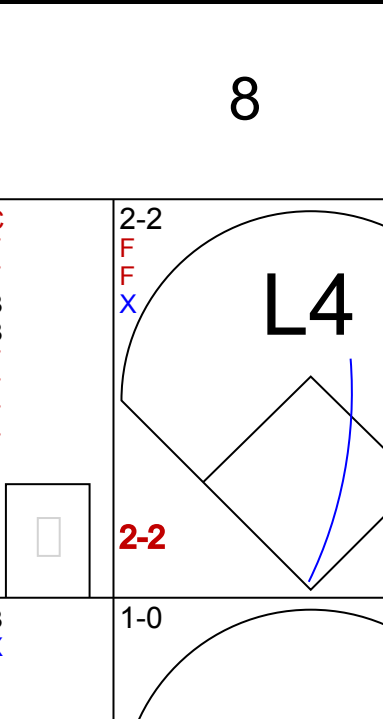
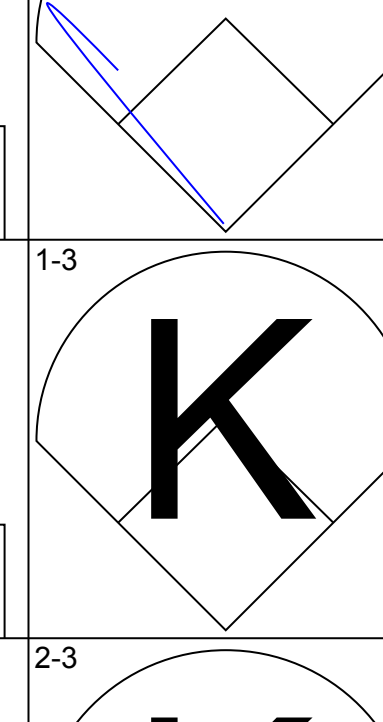
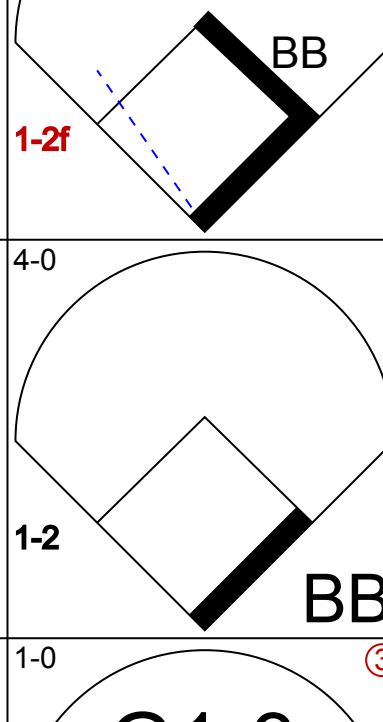
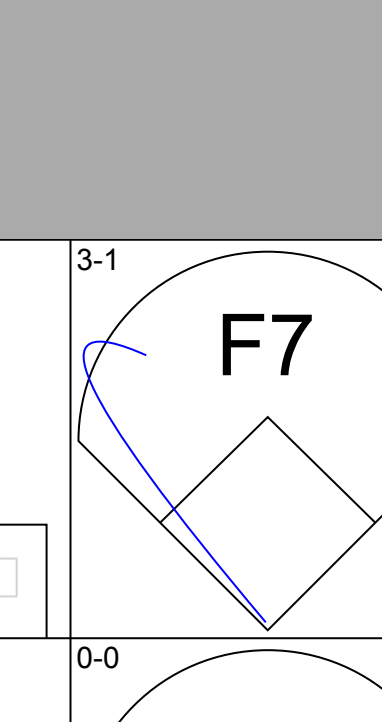
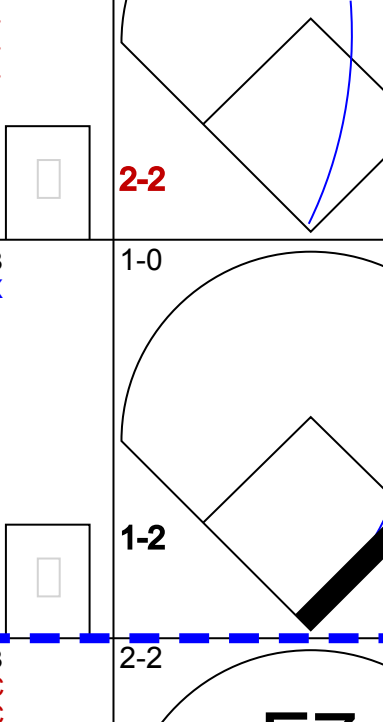
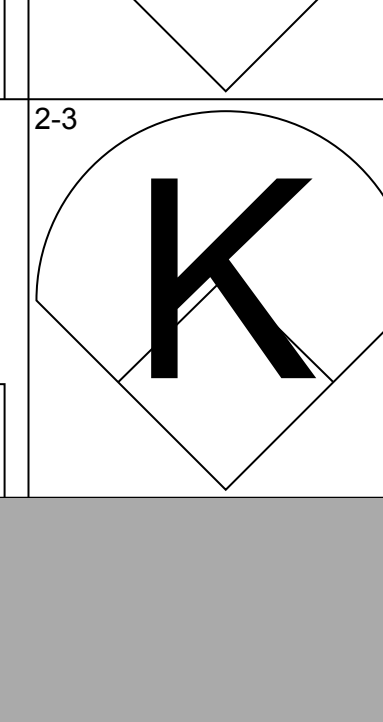
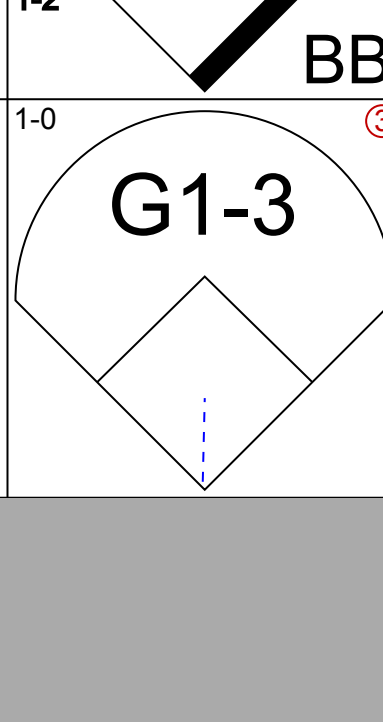
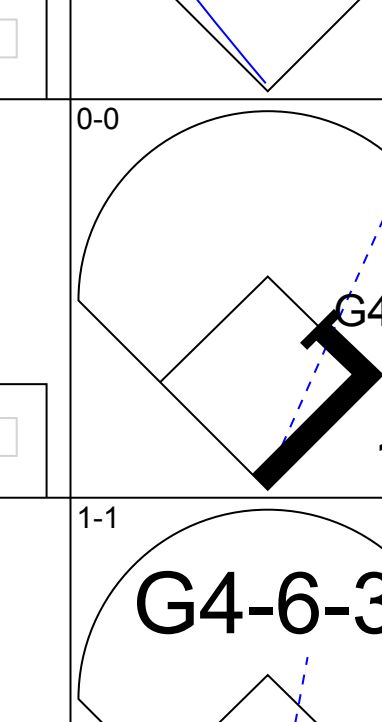
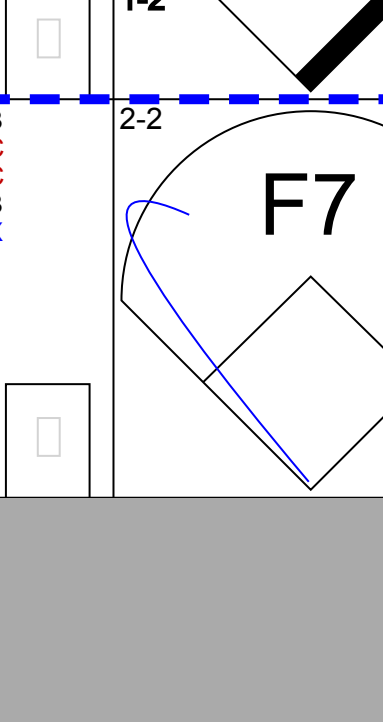
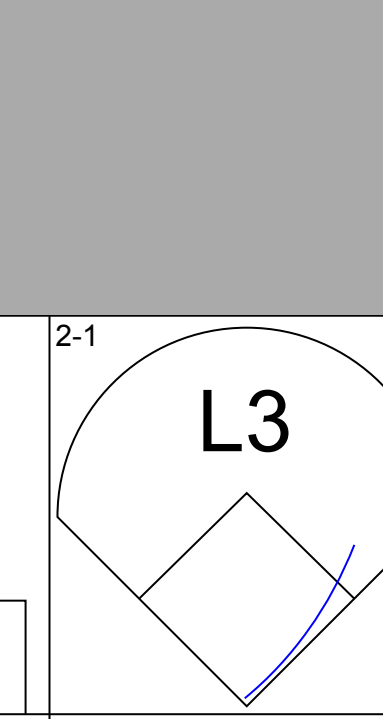
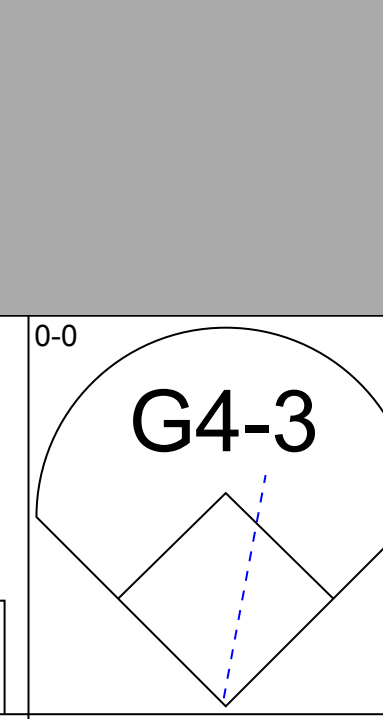
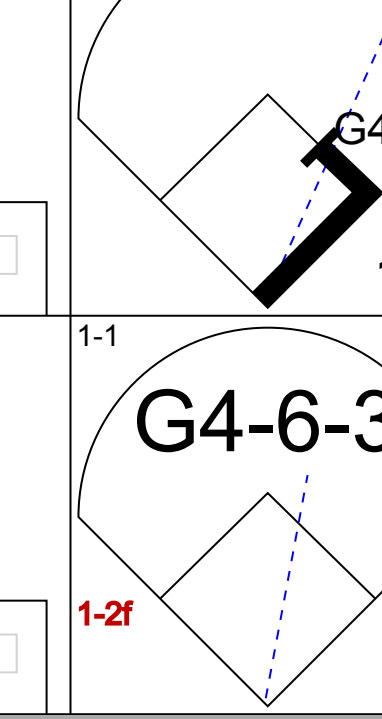
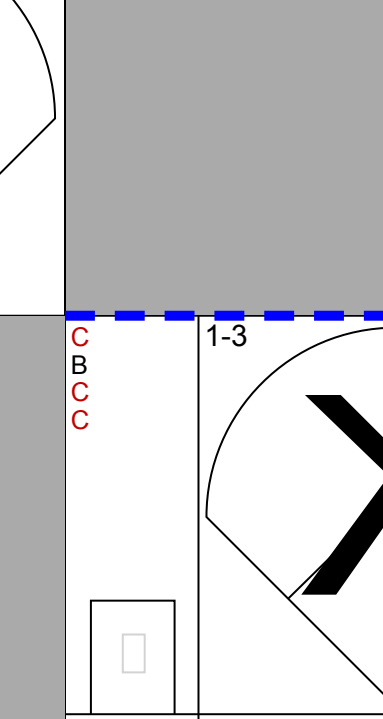
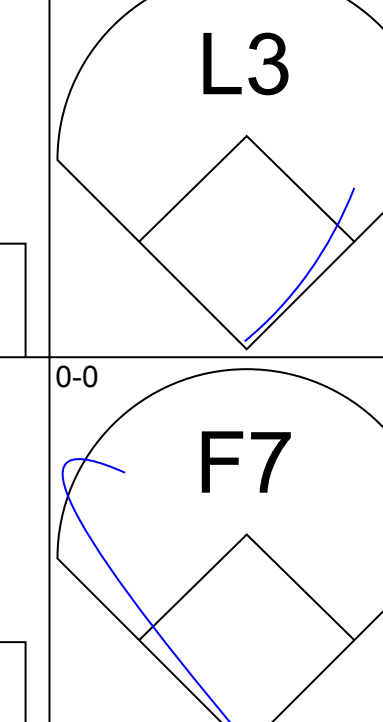
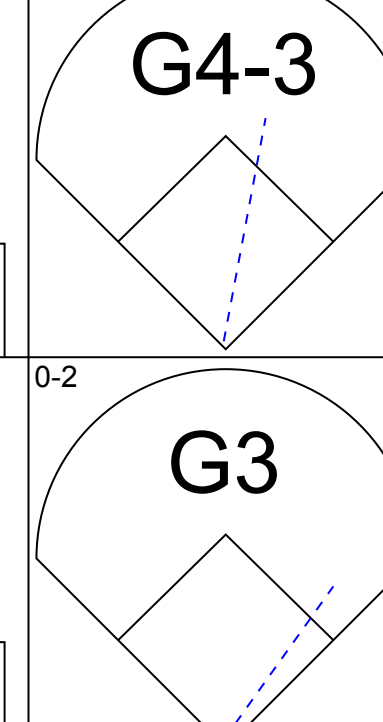
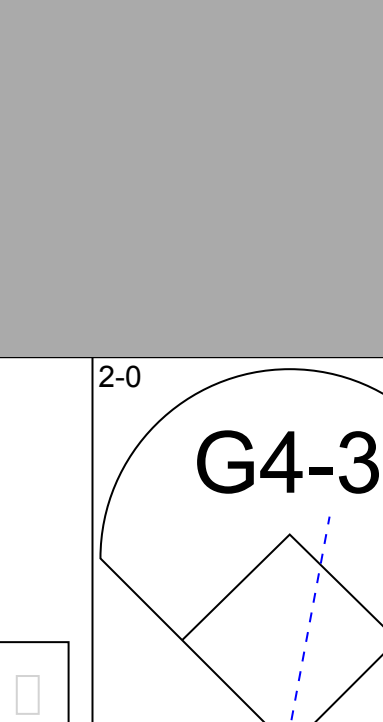
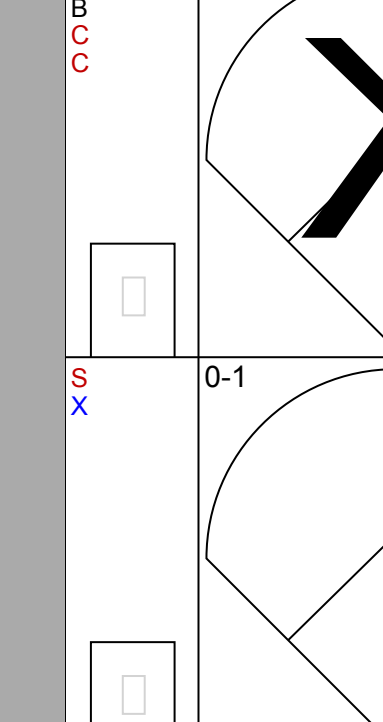
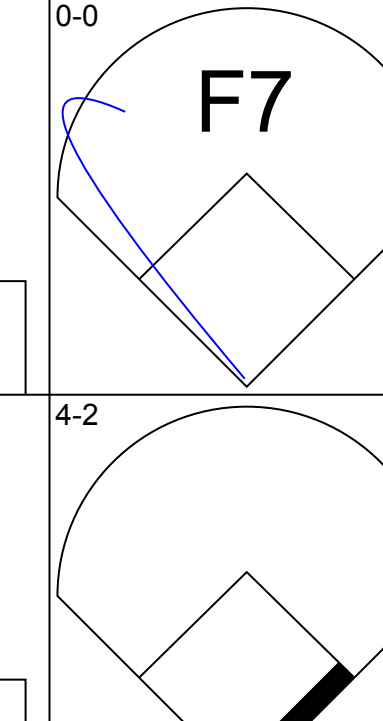
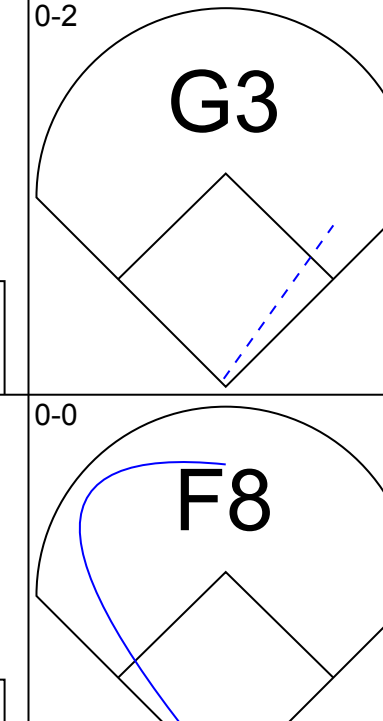
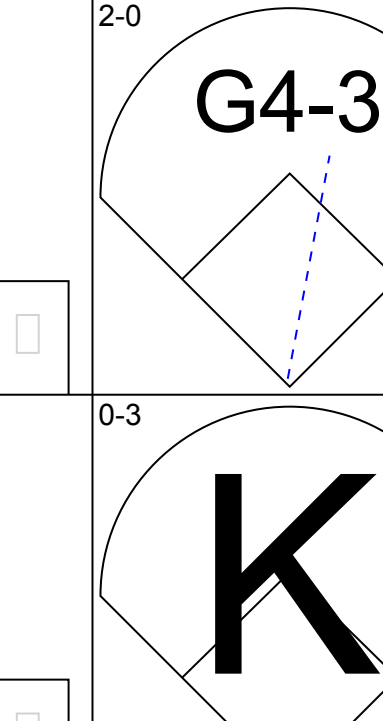
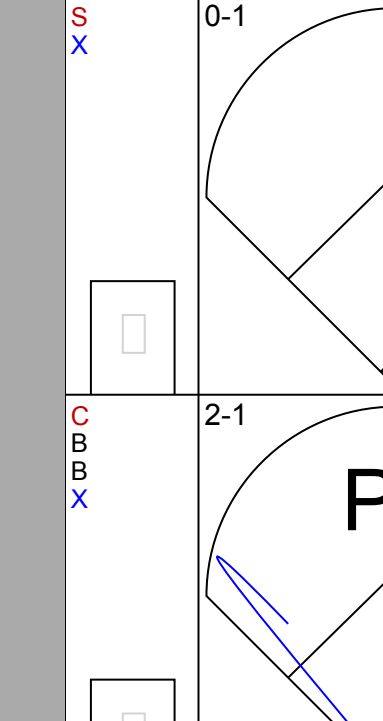
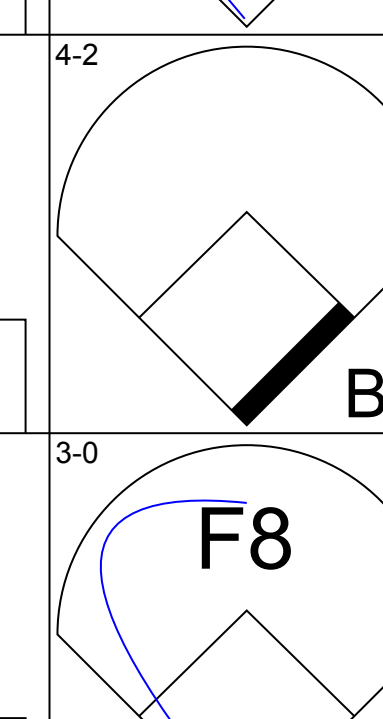
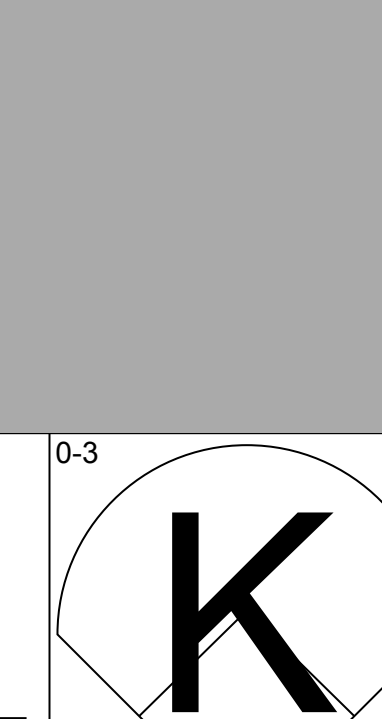
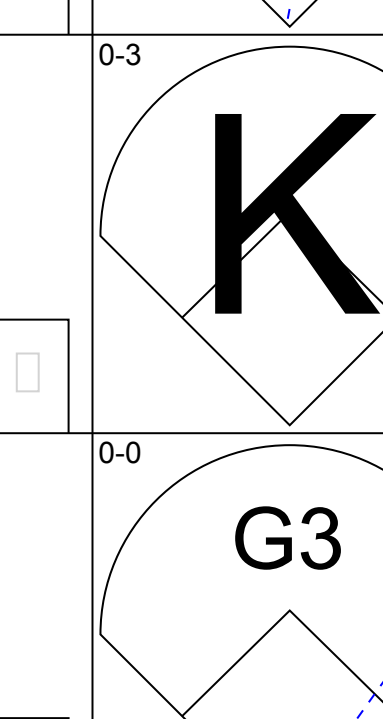
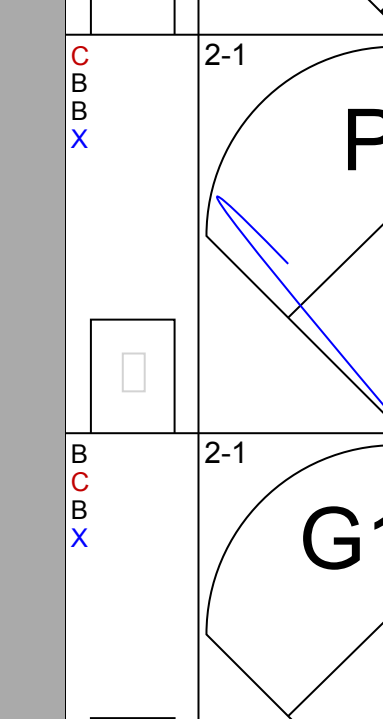
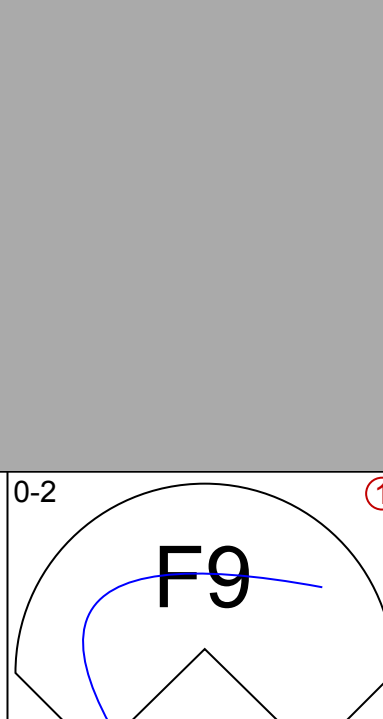
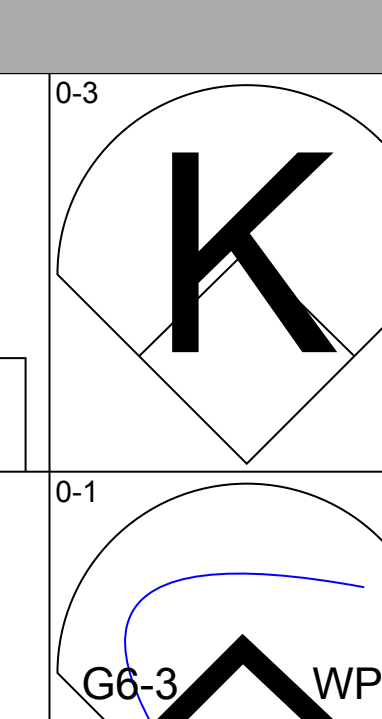
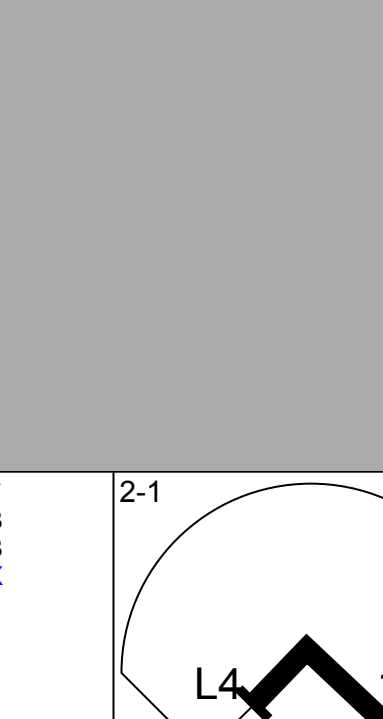
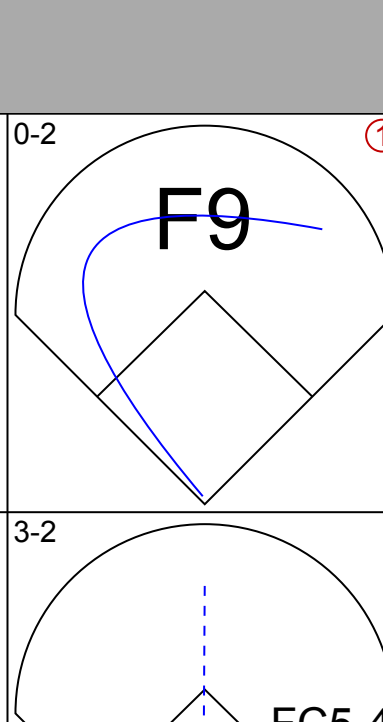
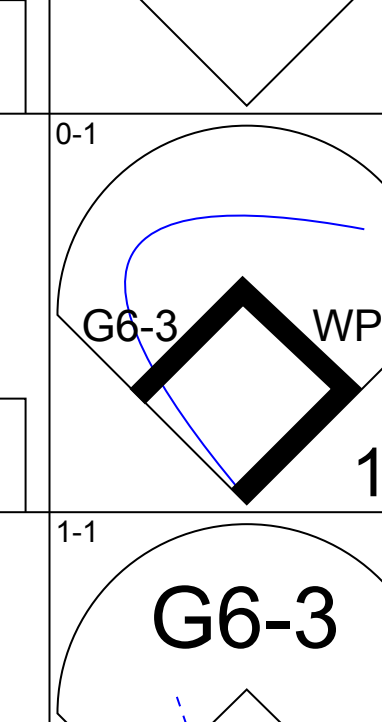
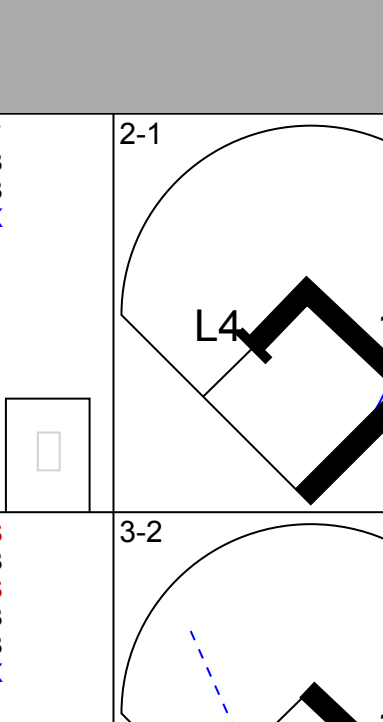
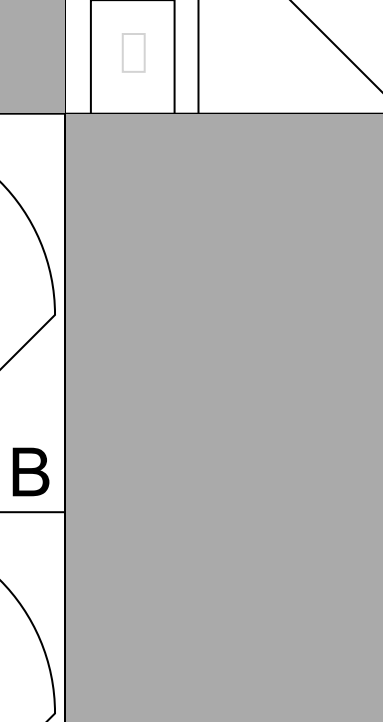
Batter	1	2	3	4	5	6	7	8	9	AB	R	H	RBI	BB	SO	LOB	BOTTOM					
51 Ichiro Suzuki, L (1, 9) OBP: 0.336, SLG: 0.327	G3		1B		F7		E6			4	1	1	1	0	0	0						
Randy Winn, S (1, 8) OBP: 0.381, SLG: 0.352	G6-3		1B		S		L1			3	1	1	0	1	0	1						
Bret Boone, R (1, 4) OBP: 0.377, SLG: 0.495	G6-3		1B		K			K		4	0	1	1	0	2	1						
John Olerud, L (1, 3) OBP: 0.408, SLG: 0.448		2B	G4-6-3		F7		FC4-6			2	1	0	0	2	0	1						
Mark McLemore, S (1, 7) OBP: 0.328, SLG: 0.353			G4-3		G6-3		L7			3	0	1	0	1	0	1						
Carlos Guillen, S (1, 6) OBP: 0.361, SLG: 0.397			G4-3		F9		G6-3		FC4-6	4	0	0	1	0	0	3						
John Mabry, L (1, 10) OBP: 0.280, SLG: 0.409		K			G6-3		G4-3			3	0	0	0	0	1	2						
Jeff Cirillo, R (1, 5) OBP: 0.222, SLG: 0.215		G4-3			G3-1		G6-3			3	0	0	0	0	0	1						
Dan Wilson, R (1, 2) OBP: 0.320, SLG: 0.447			51 1B		K		P4			3	1	1	0	0	1	0						
Inning Stats	R: 0 E: 0 K: 0 S: 8	H: 0 LOB: 0 BB: 0 P: 12	R: 1 E: 0 K: 1 S: 8	H: 1 LOB: 1 BB: 1 P: 14	R: 3 E: 0 K: 0 S: 10	H: 4 LOB: 0 BB: 0 P: 14	R: 0 E: 0 K: 0 S: 5	H: 0 LOB: 0 BB: 0 P: 9	R: 0 E: 0 K: 2 S: 8	H: 0 LOB: 1 BB: 1 P: 16	R: 0 E: 0 K: 0 S: 8	H: 0 LOB: 1 BB: 1 P: 17	R: 0 E: 1 K: 0 S: 17	H: 0 LOB: 1 BB: 0 P: 24	R: 0 E: 0 K: 1 S: 9	H: 0 LOB: 1 BB: 1 P: 16	R: 0 E: 0 K: 1 S: 9	H: 0 LOB: 0 BB: 0 P: 15	1B: 3 2B: 1 3B: 1 HR: 0	SF: 0 SAC: 0 DP: 1 HBP: 0	WP: 0 PB: 0 SB: 4 CS: 0	PA: 33
PITCHER	IP	WLS	BF	H	R	ER	SO	BB	IBB	HBP	BLK	WP	HR	S	P	ERA	WHIP					
Adam Bernero, R (1, 1) ERA: 4.68	7.0	L	29	5	4	4	3	3	0	0	0	0	0	64	106	5.14	1.143					
Steve Sparks, R (8, 1) ERA: 3.94	1.0		4	0	0	0	1	1	0	0	0	0	0	9	16	0.00	1.000					

Detroit Tigers @ Seattle Mariners
Safeco Field, Seattle, WA
Sun Apr 27 2003, 1:05 PM PDT
Att: 39,678 - Cloudy - 58 F

AB 29
R 4
H 5
RBI 3
BB 4
SO 4
LOB 10



Batter	1	2	3	4	5	6	7	8	9	AB	R	H	RBI	BB	SO	LOB	TOP			
51 Ichiro Suzuki, L (1, 9) OBP: 0.331, SLG: 0.321										5	1	1	0	0	1	0	Seattle Mariners @ New York Yankees Yankee Stadium, Bronx, NY Tue Apr 29 2003, 7:05 PM EDT Att: 38,724 - Cloudy - 68 F			
Randy Winn, S (1, 8) OBP: 0.384, SLG: 0.333										5	0	0	0	0	3	2				
Bret Boone, R (1, 4) OBP: 0.381, SLG: 0.534										4	1	2	3	0	2	0				
Edgar Martinez, R (1, 10) OBP: 0.494, SLG: 0.569										4	1	2	1	0	0	0				
John Olerud, L (1, 3) OBP: 0.421, SLG: 0.473										4	0	3	0	0	0	1				
Mark McLemore, S (1, 7)										4	0	1	0	0	1	2				
Carlos Guillen, S (1, 6) OBP: 0.356, SLG: 0.390										4	0	1	0	0	1	3				
Jeff Cirillo, R (1, 5) OBP: 0.237, SLG: 0.221										3	1	1	0	1	0	2				
Ben Davis, S (1, 2) OBP: 0.267, SLG: 0.568										4	2	2	2	0	1	2				
Inning Stats	R: 1 H: 2 E: 0 K: 2 S: 12	H: 2 R: 4 ER: 0 LOB: 1 BB: 0 P: 19	R: 2 H: 4 ER: 0 LOB: 0 BB: 0 P: 13	R: 0 H: 0 E: 0 K: 2 S: 11	H: 0 R: 1 ER: 0 LOB: 2 BB: 1 P: 25	R: 0 H: 0 E: 0 K: 1 S: 6	H: 3 R: 0 ER: 0 LOB: 0 BB: 0 P: 21	R: 2 H: 3 E: 0 K: 0 S: 10	R: 0 H: 2 E: 0 K: 1 S: 9	H: 0 R: 0 ER: 0 LOB: 0 BB: 0 P: 15	H: 0 R: 0 ER: 0 LOB: 0 BB: 0 P: 15	H: 0 R: 0 ER: 0 LOB: 0 BB: 0 P: 15	H: 0 R: 0 ER: 0 LOB: 0 BB: 0 P: 15	H: 0 R: 0 ER: 0 LOB: 0 BB: 0 P: 15	H: 0 R: 0 ER: 0 LOB: 0 BB: 0 P: 15	H: 0 R: 0 ER: 0 LOB: 0 BB: 0 P: 15	1B: 7 2B: 3 3B: 0 HR: 3	SF: 0 SAC: 0 DP: 2 HBP: 0	WP: 0 PB: 0 CS: 0	PA: 38
PITCHER	IP WLS BF H R ER SO BB IBB HBP BLK WP HR S P ERA WHIP																			
Roger Clemens, R (1, 1) ERA: 2.7	6.0 L 26 8 4 4 8 1 0 0 0 0 0 3 66 106 6.00 1.500																			
Chris Hammond, L (7, 1) ERA: 3.27	1.0 5 3 2 2 0 0 0 0 0 0 0 0 10 15 18.00 3.000																			
Randy Choate, L (8, 1) ERA:	1.0 4 2 0 0 0 0 0 0 0 0 0 0 7 15 0.00 2.000																			
Sterling Hitchcock, L (9, 1) ERA: 2.84	1.0 3 0 0 0 1 0 0 0 0 0 0 0 9 15 0.00 0.000																			

Batter	1	2	3	4	5	6	7	8	9	AB	R	H	RBI	BB	SO	LOB	BOTTOM			
Alfonso Soriano, R (1, 4) OBP: 0.436, SLG: 0.667										4	0	0	0	0	0	4	Seattle Mariners @ New York Yankees Yankee Stadium, Bronx, NY Tue Apr 29 2003, 7:05 PM EDT Att: 38,724 - Cloudy - 68 F			
Nick Johnson, L (1, 3) OBP: 0.464, SLG: 0.524										3	0	1	0	1	1	0				
25 Jason Giambi, L (1, 10) OBP: 0.357, SLG: 0.376										4	0	1	0	0	1	4				
Bernie Williams, S (1, 8) OBP: 0.459, SLG: 0.614										4	0	0	0	0	1	1				
55 Hideki Matsui, L (1, 7) OBP: 0.314, SLG: 0.364										4	0	1	0	0	0	0				
20 Jorge Posada, S (1, 2) OBP: 0.361, SLG: 0.583										3	0	0	0	1	1	1				
Robin Ventura, L (1, 5) OBP: 0.337, SLG: 0.526										4	0	0	0	0	1	2				
Raul Mondesi, R (1, 9) OBP: 0.420, SLG: 0.660										3	0	2	0	0	0	0				
Erick Almonte, R (1, 6) OBP: 0.329, SLG: 0.361										3	0	2	0	0	0	1				
Inning Stats	R: 0 H: 0 E: 0 K: 2 S: 8	H: 0 R: 0 ER: 0 LOB: 1 BB: 1 P: 15	R: 0 H: 1 E: 0 K: 0 S: 11	H: 0 R: 0 ER: 0 LOB: 0 BB: 0 P: 5	R: 0 H: 1 E: 0 K: 1 S: 10	H: 1 R: 0 ER: 0 LOB: 0 BB: 0 P: 9	R: 0 H: 0 E: 0 K: 1 S: 5	H: 0 R: 0 ER: 0 LOB: 0 BB: 0 P: 7	R: 0 H: 3 E: 0 K: 0 S: 19	H: 1 R: 0 ER: 0 LOB: 1 BB: 0 P: 14	H: 0 R: 0 ER: 0 LOB: 0 BB: 0 P: 15	H: 0 R: 0 ER: 0 LOB: 0 BB: 0 P: 15	H: 0 R: 0 ER: 0 LOB: 0 BB: 0 P: 15	H: 0 R: 0 ER: 0 LOB: 0 BB: 0 P: 15	H: 0 R: 0 ER: 0 LOB: 0 BB: 0 P: 15	H: 0 R: 0 ER: 0 LOB: 0 BB: 0 P: 15	1B: 7 2B: 1 3B: 0 HR: 0	SF: 0 SAC: 0 DP: 2 HBP: 0	WP: 1 PB: 0 CS: 0	PA: 34
PITCHER	IP WLS BF H R ER SO BB IBB HBP BLK WP HR S P ERA WHIP																			
Gil Meche, R (1, 1) ERA: 2.53	7.2 W 29 6 0 0 4 2 0 0 0 0 0 0 3 66 103 0.00 1.043																			
Arthur Rhodes, L (8, 1) ERA: 1.98	0.1 1 0 0 0 0 0 0 0 0 0 0 0 3 5 0.00 0.000																			
Shigetoshi Hasegawa, R (9, 1) ERA: 0.53	1.0 4 1 0 0 1 0 0 0 0 0 0 0 9 14 0.00 1.000																			

Batter	1	2	3	4	5	6	7	8	9	AB	R	H	RBI	BB	SO	LOB	TOP
51 Ichiro Suzuki, L (1, 9) OBP: 0.317, SLG: 0.306	E6		G4-3		FC1-6		E4	L5		5	0	0	0	0	0	4	Seattle Mariners @ New York Yankees Yankee Stadium, Bronx, NY Wed Apr 30 2003, 7:05 PM EDT Att: 30,522 - Sunny - 61 F
Randy Winn, S (1, 7) OBP: 0.348, SLG: 0.316	K		G6-3		FC4-6		G5-3		K	5	0	0	0	0	2	4	
Bret Boone, R (1, 4) OBP: 0.382, SLG: 0.551	K		F8				G6-3		HR	4	2	1	1	1	1	1	
Edgar Martinez, R (1, 10) OBP: 0.489, SLG: 0.565	K				2B		K		BB	4	1	1	0	1	3	2	
Mike Cameron, R (1, 8) OBP: 0.333, SLG: 0.407		F8			F9		F9		BB	5	1	2	1	0	0	1	
Greg Colbrunn, R (1, 3) OBP: 0.222, SLG: 0.125 John Mabry, L (8, PH) OBP: 0.259, SLG: 0.375	1B				K		K		F7	3	0	1	0	0	2	1	
Carlos Guillen, S (1, 6) OBP: 0.341, SLG: 0.370	1B				K		G3-1		K	4	0	0	0	0	3	4	
Jeff Cirillo, R (1, 5) OBP: 0.275, SLG: 0.243	FC4-6				51 FC1-6		51 E		1B	2	1	2	0	2	0	0	
Dan Wilson, R (1, 2) OBP: 0.333, SLG: 0.440 16 Willie Bloomquist, R (8, PR) OBP: 0.299, SLG: 0.350 Ben Davis, S (8, 2) OBP: 0.287, SLG: 0.568	FC4-6				F7		51 E		1B	3	0	1	2	1	0	3	
Inning Stats	R: 0 H: 0 E: 1 K: 3 S: 14	H: 0 R: 0 ER: 0 LOB: 1 BB: 0 P: 19	R: 0 H: 2 E: 0 K: 1 S: 14	H: 0 R: 0 ER: 0 LOB: 0 BB: 0 P: 10	R: 0 H: 1 E: 0 K: 2 S: 11	H: 0 R: 0 ER: 0 LOB: 1 BB: 1 P: 16	R: 0 H: 0 E: 0 K: 1 S: 5	H: 0 R: 1 ER: 1 LOB: 2 BB: 1 P: 20	R: 3 H: 3 E: 0 K: 1 S: 16	H: 3 R: 1 ER: 0 LOB: 1 BB: 1 P: 27	1B: 5 2B: 2 3B: 0 HR: 1	SF: 0 SAC: 0 DP: 0 HBP: 0	WP: 0 PB: 0 SB: 1 CS: 0	PA: 42			
PITCHER	IP	WLS	BF	H	R	ER	SO	BB	IBB	HBP	BLK	WP	HR	S	P	ERA	WHIP
Andy Pettitte, L (1, 1) ERA: 3.96	7.0	W	29	4	1	0	8	2	0	0	0	0	0	72	111	0.00	0.857
Juan Acevedo, R (8, 1) ERA: 8.1	0.0		3	2	3	3	0	1	0	0	0	0	1	3	9	∞	∞
Chris Hammond, L (8, 1) ERA: 3.0	1.0	H	5	1	0	0	1	1	0	0	0	0	0	13	22	0.00	2.000
42 Mariano Rivera, R (9, 1) ERA: 9.0	1.0		5	1	1	1	2	1	0	0	0	0	0	19	27	9.00	2.000

AB	37
R	5
H	8
RBI	4
BB	5
SO	11
LOB	23



Batter	1	2	3	4	5	6	7	8	9	AB	R	H	RBI	BB	SO	LOB	BOTTOM
Alfonso Soriano, R (1, 4) OBP: 0.435, SLG: 0.653	G5-3		F8		F7		25 G3-1		1B	4	0	1	0	1	0	1	Seattle Mariners @ New York Yankees Yankee Stadium, Bronx, NY Wed Apr 30 2003, 7:05 PM EDT Att: 30,522 - Sunny - 61 F
Todd Zeile, R (1, 5) OBP: 0.327, SLG: 0.419 Enrique Wilson, S (8, PR) OBP: 0.217, SLG: 0.273	BB		F7		F7		G1-3		1B	5	1	2	2	0	0	1	
25 Jason Giambi, L (1, 10) OBP: 0.342, SLG: 0.357	P5		F8		F8		G3-1		F7	5	0	0	0	0	4		
Bernie Williams, S (1, 8) OBP: 0.452, SLG: 0.596	20 BB		F8		F9		G6-3		HR	3	1	0	0	1	0	1	
55 Hideki Matsui, L (1, 7) OBP: 0.320, SLG: 0.364	20 BB		F8		F8		G3-1		G3	3	1	1	1	1	0	0	
20 Jorge Posada, S (1, 2) OBP: 0.376, SLG: 0.581	HR		K		K		G3-1		1B	2	2	1	0	1	1	0	
Raul Mondesi, R (1, 9) OBP: 0.422, SLG: 0.683	HR		K		K		F9		2B	4	2	2	4	0	1	2	
Nick Johnson, L (1, 3) OBP: 0.474, SLG: 0.540	FC6-4						G3-1		1B	3	1	2	1	1	0	2	
Erick Almonte, R (1, 6) OBP: 0.317, SLG: 0.347 Robin Ventura, L (8, PH) OBP: 0.333, SLG: 0.519	FC6-4				K		K		K	3	0	0	0	0	2	4	
Inning Stats	R: 5 H: 4 E: 0 K: 0 S: 21	H: 4 R: 0 ER: 0 LOB: 2 BB: 2 P: 40	R: 0 H: 0 E: 0 K: 0 S: 6	H: 0 R: 0 ER: 0 LOB: 0 BB: 0 P: 9	R: 0 H: 0 E: 0 K: 1 S: 7	H: 0 R: 0 ER: 0 LOB: 1 BB: 1 P: 10	R: 0 H: 0 E: 0 K: 2 S: 10	H: 1 R: 0 ER: 0 LOB: 2 BB: 1 P: 11	R: 0 H: 1 E: 0 K: 1 S: 9	H: 1 R: 0 ER: 0 LOB: 1 BB: 0 P: 14	1B: 7 2B: 1 3B: 0 HR: 1	SF: 0 SAC: 0 DP: 0 HBP: 1	WP: 1 PB: 0 SB: 0 CS: 0	PA: 39			
PITCHER	IP	WLS	BF	H	R	ER	SO	BB	IBB	HBP	BLK	WP	HR	S	P	ERA	WHIP
Jamie Moyer, L (1, 1) ERA: 3.82	6.0	L	27	5	5	5	4	4	0	0	0	0	0	9	14	0.00	1.000
40 Julio Mateo, R (7, 1) ERA: 2.13	1.0		4	1	0	0	0	0	0	0	0	0	0	5	10	81.00	6.000
Giovanni Carrara, R (8, 1) ERA: 3.95	0.1		4	2	3	3	0	0	0	1	0	0	0	7	16	0.00	1.500
Shigetoshi Hasegawa, R (8, 1) ERA: 0.51	0.2		4	1	0	0	1	0	1	0	0	0	0	7	16	0.00	1.500

AB	33
R	8
H	9
RBI	8
BB	5
SO	5
LOB	17



Batter	1	2	3	4	5	6	7	8	9	AB	R	H	RBI	BB	SO	LOB	TOP										
51 Ichiro Suzuki, L (1, 9) OBP: 0.323, SLG: 0.313	1-3 K			0-0 FC2-6 1B	1-1 G4-3			3-2 CS 1B		4	0	2	0	0	1	2											
Randy Winn, S (1, 7) OBP: 0.345, SLG: 0.314	1-3 K			0-0 FC2-6 FC5-4 1-2f		1-2 CS 1B		3-2 CS 1-2	2-3 K	4	0	1	0	0	2	1											
Bret Boone, R (1, 4) OBP: 0.370, SLG: 0.532	3-3 K			2-2 FC5-4 1-2f		2-3 K			0-1 G6-3	4	0	0	0	0	2	2											
Edgar Martinez, R (1, 10) OBP: 0.468, SLG: 0.534		2-2 F7		3-2 F8		2-3 K			1-0 G4-3	4	0	0	0	0	1	1											
John Olerud, L (1, 3) OBP: 0.409, SLG: 0.457		1-0 G3			1-2 G4-3		0-0 G3			3	0	0	0	0	0	0											
Mike Cameron, R (1, 8) OBP: 0.323, SLG: 0.393		3-3 K			2-3 K		0-0 G6-3			3	0	0	0	0	2	0											
Mark McLemore, S (1, 6) OBP: 0.324, SLG: 0.345			3-3 K		0-0 1B 1B		3-2 P2			3	1	1	0	0	1	0											
Jeff Cirillo, R (1, 5) OBP: 0.277, SLG: 0.247			1-1 G6-3		0-1 1B 1B			0-1 P4		3	0	1	0	0	0	0											
Dan Wilson, R (1, 2) OBP: 0.333, SLG: 0.434			1-3 K		1-1 1-3 2-H 1B			0-0 F8		3	0	1	1	0	1	0											
Inning Stats	R: 0 H: 0 E: 0 K: 3 S: 13	H: 0 LOB: 0 BB: 0 P: 18	R: 0 H: 0 E: 0 K: 1 S: 10	H: 0 LOB: 0 BB: 0 P: 16	R: 0 H: 0 E: 0 K: 2 S: 8	H: 0 LOB: 0 BB: 0 P: 13	R: 0 H: 1 E: 0 K: 0 S: 10	H: 1 LOB: 1 BB: 0 P: 15	R: 1 H: 3 E: 0 K: 1 S: 13	H: 3 LOB: 2 BB: 0 P: 18	R: 0 H: 1 E: 0 K: 2 S: 13	H: 1 LOB: 0 BB: 0 P: 18	R: 0 H: 0 E: 0 K: 0 S: 6	H: 0 LOB: 0 BB: 0 P: 9	R: 0 H: 1 E: 0 K: 0 S: 8	H: 1 LOB: 0 BB: 0 P: 14	R: 0 H: 0 E: 0 K: 1 S: 6	H: 0 LOB: 0 BB: 0 P: 9	1B: 6 2B: 0 3B: 0 HR: 0	SF: 0 SAC: 0 DP: 0 HBP: 0	WP: 0 PB: 0 CS: 2	PA: 32					
PITCHER	IP	WLS	BF	H	R	ER	SO	BB	IBB	HBP	BLK	WP	HR	S	P	ERA	WHIP										
35 Mike Mussina, R (1, 1) ERA: 1.6	8.0	W	28	6	1	1	9	0	0	0	0	0	0	81	121	1.12	0.750										
42 Mariano Rivera, R (9, 1) ERA: 4.5	1.0	S	3	0	0	0	1	0	0	0	0	0	0	6	9	0.00	0.000										

Seattle Mariners @ New York Yankees
Yankee Stadium, Bronx, NY
Thu May 01 2003, 7:05 PM EDT
Att: 34,991 - Cloudy - 68 F

AB	31
R	1
H	6
RBI	1
BB	0
SO	10
LOB	6



Batter	1	2	3	4	5	6	7	8	9	AB	R	H	RBI	BB	SO	LOB	BOTTOM										
Alfonso Soriano, R (1, 4) OBP: 0.444, SLG: 0.677	4-1 G4-6-3 BB		2-2 FC5-4 1-2f			2-1 HR		1-1 SH1-4 1B		3	1	2	1	1	0	1											
Nick Johnson, L (1, 10) OBP: 0.470, SLG: 0.528	1 SAFE G4-6-3 1-2f			1-1 F7		4-2 25 G3-6-3 BB		0-0 SH1-4		2	0	0	0	1	0	1											
25 Jason Giambi, L (1, 3) OBP: 0.339, SLG: 0.353	0-1 G6-3			2-2 1B		0-1 G3-6-3 1-2f		0-3 K		4	0	1	0	0	1	3											
Bernie Williams, S (1, 8) OBP: 0.454, SLG: 0.589		0-1 55 G4-3-6-3 1B		1-3 K		0-0 G4-3		4-0 1B		3	0	1	0	1	1	1											
55 Hideki Matsui, L (1, 7) OBP: 0.317, SLG: 0.360		1-2 G4-3-6-3 1-2f		0-0 G4-3			0-1 20 1B	1-3 K		4	0	1	0	0	1	5											
20 Jorge Posada, S (1, 2) OBP: 0.385, SLG: 0.618		3-2 F7			1-1 HR		0-1 G5-4-3 1B			3	1	2	1	0	0	0											
Robin Ventura, L (1, 5) OBP: 0.322, SLG: 0.500			2-3 K		0-1 G3		0-2 F7			3	0	0	0	0	1	2											
Raul Mondesi, R (1, 9) OBP: 0.420, SLG: 0.673			1-0 FC5-4 1B		3-2 F8		2-2 G5-4-3 1-2f			3	0	1	0	0	0	2											
Enrique Wilson, S (1, 6) OBP: 0.231, SLG: 0.280			0-0 F8		0-1 G3-1			1-1 SH1-4 1B		3	0	1	0	0	0	1											
Inning Stats	R: 0 H: 0 E: 0 K: 0 S: 6	H: 1 LOB: 0 BB: 1 P: 10	R: 0 H: 1 E: 0 K: 1 S: 11	H: 1 LOB: 0 BB: 0 P: 15	R: 0 H: 1 E: 0 K: 1 S: 11	H: 1 LOB: 0 BB: 0 P: 15	R: 1 H: 1 E: 0 K: 0 S: 7	H: 1 LOB: 0 BB: 1 P: 13	R: 0 H: 2 E: 0 K: 0 S: 10	H: 2 LOB: 1 BB: 0 P: 12	R: 0 H: 2 E: 0 K: 2 S: 11	H: 2 LOB: 3 BB: 1 P: 18	R: 0 H: 0 E: 0 K: 0 S: 7	H: 0 LOB: 0 BB: 0 P: 13	R: 0 H: 2 E: 0 K: 0 S: 10	H: 2 LOB: 3 BB: 1 P: 18	1B: 7 2B: 0 3B: 0 HR: 2	SF: 0 SAC: 1 DP: 4 HBP: 0	WP: 0 PB: 0 CS: 0	PA: 32							
PITCHER	IP	WLS	BF	H	R	ER	SO	BB	IBB	HBP	BLK	WP	HR	S	P	ERA	WHIP										
Joel Pineiro, R (1, 1) ERA: 3.76	7.0	L	26	7	2	2	2	2	0	0	0	0	0	5	7	0.00	6.000										
Jeff Nelson, R (8, 1) ERA: 3.27	0.1		3	2	0	0	0	0	0	0	0	0	0	5	7	0.00	6.000										
Arthur Rhodes, L (8, 1) ERA: 1.88	0.2		3	0	0	0	2	0	1	0	0	0	0	6	11	0.00	0.000										

Seattle Mariners @ New York Yankees
Yankee Stadium, Bronx, NY
Thu May 01 2003, 7:05 PM EDT
Att: 34,991 - Cloudy - 68 F

AB	28
R	2
H	9
RBI	2
BB	3
SO	4
LOB	16




Batter	1	2	3	4	5	6	7	8	9	AB	R	H	RBI	BB	SO	LOB	TOP							
51 Ichiro Suzuki, L OBP: 0.319, SLG: 0.308 Greg Colburn, R OBP: 0.293, SLG: 0.125 16 Willie Bloomquist, R OBP: 0.286, SLG: 0.360	1-2 F7	2-3 K		1-0 BB 1B	1-1 FC6-4		3-2 F7		4-1 G5-4-3 BB	5	0	1	1	0	1	3								
Mark McLemore, S OBP: 0.311, SLG: 0.344	0-3 K		0-2 G4-3	2-2 F6		0-3 K	3-2 2B		0-0 G5-4-3	6	0	1	2	0	2	4								
Bret Boone, R OBP: 0.379, SLG: 0.543	1-0 BB 1B		0-1 F7	2-2 BB	1-2 2-3 1B	1-2 G5-3	1-2 G4-3			5	1	3	0	0	0	1								
Edgar Martinez, R OBP: 0.475, SLG: 0.532	2-1 BB 1B		2-2 F7	4-0 BB		2-2 1B		0-1 G5-3		4	1	2	1	1	0	1								
John Olerud, L OBP: 0.400, SLG: 0.439	4-0 BB 1B		1-1 G5-3	1-1 F7		0-0 G1-3		0-2 F7		4	0	0	0	1	0	5								
Mike Cameron, R OBP: 0.356, SLG: 0.460	4-2 BB			0-0 E8 SF8	3-1 1B SF8		2-2 HR	4-2 BB		3	3	3	2	2	0	0								
Randy Winn, S OBP: 0.347, SLG: 0.321	3-2 1B			0-0 SF8	0-1 51 FC6-4		2-1 G5-3	0-0 P3		4	0	2	2	0	0	1								
Carlos Guillen, S OBP: 0.344, SLG: 0.376		2-2 G6-3		1-0 1B 51 1B	0-0 SF8		3-2 BB	1-1 P3		4	2	2	1	0	0	0								
Ben Davis, S OBP: 0.300, SLG: 0.583	1-2 G4-3			1-0 1B 51 1B	1-3 K		4-0 BB	0-0 2B		4	2	2	0	1	1	1								
Inning Stats	R: 2 E: 0 K: 1 S: 15	H: 3 LOB: 2 BB: 2 P: 30	R: 0 E: 0 K: 1 S: 9	H: 0 LOB: 0 BB: 0 P: 14	R: 0 E: 0 K: 0 S: 11	H: 1 LOB: 1 BB: 0 P: 14	R: 3 E: 1 K: 0 S: 13	H: 5 LOB: 3 BB: 1 P: 25	R: 1 E: 0 K: 1 S: 10	H: 2 LOB: 1 BB: 0 P: 15	R: 0 E: 0 K: 1 S: 11	H: 1 LOB: 1 BB: 0 P: 14	R: 3 E: 0 K: 0 S: 18	H: 3 LOB: 1 BB: 1 P: 36	R: 0 E: 0 K: 0 S: 8	H: 0 LOB: 1 BB: 1 P: 12	R: 0 E: 0 K: 0 S: 5	H: 1 LOB: 1 BB: 1 P: 10	1B: 11 2B: 4 HR: 1	SF: 2 SAC: 0 DP: 1 HBP: 0	WP: 0 PB: 0 SB: 0 CS: 0	PA: 47		
PITCHER	IP WLS BF H R ER SO BB IBB HBP BLK WP HR S P ERA WHIP	IP WLS BF H R ER SO BB IBB HBP BLK WP HR S P ERA WHIP	IP WLS BF H R ER SO BB IBB HBP BLK WP HR S P ERA WHIP	IP WLS BF H R ER SO BB IBB HBP BLK WP HR S P ERA WHIP	IP WLS BF H R ER SO BB IBB HBP BLK WP HR S P ERA WHIP	IP WLS BF H R ER SO BB IBB HBP BLK WP HR S P ERA WHIP	IP WLS BF H R ER SO BB IBB HBP BLK WP HR S P ERA WHIP	IP WLS BF H R ER SO BB IBB HBP BLK WP HR S P ERA WHIP	IP WLS BF H R ER SO BB IBB HBP BLK WP HR S P ERA WHIP	IP WLS BF H R ER SO BB IBB HBP BLK WP HR S P ERA WHIP	IP WLS BF H R ER SO BB IBB HBP BLK WP HR S P ERA WHIP	IP WLS BF H R ER SO BB IBB HBP BLK WP HR S P ERA WHIP	IP WLS BF H R ER SO BB IBB HBP BLK WP HR S P ERA WHIP	IP WLS BF H R ER SO BB IBB HBP BLK WP HR S P ERA WHIP	IP WLS BF H R ER SO BB IBB HBP BLK WP HR S P ERA WHIP	IP WLS BF H R ER SO BB IBB HBP BLK WP HR S P ERA WHIP	IP WLS BF H R ER SO BB IBB HBP BLK WP HR S P ERA WHIP	IP WLS BF H R ER SO BB IBB HBP BLK WP HR S P ERA WHIP	IP WLS BF H R ER SO BB IBB HBP BLK WP HR S P ERA WHIP	IP WLS BF H R ER SO BB IBB HBP BLK WP HR S P ERA WHIP	IP WLS BF H R ER SO BB IBB HBP BLK WP HR S P ERA WHIP	IP WLS BF H R ER SO BB IBB HBP BLK WP HR S P ERA WHIP	IP WLS BF H R ER SO BB IBB HBP BLK WP HR S P ERA WHIP	IP WLS BF H R ER SO BB IBB HBP BLK WP HR S P ERA WHIP

Seattle Mariners @ Chicago White Sox
U.S. Cellular Field, Chicago, IL
Fri May 02 2003, 8:05 PM EDT
Att. 13,355 - Sunny - 49 F

livebaseballscores.com

AB 39
R 9
H 16
RBI 9
BB 6
SO 4
LOB 16




Batter	1	2	3	4	5	6	7	8	9	AB	R	H	RBI	BB	SO	LOB	BOTTOM								
D'Angelo Jimenez, S OBP: 0.395, SLG: 0.535	0-1 BB E G5-4-3 1B		2-2 F8			0-0 FC1-6 1B		0-1 1B		4	1	3	0	0	0	0									
Willie Harris, L	1-2 E4 G5-4-3 BB		3-3 K			0-1 FC1-6 L4-6 BB		1-0 G4-3		4	0	0	1	0	1	3									
Frank Thomas, R OBP: 0.441, SLG: 0.471	4-1 G5-4-3 BB			0-0 G6-3		1-2 BB			2-3 K	2	0	0	0	2	1	0									
Magglio Ordonez, R OBP: 0.344, SLG: 0.505	0-1 G5-4-3			1-3 K		0-1 L4-6			1-3 K	4	0	0	0	0	2	4									
14 Paul Konerko, R OBP: 0.314, SLG: 0.372	1-2 F7			2-1 P6		1-2 G4-6-3 1B			2-2 F9	4	0	1	0	0	0	1									
Jose Valentin, S OBP: 0.349, SLG: 0.570		2-1 P5			4-2 G5-4-3 BB		0-0 F9			2	0	0	0	1	0	1									
Carlos Lee, R OBP: 0.292, SLG: 0.469		0-1 G5-3			0-0 G5-4-3		0-1 G4-6-3			3	0	0	0	0	0	2									
24 Joe Crede, R OBP: 0.255, SLG: 0.313		0-1 P6			0-1 F8			1-1 F9		3	0	0	0	0	0	0									
Miguel Olivo, R OBP: 0.245, SLG: 0.404			1-2 G3			1-1 1B FC1-6 1B		3-2 F9		3	1	1	0	0	0	0									
Inning Stats	R: 1 E: 1 K: 0 S: 11	H: 1 LOB: 1 BB: 1 P: 17	R: 0 E: 0 K: 0 S: 6	H: 0 LOB: 0 BB: 0 P: 8	R: 0 E: 0 K: 1 S: 9	H: 0 LOB: 0 BB: 0 P: 15	R: 0 E: 0 K: 1 S: 6	H: 0 LOB: 0 BB: 0 P: 9	R: 0 E: 0 K: 0 S: 7	H: 0 LOB: 0 BB: 1 P: 11	R: 1 E: 0 K: 0 S: 10	H: 2 LOB: 1 BB: 1 P: 15	R: 0 E: 0 K: 0 S: 6	H: 1 LOB: 0 BB: 0 P: 7	R: 0 E: 0 K: 0 S: 8	H: 1 LOB: 0 BB: 0 P: 13	R: 0 E: 0 K: 2 S: 9	H: 0 LOB: 0 BB: 0 P: 14	1B: 5 2B: 1 3B: 0 HR: 0	SF: 0 SAC: 0 DP: 4 HBP: 0	WP: 0 PB: 0 SB: 0 CS: 0	PA: 32			
PITCHER	IP WLS BF H R ER SO BB IBB HBP BLK WP HR S P ERA WHIP	IP WLS BF H R ER SO BB IBB HBP BLK WP HR S P ERA WHIP	IP WLS BF H R ER SO BB IBB HBP BLK WP HR S P ERA WHIP	IP WLS BF H R ER SO BB IBB HBP BLK WP HR S P ERA WHIP	IP WLS BF H R ER SO BB IBB HBP BLK WP HR S P ERA WHIP	IP WLS BF H R ER SO BB IBB HBP BLK WP HR S P ERA WHIP	IP WLS BF H R ER SO BB IBB HBP BLK WP HR S P ERA WHIP	IP WLS BF H R ER SO BB IBB HBP BLK WP HR S P ERA WHIP	IP WLS BF H R ER SO BB IBB HBP BLK WP HR S P ERA WHIP	IP WLS BF H R ER SO BB IBB HBP BLK WP HR S P ERA WHIP	IP WLS BF H R ER SO BB IBB HBP BLK WP HR S P ERA WHIP	IP WLS BF H R ER SO BB IBB HBP BLK WP HR S P ERA WHIP	IP WLS BF H R ER SO BB IBB HBP BLK WP HR S P ERA WHIP	IP WLS BF H R ER SO BB IBB HBP BLK WP HR S P ERA WHIP	IP WLS BF H R ER SO BB IBB HBP BLK WP HR S P ERA WHIP	IP WLS BF H R ER SO BB IBB HBP BLK WP HR S P ERA WHIP	IP WLS BF H R ER SO BB IBB HBP BLK WP HR S P ERA WHIP	IP WLS BF H R ER SO BB IBB HBP BLK WP HR S P ERA WHIP	IP WLS BF H R ER SO BB IBB HBP BLK WP HR S P ERA WHIP	IP WLS BF H R ER SO BB IBB HBP BLK WP HR S P ERA WHIP	IP WLS BF H R ER SO BB IBB HBP BLK WP HR S P ERA WHIP	IP WLS BF H R ER SO BB IBB HBP BLK WP HR S P ERA WHIP	IP WLS BF H R ER SO BB IBB HBP BLK WP HR S P ERA WHIP	IP WLS BF H R ER SO BB IBB HBP BLK WP HR S P ERA WHIP	IP WLS BF H R ER SO BB IBB HBP BLK WP HR S P ERA WHIP

Seattle Mariners @ Chicago White Sox
U.S. Cellular Field, Chicago, IL
Fri May 02 2003, 8:05 PM EDT
Att. 13,355 - Sunny - 49 F

livebaseballscores.com

AB 29
R 2
H 5
RBI 1
BB 3
SO 4
LOB 11



Batter	1	2	3	4	5	6	7	8	9	AB	R	H	RBI	BB	SO	LOB	TOP					
Randy Winn, S OBP: 0.354, SLG: 0.339 (1, 9)										6	1	3	0	0	0	3						
16 Willie Bloomquist, R OBP: 0.265, SLG: 0.353 (1, 7)										6	1	1	0	0	0	4						
Bret Boone, R OBP: 0.397, SLG: 0.547 John Mabry, L OBP: 0.241, SLG: 0.346 (7, PH)										1	3	1	0	3	0	0						
Mike Cameron, R OBP: 0.374, SLG: 0.516 (1, 8)										4	1	2	6	2	2	1						
John Olerud, L OBP: 0.388, SLG: 0.423 (1, 3)										6	1	1	0	0	1	6						
Greg Colbrunn, R OBP: 0.292, SLG: 0.150 (1, 10)										4	1	1	0	1	3	0						
Carlos Guillen, S OBP: 0.356, SLG: 0.393 (1, 6)										4	2	2	3	1	1	1						
Jeff Cirillo, R OBP: 0.295, SLG: 0.299 (1, 5)										4	2	2	3	1	0	1						
Dan Wilson, R OBP: 0.339, SLG: 0.421 (1, 2)										4	0	1	0	1	0	2						
Inning Stats	R: 3 H: 3 E: 0 K: 0 S: 16	H: 3 R: 1 ER: 1 LOB: 1 BB: 1 P: 30	R: 3 H: 2 E: 0 K: 0 S: 13	H: 2 R: 1 ER: 1 LOB: 1 BB: 2 P: 24	R: 0 H: 1 E: 0 K: 1 S: 13	H: 1 R: 2 ER: 2 LOB: 2 BB: 1 P: 22	R: 4 H: 3 E: 0 K: 1 S: 21	H: 3 R: 1 ER: 1 LOB: 1 BB: 2 P: 38	R: 0 H: 0 E: 0 K: 2 S: 8	H: 0 R: 0 ER: 0 LOB: 0 BB: 0 P: 10	R: 0 H: 1 E: 0 K: 0 S: 14	H: 1 R: 3 ER: 3 LOB: 3 BB: 2 P: 28	R: 2 H: 3 E: 0 K: 1 S: 17	H: 3 R: 1 ER: 1 LOB: 1 BB: 0 P: 27	R: 0 H: 0 E: 0 K: 3 S: 11	H: 0 R: 0 ER: 0 LOB: 0 BB: 0 P: 16	1B: 9 2B: 2 3B: 1 HR: 2	SF: 0 SAC: 0 DP: 0 HBP: 0	WP: 0 PB: 0 SB: 0 CS: 0	PA: 50		
PITCHER	IP WLS BF H R ER SO BB IBB HBP BLK WP HR S P ERA WHIP	IP WLS BF H R ER SO BB IBB HBP BLK WP HR S P ERA WHIP	IP WLS BF H R ER SO BB IBB HBP BLK WP HR S P ERA WHIP	IP WLS BF H R ER SO BB IBB HBP BLK WP HR S P ERA WHIP	IP WLS BF H R ER SO BB IBB HBP BLK WP HR S P ERA WHIP	IP WLS BF H R ER SO BB IBB HBP BLK WP HR S P ERA WHIP	IP WLS BF H R ER SO BB IBB HBP BLK WP HR S P ERA WHIP	IP WLS BF H R ER SO BB IBB HBP BLK WP HR S P ERA WHIP	IP WLS BF H R ER SO BB IBB HBP BLK WP HR S P ERA WHIP	IP WLS BF H R ER SO BB IBB HBP BLK WP HR S P ERA WHIP	IP WLS BF H R ER SO BB IBB HBP BLK WP HR S P ERA WHIP	IP WLS BF H R ER SO BB IBB HBP BLK WP HR S P ERA WHIP	IP WLS BF H R ER SO BB IBB HBP BLK WP HR S P ERA WHIP	IP WLS BF H R ER SO BB IBB HBP BLK WP HR S P ERA WHIP	IP WLS BF H R ER SO BB IBB HBP BLK WP HR S P ERA WHIP	IP WLS BF H R ER SO BB IBB HBP BLK WP HR S P ERA WHIP	IP WLS BF H R ER SO BB IBB HBP BLK WP HR S P ERA WHIP	IP WLS BF H R ER SO BB IBB HBP BLK WP HR S P ERA WHIP	IP WLS BF H R ER SO BB IBB HBP BLK WP HR S P ERA WHIP	IP WLS BF H R ER SO BB IBB HBP BLK WP HR S P ERA WHIP	IP WLS BF H R ER SO BB IBB HBP BLK WP HR S P ERA WHIP	
Josh Stewart, L ERA: 5.96 (1, 1)	2.2 L	3.2 L	4.2 L	5.2 L	6.2 L	7.2 L	8.2 L	9.2 L	10.2 L	11.2 L	12.2 L	13.2 L	14.2 L	15.2 L	16.2 L	17.2 L	18.2 L	19.2 L	20.2 L			
Rick White, R ERA: 4.95 (4, 1)	2.2 L	3.2 L	4.2 L	5.2 L	6.2 L	7.2 L	8.2 L	9.2 L	10.2 L	11.2 L	12.2 L	13.2 L	14.2 L	15.2 L	16.2 L	17.2 L	18.2 L	19.2 L	20.2 L			
Kelly Wunsch, L ERA: (7, 1)	0.2 L	1.2 L	2.2 L	3.2 L	4.2 L	5.2 L	6.2 L	7.2 L	8.2 L	9.2 L	10.2 L	11.2 L	12.2 L	13.2 L	14.2 L	15.2 L	16.2 L	17.2 L	18.2 L	19.2 L	20.2 L	
Billy Koch, R ERA: 8.56 (8, 1)	1.0 L	2.0 L	3.0 L	4.0 L	5.0 L	6.0 L	7.0 L	8.0 L	9.0 L	10.0 L	11.0 L	12.0 L	13.0 L	14.0 L	15.0 L	16.0 L	17.0 L	18.0 L	19.0 L	20.0 L		
Damaso Marte, L ERA: 2.31 (9, 1)	1.0 L	2.0 L	3.0 L	4.0 L	5.0 L	6.0 L	7.0 L	8.0 L	9.0 L	10.0 L	11.0 L	12.0 L	13.0 L	14.0 L	15.0 L	16.0 L	17.0 L	18.0 L	19.0 L	20.0 L		
Batter	1	2	3	4	5	6	7	8	9	AB	R	H	RBI	BB	SO	LOB	BOTTOM					
D'Angelo Jimenez, S OBP: 0.398, SLG: 0.529 (1, 4)										3	0	1	0	1	0	0						
Willie Harris, L OBP: 0.125, SLG: 0.125 (1, 8)										4	0	1	0	0	1	2						
Frank Thomas, R OBP: 0.434, SLG: 0.455 (1, 10)										3	0	0	0	1	0	3						
14 Paul Konerko, R OBP: 0.303, SLG: 0.357 (1, 3)										4	0	0	0	0	1	5						
Jose Valentin, S OBP: 0.336, SLG: 0.546 (1, 6)										4	0	0	0	0	1	0						
Carlos Lee, R OBP: 0.287, SLG: 0.460 Armando Rios, L OBP: 0.319, SLG: 0.419 (7, PH)										2	0	0	0	0	1	0						
Brian Daubach, L OBP: 0.222, SLG: 0.097 (1, 9)										4	0	1	0	0	1	0						
24 Joe Crede, R OBP: 0.255, SLG: 0.340 (1, 5)										4	1	1	1	0	1	1						
Sandy Alomar Jr., R OBP: 0.306, SLG: 0.426 (1, 2)										3	0	0	0	0	0	0						
Inning Stats	R: 0 H: 1 E: 0 K: 0 S: 13	H: 1 R: 1 ER: 1 LOB: 1 BB: 0 P: 20	R: 0 H: 1 E: 0 K: 2 S: 15	H: 1 R: 1 ER: 1 LOB: 1 BB: 0 P: 21	R: 0 H: 0 E: 1 K: 0 S: 16	H: 0 R: 0 ER: 0 LOB: 0 BB: 1 P: 27	R: 0 H: 0 E: 0 K: 0 S: 9	H: 0 R: 0 ER: 0 LOB: 0 BB: 0 P: 14	R: 1 H: 1 E: 0 K: 1 S: 12	H: 1 R: 1 ER: 1 LOB: 1 BB: 0 P: 16	R: 0 H: 0 E: 0 K: 0 S: 6	H: 0 R: 0 ER: 0 LOB: 0 BB: 0 P: 10	R: 0 H: 0 E: 0 K: 1 S: 9	H: 0 R: 0 ER: 0 LOB: 0 BB: 0 P: 13	R: 0 H: 1 E: 0 K: 1 S: 13	H: 1 R: 1 ER: 1 LOB: 2 BB: 1 P: 20	R: 1 H: 1 E: 0 K: 1 S: 14	H: 1 R: 1 ER: 1 LOB: 0 BB: 0 P: 19	1B: 3 2B: 0 3B: 0 HR: 2	SF: 0 SAC: 0 DP: 0 HBP: 0	WP: 0 PB: 0 SB: 0 CS: 0	PA: 35
PITCHER	IP WLS BF H R ER SO BB IBB HBP BLK WP HR S P ERA WHIP	IP WLS BF H R ER SO BB IBB HBP BLK WP HR S P ERA WHIP	IP WLS BF H R ER SO BB IBB HBP BLK WP HR S P ERA WHIP	IP WLS BF H R ER SO BB IBB HBP BLK WP HR S P ERA WHIP	IP WLS BF H R ER SO BB IBB HBP BLK WP HR S P ERA WHIP	IP WLS BF H R ER SO BB IBB HBP BLK WP HR S P ERA WHIP	IP WLS BF H R ER SO BB IBB HBP BLK WP HR S P ERA WHIP	IP WLS BF H R ER SO BB IBB HBP BLK WP HR S P ERA WHIP	IP WLS BF H R ER SO BB IBB HBP BLK WP HR S P ERA WHIP	IP WLS BF H R ER SO BB IBB HBP BLK WP HR S P ERA WHIP	IP WLS BF H R ER SO BB IBB HBP BLK WP HR S P ERA WHIP	IP WLS BF H R ER SO BB IBB HBP BLK WP HR S P ERA WHIP	IP WLS BF H R ER SO BB IBB HBP BLK WP HR S P ERA WHIP	IP WLS BF H R ER SO BB IBB HBP BLK WP HR S P ERA WHIP	IP WLS BF H R ER SO BB IBB HBP BLK WP HR S P ERA WHIP	IP WLS BF H R ER SO BB IBB HBP BLK WP HR S P ERA WHIP	IP WLS BF H R ER SO BB IBB HBP BLK WP HR S P ERA WHIP	IP WLS BF H R ER SO BB IBB HBP BLK WP HR S P ERA WHIP	IP WLS BF H R ER SO BB IBB HBP BLK WP HR S P ERA WHIP	IP WLS BF H R ER SO BB IBB HBP BLK WP HR S P ERA WHIP	IP WLS BF H R ER SO BB IBB HBP BLK WP HR S P ERA WHIP	IP WLS BF H R ER SO BB IBB HBP BLK WP HR S P ERA WHIP
Freddy Garcia, R ERA: 3.83 (1, 1)	6.0 W	7.0 W	8.0 W	9.0 W	10.0 W	11.0 W	12.0 W	13.0 W	14.0 W	15.0 W	16.0 W	17.0 W	18.0 W	19.0 W	20.0 W	21.0 W	22.0 W	23.0 W	24.0 W			
40 Julio Mateo, R ERA: 1.84 (7, 1)	2.0 L	3.0 L	4.0 L	5.0 L	6.0 L	7.0 L	8.0 L	9.0 L	10.0 L	11.0 L	12.0 L	13.0 L	14.0 L	15.0 L	16.0 L	17.0 L	18.0 L	19.0 L	20.0 L			
Giovanni Carrara, R ERA: 4.3 (9, 1)	1.0 L	2.0 L	3.0 L	4.0 L	5.0 L	6.0 L	7.0 L	8.0 L	9.0 L	10.0 L	11.0 L	12.0 L	13.0 L	14.0 L	15.0 L	16.0 L	17.0 L	18.0 L	19.0 L	20.0 L		

Seattle Mariners @ Chicago White Sox
U.S. Cellular Field, Chicago, IL
Sat May 03 2003, 7:05 PM EDT
Att: 25,837 - Sunny - 55 F

AB 41
R 12
H 14
RBI 12
BB 9
SO 8
LOB 20



Seattle Mariners @ Chicago White Sox
U.S. Cellular Field, Chicago, IL
Sat May 03 2003, 7:05 PM EDT
Att: 25,837 - Sunny - 55 F

AB 33
R 2
H 5
RBI 2
BB 2
SO 6
LOB 11



Batter	1	2	3	4	5	6	7	8	9	AB	R	H	RBI	BB	SO	LOB	TOP	
51 Ichiro Suzuki, L (1, 9) OBP: 0.326, SLG: 0.341	P3		HR		SH5-3 1B					3	2	2	1	0	0	0	Seattle Mariners @ Chicago White Sox U.S. Cellular Field, Chicago, IL Sun May 04 2003, 8:05 PM EDT Att. 15,413 - Overcast - 58 F livebaseballscorecards.com	
Carlos Guillen, S (1, 6) OBP: 0.355, SLG: 0.407	K		2B		SH5-3					2	0	1	0	0	1	0		
Bret Boone, R (1, 4) OBP: 0.396, SLG: 0.538	G6-3		F8		1B					2	0	0	0	1	0	1		
Edgar Martinez, R (1, 10) OBP: 0.480, SLG: 0.575		G6-3		HR	G1-6-3 1B					3	1	2	3	0	0	0		
John Olerud, L (1, 3) OBP: 0.379, SLG: 0.411	F8		F9		G1-6-3					3	0	0	0	0	0	2		
Mike Cameron, R (1, 8) OBP: 0.373, SLG: 0.511				P6				G3		3	0	1	0	0	0	0		
Randy Winn, S (1, 7) OBP: 0.356, SLG: 0.368		K		HR						2	1	1	1	0	1	1		
Jeff Cirillo, R (1, 5) OBP: 0.300, SLG: 0.304				G4-3						2	0	1	0	0	0	0		
Ben Davis, S (1, 2) OBP: 0.308, SLG: 0.580			G6-3		SH5-3 1B					2	1	1	0	0	0	1		
Inning Stats	R: 0 E: 0 K: 1 S: 5	H: 0 LOB: 0 BB: 0 P: 9	R: 0 E: 0 K: 1 S: 9	H: 1 LOB: 1 BB: 0 P: 13	R: 1 E: 0 K: 0 S: 8	H: 3 LOB: 1 BB: 0 P: 12	R: 2 E: 0 K: 0 S: 8	H: 2 LOB: 0 BB: 0 P: 10	R: 2 E: 0 K: 0 S: 11	H: 3 LOB: 1 BB: 1 P: 17	R: 0 E: 0 K: 0 S: 1	H: 0 LOB: 0 BB: 0 P: 1						
PITCHER Bartolo Colon, R (1, 1) ERA: 4.37	IP: 5.1 WLS: L BF: 24 H: 9 R: 5 ER: 5 SO: 2 BB: 1 IBB: 0 HBP: 0 BLK: 0 WP: 0 HR: 3 S: 42 P: 62 ERA: 8.44 WHIP: 1.875																	

Batter	1	2	3	4	5	6	7	8	9	AB	R	H	RBI	BB	SO	LOB	BOTTOM	
D'Angelo Jimenez, S (1, 4) OBP: 0.408, SLG: 0.544	1B FC9-2 2B		CS BB							1	0	1	0	1	0	0	Seattle Mariners @ Chicago White Sox U.S. Cellular Field, Chicago, IL Sun May 04 2003, 8:05 PM EDT Att. 15,413 - Overcast - 58 F livebaseballscorecards.com	
Jose Valentin, S (1, 6) OBP: 0.339, SLG: 0.545			CS		G4-3					2	0	1	0	0	0	0		
Frank Thomas, R (1, 10) OBP: 0.427, SLG: 0.444					F8					2	0	0	0	0	1	2		
Magglio Ordonez, R (1, 9) OBP: 0.339, SLG: 0.495	FC9-2				G5-3					2	0	0	0	0	0	2		
14 Paul Konerko, R (1, 3) OBP: 0.306, SLG: 0.360			F9		G6-3 1B					2	1	1	0	0	0	0		
Carlos Lee, R (1, 7) OBP: 0.282, SLG: 0.451			K		K					2	0	0	0	0	2	1		
24 Joe Crede, R (1, 5) OBP: 0.259, SLG: 0.353			F8							2	0	1	0	0	0	0		
Miguel Olivo, R (1, 2) OBP: 0.236, SLG: 0.389			P5		G6-3					2	0	0	1	0	0	1		
Willie Harris, L (1, 8) OBP: 0.100, SLG: 0.100			P5		F8					2	0	0	0	0	0	1		
Inning Stats	R: 0 E: 0 K: 1 S: 10	H: 2 LOB: 1 BB: 0 P: 15	R: 0 E: 0 K: 1 S: 11	H: 0 LOB: 0 BB: 0 P: 14	R: 0 E: 0 K: 0 S: 7	H: 0 LOB: 1 BB: 1 P: 14	R: 0 E: 0 K: 0 S: 9	H: 0 LOB: 0 BB: 0 P: 10	R: 1 E: 0 K: 1 S: 11	H: 2 LOB: 1 BB: 0 P: 19	R: 0 E: 0 K: 0 S: 1	H: 0 LOB: 0 BB: 0 P: 1						
PITCHER Gil Meche, R (1, 1) ERA: 2.43	IP: 5.0 WLS: W BF: 18 H: 4 R: 1 ER: 1 SO: 3 BB: 1 IBB: 0 HBP: 0 BLK: 0 WP: 0 HR: 0 S: 48 P: 72 ERA: 1.80 WHIP: 1.000																	

AB	22
R	5
H	9
RBI	5
BB	1
SO	2
LOB	5



AB	17
R	1
H	4
RBI	1
BB	1
SO	3
LOB	7



Batter	1	2	3	4	5	6	7	8	9	AB	R	H	RBI	BB	SO	LOB	TOP								
Alfonso Soriano, R (1, 4) OBP: 0.416, SLG: 0.608										4	0	1	1	1	1	1	New York Yankees @ Seattle Mariners Safeco Field, Seattle, WA Tue May 06 2003, 7:05 PM PDT Att: 44,979 - Cloudy - 58 F								
Todd Zeile, R (1, 5) OBP: 0.309, SLG: 0.424										5	1	1	0	0	2	5									
25 Jason Giambi, L (1, 3) OBP: 0.331, SLG: 0.356										5	0	1	0	0	1	2									
Bernie Williams, S (1, 8) OBP: 0.439, SLG: 0.533										3	1	1	0	2	0	0									
55 Hideki Matsui, L (1, 7) OBP: 0.319, SLG: 0.371										5	1	2	1	0	0	5									
20 Jorge Posada, S (1, 2) OBP: 0.376, SLG: 0.576										5	1	1	1	0	0	4									
Raul Mondesi, R (1, 9) OBP: 0.397, SLG: 0.628										5	2	3	1	0	0	2									
Bubba Trammell, R (1, 10) OBP: 0.423, SLG: 0.522										5	1	2	1	0	1	3									
Erick Almonte, R (1, 6) OBP: 0.337, SLG: 0.369										3	0	1	1	0	1	2									
Robin Ventura, L (8, PH) OBP: 0.337, SLG: 0.500										1	0	1	1	0	0	0									
Enrique Wilson, S (8, PR) OBP: 0.214, SLG: 0.259										0	0	0	0	0	0	0									
Inning Stats	R: 0 E: 0 K: 3 S: 9	H: 0 LOB: 0 BB: 0 P: 13	R: 0 E: 0 K: 0 S: 8	H: 0 LOB: 0 BB: 0 P: 11	R: 0 E: 0 K: 2 S: 9	H: 1 LOB: 1 BB: 0 P: 13	R: 1 E: 0 K: 0 S: 11	H: 2 LOB: 1 BB: 1 P: 21	R: 2 E: 0 K: 0 S: 27	H: 3 LOB: 3 BB: 1 P: 44	R: 0 E: 0 K: 0 S: 8	H: 1 LOB: 1 BB: 0 P: 13	R: 0 E: 0 K: 0 S: 9	H: 0 LOB: 0 BB: 0 P: 15	R: 2 E: 0 K: 1 S: 17	H: 4 LOB: 3 BB: 1 P: 27	R: 2 E: 0 K: 0 S: 12	H: 3 LOB: 1 BB: 0 P: 18	1B: 9 2B: 5 3B: 0 HR: 0	SF: 0 SAC: 0 DP: 1 HBP: 0	WP: 0 PB: 0 SB: 1 CS: 0	PA: 44			
PITCHER	IP	WLS	BF	H	R	ER	SO	BB	IBB	HBP	BLK	WP	HR	S	P	ERA	WHIP								
Jamie Moyer, L (1, 1) ERA: 3.75	5.0	W	23	6	3	2	5	2	0	0	0	0	0	64	102	3.60	1.600								
Shigetoshi Hasegawa, R (8, 1) ERA: 0.46	2.0		7	1	0	0	0	0	0	0	0	0	0	17	28	0.00	0.500								
Giovanni Carrara, R (8, 1) ERA: 5.28	0.2		5	3	2	2	0	0	0	0	0	0	0	10	14	27.00	4.500								
Jeff Nelson, R (8, 1) ERA: 3.19	0.1	H	3	1	0	0	1	1	0	0	0	0	0	7	13	0.00	6.000								
Arthur Rhodes, L (9, 1) ERA: 2.93	1.0		6	3	2	2	0	0	0	0	0	0	0	12	18	18.00	3.000								

AB	41
R	7
H	14
RBI	7
BB	3
SO	6
LOB	24



Batter	1	2	3	4	5	6	7	8	9	AB	R	H	RBI	BB	SO	LOB	BOTTOM								
51 Ichiro Suzuki, L (1, 9) OBP: 0.333, SLG: 0.349										6	0	3	3	0	0	4	New York Yankees @ Seattle Mariners Safeco Field, Seattle, WA Tue May 06 2003, 7:05 PM PDT Att: 44,979 - Cloudy - 58 F								
16 Willie Bloomquist, R (1, 6) OBP: 0.282, SLG: 0.314										4	0	1	1	1	0	2									
Bret Boone, R (1, 4) OBP: 0.389, SLG: 0.524										5	1	1	0	0	0	6									
Edgar Martinez, R (1, 10) OBP: 0.477, SLG: 0.554										3	0	0	0	2	1	4									
Mark McLemore, S (8, PR) OBP: 0.311, SLG: 0.344										0	1	0	0	0	0	0									
John Olerud, L (1, 3) OBP: 0.388, SLG: 0.432										4	1	2	1	1	1	3									
Mike Cameron, R (1, 8) OBP: 0.385, SLG: 0.515										5	2	1	2	0	1	2									
Randy Winn, S (1, 7) OBP: 0.365, SLG: 0.373										4	3	2	0	1	1	2									
Jeff Cirillo, R (1, 5) OBP: 0.316, SLG: 0.321										5	3	3	1	0	1	3									
Dan Wilson, R (1, 2) OBP: 0.343, SLG: 0.419										5	1	2	3	0	0	4									
Inning Stats	R: 0 E: 0 K: 0 S: 12	H: 2 LOB: 1 BB: 0 P: 16	R: 3 E: 1 K: 0 S: 13	H: 2 LOB: 1 BB: 1 P: 21	R: 0 E: 0 K: 1 S: 8	H: 0 LOB: 0 BB: 0 P: 11	R: 3 E: 1 K: 0 S: 16	H: 3 LOB: 3 BB: 2 P: 29	R: 2 E: 0 K: 1 S: 19	H: 3 LOB: 3 BB: 1 P: 31	R: 0 E: 0 K: 2 S: 9	H: 1 LOB: 1 BB: 0 P: 14	R: 0 E: 0 K: 0 S: 5	H: 0 LOB: 0 BB: 0 P: 5	R: 4 E: 0 K: 1 S: 15	H: 4 LOB: 2 BB: 1 P: 24	1B: 12 2B: 2 3B: 1 HR: 0	SF: 0 SAC: 0 DP: 1 HBP: 0	WP: 0 PB: 0 SB: 0 CS: 0	PA: 46					
PITCHER	IP	WLS	BF	H	R	ER	SO	BB	IBB	HBP	BLK	WP	HR	S	P	ERA	WHIP								
Andy Pettitte, L (1, 1) ERA: 4.43	4.1	L	26	9	8	4	1	3	0	0	0	0	0	56	87	8.31	2.769								
Al Reyes, R (5, 1) ERA: 1.5	2.2		12	2	0	0	3	1	0	0	0	0	0	26	40	0.00	1.125								
Randy Choate, L (8, 1) ERA: 7.36	0.0		3	2	3	3	0	1	0	0	0	0	0	5	10	∞	∞								
Juan Acevedo, R (8, 1) ERA: 9.0	1.0		5	2	1	1	1	0	0	0	0	0	0	10	14	9.00	2.000								


AB	41
R	12
H	15
RBI	11
BB	5
SO	5
LOB	30



Batter	1	2	3	4	5	6	7	8	9	AB	R	H	RBI	BB	SO	LOB	TOP																						
Alfonso Soriano, R OBP: 0.416, SLG: 0.596 (1, 4)	G5-3 						F9 	F9 									3 1 0 0 1 0 2																						
Nick Johnson, L OBP: 0.473, SLG: 0.556 (1, 3)	G4-1 																5 1 3 3 0 0 1																						
25 Jason Giambi, L OBP: 0.333, SLG: 0.358 (1, 10)	1B 																5 0 2 0 0 2 4																						
Bernie Williams, S OBP: 0.431, SLG: 0.516 (1, 8)	K 																4 1 0 0 1 1 2																						
55 Hideki Matsui, L OBP: 0.322, SLG: 0.401 (1, 7)																	5 2 2 2 0 1 1																						
20 Jorge Posada, S OBP: 0.361, SLG: 0.553 (1, 2)	G3-1 																4 0 0 1 0 2 1																						
Robin Ventura, L OBP: 0.344, SLG: 0.494 (1, 5)																	3 0 1 0 1 0 0																						
Raul Mondesi, R OBP: 0.400, SLG: 0.621 (1, 9)	P3 																3 2 1 0 1 0 2																						
Enrique Wilson, S OBP: 0.219, SLG: 0.258 (1, 6)																	4 0 1 1 0 0 2																						
Inning Stats	R: 0 E: 0 K: 1 S: 14	H: 1 LOB: 1 BB: 0 P: 20	R: 0 E: 0 K: 1 S: 7	H: 0 LOB: 1 BB: 1 P: 15	R: 0 E: 0 K: 1 S: 7	H: 0 LOB: 1 BB: 1 P: 14	R: 1 E: 0 K: 0 S: 10	H: 1 LOB: 0 BB: 0 P: 17	R: 1 E: 0 K: 0 S: 8	H: 2 LOB: 1 BB: 0 P: 15	R: 2 E: 0 K: 1 S: 11	H: 2 LOB: 1 BB: 1 P: 25	R: 2 E: 0 K: 1 S: 16	H: 2 LOB: 1 BB: 0 P: 22	R: 1 E: 0 K: 1 S: 14	H: 2 LOB: 2 BB: 1 P: 25	R: 0 E: 0 K: 0 S: 11	H: 0 LOB: 0 BB: 0 P: 17	1B: 7 2B: 1 3B: 0 HR: 2	SF: 1 SAC: 0 DP: 0 HBP: 1	WP: 1 SB: 0 CS: 0	PA: 42																	
PITCHER	IP	WLS	BF	H	R	ER	SO	BB	IBB	HBP	BLK	WP	HR	S	P	ERA	WHIP	PITCHER					IP	WLS	BF	H	R	ER	SO	BB	IBB	HBP	BLK	WP	HR	S	P	ERA	WHIP
Joel Pineiro, R ERA: 4.06 (1, 1)	6.0	L	27	6	4	4	4	3	0	0	0	1	1	57	106	6.00	1.500																						
40 Julio Mateo, R ERA: 2.97 (7, 1)	1.0		6	2	2	2	1	0	0	1	0	0	1	16	22	18.00	2.000																						
Rafael Soriano, R ERA: 2.25 (8, 1)	2.0		9	2	1	1	1	1	0	0	0	0	0	25	42	4.50	1.500																						

New York Yankees @ Seattle Mariners
 Safeco Field, Seattle, WA
 Wed May 07 2003, 7:05 PM PDT
 Att: 43,753 - Cloudy - 52 F


AB 36
R 7
H 10
RBI 7
BB 4
SO 6
LOB 15

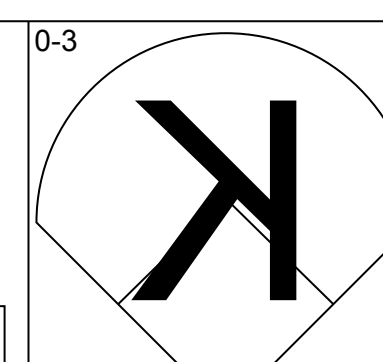
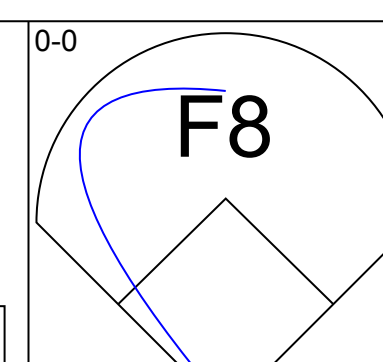
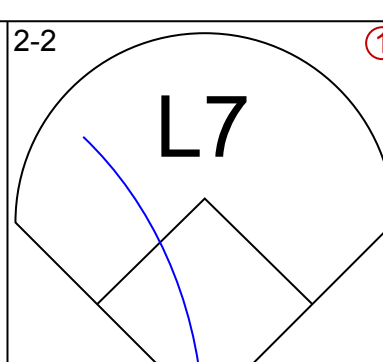
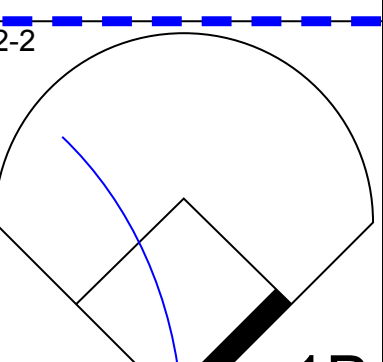
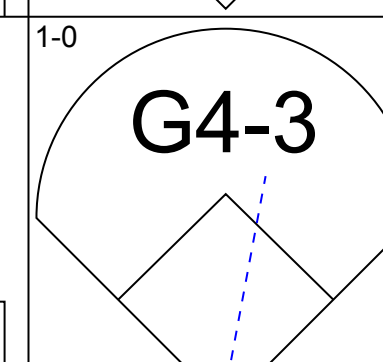
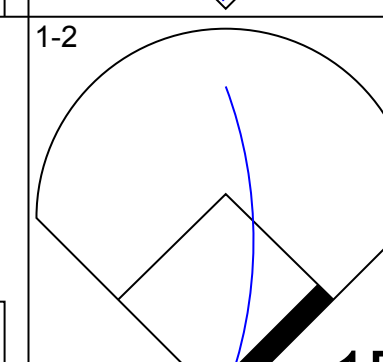
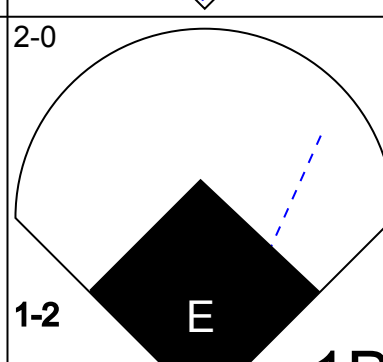
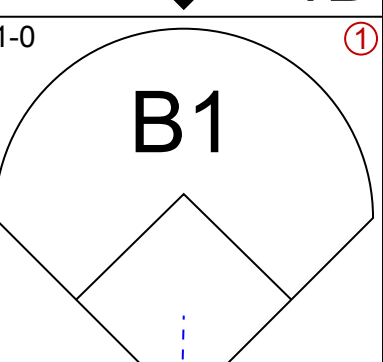
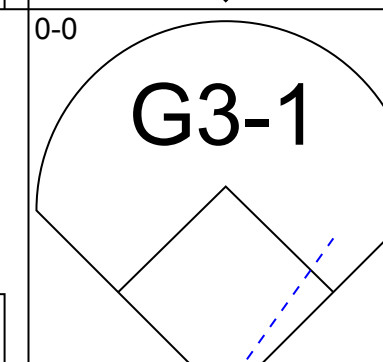
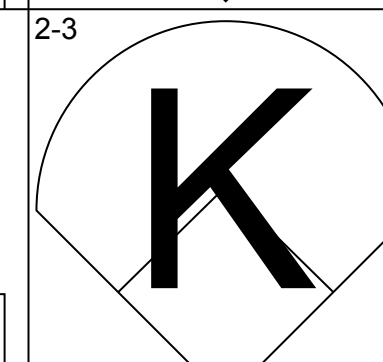
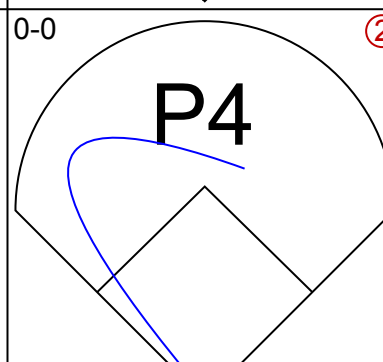
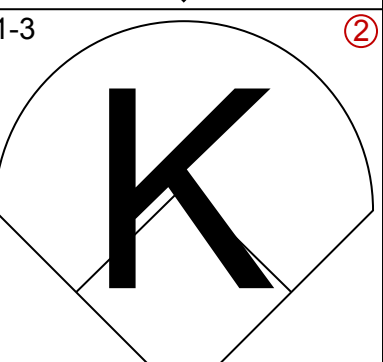
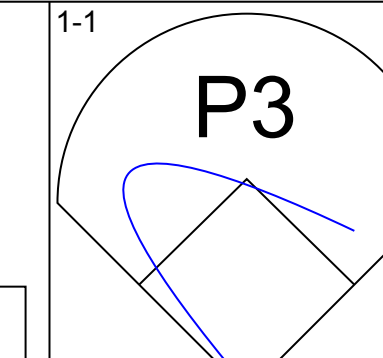
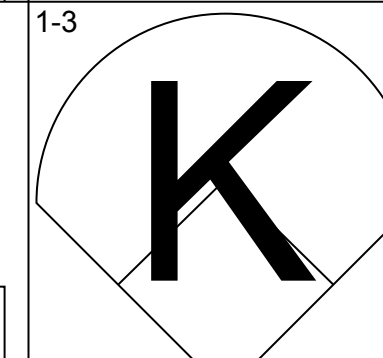
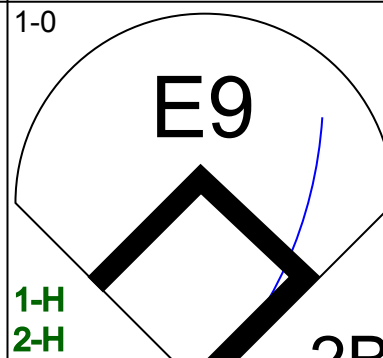
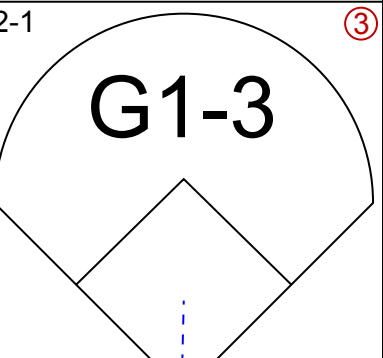
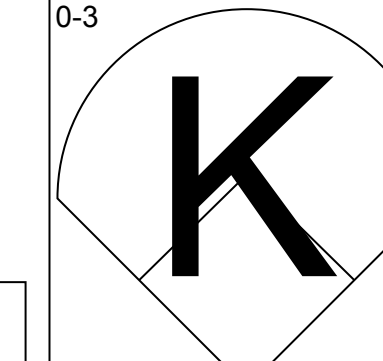
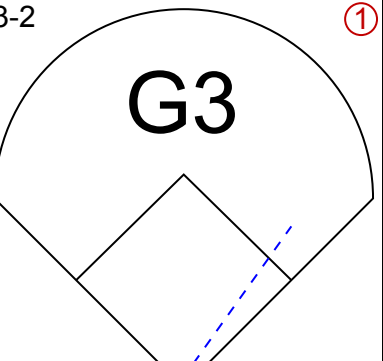
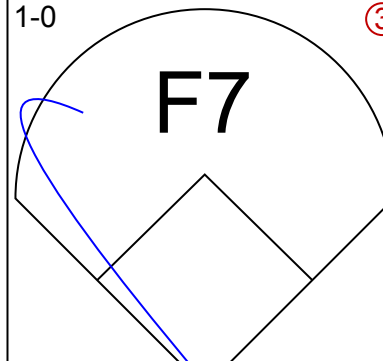
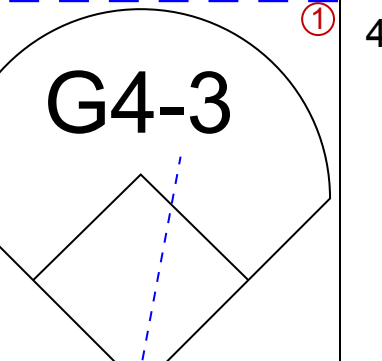
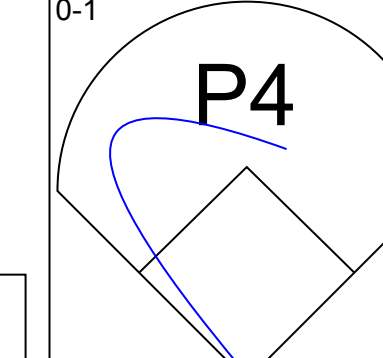
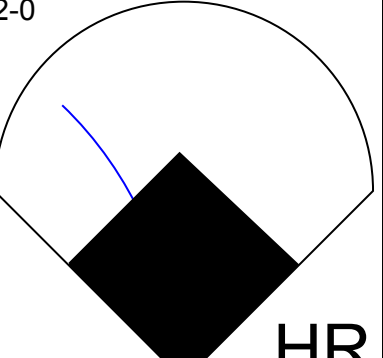
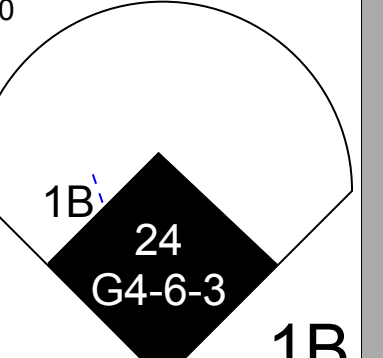
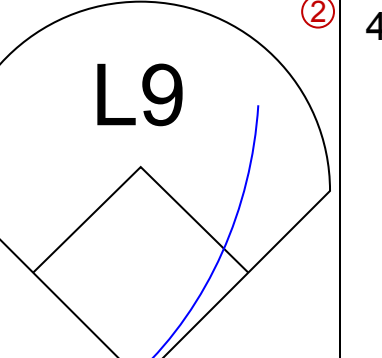
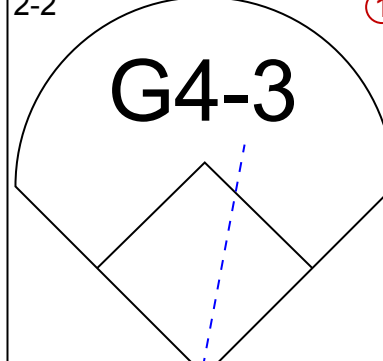
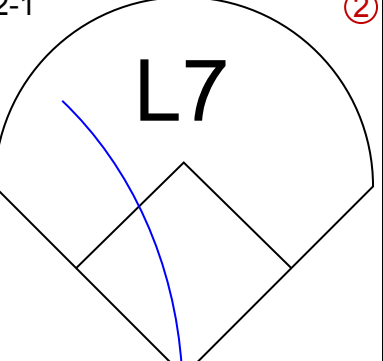
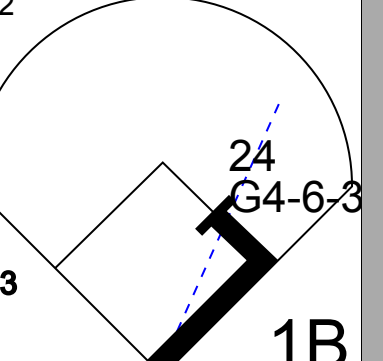
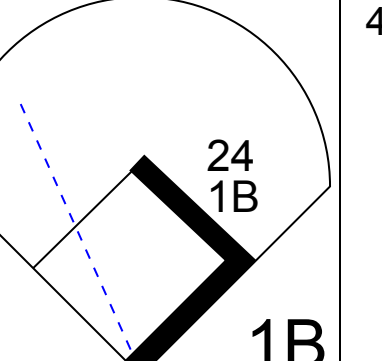
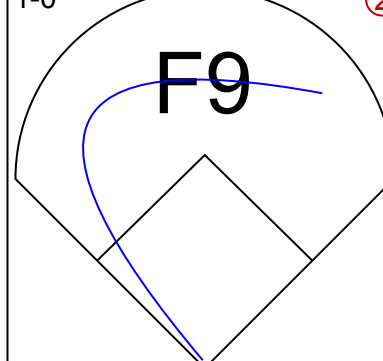
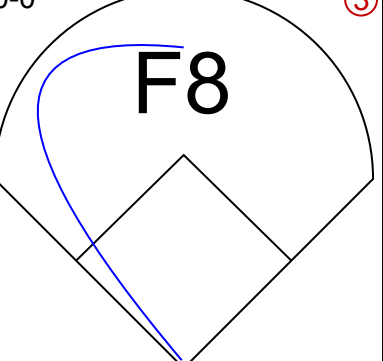
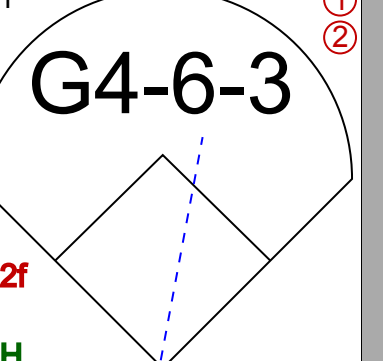
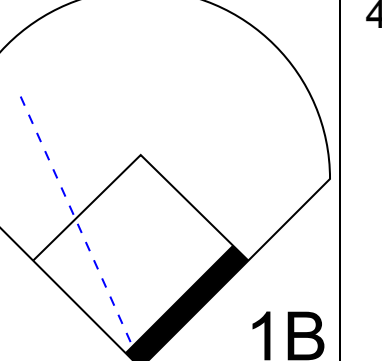
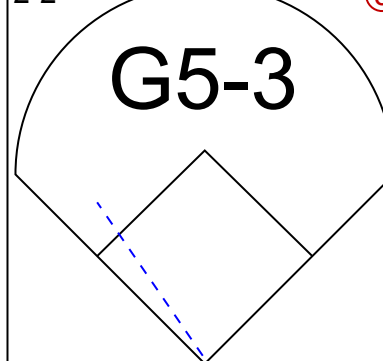
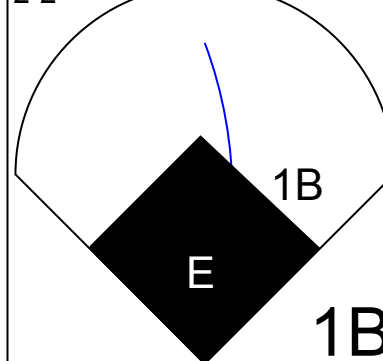
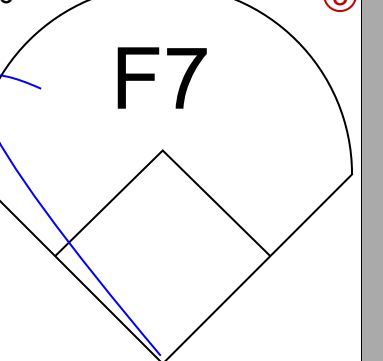
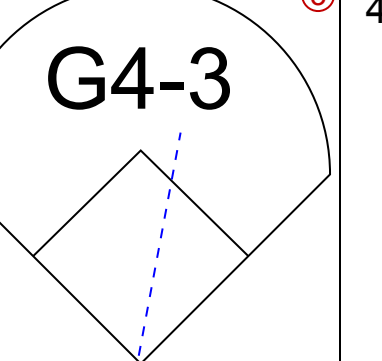


Batter	1	2	3	4	5	6	7	8	9	AB	R	H	RBI	BB	SO	LOB	BOTTOM																						
51 Ichiro Suzuki, L OBP: 0.324, SLG: 0.338 (1, 9)	F8 																4 0 0 0 0 1 1																						
Mark McLemore, S OBP: 0.295, SLG: 0.324 (1, 5)	K 																4 0 0 0 0 2 0																						
Bret Boone, R OBP: 0.399, SLG: 0.539 (1, 4)	F9 																4 1 3 0 0 0 0																						
Edgar Martinez, R OBP: 0.459, SLG: 0.529 (1, 10)																	4 0 0 0 0 1 3																						
John Olerud, L OBP: 0.383, SLG: 0.452 (1, 3)																	4 1 1 1 0 1 3																						
Mike Cameron, R OBP: 0.364, SLG: 0.510 (1, 8)																	3 0 1 1 0 2 0																						
Randy Winn, S OBP: 0.357, SLG: 0.364 (1, 7)																	3 0 0 0 0 2 1																						
Carlos Guillen, S OBP: 0.358, SLG: 0.404 (1, 6)																	3 0 1 0 0 2 0																						
Dan Wilson, R OBP: 0.333, SLG: 0.406 (1, 2)																	2 0 0 0 0 2 1																						
John Mabry, L OBP: 0.233, SLG: 0.333 (8, PH)																	1 0 0 0 0 1 0																						
Ben Davis, S OBP: 0.308, SLG: 0.580 (9, 2)																	0 0 0 0 0 0 0																						
Inning Stats	R: 0 E: 0 K: 1 S: 8	H: 0 LOB: 0 BB: 0 P: 12	R: 1 E: 0 K: 2 S: 14	H: 1 LOB: 0 BB: 0 P: 22	R: 0 E: 0 K: 1 S: 8	H: 1 LOB: 0 BB: 0 P: 8	R: 0 E: 0 K: 1 S: 13	H: 1 LOB: 1 BB: 0 P: 21	R: 0 E: 0 K: 2 S: 8	H: 0 LOB: 0 BB: 0 P: 12	R: 0 E: 0 K: 1 S: 6	H: 0 LOB: 0 BB: 0 P: 8	R: 1 E: 0 K: 1 S: 16	H: 2 LOB: 1 BB: 0 P: 19	R: 0 E: 0 K: 3 S: 10	H: 0 LOB: 0 BB: 0 P: 12	R: 0 E: 0 K: 2 S: 12	H: 1 LOB: 1 BB: 0 P: 16	1B: 4 2B: 2 3B: 0 HR: 1	SF: 0 SAC: 0 DP: 1 HBP: 0	WP: 0 SB: 0 CS: 0	PA: 32																	
PITCHER	IP	WLS	BF	H	R	ER	SO	BB	IBB	HBP	BLK	WP	HR	S	P	ERA	WHIP	PITCHER					IP	WLS	BF	H	R	ER	SO	BB	IBB	HBP	BLK	WP	HR	S	P	ERA	WHIP
35 Mike Mussina, R ERA: 1.7 (1, 1)	8.0	W	28	5	2	2	12	0	0	0	0	0	0	83	114	2.25	0.625																						
42 Mariano Rivera, R ERA: 2.25 (9, 1)	1.0		4	1	0	0	2	0	0	0	0	0	0	12	16	0.00	1.000																						

New York Yankees @ Seattle Mariners
 Safeco Field, Seattle, WA
 Wed May 07 2003, 7:05 PM PDT
 Att: 43,753 - Cloudy - 52 F

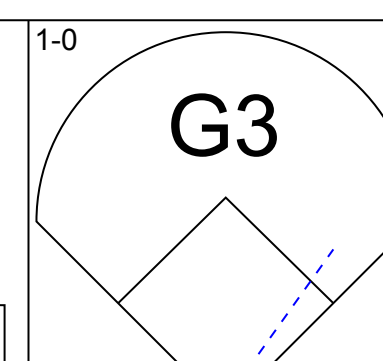
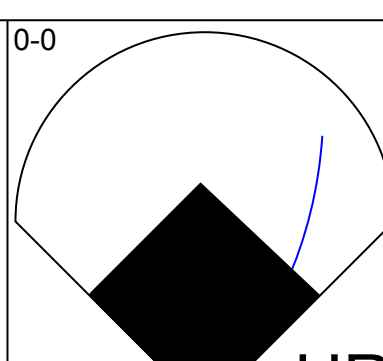
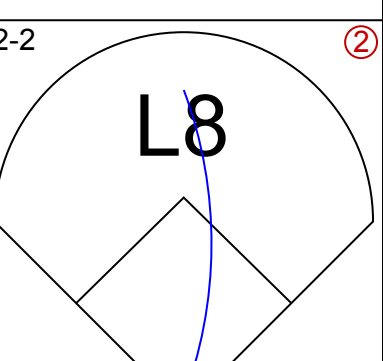
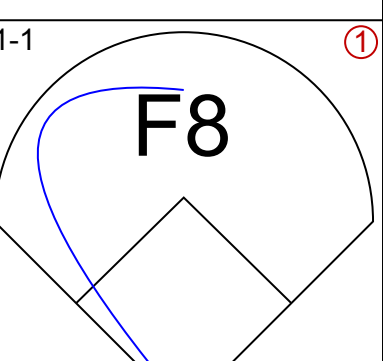
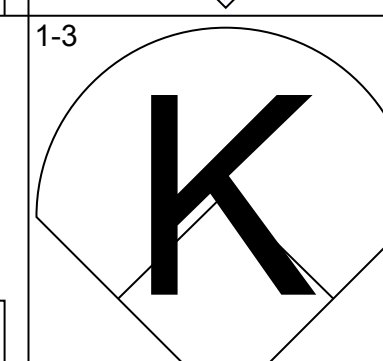
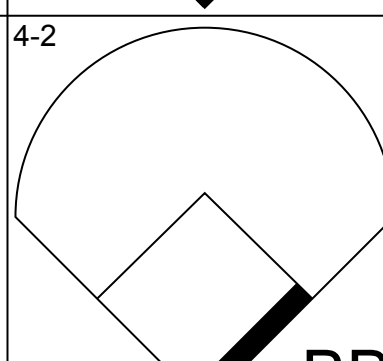
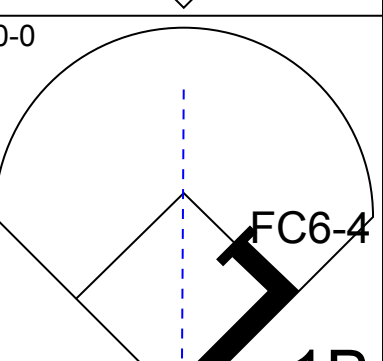
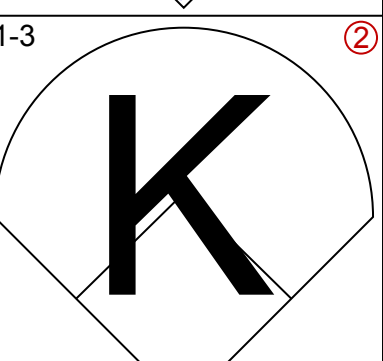
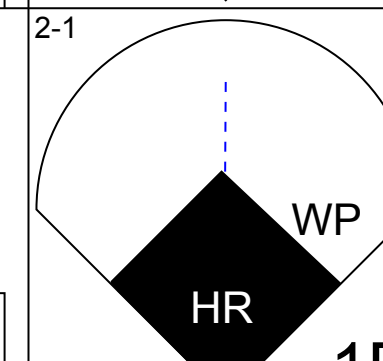
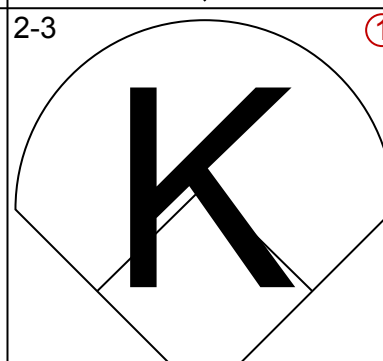
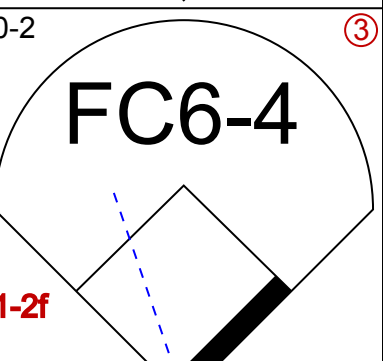
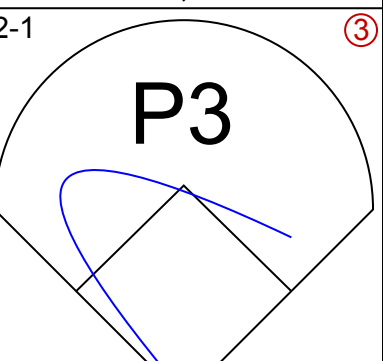
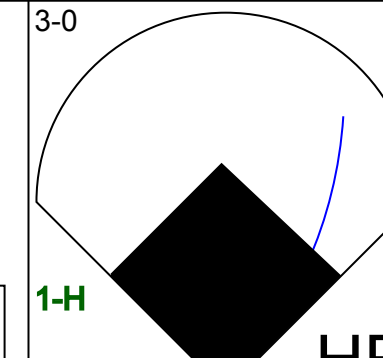
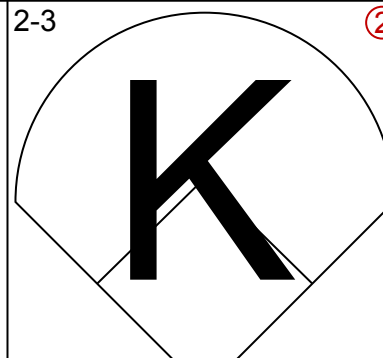
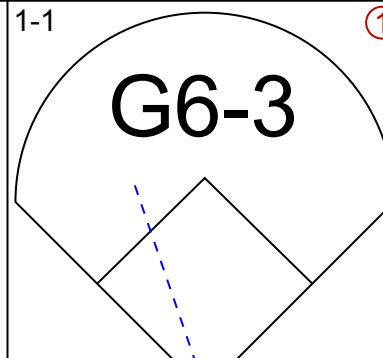
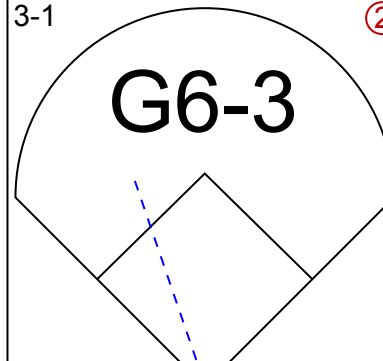
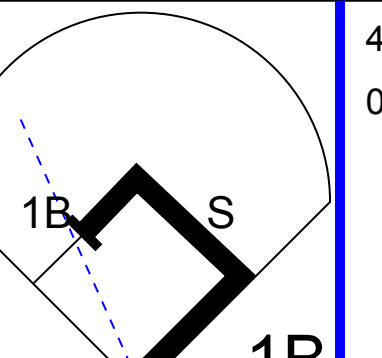
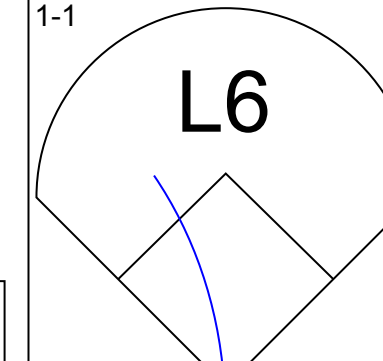
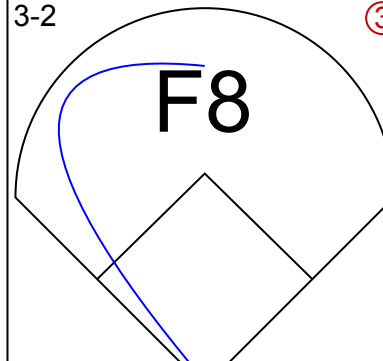
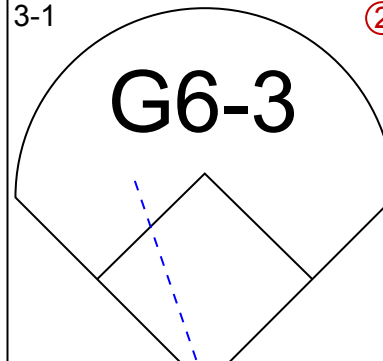
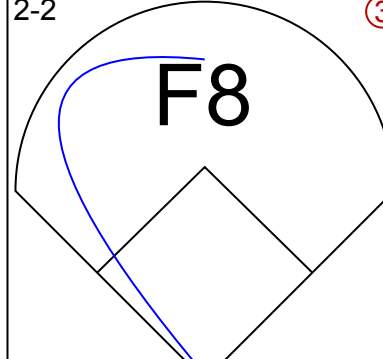
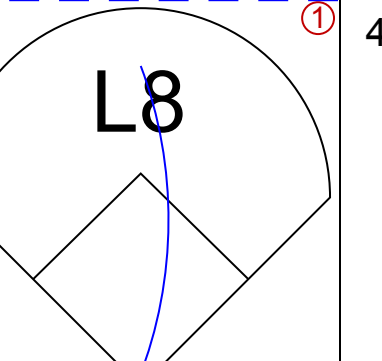


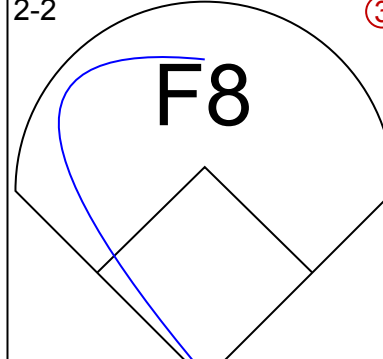

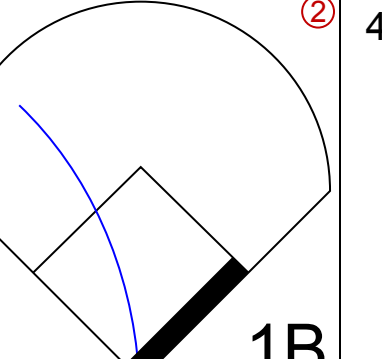
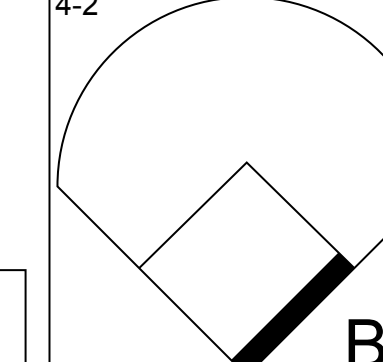
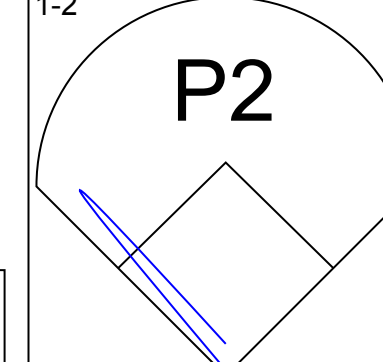

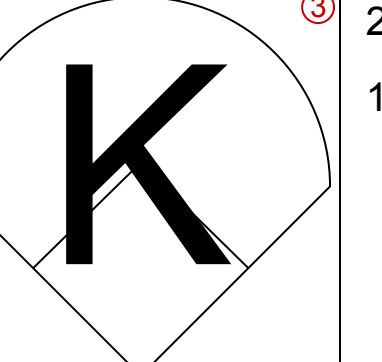
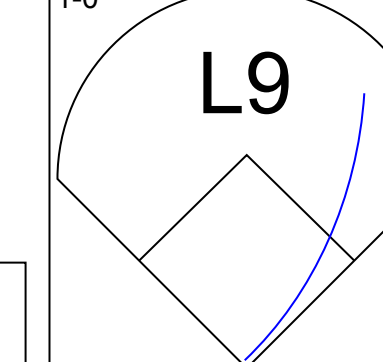
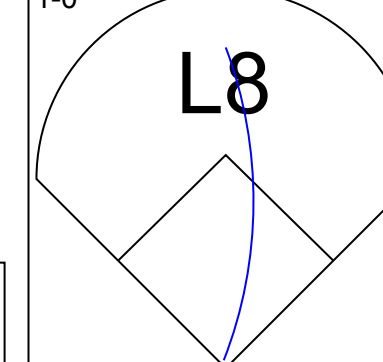

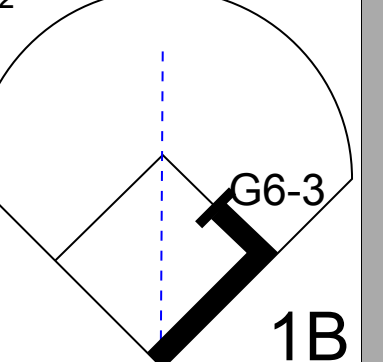

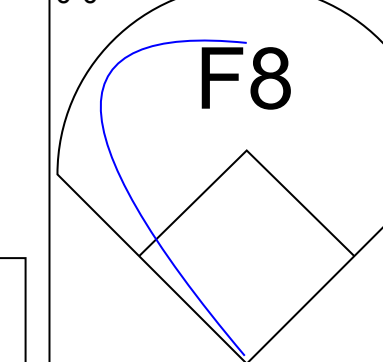

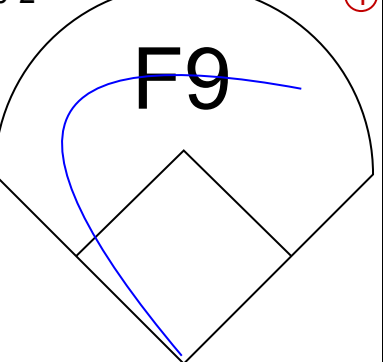
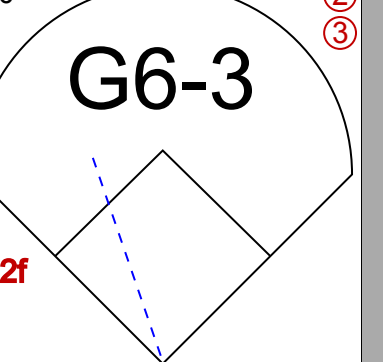
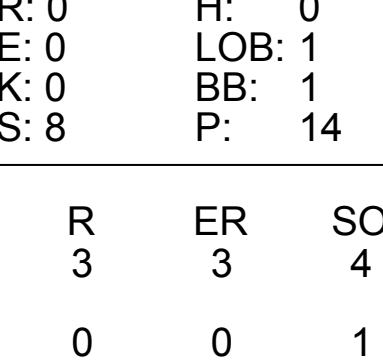
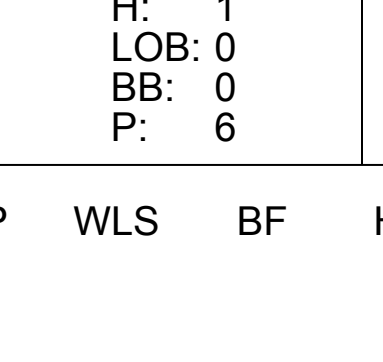


AB 32
R 2
H 6
RBI 2
BB 0
SO 14
LOB 9



Batter	1	2	3	4	5	6	7	8	9	AB	R	H	RBI	BB	SO	LOB	TOP								
Willie Harris, L (1, 8) OBP: 0.160, SLG: 0.125										4	0	1	0	0	1	1	Chicago White Sox @ Seattle Mariners Safeco Field, Seattle, WA Sat May 10 2003, 7:05 PM PDT Att: 43,123 - Sunny - 63 F								
D'Angelo Jimenez, S (1, 4) OBP: 0.397, SLG: 0.517										4	1	2	0	0	0	1									
Jose Valentin, S (1, 6) OBP: 0.326, SLG: 0.534										4	0	0	0	0	2	4									
Magglio Ordonez, R (1, 9) OBP: 0.347, SLG: 0.519										4	0	1	2	0	1	2									
Armando Rios, L (1, 10) OBP: 0.291, SLG: 0.373										4	0	0	0	0	1	1									
Carlos Lee, R (1, 7) OBP: 0.291, SLG: 0.462										4	2	2	1	0	0	0									
Brian Daubach, L (1, 3) OBP: 0.311, SLG: 0.211										4	0	2	0	0	0	0									
24 Joe Crede, R (1, 5) OBP: 0.271, SLG: 0.344										4	0	1	0	0	0	1									
Miguel Olivo, R (1, 2) OBP: 0.294, SLG: 0.446										4	1	1	0	0	0	2									
Inning Stats	R: 0 E: 0 K: 1 S: 5	H: 0 LOB: 0 BB: 0 P: 6	R: 0 E: 0 K: 1 S: 7	H: 0 LOB: 0 BB: 0 P: 8	R: 0 E: 0 K: 0 S: 8	H: 0 LOB: 0 BB: 0 P: 13	R: 0 E: 0 K: 2 S: 13	H: 1 LOB: 1 BB: 0 P: 17	R: 1 E: 0 K: 0 S: 9	H: 1 LOB: 0 BB: 0 P: 16	R: 2 E: 1 K: 0 S: 10	H: 3 LOB: 1 BB: 0 P: 18	R: 1 E: 0 K: 0 S: 8	H: 2 LOB: 0 BB: 0 P: 12	R: 0 E: 0 K: 1 S: 10	H: 1 LOB: 1 BB: 0 P: 16		R: 0 E: 0 K: 0 S: 9	H: 2 LOB: 2 BB: 0 P: 18	1B: 8 2B: 1 3B: 0 HR: 1	SF: 0 SAC: 0 DP: 1 HBP: 0	WP: 0 PB: 0 SB: 0 CS: 0	PA: 36		
PITCHER	IP	WLS	BF	H	R	ER	SO	BB	IBB	HBP	BLK	WP	HR	S	P	ERA	WHIP								
Gil Meche, R (1, 1) ERA: 2.86	7.0	L	27	7	4	4	4	0	0	0	0	0	1	60	90	5.14	1.000								
Shigetoshi Hasegawa, R (8, 1) ERA: 0.42	1.0		4	1	0	0	1	0	0	0	0	0	0	10	16	0.00	1.000								
Giovanni Carrara, R (9, 1) ERA: 6.23	1.0		5	2	0	0	0	0	0	0	0	0	0	9	18	0.00	2.000								

AB	36
R	4
H	10
RBI	3
BB	0
SO	5
LOB	12



Batter	1	2	3	4	5	6	7	8	9	AB	R	H	RBI	BB	SO	LOB	BOTTOM									
51 Ichiro Suzuki, L (1, 9) OBP: 0.331, SLG: 0.366										4	1	1	1	0	0	0	Chicago White Sox @ Seattle Mariners Safeco Field, Seattle, WA Sat May 10 2003, 7:05 PM PDT Att: 43,123 - Sunny - 63 F									
Mark McLemore, S (1, 6) OBP: 0.305, SLG: 0.324									3	0	1	0	1	2	0											
Bret Boone, R (1, 4) OBP: 0.381, SLG: 0.518									4	1	1	0	0	1	2											
Edgar Martinez, R (1, 10) OBP: 0.460, SLG: 0.588										4	1	2	2	0	1	1										
16 Willie Bloomquist, R (9, PR) OBP: 0.288, SLG: 0.297										0	0	0	0	0	0	0										
John Olerud, L (1, 3) OBP: 0.383, SLG: 0.438										4	0	0	0	0	0	2										
Mike Cameron, R (1, 8) OBP: 0.369, SLG: 0.495									4	0	1	0	0	0	0	0										
John Mabry, L (1, 7) OBP: 0.257, SLG: 0.323										2	0	0	0	1	0	0										
Greg Colbrunn, R (9, PH) OBP: 0.276, SLG: 0.160									1	0	0	0	0	1	1	1										
Jeff Cirillo, R (1, 5) OBP: 0.302, SLG: 0.298									3	0	1	0	0	0	1	1										
Ben Davis, S (1, 2) OBP: 0.305, SLG: 0.544									3	0	0	0	0	0	2	2										
Inning Stats	R: 2 E: 0 K: 1 S: 9	H: 2 LOB: 0 BB: 0 P: 17	R: 0 E: 0 K: 0 S: 8	H: 0 LOB: 1 BB: 1 P: 14	R: 1 E: 0 K: 2 S: 14	H: 1 LOB: 1 BB: 1 P: 25	R: 0 E: 0 K: 0 S: 6	H: 0 LOB: 0 BB: 0 P: 10	R: 0 E: 0 K: 0 S: 7	H: 0 LOB: 0 BB: 0 P: 13	R: 0 E: 0 K: 0 S: 5	H: 1 LOB: 0 BB: 0 P: 6	R: 0 E: 0 K: 1 S: 7	H: 0 LOB: 0 BB: 0 P: 11	R: 0 E: 0 K: 1 S: 13	H: 2 LOB: 1 BB: 0 P: 21	1B: 5 2B: 0 3B: 0 HR: 2	SF: 0 SAC: 0 DP: 1 HBP: 0	WP: 1 PB: 0 SB: 1 CS: 0	PA: 34						
PITCHER	IP	WLS	BF	H	R	ER	SO	BB	IBB	HBP	BLK	WP	HR	S	P	ERA	WHIP									
Bartolo Colon, R (1, 1) ERA: 4.23	8.0	W	31	6	3	3	4	2	0	0	0	0	1	2	71	116	3.38	1.000								
Damaso Marte, L (9, 1) ERA: 1.93	1.0	S	3	1	0	0	1	0	0	0	0	0	0	8	13	0.00	1.000									

AB	32
R	3
H	7
RBI	3
BB	2
SO	5
LOB	9



Batter	1	2	3	4	5	6	7	8	9	AB	R	H	RBI	BB	SO	LOB	TOP								
Tony Graffanino, R OBP: 0.397, SLG: 0.547 (1, 6)	G5-3		2H 2B		F9			K		4	0	1	1	0	1	0	Chicago White Sox @ Seattle Mariners Safeco Field, Seattle, WA Sun May 11 2003, 1:05 PM PDT Att: 45,383 - Cloudy - 58 F								
D'Angelo Jimenez, S OBP: 0.400, SLG: 0.508 (1, 4)	G5-3		BB			G6-3		G6-4-3 BB		2	0	0	0	2	0										
Frank Thomas, R OBP: 0.415, SLG: 0.486 (1, 10)	K		P3				HR	G6-4-3 1-2		4	1	1	1	0	1	3									
Magglio Ordonez, R OBP: 0.344, SLG: 0.507 (1, 9)		F8			P4			K		3	0	0	0	1	1	0									
Carlos Lee, R OBP: 0.290, SLG: 0.455 (1, 7)	G4-3				F7			1B		4	0	1	0	0	1	1									
14 Paul Konerko, R OBP: 0.280, SLG: 0.331 (1, 3)	F9				F7		G5-3	F7		4	0	0	0	0	0	2									
24 Joe Crede, R OBP: 0.271, SLG: 0.336 (1, 5)			F8		K			HBP		3	0	0	0	0	1	2									
Sandy Alomar Jr., R OBP: 0.288, SLG: 0.375 (1, 2)			SH1-3 2B BB		F8		F7			2	1	0	0	1	0	1									
Willie Harris, L OBP: 0.148, SLG: 0.115 (1, 8)			SH1-3		G6-3		F7			2	0	0	0	0	0	1									
Inning Stats	R: 0 E: 0 K: 7 S: 7	H: 0 LOB: 0 BB: 0 P: 8	R: 0 E: 0 K: 0 S: 7	H: 0 LOB: 0 BB: 0 P: 9	R: 1 E: 0 K: 0 S: 10	H: 1 LOB: 2 BB: 2 P: 21	R: 0 E: 0 K: 2 S: 10	H: 0 LOB: 1 BB: 1 P: 19	R: 0 E: 0 K: 0 S: 6	H: 0 LOB: 0 BB: 0 P: 8	R: 1 E: 0 K: 0 S: 11	H: 1 LOB: 0 BB: 0 P: 17	R: 0 E: 0 K: 0 S: 7	H: 0 LOB: 1 BB: 0 P: 16	R: 0 E: 0 K: 1 S: 11	H: 0 LOB: 0 BB: 1 P: 19	R: 0 E: 0 K: 1 S: 13	H: 1 LOB: 1 BB: 0 P: 16	1B: 1 2B: 1 3B: 0 HR: 1	SF: 0 SAC: 1 DP: 1 HBP: 1	WP: 0 PB: 0 SB: 1 CS: 0	PA: 34			
PITCHER	IP	WLS	BF	H	R	ER	SO	BB	IBB	HBP	BLK	WP	HR	S	P	ERA	WHIP								
Jamie Moyer, L ERA: 3.61 (1, 1)	7.0	W	27	2	2	2	3	3	0	1	0	0	1	58	98	2.57	0.714								
Jeff Nelson, R ERA: 2.7 (8, 1)	1.0		3	0	0	0	1	1	0	0	0	0	0	11	19	0.00	1.000								
Kazuhiro Sasaki, R ERA: 7.36 (9, 1)	1.0		4	1	0	0	1	0	0	0	0	0	0	13	16	0.00	1.000								


Batter	1	2	3	4	5	6	7	8	9	AB	R	H	RBI	BB	SO	LOB	BOTTOM								
51 Ichiro Suzuki, L OBP: 0.340, SLG: 0.369 (1, 9)	E BB 1B	FC4-6 BB		G3	G3		BB			4	1	2	1	1	0	3	Chicago White Sox @ Seattle Mariners Safeco Field, Seattle, WA Sun May 11 2003, 1:05 PM PDT Att: 45,383 - Cloudy - 58 F								
Carlos Guillen, S OBP: 0.375, SLG: 0.438 (1, 6)	E8 BB G1-2-3				G6-3		K			3	0	0	0	2	1	4									
Bret Boone, R OBP: 0.376, SLG: 0.507 (1, 4)	K	F7					F9			5	1	1	0	0	2	8									
Edgar Martinez, R OBP: 0.465, SLG: 0.608 (1, 10)	BB BB				HR		F9			3	1	1	1	2	1	2									
Mike Cameron, R OBP: 0.378, SLG: 0.518 (1, 8)		G6-3			2B BB		HR			3	2	1	3	2	0	1									
Greg Colbrunn, R OBP: 0.281, SLG: 0.286 (1, 3)	G1-2-3				K		L9			3	1	1	1	0	1	4									
John Olerud, L OBP: 0.378, SLG: 0.431 (6, FH) (7, 3)					HR					2	0	0	0	0	0	0									
Randy Winn, S OBP: 0.366, SLG: 0.396 (1, 7)		51 FC4-6 1B			L8					5	1	3	1	0	0	0									
Jeff Cirillo, R OBP: 0.309, SLG: 0.306 (1, 5)		P6			FC4-6 1B		51 1B 2B			4	0	2	0	0	0	2									
Dan Wilson, R OBP: 0.338, SLG: 0.403 (1, 2)					FC4-6 51 G3		P6			4	0	1	0	0	0	5									
Inning Stats	R: 1 E: 1 K: 1 S: 13	H: 1 LOB: 2 BB: 2 P: 25	R: 0 E: 0 K: 0 S: 10	H: 2 LOB: 3 BB: 1 P: 15	R: 1 E: 0 K: 0 S: 6	H: 1 LOB: 0 BB: 1 P: 14	R: 0 E: 0 K: 1 S: 9	H: 1 LOB: 2 BB: 1 P: 15	R: 3 E: 0 K: 1 S: 20	H: 4 LOB: 2 BB: 1 P: 33	R: 2 E: 1 K: 1 S: 19	H: 3 LOB: 0 BB: 0 P: 28	R: 0 E: 0 K: 1 S: 9	H: 0 LOB: 1 BB: 1 P: 17	R: 0 E: 0 K: 0 S: 5	H: 0 LOB: 0 BB: 0 P: 9	1B: 8 2B: 1 3B: 0 HR: 3	SF: 0 SAC: 0 DP: 2 HBP: 0	WP: 0 PB: 0 SB: 1 CS: 0	PA: 43					
PITCHER	IP	WLS	BF	H	R	ER	SO	BB	IBB	HBP	BLK	WP	HR	S	P	ERA	WHIP								
56 Mark Buehrle, L ERA: 3.86 (1, 1)	5.0	L	29	9	5	4	3	6	0	0	0	0	2	58	102	7.20	3.000								
Rick White, R ERA: 5.74 (6, 1)	1.0		7	3	2	2	1	0	0	0	0	0	1	19	28	18.00	3.000								
David Sanders, L ERA: 2.57 (7, 1)	2.0		7	0	0	0	1	1	0	0	0	0	0	14	26	0.00	0.500								

Batter	1	2	3	4	5	6	7	8	9	AB	R	H	RBI	BB	SO	LOB	TOP										
51 Ichiro Suzuki, L (1, 9) OBP: 0.391, SLG: 0.386	1-3 K		3-2 G3			1-1 G1-6-3 1B		1-3 K		4	0	1	0	0	2	1	Seattle Mariners @ Cleveland Indians Jacobs Field, Cleveland, OH Wed May 14 2003, 7:05 PM EDT Att: 17,324 - Cloudy - 62 F										
Carlos Guillen, S (1, 6) OBP: 0.384, SLG: 0.421	3-2 G3-1			0-1 G3		0-0 G1-6-3 1-2		1-3 K		4	0	0	0	0	1	1											
Edgar Martinez, R (1, 10) OBP: 0.457, SLG: 0.609	2-1 HR			4-2 G6-4-3 HBP		3-3 K		3-2 L4		3	1	1	1	0	1	0											
John Olerud, L (1, 3) OBP: 0.368, SLG: 0.417	2-3 K			0-2 G6-4-3 1-2			3-1 F8	2-1 F8		4	0	0	0	0	1	1											
Mike Cameron, R (1, 8) OBP: 0.399, SLG: 0.529		4-2 CS BB			2-0 E WP 1B		0-3 K			2	1	1	0	1	1	0											
Randy Winn, S (1, 7) OBP: 0.380, SLG: 0.401		1-3 K2-3 1-2			2-0 P6		0-2 G6-3			3	0	0	0	0	1	2											
Mark McLemore, S (1, 4) OBP: 0.306, SLG: 0.315		2-3 K			2-0 F8			4-2 G5-4-3 BB		2	0	0	0	1	1	1											
Jeff Cirillo, R (1, 5) OBP: 0.322, SLG: 0.330			0-1 G6-3		3-2 FC5-4 1B		2-2 G5-4-3 1-2			3	0	1	0	0	0	1											
Ben Davis, S (1, 2) OBP: 0.306, SLG: 0.525			2-3 K		0-0 FC5-4 1-2			4-1 BB		2	0	0	0	1	1	1											
Inning Stats	R: 1 E: 0 K: 2 S: 11	H: 1 LOB: 0 BB: 0 P: 19	R: 0 E: 0 K: 2 S: 8	H: 0 LOB: 0 BB: 1 P: 15	R: 0 E: 0 K: 1 S: 9	H: 0 LOB: 0 BB: 0 P: 14	R: 0 E: 0 K: 0 S: 9	H: 0 LOB: 0 BB: 0 P: 13	R: 1 E: 1 K: 0 S: 8	H: 2 LOB: 1 BB: 0 P: 17	R: 0 E: 0 K: 1 S: 6	H: 1 LOB: 0 BB: 0 P: 10	R: 0 E: 0 K: 1 S: 8	H: 0 LOB: 0 BB: 0 P: 11	R: 0 E: 0 K: 1 S: 11	H: 0 LOB: 1 BB: 2 P: 22	R: 0 E: 0 K: 1 S: 12	H: 0 LOB: 0 BB: 0 P: 18	1B: 3 2B: 0 3B: 0 HR: 1	SF: 0 SAC: 0 DP: 3 HBP: 1	WP: 1 PB: 0 SB: 0 CS: 1	PA: 31					
PITCHER	IP	WLS	BF	H	R	ER	SO	BB	IBB	HBP	BLK	WP	HR	S	P	ERA	WHIP										
Jason Davis, R (1, 1) ERA: 6.21	7.0	W	24	4	2	1	7	1	0	1	0	1	1	59	99	1.29	0.714										
Billy Traber, L (8, 1) ERA: 3.95	1.0		4	0	0	0	1	2	0	0	0	0	0	11	22	0.00	2.000										
Danys Baez, R (9, 1) ERA: 3.86	1.0		3	0	0	0	1	0	0	0	0	0	0	12	18	0.00	0.000										

Batter	1	2	3	4	5	6	7	8	9	AB	R	H	RBI	BB	SO	LOB	BOTTOM										
Matt Lawton, L (1, 7) OBP: 0.309, SLG: 0.392	0-0 L3	2-1 G1-3	1-1 1-H 2-H 2B		4-2 BB			2-2 L3		4	0	1	2	1	0	2	Seattle Mariners @ Cleveland Indians Jacobs Field, Cleveland, OH Wed May 14 2003, 7:05 PM EDT Att: 17,324 - Cloudy - 62 F										
Omar Vizquel, S (1, 6) OBP: 0.344, SLG: 0.392	0-2 2B	0-2 E3 WP	2-0 F9		2-0 G3		0-0 P3			5	1	1	1	0	0	3											
Ellis Burks, R (1, 10) OBP: 0.356, SLG: 0.465	0-2 FC5 1-H 2B	2-1 G5-3		1-0 G5-3		3-3 K		0-0 G5-3		5	0	1	2	0	1	1											
Milton Bradley, S (1, 8) OBP: 0.419, SLG: 0.520	0-3 K			2-1 FC1-2 1B		3-2 F7				3	0	1	0	0	1	1											
Jody Gerut, L (7, 8) OBP: 0.291, SLG: 0.422		2-3 HBP		2-1 FC1-2 1B			3-3 K			0	0	0	0	0	0	0											
Shane Spencer, R (1, 9) OBP: 0.286, SLG: 0.364	3-1 FC5	3-1 G5-3		2-1 FC1-2 1-H						4	0	0	0	0	1	4											
Josh Bard, S (1, 2) OBP: 0.306, SLG: 0.297	1-3 K		2-3 K		1-2 F9			2-2 F8		4	0	0	0	0	2	3											
Ben Broussard, L (1, 3) OBP: 0.500, SLG: 0.857		0-1 1B 2B 1B		1-0 F7		0-0 HR		3-2 PB 1B		4	2	3	1	0	0	0											
Casey Blake, R (1, 5) OBP: 0.294, SLG: 0.385		1-0 2B E 1B		2-0 E6 2B BB		0-0 F9		3-3 K		4	2	1	0	0	1	1											
Brandon Phillips, R (1, 4) OBP: 0.287, SLG: 0.379		1-0 E 2B		4-2 G5-3 1-2 2B BB		1-0 G4-3		1-3 K		3	2	1	1	1	1	1											
Inning Stats	R: 1 E: 0 K: 2 S: 15	H: 2 LOB: 2 BB: 0 P: 19	R: 3 E: 1 K: 0 S: 16	H: 3 LOB: 2 BB: 0 P: 28	R: 2 E: 1 K: 1 S: 10	H: 1 LOB: 1 BB: 1 P: 22	R: 0 E: 0 K: 0 S: 8	H: 1 LOB: 0 BB: 0 P: 14	R: 1 E: 0 K: 0 S: 6	H: 1 LOB: 1 BB: 1 P: 13	R: 0 E: 0 K: 2 S: 11	H: 0 LOB: 0 BB: 0 P: 20	R: 0 E: 0 K: 2 S: 13	H: 1 LOB: 1 BB: 0 P: 22	R: 0 E: 0 K: 0 S: 5	H: 0 LOB: 0 BB: 0 P: 7	1B: 5 2B: 3 3B: 0 HR: 1	SF: 0 SAC: 0 DP: 0 HBP: 1	WP: 2 PB: 1 SB: 1 CS: 0	PA: 39							
PITCHER	IP	WLS	BF	H	R	ER	SO	BB	IBB	HBP	BLK	WP	HR	S	P	ERA	WHIP										
Freddy Garcia, R (1, 1) ERA: 5.47	6.0	L	32	8	7	4	5	2	0	1	0	2	1	66	116	6.00	1.667										
40 Julio Mateo, R (7, 1) ERA: 3.6	1.0		4	1	0	0	2	0	0	0	0	0	0	13	22	0.00	1.000										
Arthur Rhodes, L (8, 1) ERA: 3.18	0.2		2	0	0	0	0	0	0	0	0	0	0	4	6	0.00	0.000										
Kazuhiro Sasaki, R (8, 1) ERA: 7.15	0.1		1	0	0	0	0	0	0	0	0	0	0	1	1	0.00	0.000										

AB	27
R	2
H	4
RBI	1
BB	3
SO	9
LOB	8

AB	36
R	7
H	9
RBI	7
BB	2
SO	7
LOB	16



Batter	1	2	3	4	5	6	7	8	9	AB	R	H	RBI	BB	SO	LOB	TOP				
51 Ichiro Suzuki, L OBP: 0.352, SLG: 0.383 16 Willie Bloomquist, R OBP: 0.266, SLG: 0.297	1-1 BB HR 1B	0-1 L7	4-1 BB		0-0 G3		3-2 F9			4	1	1	0	1	0	3					
Carlos Guillen, S OBP: 0.355, SLG: 0.415	4-2 SAFE SAFE 1-2 HR BB	2-0 G3-1	1-0 F9		0-3 K			1-2 2B SF9 1B		4	2	1	0	1	1	3					
Bret Boone, R OBP: 0.377, SLG: 0.500	1-3 K		4-2 BB S 1B BB	1-2 G1-3		0-1 G6-3		2-0 SF9 BLK 2B		4	2	1	0	1	1	2					
Edgar Martinez, R OBP: 0.455, SLG: 0.640	0-2 2-H HR		1-1 F9	3-1 1B 2B		3-3 K		0-2 SF9		4	1	2	4	0	1	1					
John Olerud, L OBP: 0.369, SLG: 0.412	1-2 F7		4-1 BB 1B BB	0-1 BB 1B		3-1 G4-3		2-0 F8		4	1	1	0	1	0	0					
Mike Cameron, R OBP: 0.405, SLG: 0.533	0-1 2B		4-1 1B BB	4-2 1B BB				3-3 K		3	1	1	0	2	1	0					
Randy Winn, S OBP: 0.361, SLG: 0.397	1-3 K		1-1 1B BB	0-3 K				4-0 FC3-6 BB	1-2 G1-3	4	1	1	2	1	2	4					
Jeff Cirillo, R OBP: 0.325, SLG: 0.327		4-2 G3 BB	3-2 1-H 2-H G4-3 1B	2-3 K				0-2 FC3-6 BB	1-2 F8	4	0	1	2	1	1	4					
Ben Davis, S OBP: 0.299, SLG: 0.492		3-1 SAFE G3	0-0 G4-3		1-2 G4-3			4-1 BB	1-1 F8	4	0	0	0	1	0	2					
Inning Stats	R: 3 E: 0 K: 2 S: 23	H: 3 LOB: 1 BB: 1 P: 31	R: 0 E: 0 K: 0 S: 8	H: 0 LOB: 1 BB: 1 P: 17	R: 4 E: 0 K: 0 S: 14	H: 2 LOB: 2 BB: 4 P: 36	R: 0 E: 0 K: 2 S: 15	H: 2 LOB: 3 BB: 1 P: 25	R: 0 E: 0 K: 1 S: 8	H: 0 LOB: 0 BB: 0 P: 9	R: 0 E: 0 K: 0 S: 12	H: 0 LOB: 2 BB: 2 P: 24	R: 2 E: 0 K: 1 S: 12	H: 2 LOB: 0 BB: 0 P: 20	R: 0 E: 0 K: 0 S: 9	H: 0 LOB: 0 BB: 0 P: 12	1B: 5 2B: 3 3B: 0 HR: 1	SF: 1 SAC: 0 DP: 0 HBP: 0	WP: 0 PB: 0 SB: 1 CS: 0	PA: 45	
PITCHER	IP WLS BF H R ER SO	IP WLS BF H R ER SO	IP WLS BF H R ER SO	IP WLS BF H R ER SO	IP WLS BF H R ER SO	IP WLS BF H R ER SO	IP WLS BF H R ER SO	IP WLS BF H R ER SO	IP WLS BF H R ER SO	IP WLS BF H R ER SO	IP WLS BF H R ER SO	IP WLS BF H R ER SO	IP WLS BF H R ER SO	IP WLS BF H R ER SO	IP WLS BF H R ER SO	IP WLS BF H R ER SO	ERA WHIP	ERA WHIP			
37 Jake Westbrook, R ERA: 4.46 Terry Mulholland, L ERA: 3.18 David Riske, R ERA: 4.34 Jason Boyd, R ERA: 9.95 Jerrod Riggan, R ERA: 9.0	2.1 1.0 1.2 2.0 2.0	L 6 6 8 8	17 2 0 0 2	5 2 0 0 2	7 0 0 0 2	2 0 0 0 2	2 0 0 0 1	0 1 0 0 0	42 10 16 19 21	76 19 23 37 32	27.00 0.00 0.600 0.00 9.00	4.286 3.000 0.600 1.000 1.000									

Seattle Mariners @ Cleveland Indians
 Jacobs Field, Cleveland, OH
 Thu May 15 2003, 7:05 PM EDT
 Att: 17,889 - Cloudy - 59 F

AB	35
R	9
H	9
RBI	8
BB	9
SO	7
LOB	19



Batter	1	2	3	4	5	6	7	8	9	AB	R	H	RBI	BB	SO	LOB	BOTTOM				
Matt Lawton, L OBP: 0.312, SLG: 0.388	1-1 L9-3 1B		2-1 FC1-2 HBP		2-1 F7		1-1 L9		0-3 K	4	0	1	0	0	1	1					
Omar Vizquel, S OBP: 0.347, SLG: 0.411 John McDonald, R OBP: 0.340, SLG: 0.458	1-2 L9-3		FC1-2 FC6-4		0-0 1B BB		2-1 HR		1-3 K	3	1	1	1	1	0	4					
Ellis Burks, R OBP: 0.353, SLG: 0.459	0-3 K		FC6-4		0-0 BB 1B		0-3 K			4	0	1	0	0	2	3					
Shane Spencer, R OBP: 0.293, SLG: 0.372		0-0 F7		1-0 F7	4-1 BB			0-1 G6-3 2B		3	0	1	0	1	0	0					
Jody Gerut, L OBP: 0.260, SLG: 0.429		1-1 G6-3		1-0 1B 2B	0-0 F7			0-0 F7		4	0	1	0	0	0	4					
Tim Laker, R OBP: 0.353, SLG: 0.484		2-3 K		3-2 1B		1-2 G6-3		1-1 G6-3		4	0	1	0	0	1	1					
Ben Broussard, L OBP: 0.333, SLG: 0.545			3-2 F7	1-0 P5		3-2 F8		1-3 K		4	0	0	0	0	1	3					
Casey Blake, R OBP: 0.301, SLG: 0.384			1-1 HBP FC1-2 1B	1-0 F9		1-2 G1-3		4-2 BB		3	0	1	0	1	0	2					
Brandon Phillips, R OBP: 0.280, SLG: 0.370 Bill Selby, L OBP: 0.146, SLG: 0.108			0-2 FC1-2 HBP 1-2		0-1 G5-3		1-1 F7		2-0 F8	3	0	0	0	0	0	1					
Inning Stats	R: 0 E: 0 K: 1 S: 8	H: 1 LOB: 0 BB: 0 P: 10	R: 0 E: 0 K: 1 S: 6	H: 0 LOB: 0 BB: 0 P: 9	R: 0 E: 1 K: 0 S: 14	H: 1 LOB: 3 BB: 0 P: 22	R: 0 E: 0 K: 0 S: 7	H: 2 LOB: 2 BB: 0 P: 14	R: 0 E: 0 K: 0 S: 9	H: 0 LOB: 0 BB: 0 P: 14	R: 1 E: 0 K: 1 S: 9	H: 1 LOB: 0 BB: 0 P: 13	R: 0 E: 0 K: 1 S: 8	H: 1 LOB: 1 BB: 0 P: 10	R: 0 E: 0 K: 2 S: 12	H: 0 LOB: 1 BB: 1 P: 19	1B: 4 2B: 3 3B: 0 HR: 1	SF: 0 SAC: 0 DP: 1 HBP: 1	WP: 0 PB: 0 SB: 0 CS: 0	PA: 38	
PITCHER	IP WLS BF H R ER SO	IP WLS BF H R ER SO	IP WLS BF H R ER SO	IP WLS BF H R ER SO	IP WLS BF H R ER SO	IP WLS BF H R ER SO	IP WLS BF H R ER SO	IP WLS BF H R ER SO	IP WLS BF H R ER SO	IP WLS BF H R ER SO	IP WLS BF H R ER SO	IP WLS BF H R ER SO	IP WLS BF H R ER SO	IP WLS BF H R ER SO	IP WLS BF H R ER SO	IP WLS BF H R ER SO	ERA WHIP	ERA WHIP			
Ryan Franklin, R ERA: 3.58 Giovanni Carrara, R ERA: 4.84 40 Julio Mateo, R ERA: 0.86 Shigetoshi Hasegawa, R ERA: 0.39 Jeff Nelson, R ERA: 2.51	3.0 3.0 1.0 1.0 1.0	W 14 4 4 4	12 3 1 1 0	0 0 1 0 0	0 0 0 0 0	0 0 1 0 0	28 25 1 8 12	47 13 9 10 19	0.00 0.00 9.00 0.00 0.00	0.667 1.667 0.000 0.000 0.000											

Seattle Mariners @ Cleveland Indians
 Jacobs Field, Cleveland, OH
 Thu May 15 2003, 7:05 PM EDT
 Att: 17,889 - Cloudy - 59 F

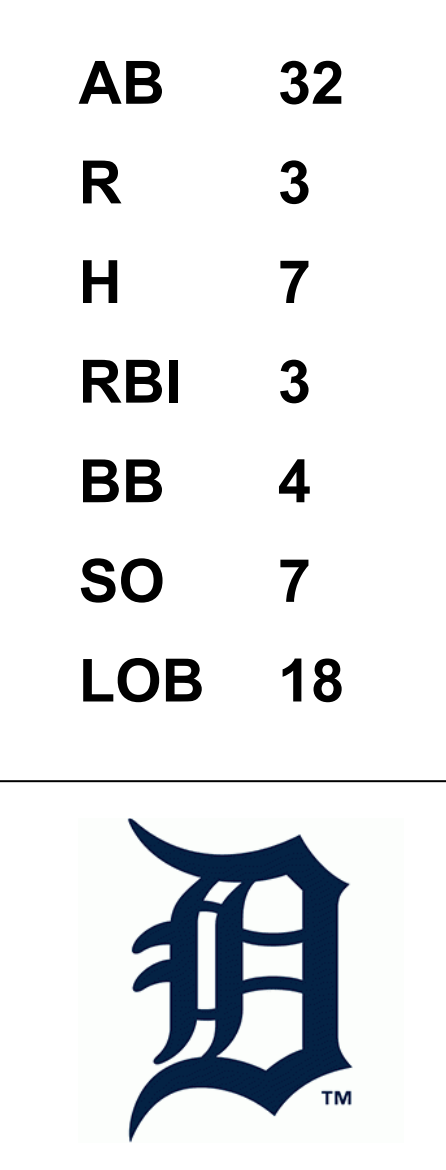
AB	34
R	1
H	7
RBI	1
BB	3
SO	6
LOB	21



Batter	1	2	3	4	5	6	7	8	9	AB R H RBI BB SO LOB	TOP											
51 Ichiro Suzuki, L (1, 9) OBP: 0.399, SLG: 0.392	2-2 K 1B		0-0 CS 2B			2-1 G1-3			1-3 K	4 0 2 0 1 1 0	Seattle Mariners @ Detroit Tigers Comerica Park, Detroit, MI Fri May 16 2003, 7:05 PM EDT Att: 17,641 - Cloudy - 60 F											
Mark McLemore, S (1, 6) OBP: 0.300, SLG: 0.333	2-3 K 1-3		2-1 1B 3B		1-2 G3-1			0-0 G4-3	5 1 1 0 0 2 4													
Bret Boone, R (1, 4) OBP: 0.383, SLG: 0.506	0-3 K		0-0 1B			4-1 HR BB		3-1 E6 G6-4-3	4 2 2 1 1 1 1													
Edgar Martinez, R (1, 10) OBP: 0.453, SLG: 0.655	0-3 K		0-0 F9			1-2 HR BB		0-0 G6-4-3	5 1 2 3 0 1 3													
John Olerud, L (1, 3) OBP: 0.377, SLG: 0.417		4-2 FC6-4 BB		0-3 K		4-1 BB 1B		2-2 BB 2B	3 2 1 0 2 1 1													
Mike Cameron, R (1, 8) OBP: 0.414, SLG: 0.540		3-3 K		4-0 G3-1 BB		4-1 1B BB		3-1 BB 2B	2 0 1 1 2 1 1													
Randy Winn, S (1, 7) OBP: 0.359, SLG: 0.393		1-2 FC6-4 BLK 1-2		2-2 G3-1		2-0 S 1B		0-0 G4-3	4 0 1 1 0 0 2													
Jeff Cirillo, R (1, 5) OBP: 0.317, SLG: 0.319		2-1 G6-3		0-3 K		2-3 K		1-1 F8	3 0 0 0 0 2 4													
Carlos Guillen, S (6, 6) OBP: 0.363, SLG: 0.412		1-2 G6-3				1-2 K			1 0 0 0 0 0 0													
Dan Wilson, R (1, 2) OBP: 0.306, SLG: 0.363			0-1 G6-3		3-3 K	0-3 K		1-2 G1-3	4 0 0 0 0 2 2													
Inning Stats	R: 0 E: 0 K: 3 S: 13	H: 1 LOB: 1 BB: 0 P: 17	R: 0 E: 0 K: 1 S: 12	H: 0 LOB: 1 BB: 21 P: 21	R: 1 E: 0 K: 0 S: 7	H: 3 LOB: 1 BB: 0 P: 9	R: 0 E: 0 K: 2 S: 11	H: 0 LOB: 1 BB: 1 P: 17	R: 0 E: 0 K: 1 S: 9	H: 0 LOB: 0 BB: 0 P: 15	R: 3 E: 0 K: 3 S: 18	H: 2 LOB: 3 BB: 4 P: 42	R: 1 E: 1 K: 0 S: 8	H: 2 LOB: 1 BB: 0 P: 16	R: 0 E: 0 K: 0 S: 6	H: 0 LOB: 0 BB: 0 P: 8	R: 1 E: 0 K: 1 S: 14	H: 2 LOB: 1 BB: 0 P: 19	1B: 4 2B: 4 3B: 1 HR: 1	SF: 0 SAC: 0 DP: 1 HBP: 0	WP: 0 PB: 0 SB: 4 CS: 1	PA: 41
PITCHER	IP WLS BF H R ER SO BB IBB HBP BLK WP HR S P ERA WHIP											IP WLS BF H R ER SO BB IBB HBP BLK WP HR S P ERA WHIP										
38 Jeremy Bonderman, R (1, 1) ERA: 5.77	5.0 L 24 5 4 4 7 5 0 0 0 0 0 1 59 99 7.20 2.000																					
Steve Sparks, R (6, 1) ERA: 3.16	2.0 9 3 1 1 3 0 1 0 0 0 0 0 19 38 4.50 1.500																					
Chris Spurling, R (8, 1) ERA: 3.38	1.2 7 2 1 1 1 0 0 0 0 0 0 0 16 21 5.40 1.200																					
Jamie Walker, L (9, 1) ERA: 2.45	0.1 1 0 0 0 0 0 0 0 0 0 0 0 4 6 0.00 0.000																					

Batter	1	2	3	4	5	6	7	8	9	AB R H RBI BB SO LOB	BOTTOM											
Andres Torres, S (1, 8) OBP: 0.281, SLG: 0.288	1-3 K	2-0 G3			0-0 SH1-3		4-2 G4-3 BB		2-3 K	3 0 0 0 1 2 3	Seattle Mariners @ Detroit Tigers Comerica Park, Detroit, MI Fri May 16 2003, 7:05 PM EDT Att: 17,641 - Cloudy - 60 F											
20 Omar Infante, R (1, 6) OBP: 0.273, SLG: 0.282	1-1 G4-3		0-0 G6-3		1-1 G4-3		1-2 F8		2-1 P4	3 0 0 0 0 0 1												
Kevin Witt, L (7, PH)										0 0 0 0 0 0 0												
Shane Halter, R (7, PH)										2 0 0 0 0 0 3												
Bobby Higginson, L (1, 9) OBP: 0.354, SLG: 0.350	2-2 F9		2-3 K		1-1 G6-3		1-0 G4-3			4 0 0 1 0 1 2												
Dmitri Young, S (1, 10) OBP: 0.295, SLG: 0.423		2-1 2B 1B	3-3 K		0-1 F9 2B		0-2 G5-3			4 1 2 0 0 1 1												
Carlos Pena, L (1, 3) OBP: 0.259, SLG: 0.317		2-1 BB 15 SF9 2B		0-1 F9		0-2 F9		0-3 K		4 1 1 0 0 1 1												
Craig Monroe, R (1, 7) OBP: 0.322, SLG: 0.436		2-2 15 SF9 BB 1B		0-0 1B		1-2 L5		1-3 K		4 0 2 1 0 1 1												
Eric Munson, L (1, 5) OBP: 0.303, SLG: 0.366		3-H 4-2 1B		1-0 L8		4-2 BB		3-2 F8		2 0 0 0 2 0 1												
15 Brandon Inge, R (1, 2) OBP: 0.219, SLG: 0.217		1-2 SF9		2-3 K		0-0 G6-3			1-2 G6-3	3 0 0 1 0 1 3												
Ramon Santiago, S (1, 4) OBP: 0.340, SLG: 0.299		2-2 L8			4-2 20 G4-3 SH1-3 BB		0-0 F8 BB 1B		1-1 1B	3 1 2 0 1 0 2												
Inning Stats	R: 0 E: 0 K: 1 S: 8	H: 0 LOB: 0 BB: 0 P: 12	R: 2 E: 0 K: 0 S: 18	H: 3 LOB: 2 BB: 1 P: 33	R: 0 E: 0 K: 2 S: 8	H: 0 LOB: 0 BB: 0 P: 13	R: 0 E: 0 K: 1 S: 7	H: 1 LOB: 1 BB: 0 P: 10	R: 0 E: 0 K: 0 S: 7	H: 0 LOB: 1 BB: 1 P: 13	R: 0 E: 0 K: 0 S: 12	H: 1 LOB: 2 BB: 1 P: 17	R: 1 E: 0 K: 0 S: 11	H: 1 LOB: 1 BB: 1 P: 17	R: 0 E: 0 K: 2 S: 10	H: 0 LOB: 0 BB: 0 P: 14	R: 0 E: 0 K: 1 S: 10	H: 1 LOB: 1 BB: 0 P: 16	1B: 5 2B: 2 3B: 0 HR: 0	SF: 1 SAC: 1 DP: 0 HBP: 0	WP: 0 PB: 0 SB: 0 CS: 0	PA: 38
PITCHER	IP WLS BF H R ER SO BB IBB HBP BLK WP HR S P ERA WHIP											IP WLS BF H R ER SO BB IBB HBP BLK WP HR S P ERA WHIP										
Gil Meche, R (1, 1) ERA: 3.06	6.0 W 28 6 3 3 4 4 0 0 0 0 0 0 63 105 4.50 1.667																					
Arthur Rhodes, L (7, 1) ERA: 2.94	2.0 H 6 0 0 0 2 0 0 0 0 0 0 0 18 24 0.00 0.000																					
Kazuhiko Sasaki, R (9, 1) ERA: 6.57	1.0 S 4 1 0 0 1 0 0 0 0 0 0 0 10 16 0.00 1.000																					

AB	35
R	6
H	10
RBI	6
BB	6
SO	11
LOB	18



Batter	1	2	3	4	5	6	7	8	9	AB R H RBI BB SO LOB	TOP											
51 Ichiro Suzuki, L (1, 9) OBP: 0.372, SLG: 0.426	1-2 HR 1B		0-0 G6-3 1B		3-2 G1-3	1-1 G3			0-0 1B	5 1 3 0 0 0 1	Seattle Mariners @ Detroit Tigers Comerica Park, Detroit, MI Sun May 18 2003, 1:05 PM EDT Att: 16,263 - Cloudy - 55 F											
Carlos Guillen, S (1, 6) OBP: 0.395, SLG: 0.430	0-1 HR 1-H		1-2 G6-3 1-2		4-2 HR BB		1-0 G4-3	0-1 F7	4 2 1 2 1 0 2													
Bret Boone, R (1, 4) OBP: 0.384, SLG: 0.554	2-2 G1-3		0-0 1B		1-0 HR		1-2 G6-3	2-3 K	5 1 2 2 0 1 1													
Edgar Martinez, R (1, 10) OBP: 0.446, SLG: 0.627	0-1 G6-3		1-3 K		1-2 F8		1-2 L9		4 0 0 0 0 1 1													
Randy Winn, S (1, 8) OBP: 0.360, SLG: 0.389	0-2 G1-3			2-1 S 2B 1B	1-2 HBP		0-0 L7		3 1 1 0 0 0 0													
Greg Colbrunn, R (1, 3) OBP: 0.278, SLG: 0.375		3-2 HR		1-0 F9	3-1 G1-3		3-0 G1-3		4 1 1 1 0 0 2													
Jeff Cirillo, R (1, 5) OBP: 0.315, SLG: 0.325		1-2 G5-3		0-1 F8		1-0 G3	3-2 2B		4 0 1 0 0 0 1													
Ben Davis, S (1, 2) OBP: 0.296, SLG: 0.493		1-2 F7		2-1 2B 1-H		1-3 K	0-2 F9		4 0 1 1 0 1 1													
16 Willie Bloomquist, R (1, 7) OBP: 0.287, SLG: 0.275		3-2 F7		3-2 L5		4-1 BB		0-3 K	3 0 0 0 1 1 1													
Inning Stats	R: 2 H: 2 E: 0 K: 0 S: 16	H: 2 LOB: 0 BB: 0 P: 19	R: 1 H: 1 E: 0 K: 0 S: 14	H: 1 LOB: 0 BB: 2 P: 22	R: 0 H: 2 E: 0 K: 1 S: 8	H: 2 LOB: 1 BB: 0 P: 10	R: 1 H: 2 E: 0 K: 0 S: 11	H: 2 LOB: 1 BB: 0 P: 19	R: 2 H: 1 E: 0 K: 1 S: 16	H: 1 LOB: 1 BB: 1 P: 29	R: 0 H: 0 E: 0 K: 1 S: 7	H: 0 LOB: 1 BB: 1 P: 14	R: 0 H: 0 E: 0 K: 0 S: 7	H: 0 LOB: 0 BB: 0 P: 10	R: 0 H: 1 E: 0 K: 0 S: 11	H: 1 LOB: 1 BB: 0 P: 17	R: 0 H: 1 E: 0 K: 2 S: 9	H: 1 LOB: 1 BB: 0 P: 11	1B: 5 2B: 2 3B: 0 HR: 3	SF: 0 SAC: 0 DP: 1 HBP: 1	WP: 0 PB: 0 SB: 1 CS: 0	PA: 39
PITCHER	IP WLS BF H R ER SO BB IBB HBP BLK WP HR S P ERA WHIP											PITCHER	IP WLS BF H R ER SO BB IBB HBP BLK WP HR S P ERA WHIP									
Mike Maroth, L (1, 1) ERA: 5.73	5.0 L 24 8 6 6 1 1 0 1 0 0 0 3 65 99 10.80 1.800																					
Steve Avery, L (6, 1) ERA:	3.0 11 1 0 0 1 1 0 0 0 0 0 25 41 0.00 0.667																					
Chris Spurling, R (9, 1) ERA: 3.18	1.0 4 1 0 0 2 0 0 0 0 0 0 9 11 0.00 1.000																					

AB	36
R	6
H	10
RBI	6
BB	2
SO	4
LOB	10



Batter	1	2	3	4	5	6	7	8	9	AB R H RBI BB SO LOB	BOTTOM											
Andres Torres, S (1, 8) OBP: 0.264, SLG: 0.269	3-3 K		0-0 G4-3		1-2 G1-3			2-3 K		4 0 0 0 0 2 1	Seattle Mariners @ Detroit Tigers Comerica Park, Detroit, MI Sun May 18 2003, 1:05 PM EDT Att: 16,263 - Cloudy - 55 F											
Ramon Santiago, S (1, 4) OBP: 0.333, SLG: 0.287	4-1 HR BB		1-3 K		0-1 B1-3		1-1 G4-3		3 1 0 0 1 1 0													
Bobby Higginson, L (1, 9) OBP: 0.361, SLG: 0.379	0-0 HR		0-1 F9		2-2 F8		1-0 F7		4 1 1 2 0 0 0													
Dmitri Young, S (1, 10) OBP: 0.306, SLG: 0.424	3-2 F9			0-3 K	0-1 1B		4-2 G6-4-3 BB		3 0 1 0 1 1 0													
Carlos Pena, L (1, 3) OBP: 0.266, SLG: 0.323	1-2 F8		0-0 G6-3		0-1 G6-3		0-2 G6-4-3 1-2		4 0 1 0 0 0 1													
Craig Monroe, R (1, 7) OBP: 0.295, SLG: 0.395		2-2 G4-3		2-1 G6-3		2-3 K		1-2 F8	4 0 0 0 0 1 2													
Eric Munson, L (1, 5) OBP: 0.310, SLG: 0.394		4-2 BB			1-1 G4-3		2-3 K		2 0 0 0 1 1 0													
Matt Walbeck, S (1, 2) OBP: 0.059, SLG: 0.088		0-1 L8			2-3 K		2-2 G4-3		3 0 0 0 0 1 1													
20 Omar Infante, R (1, 6) OBP: 0.274, SLG: 0.264		1-1 F8			1-0 1B		3-2 G6-3		3 0 1 0 0 0 1													
Inning Stats	R: 2 H: 1 E: 0 K: 1 S: 12	H: 1 LOB: 1 BB: 1 P: 23	R: 0 H: 0 E: 0 K: 0 S: 10	H: 0 LOB: 1 BB: 1 P: 17	R: 0 H: 0 E: 0 K: 1 S: 6	H: 0 LOB: 0 BB: 0 P: 7	R: 0 H: 0 E: 0 K: 1 S: 7	H: 0 LOB: 0 BB: 0 P: 9	R: 0 H: 1 E: 0 K: 1 S: 9	H: 1 LOB: 1 BB: 0 P: 14	R: 0 H: 2 E: 0 K: 1 S: 12	H: 2 LOB: 2 BB: 0 P: 16	R: 0 H: 0 E: 0 K: 1 S: 11	H: 0 LOB: 0 BB: 0 P: 18	R: 0 H: 0 E: 0 K: 1 S: 6	H: 0 LOB: 0 BB: 0 P: 10	R: 0 H: 0 E: 0 K: 0 S: 8	H: 0 LOB: 0 BB: 1 P: 13	1B: 3 2B: 0 3B: 0 HR: 1	SF: 0 SAC: 0 DP: 1 HBP: 0	WP: 0 PB: 0 SB: 0 CS: 0	PA: 33
PITCHER	IP WLS BF H R ER SO BB IBB HBP BLK WP HR S P ERA WHIP											PITCHER	IP WLS BF H R ER SO BB IBB HBP BLK WP HR S P ERA WHIP									
Joel Pineiro, R (1, 1) ERA: 3.86	8.0 W 30 4 2 2 7 2 0 0 0 0 0 1 73 114 2.25 0.750																					
Arthur Rhodes, L (9, 1) ERA: 2.7	1.0 3 0 0 0 0 1 0 0 0 0 0 0 8 13 0.00 1.000																					

AB	30
R	2
H	4
RBI	2
BB	3
SO	7
LOB	6



Batter	1	2	3	4	5	6	7	8	9	AB	R	H	RBI	BB	SO	LOB	TOP								
Michael Tucker, L (1.9) OBP: 0.305, SLG: 0.424	1-1 B4-3		1-0 F9		3-1 1B		0-0 B2-3			4	0	1	0	0	0	1	Kansas City Royals @ Seattle Mariners Safeco Field, Seattle, WA Tue May 20 2003, 7:05 PM PDT Att: 36,423 - Dome - 72 F								
Joe Randa, R (1.5) OBP: 0.298, SLG: 0.406	3-2 F9		2-2 L8		0-0 SF7		3-3 K			3	0	0	1	0	1										
Carlos Beltrán, S (1.8) OBP: 0.358, SLG: 0.468	4-2 BB			0-0 P6		3-3 K		3-0 G4-3		3	0	0	0	1	2										
29 Mike Sweeney, R (1.3) OBP: 0.408, SLG: 0.496	0-3 K			0-0 L7		0-0 G4-3		2-2 1B		4	0	1	0	0	1										
Raul Ibanez, L (1.7) OBP: 0.364, SLG: 0.485		1-1 L8		0-1 HR		3-2 HR		4-2 PB 2B BB		3	3	2	2	1	0	0									
Ken Harvey, R (1.10) OBP: 0.301, SLG: 0.410		3-3 K		1-2 P3		0-1 P3		3-2 F9		4	0	0	0	0	1	1									
Desi Relaford, S (1.4) OBP: 0.383, SLG: 0.452		1-2 L7			1-1 F8		3-2 L7		1-2 G4-3 2H 2B	4	0	1	1	0	0	0									
Brent Mayne, L (1.2) OBP: 0.328, SLG: 0.422			1-2 G4-3		4-2 1B SF7 BB		3-2 F8		2-2 G4-3	3	1	0	0	1	0	1									
4 Angel Berroa, R (1.6) OBP: 0.318, SLG: 0.365			2-2 HBP		0-1 SF7 1B		0-1 G6-3		0-3 K	3	0	1	0	0	1	1									
Inning Stats	R: 0 E: 0 K: 1 S: 16	H: 0 LOB: 1 BB: 1 P: 24	R: 0 E: 0 K: 1 S: 10	H: 0 LOB: 0 BB: 0 P: 15	R: 0 E: 0 K: 0 S: 10	H: 0 LOB: 1 BB: 0 P: 16	R: 1 E: 0 K: 0 S: 8	H: 1 LOB: 0 BB: 0 P: 9	R: 1 E: 0 K: 1 S: 16	H: 2 LOB: 2 BB: 1 P: 27	R: 1 E: 0 K: 0 S: 11	H: 1 LOB: 0 BB: 0 P: 17	R: 0 E: 0 K: 0 S: 7	H: 0 LOB: 0 BB: 0 P: 10	R: 0 E: 0 K: 1 S: 7	H: 1 LOB: 1 BB: 0 P: 15	R: 1 E: 0 K: 1 S: 16	H: 1 LOB: 1 BB: 1 P: 26	1B: 3 2B: 1 3B: 0 HR: 2	SF: 1 SAC: 0 DP: 0 HBP: 1	WP: 0 PB: 1 SB: 2 CS: 0	PA: 36			
PITCHER	IP	WLS	BF	H	R	ER	SO	BB	IBB	HBP	BLK	WP	HR	S	P	ERA	WHIP								
Ryan Franklin, R (1.1) ERA: 3.67	6.0	25	4	3	3	3	2	0	0	1	0	0	2	71	108	4.50	1.000								
Shigetoshi Hasegawa, R (7.1) ERA: 0.35	1.0	3	0	0	0	0	0	0	0	0	0	0	0	7	10	0.00	0.000								
Jeff Nelson, R (8.1) ERA: 2.35	1.0	W	3	1	0	0	1	0	0	0	0	0	0	7	15	0.00	0.000								
Arthur Rhodes, L (9.1) ERA: 3.0	1.0	5	1	1	1	1	1	0	0	0	0	0	0	16	26	9.00	2.000								

Batter	1	2	3	4	5	6	7	8	9	AB	R	H	RBI	BB	SO	LOB	BOTTOM								
51 Ichiro Suzuki, L (1.9) OBP: 0.367, SLG: 0.420	3-2 F9		0-0 1B		0-2 F9		2-0 G5-3	1-1 G3-1		5	0	1	1	0	0	2	Kansas City Royals @ Seattle Mariners Safeco Field, Seattle, WA Tue May 20 2003, 7:05 PM PDT Att: 36,423 - Dome - 72 F								
Carlos Guillen, S (1.6) OBP: 0.365, SLG: 0.447	1-1 SF9		0-3 K		2-2 G6-4-3 1B		2-3 K			4	1	2	0	0	2	2									
Bret Boone, R (1.4) OBP: 0.381, SLG: 0.556	2-1 SF9			3-2 G6-3		0-1 G6-4-3		0-2 1B 2B		3	1	1	1	0	0	2									
Edgar Martinez, R (1.10) OBP: 0.447, SLG: 0.620	3-3 K		1-2 G6-3			4-0 FC4-6 HBP BB		0-0 2H E 1B		3	0	1	1	1	1	0									
16 Willie Bloomquist, R (8. PR) OBP: 0.287, SLG: 0.275								2-0 L7		0	1	0	0	0	0	0									
John Olerud, L (1.3) OBP: 0.380, SLG: 0.415		0-2 1B 1B		2-2 G6-3		3-2 FC4-6 HBP		2-0 L7		3	1	1	0	0	0	1									
Mike Cameron, R (1.8) OBP: 0.398, SLG: 0.519		0-1 L8			3-3 K		1-3 K		0-0 E6 HR 2B	4	1	1	1	0	2	3									
Randy Winn, S (1.7) OBP: 0.357, SLG: 0.404		2-2 P3					0-0 FC4-6		0-0 HR	4	1	1	2	0	1	3									
Jeff Cirillo, R (1.5) OBP: 0.313, SLG: 0.322		1-0 1B 51 1B					3-1 G6-3		0-2 G6-3	4	1	1	0	0	1	3									
Dan Wilson, R (1.2) OBP: 0.312, SLG: 0.356		0-1 51 1B				4-1 1B		3-1 G5-3		3	0	2	1	1	0	0									
Inning Stats	R: 1 E: 0 K: 1 S: 10	H: 1 LOB: 0 BB: 0 P: 17	R: 2 E: 0 K: 1 S: 17	H: 4 LOB: 2 BB: 0 P: 20	R: 0 E: 0 K: 0 S: 9	H: 0 LOB: 0 BB: 0 P: 15	R: 0 E: 0 K: 3 S: 11	H: 0 LOB: 0 BB: 0 P: 17	R: 0 E: 0 K: 1 S: 9	H: 1 LOB: 1 BB: 1 P: 15	R: 0 E: 0 K: 1 S: 8	H: 0 LOB: 2 BB: 1 P: 19	R: 0 E: 0 K: 1 S: 6	H: 0 LOB: 0 BB: 0 P: 13	R: 4 E: 1 K: 0 S: 15	H: 5 LOB: 1 BB: 0 P: 20	1B: 7 2B: 2 3B: 1 HR: 1	SF: 1 SAC: 0 DP: 1 HBP: 1	WP: 0 PB: 0 SB: 0 CS: 0	PA: 37					
PITCHER	IP	WLS	BF	H	R	ER	SO	BB	IBB	HBP	BLK	WP	HR	S	P	ERA	WHIP								
Darrell May, L (1.1) ERA: 4.32	5.1	24	6	3	3	6	2	0	0	1	0	0	0	61	97	5.06	1.500								
Jason Grimsley, R (6.1) ERA: 3.72	0.2	2	0	0	0	0	0	0	0	0	0	0	0	3	6	0.00	0.000								
D.J. Carrasco, R (7.1) ERA: 3.2	1.2	L	10	5	4	4	1	0	0	0	0	0	1	19	30	21.60	3.000								
Jason Gillilan, R (8.1) ERA: 27.0	0.1	1	0	0	0	0	0	0	0	0	0	0	0	2	3	0.00	0.000								

Batter	1	2	3	4	5	6	7	8	9	AB	R	H	RBI	BB	SO	LOB	TOP				
Michael Tucker, L (1, 9) OBP: 0.308, SLG: 0.438	4-2 29 BB 1B	2-0 1-H HR			0-0 G3		2-2 G3	2-3 K		4	2	1	2	1	1	0					
Joe Randa, R (1, 5) OBP: 0.301, SLG: 0.426	2-3 K	2-0 F8			1-1 F8		2-0 HR		1-1 29 BB HR 1B	5	2	2	1	0	1	1					
29 Mike Sweeney, R (1, 3) OBP: 0.407, SLG: 0.485	4-0 1B	1-0 G5-3			0-0 F7		0-1 P6		4-1 BLK HR BB	3	1	0	0	2	0	0					
Mendy López, R (9, PR) OBP: 0.259, SLG: 0.346	1-2 HR BB								1-2 HR BB	0	1	0	0	0	0	0					
Raul Ibanez, L (1, 7) OBP: 0.370, SLG: 0.506	3-2 HR 1B				2-2 G4-3		0-1 WP 1B		1-1 HR P6	5	2	3	2	0	0	2					
Carlos Beltrán, S (1, 8) OBP: 0.368, SLG: 0.531	1-0 HR				1-1 F7		0-1 F7		4-2 1B S G5-2-3 BB	4	2	2	6	1	0	1					
Ken Harvey, R (1, 10) OBP: 0.297, SLG: 0.404	1-H 3-H HR				0-3 K		1-3 K		4-0 1B S G5-2-3 BB	2	0	0	0	0	2	0					
Dee Brown, L (6, PH) OBP: 0.304, SLG: 0.384	2-3 K								1-2 4 HR BB	2	1	0	0	1	1	2					
Desi Relaford, S (1, 4) OBP: 0.384, SLG: 0.450	2-2 P6				1-0 G3-1		0-0 WP 1B		1-2 4 HR G5-2-3 1B	5	1	2	0	0	0	1					
Mike DiFelice, R (1, 2) OBP: 0.310, SLG: 0.491					4-2 4 G5-4-3 BB		2-1 G4-3		0-0 G5-2-3	3	0	0	0	1	0	5					
4 Angel Berroa, R (1, 6) OBP: 0.323, SLG: 0.390	2-1 HR 1B				0-2 G5-4-3				1-2 2-H 3-H HR	4	2	2	3	0	0	1					
Inning Stats	R: 4 E: 0 K: 2 S: 16	H: 2 LOB: 0 BB: 2 P: 34	R: 2 E: 0 K: 0 S: 10	H: 2 LOB: 0 BB: 0 P: 19	R: 0 E: 0 K: 1 S: 9	H: 0 LOB: 0 BB: 0 P: 12	R: 0 E: 0 K: 0 S: 6	H: 0 LOB: 0 BB: 1 P: 11	R: 0 E: 0 K: 1 S: 4	H: 2 LOB: 2 BB: 0 P: 13	R: 1 E: 0 K: 0 S: 9	H: 1 LOB: 0 BB: 0 P: 15	R: 4 E: 0 K: 1 S: 18	H: 3 LOB: 0 BB: 2 P: 31	R: 3 E: 0 K: 0 S: 11	H: 2 LOB: 1 BB: 1 P: 22	1B: 6 2B: 0 3B: 0 HR: 6	SF: 0 SAC: 0 DP: 2 HBP: 0	WP: 1 PB: 0 SB: 1 CS: 0	PA: 43	
PITCHER	IP WLS BF H R ER SO	IP WLS BF H R ER SO	IP WLS BF H R ER SO	IP WLS BF H R ER SO	IP WLS BF H R ER SO	IP WLS BF H R ER SO	IP WLS BF H R ER SO	IP WLS BF H R ER SO	IP WLS BF H R ER SO	IP WLS BF H R ER SO	IP WLS BF H R ER SO	IP WLS BF H R ER SO	IP WLS BF H R ER SO	IP WLS BF H R ER SO	IP WLS BF H R ER SO	IP WLS BF H R ER SO	BB IBB HBP BLK	WP HR S P	ERA WHIP	ERA WHIP	
Freddy Garcia, R (1, 1) ERA: 5.11	7.0 L 30 7 7 7 4																				
Giovanni Carrara, R (8, 17) ERA: 6.17	1.0 7 3 4 4 1																				
40 Julio Mateo, R (9, 1) ERA: 4.91	1.0 6 2 3 3 0																				

Kansas City Royals @ Seattle Mariners
Safeco Field, Seattle, WA
Wed May 21 2003, 7:05 PM PDT
Att: 31,251 - Cloudy - 67 F

AB 37
R 14
H 12
RBI 14
BB 6
SO 5
LOB 13

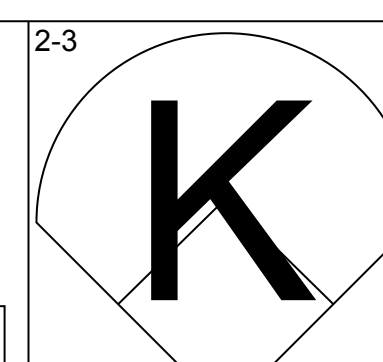
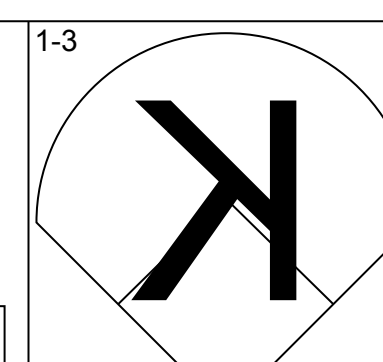
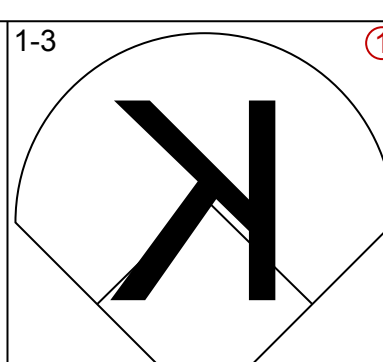
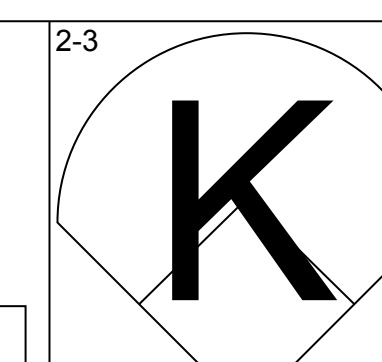
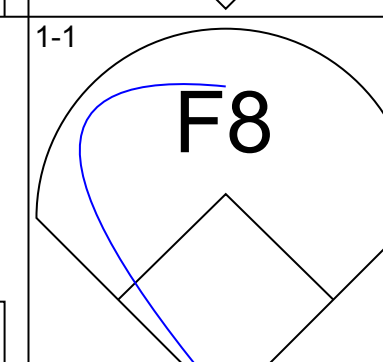
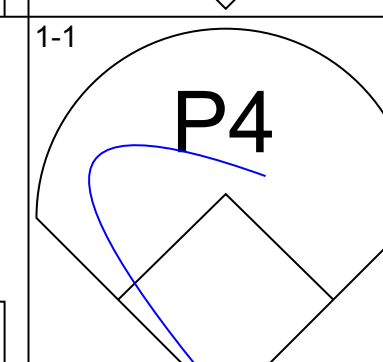
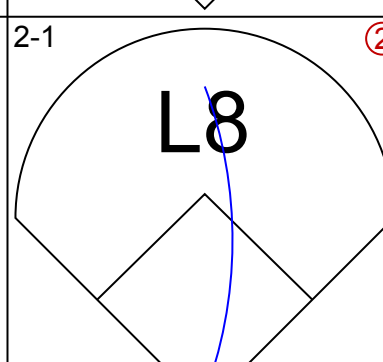
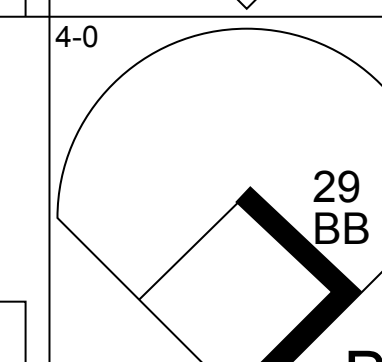
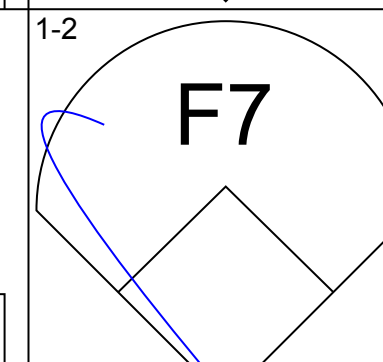
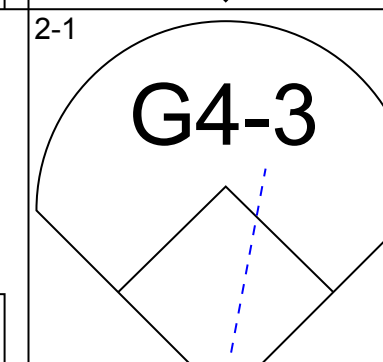
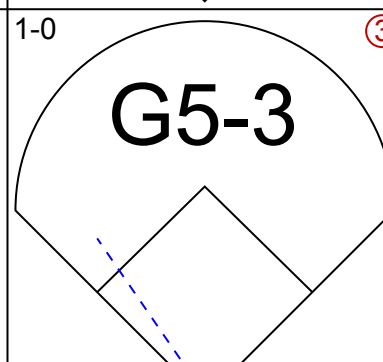
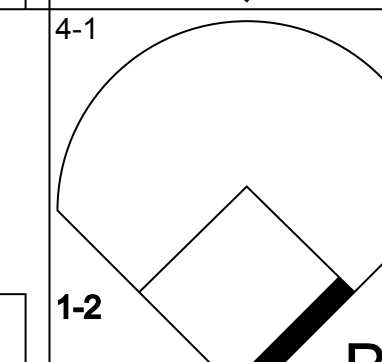
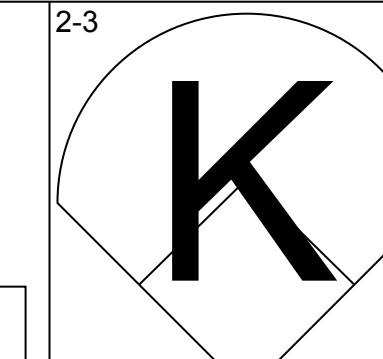
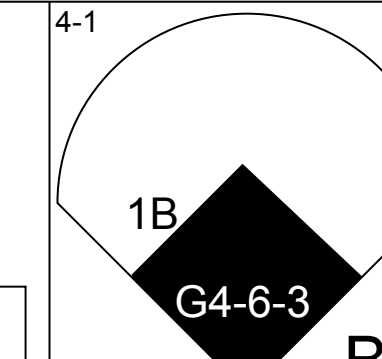
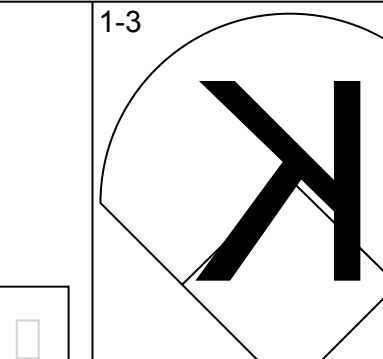
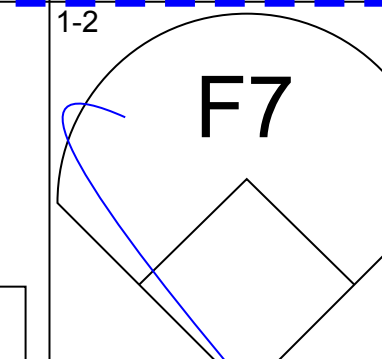
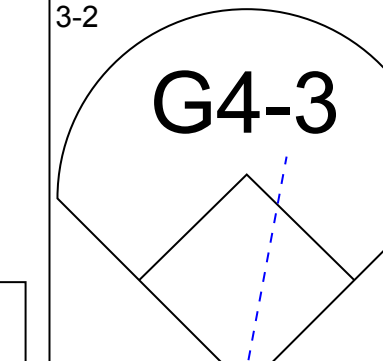
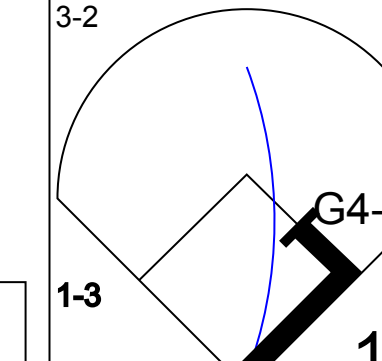
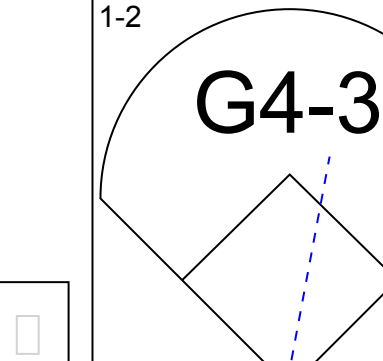
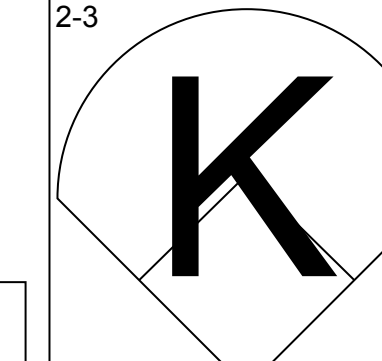
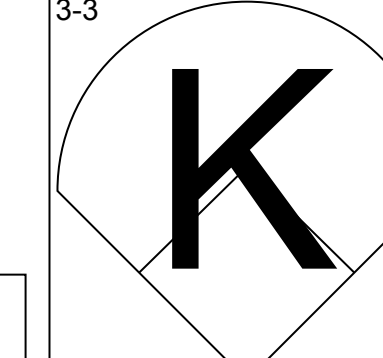
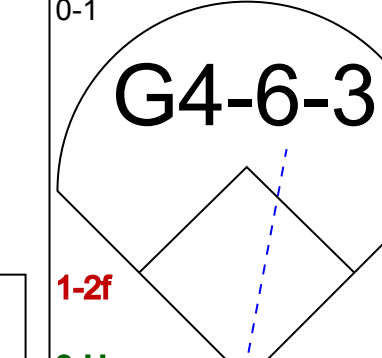
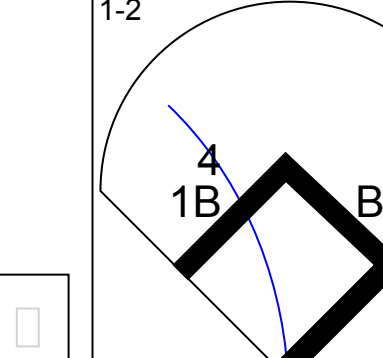
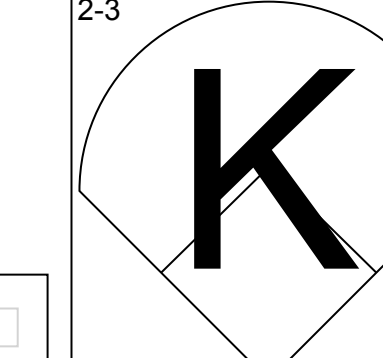
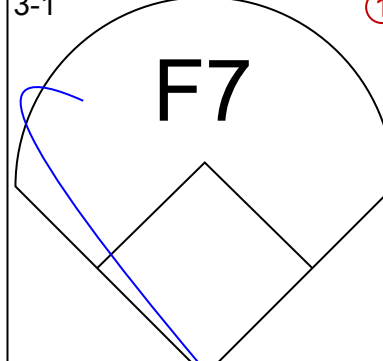
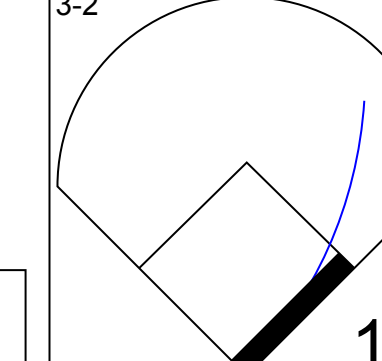
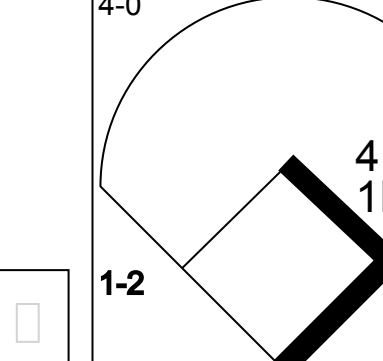
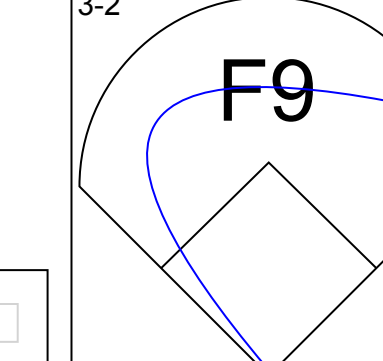
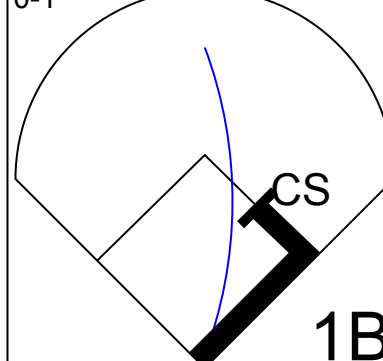
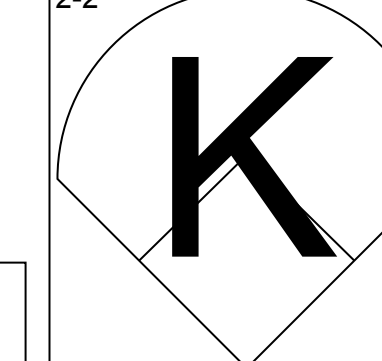
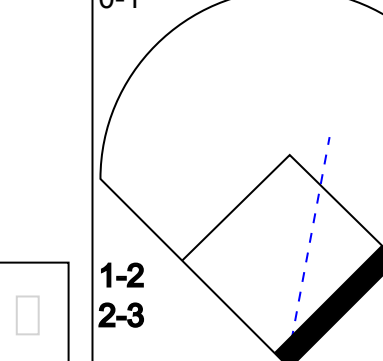
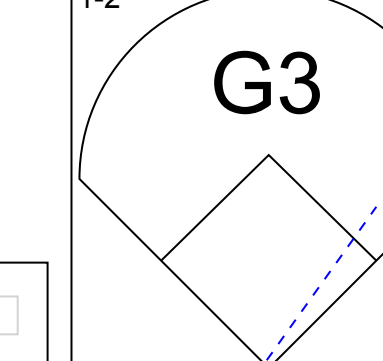
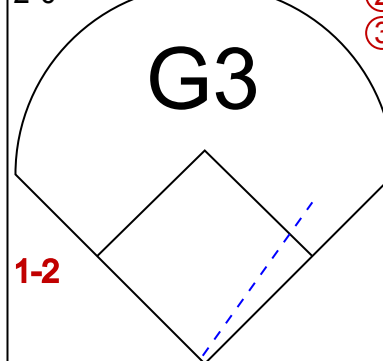

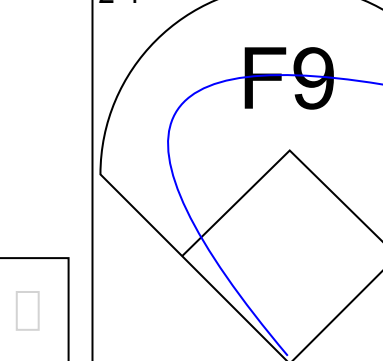


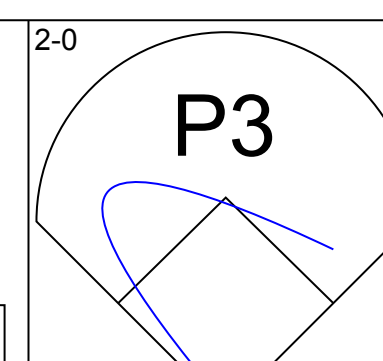
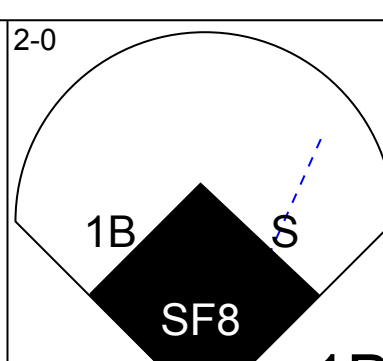
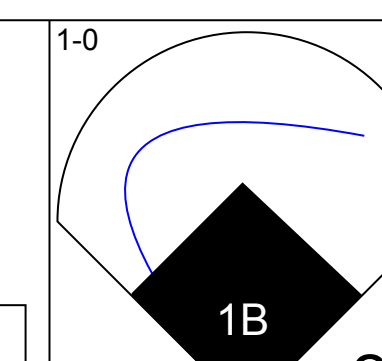
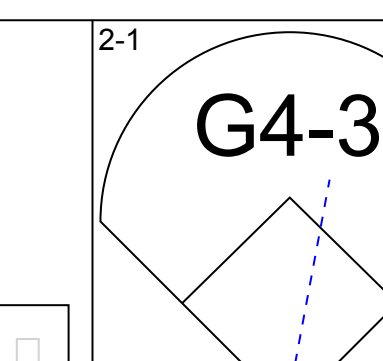
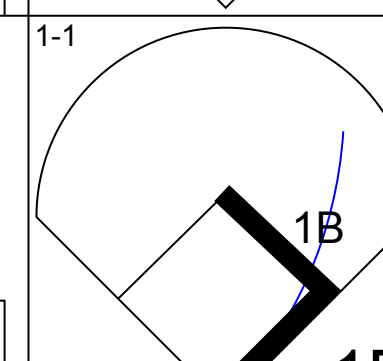
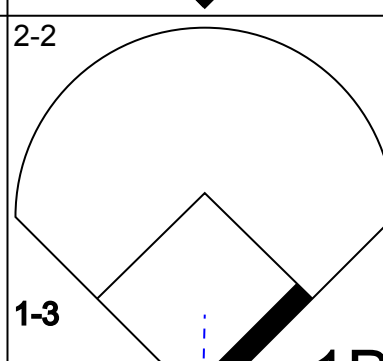
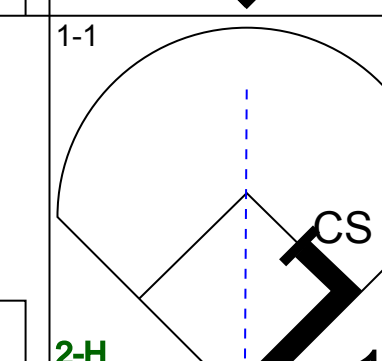
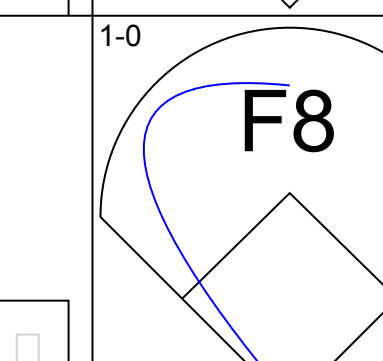
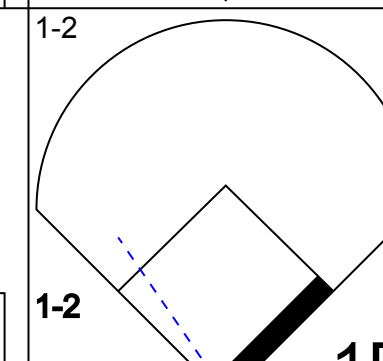
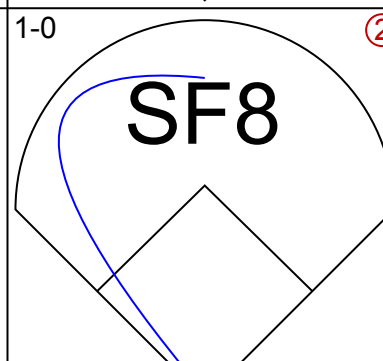
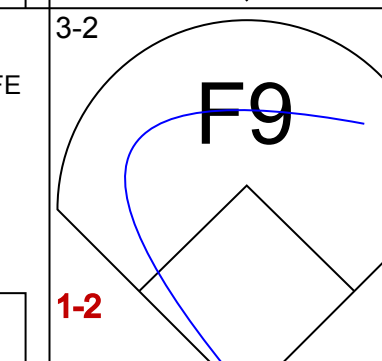
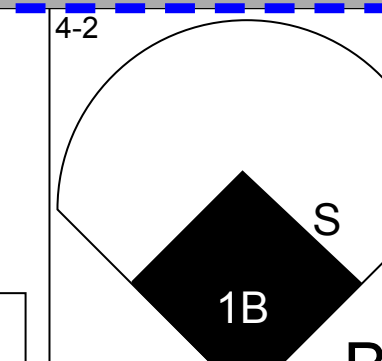
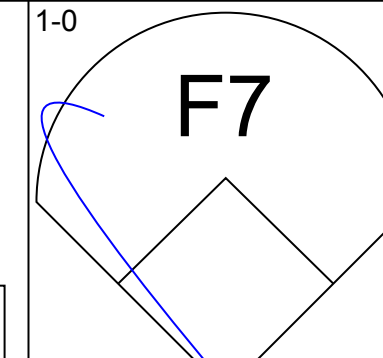
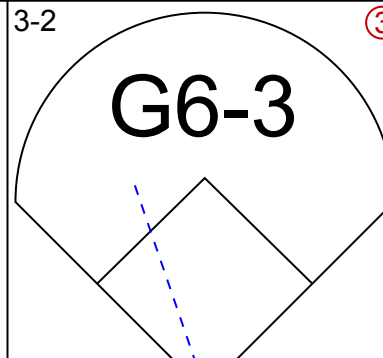
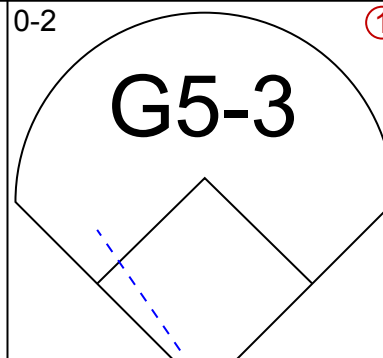
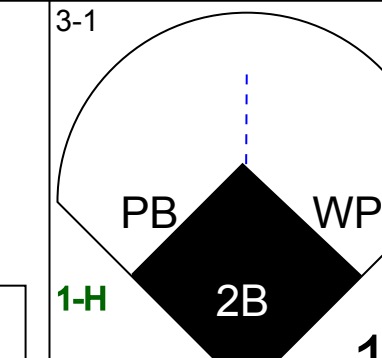
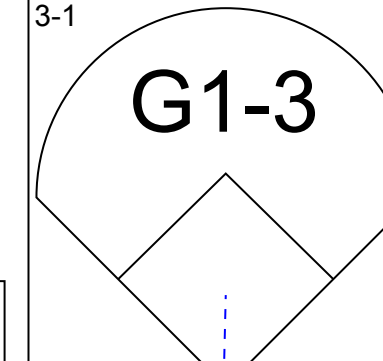
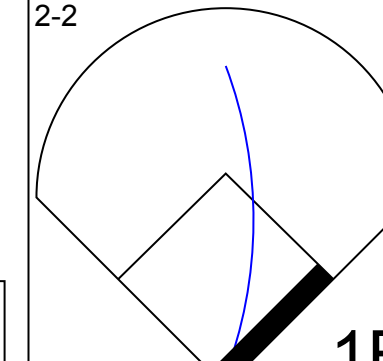
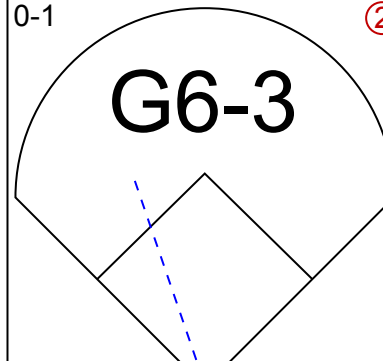
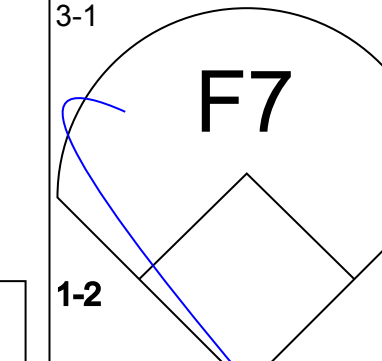
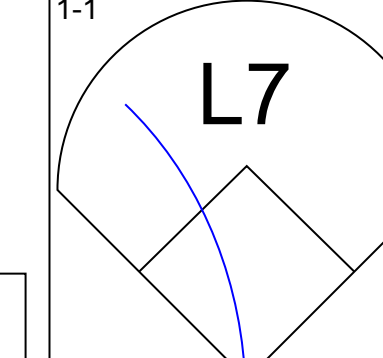
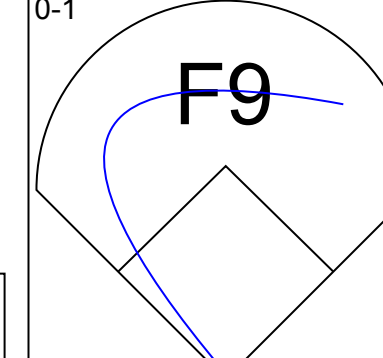
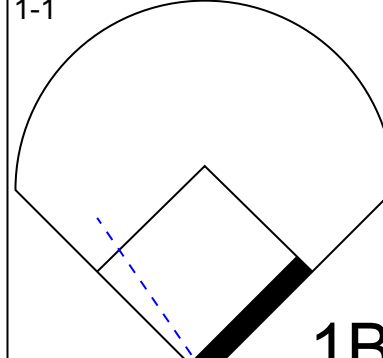
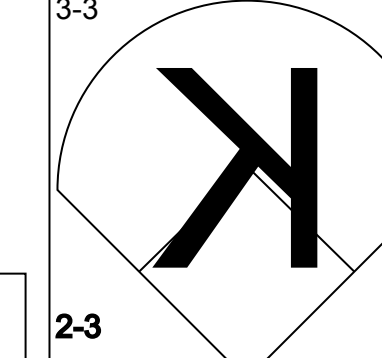
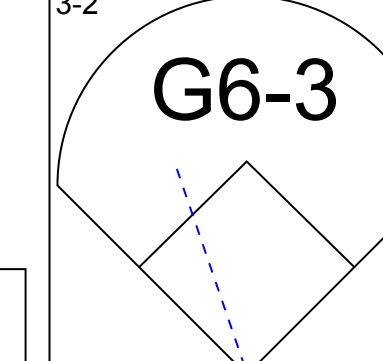
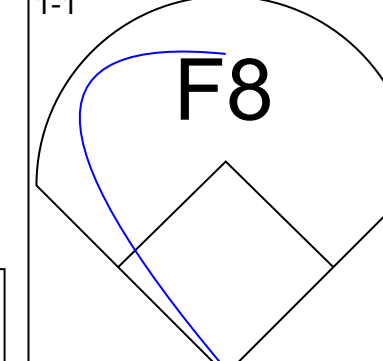
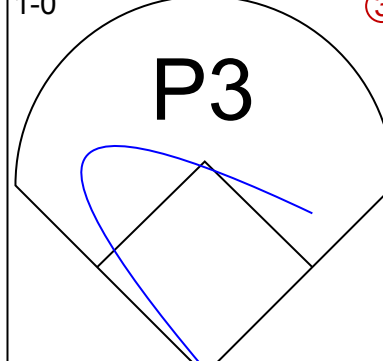
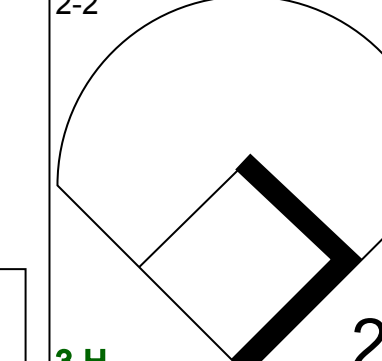
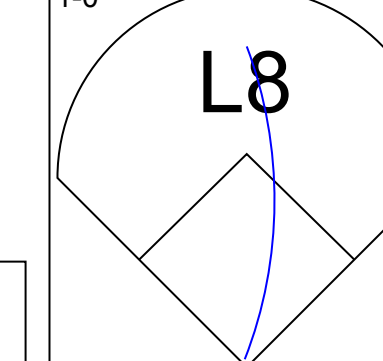
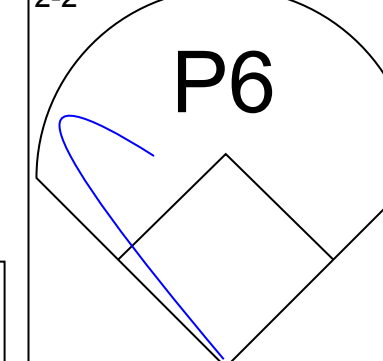
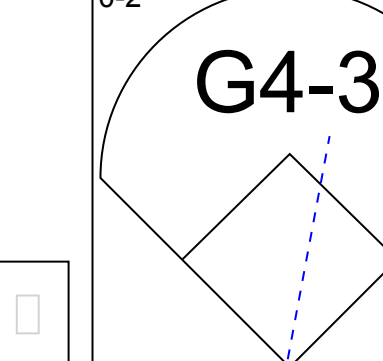
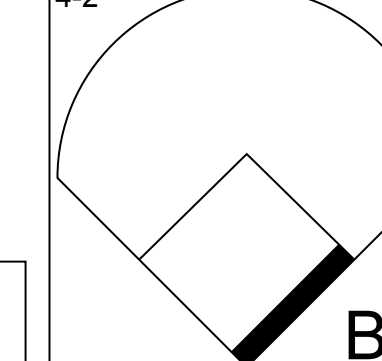
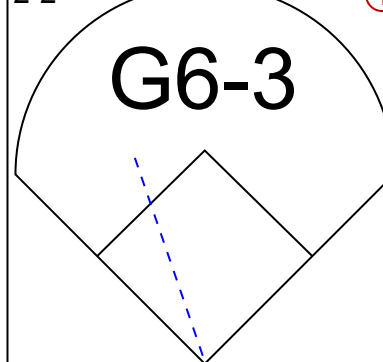
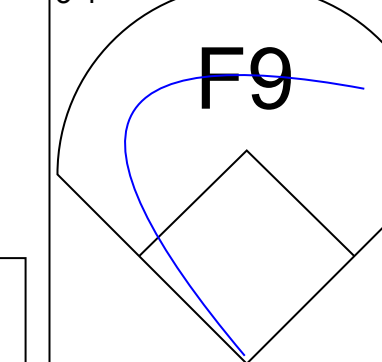
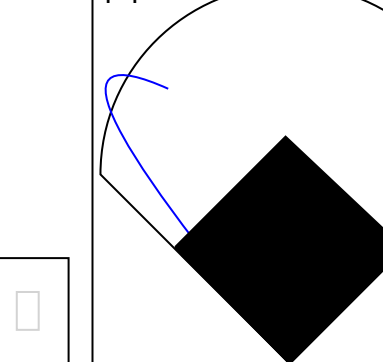
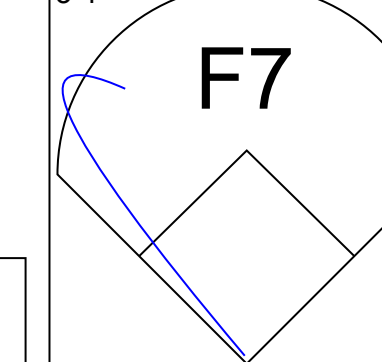
Batter	1	2	3	4	5	6	7	8	9	AB	R	H	RBI	BB	SO	LOB	BOTTOM				
51 Ichiro Suzuki, L (1, 9) OBP: 0.370, SLG: 0.418	1-2 G4-3								1-1 G4-3	3	1	1	0	1	0	0					
16 Willie Bloomquist, R (9, PH) OBP: 0.261, SLG: 0.265										1	0	0	0	0	0	0					
Carlos Guillen, S (1, 6) OBP: 0.377, SLG: 0.460	0-1 1B								2-1 G6-4-3 1B	5	3	3	0	0	0	2					
Bret Boone, R (1, 4) OBP: 0.382, SLG: 0.569	2-2 2B								1-1 G6-4-3	5	1	2	4	0	1	2					
Edgar Martinez, R (1, 10) OBP: 0.448, SLG: 0.621	2-H 1B								1-2 1-2	3	0	1	1	1	2	1					
John Olerud, L (1, 3) OBP: 0.377, SLG: 0.411	2-3 K								3-1 G6-3	4	0	1	0	0	0	3					
John Olerud, L (1, 3) OBP: 0.377, SLG: 0.411	3-1 G6-3								0-1 F8	4	0	1	0	0	0	3					
Mike Cameron, R (1, 8) OBP: 0.394, SLG: 0.511									0-1 F8	4	0	1	0	0	1	2					
Mike Cameron, R (1, 8) OBP: 0.394, SLG: 0.511									3-2 G5-3	4	0	1	0	0	1	2					
Randy Winn, S (1, 7) OBP: 0.349, SLG: 0.394	2-2 G4-3								0-0 P4	4	0	0	0	0	0	2					
Mark McLemore, S (1, 5) OBP: 0.306, SLG: 0.329	1-3 K								3-1 G4-3	4	0	1	0	0	1	0					
Dan Wilson, R (1, 2) OBP: 0.302, SLG: 0.344									3-2 G4-3	3	0	0	0	0	0	1					
John Mabry, L (8, PH) OBP: 0.250, SLG: 0.313									3-2 1B	1	0	0	0	0	0	0					
Ben Davis, S (9, 2) OBP: 0.286, SLG: 0.493									1-2 G4-3	0	0	0	0	0	0	0					
Inning Stats	R: 1 E: 0 K: 1 S: 13	H: 2 LOB: 1 BB: 0 P: 21	R: 0 E: 0 K: 2 S: 10	H: 0 LOB: 0 BB: 0 P: 13	R: 0 E: 0 K: 0 S: 12	H: 0 LOB: 0 BB: 0 P: 20	R: 0 E: 0 K: 0 S: 11	H: 1 LOB: 1 BB: 0 P: 18	R: 0 E: 0 K: 0 S: 12	H: 1 LOB: 2 BB: 1 P: 25	R: 0 E: 0 K: 2 S: 14	H: 1 LOB: 1 BB: 0 P: 20	R: 0 E: 0 K: 0 S: 5	H: 0 LOB: 0 BB: 0 P: 7	R: 0 E: 0 K: 0 S: 6	H: 1 LOB: 0 BB: 0 P: 10	1B: 7 2B: 2 3B: 0 HR: 1	SF: 0 SAC: 0 DP: 1 HBP: 0	WP: 0 PB: 0 SB: 0 CS: 0	PA: 39	
PITCHER	IP WLS BF H R ER SO	IP WLS BF H R ER SO	IP WLS BF H R ER SO	IP WLS BF H R ER SO	IP WLS BF H R ER SO	IP WLS BF H R ER SO	IP WLS BF H R ER SO	IP WLS BF H R ER SO	IP WLS BF H R ER SO	IP WLS BF H R ER SO	IP WLS BF H R ER SO	IP WLS BF H R ER SO	IP WLS BF H R ER SO	IP WLS BF H R ER SO	IP WLS BF H R ER SO	IP WLS BF H R ER SO	BB IBB HBP BLK	WP HR S P	ERA WHIP	ERA WHIP	
Chris George, L (1, 1) ERA: 5.11	5.0 W 24 7 5 4 3																				
Sean Lowe, R (6, 1) ERA: 7.71	2.0 H 9 2 0 0 2																				
Jason Grimsley, R (8, 1) ERA: 3.6	1.0 3 0 0 0 0																				
Mike MacDougal, R (9, 1) ERA: 3.66	1.0 3 1 0 0 0																				

Kansas City Royals @ Seattle Mariners
Safeco Field, Seattle, WA
Wed May 21 2003, 7:05 PM PDT
Att: 31,251 - Cloudy - 67 F

AB 37
R 5
H 10
RBI 5
BB 2
SO 5
LOB 13



Batter	1	2	3	4	5	6	7	8	9	AB	R	H	RBI	BB	SO	LOB	TOP								
Michael Tucker, L (1, 10) OBP: 0.304, SLG: 0.433 Dee Brown, L (6, FH) OBP: 0.296, SLG: 0.373										2	0	0	0	0	2	0	Kansas City Royals @ Seattle Mariners Safeco Field, Seattle, WA Thu May 22 2003, 1:35 PM PDT Att: 38,322 - Cloudy - 65 F								
Joe Randa, R (1, 5) OBP: 0.300, SLG: 0.417										3	0	0	0	1	0										
29 Mike Sweeney, R (1, 3) OBP: 0.404, SLG: 0.474										3	0	0	0	1	0										
Raul Ibanez, L (1, 7) OBP: 0.368, SLG: 0.497										3	1	0	0	1	2										
Carlos Beltrán, S (1, 8) OBP: 0.364, SLG: 0.520										4	0	1	0	0	1										
Desi Relaford, S (1, 9) OBP: 0.380, SLG: 0.444										4	0	1	0	0	2										
Brent Mayne, L (1, 2) OBP: 0.333, SLG: 0.420										3	0	1	0	1	0										
4 Angel Berroa, R (1, 6) OBP: 0.327, SLG: 0.393										4	0	2	0	0	1										
Carlos Febles, R (1, 4) OBP: 0.304, SLG: 0.302										3	0	1	0	0	4										
Inning Stats	R: 0 E: 0 K: 1 S: 10	H: 0 LOB: 0 BB: 0 P: 14	R: 0 E: 0 K: 2 S: 9	H: 0 LOB: 0 BB: 0 P: 17	R: 0 E: 0 K: 0 S: 5	H: 1 LOB: 0 BB: 0 P: 10	R: 0 E: 0 K: 1 S: 7	H: 0 LOB: 0 BB: 0 P: 11	R: 1 E: 0 K: 1 S: 16	H: 2 LOB: 1 BB: 1 P: 28	R: 0 E: 0 K: 1 S: 8	H: 1 LOB: 1 BB: 0 P: 12	R: 0 E: 0 K: 1 S: 14	H: 2 LOB: 3 BB: 1 P: 23	R: 0 E: 0 K: 2 S: 11	H: 0 LOB: 2 BB: 2 P: 24	R: 0 E: 0 K: 1 S: 10	H: 0 LOB: 0 BB: 0 P: 16	1B: 6 2B: 0 3B: 0 HR: 0	SF: 0 SAC: 0 DP: 1 HBP: 0	WP: 0 PB: 0 CS: 1	PA: 35			
PITCHER	IP	WLS	BF	H	R	ER	SO	BB	IBB	HBP	BLK	WP	HR	S	P	ERA	WHIP								
Gil Meche, R (1, 1) ERA: 2.86	6.2	W	26	6	1	1	7	2	0	0	0	0	0	67	111	1.35	1.200								
Jeff Nelson, R (7, 1) ERA: 2.25	0.2	H	4	0	0	0	1	2	0	0	0	0	0	6	18	0.00	3.000								
Arthur Rhodes, L (8, 1) ERA: 2.91	0.2	H	2	0	0	0	1	0	0	0	0	0	0	7	10	0.00	0.000								
Kazuhiro Sasaki, R (9, 1) ERA: 5.65	1.0		3	0	0	0	1	0	0	0	0	0	0	10	16	0.00	0.000								

Batter	1	2	3	4	5	6	7	8	9	AB	R	H	RBI	BB	SO	LOB	BOTTOM								
51 Ichiro Suzuki, L (1, 9) OBP: 0.373, SLG: 0.426										4	2	2	0	0	0	0	Kansas City Royals @ Seattle Mariners Safeco Field, Seattle, WA Thu May 22 2003, 1:35 PM PDT Att: 38,322 - Cloudy - 65 F								
Carlos Guillen, S (1, 6) OBP: 0.385, SLG: 0.468 Mark McLemore, S (5, 6) OBP: 0.310, SLG: 0.333										2	0	2	0	0	0	0									
Bret Boone, R (1, 4) OBP: 0.384, SLG: 0.568										2	1	1	1	1	0	1									
Edgar Martinez, R (1, 10) OBP: 0.444, SLG: 0.610										4	1	1	1	0	0	3									
Mike Cameron, R (1, 8) OBP: 0.391, SLG: 0.504										4	0	1	0	0	0	3									
Greg Colbrunn, R (1, 3) OBP: 0.282, SLG: 0.371 John Olerud, L (7, 3) OBP: 0.375, SLG: 0.408										3	0	1	0	0	0	1									
Randy Winn, S (1, 7) OBP: 0.347, SLG: 0.396										4	0	1	1	0	0	2									
Jeff Cirillo, R (1, 5) OBP: 0.309, SLG: 0.317 16 Willie Bloomquist, R (7, 5) OBP: 0.271, SLG: 0.262										2	0	0	0	0	0	1									
Ben Davis, S (1, 2) OBP: 0.293, SLG: 0.521										4	1	1	1	0	0	2									
Inning Stats	R: 0 E: 0 K: 0 S: 9	H: 2 LOB: 2 BB: 0 P: 17	R: 0 E: 0 K: 0 S: 6	H: 0 LOB: 0 BB: 0 P: 11	R: 1 E: 0 K: 0 S: 11	H: 2 LOB: 1 BB: 0 P: 21	R: 0 E: 0 K: 0 S: 10	H: 1 LOB: 1 BB: 0 P: 15	R: 1 E: 0 K: 0 S: 8	H: 2 LOB: 0 BB: 0 P: 16	R: 0 E: 0 K: 0 S: 8	H: 1 LOB: 1 BB: 0 P: 10	R: 1 E: 0 K: 0 S: 8	H: 1 LOB: 0 BB: 0 P: 12	R: 2 E: 0 K: 1 S: 19	H: 2 LOB: 2 BB: 2 P: 41	R: 0 E: 0 K: 1 S: 10	H: 0 LOB: 0 BB: 0 P: 16	1B: 8 2B: 2 3B: 0 HR: 1	SF: 1 SAC: 0 DP: 0 HBP: 0	WP: 1 PB: 1 CS: 1	PA: 36			
PITCHER	IP	WLS	BF	H	R	ER	SO	BB	IBB	HBP	BLK	WP	HR	S	P	ERA	WHIP								
Jeremy Affeldt, L (1, 1) ERA: 4.25	7.0	L	29	9	3	3	0	0	0	0	0	0	0	60	102	3.86	1.286								
Scott Mullen, L (8, 1) ERA: 27.0	0.2		5	2	2	2	1	1	0	0	0	1	0	13	28	27.00	4.500								
Jason Gillilan, R (8, 1) ERA: 21.6	0.1		2	0	0	0	0	1	0	0	0	0	0	6	13	0.00	3.000								

AB	31
R	1
H	6
RBI	0
BB	4
SO	10
LOB	13



AB	33
R	5
H	11
RBI	5
BB	2
SO	1
LOB	14



Batter	1	2	3	4	5	6	7	8	9	AB	R	H	RBI	BB	SO	LOB	TOP								
Jacque Jones, L OBP: 0.352, SLG: 0.485 (1, 7)	F7	F8					F8		F7	5	0	2	0	0	0	2	Minnesota Twins @ Seattle Mariners Safeco Field, Seattle, WA Fri May 23 2003, 7:05 PM PDT Att: 40,258 - Cloudy - 69 F								
Cristian Guzman, S OBP: 0.298, SLG: 0.376 (1, 6)	G3-1		G6-3		FC4		F8			4	0	0	1	0	0	2									
Corey Koskie, L OBP: 0.374, SLG: 0.428 (1, 5)			G3-1		F7				G6-3	3	0	0	0	1	0	1									
Bobby Kielty, S OBP: 0.418, SLG: 0.512 (1, 10)					K				K	2	0	0	0	2	2	1									
Tori Hunter, R OBP: 0.307, SLG: 0.421 (1, 8)	F8		K							4	0	2	0	0	1	3									
Todd Sears, L OBP: 0.382, SLG: 0.468 (1, 3)										4	1	1	0	0	0	2									
Dustan Mohr, R OBP: 0.336, SLG: 0.484 (1, 9)										4	0	3	0	0	0	0									
A.J. Pierzynski, L OBP: 0.313, SLG: 0.424 (1, 2)										4	0	0	1	0	0	3									
Luis Rivas, R OBP: 0.280, SLG: 0.346 (1, 4)										4	1	1	0	0	2	2									
Inning Stats	R: 0 E: 1 K: 0 S: 15	H: 0 LOB: 2 BB: 2 P: 29	R: 1 E: 0 K: 1 S: 11	H: 2 LOB: 1 BB: 0 P: 18	R: 0 E: 0 K: 1 S: 13	H: 0 LOB: 1 BB: 1 P: 22	R: 0 E: 0 K: 0 S: 5	H: 0 LOB: 0 BB: 0 P: 11	R: 1 E: 0 K: 1 S: 14	H: 2 LOB: 1 BB: 0 P: 27	R: 0 E: 0 K: 1 S: 8	H: 2 LOB: 1 BB: 0 P: 16	R: 0 E: 0 K: 1 S: 9	H: 1 LOB: 0 BB: 0 P: 16	R: 0 E: 0 K: 1 S: 9	H: 1 LOB: 1 BB: 0 P: 14	R: 0 E: 0 K: 0 S: 9	H: 1 LOB: 1 BB: 0 P: 14	1B: 6 2B: 4 3B: 0 HR: 0	SF: 0 SAC: 0 DP: 2 HBP: 0	WP: 0 PB: 0 SB: 0 CS: 0	PA: 37			
PITCHER	IP	WLS	BF	H	R	ER	SO	BB	IBB	HBP	BLK	WP	HR	S	P	ERA	WHIP								
Jamie Moyer, L ERA: 3.88 (1, 1)	5.0	W	22	4	2	2	3	3	0	0	0	0	0	58	107	3.60	1.400								
Giovanni Carrara, R ERA: 5.92 (6, 1)	1.0	H	4	2	0	0	0	0	0	0	0	0	0	8	16	0.00	2.000								
Shigetoshi Hasegawa, R ERA: 0.33 (7, 1)	2.0	H	7	2	0	0	2	0	0	0	0	0	0	18	30	0.00	1.000								
Kazuhiro Sasaki, R ERA: 5.28 (9, 1)	1.0	S	4	1	0	0	0	0	0	0	0	0	0	9	14	0.00	1.000								

Batter	1	2	3	4	5	6	7	8	9	AB	R	H	RBI	BB	SO	LOB	BOTTOM								
51 Ichiro Suzuki, L OBP: 0.367, SLG: 0.419 (1, 9)	E3	G6-3		SH1-3		G3-1				3	1	0	0	0	0	0	Minnesota Twins @ Seattle Mariners Safeco Field, Seattle, WA Fri May 23 2003, 7:05 PM PDT Att: 40,258 - Cloudy - 69 F								
Carlos Guillen, S OBP: 0.394, SLG: 0.471 (1, 6)				SF9						1	1	1	1	2	0	0									
Bret Boone, R OBP: 0.377, SLG: 0.556 (1, 4)	F4	FC6-4		L9		G1-6-3				4	0	0	0	0	0	5									
Edgar Martinez, R OBP: 0.439, SLG: 0.600 (1, 10)				G3		F8			F9	4	1	1	0	0	0	0									
John Olerud, L OBP: 0.378, SLG: 0.410 (1, 3)	FC3					F7				4	0	2	1	0	0	1									
Mike Cameron, R OBP: 0.387, SLG: 0.503 (1, 8)				P3		F8			P6	4	0	1	1	0	0	2									
Randy Winn, S OBP: 0.345, SLG: 0.393 (1, 7)	L4-6			G1-3					G4-3	4	0	1	0	0	0	3									
Mark McLemore, S OBP: 0.327, SLG: 0.378 (1, 5)										3	2	2	1	1	1	0									
Dan Wilson, R OBP: 0.300, SLG: 0.340 (1, 2)										4	0	1	0	0	0	3									
Inning Stats	R: 3 E: 2 K: 0 S: 18	H: 2 LOB: 1 BB: 1 P: 26	R: 1 E: 0 K: 0 S: 12	H: 2 LOB: 1 BB: 0 P: 14	R: 0 E: 0 K: 0 S: 9	H: 1 LOB: 1 BB: 0 P: 15	R: 1 E: 0 K: 0 S: 12	H: 2 LOB: 1 BB: 0 P: 19	R: 0 E: 0 K: 0 S: 10	H: 2 LOB: 3 BB: 1 P: 16	R: 0 E: 0 K: 0 S: 3	H: 0 LOB: 0 BB: 1 P: 9	R: 0 E: 0 K: 0 S: 7	H: 0 LOB: 0 BB: 0 P: 13	R: 0 E: 0 K: 1 S: 11	H: 0 LOB: 0 BB: 0 P: 14	R: 0 E: 0 K: 0 S: 11	H: 0 LOB: 0 BB: 0 P: 14	1B: 7 2B: 2 3B: 0 HR: 1	SF: 1 SAC: 1 DP: 2 HBP: 0	WP: 0 PB: 0 SB: 0 CS: 0	PA: 36			
PITCHER	IP	WLS	BF	H	R	ER	SO	BB	IBB	HBP	BLK	WP	HR	S	P	ERA	WHIP								
Brad Radke, R ERA: 5.43 (1, 1)	5.0	L	27	9	5	2	0	2	0	0	0	0	0	61	90	3.60	2.200								
Tony Flores, R ERA: 4.89 (6, 1)	3.0		9	0	0	0	1	1	0	0	0	0	0	21	36	0.00	0.333								

AB 34
R 2
H 9
RBI 2
BB 3
SO 5
LOB 16



AB 31
R 5
H 9
RBI 4
BB 3
SO 1
LOB 14



Batter	1	2	3	4	5	6	7	8	9	AB	R	H	RBI	BB	SO	LOB	TOP									
Jacque Jones, L OBP: 0.354, SLG: 0.489 (1, 7)	G4-3	FC3-6 1B		G3	1-1 2B		K			5	0	2	2	0	1	1										
Chris Gomez, R OBP: 0.311, SLG: 0.433 (1, 6)	2B	FC3-6 1B		1B	K			G5-3		5	1	3	0	0	1	1										
Corey Koskie, L OBP: 0.374, SLG: 0.442 (1, 5)	BB	FC3-6 1-2 2-3		G6-3			HR	K		4	1	1	1	1	1	3										
Matthew LeCroy, R OBP: 0.353, SLG: 0.531 (1, 10)	F4	P3		FC5-4 1B	K		K	F8		5	0	1	1	0	1	4										
Tori Hunter, R OBP: 0.309, SLG: 0.418 (1, 8)	K			FC5-4 1B	FC5-4 1B		F7		F9 1B BB	4	0	1	0	1	1	3										
Todd Sears, L OBP: 0.383, SLG: 0.451 Doug Mientkiewicz, L OBP: 0.350, SLG: 0.444 (9, 3)		HR BB		G4-3	F7		F7		1B	4	1	1	0	1	0	1										
Dustan Mohr, R OBP: 0.338, SLG: 0.476 (1, 9)		HR 1B		F9	F8			K		4	1	1	0	1	1	3										
A.J. Pierzynski, L OBP: 0.323, SLG: 0.451 (1, 2)		HR		1B	2B 1B		F8	F9		5	2	3	3	0	0	3										
Luis Rivas, R OBP: 0.277, SLG: 0.341 (1, 4)	G4-3			K	2B 1B		F7	G6-3		5	1	1	0	0	1	5										
Inning Stats	R: 0 E: 0 K: 1 S: 13	H: 1 LOB: 2 BB: 1 P: 23	R: 3 E: 0 K: 0 S: 20	H: 4 LOB: 2 BB: 1 P: 33	R: 0 E: 0 K: 1 S: 14	H: 2 LOB: 2 BB: 0 P: 19	R: 1 E: 0 K: 0 S: 11	H: 2 LOB: 1 BB: 0 P: 15	R: 2 E: 0 K: 1 S: 14	H: 3 LOB: 1 BB: 0 P: 20	R: 1 E: 0 K: 1 S: 9	H: 1 LOB: 0 BB: 0 P: 17	R: 0 E: 0 K: 1 S: 8	H: 0 LOB: 1 BB: 1 P: 17	R: 0 E: 0 K: 1 S: 7	H: 0 LOB: 0 BB: 0 P: 10	R: 0 E: 0 K: 1 S: 12	H: 1 LOB: 2 BB: 1 P: 21	1B: 9 2B: 2 HR: 2	SF: 0 SAC: 0 DP: 0 HBP: 0	WP: 0 PB: 0 SB: 1 CS: 0	PA: 45				
PITCHER	IP	WLS	BF	H	R	ER	SO	BB	IBB	HBP	BLK	WP	HR	S	P	ERA	WHIP									
Joel Poineto, R ERA: 4.41 40 Julio Mateo, R ERA: 4.5	(1, 1)	5.0	L	29	12	6	6	3	2	0	0	0	0	1	72	110	10.80	2.800								
(6, 1)	4.0		16	2	1	1	4	2	0	0	0	0	0	1	36	65	2.25	1.000								

Minnesota Twins @ Seattle Mariners
Safeco Field, Seattle, WA
Sat May 24 2003, 7:05 PM PDT
Att: 45,306 - Cloudy - 65 F

AB 41
R 7
H 14
RBI 7
BB 4
SO 7
LOB 24



Batter	1	2	3	4	5	6	7	8	9	AB	R	H	RBI	BB	SO	LOB	BOTTOM								
51 Ichiro Suzuki, L OBP: 0.370, SLG: 0.421 (1, 9)	P5			1B 1B	1B			K		4	1	2	1	0	1	0									
Carlos Guillen, S OBP: 0.390, SLG: 0.465 (1, 6)	G4-3			F7	F7			1B		4	0	1	0	0	0	2									
Bret Boone, R OBP: 0.374, SLG: 0.549 (1, 4)	G1-3			1B 1B			F8	G5-3		4	0	1	0	0	0	1									
Edgar Martinez, R OBP: 0.429, SLG: 0.583 (1, 10)		K		F6			K		K	4	0	0	0	0	3	2									
John Olerud, L OBP: 0.375, SLG: 0.406 (1, 3)		G6-3		1B			G4-3		F8	4	0	1	1	0	0	0									
Mike Cameron, R OBP: 0.384, SLG: 0.493 (1, 8)		K		K			F7		BB	3	0	0	0	1	2	2									
Randy Winn, S OBP: 0.343, SLG: 0.395 (1, 7)				G4-3	G4-3 51 1B		F8		K	4	1	1	0	0	1	1									
Mark McLemore, S OBP: 0.318, SLG: 0.366 (1, 5)				G4-3	G4-3		G3			3	0	0	0	0	0	1									
Dan Wilson, R OBP: 0.291, SLG: 0.330 (1, 2)				P4	G5-3			G5-3		3	0	0	0	0	0	1									
Inning Stats	R: 0 E: 0 K: 0 S: 10	H: 0 LOB: 0 BB: 0 P: 12	R: 0 E: 0 K: 2 S: 8	H: 0 LOB: 0 BB: 0 P: 12	R: 0 E: 0 K: 0 S: 8	H: 0 LOB: 0 BB: 0 P: 12	R: 1 E: 0 K: 1 S: 12	H: 3 LOB: 2 BB: 0 P: 16	R: 1 E: 0 K: 0 S: 10	H: 2 LOB: 1 BB: 0 P: 10	R: 0 E: 0 K: 1 S: 6	H: 0 LOB: 0 BB: 0 P: 10	R: 0 E: 0 K: 0 S: 5	H: 0 LOB: 0 BB: 0 P: 10	R: 0 E: 0 K: 1 S: 11	H: 1 LOB: 1 BB: 0 P: 14	R: 0 E: 0 K: 2 S: 12	H: 0 LOB: 1 BB: 1 P: 18	1B: 5 2B: 1 3B: 0 HR: 0	SF: 0 SAC: 0 DP: 0 HBP: 0	WP: 0 PB: 0 SB: 0 CS: 0	PA: 34			
PITCHER	IP	WLS	BF	H	R	ER	SO	BB	IBB	HBP	BLK	WP	HR	S	P	ERA	WHIP								
Kyle Lohse, R ERA: 3.06	(1, 1)	9.0	W	34	6	2	2	7	1	0	0	0	0	82	114	2.00	0.778								

Minnesota Twins @ Seattle Mariners
Safeco Field, Seattle, WA
Sat May 24 2003, 7:05 PM PDT
Att: 45,306 - Cloudy - 65 F

AB 33
R 2
H 6
RBI 2
BB 1
SO 7
LOB 10



Batter	1	2	3	4	5	6	7	8	9	AB	R	H	RBI	BB	SO	LOB	TOP			
Jacque Jones, L OBP: 0.355, SLG: 0.483 	G4-6-3 						K 		F9 	4	1	1	0	1	1	4				
Cristian Guzman, S OBP: 0.292, SLG: 0.368 			F8 		FC9-2 			F9 		4	0	0	0	0	1	2				
Corey Koskie, L OBP: 0.372, SLG: 0.434 			P5 			K 		G6-3 		3	0	0	0	1	1	0				
Bobby Kielty, S OBP: 0.420, SLG: 0.508 			L4 			K 		PB S 		3	1	1	1	1	1	0				
Tori Hunter, R OBP: 0.322, SLG: 0.424 				F9 G4-3 			1B 		CS 	2	0	2	1	2	0	0				
Todd Sears, L OBP: 0.365, SLG: 0.426 Doug Mientkiewicz, L OBP: 0.349, SLG: 0.440 			G4-3 		K 			CS 	L9 	3	0	0	0	0	1	5				
Dustan Mohr, R OBP: 0.343, SLG: 0.496 				F9 			F9 		1B 	3	1	1	1	1	0	1				
A.J. Pierzynski, L OBP: 0.327, SLG: 0.453 			G4-3 				S 		P6 	4	0	2	0	0	0	2				
Chris Gomez, R OBP: 0.323, SLG: 0.438 					L8 			L8 		4	0	2	0	0	0	2				
Inning Stats	R: 1 E: 0 K: 1 S: 14	H: 1 LOB: 2 BB: 3 P: 28	R: 1 E: 0 K: 0 S: 9	H: 2 LOB: 0 BB: 0 P: 12	R: 0 E: 0 K: 0 S: 8	H: 0 LOB: 0 BB: 0 P: 10	R: 0 E: 0 K: 0 S: 10	H: 0 LOB: 1 BB: 1 P: 17	R: 0 E: 0 K: 3 S: 13	H: 1 LOB: 1 BB: 0 P: 18	R: 0 E: 0 K: 1 S: 12	H: 1 LOB: 1 BB: 0 P: 19	R: 1 E: 0 K: 0 S: 12	H: 1 LOB: 0 BB: 1 P: 23	R: 0 E: 0 K: 0 S: 12	H: 1 LOB: 2 BB: 1 P: 22	1B: 8 2B: 1 3B: 0 HR: 1	SF: 0 SAC: 0 DP: 3 HBP: 0	WP: 0 PB: 1 CS: 1	PA: 38
PITCHER	IP	WLS	BF	H	R	ER	SO	BB	IBB	HBP	BLK	WP	HR	S	P	ERA	WHIP			
Ryan Franklin, R ERA: 3.57	(1, 1)	6.2	L	27	7	2	4	4	0	0	0	0	1	71	111	2.70	1.650			
Arthur Rhodes, L ERA: 2.79	(7, 1)	1.0		3	0	0	1	0	0	0	0	0	0	7	13	0.00	0.000			
Jeff Nelson, R ERA: 2.65	(8, 1)	1.0		6	2	1	1	2	0	0	0	0	0	18	35	9.00	4.000			
Kazuhiro Sasaki, R ERA: 5.17	(9, 1)	0.1		1	0	0	0	0	0	0	0	0	0	2	2	0.00	0.000			

Minnesota Twins @ Seattle Mariners
Safeco Field, Seattle, WA
Sun May 25 2003, 5:05 PM PDT
Att: 45,213 - Cloudy - 63 F

AB 31
R 3
H 9
RBI 3
BB 6
SO 5
LOB 16



Batter	1	2	3	4	5	6	7	8	9	AB	R	H	RBI	BB	SO	LOB	BOTTOM					
51 Ichiro Suzuki, L OBP: 0.367, SLG: 0.417 			L6 			G3 		F8 		4	0	1	0	0	0	1						
Carlos Guillen, S OBP: 0.381, SLG: 0.453 				F7 		F8 			F8 	4	0	0	0	0	0	1						
Bret Boone, R OBP: 0.377, SLG: 0.569 				G6-3 			HR 		F9 	4	1	2	1	0	0	0						
Edgar Martinez, R OBP: 0.420, SLG: 0.568 				F9 			F9 		F9 	4	0	0	0	0	0	1						
John Olerud, L OBP: 0.372, SLG: 0.402 				G4-3 			1B 		F8 	4	0	1	0	0	0	1						
Mike Cameron, R OBP: 0.383, SLG: 0.490 					FC5-4 		F8 			3	0	1	0	0	0	1						
Randy Winn, S OBP: 0.338, SLG: 0.389 					FC5-4 		K 			3	0	0	0	0	1	2						
Jeff Cirillo, R OBP: 0.302, SLG: 0.310 					G5-3 			P3 		3	0	0	0	0	0	1						
Ben Davis, S OBP: 0.295, SLG: 0.514 					G4-3 			K 		3	0	1	0	0	1	0						
Inning Stats	R: 0 E: 0 K: 0 S: 9	H: 1 LOB: 0 BB: 0 P: 12	R: 0 E: 0 K: 0 S: 9	H: 0 LOB: 0 BB: 0 P: 9	R: 0 E: 0 K: 0 S: 9	H: 1 LOB: 1 BB: 0 P: 14	R: 0 E: 0 K: 0 S: 12	H: 0 LOB: 0 BB: 0 P: 20	R: 0 E: 0 K: 0 S: 7	H: 1 LOB: 1 BB: 0 P: 9	R: 0 E: 0 K: 0 S: 5	H: 0 LOB: 0 BB: 0 P: 9	R: 1 E: 0 K: 1 S: 12	H: 2 LOB: 1 BB: 0 P: 17	R: 0 E: 0 K: 1 S: 8	H: 0 LOB: 0 BB: 0 P: 14	R: 0 E: 0 K: 0 S: 15	H: 1 LOB: 1 BB: 0 P: 20	1B: 4 2B: 1 3B: 0 HR: 1	SF: 0 SAC: 0 DP: 1 HBP: 0	WP: 0 PB: 0 CS: 0	PA: 32
PITCHER	IP	WLS	BF	H	R	ER	SO	BB	IBB	HBP	BLK	WP	HR	S	P	ERA	WHIP					
Rick Reed, R ERA: 4.1	(1, 1)	7.0	W	25	5	1	1	0	0	0	0	0	1	63	90	1.29	0.714					
LaTroy Hawkins, R ERA: 1.19	(8, 1)	1.0	H	3	0	0	1	0	0	0	0	0	0	8	14	0.00	0.000					
Eddie Guardado, L ERA: 1.74	(9, 1)	1.0	S	4	1	0	0	0	0	0	0	0	0	15	20	0.00	1.000					

Minnesota Twins @ Seattle Mariners
Safeco Field, Seattle, WA
Sun May 25 2003, 5:05 PM PDT
Att: 45,213 - Cloudy - 63 F

AB 32
R 1
H 6
RBI 1
BB 0
SO 2
LOB 8



Batter	1	2	3	4	5	6	7	8	9	AB	R	H	RBI	BB	SO	LOB	TOP										
51 Ichiro Suzuki, L (1, 9) OBP: 0.360, SLG: 0.411	F9	K		P5		K2-3			K	5	0	0	0	0	3	4											
Carlos Guillen, S (1, 6) OBP: 0.378, SLG: 0.447	G4-3	G5-3			G5-4-3 1B		K			4	0	1	0	0	1	1											
Bret Boone, R (1, 4) OBP: 0.372, SLG: 0.571	HR			G5-3	P4		F7			4	1	1	1	0	0	1											
Edgar Martinez, R (1, 10) OBP: 0.416, SLG: 0.590	K			K	G5-4-3 1-2		G6-3			4	0	0	0	0	2	1											
Mike Cameron, R (1, 8) OBP: 0.379, SLG: 0.478		G4-3 1B 2B					F8		L4	3	1	1	0	1	0	0											
Greg Colbrunn, R (1, 3) OBP: 0.302, SLG: 0.385		G4-3							G4-3	3	0	1	0	0	0	2											
John Olerud, L (7, 3) OBP: 0.385, SLG: 0.412				F8						1	0	0	0	0	0	0											
Randy Winn, S (1, 7) OBP: 0.355, SLG: 0.404		S 1B 2B HBP		K			FC1-6 1B		G5-3	3	2	0	0	0	1	1											
Jeff Cirillo, R (1, 5) OBP: 0.315, SLG: 0.313		S 2B 1B		L4			1B BB		L9	3	1	1	1	1	0	0											
Dan Wilson, R (1, 2) OBP: 0.308, SLG: 0.366		1-H 2-H 2B					1-3 2-H 1B		F7	4	0	3	3	0	0	0											
Inning Stats	R: 1 E: 0 K: 1 S: 8	H: 1 LOB: 0 BB: 0 P: 14	R: 3 E: 0 K: 1 S: 15	H: 3 LOB: 1 BB: 0 P: 20	R: 0 E: 0 K: 1 S: 8	H: 0 LOB: 1 BB: 1 P: 18	R: 0 E: 0 K: 1 S: 11	H: 1 LOB: 0 BB: 0 P: 18	R: 0 E: 0 K: 0 S: 7	H: 1 LOB: 2 BB: 1 P: 12	R: 1 E: 0 K: 1 S: 16	H: 2 LOB: 2 BB: 1 P: 28	R: 0 E: 0 K: 0 S: 6	H: 0 LOB: 0 BB: 0 P: 9	R: 0 E: 0 K: 0 S: 6	H: 0 LOB: 0 BB: 0 P: 10	R: 0 E: 0 K: 1 S: 9	H: 0 LOB: 0 BB: 0 P: 15	1B: 4 2B: 3 3B: 0 HR: 1	SF: 0 SAC: 0 DP: 1 HBP: 1	WP: 0 PB: 0 SB: 3 CS: 0	PA: 37					
PITCHER	IP	WLS	BF	H	R	ER	SO	BB	IBB	HBP	BLK	WP	HR	S	P	ERA	WHIP										
Jeremy Affeldt, L (1, 1) ERA: 4.66	6.0	L	28	8	5	5	5	2	0	0	0	0	1	65	110	7.50	1.667										
Sean Lowe, R (7, 1) ERA: 5.4	2.0		6	0	0	0	1	0	0	0	0	0	0	12	19	0.00	0.000										
Mike MacDougal, R (9, 1) ERA: 3.32	1.0	S	3	0	0	0	1	0	0	0	0	0	0	9	15	0.00	0.000										

Seattle Mariners @ Kansas City Royals
Kauffman Stadium, Kansas City, MO
Wed May 28 2003, 1:05 PM CDT
Att. 14,928 - Sunny - 81 F

AB 34
R 5
H 8
RBI 5
BB 2
SO 7
LOB 10



Batter	1	2	3	4	5	6	7	8	9	AB	R	H	RBI	BB	SO	LOB	BOTTOM										
Brent Abernathy, R (1, 4) OBP: 0.091, SLG: 0.091	G5-3		G4-6-3 1-2					G5-4-3 1B		4	0	1	0	0	1	2											
Joe Randa, R (1, 5) OBP: 0.280, SLG: 0.400	G1-4-3			G3	L5			K		4	0	0	0	0	1	2											
29 Mike Sweeney, R (1, 3) OBP: 0.425, SLG: 0.530	F8			BB BB				G5-4-3 1-2		3	1	1	1	1	0	1											
Raul Ibanez, L (1, 7) OBP: 0.353, SLG: 0.479		G6-3		F7			G4-3		K2-3	4	0	0	0	0	1	1											
Carlos Beltrán, S (1, 8) OBP: 0.360, SLG: 0.471		G4-3		FC6-4 BB			K		G4-3 BB	2	0	0	0	2	1	0											
Ken Harvey, R (1, 10) OBP: 0.277, SLG: 0.383		E5		FC6-4 1-2			G5-3		G4-3	4	0	0	0	0	0	3											
Michael Tucker, L (1, 9) OBP: 0.310, SLG: 0.430		G4-3			G4-3			G4-3	F8	4	0	0	0	0	0	2											
Mike DiFelice, R (1, 2) OBP: 0.324, SLG: 0.508				G4-6-3 1B			G6-3			3	1	2	0	0	0	0											
4 Angel Berroa, R (1, 6) OBP: 0.316, SLG: 0.377				P4			G1-3			3	0	1	1	0	0	1											
Inning Stats	R: 0 E: 0 K: 0 S: 8	H: 0 LOB: 0 BB: 0 P: 15	R: 0 E: 1 K: 0 S: 9	H: 0 LOB: 1 BB: 0 P: 14	R: 0 E: 0 K: 0 S: 7	H: 1 LOB: 0 BB: 0 P: 8	R: 0 E: 0 K: 0 S: 10	H: 0 LOB: 2 BB: 2 P: 20	R: 1 E: 0 K: 1 S: 12	H: 2 LOB: 1 BB: 0 P: 18	R: 1 E: 0 K: 1 S: 9	H: 1 LOB: 0 BB: 0 P: 12	R: 0 E: 0 K: 0 S: 8	H: 0 LOB: 0 BB: 0 P: 11	R: 0 E: 0 K: 1 S: 9	H: 1 LOB: 0 BB: 0 P: 14	R: 0 E: 0 K: 1 S: 11	H: 0 LOB: 1 BB: 1 P: 19	1B: 2 2B: 2 3B: 0 HR: 1	SF: 0 SAC: 0 DP: 2 HBP: 0	WP: 0 PB: 0 SB: 0 CS: 0	PA: 34					
PITCHER	IP	WLS	BF	H	R	ER	SO	BB	IBB	HBP	BLK	WP	HR	S	P	ERA	WHIP										
Jamie Moyer, L (1, 1) ERA: 3.55	7.0	W	27	4	2	2	2	2	0	0	0	0	0	9	14	0.00	1.000										
Jeff Nelson, R (8, 1) ERA: 2.5	1.0	H	3	1	0	0	1	0	0	0	0	0	0	9	14	0.00	1.000										
Kazuhiro Sasaki, R (9, 1) ERA: 4.86	1.0	S	4	0	0	0	1	1	0	0	0	0	0	11	19	0.00	1.000										

Seattle Mariners @ Kansas City Royals
Kauffman Stadium, Kansas City, MO
Wed May 28 2003, 1:05 PM CDT
Att. 14,928 - Sunny - 81 F

AB 31
R 2
H 5
RBI 2
BB 3
SO 4
LOB 12



Batter	1	2	3	4	5	6	7	8	9	AB	R	H	RBI	BB	SO	LOB	TOP
51 Ichiro Suzuki, L (1, 9) OBP: 0.364, SLG: 0.411	1-2 2B	2-2 G4-3			0-0 G4-3 HR	4-1 1B WP 2B BB		1-1 G6-3	2-0 P3	5	3	2	0	1	0	0	
Carlos Guillen, S (1, 6) OBP: 0.385, SLG: 0.468	1-0 G4-3 1B		0-1 G6-4-3 1B		1-2 G4-3	3-2 2B 1B		1-1 2B	2-2 G6-3	6	2	4	2	0	0	1	
Bret Boone, R (1, 4) OBP: 0.376, SLG: 0.594	1-1 G4-3		1-2 G6-4-3		1-0 HR	1-0 2B		1-1 2B	2-3 K	6	2	3	4	0	1	2	
Edgar Martinez, R (1, 10) 16 Willie Bloomquist, R (8, PR) OBP: 0.264, SLG: 0.239	1-1 1B		3-2 1B		3-2 G6-3	3-2 K		2-2 PB 1B		5	0	3	2	0	1	2	
John Olerud, L (1, 3) OBP: 0.390, SLG: 0.420	2-0 F8		0-0 G4-3		1-1 2B	4-0 IBB		2-2 1B PB		4	1	2	0	1	0	2	
Mike Cameron, R (1, 8) OBP: 0.385, SLG: 0.485	1-1 S 1B		0-0 G4-3		3-2 2B	1-0 L1		4-1 1B		4	0	2	1	1	0	3	
Randy Winn, S (1, 7) OBP: 0.347, SLG: 0.394	0-3 K		1-3 K		1-1 F8	2-2 G3		3-1 L5		5	0	0	0	0	2	6	
Mark McLemore, S (1, 5) OBP: 0.325, SLG: 0.364		3-3 K		0-1 1B	4-1 WP 1B BB	0-3 K		0-1 1B		4	1	2	1	1	2	0	
Dan Wilson, R (1, 2) OBP: 0.295, SLG: 0.349		3-2 F7		1-0 F7	0-3 K	0-1 F9		0-0 F9		5	0	0	0	0	1	5	
Inning Stats	R: 2 H: 4 E: 0 K: 1 S: 14	H: 0 R: 0 ER: 0 LOB: 0 BB: 0 P: 21	R: 0 H: 0 E: 0 K: 1 S: 10	H: 2 R: 0 ER: 0 LOB: 1 BB: 0 P: 13	R: 0 H: 1 E: 0 K: 1 S: 8	H: 2 R: 3 ER: 0 LOB: 1 BB: 0 P: 25	H: 2 R: 2 ER: 0 LOB: 3 BB: 3 P: 35	H: 0 R: 0 ER: 0 LOB: 0 BB: 0 P: 10	H: 5 R: 3 ER: 0 LOB: 1 BB: 1 P: 32	H: 0 R: 0 ER: 0 LOB: 0 BB: 0 P: 15	1B: 11 2B: 6 3B: 0 HR: 1	SF: 0 SAC: 0 DP: 1 HBP: 0	WP: 1 PB: 1 SB: 2 CS: 0	PA: 48			
PITCHER	IP WLS BF H R ER SO BB IBB HBP BLK WP HR S P ERA WHIP	IP WLS BF H R ER SO BB IBB HBP BLK WP HR S P ERA WHIP	IP WLS BF H R ER SO BB IBB HBP BLK WP HR S P ERA WHIP	IP WLS BF H R ER SO BB IBB HBP BLK WP HR S P ERA WHIP	IP WLS BF H R ER SO BB IBB HBP BLK WP HR S P ERA WHIP	IP WLS BF H R ER SO BB IBB HBP BLK WP HR S P ERA WHIP	IP WLS BF H R ER SO BB IBB HBP BLK WP HR S P ERA WHIP	IP WLS BF H R ER SO BB IBB HBP BLK WP HR S P ERA WHIP	IP WLS BF H R ER SO BB IBB HBP BLK WP HR S P ERA WHIP								
Brad Radke, R (1, 1) ERA: 5.71	5.0 L	25 11	5 5	3 3	0 0	0 0	0 0	0 0	0 0	0 0	1 9	20 28	54.00 13.50	9.00 3.000			
Tony Fiore, R (6, 1) ERA: 5.55	0.1 4	1 5	2 3	2 2	1 1	2 1	0 0	0 0	0 0	1 0	0 9	20 28	54.00 13.50	9.00 3.000			
Juan Rincon, R (6, 1) ERA: 2.31	2.0 6	13 1	3 0	3 0	2 1	1 0	0 0	0 0	0 0	0 0	0 14	23 23	0.00 0.600				
Johan Santana, L (8, 1) ERA: 2.75	1.2 6	1 0	0 0	1 1	0 0	0 0	0 0	0 0	0 0	0 0	14 14	23 23	0.00 0.600				

Seattle Mariners @ Minnesota Twins
 Hubert H. Humphrey Metrodome, Minneapolis, MN
 Thu May 29 2003, 8:05 PM EDT
 Att: 16,409 - Dome - 72 F

AB 44
 R 10
 H 18
 RBI 10
 BB 4
 SO 7
 LOB 21



Batter	1	2	3	4	5	6	7	8	9	AB	R	H	RBI	BB	SO	LOB	BOTTOM
Jacque Jones, L (1, 7) OBP: 0.350, SLG: 0.503	1-0 HR		1-1 G6-4-3 1B		1-2 P4			0-2 FC3-6 2H 1B		3	1	2	1	0	0	1	
Denny Hocking, S (8, PH) OBP: 0.217, SLG: 0.250			0-1 G6-4-3			1-2 L9		0-1 F7		4	0	0	0	0	0	2	
Cristian Guzman, S (1, 6) OBP: 0.280, SLG: 0.353	0-0 F7		1-2 G6-4-3		1-3 K	1-1 G5-3		2-1 FC3-6		4	0	0	0	0	1	1	
Corey Koskie, L (1, 5) OBP: 0.357, SLG: 0.429	1-0 G6-3				0-3 K	1-1 F7		0-3 K		3	0	0	0	0	1	0	
Bobby Kielty, S (1, 10) OBP: 0.406, SLG: 0.507	1-2 F8				1-2 G5-3					2	1	1	1	1	0	0	
Matthew LeCroy, R (8, PH) OBP: 0.340, SLG: 0.510						1-0 HR				1	0	1	0	0	0	0	
Tori Hunter, R (1, 8) OBP: 0.326, SLG: 0.432		4-2 BB								2	1	1	1	1	0	0	
20 Lew Ford, R (8, 8) OBP: 1.000, SLG: 1.000										1	0	1	0	0	0	0	
Doug Mientkiewicz, L (1, 3) OBP: 0.349, SLG: 0.485		1-2 F8				1-0 HR				4	1	1	1	0	0	2	
Dustan Mohr, R (1, 9) OBP: 0.338, SLG: 0.514		1-3 K				3-3 K				4	1	1	0	0	2	1	
A.J. Pierzynski, L (1, 2) OBP: 0.325, SLG: 0.455		1-1 F7				2-1 L4				4	1	1	2	0	0	1	
Luis Rivas, R (1, 4) OBP: 0.287, SLG: 0.350			2-0 G4-3			0-0 1B		1-1 1B 2B		4	1	2	0	0	0	0	
Inning Stats	R: 1 H: 1 E: 0 K: 0 S: 6	H: 0 R: 0 ER: 0 LOB: 0 BB: 1 P: 20	R: 0 H: 0 E: 0 K: 1 S: 5	H: 1 R: 0 ER: 0 LOB: 0 BB: 0 P: 8	R: 0 H: 0 E: 0 K: 2 S: 10	H: 2 R: 1 ER: 0 LOB: 1 BB: 0 P: 18	H: 0 R: 0 ER: 0 LOB: 0 BB: 0 P: 10	H: 1 R: 1 ER: 0 LOB: 1 BB: 0 P: 8	H: 2 R: 1 ER: 0 LOB: 1 BB: 0 P: 17	H: 3 R: 2 ER: 0 LOB: 0 BB: 0 P: 16	1B: 4 2B: 2 3B: 0 HR: 4	SF: 0 SAC: 0 DP: 2 HBP: 0	WP: 0 PB: 1 SB: 0 CS: 0	PA: 36			
PITCHER	IP WLS BF H R ER SO BB IBB HBP BLK WP HR S P ERA WHIP	IP WLS BF H R ER SO BB IBB HBP BLK WP HR S P ERA WHIP	IP WLS BF H R ER SO BB IBB HBP BLK WP HR S P ERA WHIP	IP WLS BF H R ER SO BB IBB HBP BLK WP HR S P ERA WHIP	IP WLS BF H R ER SO BB IBB HBP BLK WP HR S P ERA WHIP	IP WLS BF H R ER SO BB IBB HBP BLK WP HR S P ERA WHIP	IP WLS BF H R ER SO BB IBB HBP BLK WP HR S P ERA WHIP	IP WLS BF H R ER SO BB IBB HBP BLK WP HR S P ERA WHIP	IP WLS BF H R ER SO BB IBB HBP BLK WP HR S P ERA WHIP	IP WLS BF H R ER SO BB IBB HBP BLK WP HR S P ERA WHIP							
Gil Meche, R (1, 1) ERA: 3.11	7.0 W	27 11	4 4	4 4	1 0	0 0	0 0	0 0	0 0	0 0	3 9	59 88	5.14 1.000				
Arthur Rhodes, L (8, 1) ERA: 2.66	1.0 4	1 0	0 0	1 1	0 0	0 0	0 0	0 0	0 0	12 14	0.00 1.000						
Shigetoshi Hasegawa, R (9, 1) ERA: 0.94	1.0 5	3 2	2 2	0 0	0 0	0 0	0 0	0 0	0 0	1 9	16 16	18.00 3.000					

Seattle Mariners @ Minnesota Twins
 Hubert H. Humphrey Metrodome, Minneapolis, MN
 Thu May 29 2003, 8:05 PM EDT
 Att: 16,409 - Dome - 72 F

AB 35
 R 6
 H 10
 RBI 6
 BB 1
 SO 5
 LOB 9



Batter	1	2	3	4	5	6	7	8	9	AB R H RBI BB SO LOB	TOP									
51 Ichiro Suzuki, L (1, 9) OBP: 0.360, SLG: 0.406	F8		L6		K		S		FC3-6 WP 1B	5 1 1 0 0 1 1	Seattle Mariners @ Minnesota Twins Hubert H. Humphrey Metrodome, Minneapolis, MN Fri May 30 2003, 8:05 PM EDT Att: 30,179 - Dome - 72 F livebaseballscorecards.com									
Carlos Guillen, S (1, 6) OBP: 0.385, SLG: 0.466	G3		G3		1B		F7		BB 1B	5 0 2 1 0 0 1										
Bret Boone, R (1, 4) OBP: 0.376, SLG: 0.592	2B		K		F8			G4-3	BB BB	4 0 1 0 1 1 1										
Edgar Martinez, R (1, 10) OBP: 0.420, SLG: 0.582 16 Willie Bloomquist, R (9, PR) OBP: 0.264, SLG: 0.239	G1-3				1B 1B		F8		BB BB	4 1 1 0 1 0 2 0 0 0 0 0 0 0										
John Olerud, L (1, 3) OBP: 0.385, SLG: 0.413		F7		E 1B SF7 1B		L8		F9	G4-3	5 1 1 0 0 0 3										
Randy Winn, S (1, 8) OBP: 0.355, SLG: 0.398	2B 1B BB		E8 WP 1B		F9				HR 1B	3 2 2 1 1 0 0										
Mark McLemore, S (1, 7) OBP: 0.316, SLG: 0.356 Mike Cameron, R (9, PH) OBP: 0.388, SLG: 0.506	F7		SF7		G4-3				HR HR	2 0 0 1 0 0 1 1 1 1 2 0 0 0										
Jeff Cirillo, R (1, 5) OBP: 0.314, SLG: 0.319	1B 2B		F7				P2		G5-3	4 0 1 0 0 0 1										
Ben Davis, S (1, 2) OBP: 0.318, SLG: 0.542	2H 3H 1B		K				P5		51 FC3-6 1B	4 0 2 1 0 1 1										
Inning Stats	R: 0 E: 0 K: 0 S: 10	H: 1 LOB: 1 BB: 0 P: 16	R: 1 E: 0 K: 0 S: 9	H: 2 LOB: 2 BB: 1 P: 14	R: 0 E: 0 K: 1 S: 6	H: 0 LOB: 0 BB: 0 P: 10	R: 2 E: 1 K: 1 S: 16	H: 3 LOB: 1 BB: 0 P: 24	R: 0 E: 0 K: 0 S: 4	H: 0 LOB: 0 BB: 0 P: 5		R: 0 E: 0 K: 0 S: 12	H: 1 LOB: 1 BB: 0 P: 14	R: 0 E: 0 K: 0 S: 9	H: 0 LOB: 0 BB: 0 P: 14	R: 3 E: 0 K: 0 S: 15	H: 4 LOB: 3 BB: 2 P: 30	1B: 9 2B: 2 3B: 0 HR: 1	SF: 1 SAC: 0 DP: 0 HBP: 0	WP: 2 PB: 0 SB: 0 CS: 1
PITCHER	IP WLS BF H R ER SO BB IBB HBP BLK WP HR S P ERA WHIP											PITCHER	IP WLS BF H R ER SO BB IBB HBP BLK WP HR S P ERA WHIP							
Kyle Lohse, R (1, 1) ERA: 3.09	8.0 L 32 8 3 3 3 1 0 0 0 1 0 74 109 3.38 1.125											J.C. Romero, L (9, 1) ERA: 3.66	1.0 9 4 3 3 0 2 0 0 0 1 1 15 30 27.00 6.000							

Batter	1	2	3	4	5	6	7	8	9	AB R H RBI BB SO LOB	BOTTOM											
Jacque Jones, L (1, 7) OBP: 0.348, SLG: 0.497	K		1 SAFE 0-0 1-2 1B			F8			G4-3	4 0 1 0 0 1 0	Seattle Mariners @ Minnesota Twins Hubert H. Humphrey Metrodome, Minneapolis, MN Fri May 30 2003, 8:05 PM EDT Att: 30,179 - Dome - 72 F livebaseballscorecards.com											
Cristian Guzman, S (1, 6) OBP: 0.284, SLG: 0.352	G1-2-3 BB		F7		K				1B 1B	3 0 1 0 1 1 2												
Corey Koskie, L (1, 5) OBP: 0.355, SLG: 0.425	G1-2-3		K		K				1B 1B	4 0 1 0 0 2 3												
Matthew LeCroy, R (1, 10) OBP: 0.327, SLG: 0.490	F8		K		G6-3				K	4 0 0 0 0 2 3												
Doug Mientkiewicz, L (1, 3) OBP: 0.340, SLG: 0.471		P6		F8		P6			K	4 0 0 0 0 1 2												
Dustin Mohr, R (1, 9) OBP: 0.338, SLG: 0.510		K		K					1B	3 0 1 0 0 2 0												
A.J. Pierzynski, L (1, 2) OBP: 0.320, SLG: 0.447		G5-3			G3				G3	3 0 0 0 0 0 0												
20 Lew Ford, R (1, 8) OBP: 0.500, SLG: 0.333					G5-3				K	2 0 0 0 1 1 0												
Luis Rivas, R (1, 4) OBP: 0.281, SLG: 0.343					K				G1-3	3 0 0 0 0 2 1												
Inning Stats	R: 0 E: 0 K: 1 S: 7	H: 0 LOB: 1 BB: 1 P: 14	R: 0 E: 0 K: 1 S: 9	H: 0 LOB: 0 BB: 0 P: 13	R: 0 E: 0 K: 2 S: 12	H: 1 LOB: 2 BB: 1 P: 17	R: 0 E: 0 K: 2 S: 9	H: 0 LOB: 0 BB: 0 P: 11	R: 0 E: 0 K: 1 S: 6	H: 0 LOB: 0 BB: 0 P: 7		R: 0 E: 0 K: 2 S: 10	H: 0 LOB: 0 BB: 0 P: 17	R: 0 E: 0 K: 0 S: 5	H: 1 LOB: 1 BB: 0 P: 7	R: 0 E: 0 K: 1 S: 10	H: 0 LOB: 0 BB: 0 P: 11	R: 0 E: 0 K: 2 S: 16	H: 2 LOB: 2 BB: 0 P: 24	1B: 4 2B: 0 3B: 0 HR: 0	SF: 0 SAC: 0 DP: 0 HBP: 0	WP: 0 PB: 0 SB: 0 CS: 0
PITCHER	IP WLS BF H R ER SO BB IBB HBP BLK WP HR S P ERA WHIP											PITCHER	IP WLS BF H R ER SO BB IBB HBP BLK WP HR S P ERA WHIP									
Joel Pineiro, R (1, 1) ERA: 3.86	9.0 W 32 4 0 0 12 2 0 0 0 0 0 84 121 0.00 0.667																					

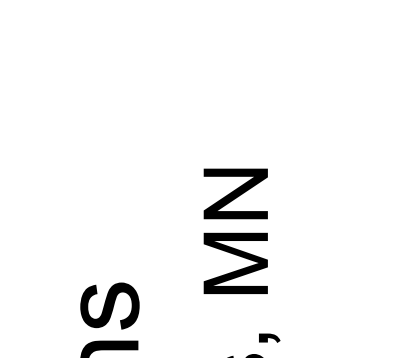
Batter	1	2	3	4	5	6	7	8	9	AB	R	H	RBI	BB	SO	LOB	TOP										
Randy Winn, S OBP: 0.349, SLG: 0.390										5	1	1	0	0	2	2	Seattle Mariners @ Minnesota Twins Hubert H. Humphrey Metrodome, Minneapolis, MN Sun Jun 01 2003, 2:05 PM EDT Att: 18,754 - Dome - 72 F										
Carlos Guillen, S OBP: 0.373, SLG: 0.445										5	1	1	0	0	0	2											
Bret Boone, R OBP: 0.377, SLG: 0.597										5	2	2	2	0	0	0											
Edgar Martinez, R OBP: 0.426, SLG: 0.621										5	3	4	2	0	0	0											
Mike Cameron, R OBP: 0.385, SLG: 0.497										5	1	2	1	0	2	2											
Greg Colbrunn, R OBP: 0.326, SLG: 0.452										3	1	2	2	0	0	0											
John Olerud, L OBP: 0.393, SLG: 0.421										1	0	0	0	1	1	1											
Jeff Cirillo, R OBP: 0.311, SLG: 0.317										3	0	1	2	0	1	2											
Dan Wilson, R OBP: 0.284, SLG: 0.336										4	0	0	0	0	2	4											
16 Willie Bloomquist, R OBP: 0.263, SLG: 0.240										4	0	1	0	0	0	0											
Inning Stats	R: 6 E: 0 K: 1 S: 22	H: 8 LOB: 2 BB: 0 P: 31	R: 1 E: 0 K: 1 S: 11	H: 3 LOB: 2 BB: 0 P: 17	R: 0 E: 0 K: 0 S: 9	H: 0 LOB: 0 BB: 0 P: 11	R: 1 E: 0 K: 1 S: 13	H: 1 LOB: 0 BB: 0 P: 19	R: 0 E: 0 K: 0 S: 6	H: 0 LOB: 0 BB: 0 P: 9	R: 0 E: 0 K: 1 S: 9	H: 0 LOB: 0 BB: 0 P: 12	R: 1 E: 0 K: 1 S: 11	H: 1 LOB: 1 BB: 1 P: 21	R: 0 E: 0 K: 1 S: 7	H: 0 LOB: 0 BB: 0 P: 8	R: 0 E: 0 K: 2 S: 11	H: 1 LOB: 1 BB: 0 P: 13	1B: 10 2B: 1 3B: 1 HR: 2	SF: 1 SAC: 0 DP: 0 HBP: 0	WP: 0 PB: 0 SB: 0 CS: 0	PA: 42					
PITCHER	IP	WLS	BF	H	R	ER	SO	BB	IBB	HBP	BLK	WP	HR	S	P	ERA	WHIP										
Kenny Rogers, L ERA: 5.2	1.1	L	14	10	7	7	1	0	0	0	0	0	1	26	39	47.25	7.500										
Tony Fiore, R ERA: 5.22	5.0		18	3	2	2	3	0	0	0	0	0	1	50	72	3.60	0.600										
Juan Rincon, R ERA: 2.25	0.2		3	0	0	0	1	0	1	0	0	0	0	5	9	0.00	0.000										
J.C. Romero, L ERA: 3.7	1.0		3	0	0	0	1	0	0	0	0	0	0	7	8	0.00	0.000										
Eddie Guardado, L ERA: 1.52	1.0		4	1	0	0	2	0	0	0	0	0	0	11	13	0.00	1.000										
Batter	1	2	3	4	5	6	7	8	9	AB	R	H	RBI	BB	SO	LOB	BOTTOM										
Jacque Jones, L OBP: 0.338, SLG: 0.495										5	1	1	1	0	1	1	Seattle Mariners @ Minnesota Twins Hubert H. Humphrey Metrodome, Minneapolis, MN Sun Jun 01 2003, 2:05 PM EDT Att: 18,754 - Dome - 72 F										
Cristian Guzman, S OBP: 0.283, SLG: 0.348										4	1	1	0	0	1	1											
Corey Koskie, L OBP: 0.365, SLG: 0.428										3	0	2	0	1	1	0											
Matthew LeCroy, R OBP: 0.316, SLG: 0.472										4	0	0	0	0	3	4											
Tori Hunter, R OBP: 0.323, SLG: 0.422										3	0	0	0	1	2	2											
Doug Mientkiewicz, L OBP: 0.341, SLG: 0.476										3	1	1	1	0	0	1											
Dustan Mohr, R OBP: 0.342, SLG: 0.523										3	0	0	0	1	2	3											
A.J. Pierzynski, L OBP: 0.324, SLG: 0.472										4	1	2	2	0	0	1											
Luis Rivas, R OBP: 0.275, SLG: 0.336										3	0	0	0	0	0	2											
20 Lew Ford, R OBP: 0.600, SLG: 1.250										1	1	1	1	0	0	0											
Inning Stats	R: 1 E: 0 K: 2 S: 11	H: 1 LOB: 1 BB: 1 P: 19	R: 2 E: 0 K: 1 S: 8	H: 2 LOB: 0 BB: 0 P: 13	R: 1 E: 0 K: 1 S: 11	H: 2 LOB: 2 BB: 1 P: 23	R: 0 E: 0 K: 2 S: 12	H: 1 LOB: 1 BB: 0 P: 16	R: 0 E: 0 K: 0 S: 9	H: 1 LOB: 1 BB: 0 P: 11	R: 0 E: 0 K: 0 S: 6	H: 0 LOB: 0 BB: 1 P: 14	R: 0 E: 0 K: 1 S: 6	H: 0 LOB: 0 BB: 0 P: 10	R: 0 E: 0 K: 2 S: 7	H: 0 LOB: 0 BB: 0 P: 14	R: 1 E: 0 K: 1 S: 12	H: 1 LOB: 0 BB: 0 P: 18	1B: 3 2B: 2 3B: 0 HR: 3	SF: 1 SAC: 0 DP: 1 HBP: 0	WP: 0 PB: 0 SB: 0 CS: 0	PA: 37					
PITCHER	IP	WLS	BF	H	R	ER	SO	BB	IBB	HBP	BLK	WP	HR	S	P	ERA	WHIP										
Freddy Garcia, R ERA: 5.5	7.0	W	30	7	4	4	7	3	0	0	0	0	2	63	106	5.14	1.429										
Jeff Nelson, R ERA: 2.37	1.0		3	0	0	0	2	0	0	0	0	0	0	7	14	0.00	0.000										
Shigetoshi Hasegawa, R ERA: 1.21	1.0		4	1	1	1	1	0	0	0	0	0	1	12	18	9.00	1.000										

AB	40
R	9
H	14
RBI	9
BB	1
SO	8
LOB	13



WP	0
PB	0
SB	0
CS	0

AB	33
R	5
H	8
RBI	5
BB	3
SO	10
LOB	15



WP	0
PB	0
SB	0
CS	0

Batter	1	2	3	4	5	6	7	8	9	AB	R	H	RBI	BB	SO	LOB	TOP										
51 Ichiro Suzuki, L (1, 9) OBP: 0.362, SLG: 0.425			F8	IBB		G3		G3		4	0	0	0	1	1	3	Seattle Mariners @ Philadelphia Phillies Veterans Stadium, Philadelphia, PA Tue Jun 03 2003, 7:05 PM EDT Att: 18,029 - Cloudy - 62 F										
Mark McLemore, S (1, 6) OBP: 0.393, SLG: 0.340						L7		G4-3		5	0	0	0	0	3	6											
Bret Boone, R (1, 4) OBP: 0.386, SLG: 0.614	E8 WP		HR		G4-3 1B		G6-4-3 BB		L7	4	2	3	2	1	0	0											
John Olerud, L (1, 3) OBP: 0.389, SLG: 0.412			L7		G4-3		G6-4-3		F7	4	0	0	0	1	0	2											
Mike Cameron, R (1, 8) OBP: 0.395, SLG: 0.497					1B FC6		1B BB			2	1	1	0	3	1	2											
Randy Winn, S (1, 7) OBP: 0.355, SLG: 0.395		P6			SH2-4 1B		16 G5-4-3 1B		P4	5	0	3	1	0	0	1											
Jeff Cirillo, R (1, 5) OBP: 0.307, SLG: 0.313 16 Willie Bloomquist, R (5, PH) OBP: 0.254, SLG: 0.231		L9					G5-4-3		F9	2	0	0	0	0	1	2											
Dan Wilson, R (1, 2) OBP: 0.292, SLG: 0.342		G4-3			FC6 SH2-4		51 G3 1B		51 G3 1B	4	0	2	1	0	0	1											
Jamie Moyer, L (1, 1) OBP: 0.500, SLG: 0.500 Greg Colbrunn, R (8, PH) OBP: 0.319, SLG: 0.442 Shigetoshi Hasegawa, R (8, 1) Arthur Rhodes, L (9, 1)					SH2-4				F8	2	1	1	0	0	1	1											
Inning Stats	R: 0 E: 1 K: 3 S: 13	H: 1 LOB: 2 BB: 1 P: 23	R: 0 E: 0 K: 0 S: 7	H: 0 LOB: 0 BB: 0 P: 12	R: 2 E: 0 K: 1 S: 12	H: 2 LOB: 0 BB: 0 P: 18	R: 1 E: 0 K: 2 S: 12	H: 2 LOB: 3 BB: 1 P: 22	R: 1 E: 0 K: 0 S: 11	H: 2 LOB: 1 BB: 1 P: 21	R: 0 E: 0 K: 1 S: 9	H: 1 LOB: 1 BB: 0 P: 16	R: 0 E: 0 K: 0 S: 14	H: 1 LOB: 2 BB: 2 P: 26	R: 0 E: 0 K: 0 S: 6	H: 1 LOB: 1 BB: 0 P: 12		R: 0 E: 0 K: 0 S: 10	H: 0 LOB: 1 BB: 1 P: 18	1B: 9 2B: 0 3B: 0 HR: 1	SF: 0 SAC: 1 DP: 2 HBP: 0	WP: 1 PB: 0 SB: 3 CS: 0	PA: 42				
PITCHER	IP	WLS	BF	H	R	ER	SO	BB	IBB	HBP	BLK	WP	HR	S	P	ERA	WHIP										
Kevin Millwood, R (1, 1) ERA: 3.2	5.0	L	25	7	4	4	6	2	1	0	0	1	1	55	96	7.20	1.800										
Carlos Silva, R (6, 1) ERA: 4.29	3.0		13	3	0	0	1	2	0	0	0	0	0	29	54	0.00	1.667										
Hector Mercado, L (9, 1) ERA: 4.76	1.0		4	0	0	0	0	1	0	0	0	0	0	10	18	0.00	1.000										

AB	35
R	4
H	10
RBI	4
BB	6
SO	7
LOB	23



Batter	1	2	3	4	5	6	7	8	9	AB	R	H	RBI	BB	SO	LOB	BOTTOM										
11 Jimmy Rollins, S (1, 6) OBP: 0.319, SLG: 0.377			G3		G6-3			G5-3		4	0	0	0	0	1	2	Seattle Mariners @ Philadelphia Phillies Veterans Stadium, Philadelphia, PA Tue Jun 03 2003, 7:05 PM EDT Att: 18,029 - Cloudy - 62 F										
Placido Polanco, R (1, 4) OBP: 0.344, SLG: 0.425	G5-3						F7		F9	4	0	1	0	0	0	1											
Jim Thome, L (1, 3) OBP: 0.371, SLG: 0.490	G3-1						G5-3			4	0	0	0	0	2	1											
Bobby Abreu, L (1, 9) OBP: 0.397, SLG: 0.450										4	0	2	0	0	2	0											
Mike Lieberthal, R (1, 2) OBP: 0.389, SLG: 0.462							P6			4	0	1	0	0	1	3											
David Bell, R (1, 5) OBP: 0.292, SLG: 0.293							F8			4	0	0	0	0	1	4											
Pat Burrell, R (1, 7) OBP: 0.312, SLG: 0.421									P3	3	0	0	0	0	1	1											
Marlon Byrd, R (1, 8) OBP: 0.303, SLG: 0.318									L9	3	0	2	0	0	0	0											
Kevin Millwood, R (1, 1) ERA: 3.2 Jason Michaels, R (5, PH) OBP: 0.417, SLG: 0.467 Carlos Silva, R (6, 1) Ricky Ledee, L (8, PH) OBP: 0.356, SLG: 0.474 Hector Mercado, L (9, 1)										1	0	0	0	0	1	0											
Inning Stats	R: 0 E: 0 K: 1 S: 9	H: 0 LOB: 0 BB: 0 P: 14	R: 0 E: 0 K: 1 S: 9	H: 1 LOB: 0 BB: 0 P: 15	R: 0 E: 0 K: 1 S: 9	H: 0 LOB: 0 BB: 0 P: 12	R: 0 E: 0 K: 1 S: 16	H: 2 LOB: 2 BB: 0 P: 26	R: 0 E: 0 K: 2 S: 12	H: 1 LOB: 1 BB: 0 P: 18	R: 0 E: 0 K: 1 S: 9	H: 0 LOB: 0 BB: 0 P: 12	R: 0 E: 0 K: 1 S: 7	H: 0 LOB: 0 BB: 0 P: 12	R: 0 E: 0 K: 0 S: 8	H: 1 LOB: 1 BB: 0 P: 13		R: 0 E: 0 K: 2 S: 16	H: 1 LOB: 1 BB: 0 P: 25	1B: 4 2B: 2 3B: 0 HR: 0	SF: 0 SAC: 0 DP: 0 HBP: 0	WP: 0 PB: 0 SB: 0 CS: 0	PA: 33				
PITCHER	IP	WLS	BF	H	R	ER	SO	BB	IBB	HBP	BLK	WP	HR	S	P	ERA	WHIP										
Jamie Moyer, L (1, 1) ERA: 3.21	7.0	W	25	4	0	0	8	0	0	0	0	0	0	71	109	0.00	0.571										
Shigetoshi Hasegawa, R (8, 1) ERA: 1.17	1.0		4	1	0	0	0	0	0	0	0	0	0	8	13	0.00	1.000										
Arthur Rhodes, L (9, 1) ERA: 2.45	1.0		4	1	0	0	2	0	0	0	0	0	0	16	25	0.00	1.000										



Batter	1	2	3	4	5	6	7	8	9	AB	R	H	RBI	BB	SO	LOB	TOP										
51 Ichiro Suzuki, L (1, 9) OBP: 0.397, SLG: 0.433	G4-3 WP 2B		K		FC1-5			G3	G6-3	5	1	1	0	0	1	4											
Carlos Guillen, S (1, 6) OBP: 0.395, SLG: 0.431	G4-3		K		K			K		4	0	0	0	0	0	3											
Bret Boone, R (1, 4) OBP: 0.388, SLG: 0.623	F9				HR				G6-3	4	2	2	1	0	0	0											
John Olerud, L (1, 3) 16 Willie Bloomquist, R (9, PR) Greg Colbrunn, F (9, 3)	P6				HR				BB	2	0	1	0	2	0	0											
Mike Cameron, R (1, 8) OBP: 0.384, SLG: 0.495		G5-3			BB				BB	0	1	0	0	0	0	0											
Mark McLemore, S (1, 7) OBP: 0.313, SLG: 0.368		G3-1			BB				HR	4	1	1	3	0	0	2											
Jeff Cirillo, R (1, 5) OBP: 0.317, SLG: 0.315					BB				BB	4	0	1	0	0	1	0											
Ben Davis, S (1, 2) 40 Julio Mateo, R (7, 1) Edgar Martinez, R (9, PH) Kazuhiro Sasaki, R (9, 1)					BB				BB	2	0	1	0	1	0	0											
Joel Pineiro, R (1, 1) Dan Wilson, R (7, 2) OBP: 0.287, SLG: 0.336					BB				BB	2	0	1	0	1	0	0											
Inning Stats	R: 1 E: 0 K: 0 S: 10	H: 1 LOB: 0 BB: 0 P: 17	R: 0 E: 0 K: 1 S: 9	H: 0 LOB: 1 BB: 0 P: 16	R: 0 E: 0 K: 3 S: 10	H: 0 LOB: 0 BB: 0 P: 17	R: 1 E: 0 K: 0 S: 7	H: 1 LOB: 0 BB: 1 P: 14	R: 0 E: 0 K: 1 S: 9	H: 1 LOB: 2 BB: 1 P: 16	R: 0 E: 0 K: 2 S: 8	H: 0 LOB: 0 BB: 0 P: 13	R: 0 E: 0 K: 2 S: 10	H: 0 LOB: 0 BB: 0 P: 14	R: 0 E: 0 K: 2 S: 11	H: 0 LOB: 0 BB: 0 P: 15	R: 3 E: 0 K: 2 S: 21	H: 4 LOB: 2 BB: 1 P: 32	1B: 5 2B: 1 3B: 0 HR: 2	SF: 0 SAC: 1 DP: 2 HBP: 1	WP: 1 PB: 0 CS: 1	PA: 37					
PITCHER	IP	WLS	BF	H	R	ER	SO	BB	IBB	HBP	BLK	WP	HR	S	P	ERA	WHIP										
Brandon Duckworth, R (1, 1) ERA: 5.21	7.0		26	4	2	2	7	2	0	1	0	1	1	63	107	2.57	0.857										
Rheal Cormier, L (8, 1) ERA: 2.12	1.0	H	3	0	0	0	2	0	0	0	0	0	0	11	15	0.00	0.000										
Jose Mesa, R (9, 1) ERA: 5.63	1.0	L	8	4	3	3	2	1	0	0	0	0	1	21	32	27.00	5.000										

Seattle Mariners @ Philadelphia Phillies
Veterans Stadium, Philadelphia, PA
Thu Jun 05 2003, 7:05 PM EDT
Att: 21,145 - Cloudy - 74 F

AB	32
R	5
H	8
RBI	4
BB	3
SO	11
LOB	14



Batter	1	2	3	4	5	6	7	8	9	AB	R	H	RBI	BB	SO	LOB	BOTTOM										
Placido Polanco, R (1, 4) OBP: 0.333, SLG: 0.407	G5-3	SF9		F8			P6		G5-3	4	0	0	1	0	0	3											
11 Jimmy Rollins, S (1, 6) OBP: 0.313, SLG: 0.365	G6-3	F8		L7			P6		BB	4	0	0	0	1	0	1											
Jim Thome, L (1, 3) OBP: 0.370, SLG: 0.493	BB		BB		BB				BB	3	1	0	0	2	3	3											
Bobby Abreu, L (1, 9) OBP: 0.402, SLG: 0.449	BB		BB		BB				BB	5	1	2	0	0	1	3											
Mike Lieberthal, R (1, 2) OBP: 0.399, SLG: 0.472	BB		BB		BB				BB	3	0	2	2	1	0	2											
Ricky Ledee, L (1, 8) OBP: 0.340, SLG: 0.451										4	0	0	0	0	2	3											
Pat Burrell, R (1, 7) Jose Mesa, R (9, 1)		BB								3	1	0	0	1	2	2											
Tomas Perez, S (1, 5) Nick Punto, S (9, PR)		BB								0	0	0	0	0	0	0											
Brandon Duckworth, R (1, 1) Rheal Cormier, L (8, 1) Jason Michaels, R (9, 7)		BB								4	1	2	0	0	0	1											
Brandon Duckworth, R (1, 1) Rheal Cormier, L (8, 1) Jason Michaels, R (9, 7)		BB								0	0	0	0	0	0	0											
Brandon Duckworth, R (1, 1) Rheal Cormier, L (8, 1) Jason Michaels, R (9, 7)		BB								1	0	1	0	0	0	0											
Inning Stats	R: 0 E: 0 K: 0 S: 13	H: 1 LOB: 2 BB: 1 P: 17	R: 2 E: 0 K: 1 S: 16	H: 2 LOB: 1 BB: 1 P: 26	R: 2 E: 0 K: 1 S: 17	H: 2 LOB: 1 BB: 1 P: 26	R: 0 E: 0 K: 0 S: 8	H: 0 LOB: 0 BB: 0 P: 12	R: 0 E: 0 K: 2 S: 10	H: 0 LOB: 1 BB: 1 P: 17	R: 0 E: 0 K: 2 S: 9	H: 0 LOB: 0 BB: 0 P: 10	R: 0 E: 0 K: 1 S: 5	H: 0 LOB: 0 BB: 0 P: 8	R: 0 E: 0 K: 1 S: 11	H: 1 LOB: 1 BB: 0 P: 13	R: 0 E: 0 K: 1 S: 11	H: 2 LOB: 3 BB: 1 P: 17	1B: 5 2B: 3 3B: 0 HR: 0	SF: 1 SAC: 0 DP: 0 HBP: 0	WP: 0 PB: 0 CS: 0	PA: 40					
PITCHER	IP	WLS	BF	H	R	ER	SO	BB	IBB	HBP	BLK	WP	HR	S	P	ERA	WHIP										
Joel Pineiro, R (1, 1) ERA: 4.02	6.0		27	5	4	4	6	4	0	0	0	0	0	73	108	6.00	1.500										
40 Julio Mateo, R (7, 1) ERA: 4.18	2.0	W	7	1	0	0	2	0	0	0	0	0	0	16	21	0.00	0.500										
Kazuhiro Sasaki, R (9, 1) ERA: 4.12	1.0	S	6	2	0	0	1	1	0	0	0	0	0	11	17	0.00	3.000										

Seattle Mariners @ Philadelphia Phillies
Veterans Stadium, Philadelphia, PA
Thu Jun 05 2003, 7:05 PM EDT
Att: 21,145 - Cloudy - 74 F

AB	34
R	4
H	8
RBI	4
BB	5
SO	9
LOB	18



Batter	1	2	3	4	5	6	7	8	9	AB	R	H	RBI	BB	SO	LOB	TOP			
51 Ichiro Suzuki, L (1, 9) OBP: 0.375, SLG: 0.435	1-1 2B	1-1 1B		2-3 K		1-2 G4-3			2-2 F7	5	1	2	1	0	1	5				
Carlos Guillen, S (1, 6) OBP: 0.383, SLG: 0.426	1 SAFE G5-3 1B	2-0 F9			3-2 G6-3		0-1 G6-3		2-2 FC5-4 1B	5	2	1	1	0	0	4				
Bret Boone, R (1, 4) OBP: 0.387, SLG: 0.613	1-1 G5-3		1-1 P3		4-1 G6-4-3 BB		2-1 G6-3		1-2 E	4	0	1	1	1	0	1				
Mike Cameron, R (1, 8) OBP: 0.386, SLG: 0.492	1-1 G4-6-3 1B		0-0 P3		1-0 G6-4-3		0-1 P4		0-0 E4	5	0	1	1	0	0	2				
Greg Colbrunn, R (1, 3) OBP: 0.333, SLG: 0.447	1-1 G4-6-3		1-1 G6-3			1-0 2B 1B		1-1 G6-4-3 1B		4	1	2	0	0	0	1				
John Olerud, L (8, 3) OBP: 0.394, SLG: 0.413	1-2 G4-6-3								3-2 F7	1	0	0	0	0	0	2				
Randy Winn, S (1, 7) OBP: 0.353, SLG: 0.410		0-2 P5		2-2 F9		3-2 E		1-1 G6-4-3		4	1	1	0	0	0	1				
Dan Wilson, R (1, 2) OBP: 0.294, SLG: 0.342		1-3 K		3-2 FC1-5 16 1B		3-1 E8		2-1 G5-3		4	0	2	1	0	1	0				
16 Willie Bloomquist, R (1, 5) OBP: 0.292, SLG: 0.263		1-2 1B 51 1B		0-0 FC1-5		2-H 3-H 1-1 F7			4-0 FC5-4 1B	3	2	2	0	1	0	1				
Jamie Moyer, L (1, 1) OBP: 0.400, SLG: 0.400		1-2 1B		0-0 FC1-5		1-2 G6-3			3-2 FC5-4 1B	3	0	1	0	0	0	3				
Shigetoshi Hasegawa, R (8, 1) OBP: 0.423, SLG: 0.612										0	0	0	0	0	0	0				
Edgar Martinez, R (9, PH) OBP: 0.500, SLG: 0.500										0	0	1	0	0	0	0				
Pat Borders, R (9, PR) OBP: 0.500, SLG: 0.500										0	0	0	0	0	0	0				
Jeff Nelson, R (9, 1) OBP: 0.500, SLG: 0.500		1-3 1B		1-2 2-3F					1-2 1B	0	0	0	0	0	0	0				
Inning Stats	R: 2 E: 0 K: 0 S: 10	H: 3 LOB: 0 BB: 0 P: 14	R: 1 E: 0 K: 1 S: 16	H: 3 LOB: 2 BB: 0 P: 22	R: 0 E: 0 K: 1 S: 14	H: 0 LOB: 0 BB: 0 P: 21	R: 0 E: 0 K: 1 S: 14	H: 2 LOB: 1 BB: 0 P: 24	R: 0 E: 1 K: 0 S: 14	H: 3 LOB: 1 BB: 0 P: 24	R: 0 E: 0 K: 0 S: 6	H: 0 LOB: 0 BB: 0 P: 8	R: 0 E: 0 K: 0 S: 6	H: 1 LOB: 0 BB: 0 P: 10	R: 2 E: 1 K: 0 S: 20	H: 2 LOB: 2 BB: 1 P: 35	1B: 12 2B: 2 3B: 0 HR: 0	SF: 0 SAC: 0 DP: 3 HBP: 0	WP: 0 PB: 0 SB: 0 CS: 0	PA: 41
PITCHER	IP WLS BF H R ER SO BB IBB HBP BLK WP HR S P ERA WHIP																			
Mike Bacsik, L (1, 1) ERA: 14.63	5.0 L 25 11 5 4 2 1 0 0 0 0 0 0 60 94 7.20 2.400																			
Graeme Lloyd, L (6, 1) ERA: 2.69	3.0 9 1 0 0 0 0 0 0 0 0 0 0 20 29 0.00 0.333																			
Pedro Feliciano, L (9, 1) ERA: 2.25	1.0 7 2 2 1 0 1 0 0 0 0 0 0 20 35 9.00 3.000																			

Seattle Mariners @ New York Mets
Shea Stadium, Flushing, NY
Sun Jun 08 2003, 12:15 PM EDT
Att: 39,820 - Cloudy - 66 F

AB	39
R	7
H	14
RBI	5
BB	2
SO	2
LOB	20



Batter	1	2	3	4	5	6	7	8	9	AB	R	H	RBI	BB	SO	LOB	BOTTOM					
Tsuyoshi Shinjo, R (1, 8) OBP: 0.250, SLG: 0.279	2-0 G5-3		2-2 P3			4-0 BB			2-2 G5-3	3	0	0	0	1	0	0						
Jay Bell, R (1, 4) OBP: 0.418, SLG: 0.208	0-1 P4			1-0 FC5-4 1B		0-3 K			3-3 K	4	0	1	0	0	2	1						
Ty Wigginton, R (1, 5) OBP: 0.332, SLG: 0.431	1-1 F7			0-2 FC5-4 E		0-0 F8			2-1 G6-3	4	0	0	0	0	0	2						
Cliff Floyd, L (1, 7) OBP: 0.369, SLG: 0.542		2-0 F9 2B		1-0 E3		1-3 G6-4-3		0-1 F9		3	0	1	0	0	0	1						
Jason Phillips, R (1, 2) OBP: 0.368, SLG: 0.424		3-1 F9		2-2 G6-4-3		3-1 G5-3				3	0	0	0	0	0	3						
Jeremy Burnitz, L (1, 9) OBP: 0.336, SLG: 0.533		0-0 P6			2-1 F9		0-0 P2			3	0	0	0	0	0	1						
Tony Clark, S (1, 3) ERA: 2.93		3-2 F8			3-2 F7			0-1 G4-3		2	0	0	0	0	0	1						
Pedro Feliciano, L (9, 1) ERA: 2.25										0	0	0	0	0	0	0						
Joe McEwing, R (1, 6) OBP: 0.288, SLG: 0.271			0-2 F8		1-3 K			1-0 G6-4-3 1B		3	0	1	0	0	1	0						
Mike Bacsik, L (1, 1) ERA: 14.63			2-2 K			2-3 K			0-0 G1-6-4-3	1	0	0	0	0	1	0						
Graeme Lloyd, L (6, 1) ERA: 2.69										0	0	0	0	0	0	0						
Vance Wilson, R (6, 2) OBP: 0.318, SLG: 0.424										2	0	0	0	0	1	1						
Roger Cedeno, S (8, PH) OBP: 0.330, SLG: 0.342										1	0	0	0	0	0	0						
Inning Stats	R: 0 E: 0 K: 0 S: 5	H: 0 LOB: 0 BB: 0 P: 8	R: 0 E: 0 K: 0 S: 7	H: 1 LOB: 1 BB: 0 P: 15	R: 0 E: 0 K: 1 S: 12	H: 0 LOB: 0 BB: 0 P: 16	R: 0 E: 1 K: 0 S: 8	H: 1 LOB: 1 BB: 0 P: 12	R: 0 E: 0 K: 1 S: 8	H: 0 LOB: 0 BB: 0 P: 14	R: 0 E: 0 K: 2 S: 7	H: 0 LOB: 1 BB: 1 P: 13	R: 0 E: 0 K: 0 S: 5	H: 0 LOB: 0 BB: 0 P: 8	R: 0 E: 0 K: 0 S: 4	H: 1 LOB: 0 BB: 0 P: 5	R: 0 E: 0 K: 1 S: 9	H: 0 LOB: 0 BB: 0 P: 16	1B: 2 2B: 1 3B: 0 HR: 0	SF: 0 SAC: 0 DP: 2 HBP: 0	WP: 0 PB: 0 SB: 0 CS: 0	PA: 30
PITCHER	IP WLS BF H R ER SO BB IBB HBP BLK WP HR S P ERA WHIP																					
Jamie Moyer, L (1, 1) ERA: 2.93	1.0 3 1 0 0 0 0 0 0 0 0 0 0 4 5 0.00 1.000																					
Shigetoshi Hasegawa, R (8, 1) ERA: 1.14	1.0 3 0 0 0 0 1 0 0 0 0 0 0 9 16 0.00 0.000																					
Jeff Nelson, R (9, 1) ERA: 2.11	1.0 3 0 0 0 0 1 0 0 0 0 0 0 9 16 0.00 0.000																					

Seattle Mariners @ New York Mets
Shea Stadium, Flushing, NY
Sun Jun 08 2003, 12:15 PM EDT
Att: 39,820 - Cloudy - 66 F

AB	29
R	0
H	3
RBI	0
BB	1
SO	5
LOB	10



Batter	1	2	3	4	5	6	7	8	9	AB	R	H	RBI	BB	SO	LOB	TOP										
Endy Chavez, L OBP: 0.286, SLG: 0.349	G6-3		FC5-4 HR			G3-6-1 1B	1-1 1B		0-1 HR	5	2	3	4	0	0	1											
Orlando Cabrera, R OBP: 0.369, SLG: 0.481	P4		HR			G3-6-1 1B	F8		L7	5	1	2	2	0	0	2											
Jose Vidro, S OBP: 0.426, SLG: 0.505	BB		P6			G3-6-1			CS 1B	3	0	1	0	1	0	2											
Brad Wilkerson, L OBP: 0.416, SLG: 0.552	K			G4-3		BB			K	3	0	0	0	1	2	2											
Ronald Calloway, L OBP: 0.289, SLG: 0.391		F9		G1-3		G4-3			F8	4	0	0	0	0	0	2											
Fernando Tatis, R OBP: 0.287, SLG: 0.278		K		L9					G5-3	4	0	1	0	0	1	0											
Jamey Carroll, R OBP: 0.308, SLG: 0.403									1B HR	0	1	0	0	0	0	0											
Brian Schneider, L OBP: 0.365, SLG: 0.486	G3-1			K		2B 1B			K	4	1	1	0	0	2	1											
Michael Barrett, R OBP: 0.213, SLG: 0.291			G6-3	G4-3		G4-3 1B			F8	4	1	1	1	0	0	1											
Edwards Guzman, L OBP: 0.429, SLG: 0.429			1-1 FC5-4 1B	L7		L7			G4-3 1B	4	1	2	0	0	0	1											
Inning Stats	R: 0 H: 0 E: 0 K: 1 S: 15	H: 0 LOB: 1 BB: 1 P: 26	R: 0 H: 0 E: 0 K: 1 S: 9	H: 0 LOB: 0 BB: 0 P: 15	R: 2 H: 2 E: 0 K: 0 S: 13	H: 2 LOB: 0 BB: 0 P: 14	R: 0 H: 0 E: 0 K: 0 S: 10	H: 0 LOB: 0 BB: 0 P: 16	R: 0 H: 0 E: 0 K: 1 S: 9	H: 0 LOB: 0 BB: 0 P: 12	R: 0 H: 2 E: 0 K: 0 S: 7	H: 2 LOB: 2 BB: 1 P: 12	R: 2 H: 3 E: 0 K: 0 S: 14	H: 3 LOB: 1 BB: 0 P: 18	R: 0 H: 1 E: 0 K: 1 S: 9	H: 1 LOB: 0 BB: 0 P: 15	R: 3 H: 3 E: 0 K: 1 S: 12	H: 3 LOB: 1 BB: 0 P: 16	1B: 8 2B: 2 3B: 0 HR: 2	SF: 0 SAC: 0 DP: 2 HBP: 0	WP: 0 PB: 0 SB: 0 CS: 1	PA: 38					
PITCHER	IP	WLS	BF	H	R	ER	SO	BB	IBB	HBP	BLK	WP	HR	S	P	ERA	WHIP										
Gil Meche, R ERA: 3.32	6.1	L	26	6	4	4	3	2	0	0	0	0	1	69	104	5.68	1.263										
Shigetoshi Hasegawa, R ERA: 1.08	1.2		6	2	0	0	1	0	0	0	0	0	0	17	24	0.00	1.200										
Giovanni Carrara, R ERA: 6.99	1.0		6	3	3	3	1	0	0	0	0	0	1	12	16	27.00	3.000										

Montreal Expos @ Seattle Mariners
Safeco Field, Seattle, WA
Tue Jun 10 2003, 7:05 PM PDT
Att: 34,811 - Cloudy - 62 F

AB	36
R	7
H	11
RBI	7
BB	2
SO	5
LOB	12



Batter	1	2	3	4	5	6	7	8	9	AB	R	H	RBI	BB	SO	LOB	BOTTOM										
51 Ichiro Suzuki, L OBP: 0.375, SLG: 0.442	G3-1 3B		K	E3		P6			E6 1B	5	1	2	1	0	1	2											
Carlos Guillen, S OBP: 0.355, SLG: 0.421	G3-1		WP 1B	FC7-2			K		F8	5	0	1	1	0	1	3											
Bret Boone, R OBP: 0.385, SLG: 0.607	K		WP 1B				K			4	0	1	0	0	3	0											
Edgar Martinez, R OBP: 0.415, SLG: 0.599	K		K				G4-3		F9	4	0	0	0	0	2	2											
John Olerud, L OBP: 0.396, SLG: 0.412		FC4-6 1B					G4-3		G6-3	3	0	1	0	1	0	0											
Mike Cameron, R OBP: 0.384, SLG: 0.485	F9		F8				FC4-6 BB		G4-3	3	0	0	0	1	0	4											
Randy Winn, S OBP: 0.352, SLG: 0.407	FC4-6 1B						FC4-6 2B		F8	4	2	1	0	0	0	2											
Jeff Cirillo, R OBP: 0.328, SLG: 0.342							SH1-4 51 E 1B		G5-3	4	0	3	1	0	0	0											
Dan Wilson, R OBP: 0.289, SLG: 0.336							51 E SH1-4 FC7-2 1B			2	0	0	0	0	2	3											
Mark McLemore, S OBP: 0.326, SLG: 0.370	K						SH1-4		G4-3	1	0	0	0	0	0	0											
Inning Stats	R: 1 H: 1 E: 0 K: 2 S: 11	H: 2 LOB: 2 BB: 0 P: 15	R: 0 H: 2 E: 0 K: 1 S: 13	H: 2 LOB: 3 BB: 1 P: 23	R: 0 H: 2 E: 1 K: 0 S: 11	H: 2 LOB: 1 BB: 0 P: 16	R: 0 H: 0 E: 0 K: 1 S: 10	H: 0 LOB: 0 BB: 0 P: 14	R: 1 H: 1 E: 0 K: 1 S: 18	H: 1 LOB: 1 BB: 1 P: 27	R: 0 H: 0 E: 0 K: 2 S: 8	H: 0 LOB: 0 BB: 0 P: 12	R: 0 H: 0 E: 0 K: 0 S: 5	H: 0 LOB: 0 BB: 0 P: 8	R: 0 H: 1 E: 1 K: 0 S: 11	H: 1 LOB: 1 BB: 0 P: 17	1B: 7 2B: 2 3B: 1 HR: 0	SF: 0 SAC: 1 DP: 1 HBP: 0	WP: 1 PB: 0 SB: 0 CS: 0	PA: 38							
PITCHER	IP	WLS	BF	H	R	ER	SO	BB	IBB	HBP	BLK	WP	HR	S	P	ERA	WHIP										
Javier Vazquez, R ERA: 3.58	6.0	W	28	8	3	3	7	2	0	0	0	0	0	8	12	0.00	0.000										
Julio Manon, R ERA	1.0	H	3	0	0	0	2	0	0	0	0	0	0	1	2	0.00	0.000										
Joey Eischen, L ERA: 2.13	0.1	H	1	0	0	0	0	0	0	0	0	0	0	1	2	0.00	0.000										
Luis Ayala, R ERA: 2.84	1.2	S	6	1	0	0	0	0	0	0	0	0	0	15	23	0.00	0.600										

Montreal Expos @ Seattle Mariners
Safeco Field, Seattle, WA
Tue Jun 10 2003, 7:05 PM PDT
Att: 34,811 - Cloudy - 62 F

AB	35
R	3
H	9
RBI	3
BB	2
SO	9
LOB	16

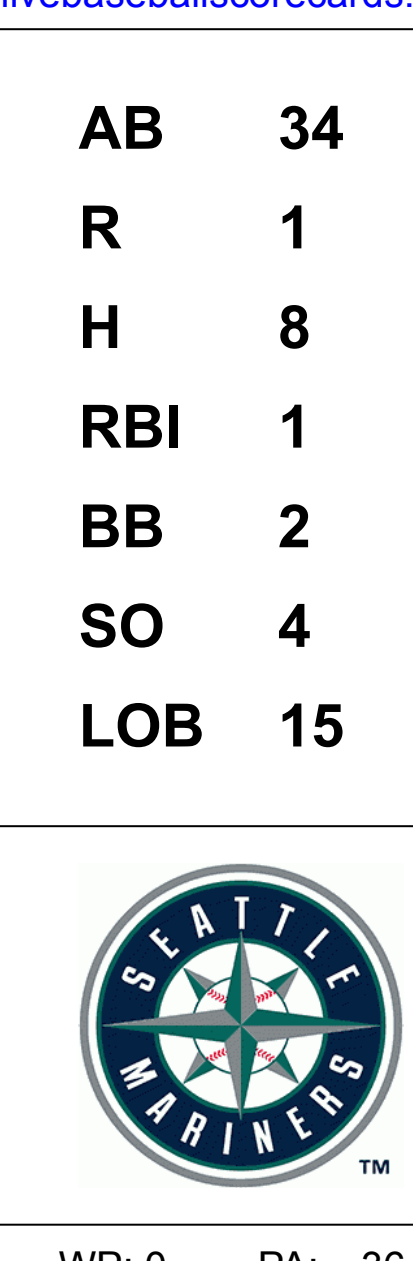


Batter	1	2	3	4	5	6	7	8	9	AB	R	H	RBI	BB	SO	LOB	TOP								
Endy Chavez, L (1.8) OBP: 0.284, SLG: 0.350										5	0	1	0	0	1	5	Montreal Expos @ Seattle Mariners Safeco Field, Seattle, WA Wed Jun 11 2003, 7:05 PM PDT Att: 32,853 - Cloudy - 70 F								
Orlando Cabrera, R (1.6) OBP: 0.364, SLG: 0.473										4	0	0	0	0	0	2									
Jose Vidro, S (1.4) OBP: 0.420, SLG: 0.495										4	0	0	0	0	1	1									
Brad Wilkerson, L (1.9) OBP: 0.418, SLG: 0.551										4	1	2	0	0	1	1									
Wil Cordero, R (1.3) OBP: 0.347, SLG: 0.418										4	0	1	1	0	0	1									
Edwards Guzman, L (1.10) OBP: 0.400, SLG: 0.400											3	0	1	0	0	0		1							
Henry Mateo, S (7, PR) OBP: 0.333, SLG: 0.333										1	2	1	0	0	0	0									
Fernando Tatis, R (1.5) OBP: 0.293, SLG: 0.276										1	0	0	0	2	0	0									
Jamey Carroll, R (7, PR) OBP: 0.308, SLG: 0.403										0	0	0	0	0	0	0									
Jose Macias, S (1.7) OBP: 0.308, SLG: 0.396										3	0	2	1	0	0	2									
Michael Barrett, R (1.2) OBP: 0.214, SLG: 0.292										3	0	1	1	0	1	2									
Inning Stats	R: 0 E: 0 K: 1 S: 12	H: 1 LOB: 1 BB: 0 P: 14	R: 0 E: 0 K: 0 S: 10	H: 0 LOB: 0 BB: 0 P: 14	R: 0 E: 0 K: 1 S: 9	H: 1 LOB: 1 BB: 0 P: 17	R: 1 E: 0 K: 0 S: 18	H: 2 LOB: 2 BB: 1 P: 29	R: 0 E: 0 K: 0 S: 8	H: 0 LOB: 0 BB: 0 P: 12	R: 0 E: 0 K: 0 S: 5	H: 0 LOB: 0 BB: 0 P: 6	R: 1 E: 0 K: 1 S: 10	H: 1 LOB: 2 BB: 1 P: 16	R: 0 E: 0 K: 1 S: 8	H: 1 LOB: 1 BB: 0 P: 12	R: 1 E: 0 K: 0 S: 13	H: 2 LOB: 1 BB: 0 P: 18	1B: 7 2B: 2 3B: 0 HR: 0	SF: 1 SAC: 2 DP: 1 HBP: 0	WP: 0 PB: 0 SB: 1 CS: 0	PA: 37			
PITCHER	IP WLS BF H R ER SO BB IBB HBP BLK WP HR S P ERA WHIP	IP WLS BF H R ER SO BB IBB HBP BLK WP HR S P ERA WHIP	IP WLS BF H R ER SO BB IBB HBP BLK WP HR S P ERA WHIP	IP WLS BF H R ER SO BB IBB HBP BLK WP HR S P ERA WHIP	IP WLS BF H R ER SO BB IBB HBP BLK WP HR S P ERA WHIP	IP WLS BF H R ER SO BB IBB HBP BLK WP HR S P ERA WHIP	IP WLS BF H R ER SO BB IBB HBP BLK WP HR S P ERA WHIP	IP WLS BF H R ER SO BB IBB HBP BLK WP HR S P ERA WHIP	IP WLS BF H R ER SO BB IBB HBP BLK WP HR S P ERA WHIP	IP WLS BF H R ER SO BB IBB HBP BLK WP HR S P ERA WHIP	IP WLS BF H R ER SO BB IBB HBP BLK WP HR S P ERA WHIP	IP WLS BF H R ER SO BB IBB HBP BLK WP HR S P ERA WHIP	IP WLS BF H R ER SO BB IBB HBP BLK WP HR S P ERA WHIP	IP WLS BF H R ER SO BB IBB HBP BLK WP HR S P ERA WHIP	IP WLS BF H R ER SO BB IBB HBP BLK WP HR S P ERA WHIP	IP WLS BF H R ER SO BB IBB HBP BLK WP HR S P ERA WHIP	IP WLS BF H R ER SO BB IBB HBP BLK WP HR S P ERA WHIP	IP WLS BF H R ER SO BB IBB HBP BLK WP HR S P ERA WHIP	IP WLS BF H R ER SO BB IBB HBP BLK WP HR S P ERA WHIP	IP WLS BF H R ER SO BB IBB HBP BLK WP HR S P ERA WHIP	IP WLS BF H R ER SO BB IBB HBP BLK WP HR S P ERA WHIP	IP WLS BF H R ER SO BB IBB HBP BLK WP HR S P ERA WHIP	IP WLS BF H R ER SO BB IBB HBP BLK WP HR S P ERA WHIP	IP WLS BF H R ER SO BB IBB HBP BLK WP HR S P ERA WHIP	IP WLS BF H R ER SO BB IBB HBP BLK WP HR S P ERA WHIP

AB	32
R	3
H	9
RBI	3
BB	2
SO	4
LOB	15



Batter	1	2	3	4	5	6	7	8	9	AB	R	H	RBI	BB	SO	LOB	BOTTOM								
51 Ichiro Suzuki, L (1.9) OBP: 0.377, SLG: 0.447										4	0	2	0	0	0	0	Montreal Expos @ Seattle Mariners Safeco Field, Seattle, WA Wed Jun 11 2003, 7:05 PM PDT Att: 32,853 - Cloudy - 70 F								
Carlos Guillen, S (1.6) OBP: 0.357, SLG: 0.417										4	0	1	0	0	1	1									
Bret Boone, R (1.4) OBP: 0.380, SLG: 0.597										4	0	0	0	0	1	4									
Edgar Martinez, R (1.10) OBP: 0.416, SLG: 0.595										3	0	1	0	1	0	2									
16 Willie Bloomquist, R (8, PR) OBP: 0.292, SLG: 0.263										0	0	0	0	0	0	0									
John Olerud, L (1.3) OBP: 0.393, SLG: 0.409										4	0	1	0	0	0	1									
Mike Cameron, R (1.8) OBP: 0.386, SLG: 0.500										4	1	2	1	0	1	3									
Randy Winn, S (1.7) OBP: 0.354, SLG: 0.406										3	0	1	0	1	0	0									
Jeff Cirillo, R (1.5) OBP: 0.322, SLG: 0.335										3	0	0	0	0	0	4									
Mark McLemore, S (9, PH) OBP: 0.324, SLG: 0.367										1	0	0	0	0	0	0									
Ben Davis, S (1.2) OBP: 0.304, SLG: 0.481										4	0	0	0	0	1	0									
Inning Stats	R: 0 E: 0 K: 1 S: 9	H: 0 LOB: 0 BB: 0 P: 12	R: 0 E: 0 K: 0 S: 7	H: 1 LOB: 2 BB: 2 P: 19	R: 0 E: 1 K: 1 S: 13	H: 1 LOB: 2 BB: 0 P: 18	R: 1 E: 0 K: 0 S: 6	H: 1 LOB: 1 BB: 0 P: 9	R: 0 E: 0 K: 0 S: 9	H: 2 LOB: 1 BB: 0 P: 15	R: 0 E: 0 K: 0 S: 12	H: 2 LOB: 2 BB: 0 P: 16	R: 0 E: 0 K: 0 S: 6	H: 0 LOB: 0 BB: 0 P: 9	R: 0 E: 0 K: 1 S: 11	H: 1 LOB: 1 BB: 0 P: 19	R: 0 E: 0 K: 0 S: 12	H: 0 LOB: 0 BB: 0 P: 15	1B: 6 2B: 1 3B: 0 HR: 1	SF: 0 SAC: 0 DP: 1 HBP: 0	WP: 0 PB: 0 SB: 0 CS: 2	PA: 36			
PITCHER	IP WLS BF H R ER SO BB IBB HBP BLK WP HR S P ERA WHIP	IP WLS BF H R ER SO BB IBB HBP BLK WP HR S P ERA WHIP	IP WLS BF H R ER SO BB IBB HBP BLK WP HR S P ERA WHIP	IP WLS BF H R ER SO BB IBB HBP BLK WP HR S P ERA WHIP	IP WLS BF H R ER SO BB IBB HBP BLK WP HR S P ERA WHIP	IP WLS BF H R ER SO BB IBB HBP BLK WP HR S P ERA WHIP	IP WLS BF H R ER SO BB IBB HBP BLK WP HR S P ERA WHIP	IP WLS BF H R ER SO BB IBB HBP BLK WP HR S P ERA WHIP	IP WLS BF H R ER SO BB IBB HBP BLK WP HR S P ERA WHIP	IP WLS BF H R ER SO BB IBB HBP BLK WP HR S P ERA WHIP	IP WLS BF H R ER SO BB IBB HBP BLK WP HR S P ERA WHIP	IP WLS BF H R ER SO BB IBB HBP BLK WP HR S P ERA WHIP	IP WLS BF H R ER SO BB IBB HBP BLK WP HR S P ERA WHIP	IP WLS BF H R ER SO BB IBB HBP BLK WP HR S P ERA WHIP	IP WLS BF H R ER SO BB IBB HBP BLK WP HR S P ERA WHIP	IP WLS BF H R ER SO BB IBB HBP BLK WP HR S P ERA WHIP	IP WLS BF H R ER SO BB IBB HBP BLK WP HR S P ERA WHIP	IP WLS BF H R ER SO BB IBB HBP BLK WP HR S P ERA WHIP	IP WLS BF H R ER SO BB IBB HBP BLK WP HR S P ERA WHIP	IP WLS BF H R ER SO BB IBB HBP BLK WP HR S P ERA WHIP	IP WLS BF H R ER SO BB IBB HBP BLK WP HR S P ERA WHIP	IP WLS BF H R ER SO BB IBB HBP BLK WP HR S P ERA WHIP	IP WLS BF H R ER SO BB IBB HBP BLK WP HR S P ERA WHIP	IP WLS BF H R ER SO BB IBB HBP BLK WP HR S P ERA WHIP	IP WLS BF H R ER SO BB IBB HBP BLK WP HR S P ERA WHIP



Batter	1	2	3	4	5	6	7	8	9	AB	R	H	RBI	BB	SO	LOB	TOP					
Endy Chavez, L (1, 8) OBP: 0.280, SLG: 0.344	B2		G3			B5-3		G6-3		4	0	0	0	0	0	1	Montreal Expos @ Seattle Mariners Safeco Field, Seattle, WA Thu Jun 12 2003, 7:05 PM PDT Att: 33,761 - Cloudy - 62 F					
Orlando Cabrera, R (1, 6) OBP: 0.362, SLG: 0.470	F7 1B		G5-3			P6		G5-3		4	0	1	0	0	0	1						
Jose Vidro, S (1, 4) OBP: 0.421, SLG: 0.496	1B					K				4	0	2	0	0	2	0						
Brad Wilkerson, L (1, 9) OBP: 0.421, SLG: 0.547	F7					L4-6 BB				1	0	0	0	2	0	2						
Wil Cordero, R (1, 3) OBP: 0.340, SLG: 0.408						E6				4	0	0	0	0	2	3						
Brian Schneider, L (1, 10) OBP: 0.394, SLG: 0.481 Jamey Carroll, R (9, FH) OBP: 0.318, SLG: 0.403						L4-6				3	0	1	0	0	1	2						
Fernando Tatis, R (1, 5) OBP: 0.287, SLG: 0.269						L4-6				0	0	0	0	1	0	0						
Jose Macias, S (1, 7) OBP: 0.309, SLG: 0.394						F8				4	0	0	0	0	2	4						
Michael Barrett, R (1, 2) OBP: 0.211, SLG: 0.287						L8				3	0	1	0	0	0	2						
Inning Stats	R: 0 E: 0 K: 0 S: 10	H: 2 LOB: 1 BB: 0 P: 13	R: 0 E: 0 K: 3 S: 10	H: 0 LOB: 0 BB: 0 P: 13	R: 0 E: 0 K: 0 S: 8	H: 1 LOB: 1 BB: 0 P: 11	R: 0 E: 1 K: 1 S: 9	H: 0 LOB: 1 BB: 1 P: 17	R: 0 E: 0 K: 0 S: 8	H: 0 LOB: 0 BB: 0 P: 13	R: 0 E: 0 K: 1 S: 6	H: 0 LOB: 0 BB: 0 P: 9	R: 0 E: 0 K: 0 S: 12	H: 1 LOB: 2 BB: 1 P: 20	R: 0 E: 0 K: 0 S: 5	H: 0 LOB: 0 BB: 0 P: 6	R: 0 E: 0 K: 2 S: 15	H: 1 LOB: 2 BB: 1 P: 22	1B: 5 2B: 1 3B: 0 HR: 0	SF: 0 SAC: 2 DP: 1 HBP: 0	WP: 0 PB: 0 SB: 0 CS: 0	PA: 34
PITCHER	IP	WLS	BF	H	R	ER	SO	BB	IBB	HBP	BLK	WP	HR	S	P	ERA	WHIP					
Ryan Franklin, R (1, 1) ERA: 3.18	8.0	W	29	4	0	0	5	2	0	0	0	0	0	68	102	0.00	0.750					
Arthur Rhodes, L (9, 1) ERA: 2.25	1.0	S	5	1	0	0	2	1	0	0	0	0	0	15	22	0.00	2.000					

AB	29
R	0
H	5
RBI	0
BB	3
SO	7
LOB	15



Batter	1	2	3	4	5	6	7	8	9	AB	R	H	RBI	BB	SO	LOB	BOTTOM					
51 Ichiro Suzuki, L (1, 9) OBP: 0.379, SLG: 0.447	P6							G4-3		4	0	2	0	0	0	1	Montreal Expos @ Seattle Mariners Safeco Field, Seattle, WA Thu Jun 12 2003, 7:05 PM PDT Att: 33,761 - Cloudy - 62 F					
Carlos Guillen, S (1, 6) OBP: 0.356, SLG: 0.411	G4-3							P5		3	0	0	0	1	0	1						
Bret Boone, R (1, 4) OBP: 0.382, SLG: 0.607	F8									4	1	2	1	0	0	2						
Edgar Martinez, R (1, 10) OBP: 0.409, SLG: 0.582										4	0	0	0	0	2	1						
John Olerud, L (1, 3) OBP: 0.397, SLG: 0.410										2	0	1	0	1	0	0						
Mike Cameron, R (1, 8) OBP: 0.381, SLG: 0.493										3	0	0	0	0	0	2						
Randy Winn, S (1, 7) OBP: 0.350, SLG: 0.401										3	0	0	0	0	0	2						
Mark McLemore, S (1, 5) OBP: 0.317, SLG: 0.358 Jeff Cirillo, R (8, 5) OBP: 0.322, SLG: 0.335										3	0	0	0	0	0	0						
Dan Wilson, R (1, 2) OBP: 0.290, SLG: 0.331										2	0	0	0	1	1	0						
Inning Stats	R: 0 E: 0 K: 0 S: 12	H: 0 LOB: 0 BB: 0 P: 19	R: 0 E: 0 K: 1 S: 17	H: 0 LOB: 1 BB: 1 P: 26	R: 0 E: 0 K: 0 S: 8	H: 1 LOB: 1 BB: 0 P: 15	R: 1 E: 0 K: 1 S: 17	H: 2 LOB: 1 BB: 0 P: 23	R: 0 E: 0 K: 0 S: 8	H: 1 LOB: 2 BB: 1 P: 17	R: 0 E: 0 K: 0 S: 11	H: 0 LOB: 0 BB: 0 P: 18	R: 0 E: 0 K: 0 S: 10	H: 0 LOB: 1 BB: 1 P: 17	R: 0 E: 0 K: 0 S: 5	H: 1 LOB: 0 BB: 0 P: 10	R: 0 E: 0 K: 0 S: 15	H: 1 LOB: 0 BB: 0 P: 22	1B: 4 2B: 0 3B: 0 HR: 1	SF: 0 SAC: 0 DP: 1 HBP: 0	WP: 0 PB: 0 SB: 0 CS: 0	PA: 31
PITCHER	IP	WLS	BF	H	R	ER	SO	BB	IBB	HBP	BLK	WP	HR	S	P	ERA	WHIP					
Claudio Vargas, R (1, 1) ERA: 3.17	6.0	L	24	4	1	1	3	2	0	0	0	0	0	73	118	1.50	1.000					
Julio Manon, R (7, 1) ERA:	2.0		7	1	0	0	0	1	0	0	0	0	0	15	27	0.00	1.000					

AB	28
R	1
H	5
RBI	1
BB	3
SO	3
LOB	9



Batter	1	2	3	4	5	6	7	8	9	AB	R	H	RBI	BB	SO	LOB	TOP					
Rafael Furcal, S OBP: 0.379, SLG: 0.533	G3-4-1		WP BB		F7			SH1-3		2	0	0	0	1	0	0						
Marcus Giles, R OBP: 0.405, SLG: 0.554	1B		P3			F9		2B		4	0	2	1	0	0	1						
Gary Sheffield, R OBP: 0.422, SLG: 0.648	K			G6-3		G5-3		P6		4	0	0	0	0	1	2						
10 Chipper Jones, S OBP: 0.408, SLG: 0.502	K			K		F8		FC5-4 BB		3	0	0	0	1	2	1						
Andruw Jones, R OBP: 0.373, SLG: 0.582		F9-1-6 1B		BB 1B			G1-3	FC5-4 1-2		4	0	2	0	0	0	2						
Robert Fick, L OBP: 0.348, SLG: 0.475		F9-1-6		BB 1B			1B			2	0	1	0	1	0	1						
Julio Franco, R OBP: 0.358, SLG: 0.383				BB						1	0	0	0	0	1	0						
Javy Lopez, R OBP: 0.335, SLG: 0.701		L9		F8			F8			4	0	0	0	0	0	3						
Matt Franco, L OBP: 0.328, SLG: 0.424			CS 1B		G5-3					4	0	1	0	0	2	1						
Vinny Castilla, R OBP: 0.310, SLG: 0.452			K		G6-3			SH1-3 2B 1B		3	1	1	0	0	1	1						
Inning Stats	R: 0 E: 0 K: 11 S: 11	H: 1 LOB: 1 BB: 0 P: 18	R: 0 E: 0 K: 0 S: 4	H: 1 LOB: 0 BB: 0 P: 6	R: 0 E: 0 K: 1 S: 10	H: 1 LOB: 1 BB: 1 P: 21	R: 0 E: 0 K: 1 S: 14	H: 1 LOB: 2 BB: 1 P: 24	R: 0 E: 0 K: 0 S: 10	H: 0 LOB: 0 BB: 0 P: 13	R: 0 E: 0 K: 1 S: 7	H: 0 LOB: 0 BB: 0 P: 13	R: 0 E: 0 K: 1 S: 6	H: 1 LOB: 1 BB: 0 P: 8	R: 1 E: 0 K: 0 S: 9	H: 2 LOB: 2 BB: 1 P: 17	R: 0 E: 0 K: 2 S: 9	H: 0 LOB: 0 BB: 0 P: 13	1B: 6 2B: 3 3B: 0 HR: 0	SF: 0 SAC: 1 DP: 2 HBP: 0	WP: 1 PB: 0 CS: 1	PA: 35
PITCHER	IP	WLS	BF	H	R	ER	SO	BB	IBB	HBP	BLK	WP	HR	S	P	ERA	WHIP					
Freddy Garcia, R ERA: 4.89	(1, 1)	7.1	W	29	7	1	1	5	2	0	0	0	1	0	65	107	1.23	1.227				
Shigetoshi Hasegawa, R ERA: 1.07	(8, 1)	0.1	H	1	0	0	0	0	0	0	0	0	0	0	3	6	0.00	0.000				
Arthur Rhodes, L ERA: 2.22	(8, 1)	0.1	H	2	0	0	0	0	1	0	0	0	0	0	3	7	0.00	3.000				
Jeff Nelson, R ERA: 2.31	(9, 1)	1.0	S	3	0	0	0	2	0	0	0	0	0	0	9	13	0.00	0.000				

Atlanta Braves @ Seattle Mariners
Safeco Field, Seattle, WA
Fri Jun 13 2003, 7:05 PM PDT
Att: 45,791 - Cloudy - 66 F

AB 31
R 1
H 7
RBI 1
BB 3
SO 7
LOB 12



Batter	1	2	3	4	5	6	7	8	9	AB	R	H	RBI	BB	SO	LOB	BOTTOM					
51 Ichiro Suzuki, L OBP: 0.377, SLG: 0.444	P2		P3				G1-3			4	0	1	0	0	0	0						
Mark McLemore, S OBP: 0.315, SLG: 0.362			G4-3		G3			F8		4	1	1	0	0	0	2						
Carlos Guillen, S OBP: 0.356, SLG: 0.411	E 2B									0	0	0	0	0	0	0						
Bret Boone, R OBP: 0.380, SLG: 0.605	P3		F9			G4-3 2B		G1-3		4	0	1	0	0	0	1						
Edgar Martinez, R OBP: 0.410, SLG: 0.578	E6 1B			L7		G4-3		1B		3	1	1	0	0	0	1						
16 Willie Bloomquist, R OBP: 0.292, SLG: 0.263	2H 1B							HBP		0	0	0	0	0	0	0						
John Olerud, L OBP: 0.402, SLG: 0.413			F9							3	0	2	1	1	0	0						
Mike Cameron, R OBP: 0.375, SLG: 0.483			F8		F9		IBB			4	0	0	0	0	2	5						
Randy Winn, S OBP: 0.346, SLG: 0.396			G3		L8		G1-3			3	0	0	0	0	0	2						
Jeff Cirillo, R OBP: 0.317, SLG: 0.329			G4-3		F9			L8		3	0	0	0	0	0	0						
Ben Davis, S OBP: 0.304, SLG: 0.477			G4-3					P6		3	0	1	0	0	0	0						
Inning Stats	R: 2 E: 1 K: 0 S: 12	H: 3 LOB: 1 BB: 0 P: 20	R: 0 E: 0 K: 0 S: 8	H: 0 LOB: 0 BB: 0 P: 11	R: 0 E: 0 K: 0 S: 6	H: 0 LOB: 0 BB: 0 P: 8	R: 0 E: 0 K: 0 S: 7	H: 0 LOB: 0 BB: 0 P: 10	R: 0 E: 0 K: 1 S: 12	H: 2 LOB: 2 BB: 0 P: 21	R: 0 E: 0 K: 1 S: 7	H: 1 LOB: 1 BB: 1 P: 19	R: 0 E: 0 K: 0 S: 7	H: 0 LOB: 0 BB: 0 P: 14	R: 0 E: 0 K: 1 S: 16	H: 1 LOB: 2 BB: 0 P: 25	R: 0 E: 0 K: 1 S: 9	H: 0 LOB: 0 BB: 0 P: 13	1B: 5 2B: 2 3B: 0 HR: 0	SF: 0 SAC: 0 DP: 0 HBP: 1	WP: 0 PB: 0 CS: 0	PA: 33
PITCHER	IP	WLS	BF	H	R	ER	SO	BB	IBB	HBP	BLK	WP	HR	S	P	ERA	WHIP					
Russ Ortiz, R ERA: 3.79	(1, 1)	7.2	L	32	7	2	1	1	0	0	0	0	0	0	72	125	1.17	0.913				
Trey Hodges, R ERA: 1.64	(8, 1)	0.1		1	0	0	0	1	0	0	0	0	0	3	3	0.00	0.000					

Atlanta Braves @ Seattle Mariners
Safeco Field, Seattle, WA
Fri Jun 13 2003, 7:05 PM PDT
Att: 45,791 - Cloudy - 66 F

AB 31
R 2
H 7
RBI 1
BB 1
SO 2
LOB 11



Batter	1	2	3	4	5	6	7	8	9	AB	R	H	RBI	BB	SO	LOB	TOP								
Rafael Furcal, S OBP: 0.376, SLG: 0.526	4-1 G4-3 1B BB		2-2 F8			0-2 L7	1-1 F9		0-1 FC6-4 FC5-4	4	1	0	0	1	0	5									
Marcus Giles, R OBP: 0.397, SLG: 0.542	0-2 G4-3 1-2		2-2 F7			2-3 K		0-0 F7	0-2 F9	5	0	0	0	0	1	3									
Gary Sheffield, R OBP: 0.425, SLG: 0.650	2-1 G6-4-3 2-H 1B			4-0 G6-3 BB		0-1 P6		3-1 2B	0-1 FC5-4	4	1	2	1	1	0	1									
Andruw Jones, R OBP: 0.371, SLG: 0.580	0-2 G6-4-3 1-2			0-1 G6-3		2-1 P4		2-0 2B		4	0	1	1	0	0	2									
Javy Lopez, R OBP: 0.339, SLG: 0.694		0-1 P3		1-1 G1-3		0-0 BB 1B		4-1 BB		3	1	1	0	1	0	0									
Julio Franco, R OBP: 0.373, SLG: 0.392		2-2 G4-3			0-1 1B	2-1 1B BB		4-2 BB		3	0	2	0	1	0	0									
Mark DeRosa, R OBP: 0.299, SLG: 0.391		0-3 K			1-1 F8	1-0 F7		1-3 K		4	0	0	0	0	2	6	AB 32 R 3 H 8 RBI 3 BB 6 SO 3 LOB 22								
Vinny Castilla, R OBP: 0.313, SLG: 0.448			4-1 F8 SH3 BB		0-1 F7	4-2 1B BB		2-2 F8		2	0	0	0	2	0	4									
Darren Bragg, L OBP: 0.190, SLG: 0.149			0-0 SH3		0-0 F7	0-1 1B		0-0 FC6-4 1B		3	0	2	1	0	0	1									
Inning Stats	R: 1 E: 0 K: 0 S: 9	H: 1 LOB: 0 BB: 1 P: 15	R: 0 E: 0 K: 1 S: 9	H: 0 LOB: 0 BB: 0 P: 11	R: 0 E: 0 K: 0 S: 11	H: 0 LOB: 1 BB: 1 P: 19	R: 0 E: 0 K: 0 S: 4	H: 0 LOB: 0 BB: 1 P: 9	R: 0 E: 0 K: 0 S: 7	H: 1 LOB: 1 BB: 0 P: 8	R: 0 E: 0 K: 1 S: 9	H: 0 LOB: 0 BB: 0 P: 11	R: 1 E: 0 K: 0 S: 12	H: 3 LOB: 3 BB: 1 P: 22	R: 1 E: 0 K: 0 S: 16	H: 2 LOB: 2 BB: 2 P: 32	R: 0 E: 0 K: 0 S: 8	H: 1 LOB: 1 BB: 0 P: 8	1B: 6 2B: 2 3B: 0 HR: 0	SF: 0 SAC: 1 DP: 2 HBP: 0	WP: 0 PB: 0 SB: 0 CS: 0	PA: 39			
PITCHER	IP WLS BF H R ER SO BB IBB HBP BLK WP HR S P ERA WHIP	IP WLS BF H R ER SO BB IBB HBP BLK WP HR S P ERA WHIP	IP WLS BF H R ER SO BB IBB HBP BLK WP HR S P ERA WHIP	IP WLS BF H R ER SO BB IBB HBP BLK WP HR S P ERA WHIP	IP WLS BF H R ER SO BB IBB HBP BLK WP HR S P ERA WHIP	IP WLS BF H R ER SO BB IBB HBP BLK WP HR S P ERA WHIP	IP WLS BF H R ER SO BB IBB HBP BLK WP HR S P ERA WHIP	IP WLS BF H R ER SO BB IBB HBP BLK WP HR S P ERA WHIP	IP WLS BF H R ER SO BB IBB HBP BLK WP HR S P ERA WHIP	IP WLS BF H R ER SO BB IBB HBP BLK WP HR S P ERA WHIP	IP WLS BF H R ER SO BB IBB HBP BLK WP HR S P ERA WHIP	IP WLS BF H R ER SO BB IBB HBP BLK WP HR S P ERA WHIP	IP WLS BF H R ER SO BB IBB HBP BLK WP HR S P ERA WHIP	IP WLS BF H R ER SO BB IBB HBP BLK WP HR S P ERA WHIP	IP WLS BF H R ER SO BB IBB HBP BLK WP HR S P ERA WHIP	IP WLS BF H R ER SO BB IBB HBP BLK WP HR S P ERA WHIP	IP WLS BF H R ER SO BB IBB HBP BLK WP HR S P ERA WHIP	IP WLS BF H R ER SO BB IBB HBP BLK WP HR S P ERA WHIP	IP WLS BF H R ER SO BB IBB HBP BLK WP HR S P ERA WHIP	IP WLS BF H R ER SO BB IBB HBP BLK WP HR S P ERA WHIP	IP WLS BF H R ER SO BB IBB HBP BLK WP HR S P ERA WHIP	IP WLS BF H R ER SO BB IBB HBP BLK WP HR S P ERA WHIP	IP WLS BF H R ER SO BB IBB HBP BLK WP HR S P ERA WHIP	IP WLS BF H R ER SO BB IBB HBP BLK WP HR S P ERA WHIP	IP WLS BF H R ER SO BB IBB HBP BLK WP HR S P ERA WHIP

Atlanta Braves @ Seattle Mariners
Safeco Field, Seattle, WA
Sat Jun 14, 2003, 12:15 PM PDT
Att: 45,971 - Cloudy - 65 F

AB 32
R 3
H 8
RBI 3
BB 6
SO 3
LOB 22



Batter	1	2	3	4	5	6	7	8	9	AB	R	H	RBI	BB	SO	LOB	BOTTOM									
51 Ichiro Suzuki, L OBP: 0.382, SLG: 0.447	1-0 G4-3 1B		4-1 S G2-3 BB		0-0 L7			2-2 SF8 1B		3	0	2	0	1	0	1										
Carlos Guillen, S OBP: 0.351, SLG: 0.405	1-2 G4-3		1-0 G2-3		1-2 P3			2-1 1B		3	0	0	0	0	0	3										
16 Willie Bloomquist, R OBP: 0.292, SLG: 0.263			1-2					1-2 2-3 1B		1	0	1	0	0	0	0										
Mark McLemore, S OBP: 0.320, SLG: 0.367								1-2 2-3 1B		1	0	1	0	0	0	0										
Bret Boone, R OBP: 0.375, SLG: 0.598	0-1 G6-3		3-3 K		2-1 G1-4-3			1-2 SF8		3	0	0	1	0	1	2										
Edgar Martinez, R OBP: 0.408, SLG: 0.569	4-1 BB		3-2 L7		1-0 P6			2-3 3-H 2-3 K		3	0	0	0	1	1	3										
John Olerud, L OBP: 0.396, SLG: 0.406	0-0 F7		2-3		2-2 G4-3			0-2 G6-3		4	0	0	0	0	0	4										
Mike Cameron, R OBP: 0.377, SLG: 0.481		1-0 F8 G5-3 1B		1-3 K		0-0 G4-3		4-2 CS BB		3	0	1	0	1	1	0										
Randy Winn, S OBP: 0.341, SLG: 0.389		0-2 G5-3 1-2		2-1 G6-3		1-2 G6-3		0-3 K2-3		4	0	0	0	0	1	2	AB 30 R 1 H 4 RBI 1 BB 4 SO 5 LOB 18									
Jeff Cirillo, R OBP: 0.311, SLG: 0.322		1-0 F8 2-3			1-2 E6			1-2 G5-3		4	0	0	0	0	0	1										
Dan Wilson, R OBP: 0.291, SLG: 0.325		2-2 G5-3			2-3 K			4-1 1B SF8 BB		2	1	0	0	1	1	2										
Inning Stats	R: 0 E: 0 K: 0 S: 9	H: 1 LOB: 2 BB: 1 P: 15	R: 0 E: 0 K: 0 S: 9	H: 1 LOB: 0 BB: 0 P: 13	R: 0 E: 0 K: 1 S: 9	H: 0 LOB: 1 BB: 1 P: 20	R: 0 E: 0 K: 1 S: 11	H: 0 LOB: 0 BB: 0 P: 16	R: 0 E: 0 K: 1 S: 11	H: 0 LOB: 1 BB: 0 P: 15	R: 0 E: 0 K: 0 S: 5	H: 0 LOB: 0 BB: 0 P: 10	R: 0 E: 0 K: 0 S: 7	H: 0 LOB: 0 BB: 0 P: 8	R: 1 E: 0 K: 1 S: 16	H: 2 LOB: 2 BB: 1 P: 27	R: 0 E: 0 K: 1 S: 8	H: 0 LOB: 0 BB: 1 P: 13	1B: 4 2B: 0 3B: 0 HR: 0	SF: 1 SAC: 0 DP: 0 HBP: 0	WP: 0 PB: 0 SB: 1 CS: 1	PA: 35				
PITCHER	IP WLS BF H R ER SO BB IBB HBP BLK WP HR S P ERA WHIP	IP WLS BF H R ER SO BB IBB HBP BLK WP HR S P ERA WHIP	IP WLS BF H R ER SO BB IBB HBP BLK WP HR S P ERA WHIP	IP WLS BF H R ER SO BB IBB HBP BLK WP HR S P ERA WHIP	IP WLS BF H R ER SO BB IBB HBP BLK WP HR S P ERA WHIP	IP WLS BF H R ER SO BB IBB HBP BLK WP HR S P ERA WHIP	IP WLS BF H R ER SO BB IBB HBP BLK WP HR S P ERA WHIP	IP WLS BF H R ER SO BB IBB HBP BLK WP HR S P ERA WHIP	IP WLS BF H R ER SO BB IBB HBP BLK WP HR S P ERA WHIP	IP WLS BF H R ER SO BB IBB HBP BLK WP HR S P ERA WHIP	IP WLS BF H R ER SO BB IBB HBP BLK WP HR S P ERA WHIP	IP WLS BF H R ER SO BB IBB HBP BLK WP HR S P ERA WHIP	IP WLS BF H R ER SO BB IBB HBP BLK WP HR S P ERA WHIP	IP WLS BF H R ER SO BB IBB HBP BLK WP HR S P ERA WHIP	IP WLS BF H R ER SO BB IBB HBP BLK WP HR S P ERA WHIP	IP WLS BF H R ER SO BB IBB HBP BLK WP HR S P ERA WHIP	IP WLS BF H R ER SO BB IBB HBP BLK WP HR S P ERA WHIP	IP WLS BF H R ER SO BB IBB HBP BLK WP HR S P ERA WHIP	IP WLS BF H R ER SO BB IBB HBP BLK WP HR S P ERA WHIP	IP WLS BF H R ER SO BB IBB HBP BLK WP HR S P ERA WHIP	IP WLS BF H R ER SO BB IBB HBP BLK WP HR S P ERA WHIP	IP WLS BF H R ER SO BB IBB HBP BLK WP HR S P ERA WHIP	IP WLS BF H R ER SO BB IBB HBP BLK WP HR S P ERA WHIP	IP WLS BF H R ER SO BB IBB HBP BLK WP HR S P ERA WHIP	IP WLS BF H R ER SO BB IBB HBP BLK WP HR S P ERA WHIP	IP WLS BF H R ER SO BB IBB HBP BLK WP HR S P ERA WHIP

Atlanta Braves @ Seattle Mariners
Safeco Field, Seattle, WA
Sat Jun 14, 2003, 12:15 PM PDT
Att: 45,971 - Cloudy - 65 F

AB 30
R 1
H 4
RBI 1
BB 4
SO 5
LOB 18



Batter	1	2	3	4	5	6	7	8	9	AB	R	H	RBI	BB	SO	LOB	TOP									
Rafael Furcal, S OBP: 0.374, SLG: 0.522 (1, 6)	G3-1		G4-3					F8		4	1	1	0	0	0	1										
Marcus Giles, R OBP: 0.395, SLG: 0.535 (1, 4)	K			G1-3				G5-3		3	0	0	0	1	1	1										
Gary Sheffield, R OBP: 0.427, SLG: 0.647 (1, 9)	L7			F8						4	0	2	1	0	0	0										
10 Chipper Jones, S OBP: 0.406, SLG: 0.495 (1, 7)		G6-3 WP BB		K		G4-3			F9	3	0	0	0	1	1	3										
Andruw Jones, R OBP: 0.366, SLG: 0.571 (1, 8)	G6-3			K			L4		K	4	0	0	0	0	2	2										
Robert Fick, L OBP: 0.348, SLG: 0.473 (1, 3)	P2					G4-6-3 BB		G3-1		3	0	1	0	0	0	1										
Julio Franco, R OBP: 0.369, SLG: 0.388 (9, PH)									L9	1	0	0	0	0	0	1										
Javy Lopez, R OBP: 0.333, SLG: 0.683 (1, 10)	K					G4-6-3 BB		G4-3		3	0	0	0	0	1	2										
Vinny Castilla, R OBP: 0.309, SLG: 0.442 (1, 5)			K					G5-3		3	0	0	0	0	1	0										
Henry Blanco, R OBP: 0.253, SLG: 0.270 (1, 2)			K							2	0	0	0	0	1	0										
Matt Franco, L OBP: 0.339, SLG: 0.433 (8, PH)						G6-3				1	0	1	0	0	0	0										
Darren Bragg, L OBP: 0.190, SLG: 0.149 (8, PR)										0	0	0	0	0	0	0										
Darren Holmes, R OBP: 0.190, SLG: 0.149 (8, 1)										0	0	0	0	0	0	0										
Inning Stats	R: 0 E: 0 K: 1 S: 12	H: 0 LOB: 0 BB: 0 P: 15	R: 0 E: 0 K: 1 S: 7	H: 0 LOB: 1 BB: 1 P: 14	R: 0 E: 0 K: 2 S: 10	H: 0 LOB: 0 BB: 0 P: 15	R: 0 E: 0 K: 1 S: 9	H: 0 LOB: 0 BB: 0 P: 13	R: 0 E: 0 K: 1 S: 8	H: 1 LOB: 0 BB: 0 P: 9	R: 1 E: 0 K: 0 S: 12	H: 2 LOB: 2 BB: 1 P: 20	R: 0 E: 0 K: 0 S: 8	H: 0 LOB: 0 BB: 0 P: 10	R: 0 E: 0 K: 0 S: 8	H: 1 LOB: 1 BB: 0 P: 13	R: 0 E: 0 K: 1 S: 11	H: 1 LOB: 1 BB: 0 P: 17	1B: 5 2B: 0 3B: 0 HR: 0	SF: 0 SAC: 0 DP: 1 HBP: 0	WP: 1 PB: 0 CS: 0	PA: 33				
PITCHER	IP	WLS	BF	H	R	ER	SO	BB	IBB	HBP	BLK	WP	HR	S	P	ERA	WHIP									
Gil Meche, R ERA: 3.13	(1, 1)	7.1	W	27	4	1	1	6	2	0	0	0	1	0	69	102	1.23	0.818								
Shigetoshi Hasegawa, R ERA: 1.05	(8, 1)	0.2	H	3	1	0	0	0	0	0	0	0	0	0	8	12	0.00	1.500								
Arthur Rhodes, L ERA: 2.17	(9, 1)	0.2	H	2	0	0	0	1	0	0	0	0	0	0	6	9	0.00	0.000								
Jeff Nelson, R ERA: 2.28	(9, 1)	0.1	S	1	0	0	0	0	0	0	0	0	0	2	3	0.00	0.000									

Atlanta Braves @ Seattle Mariners
Safeco Field, Seattle, WA
Sun Jun 15 2003, 5:05 PM PDT
Att: 45,732 - Cloudy - 72 F

AB 31
R 1
H 5
RBI 1
BB 2
SO 7
LOB 11



Batter	1	2	3	4	5	6	7	8	9	AB	R	H	RBI	BB	SO	LOB	BOTTOM									
51 Ichiro Suzuki, L OBP: 0.394, SLG: 0.448 (1, 9)	F7		G1-3					G6-3		4	2	2	0	0	0	0										
Mark McLemore, S OBP: 0.313, SLG: 0.359 (1, 6)	K		K							3	0	0	0	0	3	2										
Bret Boone, R OBP: 0.374, SLG: 0.599 (1, 4)		G1-3								3	0	1	2	0	1	0										
Edgar Martinez, R OBP: 0.403, SLG: 0.561 (1, 10)	K		P6							3	0	0	0	0	2	1										
John Olerud, L OBP: 0.395, SLG: 0.405 (1, 3)	G4-3			G3						3	0	1	0	0	0	1										
Mike Cameron, R OBP: 0.373, SLG: 0.475 (1, 8)		K		K						3	0	0	0	0	2	1										
Randy Winn, S OBP: 0.341, SLG: 0.389 (1, 7)				G4-3						3	0	1	0	0	0	1										
Jeff Cirillo, R OBP: 0.306, SLG: 0.316 (1, 5)		K		K						3	0	0	0	0	2	1										
Dan Wilson, R OBP: 0.285, SLG: 0.318 (1, 2)					F8					3	0	0	0	0	2	1										
Inning Stats	R: 1 E: 1 K: 2 S: 13	H: 2 LOB: 1 BB: 0 P: 22	R: 0 E: 0 K: 3 S: 13	H: 1 LOB: 1 BB: 0 P: 16	R: 1 E: 0 K: 1 S: 15	H: 1 LOB: 0 BB: 0 P: 23	R: 0 E: 0 K: 1 S: 5	H: 0 LOB: 0 BB: 0 P: 7	R: 0 E: 0 K: 1 S: 6	H: 0 LOB: 0 BB: 0 P: 8	R: 0 E: 0 K: 3 S: 10	H: 0 LOB: 0 BB: 0 P: 14	R: 0 E: 0 K: 0 S: 5	H: 1 LOB: 0 BB: 0 P: 7	R: 0 E: 0 K: 1 S: 10	H: 0 LOB: 0 BB: 0 P: 15	1B: 4 2B: 1 3B: 0 HR: 0	SF: 0 SAC: 0 DP: 1 HBP: 0	WP: 0 PB: 0 CS: 0	PA: 28						
PITCHER	IP	WLS	BF	H	R	ER	SO	BB	IBB	HBP	BLK	WP	HR	S	P	ERA	WHIP									
Greg Maddux, R ERA: 4.44	(1, 1)	7.0	L	25	5	2	2	11	0	0	0	0	0	0	67	97	2.57	0.714								
Darren Holmes, R ERA: 4.74	(8, 1)	1.0		3	0	0	0	1	0	0	0	0	0	10	15	0.00	0.000									

Atlanta Braves @ Seattle Mariners
Safeco Field, Seattle, WA
Sun Jun 15 2003, 5:05 PM PDT
Att: 45,732 - Cloudy - 72 F

AB 28
R 2
H 5
RBI 2
BB 0
SO 12
LOB 8



Batter	1	2	3	4	5	6	7	8	9	AB	R	H	RBI	BB	SO	LOB	TOP					
David Eckstein, R (1, 6) OBP: 0.333, SLG: 0.315	2-1 F8 2B E HBP	2-1 F8			0-1 G5-3			1-2 G6-3		3	1	0	0	0	0	2						
Darin Erstad, L (1, 8) OBP: 0.366, SLG: 0.389	2-2 E7 16 1B 2B	0-0 L7			2-2 G6-3			2-2 P6		4	1	1	0	0	0	2						
Tim Salmon, R (1, 9) OBP: 0.380, SLG: 0.470 Jeff DaVanon, S (6, PR) OBP: 0.381, SLG: 0.612 (8, 9)	1-0 F8			0-2 L9			0-0 F8	2-0 1B		4	0	1	0	0	0	1						
16 Garret Anderson, L (1, 7) OBP: 0.345, SLG: 0.588	2-2 1B 2B			0-1 2B		1-0 G3		1-1 G3		4	1	2	1	0	0	1						
Troy Glaus, R (1, 5) OBP: 0.376, SLG: 0.538	K			0-3 K		3-3 K		1-1 G3		4	0	0	0	0	3	2						
Brad Fullmer, L (1, 10) OBP: 0.383, SLG: 0.478 Shawn Wooten, R (9, PH) OBP: 0.380, SLG: 0.434	3-1 CS 1B			0-2 G4-3		0-2 L7		3-2 F9		3	0	1	1	0	0	1						
Scott Spiezio, S (1, 3) OBP: 0.325, SLG: 0.419	3-0 CS 1-2	4-2 F8 G5-3 BB		1-2 F8		0-0 G4-3		3-2 G5-3		3	0	0	0	1	0	0						
Bengie Molina, R (1, 2) OBP: 0.304, SLG: 0.391		0-2 G5-3		0-0 F9		2-1 F9				3	0	0	0	0	0	1						
Adam Kennedy, L (1, 4) OBP: 0.340, SLG: 0.355		4-0 BB		2-3 K		1-0 G3-1				2	0	0	0	1	1	0						
Inning Stats	R: 3 E: 1 K: 1 S: 13	H: 3 LOB: 0 BB: 0 P: 28	R: 0 E: 0 K: 0 S: 8	H: 0 LOB: 2 BB: 2 P: 18	R: 0 E: 0 K: 1 S: 12	H: 1 LOB: 0 BB: 0 P: 12	R: 0 E: 0 K: 1 S: 7	H: 0 LOB: 0 BB: 0 P: 10	R: 0 E: 0 K: 0 S: 7	H: 0 LOB: 0 BB: 0 P: 9	R: 0 E: 0 K: 1 S: 8	H: 0 LOB: 0 BB: 0 P: 12	R: 0 E: 0 K: 0 S: 4	H: 0 LOB: 0 BB: 0 P: 7	R: 0 E: 0 K: 0 S: 10	H: 1 LOB: 1 BB: 0 P: 16	R: 0 E: 0 K: 0 S: 10	H: 0 LOB: 0 BB: 0 P: 17	1B: 3 2B: 2 3B: 0 HR: 0	SF: 0 SAC: 0 DP: 0 HBP: 1	WP: 0 PB: 0 SB: 0 CS: 1	PA: 35
PITCHER	IP WLS BF H R ER SO BB IBB HBP BLK WP HR S P ERA WHIP	IP WLS BF H R ER SO BB IBB HBP BLK WP HR S P ERA WHIP															IP WLS BF H R ER SO BB IBB HBP BLK WP HR S P ERA WHIP					
Joel Pineiro, R (1, 1) ERA: 3.86	7.2 W 30 5 3 3 4	1.1 S 4 0 0 0 0															1.1 S 4 0 0 0 0					
Arthur Rhodes, L (8, 1) ERA: 2.09																						

Anaheim Angels @ Seattle Mariners
Safeco Field, Seattle, WA
Mon Jun 16 2003, 7:05 PM PDT
Att: 41,599 - Sunny - 77 F

AB 31
R 3
H 5
RBI 2
BB 2
SO 4
LOB 10



Batter	1	2	3	4	5	6	7	8	9	AB	R	H	RBI	BB	SO	LOB	BOTTOM			
51 Ichiro Suzuki, L (1, 9) OBP: 0.382, SLG: 0.445	K		1-0 G4-3		0-0 G4-3		0-1 CS 1B			4	0	1	0	0	1	1				
Randy Winn, S (1, 7) OBP: 0.339, SLG: 0.386	G3		2-3 G4-3		2-2 1B PB 1B		2-1 F8 1-2			4	0	1	0	0	0	2				
Bret Boone, R (1, 4) OBP: 0.383, SLG: 0.609	3-2 1B			2-2 WP 1B 2B	3-2 1B		1-0 WP 1B			4	1	4	0	0	0	0				
Edgar Martinez, R (1, 10) OBP: 0.400, SLG: 0.554	3-1 P3			2-1 HR 1B	2-3 K		1-3 K			4	1	1	1	0	2	4				
John Olerud, L (1, 3) OBP: 0.397, SLG: 0.417		1-2 G4-3		1-2 HR		2-2 L5		4-1 HR BB		3	2	1	2	1	0	0				
Mike Cameron, R (1, 8) OBP: 0.375, SLG: 0.502		3-1 F7		2-0 F9		2-0 HR		2-1 HR		4	2	2	3	0	0	0				
Mark McLemore, S (1, 6) OBP: 0.305, SLG: 0.348		0-0 G3		3-1 G4-3		0-0 G4-3		1-3 K		4	0	0	0	0	1	0				
Jeff Cirillo, R (1, 5) OBP: 0.310, SLG: 0.316			4-1 G4-3 WP BB		2-0 G1-3		0-1 1B			3	0	1	0	1	0	0				
Ben Davis, S (1, 2) OBP: 0.294, SLG: 0.459			2-3 K		0-0 G6-3		0-3 K		1-0 P2	4	0	0	0	0	2	2				
Inning Stats	R: 0 E: 0 K: 1 S: 14	H: 1 LOB: 1 BB: 0 P: 22	R: 0 E: 0 K: 0 S: 6	H: 0 LOB: 0 BB: 0 P: 10	R: 0 E: 0 K: 1 S: 6	H: 0 LOB: 1 BB: 1 P: 14	R: 3 E: 0 K: 0 S: 15	H: 3 LOB: 0 BB: 0 P: 27	R: 0 E: 0 K: 1 S: 11	H: 2 LOB: 2 BB: 0 P: 18	R: 1 E: 0 K: 1 S: 10	H: 2 LOB: 1 BB: 0 P: 14	R: 0 E: 0 K: 1 S: 9	H: 2 LOB: 1 BB: 0 P: 13	R: 2 E: 0 K: 1 S: 9	H: 1 LOB: 0 BB: 1 P: 17	1B: 7 2B: 1 3B: 0 HR: 3	SF: 0 SAC: 0 DP: 0 HBP: 0	WP: 3 PB: 1 SB: 0 CS: 1	PA: 36
PITCHER	IP WLS BF H R ER SO BB IBB HBP BLK WP HR S P ERA WHIP	IP WLS BF H R ER SO BB IBB HBP BLK WP HR S P ERA WHIP															IP WLS BF H R ER SO BB IBB HBP BLK WP HR S P ERA WHIP			
41 John Lackey, R (1, 1) ERA: 5.78	6.0 L 27 8 4 4 4	1.0 4 2 0 0 1															1.0 4 2 0 0 1			
Ben Weber, R (7, 1) ERA: 2.04																				
Francisco Rodriguez, R (8, 1) ERA: 4.32																				

Anaheim Angels @ Seattle Mariners
Safeco Field, Seattle, WA
Mon Jun 16 2003, 7:05 PM PDT
Att: 41,599 - Sunny - 77 F

AB 34
R 6
H 11
RBI 6
BB 2
SO 6
LOB 9



Batter	1	2	3	4	5	6	7	8	9	AB	R	H	RBI	BB	SO	LOB	TOP				
David Eckstein, R (1, 6) OBP: 0.324, SLG: 0.305	L7		B5-3			G4-3		P3		4	0	0	0	0	0	0					
Darin Erstad, L (1, 8) OBP: 0.397, SLG: 0.418	F8		K			G4-3		G6-4-3 1B		4	0	1	0	0	1	0					
Tim Salmon, R (1, 10) OBP: 0.376, SLG: 0.473	K				G6-3			G6-4-3 1-2		3	0	0	0	1	1	1					
16 Garret Anderson, L (1, 7) OBP: 0.342, SLG: 0.592		K				F8		G4-3		4	0	1	0	0	1	1					
Brad Fullmer, L (1, 3) OBP: 0.389, SLG: 0.497																					
Eric Owens, R (9, PH) OBP: 0.248, SLG: 0.241																					
Scott Spiezio, S (1, 5) OBP: 0.331, SLG: 0.421																					
Jeff DaVanon, S (1, 9) OBP: 0.375, SLG: 0.602																					
Adam Kennedy, L (1, 4) OBP: 0.335, SLG: 0.345																					
José Molina, R (1, 2) OBP: 0.167, SLG: 0.214																					
Bengie Molina, R (7, PH) OBP: 0.301, SLG: 0.383																					
Inning Stats	R: 0 E: 0 K: 1 S: 10	H: 0 LOB: 0 BB: 0 P: 16	R: 0 E: 0 K: 1 S: 13	H: 1 LOB: 2 BB: 1 P: 21	R: 0 E: 0 K: 1 S: 6	H: 0 LOB: 0 BB: 0 P: 9	R: 0 E: 0 K: 0 S: 6	H: 1 LOB: 1 BB: 0 P: 8	R: 0 E: 0 K: 0 S: 6	H: 0 LOB: 0 BB: 0 P: 8	R: 0 E: 0 K: 0 S: 10	H: 2 LOB: 2 BB: 1 P: 20	R: 0 E: 0 K: 0 S: 7	H: 1 LOB: 0 BB: 0 P: 13	R: 0 E: 0 K: 0 S: 5	H: 0 LOB: 0 BB: 0 P: 18	1B: 4 2B: 1 3B: 0 HR: 0	SF: 0 SAC: 1 DP: 2 HBP: 0	WP: 0 PB: 0 CS: 0	PA: 33	
PITCHER	IP	WLS	BF	H	R	ER	SO	BB	IBB	HBP	BLK	WP	HR	S	P	ERA	WHIP				
Freddy Garcia, R (1, 1) ERA: 4.3	8.0	W	30	5	0	0	3	3	0	0	0	0	0	63	102	0.00	1.000				
Arthur Rhodes, L (9, 1) ERA: 2.01	1.0	S	3	0	0	0	0	0	0	0	0	0	0	11	18	0.00	0.000				

Anaheim Angels @ Seattle Mariners
Safeco Field, Seattle, WA
Wed Jun 18 2003, 7:05 PM PDT
Att: 43,473 - Dome - 72 F

AB 29
R 0
H 5
RBI 0
BB 3
SO 3
LOB 11



Batter	1	2	3	4	5	6	7	8	9	AB	R	H	RBI	BB	SO	LOB	BOTTOM				
51 Ichiro Suzuki, L (1, 9) OBP: 0.392, SLG: 0.481	BB G4-3 1B									4	0	2	0	0	0	1					
Carlos Guillen, S (1, 6) OBP: 0.355, SLG: 0.399										1	0	0	0	0	1	1					
Jeff Cirillo, R (4, 5) OBP: 0.315, SLG: 0.319										2	0	1	0	0	0	0					
Bret Boone, R (1, 4) OBP: 0.379, SLG: 0.608	G4-3									4	0	0	0	0	1	5					
Edgar Martinez, R (1, 10) OBP: 0.399, SLG: 0.544										1	1	0	0	2	2	2					
23 Luis Ugueto, S (8, PR)										0	1	0	0	0	0	0					
John Olerud, L (1, 3) OBP: 0.396, SLG: 0.408										2	0	0	0	2	0	1					
Mike Cameron, R (1, 8) OBP: 0.371, SLG: 0.496										4	0	1	1	0	1	4					
Randy Winn, S (1, 7) OBP: 0.338, SLG: 0.384										4	0	1	1	0	1	2					
Mark McLemore, S (1, 5) OBP: 0.304, SLG: 0.345										4	0	1	0	0	1	2					
Dan Wilson, R (1, 2) OBP: 0.276, SLG: 0.307										4	0	1	0	0	1	4					
Inning Stats	R: 0 E: 0 K: 2 S: 18	H: 1 LOB: 3 BB: 2 P: 35	R: 0 E: 0 K: 0 S: 6	H: 0 LOB: 0 BB: 0 P: 10	R: 0 E: 0 K: 1 S: 10	H: 1 LOB: 1 BB: 0 P: 18	R: 0 E: 0 K: 1 S: 9	H: 0 LOB: 0 BB: 0 P: 15	R: 0 E: 0 K: 1 S: 7	H: 2 LOB: 2 BB: 0 P: 11	R: 1 E: 0 K: 0 S: 10	H: 1 LOB: 2 BB: 2 P: 19	R: 0 E: 0 K: 0 S: 10	H: 0 LOB: 0 BB: 0 P: 15	R: 1 E: 0 K: 1 S: 15	H: 2 LOB: 2 BB: 0 P: 23	1B: 5 2B: 1 3B: 1 HR: 0	SF: 0 SAC: 0 DP: 1 HBP: 2	WP: 0 PB: 0 CS: 0	PA: 36	
PITCHER	IP	WLS	BF	H	R	ER	SO	BB	IBB	HBP	BLK	WP	HR	S	P	ERA	WHIP				
Aaron Sele, R (1, 1) ERA: 6.55	5.0	L	23	4	1	1	5	4	0	1	0	0	0	53	100	1.80	1.600				
Ben Weber, R (6, 1) ERA: 1.93	2.0		7	1	0	0	0	0	0	0	0	0	0	17	23	0.00	0.500				
Brendan Donnelly, R (8, 1) ERA: 0.5	1.0		6	2	1	1	1	0	0	1	0	0	0	15	23	9.00	2.000				

Anaheim Angels @ Seattle Mariners
Safeco Field, Seattle, WA
Wed Jun 18 2003, 7:05 PM PDT
Att: 43,473 - Dome - 72 F

AB 30
R 2
H 7
RBI 2
BB 4
SO 6
LOB 22



Batter	1	2	3	4	5	6	7	8	9	AB	R	H	RBI	BB	SO	LOB	TOP																					
David Eckstein, R OBP: 0.323, SLG: 0.301	L9		G4-3			G4-6-3 BB		G6-3		3	0	0	0	1	0	0																						
Darin Erstad, L OBP: 0.354, SLG: 0.402	K				G6-3	G4-6-3		K		4	0	0	0	0	2	1																						
Tim Salmon, R OBP: 0.371, SLG: 0.465 Jeff DaVanon, S OBP: 0.375, SLG: 0.602	P4				K	F8		K		4	0	0	0	0	2	0																						
16 Garret Anderson, L OBP: 0.341, SLG: 0.586		G1-3			K			K		3	0	0	0	1	2	0																						
Troy Glaus, R OBP: 0.369, SLG: 0.528		G6-3				P3		K		4	0	1	0	0	1	1																						
Shawn Wooten, R OBP: 0.379, SLG: 0.430 Adam Kennedy, L OBP: 0.335, SLG: 0.345		P3			1B SF8	1B		P6		3	1	1	0	0	0	1																						
Bengie Molina, R OBP: 0.302, SLG: 0.383			G6-3			1B		G4-3		3	0	1	0	0	0	1																						
Benji Gil, R OBP: 0.205, SLG: 0.234 Scott Spiezo, S OBP: 0.329, SLG: 0.419			F7			SF8		F7		1	0	0	1	0	0	0																						
Eric Owens, R OBP: 0.250, SLG: 0.269						3-H		G1-3		3	1	1	1	0	0	1																						
			HR					F7																														
Inning Stats	R: 0 E: 0 K: 1 S: 8	H: 0 LOB: 0 BB: 0 P: 10	R: 0 E: 0 K: 0 S: 9	H: 0 LOB: 0 BB: 0 P: 13	R: 1 E: 0 K: 0 S: 9	H: 1 LOB: 0 BB: 0 P: 14	R: 0 E: 0 K: 2 S: 11	H: 0 LOB: 0 BB: 0 P: 15	R: 1 E: 0 K: 0 S: 13	H: 2 LOB: 1 BB: 0 P: 21	R: 0 E: 0 K: 0 S: 6	H: 0 LOB: 0 BB: 1 P: 14	R: 0 E: 0 K: 1 S: 8	H: 1 LOB: 1 BB: 0 P: 12	R: 0 E: 0 K: 0 S: 5	H: 0 LOB: 0 BB: 0 P: 9	R: 0 E: 0 K: 3 S: 10	H: 0 LOB: 1 BB: 1 P: 17	1B: 2 2B: 1 3B: 0 HR: 1	SF: 1 SAC: 0 DP: 1 HBP: 0	WP: 0 PB: 0 CS: 0	PA: 32																
PITCHER	IP	WLS	BF	H	R	ER	SO	BB	IBB	HBP	BLK	WP	HR	S	P	ERA	WHIP	PITCHER				IP	WLS	BF	H	R	ER	SO	BB	IBB	HBP	BLK	WP	HR	S	P	ERA	WHIP
Jamie Moyer, L ERA: 2.93	(1, 1)	8.0	L	28	4	2	2	4	1	0	0	0	0	1	69	108	2.25	0.625																				
Rafael Soriano, R ERA: 1.8	(9, 1)	1.0		4	0	0	0	3	1	0	0	0	0	0	10	17	0.00	1.000																				

Anaheim Angels @ Seattle Mariners
Safeco Field, Seattle, WA
Thu Jun 19 2003, 1:35 PM PDT
Att: 45,758 - Cloudy - 60 F

AB 29
R 2
H 4
RBI 2
BB 2
SO 7
LOB 5



Batter	1	2	3	4	5	6	7	8	9	AB	R	H	RBI	BB	SO	LOB	BOTTOM																					
51 Ichiro Suzuki, L OBP: 0.390, SLG: 0.478	F7				G4-3			F9		4	0	1	0	0	0	0																						
Mark McLemore, S OBP: 0.302, SLG: 0.338			1B		F9			F8		3	0	0	0	1	0	1																						
Bret Boone, R OBP: 0.381, SLG: 0.606					1B HBP FC1-2			1B		4	0	2	0	0	1	1																						
Edgar Martinez, R OBP: 0.405, SLG: 0.545 23 Luis Ugueto, S (8, PR)					1B FC1-2 HBP			1B		3	0	2	0	0	0	1																						
John Olerud, L OBP: 0.394, SLG: 0.405					1B FC1-2			L5		4	0	1	0	0	2	3																						
Mike Cameron, R OBP: 0.385, SLG: 0.487					1B FC1-2			K		4	0	0	0	0	2	4																						
Randy Winn, S OBP: 0.333, SLG: 0.378					1B FC1-2 3-H			F7		4	0	0	0	0	3	3																						
Jeff Cirillo, R OBP: 0.309, SLG: 0.312					K			K		4	0	0	0	0	1	3																						
Dan Wilson, R OBP: 0.270, SLG: 0.300					L7			K		3	0	0	0	0	0	0																						
					G5-3			F8																														
					G5-3			G6-3																														
Inning Stats	R: 0 E: 0 K: 1 S: 11	H: 0 LOB: 1 BB: 1 P: 20	R: 0 E: 0 K: 2 S: 9	H: 0 LOB: 0 BB: 0 P: 11	R: 0 E: 0 K: 0 S: 9	H: 1 LOB: 1 BB: 0 P: 10	R: 0 E: 0 K: 1 S: 15	H: 2 LOB: 3 BB: 0 P: 24	R: 0 E: 0 K: 0 S: 7	H: 0 LOB: 0 BB: 0 P: 8	R: 0 E: 0 K: 0 S: 6	H: 1 LOB: 1 BB: 0 P: 10	R: 0 E: 0 K: 2 S: 9	H: 0 LOB: 0 BB: 0 P: 11	R: 0 E: 0 K: 1 S: 14	H: 2 LOB: 2 BB: 0 P: 23	R: 0 E: 0 K: 2 S: 11	H: 0 LOB: 0 BB: 0 P: 16	1B: 6 2B: 0 3B: 0 HR: 0	SF: 0 SAC: 0 DP: 0 HBP: 1	WP: 0 PB: 0 CS: 0	PA: 35																
PITCHER	IP	WLS	BF	H	R	ER	SO	BB	IBB	HBP	BLK	WP	HR	S	P	ERA	WHIP	PITCHER				IP	WLS	BF	H	R	ER	SO	BB	IBB	HBP	BLK	WP	HR	S	P	ERA	WHIP
Ramon Ortiz, R ERA: 4.67	(1, 1)	7.2	W	31	6	0	0	6	1	0	0	0	0	76	112	0.00	0.913																					
Brendan Donnelly, R ERA: 0.5	(8, 1)	0.1	H	1	0	0	0	1	0	0	0	0	0	4	5	0.00	0.000																					
Troy Percival, R ERA: 0.32	(9, 1)	1.0	S	3	0	0	0	2	0	0	0	0	0	11	16	0.00	0.000																					

Anaheim Angels @ Seattle Mariners
Safeco Field, Seattle, WA
Thu Jun 19 2003, 1:35 PM PDT
Att: 45,758 - Cloudy - 60 F

AB 33
R 0
H 6
RBI 0
BB 1
SO 9
LOB 16



Batter	1	2	3	4	5	6	7	8	9	AB	R	H	RBI	BB	SO	LOB	TOP					
51 Ichiro Suzuki, L (1.9) OBP: 0.396, SLG: 0.483										4	1	2	0	1	0	2	Seattle Mariners @ San Diego Padres Qualcomm Stadium, San Diego, CA Sat Jun 21 2003, 10:05 PM EDT Att: 38,243 - Sunny - 68 F					
Mark McLemore, S (1.6) OBP: 0.311, SLG: 0.333										2	1	0	1	3	1	1						
Carlos Guillen, S (8.6) OBP: 0.355, SLG: 0.399										0	0	0	0	0	0	0						
Bret Boone, R (1.4) OBP: 0.376, SLG: 0.593										5	0	1	1	0	1	4						
John Olerud, L (1.3) OBP: 0.399, SLG: 0.403										3	0	1	2	1	0	0						
Mike Cameron, R (1.8) OBP: 0.322, SLG: 0.477										5	0	1	0	0	3	5						
Randy Winn, S (1.7) OBP: 0.322, SLG: 0.364										5	0	0	0	0	0	3						
Ben Davis, S (1.2) OBP: 0.315, SLG: 0.504										4	0	3	0	0	1	1						
Jeff Cirillo, R (1.5) OBP: 0.321, SLG: 0.314										3	1	2	0	1	0	0						
Joel Pineiro, R (1.1) OBP: 0.363, SLG: 0.412										3	1	0	0	0	2	6						
John Mabry, L (8. PH) OBP: 0.253, SLG: 0.412										1	0	0	0	0	0	0						
Arthur Rhodes, L (8.1) OBP: 0.323, SLG: 0.415										0	0	0	0	0	0	0						
Shigetoshi Hasegawa, R (9.1) ERA: 1.87										0	0	0	0	0	0	0						
Inning Stats	R: 2 E: 1 K: 1 S: 15	H: 2 LOB: 1 BB: 1 P: 22	R: 2 E: 0 K: 2 S: 15	H: 2 LOB: 3 BB: 3 P: 32	R: 0 E: 0 K: 1 S: 12	H: 2 LOB: 2 BB: 0 P: 15	R: 0 E: 0 K: 1 S: 11	H: 0 LOB: 0 BB: 0 P: 17	R: 0 E: 0 K: 1 S: 13	H: 1 LOB: 2 BB: 1 P: 23	R: 0 E: 0 K: 0 S: 5	H: 0 LOB: 0 BB: 1 P: 11	R: 0 E: 0 K: 2 S: 11	H: 1 LOB: 1 BB: 0 P: 18	R: 0 E: 0 K: 0 S: 10	H: 1 LOB: 1 BB: 0 P: 13	R: 0 E: 0 K: 0 S: 7	H: 1 LOB: 1 BB: 0 P: 13	1B: 6 2B: 5 3B: 0 HR: 0	SF: 1 SAC: 0 DP: 1 HBP: 0	WP: 0 PB: 0 SB: 1 CS: 0	PA: 42
PITCHER	IP	WLS	BF	H	R	ER	SO	BB	IBB	HBP	BLK	WP	HR	S	P	ERA	WHIP					
Adam Eaton, R (1.1) ERA: 4.46	5.0	L	27	7	4	3	6	3	2	0	0	0	0	66	109	5.40	2.000					
Scott Linebrink, R (6.1) ERA: 3.33	2.0		7	1	0	0	2	1	0	0	0	0	0	16	29	0.00	1.000					
Luther Hackman, R (8.1) ERA: 4.19	2.0		8	2	0	0	0	0	0	0	0	0	0	17	26	0.00	1.000					

AB	35
R	4
H	10
RBI	4
BB	6
SO	8
LOB	22



Batter	1	2	3	4	5	6	7	8	9	AB	R	H	RBI	BB	SO	LOB	BOTTOM					
Mark Kotsay, L (1.8) OBP: 0.347, SLG: 0.344										3	1	1	0	1	0	1	Seattle Mariners @ San Diego Padres Qualcomm Stadium, San Diego, CA Sat Jun 21 2003, 10:05 PM EDT Att: 38,243 - Sunny - 68 F					
Mark Loretta, R (1.4) OBP: 0.379, SLG: 0.453										4	1	1	0	0	0	1						
Ryan Klesko, L (1.3) OBP: 0.363, SLG: 0.597										3	0	0	0	0	1	2						
Brian Buchanan, R (6. PH) OBP: 0.360, SLG: 0.532										1	0	0	0	0	1	1						
Rondell White, R (1.7) OBP: 0.345, SLG: 0.488										4	0	1	0	0	1	2						
Sean Burroughs, L (1.5) OBP: 0.356, SLG: 0.417										4	0	1	1	0	1	1						
Xavier Nady, R (1.9) OBP: 0.323, SLG: 0.415										3	0	0	0	1	0	1						
Gary Bennett, R (1.2) OBP: 0.271, SLG: 0.281										4	0	0	0	0	0	1						
Donaldo Mendez, R (1.6) OBP: 0.348, SLG: 0.400										3	0	0	0	0	3	1						
Adam Eaton, R (1.1) OBP: 0.385, SLG: 0.696										2	0	1	0	0	0	1						
Scott Linebrink, R (6.1) OBP: 0.347, SLG: 0.402										0	0	0	0	0	0	0						
Keith Lockhart, L (7. PH) OBP: 0.347, SLG: 0.402										1	0	0	0	0	1	0						
Luther Hackman, R (8.1) ERA: 1.0										0	0	0	0	0	0	0						
Inning Stats	R: 2 E: 0 K: 2 S: 17	H: 3 LOB: 1 BB: 0 P: 24	R: 0 E: 1 K: 1 S: 12	H: 1 LOB: 0 BB: 0 P: 16	R: 0 E: 0 K: 0 S: 9	H: 1 LOB: 1 BB: 0 P: 14	R: 0 E: 0 K: 1 S: 13	H: 0 LOB: 0 BB: 1 P: 22	R: 0 E: 0 K: 0 S: 7	H: 0 LOB: 0 BB: 0 P: 12	R: 0 E: 0 K: 1 S: 13	H: 0 LOB: 0 BB: 0 P: 17	R: 0 E: 0 K: 2 S: 9	H: 0 LOB: 0 BB: 0 P: 9	R: 0 E: 0 K: 1 S: 8	H: 0 LOB: 1 BB: 1 P: 12	R: 0 E: 0 K: 0 S: 6	H: 0 LOB: 0 BB: 0 P: 11	1B: 4 2B: 1 3B: 0 HR: 0	SF: 0 SAC: 0 DP: 0 HBP: 0	WP: 1 PB: 0 SB: 0 CS: 0	PA: 34
PITCHER	IP	WLS	BF	H	R	ER	SO	BB	IBB	HBP	BLK	WP	HR	S	P	ERA	WHIP					
Joel Pineiro, R (1.1) ERA: 3.77	7.0	W	27	5	2	2	7	1	0	0	0	0	0	9	13	0.00	0.750					
Arthur Rhodes, L (8.1) ERA: 1.87	1.1	H	5	0	0	0	1	1	0	0	0	0	0	9	13	0.00	0.750					
Shigetoshi Hasegawa, R (9.1) ERA: 1.0	0.2	S	2	0	0	0	0	0	0	0	0	0	0	5	10	0.00	0.000					

AB	32
R	2
H	5
RBI	1
BB	2
SO	8
LOB	12



Batter	1	2	3	4	5	6	7	8	9	AB	R	H	RBI	BB	SO	LOB	TOP										
51 Ichiro Suzuki, L (1, 9) OBP: 0.398, SLG: 0.487	P4		2-2 2B			0-1 1B		3-1 P2		4	0	2	0	0	0	0	Seattle Mariners @ San Diego Padres Qualcomm Stadium, San Diego, CA Sun Jun 22 2003, 5:00 PM EDT Att: 27,163 - Cloudy - 64 F										
Carlos Guillen, S (1, 6) OBP: 0.345, SLG: 0.392	G3		0-0 F8			2-1 G2-3		0-0 G4-3		4	0	0	0	0	0	2											
Bret Boone, R (1, 4) OBP: 0.378, SLG: 0.602	1-0 1B			1-2 G6-3		1-0 G5-3		2-0 HR		4	1	2	1	0	0	1											
John Olerud, L (1, 3) OBP: 0.397, SLG: 0.400	2-2 F8			0-0 1B		2-2 F7		3-2 P5		4	0	1	0	0	0	2											
Ben Davis, S (1, 2)		2-1 G6-3		1-0 F8			1-0 L3		2-3 K	4	0	0	0	0	1	1											
Randy Winn, S (1, 8) OBP: 0.321, SLG: 0.360		1-0 G4-3		3-2 G4-3			4-2 E S BB		1-1 G6-3	3	0	0	0	1	0	1											
Mark McLemore, S (1, 7) OBP: 0.304, SLG: 0.324		1-1 G1-3			2-1 G6-3		2-2 F8		2-1 F7	4	0	0	0	0	0	1											
Jeff Cirillo, R (1, 5) OBP: 0.317, SLG: 0.309			1-2 F8		1-2 G5-3		3-2 E5		1-3 K	3	0	0	0	0	0	1											
Ryan Franklin, R (1, 1) OBP: 0.250, SLG: 0.250 (7, PH)			2-1 G4-1		3-2 G4-3		2-3 K			2	0	0	0	0	0	0											
Edgar Martinez, R (7, PH) OBP: 0.403, SLG: 0.543										1	0	0	0	0	1	2											
Rafael Soriano, R (7, 1)										0	0	0	0	0	0	0											
Matt White, R (8, 1)										0	0	0	0	0	0	0											
Inning Stats	R: 0 E: 0 K: 0 S: 7	H: 1 LOB: 0 BB: 0 P: 12	R: 0 E: 0 K: 0 S: 5	H: 0 LOB: 0 BB: 0 P: 9	R: 0 E: 0 K: 0 S: 10	H: 1 LOB: 1 BB: 0 P: 15	R: 0 E: 0 K: 0 S: 8	H: 1 LOB: 1 BB: 0 P: 13	R: 0 E: 0 K: 0 S: 9	H: 0 LOB: 0 BB: 0 P: 15	R: 0 E: 0 K: 0 S: 9	H: 0 LOB: 0 BB: 0 P: 14	R: 0 E: 1 K: 1 S: 18	H: 0 LOB: 2 BB: 1 P: 30	R: 1 E: 0 K: 0 S: 7	H: 1 LOB: 0 BB: 0 P: 15	R: 0 E: 0 K: 1 S: 7	H: 0 LOB: 0 BB: 0 P: 12	1B: 3 2B: 1 3B: 0 HR: 1	SF: 0 SAC: 0 DP: 0 HBP: 0	WP: 0 PB: 0 SB: 1 CS: 0	PA: 34					
PITCHER	IP	WLS	BF	H	R	ER	SO	BB	IBB	HBP	BLK	WP	HR	S	P	ERA	WHIP										
44 Jake Peavy, R (1, 1) ERA: 4.15	6.2	W	26	4	0	0	0	1	0	0	0	0	0	63	103	0.00	0.750										
Jay Witasick, R (7, 1) ERA: 5.4	1.0	H	4	1	1	1	1	0	0	0	0	0	1	7	14	9.00	1.000										
Mike Matthews, L (8, 1) ERA: 4.08	0.1	H	1	0	0	0	0	0	0	0	0	0	0	3	6	0.00	0.000										
Rod Beck, R (9, 1) ERA: 2.45	1.0	S	3	0	0	0	1	0	0	0	0	0	0	7	12	0.00	0.000										

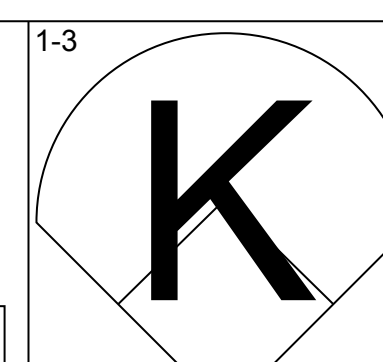
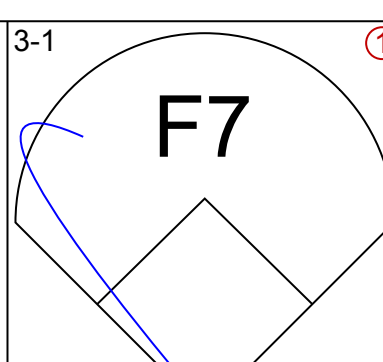
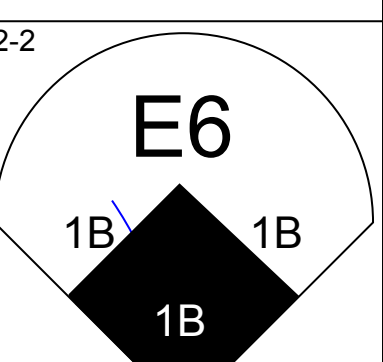
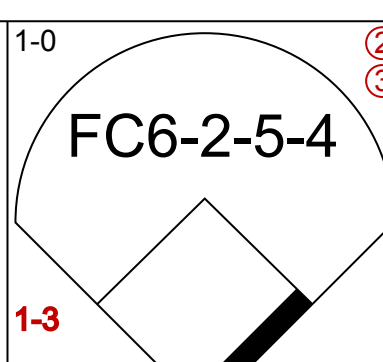
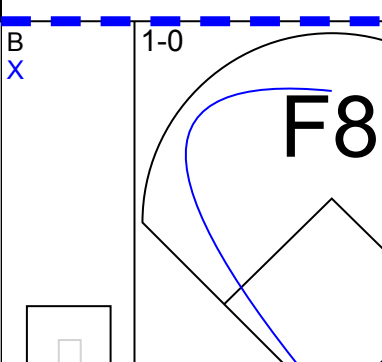
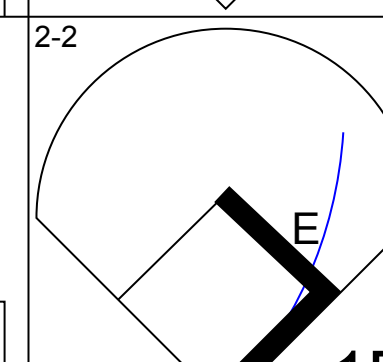
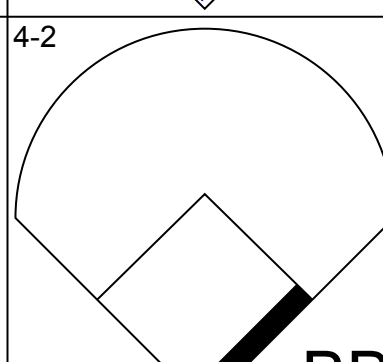
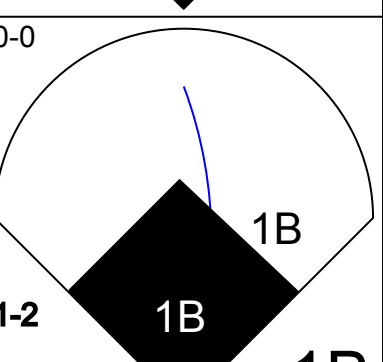
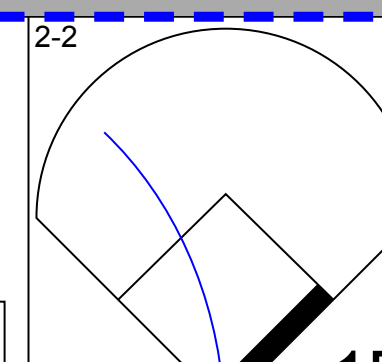
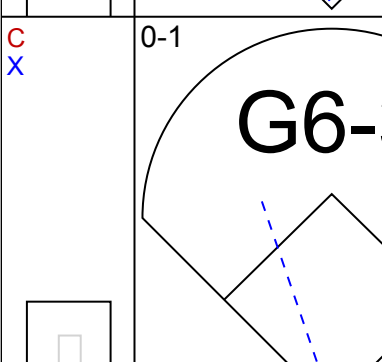
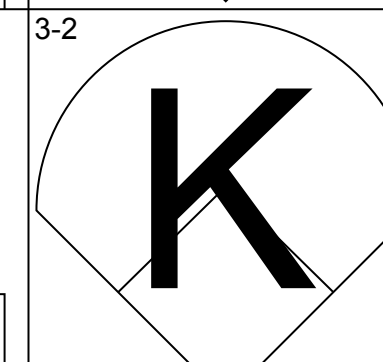
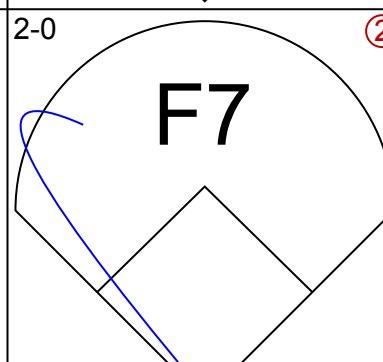
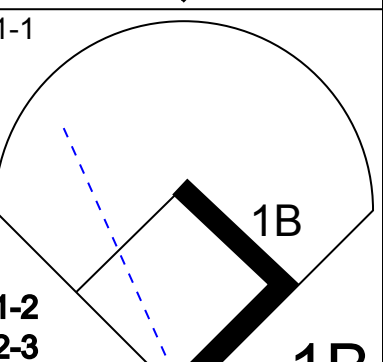
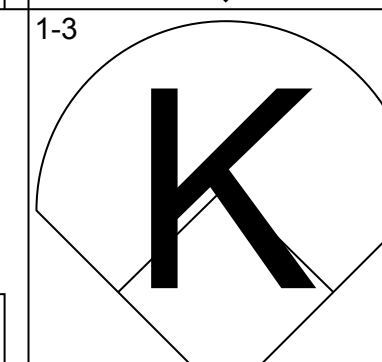
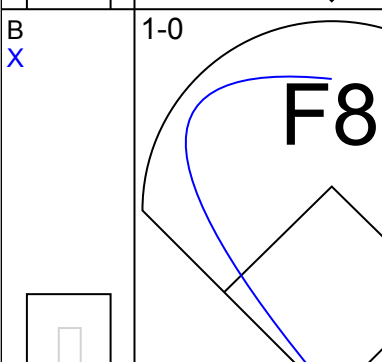
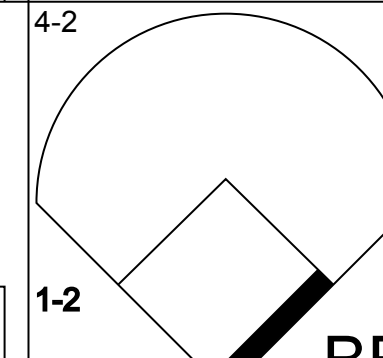
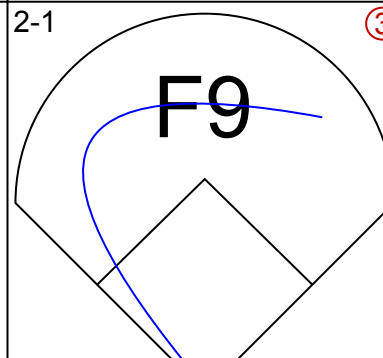
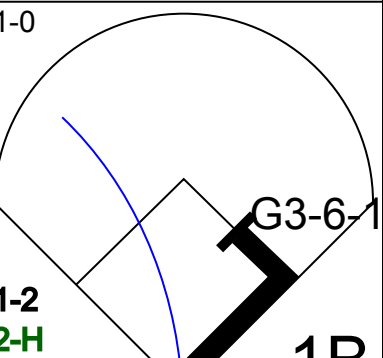
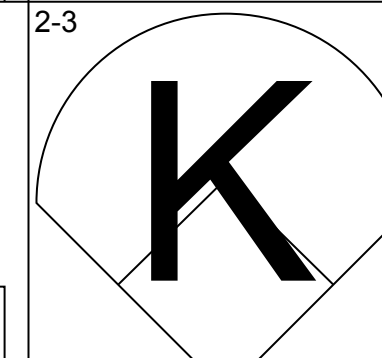
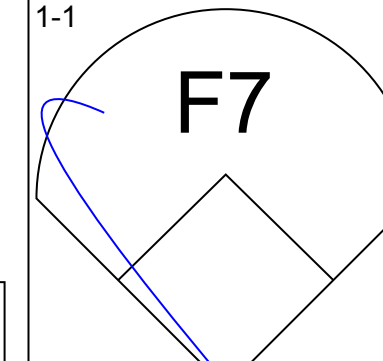
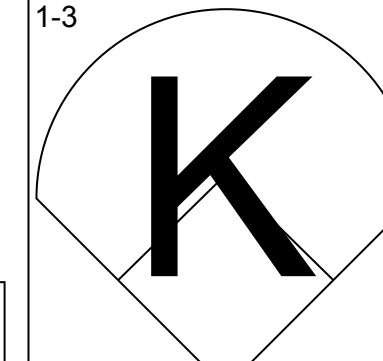
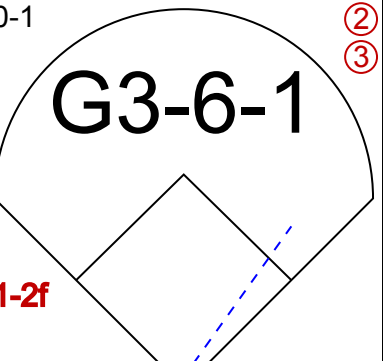
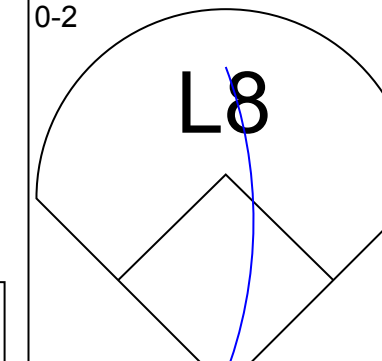
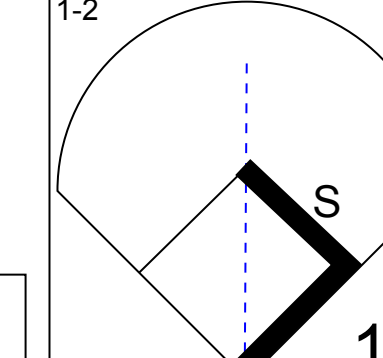
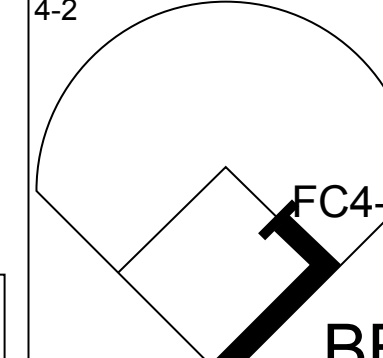
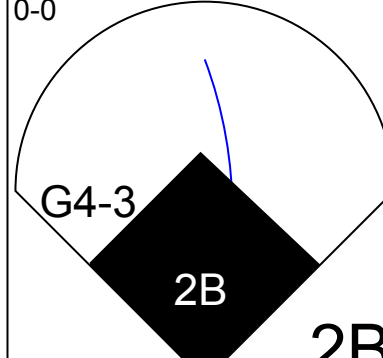
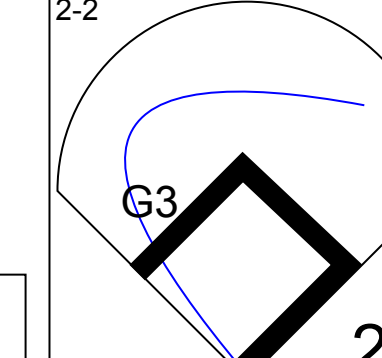
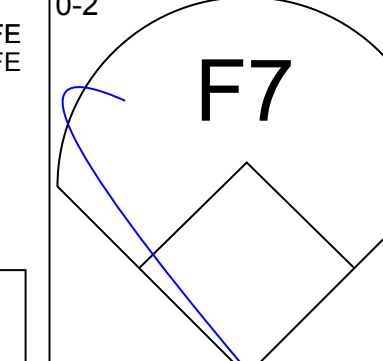
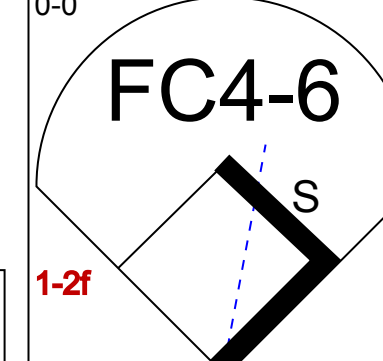
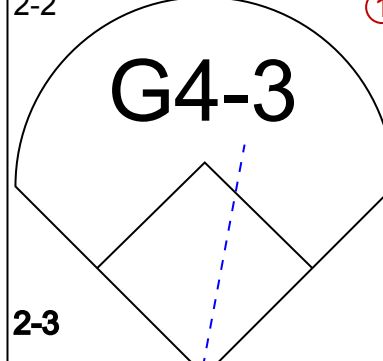
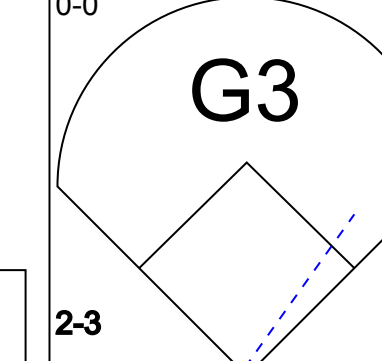
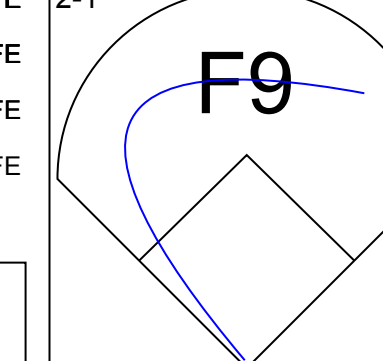
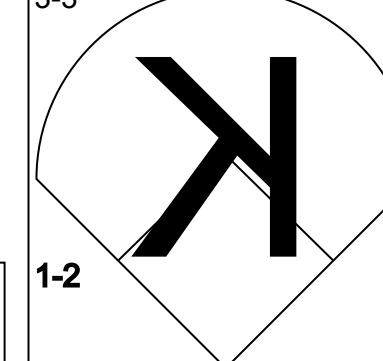
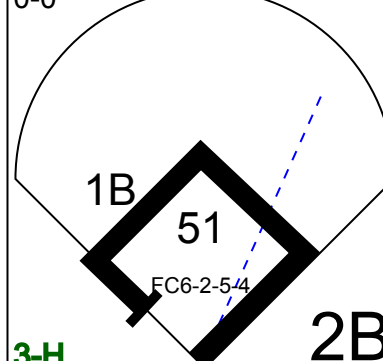
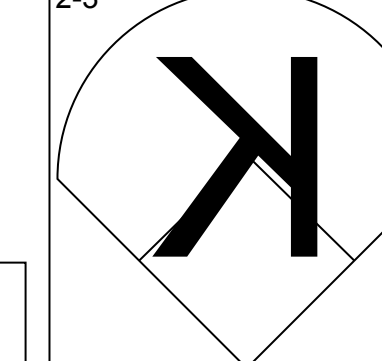
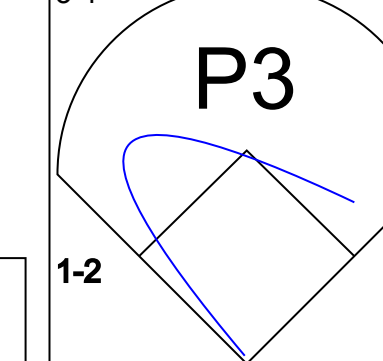
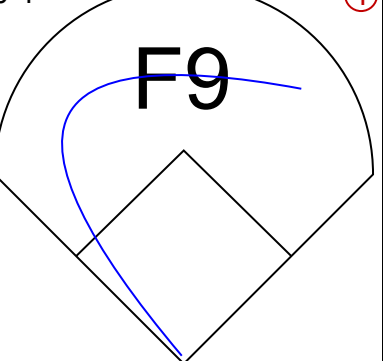
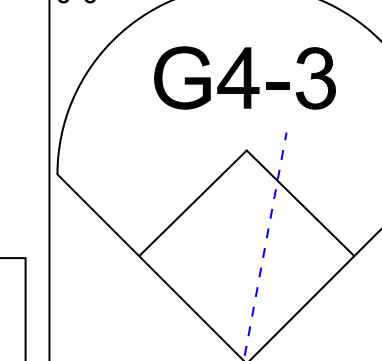
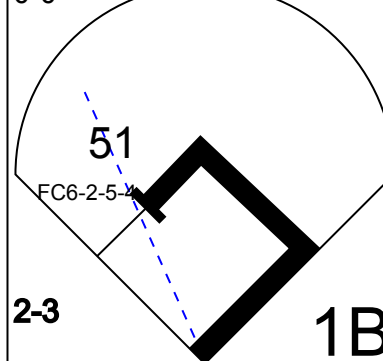
AB	33
R	1
H	5
RBI	1
BB	1
SO	2
LOB	11



Batter	1	2	3	4	5	6	7	8	9	AB	R	H	RBI	BB	SO	LOB	BOTTOM										
Gary Matthews, S (1, 7) OBP: 0.286, SLG: 0.341	K			0-0 F8		1-0 G4-3		4-0 FC6-4 BB		3	0	0	0	1	1	1	Seattle Mariners @ San Diego Padres Qualcomm Stadium, San Diego, CA Sun Jun 22 2003, 5:00 PM EDT Att: 27,163 - Cloudy - 64 F										
Mark Kotsay, L (1, 8) OBP: 0.350, SLG: 0.349	K			4-1 S BB		2-2 2B		0-0 FC6-4 CS		3	0	1	1	1	1	1											
Mark Loretta, R (1, 4) OBP: 0.375, SLG: 0.448	L8			2-3 K		3-H 1-2 F8		0-0 CS		3	0	0	0	0	1	2											
Ryan Klesko, L (1, 3) OBP: 0.363, SLG: 0.505		0-0 L7		1-0 L7			2-2 2B 1B			3	1	1	0	0	0	1											
Dave Hansen, L (1, 5) OBP: 0.412, SLG: 0.333		0-2 F7			0-2 L5		2-1 G4-3 B3-5 2B			3	0	1	1	0	0	0											
Xavier Nady, R (1, 9) OBP: 0.319, SLG: 0.410		2-2 P3			0-3 K		1-0 G4-3			3	0	0	0	0	1	1											
Gary Bennett, R (1, 2) OBP: 0.266, SLG: 0.275			3-2 G6-3		1-2 F8		1-0 B3-5			3	0	0	0	0	0	1											
Donaldo Mendez, R (1, 6) OBP: 0.347, SLG: 0.419			3-3 K			2-2 SH1-4 2B		2-3 K		3	1	1	0	0	2	0											
44 Jake Peavy, R (1, 1) OBP: 0.181, SLG: 0.100			0-1 L3			0-1 SH1-4		2-2 HR		1	0	0	0	0	0	0											
Jay Witasick, R (7, 1) ERA: 5.4										0	0	0	0	0	0	0											
Mike Matthews, L (8, 1) ERA: 4.08										0	0	0	0	0	0	0											
Keith Lockhart, L (8, PH) OBP: 0.150, SLG: 0.000										0	0	0	0	0	0	0											
Brian Buchanan, R (8, PH) OBP: 0.300, SLG: 0.300										1	1	1	0	0	0	0											
Rod Beck, R (9, 1) ERA: 2.45										0	0	0	0	0	0	0											
Inning Stats	R: 0 E: 0 K: 2 S: 9	H: 0 LOB: 0 BB: 0 P: 14	R: 0 E: 0 K: 0 S: 8	H: 0 LOB: 0 BB: 0 P: 10	R: 0 E: 0 K: 1 S: 10	H: 0 LOB: 0 BB: 0 P: 16	R: 0 E: 0 K: 1 S: 8	H: 0 LOB: 1 BB: 1 P: 14	R: 0 E: 0 K: 1 S: 11	H: 0 LOB: 0 BB: 0 P: 12	R: 1 E: 0 K: 0 S: 12	H: 2 LOB: 1 BB: 0 P: 18	R: 1 E: 0 K: 0 S: 9	H: 2 LOB: 0 BB: 0 P: 15	R: 1 E: 0 K: 1 S: 10	H: 1 LOB: 0 BB: 1 P: 18	1B: 1 2B: 4 3B: 0 HR: 1	SF: 0 SAC: 1 DP: 1 HBP: 0	WP: 0 PB: 0 SB: 1 CS: 1	PA: 30							
PITCHER	IP	WLS	BF	H	R	ER	SO	BB	IBB	HBP	BLK	WP	HR	S	P	ERA	WHIP										
Ryan Franklin, R (1, 1) ERA: 3.18	6.0	L	21	2	1	1	1	0	0	0	0	0	0	13	21	6.75	1.500										
Rafael Soriano, R (7, 1) ERA: 2.84	1.1		5	2	1	1	1	0	0	0	0	0	0	3	6	13.50	3.000										
Matt White, L (8, 1) ERA: 21.6	0.2		3	1	1	1	0	1	0	0	0	0	1	6	12	13.50	3.000										

AB	26
R	3
H	5
RBI	3
BB	2
SO	6
LOB	7

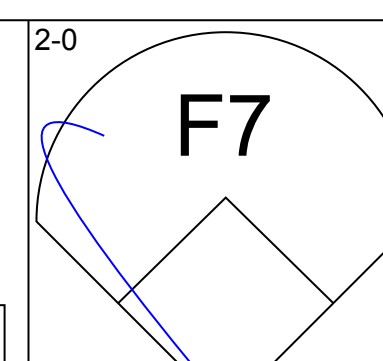
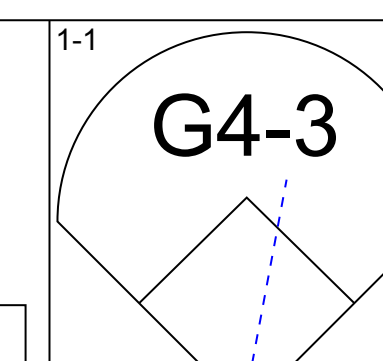
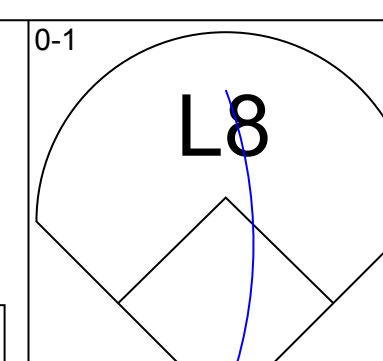
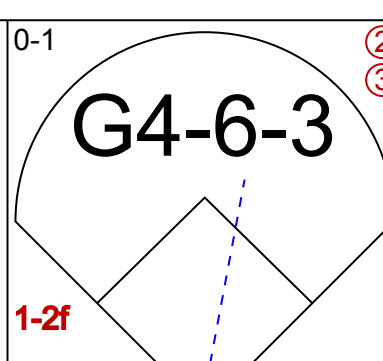
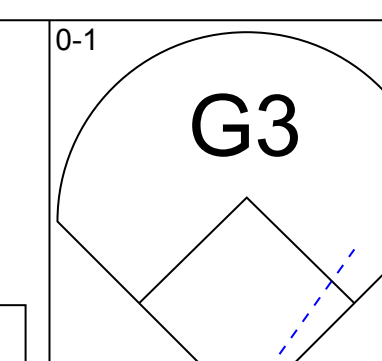
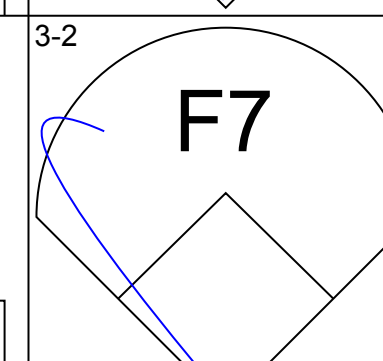
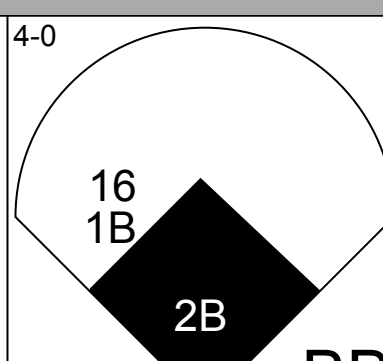
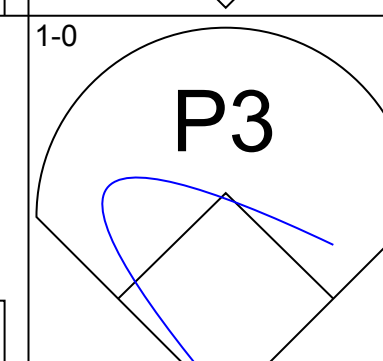
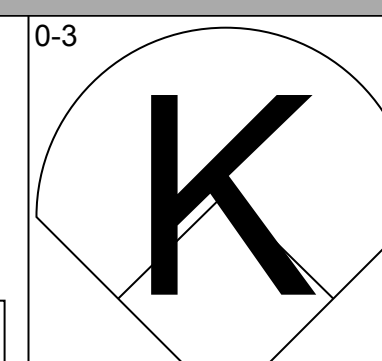
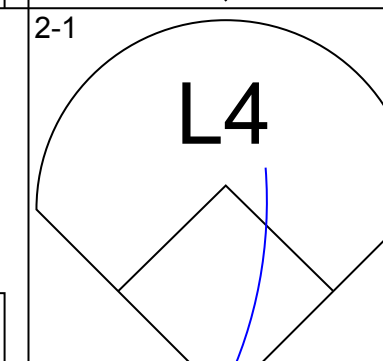
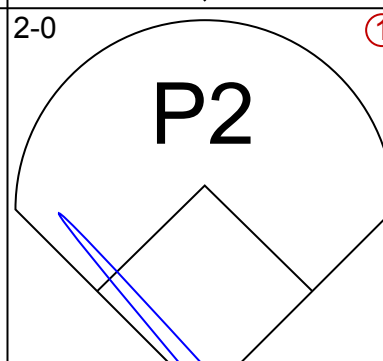
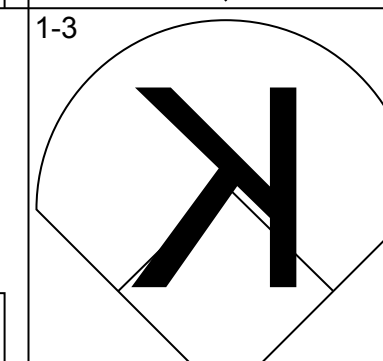
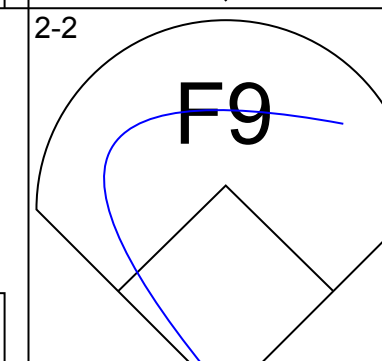
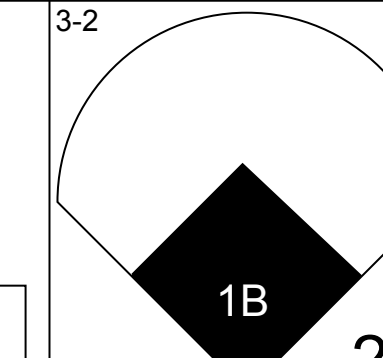
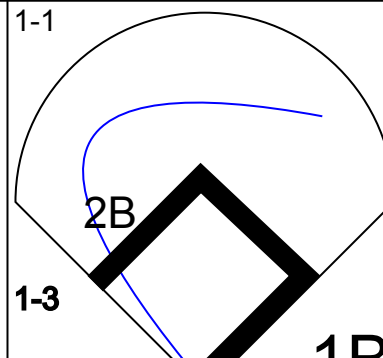

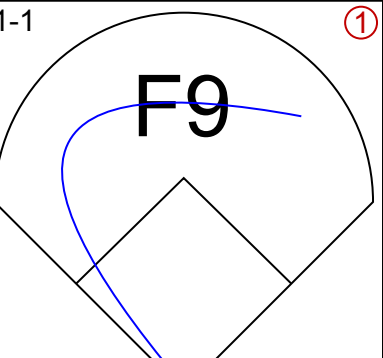
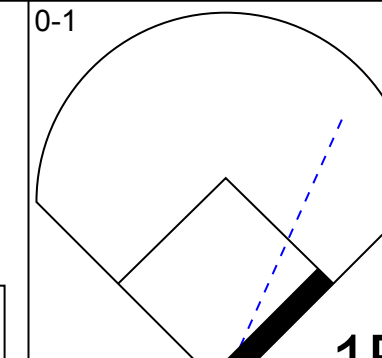
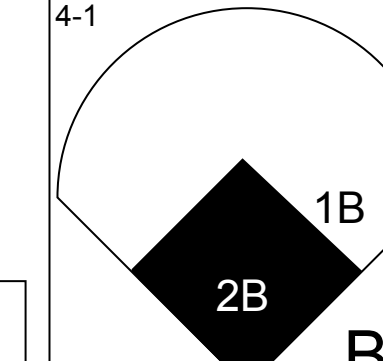
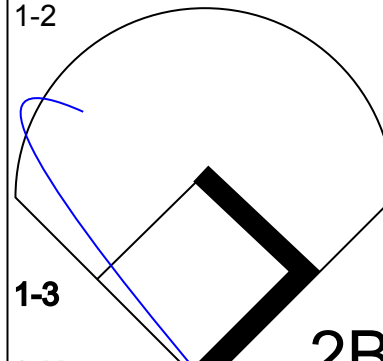

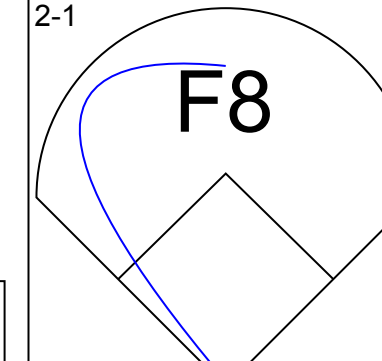
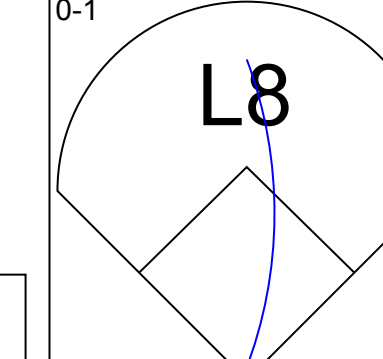
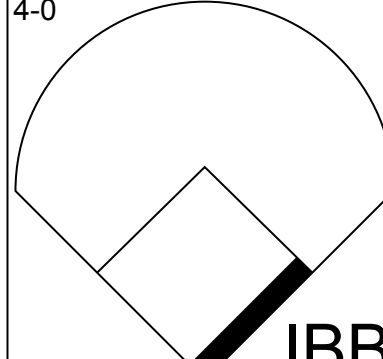
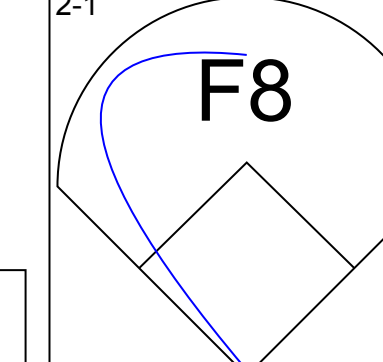
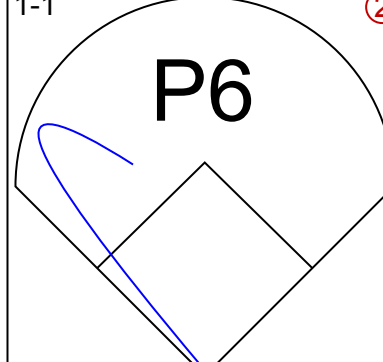
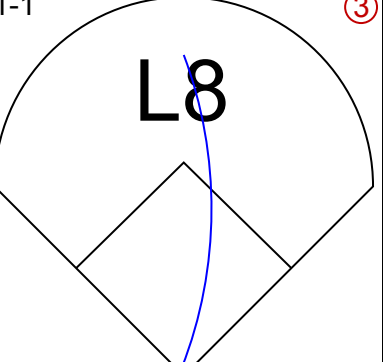
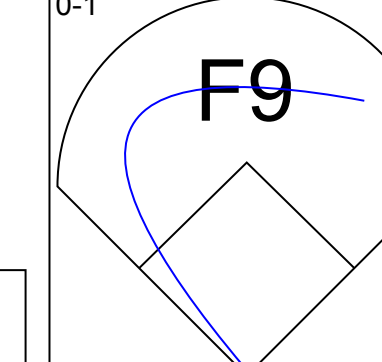
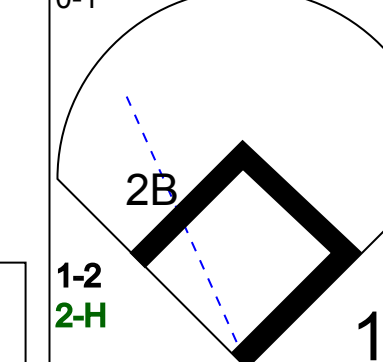
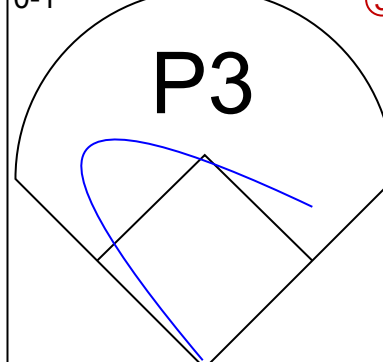

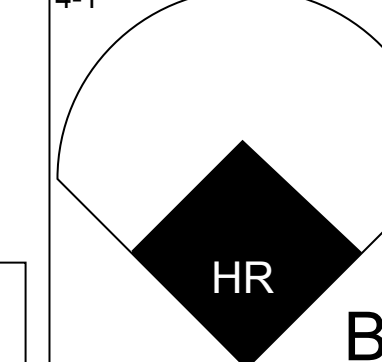
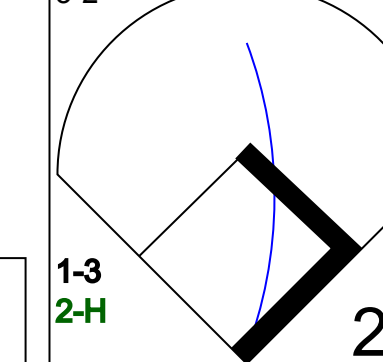

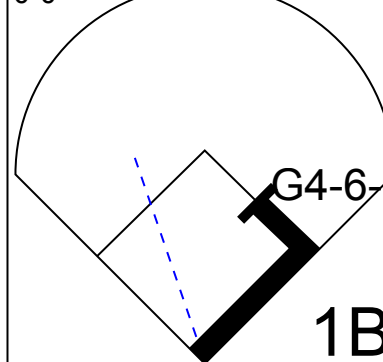
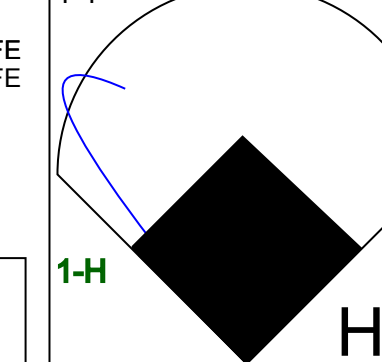
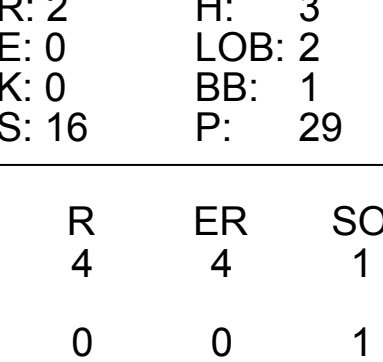
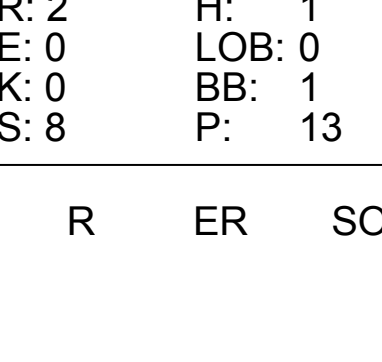
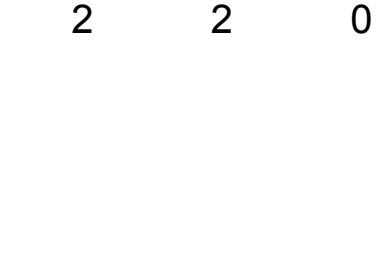





Batter	1	2	3	4	5	6	7	8	9	AB	R	H	RBI	BB	SO	LOB	TOP						
51 Ichiro Suzuki, L (1, 9) OBP: 0.393, SLG: 0.483										5	1	0	0	0	1	2							
Carlos Guillen, S (1, 6) OBP: 0.356, SLG: 0.395										4	1	3	0	1	0	0							
Bret Boone, R (1, 4) OBP: 0.373, SLG: 0.601										5	0	1	0	0	2	3							
Edgar Martinez, R (1, 10) OBP: 0.406, SLG: 0.535										3	0	1	2	1	1	2							
John Olerud, L (1, 3) OBP: 0.390, SLG: 0.391										4	0	0	0	0	1	5							
Mike Cameron, R (1, 8)										3	1	3	0	1	0	0							
Randy Winn, S (1, 7) OBP: 0.319, SLG: 0.357										4	0	0	0	0	0	4							
Mark McLemore, S (1, 5) OBP: 0.303, SLG: 0.329										4	0	1	1	0	2	3							
Dan Wilson, R (1, 2) OBP: 0.266, SLG: 0.295										3	0	1	0	0	0	1							
John Mabry, L (8, PH) OBP: 0.256, SLG: 0.400										1	0	0	0	0	0	1							
Ben Davis, S (8, 2) OBP: 0.305, SLG: 0.488										0	0	0	0	0	0	0							
Inning Stats	R: 0 E: 1 K: 2 S: 14	H: 1 LOB: 2 BB: 1 P: 25	R: 0 E: 0 K: 0 S: 11	H: 1 LOB: 1 BB: 0 P: 17	R: 0 E: 0 K: 0 S: 9	H: 0 LOB: 1 BB: 1 P: 20	R: 0 E: 0 K: 2 S: 12	H: 0 LOB: 1 BB: 1 P: 19	R: 2 E: 1 K: 0 S: 13	H: 3 LOB: 1 BB: 0 P: 17	R: 1 E: 0 K: 0 S: 7	H: 3 LOB: 1 BB: 0 P: 10	R: 0 E: 0 K: 2 S: 12	H: 1 LOB: 0 BB: 0 P: 17	R: 0 E: 0 K: 1 S: 9	H: 1 LOB: 1 BB: 0 P: 13	R: 0 E: 0 K: 0 S: 4	H: 0 LOB: 0 BB: 0 P: 6	1B: 7 2B: 4 3B: 0 HR: 0	SF: 0 SAC: 0 DP: 2 HBP: 0	WP: 0 PB: 0 SB: 2 CS: 0	PA: 39	
PITCHER	IP WLS BF H R ER SO BB IBB HBP BLK WP HR S P ERA WHIP	IP WLS BF H R ER SO BB IBB HBP BLK WP HR S P ERA WHIP	IP WLS BF H R ER SO BB IBB HBP BLK WP HR S P ERA WHIP	IP WLS BF H R ER SO BB IBB HBP BLK WP HR S P ERA WHIP	IP WLS BF H R ER SO BB IBB HBP BLK WP HR S P ERA WHIP	IP WLS BF H R ER SO BB IBB HBP BLK WP HR S P ERA WHIP	IP WLS BF H R ER SO BB IBB HBP BLK WP HR S P ERA WHIP	IP WLS BF H R ER SO BB IBB HBP BLK WP HR S P ERA WHIP	IP WLS BF H R ER SO BB IBB HBP BLK WP HR S P ERA WHIP	IP WLS BF H R ER SO BB IBB HBP BLK WP HR S P ERA WHIP	IP WLS BF H R ER SO BB IBB HBP BLK WP HR S P ERA WHIP	IP WLS BF H R ER SO BB IBB HBP BLK WP HR S P ERA WHIP	IP WLS BF H R ER SO BB IBB HBP BLK WP HR S P ERA WHIP	IP WLS BF H R ER SO BB IBB HBP BLK WP HR S P ERA WHIP	IP WLS BF H R ER SO BB IBB HBP BLK WP HR S P ERA WHIP	IP WLS BF H R ER SO BB IBB HBP BLK WP HR S P ERA WHIP	IP WLS BF H R ER SO BB IBB HBP BLK WP HR S P ERA WHIP	IP WLS BF H R ER SO BB IBB HBP BLK WP HR S P ERA WHIP	IP WLS BF H R ER SO BB IBB HBP BLK WP HR S P ERA WHIP	IP WLS BF H R ER SO BB IBB HBP BLK WP HR S P ERA WHIP	IP WLS BF H R ER SO BB IBB HBP BLK WP HR S P ERA WHIP	IP WLS BF H R ER SO BB IBB HBP BLK WP HR S P ERA WHIP	IP WLS BF H R ER SO BB IBB HBP BLK WP HR S P ERA WHIP

Seattle Mariners @ Anaheim Angels
Edison International Field, Anaheim, CA
Wed Jun 25 2003, 10:05 PM EDT
Att: 40,651 - Sunny - 75 F

AB	36
R	3
H	10
RBI	3
BB	3
SO	7
LOB	21



Batter	1	2	3	4	5	6	7	8	9	AB	R	H	RBI	BB	SO	LOB	BOTTOM						
Darin Erstad, L (1, 8) OBP: 0.336, SLG: 0.369										5	0	0	0	0	0	4							
Troy Glaus, R (1, 5) OBP: 0.359, SLG: 0.506										3	1	0	0	1	1	1							
Tim Salmon, R (1, 10) OBP: 0.363, SLG: 0.458										4	0	0	0	0	1	2							
16 Garret Anderson, L (1, 7) OBP: 0.347, SLG: 0.607										4	1	3	0	0	0	0							
Shawn Wooten, R (1, 3) OBP: 0.382, SLG: 0.467										3	2	2	2	1	0	1							
Adam Kennedy, L (8, 4) OBP: 0.352, SLG: 0.357										0	0	0	0	0	0	0							
Bengie Molina, R (1, 2) OBP: 0.317, SLG: 0.411										3	0	0	0	1	0	2							
Benji Gil, R (1, 4) OBP: 0.198, SLG: 0.224										3	0	0	0	0	0	5							
Scott Spiezio, S (8, 3) OBP: 0.329, SLG: 0.410										1	0	0	0	0	0	0							
Eric Owens, R (1, 9) OBP: 0.254, SLG: 0.273										2	0	1	1	0	0	3							
Jeff DaVanon, S (6, PH) OBP: 0.376, SLG: 0.574										1	1	0	0	1	0	0							
David Eckstein, R (1, 6) OBP: 0.320, SLG: 0.315										4	1	4	3	0	0	0							
Inning Stats	R: 0 E: 0 K: 0 S: 6	H: 0 LOB: 0 BB: 0 P: 13	R: 2 E: 0 K: 0 S: 16	H: 3 LOB: 2 BB: 1 P: 29	R: 1 E: 0 K: 0 S: 10	H: 2 LOB: 3 BB: 2 P: 23	R: 0 E: 0 K: 1 S: 9	H: 1 LOB: 1 BB: 0 P: 12	R: 1 E: 0 K: 0 S: 8	H: 1 LOB: 0 BB: 0 P: 13	R: 0 E: 0 K: 0 S: 6	H: 1 LOB: 0 BB: 0 P: 8	R: 0 E: 0 K: 1 S: 10	H: 1 LOB: 1 BB: 0 P: 14	R: 2 E: 0 K: 0 S: 8	H: 1 LOB: 0 BB: 1 P: 13	R: 0 E: 0 K: 0 S: 4	H: 0 LOB: 0 BB: 0 P: 6	1B: 5 2B: 3 3B: 0 HR: 2	SF: 0 SAC: 0 DP: 1 HBP: 0	WP: 0 PB: 0 SB: 0 CS: 0	PA: 37	
PITCHER	IP WLS BF H R ER SO BB IBB HBP BLK WP HR S P ERA WHIP	IP WLS BF H R ER SO BB IBB HBP BLK WP HR S P ERA WHIP	IP WLS BF H R ER SO BB IBB HBP BLK WP HR S P ERA WHIP	IP WLS BF H R ER SO BB IBB HBP BLK WP HR S P ERA WHIP	IP WLS BF H R ER SO BB IBB HBP BLK WP HR S P ERA WHIP	IP WLS BF H R ER SO BB IBB HBP BLK WP HR S P ERA WHIP	IP WLS BF H R ER SO BB IBB HBP BLK WP HR S P ERA WHIP	IP WLS BF H R ER SO BB IBB HBP BLK WP HR S P ERA WHIP	IP WLS BF H R ER SO BB IBB HBP BLK WP HR S P ERA WHIP	IP WLS BF H R ER SO BB IBB HBP BLK WP HR S P ERA WHIP	IP WLS BF H R ER SO BB IBB HBP BLK WP HR S P ERA WHIP	IP WLS BF H R ER SO BB IBB HBP BLK WP HR S P ERA WHIP	IP WLS BF H R ER SO BB IBB HBP BLK WP HR S P ERA WHIP	IP WLS BF H R ER SO BB IBB HBP BLK WP HR S P ERA WHIP	IP WLS BF H R ER SO BB IBB HBP BLK WP HR S P ERA WHIP	IP WLS BF H R ER SO BB IBB HBP BLK WP HR S P ERA WHIP	IP WLS BF H R ER SO BB IBB HBP BLK WP HR S P ERA WHIP	IP WLS BF H R ER SO BB IBB HBP BLK WP HR S P ERA WHIP	IP WLS BF H R ER SO BB IBB HBP BLK WP HR S P ERA WHIP	IP WLS BF H R ER SO BB IBB HBP BLK WP HR S P ERA WHIP	IP WLS BF H R ER SO BB IBB HBP BLK WP HR S P ERA WHIP	IP WLS BF H R ER SO BB IBB HBP BLK WP HR S P ERA WHIP	IP WLS BF H R ER SO BB IBB HBP BLK WP HR S P ERA WHIP

Seattle Mariners @ Anaheim Angels
Edison International Field, Anaheim, CA
Wed Jun 25 2003, 10:05 PM EDT
Att: 40,651 - Sunny - 75 F

AB	33
R	6
H	10
RBI	6
BB	4
SO	2
LOB	18



Batter	1	2	3	4	5	6	7	8	9	AB	R	H	RBI	BB	SO	LOB	TOP			
51 Ichiro Suzuki, L (1, 9) OBP: 0.390, SLG: 0.481										5	1	1	1	0	2	1				
16 Willie Bloomquist, R (1, 6) OBP: 0.279, SLG: 0.239 Carlos Guillen, S (6, 6) OBP: 0.397, SLG: 0.396										3	0	0	0	0	1	1				
Bret Boone, R (1, 4) OBP: 0.377, SLG: 0.611										5	2	3	2	0	1	1				
Edgar Martinez, R (1, 10) OBP: 0.414, SLG: 0.557										4	2	3	2	1	0	1				
John Olerud, L (1, 3) OBP: 0.390, SLG: 0.395										5	1	2	1	0	1	3				
Mike Cameron, R (1, 8) OBP: 0.370, SLG: 0.498										3	1	0	0	1	1	2				
Randy Winn, S (1, 7) OBP: 0.318, SLG: 0.359										4	1	1	2	0	1	2				
Jeff Cirillo, R (1, 5) OBP: 0.314, SLG: 0.308										4	0	0	0	0	0	2				
Ben Davis, S (1, 2) OBP: 0.311, SLG: 0.496										4	1	2	2	0	1	0				
Inning Stats	R: 0 E: 0 K: 1 S: 10	H: 0 LOB: 0 BB: 0 P: 11	R: 0 E: 0 K: 0 S: 9	H: 0 LOB: 1 BB: 1 P: 19	R: 3 E: 0 K: 2 S: 15	H: 4 LOB: 1 BB: 0 P: 22	R: 0 E: 0 K: 1 S: 9	H: 0 LOB: 0 BB: 0 P: 13	R: 0 E: 0 K: 0 S: 5	H: 0 LOB: 0 BB: 1 P: 7	R: 2 E: 0 K: 2 S: 16	H: 3 LOB: 1 BB: 0 P: 23	R: 0 E: 0 K: 2 S: 9	H: 0 LOB: 0 BB: 0 P: 14	R: 0 E: 0 K: 0 S: 10	H: 1 LOB: 1 BB: 0 P: 16	1B: 6 2B: 6 3B: 0 HR: 2	SF: 0 SAC: 0 DP: 1 HBP: 0	WP: 0 PB: 0 SB: 0 CS: 0	PA: 41
PITCHER	IP WLS BF H R ER SO BB IBB HBP BLK WP HR S P ERA WHIP																			
Jarrod Washburn, L (1, 1) ERA: 4.19	5.0 L 23 7 6 6 4 1 1 0 0 0 0 0 1 56 87 10.80 1.600																			
Ben Weber, R (6, 1) ERA: 2.68	1.1 B 8 4 4 4 1 1 0 0 0 0 0 1 18 31 27.00 3.750																			
Francisco Rodriguez, R (7, 1) ERA: 3.69	1.2 6 1 0 0 3 0 0 0 0 0 0 0 16 23 0.00 0.600																			
Scott Schoeneweis, L (9, 1) ERA: 5.19	1.0 4 1 0 0 0 0 0 0 0 0 0 0 10 16 0.00 1.000																			

Seattle Mariners @ Anaheim Angels
Edison International Field, Anaheim, CA
Thu Jun 26 2003, 10:05 PM EDT
Att: 32,889 - Sunny - 80 F

AB	39
R	10
H	13
RBI	10
BB	2
SO	8
LOB	13



Batter	1	2	3	4	5	6	7	8	9	AB	R	H	RBI	BB	SO	LOB	BOTTOM					
Darin Erstad, L (1, 8) OBP: 0.331, SLG: 0.365										4	0	1	1	0	1	1						
Troy Glaus, R (1, 5) OBP: 0.353, SLG: 0.496										5	0	0	0	0	1	4						
Tim Salmon, R (1, 9) OBP: 0.362, SLG: 0.455										4	0	1	1	0	1	1						
16 Garret Anderson, L (1, 7) OBP: 0.349, SLG: 0.604										3	1	1	0	1	0	1						
Brad Fullmer, L (1, 10) OBP: 0.387, SLG: 0.500										4	1	1	0	0	0	2						
Scott Spiezio, S (1, 3) OBP: 0.332, SLG: 0.429										4	2	2	2	0	0	0						
Bengie Molina, R (1, 2) OBP: 0.320, SLG: 0.412										4	0	2	1	0	0	0						
Adam Kennedy, L (1, 4) OBP: 0.346, SLG: 0.349										4	1	0	1	0	1	2						
David Eckstein, R (1, 6) OBP: 0.326, SLG: 0.319										3	1	2	0	1	0	0						
Inning Stats	R: 0 E: 0 K: 1 S: 13	H: 0 LOB: 0 BB: 0 P: 19	R: 4 E: 0 K: 0 S: 15	H: 5 LOB: 1 BB: 0 P: 24	R: 0 E: 0 K: 0 S: 5	H: 0 LOB: 0 BB: 0 P: 8	R: 0 E: 0 K: 0 S: 6	H: 0 LOB: 0 BB: 0 P: 9	R: 1 E: 0 K: 1 S: 10	H: 1 LOB: 2 BB: 2 P: 19	R: 1 E: 0 K: 1 S: 6	H: 1 LOB: 0 BB: 0 P: 10	R: 0 E: 0 K: 0 S: 9	H: 1 LOB: 1 BB: 0 P: 15	R: 0 E: 0 K: 0 S: 10	H: 1 LOB: 1 BB: 0 P: 17	R: 0 E: 0 K: 1 S: 13	H: 1 LOB: 0 BB: 0 P: 18	1B: 7 2B: 2 3B: 0 HR: 1	SF: 1 SAC: 0 DP: 1 HBP: 0	WP: 1 PB: 0 SB: 0 CS: 0	PA: 38
PITCHER	IP WLS BF H R ER SO BB IBB HBP BLK WP HR S P ERA WHIP																					
Gi Meche, R (1, 1) ERA: 3.27	6.0 W 27 7 6 6 3 1 1 0 0 0 0 0 0 89 9.00 1.333																					
Shigetoshi Hasegawa, R (7, 1) ERA: 0.92	3.0 S 11 3 0 0 1 0 0 0 0 0 0 0 32 50 0.00 1.000																					

Seattle Mariners @ Anaheim Angels
Edison International Field, Anaheim, CA
Thu Jun 26 2003, 10:05 PM EDT
Att: 32,889 - Sunny - 80 F

AB	35
R	6
H	10
RBI	6
BB	2
SO	4
LOB	11



Batter	1	2	3	4	5	6	7	8	9	AB	R	H	RBI	BB	SO	LOB	TOP				
Mark Kotsay, L (1, 8) OBP: 0.338, SLG: 0.325	G1-3			G6-4-3 BB		K		FC6-4		3	0	0	0	1	1	2					
Mark Loretta, R (1, 4) OBP: 0.362, SLG: 0.429	G4-3			G6-4-3 1-2f		G1-3			K	4	0	0	0	0	1	1					
Ryan Klesko, L (1, 3) OBP: 0.352, SLG: 0.496	G3			F8			K		E6 FC5-4 BB	4	0	0	0	0	1	0					
Dave Hansen, L (1, 10) OBP: 0.398, SLG: 0.316 Brian Buchanan, R (9, PH) OBP: 0.369, SLG: 0.559		G4-3			G3		G6-3			3	0	0	0	0	0	0					
Sean Burroughs, L (1, 5) OBP: 0.346, SLG: 0.405		G4-3			HR		P5		FC5-4 BB	0	0	0	0	1	0	0					
Rondell White, R (1, 7) OBP: 0.349, SLG: 0.488		F9			HR				FC5-4 1-2f 2-3	4	1	1	0	0	0	2					
Xavier Nady, R (1, 9) OBP: 0.327, SLG: 0.411			G5-3		F9				G5-3	4	1	2	2	0	0	2					
Miguel Ojeda, R (1, 2) OBP: 0.190, SLG: 0.286			G6-3		F8				G5-3	4	1	2	2	0	0	2					
Donald Mendez, R (1, 6) OBP: 0.323, SLG: 0.400			K			K			F9	3	0	1	0	0	0	0					
Inning Stats	R: 0 E: 0 K: 0 S: 9	H: 0 LOB: 0 BB: 0 P: 15	R: 0 E: 0 K: 0 S: 6	H: 0 LOB: 0 BB: 0 P: 14	R: 0 E: 0 K: 1 S: 10	H: 0 LOB: 0 BB: 0 P: 13	R: 0 E: 0 K: 0 S: 8	H: 0 LOB: 0 BB: 1 P: 13	R: 2 E: 0 K: 0 S: 16	H: 2 LOB: 0 BB: 0 P: 21	R: 0 E: 0 K: 2 S: 10	H: 0 LOB: 0 BB: 0 P: 12	R: 0 E: 0 K: 1 S: 10	H: 2 LOB: 2 BB: 0 P: 15	R: 0 E: 1 K: 1 S: 12	H: 0 LOB: 2 BB: 1 P: 17	1B: 3 2B: 0 3B: 0 HR: 1	SF: 0 SAC: 0 DP: 1 HBP: 0	WP: 0 PB: 0 SB: 0 CS: 0	PA: 33	
PITCHER	IP	WLS	BF	H	R	ER	SO	BB	IBB	HBP	BLK	WP	HR	S	P	ERA	WHIP				
Joel Pineiro, R (1, 1) ERA: 3.67	7.2	W	27	4	2	2	5	1	0	0	0	0	1	78	113	2.35	0.652				
Arthur Rhodes, L (8, 1) ERA: 1.77	1.0		5	0	0	0	1	1	0	0	0	0	0	11	17	0.00	1.000				
Jeff Nelson, R (9, 1) ERA: 4.21	0.1		1	0	0	0	0	0	0	0	0	0	0	3	4	0.00	0.000				

San Diego Padres @ Seattle Mariners
Safeco Field, Seattle, WA
Fri Jun 27 2003, 7:05 PM PDT
Att: 45,529 - Sunny - 80 F

livebaseballscorecards.com

AB	31
R	2
H	4
RBI	2
BB	2
SO	6
LOB	11



Batter	1	2	3	4	5	6	7	8	9	AB	R	H	RBI	BB	SO	LOB	BOTTOM				
51 Ichiro Suzuki, L (1, 9) OBP: 0.397, SLG: 0.477	G4-3		FC5-4 BB		1B G5-3	G4-3	F8			5	1	1	0	0	0	3					
Carlos Guillen, S (1, 6) OBP: 0.362, SLG: 0.409					F8	G4-3		HR		3	1	1	1	2	0	2					
Bret Boone, R (1, 4) OBP: 0.380, SLG: 0.612	K		F8		1B G5-3			1B BB		4	1	2	1	1	1	3					
Edgar Martinez, R (1, 10) OBP: 0.413, SLG: 0.552	G4-3				BB E 1B	G5-3		P3		4	1	1	1	1	0	3					
John Olerud, L (1, 3) OBP: 0.393, SLG: 0.397		G4-3			BB E BB		K	1B		4	1	2	1	1	1	2					
Mike Cameron, R (1, 8) OBP: 0.370, SLG: 0.494	F9				E FC3 G5-3-6 BB			E6 G2-3 1B	F8	4	2	1	0	1	0	2					
Randy Winn, S (1, 7) OBP: 0.316, SLG: 0.354	G1-3				FC3 G5-3-6 BB			G2-3	K	4	0	0	1	1	1	4					
Jeff Cirillo, R (1, 5) OBP: 0.313, SLG: 0.307			G4-3		G5-3-6 BB		F9			4	0	1	2	0	0	4					
Ben Davis, S (1, 2) OBP: 0.317, SLG: 0.492					K			P2		3	1	1	0	1	1	1					
Inning Stats	R: 0 E: 0 K: 1 S: 13	H: 0 LOB: 1 BB: 1 P: 20	R: 0 E: 0 K: 0 S: 9	H: 0 LOB: 0 BB: 0 P: 12	R: 0 E: 0 K: 0 S: 14	H: 0 LOB: 2 BB: 2 P: 24	R: 3 E: 1 K: 1 S: 16	H: 1 LOB: 0 BB: 2 P: 30	R: 2 E: 0 K: 0 S: 20	H: 4 LOB: 3 BB: 1 P: 31	R: 1 E: 0 K: 0 S: 14	H: 2 LOB: 2 BB: 1 P: 26	R: 1 E: 1 K: 0 S: 6	H: 1 LOB: 1 BB: 0 P: 9	R: 1 E: 0 K: 1 S: 13	H: 2 LOB: 2 BB: 1 P: 20	1B: 8 2B: 2 3B: 0 HR: 1	SF: 0 SAC: 0 DP: 1 HBP: 0	WP: 1 PB: 0 SB: 0 CS: 0	PA: 43	
PITCHER	IP	WLS	BF	H	R	ER	SO	BB	IBB	HBP	BLK	WP	HR	S	P	ERA	WHIP				
Adam Eaton, R (1, 1) ERA: 4.63	4.2	L	24	5	5	4	2	5	0	0	0	0	0	68	107	7.71	2.143				
Mike Matthews, L (5, 1) ERA: 4.17	1.1		8	2	1	1	1	1	1	0	0	1	0	18	36	6.75	2.250				
Scott Linebrink, R (7, 1) ERA: 3.42	2.0		11	3	2	1	1	1	0	0	0	0	1	19	29	4.50	2.000				

San Diego Padres @ Seattle Mariners
Safeco Field, Seattle, WA
Fri Jun 27 2003, 7:05 PM PDT
Att: 45,529 - Sunny - 80 F

livebaseballscorecards.com

AB	35
R	8
H	10
RBI	7
BB	8
SO	4
LOB	24



Batter	1	2	3	4	5	6	7	8	9	AB	R	H	RBI	BB	SO	LOB	TOP					
Mark Kotsay, L OBP: 0.339, SLG: 0.341 (1, 8)	F8		G5-3				F8			5	1	2	1	0	0	1	San Diego Padres @ Seattle Mariners Safeco Field, Seattle, WA Sat Jun 28 2003, 7:05 PM PDT Att: 45,326 - Sunny - 86 F					
Mark Loretta, R OBP: 0.360, SLG: 0.424 (1, 4)	1B		G5-3				SH1-3	F8		3	0	0	0	1	0	2						
Ryan Klesko, L OBP: 0.356, SLG: 0.496 (1, 3)	1B		F7							4	1	2	0	1	0	0						
Rondell White, R OBP: 0.346, SLG: 0.494 (1, 10)	P4									5	1	1	3	0	0	3						
Sean Burroughs, L OBP: 0.354, SLG: 0.424 (1, 5)	F9									3	2	2	1	2	0	2						
Brian Buchanan, R OBP: 0.356, SLG: 0.534 (1, 7)										5	0	0	0	0	2	4						
Xavier Nady, R OBP: 0.328, SLG: 0.411 (1, 9)	F7									5	0	2	1	0	2	2						
Gary Bennett, R OBP: 0.260, SLG: 0.268 (1, 2)	1B									4	0	1	0	0	0	2						
Donaldo Mendez, R OBP: 0.333, SLG: 0.407 (1, 6)	L7									4	1	2	0	0	1	1						
Inning Stats	R: 0 E: 0 K: 0 S: 12	H: 1 LOB: 2 BB: 1 P: 20	R: 0 E: 0 K: 0 S: 11	H: 1 LOB: 1 BB: 0 P: 15	R: 0 E: 0 K: 0 S: 9	H: 0 LOB: 0 BB: 0 P: 13	R: 1 E: 0 K: 1 S: 15	H: 2 LOB: 1 BB: 0 P: 19	R: 1 E: 0 K: 0 S: 7	H: 1 LOB: 0 BB: 0 P: 11	R: 1 E: 0 K: 0 S: 14	H: 1 LOB: 1 BB: 1 P: 22	R: 3 E: 0 K: 1 S: 14	H: 3 LOB: 1 BB: 1 P: 22	R: 0 E: 0 K: 1 S: 12	H: 2 LOB: 2 BB: 0 P: 17	R: 0 E: 0 K: 1 S: 9	H: 1 LOB: 2 BB: 1 P: 15	1B: 8 2B: 1 3B: 0 HR: 3	SF: 0 SAC: 1 DP: 0 HBP: 0	WP: 1 PB: 0 CS: 0	PA: 43
PITCHER	IP	WLS	BF	H	R	ER	SO	BB	IBB	HBP	BLK	WP	HR	S	P	ERA	WHIP					
Ryan Franklin, R ERA: 3.49 (1, 1)	6.2	L	31	8	6	6	2	2	1	0	0	1	3	76	113	8.10	1.500					
Rafael Soriano, R ERA: 2.35 (7, 1)	1.1		7	3	0	0	2	0	0	0	0	0	0	18	26	0.00	2.250					
40 Julio Mateo, R ERA: 3.69 (9, 1)	1.0		5	1	0	0	1	1	0	0	0	0	0	9	15	0.00	2.000					

Batter	1	2	3	4	5	6	7	8	9	AB	R	H	RBI	BB	SO	LOB	BOTTOM					
51 Ichiro Suzuki, L OBP: 0.393, SLG: 0.471 (1, 9)	G5-3		L3							4	0	0	0	0	0	1	San Diego Padres @ Seattle Mariners Safeco Field, Seattle, WA Sat Jun 28 2003, 7:05 PM PDT Att: 45,326 - Sunny - 86 F					
Carlos Guillen, S OBP: 0.357, SLG: 0.402 (1, 6)	K									4	0	0	0	0	2	1						
Bret Boone, R OBP: 0.382, SLG: 0.610 (1, 4)	1B									3	0	1	0	1	0	0						
Edgar Martinez, R OBP: 0.411, SLG: 0.544 (1, 10)	1B									3	0	0	0	1	0	1						
John Olerud, L OBP: 0.388, SLG: 0.391 (1, 3)	F7									4	0	0	0	0	0	2						
Mike Cameron, R OBP: 0.370, SLG: 0.492 (1, 8)	F8									3	0	1	0	0	1	0						
Randy Winn, S OBP: 0.313, SLG: 0.351 (1, 7)	F7									3	0	0	0	0	0	1						
Jeff Cirillo, R OBP: 0.310, SLG: 0.304 (1, 5)										2	0	0	0	0	0	0						
John Mabry, L OBP: 0.250, SLG: 0.389 (8, PH)										1	0	0	0	0	1	1						
16 Willie Bloomquist, R OBP: 0.276, SLG: 0.239 (9, 5)										0	0	0	0	0	0	0						
Ben Davis, S OBP: 0.317, SLG: 0.489 (1, 2)										3	0	1	0	0	1	1						
Inning Stats	R: 0 E: 0 K: 1 S: 11	H: 0 LOB: 0 BB: 0 P: 15	R: 0 E: 0 K: 0 S: 9	H: 0 LOB: 0 BB: 0 P: 14	R: 0 E: 0 K: 0 S: 7	H: 0 LOB: 0 BB: 0 P: 11	R: 0 E: 0 K: 0 S: 8	H: 0 LOB: 0 BB: 0 P: 12	R: 0 E: 0 K: 1 S: 11	H: 0 LOB: 0 BB: 0 P: 15	R: 0 E: 0 K: 1 S: 14	H: 1 LOB: 1 BB: 0 P: 20	R: 0 E: 0 K: 0 S: 8	H: 0 LOB: 0 BB: 0 P: 13	R: 0 E: 0 K: 1 S: 7	H: 1 LOB: 1 BB: 0 P: 9	R: 0 E: 0 K: 0 S: 10	H: 0 LOB: 2 BB: 2 P: 24	1B: 3 2B: 0 3B: 0 HR: 0	SF: 0 SAC: 0 DP: 0 HBP: 0	WP: 0 PB: 0 CS: 0	PA: 32
PITCHER	IP	WLS	BF	H	R	ER	SO	BB	IBB	HBP	BLK	WP	HR	S	P	ERA	WHIP					
44 Jake Peavy, R ERA: 3.85 (1, 1)	8.0	W	27	3	0	0	5	0	0	0	0	0	0	75	109	0.00	0.375					
Jesse Orosco, L ERA: 8.31 (9, 1)	0.2		3	0	0	0	0	1	0	0	0	0	0	6	13	0.00	1.500					
Jay Witasick, R ERA: 5.14 (9, 1)	0.1		2	0	0	0	0	1	0	0	0	0	0	4	11	0.00	3.000					

AB 38
R 6
H 12
RBI 6
BB 4
SO 5
LOB 17



AB 30
R 0
H 3
RBI 0
BB 2
SO 5
LOB 8



Batter	1	2	3	4	5	6	7	8	9	AB	R	H	RBI	BB	SO	LOB	TOP				
51 Ichiro Suzuki, L (1, 9) OBP: 0.379, SLG: 0.464	L6		FC1-6-4			G4-3		F7		4	0	0	0	0	0	1	Seattle Mariners @ Oakland Athletics Network Associates Coliseum, Oakland, CA Mon Jun 30 2003, 10:05 PM EDT Att: 24,831 - Sunny - 68 F				
Carlos Guillen, S (1, 6) OBP: 0.352, SLG: 0.397	K			G1-3		G4-3		F8		4	0	0	0	0	1	0					
Bret Boone, R (1, 4) OBP: 0.372, SLG: 0.592	P3			G6-3		G6-3		F8		4	0	0	0	0	0	0					
Edgar Martinez, R (1, 10) OBP: 0.410, SLG: 0.536	K				2-2		P4		G6-3	4	0	1	0	0	1	0					
John Olerud, L (1, 3) OBP: 0.389, SLG: 0.403 Greg Colbrunn, R (9, PH) OBP: 0.346, SLG: 0.521 John Mabry, L (9, 3) OBP: 0.244, SLG: 0.378	L6			F7	1B					3	1	1	0	0	0	1					
Mike Cameron, R (1, 8) OBP: 0.370, SLG: 0.500	F9						1B		HR	0	0	0	0	0	0	0					
Randy Winn, S (1, 7) OBP: 0.314, SLG: 0.350			F9			SH5-3				4	1	2	0	0	0	0					
Jeff Cirillo, R (1, 5) OBP: 0.307, SLG: 0.300 Mark McLemore, S (7, 5) OBP: 0.307, SLG: 0.329	G6-3					P4				2	0	0	1	0	0	1					
Dan Wilson, R (1, 2) OBP: 0.269, SLG: 0.296						L9				3	0	1	0	0	0	2					
Inning Stats	R: 0 E: 0 K: 1 S: 9	H: 0 LOB: 0 BB: 0 P: 16	R: 0 E: 0 K: 1 S: 9	H: 0 LOB: 0 BB: 0 P: 15	R: 0 E: 0 K: 0 S: 7	H: 1 LOB: 1 BB: 0 P: 11	R: 0 E: 0 K: 0 S: 9	H: 1 LOB: 1 BB: 0 P: 17	R: 0 E: 0 K: 0 S: 5	H: 0 LOB: 0 BB: 0 P: 10	R: 2 E: 0 K: 0 S: 7	H: 3 LOB: 1 BB: 0 P: 10	R: 0 E: 0 K: 0 S: 7	H: 0 LOB: 0 BB: 0 P: 13	R: 1 E: 0 K: 0 S: 6	H: 1 LOB: 0 BB: 0 P: 11		1B: 6 2B: 0 3B: 0 HR: 1	SF: 0 SAC: 2 DP: 0 HBP: 0	WP: 0 PB: 0 SB: 0 CS: 0	PA: 34
PITCHER	IP	WLS	BF	H	R	ER	SO	BB	IBB	HBP	BLK	WP	HR	S	P	ERA	WHIP				
Aaron Harang, R (1, 1) ERA: 4.4	7.0	L	27	6	2	2	2	0	0	0	1	0	0	51	89	2.57	0.857				
Ricardo Rincon, L (8, 1) ERA: 4.3	2.0		7	1	1	1	0	0	0	0	0	0	1	13	24	4.50	0.500				

AB	32
R	3
H	7
RBI	3
BB	0
SO	2
LOB	5



Batter	1	2	3	4	5	6	7	8	9	AB	R	H	RBI	BB	SO	LOB	BOTTOM				
Eric Byrnes, R (1, 8) OBP: 0.399, SLG: 0.576	G5-3		F7			F7				4	0	1	0	0	0	0	Seattle Mariners @ Oakland Athletics Network Associates Coliseum, Oakland, CA Mon Jun 30 2003, 10:05 PM EDT Att: 24,831 - Sunny - 68 F				
Scott Hatteberg, L (1, 3) OBP: 0.350, SLG: 0.389	G3			G4-3			G3			4	0	1	0	0	0	0					
Erubiel Durazo, L (1, 10) OBP: 0.404, SLG: 0.460				L4						2	1	1	0	2	0	0					
Miguel Tejada, R (1, 6) OBP: 0.303, SLG: 0.442	FC6-4			P3						4	0	1	0	0	0	4					
3 Eric Chavez, L (1, 5) OBP: 0.324, SLG: 0.480										4	0	1	0	0	0	3					
Adam Piatt, R (1, 7) OBP: 0.284, SLG: 0.400 Billy McMillon, L (9, PH) OBP: 0.368, SLG: 0.394	K									2	0	0	1	1	1	0					
17 Adam Melhuse, S (1, 2) OBP: 0.222, SLG: 0.360 Ramon Hernandez, R (7, PH) OBP: 0.326, SLG: 0.463	K									1	0	0	0	0	1	0					
Terrence Long, L (1, 9) OBP: 0.304, SLG: 0.391										4	0	1	0	0	0	3					
Mark Ellis, R (1, 4) OBP: 0.332, SLG: 0.382										4	0	0	0	0	0	1					
Inning Stats	R: 0 E: 0 K: 0 S: 12	H: 0 LOB: 1 BB: 1 P: 20	R: 0 E: 0 K: 2 S: 10	H: 0 LOB: 0 BB: 0 P: 15	R: 0 E: 0 K: 0 S: 7	H: 0 LOB: 0 BB: 0 P: 12	R: 0 E: 0 K: 0 S: 7	H: 0 LOB: 0 BB: 0 P: 10	R: 0 E: 0 K: 0 S: 7	H: 0 LOB: 0 BB: 0 P: 10	R: 1 E: 0 K: 0 S: 15	H: 3 LOB: 3 BB: 1 P: 24	R: 0 E: 0 K: 0 S: 7	H: 2 LOB: 3 BB: 1 P: 15	R: 0 E: 0 K: 1 S: 9	H: 1 LOB: 1 BB: 0 P: 12		1B: 5 2B: 1 3B: 0 HR: 0	SF: 0 SAC: 0 DP: 0 HBP: 0	WP: 0 PB: 0 SB: 0 CS: 0	PA: 36
PITCHER	IP	WLS	BF	H	R	ER	SO	BB	IBB	HBP	BLK	WP	HR	S	P	ERA	WHIP				
Jamie Moyer, L (1, 1) ERA: 3.01	7.1		28	4	1	1	2	2	0	0	0	0	0	4	107	1.23	0.818				
Arthur Rhodes, L (8, 1) ERA: 2.97	0.2	H	4	1	0	0	0	1	0	0	0	0	0	4	9	0.00	3.000				
Jeff Nelson, R (9, 1) ERA: 4.28	1.0	S	4	1	0	0	1	0	0	0	0	0	0	9	12	0.00	1.000				

AB	33
R	1
H	6
RBI	1
BB	3
SO	3
LOB	14



Batter	1	2	3	4	5	6	7	8	9	AB	R	H	RBI	BB	SO	LOB	TOP					
51 Ichiro Suzuki, L (1,9) OBP: 0.392, SLG: 0.467	1-2 BB 2B	1-1 G1-3 1B	0-0 G5-3		1-1 BB HBP		0-2 G1-3		0-0 G4-3	5	1	2	0	0	0	3						
Randy Winn, S (1,7) OBP: 0.319, SLG: 0.355	4-1 2B 1B	1-3 K		3-3 K	4-1 BB HBP			0-1 G4-3 HR	0-0 1B E	4	3	2	2	2	2	2						
Bret Boone, R (1,4) OBP: 0.372, SLG: 0.593	0-1 1B 2B	2-1 G1-3 1B		3-3 K	1-2 G1-3			3-1 G4-3	4-2 E 2B	5	1	2	2	1	1	4						
Edgar Martinez, R (1,10) OBP: 0.413, SLG: 0.550	1-1 L6	2-2 G1-3		2-3 K				2-0 G4-3 HR	1-0 E6 2B	6	3	3	2	0	1	4						
Mike Cameron, R (1,8) OBP: 0.368, SLG: 0.496	1-0 PB 1B	0-1 F8			2-3 K			1-1 2B 16 G6-3	1-2 F8 2B	6	1	3	3	0	1	3						
Greg Colbrunn, R (1,3) OBP: 0.345, SLG: 0.519	1-3 K		2-3 K2-3		0-3 K			1-0 16 G6-3 2B	2-2 F8	6	0	2	1	0	3	3						
16 Willie Bloomquist, R (1,6) OBP: 0.293, SLG: 0.254	4-1 BB		0-3 K		1-0 1B 2B			0-1 G1-6-3	4-2 BB	4	1	1	1	2	1	2						
Jeff Cirillo, R (1,5) OBP: 0.307, SLG: 0.298	1-2 G6-3		0-0 1B		4-2 51 HBP 1B			2-1 P4	0-2 G4-3	5	1	1	0	1	0	6						
Dan Wilson, R (1,2) OBP: 0.285, SLG: 0.312		1-2 51 1B	0-2 1B		0-0 BB 51 HBP			1-1 F9	1-2 51 G4-3	5	2	4	1	0	0	0						
Inning Stats	R: 2 E: 0 K: 1 S: 16	H: 3 LOB: 3 BB: 2 P: 29	R: 1 E: 0 K: 1 S: 19	H: 3 LOB: 2 BB: 0 P: 26	R: 0 E: 0 K: 2 S: 11	H: 2 LOB: 0 BB: 0 P: 13	R: 0 E: 0 K: 3 S: 13	H: 0 LOB: 0 BB: 0 P: 21	R: 2 E: 0 K: 2 S: 16	H: 2 LOB: 3 BB: 2 P: 29	R: 1 E: 0 K: 0 S: 7	H: 2 LOB: 0 BB: 0 P: 8	R: 0 E: 0 K: 0 S: 6	H: 0 LOB: 0 BB: 0 P: 8	R: 3 E: 0 K: 0 S: 12	H: 4 LOB: 1 BB: 0 P: 21	R: 4 E: 1 K: 0 S: 22	H: 4 LOB: 2 BB: 2 P: 35	1B: 12 2B: 7 3B: 0 HR: 1	SF: 0 SAC: 0 DP: 1 HBP: 1	WP: 0 PB: 1 CS: 0	PA: 53
PITCHER	IP WLS BF H R ER SO BB IBB HBP BLK WP HR S P ERA WHIP																					
Ted Lilly, L (1,1) ERA: 5.06	4.2 L 28 10 5 5 9 3 0 1 0 0 0 71 109 9.64 2.786																					
John Halama, L (5,1) ERA: 4.55	2.2 14 6 4 4 0 1 0 0 0 0 1 25 40 13.50 2.625																					
Mike Neu, R (8,1) ERA: 3.76	1.2 11 4 4 4 0 2 0 0 0 0 0 26 41 21.60 3.600																					

Seattle Mariners @ Oakland Athletics
Network Associates Coliseum, Oakland, CA
Wed Jul 02 2003, 10:05 PM EDT
Att: 33,420 - Sunny - 65 F

AB 46
R 13
H 20
RBI 12
BB 6
SO 9
LOB 27



Batter	1	2	3	4	5	6	7	8	9	AB	R	H	RBI	BB	SO	LOB	BOTTOM			
Eric Byrnes, R (1,8) OBP: 0.392, SLG: 0.561	4-2 BB BB		1-2 P5		0-3 K			0-3 K		2	0	0	0	1	1	0				
Adam Platt, R (8,7) OBP: 0.279, SLG: 0.393										1	0	0	0	0	1	1				
Scott Hatteberg, L (1,3) OBP: 0.348, SLG: 0.386	1-2 F7		4-2 BB		2-2 G3			1-3 K		3	0	0	0	1	1	2				
Miguel Tejada, R (1,6) OBP: 0.304, SLG: 0.439	4-1 BB		1-2 G6-3		1-1 FC5-4 1B			0-0 FC6-4		2	0	1	0	1	0	1				
17 Adam Melhuse, S (9,5)	1-2 BB							1-2		1	0	0	0	0	0	1				
Erubiel Durazo, L (1,10) OBP: 0.399, SLG: 0.456	1-1 F7			2-3 K				1-1 L9		4	0	0	0	0	1	3				
Ramon Hernandez, R (1,2) OBP: 0.335, SLG: 0.466	3-2 P6			0-0 G6-3 2B				1-2 FC5-4		3	0	1	0	0	0	3				
Jermaine Dye, R (1,9) OBP: 0.231, SLG: 0.227		2-2 F8		2-2 G6-3				1-3 K		4	0	0	0	0	1	2				
Chris Singleton, L (1,7) OBP: 0.340, SLG: 0.410		2-3 K		0-1 F8				1-0 P5		4	0	0	0	0	1	2				
Frank Menechino, R (1,5) OBP: 0.345, SLG: 0.347		3-2 L9			2-1 P3			1-2 G6-3		3	0	0	0	0	0	0				
Mark Ellis, R (1,4) OBP: 0.331, SLG: 0.379			2-2 G5-3		2-1 F9			1-2 17 FC6-4		3	0	1	0	0	0	0				
Inning Stats	R: 0 E: 0 K: 0 S: 11	H: 0 LOB: 2 BB: 2 P: 24	R: 0 E: 0 K: 1 S: 9	H: 0 LOB: 0 BB: 0 P: 16	R: 0 E: 0 K: 0 S: 11	H: 0 LOB: 1 BB: 1 P: 19	R: 0 E: 0 K: 1 S: 11	H: 1 LOB: 0 BB: 0 P: 15	R: 0 E: 0 K: 0 S: 10	H: 1 LOB: 1 BB: 0 P: 15	R: 0 E: 0 K: 1 S: 7	H: 0 LOB: 0 BB: 0 P: 10	R: 0 E: 0 K: 2 S: 10	H: 1 LOB: 1 BB: 0 P: 12	R: 0 E: 0 K: 0 S: 6	H: 0 LOB: 1 BB: 0 P: 11	1B: 2 2B: 1 3B: 0 HR: 0	SF: 0 SAC: 0 DP: 0 HBP: 1	WP: 0 PB: 0 CS: 0	PA: 34
PITCHER	IP WLS BF H R ER SO BB IBB HBP BLK WP HR S P ERA WHIP																			
Joel Pineiro, R (1,1) ERA: 3.41	8.0 W 30 3 0 0 0 0 3 0 0 0 0 77 123 0.00 0.750																			
40 Julio Mateo, R (9,1) ERA: 3.82	1.0 4 0 0 0 0 0 0 0 1 0 0 0 6 11 0.00 0.000																			

Seattle Mariners @ Oakland Athletics
Network Associates Coliseum, Oakland, CA
Wed Jul 02 2003, 10:05 PM EDT
Att: 33,420 - Sunny - 65 F

AB 30
R 0
H 3
RBI 0
BB 3
SO 6
LOB 15



Batter	1	2	3	4	5	6	7	8	9	AB	R	H	RBI	BB	SO	LOB	TOP					
51 Ichiro Suzuki, L (1, 9) OBP: 0.393, SLG: 0.467	F8		1B			1B		FC6-4 1B		4	1	2	0	0	0	1						
Randy Winn, S (1, 7) OBP: 0.318, SLG: 0.354	P4		G5-3			F7		F8 1B		4	0	1	0	0	0	2						
Bret Boone, R (1, 4) OBP: 0.376, SLG: 0.595	1B					G5-4-3 1B		1B		4	0	3	1	0	0	0						
Edgar Martinez, R (1, 10) OBP: 0.411, SLG: 0.557	F7					G5-4-3 1B		F8		4	1	1	1	0	0	5						
Mike Cameron, R (1, 8) OBP: 0.366, SLG: 0.493						L7		P4		4	0	1	0	0	1	2						
Greg Colbrunn, R (1, 3) OBP: 0.323, SLG: 0.483	P4					K		K		4	0	0	0	0	3	1						
16 Willie Bloomquist, R (1, 6) OBP: 0.291, SLG: 0.253	G5-4-3					F7		1B		4	0	1	0	0	1	1						
Jeff Cirillo, R (1, 5) OBP: 0.304, SLG: 0.294						P2				3	0	0	0	0	1	1						
John Mabry, L (9, PH) OBP: 0.217, SLG: 0.333			K			G1-3		L9		1	0	0	0	0	0	0						
Ben Davis, S (1, 2) OBP: 0.322, SLG: 0.493			K			F9		51 FC6-4 1B		3	0	1	0	0	1	0						
Inning Stats	R: 0 E: 0 K: 0 S: 8	H: 1 LOB: 1 BB: 0 P: 14	R: 0 E: 0 K: 0 S: 8	H: 1 LOB: 0 BB: 0 P: 9	R: 0 E: 0 K: 2 S: 9	H: 1 LOB: 1 BB: 0 P: 16	R: 1 E: 0 K: 1 S: 7	H: 1 LOB: 0 BB: 0 P: 13	R: 0 E: 0 K: 0 S: 8	H: 0 LOB: 0 BB: 0 P: 12	R: 0 E: 0 K: 2 S: 9	H: 2 LOB: 1 BB: 0 P: 14	R: 0 E: 0 K: 2 S: 12	H: 1 LOB: 1 BB: 0 P: 16	R: 1 E: 0 K: 0 S: 10	H: 3 LOB: 2 BB: 0 P: 16	R: 0 E: 0 K: 2 S: 12	H: 0 LOB: 0 BB: 0 P: 16	1B: 9 2B: 0 3B: 0 HR: 1	SF: 0 SAC: 0 DP: 2 HBP: 0	WP: 0 PB: 0 SB: 1 CS: 0	PA: 35
PITCHER	IP	WLS	BF	H	R	ER	SO	BB	IBB	HBP	BLK	WP	HR	S	P	ERA	WHIP					
Barry Zito, L (1, 1) ERA: 3.12	7.1	W	30	10	2	2	5	0	0	0	0	0	1	68	104	2.46	1.364					
Chad Bradford, R (8, 1) ERA: 3.92	0.1	H	1	0	0	0	0	0	0	0	0	0	0	2	5	0.00	0.000					
Keith Foulke, R (8, 1) ERA: 2.53	1.1	S	4	0	0	0	2	0	0	0	0	0	0	13	17	0.00	0.000					

Seattle Mariners @ Oakland Athletics
Network Associates Coliseum, Oakland, CA
Thu Jul 03 2003, 3:35 PM EDT
Att: 19,612 - Sunny - 66 F

AB 35
R 2
H 10
RBI 2
BB 0
SO 7
LOB 13



Batter	1	2	3	4	5	6	7	8	9	AB	R	H	RBI	BB	SO	LOB	BOTTOM					
Eric Byrnes, R (1, 8) OBP: 0.389, SLG: 0.558	G6-3	FC4-6		G3		P3		PB 2B		5	0	1	0	0	0	4						
Scott Hatteberg, L (1, 3) OBP: 0.350, SLG: 0.384	1B BB		G6-3		G4-3	FC1-4 1B		K		4	1	1	1	1	1	1						
Miguel Tejada, R (1, 6) OBP: 0.306, SLG: 0.440	1B		L8		E 1B	FC1-4 1B				4	1	2	0	0	0	1						
Erubiel Durazo, L (1, 10) OBP: 0.401, SLG: 0.457	1B		G4-3		1B SF7 1B	G6-3				4	1	2	1	0	0	1						
Ramon Hernandez, R (1, 2) OBP: 0.330, SLG: 0.458	F4			G6-3	E5 1B			F9		4	0	0	0	0	0	4						
Billy McMillon, L (1, 7) OBP: 0.391, SLG: 0.385	F7			1B	1B			K		4	1	2	1	0	1	2						
Chris Singleton, L (8, 9) OBP: 0.340, SLG: 0.410				1B	1B					0	0	0	0	0	0	0						
Frank Menechino, R (1, 5) OBP: 0.355, SLG: 0.353			FC4-6 HBP	1B 1B	SF7			F7		2	0	1	1	0	0	0						
Terrence Long, L (1, 9) OBP: 0.305, SLG: 0.392	F7			1B	G4-3			K		4	0	1	1	0	1	3						
Mark Ellis, R (1, 4) OBP: 0.330, SLG: 0.378	K			P4		S 1B		P3		4	1	1	0	0	1	3						
Inning Stats	R: 1 E: 0 K: 0 S: 12	H: 2 LOB: 2 BB: 1 P: 23	R: 0 E: 0 K: 1 S: 11	H: 0 LOB: 0 BB: 0 P: 16	R: 0 E: 0 K: 0 S: 8	H: 0 LOB: 0 BB: 0 P: 11	R: 1 E: 0 K: 0 S: 10	H: 3 LOB: 2 BB: 0 P: 14	R: 2 E: 1 K: 0 S: 14	H: 3 LOB: 2 BB: 0 P: 24	R: 1 E: 1 K: 0 S: 14	H: 2 LOB: 1 BB: 0 P: 20	R: 0 E: 0 K: 1 S: 9	H: 0 LOB: 0 BB: 0 P: 15	R: 0 E: 0 K: 2 S: 15	H: 1 LOB: 1 BB: 0 P: 21	1B: 10 2B: 1 3B: 0 HR: 0	SF: 1 SAC: 0 DP: 0 HBP: 1	WP: 0 PB: 1 SB: 1 CS: 0	PA: 38		
PITCHER	IP	WLS	BF	H	R	ER	SO	BB	IBB	HBP	BLK	WP	HR	S	P	ERA	WHIP					
Ryan Franklin, R (1, 1) ERA: 3.65	5.1	L	29	10	5	4	1	0	0	0	0	0	0	64	101	6.75	2.062					
Aaron Taylor, R (6, 1) ERA	1.2		5	0	0	0	1	0	0	0	0	0	0	14	22	0.00	0.000					
Rafael Soriano, R (8, 1) ERA: 1.86	1.0		4	1	0	0	2	0	0	0	0	0	0	15	21	0.00	1.000					

Seattle Mariners @ Oakland Athletics
Network Associates Coliseum, Oakland, CA
Thu Jul 03 2003, 3:35 PM EDT
Att: 19,612 - Sunny - 66 F

AB 35
R 5
H 11
RBI 5
BB 1
SO 4
LOB 19



Batter	1	2	3	4	5	6	7	8	9	AB	R	H	RBI	BB	SO	LOB	TOP										
51 Ichiro Suzuki, L (1, 9) OBP: 0.388, SLG: 0.467	2-1 G3		2-2 F8			0-0 1B		2-0 1B		4	0	2	0	0	0	1	Seattle Mariners @ Texas Rangers The Ballpark at Arlington, Arlington, TX Sun Jul 06 2003, 8:05 PM EDT Att: 18,114 - Overcast - 81 F livebaseballscorecards.com										
Mark McLemore, S (1, 4) OBP: 0.299, SLG: 0.314	2-3 K		3-1 G6-3			2-0 G3-6-3		3-1 G3		4	0	0	0	0	1	3											
Edgar Martinez, R (1, 10) OBP: 0.413, SLG: 0.559	4-2 BB			2-0 HR		1-2 1B		4-0 WP G5-3 BB		2	1	2	1	2	0	0											
John Olerud, L (1, 3) OBP: 0.384, SLG: 0.396	3-3 K			1-2 L5		1-0 L7		2-2 G5-3		4	0	0	0	0	1	3											
Mike Cameron, R (1, 8) OBP: 0.365, SLG: 0.483		1-0 G5-3		2-1 P2			1-3 K		0-2 F8	4	0	0	0	0	1	1											
Randy Winn, S (1, 7) OBP: 0.316, SLG: 0.350		1-2 G6-3		2-2 G5-3			1-2 F9		2-3 K	4	0	0	0	0	1	1											
Jeff Cirillo, R (1, 5) OBP: 0.300, SLG: 0.300		2-2 P6			2-3 K		3-1 F9			3	0	0	0	0	1	0											
Dan Wilson, R (1, 2) OBP: 0.279, SLG: 0.305			1-0 G5-3		0-2 G1-6-3			2-2 G5-3		3	0	0	0	0	0	0											
16 Willie Bloomquist, R (1, 6) OBP: 0.286, SLG: 0.250		2-1 1B		1-1 G6-3			1-3 K			3	0	1	0	0	1	0											
Inning Stats	R: 0 H: 0 E: 0 K: 2 S: 10	H: 0 LOB: 1 BB: 1 P: 21	R: 0 H: 0 E: 0 K: 0 S: 9	H: 0 LOB: 0 BB: 0 P: 13	R: 0 H: 1 E: 0 K: 0 S: 9	H: 1 LOB: 1 BB: 0 P: 17	R: 1 H: 1 E: 0 K: 0 S: 9	H: 1 LOB: 0 BB: 0 P: 16	R: 0 H: 0 E: 0 K: 1 S: 10	H: 2 LOB: 1 BB: 0 P: 14	R: 0 H: 0 E: 0 K: 1 S: 10	H: 0 LOB: 0 BB: 0 P: 15	R: 0 H: 1 E: 0 K: 1 S: 12	H: 1 LOB: 1 BB: 1 P: 20	R: 0 H: 0 E: 0 K: 1 S: 9	H: 0 LOB: 1 BB: 1 P: 17	1B: 4 2B: 0 3B: 0 HR: 1	SF: 0 SAC: 0 DP: 1 HBP: 0	WP: 1 PB: 0 SB: 0 CS: 0	PA: 33							
PITCHER	IP	WLS	BF	H	R	ER	SO	BB	IBB	HBP	BLK	WP	HR	S	P	ERA	WHIP										
Ismael Valdez, R (1, 1) ERA: 6.14	6.0	W	22	4	1	1	3	1	0	0	0	0	1	57	94	1.50	0.833										
56 Rosman Garcia, R (7, 1) ERA: 4.97	2.0		7	1	0	0	2	0	0	0	0	0	0	22	35	0.00	0.500										
Francisco Cordero, R (9, 1) ERA: 3.49	1.0		4	0	0	0	1	1	0	0	0	1	0	9	17	0.00	1.000										

Batter	1	2	3	4	5	6	7	8	9	AB	R	H	RBI	BB	SO	LOB	BOTTOM										
10 Michael Young, R (1, 4) OBP: 0.352, SLG: 0.456	3-2 2B	3-2 FC6-4		3-1 HR		0-1 B1-3				4	1	2	1	0	0	1	Seattle Mariners @ Texas Rangers The Ballpark at Arlington, Arlington, TX Sun Jul 06 2003, 8:05 PM EDT Att: 18,114 - Overcast - 81 F livebaseballscorecards.com										
9 Hank Blalock, L (1, 5) OBP: 0.380, SLG: 0.541	1-2 F7	0-0 G4-3		1-0 F8		0-0 F8		0-0 F9		4	0	0	0	0	0	2											
Alex Rodriguez, R (1, 6) OBP: 0.380, SLG: 0.560	1-3 K		0-1 F8	1-1 G5-3			0-0 F9		2-2 F8	4	0	0	0	0	1	1											
Rafael Palmeiro, L (1, 3) OBP: 0.358, SLG: 0.493	3-3 K		1-2 HR		3-3 K		2-3 K			4	1	1	1	0	3	1											
Juan Gonzalez, R (1, 10) OBP: 0.325, SLG: 0.554		1-0 BB 1B	2-1 2B		0-2 K			2-2 F8		4	1	2	0	0	1	0											
Kevin Mench, R (1, 7) OBP: 0.368, SLG: 0.439		4-1 BB 1B	0-2 F8		4-1 BB			1-2 HBP		1	1	0	0	2	0	1											
Ryan Ludwick, R (1, 9) OBP: 0.273, SLG: 0.111		4-0 10 E BB	4-0 BB		1-2 K			0-2 P5		2	1	0	0	2	1	2											
Einar Diaz, R (1, 2) OBP: 0.299, SLG: 0.350		2-1 P5	0-2 P4			0-0 G5-3		2-3 K		4	0	0	0	0	1	6											
Doug Glanville, R (1, 8) OBP: 0.228, SLG: 0.252		0-0 10 FC6-4 1B		1-1 G6-3		0-1 P3				3	0	1	2	0	0	0											
Inning Stats	R: 0 H: 1 E: 0 K: 2 S: 16	H: 1 LOB: 1 BB: 0 P: 24	R: 3 H: 2 E: 1 K: 0 S: 9	H: 2 LOB: 1 BB: 2 P: 23	R: 1 H: 2 E: 0 K: 0 S: 15	H: 2 LOB: 2 BB: 1 P: 22	R: 1 H: 1 E: 0 K: 0 S: 7	H: 1 LOB: 0 BB: 0 P: 13	R: 0 H: 0 E: 0 K: 3 S: 13	H: 0 LOB: 0 BB: 1 P: 21	R: 0 H: 0 E: 0 K: 0 S: 5	H: 0 LOB: 0 BB: 0 P: 5	R: 0 H: 0 E: 0 K: 1 S: 5	H: 0 LOB: 0 BB: 0 P: 7	R: 0 H: 0 E: 0 K: 1 S: 14	H: 0 LOB: 1 BB: 0 P: 19	1B: 2 2B: 2 3B: 0 HR: 2	SF: 0 SAC: 0 DP: 0 HBP: 1	WP: 0 PB: 0 SB: 0 CS: 0	PA: 35							
PITCHER	IP	WLS	BF	H	R	ER	SO	BB	IBB	HBP	BLK	WP	HR	S	P	ERA	WHIP										
Gil Meche, R (1, 1) ERA: 3.35	4.0	L	21	6	5	4	2	3	0	0	0	0	0	18	26	0.00	0.500										
Aaron Taylor, R (5, 1) ERA:	2.0		7	0	0	0	3	1	0	0	0	0	0	19	26	0.00	0.000										
40 Julio Mateo, R (7, 1) ERA: 3.44	2.0		7	0	0	0	2	0	0	1	0	0	0	19	26	0.00	0.000										

Batter	1	2	3	4	5	6	7	8	9	AB	R	H	RBI	BB	SO	LOB	TOP							
1 Brian Roberts, S OBP: 0.356, SLG: 0.407 David Segui, S OBP: 0.346, SLG: 0.369 Jose Morban, S OBP: 0.200, SLG: 0.308 (8, 4)	1-2 G4-3		4-2 G6-3 G5-3 BB		0-0 G4-3		2-2 F7	1-0 1B		3	0	0	0	1	0	0								
Luis Matos, R OBP: 0.394, SLG: 0.521 (1, 8)	3-2 P4		1-1 G5-3		3-2 FC6-4 1B		0-2 F9	3-2 F9		5	0	1	0	0	0	4								
6 Melvin Mora, R OBP: 0.452, SLG: 0.582 (1, 7)	1-1 G5-3		2-1 G6-3		0-0 FC6-4 1-2			4-2 31 1B BB	2-3 K	4	1	0	1	1	1	2								
Jeff Conine, R OBP: 0.349, SLG: 0.484 (1, 3)		3-1 2B			3-2 31 G6-3 1B			2-2 1B 31 1B 1B	3-2 P2	4	1	3	0	1	0	0								
31 Jay Gibbons, L OBP: 0.350, SLG: 0.480 (1, 9)		4-1 FC6 BB	0-1 G3		0-2 G6-3 1-2			1-1 1B 1B 1B	0-1 1B	4	1	2	1	1	0	3								
Tony Batista, R OBP: 0.287, SLG: 0.425 (1, 5)	1-2 P3			0-0 F8		4-2 1B BB		3-2 F5	3-2 L7	4	0	0	0	1	0	5								
B.J. Surhoff, L OBP: 0.356, SLG: 0.413 (1, 10)	2-2 L7			2-1 F9		1-1 1B		0-2 1B 1B		4	1	2	0	0	0	2								
Deivi Cruz, R OBP: 0.279, SLG: 0.430 (1, 6)	0-1 FC6			0-1 G1-6-3		1-0 F9		1-1 1B 1B		4	0	1	2	0	0	4								
Brook Fordyce, R OBP: 0.316, SLG: 0.354 (1, 2)			2-2 G5-3 6 G6-3 1B		2-1 P4		1-2 P4	3-2 F9		4	1	1	0	0	0	2								
Inning Stats	R: 0 E: 0 K: 0 S: 8	H: 0 LOB: 0 BB: 0 P: 13	R: 0 E: 0 K: 0 S: 13	H: 1 LOB: 2 BB: 1 P: 23	R: 1 E: 0 K: 0 S: 13	H: 1 LOB: 2 BB: 2 P: 26	R: 0 E: 0 K: 0 S: 5	H: 0 LOB: 0 BB: 0 P: 7	R: 0 E: 0 K: 0 S: 7	H: 1 LOB: 1 BB: 0 P: 12	R: 0 E: 0 K: 0 S: 12	H: 2 LOB: 2 BB: 1 P: 21	R: 0 E: 0 K: 0 S: 14	H: 0 LOB: 0 BB: 0 P: 17	R: 4 E: 0 K: 0 S: 23	H: 5 LOB: 2 BB: 1 P: 41	R: 0 E: 0 K: 1 S: 13	H: 1 LOB: 1 BB: 0 P: 21	1B: 10 2B: 1 3B: 0 HR: 0	SF: 0 SAC: 0 DP: 1 HBP: 0	WP: 0 PB: 0 SB: 0 CS: 0	PA: 42		
PITCHER	IP WLS BF H R ER SO BB IBB HBP BLK WP HR S P ERA WHIP	IP WLS BF H R ER SO BB IBB HBP BLK WP HR S P ERA WHIP	IP WLS BF H R ER SO BB IBB HBP BLK WP HR S P ERA WHIP	IP WLS BF H R ER SO BB IBB HBP BLK WP HR S P ERA WHIP	IP WLS BF H R ER SO BB IBB HBP BLK WP HR S P ERA WHIP	IP WLS BF H R ER SO BB IBB HBP BLK WP HR S P ERA WHIP	IP WLS BF H R ER SO BB IBB HBP BLK WP HR S P ERA WHIP	IP WLS BF H R ER SO BB IBB HBP BLK WP HR S P ERA WHIP	IP WLS BF H R ER SO BB IBB HBP BLK WP HR S P ERA WHIP	IP WLS BF H R ER SO BB IBB HBP BLK WP HR S P ERA WHIP	IP WLS BF H R ER SO BB IBB HBP BLK WP HR S P ERA WHIP	IP WLS BF H R ER SO BB IBB HBP BLK WP HR S P ERA WHIP	IP WLS BF H R ER SO BB IBB HBP BLK WP HR S P ERA WHIP	IP WLS BF H R ER SO BB IBB HBP BLK WP HR S P ERA WHIP	IP WLS BF H R ER SO BB IBB HBP BLK WP HR S P ERA WHIP	IP WLS BF H R ER SO BB IBB HBP BLK WP HR S P ERA WHIP	IP WLS BF H R ER SO BB IBB HBP BLK WP HR S P ERA WHIP	IP WLS BF H R ER SO BB IBB HBP BLK WP HR S P ERA WHIP	IP WLS BF H R ER SO BB IBB HBP BLK WP HR S P ERA WHIP	IP WLS BF H R ER SO BB IBB HBP BLK WP HR S P ERA WHIP	IP WLS BF H R ER SO BB IBB HBP BLK WP HR S P ERA WHIP	IP WLS BF H R ER SO BB IBB HBP BLK WP HR S P ERA WHIP	IP WLS BF H R ER SO BB IBB HBP BLK WP HR S P ERA WHIP	IP WLS BF H R ER SO BB IBB HBP BLK WP HR S P ERA WHIP

Baltimore Orioles @ Seattle Mariners
Safeco Field, Seattle, WA
Tue Jul 08 2003, 7:05 PM PDT
Att: 37,327 - Cloudy - 70 F

AB 37
R 5
H 11
RBI 5
BB 5
SO 1
LOB 22



Batter	1	2	3	4	5	6	7	8	9	AB	R	H	RBI	BB	SO	LOB	BOTTOM							
51 Ichiro Suzuki, L OBP: 0.388, SLG: 0.474 (1, 9)	1-0 HR			1-0 G3		1-0 1B 3B 1B		0-0 L7		5	2	2	1	0	0	3								
Randy Winn, S OBP: 0.320, SLG: 0.352 (1, 7)	2-2 G4-3			1-2 G5-3		3-2 3B 1B		0-0 G4-6-3 1B		4	1	2	0	1	0	0								
Bret Boone, R OBP: 0.371, SLG: 0.584 (1, 4)	3-2 F9			4-2 CS BB		2-2 1B 3B		3-2 G4-6-3 1-2		4	1	2	2	1	0	1								
Edgar Martinez, R OBP: 0.419, SLG: 0.562 16 Willie Bloomquist, R OBP: 0.286, SLG: 0.250 (8, PR)	4-2 BB			1-0 CS		0-0 G6-3 1B		1-1 1B 3B		4	0	3	1	1	1	3								
John Olerud, L OBP: 0.387, SLG: 0.396 (1, 3)	1-1 G3			1-2 1B		4-2 G6-3 1B		3-3 K		3	0	1	0	2	1	2								
Mike Cameron, R OBP: 0.363, SLG: 0.478 (1, 8)		3-2 SH3-4 1B 1B		1-3 K		0-1 G6-3 1-2		2-3 K		5	1	1	0	0	2	5								
Mark McLemore, S OBP: 0.308, SLG: 0.324 (1, 6)	1 SAFE BB			2-1 SH3-4 1B 1B		2-3 K		1-0 1B 1B		4	1	3	0	0	1	1								
Jeff Cirillo, R OBP: 0.296, SLG: 0.296 (1, 5)		0-0 SH3-4 1B 1B		1-0 F8		3-2 G5-3		1-3 K		3	0	0	0	0	1	3								
Dan Wilson, R OBP: 0.284, SLG: 0.315 (1, 2)		0-1 1B 2B		2-0 FC6-4		2-2 F9		0-1 1B		4	0	2	2	0	0	2								
Inning Stats	R: 1 E: 0 K: 0 S: 11	H: 1 LOB: 1 BB: 1 P: 22	R: 2 E: 0 K: 1 S: 21	H: 4 LOB: 3 BB: 1 P: 33	R: 0 E: 0 K: 1 S: 8	H: 2 LOB: 0 BB: 0 P: 16	R: 0 E: 0 K: 0 S: 7	H: 0 LOB: 0 BB: 1 P: 14	R: 0 E: 0 K: 1 S: 10	H: 1 LOB: 1 BB: 1 P: 16	R: 3 E: 0 K: 1 S: 22	H: 4 LOB: 1 BB: 0 P: 36	R: 0 E: 0 K: 2 S: 10	H: 2 LOB: 2 BB: 0 P: 14	R: 0 E: 0 K: 0 S: 11	H: 2 LOB: 2 BB: 1 P: 22	1B: 13 2B: 1 3B: 1 HR: 1	SF: 0 SAC: 1 DP: 2 HBP: 0	WP: 0 PB: 0 SB: 1 CS: 1	PA: 43				
PITCHER	IP WLS BF H R ER SO BB IBB HBP BLK WP HR S P ERA WHIP	IP WLS BF H R ER SO BB IBB HBP BLK WP HR S P ERA WHIP	IP WLS BF H R ER SO BB IBB HBP BLK WP HR S P ERA WHIP	IP WLS BF H R ER SO BB IBB HBP BLK WP HR S P ERA WHIP	IP WLS BF H R ER SO BB IBB HBP BLK WP HR S P ERA WHIP	IP WLS BF H R ER SO BB IBB HBP BLK WP HR S P ERA WHIP	IP WLS BF H R ER SO BB IBB HBP BLK WP HR S P ERA WHIP	IP WLS BF H R ER SO BB IBB HBP BLK WP HR S P ERA WHIP	IP WLS BF H R ER SO BB IBB HBP BLK WP HR S P ERA WHIP	IP WLS BF H R ER SO BB IBB HBP BLK WP HR S P ERA WHIP	IP WLS BF H R ER SO BB IBB HBP BLK WP HR S P ERA WHIP	IP WLS BF H R ER SO BB IBB HBP BLK WP HR S P ERA WHIP	IP WLS BF H R ER SO BB IBB HBP BLK WP HR S P ERA WHIP	IP WLS BF H R ER SO BB IBB HBP BLK WP HR S P ERA WHIP	IP WLS BF H R ER SO BB IBB HBP BLK WP HR S P ERA WHIP	IP WLS BF H R ER SO BB IBB HBP BLK WP HR S P ERA WHIP	IP WLS BF H R ER SO BB IBB HBP BLK WP HR S P ERA WHIP	IP WLS BF H R ER SO BB IBB HBP BLK WP HR S P ERA WHIP	IP WLS BF H R ER SO BB IBB HBP BLK WP HR S P ERA WHIP	IP WLS BF H R ER SO BB IBB HBP BLK WP HR S P ERA WHIP	IP WLS BF H R ER SO BB IBB HBP BLK WP HR S P ERA WHIP	IP WLS BF H R ER SO BB IBB HBP BLK WP HR S P ERA WHIP	IP WLS BF H R ER SO BB IBB HBP BLK WP HR S P ERA WHIP	IP WLS BF H R ER SO BB IBB HBP BLK WP HR S P ERA WHIP

Baltimore Orioles @ Seattle Mariners
Safeco Field, Seattle, WA
Tue Jul 08 2003, 7:05 PM PDT
Att: 37,327 - Cloudy - 70 F

AB 36
R 6
H 16
RBI 6
BB 5
SO 6
LOB 20



Batter	1	2	3	4	5	6	7	8	9	AB	R	H	RBI	BB	SO	LOB	TOP					
Luis Matos, R OBP: 0.389, SLG: 0.512 (1, 8)										5	1	1	0	0	0	3						
6 Melvin Mora, R OBP: 0.453, SLG: 0.581 (1, 4)										4	1	2	0	0	2	0						
B.J. Surhoff, L OBP: 0.360, SLG: 0.421 Jose Morban, S OBP: 0.250, SLG: 0.357 (1, 7)										4	0	2	1	0	0	1						
Jeff Conine, R OBP: 0.347, SLG: 0.479 (1, 3)										5	1	1	0	0	1	4						
31 Jay Gibbons, L OBP: 0.350, SLG: 0.480 (1, 9)										4	1	2	2	0	2	1						
Tony Batista, R OBP: 0.292, SLG: 0.436 (1, 5)										5	2	3	2	0	0	1						
David Segui, S OBP: 0.349, SLG: 0.365 (1, 10)										2	0	0	0	2	0	1						
Deivi Cruz, R OBP: 0.279, SLG: 0.427 (1, 6)										4	0	1	1	0	0	2						
Brook Fordyce, R OBP: 0.314, SLG: 0.351 (1, 2)										4	0	1	0	0	0	2						
Inning Stats	R: 1 E: 0 K: 1 S: 11	H: 2 LOB: 1 BB: 0 P: 14	R: 0 E: 0 K: 0 S: 7	H: 0 LOB: 0 BB: 0 P: 10	R: 0 E: 0 K: 1 S: 8	H: 0 LOB: 0 BB: 0 P: 10	R: 0 E: 0 K: 1 S: 8	H: 0 LOB: 0 BB: 0 P: 11	R: 0 E: 0 K: 0 S: 12	H: 2 LOB: 2 BB: 0 P: 14	R: 3 E: 0 K: 0 S: 13	H: 3 LOB: 1 BB: 1 P: 25	R: 0 E: 0 K: 0 S: 10	H: 2 LOB: 2 BB: 0 P: 11	R: 2 E: 0 K: 0 S: 15	H: 3 LOB: 1 BB: 1 P: 26	R: 1 E: 0 K: 2 S: 18	H: 2 LOB: 1 BB: 0 P: 24	1B: 12 2B: 1 3B: 0 HR: 1	SF: 1 SAC: 1 DP: 1 HBP: 0	WP: 0 PB: 1 CS: 1	PA: 42
PITCHER	IP WLS BF H R ER SO BB IBB HBP BLK WP HR S P ERA WHIP	6.2 L 29 8 4 4 3 1 0 0 0 0 1 65 91 5.40 1.350	0.1 H 5 3 2 2 0 1 0 0 0 0 0 11 18 54.00 12.000	2.0 L 8 3 1 1 2 0 0 0 0 0 0 26 36 4.50 1.500											IP WLS BF H R ER SO BB IBB HBP BLK WP HR S P ERA WHIP	6.2 L 29 8 4 4 3 1 0 0 0 0 1 65 91 5.40 1.350						
Ryan Franklin, R ERA: 3.75 Aaron Taylor, R ERA: 4.5 40 Julio Mateo, R ERA: 3.49																						

Baltimore Orioles @ Seattle Mariners
Safeco Field, Seattle, WA
Wed Jul 09 2003, 7:05 PM PDT
Att: 39,563 - Sunny - 81 F

AB 38
R 7
H 14
RBI 6
BB 2
SO 5
LOB 15



Batter	1	2	3	4	5	6	7	8	9	AB	R	H	RBI	BB	SO	LOB	BOTTOM					
51 Ichiro Suzuki, L OBP: 0.386, SLG: 0.472 (1, 9)										4	0	1	0	0	0	2						
Randy Winn, S OBP: 0.319, SLG: 0.351 (1, 7)										4	1	1	0	0	2	2						
Bret Boone, R OBP: 0.373, SLG: 0.583 (1, 4)										4	0	2	0	0	0	2						
Edgar Martinez, R OBP: 0.414, SLG: 0.553 (1, 10)										4	0	0	0	0	3	3						
John Olerud, L OBP: 0.383, SLG: 0.390 (1, 3)										4	0	0	0	0	1	2						
Mike Cameron, R OBP: 0.364, SLG: 0.478 (1, 8)										4	1	2	1	0	1	0						
Mark McLemore, S OBP: 0.302, SLG: 0.317 (1, 6)										4	0	0	0	0	0	3						
Jeff Cirillo, R OBP: 0.295, SLG: 0.292 (1, 5)										3	0	0	0	1	0	0						
Ben Davis, S OBP: 0.331, SLG: 0.500 (1, 2)										4	0	3	1	0	0	0						
Inning Stats	R: 0 E: 0 K: 1 S: 8	H: 0 LOB: 0 BB: 0 P: 13	R: 0 E: 0 K: 0 S: 8	H: 0 LOB: 0 BB: 0 P: 15	R: 0 E: 0 K: 0 S: 9	H: 1 LOB: 1 BB: 0 P: 11	R: 0 E: 0 K: 1 S: 14	H: 1 LOB: 1 BB: 0 P: 20	R: 0 E: 0 K: 1 S: 11	H: 2 LOB: 2 BB: 1 P: 22	R: 1 E: 0 K: 0 S: 18	H: 3 LOB: 2 BB: 0 P: 25	R: 0 E: 0 K: 1 S: 9	H: 2 LOB: 2 BB: 0 P: 13	R: 0 E: 0 K: 2 S: 8	H: 0 LOB: 0 BB: 0 P: 13	R: 0 E: 0 K: 0 S: 5	H: 0 LOB: 0 BB: 0 P: 9	1B: 8 2B: 1 3B: 0 HR: 0	SF: 0 SAC: 0 DP: 0 HBP: 0	WP: 0 PB: 0 CS: 0	PA: 36
PITCHER	IP WLS BF H R ER SO BB IBB HBP BLK WP HR S P ERA WHIP	6.0 W 25 7 2 2 4 1 0 0 0 0 0 17 26 0.00 1.000	2.0 H 8 2 0 0 3 0 0 0 0 0 0 5 9 0.00 0.000											IP WLS BF H R ER SO BB IBB HBP BLK WP HR S P ERA WHIP	6.0 W 25 7 2 2 4 1 0 0 0 0 0 17 26 0.00 1.000							
Rick Helling, R ERA: 5.68 Hector Carrasco, R ERA: 2.45 Kerry Ligtenberg, R ERA: 3.21																						

Baltimore Orioles @ Seattle Mariners
Safeco Field, Seattle, WA
Wed Jul 09 2003, 7:05 PM PDT
Att: 39,563 - Sunny - 81 F

AB 35
R 2
H 9
RBI 2
BB 1
SO 7
LOB 14



Batter	1	2	3	4	5	6	7	8	9	AB	R	H	RBI	BB	SO	LOB	TOP																			
Luis Matos, R OBP: 0.384, SLG: 0.520 (1, 8)	G4-3		G4-3				G5-3		F8	5	1	1	1	0	0	2																				
6 Melvin Mora, R OBP: 0.452, SLG: 0.576 (1, 7)	G5-3								K	4	1	1	0	0	2	1																				
David Segui, S OBP: 0.350, SLG: 0.387 (1, 10)	G3-1		F8						G2-3	5	2	2	1	0	0	2																				
Jeff Conine, R OBP: 0.352, SLG: 0.481 (1, 3)		FC5-4								3	0	2	0	1	0	0																				
31 Jay Gibbons, L OBP: 0.349, SLG: 0.478 (1, 9)	F9								K	4	0	1	0	0	0	4																				
Tony Batista, R OBP: 0.294, SLG: 0.437 (1, 5)		FC5-4							BLK	4	0	2	1	0	1	2																				
Deivi Cruz, R OBP: 0.279, SLG: 0.423 (1, 6)	FC5-4								HBP	3	0	0	0	0	0	4																				
Brook Fordyce, R OBP: 0.307, SLG: 0.342 (1, 2)										4	0	0	0	0	2	4																				
Jose Morban, S OBP: 0.250, SLG: 0.333 (1, 4)			E4							4	0	1	0	0	0	0																				
Inning Stats	R: 0 E: 0 K: 0 S: 9	H: 0 LOB: 0 BB: 0 P: 13	R: 0 E: 0 K: 1 S: 10	H: 2 LOB: 2 BB: 0 P: 19	R: 0 E: 1 K: 0 S: 8	H: 1 LOB: 1 BB: 0 P: 11	R: 0 E: 0 K: 1 S: 7	H: 1 LOB: 1 BB: 0 P: 10	R: 1 E: 0 K: 0 S: 14	H: 2 LOB: 1 BB: 0 P: 20	R: 0 E: 0 K: 1 S: 12	H: 0 LOB: 0 BB: 0 P: 18	R: 2 E: 0 K: 0 S: 16	H: 2 LOB: 2 BB: 1 P: 33	R: 0 E: 0 K: 1 S: 13	H: 1 LOB: 1 BB: 0 P: 21	1B: 7 2B: 1 3B: 0 HR: 2	SF: 0 SAC: 0 DP: 2 HBP: 2	WP: 0 PA: 39 PB: 0 SB: 1 CS: 0																	
PITCHER	IP	WLS	BF	H	R	ER	SO	BB	IBB	HBP	BLK	WP	HR	S	P	ERA	WHIP	PITCHER		IP	WLS	BF	H	R	ER	SO	BB	IBB	HBP	BLK	WP	HR	S	P	ERA	WHIP
Freddy Garcia, R ERA: 4.41 (1, 1)	7.0	L	29	7	3	3	4	0	0	1	0	0	0	6	13	3.86	1.000																			
Arthur Rhodes, L ERA: 3.82 (8, 1)	0.2		3	1	0	0	0	0	1	0	0	0	0	6	13	0.00	1.500																			
Jeff Nelson, R ERA: 4.25 (8, 1)	0.1		3	1	1	1	0	0	0	1	1	0	0	9	16	27.00	3.000																			
Rafael Soriano, R ERA: 2.84 (9, 1)	1.0		4	1	0	0	1	0	0	0	0	0	0	13	21	0.00	1.000																			

Baltimore Orioles @ Seattle Mariners
Safeco Field, Seattle, WA
Thu Jul 10 2003, 7:05 PM PDT
Att: 35,801 - Cloudy - 87 F

AB 36
R 4
H 10
RBI 3
BB 1
SO 5
LOB 19



Batter	1	2	3	4	5	6	7	8	9	AB	R	H	RBI	BB	SO	LOB	BOTTOM																			
51 Ichiro Suzuki, L OBP: 0.388, SLG: 0.472 (1, 9)										4	1	2	0	0	1	0																				
Mark McLemore, S OBP: 0.297, SLG: 0.310 (1, 6)	F7		G4-6-3							4	0	0	0	0	0	2																				
Edgar Martinez, R OBP: 0.412, SLG: 0.549 (1, 10)										4	0	1	0	0	1	0																				
Bret Boone, R OBP: 0.372, SLG: 0.579 (1, 4)	K									4	0	1	0	0	1	2																				
Ben Davis, S OBP: 0.342, SLG: 0.503 (1, 2)										3	0	2	1	1	0	1																				
Mike Cameron, R OBP: 0.380, SLG: 0.472 (1, 8)										4	0	0	0	0	1	4																				
Randy Winn, S OBP: 0.319, SLG: 0.351 (1, 7)										3	0	1	0	0	0	0																				
John Mabry, L OBP: 0.192, SLG: 0.292 (1, 3)										3	0	0	0	0	1	2																				
Jeff Cirillo, R OBP: 0.292, SLG: 0.289 (1, 5)										3	0	0	0	0	1	0																				
Inning Stats	R: 1 E: 0 K: 2 S: 13	H: 3 LOB: 2 BB: 0 P: 17	R: 0 E: 0 K: 1 S: 6	H: 0 LOB: 0 BB: 0 P: 10	R: 0 E: 0 K: 1 S: 5	H: 1 LOB: 0 BB: 0 P: 6	R: 0 E: 0 K: 1 S: 12	H: 2 LOB: 2 BB: 0 P: 15	R: 0 E: 0 K: 0 S: 7	H: 0 LOB: 0 BB: 0 P: 9	R: 0 E: 0 K: 0 S: 3	H: 0 LOB: 0 BB: 1 P: 7	R: 0 E: 0 K: 0 S: 5	H: 0 LOB: 0 BB: 0 P: 7	R: 0 E: 0 K: 1 S: 9	H: 0 LOB: 0 BB: 0 P: 12	R: 0 E: 0 K: 0 S: 6	H: 1 LOB: 0 BB: 0 P: 6	1B: 7 2B: 0 3B: 0 HR: 0	SF: 0 SAC: 0 DP: 2 HBP: 0	WP: 0 PA: 33 PB: 0 SB: 0 CS: 0															
PITCHER	IP	WLS	BF	H	R	ER	SO	BB	IBB	HBP	BLK	WP	HR	S	P	ERA	WHIP	PITCHER		IP	WLS	BF	H	R	ER	SO	BB	IBB	HBP	BLK	WP	HR	S	P	ERA	WHIP
Sidney Ponson, R ERA: 3.84 (1, 1)	9.0	W	33	7	1	1	6	1	0	0	0	0	0	66	89	1.00	0.889																			

Baltimore Orioles @ Seattle Mariners
Safeco Field, Seattle, WA
Thu Jul 10 2003, 7:05 PM PDT
Att: 35,801 - Cloudy - 87 F

AB 32
R 1
H 7
RBI 1
BB 1
SO 6
LOB 11



Batter	1	2	3	4	5	6	7	8	9	AB	R	H	RBI	BB	SO	LOB	TOP			
13 Carl Crawford, L OBP: 0.308, SLG: 0.350										4	1	1	0	0	0	1	Tampa Bay Devil Rays @ Seattle Mariners Safeco Field, Seattle, WA Fri Jul 11 2003, 7:05 PM PDT Att: 45,156 - Sunny - 81 F			
5 Rocco Baldelli, R OBP: 0.331, SLG: 0.447										4	0	0	0	0	2	1				
Aubrey Huff, L OBP: 0.363, SLG: 0.546										4	2	2	1	0	0	0				
Travis Lee, L OBP: 0.323, SLG: 0.412										3	0	1	1	0	0	0				
Ben Grieve, L OBP: 0.381, SLG: 0.350										3	0	1	0	1	0	1				
Damian Rolis, R OBP: 0.312, SLG: 0.369										4	0	1	1	0	0	1				
Marlon Anderson, L OBP: 0.328, SLG: 0.364										4	0	1	0	0	0	0				
Toby Hall, R OBP: 0.305, SLG: 0.367										3	0	0	0	0	1	3				
Al Martin, L OBP: 0.327, SLG: 0.361										1	0	0	0	0	0	0				
Julio Lugo, R OBP: 0.306, SLG: 0.328										3	0	1	0	0	2	0				
Inning Stats	R: 2 E: 0 K: 0 S: 16	H: 4 LOB: 3 BB: 1 P: 22	R: 0 E: 0 K: 2 S: 8	H: 0 LOB: 0 BB: 0 P: 11	R: 1 E: 0 K: 0 S: 10	H: 2 LOB: 0 BB: 0 P: 16	R: 0 E: 0 K: 1 S: 9	H: 1 LOB: 0 BB: 0 P: 15	R: 0 E: 0 K: 0 S: 10	H: 0 LOB: 0 BB: 0 P: 17	R: 0 E: 0 K: 1 S: 6	H: 0 LOB: 0 BB: 0 P: 8	R: 0 E: 0 K: 0 S: 12	H: 1 LOB: 1 BB: 0 P: 21	R: 0 E: 0 K: 0 S: 6	H: 0 LOB: 0 BB: 0 P: 10	1B: 7 2B: 0 3B: 0 HR: 1	SF: 1 SAC: 0 DP: 1 HBP: 0	WP: 0 SB: 0 CS: 0	PA: 35
PITCHER	IP WLS BF H R ER SO BB IBB HBP BLK WP HR S P ERA WHIP																			
Jamie Moyer, L ERA: 3.02	(1, 1) 8.0 W 32 8 3 3 5 1 0 0 0 0 0 1 77 118 3.38 1.125																			
Shigetoshi Hasegawa, R ERA: 0.77	(9, 1) 1.0 S 3 0 0 0 0 0 0 0 0 0 0 0 6 10 0.00 0.000																			

AB	33
R	3
H	8
RBI	3
BB	1
SO	5
LOB	7



Batter	1	2	3	4	5	6	7	8	9	AB	R	H	RBI	BB	SO	LOB	BOTTOM			
51 Ichiro Suzuki, L OBP: 0.389, SLG: 0.472										4	1	2	0	0	0	1	Tampa Bay Devil Rays @ Seattle Mariners Safeco Field, Seattle, WA Fri Jul 11 2003, 7:05 PM PDT Att: 45,156 - Sunny - 81 F			
Carlos Guillen, S OBP: 0.356, SLG: 0.399										3	1	0	0	1	1	3				
Bret Boone, R OBP: 0.373, SLG: 0.585										3	1	1	3	1	0	1				
Edgar Martinez, R OBP: 0.407, SLG: 0.540										4	0	0	0	0	3	1				
John Olerud, L OBP: 0.384, SLG: 0.392										4	0	2	0	0	0	0				
Mike Cameron, R OBP: 0.359, SLG: 0.479										4	1	1	1	0	2	2				
Randy Winn, S OBP: 0.319, SLG: 0.349										4	0	1	0	0	1	0				
Dan Wilson, R OBP: 0.279, SLG: 0.310										3	0	0	0	0	0	2				
16 Willie Bloomquist, R OBP: 0.298, SLG: 0.256										2	0	1	0	1	1	0				
Jeff Cirillo, R OBP: 0.252, SLG: 0.289										0	0	0	0	0	0	0				
Inning Stats	R: 0 E: 0 K: 1 S: 8	H: 0 LOB: 1 BB: 1 P: 19	R: 0 E: 0 K: 1 S: 8	H: 2 LOB: 0 BB: 0 P: 13	R: 3 E: 0 K: 2 S: 16	H: 3 LOB: 1 BB: 1 P: 26	R: 0 E: 0 K: 0 S: 12	H: 2 LOB: 2 BB: 0 P: 18	R: 0 E: 0 K: 1 S: 7	H: 0 LOB: 0 BB: 0 P: 11	R: 0 E: 0 K: 1 S: 7	H: 0 LOB: 0 BB: 0 P: 11	R: 0 E: 0 K: 0 S: 9	H: 0 LOB: 1 BB: 1 P: 16	R: 1 E: 0 K: 2 S: 10	H: 1 LOB: 0 BB: 0 P: 16	1B: 6 2B: 0 3B: 0 HR: 2	SF: 0 SAC: 0 DP: 1 HBP: 0	WP: 0 SB: 1 CS: 0	PA: 34
PITCHER	IP WLS BF H R ER SO BB IBB HBP BLK WP HR S P ERA WHIP																			
Geremi Gonzalez, R ERA: 4.11	(1, 1) 6.2 7 3 3 6 3 0 0 0 0 0 1 65 111 4.05 1.500																			
Travis Harper, R ERA: 3.25	(7, 1) 1.1 L 5 1 1 1 2 0 0 0 0 0 0 1 12 19 6.75 0.750																			

AB	31
R	4
H	8
RBI	4
BB	3
SO	8
LOB	10



Batter	1	2	3	4	5	6	7	8	9	AB	R	H	RBI	BB	SO	LOB	TOP				
13 Carl Crawford, L OBP: 0.306, SLG: 0.348	G3	G4-3		G6-3			K		G4-3	5	0	1	0	0	1	1					
5 Rocco Baldelli, R OBP: 0.330, SLG: 0.448	K	G4-3					P3			4	1	1	0	0	1	1					
Aubrey Huff, L OBP: 0.362, SLG: 0.542	1B	K					P5		G4-3	4	0	1	0	0	1	2					
Travis Lee, L OBP: 0.328, SLG: 0.427	1B			G3-1			G4-3-6		HR	4	1	3	1	0	0	0					
Al Martin, L OBP: 0.325, SLG: 0.364	K			L3-6			G4-3-6		K	4	0	1	0	0	2	3					
Damian Rolls, R OBP: 0.310, SLG: 0.388		HR		L3-6			F7		K	4	1	1	1	0	1	1					
Marton Anderson, L OBP: 0.330, SLG: 0.364		HR		G4-3			K		FC5-4	3	1	1	0	1	1	0					
Javier Valentin, S OBP: 0.276, SLG: 0.426	1B	HR		F7			K		F8	4	1	1	2	0	1	1					
Antonio Perez, R OBP: 0.400, SLG: 0.500	K						K		FC5-4	4	1	1	1	0	2	1					
Inning Stats	R: 0 H: 2 E: 0 K: 2 S: 13	H: 2 LOB: 2 BB: 0 P: 18	R: 3 H: 4 E: 0 K: 2 S: 18	LOB: 1 BB: 0 P: 32	R: 0 H: 1 E: 0 K: 0 S: 8	LOB: 0 BB: 0 P: 12	R: 1 H: 1 E: 0 K: 0 S: 9	LOB: 0 BB: 0 P: 11	R: 1 H: 2 E: 0 K: 0 S: 5	LOB: 0 BB: 0 P: 5	R: 0 H: 0 E: 0 K: 2 S: 10	LOB: 0 BB: 0 P: 13	R: 1 H: 1 E: 0 K: 2 S: 10	LOB: 0 BB: 1 P: 15	R: 0 H: 0 E: 0 K: 0 S: 9	LOB: 0 BB: 1 P: 15	1B: 5 2B: 3 3B: 0 HR: 4	SF: 0 SAC: 0 DP: 2 HBP: 0	WP: 0 PB: 0 SB: 1 CS: 1	PA: 37	
PITCHER	IP	WLS	BF	H	R	ER	SO	BB	IBB	HBP	BLK	WP	HR	S	P	ERA	WHIP				
Gil Meche, R ERA: 3.61	5.0	L	23	10	5	5	4	0	0	0	0	0	3	53	78	9.00	2.000				
40 Julio Mateo, R ERA: 3.46	3.0		10	1	1	1	6	0	0	0	0	0	1	28	39	3.00	0.333				
Rafael Soriano, R ERA: 2.63	1.0		4	0	0	0	0	1	0	0	0	0	0	9	15	0.00	1.000				

Tampa Bay Devil Rays @ Seattle Mariners
Safeco Field, Seattle, WA
Sat Jul 12 2003, 7:05 PM PDT
Att: 45,655 - Dome - 72 F


AB 36
R 6
H 11
RBI 5
BB 1
SO 10
LOB 10



Batter	1	2	3	4	5	6	7	8	9	AB	R	H	RBI	BB	SO	LOB	BOTTOM					
51 Ichiro Suzuki, L OBP: 0.385, SLG: 0.468	G4-3		K			K			L7	4	0	0	0	0	2	2						
Carlos Guillen, S OBP: 0.355, SLG: 0.409	G6-3		HR			K			G3-1	4	1	1	2	0	1	1						
Bret Boone, R OBP: 0.372, SLG: 0.590	F9		K			G5-3			HR	4	1	1	1	0	1	0						
Edgar Martinez, R OBP: 0.405, SLG: 0.547	L4				G6-3		K		HR	4	1	1	1	0	1	0						
John Olerud, L OBP: 0.379, SLG: 0.386	L7				G5-3		F8		L6	4	0	0	0	0	0	0						
Mike Cameron, R OBP: 0.358, SLG: 0.474	K				G5-3		FC4-6		K	3	0	0	0	1	2	0						
Ben Davis, S OBP: 0.333, SLG: 0.490			F7			G6-3		FC4-6	F9	4	0	0	0	0	0	1						
Randy Winn, S OBP: 0.319, SLG: 0.349			16 3B			K			G6-3	3	1	1	0	0	1	0						
16 Willie Bloomquist, R OBP: 0.309, SLG: 0.306			HR			F9			2B	3	1	2	1	0	0	0						
Inning Stats	R: 0 H: 0 E: 0 K: 0 S: 6	H: 0 LOB: 0 BB: 0 P: 10	R: 0 H: 0 E: 0 K: 1 S: 7	LOB: 0 BB: 0 P: 9	R: 3 H: 3 E: 0 K: 2 S: 12	LOB: 0 BB: 0 P: 22	R: 0 H: 0 E: 0 K: 0 S: 7	LOB: 0 BB: 0 P: 11	R: 0 H: 0 E: 0 K: 1 S: 8	LOB: 0 BB: 0 P: 12	R: 0 H: 0 E: 0 K: 2 S: 8	LOB: 0 BB: 0 P: 11	R: 0 H: 0 E: 0 K: 1 S: 7	LOB: 1 BB: 1 P: 17	R: 0 H: 1 E: 0 K: 0 S: 6	LOB: 1 BB: 0 P: 9	R: 2 H: 2 E: 0 K: 1 S: 15	LOB: 0 BB: 0 P: 23	1B: 1 2B: 1 3B: 1 HR: 3	SF: 0 SAC: 0 DP: 0 HBP: 0	WP: 0 PB: 0 SB: 0 CS: 0	PA: 34
PITCHER	IP	WLS	BF	H	R	ER	SO	BB	IBB	HBP	BLK	WP	HR	S	P	ERA	WHIP					
Victor Zambrano, R ERA: 3.84	8.0	W	31	6	5	5	7	1	0	0	0	0	3	65	108	5.62	0.875					
Al Levine, R ERA: 2.0	0.1	H	1	0	0	0	0	0	0	0	0	0	0	3	4	0.00	0.000					
Brandon Backe, R ERA: 4.05	0.1	H	1	0	0	0	1	0	0	0	0	0	0	4	6	0.00	0.000					
Lance Carter, R ERA: 4.05	0.1	S	1	0	0	0	0	0	0	0	0	0	0	4	6	0.00	0.000					

Tampa Bay Devil Rays @ Seattle Mariners
Safeco Field, Seattle, WA
Sat Jul 12 2003, 7:05 PM PDT
Att: 45,655 - Dome - 72 F

AB 33
R 5
H 6
RBI 5
BB 1
SO 8
LOB 4



Batter	1	2	3	4	5	6	7	8	9	AB	R	H	RBI	BB	SO	LOB	TOP											
13 Carl Crawford, L OBP: 0.306, SLG: 0.347	G6-3		G1-3					K		4	0	1	0	0	1	0	Tampa Bay Devil Rays @ Seattle Mariners Safeco Field, Seattle, WA Sun Jul 13 2003, 1:05 PM PDT Att: 45,602 - Cloudy - 64 F											
5 Rocco Baldelli, R OBP: 0.329, SLG: 0.446	K		BB				G5-4-3	K		4	0	1	0	0	2	1												
Aubrey Huff, L OBP: 0.361, SLG: 0.539	1B		F8				F8	P5		4	0	1	0	0	0	1												
Travis Lee, L OBP: 0.327, SLG: 0.423	K							K		3	0	0	0	1	3	1												
Ben Grievie, L OBP: 0.373, SLG: 0.342		K	G4-3					K		4	0	0	0	0	2	2												
Damian Rolls, R OBP: 0.309, SLG: 0.384		F9						K		4	0	1	0	0	2	0												
Marlon Anderson, L OBP: 0.330, SLG: 0.364		HR			L6-3			G5-3		3	1	1	0	0	0	1												
Toby Hall, R OBP: 0.309, SLG: 0.382		HR						G5-3		3	1	2	2	0	0	0												
Antonio Perez, R OBP: 0.368, SLG: 0.457	G1-3		F7					K		3	0	0	0	0	1	1												
Inning Stats	R: 0 E: 0 K: 2 S: 13	H: 1 LOB: 1 BB: 0 P: 19	R: 2 E: 0 K: 1 S: 12	H: 2 LOB: 0 BB: 0 P: 19	R: 0 E: 0 K: 0 S: 12	H: 1 LOB: 2 BB: 1 P: 22	R: 0 E: 0 K: 0 S: 8	H: 2 LOB: 1 BB: 0 P: 11	R: 0 E: 0 K: 2 S: 9	H: 0 LOB: 0 BB: 0 P: 15	R: 0 E: 0 K: 1 S: 6	H: 0 LOB: 0 BB: 0 P: 10	R: 0 E: 0 K: 2 S: 15	H: 0 LOB: 0 BB: 0 P: 19	R: 0 E: 0 K: 3 S: 10	H: 0 LOB: 0 BB: 0 P: 14	1B: 6 2B: 1 3B: 0 HR: 1	SF: 0 SAC: 0 DP: 2 HBP: 0	WP: 0 PB: 0 SB: 0 CS: 0	PA: 33								
PITCHER	IP	WLS	BF	H	R	ER	SO	BB	IBB	HBP	BLK	WP	HR	S	P	ERA	WHIP											
Joel Pineiro, R ERA: 3.28	(1, 1)	7.0	W	27	7	2	2	6	1	0	0	0	0	1	66	107	2.57	1.143										
Aaron Taylor, R ERA: 3.5	(8, 1)	1.0		3	0	0	0	2	0	0	0	0	0	0	15	19	0.00	0.000										
Jeff Nelson, R ERA: 4.11	(9, 1)	1.0		3	0	0	0	3	0	0	0	0	0	10	14	0.00	0.000											

Batter	1	2	3	4	5	6	7	8	9	AB	R	H	RBI	BB	SO	LOB	BOTTOM										
51 Ichiro Suzuki, L OBP: 0.390, SLG: 0.476	WP									4	2	3	0	1	0	0	Tampa Bay Devil Rays @ Seattle Mariners Safeco Field, Seattle, WA Sun Jul 13 2003, 1:05 PM PDT Att: 45,602 - Cloudy - 64 F										
John Mabry, L OBP: 0.192, SLG: 0.292	BB									0	0	0	0	0	0	0											
Carlos Guillen, S OBP: 0.356, SLG: 0.406	BB									4	1	1	0	1	1	2											
Jeff Cirillo, R OBP: 0.292, SLG: 0.289	BB									0	0	0	0	0	0	0											
Bret Boone, R OBP: 0.373, SLG: 0.591	FC3-6									3	2	1	0	1	0	1											
23 Luis Ugueto, S	HR									0	0	0	1	1	0	0											
Edgar Martinez, R OBP: 0.408, SLG: 0.546	K									4	0	2	2	1	1	3											
John Olerud, L OBP: 0.380, SLG: 0.382	FC3-6									3	1	0	1	2	1	6											
Mike Cameron, R OBP: 0.361, SLG: 0.475	FC3-6									4	3	2	1	1	1	2											
Randy Winn, S OBP: 0.325, SLG: 0.354	HR									4	2	3	1	1	0	1											
16 Willie Bloomquist, R OBP: 0.314, SLG: 0.344	HR									5	2	2	6	0	0	4											
Dan Wilson, R OBP: 0.273, SLG: 0.305	P3									3	0	0	1	0	0	1											
Inning Stats	R: 6 E: 0 K: 1 S: 13	H: 2 LOB: 4 BB: 4 P: 38	R: 1 E: 0 K: 0 S: 9	H: 2 LOB: 1 BB: 0 P: 12	R: 0 E: 0 K: 0 S: 6	H: 1 LOB: 0 BB: 0 P: 9	R: 0 E: 0 K: 0 S: 6	H: 1 LOB: 0 BB: 1 P: 22	R: 0 E: 0 K: 1 S: 15	H: 1 LOB: 2 BB: 1 P: 26	R: 3 E: 0 K: 1 S: 21	H: 3 LOB: 3 BB: 3 P: 44	R: 0 E: 0 K: 1 S: 6	H: 1 LOB: 0 BB: 0 P: 10	1B: 11 2B: 1 3B: 1 HR: 1	SF: 1 SAC: 0 DP: 2 HBP: 0	WP: 1 PB: 0 SB: 0 CS: 0	PA: 44									
PITCHER	IP	WLS	BF	H	R	ER	SO	BB	IBB	HBP	BLK	WP	HR	S	P	ERA	WHIP										
Jason Standridge, R ERA: 7.03	(1, 1)	0.2	L	7	1	5	5	1	4	0	0	0	0	1	31	67.50	7.500										
Rob Bell, R ERA: 7.36	(1, 1)	4.1		20	8	5	4	0	1	0	0	0	1	36	62	8.31	2.077										
Bobby Seay, L ERA: 3.0	(6, 1)	1.0		5	1	0	0	1	1	0	0	0	0	15	26	0.00	2.000										
Jesus Colome, R ERA: 4.71	(7, 1)	1.0		9	3	3	3	1	3	0	0	0	0	21	44	27.00	6.000										
Brandon Backe, R ERA: 3.77	(8, 1)	1.0		3	1	0	0	1	0	0	0	0	0	6	10	0.00	1.000										

Batter	1	2	3	4	5	6	7	8	9	AB	R	H	RBI	BB	SO	LOB	TOP										
51 Ichiro Suzuki, L (1, 9) OBP: 0.390, SLG: 0.480	K		G4-3		B1-3			F7	HR	5	1	1	4	0	1	1	Seattle Mariners @ Kansas City Royals Kauffman Stadium, Kansas City, MO Fri Jul 18, 2003, 7:05 PM CDT Att: 30,698 - Sunny - 90 F										
Mike Cameron, R (1, 8) OBP: 0.355, SLG: 0.474	F7			HR		F9		K	F9	5	1	1	1	0	1	1											
Bret Boone, R (1, 4) Mark McLemore, S (1, 4) OBP: 0.300, SLG: 0.305	K			1B	BB	G3	S	F8		1	0	0	0	0	1	0											
Edgar Martinez, R (1, 10) OBP: 0.413, SLG: 0.552		2B		FC3-6	1B	G3	BB		16 1B	2	1	2	0	2	0	0											
John Olerud, L (1, 3) OBP: 0.377, SLG: 0.377	F8		FC3-6	G1-6-3	G3			F7		4	0	0	0	0	0	6											
Ben Davis, S (1, 2) 23 Luis Ugueto, S (9, PR) (9, 5)	G6-3		G1-6-3		G4-3				16 1B	4	0	1	0	0	0	5											
Randy Winn, S (1, 7) OBP: 0.324, SLG: 0.350	F8								51 HR	4	0	1	0	0	1	3											
16 Willie Bloomquist, R (1, 6) OBP: 0.300, SLG: 0.327			G6-3		P4	F9			51 HR	4	1	1	0	0	0	1											
Jeff Cirillo, R (1, 5) John Mabry, L (9, PH) Dan Wilson, R (9, 2) OBP: 0.278, SLG: 0.309	F9		F9			G6-4-3			51 HR	2	0	0	0	0	0	1											
				HBP						1	1	1	1	0	0	0											
										0	0	0	0	0	0	0											
Inning Stats	R: 0 E: 0 K: 2 S: 12	H: 0 LOB: 0 BB: 0 P: 15	R: 0 E: 0 K: 0 S: 7	H: 1 LOB: 1 BB: 0 P: 10	R: 0 E: 0 K: 0 S: 4	H: 0 LOB: 0 BB: 0 P: 6	R: 1 E: 0 K: 0 S: 8	H: 2 LOB: 1 BB: 1 P: 17	R: 0 E: 0 K: 0 S: 6	H: 0 LOB: 1 BB: 0 P: 11	R: 0 E: 0 K: 0 S: 9	H: 0 LOB: 0 BB: 2 P: 21	R: 0 E: 0 K: 0 S: 6	H: 1 LOB: 0 BB: 0 P: 9	R: 0 E: 0 K: 1 S: 8	H: 0 LOB: 1 BB: 1 P: 12	R: 5 E: 0 K: 1 S: 21	H: 4 LOB: 1 BB: 1 P: 34	1B: 5 2B: 1 3B: 0 HR: 2	SF: 0 SAC: 0 DP: 2 HBP: 1	WP: 0 PB: 0 SB: 1 CS: 0	PA: 38					
PITCHER	IP	WLS	BF	H	R	ER	SO	BB	IBB	HBP	BLK	WP	HR	S	P	ERA	WHIP										
Jeremy Afeldt, L (1, 1) ERA: 4.58	5.1		20	3	1	1	2	1	0	1	0	0	1	40	65	1.69	0.750										
Jason Grimsley, R (6, 1) ERA: 4.03	0.2	H	4	0	0	0	0	2	0	0	0	0	0	6	15	0.00	3.000										
D.J. Carrasco, R (7, 1) ERA: 3.99	1.0	H	3	1	0	0	0	0	0	0	0	0	0	6	9	0.00	1.000										
Nate Field, R (8, 1) ERA: 0.9	1.0	H	3	0	0	0	1	0	0	0	0	0	0	8	12	0.00	0.000										
Mike MacDougal, R (9, 1) ERA: 2.59	1.0	L	8	4	5	5	1	1	0	0	0	0	1	21	34	45.00	5.000										

Batter	1	2	3	4	5	6	7	8	9	AB	R	H	RBI	BB	SO	LOB	BOTTOM										
Aaron Guiel, L (1, 9) OBP: 0.361, SLG: 0.556	K		HR		G1-4-3					4	1	2	1	0	1	0	Seattle Mariners @ Kansas City Royals Kauffman Stadium, Kansas City, MO Fri Jul 18, 2003, 7:05 PM CDT Att: 30,698 - Sunny - 90 F										
Carlos Febles, R (1, 4) OBP: 0.300, SLG: 0.271	BLK	3B	1B	P4		L9		G5-3		4	1	1	0	0	0	2											
Carlos Beltrán, S (1, 8) OBP: 0.390, SLG: 0.470	1-H	3B		F9		K			G3-1	4	0	1	1	0	1	0											
Raul Ibanez, L (1, 7) OBP: 0.343, SLG: 0.459	G6-4-3	1B		G3		F7			FC6-4	4	0	2	0	0	0	0											
Ken Harvey, R (1, 3) OBP: 0.310, SLG: 0.420	G6-4-3			P5		G6-3			FC6-4	4	0	0	0	0	0	3											
Michael Tucker, L (1, 10) OBP: 0.335, SLG: 0.476	F7				4 PO	G5-3			G4-3	4	0	1	0	0	0	1											
4 Angel Berroa, R (1, 6) OBP: 0.348, SLG: 0.475				PO	HR	F8				3	1	2	1	0	0	0											
Brent Mayne, L (1, 2) OBP: 0.322, SLG: 0.365	G6-4-3				G4-3				FC3-6	3	0	1	0	0	0	1											
Julius Matos, R (1, 5) OBP: 0.263, SLG: 0.421			F8			K		FC3-6	G5-3	3	0	0	0	0	1	1											
Inning Stats	R: 1 E: 0 K: 1 S: 11	H: 3 LOB: 1 BB: 0 P: 17	R: 0 E: 0 K: 0 S: 5	H: 1 LOB: 0 BB: 0 P: 7	R: 1 E: 0 K: 0 S: 7	H: 1 LOB: 0 BB: 0 P: 11	R: 0 E: 0 K: 0 S: 11	H: 1 LOB: 0 BB: 0 P: 17	R: 1 E: 0 K: 1 S: 11	H: 1 LOB: 0 BB: 0 P: 16	R: 0 E: 0 K: 1 S: 7	H: 0 LOB: 0 BB: 0 P: 11	R: 0 E: 0 K: 0 S: 6	H: 0 LOB: 0 BB: 0 P: 7	R: 0 E: 0 K: 0 S: 7	H: 2 LOB: 1 BB: 0 P: 13	R: 0 E: 0 K: 0 S: 9	H: 1 LOB: 1 BB: 0 P: 14	1B: 7 2B: 0 3B: 1 HR: 2	SF: 0 SAC: 0 DP: 3 HBP: 0	WP: 0 PB: 0 SB: 0 CS: 0	PA: 34					
PITCHER	IP	WLS	BF	H	R	ER	SO	BB	IBB	HBP	BLK	WP	HR	S	P	ERA	WHIP										
Ryan Franklin, R (1, 1) ERA: 3.75	7.0		25	7	3	3	3	0	2	58	86	3.86	1.000														
Arthur Rhodes, L (8, 1) ERA: 3.72	1.0	W	4	2	0	0	0	0	0	0	0	0	0	7	13	0.00	2.000										
Shigetoshi Hasegawa, R (9, 1) ERA: 0.76	1.0	S	4	1	0	0	0	0	0	0	0	0	0	9	14	0.00	1.000										



Batter	1	2	3	4	5	6	7	8	9	AB	R	H	RBI	BB	SO	LOB	TOP										
51 Ichiro Suzuki, L (1, 9) OBP: 0.396, SLG: 0.475	G1-3	G6-3			G6-3			L9		4	0	0	0	0	0	1	Seattle Mariners @ Kansas City Royals Kauffman Stadium, Kansas City, MO Sat Jul 19 2003, 6:05 PM CDT Att: 39,808 - Sunny - 91 F livebaseballscores.com										
Mike Cameron, R (1, 8) OBP: 0.354, SLG: 0.469	F8		L8		F7			L3-6 WP BB		3	0	0	0	1	0	0											
Bret Boone, R (1, 4) OBP: 0.373, SLG: 0.589	BB 1B						F8	L3-6		3	0	1	0	1	0	1											
Edgar Martinez, R (1, 10) OBP: 0.414, SLG: 0.549	BB		F9		FC6-4 BB			F9		2	0	0	0	2	0	1											
John Olerud, L (1, 3) OBP: 0.375, SLG: 0.373	K		F9		F7			F9		3	0	0	0	1	1	4											
16 Willie Bloomquist, R (1, 6) OBP: 0.289, SLG: 0.314		G5-3			FC6-4			G1-6-3		4	0	0	0	0	0	2											
Randy Winn, S (1, 7) OBP: 0.324, SLG: 0.358		HR			F9			F9		3	1	1	1	0	0	0											
Dan Wilson, R (1, 2) OBP: 0.279, SLG: 0.315		2B			K			F8		3	0	1	0	0	1	0											
Jeff Cirillo, R (1, 5) OBP: 0.289, SLG: 0.283	P6				F9			G6-3		3	0	0	0	0	0	1											
Inning Stats	R: 0 E: 0 K: 1 S: 15	H: 1 LOB: 2 BB: 1 P: 22	R: 1 E: 0 K: 0 S: 13	H: 2 LOB: 1 BB: 0 P: 17	R: 0 E: 0 K: 0 S: 5	H: 0 LOB: 1 BB: 1 P: 10	R: 0 E: 0 K: 1 S: 7	H: 0 LOB: 0 BB: 0 P: 11	R: 0 E: 0 K: 0 S: 7	H: 0 LOB: 0 BB: 0 P: 11	R: 0 E: 0 K: 0 S: 6	H: 0 LOB: 1 BB: 1 P: 10	R: 0 E: 0 K: 0 S: 5	H: 0 LOB: 0 BB: 0 P: 10	R: 0 E: 0 K: 0 S: 10	H: 0 LOB: 0 BB: 1 P: 17	R: 0 E: 0 K: 0 S: 5	H: 0 LOB: 0 BB: 1 P: 10	1B: 1 2B: 2 3B: 0 HR: 1	SF: 0 SAC: 0 DP: 2 HBP: 0	WP: 1 PB: 0 SB: 0 CS: 0	PA: 33					
PITCHER	IP	WLS	BF	H	R	ER	SO	BB	IBB	HBP	BLK	WP	HR	S	P	ERA	WHIP										
Darrell May, L (1, 1) ERA: 3.38	8.0	W	30	3	1	1	2	4	0	0	0	1	1	68	108	1.12	0.875										
Curt Leskanic, R (9, 1) ERA: 2.32	1.0		3	0	0	0	0	1	0	0	0	0	0	5	10	0.00	1.000										

Batter	1	2	3	4	5	6	7	8	9	AB	R	H	RBI	BB	SO	LOB	BOTTOM										
Aaron Guiel, L (1, 9) OBP: 0.365, SLG: 0.563	K			1B	F8			S		4	0	2	2	0	1	1	Seattle Mariners @ Kansas City Royals Kauffman Stadium, Kansas City, MO Sat Jul 19 2003, 6:05 PM CDT Att: 39,808 - Sunny - 91 F livebaseballscores.com										
Desti Relaford, S (1, 5) OBP: 0.340, SLG: 0.436	F8			K		1B	G4-3			4	1	1	0	0	1	2											
Carlos Beltrán, S (1, 8) OBP: 0.388, SLG: 0.467	G1-3			F8		2B	P5			4	0	1	0	0	0	2											
Raul Ibanez, L (1, 7) OBP: 0.344, SLG: 0.459		G1-3		FC4-6		G6-4-3				4	0	2	0	0	0	1											
Ken Harvey, R (1, 3) OBP: 0.306, SLG: 0.414	K			FC4-6		K		G4-3-6-3-5		4	0	0	0	0	2	3											
Michael Tucker, L (1, 10) OBP: 0.337, SLG: 0.474	P5			1B		2B		K		3	2	1	0	1	1	0											
4 Angel Berroa, R (1, 6) OBP: 0.347, SLG: 0.474			L8		K			E		3	1	1	0	0	1	1											
Brent Mayne, L (1, 2) OBP: 0.327, SLG: 0.374			F8					E1		3	1	2	1	0	0	0											
Carlos Febles, R (1, 4) OBP: 0.295, SLG: 0.266			F9		K			K		3	0	0	0	0	2	3											
Inning Stats	R: 0 E: 0 K: 1 S: 7	H: 0 LOB: 0 BB: 0 P: 10	R: 0 E: 0 K: 1 S: 6	H: 0 LOB: 0 BB: 0 P: 11	R: 0 E: 0 K: 0 S: 8	H: 0 LOB: 0 BB: 0 P: 15	R: 0 E: 0 K: 1 S: 10	H: 2 LOB: 2 BB: 0 P: 15	R: 1 E: 0 K: 2 S: 12	H: 1 LOB: 1 BB: 1 P: 19	R: 1 E: 0 K: 1 S: 10	H: 2 LOB: 0 BB: 0 P: 16	R: 3 E: 1 K: 1 S: 16	H: 4 LOB: 1 BB: 0 P: 23	R: 0 E: 0 K: 1 S: 7	H: 1 LOB: 0 BB: 0 P: 10	1B: 7 2B: 3 3B: 0 HR: 0	SF: 0 SAC: 0 DP: 2 HBP: 0	WP: 0 PB: 0 SB: 1 CS: 0	PA: 33							
PITCHER	IP	WLS	BF	H	R	ER	SO	BB	IBB	HBP	BLK	WP	HR	S	P	ERA	WHIP										
Gil Meche, R (1, 1) ERA: 3.8	6.0	L	26	8	5	5	6	1	0	0	0	0	0	61	96	7.50	1.500										
40 Julio Mateo, R (7, 1) ERA: 3.32	1.0		5	2	0	0	1	0	0	0	0	0	0	11	19	0.00	2.000										
Jeff Nelson, R (8, 1) ERA: 3.98	1.0		2	0	0	0	1	0	0	0	0	0	0	4	4	0.00	0.000										

Batter	1	2	3	4	5	6	7	8	9	10	AB	R	H	RBI	BB	SO	LOB	TOP		
Mike Cameron, R OBP: 0.356, SLG: 0.468	F9 1B		F9 1B		K		K		WP 1B BB	K	5	0	2	0	1	3	3			
Mark McLemore, S OBP: 0.302, SLG: 0.308	F7		F9		G3			FC5-4 1B	1-2 2H 1B		5	0	2	1	0	0	2			
Bret Boone, R OBP: 0.369, SLG: 0.581	F9		G4-3		G6-3			FC5-4 2B	K		5	1	0	0	0	1	5			
Edgar Martinez, R OBP: 0.411, SLG: 0.543	F8				K			F9	G1-3		5	0	1	0	0	1	4			
John Olerud, L OBP: 0.376, SLG: 0.375		L7			G3			F8			4	0	1	1	1	0	1			
Randy Winn, S OBP: 0.325, SLG: 0.357								G1-3	F8		4	0	1	0	1	0	2			
John Mabry, L OBP: 0.246, SLG: 0.373											2	2	1	1	2	0	1			
Ben Davis, S OBP: 0.335, SLG: 0.484					F9			HR	BB		0	0	0	0	1	0	0			
16 Willie Bloomquist, R OBP: 0.282, SLG: 0.305											3	0	0	0	0	2	2			
51 Ichiro Suzuki, L OBP: 0.397, SLG: 0.474					K			K			1	0	0	0	0	0	0			
Dan Wilson, R OBP: 0.284, SLG: 0.332											3	1	1	2	1	0	0			
23 Luis Ugueto, S											0	1	0	0	0	0	0			
Jeff Cirillo, R OBP: 0.288, SLG: 0.282					G6-3			HR			1	0	0	0	0	0	3			
Inning Stats	R: 0 E: 0 K: 0 S: 12	H: 1 LOB: 1 BB: 0 P: 20	R: 0 E: 0 K: 0 S: 7	H: 1 LOB: 1 BB: 1 P: 12	R: 0 E: 0 K: 1 S: 6	H: 0 LOB: 0 BB: 1 P: 12	R: 0 E: 0 K: 2 S: 8	H: 1 LOB: 1 BB: 0 P: 13	R: 2 E: 0 K: 2 S: 14	H: 1 LOB: 0 BB: 1 P: 24	R: 1 E: 0 K: 1 S: 15	H: 2 LOB: 1 BB: 0 P: 24	R: 2 E: 0 K: 1 S: 14	H: 2 LOB: 2 BB: 2 P: 28	R: 0 E: 0 K: 1 S: 14	H: 0 LOB: 3 BB: 2 P: 28	1B: 6 2B: 1 3B: 0 HR: 2	SF: 0 SAC: 0 DP: 0 HBP: 1	WP: 2 PA: 46	
PITCHER	IP WLS BF H R ER SO	IP WLS BF H R ER SO	IP WLS BF H R ER SO	IP WLS BF H R ER SO	IP WLS BF H R ER SO	IP WLS BF H R ER SO	IP WLS BF H R ER SO	IP WLS BF H R ER SO	IP WLS BF H R ER SO	IP WLS BF H R ER SO	IP WLS BF H R ER SO	IP WLS BF H R ER SO	IP WLS BF H R ER SO	IP WLS BF H R ER SO	IP WLS BF H R ER SO	IP WLS BF H R ER SO	ERA WHIP	ERA WHIP		
Runelvis Hernandez, R ERA: 2.79	5.2	22	4	0	0	3	2	0	0	0	0	0	0	0	0	0	0	0.00	1.059	
Nate Field, R ERA: 2.35	1.1	6	1	2	2	2	1	0	0	0	0	1	16	26	13.50	1.500				
Sean Lowe, R ERA: 4.69	1.0	5	2	1	1	0	0	0	0	0	0	0	15	24	9.00	2.000				
Mike MacDougal, R ERA: 3.98	0.1	4	1	2	2	0	2	0	0	0	0	1	4	14	54.00	9.000				
D.J. Carrasco, R ERA: 3.91	1.0	6	1	0	0	1	2	0	0	0	2	0	12	27	0.00	3.000				
PITCHER	IP WLS BF H R ER SO	IP WLS BF H R ER SO	IP WLS BF H R ER SO	IP WLS BF H R ER SO	IP WLS BF H R ER SO	IP WLS BF H R ER SO	IP WLS BF H R ER SO	IP WLS BF H R ER SO	IP WLS BF H R ER SO	IP WLS BF H R ER SO	IP WLS BF H R ER SO	IP WLS BF H R ER SO	IP WLS BF H R ER SO	IP WLS BF H R ER SO	IP WLS BF H R ER SO	IP WLS BF H R ER SO	ERA WHIP	ERA WHIP		
Jason Grimsley, R ERA: 4.03	10.1	0.0	1	0	0	0	0	0	0	0	0	0	0	0	0	0	0	0.00	0.000	
51 Kris Wilson, R ERA: 4.99	10.1	0.2	2	0	0	0	1	0	0	0	0	0	8	12	0.00	0.000				

Seattle Mariners @ Kansas City Royals
Kauffman Stadium, Kansas City, MO
Sun Jul 20 2003, 1:05 PM CDT
Att. 16,880 - Sunny - 96 F

AB 38
R 5
H 9
RBI 5
BB 7
SO 7
LOB 23



Batter	1	2	3	4	5	6	7	8	9	10	AB	R	H	RBI	BB	SO	LOB	BOTTOM					
Aaron Guiel, L OBP: 0.351, SLG: 0.543	G3-1		G3-1		SF9		K			K	4	0	0	1	0	2	1						
Desi Relaford, S OBP: 0.341, SLG: 0.435											3	0	1	1	0	0	0						
Julius Matos, R OBP: 0.300, SLG: 0.450	1B HBP										1	1	1	0	0	0	0						
Carlos Beltrán, S OBP: 0.391, SLG: 0.478											4	2	2	2	1	1	1						
Raul Ibanez, L OBP: 0.343, SLG: 0.460											4	1	1	1	0	1	3						
Ken Harvey, R OBP: 0.308, SLG: 0.422											4	1	2	1	0	0	0						
Michael Tucker, L OBP: 0.337, SLG: 0.472											2	0	0	0	0	0	1						
4 Angel Berroa, R OBP: 0.344, SLG: 0.469											3	0	0	1	0	1	1						
Mike DiFelice, R OBP: 0.308, SLG: 0.408											4	1	1	0	0	1	1						
Carlos Febles, R OBP: 0.297, SLG: 0.265											1	1	0	0	1	1	0						
Dee Brown, L OBP: 0.291, SLG: 0.363											1	0	0	0	0	0	0						
Gookie Dawkins, R OBP: 0.288, SLG: 0.282											0	0	0	0	0	0	0						
Inning Stats	R: 0 E: 0 K: 0 S: 9	H: 1 LOB: 1 BB: 0 P: 13	R: 0 E: 0 K: 0 S: 5	H: 0 LOB: 1 BB: 0 P: 8	R: 1 E: 0 K: 2 S: 16	H: 1 LOB: 1 BB: 1 P: 25	R: 0 E: 0 K: 0 S: 6	H: 0 LOB: 0 BB: 0 P: 8	R: 1 E: 0 K: 0 S: 5	H: 1 LOB: 0 BB: 1 P: 6	R: 3 E: 0 K: 1 S: 13	H: 2 LOB: 0 BB: 1 P: 22	R: 0 E: 0 K: 2 S: 8	H: 0 LOB: 0 BB: 1 P: 10	R: 0 E: 0 K: 0 S: 9	H: 1 LOB: 1 BB: 0 P: 15	R: 0 E: 0 K: 1 S: 8	H: 2 LOB: 0 BB: 0 P: 9	R: 2 E: 0 K: 1 S: 9	H: 2 LOB: 0 BB: 0 P: 11	1B: 3 2B: 4 3B: 0 HR: 1	SF: 2 SAC: 2 DP: 1 HBP: 2	WP: 0 PA: 39
PITCHER	IP WLS BF H R ER SO	IP WLS BF H R ER SO	IP WLS BF H R ER SO	IP WLS BF H R ER SO	IP WLS BF H R ER SO	IP WLS BF H R ER SO	IP WLS BF H R ER SO	IP WLS BF H R ER SO	IP WLS BF H R ER SO	IP WLS BF H R ER SO	IP WLS BF H R ER SO	IP WLS BF H R ER SO	IP WLS BF H R ER SO	IP WLS BF H R ER SO	IP WLS BF H R ER SO	IP WLS BF H R ER SO	IP WLS BF H R ER SO	ERA WHIP	ERA WHIP				
Jamie Moyer, L ERA: 3.24	5.1	24	5	5	5	2	2	0	0	0	0	0	0	0	0	0	0	0.00	0.375				
Rafael Soriano, R ERA: 2.16	2.2	9	1	0	0	3	0	0	0	0	0	0	7	8	0.00	0.000							
Jeff Nelson, R ERA: 3.9	0.2	2	0	0	0	1	0	0	0	0	0	0	1	10	27.00	3.000							
Arthur Rhodes, L ERA: 4.12	0.2	L	4	2	2	2	1	0	0	0	0	0	0	0	0	0	0						

Seattle Mariners @ Kansas City Royals
Kauffman Stadium, Kansas City, MO
Sun Jul 20 2003, 1:05 PM CDT
Att. 16,880 - Sunny - 96 F

AB 31
R 7
H 8
RBI 7
BB 2
SO 7
LOB 8



Batter	1	2	3	4	5	6	7	8	9	AB	R	H	RBI	BB	SO	LOB	TOP										
51 Ichiro Suzuki, L (1, 9) OBP: 0.395, SLG: 0.471	G4-3		G4-3			FC6-4	1B		F7	5	0	1	1	0	0	2	Seattle Mariners @ Minnesota Twins Hubert H. Humphrey Metrodome, Minneapolis, MN Mon Jul 21 2003, 8:05 PM EDT Att: 20,306 - Dome - 72 F livebaseballscorecards.com										
Randy Winn, S (1, 7) OBP: 0.324, SLG: 0.356	P2			F8		FC4-6	1B			4	0	1	1	0	0	1											
Bret Boone, R (1, 4) OBP: 0.366, SLG: 0.575	G6-3			K		F9	K			4	0	0	0	0	2	3											
Edgar Martinez, R (1, 10) John Mabry, L (7, PH) OBP: 0.414, SLG: 0.544 OBP: 0.237, SLG: 0.358		G5-4-3 BB		FC5-4 1B			F9	G1-3		1	0	1	0	1	0	0											
John Olerud, L (1, 3) OBP: 0.374, SLG: 0.373		G5-4-3 1-2f		FC5-4 1-2f			G5-3	1B		2	0	0	0	0	0	0											
Mike Cameron, R (1, 8) OBP: 0.355, SLG: 0.469		G5-3			F9		2B	K		4	1	1	0	0	1	1											
Ben Davis, S (1, 2) OBP: 0.339, SLG: 0.481				F9 1B			2B	K		3	1	1	0	1	1	1											
Mark McLemore, S (1, 6) OBP: 0.301, SLG: 0.312				F8		F9		G5-3		4	1	1	2	0	0	1											
16 Willie Bloomquist, R (1, 5) OBP: 0.289, SLG: 0.312				F8			51 1B	K		4	1	2	0	0	1	1											
Inning Stats	R: 0 E: 0 K: 0 S: 6	H: 0 LOB: 0 BB: 0 P: 10	R: 0 E: 0 K: 0 S: 5	H: 0 LOB: 0 BB: 1 P: 11	R: 0 E: 0 K: 0 S: 7	H: 1 LOB: 1 BB: 0 P: 15	R: 0 E: 0 K: 1 S: 11	H: 1 LOB: 1 BB: 0 P: 16	R: 0 E: 0 K: 0 S: 6	H: 0 LOB: 0 BB: 0 P: 12	R: 0 E: 0 K: 0 S: 9	H: 1 LOB: 1 BB: 0 P: 14	R: 4 E: 0 K: 1 S: 21	H: 5 LOB: 2 BB: 1 P: 38	R: 0 E: 0 K: 2 S: 12	H: 1 LOB: 1 BB: 0 P: 18	R: 0 E: 0 K: 1 S: 7	H: 0 LOB: 0 BB: 0 P: 11	1B: 7 2B: 2 3B: 0 HR: 0	SF: 0 SAC: 0 DP: 1 HBP: 0	WP: 0 PB: 0 CS: 0	PA: 37					
PITCHER	IP	WLS	BF	H	R	ER	SO	BB	IBB	HBP	BLK	WP	HR	S	P	ERA	WHIP										
Kyle Lohse, R (1, 1) ERA: 4.74	6.2		26	5	3	3	1	2	0	0	0	0	0	54	100	4.05	1.050										
LaTroy Hawkins, R (7, 1) ERA: 2.64	0.1	B	4	3	1	1	1	0	0	0	0	0	0	11	16	27.00	9.000										
J.C. Romero, L (8, 1) ERA: 4.97	0.1		2	1	0	0	0	0	0	0	0	0	0	5	8	0.00	3.000										
Juan Rincon, R (8, 1) ERA: 2.96	0.2	W	2	0	0	0	2	0	0	0	0	0	0	7	10	0.00	0.000										
Eddie Guardado, L (9, 1) ERA: 3.69	1.0	S	3	0	0	0	1	0	0	0	0	0	0	7	11	0.00	0.000										

Batter	1	2	3	4	5	6	7	8	9	AB	R	H	RBI	BB	SO	LOB	BOTTOM										
Shannon Stewart, R (1, 10) OBP: 0.357, SLG: 0.455	G4-3 G3-1 2B	2H 1B		L6			K			4	1	2	1	0	1	2	Seattle Mariners @ Minnesota Twins Hubert H. Humphrey Metrodome, Minneapolis, MN Mon Jul 21 2003, 8:05 PM EDT Att: 20,306 - Dome - 72 F livebaseballscorecards.com										
Luis Rivas, R (1, 4) OBP: 0.319, SLG: 0.351	G4-3	F9			G5-3					3	0	0	0	0	0	2											
33 Justin Morneau, L (7, PH) OBP: 0.296, SLG: 0.387										0	0	0	0	1	0	0											
Denny Hocking, S (7, PR) OBP: 0.305, SLG: 0.381	2-3						BB			0	0	0	0	0	0	0											
Doug Mientkiewicz, L (1, 3) OBP: 0.360, SLG: 0.470	G3-1			F9			F9		L4	4	0	0	1	0	0	2											
Torii Hunter, R (1, 8) OBP: 0.328, SLG: 0.461	3H 1B			F9			G5-3			4	1	3	1	0	0	0											
A.J. Pierzynski, L (1, 2) OBP: 0.331, SLG: 0.465	G1-3			F9					FC6-4 1B	4	1	1	0	0	0	2											
Jacque Jones, L (1, 7) OBP: 0.323, SLG: 0.473		1B G6-4-3 1B		K2-3			FC6-4 1B		FC6-4 1B	4	1	2	0	0	1	1											
Chris Gomez, R (1, 5) OBP: 0.319, SLG: 0.409		G6-4-3 1B					F8-4			4	0	3	1	0	0	1											
Dustan Mohr, R (1, 9) OBP: 0.322, SLG: 0.417		G6-4-3 1-2f					L4			4	0	0	0	0	2	4											
Cristian Guzman, S (1, 6) OBP: 0.282, SLG: 0.339		3H 1B 2B					G3		F9	4	1	2	0	0	0	3											
Inning Stats	R: 1 E: 0 K: 0 S: 13	H: 2 LOB: 1 BB: 0 P: 20	R: 2 E: 0 K: 0 S: 13	H: 4 LOB: 1 BB: 0 P: 21	R: 1 E: 0 K: 1 S: 8	H: 1 LOB: 0 BB: 0 P: 11	R: 0 E: 0 K: 1 S: 8	H: 1 LOB: 1 BB: 0 P: 14	R: 0 E: 0 K: 0 S: 6	H: 0 LOB: 0 BB: 0 P: 10	R: 0 E: 0 K: 0 S: 6	H: 1 LOB: 0 BB: 0 P: 10	R: 0 E: 0 K: 1 S: 9	H: 1 LOB: 2 BB: 1 P: 16	R: 1 E: 0 K: 1 S: 17	H: 3 LOB: 2 BB: 0 P: 26	R: 1 E: 0 K: 1 S: 17	H: 3 LOB: 2 BB: 0 P: 26	1B: 10 2B: 3 3B: 0 HR: 1	SF: 0 SAC: 0 DP: 2 HBP: 0	WP: 1 PB: 0 CS: 0	PA: 36					
PITCHER	IP	WLS	BF	H	R	ER	SO	BB	IBB	HBP	BLK	WP	HR	S	P	ERA	WHIP										
Joel Pineiro, R (1, 1) ERA: 3.38	6.2		29	10	4	4	3	1	0	0	0	0	0	62	101	5.40	1.650										
Arthur Rhodes, L (7, 1) ERA: 4.29	0.2	L	4	2	1	1	0	0	0	0	0	0	0	9	12	13.50	3.000										
Jeff Nelson, R (8, 1) ERA: 3.82	0.2		3	1	0	0	1	0	0	0	0	0	0	9	15	0.00	1.500										

Batter	1	2	3	4	5	6	7	8	9	AB	R	H	RBI	BB	SO	LOB	TOP								
51 Ichiro Suzuki, L (1, 9) OBP: 0.390, SLG: 0.464	F8	K		F7		FC3-6 1B 1B	B1-3		K2-3	6	1	0	0	0	2	4	Seattle Mariners @ Minnesota Twins Hubert H. Humphrey Metrodome, Minneapolis, MN Tue Jul 22 2003, 8:05 PM EDT Att: 22,229 - Dome - 72 F livebaseballscorecards.com								
Mark McLemore, S (1, 6) OBP: 0.306, SLG: 0.319	K	G3-1			HR	1B 1B	FC5-4 BB	F8	5	2	2	0	1	1	1										
Bret Boone, R (1, 4) OBP: 0.366, SLG: 0.579	HBP		P4		HR	F8	FC5-4		4	1	1	2	0	0	3										
Mike Cameron, R (1, 8) OBP: 0.356, SLG: 0.466	K		F8		HR	1B E 1B		G4-3 BB	4	1	1	0	1	2	1										
John Olerud, L (1, 3)		BB 16 FC6-4 1B	F9		G6-3	E7 HR 1B		G4-3	5	2	2	2	0	0	1										
Randy Winn, S (1, 7) OBP: 0.327, SLG: 0.367		BB 16 FC6-4 1B		K	BB 1B	HR		F8	5	2	3	2	0	1	1										
John Mabry, L (1, 10) OBP: 0.281, SLG: 0.352		BB 16 FC6-4 1B	G4-3		BB 1B	HR		IBB	1	0	0	0	4	0	0										
16 Willie Bloomquist, R (1, 5) OBP: 0.286, SLG: 0.301		BB 16 FC6-4 1B	F7		F8			P3	4	1	0	1	0	0	7										
Dan Wilson, R (1, 2) OBP: 0.291, SLG: 0.340	1-H 3-H 2B			1B		51 FC3-6 BB	K	G1-3	4	0	2	2	1	1	0										
Inning Stats	R: 0 E: 0 K: 2 S: 8	H: 0 LOB: 1 BB: 0 P: 11	R: 3 E: 0 K: 1 S: 16	H: 3 LOB: 1 BB: 25 P: 25	R: 0 E: 0 K: 0 S: 6	H: 0 LOB: 0 BB: 0 P: 10	R: 0 E: 0 K: 1 S: 15	H: 1 LOB: 2 BB: 0 P: 20	R: 2 E: 0 K: 1 S: 12	H: 3 LOB: 2 BB: 1 P: 22	R: 5 E: 1 K: 0 S: 22	H: 4 LOB: 1 BB: 2 P: 38	R: 0 E: 0 K: 1 S: 10	H: 0 LOB: 1 BB: 1 P: 16	R: 0 E: 0 K: 0 S: 5	H: 0 LOB: 2 BB: 2 P: 14	R: 0 E: 0 K: 1 S: 8	H: 0 LOB: 0 BB: 0 P: 9	1B: 7 2B: 2 3B: 0 HR: 2	SF: 0 SAC: 0 DP: 0 HBP: 2	WP: 0 PB: 0 CS: 0	PA: 47			
PITCHER	IP	WLS	BF	H	R	ER	SO	BB	IBB	HBP	BLK	WP	HR	S	P	ERA	WHIP								
Rick Reed, R (1, 1) ERA: 5.06	5.0		26	7	5	5	5	2	0	2	0	0	1	57	88	9.00	1.800								
Joe Mays, R (6, 1) ERA: 5.77	0.2	L	8	4	5	5	0	2	0	0	0	0	1	21	37	67.50	9.000								
James Baldwin, R (6, 1) ERA: 2.57	3.1		13	0	0	0	2	2	1	0	0	0	0	24	40	0.00	0.600								

Batter	1	2	3	4	5	6	7	8	9	AB	R	H	RBI	BB	SO	LOB	BOTTOM									
Shannon Stewart, R (1, 9) OBP: 0.360, SLG: 0.466	P4	K	1B			HR			G4-6-3 1B	5	1	3	1	0	1	1	Seattle Mariners @ Minnesota Twins Hubert H. Humphrey Metrodome, Minneapolis, MN Tue Jul 22 2003, 8:05 PM EDT Att: 22,229 - Dome - 72 F livebaseballscorecards.com									
Luis Rivas, R (1, 4) OBP: 0.322, SLG: 0.353	1B					K			G4-6-3	4	1	2	0	0	2	2										
Todd Sears, L (9, FH) OBP: 0.359, SLG: 0.418	1B					K			G4-6-3	1	0	0	0	0	0	1										
Doug Mientkiewicz, L (1, 3) OBP: 0.359, SLG: 0.464	P6		BB 33 BB		F8	L4			G3-1	4	1	0	0	1	0	1										
Torii Hunter, R (1, 8) OBP: 0.327, SLG: 0.458	K		E6 33 BB WP		F8		P5			4	1	1	0	0	1	1										
A.J. Pierzynski, L (1, 2) OBP: 0.330, SLG: 0.466		1B 2B	L3		G3		F8			4	1	1	0	0	0	2										
Jacque Jones, L (1, 7) OBP: 0.325, SLG: 0.472		1B G4-3 1B	WP 33 BB SF7		K		F8			3	2	1	1	0	1	0										
33 Justin Morneau, L (1, 10) OBP: 0.306, SLG: 0.385	F8		WP 1B BB		G4-6-3 1B				K	3	1	1	1	1	1	1										
Chris Gomez, R (1, 5) OBP: 0.317, SLG: 0.407	G4-3 1B		SF7		G4-6-3		F8			3	0	1	1	0	0	1										
Cristian Guzman, S (1, 6) OBP: 0.281, SLG: 0.338	G4-3		1B S		G4-3		G3			4	0	1	2	0	0	1										
Inning Stats	R: 0 E: 0 K: 1 S: 12	H: 1 LOB: 1 BB: 0 P: 22	R: 2 E: 0 K: 1 S: 15	H: 3 LOB: 1 BB: 0 P: 24	R: 5 E: 1 K: 1 S: 21	H: 4 LOB: 2 BB: 2 P: 37	R: 0 E: 0 K: 0 S: 5	H: 0 LOB: 0 BB: 0 P: 11	R: 0 E: 0 K: 1 S: 8	H: 1 LOB: 0 BB: 0 P: 12	R: 1 E: 0 K: 1 S: 10	H: 1 LOB: 0 BB: 0 P: 15	R: 0 E: 0 K: 0 S: 6	H: 0 LOB: 0 BB: 0 P: 10	R: 0 E: 0 K: 1 S: 8	H: 0 LOB: 0 BB: 0 P: 11	R: 0 E: 0 K: 0 S: 8	H: 1 LOB: 0 BB: 0 P: 14	1B: 9 2B: 1 3B: 0 HR: 1	SF: 1 SAC: 0 DP: 2 HBP: 1	WP: 1 PB: 0 SB: 1 CS: 0	PA: 39				
PITCHER	IP	WLS	BF	H	R	ER	SO	BB	IBB	HBP	BLK	WP	HR	S	P	ERA	WHIP									
Freddy Garcia, R (1, 1) ERA: 5.05	2.2		18	7	7	7	2	2	0	1	0	0	1	0	42	76	23.62	3.375								
40 Julio Mateo, R (3, 1) ERA: 3.21	4.1	W	15	3	1	1	3	0	0	0	0	0	1	35	55	2.08	0.692									
Rafael Soriano, R (8, 1) ERA: 2.04	1.0	H	3	0	0	0	1	0	0	0	0	0	0	8	11	0.00	0.000									
Shigetoshi Hasegawa, R (9, 1) ERA: 0.74	1.0	S	3	1	0	0	0	0	0	0	0	0	0	8	14	0.00	1.000									

Batter	1	2	3	4	5	6	7	8	9	AB	R	H	RBI	BB	SO	LOB	TOP			
Terrence Long, L (1, 9) OBP: 0.297, SLG: 0.399	G6-3		F8			F9			K	4	0	0	0	0	1	1				
Scott Hatteberg, L (1, 3) OBP: 0.338, SLG: 0.371	F7		PO	F9		G4-3			FC4-6 1B	4	0	1	0	0	0	0				
Erubiel Durazo, L (1, 10) OBP: 0.398, SLG: 0.454	F7			F8			F9		F9	4	0	0	0	0	0	1				
Miguel Tejada, R (1, 6) OBP: 0.309, SLG: 0.425		P3							FC4-6 1-2	3	0	1	0	1	0	1				
3 Eric Chavez, L (1, 5) OBP: 0.332, SLG: 0.473				G6-3			F9			2	0	0	0	1	0	2				
Ramon Hernandez, R (1, 2) OBP: 0.321, SLG: 0.458							L8			3	0	0	0	0	1	2				
Billy McMillon, L (1, 7) OBP: 0.397, SLG: 0.383								F8		2	0	0	0	1	0	1				
Mark Ellis, R (1, 4) OBP: 0.326, SLG: 0.375			E6 PO						K	3	0	0	0	0	1	1				
Chris Singleton, L (1, 8) OBP: 0.316, SLG: 0.380			F9				L9		G4-3	3	0	0	0	0	0	1				
Inning Stats	R: 0 E: 0 K: 0 S: 5	H: 0 LOB: 0 BB: 0 P: 10	R: 0 E: 0 K: 1 S: 9	H: 0 LOB: 1 BB: 1 P: 14	R: 0 E: 1 K: 0 S: 5	H: 0 LOB: 0 BB: 0 P: 9	R: 0 E: 0 K: 0 S: 12	H: 1 LOB: 1 BB: 0 P: 19	R: 0 E: 0 K: 0 S: 6	H: 0 LOB: 0 BB: 1 P: 13	R: 0 E: 0 K: 0 S: 8	H: 0 LOB: 0 BB: 0 P: 14	R: 0 E: 0 K: 1 S: 7	H: 0 LOB: 0 BB: 0 P: 11	R: 0 E: 0 K: 1 S: 11	H: 1 LOB: 1 BB: 0 P: 17	1B: 1 2B: 1 3B: 0 HR: 0	SF: 0 SAC: 0 DP: 1 HBP: 0	WP: 0 PB: 0 SB: 0 CS: 0	PA: 32
PITCHER Ryan Franklin, R (1, 1) ERA: 3.5	IP: 9.0 WLS: W BF: 31 H: 2 R: 0 ER: 0 SO: 3 BB: 3 IBB: 0 HBP: 0 BLK: 0 WP: 0 HR: 0 S: 71 P: 121 ERA: 0.00 WHIP: 0.556															PITCHER				

Oakland Athletics @ Seattle Mariners
Safeco Field, Seattle, WA
Wed Jul 23 2003, 7:05 PM PDT
Att: 41,959 - Cloudy - 80 F

AB 28
R 0
H 2
RBI 0
BB 3
SO 3
LOB 10



Batter	1	2	3	4	5	6	7	8	9	AB	R	H	RBI	BB	SO	LOB	BOTTOM			
51 Ichiro Suzuki, L (1, 9) OBP: 0.378, SLG: 0.463	G4-3			G5-3	K		B1-3			5	0	1	0	0	1	1				
Carlos Guillen, S (1, 10) OBP: 0.383, SLG: 0.407	K			BB SF8	BB 1B		BB 2B			2	3	1	0	3	1	0				
Bret Boone, R (1, 4) OBP: 0.369, SLG: 0.576	K			SF8 BB	BB 1B		BB 2B		G4-3	2	1	0	0	3	1	2				
John Olerud, L (1, 3) OBP: 0.379, SLG: 0.379		K		BB	BB 1B		BB 2B			3	0	2	4	1	1	0				
Mike Cameron, R (1, 8) OBP: 0.355, SLG: 0.463		F9		SF8	G2-3		BB			2	0	0	1	1	0	2				
Randy Winn, S (1, 7) OBP: 0.329, SLG: 0.375		P6					BB			3	1	1	1	1	0	2				
16 Willie Bloomquist, R (1, 6) OBP: 0.277, SLG: 0.291				G4-3	F9		HR			4	0	0	0	0	1	5				
Dan Wilson, R (1, 2) OBP: 0.291, SLG: 0.339				G6-3		F7	F7			4	0	1	0	0	0	0				
Jeff Cirillo, R (1, 5) OBP: 0.288, SLG: 0.278				P4		BB 1B	K		G5-4-3 1B	3	1	0	0	1	1	1				
Inning Stats	R: 0 E: 0 K: 2 S: 7	H: 0 LOB: 0 BB: 0 P: 12	R: 0 E: 0 K: 1 S: 6	H: 0 LOB: 0 BB: 0 P: 7	R: 0 E: 0 K: 0 S: 7	H: 0 LOB: 0 BB: 0 P: 10	R: 1 E: 0 K: 0 S: 13	H: 1 LOB: 3 BB: 3 P: 29	R: 2 E: 0 K: 1 S: 15	H: 1 LOB: 2 BB: 3 P: 30	R: 1 E: 0 K: 1 S: 8	H: 1 LOB: 0 BB: 0 P: 12	R: 2 E: 0 K: 1 S: 12	H: 1 LOB: 2 BB: 3 P: 28	R: 0 E: 0 K: 0 S: 9	H: 2 LOB: 2 BB: 1 P: 16	1B: 3 2B: 2 3B: 0 HR: 1	SF: 1 SAC: 0 DP: 1 HBP: 0	WP: 0 PB: 0 SB: 0 CS: 0	PA: 39
PITCHER Barry Zito, L (1, 1) ERA: 3.34 Jim Mecir, R (7, 1) ERA: 5.13 Mike Neu, R (7, 1) ERA: 3.6	IP: 6.0 WLS: L BF: 27 H: 3 R: 4 ER: 4 SO: 5 BB: 6 IBB: 0 HBP: 0 BLK: 0 WP: 0 HR: 1 S: 56 P: 100 ERA: 6.00 WHIP: 1.500															PITCHER				

Oakland Athletics @ Seattle Mariners
Safeco Field, Seattle, WA
Wed Jul 23 2003, 7:05 PM PDT
Att: 41,959 - Cloudy - 80 F

AB 28
R 6
H 6
RBI 6
BB 10
SO 6
LOB 13



Batter	1	2	3	4	5	6	7	8	9	AB	R	H	RBI	BB	SO	LOB	TOP										
Billy McMillon, L (1, 7) OBP: 0.390, SLG: 0.375 Chris Singleton, L (7, PR) OBP: 0.315, SLG: 0.378	K		F7			G6-3	1B		K	4	0	1	2	0	1	2											
Eric Byrnes, R (1, 8) OBP: 0.351, SLG: 0.498	G4-3		G1-3			3B	K			4	0	1	0	0	1	3											
Erubiel Durazo, L (1, 10) OBP: 0.394, SLG: 0.449	L8			F8		G4-3		K		4	0	0	0	0	1	1											
Miguel Tejada, R (1, 6) OBP: 0.309, SLG: 0.423		P2		G6-3		F9		1B		4	0	1	0	0	0	1											
3 Eric Chavez, L (1, 5) OBP: 0.331, SLG: 0.479		F8		K				K		4	1	1	1	0	2	1											
Ramon Hernandez, R (1, 2) OBP: 0.317, SLG: 0.452		G5-3			G4-3		G1-3	P4		4	0	0	0	0	0	1											
Scott Hatteberg, L (1, 3) OBP: 0.345, SLG: 0.372			BB	1B			1B	BB	G5-3	1	1	1	0	3	0	0											
Terrence Long, L (1, 9) OBP: 0.296, SLG: 0.395			F7				1B	BB	P4	3	1	0	0	1	1	3											
Mark Ellis, R (1, 4) OBP: 0.328, SLG: 0.374				BB		L4		1B	G5-3	3	0	1	0	1	0	2											
Inning Stats	R: 0 E: 0 K: 1 S: 8	H: 0 LOB: 0 BB: 0 P: 15	R: 0 E: 0 K: 0 S: 11	H: 0 LOB: 0 BB: 0 P: 17	R: 0 E: 0 K: 1 S: 9	H: 1 LOB: 2 BB: 1 P: 19	R: 0 E: 0 K: 1 S: 9	H: 0 LOB: 0 BB: 0 P: 15	R: 0 E: 0 K: 1 S: 11	H: 0 LOB: 1 BB: 1 P: 21	R: 0 E: 0 K: 0 S: 8	H: 1 LOB: 1 BB: 0 P: 12	R: 3 E: 0 K: 1 S: 12	H: 3 LOB: 1 BB: 2 P: 26	R: 0 E: 0 K: 2 S: 11	H: 1 LOB: 1 BB: 0 P: 13	R: 0 E: 0 K: 1 S: 11	H: 0 LOB: 1 BB: 1 P: 22	1B: 4 2B: 0 3B: 1 HR: 1	SF: 0 SAC: 0 DP: 0 HBP: 0	WP: 0 PB: 0 SB: 0 CS: 0	PA: 37					
PITCHER	IP	WLS	BF	H	R	ER	SO	BB	IBB	HBP	BLK	WP	HR	S	P	ERA	WHIP										
Gil Meche, R (1, 1) ERA: 3.83	6.1	L	26	3	3	3	3	4	0	0	0	0	1	63	115	4.26	1.105										
Jeff Nelson, R (7, 1) ERA: 3.74	0.2		3	2	0	0	1	0	0	0	0	0	0	5	10	0.00	3.000										
Arthur Rhodes, L (8, 1) ERA: 4.2	0.2		3	1	0	0	2	0	0	0	0	0	0	8	10	0.00	1.500										
Aaron Taylor, R (8, 1) ERA: 3.24	1.1		5	0	0	0	1	1	0	0	0	0	0	14	25	0.00	0.750										

Oakland Athletics @ Seattle Mariners
Safeco Field, Seattle, WA
Thu Jul 24 2003, 7:05 PM PDT
Att: 42,730 - Sunny - 77 F

AB 32
R 3
H 6
RBI 3
BB 5
SO 7
LOB 15





Batter	1	2	3	4	5	6	7	8	9	AB	R	H	RBI	BB	SO	LOB	BOTTOM										
51 Ichiro Suzuki, L (1, 9) OBP: 0.378, SLG: 0.462	K		1B		FC4-6				L9	5	0	2	0	0	1	2											
Carlos Guillen, S (1, 6) OBP: 0.361, SLG: 0.401	G5-3		K		K				BB	4	0	0	0	1	3	5											
Bret Boone, R (1, 4) OBP: 0.367, SLG: 0.571	K			1B		F8		F8	G6-3	5	0	1	0	0	1	2											
Edgar Martinez, R (1, 10) OBP: 0.415, SLG: 0.542		G6-3		FC4-6		F9		BB	BB	3	0	1	0	1	0	0											
John Olerud, L (1, 3) OBP: 0.375, SLG: 0.375		K		K		F7		L7		4	0	0	0	0	2	3											
Mike Cameron, R (1, 8) OBP: 0.359, SLG: 0.465		FC6-4		K		51 1B	16 1B	BB	BB	3	0	2	0	1	1	2											
Randy Winn, S (1, 7) OBP: 0.326, SLG: 0.371	FC6-4		FC4-6		FC4-6		K	K		4	0	0	0	0	2	6											
Dan Wilson, R (1, 2) OBP: 0.286, SLG: 0.333 Mark McLemore, S (9, PH) OBP: 0.305, SLG: 0.317			K		G6-3		K		G4-3	3	0	0	0	0	2	1											
16 Willie Bloomquist, R (1, 5) OBP: 0.286, SLG: 0.294 John Mabry, L (9, PH) OBP: 0.252, SLG: 0.352		L8			51 FC4-6		51 1B		BB	2	0	1	0	1	0	0											
Inning Stats	R: 0 E: 0 K: 2 S: 7	H: 0 LOB: 0 BB: 0 P: 12	R: 0 E: 0 K: 1 S: 10	H: 1 LOB: 0 BB: 0 P: 15	R: 0 E: 0 K: 2 S: 12	H: 1 LOB: 0 BB: 0 P: 17	R: 0 E: 0 K: 2 S: 12	H: 2 LOB: 2 BB: 0 P: 22	R: 0 E: 0 K: 1 S: 9	H: 0 LOB: 1 BB: 1 P: 17	R: 0 E: 0 K: 0 S: 8	H: 0 LOB: 0 BB: 0 P: 11	R: 0 E: 0 K: 3 S: 13	H: 3 LOB: 3 BB: 0 P: 20	R: 0 E: 0 K: 1 S: 12	H: 0 LOB: 2 BB: 2 P: 24	R: 0 E: 0 K: 0 S: 12	H: 0 LOB: 2 BB: 2 P: 24	1B: 7 2B: 0 3B: 0 HR: 0	SF: 0 SAC: 0 DP: 0 HBP: 0	WP: 0 PB: 0 SB: 0 CS: 0	PA: 39					
PITCHER	IP	WLS	BF	H	R	ER	SO	BB	IBB	HBP	BLK	WP	HR	S	P	ERA	WHIP										
Mark Mulder, L (1, 1) ERA: 3.07	7.0		29	7	0	0	11	1	0	0	0	0	0	71	114	0.00	1.143										
Ricardo Rincon, L (8, 1) ERA: 3.89	0.2	H	3	0	0	0	0	1	0	0	0	0	0	7	13	0.00	1.500										
Keith Foulke, R (8, 1) ERA: 2.52	1.1	S	7	0	0	0	1	3	0	0	0	0	0	17	35	0.00	2.250										

Oakland Athletics @ Seattle Mariners
Safeco Field, Seattle, WA
Thu Jul 24 2003, 7:05 PM PDT
Att: 42,730 - Sunny - 77 F

AB 34
R 0
H 7
RBI 0
BB 5
SO 12
LOB 21




Batter	1	2	3	4	5	6	7	8	9	AB R H RBI BB SO LOB	TOP												
10 Michael Young, R OBP: 0.353, SLG: 0.467	2-2 1B 2B		1-3 K		1-1 G4-6-3 1B		1-3 K		0-0 G3	5 1 2 0 0 2 1	<p>Texas Rangers @ Seattle Mariners Safeco Field, Seattle, WA Fri Jul 25 2003, 7:05 PM PDT Att: 43,871 - Sunny - 79 F</p> <p>AB 36 R 5 H 10 RBI 5 BB 2 SO 6 LOB 12</p> 												
9 Hank Blalock, L OBP: 0.392, SLG: 0.515	1-2 F9		1-3 K		1-1 G4-6-3 1-2		0-2 G4-3		0-0 G3-1	5 0 0 0 0 1 3													
Alex Rodriguez, R OBP: 0.381, SLG: 0.545	2-2 F8		3-2 HR 1B		0-1 BB 2B 1B		1-0 P5			4 2 2 0 0 0 1													
Rafael Palmeiro, L OBP: 0.350, SLG: 0.471	4-2 1B BB		2-2 1-H HR		4-2 2B BB			0-0 G3		2 2 1 2 2 0 0													
Shane Spencer, R OBP: 0.324, SLG: 0.439	1-1 1-2 2-H 1B		3-2 F7		0-0 1-H 2-H 2B			1-1 F9		4 0 2 3 0 0 0													
23 Mark Teixeira, S OBP: 0.337, SLG: 0.468	0-1 G1-3			2-1 G5-3	0-2 F7			0-0 2B		4 0 1 0 0 0 3													
Marcus Thames, R OBP: 0.368, SLG: 0.438		1-3 K		0-0 1B		1-3 K		2-0 P4		4 0 1 0 0 2 1													
Todd Greene, R OBP: 0.244, SLG: 0.414		3-2 P5		2-1 F7		1-3 K		0-1 10 G3 1B		4 0 1 0 0 1 1													
Doug Glanville, R OBP: 0.293, SLG: 0.341		2-1 F7		1 SAFE 0-1 F8		2-1 G3		3-2 F8		4 0 0 0 0 0 2													
Inning Stats	R: 1 E: 0 K: 0 S: 19	H: 2 LOB: 2 BB: 1 P: 29	R: 0 E: 0 K: 1 S: 9	H: 0 LOB: 0 BB: 0 P: 15	R: 2 E: 0 K: 2 S: 18	H: 2 LOB: 0 BB: 0 P: 28	R: 0 E: 0 K: 0 S: 7	H: 1 LOB: 1 BB: 0 P: 11	R: 2 E: 0 K: 2 S: 12	H: 3 LOB: 1 BB: 1 P: 18	R: 0 E: 0 K: 1 S: 9	H: 0 LOB: 0 BB: 0 P: 13	R: 0 E: 0 K: 1 S: 8	H: 0 LOB: 0 BB: 0 P: 10	R: 0 E: 0 K: 0 S: 5	H: 1 LOB: 1 BB: 0 P: 8	R: 0 E: 0 K: 0 S: 10	H: 1 LOB: 1 BB: 0 P: 13	1B: 6 2B: 3 3B: 0 HR: 1	SF: 0 SAC: 0 DP: 1 HBP: 0	WP: 0 PB: 0 SB: 1 CS: 0	PA: 38	
PITCHER	IP WLS BF H R ER SO BB IBB HBP BLK WP HR S P ERA WHIP											PITCHER	IP WLS BF H R ER SO BB IBB HBP BLK WP HR S P ERA WHIP										
Jamie Moyer, L ERA: 3.46	(1, 1) 5.0 W 24 8 5 5 3 2 0 0 0 0 0 1 65 101 9.00 2.000																						
Rafael Soriano, R ERA: 1.66	(6, 1) 4.0 S 14 2 0 0 3 0 0 0 0 0 0 0 32 44 0.00 0.500																						

Batter	1	2	3	4	5	6	7	8	9	AB R H RBI BB SO LOB	BOTTOM												
51 Ichiro Suzuki, L OBP: 0.380, SLG: 0.470	1-0 G3	2-1 G4-3		2-1 1-H 3-H HR		3-2 G4-6-3 1B		2-1 BB 1B SF9 HBP		4 2 2 3 0 0 0	<p>Texas Rangers @ Seattle Mariners Safeco Field, Seattle, WA Fri Jul 25 2003, 7:05 PM PDT Att: 43,871 - Sunny - 79 F</p> <p>AB 34 R 11 H 13 RBI 11 BB 4 SO 3 LOB 13</p> 												
Carlos Guillen, S OBP: 0.365, SLG: 0.402	4-1 BB 1B HBP BB		2-1 G4-3	0-1 HR 1B		1-2 G4-6-3		0-2 SF9 BB 1B		4 2 2 0 1 0 2													
Bret Boone, R OBP: 0.372, SLG: 0.587	1-1 1-2 1B HBP		1-2 F7	0-2 1-H HR		1-0 3-H HR		4-0 1-2 2-3 BB		3 3 2 4 1 0 0													
Edgar Martinez, R OBP: 0.409, SLG: 0.535	0-0 F7		1-1 L4	1-1 F8		3-2 G4-3		1-1 SF9		4 0 0 1 0 0 2													
John Olerud, L OBP: 0.375, SLG: 0.376	4-0 1-2 2-3 1B BB			0-0 F7	2-2 16 1B 2B		1-1 F9	1-0 G4-3		4 0 1 0 1 0 2													
Mike Cameron, R OBP: 0.360, SLG: 0.474	1-2 1-2 2-H 3-H 1B			2-1 HR	3-3 K		0-1 F8			4 1 2 3 0 1 1													
Randy Winn, S OBP: 0.328, SLG: 0.373	1-1 F8			1-0 F8 51 HR 1B	1-3 K		0-2 1B			4 1 2 0 0 1 3													
16 Willie Bloomquist, R OBP: 0.292, SLG: 0.295		2-2 G6-3		1 SAFE 4-2 51 HR BB	1-1 2-H 1B		2-3 K			3 1 1 0 1 1 1													
Dan Wilson, R OBP: 0.286, SLG: 0.332		0-1 L8		0-0 F8		1-2 G4-6-3 51 HR 1B		3-2 L7		4 1 1 0 0 0 2													
Inning Stats	R: 2 E: 0 K: 0 S: 9	H: 1 LOB: 2 BB: 2 P: 21	R: 0 E: 0 K: 0 S: 8	H: 0 LOB: 0 BB: 0 P: 12	R: 0 E: 0 K: 0 S: 8	H: 0 LOB: 0 BB: 0 P: 12	R: 6 E: 0 K: 0 S: 19	H: 5 LOB: 0 BB: 1 P: 28	R: 0 E: 0 K: 2 S: 11	H: 2 LOB: 2 BB: 0 P: 18	R: 2 E: 0 K: 0 S: 15	H: 3 LOB: 0 BB: 0 P: 24	R: 0 E: 0 K: 1 S: 11	H: 1 LOB: 1 BB: 0 P: 14	R: 1 E: 0 K: 0 S: 10	H: 1 LOB: 2 BB: 1 P: 21	1B: 8 2B: 1 3B: 0 HR: 4	SF: 1 SAC: 0 DP: 1 HBP: 2	WP: 0 PB: 0 SB: 1 CS: 0	PA: 41			
PITCHER	IP WLS BF H R ER SO BB IBB HBP BLK WP HR S P ERA WHIP											PITCHER	IP WLS BF H R ER SO BB IBB HBP BLK WP HR S P ERA WHIP										
Robert Ellis, R ERA: 18.0	(1, 1) 4.0 L 23 7 8 2 2 2 0 0 0 0 0 1 23 37 9.00 2.500																						
R.A. Dickey, R ERA: 5.09	(5, 1) 2.0 8 4 2 2 2 0 0 0 0 0 0 1 23 37 9.00 2.000																						
Erasmio Ramirez, L ERA: 4.8	(7, 1) 1.1 8 2 1 1 1 1 0 1 0 0 0 0 18 30 6.75 2.250																						
Jay Powell, R ERA: 8.57	(8, 1) 0.2 2 0 0 0 0 0 0 0 0 0 0 0 3 5 0.00 0.000																						

Batter	1	2	3	4	5	6	7	8	9	AB	R	H	RBI	BB	SO	LOB	TOP					
10 Michael Young, R (1, 4) OBP: 0.350, SLG: 0.462	F9		G5-3			K		F9		4	0	0	0	0	1	2						
9 Hank Blalock, L (1, 5) OBP: 0.361, SLG: 0.511	K		G6-3					G3		4	0	1	0	0	1	2						
Alex Rodriguez, R (1, 6) OBP: 0.377, SLG: 0.539	F8			G6-3		K			G4-3	4	0	0	0	0	1	1						
Rafael Palmeiro, L (1, 3) OBP: 0.346, SLG: 0.465		P5		G3-1				F7		4	0	0	0	0	0	0						
23 Mark Teixeira, S (1, 7) OBP: 0.336, SLG: 0.463	F8			G4-3				G3-1		3	0	0	0	1	0	0						
21 Jason Jones, S (1, 10) OBP: 0.273, SLG: 0.500	F8				K					3	0	0	0	1	2	1						
Doug Glanville, R (1, 8) OBP: 0.293, SLG: 0.341			F7		K					3	0	1	0	0	1	0						
Laynce Nix, L (1, 9) OBP: 0.256, SLG: 0.324			G5-3 10 HBP		G1-3					3	0	1	0	0	1	2						
Einar Diaz, R (1, 2) OBP: 0.305, SLG: 0.351			G5-3 10 HBP			F7		F7		2	0	0	0	0	0	0						
Inning Stats	R: 0 E: 0 K: 1 S: 6	H: 0 LOB: 0 BB: 0 P: 9	R: 0 E: 0 K: 0 S: 6	H: 0 LOB: 0 BB: 0 P: 11	R: 0 E: 0 K: 0 S: 12	H: 1 LOB: 2 BB: 0 P: 22	R: 0 E: 0 K: 0 S: 8	H: 0 LOB: 0 BB: 0 P: 9	R: 0 E: 0 K: 2 S: 10	H: 0 LOB: 0 BB: 0 P: 14	R: 0 E: 0 K: 2 S: 10	H: 1 LOB: 1 BB: 0 P: 11	R: 0 E: 0 K: 1 S: 12	H: 1 LOB: 2 BB: 1 P: 21	R: 0 E: 0 K: 0 S: 6	H: 0 LOB: 0 BB: 0 P: 9	R: 0 E: 0 K: 1 S: 11	H: 0 LOB: 1 BB: 1 P: 20	1B: 3 2B: 0 3B: 0 HR: 0	SF: 0 SAC: 0 DP: 0 HBP: 1	WP: 0 PB: 0 SB: 0 CS: 0	PA: 33
PITCHER Joel Pineiro, R (1, 1) ERA: 3.17	IP: 9.0 W: 3 L: 0 BF: 33	H: 3 R: 0 ER: 0 SO: 7	BB: 2 IBB: 0 HBP: 1 BLK: 0	WP: 0 HR: 0 S: 81 P: 126	ERA: 0.00 WHIP: 0.556	PITCHER										IP: 9.0 W: 3 L: 0 BF: 33	H: 3 R: 0 ER: 0 SO: 7	BB: 2 IBB: 0 HBP: 1 BLK: 0	WP: 0 HR: 0 S: 81 P: 126	ERA: 0.00 WHIP: 0.556		

Texas Rangers @ Seattle Mariners
Safeco Field, Seattle, WA
Sat Jul 26 2003, 1:05 PM PDT
Att: 45,934 - Sunny - 72 F

AB 30
R 0
H 3
RBI 0
BB 2
SO 7
LOB 8



Batter	1	2	3	4	5	6	7	8	9	AB	R	H	RBI	BB	SO	LOB	BOTTOM			
51 Ichiro Suzuki, L (1, 9) OBP: 0.380, SLG: 0.469	G1-3		F8					SH5-3		3	0	1	1	0	0	0				
Mark McLemore, S (1, 6) OBP: 0.312, SLG: 0.325	F8			FC3-6 G5-3 HBP				L6 1B		4	1	3	1	0	0	0				
Bret Boone, R (1, 4) OBP: 0.373, SLG: 0.587	G6-3			FC3-6 HBP			SF7			2	0	1	1	0	0	0				
John Olerud, L (1, 3) OBP: 0.374, SLG: 0.375				FC3-6 G5-3 HBP			F7			4	0	1	0	0	0	6				
Mike Cameron, R (1, 8) OBP: 0.356, SLG: 0.469	F9			G5-3			L8			4	0	0	1	0	1	2				
Ben Davis, S (1, 2) OBP: 0.337, SLG: 0.472	G3-1			G4-3			G6-3			3	0	0	0	1	0	2				
Randy Winn, S (1, 7) OBP: 0.332, SLG: 0.379					L4					4	0	3	0	0	0	0				
John Mabry, L (1, 10) OBP: 0.290, SLG: 0.345			F8				G3			4	1	1	0	0	0	3				
16 Willie Bloomquist, R (1, 5) OBP: 0.298, SLG: 0.310			K2-3					F9		4	2	2	0	0	1	2				
Inning Stats	R: 0 E: 0 K: 0 S: 10	H: 0 LOB: 0 BB: 0 P: 13	R: 0 E: 0 K: 0 S: 9	H: 2 LOB: 2 BB: 0 P: 15	R: 0 E: 0 K: 1 S: 7	H: 0 LOB: 0 BB: 0 P: 11	R: 1 E: 0 K: 0 S: 14	H: 1 LOB: 1 BB: 0 P: 24	R: 2 E: 0 K: 0 S: 21	H: 4 LOB: 2 BB: 0 P: 28	R: 0 E: 0 K: 0 S: 9	H: 1 LOB: 1 BB: 0 P: 14	R: 1 E: 0 K: 0 S: 7	H: 3 LOB: 1 BB: 0 P: 9	R: 0 E: 0 K: 1 S: 9	H: 1 LOB: 2 BB: 1 P: 18	1B: 10 2B: 3 3B: 0 HR: 0	SF: 1 SAC: 1 DP: 1 HBP: 1	WP: 0 PB: 0 SB: 0 CS: 0	PA: 36
PITCHER Colby Lewis, R (1, 1) ERA: 8.33 Aaron Fultz, L (6, 1) ERA: 4.99 56 Rosman Garcia, R (8, 1) ERA: 4.5	IP: 5.2 W: 1 L: 6 BF: 25	H: 8 R: 3 ER: 1 SO: 3	BB: 0 IBB: 0 HBP: 0 BLK: 0	WP: 0 HR: 0 S: 9 P: 101	ERA: 4.76 WHIP: 1.412	PITCHER										IP: 1.0 W: 1 L: 6 BF: 5	H: 3 R: 1 ER: 0 SO: 1	BB: 0 IBB: 0 HBP: 0 BLK: 0	WP: 0 HR: 0 S: 9 P: 18	ERA: 0.00 WHIP: 2.000

Texas Rangers @ Seattle Mariners
Safeco Field, Seattle, WA
Sat Jul 26 2003, 1:05 PM PDT
Att: 45,934 - Sunny - 72 F

AB 32
R 4
H 12
RBI 4
BB 1
SO 2
LOB 15



Batter	1	2	3	4	5	6	7	8	9	AB R H RBI BB SO LOB	TOP											
10 Michael Young, R OBP: 0.355, SLG: 0.469	2-2 2B		0-0 1B	1-1 1B		1-0 1B		0-1 G4-3		5 2 4 0 0 0 1	<p>Texas Rangers @ Seattle Mariners</p> <p>Safeco Field, Seattle, WA</p> <p>Sun Jul 27 2003, 1:05 PM PDT</p> <p>Att: 45,355 - Sunny - 74 F</p>											
9 Hank Blalock, L OBP: 0.364, SLG: 0.516	0-0 P5		0-1 1B	0-1 G5-4-3		1-0 1B		2-3 K		5 1 3 2 0 1 2												
Alex Rodriguez, R OBP: 0.380, SLG: 0.544	4-2 BB		0-0 1B	0-2 G5-4-3		1-2 E6		1-2 1B		4 2 2 0 1 0 3												
Rafael Palmeiro, L OBP: 0.347, SLG: 0.464	2-1 F7		1-1 1B			2-3 K		0-1 3B		5 1 2 2 0 1 4												
23 Mark Teixeira, S OBP: 0.334, SLG: 0.459	1-1 L7		2-2 SF8					0-0 P5		3 0 0 1 1 0 3												
21 Jason Jones, S OBP: 0.287, SLG: 0.385 Donnie Sadler, R OBP: 0.309, SLG: 0.341		2-2 CS HBP	3-2 E6		0-0 F8		1-1 F7	2-1 FC6-4 WP		3 0 0 1 0 0 1 1 0 0 0 0 0 1												
Todd Greene, R OBP: 0.234, SLG: 0.397		1-1 F8	2-3 K		1-1 F7		2-2 G5-3	3-3 K		5 0 0 0 0 2 4												
Laynce Nix, L OBP: 0.256, SLG: 0.341		3-3 K	0-1 G4-3			1-2 G3-1		1-1 SH1-3 2B		4 0 1 0 0 1 2												
Doug Glanville, R OBP: 0.294, SLG: 0.346			1-2 2B		1-0 F7		1-3 K	0-1 SH1-3		3 1 1 0 0 1 0												
Inning Stats	R: 0 E: 0 K: 0 S: 10	H: 1 LOB: 2 BB: 1 P: 19	R: 0 E: 0 K: 1 S: 8	H: 0 LOB: 1 BB: 0 P: 14	R: 5 E: 1 K: 1 S: 23	H: 5 LOB: 1 BB: 0 P: 32	R: 0 E: 0 K: 0 S: 8	H: 2 LOB: 1 BB: 1 P: 10	R: 0 E: 0 K: 0 S: 7	H: 0 LOB: 1 BB: 1 P: 12		R: 1 E: 1 K: 2 S: 16	H: 2 LOB: 2 BB: 0 P: 23	R: 0 E: 0 K: 0 S: 9	H: 0 LOB: 0 BB: 0 P: 15	R: 0 E: 0 K: 1 S: 9	H: 1 LOB: 1 BB: 0 P: 12	R: 1 E: 0 K: 1 S: 11	H: 2 LOB: 1 BB: 0 P: 17	1B: 8 2B: 5 3B: 1 HR: 0	SF: 1 SAC: 1 DP: 2 HBP: 1	WP: 1 PB: 0 SB: 1 CS: 1
PITCHER	IP WLS BF H R ER SO BB IBB HBP BLK WP HR S P ERA WHIP											PITCHER	IP WLS BF H R ER SO BB IBB HBP BLK WP HR S P ERA WHIP									
Freddy Garcia, R ERA: 5.17	(1, 1) 5.2 L 30 10 6 5 3 2 0 0 1 0 0 0 67 103 7.94 2.118																					
40 Julio Mateo, R ERA: 3.14	(6, 1) 1.0 3 0 0 0 1 0 0 0 0 0 0 9 15 0.00 0.000																					
Jeff Nelson, R ERA: 3.6	(7, 1) 1.1 5 1 0 0 1 0 0 0 0 0 0 14 19 0.00 0.750																					
Aaron Taylor, R ERA: 3.86	(9, 1) 1.0 5 2 1 1 1 0 0 0 0 1 0 11 17 9.00 2.000																					

AB	38
R	7
H	13
RBI	6
BB	2
SO	6
LOB	21



Batter	1	2	3	4	5	6	7	8	9	AB R H RBI BB SO LOB	BOTTOM									
51 Ichiro Suzuki, L OBP: 0.378, SLG: 0.466	1-0 1B			0-0 P5		0-1 G1-3			2-3 K	5 0 1 0 0 2 3	<p>Texas Rangers @ Seattle Mariners</p> <p>Safeco Field, Seattle, WA</p> <p>Sun Jul 27 2003, 1:05 PM PDT</p> <p>Att: 45,355 - Sunny - 74 F</p>									
Carlos Guillen, S OBP: 0.383, SLG: 0.400	1-2 G3-6-3		1-0 1B	0-1 F7			1-1 G3			4 0 1 0 0 0 2										
Bret Boone, R OBP: 0.374, SLG: 0.585	4-2 BB		1-0 1B		1-0 FC5-4 1B		0-0 F9			3 0 1 0 1 0 1										
Edgar Martinez, R OBP: 0.408, SLG: 0.531	1-3 K		1-1 1B		0-0 FC5-4 1B		0-3 K			4 1 1 0 0 2 2										
John Mabry, L OBP: 0.288, SLG: 0.328		0-0 G3	4-0 1B		0-3 K			3-3 K		3 0 0 0 1 2 1										
Mike Cameron, R OBP: 0.358, SLG: 0.469		2-2 HR	2-0 1B		2-2 F9			2-3 K		4 1 2 0 0 1 1										
Randy Winn, S OBP: 0.333, SLG: 0.388		1-1 HR	0-1 1B			2-1 F7		3-2 G3-1		4 1 2 3 0 0 0										
Ben Davis, S OBP: 0.341, SLG: 0.467		4-1 FC6-4 BB		4-0 BB		2-3 K		1-3 K		2 0 0 0 2 2 0										
Mark McLemore, S OBP: 0.311, SLG: 0.321		0-0 FC6-4		0-1 L9		4-1 BB		3-3 K		3 0 0 0 1 1 2										
Inning Stats	R: 0 E: 0 K: 1 S: 12	H: 1 LOB: 1 BB: 1 P: 19	R: 2 E: 0 K: 1 S: 12	H: 2 LOB: 1 BB: 1 P: 21	R: 1 E: 0 K: 0 S: 7	H: 4 LOB: 2 BB: 1 P: 16	R: 0 E: 0 K: 0 S: 5	H: 0 LOB: 1 BB: 1 P: 9	R: 0 E: 0 K: 1 S: 9	H: 1 LOB: 1 BB: 0 P: 11		R: 0 E: 0 K: 1 S: 6	H: 0 LOB: 0 BB: 0 P: 7	R: 0 E: 0 K: 2 S: 16	H: 0 LOB: 0 BB: 0 P: 24	R: 0 E: 0 K: 3 S: 9	H: 0 LOB: 0 BB: 0 P: 15	1B: 7 2B: 0 3B: 0 HR: 1	SF: 0 SAC: 0 DP: 2 HBP: 0	WP: 0 PB: 0 SB: 1 CS: 0
PITCHER	IP WLS BF H R ER SO BB IBB HBP BLK WP HR S P ERA WHIP											PITCHER	IP WLS BF H R ER SO BB IBB HBP BLK WP HR S P ERA WHIP							
John Thomson, R ERA: 5.45	(1, 1) 8.0 W 34 8 3 3 7 5 0 0 0 0 0 0 75 124 3.38 1.625																			
Francisco Cordero, R ERA: 3.13	(9, 1) 1.0 3 0 0 0 3 0 0 0 0 0 0 9 15 0.00 0.000																			

AB	32
R	3
H	8
RBI	3
BB	5
SO	10
LOB	12



Batter	1	2	3	4	5	6	7	8	9	AB	R	H	RBI	BB	SO	LOB	TOP									
10 Michael Young, R OBP: 0.356, SLG: 0.468	E5 9 1B	2-2 9 1B			2-2 9 HR		FC5-4 1B 9 1B HR	K		5	3	2	0	0	1	2										
9 Hank Blalock, L OBP: 0.370, SLG: 0.528	1-0 1B	2-1 1B			1-0 HR		1B	1B	G5-3	5	3	4	2	0	0	0										
Alex Rodriguez, R OBP: 0.361, SLG: 0.544 Donnie Sadler, R OBP: 0.316, SLG: 0.361	1-2 HR		F9		1-2 HR		F8	1B	2B	4	2	2	1	0	0	0										
Rafael Palmeiro, L OBP: 0.349, SLG: 0.482 21 Jason Jones, S OBP: 0.250, SLG: 0.357	1-0 HR		F8		2-0 HR		F8	HR	F8	4	2	2	7	0	0	0										
23 Mark Teixeira, S OBP: 0.332, SLG: 0.455			K			G3-1	K		1B	5	0	1	0	0	3	0										
Shane Spencer, R OBP: 0.323, SLG: 0.435					0-2 G6-3		1B		F7	4	0	1	0	0	0	0										
Doug Glanville, R OBP: 0.288, SLG: 0.339					1-0 L4		P5		G4-3	4	0	0	0	0	0	1										
Laynce Nix, L OBP: 0.234, SLG: 0.311					1-3 K		P2		K	4	0	0	0	0	2	1										
Einar Diaz, R OBP: 0.308, SLG: 0.354					0-1 B5-3				1B	4	0	2	0	0	0	0										
Inning Stats	R: 4 E: 1 K: 1 S: 15	H: 3 LOB: 0 BB: 0 P: 20	R: 0 E: 0 K: 0 S: 10	H: 2 LOB: 1 BB: 0 P: 14	R: 0 E: 0 K: 1 S: 8	H: 0 LOB: 0 BB: 0 P: 12	R: 0 E: 0 K: 1 S: 7	H: 0 LOB: 0 BB: 0 P: 9	R: 2 E: 0 K: 0 S: 16	H: 2 LOB: 0 BB: 0 P: 21	R: 0 E: 0 K: 0 S: 11	H: 1 LOB: 1 BB: 0 P: 16	R: 4 E: 0 K: 1 S: 19	H: 4 LOB: 0 BB: 0 P: 29	R: 0 E: 0 K: 2 S: 16	H: 1 LOB: 2 BB: 0 P: 18	R: 0 E: 0 K: 0 S: 6	H: 2 LOB: 2 BB: 0 P: 7	1B: 11 2B: 1 3B: 0 HR: 3	SF: 0 SAC: 0 DP: 0 HBP: 0	WP: 0 PB: 0 SB: 0 CS: 0	PA: 41				
PITCHER	IP	WLS	BF	H	R	ER	SO	BB	IBB	HBP	BLK	WP	HR	S	P	ERA	WHIP									
Ryan Franklin, R ERA: 3.67	(1, 1)	6.0	L	26	8	6	5	3	0	0	0	0	0	2	67	92	7.50	1.333								
Aaron Taylor, R ERA: 6.52	(7, 1)	0.1		4	3	3	3	0	0	0	0	0	0	0	9	13	81.00	9.000								
Arthur Rhodes, L ERA: 4.35	(7, 1)	0.2		3	1	1	1	0	0	0	0	0	0	1	10	16	13.50	1.500								
Rafael Soriano, R ERA: 1.59	(8, 1)	1.0		4	1	0	0	2	0	0	0	0	0	0	16	18	0.00	1.000								
Shigetoshi Hasegawa, R ERA: 0.72	(9, 1)	1.0		4	2	0	0	0	0	0	0	0	0	0	6	7	0.00	2.000								

Texas Rangers @ Seattle Mariners
Safeco Field, Seattle, WA
Mon Jul 28 2003, 7:05 PM PDT
Att: 44,415 - Sunny - 88 F


AB 41
R 10
H 15
RBI 10
BB 0
SO 6
LOB 5



Batter	1	2	3	4	5	6	7	8	9	AB	R	H	RBI	BB	SO	LOB	BOTTOM									
51 Ichiro Suzuki, L OBP: 0.380, SLG: 0.466 John Mabry, L OBP: 0.284, SLG: 0.323	L7		4-2 BB			G4-3 1B		G4-3		2	0	1	0	1	0	0										
Carlos Guillen, S OBP: 0.355, SLG: 0.396 23 Luis Ugueto, S OBP: 0.284, SLG: 0.323	1-1 F8		1-3 K			F8		P3		3	0	0	0	0	1	3										
Bret Boone, R OBP: 0.371, SLG: 0.581 Pat Borders, R OBP: 0.667, SLG: 1.000	1-3 K				0-3 K		G4-3	2B		3	0	0	0	0	2	1										
Edgar Martinez, R OBP: 0.403, SLG: 0.524		2-0 F8			3-3 K		G6-3	K		4	0	0	0	0	2	2										
John Olerud, L OBP: 0.370, SLG: 0.370		2-1 G3-1			1-2 F7				K	4	0	0	0	0	1	0										
Randy Winn, S OBP: 0.335, SLG: 0.392		1-1 F9			3-1 F7		1B		2B	4	0	2	0	0	0	0										
Mark McLemore, S OBP: 0.306, SLG: 0.315			3-3 K		0-1 L9		K		K	4	0	0	0	0	3	2										
16 Willie Bloomquist, R OBP: 0.297, SLG: 0.302			1-1 E4 51 BB		4-2 BB		K		G1-3	3	0	0	0	1	1	2										
Dan Wilson, R OBP: 0.286, SLG: 0.337			0-1 L9		1-2 F9			G4-3 2B		3	1	1	0	0	0	2										
Inning Stats	R: 0 E: 0 K: 1 S: 8	H: 0 LOB: 0 BB: 0 P: 13	R: 0 E: 0 K: 0 S: 5	H: 0 LOB: 0 BB: 0 P: 10	R: 0 E: 1 K: 2 S: 14	H: 0 LOB: 2 BB: 1 P: 23	R: 0 E: 0 K: 2 S: 10	H: 0 LOB: 0 BB: 0 P: 14	R: 0 E: 0 K: 0 S: 9	H: 1 LOB: 1 BB: 0 P: 11	R: 0 E: 0 K: 2 S: 11	H: 1 LOB: 1 BB: 0 P: 15	R: 1 E: 0 K: 1 S: 13	H: 2 LOB: 1 BB: 0 P: 18	R: 0 E: 0 K: 2 S: 9	H: 1 LOB: 1 BB: 0 P: 14	1B: 2 2B: 3 3B: 0 HR: 0	SF: 0 SAC: 0 DP: 0 HBP: 0	WP: 0 PB: 0 SB: 0 CS: 0	PA: 35						
PITCHER	IP	WLS	BF	H	R	ER	SO	BB	IBB	HBP	BLK	WP	HR	S	P	ERA	WHIP									
53 Joaquin Benoit, R ERA: 5.1	(1, 1)	7.0		2	0	0	7	2	0	0	0	0	0	0	13	14	0.00	0.571								
32 Ron Mahay, L ERA: 2.6	(8, 1)	1.0		5	2	1	1	0	0	0	0	0	0	0	13	18	9.00	2.000								
Brian Shouse, L ERA: 3.71	(9, 1)	1.0		4	1	0	0	2	0	0	0	0	0	0	9	14	0.00	1.000								

Texas Rangers @ Seattle Mariners
Safeco Field, Seattle, WA
Mon Jul 28 2003, 7:05 PM PDT
Att: 44,415 - Sunny - 88 F


AB 33
R 1
H 5
RBI 1
BB 2
SO 10
LOB 14



Batter	1	2	3	4	5	6	7	8	9	AB	R	H	RBI	BB	SO	LOB	TOP										
Alex Sanchez, L (1, 8) OBP: 0.314, SLG: 0.373	1-1 F8		4-2 G1-6-3 S BB	3-2 G3-1			1-3 K			3	0	0	0	1	1	2											
Warren Morris, L (1, 4) OBP: 0.322, SLG: 0.375	0-0 1B		4-0 G1-6-3 BB		0-0 G4-3			1-3 K		3	0	1	0	1	1	0											
Bobby Higginson, L (1, 9) OBP: 0.341, SLG: 0.358	3-1 P6		0-1 G1-6-3		3-1 F9			0-0 1B		4	0	1	0	0	0	3											
Kevin Witt, L (1, 10) OBP: 0.335, SLG: 0.473	2-3 K		4-2 BB		1-1 P4			1-3 K		3	0	0	0	1	2	2											
Carlos Pena, L (1, 3)		4-1 G3-1 1B BB	0-3 K		3-3 K			1-1 L9		3	0	0	0	1	2	3											
Craig Monroe, R (1, 7) OBP: 0.274, SLG: 0.388		1-3 K		1-3 K		2-2 L8			3-3 K	3	0	0	0	0	2	1											
Andres Torres, S (9, PH) OBP: 0.255, SLG: 0.283										1	0	0	0	0	1	0											
Shane Halter, R (1, 5) OBP: 0.261, SLG: 0.332		0-1 G3-1 1B		4-2 BB BB		0-1 G4-3		2-1 P4		3	0	1	0	1	0	0											
Matt Walbeck, S (1, 2) OBP: 0.197, SLG: 0.218		0-0 G3-1		1-2 F8			1-2 F8		3-3 K	4	0	0	0	0	1	3											
Ramon Santiago, S (1, 6) OBP: 0.299, SLG: 0.287		0-0 L7		4-0 BB			0-0 P6			2	0	0	0	1	0	2											
Inning Stats	R: 0 H: 1 E: 0 K: 1 S: 8	H: 1 LOB: 1 BB: 0 P: 14	R: 0 H: 1 E: 0 K: 1 S: 8	H: 1 LOB: 2 BB: 1 P: 13	R: 0 H: 0 E: 0 K: 1 S: 13	H: 0 LOB: 2 BB: 3 P: 25	R: 0 H: 0 E: 0 K: 1 S: 14	H: 0 LOB: 0 BB: 2 P: 27	R: 0 H: 0 E: 0 K: 1 S: 9	H: 0 LOB: 0 BB: 0 P: 14	R: 0 H: 0 E: 0 K: 1 S: 9	H: 0 LOB: 1 BB: 0 P: 11	R: 0 H: 1 E: 0 K: 2 S: 9	H: 0 LOB: 0 BB: 0 P: 16	R: 0 H: 0 E: 0 K: 2 S: 8	H: 0 LOB: 0 BB: 0 P: 12	R: 0 H: 0 E: 0 K: 2 S: 8	H: 0 LOB: 0 BB: 0 P: 16	1B: 3 2B: 0 3B: 0 HR: 0	SF: 0 SAC: 0 DP: 1 HBP: 0	WP: 0 PB: 0 SB: 1 CS: 0	PA: 35					
PITCHER	IP	WLS	BF	H	R	ER	SO	BB	IBB	HBP	BLK	WP	HR	S	P	ERA	WHIP										
Joel Pineiro, R (1, 1) ERA: 3.03	7.0	W	28	2	0	0	6	6	0	0	0	0	0	66	113	0.00	1.143										
Arthur Rhodes, L (8, 1) ERA: 4.25	1.0		4	1	0	0	2	0	0	0	0	0	0	9	12	0.00	1.000										
Jeff Nelson, R (9, 1) ERA: 3.5	1.0		3	0	0	0	2	0	0	0	0	0	0	8	16	0.00	0.000										

Detroit Tigers @ Seattle Mariners
Safeco Field, Seattle, WA
Thu Jul 31 2003, 1:35 PM PDT
Att: 43,596 - Sunny - 71 F


AB 29
R 0
H 3
RBI 0
BB 6
SO 10
LOB 16



Batter	1	2	3	4	5	6	7	8	9	AB	R	H	RBI	BB	SO	LOB	BOTTOM										
51 Ichiro Suzuki, L (1, 9) OBP: 0.382, SLG: 0.465	1-0 P6	3-2 F8		0-2 L7		2-0 G3				4	0	0	0	0	0	1											
Randy Winn, S (1, 7) OBP: 0.335, SLG: 0.406	2-2 K	0-0 2B		1-3 K			2-2 P6			4	0	1	1	0	2	0											
Bret Boone, R (1, 4) OBP: 0.370, SLG: 0.587	1-2 1B 3B	3-0 G4-3		2-3 K			1-2 G1-3			4	1	1	0	0	1	1											
Edgar Martinez, R (1, 10) OBP: 0.412, SLG: 0.531	4-0 1B 1B IBB		4-2 G6-4-3 BB		4-2 FC5-6 BB		3-1 G4-3			1	1	0	0	3	0	0											
John Olerud, L (1, 3) OBP: 0.377, SLG: 0.396	0-0 1B		3-2 G6-4-3		4-1 FC5-6 BB			0-0 G1		3	0	1	1	1	0	1											
Mike Cameron, R (1, 8) OBP: 0.355, SLG: 0.476	1-2 1B		2-0 HR		1-2 FC5-6 BB		1-0 FC5-6		0-3 K	4	1	2	2	0	1	2											
Ben Davis, S (1, 2) OBP: 0.340, SLG: 0.453	3-3 K		4-2 BB		1-2 G4-6-3			2-3 K		3	0	0	0	1	2	4											
Rey Sanchez, R (1, 6) OBP: 0.242, SLG: 0.233		2-1 L9		4-0 BB		2-1 G6-3				2	0	0	0	1	0	0											
16 Willie Bloomquist, R (1, 5) OBP: 0.310, SLG: 0.319		2-2 51 S 2B		2-1 P4		1-1 G6-3				3	1	1	0	0	0	2											
Inning Stats	R: 2 H: 3 E: 0 K: 2 S: 16	H: 3 LOB: 2 BB: 1 P: 28	R: 1 H: 2 E: 0 K: 0 S: 11	H: 2 LOB: 1 BB: 0 P: 21	R: 1 H: 1 E: 0 K: 0 S: 11	H: 1 LOB: 2 BB: 3 P: 30	R: 0 H: 0 E: 0 K: 2 S: 10	H: 0 LOB: 0 BB: 2 P: 13	R: 0 H: 0 E: 0 K: 0 S: 10	H: 0 LOB: 0 BB: 0 P: 20	R: 0 H: 0 E: 0 K: 0 S: 5	H: 0 LOB: 0 BB: 0 P: 10	R: 0 H: 0 E: 0 K: 0 S: 8	H: 0 LOB: 0 BB: 0 P: 14	R: 0 H: 0 E: 0 K: 2 S: 7	H: 0 LOB: 0 BB: 0 P: 9	R: 0 H: 0 E: 0 K: 2 S: 7	H: 0 LOB: 0 BB: 0 P: 9	1B: 2 2B: 2 3B: 1 HR: 1	SF: 0 SAC: 0 DP: 2 HBP: 0	WP: 0 PB: 0 SB: 1 CS: 0	PA: 34					
PITCHER	IP	WLS	BF	H	R	ER	SO	BB	IBB	HBP	BLK	WP	HR	S	P	ERA	WHIP										
Wilfredo Ledezma, L (1, 1) ERA: 4.87	4.0	L	23	6	4	4	4	5	1	0	0	0	0	53	105	9.00	2.750										
Chris Spurling, R (5, 1) ERA: 4.56	3.0		8	0	0	0	0	0	0	0	0	0	0	18	31	0.00	0.000										
Danny Patterson, R (8, 1) ERA: 1.8	1.0		3	0	0	0	2	0	0	0	0	0	0	7	9	0.00	0.000										

Detroit Tigers @ Seattle Mariners
Safeco Field, Seattle, WA
Thu Jul 31 2003, 1:35 PM PDT
Att: 43,596 - Sunny - 71 F


AB 28
R 4
H 6
RBI 4
BB 6
SO 6
LOB 11



Batter	1	2	3	4	5	6	7	8	9	AB	R	H	RBI	BB	SO	LOB	TOP								
Roberto Alomar, S (1,4) OBP: 0.348, SLG: 0.348	F8	1B WP		G4-3		FC3-6		P6	FC6-4	5	1	1	0	1	0	2									
Carlos Lee, R (1,7) OBP: 0.320, SLG: 0.504	HR	1B BB		HR		F8			G4-3	6	3	3	2	0	0	4									
Frank Thomas, R (1,10) OBP: 0.395, SLG: 0.541	F8	F9		K						3	0	0	0	1	1	3									
Brian Daubach, L (9, FH) OBP: 0.364, SLG: 0.403	F8			K						0	1	0	0	1	0	0									
Magglio Ordonez, R (1,9) OBP: 0.390, SLG: 0.570	HR	1B BB		K						2	1	0	0	2	1	1									
Willie Harris, L (8,8) OBP: 0.239, SLG: 0.234	HR	1B BB		K						1	1	1	0	0	0	0									
Carl Everett, S (1,8) OBP: 0.391, SLG: 0.504	HR	1B								4	1	2	5	0	1	1									
Aaron Rowand, R (7,8) OBP: 0.323, SLG: 0.431	HR	1B								1	1	1	2	0	0	0									
14 Paul Konerko, R (1,3) OBP: 0.289, SLG: 0.381	HR	L5		K						5	2	2	1	0	2	3									
Jose Valentin, S (1,6) OBP: 0.323, SLG: 0.452	K			P4						5	0	0	1	0	1	1									
24 Joe Crede, R (1,5) OBP: 0.290, SLG: 0.371		1B WP		K						4	1	2	1	1	2	0									
Miguel Olivo, R (1,2) OBP: 0.290, SLG: 0.370		P3		K						5	0	2	0	0	1	2									
Inning Stats	R: 4 E: 0 K: 1 S: 17	H: 3 LOB: 0 BB: 1 P: 33	R: 3 E: 0 K: 0 S: 21	H: 4 LOB: 2 BB: 1 P: 37	R: 0 E: 0 K: 2 S: 9	H: 0 LOB: 0 BB: 0 P: 12	R: 1 E: 0 K: 2 S: 9	H: 1 LOB: 0 BB: 0 P: 12	R: 0 E: 0 K: 2 S: 10	H: 0 LOB: 0 BB: 0 P: 15	R: 0 E: 0 K: 1 S: 11	H: 1 LOB: 1 BB: 0 P: 16	R: 0 E: 0 K: 1 S: 8	H: 0 LOB: 1 BB: 1 P: 15	R: 0 E: 0 K: 0 S: 7	H: 0 LOB: 1 BB: 1 P: 16	R: 4 E: 0 K: 0 S: 28	H: 5 LOB: 3 BB: 2 P: 41	1B: 9 2B: 2 3B: 0 HR: 3	SF: 0 SAC: 0 DP: 0 HBP: 0	WP: 1 PB: 0 SB: 0 CS: 0	PA: 47			
PITCHER	IP	WLS	BF	H	R	ER	SO	BB	IBB	HBP	BLK	WP	HR	S	P	ERA	WHIP								
Freddy Garcia, R (1,1) ERA: 5.57	1.2	L	14	7	7	7	1	2	0	0	0	1	2	36	66	37.80	5.400								
40 Julio Mateo, R (2,1) ERA: 3.05	5.1		19	2	1	1	8	1	0	0	0	0	1	49	74	1.69	0.562								
Aaron Taylor, R (8,1) ERA: 8.53	2.0		14	5	4	4	0	3	0	0	0	0	0	35	57	18.00	4.000								

Chicago White Sox @ Seattle Mariners
Safeco Field, Seattle, WA
Fri Aug 01 2003, 7:05 PM PDT
Att: 39,337 - Sunny - 77 F

AB 41
R 12
H 14
RBI 12
BB 6
SO 9
LOB 17



Batter	1	2	3	4	5	6	7	8	9	AB	R	H	RBI	BB	SO	LOB	BOTTOM								
51 Ichiro Suzuki, L (1,9) OBP: 0.380, SLG: 0.462	G3			F9		K				3	0	0	0	0	1	1									
John Mabry, L (8,9) OBP: 0.312, SLG: 0.344										1	0	1	1	0	0	0									
Rey Sanchez, R (1,6) OBP: 0.242, SLG: 0.233	F8			G6-3						4	0	1	0	0	0	2									
Bret Boone, R (1,4) OBP: 0.369, SLG: 0.585	F8									3	0	1	0	0	0	0									
Luis Ugueto, S (8,4)										1	0	0	0	0	0	0									
Edgar Martinez, R (1,10) OBP: 0.410, SLG: 0.528										4	0	1	0	0	1	2									
John Olerud, L (1,3) OBP: 0.376, SLG: 0.394										4	0	1	0	0	1	2									
Mike Cameron, R (1,8) OBP: 0.353, SLG: 0.472										3	0	0	0	0	1	0									
Pat Borders, R (9,5) OBP: 0.500, SLG: 0.750										1	0	0	0	0	0	1									
Randy Winn, S (1,7) OBP: 0.333, SLG: 0.403										3	0	0	0	0	2	0									
Dan Wilson, R (1,2) OBP: 0.299, SLG: 0.349										3	1	2	0	0	1	0									
16 Willie Bloomquist, R (1,5) OBP: 0.311, SLG: 0.319										3	0	1	0	0	1	1									
Inning Stats	R: 0 E: 0 K: 0 S: 7	H: 0 LOB: 0 BB: 0 P: 12	R: 0 E: 0 K: 0 S: 8	H: 1 LOB: 0 BB: 0 P: 12	R: 0 E: 0 K: 1 S: 9	H: 0 LOB: 0 BB: 0 P: 13	R: 0 E: 0 K: 0 S: 6	H: 0 LOB: 0 BB: 0 P: 8	R: 0 E: 0 K: 3 S: 11	H: 0 LOB: 0 BB: 0 P: 14	R: 0 E: 0 K: 3 S: 10	H: 1 LOB: 1 BB: 0 P: 10	R: 0 E: 0 K: 0 S: 7	H: 2 LOB: 1 BB: 0 P: 9	R: 1 E: 0 K: 1 S: 14	H: 3 LOB: 2 BB: 0 P: 22	R: 0 E: 0 K: 0 S: 9	H: 1 LOB: 1 BB: 0 P: 15	1B: 8 2B: 0 3B: 0 HR: 0	SF: 0 SAC: 0 DP: 2 HBP: 0	WP: 0 PB: 0 SB: 0 CS: 0	PA: 33			
PITCHER	IP	WLS	BF	H	R	ER	SO	BB	IBB	HBP	BLK	WP	HR	S	P	ERA	WHIP								
Bartolo Colon, R (1,1) ERA: 3.94	8.0	W	29	7	1	1	8	0	0	0	0	0	0	9	15	0.00	1.000								
Billy Koch, R (9,1) ERA: 5.29	1.0		4	1	0	0	0	0	0	0	0	0	0	9	15	0.00	1.000								

Chicago White Sox @ Seattle Mariners
Safeco Field, Seattle, WA
Fri Aug 01 2003, 7:05 PM PDT
Att: 39,337 - Sunny - 77 F

AB 33
R 1
H 8
RBI 1
BB 0
SO 8
LOB 9




Batter	1	2	3	4	5	6	7	8	9	AB	R	H	RBI	BB	SO	LOB	TOP					
Roberto Alomar, S (1, 4) OBP: 0.349, SLG: 0.346	F7		G6-3			FC6-4 BB			FC5-4 BB	2	0	0	0	2	0	0	Chicago White Sox @ Seattle Mariners Safeco Field, Seattle, WA Sat Aug 02 2003, 7:05 PM PDT Att: 45,719 - Cloudy - 77 F					
Carlos Lee, R (1, 7) OBP: 0.321, SLG: 0.504	CS 1B			G5-4-3 1B		FC6-4 1-2			K	4	0	2	0	0	1	2						
Frank Thomas, R (1, 10) Brian Daubach, L (9, PH) OBP: 0.362, SLG: 0.400	K			G5-4-3 1-2			G5-3		K	3	0	0	0	0	1	2						
Magglio Ordonez, R (1, 9) OBP: 0.389, SLG: 0.566		G6-3			L5				FC5-4 1-2	3	0	0	0	1	0	1						
Carl Everett, S (1, 8) OBP: 0.349, SLG: 0.500		F9				G3			K	3	0	0	0	0	1	1						
14 Paul Konerko, R (1, 3) OBP: 0.290, SLG: 0.380						G4-3			G4-3	3	0	1	0	0	0	1						
Jose Valentin, S (1, 6) OBP: 0.321, SLG: 0.448							F9		F7	3	0	0	0	0	0	1						
24 Joe Crede, R (1, 5) OBP: 0.288, SLG: 0.368			P3				F8		K	3	0	0	0	0	1	0						
Sandy Alomar Jr., R (1, 2) OBP: 0.270, SLG: 0.382			G6-3			G4-3			L6	3	0	0	0	0	0	0						
Inning Stats	R: 0 E: 0 K: 1 S: 13	H: 1 LOB: 1 BB: 0 P: 21	R: 0 E: 0 K: 0 S: 8	H: 1 LOB: 1 BB: 0 P: 13	R: 0 E: 0 K: 0 S: 7	H: 0 LOB: 0 BB: 0 P: 13	R: 0 E: 0 K: 0 S: 11	H: 1 LOB: 0 BB: 0 P: 20	R: 0 E: 0 K: 0 S: 7	H: 0 LOB: 0 BB: 0 P: 9	R: 0 E: 0 K: 0 S: 10	H: 0 LOB: 1 BB: 1 P: 16	R: 0 E: 0 K: 1 S: 10	H: 0 LOB: 0 BB: 1 P: 16	R: 0 E: 0 K: 1 S: 10	H: 0 LOB: 1 BB: 1 P: 15	R: 0 E: 0 K: 2 S: 10	H: 0 LOB: 1 BB: 1 P: 17	1B: 3 2B: 1 3B: 0 HR: 0	SF: 0 SAC: 0 DP: 2 HBP: 0	WP: 0 PB: 0 SB: 0 CS: 1	PA: 31
PITCHER	IP	WLS	BF	H	R	ER	SO	BB	IBB	HBP	BLK	WP	HR	S	P	ERA	WHIP					
Ryan Franklin, R (1, 1) ERA: 3.5	7.0	W	24	3	0	0	2	2	0	0	0	0	0	66	108	0.00	0.714					
Rafael Soriano, R (8, 1) ERA: 1.4	1.0		3	0	0	0	1	0	0	0	0	0	0	10	15	0.00	0.000					
Aaron Loper, R (9, 1) ERA:	1.0		4	0	0	0	2	1	0	0	0	0	0	10	17	0.00	1.000					

Batter	1	2	3	4	5	6	7	8	9	AB	R	H	RBI	BB	SO	LOB	BOTTOM				
51 Ichiro Suzuki, L (1, 9) OBP: 0.379, SLG: 0.461	K									4	1	1	1	0	1	1	Chicago White Sox @ Seattle Mariners Safeco Field, Seattle, WA Sat Aug 02 2003, 7:05 PM PDT Att: 45,719 - Cloudy - 77 F				
John Mabry, L (9, 9) OBP: 0.312, SLG: 0.344		F7					BB HBP HR 1B			0	0	0	0	0	0	0					
Randy Winn, S (1, 7) OBP: 0.332, SLG: 0.400	F8						BB HR HBP			3	1	0	0	0	0	0					
Chad Meyers, R (9, 7)							BB HR HBP			0	0	0	0	0	0	0					
Bret Boone, R (1, 4) OBP: 0.373, SLG: 0.596							1B HR			4	1	3	0	0	0	2					
16 Willie Bloomquist, R (9, 5) OBP: 0.311, SLG: 0.319							1B HR			0	0	0	0	0	0	0					
Edgar Martinez, R (1, 10) OBP: 0.411, SLG: 0.526	F8						1B HR			3	2	1	0	1	0	2					
John Olerud, L (1, 3) OBP: 0.379, SLG: 0.414							1B HR			3	3	2	7	1	0	0					
Mike Cameron, R (1, 8) OBP: 0.352, SLG: 0.472							1B HR			4	1	1	0	0	0	0					
Ben Davis, S (1, 2) OBP: 0.333, SLG: 0.443										4	0	0	1	0	1	1					
Rey Sanchez, R (1, 6) OBP: 0.247, SLG: 0.239										4	1	2	1	0	1	0					
Mark McLemore, S (1, 5) OBP: 0.297, SLG: 0.298										4	0	0	0	0	2	2					
Inning Stats	R: 0 E: 0 K: 1 S: 9	H: 1 LOB: 1 BB: 0 P: 16	R: 2 E: 0 K: 0 S: 13	H: 2 LOB: 1 BB: 1 P: 25	R: 0 E: 0 K: 0 S: 9	H: 1 LOB: 0 BB: 0 P: 15	R: 0 E: 0 K: 1 S: 6	H: 0 LOB: 0 BB: 0 P: 11	R: 1 E: 1 K: 1 S: 8	H: 1 LOB: 0 BB: 0 P: 12	R: 3 E: 0 K: 0 S: 12	H: 3 LOB: 0 BB: 0 P: 18	R: 4 E: 0 K: 0 S: 11	H: 2 LOB: 0 BB: 1 P: 21	R: 0 E: 0 K: 2 S: 8	H: 0 LOB: 0 BB: 0 P: 11	1B: 7 2B: 1 3B: 0 HR: 2	SF: 0 SAC: 0 DP: 1 HBP: 1	WP: 0 PB: 0 SB: 2 CS: 0	PA: 36	
PITCHER	IP	WLS	BF	H	R	ER	SO	BB	IBB	HBP	BLK	WP	HR	S	P	ERA	WHIP				
Dan Wright, R (1, 1) ERA: 6.18	5.0	L	23	8	6	5	3	1	0	0	0	0	1	52	90	9.00	1.800				
Matt Ginter, R (6, 1) ERA: 12.0	2.0		10	2	4	4	0	1	0	1	0	0	1	16	28	18.00	1.500				
Kelly Wunsch, L (8, 1) ERA: 0.96	1.0		3	0	0	0	2	0	0	0	0	0	0	8	11	0.00	0.000				

Batter	1	2	3	4	5	6	7	8	9	AB	R	H	RBI	BB	SO	LOB	TOP										
Willie Harris, L OBP: 0.240, SLG: 0.228 (1, 4)	L6		P5							3	0	0	0	1	1	0	Chicago White Sox @ Seattle Mariners Safeco Field, Seattle, WA Sun Aug 03 2003, 1:05 PM PDT Att. 45,632 - Overcast - 68 F										
Tony Graffanino, R OBP: 0.347, SLG: 0.471 (1, 5)	G3									4	1	0	0	0	2	1											
Carlos Lee, R OBP: 0.323, SLG: 0.502 (1, 7)										3	0	1	1	1	2	0											
Magglio Ordonez, R OBP: 0.385, SLG: 0.561 24 Joe Crede, R OBP: 0.298, SLG: 0.368 (8, 5)	K									4	0	0	0	0	2	2											
Carl Everett, S OBP: 0.353, SLG: 0.501 (1, 10)										3	0	2	0	0	0	0											
Brian Daubach, L OBP: 0.381, SLG: 0.394 14 Paul Konerko, R OBP: 0.289, SLG: 0.379 (8, 3)										2	0	0	0	1	2	1											
Jose Valentin, S OBP: 0.320, SLG: 0.446 (1, 6)										4	0	1	0	0	1	2											
Aaron Rowand, R OBP: 0.321, SLG: 0.449 (8, 9)										4	1	1	1	0	1	4											
Miguel Olivo, R OBP: 0.285, SLG: 0.364 (1, 2)										4	0	0	0	0	3	2											
Inning Stats	R: 0 E: 0 K: 1 S: 12	H: 0 LOB: 1 BB: 1 P: 22	R: 0 E: 0 K: 2 S: 19	H: 1 LOB: 2 BB: 1 P: 29	R: 0 E: 0 K: 2 S: 8	H: 0 LOB: 0 BB: 0 P: 14	R: 0 E: 0 K: 1 S: 15	H: 2 LOB: 2 BB: 0 P: 26	R: 1 E: 1 K: 1 S: 14	H: 1 LOB: 1 BB: 1 P: 25	R: 0 E: 0 K: 2 S: 11	H: 0 LOB: 0 BB: 0 P: 16	R: 1 E: 0 K: 3 S: 12	H: 1 LOB: 0 BB: 0 P: 18	R: 0 E: 0 K: 2 S: 9	H: 0 LOB: 1 BB: 0 P: 17		R: 0 E: 0 K: 0 S: 9	H: 0 LOB: 0 BB: 0 P: 14	1B: 4 2B: 0 3B: 0 HR: 1	SF: 0 SAC: 0 DP: 0 HBP: 1	WP: 0 PB: 0 SB: 1 CS: 0	PA: 36				
PITCHER	IP	WLS	BF	H	R	ER	SO	BB	IBB	HBP	BLK	WP	HR	S	P	ERA	WHIP										
Gil Meche, R ERA: 3.76 Rafael Soriano, R ERA: 1.63 Jeff Nelson, R ERA: 3.44 Arthur Rhodes, L ERA: 4.22 Shigetoshi Hasegawa, R ERA: 0.7	5.0	W	22	4	1	1	7	3	0	0	0	0	0	68	116	1.80	1.400										

Batter	1	2	3	4	5	6	7	8	9	AB	R	H	RBI	BB	SO	LOB	BOTTOM										
51 Ichiro Suzuki, L OBP: 0.377, SLG: 0.458 (1, 9)	B3		L7							5	1	1	2	0	0	2	Chicago White Sox @ Seattle Mariners Safeco Field, Seattle, WA Sun Aug 03 2003, 1:05 PM PDT Att. 45,632 - Overcast - 68 F										
Randy Winn, S OBP: 0.333, SLG: 0.400 (1, 7)										5	1	2	1	0	1	2											
Bret Boone, R OBP: 0.375, SLG: 0.585 (1, 4)										3	1	1	0	2	1	0											
Edgar Martinez, R OBP: 0.414, SLG: 0.526 (1, 10)										4	1	2	3	1	1	2											
John Olerud, L OBP: 0.379, SLG: 0.412 (1, 3)										4	0	1	1	1	0	3											
Mike Cameron, R OBP: 0.353, SLG: 0.471 (1, 8)										3	0	1	1	1	2	3											
Dan Wilson, R OBP: 0.293, SLG: 0.343 (1, 2)										4	1	0	0	0	1	3											
Rey Sanchez, R OBP: 0.253, SLG: 0.241 (1, 6)										3	1	1	0	1	1	0											
16 Willie Bloomquist, R OBP: 0.315, SLG: 0.320 (1, 5)										3	2	1	0	1	1	1											
Inning Stats	R: 0 E: 0 K: 2 S: 9	H: 0 LOB: 0 BB: 0 P: 13	R: 0 E: 0 K: 1 S: 7	H: 0 LOB: 0 BB: 0 P: 12	R: 0 E: 0 K: 0 S: 13	H: 1 LOB: 1 BB: 0 P: 19	R: 0 E: 0 K: 0 S: 9	H: 0 LOB: 1 BB: 1 P: 16	R: 6 E: 0 K: 0 S: 19	H: 6 LOB: 2 BB: 2 P: 32	R: 2 E: 0 K: 1 S: 16	H: 2 LOB: 3 BB: 3 P: 34	R: 0 E: 0 K: 3 S: 15	H: 0 LOB: 0 BB: 0 P: 22	R: 0 E: 0 K: 1 S: 14	H: 1 LOB: 2 BB: 1 P: 26		1B: 10 2B: 0 3B: 0 HR: 0	SF: 0 SAC: 0 DP: 0 HBP: 0	WP: 0 PB: 0 SB: 1 CS: 0	PA: 41						
PITCHER	IP	WLS	BF	H	R	ER	SO	BB	IBB	HBP	BLK	WP	HR	S	P	ERA	WHIP										
56 Mark Buehrle, L ERA: 4.42 Billy Koch, R ERA: 5.56 Scott Schoeneweis, L ERA: 3.8 Damaso Marte, L ERA: 1.67	5.0	L	25	7	6	6	3	3	0	0	0	0	0	16	34	18.000	5.000										



Batter	1	2	3	4	5	6	7	8	9	AB	R	H	RBI	BB	SO	LOB	TOP			
51 Ichiro Suzuki, L (1, 9) OBP: 0.380, SLG: 0.465	E3 3B		SH5-4 1B	CS 1-2	L1 1-2		1B 0-0			4	1	3	0	0	0	0	Seattle Mariners @ Cleveland Indians Jacobs Field, Cleveland, OH Tue Aug 05 2003, 7:05 PM EDT Att: 22,300 - Cloudy - 74 F			
Rey Sanchez, R (1, 6) OBP: 0.254, SLG: 0.242	G6-3 1B		SH5-4 1-2 2-3		F9 0-0		G1-3 0-1			3	0	1	0	0	0	1				
Bret Boone, R (1, 4) OBP: 0.372, SLG: 0.579	G6-3 1-2		G5-3 0-0		G6-3 3-2			K 1-3		4	0	0	0	0	1	3				
Edgar Martinez, R (1, 10) OBP: 0.412, SLG: 0.521	G4-3 3		IBB 4-0			K 3-3		F8 0-1		3	0	0	0	1	1	0				
John Olerud, L (1, 3) OBP: 0.378, SLG: 0.408		G4-3 3-1	BB 4-2		G6-3 2-2			K 2-3		3	0	0	1	1	1	0				
Mike Cameron, R (1, 8) OBP: 0.355, SLG: 0.477	G6-3 2-2		L5 0-0		3B 0-0				S 3-1	4	0	2	0	0	0	3				
Randy Winn, S (1, 7) OBP: 0.334, SLG: 0.403	G4-3 2B			G4-3 1-2		F9 0-1			1 SAFE 1 SAFE 1 SAFE 1 SAFE S	4	0	2	0	0	1	2				
Dan Wilson, R (1, 2) OBP: 0.288, SLG: 0.336	G6-3 3-1			G4-3 0-0			G6-3 2-1		1 SAFE 1 SAFE 1 SAFE 1 SAFE P	4	0	0	0	0	1	3				
16 Willie Bloomquist, R (1, 5) OBP: 0.320, SLG: 0.325			SH5-4 51 1B		CS 51 1B		K 1-3		1-2 3-2	4	1	2	0	0	1	1				
Inning Stats	R: 1 H: 2 E: 1 K: 0 S: 11	H: 2 LOB: 0 BB: 0 P: 18	R: 0 H: 1 E: 0 K: 0 S: 9	LOB: 1 BB: 0 P: 18	R: 1 H: 2 E: 0 K: 0 S: 9	LOB: 2 BB: 2 P: 22	R: 0 H: 2 E: 0 K: 0 S: 9	LOB: 0 BB: 0 P: 12	R: 0 H: 1 E: 0 K: 1 S: 10	LOB: 1 BB: 0 P: 15	R: 0 H: 1 E: 0 K: 1 S: 8	LOB: 1 BB: 0 P: 11	R: 0 H: 0 E: 0 K: 2 S: 8	LOB: 0 BB: 0 P: 11	R: 0 H: 1 E: 0 K: 2 S: 18	LOB: 1 BB: 0 P: 28	1B: 7 2B: 1 3B: 2 HR: 0	SF: 0 SAC: 1 DP: 2 HBP: 0	WP: 0 PB: 0 SB: 1 CS: 1	PA: 37
PITCHER	IP WLS BF H R ER SO BB IBB HBP BLK WP HR S P ERA WHIP																			
CC Sabathia, L (1, 1) ERA: 3.55	8.0 L 32 9 2 2 4 1 1 0 0 0 0 73 120 2.25 1.250																			
David Riske, R (9, 1) ERA: 2.72	1.0 4 1 0 0 2 0 0 0 0 0 0 18 28 0.00 1.000																			

Batter	1	2	3	4	5	6	7	8	9	AB	R	H	RBI	BB	SO	LOB	BOTTOM					
Coco Crisp, S (1, 7) OBP: 0.320, SLG: 0.364	P6 1-2		G5-3 1-2			F9 1-1		K 1-3		4	0	0	0	0	1	2	Seattle Mariners @ Cleveland Indians Jacobs Field, Cleveland, OH Tue Aug 05 2003, 7:05 PM EDT Att: 22,300 - Cloudy - 74 F					
Casey Blake, R (1, 5) OBP: 0.323, SLG: 0.433	G6-3 3-2		P3 2-1			F9 2-2		K 1-3		4	0	0	0	0	1	2						
Jody Gerut, L (1, 9) OBP: 0.322, SLG: 0.488	P6 1-0		G6-3 2-1			G4-3 0-0			1-1 3-1	4	0	0	0	0	0	1						
Milton Bradley, S (1, 8) OBP: 0.430, SLG: 0.513		G4-3 3-2		F8 3-2		P4 2-2			F9 3-2	4	0	0	0	0	0	0						
Ryan Ludwick, R (1, 10) OBP: 0.274, SLG: 0.388		K 3-3		K 1-3			K 2-3		F8 0-1	4	0	0	0	0	3	0						
41 Victor Martinez, S (1, 2) OBP: 0.293, SLG: 0.271			BB 4-1		G6-3 2-2					2	0	1	0	1	0	0						
48 Travis Hafner, L (1, 3) OBP: 0.294, SLG: 0.411		G4-3 1 SAFE			G4-3 1-2		K 3-3			3	0	0	0	0	1	2						
2 Jhonny Peralta, R (1, 6) OBP: 0.238, SLG: 0.310			HR 2-2					K 2-3		2	1	1	1	0	1	0						
Ben Broussard, L (8, PH) OBP: 0.316, SLG: 0.448										1	0	0	0	0	1	0						
56 Angel Santos, S (9, 4) OBP: 0.176, SLG: 0.471										0	0	0	0	0	0	0						
John McDonald, R (1, 4) OBP: 0.278, SLG: 0.314			G5-3 1B			G3 0-2			BB 4-0	2	0	1	0	1	0	0						
Inning Stats	R: 0 H: 0 E: 0 K: 0 S: 7	H: 0 LOB: 0 BB: 0 P: 12	R: 0 H: 0 E: 0 K: 1 S: 13	H: 0 LOB: 1 BB: 1 P: 24	R: 1 H: 2 E: 0 K: 0 S: 10	H: 2 LOB: 1 BB: 0 P: 18	R: 0 H: 0 E: 0 K: 1 S: 10	H: 0 LOB: 0 BB: 0 P: 16	R: 0 H: 0 E: 0 K: 1 S: 10	H: 0 LOB: 0 BB: 0 P: 12	R: 0 H: 0 E: 0 K: 0 S: 7	H: 0 LOB: 0 BB: 0 P: 10	R: 0 H: 1 E: 0 K: 2 S: 10	LOB: 1 BB: 0 P: 18	R: 0 H: 0 E: 0 K: 3 S: 11	LOB: 1 BB: 1 P: 19	R: 0 H: 0 E: 0 K: 0 S: 7	H: 0 LOB: 0 BB: 0 P: 11	1B: 2 2B: 0 3B: 0 HR: 1	SF: 0 SAC: 0 DP: 0 HBP: 0	WP: 0 PB: 0 SB: 0 CS: 0	PA: 32
PITCHER	IP WLS BF H R ER SO BB IBB HBP BLK WP HR S P ERA WHIP																					
Jamie Moyer, L (1, 1) ERA: 3.4	7.0 W 25 3 1 0 0 0 0 1 0 0 0 67 110 1.29 0.571																					
Jeff Nelson, R (8, 1) ERA: 3.35	1.0 H 4 0 0 0 3 1 0 0 0 0 0 11 19 0.00 1.000																					
Shigetoshi Hasegawa, R (9, 1) ERA: 0.68	1.0 S 3 0 0 0 0 0 0 0 0 0 0 7 11 0.00 0.000																					



Batter	1	2	3	4	5	6	7	8	9	AB	R	H	RBI	BB	SO	LOB	TOP								
51 Ichiro Suzuki, L (1, 9) OBP: 0.377, SLG: 0.461	G6-3			G6-3		G3	G4-3			4	0	0	0	0	0	2	Seattle Mariners @ Cleveland Indians Jacobs Field, Cleveland, OH Wed Aug 06 2003, 7:05 PM EDT Att: 23,282 - Cloudy - 77 F								
Rey Sanchez, R (1, 6) OBP: 0.289, SLG: 0.247	G5-3			HR		FC5-2	G6-3			4	2	2	0	0	0	0									
Bret Boone, R (1, 4) OBP: 0.371, SLG: 0.583	K			HR		FC5-2		F8		4	2	1	2	0	1	2									
Edgar Martinez, R (1, 10)		G6-3				HR		P5		4	1	2	1	0	0	0									
John Olerud, L (1, 3) OBP: 0.377, SLG: 0.415	G1-3			G3-6		HR		K		4	1	1	3	0	1	1									
Mike Cameron, R (1, 8) OBP: 0.354, SLG: 0.474	K					HR				4	0	1	0	0	1	0									
Ben Davis, S (1, 2) OBP: 0.327, SLG: 0.433				G4-3		G4-3		G6-3		4	0	0	0	0	0	1									
John Mabry, L (1, 7) OBP: 0.309, SLG: 0.328				G3		G6-3		F7		3	0	0	0	1	0	2									
Mark McLemore, S (1, 5) OBP: 0.300, SLG: 0.299				L6				F8		3	0	1	0	1	0	1									
Inning Stats	R: 0 E: 0 K: 1 S: 10	H: 0 LOB: 0 BB: 0 P: 13	R: 0 E: 0 K: 1 S: 8	H: 0 LOB: 0 BB: 0 P: 10	R: 0 E: 0 K: 0 S: 7	H: 0 LOB: 0 BB: 0 P: 11	R: 2 E: 0 K: 0 S: 11	H: 3 LOB: 0 BB: 0 P: 16	R: 0 E: 0 K: 0 S: 7	H: 0 LOB: 0 BB: 0 P: 10	R: 4 E: 1 K: 0 S: 20	H: 5 LOB: 2 BB: 1 P: 33	R: 0 E: 0 K: 0 S: 8	H: 0 LOB: 0 BB: 1 P: 14	R: 0 E: 0 K: 1 S: 12	H: 0 LOB: 0 BB: 0 P: 17	R: 0 E: 0 K: 0 S: 8	H: 0 LOB: 1 BB: 1 P: 15	1B: 6 2B: 0 3B: 0 HR: 2	SF: 0 SAC: 0 DP: 2 HBP: 0	WP: 0 PB: 0 SB: 1 CS: 0	PA: 36			
PITCHER	IP	WLS	BF	H	R	ER	SO	BB	IBB	HBP	BLK	WP	HR	S	P	ERA	WHIP								
37 Jake Westbrook, R (1, 1) ERA: 4.58	5.2	W	25	8	6	6	2	0	0	0	0	0	2	61	91	9.53	1.412								
Jack Cressend, R (6, 1) ERA: 1.04	1.1	H	4	0	0	0	0	1	0	0	0	0	0	10	16	0.00	0.750								
David Riske, R (8, 1) ERA: 2.67	1.0		3	0	0	0	1	0	0	0	0	0	0	12	17	0.00	0.000								
Danys Baez, R (9, 1) ERA: 3.25	1.0		4	0	0	0	0	1	0	0	0	0	0	8	15	0.00	1.000								

AB	34
R	6
H	8
RBI	6
BB	2
SO	3
LOB	9



Batter	1	2	3	4	5	6	7	8	9	AB	R	H	RBI	BB	SO	LOB	BOTTOM								
Coco Crisp, S (1, 7) OBP: 0.326, SLG: 0.384	HR	1B	2B	1B	G1-4-3		G4-3			5	2	3	2	0	0	0	Seattle Mariners @ Cleveland Indians Jacobs Field, Cleveland, OH Wed Aug 06 2003, 7:05 PM EDT Att: 23,282 - Cloudy - 77 F								
Jody Gerut, L (1, 9) OBP: 0.320, SLG: 0.483	F7	2B	F9		K			P2		5	1	1	1	0	1	2									
Milton Bradley, S (1, 8) OBP: 0.429, SLG: 0.514	G4-3	2B		1B	F7			K		5	0	2	2	0	1	0									
Ben Broussard, L (1, 3) OBP: 0.322, SLG: 0.449	K			HR		41 S		K		4	1	2	0	1	2	0									
Casey Blake, R (1, 5) OBP: 0.325, SLG: 0.432		1B		HR		K		K		3	2	1	0	0	2	3									
48 Travis Hafner, L (1, 10) OBP: 0.299, SLG: 0.440		1B	K		HR			K		4	2	2	4	0	2	1									
41 Victor Martinez, S (1, 2) OBP: 0.292, SLG: 0.270		F7	2B	1B	K			G3-1		4	1	1	0	0	1	2									
2 Johnny Peralta, R (1, 6) OBP: 0.248, SLG: 0.317		K	1B	1B				G5-3		4	0	2	0	0	1	1									
John McDonald, R (1, 4) OBP: 0.277, SLG: 0.312		1B	F8		G4-3			G6-3		4	1	1	1	0	0	3									
Inning Stats	R: 1 E: 0 K: 1 S: 10	H: 1 LOB: 0 BB: 0 P: 17	R: 5 E: 0 K: 2 S: 29	H: 6 LOB: 2 BB: 1 P: 45	R: 1 E: 0 K: 1 S: 11	H: 3 LOB: 2 BB: 0 P: 17	R: 3 E: 0 K: 1 S: 17	H: 4 LOB: 1 BB: 0 P: 29	R: 0 E: 0 K: 1 S: 5	H: 0 LOB: 0 BB: 0 P: 10	R: 0 E: 0 K: 2 S: 11	H: 1 LOB: 1 BB: 0 P: 16	R: 0 E: 0 K: 0 S: 5	H: 0 LOB: 0 BB: 0 P: 6	R: 0 E: 0 K: 2 S: 12	H: 0 LOB: 0 BB: 0 P: 15	1B: 11 2B: 2 3B: 0 HR: 2	SF: 0 SAC: 0 DP: 0 HBP: 1	WP: 0 PB: 0 SB: 2 CS: 0	PA: 40					
PITCHER	IP	WLS	BF	H	R	ER	SO	BB	IBB	HBP	BLK	WP	HR	S	P	ERA	WHIP								
Joel Pineiro, R (1, 1) ERA: 3.38	2.2	L	19	10	7	7	4	1	0	0	0	0	1	49	77	23.62	4.125								
Aaron Loper, R (3, 1) ERA: 8.1	2.1		11	4	3	3	2	0	0	1	0	0	1	23	41	11.57	1.714								
40 Julio Mateo, R (6, 1) ERA: 2.95	2.0		7	1	0	0	2	0	0	0	0	0	0	16	22	0.00	0.500								
Rafael Soriano, R (8, 1) ERA: 1.57	1.0		3	0	0	0	2	0	0	0	0	0	0	12	15	0.00	0.000								

AB	38
R	10
H	15
RBI	10
BB	1
SO	10
LOB	12



Batter	1	2	3	4	5	6	7	8	9	AB	R	H	RBI	BB	SO	LOB	TOP				
51 Ichiro Suzuki, L (1, 9) OBP: 0.376, SLG: 0.459	G5-3		K				G3			4	0	1	0	0	1	0	Seattle Mariners @ Cleveland Indians Jacobs Field, Cleveland, OH Thu Aug 07 2003, 7:05 PM EDT Att: 21,141 - Cloudy - 78 F				
Rey Sanchez, R (1, 6) OBP: 0.283, SLG: 0.253	FC6-4 1B		1B				L7		G6-3	4	0	2	0	0	0	1					
Bret Boone, R (1, 4) OBP: 0.368, SLG: 0.578	F7		F9				K		F7	4	0	0	0	0	1	2					
Edgar Martinez, R (1, 10) OBP: 0.414, SLG: 0.519	FC6-4 1-2						F8		F8 HBP BB	3	0	1	0	1	0	1					
John Olerud, L (1, 3) OBP: 0.378, SLG: 0.417		1B 2B					K		FC6-4 1B	3	0	1	0	0	1	1					
Mike Cameron, R (1, 8) OBP: 0.355, SLG: 0.473		G4-6-3 1B					F8		F9	3	0	1	0	1	0	2					
Randy Winn, S (1, 7) OBP: 0.333, SLG: 0.402		2-3 K					G5-3		F9	4	0	1	0	0	1	5					
Dan Wilson, R (1, 2) OBP: 0.284, SLG: 0.332 John Mabry, L (9, PH) OBP: 0.355, SLG: 0.324	G4-6-3 1-2						K		L9	3	0	0	0	0	1	2					
16 Willie Bloomquist, R (1, 5) OBP: 0.312, SLG: 0.316			G5-3				F8		P6	4	0	0	0	0	1	1					
									G3	1	0	0	0	0	0	1					
Inning Stats	R: 0 E: 0 K: 0 S: 8	H: 1 LOB: 1 BB: 0 P: 9	R: 0 E: 0 K: 1 S: 8	H: 2 LOB: 1 BB: 0 P: 11	R: 0 E: 0 K: 1 S: 9	H: 1 LOB: 1 BB: 0 P: 12	R: 0 E: 0 K: 1 S: 11	H: 0 LOB: 0 BB: 1 P: 18	R: 0 E: 0 K: 1 S: 8	H: 0 LOB: 1 BB: 0 P: 11	R: 0 E: 0 K: 0 S: 5	H: 0 LOB: 0 BB: 0 P: 9	R: 0 E: 0 K: 0 S: 7	H: 1 LOB: 1 BB: 0 P: 10	R: 0 E: 0 K: 1 S: 11	H: 1 LOB: 1 BB: 0 P: 19	1B: 6 2B: 1 3B: 0 HR: 0	SF: 0 SAC: 0 DP: 1 HBP: 1	WP: 0 PB: 0 SB: 1 CS: 0	PA: 36	
PITCHER	IP	WLS	BF	H	R	ER	SO	BB	IBB	HBP	BLK	WP	HR	S	P	ERA	WHIP				
Billy Traber, L (1, 1) ERA: 4.33	7.0	W	28	5	0	0	5	2	0	1	0	0	0	56	83	0.00	1.000				
David Riske, R (8, 1) ERA: 2.52	1.0	H	4	1	0	0	0	0	0	0	0	0	0	7	10	0.00	1.000				
Danys Baez, R (9, 1) ERA: 3.19	1.0	S	4	1	0	0	1	0	0	0	0	0	0	11	19	0.00	1.000				

AB	33
R	0
H	7
RBI	0
BB	2
SO	6
LOB	16



Batter	1	2	3	4	5	6	7	8	9	AB	R	H	RBI	BB	SO	LOB	BOTTOM				
Coco Crisp, S (1, 7) OBP: 0.320, SLG: 0.377	G6-3		K					G6-3		4	0	0	0	0	2	1	Seattle Mariners @ Cleveland Indians Jacobs Field, Cleveland, OH Thu Aug 07 2003, 7:05 PM EDT Att: 21,141 - Cloudy - 78 F				
Jody Gerut, L (1, 9) OBP: 0.319, SLG: 0.490	G4-3						G3-1		F9	4	1	1	1	0	0	0					
Milton Bradley, S (1, 8) OBP: 0.430, SLG: 0.514	S 1B						F8		E1 1B	4	1	2	0	0	1	0					
Ben Broussard, L (1, 3) OBP: 0.321, SLG: 0.446	K						F8		G3	4	0	1	1	0	1	1					
Casey Blake, R (1, 5) OBP: 0.322, SLG: 0.427							G6-3		K	4	0	0	0	0	3	1					
48 Travis Hafner, L (1, 10) OBP: 0.305, SLG: 0.464	G6-3								41 1B	3	1	2	1	0	0	0					
41 Victor Martinez, S (1, 2) OBP: 0.293, SLG: 0.272	P5						P6		1B	3	0	1	0	0	0	0					
2 Jhonny Peralta, R (1, 6) OBP: 0.260, SLG: 0.327							F8		K	3	0	1	0	0	1	2					
John McDonald, R (1, 4) OBP: 0.273, SLG: 0.307							G5-3		P3	3	0	0	0	0	1	3					
										1B: 5 2B: 1 3B: 0 HR: 2	SF: 0 SAC: 0 DP: 0 HBP: 0	WP: 0 PB: 0 SB: 1 CS: 0	PA: 32								
Inning Stats	R: 0 E: 0 K: 1 S: 13	H: 1 LOB: 0 BB: 0 P: 21	R: 0 E: 0 K: 1 S: 11	H: 0 LOB: 0 BB: 0 P: 17	R: 0 E: 0 K: 2 S: 10	H: 0 LOB: 0 BB: 0 P: 16	R: 1 E: 0 K: 1 S: 6	H: 1 LOB: 0 BB: 0 P: 13	R: 1 E: 0 K: 1 S: 15	H: 2 LOB: 1 BB: 0 P: 26	R: 0 E: 0 K: 0 S: 6	H: 0 LOB: 0 BB: 0 P: 9	R: 0 E: 0 K: 2 S: 11	H: 2 LOB: 2 BB: 0 P: 17	R: 1 E: 1 K: 1 S: 9	H: 2 LOB: 1 BB: 0 P: 12	1B: 5 2B: 1 3B: 0 HR: 2	SF: 0 SAC: 0 DP: 0 HBP: 0	WP: 0 PB: 0 SB: 1 CS: 0	PA: 32	
PITCHER	IP	WLS	BF	H	R	ER	SO	BB	IBB	HBP	BLK	WP	HR	S	P	ERA	WHIP				
Freddy Garcia, R (1, 1) ERA: 5.45	6.1	L	25	6	2	2	7	2	2	0	0	0	0	9	109	2.84	0.947				
40 Julio Mateo, R (7, 1) ERA: 2.89	1.1		5	1	1	0	1	0	0	0	0	0	0	9	14	0.00	0.750				
Arthur Rhodes, L (8, 1) ERA: 4.19	0.1		2	1	0	0	1	0	0	0	0	0	0	6	8	0.00	3.000				



Batter	1	2	3	4	5	6	7	8	9	AB	R	H	RBI	BB	SO	LOB	TOP										
51 Ichiro Suzuki, L OBP: 0.374, SLG: 0.456	P6		F8		16 SH1-4 1B	F8		K		5	1	1	0	0	1	0	Seattle Mariners @ New York Yankees Yankee Stadium, Bronx, NY Fri Aug 08 2003, 7:05 PM EDT Att: 52,793 - Cloudy - 79 F										
Rey Sanchez, R 16 Willie Bloomquist, R OBP: 0.314, SLG: 0.318	1B		P3		SH1-4	BB 1B		K		2	0	1	0	0	0	0											
Bret Boone, R OBP: 0.368, SLG: 0.575	K		1B		K	BB		K		4	0	1	0	1	3	3											
John Olerud, L OBP: 0.376, SLG: 0.412	G3		F8		1B BB	G4-3		G1-3		4	1	0	0	1	0	4											
Edgar Martinez, R OBP: 0.413, SLG: 0.516	G5-3		G4-3		1B 1B 1B	HR BB		K		4	1	1	2	1	1	0											
Randy Winn, S OBP: 0.336, SLG: 0.410	3B BB		G1-3		1B 1B	HR		G6-3		4	2	2	3	1	0	0											
Mike Cameron, R OBP: 0.356, SLG: 0.478	1-H 3B		G5-3		1B	F9				4	0	2	1	0	0	0											
Ben Davis, S OBP: 0.325, SLG: 0.429	G4-3		G4-3		1B	F7				4	1	1	0	0	0	4											
Mark McLemore, S OBP: 0.300, SLG: 0.302	F9		F9		16 SH1-4 1B 2B	K		K		4	1	1	1	0	2	1											
Inning Stats	R: 0 E: 0 K: 1 S: 15	H: 1 LOB: 1 BB: 0 P: 22	R: 1 E: 0 K: 0 S: 11	H: 1 LOB: 1 BB: 1 P: 21	R: 0 E: 0 K: 0 S: 6	H: 0 LOB: 0 BB: 0 P: 14	R: 4 E: 0 K: 1 S: 18	H: 6 LOB: 3 BB: 1 P: 34	R: 0 E: 0 K: 1 S: 8	H: 1 LOB: 2 BB: 1 P: 17	R: 2 E: 0 K: 1 S: 15	H: 1 LOB: 0 BB: 1 P: 25	R: 0 E: 0 K: 3 S: 9	H: 0 LOB: 0 BB: 0 P: 13	R: 0 E: 0 K: 1 S: 8	H: 0 LOB: 0 BB: 0 P: 11	1B: 8 2B: 1 3B: 1 HR: 1	SF: 0 SAC: 1 DP: 0 HBP: 0	WP: 0 PB: 0 SB: 0 CS: 0	PA: 42							
PITCHER	IP	WLS	BF	H	R	ER	SO	BB	IBB	HBP	BLK	WP	HR	S	P	ERA	WHIP										
Jeff Weaver, R ERA: 5.44	4.2		25	9	5	5	2	2	0	0	0	0	0	57	99	9.64	2.357										
Sterling Hitchcock, L ERA: 4.81	1.1	W	7	1	1	1	1	2	0	0	0	0	0	13	27	6.75	2.250										
Chris Hammond, L ERA: 3.43	1.0	H	4	1	1	1	1	0	0	0	0	0	1	11	17	9.00	1.000										
Jeff Nelson, R ERA: 3.23	1.0	H	3	0	0	0	3	0	0	0	0	0	0	9	13	0.00	0.000										
42 Mariano Rivera, R ERA: 1.98	1.0	S	3	0	0	0	1	0	0	0	0	0	0	8	11	0.00	0.000										

Batter	1	2	3	4	5	6	7	8	9	AB	R	H	RBI	BB	SO	LOB	BOTTOM										
Alfonso Soriano, R OBP: 0.333, SLG: 0.490	P3		L7			F8		S 1B		5	1	2	2	0	0	3	Seattle Mariners @ New York Yankees Yankee Stadium, Bronx, NY Fri Aug 08 2003, 7:05 PM EDT Att: 52,793 - Cloudy - 79 F										
Nick Johnson, L OBP: 0.442, SLG: 0.503	1B		G4-3		G4-3	HR		1B		5	1	4	5	0	0	0											
2 Derek Jeter, R OBP: 0.395, SLG: 0.473	FC5-4		G5-3		G5-3	25 CS 1B		K		5	0	1	0	0	2	4											
25 Jason Giambi, L OBP: 0.425, SLG: 0.566	F7		F7		BB	F8		1B		3	0	1	0	1	0	2											
55 Hideki Matsui, L OBP: 0.353, SLG: 0.460	HR		G3-6-1 BB		K	G6-3				3	1	1	1	1	1	1											
Aaron Boone, R OBP: 0.328, SLG: 0.452	SH1-4 1B		L7		E6 SH 1B HBP	F9				4	2	1	0	0	0	2											
Karim Garcia, L OBP: 0.279, SLG: 0.409	SH1-4 1B		G3-6-1		HBP SH 1B	K				4	2	2	0	0	1	2											
John Flaherty, R OBP: 0.284, SLG: 0.408	SH1-4		K		SH HR HBP	K				2	1	0	0	0	2	0											
David Dellucci, L OBP: 0.332, SLG: 0.370	F8		F7		HR HBP	G3				3	1	0	1	0	0	2											
Inning Stats	R: 0 E: 0 K: 0 S: 9	H: 1 LOB: 1 BB: 0 P: 16	R: 3 E: 0 K: 1 S: 13	H: 5 LOB: 2 BB: 0 P: 20	R: 0 E: 0 K: 0 S: 5	H: 1 LOB: 1 BB: 1 P: 11	R: 0 E: 0 K: 1 S: 12	H: 0 LOB: 0 BB: 0 P: 16	R: 0 E: 2 K: 0 S: 15	H: 3 LOB: 0 BB: 0 P: 22	R: 0 E: 0 K: 1 S: 10	H: 0 LOB: 0 BB: 0 P: 15	R: 1 E: 0 K: 2 S: 13	H: 2 LOB: 1 BB: 0 P: 18	1B: 10 2B: 0 3B: 0 HR: 2	SF: 0 SAC: 2 DP: 1 HBP: 1	WP: 0 PB: 0 SB: 1 CS: 1	PA: 39									
PITCHER	IP	WLS	BF	H	R	ER	SO	BB	IBB	HBP	BLK	WP	HR	S	P	ERA	WHIP										
Ryan Franklin, R ERA: 3.55	5.1	L	29	9	8	3	3	2	0	1	0	0	0	14	21	0.00	0.600										
Rafael Soriano, R ERA: 1.48	1.2		5	1	0	0	1	0	0	0	0	0	0	13	18	9.00	2.000										
Armando Benitez, R ERA: 3.02	1.0		5	2	1	1	2	0	0	0	0	0	0	13	18	9.00	2.000										

AB	37
R	7
H	11
RBI	7
BB	4
SO	8
LOB	12





AB	34
R	9
H	12
RBI	9
BB	2
SO	6
LOB	16



Batter	1	2	3	4	5	6	7	8	9	AB	R	H	RBI	BB	SO	LOB	TOP			
51 Ichiro Suzuki, L (1, 9) OBP: 0.375, SLG: 0.459	G4-3		P3			SH5-3 SF9 2B		1B		4	1	2	0	0	0	1	Seattle Mariners @ New York Yankees Yankee Stadium, Bronx, NY Sat Aug 09 2003, 1:05 PM EDT Att: 54,945 - Cloudy - 79 F			
Rey Sanchez, R (1, 6) OBP: 0.282, SLG: 0.251	G4-3		FC6-4			SH5-3		K		3	0	0	0	0	1	2				
Bret Boone, R (1, 4) OBP: 0.365, SLG: 0.571	G5-3				F9	SF9			G5-3	3	0	0	1	0	0	0				
Edgar Martinez, R (1, 10) OBP: 0.414, SLG: 0.522 Chad Meyers, R (9, PR)		G4-1 G4-3 2B			K	L5				4	1	2	0	0	1	0				
John Olerud, L (1, 3) OBP: 0.373, SLG: 0.408		G4-1			F7				K	4	0	0	0	0	1	2				
Mike Cameron, R (1, 8) OBP: 0.353, SLG: 0.474		G4-3							G5-3	4	0	0	1	0	1	1				
Randy Winn, S (1, 7) OBP: 0.336, SLG: 0.412		G1-3							G6-3	3	0	1	0	0	0	0				
Dan Wilson, R (1, 2) OBP: 0.285, SLG: 0.329						FC1-4-5 BB			G5-3	2	0	0	0	1	0	1				
16 Willie Bloomquist, R (1, 5) OBP: 0.309, SLG: 0.313						FC4-6 K			L4	3	0	0	0	0	1	2				
Inning Stats	R: 0 H: 0 E: 0 K: 0 S: 7	H: 0 LOB: 0 BB: 0 P: 12	R: 1 H: 1 E: 0 K: 0 S: 11	LOB: 1 BB: 0 P: 18	R: 0 H: 0 E: 0 K: 0 S: 6	H: 0 LOB: 1 BB: 1 P: 15	R: 0 H: 0 E: 0 K: 1 S: 9	H: 0 LOB: 0 BB: 0 P: 15	R: 0 H: 1 E: 0 K: 2 S: 9	H: 1 LOB: 1 BB: 0 P: 13	R: 1 H: 1 E: 0 K: 0 S: 6	H: 0 LOB: 0 BB: 0 P: 10	R: 0 H: 1 E: 0 K: 1 S: 13	H: 1 LOB: 1 BB: 0 P: 19	R: 0 H: 1 E: 0 K: 1 S: 9	H: 1 LOB: 0 BB: 0 P: 14		1B: 1 2B: 4 3B: 0 HR: 0	SF: 1 SAC: 1 DP: 0 HBP: 0	WP: 0 PB: 0 CS: 0
PITCHER Andy Pettitte, L (1, 1) ERA: 4.1	IP: 9.0 WLS: L BF: 33 H: 5 R: 2 ER: 2 SO: 5 BB: 1 IBB: 0 HBP: 0 BLK: 0 WP: 0 HR: 0 S: 76 P: 127 ERA: 2.00 WHIP: 0.667																			

Batter	1	2	3	4	5	6	7	8	9	AB	R	H	RBI	BB	SO	LOB	BOTTOM			
Alfonso Soriano, R (1, 4) OBP: 0.330, SLG: 0.485	F9					P3			F8	4	0	0	0	0	1	1	Seattle Mariners @ New York Yankees Yankee Stadium, Bronx, NY Sat Aug 09 2003, 1:05 PM EDT Att: 54,945 - Cloudy - 79 F			
Nick Johnson, L (1, 3) OBP: 0.438, SLG: 0.516	K				HR				G1-3	4	1	1	1	0	1	1				
2 Derek Jeter, R (1, 6) OBP: 0.392, SLG: 0.468	K				G6-3				G1-3	3	0	0	0	0	1	0				
25 Jason Giambi, L (1, 10) OBP: 0.424, SLG: 0.563										2	0	0	0	1	2	0				
Bernie Williams, S (1, 8) OBP: 0.361, SLG: 0.388									G3-1	3	0	0	0	0	1	1				
55 Hideki Matsui, L (1, 7) OBP: 0.353, SLG: 0.460									F7	3	0	1	0	0	0	0				
Aaron Boone, R (1, 5) OBP: 0.326, SLG: 0.449									F8	3	0	0	0	0	0	1				
David Dellucci, L (1, 9) OBP: 0.327, SLG: 0.364									G3-1	3	0	0	0	0	0	0				
John Flaherty, R (1, 2) OBP: 0.276, SLG: 0.397 Ruben Sierra, S (9, PH) Enrique Wilson, S (9, PR)										2	0	0	0	0	1	0				
Inning Stats	R: 0 H: 0 E: 0 K: 2 S: 8	H: 0 LOB: 0 BB: 0 P: 10	R: 0 H: 0 E: 0 K: 0 S: 4	H: 0 LOB: 1 BB: 1 P: 11	R: 0 H: 0 E: 0 K: 0 S: 6	H: 0 LOB: 0 BB: 0 P: 8	R: 1 H: 1 E: 0 K: 2 S: 13	H: 1 LOB: 0 BB: 0 P: 19	R: 0 H: 1 E: 0 K: 1 S: 5	H: 0 LOB: 0 BB: 0 P: 8	R: 0 H: 0 E: 0 K: 1 S: 8	H: 0 LOB: 0 BB: 0 P: 14	R: 0 H: 0 E: 0 K: 0 S: 9	H: 0 LOB: 0 BB: 0 P: 15	R: 0 H: 1 E: 0 K: 0 S: 7	H: 1 LOB: 1 BB: 0 P: 13		1B: 2 2B: 0 3B: 0 HR: 1	SF: 0 SAC: 0 DP: 2 HBP: 0	WP: 0 PB: 0 CS: 0
PITCHER Gil Meche, R (1, 1) ERA: 3.63 Shigetoshi Hasegawa, R (9, 1) ERA: 0.67	IP: 8.0 WLS: W BF: 25 H: 2 R: 1 ER: 1 SO: 7 BB: 1 IBB: 0 HBP: 0 BLK: 0 WP: 0 HR: 1 S: 61 P: 96 ERA: 1.12 WHIP: 0.375																			



Batter	1	2	3	4	5	6	7	8	9	AB	R	H	RBI	BB	SO	LOB	TOP									
51 Ichiro Suzuki, L (1.9) OBP: 0.375, SLG: 0.459	G4-3	G6-3			G4-3			BB	F8	6	2	2	1	0	0	2	Seattle Mariners @ New York Yankees Yankee Stadium, Bronx, NY Sun Aug 10 2003, 1:05 PM EDT Att: 54,828 - Overcast - 79 F									
Rey Sanchez, R (1.6) OBP: 0.288, SLG: 0.255	1B			G6-4-3	G6-3		L6	BB	F9	5	1	2	0	0	0	3										
Bret Boone, R (1.4) OBP: 0.364, SLG: 0.567	K			P6		F7	BB	K		5	1	2	0	2	4											
Edgar Martinez, R (1.10) OBP: 0.414, SLG: 0.519	1B			G6-4-3		K	K	BB		4	0	1	0	1	2	2										
John Olerud, L (1.3) OBP: 0.378, SLG: 0.410	1B				F7			BB		3	1	2	2	2	0	0										
Mike Cameron, R (1.8) OBP: 0.354, SLG: 0.474	K					K	1B	BB		4	0	1	0	1	2	7										
Randy Winn, S (1.7) OBP: 0.337, SLG: 0.414				G5-3		G1-3				5	1	2	2	0	1	3										
Dan Wilson, R (1.2) OBP: 0.289, SLG: 0.341				G4-3					SH5-4	4	1	2	0	0	0	3	AB 40 R 8 H 14 RBI 8 BB 5 SO 8 LOB 25									
16 Willie Bloomquist, R (1.5) OBP: 0.311, SLG: 0.317	K				L6					4	1	1	1	1	1	1										
Inning Stats	R: 1 E: 0 K: 2 S: 18	H: 3 LOB: 2 BB: 0 P: 31	R: 0 E: 0 K: 2 S: 10	H: 1 LOB: 1 BB: 0 P: 15	R: 0 E: 0 K: 0 S: 7	H: 1 LOB: 1 BB: 0 P: 7	R: 0 E: 0 K: 0 S: 11	H: 1 LOB: 1 BB: 0 P: 19	R: 0 E: 0 K: 0 S: 7	H: 0 LOB: 0 BB: 0 P: 12	R: 0 E: 0 K: 2 S: 12	H: 1 LOB: 2 BB: 0 P: 15	R: 5 E: 0 K: 1 S: 26	H: 4 LOB: 2 BB: 3 P: 51	R: 1 E: 0 K: 1 S: 12	H: 1 LOB: 3 BB: 2 P: 26	R: 1 E: 0 K: 0 S: 8	H: 2 LOB: 1 BB: 0 P: 12	1B: 8 2B: 6 3B: 0 HR: 0	SF: 0 SAC: 1 DP: 1 HBP: 1	WP: 1 PB: 0 SB: 0 CS: 0	PA: 47				
PITCHER	IP WLS BF H R ER SO BB IBB HBP BLK WP HR S P ERA WHIP																									
Roger Clemens, R (1.1) ERA: 3.88	6.0	27	8	3	3	6	1	0	0	0	1	0	68	106	4.50	1.500										
Jesse Orosco, L (7.1) ERA: 7.31	0.0	1	1	0	0	0	0	0	0	0	0	0	3	6	∞	∞										
Jeff Nelson, R (7.1) ERA: 3.63	0.2	B	6	2	3	3	1	1	0	0	0	0	17	34	40.50	4.500										
Antonio Osuna, R (7.1) ERA: 3.21	1.0	L	7	1	1	1	2	0	1	0	0	0	12	26	9.00	3.000										
Chris Hammond, L (8.1) ERA: 3.52	1.1		6	2	1	1	0	0	0	0	0	0	11	16	6.75	1.500										
Batter	1	2	3	4	5	6	7	8	9	AB	R	H	RBI	BB	SO	LOB	BOTTOM									
Alfonso Soriano, R (1.4) OBP: 0.327, SLG: 0.480	K			F7		G6-3			G5-3	5	0	0	0	0	1	1	Seattle Mariners @ New York Yankees Yankee Stadium, Bronx, NY Sun Aug 10 2003, 1:05 PM EDT Att: 54,828 - Overcast - 79 F									
Bernie Williams, S (1.8) OBP: 0.368, SLG: 0.395	25 1B 55 FC1-2 2 1B			F9			55 2B FC3-6			3	1	2	0	2	0	0										
2 Derek Jeter, R (1.6) OBP: 0.395, SLG: 0.480	55 FC1-2 25 1B									5	1	3	1	0	0	2										
25 Jason Giambi, L (1.10) OBP: 0.424, SLG: 0.560	55 FC1-2									4	1	1	0	1	1	3										
55 Hideki Matsui, L (1.7) OBP: 0.354, SLG: 0.458	FC1-2									4	1	1	0	1	0	7										
20 Jorge Posada, S (1.2) OBP: 0.399, SLG: 0.472	F8									5	0	2	2	0	0	7										
Aaron Boone, R (1.5) OBP: 0.324, SLG: 0.445										4	1	0	0	0	1	3		AB 37 R 6 H 10 RBI 6 BB 5 SO 5 LOB 25								
Nick Johnson, L (1.3) OBP: 0.435, SLG: 0.506	F7									3	0	0	1	1	0	1										
David Dellucci, L (1.9) OBP: 0.326, SLG: 0.377	G4-3									4	1	1	2	0	2	1										
Inning Stats	R: 0 E: 0 K: 1 S: 13	H: 2 LOB: 3 BB: 1 P: 23	R: 0 E: 0 K: 0 S: 6	H: 0 LOB: 0 BB: 0 P: 11	R: 1 E: 0 K: 0 S: 9	H: 1 LOB: 0 BB: 0 P: 12	R: 3 E: 0 K: 0 S: 9	H: 3 LOB: 0 BB: 0 P: 13	R: 0 E: 0 K: 0 S: 11	H: 2 LOB: 2 BB: 0 P: 18	R: 0 E: 0 K: 2 S: 11	H: 0 LOB: 1 BB: 1 P: 16	R: 2 E: 0 K: 0 S: 16	H: 2 LOB: 1 BB: 1 P: 29	R: 0 E: 0 K: 1 S: 7	H: 0 LOB: 0 BB: 0 P: 10	R: 0 E: 0 K: 1 S: 10	H: 0 LOB: 2 BB: 2 P: 23	1B: 6 2B: 2 3B: 0 HR: 2	SF: 0 SAC: 0 DP: 0 HBP: 0	WP: 0 PB: 0 SB: 0 CS: 0	PA: 42				
PITCHER	IP WLS BF H R ER SO BB IBB HBP BLK WP HR S P ERA WHIP																									
Jamie Moyer, L (1.1) ERA: 3.5	6.0	28	8	4	4	3	2	0	0	0	0	0	7	11	27.00	3.000										
40 Julio Mateo, R (7.1) ERA: 3.02	0.1	H	2	1	1	1	0	0	0	0	0	0	7	11	27.00	3.000										
Arthur Rhodes, L (7.1) ERA: 4.36	0.1	B	3	1	1	1	0	0	0	0	0	0	7	14	27.00	6.000										
Rafael Soriano, R (7.1) ERA: 1.42	1.1	W	4	0	0	0	1	0	0	0	0	0	9	14	0.00	0.000										
Shigetoshi Hasegawa, R (9.1) ERA: 0.66	1.0	S	5	0	0	0	2	0	0	0	0	0	10	23	0.00	2.000										

Batter	1	2	3	4	5	6	7	8	9	AB	R	H	RBI	BB	SO	LOB	TOP										
Frank Catalanotto, L (1, 7) OBP: 0.329, SLG: 0.433 3 Reed Johnson, R (9, 7) OBP: 0.351, SLG: 0.419	P1		10 WP 1B	G5-3		G4-3			K	5	1	1	0	0	1	0											
Eric Hinske, L (1, 5) OBP: 0.330, SLG: 0.436	L5		10 WP 1B	P5		G4-3			G3-1	5	1	1	0	0	0	0											
10 Vernon Wells, R (1, 8) OBP: 0.354, SLG: 0.565	HR		1B SF	1B					K	4	2	2	1	1	2	0											
Carlos Delgado, L (1, 3) OBP: 0.425, SLG: 0.599	K		SF 2H 3H	G6-3		G4-3			K	4	1	1	2	0	1	1											
Greg Myers, L (1, 10) OBP: 0.399, SLG: 0.530 Dave Berg, R (8, PR) OBP: 0.303, SLG: 0.417			SF 1B			G4-3			BB 1B	3	0	1	1	0	1	0											
Bobby Kielty, S (1, 9) OBP: 0.355, SLG: 0.404	P6		3H 4-0 1B	IBB		G3			F8	3	0	0	0	1	0	1											
Chris Woodward, R (1, 6) OBP: 0.318, SLG: 0.399			SF8			K			L8	2	0	0	1	0	1	1											
Orlando Hudson, S (1, 4) OBP: 0.335, SLG: 0.389	F8		3H 1-2 2-3 1B	FC6-4 1B					L9	3	0	1	0	1	0	1											
Kevin Cash, R (1, 2)			F9	FC6-4		G1			P5	4	0	0	0	0	5												
Inning Stats	R: 1 E: 0 K: 1 S: 10	H: 1 LOB: 0 BB: 0 P: 16	R: 0 E: 0 K: 1 S: 13	H: 0 LOB: 1 BB: 0 P: 20	R: 4 E: 1 K: 0 S: 20	H: 4 LOB: 3 BB: 2 P: 36	R: 0 E: 0 K: 0 S: 10	H: 1 LOB: 1 BB: 0 P: 12	R: 0 E: 0 K: 1 S: 7	H: 0 LOB: 0 BB: 0 P: 9	R: 0 E: 0 K: 0 S: 9	H: 0 LOB: 0 BB: 0 P: 11	R: 0 E: 0 K: 1 S: 11	H: 0 LOB: 0 BB: 0 P: 17	R: 0 E: 0 K: 0 S: 12	H: 1 LOB: 2 BB: 1 P: 18	R: 0 E: 0 K: 2 S: 10	H: 0 LOB: 0 BB: 0 P: 18	1B: 6 2B: 0 3B: 0 HR: 1	SF: 2 SAC: 0 DP: 0 HBP: 1	WP: 1 PB: 0 SB: 0 CS: 0	PA: 39					
PITCHER	IP	WLS	BF	H	R	ER	SO	BB	IBB	HBP	BLK	WP	HR	S	P	ERA	WHIP										
Joel Pineiro, R (1, 1) ERA: 3.48	6.0	L	28	6	5	4	3	1	1	1	0	1	1	69	104	6.00	1.167										
20 J.J. Putz, R (7, 1) ERA:	1.2		7	1	0	0	1	1	0	0	0	0	0	21	33	0.00	1.200										
Armando Benitez, R (8, 1) ERA: 2.95	1.1		4	0	0	0	2	0	0	0	0	0	0	12	20	0.00	0.000										

Toronto Blue Jays @ Seattle Mariners
Safeco Field, Seattle, WA
Mon Aug 11 2003, 7:05 PM PDT
Att: 44,922 - Cloudy - 71 F

AB	33
R	5
H	7
RBI	5
BB	3
SO	6
LOB	9



Batter	1	2	3	4	5	6	7	8	9	AB	R	H	RBI	BB	SO	LOB	BOTTOM										
51 Ichiro Suzuki, L (1, 9) OBP: 0.377, SLG: 0.460	2B SF9 1B		L6						FC4 S	5	1	3	0	0	2												
Rey Sanchez, R (1, 6) OBP: 0.287, SLG: 0.255	L7		G4-6-3 1B						F8	4	0	1	1	0	3												
Bret Boone, R (1, 4) OBP: 0.362, SLG: 0.565	SF9 2B		G4-6-3 1-2						G1-3	4	0	1	1	0	3												
Edgar Martinez, R (1, 10) OBP: 0.413, SLG: 0.525	SF9								G4-3	5	0	1	0	0	1	5											
John Olerud, L (1, 3) OBP: 0.376, SLG: 0.408	K								P4	3	1	1	2	0	0												
Mike Cameron, R (1, 8) OBP: 0.353, SLG: 0.472									L9	4	0	1	0	0	1												
Randy Winn, S (1, 7) OBP: 0.338, SLG: 0.415									HR	4	0	1	0	0	1												
Dan Wilson, R (1, 2) OBP: 0.285, SLG: 0.336 John Mabry, L (9, PH) OBP: 0.305, SLG: 0.324 Ben Davis, S (9, PH) OBP: 0.324, SLG: 0.427									G6-3 PB 1B	4	0	1	0	0	1												
16 Willie Bloomquist, R (1, 5) OBP: 0.316, SLG: 0.317									G6-3	4	0	1	0	0	1												
									L9	4	0	1	0	0	1												
									K2-3	4	1	2	0	0	1												
									G6-3	4	0	1	0	0	1												
									L3	3	0	0	0	0	2												
									G1-3	0	0	0	0	0	0												
									L5	1	0	0	0	0	1												
									G6-3	1	0	0	0	0	0												
									L3	3	0	0	0	0	2												
									G1-3	0	0	0	0	0	0												
									L5	1	0	0	0	0	1												
									G6-3	1	0	0	0	0	0												
									L3	3	0	1	0	1	2												
									K	3	0	1	0	1	2												
									51 FC4 BB	3	0	1	0	1	2												
									K	3	0	1	0	0	1												
									51 SF9 1B	3	0	0	0	0	2												
									E5 SF9 51 1B	0	0	0	0	0	0												
									K	1	0	0	0	0	1												
									K	3	0	1	0	1	2												
Inning Stats	R: 1 E: 0 K: 1 S: 8	H: 2 LOB: 1 BB: 0 P: 12	R: 0 E: 0 K: 1 S: 9	H: 0 LOB: 0 BB: 0 P: 11	R: 0 E: 0 K: 0 S: 15	H: 2 LOB: 1 BB: 0 P: 23	R: 0 E: 0 K: 0 S: 7	H: 1 LOB: 1 BB: 0 P: 11	R: 0 E: 0 K: 0 S: 16	H: 1 LOB: 1 BB: 0 P: 18	R: 1 E: 0 K: 0 S: 10	H: 3 LOB: 2 BB: 0 P: 20	R: 0 E: 0 K: 0 S: 8	H: 0 LOB: 1 BB: 1 P: 15	R: 0 E: 0 K: 0 S: 5	H: 0 LOB: 0 BB: 0 P: 9	R: 1 E: 1 K: 2 S: 14	H: 2 LOB: 2 BB: 0 P: 22	1B: 9 2B: 1 3B: 0 HR: 1	SF: 2 SAC: 0 DP: 1 HBP: 0	WP: 0 PB: 1 SB: 1 CS: 0	PA: 39					
PITCHER	IP	WLS	BF	H	R	ER	SO	BB	IBB	HBP	BLK	WP	HR	S	P	ERA	WHIP										
Mark Hendrickson, L (1, 1) ERA: 5.17	6.2	W	29	9	2	2	3	1	0	0	0	0	0	71	107	2.70	1.500										
Dan Reischer, R (7, 1) ERA: 2.25	1.1	H	5	1	1	0	0	0	0	0	0	0	0	10	16	0.00	0.750										
Jason Kershner, L (9, 1) ERA: 3.05	0.2	H	4	1	0	0	1	0	0	0	0	0	0	8	14	0.00	1.500										
Aquilino Lopez, R (9, 1) ERA: 3.88	0.1	S	1	0	0	0	1	0	0	0	0	0	0	3	4	0.00	0.000										

Toronto Blue Jays @ Seattle Mariners
Safeco Field, Seattle, WA
Mon Aug 11 2003, 7:05 PM PDT
Att: 44,922 - Cloudy - 71 F


AB	36
R	3
H	11
RBI	3
BB	1
SO	5
LOB	18



Batter	1	2	3	4	5	6	7	8	9	AB	R	H	RBI	BB	SO	LOB	TOP				
3 Reed Johnson, R OBP: 0.391, SLG: 0.426	G6-3		F9	HR		K			P4	5	1	1	3	0	1	0	Toronto Blue Jays @ Seattle Mariners Safeco Field, Seattle, WA Wed Aug 13 2003, 7:05 PM PDT Att: 37,066 - Sunny - 78 F				
Eric Hinske, L OBP: 0.330, SLG: 0.431	P5		1B	F8		F7			F7	5	0	1	0	0	0						
10 Vernon Wells, R OBP: 0.354, SLG: 0.562	L7		1B	P6					G6-4-3	4	0	2	0	0	0						
Carlos Delgado, L OBP: 0.426, SLG: 0.594		HBP	K						F8	2	0	0	0	1	1						
Greg Myers, L OBP: 0.396, SLG: 0.523	F7								G6-4-3	4	1	1	0	0	0						
Mike Bordick, R OBP: 0.335, SLG: 0.397	F8		1B						G6-3	4	1	1	0	0	1						
Frank Catalanotto, L OBP: 0.330, SLG: 0.441			1B						G3	3	1	1	1	1	0						
Orlando Hudson, S OBP: 0.333, SLG: 0.388									P6	4	1	1	1	0	2						
Kevin Cash, R OBP: 0.125, SLG: 0.125			K						G6-3	4	1	1	1	0	2						
Inning Stats	R: 0 E: 0 K: 0 S: 8	H: 0 LOB: 0 BB: 0 P: 12	R: 0 E: 0 K: 1 S: 13	H: 0 LOB: 2 BB: 1 P: 23	R: 0 E: 0 K: 2 S: 15	H: 2 LOB: 2 BB: 0 P: 23	R: 6 E: 0 K: 0 S: 20	H: 6 LOB: 1 BB: 1 P: 32	R: 0 E: 0 K: 2 S: 9	H: 0 LOB: 0 BB: 0 P: 11	R: 0 E: 0 K: 0 S: 10	H: 1 LOB: 0 BB: 0 P: 13	R: 0 E: 0 K: 0 S: 7	H: 0 LOB: 0 BB: 0 P: 12	R: 0 E: 0 K: 0 S: 6	H: 0 LOB: 0 BB: 0 P: 11	1B: 7 2B: 1 3B: 0 HR: 1	SF: 0 SAC: 0 DP: 1 HBP: 1	WP: 0 PB: 0 SB: 0 CS: 0	PA: 38	
PITCHER	IP	WLS	BF	H	R	ER	SO	BB	IBB	HBP	BLK	WP	HR	S	P	ERA	WHIP				
Ryan Franklin, R ERA: 3.82	3.2		22	8	6	6	3	2	0	1	0	0	1	54	88	14.73	2.727				
40 Julio Mateo, R ERA: 2.99	3.1	W	10	1	0	0	4	0	0	0	0	0	0	24	30	0.00	0.300				
Kazuhiro Sasaki, R ERA: 3.92	1.0		3	0	0	0	0	0	0	0	0	0	0	7	12	0.00	0.000				
Armando Benitez, R ERA: 2.9	1.0		3	0	0	0	0	0	0	0	0	0	0	6	11	0.00	0.000				

Batter	1	2	3	4	5	6	7	8	9	AB	R	H	RBI	BB	SO	LOB	BOTTOM				
51 Ichiro Suzuki, L OBP: 0.391, SLG: 0.466	3B		SF8			1B			WP	3	3	3	3	2	0	0	Toronto Blue Jays @ Seattle Mariners Safeco Field, Seattle, WA Wed Aug 13 2003, 7:05 PM PDT Att: 37,066 - Sunny - 78 F				
Randy Winn, S OBP: 0.340, SLG: 0.418	1B		FC4-6			BB			1B	6	3	3	3	0	0	5					
Bret Boone, R OBP: 0.363, SLG: 0.563	3B		FC3-6			1B			1B	5	1	2	3	1	1	3					
Edgar Martinez, R OBP: 0.413, SLG: 0.524	G5-3		F8			BB			2B	4	1	1	0	2	1	2					
John Olerud, L OBP: 0.376, SLG: 0.405	L7		2B			1B			G6-3	3	0	1	1	2	0	3					
John Olerud, L OBP: 0.376, SLG: 0.405	1B		P4			BB			G4-6-3	3	0	1	1	2	0	3					
Mike Cameron, R OBP: 0.354, SLG: 0.472	BB		1B			BB			G6-4-3	4	1	2	0	0	1	4					
16 Willie Bloomquist, R OBP: 0.319, SLG: 0.321	1B		1B			2B			G6-4-3	1	0	1	0	0	0	0					
Ben Davis, S OBP: 0.321, SLG: 0.417	L9		1B			2B			FC4-6	4	1	0	0	1	2	6					
Rey Sanchez, R OBP: 0.275, SLG: 0.260			51 BB			1B			1B	4	1	2	2	1	2	4					
Mark McLemore, S OBP: 0.307, SLG: 0.307			1B			1B			1B	3	2	0	1	0	1						
John Mabry, L OBP: 0.301, SLG: 0.319			FC3-6			1B			F7	1	0	0	0	0	0	1					
Inning Stats	R: 2 E: 0 K: 0 S: 14	H: 3 LOB: 2 BB: 1 P: 28	R: 0 E: 0 K: 0 S: 11	H: 0 LOB: 2 BB: 2 P: 24	R: 3 E: 0 K: 0 S: 13	H: 3 LOB: 2 BB: 2 P: 30	R: 0 E: 0 K: 3 S: 12	H: 0 LOB: 3 BB: 3 P: 25	R: 4 E: 0 K: 1 S: 19	H: 4 LOB: 1 BB: 1 P: 21	R: 4 E: 0 K: 1 S: 11	H: 5 LOB: 1 BB: 0 P: 17	R: 0 E: 0 K: 2 S: 11	H: 1 LOB: 1 BB: 0 P: 18	1B: 13 2B: 2 3B: 2 HR: 0	SF: 1 SAC: 0 DP: 2 HBP: 0	WP: 2 PB: 0 SB: 0 CS: 0	PA: 49			
PITCHER	IP	WLS	BF	H	R	ER	SO	BB	IBB	HBP	BLK	WP	HR	S	P	ERA	WHIP				
Corey Thurman, R ERA: 6.46	2.1		17	6	5	5	0	3	1	0	0	0	0	17	35	0.00	2.400				
Tanyon Sturtze, R ERA: 5.72	1.2		9	0	0	0	3	4	0	0	0	0	0	17	35	0.00	2.400				
Jason Kershner, L ERA: 4.59	1.1	L	10	6	6	6	1	1	0	0	0	1	0	20	32	40.50	5.250				
Dan Reichert, R ERA: 5.79	0.2		5	3	2	2	0	1	0	0	0	0	0	12	19	27.00	6.000				
Cliff Politte, R ERA: 5.6	2.0		8	2	0	0	3	0	0	0	0	1	0	22	35	0.00	1.000				

AB 35
R 6
H 9
RBI 6
BB 2
SO 7
LOB 9



Toronto Blue Jays @ Seattle Mariners
 Safeco Field, Seattle, WA
 Wed Aug 13 2003, 7:05 PM PDT
 Att: 37,066 - Sunny - 78 F

AB 38
R 13
H 17
RBI 12
BB 10
SO 7
LOB 29



Batter	1	2	3	4	5	6	7	8	9	AB	R	H	RBI	BB	SO	LOB	TOP								
3 Reed Johnson, R OBP: 0.346, SLG: 0.420	G1-3		L7		K		K			4	0	0	0	0	2	0	Toronto Blue Jays @ Seattle Mariners Safeco Field, Seattle, WA Thu Aug 14 2003, 7:05 PM PDT Att: 41,945 - Sunny - 80 F								
Eric Hinske, L OBP: 0.327, SLG: 0.426	F8		G4-3		F8			F7		4	0	0	0	0	0										
10 Vernon Wells, R OBP: 0.353, SLG: 0.560	G5-3			F9				G1-3		4	0	1	0	0	0										
Carlos Delgado, L OBP: 0.427, SLG: 0.605		HR		1B	3B			K		4	2	2	1	0	1	1									
Greg Myers, L OBP: 0.397, SLG: 0.523 Dave Berg, R OBP: 0.303, SLG: 0.417	G3			CS	1B			F8	1B	4	0	2	1	0	1	0									
Frank Catalanotto, L OBP: 0.334, SLG: 0.449 Bobby Kielty, S OBP: 0.358, SLG: 0.400				3H	1B			G6-3	1B	4	1	3	0	0	0	0									
Tom Wilson, R OBP: 0.340, SLG: 0.424				1-2	2B			F8	1B	4	1	1	1	0	1	3									
Orlando Hudson, S OBP: 0.333, SLG: 0.388	G4-3			2-2	1B			G6-3	SF8	3	0	1	2	0	0	1									
Mike Bordick, R OBP: 0.329, SLG: 0.391			F7		F8			K	P3	4	0	0	0	0	1	3									
Inning Stats	R: 0 E: 0 K: 0 S: 5	H: 0 LOB: 0 BB: 0 P: 7	R: 1 E: 0 K: 1 S: 17	H: 2 LOB: 1 BB: 0 P: 29	R: 0 E: 0 K: 0 S: 7	H: 0 LOB: 0 BB: 0 P: 12	R: 3 E: 0 K: 0 S: 29	H: 5 LOB: 1 BB: 0 P: 46	R: 0 E: 0 K: 1 S: 11	H: 1 LOB: 0 BB: 0 P: 18	R: 0 E: 0 K: 1 S: 7	H: 0 LOB: 0 BB: 0 P: 10	R: 0 E: 0 K: 1 S: 7	H: 0 LOB: 0 BB: 0 P: 10	R: 1 E: 0 K: 0 S: 13	H: 2 LOB: 2 BB: 0 P: 19		1B: 6 2B: 1 3B: 2 HR: 1	SF: 1 SAC: 0 DP: 0 HBP: 0	WP: 0 PB: 0 SB: 1 CS: 1	PA: 36				
PITCHER	IP	WLS	BF	H	R	ER	SO	BB	IBB	HBP	BLK	WP	HR	S	P	ERA	WHIP								
Gil Meche, R ERA: 3.78	4.0	L	18	7	4	4	1	0	0	0	0	0	1	58	94	9.00	1.750								
Rafael Soriano, R ERA: 1.25	3.0		10	1	0	0	4	0	0	0	0	0	0	25	39	0.00	0.333								
Arthur Rhodes, L ERA: 4.23	1.0		3	0	0	0	1	0	0	0	0	0	0	7	10	0.00	0.000								
Kazuhiro Sasaki, R ERA: 4.15	1.0		5	2	1	1	0	0	0	0	0	0	0	13	19	9.00	2.000								

Batter	1	2	3	4	5	6	7	8	9	AB	R	H	RBI	BB	SO	LOB	BOTTOM								
51 Ichiro Suzuki, L OBP: 0.379, SLG: 0.462	G3		F8		FC5-4		G4-3		FC6-4	4	0	0	0	1	0	1	Toronto Blue Jays @ Seattle Mariners Safeco Field, Seattle, WA Thu Aug 14 2003, 7:05 PM PDT Att: 41,945 - Sunny - 80 F								
Rey Sanchez, R OBP: 0.273, SLG: 0.259	G6-3		1B		P2		F9		K	5	0	1	0	0	1	3									
Bret Boone, R OBP: 0.362, SLG: 0.559					FC5-4				K	3	0	0	0	1	2	3									
Edgar Martinez, R OBP: 0.416, SLG: 0.532 Pat Borders, R OBP: 0.500, SLG: 0.750					G4-3		WP		1B	4	1	3	0	0	1	1									
John Olerud, L OBP: 0.373, SLG: 0.401	G6-3				G4-3		K		F8	4	0	0	0	0	1	3									
Randy Winn, S OBP: 0.339, SLG: 0.416							1B		F8	4	1	1	1	0	2	2									
John Mabry, L OBP: 0.314, SLG: 0.333 Ben Davis, S OBP: 0.319, SLG: 0.415 Chad Meyers, R OBP: 0.319, SLG: 0.415					G1-3				G4-3	3	0	2	0	0	0	1									
Dan Wilson, R OBP: 0.285, SLG: 0.336					F7				G5-3	3	0	1	1	0	0	1									
16 Willie Bloomquist, R OBP: 0.318, SLG: 0.320					F8				FC6-4	4	0	1	0	0	1	2									
Inning Stats	R: 0 E: 0 K: 1 S: 9	H: 0 LOB: 1 BB: 1 P: 15	R: 0 E: 0 K: 1 S: 7	H: 1 LOB: 0 BB: 0 P: 13	R: 0 E: 0 K: 1 S: 13	H: 1 LOB: 1 BB: 0 P: 19	R: 0 E: 0 K: 1 S: 8	H: 1 LOB: 1 BB: 0 P: 12	R: 0 E: 0 K: 1 S: 9	H: 1 LOB: 2 BB: 1 P: 13	R: 2 E: 0 K: 1 S: 11	H: 3 LOB: 1 BB: 0 P: 18	R: 0 E: 0 K: 1 S: 7	H: 0 LOB: 0 BB: 0 P: 12	R: 0 E: 0 K: 0 S: 5	H: 1 LOB: 1 BB: 0 P: 11		R: 0 E: 0 K: 1 S: 11	H: 1 LOB: 1 BB: 0 P: 15	1B: 7 2B: 2 3B: 0 HR: 0	SF: 1 SAC: 0 DP: 0 HBP: 0	WP: 1 PB: 0 SB: 0 CS: 0	PA: 38		
PITCHER	IP	WLS	BF	H	R	ER	SO	BB	IBB	HBP	BLK	WP	HR	S	P	ERA	WHIP								
Kelvim Escobar, R ERA: 3.78	7.0	W	31	8	2	2	7	2	0	0	0	0	0	66	107	2.57	1.429								
Trevor Miller, L ERA: 4.43	1.0	H	3	0	0	0	0	0	0	0	0	0	0	3	6	0.00	0.000								
Aquilino Lopez, R ERA: 3.81	1.0	S	4	1	0	0	1	0	0	0	0	0	0	11	15	0.00	1.000								

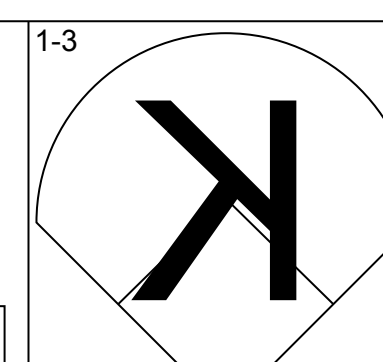
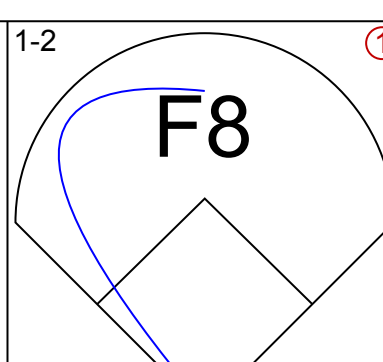
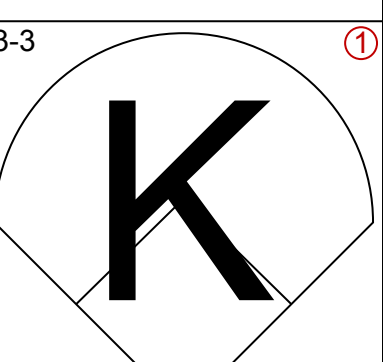
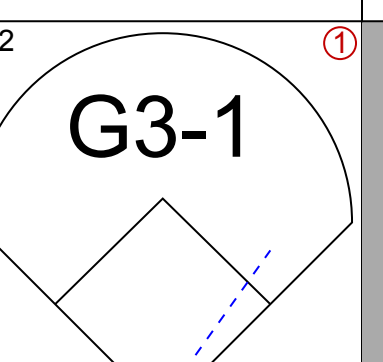
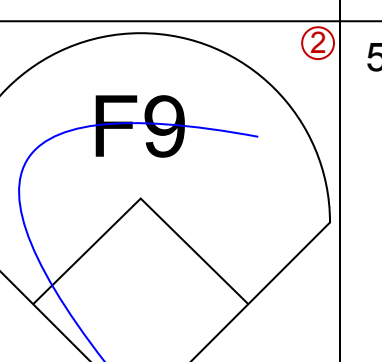
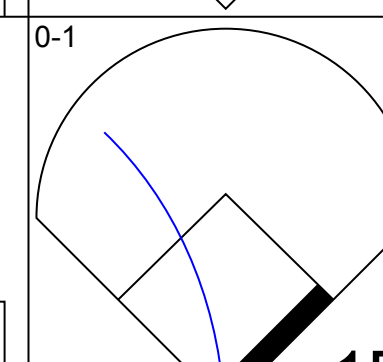
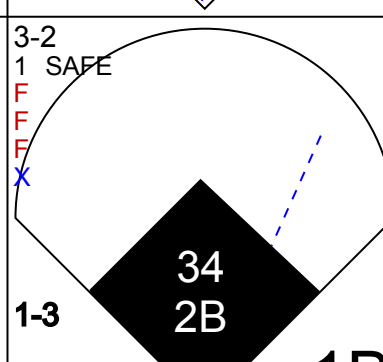
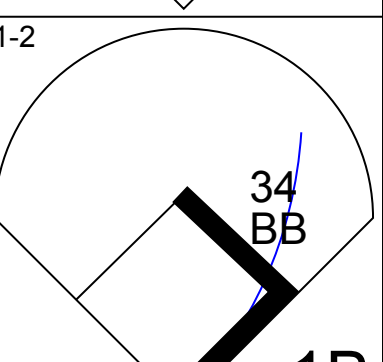
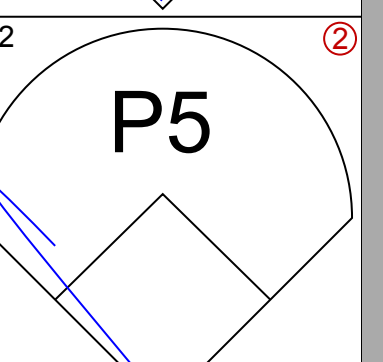
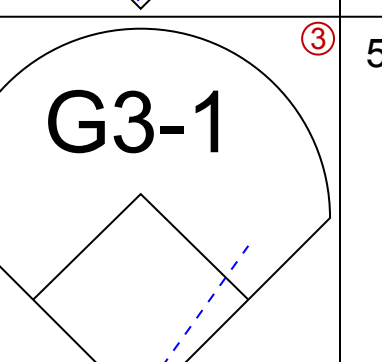
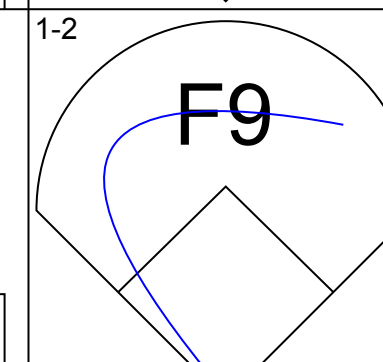
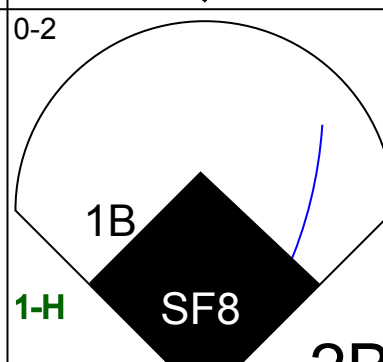
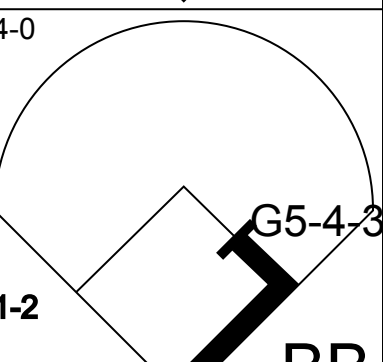
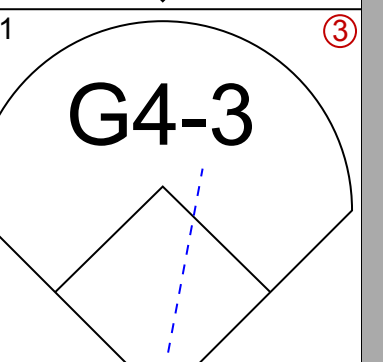
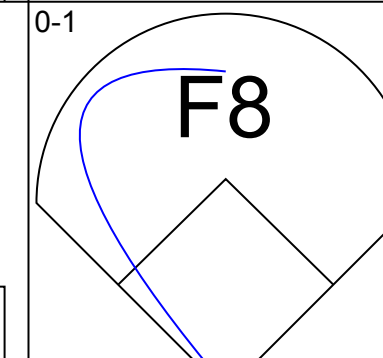
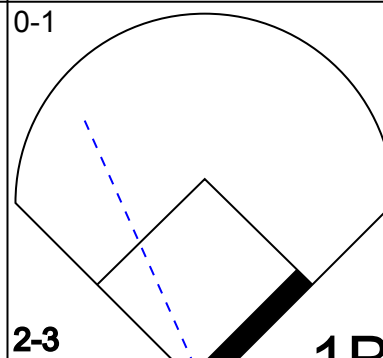
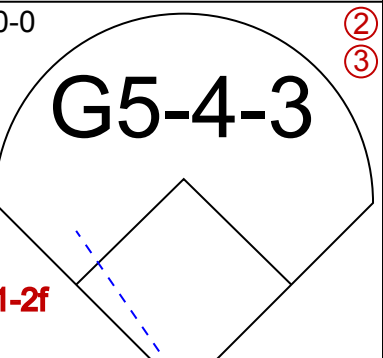

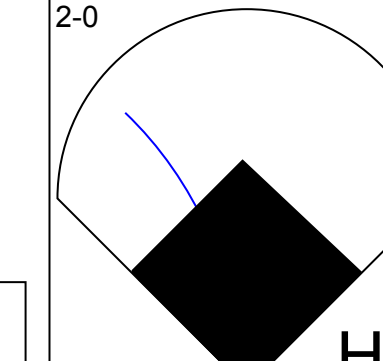
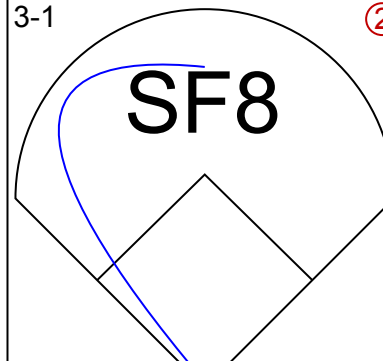
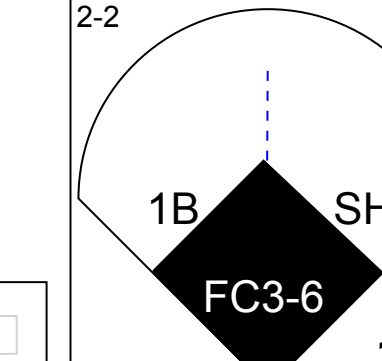


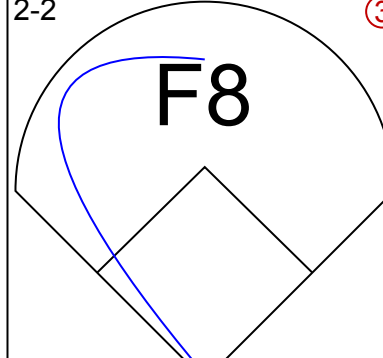
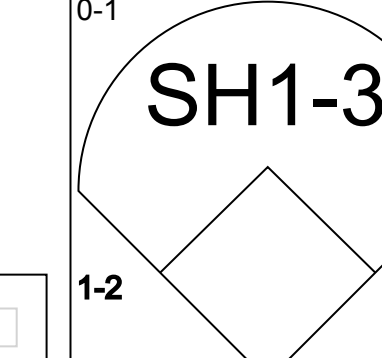



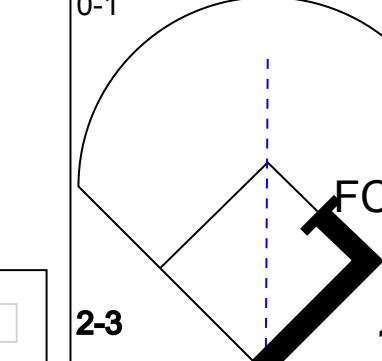
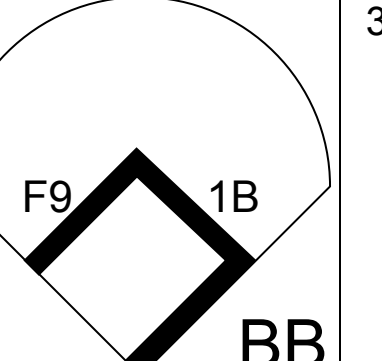


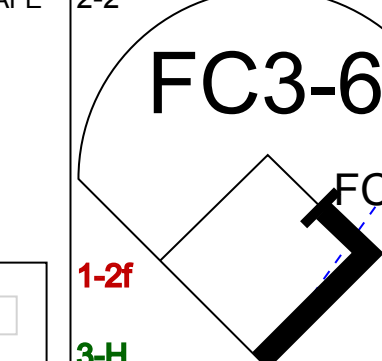
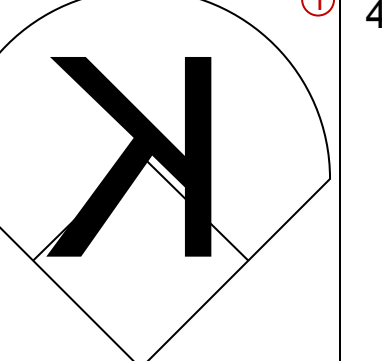
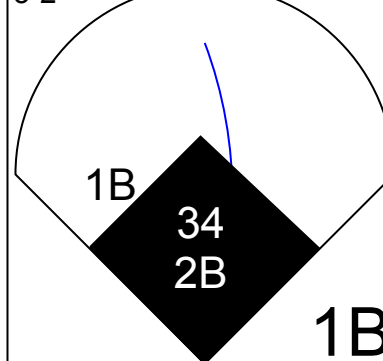
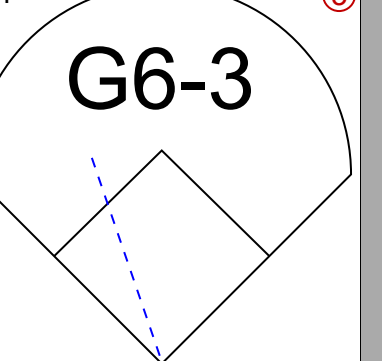
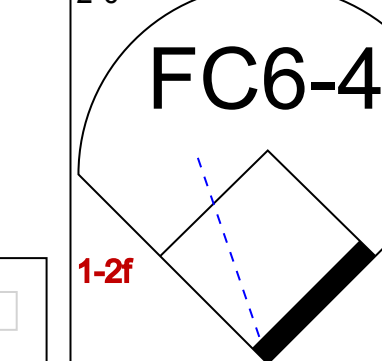
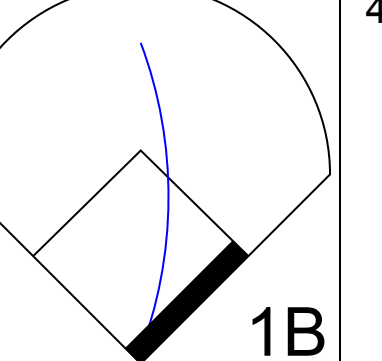
AB	35
R	5
H	10
RBI	5
BB	0
SO	6
LOB	8



Batter	1	2	3	4	5	6	7	8	9	AB	R	H	RBI	BB	SO	LOB	TOP								
18 Johnny Damon, L OBP: 0.341, SLG: 0.424 Damian Jackson, R OBP: 0.265, SLG: 0.291 Kevin Millar, R OBP: 0.357, SLG: 0.500	G6-3		P3		F9		P4	K		1	0	0	0	0	0	0	Boston Red Sox @ Seattle Mariners Safeco Field, Seattle, WA Fri Aug 15 2003, 7:05 PM PDT Att: 46,171 - Cloudy - 70 F								
Bill Mueller, S OBP: 0.396, SLG: 0.559	F8		G5-3		P6		K		5	0	0	0	0	1	2										
Nomar Garciaparra, R OBP: 0.361, SLG: 0.561	1B		G5-3		G5-3		F9		5	1	2	0	0	0	0										
Manny Ramirez, R OBP: 0.419, SLG: 0.578	K		HR		34 2B		1B		3	3	2	1	2	1	1										
34 David Ortiz, L OBP: 0.359, SLG: 0.548	G4-3		L5		L5		BB		4	0	1	1	1	1	1										
Jason Varitek, S OBP: 0.362, SLG: 0.553	F8		F8		F8		2B		3	0	0	0	1	1	2										
Trot Nixon, L OBP: 0.396, SLG: 0.578	F9		F9		1B		F5		3	1	1	0	1	0	3										
Todd Walker, L OBP: 0.318, SLG: 0.401			K		F8		SF7		2	0	0	2	1	1	1										
Gabe Kapler, R OBP: 0.333, SLG: 0.377			1B		2H		P5		4	0	2	1	0	1	5										
Inning Stats	R: 0 E: 0 K: 1 S: 12	H: 1 LOB: 1 BB: 0 P: 18	R: 0 E: 0 K: 0 S: 9	H: 0 LOB: 0 BB: 0 P: 13	R: 0 E: 0 K: 1 S: 11	H: 1 LOB: 1 BB: 0 P: 16	R: 1 E: 0 K: 0 S: 8	H: 1 LOB: 0 BB: 0 P: 11	R: 1 E: 0 K: 0 S: 12	H: 2 LOB: 1 BB: 0 P: 14	R: 2 E: 0 K: 0 S: 15	H: 2 LOB: 2 BB: 2 P: 29	R: 0 E: 0 K: 1 S: 10	H: 0 LOB: 0 BB: 0 P: 12	R: 1 E: 0 K: 3 S: 20	H: 1 LOB: 3 BB: 3 P: 36		R: 0 E: 0 K: 1 S: 8	H: 0 LOB: 1 BB: 1 P: 16	1B: 4 2B: 3 3B: 0 HR: 1	SF: 1 SAC: 0 DP: 0 HBP: 0	WP: 0 PB: 0 SB: 1 CS: 0	PA: 41		
PITCHER	IP	WLS	BF	H	R	ER	SO	BB	IBB	HBP	BLK	WP	HR	S	P	ERA	WHIP								
Jamie Moyer, L ERA: 3.8	(1, 1)	5.2	26	7	4	4	2	2	0	0	0	0	1	66	99	6.35	1.588								
40 Julio Mateo, R ERA: 2.84	(6, 1)	0.1	W	1	0	0	0	0	0	0	0	0	0	1	2	0.00	0.000								
Armando Benitez, R ERA: 2.95	(7, 1)	1.1		8	1	1	2	3	0	0	0	0	0	24	40	6.75	3.000								
Shigetoshi Hasegawa, R ERA: 0.63	(8, 1)	1.2	S	6	0	0	3	1	0	0	0	0	0	14	24	0.00	0.600								

Batter	1	2	3	4	5	6	7	8	9	AB	R	H	RBI	BB	SO	LOB	BOTTOM								
51 Ichiro Suzuki, L OBP: 0.391, SLG: 0.472	1B	G5-3		F7		HR		1B		5	2	3	4	0	0	1	Boston Red Sox @ Seattle Mariners Safeco Field, Seattle, WA Fri Aug 15 2003, 7:05 PM PDT Att: 46,171 - Cloudy - 70 F								
Rey Sanchez, R OBP: 0.272, SLG: 0.258	G6-4-3		G6-3		G4-3		F9	FC1-5		5	1	1	0	0	0	2									
Bret Boone, R OBP: 0.362, SLG: 0.564	K		HR		K		K	1B		5	1	2	1	0	3	2									
Edgar Martinez, R OBP: 0.418, SLG: 0.533	G6-4-3		2B		BB		BB	FC3-6		3	0	1	1	2	1	2									
John Olerud, L OBP: 0.373, SLG: 0.398		2B		K		L1		SF8		2	1	0	1	2	1	2									
Randy Winn, S OBP: 0.337, SLG: 0.416	2B		P4		G1-3		K	FC3-6		5	1	1	0	0	1	4									
Mark McLemore, S OBP: 0.317, SLG: 0.327	G6-3		G4-3		G4-3		16 1B			4	2	4	2	0	0	0									
Dan Wilson, R OBP: 0.280, SLG: 0.331	G6-3		G4-3		G4-3		E4			4	1	0	0	0	0	5									
16 Willie Bloomquist, R OBP: 0.321, SLG: 0.322	FC6-2		SF9		SF9		51 HR			2	1	1	1	1	0	1									
Inning Stats	R: 0 E: 0 K: 1 S: 13	H: 2 LOB: 1 BB: 0 P: 16	R: 2 E: 0 K: 0 S: 15	H: 2 LOB: 1 BB: 1 P: 24	R: 1 E: 0 K: 1 S: 12	H: 2 LOB: 1 BB: 0 P: 19	R: 1 E: 0 K: 0 S: 10	H: 1 LOB: 0 BB: 0 P: 16	R: 0 E: 0 K: 1 S: 6	H: 0 LOB: 0 BB: 1 P: 13	R: 4 E: 1 K: 1 S: 23	H: 3 LOB: 0 BB: 0 P: 28	R: 0 E: 0 K: 2 S: 13	H: 1 LOB: 2 BB: 1 P: 20	R: 2 E: 0 K: 0 S: 14	H: 2 LOB: 2 BB: 2 P: 24		R: 0 E: 0 K: 0 S: 8	H: 0 LOB: 1 BB: 1 P: 16	1B: 6 2B: 5 3B: 0 HR: 2	SF: 2 SAC: 0 DP: 1 HBP: 0	WP: 0 PB: 0 SB: 0 CS: 0	PA: 42		
PITCHER	IP	WLS	BF	H	R	ER	SO	BB	IBB	HBP	BLK	WP	HR	S	P	ERA	WHIP								
Jeff Suppan, R ERA: 4.12	(1, 1)	5.0	23	7	4	4	3	2	0	0	0	0	1	56	88	7.20	1.800								
50 Mike Timlin, R ERA: 3.61	(6, 1)	1.0	L	7	3	4	3	0	0	0	0	0	1	23	28	27.00	3.000								
Todd Jones, R ERA: 7.82	(7, 1)	2.0		12	3	2	2	3	0	0	0	0	0	27	44	9.00	3.000								

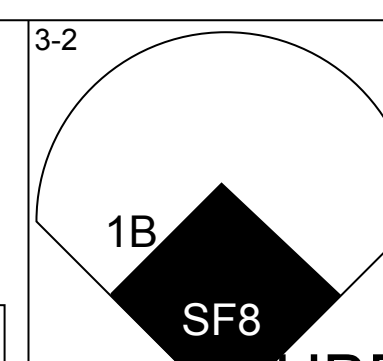
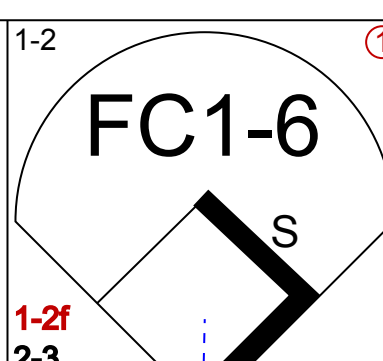
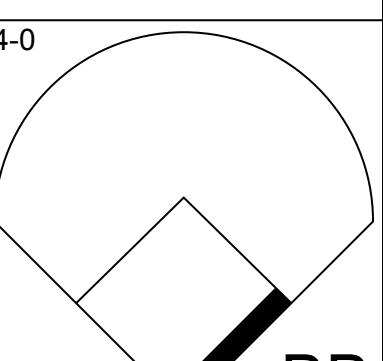
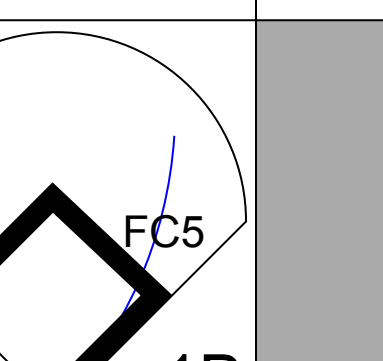
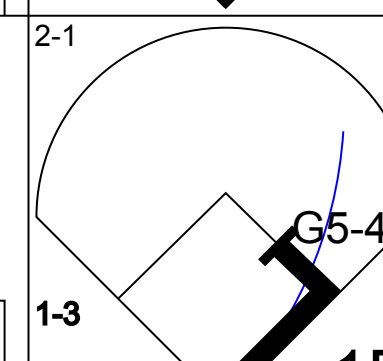
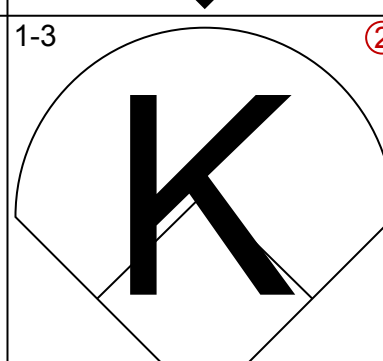
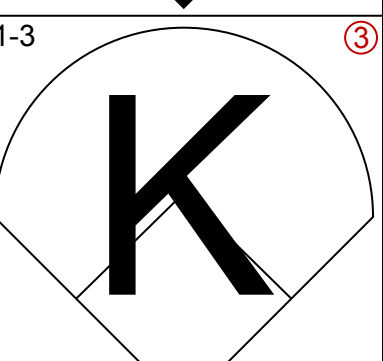
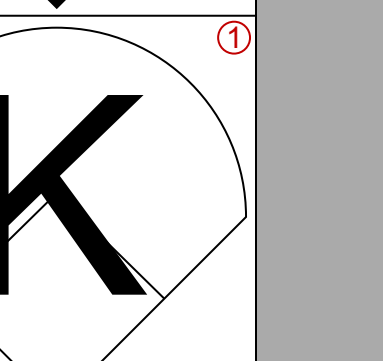
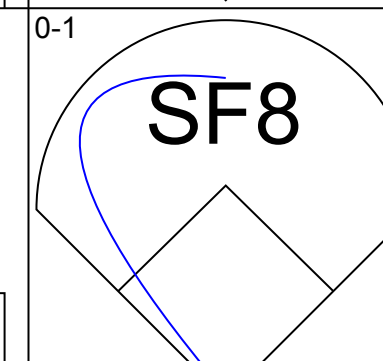
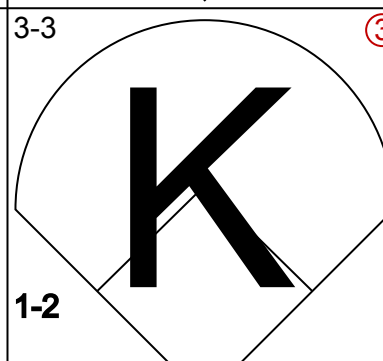
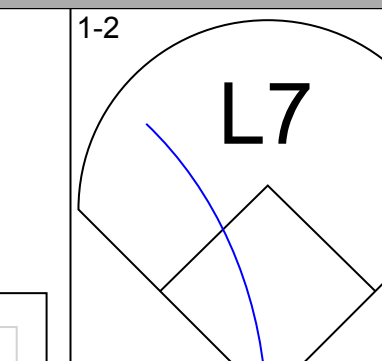
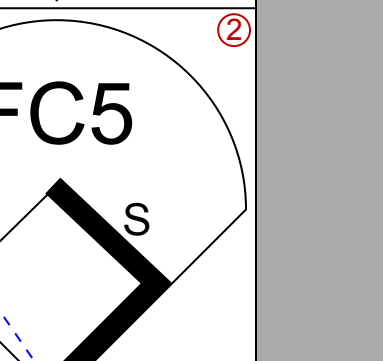
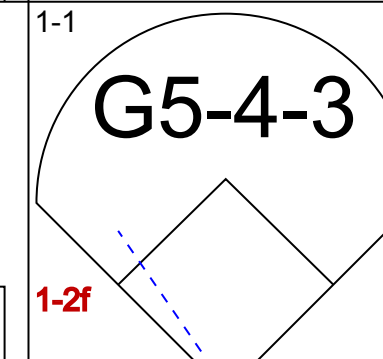

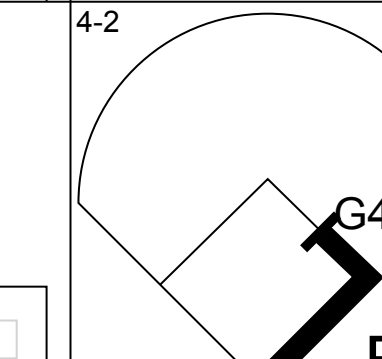
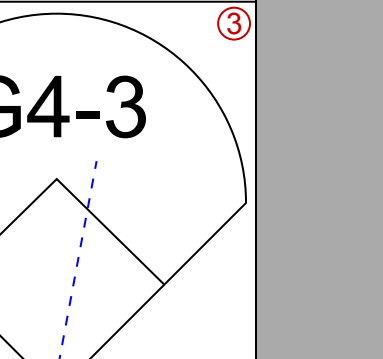
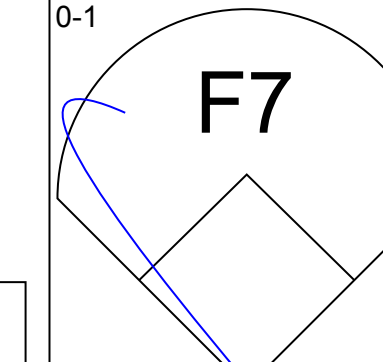
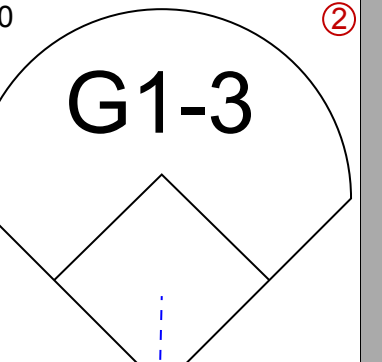
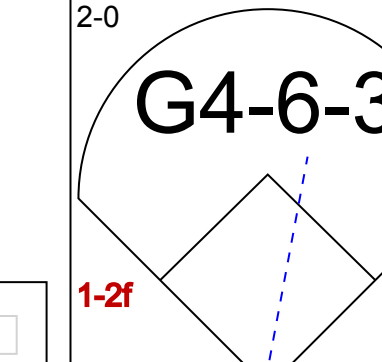
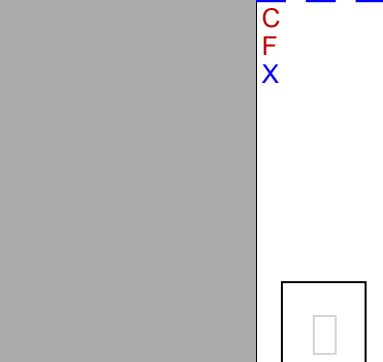

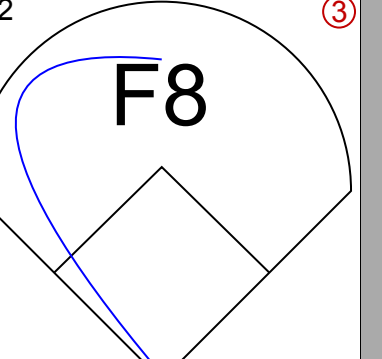
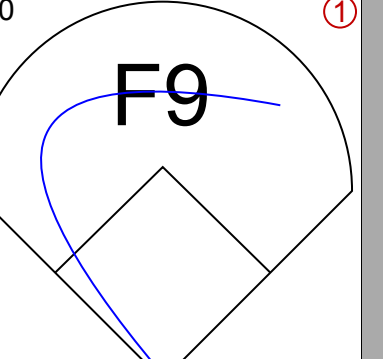
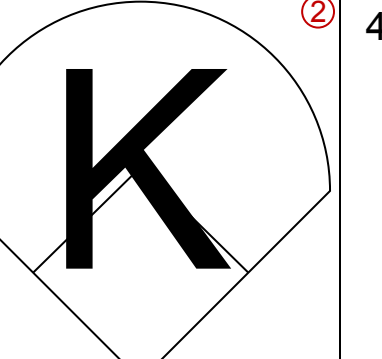

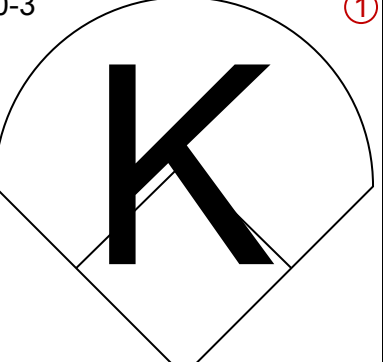
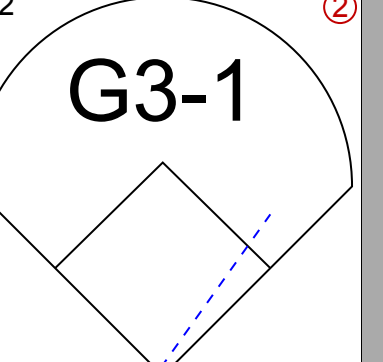
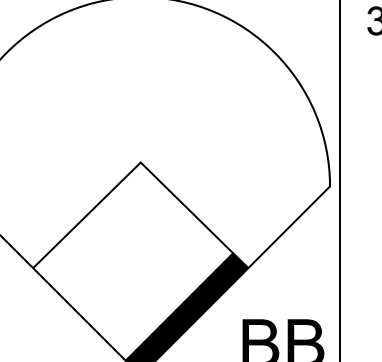
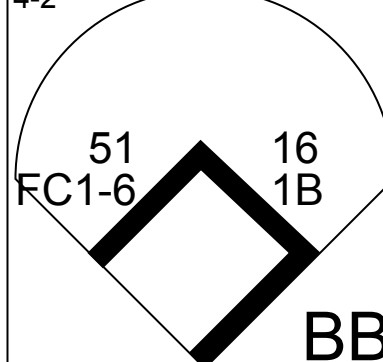
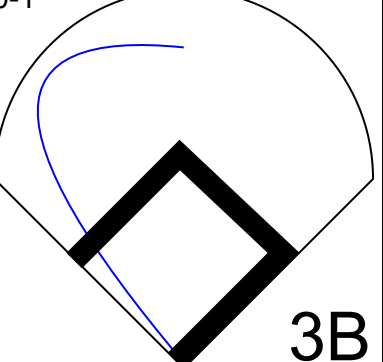
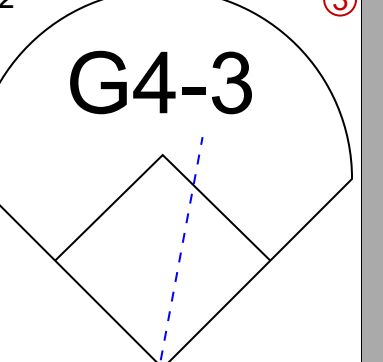
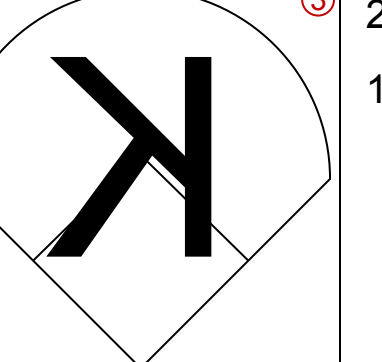

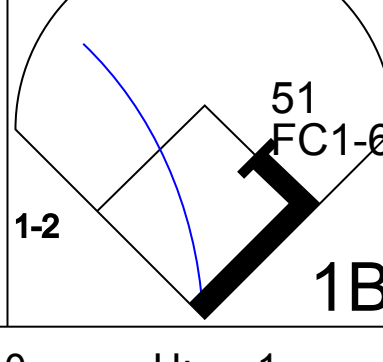

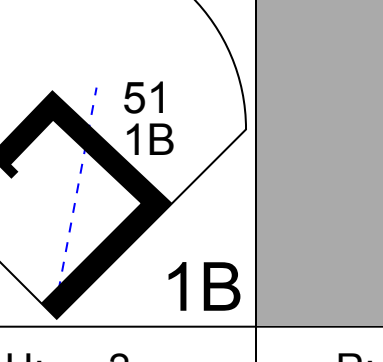


Batter	1	2	3	4	5	6	7	8	9	AB	R	H	RBI	BB	SO	LOB	TOP					
Trot Nixon, L OBP: 0.391, SLG: 0.570 (1, 9)										5	0	0	0	0	2	3						
Bill Mueller, S OBP: 0.399, SLG: 0.560 (1, 5)										5	1	3	0	0	0	2						
34 David Ortiz, L OBP: 0.360, SLG: 0.549 (1, 10)										3	1	1	2	1	0	1						
Manny Ramirez, R OBP: 0.418, SLG: 0.576 (1, 7)										4	0	1	0	0	0	3						
Kevin Millar, R OBP: 0.358, SLG: 0.509 (1, 3)										3	2	2	2	0	0	0						
Jason Varitek, S OBP: 0.359, SLG: 0.548 (1, 2)										3	0	0	0	0	1	1						
Gabe Kapler, R OBP: 0.338, SLG: 0.376 (1, 8)										3	0	1	0	1	1	0	AB 34					
Todd Walker, L OBP: 0.316, SLG: 0.397 (1, 4)										4	0	0	1	0	2	2	R 5					
Damian Jackson, R OBP: 0.273, SLG: 0.298 (1, 6)										4	1	2	0	0	0	1	H 10					
Inning Stats	R: 0 E: 0 K: 1 S: 11	H: 1 LOB: 1 BB: 0 P: 13	R: 1 E: 0 K: 1 S: 8	H: 1 LOB: 0 BB: 0 P: 17	R: 3 E: 0 K: 0 S: 30	H: 4 LOB: 1 BB: 0 P: 42	R: 0 E: 0 K: 2 S: 9	H: 0 LOB: 0 BB: 0 P: 13	R: 0 E: 0 K: 1 S: 7	H: 1 LOB: 1 BB: 1 P: 15	R: 1 E: 0 K: 0 S: 13	H: 2 LOB: 1 BB: 0 P: 19	R: 0 E: 0 K: 0 S: 9	H: 0 LOB: 0 BB: 0 P: 13	R: 0 E: 0 K: 0 S: 4	H: 0 LOB: 0 BB: 0 P: 6	R: 0 E: 0 K: 1 S: 15	H: 1 LOB: 2 BB: 1 P: 24	1B: 8 2B: 1 3B: 0 HR: 1	SF: 1 SAC: 1 DP: 1 HBP: 0	WP: 0 PB: 0 SB: 0 CS: 0	PA: 38
PITCHER	IP WLS BF H R ER SO BB IBB HBP BLK WP HR S P ERA WHIP																					
Joel Pineiro, R ERA: 3.63 (1, 1)	5.2 L 26 9 5 5 5 1 0 0 0 0 0 1 77 116 7.94 1.765																					
Brian Sweeney, R ERA: (6, 1)	3.1 12 1 0 0 1 1 0 0 0 0 0 0 29 46 0.00 0.600																					

Boston Red Sox @ Seattle Mariners
Safeco Field, Seattle, WA
Sat Aug 16 2003, 1:05 PM PDT
Att: 46,100 - Cloudy - 70 F

AB 34
R 5
H 10
RBI 5
BB 2
SO 6
LOB 13



Batter	1	2	3	4	5	6	7	8	9	AB	R	H	RBI	BB	SO	LOB	BOTTOM					
51 Ichiro Suzuki, L OBP: 0.394, SLG: 0.472 (1, 9)										2	1	1	0	1	0	2						
Rey Sanchez, R OBP: 0.271, SLG: 0.258 (1, 6)										4	0	1	0	0	3	6						
Randy Winn, S OBP: 0.335, SLG: 0.413 (1, 8)										3	0	0	1	0	1	4						
Edgar Martinez, R OBP: 0.417, SLG: 0.528 (1, 10)										3	0	0	0	1	1	3						
John Olerud, L OBP: 0.370, SLG: 0.394 (1, 3)										4	0	0	0	0	0	1						
Mark McLemore, S OBP: 0.312, SLG: 0.321 (1, 4)										4	0	0	0	0	2	0						
John Mabry, L OBP: 0.311, SLG: 0.320 (1, 7)										3	0	0	0	1	1	0	AB 29					
Dan Wilson, R OBP: 0.285, SLG: 0.340 (1, 2)										2	0	1	0	1	0	0	R 1					
Ben Davis, S OBP: 0.316, SLG: 0.412 (9, PH)										1	0	0	0	0	1	1	H 5					
16 Willie Bloomquist, R OBP: 0.327, SLG: 0.328 (1, 5)										3	0	2	0	0	1	1	RBI 1					
Inning Stats	R: 1 E: 0 K: 0 S: 9	H: 1 LOB: 0 BB: 0 P: 15	R: 0 E: 0 K: 1 S: 8	H: 0 LOB: 0 BB: 0 P: 9	R: 0 E: 0 K: 2 S: 16	H: 1 LOB: 2 BB: 1 P: 26	R: 0 E: 0 K: 1 S: 8	H: 0 LOB: 0 BB: 0 P: 12	R: 0 E: 0 K: 3 S: 11	H: 1 LOB: 2 BB: 1 P: 16	R: 0 E: 0 K: 0 S: 6	H: 0 LOB: 0 BB: 1 P: 13	R: 0 E: 0 K: 0 S: 8	H: 0 LOB: 0 BB: 0 P: 11	R: 0 E: 0 K: 1 S: 13	H: 2 LOB: 2 BB: 0 P: 22	R: 0 E: 0 K: 2 S: 13	H: 0 LOB: 1 BB: 1 P: 21	1B: 4 2B: 0 3B: 1 HR: 0	SF: 1 SAC: 0 DP: 2 HBP: 1	WP: 0 PB: 0 SB: 3 CS: 0	PA: 35
PITCHER	IP WLS BF H R ER SO BB IBB HBP BLK WP HR S P ERA WHIP																					
Pedro Martinez, R ERA: 2.32 (1, 1)	7.0 W 26 3 1 1 7 3 0 1 0 0 0 0 13 22 0.00 0.857																					
Scott Williamson, R ERA: 3.42 (8, 1)	1.0 5 2 0 0 1 0 0 0 0 0 0 0 13 22 0.00 2.000																					
Byung-Hyun Kim, R ERA: 3.33 (9, 1)	1.0 4 0 0 0 2 1 0 0 0 0 0 0 13 21 0.00 1.000																					

Boston Red Sox @ Seattle Mariners
Safeco Field, Seattle, WA
Sat Aug 16 2003, 1:05 PM PDT
Att: 46,100 - Cloudy - 70 F

AB 29
R 1
H 5
RBI 1
BB 4
SO 10
LOB 18



Batter	1	2	3	4	5	6	7	8	9	AB	R	H	RBI	BB	SO	LOB	TOP										
Trot Nixon, L OBP: 0.394, SLG: 0.582 (1, 9)	2-2 2B		1-1 HR		1-0 G3-1			4-1 2B BB		3	1	2	1	1	0	0											
Bill Mueller, S OBP: 0.397, SLG: 0.559 (1, 5)	1-1 F7		0-3 K			1-0 G4-3		2-2 2B		4	0	1	0	0	1	1											
Nomar Garciaparra, R OBP: 0.360, SLG: 0.536 (1, 6)	4-0 BB		1-3 K			0-0 G6-3		0-3 2B		3	0	0	0	1	2	2											
Manny Ramirez, R OBP: 0.415, SLG: 0.570 (1, 7)	2-3 K		2-2 G6-3			3-2 L4			3-2 P4	4	0	0	0	0	1	2											
34 David Ortiz, L OBP: 0.356, SLG: 0.542 (1, 10)	0-0 F8			1-3 K			1-2 F9		2-3 K	4	0	0	0	0	2	2											
Kevin Millar, R OBP: 0.355, SLG: 0.504 (1, 3)		3-2 F9		2-3 K			0-3 K		1-2 F8	4	0	0	0	0	2	0											
Jason Varitek, S OBP: 0.356, SLG: 0.543 (1, 2)		2-3 K		2-3 K			1-0 G4-3			3	0	0	0	0	2	0											
Todd Walker, L OBP: 0.316, SLG: 0.397 (1, 4)		0-1 1B			2-2 G1-3			1-0 F9		3	0	1	0	0	0	0											
Gabe Kapler, R OBP: 0.331, SLG: 0.368 (1, 8)		3-1 G6-3			3-1 F8			1-1 G6-3		3	0	0	0	0	0	1											
Inning Stats	R: 0 E: 0 K: 1 S: 9	H: 1 LOB: 2 BB: 1 P: 18	R: 0 E: 0 K: 1 S: 10	H: 1 LOB: 1 BB: 0 P: 18	R: 1 E: 0 K: 2 S: 11	H: 1 LOB: 0 BB: 0 P: 15	R: 0 E: 0 K: 3 S: 9	H: 0 LOB: 0 BB: 0 P: 14	R: 0 E: 0 K: 0 S: 7	H: 0 LOB: 0 BB: 0 P: 13	R: 0 E: 0 K: 0 S: 6	H: 0 LOB: 0 BB: 0 P: 10	R: 0 E: 0 K: 1 S: 9	H: 0 LOB: 0 BB: 0 P: 11	R: 0 E: 0 K: 1 S: 11	H: 1 LOB: 2 BB: 1 P: 19	R: 0 E: 0 K: 1 S: 14	H: 0 LOB: 0 BB: 0 P: 20	1B: 1 2B: 2 3B: 0 HR: 1	SF: 0 SAC: 0 DP: 0 HBP: 0	WP: 0 PB: 0 CS: 0	PA: 33					
PITCHER	IP	WLS	BF	H	R	ER	SO	BB	IBB	HBP	BLK	WP	HR	S	P	ERA	WHIP										
Freddy Garcia, R ERA: 5.08 (1, 1)	7.2	W	29	4	1	1	8	2	0	0	0	0	1	69	115	1.17	0.783										
Rafael Soriano, R ERA: 1.24 (8, 1)	0.1	H	1	0	0	0	1	0	0	0	0	0	0	3	3	0.00	0.000										
Shigetoshi Hasegawa, R ERA: 0.62 (9, 1)	1.0	S	3	0	0	0	1	0	0	0	0	0	0	14	20	0.00	0.000										

Boston Red Sox @ Seattle Mariners
Safeco Field, Seattle, WA
Sun Aug 17 2003, 1:05 PM PDT
Att: 46,105 - Cloudy - 77 F

AB 31
R 1
H 4
RBI 1
BB 2
SO 10
LOB 8



Batter	1	2	3	4	5	6	7	8	9	AB	R	H	RBI	BB	SO	LOB	BOTTOM										
51 Ichiro Suzuki, L OBP: 0.391, SLG: 0.468 (1, 9)	3-2 G4-3		2-2 G4-3		2-0 F8		1-3 K			4	0	0	0	0	1	1											
Mark McLemore, S OBP: 0.308, SLG: 0.316 (1, 7)	2-1 G3			0-0 B1-3	1-3 K			1-0 F9		4	0	0	0	0	1	0											
Bret Boone, R OBP: 0.360, SLG: 0.559 (1, 4)	1-1 G6-3			1-2 G5-3	2-3 K			2-0 F8		4	0	0	0	0	1	0											
Edgar Martinez, R OBP: 0.415, SLG: 0.524 (1, 10)		0-3 K		4-2 PB 2B BB		2-1 G6-3		1-0 G5-3		3	1	0	0	1	1	0											
Randy Winn, S OBP: 0.335, SLG: 0.415 (1, 8)		1-1 P4		2-1 1-H 2B 2B		1-3 K				3	1	1	1	0	1	0											
John Mabry, L OBP: 0.323, SLG: 0.346 (1, 3)		3-0 1B		2-2 1B 2B		2-0 P2				3	1	2	1	0	0	0											
John Olerud, L OBP: 0.370, SLG: 0.394 (8, 3)				2-H 1B 2B						0	0	0	0	0	0	0											
Rey Sanchez, R OBP: 0.276, SLG: 0.263 (1, 6)		0-1 G4-3		0-2 1B 1B						3	0	2	0	0	0	1											
Ben Davis, S OBP: 0.318, SLG: 0.411 (1, 2)			2-3 K		2-2 1B				0-0 B1	3	0	1	1	0	1	1											
16 Willie Bloomquist, R OBP: 0.322, SLG: 0.322 (1, 5)			1-1 P3		1-3 3-H 2-3 1B				3-2 F9	3	0	0	0	0	1	3											
Inning Stats	R: 0 E: 0 K: 0 S: 9	H: 0 LOB: 0 BB: 0 P: 15	R: 0 E: 0 K: 1 S: 8	H: 1 LOB: 1 BB: 0 P: 12	R: 0 E: 0 K: 1 S: 9	H: 0 LOB: 0 BB: 0 P: 14	R: 3 E: 0 K: 1 S: 23	H: 4 LOB: 2 BB: 1 P: 36	R: 0 E: 0 K: 2 S: 8	H: 0 LOB: 0 BB: 0 P: 13	R: 0 E: 0 K: 1 S: 7	H: 0 LOB: 0 BB: 0 P: 12	R: 0 E: 0 K: 1 S: 11	H: 1 LOB: 1 BB: 0 P: 17	R: 0 E: 0 K: 0 S: 3	H: 0 LOB: 0 BB: 0 P: 7	1B: 4 2B: 2 3B: 0 HR: 0	SF: 0 SAC: 0 DP: 0 HBP: 0	WP: 0 PB: 1 CS: 0	PA: 31							
PITCHER	IP	WLS	BF	H	R	ER	SO	BB	IBB	HBP	BLK	WP	HR	S	P	ERA	WHIP										
John Burkett, R ERA: 4.88 (1, 1)	6.2	L	27	6	3	3	6	1	0	0	0	0	0	71	114	4.05	1.050										
Alan Embree, L ERA: 3.74 (7, 1)	0.2		2	0	0	0	1	0	0	0	0	0	0	5	7	0.00	0.000										
50 Mike Timlin, R ERA: 3.57 (8, 1)	0.2		2	0	0	0	0	0	0	0	0	0	0	2	5	0.00	0.000										

Boston Red Sox @ Seattle Mariners
Safeco Field, Seattle, WA
Sun Aug 17 2003, 1:05 PM PDT
Att: 46,105 - Cloudy - 77 F

AB 30
R 3
H 6
RBI 3
BB 1
SO 7
LOB 6



Batter	1	2	3	4	5	6	7	8	9	AB	R	H	RBI	BB	SO	LOB	TOP			
51 Ichiro Suzuki, L (1, 9) OBP: 0.379, SLG: 0.464	L5			E3	CS			L8		4	0	1	0	0	0	0	Seattle Mariners @ Toronto Blue Jays SkyDome, Toronto, ON Wed Aug 20 2003, 7:05 PM EDT Att: 21,588 - Sunny - 84 F			
Rey Sanchez, R (1, 6) OBP: 0.286, SLG: 0.270	P4			FC5-4 2B	CS			FC6 1B		4	1	2	0	0	0	1				
Bret Boone, R (1, 4) OBP: 0.363, SLG: 0.566	G6-3							FC6 1-2		4	1	1	0	0	0	2				
Edgar Martinez, R (1, 10)		G1-3							G4-3	4	0	1	1	0	0	1				
John Olerud, L (1, 3) OBP: 0.365, SLG: 0.388		F7							G4-3	4	0	1	1	0	0	1				
Mike Cameron, R (1, 8) OBP: 0.351, SLG: 0.468		G6-3							K	4	0	0	0	0	2	2				
Randy Winn, S (1, 7) OBP: 0.333, SLG: 0.414			G4-3	G3			F7			3	0	0	0	0	0	2				
Ben Davis, S (1, 2) OBP: 0.314, SLG: 0.405			G6-3		G1-3		F8			3	0	0	0	0	0	0				
Jeff Cirillo, R (1, 5) OBP: 0.285, SLG: 0.276			G1-3		G5-3			K		3	0	0	0	0	1	0				
Inning Stats	R: 0 E: 0 K: 0 S: 11	H: 0 LOB: 0 BB: 0 P: 13	R: 0 E: 0 K: 0 S: 8	H: 0 LOB: 0 BB: 0 P: 13	R: 0 E: 0 K: 0 S: 4	H: 0 LOB: 0 BB: 0 P: 5	R: 2 E: 1 K: 1 S: 11	H: 3 LOB: 2 BB: 0 P: 19	R: 0 E: 0 K: 0 S: 10	H: 1 LOB: 1 BB: 0 P: 14	R: 0 E: 0 K: 0 S: 5	H: 0 LOB: 0 BB: 0 P: 9	R: 0 E: 0 K: 1 S: 10	H: 1 LOB: 1 BB: 0 P: 15	R: 0 E: 0 K: 1 S: 8	H: 0 LOB: 0 BB: 0 P: 9	1B: 4 2B: 2 3B: 0 HR: 0	SF: 0 SAC: 0 DP: 0 HBP: 0	WP: 0 PB: 0 SB: 0 CS: 1	PA: 34
PITCHER Josh Towers, R (1, 1) ERA: 4.74	IP: 9.0 WLS: W BF: 33 H: 6 R: 2 ER: 1 SO: 3 BB: 0 IBB: 0 HBP: 0 BLK: 0 WP: 0 HR: 0 S: 75 P: 107 ERA: 1.00 WHIP: 0.667																			

Batter	1	2	3	4	5	6	7	8	9	AB	R	H	RBI	BB	SO	LOB	BOTTOM			
3 Reed Johnson, R (1, 7) OBP: 0.337, SLG: 0.401	K		G4-3				K			3	0	0	0	1	2	1	Seattle Mariners @ Toronto Blue Jays SkyDome, Toronto, ON Wed Aug 20 2003, 7:05 PM EDT Att: 21,588 - Sunny - 84 F			
Eric Hinske, L (1, 5) OBP: 0.318, SLG: 0.426	G1-3			P5	FC3-6 BB		P6			4	1	0	1	0	0	1				
10 Vernon Wells, R (1, 8) OBP: 0.352, SLG: 0.559	F9			F8 BB 1B	HR		HBP 1B			3	1	2	2	0	0	0				
Carlos Delgado, L (1, 3) OBP: 0.429, SLG: 0.597		F7					FC6-4 BB			2	0	1	0	2	0	0				
Greg Myers, L (1, 10) OBP: 0.385, SLG: 0.500		G6-3		F8 BB	FC6-4 BB		G1-3			4	0	0	0	0	0	5				
Mike Bordick, R (1, 6) OBP: 0.328, SLG: 0.385		F9		K			G4-3			4	0	0	0	0	2	2				
Orlando Hudson, S (1, 4) OBP: 0.338, SLG: 0.403			G4-3		FC3-6 BB 1B		HR			4	2	2	1	0	1	0				
Bobby Kielty, S (1, 9) OBP: 0.364, SLG: 0.399					F9 BB		F7			2	0	0	0	2	0	1				
Kevin Cash, R (1, 2) OBP: 0.133, SLG: 0.133		F9			F9 BB E 1B		L4			4	1	1	0	0	0	2				
Inning Stats	R: 0 E: 0 K: 1 S: 9	H: 0 LOB: 0 BB: 0 P: 15	R: 0 E: 0 K: 0 S: 5	H: 0 LOB: 0 BB: 0 P: 10	R: 0 E: 0 K: 0 S: 9	H: 0 LOB: 1 BB: 1 P: 16	R: 0 E: 0 K: 1 S: 12	H: 1 LOB: 2 BB: 1 P: 20	R: 4 E: 1 K: 0 S: 14	H: 3 LOB: 1 BB: 2 P: 26	R: 1 E: 0 K: 0 S: 12	H: 1 LOB: 0 BB: 0 P: 20	R: 0 E: 0 K: 1 S: 17	H: 1 LOB: 2 BB: 0 P: 24	R: 0 E: 0 K: 2 S: 10	H: 0 LOB: 1 BB: 1 P: 17	1B: 4 2B: 0 3B: 0 HR: 2	SF: 0 SAC: 0 DP: 0 HBP: 1	WP: 0 PB: 0 SB: 0 CS: 0	PA: 36
PITCHER Gil Meche, R (1, 1) ERA: 3.92 Rafael Soriano, R (7, 1) ERA: 1.22 Arthur Rhodes, L (7, 1) ERA: 4.2 40 Julio Mateo, R (8, 1) ERA: 2.76	IP: 6.0 WLS: L BF: 27 H: 5 R: 5 ER: 5 SO: 2 BB: 4 IBB: 0 HBP: 0 BLK: 0 WP: 0 HR: 2 S: 61 P: 107 ERA: 7.50 WHIP: 1.500																			

AB	33
R	2
H	6
RBI	2
BB	0
SO	3
LOB	9



AB	30
R	5
H	6
RBI	4
BB	5
SO	5
LOB	12




Batter	1	2	3	4	5	6	7	8	9	AB	R	H	RBI	BB	SO	LOB	TOP				
51 Ichiro Suzuki, L (1, 9) OBP: 0.377, SLG: 0.461	G1-4-3		G1-3			G6-3		FC5-4 1B	G3-1	5	0	1	0	0	0	1	Seattle Mariners @ Toronto Blue Jays SkyDome, Toronto, ON Thu Aug 21 2003, 7:05 PM EDT Att: 20,111 - Sunny - 86 F				
Rey Sanchez, R (1, 6) OBP: 0.281, SLG: 0.266	G6-3		F9			G3		FC5-4 BB 1B 1-2		4	1	0	0	0	0	1					
Bret Boone, R (1, 4) OBP: 0.364, SLG: 0.565					G6-3			BB BB 1B 1-2		3	0	1	0	1	0	0					
Edgar Martinez, R (1, 10) OBP: 0.417, SLG: 0.531 Chad Meyers, R (8, PR)					F9			BB BB 1B 1-2 2-3		3	0	0	0	1	1	1					
John Olerud, L (1, 3) OBP: 0.364, SLG: 0.385					G6-3			BB BB 1B 1-2 2-3		3	0	0	1	1	1	0					
Mike Cameron, R (1, 8) OBP: 0.350, SLG: 0.468					G1-3			BB BB 1B 2-3		4	0	1	0	0	1	3					
Randy Winn, S (1, 7) OBP: 0.335, SLG: 0.414					G4-3			HR 1B BB 1-1		3	1	1	0	1	0	1					
Dan Wilson, R (1, 2) OBP: 0.291, SLG: 0.362 John Mabry, L (9, PH) OBP: 0.319, SLG: 0.342					G6-3			HR 1B BB 1-2 1-2 3-H		3	1	2	2	0	0	1					
Jeff Cirillo, R (1, 5) OBP: 0.282, SLG: 0.272 Ben Davis, S (9, PH) OBP: 0.317, SLG: 0.408					F9			HR 1B P5 1-2 3-H		1	0	1	0	0	0	0					
Inning Stats	R: 0 E: 0 K: 1 S: 14	H: 0 LOB: 1 BB: 1 P: 22	R: 0 E: 0 K: 1 S: 10	H: 1 LOB: 1 BB: 0 P: 15	R: 0 E: 0 K: 0 S: 9	H: 0 LOB: 0 BB: 0 P: 14	R: 0 E: 0 K: 0 S: 10	H: 0 LOB: 0 BB: 0 P: 14	R: 0 E: 0 K: 0 S: 4	H: 0 LOB: 0 BB: 0 P: 8	R: 0 E: 0 K: 0 S: 5	H: 0 LOB: 0 BB: 0 P: 8	R: 3 E: 0 K: 1 S: 21	H: 4 LOB: 2 BB: 2 P: 41	R: 0 E: 0 K: 0 S: 6	H: 1 LOB: 1 BB: 1 P: 11		1B: 5 2B: 1 3B: 0 HR: 1	SF: 0 SAC: 0 DP: 1 HBP: 0	WP: 0 PB: 0 SB: 0 CS: 0	PA: 37
PITCHER	IP	WLS	BF	H	R	ER	SO	BB	IBB	HBP	BLK	WP	HR	S	P	ERA	WHIP				
Mark Hendrickson, L (1, 1) ERA: 5.14	7.0	W	26	4	2	2	2	1	0	0	0	0	1	66	102	2.57	0.714				
Aquilino Lopez, R (8, 1) ERA: 3.92	0.2	H	5	2	0	0	0	1	0	0	0	0	0	11	23	0.00	4.500				
Trever Miller, L (8, 1) ERA: 4.29	0.1	H	3	0	1	1	1	2	0	0	0	0	0	7	17	27.00	6.000				
Dan Reichert, R (9, 1) ERA: 5.87	1.0		3	1	0	0	0	0	0	0	0	0	0	4	5	0.00	1.000				

Batter	1	2	3	4	5	6	7	8	9	AB	R	H	RBI	BB	SO	LOB	BOTTOM				
3 Reed Johnson, R (1, 7) OBP: 0.334, SLG: 0.395	L1		L5			P5		10 1B BB FC3-6		4	1	0	0	1	0	2	Seattle Mariners @ Toronto Blue Jays SkyDome, Toronto, ON Thu Aug 21 2003, 7:05 PM EDT Att: 20,111 - Sunny - 86 F				
Eric Hinske, L (1, 5) OBP: 0.345, SLG: 0.430	P6		F7					10 1B BB E		4	2	2	0	1	0	1					
10 Vernon Wells, R (1, 8) OBP: 0.353, SLG: 0.558	G6-3					F8		2B 1B BB FC3-6		5	1	2	0	0	1	2					
Carlos Delgado, L (1, 3) OBP: 0.430, SLG: 0.597								1B BB 2B IBB FC3-6		3	2	1	1	2	0	3					
Bobby Kielty, S (1, 9) OBP: 0.367, SLG: 0.408								F8 1B BB FC4 F9		5	0	3	2	0	1	3					
Josh Phelps, R (1, 10) OBP: 0.345, SLG: 0.428 Greg Myers, L (7, PH) OBP: 0.383, SLG: 0.498								FC4 1B BB FC3-6		2	0	1	1	1	0	0					
Chris Woodward, R (1, 6) OBP: 0.316, SLG: 0.495								F8 1B BB FC4-6		4	1	1	0	0	1	6					
Dave Berg, R (1, 4) OBP: 0.308, SLG: 0.413								2B 1B BB FC4-6		3	0	1	0	1	1	4					
Kevin Cash, R (1, 2) OBP: 0.158, SLG: 0.118								G6-3 1B BB G6-4-3		2	0	0	1	1	0	3					
Inning Stats	R: 0 E: 0 K: 0 S: 6	H: 0 LOB: 0 BB: 0 P: 9	R: 1 E: 0 K: 0 S: 9	H: 2 LOB: 1 BB: 1 P: 17	R: 0 E: 0 K: 1 S: 12	H: 0 LOB: 1 BB: 1 P: 20	R: 1 E: 0 K: 0 S: 9	H: 2 LOB: 2 BB: 2 P: 17	R: 0 E: 0 K: 0 S: 13	H: 1 LOB: 2 BB: 0 P: 18	R: 2 E: 0 K: 2 S: 18	H: 3 LOB: 2 BB: 0 P: 27	R: 2 E: 1 K: 0 S: 17	H: 1 LOB: 1 BB: 2 P: 31	1B: 6 2B: 5 3B: 0 HR: 0	SF: 1 SAC: 0 DP: 2 HBP: 0		WP: 0 PB: 0 SB: 0 CS: 0	PA: 41		
PITCHER	IP	WLS	BF	H	R	ER	SO	BB	IBB	HBP	BLK	WP	HR	S	P	ERA	WHIP				
Jamie Moyer, L (1, 1) ERA: 3.75	6.0	L	30	9	5	5	2	4	0	0	0	0	0	61	102	7.50	2.167				
Rafael Soriano, R (7, 1) ERA: 1.18	1.0		5	1	0	0	2	0	0	0	0	0	0	15	23	0.00	1.000				
Kazuhiro Sasaki, R (8, 1) ERA: 4.3	0.1		3	0	2	1	0	2	0	0	0	0	0	7	15	27.00	6.000				
Armando Benitez, R (8, 1) ERA: 2.91	0.2		3	1	0	0	0	0	0	0	0	0	0	10	16	0.00	1.500				

Batter	1	2	3	4	5	6	7	8	9	AB	R	H	RBI	BB	SO	LOB	TOP					
51 Ichiro Suzuki, L (1,9) OBP: 0.375, SLG: 0.461	G5-3		F7		G1-3		2B		FC5-4 1B	5	2	1	0	0	0	2						
Mark McLemore, S (1,5) OBP: 0.304, SLG: 0.316	F9		K			F7	2B		1B	5	0	2	2	0	1	0						
Bret Boone, R (1,4) OBP: 0.364, SLG: 0.563	G6-3			F8		1B	K		1B	5	0	2	0	0	1	1						
Edgar Martinez, R (1,10) OBP: 0.419, SLG: 0.532		HBP 1B		G6-3		1B		1B	P3	5	0	3	0	0	0	2						
John Olerud, L (1,3) OBP: 0.361, SLG: 0.382	P5		F9			P5		K		4	0	0	0	0	1	4						
Mike Cameron, R (1,8) OBP: 0.347, SLG: 0.464	F9			F8	F9	F9		F8		4	0	0	0	0	0	4						
Randy Winn, S (1,7) OBP: 0.336, SLG: 0.415				WP SF9 2B		F8		K		3	1	1	0	0	1	1						
Rey Sanchez, R (1,6) OBP: 0.285, SLG: 0.276		HBP	G3		SF9		G4-3 3B		51 FC5-4 BB	2	1	1	1	1	0	2						
Dan Wilson, R (1,2) OBP: 0.292, SLG: 0.361			G6-3							3	0	1	1	0	0	0						
Ben Davis, S (9,PH) OBP: 0.315, SLG: 0.406									F9	1	0	0	0	0	0	1						
Inning Stats	R: 0 H: 0 E: 0 K: 0 S: 10	H: 0 LOB: 2 BB: 0 P: 14	R: 0 H: 1 E: 0 K: 0 S: 10	LOB: 2 BB: 0 P: 16	R: 0 H: 0 E: 0 K: 1 S: 8	H: 0 LOB: 0 BB: 0 P: 12	R: 0 H: 0 E: 0 K: 0 S: 4	H: 0 LOB: 0 BB: 0 P: 6	R: 1 H: 2 E: 0 K: 0 S: 10	H: 2 LOB: 1 BB: 0 P: 14	R: 0 H: 2 E: 0 K: 0 S: 13	H: 2 LOB: 2 BB: 0 P: 19	R: 2 H: 3 E: 0 K: 1 S: 17	H: 3 LOB: 1 BB: 0 P: 21	R: 0 H: 1 E: 0 K: 2 S: 11	H: 1 LOB: 1 BB: 0 P: 15	R: 1 H: 2 E: 0 K: 0 S: 19	H: 2 LOB: 2 BB: 1 P: 28	1B: 7 2B: 3 3B: 1 HR: 0	SF: 1 SAC: 0 DP: 0 HBP: 1	WP: 1 PB: 0 CS: 0	PA: 40
PITCHER	IP	WLS	BF	H	R	ER	SO	BB	IBB	HBP	BLK	WP	HR	S	P	ERA	WHIP					
Jeff Suppan, R (1,1) ERA: 4.06	6.2	W	27	6	2	2	1	0	0	1	0	0	0	62	89	2.70	0.900					
Alan Embree, L (7,1) ERA: 3.8	0.0		2	2	1	1	0	0	0	0	0	0	0	7	10							
Scott Williamson, R (7,1) ERA: 3.46	1.1	H	5	1	0	0	3	0	0	0	0	0	0	14	18	0.00	0.750					
Byung-Hyun Kim, R (9,1) ERA: 3.6	1.0	S	6	2	1	1	0	1	0	0	0	0	0	19	28	9.00	3.000					

Seattle Mariners @ Boston Red Sox
Fenway Park, Boston, MA
Fri Aug 22 2003, 7:05 PM EDT
Att: 34,379 - Cloudy - 89 F


AB 37
R 4
H 11
RBI 4
BB 1
SO 4
LOB 17



Batter	1	2	3	4	5	6	7	8	9	AB	R	H	RBI	BB	SO	LOB	BOTTOM					
18 Johnny Damon, L (1,8) OBP: 0.347, SLG: 0.423	S 1B BB	K		L6		L7		G4-6-3 1B		4	1	1	0	1	1	0						
Todd Walker, L (1,4) OBP: 0.317, SLG: 0.394	SAFE	E8 SF8		L6		G1-3		G4-6-3		4	2	0	0	1	0	1						
Damian Jackson, R (9,4) OBP: 0.278, SLG: 0.311	1B BB									0	0	0	0	0	0	0						
Nomar Garciaparra, R (1,6) OBP: 0.362, SLG: 0.556	1B 2B	SF8		F8		F7				3	1	1	2	0	0	0						
Manny Ramirez, R (1,7) OBP: 0.417, SLG: 0.583	K	34 2B 1B		F8		HR				4	1	2	1	0	1	2						
34 David Ortiz, L (1,10) OBP: 0.360, SLG: 0.547	K			1B BB 1B		K				4	0	2	0	0	2	2						
Kevin Millar, R (1,3) OBP: 0.355, SLG: 0.495	2B 1B	F8		1B BB 1B		F8				3	0	1	1	1	0	2						
Trot Nixon, L (1,9) OBP: 0.393, SLG: 0.574	2B		F9		K		F9			4	0	1	1	0	1	2						
Bill Mueller, S (1,5) OBP: 0.398, SLG: 0.550	BB		K		1B			G5-3		3	0	1	0	1	1	0						
Jason Varitek, S (1,2) OBP: 0.355, SLG: 0.543	K		K		K			HR		4	1	1	1	0	3	6						
Inning Stats	R: 3 H: 3 E: 0 K: 3 S: 21	H: 3 LOB: 3 BB: 3 P: 41	R: 1 H: 2 E: 1 K: 1 S: 16	H: 2 LOB: 2 BB: 0 P: 26	R: 0 H: 0 E: 0 K: 2 S: 9	H: 0 LOB: 0 BB: 0 P: 11	R: 0 H: 0 E: 0 K: 0 S: 7	H: 0 LOB: 0 BB: 0 P: 12	R: 0 H: 2 E: 0 K: 2 S: 15	H: 2 LOB: 3 BB: 1 P: 27	R: 0 H: 0 E: 0 K: 0 S: 6	H: 0 LOB: 0 BB: 0 P: 8	R: 1 H: 1 E: 0 K: 1 S: 15	H: 1 LOB: 0 BB: 0 P: 24	R: 1 H: 2 E: 0 K: 0 S: 11	H: 2 LOB: 2 BB: 0 P: 16	1B: 6 2B: 2 3B: 0 HR: 2	SF: 1 SAC: 0 DP: 1 HBP: 0	WP: 0 PB: 0 CS: 0	PA: 38		
PITCHER	IP	WLS	BF	H	R	ER	SO	BB	IBB	HBP	BLK	WP	HR	S	P	ERA	WHIP					
Joel Pineiro, R (1,1) ERA: 3.69	4.2	L	26	7	4	3	7	4	0	0	0	0	0	64	112	5.79	2.357					
40 Julio Mateo, R (5,1) ERA: 2.79	2.1		8	1	1	1	2	0	0	0	0	0	1	25	37	3.86	0.429					
Shigetoshi Hasegawa, R (8,1) ERA: 0.76	1.0		4	2	1	1	0	0	0	0	0	0	1	11	16	9.00	2.000					

Seattle Mariners @ Boston Red Sox
Fenway Park, Boston, MA
Fri Aug 22 2003, 7:05 PM EDT
Att: 34,379 - Cloudy - 89 F

AB 33
R 6
H 10
RBI 6
BB 4
SO 9
LOB 15



Batter	1	2	3	4	5	6	7	8	9	AB	R	H	RBI	BB	SO	LOB	TOP					
51 Ichiro Suzuki, L (1, 9) OBP: 0.373, SLG: 0.457	G6-3		G5-3				G4-3		G4-3	5	0	1	0	0	0	0	Seattle Mariners @ Boston Red Sox Fenway Park, Boston, MA Sun Aug 24 2003, 8:05 PM EDT Att: 34,344 - Cloudy - 73 F					
Carlos Guillen, S (1, 5) OBP: 0.360, SLG: 0.391	G4-3			G4-3				G4-3		3	0	0	0	1	0							
Bret Boone, R (1, 4) OBP: 0.360, SLG: 0.554	K			P3	G5-3			1B BB		3	0	0	0	1	1							
John Olerud, L (1, 3) OBP: 0.367, SLG: 0.387		FC5-4 1B		BB			G4-3	1B	1-2 BB	2	0	1	0	2	0							
Mike Cameron, R (1, 8) OBP: 0.349, SLG: 0.462	FC5-4 G4-3 1-2			BB			F7	BB	2-3	3	0	0	0	1	1							
Randy Winn, S (1, 7) OBP: 0.332, SLG: 0.410	G4-3			BB			F8		1-2 2-3	4	0	1	0	0	1							
John Mabry, L (1, 10) OBP: 0.327, SLG: 0.372	K						G3		0-3	4	1	1	0	0	2							
Rey Sanchez, R (1, 6) OBP: 0.286, SLG: 0.280			G4-3				G4-3		1-1	4	0	2	0	0	0							
Dan Wilson, R (1, 2) OBP: 0.292, SLG: 0.361			K				BB		1-1	3	0	1	0	0	1							
Ben Davis, S (9, PH) OBP: 0.308, SLG: 0.398					51 1B		G4-6-3		1-1	1	0	0	0	0	1							
Inning Stats	R: 0 E: 0 K: 1 S: 10	H: 0 LOB: 0 BB: 0 P: 17	R: 0 E: 0 K: 1 S: 9	H: 1 LOB: 1 BB: 0 P: 13	R: 0 E: 0 K: 1 S: 6	H: 0 LOB: 0 BB: 0 P: 8	R: 0 E: 0 K: 1 S: 8	H: 0 LOB: 2 BB: 1 P: 16	R: 0 E: 0 K: 0 S: 11	H: 2 LOB: 3 BB: 1 P: 20	R: 0 E: 0 K: 0 S: 6	H: 0 LOB: 0 BB: 0 P: 9	R: 1 E: 0 K: 0 S: 8	H: 2 LOB: 0 BB: 0 P: 10	R: 0 E: 0 K: 2 S: 13	H: 1 LOB: 3 BB: 2 P: 24	R: 0 E: 0 K: 0 S: 7	H: 1 LOB: 0 BB: 0 P: 11	1B: 6 2B: 2 3B: 0 HR: 0	SF: 0 SAC: 0 DP: 2 HBP: 0	WP: 0 PB: 0 SB: 1 CS: 0	PA: 37
PITCHER	IP	WLS	BF	H	R	ER	SO	BB	IBB	HBP	BLK	WP	HR	S	P	ERA	WHIP					
Derek Lowe, R (1, 1) ERA: 4.85	7.1	W	31	5	1	1	4	5	0	0	0	0	0	64	107	1.23	1.364					
50 Mike Timlin, R (8, 1) ERA: 3.34	0.2		3	1	0	0	2	0	0	0	0	0	0	7	10	0.00	1.500					
Scott Williamson, R (9, 1) ERA: 3.4	1.0		3	1	0	0	0	0	0	0	0	0	0	7	11	0.00	1.000					

Batter	1	2	3	4	5	6	7	8	9	AB	R	H	RBI	BB	SO	LOB	BOTTOM				
18 Johnny Damon, L (1, 8) OBP: 0.349, SLG: 0.420	1B BB			1B	G3-1			G3		3	1	1	1	2	0	1	Seattle Mariners @ Boston Red Sox Fenway Park, Boston, MA Sun Aug 24 2003, 8:05 PM EDT Att: 34,344 - Cloudy - 73 F				
Todd Walker, L (1, 4) OBP: 0.320, SLG: 0.396	P6	G6-3		F8 34 HR			F8			4	1	1	0	0	4						
Nomar Garciaparra, R (1, 6) OBP: 0.361, SLG: 0.591	1B			34 G6-3 G5-3 1B			L7			4	2	3	1	0	0						
Manny Ramirez, R (1, 7) OBP: 0.421, SLG: 0.582	34 G6-3 1B			F8			F8			4	0	2	0	0	2						
34 David Ortiz, L (1, 10) OBP: 0.361, SLG: 0.558	G6-3		G6-3	1-2 2-3			L4			4	1	1	3	0	5						
Kevin Millar, R (1, 3) OBP: 0.354, SLG: 0.493		F8	G5-3	F9			G6-3			4	0	0	1	0	1						
Trot Nixon, L (1, 9) OBP: 0.392, SLG: 0.575	2B		K				K			3	0	1	0	1	2						
Bill Mueller, S (1, 5) OBP: 0.403, SLG: 0.560	F8			G4-3 18 1B			F8			3	1	1	0	1	1						
Jason Varitek, S (1, 2) OBP: 0.355, SLG: 0.539				G4-3	G6-4-3			P5		4	0	1	0	0	3						
Inning Stats	R: 0 E: 0 K: 0 S: 12	H: 2 LOB: 2 BB: 1 P: 19	R: 0 E: 0 K: 0 S: 12	H: 2 LOB: 3 BB: 1 P: 21	R: 1 E: 0 K: 1 S: 16	H: 2 LOB: 1 BB: 0 P: 23	R: 5 E: 0 K: 0 S: 12	H: 5 LOB: 0 BB: 0 P: 16	R: 0 E: 0 K: 0 S: 11	H: 0 LOB: 1 BB: 2 P: 21	R: 0 E: 0 K: 0 S: 9	H: 0 LOB: 0 BB: 0 P: 13	R: 0 E: 0 K: 1 S: 8	H: 0 LOB: 0 BB: 0 P: 13	R: 0 E: 0 K: 0 S: 9	H: 0 LOB: 0 BB: 0 P: 14	1B: 8 2B: 2 3B: 0 HR: 1	SF: 0 SAC: 0 DP: 2 HBP: 0	WP: 0 PB: 0 SB: 0 CS: 0	PA: 37	
PITCHER	IP	WLS	BF	H	R	ER	SO	BB	IBB	HBP	BLK	WP	HR	S	P	ERA	WHIP				
Ryan Franklin, R (1, 1) ERA: 3.92	6.0	L	31	11	6	6	1	4	0	0	0	0	0	17	113	9.00	2.500				
40 Julio Mateo, R (7, 1) ERA: 2.71	2.0		6	0	0	0	1	0	0	0	0	0	0	17	27	0.00	0.000				



Batter	1	2	3	4	5	6	7	8	9	AB	R	H	RBI	BB	SO	LOB	TOP			
51 Ichiro Suzuki, L OBP: 0.371, SLG: 0.454 16 Willie Bloomquist, R OBP: 0.322, SLG: 0.322	F8		F7		G3		G3-1		K	4	0	0	0	0	0	0				
Mark McLemore, S OBP: 0.313, SLG: 0.327	HBP		F9		K		1B			3	0	1	0	0	1	0				
Bret Boone, R OBP: 0.361, SLG: 0.554	1B		K			SF8	F7			4	1	2	0	0	1	1				
John Olerud, L OBP: 0.368, SLG: 0.387	F9				1B	BB	1B		F7	3	0	1	0	1	0	2				
Mike Cameron, R OBP: 0.350, SLG: 0.461	P3				1B	BB	FC5-4		FC3-6	3	0	1	0	1	0	4				
Randy Winn, S OBP: 0.331, SLG: 0.409					1B		SF8		FC3-6	3	0	1	1	0	0	1				
Carlos Guillen, S OBP: 0.362, SLG: 0.392					K				K	4	0	2	0	0	2	3				
Ben Davis, S OBP: 0.303, SLG: 0.390	F8		F9				FC4-6		G4-3	4	0	0	0	0	0	5				
Rey Sanchez, R OBP: 0.284, SLG: 0.275	FC6-4				K				P3	4	0	0	0	0	1	1				
Inning Stats	R: 0 H: 1 E: 0 K: 0 S: 13	H: 1 LOB: 2 BB: 0 P: 21	R: 0 H: 1 E: 0 K: 0 S: 7	H: 1 LOB: 1 BB: 0 P: 8	R: 0 H: 0 E: 0 K: 1 S: 6	H: 0 LOB: 0 BB: 0 P: 11	R: 0 H: 2 E: 0 K: 1 S: 10	H: 2 LOB: 2 BB: 1 P: 17	R: 0 H: 0 E: 0 K: 2 S: 8	H: 0 LOB: 0 BB: 0 P: 14	R: 1 H: 2 E: 0 K: 0 S: 9	H: 2 LOB: 2 BB: 1 P: 16	R: 0 H: 1 E: 0 K: 0 S: 9	H: 1 LOB: 1 BB: 0 P: 13	R: 0 H: 1 E: 0 K: 1 S: 7	H: 0 LOB: 0 BB: 0 P: 13	1B: 8 2B: 0 3B: 0 HR: 0	SF: 1 SAC: 0 DP: 0 HBP: 1	WP: 0 PB: 0 CS: 0	PA: 37
PITCHER	IP	WLS	BF	H	R	ER	SO	BB	IBB	HBP	BLK	WP	HR	S	P	ERA	WHIP			
Pedro Martinez, R ERA: 2.29	6.0	W	26	6	1	1	4	2	0	1	0	0	0	53	87	1.50	1.333			
Bronson Arroyo, R ERA:	3.0	S	11	2	0	0	2	0	0	0	0	0	0	25	41	0.00	0.667			

Seattle Mariners @ Boston Red Sox
Fenway Park, Boston, MA
Mon Aug 25 2003, 1:05 PM EDT
Att: 33,007 - Cloudy - 75 F

AB 33
R 1
H 8
RBI 1
BB 2
SO 6
LOB 17



Batter	1	2	3	4	5	6	7	8	9	AB	R	H	RBI	BB	SO	LOB	BOTTOM		
18 Johnny Damon, L OBP: 0.350, SLG: 0.421	F8		G3-1	WP	G5-3		G4-3			4	2	1	0	1	0	2			
Todd Walker, L OBP: 0.320, SLG: 0.398	G6-3		G3-1			E8			G6-3	5	1	2	1	0	0	1			
Nomar Garciaparra, R OBP: 0.363, SLG: 0.553	1B		34 HR	1B		34 1B	1B		G5-3	4	2	3	1	1	0	0			
Manny Ramirez, R OBP: 0.421, SLG: 0.579 Gabe Kapler, R OBP: 0.336, SLG: 0.376	1B		K			34 1B	F9		F8	4	1	1	0	1	1	3			
34 David Ortiz, L OBP: 0.362, SLG: 0.566	P6		1-H	HR		2B	K			4	2	2	4	0	1	4			
Kevin Millar, R OBP: 0.353, SLG: 0.491			P5			F6	F8			4	0	1	0	0	0	4			
Trot Nixon, L OBP: 0.390, SLG: 0.571					G6-3	F8			G3	3	0	0	0	1	0	2			
Bill Mueller, S OBP: 0.404, SLG: 0.561	F7				F8	WP	FC9-6			3	0	1	2	1	0	1			
Jason Varitek, S OBP: 0.354, SLG: 0.536	K				1B		FC9-6			4	0	1	0	0	1	3			
Inning Stats	R: 0 H: 2 E: 0 K: 0 S: 16	H: 1 LOB: 1 BB: 1 P: 13	R: 3 H: 2 E: 0 K: 1 S: 15	H: 2 LOB: 0 BB: 1 P: 28	R: 0 H: 1 E: 0 K: 0 S: 8	H: 1 LOB: 1 BB: 0 P: 11	R: 4 H: 4 E: 1 K: 0 S: 21	H: 4 LOB: 1 BB: 1 P: 36	R: 1 H: 2 E: 0 K: 1 S: 18	H: 2 LOB: 2 BB: 1 P: 29	R: 0 H: 0 E: 0 K: 0 S: 14	H: 0 LOB: 0 BB: 1 P: 21	R: 0 H: 0 E: 0 K: 0 S: 6	H: 0 LOB: 0 BB: 0 P: 10	1B: 8 2B: 3 3B: 0 HR: 1	SF: 0 SAC: 0 DP: 0 HBP: 0	WP: 2 PB: 0 CS: 0	PA: 40	
PITCHER	IP	WLS	BF	H	R	ER	SO	BB	IBB	HBP	BLK	WP	HR	S	P	ERA	WHIP		
Gil Meche, R ERA: 4.22	4.1	L	24	9	7	7	2	3	0	0	0	1	1	59	101	14.54	2.769		
Kazuhiko Sasaki, R ERA: 4.5	1.2		9	3	1	1	1	1	0	0	0	1	0	26	42	5.40	2.400		
Arthur Rhodes, L ERA: 4.08	1.0		4	0	0	0	0	1	0	0	0	0	0	14	21	0.00	1.000		
Shigetoshi Hasegawa, R ERA: 0.75	1.0		3	0	0	0	0	0	0	0	0	0	0	6	10	0.00	0.000		

Seattle Mariners @ Boston Red Sox
Fenway Park, Boston, MA
Mon Aug 25 2003, 1:05 PM EDT
Att: 33,007 - Cloudy - 75 F


AB 35
R 8
H 12
RBI 8
BB 5
SO 3
LOB 20



Batter	1	2	3	4	5	6	7	8	9	AB	R	H	RBI	BB	SO	LOB	TOP										
13 Carl Crawford, L (1, 7) OBP: 0.311, SLG: 0.352	0-1 1B HR		2-2 G3-1		0-0 CS		0-2 G1-3			4	1	2	0	0	0	0											
Julio Lugo, R (1, 6) OBP: 0.324, SLG: 0.391	2-2 1B HR		1-2 3B		1-0 CS	3-2 L7	1-1 F8			4	1	2	0	0	0	0											
Aubrey Huff, L (1, 10) OBP: 0.363, SLG: 0.539	0-1 1B HR		0-2 F8			3-2 1B	2-3 K			4	1	2	3	0	1	1											
5 Rocco Baldelli, R (1, 8) OBP: 0.328, SLG: 0.430	1-1 G5-3		1-0 G6-3			1-2 F7				4	0	0	0	0	1	2											
Travis Lee, L (1, 3) OBP: 0.356, SLG: 0.466	1-2 G4-3			0-0 F8		1-2 1B	3-2 G6-3			4	0	1	0	0	0	0											
Damian Rolls, R (1, 9) OBP: 0.301, SLG: 0.394	3-3 K			2-1 P3		3-3 K	3-3 K			4	0	0	0	0	3	2											
Marlon Anderson, L (1, 4) OBP: 0.331, SLG: 0.372		3-2 P5		0-1 F9			2-0 G4-3			3	0	0	0	0	0	0											
Toby Hall, R (1, 2) OBP: 0.306, SLG: 0.388		2-3 K			1-3 K		1-1 P2			3	0	0	0	0	2	0											
1B Jared Sandberg, R (1, 5) OBP: 0.309, SLG: 0.491		2-2 F9			1-3 K		3-3 K			3	0	0	0	0	2	0											
Inning Stats	R: 3 E: 0 K: 1 S: 16	H: 3 LOB: 0 BB: 0 P: 23	R: 0 E: 0 K: 1 S: 9	H: 0 LOB: 0 BB: 0 P: 16	R: 0 E: 0 K: 0 S: 10	H: 1 LOB: 1 BB: 0 P: 14	R: 0 E: 0 K: 0 S: 5	H: 0 LOB: 0 BB: 0 P: 7	R: 0 E: 0 K: 2 S: 8	H: 2 LOB: 2 BB: 0 P: 11	R: 0 E: 0 K: 1 S: 14	H: 0 LOB: 0 BB: 0 P: 12	R: 0 E: 0 K: 1 S: 10	H: 0 LOB: 0 BB: 0 P: 13	R: 0 E: 0 K: 2 S: 10	H: 0 LOB: 0 BB: 0 P: 17	1B: 5 2B: 0 3B: 1 HR: 1	SF: 0 SAC: 0 DP: 0 HBP: 0	WP: 0 PB: 0 CS: 1	PA: 34							
PITCHER	IP	WLS	BF	H	R	ER	SO	BB	IBB	HBP	BLK	WP	HR	S	P	ERA	WHIP										
Jamie Moyer, L (1, 1) ERA: 3.75	7.0	W	27	7	3	3	6	0	0	0	0	0	1	68	107	3.86	1.000										
Arthur Rhodes, L (8, 1) ERA: 3.99	1.0		3	0	0	0	1	0	0	0	0	0	0	10	13	0.00	0.000										
Armando Benitez, R (9, 1) ERA: 2.81	1.0		3	0	0	0	2	0	0	0	0	0	0	10	17	0.00	0.000										

Tampa Bay Devil Rays @ Seattle Mariners
Safeco Field, Seattle, WA
Tue Aug 26 2003, 7:05 PM PDT
Att: 43,287 - Cloudy - 72 F

AB 33
R 3
H 7
RBI 3
BB 0
SO 9
LOB 5



Batter	1	2	3	4	5	6	7	8	9	AB	R	H	RBI	BB	SO	LOB	BOTTOM										
51 Ichiro Suzuki, L (1, 9) OBP: 0.371, SLG: 0.453	1-1 G5-3		1-0 G3-1		1-1 F8	1-1 BB	4-1 1B			4	1	1	0	1	0	3											
Mark McLemore, S (1, 7) OBP: 0.317, SLG: 0.327	2-3 K		3-2 K		4-2 HR	4-0 BB	2-2 1B			3	1	1	1	2	2	2											
Carlos Guillen, S (1, 5) OBP: 0.362, SLG: 0.403	1-0 G4-3			0-1 F7	1-2 HR	1-1 L4	2-0 FC6-4			5	1	2	5	0	0	2											
Bret Boone, R (1, 4) OBP: 0.360, SLG: 0.549		3-2 F8		3-3 K	3-3 K		FC6-4			4	0	0	0	1	2	2											
John Olerud, L (1, 3) OBP: 0.372, SLG: 0.393		1-1 G3-1		0-0 1B	1-2 1B	4-2 BB	2-1 G3			4	2	3	0	1	0	0											
Randy Winn, S (1, 8) OBP: 0.334, SLG: 0.410		1-3 K		0-1 1B	1-3 1B	4-2 BB	0-0 F8			4	1	2	1	1	1	1											
John Mabry, L (1, 10) OBP: 0.357, SLG: 0.375			2-2 51 G3-1	4-1 1B	1-3 K	1-2 BB	4-2 G5-2-3			2	0	1	0	1	1	1											
Edgar Martinez, R (7, PH) OBP: 0.415, SLG: 0.524				1-2 BB			1-2 BB			1	0	0	0	1	0	3											
16 Willie Bloomquist, R (8, PH) OBP: 0.322, SLG: 0.322							1-2 2-3 3-H			0	0	0	0	0	0	0											
Rey Sanchez, R (1, 6) OBP: 0.286, SLG: 0.275			1-0 51 G3-1	3-2 G6-3		0-1 G4-3	4-0 1B			4	1	1	0	1	0	5											
Dan Wilson, R (1, 2) OBP: 0.294, SLG: 0.359			0-1 F8		4-2 BB	0-3 K	0-1 1B			4	2	1	2	1	1	5											
Inning Stats	R: 0 E: 0 K: 1 S: 6	H: 0 LOB: 0 BB: 0 P: 10	R: 0 E: 0 K: 1 S: 13	H: 0 LOB: 0 BB: 0 P: 18	R: 0 E: 0 K: 1 S: 10	H: 2 LOB: 2 BB: 0 P: 17	R: 0 E: 0 K: 1 S: 15	H: 2 LOB: 3 BB: 1 P: 25	R: 4 E: 0 K: 2 S: 21	H: 3 LOB: 1 BB: 2 P: 37	R: 0 E: 0 K: 1 S: 9	H: 1 LOB: 2 BB: 1 P: 15	R: 5 E: 0 K: 0 S: 19	H: 3 LOB: 5 BB: 5 P: 44	R: 0 E: 0 K: 0 S: 8	H: 1 LOB: 3 BB: 1 P: 16	1B: 10 2B: 1 3B: 0 HR: 1	SF: 0 SAC: 0 DP: 1 HBP: 0	WP: 1 PB: 0 CS: 0	PA: 45							
PITCHER	IP	WLS	BF	H	R	ER	SO	BB	IBB	HBP	BLK	WP	HR	S	P	ERA	WHIP										
Victor Zambrano, R (1, 1) ERA: 4.35	5.2	L	29	8	4	4	7	4	0	0	0	0	1	72	119	6.35	2.118										
Brandon Backe, R (6, 1) ERA: 4.79	0.1		4	0	3	3	0	3	0	0	0	0	0	9	22	81.00	9.000										
Jesus Colome, R (7, 1) ERA: 4.5	2.0		12	4	2	2	0	2	1	0	0	1	0	20	41	9.00	3.000										

Tampa Bay Devil Rays @ Seattle Mariners
Safeco Field, Seattle, WA
Tue Aug 26 2003, 7:05 PM PDT
Att: 43,287 - Cloudy - 72 F

AB 35
R 9
H 12
RBI 9
BB 10
SO 7
LOB 24



Batter	1	2	3	4	5	6	7	8	9	AB	R	H	RBI	BB	SO	LOB	TOP					
13 Carl Crawford, L OBP: 0.308, SLG: 0.349	L5		G3		G4-3		G4-3		SF7	4	0	0	1	0	0	0						
Julio Lugo, R OBP: 0.327, SLG: 0.406	F8		1B		HR			5 1B	F7	5	3	3	1	0	0	1						
Aubrey Huff, L OBP: 0.365, SLG: 0.545	F8		2B		HR			F7	5 FC6-4	4	1	2	2	1	0	1						
5 Rocco Baldelli, R OBP: 0.328, SLG: 0.430			FC4-6		G5-3			2B	FC6-4	5	2	2	1	0	0	3						
Travis Lee, L OBP: 0.357, SLG: 0.476			1B		G1-3			1B	F8	4	1	2	3	0	0	0						
Al Martin, L OBP: 0.312, SLG: 0.358			HR		G4-3			2B	G6-3	4	0	0	0	0	0	1						
Marlon Anderson, L OBP: 0.333, SLG: 0.371			CS		1B			P6		3	0	1	0	1	0	1						
Toby Hall, R OBP: 0.305, SLG: 0.386			BB		G5-3																	
Damian Rolls, R OBP: 0.298, SLG: 0.390			CS		G5-3				SH	3	0	0	0	0	1	0						
			1B						SH													
Inning Stats	R: 0 E: 0 K: 0 S: 7	H: 0 LOB: 0 BB: 0 P: 11	R: 2 E: 0 K: 0 S: 15	H: 2 LOB: 0 BB: 1 P: 27	R: 1 E: 0 K: 0 S: 12	H: 2 LOB: 1 BB: 0 P: 18	R: 0 E: 0 K: 0 S: 9	H: 1 LOB: 0 BB: 0 P: 13	R: 2 E: 0 K: 1 S: 14	H: 2 LOB: 0 BB: 0 P: 16	R: 0 E: 0 K: 0 S: 7	H: 0 LOB: 0 BB: 0 P: 14	R: 0 E: 0 K: 0 S: 5	H: 0 LOB: 0 BB: 0 P: 9	R: 2 E: 0 K: 0 S: 10	H: 3 LOB: 1 BB: 0 P: 15	R: 1 E: 1 K: 0 S: 8	H: 1 LOB: 2 BB: 1 P: 14	1B: 5 2B: 3 3B: 0 HR: 3	SF: 1 SAC: 1 DP: 0 HBP: 0	WP: 0 PB: 0 SB: 1 CS: 1	PA: 41
PITCHER	IP	WLS	BF	H	R	ER	SO	BB	IBB	HBP	BLK	WP	HR	S	P	ERA	WHIP					
Joel Pineiro, R ERA: 3.8	(1, 1)	7.0	L	28	7	5	5	1	1	0	0	0	0	3	69	108	6.43	1.143				
40 Julio Mateo, R ERA: 2.89	(8, 1)	2.0		12	4	3	2	0	0	1	0	0	0	0	18	29	9.00	2.000				

Tampa Bay Devil Rays @ Seattle Mariners
Safeco Field, Seattle, WA
Wed Aug 27 2003, 7:05 PM PDT
Att: 42,442 - Cloudy - 73 F

AB	36
R	8
H	11
RBI	8
BB	2
SO	1
LOB	9



Batter	1	2	3	4	5	6	7	8	9	AB	R	H	RBI	BB	SO	LOB	BOTTOM					
51 Ichiro Suzuki, L OBP: 0.368, SLG: 0.448	K		G4-3		F8		K	P5		5	0	0	0	0	2	6						
Carlos Guillen, S OBP: 0.360, SLG: 0.397	L6				G3-1		G6-3	G6-3		4	0	0	1	1	0	2						
Bret Boone, R OBP: 0.362, SLG: 0.549	G3-1				BB		BB	BB		4	0	2	2	1	0	0						
Edgar Martinez, R OBP: 0.415, SLG: 0.521					BB		BB	1B														
Mark McLemore, S OBP: 0.316, SLG: 0.326					K		K			2	0	0	0	2	1	2						
John Olerud, L OBP: 0.371, SLG: 0.389					BB		BB			1	0	0	0	0	1	0						
John Olerud, L OBP: 0.371, SLG: 0.389					P6		K			4	0	0	0	1	1	4						
Mike Cameron, R OBP: 0.347, SLG: 0.457					BB		BB			4	0	0	0	0	0	5						
Randy Winn, S OBP: 0.335, SLG: 0.408					P2																	
Rey Sanchez, R OBP: 0.292, SLG: 0.293					L1		E	BB		2	2	0	0	2	1	0						
16 Willie Bloomquist, R OBP: 0.322, SLG: 0.322					BB		BB	BB		3	1	2	0	1	0	1						
Ben Davis, S OBP: 0.302, SLG: 0.393					BB		BB	BB		0	0	0	0	0	0	0						
Ben Davis, S OBP: 0.302, SLG: 0.393					K		E8	BB		4	1	1	1	0	1	4						
					BB		BB	BB														
Inning Stats	R: 0 E: 0 K: 1 S: 8	H: 0 LOB: 0 BB: 0 P: 11	R: 0 E: 0 K: 0 S: 6	H: 0 LOB: 0 BB: 0 P: 11	R: 0 E: 0 K: 1 S: 11	H: 1 LOB: 1 BB: 0 P: 14	R: 0 E: 0 K: 0 S: 13	H: 0 LOB: 2 BB: 2 P: 27	R: 3 E: 1 K: 1 S: 19	H: 1 LOB: 3 BB: 4 P: 40	R: 0 E: 0 K: 1 S: 9	H: 1 LOB: 0 BB: 0 P: 13	R: 0 E: 0 K: 2 S: 15	H: 1 LOB: 2 BB: 1 P: 24	R: 1 E: 1 K: 0 S: 17	H: 1 LOB: 2 BB: 1 P: 28	R: 0 E: 0 K: 1 S: 10	H: 0 LOB: 0 BB: 0 P: 15	1B: 3 2B: 3 3B: 0 HR: 0	SF: 0 SAC: 0 DP: 1 HBP: 0	WP: 0 PB: 0 SB: 1 CS: 0	PA: 41
PITCHER	IP	WLS	BF	H	R	ER	SO	BB	IBB	HBP	BLK	WP	HR	S	P	ERA	WHIP					
Chad Gaudin, R ERA: 3.7	(1, 1)	4.1		21	2	3	2	2	5	0	0	0	0	0	49	87	4.15	1.615				
Doug Waechter, R ERA: 3.86	(5, 1)	2.1	W	10	2	0	0	3	2	0	0	0	0	0	27	45	0.00	1.714				
Mark Malaska, L ERA: 3.86	(7, 1)	0.1	H	1	0	0	0	1	0	0	0	0	0	5	8	0.00	0.000					
Travis Harper, R ERA: 3.26	(8, 1)	1.0		6	1	1	0	0	1	0	0	0	0	17	28	0.00	2.000					
Lance Carter, R ERA: 4.23	(9, 1)	1.0		3	0	0	0	1	0	0	0	0	0	10	15	0.00	0.000					

Tampa Bay Devil Rays @ Seattle Mariners
Safeco Field, Seattle, WA
Wed Aug 27 2003, 7:05 PM PDT
Att: 42,442 - Cloudy - 73 F

AB	33
R	4
H	5
RBI	4
BB	8
SO	7
LOB	24




Batter	1	2	3	4	5	6	7	8	9	AB	R	H	RBI	BB	SO	LOB	TOP				
13 Carl Crawford, L OBP: 0.308, SLG: 0.347 (1, 7)	P6		BB		F7		G4-3			3	0	0	0	1	0	1					
Julio Lugo, R OBP: 0.324, SLG: 0.403 (1, 6)	K		SF8			F9		G5-3		3	0	0	1	0	1	0					
Aubrey Huff, L OBP: 0.364, SLG: 0.542 (1, 9)	G6-3		G3			BB 1B		F7		4	0	1	0	0	0	2					
5 Rocco Baldelli, R OBP: 0.328, SLG: 0.430 (1, 8)		K			P5			L7		4	0	1	0	0	1	1					
Travis Lee, L OBP: 0.356, SLG: 0.472 (1, 3)	K				G4-3			G4-3		3	0	0	0	1	1	1					
Al Martin, L OBP: 0.311, SLG: 0.371 (1, 10)	K				HR			F9		4	1	1	1	0	1	2					
Marlon Anderson, L OBP: 0.332, SLG: 0.373 (1, 4)			L7		P6			G3 2B		4	0	1	0	0	0	0					
Toby Hall, R OBP: 0.305, SLG: 0.393 (1, 2)			E4 13 BB SF8 1B		P5			F8		4	2	1	1	0	0	1					
Damian Rolls, R OBP: 0.298, SLG: 0.388 (1, 5)			G6-3 13 BB SF8 1B		G6-3			G3		4	0	1	0	0	0	1					
Inning Stats	R: 0 H: 0 E: 0 K: 1 S: 6	H: 0 LOB: 0 BB: 0 P: 10	R: 0 H: 0 E: 0 K: 3 S: 11	H: 0 LOB: 0 BB: 0 P: 16	R: 1 H: 1 E: 1 K: 0 S: 13	H: 1 LOB: 2 BB: 1 P: 25	R: 1 H: 1 E: 0 K: 0 S: 6	H: 1 LOB: 0 BB: 0 P: 10	R: 0 H: 0 E: 0 K: 0 S: 7	H: 1 LOB: 0 BB: 0 P: 11	R: 0 H: 1 E: 0 K: 0 S: 9	H: 1 LOB: 1 BB: 0 P: 14	R: 0 H: 1 E: 0 K: 0 S: 7	H: 1 LOB: 1 BB: 0 P: 11	R: 1 H: 1 E: 0 K: 0 S: 7	H: 1 LOB: 0 BB: 0 P: 10	1B: 2 2B: 2 3B: 0 HR: 2	SF: 1 SAC: 0 DP: 0 HBP: 0	WP: 0 PB: 0 CS: 0	PA: 36	
PITCHER	IP	WLS	BF	H	R	ER	SO	BB	IBB	HBP	BLK	WP	HR	S	P	ERA	WHIP				
Freddy Garcia, R ERA: 5.0 (1, 1)	6.2		27	4	2	1	4	2	0	0	0	0	1	59	102	1.35	0.900				
Arthur Rhodes, L ERA: 3.88 (7, 1)	1.1	W	5	1	0	0	0	0	0	0	0	0	0	11	18	0.00	0.750				
Shigetoshi Hasegawa, R ERA: 0.88 (9, 1)	1.0	L	4	1	1	1	0	0	0	0	0	0	1	7	10	9.00	1.000				

Tampa Bay Devil Rays @ Seattle Mariners
Safeco Field, Seattle, WA
Thu Aug 28 2003, 1:35 PM PDT
Att: 42,563 - Sunny - 72 F

livebaseballscores.com

AB 33
R 3
H 6
RBI 3
BB 2
SO 4
LOB 9




Batter	1	2	3	4	5	6	7	8	9	AB	R	H	RBI	BB	SO	LOB	BOTTOM					
51 Ichiro Suzuki, L OBP: 0.365, SLG: 0.445 (1, 9)	P6		K			G6-3		G4-3		4	0	0	0	0	1	1						
Carlos Guillen, S OBP: 0.358, SLG: 0.395 (1, 5)	G6-3				G4-3			F9		4	0	1	0	0	0	0						
Bret Boone, R OBP: 0.363, SLG: 0.554 (1, 4)	K				1B	FC6-4 1B		HR		4	2	2	1	0	1	1						
Edgar Martinez, R OBP: 0.414, SLG: 0.517 (1, 10)		P3			F9	BB 1B		G6-3		3	0	0	0	1	0	1						
John Olerud, L OBP: 0.374, SLG: 0.392 (1, 3)	L7				1B	BB 1B		1B		4	0	3	1	0	0	0						
Mike Cameron, R OBP: 0.347, SLG: 0.454 (1, 8)	K				F9	BB 1B		K		3	0	0	0	1	2	3						
Randy Winn, S OBP: 0.335, SLG: 0.407 (1, 7)					G4-3	G2-3		F7		4	0	1	0	0	0	3						
Mark McLemore, S OBP: 0.312, SLG: 0.321 (1, 6)		P5			L7			G4-3		4	0	0	0	0	0	1						
Dan Wilson, R OBP: 0.291, SLG: 0.355 John Mabry, L OBP: 0.333, SLG: 0.371 (9, PH)	K				F8			F8		3	0	0	0	0	1	1						
Inning Stats	R: 0 H: 0 E: 0 K: 1 S: 9	H: 0 LOB: 0 BB: 0 P: 15	R: 0 H: 0 E: 0 K: 1 S: 6	H: 0 LOB: 0 BB: 0 P: 8	R: 0 H: 1 E: 0 K: 2 S: 9	H: 1 LOB: 1 BB: 0 P: 13	R: 0 H: 2 E: 0 K: 0 S: 12	H: 2 LOB: 2 BB: 0 P: 20	R: 0 H: 0 E: 0 K: 0 S: 5	H: 0 LOB: 0 BB: 0 P: 7	R: 1 H: 2 E: 0 K: 0 S: 14	H: 2 LOB: 3 BB: 2 P: 27	R: 0 H: 0 E: 0 K: 0 S: 10	H: 0 LOB: 0 BB: 0 P: 16	R: 1 H: 2 E: 0 K: 1 S: 10	H: 2 LOB: 1 BB: 0 P: 14	R: 0 H: 0 E: 0 K: 0 S: 6	H: 0 LOB: 0 BB: 0 P: 7	1B: 6 2B: 0 3B: 0 HR: 1	SF: 0 SAC: 0 DP: 0 HBP: 0	WP: 0 PB: 0 CS: 0	PA: 36
PITCHER	IP	WLS	BF	H	R	ER	SO	BB	IBB	HBP	BLK	WP	HR	S	P	ERA	WHIP					
Jorge Sosa, R ERA: 4.52 (1, 1)	6.0		25	5	1	1	4	2	0	0	0	0	0	55	90	1.50	1.167					
Travis Harper, R ERA: 3.29 (7, 1)	2.0	W	8	2	1	1	1	0	0	0	0	0	1	20	30	4.50	1.000					
Lance Carter, R ERA: 4.16 (9, 1)	1.0	S	3	0	0	0	0	0	0	0	0	0	0	6	7	0.00	0.000					

Tampa Bay Devil Rays @ Seattle Mariners
Safeco Field, Seattle, WA
Thu Aug 28 2003, 1:35 PM PDT
Att: 42,563 - Sunny - 72 F

livebaseballscores.com

AB 34
R 2
H 7
RBI 2
BB 2
SO 5
LOB 11



Batter	1	2	3	4	5	6	7	8	9	AB	R	H	RBI	BB	SO	LOB	TOP								
1 Brian Roberts, S OBP: 0.337, SLG: 0.365	1-2 E4 BLK		1-2 2B 1B		0-0 F8		2-2 P3			4	0	1	0	0	0	0									
Luis Matos, R OBP: 0.359, SLG: 0.473	3-2 F8		1-1 2B		0-1 2B			4-2 1B BB		3	0	2	0	1	0	1									
B.J. Surhoff, L OBP: 0.362, SLG: 0.416	4-2 G6-4-3 BB		1-1 F9		0-0 G3			2-3 K		3	0	0	0	1	1	4									
Jeff Conine, R OBP: 0.338, SLG: 0.462	1-1 G6-4-3		0-1 G4-3			0-3 K		1-2 1B		4	0	1	0	0	1	4									
31 Jay Gibbons, L OBP: 0.343, SLG: 0.485		0-0 HR		2-0 P5		2-2 F8		1-3 K		4	1	1	1	0	1	2									
Tony Batista, R OBP: 0.279, SLG: 0.410		2-2 P3		1-2 P3		1-1 HR		0-2 L7		4	1	1	1	0	0	2									
Larry Bigbie, L OBP: 0.345, SLG: 0.444		0-1 F8		4-2 BB		3-2 G4-3			0-3 K	3	0	0	0	1	1	0									
Deivi Cruz, R OBP: 0.279, SLG: 0.402		0-1 G5-3		0-0 F7			1-1 G4-3		1-0 L9	4	0	0	0	0	0	1									
Brook Fordyce, R OBP: 0.321, SLG: 0.404			1-1 G6-3		1-1 G4-3		1-2 G6-3		1-2 G5-3	4	0	0	0	0	0	0									
Inning Stats	R: 0 E: 1 K: 0 S: 11	H: 0 LOB: 1 BB: 1 P: 20	R: 1 E: 0 K: 0 S: 8	H: 1 LOB: 0 BB: 0 P: 10	R: 0 E: 0 K: 0 S: 11	H: 2 LOB: 2 BB: 0 P: 15	R: 0 E: 0 K: 0 S: 8	H: 0 LOB: 1 BB: 1 P: 15	R: 0 E: 0 K: 1 S: 6	H: 1 LOB: 1 BB: 0 P: 7	R: 1 E: 0 K: 0 S: 11	H: 1 LOB: 0 BB: 0 P: 17	R: 0 E: 0 K: 0 S: 9	H: 0 LOB: 0 BB: 0 P: 13	R: 0 E: 0 K: 2 S: 17	H: 1 LOB: 2 BB: 1 P: 25	R: 0 E: 0 K: 1 S: 8	H: 0 LOB: 0 BB: 0 P: 10	1B: 2 2B: 2 3B: 0 HR: 2	SF: 0 SAC: 0 DP: 1 HBP: 0	WP: 0 PB: 0 SB: 0 CS: 0	PA: 36			
PITCHER	IP	WLS	BF	H	R	ER	SO	BB	IBB	HBP	BLK	WP	HR	S	P	ERA	WHIP								
Ryan Franklin, R ERA: 3.86	(1, 1)	7.1	31	6	2	2	2	3	0	0	1	0	2	73	113	2.46	1.227								
Rafael Soriano, R ERA: 1.52	(8, 1)	1.2	W	5	0	0	0	2	0	0	0	0	0	16	19	0.00	0.000								

Baltimore Orioles @ Seattle Mariners
Safeco Field, Seattle, WA
Fri Aug 29 2003, 7:05 PM PDT
Att: 43,365 - Sunny - 80 F

AB 33
R 2
H 6
RBI 2
BB 3
SO 4
LOB 14



Batter	1	2	3	4	5	6	7	8	9	AB	R	H	RBI	BB	SO	LOB	BOTTOM								
51 Ichiro Suzuki, L OBP: 0.365, SLG: 0.444	0-2 G6-3		1-2 L6			1-0 P6			2-1 BB 1B	4	1	1	0	0	0	1									
Mike Cameron, R OBP: 0.346, SLG: 0.451	2-2 G6-3			0-0 F9		1-3 K			4-1 1B BB	3	1	0	0	1	1	0									
Edgar Martinez, R OBP: 0.413, SLG: 0.515				0-2 G5-3		2-1 F7			3-1 BB S	4	0	1	1	0	0	0									
Mark McLemore, S OBP: 0.312, SLG: 0.321									1-3 2-H 1B	0	1	0	0	0	0	0									
Bret Boone, R OBP: 0.360, SLG: 0.550		2-1 F7		0-0 G6-3			2-2 G6-3		2-3 K	4	0	0	0	0	1	2									
Carlos Guillen, S OBP: 0.357, SLG: 0.391		2-2 P4			2-2 E8		3-1 G6-3		4-0 1B IBB	3	0	0	0	1	0	0									
John Olerud, L OBP: 0.373, SLG: 0.391		1-2 G4-3			1-1 F9		1-2 G6-3		2-1 1B	4	0	1	2	0	0	1									
Randy Winn, S OBP: 0.335, SLG: 0.495			2-2 G6-3		4-2 BB			3-3 K		2	0	0	0	1	1	0									
Dan Wilson, R OBP: 0.291, SLG: 0.359			0-1 G6-3 2B		0-3 K			1-1 G3-1		3	0	1	0	0	1	2									
16 Willie Bloomquist, R OBP: 0.317, SLG: 0.317			1-0 G6-3		1-1 L4			2-1 F8		3	0	0	0	0	0	3									
Inning Stats	R: 0 E: 0 K: 0 S: 10	H: 0 LOB: 0 BB: 0 P: 12	R: 0 E: 0 K: 0 S: 8	H: 0 LOB: 0 BB: 0 P: 13	R: 0 E: 0 K: 0 S: 10	H: 1 LOB: 1 BB: 0 P: 14	R: 0 E: 0 K: 0 S: 5	H: 0 LOB: 0 BB: 0 P: 5	R: 0 E: 1 K: 1 S: 12	H: 0 LOB: 2 BB: 1 P: 20	R: 0 E: 0 K: 1 S: 6	H: 0 LOB: 0 BB: 0 P: 10	R: 0 E: 0 K: 0 S: 8	H: 0 LOB: 0 BB: 0 P: 14	R: 0 E: 0 K: 1 S: 7	H: 0 LOB: 0 BB: 0 P: 13	R: 3 E: 0 K: 1 S: 10	H: 3 LOB: 2 BB: 2 P: 27	1B: 3 2B: 1 3B: 0 HR: 0	SF: 0 SAC: 0 DP: 0 HBP: 0	WP: 0 PB: 0 SB: 1 CS: 0	PA: 33			
PITCHER	IP	WLS	BF	H	R	ER	SO	BB	IBB	HBP	BLK	WP	HR	S	P	ERA	WHIP								
Eric DuBose, L ERA: 4.24	(1, 1)	8.0	29	2	2	2	3	2	0	0	0	0	0	69	110	2.25	0.500								
Jorge Julio, R ERA: 4.25	(9, 1)	0.1	L	3	1	0	0	1	0	1	0	0	0	5	14	0.00	3.000								
B.J. Ryan, L ERA: 4.12	(9, 1)	0.0	B	1	1	1	0	0	0	0	0	0	0	2	4	∞	∞								

Baltimore Orioles @ Seattle Mariners
Safeco Field, Seattle, WA
Fri Aug 29 2003, 7:05 PM PDT
Att: 43,365 - Sunny - 80 F

AB 30
R 3
H 4
RBI 3
BB 3
SO 4
LOB 9



Batter	1	2	3	4	5	6	7	8	9	AB	R	H	RBI	BB	SO	LOB	TOP										
1 Brian Roberts, S (1,4) OBP: 0.337, SLG: 0.368 16 Tim Raines, S (6,8) OBP: 0.143, SLG: 0.286	1-0 SH1-3 FC5-4 2B		1-2 F7			0-2 G3		1-3 K		3	1	1	0	0	0	0											
Luis Matos, R (1,8) OBP: 0.356, SLG: 0.469	0-0 SH1-3 2-3		3-2 P3			3-3 K		2-3 K		3	0	0	0	0	2	1											
Larry Bigbie, L (1,7) OBP: 0.348, SLG: 0.454	4-2 FC5-4 BB					3-3 K		3-1 K		3	0	1	0	1	1	0											
Jeff Conine, R (1,3) OBP: 0.339, SLG: 0.462	1-1 FC5-4 1-2 3-H					1-2 K		2-2 G6-3		4	0	2	1	0	0	2											
31 Jay Gibbons, L (1,9) OBP: 0.342, SLG: 0.484 Jose Morban, S (6,4) OBP: 0.228, SLG: 0.283	2-3 K					0-0 F7		1-1 L7		2	0	0	0	0	1	2											
Tony Batista, R (1,5) OBP: 0.277, SLG: 0.407						1-1 F8		2-2 F7		4	0	0	0	0	1	2											
Jack Cust, L (1,10) OBP: 0.304, SLG: 0.447						2-2 F8		2-3 K		3	0	0	0	0	2	0											
Deivi Cruz, R (1,6) OBP: 0.277, SLG: 0.399						1-3 K		0-1 G6-3		3	0	0	0	0	2	0											
Robert Machado, R (1,2) OBP: 0.341, SLG: 0.333						3-2 L9		1-3 K		3	0	1	0	0	1	0											
Inning Stats	R: 1 E: 0 K: 1 S: 9	H: 1 LOB: 1 BB: 1 P: 17	R: 0 E: 0 K: 3 S: 10	H: 0 LOB: 0 BB: 0 P: 18	R: 0 E: 0 K: 0 S: 9	H: 0 LOB: 0 BB: 0 P: 16	R: 0 E: 0 K: 1 S: 9	H: 1 LOB: 1 BB: 0 P: 14	R: 0 E: 0 K: 2 S: 14	H: 1 LOB: 1 BB: 0 P: 22	R: 0 E: 0 K: 1 S: 8	H: 0 LOB: 0 BB: 0 P: 13	R: 0 E: 0 K: 1 S: 11	H: 1 LOB: 1 BB: 0 P: 15	R: 0 E: 0 K: 1 S: 13	H: 1 LOB: 1 BB: 0 P: 17	1B: 3 2B: 1 3B: 1 HR: 0	SF: 0 SAC: 1 DP: 0 HBP: 0	WP: 0 PB: 0 SB: 0 CS: 0	PA: 33							
PITCHER	IP	WLS	BF	H	R	ER	SO	BB	IBB	HBP	BLK	WP	HR	S	P	ERA	WHIP										
Gil Meche, R (1,1) ERA: 4.12	6.0	W	22	3	1	1	8	1	0	0	0	0	0	60	100	1.50	0.667										
40 Julio Mateo, R (7,1) ERA: 2.55	1.0		3	0	0	0	1	0	0	0	0	0	0	8	13	0.00	0.000										
Kazuhiro Sasaki, R (8,1) ERA: 4.33	1.0		4	1	0	0	2	0	0	0	0	0	0	11	15	0.00	1.000										
Armando Benitez, R (9,1) ERA: 2.77	1.0		4	1	0	0	1	0	0	0	0	0	0	13	17	0.00	1.000										

Baltimore Orioles @ Seattle Mariners
Safeco Field, Seattle, WA
Sat Aug 30 2003, 1:05 PM PDT
Att: 45,618 - Sunny - 72 F

AB 31
R 1
H 5
RBI 1
BB 1
SO 12
LOB 9

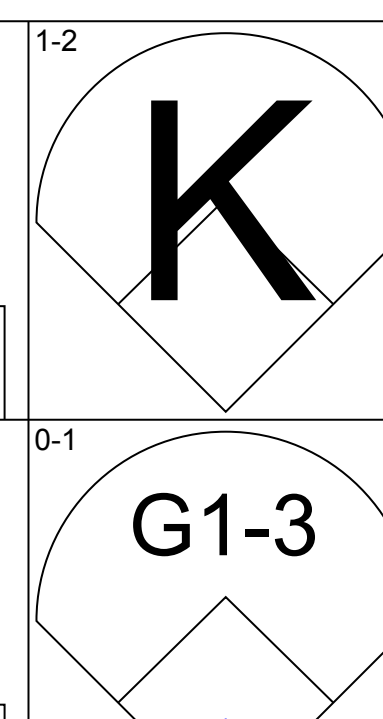
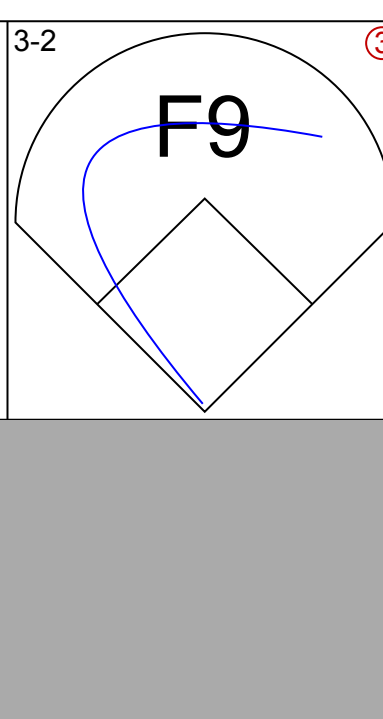
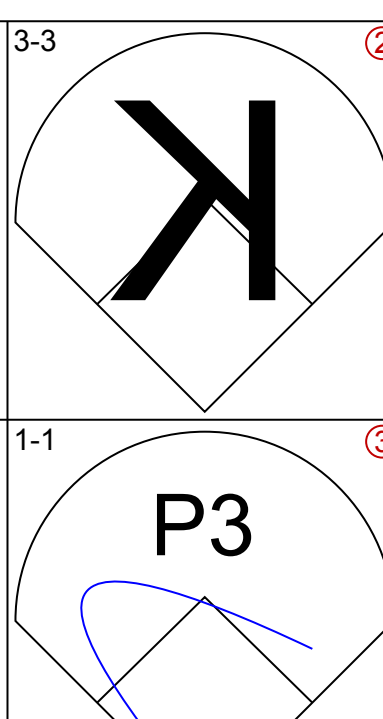
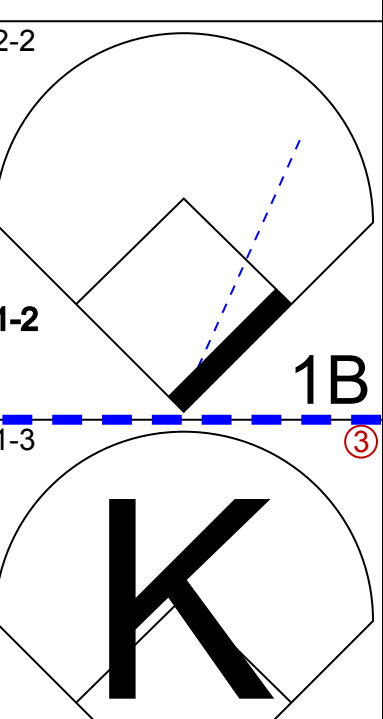
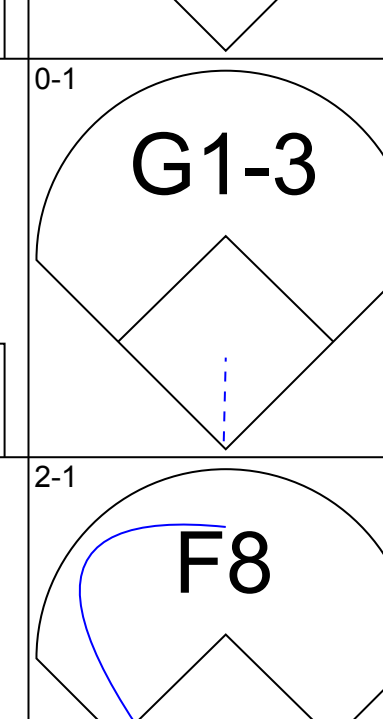
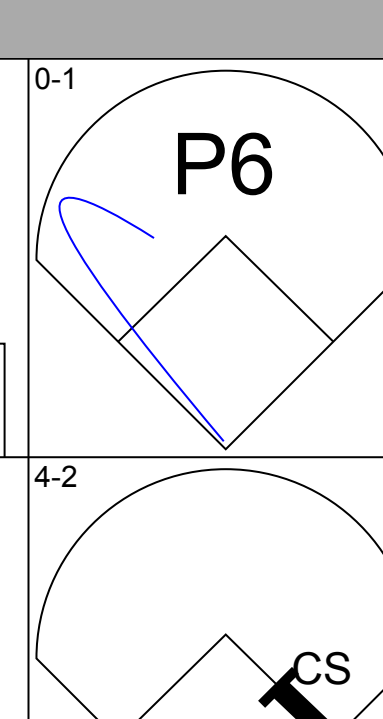
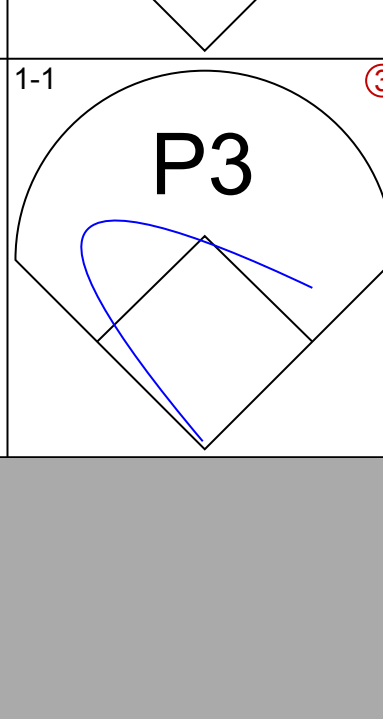
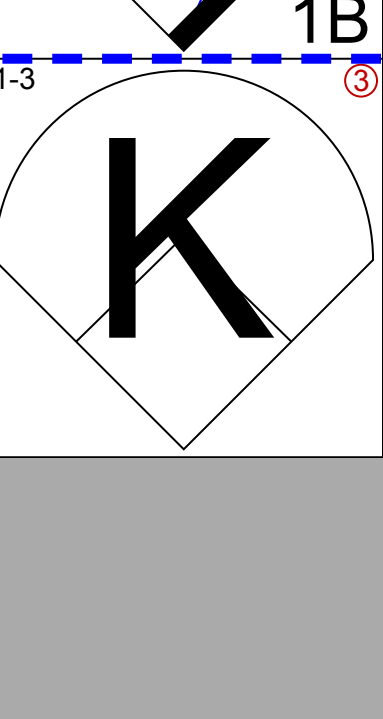
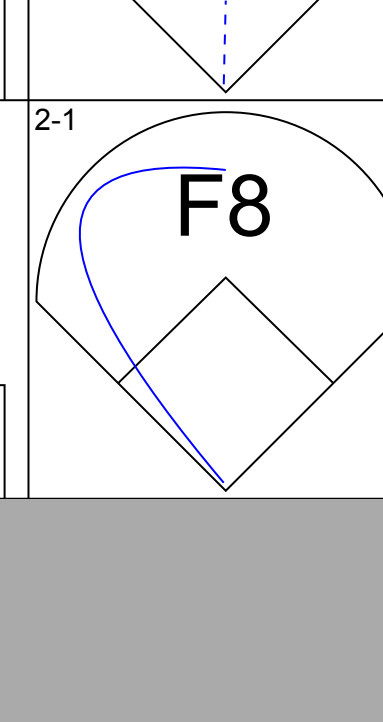
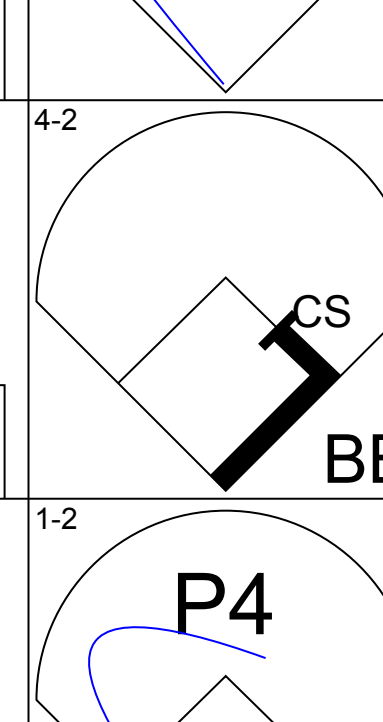
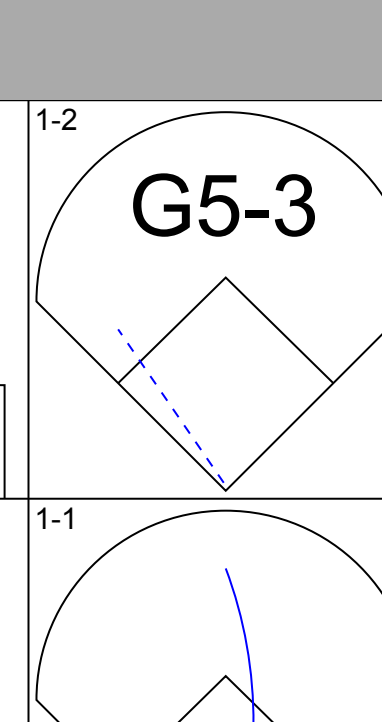
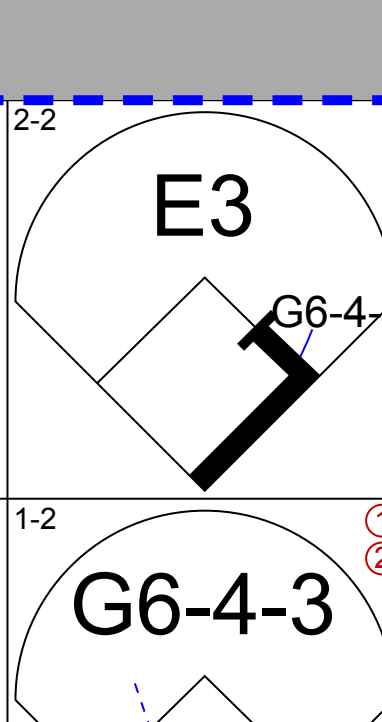
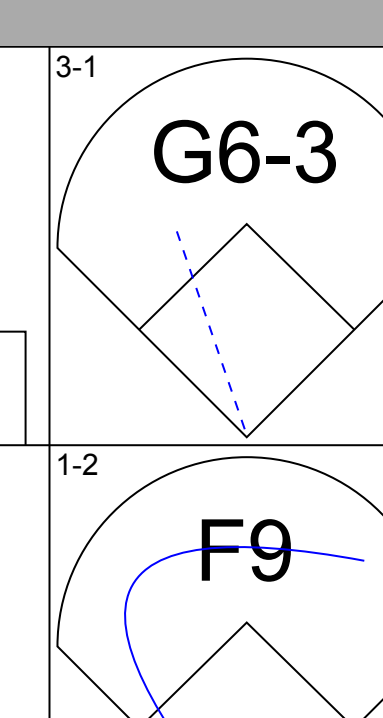
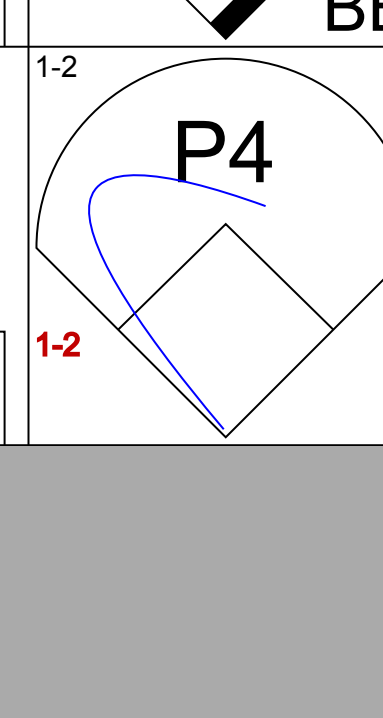
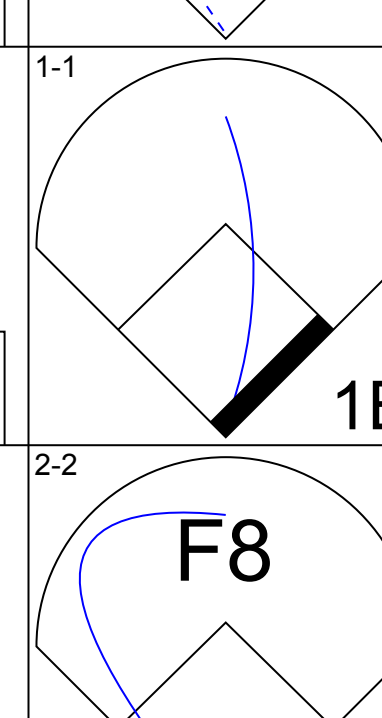
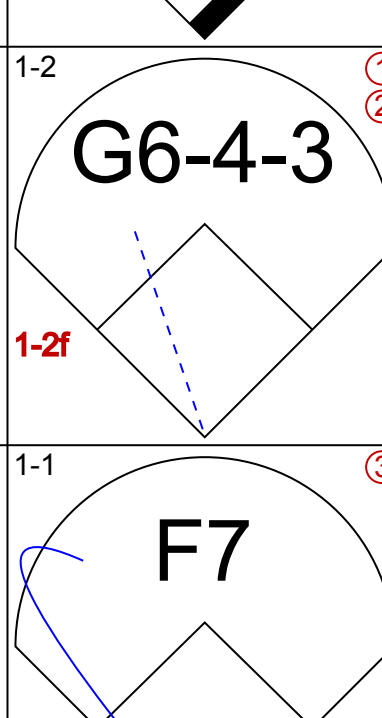
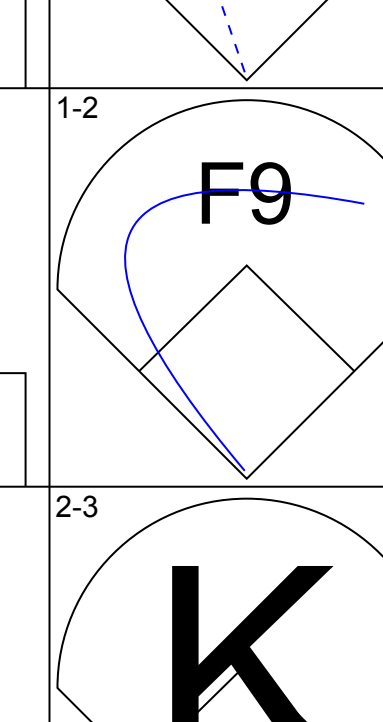
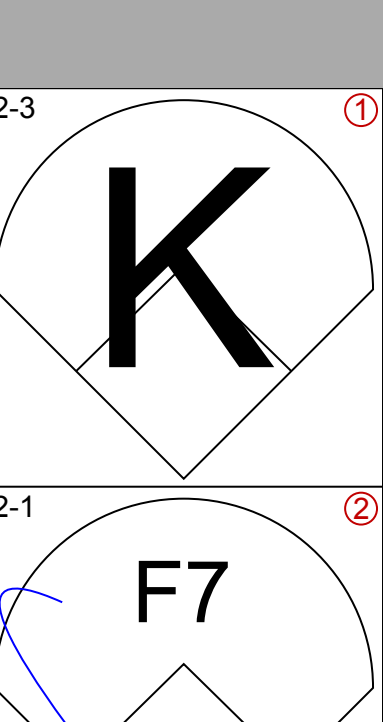
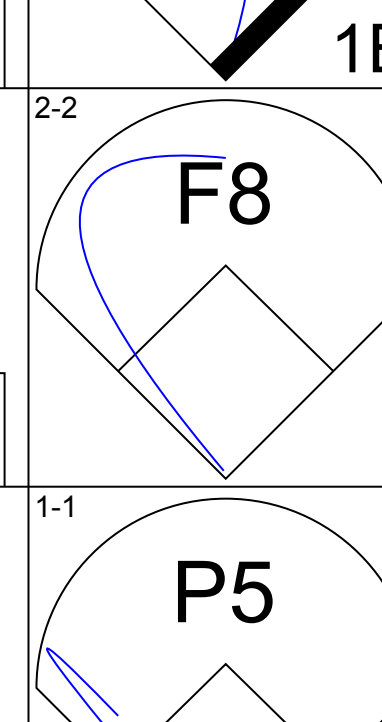
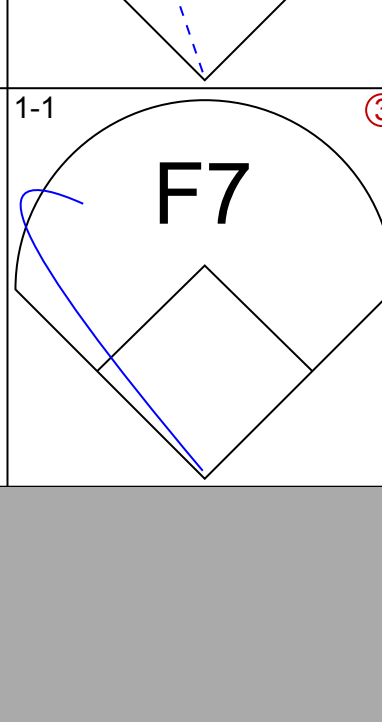
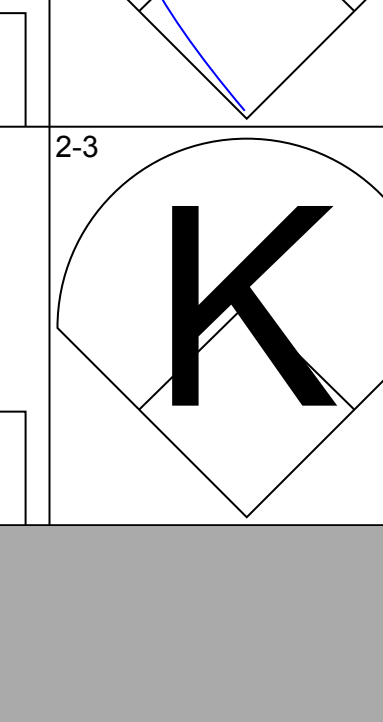
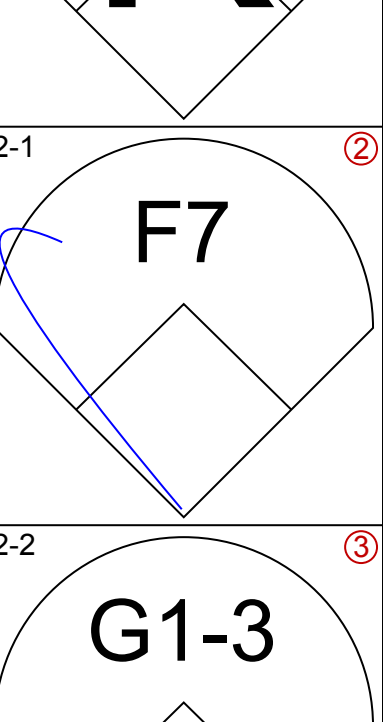
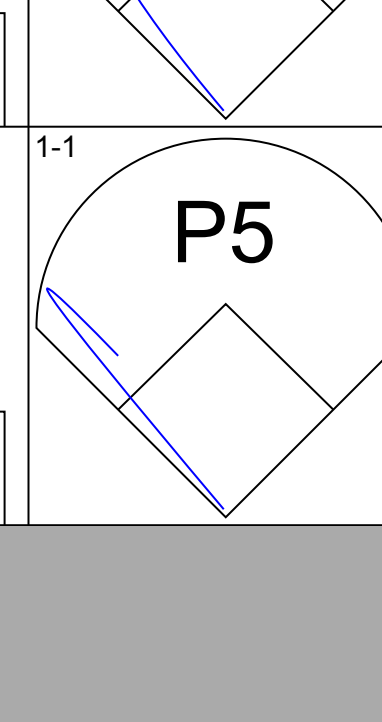
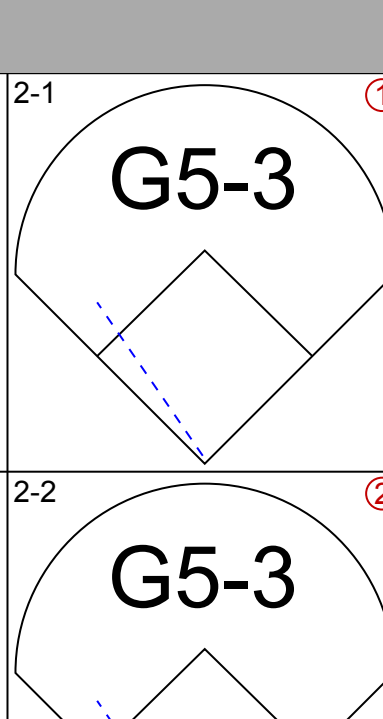
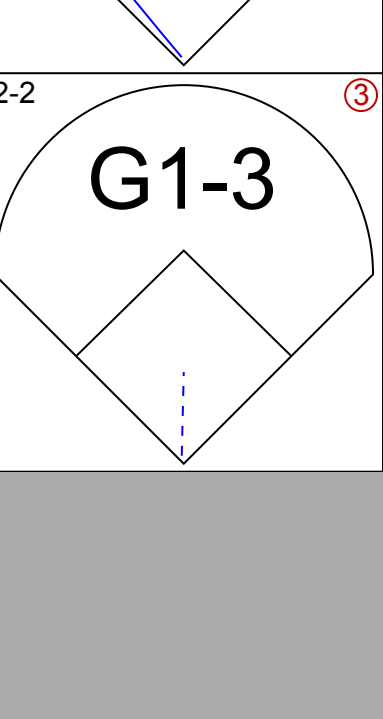
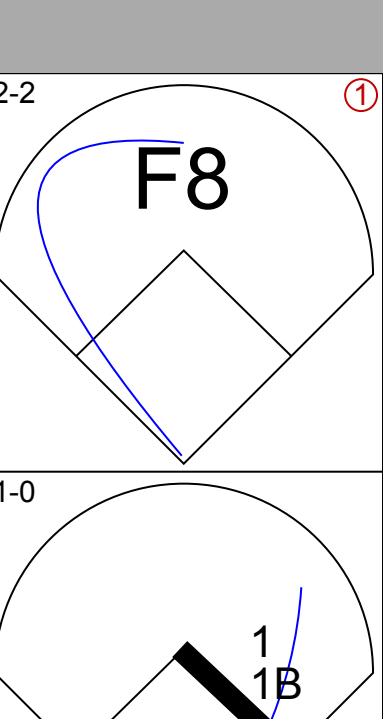
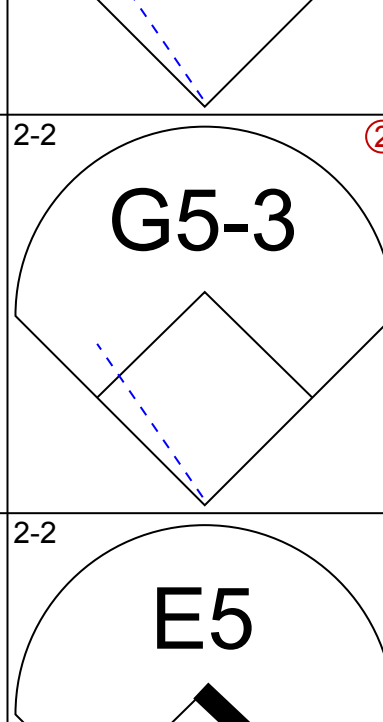
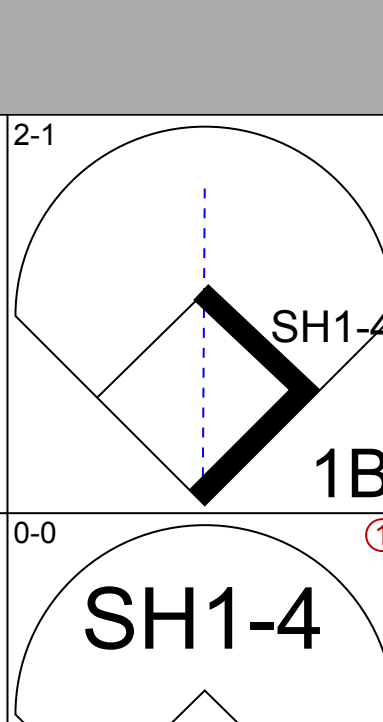
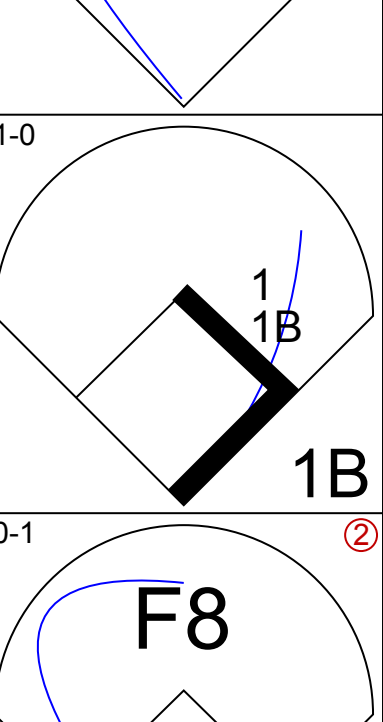
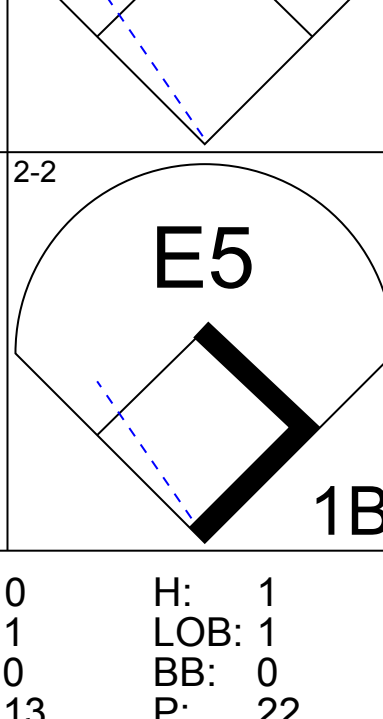
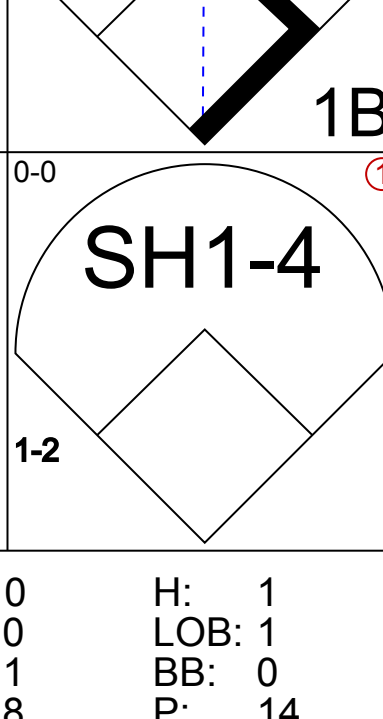
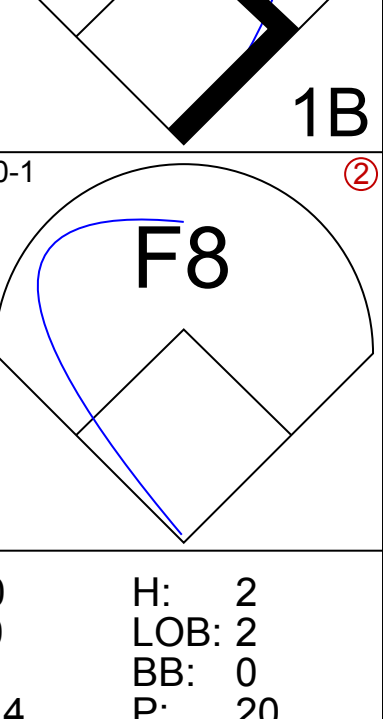


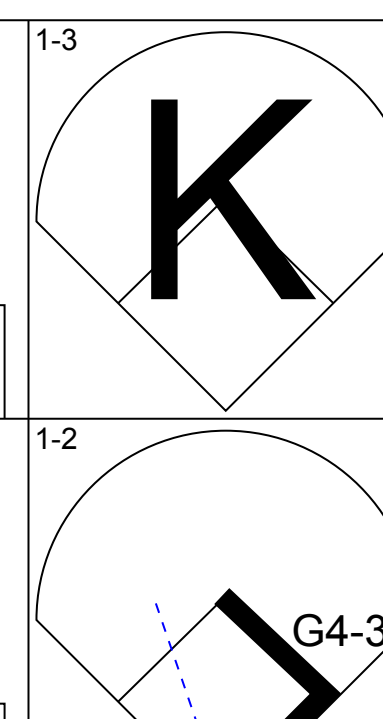
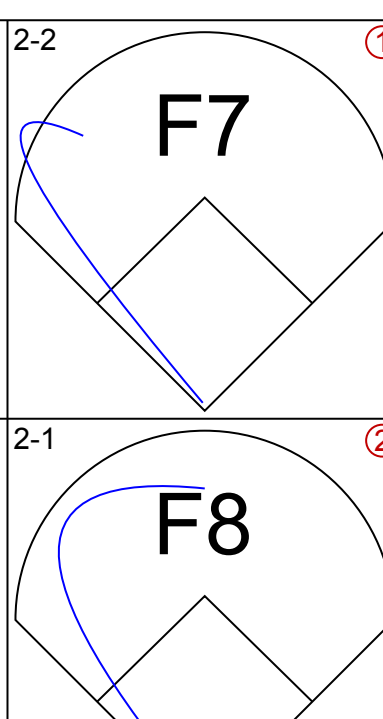
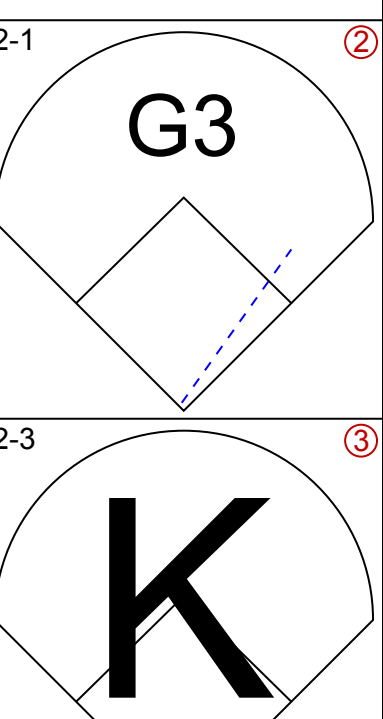
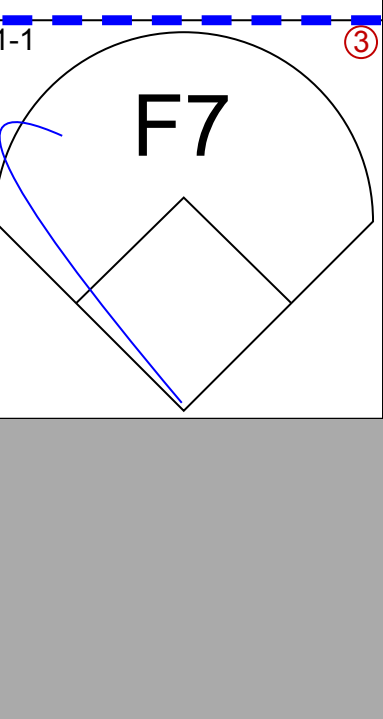
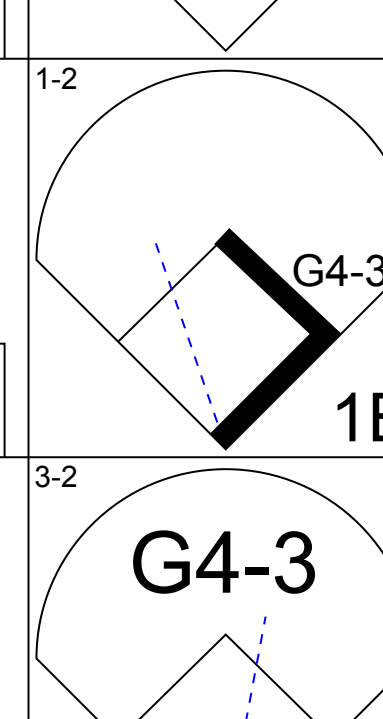
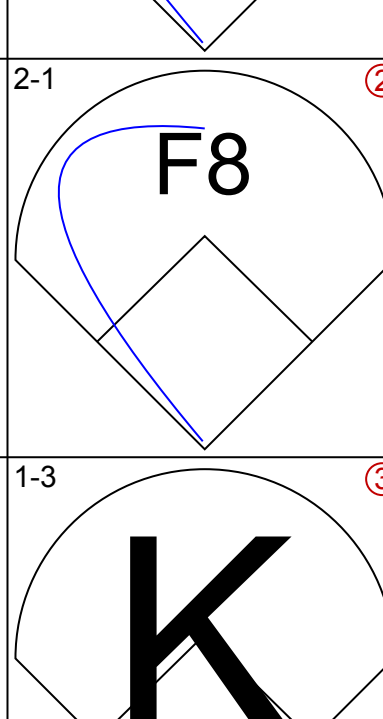
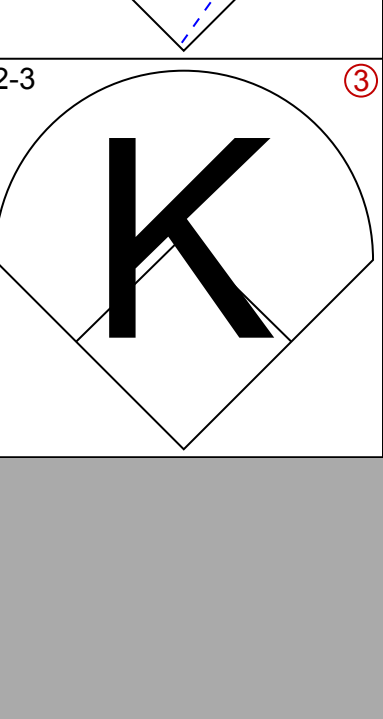
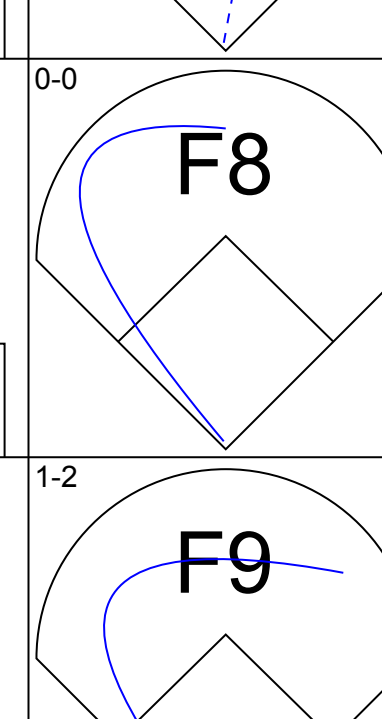
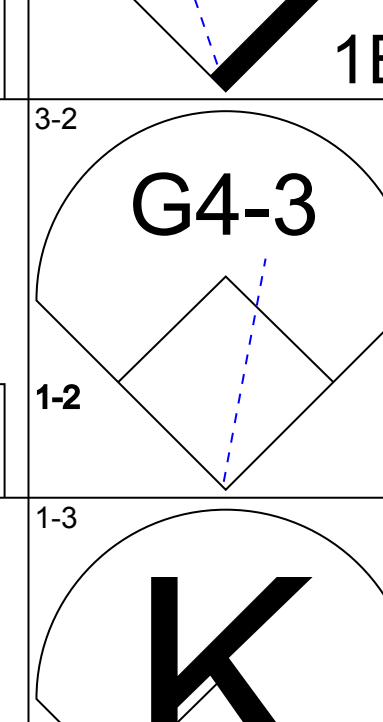
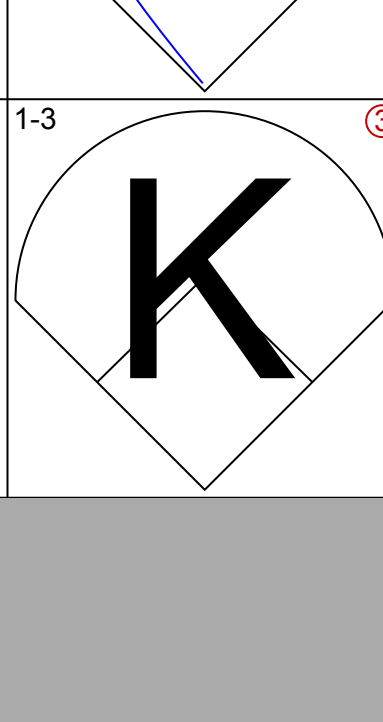
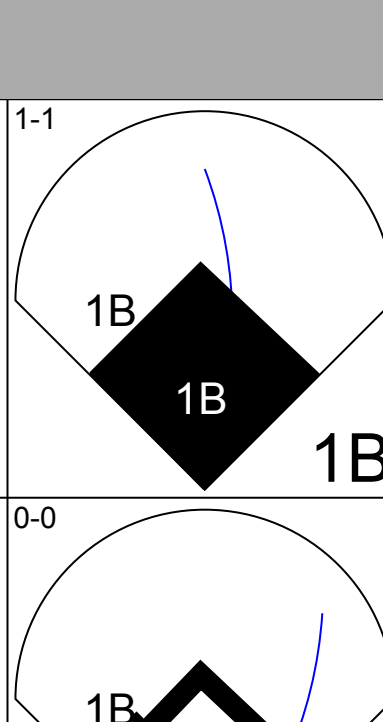
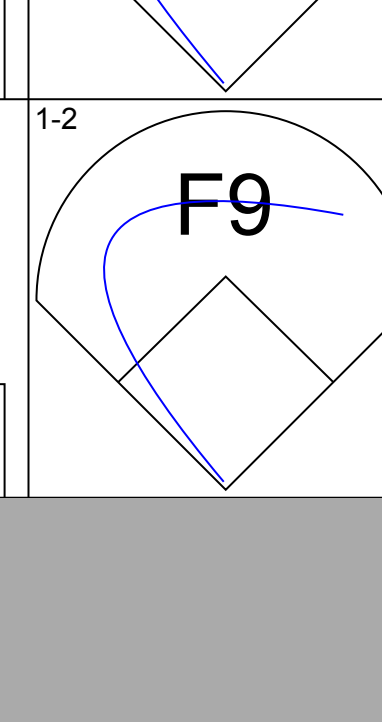
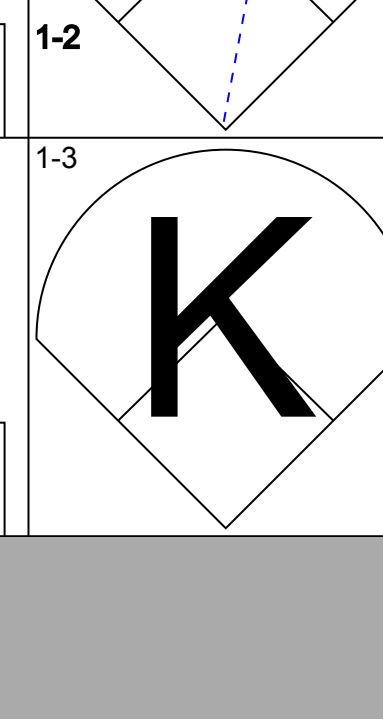
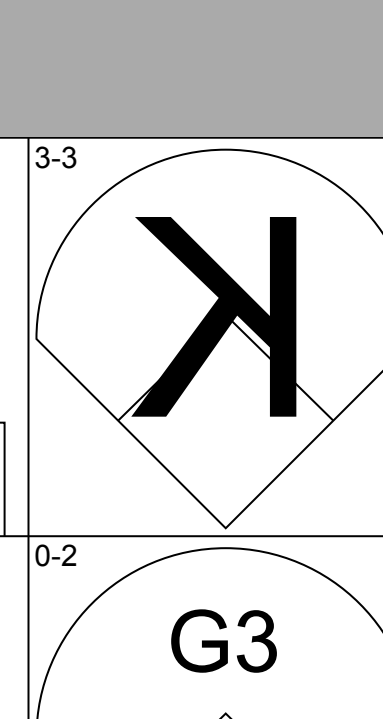
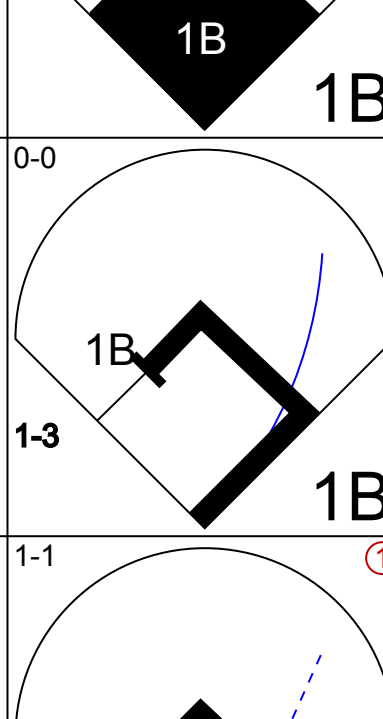
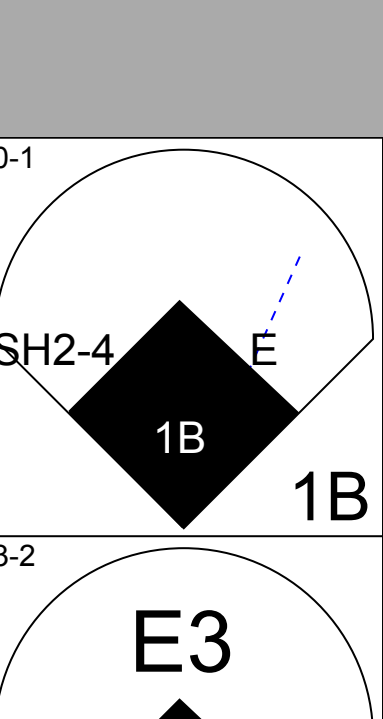
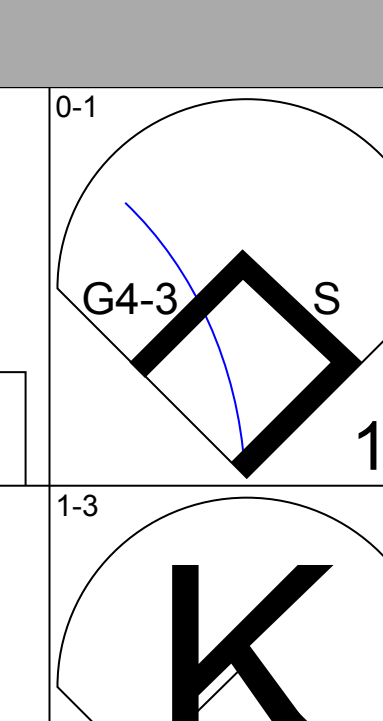
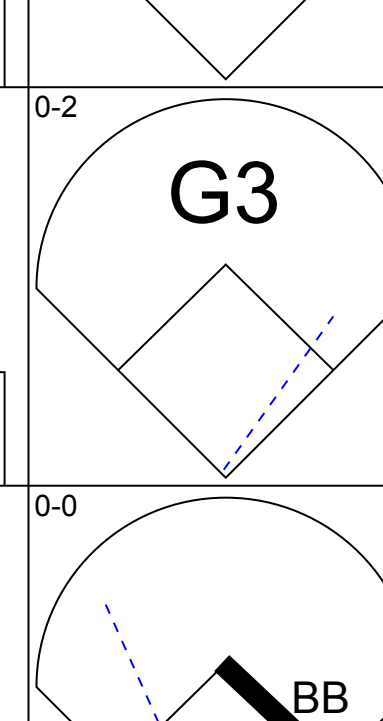
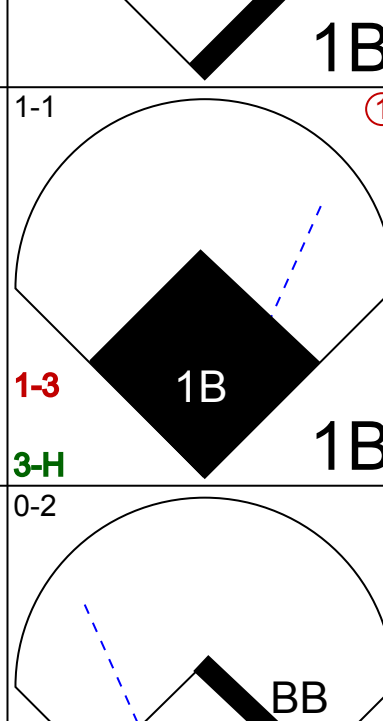
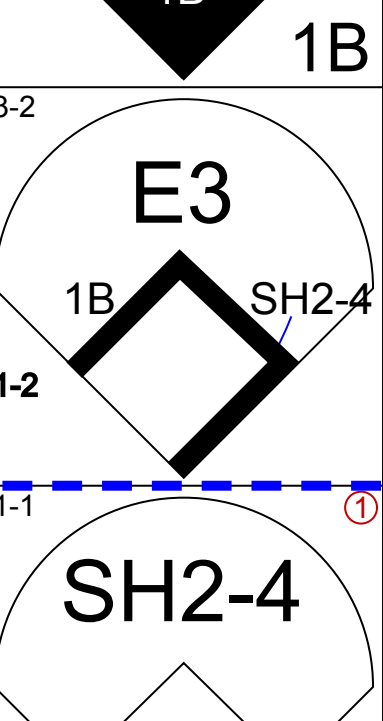
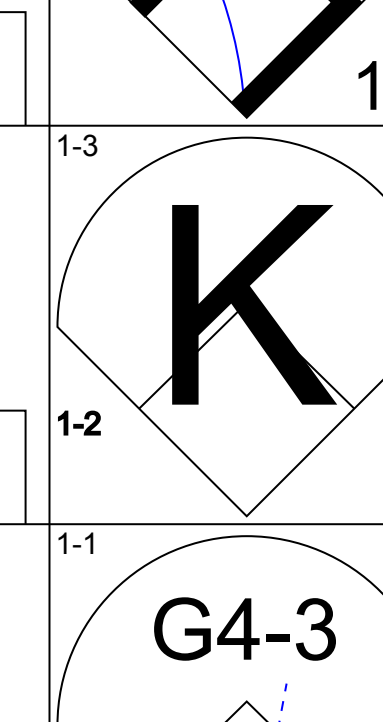
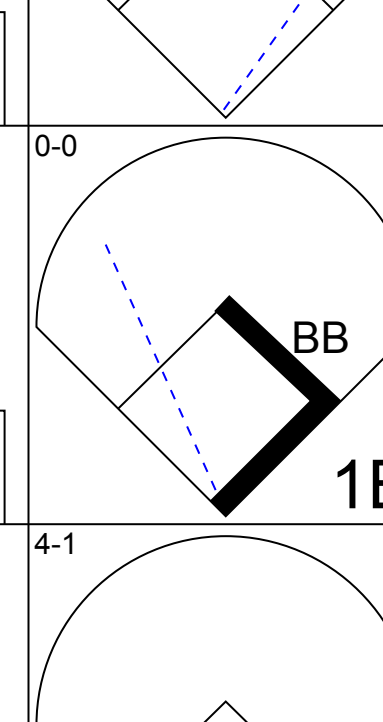
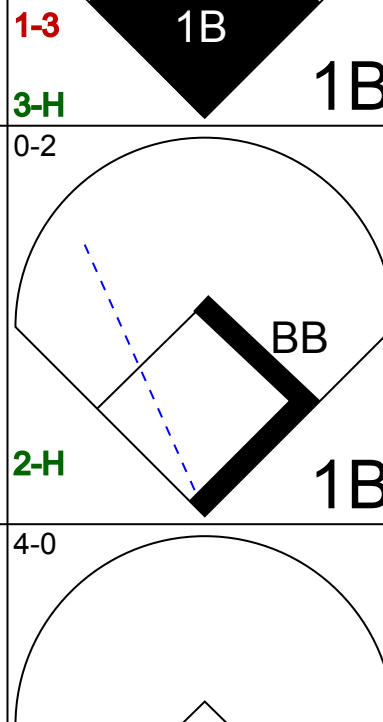
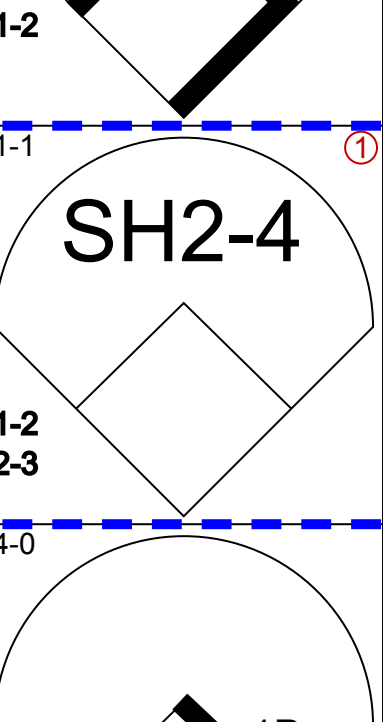
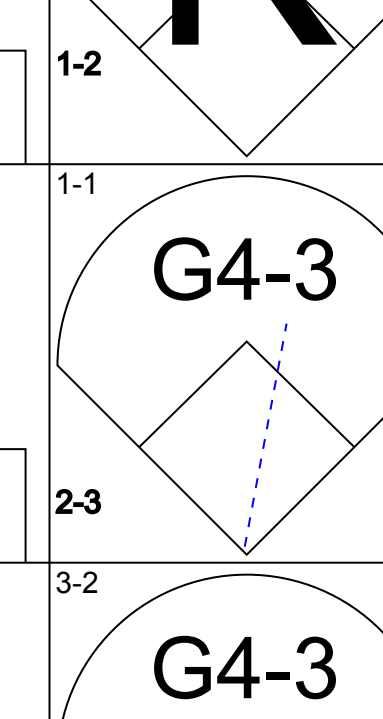
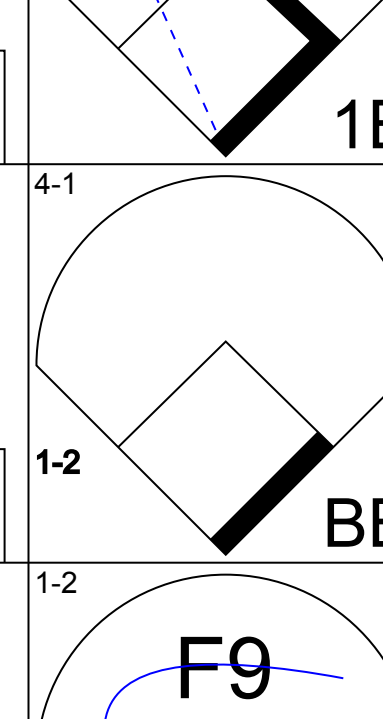
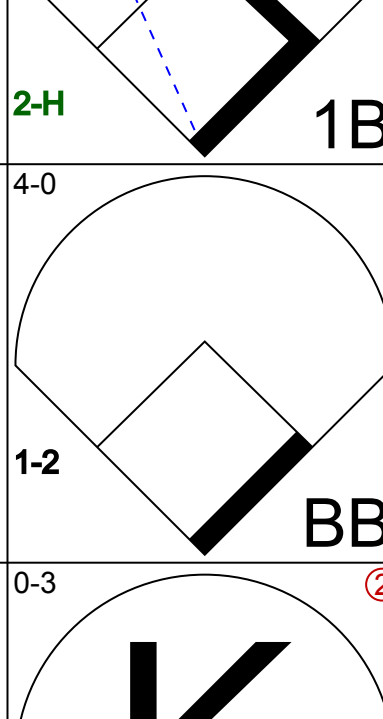
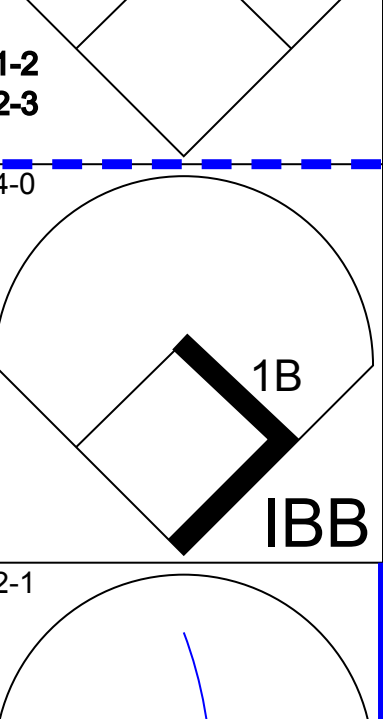
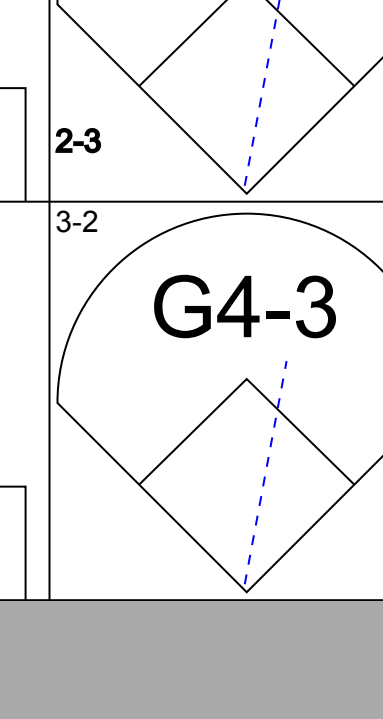
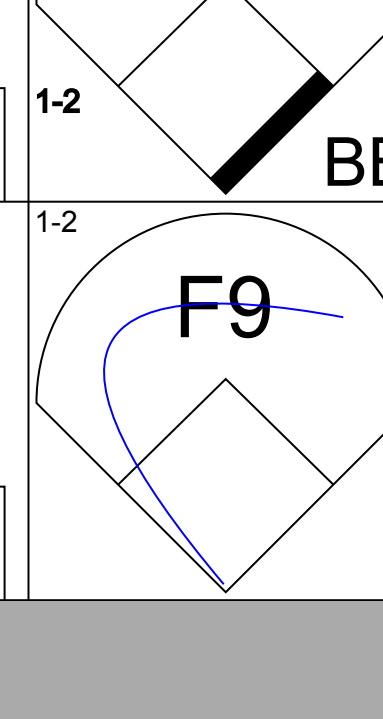
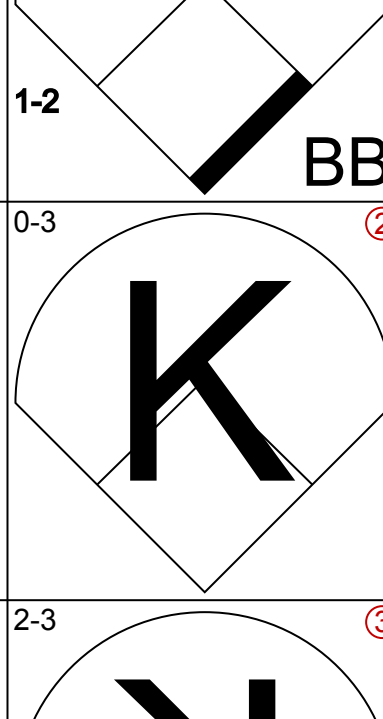
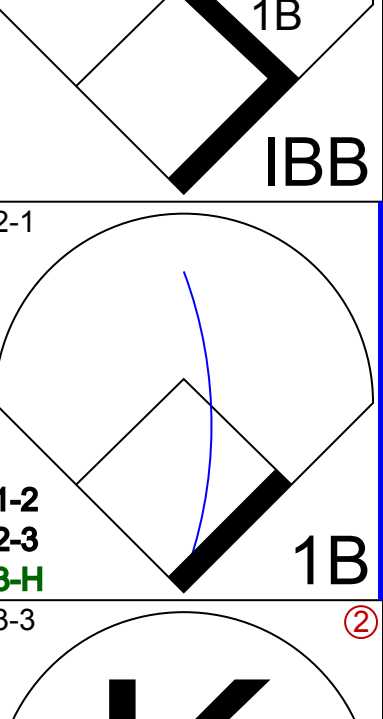
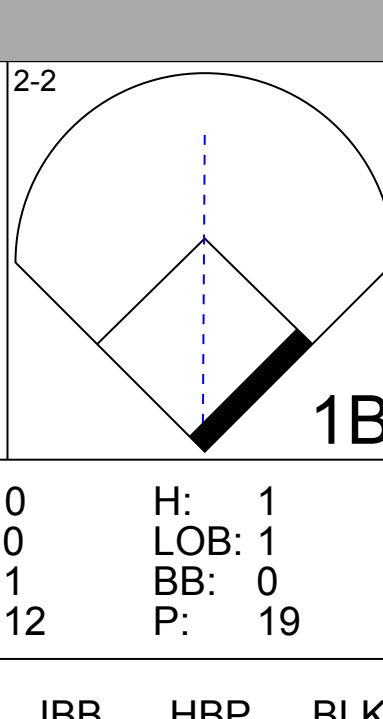
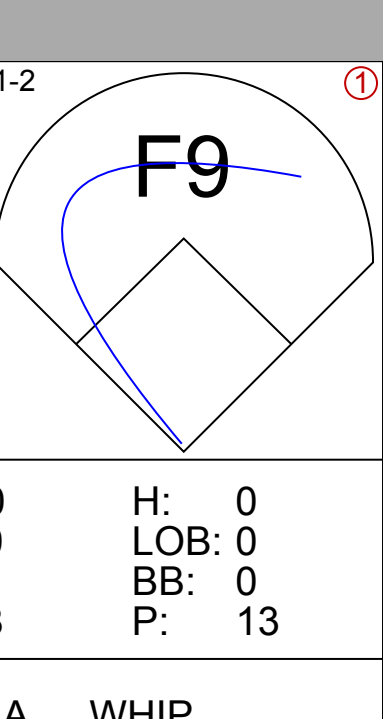
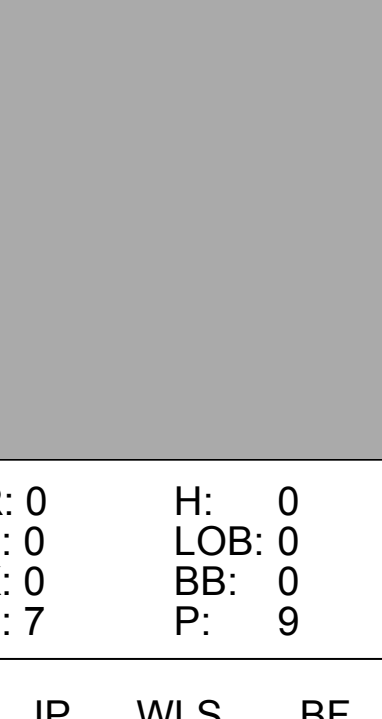
Batter	1	2	3	4	5	6	7	8	9	AB	R	H	RBI	BB	SO	LOB	BOTTOM										
51 Ichiro Suzuki, L (1,9) OBP: 0.365, SLG: 0.441 John Mabry, L (8,9) OBP: 0.333, SLG: 0.371	4-0 E G5-3 BB	1-1 F9		2-2 G3	4-2 E WP BB		2-1 F7			3	2	0	0	2	0	3											
Mike Cameron, R (1,8) OBP: 0.346, SLG: 0.449	4-2 G5-3 E BB		1-1 CS 1B		1-2 F8 E5 WP BB		1-2 L4			4	1	1	0	1	0	1											
Edgar Martinez, R (1,10) OBP: 0.413, SLG: 0.516 Mark McLemore, S (7,PH) OBP: 0.314, SLG: 0.321	2-2 P3 1-2 2-3		2-1 P3		2-2 2B 1B BB		4-2 BB			3	2	1	0	1	0	3											
Bret Boone, R (1,4) OBP: 0.359, SLG: 0.548 16 Willie Bloomquist, R (7,4) OBP: 0.316, SLG: 0.316	2-1 G5-3 2-3 3-H		2-0 F9		1-2 P2 1B BB		1-0 F9			4	1	1	2	0	0	3											
Carlos Guillen, S (1,5) OBP: 0.359, SLG: 0.399 Jeff Cirillo, R (8,5) OBP: 0.281, SLG: 0.271	0-0 L5			1-2 F8	1-2 2B 1B BB		3-2 F7			4	1	2	3	0	0	1											
John Olerud, L (1,3) OBP: 0.375, SLG: 0.394				3-1 1B 2B	1-2 1B 2B BB		1-2 L6 1B			4	2	2	0	1	0	1											
Randy Winn, S (1,7) OBP: 0.339, SLG: 0.408	2-1 PB E 1B			1-1 G3 1B	4-0 1B 2B BB	0-0 L8		2-1 1B		4	2	3	0	1	0	0											
Rey Sanchez, R (1,6) OBP: 0.294, SLG: 0.285	1-0 F7 1-2			1-0 G3 1B	3-1 2B 1B	1-1 G4-3		0-0 L6		5	1	2	3	0	0	3											
Ben Davis, S (1,2) OBP: 0.301, SLG: 0.394	0-2 E1 2-H			2-0 G3	2-0 1B 2B	1-2 G4-3				4	1	1	2	0	0	2											
Inning Stats	R: 1 E: 1 K: 0 S: 10	H: 0 LOB: 1 BB: 2 P: 22	R: 1 E: 1 K: 0 S: 9	H: 1 LOB: 1 BB: 0 P: 15	R: 0 E: 0 K: 0 S: 5	H: 1 LOB: 0 BB: 0 P: 10	R: 1 E: 0 K: 0 S: 12	H: 3 LOB: 2 BB: 0 P: 22	R: 10 E: 1 K: 0 S: 32	H: 6 LOB: 1 BB: 4 P: 63	R: 0 E: 0 K: 0 S: 6	H: 0 LOB: 0 BB: 0 P: 8	R: 0 E: 0 K: 0 S: 8	H: 0 LOB: 1 BB: 1 P: 16	R: 0 E: 0 K: 0 S: 10	H: 2 LOB: 1 BB: 0 P: 16	1B: 8 2B: 6 3B: 0 HR: 0	SF: 0 SAC: 0 DP: 1 HBP: 0	WP: 1 PB: 1 SB: 0 CS: 1	PA: 44							
PITCHER	IP	WLS	BF	H	R	ER	SO	BB	IBB	HBP	BLK	WP	HR	S	P	ERA	WHIP										
Daman Moss, L (1,1) ERA: 4.62	4.2	L	25	7	7	5	0	4	0	0	0	0	0	47	95	9.64	2.357										
Rick Bauer, R (5,1) ERA: 4.81	0.1		8	4	6	1	0	2	0	0	0	1	0	21	37	27.00	18.000										
Hector Carrasco, R (6,1) ERA: 4.23	1.0		3	0	0	0	0	0	0	0	0	0	0	6	8	0.00	0.000										
Kerry Ligtenberg, R (7,1) ERA: 3.19	1.0		4	0	0	0	0	1	0	0	0	0	0	8	16	0.00	1.000										
Buddy Groom, L (8,1) ERA: 5.78	1.0		4	2	0	0	0	0	0	0	0	0	0	10	16	0.00	2.000										

Baltimore Orioles @ Seattle Mariners
Safeco Field, Seattle, WA
Sat Aug 30 2003, 1:05 PM PDT
Att: 45,618 - Sunny - 72 F

AB 37
R 13
H 13
RBI 10
BB 7
SO 0
LOB 18



Batter	1	2	3	4	5	6	7	8	9	AB	R	H	RBI	BB	SO	LOB	TOP					
1 Brian Roberts, S OBP: 0.337, SLG: 0.367 (1, 4)										4	0	1	0	0	2	2	Baltimore Orioles @ Seattle Mariners Safeco Field, Seattle, WA Sun Aug 31 2003, 1:05 PM PDT Att: 45,760 - Cloudy - 71 F					
Deivi Cruz, R OBP: 0.275, SLG: 0.396 (1, 10)										4	0	0	0	0	1	3						
Luis Matos, R OBP: 0.355, SLG: 0.465 (1, 8)										3	0	0	0	1	0	0						
Jeff Conine, R OBP: 0.338, SLG: 0.460 (1, 3)										4	0	1	0	0	0	2						
31 Jay Gibbons, L OBP: 0.340, SLG: 0.480 (1, 9)										4	0	0	0	0	1	1						
Tony Batista, R OBP: 0.276, SLG: 0.405 (1, 5)										3	0	0	0	0	1	1						
Brook Fordyce, R OBP: 0.317, SLG: 0.400 (1, 2)										3	0	0	0	0	0	0						
Larry Bigbie, L OBP: 0.353, SLG: 0.457 (1, 7)										3	0	2	0	0	0	0						
Jose Morban, S OBP: 0.237, SLG: 0.291 (1, 6)										2	0	1	0	0	0	1						
Inning Stats	R: 0 E: 0 K: 1 S: 7	H: 0 LOB: 0 BB: 0 P: 10	R: 0 E: 0 K: 1 S: 8	H: 0 LOB: 0 BB: 0 P: 14	R: 0 E: 1 K: 0 S: 13	H: 1 LOB: 1 BB: 0 P: 22	R: 0 E: 0 K: 0 S: 8	H: 0 LOB: 0 BB: 1 P: 13	R: 0 E: 0 K: 1 S: 9	H: 0 LOB: 0 BB: 0 P: 15	R: 0 E: 0 K: 1 S: 8	H: 1 LOB: 1 BB: 0 P: 14	R: 0 E: 0 K: 0 S: 10	H: 1 LOB: 1 BB: 0 P: 15	R: 0 E: 0 K: 1 S: 14	H: 2 LOB: 2 BB: 0 P: 20	R: 0 E: 1 K: 0 S: 8	H: 0 LOB: 0 BB: 0 P: 12	1B: 5 2B: 0 3B: 0 HR: 0	SF: 0 SAC: 1 DP: 1 HBP: 0	WP: 0 PB: 0 SB: 0 CS: 1	PA: 32
PITCHER	IP	WLS	BF	H	R	ER	SO	BB	IBB	HBP	BLK	WP	HR	S	P	ERA	WHIP					
Jamie Moyer, L ERA: 3.55 (1, 1)	7.2	W	28	5	0	0	4	1	0	0	0	0	0	73	118	0.00	0.783					
Amando Benitez, R ERA: 2.75 (8, 1)	0.1	H	1	0	0	0	1	0	0	0	0	0	0	4	5	0.00	0.000					
Shigetoshi Hasegawa, R ERA: 0.87 (9, 1)	1.0	S	3	0	0	0	0	0	0	0	0	0	0	8	12	0.00	0.000					

Batter	1	2	3	4	5	6	7	8	9	AB	R	H	RBI	BB	SO	LOB	BOTTOM				
51 Ichiro Suzuki, L OBP: 0.362, SLG: 0.438 (1, 9)										5	0	0	0	0	1	4	Baltimore Orioles @ Seattle Mariners Safeco Field, Seattle, WA Sun Aug 31 2003, 1:05 PM PDT Att: 45,760 - Cloudy - 71 F				
Rey Sanchez, R OBP: 0.294, SLG: 0.285 (1, 6)										4	0	1	0	0	1	1					
Edgar Martinez, R OBP: 0.412, SLG: 0.513 (1, 10)										4	1	1	0	0	1	2					
Bret Boone, R OBP: 0.360, SLG: 0.547 (1, 4)										4	1	2	0	0	2	1					
Carlos Guillen, S OBP: 0.360, SLG: 0.401 (1, 5)										4	1	2	1	0	0	1					
John Olerud, L OBP: 0.376, SLG: 0.396 (1, 3)										3	0	2	1	0	1	1					
Mike Cameron, R OBP: 0.350, SLG: 0.448 (1, 8)										1	0	0	0	3	0	1					
Mark McLemore, S OBP: 0.313, SLG: 0.320 Randy Winn, S OBP: 0.339, SLG: 0.408 (1, 7) (9, 7)										4	0	1	1	0	1	5					
Dan Wilson, R OBP: 0.291, SLG: 0.357 (1, 2)										4	0	1	0	0	2	5					
Inning Stats	R: 0 E: 0 K: 2 S: 13	H: 1 LOB: 1 BB: 0 P: 19	R: 0 E: 0 K: 1 S: 11	H: 1 LOB: 1 BB: 0 P: 16	R: 0 E: 0 K: 1 S: 12	H: 1 LOB: 1 BB: 0 P: 19	R: 0 E: 0 K: 1 S: 11	H: 1 LOB: 2 BB: 1 P: 19	R: 0 E: 0 K: 2 S: 14	H: 4 LOB: 2 BB: 1 P: 22	R: 0 E: 0 K: 0 S: 7	H: 0 LOB: 0 BB: 0 P: 9	R: 1 E: 1 K: 1 S: 14	H: 2 LOB: 3 BB: 1 P: 28	R: 0 E: 0 K: 0 S: 8	H: 0 LOB: 0 BB: 0 P: 12	1B: 10 2B: 0 3B: 0 HR: 0	SF: 0 SAC: 1 DP: 0 HBP: 0	WP: 0 PB: 0 SB: 1 CS: 0	PA: 37	
PITCHER	IP	WLS	BF	H	R	ER	SO	BB	IBB	HBP	BLK	WP	HR	S	P	ERA	WHIP				
Jason Johnson, R ERA: 3.69 (1, 1)	6.0	L	27	8	2	2	8	2	0	0	0	0	0	69	108	3.00	1.667				
Hector Carrasco, R ERA: 4.4 (7, 1)	1.0		5	1	1	1	0	0	0	0	0	0	0	12	17	9.00	1.000				
Buddy Groom, L ERA: 5.73 (8, 1)	0.1		1	0	0	0	0	0	0	0	0	0	0	2	3	0.00	0.000				
Kerry Ligtenberg, R ERA: 3.17 (8, 1)	0.1		3	1	0	0	1	0	1	0	0	0	0	5	14	0.00	3.000				
B.J. Ryan, L ERA: 4.06 (8, 1)	0.1		1	0	0	0	0	0	0	0	0	0	0	2	3	0.00	0.000				

Batter	1	2	3	4	5	6	7	8	9	AB	R	H	RBI	BB	SO	LOB	TOP				
51 Ichiro Suzuki, L (1, 9) OBP: 0.397, SLG: 0.434	F8		F8			F7			L6	4	0	0	0	0	0	2					
Randy Winn, S (1, 7) OBP: 0.340, SLG: 0.406	G4-3			K		G6-4-3 BB			F7	3	0	0	0	1	1	0					
Edgar Martinez, R (1, 10) OBP: 0.410, SLG: 0.507 Jamal Strong, R (9, PH)	K			F9		G6-4-3 1-2			G5-3	3	0	0	0	0	1	2					
Bret Boone, R (1, 4) OBP: 0.362, SLG: 0.548		K		K					F8	3	0	0	0	0	2	0					
Carlos Guillen, S (1, 5) OBP: 0.363, SLG: 0.403		F8				F7			F7	3	0	0	0	0	0	0					
Mike Cameron, R (1, 8) OBP: 0.351, SLG: 0.446		K				FC5-4 BB			K	2	0	0	0	1	2	0					
John Mabry, L (1, 3) OBP: 0.336, SLG: 0.372			G3			F7			P6	3	0	0	0	0	0	1					
Rey Sanchez, R (1, 6) OBP: 0.301, SLG: 0.291						FC5-4 1-2			G6-3	3	0	1	0	0	0	1					
Dan Wilson, R (1, 2) OBP: 0.291, SLG: 0.357				K					F8	3	0	1	0	0	1	1					
Inning Stats	R: 0 H: 0 E: 0 K: 1 S: 7	H: 0 LOB: 0 BB: 0 P: 12	R: 0 H: 0 E: 0 K: 2 S: 9	H: 0 LOB: 0 BB: 0 P: 11	R: 0 H: 1 E: 0 K: 1 S: 12	LOB: 1 BB: 0 P: 15	R: 0 H: 0 E: 0 K: 2 S: 7	H: 0 LOB: 0 BB: 0 P: 8	R: 0 H: 0 E: 0 K: 0 S: 6	H: 0 LOB: 1 BB: 1 P: 13	R: 0 H: 1 E: 0 K: 1 S: 6	H: 0 LOB: 0 BB: 0 P: 11	R: 0 H: 0 E: 0 K: 1 S: 7	H: 0 LOB: 0 BB: 0 P: 11	R: 0 H: 0 E: 0 K: 0 S: 9	H: 0 LOB: 0 BB: 0 P: 13	R: 0 H: 0 E: 0 K: 0 S: 5	H: 0 LOB: 0 BB: 0 P: 6	1B: 2 2B: 0 3B: 0 HR: 0	SF: 0 SAC: 0 DP: 1 HBP: 0	WP: 0 PA: 30 CS: 0
PITCHER Doug Waechter, R (1, 1) ERA:	IP: 9.0 WLS: W BF: 30	H: 2 R: 0 ER: 0 SO: 7	BB: 2 IBB: 0 HBP: 0 BLK: 0	WP: 0 HR: 0 S: 68 P: 100	ERA: 0.00 WHIP: 0.444	PITCHER	IP: 9.0 WLS: W BF: 30	H: 2 R: 0 ER: 0 SO: 7	BB: 2 IBB: 0 HBP: 0 BLK: 0	WP: 0 HR: 0 S: 68 P: 100	ERA: 0.00 WHIP: 0.444	PITCHER	IP: 9.0 WLS: W BF: 30	H: 2 R: 0 ER: 0 SO: 7	BB: 2 IBB: 0 HBP: 0 BLK: 0	WP: 0 HR: 0 S: 68 P: 100	ERA: 0.00 WHIP: 0.444	1B: 2 2B: 0 3B: 0 HR: 0	SF: 0 SAC: 0 DP: 1 HBP: 0	WP: 0 PA: 30 CS: 0	

Seattle Mariners @ Tampa Bay Devil Rays
Tropicana Field, St. Petersburg, FL
Wed Sep 03 2003, 7:15 PM EDT
Att. 8,696 - Dome - 72 F

AB 28
R 0
H 2
RBI 0
BB 2
SO 7
LOB 7



Batter	1	2	3	4	5	6	7	8	9	AB	R	H	RBI	BB	SO	LOB	BOTTOM			
13 Carl Crawford, L (1, 7) OBP: 0.311, SLG: 0.362	K 5 HBP		HR 1B			2B 3B				4	3	3	0	0	1	0				
5 Rocco Baldelli, R (1, 8) OBP: 0.329, SLG: 0.429	2B SF7 HBP		HR 1B			K			1B	3	2	2	1	0	1	1				
Aubrey Huff, L (1, 9) OBP: 0.372, SLG: 0.561	2B		HR			2B IBB			1B	3	1	3	4	1	0	0				
Travis Lee, L (1, 3) OBP: 0.354, SLG: 0.465	SF7		K			2B			1B	3	0	2	2	0	1	0				
Pete Laforest, L (1, 10) OBP: 0.200, SLG: 0.200	K		G3-1			G4-3			G6-4-3	4	0	0	0	0	1	4				
Julio Lugo, R (1, 6) OBP: 0.322, SLG: 0.391		1B	K			K			G5-3	4	0	1	0	0	2	2				
Marlon Anderson, L (1, 4) OBP: 0.326, SLG: 0.372		F7		G3		G3-1			P5	4	0	0	0	0	0	1				
Toby Hall, R (1, 2) OBP: 0.299, SLG: 0.381	P3		K			13 5 1B HBP			P6	3	1	0	0	0	1	1				
Damian Rolls, R (1, 5) OBP: 0.297, SLG: 0.389	K		L5			K			K	4	0	0	0	0	3	2				
Inning Stats	R: 1 H: 1 E: 0 K: 2 S: 12	H: 1 LOB: 1 BB: 0 P: 19	R: 0 H: 1 E: 0 K: 1 S: 6	H: 1 LOB: 0 BB: 0 P: 6	R: 3 H: 3 E: 0 K: 2 S: 13	H: 3 LOB: 0 BB: 0 P: 19	R: 0 H: 0 E: 0 K: 1 S: 6	H: 0 LOB: 0 BB: 0 P: 10	R: 1 H: 2 E: 0 K: 2 S: 13	H: 2 LOB: 2 BB: 1 P: 22	R: 2 H: 3 E: 0 K: 1 S: 15	H: 3 LOB: 1 BB: 0 P: 21	R: 0 H: 1 E: 0 K: 0 S: 8	H: 1 LOB: 0 BB: 0 P: 14	R: 0 H: 0 E: 0 K: 1 S: 7	H: 0 LOB: 0 BB: 0 P: 8	1B: 7 2B: 2 3B: 1 HR: 1	SF: 1 SAC: 0 DP: 1 HBP: 2	WP: 1 PA: 36 CS: 0	
PITCHER Freddy Garcia, R (1, 1) ERA: 5.11 Brian Sweeney, R (6, 1) ERA: 3.39 Aaron Loper, R (8, 1) ERA: 6.23	IP: 5.0 WLS: L BF: 24	H: 5 R: 5 ER: 5 SO: 8	BB: 0 IBB: 1 HBP: 1 BLK: 0	WP: 1 HR: 1 S: 50 P: 76	ERA: 9.00 WHIP: 1.400	PITCHER	IP: 2.0 WLS: 9 BF: 4	H: 2 R: 2 ER: 2 SO: 1	BB: 0 IBB: 0 HBP: 1 BLK: 0	WP: 0 HR: 0 S: 23 P: 35	ERA: 9.00 WHIP: 2.000	PITCHER	IP: 1.0 WLS: 3 BF: 0	H: 0 R: 0 ER: 0 SO: 1	BB: 0 IBB: 0 HBP: 0 BLK: 0	WP: 0 HR: 0 S: 7 P: 8	ERA: 0.00 WHIP: 0.000	1B: 7 2B: 2 3B: 1 HR: 1	SF: 1 SAC: 0 DP: 1 HBP: 2	WP: 1 PA: 36 CS: 0

Seattle Mariners @ Tampa Bay Devil Rays
Tropicana Field, St. Petersburg, FL
Wed Sep 03 2003, 7:15 PM EDT
Att. 8,696 - Dome - 72 F

AB 32
R 7
H 11
RBI 7
BB 1
SO 10
LOB 11



Batter	1	2	3	4	5	6	7	8	9	AB	R	H	RBI	BB	SO	LOB	TOP			
Mike Cameron, R (1, 8) OBP: 0.348, SLG: 0.443	1-3 K		3-2 P3			2-0 F9		0-1 F8		4	0	0	0	0	1	2				
Rey Sanchez, R (1, 6) OBP: 0.301, SLG: 0.294	1-0 F9			3-2 G6-3 2B		0-3 K		1-2 F7		4	0	1	0	0	1	2				
Carlos Guillen, S (1, 5) OBP: 0.359, SLG: 0.398	1-2 G3			0-0 F8		1-1 F7			1-2 F7	4	0	0	0	0	0	1				
Edgar Martinez, R (1, 10) OBP: 0.409, SLG: 0.505 Jamal Strong, R (9, PR)		1-2 F9		1-2 G6-3			0-1 G5-3		2-2 1B	4	0	1	0	0	0	1				
Bret Boone, R (1, 4) OBP: 0.359, SLG: 0.544		0-1 G1-3		2-3 K		1-3 K		3-3 K		4	0	0	0	0	3	2				
John Olerud, L (1, 3) OBP: 0.373, SLG: 0.392		0-2 1B			2-0 L7		1-2 F8		3-1 L3	4	0	1	0	0	0	1				
Randy Winn, S (1, 9) OBP: 0.340, SLG: 0.407		0-1 G4-3			0-1 L6			0-1 F8 2B		3	0	1	0	0	0	1				
Mark McLemore, S (1, 7) OBP: 0.317, SLG: 0.319			1-0 F8		4-1 BB			4-1 BB		1	0	0	0	2	0	0				
Dan Wilson, R (1, 2) OBP: 0.288, SLG: 0.353			2-2 G6-3		0-0 G5-3			0-3 K		3	0	0	0	0	1	3				
Inning Stats	R: 0 E: 0 K: 1 S: 10	H: 0 LOB: 0 BB: 0 P: 13	R: 0 E: 0 K: 0 S: 11	H: 1 LOB: 1 BB: 0 P: 12	R: 0 E: 0 K: 0 S: 7	H: 0 LOB: 0 BB: 0 P: 13	R: 0 E: 0 K: 1 S: 11	H: 1 LOB: 1 BB: 0 P: 17	R: 0 E: 0 K: 0 S: 5	H: 0 LOB: 1 BB: 1 P: 11	R: 0 E: 0 K: 1 S: 8	H: 0 LOB: 0 BB: 0 P: 10	R: 0 E: 0 K: 1 S: 12	H: 1 LOB: 2 BB: 0 P: 16	R: 0 E: 0 K: 1 S: 13	H: 1 LOB: 1 BB: 0 P: 22	1B: 2 2B: 2 3B: 0 HR: 0	SF: 0 SAC: 0 DP: 0 HBP: 0	WP: 0 PB: 0 CS: 0	PA: 33
PITCHER Jorge Sosa, R (1, 1) ERA: 4.13	IP: 9.0 WLS: W BF: 33 H: 4 R: 0 ER: 0 SO: 6 BB: 2 IBB: 0 HBP: 0 BLK: 0 WP: 0 HR: 0 S: 83 P: 123 ERA: 0.00 WHIP: 0.667															PITCHER				

Seattle Mariners @ Tampa Bay Devil Rays
Tropicana Field, St. Petersburg, FL
Thu Sep 04 2003, 7:15 PM EDT
Att. 8,486 - Dome - 72 F

AB	31
R	0
H	4
RBI	0
BB	2
SO	6
LOB	13



Batter	1	2	3	4	5	6	7	8	9	AB	R	H	RBI	BB	SO	LOB	BOTTOM			
13 Carl Crawford, L (1, 7) OBP: 0.311, SLG: 0.361	1-1 F8	0-0 P6			1-0 1B			0-2 P4		4	0	1	0	0	0	1				
5 Rocco Baldelli, R (1, 8) OBP: 0.329, SLG: 0.428	1-1 1B		1-2 G6-3		0-0 G4-3			0-0 F9		4	0	1	0	0	0	1				
Aubrey Huff, L (1, 9) OBP: 0.372, SLG: 0.560	0-3 K		2-1 1B			0-0 P6				3	0	1	0	0	1	1				
Travis Lee, L (1, 3) OBP: 0.353, SLG: 0.464	1-1 SAFE		2-3 K			3-3 K				3	0	1	0	0	2	0				
Pete Laforest, L (1, 10) OBP: 0.154, SLG: 0.154	1-0 F8			3-2 G4-3		1-2 P3				3	0	0	0	0	2					
Julio Lugo, R (1, 6) OBP: 0.322, SLG: 0.391		0-0 G6-3 1B		0-2 F9			0-2 L5			3	0	1	0	0	0	0				
Marlon Anderson, L (1, 4) OBP: 0.324, SLG: 0.369		1-2 SAFE SAFE SAFE SAFE G6-3		2-2 F7			0-1 B1-3			3	0	0	0	0	0	1				
Toby Hall, R (1, 2) OBP: 0.299, SLG: 0.379		1-0 2B HBP			0-2 F9		3-3 K			2	1	0	0	0	1	0				
Damian Rolls, R (1, 5) OBP: 0.298, SLG: 0.392		3-2 1-H 2B			3-3 K			2-1 P6		3	0	1	1	0	1	0				
Inning Stats	R: 0 E: 0 K: 1 S: 10	H: 2 LOB: 2 BB: 0 P: 14	R: 1 E: 0 K: 0 S: 8	H: 2 LOB: 1 BB: 0 P: 13	R: 0 E: 0 K: 1 S: 9	H: 1 LOB: 0 BB: 0 P: 14	R: 0 E: 0 K: 0 S: 10	H: 0 LOB: 0 BB: 0 P: 15	R: 0 E: 0 K: 1 S: 10	H: 1 LOB: 1 BB: 0 P: 14	R: 0 E: 0 K: 1 S: 8	H: 0 LOB: 0 BB: 0 P: 12	R: 0 E: 0 K: 1 S: 11	H: 0 LOB: 0 BB: 0 P: 14	R: 0 E: 0 K: 0 S: 6	H: 0 LOB: 0 BB: 0 P: 8	1B: 5 2B: 1 3B: 0 HR: 0	SF: 0 SAC: 0 DP: 1 HBP: 1	WP: 0 PB: 0 CS: 0	PA: 29
PITCHER Ryan Franklin, R (1, 1) ERA: 3.74	IP: 8.0 WLS: L BF: 29 H: 6 R: 1 ER: 1 SO: 5 BB: 0 IBB: 0 HBP: 1 BLK: 0 WP: 0 HR: 0 S: 72 P: 104 ERA: 1.12 WHIP: 0.750															PITCHER				

Seattle Mariners @ Tampa Bay Devil Rays
Tropicana Field, St. Petersburg, FL
Thu Sep 04 2003, 7:15 PM EDT
Att. 8,486 - Dome - 72 F


AB	28
R	1
H	6
RBI	1
BB	0
SO	5
LOB	6



Batter	1	2	3	4	5	6	7	8	9	10	AB	R	H	RBI	BB	SO	LOB	TOP										
10 Michael Young, R OBP: 0.335, SLG: 0.449	K		G6-3					F7	G1-3		5	0	1	0	0	1	0											
9 Hank Blalock, L OBP: 0.366, SLG: 0.532	F7							HR		F9	5	1	2	0	0	0	2											
Alex Rodriguez, R OBP: 0.402, SLG: 0.603	G6-3			L9				HR		1B	3	2	1	0	2	0	1											
Rafael Palmeiro, L OBP: 0.356, SLG: 0.507		F8									5	1	2	3	0	0	2											
Marcus Thames, R OBP: 0.298, SLG: 0.274			P6					G4-6-3			0	0	0	0	0	0	0											
23 Mark Teixeira, S OBP: 0.351, SLG: 0.474		L8									5	0	2	1	0	0	1											
Laynce Nix, L OBP: 0.297, SLG: 0.463											4	0	1	0	1	0	3											
21 Jason Jones, S OBP: 0.330, SLG: 0.413											4	1	1	0	0	0	2											
Ryan Christenson, R OBP: 0.265, SLG: 0.262	F7										1	0	0	0	0	0	2											
15 Gerald Laird, R OBP: 0.500, SLG: 0.625			P4								4	0	1	1	0	0	0											
Jermaine Clark, L OBP: 0.352, SLG: 0.405											4	0	0	0	0	1	1											
Inning Stats	R: 0 E: 0 K: 1 S: 8	H: 0 LOB: 0 BB: 0 P: 13	R: 0 E: 0 K: 10 S: 10	H: 1 LOB: 1 BB: 0 P: 15	R: 0 E: 0 K: 6 S: 6	H: 0 LOB: 0 BB: 0 P: 10	R: 0 E: 0 K: 0 S: 8	H: 1 LOB: 1 BB: 0 P: 11	R: 1 E: 0 K: 0 S: 17	H: 3 LOB: 2 BB: 0 P: 30	R: 0 E: 0 K: 0 S: 8	H: 2 LOB: 1 BB: 0 P: 14	R: 0 E: 0 K: 0 S: 7	H: 0 LOB: 0 BB: 0 P: 10	R: 3 E: 0 K: 0 S: 13	H: 2 LOB: 1 BB: 2 P: 28	R: 0 E: 0 K: 1 S: 5	H: 0 LOB: 0 BB: 0 P: 6	R: 1 E: 0 K: 0 S: 10	H: 2 LOB: 2 BB: 1 P: 20	1B: 8 2B: 2 3B: 0 HR: 1	SF: 0 SAC: 0 DP: 1 HBP: 0	WP: 0 PA: 43					
PITCHER	IP	WLS	BF	H	R	ER	SO	BB	IBB	HBP	BLK	WP	HR	S	P	ERA	WHIP											
Ryan Franklin, R ERA: 3.64	7.1		28	7	1	1	1	0	0	0	0	0	0	2	3	1.23	0.955											
Arthur Rhodes, L ERA: 4.11	0.0		1	1	0	0	0	0	0	0	0	0	0	2	3	∞	∞											
Armando Benitez, R ERA: 2.96	0.1	B	4	1	3	0	0	2	0	0	0	0	0	1	6	18	81.00	9.000										
40 Julio Mateo, R ERA: 2.88	0.1		1	0	0	0	0	0	0	0	0	0	0	3	5	0.00	0.000											
Shigetoshi Hasegawa, R ERA: 1.19	2.0	L	9	2	1	1	1	1	0	0	0	0	0	15	26	4.50	1.500											

Texas Rangers @ Seattle Mariners
Safeco Field, Seattle, WA
Tue Sep 09 2003, 7:05 PM PDT
Att: 37,707 - Cloudy - 66 F

AB	40
R	5
H	11
RBI	5
BB	3
SO	2
LOB	14



Batter	1	2	3	4	5	6	7	8	9	10	AB	R	H	RBI	BB	SO	LOB	BOTTOM									
51 Ichiro Suzuki, L OBP: 0.355, SLG: 0.438	F9										5	1	2	0	0	0	0										
Carlos Guillen, S OBP: 0.355, SLG: 0.395	F9										5	0	1	2	0	2	1										
Bret Boone, R OBP: 0.357, SLG: 0.532	F9										5	1	1	0	0	1	1										
Edgar Martinez, R OBP: 0.411, SLG: 0.506		F8									2	1	1	2	2	0	0										
John Olerud, L OBP: 0.368, SLG: 0.384											4	0	0	0	0	0	3										
Mike Cameron, R OBP: 0.344, SLG: 0.435											4	0	0	0	0	0	1										
Randy Winn, S OBP: 0.340, SLG: 0.414											4	0	1	0	0	0	0										
Rey Sanchez, R OBP: 0.298, SLG: 0.291											4	0	1	0	0	0	1										
Dan Wilson, R OBP: 0.285, SLG: 0.348											4	1	1	0	0	0	1										
Inning Stats	R: 0 E: 0 K: 0 S: 7	H: 0 LOB: 0 BB: 0 P: 11	R: 0 E: 0 K: 0 S: 7	H: 0 LOB: 0 BB: 0 P: 11	R: 2 E: 0 K: 0 S: 13	H: 3 LOB: 1 BB: 0 P: 18	R: 2 E: 0 K: 0 S: 14	H: 3 LOB: 1 BB: 0 P: 25	R: 0 E: 0 K: 1 S: 8	H: 0 LOB: 0 BB: 0 P: 11	R: 0 E: 0 K: 0 S: 8	H: 0 LOB: 1 BB: 1 P: 13	R: 0 E: 0 K: 0 S: 4	H: 0 LOB: 0 BB: 0 P: 5	R: 0 E: 0 K: 0 S: 7	H: 1 LOB: 2 BB: 1 P: 18	R: 0 E: 0 K: 0 S: 11	H: 1 LOB: 1 BB: 0 P: 16	R: 0 E: 0 K: 2 S: 10	H: 0 LOB: 0 BB: 0 P: 16	1B: 5 2B: 2 3B: 0 HR: 1	SF: 0 SAC: 0 DP: 0 HBP: 0	WP: 0 PA: 39				
PITCHER	IP	WLS	BF	H	R	ER	SO	BB	IBB	HBP	BLK	WP	HR	S	P	ERA	WHIP										
Tony Mounce, L ERA: 6.48	5.0		20	6	4	4	1	0	0	0	0	0	0	12	18	7.20	1.200										
56 Rogman Garcia, R ERA: 5.8	2.0		7	0	0	0	0	1	0	0	0	0	0	18	34	0.00	1.000										
32 Ron Mahay, L ERA: 1.38	2.0	W	9	2	0	0	0	0	1	0	0	0	0	10	16	0.00	0.000										
Francisco Cordero, R ERA: 3.0	1.0	S	3	0	0	0	2	0	0	0	0	0	0	10	16	0.00	0.000										

Texas Rangers @ Seattle Mariners
Safeco Field, Seattle, WA
Tue Sep 09 2003, 7:05 PM PDT
Att: 37,707 - Cloudy - 66 F


AB	37
R	4
H	8
RBI	4
BB	2
SO	3
LOB	8



Batter	1	2	3	4	5	6	7	8	9	AB	R	H	RBI	BB	SO	LOB	TOP			
10 Michael Young, R OBP: 0.334, SLG: 0.447	G6-3		BB			L9		FC5-4		3	0	0	0	1	0	1				
9 Hank Blalock, L OBP: 0.363, SLG: 0.527	F7		F7			K			G4-3	4	0	0	0	0	1	2				
Alex Rodriguez, R OBP: 0.401, SLG: 0.601	1B		FC5			L8			K	4	0	1	0	0	1	2				
Rafael Palmeiro, L OBP: 0.355, SLG: 0.511	P5				K				HR	4	1	1	1	0	1	1				
23 Mark Teixeira, S OBP: 0.329, SLG: 0.470					G6-3				K	4	0	0	0	0	2	0				
Shane Spencer, R OBP: 0.329, SLG: 0.402					K				K	3	0	0	0	0	2	0				
Laynce Nix, L OBP: 0.291, SLG: 0.453					G3-1				K	3	0	0	0	0	1	0				
21 Jason Jones, S OBP: 0.319, SLG: 0.397					G5-3				F7	3	0	0	0	0	0	0				
Todd Greene, R OBP: 0.247, SLG: 0.441					FC5 10 BB 1B				F9	3	0	2	0	0	0	0				
Inning Stats	R: 0 H: 1 E: 0 K: 0 S: 9	H: 1 LOB: 1 BB: 0 P: 14	R: 0 H: 0 E: 0 K: 2 S: 8	H: 0 LOB: 0 BB: 0 P: 12	R: 0 H: 1 E: 0 K: 0 S: 13	H: 2 LOB: 2 BB: 1 P: 23	R: 0 H: 0 E: 0 K: 2 S: 10	H: 0 LOB: 0 BB: 0 P: 15	R: 0 H: 0 E: 0 K: 1 S: 9	H: 0 LOB: 0 BB: 0 P: 13	R: 0 H: 0 E: 0 K: 0 S: 7	H: 0 LOB: 0 BB: 0 P: 9	R: 0 H: 1 E: 0 K: 1 S: 11	H: 1 LOB: 1 BB: 0 P: 18	R: 1 H: 1 E: 0 K: 2 S: 9	H: 1 LOB: 0 BB: 0 P: 14	1B: 3 2B: 0 3B: 0 HR: 1	SF: 0 SAC: 0 DP: 0 HBP: 0	WP: 0 PB: 0 SB: 0 CS: 0	PA: 32
PITCHER Joel Pineiro, R ERA: 3.74	IP: 9.0 WLS: W BF: 32 H: 4 R: 1 ER: 1 SO: 8 BB: 1 IBB: 0 HBP: 0 BLK: 0 WP: 0 HR: 1 S: 84 P: 129 ERA: 1.00 WHIP: 0.556																			

Texas Rangers @ Seattle Mariners
Safeco Field, Seattle, WA
Wed Sep 10 2003, 7:05 PM PDT
Att: 36,450 - Dome - 72 F


AB	31
R	1
H	4
RBI	1
BB	1
SO	8
LOB	6



Batter	1	2	3	4	5	6	7	8	9	AB	R	H	RBI	BB	SO	LOB	BOTTOM			
51 Ichiro Suzuki, L OBP: 0.355, SLG: 0.439	G4-3 G6-3 2B		G5-3			G4-3		G6-3		4	1	1	0	0	0	1				
Carlos Guillen, S OBP: 0.355, SLG: 0.394	G4-3				HR	G3-1				3	1	1	0	0	0	1				
Bret Boone, R OBP: 0.357, SLG: 0.536	G5-3				HR	G5-3				3	1	1	3	0	0	0				
Edgar Martinez, R OBP: 0.408, SLG: 0.502	G5-3				L7					3	0	0	0	0	0	0				
John Olerud, L OBP: 0.367, SLG: 0.383					F8					2	0	0	0	1	0	0				
Mike Cameron, R OBP: 0.344, SLG: 0.436	L8				K					3	0	1	0	0	1	1				
Randy Winn, S OBP: 0.338, SLG: 0.412	FC3-6 CS				P5					3	0	0	0	0	0	2				
Mark McLemore, S OBP: 0.316, SLG: 0.314	CS				F7					2	0	0	0	1	0	0				
Dan Wilson, R OBP: 0.282, SLG: 0.344					K					3	0	0	0	0	1	1				
Inning Stats	R: 1 H: 1 E: 0 K: 0 S: 8	H: 1 LOB: 0 BB: 0 P: 10	R: 0 H: 0 E: 0 K: 0 S: 8	H: 0 LOB: 1 BB: 1 P: 16	R: 0 H: 0 E: 0 K: 1 S: 9	H: 0 LOB: 0 BB: 0 P: 15	R: 2 H: 2 E: 0 K: 1 S: 17	H: 2 LOB: 0 BB: 0 P: 27	R: 0 H: 0 E: 0 K: 0 S: 4	H: 0 LOB: 0 BB: 0 P: 7	R: 0 H: 0 E: 0 K: 0 S: 8	H: 0 LOB: 0 BB: 0 P: 12	R: 0 H: 1 E: 0 K: 0 S: 11	H: 1 LOB: 1 BB: 0 P: 17	R: 0 H: 0 E: 0 K: 0 S: 8	H: 0 LOB: 0 BB: 1 P: 13	1B: 1 2B: 2 3B: 0 HR: 1	SF: 0 SAC: 0 DP: 0 HBP: 0	WP: 0 PB: 0 SB: 0 CS: 2	PA: 29
PITCHER John Thomson, R ERA: 4.95 Erasmio Ramirez, L ERA: 3.27	IP: 6.2 WLS: L BF: 24 H: 4 R: 3 ER: 3 SO: 2 BB: 1 IBB: 0 HBP: 0 BLK: 0 WP: 0 HR: 1 S: 63 P: 99 ERA: 4.05 WHIP: 0.750																			

Texas Rangers @ Seattle Mariners
Safeco Field, Seattle, WA
Wed Sep 10 2003, 7:05 PM PDT
Att: 36,450 - Dome - 72 F

AB	26
R	3
H	4
RBI	3
BB	2
SO	2
LOB	6



Batter	1	2	3	4	5	6	7	8	9	AB	R	H	RBI	BB	SO	LOB	TOP										
10 Michael Young, R OBP: 0.334, SLG: 0.446	2-1 9 1B SF8	1-1 FC5-4		3-2 F8			1-1 F8			4	1	1	0	0	0	1											
9 Hank Blalock, L OBP: 0.364, SLG: 0.531	1-1 23 FC1 SF8 1B	0-1 F7			0-0 SF8 3B		0-2 F8			4	1	2	0	0	0	1											
Alex Rodriguez, R OBP: 0.399, SLG: 0.599	1-2 SF8		1-3 K		0-0 SF8		0-0 F8			2	0	0	2	0	1	0											
Rafael Palmeiro, L OBP: 0.360, SLG: 0.512	4-0 23 FC1 IBB		2-2 BB 1B		3-H 4-1 23 WP BB			4-2 G4-6-3 BB		1	0	1	0	3	0	0											
23 Mark Teixeira, S OBP: 0.326, SLG: 0.466	2-2 FC1		1-0 P5		1-0 F8		2-2 K			4	0	0	0	0	1	5											
Shane Spencer, R OBP: 0.328, SLG: 0.398	1-2 2-3 P3		4-0 1-2 BB		0-1 F7		2-2 G4-6-3			3	0	0	0	1	0	5											
Laynce Nix, L OBP: 0.283, SLG: 0.441	0-3 K		1-0 F8		1-0 G4-3			2-3 K		4	0	0	0	0	2	5											
21 Jason Jones, S OBP: 0.305, SLG: 0.378		0-3 K		1-2 G5-3		2-2 G3		3-2 L9		4	0	0	0	0	1	0											
Einar Diaz, R OBP: 0.290, SLG: 0.337		0-0 10 FC5-4 1B		1-2 F9		1-1 G5-3		2-2 P6		4	0	1	0	0	0	0											
Inning Stats	R: 1 E: 0 K: 1 S: 16	H: 2 LOB: 3 BB: 1 P: 27	R: 0 E: 0 K: 1 S: 8	H: 1 LOB: 1 BB: 0 P: 9	R: 0 E: 0 K: 1 S: 9	H: 1 LOB: 2 BB: 1 P: 18	R: 0 E: 0 K: 0 S: 10	H: 0 LOB: 0 BB: 0 P: 15	R: 1 E: 0 K: 0 S: 6	H: 1 LOB: 1 BB: 1 P: 11	R: 0 E: 0 K: 0 S: 6	H: 0 LOB: 0 BB: 0 P: 10	R: 0 E: 0 K: 1 S: 10	H: 0 LOB: 0 BB: 0 P: 18	R: 0 E: 0 K: 1 S: 10	H: 0 LOB: 0 BB: 1 P: 17	1B: 4 2B: 0 3B: 1 HR: 0	SF: 2 SAC: 0 DP: 1 HBP: 0	WP: 1 PB: 0 SB: 0 CS: 0	PA: 36							
PITCHER	IP	WLS	BF	H	R	ER	SO	BB	IBB	HBP	BLK	WP	HR	S	P	ERA	WHIP										
Gil Meche, R ERA: 3.99	(1, 1)	8.0	W	33	5	2	2	4	3	1	0	0	0	71	115	2.25	1.000										
Kazuhiro Sasaki, R ERA: 3.94	(9, 1)	1.0		3	0	0	0	1	0	0	0	0	0	10	17	0.00	0.000										

Texas Rangers @ Seattle Mariners
Safeco Field, Seattle, WA
Thu Sep 11 2003, 7:05 PM PDT
Att: 35,729 - Dome - 72 F


AB 30
R 2
H 5
RBI 2
BB 4
SO 5
LOB 17

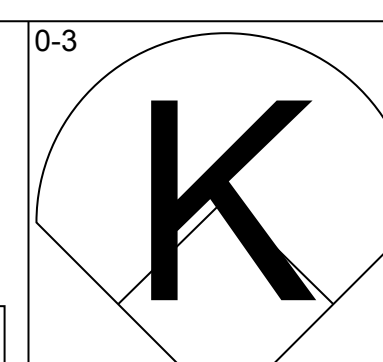
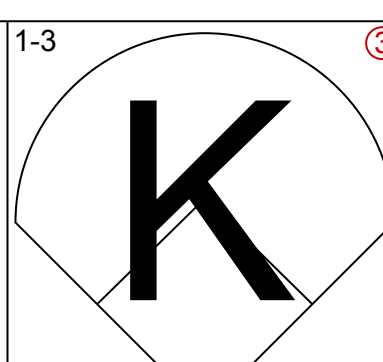
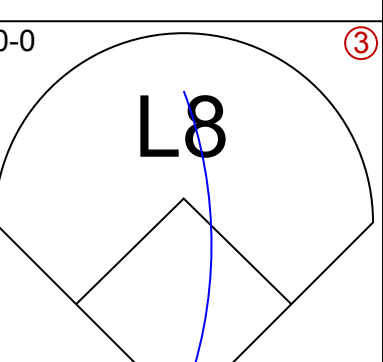
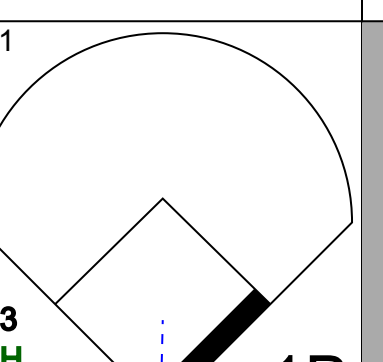
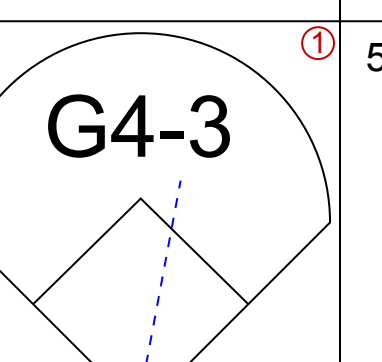
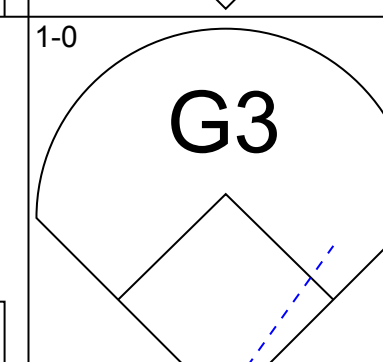
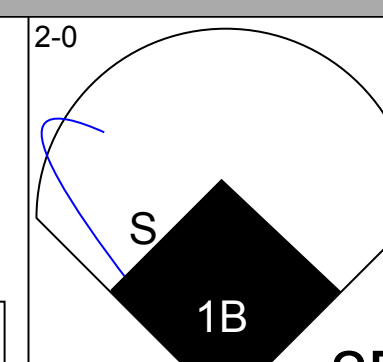
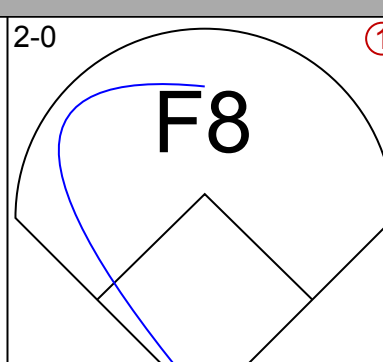
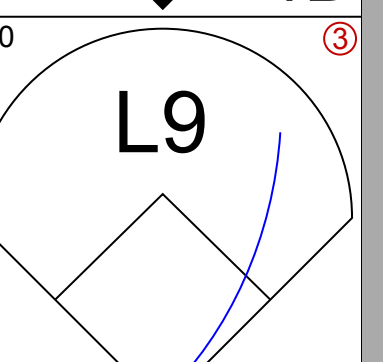
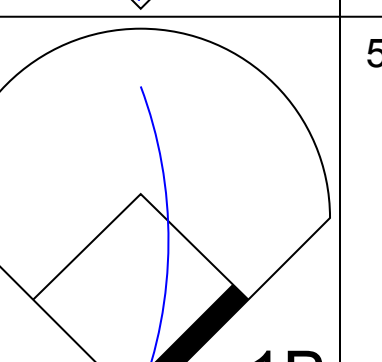
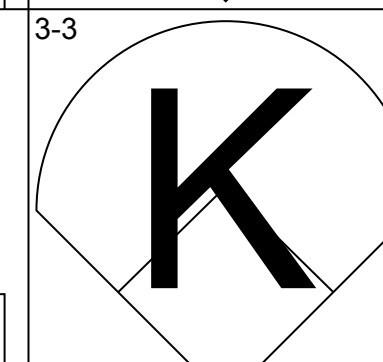
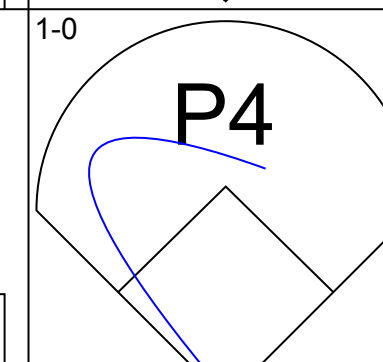
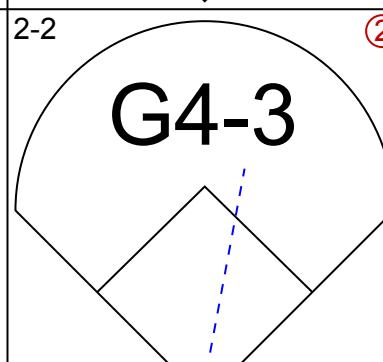
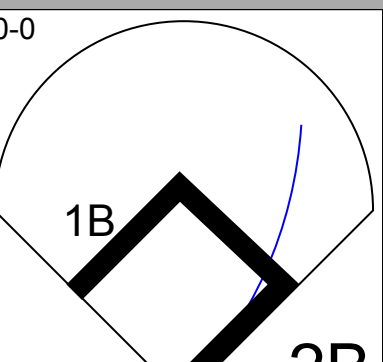
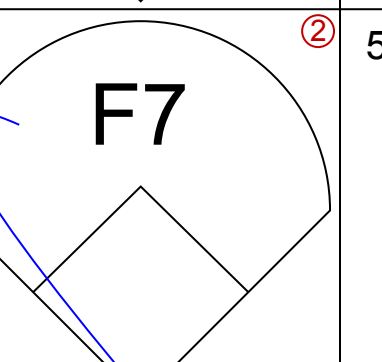
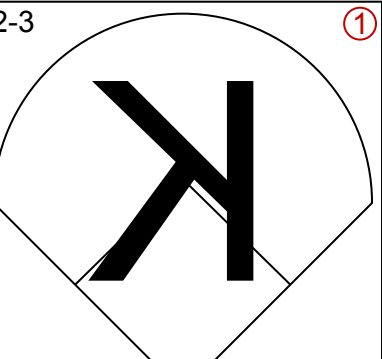
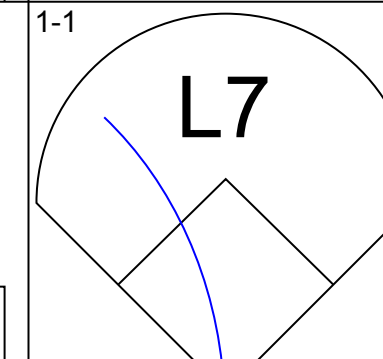
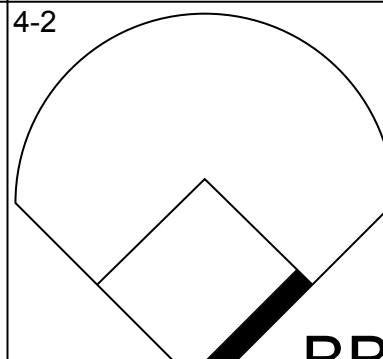
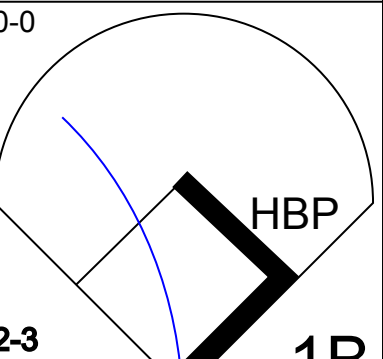
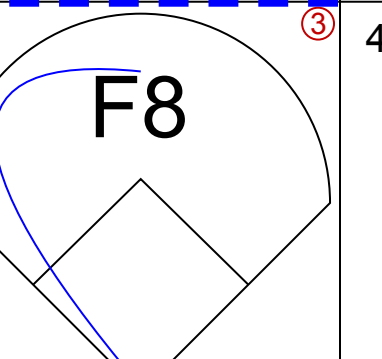

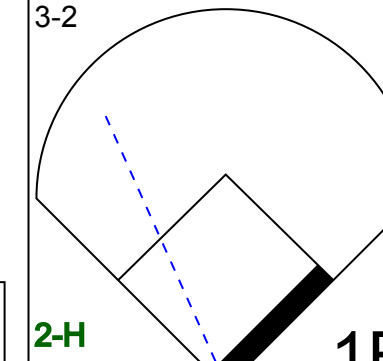
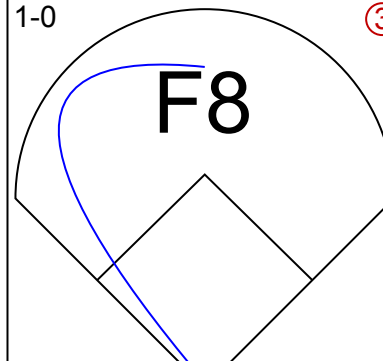
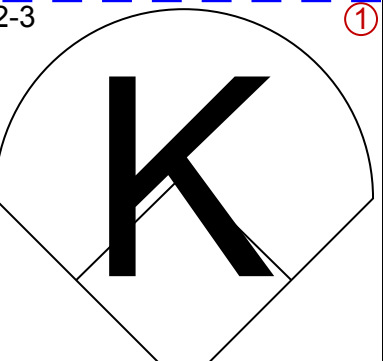

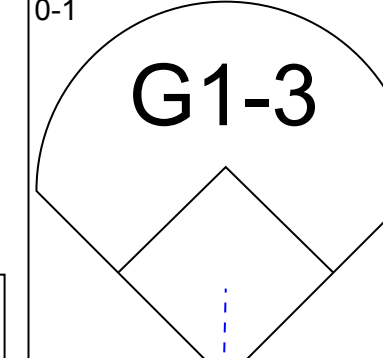
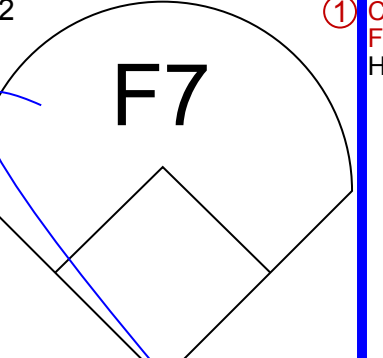
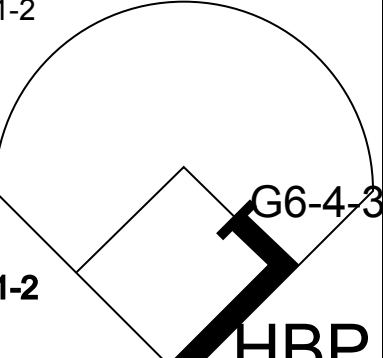

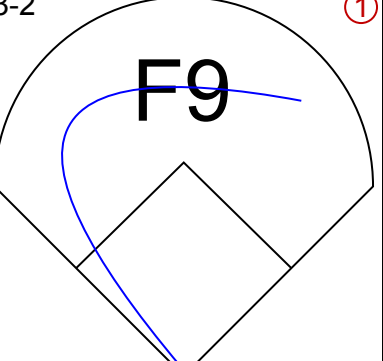
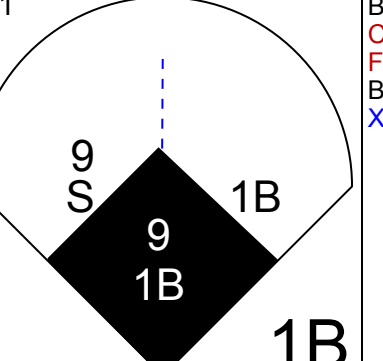
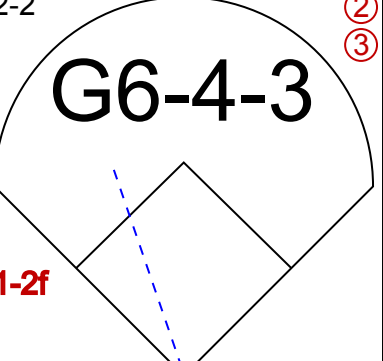
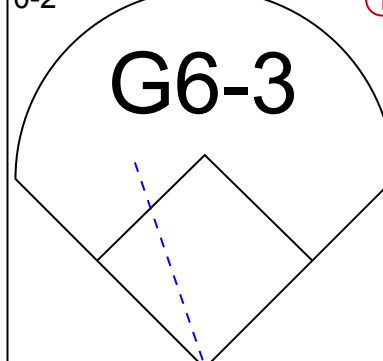
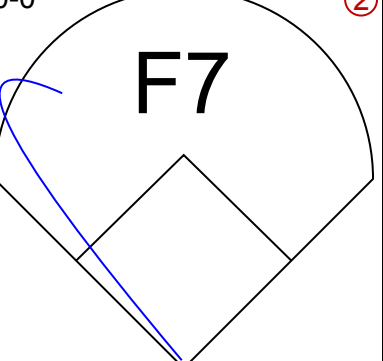
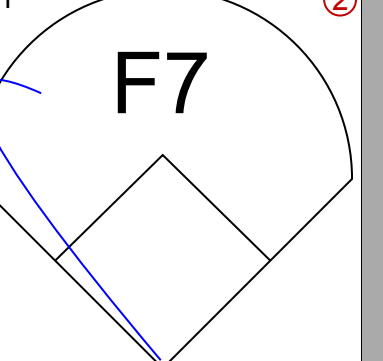
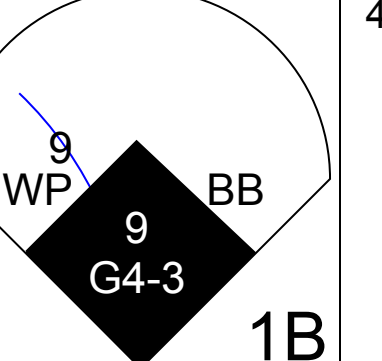
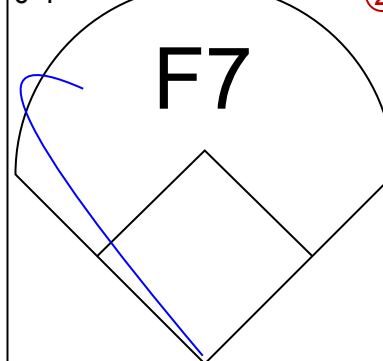
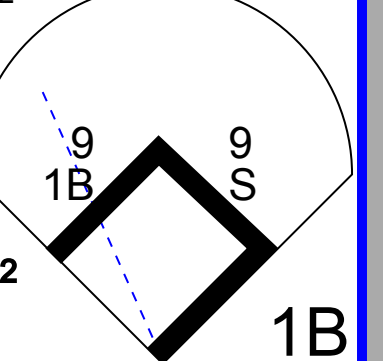
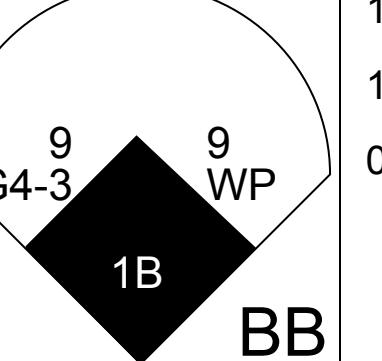
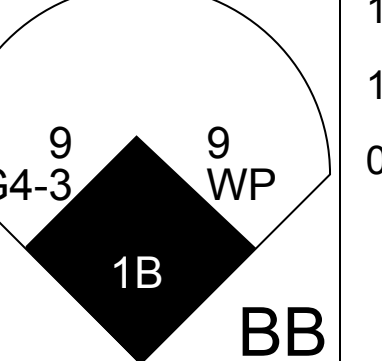
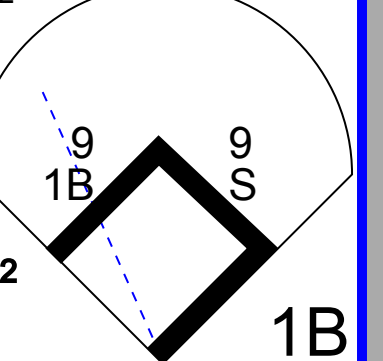
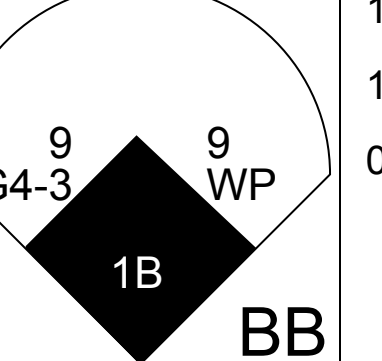


Batter	1	2	3	4	5	6	7	8	9	AB	R	H	RBI	BB	SO	LOB	BOTTOM										
51 Ichiro Suzuki, L OBP: 0.353, SLG: 0.437			1-1 L8		0-1 BB S BB 1B	2-2 G1-3		1-3 K		5	1	1	0	0	2	2											
Carlos Guillen, S OBP: 0.355, SLG: 0.398			1-1 2B		4-2 BB BB G4-6-3 BB	2-2 SF8		4-2 BB		2	1	1	1	2	1	0											
Bret Boone, R OBP: 0.358, SLG: 0.533	4-0 BB		3-3 K		4-2 G4-6-3 BB 1B	1-2 2-3 K		1-3 K		3	1	0	0	2	3	3											
Edgar Martinez, R OBP: 0.409, SLG: 0.500	3-3 K		1-1 G3		4-1 G4-6-3 BB		4-0 G6-4-3 BB 1B			2	1	0	1	2	1	2											
John Olerud, L OBP: 0.368, SLG: 0.385		1-2 2B		0-0 G6-3	1-2 2-3 3-H G4-6-3 BB		4-1 G6-4-3 BB			3	1	1	0	1	0	2											
Mike Cameron, R OBP: 0.343, SLG: 0.435	0-2 L5		3-3 K		1-1 1B		0-2 G6-4-3			4	0	1	1	0	1	3											
Randy Winn, S OBP: 0.341, SLG: 0.416	1-0 S G4-3 2B		0-0 WP 1B		0-1 G4-3		0-0 1B			4	2	3	2	0	0	1											
Mark McLemore, S OBP: 0.318, SLG: 0.316	1-2 G4-3		2-2 1B		2-0 2B SF8 1B		0-2 F8			4	1	2	2	0	0	1											
Ben Davis, S OBP: 0.294, SLG: 0.399	1-0 G4-3		0-0 G4-3		2-1 2B		1-0 G3			4	0	1	0	0	0	1											
Inning Stats	R: 0 E: 0 K: 3 S: 9	H: 0 LOB: 1 BB: 1 P: 18	R: 2 E: 0 K: 0 S: 12	H: 2 LOB: 0 BB: 0 P: 16	R: 0 E: 0 K: 1 S: 11	H: 1 LOB: 1 BB: 0 P: 17	R: 1 E: 0 K: 1 S: 9	H: 2 LOB: 1 BB: 0 P: 14	R: 3 E: 0 K: 0 S: 17	H: 2 LOB: 1 BB: 3 P: 30	R: 1 E: 0 K: 1 S: 13	H: 2 LOB: 1 BB: 0 P: 22	R: 1 E: 0 K: 0 S: 8	H: 1 LOB: 1 BB: 2 P: 16	R: 0 E: 0 K: 2 S: 10	H: 0 LOB: 1 BB: 1 P: 17	1B: 6 2B: 4 3B: 0 HR: 0	SF: 1 SAC: 0 DP: 2 HBP: 0	WP: 1 PB: 0 SB: 2 CS: 0	PA: 39							
PITCHER	IP	WLS	BF	H	R	ER	SO	BB	IBB	HBP	BLK	WP	HR	S	P	ERA	WHIP										
Mickey Callaway, R ERA: 7.76	(1, 1)	4.0	L	22	6	6	6	5	4	0	0	0	0	50	85	13.50	2.500										
Aaron Fultz, L ERA: 5.29	(5, 1)	1.2		7	3	1	1	0	0	0	0	0	0	18	28	5.40	1.800										
Reynaldo Garcia, R ERA: 8.56	(6, 1)	1.1		6	1	1	1	1	2	0	0	0	0	11	20	6.75	2.250										
Jay Powell, R ERA: 7.83	(8, 1)	1.0		4	0	0	0	2	1	0	0	0	0	10	17	0.00	1.000										

Texas Rangers @ Seattle Mariners
Safeco Field, Seattle, WA
Thu Sep 11 2003, 7:05 PM PDT
Att: 35,729 - Dome - 72 F

AB 31
R 8
H 10
RBI 7
BB 7
SO 8
LOB 15

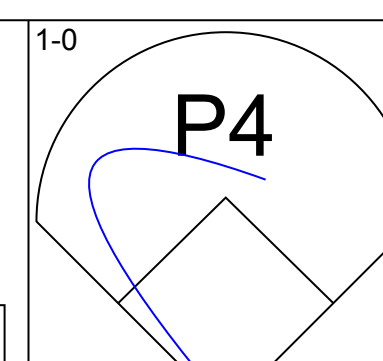
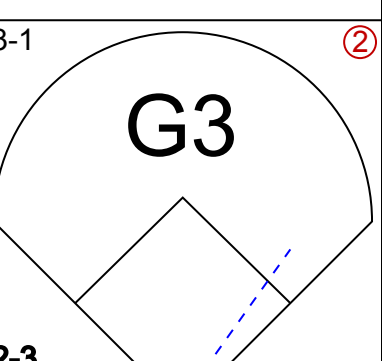
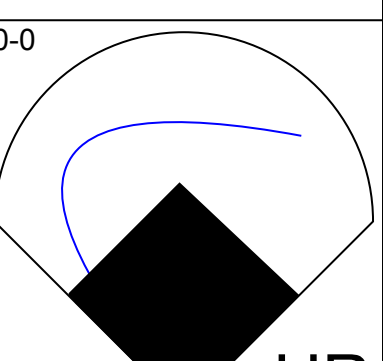
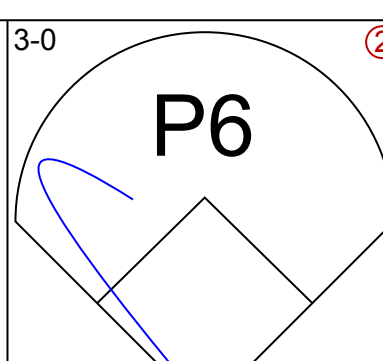
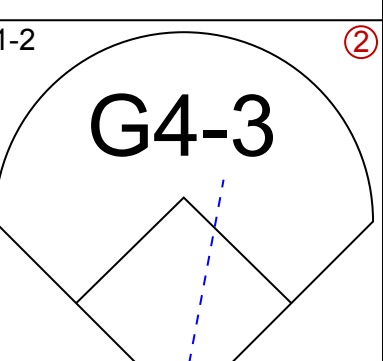
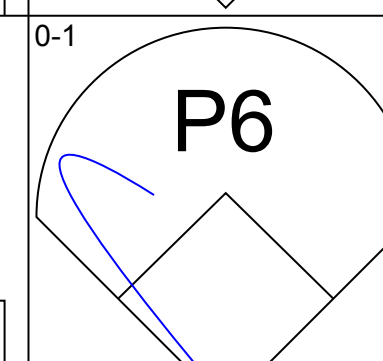
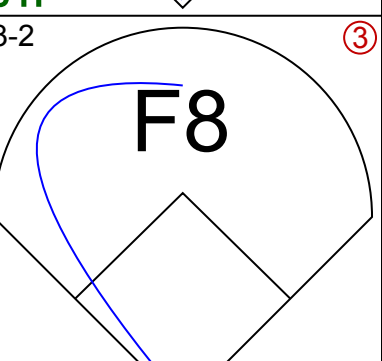
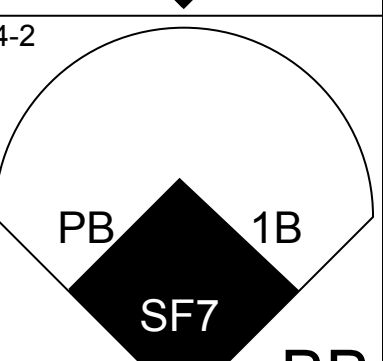
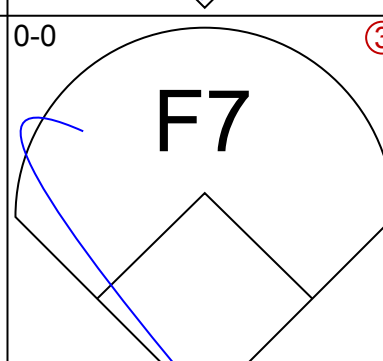
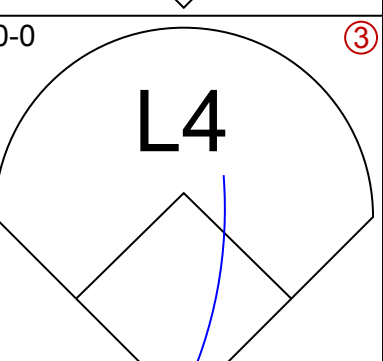
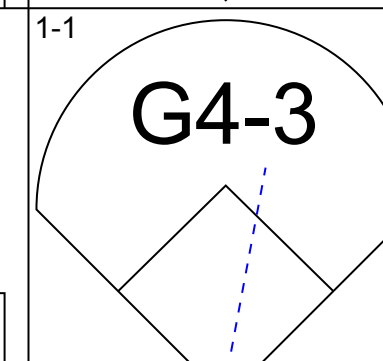
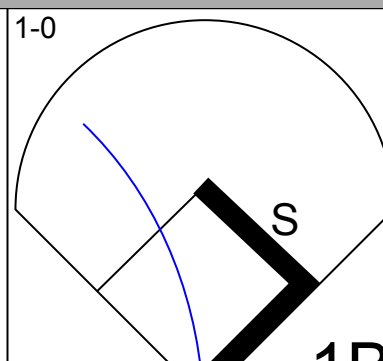
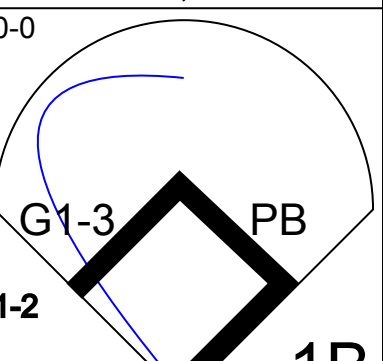
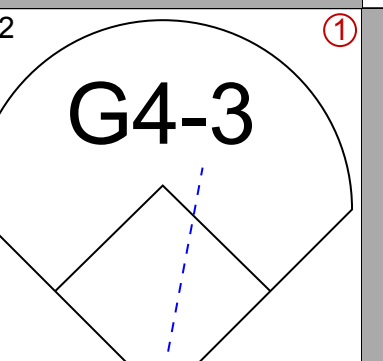
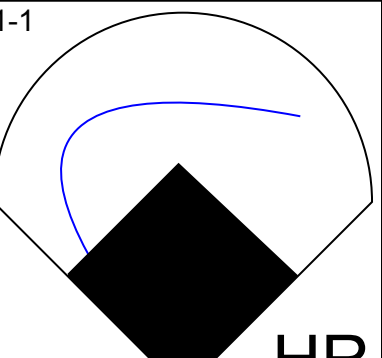
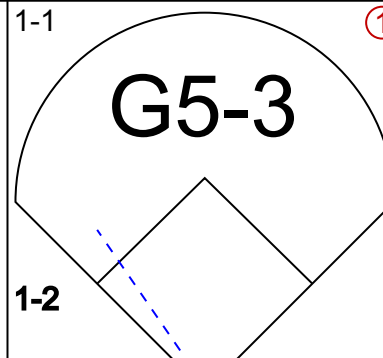
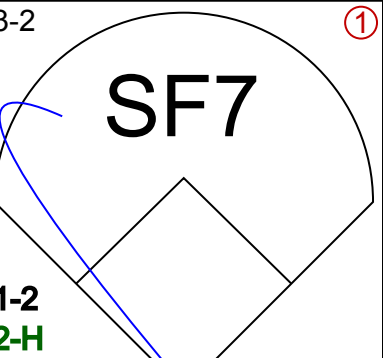
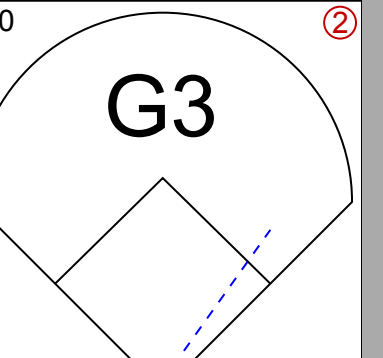
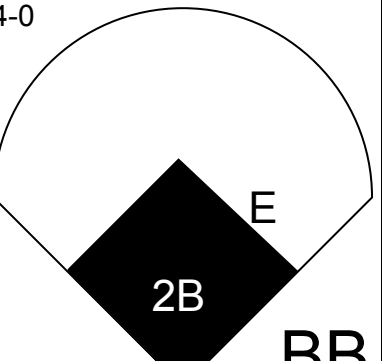
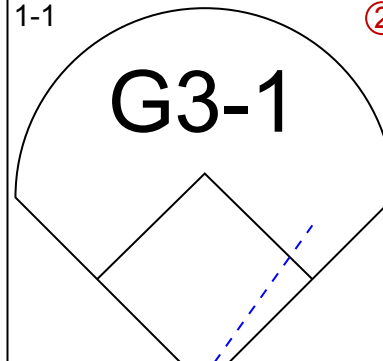
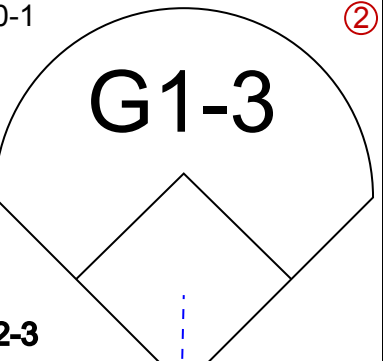
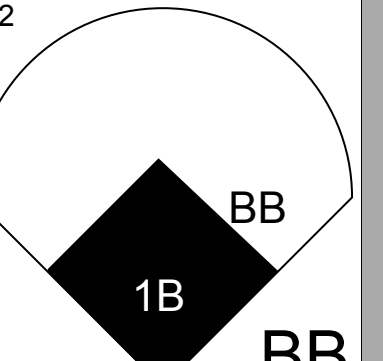
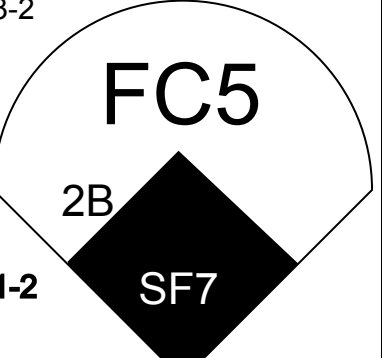
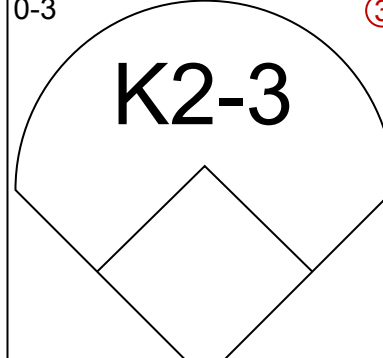
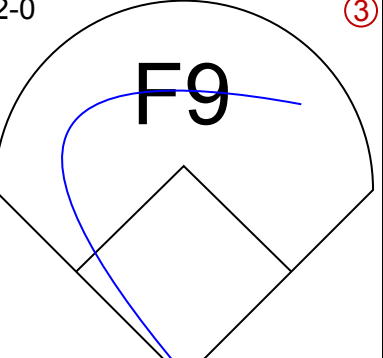
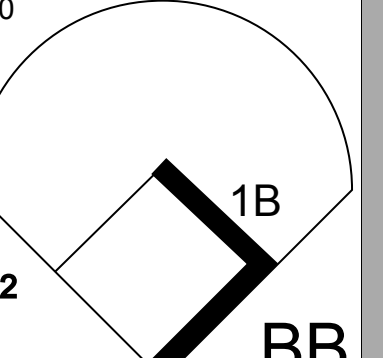
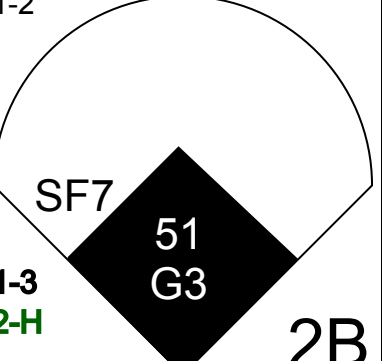


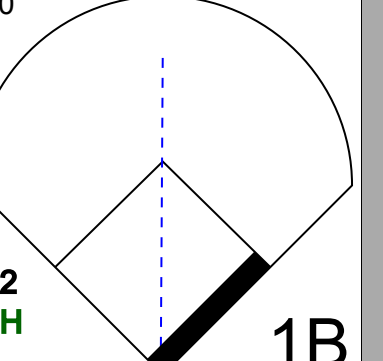
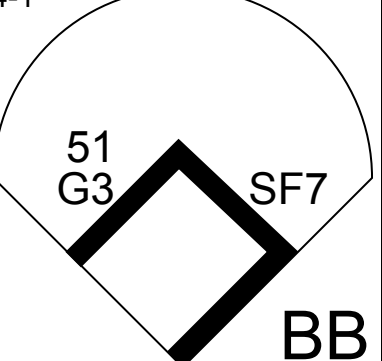
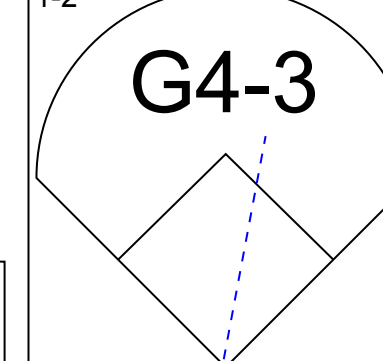
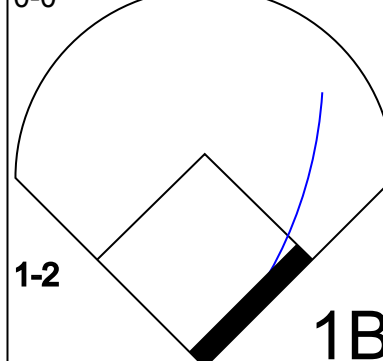
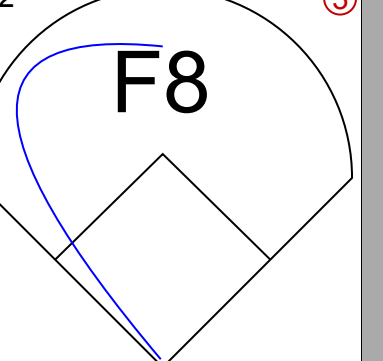

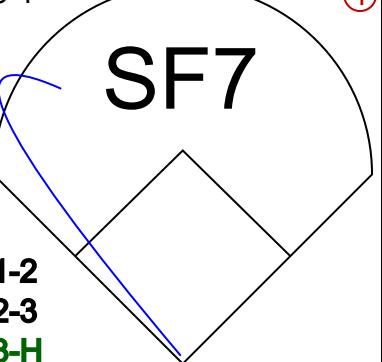
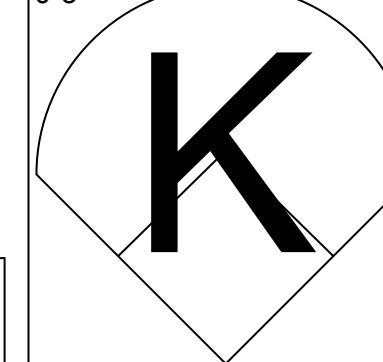
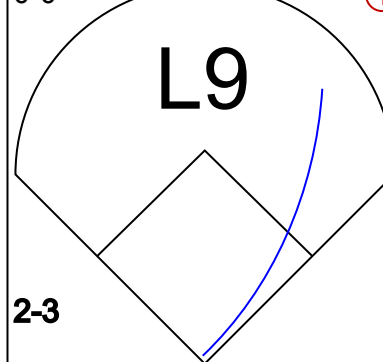

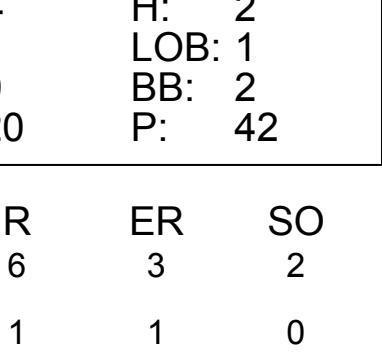
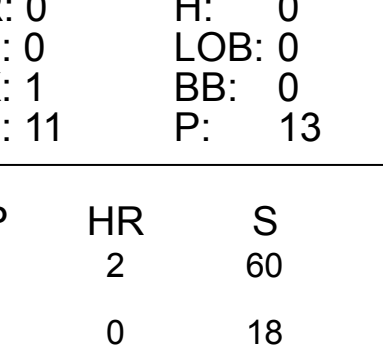
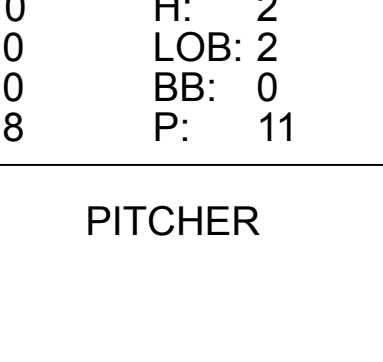
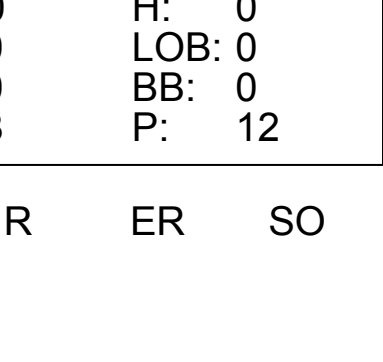


Batter	1	2	3	4	5	6	7	8	9	AB	R	H	RBI	BB	SO	LOB	TOP					
9 Chone Figgins, S OBP: 0.360, SLG: 0.398 (1, 8)										5	0	1	2	0	2	2						
Eric Owens, R OBP: 0.300, SLG: 0.313 (1, 9)										5	1	2	1	0	0	2						
16 Garret Anderson, L OBP: 0.343, SLG: 0.550 (1, 7)										5	0	1	0	0	1	2						
Tim Salmon, R OBP: 0.365, SLG: 0.438 (1, 10)										4	0	1	0	1	1	2						
Shawn Wooten, R OBP: 0.320, SLG: 0.371 (1, 5)										4	0	1	1	0	2	3						
39 Robb Quinlan, R OBP: 0.344, SLG: 0.381 (1, 3)										3	0	1	0	0	0	1						
Scott Spiezio, S OBP: 0.326, SLG: 0.458 (8, PH)										0	0	0	0	0	0	0						
David Eckstein, R OBP: 0.327, SLG: 0.325 (1, 6)										4	1	1	0	0	0	4						
Adam Kennedy, L OBP: 0.342, SLG: 0.400 (1, 4)										4	1	1	0	0	0	1						
Tom Gregorio, R OBP: 0.375, SLG: 0.286 (1, 2)										1	0	0	0	0	0	0						
Adam Riggs, R OBP: 0.365, SLG: 0.537 (7, PH)										1	0	1	0	0	0	0						
José Molina, R OBP: 0.213, SLG: 0.231 (7, 2)										0	1	0	0	1	0	0						
Inning Stats	R: 0 E: 0 K: 2 S: 8	H: 0 LOB: 0 BB: 0 P: 12	R: 0 E: 0 K: 2 S: 9	H: 1 LOB: 1 BB: 0 P: 13	R: 0 E: 0 K: 1 S: 8	H: 0 LOB: 0 BB: 0 P: 9	R: 1 E: 0 K: 0 S: 9	H: 2 LOB: 1 BB: 0 P: 16	R: 0 E: 0 K: 0 S: 7	H: 0 LOB: 1 BB: 0 P: 12	R: 0 E: 0 K: 0 S: 11	H: 0 LOB: 1 BB: 1 P: 20	R: 1 E: 0 K: 0 S: 13	H: 3 LOB: 2 BB: 0 P: 15	R: 0 E: 0 K: 1 S: 10	H: 2 LOB: 2 BB: 0 P: 15	R: 2 E: 0 K: 0 S: 12	H: 2 LOB: 1 BB: 1 P: 19	1B: 8 2B: 2 3B: 0 HR: 0	SF: 0 SAC: 0 DP: 1 HBP: 2	WP: 1 PB: 0 SB: 3 CS: 0	PA: 40
PITCHER	IP	WLS	BF	H	R	ER	SO	BB	IBB	HBP	BLK	WP	HR	S	P	ERA	WHIP					
Jamie Moyer, L ERA: 3.52 (1, 1)	7.0	W	31	8	2	2	5	1	0	1	0	0	0	67	99	2.57	1.286					
Rafael Soriano, R ERA: 1.76 (8, 1)	1.0		3	0	0	0	1	0	0	1	0	0	0	8	13	0.00	0.000					
Arthur Rhodes, L ERA: 4.41 (9, 1)	0.2		5	2	2	2	0	1	0	0	0	1	0	11	18	27.00	4.500					
Shigetoshi Hasegawa, R ERA: 1.18 (9, 1)	0.1	S	1	0	0	0	0	0	0	0	0	0	0	1	1	0.00	0.000					

Anaheim Angels @ Seattle Mariners
Safeco Field, Seattle, WA
Fri Sep 12 2003, 7:05 PM PDT
Att: 41,601 - Cloudy - 69 F

AB 36
R 4
H 10
RBI 4
BB 2
SO 6
LOB 17

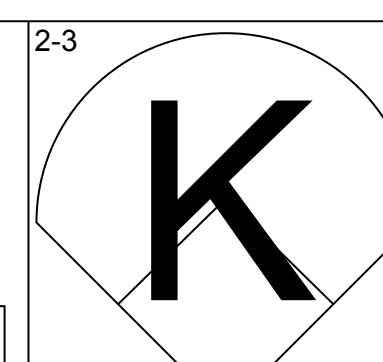
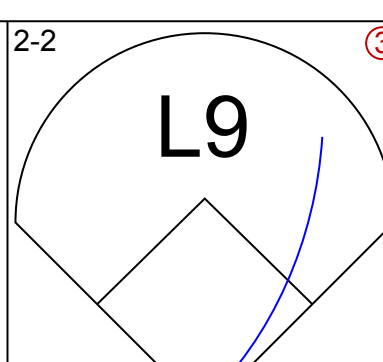
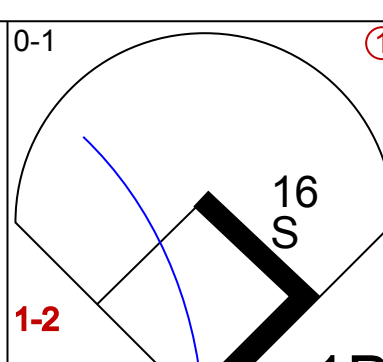
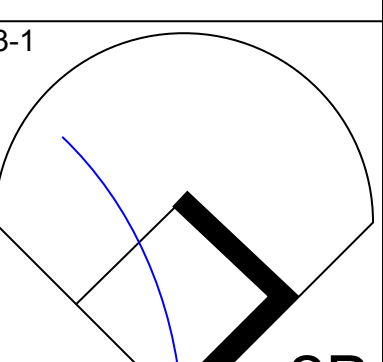
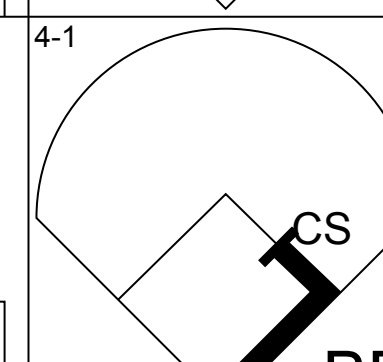
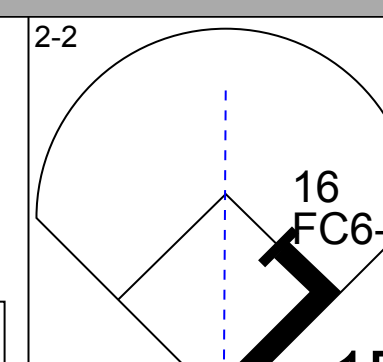
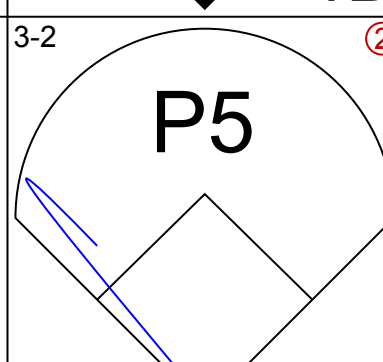
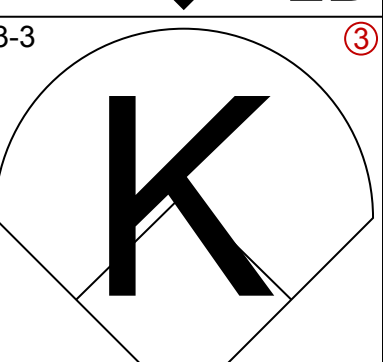
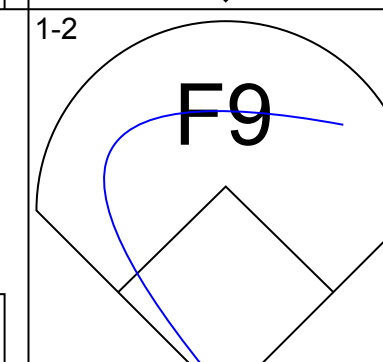
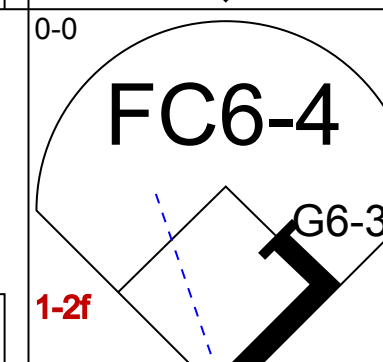
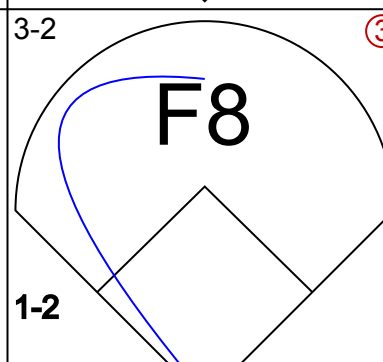
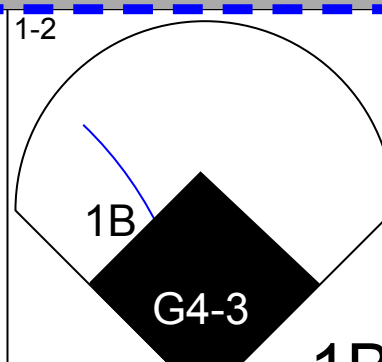
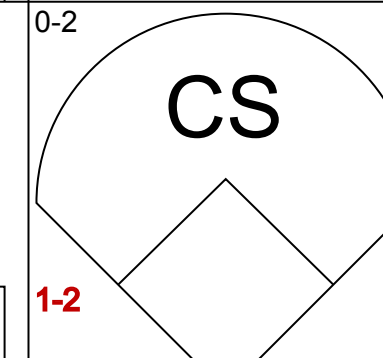
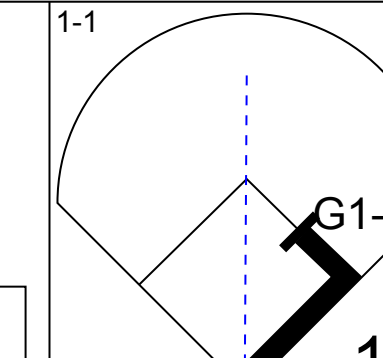
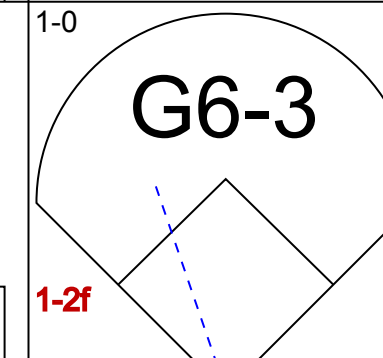
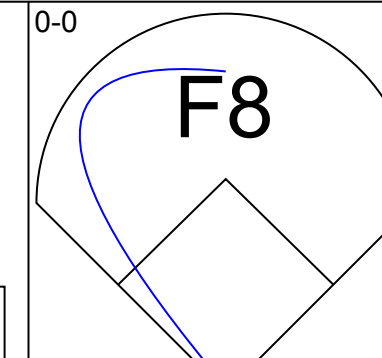
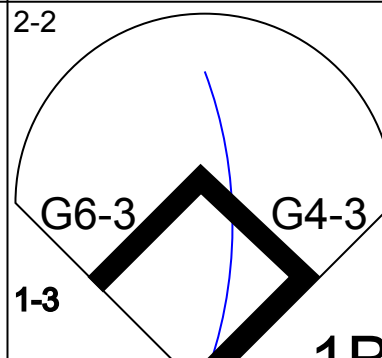
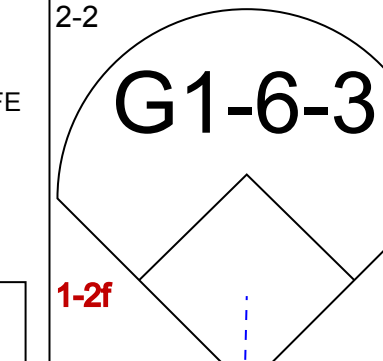
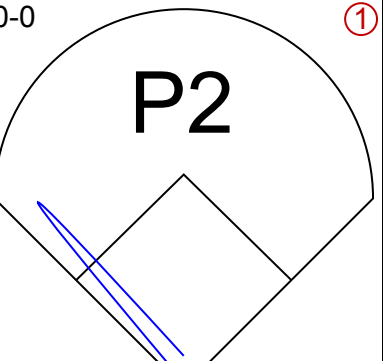
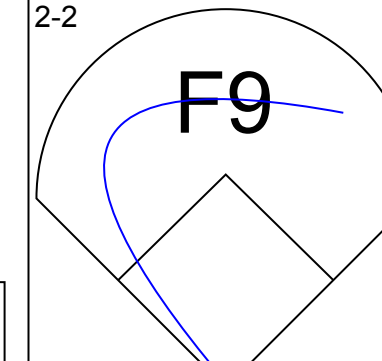
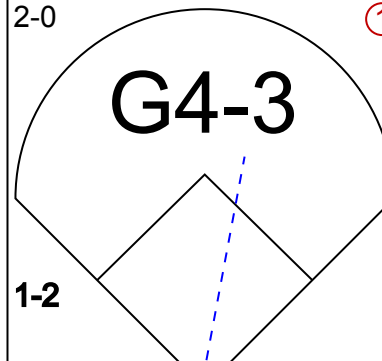
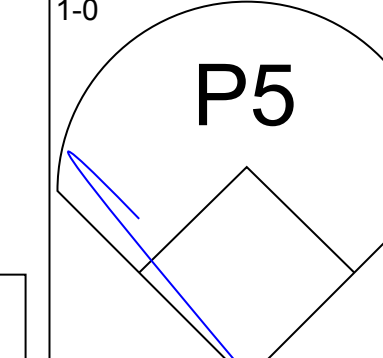
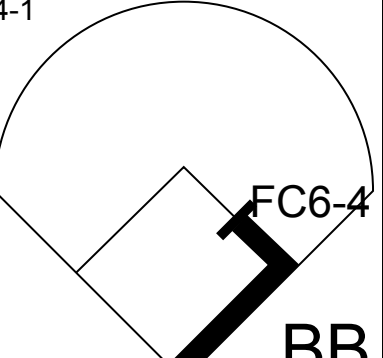
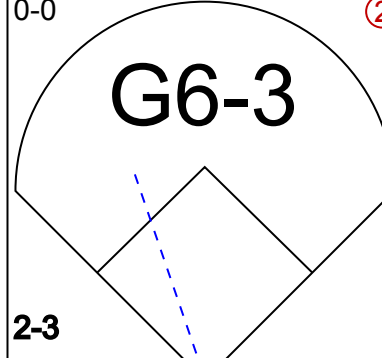
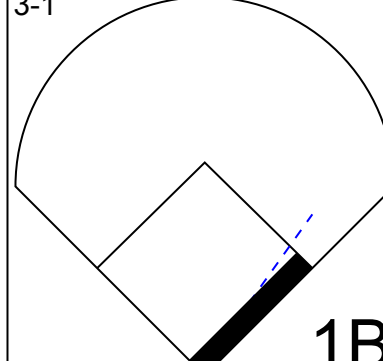
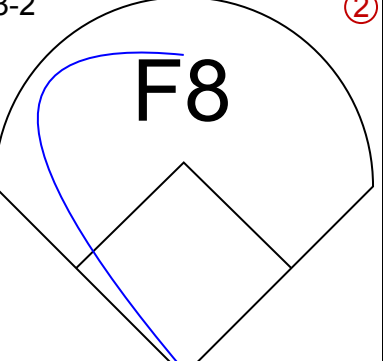
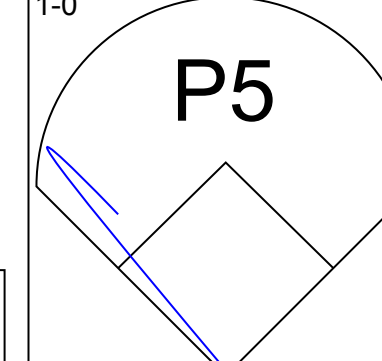
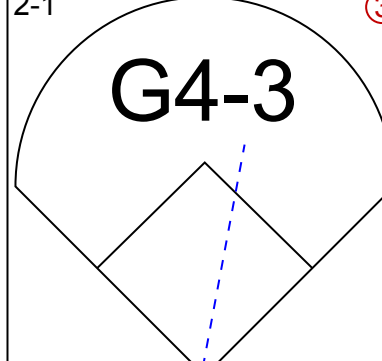
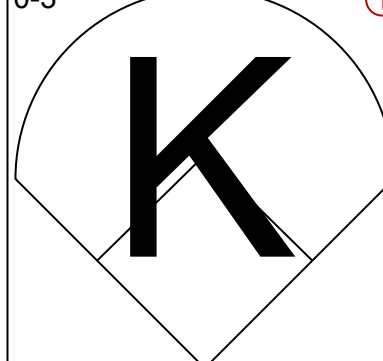
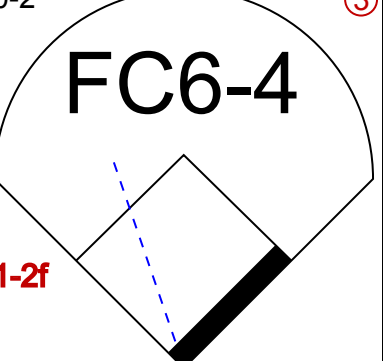
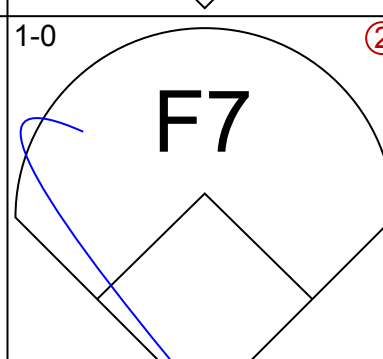

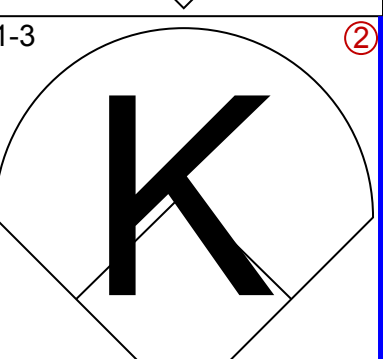
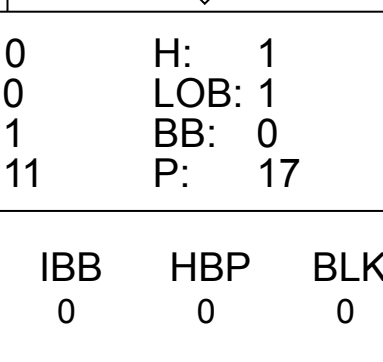
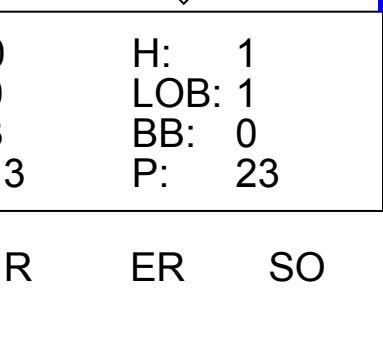




Batter	1	2	3	4	5	6	7	8	9	AB	R	H	RBI	BB	SO	LOB	BOTTOM					
51 Ichiro Suzuki, L OBP: 0.352, SLG: 0.440 (1, 9)										5	1	1	2	0	0	3						
Carlos Guillen, S OBP: 0.356, SLG: 0.393 (1, 5)										4	1	0	0	1	0	3						
Bret Boone, R OBP: 0.358, SLG: 0.533 (1, 4)										4	0	2	0	0	0	0						
Edgar Martinez, R OBP: 0.409, SLG: 0.507 (1, 10)										2	1	1	2	0	0	1						
John Mabry, L OBP: 0.342, SLG: 0.381 (7, PH)										1	0	0	0	0	0	0						
John Olerud, L OBP: 0.369, SLG: 0.383 (1, 3)										2	2	0	0	2	0	2						
Mike Cameron, R OBP: 0.342, SLG: 0.432 (1, 8)										3	1	0	0	1	1	3						
Randy Winn, S OBP: 0.343, SLG: 0.420 (1, 7)										4	1	3	2	0	0	0						
Mark McLemore, S OBP: 0.320, SLG: 0.316 (1, 6)										3	0	1	0	1	0	2						
Dan Wilson, R OBP: 0.278, SLG: 0.340 (1, 2)										3	0	0	1	0	1	2						
Inning Stats	R: 4 E: 0 K: 0 S: 5	H: 2 LOB: 1 BB: 2 P: 7	R: 4 E: 1 K: 0 S: 20	H: 2 LOB: 1 BB: 2 P: 42	R: 0 E: 0 K: 1 S: 8	H: 1 LOB: 1 BB: 0 P: 11	R: 0 E: 0 K: 1 S: 11	H: 0 LOB: 0 BB: 0 P: 13	R: 2 E: 0 K: 0 S: 16	H: 2 LOB: 1 BB: 1 P: 25	R: 0 E: 0 K: 0 S: 8	H: 2 LOB: 2 BB: 0 P: 11	R: 1 E: 0 K: 0 S: 10	H: 1 LOB: 2 BB: 2 P: 24	R: 0 E: 0 K: 0 S: 8	H: 0 LOB: 0 BB: 0 P: 12	1B: 5 2B: 1 3B: 0 HR: 2	SF: 2 SAC: 0 DP: 0 HBP: 0	WP: 0 PB: 1 SB: 1 CS: 0	PA: 38		
PITCHER	IP	WLS	BF	H	R	ER	SO	BB	IBB	HBP	BLK	WP	HR	S	P	ERA	WHIP					
41 John Lackey, R ERA: 4.88 (1, 1)	5.0	L	24	5	6	3	2	3	0	0	0	0	0	2	60	98	5.40	1.600				
Chris Bootcheck, R ERA: 15.19 (6, 1)	2.0		11	3	1	1	0	2	0	0	0	0	0	18	35	4.50	2.500					
Brendan Donnelly, R ERA: 1.43 (8, 1)	1.0		3	0	0	0	0	0	0	0	0	0	0	8	12	0.00	0.000					

Anaheim Angels @ Seattle Mariners
Safeco Field, Seattle, WA
Fri Sep 12 2003, 7:05 PM PDT
Att: 41,601 - Cloudy - 69 F

AB 31
R 7
H 8
RBI 7
BB 5
SO 2
LOB 16

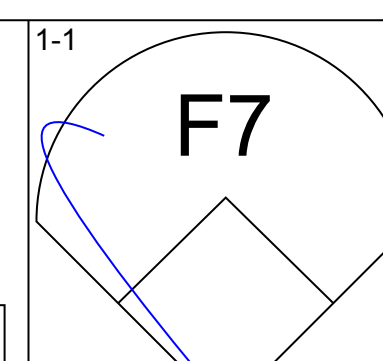
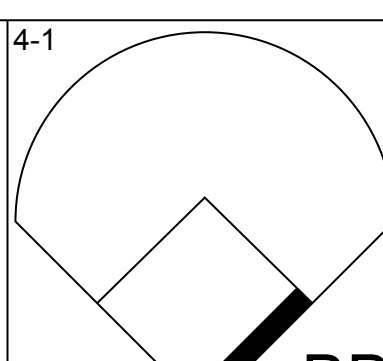
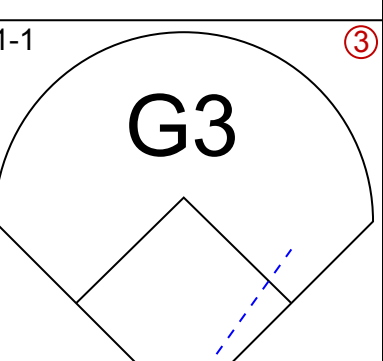
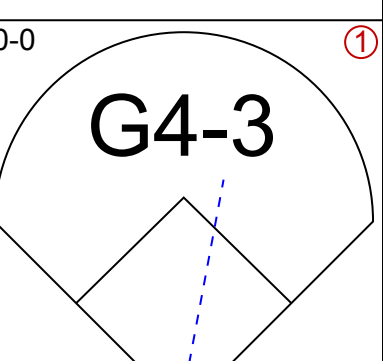
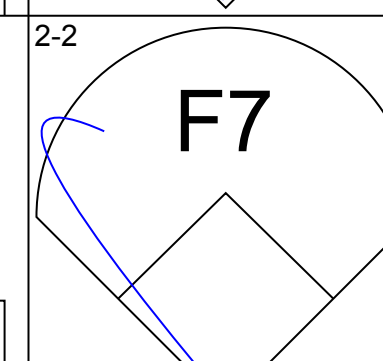
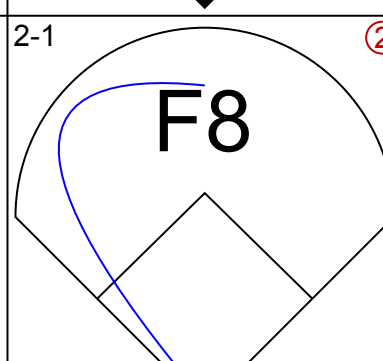
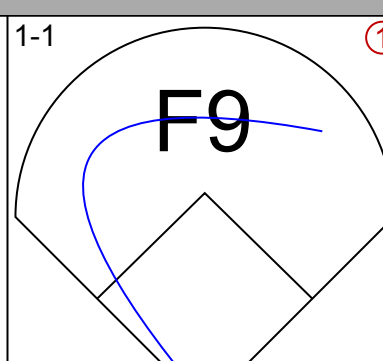
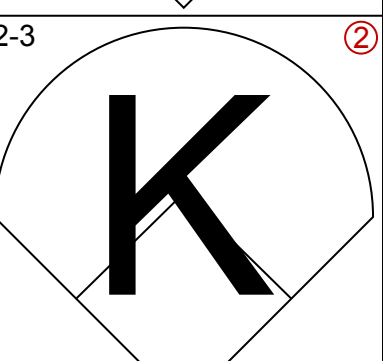
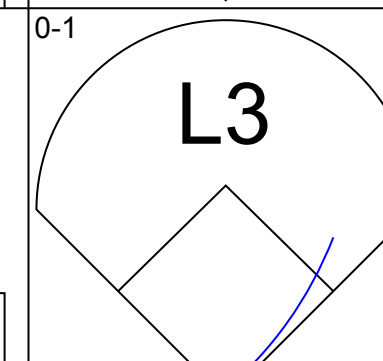
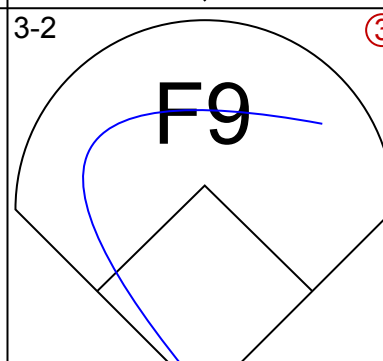
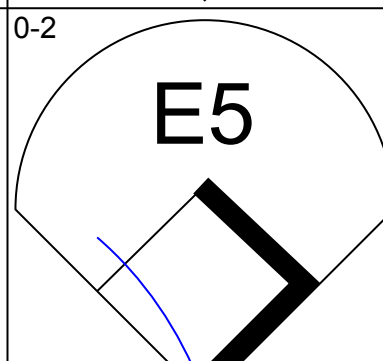
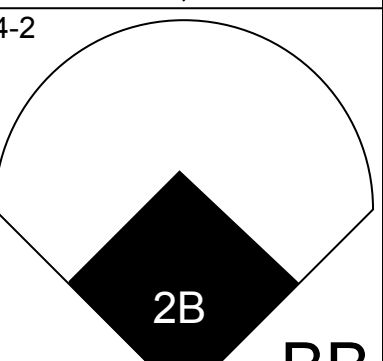

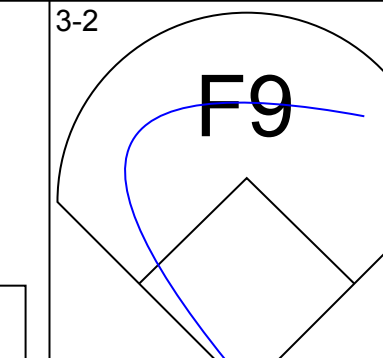
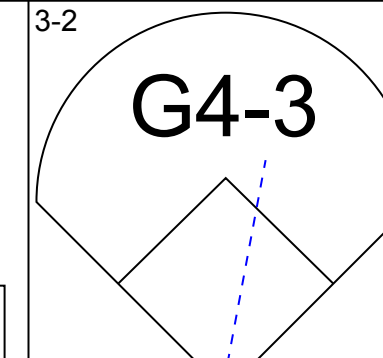
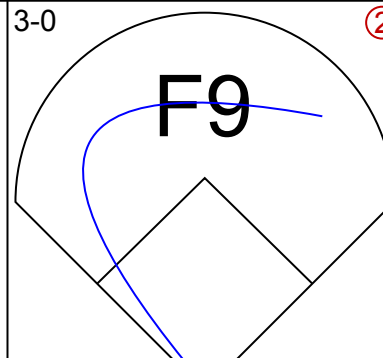
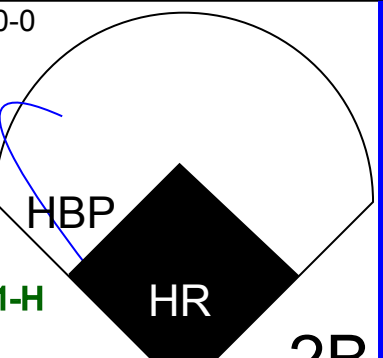

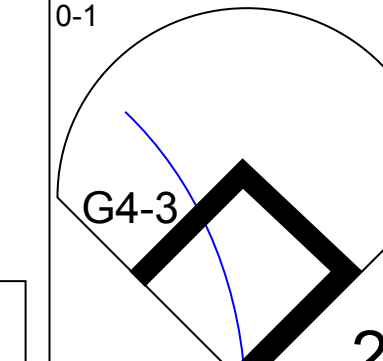
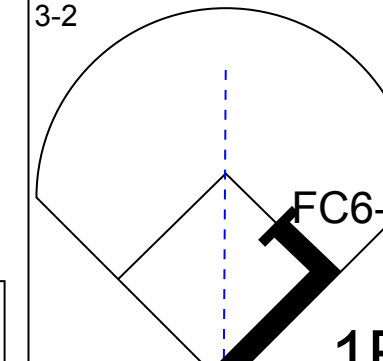

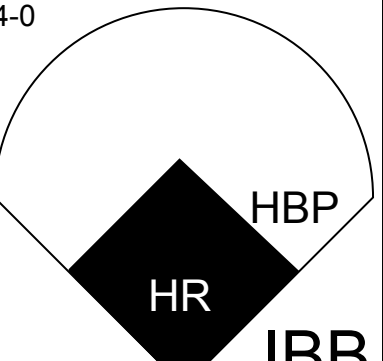

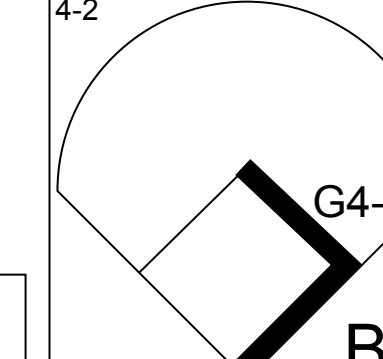
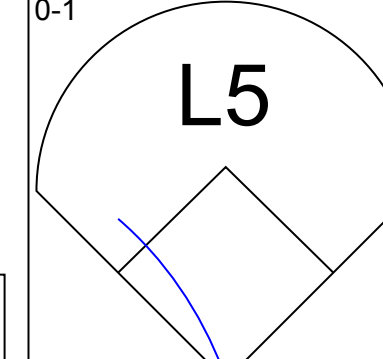

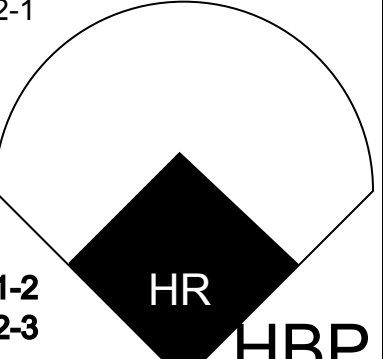

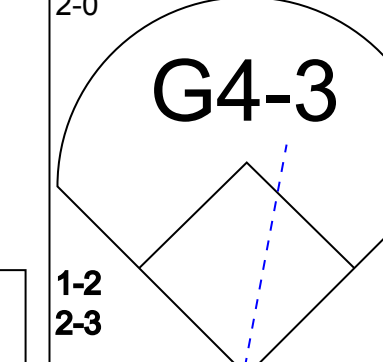
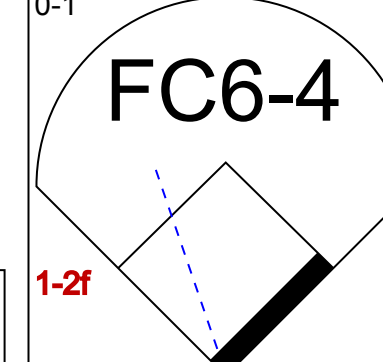
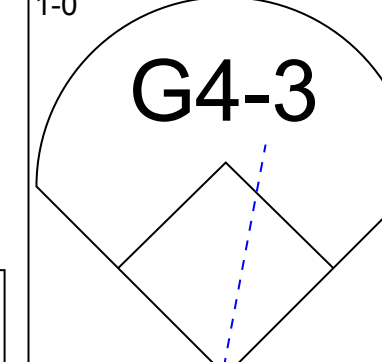
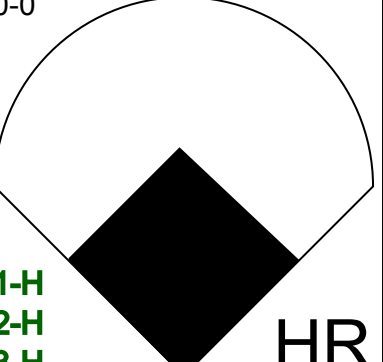
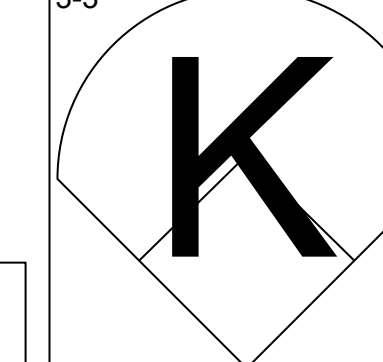
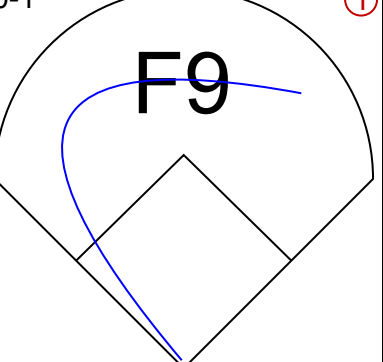
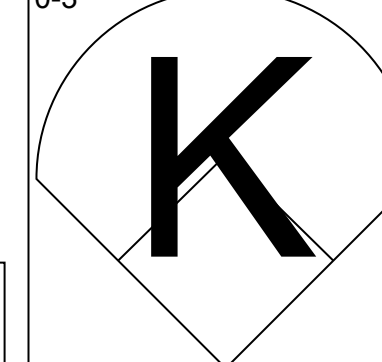
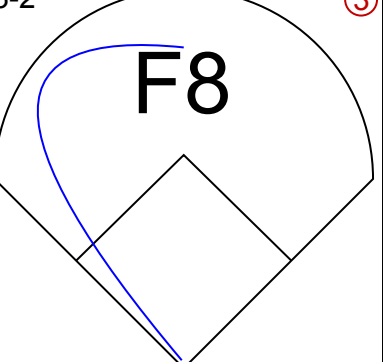

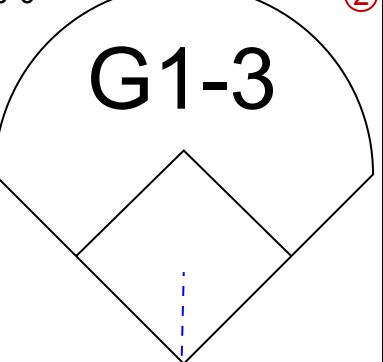
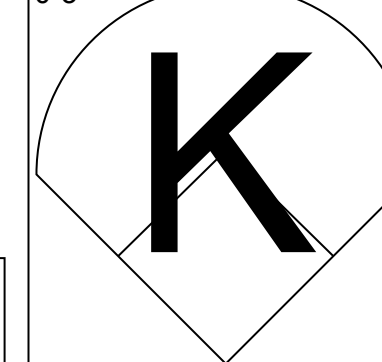


Batter	1	2	3	4	5	6	7	8	9	AB	R	H	RBI	BB	SO	LOB	TOP			
David Eckstein, R (1, 6) OBP: 0.328, SLG: 0.329										4	0	2	0	0	1	1				
9 Chone Figgins, S (1, 8) OBP: 0.392, SLG: 0.397										3	0	1	0	1	1	2				
16 Garret Anderson, L (1, 7) OBP: 0.342, SLG: 0.548										4	1	1	0	0	0	3				
Tim Salmon, R (1, 10) OBP: 0.366, SLG: 0.439										4	0	2	0	0	0	1				
Scott Spiezio, S (1, 3) OBP: 0.324, SLG: 0.454										4	0	0	1	0	0	2				
Jeff DaVanon, S (1, 9) OBP: 0.386, SLG: 0.467										2	0	0	0	2	0	1				
Adam Kennedy, L (1, 4) OBP: 0.341, SLG: 0.399										4	0	1	0	0	0	3				
José Molina, R (1, 2) OBP: 0.209, SLG: 0.226										2	0	0	0	0	1	2				
Wilson Delgado, S (8, PH) OBP: 0.291, SLG: 0.252										1	0	0	0	0	1	0				
Alfredo Amezaga, S (1, 5) OBP: 0.234, SLG: 0.257										3	0	1	0	0	1	1				
Tom Gregorio, R (8, 2) OBP: 0.375, SLG: 0.286										0	0	0	0	0	0	0				
Inning Stats	R: 0 E: 0 K: 1 S: 10	H: 0 LOB: 0 BB: 1 P: 17	R: 0 E: 0 K: 0 S: 6	H: 1 LOB: 0 BB: 0 P: 10	R: 0 E: 0 K: 1 S: 11	H: 1 LOB: 1 BB: 0 P: 17	R: 0 E: 0 K: 0 S: 5	H: 1 LOB: 0 BB: 0 P: 8	R: 0 E: 0 K: 0 S: 9	H: 0 LOB: 1 BB: 1 P: 16	R: 0 E: 0 K: 0 S: 11	H: 2 LOB: 1 BB: 0 P: 18	R: 0 E: 0 K: 3 S: 13	H: 1 LOB: 1 BB: 0 P: 23	R: 1 E: 0 K: 0 S: 11	H: 2 LOB: 1 BB: 0 P: 18	1B: 7 2B: 1 3B: 0 HR: 0	SF: 0 SAC: 0 DP: 2 HBP: 0	WP: 0 PB: 0 SB: 1 CS: 2	PA: 35
PITCHER	IP	WLS	BF	H	R	ER	SO	BB	IBB	HBP	BLK	WP	HR	S	P	ERA	WHIP			
Freddy Garcia, R (1, 1) ERA: 4.75	8.0	W	29	6	0	0	5	3	0	0	0	0	0	72	123	0.00	1.125			
Shigetoshi Hasegawa, R (8, 1) ERA: 1.29	1.0		5	2	1	1	0	0	0	0	0	0	0	11	18	9.00	2.000			

Anaheim Angels @ Seattle Mariners
Safeco Field, Seattle, WA
Sat Sep 13 2003, 7:05 PM PDT
Att: 45,552 - Cloudy - 72 F

AB 31
R 1
H 8
RBI 1
BB 3
SO 5
LOB 16



Batter	1	2	3	4	5	6	7	8	9	AB	R	H	RBI	BB	SO	LOB	BOTTOM			
51 Ichiro Suzuki, L (1, 9) OBP: 0.392, SLG: 0.438										3	0	0	0	1	0	0				
Carlos Guillen, S (1, 5) OBP: 0.353, SLG: 0.388										4	0	0	0	0	1	1				
Bret Boone, R (1, 4) OBP: 0.358, SLG: 0.530										3	1	0	0	1	0	1				
Edgar Martinez, R (1, 10) OBP: 0.407, SLG: 0.507										4	0	1	1	0	0	1				
Jamal Strong, R (8, PR)										0	1	0	0	0	0	0				
John Olerud, L (1, 3) OBP: 0.374, SLG: 0.388										2	1	2	0	2	0	0				
Mike Cameron, R (1, 8) OBP: 0.343, SLG: 0.430										2	1	0	0	1	0	3				
Randy Winn, S (1, 7) OBP: 0.343, SLG: 0.425										4	1	1	4	0	0	3				
Rey Sanchez, R (1, 6) OBP: 0.294, SLG: 0.287										4	0	0	0	0	2	3				
Pat Borders, R (1, 2) OBP: 0.333, SLG: 0.375										3	0	0	0	0	1	0				
Inning Stats	R: 0 E: 0 K: 0 S: 7	H: 0 LOB: 0 BB: 0 P: 10	R: 0 E: 0 K: 1 S: 12	H: 1 LOB: 2 BB: 1 P: 24	R: 0 E: 0 K: 0 S: 7	H: 0 LOB: 1 BB: 1 P: 18	R: 0 E: 0 K: 0 S: 10	H: 1 LOB: 0 BB: 0 P: 16	R: 0 E: 0 K: 0 S: 9	H: 0 LOB: 0 BB: 1 P: 19	R: 0 E: 0 K: 2 S: 7	H: 0 LOB: 0 BB: 0 P: 8	R: 5 E: 0 K: 1 S: 15	H: 2 LOB: 1 BB: 2 P: 30	1B: 1 2B: 2 3B: 0 HR: 1	SF: 0 SAC: 0 DP: 0 HBP: 1	WP: 0 PB: 0 SB: 0 CS: 0	PA: 35		
PITCHER	IP	WLS	BF	H	R	ER	SO	BB	IBB	HBP	BLK	WP	HR	S	P	ERA	WHIP			
Aaron Sele, R (1, 1) ERA: 5.5	4.0		16	2	0	0	0	2	0	0	0	0	0	36	68	0.00	1.000			
Ben Weber, R (5, 1) ERA: 2.76	2.0		8	0	0	0	0	0	1	0	0	0	0	14	25	0.00	0.000			
Francisco Rodriguez, R (7, 1) ERA: 3.15	2.0	L	11	2	5	5	3	1	1	1	0	0	1	22	38	22.50	1.500			

Anaheim Angels @ Seattle Mariners
Safeco Field, Seattle, WA
Sat Sep 13 2003, 7:05 PM PDT
Att: 45,552 - Cloudy - 72 F

AB 29
R 5
H 4
RBI 5
BB 5
SO 4
LOB 12



Batter	1	2	3	4	5	6	7	8	9	AB	R	H	RBI	BB	SO	LOB	TOP										
David Eckstein, R (1, 6) OBP: 0.329, SLG: 0.330	4-0 BB		0-0 P5		2-2 L8			1-1 1B 2B	2-1 G5-3	4	1	1	0	1	0	2											
9 Chone Figgins, S (1, 8) OBP: 0.360, SLG: 0.391	2-3 K		0-1 G3-1			4-2 BB		2-1 P6		3	0	0	0	1	1	3											
16 Garret Anderson, L (1, 7) OBP: 0.343, SLG: 0.547	3-2 1B			0-2 F9		0-3 K		4-0 1B 2B		3	1	1	0	1	1	1											
Tim Salmon, R (1, 10)	0-1 F9			4-2 BB		0-2 L6-3		0-0 2B 1B		3	0	1	1	1	0	2											
Scott Spiezio, S (1, 5) (8, 3)		1-0 P6		3-2 P5			1-1 P2	1-0 2B		4	0	1	1	0	0	1											
Jeff DaVanon, S (1, 9)		3-2 G6-3		0-0 F8			0-0 B1-3	4-2 BB		3	0	0	0	1	0	1											
39 Robb Quinlan, R (1, 3) Tom Gregorio, R (8, 2) OBP: 0.375, SLG: 0.286		1-3 K		1-1 F7			0-0 1B	1-1 F8		4	0	1	0	0	1	3											
Adam Kennedy, L (1, 4)			0-1 G4-3 1B		2-1 P6		1-2 F8		1-0 F8	4	0	1	0	0	0	1											
José Molina, R (1, 2) Wilson Delgado, S (8, PH) OBP: 0.276, SLG: 0.248			2-2 G4-3		2-2 HBP			2-3 K	1-1 L5	1	0	0	0	0	0	1											
Inning Stats	R: 0 E: 0 K: 1 S: 8	H: 1 LOB: 1 BB: 1 P: 17	R: 0 E: 0 K: 1 S: 8	H: 0 LOB: 0 BB: 0 P: 13	R: 0 E: 0 K: 0 S: 8	H: 1 LOB: 1 BB: 0 P: 10	R: 0 E: 0 K: 0 S: 9	H: 0 LOB: 1 BB: 1 P: 16	R: 0 E: 0 K: 1 S: 13	H: 0 LOB: 0 BB: 0 P: 17	R: 0 E: 0 K: 0 S: 8	H: 1 LOB: 1 BB: 0 P: 10	R: 2 E: 0 K: 1 S: 19	H: 3 LOB: 3 BB: 2 P: 34	R: 0 E: 0 K: 0 S: 5	H: 0 LOB: 0 BB: 0 P: 9	1B: 4 2B: 3 3B: 0 HR: 0	SF: 0 SAC: 0 DP: 1 HBP: 1	WP: 0 PB: 0 CS: 0	PA: 37							
PITCHER	IP	WLS	BF	H	R	ER	SO	BB	IBB	HBP	BLK	WP	HR	S	P	ERA	WHIP										
Ryan Franklin, R (1, 1) ERA: 3.59	7.2	L	31	5	2	2	4	3	1	1	0	0	0	73	118	2.35	1.043										
Rafael Soriano, R (8, 1) ERA: 1.75	0.1		3	1	0	0	0	1	0	0	0	0	0	9	15	0.00	6.000										
40 Julio Mateo, R (9, 1) ERA: 2.84	1.0		3	0	0	0	0	0	0	0	0	0	0	5	9	0.00	0.000										

Anaheim Angels @ Seattle Mariners
Safeco Field, Seattle, WA
Sun Sep 14 2003, 1:05 PM PDT
Att: 45,861 - Cloudy - 66 F

AB	31
R	2
H	6
RBI	2
BB	5
SO	4
LOB	15



Batter	1	2	3	4	5	6	7	8	9	AB	R	H	RBI	BB	SO	LOB	BOTTOM										
51 Ichiro Suzuki, L (1, 9)	3-3 K		1-2 G4-3			3-2 P5		1 SAFE 2-0 F8		4	0	0	0	0	1	1											
Carlos Guillen, S (1, 5)	4-2 BB		0-1 L6			2-1 P5		4-2 1-2 BB		2	0	0	0	2	0	0											
Bret Boone, R (1, 4)	0-0 P4			3-3 K		0-0 F9		0-2 G4-3		4	0	0	0	0	1	3											
Edgar Martinez, R (1, 10) Chad Meyers, R (9, PR)	2-2 L4			2-2 L9			1-0 G6-3		4-2 BB	3	0	0	0	1	0	1											
John Olerud, L (1, 3)		2-2 F7		0-0 G6-3			2-2 1B		3-3 K	4	0	1	0	0	1	1											
Mike Cameron, R (1, 8)		3-1 HR			4-2 CS BB		0-3 K		2-3 K	3	1	1	1	1	2	3											
Randy Winn, S (1, 7)		2-2 G3			4-2 G6-3		3-2 P5		2-1 P6	4	0	0	0	0	0	4											
Rey Sanchez, R (1, 6)		1-0 G3			0-1 1B			1-2 F9		3	0	1	0	0	0	0											
Dan Wilson, R (1, 2) John Mabry, L (8, PH) Jamal Strong, R (8, PR) Pat Borders, R (9, 2) OBP: 0.333, SLG: 0.375			2-1 L7		1-0 P3			4-2 BB BB		2	0	0	0	0	0	1											
Inning Stats	R: 0 E: 0 K: 1 S: 13	H: 0 LOB: 1 BB: 1 P: 22	R: 1 E: 0 K: 0 S: 10	H: 1 LOB: 0 BB: 0 P: 18	R: 0 E: 0 K: 0 S: 7	H: 0 LOB: 0 BB: 0 P: 10	R: 0 E: 0 K: 1 S: 8	H: 0 LOB: 0 BB: 0 P: 13	R: 0 E: 0 K: 0 S: 9	H: 1 LOB: 1 BB: 1 P: 15	R: 0 E: 0 K: 0 S: 6	H: 0 LOB: 0 BB: 0 P: 11	R: 0 E: 0 K: 1 S: 14	H: 1 LOB: 1 BB: 0 P: 20	R: 0 E: 0 K: 0 S: 12	H: 0 LOB: 2 BB: 2 P: 23	R: 0 E: 1 K: 2 S: 12	H: 0 LOB: 2 BB: 1 P: 23	1B: 2 2B: 0 3B: 0 HR: 1	SF: 0 SAC: 0 DP: 0 HBP: 0	WP: 0 PB: 0 CS: 1	PA: 34					
PITCHER	IP	WLS	BF	H	R	ER	SO	BB	IBB	HBP	BLK	WP	HR	S	P	ERA	WHIP										
Kevin Gregg, R (1, 1) ERA: 2.42	7.0	W	25	3	1	1	3	2	0	0	0	0	0	67	109	1.29	0.714										
Brendan Donnelly, R (8, 1) ERA: 1.41	1.0	H	5	0	0	0	0	2	0	0	0	0	0	12	23	0.00	2.000										
Troy Percival, R (9, 1) ERA: 3.42	1.0	S	4	0	0	0	2	1	0	0	0	0	0	12	23	0.00	1.000										

Anaheim Angels @ Seattle Mariners
Safeco Field, Seattle, WA
Sun Sep 14 2003, 1:05 PM PDT
Att: 45,861 - Cloudy - 66 F

AB	29
R	1
H	3
RBI	1
BB	5
SO	5
LOB	14



Batter	1	2	3	4	5	6	7	8	9	AB	R	H	RBI	BB	SO	LOB	TOP						
51 Ichiro Suzuki, L (1, 9) OBP: 0.350, SLG: 0.438	K2-3			2B 1B	1B 3B		K			4	2	2	0	0	2	0	Seattle Mariners @ Texas Rangers The Ballpark at Arlington, Arlington, TX Mon Sep 15 2003, 8:05 PM EDT Att: 22,041 - Sunny - 78 F livebaseballscores.com						
Carlos Guillen, S (1, 5) OBP: 0.356, SLG: 0.386	L3			2B 1B	WP 1B		F9			3	1	1	1	1	0	0							
Bret Boone, R (1, 4) OBP: 0.358, SLG: 0.526	K			1B 2B	F9 1B		G4-3			4	1	1	1	0	1	1							
Edgar Martinez, R (1, 10) OBP: 0.409, SLG: 0.504		G4-6-3 1B		FC4 1B			P3			3	0	2	1	1	0	0							
John Olerud, L (1, 3) OBP: 0.372, SLG: 0.385	G4-6-3			FC4 1B			F8			4	0	1	1	0	0	3							
Mike Cameron, R (1, 8) OBP: 0.344, SLG: 0.434	G4-3			1B			P3			4	0	1	0	0	1	2							
Randy Winn, S (1, 7) OBP: 0.338, SLG: 0.418				1-2 2-3			L4			4	0	0	0	0	1	3							
Mark McLemore, S (1, 6) OBP: 0.320, SLG: 0.315				G4-3			F8			4	0	1	0	0	1	3							
Dan Wilson, R (1, 2) OBP: 0.274, SLG: 0.334				L9			L9			3	0	0	0	0	0	2							
John Mabry, L (9, PH) OBP: 0.345, SLG: 0.378					G6-3		L9			1	0	0	0	0	1	0							
Inning Stats	R: 0 E: 0 K: 2 S: 8	H: 0 LOB: 0 BB: 0 P: 11	R: 0 E: 0 K: 0 S: 4	H: 1 LOB: 0 BB: 0 P: 5	R: 0 E: 0 K: 0 S: 8	H: 1 LOB: 0 BB: 0 P: 12	R: 3 E: 0 K: 1 S: 21	H: 4 LOB: 2 BB: 1 P: 31	R: 1 E: 0 K: 0 S: 11	H: 2 LOB: 2 BB: 1 P: 22	R: 0 E: 0 K: 1 S: 5	H: 0 LOB: 0 BB: 0 P: 6	R: 0 E: 0 K: 0 S: 7	H: 0 LOB: 0 BB: 0 P: 14	R: 0 E: 0 K: 3 S: 10	H: 0 LOB: 0 BB: 0 P: 16	1B: 7 2B: 1 3B: 1 HR: 0	SF: 0 SAC: 0 DP: 1 HBP: 0	WP: 1 PB: 0 SB: 0 CS: 1	PA: 36			
PITCHER	IP WLS BF H R ER SO BB IBB HBP BLK WP HR S P ERA WHIP	Colby Lewis, R (1, 1) ERA: 7.67	6.0 W 27 9 4 4 3 2 0 0 0 1 0 59 89 6.00 1.833	32 Ron Mahay, L (7, 1) ERA: 1.74	2.0 H 6 0 0 0 1 0 0 0 0 0 0 12 20 0.00 0.000	Francisco Cordero, R (9, 1) ERA: 2.92	1.0 S 3 0 0 0 3 0 0 0 0 0 0 10 16 0.00 0.000	PITCHER	IP WLS BF H R ER SO BB IBB HBP BLK WP HR S P ERA WHIP														

Batter	1	2	3	4	5	6	7	8	9	AB	R	H	RBI	BB	SO	LOB	BOTTOM								
10 Michael Young, R (1, 4) OBP: 0.337, SLG: 0.447	G4-6-3 1B		G1-3			G4-3 1B	K			4	1	2	0	0	1	0	Seattle Mariners @ Texas Rangers The Ballpark at Arlington, Arlington, TX Mon Sep 15 2003, 8:05 PM EDT Att: 22,041 - Sunny - 78 F livebaseballscores.com								
9 Hank Blalock, L (1, 5) OBP: 0.385, SLG: 0.534	G4-6-3		G4-3			F8	BB			3	0	0	0	1	0	2									
Alex Rodriguez, R (1, 6) OBP: 0.395, SLG: 0.594	F9				P4	G4-3				3	0	0	0	1	0	1									
Rafael Palmeiro, L (1, 10) OBP: 0.361, SLG: 0.513					HR	23 HR 1B IBB	P5			3	2	2	1	1	0	2									
Laynce Nix, L (1, 8) OBP: 0.280, SLG: 0.421					G3-1	23 HR 1B	G4-3			4	2	1	1	0	0	1									
23 Mark Teixeira, S (1, 3) OBP: 0.329, SLG: 0.471					K	1H 2H HR				3	1	2	4	1	1	0									
21 Jason Jones, S (1, 9) OBP: 0.263, SLG: 0.537					K2-3		E6			3	0	0	0	0	2	1									
Ryan Christenson, R (6, PR) OBP: 0.263, SLG: 0.254										1	0	0	0	0	1	1									
15 Gerald Laird, R (1, 2) OBP: 0.353, SLG: 0.387					K		F7			4	0	0	0	0	2	3									
Jermaine Clark, L (1, 7) OBP: 0.231, SLG: 0.095					G4-3		G4-3			3	0	0	0	0	0	0									
Shane Spencer, R (9, 7) OBP: 0.331, SLG: 0.398							F8			0	0	0	0	0	0	0									
Inning Stats	R: 0 E: 0 K: 0 S: 7	H: 1 LOB: 0 BB: 0 P: 12	R: 1 E: 0 K: 2 S: 16	H: 2 LOB: 1 BB: 0 P: 23	R: 0 E: 0 K: 0 S: 10	H: 0 LOB: 0 BB: 0 P: 13	R: 1 E: 0 K: 1 S: 15	H: 1 LOB: 0 BB: 0 P: 24	R: 0 E: 0 K: 1 S: 9	H: 0 LOB: 0 BB: 0 P: 12	R: 4 E: 1 K: 0 S: 11	H: 3 LOB: 1 BB: 1 P: 17	R: 0 E: 0 K: 1 S: 16	H: 0 LOB: 2 BB: 2 P: 27	R: 0 E: 0 K: 2 S: 9	H: 0 LOB: 1 BB: 1 P: 17	1B: 4 2B: 1 3B: 0 HR: 2	SF: 0 SAC: 0 DP: 1 HBP: 0	WP: 1 PB: 0 SB: 1 CS: 0	PA: 35					
PITCHER	IP WLS BF H R ER SO BB IBB HBP BLK WP HR S P ERA WHIP																								

Seattle Mariners @ Texas Rangers
 The Ballpark at Arlington, Arlington, TX
 Mon Sep 15 2003, 8:05 PM EDT
 Att: 22,041 - Sunny - 78 F

AB 34
 R 4
 H 9
 RBI 4
 BB 2
 SO 7
 LOB 14



Seattle Mariners @ Texas Rangers
 The Ballpark at Arlington, Arlington, TX
 Mon Sep 15 2003, 8:05 PM EDT
 Att: 22,041 - Sunny - 78 F

AB 31
 R 6
 H 7
 RBI 6
 BB 4
 SO 7
 LOB 11



Batter	1	2	3	4	5	6	7	8	9	AB	R	H	RBI	BB	SO	LOB	TOP										
51 Ichiro Suzuki, L (1, 9) OBP: 0.349, SLG: 0.437	G4-3		G6-3		G5-3			1B	L7	5	1	1	0	0	0	0											
Carlos Guillen, S (1, 5) OBP: 0.355, SLG: 0.387	G3		K			1B		1B	2B	4	2	2	0	1	1	0											
Bret Boone, R (1, 4) OBP: 0.357, SLG: 0.528	1B		F9			K		HBP	E9	5	2	3	1	0	1	1											
Edgar Martinez, R (1, 10) OBP: 0.409, SLG: 0.503 Jamal Strong, R (9, PR)	K				F8			FC7-5	1B	5	0	2	2	0	1	2											
John Olerud, L (1, 3) OBP: 0.372, SLG: 0.386		G4-3		K				F9	G6-3	5	0	2	0	0	1	3											
Randy Winn, S (1, 8) OBP: 0.341, SLG: 0.419		G4-3				1B		FC7-5		2	0	1	0	1	0	2											
John Mabry, L (1, 7) OBP: 0.333, SLG: 0.363		K		F7				HBP		4	0	0	1	0	1	5											
Rey Sanchez, R (1, 6) OBP: 0.291, SLG: 0.284	G4-3				G5-3			G4-3		4	0	0	0	0	0	4											
Dan Wilson, R (1, 2) OBP: 0.270, SLG: 0.330	G4-3				G4-3			G6-3	F9	4	0	0	0	0	0	2											
Inning Stats	R: 0 E: 0 K: 1 S: 9	H: 1 LOB: 1 BB: 0 P: 16	R: 0 E: 0 K: 1 S: 9	H: 2 LOB: 2 BB: 0 P: 12	R: 0 E: 0 K: 1 S: 7	H: 0 LOB: 0 BB: 0 P: 12	R: 0 E: 0 K: 1 S: 9	H: 0 LOB: 1 BB: 1 P: 16	R: 0 E: 0 K: 0 S: 4	H: 2 LOB: 2 BB: 0 P: 17	R: 0 E: 0 K: 0 S: 4	H: 0 LOB: 0 BB: 0 P: 6	R: 3 E: 0 K: 0 S: 11	H: 4 LOB: 2 BB: 0 P: 17	R: 2 E: 1 K: 0 S: 12	H: 2 LOB: 1 BB: 1 P: 18	1B: 10 2B: 1 3B: 0 HR: 0	SF: 0 SAC: 0 DP: 0 HBP: 1	WP: 0 PB: 0 SB: 0 CS: 0	PA: 41							
PITCHER	IP	WLS	BF	H	R	ER	SO	BB	IBB	HBP	BLK	WP	HR	S	P	ERA	WHIP										
John Thomson, R (1, 1) ERA: 4.89	8.0	W	35	9	3	3	5	1	0	1	0	0	0	65	104	3.38	1.250										
Erasmio Ramirez, L (9, 1) ERA: 3.45	0.2		5	2	2	2	0	1	0	0	0	0	0	10	16	27.00	4.500										
Brian Shouse, L (9, 1) ERA: 3.02	0.1		1	0	0	0	0	0	0	0	0	0	0	2	2	0.00	0.000										

Seattle Mariners @ Texas Rangers
The Ballpark at Arlington, Arlington, TX
Tue Sep 16 2003, 8:05 PM EDT
Att. 16,134 - Sunny - 82 F

AB 38
R 5
H 11
RBI 4
BB 2
SO 5
LOB 19



Batter	1	2	3	4	5	6	7	8	9	AB	R	H	RBI	BB	SO	LOB	BOTTOM										
10 Michael Young, R (1, 4) OBP: 0.339, SLG: 0.448	K					K				5	3	3	0	0	2	0											
9 Hank Blalock, L (1, 5) OBP: 0.365, SLG: 0.538	F8					K				5	1	2	3	0	1	1											
Alex Rodriguez, R (1, 6) OBP: 0.397, SLG: 0.599	HR					G5-3				5	1	3	3	0	1	0											
Rafael Palmeiro, L (1, 10) OBP: 0.360, SLG: 0.510	G4-3									5	0	1	0	0	1	2											
23 Mark Teixeira, S (1, 3) OBP: 0.332, SLG: 0.477										4	2	3	0	0	0	2											
Laynce Nix, L (1, 8) OBP: 0.291, SLG: 0.466										4	2	3	4	0	0	1											
Shane Spencer, R (1, 9) OBP: 0.330, SLG: 0.395										3	1	0	0	0	1	2											
Todd Greene, R (1, 2) OBP: 0.242, SLG: 0.432										4	0	0	0	0	2	2											
Jermaine Clark, L (1, 7) OBP: 0.200, SLG: 0.080 Ryan Christenson, R (9, 8)										4	0	0	0	0	0	2											
Inning Stats	R: 1 E: 0 K: 1 S: 8	H: 1 LOB: 0 BB: 0 P: 9	R: 5 E: 0 K: 1 S: 16	H: 4 LOB: 0 BB: 0 P: 26	R: 2 E: 0 K: 2 S: 12	H: 2 LOB: 0 BB: 0 P: 15	R: 1 E: 0 K: 0 S: 16	H: 3 LOB: 2 BB: 0 P: 26	R: 0 E: 0 K: 1 S: 10	H: 1 LOB: 1 BB: 0 P: 16	R: 0 E: 0 K: 2 S: 10	H: 0 LOB: 0 BB: 0 P: 15	R: 0 E: 0 K: 1 S: 9	H: 1 LOB: 1 BB: 0 P: 18	R: 1 E: 0 K: 0 S: 14	H: 3 LOB: 2 BB: 0 P: 18	1B: 9 2B: 2 3B: 0 HR: 4	SF: 0 SAC: 0 DP: 0 HBP: 1	WP: 0 PB: 0 SB: 0 CS: 0	PA: 40							
PITCHER	IP	WLS	BF	H	R	ER	SO	BB	IBB	HBP	BLK	WP	HR	S	P	ERA	WHIP										
Gil Meche, R (1, 1) ERA: 4.34	2.1	L	15	7	8	8	2	0	0	1	0	0	0	23	34	5.40	1.800										
40 Julio Mateo, R (3, 1) ERA: 2.9	1.2		8	3	1	1	2	0	0	0	0	0	0	20	31	0.00	0.500										
Brian Sweeney, R (5, 1) ERA: 2.45	2.0		7	1	0	0	3	0	0	0	0	0	0	9	18	0.00	1.000										
20 J.J. Putz, R (7, 1) ERA	1.0		4	1	0	0	1	0	0	0	0	0	0	9	18	0.00	1.000										
Aaron Loper, R (8, 1) ERA: 6.75	1.0		6	3	1	1	0	0	0	0	0	0	0	14	18	9.00	3.000										

Seattle Mariners @ Texas Rangers
The Ballpark at Arlington, Arlington, TX
Tue Sep 16 2003, 8:05 PM EDT
Att. 16,134 - Sunny - 82 F

AB 39
R 10
H 15
RBI 10
BB 0
SO 8
LOB 12



Batter	1	2	3	4	5	6	7	8	9	AB	R	H	RBI	BB	SO	LOB	TOP			
51 Ichiro Suzuki, L OBP: 0.348, SLG: 0.435	G6-3	G4-3		K		G3-6-1 1B			L6	5	0	1	0	0	1	2				
Carlos Guillen, S OBP: 0.355, SLG: 0.396	HR		F7	P4		G3-6-1 1B			F8 BB 1B	5	1	2	1	0	0	3				
Bret Boone, R OBP: 0.360, SLG: 0.531	F9		S 1B BB		2B		FC5-4 1B		1B BB	3	1	2	0	2	0	0				
Edgar Martinez, R OBP: 0.409, SLG: 0.500	G4-3		1B BB	1B BB	2B BB		K		F8	3	0	0	0	2	1	3				
John Olerud, L OBP: 0.372, SLG: 0.384		1B FC5-4 HBP	G6-4-3 1B		K		FC5-4		G3	4	1	1	1	0	1	5				
Mike Cameron, R OBP: 0.342, SLG: 0.431	P4		G6-4-3 1B		F9		F8			4	0	0	0	0	0	6				
Randy Winn, S OBP: 0.342, SLG: 0.419				S 2B 1B	K				K	4	2	2	0	0	2	2	AB 36			
Rey Sanchez, R OBP: 0.290, SLG: 0.283				P5		L3		G4-3		4	0	1	0	0	0	1	R 5			
Dan Wilson, R OBP: 0.273, SLG: 0.336	FC5-4					51 1B		P6		4	0	2	2	0	0	1	H 11			
Inning Stats	R: 1 E: 0 K: 0 S: 13	H: 1 LOB: 0 BB: 0 P: 17	R: 2 E: 1 K: 0 S: 10	H: 2 LOB: 1 BB: 0 P: 15	R: 1 E: 0 K: 0 S: 7	H: 1 LOB: 1 BB: 2 P: 20	R: 1 E: 0 K: 1 S: 11	H: 2 LOB: 1 BB: 0 P: 16	R: 0 E: 0 K: 0 S: 12	H: 1 LOB: 2 BB: 1 P: 24	R: 0 E: 0 K: 1 S: 11	H: 1 LOB: 1 BB: 0 P: 14	R: 0 E: 0 K: 1 S: 6	H: 0 LOB: 0 BB: 0 P: 11	R: 0 E: 0 K: 0 S: 11	H: 1 LOB: 2 BB: 1 P: 18	1B: 8 2B: 2 3B: 0 HR: 1	SF: 0 SAC: 0 DP: 2 HBP: 1	WP: 0 PB: 0 SB: 2 CS: 0	PA: 41
PITCHER	IP WLS BF H R ER SO BB IBB HBP BLK WP HR S P ERA WHIP																			
Ryan Drese, R ERA: 7.91	3.1 L 18 6 5 4 0 2 0 0 1 0 0 1 37 63 10.80 2.400																			
Mickey Callaway, R ERA: 7.39	2.2 11 3 0 0 3 1 0 0 0 0 0 0 23 40 0.00 1.500																			
56 Rosman Garcia, R ERA: 6.23	1.0 4 1 0 0 1 0 0 0 0 0 0 0 11 14 0.00 1.000																			
Reynaldo Garcia, R ERA: 9.19	1.0 3 0 0 0 1 0 0 0 0 0 0 0 6 11 0.00 0.000																			
Juan Dominguez, R ERA: 7.39	0.2 4 1 0 0 0 1 0 0 0 0 0 0 9 16 0.00 3.000																			
PITCHER	IP WLS BF H R ER SO BB IBB HBP BLK WP HR S P ERA WHIP																			
Aaron Fultz, L ERA: 5.12	0.1 1 0 0 0 0 0 0 0 0 0 0 0 1 2 0.00 0.000																			

Seattle Mariners @ Texas Rangers
The Ballpark at Arlington, Arlington, TX
Wed Sep 17 2003, 8:05 PM EDT
Att: 21,016 - Sunny - 82 F

AB	36
R	5
H	11
RBI	4
BB	4
SO	5
LOB	23



Batter	1	2	3	4	5	6	7	8	9	AB	R	H	RBI	BB	SO	LOB	BOTTOM					
10 Michael Young, R OBP: 0.340, SLG: 0.449	F8			9 2B 1B				F9		4	1	2	0	0	0	0						
9 Hank Blalock, L OBP: 0.394, SLG: 0.538	P5			1B 2B		F8		K		4	0	1	1	0	1	1						
Alex Rodriguez, R OBP: 0.395, SLG: 0.595	P6			P2		F7		K		4	0	0	0	0	1	2						
Rafael Palmeiro, L OBP: 0.359, SLG: 0.508			K	P4			P4		1B	4	0	1	0	0	1	1						
23 Mark Teixeira, S OBP: 0.332, SLG: 0.474	G5-3			G5-3			1B BB		F8	3	0	0	0	1	0	2						
Shane Spencer, R OBP: 0.332, SLG: 0.394	G3					L1-3 BB		1B		3	0	1	0	1	0	1						
Laynce Nix, L OBP: 0.286, SLG: 0.458			G3		L1-3		K			3	0	0	0	0	1	3	AB 31					
15 Gerald Laird, R OBP: 0.324, SLG: 0.353			F9		G5-3		F9			3	0	0	0	0	0	2	R 1					
Ryan Christenson, R OBP: 0.258, SLG: 0.248			F7				K		K	3	0	0	0	0	2	0	H 5					
Inning Stats	R: 0 E: 0 K: 0 S: 6	H: 0 LOB: 0 BB: 0 P: 9	R: 0 E: 0 K: 1 S: 6	H: 0 LOB: 0 BB: 0 P: 12	R: 0 E: 0 K: 0 S: 8	H: 0 LOB: 0 BB: 0 P: 11	R: 1 E: 0 K: 0 S: 10	H: 2 LOB: 1 BB: 0 P: 16	R: 0 E: 0 K: 0 S: 6	H: 0 LOB: 0 BB: 1 P: 11	R: 0 E: 0 K: 1 S: 13	H: 1 LOB: 1 BB: 0 P: 19	R: 0 E: 0 K: 1 S: 9	H: 1 LOB: 2 BB: 1 P: 17	R: 0 E: 0 K: 2 S: 9	H: 0 LOB: 0 BB: 0 P: 15	R: 0 E: 0 K: 1 S: 10	H: 1 LOB: 1 BB: 0 P: 16	1B: 4 2B: 2 3B: 0 HR: 0	SF: 0 SAC: 0 DP: 1 HBP: 0	WP: 0 PB: 0 SB: 0 CS: 0	PA: 33
PITCHER	IP WLS BF H R ER SO BB IBB HBP BLK WP HR S P ERA WHIP																					
Jamie Moyer, L ERA: 3.42	8.0 W 29 4 1 1 5 2 0 0 0 0 0 0 67 110 1.12 0.750																					
Shigetoshi Hasegawa, R ERA: 1.27	1.0 4 1 0 0 1 0 0 0 0 0 0 0 10 16 0.00 1.000																					
PITCHER	IP WLS BF H R ER SO BB IBB HBP BLK WP HR S P ERA WHIP																					

Seattle Mariners @ Texas Rangers
The Ballpark at Arlington, Arlington, TX
Wed Sep 17 2003, 8:05 PM EDT
Att: 21,016 - Sunny - 82 F

AB	31
R	1
H	5
RBI	1
BB	2
SO	6
LOB	12



Batter	1	2	3	4	5	6	7	8	9	10	AB	R	H	RBI	BB	SO	LOB					
51 Ichiro Suzuki, L OBP: 0.348, SLG: 0.433											3	0	0	0	1	1	0					
Carlos Guillen, S OBP: 0.361, SLG: 0.405											4	1	2	1	0	0	1					
Bret Boone, R OBP: 0.360, SLG: 0.529											4	0	1	0	0	0	1					
Edgar Martinez, R OBP: 0.406, SLG: 0.496											4	0	0	0	0	1	2					
John Olerud, L OBP: 0.372, SLG: 0.385											4	0	1	0	0	1	0					
Mike Cameron, R OBP: 0.339, SLG: 0.427											4	0	0	0	0	3	1					
Randy Winn, S OBP: 0.341, SLG: 0.418											4	0	1	0	0	1	1					
Rey Sanchez, R OBP: 0.287, SLG: 0.280											4	0	0	0	0	2	2					
Pat Borders, R OBP: 0.250, SLG: 0.273											3	0	0	0	0	1	0					
Inning Stats	R: 0 E: 0 K: 1 S: 8	H: 0 LOB: 0 BB: 0 P: 12	R: 0 E: 0 K: 1 S: 10	H: 0 LOB: 0 BB: 0 P: 16	R: 0 E: 0 K: 3 S: 10	H: 0 LOB: 0 BB: 0 P: 16	R: 0 E: 0 K: 0 S: 11	H: 1 LOB: 1 BB: 0 P: 15	R: 0 E: 0 K: 1 S: 12	H: 1 LOB: 1 BB: 0 P: 18	R: 1 E: 0 K: 0 S: 14	H: 2 LOB: 1 BB: 0 P: 22	R: 0 E: 0 K: 0 S: 5	H: 0 LOB: 0 BB: 1 P: 14	R: 0 E: 0 K: 2 S: 10	H: 0 LOB: 0 BB: 0 P: 13	R: 0 E: 0 K: 2 S: 9	H: 1 LOB: 1 BB: 0 P: 14	1B: 3 2B: 2 3B: 0 HR: 1	SF: 0 SAC: 0 DP: 1 HBP: 0	WP: 0 PB: 0 SB: 0 CS: 1	PA: 35
PITCHER	IP	WLS	BF	H	R	ER	SO	BB	IBB	HBP	BLK	WP	HR	S	P	ERA	WHIP					
53 Joaquin Benoit, R ERA: 5.52	4.0		13	1	0	0	5	0	0	0	0	0	0	39	59	0.00	0.250					
Erasmio Ramirez, L ERA: 3.95	1.2		7	2	1	1	1	0	0	0	0	0	1	21	33	5.40	1.200					
56 Rosman Garcia, R ERA: 6.18	0.1		2	1	0	0	0	0	0	0	0	0	0	5	7	0.00	3.000					
32 Ron Mahay, L ERA: 1.66	2.0		7	0	0	0	0	1	0	0	0	0	0	10	23	0.00	0.500					
Francisco Cordero, R ERA: 2.85	2.0	W	6	1	0	0	4	0	0	0	0	0	0	19	27	0.00	0.500					

Seattle Mariners @ Texas Rangers
The Ballpark at Arlington, Arlington, TX
Thu Sep 18 2003, 2:05 PM EDT
Att: 16,231 - Cloudy - 84 F

livebaseballscorecards.com

AB 34
R 1
H 5
RBI 1
BB 1
SO 10
LOB 8

WP: 0 PA: 35
PB: 0
SB: 0
CS: 1

Batter	1	2	3	4	5	6	7	8	9	10	AB	R	H	RBI	BB	SO	LOB							
10 Michael Young, R OBP: 0.339, SLG: 0.447											4	0	1	0	0	1	1							
9 Hank Blalock, L OBP: 0.362, SLG: 0.534											4	0	0	0	0	0	2							
Alex Rodriguez, R OBP: 0.334, SLG: 0.594											4	1	1	0	0	2	0							
Rafael Palmeiro, L OBP: 0.360, SLG: 0.507											3	0	1	0	1	1	0							
23 Mark Teixeira, S OBP: 0.331, SLG: 0.472											3	0	0	0	1	0	1							
Laynce Nix, L OBP: 0.285, SLG: 0.453											4	0	1	1	0	0	0							
Shane Spencer, R OBP: 0.334, SLG: 0.403											2	1	1	1	1	1	0							
Todd Greene, R OBP: 0.244, SLG: 0.430											3	0	1	0	0	2	1							
Jermaine Clark, L OBP: 0.182, SLG: 0.071											3	0	0	0	0	0	2							
Inning Stats	R: 0 E: 0 K: 0 S: 6	H: 0 LOB: 0 BB: 0 P: 9	R: 0 E: 0 K: 0 S: 11	H: 1 LOB: 0 BB: 0 P: 19	R: 0 E: 0 K: 1 S: 6	H: 0 LOB: 0 BB: 1 P: 12	R: 0 E: 0 K: 2 S: 10	H: 0 LOB: 0 BB: 0 P: 16	R: 0 E: 0 K: 0 S: 6	H: 0 LOB: 0 BB: 0 P: 7	R: 1 E: 0 K: 0 S: 8	H: 2 LOB: 1 BB: 0 P: 13	R: 0 E: 0 K: 2 S: 8	H: 0 LOB: 0 BB: 0 P: 15	R: 0 E: 0 K: 2 S: 9	H: 0 LOB: 0 BB: 1 P: 16	R: 0 E: 0 K: 0 S: 5	H: 1 LOB: 0 BB: 0 P: 10	R: 1 E: 0 K: 0 S: 7	H: 2 LOB: 3 BB: 2 P: 18	1B: 4 2B: 1 3B: 0 HR: 1	SF: 0 SAC: 0 DP: 3 HBP: 0	WP: 0 PB: 0 SB: 0 CS: 0	PA: 33
PITCHER	IP	WLS	BF	H	R	ER	SO	BB	IBB	HBP	BLK	WP	HR	S	P	ERA	WHIP							
Freddy Garcia, R ERA: 4.66	4.0		12	1	0	0	3	1	0	0	0	0	0	33	56	0.00	0.500							
40 Julio Mateo, R ERA: 3.95	1.2		7	2	1	1	0	0	0	0	0	0	1	13	19	5.40	1.200							
Arthur Rhodes, L ERA: 4.33	1.0		3	0	0	0	2	0	0	0	0	0	0	7	11	0.00	0.000							
Rafael Soriano, R ERA: 1.7	1.1		4	0	0	0	2	0	0	0	0	0	0	11	21	0.00	0.000							
Shigetoshi Hasegawa, R ERA: 1.38	1.0	L	7	3	1	1	0	1	1	0	0	0	0	12	28	9.00	4.000							

Seattle Mariners @ Texas Rangers
The Ballpark at Arlington, Arlington, TX
Thu Sep 18 2003, 2:05 PM EDT
Att: 16,231 - Cloudy - 84 F

livebaseballscorecards.com

AB 30
R 2
H 6
RBI 2
BB 3
SO 7
LOB 7

WP: 0 PA: 33
PB: 0
SB: 0
CS: 0

Batter	1	2	3	4	5	6	7	8	9	AB	R	H	RBI	BB	SO	LOB	TOP
51 Ichiro Suzuki, L (1, 9) OBP: 0.348, SLG: 0.432	1-3 K		2-3 K		0-2 SH1-4 1-2 1B	2-3 K		1-1 S 1B		5	1	2	0	0	3	1	Seattle Mariners @ Oakland Athletics Network Associates Coliseum, Oakland, CA Fri Sep 19, 2003, 10:05 PM EDT Att: 41,035 - Sunny - 73 F
Carlos Guillen, S (1, 5) OBP: 0.362, SLG: 0.407	0-0 G6-3 2B		3-3 K		1-1 SH1-4 1-2 2-3		4-1 CS BB	2-2 G1-3 1-2		3	0	1	0	1	1		
Bret Boone, R (1, 4) OBP: 0.358, SLG: 0.527	3-1 G6-3 2-3		2-3 K		1-0 SF7 3-H 0-1		3-3 K 1-2		0-0 1B 1B BB	4	1	1	1	0	2	2	
Edgar Martinez, R (1, 10) 23 Luis Ugueto, S (9, PR) OBP: 0.411, SLG: 0.504	4-2 BB BB			2-0 1B 2B	0-1 HR 2-H 1B		2-0 1B 2B		3-2 BB 1B BB 1B	4	2	4	1	1	0	0	
John Olerud, L (1, 3) OBP: 0.374, SLG: 0.391	4-2 BB BB			0-1 F7 1-H HR	1-0 HR 1-H HR		4-1 1B BB		1-3 K 1B	3	1	1	2	2	1	3	
Randy Winn, S (1, 7) OBP: 0.342, SLG: 0.418	2-3 K			2-3 K	1-2 F8 3		2-2 BB 1-3 2-H 1B		0-0 BB 1-2 2-3 1B	5	0	2	1	0	2	4	
Mike Cameron, R (1, 8) OBP: 0.341, SLG: 0.427		0-2 G1-3		3-0 BB 1B		4-2 G3 G1-3 BB		0-3 K	4-2 BB 1-2 2-3 3-H 1B	3	0	1	1	2	1	2	
Mark McLemore, S (1, 6) Rey Sanchez, R (7, 6) OBP: 0.320, SLG: 0.316		0-0 G5-4-3 1B		3-2 G4-3		2-2 G1-3		3-2 G6-3	1-0 G1-2-3 2	3	0	1	0	0	0	3	
Dan Wilson, R (1, 2) OBP: 0.273, SLG: 0.334		1-2 G5-4-3 1-2			0-2 SH1-4 51 1B SF7 1B		0-0 G3 2-3		0-0 P3	4	1	1	0	0	0	2	
Inning Stats	R: 0 H: 1 E: 0 K: 2 S: 13	H: 1 R: 0 ER: 0 LOB: 3 BB: 2 P: 27	R: 0 H: 1 E: 0 K: 0 S: 7	H: 0 R: 0 ER: 0 LOB: 0 BB: 0 P: 8	R: 0 H: 0 E: 0 K: 3 S: 9	H: 2 R: 0 ER: 0 LOB: 2 BB: 0 P: 16	R: 4 H: 4 E: 0 K: 0 S: 17	H: 0 R: 0 ER: 0 LOB: 1 BB: 1 P: 20	R: 1 H: 2 E: 0 K: 2 S: 12	H: 2 R: 0 ER: 0 LOB: 2 BB: 2 P: 27	R: 0 H: 1 E: 0 K: 0 S: 11	H: 3 R: 1 ER: 0 LOB: 2 BB: 1 P: 21	1B: 10 2B: 4 3B: 0 HR: 1	SF: 1 SAC: 1 DP: 3 HBP: 0	WP: 0 PB: 0 SB: 1 CS: 1	PA: 44	
PITCHER	IP WLS BF H R ER SO BB IBB HBP BLK WP HR S P ERA WHIP	IP WLS BF H R ER SO BB IBB HBP BLK WP HR S P ERA WHIP	IP WLS BF H R ER SO BB IBB HBP BLK WP HR S P ERA WHIP	IP WLS BF H R ER SO BB IBB HBP BLK WP HR S P ERA WHIP	IP WLS BF H R ER SO BB IBB HBP BLK WP HR S P ERA WHIP	IP WLS BF H R ER SO BB IBB HBP BLK WP HR S P ERA WHIP	IP WLS BF H R ER SO BB IBB HBP BLK WP HR S P ERA WHIP	IP WLS BF H R ER SO BB IBB HBP BLK WP HR S P ERA WHIP	IP WLS BF H R ER SO BB IBB HBP BLK WP HR S P ERA WHIP	IP WLS BF H R ER SO BB IBB HBP BLK WP HR S P ERA WHIP	IP WLS BF H R ER SO BB IBB HBP BLK WP HR S P ERA WHIP	IP WLS BF H R ER SO BB IBB HBP BLK WP HR S P ERA WHIP	IP WLS BF H R ER SO BB IBB HBP BLK WP HR S P ERA WHIP	IP WLS BF H R ER SO BB IBB HBP BLK WP HR S P ERA WHIP	IP WLS BF H R ER SO BB IBB HBP BLK WP HR S P ERA WHIP	IP WLS BF H R ER SO BB IBB HBP BLK WP HR S P ERA WHIP	

AB	36
R	6
H	14
RBI	6
BB	6
SO	10
LOB	21



Batter	1	2	3	4	5	6	7	8	9	AB	R	H	RBI	BB	SO	LOB	BOTTOM			
Mark Ellis, R (1, 4) OBP: 0.315, SLG: 0.369	2-2 L4		2-1 G4-3		0-0 P3			1-3 K		4	0	0	0	0	1	1	Seattle Mariners @ Oakland Athletics Network Associates Coliseum, Oakland, CA Fri Sep 19, 2003, 10:05 PM EDT Att: 41,035 - Sunny - 73 F			
Erubiel Durazo, L (1, 10) OBP: 0.372, SLG: 0.435	0-0 HR		4-2 G4-6-3 BB			3-2 F8		0-1 P5		3	1	1	1	1	0	0				
3 Eric Chavez, L (1, 5) OBP: 0.348, SLG: 0.504	1-3 K		0-0 G4-6-3 1-2			0-1 F8		1-2 L3		4	0	0	0	0	1	1				
Miguel Tejada, R (1, 6) OBP: 0.336, SLG: 0.478	4-0 BB BB			0-1 F9		1-2 F9		1-1 F9		3	0	1	0	1	0	0				
Scott Hatteberg, L (1, 3) OBP: 0.344, SLG: 0.381	4-1 FC6-4 BB			4-2 CS BB		0-2 P3		0-2 F8		2	0	0	0	2	0	1				
Ramon Hernandez, R (1, 2) OBP: 0.327, SLG: 0.457	0-0 FC6-4 1-2			1-3 K 1-2			1-2 FC6-4 1B		1-2 K	4	0	1	0	0	2	3				
Jermaine Dye, R (1, 9) OBP: 0.250, SLG: 0.239		2-3 K			1-3 K		2-2 FC6-4 1-2			3	0	0	0	0	2	1				
Billy McMillon, L (1, 7) OBP: 0.354, SLG: 0.453		0-1 L3			0-1 G3-1		2-3 K			3	0	0	0	0	1	1				
Eric Byrnes, R (1, 8) OBP: 0.331, SLG: 0.465		3-2 L9			0-2 BB		1-3 K			3	0	1	0	0	1	1				
Inning Stats	R: 1 H: 1 E: 0 K: 1 S: 9	H: 0 R: 0 ER: 0 LOB: 0 BB: 0 P: 14	R: 0 H: 0 E: 0 K: 0 S: 6	H: 0 R: 0 ER: 0 LOB: 0 BB: 1 P: 12	R: 0 H: 0 E: 0 K: 1 S: 7	H: 0 R: 0 ER: 0 LOB: 0 BB: 1 P: 12	R: 0 H: 1 E: 0 K: 0 S: 10	H: 1 R: 0 ER: 0 LOB: 1 BB: 0 P: 11	R: 0 H: 1 E: 0 K: 2 S: 13	H: 1 R: 0 ER: 0 LOB: 1 BB: 0 P: 17	R: 0 H: 1 E: 0 K: 2 S: 15	H: 1 R: 0 ER: 0 LOB: 1 BB: 0 P: 21	R: 0 H: 0 E: 0 K: 1 S: 8	H: 0 R: 0 ER: 0 LOB: 0 BB: 0 P: 10	R: 0 H: 0 E: 0 K: 1 S: 8	H: 0 R: 0 ER: 0 LOB: 0 BB: 0 P: 10		1B: 1 2B: 2 3B: 0 HR: 1	SF: 0 SAC: 0 DP: 1 HBP: 0	WP: 0 PB: 0 SB: 0 CS: 1
PITCHER	IP WLS BF H R ER SO BB IBB HBP BLK WP HR S P ERA WHIP	IP WLS BF H R ER SO BB IBB HBP BLK WP HR S P ERA WHIP	IP WLS BF H R ER SO BB IBB HBP BLK WP HR S P ERA WHIP	IP WLS BF H R ER SO BB IBB HBP BLK WP HR S P ERA WHIP	IP WLS BF H R ER SO BB IBB HBP BLK WP HR S P ERA WHIP	IP WLS BF H R ER SO BB IBB HBP BLK WP HR S P ERA WHIP	IP WLS BF H R ER SO BB IBB HBP BLK WP HR S P ERA WHIP	IP WLS BF H R ER SO BB IBB HBP BLK WP HR S P ERA WHIP	IP WLS BF H R ER SO BB IBB HBP BLK WP HR S P ERA WHIP	IP WLS BF H R ER SO BB IBB HBP BLK WP HR S P ERA WHIP	IP WLS BF H R ER SO BB IBB HBP BLK WP HR S P ERA WHIP	IP WLS BF H R ER SO BB IBB HBP BLK WP HR S P ERA WHIP	IP WLS BF H R ER SO BB IBB HBP BLK WP HR S P ERA WHIP	IP WLS BF H R ER SO BB IBB HBP BLK WP HR S P ERA WHIP	IP WLS BF H R ER SO BB IBB HBP BLK WP HR S P ERA WHIP	IP WLS BF H R ER SO BB IBB HBP BLK WP HR S P ERA WHIP				

AB	29
R	1
H	4
RBI	1
BB	4
SO	8
LOB	9



Batter	1	2	3	4	5	6	7	8	9	AB	R	H	RBI	BB	SO	LOB	TOP					
51 Ichiro Suzuki, L (1, 9) OBP: 0.391, SLG: 0.439 Jamal Strong, R (7, 8)	E6 SH1-4 1B		G6-3			F7		F9		3	0	1	0	0	0	0	Seattle Mariners @ Oakland Athletics Network Associates Coliseum, Oakland, CA Sun Sep 21 2003, 4:05 PM EDT Att: 40,643 - Sunny - 81 F					
Carlos Guillen, S (1, 5) OBP: 0.382, SLG: 0.405 23 Luis Ugueto, S (7, 4)	SH1-4		G5-3			1B BB BB		16 FC6-4 1B		1	0	0	0	1	0	0						
Bret Boone, R (1, 4) OBP: 0.349, SLG: 0.527 16 Willie Bloomquist, R (7, 5)	K		L8			K		FC6-4 1-2		3	0	0	0	0	2	2						
Edgar Martinez, R (1, 10) OBP: 0.412, SLG: 0.501 Ben Davis, S (8, PH)	IBB					1B BB		K		1	0	0	0	2	1	0						
John Olerud, L (1, 3) OBP: 0.374, SLG: 0.390 Jeff Cirillo, R (7, 3)	F7					1-2 BB		FC6-4 HBP		3	0	1	0	0	1	2						
Randy Winn, S (1, 7) OBP: 0.342, SLG: 0.418 Chad Meyers, R (7, 7)						P2		FC6-4 1-2		3	0	1	0	0	0	3						
Mike Cameron, R (1, 8) OBP: 0.354, SLG: 0.427 John Mabry, L (7, 9)	K					F8		F7		3	0	0	0	0	2	1						
Rey Sanchez, R (1, 6) OBP: 0.285, SLG: 0.278	F9					G6-3		F9		4	0	0	0	0	0	2						
Dan Wilson, R (1, 2) OBP: 0.271, SLG: 0.332 Pat Borders, R (7, PH)	K					K		K		2	0	0	0	0	2	1						
Pat Borders, R (7, 2) OBP: 0.231, SLG: 0.250	K					K		K		1	0	0	0	0	1	0						
Inning Stats	R: 0 E: 1 K: 1 S: 9	H: 1 LOB: 2 BB: 1 P: 19	R: 0 E: 0 K: 2 S: 12	H: 1 LOB: 1 BB: 0 P: 14	R: 0 E: 0 K: 0 S: 11	H: 0 LOB: 0 BB: 0 P: 15	R: 0 E: 0 K: 2 S: 8	H: 0 LOB: 0 BB: 0 P: 13	R: 0 E: 0 K: 1 S: 10	H: 0 LOB: 3 BB: 0 P: 12	R: 0 E: 0 K: 1 S: 13	H: 0 LOB: 0 BB: 0 P: 27	R: 0 E: 0 K: 2 S: 7	H: 0 LOB: 0 BB: 0 P: 13	R: 0 E: 0 K: 1 S: 9	H: 1 LOB: 1 BB: 0 P: 12	R: 0 E: 0 K: 0 S: 13	H: 0 LOB: 1 BB: 0 P: 18	1B: 3 2B: 1 3B: 0 HR: 0	SF: 0 SAC: 1 DP: 0 HBP: 1	WP: 0 PB: 0 SB: 1 CS: 0	PA: 35
PITCHER	IP WLS BF H R ER SO BB IBB HBP BLK WP HR S P ERA WHIP																					
Ted Lilly, L (1, 1) ERA: 4.18	6.0 W 24 3 0 0 7 2 1 0 0 0 0 0 63 100 0.00 0.833																					
Chad Bradford, R (7, 1) ERA: 2.91	1.0 3 0 0 0 2 0 0 0 0 0 0 0 7 13 0.00 0.000																					
Ricardo Rincon, L (8, 1) ERA: 3.38	1.0 4 1 0 0 1 0 0 0 0 0 0 0 9 12 0.00 1.000																					
Keith Foulke, R (9, 1) ERA: 2.04	1.0 4 0 0 0 0 0 0 0 1 0 0 0 0 13 18 0.00 0.000																					

Batter	1	2	3	4	5	6	7	8	9	AB	R	H	RBI	BB	SO	LOB	BOTTOM			
Billy McMillon, L (1, 7) OBP: 0.370, SLG: 0.483 Terrence Long, L (6, 7) OBP: 0.292, SLG: 0.386	F8									4	0	3	2	0	0	0	Seattle Mariners @ Oakland Athletics Network Associates Coliseum, Oakland, CA Sun Sep 21 2003, 4:05 PM EDT Att: 40,643 - Sunny - 81 F			
Erubiel Durazo, L (1, 10) OBP: 0.371, SLG: 0.431 Jose Guillen, R (7, PH) OBP: 0.361, SLG: 0.570	G3-1	SF8 2B				G4-6-3 1B		G6-4-3 BB		3	0	0	1	0	0	2				
Miguel Tejada, R (1, 6) OBP: 0.354, SLG: 0.474 Esteban German, R (8, 4)	F9	P4				F8		G5-3		5	0	0	0	0	0	1				
3 Eric Chavez, L (1, 5) OBP: 0.350, SLG: 0.503 Frank Menechino, R (8, 5) OBP: 0.375, SLG: 0.293		1B 1B	F9			BB HR 1B		2B 17 1B BB		3	3	2	0	1	0	0				
Scott Hatteberg, L (1, 3) OBP: 0.343, SLG: 0.381 Graham Koonce, L (8, 3)		1B HBP 1B	F9			F8		17 1B 2B		4	2	2	0	0	0	1				
Ramon Hernandez, R (1, 2) OBP: 0.329, SLG: 0.458 17 Adam Melhuse, S (6, PH) OBP: 0.342, SLG: 0.557		1B 1B				BB HR 1B		BB 1B		2	2	2	0	0	0	0				
Jermaine Dye, R (1, 9) OBP: 0.371, SLG: 0.239 Chris Singleton, L (8, 9) OBP: 0.301, SLG: 0.343		BB 1B				HR 1B		FC6-4 BB		1	2	1	1	2	0	0				
Mark Ellis, R (1, 4) OBP: 0.316, SLG: 0.376 7 Bobby Crosby, R (8, 6)		BB 2B 1B				HR BB		K		4	1	2	5	0	1	4				
Eric Byrnes, R (1, 8) OBP: 0.332, SLG: 0.464		2B SF8 BB				P3		FC6-4		3	2	1	1	1	0	2				
Inning Stats	R: 0 E: 0 K: 0 S: 12	H: 0 LOB: 0 BB: 0 P: 20	R: 5 E: 0 K: 0 S: 21	H: 5 LOB: 1 BB: 1 P: 37	R: 0 E: 0 K: 0 S: 9	H: 1 LOB: 2 BB: 0 P: 14	R: 1 E: 0 K: 0 S: 5	H: 2 LOB: 0 BB: 0 P: 7	R: 4 E: 0 K: 1 S: 17	H: 4 LOB: 1 BB: 1 P: 29	R: 2 E: 0 K: 1 S: 17	H: 2 LOB: 2 BB: 2 P: 30	R: 0 E: 0 K: 0 S: 6	H: 0 LOB: 0 BB: 1 P: 13	R: 0 E: 0 K: 2 S: 10	H: 1 LOB: 1 BB: 0 P: 15		1B: 9 2B: 5 3B: 0 HR: 1	SF: 1 SAC: 0 DP: 2 HBP: 2	WP: 0 PB: 0 SB: 0 CS: 0
PITCHER	IP WLS BF H R ER SO BB IBB HBP BLK WP HR S P ERA WHIP																			
Gil Meche, R (1, 1) ERA: 4.57	1.0 L 9 4 5 5 0 1 0 1 0 0 0 0 28 45 10.80 2.100																			
40 Julio Mateo, R (2, 1) ERA: 3.27	3.1 16 6 4 4 4 0 1 0 0 0 0 1 10 14 13.50 3.000																			
Kazuhiro Sasaki, R (5, 1) ERA: 4.02	0.2 4 2 1 1 0 0 0 0 0 0 0 1 10 14 13.50 3.000																			
20 J.J. Putz, R (6, 1) ERA: 4.91	1.0 7 2 2 2 2 1 2 0 0 0 0 0 17 30 18.00 4.000																			
Aaron Loper, R (7, 1) ERA: 5.68	1.0 3 0 0 0 0 0 1 0 0 0 0 0 6 13 0.00 1.000																			



Batter	1	2	3	4	5	6	7	8	9	AB	R	H	RBI	BB	SO	LOB	TOP			
51 Ichiro Suzuki, L (1, 9) OBP: 0.391, SLG: 0.438	G4-3	P5				G4-3											5 0 2 0 0 0 0			
Rey Sanchez, R (1, 6) OBP: 0.284, SLG: 0.280	1B	2B	F9	G6-3		G3		F9									5 1 1 0 0 0 2			
Bret Boone, R (1, 4) OBP: 0.363, SLG: 0.536	1B	1B	HR	F8		3B		WP	1B								4 2 3 1 1 0 1			
Edgar Martinez, R (1, 10) OBP: 0.414, SLG: 0.504	1B	1B	FC6-4	1B	G4-3	IHR		L9									5 1 3 1 0 1 2			
John Olerud, L (1, 3) OBP: 0.372, SLG: 0.387	F8		FC6-4	BB	G4-3			K									4 0 0 0 1 1 4			
Randy Winn, S (1, 7) OBP: 0.344, SLG: 0.425	1B		FC6-4	S		IHR		1B									5 1 3 3 0 1 2			
Mike Cameron, R (1, 8) OBP: 0.341, SLG: 0.424	L8			BB	G5-3												3 0 0 0 1 1 2			
16 Willie Bloomquist, R (1, 5) OBP: 0.313, SLG: 0.313		L8	F7					L8									4 0 1 0 0 0 3			
Dan Wilson, R (1, 2) OBP: 0.268, SLG: 0.328	F9			G6-3	G6-3			F9									4 0 0 0 0 0 1			
Inning Stats	R: 2 H: 3 E: 0 K: 0 S: 17	H: 3 LOB: 2 BB: 1 P: 29	R: 0 H: 0 E: 0 K: 0 S: 7	H: 0 LOB: 0 BB: 0 P: 11	R: 1 H: 2 E: 0 K: 0 S: 11	H: 2 LOB: 3 BB: 2 P: 21	R: 0 H: 1 E: 0 K: 0 S: 9	H: 1 LOB: 1 BB: 0 P: 14	R: 2 H: 3 E: 0 K: 1 S: 13	H: 3 LOB: 1 BB: 0 P: 21	R: 0 H: 0 E: 0 K: 2 S: 8	H: 0 LOB: 0 BB: 0 P: 13	R: 0 H: 1 E: 0 K: 1 S: 10	H: 1 LOB: 1 BB: 0 P: 11	R: 0 H: 2 E: 1 K: 1 S: 10	H: 2 LOB: 2 BB: 0 P: 14	1B: 8 2B: 2 3B: 1 HR: 2	SF: 0 SAC: 0 DP: 0 HBP: 0	WP: 1 PB: 0 CS: 0	PA: 42
PITCHER	IP	WLS	BF	H	R	ER	SO	BB	IBB	HBP	BLK	WP	HR	S	P	ERA	WHIP			
Jarrod Washburn, L (1, 1) ERA: 4.43	3.0	L	17	5	3	3	0	3	0	0	0	0	1	35	61	9.00	2.667			
Gary Glover, R (4, 1) ERA: 4.09	3.0		14	5	2	2	1	0	0	0	0	0	0	30	46	6.00	1.667			
Greg Jones, R (7, 1) ERA: 3.71	2.0		7	1	0	0	2	0	0	0	0	0	0	16	24	0.00	0.500			
Ben Weber, R (9, 1) ERA: 2.89	1.0		4	2	0	0	1	0	0	0	0	1	0	10	14	0.00	2.000			

Seattle Mariners @ Anaheim Angels
Edison International Field, Anaheim, CA
Mon Sep 22 2003, 10:05 PM EDT
Att: 35,537 - Sunny - 74 F

AB 39
R 5
H 13
RBI 5
BB 3
SO 4
LOB 17



Batter	1	2	3	4	5	6	7	8	9	AB	R	H	RBI	BB	SO	LOB	BOTTOM					
David Eckstein, R (1, 6) OBP: 0.325, SLG: 0.325	F8		F9			G4-6-3		G6-3									4 0 0 0 0 0 2					
9 Chone Figgins, S (1, 8) OBP: 0.348, SLG: 0.370	F7			B5-3				1B									4 1 2 0 0 0 0					
16 Garret Anderson, L (1, 7) OBP: 0.345, SLG: 0.545	G6-3			F8		G1-3		L8									4 0 0 0 0 0 2					
Tim Salmon, R (1, 10) OBP: 0.373, SLG: 0.460		P4		K				E5									3 0 0 0 1 1 0					
Scott Spiezio, S (1, 3) OBP: 0.326, SLG: 0.456	G5-3				F8		F7	G5-3									4 0 0 0 0 0 2					
Shawn Wooten, R (1, 2) OBP: 0.311, SLG: 0.360	K				F8		F8	P4									4 0 0 0 0 1 2					
Eric Owens, R (1, 9) OBP: 0.302, SLG: 0.308			B2-6	1B				F8									3 0 2 0 0 0 1					
Adam Kennedy, L (1, 4) OBP: 0.338, SLG: 0.394					F8			P6									3 0 1 0 0 0 1					
Alfredo Amezaga, S (1, 5) OBP: 0.268, SLG: 0.307			B2-6			G4-6-3		K									3 0 1 0 0 1 2					
Inning Stats	R: 0 H: 0 E: 0 K: 0 S: 5	H: 0 LOB: 0 BB: 0 P: 8	R: 0 H: 0 E: 0 K: 1 S: 9	H: 0 LOB: 0 BB: 0 P: 15	R: 0 H: 2 E: 0 K: 0 S: 9	H: 2 LOB: 1 BB: 0 P: 13	R: 0 H: 0 E: 0 K: 1 S: 7	H: 0 LOB: 0 BB: 0 P: 10	R: 0 H: 1 E: 0 K: 0 S: 8	H: 1 LOB: 1 BB: 0 P: 10	R: 0 H: 2 E: 0 K: 0 S: 12	H: 2 LOB: 1 BB: 0 P: 18	R: 0 H: 0 E: 0 K: 0 S: 8	H: 0 LOB: 1 BB: 1 P: 15	R: 0 H: 0 E: 1 K: 1 S: 10	H: 0 LOB: 0 BB: 0 P: 14	R: 1 H: 1 E: 1 K: 0 S: 9	H: 1 LOB: 1 BB: 0 P: 14	1B: 6 2B: 1 3B: 0 HR: 0	SF: 0 SAC: 0 DP: 2 HBP: 0	WP: 0 PB: 0 CS: 0	PA: 33
PITCHER	IP	WLS	BF	H	R	ER	SO	BB	IBB	HBP	BLK	WP	HR	S	P	ERA	WHIP					
Jamie Moyer, L (1, 1) ERA: 3.27	9.0	W	33	6	1	0	3	1	0	0	0	0	0	77	117	0.00	0.778					

Seattle Mariners @ Anaheim Angels
Edison International Field, Anaheim, CA
Mon Sep 22 2003, 10:05 PM EDT
Att: 35,537 - Sunny - 74 F

AB 32
R 1
H 6
RBI 0
BB 1
SO 3
LOB 12



Batter	1	2	3	4	5	6	7	8	9	AB	R	H	RBI	BB	SO	LOB	TOP			
51 Ichiro Suzuki, L (1, 9) OBP: 0.349, SLG: 0.435	G4-3		L8			F9			FC4-6 1B	4	0	1	0	0	0	0	Seattle Mariners @ Anaheim Angels Edison International Field, Anaheim, CA Wed Sep 24 2003, 4:05 PM EDT Att: 30,917 - Cloudy - 71 F			
Carlos Guillen, S (1, 5) OBP: 0.382, SLG: 0.401	K			F8		PB BB		F8	3	0	0	0	1	1	1					
Bret Boone, R (1, 4) OBP: 0.361, SLG: 0.531	G6-3			2B 1B		F9		FC4-6 1-2	4	0	1	0	0	0	2					
Edgar Martinez, R (1, 10) OBP: 0.411, SLG: 0.497		F9		F9		F9		BB	3	0	0	0	1	0	1					
John Olerud, L (1, 3) OBP: 0.371, SLG: 0.385	G4-3			1-H 2B		L8		F9	4	0	1	0	0	0	2					
Randy Winn, S (1, 7) OBP: 0.345, SLG: 0.427					F7				3	0	1	0	0	1	0					
Mike Cameron, R (1, 8) OBP: 0.339, SLG: 0.421		F8			F9			P2	3	0	0	0	0	0	1					
Mark McLemore, S (1, 6) OBP: 0.319, SLG: 0.315			F9			CS 1B		G4-3	3	0	1	0	0	0	0					
Ben Davis, S (1, 2) OBP: 0.288, SLG: 0.388			K		CS 1-2	G4-3		K	3	0	0	0	0	2	0					
Inning Stats	R: 0 E: 0 K: 1 S: 8	H: 0 LOB: 0 BB: 0 P: 13	R: 0 E: 0 K: 0 S: 7	H: 1 LOB: 1 BB: 0 P: 10	R: 0 E: 0 K: 1 S: 10	H: 0 LOB: 0 BB: 0 P: 13	R: 0 E: 0 K: 0 S: 6	H: 2 LOB: 2 BB: 0 P: 13	R: 0 E: 0 K: 0 S: 7	H: 1 LOB: 0 BB: 0 P: 8	R: 0 E: 0 K: 1 S: 10	H: 0 LOB: 0 BB: 0 P: 13	R: 0 E: 0 K: 1 S: 6	H: 0 LOB: 0 BB: 1 P: 8	R: 0 E: 1 K: 0 S: 8	H: 1 LOB: 2 BB: 1 P: 16	1B: 4 2B: 1 3B: 0 HR: 0	SF: 0 SAC: 0 DP: 0 HBP: 0	WP: 0 PB: 1 SB: 0 CS: 1	PA: 33
PITCHER 41 John Lackey, R (1, 1) ERA: 4.63	IP: 9.0 WLS: W BF: 32 H: 5 R: 0 ER: 0 SO: 4 BB: 2 IBB: 0 HBP: 0 BLK: 0 WP: 0 HR: 0 S: 70 P: 109 ERA: 0.00 WHIP: 0.778																			


Batter	1	2	3	4	5	6	7	8	9	AB	R	H	RBI	BB	SO	LOB	BOTTOM			
9 Chone Figgins, S (1, 8) OBP: 0.340, SLG: 0.360	B1		K	F7			P6			4	0	0	0	0	1	2	Seattle Mariners @ Anaheim Angels Edison International Field, Anaheim, CA Wed Sep 24 2003, 4:05 PM EDT Att: 30,917 - Cloudy - 71 F			
Jeff DaVanon, S (1, 9) OBP: 0.358, SLG: 0.448	S BB		F8	G1-3		F8			3	0	0	0	1	0	2					
16 Garret Anderson, L (1, 7) OBP: 0.343, SLG: 0.540	L7		G3		G4-3			1B SF8 1B	4	1	1	0	0	0	1					
Tim Salmon, R (1, 10) OBP: 0.374, SLG: 0.466	F8			FC1-5 2B	F8			G3 1B	4	0	2	0	0	0	1					
Scott Spiezio, S (1, 3) OBP: 0.323, SLG: 0.452		F9		FC1-5 2B 1B	L8			SF8	3	1	0	1	0	0	1					
Adam Kennedy, L (1, 4) OBP: 0.343, SLG: 0.398		1B 1B		1B 2B		L8		G3	4	1	2	0	0	0	1					
Wilson Delgado, S (1, 5) OBP: 0.273, SLG: 0.240				1B BB		G4-3		F8	3	1	1	0	1	0	1					
Tom Gregorio, R (1, 2) OBP: 0.385, SLG: 0.273		F6		1B 1B		G6-3			3	0	1	2	0	0	2					
Alfredo Amezaga, S (1, 6) OBP: 0.269, SLG: 0.305		P5		1-2 2H 3-H 1-1		L8			3	0	1	1	0	0	2					
Inning Stats	R: 0 E: 0 K: 0 S: 8	H: 0 LOB: 1 BB: 1 P: 15	R: 0 E: 0 K: 0 S: 14	H: 2 LOB: 2 BB: 0 P: 19	R: 0 E: 0 K: 1 S: 10	H: 0 LOB: 0 BB: 0 P: 15	R: 3 E: 0 K: 0 S: 13	H: 4 LOB: 2 BB: 1 P: 22	R: 0 E: 0 K: 0 S: 10	H: 0 LOB: 0 BB: 0 P: 15	R: 0 E: 0 K: 0 S: 8	H: 0 LOB: 0 BB: 0 P: 13	R: 0 E: 0 K: 0 S: 7	H: 0 LOB: 0 BB: 0 P: 12	R: 1 E: 0 K: 0 S: 12	H: 2 LOB: 1 BB: 0 P: 19	1B: 6 2B: 2 3B: 0 HR: 0	SF: 1 SAC: 0 DP: 0 HBP: 0	WP: 0 PB: 0 SB: 1 CS: 0	PA: 34
PITCHER Gil Meche, R (1, 1) ERA: 4.59 Brian Sweeney, R (6, 1) ERA: 1.93 Armando Benitez, R (7, 1) ERA: 2.96 Kazuhiro Sasaki, R (8, 1) ERA: 4.18	IP: 5.0 WLS: L BF: 23 H: 6 R: 3 ER: 3 SO: 3 BB: 2 IBB: 0 HBP: 0 BLK: 0 WP: 0 HR: 0 S: 55 P: 86 ERA: 5.40 WHIP: 1.600																			

Batter	1	2	3	4	5	6	7	8	9	AB	R	H	RBI	BB	SO	LOB	TOP							
Mark Ellis, R OBP: 0.315, SLG: 0.373 Esteban German, R OBP: 0.500, SLG: 0.500	G1-3	1-2 2-H 1B					G4-3 1B	F7		4	1	2	1	0	0	0								
Erubiel Durazo, L OBP: 0.374, SLG: 0.431	3 E 1B BB	L5-4					G4-3	K		3	1	0	0	1	1	3								
3 Eric Chavez, L OBP: 0.331, SLG: 0.595 Frank Menechino, R OBP: 0.376, SLG: 0.282	E4 1B						K	K	F7	3	0	0	0	0	1	1								
Miguel Tejada, R OBP: 0.336, SLG: 0.473 7 Bobby Crosby, R	0-2 1-2 2-H 1B						L9	L9	G6-3 1B	4	0	2	1	0	1	0								
Scott Hatteberg, L OBP: 0.341, SLG: 0.377 Graham Koonce, L	2-3 K						F9		G6-3	4	0	1	0	0	1	3								
Jose Guillen, R OBP: 0.359, SLG: 0.571 Mike Edwards, R OBP: 0.250, SLG: 0.250	2-1 F9						K		P3	3	0	0	0	0	1	3								
Ramon Hernandez, R OBP: 0.349, SLG: 0.458 Mark Johnson, L OBP: 0.219, SLG: 0.148		2-2 BB 1B							F7	3	1	2	0	0	1	1								
Jermaine Dye, R OBP: 0.256, SLG: 0.255 Jason Grabowski, L		P5					K		K	1	0	0	0	0	0	0								
Eric Byrnes, R OBP: 0.333, SLG: 0.461		L5-4 1B BB					F9		K	2	0	0	0	1	1	1								
Inning Stats	R: 1 E: 1 K: 1 S: 20	H: 1 LOB: 2 BB: 1 P: 30	R: 1 E: 0 K: 0 S: 13	H: 2 LOB: 1 BB: 0 P: 24	R: 0 E: 0 K: 1 S: 7	H: 0 LOB: 0 BB: 0 P: 11	R: 0 E: 0 K: 2 S: 12	H: 1 LOB: 1 BB: 0 P: 19	R: 1 E: 1 K: 1 S: 10	H: 1 LOB: 0 BB: 0 P: 11	R: 0 E: 0 K: 1 S: 9	H: 0 LOB: 0 BB: 0 P: 15	R: 0 E: 0 K: 2 S: 8	H: 1 LOB: 0 BB: 0 P: 11	R: 0 E: 0 K: 1 S: 4	H: 0 LOB: 0 BB: 0 P: 6	R: 0 E: 0 K: 1 S: 7	H: 0 LOB: 0 BB: 0 P: 10	1B: 7 2B: 1 3B: 0 HR: 0	SF: 0 SAC: 0 DP: 2 HBP: 0	WP: 0 PB: 0 SB: 1 CS: 0	PA: 35		
PITCHER	IP WLS BF H R ER SO BB IBB HBP BLK WP HR S P ERA WHIP	6.0 W 26 6 3 1 6 2 0 0 0 0 0 0 71 110 1.50 1.333	3.0 S 9 1 0 0 3 0 0 0 0 0 0 0 19 27 0.00 0.333																					

Oakland Athletics @ Seattle Mariners
Safeco Field, Seattle, WA
Fri Sep 26 2003, 7:05 PM PDT
Att: 45,519 - Sunny - 71 F

livebaseballscores.com

AB 33
R 3
H 7
RBI 2
BB 2
SO 9
LOB 15




Batter	1	2	3	4	5	6	7	8	9	AB	R	H	RBI	BB	SO	LOB	BOTTOM						
51 Ichiro Suzuki, L OBP: 0.391, SLG: 0.437	G4-3 1B	1-H 2B					G3-1			5	0	3	2	0	1	2							
Carlos Guillen, S OBP: 0.361, SLG: 0.397	G4-3	F8					P4	FC6-4 BB		4	0	0	0	1	1	3							
Bret Boone, R OBP: 0.363, SLG: 0.531	F9						F8	FC6-4 BB		4	1	2	0	1	0	1							
Edgar Martinez, R OBP: 0.411, SLG: 0.496	K						K	L6		5	1	2	0	0	2	5							
John Olerud, L OBP: 0.372, SLG: 0.390		HR 2B					G5-4-3 1B	FC6-4		4	3	2	2	1	0	3							
Randy Winn, S OBP: 0.347, SLG: 0.428	K						K	K		5	1	3	0	0	2	3							
Mike Cameron, R OBP: 0.340, SLG: 0.427		HR					L6	E6 G1-3		4	1	2	3	0	0	3							
Rey Sanchez, R OBP: 0.281, SLG: 0.276	E6	G6-4-3					L6	G1-3		4	2	1	1	0	0	3							
Ben Davis, S OBP: 0.284, SLG: 0.382	K						G4-3	F9		4	0	0	0	0	2	4							
Inning Stats	R: 0 E: 0 K: 1 S: 11	H: 1 LOB: 1 BB: 0 P: 15	R: 3 E: 1 K: 2 S: 19	H: 3 LOB: 1 BB: 0 P: 31	R: 4 E: 0 K: 1 S: 16	H: 5 LOB: 0 BB: 0 P: 23	R: 0 E: 0 K: 2 S: 8	H: 0 LOB: 0 BB: 0 P: 13	R: 0 E: 0 K: 0 S: 8	H: 2 LOB: 1 BB: 0 P: 13	R: 1 E: 0 K: 1 S: 14	H: 3 LOB: 2 BB: 0 P: 18	R: 1 E: 1 K: 0 S: 18	H: 1 LOB: 2 BB: 1 P: 29	R: 0 E: 0 K: 1 S: 15	H: 0 LOB: 2 BB: 2 P: 27	1B: 11 2B: 3 3B: 0 HR: 1	SF: 0 SAC: 0 DP: 2 HBP: 0	WP: 1 PB: 0 SB: 0 CS: 0	PA: 42			
PITCHER	IP WLS BF H R ER SO BB IBB HBP BLK WP HR S P ERA WHIP	2.0 L 16 9 7 6 3 0 0 0 0 0 0 0 13 19 0.00 0.000	2.0 5 0 0 0 3 0 0 0 0 0 0 0 0 8 13 0.00 2.000	1.0 6 3 1 1 0 0 0 0 0 0 0 0 14 18 9.00 3.000	1.0 6 1 1 1 0 1 0 0 0 0 0 0 18 29 9.00 2.000																		

Oakland Athletics @ Seattle Mariners
Safeco Field, Seattle, WA
Fri Sep 26 2003, 7:05 PM PDT
Att: 45,519 - Sunny - 71 F

livebaseballscores.com

AB 39
R 9
H 15
RBI 8
BB 3
SO 8
LOB 27



Batter	1	2	3	4	5	6	7	8	9	AB	R	H	RBI	BB	SO	LOB	TOP								
Billy McMillon, L OBP: 0.356, SLG: 0.461 (1, 10)										5	0	0	0	0	3	3									
Erubiel Durazo, L OBP: 0.372, SLG: 0.429 Graham Koonce, L (4, 3)										3	0	0	0	0	0	1									
Miguel Tejada, R OBP: 0.336, SLG: 0.472 7 Bobby Crosby, R (6, 6)										3	1	1	0	0	1	1									
3 Eric Chavez, L OBP: 0.350, SLG: 0.515 Jason Grabowski, L (6, 9)										3	2	2	2	0	1	0									
Jermaine Dye, R OBP: 0.261, SLG: 0.257 Esteban German, R OBP: 0.333, SLG: 0.333 (6, 4)										2	1	1	0	1	0	0									
17 Adam Melhuse, S OBP: 0.376, SLG: 0.592 (1, 2)										3	0	1	0	1	0	1									
Terrence Long, L OBP: 0.293, SLG: 0.385 (1, 7)										4	0	2	2	0	0	1									
Frank Menechino, R OBP: 0.362, SLG: 0.268 (6, 5)										4	0	0	0	0	1	4									
Chris Singleton, L OBP: 0.302, SLG: 0.341 (1, 8)										3	0	0	0	1	1	2									
Inning Stats	R: 0 E: 0 K: 2 S: 8	H: 0 LOB: 0 BB: 0 P: 14	R: 2 E: 0 K: 1 S: 11	H: 2 LOB: 2 BB: 2 P: 21	R: 2 E: 0 K: 0 S: 14	H: 4 LOB: 2 BB: 0 P: 17	R: 0 E: 0 K: 0 S: 8	H: 0 LOB: 1 BB: 1 P: 16	R: 0 E: 0 K: 1 S: 9	H: 0 LOB: 0 BB: 0 P: 12	R: 0 E: 0 K: 1 S: 10	H: 0 LOB: 0 BB: 0 P: 16	R: 0 E: 0 K: 2 S: 8	H: 0 LOB: 0 BB: 0 P: 11	R: 0 E: 0 K: 2 S: 10	H: 1 LOB: 1 BB: 0 P: 18	R: 0 E: 0 K: 1 S: 8	H: 0 LOB: 0 BB: 0 P: 12	1B: 5 2B: 0 3B: 1 HR: 1	SF: 0 SAC: 0 DP: 0 HBP: 0	WP: 0 PB: 0 SB: 0 CS: 0	PA: 37			
PITCHER	IP	WLS	BF	H	R	ER	SO	BB	IBB	HBP	BLK	WP	HR	S	P	ERA	WHIP								
Ryan Franklin, R ERA: 3.97 (1, 1)	6.0	W	27	6	4	4	5	3	0	0	0	0	1	60	96	6.00	1.500								
Arthur Rhodes, L ERA: 4.17 (7, 1)	1.0	H	3	0	0	0	2	0	0	0	0	0	0	8	11	0.00	0.000								
Rafael Soriano, R ERA: 1.57 (8, 1)	1.0	H	4	1	0	0	2	0	0	0	0	0	0	10	18	0.00	1.000								
Shigetoshi Hasegawa, R ERA: 1.48 (9, 1)	1.0	S	3	0	0	0	1	0	0	0	0	0	0	8	12	0.00	0.000								

Oakland Athletics @ Seattle Mariners
Safeco Field, Seattle, WA
Sat Sep 27 2003, 1:10 PM PDT
Att: 45,483 - Sunny - 72 F

AB 34
R 4
H 7
RBI 4
BB 3
SO 10
LOB 13



Batter	1	2	3	4	5	6	7	8	9	AB	R	H	RBI	BB	SO	LOB	BOTTOM								
51 Ichiro Suzuki, L OBP: 0.391, SLG: 0.437 (1, 9)										5	1	2	1	0	1	0									
Rey Sanchez, R OBP: 0.285, SLG: 0.285 (1, 6)										4	1	2	2	1	1	1									
Bret Boone, R OBP: 0.363, SLG: 0.530 (1, 4)										3	1	1	1	1	0	1									
Edgar Martinez, R OBP: 0.408, SLG: 0.492 (1, 10)										4	0	0	0	0	1	4									
John Olerud, L OBP: 0.373, SLG: 0.391 (1, 3)										3	1	1	1	1	1	0									
Randy Winn, S OBP: 0.347, SLG: 0.427 (1, 7)										4	1	1	1	0	1	1									
Mike Cameron, R OBP: 0.341, SLG: 0.429 (1, 8)										4	0	2	1	0	1	1									
16 Willie Bloomquist, R OBP: 0.317, SLG: 0.321 (1, 5)										4	1	2	0	0	1	1									
Dan Wilson, R OBP: 0.267, SLG: 0.326 (1, 2)										4	1	1	0	0	0	2									
Inning Stats	R: 4 E: 0 K: 1 S: 25	H: 6 LOB: 2 BB: 0 P: 38	R: 0 E: 0 K: 1 S: 8	H: 0 LOB: 1 BB: 1 P: 15	R: 0 E: 0 K: 1 S: 12	H: 1 LOB: 1 BB: 0 P: 18	R: 0 E: 0 K: 0 S: 5	H: 0 LOB: 0 BB: 0 P: 6	R: 0 E: 0 K: 1 S: 7	H: 0 LOB: 0 BB: 0 P: 9	R: 3 E: 0 K: 1 S: 20	H: 4 LOB: 2 BB: 1 P: 34	R: 0 E: 0 K: 1 S: 7	H: 0 LOB: 0 BB: 1 P: 11	R: 0 E: 0 K: 1 S: 16	H: 1 LOB: 1 BB: 0 P: 23	1B: 7 2B: 5 3B: 0 HR: 0	SF: 0 SAC: 0 DP: 1 HBP: 0	WP: 0 PB: 0 SB: 1 CS: 0	PA: 38					
PITCHER	IP	WLS	BF	H	R	ER	SO	BB	IBB	HBP	BLK	WP	HR	S	P	ERA	WHIP								
Barry Zito, L ERA: 3.3 (6, 1)	1.0	L	8	4	3	3	1	1	0	0	0	0	0	20	34	27.00	5.000								
Jeremy Fikac, R ERA: 4.5 (7, 1)	1.0		3	0	0	0	1	1	0	0	0	0	0	7	11	0.00	1.000								
Keith Foulke, R ERA: 2.08 (8, 1)	1.0		4	1	0	0	1	0	0	0	0	0	0	16	23	0.00	1.000								

Oakland Athletics @ Seattle Mariners
Safeco Field, Seattle, WA
Sat Sep 27 2003, 1:10 PM PDT
Att: 45,483 - Sunny - 72 F

AB 35
R 7
H 12
RBI 7
BB 3
SO 7
LOB 11



Batter	1	2	3	4	5	6	7	8	9	AB	R	H	RBI	BB	SO	LOB	TOP											
Mark Ellis, R (1,4) OBP: 0.313, SLG: 0.371 Esteban German, R (7,4) OBP: 0.250, SLG: 0.250	G6-3		L7		F9	FC5			L7	4	0	0	0	0	0	3												
Erubiel Durazo, L (1,10) OBP: 0.374, SLG: 0.430 Mike Edwards, R (7,PH) OBP: 0.500, SLG: 0.250	G3		1B		1B				BB	3	0	2	0	0	0	0												
3 Eric Chavez, L (1,5) OBP: 0.350, SLG: 0.514 Frank Menechino, R (6,5) OBP: 0.364, SLG: 0.265	K		1B		G4-6-3				BB	3	0	1	0	0	1	1												
Miguel Tejada, R (1,6) OBP: 0.336, SLG: 0.472 7 Bobby Crosby, R (6,PR) (6,6)		HR	G5-4-3		E5				F9	3	1	1	0	0	0	2												
Scott Hatteberg, L (1,3) OBP: 0.342, SLG: 0.383 Graham Koonce, L (6,PR) OBP: 0.125, SLG: 0.250	HR				1B				E4	2	1	1	2	1	0	1												
Jose Guillen, R (1,7) OBP: 0.359, SLG: 0.569 Chris Singleton, L (7,8) OBP: 0.301, SLG: 0.340	1B				P2				P3	3	0	1	0	0	0	3												
Ramon Hernandez, R (1,2) OBP: 0.372, SLG: 0.584 17 Adam Melhuse, S (6,2) OBP: 0.372, SLG: 0.584	F7				1B				F8	3	0	1	0	0	0	3												
Jermaine Dye, R (1,9) OBP: 0.261, SLG: 0.253	K				P3				G6-3	3	0	0	0	1	1	4												
Eric Byrnes, R (1,8) OBP: 0.333, SLG: 0.459 (7,7)	K				P2					2	0	0	1	0	1	3												
Billy McMillon, L (9,PH) OBP: 0.354, SLG: 0.458									F7	1	0	0	0	0	0	0												
Inning Stats	R: 0 E: 0 K: 1 S: 6	H: 0 LOB: 0 BB: 0 P: 10	R: 2 E: 0 K: 2 S: 12	H: 3 LOB: 1 BB: 0 P: 19	R: 0 E: 0 K: 0 S: 7	H: 2 LOB: 1 BB: 0 P: 15	R: 0 E: 0 K: 0 S: 9	H: 1 LOB: 2 BB: 1 P: 19	R: 0 E: 0 K: 0 S: 6	H: 1 LOB: 0 BB: 0 P: 9	R: 1 E: 2 K: 0 S: 17	H: 0 LOB: 3 BB: 1 P: 32	R: 0 E: 0 K: 0 S: 8	H: 0 LOB: 0 BB: 1 P: 16	R: 0 E: 0 K: 2 S: 8	H: 1 LOB: 1 BB: 0 P: 13	R: 0 E: 0 K: 0 S: 11	H: 0 LOB: 2 BB: 2 P: 22	1B: 6 2B: 1 3B: 0 HR: 1	SF: 0 SAC: 0 DP: 3 HBP: 1	WP: 0 PB: 0 SB: 0 CS: 0	PA: 40						
PITCHER	IP	WLS	BF	H	R	ER	SO	BB	IBB	HBP	BLK	WP	HR	S	P	ERA	WHIP											
Jamie Moyer, L (1,1) ERA: 3.27	6.0	W	28	7	3	2	3	2	0	1	0	0	0	1	57	104	3.00	1.500										
Rafael Soriano, R (7,1) ERA: 1.53	1.1		5	1	0	0	1	1	0	0	0	0	0	12	21	0.00	1.500											
Aaron Loper, R (8,1) ERA: 5.14	0.2		2	0	0	0	1	0	0	0	0	0	0	4	8	0.00	0.000											
Kazuhiro Sasaki, R (9,1) ERA: 4.05	1.0		5	0	0	0	0	2	0	0	0	0	0	11	22	0.00	2.000											

Oakland Athletics @ Seattle Mariners
Safeco Field, Seattle, WA
Sun Sep 28 2003, 1:05 PM PDT
Att: 45,719 - Sunny - 77 F

AB	34
R	3
H	8
RBI	3
BB	5
SO	5
LOB	25



Batter	1	2	3	4	5	6	7	8	9	AB	R	H	RBI	BB	SO	LOB	BOTTOM											
51 Ichiro Suzuki, L (1,9) OBP: 0.352, SLG: 0.436	G3		K		1B				P2	4	0	1	0	1	1	2												
Carlos Guillen, S (1,5) OBP: 0.355, SLG: 0.394	G6-3		F7		1B				P3	5	0	1	1	0	0	2												
Bret Boone, R (1,4) OBP: 0.366, SLG: 0.535	BB		HR		K				FC3-6	3	1	2	2	2	1	2												
Edgar Martinez, R (1,10) OBP: 0.406, SLG: 0.489 Chad Meyers, R (8,PR) SAFE SAFE SAFE	L8		G5-3		BB				FC3-6	5	1	1	0	0	0	3												
John Olerud, L (1,3) OBP: 0.372, SLG: 0.390			F7		1B				E6	5	1	1	0	0	0	3												
Randy Winn, S (1,7) OBP: 0.346, SLG: 0.425	P4		F7		F7				FC5-4	5	1	1	0	0	0	4												
Mike Cameron, R (1,8) OBP: 0.344, SLG: 0.431 Jamal Strong, R (9,8)	1B		1B		FC5-4				G6-3	3	2	2	0	1	0	0												
Mark McLemore, S (1,6) OBP: 0.318, SLG: 0.314 Rey Sanchez, R (8,6) OBP: 0.265, SLG: 0.285	F9		1B		1B				K	4	0	1	2	0	1	2												
Dan Wilson, R (1,2) OBP: 0.272, SLG: 0.339			HR		FC5-4				BB	3	3	2	3	1	0	1												
Inning Stats	R: 0 E: 0 K: 0 S: 11	H: 1 LOB: 1 BB: 1 P: 21	R: 0 E: 0 K: 0 S: 9	H: 1 LOB: 0 BB: 0 P: 14	R: 2 E: 0 K: 1 S: 16	H: 2 LOB: 0 BB: 0 P: 22	R: 3 E: 0 K: 1 S: 17	H: 5 LOB: 2 BB: 0 P: 23	R: 4 E: 1 K: 0 S: 20	H: 3 LOB: 1 BB: 2 P: 36	R: 0 E: 0 K: 0 S: 9	H: 1 LOB: 1 BB: 0 P: 14	R: 0 E: 0 K: 1 S: 13	H: 0 LOB: 1 BB: 1 P: 19	R: 0 E: 1 K: 0 S: 8	H: 0 LOB: 2 BB: 1 P: 12	1B: 10 2B: 0 3B: 0 HR: 2	SF: 0 SAC: 0 DP: 0 HBP: 0	WP: 0 PB: 0 SB: 2 CS: 0	PA: 42								
PITCHER	IP	WLS	BF	H	R	ER	SO	BB	IBB	HBP	BLK	WP	HR	S	P	ERA	WHIP											
Ted Lilly, L (1,1) ERA: 4.34	4.0	L	21	8	5	5	2	1	0	0	0	0	0	1	53	80	11.25	2.250										
Chad Havig, R (5,1) ERA: 5.82	0.2		7	3	4	4	0	2	0	0	0	0	0	1	19	34	54.00	7.500										
Steve Sparks, R (5,1) ERA: 4.88	1.1		5	1	0	0	0	0	0	0	0	0	0	10	16	0.00	0.750											
40 Rich Harden, R (7,1) ERA: 4.46	1.0		4	0	0	0	1	1	0	0	0	0	0	13	19	0.00	1.000											
Ricardo Rincon, L (8,1) ERA: 3.25	1.0		5	0	0	0	0	1	0	0	0	0	0	8	12	0.00	1.000											

Oakland Athletics @ Seattle Mariners
Safeco Field, Seattle, WA
Sun Sep 28 2003, 1:05 PM PDT
Att: 45,719 - Sunny - 77 F

AB	37
R	9
H	12
RBI	8
BB	5
SO	3
LOB	19

