

# Seattle Mariners - 2009






Batter	1	2	3	4	5	6	7	8	9	10	AB	R	H	RBI	BB	SO	LOB
10 Endy Chavez, L (1.8) 50 Prentice Redman, R (6.8)	G4-3	CS	K		FC3-6 BB			K		F9	2	2	0	0	1	1	0
9 Jeff Clement, L (1.10) 32 Rob Johnson, R (10. PH) OBP: 1.000, SLG: 1.000	F9		12 HBP 1B		FC3-6 BB			P6			3	1	0	0	1	0	1
12 Michael Morse, R (1.5) 27 Matt Tuissosopo, R (6.5)	F8		69 1B					G5-3			2	0	1	1	0	0	0
13 Chris Shelton, R (1.3) 59 Mike Carp, L (6.3)		HR	K			P3		P6			3	1	1	1	0	1	2
69 Greg Halman, R (1.7) 39 Bryan LaHair, L (6.7) OBP: 1.000, SLG: 3.000	K		1-2 2H			K		K			3	0	1	0	0	2	0
61 Mike Wilson, R (1.9) 96 Tyson Gillies, L (6.9)	6 2B					K		K			3	1	1	0	0	2	0
15 Jamie Burke, R (1.2) 70 Adam Moore, R (6.2)	G5-3					K					2	0	0	0	0	1	1
6 Chris Woodward, R (1.6) 41 Oswaldo Navarro, R (6.6)	E					F9		K			2	1	1	1	0	0	0
Reegie Corona, S (1.4) 67 Callix Crabbe, S (6.4) OBP: 0.500, SLG: 0.500	E6					G4-3		G4-3			1	0	0	0	1	0	0
Inning Stats	R: 0 E: 0 K: 0 S: 3	H: 0 LOB: 0 BB: 0 P: 3	R: 3 E: 1 K: 1 S: 11	H: 3 LOB: 0 BB: 13	R: 0 E: 0 K: 1 S: 7	H: 1 LOB: 2 BB: 1 P: 12	R: 0 E: 0 K: 1 S: 5	H: 0 LOB: 0 BB: 0 P: 5	R: 0 E: 0 K: 1 S: 5	H: 0 LOB: 0 BB: 0 P: 5	R: 0 E: 0 K: 2 S: 8	H: 1 LOB: 1 BB: 0 P: 8	R: 0 E: 0 K: 0 S: 5	H: 2 LOB: 2 BB: 0 P: 5	1B: 3 2B: 3 3B: 1 HR: 1	SF: 0 SAC: 0 DP: 0 HBP: 1	WP: 0 PA: 39
PITCHER	IP	WLS	BF	H	R	ER	SO	BB	IBB	HBP	BLK	WP	HR	S	P	ERA	WHIP
32 Chris Young, R (1.1) Justin Hampson, L (2.1) ERA: 27.0	1.0	0.2	6	3	3	2	1	0	0	0	0	0	1	10	12	27.00	4.500
50 Joe Thatcher, L (2.1) 59 Chad Reineke, R (4.1) 36 Cesar Carrillo, R (5.1) ERA: 9.0	1.1	1.1	5	1	0	0	2	1	0	1	0	0	0	8	13	0.00	1.500
70 Matt Buschmann, R (6.1) 72 Nick Schmidt, L (7.1) 65 Arturo Lopez, L (8.1) 64 Edwin Moreno, R (9.1) 68 Greg Burke, R (10.1)	1.0	1.0	3	0	0	0	1	0	0	0	0	0	0	5	5	0.00	0.000
77 Nick Schmidt, L (7.1) 65 Arturo Lopez, L (8.1) 64 Edwin Moreno, R (9.1) 68 Greg Burke, R (10.1)	1.0	1.0	4	1	0	0	2	0	0	0	0	0	0	8	8	0.00	1.000
68 Greg Burke, R (10.1)	1.0	1.0	4	2	0	0	0	0	0	0	0	0	0	5	5	0.00	2.000

**Seattle Mariners @ San Diego Padres**  
 Peoria Stadium, Peoria, AZ  
 Thu Feb 26 2009, 3:05 PM EST  
 Att: 2,402 - Sunny - 73 F


AB 34  
 R 4  
 H 8  
 RBI 3  
 BB 3  
 SO 10  
 LOB 7



Batter	1	2	3	4	5	6	7	8	9	10	AB	R	H	RBI	BB	SO	LOB
33 Jody Gerut, L (1.8) 67 Cedric Hunter, L (5. PR) OBP: 0.500, SLG: 0.500	G6-3		CS BB		1-2 BB			P6			1	0	0	0	2	0	0
8 Chris Burke, R (1.4) 11 Drew Macias, L (6.7) OBP: 1.000, SLG: 1.500	G6-3		24 G4-3 HBP					WP 73 76 BB HBP		11 2B	2	0	0	0	0	1	1
24 Brian Giles, L (1.9) 25 Will Venable, L (6.9)	G4-3		G4-3			G4-3		F8		F9	2	0	0	0	0	1	2
16 Cliff Floyd, L (1.10) 73 Mitch Canham, L (8. PH) OBP: 1.000, SLG: 1.000	F8		P6			G4-3		76 HBP 2 WP BB		2 2 S G4-3	3	0	0	0	0	1	0
49 Emil Brown, R (1.7) 2 Edgar Gonzalez, R (6.4)			66 1B			K		76 HBP BB		G4-3	2	0	1	0	0	0	0
66 Kyle Blanks, R (1.3) 76 Chad Huffman, R (8.3)			28 HR			F7		1-2 2-3 3H HBP		BB	3	1	1	0	0	0	0
28 Henry Blanco, R (1.2) 14 Colt Morton, R (6.2) OBP: 0.333, SLG: 0.333			18 PO			F8		1-2 2-3 3H HBP		P6	2	1	2	2	0	0	0
18 Travis Denker, R (1.5)			PO			G3		1-2 FC6-4 1 FC6-4		K2-3	5	0	1	0	0	1	3
1 Everth Cabrera, S (1.6) 63 Luis Durango, S (9. PH) 60 Sean Kazmar Jr., R (10.6)	G3					G3		1-2 FC6-4		G6-3	2	0	0	0	1	0	2
Inning Stats	R: 0 E: 0 K: 0 S: 3	H: 0 LOB: 0 BB: 0 P: 3	R: 2 E: 0 K: 0 S: 6	H: 4 LOB: 1 BB: 6	R: 0 E: 0 K: 0 S: 4	H: 1 LOB: 0 BB: 4	R: 0 E: 0 K: 1 S: 5	H: 0 LOB: 1 BB: 2 P: 5	R: 0 E: 0 K: 1 S: 7	H: 1 LOB: 3 BB: 2 P: 16	R: 1 E: 0 K: 0 S: 5	H: 2 LOB: 1 BB: 0 P: 5	R: 0 E: 0 K: 1 S: 7	H: 1 LOB: 2 BB: 1 P: 11	1B: 7 2B: 2 3B: 0 HR: 1	SF: 0 SAC: 0 DP: 0 HBP: 2	WP: 1 PA: 45
PITCHER	IP	WLS	BF	H	R	ER	SO	BB	IBB	HBP	BLK	WP	HR	S	P	ERA	WHIP
34 Félix Hernández, R (1.1) ERA: 9.0	2.0	0	4	0	2	2	0	1	0	1	0	0	0	4	4	9.00	2.000
56 Jarrod Washburn, L (3.1) ERA: 13.5	1.0	H	4	0	0	0	0	1	0	1	0	0	0	4	13	13.50	4.500
57 Mark Lowe, R (4.1) ERA: 9.0	1.0	H	3	1	0	0	0	0	0	0	0	0	0	7	7	9.00	2.000
53 David Aardsma, R (5.1) ERA: 9.0	1.0	H	4	0	0	0	1	2	0	0	0	0	0	1	1	0.00	0.000
66 Shawn Kelley, R (6.1) ERA: 9.0	1.0	H	3	0	0	0	1	0	0	0	0	0	0	7	11	0.00	2.000

**Seattle Mariners @ San Diego Padres**  
 Peoria Stadium, Peoria, AZ  
 Thu Feb 26 2009, 3:05 PM EST  
 Att: 2,402 - Sunny - 73 F

AB 36  
 R 4  
 H 10  
 RBI 4  
 BB 6  
 SO 4  
 LOB 16









Batter	1	2	3	4	5	6	7	8	9	AB	R	H	RBI	BB	SO	LOB	TOP			
2 Randy Winn, S (1, 8) 59 Andres Torres, S (5, 8) OBP: 0.143, SLG: 0.167	G4-3	G4-3			G4-3			K		3	0	0	0	0	0	1	<b>San Francisco Giants @ Seattle Mariners</b> Peoria Stadium, Peoria, AZ Sat Feb 28 2009, 3:05 PM EST Att: 6,021 - Sunny - 78 F			
8 Eugenio Velez, S (1, 4) 19 Kevin Frandsen, R (5, 4) OBP: 0.833, SLG: 1.600	B3	F7			G5-3			21 F7 48 1B 21 BLK	1B	3	0	0	0	0	1					
14 Fred Lewis, L (1, 7) 21 John Bowker, L (3, 7) OBP: 0.111, SLG: 0.111	HR		L7		G4-3			F7		2	1	1	1	0	0					
48 Pablo Sandoval, S (1, 5) 57 Ryan Rohlinger, R (8, PR) (8, 5) OBP: 0.333, SLG: 0.667	1B		G5-3		G4-3			1B		4	0	2	1	0	0					
10 Travis Ishikawa, L (1, 3) 29 Scott McClain, R (8, 3)	1B		L9		F7			3-H 0-0 1B		4	0	1	0	0	0					
33 Aaron Rowand, R (1, 10) 13 Brian Bocooc, R (7, PR) (7, 10)	F7		G3-1					74 F9 23 PB 2B		3	0	1	0	0	0					
12 Nate Schierholtz, L (1, 9) 74 Matt Downs, R (6, 9) OBP: 0.400, SLG: 1.000 OBP: 0.333, SLG: 0.667		23 2B 1B	F8		F9			F9		2	1	1	0	0	0					
23 Juan Uribe, R (1, 6) 7 Emmanuel Burries, S (7, 6) OBP: 0.354, SLG: 0.636 OBP: 0.429, SLG: 0.571		G4-3 2B	G5-3					2-3 2B		3	0	2	1	0	0					
20 Steve Holm, R (1, 2) 72 Eli Whiteside, R (7, 2) 31 Josh Phelps, R (9, PH)	G5-3		G4-3		G6-3			G5-3		3	0	0	0	0	0					
<b>Inning Stats</b>	R: 1 E: 0 K: 0 S: 6	H: 3 LOB: 2 P: 6	R: 1 E: 0 K: 0 S: 5	H: 2 LOB: 1 P: 5	R: 0 E: 0 K: 0 S: 3	H: 0 LOB: 0 P: 3	R: 0 E: 0 K: 0 S: 3	H: 0 LOB: 0 P: 3	R: 0 E: 0 K: 0 S: 3	H: 0 LOB: 0 P: 3	R: 1 E: 0 K: 0 S: 4	H: 2 LOB: 1 P: 5	R: 1 E: 0 K: 1 S: 7	H: 2 LOB: 1 P: 7	R: 0 E: 0 K: 0 S: 5	H: 1 LOB: 0 P: 7		1B: 5 2B: 4 3B: 0 HR: 1	SF: 0 SAC: 0 DP: 0 HBP: 0	WP: 0 PB: 1 SB: 0 CS: 0
<b>PITCHER</b>	IP WLS BF H R ER SO BB IBB HBP BLK WP HR S P ERA WHIP	IP WLS BF H R ER SO BB IBB HBP BLK WP HR S P ERA WHIP	<b>PITCHER</b> Jose Lugo, L (8, 1) ERA: 0.00 26 Randy Messenger, R (9, 1) ERA: 0.00																	
52 Carlos Silva, R (1, 1) ERA: 9.0	2.0	11	5	2	2	0	0	0	0	0	0	0	0	0	0	0	9.00	2.500		
43 Miguel Batista, R (3, 1) ERA: 0.00	2.0	6	0	0	0	0	0	0	0	0	0	0	0	0	0	0	0.00	0.000		
48 Roy Corcoran, R (5, 1) ERA: 0.00	1.0	3	0	0	0	0	0	0	0	0	0	0	0	0	0	0	0.00	0.000		
36 Gaby Hernandez, R (6, 1) ERA: 4.5	2.0	B	7	2	1	1	0	0	0	0	0	0	0	0	0	0	4.50	1.000		
68 Stephen Kahn, R (8, 1) ERA: 13.5	0.2	4	2	1	1	1	0	0	0	0	0	0	0	0	0	0	13.50	3.000		
10 Endy Chavez, L (1, 7) 6 Chris Woodward, R (6, 7) OBP: 0.667, SLG: 2.000	B4-3		FC3-6		SF8			HR		2	0	0	1	0	0	1	<b>San Francisco Giants @ Seattle Mariners</b> Peoria Stadium, Peoria, AZ Sat Feb 28 2009, 3:05 PM EST Att: 6,021 - Sunny - 78 F			
3 Ronny Cedeno, R (1, 5) 27 Matt Tuiasosopo, R (6, 5) OBP: 0.143, SLG: 0.143 OBP: 0.500, SLG: 1.333	K		K		G4-3			67 1B 70 1B 2B		3	0	0	0	0	2					
30 Russell Branyan, L (1, 3) 13 Chris Shelton, R (6, 3) OBP: 0.333, SLG: 0.667 OBP: 0.571, SLG: 1.200	F8		G3		K			G5-3		3	0	0	0	0	1					
4 Jose Lopez, R (1, 4) 67 Calix Crabbe, S (7, 4) OBP: 0.167, SLG: 0.167 OBP: 0.500, SLG: 0.690	G4-3		G4-3		P6			70 1B 50 1B 1B		3	0	1	0	0	0					
9 Jeff Clement, L (1, 2) 70 Adam Moore, R (6, 2) OBP: 0.250, SLG: 0.250	G4-3		L7		K			50 1B 1B		2	0	0	0	0	1					
21 Franklin Gutierrez, R (1, 8) 50 Prentice Redman, R (6, 8) OBP: 0.600, SLG: 0.500 OBP: 0.375, SLG: 0.375	BB		2-4		G6-3			1-2 1B		1	1	1	0	1	0					
59 Mike Carp, L (1, 10) 39 Bryan LaHair, L (8, PH) (9, 10) OBP: 0.429, SLG: 1.000 OBP: 0.400, SLG: 1.000	K		1B		F9			K		3	1	1	0	0	1					
69 Greg Halman, R (1, 9) 61 Mike Wilson, R (6, 9) OBP: 0.286, SLG: 0.286 OBP: 0.250, SLG: 0.750	K		K		K			F7		2	0	0	0	0	1					
Reegie Corona, S (1, 6) 41 Oswaldo Navarro, R (8, 6)	E7		E9		G3					3	0	1	1	0	0					
<b>Inning Stats</b>	R: 0 E: 0 K: 1 S: 5	H: 0 LOB: 0 P: 5	R: 0 E: 0 K: 1 S: 5	H: 0 LOB: 1 P: 9	R: 0 E: 1 K: 2 S: 8	H: 0 LOB: 1 P: 8	R: 0 E: 0 K: 0 S: 3	H: 1 LOB: 1 P: 4	R: 3 E: 1 K: 1 S: 9	H: 4 LOB: 1 P: 9	R: 0 E: 0 K: 1 S: 5	H: 0 LOB: 0 P: 5	R: 0 E: 0 K: 1 S: 5	H: 0 LOB: 0 P: 5	R: 3 E: 0 K: 1 S: 11	H: 5 LOB: 2 P: 13		1B: 8 2B: 1 3B: 0 HR: 1	SF: 1 SAC: 0 DP: 0 HBP: 0	WP: 0 PB: 0 SB: 0 CS: 0
<b>PITCHER</b>	IP WLS BF H R ER SO BB IBB HBP BLK WP HR S P ERA WHIP	IP WLS BF H R ER SO BB IBB HBP BLK WP HR S P ERA WHIP	<b>PITCHER</b> 75 Barry Zito, L (8, 1) ERA: 0.00 43 Alex Hinshaw, L (8, 1) ERA: 21.6 56 Osiris Matos, R (8, 1) ERA: 0.00																	
75 Barry Zito, L (1, 1) ERA: 0.00	2.0	7	0	0	0	2	0	0	0	0	0	0	0	0	0	0	0.00	0.500		
49 Joe Martinez, R (3, 1) ERA: 9.0	2.0	H	10	3	2	2	0	0	0	0	0	0	0	0	0	0	9.00	1.500		
70 Ronnie Ray, R (5, 1) ERA: 9.0	1.0	B	5	2	1	1	0	0	0	0	0	0	0	0	0	0	9.00	2.000		
67 Henry Sosa, R (6, 1) ERA: 0.00	1.0	3	0	0	0	0	0	0	0	0	0	0	0	0	0	0	0.00	0.000		
49 Brandon Medders, R (7, 1) ERA: 0.00	1.0	3	0	0	0	0	0	0	0	0	0	0	0	0	0	0	0.00	0.000		







Batter	1	2	3	4	5	6	7	8	9	AB	R	H	RBI	BB	SO	LOB	TOP																			
Reegie Corona, S (1,4) OBP: 0.286, SLG: 0.385 41 Oswaldo Navarro, R (7,4) OBP: 0.333, SLG: 0.400	G5-3		P4				G4-3		G6-3	4	1	1	2	0	0	1																				
3 Ronny Cedeno, R (1,6) OBP: 0.385, SLG: 0.385 84 Carlos Trunfel, R (5, PR) OBP: 1.000, SLG: 1.000	F9		2B			39 WP	1B			3	1	2	0	0	0	0																				
29 Adrian Beltré, R (1,10) OBP: 0.333, SLG: 0.500 9 Jeff Clement, L (7, PH) (7,10)	G6-3		E3				F8		K	3	0	0	1	0	0	1																				
39 Bryan LaHair, L (1,3) OBP: 0.417, SLG: 0.556 59 Mike Carp, L (6,3) OBP: 0.400, SLG: 0.800		G3-1	K				K		K	3	0	0	0	0	2	2																				
12 Michael Morse, R (1,5) OBP: 0.333, SLG: 0.400 27 Matt Tuiasosopo, R (5,5) OBP: 0.545, SLG: 1.000	G4-3		K2-3				F9		61 S 96 E 1B	3	0	0	0	0	1	3																				
50 Prentice Redman, R (1,8) OBP: 0.250, SLG: 0.250 96 Tyson Gillies, L (6,8) OBP: 0.250, SLG: 0.500	K					61 S 32 3B 1B	F8		K	3	1	1	0	0	1	0																				
61 Mike Wilson, R (1,9) OBP: 0.214, SLG: 0.538							K		K	4	1	1	0	0	2	2																				
32 Rob Johnson, R (1,2) OBP: 0.571, SLG: 0.857 62 Jason Phillips, R (6,2) OBP: 0.667, SLG: 0.500							K		G5-3	3	1	2	1	0	1	0																				
67 Calix Crabbe, S (1,7) OBP: 0.364, SLG: 0.600			SH3-4				F9		G4-3	3	0	0	0	0	0	1																				
<b>Inning Stats</b>	R: 0 E: 0 K: 0 S: 3	H: 0 LOB: 0 BB: 0 P: 3	R: 0 E: 0 K: 1 S: 5	H: 0 LOB: 0 BB: 0 P: 5	R: 4 E: 1 K: 2 S: 12	H: 4 LOB: 1 BB: 0 P: 12	R: 1 E: 0 K: 0 S: 6	H: 2 LOB: 1 BB: 0 P: 6	R: 0 E: 0 K: 2 S: 7	H: 0 LOB: 0 BB: 0 P: 7	R: 0 E: 0 K: 1 S: 6	H: 1 LOB: 1 BB: 0 P: 6	R: 0 E: 1 K: 3 S: 10	H: 1 LOB: 1 BB: 0 P: 10	R: 0 E: 0 K: 0 S: 3	H: 0 LOB: 0 BB: 0 P: 3	1B: 7 2B: 1 3B: 1 HR: 0	SF: 0 SAC: 1 DP: 0 HBP: 0	WP: 1 PB: 0 SB: 2 CS: 0	PA: 37																
<b>PITCHER</b>	IP	WLS	BF	H	R	ER	SO	BB	IBB	HBP	BLK	WP	HR	S	P	ERA	WHIP	<b>PITCHER</b>		IP	WLS	BF	H	R	ER	SO	BB	IBB	HBP	BLK	WP	HR	S	P	ERA	WHIP
54 Clayton Richard, L (1,1) ERA: 9.0	3.0	L	14	4	4	3	0	0	0	0	0	0	0	20	20	9.00	1.333	26 Octavio Dotel, R (8,1) ERA: 15.0		1.0		4	1	0	0	3	0	0	0	0	0	0	10	10	0.00	1.000
43 Ehren Wassermann, R (4,1) ERA: 9.0	1.0		5	2	1	1	0	0	0	0	0	0	0	6	6	9.00	2.000	67 Randy Williams, L (9,1) ERA:		1.0		3	0	0	0	0	0	0	0	0	0	3	3	0.00	0.000	
71 Scott Linebrink, R (5,1) ERA:	1.0		4	1	0	0	1	0	0	0	0	1	0	6	7	0.00	1.000																			
45 Bobby Jenks, R (6,1) ERA:	1.0		3	0	0	0	2	0	0	0	0	0	0	7	7	0.00	0.000																			
47 Mike MacDougal, R (7,1) ERA: 4.5	1.0		4	1	0	0	1	0	0	0	0	0	0	6	6	0.00	1.000																			

Seattle Mariners @ Chicago White Sox  
Camelback Ranch, Glendale, AZ  
Mon Mar 02 2009, 3:05 PM EST  
Att: 3,481 - Sunny - 84 F

AB 36  
R 5  
H 9  
RBI 4  
BB 0  
SO 10  
LOB 12



Batter	1	2	3	4	5	6	7	8	9	AB	R	H	RBI	BB	SO	LOB	BOTTOM																			
32 Brian Anderson, R (1,8) OBP: 0.294, SLG: 0.200 60 Brandon Allen, L (9, PH) OBP: 0.286, SLG: 0.167	F8		BB				L5-3		K	3	0	0	0	1	0	1																				
12 A.J. Pierzynski, L (1,2) OBP: 0.444, SLG: 0.444 55 Donny Lucy, R (6,2) ERA:	P6		F8				1B		F8	3	0	1	0	0	0	1																				
20 Carlos Quentin, R (1,7) OBP: 0.222, SLG: 0.125 74 Josh Kroeger, L (6,7) OBP: 0.250, SLG: 0.250	G5-3					23 BB 25 HR	BB		G4-3	2	1	1	0	1	0	0																				
23 Jermaine Dye, R (1,9) OBP: 0.167, SLG: 0.091 58 Michael Restovich, R (6,9) OBP: 0.286, SLG: 0.333		F7				25 HR	BB		F7	2	1	0	0	1	0	1																				
25 Jim Thome, L (1,10) OBP: 0.222, SLG: 0.667 79 Tyler Flowers, R (8, PH) OBP: 0.167, SLG: 0.167	G4-3					1H 2H	HR		F8	3	1	1	3	0	0	0																				
14 Paul Konerko, R (1,3) OBP: 0.495, SLG: 0.800 68 Brian Myrow, L (4, PH) (5,3)							K		K	1	0	1	0	0	0	0																				
10 Alexei Ramirez, R (1,6) OBP: 0.250, SLG: 0.143 80 Gordon Beckham, R (6,6) OBP: 0.375, SLG: 0.857							K		F8	1	0	1	0	0	0	0																				
7 Josh Fields, R (1,5) OBP: 0.571, SLG: 0.833 18 Brent Lillibridge, R (6,4) OBP: 0.500, SLG: 0.222									G5-3	2	0	0	0	0	0	1																				
17 Chris Getz, L (1,4) OBP: 0.300, SLG: 0.125 76 Sergio Santos, R (6,5) OBP: 0.600, SLG: 0.600 75 Eider Torres, S (9, PR)						32 WP	2B		G4-3	2	0	2	0	0	0	0																				
							2B		76 1B	1	0	0	0	1	0	0																				
									32 L5-3 1B	2	0	2	0	0	0	0																				
									1-3	0	0	0	0	0	0	0																				
<b>Inning Stats</b>	R: 0 E: 0 K: 0 S: 3	H: 0 LOB: 0 BB: 0 P: 3	R: 0 E: 0 K: 0 S: 4	H: 1 LOB: 1 BB: 0 P: 4	R: 0 E: 0 K: 0 S: 3	H: 1 LOB: 1 BB: 1 P: 7	R: 3 E: 0 K: 1 S: 8	H: 3 LOB: 1 BB: 1 P: 12	R: 0 E: 0 K: 0 S: 3	H: 0 LOB: 0 BB: 0 P: 5	R: 0 E: 0 K: 1 S: 5	H: 1 LOB: 0 BB: 0 P: 3	R: 0 E: 0 K: 0 S: 4	H: 1 LOB: 1 BB: 0 P: 4	R: 0 E: 0 K: 1 S: 6	H: 1 LOB: 2 BB: 1 P: 10	1B: 5 2B: 4 3B: 0 HR: 1	SF: 0 SAC: 0 DP: 1 HBP: 0	WP: 1 PB: 0 SB: 0 CS: 0	PA: 37																
<b>PITCHER</b>	IP	WLS	BF	H	R	ER	SO	BB	IBB	HBP	BLK	WP	HR	S	P	ERA	WHIP	<b>PITCHER</b>		IP	WLS	BF	H	R	ER	SO	BB	IBB	HBP	BLK	WP	HR	S	P	ERA	WHIP
56 Jarrod Washburn, L (1,1) ERA:	2.0	W	7	1	0	0	0	0	0	0	0	0	0	7	7	0.00	0.500	72 Marwin Vega, R (8,1) ERA:		1.0		4	1	0	0	0	0	0	0	0	4	4	0.00	1.000		
18 Ryan Rowland-Smith, L (3,1) ERA: 13.5	2.0		11	4	3	3	1	2	0	0	0	1	1	11	19	13.50	3.000	64 Luis Munoz, R (9,1) ERA:		0.2	H	4	1	0	0	0	1	0	0	0	0	3	7	0.00	3.000	
Tyler Walker, R (5,1) ERA:	1.0	H	4	1	0	0	0	1	0	0	0	0	0	3	7	0.00	2.000	26 Randy Messenger, R(9,1) ERA:		0.1	S	1	0	0	0	1	0	0	0	0	3	3	0.00	0.000		
Jose Lugo, L (6,1) ERA:	1.0	H	3	0	0	0	1	0	0	0	0	0	0	5	5	0.00	2.000																			
20 Denny Stark, R (7,1) ERA:	1.0	H	3	1	0	0	0	0	0	0	0	0	0	3	3	0.00	1.000																			

Seattle Mariners @ Chicago White Sox  
Camelback Ranch, Glendale, AZ  
Mon Mar 02 2009, 3:05 PM EST  
Att: 3,481 - Sunny - 84 F

AB 33  
R 3  
H 9  
RBI 3  
BB 4  
SO 3  
LOB 9














Batter	1	2	3	4	5	6	7	8	9	AB	R	H	RBI	BB	SO	LOB	TOP											
21 Franklin Gutierrez, R OBP: 0.533, SLG: 0.538 59 Mike Carp, L OBP: 0.417, SLG: 0.917	F8		2B		K			F8		3	0	1	0	0	1	1	<b>Seattle Mariners @ Oakland Athletics</b> Phoenix Municipal Stadium, Phoenix, AZ Fri Mar 06 2009, 3:05 PM EST Att. 4,430 - Partly Cloudy - 70 F											
7 Yuniesky Betancourt, R OBP: 0.333, SLG: 0.333 Reeje Corona, S OBP: 0.333, SLG: 0.313	2B		P3				G4-3	L8		3	0	1	0	0	0	1												
9 Jeff Clement, L	P5				K		G6-3	G4-3		4	0	0	0	0	1	1												
13 Chris Shelton, R OBP: 0.563, SLG: 1.250 96 Tyson Gillies, L OBP: 0.143, SLG: 0.286	F9				1B		E6	G3		3	0	1	0	0	0	1												
39 Bryan LaHair, L OBP: 0.375, SLG: 0.462 67 Callix Crabbe, S OBP: 0.333, SLG: 0.545	L8				K		12 FC6-4	E4		3	0	1	0	0	1	1												
12 Michael Morse, R OBP: 0.222, SLG: 0.250 27 Matt Tuiasosopo, R OBP: 0.533, SLG: 0.933	F9				G4-3		FC6-4	2B		3	0	0	0	0	0	3												
3 Ronny Cedeno, R OBP: 0.333, SLG: 0.333 41 Oswaldo Navarro, R OBP: 0.250, SLG: 0.286	K				50 1B		K	K		3	1	1	0	0	2	0												
50 Prentice Redman, R OBP: 0.250, SLG: 0.250 61 Mike Wilson, R OBP: 0.188, SLG: 0.467	K				32 1B		K	K		3	0	1	0	0	2	0												
32 Rob Johnson, R OBP: 0.500, SLG: 0.700 70 Adam Moore, R OBP: 0.400, SLG: 0.400	L8				21 CS		K	K		0	0	0	0	0	0	0												
<b>Inning Stats</b>	R: 0 E: 0 K: 0 S: 4	H: 1 LOB: 1 BB: 0 P: 4	R: 0 E: 0 K: 1 S: 5	H: 0 LOB: 0 BB: 0 P: 5	R: 0 E: 0 K: 1 S: 6	H: 1 LOB: 1 BB: 0 P: 6	R: 0 E: 0 K: 2 S: 8	H: 1 LOB: 1 BB: 0 P: 8	R: 1 E: 0 K: 1 S: 6	H: 3 LOB: 0 BB: 0 P: 6	R: 0 E: 0 K: 0 S: 5	H: 1 LOB: 2 BB: 0 P: 5	R: 0 E: 0 K: 3 S: 9	H: 0 LOB: 0 BB: 0 P: 9	R: 0 E: 1 K: 0 S: 3	H: 0 LOB: 0 BB: 0 P: 3		R: 0 E: 1 K: 2 S: 9	H: 1 LOB: 2 BB: 0 P: 9	1B: 5 2B: 3 3B: 0 HR: 0	SF: 0 SAC: 0 DP: 0 HBP: 0	WP: 0 PB: 0 SB: 1 CS: 1	PA: 35					
<b>PITCHER</b>	IP	WLS	BF	H	R	ER	SO	BB	IBB	HBP	BLK	WP	HR	S	P	ERA		WHIP										
59 Edgar Gonzalez, R ERA: 3.0	3.0	W	11	2	0	0	2	0	0	0	0	0	0	15	15	0.00		0.667										
55 Josh Outman, L ERA: 4.05	2.2		12	5	1	1	3	0	0	0	0	0	0	18	18	3.38	1.875											
49 Kevin Cameron, R ERA: 9.0	0.1	H	1	0	0	0	0	0	0	0	0	0	0	1	1	0.00	0.000											
74 Vin Mazzaro, R ERA: 15.0	2.0		6	0	0	0	3	0	0	0	0	0	0	12	12	0.00	0.000											
13 Jerry Blevins, L	1.0		5	1	0	0	2	0	0	0	0	0	0	9	9	0.00	1.000											

Batter	1	2	3	4	5	6	7	8	9	AB	R	H	RBI	BB	SO	LOB	BOTTOM										
11 Rajai Davis, R OBP: 0.563, SLG: 0.923 28 Ben Copeland, L OBP: 0.308, SLG: 0.250	8 1B	8 1B	2B			61 SF9	K	1-2		4	3	4	1	0	0	0	<b>Seattle Mariners @ Oakland Athletics</b> Phoenix Municipal Stadium, Phoenix, AZ Fri Mar 06 2009, 3:05 PM EST Att. 4,430 - Partly Cloudy - 70 F										
8 Kurt Suzuki, R OBP: 0.333, SLG: 0.400 61 Joel Galarraga, R OBP: 0.286, SLG: 0.286	5 1B	5 1B	G6-3			E5	23 BB	G5-3		3	1	2	1	0	0	2											
5 Matt Holliday, R OBP: 0.500, SLG: 0.375 23 Matt Carson, R OBP: 0.500, SLG: 0.500	3 SF8	5 1B	G6-3			77 2B	75 SF8	77 2B		3	2	1	1	0	0	3											
16 Jason Giambi, L OBP: 0.235, SLG: 0.071 77 Sean Doolittle, L OBP: 0.571, SLG: 0.833	16 HBP	7 PO	16 HBP			SF9	77 2B	77 2B		3	0	2	2	0	1	0											
3 Eric Chavez, L OBP: 0.182, SLG: 0.111 75 Chris Carter, R OBP: 0.222, SLG: 0.375	57 FC5-4	16 HBP	7 PO			K	77 2B	BB		0	0	0	0	0	0	0											
7 Bobby Crosby, R OBP: 0.333, SLG: 0.583 56 Cliff Pennington, S OBP: 0.091, SLG: 0.091	SF8	F7	F9			SF9	77 2B	2B		2	0	2	3	0	0	0											
57 Aaron Cunningham, R OBP: 0.800, SLG: 1.000 65 Javier Herrera, R OBP: 0.800, SLG: 1.000	L8	PO	F9			SF8	K2-3	2B		2	0	0	1	0	0	4											
21 Joe Dillon, R OBP: 0.385, SLG: 0.200 40 Yung-Chi Chen, R OBP: 0.429, SLG: 0.657	L8	PO	F9			G6-3	K2-3	2B		1	0	0	1	0	1	1											
26 Corey Wimberly, S OBP: 0.333, SLG: 0.286 53 Jemile Weeks, S	L8	PO	F9			G6-3	K2-3	2B		3	0	0	0	0	0	3											
57 Aaron Cunningham, R OBP: 0.800, SLG: 1.000 65 Javier Herrera, R OBP: 0.800, SLG: 1.000	FC5-4	11 2B	26 FC6-4			G5-3	28 WP	61 1B		3	1	1	0	0	0	2											
21 Joe Dillon, R OBP: 0.385, SLG: 0.200 40 Yung-Chi Chen, R OBP: 0.429, SLG: 0.657	FC5-4	11 2B	26 FC6-4			G5-3	28 WP	61 1B		2	2	2	0	0	0	0											
26 Corey Wimberly, S OBP: 0.333, SLG: 0.286 53 Jemile Weeks, S	FC5-4	11 2B	26 FC6-4			G5-3	28 WP	61 1B		2	2	2	0	0	0	0											
<b>Inning Stats</b>	R: 2 E: 0 K: 0 S: 6	H: 3 LOB: 2 BB: 0 P: 7	R: 2 E: 0 K: 0 S: 6	H: 4 LOB: 2 BB: 0 P: 8	R: 1 E: 0 K: 0 S: 5	H: 2 LOB: 2 BB: 1 P: 9	R: 0 E: 0 K: 1 S: 5	H: 0 LOB: 1 BB: 0 P: 6	R: 0 E: 0 K: 0 S: 3	H: 0 LOB: 0 BB: 0 P: 3	R: 2 E: 0 K: 0 S: 6	H: 2 LOB: 1 BB: 0 P: 7	R: 4 E: 0 K: 2 S: 10	H: 3 LOB: 1 BB: 2 P: 19	R: 1 E: 0 K: 0 S: 5	H: 2 LOB: 2 BB: 1 P: 9	1B: 11 2B: 5 3B: 0 HR: 0	SF: 3 SAC: 0 DP: 0 HBP: 3	WP: 1 PB: 1 SB: 0 CS: 0	PA: 48							
<b>PITCHER</b>	IP	WLS	BF	H	R	ER	SO	BB	IBB	HBP	BLK	WP	HR	S	P	ERA	WHIP										
56 Jarrod Washburn, L ERA: 8.31	1.1	L	13	7	4	4	0	0	0	0	0	0	0	11	13	27.00	5.250										
65 Eric Hull, R ERA: 3.0	0.2		1	0	0	0	0	0	0	0	0	0	0	1	2	0.00	0.000										
57 Mark Lowe, R ERA: 3.0	1.0		6	2	1	1	0	1	0	0	0	0	0	5	9	9.00	3.000										
53 David Aardsma, R ERA: 3.0	1.0		4	0	0	0	1	0	0	1	0	0	0	5	6	0.00	0.000										
Tyler Walker, R ERA: 3.0	1.0		3	0	0	0	0	0	0	0	0	0	0	3	3	0.00	0.000										
<b>PITCHER</b>	IP	WLS	BF	H	R	ER	SO	BB	IBB	HBP	BLK	WP	HR	S	P	ERA	WHIP										
60 Justin Thomas, L ERA: 5.4	0.1		6	1	2	2	1	0	0	0	0	0	0	7	12	13.50	1.500										
64 Luis Munoz, R ERA: 9.0	0.1		4	2	2	2	1	1	0	0	0	0	0	5	9	54.00	9.000										
20 Denny Stark, R ERA: 3.0	1.0		6	2	1	1	0	1	0	0	0	0	0	5	9	9.00	3.000										









Batter	1	2	3	4	5	6	7	8	9	AB	R	H	RBI	BB	SO	LOB	TOP				
14 Ryan Roberts, R OBP: 0.538, SLG: 0.619										4	2	2	0	1	1	6	<b>Arizona Diamondbacks @ Seattle Mariners</b> Peoria Stadium, Peoria, AZ Sun Mar 08 2009, 4:05 PM EDT Att: 11,062 - Sunny - 69 F				
10 Justin Upton, R OBP: 0.500, SLG: 0.667 63 Pedro Ciriaco, R OBP: 0.429, SLG: 0.500										3	1	2	2	1	0	1					
34 Conor Jackson, R OBP: 0.313, SLG: 0.333 30 Brandon Watson, L OBP: 0.474, SLG: 0.500										2	0	0	0	0	0	3					
27 Mark Reynolds, R OBP: 0.438, SLG: 0.462 8 Rusty Ryan, R OBP: 0.400, SLG: 0.250										3	0	2	2	0	0	1					
31 Tony Clark, S OBP: 0.357, SLG: 0.417 12 Evan Frey, L OBP: 0.364, SLG: 0.550										3	1	2	1	0	0	1					
19 Chris Snyder, R OBP: 0.214, SLG: 0.385 32 John Hester, R OBP: 0.571, SLG: 0.250										3	0	0	0	0	1	3					
26 Miguel Montero, L OBP: 0.400, SLG: 0.308 29 Josh Whitesell, L OBP: 0.294, SLG: 0.471										2	1	0	0	1	0	1					
12 Chris Roberson, S OBP: 0.304, SLG: 0.450										4	1	1	1	1	0	3					
16 Josh Wilson, R OBP: 0.476, SLG: 0.556 25 James Skelton, L OBP: 0.429, SLG: 0.500										2	0	0	0	1	0	1					
										0	0	0	0	1	0	0					
<b>Inning Stats</b>	R: 0 E: 0 K: 0 S: 4	H: 1 LOB: 1 BB: 0 P: 4	R: 1 E: 0 K: 0 S: 5	H: 2 LOB: 1 BB: 0 P: 5	R: 1 E: 0 K: 0 S: 4	H: 2 LOB: 1 BB: 1 P: 8	R: 0 E: 0 K: 0 S: 3	H: 0 LOB: 0 BB: 0 P: 3	R: 2 E: 0 K: 1 S: 7	H: 3 LOB: 2 BB: 2 P: 15	R: 2 E: 0 K: 1 S: 5	H: 1 LOB: 1 BB: 3 P: 17	R: 1 E: 0 K: 1 S: 7	H: 2 LOB: 3 BB: 2 P: 15	R: 0 E: 0 K: 1 S: 5	H: 0 LOB: 0 BB: 1 P: 11		1B: 8 2B: 3 3B: 0 HR: 0	SF: 0 SAC: 0 DP: 2 HBP: 0	WP: 0 PB: 0 SB: 0 CS: 0	PA: 44
<b>PITCHER</b>	IP WLS BF H R ER SO BB IBB HBP BLK WP HR S P ERA WHIP	18 Ryan Rowland-Smith, L ERA: 9.0	3.0 14 5 2 2 0 0 1 0 0 0 0 0 0 0 3 17 6.00 2.000	46 Sean White, R ERA: 4.5	2.0 7 0 0 0 2 1 0 0 0 0 0 0 0 0 7 11 0.00 1.000	64 Luis Munoz, R ERA: 6.0	1.0 4 0 0 0 2 1 0 0 0 0 0 0 0 0 7 11 0.00 1.000	38 Jason Vargas, L ERA: 9.0	1.0 7 3 2 2 1 2 0 0 0 0 0 0 0 7 15 18.00 5.000	73 Luis Pena, R ERA: 15.43	0.1 5 1 2 2 1 3 0 0 0 0 0 0 0 4 16 54.00 12.000	72 Marwin Vega, R ERA: 9.0	0.2 4 2 1 1 0 1 0 0 0 0 0 0 0 3 7 13.50 4.500								

Batter	1	2	3	4	5	6	7	8	9	AB	R	H	RBI	BB	SO	LOB	BOTTOM			
21 Franklin Gutierrez, R OBP: 0.526, SLG: 0.529 96 Tyson Gillies, L OBP: 0.111, SLG: 0.222										4	2	2	0	0	0	2	<b>Arizona Diamondbacks @ Seattle Mariners</b> Peoria Stadium, Peoria, AZ Sun Mar 08 2009, 4:05 PM EDT Att: 11,062 - Sunny - 69 F			
7 Yuniesky Betancourt, R OBP: 0.256, SLG: 0.429 6 Chris Woodward, R OBP: 0.429, SLG: 1.077										4	0	1	0	0	0	4				
24 Ken Griffey Jr., L OBP: 1.000, SLG: 1.000 13 Chris Shelton, R OBP: 0.600, SLG: 1.133										1	2	1	0	2	0	0				
25 Wladimir Balentien, R OBP: 0.400, SLG: 1.000 50 Prentice Redman, R OBP: 0.208, SLG: 0.208										4	2	1	3	0	1	4				
30 Russell Branyan, L OBP: 0.313, SLG: 0.688 39 Bryan LaHair, L OBP: 0.368, SLG: 0.625										4	1	2	3	0	0	3				
27 Matt Tuiasosopo, R OBP: 0.476, SLG: 0.750 41 Oswaldo Navarro, R7, PR OBP: 0.300, SLG: 0.333										4	0	1	0	0	2	2				
12 Michael Morse, R OBP: 0.436, SLG: 0.429 61 Mike Wilson, R OBP: 0.211, SLG: 0.412										4	0	2	0	0	0	0				
15 Jamie Burke, R OBP: 0.091, SLG: 0.091 62 Jason Phillips, R OBP: 0.500, SLG: 0.333										3	1	1	0	0	0	1				
3 Ronny Cedeno, R OBP: 0.333, SLG: 0.333 Reegie Corona, S OBP: 0.250, SLG: 0.316										3	0	1	1	0	1	0				
										0	1	0	0	0	0	0				
<b>Inning Stats</b>	R: 4 E: 0 K: 1 S: 11	H: 4 LOB: 1 BB: 1 P: 16	R: 3 E: 3 K: 1 S: 8	H: 2 LOB: 1 BB: 1 P: 12	R: 0 E: 0 K: 0 S: 5	H: 2 LOB: 2 BB: 0 P: 5	R: 0 E: 0 K: 0 S: 4	H: 1 LOB: 2 BB: 0 P: 5	R: 0 E: 0 K: 1 S: 7	H: 2 LOB: 2 BB: 0 P: 8	R: 4 E: 1 K: 1 S: 10	H: 3 LOB: 1 BB: 0 P: 10	R: 0 E: 0 K: 1 S: 5	H: 0 LOB: 0 BB: 0 P: 5	1B: 11 2B: 1 3B: 0 HR: 2	SF: 0 SAC: 3 DP: 0 HBP: 0		WP: 0 PB: 0 SB: 2 CS: 0	PA: 43	
<b>PITCHER</b>	IP WLS BF H R ER SO BB IBB HBP BLK WP HR S P ERA WHIP	41 Seth Etherton, R ERA: 9.82	1.2 14 6 7 4 1 2 0 0 0 0 0 0 2 16 25 21.60 4.800	54 Bobby Korecky, R ERA: 22.5	1.0 8 3 4 4 0 0 0 0 0 0 0 0 5 10 0.00 0.000	47 Leo Rosales, R ERA: 0.00	1.0 3 0 0 0 0 1 0 0 0 0 0 0 0 5 10 0.00 0.000	67 Brooks Brown, R ERA: 27.0	0.1 1 0 0 0 1 0 0 0 0 0 0 0 0 3 3 0.00 0.000	50 Chad Qualls, R ERA: 3.0	1.0 5 2 0 0 0 0 0 0 0 0 0 0 5 10 0.00 2.000	33 Billy Buckner, R ERA: 3.0	2.0 7 1 0 0 1 0 0 0 0 0 0 0 9 10 0.00 0.500	70 Daniel Schlereth, L ERA: 9.0	1.0 5 2 0 0 1 0 0 0 0 0 0 0 7 8 0.00 2.000					



Batter	1	2	3	4	5	6	7	8	9	AB	R	H	RBI	BB	SO	LOB	TOP			
7 Aaron Miles, S OBP: 0.333, SLG: 0.267 20 Luis Rivas, R OBP: 0.273, SLG: 0.238	E5 2B			1B	2 WP BB		1-2 1B		59 FC6 1B	3	0	2	0	1	0	0	<b>Chicago Cubs @ Seattle Mariners</b> Peoria Stadium, Peoria, AZ Tue Mar 10 2009, 4:05 PM EDT Att: 7,855 - Sunny - 70 F			
2 Ryan Theriot, R OBP: 0.483, SLG: 0.500 59 Andrés Blanco, S OBP: 0.286, SLG: 0.263	1-2 1B		F8	SF8	1-2 2-H		F8		73 1B	3	0	1	1	0	0	3				
6 Micah Hoffpauir, L OBP: 0.326, SLG: 0.500 33 Jason Dubois, R OBP: 0.294, SLG: 0.143	F8			K	K				L3	3	0	0	0	0	2	4				
13 Jake Fox, R OBP: 0.389, SLG: 0.563	F8				4-0 17 2B BB				L5	4	2	1	0	1	0	3				
17 Mike Fontenot, L OBP: 0.400, SLG: 0.788 73 Bobby Scases, S OBP: 0.361, SLG: 0.368	G1				9 F8 66 2B 1-H				F7	3	1	1	1	0	1	2				
9 Reed Johnson, R OBP: 0.295, SLG: 0.231 27 Sam Fuld, L OBP: 0.316, SLG: 0.471		F8							F9	3	0	0	0	0	0	1				
66 Doug Deeds, L OBP: 0.310, SLG: 0.481		G3-1			2-3				66 2B	2	1	1	1	0	1	2				
55 Koyie Hill, S OBP: 0.450, SLG: 0.556 15 Mark Johnson, L OBP: 0.300, SLG: 0.125		F8			55 1B 99 1B 3-H				7 1B	5	2	4	2	0	0	0				
99 So Taguchi, R OBP: 0.389, SLG: 0.400 19 Richie Robnett, L OBP: 0.261, SLG: 0.176			F8		99 1B				19 FC4 1B	4	1	2	1	0	0	1				
			F9		2 WP 2 SF8 7 BB 2-H 3-H				20 1B	1	0	0	0	1	0	1				
<b>Inning Stats</b>	R: 0 E: 1 K: 0 S: 5	H: 1 LOB: 2 BB: 0 P: 5	R: 0 E: 0 K: 0 S: 3	H: 0 LOB: 0 BB: 0 P: 3	R: 0 E: 0 K: 1 S: 6	H: 1 LOB: 1 BB: 0 P: 6	R: 5 E: 0 K: 1 S: 9	H: 4 LOB: 1 BB: 2 P: 18	R: 0 E: 0 K: 1 S: 5	H: 2 LOB: 2 BB: 0 P: 5	R: 3 E: 0 K: 1 S: 9	H: 4 LOB: 2 BB: 1 P: 13	R: 0 E: 0 K: 2 S: 9	H: 2 LOB: 2 BB: 0 P: 9	R: 0 E: 0 K: 0 S: 5	H: 2 LOB: 2 BB: 0 P: 5	1B: 10 2B: 6 3B: 0 HR: 0	SF: 1 SAC: 0 DP: 0 HBP: 0	WP: 1 PB: 0 SB: 0 CS: 0	PA: 47
<b>PITCHER</b>	IP WLS BF H R ER SO	IP WLS BF H R ER SO	IP WLS BF H R ER SO	IP WLS BF H R ER SO	IP WLS BF H R ER SO	IP WLS BF H R ER SO	IP WLS BF H R ER SO	IP WLS BF H R ER SO	IP WLS BF H R ER SO	IP WLS BF H R ER SO	IP WLS BF H R ER SO	IP WLS BF H R ER SO	IP WLS BF H R ER SO	IP WLS BF H R ER SO	IP WLS BF H R ER SO	IP WLS BF H R ER SO	ERA WHIP	ERA WHIP		
49 Garrett Olson, L ERA: 6.75	3.0 L 14 3 2 2 1																	6.00 1.333		
43 Miguel Batista, R ERA: 6.75	1.0 7 3 3 3 1																	27.00 4.000		
48 Roy Corcoran, R ERA: 6.75	1.0 3 0 0 0 1																	0.00 0.000		
53 David Aardsma, R ERA: 9.82	1.0 5 2 0 0 0																	0.00 2.000		
57 Mark Lowe, R ERA: 9.82	0.2 7 4 3 3 0																	40.50 7.500		
66 Shawn Kelley, R ERA: 5.79	7.1 1.1 6 2 0 0 3																	0.00 1.500		
26 Randy Messenger, R ERA: 5.79	1.0 5 2 0 0 0																	0.00 2.000		

AB	43
R	8
H	16
RBI	8
BB	3
SO	6
LOB	25



Batter	1	2	3	4	5	6	7	8	9	AB	R	H	RBI	BB	SO	LOB	BOTTOM			
21 Franklin Gutierrez, R OBP: 0.455, SLG: 0.450 50 Prentice Redman, R OBP: 0.200, SLG: 0.200	L1		G4-6-3 1-2			K			G6-3	3	0	0	0	0	1	1	<b>Chicago Cubs @ Seattle Mariners</b> Peoria Stadium, Peoria, AZ Tue Mar 10 2009, 4:05 PM EDT Att: 7,855 - Sunny - 70 F			
7 Yuniesky Betancourt, R OBP: 0.444, SLG: 0.869 Reegie Corona, S OBP: 0.227, SLG: 0.286	G4-3 2B		1-2			K			E4	2	0	2	0	0	0	0				
24 Ken Griffey Jr., L OBP: 0.500, SLG: 0.250 59 Mike Carp, L OBP: 0.313, SLG: 0.688	G4-3 2-3					G3-1			G4-3	3	0	0	0	0	1	2				
29 Adrian Beltré, R OBP: 0.273, SLG: 0.364 27 Matt Tuiasosopo, R OBP: 0.476, SLG: 0.773	F7								G4-3	2	0	0	0	0	0	1				
30 Russell Branyan, L OBP: 0.316, SLG: 0.684 39 Bryan LaHair, L OBP: 0.350, SLG: 0.588	G3					F7			K	3	0	1	1	0	0	0				
25 Vladimir Valentien, R OBP: 0.385, SLG: 0.846 12 Michael Morse, R OBP: 0.412, SLG: 0.400	1B					G6-3			G4-3	3	0	1	0	0	1	1				
61 Mike Wilson, R OBP: 0.382, SLG: 0.350 94 Brent Johnson, R OBP: 1.000, SLG: 1.000	K								G4-3	1	0	0	0	0	0	0				
32 Rob Johnson, R OBP: 0.417, SLG: 0.583 70 Adam Moore, R OBP: 0.375, SLG: 0.375	L8									2	0	0	0	0	1	1				
3 Ronny Cedeno, R OBP: 0.348, SLG: 0.348 6 Chris Woodward, R OBP: 0.400, SLG: 1.000										1	0	0	0	0	0	0				
										2	0	1	0	0	0	0				
<b>Inning Stats</b>	R: 0 E: 0 K: 0 S: 4	H: 1 LOB: 1 BB: 0 P: 4	R: 0 E: 0 K: 1 S: 6	H: 1 LOB: 0 BB: 0 P: 6	R: 0 E: 0 K: 1 S: 6	H: 2 LOB: 1 BB: 0 P: 6	R: 0 E: 0 K: 0 S: 3	H: 0 LOB: 0 BB: 0 P: 3	R: 0 E: 0 K: 1 S: 5	H: 0 LOB: 0 BB: 0 P: 5	R: 1 E: 0 K: 2 S: 9	H: 2 LOB: 1 BB: 0 P: 9	R: 0 E: 1 K: 1 S: 6	H: 0 LOB: 1 BB: 0 P: 6	R: 0 E: 0 K: 1 S: 5	H: 0 LOB: 0 BB: 0 P: 5	1B: 2 2B: 3 3B: 1 HR: 0	SF: 0 SAC: 0 DP: 1 HBP: 0	WP: 0 PB: 0 SB: 0 CS: 0	PA: 33
<b>PITCHER</b>	IP WLS BF H R ER SO	IP WLS BF H R ER SO	IP WLS BF H R ER SO	IP WLS BF H R ER SO	IP WLS BF H R ER SO	IP WLS BF H R ER SO	IP WLS BF H R ER SO	IP WLS BF H R ER SO	IP WLS BF H R ER SO	IP WLS BF H R ER SO	IP WLS BF H R ER SO	IP WLS BF H R ER SO	IP WLS BF H R ER SO	IP WLS BF H R ER SO	IP WLS BF H R ER SO	IP WLS BF H R ER SO	ERA WHIP	ERA WHIP		
40 Rich Harden, R ERA: 2.25	2.0 W 10 2 0 0 2																	0.00 0.667		
47 Aaron Heilman, R ERA: 1.13	3.0 H 12 2 1 1 5																	3.00 0.667		
58 Jose Ascanio, R ERA: 1.13	1.0 3 0 0 0 0 1																	0.00 0.000		

AB	33
R	1
H	6
RBI	1
BB	0
SO	9
LOB	10







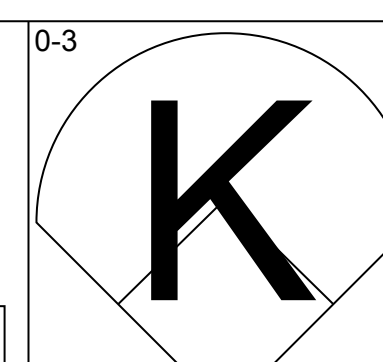
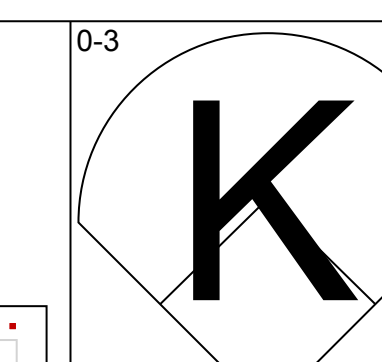
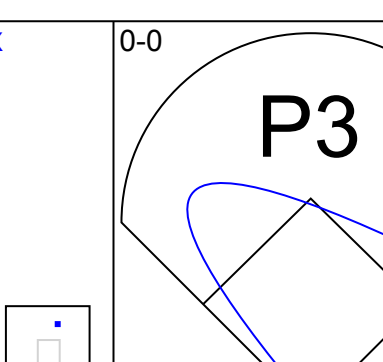
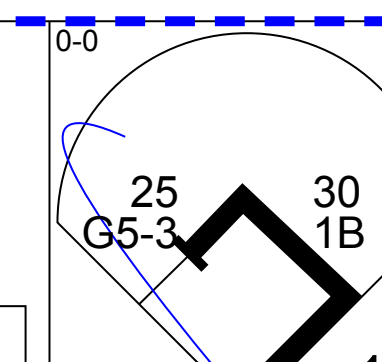
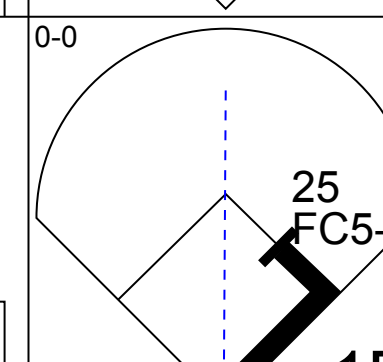
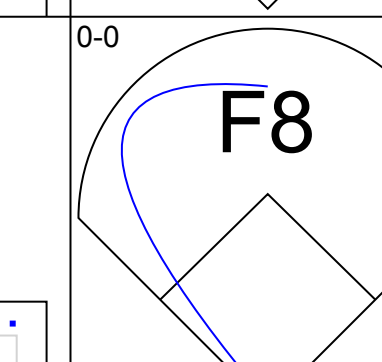
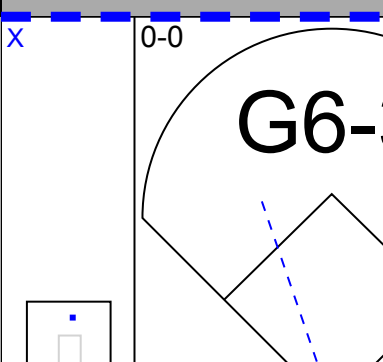
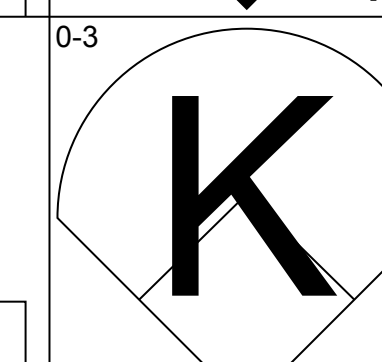
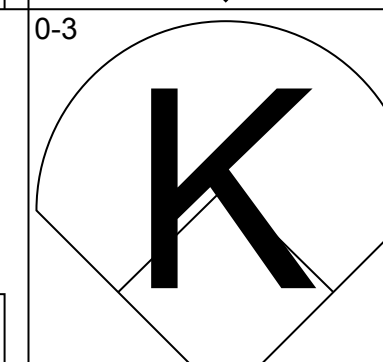
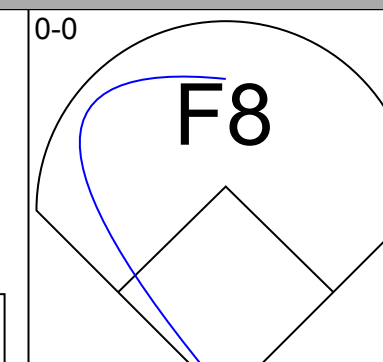
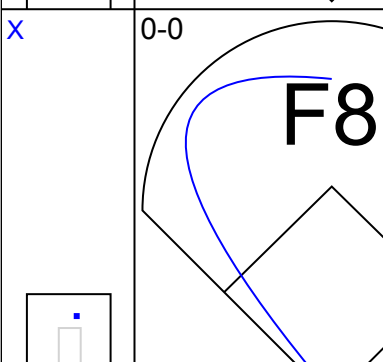
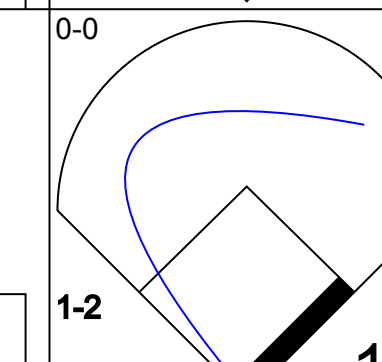
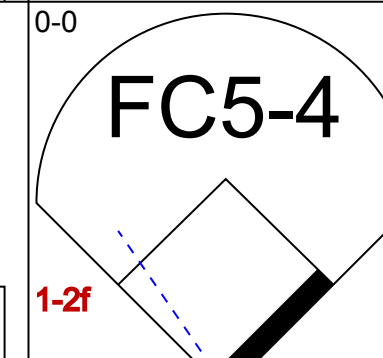
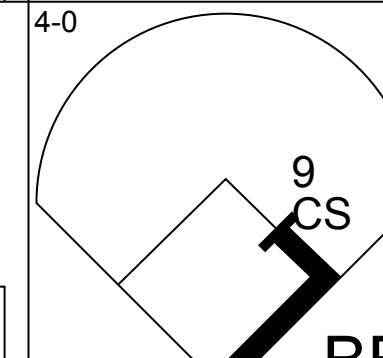
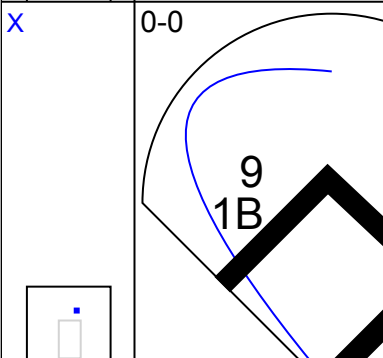
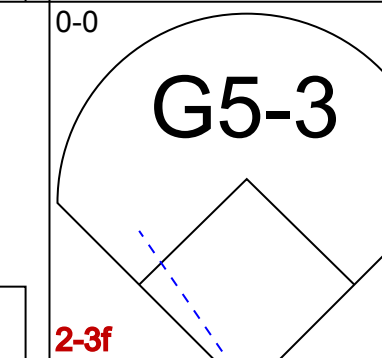
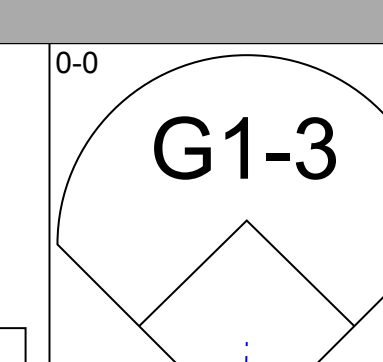
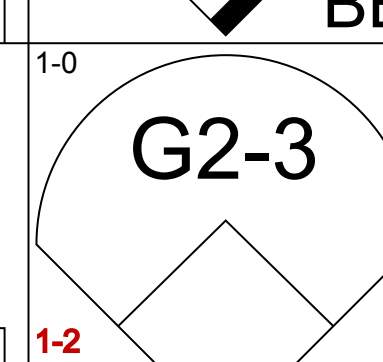
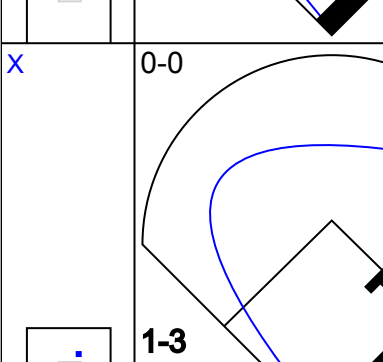
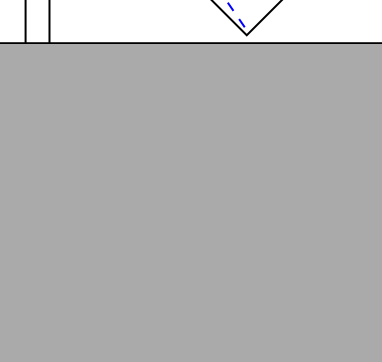
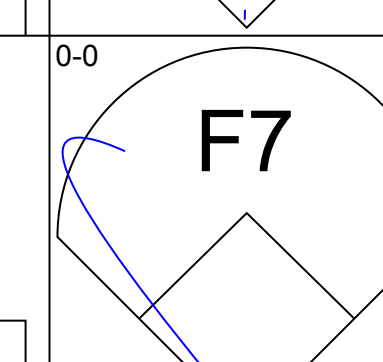
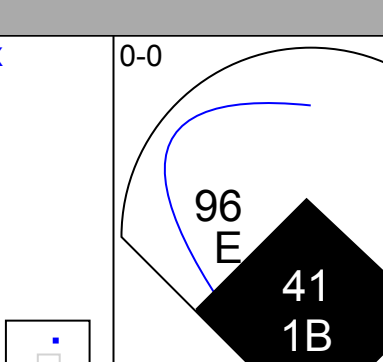

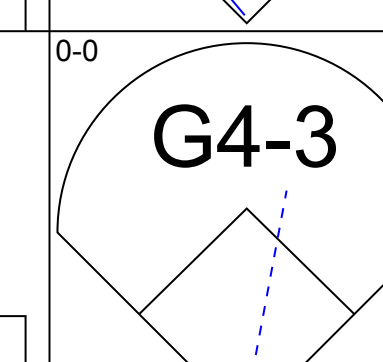
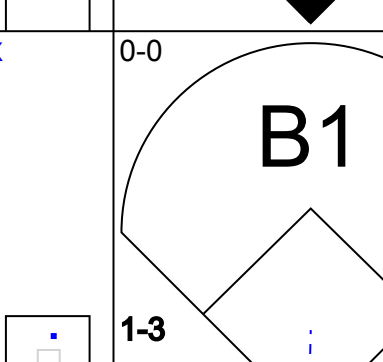

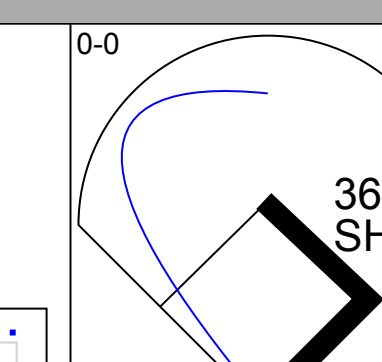
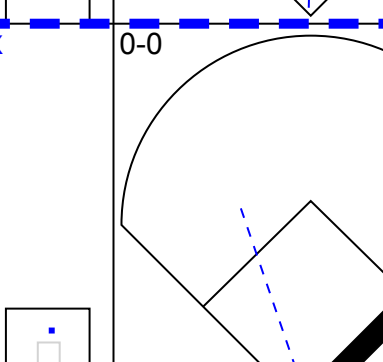
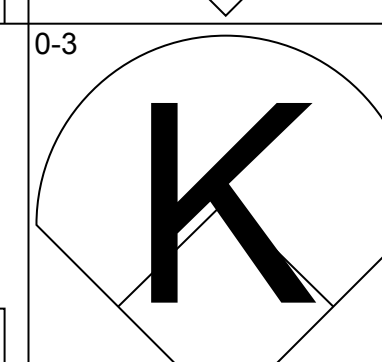
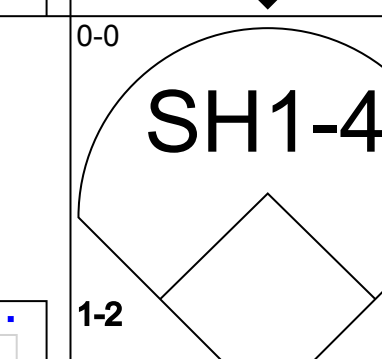
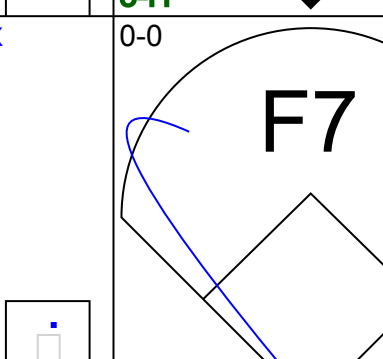
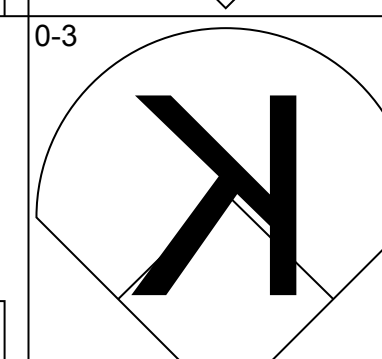


Batter	1	2	3	4	5	6	7	8	9	AB	R	H	RBI	BB	SO	LOB	TOP																																																																							
<b>5 Ian Kinsler, R</b> (1,4) <small>OBP: 0.419, SLG: 0.571</small> <b>6 German Duran, R</b> (6,FR) <small>OBP: 0.200, SLG: 0.111</small>										3	2	2	0	1	0	0	<b>Texas Rangers @ Seattle Mariners</b> Peoria Stadium, Peoria, AZ Thu Mar 12 2009, 4:05 PM EDT Att: 5,119 - Sunny - 73 F																																																																							
<b>10 Michael Young, R</b> (1,5) <small>OBP: 0.313, SLG: 0.286</small> <b>15 Travis Metcalf, R</b> (7,PH) <small>OBP: 0.200, SLG: 0.241</small>									3	2	0	0	1	1	2	2																																																																								
<b>32 Josh Hamilton, L</b> (1,8) <small>OBP: 0.370, SLG: 0.704</small> <b>43 Greg Colson, R</b> (7,8) <small>OBP: 0.444, SLG: 0.706</small>									4	0	2	1	0	1	1	1																																																																								
<b>9 Hank Blalock, L</b> (1,3) <small>OBP: 0.455, SLG: 0.714</small> <b>12 Justin Smoak, S</b> (7,3) <small>OBP: 0.412, SLG: 0.688</small>									4	1	3	1	0	1	2	2																																																																								
<b>22 Marlon Byrd, R</b> (1,9) <small>OBP: 0.320, SLG: 0.318</small> <b>41 Brandon Boggs, S</b> (7,9) <small>OBP: 0.440, SLG: 0.773</small>									2	0	2	3	1	0	0	0																																																																								
<b>7 David Murphy, L</b> (1,7) <small>OBP: 0.333, SLG: 0.594</small> <b>29 Julio Borbon, L</b> (7,7) <small>OBP: 0.353, SLG: 0.214</small>									3	0	0	1	1	2	5	5																																																																								
<b>19 Chris Davis, L</b> (1,10) <small>OBP: 0.378, SLG: 0.267</small> <b>25 Andruw Jones, R</b> (6,PH) <small>OBP: 0.355, SLG: 0.464</small>									3	1	2	0	0	0	3	3																																																																								
<b>2 Taylor Teagarden, R</b> (1,2) <small>OBP: 0.250, SLG: 0.625</small> <b>14 Adam Melhuse, S</b> (7,PH) <small>OBP: 0.769, SLG: 0.909</small>									3	1	1	2	0	1	1	1																																																																								
<b>1 Elvis Andrus, R</b> (1,6) <small>OBP: 0.333, SLG: 0.259</small> <b>13 Omar Vizquel, S</b> (7,PH) <small>OBP: 0.333, SLG: 0.238</small>									3	0	0	0	0	0	1	2																																																																								
<b>Inning Stats</b>	R: 2 H: 2 E: 2 K: 2 S: 10	H: 2 LOB: 1 BB: 0 P: 10	R: 0 H: 1 E: 0 K: 1 S: 5	H: 1 LOB: 0 BB: 0 P: 6	R: 1 H: 2 E: 0 K: 0 S: 5	H: 2 LOB: 3 BB: 2 P: 13	R: 0 H: 0 E: 0 K: 0 S: 3	H: 0 LOB: 0 BB: 0 P: 3	R: 1 H: 2 E: 1 K: 2 S: 9	H: 2 LOB: 1 BB: 0 P: 9	R: 4 H: 5 E: 0 K: 2 S: 14	H: 5 LOB: 3 BB: 2 P: 24	R: 0 H: 1 E: 0 K: 0 S: 4	H: 1 LOB: 1 BB: 0 P: 4	R: 0 H: 0 E: 0 K: 0 S: 3	H: 0 LOB: 1 BB: 0 P: 4		R: 1 H: 2 E: 0 K: 0 S: 5	H: 2 LOB: 1 BB: 0 P: 6	1B: 10 2B: 4 HR: 1	SF: 1 SAC: 0 DP: 0 HBP: 1	WP: 1 PB: 0 SB: 0 CS: 1	PA: 47																																																																	
<b>PITCHER</b>	IP WLS BF H R ER SO BB IBB HBP BLK WP HR S P ERA WHIP	IP WLS BF H R ER SO BB IBB HBP BLK WP HR S P ERA WHIP	IP WLS BF H R ER SO BB IBB HBP BLK WP HR S P ERA WHIP	IP WLS BF H R ER SO BB IBB HBP BLK WP HR S P ERA WHIP	IP WLS BF H R ER SO BB IBB HBP BLK WP HR S P ERA WHIP	IP WLS BF H R ER SO BB IBB HBP BLK WP HR S P ERA WHIP	IP WLS BF H R ER SO BB IBB HBP BLK WP HR S P ERA WHIP	IP WLS BF H R ER SO BB IBB HBP BLK WP HR S P ERA WHIP	IP WLS BF H R ER SO BB IBB HBP BLK WP HR S P ERA WHIP	IP WLS BF H R ER SO BB IBB HBP BLK WP HR S P ERA WHIP	IP WLS BF H R ER SO BB IBB HBP BLK WP HR S P ERA WHIP	IP WLS BF H R ER SO BB IBB HBP BLK WP HR S P ERA WHIP	IP WLS BF H R ER SO BB IBB HBP BLK WP HR S P ERA WHIP	IP WLS BF H R ER SO BB IBB HBP BLK WP HR S P ERA WHIP	IP WLS BF H R ER SO BB IBB HBP BLK WP HR S P ERA WHIP	IP WLS BF H R ER SO BB IBB HBP BLK WP HR S P ERA WHIP	IP WLS BF H R ER SO BB IBB HBP BLK WP HR S P ERA WHIP	IP WLS BF H R ER SO BB IBB HBP BLK WP HR S P ERA WHIP	IP WLS BF H R ER SO BB IBB HBP BLK WP HR S P ERA WHIP	IP WLS BF H R ER SO BB IBB HBP BLK WP HR S P ERA WHIP	IP WLS BF H R ER SO BB IBB HBP BLK WP HR S P ERA WHIP	IP WLS BF H R ER SO BB IBB HBP BLK WP HR S P ERA WHIP	IP WLS BF H R ER SO BB IBB HBP BLK WP HR S P ERA WHIP	IP WLS BF H R ER SO BB IBB HBP BLK WP HR S P ERA WHIP	IP WLS BF H R ER SO BB IBB HBP BLK WP HR S P ERA WHIP	IP WLS BF H R ER SO BB IBB HBP BLK WP HR S P ERA WHIP	IP WLS BF H R ER SO BB IBB HBP BLK WP HR S P ERA WHIP	IP WLS BF H R ER SO BB IBB HBP BLK WP HR S P ERA WHIP	IP WLS BF H R ER SO BB IBB HBP BLK WP HR S P ERA WHIP	IP WLS BF H R ER SO BB IBB HBP BLK WP HR S P ERA WHIP	IP WLS BF H R ER SO BB IBB HBP BLK WP HR S P ERA WHIP	IP WLS BF H R ER SO BB IBB HBP BLK WP HR S P ERA WHIP	IP WLS BF H R ER SO BB IBB HBP BLK WP HR S P ERA WHIP	IP WLS BF H R ER SO BB IBB HBP BLK WP HR S P ERA WHIP	IP WLS BF H R ER SO BB IBB HBP BLK WP HR S P ERA WHIP	IP WLS BF H R ER SO BB IBB HBP BLK WP HR S P ERA WHIP	IP WLS BF H R ER SO BB IBB HBP BLK WP HR S P ERA WHIP	IP WLS BF H R ER SO BB IBB HBP BLK WP HR S P ERA WHIP	IP WLS BF H R ER SO BB IBB HBP BLK WP HR S P ERA WHIP	IP WLS BF H R ER SO BB IBB HBP BLK WP HR S P ERA WHIP	IP WLS BF H R ER SO BB IBB HBP BLK WP HR S P ERA WHIP	IP WLS BF H R ER SO BB IBB HBP BLK WP HR S P ERA WHIP	IP WLS BF H R ER SO BB IBB HBP BLK WP HR S P ERA WHIP	IP WLS BF H R ER SO BB IBB HBP BLK WP HR S P ERA WHIP	IP WLS BF H R ER SO BB IBB HBP BLK WP HR S P ERA WHIP	IP WLS BF H R ER SO BB IBB HBP BLK WP HR S P ERA WHIP	IP WLS BF H R ER SO BB IBB HBP BLK WP HR S P ERA WHIP	IP WLS BF H R ER SO BB IBB HBP BLK WP HR S P ERA WHIP	IP WLS BF H R ER SO BB IBB HBP BLK WP HR S P ERA WHIP	IP WLS BF H R ER SO BB IBB HBP BLK WP HR S P ERA WHIP	IP WLS BF H R ER SO BB IBB HBP BLK WP HR S P ERA WHIP	IP WLS BF H R ER SO BB IBB HBP BLK WP HR S P ERA WHIP	IP WLS BF H R ER SO BB IBB HBP BLK WP HR S P ERA WHIP	IP WLS BF H R ER SO BB IBB HBP BLK WP HR S P ERA WHIP	IP WLS BF H R ER SO BB IBB HBP BLK WP HR S P ERA WHIP	IP WLS BF H R ER SO BB IBB HBP BLK WP HR S P ERA WHIP	IP WLS BF H R ER SO BB IBB HBP BLK WP HR S P ERA WHIP	IP WLS BF H R ER SO BB IBB HBP BLK WP HR S P ERA WHIP	IP WLS BF H R ER SO BB IBB HBP BLK WP HR S P ERA WHIP	IP WLS BF H R ER SO BB IBB HBP BLK WP HR S P ERA WHIP	IP WLS BF H R ER SO BB IBB HBP BLK WP HR S P ERA WHIP	IP WLS BF H R ER SO BB IBB HBP BLK WP HR S P ERA WHIP	IP WLS BF H R ER SO BB IBB HBP BLK WP HR S P ERA WHIP	IP WLS BF H R ER SO BB IBB HBP BLK WP HR S P ERA WHIP	IP WLS BF H R ER SO BB IBB HBP BLK WP HR S P ERA WHIP	IP WLS BF H R ER SO BB IBB HBP BLK WP HR S P ERA WHIP	IP WLS BF H R ER SO BB IBB HBP BLK WP HR S P ERA WHIP	IP WLS BF H R ER SO BB IBB HBP BLK WP HR S P ERA WHIP	IP WLS BF H R ER SO BB IBB HBP BLK WP HR S P ERA WHIP	IP WLS BF H R ER SO BB IBB HBP BLK WP HR S P ERA WHIP	IP WLS BF H R ER SO BB IBB HBP BLK WP HR S P ERA WHIP	IP WLS BF H R ER SO BB IBB HBP BLK WP HR S P ERA WHIP	IP WLS BF H R ER SO BB IBB HBP BLK WP HR S P ERA WHIP	IP WLS BF H R ER SO BB IBB HBP BLK WP HR S P ERA WHIP	IP WLS BF H R ER SO BB IBB HBP BLK WP HR S P ERA WHIP	IP WLS BF H R ER SO BB IBB HBP BLK WP HR S P ERA WHIP	IP WLS BF H R ER SO BB IBB HBP BLK WP HR S P ERA WHIP	IP WLS BF H R ER SO BB IBB HBP BLK WP HR S P ERA WHIP	IP WLS BF H R ER SO BB IBB HBP BLK WP HR S P ERA WHIP	IP WLS BF H R ER SO BB IBB HBP BLK WP HR S P ERA WHIP	IP WLS BF H R ER SO BB IBB HBP BLK WP HR S P ERA WHIP	IP WLS BF H R ER SO BB IBB HBP BLK WP HR S P ERA WHIP	IP WLS BF H R ER SO BB IBB HBP BLK WP HR S P ERA WHIP	IP WLS BF H R ER SO BB IBB HBP BLK WP HR S P ERA WHIP	IP WLS BF H R ER SO BB IBB HBP BLK WP HR S P ERA WHIP	IP WLS BF H R ER SO BB IBB HBP BLK WP HR S P ERA WHIP	IP WLS BF H R ER SO BB IBB HBP BLK WP HR S P ERA WHIP	IP WLS BF H R ER SO BB IBB HBP BLK WP

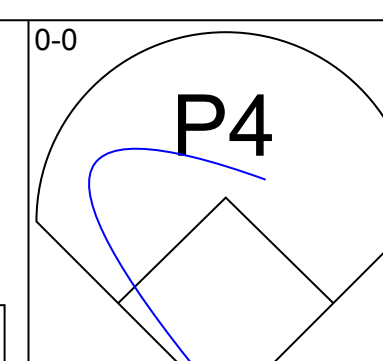
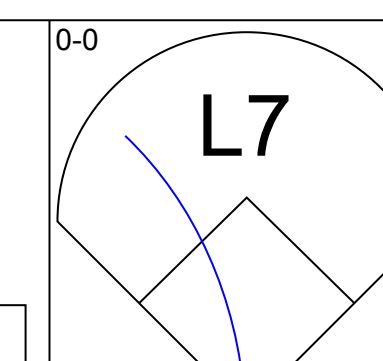
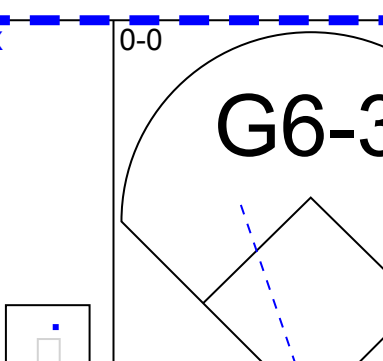
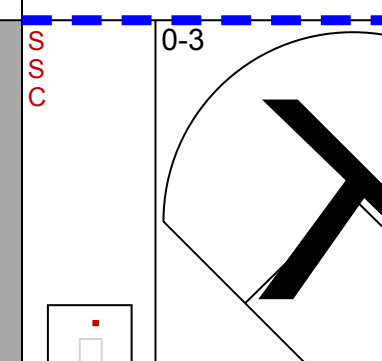
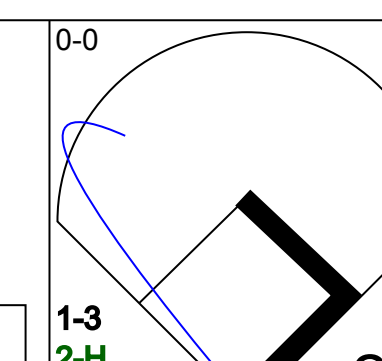
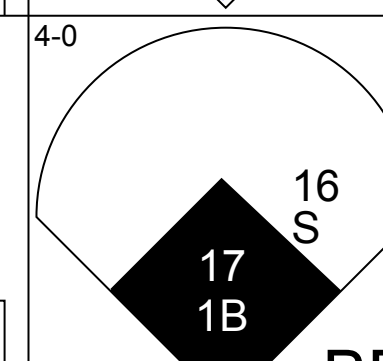
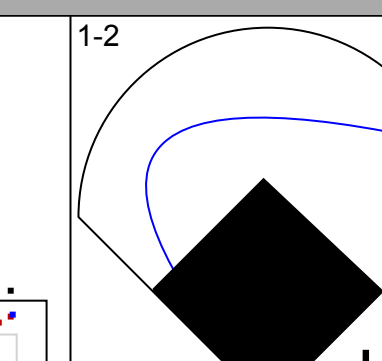
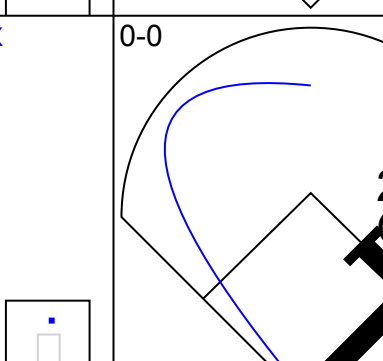
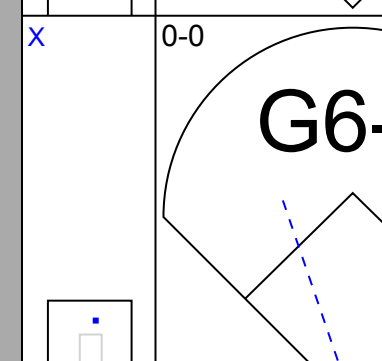
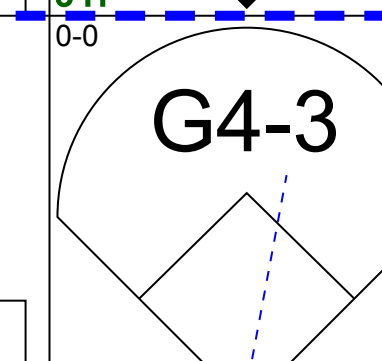
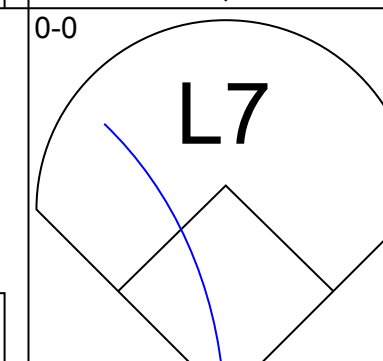
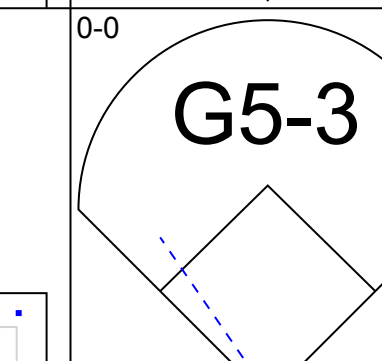
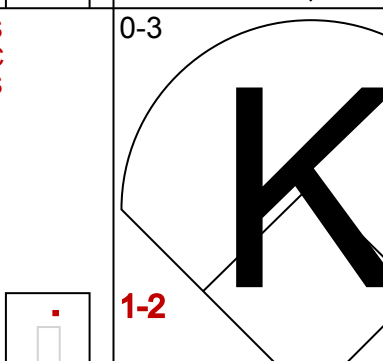
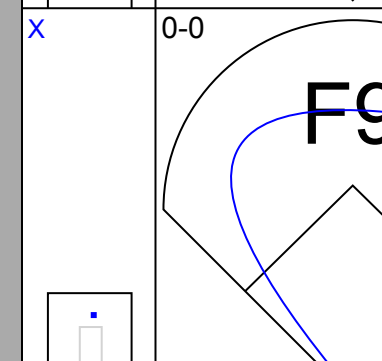
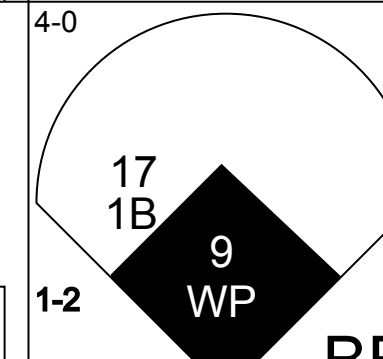
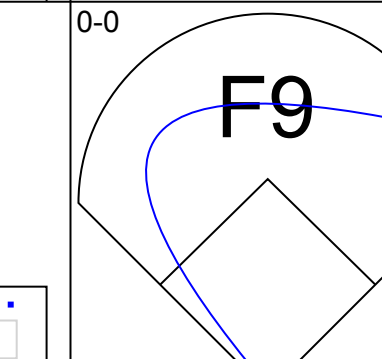

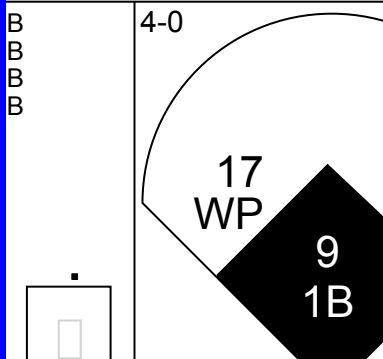
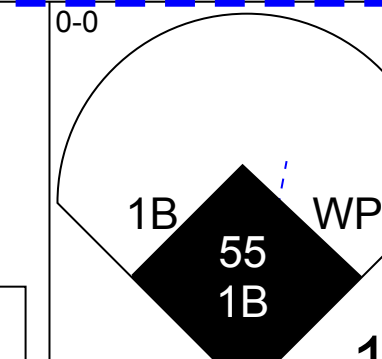
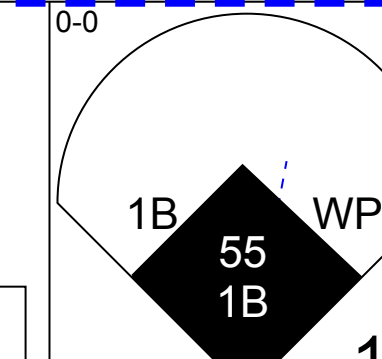
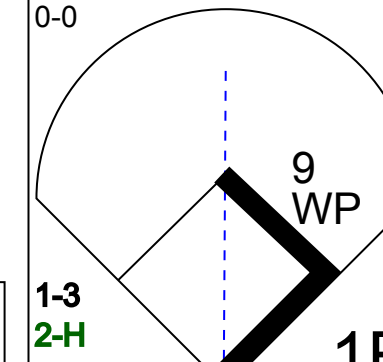
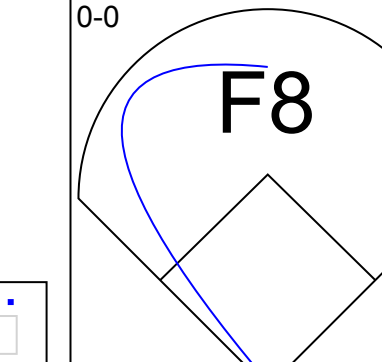

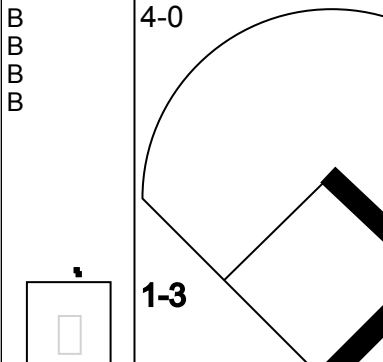
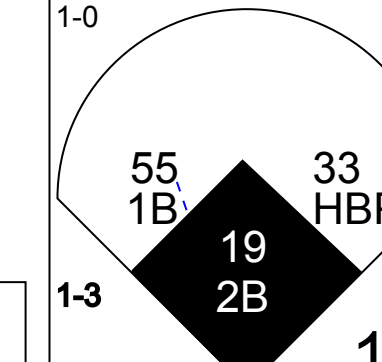
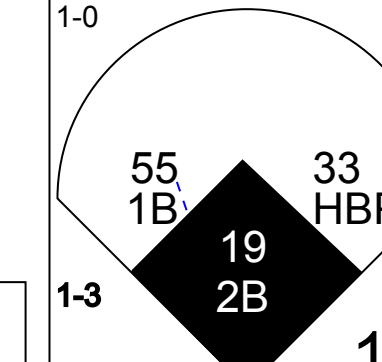
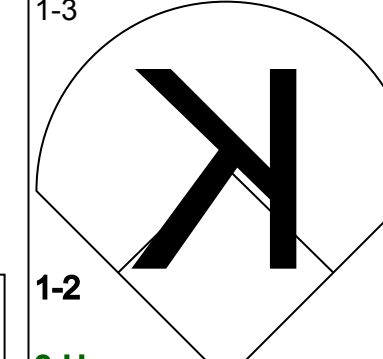
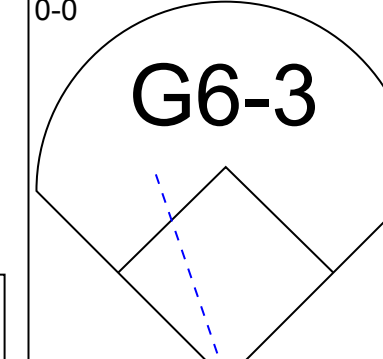
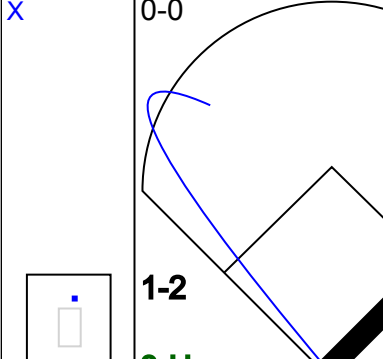
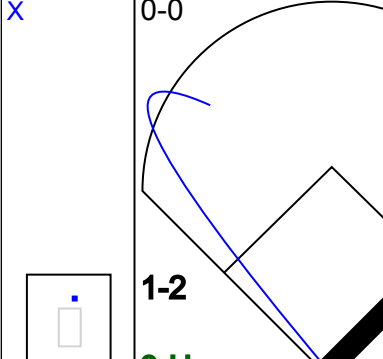
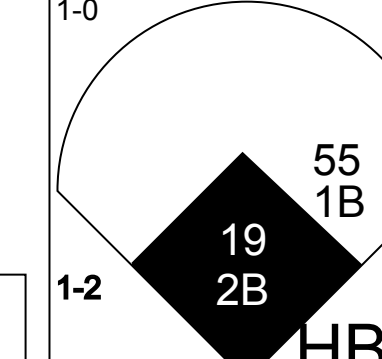
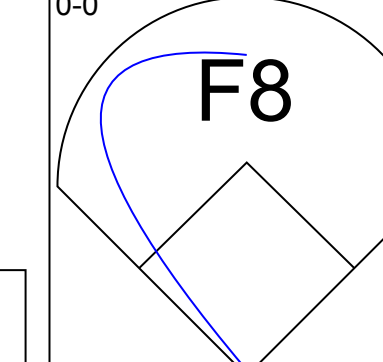
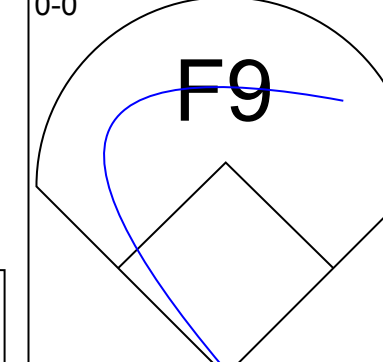
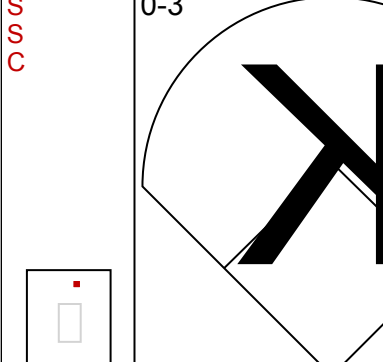
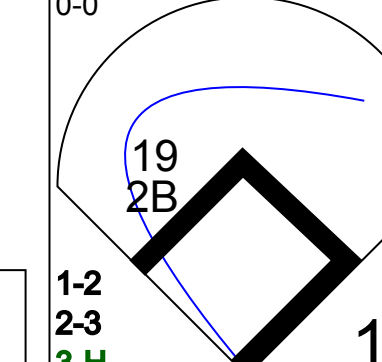
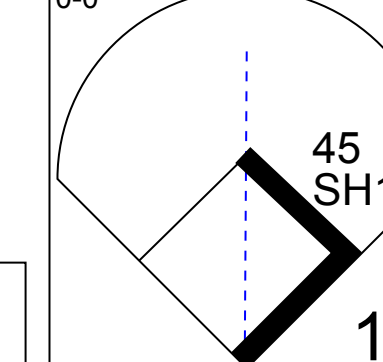
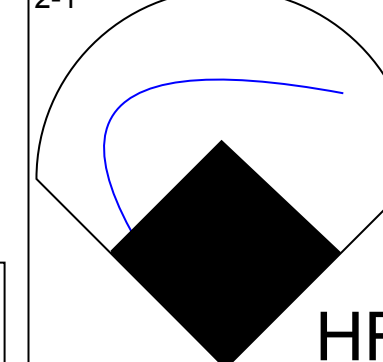
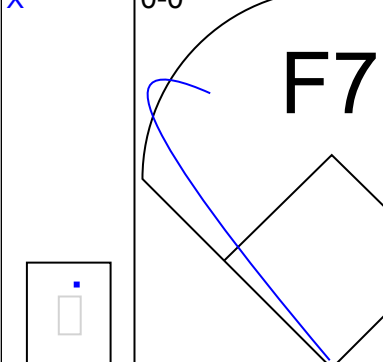
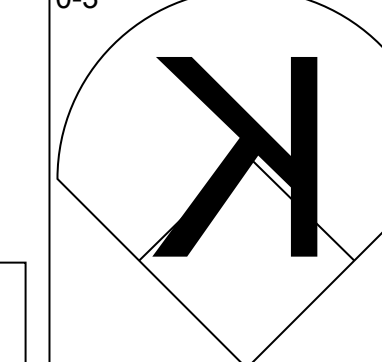
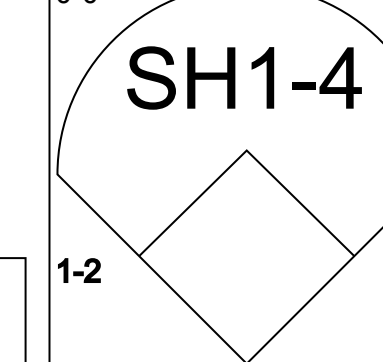
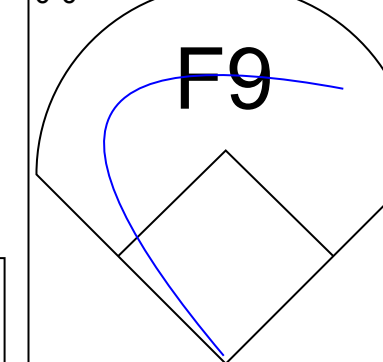
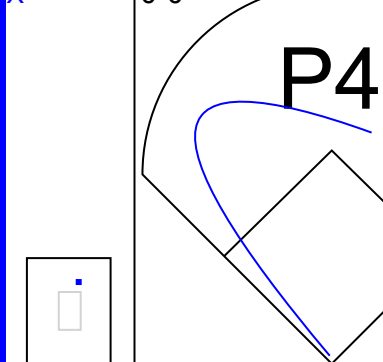
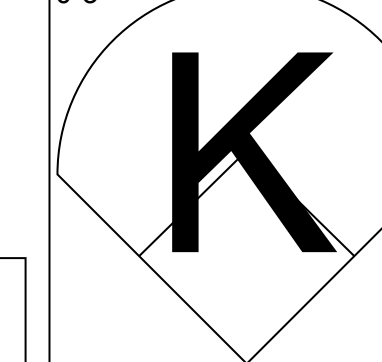






Batter	1	2	3	4	5	6	7	8	9	AB	R	H	RBI	BB	SO	LOB	TOP																			
6 Chris Woodward, R (1.4) OBP: 0.269, SLG: 0.600 Tyler Walker, R (8.1) 20 Denny Stark, R (8.1)										4	0	1	0	0	2	2																				
7 Yuniesky Betancourt, R (1.6) 95 Gabriel Noriega, R (6.6)										3	0	1	0	0	0	1																				
30 Russell Branyan, L (1.3) OBP: 0.296, SLG: 0.556										4	0	1	0	0	1	1																				
25 Wladimir Balentien, R (1.8) OBP: 0.429, SLG: 0.684										3	0	1	0	1	0	3																				
9 Jeff Clement, L (1.2) OBP: 0.261, SLG: 0.238										4	0	1	0	0	0	1																				
50 Prentice Redman, R (1.7) OBP: 0.228, SLG: 0.228 53 David Aardsma, R (7.1) Christopher Minaker, R (8.4)										3	1	1	0	0	0	2																				
96 Tyson Gillies, L (1.9) OBP: 0.071, SLG: 0.143										4	0	0	0	0	2	1																				
41 Oswaldo Navarro, R (1.5) OBP: 0.333, SLG: 0.357										3	0	2	1	0	1	0																				
36 Gaby Hernandez, R (1.1) 13 Chris Shelton, R (5,PH) OBP: 0.391, SLG: 1.118 57 Mark Lowe, L (5.1) 64 Luis Munoz, R (6.1) Daniel Carroll, R (6.7)										0	0	0	0	0	0	0																				
<b>Inning Stats</b>	R: 0 E: 0 K: 2 S: 8	H: 1 LOB: 1 BB: 0 P: 8	R: 0 E: 0 K: 0 S: 3	H: 0 LOB: 0 BB: 0 P: 3	R: 0 E: 0 K: 1 S: 6	H: 1 LOB: 1 BB: 0 P: 6	R: 0 E: 0 K: 0 S: 2	H: 0 LOB: 0 BB: 1 P: 7	R: 1 E: 1 K: 0 S: 5	H: 2 LOB: 1 BB: 0 P: 5	R: 0 E: 0 K: 3 S: 9	H: 0 LOB: 0 BB: 0 P: 9	R: 0 E: 0 K: 1 S: 6	H: 2 LOB: 1 BB: 0 P: 6	R: 0 E: 0 K: 1 S: 5	H: 0 LOB: 0 BB: 0 P: 5	1B: 8 2B: 0 3B: 0 HR: 0	SF: 0 SAC: 1 DP: 1 HBP: 0	WP: 0 PB: 0 SB: 0 CS: 1	PA: 34																
<b>PITCHER</b>	IP	WLS	BF	H	R	ER	SO	BB	IBB	HBP	BLK	WP	HR	S	P	ERA	WHIP	<b>PITCHER</b>	IP	WLS	BF	H	R	ER	SO	BB	IBB	HBP	BLK	WP	HR	S	P	ERA	WHIP	
45 Sean Marshall, L (1.1) ERA: 0.68	4.1	W	16	3	1	0	3	1	0	0	0	0	0	21	26	0.00	0.923	58 Jose Ascanio, R (9.1) ERA:	1.0		3	0	0	0	1	0	0	0	0	0	5	5	0.00	0.000		
51 Luis Vizcaino, R (5.1) ERA: 5.4	0.2		3	1	0	0	0	0	0	0	0	0	0	3	3	0.00	1.500																			
32 Mike Stanton, L (6.1) ERA: 6.23	1.0	H	5	2	0	0	0	0	0	0	0	0	0	5	5	0.00	2.000																			
22 Kevin Hart, R (7.1) ERA: 9.0	1.0		3	0	0	0	3	0	0	0	0	0	0	9	9	0.00	0.000																			
76 Jason Waddell, L (8.1) ERA: 1.29	1.0		4	2	0	0	1	0	0	0	0	0	0	6	6	0.00	2.000																			

Batter	1	2	3	4	5	6	7	8	9	AB	R	H	RBI	BB	SO	LOB	BOTTOM																			
12 Alfonso Soriano, R (1.7) OBP: 0.233, SLG: 0.370 19 Richie Robnett, L (6.7) OBP: 0.280, SLG: 0.263										3	0	0	0	0	0	1																				
27 Sam Fuld, L (1.8) OBP: 0.375, SLG: 0.619										4	2	2	1	1	0	2																				
25 Derrek Lee, R (1.3) OBP: 0.250, SLG: 0.227 13 Jake Fox, R (6.3) OBP: 0.378, SLG: 0.545										3	0	0	0	0	1	2																				
16 Aramis Ramirez, R (1.5) OBP: 0.360, SLG: 0.522 32 Mike Stanton, L (6.1) 29 James Adduci, L (6,PH) OBP: 0.750, SLG: 0.667										1	1	0	0	1	0	0																				
17 Mike Fontenot, L (1.4) OBP: 0.421, SLG: 0.771 Nate Spears, L (7.4) OBP: 1.000, SLG: 1.667										2	0	1	1	1	0	0																				
9 Reed Johnson, R (1.9) OBP: 0.267, SLG: 0.241 22 Kevin Hart, R (7.1) 76 Jason Waddell, R (8.1) 33 Jason Dubois, R (8,PH) OBP: 0.333, SLG: 0.143 58 Jose Ascanio, R (9.1)										3	0	1	1	0	1	1																				
55 Koyie Hill, S (1.2) OBP: 0.417, SLG: 0.500										4	0	1	1	0	1	2																				
59 Andrés Blanco, S (1.6) OBP: 0.333, SLG: 0.455 65 Darwin Barney, R (7.6) OBP: 0.200, SLG: 0.200										3	1	2	1	0	0	2																				
45 Sean Marshall, L (1.1) 51 Luis Vizcaino, R (5.1) 53 Esteban German, R (6.5)										1	0	0	0	0	0	0																				
<b>Inning Stats</b>	R: 2 E: 0 K: 1 S: 6	H: 1 LOB: 2 BB: 2 P: 15	R: 0 E: 0 K: 0 S: 4	H: 1 LOB: 1 BB: 0 P: 4	R: 1 E: 0 K: 0 S: 6	H: 1 LOB: 0 BB: 0 P: 7	R: 1 E: 0 K: 0 S: 5	H: 1 LOB: 2 BB: 2 P: 14	R: 0 E: 0 K: 1 S: 11	H: 4 LOB: 2 BB: 0 P: 13	1B: 7 2B: 2 3B: 0 HR: 2	SF: 0 SAC: 1 DP: 1 HBP: 1	WP: 4 PB: 0 SB: 1 CS: 1	PA: 38																						
<b>PITCHER</b>	IP	WLS	BF	H	R	ER	SO	BB	IBB	HBP	BLK	WP	HR	S	P	ERA	WHIP	<b>PITCHER</b>	IP	WLS	BF	H	R	ER	SO	BB	IBB	HBP	BLK	WP	HR	S	P	ERA	WHIP	
36 Gaby Hernandez, R (1.1) ERA: 8.31	1.0	L	18	4	4	4	1	2	0	0	0	1	0	6	14	9.00	4.000	20 Denny Stark, R (8.1) ERA: 1.8	0.1		1	0	0	0	0	0	0	0	0	1	1	0.00	0.000			
57 Mark Lowe, R (5.1) ERA: 9.64	1.0		6	2	1	1	1	2	0	0	0	1	0	6	14	9.00	4.000																			
64 Luis Munoz, R (6.1) ERA: 4.15	1.0		3	0	0	0	1	0	0	0	0	0	0	5	5	0.00	0.000																			
53 David Aardsma, R (7.1) ERA:	1.0		3	0	0	0	1	0	0	0	0	0	0	5	5	0.00	0.000																			
Tyler Walker, R (8.1) ERA: 5.79	0.2		7	4	3	3	2	0	0	1	0	1	0	10	12	40.50	6.000																			

Seattle Mariners @ Chicago Cubs  
Hohokam Park, Mesa, AZ  
Fri Mar 13 2009, 4:05 PM EDT  
Att: 10,910 - Sunny - 70 F

AB	32
R	1
H	8
RBI	1
BB	1
SO	8
LOB	13



Seattle Mariners @ Chicago Cubs  
Hohokam Park, Mesa, AZ  
Fri Mar 13 2009, 4:05 PM EDT  
Att: 10,910 - Sunny - 70 F

AB	32
R	8
H	10
RBI	7
BB	4
SO	6
LOB	18













Batter	1	2	3	4	5	6	7	8	9	10	AB	R	H	RBI	BB	SO	LOB
15 Rafael Furcal, S OBP: 0.273, SLG: 0.241 89 Dee Strange-Gordon, L (9, 6)	G6-3		G4-3		F6		G6-3		L8		5	0	0	0	0	0	2
13 Orlando Hudson, S OBP: 0.333, SLG: 0.360 86 Victor Mercedes, S (7, 4)	55 1B 3B		1B		FC3-6 55 S		G4-3		K		4	1	2	0	0	0	1
55 Russell Martin, R OBP: 0.444, SLG: 0.675 44 A.J. Ellis, R OBP: 0.333, SLG: 0.316	33 L5-4 5 BB 1B		P6		L6		L8		F9		4	0	1	1	0	0	2
5 Mark Loretta, R OBP: 1.000, SLG: 1.000 52 Austin Gallagher, L (6, 3)	BB		G5-3								2	0	1	0	1	0	1
33 Blake DeWitt, L OBP: 0.310, SLG: 0.359 Anthony Hatch, L (10, 5)	L5-4				9 FC1-6 1B						1	0	0	0	0	0	0
9 Juan Pierre, L OBP: 0.228, SLG: 0.273 Dee Brown, L (8, 8)		G4-3			FC1-6 3 CS 1B		SH1-4		F7		3	0	0	0	0	0	3
3 Delwyn Young, S OBP: 0.351, SLG: 0.455 72 Hector Luna, R OBP: 0.227, SLG: 0.381		G5-3			K		FC6-2		K		1	0	0	0	0	1	2
75 Xavier Paul, L OBP: 0.477, SLG: 0.675							F7		G1-3		4	1	2	0	0	0	4
83 Mitch Jones, R OBP: 0.294, SLG: 0.710 Preston Mattingly, R (10, 7)					83 1B E				G6-3		4	1	2	1	0	0	1

Inning Stats	R: 1	H: 2	E: 0	LOB: 1	K: 0	BB: 1	S: 4	R: 0	H: 1	E: 0	LOB: 1	K: 0	BB: 0	S: 4	R: 0	H: 1	E: 0	LOB: 1	K: 1	BB: 0	S: 5	R: 1	H: 2	E: 0	LOB: 2	K: 0	BB: 0	S: 5	R: 0	H: 2	E: 0	LOB: 2	K: 1	BB: 0	S: 7	R: 0	H: 0	E: 0	LOB: 0	K: 1	BB: 1	S: 3	R: 0	H: 0	E: 0	LOB: 1	K: 0	BB: 1	S: 3	1B: 10	SF: 0	2B: 2	SAC: 1	3B: 1	DP: 2	HR: 1	HBP: 0	WP: 0	PA: 42
--------------	------	------	------	--------	------	-------	------	------	------	------	--------	------	-------	------	------	------	------	--------	------	-------	------	------	------	------	--------	------	-------	------	------	------	------	--------	------	-------	------	------	------	------	--------	------	-------	------	------	------	------	--------	------	-------	------	--------	-------	-------	--------	-------	-------	-------	--------	-------	--------

PITCHER	IP	WLS	BF	H	R	ER	SO	BB	IBB	HBP	BLK	WP	HR	S	P	ERA	WHIP
45 Erik Bedard, L ERA: 1.59	1.0		5	2	1	0	0	0	0	0	0	0	0	4	8	9.00	3.000
38 Jason Vargas, L ERA: 0.75	1.0	H	4	1	0	0	0	0	0	0	0	0	0	4	4	0.00	1.000
63 Chris Seddon, L ERA: 9.0	1.0	H	4	1	0	0	0	0	0	0	0	0	0	4	4	0.00	1.000
37 Cesar Jimenez, L ERA: 0.75	1.0	H	3	1	0	0	1	0	0	0	0	0	0	5	5	0.00	1.000
57 Mark Lowe, R ERA: 6.75	2.0	B	10	4	1	0	0	0	0	0	0	0	0	10	11	0.00	2.000

Batter	1	2	3	4	5	6	7	8	9	10	AB	R	H	RBI	BB	SO	LOB
Mel Stocker, S OBP: 0.500, SLG: 0.375	G4-3	1-2 2-H 1B		K				F8		1-2 3-H 1B	6	0	3	2	0	1	2
3 Ronny Cedeno, R OBP: 0.333, SLG: 0.395 41 Oswaldo Navarro, R (6, 6)	1B	G4-3		P4		L9					3	0	1	0	0	0	3
24 Ken Griffey Jr., L OBP: 0.294, SLG: 0.143 94 Brent Johnson, R (9, PH) OBP: 1.000, SLG: 1.000	P5		G4-3		29 1B BB		F7		SH1-3		3	0	0	0	1	0	1
29 Adrian Beltré, R OBP: 0.316, SLG: 0.368 Alex Liddi, R (5, PR) (6, 5)	G6-3		61 1B 30 BB 1B		15 FC6-4 1B		F9		K		3	0	2	0	0	0	1
30 Russell Branyan, L OBP: 0.361, SLG: 0.794		HR	61 1B BB		K		K				3	1	1	1	2	2	2
61 Mike Wilson, R OBP: 0.206, SLG: 0.333 39 Bryan LaHair, L OBP: 0.310, SLG: 0.440	K		15 G6-4-3 1B		K		K		25 C6-3 70 G6-4-3 96 2B BB		3	0	1	0	0	2	2
15 Jamie Burke, R OBP: 0.105, SLG: 0.105 70 Adam Moore, R OBP: 0.308, SLG: 0.250	G5-3		G6-4-3		FC6-4		G6-4-3		G6-3		3	0	0	0	0	0	5
6 Chris Woodward, R OBP: 0.235, SLG: 0.485 25 Jeff Dominguez, S OBP: 0.333, SLG: 0.333	E6 96 1B 1B						G5-3		G6-3		2	1	1	0	0	0	0
96 Tyson Gillies, L OBP: 0.250, SLG: 0.350							K				4	0	3	1	0	1	0

Inning Stats	R: 0	H: 1	E: 0	LOB: 1	K: 0	BB: 0	S: 4	R: 2	H: 3	E: 1	LOB: 2	K: 1	BB: 0	S: 10	R: 0	H: 2	E: 0	LOB: 2	K: 0	BB: 1	S: 4	R: 0	H: 1	E: 0	LOB: 1	K: 1	BB: 0	S: 6	R: 0	H: 1	E: 0	LOB: 1	K: 1	BB: 0	S: 6	R: 0	H: 0	E: 0	LOB: 0	K: 0	BB: 0	S: 5	R: 1	H: 1	E: 0	LOB: 1	K: 0	BB: 1	S: 4	R: 0	H: 1	E: 0	LOB: 2	K: 0	BB: 1	S: 6	R: 1	H: 3	E: 0	LOB: 3	K: 0	BB: 0	S: 4	1B: 12	SF: 0	2B: 1	SAC: 2	3B: 0	DP: 1	HR: 1	HBP: 0	WP: 0	PA: 46
--------------	------	------	------	--------	------	-------	------	------	------	------	--------	------	-------	-------	------	------	------	--------	------	-------	------	------	------	------	--------	------	-------	------	------	------	------	--------	------	-------	------	------	------	------	--------	------	-------	------	------	------	------	--------	------	-------	------	------	------	------	--------	------	-------	------	------	------	------	--------	------	-------	------	--------	-------	-------	--------	-------	-------	-------	--------	-------	--------

PITCHER	IP	WLS	BF	H	R	ER	SO	BB	IBB	HBP	BLK	WP	HR	S	P	ERA	WHIP
18 Hiroki Kuroda, R ERA: 0.75	3.1		18	7	2	1	1	1	0	0	0	0	0	20	24	2.70	2.400
66 Brent Leach, L ERA: 5.31	0.2		2	0	0	0	1	0	0	0	0	0	0	4	4	0.00	0.000
59 Guillermo Mota, R ERA: 1.29	1.0		5	1	0	0	2	1	0	0	0	0	0	9	13	0.00	2.000
47 Cory Wade, R ERA: 3.86	1.0		4	1	0	0	1	0	0	0	0	0	0	6	6	0.00	1.000
79 Jesus Adrian Castillo, R ERA: 3.86	1.2	B	7	1	1	1	1	1	0	0	0	0	0	8	12	5.40	1.200

**Los Angeles Dodgers @ Seattle Mariners**  
 Peoria Stadium, Peoria, AZ  
 Mon Mar 16 2009, 4:05 PM EDT  
 Att: 6,628 - Sunny - 75 F

livebaseballscores.com

AB 39  
R 3  
H 12  
RBI 2  
BB 2  
SO 3  
LOB 23



**Los Angeles Dodgers @ Seattle Mariners**  
 Peoria Stadium, Peoria, AZ  
 Mon Mar 16 2009, 4:05 PM EDT  
 Att: 6,628 - Sunny - 75 F

livebaseballscores.com

AB 40  
R 4  
H 14  
RBI 4  
BB 4  
SO 7  
LOB 22





Batter	1	2	3	4	5	6	7	8	9	AB	R	H	RBI	BB	SO	LOB	TOP										
50 Prentice Redman, R (1, 8) OBP: 0.186, SLG: 0.186 (8, 9)										4	0	0	0	0	0	2											
9 Jeff Clement, L (1, 2) OBP: 0.333, SLG: 0.269 32 Rob Johnson, R (6, 2) OBP: 0.412, SLG: 0.500										2	1	1	0	1	0	0											
27 Matt Tuiasosopo, R (1, 5) OBP: 0.488, SLG: 0.775										4	0	0	0	0	1	2											
5 Mike Sweeney, R (1, 10) OBP: 0.385, SLG: 0.667										4	0	1	1	0	1	0											
13 Chris Shelton, R (1, 3) OBP: 0.625, SLG: 0.960										3	0	2	0	0	0	0											
59 Mike Carp, L (1, 7) OBP: 0.385, SLG: 0.565 Maximo Mendez, L (8, PR) (8, 7)										2	0	1	0	1	0	1											
12 Michael Morse, R (1, 9) OBP: 0.303, SLG: 0.379 Daniel Carroll, R (8, 8)										3	0	0	0	0	1	3											
84 Carlos Triunfel, R (1, 6) OBP: 0.429, SLG: 0.417										3	0	1	0	0	0	2											
Reegie Corona, S (1, 4) OBP: 0.200, SLG: 0.212										2	0	0	0	1	0	0											
<b>Inning Stats</b>	R: 0 E: 0 K: 0 S: 3	H: 1 LOB: 0 BB: 0 P: 3	R: 0 E: 0 K: 1 S: 5	H: 1 LOB: 0 BB: 0 P: 5	R: 0 E: 0 K: 0 S: 3	H: 0 LOB: 0 BB: 0 P: 3	R: 1 E: 0 K: 1 S: 5	H: 1 LOB: 1 BB: 1 P: 9	R: 0 E: 0 K: 0 S: 6	H: 2 LOB: 1 BB: 0 P: 6	R: 0 E: 0 K: 0 S: 3	H: 0 LOB: 0 BB: 0 P: 3	R: 0 E: 0 K: 0 S: 3	H: 1 LOB: 2 BB: 2 P: 11	R: 0 E: 0 K: 0 S: 3	H: 0 LOB: 0 BB: 0 P: 3	1B: 4 2B: 3 3B: 0 HR: 0	SF: 0 SAC: 0 DP: 4 HBP: 0	WP: 0 PB: 0 SB: 0 CS: 0	PA: 31							
<b>PITCHER</b>	IP	WLS	BF	H	R	ER	SO	BB	IBB	HBP	BLK	WP	HR	S	P	ERA	WHIP										
45 Jeremy Sowers, L (1, 1) ERA: 3.0	4.0		13	3	1	1	2	1	0	0	0	0	0	16	20	2.25	1.000										
53 Rafael Perez, L (5, 1) ERA: 2.25	1.0		4	2	0	0	1	0	0	0	0	0	0	6	6	0.00	2.000										
39 Vinnie Chulk, R (6, 1) ERA: 2.31	2.0		6	0	0	0	0	0	0	0	0	0	0	6	6	0.00	0.000										
36 Greg Aquino, R (8, 1) ERA: 2.25	1.0		5	1	0	0	0	2	0	0	0	0	0	3	11	0.00	3.000										
58 Jack Cassel, R (9, 1) ERA: 9.39	1.0	W	3	0	0	0	0	0	0	0	0	0	0	3	3	0.00	0.000										

Seattle Mariners @ Cleveland Indians  
Goodyear Ballpark, Goodyear, AZ  
Mon Mar 16 2009, 4:05 PM EDT  
Att: 5,927 - Sunny - 74 F

AB 28  
R 1  
H 6  
RBI 1  
BB 3  
SO 3  
LOB 10



Batter	1	2	3	4	5	6	7	8	9	AB	R	H	RBI	BB	SO	LOB	BOTTOM										
29 Josh Barfield, R (1, 8) OBP: 0.189, SLG: 0.194 61 Michael Brantley, L (7, 8) OBP: 0.407, SLG: 0.417										3	0	0	0	0	0	1											
12 Ben Francisco, R (1, 7) OBP: 0.344, SLG: 0.379 71 Matt LaPorta, R (7, 7) OBP: 0.379, SLG: 0.458										3	0	1	0	0	0	0											
48 Travis Hafner, L (1, 10) OBP: 0.286, SLG: 0.222										3	0	0	0	1	0	2											
41 Victor Martinez, S (1, 2) OBP: 0.379, SLG: 0.654 77 Carlos Santana, S (7, 2) OBP: 0.471, SLG: 0.162										3	0	0	0	0	1	2											
2 Jhonny Peralta, R (1, 6) OBP: 0.577, SLG: 0.923 8 Wilson Valdez, R (8, 6) OBP: 0.130, SLG: 0.048										3	1	2	0	0	0	0											
25 Ryan Garko, R (1, 3) OBP: 0.395, SLG: 0.500 79 Chris Gimenez, R (8, 3) OBP: 0.500, SLG: 0.842										0	1	0	0	1	0	0											
Asdrubal Cabrera, S (1, 4) OBP: 0.369, SLG: 0.375 1 Luis Valbuena, L (8, 4) OBP: 0.217, SLG: 0.250										2	0	0	0	0	1	0											
4 Tony Graffanino, R (1, 5) OBP: 0.429, SLG: 0.440 15 Andy Marte, R (8, 5) OBP: 0.091, SLG: 0.091										2	0	1	1	0	0	0											
26 Trevor Crowe, S (1, 9) OBP: 0.300, SLG: 0.310										3	0	0	0	0	2												
<b>Inning Stats</b>	R: 0 E: 0 K: 0 S: 3	H: 0 LOB: 0 BB: 0 P: 3	R: 0 E: 0 K: 0 S: 3	H: 1 LOB: 0 BB: 0 P: 3	R: 0 E: 0 K: 0 S: 4	H: 0 LOB: 0 BB: 0 P: 4	R: 1 E: 0 K: 0 S: 5	H: 3 LOB: 1 BB: 0 P: 5	R: 0 E: 0 K: 1 S: 5	H: 0 LOB: 1 BB: 1 P: 9	R: 0 E: 0 K: 1 S: 5	H: 0 LOB: 0 BB: 0 P: 5	R: 0 E: 0 K: 0 S: 3	H: 0 LOB: 0 BB: 0 P: 3	R: 3 E: 0 K: 0 S: 4	H: 1 LOB: 0 BB: 2 P: 14	1B: 5 2B: 0 3B: 0 HR: 1	SF: 0 SAC: 1 DP: 4 HBP: 1	WP: 0 PB: 0 SB: 0 CS: 0	PA: 33							
<b>PITCHER</b>	IP	WLS	BF	H	R	ER	SO	BB	IBB	HBP	BLK	WP	HR	S	P	ERA	WHIP										
71 Chris Jakubauskas, R (1, 1) ERA: 2.31	5.0		18	5	1	1	0	0	0	0	0	0	0	18	18	1.80	1.000										
33 Tracy Thorpe, R (6, 1) ERA: 2.7	1.0		4	0	0	0	1	1	0	0	0	0	0	5	9	0.00	1.000										
60 Justin Thomas, L (7, 1) ERA: 19.5	1.0		3	0	0	0	1	0	0	0	0	0	0	5	5	0.00	0.000										
Jose Lugo, L (8, 1) ERA: 4.15	1.0		3	0	0	0	0	0	0	0	0	0	0	3	3	0.00	0.000										
73 Luis Pena, R (9, 1) ERA: 15.75	0.2	L	5	1	3	3	0	2	0	1	0	0	1	4	14	40.50	4.500										

Seattle Mariners @ Cleveland Indians  
Goodyear Ballpark, Goodyear, AZ  
Mon Mar 16 2009, 4:05 PM EDT  
Att: 5,927 - Sunny - 74 F

AB 28  
R 4  
H 6  
RBI 4  
BB 3  
SO 2  
LOB 8





Batter	1	2	3	4	5	6	7	8	9	AB	R	H	RBI	BB	SO	LOB	TOP								
21 Franklin Gutierrez, R OBP: 0.405, SLG: 0.412 Daniel Carroll, R (6, 8)	K		G6-4-3 1B	K		F9	FC5-4		F9	4	0	1	1	0	2	1	<b>Seattle Mariners @ Kansas City Royals</b> Surprise Stadium, Surprise, AZ Wed Mar 18 2009, 9:05 PM EDT Att. 9,235 - Clear - 84 F								
7 Yuniesky Betancourt, R OBP: 0.421, SLG: 0.895 6 Chris Woodward, R OBP: 0.222, SLG: 0.457 (1, 6) (6, 6)	P4		G6-4-3 1B			HR			F8	4	1	2	2	0	0	1									
5 Mike Sweeney, R OBP: 0.412, SLG: 0.690 13 Chris Shelton, R OBP: 0.606, SLG: 0.923 (1, 10) (6, PH) (8, 10)	G4-3		G6-4-3 1B			P4			K	3	0	1	0	1	0	0									
29 Adrián Beltré, R OBP: 0.348, SLG: 0.435 27 Matt Tuiasosopo, R OBP: 0.500, SLG: 0.780 (1, 5) (6, 5)		G3-1	E6 1B			P3				4	1	2	0	0	0	2									
30 Russell Branyan, L OBP: 0.350, SLG: 0.763 12 Michael Morse, R OBP: 0.324, SLG: 0.400 (1, 3) (6, 3)		F8								4	0	1	1	0	2	5									
25 Vladimir Valentien, R OBP: 0.414, SLG: 0.577 96 Tyson Gillies, L OBP: 0.238, SLG: 0.333 (1, 7) (7, 7)				B1-3						3	0	1	0	1	1	0									
32 Rob Johnson, R OBP: 0.429, SLG: 0.526 70 Adam Moore, R OBP: 0.286, SLG: 0.231 (1, 2) (6, PH) (8, 2)		F7								3	2	1	0	1	1	3									
61 Mike Wilson, R OBP: 0.263, SLG: 0.588 69 Greg Halman, R OBP: 0.250, SLG: 0.250 (1, 9) (7, 9)										4	3	3	4	0	0	2									
3 Ronny Cedeno, R OBP: 0.357, SLG: 0.400 Reegie Corona, S OBP: 0.243, SLG: 0.257 (1, 4) (6, PR) (6, 4)										2	1	1	0	1	0	0									
										2	1	2	0	0	0	0									
<b>Inning Stats</b>	R: 0 E: 0 K: 1 S: 5	H: 0 LOB: 0 BB: 0 P: 5	R: 0 E: 0 K: 0 S: 4	H: 1 LOB: 1 BB: 0 P: 4	R: 2 E: 1 K: 1 S: 9	H: 5 LOB: 2 BB: 0 P: 9	R: 2 E: 0 K: 1 S: 7	H: 2 LOB: 0 BB: 0 P: 7	R: 2 E: 0 K: 1 S: 8	H: 3 LOB: 2 BB: 1 P: 12	R: 1 E: 0 K: 1 S: 6	H: 1 LOB: 3 BB: 2 P: 15	R: 2 E: 0 K: 2 S: 11	H: 2 LOB: 1 BB: 1 P: 18	R: 0 E: 0 K: 2 S: 9	H: 2 LOB: 2 BB: 0 P: 9		R: 0 E: 0 K: 0 S: 4	H: 1 LOB: 1 BB: 0 P: 4	1B: 9 2B: 4 3B: 1 HR: 3	SF: 0 SAC: 0 DP: 1 HBP: 0	WP: 1 PB: 0 SB: 0 CS: 0	PA: 47		
<b>PITCHER</b>	IP WLS BF H R ER SO BB IBB HBP BLK WP HR S P ERA WHIP	IP WLS BF H R ER SO BB IBB HBP BLK WP HR S P ERA WHIP	IP WLS BF H R ER SO BB IBB HBP BLK WP HR S P ERA WHIP	IP WLS BF H R ER SO BB IBB HBP BLK WP HR S P ERA WHIP	IP WLS BF H R ER SO BB IBB HBP BLK WP HR S P ERA WHIP	IP WLS BF H R ER SO BB IBB HBP BLK WP HR S P ERA WHIP	IP WLS BF H R ER SO BB IBB HBP BLK WP HR S P ERA WHIP	IP WLS BF H R ER SO BB IBB HBP BLK WP HR S P ERA WHIP	IP WLS BF H R ER SO BB IBB HBP BLK WP HR S P ERA WHIP	IP WLS BF H R ER SO BB IBB HBP BLK WP HR S P ERA WHIP	IP WLS BF H R ER SO BB IBB HBP BLK WP HR S P ERA WHIP	IP WLS BF H R ER SO BB IBB HBP BLK WP HR S P ERA WHIP	IP WLS BF H R ER SO BB IBB HBP BLK WP HR S P ERA WHIP	IP WLS BF H R ER SO BB IBB HBP BLK WP HR S P ERA WHIP	IP WLS BF H R ER SO BB IBB HBP BLK WP HR S P ERA WHIP	IP WLS BF H R ER SO BB IBB HBP BLK WP HR S P ERA WHIP		IP WLS BF H R ER SO BB IBB HBP BLK WP HR S P ERA WHIP	IP WLS BF H R ER SO BB IBB HBP BLK WP HR S P ERA WHIP	IP WLS BF H R ER SO BB IBB HBP BLK WP HR S P ERA WHIP	IP WLS BF H R ER SO BB IBB HBP BLK WP HR S P ERA WHIP	IP WLS BF H R ER SO BB IBB HBP BLK WP HR S P ERA WHIP	IP WLS BF H R ER SO BB IBB HBP BLK WP HR S P ERA WHIP	IP WLS BF H R ER SO BB IBB HBP BLK WP HR S P ERA WHIP	IP WLS BF H R ER SO BB IBB HBP BLK WP HR S P ERA WHIP

AB	43
R	9
H	17
RBI	8
BB	4
SO	9
LOB	22



Batter	1	2	3	4	5	6	7	8	9	AB	R	H	RBI	BB	SO	LOB	BOTTOM									
2 Coco Crisp, S OBP: 0.521, SLG: 0.514 35 Mitch Maier, L OBP: 0.342, SLG: 0.667 (1, 8) (7, PR) (8, 8)			K2-3						F7	4	0	2	0	0	1	0	<b>Seattle Mariners @ Kansas City Royals</b> Surprise Stadium, Surprise, AZ Wed Mar 18 2009, 9:05 PM EDT Att. 9,235 - Clear - 84 F									
24 Mark Taahen, L OBP: 0.517, SLG: 1.154 72 Chris Lubanski, L OBP: 0.333, SLG: 0.532 13 Alberto Callaspo, S OBP: 0.178, SLG: 0.256 (1, 4) (7, PR) (8, 4) (9, 5)									F7	4	1	2	1	0	0	1										
9 David DeJesus, L OBP: 0.326, SLG: 0.381 15 Shane Costa, L OBP: 0.435, SLG: 0.368 (1, 7) (8, 7)										4	0	1	0	0	1	3										
11 Jose Guillen, R OBP: 0.364, SLG: 0.700 Ross Gload, L OBP: 0.297, SLG: 0.500 (1, 9) (6, 9)										3	0	0	0	0	3	2										
17 Mike Jacobs, L OBP: 0.417, SLG: 0.732 25 Kila Ka'aihue, L OBP: 0.409, SLG: 0.235 (1, 3) (7, 3)										3	1	1	1	0	0	0										
16 Billy Butler, R OBP: 0.425, SLG: 0.571 43 Ryan Shealy, R OBP: 0.412, SLG: 0.480 (1, 10) (8, PH) (9, 10)										3	0	2	0	0	0	0										
4 Alex Gordon, L OBP: 0.514, SLG: 0.512 63 Tommy Murphy, S OBP: 0.346, SLG: 0.455 (1, 5) (9, 4)										3	0	0	0	0	1	1										
14 John Buck, R OBP: 0.514, SLG: 0.862 Brayan Peña, S OBP: 0.400, SLG: 0.364 (1, 2) (8, 2)										2	0	1	0	1	0	2										
1 Tony Pena Jr., R OBP: 0.282, SLG: 0.250 (1, 6)										4	0	1	0	0	1	4										
<b>Inning Stats</b>	R: 0 E: 0 K: 2 S: 8	H: 1 LOB: 1 BB: 0 P: 8	R: 0 E: 0 K: 0 S: 4	H: 1 LOB: 2 BB: 0 P: 5	R: 1 E: 0 K: 2 S: 8	H: 1 LOB: 0 BB: 0 P: 9	R: 1 E: 0 K: 0 S: 6	H: 2 LOB: 1 BB: 0 P: 9	R: 0 E: 0 K: 1 S: 6	H: 1 LOB: 1 BB: 0 P: 6	R: 0 E: 0 K: 0 S: 4	H: 2 LOB: 2 BB: 1 P: 8	R: 1 E: 0 K: 1 S: 7	H: 2 LOB: 2 BB: 0 P: 7	R: 0 E: 0 K: 3 S: 10	H: 1 LOB: 1 BB: 0 P: 10		R: 0 E: 0 K: 0 S: 3	H: 0 LOB: 1 BB: 1 P: 7	1B: 6 2B: 3 3B: 0 HR: 2	SF: 0 SAC: 0 DP: 0 HBP: 1	WP: 0 PB: 0 SB: 0 CS: 0	PA: 40			
<b>PITCHER</b>	IP WLS BF H R ER SO BB IBB HBP BLK WP HR S P ERA WHIP	IP WLS BF H R ER SO BB IBB HBP BLK WP HR S P ERA WHIP	IP WLS BF H R ER SO BB IBB HBP BLK WP HR S P ERA WHIP	IP WLS BF H R ER SO BB IBB HBP BLK WP HR S P ERA WHIP	IP WLS BF H R ER SO BB IBB HBP BLK WP HR S P ERA WHIP	IP WLS BF H R ER SO BB IBB HBP BLK WP HR S P ERA WHIP	IP WLS BF H R ER SO BB IBB HBP BLK WP HR S P ERA WHIP	IP WLS BF H R ER SO BB IBB HBP BLK WP HR S P ERA WHIP	IP WLS BF H R ER SO BB IBB HBP BLK WP HR S P ERA WHIP	IP WLS BF H R ER SO BB IBB HBP BLK WP HR S P ERA WHIP	IP WLS BF H R ER SO BB IBB HBP BLK WP HR S P ERA WHIP	IP WLS BF H R ER SO BB IBB HBP BLK WP HR S P ERA WHIP	IP WLS BF H R ER SO BB IBB HBP BLK WP HR S P ERA WHIP	IP WLS BF H R ER SO BB IBB HBP BLK WP HR S P ERA WHIP	IP WLS BF H R ER SO BB IBB HBP BLK WP HR S P ERA WHIP	IP WLS BF H R ER SO BB IBB HBP BLK WP HR S P ERA WHIP		IP WLS BF H R ER SO BB IBB HBP BLK WP HR S P ERA WHIP	IP WLS BF H R ER SO BB IBB HBP BLK WP HR S P ERA WHIP	IP WLS BF H R ER SO BB IBB HBP BLK WP HR S P ERA WHIP	IP WLS BF H R ER SO BB IBB HBP BLK WP HR S P ERA WHIP	IP WLS BF H R ER SO BB IBB HBP BLK WP HR S P ERA WHIP	IP WLS BF H R ER SO BB IBB HBP BLK WP HR S P ERA WHIP	IP WLS BF H R ER SO BB IBB HBP BLK WP HR S P ERA WHIP	IP WLS BF H R ER SO BB IBB HBP BLK WP HR S P ERA WHIP	IP WLS BF H R ER SO BB IBB HBP BLK WP HR S P ERA WHIP

AB	37
R	3
H	11
RBI	3
BB	2
SO	9
LOB	18






Batter	1	2	3	4	5	6	7	8	9	AB	R	H	RBI	BB	SO	LOB	TOP				
7 Aaron Miles, S OBP: 0.405, SLG: 0.395 59 Andrés Blanco, S OBP: 0.351, SLG: 0.441	G6-3		6 HR 1B	1B 2B			2B	L3		4	2	3	0	0	0	0					
Nate Spears, L OBP: 0.636, SLG: 0.800	G3		6 HR 1B	2H 1B			L9	F8		5	1	2	3	0	0	1					
6 Micah Hoffpauir, L OBP: 0.323, SLG: 0.550 99 So Taguchi, R OBP: 0.382, SLG: 0.333	G3-1		HR	K			K	G1-3		4	1	1	3	0	2	2					
13 Jake Fox, R OBP: 0.358, SLG: 0.571		P6	HR				G3	F9		5	1	1	1	0	1	1					
5 Corey Koskie, L OBP: 0.333, SLG: 0.400 73 Bobby Scales, S OBP: 0.400, SLG: 0.452	G3	G3					G6-3	75 2B		2	0	0	0	0	0	0					
9 Read Johnson, R OBP: 0.333, SLG: 0.409							K	75 2B 29 1B		4	1	2	0	0	2	0					
75 Ty Wright, R OBP: 0.444, SLG: 0.625	F9	G4-3					L5	29 1B 2B		4	0	1	1	0	0	1					
55 Koyie Hill, S OBP: 0.444, SLG: 0.576			7 1B 4 BB 1B				F9	K		4	1	1	0	0	1	2					
4 Joey Gathright, L OBP: 0.375, SLG: 0.286 29 James Adduci, L OBP: 0.571, SLG: 0.500			7 1B BB	G1-3			F8	59 L3 1B		2	1	0	0	1	0	0					
<b>Inning Stats</b>	R: 0 E: 0 K: 0 S: 3	H: 0 LOB: 0 BB: 0 P: 3	R: 0 E: 0 K: 0 S: 4	H: 1 LOB: 1 BB: 0 P: 4	R: 6 E: 0 K: 1 S: 11	H: 5 LOB: 0 BB: 1 P: 15	R: 1 E: 0 K: 1 S: 7	H: 2 LOB: 1 BB: 0 P: 7	R: 0 E: 0 K: 2 S: 7	H: 0 LOB: 0 BB: 0 P: 7	R: 0 E: 0 K: 1 S: 6	H: 1 LOB: 1 BB: 0 P: 6	R: 2 E: 0 K: 1 S: 8	H: 4 LOB: 1 BB: 0 P: 8	R: 0 E: 0 K: 0 S: 3	H: 0 LOB: 0 BB: 0 P: 3	1B: 7 2B: 5 3B: 0 HR: 2	SF: 0 SAC: 0 DP: 1 HBP: 0	WP: 0 PB: 0 SB: 0 CS: 0	PA: 40	
<b>PITCHER</b>	IP	WLS	BF	H	R	ER	SO	BB	IBB	HBP	BLK	WP	HR	S	P	ERA	WHIP				
36 Gaby Hernandez, R ERA: 10.66	4.0	L	21	8	7	7	2	1	0	0	0	0	2	25	29	15.75	2.250				
63 Chris Seddon, L ERA: 7.54	3.1		15	5	2	2	4	0	0	0	0	0	0	23	23	5.40	1.500				
20 Denny Stark, R ERA: 2.7	0.2		1	0	0	0	0	0	0	0	0	0	0	1	1	0.00	0.000				
Jose Lugo, L ERA: 3.38	1.0		3	0	0	0	0	0	0	0	0	0	0	3	3	0.00	0.000				

**Chicago Cubs @ Seattle Mariners**  
Peoria Stadium, Peoria, AZ  
Thu Mar 19 2009, 4:05 PM EDT  
Att: 9,053 - Partly Cloudy - 84 F

livebaseballscores.com

AB 39  
R 9  
H 13  
RBI 9  
BB 1  
SO 6  
LOB 9




Batter	1	2	3	4	5	6	7	8	9	AB	R	H	RBI	BB	SO	LOB	BOTTOM					
Reegie Corona, S OBP: 0.262, SLG: 0.282	F7		3 G4-3 1B		SF8		1-2 1B		G5-3	4	0	2	1	0	0	1						
3 Ronny Cedeno, R OBP: 0.356, SLG: 0.381 84 Carlos Truñfel, R OBP: 0.375, SLG: 0.357	G5-3		G4-3		3H 4-0 BB		K		G1-3	2	0	0	0	1	0	1						
27 Matt Tuiasosopo, R OBP: 0.469, SLG: 0.717	G5-3		25 G2-3 1B		K		K		K	5	0	1	0	0	3	4						
25 Wladimir Balentien, R OBP: 0.438, SLG: 0.621 94 Brent Johnson, R OBP: 1.000, SLG: 1.000		E8 13 1B 2B		G2-3			13 1B 1B		12 1B 39 WP 1B	3	1	2	0	0	0	1						
39 Bryan LaHair, L OBP: 0.303, SLG: 0.393		K		12 FC6 BB			L7		K	3	0	0	0	1	2	3						
13 Chris Shelton, R OBP: 0.595, SLG: 0.867				F9			12 G5-4-3 1B		G6-3	4	0	2	1	0	0	3						
12 Michael Morse, R OBP: 0.316, SLG: 0.382				FC6			G5-4-3			4	0	1	0	0	1	5						
15 Jamie Burke, R OBP: 0.087, SLG: 0.087 62 Jason Phillips, R OBP: 0.333, SLG: 0.200							K		G6-3	4	0	0	0	0	3	3						
96 Tyson Gillies, L OBP: 0.280, SLG: 0.440				G4-3			K		E6 84 G1-3 G5-3	4	1	2	0	0	0	0						
<b>Inning Stats</b>	R: 0 E: 0 K: 0 S: 3	H: 2 LOB: 1 BB: 0 P: 11	R: 1 E: 1 K: 3 S: 11	H: 2 LOB: 1 BB: 0 P: 11	R: 0 E: 0 K: 0 S: 3	H: 1 LOB: 0 BB: 0 P: 3	R: 0 E: 0 K: 0 S: 4	H: 1 LOB: 2 BB: 1 P: 8	R: 1 E: 0 K: 2 S: 8	H: 1 LOB: 1 BB: 1 P: 12	R: 0 E: 0 K: 0 S: 4	H: 2 LOB: 2 BB: 0 P: 4	R: 0 E: 0 K: 2 S: 9	H: 2 LOB: 2 BB: 0 P: 9	R: 0 E: 0 K: 2 S: 9	H: 2 LOB: 2 BB: 0 P: 10	R: 0 E: 1 K: 1 S: 6	H: 0 LOB: 1 BB: 0 P: 6	1B: 9 2B: 1 3B: 1 HR: 0	SF: 1 SAC: 0 DP: 2 HBP: 0	WP: 1 PB: 0 SB: 0 CS: 0	PA: 39
<b>PITCHER</b>	IP	WLS	BF	H	R	ER	SO	BB	IBB	HBP	BLK	WP	HR	S	P	ERA	WHIP					
47 Aaron Heilman, R ERA: 1.32	3.2	W	15	4	1	0	3	1	0	0	0	0	0	9	13	0.00	1.364					
36 Randy Wells, R ERA: 1.59	1.1		6	1	1	1	2	1	0	0	0	0	0	9	13	6.75	1.500					
44 Chad Fox, R ERA: 2.45	1.1		5	2	0	0	0	0	0	0	0	0	0	5	5	0.00	1.500					
32 Mike Stanton, L ERA: 4.5	0.2		4	2	0	0	2	0	0	0	0	0	0	8	8	0.00	3.000					
54 David Patton, R ERA: 1.17	1.0		5	2	0	0	2	0	0	0	0	1	0	9	10	0.00	2.000					
48 Neal Cotts, L ERA:	1.0		4	0	0	0	1	0	0	0	0	0	0	6	6	0.00	0.000					

**Chicago Cubs @ Seattle Mariners**  
Peoria Stadium, Peoria, AZ  
Thu Mar 19 2009, 4:05 PM EDT  
Att: 9,053 - Partly Cloudy - 84 F

livebaseballscores.com

AB 36  
R 2  
H 11  
RBI 2  
BB 2  
SO 10  
LOB 24





Batter	1	2	3	4	5	6	7	8	9	AB	R	H	RBI	BB	SO	LOB	TOP										
12 Scott Hairston, R OBP: 0.400, SLG: 0.250	L5	K				F9		G4-3		4	0	1	0	0	1	1	<b>San Diego Padres @ Seattle Mariners</b> Peoria Stadium, Peoria, AZ Thu Mar 19 2009, 10:05 PM EDT Att. 7,189 - Clear - 82 F										
26 Jose Lobaton, S OBP: 0.455, SLG: 0.444										1	0	0	0	0	0												
24 Brian Giles, L OBP: 0.286, SLG: 0.421		F7								2	1	1	1	0	0	1											
77 Chris Snelling, L OBP: 0.385, SLG: 0.455	23 1B									2	0	0	0	0	1	0											
5 Kevin Kouzmanoff, R OBP: 0.414, SLG: 0.731										3	1	1	0	0	1	3											
84 Brett Dowdy, R OBP: 0.412, SLG: 0.438	16 1B	G5-3								1	1	0	0	0	1	0											
23 Adrián González, L OBP: 0.400, SLG: 0.600										4	1	2	1	0	0	0											
66 Kyle Blanks, R OBP: 0.421, SLG: 0.625	16 1B									1	0	0	0	0	0	0											
16 Cliff Floyd, L OBP: 0.481, SLG: 0.667										3	1	3	1	0	0	0											
76 Chad Huffman, R OBP: 0.455, SLG: 0.600	33 2B									2	1	0	0	0	1	2											
2 Edgar González, R OBP: 0.417, SLG: 0.444										2	0	0	1	0	1	2											
10 Matt Antonelli, R OBP: 0.382, SLG: 0.379	SF7									0	0	0	0	0	0	0											
33 Jody Gerut, L OBP: 0.367, SLG: 0.481										3	1	2	1	0	0	0											
11 Drew Macias, L OBP: 0.341, SLG: 0.487	30 1B									0	0	0	1	0	0	0											
30 Eliezer Alfonzo, R OBP: 0.375, SLG: 0.609										3	1	2	2	0	0	2											
1 Everth Cabrera, S OBP: 0.250, SLG: 0.216										1	0	0	0	0	0	2											
15 Luis Antonio Rodríguez, S OBP: 0.304, SLG: 0.333										3	0	2	0	0	0	0											
25 Will Venable, L OBP: 0.341, SLG: 0.381	2-4									1	0	0	0	0	0	0											
<b>Inning Stats</b>	R: 5 E: 0 K: 0 S: 7	H: 5 LOB: 1 BB: 0 P: 9	R: 0 E: 0 K: 1 S: 6	H: 1 LOB: 1 BB: 0 P: 7	R: 0 E: 0 K: 1 S: 3	H: 1 LOB: 0 BB: 0 P: 3	R: 1 E: 0 K: 1 S: 8	H: 3 LOB: 2 BB: 0 P: 8	R: 1 E: 0 K: 1 S: 7	H: 2 LOB: 2 BB: 0 P: 7	R: 0 E: 0 K: 1 S: 5	H: 0 LOB: 0 BB: 0 P: 5	R: 1 E: 0 K: 0 S: 5	H: 2 LOB: 2 BB: 0 P: 6	R: 0 E: 0 K: 0 S: 3	H: 0 LOB: 0 BB: 0 P: 3	R: 0 E: 0 K: 2 S: 7	H: 0 LOB: 0 BB: 0 P: 7	1B: 11 2B: 3 3B: 0 HR: 0	SF: 3 SAC: 0 DP: 1 HBP: 2	WP: 0 PB: 0 SB: 1 CS: 0	PA: 41					
<b>PITCHER</b>	IP WLS BF H R ER SO BB IBB HBP BLK WP HR S P ERA WHIP	IP WLS BF H R ER SO BB IBB HBP BLK WP HR S P ERA WHIP																									
18 Ryan Rowland-Smith, L ERA: 9.0	4.0 22 10 6 6 2 0 0 0 1 0 0 0 0 24 27 13.50 2.500	37 Cesar Jimenez, L ERA: 4.5	1.0 W 5 2 1 1 1 0 0 0 0 0 0 0 0 7 7 9.00 2.000	67 Jesus Delgado, R ERA: 9.0	1.0 H 3 0 0 0 1 0 0 0 0 0 0 0 0 5 5 0.00 0.000	Phillippe Aumont, R ERA: 9.0	1.0 H 6 2 1 1 0 0 0 0 1 0 0 0 0 5 6 9.00 2.000	65 Eric Hull, R ERA: 7.38	1.0 H 3 0 0 0 0 0 0 0 0 0 0 0 0 3 3 0.00 0.000	66 Shawn Kelley, R ERA: 9.45	1.0 S 3 0 0 0 2 0 0 0 0 0 0 0 0 7 7 0.00 0.000																
Batter	1	2	3	4	5	6	7	8	9	AB	R	H	RBI	BB	SO	LOB	BOTTOM										
21 Franklin Gutierrez, R OBP: 0.415, SLG: 0.432	E5									3	1	1	2	1	1	1	<b>San Diego Padres @ Seattle Mariners</b> Peoria Stadium, Peoria, AZ Thu Mar 19 2009, 10:05 PM EDT Att. 7,189 - Clear - 82 F										
94 Brent Johnson, R OBP: 0.500, SLG: 0.500										1	0	0	0	0	0	0											
7 Yuniesky Betancourt, R OBP: 0.435, SLG: 0.609										4	1	2	1	0	0	2											
84 Carlos Triunfel, R OBP: 0.400, SLG: 0.385	FC6-4									1	0	0	0	0	0	0											
24 Ken Griffey Jr., L OBP: 0.290, SLG: 0.118										3	0	0	0	0	1	4											
Ezequiel Carrera, L										2	0	0	0	0	0	0											
29 Adrian Beltré, R OBP: 0.370, SLG: 0.440										2	1	1	1	1	0	0											
25 Jeff Dominguez, S OBP: 0.333, SLG: 0.333										0	0	0	0	0	0	0											
30 Russell Branyan, L OBP: 0.386, SLG: 0.786										4	2	3	0	0	0	1											
5 Mike Sweeney, R OBP: 0.429, SLG: 0.588										2	1	1	2	1	0	1											
9 Jeff Clement, L OBP: 0.324, SLG: 0.300										4	1	1	0	0	3	3											
61 Mike Wilson, R OBP: 0.286, SLG: 0.703										3	2	2	3	0	0	0											
6 Chris Woodward, R OBP: 0.225, SLG: 0.421										3	1	0	0	1	2	1											
<b>Inning Stats</b>	R: 0 E: 1 K: 0 S: 3	H: 0 LOB: 0 BB: 0 P: 3	R: 3 E: 0 K: 2 S: 10	H: 3 LOB: 0 BB: 0 P: 10	R: 2 E: 0 K: 1 S: 8	H: 3 LOB: 2 BB: 1 P: 12	R: 1 E: 1 K: 3 S: 11	H: 2 LOB: 1 BB: 0 P: 12	R: 4 E: 1 K: 0 S: 6	H: 3 LOB: 1 BB: 2 P: 14	R: 0 E: 0 K: 0 S: 3	H: 0 LOB: 1 BB: 1 P: 7	R: 0 E: 0 K: 1 S: 5	H: 0 LOB: 0 BB: 0 P: 5	R: 0 E: 0 K: 0 S: 3	H: 0 LOB: 0 BB: 0 P: 3	R: 0 E: 0 K: 2 S: 7	H: 0 LOB: 0 BB: 0 P: 7	1B: 6 2B: 4 3B: 0 HR: 1	SF: 3 SAC: 0 DP: 1 HBP: 0	WP: 0 PB: 0 SB: 1 CS: 0	PA: 39					
<b>PITCHER</b>	IP WLS BF H R ER SO BB IBB HBP BLK WP HR S P ERA WHIP	IP WLS BF H R ER SO BB IBB HBP BLK WP HR S P ERA WHIP																									
53 Cha Seung Baek, R ERA: 7.53	4.1 L 5 2 2 2 0 2 0 0 0 0 0 0 0 3 11 54.00 12.000	90 Mike DeMark, R ERA: 108.0	1.1 6 1 2 2 0 1 0 0 0 0 0 0 0 5 9 13.50 1.500	43 Cla Meredith, R ERA	1.0 3 0 0 0 1 0 0 0 0 0 0 0 0 5 5 0.00 0.000	40 Scott Patterson, R ERA: 5.68	1.0 3 0 0 0 0 0 0 0 0 0 0 0 0 3 3 0.00 0.000																				

AB 36  
R 8  
H 14  
RBI 8  
BB 0  
SO 6  
LOB 13



AB 32  
R 10  
H 11  
RBI 9  
BB 4  
SO 7  
LOB 13





Batter	1	2	3	4	5	6	7	8	9	AB	R	H	RBI	BB	SO	LOB	TOP								
23 Rickie Weeks Jr. R (1.4) OBP: 0.442, SLG: 0.500 98 Michael Garciaparra, R (8.4) OBP: 0.500, SLG: 0.500	G6-3		FC3-2 7 CS 2B		G4-6-3 1B		G5-3		K	4	0	2	0	0	0	0									
30 Craig Counsell, L (1.5) OBP: 0.496, SLG: 0.618 Mike Lamb, L (6.5) OBP: 0.286, SLG: 0.297	7 2B		FC3-2 7 CS		G4-6-3 1-2		F7		K	3	1	1	0	0	0	3									
7 J.J. Hardy, R (1.6) OBP: 0.435, SLG: 0.707 21 Alcides Escobar, R (6.6) OBP: 0.306, SLG: 0.400	14 1B		4-1 SAFE 1B		1-2 BB		HR		1B	2	1	2	2	1	0	0									
14 Casey McGehee, R (1.3) OBP: 0.410, SLG: 0.718	2H 1B		3H BB		F9		F9		L8	5	1	2	2	0	0	3									
25 Mike Cameron, R (1.8) OBP: 0.294, SLG: 0.345 9 Hernan Iribarren, L (6.9) OBP: 0.269, SLG: 0.261	L5		4-1 SAFE 1B		27 G4-3 1B		F8		G4-3	3	0	1	0	0	0	1									
11 Mike Rivera, R (1.2) OBP: 0.211, SLG: 0.737			6 C C C		K		HR		SH1-3 15 2B	4	1	2	1	0	1	1									
27 Brad Nelson, L (1.9) OBP: 0.457, SLG: 0.556 15 Logan Schafer, L (6. PR) OBP: 0.250, SLG: 0.250	K		6 C C C		G4-3		HR		SH1-3	3	0	1	0	0	1	1									
61 Jason Bourgeois, R (1.7) OBP: 0.222, SLG: 0.222 10 Vinny Rottino, R (6.7) OBP: 0.143, SLG: 0.143	L3		6 C C C		F9		61 1B 2B		2-3	3	0	1	1	0	0	1									
24 Mat Gamel, L (1.10) OBP: 0.333, SLG: 0.500			6 C C C		23 2B 30 FC3-2 1B		G4-3		G6-3	3	0	1	1	0	0	1									
			6 C C C		G4-3		K		K	4	0	1	0	0	2	3									
<b>Inning Stats</b>	R: 1 E: 0 K: 0 S: 5	H: 3 LOB: 1 BB: 0 P: 5	R: 0 E: 0 K: 1 S: 5	H: 0 LOB: 0 BB: 0 P: 5	R: 0 E: 0 K: 0 S: 5	H: 2 LOB: 2 BB: 1 P: 9	R: 0 E: 0 K: 1 S: 6	H: 1 LOB: 1 BB: 0 P: 6	R: 0 E: 0 K: 0 S: 3	H: 1 LOB: 0 BB: 0 P: 3	R: 3 E: 0 K: 1 S: 11	H: 4 LOB: 2 BB: 0 P: 14	R: 2 E: 0 K: 0 S: 5	H: 2 LOB: 0 BB: 0 P: 5	R: 0 E: 0 K: 1 S: 6	H: 1 LOB: 1 BB: 0 P: 6	R: 0 E: 0 K: 2 S: 8	H: 1 LOB: 1 BB: 0 P: 8	1B: 6 2B: 6 3B: 0 HR: 3	SF: 0 SAC: 1 DP: 1 HBP: 0	WP: 0 PB: 0 SB: 0 CS: 2	PA: 40			
<b>PITCHER</b>	IP	WLS	BF	H	R	ER	SO	BB	IBB	HBP	BLK	WP	HR	S	P	ERA	WHIP								
38 Jason Vargas, L (1.1) ERA: 4.63	5.0		20	7	1	1	2	1	0	0	0	0	0	24	28	1.80	1.600								
53 David Aardsma, R (6.1) ERA: 3.39	1.0	L	7	4	3	3	1	0	0	0	0	0	2	11	14	27.00	4.000								
26 Randy Messenger, R (7.1) ERA: 2.7	1.0		5	2	2	2	0	0	0	0	0	0	1	5	5	18.00	2.000								
57 Mark Lowe, R (8.1) ERA: 5.87	1.0		4	1	0	0	1	0	0	0	0	0	0	6	6	0.00	1.000								
46 Sean White, R (9.1) ERA: 2.0	1.0		4	1	0	0	2	0	0	0	0	0	0	8	8	0.00	1.000								

Milwaukee Brewers @ Seattle Mariners  
Peoria Stadium, Peoria, AZ  
Fri Mar 20 2009, 4:05 PM EDT  
Att. 9,494 - Partly Cloudy - 83 F

AB 38  
R 6  
H 15  
RBI 6  
BB 1  
SO 6  
LOB 14



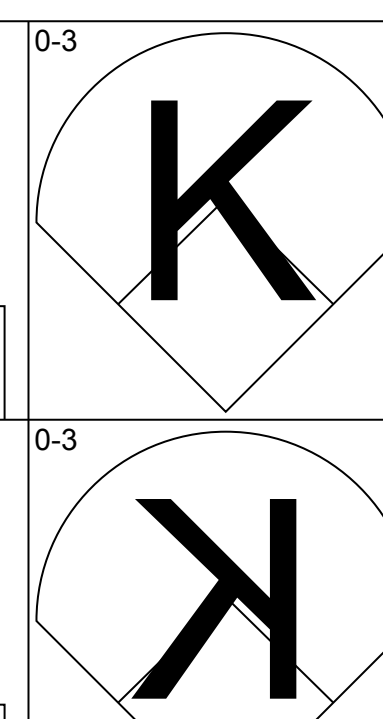
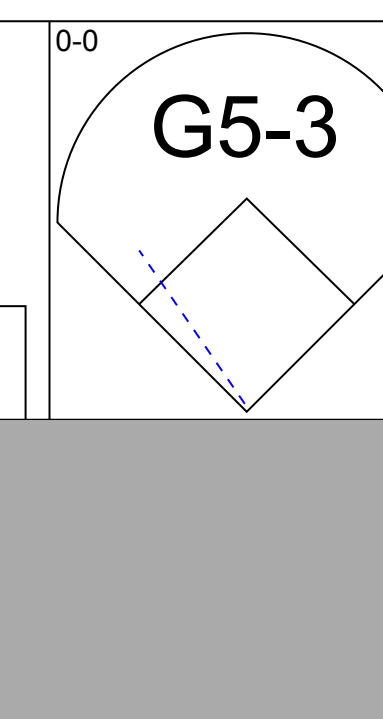
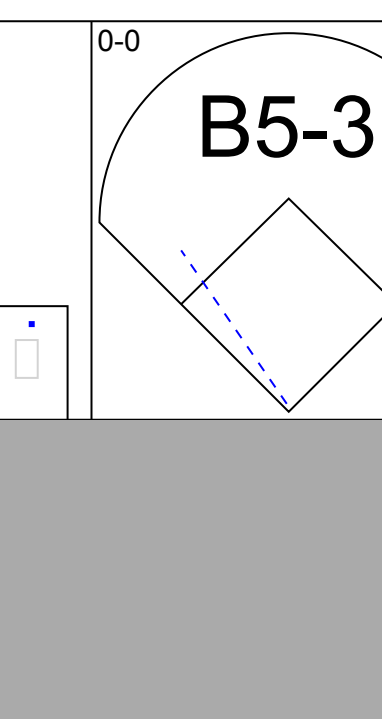
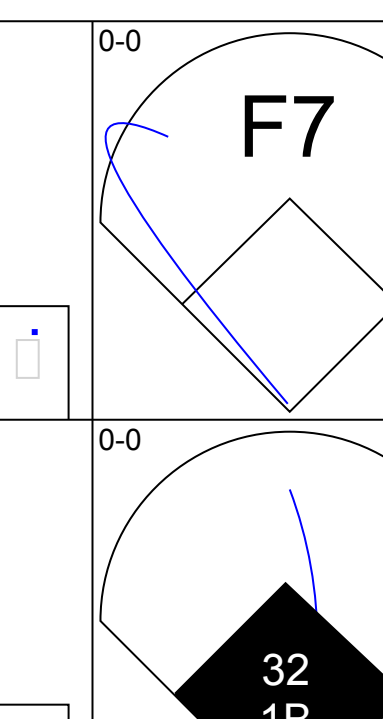
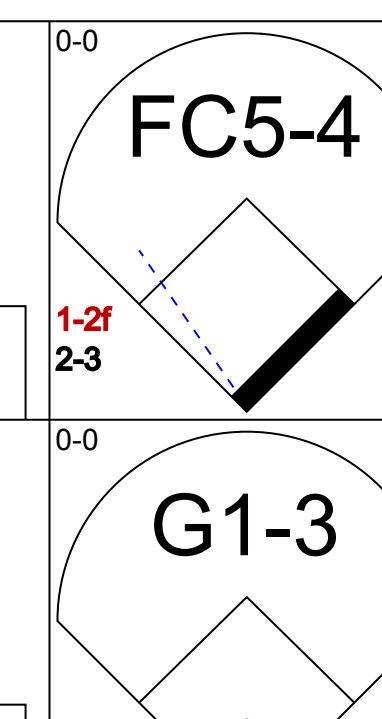
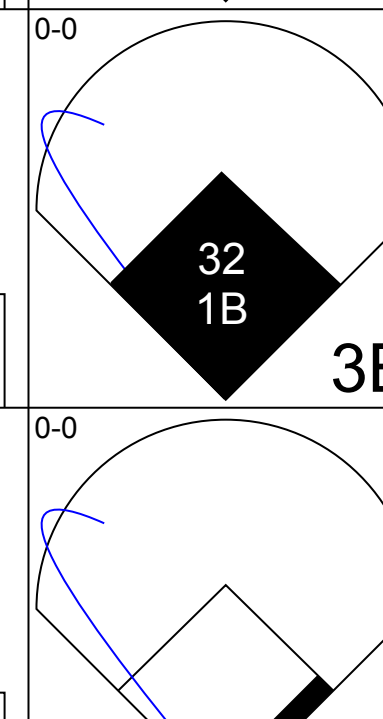
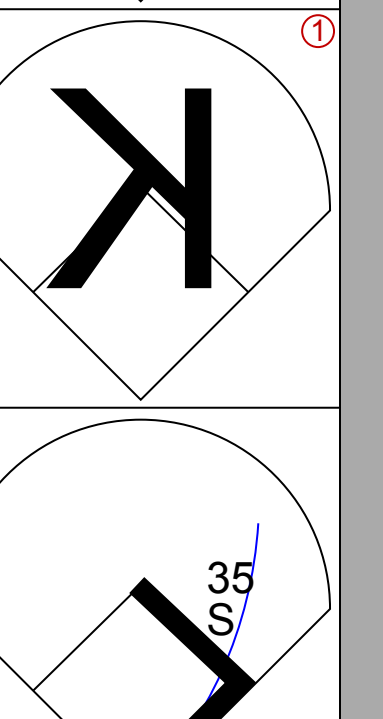
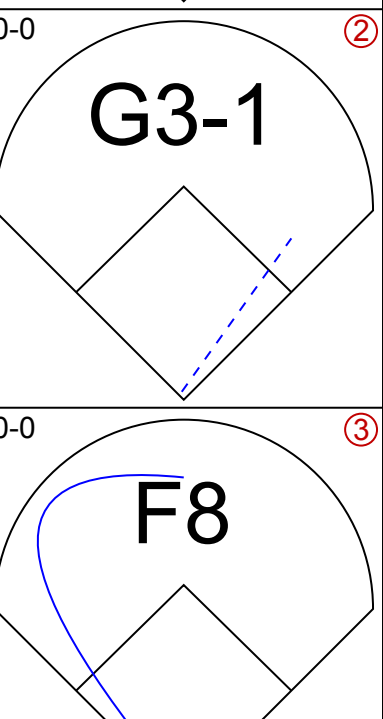
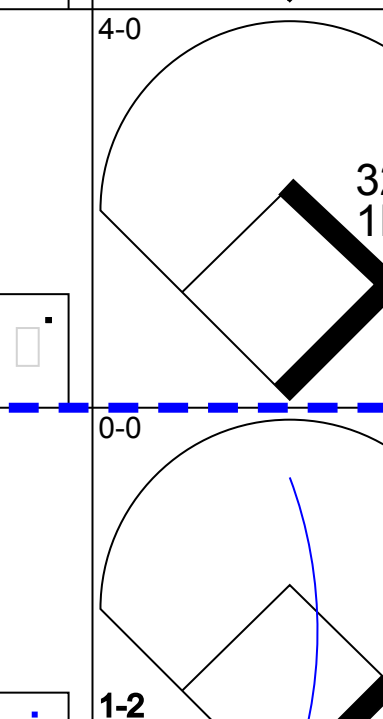

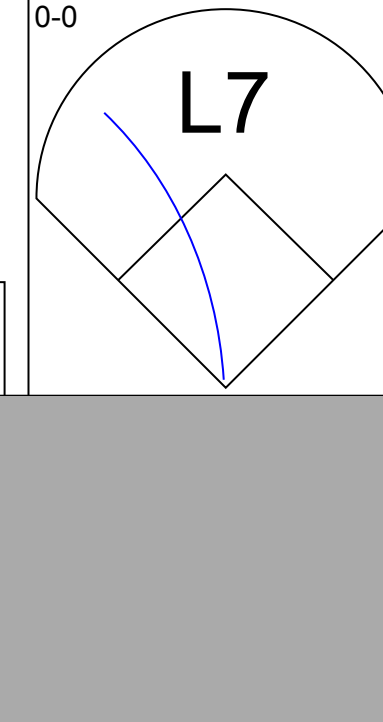
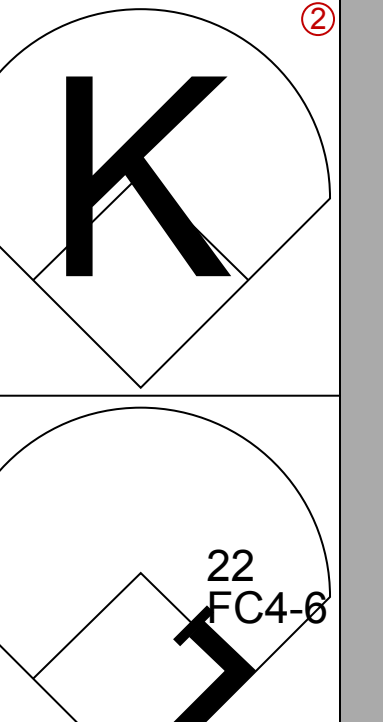

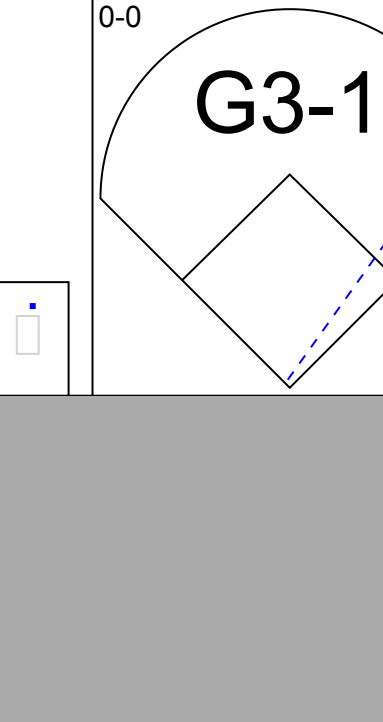
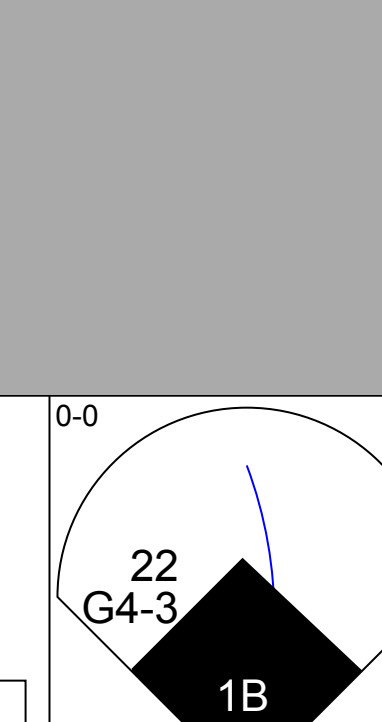
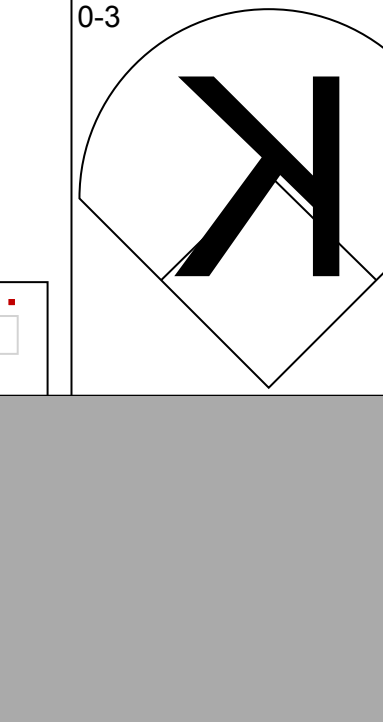

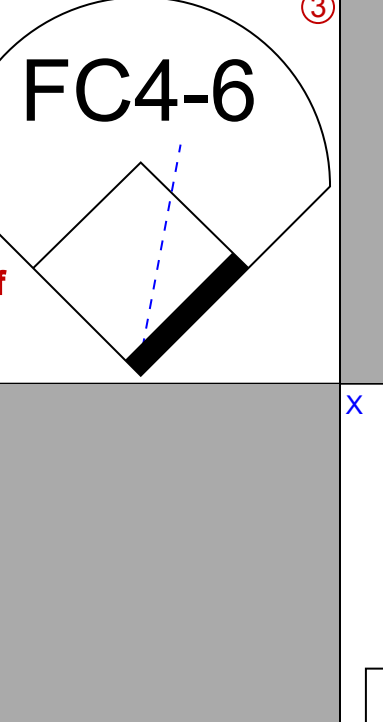

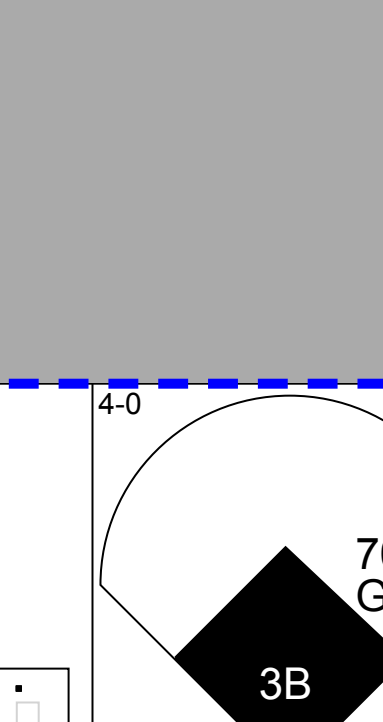
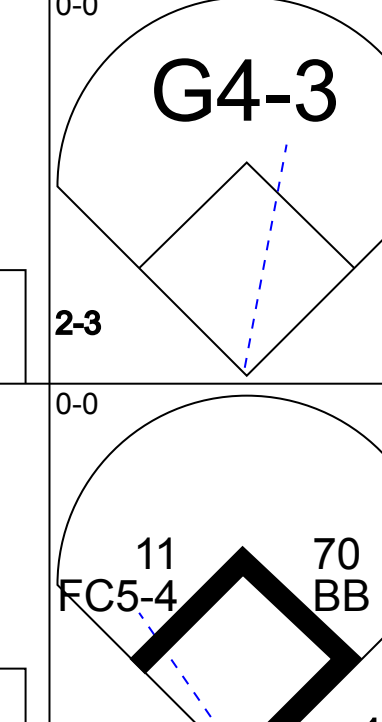


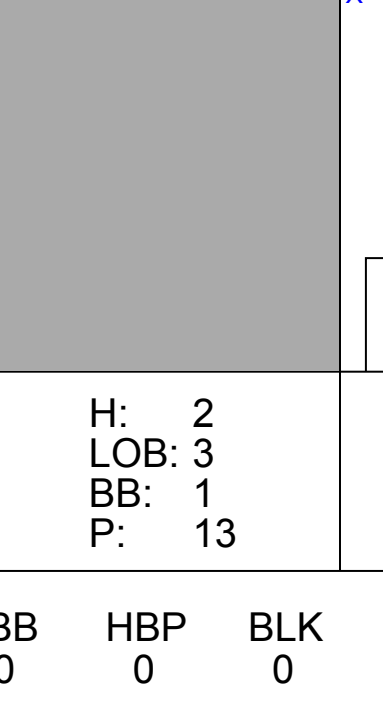
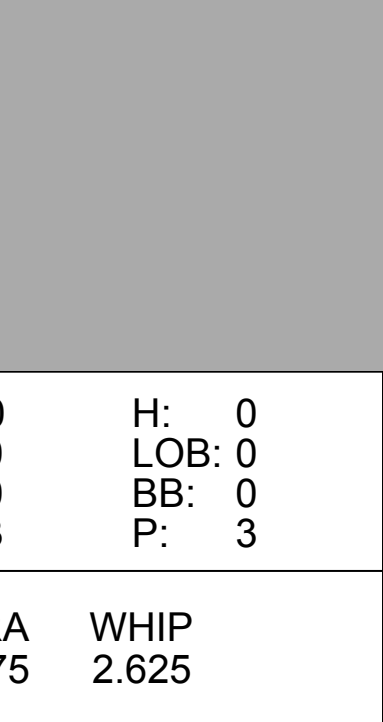
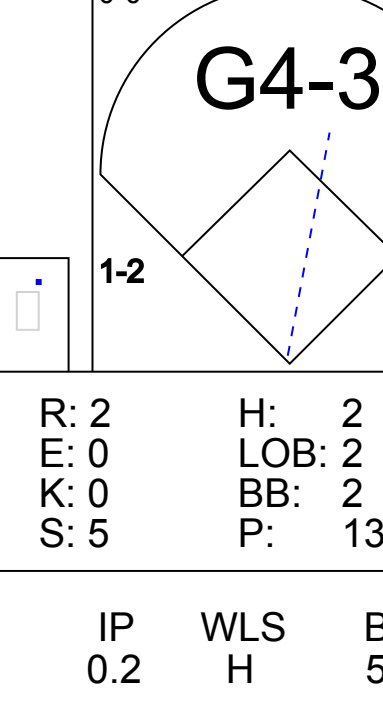
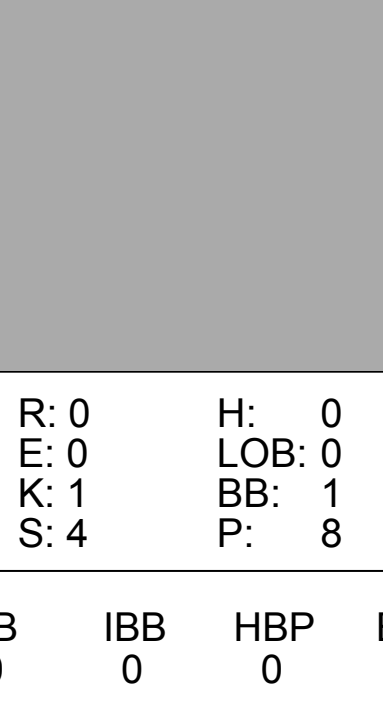
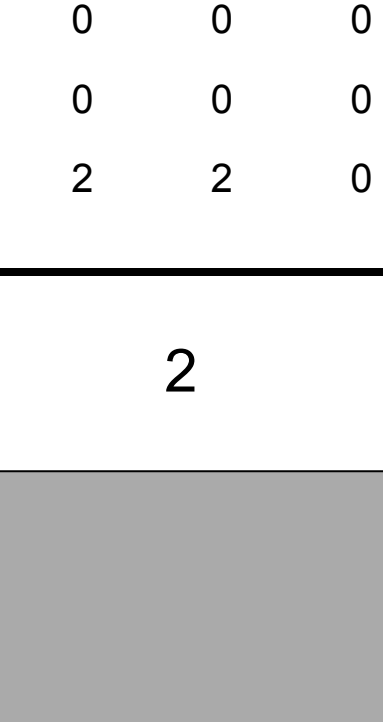
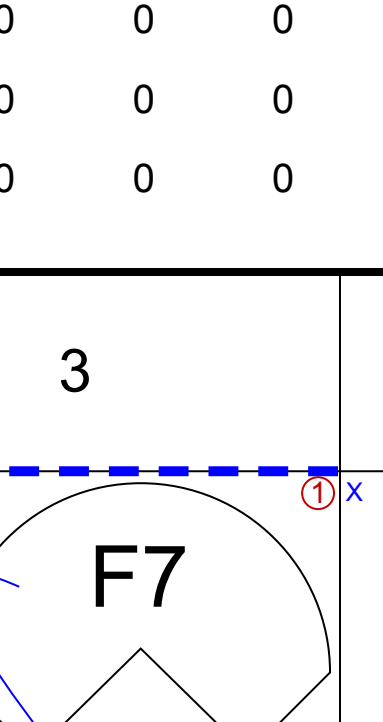
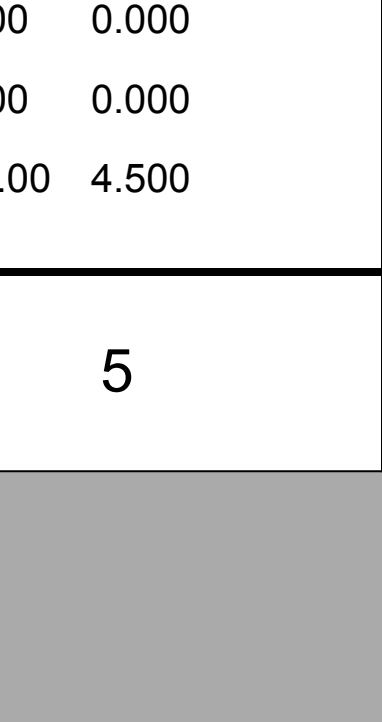
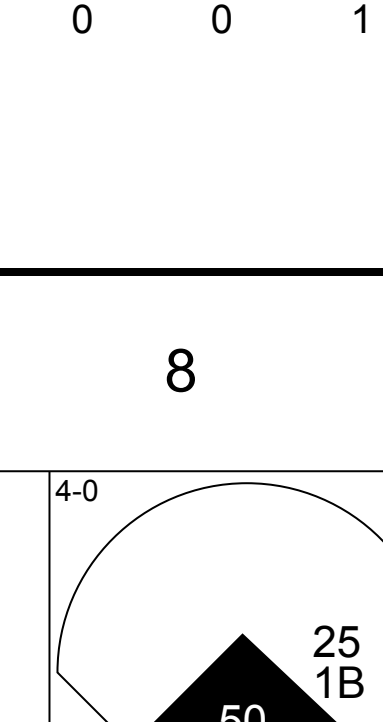

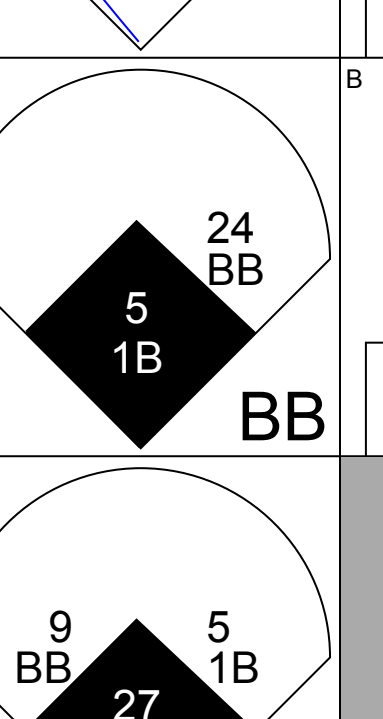
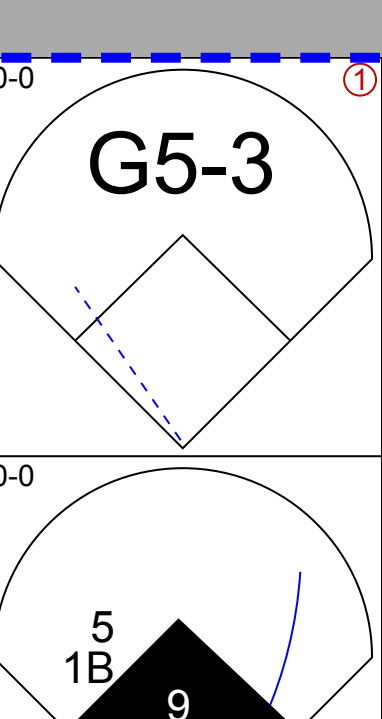
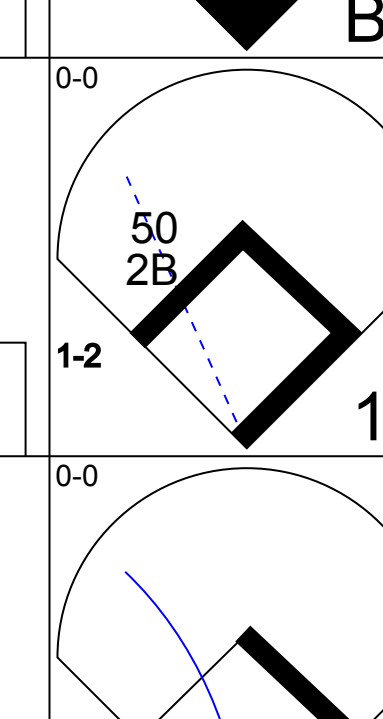
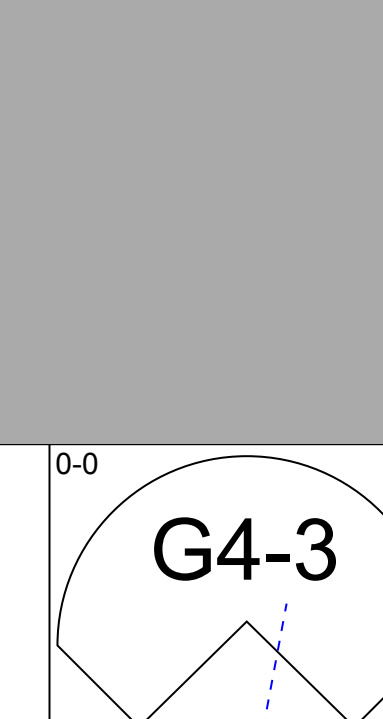
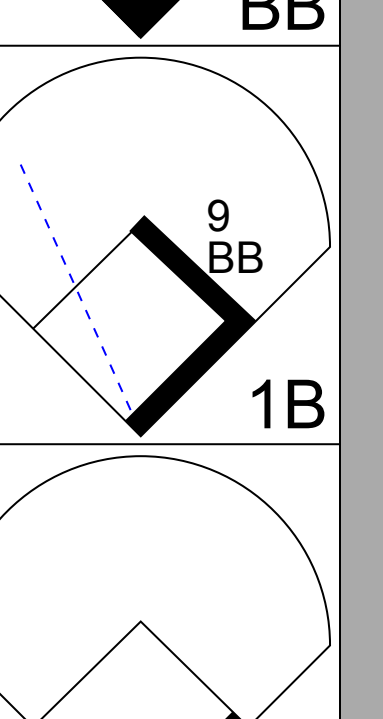
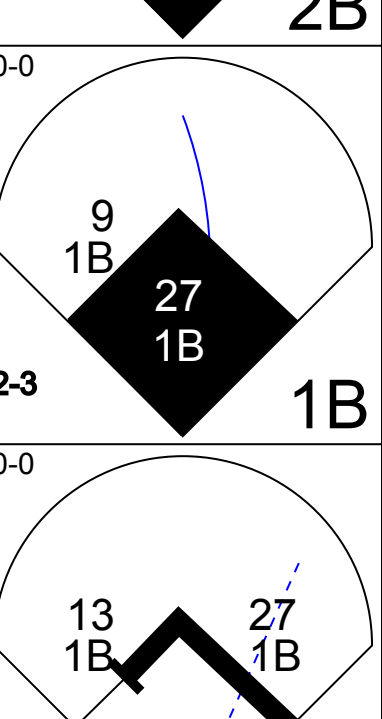
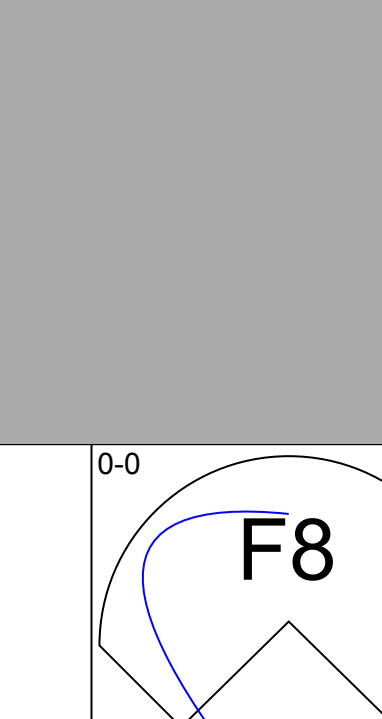
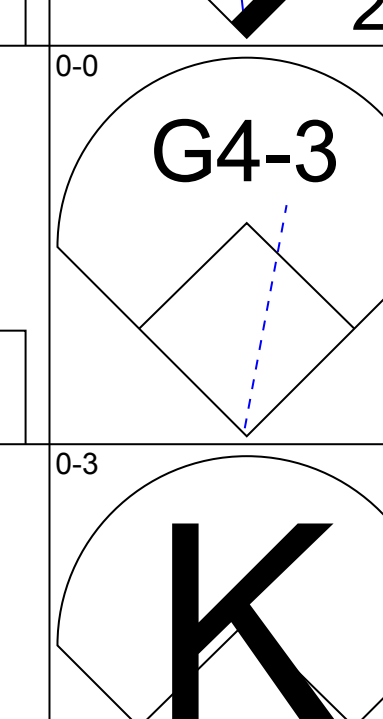
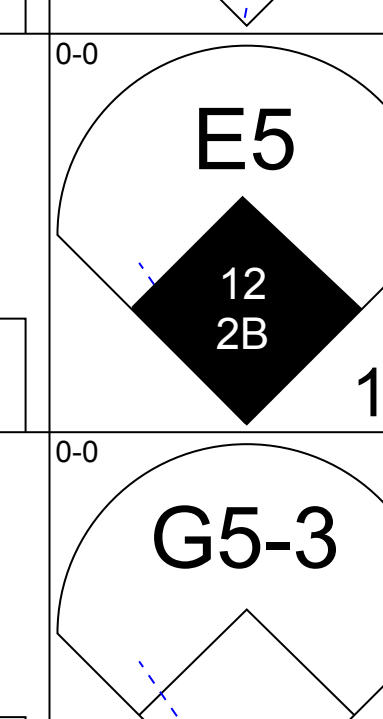
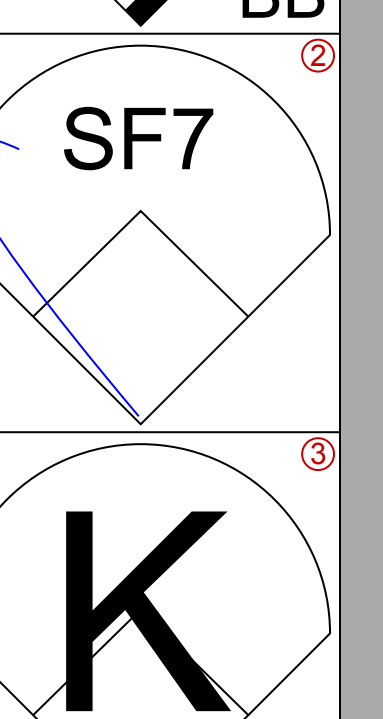
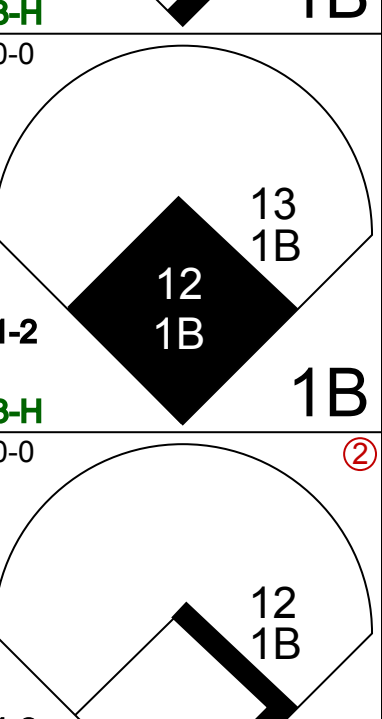
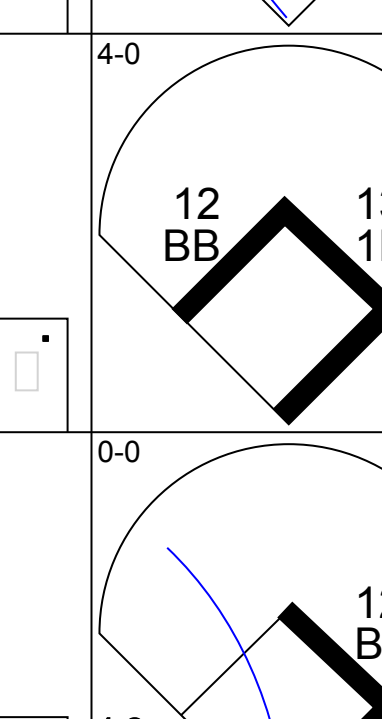
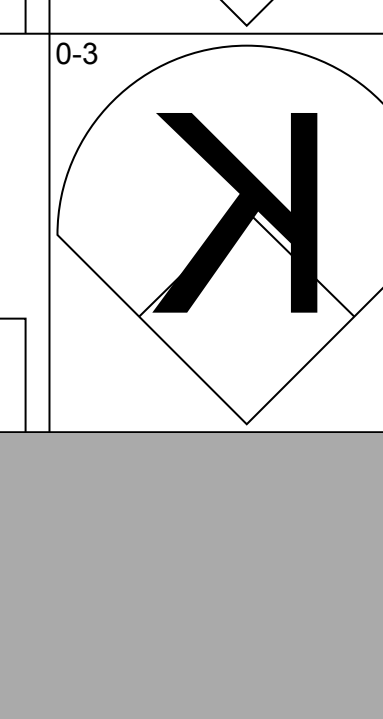
Batter	1	2	3	4	5	6	7	8	9	AB	R	H	RBI	BB	SO	LOB	BOTTOM								
3 Ronny Cedeno, R (1.6) OBP: 0.354, SLG: 0.378 Reegie Corona, S (6.6) OBP: 0.279, SLG: 0.300	27 CS 1B				F7		F8		24 HR 1B	3	0	1	0	0	0	2									
27 Matt Tuiaosopo, R (1.5) OBP: 0.482, SLG: 0.688 12 Michael Morse, R (6.5) OBP: 0.308, SLG: 0.371	4-1 SAFE 1B				P4		K		F9	2	0	0	0	1	1	2									
24 Ken Griffey Jr., L (1.10) OBP: 0.292, SLG: 0.300	1-2 BB				L5		25 G6-4-3 BB		HR	3	1	1	2	1	0	1									
25 Wladimir Balentien, R (1.8) OBP: 0.400, SLG: 0.563 Ezequiel Carrera, L (7.8)					F9		G6-3		G4-3	3	0	0	0	0	0	1									
30 Russell Bryanan, L (1.3) OBP: 0.383, SLG: 0.778 13 Chris Shelton, R (7.3) OBP: 0.605, SLG: 0.871 94 Brent Johnson, R (9. PR) OBP: 0.667, SLG: 0.667					F8		P5		61 G5-4-3 70 1B	3	1	1	0	0	0	0									
32 Rob Johnson, R (1.2) OBP: 0.458, SLG: 0.682 70 Adam Moore, R (8.2) OBP: 0.333, SLG: 0.286					P5		HR		61 G5-4-3 1B	3	1	2	2	0	0	0									
61 Mike Wilson, R (1.7) OBP: 0.283, SLG: 0.650					G5-3		6 G6-4-3 1B		61 G5-4-3 1B	3	1	0	0	1	0	3									
6 Chris Woodward, R (1.4) OBP: 0.227, SLG: 0.390					K		96 2B BB		G2-3	3	0	0	0	1	1	3									
96 Tyson Gillies, L (1.9) OBP: 0.286, SLG: 0.464					K		96 2B BB		K	3	0	1	1	0	2	0									
					1-3 2H 2B					3	0	1	1	0	2	0									
<b>Inning Stats</b>	R: 0 E: 0 K: 0 S: 3	H: 1 LOB: 0 BB: 1 P: 7	R: 0 E: 0 K: 0 S: 3	H: 0 LOB: 0 BB: 0 P: 3	R: 0 E: 0 K: 2 S: 7	H: 0 LOB: 0 BB: 0 P: 7	R: 0 E: 0 K: 0 S: 3	H: 0 LOB: 0 BB: 0 P: 3	R: 3 E: 0 K: 1 S: 8	H: 3 LOB: 2 BB: 2 P: 16	R: 0 E: 0 K: 0 S: 2	H: 0 LOB: 0 BB: 1 P: 6	R: 0 E: 0 K: 1 S: 3	H: 1 LOB: 0 BB: 0 P: 3	R: 2 E: 0 K: 1 S: 7	H: 2 LOB: 2 BB: 0 P: 7	R: 0 E: 0 K: 0 S: 4	H: 2 LOB: 2 BB: 0 P: 4	1B: 5 2B: 2 3B: 0 HR: 2	SF: 0 SAC: 0 DP: 4 HBP: 0	WP: 0 PB: 0 SB: 1 CS: 1	PA: 35			
<b>PITCHER</b>	IP	WLS	BF	H	R	ER	SO	BB	IBB	HBP	BLK	WP	HR	S	P	ERA	WHIP								
73 Seth McClung, R (1.1) ERA: 9.0	4.1		18	4	3	3	2	3	0	0	0	0	1	20	32	6.23	1.615								
57 Mitch Stetter, L (5.1) ERA: 1.99	2.2	W	8	1	0	0	1	1	0	0	0	0	0	9	13	0.00	0.750								
65 Lindsay Gulin, L (8.1) ERA: 4.0	2.0	S	9	4	2	2	1	0	0	0	0	0	1	11	11	9.00	2.000								

Milwaukee Brewers @ Seattle Mariners  
Peoria Stadium, Peoria, AZ  
Fri Mar 20 2009, 4:05 PM EDT  
Att. 9,494 - Partly Cloudy - 83 F

AB 31  
R 5  
H 9  
RBI 5  
SO 4  
LOB 13



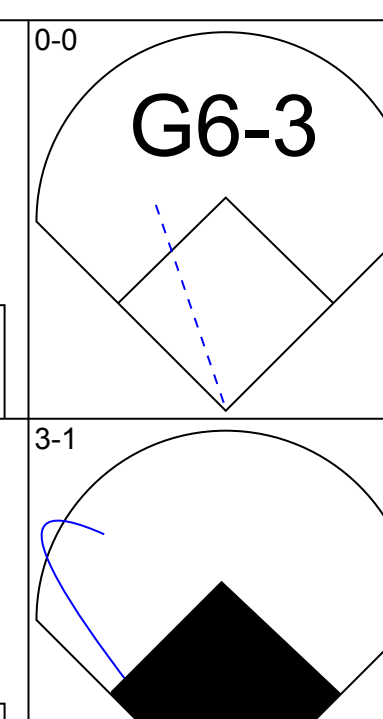
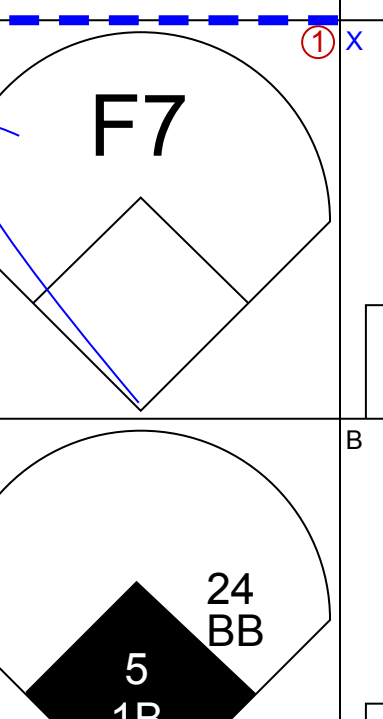
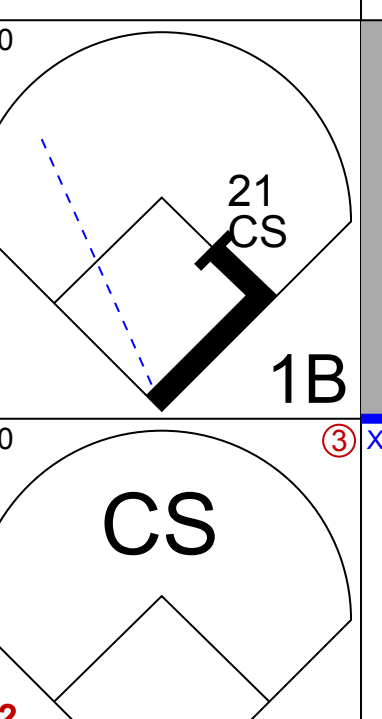
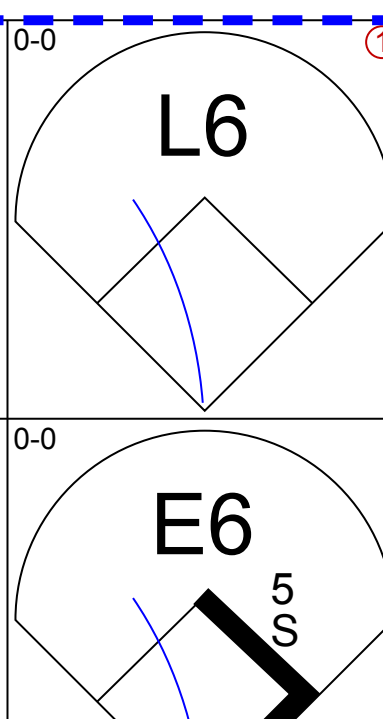
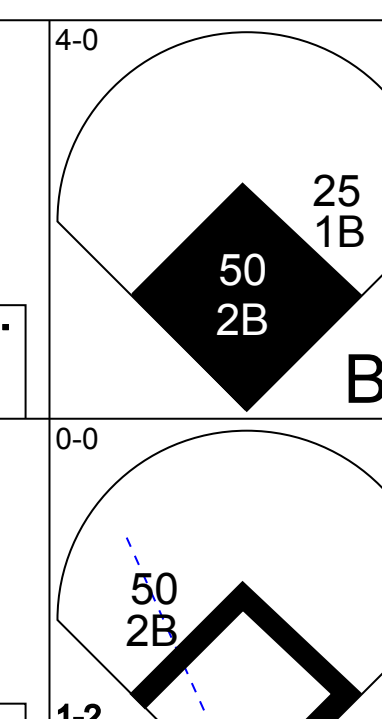
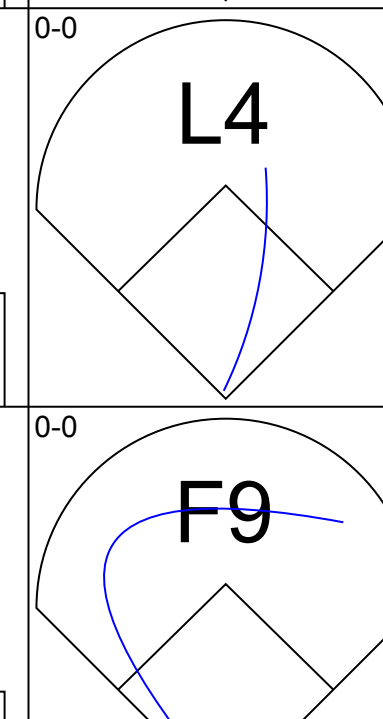
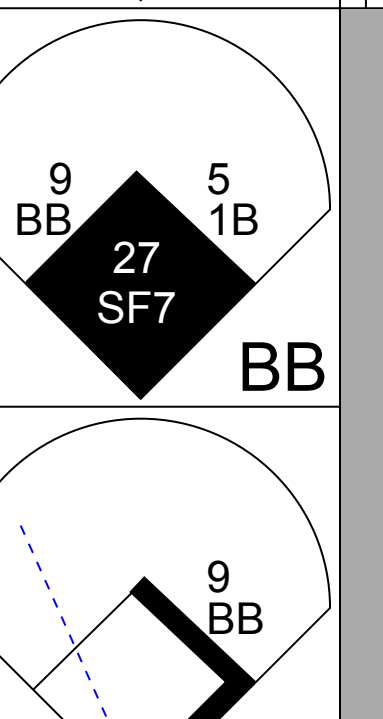

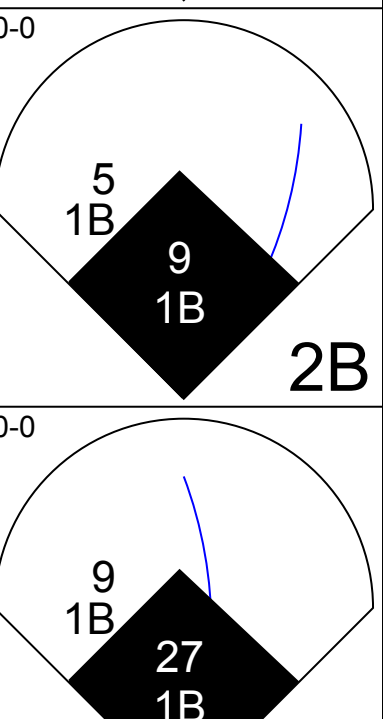
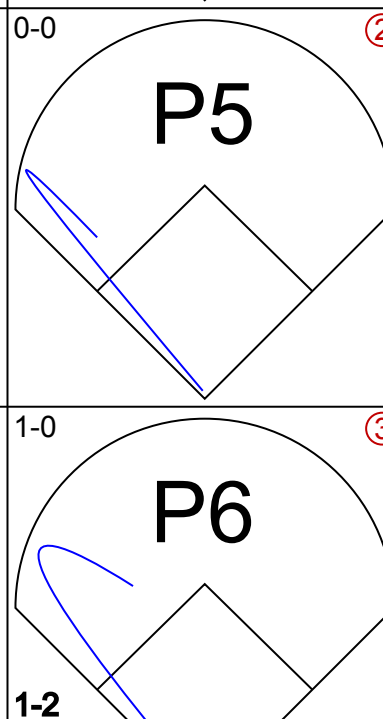
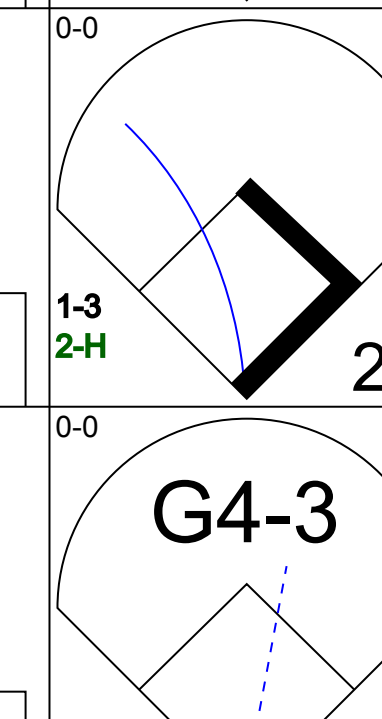

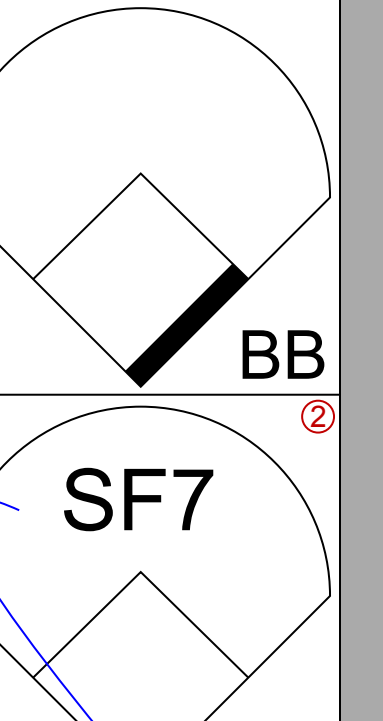

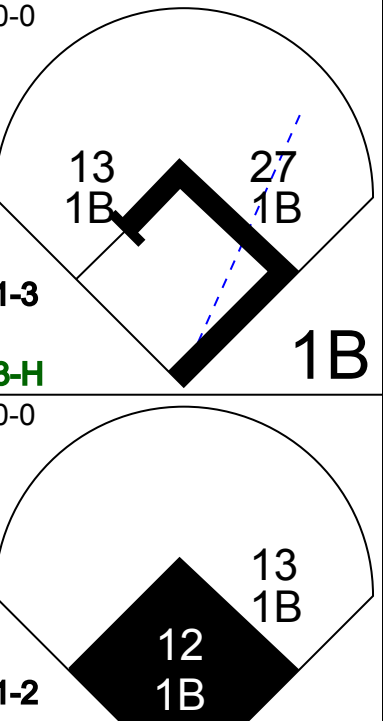

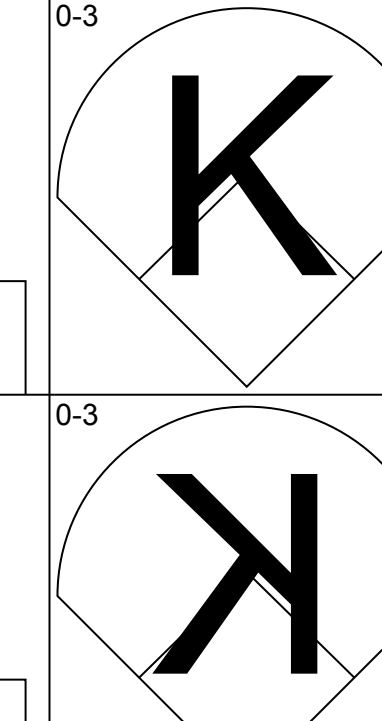

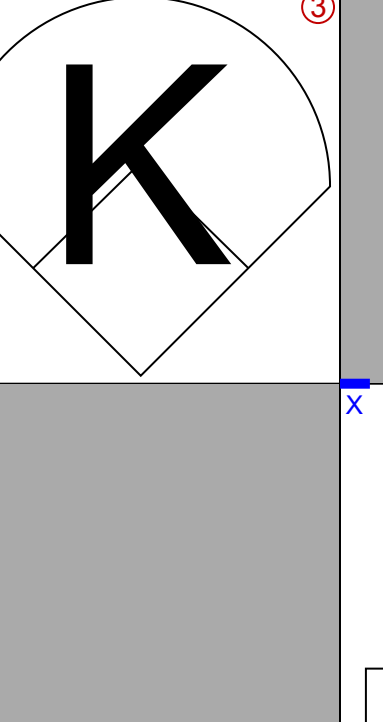
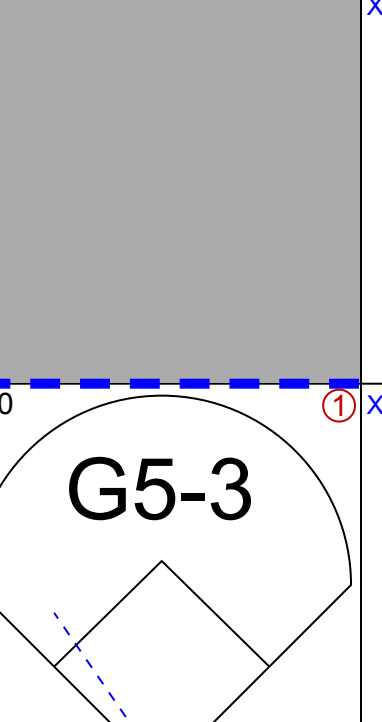
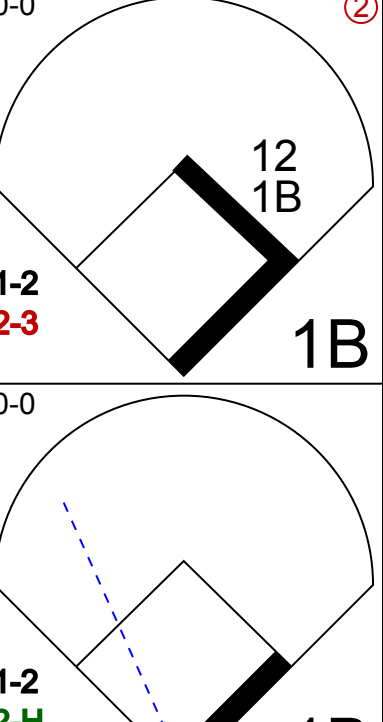



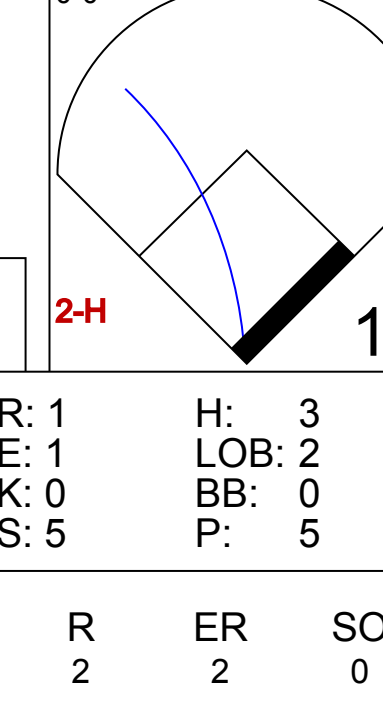
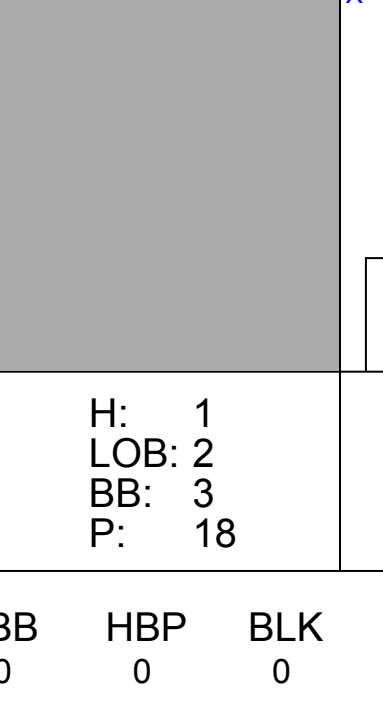
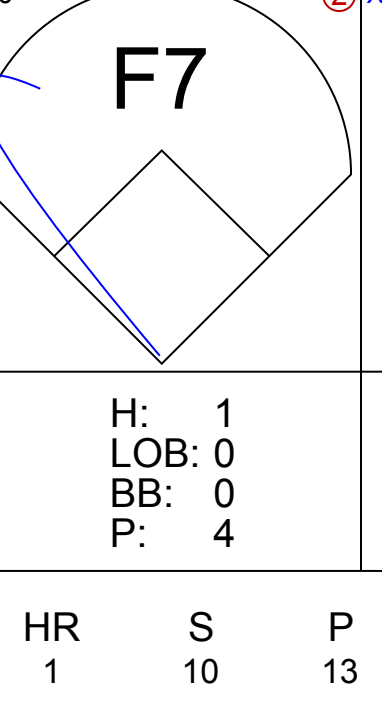
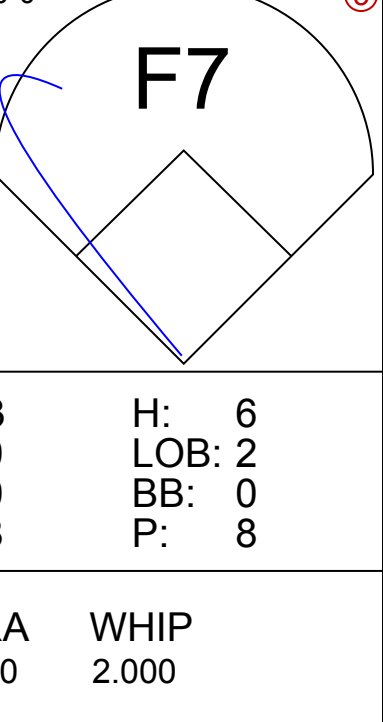
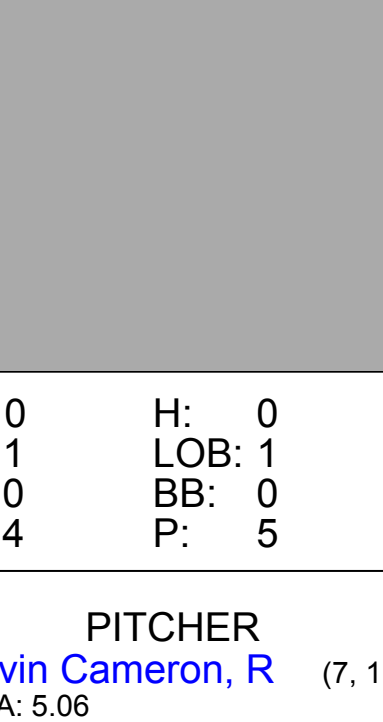
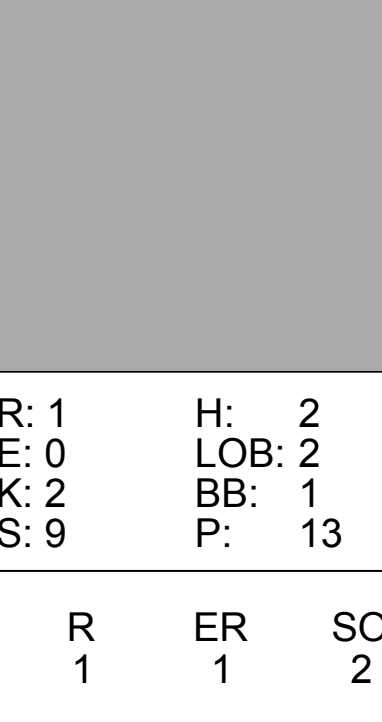



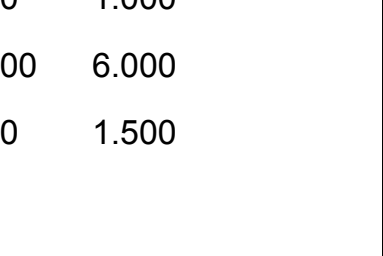




Batter	1	2	3	4	5	6	7	8	9	AB	R	H	RBI	BB	SO	LOB	TOP								
11 Rajai Davis, R OBP: 0.404, SLG: 0.565										5	0	0	0	0	1	4									
6 Travis Buck, L OBP: 0.408, SLG: 0.548 Shane Keough, S OBP: 0.500, SLG: 1.500										3	0	1	0	0	1	0									
15 Ryan Sweeney, L OBP: 0.477, SLG: 0.725 4 Archie Gilbert, R										3	1	1	0	0	1	1									
32 Jack Cust, L OBP: 0.324, SLG: 0.455 Gabe Ortiz, R										4	0	3	2	0	0	0									
35 Landon Powell, S OBP: 0.359, SLG: 0.514 Anthony Recker, R										4	0	0	0	0	1	5									
10 Darc Barton, L OBP: 0.400, SLG: 0.444 75 Chris Carter, R OBP: 0.313, SLG: 0.467										2	0	0	0	1	0	0									
22 Jack Hannahan, L OBP: 0.419, SLG: 0.412										4	1	1	0	0	0	4									
56 Cliff Pennington, S OBP: 0.333, SLG: 0.417 Josh Horton, L OBP: 1.000, SLG: 1.000										2	1	1	1	1	0	0									
70 Adrian Cardenas, L OBP: 0.333, SLG: 0.286										3	0	0	0	1	0	2									
<b>Inning Stats</b>	R: 1 E: 0 K: 2 S: 9	H: 2 LOB: 1 BB: 0 P: 9	R: 1 E: 0 K: 0 S: 5	H: 2 LOB: 1 BB: 0 P: 5	R: 0 E: 0 K: 2 S: 9	H: 2 LOB: 3 BB: 1 P: 13	R: 0 E: 0 K: 0 S: 3	H: 0 LOB: 0 BB: 0 P: 3	R: 0 E: 0 K: 0 S: 3	H: 0 LOB: 0 BB: 0 P: 3	R: 0 E: 0 K: 0 S: 3	H: 0 LOB: 0 BB: 0 P: 3	R: 2 E: 0 K: 0 S: 5	H: 2 LOB: 2 BB: 2 P: 13	R: 1 E: 0 K: 0 S: 5	H: 2 LOB: 2 BB: 1 P: 9	R: 0 E: 0 K: 1 S: 4	H: 0 LOB: 0 BB: 1 P: 8	1B: 6 2B: 2 3B: 2 HR: 0	SF: 0 SAC: 0 DP: 1 HBP: 0	WP: 0 PB: 0 SB: 1 CS: 0	PA: 41			
<b>PITCHER</b>	IP WLS BF H R ER SO BB IBB HBP BLK WP HR S P ERA WHIP	49 Garrett Olson, L ERA: 12.96	43 Miguel Batista, R ERA: 3.72	48 Roy Corcoran, R ERA: 8.31	66 Shawn Kelley, R ERA: 8.22	64 Luis Munoz, R ERA: 6.0	67 Jesus Delgado, R ERA: 9.64	Jose Lugo, L ERA: 3.0	46 Sean White, R ERA: 1.8	IP WLS BF H R ER SO BB IBB HBP BLK WP HR S P ERA WHIP	67 Jesus Delgado, R ERA: 9.64	Jose Lugo, L ERA: 3.0	46 Sean White, R ERA: 1.8	IP WLS BF H R ER SO BB IBB HBP BLK WP HR S P ERA WHIP	67 Jesus Delgado, R ERA: 9.64	Jose Lugo, L ERA: 3.0	46 Sean White, R ERA: 1.8	IP WLS BF H R ER SO BB IBB HBP BLK WP HR S P ERA WHIP	67 Jesus Delgado, R ERA: 9.64	Jose Lugo, L ERA: 3.0	46 Sean White, R ERA: 1.8	IP WLS BF H R ER SO BB IBB HBP BLK WP HR S P ERA WHIP	67 Jesus Delgado, R ERA: 9.64	Jose Lugo, L ERA: 3.0	46 Sean White, R ERA: 1.8

Oakland Athletics @ Seattle Mariners  
Peoria Stadium, Peoria, AZ  
Sat Mar 21 2009, 4:05 PM EDT  
Att: 8,393 - Sunny - 84 F

AB	36
R	5
H	10
RBI	5
BB	5
SO	5
LOB	19



Batter	1	2	3	4	5	6	7	8	9	AB	R	H	RBI	BB	SO	LOB	BOTTOM						
7 Yuniesky Betancourt, R OBP: 0.407, SLG: 0.741 6 Chris Woodward, R OBP: 0.244, SLG: 0.390										4	0	1	0	0	0	0							
21 Franklin Gutierrez, R OBP: 0.422, SLG: 0.600 25 Wladimir Balentien, R OBP: 0.417, SLG: 0.576										3	2	1	1	1	0	0							
24 Ken Griffey Jr., L OBP: 0.321, SLG: 0.348 50 Prentice Redman, R OBP: 0.205, SLG: 0.227										3	2	1	0	1	0	1							
5 Mike Sweeney, R OBP: 0.440, SLG: 0.571 15 Jamie Burke, R OBP: 0.083, SLG: 0.083										4	1	2	1	0	0	1							
9 Jeff Clement, L OBP: 0.333, SLG: 0.294										4	0	1	1	1	1	2							
27 Matt Tuasosopo, R OBP: 0.473, SLG: 0.700 Alex Liddi, R										2	2	2	2	0	0	0							
13 Chris Shelton, R OBP: 0.595, SLG: 0.829										4	0	2	0	0	1	3							
12 Michael Morse, R OBP: 0.349, SLG: 0.421										3	0	2	2	1	0	0							
Reegie Corona, S OBP: 0.277, SLG: 0.295										4	0	1	0	0	0	5							
<b>Inning Stats</b>	R: 1 E: 0 K: 0 S: 5	H: 1 LOB: 0 BB: 0 P: 8	R: 1 E: 1 K: 0 S: 5	H: 3 LOB: 2 BB: 0 P: 5	R: 2 E: 0 K: 1 S: 6	H: 1 LOB: 2 BB: 3 P: 18	R: 0 E: 0 K: 0 S: 3	H: 1 LOB: 0 BB: 0 P: 4	R: 3 E: 0 K: 0 S: 8	H: 6 LOB: 2 BB: 0 P: 8	R: 0 E: 1 K: 0 S: 4	H: 0 LOB: 1 BB: 0 P: 5	R: 0 E: 0 K: 0 S: 3	H: 1 LOB: 2 BB: 2 P: 11	R: 1 E: 0 K: 2 S: 9	H: 2 LOB: 2 BB: 1 P: 13	R: 0 E: 0 K: 1 S: 4	H: 0 LOB: 0 BB: 1 P: 8	1B: 11 2B: 3 3B: 0 HR: 1	SF: 1 SAC: 0 DP: 1 HBP: 0	WP: 0 PB: 0 SB: 1 CS: 1	PA: 43	
<b>PITCHER</b>	IP WLS BF H R ER SO BB IBB HBP BLK WP HR S P ERA WHIP	50 Jerome Williams, R ERA: 4.91	66 Jared Lunsford, R ERA: 4.5	44 Santiago Casilla, R ERA: 1.2	13 Jerry Blevins, L ERA: 11.74	Pat Curtin, R ERA:	49 Kevin Cameron, R ERA: 5.06	IP WLS BF H R ER SO BB IBB HBP BLK WP HR S P ERA WHIP	49 Kevin Cameron, R ERA: 5.06	IP WLS BF H R ER SO BB IBB HBP BLK WP HR S P ERA WHIP	49 Kevin Cameron, R ERA: 5.06	IP WLS BF H R ER SO BB IBB HBP BLK WP HR S P ERA WHIP	49 Kevin Cameron, R ERA: 5.06	IP WLS BF H R ER SO BB IBB HBP BLK WP HR S P ERA WHIP	49 Kevin Cameron, R ERA: 5.06	IP WLS BF H R ER SO BB IBB HBP BLK WP HR S P ERA WHIP	49 Kevin Cameron, R ERA: 5.06	IP WLS BF H R ER SO BB IBB HBP BLK WP HR S P ERA WHIP	49 Kevin Cameron, R ERA: 5.06	IP WLS BF H R ER SO BB IBB HBP BLK WP HR S P ERA WHIP	49 Kevin Cameron, R ERA: 5.06	IP WLS BF H R ER SO BB IBB HBP BLK WP HR S P ERA WHIP	49 Kevin Cameron, R ERA: 5.06

Oakland Athletics @ Seattle Mariners  
Peoria Stadium, Peoria, AZ  
Sat Mar 21 2009, 4:05 PM EDT  
Att: 8,393 - Sunny - 84 F

AB	35
R	8
H	15
RBI	8
BB	6
SO	3
LOB	16













Batter	1	2	3	4	5	6	7	8	9	AB	R	H	RBI	BB	SO	LOB	TOP										
10 Endy Chavez, L OBP: 0.333, SLG: 0.417										5	3	4	2	0	1	1	<b>Seattle Mariners @ Los Angeles Dodgers</b> Camelback Ranch, Glendale, AZ Tue Mar 24 2009, 10:05 PM EDT Att: 9,884 - Clear - 69 F  <b>AB 38</b> <b>R 8</b> <b>H 13</b> <b>RBI 8</b> <b>BB 3</b> <b>SO 10</b> <b>LOB 18</b>										
7 Yuniesky Betancourt, R OBP: 0.366, SLG: 0.667										5	2	2	2	0	1	2											
4 Jose Lopez, R OBP: 0.267, SLG: 0.400										5	0	1	1	0	2	4											
30 Russell Branyan, L OBP: 0.352, SLG: 0.692										5	0	1	1	0	0	3											
25 Wladimir Balentien, R OBP: 0.417, SLG: 0.674										4	0	1	2	0	1	0											
9 Jeff Clement, L OBP: 0.346, SLG: 0.282										4	0	1	0	1	2	1											
27 Matt Tuiasosopo, R OBP: 0.435, SLG: 0.632										4	0	1	0	0	2	2											
61 Mike Wilson, R OBP: 0.296, SLG: 0.652										2	1	0	0	2	0	2											
6 Chris Woodward, R OBP: 0.296, SLG: 0.540										4	2	2	0	0	1	3											
<b>Inning Stats</b>	R: 0 E: 0 K: 1 S: 7	H: 1 LOB: 1 BB: 0 P: 7	R: 0 E: 0 K: 2 S: 7	H: 0 LOB: 0 BB: 0 P: 7	R: 0 E: 0 K: 2 S: 6	H: 0 LOB: 0 BB: 1 P: 10	R: 0 E: 0 K: 0 S: 3	H: 0 LOB: 0 BB: 0 P: 3	R: 0 E: 0 K: 1 S: 5	H: 2 LOB: 2 BB: 0 P: 7	R: 2 E: 0 K: 0 S: 7	H: 3 LOB: 1 BB: 0 P: 7	R: 0 E: 0 K: 1 S: 7	H: 2 LOB: 2 BB: 0 P: 7	R: 2 E: 0 K: 2 S: 10	H: 3 LOB: 2 BB: 1 P: 14		R: 4 E: 0 K: 1 S: 9	H: 4 LOB: 1 BB: 1 P: 14	1B: 10 2B: 1 3B: 2 HR: 0	SF: 1 DP: 0 HBP: 0	WP: 1 PB: 0 SB: 2 CS: 1	PA: 42				
<b>PITCHER</b>	IP	WLS	BF	H	R	ER	SO	BB	IBB	HBP	BLK	WP	HR	S	P	ERA	WHIP										
22 Clayton Kershaw, L ERA: 3.48	5.1		19	3	2	2	6	1	0	0	0	0	0	31	35	3.38	0.750										
37 Tanyon Sturtze, R ERA: 3.0	0.2	H	3	1	0	0	0	0	0	0	0	0	0	4	4	0.00	1.500										
56 Hung-Chih Kuo, L ERA: 10.13	1.0	H	5	2	0	0	1	0	0	0	0	0	0	7	7	0.00	2.000										
59 Guillermo Mota, R ERA: 3.12	0.2		6	3	2	2	1	1	0	0	0	0	0	7	11	27.00	6.000										
47 Cory Wade, R ERA: 8.1	0.1	H	1	0	0	0	1	0	0	0	0	0	0	3	3	0.00	0.000										
51 Jonathan Broxton, R Henry Bonilla, R ERA: 27.0	0.2	L	7	4	4	4	1	1	0	0	0	0	0	8	13	54.00	7.500										
Henry Bonilla, R ERA: 27.0	0.1		1	0	0	0	0	0	0	0	0	0	0	1	1	0.00	0.000										
<b>Batter</b>	<b>1</b>	<b>2</b>	<b>3</b>	<b>4</b>	<b>5</b>	<b>6</b>	<b>7</b>	<b>8</b>	<b>9</b>	<b>AB</b>	<b>R</b>	<b>H</b>	<b>RBI</b>	<b>BB</b>	<b>SO</b>	<b>LOB</b>	<b>BOTTOM</b>										
15 Rafael Furcal, S OBP: 0.320, SLG: 0.295										3	1	1	0	0	0	0	<b>Seattle Mariners @ Los Angeles Dodgers</b> Camelback Ranch, Glendale, AZ Tue Mar 24 2009, 10:05 PM EDT Att: 9,884 - Clear - 69 F  <b>AB 37</b> <b>R 6</b> <b>H 12</b> <b>RBI 6</b> <b>BB 2</b> <b>SO 7</b> <b>LOB 16</b>										
60 Chin-Lung Hu, R OBP: 0.325, SLG: 0.421										3	0	1	1	0	1	1											
13 Orlando Hudson, S OBP: 0.290, SLG: 0.310										2	1	1	0	0	0	0											
14 Juan Castro, R OBP: 0.455, SLG: 0.659										2	0	2	2	0	0	0											
99 Manny Ramirez, R OBP: 0.590, SLG: 0.714										2	1	1	1	0	0	2											
76 Doug Mientkiewicz, L OBP: 0.385, SLG: 0.783										2	0	0	0	0	0	3											
16 Andre Ethier, L OBP: 0.300, SLG: 0.333										3	0	1	0	0	1	2											
75 Xavier Paul, L OBP: 0.436, SLG: 0.612										2	0	0	0	0	0	3											
23 Casey Blake, R OBP: 0.351, SLG: 0.485										3	1	1	1	0	1	2											
67 Luis Maza, R OBP: 0.300, SLG: 0.125										1	0	0	0	0	0	2											
<b>Inning Stats</b>	R: 1 E: 0 K: 1 S: 8	H: 2 LOB: 1 BB: 0 P: 9	R: 1 E: 0 K: 0 S: 4	H: 1 LOB: 0 BB: 1 P: 9	R: 1 E: 0 K: 0 S: 4	H: 2 LOB: 1 BB: 0 P: 5	R: 0 E: 0 K: 0 S: 3	H: 0 LOB: 0 BB: 0 P: 3	R: 0 E: 1 K: 1 S: 6	H: 0 LOB: 2 BB: 0 P: 7	R: 1 E: 0 K: 2 S: 9	H: 2 LOB: 1 BB: 0 P: 10	R: 2 E: 0 K: 1 S: 8	H: 3 LOB: 2 BB: 0 P: 8	R: 0 E: 0 K: 2 S: 7	H: 1 LOB: 1 BB: 1 P: 11	R: 0 E: 0 K: 0 S: 4	H: 1 LOB: 1 BB: 0 P: 4	1B: 5 2B: 4 3B: 0 HR: 3	SF: 0 DP: 1 HBP: 1	WP: 1 PB: 0 SB: 1 CS: 1	PA: 41					
<b>PITCHER</b>	IP	WLS	BF	H	R	ER	SO	BB	IBB	HBP	BLK	WP	HR	S	P	ERA	WHIP										
18 Ryan Rowland-Smith, L ERA: 9.0	5.0		21	5	3	3	2	1	0	1	0	0	1	9	10	9.00	2.000										
35 Brandon Morrow, R ERA: 13.5	1.0		5	2	1	1	2	0	0	0	0	0	1	9	10	9.00	2.000										
43 Miguel Batista, R ERA: 5.06	1.0		6	3	2	2	1	0	0	0	0	0	0	8	8	18.00	3.000										
48 Roy Corcoran, R ERA: 6.75	1.0	W	4	1	0	0	2	1	0	0	0	0	0	7	11	0.00	2.000										
66 Shawn Kelley, R ERA: 6.52	1.0	S	4	1	0	0	0	0	0	0	0	0	0	4	4	0.00	1.000										











Batter	1	2	3	4	5	6	7	8	9	AB	R	H	RBI	BB	SO	LOB	TOP										
22 Scott Podsednik, L OBP: 0.352, SLG: 0.279 (1, 8)	G4-3	G1-4-3				G4-3		G3-1		4	0	0	0	1	0	1											
2 Troy Tulowitzki, R OBP: 0.295, SLG: 0.390 6 Omar Quintanilla, L OBP: 0.352, SLG: 0.449 (1, 6)										2	1	1	0	2	0	2											
14 Matt Murton, R OBP: 0.368, SLG: 0.462 7 Seth Smith, L OBP: 0.365, SLG: 0.511 (6, PH)	1B									2	2	1	0	1	0	1											
20 Chris Iannetta, R OBP: 0.579, SLG: 0.500 (1, 10)	1B									2	2	0	0	0	1	1											
9 Ian Stewart, L OBP: 0.385, SLG: 0.659 (1, 7)										2	3	1	0	3	0	0											
22 Tomas Perez, S (7, 5)										3	1	1	2	0	1	4											
62 Christian Colonel, R OBP: 0.310, SLG: 0.431 24 Dexter Fowler, S OBP: 0.350, SLG: 0.497 (1, 5)										0	0	0	0	0	0	0											
50 Sal Fasano, R OBP: 0.333, SLG: 0.667 39 Paul Phillips, R OBP: 0.316, SLG: 0.438 (7, 2)	HR									2	2	1	5	0	0	0											
15 Edwin Bellorin, R OBP: 0.273, SLG: 0.263 (1, 3)										3	0	0	0	1	1	3											
1 Jonathan Herrera, S OBP: 0.390, SLG: 0.303 (1, 4)										3	0	0	0	0	0	2											
<b>Inning Stats</b>	R: 4 E: 0 K: 2 S: 10	H: 3 LOB: 0 BB: 1 P: 14	R: 0 E: 0 K: 0 S: 2	H: 0 LOB: 0 BB: 1 P: 6	R: 2 E: 0 K: 0 S: 4	H: 1 LOB: 2 BB: 2 P: 13	R: 0 E: 0 K: 0 S: 2	H: 0 LOB: 1 BB: 2 P: 11	R: 2 E: 0 K: 1 S: 8	H: 1 LOB: 0 BB: 1 P: 14	R: 0 E: 0 K: 1 S: 5	H: 0 LOB: 1 BB: 1 P: 9	R: 0 E: 0 K: 0 S: 3	H: 1 LOB: 0 BB: 0 P: 3	R: 0 E: 0 K: 0 S: 4	H: 1 LOB: 1 BB: 0 P: 4	R: 0 E: 0 K: 1 S: 5	H: 0 LOB: 0 BB: 5 P: 5	1B: 5 2B: 0 3B: 0 HR: 2	SF: 1 SAC: 0 DP: 3 HBP: 2	WP: 0 PB: 0 SB: 0 CS: 0	PA: 41					
<b>PITCHER</b>	IP	WLS	BF	H	R	ER	SO	BB	IBB	HBP	BLK	WP	HR	S	P	ERA	WHIP										
45 Erik Bedard, L ERA: 5.56 (1, 1)	3.0	L	17	4	6	6	2	4	0	1	0	0	1	16	33	18.00	2.667										
35 Brandon Morrow, R ERA: 15.0 (4, 1)	1.0		6	1	2	2	0	3	0	1	0	0	1	5	20	18.00	4.000										
67 Jesus Delgado, R ERA: 5.87 (5, 1)	2.0		7	0	0	0	2	1	0	0	0	0	0	10	14	0.00	0.500										
66 Shawn Kelley, R ERA: 5.4 (7, 1)	2.0		7	2	0	0	0	0	0	0	0	0	0	7	7	0.00	1.000										
49 Garrett Olson, L ERA: 11.57 (9, 1)	1.0		3	0	0	0	1	0	0	0	0	0	0	5	5	0.00	0.000										

Colorado Rockies @ Seattle Mariners  
Peoria Stadium, Peoria, AZ  
Fri Mar 27 2009, 4:05 PM EDT  
Att: 8,443 - Sunny - 67 F

AB	29
R	8
H	7
RBI	8
BB	8
SO	5
LOB	15



Batter	1	2	3	4	5	6	7	8	9	AB	R	H	RBI	BB	SO	LOB	BOTTOM										
51 Ichiro Suzuki, L OBP: 0.500, SLG: 0.500 25 Wladimir Balentien, R OBP: 0.404, SLG: 0.630 (1, 9)	L4		G6-3							3	1	1	0	0	0	1											
3 Ronny Cedeno, R OBP: 0.333, SLG: 0.400 (1, 4)										5	0	2	0	0	1	4											
24 Ken Griffey Jr., L OBP: 0.368, SLG: 0.438 9 Jeff Clement, L OBP: 0.362, SLG: 0.300 (1, 10)	2B									4	0	1	2	0	1	2											
29 Adrian Beltré, R OBP: 0.333, SLG: 0.367 12 Michael Morse, R OBP: 0.352, SLG: 0.383 (6, 5)	K									1	0	1	0	0	0	0											
13 Chris Shelton, R OBP: 0.556, SLG: 0.761 (1, 3)										3	0	1	0	1	0	0											
2 Kenji Johjima, R OBP: 0.800, SLG: 1.000 15 Jamie Burke, R OBP: 0.176, SLG: 0.125 (1, 2)										2	0	2	0	0	0	0											
21 Franklin Gutierrez, R OBP: 0.356, SLG: 0.393 61 Mike Wilson, R OBP: 0.304, SLG: 0.646 (6, 7)										2	0	0	0	0	1	3											
7 Yuniesky Betancourt, R OBP: 0.372, SLG: 0.628 Reeque Corona, S OBP: 0.296, SLG: 0.333 (6, PR)										2	0	1	0	0	0	0											
10 Endy Chavez, L OBP: 0.381, SLG: 0.471 (6, 8)										3	1	0	0	1	0	2											
<b>Inning Stats</b>	R: 0 E: 0 K: 1 S: 6	H: 1 LOB: 1 BB: 0 P: 6	R: 0 E: 0 K: 1 S: 6	H: 2 LOB: 0 BB: 0 P: 6	R: 1 E: 0 K: 0 S: 4	H: 1 LOB: 1 BB: 1 P: 8	R: 0 E: 0 K: 0 S: 4	H: 1 LOB: 1 BB: 0 P: 4	R: 1 E: 0 K: 1 S: 8	H: 3 LOB: 3 BB: 1 P: 12	R: 0 E: 0 K: 0 S: 3	H: 0 LOB: 1 BB: 1 P: 7	R: 0 E: 0 K: 0 S: 3	H: 0 LOB: 0 BB: 0 P: 3	R: 0 E: 0 K: 0 S: 4	H: 1 LOB: 1 BB: 0 P: 4	1B: 9 2B: 3 3B: 0 HR: 0	SF: 0 SAC: 0 DP: 1 HBP: 0	WP: 0 PB: 0 SB: 0 CS: 0	PA: 40							
<b>PITCHER</b>	IP	WLS	BF	H	R	ER	SO	BB	IBB	HBP	BLK	WP	HR	S	P	ERA	WHIP										
28 Aaron Cook, R ERA: 2.55 (1, 1)	5.2	W	27	10	3	3	2	1	0	0	0	0	0	30	34	4.76	1.941										
66 Matt Daley, R ERA: 1.8 (6, 1)	0.1		2	0	0	0	1	1	0	0	0	0	0	3	7	0.00	3.000										
52 Juan Morillo, R ERA: 3.55 (7, 1)	1.0		4	0	0	0	0	1	0	0	0	0	0	3	7	0.00	1.000										
Damian Moss, L ERA: (8, 1)	1.0		3	0	0	0	0	0	0	0	0	0	0	3	3	0.00	0.000										
60 Manny Corpas, R ERA: 1.13 (9, 1)	1.0		4	1	0	0	0	0	0	0	0	0	0	4	4	0.00	1.000										

Colorado Rockies @ Seattle Mariners  
Peoria Stadium, Peoria, AZ  
Fri Mar 27 2009, 4:05 PM EDT  
Att: 8,443 - Sunny - 67 F

AB	37
R	3
H	11
RBI	3
BB	3
SO	3
LOB	20









Batter	1	2	3	4	5	6	7	8	9	AB	R	H	RBI	BB	SO	LOB	TOP					
2 Coco Crisp, S OBP: 0.514, SLG: 0.600										4	2	3	1	0	1	2	<b>Kansas City Royals @ Seattle Mariners</b> Peoria Stadium, Peoria, AZ Sun Mar 29 2009, 4:05 PM EDT Att: 7,271 - Cloudy - 74 F					
35 Mitch Maier, L OBP: 0.362, SLG: 0.636										1	1	1	0	1	0	0						
9 David DeJesus, L OBP: 0.324, SLG: 0.381										4	0	0	0	0	0	5						
15 Shane Costa, L OBP: 0.529, SLG: 0.552										2	1	1	1	1	0	3						
11 Jose Guillen, R OBP: 0.400, SLG: 0.486										4	2	2	2	0	0	1						
Ross Gload, L OBP: 0.346, SLG: 0.500										1	1	0	1	1	0	2						
16 Billy Butler, R OBP: 0.441, SLG: 0.600										5	2	3	1	1	0	2						
17 Mike Jacobs, L OBP: 0.403, SLG: 0.695										1	1	1	2	1	0	0						
43 Ryan Shealy, R OBP: 0.373, SLG: 0.571										2	1	1	3	0	0	0						
14 John Buck, R OBP: 0.487, SLG: 0.769										5	0	1	0	0	1	5						
Brayan Peña, S OBP: 0.333, SLG: 0.286										0	0	0	0	1	0	0						
4 Alex Gordon, L OBP: 0.490, SLG: 0.596										3	1	2	1	0	0	0						
8 Willie Bloomquist, R OBP: 0.353, SLG: 0.388										3	0	1	0	0	0	3						
13 Alberto Callaspo, S OBP: 0.266, SLG: 0.426										6	3	4	2	0	1	3						
1 Tony Pena Jr., R OBP: 0.314, SLG: 0.404										3	2	2	2	1	1	1						
46 Luis Hernandez, S OBP: 0.286, SLG: 0.231										2	0	0	0	0	1	3						
<b>Inning Stats</b>	R: 2 E: 0 K: 1 S: 8	H: 3 LOB: 1 BB: 0 P: 8	R: 5 E: 1 K: 0 S: 10	H: 6 LOB: 1 BB: 0 P: 11	R: 0 E: 1 K: 1 S: 6	H: 1 LOB: 2 BB: 1 P: 10	R: 0 E: 0 K: 0 S: 4	H: 1 LOB: 1 BB: 0 P: 4	R: 0 E: 0 K: 1 S: 5	H: 1 LOB: 1 BB: 0 P: 5	R: 0 E: 0 K: 0 S: 3	H: 1 LOB: 1 BB: 0 P: 3	R: 9 E: 0 K: 0 S: 12	H: 7 LOB: 1 BB: 3 P: 26	R: 1 E: 1 K: 0 S: 5	H: 1 LOB: 2 BB: 1 P: 9	R: 0 E: 0 K: 2 S: 8	H: 1 LOB: 2 BB: 1 P: 12	1B: 11 2B: 8 3B: 0 HR: 3	SF: 2 SAC: 0 DP: 2 HBP: 0	WP: 0 PB: 0 SB: 0 CS: 0	PA: 54
<b>PITCHER</b>	IP WLS BF H R ER SO BB IBB HBP BLK WP HR S P ERA WHIP																					
56 Jarrod Washburn, L ERA: 6.12	6.0		30	13	7	7	3	1	0	0	0	0	0	0	1	36	41	10.50	2.333			
53 David Aardsma, R ERA: 8.17	0.2	L	7	3	5	5	0	2	0	0	0	0	0	1	6	16	67.50	7.500				
48 Roy Corcoran, R ERA: 12.79	0.0		5	4	4	4	0	1	0	0	0	0	0	1	5	9						
20 Denny Stark, R ERA: 2.0	1.1		7	1	1	0	0	1	0	0	0	0	0	6	10	0.00	1.500					
66 Shawn Kelley, R ERA: 4.97	1.0		5	1	0	0	2	1	0	0	0	0	0	8	12	0.00	2.000					

AB	46
R	17
H	22
RBI	16
BB	6
SO	5
LOB	30



WP	0
PB	0
SB	0
CS	0

AB	43
R	12
H	18
RBI	12
BB	1
SO	8
LOB	12



WP	0
PB	0
SB	0
CS	0

<b>PITCHER</b>	IP WLS BF H R ER SO BB IBB HBP BLK WP HR S P ERA WHIP
23 Zack Greinke, R ERA: 6.23	(1, 1) 2.0 0 4 1 1 1 1 1 0 0 0 0 0 1 7 8 9.00 1.000
31 Brandon Duckworth, R ERA: 4.96	(4, 1) 2.0 0 6 1 0 0 0 0 0 0 0 0 0 0 6 6 0.00 0.500
32 Ron Mahay, L ERA: 3.0	(6, 1) 1.0 W 6 3 1 1 1 1 0 0 0 0 0 0 0 8 8 9.00 3.000
37 Juan Cruz, R ERA: 3.0	(7, 1) 1.0 0 4 1 1 1 1 2 0 0 0 0 0 0 1 9 10 9.00 1.000
40 Kyle Farnsworth, R ERA: 6.0	(8, 1) 1.0 0 4 1 0 0 0 1 0 0 0 0 0 0 6 6 0.00 1.000
64 Tim Hamulack, L ERA: 2.57	(9, 1) 1.0 0 4 1 0 0 0 1 0 0 0 0 0 0 6 6 0.00 1.000







Batter	1	2	3	4	5	6	7	8	9	AB	R	H	RBI	BB	SO	LOB	TOP						
10 Endy Chavez, L (1,7) 61 Mike Wilson, R (6,7) (8,9)										4	1	3	1	0	0	3	<b>Seattle Mariners @ Cleveland Indians</b> Goodyear Ballpark, Goodyear, AZ Tue Mar 31 2009, 4:05 PM EDT Att: 4,105 - Sunny - 73 F						
3 Ronny Cedeno, R (1,6) Reegie Corona, S (7,6)										5	1	1	4	0	2	5							
30 Russell Branyan, L (1,3) 13 Chris Shelton, R (6,3)										4	2	2	3	0	1	2							
29 Adrián Beltré, R (1,5) 16 Chris Burke, R (6,4)										4	1	1	0	0	0	1							
5 Mike Sweeney, R (1,10) 12 Michael Morse, R (8,PH) (8,10)										4	1	2	0	0	1	0							
25 Vladimir Valentinov, R (1,9) 23 Johan Limonta, L (8,7)										4	2	3	2	0	0	0							
32 Rob Johnson, R (1,2) 15 Jamie Burke, R (7,2)										3	0	0	0	0	0	3							
21 Franklin Gutierrez, R (1,8) 96 Tyson Gillies, L (7,8)										3	1	1	1	0	1	1							
6 Chris Woodward, R (1,4) (6,5)										5	2	2	0	0	0	2							
<b>Inning Stats</b>	R: 0 E: 0 K: 0 S: 4	H: 1 LOB: 1 BB: 0 P: 5	R: 2 E: 0 K: 0 S: 5	H: 2 LOB: 0 BB: 0 P: 5	R: 2 E: 0 K: 1 S: 7	H: 2 LOB: 0 BB: 0 P: 9	R: 6 E: 0 K: 0 S: 13	H: 8 LOB: 2 BB: 0 P: 14	R: 1 E: 0 K: 3 S: 11	H: 2 LOB: 1 BB: 0 P: 11	R: 0 E: 0 K: 0 S: 3	H: 0 LOB: 0 BB: 0 P: 3	R: 0 E: 1 K: 1 S: 6	H: 0 LOB: 2 BB: 1 P: 11	R: 0 E: 0 K: 0 S: 3	H: 0 LOB: 0 BB: 0 P: 3		R: 1 E: 1 K: 2 S: 9	H: 1 LOB: 2 BB: 1 P: 13	1B: 8 2B: 5 3B: 0 HR: 3	SF: 1 SAC: 0 DP: 0 HBP: 0	WP: 1 PB: 0 SB: 1 CS: 0	PA: 47
<b>PITCHER</b>	IP WLS BF H R ER SO BB IBB HBP BLK WP HR S P ERA WHIP																						
46 Scott Lewis, L (1,1) ERA: 8.59	3.2 L 24 13 10 10 1 0 0 0 0 0 0 3 28 32 24.55 3.545																						
36 Joe Smith, R (4,1) ERA: 2.35	1.1 6 2 1 1 3 0 0 0 0 0 0 0 12 12 6.75 1.500																						
30 Masa Kobayashi, R (6,1) ERA: 9.0	1.0 3 0 0 0 0 0 0 0 0 0 0 0 3 3 0.00 0.000																						
50 Jensen Lewis, R (7,1) ERA: 1.84	2.0 8 0 0 0 1 1 0 0 0 0 1 0 9 14 0.00 0.500																						
Edward Mujica, R (9,1) ERA: 8.1	1.0 6 1 1 0 2 1 0 0 0 0 0 0 9 13 0.00 2.000																						

Batter	1	2	3	4	5	6	7	8	9	AB	R	H	RBI	BB	SO	LOB	BOTTOM						
24 Grady Sizemore, L (1,10)										4	0	1	0	0	1	0	<b>Seattle Mariners @ Cleveland Indians</b> Goodyear Ballpark, Goodyear, AZ Tue Mar 31 2009, 4:05 PM EDT Att: 4,105 - Sunny - 73 F						
7 Mark DeRosa, R (1,3) 15 Andy Marte, R (8,3)										3	1	2	0	0	0	2							
41 Victor Martinez, S (1,2) 65 Damaso Espino, R (6,PR) (7,2)										2	0	0	0	1	1	1							
17 Shin-Soo Choo, L (1,7) 29 Josh Barfield, R (7,7)										3	0	0	0	0	1	3							
25 Ryan Garko, R (1,9)										4	0	1	2	0	2	1							
12 Ben Francisco, R (1,8) 26 Trevor Crowe, S (6,8)										2	1	1	1	0	0	0							
Asdrúbal Cabrera, S (1,4) 4 Tony Graffanino, R (6,4)										2	1	1	1	0	1	2							
11 Jamey Carroll, R (1,5)										3	0	0	0	1	0	0							
8 Wilson Valdez, R (1,6)										4	0	1	0	0	0	1							
<b>Inning Stats</b>	R: 0 E: 0 K: 3 S: 10	H: 1 LOB: 1 BB: 0 P: 10	R: 0 E: 0 K: 1 S: 5	H: 0 LOB: 0 BB: 0 P: 5	R: 0 E: 0 K: 0 S: 4	H: 2 LOB: 1 BB: 0 P: 4	R: 0 E: 0 K: 0 S: 3	H: 0 LOB: 0 BB: 0 P: 3	R: 1 E: 0 K: 0 S: 5	H: 1 LOB: 0 BB: 0 P: 5	R: 2 E: 0 K: 1 S: 7	H: 2 LOB: 2 BB: 2 P: 15	R: 0 E: 0 K: 0 S: 3	H: 0 LOB: 0 BB: 0 P: 3	R: 0 E: 0 K: 1 S: 6	H: 2 LOB: 1 BB: 0 P: 6		R: 1 E: 0 K: 1 S: 7	H: 1 LOB: 0 BB: 1 P: 13	1B: 6 2B: 2 3B: 0 HR: 2	SF: 0 SAC: 0 DP: 3 HBP: 0	WP: 0 PB: 0 SB: 0 CS: 0	PA: 36
<b>PITCHER</b>	IP WLS BF H R ER SO BB IBB HBP BLK WP HR S P ERA WHIP																						
71 Chris Jakubauskas, R (1,1) ERA: 2.08	5.0 W 18 4 1 1 4 0 0 0 0 0 0 1 27 27 1.80 0.800																						
49 Garrett Olson, L (6,1) ERA: 11.12	2.0 10 2 2 2 1 2 0 0 0 0 0 0 10 18 9.00 2.000																						
67 Jesus Delgado, R (8,1) ERA: 0.52	1.0 4 2 0 0 1 0 0 0 0 0 0 0 6 6 0.00 2.000																						
35 Brandon Morrow, R (9,1) ERA: 13.5	1.0 4 1 1 1 1 1 0 0 0 0 0 1 7 13 9.00 2.000																						



Batter	1	2	3	4	5	6	7	8	9	AB	R	H	RBI	BB	SO	LOB	TOP							
12 Ben Francisco, R OBP: 0.438, SLG: 0.636 (1, 7)											6	4	5	4	0	0	1							
7 Mark DeRosa, R OBP: 0.364, SLG: 0.800 (1, 5)											5	2	1	1	0	0	3							
41 Victor Martinez, S OBP: 0.355, SLG: 0.500 (1, 3)											5	0	2	3	0	1	1							
48 Travis Hafner, L OBP: 0.333, SLG: 0.420 (1, 10)											6	1	3	2	0	2	5							
2 Jhonny Peralta, R OBP: 0.433, SLG: 0.655 (1, 6)											5	0	2	2	0	1	2							
25 Ryan Garko, R OBP: 0.306, SLG: 0.356 Jose Constanza, L OBP: 0.667, SLG: 0.500 (6, 9)												3	1	2	0	0	1	0						
10 Kelly Shoppach, R OBP: 0.378, SLG: 0.580 65 Damaso Espino, R OBP: 0.385, SLG: 0.615 (7, 2)												4	1	1	2	0	2	3						
26 Trevor Crowe, S OBP: 0.351, SLG: 0.404 (1, 8)													4	2	1	0	1	1	2					
29 Josh Barfield, R OBP: 0.281, SLG: 0.283 (1, 4)													4	3	2	0	1	0	2					
<b>Inning Stats</b>	R: 1 E: 1 K: 0 S: 7	H: 2 LOB: 1 BB: 0 P: 9	R: 2 E: 0 K: 1 S: 7	H: 3 LOB: 0 BB: 0 P: 7	R: 1 E: 0 K: 1 S: 8	H: 1 LOB: 0 BB: 0 P: 8	R: 0 E: 0 K: 1 S: 5	H: 0 LOB: 0 BB: 0 P: 5	R: 2 E: 1 K: 1 S: 8	H: 2 LOB: 1 BB: 0 P: 8	R: 0 E: 0 K: 1 S: 6	H: 1 LOB: 2 BB: 0 P: 6	R: 2 E: 0 K: 1 S: 8	H: 4 LOB: 1 BB: 1 P: 12	R: 4 E: 0 K: 1 S: 10	H: 5 LOB: 2 BB: 1 P: 14	R: 2 E: 0 K: 1 S: 6	H: 1 LOB: 1 BB: 2 P: 14	1B: 13 2B: 3 3B: 0 HR: 3	SF: 2 SAC: 0 DP: 3 HBP: 0	WP: 1 PB: 0 SB: 1 CS: 0	PA: 49		
<b>PITCHER</b>	IP	WLS	BF	H	R	ER	SO	BB	IBB	HBP	BLK	WP	HR	S	P	ERA	WHIP							
34 Félix Hernández, R ERA: 8.36 (1, 1)	6.0		27	9	6	4	5	0	0	0	0	1	3	41	43	6.00	1.500							
48 Roy Corcoran, R ERA: 14.14 (7, 1)	0.2	B	6	4	2	2	0	1	0	0	0	0	0	5	9	27.00	7.500							
66 Shawn Kelley, R ERA: 7.62 (7, 1)	0.1	B	6	4	4	4	1	0	0	0	0	0	0	8	8	108.00	12.000							
20 Denny Stark, R ERA: 1.8 (8, 1)	1.0	B	4	1	0	0	1	1	0	0	0	0	0	5	9	0.00	2.000							
53 David Aardsma, R ERA: 7.11 (9, 1)	1.0	B	6	1	2	2	1	2	0	0	0	0	0	6	14	18.00	3.000							

Cleveland Indians @ Seattle Mariners  
Peoria Stadium, Peoria, AZ  
Wed Apr 01 2009, 4:05 PM EDT  
Att: 5,079 - Sunny - 73 F

AB 43  
R 14  
H 19  
RBI 14  
BB 4  
SO 8  
LOB 22



Batter	1	2	3	4	5	6	7	8	9	AB	R	H	RBI	BB	SO	LOB	BOTTOM							
21 Franklin Gutierrez, R OBP: 0.360, SLG: 0.441 (1, 8)										5	3	3	0	0	0	0								
7 Yuniesky Betancourt, R OBP: 0.360, SLG: 0.630 (1, 6)										5	3	3	1	0	0	1								
24 Ken Griffey Jr., L OBP: 0.370, SLG: 0.590 50 Prentice Redman, R OBP: 0.213, SLG: 0.255 (8, 7)										4	1	1	2	0	2	3								
29 Adrián Beltré, R OBP: 0.378, SLG: 0.488 16 Chris Burke, R OBP: 0.435, SLG: 0.324 (8, 5)										4	1	3	3	0	0	1								
5 Mike Sweeney, R OBP: 0.460, SLG: 0.556 23 Johan Limonta, L OBP: 0.667, SLG: 1.333 (6, 3)										1	1	1	1	0	0	0								
5 Mike Sweeney, R OBP: 0.460, SLG: 0.556 23 Johan Limonta, L OBP: 0.667, SLG: 1.333 (6, 3)										3	0	1	1	0	0	1								
4 Jose Lopez, R OBP: 0.250, SLG: 0.361 Ezequiel Carrera, L (9, PR)										2	1	1	1	0	1	0								
25 Wladimir Balentien, R OBP: 0.375, SLG: 0.532 (1, 10)												3	0	0	1	1	2	0						
61 Mike Wilson, R OBP: 0.333, SLG: 0.742 (1, 9)												5	2	2	1	0	2	3						
32 Rob Johnson, R OBP: 0.390, SLG: 0.658 (1, 2)													5	1	1	2	0	2	2					
<b>Inning Stats</b>	R: 3 E: 0 K: 0 S: 8	H: 3 LOB: 0 BB: 0 P: 9	R: 1 E: 0 K: 1 S: 8	H: 1 LOB: 0 BB: 0 P: 9	R: 1 E: 0 K: 2 S: 9	H: 2 LOB: 1 BB: 0 P: 9	R: 2 E: 0 K: 0 S: 7	H: 2 LOB: 0 BB: 0 P: 8	R: 0 E: 0 K: 1 S: 6	H: 1 LOB: 1 BB: 0 P: 7	R: 0 E: 0 K: 2 S: 7	H: 0 LOB: 0 BB: 0 P: 7	R: 5 E: 0 K: 1 S: 11	H: 5 LOB: 1 BB: 0 P: 13	R: 2 E: 0 K: 1 S: 8	H: 3 LOB: 0 BB: 0 P: 8	R: 0 E: 0 K: 2 S: 8	H: 1 LOB: 2 BB: 1 P: 12	1B: 9 2B: 4 3B: 1 HR: 4	SF: 1 SAC: 0 DP: 0 HBP: 0	WP: 1 PB: 0 SB: 0 CS: 1	PA: 46		
<b>PITCHER</b>	IP	WLS	BF	H	R	ER	SO	BB	IBB	HBP	BLK	WP	HR	S	P	ERA	WHIP							
31 Cliff Lee, L ERA: 12.46 (1, 1)	5.0		24	9	7	7	4	0	0	0	0	1	3	38	42	12.60	1.800							
34 Kerry Wood, R ERA: (6, 1)	1.0		3	0	0	0	2	0	0	0	0	0	0	7	7	0.00	0.000							
30 Masa Kobayashi, R ERA: 12.27 (7, 1)	1.0	B	8	5	5	5	1	0	0	0	0	0	1	11	13	45.00	5.000							
53 Rafael Perez, L ERA: 3.0 (8, 1)	1.0		5	3	2	2	1	0	0	0	0	0	0	8	8	18.00	3.000							
40 Matt Herges, R ERA: 6.43 (9, 1)	1.0		5	1	0	0	2	1	0	0	0	0	0	8	12	0.00	2.000							

Cleveland Indians @ Seattle Mariners  
Peoria Stadium, Peoria, AZ  
Wed Apr 01 2009, 4:05 PM EDT  
Att: 5,079 - Sunny - 73 F

AB 43  
R 14  
H 18  
RBI 14  
BB 1  
SO 10  
LOB 14










Batter	1	2	3	4	5	6	7	8	9	AB	R	H	RBI	BB	SO	LOB	TOP				
24 Dexter Fowler, S OBP: 0.365, SLG: 0.446	G5-3	L9		FC5-2-5 17 2B		K				4	1	0	0	1	1	2					
19 Ryan Spillborghs, R OBP: 0.397, SLG: 0.734										3	1	1	2	0	1	1					
7 Seth Smith, L OBP: 0.356, SLG: 0.538	HR			K		G5-3				2	0	0	0	0	1	2					
17 Todd Helton, L OBP: 0.590, SLG: 0.950										3	1	3	1	0	0	0					
62 Christian Colonel, R OBP: 0.338, SLG: 0.452										2	0	2	0	0	0	0					
27 Garrett Atkins, R OBP: 0.447, SLG: 0.639										3	0	2	0	0	0	1					
9 Ian Stewart, L OBP: 0.396, SLG: 0.639										2	0	0	0	0	1	2					
11 Brad Hawpe, L OBP: 0.406, SLG: 0.500										3	0	1	1	0	1	2					
40 Daniel Ortmeier, S OBP: 0.353, SLG: 0.500										2	0	0	0	0	1	2					
2 Troy Tulowitzki, R OBP: 0.359, SLG: 0.439										3	0	0	0	0	2	4					
1 Jonathan Herrera, S OBP: 0.367, SLG: 0.293										2	0	1	0	0	1	1					
20 Chris Iannetta, R OBP: 0.486, SLG: 0.517										2	1	1	0	1	0	2					
50 Sal Fasano, R OBP: 0.294, SLG: 0.533										1	0	0	0	0	1	1					
10 Jeff Baker, R OBP: 0.389, SLG: 0.569										4	1	2	0	0	0	1					
12 Clint Barmes, R OBP: 0.412, SLG: 0.538										4	1	2	2	0	1	0					
<b>Inning Stats</b>	R: 2 E: 0 K: 1 S: 15	H: 4 LOB: 2 BB: 0 P: 23	R: 0 E: 0 K: 1 S: 11	H: 0 LOB: 0 BB: 0 P: 14	R: 0 E: 0 K: 2 S: 14	H: 2 LOB: 2 BB: 0 P: 18	R: 3 E: 0 K: 0 S: 19	H: 4 LOB: 1 BB: 0 P: 27	R: 0 E: 0 K: 1 S: 8	H: 0 LOB: 0 BB: 0 P: 10	R: 0 E: 0 K: 0 S: 6	H: 1 LOB: 0 BB: 0 P: 9	R: 1 E: 0 K: 2 S: 15	H: 3 LOB: 2 BB: 1 P: 24	R: 0 E: 0 K: 3 S: 15	H: 1 LOB: 1 BB: 0 P: 20	1B: 11 2B: 3 3B: 0 HR: 1	SF: 0 SAC: 0 DP: 1 HBP: 0	WP: 0 PB: 1 SB: 1 CS: 0	PA: 42	
<b>PITCHER</b>	IP	WLS	BF	H	R	ER	SO	BB	IBB	HBP	BLK	WP	HR	S	P	ERA	WHIP				
56 Jarrod Washburn, L ERA: 6.6	5.0	L	26	10	5	5	5	1	0	0	0	0	1	67	97	9.00	2.200				
48 Roy Corcoran, R ERA: 11.0	2.0		6	1	0	0	1	0	0	0	0	0	0	14	19	0.00	0.500				
66 Shawn Kelley, R ERA: 7.71	1.0		6	3	1	1	2	1	0	0	0	0	0	15	24	9.00	4.000				
65 Eric Hull, R ERA: 6.48	1.0		4	1	0	0	3	0	0	0	0	0	0	15	20	0.00	1.000				

**Colorado Rockies @ Seattle Mariners**  
Cashman Field, Las Vegas, NV  
Fri Apr 03 2009, 10:05 PM EDT  
Att: 6,221 - Partly Cloudy - 53 F

livebaseballscorecards.com

AB 40  
R 6  
H 15  
RBI 6  
BB 2  
SO 11  
LOB 21




Batter	1	2	3	4	5	6	7	8	9	AB	R	H	RBI	BB	SO	LOB	BOTTOM					
10 Endy Chavez, L OBP: 0.537, SLG: 0.771										3	1	2	0	0	0	0						
61 Mike Wilson, R OBP: 0.316, SLG: 0.697										2	0	0	0	0	1	0						
21 Franklin Gutierrez, R OBP: 0.380, SLG: 0.465										3	1	2	1	1	0	1						
29 Adrian Beltré, R OBP: 0.396, SLG: 0.512										2	0	1	0	1	1	1						
67 Calix Crabbe, S OBP: 0.375, SLG: 0.533										1	1	0	0	0	0	1						
30 Russell Bryanan, L OBP: 0.341, SLG: 0.658										3	0	0	1	0	1	4						
16 Chris Burke, R OBP: 0.426, SLG: 0.316										1	0	0	0	0	0	1						
5 Mike Sweeney, R OBP: 0.444, SLG: 0.531										4	0	1	1	0	0	2						
32 Rob Johnson, R OBP: 0.362, SLG: 0.581										4	0	0	0	0	1	2						
25 Wladimir Balentien, R OBP: 0.375, SLG: 0.514										4	0	2	0	0	1	0						
3 Ronny Cedeno, R OBP: 0.325, SLG: 0.416										4	0	1	0	0	0	2						
6 Chris Woodward, R OBP: 0.324, SLG: 0.588										4	0	0	0	0	1	2						
<b>Inning Stats</b>	R: 0 E: 0 K: 1 S: 11	H: 1 LOB: 1 BB: 0 P: 14	R: 0 E: 0 K: 0 S: 7	H: 1 LOB: 0 BB: 0 P: 8	R: 1 E: 0 K: 2 S: 16	H: 2 LOB: 2 BB: 1 P: 29	R: 0 E: 0 K: 0 S: 9	H: 1 LOB: 1 BB: 0 P: 14	R: 2 E: 0 K: 0 S: 13	H: 2 LOB: 2 BB: 1 P: 20	R: 0 E: 0 K: 0 S: 5	H: 1 LOB: 0 BB: 0 P: 10	R: 0 E: 0 K: 1 S: 9	H: 1 LOB: 1 BB: 0 P: 12	R: 0 E: 0 K: 2 S: 9	H: 0 LOB: 0 BB: 0 P: 12	R: 0 E: 0 K: 0 S: 5	H: 0 LOB: 0 BB: 0 P: 8	1B: 6 2B: 3 3B: 0 HR: 0	SF: 0 SAC: 0 DP: 1 HBP: 0	WP: 1 PB: 0 SB: 1 CS: 0	PA: 37
<b>PITCHER</b>	IP	WLS	BF	H	R	ER	SO	BB	IBB	HBP	BLK	WP	HR	S	P	ERA	WHIP					
56 Franklin Morales, L ERA: 4.5	5.0		24	7	3	3	3	2	0	0	0	0	0	56	85	5.40	1.800					
49 Jason Grilli, R ERA: 5.79	1.0	H	3	1	0	0	0	0	0	0	0	0	0	5	10	0.00	1.000					
32 Glendon Rusch, L ERA:	1.0	H	4	1	0	0	1	0	0	0	0	0	0	9	12	0.00	1.000					
16 Huston Street, R ERA: 4.76	1.0	H	3	0	0	0	2	0	0	0	0	0	0	9	12	0.00	0.000					
Damian Moss, L ERA:	1.0	S	3	0	0	0	0	0	0	0	0	0	0	5	8	0.00	0.000					

**Colorado Rockies @ Seattle Mariners**  
Cashman Field, Las Vegas, NV  
Fri Apr 03 2009, 10:05 PM EDT  
Att: 6,221 - Partly Cloudy - 53 F

livebaseballscorecards.com

AB 35  
R 3  
H 9  
RBI 3  
BB 2  
SO 6  
LOB 16





Batter	1	2	3	4	5	6	7	8	9	AB	R	H	RBI	BB	SO	LOB	TOP										
21 Franklin Gutierrez, R OBP: 0.390, SLG: 0.473 96 Tyson Gillespie, L OBP: 0.279, SLG: 0.429	G6-3		4 1B 24 1B 1B		G3-4-1 27 1B 1B		E4 4 G4-3 61 1B 4 BLK		G4-3	3	2	2	0	0	0	0											
4 Jose Lopez, R OBP: 0.273, SLG: 0.419 16 Chris Burke, R OBP: 0.417, SLG: 0.308	G5-3		24 1B 1B		G3-4-1		G4-3		F9	4	0	1	0	0	0	2											
24 Ken Griffey Jr., L OBP: 0.385, SLG: 0.489 61 Mike Wilson, R OBP: 0.316, SLG: 0.681	G4-3		1B		L4		27 CS 1B		K	2	0	1	1	0	0	0											
29 Adrian Beltré, R OBP: 0.380, SLG: 0.489 27 Matt Tuiasosopo, R OBP: 0.453, SLG: 0.644		F8	K		1B		30 WP 1B			2	0	0	0	0	1	2											
30 Russell Branyan, L OBP: 0.337, SLG: 0.633 53 David Aardsma, R OBP: 0.417, SLG: 0.308 35 Brandon Morrow, R OBP: 0.417, SLG: 0.308 46 Sean White, R OBP: 0.417, SLG: 0.308		K	K2-3		K		1B			2	0	0	0	1	3	3											
2 Kenji Johjima, R OBP: 0.526, SLG: 0.944 15 Jamie Burke, R OBP: 0.231, SLG: 0.194	1B				HR		7 1B 2B		F9	3	1	3	1	0	0	0											
25 Wladimir Balentien, R OBP: 0.357, SLG: 0.486	K				P1		G6-3		G5-3	4	0	0	0	0	1	2											
7 Yuniesky Betancourt, R OBP: 0.419, SLG: 0.683 41 Chris Jakubauskas, L OBP: 0.339, SLG: 0.580 6 Chris Woodward, R OBP: 0.339, SLG: 0.580			HR		K		3 G6-4-3 1B		G6-3	3	1	2	1	0	1	0											
18 Ryan Rowland-Smith, L OBP: 0.500, SLG: 0.400 43 Miguel Batista, R OBP: 0.317, SLG: 0.405 3 Ronny Cedeno, R OBP: 0.317, SLG: 0.405			K		G3		G6-4-3 1-2		G5-3	2	0	0	0	0	1	0											
<b>Inning Stats</b>	R: 0 H: 0 E: 0 K: 0 S: 7	H: 0 LOB: 0 BB: 0 P: 8	R: 0 H: 1 E: 0 K: 2 S: 12	LOB: 1 BB: 0 P: 14	R: 2 H: 4 E: 0 K: 3 S: 17	LOB: 2 BB: 0 P: 21	R: 1 H: 1 E: 0 K: 1 S: 14	LOB: 0 BB: 0 P: 20	R: 1 H: 2 E: 0 K: 1 S: 9	LOB: 1 BB: 0 P: 13	R: 1 H: 2 E: 1 K: 0 S: 14	LOB: 2 BB: 1 P: 24	R: 0 H: 0 E: 0 K: 0 S: 6	LOB: 0 BB: 0 P: 12	R: 0 H: 0 E: 0 K: 1 S: 7	LOB: 0 BB: 0 P: 9	1B: 9 2B: 1 3B: 0 HR: 2	SF: 0 SAC: 0 DP: 1 HBP: 0	WP: 1 PB: 0 SB: 1 CS: 1	PA: 39							
<b>PITCHER</b>	IP	WLS	BF	H	R	ER	SO	BB	IBB	HBP	BLK	WP	HR	S	P	ERA	WHIP										
21 Jason Marquis, R ERA: 10.08 52 Juan Morillo, R ERA: 3.07 37 Ryan Speier, R ERA: 1.54 60 Manny Corpas, R ERA: 0.82	6.0		27	10	4	4	7	0	0	0	0	0	2	68	89	6.00	1.667										

Seattle Mariners @ Colorado Rockies  
Cashman Field, Las Vegas, NV  
Sat Apr 04 2009, 3:10 PM EDT  
Att: 7,472 - Sunny - 57 F

AB 38  
R 5  
H 12  
RBI 5  
BB 1  
SO 8  
LOB 14



Batter	1	2	3	4	5	6	7	8	9	AB	R	H	RBI	BB	SO	LOB	BOTTOM										
24 Dexter Fowler, S OBP: 0.356, SLG: 0.430	G3		K		G3		K		7 1B 6 BB 1B	5	0	1	0	0	2	1											
2 Troy Tulowitzki, R OBP: 0.369, SLG: 0.450 6 Omar Quintanilla, L OBP: 0.381, SLG: 0.491			19 WP 2H 1B		F8		K		7 1B BB	3	0	2	1	0	0	0											
19 Ryan Spillborghs, R OBP: 0.387, SLG: 0.712 7 Seth Smith, L OBP: 0.387, SLG: 0.556			P3		11 E BB		62 CS 1B		1-2 2-3 3H 1B	2	0	0	0	0	1	2											
27 Garrett Atkins, R OBP: 0.439, SLG: 0.615 62 Christian Colon, R OBP: 0.333, SLG: 0.444	FC4-6				11 2B 10 2B 1B		F8		CS	3	1	1	0	0	0	2											
11 Brad Hawpe, L OBP: 0.400, SLG: 0.516 40 Daniel Ortmeier, S OBP: 0.362, SLG: 0.508		G4-3			10 2B 2B		K		E9 10 S 1B	3	1	1	0	0	1	1											
10 Jeff Baker, R OBP: 0.375, SLG: 0.564		P4			12 FC2-5 2H 3H 2B		L3		K	4	0	1	2	0	1	1											
12 Clint Barmes, R OBP: 0.356, SLG: 0.619 9 Ian Stewart, L OBP: 0.356, SLG: 0.619		G1-3			8 2B		K		P6	2	1	0	0	0	1	1											
8 Yorvit Torrealba, R OBP: 0.362, SLG: 0.578					G5-3		21 1B 2B			4	2	3	1	0	0	0											
21 Jason Marquis, L OBP: 0.333, SLG: 0.400 52 Juan Morillo, R OBP: 0.333, SLG: 0.400 37 Ryan Speier, R OBP: 0.333, SLG: 0.400 60 Manny Corpas, R OBP: 0.333, SLG: 0.400 1 Jonathan Herrera, S OBP: 0.360, SLG: 0.286					E6 2 1B		G4-3		K	3	1	1	1	0	0	1											
<b>Inning Stats</b>	R: 0 H: 1 E: 0 K: 1 S: 11	H: 0 LOB: 0 BB: 0 P: 14	R: 0 H: 0 E: 0 K: 0 S: 6	LOB: 0 BB: 0 P: 9	R: 1 H: 1 E: 1 K: 1 S: 15	LOB: 1 BB: 0 P: 21	R: 4 H: 5 E: 0 K: 0 S: 13	LOB: 0 BB: 0 P: 19	R: 0 H: 0 E: 1 K: 1 S: 8	LOB: 1 BB: 1 P: 15	R: 0 H: 1 E: 0 K: 2 S: 11	LOB: 0 BB: 0 P: 13	R: 0 H: 1 E: 1 K: 2 S: 11	LOB: 1 BB: 0 P: 15	R: 1 H: 3 E: 0 K: 1 S: 10	LOB: 3 BB: 1 P: 16	1B: 10 2B: 3 3B: 0 HR: 0	SF: 0 SAC: 0 DP: 0 HBP: 0	WP: 1 PB: 0 SB: 1 CS: 1	PA: 40							
<b>PITCHER</b>	IP	WLS	BF	H	R	ER	SO	BB	IBB	HBP	BLK	WP	HR	S	P	ERA	WHIP										
18 Ryan Rowland-Smith, L ERA: 7.24 43 Miguel Batista, R ERA: 3.86 41 Chris Jakubauskas, R ERA: 1.99 53 David Aardsma, R ERA: 6.59 35 Brandon Morrow, R ERA: 10.8	3.1		17	6	5	4	2	0	0	0	0	0	0	42	60	10.80	1.800										
46 Sean White, R ERA: 2.13	0.1	L	5	3	1	1	1	1	0	0	0	0	0	11	18	0.00	1.200										

Seattle Mariners @ Colorado Rockies  
Cashman Field, Las Vegas, NV  
Sat Apr 04 2009, 3:10 PM EDT  
Att: 7,472 - Sunny - 57 F

AB 37  
R 6  
H 13  
RBI 6  
BB 2  
SO 9  
LOB 11





Batter	1	2	3	4	5	6	7	8	9	AB	R	H	RBI	BB	SO	LOB	TOP										
10 Endy Chavez, L (1,7) OBP: 0.250, SLG: 0.250	G4-3		G4-3					G5-3		4	1	1	0	0	0	0	<b>Seattle Mariners @ Minnesota Twins</b> Hubert H. Humphrey Metrodome, Minneapolis, MN Mon Apr 06 2009, 8:10 PM EDT Att: 48,514 - Dome - G9 F <a href="http://livebaseballscorecards.com">livebaseballscorecards.com</a>										
21 Franklin Gutierrez, R (1,8) OBP: 0.500, SLG: 1.333	G6-3		G4-3			21 HR 1B			4 PB 24 BB 1B	3	2	1	2	1	0	0											
5 Mike Sweeney, R (1,10)	K		G6-3			F7			F9	4	0	0	0	0	1	1											
29 Adrian Beltré, R (1,5) OBP: 0.250, SLG: 0.500		24 4 SF7 2B				G5-3			F7	4	1	1	0	0	0	1											
24 Ken Griffey Jr., L (1,9) OBP: 0.500, SLG: 1.333 25 Wladimir Balentien, R (9, PR) (9,9)	G4-3								4 PB 1B	3	1	1	1	1	0	1											
4 Jose Lopez, R (1,4) OBP: 0.250, SLG: 0.333	SF7					F7			1B	3	0	1	3	0	1	0											
30 Russell Branyan, L (1,3)	K					L5			F7	4	0	0	0	0	1	1											
2 Kenji Johjima, R (1,2) OBP: 0.333, SLG: 0.333			F8			G6-3			7 G4-6-3 1B	3	0	1	0	0	0	0											
7 Yuniesky Betancourt, R (1,6)	G4-3					F7			G4-6-3	3	0	0	0	0	0	1											
<b>Inning Stats</b>	R: 0 E: 0 K: 1 S: 7	H: 0 LOB: 0 BB: 0 P: 13	R: 1 E: 0 K: 1 S: 10	H: 1 LOB: 0 BB: 0 P: 14	R: 0 E: 0 K: 0 S: 10	H: 0 LOB: 0 BB: 0 P: 15	R: 0 E: 0 K: 0 S: 9	H: 0 LOB: 0 BB: 0 P: 16	R: 1 E: 0 K: 0 S: 8	H: 1 LOB: 0 BB: 0 P: 11	R: 2 E: 0 K: 0 S: 9	H: 2 LOB: 0 BB: 0 P: 11	R: 0 E: 0 K: 1 S: 8	H: 0 LOB: 0 BB: 0 P: 13	R: 0 E: 0 K: 0 S: 9	H: 1 LOB: 0 BB: 0 P: 11		R: 2 E: 0 K: 0 S: 13	H: 1 LOB: 1 BB: 2 P: 27	1B: 3 2B: 1 3B: 0 HR: 2	SF: 1 SAC: 0 DP: 1 HBP: 0	WP: 0 PB: 1 CS: 0	PA: 34				
<b>PITCHER</b>	IP	WLS	BF	H	R	ER	SO	BB	IBB	HBP	BLK	WP	HR	S	P	ERA	WHIP										
47 Francisco Liriano, L (1,1) ERA: 5.14	7.0	L	25	4	4	4	3	0	0	0	0	0	2	61	93	5.14	0.571										
18 Luis Ayala, R (9,1) ERA: 13.5	1.0		3	1	0	1	0	1	0	0	0	0	0	8	16	13.50	1.500										
28 Jesse Crain, R (9,1) ERA: 13.5	0.2		3	0	1	1	0	1	0	0	0	0	0	8	16	13.50	1.500										
49 Craig Breslow, L (9,1) ERA: 13.5	0.0		1	0	0	0	0	1	0	0	0	0	0	4	4	-	-										
54 Matt Guerrier, R (9,1) ERA: 13.5	0.1		2	1	1	0	0	0	0	0	0	0	0	5	7	0.00	3.000										

Batter	1	2	3	4	5	6	7	8	9	AB	R	H	RBI	BB	SO	LOB	BOTTOM										
2 Denard Span, L (1,7)	G1-4-3 33 25 1B BB		SH2-4 1-2					G4-3		1	0	0	0	2	0	0	<b>Seattle Mariners @ Minnesota Twins</b> Hubert H. Humphrey Metrodome, Minneapolis, MN Mon Apr 06 2009, 8:10 PM EDT Att: 48,514 - Dome - G9 F <a href="http://livebaseballscorecards.com">livebaseballscorecards.com</a>										
25 Alexei Casilla, S (1,4) OBP: 0.250, SLG: 0.250	G1-4-3 33 1B		G5-3 2-3			P5		G1-3		4	0	1	0	0	0	4											
5 Michael Cuddyer, R (1,9) OBP: 0.250, SLG: 0.250	K		K			33 G4-6-3 1B		K		4	0	1	1	0	3	3											
33 Justin Morneau, L (1,3)	G1-4-3 1-2 2-3		K2-3			G4-6-3 1-2 2-3 3-H 1B		F8		4	0	0	0	0	1	5											
16 Jason Kubel, L (1,10) OBP: 0.250, SLG: 0.250	K2-3					24 G5-3 1B		G4-1		4	0	1	0	0	1	2											
24 Joe Crede, R (1,5) OBP: 0.250, SLG: 0.250	P6					G5-3 1-2		F7		4	0	1	0	0	0	1											
22 Carlos Gómez, R (1,8)	G4-3					G4-3		G5-3		4	0	0	0	0	1	2											
55 Mike Redmond, R (1,2) OBP: 0.333, SLG: 0.667 58 Jose Morales, S (9, PH)	K							G6-3		3	1	1	0	0	1	0											
8 Nick Punto, S (1,6) OBP: 0.667, SLG: 0.500			25 G5-3 2 SH2-4 BB			5 1B 2 BB 1B		F8		2	0	1	0	1	0	0											
<b>Inning Stats</b>	R: 0 E: 0 K: 2 S: 12	H: 1 LOB: 2 BB: 1 P: 19	R: 0 E: 0 K: 1 S: 7	H: 0 LOB: 0 BB: 0 P: 9	R: 0 E: 0 K: 1 S: 10	H: 0 LOB: 1 BB: 1 P: 17	R: 0 E: 0 K: 1 S: 11	H: 1 LOB: 1 BB: 0 P: 15	R: 1 E: 0 K: 0 S: 8	H: 3 LOB: 2 BB: 1 P: 14	R: 0 E: 0 K: 0 S: 6	H: 0 LOB: 0 BB: 0 P: 8	R: 0 E: 0 K: 1 S: 6	H: 0 LOB: 0 BB: 0 P: 7	R: 0 E: 0 K: 1 S: 15	H: 1 LOB: 1 BB: 0 P: 18		1B: 5 2B: 1 3B: 0 HR: 0	SF: 0 SAC: 1 DP: 1 HBP: 0	WP: 0 PB: 0 CS: 0	PA: 35						
<b>PITCHER</b>	IP	WLS	BF	H	R	ER	SO	BB	IBB	HBP	BLK	WP	HR	S	P	ERA	WHIP										
34 Félix Hernández, R (1,1) ERA: 1.13	8.0	W	31	5	1	1	6	3	0	0	0	0	0	67	97	1.12	1.000										
43 Miguel Batista, R (9,1) ERA: 1.13	1.0		4	1	0	0	1	0	0	0	0	0	0	15	18	0.00	1.000										





Batter	1	2	3	4	5	6	7	8	9	AB R H RBI BB SO LOB	TOP									
10 Endy Chavez, L (1,7) OBP: 0.444, SLG: 0.444										5 2 3 2 0 1 2	<b>Seattle Mariners @ Minnesota Twins</b> Hubert H. Humphrey Metrodome, Minneapolis, MN Tue Apr 07 2009, 8:10 PM EDT Att: 23,755 - Dome - 69 F <a href="http://livebaseballscorecards.com">livebaseballscorecards.com</a>									
21 Franklin Gutierrez, R (1,8) OBP: 0.444, SLG: 0.815										5 0 2 1 0 0 2										
24 Ken Griffey Jr., L (1,10) OBP: 0.444, SLG: 0.667										3 0 0 0 2 0 3										
29 Adrián Beltré, R (1,5) OBP: 0.250, SLG: 0.429										3 0 1 2 0 0 1										
30 Russell Branyan, L (1,3) OBP: 0.125, SLG: 0.125										4 0 1 0 0 1 3										
4 Jose Lopez, R (1,4) OBP: 0.250, SLG: 0.167										3 0 0 0 1 1 2										
2 Kenji Johjima, R (1,2) OBP: 0.143, SLG: 0.143										4 0 0 0 0 0 1										
25 Wladimir Balentien, R (1,9) OBP: 0.500, SLG: 0.500										4 2 2 0 0 0 0										
7 Yuniesky Betancourt, R (1,6) OBP: 0.286, SLG: 0.286										4 1 2 0 0 1 1										
<b>Inning Stats</b>	R: 1 E: 0 K: 0 S: 16	H: 2 LOB: 1 BB: 0 P: 23	R: 0 E: 0 K: 0 S: 7	H: 0 LOB: 0 BB: 1 P: 13	R: 1 E: 0 K: 1 S: 13	H: 2 LOB: 2 BB: 1 P: 20	R: 2 E: 0 K: 0 S: 12	H: 3 LOB: 1 BB: 0 P: 15	R: 0 E: 0 K: 1 S: 11	H: 1 LOB: 1 BB: 0 P: 17		R: 0 E: 0 K: 0 S: 5	H: 0 LOB: 0 BB: 0 P: 8	R: 0 E: 0 K: 1 S: 6	H: 0 LOB: 0 BB: 0 P: 9	R: 1 E: 0 K: 1 S: 12	H: 2 LOB: 1 BB: 0 P: 15	1B: 10 2B: 1 3B: 0 HR: 0	SF: 1 DP: 2 HBP: 0	WP: 0 PB: 0 SB: 2 CS: 0
<b>PITCHER</b>	IP WLS BF H R ER SO BB IBB HBP BLK WP HR S P ERA WHIP	5.0 0 24 8 4 4 1 3 0 0 0 0 0 0 56 85 7.20 2.200	6.1 1.0 4 1 0 0 1 0 0 0 0 0 0 0 11 17 0.00 1.000	7.1 2.0 6 0 0 0 1 0 0 0 0 0 0 0 11 17 0.00 0.000	9.1 1.0 W 5 2 1 1 1 0 0 0 0 0 0 0 12 15 9.00 2.000	<b>PITCHER</b>										IP WLS BF H R ER SO BB IBB HBP BLK WP HR S P ERA WHIP				

Batter	1	2	3	4	5	6	7	8	9	AB R H RBI BB SO LOB	BOTTOM											
2 Denard Span, L (1,9) OBP: 0.625, SLG: 0.500										5 1 3 2 0 1 0	<b>Seattle Mariners @ Minnesota Twins</b> Hubert H. Humphrey Metrodome, Minneapolis, MN Tue Apr 07 2009, 8:10 PM EDT Att: 23,755 - Dome - 69 F <a href="http://livebaseballscorecards.com">livebaseballscorecards.com</a>											
25 Alexei Casilla, S (1,4) OBP: 0.222, SLG: 0.222										5 0 1 2 0 1 3												
5 Michael Cuddyer, R (1,10) OBP: 0.375, SLG: 0.375										4 0 2 2 0 2 1												
33 Justin Morneau, L (1,3) OBP: 0.333, SLG: 0.333										4 0 0 0 0 1 3												
24 Joe Crede, R (1,5) OBP: 0.250, SLG: 0.375										4 0 1 0 0 2 0												
21 Delmon Young, R (1,7) OBP: 0.286, SLG: 0.286										4 0 0 0 0 1 2												
22 Carlos Gómez, R (1,8) OBP: 0.250, SLG: 0.429										3 2 1 0 1 1 0												
58 Jose Morales, S (1,2) OBP: 0.500, SLG: 0.500										3 0 0 0 0 3 1												
16 Jason Kubel, L (9,PH) OBP: 0.400, SLG: 0.250										0 0 0 0 1 0 0												
23 Brendan Harris, R (9,FR) OBP: 0.250, SLG: 0.250										0 1 0 0 0 0 0												
8 Nick Punto, S (1,6) OBP: 0.500, SLG: 0.250										2 1 0 0 0 0 0												
32 Brian Buscher, L (9,PH) OBP: 0.250, SLG: 0.250										0 1 0 0 1 0 0												
<b>Inning Stats</b>	R: 0 E: 0 K: 1 S: 9	H: 1 LOB: 1 BB: 0 P: 13	R: 0 E: 0 K: 1 S: 9	H: 0 LOB: 0 BB: 0 P: 10	R: 0 E: 0 K: 1 S: 9	H: 0 LOB: 0 BB: 0 P: 12	R: 0 E: 0 K: 1 S: 13	H: 2 LOB: 2 BB: 0 P: 19	R: 3 E: 0 K: 3 S: 18	H: 3 LOB: 1 BB: 0 P: 31	R: 0 E: 0 K: 0 S: 4	H: 0 LOB: 0 BB: 0 P: 6	R: 0 E: 0 K: 2 S: 11	H: 0 LOB: 0 BB: 0 P: 16	R: 0 E: 0 K: 1 S: 6	H: 0 LOB: 0 BB: 0 P: 9	R: 3 E: 0 K: 1 S: 17	H: 2 LOB: 2 BB: 3 P: 31	1B: 6 2B: 1 3B: 1 HR: 0	SF: 0 DP: 0 HBP: 1	WP: 0 PB: 0 SB: 1 CS: 0	PA: 38
<b>PITCHER</b>	IP WLS BF H R ER SO BB IBB HBP BLK WP HR S P ERA WHIP	5.0 0 22 6 3 3 0 0 0 0 0 0 0 15 22 0.00 0.000	6.1 1.0 H 6 0 0 0 2 0 0 0 0 0 0 0 6 9 0.00 0.000	8.1 1.0 L 5 0 3 3 1 3 0 0 0 0 0 0 14 28 40.50 4.500	9.1 0.0 B 2 2 0 0 0 0 0 0 0 0 0 0 3 3 ∞ ∞	<b>PITCHER</b>										IP WLS BF H R ER SO BB IBB HBP BLK WP HR S P ERA WHIP						





Batter	1	2	3	4	5	6	7	8	9	AB	R	H	RBI	BB	SO	LOB	TOP	
10 Endy Chavez, L OBP: 0.385, SLG: 0.385	F8	P5		SH1-3			G4-3			4	0	1	0	0	0	2	<b>Seattle Mariners @ Minnesota Twins</b> Hubert H. Humphrey Metrodome, Minneapolis, MN Wed Apr 08 2009, 8:10 PM EDT Att: 22,270 - Dome - 68 F <a href="http://livebaseballscorecards.com">livebaseballscorecards.com</a>	
21 Franklin Gutierrez, R OBP: 0.308, SLG: 0.563	G6-3		K	L3			G5-3			4	0	0	0	0	1	2		
24 Ken Griffey Jr., L OBP: 0.385, SLG: 0.500	K			F7			K			4	0	1	0	0	2	1		
29 Adrián Beltré, R OBP: 0.250, SLG: 0.455		G5-4-3		P2			G1-3			4	1	1	0	0	0	1		
30 Russell Branyan, L OBP: 0.250, SLG: 0.455		HR		K						3	1	1	2	1	2	0		
4 Jose Lopez, R OBP: 0.333, SLG: 0.600		1B		HR						4	1	2	1	0	1	1		
2 Kenji Johjima, R OBP: 0.091, SLG: 0.091		P2		P3						4	0	0	0	0	0	2		
3 Ronny Cedeno, R OBP: 0.250, SLG: 0.250		P6		K						4	1	1	0	0	2	1		
7 Yuniesky Betancourt, R OBP: 0.455, SLG: 0.545		1B		10 1B 21 WP						4	1	3	1	0	0	0		
<b>Inning Stats</b>	R: 0 E: 0 K: 1 S: 8	H: 0 LOB: 0 BB: 0 P: 12	R: 2 E: 0 K: 0 S: 17	H: 4 LOB: 2 BB: 0 P: 25	R: 0 E: 0 K: 1 S: 9	H: 1 LOB: 0 BB: 0 P: 11	R: 3 E: 0 K: 1 S: 21	H: 4 LOB: 1 BB: 0 P: 25	R: 0 E: 0 K: 1 S: 10	H: 0 LOB: 0 BB: 0 P: 15	R: 0 E: 0 K: 1 S: 10	H: 0 LOB: 1 BB: 1 P: 17	R: 0 E: 0 K: 1 S: 11	H: 0 LOB: 0 BB: 0 P: 13	1B: 6 2B: 2 3B: 0 HR: 2	SF: 0 SAC: 1 DP: 1 HBP: 0		WP: 1 PB: 0 SB: 1 CS: 0
<b>PITCHER</b>	IP WLS BF H R ER SO BB IBB HBP BLK WP HR S P ERA WHIP																	
59 Kevin Slowey, R ERA: 7.5	6.0 W 26 9 5 5 5 0 0 0 0 0 1 2 73 100 7.50 1.500																	
49 Craig Breslow, L ERA:	1.0 H 4 1 0 0 1 0 0 0 0 0 0 0 8 15 0.00 1.000																	
2B Jesse Crain, R ERA: 5.4	1.0 H 4 0 0 0 1 1 0 0 0 0 0 0 11 17 0.00 1.000																	
36 Joe Nathan, R ERA:	1.0 S 3 0 0 0 1 0 0 0 0 0 0 0 9 13 0.00 0.000																	

Batter	1	2	3	4	5	6	7	8	9	AB	R	H	RBI	BB	SO	LOB	BOTTOM			
2 Denard Span, L OBP: 0.583, SLG: 0.778	G4-3	HR		FC1-5			G4-3			3	1	1	2	1	0	0	<b>Seattle Mariners @ Minnesota Twins</b> Hubert H. Humphrey Metrodome, Minneapolis, MN Wed Apr 08 2009, 8:10 PM EDT Att: 22,270 - Dome - 68 F <a href="http://livebaseballscorecards.com">livebaseballscorecards.com</a>			
25 Alexi Casilla, S OBP: 0.308, SLG: 0.308		1B		G3			K			4	1	2	0	0	1	1				
5 Michael Cuddyer, R OBP: 0.333, SLG: 0.417	F9	G1		FC1-5			PO			4	1	1	0	0	0	3				
33 Justin Morneau, L OBP: 0.250, SLG: 0.545	HR			G4-3			2B			3	2	2	3	1	0	0				
16 Jason Kubel, L OBP: 0.444, SLG: 0.500		1B		G4-3			PO			4	0	2	1	0	0	0				
24 Joe Crede, R OBP: 0.167, SLG: 0.250	K			K			G5-3			4	0	0	0	0	3	2				
22 Carlos Gómez, R OBP: 0.250, SLG: 0.455		2B		B3			K			4	1	1	0	0	2	0				
58 Jose Morales, S ERA:	F7			L6			F7			3	0	0	0	0	0	1				
8 Nick Punto, S OBP: 0.333, SLG: 0.143	F7			G4-3			F9			3	0	0	0	0	0	1				
<b>Inning Stats</b>	R: 2 E: 0 K: 1 S: 11	H: 3 LOB: 1 BB: 0 P: 18	R: 2 E: 0 K: 0 S: 15	H: 3 LOB: 1 BB: 0 P: 22	R: 0 E: 0 K: 1 S: 10	H: 0 LOB: 0 BB: 0 P: 17	R: 0 E: 0 K: 0 S: 6	H: 0 LOB: 0 BB: 0 P: 9	R: 2 E: 0 K: 0 S: 20	H: 2 LOB: 1 BB: 1 P: 32	R: 0 E: 0 K: 1 S: 6	H: 0 LOB: 0 BB: 0 P: 10	R: 0 E: 0 K: 1 S: 9	H: 1 LOB: 1 BB: 1 P: 15	R: 0 E: 0 K: 2 S: 8	H: 0 LOB: 0 BB: 0 P: 10		1B: 3 2B: 4 3B: 0 HR: 2	SF: 0 SAC: 0 DP: 0 HBP: 0	WP: 1 PB: 0 SB: 0 CS: 0
<b>PITCHER</b>	IP WLS BF H R ER SO BB IBB HBP BLK WP HR S P ERA WHIP																			
52 Carlos Silva, R ERA: 10.8	5.0 L 24 6 6 6 2 1 0 0 0 0 0 0 15 25 0.00 0.500																			
41 Chris Jakubauskas, R ERA:	2.0 7 1 0 0 2 0 1 0 0 0 0 0 8 10 0.00 0.500																			
57 Mark Lowe, R ERA:	1.0 3 0 0 0 2 0 0 0 0 0 0 0 8 10 0.00 0.000																			







Batter	1	2	3	4	5	6	7	8	9	AB	R	H	RBI	BB	SO	LOB	TOP					
10 Endy Chavez, L OBP: 0.409, SLG: 0.409	G1-3	G1-6-3			G5-4-3		G1-3		L4	5	0	3	2	0	0	1						
21 Franklin Gutierrez, R OBP: 0.250, SLG: 0.414	P3	G1-6-3			G5-4-3		G1-3			4	0	0	0	0	0	3						
5 Mike Sweeney, R OBP: 0.083, SLG: 0.083	F7				G5-3					4	0	1	0	0	1	0						
29 Adrian Beltré, R OBP: 0.350, SLG: 0.412		F9			G5-3				G6-3	4	0	0	0	0	1	1						
24 Ken Griffey Jr., L OBP: 0.471, SLG: 0.455										1	1	0	0	3	0	0						
25 Wladimir Balentien, R OBP: 0.250, SLG: 0.652										0	0	0	0	0	0	0						
4 Jose Lopez, R OBP: 0.250, SLG: 0.389										4	1	1	0	0	1	3						
30 Russell Branyan, L OBP: 0.313, SLG: 0.467										4	1	2	0	0	1	2						
2 Kenji Johjima, R OBP: 0.143, SLG: 0.143										3	1	1	1	0	0	0						
7 Yuniesky Betancourt, R OBP: 0.333, SLG: 0.444										4	1	1	2	0	1	1						
<b>Inning Stats</b>	R: 0 E: 0 K: 0 S: 5	H: 0 LOB: 0 BB: 0 P: 7	R: 5 E: 0 K: 0 S: 17	H: 5 LOB: 0 BB: 1 P: 26	R: 0 E: 0 K: 0 S: 6	H: 0 LOB: 0 BB: 0 P: 9	R: 0 E: 0 K: 1 S: 7	H: 0 LOB: 0 BB: 0 P: 13	R: 0 E: 0 K: 0 S: 6	H: 1 LOB: 0 BB: 0 P: 12	R: 0 E: 0 K: 1 S: 9	H: 1 LOB: 2 BB: 1 P: 17	R: 0 E: 0 K: 0 S: 7	H: 1 LOB: 1 BB: 0 P: 11	R: 0 E: 0 K: 2 S: 12	H: 0 LOB: 1 BB: 1 P: 20	R: 0 E: 0 K: 1 S: 9	H: 1 LOB: 1 BB: 0 P: 12	1B: 8 2B: 1 3B: 0 HR: 0	SF: 0 SAC: 1 DP: 2 HBP: 0	WP: 1 PB: 0 SB: 0 CS: 0	PA: 37
<b>PITCHER</b>	IP	WLS	BF	H	R	ER	SO	BB	IBB	HBP	BLK	WP	HR	S	P	ERA	WHIP					
49 Brett Anderson, L ERA: 7.5	6.0	L	25	7	5	5	2	2	0	0	0	0	0	50	84	7.50	1.500					
48 Michael Wertz, R ERA:	1.2		6	1	0	0	1	0	0	0	0	0	0	12	17	0.00	0.600					
13 Jerry Blevins, L ERA:	0.0		1	0	0	0	0	1	0	0	0	0	0	3	7	∞	∞					
40 Andrew Bailey, R ERA:	1.1		5	1	0	0	2	0	0	0	0	1	0	13	19	0.00	0.750					

Seattle Mariners @ Oakland Athletics  
Oakland Coliseum, Oakland, CA  
Fri Apr 10 2009, 7:05 PM PDT  
Att: 36,067 - Partly Cloudy - 55 F

livebaseballscores.com

AB 33  
R 5  
H 9  
RBI 5  
BB 3  
SO 5  
LOB 11



Batter	1	2	3	4	5	6	7	8	9	AB	R	H	RBI	BB	SO	LOB	BOTTOM					
15 Ryan Sweeney, L OBP: 0.450, SLG: 0.412	K	BB			F9		G5-3			3	1	0	0	2	1	1						
18 Orlando Cabrera, R OBP: 0.388, SLG: 0.375	E	SF7			HBP					3	1	3	1	1	0	0						
16 Jason Giambi, L OBP: 0.474, SLG: 0.400	E1									3	1	0	0	1	1	3						
5 Matt Holliday, R OBP: 0.364, SLG: 0.400					F9					4	0	1	1	1	0	6						
3 Eric Chavez, L OBP: 0.222, SLG: 0.235	P4				G1-3					4	0	1	0	1	0	5						
1 Nomar Garciaparra, R OBP: 0.200, SLG: 0.214	F8				P6					4	0	0	1	0	0	3						
32 Jack Cust, L OBP: 0.588, SLG: 0.500										4	1	1	0	1	1	1						
8 Kurt Suzuki, R OBP: 0.278, SLG: 0.278										5	0	1	0	0	0	5						
14 Mark Ellis, R OBP: 0.333, SLG: 0.389										5	0	1	0	0	1	3						
<b>Inning Stats</b>	R: 1 E: 1 K: 1 S: 11	H: 0 LOB: 2 BB: 2 P: 24	R: 1 E: 0 K: 0 S: 13	H: 1 LOB: 3 BB: 2 P: 29	R: 0 E: 0 K: 0 S: 17	H: 1 LOB: 1 BB: 0 P: 22	R: 0 E: 0 K: 0 S: 12	H: 2 LOB: 0 BB: 0 P: 19	R: 0 E: 0 K: 0 S: 7	H: 1 LOB: 1 BB: 0 P: 14	R: 2 E: 0 K: 0 S: 13	H: 2 LOB: 3 BB: 3 P: 31	R: 0 E: 0 K: 2 S: 14	H: 1 LOB: 1 BB: 0 P: 22	R: 0 E: 0 K: 0 S: 6	H: 0 LOB: 0 BB: 0 P: 12	R: 0 E: 0 K: 1 S: 8	H: 0 LOB: 0 BB: 0 P: 13	1B: 6 2B: 2 3B: 0 HR: 0	SF: 2 SAC: 0 DP: 0 HBP: 1	WP: 0 PB: 0 SB: 0 CS: 0	PA: 45
<b>PITCHER</b>	IP	WLS	BF	H	R	ER	SO	BB	IBB	HBP	BLK	WP	HR	S	P	ERA	WHIP					
18 Ryan Rowland-Smith, L ERA:	3.1		20	4	2	0	1	4	0	0	0	0	0	46	82	0.00	2.400					
41 Chris Jakubauskas, R ERA: 4.5	2.0	W	10	2	2	2	0	1	0	1	0	0	0	22	40	9.00	1.500					
48 Roy Corcoran, R ERA:	0.2	H	5	1	0	0	0	2	0	0	0	0	0	5	17	0.00	4.500					
23 Shawn Kelley, R ERA:	1.0	H	4	1	0	0	2	0	0	0	0	0	0	14	22	0.00	1.000					
53 David Aardsma, R ERA:	2.0	S	6	0	0	0	1	0	0	0	0	0	0	14	25	0.00	0.000					

Seattle Mariners @ Oakland Athletics  
Oakland Coliseum, Oakland, CA  
Fri Apr 10 2009, 7:05 PM PDT  
Att: 36,067 - Partly Cloudy - 55 F

livebaseballscores.com

AB 35  
R 4  
H 8  
RBI 3  
BB 7  
SO 4  
LOB 27









Batter	1	2	3	4	5	6	7	8	9	AB	R	H	RBI	BB	SO	LOB	TOP										
10 Endy Chavez, L OBP: 0.419, SLG: 0.379										2	0	1	0	2	0	0	<b>Seattle Mariners @ Oakland Athletics</b> Oakland Coliseum, Oakland, CA Sun Apr 12 2009, 1:05 PM PDT Att. 12,127 - Sunny - 58 F										
21 Franklin Gutierrez, R OBP: 0.214, SLG: 0.370										4	0	0	0	0	1	3											
24 Ken Griffey Jr., L OBP: 0.391, SLG: 0.333										4	0	0	0	0	0	0											
7 Yuniesky Betancourt, R OBP: 0.364, SLG: 0.455										0	0	0	0	0	0	0											
29 Adrian Beltré, R OBP: 0.310, SLG: 0.346										4	1	1	0	0	0	0											
30 Russell Branyan, L OBP: 0.375, SLG: 0.571										4	1	1	0	0	0	0											
5 Mike Sweeney, R OBP: 0.250, SLG: 0.300										3	0	0	0	0	0	1											
4 Jose Lopez, R OBP: 0.292, SLG: 0.429										3	0	1	1	0	0	1											
32 Rob Johnson, R OBP: 0.143, SLG: 0.143										3	0	0	0	0	0	2											
3 Ronny Cedeno, R OBP: 0.200, SLG: 0.143										3	0	0	0	0	2	0											
<b>Inning Stats</b>	R: 0 E: 0 K: 0 S: 6	H: 0 LOB: 0 BB: 1 P: 11	R: 0 E: 0 K: 0 S: 10	H: 0 LOB: 2 BB: 1 P: 20	R: 0 E: 0 K: 0 S: 5	H: 0 LOB: 0 BB: 1 P: 10	R: 0 E: 0 K: 0 S: 7	H: 0 LOB: 0 BB: 0 P: 11	R: 0 E: 0 K: 1 S: 11	H: 0 LOB: 0 BB: 0 P: 16	R: 0 E: 0 K: 2 S: 8	H: 0 LOB: 0 BB: 0 P: 14	R: 1 E: 0 K: 0 S: 10	H: 2 LOB: 1 BB: 0 P: 15	R: 0 E: 0 K: 1 S: 11	H: 1 LOB: 1 BB: 0 P: 17	R: 0 E: 0 K: 0 S: 4	H: 0 LOB: 0 BB: 0 P: 9	1B: 2 2B: 1 3B: 0 HR: 0	SF: 0 SAC: 0 DP: 2 HBP: 1	WP: 0 PB: 0 SB: 2 CS: 0	PA: 32					
<b>PITCHER</b>	IP	WLS	BF	H	R	ER	SO	BB	IBB	HBP	BLK	WP	HR	S	P	ERA	WHIP										
53 Trevor Cahill, R ERA: 2.25	7.0	L	25	2	1	1	3	3	0	1	0	0	0	57	97	1.29	0.714										
36 Russ Springer, R ERA:	1.0		4	1	0	0	1	0	0	0	0	0	0	11	17	0.00	1.000										
40 Andrew Bailey, R ERA:	1.0		3	0	0	0	0	0	0	0	0	0	0	4	9	0.00	0.000										

AB 28  
R 1  
H 3  
RBI 1  
BB 3  
SO 4  
LOB 8



Batter	1	2	3	4	5	6	7	8	9	AB	R	H	RBI	BB	SO	LOB	BOTTOM										
15 Ryan Sweeney, L OBP: 0.379, SLG: 0.346										4	0	1	0	0	0	1	<b>Seattle Mariners @ Oakland Athletics</b> Oakland Coliseum, Oakland, CA Sun Apr 12 2009, 1:05 PM PDT Att. 12,127 - Sunny - 58 F										
18 Orlando Cabrera, R OBP: 0.370, SLG: 0.409										3	0	0	0	0	1	0											
16 Jason Giambi, L OBP: 0.407, SLG: 0.348										4	0	0	0	0	2	1											
5 Matt Holliday, R OBP: 0.350, SLG: 0.294										3	0	1	0	1	1	0											
32 Jack Cust, L OBP: 0.560, SLG: 0.611										3	0	0	0	1	2	2											
3 Eric Chavez, L OBP: 0.190, SLG: 0.200										3	0	0	0	0	2	2											
8 Kurt Suzuki, R OBP: 0.238, SLG: 0.238										3	0	0	0	0	0	0											
14 Mark Ellis, R OBP: 0.280, SLG: 0.292										3	0	0	0	0	0	0											
11 Rajai Davis, R OBP: 0.143, SLG: 0.143										3	0	1	0	0	0	0											
<b>Inning Stats</b>	R: 0 E: 0 K: 1 S: 9	H: 0 LOB: 0 BB: 0 P: 14	R: 0 E: 0 K: 2 S: 12	H: 0 LOB: 0 BB: 0 P: 17	R: 0 E: 0 K: 0 S: 7	H: 1 LOB: 1 BB: 0 P: 9	R: 0 E: 0 K: 1 S: 13	H: 1 LOB: 2 BB: 1 P: 23	R: 0 E: 0 K: 0 S: 5	H: 0 LOB: 0 BB: 0 P: 9	R: 0 E: 0 K: 1 S: 5	H: 0 LOB: 0 BB: 0 P: 6	R: 0 E: 0 K: 2 S: 7	H: 0 LOB: 0 BB: 0 P: 11	R: 0 E: 0 K: 0 S: 7	H: 0 LOB: 0 BB: 0 P: 9	R: 0 E: 0 K: 1 S: 12	H: 1 LOB: 2 BB: 1 P: 23	1B: 3 2B: 0 3B: 0 HR: 0	SF: 0 SAC: 1 DP: 0 HBP: 0	WP: 0 PB: 0 SB: 0 CS: 0	PA: 32					
<b>PITCHER</b>	IP	WLS	BF	H	R	ER	SO	BB	IBB	HBP	BLK	WP	HR	S	P	ERA	WHIP										
45 Erik Bedard, L ERA: 2.03	8.1	W	29	3	0	0	7	1	0	0	0	0	0	10	102	0.00	0.480										
53 David Aardsma, R ERA:	0.2	S	3	0	0	0	1	1	0	0	0	0	0	10	19	0.00	1.500										


AB 29  
R 0  
H 3  
RBI 0  
BB 2  
SO 8  
LOB 6





Batter	1	2	3	4	5	6	7	8	9	10	AB	R	H	RBI	BB	SO	LOB	TOP									
Chone Figgins, S OBP: 0.515, SLG: 0.364	G4-3			L4	BB			SH1-4	FC4		3	0	1	0	2	0	0	<b>Los Angeles Angels @ Seattle Mariners</b> Safeco Field, Seattle, WA Tue Apr 14 2009, 3:40 PM PDT Alt. 45,958 - Partly Cloudy - 48 F									
47 Howie Kendrick, R OBP: 0.313, SLG: 0.433	G5-3			HBP	K			SH1-4	FC4		3	1	0	0	0	1	5										
53 Bobby Abreu, L OBP: 0.344, SLG: 0.345	L8			HBP				F8			5	0	2	0	0	0	1										
27 Vladimir Guerrero, R OBP: 0.323, SLG: 0.357	P5			G5-3				F9			4	0	0	1	1	0	2										
48 Torii Hunter, R OBP: 0.345, SLG: 0.571	K			G6-3				IBB			3	1	1	1	2	1	1										
8 Kendrys Morales, S OBP: 0.310, SLG: 0.370	K							HR			4	0	0	0	1	1	3										
44 Mike Napoli, R OBP: 0.412, SLG: 0.857				F9				G5-3			5	0	0	0	0	1	2										
24 Gary Matthews, S OBP: 0.333, SLG: 0.200	K			K				P6			4	0	1	0	0	1	0										
2 Erick Aybar, S OBP: 0.222, SLG: 0.313	G6-3			G6-3				L9			4	0	2	0	0	0	0										
<b>Inning Stats</b>	R: 0 E: 0 K: 0 S: 8	H: 0 LOB: 0 BB: 13 P: 13	R: 0 E: 0 K: 2 S: 8	H: 0 LOB: 0 BB: 0 P: 14	R: 0 E: 0 K: 1 S: 6	H: 0 LOB: 0 BB: 0 P: 9	R: 1 E: 0 K: 0 S: 7	H: 1 LOB: 1 BB: 0 P: 13	R: 0 E: 0 K: 1 S: 12	H: 2 LOB: 3 BB: 1 P: 22	R: 1 E: 0 K: 0 S: 11	H: 1 LOB: 0 BB: 0 P: 20	R: 0 E: 0 K: 0 S: 6	H: 0 LOB: 0 BB: 0 P: 10	R: 0 E: 0 K: 0 S: 13	H: 1 LOB: 3 BB: 2 P: 23	R: 0 E: 0 K: 1 S: 9	H: 1 LOB: 2 BB: 2 P: 16	R: 0 E: 0 K: 0 S: 6	H: 1 LOB: 2 BB: 2 P: 15	1B: 4 2B: 2 3B: 0 HR: 1	SF: 0 SAC: 1 DP: 1 HBP: 1	WP: 0 PB: 0 SB: 0 CS: 0	PA: 43			
<b>PITCHER</b>	IP 7.0	WLS 27	H 4	R 2	ER 2	SO 4	BB 1	IBB 0	HBP 1	BLK 0	WP 0	HR 1	S 58	P 101	ERA 2.57	WHIP 0.714											
52 Carlos Silva, R ERA: 6.0	1.0	6	1	0	0	0	1	1	0	0	0	0	0	13	23	0.00	2.000										
35 Brandon Morrow, R ERA: 7.36	1.0	5	1	0	0	1	1	0	0	0	0	0	0	9	16	0.00	2.000										
48 Roy Corcoran, R ERA:	1.0	W	5	1	0	0	2	0	0	0	0	0	0	6	15	0.00	3.000										

AB	35
R	2
H	7
RBI	2
BB	6
SO	5
LOB	14



Batter	1	2	3	4	5	6	7	8	9	10	AB	R	H	RBI	BB	SO	LOB	BOTTOM									
10 Endy Chavez, L OBP: 0.429, SLG: 0.394	G1-3			G6-4-3	1B			F8			4	0	2	1	0	0	1	<b>Los Angeles Angels @ Seattle Mariners</b> Safeco Field, Seattle, WA Tue Apr 14 2009, 3:40 PM PDT Alt. 45,958 - Partly Cloudy - 48 F									
3 Ronny Cedeno, R OBP: 0.211, SLG: 0.118	G6-4-3			G6-3	1B			K			3	1	0	0	1	1	2										
24 Ken Griffey Jr., L OBP: 0.400, SLG: 0.333	FC1-6			G4-3				K			3	0	1	0	1	1	0										
29 Adrián Beltré, R OBP: 0.273, SLG: 0.300	FC1-6			G6-3				K			4	0	0	1	0	1	2										
30 Russell Branyan, L OBP: 0.337, SLG: 0.520	K			G6-3				K			4	0	1	0	0	2	2										
4 Jose Lopez, R OBP: 0.250, SLG: 0.360	G5-3			L7				F7			4	0	0	0	0	0	2										
2 Kenji Johjima, R OBP: 0.182, SLG: 0.182	G1-3			F8				SH3-4			4	0	1	0	0	0	0										
21 Franklin Gutierrez, R OBP: 0.258, SLG: 0.414	K			SH3-4				SH			2	2	1	0	1	1	0										
7 Yuniesky Betancourt, R OBP: 0.360, SLG: 0.440	G3			G6-3				G6-3			3	0	1	0	0	0	1										
<b>Inning Stats</b>	R: 1 E: 0 K: 1 S: 15	H: 1 LOB: 1 BB: 1 P: 26	R: 0 E: 0 K: 1 S: 7	H: 0 LOB: 0 BB: 0 P: 11	R: 0 E: 0 K: 0 S: 8	H: 1 LOB: 0 BB: 0 P: 8	R: 0 E: 0 K: 0 S: 5	H: 1 LOB: 1 BB: 0 P: 10	R: 1 E: 0 K: 0 S: 9	H: 2 LOB: 1 BB: 1 P: 17	R: 0 E: 0 K: 1 S: 7	H: 0 LOB: 1 BB: 1 P: 15	R: 0 E: 0 K: 0 S: 12	H: 1 LOB: 1 BB: 0 P: 16	R: 0 E: 0 K: 3 S: 11	H: 0 LOB: 0 BB: 0 P: 13	R: 0 E: 0 K: 0 S: 7	H: 0 LOB: 0 BB: 0 P: 9	R: 1 E: 1 K: 0 S: 3	H: 1 LOB: 1 BB: 0 P: 6	1B: 6 2B: 1 3B: 0 HR: 0	SF: 0 SAC: 2 DP: 0 HBP: 0	WP: 0 PB: 0 SB: 1 CS: 0	PA: 36			
<b>PITCHER</b>	IP 5.1	WLS 22	H 5	R 2	ER 2	SO 2	BB 3	IBB 0	HBP 0	BLK 0	WP 0	HR 0	S 46	P 80	ERA 3.38	WHIP 1.500											
38 Darren Oliver, L ERA: 2.45	3.0	10	1	0	0	4	0	0	0	0	0	0	0	31	40	0.00	0.333										
62 Scott Shields, R ERA: 1.8	0.2	L	4	1	1	0	0	0	0	0	0	0	0	7	11	0.00	1.500										

AB	31
R	3
H	7
RBI	2
BB	3
SO	6
LOB	10









Batter	1	2	3	4	5	6	7	8	9	AB	R	H	RBI	BB	SO	LOB	TOP										
Chone Figgins, S OBP: 0.352, SLG: 0.323										5	0	2	0	0	0	2	<b>Los Angeles Angels @ Seattle Mariners</b> Safeco Field, Seattle, WA Thu Apr 16 2009, 7:10 PM PDT Att: 18,524 - Cloudy - 58 F										
47 Howie Kendrick, R OBP: 0.244, SLG: 0.333										5	0	0	0	0	1	2											
53 Bobby Abreu, L OBP: 0.366, SLG: 0.395										5	1	2	0	0	1	1											
48 Tori Hunter, R OBP: 0.382, SLG: 0.724										4	1	1	0	0	2	4											
8 Kendrys Morales, S OBP: 0.286, SLG: 0.313										3	1	0	0	1	1	2											
44 Mike Napoli, R OBP: 0.381, SLG: 0.722										4	1	1	2	0	0	0											
24 Gary Matthews, S OBP: 0.313, SLG: 0.214										4	1	1	1	0	1	1											
20 Juan Rivera, R OBP: 0.296, SLG: 0.370										4	0	2	1	0	0	1											
13 Maicer Izturis, S OBP: 0.273, SLG: 0.273										4	0	1	1	0	0	2											
<b>Inning Stats</b>	R: 0 H: 1 E: 0 K: 2 S: 14	H: 0 LOB: 1 BB: 0 P: 16	R: 0 H: 0 E: 0 K: 1 S: 10	H: 0 LOB: 0 BB: 0 P: 13	R: 0 H: 0 E: 0 K: 0 S: 8	H: 1 LOB: 1 BB: 0 P: 13	R: 0 H: 1 E: 0 K: 0 S: 11	H: 1 LOB: 1 BB: 0 P: 12	R: 5 H: 6 E: 0 K: 0 S: 23	H: 6 LOB: 2 BB: 1 P: 36	R: 0 H: 1 E: 0 K: 3 S: 16	H: 0 LOB: 1 BB: 0 P: 22	R: 0 H: 0 E: 1 K: 0 S: 12	H: 0 LOB: 1 BB: 0 P: 16	R: 0 H: 0 E: 0 K: 0 S: 9	H: 0 LOB: 0 BB: 0 P: 14		1B: 9 2B: 1 3B: 0 HR: 0	SF: 0 SAC: 0 DP: 0 HBP: 0	WP: 0 PB: 0 SB: 1 CS: 0	PA: 39						
<b>PITCHER</b>	IP	WLS	BF	H	R	ER	SO	BB	IBB	HBP	BLK	WP	HR	S	P	ERA	WHIP										
41 Chris Jakubauskas, R ERA: 3.86	5.1	L	21	5	2	2	3	0	0	0	0	0	0	8	81	3.38	0.938										
48 Roy Corcoran, R ERA: 6.75	0.1	B	5	3	2	2	0	1	0	0	0	0	0	8	13	54.00	12.000										
57 Mark Lowe, R ERA:	1.1		6	2	1	1	3	0	0	0	0	0	0	21	31	6.75	1.500										
46 Sean White, R ERA:	2.0		7	0	0	0	0	0	0	0	0	0	0	21	30	0.00	0.000										

Batter	1	2	3	4	5	6	7	8	9	AB	R	H	RBI	BB	SO	LOB	BOTTOM										
51 Ichiro Suzuki, L OBP: 0.333, SLG: 0.667										4	1	1	0	0	0	0	<b>Los Angeles Angels @ Seattle Mariners</b> Safeco Field, Seattle, WA Thu Apr 16 2009, 7:10 PM PDT Att: 18,524 - Cloudy - 58 F										
10 Endy Chavez, L OBP: 0.455, SLG: 0.488										4	0	2	0	0	1	0											
5 Mike Sweeney, R OBP: 0.250, SLG: 0.292										4	0	1	0	0	0	3											
29 Adrián Beltré, R OBP: 0.238, SLG: 0.237										4	0	0	1	0	0	3											
4 Jose Lopez, R OBP: 0.250, SLG: 0.323										3	0	0	0	1	0	1											
30 Russell Branyan, L OBP: 0.361, SLG: 0.484										2	0	0	0	0	0	0											
25 Wladimir Balentien, R OBP: 0.357, SLG: 0.355										3	0	0	0	0	2	3											
32 Rob Johnson, R OBP: 0.231, SLG: 0.308										3	0	0	0	0	1	0											
7 Yuniesky Betancourt, R OBP: 0.364, SLG: 0.455										3	0	0	0	0	0	0											
<b>Inning Stats</b>	R: 0 H: 0 E: 0 K: 0 S: 8	H: 0 LOB: 0 BB: 0 P: 14	R: 0 H: 0 E: 0 K: 0 S: 9	H: 0 LOB: 0 BB: 0 P: 13	R: 0 H: 0 E: 0 K: 2 S: 10	H: 0 LOB: 0 BB: 0 P: 16	R: 1 H: 2 E: 0 K: 1 S: 10	H: 2 LOB: 3 BB: 1 P: 23	R: 0 H: 0 E: 0 K: 0 S: 6	H: 0 LOB: 0 BB: 0 P: 10	R: 0 H: 1 E: 0 K: 0 S: 4	H: 0 LOB: 0 BB: 0 P: 5	R: 0 H: 0 E: 0 K: 0 S: 6	H: 0 LOB: 0 BB: 0 P: 10	R: 0 H: 0 E: 0 K: 0 S: 6	H: 0 LOB: 0 BB: 0 P: 7		R: 0 H: 1 E: 0 K: 1 S: 13	H: 1 LOB: 1 BB: 0 P: 16	1B: 4 2B: 0 3B: 0 HR: 0	SF: 0 SAC: 0 DP: 1 HBP: 1	WP: 1 PB: 0 SB: 0 CS: 0	PA: 32				
<b>PITCHER</b>	IP	WLS	BF	H	R	ER	SO	BB	IBB	HBP	BLK	WP	HR	S	P	ERA	WHIP										
51 Joe Saunders, L ERA: 2.18	7.0	W	25	3	1	1	3	0	0	0	0	1	0	53	91	1.29	0.429										
66 Jose Arredondo, R ERA: 4.5	1.0		3	0	0	0	0	0	0	0	0	0	0	6	7	0.00	0.000										
40 Brian Fuentes, L ERA: 9.0	1.0		4	1	0	0	1	0	0	0	0	0	0	13	16	0.00	1.000										















Batter	1	2	3	4	5	6	7	8	9	AB	R	H	RBI	BB	SO	LOB	TOP			
8 Jason Bartlett, R (1, 6) OBP: 0.451, SLG: 0.587	4-2 3 2B BB		1-0 F9		0-1 G6-3		1-0 G6-3		0-3 K	4	1	0	0	1	1	2				
13 Carl Crawford, L (1, 7) OBP: 0.246, SLG: 0.310	1-0 P6		1-1 F7		0-0 F8		1-3 K			4	0	0	0	0	1	2				
3 Evan Longoria, R (1, 5) OBP: 0.423, SLG: 0.816	1-1 5 1B 2B		0-1 F7		4-0 BB			2-2 F9		3	1	1	1	1	0	0				
23 Carlos Pena, L (1, 3) OBP: 0.350, SLG: 0.642	2-3 K			3-3 K	2-3 K			4-2 5 WP BB		3	0	0	0	1	3	2				
5 Pat Burrell, R (1, 10) OBP: 0.333, SLG: 0.364	0-1 2H 1B		2-1 18 2B 1B		0-0 1B		0-0 F8	2-2 F8		4	0	2	1	0	0	1				
18 Ben Zobrist, S (1, 9) OBP: 0.323, SLG: 0.700	1-3 K		0-0 1 FC5 2B		1-3 K		1-3 K	0-0 F7		4	0	1	0	0	2	2				
30 Dioner Navarro, S (1, 2) OBP: 0.222, SLG: 0.341		2-2 G4-3		2-1 G1-3			0-3 K	1-1 1B		4	0	1	0	0	1	2				
19 Gabe Kapler, R (1, 8) OBP: 0.286, SLG: 0.360		1-2 G1-3		4-2 1 FC5 BB			1-1 G6-3 2B	0-2 P5		2	0	1	0	1	0	0				
26 Gabe Gross, L (9, PH) OBP: 0.310, SLG: 0.130									1-2 F7	1	0	0	0	0	0	1				
1 Akinori Iwamura, L (1, 4) OBP: 0.358, SLG: 0.383			2-3 K		1-1 FC5		3-3 K	1-2 F7		4	0	0	0	0	2	5				
<b>Inning Stats</b>	R: 2 H: 2 E: 0 K: 2 S: 13	H: 2 LOB: 1 BB: 1 P: 22	R: 0 H: 0 E: 0 K: 1 S: 10	H: 0 LOB: 0 BB: 0 P: 15	R: 0 H: 0 E: 0 K: 0 S: 5	H: 0 LOB: 0 BB: 0 P: 7	R: 0 H: 2 E: 0 K: 1 S: 12	H: 2 LOB: 3 BB: 1 P: 24	R: 0 H: 0 E: 0 K: 1 S: 6	H: 0 LOB: 1 BB: 0 P: 12	R: 0 H: 1 E: 0 K: 2 S: 9	H: 1 LOB: 1 BB: 0 P: 15	R: 0 H: 0 E: 0 K: 0 S: 10	H: 0 LOB: 1 BB: 1 P: 18	R: 0 H: 1 E: 0 K: 1 S: 12	H: 1 LOB: 1 BB: 0 P: 14	1B: 3 2B: 3 3B: 0 HR: 0	SF: 0 SAC: 0 DP: 0 HBP: 0	WP: 1 PB: 0 SB: 0 CS: 0	PA: 37
<b>PITCHER</b>	IP	WLS	BF	H	R	ER	SO	BB	IBB	HBP	BLK	WP	HR	S	P	ERA	WHIP			
56 Jarrod Washburn, L (1, 1) ERA: 1.71	7.0	W	29	5	2	2	9	3	0	0	0	0	0	62	103	2.57	1.143			
53 David Aardsma, R (8, 1) ERA: 1.29	1.0	H	4	0	0	0	0	1	0	0	0	1	0	10	18	0.00	1.000			
35 Brandon Morrow, R (9, 1) ERA: 4.76	1.0	S	4	1	0	0	1	0	0	0	0	0	0	12	14	0.00	1.000			

Tampa Bay Rays @ Seattle Mariners  
Safeco Field, Seattle, WA  
Tue Apr 21 2009, 7:10 PM PDT  
Att: 19,582 - Partly Cloudy - 62 F

AB	33
R	2
H	6
RBI	2
BB	4
SO	10
LOB	17




Batter	1	2	3	4	5	6	7	8	9	AB	R	H	RBI	BB	SO	LOB	BOTTOM			
51 Ichiro Suzuki, L (1, 9) OBP: 0.240, SLG: 0.360	2-2 G3-1	1-2 G5-3		1-0 B5-3			2-2 F9			4	0	0	0	0	0	2				
10 Endy Chavez, L (1, 7) OBP: 0.433, SLG: 0.444	4-1 24 E 5 1B BB		1-1 B5-3	0-0 F8			1-0 F9			3	1	0	0	1	0	1				
24 Ken Griffey Jr., L (1, 10) OBP: 0.326, SLG: 0.342	0-0 FC1 5 1B		2-1 G6-3		1-3 K		0-2 L9			4	0	0	0	0	1	1				
29 Adrian Beltré, R (1, 5) OBP: 0.224, SLG: 0.259	1-3 K		0-1 G4-3		1-3 K			0-0 P3		4	0	0	0	0	2	2				
5 Mike Sweeney, R (1, 3) OBP: 0.333, SLG: 0.375	1-0 FC5-4			2-2 4 1B 32 3B HBP	1-0 1B			0-1 2B		3	1	3	1	0	0	0				
3 Ronny Cedeno, R (8, PR) OBP: 0.240, SLG: 0.348	1-2 2H 1B			1-0 32 3B				1-3 K		0	0	0	0	0	0	0				
4 Jose Lopez, R (1, 4) OBP: 0.255, SLG: 0.311	2-2 FC5-4			1-0 32 3B 1B				1-3 K		4	1	1	0	0	2	4				
32 Rob Johnson, R (1, 2) OBP: 0.261, SLG: 0.391		1-3 K		2-2 7 3B 3H 3B			1-3 K		0-0 F8	4	1	1	2	0	2	1				
21 Franklin Gutierrez, R (1, 8) OBP: 0.304, SLG: 0.366		0-3 K		1-1 F9			0-1 F8			3	0	0	0	0	1	1				
7 Yuniesky Betancourt, R (1, 6) OBP: 0.328, SLG: 0.435		2-0 1B		1-0 3H 3B			2-1 B1-3			3	0	2	1	0	0	0				
<b>Inning Stats</b>	R: 1 H: 1 E: 1 K: 1 S: 14	H: 1 LOB: 2 BB: 1 P: 24	R: 0 H: 0 E: 0 K: 2 S: 10	H: 1 LOB: 0 BB: 0 P: 14	R: 0 H: 0 E: 0 K: 0 S: 6	H: 0 LOB: 0 BB: 0 P: 9	R: 3 H: 3 E: 0 K: 0 S: 12	H: 3 LOB: 1 BB: 0 P: 19	R: 0 H: 1 E: 0 K: 3 S: 11	H: 0 LOB: 0 BB: 0 P: 14	R: 0 H: 0 E: 0 K: 1 S: 7	H: 0 LOB: 0 BB: 0 P: 10	R: 0 H: 0 E: 0 K: 0 S: 8	H: 1 LOB: 1 BB: 0 P: 8	R: 0 H: 1 E: 0 K: 1 S: 7	H: 1 LOB: 1 BB: 0 P: 8	1B: 4 2B: 1 3B: 2 HR: 0	SF: 0 SAC: 0 DP: 0 HBP: 1	WP: 0 PB: 0 SB: 0 CS: 0	PA: 34
<b>PITCHER</b>	IP	WLS	BF	H	R	ER	SO	BB	IBB	HBP	BLK	WP	HR	S	P	ERA	WHIP			
21 Andy Sonnanstine, R (1, 1) ERA: 5.74	6.0	L	27	6	4	3	7	1	0	1	0	0	0	60	90	4.50	1.167			
46 Joe Nelson, R (7, 1) ERA: 1.29	1.0		3	0	0	0	0	0	0	0	0	0	0	8	11	0.00	0.000			
50 Grant Balfour, R (8, 1) ERA: 10.38	1.0		4	1	0	0	1	0	0	0	0	0	0	7	8	0.00	1.000			


Tampa Bay Rays @ Seattle Mariners  
Safeco Field, Seattle, WA  
Tue Apr 21 2009, 7:10 PM PDT  
Att: 19,582 - Partly Cloudy - 62 F

AB	32
R	4
H	7
RBI	4
BB	1
SO	8
LOB	12





Batter	1	2	3	4	5	6	7	8	9	AB	R	H	RBI	BB	SO	LOB	TOP			
2 B.J. Upton, R OBP: 0.371, SLG: 0.310	G4-3	13 1B 3 SF8-4		K	K		G5-3		23 WP 13 1B	6	1	2	0	0	2	2	<p><b>Tampa Bay Rays @ Seattle Mariners</b> Safeco Field, Seattle, WA Wed Apr 22 2009, 7:10 PM PDT Att: 16,477 - Roof Closed - 48 F</p> <p>livebaseballscorecards.com</p> <p>AB 40 R 9 H 15 RBI 9 BB 8 SO 5 LOB 28</p> 			
13 Carl Crawford, L OBP: 0.299, SLG: 0.349	23 1B	3 SF8-4		3 2B		3 1B	K		23 WP 13 1B	5	3	4	1	1	1	1				
3 Evan Longoria, R OBP: 0.448, SLG: 0.830	23 2B	SF8-4				5 BB		18 BB	F8	4	1	3	3	1	0	2				
23 Carlos Pena, L OBP: 0.348, SLG: 0.621	5 WP 5 1B						K		F9	5	1	1	2	1	2	4				
5 Pat Burrell, R OBP: 0.339, SLG: 0.354	30 WP 18 BB			F7	G5-3			F8		4	0	1	1	1	0	3				
18 Ben Zobrist, S OBP: 0.389, SLG: 0.688	30 WP			1 2B				F9		2	1	1	0	3	0	2				
30 Dioner Navarro, S OBP: 0.200, SLG: 0.309	P2			P4			F7	G4-3		5	0	0	0	0	0	8				
1 Akinori Iwamura, L OBP: 0.379, SLG: 0.412							E6 8 CS 8 1B		F7	4	1	2	1	1	0	1				
8 Jason Bartlett, R OBP: 0.429, SLG: 0.549	F7			L5			2 WP 2 1B	G6-3	E5 2 1B 13 1B	5	1	1	1	0	0	5				
<b>Inning Stats</b>	R: 3 E: 0 K: 0 S: 20	H: 4 LOB: 3 BB: 2 P: 37	R: 1 E: 0 K: 0 S: 13	H: 2 LOB: 0 BB: 0 P: 18	R: 1 E: 0 K: 0 S: 9	H: 2 LOB: 1 BB: 0 P: 14	R: 1 E: 0 K: 1 S: 11	H: 1 LOB: 1 BB: 1 P: 21	R: 1 E: 1 K: 1 S: 14	H: 1 LOB: 2 BB: 2 P: 22	R: 0 E: 0 K: 1 S: 12	H: 1 LOB: 1 BB: 0 P: 20	R: 0 E: 0 K: 1 S: 13	H: 0 LOB: 2 BB: 2 P: 26	R: 1 E: 1 K: 0 S: 9	H: 2 LOB: 2 BB: 0 P: 15	1B: 11 2B: 5 3B: 0 HR: 0	SF: 1 SAC: 0 DP: 1 HBP: 0	WP: 4 PB: 0 SB: 3 CS: 2	PA: 49
<b>PITCHER</b>	IP WLS BF H R ER SO	IP WLS BF H R ER SO	IP WLS BF H R ER SO	IP WLS BF H R ER SO	IP WLS BF H R ER SO	IP WLS BF H R ER SO	IP WLS BF H R ER SO	IP WLS BF H R ER SO	IP WLS BF H R ER SO	IP WLS BF H R ER SO	IP WLS BF H R ER SO	IP WLS BF H R ER SO	IP WLS BF H R ER SO	IP WLS BF H R ER SO	IP WLS BF H R ER SO	IP WLS BF H R ER SO	ERA WHIP	ERA WHIP	ERA WHIP	
41 Chris Jakubauskas, R ERA: 7.11	3.1 L 22 10 6 6 1	3.1 L 22 10 6 6 1	3.1 L 22 10 6 6 1	3.1 L 22 10 6 6 1	3.1 L 22 10 6 6 1	3.1 L 22 10 6 6 1	3.1 L 22 10 6 6 1	3.1 L 22 10 6 6 1	3.1 L 22 10 6 6 1	3.1 L 22 10 6 6 1	3.1 L 22 10 6 6 1	3.1 L 22 10 6 6 1	3.1 L 22 10 6 6 1	3.1 L 22 10 6 6 1	3.1 L 22 10 6 6 1	3.1 L 22 10 6 6 1	16.20 3.900	16.20 3.900	16.20 3.900	
46 Sean White, R ERA: 5.14	1.2 6 1 1 1 1	1.2 6 1 1 1 1	1.2 6 1 1 1 1	1.2 6 1 1 1 1	1.2 6 1 1 1 1	1.2 6 1 1 1 1	1.2 6 1 1 1 1	1.2 6 1 1 1 1	1.2 6 1 1 1 1	1.2 6 1 1 1 1	1.2 6 1 1 1 1	1.2 6 1 1 1 1	1.2 6 1 1 1 1	1.2 6 1 1 1 1	1.2 6 1 1 1 1	1.2 6 1 1 1 1	0.00 1.200	0.00 1.200	0.00 1.200	
48 Roy Corcoran, R ERA: 5.14	1.0 6 1 1 1 1	1.0 6 1 1 1 1	1.0 6 1 1 1 1	1.0 6 1 1 1 1	1.0 6 1 1 1 1	1.0 6 1 1 1 1	1.0 6 1 1 1 1	1.0 6 1 1 1 1	1.0 6 1 1 1 1	1.0 6 1 1 1 1	1.0 6 1 1 1 1	1.0 6 1 1 1 1	1.0 6 1 1 1 1	1.0 6 1 1 1 1	1.0 6 1 1 1 1	1.0 6 1 1 1 1	0.00 1.500	0.00 1.500	0.00 1.500	
43 Miguel Batista, R ERA: 1.29	2.0 9 1 0 0 2	2.0 9 1 0 0 2	2.0 9 1 0 0 2	2.0 9 1 0 0 2	2.0 9 1 0 0 2	2.0 9 1 0 0 2	2.0 9 1 0 0 2	2.0 9 1 0 0 2	2.0 9 1 0 0 2	2.0 9 1 0 0 2	2.0 9 1 0 0 2	2.0 9 1 0 0 2	2.0 9 1 0 0 2	2.0 9 1 0 0 2	2.0 9 1 0 0 2	2.0 9 1 0 0 2	0.00 2.000	0.00 2.000	0.00 2.000	
57 Mark Lowe, R ERA: 1.42	1.0 6 2 1 0 0	1.0 6 2 1 0 0	1.0 6 2 1 0 0	1.0 6 2 1 0 0	1.0 6 2 1 0 0	1.0 6 2 1 0 0	1.0 6 2 1 0 0	1.0 6 2 1 0 0	1.0 6 2 1 0 0	1.0 6 2 1 0 0	1.0 6 2 1 0 0	1.0 6 2 1 0 0	1.0 6 2 1 0 0	1.0 6 2 1 0 0	1.0 6 2 1 0 0	1.0 6 2 1 0 0	0.00 2.000	0.00 2.000	0.00 2.000	

Batter	1	2	3	4	5	6	7	8	9	AB	R	H	RBI	BB	SO	LOB	BOTTOM					
51 Ichiro Suzuki, L OBP: 0.276, SLG: 0.414	P6			P5						4	0	2	0	0	0	0	<p><b>Tampa Bay Rays @ Seattle Mariners</b> Safeco Field, Seattle, WA Wed Apr 22 2009, 7:10 PM PDT Att: 16,477 - Roof Closed - 48 F</p> <p>livebaseballscorecards.com</p> <p>AB 29 R 3 H 4 RBI 3 BB 3 SO 7 LOB 6</p> 					
10 Endy Chavez, L OBP: 0.422, SLG: 0.421	G4-3			K				P2		3	0	0	0	1	1	1						
24 Ken Griffey Jr., L OBP: 0.320, SLG: 0.317	K			G5-3						3	0	0	0	1	2	1						
29 Adrian Beltré, R OBP: 0.210, SLG: 0.241	L7				E6 3 BB 4 HR				G5-4-3	4	1	0	0	0	1	2						
5 Mike Sweeney, R OBP: 0.333, SLG: 0.375	F8				4 HR				G1-3	0	0	0	0	0	0	0						
3 Ronny Cedeno, R OBP: 0.241, SLG: 0.308										3	1	0	0	1	0	0						
4 Jose Lopez, R OBP: 0.259, SLG: 0.375	G5-3									3	1	1	3	0	0	0						
32 Rob Johnson, R OBP: 0.269, SLG: 0.385				G5-3						3	0	1	0	0	1	0						
21 Franklin Gutierrez, R OBP: 0.286, SLG: 0.341				K						3	0	0	0	0	2	1						
7 Yuniesky Betancourt, R OBP: 0.306, SLG: 0.408	F7									3	0	0	0	0	0	1						
<b>Inning Stats</b>	R: 0 E: 0 K: 1 S: 7	H: 0 LOB: 0 BB: 0 P: 13	R: 0 E: 0 K: 0 S: 8	H: 0 LOB: 0 BB: 0 P: 12	R: 0 E: 0 K: 1 S: 7	H: 0 LOB: 0 BB: 0 P: 13	R: 0 E: 0 K: 1 S: 6	H: 0 LOB: 0 BB: 0 P: 10	R: 3 E: 1 K: 0 S: 14	H: 2 LOB: 0 BB: 1 P: 24	R: 0 E: 0 K: 2 S: 18	H: 1 LOB: 1 BB: 1 P: 27	R: 0 E: 0 K: 1 S: 8	H: 0 LOB: 0 BB: 0 P: 12	R: 0 E: 0 K: 1 S: 11	H: 1 LOB: 1 BB: 0 P: 17	R: 0 E: 0 K: 0 S: 6	H: 0 LOB: 0 BB: 1 P: 11	1B: 2 2B: 1 3B: 0 HR: 1	SF: 0 SAC: 0 DP: 2 HBP: 0	WP: 0 PB: 0 SB: 0 CS: 1	PA: 32
<b>PITCHER</b>	IP WLS BF H R ER SO	IP WLS BF H R ER SO	IP WLS BF H R ER SO	IP WLS BF H R ER SO	IP WLS BF H R ER SO	IP WLS BF H R ER SO	IP WLS BF H R ER SO	IP WLS BF H R ER SO	IP WLS BF H R ER SO	IP WLS BF H R ER SO	IP WLS BF H R ER SO	IP WLS BF H R ER SO	IP WLS BF H R ER SO	IP WLS BF H R ER SO	IP WLS BF H R ER SO	IP WLS BF H R ER SO	ERA WHIP	ERA WHIP	ERA WHIP			
34 Jeff Niemann, R ERA: 5.4	5.1 W 20 3 3 2 3	5.1 W 20 3 3 2 3	5.1 W 20 3 3 2 3	5.1 W 20 3 3 2 3	5.1 W 20 3 3 2 3	5.1 W 20 3 3 2 3	5.1 W 20 3 3 2 3	5.1 W 20 3 3 2 3	5.1 W 20 3 3 2 3	5.1 W 20 3 3 2 3	5.1 W 20 3 3 2 3	5.1 W 20 3 3 2 3	5.1 W 20 3 3 2 3	5.1 W 20 3 3 2 3	5.1 W 20 3 3 2 3	5.1 W 20 3 3 2 3	3.38 0.938	3.38 0.938	3.38 0.938			
39 J.P. Howell, L ERA: 2.57	1.2 5 0 0 0 3	1.2 5 0 0 0 3	1.2 5 0 0 0 3	1.2 5 0 0 0 3	1.2 5 0 0 0 3	1.2 5 0 0 0 3	1.2 5 0 0 0 3	1.2 5 0 0 0 3	1.2 5 0 0 0 3	1.2 5 0 0 0 3	1.2 5 0 0 0 3	1.2 5 0 0 0 3	1.2 5 0 0 0 3	1.2 5 0 0 0 3	1.2 5 0 0 0 3	1.2 5 0 0 0 3	0.00 0.000	0.00 0.000	0.00 0.000			
35 Dan Wheeler, R ERA: 11.12	1.0 4 1 0 0 1	1.0 4 1 0 0 1	1.0 4 1 0 0 1	1.0 4 1 0 0 1	1.0 4 1 0 0 1	1.0 4 1 0 0 1	1.0 4 1 0 0 1	1.0 4 1 0 0 1	1.0 4 1 0 0 1	1.0 4 1 0 0 1	1.0 4 1 0 0 1	1.0 4 1 0 0 1	1.0 4 1 0 0 1	1.0 4 1 0 0 1	1.0 4 1 0 0 1	1.0 4 1 0 0 1	0.00 1.000	0.00 1.000	0.00 1.000			
31 Lance Cormier, R ERA: 4.5	1.0 3 0 0 0 0	1.0 3 0 0 0 0	1.0 3 0 0 0 0	1.0 3 0 0 0 0	1.0 3 0 0 0 0	1.0 3 0 0 0 0	1.0 3 0 0 0 0	1.0 3 0 0 0 0	1.0 3 0 0 0 0	1.0 3 0 0 0 0	1.0 3 0 0 0 0	1.0 3 0 0 0 0	1.0 3 0 0 0 0	1.0 3 0 0 0 0	1.0 3 0 0 0 0	1.0 3 0 0 0 0	0.00 1.000	0.00 1.000	0.00 1.000			



Batter	1	2	3	4	5	6	7	8	9	AB	R	H	RBI	BB	SO	LOB	TOP										
2 B.J. Upton, R OBP: 0.333, SLG: 0.273										4	0	0	0	0	2	0	<p>Tampa Bay Rays @ Seattle Mariners</p> <p>Safeco Field, Seattle, WA</p> <p>Thu Apr 23 2009, 3:40 PM PDT</p> <p>Att: 17,671 - Cloudy - 52 F</p>										
13 Carl Crawford, L OBP: 0.310, SLG: 0.358										4	0	2	0	0	1	0											
3 Evan Longoria, R OBP: 0.419, SLG: 0.772										4	0	0	0	0	2	2											
23 Carlos Pena, L OBP: 0.329, SLG: 0.581										4	0	0	0	0	1	0											
5 Pat Burrell, R OBP: 0.383, SLG: 0.367										1	0	1	0	3	0	0											
19 Gabe Kapler, R OBP: 0.286, SLG: 0.360										0	0	0	0	0	0	0											
18 Ben Zobrist, S OBP: 0.375, SLG: 0.629										3	0	0	0	1	0	3											
30 Dioner Navarro, S OBP: 0.204, SLG: 0.302										4	0	1	0	0	1	6											
1 Akinori Iwamura, L OBP: 0.361, SLG: 0.389										3	0	0	0	0	1	5											
8 Jason Bartlett, R OBP: 0.407, SLG: 0.519										3	0	0	0	0	1	1											
<b>Inning Stats</b>	R: 0 H: 0 E: 0 K: 2 S: 9	H: 0 LOB: 0 BB: 0 P: 14	R: 0 H: 1 E: 1 K: 1 S: 12	H: 1 LOB: 2 BB: 0 P: 16	R: 0 H: 1 E: 1 K: 2 S: 10	H: 1 LOB: 1 BB: 0 P: 19	R: 0 H: 0 E: 0 K: 0 S: 9	H: 0 LOB: 0 BB: 2 P: 19	R: 0 H: 1 E: 0 K: 0 S: 7	H: 1 LOB: 1 BB: 0 P: 12	R: 0 H: 0 E: 0 K: 1 S: 6	H: 0 LOB: 0 BB: 1 P: 13	R: 0 H: 1 E: 0 K: 1 S: 7	H: 1 LOB: 1 BB: 0 P: 11	R: 0 H: 0 E: 0 K: 2 S: 8	H: 0 LOB: 2 BB: 1 P: 21	1B: 4 2B: 0 3B: 0 HR: 0	SF: 0 SAC: 0 DP: 2 HBP: 0	WP: 1 PB: 0 SB: 0 CS: 0	PA: 34							
<b>PITCHER</b>	IP	WLS	BF	H	R	ER	SO	BB	IBB	HBP	BLK	WP	HR	S	P	ERA	WHIP										
34 Félix Hernández, R ERA: 3.12	7.0	W	27	4	0	0	7	3	0	0	0	0	0	60	104	0.00	1.000										
53 David Aardsma, R ERA:	1.0	H	3	0	0	0	2	0	0	0	0	0	0	8	9	0.00	0.000										
35 Brandon Morrow, R ERA: 4.05	1.0	S	4	0	0	0	0	1	0	0	0	1	0	11	21	0.00	1.000										

AB	30
R	0
H	4
RBI	0
BB	4
SO	9
LOB	17



Batter	1	2	3	4	5	6	7	8	9	AB	R	H	RBI	BB	SO	LOB	BOTTOM										
51 Ichiro Suzuki, L OBP: 0.303, SLG: 0.515										4	1	2	1	0	0	1	<p>Tampa Bay Rays @ Seattle Mariners</p> <p>Safeco Field, Seattle, WA</p> <p>Thu Apr 23 2009, 3:40 PM PDT</p> <p>Att: 17,671 - Cloudy - 52 F</p>										
10 Endy Chavez, L OBP: 0.412, SLG: 0.410									4	0	1	0	0	1	2												
4 Jose Lopez, R OBP: 0.246, SLG: 0.353									3	0	0	0	0	0	2												
29 Adrian Beltré, R OBP: 0.200, SLG: 0.230									3	0	0	0	0	2	0												
25 Wladimir Balentien, R OBP: 0.353, SLG: 0.375										3	0	1	0	0	0												
32 Rob Johnson, R OBP: 0.276, SLG: 0.357										2	0	0	0	1	1												
21 Franklin Gutierrez, R OBP: 0.269, SLG: 0.319										3	0	0	0	0	2												
7 Yuniesky Betancourt, R OBP: 0.288, SLG: 0.385									3	0	0	0	0	0	1												
Jamie Burke, R OBP: 0.288, SLG: 0.385									3	0	0	0	0	0	0												
<b>Inning Stats</b>	R: 1 H: 1 E: 0 K: 1 S: 9	H: 1 LOB: 0 BB: 0 P: 13	R: 0 H: 0 E: 0 K: 1 S: 9	H: 0 LOB: 0 BB: 0 P: 16	R: 0 H: 0 E: 0 K: 0 S: 7	H: 0 LOB: 0 BB: 0 P: 12	R: 0 H: 1 E: 0 K: 1 S: 11	H: 1 LOB: 0 BB: 0 P: 15	R: 0 H: 0 E: 0 K: 0 S: 11	H: 0 LOB: 1 BB: 1 P: 16	R: 0 H: 1 E: 0 K: 0 S: 8	H: 1 LOB: 1 BB: 0 P: 12	R: 0 H: 1 E: 0 K: 1 S: 10	H: 1 LOB: 0 BB: 0 P: 13	R: 0 H: 0 E: 1 K: 1 S: 11	H: 0 LOB: 1 BB: 0 P: 16	1B: 3 2B: 1 3B: 0 HR: 1	SF: 0 SAC: 0 DP: 1 HBP: 0	WP: 0 PB: 0 SB: 2 CS: 0	PA: 29							
<b>PITCHER</b>	IP	WLS	BF	H	R	ER	SO	BB	IBB	HBP	BLK	WP	HR	S	P	ERA	WHIP										
33 James Shields, R ERA: 3.67	7.1	L	27	4	1	1	4	1	0	0	0	0	0	69	102	1.23	0.682										
52 Brian Shouse, L ERA: 1.99	0.2		2	0	0	0	1	0	0	0	0	0	0	7	11	0.00	0.000										









Batter	1	2	3	4	5	6	7	8	9	AB	R	H	RBI	BB	SO	LOB	TOP					
51 Ichiro Suzuki, L (1, 9) OBP: 0.341, SLG: 0.500										5	2	3	0	0	0	2	<b>Seattle Mariners @ Los Angeles Angels</b> Angel Stadium of Anaheim, Anaheim, CA Sat Apr 25 2009, 6:05 PM PDT Att. 43,542 - Clear - 66 F <a href="http://livebaseballscorecards.com">livebaseballscorecards.com</a>					
10 Endy Chavez, L (1, 8) OBP: 0.410, SLG: 0.400										3	1	0	0	1	1							
24 Ken Griffey Jr., L (1, 10) OBP: 0.333, SLG: 0.320										4	2	1	1	1	1	0						
29 Adrian Beltré, R (1, 5) OBP: 0.213, SLG: 0.243										5	0	1	1	0	2	2						
30 Russell Branyan, L (1, 3) OBP: 0.438, SLG: 0.683										5	2	3	4	0	2	0						
4 Jose Lopez, R (1, 4) OBP: 0.273, SLG: 0.356										4	0	0	0	0	0	3						
25 Wladimir Balentien, R (1, 7) OBP: 0.361, SLG: 0.550										4	1	2	1	0	1	1						
32 Rob Johnson, R (1, 2) OBP: 0.289, SLG: 0.389										3	1	1	1	0	0	0						
7 Yuniesky Betancourt, R (1, 6) OBP: 0.279, SLG: 0.383										4	0	1	1	0	2	2						
<b>Inning Stats</b>	R: 3 H: 2 E: 0 K: 0 S: 12	H: 2 LOB: 0 BB: 1 P: 25	R: 0 H: 1 E: 0 K: 1 S: 11	H: 1 LOB: 1 BB: 0 P: 17	R: 0 H: 0 E: 0 K: 2 S: 9	H: 0 LOB: 0 BB: 0 P: 15	R: 2 H: 2 E: 1 K: 1 S: 18	H: 2 LOB: 1 BB: 0 P: 28	R: 0 H: 0 E: 0 K: 1 S: 9	H: 0 LOB: 0 BB: 0 P: 13	R: 1 H: 2 E: 0 K: 1 S: 14	H: 2 LOB: 1 BB: 0 P: 17	R: 3 H: 4 E: 0 K: 0 S: 13	H: 4 LOB: 1 BB: 1 P: 23	R: 0 H: 1 E: 0 K: 1 S: 10	H: 1 LOB: 1 BB: 0 P: 12	R: 0 H: 0 E: 0 K: 2 S: 10	H: 0 LOB: 0 BB: 0 P: 15	1B: 8 2B: 2 3B: 0 HR: 2	SF: 1 SAC: 1 DP: 1 HBP: 0	WP: 0 PB: 0 SB: 0 CS: 0	PA: 41
<b>PITCHER</b>	IP WLS BF H R ER SO BB IBB HBP BLK WP HR S P ERA WHIP																					
49 Anthony Ortega, R (1, 1) ERA: 7.2	5.0 L 22 5 5 4 5 1 0 0 0 0 0 2 59 98 7.20 1.200																					
52 Jason Bulger, R (6, 1) ERA: 12.86	1.0 9 5 4 4 1 1 0 0 0 0 0 0 22 30 36.00 6.000																					
57 Daniel Davidson, L (7, 1) ERA: 5.4	0.0 1 1 0 0 0 0 0 0 0 0 0 0 2 5 ∞ ∞																					
33 Justin Speier, R (7, 1) ERA: 2.35	2.0 6 1 0 0 1 0 0 0 0 0 0 0 13 17 0.00 0.500																					
66 Jose Arredondo, R (9, 1) ERA: 5.63	1.0 3 0 0 0 2 0 0 0 0 0 0 0 10 15 0.00 0.000																					

Batter	1	2	3	4	5	6	7	8	9	AB	R	H	RBI	BB	SO	LOB	BOTTOM					
Chone Figgins, S (1, 5) OBP: 0.346, SLG: 0.258										5	0	1	0	0	2	2	<b>Seattle Mariners @ Los Angeles Angels</b> Angel Stadium of Anaheim, Anaheim, CA Sat Apr 25 2009, 6:05 PM PDT Att. 43,542 - Clear - 66 F <a href="http://livebaseballscorecards.com">livebaseballscorecards.com</a>					
13 Maicer Izturis, S (1, 6) OBP: 0.325, SLG: 0.342										3	1	1	1	2	0	0						
53 Bobby Abreu, L (1, 7) OBP: 0.421, SLG: 0.412										5	0	2	2	0	0	3						
48 Torii Hunter, R (1, 8) OBP: 0.377, SLG: 0.750										5	1	1	2	0	0	5						
8 Kendrys Morales, S (1, 3) OBP: 0.304, SLG: 0.431										5	2	2	1	0	0	0						
44 Mike Napoli, R (1, 2) OBP: 0.383, SLG: 0.526										4	0	0	0	1	1	1						
24 Gary Matthews, S (1, 9) OBP: 0.310, SLG: 0.297										4	1	1	0	0	0	2						
20 Juan Rivera, R (1, 10) OBP: 0.321, SLG: 0.353										3	1	1	0	1	0	1						
47 Howie Kendrick, R (1, 4) OBP: 0.266, SLG: 0.361										3	2	2	2	0	0	1						
<b>Inning Stats</b>	R: 0 H: 0 E: 0 K: 1 S: 6	H: 0 LOB: 0 BB: 0 P: 10	R: 0 H: 0 E: 0 K: 0 S: 7	H: 0 LOB: 0 BB: 0 P: 12	R: 2 H: 3 E: 0 K: 0 S: 13	H: 3 LOB: 2 BB: 0 P: 23	R: 1 H: 2 E: 0 K: 0 S: 9	H: 2 LOB: 1 BB: 1 P: 16	R: 0 H: 0 E: 0 K: 0 S: 8	H: 1 LOB: 0 BB: 0 P: 11	R: 0 H: 0 E: 0 K: 0 S: 5	H: 0 LOB: 0 BB: 0 P: 7	R: 1 H: 2 E: 0 K: 1 S: 12	H: 2 LOB: 2 BB: 1 P: 23	R: 2 H: 2 E: 0 K: 0 S: 14	H: 2 LOB: 1 BB: 1 P: 27	R: 2 H: 1 E: 0 K: 1 S: 12	H: 1 LOB: 0 BB: 1 P: 21	1B: 4 2B: 5 3B: 0 HR: 2	SF: 0 SAC: 0 DP: 1 HBP: 1	WP: 1 PB: 0 SB: 0 CS: 0	PA: 42
<b>PITCHER</b>	IP WLS BF H R ER SO BB IBB HBP BLK WP HR S P ERA WHIP																					
52 Carlos Silva, R (1, 1) ERA: 6.14	5.0 W 22 6 3 3 3 1 0 0 0 1 0 17 30 4.50 1.500																					
43 Miguel Batista, R (6, 1) ERA: 2.0	2.0 H 9 2 1 1 1 1 0 0 0 0 1 0 17 30 4.50 1.500																					
57 Mark Lowe, R (8, 1) ERA: 3.86	0.2 5 2 2 2 0 1 0 0 0 0 0 0 13 26 27.00 4.500																					
23 Shawn Kelley, R (8, 1) ERA: 2.0	0.1 H 1 0 0 0 0 0 0 0 0 0 0 0 1 1 0.00 0.000																					
53 David Aardsma, R (9, 1) ERA: 2.08	1.0 S 5 1 2 2 1 1 0 0 0 0 0 1 12 21 18.00 2.000																					



Batter	1	2	3	4	5	6	7	8	9	AB	R	H	RBI	BB	SO	LOB	TOP				
51 Ichiro Suzuki, L (1,9) OBP: 0.333, SLG: 0.479										4	0	1	0	0	0	1					
10 Endy Chavez, L (1,7) OBP: 0.402, SLG: 0.384										3	0	0	0	1	0	2					
24 Ken Griffey Jr., L (1,10) OBP: 0.344, SLG: 0.308										2	0	0	0	2	1	2					
29 Adrián Beltré, R (1,5) OBP: 0.215, SLG: 0.243										4	0	1	0	0	1	2					
30 Russell Branyan, L (1,3) OBP: 0.404, SLG: 0.622										4	0	0	0	0	3	4					
4 Jose Lopez, R (1,4) OBP: 0.286, SLG: 0.365										4	0	2	0	0	0	0					
7 Yuniesky Betancourt, R (1,6) OBP: 0.262, SLG: 0.359										4	0	0	0	0	1	3					
Jamie Burke, R (1,2)										3	0	0	0	0	1	0					
21 Franklin Gutierrez, R (1,8) OBP: 0.283, SLG: 0.315										3	0	1	0	0	2	0					
<b>Inning Stats</b>	R: 0 E: 0 K: 1 S: 13	H: 1 LOB: 2 BB: 1 P: 23	R: 0 E: 0 K: 1 S: 6	H: 0 LOB: 0 BB: 0 P: 9	R: 0 E: 0 K: 1 S: 11	H: 1 LOB: 1 BB: 0 P: 18	R: 0 E: 0 K: 1 S: 7	H: 1 LOB: 1 BB: 0 P: 13	R: 0 E: 0 K: 0 S: 5	H: 0 LOB: 0 BB: 0 P: 11	R: 0 E: 0 K: 0 S: 5	H: 0 LOB: 0 BB: 0 P: 8	R: 0 E: 0 K: 1 S: 6	H: 1 LOB: 2 BB: 0 P: 11	R: 0 E: 0 K: 3 S: 14	H: 1 LOB: 2 BB: 0 P: 23	1B: 5 2B: 0 3B: 0 HR: 0	SF: 0 SAC: 0 DP: 1 HBP: 0	WP: 0 PB: 0 SB: 0 CS: 0	PA: 34	
<b>PITCHER</b>	IP	WLS	BF	H	R	ER	SO	BB	IBB	HBP	BLK	WP	HR	S	P	ERA	WHIP				
36 Jered Weaver, R (1,1) ERA: 2.45	7.0	W	26	3	0	0	5	2	0	0	0	0	0	56	95	0.00	0.714				
62 Scott Shields, R (8,1) ERA: 10.8	1.0		3	1	0	0	1	0	0	0	0	0	0	6	11	0.00	1.000				
40 Brian Fuentes, L (9,1) ERA: 6.0	1.0		5	1	0	0	3	1	0	0	0	0	0	14	23	0.00	2.000				

Seattle Mariners @ Los Angeles Angels  
Angel Stadium of Anaheim, Anaheim, CA

AB 31  
R 0  
H 5  
RBI 0  
BB 3  
SO 9  
LOB 14



WP: 0 PA: 34

livebaseballscores.com

Sun Apr 26 2009, 12:35 PM PDT

Att: 43,057 - Sunny - 66 F

Batter	1	2	3	4	5	6	7	8	9	AB	R	H	RBI	BB	SO	LOB	BOTTOM				
2 Erick Aybar, S (1,6) OBP: 0.280, SLG: 0.340										5	0	0	0	0	0	3					
24 Gary Matthews, S (1,9) OBP: 0.340, SLG: 0.317										4	2	2	1	1	0	0					
53 Bobby Abreu, L (1,10) OBP: 0.432, SLG: 0.431										4	1	2	1	1	0	0					
48 Torii Hunter, R (1,8) OBP: 0.392, SLG: 0.754										5	2	3	1	0	0	3					
47 Howie Kendrick, R (1,4) OBP: 0.290, SLG: 0.424										5	1	3	4	0	0	0					
20 Juan Rivera, R (1,7) OBP: 0.345, SLG: 0.418										4	1	2	1	1	0	2					
39 Robb Quinlan, R (1,3) OBP: 0.154, SLG: 0.154										4	0	1	0	0	0	3					
3 Brandon Wood, R (1,5) OBP: 0.200, SLG: 0.200										4	1	1	0	0	0	2					
5 Jeff Mathis, R (1,2) OBP: 0.346, SLG: 0.273										3	0	0	0	1	0	1					
<b>Inning Stats</b>	R: 0 E: 0 K: 0 S: 10	H: 3 LOB: 0 BB: 0 P: 15	R: 2 E: 0 K: 0 S: 9	H: 3 LOB: 0 BB: 0 P: 14	R: 1 E: 0 K: 0 S: 7	H: 1 LOB: 1 BB: 1 P: 14	R: 1 E: 1 K: 0 S: 15	H: 1 LOB: 2 BB: 1 P: 28	R: 1 E: 0 K: 0 S: 10	H: 2 LOB: 2 BB: 1 P: 18	R: 1 E: 0 K: 0 S: 15	H: 2 LOB: 2 BB: 1 P: 25	R: 0 E: 0 K: 0 S: 12	H: 1 LOB: 1 BB: 0 P: 22	R: 2 E: 0 K: 0 S: 18	H: 4 LOB: 2 BB: 0 P: 28	1B: 10 2B: 2 3B: 0 HR: 2	SF: 0 SAC: 0 DP: 1 HBP: 0	WP: 1 PB: 0 SB: 0 CS: 0	PA: 42	
<b>PITCHER</b>	IP	WLS	BF	H	R	ER	SO	BB	IBB	HBP	BLK	WP	HR	S	P	ERA	WHIP				
56 Jarrod Washburn, L (1,1) ERA: 3.42	5.1	L	27	8	6	6	0	3	0	0	0	0	0	20	37	0.00	1.800				
46 Sean White, R (6,1) ERA: 7.04	1.2		8	2	0	0	0	1	0	0	0	0	0	17	27	27.00	6.000				
48 Roy Corcoran, R (8,1) ERA: 3.68	0.1		1	0	0	0	0	0	0	0	0	0	0	1	1	0.00	0.000				

Seattle Mariners @ Los Angeles Angels  
Angel Stadium of Anaheim, Anaheim, CA

AB 38  
R 8  
H 14  
RBI 8  
BB 4  
SO 0  
LOB 14



WP: 1 PA: 42

livebaseballscores.com

Sun Apr 26 2009, 12:35 PM PDT

Att: 43,057 - Sunny - 66 F



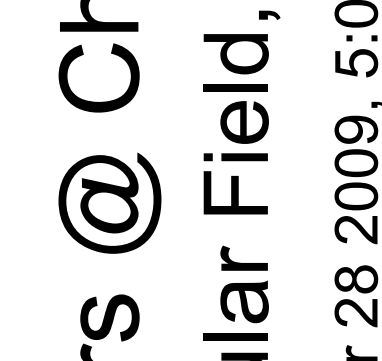
Batter	1	2	3	4	5	6	7	8	9	AB	R	H	RBI	BB	SO	LOB	TOP					
51 Ichiro Suzuki, L (1, 9) OBP: 0.308, SLG: 0.442	G4-3		G4-3			K		G3-1		4	0	0	0	0	1	1	<b>Seattle Mariners @ Chicago White Sox</b> U.S. Cellular Field, Chicago, IL Tue Apr 28 2009, 5:05 PM EDT Overcast - 39 F					
10 Endy Chavez, L (1, 7) OBP: 0.395, SLG: 0.377	F7			B1-3				G6-3		4	0	1	0	0	0	0						
24 Ken Griffey Jr., L (1, 10) OBP: 0.338, SLG: 0.321	K				2B			K		4	0	1	0	0	2	1						
29 Adrian Beltré, R (1, 5) OBP: 0.205, SLG: 0.231		L7			G5-3			F8		4	0	0	0	0	0	1						
30 Russell Branyan, L (1, 3) OBP: 0.393, SLG: 0.583					F9			G6-3		3	1	0	0	1	1	2						
4 Jose Lopez, R (1, 4) OBP: 0.284, SLG: 0.348								BB		3	0	0	0	1	1	1						
32 Rob Johnson, R (1, 2) OBP: 0.293, SLG: 0.410								BB		3	0	1	1	0	1	0						
5 Mike Sweeney, R (9, PH) OBP: 0.324, SLG: 0.364								K		1	0	0	0	0	1	2						
21 Franklin Gutierrez, R (1, 8) OBP: 0.286, SLG: 0.316								F8		3	0	1	0	0	1	2						
25 Vladimir Valentin, R (9, PH) OBP: 0.364, SLG: 0.524										1	0	0	0	0	0	2						
7 Yuniesky Betancourt, R (1, 6) OBP: 0.250, SLG: 0.343										3	0	0	0	0	0	3						
<b>Inning Stats</b>	R: 0 H: 0 E: 0 K: 1 S: 11	H: 0 LOB: 0 BB: 0 P: 16	R: 0 H: 0 E: 0 K: 2 S: 10	H: 0 LOB: 0 BB: 0 P: 16	R: 0 H: 1 E: 0 K: 0 S: 9	H: 1 LOB: 1 BB: 0 P: 15	R: 0 H: 1 E: 0 K: 0 S: 8	H: 1 LOB: 1 BB: 0 P: 12	R: 0 H: 0 E: 0 K: 2 S: 8	H: 0 LOB: 0 BB: 0 P: 8	R: 0 H: 1 E: 0 K: 1 S: 9	H: 1 LOB: 1 BB: 0 P: 11	R: 1 H: 1 E: 1 K: 0 S: 10	H: 1 LOB: 2 BB: 1 P: 17	R: 0 H: 0 E: 0 K: 1 S: 6	H: 0 LOB: 0 BB: 0 P: 7	R: 0 H: 0 E: 1 K: 1 S: 9	H: 0 LOB: 2 BB: 1 P: 18	1B: 2 2B: 2 3B: 0 HR: 0	SF: 0 SAC: 0 DP: 0 HBP: 0	WP: 0 PB: 0 SB: 1 CS: 0	PA: 35
<b>PITCHER</b>	IP WLS BF H R ER SO BB IBB HBP BLK WP HR S P ERA WHIP																					
40 Bartolo Colon, R (1, 1) ERA: 4.15	7.0 W 27 4 1 0 6 1 0 0 0 0 0 0 65 95 0.00 0.714																					
37 Matt Thornton, L (8, 1) ERA: 2.57	1.0 H 3 0 0 0 1 0 0 0 0 0 0 0 6 7 0.00 0.000																					
45 Bobby Jenks, R (9, 1) ERA: 2.57	1.0 S 5 0 0 0 1 1 0 0 0 0 0 0 9 18 0.00 1.000																					

Batter	1	2	3	4	5	6	7	8	9	AB	R	H	RBI	BB	SO	LOB	BOTTOM			
Jerry Owens, L (1, 7) OBP: 0.231, SLG: 0.091	K			G4-3		G3				3	0	0	0	0	1	0	<b>Seattle Mariners @ Chicago White Sox</b> U.S. Cellular Field, Chicago, IL Tue Apr 28 2009, 5:05 PM EDT Overcast - 39 F			
7 Josh Fields, R (1, 5) OBP: 0.351, SLG: 0.388	F9					G6-3				2	1	0	0	1	0	0				
20 Carlos Quentin, R (1, 10) OBP: 0.366, SLG: 0.574						BB				3	1	1	0	0	0	0				
23 Jermaine Dye, R (1, 9) OBP: 0.342, SLG: 0.543		L7				F9				3	0	0	0	0	0	2				
14 Paul Konerko, R (1, 3) OBP: 0.377, SLG: 0.543										3	0	1	2	0	0	0				
32 Brian Anderson, R (1, 8) OBP: 0.415, SLG: 0.370						2B				3	0	0	0	0	1	1				
10 Alexei Ramirez, R (1, 6) OBP: 0.243, SLG: 0.262										3	0	0	0	0	0	0				
44 Corky Miller, R (1, 2) OBP: 0.389, SLG: 0.400										3	0	0	0	0	0	0				
18 Brent Lillibridge, R (1, 4) OBP: 0.293, SLG: 0.206										3	0	0	0	0	2	0				
<b>Inning Stats</b>	R: 0 H: 0 E: 0 K: 1 S: 8	H: 0 LOB: 0 BB: 0 P: 11	R: 0 H: 0 E: 0 K: 1 S: 7	H: 0 LOB: 0 BB: 0 P: 10	R: 0 H: 0 E: 0 K: 1 S: 8	H: 0 LOB: 0 BB: 0 P: 10	R: 2 H: 2 E: 0 K: 0 S: 9	H: 2 LOB: 1 BB: 1 P: 16	R: 0 H: 0 E: 0 K: 1 S: 8	H: 0 LOB: 0 BB: 0 P: 10	R: 0 H: 0 E: 0 K: 0 S: 4	H: 0 LOB: 0 BB: 0 P: 6	R: 0 H: 0 E: 0 K: 0 S: 7	H: 0 LOB: 0 BB: 0 P: 13	R: 0 H: 0 E: 0 K: 0 S: 8	H: 0 LOB: 0 BB: 0 P: 12		1B: 1 2B: 1 3B: 0 HR: 0	SF: 0 SAC: 0 DP: 0 HBP: 0	WP: 0 PB: 0 SB: 0 CS: 0
<b>PITCHER</b>	IP WLS BF H R ER SO BB IBB HBP BLK WP HR S P ERA WHIP																			
41 Chris Jakubauskas, R (1, 1) ERA: 5.23	8.0 L 27 2 2 2 4 1 0 0 0 0 0 0 59 88 2.25 0.375																			

AB 33  
R 1  
H 4  
RBI 1  
BB 2  
SO 8  
LOB 15



AB 26  
R 2  
H 2  
RBI 2  
BB 1  
SO 4  
LOB 3

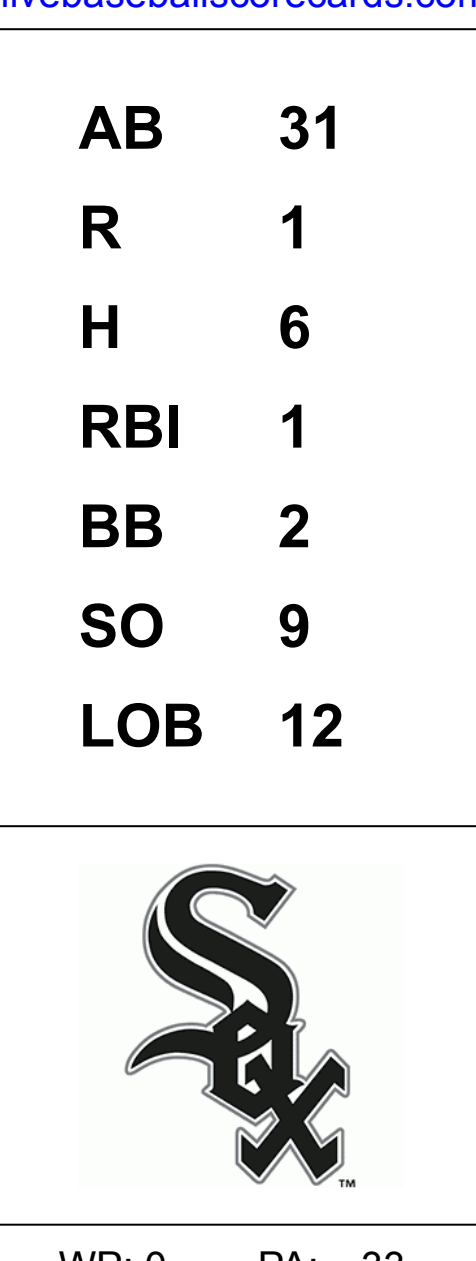




Batter	1	2	3	4	5	6	7	8	9	AB	R	H	RBI	BB	SO	LOB	TOP					
51 Ichiro Suzuki, L (1, 9) OBP: 0.310, SLG: 0.431										6	1	2	0	0	1	5	<b>Seattle Mariners @ Chicago White Sox</b> U.S. Cellular Field, Chicago, IL Tue Apr 28 2009, 5:10 PM EDT Att: 25,042 - Cloudy - 39 F					
10 Endy Chavez, L (1, 8) OBP: 0.374, SLG: 0.354										5	0	0	0	0	0	7						
5 Mike Sweeney, R (1, 10) OBP: 0.325, SLG: 0.385										6	1	2	1	0	0	2						
29 Adrian Beltré, R (1, 5) OBP: 0.205, SLG: 0.229										5	1	1	0	0	1	1						
4 Jose Lopez, R (1, 4) OBP: 0.304, SLG: 0.357										4	2	2	1	1	0	0						
30 Russell Branyan, L (1, 3) OBP: 0.443, SLG: 0.660										5	2	5	1	0	0	0						
25 Wladimir Balentien, R (1, 7) OBP: 0.370, SLG: 0.520										4	1	2	1	0	0	3						
7 Yuniesky Betancourt, R (1, 6) OBP: 0.288, SLG: 0.417										5	1	4	5	0	0	0						
Jamie Burke, R (1, 2) OBP: 0.143, SLG: 0.077										4	0	1	0	1	1	4						
<b>Inning Stats</b>	R: 1 E: 0 K: 0 S: 7	H: 2 LOB: 0 BB: 0 P: 13	R: 3 E: 0 K: 2 S: 19	H: 3 LOB: 0 BB: 0 P: 27	R: 0 E: 0 K: 0 S: 8	H: 0 LOB: 0 BB: 0 P: 11	R: 1 E: 0 K: 0 S: 13	H: 3 LOB: 3 BB: 1 P: 23	R: 0 E: 0 K: 1 S: 6	H: 0 LOB: 0 BB: 0 P: 8	R: 1 E: 0 K: 0 S: 10	H: 3 LOB: 2 BB: 0 P: 13	R: 1 E: 0 K: 0 S: 16	H: 3 LOB: 3 BB: 1 P: 23	R: 2 E: 0 K: 0 S: 13	H: 4 LOB: 2 BB: 0 P: 22		R: 0 E: 1 K: 0 S: 9	H: 1 LOB: 2 BB: 0 P: 16	1B: 15 HR: 1	SF: 1 SAC: 1 DP: 1 HBP: 0	WP: 0 PB: 0 SB: 2 CS: 0
<b>PITCHER</b>	IP WLS BF H R ER SO BB IBB HBP BLK WP HR S P ERA WHIP																					
50 John Danks, L (1, 1) ERA: 2.74	4.0 L 20 8 5 5 2 1 0 0 0 0 0 1 47 74 11.25 2.250																					
D.J. Carrasco, R (5, 1) ERA: 4.15	2.2 15 6 2 2 1 1 0 0 0 0 0 31 42 6.75 2.625																					
41 Lance Broadway, R (7, 1) ERA: 7.71	2.1 13 5 2 2 0 0 0 0 0 0 0 23 40 7.71 2.143																					

Batter	1	2	3	4	5	6	7	8	9	AB	R	H	RBI	BB	SO	LOB	BOTTOM					
32 Brian Anderson, R (1, 8) OBP: 0.386, SLG: 0.340										4	0	0	0	0	2	2	<b>Seattle Mariners @ Chicago White Sox</b> U.S. Cellular Field, Chicago, IL Tue Apr 28 2009, 5:10 PM EDT Att: 25,042 - Cloudy - 39 F					
7 Josh Fields, R (1, 5) OBP: 0.358, SLG: 0.394										4	1	2	0	0	0	0						
20 Carlos Quentin, R (1, 7) OBP: 0.349, SLG: 0.542										4	0	0	0	0	1	2						
23 Jermaine Dye, R (1, 9) OBP: 0.342, SLG: 0.534										3	0	1	0	0	2	0						
Jerry Owens, L (8, 8) OBP: 0.286, SLG: 0.091										0	0	0	0	1	0	0						
14 Paul Konerko, R (1, 10) OBP: 0.383, SLG: 0.541										4	0	2	1	0	2	2						
12 A.J. Pierzynski, L (1, 2) OBP: 0.256, SLG: 0.288										4	0	0	0	0	0	5						
15 Wilson Betemit, S (1, 3) OBP: 0.286, SLG: 0.350										3	0	0	0	0	2	0						
10 Alexei Ramirez, R (1, 6) OBP: 0.247, SLG: 0.265										3	0	1	0	0	0	0						
18 Brent Lillibridge, R (1, 4) OBP: 0.295, SLG: 0.194										2	0	0	0	1	0	1						
<b>Inning Stats</b>	R: 0 E: 0 K: 0 S: 7	H: 0 LOB: 0 BB: 0 P: 11	R: 0 E: 0 K: 2 S: 9	H: 0 LOB: 0 BB: 0 P: 14	R: 0 E: 0 K: 2 S: 10	H: 1 LOB: 1 BB: 0 P: 14	R: 0 E: 0 K: 2 S: 14	H: 2 LOB: 2 BB: 0 P: 17	R: 0 E: 0 K: 1 S: 9	H: 0 LOB: 0 BB: 0 P: 12	R: 0 E: 0 K: 0 S: 5	H: 0 LOB: 0 BB: 0 P: 5	R: 0 E: 0 K: 1 S: 11	H: 1 LOB: 0 BB: 0 P: 13	R: 0 E: 0 K: 1 S: 8	H: 0 LOB: 1 BB: 1 P: 14	R: 1 E: 0 K: 0 S: 7	H: 2 LOB: 1 BB: 1 P: 14	1B: 6 3B: 0 HR: 0	SF: 0 SAC: 0 DP: 2 HBP: 0	WP: 0 PB: 0 SB: 1 CS: 0	PA: 33
<b>PITCHER</b>	IP WLS BF H R ER SO BB IBB HBP BLK WP HR S P ERA WHIP																					
34 Félix Hernández, R (1, 1) ERA: 2.38	8.0 W 28 4 0 0 9 1 0 0 0 0 0 73 100 0.00 0.625																					
48 Roy Corcoran, R (9, 1) ERA: 7.27	1.0 5 2 1 1 0 1 0 0 0 0 0 7 14 9.00 3.000																					

AB	44
R	9
H	19
RBI	9
BB	2
SO	3
LOB	22





Batter	1	2	3	4	5	6	7	8	9	AB	R	H	RBI	BB	SO	LOB	TOP			
51 Ichiro Suzuki, L OBP: 0.317, SLG: 0.419	G6-3	G3			E4	IBB			G4-3	4	1	1	0	1	0	2				
4 Jose Lopez, R OBP: 0.310, SLG: 0.373	L6		2B		E24	P6-4			F9	5	1	2	0	0	0	2				
24 Ken Griffey Jr., L OBP: 0.342, SLG: 0.333	BB		F7		E29				K	4	1	1	2	1	2	1				
29 Adrian Beltré, R OBP: 0.239, SLG: 0.276	BB		F30						K	4	0	4	1	0	0	0				
30 Russell Branyan, L OBP: 0.415, SLG: 0.614	G3		P4		F9				K	4	0	0	0	0	1	6				
25 Wladimir Balentien, R OBP: 0.323, SLG: 0.448	G4-3		P3		F9				K	4	0	0	0	0	1	3				
32 Rob Johnson, R OBP: 0.267, SLG: 0.372	P6				K				F8	4	0	0	0	0	2	1				
21 Franklin Gutierrez, R OBP: 0.299, SLG: 0.328			F7		F9				G6-3	4	0	2	0	0	0	0				
7 Yuniesky Betancourt, R OBP: 0.299, SLG: 0.421					K				E1	4	0	2	0	0	1	1				
<b>Inning Stats</b>	R: 0 E: 0 K: 0 S: 7	H: 1 LOB: 2 BB: 1 P: 16	R: 0 E: 0 K: 0 S: 12	H: 2 LOB: 2 BB: 0 P: 18	R: 0 E: 0 K: 0 S: 10	H: 2 LOB: 0 BB: 0 P: 15	R: 0 E: 0 K: 2 S: 8	H: 0 LOB: 0 BB: 0 P: 14	R: 3 E: 1 K: 1 S: 19	H: 4 LOB: 1 BB: 0 P: 25	R: 0 E: 0 K: 2 S: 14	H: 1 LOB: 1 BB: 0 P: 22	R: 0 E: 0 K: 1 S: 15	H: 1 LOB: 1 BB: 0 P: 23	R: 0 E: 0 K: 1 S: 6	H: 0 LOB: 0 BB: 0 P: 7	1B: 9 2B: 5 3B: 0 HR: 0	SF: 0 SAC: 0 DP: 2 HBP: 0	WP: 0 PB: 0 SB: 1 CS: 1	PA: 39
<b>PITCHER</b>	IP WLS BF H R ER SO BB IBB HBP BLK WP HR S P ERA WHIP	IP WLS BF H R ER SO BB IBB HBP BLK WP HR S P ERA WHIP	IP WLS BF H R ER SO BB IBB HBP BLK WP HR S P ERA WHIP	IP WLS BF H R ER SO BB IBB HBP BLK WP HR S P ERA WHIP	IP WLS BF H R ER SO BB IBB HBP BLK WP HR S P ERA WHIP	IP WLS BF H R ER SO BB IBB HBP BLK WP HR S P ERA WHIP	IP WLS BF H R ER SO BB IBB HBP BLK WP HR S P ERA WHIP	IP WLS BF H R ER SO BB IBB HBP BLK WP HR S P ERA WHIP	IP WLS BF H R ER SO BB IBB HBP BLK WP HR S P ERA WHIP	IP WLS BF H R ER SO BB IBB HBP BLK WP HR S P ERA WHIP	IP WLS BF H R ER SO BB IBB HBP BLK WP HR S P ERA WHIP	IP WLS BF H R ER SO BB IBB HBP BLK WP HR S P ERA WHIP	IP WLS BF H R ER SO BB IBB HBP BLK WP HR S P ERA WHIP	IP WLS BF H R ER SO BB IBB HBP BLK WP HR S P ERA WHIP	IP WLS BF H R ER SO BB IBB HBP BLK WP HR S P ERA WHIP	IP WLS BF H R ER SO BB IBB HBP BLK WP HR S P ERA WHIP	IP WLS BF H R ER SO BB IBB HBP BLK WP HR S P ERA WHIP			
34 Gavin Floyd, R ERA: 5.52	6.0	W	3	1	0	0	2	0	0	0	0	0	0	0	7	10	4.50	1.833		
37 Matt Thornton, L ERA: 2.25	1.0	W	3	1	0	0	2	0	0	0	0	0	0	0	7	10	0.00	1.000		
71 Scott Linebrink, R ERA: 1.13	1.0	H	4	1	0	0	1	0	0	0	0	0	0	15	23	0.00	1.000			
45 Bobby Jenks, R ERA: 2.25	1.0	S	3	0	0	0	1	0	0	0	0	0	0	6	7	0.00	0.000			

Seattle Mariners @ Chicago White Sox  
U.S. Cellular Field, Chicago, IL  
Wed Apr 29 2009, 2:05 PM EDT  
Att: 18,023 - Cloudy - 51 F

AB 37  
R 3  
H 12  
RBI 3  
BB 2  
SO 7  
LOB 16



Batter	1	2	3	4	5	6	7	8	9	AB	R	H	RBI	BB	SO	LOB	BOTTOM			
18 Brent Lillibridge, R OBP: 0.286, SLG: 0.195	K	CS	B5-3		20 HBP	F9			K	5	0	1	0	0	2	2				
7 Josh Fields, R OBP: 0.360, SLG: 0.378	20 HBP				F8				K	3	0	0	0	2	2	3				
20 Carlos Quentin, R OBP: 0.374, SLG: 0.587	HBP		L7						K	3	1	2	2	0	0	1				
23 Jermaine Dye, R OBP: 0.333, SLG: 0.551	K		F9		F9				F9	5	1	1	1	0	1	7				
14 Paul Konerko, R OBP: 0.376, SLG: 0.526	F7				F7				F8	4	1	1	0	0	0	2				
12 A.J. Pierzynski, L OBP: 0.288, SLG: 0.365					G3				15 2B	4	2	3	1	0	0	0				
15 Wilson Betemit, S OBP: 0.320, SLG: 0.458					F9				10 SF8	4	0	2	1	0	1	0				
32 Brian Anderson, R OBP: 0.383, SLG: 0.327 Jerry Owens, L OBP: 0.267, SLG: 0.083						G6-3			K	2	0	0	0	1	1	2				
10 Alexei Ramirez, R OBP: 0.273, SLG: 0.286									SF8	2	1	2	1	1	0	0				
<b>Inning Stats</b>	R: 0 E: 0 K: 2 S: 13	H: 0 LOB: 2 BB: 1 P: 25	R: 1 E: 0 K: 1 S: 9	H: 2 LOB: 1 BB: 1 P: 16	R: 0 E: 0 K: 0 S: 4	H: 0 LOB: 1 BB: 1 P: 11	R: 0 E: 0 K: 0 S: 11	H: 0 LOB: 0 BB: 0 P: 13	R: 0 E: 0 K: 1 S: 14	H: 2 LOB: 3 BB: 0 P: 23	R: 2 E: 0 K: 1 S: 16	H: 3 LOB: 1 BB: 0 P: 23	R: 2 E: 0 K: 1 S: 22	H: 4 LOB: 2 BB: 0 P: 32	R: 1 E: 0 K: 2 S: 16	H: 1 LOB: 1 BB: 1 P: 27	1B: 7 2B: 2 3B: 0 HR: 3	SF: 1 SAC: 0 DP: 0 HBP: 2	WP: 1 PB: 0 SB: 1 CS: 2	PA: 41
<b>PITCHER</b>	IP WLS BF H R ER SO BB IBB HBP BLK WP HR S P ERA WHIP	IP WLS BF H R ER SO BB IBB HBP BLK WP HR S P ERA WHIP	IP WLS BF H R ER SO BB IBB HBP BLK WP HR S P ERA WHIP	IP WLS BF H R ER SO BB IBB HBP BLK WP HR S P ERA WHIP	IP WLS BF H R ER SO BB IBB HBP BLK WP HR S P ERA WHIP	IP WLS BF H R ER SO BB IBB HBP BLK WP HR S P ERA WHIP	IP WLS BF H R ER SO BB IBB HBP BLK WP HR S P ERA WHIP	IP WLS BF H R ER SO BB IBB HBP BLK WP HR S P ERA WHIP	IP WLS BF H R ER SO BB IBB HBP BLK WP HR S P ERA WHIP	IP WLS BF H R ER SO BB IBB HBP BLK WP HR S P ERA WHIP	IP WLS BF H R ER SO BB IBB HBP BLK WP HR S P ERA WHIP	IP WLS BF H R ER SO BB IBB HBP BLK WP HR S P ERA WHIP	IP WLS BF H R ER SO BB IBB HBP BLK WP HR S P ERA WHIP	IP WLS BF H R ER SO BB IBB HBP BLK WP HR S P ERA WHIP	IP WLS BF H R ER SO BB IBB HBP BLK WP HR S P ERA WHIP	IP WLS BF H R ER SO BB IBB HBP BLK WP HR S P ERA WHIP	IP WLS BF H R ER SO BB IBB HBP BLK WP HR S P ERA WHIP			
45 Erik Bedard, L ERA: 2.61	5.0	L	7	3	2	2	2	0	0	0	2	22	32	13.50	2.250					
23 Shawn Kelley, R ERA: 2.0	1.1	L	7	3	2	2	2	0	0	0	2	22	32	13.50	2.250					
53 David Aardsma, R ERA: 1.93	0.2		4	2	0	0	0	0	0	0	13	19	0.00	3.000						
57 Mark Lowe, R ERA: 4.32	1.0		5	1	1	1	2	1	0	0	16	27	9.00	2.000						

Seattle Mariners @ Chicago White Sox  
U.S. Cellular Field, Chicago, IL  
Wed Apr 29 2009, 2:05 PM EDT  
Att: 18,023 - Cloudy - 51 F

AB 33  
R 6  
H 12  
RBI 6  
BB 4  
SO 7  
LOB 19









Batter	1	2	3	4	5	6	7	8	9	AB	R	H	RBI	BB	SO	LOB	TOP								
15 Ryan Sweeney, L (1,9) OBP: 0.330, SLG: 0.355										5	1	1	0	0	2	4									
18 Orlando Cabrera, R (1,6) OBP: 0.302, SLG: 0.271										4	0	0	0	0	0	2									
16 Jason Giambi, L (1,3) OBP: 0.321, SLG: 0.315										4	0	2	2	0	1	0									
22 Jack Hannahan, L (9,5) OBP: 0.167, SLG: 0.667										0	0	0	0	0	0	0									
5 Matt Holliday, R (1,7) OBP: 0.303, SLG: 0.398										3	0	1	0	1	0	0									
32 Jack Cust, L (1,10) OBP: 0.422, SLG: 0.394										4	0	1	0	0	2	4									
8 Kurt Suzuki, R (1,2) OBP: 0.376, SLG: 0.467										4	0	0	0	0	1	1									
7 Bobby Crosby, R (1,5) OBP: 0.333, SLG: 0.324										3	1	0	0	1	1	1									
11 Rajai Davis, R (1,8) OBP: 0.318, SLG: 0.250										2	0	1	0	1	0	1									
6 Travis Buck, L (9,PH) OBP: 0.304, SLG: 0.275										1	0	0	0	0	1	1									
2 Gregorio Petit, R (1,4) OBP: 0.750, SLG: 0.750										4	1	3	1	0	0	0									
<b>Inning Stats</b>	R: 0 H: 0 E: 0 K: 1 S: 11	H: 0 LOB: 0 BB: 0 P: 13	R: 0 H: 0 E: 0 K: 1 S: 8	H: 0 LOB: 0 BB: 0 P: 10	R: 0 H: 2 E: 0 K: 1 S: 13	H: 2 LOB: 1 BB: 0 P: 21	R: 0 H: 0 E: 0 K: 1 S: 7	H: 0 LOB: 0 BB: 0 P: 10	R: 0 H: 1 E: 0 K: 0 S: 9	H: 1 LOB: 1 BB: 0 P: 16	R: 1 H: 2 E: 0 K: 1 S: 9	H: 2 LOB: 2 BB: 1 P: 17	R: 0 H: 0 E: 0 K: 1 S: 7	H: 0 LOB: 0 BB: 1 P: 14	R: 1 H: 3 E: 0 K: 1 S: 17	H: 3 LOB: 2 BB: 0 P: 24	R: 1 H: 1 E: 0 K: 1 S: 12	H: 1 LOB: 1 BB: 1 P: 20	1B: 7 2B: 2 3B: 0 HR: 0	SF: 0 SAC: 0 DP: 1 HBP: 0	WP: 0 PB: 0 SB: 3 CS: 1	PA: 38			
<b>PITCHER</b>	IP WLS BF H R ER SO BB IBB HBP BLK WP HR S P ERA WHIP	7.0 0 26 5 1 1 6 1 1 0 0 0 0 0 17 24 1.29 0.857	1.0 B 6 3 1 1 1 0 0 0 0 0 0 0 12 20 9.00 3.000	1.0 L 5 1 1 1 1 1 0 0 0 0 0 0 0 0 12 20 9.00 2.000																					

Oakland Athletics @ Seattle Mariners  
Safeco Field, Seattle, WA  
Sat May 02 2009, 6:10 PM PDT  
Att: 29,495 - Roof Closed - 61 F

AB 34  
R 3  
H 9  
RBI 3  
BB 3  
SO 8  
LOB 14



Batter	1	2	3	4	5	6	7	8	9	AB	R	H	RBI	BB	SO	LOB	BOTTOM						
51 Ichiro Suzuki, L (1,9) OBP: 0.315, SLG: 0.403										5	0	2	0	0	0	0							
10 Endy Chavez, L (1,7) OBP: 0.380, SLG: 0.352										2	0	1	1	1	1	0							
24 Ken Griffey Jr., L (1,10) OBP: 0.338, SLG: 0.317										3	0	0	0	1	0	3							
29 Adrian Beltré, R (1,5) OBP: 0.248, SLG: 0.294										3	0	1	0	1	0	2							
30 Russell Bryanan, L (1,3) OBP: 0.419, SLG: 0.688										4	1	2	1	0	0	1							
4 Jose Lopez, R (1,4) OBP: 0.312, SLG: 0.369										4	0	1	0	0	1	2							
32 Rob Johnson, R (1,2) OBP: 0.245, SLG: 0.340										4	0	0	0	0	1	3							
21 Franklin Gutierrez, R (1,8) OBP: 0.333, SLG: 0.397										3	1	2	0	1	0	0							
7 Yuniesky Betancourt, R (1,6) OBP: 0.306, SLG: 0.417										4	0	1	0	0	0	3							
<b>Inning Stats</b>	R: 0 H: 1 E: 0 K: 0 S: 9	H: 3 LOB: 1 BB: 0 P: 19	R: 0 H: 2 E: 0 K: 0 S: 10	H: 2 LOB: 1 BB: 1 P: 20	R: 0 H: 1 E: 0 K: 0 S: 12	H: 1 LOB: 2 BB: 1 P: 20	R: 0 H: 0 E: 0 K: 1 S: 6	H: 0 LOB: 0 BB: 0 P: 8	R: 0 H: 0 E: 0 K: 0 S: 13	H: 0 LOB: 0 BB: 0 P: 19	R: 1 H: 3 E: 0 K: 0 S: 9	H: 3 LOB: 2 BB: 0 P: 15	R: 0 H: 0 E: 0 K: 2 S: 10	H: 0 LOB: 1 BB: 1 P: 19	R: 0 H: 0 E: 0 K: 0 S: 7	H: 0 LOB: 0 BB: 0 P: 13	1B: 8 2B: 1 3B: 0 HR: 1	SF: 1 SAC: 0 DP: 1 HBP: 0	WP: 0 PB: 0 SB: 0 CS: 3	PA: 37			
<b>PITCHER</b>	IP WLS BF H R ER SO BB IBB HBP BLK WP HR S P ERA WHIP	6.0 0 24 7 1 1 1 3 0 0 0 0 0 0 19 34 1.50 1.667	2.0 W 10 3 1 1 2 1 0 0 0 0 0 0 7 13 4.50 2.000	1.0 S 3 0 0 0 0 0 0 0 0 0 0 0 0 7 13 0.00 0.000																			

Oakland Athletics @ Seattle Mariners  
Safeco Field, Seattle, WA  
Sat May 02 2009, 6:10 PM PDT  
Att: 29,495 - Roof Closed - 61 F

AB 32  
R 2  
H 10  
RBI 2  
BB 4  
SO 3  
LOB 14






Batter	1	2	3	4	5	6	7	8	9	10	11	12	13	14	15	AB	R	H	RBI	BB	SO	LOB	TOP						
15 Ryan Sweeney, L OBP: 0.333, SLG: 0.360 (8, 9)																	7	1	3	1	0	1	2	<b>Oakland Athletics @ Seattle Mariners</b> Safeco Field, Seattle, WA Sun May 03 2009, 1:10 PM PDT Att. 29,975 - Cloudy - 56 F <a href="http://livebaseballscorecards.com">livebaseballscorecards.com</a>					
18 Orlando Cabrera, R OBP: 0.298, SLG: 0.269 (1, 6)																	8	1	2	1	0	1	5						
16 Jason Giambi, L OBP: 0.300, SLG: 0.307 (1, 3)																	2	0	0	0	2	0	2						
22 Jack Hannahan, L OBP: 0.200, SLG: 0.444 (9, 5)																	3	0	0	0	1	1	4						
5 Matt Holliday, R OBP: 0.314, SLG: 0.367 (1, 7)																	7	0	0	1	0	2	6						
32 Jack Cust, L OBP: 0.426, SLG: 0.440 (1, 9)																	4	1	2	0	1	0	1						
11 Rajai Davis, R OBP: 0.320, SLG: 0.227 (8, 8)																	2	1	0	0	1	2	0						
8 Kurt Suzuki, R OBP: 0.382, SLG: 0.469 (1, 10)																	6	0	2	0	1	1	2						
7 Bobby Crosby, R OBP: 0.314, SLG: 0.286 (1, 5)																	5	1	0	0	0	0	3						
2 Gregorio Petit, R OBP: 0.455, SLG: 0.545 (1, 4)																	7	1	2	0	0	1	4						
35 Landon Powell, S OBP: 0.276, SLG: 0.320 (1, 2)																	7	1	3	2	0	2	2						
<b>Inning Stats</b>	R: 3 E: 0 K: 1 S: 16	H: 3 LOB: 0 BB: 0 P: 25	R: 0 E: 0 K: 0 S: 9	H: 0 LOB: 0 BB: 0 P: 12	R: 0 E: 0 K: 0 S: 5	H: 0 LOB: 0 BB: 0 P: 8	R: 0 E: 1 K: 1 S: 11	H: 1 LOB: 1 BB: 0 P: 16	R: 1 E: 0 K: 0 S: 15	H: 2 LOB: 2 BB: 1 P: 27	R: 0 E: 0 K: 2 S: 8	H: 1 LOB: 1 BB: 0 P: 9	R: 0 E: 0 K: 1 S: 6	H: 1 LOB: 0 BB: 0 P: 12	R: 0 E: 0 K: 1 S: 8	H: 1 LOB: 1 BB: 0 P: 14	R: 0 E: 0 K: 1 S: 8	H: 0 LOB: 1 BB: 1 P: 15	R: 3 E: 1 K: 3 S: 25	H: 2 LOB: 2 BB: 1 P: 42	R: 0 E: 0 K: 2 S: 14	H: 0 LOB: 1 BB: 1 P: 23	R: 0 E: 0 K: 1 S: 10		H: 2 LOB: 2 BB: 0 P: 16	1B: 9 2B: 4 3B: 0 HR: 1	SF: 1 SAC: 1 DP: 0 HBP: 1	WP: 0 PB: 0 SB: 1 CS: 1	PA: 67
<b>PITCHER</b>	41 Chris Jankauskas, R ERA: 5.76 (5, 1)	46 Sean White, R ERA: 6.36 (7, 1)	20 Denny Stark, R ERA: 4.22 (7, 1)	57 Mark Lowe, R ERA: 4.22 (9, 1)	23 Shawn Kelley, R ERA: 1.54 (9, 1)	53 David Aardsma, R ERA: 2.38 (10, 1)	43 Miguel Batista, R ERA: 2.57 (11, 1)	38 Jason Vargas, L ERA: 2.57 (13, 1)									IP: 1.0 WLS: 0 BF: 1 H: 0 R: 0 ER: 0 SO: 1 BB: 0 IBB: 0 HBP: 0 BLK: 0 WP: 0 HR: 0 S: 7 P: 12 ERA: 0.00 WHIP: 0.00												

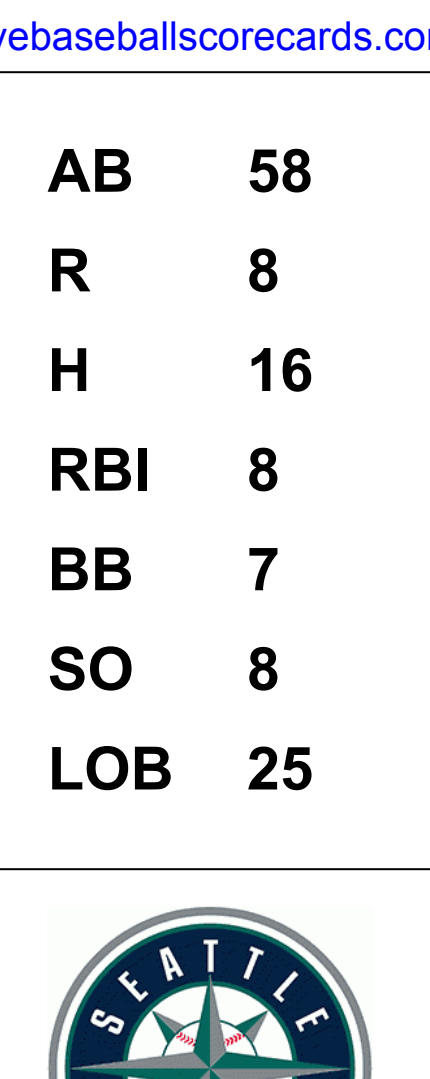
Batter	1	2	3	4	5	6	7	8	9	10	11	12	13	14	15	AB	R	H	RBI	BB	SO	LOB	BOTTOM						
51 Ichiro Suzuki, L OBP: 0.321, SLG: 0.392 (1, 9)																	7	0	2	1	1	1	2	<b>Oakland Athletics @ Seattle Mariners</b> Safeco Field, Seattle, WA Sun May 03 2009, 1:10 PM PDT Att. 29,975 - Cloudy - 56 F <a href="http://livebaseballscorecards.com">livebaseballscorecards.com</a>					
4 Jose Lopez, R OBP: 0.317, SLG: 0.370 (1, 4)																	8	1	3	1	0	1	6						
5 Mike Sweeney, R OBP: 0.346, SLG: 0.417 (1, 10)																	7	1	1	2	0	0	1						
29 Adrian Beltré, R OBP: 0.250, SLG: 0.284 (1, 5)																	7	1	2	0	0	1	1						
30 Russell Branyan, L OBP: 0.395, SLG: 0.648 (1, 3)																	7	0	1	0	0	3	3						
25 Wladimir Balentien, R OBP: 0.395, SLG: 0.500 (1, 7)																	5	2	3	0	2	1	1						
2 Kenji Johjima, R OBP: 0.265, SLG: 0.333 ERA: 4.5 (1, 2)																	5	1	1	1	1	0	3						
10 Endy Chavez, L OBP: 0.380, SLG: 0.352 (13, PR)																	0	1	0	0	0	0	0						
32 Rob Johnson, R OBP: 0.240, SLG: 0.333 (14, 2)																	1	0	0	0	0	0	2						
21 Franklin Gutierrez, R OBP: 0.296, SLG: 0.409 (1, 8)																	4	1	2	1	3	1	0						
7 Yuniesky Betancourt, R OBP: 0.293, SLG: 0.396 (1, 6)																	7	0	1	1	0	0	6						
<b>Inning Stats</b>	R: 0 E: 0 K: 1 S: 9	H: 0 LOB: 0 BB: 0 P: 14	R: 0 E: 0 K: 1 S: 7	H: 1 LOB: 1 BB: 0 P: 13	R: 0 E: 0 K: 0 S: 7	H: 0 LOB: 0 BB: 0 P: 10	R: 2 E: 0 K: 2 S: 14	H: 2 LOB: 1 BB: 1 P: 25	R: 0 E: 0 K: 1 S: 10	H: 0 LOB: 0 BB: 0 P: 14	R: 0 E: 0 K: 0 S: 8	H: 1 LOB: 1 BB: 0 P: 11	R: 1 E: 0 K: 1 S: 16	H: 2 LOB: 2 BB: 1 P: 22	R: 0 E: 0 K: 1 S: 8	H: 0 LOB: 0 BB: 0 P: 15	R: 0 E: 0 K: 1 S: 9	H: 1 LOB: 1 BB: 0 P: 27	R: 0 E: 0 K: 1 S: 8	H: 0 LOB: 0 BB: 1 P: 14	R: 0 E: 0 K: 0 S: 5	H: 0 LOB: 0 BB: 0 P: 7	R: 0 E: 0 K: 0 S: 7		H: 1 LOB: 2 BB: 1 P: 13	1B: 12 2B: 2 3B: 0 HR: 2	SF: 0 SAC: 0 DP: 1 HBP: 0	WP: 0 PB: 0 SB: 0 CS: 0	PA: 65
<b>PITCHER</b>	55 Josh Outman, L ERA: 4.41 (7, 1)	52 Kevin Cameron, R ERA: 4.5 (9, 1)	36 Russ Springer, R ERA: 3.0 (10, 1)	47 Gio González, L ERA: 5.4 (15, 1)	30 Dana Eveland, L ERA: 7.4 (15, 1)											IP: 6.0 WLS: 0 BF: 23 H: 4 R: 2 ER: 2 SO: 5 BB: 1 IBB: 0 HBP: 0 BLK: 0 WP: 0 HR: 1 S: 55 P: 87 ERA: 3.00 WHIP: 0.833													

**Oakland Athletics @ Seattle Mariners**  
 Safeco Field, Seattle, WA  
 Sun May 03 2009, 1:10 PM PDT  
 Att. 29,975 - Cloudy - 56 F  
[livebaseballscorecards.com](http://livebaseballscorecards.com)



AB: 58  
 R: 7  
 H: 14  
 RBI: 7  
 BB: 5  
 SO: 12  
 LOB: 30

**Oakland Athletics @ Seattle Mariners**  
 Safeco Field, Seattle, WA  
 Sun May 03 2009, 1:10 PM PDT  
 Att. 29,975 - Cloudy - 56 F  
[livebaseballscorecards.com](http://livebaseballscorecards.com)



AB: 58  
 R: 8  
 H: 16  
 RBI: 8  
 BB: 7  
 SO: 8  
 LOB: 25



Batter	1	2	3	4	5	6	7	8	9	AB	R	H	RBI	BB	SO	LOB	TOP						
5 Ian Kinsler, R OBP: 0.373, SLG: 0.670										5	0	0	0	0	1	0							
1 Elvis Andrus, R OBP: 0.314, SLG: 0.418										5	1	2	0	0	1	0							
10 Michael Young, R OBP: 0.372, SLG: 0.610										4	2	2	2	0	0	1							
9 Hank Blalock, L OBP: 0.292, SLG: 0.573										3	1	1	1	1	1	1							
22 Marlon Byrd, R OBP: 0.321, SLG: 0.488										4	0	1	1	0	2	1							
17 Nelson Cruz, R OBP: 0.343, SLG: 0.522										4	0	1	0	0	1	0							
7 David Murphy, L OBP: 0.333, SLG: 0.282										3	1	2	0	1	0	2							
19 Chris Davis, L OBP: 0.280, SLG: 0.440										4	1	1	2	0	2	4							
21 Jarrod Saltalamacchia, S OBP: 0.294, SLG: 0.415										4	0	0	0	0	3	2							
<b>Inning Stats</b>	R: 0 E: 0 K: 0 S: 9	H: 1 LOB: 1 BB: 0 P: 13	R: 0 E: 0 K: 2 S: 9	H: 1 LOB: 1 BB: 0 P: 15	R: 0 E: 0 K: 1 S: 6	H: 0 LOB: 0 BB: 0 P: 7	R: 2 E: 0 K: 2 S: 15	H: 4 LOB: 2 BB: 0 P: 18	R: 2 E: 0 K: 3 S: 11	H: 2 LOB: 0 BB: 0 P: 18	R: 2 E: 0 K: 1 S: 15	H: 2 LOB: 0 BB: 0 P: 26	R: 0 E: 0 K: 1 S: 10	H: 0 LOB: 1 BB: 1 P: 19	R: 0 E: 0 K: 0 S: 4	H: 0 LOB: 0 BB: 1 P: 11	R: 0 E: 0 K: 1 S: 12	H: 0 LOB: 0 BB: 0 P: 17	1B: 7 2B: 1 3B: 0 HR: 2	SF: 0 SAC: 0 DP: 0 HBP: 0	WP: 0 PB: 0 SB: 0 CS: 1	PA: 38	
<b>PITCHER</b>	IP WLS BF H R ER SO BB IBB HBP BLK WP HR S P ERA WHIP	IP WLS BF H R ER SO BB IBB HBP BLK WP HR S P ERA WHIP	IP WLS BF H R ER SO BB IBB HBP BLK WP HR S P ERA WHIP	IP WLS BF H R ER SO BB IBB HBP BLK WP HR S P ERA WHIP	IP WLS BF H R ER SO BB IBB HBP BLK WP HR S P ERA WHIP	IP WLS BF H R ER SO BB IBB HBP BLK WP HR S P ERA WHIP	IP WLS BF H R ER SO BB IBB HBP BLK WP HR S P ERA WHIP	IP WLS BF H R ER SO BB IBB HBP BLK WP HR S P ERA WHIP	IP WLS BF H R ER SO BB IBB HBP BLK WP HR S P ERA WHIP	IP WLS BF H R ER SO BB IBB HBP BLK WP HR S P ERA WHIP	IP WLS BF H R ER SO BB IBB HBP BLK WP HR S P ERA WHIP	IP WLS BF H R ER SO BB IBB HBP BLK WP HR S P ERA WHIP	IP WLS BF H R ER SO BB IBB HBP BLK WP HR S P ERA WHIP	IP WLS BF H R ER SO BB IBB HBP BLK WP HR S P ERA WHIP	IP WLS BF H R ER SO BB IBB HBP BLK WP HR S P ERA WHIP	IP WLS BF H R ER SO BB IBB HBP BLK WP HR S P ERA WHIP	IP WLS BF H R ER SO BB IBB HBP BLK WP HR S P ERA WHIP	IP WLS BF H R ER SO BB IBB HBP BLK WP HR S P ERA WHIP	IP WLS BF H R ER SO BB IBB HBP BLK WP HR S P ERA WHIP	IP WLS BF H R ER SO BB IBB HBP BLK WP HR S P ERA WHIP	IP WLS BF H R ER SO BB IBB HBP BLK WP HR S P ERA WHIP	IP WLS BF H R ER SO BB IBB HBP BLK WP HR S P ERA WHIP	IP WLS BF H R ER SO BB IBB HBP BLK WP HR S P ERA WHIP

Texas Rangers @ Seattle Mariners  
Safeco Field, Seattle, WA  
Mon May 04 2009, 7:10 PM PDT  
Att: 16,431 - Roof Closed - 54 F

AB 36  
R 6  
H 10  
RBI 6  
BB 2  
SO 11  
LOB 11



Batter	1	2	3	4	5	6	7	8	9	AB	R	H	RBI	BB	SO	LOB	BOTTOM							
51 Ichiro Suzuki, L OBP: 0.314, SLG: 0.405										5	0	1	1	0	0	3								
10 Endy Chavez, L OBP: 0.365, SLG: 0.337										4	0	0	0	0	2	2								
5 Mike Sweeney, R OBP: 0.339, SLG: 0.423										4	0	1	0	0	0	0								
30 Russell Bryanan, L OBP: 0.388, SLG: 0.667										4	1	1	1	0	0	1								
29 Adrián Beltré, R OBP: 0.241, SLG: 0.274										4	0	0	0	0	0	1								
4 Jose Lopez, R OBP: 0.314, SLG: 0.365										4	1	1	0	0	0	1								
2 Kenji Johjima, R OBP: 0.263, SLG: 0.351										4	1	1	0	0	0	0								
21 Franklin Gutierrez, R OBP: 0.384, SLG: 0.461										3	0	1	0	1	0	0								
7 Yuniesky Betancourt, R OBP: 0.302, SLG: 0.394										3	0	1	0	1	0	0								
<b>Inning Stats</b>	R: 0 E: 0 K: 1 S: 10	H: 0 LOB: 0 BB: 0 P: 11	R: 0 E: 0 K: 0 S: 6	H: 0 LOB: 0 BB: 0 P: 9	R: 0 E: 0 K: 1 S: 7	H: 0 LOB: 0 BB: 0 P: 9	R: 4 E: 0 K: 0 S: 13	H: 5 LOB: 1 BB: 0 P: 21	R: 0 E: 0 K: 0 S: 6	H: 1 LOB: 1 BB: 0 P: 10	R: 1 E: 0 K: 0 S: 9	H: 2 LOB: 1 BB: 0 P: 10	R: 0 E: 0 K: 0 S: 11	H: 0 LOB: 0 BB: 0 P: 16	R: 0 E: 0 K: 0 S: 6	H: 1 LOB: 2 BB: 1 P: 13	1B: 4 2B: 2 3B: 1 HR: 2	SF: 0 SAC: 0 DP: 0 HBP: 0	WP: 0 PB: 0 SB: 1 CS: 0	PA: 37				
<b>PITCHER</b>	IP WLS BF H R ER SO BB IBB HBP BLK WP HR S P ERA WHIP	IP WLS BF H R ER SO BB IBB HBP BLK WP HR S P ERA WHIP	IP WLS BF H R ER SO BB IBB HBP BLK WP HR S P ERA WHIP	IP WLS BF H R ER SO BB IBB HBP BLK WP HR S P ERA WHIP	IP WLS BF H R ER SO BB IBB HBP BLK WP HR S P ERA WHIP	IP WLS BF H R ER SO BB IBB HBP BLK WP HR S P ERA WHIP	IP WLS BF H R ER SO BB IBB HBP BLK WP HR S P ERA WHIP	IP WLS BF H R ER SO BB IBB HBP BLK WP HR S P ERA WHIP	IP WLS BF H R ER SO BB IBB HBP BLK WP HR S P ERA WHIP	IP WLS BF H R ER SO BB IBB HBP BLK WP HR S P ERA WHIP	IP WLS BF H R ER SO BB IBB HBP BLK WP HR S P ERA WHIP	IP WLS BF H R ER SO BB IBB HBP BLK WP HR S P ERA WHIP	IP WLS BF H R ER SO BB IBB HBP BLK WP HR S P ERA WHIP	IP WLS BF H R ER SO BB IBB HBP BLK WP HR S P ERA WHIP	IP WLS BF H R ER SO BB IBB HBP BLK WP HR S P ERA WHIP	IP WLS BF H R ER SO BB IBB HBP BLK WP HR S P ERA WHIP	IP WLS BF H R ER SO BB IBB HBP BLK WP HR S P ERA WHIP	IP WLS BF H R ER SO BB IBB HBP BLK WP HR S P ERA WHIP	IP WLS BF H R ER SO BB IBB HBP BLK WP HR S P ERA WHIP	IP WLS BF H R ER SO BB IBB HBP BLK WP HR S P ERA WHIP	IP WLS BF H R ER SO BB IBB HBP BLK WP HR S P ERA WHIP	IP WLS BF H R ER SO BB IBB HBP BLK WP HR S P ERA WHIP	IP WLS BF H R ER SO BB IBB HBP BLK WP HR S P ERA WHIP	IP WLS BF H R ER SO BB IBB HBP BLK WP HR S P ERA WHIP

Texas Rangers @ Seattle Mariners  
Safeco Field, Seattle, WA  
Mon May 04 2009, 7:10 PM PDT  
Att: 16,431 - Roof Closed - 54 F

AB 36  
R 5  
H 9  
RBI 5  
BB 1  
SO 3  
LOB 8









Batter	1	2	3	4	5	6	7	8	9	AB	R	H	RBI	BB	SO	LOB	TOP										
51 Ichiro Suzuki, L (1.9) OBP: 0.326, SLG: 0.396										5	0	2	0	0	1	5	<b>Seattle Mariners @ Kansas City Royals</b> Kauffman Stadium, Kansas City, MO Wed May 06 2009, 7:10 PM CDT Att: 15,291 - Partly Cloudy - 75 F <a href="http://livebaseballscorecards.com">livebaseballscorecards.com</a>										
10 Endy Chavez, L (1.7) OBP: 0.352, SLG: 0.323										4	0	0	0	0	0	5											
4 Jose Lopez, R (1.4) OBP: 0.310, SLG: 0.365										4	1	2	0	0	0	0											
30 Russell Branyan, L (1.3) OBP: 0.387, SLG: 0.659										4	0	1	0	0	1	2											
29 Adrian Beltré, R (1.5) OBP: 0.238, SLG: 0.274										3	0	0	1	0	1	2											
24 Ken Griffey Jr., L (1.10) OBP: 0.346, SLG: 0.333										3	0	1	0	1	0	1											
2 Kenji Johjima, R (1.2) OBP: 0.238, SLG: 0.317										4	0	0	0	0	0	3											
21 Franklin Gutierrez, R (1.8) OBP: 0.383, SLG: 0.446										4	0	2	0	0	0	0											
7 Yuniesky Betancourt, R (1.6) OBP: 0.288, SLG: 0.373										4	0	1	0	0	0	2											
<b>Inning Stats</b>	R: 0 E: 0 K: 0 S: 7	H: 0 LOB: 0 BB: 0 P: 11	R: 0 E: 0 K: 0 S: 5	H: 1 LOB: 1 BB: 0 P: 7	R: 0 E: 0 K: 0 S: 7	H: 1 LOB: 1 BB: 0 P: 15	R: 0 E: 0 K: 1 S: 8	H: 0 LOB: 0 BB: 0 P: 11	R: 0 E: 0 K: 0 S: 12	H: 2 LOB: 3 BB: 1 P: 21	R: 1 E: 0 K: 0 S: 5	H: 2 LOB: 0 BB: 0 P: 8	R: 0 E: 0 K: 0 S: 11	H: 0 LOB: 0 BB: 0 P: 7	R: 0 E: 0 K: 1 S: 11	H: 2 LOB: 2 BB: 0 P: 14	R: 0 E: 1 K: 1 S: 13	H: 1 LOB: 2 BB: 0 P: 18	1B: 6 2B: 4 3B: 0 HR: 0	SF: 1 SAC: 0 DP: 1 HBP: 0	WP: 0 PB: 0 SB: 0 CS: 0	PA: 37					
<b>PITCHER</b>	IP	WLS	BF	H	R	ER	SO	BB	IBB	HBP	BLK	WP	HR	S	P	ERA	WHIP										
47 Sidney Ponson, R (1.1) ERA: 5.91	7.1	W	30	8	1	1	1	1	0	0	0	0	0	54	85	1.23	1.227										
52 Horacio Ramirez, L (8.1) ERA: 7.71	0.2		2	0	0	0	1	0	0	0	0	0	0	6	9	0.00	0.000										
40 Kyle Farnsworth, R (9.1) ERA: 7.56	1.0		5	1	0	0	1	0	0	0	0	0	0	13	18	0.00	1.000										

Batter	1	2	3	4	5	6	7	8	9	AB	R	H	RBI	BB	SO	LOB	BOTTOM										
9 David DeJesus, L (1.7) OBP: 0.300, SLG: 0.396										4	2	2	0	1	0	3	<b>Seattle Mariners @ Kansas City Royals</b> Kauffman Stadium, Kansas City, MO Wed May 06 2009, 7:10 PM CDT Att: 15,291 - Partly Cloudy - 75 F <a href="http://livebaseballscorecards.com">livebaseballscorecards.com</a>										
8 Willie Bloomquist, R (1.6) OBP: 0.459, SLG: 0.540										5	1	2	0	0	0	4											
24 Mark Teahen, L (1.5) OBP: 0.397, SLG: 0.485										5	2	3	3	0	0	1											
11 Jose Guillen, R (1.9) OBP: 0.419, SLG: 0.519										3	2	1	0	0	1	2											
46 Luis Hernandez, S (8.6) OBP: 0.343, SLG: 0.536										1	0	0	0	0	0	1											
16 Billy Butler, R (1.3) OBP: 0.370, SLG: 0.425										4	2	3	0	1	0	1											
17 Mike Jacobs, L (1.10) OBP: 0.343, SLG: 0.505										4	0	3	3	1	0	2											
13 Alberto Callaspo, S (1.4) OBP: 0.417, SLG: 0.565										4	0	3	3	1	0	2											
21 Miguel Olivo, R (1.2) OBP: 0.250, SLG: 0.361										4	0	1	0	0	1	0											
14 John Buck, R (9.2) OBP: 0.317, SLG: 0.536										0	0	0	0	0	0	0											
35 Mitch Maier, L (1.8) OBP: 0.394, SLG: 0.269										3	0	2	0	1	0	0											
<b>Inning Stats</b>	R: 3 E: 0 K: 0 S: 14	H: 4 LOB: 1 BB: 0 P: 22	R: 0 E: 0 K: 0 S: 10	H: 0 LOB: 1 BB: 1 P: 17	R: 3 E: 0 K: 0 S: 18	H: 4 LOB: 0 BB: 0 P: 31	R: 2 E: 0 K: 0 S: 19	H: 5 LOB: 3 BB: 1 P: 33	R: 0 E: 0 K: 1 S: 8	H: 0 LOB: 1 BB: 1 P: 15	R: 0 E: 0 K: 1 S: 9	H: 1 LOB: 1 BB: 1 P: 16	R: 0 E: 0 K: 0 S: 8	H: 2 LOB: 2 BB: 0 P: 12	R: 1 E: 1 K: 0 S: 14	H: 1 LOB: 1 BB: 0 P: 20	1B: 13 2B: 3 3B: 0 HR: 1	SF: 0 SAC: 0 DP: 3 HBP: 1	WP: 0 PB: 0 SB: 0 CS: 0	PA: 43							
<b>PITCHER</b>	IP	WLS	BF	H	R	ER	SO	BB	IBB	HBP	BLK	WP	HR	S	P	ERA	WHIP										
52 Carlos Silva, R (1.1) ERA: 8.48	3.0	L	17	8	6	6	0	1	0	0	0	0	0	42	70	18.00	3.000										
49 Garrett Olson, L (4.1) ERA: 3.6	5.0		26	9	3	2	2	3	0	0	0	0	0	58	96	3.60	2.400										

AB 35  
R 1  
H 9  
RBI 1  
BB 1  
SO 3  
LOB 20



AB 38  
R 9  
H 17  
RBI 6  
BB 4  
SO 2  
LOB 21





Batter	1	2	3	4	5	6	7	8	9	AB R H RBI BB SO LOB	TOP									
51 Ichiro Suzuki, L (1, 9) OBP: 0.350, SLG: 0.421										4 0 3 0 1 0 3	<b>Seattle Mariners @ Kansas City Royals</b> Kauffman Stadium, Kansas City, MO Thu May 07 2009, 1:10 PM CDT Att: 32,646 - Sunny - 75 F									
21 Franklin Gutierrez, R (1, 8) OBP: 0.367, SLG: 0.425										4 0 0 0 0 2 4										
4 Jose Lopez, R (1, 4) OBP: 0.308, SLG: 0.361										4 0 1 0 0 1 4										
30 Russell Branyan, L (1, 3) OBP: 0.371, SLG: 0.628										4 0 0 0 0 2 3										
29 Adrian Beltré, R (1, 5) OBP: 0.242, SLG: 0.276										3 0 1 0 0 0 2										
24 Ken Griffey Jr., L (1, 10) OBP: 0.353, SLG: 0.343										4 1 2 0 0 0 2										
25 Wladimir Balentien, R (1, 7) OBP: 0.391, SLG: 0.458										3 0 1 0 1 0 1										
32 Rob Johnson, R (1, 2) OBP: 0.228, SLG: 0.296										3 0 0 0 0 3 1										
5 Mike Sweeney, R (9, PH) OBP: 0.328, SLG: 0.404										1 0 1 1 0 0 0										
10 Endy Chavez, L (9, PR) OBP: 0.352, SLG: 0.323										0 0 0 0 0 0 0										
3 Ronny Cedeno, R (1, 6) OBP: 0.219, SLG: 0.276										3 0 0 0 0 3 0										
7 Yuniesky Betancourt, R (9, PH) OBP: 0.256, SLG: 0.373										0 0 0 0 1 0 0										
<b>Inning Stats</b>	R: 0 H: 2 E: 0 K: 2 S: 17	H: 1 LOB: 2 BB: 0 P: 27	R: 0 H: 1 E: 0 K: 1 S: 12	H: 1 LOB: 0 BB: 0 P: 16	R: 0 H: 1 E: 0 K: 2 S: 15	H: 1 LOB: 1 BB: 0 P: 24	R: 0 H: 0 E: 0 K: 0 S: 6	H: 0 LOB: 0 BB: 0 P: 8	R: 0 H: 0 E: 1 K: 0 S: 8	H: 0 LOB: 1 BB: 1 P: 14	R: 0 H: 1 E: 0 K: 1 S: 8	H: 1 LOB: 1 BB: 0 P: 12	R: 0 H: 1 E: 0 K: 2 S: 15	H: 1 LOB: 3 BB: 2 P: 22	R: 1 H: 2 E: 0 K: 1 S: 13	H: 2 LOB: 3 BB: 2 P: 29	1B: 7 2B: 2 3B: 0 HR: 0	SF: 0 SAC: 0 DP: 4 HBP: 1	WP: 0 PB: 0 SB: 1 CS: 0	PA: 37
<b>PITCHER</b>	IP WLS BF H R ER SO BB IBB HBP BLK WP HR S P ERA WHIP															IP WLS BF H R ER SO BB IBB HBP BLK WP HR S P ERA WHIP				
19 Brian Bannister, R (1, 1) ERA: 1.48	6.0 W 22 5 0 0 7 1 0 0 0 0 0 0 67 105 0.00 1.000																			
32 Ron Mahay, L (7, 1) ERA: 4.85	1.0 H 4 1 0 0 1 0 0 0 1 0 0 0 8 12 0.00 1.000																			
37 Juan Cruz, R (8, 1) ERA: 2.03	1.0 H 4 1 0 0 2 0 0 0 0 0 0 0 15 22 0.00 1.000																			
48 Joaquin Soria, R (9, 1) ERA: 2.08	1.0 S 7 2 1 1 1 2 0 0 0 0 0 0 13 29 9.00 4.000																			

Batter	1	2	3	4	5	6	7	8	9	AB R H RBI BB SO LOB	BOTTOM									
2 Coco Crisp, S (1, 8) OBP: 0.367, SLG: 0.448										3 2 1 0 0 1 1	<b>Seattle Mariners @ Kansas City Royals</b> Kauffman Stadium, Kansas City, MO Thu May 07 2009, 1:10 PM CDT Att: 32,646 - Sunny - 75 F									
9 David DeJesus, L (1, 7) OBP: 0.301, SLG: 0.404										3 0 1 0 0 1 1										
24 Mark Teahen, L (1, 5) OBP: 0.392, SLG: 0.471										3 0 0 0 1 0 2										
11 Jose Guillen, R (1, 9) OBP: 0.409, SLG: 0.491										3 0 0 0 0 0 1										
35 Mitch Walter, L (9, PR) OBP: 0.394, SLG: 0.269										0 0 0 0 0 0 0										
16 Billy Butler, R (1, 3) OBP: 0.375, SLG: 0.429										4 0 2 1 0 0 0										
17 Mike Jacobs, L (1, 10) OBP: 0.333, SLG: 0.489										3 0 0 0 0 1 1										
8 Willie Bloomquist, R (1, 4) OBP: 0.452, SLG: 0.535										3 1 1 0 0 1 0										
21 Miguel Olivo, R (1, 2) OBP: 0.258, SLG: 0.365										2 0 1 0 0 1 0										
30 Mike Aviles, R (1, 6) OBP: 0.232, SLG: 0.295										3 0 1 1 0 0 1										
<b>Inning Stats</b>	R: 0 H: 1 E: 0 K: 1 S: 9	H: 1 LOB: 1 BB: 0 P: 17	R: 0 H: 1 E: 0 K: 0 S: 7	H: 1 LOB: 0 BB: 0 P: 11	R: 1 H: 1 E: 1 K: 1 S: 12	H: 1 LOB: 1 BB: 0 P: 16	R: 0 H: 0 E: 0 K: 0 S: 7	H: 0 LOB: 0 BB: 0 P: 11	R: 1 H: 2 E: 0 K: 1 S: 9	H: 2 LOB: 1 BB: 0 P: 14	R: 0 H: 0 E: 0 K: 0 S: 8	H: 0 LOB: 0 BB: 0 P: 13	R: 0 H: 1 E: 0 K: 2 S: 10	H: 1 LOB: 1 BB: 0 P: 13	R: 1 H: 1 E: 0 K: 0 S: 3	H: 1 LOB: 2 BB: 1 P: 13	1B: 5 2B: 2 3B: 0 HR: 0	SF: 0 SAC: 2 DP: 1 HBP: 2	WP: 0 PB: 0 SB: 1 CS: 0	PA: 33
<b>PITCHER</b>	IP WLS BF H R ER SO BB IBB HBP BLK WP HR S P ERA WHIP															IP WLS BF H R ER SO BB IBB HBP BLK WP HR S P ERA WHIP				
56 Jarrod Washburn, L (1, 1) ERA: 2.68	7.0 L 27 6 2 1 5 0 0 0 0 0 0 0 3 95 1.29 0.857																			
46 Sean White, R (8, 1) ERA: 1.46	1.0 5 1 1 1 0 0 0 1 2 0 0 0 3 13 9.00 1.000																			

AB	33
R	1
H	9
RBI	1
BB	3
SO	11
LOB	20



AB	27
R	3
H	7
RBI	2
BB	1
SO	5
LOB	7





Batter	1	2	3	4	5	6	7	8	9	AB	R	H	RBI	BB	SO	LOB	TOP										
51 Ichiro Suzuki, L (1, 9) OBP: 0.346, SLG: 0.414	L3		G4-3					F7		4	0	1	0	0	0	0	Seattle Mariners @ Minnesota Twins Hubert H. Humphrey Metrodome, Minneapolis, MN Fri May 08 2009, 8:10 PM EDT Att: 29,714 - Dome - 68 F <a href="http://livebaseballscorecards.com">livebaseballscorecards.com</a>										
10 Endy Chavez, L (1, 7) OBP: 0.348, SLG: 0.320	1B		G6-3			F7		G4-3		4	0	1	0	0	0	2											
4 Jose Lopez, R (1, 4) OBP: 0.298, SLG: 0.348	K			P2		F6			L3	4	0	0	0	0	1	3											
30 Russell Branyan, L (1, 3) OBP: 0.356, SLG: 0.600	K			K		L8			K	4	0	0	0	0	3	3											
29 Adrian Beltré, R (1, 5) OBP: 0.242, SLG: 0.275		P2		G5-3					K	4	0	1	0	0	1	0											
24 Ken Griffey Jr., L (1, 10) OBP: 0.341, SLG: 0.329	K				F8				F9	3	0	0	0	0	1	1											
2 Kenji Johjima, R (1, 2) OBP: 0.244, SLG: 0.318					G1-3				G6-3	3	0	1	0	0	0	1											
21 Franklin Gutierrez, R (1, 8) OBP: 0.356, SLG: 0.411					G5-3				P4	3	0	0	0	0	1	2											
7 Yuniesky Betancourt, R (1, 6) OBP: 0.296, SLG: 0.371						F9				3	0	1	0	0	0	0											
<b>Inning Stats</b>	R: 0 E: 0 K: 2 S: 11	H: 1 LOB: 1 BB: 0 P: 14	R: 0 E: 0 K: 1 S: 13	H: 1 LOB: 1 BB: 0 P: 16	R: 0 E: 0 K: 0 S: 10	H: 0 LOB: 0 BB: 0 P: 15	R: 0 E: 0 K: 1 S: 10	H: 0 LOB: 0 BB: 0 P: 13	R: 0 E: 0 K: 0 S: 10	H: 0 LOB: 0 BB: 0 P: 16	R: 0 E: 0 K: 0 S: 9	H: 2 LOB: 2 BB: 0 P: 14	R: 0 E: 0 K: 1 S: 10	H: 1 LOB: 1 BB: 0 P: 14	R: 0 E: 0 K: 0 S: 9	H: 0 LOB: 0 BB: 0 P: 12	R: 0 E: 0 K: 2 S: 11	H: 0 LOB: 0 BB: 0 P: 16	1B: 5 2B: 0 3B: 0 HR: 0	SF: 0 SAC: 0 DP: 0 HBP: 0	WP: 0 PB: 0 SB: 1 CS: 0	PA: 32					
<b>PITCHER</b>	IP	WLS	BF	H	R	ER	SO	BB	IBB	HBP	BLK	WP	HR	S	P	ERA	WHIP										
30 Scott Baker, R ERA: 6.83	(1, 1)	7.0	W	26	5	0	5	0	0	0	0	0	0	73	102	0.00	0.714										
28 Jesse Crain, R ERA: 5.63	(8, 1)	1.0		3	0	0	0	0	0	0	0	0	0	9	12	0.00	0.000										
36 Joe Nathan, R ERA: 1.8	(9, 1)	1.0		3	0	0	0	2	0	0	0	0	0	11	16	0.00	0.000										

Batter	1	2	3	4	5	6	7	8	9	AB	R	H	RBI	BB	SO	LOB	BOTTOM											
2 Denard Span, L (1, 8) OBP: 0.377, SLG: 0.374	1B	G6-3		L1	G3		F7			5	1	1	0	0	0	4	Seattle Mariners @ Minnesota Twins Hubert H. Humphrey Metrodome, Minneapolis, MN Fri May 08 2009, 8:10 PM EDT Att: 29,714 - Dome - 68 F <a href="http://livebaseballscorecards.com">livebaseballscorecards.com</a>											
20 Matt Tolbert, S (1, 4) OBP: 0.333, SLG: 0.364	1B	G6-3			F7		F7			4	2	1	0	1	0	2												
7 Joe Mauer, L (1, 2) OBP: 0.500, SLG: 0.769	G4-3		G3		HR		G4-3			5	1	2	2	0	0	3												
33 Justin Morneau, L (1, 3) OBP: 0.362, SLG: 0.560	SF8		F7		HR		G4-3		G5-3	3	1	1	2	1	0	0												
16 Jason Kubel, L (1, 10) OBP: 0.358, SLG: 0.556	G6-3			HR	SF7					3	1	2	1	1	0	0												
5 Michael Cuddyer, R (1, 9) OBP: 0.347, SLG: 0.408		F9			HR		G4-3		F8	3	1	1	0	0	0	1												
22 Carlos Gómez, R (6, FH) OBP: 0.259, SLG: 0.333			F9		HR					2	0	0	0	0	0	3												
32 Brian Buscher, L (1, 5) OBP: 0.333, SLG: 0.375			G4-1		HR		P6		L7	4	2	1	3	1	0	3												
21 Delmon Young, R (1, 7) OBP: 0.349, SLG: 0.355					F8					3	1	2	0	1	0	0												
23 Brendan Harris, R (1, 6) OBP: 0.350, SLG: 0.464			G4-3				E4			4	1	2	3	0	0	2												
<b>Inning Stats</b>	R: 2 E: 0 K: 0 S: 13	H: 2 LOB: 0 BB: 0 P: 20	R: 3 E: 0 K: 0 S: 14	H: 1 LOB: 2 BB: 2 P: 27	R: 0 E: 0 K: 0 S: 14	H: 1 LOB: 1 BB: 0 P: 19	R: 0 E: 1 K: 0 S: 12	H: 1 LOB: 1 BB: 0 P: 16	R: 5 E: 0 K: 0 S: 19	H: 5 LOB: 1 BB: 1 P: 36	R: 1 E: 0 K: 0 S: 11	H: 1 LOB: 2 BB: 2 P: 23	R: 0 E: 1 K: 0 S: 13	H: 1 LOB: 1 BB: 0 P: 21	R: 0 E: 0 K: 0 S: 8	H: 1 LOB: 1 BB: 0 P: 13	1B: 7 2B: 2 3B: 0 HR: 4	SF: 2 SAC: 0 DP: 0 HBP: 0	WP: 0 PB: 0 SB: 0 CS: 0	PA: 43								
<b>PITCHER</b>	IP	WLS	BF	H	R	ER	SO	BB	IBB	HBP	BLK	WP	HR	S	P	ERA	WHIP											
41 Chris Jakubauskas, R ERA: 7.67	(1, 1)	4.1	L	24	8	9	9	0	3	0	0	0	0	3	62	18.69	2.538											
43 Miguel Batista, R ERA: 3.52	(5, 1)	1.1		9	3	2	2	0	2	0	0	0	0	1	19	35	13.50	3.750										
38 Jason Vargas, L ERA:	(6, 1)	1.1		6	1	0	0	0	0	0	0	0	0	15	24	0.00	0.750											
57 Mark Lowe, R ERA: 3.55	(8, 1)	1.0		4	1	0	0	0	0	0	0	0	0	8	13	0.00	1.000											

TOP

AB 32  
R 0  
H 5  
RBI 0  
BB 0  
SO 7  
LOB 12



BOTTOM


AB 36  
R 11  
H 13  
RBI 11  
BB 5  
SO 0  
LOB 18





Batter	1	2	3	4	5	6	7	8	9	AB	R	H	RBI	BB	SO	LOB	TOP								
51 Ichiro Suzuki, L (1.9) OBP: 0.358, SLG: 0.417	G6-3			5 HR	4 2B		F9		G5-4-3	4	2	2	0	0	0	0	<b>Seattle Mariners @ Minnesota Twins</b> Hubert H. Humphrey Metrodome, Minneapolis, MN Sat May 09 2009, 7:10 PM EDT Att: 29,552 - Dome - 70 F <a href="http://livebaseballscorecards.com">livebaseballscorecards.com</a>								
4 Jose Lopez, R (1.4) OBP: 0.294, SLG: 0.350	K			F8	29 2B		P5		G5-4-3	5	1	1	1	0	1	2									
5 Mike Sweeney, R (1.10) OBP: 0.323, SLG: 0.443	F9			HR			K			4	1	1	2	0	2	1									
29 Adrian Beltré, R (1.5) OBP: 0.258, SLG: 0.323	G6-3			2 1B	25 S				HR	4	2	3	2	0	0	0									
25 Wladimir Balentien, R (1.7) OBP: 0.360, SLG: 0.444	K			K	G6-3				G6-3	4	0	0	0	0	2	2									
30 Russell Branyan, L (1.3) OBP: 0.362, SLG: 0.591	G4-3			21 BB	2 BB				K	3	0	1	0	1	1	0									
2 Kenji Johjima, R (1.2) OBP: 0.265, SLG: 0.333				F9	21 BB				G5-3	4	0	2	1	0	0	1									
21 Franklin Gutierrez, R (1.8) OBP: 0.362, SLG: 0.402				P6					F8	2	0	0	0	2	0	1									
7 Yuniesky Betancourt, R (1.6) OBP: 0.286, SLG: 0.358	G6-3			G6-3	P6				G6-4-3	4	0	0	0	0	0	5									
<b>Inning Stats</b>	R: 0 E: 0 K: 1 S: 6	H: 0 LOB: 0 BB: 0 P: 9	R: 0 E: 0 K: 1 S: 8	H: 0 LOB: 0 BB: 0 P: 13	R: 0 E: 0 K: 0 S: 4	H: 0 LOB: 0 BB: 0 P: 6	R: 3 E: 0 K: 1 S: 13	H: 3 LOB: 2 BB: 0 P: 30	R: 2 E: 0 K: 1 S: 12	H: 3 LOB: 0 BB: 0 P: 19	R: 0 E: 0 K: 0 S: 12	H: 1 LOB: 1 BB: 1 P: 19	R: 0 E: 0 K: 1 S: 10	H: 0 LOB: 0 BB: 0 P: 17	R: 1 E: 0 K: 1 S: 10	H: 2 LOB: 1 BB: 0 P: 16	R: 0 E: 0 K: 0 S: 9	H: 1 LOB: 0 BB: 0 P: 13	1B: 6 2B: 2 3B: 0 HR: 2	SF: 0 SAC: 0 DP: 2 HBP: 1	WP: 0 PB: 0 SB: 1 CS: 1	PA: 38			
<b>PITCHER</b>	IP	WLS	BF	H	R	ER	SO	BB	IBB	HBP	BLK	WP	HR	S	P	ERA	WHIP								
47 Francisco Liriano, L (1.1) ERA: 5.75	5.0	W	23	6	5	5	4	2	0	1	0	0	1	43	77	9.00	1.600								
18 Luis Ayala, R (6.1) ERA: 4.7	2.0		7	1	0	0	1	1	0	0	0	0	0	22	36	0.00	1.000								
54 Matt Guerrier, R (8.1) ERA: 3.78	1.0		5	2	1	1	1	0	0	0	0	0	1	10	16	9.00	2.000								
36 Joe Nathan, R (9.1) ERA: 1.64	1.0	S	3	1	0	0	0	0	0	0	0	0	0	9	13	0.00	1.000								

Batter	1	2	3	4	5	6	7	8	9	AB	R	H	RBI	BB	SO	LOB	BOTTOM								
2 Denard Span, L (1.8) OBP: 0.378, SLG: 0.381	7 WP			SF7			P5		K	3	1	1	1	1	1	1	<b>Seattle Mariners @ Minnesota Twins</b> Hubert H. Humphrey Metrodome, Minneapolis, MN Sat May 09 2009, 7:10 PM EDT Att: 29,552 - Dome - 70 F <a href="http://livebaseballscorecards.com">livebaseballscorecards.com</a>								
20 Matt Tolbert, S (1.4) OBP: 0.294, SLG: 0.267	7 WP			G6-3			K		K	4	1	0	0	1	3	3									
7 Joe Mauer, L (1.2) OBP: 0.545, SLG: 0.897	16 G5-4-3			HR			33 BB		F7	3	2	2	3	2	0	0									
33 Justin Morneau, L (1.3) OBP: 0.381, SLG: 0.593	16 G5-4-3			HR			5 HR			2	2	2	1	2	0	0									
16 Jason Kubel, L (1.10) OBP: 0.345, SLG: 0.534	G5-4-3			F8			K		G4-3	4	0	0	0	0	1	7									
5 Michael Cuddyer, R (1.9) OBP: 0.352, SLG: 0.439	G5-3			21 F8	32 1B				K	4	2	2	3	0	1	1									
32 Brian Buscher, L (1.5) OBP: 0.349, SLG: 0.371	K			23 E	2 2B				BB	3	1	1	0	1	1	0									
21 Delmon Young, R (1.7) OBP: 0.333, SLG: 0.338	G1-3			F8					K	4	0	0	0	0	1	3									
22 Carlos Gómez, R (8.8) OBP: 0.259, SLG: 0.333	G1-3			F8					K	0	0	0	0	0	0	0									
23 Brendan Harris, R (1.6) OBP: 0.328, SLG: 0.433	G4-3			FC5					K	4	0	0	0	0	1	2									
<b>Inning Stats</b>	R: 2 E: 0 K: 0 S: 11	H: 2 LOB: 1 BB: 2 P: 25	R: 0 E: 0 K: 1 S: 8	H: 0 LOB: 0 BB: 0 P: 9	R: 2 E: 0 K: 1 S: 14	H: 2 LOB: 1 BB: 1 P: 24	R: 2 E: 1 K: 0 S: 17	H: 2 LOB: 1 BB: 0 P: 23	R: 3 E: 0 K: 1 S: 15	H: 2 LOB: 0 BB: 1 P: 26	R: 0 E: 0 K: 1 S: 20	H: 0 LOB: 3 BB: 2 P: 35	R: 0 E: 0 K: 3 S: 13	H: 0 LOB: 1 BB: 1 P: 21	R: 0 E: 0 K: 2 S: 9	H: 0 LOB: 0 BB: 0 P: 15	1B: 3 2B: 2 3B: 0 HR: 3	SF: 1 SAC: 0 DP: 1 HBP: 0	WP: 1 PB: 0 SB: 0 CS: 1	PA: 39					
<b>PITCHER</b>	IP	WLS	BF	H	R	ER	SO	BB	IBB	HBP	BLK	WP	HR	S	P	ERA	WHIP								
34 Félix Hernández, R (1.1) ERA: 4.09	4.0	L	20	6	6	5	2	3	0	0	0	0	1	15	26	11.25	2.250								
46 Sean White, R (5.1) ERA: 3.35	1.0		6	2	3	3	1	1	0	0	0	0	0	1	26	27.00	3.000								
20 Denny Stark, R (6.1) ERA: 14.73	1.0		6	0	0	0	1	2	0	0	0	0	0	20	35	0.00	2.000								
53 David Aardsma, R (7.1) ERA: 2.03	1.0		4	0	0	0	3	1	0	0	0	0	0	13	21	0.00	1.000								
43 Miguel Batista, R (8.1) ERA: 3.31	1.0		3	0	0	0	2	0	0	0	0	0	0	9	15	0.00	0.000								





Batter	1	2	3	4	5	6	7	8	9	AB R H RBI BB SO LOB	TOP														
51 Ichiro Suzuki, L (1,9) OBP: 0.391, SLG: 0.407	G3				FC6-5			G5-3	K	5 0 1 0 0 1 1	<b>Seattle Mariners @ Minnesota Twins</b> Hubert H. Humphrey Metrodome, Minneapolis, MN Sun May 10 2009, 2:10 PM EDT Att: 25,555 - Dome - 70 F <a href="http://livebaseballscorecards.com">livebaseballscorecards.com</a>														
4 Jose Lopez, R (1,4) OBP: 0.298, SLG: 0.372	F8				G5-3			24 HR BB	HR	4 2 1 1 1 0 2															
24 Ken Griffey Jr., L (1,10) OBP: 0.344, SLG: 0.385	F7							HR	F9	5 1 2 2 0 0 0															
29 Adrian Beltré, R (1,5) OBP: 0.265, SLG: 0.328					2B					4 1 2 0 0 1 0															
30 Russell Branyan, L (1,3) OBP: 0.358, SLG: 0.577					1B					4 1 1 0 0 2 2															
25 Vladimir Valentin, R (1,7) OBP: 0.370, SLG: 0.458 21 Franklin Gutierrez, R (8,8) OBP: 0.362, SLG: 0.462										3 0 1 1 1 1 2 0 0 0 0 0 0 0															
7 Yunesky Betancourt, R (1,6) OBP: 0.276, SLG: 0.345										4 0 0 0 0 0 4															
32 Rob Johnson, R (1,2) OBP: 0.230, SLG: 0.293										4 0 1 0 0 3 1															
10 Endy Chavez, L (1,8) (8,7)										4 0 1 0 0 0 1															
<b>Inning Stats</b>	R: 0 E: 0 K: 0 S: 7	H: 0 LOB: 0 BB: 0 P: 11	R: 0 E: 0 K: 2 S: 10	H: 0 LOB: 1 BB: 1 P: 20	R: 0 E: 0 K: 1 S: 10	H: 1 LOB: 1 BB: 0 P: 14	R: 0 E: 0 K: 0 S: 11	H: 2 LOB: 2 BB: 0 P: 17	R: 0 E: 0 K: 1 S: 12	H: 1 LOB: 0 BB: 0 P: 16		R: 0 E: 0 K: 1 S: 5	H: 0 LOB: 0 BB: 0 P: 6	R: 0 E: 0 K: 1 S: 10	H: 1 LOB: 1 BB: 0 P: 15	R: 4 E: 0 K: 1 S: 18	H: 4 LOB: 1 BB: 1 P: 29	R: 1 E: 0 K: 1 S: 11	H: 1 LOB: 0 BB: 0 P: 19	1B: 5 2B: 3 3B: 0 HR: 2	SF: 0 SAC: 0 DP: 0 HBP: 0	WP: 1 PB: 0 CS: 0	PA: 39		
<b>PITCHER</b>	IP WLS BF H R ER SO BB IBB HBP BLK WP HR S P ERA WHIP											IP WLS BF H R ER SO BB IBB HBP BLK WP HR S P ERA WHIP													
53 Nick Blackburn, R (1,1) ERA: 4.32	7.0	B 27	5	0	6	1	0	0	0	0	0	65	99	0.00	0.857										
50 Jose Mijares, L (8,1) ERA: 4.5	0.1	B 3	1	2	2	0	0	0	0	0	1	4	10	54.00	6.000										
2B Jesse Crain, R (8,1) ERA: 7.88	0.0	L 3	3	2	2	0	0	0	0	1	0	7	11	∞	∞										
54 Matt Guerrier, R (8,1) ERA: 3.83	0.2	2	0	0	0	1	0	0	0	0	0	7	8	0.00	0.000										
49 Craig Breslow, L (9,1) ERA: 6.75	1.0	4	1	1	1	1	0	0	0	0	1	11	19	9.00	1.000										

Batter	1	2	3	4	5	6	7	8	9	AB R H RBI BB SO LOB	BOTTOM														
2 Denard Span, L (1,7) OBP: 0.371, SLG: 0.369	7 1B BB	FC5-2							G1-3	4 0 0 0 1 1 5	<b>Seattle Mariners @ Minnesota Twins</b> Hubert H. Humphrey Metrodome, Minneapolis, MN Sun May 10 2009, 2:10 PM EDT Att: 25,555 - Dome - 70 F <a href="http://livebaseballscorecards.com">livebaseballscorecards.com</a>														
20 Matt Tolbert, S (1,4) OBP: 0.286, SLG: 0.222 16 Jason Kubel, L (9,PH) OBP: 0.342, SLG: 0.529	P6									3 0 0 0 1 1 4 1 0 0 0 0 1 1															
7 Joe Mauer, L (1,10) OBP: 0.553, SLG: 0.848	1B									4 1 2 1 1 0 1															
33 Justin Morneau, L (1,3) OBP: 0.388, SLG: 0.595	F6									3 1 1 1 2 0 3															
5 Michael Cuddyer, R (1,9) OBP: 0.354, SLG: 0.432	K									4 0 1 1 1 2 3															
23 Brendan Harris, R (1,5) OBP: 0.333, SLG: 0.413										3 0 0 0 2 1 3															
55 Mike Redmond, R (1,2) OBP: 0.326, SLG: 0.263	F9									4 0 0 0 0 0 3															
22 Carlos Gómez, R (1,8) OBP: 0.259, SLG: 0.327										4 0 1 0 0 1 0															
8 Nick Punto, S (1,6) OBP: 0.313, SLG: 0.232										3 1 2 0 1 0 0															
<b>Inning Stats</b>	R: 0 E: 0 K: 1 S: 14	H: 1 LOB: 2 BB: 1 P: 24	R: 0 E: 0 K: 1 S: 11	H: 1 LOB: 3 BB: 2 P: 23	R: 1 E: 0 K: 1 S: 9	H: 1 LOB: 0 BB: 1 P: 20	R: 0 E: 0 K: 1 S: 12	H: 1 LOB: 1 BB: 0 P: 17	R: 1 E: 0 K: 0 S: 20	H: 1 LOB: 2 BB: 2 P: 34		R: 0 E: 0 K: 0 S: 5	H: 0 LOB: 0 BB: 0 P: 7	R: 0 E: 0 K: 1 S: 11	H: 0 LOB: 1 BB: 1 P: 22	R: 0 E: 0 K: 1 S: 6	H: 0 LOB: 0 BB: 0 P: 9	R: 1 E: 0 K: 1 S: 19	H: 2 LOB: 3 BB: 2 P: 35	1B: 5 2B: 2 3B: 0 HR: 0	SF: 0 SAC: 0 DP: 0 HBP: 0	WP: 1 PB: 0 CS: 0	PA: 42		
<b>PITCHER</b>	IP WLS BF H R ER SO BB IBB HBP BLK WP HR S P ERA WHIP											IP WLS BF H R ER SO BB IBB HBP BLK WP HR S P ERA WHIP													
45 Erik Bedard, L (1,1) ERA: 2.53	4.2	8	0	0	0	0	2	0	0	0	0	16	32	0.00	1.000										
57 Mark Lowe, R (5,1) ERA: 3.07	0.1	W 1	0	0	0	1	0	0	0	0	0	3	5	0.00	0.000										
43 Miguel Batista, R (7,1) ERA: 3.24	1.0	H 3	0	0	0	1	0	0	0	0	0	6	9	0.00	0.000										
53 David Aardsma, R (8,1) ERA: 1.88	1.0	S 7	2	1	1	1	2	0	0	0	0	19	35	9.00	4.000										
35 Brandon Morrow, R (9,1) ERA: 4.7	1.0	S 7	2	1	1	1	2	0	0	0	0	19	35	9.00	4.000										











Batter	1	2	3	4	5	6	7	8	9	AB	R	H	RBI	BB	SO	LOB	TOP					
51 Ichiro Suzuki, L (1, 9) OBP: 0.339, SLG: 0.388	G4-3		G6-3		G3			1B		4	0	1	0	0	0	0	<b>Seattle Mariners @ Texas Rangers</b> Rangers Ballpark in Arlington, Arlington, TX Thu May 14 2009, 2:05 PM EDT Att: 21,002 - Sunny - 77 F					
4 Jose Lopez, R (1, 4) OBP: 0.294, SLG: 0.364	2B			1B	G6-3			F7		4	1	2	0	0	0	1						
5 Mike Sweeney, R (1, 10) OBP: 0.319, SLG: 0.422	K			F8				L9		3	0	0	0	0	1	3						
29 Adrian Beltré, R (1, 5) OBP: 0.255, SLG: 0.340	K			2B	K					4	1	1	0	0	2	2						
30 Russell Branyan, L (1, 3) OBP: 0.339, SLG: 0.560	G3-1		G1-6-3		K			K		4	0	0	1	0	2	2						
25 Vladimir Valentin, R (1, 7) OBP: 0.344, SLG: 0.448	K			2B				F8		4	0	1	1	0	1	0						
32 Rob Johnson, R (1, 2) OBP: 0.219, SLG: 0.279	G6-3			P4						3	0	0	0	0	0	1						
21 Franklin Gutierrez, R (1, 8) OBP: 0.304, SLG: 0.369			G6-3		F7			P6		3	0	0	0	0	0	0						
3 Ronny Cedeno, R (1, 6) OBP: 0.205, SLG: 0.250	K				F9			F8		3	0	0	0	0	1	0						
<b>Inning Stats</b>	R: 0 H: 1 E: 0 K: 2 S: 13	H: 1 LOB: 1 BB: 0 P: 22	R: 0 H: 0 E: 0 K: 1 S: 7	H: 0 LOB: 0 BB: 0 P: 11	R: 0 H: 0 E: 0 K: 1 S: 6	H: 0 LOB: 0 BB: 0 P: 6	R: 2 H: 3 E: 0 K: 0 S: 10	H: 3 LOB: 1 BB: 0 P: 13	R: 0 H: 0 E: 0 K: 0 S: 7	H: 0 LOB: 0 BB: 0 P: 12	R: 0 H: 0 E: 0 K: 2 S: 9	H: 0 LOB: 1 BB: 0 P: 16	R: 0 H: 0 E: 0 K: 0 S: 6	H: 0 LOB: 0 BB: 0 P: 9	R: 0 H: 1 E: 0 K: 0 S: 4	H: 1 LOB: 1 BB: 0 P: 6	R: 0 H: 0 E: 0 K: 1 S: 5	H: 0 LOB: 0 BB: 0 P: 7	1B: 2 2B: 3 3B: 0 HR: 0	SF: 0 SAC: 0 DP: 0 HBP: 1	WP: 0 PB: 0 SB: 0 CS: 0	PA: 33
<b>PITCHER</b> 54 Matt Harrison, L (1, 1) ERA: 4.23	IP: 9.0 WLS: W BF: 33 H: 5 R: 2 ER: 2 SO: 7 BB: 0 IBB: 0 HBP: 1 BLK: 0 WP: 0 HR: 0 S: 67 P: 102 ERA: 2.00 WHIP: 0.556																					

Batter	1	2	3	4	5	6	7	8	9	AB	R	H	RBI	BB	SO	LOB	BOTTOM			
5 Ian Kinsler, R (1, 4) OBP: 0.366, SLG: 0.579	F7		G5-3			G6-3		F9		4	0	0	0	0	0	0	<b>Seattle Mariners @ Texas Rangers</b> Rangers Ballpark in Arlington, Arlington, TX Thu May 14 2009, 2:05 PM EDT Att: 21,002 - Sunny - 77 F			
10 Michael Young, R (1, 5) OBP: 0.393, SLG: 0.600	1B		G6-3			1B		G4-3		4	0	2	0	0	0	0				
32 Josh Hamilton, L (1, 8) OBP: 0.302, SLG: 0.429	BB		F7			K		K		3	0	0	0	1	2	1				
9 Hank Blalock, L (1, 10) OBP: 0.289, SLG: 0.571	K				K			HR		4	1	1	1	0	3	3				
17 Nelson Cruz, R (1, 9) OBP: 0.319, SLG: 0.484	P3				F8			P6		4	0	1	0	0	0	2				
7 David Murphy, L (1, 7) OBP: 0.306, SLG: 0.323	K		G6-3			F8		19 HR		4	1	1	0	0	1	1				
19 Chris Davis, L (1, 3) OBP: 0.299, SLG: 0.521	G6-3				F7			2B		4	1	2	2	0	0	0				
2 Taylor Teagarden, R (1, 2) OBP: 0.308, SLG: 0.235					G6-3			HR		2	0	0	0	1	1	2				
1 Elvis Andrus, R (1, 6) OBP: 0.308, SLG: 0.414	L9				G5-3			G6-3		3	0	0	0	0	0	3				
<b>Inning Stats</b>	R: 0 H: 1 E: 0 K: 1 S: 12	H: 0 LOB: 2 BB: 1 P: 22	R: 0 H: 0 E: 0 K: 1 S: 11	H: 0 LOB: 1 BB: 1 P: 21	R: 0 H: 0 E: 0 K: 0 S: 4	H: 0 LOB: 0 BB: 0 P: 7	R: 0 H: 0 E: 0 K: 1 S: 7	H: 0 LOB: 0 BB: 0 P: 9	R: 0 H: 1 E: 1 K: 2 S: 8	H: 1 LOB: 1 BB: 0 P: 15	R: 0 H: 2 E: 0 K: 1 S: 16	H: 2 LOB: 2 BB: 0 P: 26	R: 0 H: 0 E: 0 K: 1 S: 9	H: 0 LOB: 0 BB: 0 P: 13	R: 3 H: 3 E: 0 K: 0 S: 9	H: 3 LOB: 0 BB: 0 P: 16	1B: 4 2B: 1 3B: 0 HR: 2	SF: 0 SAC: 0 DP: 0 HBP: 0	WP: 1 PB: 0 SB: 0 CS: 0	PA: 34
<b>PITCHER</b> 34 Félix Hernández, R (1, 1) ERA: 3.53 53 David Aardsma, R (8, 1) ERA: 1.62 35 Brandon Morrow, R (9, 1) ERA: 9.72	IP: 7.0 WLS: H BF: 3 H: 0 R: 0 ER: 0 SO: 1 BB: 0 IBB: 0 HBP: 0 BLK: 0 WP: 0 HR: 0 S: 66 P: 110 ERA: 0.00 WHIP: 0.857																			

AB	32
R	2
H	5
RBI	2
BB	0
SO	7
LOB	9



AB	32
R	3
H	7
RBI	3
BB	2
SO	7
LOB	12





Batter	1	2	3	4	5	6	7	8	9	AB	R	H	RBI	BB	SO	LOB	TOP					
2 Jacoby Ellsbury, L OBP: 0.340, SLG: 0.380										5	1	3	1	0	0	0						
15 Dustin Pedroia, R OBP: 0.410, SLG: 0.424										5	0	0	0	0	0	3						
7 J.D. Drew, L OBP: 0.369, SLG: 0.491										5	1	3	1	0	1	1						
44 Jason Bay, R OBP: 0.449, SLG: 0.637										2	1	0	0	3	0	1						
25 Mike Lowell, R OBP: 0.331, SLG: 0.525										4	0	1	0	0	0	4						
5 Rocco Baldelli, R OBP: 0.276, SLG: 0.357										4	0	0	0	0	3	6						
23 Julio Lugo, R OBP: 0.392, SLG: 0.457										3	0	0	1	1	0	2						
33 Jason Varitek, S OBP: 0.310, SLG: 0.422										4	0	0	0	0	1	2						
55 Jeff Bailey, R OBP: 0.310, SLG: 0.313										4	1	1	0	0	1	1						
<b>Inning Stats</b>	R: 1 E: 0 K: 0 S: 11	H: 2 LOB: 2 BB: 1 P: 20	R: 1 E: 0 K: 0 S: 11	H: 2 LOB: 1 BB: 0 P: 20	R: 2 E: 1 K: 1 S: 11	H: 2 LOB: 1 BB: 1 P: 22	R: 0 E: 0 K: 1 S: 13	H: 1 LOB: 1 BB: 0 P: 18	R: 0 E: 0 K: 1 S: 10	H: 0 LOB: 0 BB: 0 P: 11	R: 0 E: 0 K: 1 S: 8	H: 0 LOB: 0 BB: 0 P: 14	R: 0 E: 0 K: 0 S: 11	H: 0 LOB: 1 BB: 1 P: 20	R: 0 E: 0 K: 2 S: 9	H: 0 LOB: 1 BB: 1 P: 17	R: 0 E: 0 K: 0 S: 11	H: 1 LOB: 1 BB: 0 P: 19	1B: 5 2B: 2 3B: 1 HR: 0	SF: 0 SAC: 0 DP: 0 HBP: 0	WP: 1 PB: 0 SB: 0 CS: 0	PA: 40
<b>PITCHER</b>	IP WLS BF H R ER SO BB IBB HBP BLK WP HR S P ERA WHIP																					
41 Chris Jakubauskas, R ERA: 7.13	(1, 1) 6.0 W 28 7 4 3 4 2 0 0 0 0 1 0 64 105 4.50 1.500																					
46 Sean White, R ERA: 2.76	(7, 1) 1.0 H 4 0 0 0 0 1 0 0 0 0 0 0 11 20 0.00 1.000																					
57 Mark Lowe, R ERA: 4.41	(8, 1) 1.0 H 4 0 0 0 2 1 0 0 0 0 0 0 9 17 0.00 1.000																					
53 David Aardsma, R ERA: 1.53	(9, 1) 1.0 S 4 1 0 0 0 0 0 0 0 0 0 0 0 11 19 0.00 1.000																					

**Boston Red Sox @ Seattle Mariners**  
Safeco Field, Seattle, WA  
Fri May 15 2009, 7:10 PM PDT  
Att: 34,964 - Clear - 65 F

AB 36  
R 4  
H 8  
RBI 3  
BB 4  
SO 6  
LOB 20



Batter	1	2	3	4	5	6	7	8	9	AB	R	H	RBI	BB	SO	LOB	BOTTOM					
51 Ichiro Suzuki, L OBP: 0.356, SLG: 0.448										4	2	3	3	1	0	2						
4 Jose Lopez, R OBP: 0.284, SLG: 0.350										5	0	0	0	0	1	3						
5 Mike Sweeney, R OBP: 0.297, SLG: 0.391										5	0	0	0	0	1	3						
29 Adrián Beltré, R OBP: 0.255, SLG: 0.333										3	0	0	0	1	1	0						
25 Wladimir Balentien, R OBP: 0.353, SLG: 0.468										4	0	2	0	0	0	2						
30 Russell Branyan, L OBP: 0.352, SLG: 0.575										4	1	3	0	0	1	1						
2 Kenji Johjima, R OBP: 0.295, SLG: 0.407										4	1	1	0	0	0	4						
7 Yuniesky Betancourt, R OBP: 0.276, SLG: 0.331										2	0	0	0	2	0	2						
21 Franklin Gutierrez, R OBP: 0.347, SLG: 0.374										4	1	2	2	0	2	4						
<b>Inning Stats</b>	R: 0 E: 0 K: 1 S: 12	H: 1 LOB: 2 BB: 1 P: 22	R: 0 E: 0 K: 1 S: 13	H: 1 LOB: 2 BB: 1 P: 22	R: 0 E: 0 K: 0 S: 3	H: 0 LOB: 0 BB: 0 P: 6	R: 0 E: 0 K: 2 S: 12	H: 1 LOB: 2 BB: 1 P: 22	R: 1 E: 0 K: 1 S: 7	H: 1 LOB: 0 BB: 0 P: 12	R: 4 E: 0 K: 0 S: 15	H: 4 LOB: 0 BB: 0 P: 25	R: 0 E: 0 K: 0 S: 13	H: 2 LOB: 2 BB: 0 P: 20	R: 0 E: 0 K: 1 S: 12	H: 1 LOB: 2 BB: 1 P: 20	R: 0 E: 0 K: 0 S: 11	H: 1 LOB: 2 BB: 1 P: 19	1B: 7 2B: 2 3B: 0 HR: 2	SF: 0 SAC: 0 DP: 0 HBP: 0	WP: 1 PB: 0 SB: 1 CS: 0	PA: 39
<b>PITCHER</b>	IP WLS BF H R ER SO BB IBB HBP BLK WP HR S P ERA WHIP																					
31 Jon Lester, L ERA: 6.51	(1, 1) 5.2 L 28 8 5 5 0 3 0 0 0 0 0 0 16 25 0.00 1.500																					
51 Daniel Bard, R ERA: 3.86	(6, 1) 1.1 6 2 0 0 0 0 0 0 0 0 0 0 16 25 0.00 1.500																					
24 Takashi Saito, R ERA: 3.86	(8, 1) 1.0 5 1 0 0 1 0 1 0 0 0 0 0 12 20 0.00 1.000																					

**Boston Red Sox @ Seattle Mariners**  
Safeco Field, Seattle, WA  
Fri May 15 2009, 7:10 PM PDT  
Att: 34,964 - Clear - 65 F

AB 35  
R 5  
H 11  
RBI 5  
BB 4  
SO 6  
LOB 21









Batter	1	2	3	4	5	6	7	8	9	AB	R	H	RBI	BB	SO	LOB	TOP			
2 Jacoby Ellsbury, L (1.8) OBP: 0.331, SLG: 0.369	G4-3	G1-3					F8		F4	5	0	1	0	0	0	5	<b>Boston Red Sox @ Seattle Mariners</b> Safeco Field, Seattle, WA Sun May 17 2009, 1:10 PM PDT Att: 40,848 - Partly Cloudy - 65 F			
15 Dustin Pedroia, R (1.4) OBP: 0.412, SLG: 0.414	P4								F9	3	0	1	0	2	0	2				
44 Jason Bay, R (1.7) OBP: 0.434, SLG: 0.629	G1-3									4	0	0	0	0	1	5				
25 Mike Lowell, R (1.5) OBP: 0.321, SLG: 0.503										4	0	0	0	0	1	4				
7 J.D. Drew, L (1.9) OBP: 0.384, SLG: 0.513										3	2	2	1	1	1	0				
5 Rocco Baldelli, R (1.10) OBP: 0.243, SLG: 0.286										4	0	0	0	0	2	2				
55 Jeff Bailey, R (1.3) OBP: 0.318, SLG: 0.364										3	0	1	0	1	1	0				
33 Jason Varitek, S (1.2) OBP: 0.315, SLG: 0.454										3	0	1	1	0	0	2				
16 George Kottaras, L (9, PR) OBP: 0.265, SLG: 0.214										0	0	0	0	0	0	0				
22 Nick Green, R (1.6) OBP: 0.368, SLG: 0.430										3	0	2	0	1	0	0				
<b>Inning Stats</b>	R: 0 E: 0 K: 0 S: 5	H: 0 LOB: 0 BB: 0 P: 7	R: 1 E: 1 K: 0 S: 19	H: 3 LOB: 3 BB: 0 P: 29	R: 0 E: 0 K: 0 S: 6	H: 1 LOB: 0 BB: 0 P: 10	R: 1 E: 0 K: 0 S: 8	H: 1 LOB: 0 BB: 0 P: 14	R: 0 E: 0 K: 1 S: 9	H: 0 LOB: 1 BB: 2 P: 21	R: 0 E: 0 K: 1 S: 8	H: 0 LOB: 1 BB: 1 P: 16	R: 0 E: 0 K: 3 S: 12	H: 0 LOB: 0 BB: 0 P: 18	R: 0 E: 0 K: 1 S: 11	H: 1 LOB: 2 BB: 1 P: 18	1B: 6 2B: 1 3B: 0 HR: 1	SF: 1 SAC: 0 DP: 3 HBP: 0	WP: 0 PB: 0 SB: 0 CS: 0	PA: 38
<b>PITCHER</b>	IP WLS BF H R ER SO BB IBB HBP BLK WP HR S P ERA WHIP	IP WLS BF H R ER SO BB IBB HBP BLK WP HR S P ERA WHIP	IP WLS BF H R ER SO BB IBB HBP BLK WP HR S P ERA WHIP	IP WLS BF H R ER SO BB IBB HBP BLK WP HR S P ERA WHIP	IP WLS BF H R ER SO BB IBB HBP BLK WP HR S P ERA WHIP	IP WLS BF H R ER SO BB IBB HBP BLK WP HR S P ERA WHIP	IP WLS BF H R ER SO BB IBB HBP BLK WP HR S P ERA WHIP	IP WLS BF H R ER SO BB IBB HBP BLK WP HR S P ERA WHIP	IP WLS BF H R ER SO BB IBB HBP BLK WP HR S P ERA WHIP	IP WLS BF H R ER SO BB IBB HBP BLK WP HR S P ERA WHIP	IP WLS BF H R ER SO BB IBB HBP BLK WP HR S P ERA WHIP	IP WLS BF H R ER SO BB IBB HBP BLK WP HR S P ERA WHIP	IP WLS BF H R ER SO BB IBB HBP BLK WP HR S P ERA WHIP	IP WLS BF H R ER SO BB IBB HBP BLK WP HR S P ERA WHIP	IP WLS BF H R ER SO BB IBB HBP BLK WP HR S P ERA WHIP	IP WLS BF H R ER SO BB IBB HBP BLK WP HR S P ERA WHIP	IP WLS BF H R ER SO BB IBB HBP BLK WP HR S P ERA WHIP			
38 Jason Vargas, L (1.1) ERA: 1.29	5.1	25	7	2	1	1	3	0	0	0	0	0	0	0	10	20	1.69	1.875		
46 Sean White, R (6.1) ERA: 2.5	1.2	5	0	0	0	1	1	0	0	0	0	0	0	10	20	0.00	0.600			
57 Mark Lowe, R (8.1) ERA: 4.15	1.0	3	0	0	0	3	1	0	0	0	0	0	0	12	18	0.00	0.000			
53 David Aardsma, R (9.1) ERA: 1.45	1.0	W 5	1	0	0	1	1	0	0	0	0	0	0	11	18	0.00	2.000			

Batter	1	2	3	4	5	6	7	8	9	AB	R	H	RBI	BB	SO	LOB	BOTTOM					
51 Ichiro Suzuki, L (1.9) OBP: 0.359, SLG: 0.440	G4-3	F7					G4-3			4	0	2	0	1	0	2	<b>Boston Red Sox @ Seattle Mariners</b> Safeco Field, Seattle, WA Sun May 17 2009, 1:10 PM PDT Att: 40,848 - Partly Cloudy - 65 F					
21 Franklin Gutierrez, R (1.8) OBP: 0.352, SLG: 0.379	SH1-3									4	0	2	1	0	1	1						
24 Ken Griffey Jr., L (1.10) OBP: 0.336, SLG: 0.348	G4-3									4	0	1	0	0	0	3						
10 Endy Chavez, L (6, PR) OBP: 0.336, SLG: 0.318										0	0	0	0	0	0	0						
29 Adrian Beltré, R (1.5) OBP: 0.242, SLG: 0.316	K									4	0	0	0	0	2	4						
30 Russell Branyan, L (1.3) OBP: 0.361, SLG: 0.608										4	1	1	1	0	2	1						
25 Vladimir Balentien, R (1.7) OBP: 0.329, SLG: 0.429										4	0	0	0	0	1	1						
32 Rob Johnson, R (1.2) OBP: 0.227, SLG: 0.286										2	0	1	0	0	1	0						
2 Kenji Johjima, R (7.2) OBP: 0.273, SLG: 0.375										1	0	0	0	0	1	0						
7 Yuniesky Betancourt, R (1.6) OBP: 0.290, SLG: 0.368										4	1	2	0	0	1	0						
3 Ronny Cedeno, R (1.4) OBP: 0.256, SLG: 0.350										4	1	3	1	0	0	2						
<b>Inning Stats</b>	R: 0 E: 0 K: 1 S: 7	H: 1 LOB: 1 BB: 0 P: 10	R: 2 E: 0 K: 1 S: 9	H: 3 LOB: 1 BB: 0 P: 14	R: 0 E: 0 K: 1 S: 7	H: 0 LOB: 0 BB: 0 P: 11	R: 0 E: 0 K: 1 S: 13	H: 2 LOB: 2 BB: 0 P: 21	R: 0 E: 0 K: 0 S: 10	H: 2 LOB: 1 BB: 0 P: 15	R: 0 E: 1 K: 1 S: 6	H: 0 LOB: 0 BB: 0 P: 9	R: 0 E: 0 K: 2 S: 12	H: 1 LOB: 1 BB: 0 P: 17	R: 0 E: 0 K: 1 S: 14	H: 1 LOB: 1 BB: 0 P: 23	R: 1 E: 1 K: 1 S: 9	H: 2 LOB: 2 BB: 1 P: 17	1B: 9 2B: 2 3B: 1 HR: 1	SF: 0 SAC: 2 DP: 2 HBP: 0	WP: 0 PB: 0 SB: 0 CS: 0	PA: 38
<b>PITCHER</b>	IP WLS BF H R ER SO BB IBB HBP BLK WP HR S P ERA WHIP	IP WLS BF H R ER SO BB IBB HBP BLK WP HR S P ERA WHIP	IP WLS BF H R ER SO BB IBB HBP BLK WP HR S P ERA WHIP	IP WLS BF H R ER SO BB IBB HBP BLK WP HR S P ERA WHIP	IP WLS BF H R ER SO BB IBB HBP BLK WP HR S P ERA WHIP	IP WLS BF H R ER SO BB IBB HBP BLK WP HR S P ERA WHIP	IP WLS BF H R ER SO BB IBB HBP BLK WP HR S P ERA WHIP	IP WLS BF H R ER SO BB IBB HBP BLK WP HR S P ERA WHIP	IP WLS BF H R ER SO BB IBB HBP BLK WP HR S P ERA WHIP	IP WLS BF H R ER SO BB IBB HBP BLK WP HR S P ERA WHIP	IP WLS BF H R ER SO BB IBB HBP BLK WP HR S P ERA WHIP	IP WLS BF H R ER SO BB IBB HBP BLK WP HR S P ERA WHIP	IP WLS BF H R ER SO BB IBB HBP BLK WP HR S P ERA WHIP	IP WLS BF H R ER SO BB IBB HBP BLK WP HR S P ERA WHIP	IP WLS BF H R ER SO BB IBB HBP BLK WP HR S P ERA WHIP	IP WLS BF H R ER SO BB IBB HBP BLK WP HR S P ERA WHIP						
63 Justin Masterson, R (1.1) ERA: 4.57	6.1	27	9	2	2	6	0	0	0	0	0	0	0	60	93	2.84	1.421					
17 Manny Delcarmen, R (7.1) ERA: 0.96	1.0	4	1	0	0	1	0	0	0	0	0	0	0	13	19	0.00	1.000					
37 Hideki Okajima, L (8.1) ERA: 2.85	0.2	2	0	0	0	1	0	0	0	0	0	0	0	5	8	0.00	0.000					
56 Ramon E Ramirez, R (9.1) ERA: 0.86	0.2	L 5	2	1	1	1	0	1	0	0	0	0	0	9	17	13.50	3.000					



Batter	1	2	3	4	5	6	7	8	9	AB	R	H	RBI	BB	SO	LOB	TOP								
<b>Chone Figgins, S</b> OBP: 0.366, SLG: 0.326 (1, 5)										5	0	2	1	1	1	4	<b>Los Angeles Angels @ Seattle Mariners</b> Safeco Field, Seattle, WA Mon May 18 2009, 7:10 PM PDT Att: 17,338 - Roof Closed - 57 F								
<b>2 Erick Aybar, S</b> OBP: 0.323, SLG: 0.457 (1, 6)										5	1	2	1	0	0	2									
<b>53 Bobby Abreu, L</b> OBP: 0.390, SLG: 0.348 (1, 9)										2	1	0	0	3	0	0									
<b>48 Torii Hunter, R</b> OBP: 0.397, SLG: 0.597 (1, 8)										5	0	2	3	0	1	2									
<b>44 Mike Napoli, R</b> OBP: 0.419, SLG: 0.561 (1, 2)										5	0	2	0	0	2	3									
<b>39 Robb Quinlan, R</b> OBP: 0.150, SLG: 0.200 (1, 10)										2	0	0	0	0	1	0									
<b>24 Gary Matthews, S</b> OBP: 0.307, SLG: 0.346 (6, PH) (6, 10)										3	1	0	0	0	1	3									
<b>20 Juan Rivera, R</b> OBP: 0.331, SLG: 0.389 (1, 7)										4	3	2	1	1	0	3									
<b>8 Kendrys Morales, S</b> OBP: 0.327, SLG: 0.551 (1, 3)										5	3	3	3	0	0	2									
<b>47 Howie Kendrick, R</b> OBP: 0.287, SLG: 0.370 (1, 4)										5	1	2	1	0	2	1									
<b>Inning Stats</b>	R: 0 E: 0 K: 0 S: 6	H: 0 LOB: 0 BB: 0 P: 10	R: 0 E: 0 K: 1 S: 7	H: 1 LOB: 0 BB: 0 P: 13	R: 1 E: 0 K: 0 S: 12	H: 1 LOB: 1 BB: 1 P: 22	R: 0 E: 0 K: 1 S: 8	H: 0 LOB: 0 BB: 0 P: 10	R: 5 E: 0 K: 2 S: 22	H: 5 LOB: 1 BB: 1 P: 40	R: 2 E: 0 K: 2 S: 18	H: 3 LOB: 1 BB: 0 P: 23	R: 0 E: 0 K: 1 S: 11	H: 1 LOB: 2 BB: 1 P: 19	R: 1 E: 0 K: 1 S: 22	H: 2 LOB: 2 BB: 0 P: 37	R: 1 E: 0 K: 0 S: 11	H: 2 LOB: 2 BB: 0 P: 16	1B: 9 2B: 3 3B: 0 HR: 3	SF: 0 SAC: 0 DP: 0 HBP: 0	WP: 0 PB: 0 SB: 3 CS: 1	PA: 46			
<b>PITCHER</b>	IP	WLS	BF	H	R	ER	SO	BB	IBB	HBP	BLK	WP	HR	S	P	ERA	WHIP								
<b>56 Jarrod Washburn, L</b> ERA: 3.86 (1, 1)	5.0	L	23	7	6	6	4	2	0	0	0	0	1	55	95	10.80	1.800								
<b>35 Brandon Morrow, R</b> ERA: 9.58 (6, 1)	2.0		11	4	2	2	3	1	0	0	0	0	1	29	42	9.00	2.500								
<b>20 Denny Stark, R</b> ERA: 11.12 (8, 1)	2.0		12	4	2	1	1	2	0	0	0	0	1	33	53	4.50	3.000								

Batter	1	2	3	4	5	6	7	8	9	AB	R	H	RBI	BB	SO	LOB	BOTTOM								
<b>51 Ichiro Suzuki, L</b> OBP: 0.361, SLG: 0.439 (1, 9)										5	1	2	0	0	0	1	<b>Los Angeles Angels @ Seattle Mariners</b> Safeco Field, Seattle, WA Mon May 18 2009, 7:10 PM PDT Att: 17,338 - Roof Closed - 57 F								
<b>4 Jose Lopez, R</b> OBP: 0.280, SLG: 0.338 (1, 4)										5	1	1	0	0	1	2									
<b>24 Ken Griffey Jr., L</b> OBP: 0.342, SLG: 0.354 (1, 10)										4	0	2	1	0	0	0									
<b>25 Wladimir Balentien, R</b> OBP: 0.325, SLG: 0.438 (1, 7)										3	0	1	1	0	1	1									
<b>30 Russell Bryanan, L</b> OBP: 0.372, SLG: 0.642 (1, 3)										3	2	2	1	1	1	1									
<b>2 Kenji Johjima, R</b> OBP: 0.271, SLG: 0.368 (1, 2)										4	1	1	0	0	0	3									
<b>21 Franklin Gutierrez, R</b> OBP: 0.349, SLG: 0.377 (1, 8)										3	1	1	1	0	0	2									
<b>7 Yuniesky Betancourt, R</b> OBP: 0.284, SLG: 0.359 (1, 6)										3	0	0	0	0	0	0									
<b>3 Ronny Cedeno, R</b> OBP: 0.239, SLG: 0.326 (1, 5)										3	0	0	1	0	0	0									
<b>Inning Stats</b>	R: 1 E: 0 K: 1 S: 16	H: 2 LOB: 1 BB: 0 P: 26	R: 2 E: 1 K: 0 S: 9	H: 2 LOB: 0 BB: 0 P: 11	R: 0 E: 0 K: 1 S: 5	H: 0 LOB: 0 BB: 0 P: 7	R: 1 E: 0 K: 0 S: 9	H: 1 LOB: 1 BB: 0 P: 16	R: 1 E: 0 K: 1 S: 13	H: 2 LOB: 1 BB: 0 P: 22	R: 1 E: 0 K: 0 S: 12	H: 1 LOB: 0 BB: 0 P: 18	R: 0 E: 0 K: 0 S: 5	H: 0 LOB: 0 BB: 0 P: 8	R: 0 E: 0 K: 0 S: 11	H: 1 LOB: 2 BB: 1 P: 22		R: 0 E: 0 K: 0 S: 9	H: 1 LOB: 1 BB: 0 P: 14	1B: 7 2B: 3 3B: 0 HR: 1	SF: 2 SAC: 2 DP: 1 HBP: 0	WP: 0 PB: 0 SB: 0 CS: 0	PA: 38		
<b>PITCHER</b>	IP	WLS	BF	H	R	ER	SO	BB	IBB	HBP	BLK	WP	HR	S	P	ERA	WHIP								
<b>41 John Lackey, R</b> ERA: 9.0 (1, 1)	5.0	W	22	7	5	4	3	0	0	0	0	0	0	17	26	4.50	0.500								
<b>38 Darren Oliver, L</b> ERA: 1.47 (6, 1)	2.0	H	7	1	1	1	0	0	0	0	0	0	0	11	22	0.00	2.000								
<b>66 Jose Arredondo, R</b> ERA: 5.19 (8, 1)	1.0	H	5	1	0	0	0	1	0	0	0	0	0	9	14	0.00	1.000								
<b>33 Justin Speier, R</b> ERA: 6.14 (9, 1)	1.0		4	1	0	0	0	0	0	0	0	0	0	9	14	0.00	1.000								

AB	41
R	10
H	15
RBI	10
BB	5
SO	8
LOB	20





Batter	1	2	3	4	5	6	7	8	9	AB	R	H	RBI	BB	SO	LOB	TOP			
<b>Chone Figgins, S</b> OBP: 0.367, SLG: 0.329										5	1	2	0	0	0	2	<b>Los Angeles Angels @ Seattle Mariners</b> Safeco Field, Seattle, WA Tue May 19 2009, 7:10 PM PDT Att: 16,034 - Roof Closed - 55 F			
<b>13 Maicer Izturis, S</b> OBP: 0.316, SLG: 0.318										4	3	3	0	1	1	1				
<b>53 Bobby Abreu, L</b> OBP: 0.402, SLG: 0.367										4	1	3	2	1	0	0				
<b>48 Tori Hunter, R</b> OBP: 0.398, SLG: 0.590										5	0	2	1	0	0	4				
<b>8 Kendrys Morales, S</b> OBP: 0.292, SLG: 0.550										4	0	1	0	1	2	3				
<b>44 Mike Napoli, R</b> OBP: 0.328, SLG: 0.536										5	0	0	1	0	2	5				
<b>24 Gary Matthews, S</b> OBP: 0.315, SLG: 0.345										3	1	1	0	1	0	4				
<b>20 Juan Rivera, R</b> OBP: 0.320, SLG: 0.376										4	0	0	0	0	0	4				
<b>47 Howie Kendrick, R</b> OBP: 0.293, SLG: 0.374										4	0	2	1	0	0	0				
<b>Inning Stats</b>	R: 2 H: 3 E: 0 K: 2 S: 18	H: 3 LOB: 2 BB: 1 P: 33	R: 0 H: 0 E: 0 K: 1 S: 8	H: 1 LOB: 1 BB: 0 P: 12	R: 0 H: 2 E: 0 K: 0 S: 11	H: 1 LOB: 0 BB: 1 P: 12	R: 1 H: 1 E: 0 K: 0 S: 8	H: 2 LOB: 2 BB: 1 P: 20	R: 1 H: 2 E: 0 K: 0 S: 10	H: 1 LOB: 1 BB: 0 P: 15	R: 0 H: 2 E: 0 K: 0 S: 8	H: 0 LOB: 1 BB: 1 P: 20	1B: 12 2B: 3 3B: 0 HR: 0	SF: 0 SAC: 0 DP: 1 HBP: 0	WP: 1 PB: 0 SB: 5 CS: 3	PA: 44				
<b>PITCHER</b>	IP WLS BF H R ER SO BB IBB HBP BLK WP HR S P ERA WHIP	<b>PITCHER</b> IP WLS BF H R ER SO BB IBB HBP BLK WP HR S P ERA WHIP																		
<b>34 Félix Hernández, R</b> ERA: 4.13	5.2 L 30 11 6 6 3 3 0 0 0 0 1 0 63 107 9.53 2.471																			
<b>46 Sean White, R</b> ERA: 2.33	(6, 1) 1.1 5 1 0 0 0 0 0 0 0 0 0 0 13 17 0.00 0.750																			
<b>57 Mark Lowe, R</b> ERA: 3.93	(8, 1) 1.0 3 2 0 0 0 0 0 0 0 0 0 0 8 15 0.00 2.000																			
<b>43 Miguel Batista, R</b> ERA: 2.49	(9, 1) 1.0 4 0 0 0 2 1 0 0 0 0 0 0 12 20 0.00 1.000																			
<b>Batter</b>	<b>1</b>	<b>2</b>	<b>3</b>	<b>4</b>	<b>5</b>	<b>6</b>	<b>7</b>	<b>8</b>	<b>9</b>	<b>AB</b>	<b>R</b>	<b>H</b>	<b>RBI</b>	<b>BB</b>	<b>SO</b>	<b>LOB</b>	<b>BOTTOM</b>			
<b>51 Ichiro Suzuki, L</b> OBP: 0.355, SLG: 0.438										5	0	1	1	0	2	1	<b>Los Angeles Angels @ Seattle Mariners</b> Safeco Field, Seattle, WA Tue May 19 2009, 7:10 PM PDT Att: 16,034 - Roof Closed - 55 F			
<b>21 Franklin Gutierrez, R</b> OBP: 0.338, SLG: 0.364										4	0	0	0	0	2	2				
<b>24 Ken Griffey Jr., L</b> OBP: 0.356, SLG: 0.388										2	1	1	1	2	0	0				
<b>29 Adrián Beltré, R</b> OBP: 0.236, SLG: 0.308										4	0	0	0	0	2	2				
<b>30 Russell Branyan, L</b> OBP: 0.376, SLG: 0.635										3	1	1	0	1	0	1				
<b>4 Jose Lopez, R</b> OBP: 0.273, SLG: 0.329										4	0	0	0	0	1	3				
<b>2 Kenji Johjima, R</b> OBP: 0.284, SLG: 0.389										4	2	2	0	0	0	1				
<b>3 Ronny Cedeno, R</b> OBP: 0.265, SLG: 0.400										2	1	1	2	0	1	0				
<b>10 Endy Chavez, L</b> OBP: 0.336, SLG: 0.319										3	0	1	1	0	0	2				
<b>25 Vladimir Valentín, R</b> OBP: 0.321, SLG: 0.432										1	0	0	0	0	1	0				
<b>Inning Stats</b>	R: 1 H: 1 E: 0 K: 0 S: 12	H: 2 LOB: 1 BB: 1 P: 25	R: 0 H: 0 E: 0 K: 0 S: 6	H: 0 LOB: 1 BB: 1 P: 11	R: 1 H: 2 E: 0 K: 1 S: 11	H: 2 LOB: 2 BB: 0 P: 18	R: 0 H: 1 E: 0 K: 1 S: 8	H: 1 LOB: 0 BB: 1 P: 12	R: 1 H: 1 E: 0 K: 1 S: 10	H: 0 LOB: 0 BB: 0 P: 14	R: 0 H: 0 E: 0 K: 1 S: 7	H: 0 LOB: 0 BB: 0 P: 9	R: 0 H: 0 E: 0 K: 1 S: 8	H: 0 LOB: 0 BB: 0 P: 13	R: 0 H: 0 E: 0 K: 3 S: 10	H: 0 LOB: 0 BB: 0 P: 17	1B: 3 2B: 2 3B: 0 HR: 2	SF: 0 SAC: 1 DP: 1 HBP: 1	WP: 0 PB: 0 SB: 0 CS: 0	PA: 37
<b>PITCHER</b>	IP WLS BF H R ER SO BB IBB HBP BLK WP HR S P ERA WHIP	<b>PITCHER</b> IP WLS BF H R ER SO BB IBB HBP BLK WP HR S P ERA WHIP																		
<b>32 Matt Palmer, R</b> ERA: 4.26	5.0 W 25 7 5 5 2 3 0 0 0 0 0 0 15 21 0.00 0.000																			
<b>52 Jason Bulger, R</b> ERA: 6.29	(6, 1) 2.0 H 6 0 0 0 3 0 0 0 0 0 0 0 15 21 0.00 0.000																			
<b>62 Scot Shields, R</b> ERA: 7.36	(8, 1) 1.0 H 3 0 0 0 1 0 0 0 0 0 0 0 8 13 0.00 0.000																			
<b>40 Brian Fuentes, L</b> ERA: 4.61	(9, 1) 1.0 S 3 0 0 0 3 0 0 0 0 0 0 0 10 17 0.00 0.000																			



Batter	1	2	3	4	5	6	7	8	9	AB	R	H	RBI	BB	SO	LOB	TOP										
Chone Figgins, S OBP: 0.364, SLG: 0.327	G4-3		P3		G5-3			1B		4	0	1	0	0	0	0											
13 Maicer Izturis, S OBP: 0.303, SLG: 0.304	G3-1			K		F9		K		4	0	0	0	0	2	1											
53 Bobby Abreu, L OBP: 0.400, SLG: 0.364 20 Juan Rivera, R OBP: 0.313, SLG: 0.367	G6-3			G5-3		G6-3		F8		1	0	0	0	0	0	0											
48 Torii Hunter, R OBP: 0.394, SLG: 0.587	G4-3			24 BB		G6-3		K		4	0	1	0	0	1	0											
8 Kendrys Morales, S OBP: 0.333, SLG: 0.542 77 Reggie Willits, S OBP: 0.333, SLG: 0.333	F7			24 BB		F8		BB		2	0	0	0	2	0	0											
24 Gary Matthews, S OBP: 0.323, SLG: 0.345	1B			BB		G1-3		F7		3	0	1	0	1	0	1											
47 Howie Kendrick, R OBP: 0.287, SLG: 0.366	F9			F9		G5-3				3	0	0	0	0	0	4											
2 Erick Aybar, S OBP: 0.314, SLG: 0.443	P6			F7		F8		F8		3	0	0	0	0	0	0											
5 Jeff Mathis, R OBP: 0.299, SLG: 0.262	F9			P4		G6-3				3	0	0	0	0	0	0											
<b>Inning Stats</b>	R: 0 E: 0 K: 0 S: 18	H: 0 LOB: 0 BB: 0 P: 26	R: 0 E: 0 K: 0 S: 11	H: 1 LOB: 1 BB: 0 P: 14	R: 0 E: 0 K: 0 S: 7	H: 0 LOB: 0 BB: 0 P: 11	R: 0 E: 0 K: 1 S: 16	H: 1 LOB: 3 BB: 2 P: 29	R: 0 E: 0 K: 0 S: 5	H: 0 LOB: 0 BB: 0 P: 9	R: 0 E: 0 K: 0 S: 9	H: 0 LOB: 0 BB: 0 P: 11	R: 0 E: 0 K: 0 S: 9	H: 0 LOB: 0 BB: 0 P: 16	R: 0 E: 0 K: 1 S: 12	H: 1 LOB: 1 BB: 0 P: 18	R: 0 E: 0 K: 1 S: 8	H: 0 LOB: 1 BB: 1 P: 14	1B: 2 2B: 1 3B: 0 HR: 0	SF: 0 SAC: 0 DP: 0 HBP: 0	WP: 0 PB: 0 SB: 0 CS: 0	PA: 33					
<b>PITCHER</b>	IP	WLS	BF	H	R	ER	SO	BB	IBB	HBP	BLK	WP	HR	S	P	ERA	WHIP										
41 Chris Jakubauskas, R ERA: 6.1	(1, 1)	6.0	W	22	2	0	0	1	2	0	0	0	0	66	100	0.00	0.667										
43 Miguel Batista, R ERA: 2.38	(7, 1)	1.0	H	3	0	0	0	0	0	0	0	0	0	9	16	0.00	0.000										
57 Mark Lowe, R ERA: 3.72	(8, 1)	1.0	H	4	1	0	0	1	0	0	0	0	0	12	18	0.00	1.000										
53 David Aardsma, R ERA: 1.37	(9, 1)	1.0	S	4	0	0	0	1	1	0	0	0	0	8	14	0.00	1.000										

Los Angeles Angels @ Seattle Mariners  
Safeco Field, Seattle, WA  
Wed May 20 2009, 7:10 PM PDT  
Att: 18,581 - Cloudy - 58 F


AB 30  
R 0  
H 3  
RBI 0  
BB 3  
SO 3  
LOB 6



Batter	1	2	3	4	5	6	7	8	9	AB	R	H	RBI	BB	SO	LOB	BOTTOM										
51 Ichiro Suzuki, L OBP: 0.353, SLG: 0.439	24 1B		G6-3		P5		G3-1			4	1	1	0	0	0	3											
29 Adrián Beltré, R OBP: 0.321, SLG: 0.300	F8		F8		F8		G5-3		F8	4	0	0	0	0	0	1											
24 Ken Griffey Jr., L OBP: 0.369, SLG: 0.396 10 Endy Chavez, L OBP: 0.336, SLG: 0.319	2H		G4-3		G4-3		G4-3		25 BLK	3	0	2	1	1	0	0											
25 Wladimir Balentien, R OBP: 0.306, SLG: 0.410	F8		F8		F8		F8		K	4	0	0	0	0	1	3											
30 Russell Branyan, L OBP: 0.379, SLG: 0.625	F7		BB		K		K		IBB	2	0	0	0	2	1	2											
2 Kenji Johjima, R OBP: 0.269, SLG: 0.368	G1-3		F7		F7		G3		F8	4	0	0	0	0	0	3											
4 Jose Lopez, R OBP: 0.268, SLG: 0.322	L8		G4-3		G4-3		K		K	3	0	0	0	0	1	0											
7 Yuniesky Betancourt, R OBP: 0.292, SLG: 0.366	P4		21 E		21 S		51 WP		21 BB	3	0	2	0	0	0	0											
21 Franklin Gutierrez, R OBP: 0.338, SLG: 0.358	F8		F8		K		BB		BB	2	0	0	0	1	1	1											
<b>Inning Stats</b>	R: 1 E: 0 K: 0 S: 12	H: 2 LOB: 1 BB: 0 P: 16	R: 0 E: 0 K: 0 S: 6	H: 0 LOB: 0 BB: 0 P: 6	R: 0 E: 0 K: 0 S: 5	H: 0 LOB: 0 BB: 0 P: 5	R: 0 E: 0 K: 0 S: 7	H: 0 LOB: 1 BB: 1 P: 17	R: 0 E: 0 K: 1 S: 11	H: 1 LOB: 1 BB: 0 P: 17	R: 0 E: 0 K: 1 S: 10	H: 1 LOB: 0 BB: 0 P: 19	R: 0 E: 0 K: 1 S: 7	H: 1 LOB: 2 BB: 1 P: 18	R: 0 E: 0 K: 1 S: 8	H: 0 LOB: 2 BB: 2 P: 20	1B: 4 2B: 1 3B: 0 HR: 0	SF: 0 SAC: 0 DP: 0 HBP: 0	WP: 1 PB: 0 SB: 1 CS: 0	PA: 33							
<b>PITCHER</b>	IP	WLS	BF	H	R	ER	SO	BB	IBB	HBP	BLK	WP	HR	S	P	ERA	WHIP										
54 Ervin Santana, R ERA: 3.09	(1, 1)	6.2	L	27	5	1	1	3	2	0	0	0	0	57	95	1.35	1.050										
66 Jose Arredondo, R ERA: 4.82	(7, 1)	1.1		6	0	0	0	1	1	1	0	0	1	9	23	0.00	0.750										

Los Angeles Angels @ Seattle Mariners  
Safeco Field, Seattle, WA  
Wed May 20 2009, 7:10 PM PDT  
Att: 18,581 - Cloudy - 58 F

AB 29  
R 1  
H 5  
RBI 1  
BB 4  
SO 4  
LOB 13





Batter	1	2	3	4	5	6	7	8	9	AB	R	H	RBI	BB	SO	LOB	TOP										
<b>Chone Figgins, S</b> OBP: 0.362, SLG: 0.325	L8		K			P3		20 WP 2 1B		4	0	1	0	0	1	0	<b>Los Angeles Angels @ Seattle Mariners</b> Safeco Field, Seattle, WA Thu May 21 2009, 7:10 PM PDT Att: 18,467 - Partly Cloudy - 65 F										
<b>2 Erick Aybar, S</b> OBP: 0.311, SLG: 0.436	F8		G5-3			K		20 WP 1B		4	0	1	0	0	1	0											
<b>20 Juan Rivera, R</b> OBP: 0.318, SLG: 0.390	HR			48 G6-4-3 BB		F9				3	1	1	1	1	2												
<b>48 Tori Hunter, R</b> OBP: 0.385, SLG: 0.571	F9		G6-4-3			F9				4	0	0	0	0	1												
<b>44 Mike Napoli, R</b> OBP: 0.406, SLG: 0.526	L5					K				2	0	0	0	2	1	0											
<b>8 Kendrys Morales, S</b> OBP: 0.325, SLG: 0.527	G4-3					K				4	0	0	0	0	2	2											
<b>39 Robb Quinlan, R</b> OBP: 0.125, SLG: 0.167	K2-3					K				4	0	0	0	0	3	1											
<b>24 Gary Matthews, S</b> OBP: 0.323, SLG: 0.378	HR					K		G1-3		3	1	1	1	0	1	0											
<b>47 Howie Kendrick, R</b> OBP: 0.288, SLG: 0.387	K					G6-3		HR		3	1	1	1	0	1	0											
<b>Inning Stats</b>	R: 1 H: 1 E: 0 K: 0 S: 10	L: 1 LOB: 0 BB: 0 P: 19	R: 0 H: 0 E: 0 K: 1 S: 7	L: 0 LOB: 0 BB: 0 P: 9	R: 1 H: 1 E: 0 K: 2 S: 14	L: 1 LOB: 0 BB: 0 P: 23	R: 0 H: 0 E: 0 K: 1 S: 14	L: 0 LOB: 1 BB: 2 P: 25	R: 0 H: 0 E: 0 K: 2 S: 12	L: 0 LOB: 0 BB: 0 P: 19	R: 0 H: 0 E: 0 K: 1 S: 10	L: 0 LOB: 0 BB: 0 P: 17	R: 0 H: 0 E: 0 K: 2 S: 13	L: 0 LOB: 0 BB: 0 P: 18	R: 1 H: 3 E: 0 K: 2 S: 17	L: 3 LOB: 2 BB: 0 P: 25		R: 0 H: 0 E: 0 K: 0 S: 9	L: 0 LOB: 1 BB: 1 P: 18	1B: 2 2B: 0 3B: 0 HR: 3	SF: 0 SAC: 0 DP: 1 HBP: 0	WP: 1 PB: 0 SB: 0 CS: 0	PA: 34				
<b>PITCHER</b>	IP	WLS	BF	H	R	ER	SO	BB	IBB	HBP	BLK	WP	HR	S	P	ERA	WHIP										
<b>45 Erik Bedard, L</b> ERA: 2.64	5.0	L	18	2	2	2	6	2	0	0	0	0	2	57	95	3.60	0.800										
<b>35 Brandon Morrow, R</b> ERA: 8.03	2.0		6	0	0	0	3	0	0	0	0	0	0	23	35	0.00	0.000										
<b>49 Garrett Olson, L</b> ERA: 5.27	0.2		5	3	1	1	1	0	0	0	0	0	1	14	20	13.50	4.500										
<b>20 Denny Stark, R</b> ERA: 9.0	1.1		5	0	0	0	1	1	0	0	0	1	0	12	23	0.00	0.750										

Batter	1	2	3	4	5	6	7	8	9	AB	R	H	RBI	BB	SO	LOB	BOTTOM										
<b>51 Ichiro Suzuki, L</b> OBP: 0.350, SLG: 0.434	29 G6-4-3 1B		FC4-6 29 S			FC4-6		K		4	0	1	0	0	1	3	<b>Los Angeles Angels @ Seattle Mariners</b> Safeco Field, Seattle, WA Thu May 21 2009, 7:10 PM PDT Att: 18,467 - Partly Cloudy - 65 F										
<b>29 Adrián Beltré, R</b> OBP: 0.237, SLG: 0.305	G6-4-3		K			CS		1B		4	0	2	0	0	1	2											
<b>5 Mike Sweeney, R</b> OBP: 0.282, SLG: 0.370	F7					1B		G6-3		4	0	0	0	0	0	2											
<b>25 Wladimir Balentien, R</b> OBP: 0.292, SLG: 0.390	G6-3					G1-3		K		4	0	0	0	0	1	1											
<b>30 Russell Branyan, L</b> OBP: 0.389, SLG: 0.623	G5-3					2 S BB		2 S BB		2	0	1	0	2	1	1											
<b>2 Kenji Johjima, R</b> OBP: 0.256, SLG: 0.350	G5-3					P4		1B		4	0	0	0	0	0	3											
<b>4 Jose Lopez, R</b> OBP: 0.268, SLG: 0.321	G5-3					51 FC4-6 29 CS 1B		G6-3		4	0	1	0	0	0	2											
<b>7 Yuniesky Betancourt, R</b> OBP: 0.293, SLG: 0.366	P3					51 FC4-6 1B		P5		3	0	1	0	0	0	0											
<b>21 Franklin Gutierrez, R</b> OBP: 0.338, SLG: 0.352						P3		F8		2	0	0	0	1	0	2											
<b>Inning Stats</b>	R: 0 H: 1 E: 0 K: 0 S: 6	L: 1 LOB: 0 BB: 0 P: 10	R: 0 H: 0 E: 0 K: 0 S: 13	L: 0 LOB: 1 BB: 1 P: 21	R: 0 H: 0 E: 0 K: 1 S: 10	L: 0 LOB: 1 BB: 1 P: 20	R: 0 H: 0 E: 0 K: 0 S: 11	L: 0 LOB: 1 BB: 1 P: 20	R: 0 H: 2 E: 0 K: 0 S: 9	L: 2 LOB: 1 BB: 0 P: 10	R: 0 H: 1 E: 0 K: 2 S: 8	L: 1 LOB: 1 BB: 0 P: 13	R: 0 H: 0 E: 0 K: 0 S: 4	L: 0 LOB: 0 BB: 0 P: 7	R: 0 H: 1 E: 0 K: 1 S: 10	L: 1 LOB: 1 BB: 0 P: 15		R: 0 H: 1 E: 0 K: 0 S: 11	L: 1 LOB: 1 BB: 0 P: 16	1B: 6 2B: 0 3B: 0 HR: 0	SF: 0 SAC: 0 DP: 1 HBP: 0	WP: 0 PB: 0 SB: 2 CS: 1	PA: 35				
<b>PITCHER</b>	IP	WLS	BF	H	R	ER	SO	BB	IBB	HBP	BLK	WP	HR	S	P	ERA	WHIP										
<b>51 Joe Saunders, L</b> ERA: 3.17	7.0	W	26	4	0	0	3	3	0	0	0	0	0	61	101	0.00	1.000										
<b>62 Scott Shields, R</b> ERA: 6.89	1.0	H	4	1	0	0	1	0	0	0	0	0	0	10	15	0.00	1.000										
<b>40 Brian Fuentes, L</b> ERA: 4.3	1.0	S	4	1	0	0	0	0	0	0	0	0	0	11	16	0.00	1.000										





Batter	1	2	3	4	5	6	7	8	9	10	11	12	AB	R	H	RBI	BB	SO	LOB	TOP					
33 Aaron Rowand, R OBP: 0.347, SLG: 0.458														5	1	2	1	0	1	0					
16 Edgar Renteria, R OBP: 0.331, SLG: 0.344														4	0	0	0	1	1	1					
48 Pablo Sandoval, S OBP: 0.333, SLG: 0.455														5	0	1	0	0	2	2					
1 Bengie Molina, R OBP: 0.285, SLG: 0.493														5	0	0	0	0	1	4					
2 Randy Winn, S OBP: 0.333, SLG: 0.418														4	0	0	0	0	0	1					
29 Jesus Guzman, R OBP: 0.333, SLG: 0.418														4	0	0	0	0	0	0					
35 Rich Aurilia, R OBP: 0.215, SLG: 0.217														4	0	0	0	0	2	0					
14 Fred Lewis, L OBP: 0.371, SLG: 0.377														4	0	0	0	0	2	0					
7 Emmanuel Burriss, S OBP: 0.314, SLG: 0.296														4	0	0	0	0	2	0					
<b>Inning Stats</b>	R: 1 E: 0 K: 10 S: 10	H: 1 LOB: 0 BB: 0 P: 19	R: 0 E: 0 K: 8 S: 8	H: 0 LOB: 0 BB: 0 P: 11	R: 0 E: 0 K: 3 S: 9	H: 0 LOB: 0 BB: 0 P: 14	R: 0 E: 0 K: 1 S: 13	H: 1 LOB: 0 BB: 0 P: 18	R: 0 E: 0 K: 1 S: 7	H: 0 LOB: 0 BB: 0 P: 10	R: 0 E: 0 K: 0 S: 9	H: 0 LOB: 0 BB: 0 P: 14	R: 0 E: 0 K: 0 S: 9	H: 0 LOB: 0 BB: 0 P: 15	R: 0 E: 0 K: 1 S: 6	H: 0 LOB: 0 BB: 0 P: 9	R: 0 E: 1 K: 0 S: 9	H: 1 LOB: 2 BB: 0 P: 12	1B: 2 2B: 0 3B: 0 HR: 1	SF: 0 SAC: 0 DP: 0 HBP: 0	WP: 0 PB: 0 SB: 1 CS: 1	PA: 41			
<b>PITCHER</b>	IP WLS BF H R ER SO BB IBB HBP BLK WP HR S P ERA WHIP	38 Jason Vargas, L ERA: 1.29	57 Mark Lowe, R ERA: 3.38	53 David Aardsma, R ERA: 1.31	46 Sean White, R ERA: 2.11	<b>PITCHER</b>	IP WLS BF H R ER SO BB IBB HBP BLK WP HR S P ERA WHIP	37 Pat Misch, L ERA: 10.8	51 Randy Johnson, L ERA: 2.28	49 Brandon Medders, R ERA: 3.26	41 Jeremy Affeldt, L ERA: 2.21	46 Bob Howry, R ERA: 4.24	45 Justin Miller, R ERA: 2.25	37 Pat Misch, L ERA: 10.8	51 Randy Johnson, L ERA: 2.28	49 Brandon Medders, R ERA: 3.26	41 Jeremy Affeldt, L ERA: 2.21	46 Bob Howry, R ERA: 4.24	45 Justin Miller, R ERA: 2.25	37 Pat Misch, L ERA: 10.8	51 Randy Johnson, L ERA: 2.28	49 Brandon Medders, R ERA: 3.26	41 Jeremy Affeldt, L ERA: 2.21	46 Bob Howry, R ERA: 4.24	45 Justin Miller, R ERA: 2.25

San Francisco Giants @ Seattle Mariners  
Safeco Field, Seattle, WA  
Fri May 22 2009, 7:10 PM PDT  
Att. 38,527 - Clear - 68 F

AB 39  
R 1  
H 3  
RBI 1  
BB 1  
SO 11  
LOB 8



Batter	1	2	3	4	5	6	7	8	9	10	11	12	AB	R	H	RBI	BB	SO	LOB	BOTTOM				
51 Ichiro Suzuki, L OBP: 0.343, SLG: 0.424														6	0	1	0	0	0	4				
29 Adrian Beltré, R OBP: 0.246, SLG: 0.308														5	0	2	0	1	1	3				
5 Mike Sweeney, R OBP: 0.277, SLG: 0.359														5	0	1	0	0	1	5				
10 Endy Chavez, L OBP: 0.333, SLG: 0.316														1	0	0	0	0	0	0				
25 Vladimir Valentin, R OBP: 0.295, SLG: 0.379														5	2	1	0	1	3	4				
30 Russell Branyan, L OBP: 0.400, SLG: 0.617														3	0	1	0	3	2	1				
2 Kenji Johjima, R OBP: 0.287, SLG: 0.349														3	0	1	0	1	1	3				
24 Ken Griffey Jr., L OBP: 0.366, SLG: 0.392														1	0	0	0	0	0	3				
32 Rob Johnson, R OBP: 0.239, SLG: 0.286														0	0	0	0	1	0	0				
4 Jose Lopez, R OBP: 0.270, SLG: 0.321														6	0	2	2	0	0	2				
7 Yuniesky Betancourt, R OBP: 0.260, SLG: 0.360														5	0	1	0	0	1	1				
21 Franklin Gutierrez, R OBP: 0.333, SLG: 0.346														5	0	1	0	0	2	3				
<b>Inning Stats</b>	R: 0 E: 0 K: 9 S: 9	H: 0 LOB: 1 BB: 1 P: 17	R: 0 E: 0 K: 10 S: 10	H: 1 LOB: 1 BB: 0 P: 15	R: 0 E: 0 K: 1 S: 9	H: 1 LOB: 1 BB: 0 P: 14	R: 0 E: 0 K: 2 S: 11	H: 0 LOB: 1 BB: 1 P: 21	R: 0 E: 1 K: 1 S: 12	H: 1 LOB: 2 BB: 1 P: 18	R: 0 E: 0 K: 2 S: 24	H: 1 LOB: 2 BB: 1 P: 17	R: 0 E: 0 K: 0 S: 6	H: 0 LOB: 0 BB: 0 P: 11	R: 0 E: 0 K: 0 S: 8	H: 0 LOB: 0 BB: 0 P: 11	R: 0 E: 0 K: 0 S: 6	H: 2 LOB: 3 BB: 2 P: 15	1B: 11 2B: 0 3B: 0 HR: 0	SF: 0 SAC: 0 DP: 0 HBP: 0	WP: 0 PB: 0 SB: 0 CS: 0	PA: 52		
<b>PITCHER</b>	IP WLS BF H R ER SO BB IBB HBP BLK WP HR S P ERA WHIP	51 Randy Johnson, L ERA: 2.28	49 Brandon Medders, R ERA: 3.26	41 Jeremy Affeldt, L ERA: 2.21	46 Bob Howry, R ERA: 4.24	45 Justin Miller, R ERA: 2.25	37 Pat Misch, L ERA: 10.8	51 Randy Johnson, L ERA: 2.28	49 Brandon Medders, R ERA: 3.26	41 Jeremy Affeldt, L ERA: 2.21	46 Bob Howry, R ERA: 4.24	45 Justin Miller, R ERA: 2.25	37 Pat Misch, L ERA: 10.8	51 Randy Johnson, L ERA: 2.28	49 Brandon Medders, R ERA: 3.26	41 Jeremy Affeldt, L ERA: 2.21	46 Bob Howry, R ERA: 4.24	45 Justin Miller, R ERA: 2.25	37 Pat Misch, L ERA: 10.8	51 Randy Johnson, L ERA: 2.28	49 Brandon Medders, R ERA: 3.26	41 Jeremy Affeldt, L ERA: 2.21	46 Bob Howry, R ERA: 4.24	45 Justin Miller, R ERA: 2.25

San Francisco Giants @ Seattle Mariners  
Safeco Field, Seattle, WA  
Fri May 22 2009, 7:10 PM PDT  
Att. 38,527 - Clear - 68 F

AB 45  
R 2  
H 11  
RBI 2  
BB 7  
SO 11  
LOB 29





Batter	1	2	3	4	5	6	7	8	9	AB	R	H	RBI	BB	SO	LOB	TOP								
33 Aaron Rowand, R OBP: 0.342, SLG: 0.449	G5-3		K		FC5		G5-3	G5-3		5	0	1	0	0	1	5	<b>San Francisco Giants @ Seattle Mariners</b> Safeco Field, Seattle, WA Sat May 23 2009, 7:10 PM PDT Att: 33,340 - Clear - 63 F								
16 Edgar Renteria, R OBP: 0.327, SLG: 0.333	L9		K					G5-3		4	0	0	0	1	2	0									
48 Pablo Sandoval, S OBP: 0.345, SLG: 0.468										2	0	2	0	1	0	0									
35 Rich Aurilia, R OBP: 0.209, SLG: 0.210										2	0	0	0	0	1	3									
1 Bengie Molina, R OBP: 0.282, SLG: 0.484	K				G5-4-3					5	1	1	0	0	1	3									
2 Randy Winn, S OBP: 0.335, SLG: 0.418		F8								5	1	2	0	0	1	0									
29 Jesus Guzman, R OBP: 0.111, SLG: 0.111										3	0	1	0	0	0	0									
7 Emmanuel Burriss, S OBP: 0.323, SLG: 0.271										1	1	1	0	1	0	0									
5 Juan Uribe, R OBP: 0.328, SLG: 0.375										3	1	2	3	0	0	0									
14 Fred Lewis, L OBP: 0.381, SLG: 0.406										3	1	2	2	1	0	1									
19 Kevin Frandsen, R										1	0	0	0	1	0	0									
12 Nate Schierholtz, L										1	0	0	0	0	1	3									
10 Travis Ishikawa, L										0	0	0	0	1	0	0									
<b>Inning Stats</b>	R: 0 E: 0 K: 1 S: 11	H: 1 LOB: 1 BB: 0 P: 17	R: 0 E: 0 K: 0 S: 10	H: 1 LOB: 1 BB: 0 P: 16	R: 0 E: 0 K: 2 S: 7	H: 0 LOB: 0 BB: 0 P: 10	R: 0 E: 0 K: 0 S: 5	H: 0 LOB: 0 BB: 1 P: 11	R: 0 E: 0 K: 1 S: 10	H: 1 LOB: 2 BB: 1 P: 17	R: 0 E: 0 K: 1 S: 10	H: 1 LOB: 0 BB: 0 P: 14	R: 0 E: 0 K: 1 S: 12	H: 2 LOB: 3 BB: 1 P: 22	R: 5 E: 0 K: 1 S: 21	H: 5 LOB: 3 BB: 3 P: 41	R: 0 E: 0 K: 1 S: 7	H: 1 LOB: 0 BB: 0 P: 13	1B: 9 2B: 2 3B: 0 HR: 1	SF: 0 SAC: 1 DP: 1 HBP: 0	WP: 0 PB: 0 SB: 0 CS: 2	PA: 43			
<b>PITCHER</b>	IP WLS BF H R ER SO BB IBB HBP BLK WP HR S P ERA WHIP	IP WLS BF H R ER SO BB IBB HBP BLK WP HR S P ERA WHIP	IP WLS BF H R ER SO BB IBB HBP BLK WP HR S P ERA WHIP	IP WLS BF H R ER SO BB IBB HBP BLK WP HR S P ERA WHIP	IP WLS BF H R ER SO BB IBB HBP BLK WP HR S P ERA WHIP	IP WLS BF H R ER SO BB IBB HBP BLK WP HR S P ERA WHIP	IP WLS BF H R ER SO BB IBB HBP BLK WP HR S P ERA WHIP	IP WLS BF H R ER SO BB IBB HBP BLK WP HR S P ERA WHIP	IP WLS BF H R ER SO BB IBB HBP BLK WP HR S P ERA WHIP	IP WLS BF H R ER SO BB IBB HBP BLK WP HR S P ERA WHIP	IP WLS BF H R ER SO BB IBB HBP BLK WP HR S P ERA WHIP	IP WLS BF H R ER SO BB IBB HBP BLK WP HR S P ERA WHIP	IP WLS BF H R ER SO BB IBB HBP BLK WP HR S P ERA WHIP	IP WLS BF H R ER SO BB IBB HBP BLK WP HR S P ERA WHIP	IP WLS BF H R ER SO BB IBB HBP BLK WP HR S P ERA WHIP	IP WLS BF H R ER SO BB IBB HBP BLK WP HR S P ERA WHIP	IP WLS BF H R ER SO BB IBB HBP BLK WP HR S P ERA WHIP	IP WLS BF H R ER SO BB IBB HBP BLK WP HR S P ERA WHIP	IP WLS BF H R ER SO BB IBB HBP BLK WP HR S P ERA WHIP	IP WLS BF H R ER SO BB IBB HBP BLK WP HR S P ERA WHIP	IP WLS BF H R ER SO BB IBB HBP BLK WP HR S P ERA WHIP	IP WLS BF H R ER SO BB IBB HBP BLK WP HR S P ERA WHIP	IP WLS BF H R ER SO BB IBB HBP BLK WP HR S P ERA WHIP	IP WLS BF H R ER SO BB IBB HBP BLK WP HR S P ERA WHIP	IP WLS BF H R ER SO BB IBB HBP BLK WP HR S P ERA WHIP

AB	35
R	5
H	12
RBI	5
BB	6
SO	7
LOB	15



Batter	1	2	3	4	5	6	7	8	9	AB	R	H	RBI	BB	SO	LOB	BOTTOM									
51 Ichiro Suzuki, L OBP: 0.347, SLG: 0.426	G3		G6-3							4	0	2	0	0	0	0	<b>San Francisco Giants @ Seattle Mariners</b> Safeco Field, Seattle, WA Sat May 23 2009, 7:10 PM PDT Att: 33,340 - Clear - 63 F									
10 Endy Chavez, L OBP: 0.333, SLG: 0.316	G4-3		SH1-4							3	0	1	0	0	0	1										
29 Adrián Beltré, R OBP: 0.246, SLG: 0.306										4	0	1	1	0	0	3										
24 Ken Griffey Jr., L OBP: 0.362, SLG: 0.387										4	0	1	0	0	1	1										
30 Russell Bryanan, L OBP: 0.403, SLG: 0.613										4	0	2	0	0	1	2										
4 Jose Lopez, R OBP: 0.294, SLG: 0.313										4	0	0	0	0	0	2										
2 Kenji Johjima, R OBP: 0.287, SLG: 0.345										4	0	1	0	0	2	1										
3 Ronny Cedeno, R OBP: 0.250, SLG: 0.375										3	0	0	0	0	2	1										
21 Franklin Gutierrez, R OBP: 0.340, SLG: 0.354										3	1	2	0	0	1	0										
<b>Inning Stats</b>	R: 0 E: 0 K: 0 S: 14	H: 2 LOB: 2 BB: 0 P: 18	R: 0 E: 0 K: 2 S: 8	H: 0 LOB: 0 BB: 0 P: 10	R: 1 E: 0 K: 0 S: 8	H: 2 LOB: 1 BB: 0 P: 9	R: 0 E: 0 K: 2 S: 10	H: 1 LOB: 1 BB: 0 P: 13	R: 0 E: 0 K: 1 S: 13	H: 1 LOB: 1 BB: 0 P: 18	R: 0 E: 0 K: 0 S: 5	H: 1 LOB: 0 BB: 0 P: 9	R: 0 E: 0 K: 1 S: 7	H: 1 LOB: 0 BB: 0 P: 11	R: 0 E: 0 K: 0 S: 8	H: 1 LOB: 1 BB: 0 P: 11		R: 0 E: 0 K: 1 S: 8	H: 1 LOB: 1 BB: 0 P: 12	1B: 10 2B: 0 3B: 0 HR: 0	SF: 0 SAC: 1 DP: 2 HBP: 0	WP: 0 PB: 0 SB: 1 CS: 1	PA: 35			
<b>PITCHER</b>	IP WLS BF H R ER SO BB IBB HBP BLK WP HR S P ERA WHIP	IP WLS BF H R ER SO BB IBB HBP BLK WP HR S P ERA WHIP	IP WLS BF H R ER SO BB IBB HBP BLK WP HR S P ERA WHIP	IP WLS BF H R ER SO BB IBB HBP BLK WP HR S P ERA WHIP	IP WLS BF H R ER SO BB IBB HBP BLK WP HR S P ERA WHIP	IP WLS BF H R ER SO BB IBB HBP BLK WP HR S P ERA WHIP	IP WLS BF H R ER SO BB IBB HBP BLK WP HR S P ERA WHIP	IP WLS BF H R ER SO BB IBB HBP BLK WP HR S P ERA WHIP	IP WLS BF H R ER SO BB IBB HBP BLK WP HR S P ERA WHIP	IP WLS BF H R ER SO BB IBB HBP BLK WP HR S P ERA WHIP	IP WLS BF H R ER SO BB IBB HBP BLK WP HR S P ERA WHIP	IP WLS BF H R ER SO BB IBB HBP BLK WP HR S P ERA WHIP	IP WLS BF H R ER SO BB IBB HBP BLK WP HR S P ERA WHIP	IP WLS BF H R ER SO BB IBB HBP BLK WP HR S P ERA WHIP	IP WLS BF H R ER SO BB IBB HBP BLK WP HR S P ERA WHIP	IP WLS BF H R ER SO BB IBB HBP BLK WP HR S P ERA WHIP	IP WLS BF H R ER SO BB IBB HBP BLK WP HR S P ERA WHIP	IP WLS BF H R ER SO BB IBB HBP BLK WP HR S P ERA WHIP	IP WLS BF H R ER SO BB IBB HBP BLK WP HR S P ERA WHIP	IP WLS BF H R ER SO BB IBB HBP BLK WP HR S P ERA WHIP	IP WLS BF H R ER SO BB IBB HBP BLK WP HR S P ERA WHIP	IP WLS BF H R ER SO BB IBB HBP BLK WP HR S P ERA WHIP	IP WLS BF H R ER SO BB IBB HBP BLK WP HR S P ERA WHIP	IP WLS BF H R ER SO BB IBB HBP BLK WP HR S P ERA WHIP	IP WLS BF H R ER SO BB IBB HBP BLK WP HR S P ERA WHIP	IP WLS BF H R ER SO BB IBB HBP BLK WP HR S P ERA WHIP

AB	33
R	1
H	10
RBI	1
BB	0
SO	7
LOB	11









Batter	1	2	3	4	5	6	7	8	9	AB	R	H	RBI	BB	SO	LOB	TOP			
51 Ichiro Suzuki, L (1, 9) OBP: 0.365, SLG: 0.441										4	0	4	0	0	0	0	Seattle Mariners @ Oakland Athletics Oakland Coliseum, Oakland, CA Mon May 25 2009, 1:05 PM PDT Att: 15,280 - Sunny - 61 F			
7 Yuniesky Betancourt, R (1, 6) OBP: 0.291, SLG: 0.350										3	0	0	0	0	0	5				
29 Adrian Beltré, R (1, 5) OBP: 0.246, SLG: 0.317										3	0	0	0	1	1	4				
24 Ken Griffey Jr., L (1, 10) OBP: 0.363, SLG: 0.402										3	0	0	0	1	0	4				
5 Mike Sweeney, R (1, 3) OBP: 0.276, SLG: 0.366										4	0	1	0	0	0	4				
4 Jose Lopez, R (1, 4) OBP: 0.285, SLG: 0.314										4	0	0	0	0	1	1				
2 Kenji Johjima, R (1, 2) OBP: 0.275, SLG: 0.386										1	1	1	1	0	0	0				
32 Rob Johnson, R (3, 2) OBP: 0.219, SLG: 0.261										4	0	0	0	0	2	1				
10 Endy Chavez, L (1, 7) OBP: 0.323, SLG: 0.306										4	0	2	0	0	1	0				
21 Franklin Gutierrez, R (1, 8) OBP: 0.344, SLG: 0.353										4	0	2	0	0	1	0				
<b>Inning Stats</b>	R: 0 H: 1 E: 0 K: 1 S: 14	H: 1 LOB: 2 BB: 1 P: 22	R: 1 H: 1 E: 0 K: 2 S: 13	H: 1 LOB: 2 BB: 1 P: 17	R: 0 H: 1 E: 0 K: 0 S: 9	H: 0 LOB: 0 BB: 1 P: 19	R: 0 H: 0 E: 0 K: 1 S: 7	H: 2 LOB: 2 BB: 0 P: 13	R: 0 H: 1 E: 0 K: 0 S: 12	H: 1 LOB: 1 BB: 0 P: 18	R: 0 H: 2 E: 0 K: 0 S: 7	H: 2 LOB: 1 BB: 0 P: 12	R: 0 H: 0 E: 0 K: 0 S: 8	H: 0 LOB: 0 BB: 0 P: 10	R: 0 H: 0 E: 0 K: 2 S: 9	H: 0 LOB: 0 BB: 0 P: 12	1B: 6 2B: 1 3B: 0 HR: 1	SF: 0 SAC: 1 DP: 1 HBP: 0	WP: 0 PB: 0 SB: 1 CS: 0	PA: 36
<b>PITCHER</b>	IP WLS BF H R ER SO BB IBB HBP BLK WP HR S P ERA WHIP																			
49 Brett Anderson, L (1, 1) ERA: 4.98	6.0 W 26 6 1 1 4 2 0 0 0 0 1 66 105 1.50 1.333																			
52 Kevin Cameron, R (7, 1) ERA: 1.93	3.0 S 10 2 0 0 2 0 0 0 0 0 0 24 34 0.00 0.667																			

Batter	1	2	3	4	5	6	7	8	9	AB	R	H	RBI	BB	SO	LOB	BOTTOM	
29 Adam Kennedy, L (1, 4) OBP: 0.507, SLG: 0.644										4	1	4	2	1	0	0	Seattle Mariners @ Oakland Athletics Oakland Coliseum, Oakland, CA Mon May 25 2009, 1:05 PM PDT Att: 15,280 - Sunny - 61 F	
8 Kurt Suzuki, R (1, 2) OBP: 0.335, SLG: 0.413										5	0	0	0	0	2	7		
32 Jack Cust, L (1, 10) OBP: 0.354, SLG: 0.431										4	0	0	0	0	0	3		
5 Matt Holliday, R (1, 7) OBP: 0.350, SLG: 0.421										3	0	0	0	1	0	1		
16 Jason Giambi, L (1, 3) OBP: 0.357, SLG: 0.370										2	0	0	0	2	2	1		
18 Orlando Cabrera, R (8, 6) OBP: 0.282, SLG: 0.297										0	0	0	0	0	0	0		
15 Ryan Sweeney, L (1, 8) OBP: 0.306, SLG: 0.327										3	0	0	0	1	0	2		
6 Travis Buck, L (1, 9) OBP: 0.281, SLG: 0.309										3	3	1	1	1	0	1		
7 Bobby Crosby, R (1, 6) OBP: 0.333, SLG: 0.287										3	1	1	0	1	0	0		
22 Jack Hannahan, L (1, 5) OBP: 0.260, SLG: 0.370										4	1	2	1	0	1	2		
<b>Inning Stats</b>	R: 1 H: 0 E: 1 K: 2 S: 11	H: 3 LOB: 1 BB: 1 P: 24	R: 0 H: 0 E: 0 K: 0 S: 5	H: 0 LOB: 0 BB: 1 P: 11	R: 1 H: 3 E: 0 K: 0 S: 14	H: 3 LOB: 1 BB: 0 P: 21	R: 0 H: 0 E: 0 K: 0 S: 7	H: 0 LOB: 2 BB: 2 P: 17	R: 1 H: 1 E: 1 K: 2 S: 17	H: 1 LOB: 2 BB: 1 P: 30	R: 0 H: 0 E: 0 K: 1 S: 13	H: 0 LOB: 1 BB: 1 P: 22	R: 0 H: 1 E: 0 K: 0 S: 11	H: 1 LOB: 1 BB: 0 P: 17	1B: 4 2B: 3 3B: 0 HR: 1	SF: 0 SAC: 0 DP: 2 HBP: 0	WP: 1 PB: 0 SB: 2 CS: 1	PA: 38
<b>PITCHER</b>	IP WLS BF H R ER SO BB IBB HBP BLK WP HR S P ERA WHIP																	
41 Chris Jakubauskas, R (1, 1) ERA: 6.45	3.1 L 19 6 5 4 0 2 3 0 0 0 0 0 9 20 0.00 1.200																	
20 Denny Stark, R (4, 1) ERA: 6.3	1.2 5 0 0 0 0 2 0 0 0 0 0 0 9 20 0.00 1.200																	
35 Brandon Morrow, R (6, 1) ERA: 0.91	2.0 10 1 1 0 3 2 0 0 0 0 1 0 30 52 0.00 1.500																	
46 Sean White, R (8, 1) ERA: 2.01	1.0 4 1 0 0 0 0 0 0 0 0 0 0 11 17 0.00 1.000																	

Seattle Mariners @ Oakland Athletics  
Oakland Coliseum, Oakland, CA  
Mon May 25 2009, 1:05 PM PDT  
Att: 15,280 - Sunny - 61 F

AB 33  
R 1  
H 8  
RBI 1  
BB 2  
SO 6  
LOB 20



Seattle Mariners @ Oakland Athletics  
Oakland Coliseum, Oakland, CA  
Mon May 25 2009, 1:05 PM PDT  
Att: 15,280 - Sunny - 61 F

AB 31  
R 6  
H 8  
RBI 4  
BB 7  
SO 5  
LOB 17









Batter	1	2	3	4	5	6	7	8	9	AB	R	H	RBI	BB	SO	LOB	TOP				
51 Ichiro Suzuki, L OBP: 0.374, SLG: 0.449										4	0	3	0	1	0	2	<b>Seattle Mariners @ Oakland Athletics</b> Oakland Coliseum, Oakland, CA Wed May 27 2009, 12:35 PM PDT Att: 30,012 - Sunny - 64 F				
7 Yuniesky Betancourt, R OBP: 0.268, SLG: 0.344										4	0	0	1	0	1	6					
29 Adrián Beltré, R OBP: 0.245, SLG: 0.317										5	0	0	0	0	1	4					
24 Ken Griffey Jr., L OBP: 0.345, SLG: 0.378										4	1	0	0	0	2	1					
30 Russell Branyan, L OBP: 0.398, SLG: 0.608										4	2	2	2	0	1	0					
3 Ronny Cedeno, R OBP: 0.232, SLG: 0.346										4	0	0	0	0	3	1					
32 Rob Johnson, R OBP: 0.247, SLG: 0.316										3	1	2	0	1	0	0					
10 Endy Chavez, L OBP: 0.328, SLG: 0.328										4	2	2	1	0	1	2					
21 Franklin Gutierrez, R OBP: 0.348, SLG: 0.371										4	0	2	2	0	0	2					
<b>Inning Stats</b>	R: 0 E: 0 K: 1 S: 12	H: 1 LOB: 1 BB: 0 P: 21	R: 1 E: 0 K: 1 S: 11	H: 2 LOB: 1 BB: 0 P: 16	R: 0 E: 0 K: 1 S: 8	H: 1 LOB: 0 BB: 1 P: 15	R: 0 E: 0 K: 0 S: 4	H: 0 LOB: 0 BB: 0 P: 8	R: 0 E: 0 K: 1 S: 12	H: 1 LOB: 2 BB: 1 P: 24	R: 2 E: 1 K: 1 S: 14	H: 1 LOB: 1 BB: 1 P: 20	R: 0 E: 0 K: 3 S: 9	H: 0 LOB: 0 BB: 0 P: 16	R: 2 E: 0 K: 1 S: 18	H: 4 LOB: 1 BB: 0 P: 23		1B: 4 2B: 6 3B: 1 HR: 1	SF: 1 SAC: 0 DP: 1 HBP: 0	WP: 0 PB: 0 SB: 1 CS: 1	PA: 39
<b>PITCHER</b>	IP WLS BF H R ER SO BB IBB HBP BLK WP HR S P ERA WHIP	IP WLS BF H R ER SO BB IBB HBP BLK WP HR S P ERA WHIP	IP WLS BF H R ER SO BB IBB HBP BLK WP HR S P ERA WHIP	IP WLS BF H R ER SO BB IBB HBP BLK WP HR S P ERA WHIP	IP WLS BF H R ER SO BB IBB HBP BLK WP HR S P ERA WHIP	IP WLS BF H R ER SO BB IBB HBP BLK WP HR S P ERA WHIP	IP WLS BF H R ER SO BB IBB HBP BLK WP HR S P ERA WHIP	IP WLS BF H R ER SO BB IBB HBP BLK WP HR S P ERA WHIP	IP WLS BF H R ER SO BB IBB HBP BLK WP HR S P ERA WHIP	IP WLS BF H R ER SO BB IBB HBP BLK WP HR S P ERA WHIP	IP WLS BF H R ER SO BB IBB HBP BLK WP HR S P ERA WHIP	IP WLS BF H R ER SO BB IBB HBP BLK WP HR S P ERA WHIP	IP WLS BF H R ER SO BB IBB HBP BLK WP HR S P ERA WHIP	IP WLS BF H R ER SO BB IBB HBP BLK WP HR S P ERA WHIP	IP WLS BF H R ER SO BB IBB HBP BLK WP HR S P ERA WHIP	IP WLS BF H R ER SO BB IBB HBP BLK WP HR S P ERA WHIP	IP WLS BF H R ER SO BB IBB HBP BLK WP HR S P ERA WHIP	IP WLS BF H R ER SO BB IBB HBP BLK WP HR S P ERA WHIP	IP WLS BF H R ER SO BB IBB HBP BLK WP HR S P ERA WHIP	IP WLS BF H R ER SO BB IBB HBP BLK WP HR S P ERA WHIP	IP WLS BF H R ER SO BB IBB HBP BLK WP HR S P ERA WHIP
53 Trevor Cahill, R ERA: 4.45	6.0	L	25	6	3	2	5	1	0	0	0	0	0	0	0	0	105	3.00	1.167		
31 Brad Ziegler, R ERA: 3.98	1.0	5	1	1	1	0	0	0	1	0	0	0	0	0	0	0	8	20	9.00	1.000	
56 Craig Breslow, L ERA: 5.4	1.0	3	0	0	0	0	3	0	0	0	0	0	0	0	0	0	9	16	0.00	0.000	
36 Russ Springer, R ERA: 5.89	1.0	6	4	2	2	1	0	0	0	0	0	0	0	0	0	0	18	23	18.00	4.000	

AB	36
R	6
H	11
RBI	6
BB	2
SO	9
LOB	18



Batter	1	2	3	4	5	6	7	8	9	AB	R	H	RBI	BB	SO	LOB	BOTTOM				
18 Orlando Cabrera, R OBP: 0.281, SLG: 0.295										4	0	0	0	0	0	3	<b>Seattle Mariners @ Oakland Athletics</b> Oakland Coliseum, Oakland, CA Wed May 27 2009, 12:35 PM PDT Att: 30,012 - Sunny - 64 F				
8 Kurt Suzuki, R OBP: 0.362, SLG: 0.404										3	0	0	0	1	0	0					
5 Matt Holliday, R OBP: 0.336, SLG: 0.424										4	0	2	0	0	0	1					
16 Jason Giambi, L OBP: 0.346, SLG: 0.356										4	0	0	0	0	1	2					
29 Adam Kennedy, L OBP: 0.453, SLG: 0.567										4	0	0	0	0	3	1					
7 Bobby Crosby, R OBP: 0.336, SLG: 0.324										4	1	1	1	0	0	0					
15 Ryan Sweeney, L OBP: 0.305, SLG: 0.322										3	0	0	0	1	0	0					
11 Rajai Davis, R OBP: 0.225, SLG: 0.162										3	0	0	0	0	2	1					
22 Jack Hannahan, L OBP: 0.281, SLG: 0.365										3	0	2	0	0	0	0					
<b>Inning Stats</b>	R: 0 E: 0 K: 0 S: 12	H: 1 LOB: 1 BB: 0 P: 18	R: 1 E: 0 K: 2 S: 14	H: 1 LOB: 0 BB: 0 P: 18	R: 0 E: 0 K: 0 S: 10	H: 0 LOB: 1 BB: 1 P: 15	R: 0 E: 0 K: 2 S: 9	H: 0 LOB: 0 BB: 0 P: 14	R: 0 E: 0 K: 0 S: 14	H: 1 LOB: 1 BB: 0 P: 19	R: 0 E: 0 K: 0 S: 10	H: 1 LOB: 1 BB: 0 P: 11	R: 0 E: 0 K: 1 S: 9	H: 0 LOB: 0 BB: 0 P: 9	R: 0 E: 0 K: 1 S: 8	H: 0 LOB: 0 BB: 0 P: 11		1B: 4 2B: 0 3B: 0 HR: 1	SF: 0 SAC: 0 DP: 0 HBP: 0	WP: 0 PB: 0 SB: 0 CS: 0	PA: 34
<b>PITCHER</b>	IP WLS BF H R ER SO BB IBB HBP BLK WP HR S P ERA WHIP	IP WLS BF H R ER SO BB IBB HBP BLK WP HR S P ERA WHIP	IP WLS BF H R ER SO BB IBB HBP BLK WP HR S P ERA WHIP	IP WLS BF H R ER SO BB IBB HBP BLK WP HR S P ERA WHIP	IP WLS BF H R ER SO BB IBB HBP BLK WP HR S P ERA WHIP	IP WLS BF H R ER SO BB IBB HBP BLK WP HR S P ERA WHIP	IP WLS BF H R ER SO BB IBB HBP BLK WP HR S P ERA WHIP	IP WLS BF H R ER SO BB IBB HBP BLK WP HR S P ERA WHIP	IP WLS BF H R ER SO BB IBB HBP BLK WP HR S P ERA WHIP	IP WLS BF H R ER SO BB IBB HBP BLK WP HR S P ERA WHIP	IP WLS BF H R ER SO BB IBB HBP BLK WP HR S P ERA WHIP	IP WLS BF H R ER SO BB IBB HBP BLK WP HR S P ERA WHIP	IP WLS BF H R ER SO BB IBB HBP BLK WP HR S P ERA WHIP	IP WLS BF H R ER SO BB IBB HBP BLK WP HR S P ERA WHIP	IP WLS BF H R ER SO BB IBB HBP BLK WP HR S P ERA WHIP	IP WLS BF H R ER SO BB IBB HBP BLK WP HR S P ERA WHIP	IP WLS BF H R ER SO BB IBB HBP BLK WP HR S P ERA WHIP	IP WLS BF H R ER SO BB IBB HBP BLK WP HR S P ERA WHIP	IP WLS BF H R ER SO BB IBB HBP BLK WP HR S P ERA WHIP	IP WLS BF H R ER SO BB IBB HBP BLK WP HR S P ERA WHIP	IP WLS BF H R ER SO BB IBB HBP BLK WP HR S P ERA WHIP
45 Erik Bedard, L ERA: 2.48	6.2	W	27	5	1	1	5	2	0	0	0	0	0	0	0	0	108	1.35	1.050		
46 Sean White, R ERA: 1.9	1.1	H	4	0	0	0	0	0	0	0	0	0	0	0	0	0	7	11	0.00	0.000	
53 David Aardsma, R ERA: 1.19	1.0	3	0	0	0	1	0	0	0	0	0	0	0	0	0	0	8	11	0.00	0.000	









Batter	1	2	3	4	5	6	7	8	9	10	AB	R	H	RBI	BB	SO	LOB	TOP		
51 Ichiro Suzuki, L OBP: 0.376, SLG: 0.449	(1,9) 3-2 WP SH1-3 1B		2-1 F7			1-1 F7		2-1 G4-3		4-0 IBB	4	0	1	0	1	0	1			
7 Yuniesky Betancourt, R OBP: 0.266, SLG: 0.338	(1,6) 0-1 SH1-3		2-0 G6-3			2-3 K			0-1 G5-3	1-2 SF7	3	0	0	1	0	1	1			
29 Adrian Beltré, R OBP: 0.262, SLG: 0.328	(1,5) 2-2 G3-6-3			3-1 G6-3			0-0 1B		2-2 4 HR	1-1 1B	4	1	3	0	0	0	0			
24 Ken Griffey Jr., L OBP: 0.325, SLG: 0.354	(1,10) 2-0 G3-6-3			0-2 G4-3		3-1 F7			1-0 P6	1-2 L3	5	0	0	0	0	0	6			
30 Russell Branyan, L OBP: 0.402, SLG: 0.609	(1,3) 3-2 F7			2-2 1B			3-2 F7		0-0 4 HR	1-2 1B	4	1	2	0	0	0	0			
4 Jose Lopez, R OBP: 0.260, SLG: 0.339	(1,4) 3-2 G6-3			0-3 K			0-3 K		1-1 1B	1-1 HR	4	1	1	3	0	2	1			
32 Rob Johnson, R OBP: 0.236, SLG: 0.289	(1,2) 1-3 K					3-2 F8			0-1 P6		4	0	0	0	0	2	0			
10 Endy Chavez, L OBP: 0.336, SLG: 0.338			2-2 1B			1-0 F8			1-2 G4-3		2	0	1	0	0	0	0			
25 Wladimir Balentien, R OBP: 0.270, SLG: 0.365										2-0 21 SH1-4 7 SF7 2B	2	1	1	0	0	0	0			
21 Franklin Gutierrez, R OBP: 0.339, SLG: 0.360	(1,8) 1-2 F9					3-2 L3			0-1 G5-3		3	0	0	0	0	0	1			
<b>Inning Stats</b>	R: 0 E: 0 K: 0 S: 11	H: 1 LOB: 1 BB: 0 P: 18	R: 0 E: 0 K: 1 S: 10	H: 0 LOB: 0 BB: 0 P: 17	R: 0 E: 0 K: 1 S: 12	H: 1 LOB: 1 BB: 0 P: 18	R: 0 E: 0 K: 1 S: 8	H: 1 LOB: 1 BB: 0 P: 14	R: 0 E: 0 K: 2 S: 9	H: 0 LOB: 0 BB: 0 P: 12	R: 0 E: 0 K: 0 S: 7	H: 0 LOB: 0 BB: 0 P: 10	R: 3 E: 0 K: 0 S: 12	H: 3 LOB: 0 BB: 0 P: 16	R: 1 E: 0 K: 0 S: 10	H: 2 LOB: 2 BB: 1 P: 19	1B: 7 2B: 1 3B: 0 HR: 1	SF: 1 SAC: 2 DP: 1 HBP: 1	WP: 1 PB: 0 SB: 0 CS: 0	PA: 40
<b>PITCHER</b>	IP 7.0	WLS 25	BF 4	H 0	R 0	ER 0	SO 5	BB 0	IBB 0	HBP 0	BLK 0	WP 1	HR 0	S 70	P 111	ERA 0.00	WHIP 0.571			
32 Matt Palmer, R ERA: 4.06	(1,1)																			
38 Darren Oliver, L ERA: 1.99	(8,1)	1.0	H	3	0	0	0	0	0	0	0	0	0	7	10	0.00	0.000			
40 Brian Fuentes, L ERA: 5.3	(9,1)	1.0	B	6	3	3	0	0	0	0	0	0	1	12	16	27.00	3.000			
66 Jose Arredondo, R ERA: 5.32	(10,1)	1.0	L	6	2	1	1	0	0	0	0	0	0	10	19	9.00	2.000			

Seattle Mariners @ Los Angeles Angels  
Angel Stadium of Anaheim, Anaheim, CA

AB 35  
R 4  
H 9  
RBI 4  
BB 1  
SO 5  
LOB 10



WP: 1 PA: 40  
PB: 0  
SB: 0  
CS: 0

Sat May 30, 2009, 6:05 PM PDT  
Att: 39,329 - Cloudy - 65 F

Batter	1	2	3	4	5	6	7	8	9	10	AB	R	H	RBI	BB	SO	LOB	BOTTOM		
Chone Figgins, S OBP: 0.373, SLG: 0.351	(1,5) 2-2 G3		4-2 53 G4-6-3 BB			1-0 53 G3-6-3 1B		3-2 L7		2-1 G4-3	4	0	1	0	1	0	2			
53 Bobby Abreu, L OBP: 0.395, SLG: 0.385	(1,9) 2-1 G4-3		0-0 G4-6-3			1-2 G3-6-1			2-2 F9	2-2 F8	5	0	0	0	0	4				
27 Vladimir Guerrero, R OBP: 0.289, SLG: 0.293	(1,10) 2-2 F9			1-3 K		0-3 K			0-2 48 F 13 G4-3 1B	1-1 48 F 13 G1-4-3 1B	5	1	2	0	0	2	0			
47 Howie Kendrick, R OBP: 0.271, SLG: 0.357	(10, PR) 1-2 F9			2-1 K		1-1 8 1B			1-2 E8 13 G4-3 24 1B 1B	0-1 G1-4-3	4	1	2	0	0	1	1			
48 Torii Hunter, R OBP: 0.396, SLG: 0.583	(1,8) 0-3 K			1-1 8 1B		2-1 HBP			1-2 1B	1-2 1B	4	1	2	0	0	1	1			
8 Kendrys Morales, S OBP: 0.332, SLG: 0.506	(1,3) 2-2 F9			1-1 13 G6-3 1B		1-1 K			1-3 24 1B 13 G4-3 IBB	1-2 F7	4	0	1	0	1	1	3			
13 Maicer Izturis, S OBP: 0.236, SLG: 0.290	(1,4) 1-1 1B			0-1 G6-3		1-3 K			2-1 E3 2 2B	2-1 G4-3	4	1	1	1	0	0	4			
24 Gary Matthews, S OBP: 0.322, SLG: 0.356	(1,7) 2-3 K			1-2 1B		1-0 F7			1-2 2B	1-2 1B	4	0	1	1	0	1	2			
2 Erick Aybar, S OBP: 0.311, SLG: 0.405	(1,6) 1-1 G4-3			0-1 P4					1-0 5 F8 2B	2-2 G4-3 5 SH3 1B	4	0	2	1	0	0	0			
5 Jeff Mathis, R OBP: 0.296, SLG: 0.247	(1,2) 3-2 PB 1B			1-3 K					3-2 F8	1-1 SH3	3	0	1	0	0	1	1			
<b>Inning Stats</b>	R: 0 E: 0 K: 0 S: 11	H: 0 LOB: 0 BB: 0 P: 17	R: 0 E: 0 K: 2 S: 13	H: 1 LOB: 1 BB: 0 P: 18	R: 0 E: 0 K: 1 S: 10	H: 1 LOB: 1 BB: 0 P: 18	R: 0 E: 0 K: 1 S: 8	H: 1 LOB: 2 BB: 0 P: 18	R: 1 E: 1 K: 0 S: 19	H: 1 LOB: 1 BB: 0 P: 32	R: 2 E: 1 K: 0 S: 13	H: 3 LOB: 2 BB: 1 P: 23	R: 0 E: 0 K: 0 S: 13	H: 1 LOB: 1 BB: 0 P: 20	R: 0 E: 0 K: 0 S: 7	H: 1 LOB: 1 BB: 0 P: 9	1B: 10 2B: 1 3B: 0 HR: 0	SF: 0 SAC: 1 DP: 4 HBP: 1	WP: 1 PB: 1 SB: 0 CS: 0	PA: 41
<b>PITCHER</b>	IP 6.2	WLS 27	BF 6	H 1	R 1	ER 0	SO 6	BB 1	IBB 0	HBP 1	BLK 0	WP 1	HR 0	S 74	P 113	ERA 0.00	WHIP 1.050			
34 Félix Hernández, R ERA: 3.41	(1,1)																			
57 Mark Lowe, R ERA: 4.68	(7,1)	0.1	1	0	0	0	0	0	0	0	0	0	0	7	10	0.00	0.000			
35 Brandon Morrow, R ERA: 7.63	(8,1)	1.0	6	3	2	2	0	0	1	0	0	0	0	13	23	18.00	3.000			
43 Miguel Batista, R ERA: 3.6	(9,1)	1.0	W	4	1	0	0	0	0	0	0	0	0	13	20	0.00	1.000			
53 David Aardsma, R ERA: 1.09	(10,1)	1.0	S	3	1	0	0	0	0	0	0	0	0	7	9	0.00	1.000			

Seattle Mariners @ Los Angeles Angels  
Angel Stadium of Anaheim, Anaheim, CA

AB 37  
R 3  
H 11  
RBI 3  
BB 2  
SO 6  
LOB 17



WP: 1 PA: 41  
PB: 1  
SB: 0  
CS: 0

Sat May 30, 2009, 6:05 PM PDT  
Att: 39,329 - Cloudy - 65 F



Batter	1	2	3	4	5	6	7	8	9	AB	R	H	RBI	BB	SO	LOB	TOP				
51 Ichiro Suzuki, L (1,9)										5	2	4	1	0	0	0					
7 Yuniesky Betancourt, R (1,6)										3	1	1	0	0	0	1					
29 Adrián Beltré, R (1,5)										5	1	2	1	0	0	1					
24 Ken Griffey Jr., L (1,10)										3	1	1	1	1	1	1					
30 Russell Branyan, L (1,3)										2	1	1	0	2	0	1					
4 Jose Lopez, R (1,4)											4	1	3	1	1	0	1				
55 Guillermo Quiroz, R (1,2)											4	0	1	2	0	1	5				
10 Endy Chavez, L (1,7)											5	1	2	2	0	0	4				
21 Franklin Gutierrez, R (1,8)											5	0	0	0	0	1	4				
<b>Inning Stats</b>	R: 2 E: 0 K: 0 S: 11	H: 3 LOB: 2 BB: 0 P: 19	R: 1 E: 0 K: 1 S: 14	H: 1 LOB: 0 BB: 20 P: 20	R: 3 E: 0 K: 0 S: 12	H: 2 LOB: 1 BB: 2 P: 26	R: 0 E: 0 K: 0 S: 4	H: 1 LOB: 0 BB: 0 P: 4	R: 0 E: 0 K: 1 S: 9	H: 1 LOB: 2 BB: 1 P: 19	R: 0 E: 0 K: 0 S: 8	H: 1 LOB: 1 BB: 0 P: 14	R: 0 E: 0 K: 0 S: 7	H: 2 LOB: 2 BB: 0 P: 12	R: 0 E: 0 K: 1 S: 10	H: 1 LOB: 2 BB: 1 P: 18	1B: 7 2B: 6 3B: 0 HR: 2	SF: 1 SAC: 3 DP: 1 HBP: 1	WP: 0 PB: 0 SB: 2 CS: 0	PA: 45	
<b>PITCHER</b>	IP WLS BF H R ER SO	IP WLS BF H R ER SO	IP WLS BF H R ER SO	IP WLS BF H R ER SO	IP WLS BF H R ER SO	IP WLS BF H R ER SO	IP WLS BF H R ER SO	IP WLS BF H R ER SO	IP WLS BF H R ER SO	IP WLS BF H R ER SO	IP WLS BF H R ER SO	IP WLS BF H R ER SO	IP WLS BF H R ER SO	IP WLS BF H R ER SO	IP WLS BF H R ER SO	IP WLS BF H R ER SO	WP HR S P	ERA WHIP	ERA WHIP		
54 Ervin Santana, R (1,1)	5.1	29	10	8	8	2	2	1	1	0	0	0	2	55	97	13.50	2.250				
59 Rafael Rodriguez, R (6,1)	0.2	4	2	0	0	0	0	0	0	0	0	0	0	5	7	0.00	3.000				
52 Jason Bulger, R (7,1)	2.0	7	2	0	0	0	0	0	0	0	0	0	13	23	0.00	1.000					
33 Justin Speier, R (9,1)	1.0	W	5	1	0	0	1	1	0	0	0	0	0	10	18	0.00	2.000				

Seattle Mariners @ Los Angeles Angels  
Angel Stadium of Anaheim, Anaheim, CA

AB 36  
R 8  
H 15  
RBI 8  
BB 4  
SO 3  
LOB 18



WP: 0 PA: 45  
PB: 0  
SB: 2  
CS: 0

Seattle Mariners @ Los Angeles Angels  
Angel Stadium of Anaheim, Anaheim, CA

AB 36  
R 9  
H 11  
RBI 9  
BB 4  
SO 6  
LOB 9



WP: 1 PA: 42  
PB: 0  
SB: 1  
CS: 0

Batter	1	2	3	4	5	6	7	8	9	AB	R	H	RBI	BB	SO	LOB	BOTTOM				
Chone Figgins, S (1,5)										4	3	2	0	1	0	0					
53 Bobby Abreu, L (1,9)										5	1	2	2	0	1	2					
27 Vladimir Guerrero, R (1,10)										4	0	2	2	0	0	1					
24 Gary Matthews, S (9,PR)										4	1	1	2	1	1	1					
48 Torii Hunter, R (1,8)										4	0	2	1	1	0	0					
20 Juan Rivera, R (1,7)										4	0	2	1	1	0	0					
39 Robb Quinlan, R (1,3)											2	0	0	0	0	1	0				
8 Kendrys Morales, S (6,PH)											3	0	1	1	0	0	2				
44 Mike Napoli, R (1,2)											4	1	1	1	0	1	2				
47 Howie Kendrick, R (1,4)										3	0	0	0	0	0	0					
13 Maicer Izturis, S (9,PH)										0	1	0	0	1	0	0					
2 Erick Aybar, S (1,6)											3	1	0	0	0	1	1				
<b>Inning Stats</b>	R: 0 E: 0 K: 1 S: 12	H: 1 LOB: 1 BB: 0 P: 13	R: 0 E: 0 K: 1 S: 9	H: 0 LOB: 0 BB: 0 P: 13	R: 0 E: 0 K: 0 S: 6	H: 0 LOB: 0 BB: 0 P: 9	R: 0 E: 0 K: 1 S: 7	H: 0 LOB: 0 BB: 0 P: 10	R: 1 E: 0 K: 0 S: 9	H: 1 LOB: 0 BB: 0 P: 13	R: 4 E: 0 K: 0 S: 10	H: 4 LOB: 1 BB: 0 P: 15	R: 1 E: 0 K: 2 S: 20	H: 2 LOB: 1 BB: 0 P: 26	R: 0 E: 0 K: 1 S: 12	H: 1 LOB: 1 BB: 0 P: 19	R: 3 E: 0 K: 0 S: 12	H: 2 LOB: 3 BB: 4 P: 33	1B: 6 2B: 3 3B: 0 HR: 2	SF: 1 SAC: 0 DP: 0 HBP: 1	WP: 1 PA: 42 PB: 0 SB: 1 CS: 0
<b>PITCHER</b>	IP WLS BF H R ER SO	IP WLS BF H R ER SO	IP WLS BF H R ER SO	IP WLS BF H R ER SO	IP WLS BF H R ER SO	IP WLS BF H R ER SO	IP WLS BF H R ER SO	IP WLS BF H R ER SO	IP WLS BF H R ER SO	IP WLS BF H R ER SO	IP WLS BF H R ER SO	IP WLS BF H R ER SO	IP WLS BF H R ER SO	IP WLS BF H R ER SO	IP WLS BF H R ER SO	IP WLS BF H R ER SO	WP HR S P	ERA WHIP	ERA WHIP		
49 Garrett Olson, L (1,1)	5.1	22	5	5	5	3	0	0	0	0	0	0	0	0	0	0					
43 Miguel Batista, R (6,1)	1.1	H	7	3	1	1	1	0	0	0	0	0	21	29	6.75	2.250					
46 Sean White, R (7,1)	1.1	H	5	1	0	0	2	0	0	0	0	1	0	16	24	0.00	0.750				
53 David Aardsma, R (9,1)	0.2	L	8	2	3	3	0	3	1	0	0	0	0	12	33	40.50	7.500				

Sun May 31 2009, 12:35 PM PDT  
Att: 38,632 - Cloudy - 65 F



Batter	1	2	3	4	5	6	7	8	9	AB	R	H	RBI	BB	SO	LOB	TOP										
1 Brian Roberts, S OBP: 0.364, SLG: 0.464										4	0	0	0	0	1	1											
Adam Jones, R OBP: 0.400, SLG: 0.608										3	1	1	0	1	0	0											
21 Nick Markakis, L OBP: 0.362, SLG: 0.486										3	0	1	0	1	0	1											
17 Aubrey Huff, L OBP: 0.332, SLG: 0.467										3	0	0	1	0	0	3											
6 Melvin Mora, R OBP: 0.338, SLG: 0.341										4	0	0	0	0	0	1											
30 Luke Scott, L OBP: 0.401, SLG: 0.645										4	0	1	0	0	2	1											
32 Matt Wieters, S OBP: 0.133, SLG: 0.333										4	0	0	0	0	2	1											
14 Nolan Reimold, R OBP: 0.328, SLG: 0.556										3	0	2	0	0	0	0											
3 Cesar Izturis, S OBP: 0.296, SLG: 0.331										3	0	1	0	0	0	3											
<b>Inning Stats</b>	R: 0 H: 0 K: 0 S: 13	H: 0 LOB: 1 BB: 1 P: 18	R: 0 H: 2 K: 1 S: 11	H: 2 LOB: 2 BB: 0 P: 18	R: 0 H: 0 K: 0 S: 8	H: 0 LOB: 0 BB: 0 P: 15	R: 0 H: 0 K: 1 S: 7	H: 1 LOB: 0 BB: 0 P: 9	R: 1 H: 2 K: 0 S: 10	H: 2 LOB: 1 BB: 0 P: 16	R: 0 H: 1 K: 0 S: 9	H: 1 LOB: 1 BB: 0 P: 15	R: 0 H: 0 K: 0 S: 6	H: 0 LOB: 0 BB: 0 P: 10	R: 0 H: 0 K: 2 S: 10	H: 0 LOB: 0 BB: 0 P: 15	1B: 5 2B: 1 3B: 0 HR: 0	SF: 1 SAC: 0 DP: 2 HBP: 0	WP: 0 PB: 0 SB: 0 CS: 0	PA: 34							
<b>PITCHER</b>	IP	WLS	BF	H	R	ER	SO	BB	IBB	HBP	BLK	WP	HR	S	P	ERA	WHIP										
56 Jarrod Washburn, L ERA: 3.22	7.0	L	28	6	1	1	3	1	0	0	0	0	0	65	102	1.29	1.000										
41 Chris Jakubauskas, R ERA: 6.17	2.0		6	0	0	0	2	1	0	0	0	0	0	16	25	0.00	0.500										

Baltimore Orioles @ Seattle Mariners  
Safeco Field, Seattle, WA  
Mon Jun 01 2009, 7:10 PM PDT  
Att: 16,983 - Clear - 78 F

AB 31  
R 1  
H 6  
RBI 1  
BB 2  
SO 5  
LOB 11



Batter	1	2	3	4	5	6	7	8	9	AB	R	H	RBI	BB	SO	LOB	BOTTOM										
51 Ichiro Suzuki, L OBP: 0.393, SLG: 0.485										4	0	1	0	0	0	1											
7 Yuniesky Betancourt, R OBP: 0.266, SLG: 0.341										4	0	1	0	0	0	1											
29 Adrian Beltré, R OBP: 0.260, SLG: 0.324										4	0	0	0	0	2	3											
5 Mike Sweeney, R OBP: 0.272, SLG: 0.368										4	0	0	0	0	1	3											
30 Russell Branyan, L OBP: 0.412, SLG: 0.606										2	0	0	0	1	1	0											
4 Jose Lopez, R OBP: 0.270, SLG: 0.347										3	0	0	0	0	0	1											
25 Wladimir Balentien, R OBP: 0.260, SLG: 0.357										2	0	0	0	1	2	0											
32 Rob Johnson, R OBP: 0.228, SLG: 0.279										3	0	0	0	0	2	1											
21 Franklin Gutierrez, R OBP: 0.330, SLG: 0.344										2	0	0	0	1	1	0											
<b>Inning Stats</b>	R: 0 H: 1 K: 1 S: 8	H: 0 LOB: 1 BB: 0 P: 13	R: 0 H: 0 K: 1 S: 9	H: 0 LOB: 2 BB: 2 P: 18	R: 0 H: 1 K: 1 S: 9	H: 1 LOB: 2 BB: 1 P: 19	R: 0 H: 0 K: 1 S: 9	H: 0 LOB: 0 BB: 0 P: 13	R: 0 H: 0 K: 0 S: 9	H: 0 LOB: 0 BB: 0 P: 11	R: 0 H: 0 K: 1 S: 10	H: 0 LOB: 0 BB: 0 P: 17	R: 0 H: 0 K: 2 S: 10	H: 0 LOB: 0 BB: 0 P: 15	R: 0 H: 0 K: 2 S: 8	H: 0 LOB: 0 BB: 0 P: 10	R: 0 H: 0 K: 0 S: 7	H: 0 LOB: 0 BB: 0 P: 11	1B: 1 2B: 1 3B: 0 HR: 0	SF: 0 SAC: 0 DP: 1 HBP: 0	WP: 0 PB: 0 SB: 0 CS: 0	PA: 31					
<b>PITCHER</b>	IP	WLS	BF	H	R	ER	SO	BB	IBB	HBP	BLK	WP	HR	S	P	ERA	WHIP										
51 Rich Hill, L ERA: 4.15	7.0	W	25	2	0	0	0	3	0	0	0	0	0	8	10	0.00	0.714										
43 Jim Johnson, R ERA: 3.04	1.0	H	3	0	0	0	2	0	0	0	0	0	0	8	10	0.00	0.000										
52 George Sherrill, L ERA: 2.49	1.0	S	3	0	0	0	0	0	0	0	0	0	0	7	11	0.00	0.000										

Baltimore Orioles @ Seattle Mariners  
Safeco Field, Seattle, WA  
Mon Jun 01 2009, 7:10 PM PDT  
Att: 16,983 - Clear - 78 F

AB 28  
R 0  
H 2  
RBI 0  
BB 3  
SO 9  
LOB 10





Batter	1	2	3	4	5	6	7	8	9	AB	R	H	RBI	BB	SO	LOB	TOP		
1 Brian Roberts, S OBP: 0.358, SLG: 0.456	P6		L5		K		G1-3			4	0	0	0	0	1	3			
Adam Jones, R OBP: 0.402, SLG: 0.611	G5-3					K				4	0	2	0	0	1	0			
21 Nick Markakis, L OBP: 0.360, SLG: 0.479	G3-1					G6-3		FC4		3	0	0	0	1	0	1			
17 Aubrey Huff, L OBP: 0.326, SLG: 0.458		F8			L8			F8		4	0	0	0	0	1	3			
6 Melvin Mora, R OBP: 0.336, SLG: 0.346		2B			P4			P5		4	0	1	0	0	1	3			
23 Ty Wigginton, R OBP: 0.283, SLG: 0.342																			
18 Felix Pie, L OBP: 0.278, SLG: 0.330																			
32 Matt Wieters, S OBP: 0.211, SLG: 0.333																			
14 Nolan Reimold, R OBP: 0.329, SLG: 0.538																			
12 Robert Andino, R OBP: 0.236, SLG: 0.279																			
3 Cesar Izturis, S OBP: 0.292, SLG: 0.327																			
30 Luke Scott, L OBP: 0.396, SLG: 0.634																			
<b>Inning Stats</b>	R: 0 H: 0 E: 0 K: 0 S: 7	H: 0 LOB: 0 BB: 0 P: 10	R: 0 H: 1 E: 0 K: 0 S: 10	H: 1 LOB: 1 BB: 0 P: 15	R: 0 H: 0 E: 0 K: 2 S: 9	H: 0 LOB: 0 BB: 0 P: 16	R: 0 H: 1 E: 0 K: 0 S: 12	H: 1 LOB: 2 BB: 1 P: 17	R: 0 H: 0 E: 0 K: 2 S: 9	H: 0 LOB: 0 BB: 0 P: 13	R: 1 H: 1 E: 0 K: 1 S: 18	H: 1 LOB: 2 BB: 2 P: 33	R: 0 H: 1 E: 0 K: 0 S: 11	H: 1 LOB: 1 BB: 0 P: 15	R: 1 H: 1 E: 0 K: 0 S: 8	H: 1 LOB: 0 BB: 0 P: 14	1B: 3 2B: 3 HR: 0	SF: 1 2B: 3 DP: 0 HBP: 0	WP: 0 PA: 36 PB: 0 SB: 2 CS: 0
<b>PITCHER</b>	IP WLS BF H R ER SO BB IBB HBP BLK WP HR S P ERA WHIP	IP WLS BF H R ER SO BB IBB HBP BLK WP HR S P ERA WHIP	IP WLS BF H R ER SO BB IBB HBP BLK WP HR S P ERA WHIP	IP WLS BF H R ER SO BB IBB HBP BLK WP HR S P ERA WHIP	IP WLS BF H R ER SO BB IBB HBP BLK WP HR S P ERA WHIP	IP WLS BF H R ER SO BB IBB HBP BLK WP HR S P ERA WHIP	IP WLS BF H R ER SO BB IBB HBP BLK WP HR S P ERA WHIP	IP WLS BF H R ER SO BB IBB HBP BLK WP HR S P ERA WHIP	IP WLS BF H R ER SO BB IBB HBP BLK WP HR S P ERA WHIP	IP WLS BF H R ER SO BB IBB HBP BLK WP HR S P ERA WHIP	IP WLS BF H R ER SO BB IBB HBP BLK WP HR S P ERA WHIP	IP WLS BF H R ER SO BB IBB HBP BLK WP HR S P ERA WHIP	IP WLS BF H R ER SO BB IBB HBP BLK WP HR S P ERA WHIP	IP WLS BF H R ER SO BB IBB HBP BLK WP HR S P ERA WHIP	IP WLS BF H R ER SO BB IBB HBP BLK WP HR S P ERA WHIP	IP WLS BF H R ER SO BB IBB HBP BLK WP HR S P ERA WHIP	IP WLS BF H R ER SO BB IBB HBP BLK WP HR S P ERA WHIP	IP WLS BF H R ER SO BB IBB HBP BLK WP HR S P ERA WHIP	

**Baltimore Orioles @ Seattle Mariners**  
Safeco Field, Seattle, WA  
Tue Jun 02 2009, 7:10 PM PDT  
Att: 18,043 - Partly Cloudy - 86 F

AB 32  
R 2  
H 6  
RBI 2  
BB 3  
SO 7  
LOB 19



Batter	1	2	3	4	5	6	7	8	9	AB	R	H	RBI	BB	SO	LOB	BOTTOM		
51 Ichiro Suzuki, L OBP: 0.394, SLG: 0.483		P2				FC6-4		F8		5	2	2	0	0	0	4			
30 Russell Branyan, L OBP: 0.417, SLG: 0.622		P5								4	2	2	2	1	1	3			
29 Adrián Beltré, R OBP: 0.268, SLG: 0.330										5	2	3	1	0	0	2			
24 Ken Griffey Jr., L OBP: 0.335, SLG: 0.407										5	1	3	1	0	1	3			
4 Jose Lopez, R OBP: 0.278, SLG: 0.369										5	0	3	3	0	0	2			
7 Yuniesky Betancourt, R OBP: 0.278, SLG: 0.331										5	0	0	1	0	0	5			
32 Rob Johnson, R OBP: 0.240, SLG: 0.292										3	0	1	0	1	0	2			
10 Endy Chavez, L OBP: 0.331, SLG: 0.355										3	0	0	0	0	1	2			
21 Franklin Gutierrez, R OBP: 0.339, SLG: 0.350										3	1	2	0	1	0	0			
<b>Inning Stats</b>	R: 2 H: 3 E: 0 K: 1 S: 18	H: 3 LOB: 1 BB: 0 P: 25	R: 0 H: 1 E: 0 K: 0 S: 8	H: 1 LOB: 2 BB: 1 P: 16	R: 1 H: 2 E: 0 K: 0 S: 5	H: 2 LOB: 1 BB: 0 P: 9	R: 0 H: 1 E: 0 K: 1 S: 8	H: 1 LOB: 1 BB: 0 P: 16	R: 1 H: 2 E: 0 K: 0 S: 11	H: 2 LOB: 1 BB: 0 P: 17	R: 1 H: 2 E: 0 K: 0 S: 8	H: 2 LOB: 2 BB: 1 P: 17	R: 0 H: 1 E: 0 K: 1 S: 12	H: 1 LOB: 2 BB: 1 P: 23	R: 3 H: 4 E: 0 K: 0 S: 16	H: 4 LOB: 1 BB: 0 P: 25	1B: 8 2B: 6 3B: 0 HR: 2	SF: 0 SAC: 1 DP: 0 HBP: 0	WP: 0 PA: 42 PB: 0 SB: 2 CS: 0
<b>PITCHER</b>	IP WLS BF H R ER SO BB IBB HBP BLK WP HR S P ERA WHIP	IP WLS BF H R ER SO BB IBB HBP BLK WP HR S P ERA WHIP	IP WLS BF H R ER SO BB IBB HBP BLK WP HR S P ERA WHIP	IP WLS BF H R ER SO BB IBB HBP BLK WP HR S P ERA WHIP	IP WLS BF H R ER SO BB IBB HBP BLK WP HR S P ERA WHIP	IP WLS BF H R ER SO BB IBB HBP BLK WP HR S P ERA WHIP	IP WLS BF H R ER SO BB IBB HBP BLK WP HR S P ERA WHIP	IP WLS BF H R ER SO BB IBB HBP BLK WP HR S P ERA WHIP	IP WLS BF H R ER SO BB IBB HBP BLK WP HR S P ERA WHIP	IP WLS BF H R ER SO BB IBB HBP BLK WP HR S P ERA WHIP	IP WLS BF H R ER SO BB IBB HBP BLK WP HR S P ERA WHIP	IP WLS BF H R ER SO BB IBB HBP BLK WP HR S P ERA WHIP	IP WLS BF H R ER SO BB IBB HBP BLK WP HR S P ERA WHIP	IP WLS BF H R ER SO BB IBB HBP BLK WP HR S P ERA WHIP	IP WLS BF H R ER SO BB IBB HBP BLK WP HR S P ERA WHIP	IP WLS BF H R ER SO BB IBB HBP BLK WP HR S P ERA WHIP	IP WLS BF H R ER SO BB IBB HBP BLK WP HR S P ERA WHIP	IP WLS BF H R ER SO BB IBB HBP BLK WP HR S P ERA WHIP	

**Baltimore Orioles @ Seattle Mariners**  
Safeco Field, Seattle, WA  
Tue Jun 02 2009, 7:10 PM PDT  
Att: 18,043 - Partly Cloudy - 86 F

AB 38  
R 8  
H 16  
RBI 8  
SO 3  
LOB 23





Batter	1	2	3	4	5	6	7	8	9	AB	R	H	RBI	BB	SO	LOB	TOP					
1 Brian Roberts, S OBP: 0.352, SLG: 0.447	F7		G1-6-3		G3			K		4	0	0	0	0	1	1						
Adam Jones, R OBP: 0.399, SLG: 0.603	G5-3		G6-3					F9		4	1	1	0	0	0	0						
21 Nick Markakis, L OBP: 0.358, SLG: 0.474					G4-3			G1-3		4	0	1	0	0	1	1						
17 Aubrey Huff, L OBP: 0.333, SLG: 0.463					G4-3					4	0	3	0	0	0	1						
6 Melvin Mora, R OBP: 0.333, SLG: 0.343		G6-3								4	0	1	0	0	1	3						
30 Luke Scott, L OBP: 0.399, SLG: 0.661					FC5					4	1	2	2	0	0	2						
32 Matt Wieters, S OBP: 0.182, SLG: 0.286					G6-4-3					3	0	0	0	0	0	3						
14 Nolan Reimold, R OBP: 0.329, SLG: 0.529										3	0	1	0	0	0	0						
3 Cesar Izturis, S OBP: 0.293, SLG: 0.327										3	0	1	0	0	1	1						
<b>Inning Stats</b>	R: 0 E: 0 K: 0 S: 10	H: 1 LOB: 1 BB: 0 P: 16	R: 1 E: 0 K: 0 S: 8	H: 1 LOB: 0 BB: 0 P: 10	R: 0 E: 0 K: 0 S: 6	H: 1 LOB: 0 BB: 0 P: 12	R: 0 E: 1 K: 0 S: 13	H: 2 LOB: 2 BB: 0 P: 23	R: 0 E: 0 K: 1 S: 10	H: 1 LOB: 0 BB: 0 P: 18	R: 1 E: 0 K: 1 S: 10	H: 3 LOB: 1 BB: 0 P: 15	R: 0 E: 0 K: 0 S: 7	H: 0 LOB: 0 BB: 0 P: 9	R: 0 E: 0 K: 1 S: 6	H: 0 LOB: 0 BB: 0 P: 9	R: 0 E: 0 K: 1 S: 8	H: 1 LOB: 0 BB: 0 P: 13	1B: 8 2B: 2 3B: 0 HR: 1	SF: 0 SAC: 0 DP: 3 HBP: 0	WP: 0 PB: 0 SB: 0 CS: 1	PA: 34
<b>PITCHER</b>	IP	WLS	BF	H	R	ER	SO	BB	IBB	HBP	BLK	WP	HR	S	P	ERA	WHIP					
38 Jason Vargas, L ERA: 1.93	5.1		22	8	2	2	2	0	0	0	0	0	1	52	85	3.38	1.500					
41 Chris Jakubauskas, R ERA: 5.96	1.2	B	5	1	0	0	0	0	0	0	0	0	0	12	18	0.00	0.600					
57 Mark Lowe, R ERA: 4.5	1.0		3	0	0	0	1	0	0	0	0	0	0	6	9	0.00	0.000					
53 David Aardsma, R ERA: 2.05	1.0	W	3	1	0	0	1	0	0	0	0	0	0	8	13	0.00	1.000					

**Baltimore Orioles @ Seattle Mariners**  
Safeco Field, Seattle, WA  
Wed Jun 03 2009, 7:10 PM PDT  
Att: 18,668 - Clear - 83 F

AB 33  
R 2  
H 10  
RBI 2  
BB 0  
SO 4  
LOB 12



Batter	1	2	3	4	5	6	7	8	9	AB	R	H	RBI	BB	SO	LOB	BOTTOM					
51 Ichiro Suzuki, L OBP: 0.396, SLG: 0.480	G4-3		29 HR		SH2-3			G3		3	1	1	0	1	0	2						
30 Russell Branyan, L OBP: 0.421, SLG: 0.614	29 BB		K		F8					2	0	0	0	3	1	2						
29 Adrian Beltré, R OBP: 0.275, SLG: 0.355										5	1	3	3	0	1	4						
24 Ken Griffey Jr., L OBP: 0.333, SLG: 0.403										4	0	1	0	0	0	2						
10 Endy Chavez, L OBP: 0.331, SLG: 0.355	F8		G6-3							0	0	0	0	0	0	0						
4 Jose Lopez, R OBP: 0.272, SLG: 0.362					G6-3			G5-4-3		4	0	0	0	0	0	3						
7 Yuniesky Betancourt, R OBP: 0.277, SLG: 0.339										4	0	1	0	0	0	0						
32 Rob Johnson, R OBP: 0.250, SLG: 0.293										3	0	1	0	0	2	1						
3 Ronny Cedeno, R OBP: 0.220, SLG: 0.327										3	0	0	0	0	1	1						
21 Franklin Gutierrez, R OBP: 0.348, SLG: 0.388										3	1	2	0	1	0	0						
<b>Inning Stats</b>	R: 0 E: 0 K: 0 S: 10	H: 1 LOB: 2 BB: 1 P: 19	R: 0 E: 0 K: 1 S: 7	H: 0 LOB: 0 BB: 0 P: 10	R: 2 E: 0 K: 1 S: 11	H: 2 LOB: 0 BB: 0 P: 18	R: 0 E: 0 K: 0 S: 7	H: 0 LOB: 1 BB: 0 P: 10	R: 0 E: 0 K: 1 S: 9	H: 1 LOB: 3 BB: 2 P: 12	R: 0 E: 0 K: 0 S: 6	H: 0 LOB: 0 BB: 0 P: 9	R: 0 E: 0 K: 0 S: 14	H: 1 LOB: 3 BB: 2 P: 27	R: 0 E: 0 K: 1 S: 9	H: 2 LOB: 1 BB: 0 P: 11	R: 1 E: 0 K: 1 S: 9	H: 2 LOB: 3 BB: 2 P: 21	1B: 6 2B: 1 3B: 1 HR: 1	SF: 0 SAC: 2 DP: 1 HBP: 1	WP: 0 PB: 0 SB: 0 CS: 0	PA: 39
<b>PITCHER</b>	IP	WLS	BF	H	R	ER	SO	BB	IBB	HBP	BLK	WP	HR	S	P	ERA	WHIP					
35 Brad Bergesen, R ERA: 4.64	7.0		30	5	2	2	3	2	1	1	0	0	0	64	105	2.57	1.000					
43 Jim Johnson, R ERA: 3.21	1.1	L	9	4	1	1	2	0	2	0	0	0	0	18	32	6.75	3.000					

**Baltimore Orioles @ Seattle Mariners**  
Safeco Field, Seattle, WA  
Wed Jun 03 2009, 7:10 PM PDT  
Att: 18,668 - Clear - 83 F

AB 31  
R 3  
H 9  
RBI 3  
BB 5  
SO 5  
LOB 15





Batter	1	2	3	4	5	6	7	8	9	10	AB	R	H	RBI	BB	SO	LOB	TOP									
2 Denard Span, L OBP: 0.404, SLG: 0.404	F8		SH1-4		K		K				3	0	0	0	1	2	1										
7 Joe Mauer, L OBP: 0.514, SLG: 0.833	F8				FC5-4 33 BB		G4-3		CS		4	0	1	0	1	0	1										
33 Justin Morneau, L OBP: 0.425, SLG: 0.651	G6-3		SF7				F8				2	1	0	1	2	0	0										
16 Jason Kubel, L OBP: 0.365, SLG: 0.517	K		G3-1		F9						5	0	0	0	0	1	6										
24 Joe Crede, R OBP: 0.462, SLG: 0.462	G6-3										3	0	0	0	1	2	0										
20 Matt Tolbert, S OBP: 0.258, SLG: 0.241					K		K				1	0	0	0	0	0	1										
23 Brendan Harris, R OBP: 0.329, SLG: 0.404					K						5	0	2	0	0	2	2										
32 Brian Buscher, L OBP: 0.326, SLG: 0.296											3	0	2	0	1	1	1										
22 Carlos Gómez, R OBP: 0.274, SLG: 0.298											4	1	1	0	0	1	3										
25 Alexi Casilla, S OBP: 0.236, SLG: 0.216											4	0	2	0	0	1	2										
<b>Inning Stats</b>	R: 0 E: 0 K: 1 S: 6	H: 0 LOB: 0 BB: 0 P: 9	R: 0 E: 0 K: 2 S: 13	H: 1 LOB: 1 BB: 0 P: 18	R: 1 E: 0 K: 2 S: 9	H: 2 LOB: 2 BB: 1 P: 18	R: 0 E: 0 K: 2 S: 10	H: 0 LOB: 1 BB: 1 P: 17	R: 0 E: 0 K: 1 S: 10	H: 2 LOB: 2 BB: 0 P: 13	R: 0 E: 0 K: 1 S: 12	H: 0 LOB: 0 BB: 0 P: 16	R: 0 E: 0 K: 2 S: 11	H: 1 LOB: 2 BB: 1 P: 18	R: 0 E: 0 K: 2 S: 11	H: 0 LOB: 0 BB: 1 P: 20	R: 1 E: 1 K: 0 S: 9	H: 1 LOB: 1 BB: 1 P: 22	1B: 7 2B: 1 3B: 0 HR: 0	SF: 1 SAC: 1 DP: 0 HBP: 0	WP: 0 PB: 0 SB: 1 CS: 3	PA: 43					
<b>PITCHER</b>	IP 7.0	WLS 30	BF 6	H 1	R 1	ER 1	SO 7	BB 3	IBB 0	HBP 0	BLK 0	WP 0	HR 0	S 70	P 111	ERA 1.29	WHIP 1.286										
34 Félix Hernández, R ERA: 3.22	1.0	4	1	0	0	1	1	0	0	0	0	0	0	11	18	0.00	2.000										
46 Sean White, R ERA: 1.59	1.0	3	0	0	0	2	1	0	0	0	0	0	0	11	20	0.00	1.000										
53 David Aardsma, R ERA: 1.98	1.0	L	5	1	1	0	0	0	1	0	0	0	0	9	22	0.00	1.000										
57 Mark Lowe, R ERA: 4.33																											

Minnesota Twins @ Seattle Mariners  
Safeco Field, Seattle, WA  
Fri Jun 05 2009, 7:10 PM PDT  
Att: 35,844 - Cloudy - 65 F

AB	34
R	2
H	8
RBI	1
BB	6
SO	10
LOB	17



Batter	1	2	3	4	5	6	7	8	9	10	AB	R	H	RBI	BB	SO	LOB	BOTTOM									
51 Ichiro Suzuki, L OBP: 0.382, SLG: 0.471	F8				G4-3		G4-3				4	0	0	0	1	1	1										
30 Russell Branyan, L OBP: 0.423, SLG: 0.609	K										3	0	1	0	1	1	0										
29 Adrian Beltré, R OBP: 0.279, SLG: 0.355	F9										3	0	1	0	1	1	2										
5 Mike Sweeney, R OBP: 0.271, SLG: 0.396											4	1	1	1	0	0	4										
4 Jose Lopez, R OBP: 0.267, SLG: 0.355	G6-3				F8		F9				4	0	0	0	0	0	0										
25 Wladimir Balentien, R OBP: 0.278, SLG: 0.363	K				F7						4	0	1	0	0	1	0										
32 Rob Johnson, R OBP: 0.240, SLG: 0.281	K				K						4	0	0	0	0	2	1										
3 Ronny Cedeno, R OBP: 0.222, SLG: 0.310											3	0	0	0	1	2	0										
21 Franklin Gutierrez, R OBP: 0.344, SLG: 0.364											2	0	0	0	0	0	0										
24 Ken Griffey Jr., L OBP: 0.331, SLG: 0.400	G5-3				SH1-4		G6-3				1	0	0	0	0	0	0										
<b>Inning Stats</b>	R: 0 E: 0 K: 1 S: 7	H: 0 LOB: 0 BB: 0 P: 10	R: 1 E: 0 K: 2 S: 12	H: 1 LOB: 0 BB: 0 P: 17	R: 0 E: 0 K: 0 S: 17	H: 1 LOB: 3 BB: 2 P: 31	R: 0 E: 0 K: 1 S: 7	H: 0 LOB: 0 BB: 0 P: 11	R: 0 E: 0 K: 1 S: 9	H: 0 LOB: 2 BB: 2 P: 20	R: 0 E: 0 K: 1 S: 8	H: 1 LOB: 1 BB: 0 P: 12	R: 0 E: 0 K: 1 S: 6	H: 0 LOB: 0 BB: 0 P: 10	R: 0 E: 0 K: 0 S: 5	H: 0 LOB: 0 BB: 0 P: 7	R: 0 E: 0 K: 2 S: 12	H: 0 LOB: 0 BB: 0 P: 19	1B: 2 2B: 1 3B: 0 HR: 1	SF: 0 SAC: 1 DP: 1 HBP: 0	WP: 0 PB: 0 SB: 0 CS: 0	PA: 37					
<b>PITCHER</b>	IP 6.0	WLS 25	BF 3	H 1	R 1	ER 1	SO 5	BB 4	IBB 0	HBP 0	BLK 0	WP 0	HR 0	S 60	P 101	ERA 1.50	WHIP 1.167										
47 Francisco Lirio, L ERA: 6.12	0.2	2	0	0	0	1	0	0	0	0	0	0	0	4	6	0.00	0.000										
28 Jesse Crain, R ERA: 7.56	0.2	2	0	0	0	0	0	0	0	0	0	0	0	3	5	0.00	0.000										
50 Jose Mijares, L ERA: 2.5	1.2	W	5	1	0	0	0	0	0	0	0	0	0	11	15	0.00	0.600										
54 Matt Guerrier, R ERA: 3.33	1.0	S	3	0	0	0	2	0	0	0	0	0	0	12	19	0.00	0.000										
36 Joe Nathan, R ERA: 2.08																											

Minnesota Twins @ Seattle Mariners  
Safeco Field, Seattle, WA  
Fri Jun 05 2009, 7:10 PM PDT  
Att: 35,844 - Cloudy - 65 F

AB	32
R	1
H	4
RBI	1
BB	4
SO	8
LOB	8





Batter	1	2	3	4	5	6	7	8	9	AB	R	H	RBI	BB	SO	LOB	TOP			
2 Denard Span, L (1, 8) OBP: 0.385, SLG: 0.394										5	0	0	0	0	3	5				
7 Joe Mauer, L (1, 10) OBP: 0.97, SLG: 0.812										3	0	0	0	1	0	2				
33 Justin Morneau, L (1, 3) OBP: 0.418, SLG: 0.638										4	0	0	0	0	1	3				
24 Joe Crede, R (1, 5) OBP: 0.297, SLG: 0.463										4	1	2	0	0	1	0				
5 Michael Cuddyer, R (1, 9) OBP: 0.361, SLG: 0.508										4	0	1	0	0	0	2				
23 Brendan Harris, R (1, 6) OBP: 0.327, SLG: 0.400										4	0	1	0	0	2	2				
55 Mike Redmond, R (1, 2) OBP: 0.315, SLG: 0.313										3	0	1	1	1	0	1				
22 Carlos Gómez, R (9, PR) OBP: 0.274, SLG: 0.298										3	0	1	0	0	2	1				
21 Delmon Young, R (1, 7) OBP: 0.273, SLG: 0.267										1	0	0	0	0	1	1				
16 Jason Kubel, L (9, PH) OBP: 0.363, SLG: 0.514										3	0	2	0	0	0	0				
25 Alexi Casilla, S (1, 4) OBP: 0.248, SLG: 0.238										3	0	2	0	0	0	0				
32 Brian Buscher, L (9, PH) OBP: 0.333, SLG: 0.306										1	0	1	0	0	0	0				
20 Matt Tolbert, S (9, PR) OBP: 0.258, SLG: 0.241										0	0	0	0	0	0	0				
<b>Inning Stats</b>	R: 0 E: 0 K: 1 S: 6	H: 0 LOB: 0 BB: 0 P: 10	R: 0 E: 0 K: 0 S: 6	H: 2 LOB: 1 BB: 0 P: 12	R: 0 E: 0 K: 2 S: 15	H: 2 LOB: 3 BB: 1 P: 26	R: 1 E: 0 K: 2 S: 15	H: 2 LOB: 1 BB: 0 P: 22	R: 0 E: 0 K: 1 S: 10	H: 1 LOB: 1 BB: 0 P: 11	R: 0 E: 0 K: 1 S: 15	H: 1 LOB: 2 BB: 0 P: 24	R: 0 E: 0 K: 1 S: 10	H: 0 LOB: 0 BB: 0 P: 11	R: 0 E: 0 K: 2 S: 13	H: 1 LOB: 2 BB: 1 P: 24	1B: 7 2B: 2 3B: 0 HR: 0	SF: 0 SAC: 0 DP: 1 HBP: 0	WP: 0 PB: 1 SB: 0 CS: 0	PA: 37
<b>PITCHER</b>	IP WLS BF H R ER SO BB IBB HBP BLK WP HR S P ERA WHIP																			
56 Jarrod Washburn, L (1, 1) ERA: 3.07	6.0 25 7 1 1 6 1 0 0 0 0 0 0 61 96 1.50 1.333																			
35 Brandon Morrow, R (7, 1) ERA: 7.31	0.2 4 1 0 0 1 0 0 0 0 0 0 0 12 18 0.00 1.500																			
49 Garrett Olson, L (7, 1) ERA: 4.56	0.2 2 0 0 0 0 0 0 0 0 0 0 6 9 0.00 0.000																			
41 Chris Jakubauskas, R (8, 1) ERA: 5.88	0.2 W 2 0 0 0 1 0 0 0 0 0 0 7 8 0.00 0.000																			
53 David Aardsma, R (9, 1) ERA: 1.91	1.0 S 5 1 0 0 2 1 0 0 0 0 0 0 13 24 0.00 2.000																			

Minnesota Twins @ Seattle Mariners  
Safeco Field, Seattle, WA  
Sat Jun 06 2009, 1:10 PM PDT  
Att: 30,619 - Cloudy - 65 F

AB 35  
R 1  
H 9  
RBI 1  
BB 2  
SO 10  
LOB 17



Batter	1	2	3	4	5	6	7	8	9	AB	R	H	RBI	BB	SO	LOB	BOTTOM			
51 Ichiro Suzuki, L (1, 9) OBP: 0.388, SLG: 0.481										4	1	3	1	0	0	0				
30 Russell Brannan, L (1, 3) OBP: 0.420, SLG: 0.607										4	0	1	0	0	1	3				
29 Adrián Beltré, R (1, 5) OBP: 0.274, SLG: 0.348										4	0	0	0	0	0	3				
24 Ken Griffey Jr., L (1, 10) OBP: 0.335, SLG: 0.406										3	0	1	1	1	0	0				
25 Vladimir Bolten, R (9, PR) OBP: 0.279, SLG: 0.363										4	0	1	0	0	0	3				
4 Jose Lopez, R (1, 4) OBP: 0.267, SLG: 0.353										3	0	0	0	0	0	1				
3 Ronny Cedeno, R (1, 6) OBP: 0.212, SLG: 0.295										3	0	0	0	0	0	0				
10 Endy Chavez, L (1, 7) OBP: 0.325, SLG: 0.348										3	0	1	0	0	1	0				
55 Guillermo Quiroz, R (1, 2) OBP: 0.286, SLG: 0.286										3	1	1	0	0	0	1				
21 Franklin Gutierrez, R (1, 8) OBP: 0.344, SLG: 0.363										3	1	1	0	0	0	1				
<b>Inning Stats</b>	R: 0 E: 0 K: 0 S: 12	H: 1 LOB: 2 BB: 1 P: 20	R: 0 E: 0 K: 1 S: 11	H: 0 LOB: 0 BB: 0 P: 15	R: 0 E: 0 K: 0 S: 7	H: 1 LOB: 1 BB: 0 P: 11	R: 0 E: 0 K: 0 S: 9	H: 0 LOB: 0 BB: 0 P: 13	R: 1 E: 0 K: 0 S: 12	H: 2 LOB: 1 BB: 0 P: 17	R: 0 E: 0 K: 0 S: 6	H: 1 LOB: 1 BB: 0 P: 11	R: 0 E: 0 K: 0 S: 8	H: 1 LOB: 0 BB: 0 P: 11	R: 1 E: 0 K: 1 S: 12	H: 2 LOB: 1 BB: 0 P: 19	1B: 5 2B: 3 3B: 0 HR: 0	SF: 0 SAC: 0 DP: 1 HBP: 0	WP: 0 PB: 0 SB: 0 CS: 0	PA: 32
<b>PITCHER</b>	IP WLS BF H R ER SO BB IBB HBP BLK WP HR S P ERA WHIP																			
53 Nick Blackburn, R (1, 1) ERA: 3.3	7.0 27 6 1 1 1 1 0 0 0 0 0 0 11 17 1.29 1.000																			
60 Sean Henn, L (8, 1) ERA: 3.52	0.2 L 4 2 1 1 1 0 0 0 0 0 0 0 11 17 13.50 3.000																			
18 Luis Ayala, R (8, 1) ERA: 4.01	0.1 1 0 0 0 0 0 0 0 0 0 0 0 1 2 0.00 0.000																			

Minnesota Twins @ Seattle Mariners  
Safeco Field, Seattle, WA  
Sat Jun 06 2009, 1:10 PM PDT  
Att: 30,619 - Cloudy - 65 F

AB 31  
R 2  
H 8  
RBI 2  
BB 1  
SO 2  
LOB 11





Batter	1	2	3	4	5	6	7	8	9	AB	R	H	RBI	BB	SO	LOB	TOP										
2 Denard Span, L OBP: 0.388, SLG: 0.396										4	1	2	0	1	0	2	<b>Minnesota Twins @ Seattle Mariners</b> Safeco Field, Seattle, WA Sun Jun 07 2009, 1:10 PM PDT Att: 37,714 - Cloudy - 66 F										
7 Joe Mauer, L OBP: 0.497, SLG: 0.795										5	1	1	0	0	1	2											
33 Justin Morneau, L OBP: 0.414, SLG: 0.628										5	0	1	1	0	1	3											
24 Joe Crede, R OBP: 0.300, SLG: 0.461										3	0	1	1	1	1	2											
20 Matt Tolbert, S OBP: 0.230, SLG: 0.241										0	0	0	0	0	0	0											
16 Jason Kubel, L OBP: 0.399, SLG: 0.503										4	0	0	0	1	0	3											
5 Michael Cuddyer, R OBP: 0.300, SLG: 0.503										4	0	1	0	0	2	1											
23 Brendan Harris, R OBP: 0.331, SLG: 0.405										3	0	1	0	1	0	2											
22 Carlos Gómez, R OBP: 0.283, SLG: 0.302										2	0	1	0	1	0	1											
32 Brian Buscher, L OBP: 0.330, SLG: 0.391										1	0	0	0	0	0	1											
25 Alexi Casilla, S OBP: 0.248, SLG: 0.231										3	0	0	0	1	1	5											
<b>Inning Stats</b>	R: 0 E: 0 K: 0 S: 11	H: 1 LOB: 1 BB: 0 P: 18	R: 0 E: 0 K: 2 S: 18	H: 0 LOB: 2 BB: 2 P: 33	R: 0 E: 0 K: 1 S: 10	H: 1 LOB: 1 BB: 0 P: 14	R: 0 E: 0 K: 1 S: 11	H: 1 LOB: 2 BB: 1 P: 20	R: 2 E: 0 K: 0 S: 9	H: 1 LOB: 0 BB: 1 P: 16	R: 0 E: 0 K: 0 S: 13	H: 1 LOB: 2 BB: 1 P: 19	R: 0 E: 0 K: 1 S: 13	H: 1 LOB: 1 BB: 0 P: 21	R: 0 E: 0 K: 0 S: 11	H: 1 LOB: 2 BB: 1 P: 6	R: 0 E: 0 K: 1 S: 12	H: 1 LOB: 1 BB: 1 P: 23	1B: 6 2B: 2 3B: 0 HR: 0	SF: 1 SAC: 0 DP: 0 HBP: 0	WP: 0 PB: 0 CS: 0	PA: 41					
<b>PITCHER</b>	IP	WLS	BF	H	R	ER	SO	BB	IBB	HBP	BLK	WP	HR	S	P	ERA	WHIP										
45 Erik Bedard, L ERA: 2.47	5.0	W	23	4	2	2	4	4	0	0	0	0	0	59	101	3.60	1.600										
43 Miguel Batista, R ERA: 3.52	1.0	H	5	1	0	0	0	1	0	0	0	0	0	13	19	0.00	2.000										
49 Garrett Olson, L ERA: 4.39	1.0	H	4	1	0	0	1	0	0	0	0	0	0	13	21	0.00	1.000										
57 Mark Lowe, R ERA: 4.18	1.0	H	4	1	0	0	0	0	0	0	0	0	0	11	16	0.00	1.000										
46 Sean White, R ERA: 1.53	1.0	S	5	1	0	0	1	1	0	0	0	0	0	12	23	0.00	2.000										
<b>Batter</b>	<b>1</b>	<b>2</b>	<b>3</b>	<b>4</b>	<b>5</b>	<b>6</b>	<b>7</b>	<b>8</b>	<b>9</b>	<b>AB</b>	<b>R</b>	<b>H</b>	<b>RBI</b>	<b>BB</b>	<b>SO</b>	<b>LOB</b>	<b>BOTTOM</b>										
51 Ichiro Suzuki, L OBP: 0.393, SLG: 0.481										4	0	2	0	1	1	0	<b>Minnesota Twins @ Seattle Mariners</b> Safeco Field, Seattle, WA Sun Jun 07 2009, 1:10 PM PDT Att: 37,714 - Cloudy - 66 F										
30 Russell Branyan, L OBP: 0.424, SLG: 0.621										4	1	2	1	1	0	2											
29 Adrián Beltré, R OBP: 0.281, SLG: 0.351										4	1	2	0	0	0	2											
24 Ken Griffey Jr., L OBP: 0.337, SLG: 0.397										3	0	0	0	2	1	4											
4 Jose Lopez, R OBP: 0.274, SLG: 0.377										5	1	3	2	0	0	5											
3 Ronny Cedeno, R OBP: 0.214, SLG: 0.292										4	0	1	0	0	1	4											
10 Endy Chavez, L OBP: 0.323, SLG: 0.340										3	0	0	0	1	0	2											
15 Jamie Burke, R OBP: 0.222, SLG: 0.353										4	1	2	1	0	1	2											
21 Franklin Gutierrez, R OBP: 0.337, SLG: 0.355										4	0	0	0	0	2	1											
<b>Inning Stats</b>	R: 1 E: 0 K: 1 S: 15	H: 2 LOB: 2 BB: 1 P: 23	R: 0 E: 0 K: 1 S: 12	H: 2 LOB: 0 BB: 0 P: 19	R: 1 E: 0 K: 0 S: 13	H: 2 LOB: 1 BB: 0 P: 20	R: 0 E: 0 K: 0 S: 12	H: 1 LOB: 3 BB: 1 P: 21	R: 2 E: 0 K: 0 S: 14	H: 3 LOB: 0 BB: 0 P: 18	R: 0 E: 0 K: 1 S: 8	H: 0 LOB: 0 BB: 0 P: 8	R: 0 E: 0 K: 2 S: 17	H: 1 LOB: 2 BB: 1 P: 26	R: 0 E: 0 K: 1 S: 12	H: 1 LOB: 3 BB: 2 P: 27		1B: 8 2B: 1 3B: 0 HR: 3	SF: 0 SAC: 0 DP: 0 HBP: 1	WP: 0 PB: 0 CS: 1	PA: 41						
<b>PITCHER</b>	IP	WLS	BF	H	R	ER	SO	BB	IBB	HBP	BLK	WP	HR	S	P	ERA	WHIP										
59 Kevin Slowey, R ERA: 4.21	4.2	L	26	10	4	4	2	2	0	1	0	0	0	30	40	0.00	0.857										
39 R.A. Dickey, R ERA: 2.69	2.1		9	1	0	0	3	1	0	0	0	0	0	8	17	0.00	3.000										
28 Jesse Crain, R ERA: 7.27	0.2		4	1	0	0	1	1	0	0	0	0	0	2	6	∞	∞										
50 Jose Mijares, L ERA: 2.5	0.0		1	0	0	0	0	0	0	0	0	0	0	2	4	0.00	0.000										
18 Luis Ayala, R ERA: 3.99	0.1		1	0	0	0	0	0	0	0	0	0	0	2	4	0.00	0.000										



Batter	1	2	3	4	5	6	7	8	9	AB	R	H	RBI	BB	SO	LOB	TOP			
51 Ichiro Suzuki, L (1,9) OBP: 0.395, SLG: 0.482										4	0	2	0	0	0	1	<b>Seattle Mariners @ Baltimore Orioles</b> Oriole Park at Camden Yards, Baltimore, MD Tue Jun 09 2009, 7:05 PM EDT Att: 17,358 - Drizzlie - 65 F <a href="http://livebaseballscorecards.com">livebaseballscorecards.com</a>			
30 Russell Branyan, L (1,3) OBP: 0.421, SLG: 0.613										4	0	1	0	0	3	2				
29 Adrián Beltré, R (1,5) OBP: 0.280, SLG: 0.353										4	1	1	0	0	0	3				
24 Ken Griffey Jr., L (1,10) OBP: 0.330, SLG: 0.387										4	0	0	0	0	1	2				
4 Jose Lopez, R (1,4) OBP: 0.274, SLG: 0.375										4	0	1	1	0	1	0				
10 Endy Chavez, L (1,7) OBP: 0.333, SLG: 0.347										3	0	1	0	0	0	0				
25 Wladimir Balentien, R (9,PH) OBP: 0.277, SLG: 0.359										1	0	0	0	0	0	1				
3 Ronny Cedeno, R (1,6) OBP: 0.205, SLG: 0.279										3	0	0	0	0	0	1				
15 Jamie Burke, R (1,2) OBP: 0.190, SLG: 0.300										3	0	0	0	0	2	1				
21 Franklin Gutierrez, R (1,8) OBP: 0.337, SLG: 0.354										3	0	1	0	0	0	0				
<b>Inning Stats</b>	R: 0 H: 1 E: 0 K: 2 S: 10	H: 1 LOB: 1 BB: 0 P: 15	R: 0 H: 1 E: 0 K: 2 S: 13	H: 1 LOB: 1 BB: 0 P: 19	R: 0 H: 1 E: 0 K: 1 S: 13	H: 1 LOB: 1 BB: 0 P: 16	R: 0 H: 0 E: 0 K: 0 S: 6	H: 0 LOB: 0 BB: 0 P: 8	R: 0 H: 1 E: 0 K: 0 S: 6	H: 1 LOB: 0 BB: 0 P: 8	R: 0 H: 0 E: 0 K: 0 S: 8	H: 0 LOB: 0 BB: 0 P: 10	R: 0 H: 1 E: 0 K: 0 S: 7	H: 1 LOB: 1 BB: 0 P: 8	R: 1 H: 2 E: 0 K: 1 S: 12	H: 2 LOB: 1 BB: 0 P: 17	1B: 5 2B: 2 3B: 0 HR: 0	SF: 0 SAC: 0 DP: 1 HBP: 0	WP: 0 PB: 0 SB: 0 CS: 0	PA: 33
<b>PITCHER</b>	IP WLS BF H R ER SO BB IBB HBP BLK WP HR S P ERA WHIP																			
35 Brad Bergesen, R (1,1) ERA: 4.04	8.0 W 28 5 0 0 6 0 0 0 0 0 0 0 0 0 0 0 0.00 0.625																			
52 George Sherrill, L (9,1) ERA: 2.66	1.0 S 5 2 1 1 1 0 0 0 0 0 0 0 0 0 12 17 9.00 2.000																			

Batter	1	2	3	4	5	6	7	8	9	AB	R	H	RBI	BB	SO	LOB	BOTTOM			
1 Brian Roberts, S (1,4) OBP: 0.345, SLG: 0.438										4	1	1	0	0	0	2	<b>Seattle Mariners @ Baltimore Orioles</b> Oriole Park at Camden Yards, Baltimore, MD Tue Jun 09 2009, 7:05 PM EDT Att: 17,358 - Drizzlie - 65 F <a href="http://livebaseballscorecards.com">livebaseballscorecards.com</a>			
21 Nick Markakis, L (1,9) OBP: 0.352, SLG: 0.461										3	0	1	0	1	1	2				
Adam Jones, R (1,8) OBP: 0.390, SLG: 0.584											4	0	0	1	0	2				
17 Aubrey Huff, L (1,3) OBP: 0.325, SLG: 0.447											4	1	1	0	0	1				
6 Melvin Mora, R (1,5) OBP: 0.327, SLG: 0.327											4	0	0	0	0	2				
30 Luke Scott, L (1,10) OBP: 0.386, SLG: 0.641											4	0	1	0	0	0				
14 Nolan Reimold, R (1,7) OBP: 0.345, SLG: 0.590											3	1	2	2	0	1				
32 Matt Wieters, S (1,2) OBP: 0.219, SLG: 0.290											3	0	2	0	0	2				
12 Robert Andino, R (1,6) OBP: 0.283, SLG: 0.268											3	0	1	0	0	1				
<b>Inning Stats</b>	R: 1 H: 1 E: 0 K: 0 S: 14	H: 1 LOB: 1 BB: 1 P: 24	R: 0 H: 1 E: 0 K: 1 S: 8	H: 1 LOB: 0 BB: 0 P: 14	R: 0 H: 0 E: 0 K: 1 S: 6	H: 0 LOB: 0 BB: 0 P: 10	R: 0 H: 0 E: 0 K: 0 S: 7	H: 0 LOB: 0 BB: 0 P: 10	R: 1 H: 3 E: 0 K: 1 S: 11	H: 3 LOB: 2 BB: 0 P: 18	R: 1 H: 3 E: 0 K: 0 S: 15	H: 3 LOB: 2 BB: 0 P: 22	R: 0 H: 1 E: 0 K: 1 S: 11	H: 1 LOB: 1 BB: 0 P: 20	R: 0 H: 0 E: 0 K: 0 S: 5	H: 0 LOB: 0 BB: 0 P: 7		1B: 7 2B: 1 3B: 0 HR: 1	SF: 0 SAC: 0 DP: 0 HBP: 0	WP: 0 PB: 0 SB: 1 CS: 0
<b>PITCHER</b>	IP WLS BF H R ER SO BB IBB HBP BLK WP HR S P ERA WHIP																			
38 Jason Vargas, L (1,1) ERA: 2.35	5.2 L 24 7 3 3 4 1 0 0 0 0 0 0 0 0 1 57 4.76 1.412																			
35 Brandon Morrow, R (6,1) ERA: 6.35	2.1 9 2 0 0 1 0 0 0 0 0 0 0 0 20 33 0.00 0.857																			



Batter	1	2	3	4	5	6	7	8	9	AB	R	H	RBI	BB	SO	LOB	TOP	
51 Ichiro Suzuki, L (1,9) OBP: 0.397, SLG: 0.484	G4-3		2B		FC2-6		HBP			3	0	1	0	0	0	1	<b>Seattle Mariners @ Baltimore Orioles</b> Oriole Park at Camden Yards, Baltimore, MD Wed Jun 10 2009, 7:05 PM EDT Att: 12,770 - Overcast - 77 F	
30 Russell Branyan, L (1,3) OBP: 0.413, SLG: 0.600	K		G1-3		G6-3		G3-1			4	0	0	0	0	1	3		
29 Adrián Beltré, R (1,5) OBP: 0.284, SLG: 0.360	G5-3				E5 4 1B 7 G5-3		2B 24 FC2-6 4 HR		24 G4-3 1B	4	2	2	0	0	0	0		
24 Ken Griffey Jr., L (1,10) OBP: 0.322, SLG: 0.377	F7				P5		F9		G4-3	4	0	0	0	0	0	3		
4 Jose Lopez, R (1,4) OBP: 0.282, SLG: 0.409	HR				7 G5-3 1B		HR		K	4	2	3	3	0	1	1		
7 Yuniesky Betancourt, R (1,6) OBP: 0.271, SLG: 0.332	G6-3				G5-3		G6-3		G5-3	4	0	0	1	0	0	2		
10 Endy Chavez, L (1,7) OBP: 0.315, SLG: 0.338 (3,8)	G5-3				G6-3		K			4	0	0	0	0	1	1		
15 Jamie Burke, R (1,2) OBP: 0.200, SLG: 0.292					F8		G4-3		G5-3	4	0	1	0	0	0	0		
21 Franklin Gutierrez, R (1,8) OBP: 0.335, SLG: 0.352	G6-3				L8		K		P3	1	0	0	0	0	0	0		
25 Wladimir Valentín, R (3,7) OBP: 0.270, SLG: 0.349	G6-3									3	0	0	0	0	1	1		
<b>Inning Stats</b>	R: 0 E: 0 K: 1 S: 12	H: 0 LOB: 0 BB: 0 P: 19	R: 1 E: 0 K: 0 S: 9	H: 1 LOB: 0 BB: 0 P: 14	R: 0 E: 0 K: 0 S: 11	H: 1 LOB: 1 BB: 0 P: 19	R: 1 E: 1 K: 0 S: 13	H: 1 LOB: 1 BB: 0 P: 17	R: 0 E: 0 K: 1 S: 8	H: 0 LOB: 0 BB: 0 P: 12	R: 0 E: 0 K: 1 S: 7	H: 1 LOB: 1 BB: 0 P: 20	R: 0 E: 0 K: 0 S: 6	H: 0 LOB: 0 BB: 0 P: 13	1B: 3 2B: 2 3B: 0 HR: 2	SF: 0 SAC: 0 DP: 0 HBP: 1	WP: 0 PB: 0 SB: 0 CS: 0	PA: 36
<b>PITCHER</b>	IP WLS BF H R ER SO BB IBB HBP BLK WP HR S P ERA WHIP	IP WLS BF H R ER SO BB IBB HBP BLK WP HR S P ERA WHIP	IP WLS BF H R ER SO BB IBB HBP BLK WP HR S P ERA WHIP	IP WLS BF H R ER SO BB IBB HBP BLK WP HR S P ERA WHIP	IP WLS BF H R ER SO BB IBB HBP BLK WP HR S P ERA WHIP	IP WLS BF H R ER SO BB IBB HBP BLK WP HR S P ERA WHIP	IP WLS BF H R ER SO BB IBB HBP BLK WP HR S P ERA WHIP	IP WLS BF H R ER SO BB IBB HBP BLK WP HR S P ERA WHIP	IP WLS BF H R ER SO BB IBB HBP BLK WP HR S P ERA WHIP	IP WLS BF H R ER SO BB IBB HBP BLK WP HR S P ERA WHIP	IP WLS BF H R ER SO BB IBB HBP BLK WP HR S P ERA WHIP	IP WLS BF H R ER SO BB IBB HBP BLK WP HR S P ERA WHIP	IP WLS BF H R ER SO BB IBB HBP BLK WP HR S P ERA WHIP	IP WLS BF H R ER SO BB IBB HBP BLK WP HR S P ERA WHIP	IP WLS BF H R ER SO BB IBB HBP BLK WP HR S P ERA WHIP	IP WLS BF H R ER SO BB IBB HBP BLK WP HR S P ERA WHIP	ERA WHIP	ERA WHIP

AB	35
R	4
H	7
RBI	4
BB	0
SO	4
LOB	12



Batter	1	2	3	4	5	6	7	8	9	AB	R	H	RBI	BB	SO	LOB	BOTTOM	
1 Brian Roberts, S (1,4) OBP: 0.351, SLG: 0.447	17 G3 2B		K		21 2B 1B		1B			4	0	3	1	0	1	0	<b>Seattle Mariners @ Baltimore Orioles</b> Oriole Park at Camden Yards, Baltimore, MD Wed Jun 10 2009, 7:05 PM EDT Att: 12,770 - Overcast - 77 F	
Adam Jones, R (1,8) OBP: 0.388, SLG: 0.575	17 G3 BB		G1-3		K		G5-3			3	0	0	0	1	1	2		
21 Nick Markakis, L (1,9) OBP: 0.354, SLG: 0.464	F8						L9			3	0	1	0	1	0	2		
17 Aubrey Huff, L (1,3) OBP: 0.320, SLG: 0.439	G3		P6		F9		G4-3			4	0	0	0	0	0	5		
6 Melvin Mora, R (1,5) OBP: 0.325, SLG: 0.325	G3-1				14 G6-3 1B		G6-3		K	4	0	1	0	0	1	2		
30 Luke Scott, L (1,10) OBP: 0.377, SLG: 0.623	K		P6		K		G3			4	0	0	0	0	2	1		
14 Nolan Reimold, R (1,7) OBP: 0.330, SLG: 0.561	G6-3		G6-3		G1-3		F7			4	0	0	0	0	0	1		
32 Matt Wieters, S (1,2) OBP: 0.250, SLG: 0.343	1B				1 1B 2B		K		K	4	1	2	0	0	2	0		
12 Robert Andino, R (1,6) OBP: 0.270, SLG: 0.254	F7				G1-3		G6-3			3	0	0	0	0	0	2		
<b>Inning Stats</b>	R: 0 E: 0 K: 0 S: 8	H: 1 LOB: 2 BB: 1 P: 16	R: 0 E: 0 K: 1 S: 12	H: 1 LOB: 0 BB: 0 P: 20	R: 0 E: 0 K: 1 S: 9	H: 0 LOB: 1 BB: 1 P: 16	R: 0 E: 0 K: 0 S: 5	H: 1 LOB: 0 BB: 0 P: 9	R: 1 E: 0 K: 1 S: 15	H: 3 LOB: 2 BB: 0 P: 19	R: 0 E: 0 K: 1 S: 7	H: 0 LOB: 0 BB: 0 P: 10	R: 0 E: 0 K: 1 S: 7	H: 0 LOB: 0 BB: 0 P: 9	1B: 4 2B: 3 3B: 0 HR: 0	SF: 0 SAC: 0 DP: 1 HBP: 0		WP: 0 PB: 0 SB: 0 CS: 0
<b>PITCHER</b>	IP WLS BF H R ER SO BB IBB HBP BLK WP HR S P ERA WHIP	IP WLS BF H R ER SO BB IBB HBP BLK WP HR S P ERA WHIP	IP WLS BF H R ER SO BB IBB HBP BLK WP HR S P ERA WHIP	IP WLS BF H R ER SO BB IBB HBP BLK WP HR S P ERA WHIP	IP WLS BF H R ER SO BB IBB HBP BLK WP HR S P ERA WHIP	IP WLS BF H R ER SO BB IBB HBP BLK WP HR S P ERA WHIP	IP WLS BF H R ER SO BB IBB HBP BLK WP HR S P ERA WHIP	IP WLS BF H R ER SO BB IBB HBP BLK WP HR S P ERA WHIP	IP WLS BF H R ER SO BB IBB HBP BLK WP HR S P ERA WHIP	IP WLS BF H R ER SO BB IBB HBP BLK WP HR S P ERA WHIP	IP WLS BF H R ER SO BB IBB HBP BLK WP HR S P ERA WHIP	IP WLS BF H R ER SO BB IBB HBP BLK WP HR S P ERA WHIP	IP WLS BF H R ER SO BB IBB HBP BLK WP HR S P ERA WHIP	IP WLS BF H R ER SO BB IBB HBP BLK WP HR S P ERA WHIP	IP WLS BF H R ER SO BB IBB HBP BLK WP HR S P ERA WHIP	IP WLS BF H R ER SO BB IBB HBP BLK WP HR S P ERA WHIP	ERA WHIP	ERA WHIP

AB	33
R	1
H	7
RBI	1
BB	2
SO	7
LOB	15









Batter	1	2	3	4	5	6	7	8	9	AB	R	H	RBI	BB	SO	LOB	TOP					
51 Ichiro Suzuki, L (1, 9) OBP: 0.393, SLG: 0.489	G3		FC6-5-4 29 BB 1-2	FC6-5-4 29 BB 1-2			G6-3		FC6-4 1-2	5	1	1	0	0	0	2						
30 Russell Branyan, L (1, 3) OBP: 0.419, SLG: 0.826	HR		FC3-2 29 BB 1-2	L3			G6-4-3 29 BB 1-2			2	1	1	1	2	0	1						
29 Adrian Beltré, R (1, 5) OBP: 0.293, SLG: 0.369	G5-3		FC3-2 2B 1-3				G6-4-3 1-2			4	0	1	2	0	0	1						
4 Jose Lopez, R (1, 4) OBP: 0.272, SLG: 0.395	G1		FC3-2 2-3					G3		4	0	0	0	0	0	2						
10 Endy Chavez, L (1, 8) OBP: 0.324, SLG: 0.338		G4-3						G6-3		3	0	1	0	1	0	0						
3 Ronny Cedeno, R (1, 7) OBP: 0.195, SLG: 0.264		G6-3	G4-3					G4-3		4	0	0	0	0	0	4						
7 Yuniesky Betancourt, R (1, 6) OBP: 0.274, SLG: 0.328									L9	4	1	2	0	0	1	0						
32 Rob Johnson, R (1, 2) OBP: 0.252, SLG: 0.303									F8	3	0	2	1	0	0	1						
5 Mike Sweeney, R (9, PH) OBP: 0.286, SLG: 0.391										1	0	0	0	0	0	0						
56 Jarrod Washburn, L (1, 1)										3	1	0	0	0	2	2						
43 Miguel Batista, R (7, 1)										0	0	0	0	0	0	0						
24 Ken Griffey Jr., L (9, PH) OBP: 0.333, SLG: 0.380										0	0	0	0	1	0	0						
<b>Inning Stats</b>	R: 1 H: 1 E: 0 K: 0 S: 10	H: 1 LOB: 0 BB: 0 P: 14	R: 0 H: 0 E: 0 K: 1 S: 6	H: 0 LOB: 0 BB: 0 P: 7	R: 2 H: 3 E: 0 K: 0 S: 13	H: 3 LOB: 3 BB: 2 P: 26	R: 1 H: 2 E: 0 K: 1 S: 11	H: 2 LOB: 1 BB: 0 P: 14	R: 0 H: 1 E: 0 K: 0 S: 8	H: 1 LOB: 1 BB: 0 P: 12	R: 0 H: 1 E: 0 K: 1 S: 10	H: 1 LOB: 0 BB: 0 P: 13	R: 0 H: 0 E: 0 K: 0 S: 9	H: 0 LOB: 0 BB: 1 P: 18	R: 0 H: 0 E: 0 K: 0 S: 5	H: 0 LOB: 0 BB: 0 P: 6	R: 0 H: 0 E: 0 K: 0 S: 10	H: 0 LOB: 1 BB: 1 P: 17	1B: 5 2B: 2 3B: 0 HR: 1	SF: 0 SAC: 0 DP: 2 HBP: 0	WP: 0 PB: 0 SB: 0 CS: 0	PA: 37
<b>PITCHER</b> 38 Ubaldo Jiménez, R (1, 1) ERA: 3.92	IP: 9.0 WLS: W BF: 37 H: 8 R: 4 ER: 4 SO: 3 BB: 3 IBB: 1 HBP: 0 BLK: 0 WP: 0 HR: 1 S: 82 P: 127 ERA: 4.00 WHIP: 1.222															<b>PITCHER</b>	IP: 9.0 WLS: W BF: 37 H: 8 R: 4 ER: 4 SO: 3 BB: 3 IBB: 1 HBP: 0 BLK: 0 WP: 0 HR: 1 S: 82 P: 127 ERA: 4.00 WHIP: 1.222					

Seattle Mariners @ Colorado Rockies  
Coors Field, Denver, CO  
Fri Jun 12 2009, 7:10 PM MDT  
Att: 30,365 - Cloudy - 65 F

AB 33  
R 4  
H 8  
RBI 4  
BB 4  
SO 3  
LOB 13



Batter	1	2	3	4	5	6	7	8	9	AB	R	H	RBI	BB	SO	LOB	BOTTOM			
24 Dexter Fowler, S (1, 8) OBP: 0.342, SLG: 0.392	G1-3		P4	F8						4	0	0	1	0	1	2				
12 Clint Barmes, R (1, 4) OBP: 0.348, SLG: 0.490	G6-3		17 BB 11 E BB							4	1	2	0	1	0	0				
17 Todd Helton, L (1, 3) OBP: 0.384, SLG: 0.486	G4-3		11 E 11 PB 1B							4	0	1	1	1	0	3				
11 Brad Hawpe, L (1, 9) OBP: 0.406, SLG: 0.590			E1							4	0	1	0	0	1	6				
19 Ryan Spilborghs, R (1, 7) OBP: 0.323, SLG: 0.427	F8		F8							4	0	0	0	0	0	4				
2 Troy Tulowitzki, R (1, 6) OBP: 0.339, SLG: 0.446	FC5-4									2	3	1	1	2	0	1				
9 Ian Stewart, L (1, 5) OBP: 0.311, SLG: 0.500	G3									3	1	0	0	0	1	2				
20 Chris Iannetta, R (1, 2) OBP: 0.348, SLG: 0.478										3	1	1	0	1	1	2				
38 Ubaldo Jiménez, R (1, 1) OBP: 0.348, SLG: 0.286										2	0	1	1	0	0	0				
<b>Inning Stats</b>	R: 0 H: 0 E: 0 K: 0 S: 7	H: 0 LOB: 0 BB: 0 P: 11	R: 0 H: 0 E: 0 K: 0 S: 9	H: 0 LOB: 0 BB: 0 P: 14	R: 2 H: 1 E: 0 K: 0 S: 11	H: 1 LOB: 2 BB: 2 P: 21	R: 1 H: 2 E: 0 K: 0 S: 11	H: 2 LOB: 1 BB: 0 P: 17	R: 0 H: 1 E: 0 K: 0 S: 8	H: 1 LOB: 1 BB: 0 P: 11	R: 2 H: 2 E: 0 K: 1 S: 19	H: 2 LOB: 3 BB: 1 P: 33	R: 1 H: 0 E: 1 K: 2 S: 8	H: 0 LOB: 0 BB: 1 P: 17	R: 0 H: 1 E: 0 K: 1 S: 8	H: 1 LOB: 2 BB: 1 P: 15	1B: 6 2B: 0 3B: 0 HR: 1	SF: 0 SAC: 3 DP: 0 HBP: 2	WP: 1 PB: 1 SB: 1 CS: 0	PA: 40
<b>PITCHER</b> 56 Jarrod Washburn, L (1, 1) ERA: 3.3	IP: 6.0 WLS: L BF: 31 H: 6 R: 5 ER: 4 SO: 3 BB: 3 IBB: 2 HBP: 0 BLK: 0 WP: 1 HR: 1 S: 65 P: 107 ERA: 6.00 WHIP: 1.500															<b>PITCHER</b>	IP: 2.0 WLS: 9 BF: 9 H: 1 R: 1 ER: 0 SO: 3 BB: 2 IBB: 0 HBP: 0 BLK: 0 WP: 1 HR: 0 S: 16 P: 32 ERA: 0.00 WHIP: 1.500			

Seattle Mariners @ Colorado Rockies  
Coors Field, Denver, CO  
Fri Jun 12 2009, 7:10 PM MDT  
Att: 30,365 - Cloudy - 65 F

AB 30  
R 6  
H 7  
RBI 4  
BB 5  
SO 4  
LOB 20









Batter	1	2	3	4	5	6	7	8	9	AB	R	H	RBI	BB	SO	LOB	TOP				
51 Ichiro Suzuki, L (1,9) OBP: 0.395, SLG: 0.488										4	1	2	0	0	1	2	<b>Seattle Mariners @ Colorado Rockies</b> Coors Field, Denver, CO Sun Jun 14 2009, 1:10 PM MDT Att: 38,614 - Partly Cloudy - 75 F				
30 Russell Branyan, L (1,3) OBP: 0.415, SLG: 0.811										4	0	0	0	0	1	2					
29 Adrian Beltré, R (1,5) OBP: 0.299, SLG: 0.379										4	0	1	0	0	1	0					
4 Jose Lopez, R (1,4) OBP: 0.279, SLG: 0.413										3	0	1	1	0	0	0					
24 Ken Griffey Jr., L (1,7) OBP: 0.330, SLG: 0.366										3	0	0	0	1	1	2					
7 Yuniesky Betancourt, R (1,6) OBP: 0.263, SLG: 0.314										4	0	0	0	0	0	2					
55 Guillermo Quiroz, R (1,2) OBP: 0.289, SLG: 0.286										3	0	1	0	0	1	0					
21 Franklin Gutierrez, R (1,8) OBP: 0.324, SLG: 0.339										3	0	0	0	0	1	1					
38 Jason Vargas, L (1,1) OBP: 0.500, SLG: 0.500										2	0	1	0	0	0	0					
48 Roy Corcoran, R (5,1)										0	0	0	0	0	0	0					
25 Wladimir Balentien, R (7,PH)										0	0	0	0	0	0	0					
43 Miguel Batista, R (7,1)										0	0	0	0	0	0	0					
<b>Inning Stats</b>	R: 1 E: 0 K: 1 S: 19	H: 2 LOB: 1 BB: 0 P: 26	R: 0 E: 0 K: 1 S: 10	H: 2 LOB: 2 BB: 0 P: 13	R: 0 E: 0 K: 0 S: 5	H: 0 LOB: 0 BB: 0 P: 8	R: 0 E: 0 K: 2 S: 8	H: 0 LOB: 0 BB: 0 P: 9	R: 0 E: 0 K: 1 S: 11	H: 1 LOB: 1 BB: 0 P: 15	R: 0 E: 0 K: 1 S: 11	H: 0 LOB: 0 BB: 1 P: 21	R: 0 E: 0 K: 0 S: 11	H: 0 LOB: 0 BB: 0 P: 18	R: 0 E: 0 K: 0 S: 8	H: 1 LOB: 0 BB: 0 P: 7	1B: 6 2B: 0 3B: 0 HR: 0	SF: 1 SAC: 0 DP: 1 HBP: 0	WP: 0 PB: 0 SB: 2 CS: 0	PA: 33	
<b>PITCHER</b>	IP WLS BF H R ER SO BB IBB HBP BLK WP HR S P ERA WHIP	IP WLS BF H R ER SO BB IBB HBP BLK WP HR S P ERA WHIP	IP WLS BF H R ER SO BB IBB HBP BLK WP HR S P ERA WHIP	IP WLS BF H R ER SO BB IBB HBP BLK WP HR S P ERA WHIP	IP WLS BF H R ER SO BB IBB HBP BLK WP HR S P ERA WHIP	IP WLS BF H R ER SO BB IBB HBP BLK WP HR S P ERA WHIP	IP WLS BF H R ER SO BB IBB HBP BLK WP HR S P ERA WHIP	IP WLS BF H R ER SO BB IBB HBP BLK WP HR S P ERA WHIP	IP WLS BF H R ER SO BB IBB HBP BLK WP HR S P ERA WHIP	IP WLS BF H R ER SO BB IBB HBP BLK WP HR S P ERA WHIP	IP WLS BF H R ER SO BB IBB HBP BLK WP HR S P ERA WHIP	IP WLS BF H R ER SO BB IBB HBP BLK WP HR S P ERA WHIP	IP WLS BF H R ER SO BB IBB HBP BLK WP HR S P ERA WHIP	IP WLS BF H R ER SO BB IBB HBP BLK WP HR S P ERA WHIP	IP WLS BF H R ER SO BB IBB HBP BLK WP HR S P ERA WHIP	IP WLS BF H R ER SO BB IBB HBP BLK WP HR S P ERA WHIP	IP WLS BF H R ER SO BB IBB HBP BLK WP HR S P ERA WHIP	IP WLS BF H R ER SO BB IBB HBP BLK WP HR S P ERA WHIP	IP WLS BF H R ER SO BB IBB HBP BLK WP HR S P ERA WHIP	IP WLS BF H R ER SO BB IBB HBP BLK WP HR S P ERA WHIP	IP WLS BF H R ER SO BB IBB HBP BLK WP HR S P ERA WHIP

AB	31
R	1
H	6
RBI	1
BB	1
SO	6
LOB	9



Batter	1	2	3	4	5	6	7	8	9	AB	R	H	RBI	BB	SO	LOB	BOTTOM				
24 Dexter Fowler, S (1,8) OBP: 0.351, SLG: 0.398										4	0	1	1	1	1	0	<b>Seattle Mariners @ Colorado Rockies</b> Coors Field, Denver, CO Sun Jun 14 2009, 1:10 PM MDT Att: 38,614 - Partly Cloudy - 75 F				
12 Clint Barmes, R (1,4) OBP: 0.341, SLG: 0.483										5	1	2	0	0	2	3					
17 Todd Helton, L (1,3) OBP: 0.393, SLG: 0.493										4	1	3	1	1	0	1					
27 Garrett Atkins, R (1,5) OBP: 0.282, SLG: 0.311										4	1	3	0	0	0	1					
41 Alan Embree, L (8,1)										0	0	0	0	0	0	0					
7 Seth Smith, L (8,PH)										0	0	0	0	0	0	1					
52 Joel Peralta, R (9,1)										0	0	0	0	0	0	0					
11 Brad Hawpe, L (1,9) OBP: 0.410, SLG: 0.602										4	2	2	1	0	1	4					
19 Ryan Spillborghs, R (1,7) OBP: 0.325, SLG: 0.423										4	0	1	0	0	1	5					
2 Troy Tulowitzki, R (1,6) OBP: 0.341, SLG: 0.440										2	1	0	1	1	0	0					
20 Chris Iannetta, R (1,2) OBP: 0.350, SLG: 0.475										4	1	1	3	0	0	1					
46 Jason Hammel, R (1,1) OBP: 0.556, SLG: 0.111										3	0	1	0	0	0	2					
51 Josh Fogg, R (6,1)										0	0	0	0	0	0	0					
6 Omar Quintanilla, L (7,PH)										1	0	0	0	0	0	0					
<b>Inning Stats</b>	R: 0 E: 0 K: 0 S: 8	H: 1 LOB: 1 BB: 0 P: 12	R: 1 E: 0 K: 0 S: 11	H: 2 LOB: 1 BB: 0 P: 16	R: 1 E: 0 K: 3 S: 20	H: 3 LOB: 2 BB: 0 P: 26	R: 0 E: 0 K: 1 S: 10	H: 1 LOB: 2 BB: 1 P: 15	R: 5 E: 1 K: 0 S: 17	H: 5 LOB: 1 BB: 1 P: 36	R: 0 E: 0 K: 0 S: 10	H: 1 LOB: 1 BB: 1 P: 19	R: 0 E: 0 K: 0 S: 6	H: 0 LOB: 0 BB: 0 P: 6	R: 0 E: 0 K: 1 S: 10	H: 1 LOB: 1 BB: 0 P: 13	1B: 8 2B: 6 3B: 0 HR: 0	SF: 1 SAC: 0 DP: 1 HBP: 0	WP: 0 PB: 0 SB: 0 CS: 0	PA: 40	
<b>PITCHER</b>	IP WLS BF H R ER SO BB IBB HBP BLK WP HR S P ERA WHIP	IP WLS BF H R ER SO BB IBB HBP BLK WP HR S P ERA WHIP	IP WLS BF H R ER SO BB IBB HBP BLK WP HR S P ERA WHIP	IP WLS BF H R ER SO BB IBB HBP BLK WP HR S P ERA WHIP	IP WLS BF H R ER SO BB IBB HBP BLK WP HR S P ERA WHIP	IP WLS BF H R ER SO BB IBB HBP BLK WP HR S P ERA WHIP	IP WLS BF H R ER SO BB IBB HBP BLK WP HR S P ERA WHIP	IP WLS BF H R ER SO BB IBB HBP BLK WP HR S P ERA WHIP	IP WLS BF H R ER SO BB IBB HBP BLK WP HR S P ERA WHIP	IP WLS BF H R ER SO BB IBB HBP BLK WP HR S P ERA WHIP	IP WLS BF H R ER SO BB IBB HBP BLK WP HR S P ERA WHIP	IP WLS BF H R ER SO BB IBB HBP BLK WP HR S P ERA WHIP	IP WLS BF H R ER SO BB IBB HBP BLK WP HR S P ERA WHIP	IP WLS BF H R ER SO BB IBB HBP BLK WP HR S P ERA WHIP	IP WLS BF H R ER SO BB IBB HBP BLK WP HR S P ERA WHIP	IP WLS BF H R ER SO BB IBB HBP BLK WP HR S P ERA WHIP	IP WLS BF H R ER SO BB IBB HBP BLK WP HR S P ERA WHIP	IP WLS BF H R ER SO BB IBB HBP BLK WP HR S P ERA WHIP	IP WLS BF H R ER SO BB IBB HBP BLK WP HR S P ERA WHIP	IP WLS BF H R ER SO BB IBB HBP BLK WP HR S P ERA WHIP	IP WLS BF H R ER SO BB IBB HBP BLK WP HR S P ERA WHIP

AB	36
R	7
H	14
RBI	7
BB	3
SO	5
LOB	18









Batter	1	2	3	4	5	6	7	8	9	AB	R	H	RBI	BB	SO	LOB	TOP										
51 Ichiro Suzuki, L (1,9) OBP: 0.396, SLG: 0.476	G3		G6-3				G5-3			4	0	1	0	0	0	1	<b>Seattle Mariners @ San Diego Padres</b> PETCO Park, San Diego, CA Wed Jun 17 2009, 10:05 PM EDT Att: 20,224 - Partly Cloudy - 67 F										
30 Russell Branyan, L (1,3) OBP: 0.410, SLG: 0.595	K						K			4	1	1	0	0	3	2											
29 Adrian Beltré, R (1,5) OBP: 0.293, SLG: 0.383	K									4	0	0	0	0	1	2											
24 Ken Griffey Jr., L (1,7) OBP: 0.332, SLG: 0.368										3	1	1	1	1	1	0											
10 Endy Chavez, L (8,7) OBP: 0.322, SLG: 0.335										0	0	0	0	0	0	0											
4 Jose Lopez, R (1,4) OBP: 0.278, SLG: 0.421										4	1	2	2	0	1	1											
7 Yunesky Betancourt, R (1,6) OBP: 0.263, SLG: 0.312										4	0	2	0	0	0	1											
15 Jamie Burke, R (1,2) OBP: 0.167, SLG: 0.206										4	0	0	0	0	2	3											
21 Franklin Gutierrez, R (1,8) OBP: 0.322, SLG: 0.349										3	1	0	0	1	1	0											
49 Garrett Olson, R (1,1) 59 Mike Carp, L (7,PH) 57 Mark Lowe, L (8,1) 46 Sean White, R (8,1) 5 Mike Sweeney, R (9,PH) 53 David Aardsma, R (9,1)										1	0	0	0	0	0	0											
<b>Inning Stats</b>	R: 0 E: 0 K: 2 S: 10	H: 0 LOB: 0 BB: 0 P: 12	R: 0 E: 0 K: 1 S: 10	H: 1 LOB: 1 BB: 1 P: 19	R: 0 E: 0 K: 1 S: 9	H: 0 LOB: 0 BB: 0 P: 12	R: 3 E: 0 K: 1 S: 12	H: 3 LOB: 0 BB: 1 P: 15	R: 1 E: 1 K: 1 S: 16	H: 1 LOB: 1 BB: 1 P: 28	R: 0 E: 0 K: 2 S: 13	H: 1 LOB: 1 BB: 0 P: 17	R: 0 E: 0 K: 2 S: 9	H: 0 LOB: 1 BB: 1 P: 16	R: 0 E: 0 K: 0 S: 8	H: 1 LOB: 1 BB: 0 P: 12	R: 0 E: 0 K: 0 S: 9	H: 0 LOB: 0 BB: 0 P: 13	1B: 5 2B: 1 3B: 0 HR: 1	SF: 0 SAC: 1 DP: 1 HBP: 0	WP: 0 PB: 0 SB: 1 CS: 0	PA: 36					
<b>PITCHER</b>	IP	WLS	BF	H	R	ER	SO	BB	IBB	HBP	BLK	WP	HR	S	P	ERA	WHIP										
49 Chad Gaudin, R (1,1) ERA: 5.98	6.0	L	25	6	4	3	8	2	0	0	0	0	1	70	103	4.50	1.333										
40 Greg Burke, R (7,1) ERA: 1.75	1.0		4	0	0	0	2	1	0	0	0	0	0	9	16	0.00	1.000										
45 Edward Mujica, R (8,1) ERA: 2.23	1.0		4	1	0	0	2	0	0	0	0	0	0	8	12	0.00	1.000										
43 Cla Meredith, R (9,1) ERA: 2.7	1.0		3	0	0	0	0	0	0	0	0	0	0	9	13	0.00	0.000										

AB	32
R	4
H	7
RBI	3
BB	3
SO	10
LOB	10



Batter	1	2	3	4	5	6	7	8	9	AB	R	H	RBI	BB	SO	LOB	BOTTOM										
18 Tony Gwynn Jr., L (1,8) OBP: 0.416, SLG: 0.434	G4-3		K2-3							4	0	0	0	0	1	1	<b>Seattle Mariners @ San Diego Padres</b> PETCO Park, San Diego, CA Wed Jun 17 2009, 10:05 PM EDT Att: 20,224 - Partly Cloudy - 67 F										
22 David Eckstein, R (1,4) OBP: 0.323, SLG: 0.326	G5-3									4	0	1	0	0	0	0											
23 Adrián González, L (1,3) OBP: 0.409, SLG: 0.592	P6									2	1	0	0	2	0	0											
5 Kevin Kouzmanoff, R (1,5) OBP: 0.285, SLG: 0.390										4	1	1	1	0	1	4											
7 Chase Headley, S (1,7) OBP: 0.311, SLG: 0.360										4	1	1	2	0	1	0											
2 Edgar González, R (1,9) OBP: 0.263, SLG: 0.364										2	0	0	0	0	1	0											
25 Will Venable, L (7,PH) OBP: 0.182, SLG: 0.238										1	0	0	0	1	1	0											
4 Nick Hundley, R (1,2) OBP: 0.340, SLG: 0.379										3	0	0	0	0	2	1											
16 Cliff Floyd, L (9,PH) OBP: 0.176, SLG: 0.125										1	0	1	0	0	0	0											
29 Kevin Correia, R (9,PR) OBP: 0.211, SLG: 0.222										0	0	0	0	0	0	0											
15 Luis Antonio Rodríguez, S (6) OBP: 0.342, SLG: 0.287										4	0	0	0	0	0	1											
49 Chad Gaudin, R (1,1) OBP: 0.111, SLG: 0.059										2	0	0	0	0	1	0											
40 Greg Burke, R (7,1) ERA: 3.77										0	0	0	0	0	0	0											
45 Edward Mujica, R (8,1) OBP: 1.000, SLG: 1.000										0	0	0	0	0	0	0											
24 Brian Giles, L (8,PH) OBP: 0.278, SLG: 0.276										0	0	0	0	0	0	0											
43 Cla Meredith, R (9,1) ERA: 1.72										0	0	0	0	0	0	0											
<b>Inning Stats</b>	R: 0 E: 0 K: 0 S: 6	H: 0 LOB: 0 BB: 0 P: 8	R: 1 E: 0 K: 1 S: 13	H: 1 LOB: 0 BB: 0 P: 20	R: 0 E: 0 K: 1 S: 7	H: 0 LOB: 0 BB: 0 P: 10	R: 2 E: 0 K: 1 S: 18	H: 1 LOB: 0 BB: 1 P: 27	R: 0 E: 0 K: 1 S: 8	H: 0 LOB: 0 BB: 0 P: 13	R: 0 E: 0 K: 0 S: 10	H: 0 LOB: 0 BB: 0 P: 16	R: 0 E: 0 K: 2 S: 10	H: 0 LOB: 1 BB: 1 P: 15	R: 0 E: 1 K: 0 S: 10	H: 1 LOB: 3 BB: 1 P: 18	R: 0 E: 0 K: 2 S: 12	H: 1 LOB: 1 BB: 0 P: 21	1B: 2 2B: 0 3B: 0 HR: 2	SF: 0 SAC: 0 DP: 0 HBP: 0	WP: 0 PB: 0 SB: 0 CS: 0	PA: 35					
<b>PITCHER</b>	IP	WLS	BF	H	R	ER	SO	BB	IBB	HBP	BLK	WP	HR	S	P	ERA	WHIP										
49 Garrett Olson, L (1,1) ERA: 4.3	6.0		21	2	3	3	4	1	0	0	0	0	0	10	94	4.50	0.500										
57 Mark Lowe, R (7,1) ERA: 3.77	1.0	H	4	0	0	0	2	1	0	0	0	0	0	10	15	0.00	1.000										
46 Sean White, R (8,1) ERA: 1.95	1.0	H	6	1	0	0	0	1	0	0	0	0	0	10	18	0.00	2.000										
53 David Aardsma, R (9,1) ERA: 1.72	1.0	S	4	1	0	0	2	0	0	0	0	0	0	12	21	0.00	1.000										









Batter	1	2	3	4	5	6	7	8	9	AB	R	H	RBI	BB	SO	LOB	TOP										
2 Felipe Lopez, S OBP: 0.353, SLG: 0.414	L8		SH 10 G6-3 1B		P6			G6-3		4	1	1	0	0	0	0	<b>Arizona Diamondbacks @ Seattle Mariners</b> Safeco Field, Seattle, WA Fri Jun 19 2009, 7:10 PM PDT Att: 27,326 - Roof Closed - 63 F <a href="http://livebaseballscores.com">livebaseballscores.com</a>										
6 Stephen Drew, L OBP: 0.308, SLG: 0.408	F9		SH 10 G6-3		K			P5		3	0	0	0	0	1	0											
10 Justin Upton, R OBP: 0.395, SLG: 0.571	L4		G6-3		G5-3			G6-3		4	0	1	1	0	0	1											
27 Mark Reynolds, R OBP: 0.359, SLG: 0.559		G6-3	SH 18 G4-6-3 BB					L9		3	0	0	0	1	0	1											
18 Gerardo Parra, L OBP: 0.326, SLG: 0.449		F8	G4-6-3		K			K		4	0	0	0	0	2	2											
31 Tony Clark, S OBP: 0.257, SLG: 0.387					K			K		3	0	0	0	1	2	0											
22 Eric Byrnes, R OBP: 0.271, SLG: 0.385										4	0	2	0	0	0	0											
26 Miguel Montero, L OBP: 0.345, SLG: 0.387										4	1	1	1	0	1	3											
14 Ryan Roberts, R OBP: 0.375, SLG: 0.367			SH 6 2B BB		F9			P2		2	1	0	0	1	0	0											
<b>Inning Stats</b>	R: 0 E: 0 K: 0 S: 11	H: 0 LOB: 0 BB: 0 P: 17	R: 0 E: 0 K: 0 S: 10	H: 1 LOB: 2 BB: 1 P: 17	R: 2 E: 1 K: 0 S: 12	H: 1 LOB: 1 BB: 2 P: 26	R: 1 E: 0 K: 0 S: 9	H: 1 LOB: 0 BB: 0 P: 13	R: 0 E: 0 K: 1 S: 9	H: 0 LOB: 0 BB: 0 P: 14	R: 0 E: 0 K: 0 S: 7	H: 0 LOB: 0 BB: 0 P: 10	R: 0 E: 0 K: 0 S: 7	H: 1 LOB: 1 BB: 0 P: 12	R: 0 E: 0 K: 3 S: 12	H: 1 LOB: 1 BB: 0 P: 17	1B: 4 2B: 0 3B: 0 HR: 1	SF: 0 SAC: 1 DP: 1 HBP: 0	WP: 1 PB: 0 SB: 0 CS: 0	PA: 35							
<b>PITCHER</b>	IP	WLS	BF	H	R	ER	SO	BB	IBB	HBP	BLK	WP	HR	S	P	ERA	WHIP										
56 Jarrod Washburn, L ERA: 3.24	7.0		27	3	3	2	3	3	0	0	0	0	1	65	106	2.57	0.857										
43 Miguel Batista, R ERA: 3.27	1.0	W	4	1	0	0	0	0	0	0	0	0	0	7	12	0.00	1.000										
53 David Aardsma, R ERA: 1.67	1.0	S	4	1	0	0	3	0	0	0	0	1	0	12	17	0.00	1.000										

Batter	1	2	3	4	5	6	7	8	9	AB	R	H	RBI	BB	SO	LOB	BOTTOM										
51 Ichiro Suzuki, L OBP: 0.391, SLG: 0.467	SH 29 1B	G4-3			G4-3			K		4	0	1	0	0	1	2	<b>Arizona Diamondbacks @ Seattle Mariners</b> Safeco Field, Seattle, WA Fri Jun 19 2009, 7:10 PM PDT Att: 27,326 - Roof Closed - 63 F <a href="http://livebaseballscores.com">livebaseballscores.com</a>										
30 Russell Branyan, L OBP: 0.407, SLG: 0.603	L9		P5		F8			HR		4	1	1	1	0	0	1											
29 Adrian Beltré, R OBP: 0.291, SLG: 0.378	SH 20 1B		G4-3		G1-3			SH 21 24 HR 1B		4	1	2	0	0	0	0											
5 Mike Sweeney, R OBP: 0.272, SLG: 0.388	L4							F8		4	0	1	0	0	1	3											
21 Franklin Gutierrez, R OBP: 0.324, SLG: 0.381	K		K					F8		4	0	1	0	0	2	4											
10 Endy Chavez, L OBP: 0.328, SLG: 0.342		B2-3								2	0	1	0	0	0	0											
25 Wladimir Balentien, R OBP: 0.270, SLG: 0.339										1	0	1	0	0	0	0											
24 Ken Griffey Jr., L OBP: 0.336, SLG: 0.395										1	1	1	2	0	0	0											
3 Rommy Cedeno, R OBP: 0.185, SLG: 0.250										0	0	0	0	0	0	0											
6 Chris Woodward, R OBP: 0.500, SLG: 0.500		SH 7 FC6-4 32 BB 1B			L8			G1-6-3		4	1	2	0	0	0	3											
32 Rob Johnson, R OBP: 0.261, SLG: 0.324					F9					3	0	1	1	1	0	1											
7 Yuniesky Betancourt, R OBP: 0.258, SLG: 0.310		FC6-4			F9					4	0	0	0	0	1	4											
<b>Inning Stats</b>	R: 0 E: 0 K: 1 S: 13	H: 2 LOB: 2 BB: 0 P: 22	R: 0 E: 0 K: 0 S: 9	H: 1 LOB: 1 BB: 1 P: 16	R: 0 E: 0 K: 1 S: 13	H: 1 LOB: 1 BB: 0 P: 18	R: 0 E: 0 K: 0 S: 8	H: 1 LOB: 0 BB: 0 P: 12	R: 0 E: 0 K: 0 S: 8	H: 2 LOB: 1 BB: 0 P: 14	R: 0 E: 0 K: 1 S: 9	H: 0 LOB: 0 BB: 0 P: 10	R: 0 E: 0 K: 2 S: 18	H: 5 LOB: 1 BB: 0 P: 24	R: 4 E: 0 K: 2 S: 18	H: 1 LOB: 1 BB: 0 P: 18	1B: 9 2B: 0 3B: 1 HR: 2	SF: 0 SAC: 0 DP: 1 HBP: 0	WP: 1 PB: 0 SB: 4 CS: 0	PA: 36							
<b>PITCHER</b>	IP	WLS	BF	H	R	ER	SO	BB	IBB	HBP	BLK	WP	HR	S	P	ERA	WHIP										
52 Jon Garland, R ERA: 4.99	7.0		28	1	0	0	0	0	0	0	0	0	1	3	5	-	-										
60 Scott Schoeneweis, L ERA: 3.0	0.0		1	1	1	1	0	0	0	0	0	0	1	3	5	-	-										
56 Ramon Pena, R ERA: 3.86	1.0	L	7	4	3	3	2	0	0	0	0	1	1	15	19	27.00	4.000										







Batter	1	2	3	4	5	6	7	8	9	AB	R	H	RBI	BB	SO	LOB	TOP										
2 Felipe Lopez, S OBP: 0.352, SLG: 0.409										5	0	1	0	0	3	2	<b>Arizona Diamondbacks @ Seattle Mariners</b> Safeco Field, Seattle, WA Sun Jun 21 2009, 1:10 PM PDT Att: 37,240 - Cloudy - 61 F										
6 Stephen Drew, L OBP: 0.297, SLG: 0.390										4	0	0	0	0	3	2											
10 Justin Upton, R OBP: 0.401, SLG: 0.583										3	1	1	0	1	0	1											
27 Mark Reynolds, R OBP: 0.353, SLG: 0.557										4	1	1	2	0	0	3											
18 Gerardo Parra, L OBP: 0.315, SLG: 0.430										4	0	1	0	0	2	0											
26 Miguel Montero, L OBP: 0.333, SLG: 0.370										4	0	1	0	0	0	1											
31 Tony Clark, S OBP: 0.282, SLG: 0.382										3	0	1	0	1	0	0											
22 Eric Byrnes, R OBP: 0.261, SLG: 0.371										4	0	0	0	0	1	5											
11 Augie Ojeda, S OBP: 0.326, SLG: 0.317										3	0	1	0	0	1	2											
<b>Inning Stats</b>	R: 0 E: 0 K: 1 S: 14	H: 1 LOB: 1 BB: 0 P: 21	R: 0 E: 0 K: 1 S: 12	H: 3 LOB: 2 BB: 0 P: 15	R: 0 E: 0 K: 2 S: 9	H: 0 LOB: 0 BB: 0 P: 13	R: 0 E: 0 K: 1 S: 8	H: 0 LOB: 2 BB: 1 P: 15	R: 0 E: 0 K: 1 S: 10	H: 1 LOB: 2 BB: 0 P: 19	R: 0 E: 0 K: 1 S: 6	H: 0 LOB: 0 BB: 0 P: 11	R: 0 E: 0 K: 1 S: 5	H: 0 LOB: 0 BB: 0 P: 7	R: 2 E: 0 K: 0 S: 9	H: 1 LOB: 0 BB: 1 P: 17		R: 0 E: 0 K: 2 S: 11	H: 1 LOB: 0 BB: 0 P: 17	1B: 5 2B: 1 3B: 0 HR: 1	SF: 0 SAC: 0 DP: 1 HBP: 1	WP: 1 PB: 0 CS: 1	PA: 37				
<b>PITCHER</b>	IP	WLS	BF	H	R	ER	SO	BB	IBB	HBP	BLK	WP	HR	S	P	ERA	WHIP										
34 Félix Hernández, R ERA: 2.74	7.1		31	6	2	2	8	2	0	1	0	1	1	69	112	2.46	1.091										
49 Garrett Olson, L ERA: 4.23	0.2		2	0	0	0	0	0	0	0	0	0	0	4	6	0.00	0.000										
57 Mark Lowe, R ERA: 3.58	1.0	W	4	1	0	0	2	0	0	0	0	0	0	11	17	0.00	1.000										

Batter	1	2	3	4	5	6	7	8	9	AB	R	H	RBI	BB	SO	LOB	BOTTOM										
51 Ichiro Suzuki, L OBP: 0.392, SLG: 0.481										4	0	3	0	1	0	0	<b>Arizona Diamondbacks @ Seattle Mariners</b> Safeco Field, Seattle, WA Sun Jun 21 2009, 1:10 PM PDT Att: 37,240 - Cloudy - 61 F										
6 Chris Woodward, R OBP: 0.482, SLG: 0.364										4	0	0	0	1	1	6											
59 Mike Carp, L OBP: 0.636, SLG: 0.429										4	0	2	0	1	0	2											
5 Mike Sweeney, R OBP: 0.286, SLG: 0.385										3	0	1	0	2	0	2											
21 Franklin Gutierrez, R OBP: 0.320, SLG: 0.379										5	1	1	1	0	1	4											
25 Vladimir Valentin, R OBP: 0.282, SLG: 0.361										3	0	0	0	1	1	2											
7 Yuniesky Betancourt, R OBP: 0.275, SLG: 0.327										4	0	3	1	0	0	0											
15 Jamie Burke, R OBP: 0.163, SLG: 0.195										3	0	1	0	0	0	0											
24 Ken Griffey Jr., L OBP: 0.335, SLG: 0.393										1	0	0	0	0	0	2											
32 Rob Johnson, R OBP: 0.261, SLG: 0.314										0	0	0	0	0	0	0											
3 Ronny Cedeno, R OBP: 0.184, SLG: 0.235										3	1	0	0	1	1	1											
<b>Inning Stats</b>	R: 0 E: 0 K: 0 S: 10	H: 0 LOB: 1 BB: 2 P: 20	R: 0 E: 0 K: 2 S: 10	H: 0 LOB: 0 BB: 0 P: 16	R: 0 E: 0 K: 1 S: 9	H: 1 LOB: 1 BB: 0 P: 12	R: 1 E: 0 K: 0 S: 7	H: 1 LOB: 2 BB: 2 P: 17	R: 0 E: 0 K: 0 S: 9	H: 1 LOB: 1 BB: 0 P: 14	R: 0 E: 0 K: 0 S: 9	H: 2 LOB: 1 BB: 0 P: 14	R: 0 E: 0 K: 0 S: 10	H: 2 LOB: 2 BB: 1 P: 21	R: 1 E: 1 K: 0 S: 18	H: 3 LOB: 3 BB: 0 P: 28	R: 1 E: 1 K: 1 S: 21	H: 1 LOB: 3 BB: 2 P: 36	1B: 9 2B: 1 3B: 1 HR: 0	SF: 0 SAC: 0 DP: 1 HBP: 0	WP: 0 PB: 0 CS: 1	PA: 41					
<b>PITCHER</b>	IP	WLS	BF	H	R	ER	SO	BB	IBB	HBP	BLK	WP	HR	S	P	ERA	WHIP										
49 Doug Davis, L ERA: 3.53	7.0		29	7	1	1	3	4	1	0	0	0	0	64	114	1.29	1.571										
60 Scott Schoeneweis, L ERA: 3.75	0.0		1	1	1	1	0	0	0	0	0	0	0	2	2	"	"										
57 Jon Rauch, R ERA: 4.94	0.2	B	4	2	0	0	0	0	0	0	0	0	0	13	22	0.00	3.000										
35 Clay Zavada, L ERA: 4.38	1.0	L	6	1	1	0	1	1	1	0	0	0	0	20	34	0.00	2.000										
50 Chad Qualls, R ERA: 4.38	0.0		1	0	0	0	0	0	0	0	0	0	0	4	6	"	"										



Batter	1	2	3	4	5	6	7	8	9	AB	R	H	RBI	BB	SO	LOB	TOP						
18 Tony Gwynn Jr., L (1,9) OBP: 0.420, SLG: 0.448	F8		G3		F8	SF8		G6-4-3		4	0	0	1	0	0	2							
22 David Eckstein, R (1,4) OBP: 0.336, SLG: 0.344	G6-3			P5						5	0	3	2	0	0	0							
12 Scott Hairston, R (1,8) OBP: 0.386, SLG: 0.566	P2				F9					5	1	2	1	0	0	2							
23 Adrián González, L (1,3) OBP: 0.415, SLG: 0.606		L3								5	1	1	2	0	1	3							
5 Kevin Kouzmanoff, R (1,5) OBP: 0.285, SLG: 0.393										5	1	2	0	0	0	1							
7 Chase Headley, S (1,7) OBP: 0.309, SLG: 0.365										4	1	2	0	0	0	1							
8 Kyle Blanks, R (1,10) OBP: 0.273, SLG: 0.111										3	1	0	0	1	0	2							
28 Henry Blanco, R (1,2) OBP: 0.283, SLG: 0.351										3	2	1	1	1	0	0							
1 Everth Cabrera, S (1,6) OBP: 0.379, SLG: 0.444										3	2	2	2	1	1	0							
<b>Inning Stats</b>	R: 0 E: 0 K: 0 S: 7	H: 0 LOB: 0 BB: 0 P: 11	R: 0 E: 0 K: 0 S: 6	H: 1 LOB: 1 BB: 0 P: 7	R: 0 E: 0 K: 1 S: 6	H: 0 LOB: 0 BB: 0 P: 9	R: 2 E: 0 K: 0 S: 8	H: 2 LOB: 0 BB: 0 P: 14	R: 2 E: 0 K: 0 S: 13	H: 3 LOB: 1 BB: 0 P: 24	R: 5 E: 0 K: 1 S: 19	H: 5 LOB: 2 BB: 2 P: 37	R: 0 E: 0 K: 0 S: 9	H: 1 LOB: 0 BB: 0 P: 15	R: 0 E: 0 K: 0 S: 9	H: 0 LOB: 0 BB: 1 P: 15	R: 0 E: 0 K: 0 S: 6	H: 1 LOB: 1 BB: 0 P: 9	1B: 10 2B: 2 3B: 0 HR: 1	SF: 1 SAC: 0 DP: 2 HBP: 0	WP: 0 PB: 0 SB: 2 CS: 0	PA: 41	
<b>PITCHER</b>	IP WLS BF H R ER SO BB IBB HBP BLK WP HR S P ERA WHIP	IP WLS BF H R ER SO BB IBB HBP BLK WP HR S P ERA WHIP	IP WLS BF H R ER SO BB IBB HBP BLK WP HR S P ERA WHIP	IP WLS BF H R ER SO BB IBB HBP BLK WP HR S P ERA WHIP	IP WLS BF H R ER SO BB IBB HBP BLK WP HR S P ERA WHIP	IP WLS BF H R ER SO BB IBB HBP BLK WP HR S P ERA WHIP	IP WLS BF H R ER SO BB IBB HBP BLK WP HR S P ERA WHIP	IP WLS BF H R ER SO BB IBB HBP BLK WP HR S P ERA WHIP	IP WLS BF H R ER SO BB IBB HBP BLK WP HR S P ERA WHIP	IP WLS BF H R ER SO BB IBB HBP BLK WP HR S P ERA WHIP	IP WLS BF H R ER SO BB IBB HBP BLK WP HR S P ERA WHIP	IP WLS BF H R ER SO BB IBB HBP BLK WP HR S P ERA WHIP	IP WLS BF H R ER SO BB IBB HBP BLK WP HR S P ERA WHIP	IP WLS BF H R ER SO BB IBB HBP BLK WP HR S P ERA WHIP	IP WLS BF H R ER SO BB IBB HBP BLK WP HR S P ERA WHIP	IP WLS BF H R ER SO BB IBB HBP BLK WP HR S P ERA WHIP	IP WLS BF H R ER SO BB IBB HBP BLK WP HR S P ERA WHIP	IP WLS BF H R ER SO BB IBB HBP BLK WP HR S P ERA WHIP	IP WLS BF H R ER SO BB IBB HBP BLK WP HR S P ERA WHIP	IP WLS BF H R ER SO BB IBB HBP BLK WP HR S P ERA WHIP	IP WLS BF H R ER SO BB IBB HBP BLK WP HR S P ERA WHIP	IP WLS BF H R ER SO BB IBB HBP BLK WP HR S P ERA WHIP	IP WLS BF H R ER SO BB IBB HBP BLK WP HR S P ERA WHIP
49 Garrett Olson, L (1,1) ERA: 4.95	5.1	L	24	8	6	6	2	0	0	0	0	0	0	0	0	0	0	1	50	82	10.12	1.500	
48 Roy Corcoran, R (6,1) ERA: 7.3	1.2		10	4	3	3	0	2	0	0	0	0	0	0	0	0	0	0	18	35	16.20	3.600	
43 Miguel Batista, R (8,1) ERA: 3.09	2.0		7	1	0	0	0	1	0	0	0	0	0	0	0	0	0	0	15	24	0.00	1.000	

San Diego Padres @ Seattle Mariners  
Safeco Field, Seattle, WA  
Tue Jun 23 2009, 7:10 PM PDT  
Att: 23,543 - Partly Cloudy - 70 F

AB	37
R	9
H	13
RBI	9
BB	3
SO	2
LOB	11



Batter	1	2	3	4	5	6	7	8	9	AB	R	H	RBI	BB	SO	LOB	BOTTOM						
51 Ichiro Suzuki, L (1,9) OBP: 0.392, SLG: 0.480	F9		G4-3		F7					5	1	2	0	0	0	3							
30 Russell Brannan, L (1,3) OBP: 0.403, SLG: 0.601	K									5	1	1	2	0	4	2							
29 Adrian Beltré, R (1,5) OBP: 0.254, SLG: 0.370										3	0	0	0	0	0	0							
16 Josh Wilson, R (6,PH) OBP: 0.247, SLG: 0.200	G6-3									1	0	0	0	0	0	0							
5 Mike Sweeney, R (9,PH) OBP: 0.292, SLG: 0.390										1	0	1	1	0	0	0							
24 Ken Griffey Jr., L (1,10) OBP: 0.341, SLG: 0.412										4	3	2	1	1	0	2							
21 Franklin Gutierrez, R (1,8) OBP: 0.322, SLG: 0.379										5	1	2	0	0	0	2							
25 Vladimir Balentien, R (1,7) OBP: 0.289, SLG: 0.366										4	0	2	1	0	2	0							
32 Rob Johnson, R (1,2) OBP: 0.583, SLG: 0.306										3	0	0	0	0	2	3							
59 Mike Carp, L (6,PH) OBP: 0.583, SLG: 0.429										0	0	0	1	0	0	0							
15 Jamie Burke, R (9,2) OBP: 0.163, SLG: 0.195										0	0	0	0	0	0	0							
7 Yuniesky Betancourt, R (1,6) OBP: 0.270, SLG: 0.321										4	0	0	0	0	2	4							
3 Ronny Cedeno, R (1,4) OBP: 0.198, SLG: 0.229										2	1	0	1	2	2	1							
<b>Inning Stats</b>	R: 0 E: 0 K: 1 S: 5	H: 0 LOB: 0 BB: 0 P: 8	R: 1 E: 0 K: 2 S: 20	H: 3 LOB: 3 BB: 1 P: 33	R: 0 E: 0 K: 1 S: 6	H: 0 LOB: 0 BB: 0 P: 8	R: 0 E: 0 K: 1 S: 8	H: 0 LOB: 0 BB: 0 P: 14	R: 0 E: 0 K: 3 S: 14	H: 0 LOB: 1 BB: 0 P: 19	R: 4 E: 0 K: 0 S: 12	H: 4 LOB: 1 BB: 1 P: 21	R: 1 E: 0 K: 1 S: 20	H: 2 LOB: 2 BB: 1 P: 29	1B: 8 2B: 0 3B: 0 HR: 2	SF: 1 SAC: 0 DP: 0 HBP: 0	WP: 0 PB: 0 SB: 0 CS: 0	PA: 41					
<b>PITCHER</b>	IP WLS BF H R ER SO BB IBB HBP BLK WP HR S P ERA WHIP	IP WLS BF H R ER SO BB IBB HBP BLK WP HR S P ERA WHIP	IP WLS BF H R ER SO BB IBB HBP BLK WP HR S P ERA WHIP	IP WLS BF H R ER SO BB IBB HBP BLK WP HR S P ERA WHIP	IP WLS BF H R ER SO BB IBB HBP BLK WP HR S P ERA WHIP	IP WLS BF H R ER SO BB IBB HBP BLK WP HR S P ERA WHIP	IP WLS BF H R ER SO BB IBB HBP BLK WP HR S P ERA WHIP	IP WLS BF H R ER SO BB IBB HBP BLK WP HR S P ERA WHIP	IP WLS BF H R ER SO BB IBB HBP BLK WP HR S P ERA WHIP	IP WLS BF H R ER SO BB IBB HBP BLK WP HR S P ERA WHIP	IP WLS BF H R ER SO BB IBB HBP BLK WP HR S P ERA WHIP	IP WLS BF H R ER SO BB IBB HBP BLK WP HR S P ERA WHIP	IP WLS BF H R ER SO BB IBB HBP BLK WP HR S P ERA WHIP	IP WLS BF H R ER SO BB IBB HBP BLK WP HR S P ERA WHIP	IP WLS BF H R ER SO BB IBB HBP BLK WP HR S P ERA WHIP	IP WLS BF H R ER SO BB IBB HBP BLK WP HR S P ERA WHIP	IP WLS BF H R ER SO BB IBB HBP BLK WP HR S P ERA WHIP	IP WLS BF H R ER SO BB IBB HBP BLK WP HR S P ERA WHIP	IP WLS BF H R ER SO BB IBB HBP BLK WP HR S P ERA WHIP	IP WLS BF H R ER SO BB IBB HBP BLK WP HR S P ERA WHIP	IP WLS BF H R ER SO BB IBB HBP BLK WP HR S P ERA WHIP	IP WLS BF H R ER SO BB IBB HBP BLK WP HR S P ERA WHIP	IP WLS BF H R ER SO BB IBB HBP BLK WP HR S P ERA WHIP
49 Chad Gaudin, R (1,1) ERA: 5.6	7.0	W	27	4	2	2	10	1	0	0	0	0	0	0	0	0	0	1	75	113	2.57	0.714	
40 Greg Burke, R (8,1) ERA: 4.5	0.1		6	4	4	4	0	1	0	0	0	0	0	0	0	0	0	1	10	18	108.00	15.000	
45 Edward Mujica, R (8,1) ERA: 2.78	0.2	H	2	0	0	0	0	0	0	0	0	0	0	0	0	0	0	0	2	3	0.00	0.000	
21 Heath Bell, R (9,1) ERA: 1.44	1.0	S	6	2	1	1	1	1	0	0	0	0	0	0	0	0	0	0	20	29	9.00	3.000	

San Diego Padres @ Seattle Mariners  
Safeco Field, Seattle, WA  
Tue Jun 23 2009, 7:10 PM PDT  
Att: 23,543 - Partly Cloudy - 70 F

AB	37
R	7
H	10
RBI	7
BB	3
SO	12
LOB	17





Batter	1	2	3	4	5	6	7	8	9	AB	R	H	RBI	BB	SO	LOB	TOP					
18 Tony Gwynn Jr., L (1, 8) OBP: 0.422, SLG: 0.444										3	0	1	1	1	1	1						
22 David Eckstein, R (1, 4) OBP: 0.335, SLG: 0.343										4	0	1	0	0	0	0						
12 Scott Hairston, R (1, 7) OBP: 0.376, SLG: 0.551										4	0	0	0	0	0	2						
23 Adrián González, L (1, 3) OBP: 0.416, SLG: 0.602										3	1	1	0	1	1	0						
5 Kevin Kouzmanoff, R (1, 5) OBP: 0.284, SLG: 0.402										4	1	1	2	0	0	1						
7 Chase Headley, S (1, 10) OBP: 0.308, SLG: 0.360										3	0	0	0	1	1	0						
25 Will Venable, L (1, 9) OBP: 0.235, SLG: 0.200										4	1	1	0	0	2	1						
30 Eliezer Alfonzo, R (1, 2) OBP: 0.333, SLG: 0.333										3	0	1	0	0	1	0						
1 Everth Cabrera, S (1, 6) OBP: 0.375, SLG: 0.433										3	0	1	0	0	1	2						
<b>Inning Stats</b>	R: 0 E: 0 K: 1 S: 7	H: 0 LOB: 0 BB: 0 P: 10	R: 2 E: 0 K: 1 S: 21	H: 2 LOB: 0 BB: 0 P: 33	R: 0 E: 0 K: 0 S: 6	H: 1 LOB: 0 BB: 0 P: 9	R: 0 E: 0 K: 0 S: 6	H: 0 LOB: 0 BB: 0 P: 10	R: 1 E: 0 K: 2 S: 17	H: 3 LOB: 2 BB: 0 P: 25	R: 0 E: 0 K: 0 S: 7	H: 0 LOB: 0 BB: 0 P: 13	R: 0 E: 0 K: 1 S: 6	H: 0 LOB: 0 BB: 0 P: 11	R: 0 E: 0 K: 0 S: 18	H: 1 LOB: 2 BB: 1 P: 28	R: 0 E: 0 K: 2 S: 13	H: 0 LOB: 1 BB: 1 P: 23	1B: 6 2B: 1 3B: 0 HR: 1	SF: 0 SAC: 0 DP: 2 HBP: 0	WP: 0 PB: 0 SB: 0 CS: 0	PA: 34
<b>PITCHER</b>	IP	WLS	BF	H	R	ER	SO	BB	IBB	HBP	BLK	WP	HR	S	P	ERA	WHIP					
35 Brandon Morrow, R (1, 1) ERA: 5.64	5.0		19	6	3	3	4	1	0	0	0	0	1	57	87	5.40	1.400					
41 Chris Jakubauskas, R (6, 1) ERA: 5.22	2.0		6	0	0	0	1	0	0	0	0	0	0	13	24	0.00	0.000					
46 Sean White, R (8, 1) ERA: 1.78	1.0	W	5	1	0	0	0	1	0	0	0	0	0	18	28	0.00	2.000					
53 David Aardsma, R (9, 1) ERA: 1.57	1.0	S	4	0	0	0	2	1	0	0	0	0	0	13	23	0.00	1.000					

San Diego Padres @ Seattle Mariners  
Safeco Field, Seattle, WA  
Wed Jun 24 2009, 7:10 PM PDT  
Att: 22,997 - Partly Cloudy - 63 F

AB 31  
R 3  
H 7  
RBI 3  
BB 3  
SO 7  
LOB 7



Batter	1	2	3	4	5	6	7	8	9	AB	R	H	RBI	BB	SO	LOB	BOTTOM				
51 Ichiro Suzuki, L (1, 9) OBP: 0.394, SLG: 0.480										4	1	2	0	0	0	0					
30 Russell Branyan, L (1, 3) OBP: 0.401, SLG: 0.605										4	1	1	3	0	1	1					
29 Adrian Beltré, R (1, 5) OBP: 0.292, SLG: 0.376										3	0	2	0	1	0	0					
24 Ken Griffey Jr., L (1, 10) OBP: 0.339, SLG: 0.405										3	0	0	0	1	1	2					
21 Franklin Gutierrez, R (1, 8) OBP: 0.325, SLG: 0.395										4	1	2	1	0	1	0					
25 Wladimir Balentien, R (1, 7) OBP: 0.288, SLG: 0.362										4	0	1	0	0	0	3					
7 Yuniesky Betancourt, R (1, 6) OBP: 0.278, SLG: 0.330										3	0	2	0	1	0	1					
6 Chris Woodward, R (8, PR) OBP: 0.462, SLG: 0.364										0	0	0	0	0	0	0					
32 Rob Johnson, R (1, 2) OBP: 0.246, SLG: 0.295										4	0	0	0	0	1	4					
3 Ronny Cedeno, R (1, 4) OBP: 0.202, SLG: 0.233										3	1	1	0	0	0	1					
<b>Inning Stats</b>	R: 0 E: 0 K: 0 S: 15	H: 2 LOB: 3 BB: 2 P: 30	R: 3 E: 0 K: 2 S: 23	H: 5 LOB: 1 BB: 0 P: 30	R: 0 E: 0 K: 1 S: 9	H: 1 LOB: 1 BB: 0 P: 14	R: 0 E: 0 K: 0 S: 7	H: 0 LOB: 0 BB: 0 P: 11	R: 0 E: 0 K: 0 S: 7	H: 0 LOB: 0 BB: 0 P: 11	R: 0 E: 0 K: 0 S: 6	H: 0 LOB: 1 BB: 1 P: 12	R: 0 E: 0 K: 1 S: 8	H: 1 LOB: 0 BB: 0 P: 13	R: 1 E: 0 K: 0 S: 8	H: 2 LOB: 1 BB: 0 P: 12	1B: 7 2B: 2 3B: 0 HR: 2	SF: 0 SAC: 0 DP: 1 HBP: 0	WP: 0 PB: 0 SB: 0 CS: 0	PA: 35	
<b>PITCHER</b>	IP	WLS	BF	H	R	ER	SO	BB	IBB	HBP	BLK	WP	HR	S	P	ERA	WHIP				
52 Josh Geer, R (1, 1) ERA: 5.86	6.0		27	8	3	3	3	3	0	0	0	0	1	67	108	4.50	1.833				
37 Mike Adams, R (7, 1) ERA: 3.18	1.0		4	1	0	0	1	0	0	0	0	0	0	8	13	0.00	1.000				
45 Edward Mujica, R (8, 1) ERA: 2.95	1.0	L	4	2	1	1	0	0	0	0	0	0	1	8	12	9.00	2.000				

San Diego Padres @ Seattle Mariners  
Safeco Field, Seattle, WA  
Wed Jun 24 2009, 7:10 PM PDT  
Att: 22,997 - Partly Cloudy - 63 F

AB 32  
R 4  
H 11  
RBI 4  
BB 3  
SO 4  
LOB 12





Batter	1	2	3	4	5	6	7	8	9	AB	R	H	RBI	BB	SO	LOB	TOP										
1 Everth Cabrera, S (1,6)	G5-3		G5-3		G5-3		G5-3		G4-3	4	0	1	0	1	0	0	<b>San Diego Padres @ Seattle Mariners</b> Safeco Field, Seattle, WA Thu Jun 25 2009, 1:40 PM PDT Att: 27,990 - Cloudy - 66 F										
22 David Eckstein, R (1,4)	F9		G5-3		G6-3		FC3-6		L9	5	0	0	0	0	0	4											
12 Scott Hairston, R (1,8)										2	0	0	0	0	2												
18 Tony Gwynn Jr., L (3,8)	K									3	1	1	0	0	0	2											
23 Adrián González, L (1,10)										3	0	1	0	1	0	3											
5 Kevin Kouzmanoff, R (1,5)										4	0	1	0	0	0	5											
7 Chase Headley, S (1,7)										4	1	1	2	0	0	2											
8 Kyle Blanks, R (1,3)										3	0	1	0	1	1	1											
2 Edgar Gonzalez, R (1,9)										4	1	1	1	0	2	4											
28 Henry Blanco, R (1,2)										4	0	2	0	0	2	1											
<b>Inning Stats</b>	R: 0 E: 0 K: 1 S: 8	H: 0 LOB: 0 BB: 0 P: 15	R: 0 E: 0 K: 1 S: 13	H: 1 LOB: 2 BB: 1 P: 20	R: 0 E: 0 K: 1 S: 12	H: 2 LOB: 2 BB: 0 P: 18	R: 0 E: 0 K: 1 S: 13	H: 1 LOB: 1 BB: 0 P: 17	R: 0 E: 0 K: 1 S: 7	H: 0 LOB: 0 BB: 0 P: 10	R: 2 E: 0 K: 1 S: 14	H: 2 LOB: 0 BB: 2 P: 22	R: 1 E: 0 K: 0 S: 12	H: 2 LOB: 3 BB: 2 P: 27	R: 0 E: 0 K: 1 S: 6	H: 1 LOB: 1 BB: 0 P: 7	R: 0 E: 0 K: 0 S: 8	H: 0 LOB: 0 BB: 0 P: 14	1B: 4 2B: 3 3B: 0 HR: 2	SF: 0 SAC: 0 DP: 0 HBP: 0	WP: 0 PB: 0 SB: 0 CS: 0	PA: 39					
<b>PITCHER</b>	IP	WLS	BF	H	R	ER	SO	BB	IBB	HBP	BLK	WP	HR	S	P	ERA	WHIP										
56 Jarrod Washburn, L (1,1)	6.0	W	25	6	2	2	6	1	0	0	0	0	1	67	102	3.00	1.167										
41 Chris Jakubauskas, R (7,1)	0.0		3	2	1	1	0	1	0	0	0	0	1	4	10	∞	∞										
57 Mark Lowe, R (7,1)	2.0	H	8	1	0	0	1	1	0	0	0	0	0	14	24	0.00	1.000										
43 Miguel Batista, R (9,1)	1.0		3	0	0	0	0	0	0	0	0	0	0	8	14	0.00	0.000										

Batter	1	2	3	4	5	6	7	8	9	AB	R	H	RBI	BB	SO	LOB	BOTTOM										
51 Ichiro Suzuki, L (1,9)	HR									5	2	4	1	0	0	0	<b>San Diego Padres @ Seattle Mariners</b> Safeco Field, Seattle, WA Thu Jun 25 2009, 1:40 PM PDT Att: 27,990 - Cloudy - 66 F										
30 Russell Branyan, L (1,3)	P5									4	1	1	0	1	1	1											
29 Adrián Beltré, R (1,5)										5	2	3	0	0	1	2											
5 Mike Sweeney, R (1,10)										4	1	4	2	1	0	0											
4 Jose Lopez, R (1,4)										5	0	0	0	0	0	9											
21 Franklin Gutierrez, R (1,8)										3	2	1	0	2	0	2											
32 Rob Johnson, R (1,2)										4	0	1	3	0	1	2											
3 Ronny Cedeno, R (1,6)										2	0	0	1	1	1	1											
25 Vladimir Valentin, R (1,7)										4	1	1	1	0	1	3											
<b>Inning Stats</b>	R: 4 E: 0 K: 1 S: 21	H: 4 LOB: 2 BB: 2 P: 38	R: 0 E: 0 K: 1 S: 14	H: 2 LOB: 1 BB: 1 P: 25	R: 0 E: 0 K: 1 S: 12	H: 1 LOB: 1 BB: 0 P: 17	R: 0 E: 1 K: 0 S: 5	H: 2 LOB: 2 BB: 0 P: 10	R: 2 E: 0 K: 1 S: 9	H: 1 LOB: 0 BB: 1 P: 18	R: 0 E: 0 K: 1 S: 12	H: 1 LOB: 1 BB: 1 P: 26	R: 0 E: 0 K: 1 S: 6	H: 0 LOB: 0 BB: 0 P: 10	R: 3 E: 0 K: 0 S: 9	H: 4 LOB: 0 BB: 0 P: 14		1B: 9 2B: 4 3B: 0 HR: 2	SF: 0 SAC: 1 DP: 1 HBP: 0	WP: 1 PB: 0 SB: 1 CS: 1	PA: 42						
<b>PITCHER</b>	IP	WLS	BF	H	R	ER	SO	BB	IBB	HBP	BLK	WP	HR	S	P	ERA	WHIP										
58 Wade LeBlanc, L (1,1)	1.1	L	11	5	4	4	4	2	1	0	0	0	1	29	52	27.00	5.250										
50 Josh Banks, R (2,1)	3.1		16	5	2	2	2	1	0	0	0	1	1	31	54	5.40	1.800										
54 Joe Thatcher, L (5,1)	1.1		6	1	0	0	1	0	1	0	0	0	0	13	28	0.00	0.750										
43 Cla Meredith, R (7,1)	2.0		9	4	3	3	1	0	0	0	0	0	0	15	24	13.50	2.000										

AB 36  
R 3  
H 9  
RBI 3  
BB 3  
SO 7  
LOB 24



AB 36  
R 9  
H 15  
RBI 8  
BB 5  
SO 5  
LOB 20





Batter	1	2	3	4	5	6	7	8	9	AB	R	H	RBI	BB	SO	LOB	TOP							
51 Ichiro Suzuki, L (1, 9) OBP: 0.402, SLG: 0.500										4	2	2	0	0	1	0	<b>Seattle Mariners @ Los Angeles Dodgers</b> Dodger Stadium, Los Angeles, CA Fri Jun 26 2009, 7:10 PM PDT Att: 50,746 - Clear - 72 F							
30 Russell Branyan, L (1, 3) OBP: 0.399, SLG: 0.595										4	0	1	0	0	1	1								
29 Adrian Beltré, R (1, 5) OBP: 0.293, SLG: 0.378										4	0	0	0	0	0	3								
4 Jose Lopez, R (1, 4) OBP: 0.280, SLG: 0.418										4	0	3	2	0	0	0								
21 Franklin Gutierrez, R (1, 8) OBP: 0.329, SLG: 0.389										3	0	0	0	1	2	2								
2 Kenji Johjima, R (1, 2) OBP: 0.283, SLG: 0.370										4	0	0	0	0	0	4								
25 Wladimir Balentien, R (1, 7) OBP: 0.281, SLG: 0.373										3	0	0	0	0	3	0								
3 Ronny Cedeno, R (1, 6) OBP: 0.200, SLG: 0.220										3	0	0	0	0	1	0								
43 Miguel Batista, R (7, 1)										0	0	0	0	0	0	0								
38 Jason Vargas, L (1, 1) OBP: 0.250, SLG: 0.250										2	0	0	0	0	2	0								
48 Roy Corcoran, R (5, 1)										0	0	0	0	0	0	0								
16 Josh Wilson, R (7, 6) OBP: 0.243, SLG: 0.197										1	0	0	0	0	0	0								
<b>Inning Stats</b>	R: 0 E: 0 K: 1 S: 6	H: 0 LOB: 0 BB: 0 P: 10	R: 0 E: 0 K: 1 S: 7	H: 0 LOB: 0 BB: 0 P: 13	R: 0 E: 0 K: 3 S: 9	H: 0 LOB: 0 BB: 0 P: 15	R: 1 E: 0 K: 0 S: 13	H: 3 LOB: 2 BB: 1 P: 23	R: 0 E: 0 K: 2 S: 13	H: 0 LOB: 0 BB: 0 P: 15	R: 1 E: 0 K: 1 S: 16	H: 2 LOB: 1 BB: 0 P: 20	R: 0 E: 0 K: 1 S: 10	H: 0 LOB: 0 BB: 0 P: 14	R: 0 E: 0 K: 0 S: 12	H: 0 LOB: 0 BB: 0 P: 19	R: 0 E: 0 K: 1 S: 10	H: 1 LOB: 1 BB: 0 P: 13	1B: 6 2B: 0 3B: 0 HR: 0	SF: 0 SAC: 0 DP: 1 HBP: 0	WP: 0 PB: 0 SB: 1 CS: 0	PA: 33		
<b>PITCHER</b>	IP WLS BF H R ER SO BB IBB HBP BLK WP HR S P ERA WHIP	6.0 W 23 5 2 2 8 1 0 0 0 0 0 0 64 96 3.00 1.000	2.0 6 0 0 0 1 0 0 0 0 0 0 0 22 33 0.00 0.000	1.0 4 1 0 0 1 0 0 0 0 0 0 0 10 13 0.00 1.000																				

Batter	1	2	3	4	5	6	7	8	9	AB	R	H	RBI	BB	SO	LOB	BOTTOM						
9 Juan Pierre, L (1, 7) OBP: 0.389, SLG: 0.422										4	0	2	0	1	0	1	<b>Seattle Mariners @ Los Angeles Dodgers</b> Dodger Stadium, Los Angeles, CA Fri Jun 26 2009, 7:10 PM PDT Att: 50,746 - Clear - 72 F						
15 Rafael Furcal, S (1, 6) OBP: 0.315, SLG: 0.323										3	0	0	0	1	0	2							
13 Orlando Hudson, S (1, 4) OBP: 0.377, SLG: 0.446										4	0	0	0	0	2	6							
23 Casey Blake, R (1, 5) OBP: 0.366, SLG: 0.523										4	2	2	1	0	0	2							
7 James Loney, L (1, 3) OBP: 0.345, SLG: 0.391										4	1	1	0	0	1	0							
55 Russell Martin, R (1, 2) OBP: 0.367, SLG: 0.300										3	1	1	0	0	0	2							
16 Andre Ethier, L (1, 9) OBP: 0.366, SLG: 0.494										4	3	3	6	0	0	1							
27 Matt Kemp, R (1, 8) OBP: 0.376, SLG: 0.485										4	1	3	0	0	0	0							
22 Clayton Kershaw, L (1, 1) OBP: 0.280, SLG: 0.182										2	0	1	1	0	0	1							
17 Mitch Jones, R (6, PH) OBP: 0.462, SLG: 0.455										1	0	1	0	0	0	0							
59 Guillermo Mota, R (7, 1)										0	0	0	0	0	0	0							
44 A.J. Ellis, R (8, PH)										1	0	0	0	0	0	1							
54 Ronald Belisario, R (9, 1)										0	0	0	0	0	0	0							
<b>Inning Stats</b>	R: 0 E: 0 K: 0 S: 7	H: 4 LOB: 0 BB: 0 P: 12	R: 3 E: 0 K: 0 S: 10	H: 4 LOB: 0 BB: 0 P: 20	R: 0 E: 0 K: 0 S: 7	H: 1 LOB: 0 BB: 0 P: 12	R: 1 E: 0 K: 1 S: 11	H: 2 LOB: 0 BB: 0 P: 18	R: 1 E: 0 K: 1 S: 12	H: 2 LOB: 2 BB: 1 P: 20	R: 2 E: 0 K: 1 S: 15	H: 3 LOB: 3 BB: 1 P: 27	R: 0 E: 0 K: 0 S: 5	H: 0 LOB: 0 BB: 0 P: 11	R: 1 E: 0 K: 0 S: 14	H: 2 LOB: 1 BB: 0 P: 21	1B: 8 2B: 1 3B: 1 HR: 4	SF: 0 SAC: 1 DP: 2 HBP: 1	WP: 0 PB: 0 SB: 0 CS: 1	PA: 38			
<b>PITCHER</b>	IP WLS BF H R ER SO BB IBB HBP BLK WP HR S P ERA WHIP	4.2 L 21 9 3 2 2 1 1 0 1 0 0 0 1 17 31 9.64 2.143	1.1 9 3 2 2 1 1 0 1 0 0 0 1 19 32 4.50 1.000																				





Batter	1	2	3	4	5	6	7	8	9	AB	R	H	RBI	BB	SO	LOB	TOP								
51 Ichiro Suzuki, L OBP: 0.405, SLG: 0.505										5	1	3	0	0	0	0									
30 Russell Branyan, L OBP: 0.399, SLG: 0.613										5	2	2	2	0	2	2									
29 Adrian Beltré, R OBP: 0.291, SLG: 0.375										5	0	1	0	0	0	2									
24 Ken Griffey Jr., L OBP: 0.338, SLG: 0.418 25 Vladimir Guerrero, R OBP: 0.279, SLG: 0.370										4	1	1	2	0	1	3									
4 Jose Lopez, R OBP: 0.238, SLG: 0.420										4	1	2	0	0	0	0									
21 Franklin Gutierrez, R OBP: 0.336, SLG: 0.604										4	0	3	1	0	0	1									
32 Rob Johnson, R OBP: 0.238, SLG: 0.292										4	0	0	0	0	1	4									
3 Ronny Cedeno, R OBP: 0.202, SLG: 0.213										3	0	0	0	1	2	2									
34 Félix Hernández, R OBP: 0.291, SLG: 0.375										4	0	0	0	0	3	3									
53 David Aardsma, R OBP: 0.291, SLG: 0.375										0	0	0	0	0	0	0									
<b>Inning Stats</b>	R: 0 E: 0 K: 2 S: 10	H: 1 LOB: 1 BB: 0 P: 15	R: 1 E: 0 K: 2 S: 14	H: 2 LOB: 1 BB: 0 P: 17	R: 3 E: 0 K: 1 S: 18	H: 4 LOB: 1 BB: 0 P: 24	R: 0 E: 0 K: 1 S: 11	H: 0 LOB: 0 BB: 0 P: 13	R: 0 E: 0 K: 1 S: 10	H: 0 LOB: 0 BB: 0 P: 15	R: 0 E: 0 K: 1 S: 13	H: 1 LOB: 1 BB: 0 P: 17	R: 0 E: 0 K: 0 S: 13	H: 2 LOB: 2 BB: 0 P: 20	R: 0 E: 0 K: 1 S: 11	H: 1 LOB: 2 BB: 0 P: 17	R: 1 E: 0 K: 0 S: 7	H: 1 LOB: 0 BB: 0 P: 11	1B: 6 2B: 3 3B: 1 HR: 2	SF: 0 SAC: 0 DP: 0 HBP: 0	WP: 0 PB: 0 CS: 0	PA: 40			
<b>PITCHER</b>	IP	WLS	BF	H	R	ER	SO	BB	IBB	HBP	BLK	WP	HR	S	P	ERA	WHIP								
28 Eric Milton, L ERA: 3.8	5.0	L	22	7	4	4	7	0	0	0	0	0	1	63	84	7.20	1.400								
31 James McDonald, R ERA: 5.79	2.0		9	3	0	0	1	0	0	0	0	0	0	26	37	0.00	1.500								
59 Guillermo Mota, R ERA: 4.36	1.0		5	1	0	0	1	0	1	0	0	0	0	11	17	0.00	1.000								
45 Brent Leach, L ERA: 3.6	1.0		4	1	1	1	0	0	0	0	0	0	1	7	11	9.00	1.000								

Seattle Mariners @ Los Angeles Dodgers  
Dodger Stadium, Los Angeles, CA

AB 39  
R 5  
H 12  
RBI 5  
BB 1  
SO 9  
LOB 17



WP: 0  
PB: 0  
CS: 0  
PA: 40

Seattle Mariners @ Los Angeles Dodgers  
Dodger Stadium, Los Angeles, CA

AB 33  
R 1  
H 5  
RBI 0  
BB 2  
SO 11  
LOB 9



WP: 1  
PB: 0  
CS: 0  
PA: 35

Batter	1	2	3	4	5	6	7	8	9	AB	R	H	RBI	BB	SO	LOB	BOTTOM								
9 Juan Pierre, L OBP: 0.382, SLG: 0.415										4	0	0	0	0	0	0									
15 Rafael Furcal, S OBP: 0.317, SLG: 0.326										4	1	2	0	0	2	0									
13 Orlando Hudson, S OBP: 0.375, SLG: 0.443										4	0	1	0	0	1	1									
23 Casey Blake, R OBP: 0.365, SLG: 0.517										3	0	0	0	1	2	1									
16 Andre Ethier, L OBP: 0.361, SLG: 0.487										4	0	0	0	0	1	4									
7 James Loney, L OBP: 0.344, SLG: 0.393										4	0	1	0	0	0	0									
55 Russell Martin, R OBP: 0.365, SLG: 0.296										3	0	0	0	1	1	0									
27 Matt Kemp, R OBP: 0.375, SLG: 0.482										4	0	1	0	0	3	2									
28 Eric Milton, L 12 Brad Ausmus, R 31 James McDonald, L 17 Mitch Jones, R 59 Guillermo Mota, R 45 Brent Leach, R										1	0	0	0	0	1	0									
<b>Inning Stats</b>	R: 0 E: 0 K: 0 S: 11	H: 0 LOB: 0 BB: 0 P: 16	R: 1 E: 1 K: 1 S: 15	H: 2 LOB: 0 BB: 0 P: 27	R: 0 E: 0 K: 1 S: 6	H: 0 LOB: 0 BB: 0 P: 9	R: 0 E: 0 K: 2 S: 8	H: 0 LOB: 0 BB: 0 P: 12	R: 0 E: 0 K: 1 S: 9	H: 1 LOB: 1 BB: 0 P: 13	R: 0 E: 0 K: 2 S: 7	H: 0 LOB: 0 BB: 0 P: 11	R: 0 E: 0 K: 2 S: 10	H: 1 LOB: 2 BB: 1 P: 21	1B: 4 2B: 1 3B: 0 HR: 0	SF: 0 SAC: 0 DP: 0 HBP: 0	WP: 1 PB: 0 CS: 0	PA: 35							
<b>PITCHER</b>	IP	WLS	BF	H	R	ER	SO	BB	IBB	HBP	BLK	WP	HR	S	P	ERA	WHIP								
34 Félix Hernández, R ERA: 2.54	8.0	W	30	4	1	0	9	1	0	0	0	0	0	73	117	0.00	0.625								
53 David Aardsma, R ERA: 1.53	1.0		5	1	0	0	2	1	0	0	0	0	0	10	21	0.00	2.000								

WP: 1  
PB: 0  
CS: 0  
PA: 35



Batter	1	2	3	4	5	6	7	8	9	AB	R	H	RBI	BB	SO	LOB	TOP					
51 Ichiro Suzuki, L (1,9) OBP: 0.402, SLG: 0.500	L6		1B		F7		FC5-4 30 HBP		F8	5	1	1	0	0	0	2						
30 Russell Branyan, L (1,3) OBP: 0.400, SLG: 0.609	F7		1B		G4-3		HBP			3	1	1	0	0	0	0						
29 Adrian Beltré, R (1,5) OBP: 0.291, SLG: 0.374	P5		1B		G6-3		G3			4	1	1	1	0	0	2						
24 Ken Griffey Jr., L (1,7) OBP: 0.332, SLG: 0.409		G3		F6		G4-3		G3		4	0	0	0	0	0	2						
25 Vladimir Guerrero, R (8,7) OBP: 0.279, SLG: 0.370										0	0	0	0	0	0	0						
4 Jose Lopez, R (1,4) OBP: 0.290, SLG: 0.429		1B						G5-3		4	1	3	2	0	0	0						
21 Franklin Gutierrez, R (1,8) OBP: 0.335, SLG: 0.462								G1-3		4	0	1	1	0	1	2						
2 Kenji Johjima, R (1,2) OBP: 0.253, SLG: 0.354										4	0	0	0	0	2	2						
3 Ronny Cedeno, R (1,6) OBP: 0.213, SLG: 0.224										4	0	2	0	0	0	1						
49 Garrett Olson, R (1,1)										2	0	0	0	0	1	0						
43 Miguel Batista, R (6,1)										1	0	0	0	0	1	1						
57 Mark Lowe, L (8,1)										0	0	0	0	0	0	0						
59 Mike Carp, L (9,PH) OBP: 0.538, SLG: 0.375										1	0	0	0	0	1	1						
53 David Aardsma, R (9,1)										0	0	0	0	0	0	0						
<b>Inning Stats</b>	R: 0 E: 0 K: 0 S: 6	H: 0 LOB: 0 BB: 0 P: 9	R: 1 E: 0 K: 1 S: 14	H: 2 LOB: 1 BB: 0 P: 22	R: 3 E: 1 K: 1 S: 14	H: 4 LOB: 1 BB: 0 P: 23	R: 0 E: 0 K: 2 S: 14	H: 0 LOB: 0 BB: 0 P: 18	R: 0 E: 0 K: 0 S: 11	H: 1 LOB: 1 BB: 0 P: 16	R: 0 E: 0 K: 1 S: 12	H: 1 LOB: 2 BB: 0 P: 20	R: 0 E: 0 K: 0 S: 7	H: 0 LOB: 0 BB: 0 P: 11	R: 0 E: 0 K: 1 S: 8	H: 1 LOB: 1 BB: 0 P: 15	1B: 8 2B: 1 3B: 0 HR: 0	SF: 0 SAC: 0 DP: 0 HBP: 1	WP: 0 PB: 0 SB: 2 CS: 0	PA: 37		
<b>PITCHER</b>	IP WLS BF H R ER SO BB IBB HBP BLK WP HR S P ERA WHIP	IP WLS BF H R ER SO BB IBB HBP BLK WP HR S P ERA WHIP	IP WLS BF H R ER SO BB IBB HBP BLK WP HR S P ERA WHIP	IP WLS BF H R ER SO BB IBB HBP BLK WP HR S P ERA WHIP	IP WLS BF H R ER SO BB IBB HBP BLK WP HR S P ERA WHIP	IP WLS BF H R ER SO BB IBB HBP BLK WP HR S P ERA WHIP	IP WLS BF H R ER SO BB IBB HBP BLK WP HR S P ERA WHIP	IP WLS BF H R ER SO BB IBB HBP BLK WP HR S P ERA WHIP	IP WLS BF H R ER SO BB IBB HBP BLK WP HR S P ERA WHIP	IP WLS BF H R ER SO BB IBB HBP BLK WP HR S P ERA WHIP	IP WLS BF H R ER SO BB IBB HBP BLK WP HR S P ERA WHIP	IP WLS BF H R ER SO BB IBB HBP BLK WP HR S P ERA WHIP	IP WLS BF H R ER SO BB IBB HBP BLK WP HR S P ERA WHIP	IP WLS BF H R ER SO BB IBB HBP BLK WP HR S P ERA WHIP	IP WLS BF H R ER SO BB IBB HBP BLK WP HR S P ERA WHIP	IP WLS BF H R ER SO BB IBB HBP BLK WP HR S P ERA WHIP	IP WLS BF H R ER SO BB IBB HBP BLK WP HR S P ERA WHIP	IP WLS BF H R ER SO BB IBB HBP BLK WP HR S P ERA WHIP	IP WLS BF H R ER SO BB IBB HBP BLK WP HR S P ERA WHIP	IP WLS BF H R ER SO BB IBB HBP BLK WP HR S P ERA WHIP	IP WLS BF H R ER SO BB IBB HBP BLK WP HR S P ERA WHIP	IP WLS BF H R ER SO BB IBB HBP BLK WP HR S P ERA WHIP

Seattle Mariners @ Los Angeles Dodgers  
 Dodger Stadium, Los Angeles, CA  
 Sun Jun 28 2009, 1:10 PM PDT  
 Att: 49,355 - Sunny - 89 F

AB	36
R	4
H	9
RBI	4
BB	0
SO	6
LOB	13



Batter	1	2	3	4	5	6	7	8	9	AB	R	H	RBI	BB	SO	LOB	BOTTOM						
9 Juan Pierre, L (1,7) OBP: 0.384, SLG: 0.414	L5						G3			3	0	1	0	0	0	1							
16 Andre Ethier, L (1,9) OBP: 0.357, SLG: 0.481	K									3	0	0	1	0	2	1							
13 Orlando Hudson, S (1,4) OBP: 0.371, SLG: 0.438	F9									4	0	0	0	0	0	1							
23 Casey Blake, R (1,5) OBP: 0.359, SLG: 0.508		F9								4	0	0	0	0	0	0							
7 James Loney, L (1,3) OBP: 0.343, SLG: 0.389		P6								3	0	0	0	1	0	0							
55 Russell Martin, R (1,2) OBP: 0.367, SLG: 0.300										3	0	1	0	1	0	1							
27 Matt Kemp, R (1,8) OBP: 0.373, SLG: 0.489										4	1	1	1	0	1	1							
14 Juan Castro, R (1,6) OBP: 0.403, SLG: 0.436										2	1	1	0	0	1	0							
15 Rafael Furcal, S (7,PH) OBP: 0.320, SLG: 0.328										1	0	1	0	0	0	0							
18 Hiroki Kuroda, R (1,1)										1	0	0	0	0	1	0							
45 Brent Leach, R (7,1)										0	0	0	0	0	0	0							
54 Ronald Belisario, R (7,1)										0	0	0	0	0	0	0							
12 Brad Ausmus, R (7,PH) OBP: 0.333, SLG: 0.306										1	0	0	0	0	0	1							
38 Ramon Troncoso, R (8,1)										0	0	0	0	0	0	0							
<b>Inning Stats</b>	R: 0 E: 0 K: 1 S: 8	H: 0 LOB: 0 BB: 0 P: 11	R: 0 E: 0 K: 0 S: 6	H: 1 LOB: 1 BB: 0 P: 10	R: 0 E: 0 K: 2 S: 8	H: 0 LOB: 1 BB: 0 P: 12	R: 0 E: 0 K: 0 S: 10	H: 0 LOB: 1 BB: 1 P: 18	R: 2 E: 0 K: 0 S: 15	H: 3 LOB: 1 BB: 0 P: 21	R: 0 E: 0 K: 0 S: 7	H: 0 LOB: 0 BB: 1 P: 13	R: 0 E: 0 K: 0 S: 9	H: 1 LOB: 1 BB: 0 P: 13	R: 0 E: 0 K: 1 S: 11	H: 0 LOB: 0 BB: 0 P: 18	R: 0 E: 0 K: 1 S: 6	H: 0 LOB: 0 BB: 0 P: 11	1B: 3 2B: 1 3B: 0 HR: 1	SF: 1 SAC: 1 DP: 0 HBP: 1	WP: 0 PB: 0 SB: 0 CS: 1	PA: 35	
<b>PITCHER</b>	IP WLS BF H R ER SO BB IBB HBP BLK WP HR S P ERA WHIP	IP WLS BF H R ER SO BB IBB HBP BLK WP HR S P ERA WHIP	IP WLS BF H R ER SO BB IBB HBP BLK WP HR S P ERA WHIP	IP WLS BF H R ER SO BB IBB HBP BLK WP HR S P ERA WHIP	IP WLS BF H R ER SO BB IBB HBP BLK WP HR S P ERA WHIP	IP WLS BF H R ER SO BB IBB HBP BLK WP HR S P ERA WHIP	IP WLS BF H R ER SO BB IBB HBP BLK WP HR S P ERA WHIP	IP WLS BF H R ER SO BB IBB HBP BLK WP HR S P ERA WHIP	IP WLS BF H R ER SO BB IBB HBP BLK WP HR S P ERA WHIP	IP WLS BF H R ER SO BB IBB HBP BLK WP HR S P ERA WHIP	IP WLS BF H R ER SO BB IBB HBP BLK WP HR S P ERA WHIP	IP WLS BF H R ER SO BB IBB HBP BLK WP HR S P ERA WHIP	IP WLS BF H R ER SO BB IBB HBP BLK WP HR S P ERA WHIP	IP WLS BF H R ER SO BB IBB HBP BLK WP HR S P ERA WHIP	IP WLS BF H R ER SO BB IBB HBP BLK WP HR S P ERA WHIP	IP WLS BF H R ER SO BB IBB HBP BLK WP HR S P ERA WHIP	IP WLS BF H R ER SO BB IBB HBP BLK WP HR S P ERA WHIP	IP WLS BF H R ER SO BB IBB HBP BLK WP HR S P ERA WHIP	IP WLS BF H R ER SO BB IBB HBP BLK WP HR S P ERA WHIP	IP WLS BF H R ER SO BB IBB HBP BLK WP HR S P ERA WHIP	IP WLS BF H R ER SO BB IBB HBP BLK WP HR S P ERA WHIP	IP WLS BF H R ER SO BB IBB HBP BLK WP HR S P ERA WHIP	IP WLS BF H R ER SO BB IBB HBP BLK WP HR S P ERA WHIP

Seattle Mariners @ Los Angeles Dodgers  
 Dodger Stadium, Los Angeles, CA  
 Sun Jun 28 2009, 1:10 PM PDT  
 Att: 49,355 - Sunny - 89 F

AB	29
R	2
H	5
RBI	2
BB	2
SO	5
LOB	6









Batter	1	2	3	4	5	6	7	8	9	AB	R	H	RBI	BB	SO	LOB	TOP										
51 Ichiro Suzuki, L (1, 9) OBP: 0.400, SLG: 0.493	G4-3		G4-3		FC6-4			G1-3		4	0	0	0	0	0	1	<b>Seattle Mariners @ New York Yankees</b> Yankee Stadium, Bronx, NY Wed Jul 01 2009, 7:05 PM EDT Att: 45,285 - Partly Cloudy - 72 F										
30 Russell Branyan, L (1, 3) OBP: 0.394, SLG: 0.596	K		K					K		4	0	0	0	0	4	0											
4 Jose Lopez, R (1, 4) OBP: 0.288, SLG: 0.423	F9									4	1	1	0	0	0	0											
24 Ken Griffey Jr., L (1, 10) OBP: 0.332, SLG: 0.418										4	1	2	1	0	0	1											
21 Franklin Gutierrez, R (1, 8) OBP: 0.346, SLG: 0.409										3	0	2	0	1	0	0											
25 Wladimir Balentien, R (1, 7) OBP: 0.273, SLG: 0.362										3	0	0	1	0	1	3											
6 Chris Woodward, R (1, 5) OBP: 0.400, SLG: 0.333										3	0	0	0	0	1	2											
32 Rob Johnson, R (1, 2) OBP: 0.241, SLG: 0.293										3	0	1	0	0	0	2											
3 Ronny Cedeno, R (1, 6) OBP: 0.212, SLG: 0.252										3	0	0	0	0	0	1											
<b>Inning Stats</b>	R: 0 E: 0 K: 1 S: 7	H: 0 LOB: 0 BB: 0 P: 9	R: 0 E: 0 K: 1 S: 15	H: 2 LOB: 2 BB: 0 P: 21	R: 0 E: 0 K: 1 S: 10	H: 0 LOB: 0 BB: 0 P: 15	R: 1 E: 0 K: 0 S: 4	H: 1 LOB: 0 BB: 1 P: 11	R: 0 E: 0 K: 0 S: 7	H: 1 LOB: 1 BB: 0 P: 8	R: 1 E: 0 K: 1 S: 14	H: 2 LOB: 0 BB: 0 P: 22	R: 0 E: 0 K: 1 S: 6	H: 0 LOB: 0 BB: 0 P: 12	R: 0 E: 0 K: 1 S: 6	H: 0 LOB: 0 BB: 0 P: 15	R: 0 E: 0 K: 0 S: 11	H: 0 LOB: 0 BB: 0 P: 15	1B: 4 2B: 1 3B: 0 HR: 1	SF: 0 SAC: 0 DP: 0 HBP: 0	WP: 0 SB: 0 CS: 1	PA: 34					
<b>PITCHER</b>	IP	WLS	BF	H	R	ER	SO	BB	IBB	HBP	BLK	WP	HR	S	P	ERA	WHIP										
46 Andy Pettitte, L (1, 1) ERA: 4.25	7.0	W	26	6	2	2	5	1	0	0	0	0	1	63	98	2.57	1.000										
91 Alfredo Aceves, R (8, 1) ERA: 2.14	0.1	H	1	0	0	0	0	0	0	0	0	0	0	2	5	0.00	0.000										
48 Phil Coke, L (8, 1) ERA: 3.18	0.2	H	2	0	0	0	1	0	0	0	0	0	0	4	7	0.00	0.000										
42 Mariano Rivera, R (9, 1) ERA: 2.76	1.0	S	3	0	0	0	0	0	0	0	0	0	0	11	15	0.00	0.000										

Batter	1	2	3	4	5	6	7	8	9	AB	R	H	RBI	BB	SO	LOB	BOTTOM										
2 Derek Jeter, R (1, 6) OBP: 0.383, SLG: 0.449	F8		F9							3	0	1	0	0	0	0	<b>Seattle Mariners @ New York Yankees</b> Yankee Stadium, Bronx, NY Wed Jul 01 2009, 7:05 PM EDT Att: 45,285 - Partly Cloudy - 72 F										
18 Johnny Damon, L (1, 7) OBP: 0.369, SLG: 0.541										3	1	1	1	1	1	2											
25 Mark Teixeira, S (1, 3) OBP: 0.386, SLG: 0.567										4	1	2	0	0	1	0											
13 Alex Rodriguez, R (1, 10) OBP: 0.401, SLG: 0.515										4	1	2	2	0	0	2											
20 Jorge Posada, S (1, 2) OBP: 0.359, SLG: 0.500										4	0	0	0	0	2	1											
24 Robinson Cano, L (1, 4) OBP: 0.332, SLG: 0.481										3	0	1	0	0	0	0											
33 Nick Swisher, S (1, 9) OBP: 0.371, SLG: 0.494										3	0	1	0	0	1	0											
11 Brett Gardner, L (9, 8) OBP: 0.367, SLG: 0.421										0	0	0	0	0	0	0											
53 Melky Cabrera, S (1, 8) OBP: 0.346, SLG: 0.454										3	1	1	1	0	0	2											
12 Cody Ransom, R (1, 5) OBP: 0.230, SLG: 0.328										3	0	0	0	0	1	0											
<b>Inning Stats</b>	R: 0 E: 0 K: 0 S: 11	H: 1 LOB: 1 BB: 1 P: 20	R: 0 E: 0 K: 1 S: 6	H: 2 LOB: 1 BB: 0 P: 9	R: 1 E: 0 K: 2 S: 13	H: 1 LOB: 0 BB: 0 P: 21	R: 0 E: 0 K: 0 S: 3	H: 0 LOB: 0 BB: 0 P: 5	R: 1 E: 0 K: 2 S: 12	H: 1 LOB: 1 BB: 0 P: 21	R: 2 E: 0 K: 1 S: 9	H: 2 LOB: 0 BB: 0 P: 13	R: 0 E: 0 K: 0 S: 6	H: 1 LOB: 1 BB: 0 P: 11	R: 0 E: 0 K: 0 S: 6	H: 1 LOB: 0 BB: 0 P: 8	1B: 6 2B: 0 3B: 0 HR: 3	SF: 0 SAC: 0 DP: 3 HBP: 1	WP: 0 SB: 0 CS: 0	PA: 32							
<b>PITCHER</b>	IP	WLS	BF	H	R	ER	SO	BB	IBB	HBP	BLK	WP	HR	S	P	ERA	WHIP										
56 Jarrod Washburn, L (1, 1) ERA: 3.36	7.0	L	29	8	4	4	6	1	0	1	0	0	3	60	100	5.14	1.286										
43 Miguel Batista, R (8, 1) ERA: 2.65	1.0		3	1	0	0	0	0	0	0	0	0	0	6	8	0.00	1.000										

AB 31  
R 2  
H 6  
RBI 2  
BB 1  
SO 6  
LOB 10



AB 30  
R 4  
H 9  
RBI 4  
BB 1  
SO 6  
LOB 7





Batter	1	2	3	4	5	6	7	8	9	AB	R	H	RBI	BB	SO	LOB	TOP				
51 Ichiro Suzuki, L (1,9) OBP: 0.403, SLG: 0.500										4	2	2	2	1	1	0					
30 Russell Branyan, L (1,3) OBP: 0.395, SLG: 0.602										4	1	1	2	1	3	2					
4 Jose Lopez, R (1,4) OBP: 0.286, SLG: 0.417										4	0	0	1	1	1	3					
5 Mike Sweeney, R (1,10)										5	0	0	0	0	1	1					
21 Franklin Gutierrez, R (1,8) OBP: 0.351, SLG: 0.426										5	2	3	1	0	0	0					
2 Kenji Johjima, R (1,2) OBP: 0.290, SLG: 0.388										3	2	2	0	0	1						
12 Ryan Langerhans, L (1,7) OBP: 0.500, SLG: 0.750										4	0	2	0	0	0	2					
6 Chris Woodward, R (1,5) OBP: 0.417, SLG: 0.381										3	1	2	2	0	1	1					
3 Ronny Cedeno, R (1,6) OBP: 0.205, SLG: 0.243										4	0	0	0	0	2	4					
<b>Inning Stats</b>	R: 1 E: 0 K: 2 S: 10	H: 1 LOB: 0 BB: 0 P: 13	R: 2 E: 0 K: 1 S: 15	H: 3 LOB: 0 BB: 20 P: 20	R: 0 E: 0 K: 2 S: 9	H: 0 LOB: 1 BB: 1 P: 17	R: 3 E: 0 K: 2 S: 22	H: 4 LOB: 1 BB: 0 P: 31	R: 0 E: 0 K: 0 S: 6	H: 1 LOB: 3 BB: 0 P: 9	R: 0 E: 0 K: 2 S: 13	H: 0 LOB: 0 BB: 0 P: 14	R: 0 E: 0 K: 0 S: 8	H: 1 LOB: 0 BB: 0 P: 10	R: 2 E: 1 K: 0 S: 9	H: 1 LOB: 0 BB: 0 P: 12	1B: 7 2B: 3 3B: 0 HR: 2	SF: 1 SAC: 0 DP: 0 HBP: 1	WP: 0 PB: 0 SB: 1 CS: 2	PA: 43	
<b>PITCHER</b>	IP WLS BF H R ER SO BB IBB HBP BLK WP HR S P ERA WHIP	IP WLS BF H R ER SO BB IBB HBP BLK WP HR S P ERA WHIP	IP WLS BF H R ER SO BB IBB HBP BLK WP HR S P ERA WHIP	IP WLS BF H R ER SO BB IBB HBP BLK WP HR S P ERA WHIP	IP WLS BF H R ER SO BB IBB HBP BLK WP HR S P ERA WHIP	IP WLS BF H R ER SO BB IBB HBP BLK WP HR S P ERA WHIP	IP WLS BF H R ER SO BB IBB HBP BLK WP HR S P ERA WHIP	IP WLS BF H R ER SO BB IBB HBP BLK WP HR S P ERA WHIP	IP WLS BF H R ER SO BB IBB HBP BLK WP HR S P ERA WHIP	IP WLS BF H R ER SO BB IBB HBP BLK WP HR S P ERA WHIP	IP WLS BF H R ER SO BB IBB HBP BLK WP HR S P ERA WHIP	IP WLS BF H R ER SO BB IBB HBP BLK WP HR S P ERA WHIP	IP WLS BF H R ER SO BB IBB HBP BLK WP HR S P ERA WHIP	IP WLS BF H R ER SO BB IBB HBP BLK WP HR S P ERA WHIP	IP WLS BF H R ER SO BB IBB HBP BLK WP HR S P ERA WHIP	IP WLS BF H R ER SO BB IBB HBP BLK WP HR S P ERA WHIP	IP WLS BF H R ER SO BB IBB HBP BLK WP HR S P ERA WHIP	IP WLS BF H R ER SO BB IBB HBP BLK WP HR S P ERA WHIP	IP WLS BF H R ER SO BB IBB HBP BLK WP HR S P ERA WHIP	IP WLS BF H R ER SO BB IBB HBP BLK WP HR S P ERA WHIP	IP WLS BF H R ER SO BB IBB HBP BLK WP HR S P ERA WHIP
52 CC Sabathia, L (1,1) ERA: 3.85	5.2	L	29	10	6	6	8	2	1	0	0	0	0	0	1	70	107	9.53	2.118		
91 Alfredo Aceves, R (6,1) ERA: 2.25	2.1	9	2	2	1	1	0	0	0	1	0	0	0	1	22	35	3.86	0.857			
30 David Robertson, R (9,1) ERA: 2.45	1.0	3	0	0	0	0	0	0	0	0	0	0	0	6	8	0.00	0.000				

Seattle Mariners @ New York Yankees  
Yankee Stadium, Bronx, NY  
Thu Jul 02 2009, 7:05 PM EDT  
Att: 46,142 - Cloudy - 73 F


AB 36  
R 8  
H 12  
RBI 8  
BB 3  
SO 9  
LOB 14



Batter	1	2	3	4	5	6	7	8	9	AB	R	H	RBI	BB	SO	LOB	BOTTOM					
2 Derek Jeter, R (1,6) OBP: 0.381, SLG: 0.447										4	0	1	0	0	1	1						
18 Johnny Damon, L (1,7) OBP: 0.364, SLG: 0.533										4	0	0	0	0	0	1						
25 Mark Teixeira, S (1,3) OBP: 0.381, SLG: 0.559										4	0	0	0	0	0	1						
13 Alex Rodriguez, R (1,5) OBP: 0.398, SLG: 0.506										3	1	0	0	1	1	0						
24 Robinson Cano, L (1,4) OBP: 0.340, SLG: 0.489										3	2	3	0	1	0	0						
33 Nick Swisher, S (1,9) OBP: 0.366, SLG: 0.492										3	0	1	1	0	1	2						
55 Hideki Matsui, L (1,10) OBP: 0.350, SLG: 0.488										3	1	2	3	0	0	2						
53 Melky Cabrera, S (1,8) OBP: 0.340, SLG: 0.445										4	0	0	0	0	1	4						
29 Francisco Cervelli, R (1,2) OBP: 0.278, SLG: 0.329										3	0	0	0	0	0	2						
20 Jorge Posada, S (9,PH) OBP: 0.368, SLG: 0.497										1	0	0	0	0	1	2						
<b>Inning Stats</b>	R: 0 E: 0 K: 0 S: 7	H: 0 LOB: 0 BB: 0 P: 11	R: 2 E: 1 K: 1 S: 18	H: 1 LOB: 1 BB: 1 P: 32	R: 0 E: 0 K: 0 S: 7	H: 1 LOB: 0 BB: 0 P: 10	R: 2 E: 0 K: 1 S: 9	H: 2 LOB: 0 BB: 0 P: 12	R: 0 E: 0 K: 0 S: 4	H: 0 LOB: 0 BB: 0 P: 9	R: 0 E: 0 K: 1 S: 7	H: 0 LOB: 1 BB: 1 P: 13	R: 0 E: 0 K: 1 S: 9	H: 1 LOB: 0 BB: 0 P: 12	R: 0 E: 0 K: 0 S: 6	H: 0 LOB: 0 BB: 0 P: 10	R: 0 E: 0 K: 1 S: 20	H: 2 LOB: 2 BB: 0 P: 29	1B: 4 2B: 2 3B: 0 HR: 1	SF: 2 SAC: 0 DP: 0 HBP: 0	WP: 0 PB: 0 SB: 0 CS: 1	PA: 36
<b>PITCHER</b>	IP WLS BF H R ER SO BB IBB HBP BLK WP HR S P ERA WHIP	IP WLS BF H R ER SO BB IBB HBP BLK WP HR S P ERA WHIP	IP WLS BF H R ER SO BB IBB HBP BLK WP HR S P ERA WHIP	IP WLS BF H R ER SO BB IBB HBP BLK WP HR S P ERA WHIP	IP WLS BF H R ER SO BB IBB HBP BLK WP HR S P ERA WHIP	IP WLS BF H R ER SO BB IBB HBP BLK WP HR S P ERA WHIP	IP WLS BF H R ER SO BB IBB HBP BLK WP HR S P ERA WHIP	IP WLS BF H R ER SO BB IBB HBP BLK WP HR S P ERA WHIP	IP WLS BF H R ER SO BB IBB HBP BLK WP HR S P ERA WHIP	IP WLS BF H R ER SO BB IBB HBP BLK WP HR S P ERA WHIP	IP WLS BF H R ER SO BB IBB HBP BLK WP HR S P ERA WHIP	IP WLS BF H R ER SO BB IBB HBP BLK WP HR S P ERA WHIP	IP WLS BF H R ER SO BB IBB HBP BLK WP HR S P ERA WHIP	IP WLS BF H R ER SO BB IBB HBP BLK WP HR S P ERA WHIP	IP WLS BF H R ER SO BB IBB HBP BLK WP HR S P ERA WHIP	IP WLS BF H R ER SO BB IBB HBP BLK WP HR S P ERA WHIP	IP WLS BF H R ER SO BB IBB HBP BLK WP HR S P ERA WHIP	IP WLS BF H R ER SO BB IBB HBP BLK WP HR S P ERA WHIP	IP WLS BF H R ER SO BB IBB HBP BLK WP HR S P ERA WHIP	IP WLS BF H R ER SO BB IBB HBP BLK WP HR S P ERA WHIP	IP WLS BF H R ER SO BB IBB HBP BLK WP HR S P ERA WHIP	IP WLS BF H R ER SO BB IBB HBP BLK WP HR S P ERA WHIP
38 Jason Vargas, L (1,1) ERA: 4.14	4.0	W	7	4	4	4	0	1	1	0	0	0	0	0	0	0	0	9.00	1.250			
43 Miguel Batista, R (5,1) ERA: 2.72	2.0	W	7	0	0	0	1	1	0	0	0	0	0	0	11	22	0.00	0.500				
57 Mark Lowe, R (7,1) ERA: 3.11	2.0	H	7	1	0	0	1	0	0	0	0	0	0	15	22	0.00	0.500					
53 David Aardsma, R (9,1) ERA: 1.45	1.0	5	2	0	0	0	1	0	0	0	0	0	0	0	20	29	0.00	2.000				

Seattle Mariners @ New York Yankees  
Yankee Stadium, Bronx, NY  
Thu Jul 02 2009, 7:05 PM EDT  
Att: 46,142 - Cloudy - 73 F

AB 32  
R 4  
H 7  
RBI 4  
BB 2  
SO 5  
LOB 15





Batter	1	2	3	4	5	6	7	8	9	10	11	AB	R	H	RBI	BB	SO	LOB	TOP					
51 Ichiro Suzuki, L OBP: 0.402, SLG: 0.495	G6-3		30 1B	G6-3			G6-3		G4-3		IBB	5	0	1	0	1	0	1						
30 Russell Branyan, L OBP: 0.390, SLG: 0.592	K		1-2 1B		P6		F7			L8	G4-3	6	0	1	1	0	1	3						
4 Jose Lopez, R OBP: 0.292, SLG: 0.435		2B		F6		L5						5	1	3	1	0	0	2						
24 Ken Griffey Jr., L OBP: 0.325, SLG: 0.408	G4-3		P4		G3-1			F7				5	0	0	0	0	1	4						
21 Franklin Gutierrez, R OBP: 0.348, SLG: 0.421		G6-3		P3		F8		K				5	1	1	0	0	1	0						
12 Ryan Langerhans, L OBP: 0.556, SLG: 0.875	L3			G4-3		G4-3						4	2	2	0	1	0	0						
6 Chris Woodward, R OBP: 0.357, SLG: 0.320		P3		F8		F8		G6-3				4	0	0	0	0	0	2						
32 Rob Johnson, R OBP: 0.254, SLG: 0.328			51 1B	30 1B	2B	3 HR	2B		P4			5	2	3	3	0	1	0						
3 Ronny Cedeno, R OBP: 0.213, SLG: 0.277		F9				51 G6-3	51 S		B3			5	1	2	2	0	1	2						
<b>Inning Stats</b>	R: 0 E: 0 K: 1 S: 10	H: 1 LOB: 1 BB: 0 P: 13	R: 0 E: 0 K: 0 S: 7	H: 0 LOB: 0 BB: 0 P: 10	R: 1 E: 0 K: 0 S: 14	H: 3 LOB: 2 BB: 0 P: 17	R: 3 E: 0 K: 0 S: 15	H: 3 LOB: 0 BB: 0 P: 21	R: 0 E: 0 K: 0 S: 6	H: 0 LOB: 0 BB: 0 P: 9	R: 0 E: 0 K: 1 S: 11	H: 1 LOB: 1 BB: 0 P: 17	R: 1 E: 0 K: 1 S: 11	H: 2 LOB: 1 BB: 0 P: 18	R: 0 E: 0 K: 0 S: 5	H: 0 LOB: 0 BB: 0 P: 8	R: 0 E: 0 K: 1 S: 7	H: 1 LOB: 1 BB: 0 P: 10	R: 2 E: 0 K: 1 S: 13	H: 2 LOB: 2 BB: 2 P: 26	1B: 5 2B: 7 3B: 0 HR: 2	SF: 0 SAC: 1 DP: 1 HBP: 0	WP: 0 PB: 0 SB: 1 CS: 1	PA: 47
<b>PITCHER</b>	IP: 8.0 WLS: 34 BF: 10 H: 5 R: 5 ER: 3 SO: 3 BB: 0 IBB: 0 HBP: 0 BLK: 0 WP: 0 HR: 2 S: 81 P: 112 ERA: 5.62 WHIP: 1.250																							

Seattle Mariners @ Boston Red Sox  
Fenway Park, Boston, MA  
Fri Jul 03 2009, 7:10 PM EDT  
Att: 38,078 - Cloudy - 74 F

AB	44
R	7
H	13
RBI	7
BB	2
SO	5
LOB	14



Batter	1	2	3	4	5	6	7	8	9	10	11	AB	R	H	RBI	BB	SO	LOB	BOTTOM					
7 J.D. Drew, L OBP: 0.385, SLG: 0.496	F8				G3-1				G4-3			6	1	2	1	0	1	2						
15 Dustin Pedroia, R OBP: 0.369, SLG: 0.561	34 2B	K			G6-3			G6-3				6	1	1	0	0	1	3						
20 Kevin Youkilis, R OBP: 0.431, SLG: 0.580	F7			G5-3		P6						5	0	0	0	0	1	1						
34 David Ortiz, L OBP: 0.317, SLG: 0.385	44 2B	11 WP		P5		G4-3		F7				4	1	0	0	1	0	0						
44 Jason Bay, R OBP: 0.371, SLG: 0.535	11 WP			K		K						4	1	1	1	1	2	0						
11 Mark Kotsay, L OBP: 0.327, SLG: 0.400				G4-3		2 1B						5	1	2	0	0	1	1						
2 Jacoby Ellsbury, L OBP: 0.350, SLG: 0.401		G3		G3				F7				5	0	1	0	0	0	2						
22 Nick Green, R OBP: 0.332, SLG: 0.424		16 1B			16 BLK							4	0	2	2	1	1	2						
16 George Kottaras, L OBP: 0.269, SLG: 0.397		7 WP			K			F9		P2		5	1	2	1	0	1	2						
<b>Inning Stats</b>	R: 2 E: 0 K: 1 S: 12	H: 2 LOB: 1 BB: 1 P: 19	R: 0 E: 0 K: 2 S: 13	H: 2 LOB: 2 BB: 0 P: 17	R: 0 E: 0 K: 1 S: 7	H: 0 LOB: 0 BB: 0 P: 11	R: 0 E: 0 K: 1 S: 10	H: 0 LOB: 1 BB: 1 P: 20	R: 0 E: 0 K: 2 S: 13	H: 2 LOB: 2 BB: 0 P: 18	R: 1 E: 0 K: 0 S: 9	H: 1 LOB: 0 BB: 0 P: 11	R: 2 E: 0 K: 0 S: 13	H: 2 LOB: 1 BB: 1 P: 25	R: 0 E: 0 K: 1 S: 8	H: 0 LOB: 0 BB: 0 P: 12	R: 0 E: 0 K: 0 S: 12	H: 0 LOB: 0 BB: 0 P: 16	R: 1 E: 0 K: 0 S: 17	H: 2 LOB: 1 BB: 0 P: 26	1B: 5 2B: 4 3B: 0 HR: 2	SF: 0 SAC: 0 DP: 0 HBP: 0	WP: 2 PB: 0 SB: 1 CS: 0	PA: 47
<b>PITCHER</b>	IP: 7.0 WLS: 7 BF: 30 H: 7 R: 3 ER: 2 SO: 7 BB: 2 IBB: 0 HBP: 0 BLK: 1 WP: 2 HR: 1 S: 70 P: 105 ERA: 3.86 WHIP: 1.286																							

Seattle Mariners @ Boston Red Sox  
Fenway Park, Boston, MA  
Fri Jul 03 2009, 7:10 PM EDT  
Att: 38,078 - Cloudy - 74 F

AB	44
R	6
H	11
RBI	5
BB	3
SO	8
LOB	13





Batter	1	2	3	4	5	6	7	8	9	AB R H RBI BB SO LOB	TOP											
51 Ichiro Suzuki, L (1,9) OBP: 0.399, SLG: 0.491										5 1 1 0 0 1 5	<b>Seattle Mariners @ Boston Red Sox</b> Fenway Park, Boston, MA Sat Jul 04 2009, 1:05 PM EDT Att: 37,656 - Cloudy - 75 F											
30 Russell Branyan, L (1,3) OBP: 0.388, SLG: 0.593										3 0 1 2 0 2 0												
4 Jose Lopez, R (1,4) OBP: 0.291, SLG: 0.432										4 0 1 0 0 0 1												
24 Ken Griffey Jr., L (1,10) OBP: 0.324, SLG: 0.402										3 0 0 0 1 1 1												
25 Vladimir Valentinov, R (9,PR) OBP: 0.273, SLG: 0.362										0 1 0 0 0 0 0												
21 Franklin Gutierrez, R (1,8) OBP: 0.347, SLG: 0.418										4 0 1 0 0 1 1												
12 Ryan Langerhans, L (1,7) OBP: 0.538, SLG: 0.700										2 0 0 0 2 1 0												
2 Kenji Johjima, R (1,2) OBP: 0.288, SLG: 0.377										3 0 0 0 1 1 2												
6 Chris Woodward, R (1,5) OBP: 0.406, SLG: 0.357										3 1 2 1 1 0 0												
3 Ronny Cedeno, R (1,6) OBP: 0.214, SLG: 0.276										4 0 1 0 0 1 4												
<b>Inning Stats</b>	R: 0 E: 0 K: 2 S: 12	H: 1 LOB: 1 BB: 0 P: 15	R: 0 E: 0 K: 2 S: 7	H: 0 LOB: 0 BB: 0 P: 11	R: 1 E: 0 K: 0 S: 15	H: 2 LOB: 1 BB: 0 P: 20	R: 0 E: 0 K: 1 S: 11	H: 1 LOB: 2 BB: 1 P: 19	R: 1 E: 0 K: 0 S: 16	H: 2 LOB: 1 BB: 0 P: 22	R: 0 E: 0 K: 1 S: 10	H: 0 LOB: 0 BB: 0 P: 15	R: 0 E: 0 K: 0 S: 9	H: 0 LOB: 1 BB: 1 P: 15	R: 0 E: 0 K: 1 S: 10	H: 0 LOB: 0 BB: 0 P: 15	R: 1 E: 0 K: 1 S: 19	H: 1 LOB: 3 BB: 3 P: 38	1B: 6 2B: 1 3B: 0 HR: 0	SF: 1 SAC: 0 DP: 1 HBP: 0	WP: 0 PB: 0 SB: 0 CS: 0	PA: 37
<b>PITCHER</b>	IP WLS BF H R ER SO BB IBB HBP BLK WP HR S P ERA WHIP											IP WLS BF H R ER SO BB IBB HBP BLK WP HR S P ERA WHIP										
36 Brad Penny, R (1,1) ERA: 4.67	6.0 24 6 2 2 6 1 0 0 0 0 0 0 71 102 3.00 1.167																					
63 Justin Masterson, R (7,1) ERA: 4.21	1.0 3 0 0 0 0 1 0 0 0 0 0 0 9 15 0.00 1.000																					
37 Hideki Okajima, L (8,1) ERA: 3.34	1.0 3 0 0 0 0 0 0 0 0 0 0 0 10 15 0.00 0.000																					
24 Takashi Saito, R (9,1) ERA: 3.45	1.0 L 7 1 1 1 1 3 0 0 0 0 0 0 19 38 9.00 4.000																					

Batter	1	2	3	4	5	6	7	8	9	AB R H RBI BB SO LOB	BOTTOM											
7 J.D. Drew, L (1,9) OBP: 0.383, SLG: 0.490										3 0 0 0 1 2 2	<b>Seattle Mariners @ Boston Red Sox</b> Fenway Park, Boston, MA Sat Jul 04 2009, 1:05 PM EDT Att: 37,656 - Cloudy - 75 F											
15 Dustin Pedroia, R (1,4) OBP: 0.365, SLG: 0.377										4 0 0 0 0 1 1												
20 Kevin Youkilis, R (1,5) OBP: 0.429, SLG: 0.579										4 0 1 0 0 1 1												
44 Jason Bay, R (1,7) OBP: 0.366, SLG: 0.528										4 0 0 0 0 1 1												
5 Rocco Baldelli, R (1,10) OBP: 0.360, SLG: 0.481										1 1 0 0 1 0 1												
34 David Ortiz, L (8,PH) OBP: 0.316, SLG: 0.384										1 0 0 0 0 0 0												
33 Jason Varitek, S (1,2) OBP: 0.343, SLG: 0.490										3 1 2 2 1 0 0												
2 Jacoby Ellsbury, L (1,8) OBP: 0.348, SLG: 0.399										4 0 1 0 0 0 3												
55 Jeff Bailey, R (1,3) OBP: 0.330, SLG: 0.416										3 0 0 0 0 0 4												
11 Mark Kotsay, L (8,3) OBP: 0.321, SLG: 0.392										1 0 0 0 0 0 0												
23 Julio Lugo, R (1,6) OBP: 0.364, SLG: 0.381										2 0 0 0 1 1 1												
16 George Kottaras, L (9,PH) OBP: 0.286, SLG: 0.392										1 0 0 0 0 1 0												
<b>Inning Stats</b>	R: 0 E: 0 K: 2 S: 10	H: 0 LOB: 0 BB: 0 P: 14	R: 2 E: 0 K: 1 S: 12	H: 2 LOB: 2 BB: 2 P: 25	R: 0 E: 1 K: 0 S: 8	H: 0 LOB: 1 BB: 0 P: 11	R: 0 E: 0 K: 0 S: 7	H: 0 LOB: 1 BB: 1 P: 15	R: 0 E: 0 K: 1 S: 10	H: 1 LOB: 1 BB: 0 P: 14	R: 0 E: 0 K: 0 S: 8	H: 1 LOB: 0 BB: 0 P: 14	R: 0 E: 0 K: 1 S: 8	H: 0 LOB: 1 BB: 1 P: 16	R: 0 E: 0 K: 1 S: 8	H: 0 LOB: 0 BB: 0 P: 12	R: 0 E: 0 K: 1 S: 7	H: 0 LOB: 0 BB: 0 P: 10	1B: 2 2B: 1 3B: 0 HR: 1	SF: 0 SAC: 0 DP: 1 HBP: 1	WP: 0 PB: 0 SB: 0 CS: 0	PA: 36
<b>PITCHER</b>	IP WLS BF H R ER SO BB IBB HBP BLK WP HR S P ERA WHIP											IP WLS BF H R ER SO BB IBB HBP BLK WP HR S P ERA WHIP										
49 Garrett Olson, L (1,1) ERA: 4.58	6.1 28 4 2 2 5 4 0 0 0 0 0 0 11 60 1.263 2.84																					
48 Roy Corcoran, R (7,1) ERA: 7.04	1.2 W 5 0 0 0 1 0 0 0 0 0 0 0 11 17 0.00 0.000																					
53 David Aardsma, R (9,1) ERA: 1.41	1.0 S 3 0 0 0 1 0 0 0 0 0 0 0 7 10 0.00 0.000																					









Batter	1	2	3	4	5	6	7	8	9	AB	R	H	RBI	BB	SO	LOB	TOP					
1 Brian Roberts, S (1,4) OBP: 0.340, SLG: 0.438	F8		F8	F8		G5-3		G5-3	G5-3	4	0	0	0	0	0	0						
Adam Jones, R (1,8) OBP: 0.361, SLG: 0.497	K		L3	L3			G5-3			3	0	0	0	0	1	0						
21 Nick Markakis, L (1,9) OBP: 0.349, SLG: 0.447	K		L3	L3			F7			3	0	1	0	0	1	0						
17 Aubrey Huff, L (1,10) OBP: 0.330, SLG: 0.436		G6-3		F7			F9			3	0	0	0	0	0	1						
23 Ty Wigginton, R (1,3) OBP: 0.298, SLG: 0.391		L9				L7			G6-3	3	0	0	0	0	0	0						
14 Nolan Reimold, R (1,7) OBP: 0.341, SLG: 0.471		G6-3				G5-3			G5-3	3	0	0	0	0	0	0						
6 Melvin Mora, R (1,5) OBP: 0.317, SLG: 0.315			B1-3			F8			F7	3	0	0	0	0	0	0						
32 Matt Wieters, S (1,2) OBP: 0.324, SLG: 0.423			P4				G5-3		K	3	0	0	0	0	1	0						
12 Robert Andino, R (1,6) OBP: 0.269, SLG: 0.299			L6				F8		G6-3	2	0	0	0	0	0	0						
26 Oscar Salazar, R (9,PH) OBP: 0.385, SLG: 0.500										1	0	0	0	0	0	0						
<b>Inning Stats</b>	R: 0 H: 0 E: 0 K: 2 S: 10	H: 0 LOB: 0 BB: 0 P: 14	R: 0 H: 0 E: 0 K: 0 S: 7	H: 0 LOB: 0 BB: 0 P: 10	R: 0 H: 0 E: 0 K: 0 S: 9	H: 0 LOB: 0 BB: 0 P: 13	R: 0 H: 1 E: 0 K: 0 S: 12	H: 1 LOB: 1 BB: 0 P: 16	R: 0 H: 0 E: 0 K: 0 S: 6	H: 0 LOB: 0 BB: 0 P: 11	R: 0 H: 0 E: 0 K: 0 S: 12	H: 0 LOB: 0 BB: 0 P: 16	R: 0 H: 0 E: 0 K: 0 S: 4	H: 0 LOB: 0 BB: 0 P: 5	R: 0 H: 0 E: 0 K: 0 S: 6	H: 0 LOB: 0 BB: 0 P: 10	R: 0 H: 0 E: 0 K: 1 S: 9	H: 0 LOB: 0 BB: 0 P: 15	1B: 1 2B: 0 3B: 0 HR: 0	SF: 0 SAC: 0 DP: 0 HBP: 0	WP: 0 PB: 0 SB: 0 CS: 0	PA: 28
<b>PITCHER</b> 56 Jarrod Washburn, L (1,1) ERA: 3.08	IP: 9.0 WLS: W BF: 28 H: 1 R: 0 ER: 0 SO: 3 BB: 0 IBB: 0 HBP: 0 BLK: 0 WP: 0 HR: 0 S: 75 P: 110 ERA: 0.00 WHIP: 0.111															<b>PITCHER</b>						

Baltimore Orioles @ Seattle Mariners  
Safeco Field, Seattle, WA  
Mon Jul 06 2009, 7:10 PM PDT  
Att: 24,080 - Clear - 64 F

AB 28  
R 0  
H 1  
RBI 0  
BB 0  
SO 3  
LOB 1



Batter	1	2	3	4	5	6	7	8	9	AB	R	H	RBI	BB	SO	LOB	BOTTOM					
51 Ichiro Suzuki, L (1,9) OBP: 0.393, SLG: 0.482	L7		G3		G4-3	G4-3		K		5	0	1	1	0	1	2						
30 Russell Branyan, L (1,3) OBP: 0.290, SLG: 0.595	HR		BB		BB		K			2	1	1	1	2	1	0						
4 Jose Lopez, R (1,4) OBP: 0.290, SLG: 0.425	P3		K		FC5		K			4	1	1	0	0	1	3						
24 Ken Griffey Jr., L (1,10) OBP: 0.331, SLG: 0.402	G4-3				P5		F8			4	0	1	0	0	0	0						
21 Franklin Gutierrez, R (1,8) OBP: 0.354, SLG: 0.429		G4-3			G4-3					4	1	3	0	0	0	0						
12 Ryan Langerhans, L (1,7) OBP: 0.429, SLG: 0.625		G1-3			G3-1					3	1	1	1	0	0	1						
32 Rob Johnson, R (1,2) OBP: 0.261, SLG: 0.323					E6					2	1	0	0	2	1	2						
6 Chris Woodward, R (1,5) OBP: 0.350, SLG: 0.333		G3-1			G3					4	0	1	2	0	0	3						
3 Ronny Cedeno, R (1,6) OBP: 0.209, SLG: 0.282					K					4	0	0	0	0	3	3						
<b>Inning Stats</b>	R: 1 H: 1 E: 0 K: 0 S: 7	H: 1 LOB: 1 BB: 1 P: 14	R: 0 H: 0 E: 0 K: 0 S: 8	H: 1 LOB: 1 BB: 1 P: 14	R: 0 H: 0 E: 0 K: 2 S: 15	H: 0 LOB: 1 BB: 1 P: 22	R: 0 H: 0 E: 0 K: 0 S: 5	H: 0 LOB: 0 BB: 0 P: 8	R: 1 H: 1 E: 1 K: 1 S: 19	H: 1 LOB: 2 BB: 1 P: 30	R: 2 H: 3 E: 0 K: 1 S: 13	H: 3 LOB: 2 BB: 1 P: 25	R: 1 H: 3 E: 0 K: 2 S: 17	H: 3 LOB: 2 BB: 0 P: 27	R: 0 H: 0 E: 0 K: 1 S: 8	H: 0 LOB: 0 BB: 0 P: 14	R: 0 H: 0 E: 0 K: 1 S: 9	H: 0 LOB: 0 BB: 0 P: 15	1B: 5 2B: 3 3B: 0 HR: 1	SF: 1 SAC: 0 DP: 0 HBP: 0	WP: 0 PB: 0 SB: 0 CS: 1	PA: 37
<b>PITCHER</b> 35 Brad Bergesen, R (1,1) ERA: 3.59	IP: 6.0 WLS: L BF: 28 H: 6 R: 4 ER: 3 SO: 4 BB: 3 IBB: 0 HBP: 0 BLK: 0 WP: 0 HR: 1 S: 67 P: 113 ERA: 4.50 WHIP: 1.500															<b>PITCHER</b>						
25 Brian Bass, R (7,1) ERA: 4.71	IP: 1.0 WLS: 0 BF: 6 H: 3 R: 1 ER: 1 SO: 2 BB: 0 IBB: 0 HBP: 0 BLK: 0 WP: 0 HR: 0 S: 17 P: 27 ERA: 9.00 WHIP: 3.000															<b>PITCHER</b>						
31 Kam Mickolio, R (8,1) ERA:	IP: 1.0 WLS: 0 BF: 3 H: 0 R: 0 ER: 0 SO: 1 BB: 0 IBB: 0 HBP: 0 BLK: 0 WP: 0 HR: 0 S: 8 P: 14 ERA: 0.00 WHIP: 0.000															<b>PITCHER</b>						

Baltimore Orioles @ Seattle Mariners  
Safeco Field, Seattle, WA  
Mon Jul 06 2009, 7:10 PM PDT  
Att: 24,080 - Clear - 64 F

AB 32  
R 5  
H 9  
RBI 5  
BB 4  
SO 7  
LOB 14





Batter	1	2	3	4	5	6	7	8	9	AB	R	H	RBI	BB	SO	LOB	TOP						
Adam Jones, R OBP: 0.361, SLG: 0.495										5	2	2	0	0	1	1							
21 Nick Markakis, L OBP: 0.392, SLG: 0.446										3	3	1	0	1	1	0							
23 Ty Wigginton, R OBP: 0.295, SLG: 0.391										5	1	1	1	1	0	1	3						
17 Aubrey Huff, L OBP: 0.381, SLG: 0.432										3	2	0	0	2	2	2							
14 Nolan Reimold, R OBP: 0.348, SLG: 0.472										4	2	2	3	1	2	0							
30 Luke Scott, L OBP: 0.316, SLG: 0.595										4	2	3	7	0	0	0							
6 Melvin Mora, R OBP: 0.316, SLG: 0.314										4	0	1	1	0	0	2							
32 Matt Wieters, S OBP: 0.321, SLG: 0.416										4	0	1	0	0	1	1							
12 Robert Andino, R OBP: 0.268, SLG: 0.293										3	0	0	0	1	1	1							
<b>Inning Stats</b>	R: 2 H: 2 E: 0 K: 2 S: 17	LOB: 2 BB: 1 P: 28	R: 0 H: 0 E: 0 K: 3 S: 11	LOB: 0 BB: 0 P: 17	R: 0 H: 0 E: 0 K: 2 S: 9	LOB: 0 BB: 0 P: 13	R: 0 H: 0 E: 0 K: 1 S: 9	LOB: 0 BB: 0 P: 14	R: 0 H: 1 E: 0 K: 0 S: 11	LOB: 0 BB: 0 P: 15	R: 4 H: 4 E: 0 K: 0 S: 15	LOB: 0 BB: 0 P: 28	R: 6 H: 4 E: 0 K: 0 S: 12	LOB: 0 BB: 2 P: 21	R: 0 H: 0 E: 0 K: 0 S: 5	LOB: 0 BB: 0 P: 9	R: 0 H: 0 E: 0 K: 1 S: 7	LOB: 0 BB: 0 P: 10	1B: 8 2B: 1 3B: 1 HR: 1	SF: 0 SAC: 0 DP: 3 HBP: 1	WP: 0 PB: 0 SB: 0 CS: 0	PA: 41	
<b>PITCHER</b>	IP WLS BF H R ER SO BB IBB HBP BLK WP HR S P ERA WHIP	4.0 16 2 2 2 8 1 0 1 0 0 0 46 72 4.50 0.750	1.1 L 8 4 4 4 0 0 1 1 0 0 0 20 32 27.00 3.000	6.1 1.0 8 4 5 5 0 1 1 0 0 0 13 27 45.00 5.000	7.1 1.2 6 1 1 1 0 1 0 0 0 1 10 14 5.40 1.200	9.1 1.0 3 0 0 0 1 0 0 0 0 0 7 10 0.00 0.000																	
45 Erik Bedard, L ERA: 2.98																							
41 Chris Jakubauskas, R ERA: 5.74																							
23 Shawn Kelley, R ERA: 4.73																							
48 Roy Corcoran, R ERA: 6.88																							
46 Sean White, R ERA: 2.77																							
<b>Batter</b>	<b>1</b>	<b>2</b>	<b>3</b>	<b>4</b>	<b>5</b>	<b>6</b>	<b>7</b>	<b>8</b>	<b>9</b>	<b>AB</b>	<b>R</b>	<b>H</b>	<b>RBI</b>	<b>BB</b>	<b>SO</b>	<b>LOB</b>	<b>BOTTOM</b>						
51 Ichiro Suzuki, L OBP: 0.390, SLG: 0.479										4	1	1	1	0	0	2							
30 Russell Branyan, L OBP: 0.387, SLG: 0.597										4	0	0	0	1	1	2							
4 Jose Lopez, R OBP: 0.288, SLG: 0.425										5	0	1	0	0	0	3							
24 Ken Griffey Jr., L OBP: 0.337, SLG: 0.407										2	1	1	0	2	1	1							
21 Franklin Gutierrez, R OBP: 0.360, SLG: 0.441										2	1	1	3	2	1	2							
12 Ryan Langerhans, L OBP: 0.380, SLG: 0.500										4	0	0	0	0	3	6							
32 Rob Johnson, R OBP: 0.260, SLG: 0.316										3	0	0	0	1	1	2							
6 Chris Woodward, R OBP: 0.341, SLG: 0.325										4	1	1	0	0	0	1							
3 Ronny Cedeno, R OBP: 0.217, SLG: 0.297										4	0	2	0	0	0	1							
<b>Inning Stats</b>	R: 3 H: 2 E: 0 K: 0 S: 15	LOB: 0 BB: 1 P: 27	R: 0 H: 0 E: 0 K: 0 S: 6	LOB: 1 BB: 1 P: 13	R: 0 H: 0 E: 0 K: 2 S: 13	LOB: 2 BB: 2 P: 27	R: 0 H: 1 E: 0 K: 0 S: 7	LOB: 1 BB: 0 P: 11	R: 0 H: 1 E: 0 K: 2 S: 11	LOB: 2 BB: 1 P: 18	R: 0 H: 0 E: 0 K: 1 S: 8	LOB: 0 BB: 0 P: 13	R: 0 H: 0 E: 0 K: 0 S: 6	LOB: 0 BB: 0 P: 10	R: 0 H: 1 E: 0 K: 1 S: 14	LOB: 1 BB: 1 P: 24	R: 1 H: 2 E: 0 K: 1 S: 12	LOB: 1 BB: 0 P: 15	1B: 3 2B: 3 3B: 0 HR: 1	SF: 1 SAC: 0 DP: 1 HBP: 0	WP: 0 PB: 0 SB: 0 CS: 0	PA: 39	
<b>PITCHER</b>	IP WLS BF H R ER SO BB IBB HBP BLK WP HR S P ERA WHIP	2.1 13 2 3 3 0 4 0 0 0 0 0 24 38 0.00 0.750	2.2 W 11 2 0 0 4 0 1 0 0 0 0 0 8 13 0.00 0.000	6.1 1.0 H 3 0 0 0 1 0 0 0 0 0 0 6 10 0.00 0.000	7.1 1.0 3 0 0 0 0 0 0 0 0 0 0 6 10 0.00 0.000	8.1 1.0 4 1 0 0 1 1 0 0 0 0 0 14 24 0.00 2.000																	
46 Jeremy Guthrie, R ERA: 5.35																							
27 Mark Hendrickson, L ERA: 4.63																							
34 Matt Albers, R ERA: 3.85																							
28 Danys Baez, R ERA: 4.4																							
43 Jim Johnson, R ERA: 2.93																							
<b>Batter</b>	<b>1</b>	<b>2</b>	<b>3</b>	<b>4</b>	<b>5</b>	<b>6</b>	<b>7</b>	<b>8</b>	<b>9</b>	<b>AB</b>	<b>R</b>	<b>H</b>	<b>RBI</b>	<b>BB</b>	<b>SO</b>	<b>LOB</b>	<b>BOTTOM</b>						
52 George Sherrill, L ERA: 2.62										4	0	2	0	0	0	1							
<b>Inning Stats</b>	R: 0 H: 0 E: 0 K: 1 S: 8	LOB: 0 BB: 0 P: 13	R: 0 H: 0 E: 0 K: 1 S: 8	LOB: 0 BB: 0 P: 13	R: 0 H: 0 E: 0 K: 1 S: 8	LOB: 0 BB: 0 P: 13	R: 0 H: 0 E: 0 K: 1 S: 8	LOB: 0 BB: 0 P: 13	R: 0 H: 0 E: 0 K: 1 S: 8	LOB: 0 BB: 0 P: 13	R: 0 H: 0 E: 0 K: 1 S: 8	LOB: 0 BB: 0 P: 13	R: 0 H: 0 E: 0 K: 1 S: 8	LOB: 0 BB: 0 P: 13	R: 0 H: 0 E: 0 K: 1 S: 8	LOB: 0 BB: 0 P: 13	R: 0 H: 0 E: 0 K: 1 S: 8	LOB: 0 BB: 0 P: 13	1B: 3 2B: 3 3B: 0 HR: 1	SF: 1 SAC: 0 DP: 1 HBP: 0	WP: 0 PB: 0 SB: 0 CS: 0	PA: 39	
<b>PITCHER</b>	IP WLS BF H R ER SO BB IBB HBP BLK WP HR S P ERA WHIP	1.0 5 2 1 1 1 0 0 0 0 0 0 6 10 0.00 2.000																					
52 George Sherrill, L ERA: 2.62																							


**Baltimore Orioles @ Seattle Mariners**  
Safeco Field, Seattle, WA  
Tue Jul 07 2009, 7:10 PM PDT  
Att: 19,344 - Cloudy - 66 F

AB 35  
R 12  
H 11  
RBI 12  
BB 5  
SO 9  
LOB 10



**Baltimore Orioles @ Seattle Mariners**  
Safeco Field, Seattle, WA  
Tue Jul 07 2009, 7:10 PM PDT  
Att: 19,344 - Cloudy - 66 F

AB 32  
R 4  
H 7  
RBI 4  
BB 6  
SO 7  
LOB 20





Batter	1	2	3	4	5	6	7	8	9	AB	R	H	RBI	BB	SO	LOB	TOP										
<b>Adam Jones, R</b> OBP: 0.362, SLG: 0.494 (1, 8)										5	1	2	1	0	1	4											
<b>21 Nick Markakis, L</b> OBP: 0.350, SLG: 0.441 (1, 9)										4	1	0	1	1	2	6											
<b>23 Ty Wigington, R</b> OBP: 0.302, SLG: 0.390 (1, 4), (9, 6)										3	0	1	2	2	0	4											
<b>17 Aubrey Huff, L</b> OBP: 0.341, SLG: 0.428 <b>52 George Sherrill, L</b> (9, 1)										5	0	1	0	0	1	4											
<b>14 Nolan Reimold, R</b> OBP: 0.341, SLG: 0.460 <b>1 Brian Roberts, S</b> OBP: 0.340, SLG: 0.437 (1, 7), (9, PH), (9, 4)										4	0	0	0	0	3	4											
<b>30 Luke Scott, L</b> OBP: 0.386, SLG: 0.589 (1, 10), (9, 3)											4	0	1	0	1	1	0										
<b>6 Melvin Mora, R</b> OBP: 0.321, SLG: 0.326 (1, 5)										4	1	2	0	1	0	2											
<b>9 Gregg Zaun, S</b> OBP: 0.345, SLG: 0.372 (1, 2)										3	1	1	0	1	2	3											
<b>12 Robert Andino, R</b> OBP: 0.265, SLG: 0.289 <b>26 Oscar Salazar, R</b> OBP: 0.429, SLG: 0.519 (1, 6), (7, PH), (7, 6)										2	0	0	0	0	0	3											
<b>18 Felix Pie, L</b> OBP: 0.299, SLG: 0.355 (9, 7)										0	1	0	0	0	0	0											
<b>Inning Stats</b>	R: 0 H: 1 E: 0 K: 2 S: 16	H: 1 LOB: 2 BB: 1 P: 25	R: 0 H: 1 E: 0 K: 1 S: 11	H: 1 LOB: 1 BB: 0 P: 18	R: 0 H: 1 E: 0 K: 1 S: 10	H: 1 LOB: 2 BB: 1 P: 19	R: 0 H: 0 E: 0 K: 2 S: 15	H: 0 LOB: 2 BB: 2 P: 27	R: 0 H: 0 E: 0 K: 1 S: 6	H: 0 LOB: 0 BB: 1 P: 8	R: 0 H: 1 E: 1 K: 1 S: 6	H: 1 LOB: 2 BB: 1 P: 20	R: 0 H: 0 E: 0 K: 2 S: 9	H: 0 LOB: 0 BB: 0 P: 13	R: 5 H: 5 E: 2 K: 0 S: 23	H: 5 LOB: 2 BB: 1 P: 38	1B: 7 2B: 2 3B: 0 HR: 0	SF: 0 SAC: 0 DP: 2 HBP: 0	WP: 0 PB: 0 SB: 0 CS: 1	PA: 43							
<b>PITCHER</b>	IP	WLS	BF	H	R	ER	SO	BB	IBB	HBP	BLK	WP	HR	S	P	ERA	WHIP										
<b>Jason Vargas, L</b> ERA: 3.82 (1, 1)	5.0		22	3	0	0	6	5	0	0	0	0	0	54	18	0.00	1.600										
<b>43 Miguel Batista, R</b> ERA: 3.22 (6, 1)	1.0	H	6	1	0	0	1	1	0	0	0	0	0	11	18	0.00	2.000										
<b>49 Garrett Olson, L</b> ERA: 4.5 (7, 1)	1.0	H	2	0	0	0	1	0	0	0	0	0	0	6	9	0.00	0.000										
<b>57 Mark Lowe, R</b> ERA: 3.4 (8, 1)	1.0	H	3	0	0	0	2	0	0	0	0	0	0	9	13	0.00	0.000										
<b>53 David Aardsma, R</b> ERA: 2.11 (9, 1)	0.0	L	6	4	5	3	0	1	0	0	0	0	0	12	22	∞	∞										

**Baltimore Orioles @ Seattle Mariners**  
Safeco Field, Seattle, WA  
Wed Jul 08 2009, 1:40 PM PDT  
Att: 27,045 - Cloudy - 63 F

AB 36  
R 5  
H 9  
RBI 4  
BB 7  
SO 10  
LOB 31



Batter	1	2	3	4	5	6	7	8	9	AB	R	H	RBI	BB	SO	LOB	BOTTOM										
<b>51 Ichiro Suzuki, L</b> OBP: 0.388, SLG: 0.475 (1, 10)										5	0	1	0	0	1	0											
<b>6 Chris Woodward, R</b> OBP: 0.354, SLG: 0.326 <b>24 Ken Griffey Jr., L</b> OBP: 0.336, SLG: 0.406 (1, 5), (9, PH), (9, 4)										3	1	1	0	1	0	0											
<b>30 Russell Bryanan, L</b> OBP: 0.385, SLG: 0.581 (1, 3)										3	0	0	0	1	0	2											
<b>4 Jose Lopez, R</b> OBP: 0.291, SLG: 0.439 (1, 4)										4	2	2	2	0	1	1											
<b>21 Franklin Gutierrez, R</b> OBP: 0.358, SLG: 0.438 (1, 8)										4	0	1	0	0	1	0											
<b>12 Ryan Langerhans, L</b> OBP: 0.379, SLG: 0.522 (1, 9)										3	0	1	0	1	0	1											
<b>2 Kenji Johjima, R</b> OBP: 0.286, SLG: 0.368 (1, 2)										4	0	1	0	0	1	4											
<b>25 Wladimir Balentien, R</b> OBP: 0.266, SLG: 0.352 (1, 7)										4	0	0	0	0	2	2											
<b>3 Ronny Cedeno, R</b> OBP: 0.211, SLG: 0.288 (1, 6)										4	0	0	0	0	1	1											
<b>Inning Stats</b>	R: 2 H: 2 E: 0 K: 1 S: 19	H: 1 LOB: 0 BB: 0 P: 29	R: 0 H: 1 E: 0 K: 1 S: 13	H: 1 LOB: 0 BB: 0 P: 18	R: 0 H: 0 E: 0 K: 1 S: 9	H: 1 LOB: 1 BB: 1 P: 17	R: 0 H: 1 E: 0 K: 0 S: 10	H: 1 LOB: 1 BB: 0 P: 17	R: 0 H: 0 E: 0 K: 2 S: 7	H: 0 LOB: 0 BB: 1 P: 13	R: 0 H: 1 E: 0 K: 1 S: 7	H: 0 LOB: 0 BB: 0 P: 10	R: 1 H: 1 E: 1 K: 1 S: 10	H: 1 LOB: 2 BB: 1 P: 19	R: 0 H: 1 E: 0 K: 1 S: 9	H: 1 LOB: 1 BB: 0 P: 14	1B: 4 2B: 2 3B: 0 HR: 1	SF: 0 SAC: 0 DP: 0 HBP: 0	WP: 0 PB: 0 SB: 0 CS: 0	PA: 38							
<b>PITCHER</b>	IP	WLS	BF	H	R	ER	SO	BB	IBB	HBP	BLK	WP	HR	S	P	ERA	WHIP										
<b>63 David Hernandez, R</b> ERA: 3.94 (1, 1)	6.0		25	5	2	2	3	2	0	0	0	0	0	17	29	0.00	1.167										
<b>25 Brian Bass, R</b> ERA: 4.53 (7, 1)	2.0	W	9	1	1	0	3	0	1	0	0	0	0	17	29	0.00	0.500										
<b>52 George Sherrill, L</b> ERA: 2.55 (9, 1)	1.0	S	4	1	0	0	1	0	0	0	0	0	0	9	14	0.00	1.000										
<b>52 George Sherrill, L</b> ERA: 2.55 (9, 1)	1.0	S	4	1	0	0	1	0	0	0	0	0	0	9	14	0.00	1.000										

**Baltimore Orioles @ Seattle Mariners**  
Safeco Field, Seattle, WA  
Wed Jul 08 2009, 1:40 PM PDT  
Att: 27,045 - Cloudy - 63 F

AB 35  
R 3  
H 7  
RBI 2  
BB 3  
SO 7  
LOB 12






Batter	1	2	3	4	5	6	7	8	9	AB	R	H	RBI	BB	SO	LOB	TOP										
5 Ian Kinsler, R (1,4) OBP: 0.328, SLG: 0.494	F9		K			BB			F9	3	1	0	0	1	1	0											
10 Michael Young, R (1,5) OBP: 0.388, SLG: 0.491	G6-3			L7		1B			L9	4	0	1	0	0	0	0											
32 Josh Hamilton, L (1,8) OBP: 0.301, SLG: 0.447	G4-3			K					F7	3	0	0	0	1	1	0											
25 Andrew Jones, R (1,10) OBP: 0.342, SLG: 0.571		L9		L8		CS		G5-3		3	0	0	0	0	0	0											
9 Hank Blalock, L (1,3) OBP: 0.306, SLG: 0.534										3	0	2	0	0	0	0											
22 Marlon Byrd, R (1,9) OBP: 0.327, SLG: 0.476										3	0	0	0	0	0	2											
7 David Murphy, L (1,7) OBP: 0.357, SLG: 0.444										3	0	0	0	0	2	1											
21 Jarrod Saltalamacchia, R (1,2) OBP: 0.301, SLG: 0.370			B2-3							3	0	0	0	0	1	0											
1 Elvis Andrus, R (1,6) OBP: 0.316, SLG: 0.358			K							3	0	0	0	0	2	0											
<b>Inning Stats</b>	R: 0 E: 0 K: 0 S: 9	H: 0 LOB: 0 BB: 0 P: 12	R: 0 E: 0 K: 0 S: 12	H: 1 LOB: 1 BB: 0 P: 18	R: 0 E: 0 K: 2 S: 9	H: 0 LOB: 0 BB: 0 P: 11	R: 0 E: 0 K: 1 S: 7	H: 0 LOB: 0 BB: 0 P: 13	R: 0 E: 0 K: 1 S: 9	H: 1 LOB: 2 BB: 0 P: 12	R: 1 E: 0 K: 0 S: 11	H: 1 LOB: 1 BB: 2 P: 22	R: 0 E: 0 K: 0 S: 8	H: 0 LOB: 0 BB: 0 P: 12	R: 0 E: 0 K: 3 S: 9	H: 0 LOB: 0 BB: 0 P: 12	R: 0 E: 0 K: 0 S: 4	H: 0 LOB: 0 BB: 0 P: 6	1B: 3 2B: 0 3B: 0 HR: 0	SF: 0 SAC: 0 DP: 1 HBP: 0	WP: 1 PB: 0 SB: 2 CS: 1	PA: 31					
<b>PITCHER</b>	IP	WLS	BF	H	R	ER	SO	BB	IBB	HBP	BLK	WP	HR	S	P	ERA	WHIP										
34 Félix Hernández, R (1,1) ERA: 2.53	8.0	W	27	3	1	1	7	2	0	0	0	1	0	74	112	1.12	0.625										
53 David Aardsma, R (9,1) ERA: 2.06	1.0	S	3	0	0	0	0	0	0	0	0	0	0	4	6	0.00	0.000										

**Texas Rangers @ Seattle Mariners**  
Safeco Field, Seattle, WA  
Thu Jul 09 2009, 7:10 PM PDT  
Att: 24,814 - Partly Cloudy - 68 F


AB 28  
R 1  
H 3  
RBI 0  
BB 2  
SO 7  
LOB 3



Batter	1	2	3	4	5	6	7	8	9	AB	R	H	RBI	BB	SO	LOB	BOTTOM										
51 Ichiro Suzuki, L (1,9) OBP: 0.392, SLG: 0.481	G6-4-3				G5-3					4	1	3	0	0	0	1											
30 Russell Brantley, L (1,3) OBP: 0.383, SLG: 0.575	K		K							3	0	0	0	1	2	3											
4 Jose Lopez, R (1,4) OBP: 0.288, SLG: 0.433	G6-4-3		P6		P3					4	0	0	0	0	0	5											
24 Ken Griffey Jr., L (1,10) OBP: 0.338, SLG: 0.402				G4-3						2	0	0	0	2	0	0											
16 Josh Wilson, R (8,PR) OBP: 0.243, SLG: 0.197										0	1	0	0	0	0	0											
21 Franklin Gutierrez, R (1,8) OBP: 0.360, SLG: 0.450				G5-3						4	1	2	3	0	1	0											
12 Ryan Langerhans, L (1,7) OBP: 0.384, SLG: 0.462		L9								3	0	0	0	1	0	3											
6 Chris Woodward, R (1,5) OBP: 0.333, SLG: 0.304				G4-3						3	0	0	0	0	2	3											
32 Rob Johnson, R (1,2) OBP: 0.262, SLG: 0.316										3	0	1	0	0	0	2											
3 Ronny Cedeno, R (1,6) OBP: 0.208, SLG: 0.284			L4							2	0	0	0	0	0	0											
<b>Inning Stats</b>	R: 0 E: 0 K: 1 S: 13	H: 1 LOB: 0 BB: 0 P: 19	R: 0 E: 0 K: 1 S: 13	H: 1 LOB: 2 BB: 1 P: 20	R: 0 E: 0 K: 1 S: 9	H: 1 LOB: 1 BB: 0 P: 15	R: 0 E: 0 K: 0 S: 11	H: 0 LOB: 1 BB: 1 P: 22	R: 0 E: 0 K: 0 S: 7	H: 1 LOB: 2 BB: 1 P: 13	R: 0 E: 0 K: 1 S: 13	H: 0 LOB: 0 BB: 0 P: 15	R: 0 E: 0 K: 1 S: 9	H: 0 LOB: 0 BB: 0 P: 10	R: 3 E: 0 K: 0 S: 19	H: 2 LOB: 1 BB: 1 P: 28	1B: 4 2B: 1 3B: 0 HR: 1	SF: 0 SAC: 1 DP: 1 HBP: 0	WP: 0 PB: 0 SB: 1 CS: 0	PA: 33							
<b>PITCHER</b>	IP	WLS	BF	H	R	ER	SO	BB	IBB	HBP	BLK	WP	HR	S	P	ERA	WHIP										
35 Tommy Hunter, R (1,1) ERA: 2.35	6.0	H	3	0	0	0	1	0	0	0	0	0	0	9	10	0.00	0.000										
56 Darren O'Day, R (7,1) ERA: 1.17	1.0	L	6	2	3	3	0	1	0	0	0	0	1	19	28	27.00	3.000										
36 C.J. Wilson, L (8,1) ERA: 3.11	1.0	L	6	2	3	3	0	1	0	0	0	0	1	19	28	27.00	3.000										

**Texas Rangers @ Seattle Mariners**  
Safeco Field, Seattle, WA  
Thu Jul 09 2009, 7:10 PM PDT  
Att: 24,814 - Partly Cloudy - 68 F

AB 28  
R 3  
H 6  
RBI 3  
BB 4  
SO 5  
LOB 17





Batter	1	2	3	4	5	6	7	8	9	AB	R	H	RBI	BB	SO	LOB	TOP			
5 Ian Kinsler, R OBP: 0.332, SLG: 0.494	1-0 10 G6-3 1B		4-1 10 HR BB	0-0 F7			0-0 10 FC5-4 1B		0-2 G4-3	4	1	2	0	1	0	1				
10 Michael Young, R OBP: 0.369, SLG: 0.499	0-2 G6-3		0-0 1-H 2-H HR			0-1 1B	0-2 FC5-4 32 FC4-6 1-2		1-0 G1-3	5	1	2	3	0	0	2				
32 Josh Hamilton, L OBP: 0.300, SLG: 0.441	0-0 L7		0-0 9 BB 1B			1-0 F7	2-0 FC4-6 1-2			4	0	1	0	0	0	2				
25 Andrew Jones, R OBP: 0.335, SLG: 0.557		3-1 G1-3	0-0 P3			0-2 F7		0-1 F9		4	0	0	0	0	0	2				
9 Hank Blalock, L OBP: 0.309, SLG: 0.544	0-1 HR		4-0 1-2 BB			3-2 G3		0-3 K		3	1	1	1	1	1	1				
22 Marlon Byrd, R OBP: 0.326, SLG: 0.473	1-1 G5-3		2-1 G5-3			1-2 G5-3		1-2 17 HR 1B		4	1	1	0	0	0	2				
17 Nelson Cruz, R OBP: 0.331, SLG: 0.540	2-2 21 CS 1B			1-1 F9		4-1 21 G3-6 BB		2-0 HR		3	1	2	2	1	0	0				
21 Jarrod Saltalamacchia, R OBP: 0.296, SLG: 0.364	3-0 CS		0-1 F7	0-1 F8		1-2 G3-6-1		0-0 F7		4	0	0	0	0	0	1				
13 Omar Vizquel, S OBP: 0.352, SLG: 0.375			4-2 10 HR BB					2-1 G5-3		2	1	0	0	2	1	0				
<b>Inning Stats</b>	R: 0 E: 0 K: 0 S: 5	H: 1 LOB: 0 BB: 0 P: 6	R: 1 E: 0 K: 0 S: 9	H: 2 LOB: 0 BB: 0 P: 18	R: 3 E: 0 K: 0 S: 11	H: 2 LOB: 2 BB: 3 P: 25	R: 0 E: 0 K: 0 S: 6	H: 0 LOB: 1 BB: 1 P: 11	R: 0 E: 0 K: 0 S: 10	H: 1 LOB: 1 BB: 0 P: 14	R: 0 E: 0 K: 0 S: 7	H: 1 LOB: 1 BB: 0 P: 11	R: 2 E: 0 K: 1 S: 11	H: 2 LOB: 0 BB: 0 P: 14	R: 0 E: 0 K: 1 S: 8	H: 0 LOB: 0 BB: 0 P: 10	1B: 6 2B: 0 3B: 0 HR: 3	SF: 0 SAC: 0 DP: 2 HBP: 0	WP: 0 PB: 0 SB: 0 CS: 1	PA: 39
<b>PITCHER</b>	IP WLS BF H R ER SO BB IBB HBP BLK WP HR S P ERA WHIP	IP WLS BF H R ER SO BB IBB HBP BLK WP HR S P ERA WHIP	IP WLS BF H R ER SO BB IBB HBP BLK WP HR S P ERA WHIP	IP WLS BF H R ER SO BB IBB HBP BLK WP HR S P ERA WHIP	IP WLS BF H R ER SO BB IBB HBP BLK WP HR S P ERA WHIP	IP WLS BF H R ER SO BB IBB HBP BLK WP HR S P ERA WHIP	IP WLS BF H R ER SO BB IBB HBP BLK WP HR S P ERA WHIP	IP WLS BF H R ER SO BB IBB HBP BLK WP HR S P ERA WHIP	IP WLS BF H R ER SO BB IBB HBP BLK WP HR S P ERA WHIP	IP WLS BF H R ER SO BB IBB HBP BLK WP HR S P ERA WHIP	IP WLS BF H R ER SO BB IBB HBP BLK WP HR S P ERA WHIP	IP WLS BF H R ER SO BB IBB HBP BLK WP HR S P ERA WHIP	IP WLS BF H R ER SO BB IBB HBP BLK WP HR S P ERA WHIP	IP WLS BF H R ER SO BB IBB HBP BLK WP HR S P ERA WHIP	IP WLS BF H R ER SO BB IBB HBP BLK WP HR S P ERA WHIP	IP WLS BF H R ER SO BB IBB HBP BLK WP HR S P ERA WHIP	IP WLS BF H R ER SO BB IBB HBP BLK WP HR S P ERA WHIP			

Texas Rangers @ Seattle Mariners  
Safeco Field, Seattle, WA  
Fri Jul 10 2009, 7:10 PM PDT  
Att: 34,874 - Clear - 77 F

AB 33  
R 6  
H 9  
RBI 6  
BB 5  
SO 2  
LOB 11



Batter	1	2	3	4	5	6	7	8	9	AB	R	H	RBI	BB	SO	LOB	BOTTOM					
51 Ichiro Suzuki, L OBP: 0.395, SLG: 0.484	1-2 30 2B 1B		0-1 G4-3			4-2 30 S BB		0-1 2B	1-3 K	4	1	2	0	1	1	0						
30 Russell Branyan, L OBP: 0.384, SLG: 0.573	0-1 4 G6-3 FC4-2 1-H 2B		0-0 G5-3			2-1 P3		0-3 K	4-2 4 DI BB	4	0	1	1	1	1	3						
4 Jose Lopez, R OBP: 0.286, SLG: 0.430	2-2 G6-3		2-0 G5-3			0-0 G6-3		0-2 2A 2B 21 G3 1B	1-3 K	5	1	1	0	0	1	2						
24 Ken Griffey Jr., L OBP: 0.345, SLG: 0.413	3-2 FC4-2 21 2B			1-2 1B		1-1 1B		3-1 21 G3 2 2B 2B	1-3 G3	4	2	3	0	0	0	1						
21 Franklin Gutierrez, R OBP: 0.359, SLG: 0.451	2-2 2B		2-2 F9			1-1 F9		2-0 G3		4	0	1	2	0	0	3						
12 Ryan Langerhans, L OBP: 0.324, SLG: 0.400	0-1 G1-3		0-0 F8			0-0 G3		0-0 G4-3		4	0	0	0	0	0	4						
2 Kenji Johjima, R OBP: 0.285, SLG: 0.373		0-1 G5-3		2-1 F8				1-0 F9	2-1 2B	4	0	1	1	0	0	1						
6 Chris Woodward, R OBP: 0.333, SLG: 0.306		2-2 G5-4-3 1B				3-1 F9		2-3 K	3-H G6-3	3	0	1	0	0	1	0						
13 Chris Shelton, R (8, PH)										1	0	0	0	0	0	1						
16 Josh Wilson, R OBP: 0.243, SLG: 0.197										0	0	0	0	0	0	0						
3 Ronny Cedeno, R OBP: 0.209, SLG: 0.283		2-1 G5-4-3		1-2 F7				2-2 51 2B 1B	0-2 P4	4	0	1	0	0	0	1						
<b>Inning Stats</b>	R: 2 E: 0 K: 0 S: 17	H: 3 LOB: 1 BB: 0 P: 25	R: 0 E: 0 K: 0 S: 7	H: 1 LOB: 0 BB: 0 P: 11	R: 0 E: 0 K: 0 S: 4	H: 0 LOB: 0 BB: 0 P: 6	R: 0 E: 0 K: 0 S: 9	H: 1 LOB: 1 BB: 0 P: 15	R: 0 E: 0 K: 0 S: 12	H: 0 LOB: 1 BB: 1 P: 22	R: 0 E: 0 K: 0 S: 7	H: 1 LOB: 1 BB: 0 P: 10	R: 0 E: 0 K: 2 S: 13	H: 2 LOB: 2 BB: 0 P: 18	R: 2 E: 0 K: 0 S: 11	H: 3 LOB: 1 BB: 0 P: 19	R: 0 E: 0 K: 2 S: 14	H: 0 LOB: 1 BB: 1 P: 20	1B: 6 2B: 5 3B: 0 HR: 0	SF: 0 SAC: 0 DP: 1 HBP: 0	WP: 0 PB: 0 SB: 1 CS: 0	PA: 39
<b>PITCHER</b>	IP WLS BF H R ER SO BB IBB HBP BLK WP HR S P ERA WHIP	IP WLS BF H R ER SO BB IBB HBP BLK WP HR S P ERA WHIP	IP WLS BF H R ER SO BB IBB HBP BLK WP HR S P ERA WHIP	IP WLS BF H R ER SO BB IBB HBP BLK WP HR S P ERA WHIP	IP WLS BF H R ER SO BB IBB HBP BLK WP HR S P ERA WHIP	IP WLS BF H R ER SO BB IBB HBP BLK WP HR S P ERA WHIP	IP WLS BF H R ER SO BB IBB HBP BLK WP HR S P ERA WHIP	IP WLS BF H R ER SO BB IBB HBP BLK WP HR S P ERA WHIP	IP WLS BF H R ER SO BB IBB HBP BLK WP HR S P ERA WHIP	IP WLS BF H R ER SO BB IBB HBP BLK WP HR S P ERA WHIP	IP WLS BF H R ER SO BB IBB HBP BLK WP HR S P ERA WHIP	IP WLS BF H R ER SO BB IBB HBP BLK WP HR S P ERA WHIP	IP WLS BF H R ER SO BB IBB HBP BLK WP HR S P ERA WHIP	IP WLS BF H R ER SO BB IBB HBP BLK WP HR S P ERA WHIP	IP WLS BF H R ER SO BB IBB HBP BLK WP HR S P ERA WHIP	IP WLS BF H R ER SO BB IBB HBP BLK WP HR S P ERA WHIP	IP WLS BF H R ER SO BB IBB HBP BLK WP HR S P ERA WHIP					

Texas Rangers @ Seattle Mariners  
Safeco Field, Seattle, WA  
Fri Jul 10 2009, 7:10 PM PDT  
Att: 34,874 - Clear - 77 F

AB 37  
R 4  
H 11  
RBI 4  
BB 2  
SO 4  
LOB 16





Batter	1	2	3	4	5	6	7	8	9	AB	R	H	RBI	BB	SO	LOB	TOP				
5 Ian Kinsler, R OBP: 0.331, SLG: 0.494										4	0	1	1	0	0	2	<b>Texas Rangers @ Seattle Mariners</b> Safeco Field, Seattle, WA Sat Jul 11 2009, 7:10 PM PDT Att: 30,701 - Partly Cloudy - 74 F				
10 Michael Young, R OBP: 0.365, SLG: 0.493										4	0	0	0	0	0	3					
32 Josh Hamilton, L OBP: 0.299, SLG: 0.436										4	0	1	0	0	2	1					
25 Andrew Jones, R OBP: 0.328, SLG: 0.544										4	0	0	0	0	1	1					
9 Hank Blalock, L OBP: 0.304, SLG: 0.535										4	0	0	0	0	2	0					
22 Marlon Byrd, R OBP: 0.328, SLG: 0.477										4	0	2	0	0	0	0					
17 Nelson Cruz, R OBP: 0.327, SLG: 0.532										4	0	0	0	0	1	2					
21 Jarrod Saltalamacchia, R OBP: 0.296, SLG: 0.368										3	0	1	0	0	0	1					
1 Elvis Andrus, R OBP: 0.320, SLG: 0.356										1	1	0	0	2	0	1					
<b>Inning Stats</b>	R: 0 H: 1 E: 0 K: 0 S: 11	H: 1 LOB: 1 BB: 0 P: 19	R: 0 H: 1 E: 0 K: 1 S: 5	H: 1 LOB: 0 BB: 0 P: 6	R: 1 H: 1 E: 0 K: 1 S: 10	H: 1 LOB: 1 BB: 1 P: 15	R: 0 H: 0 E: 0 K: 0 S: 6	H: 0 LOB: 0 BB: 0 P: 10	R: 0 H: 1 E: 0 K: 2 S: 9	H: 1 LOB: 1 BB: 1 P: 16	R: 0 H: 0 E: 0 K: 1 S: 9	H: 0 LOB: 0 BB: 0 P: 14	R: 0 H: 0 E: 0 K: 1 S: 9	H: 0 LOB: 1 BB: 0 P: 13	R: 0 H: 0 E: 0 K: 1 S: 9	H: 1 LOB: 1 BB: 0 P: 15	1B: 2 2B: 3 HR: 0	SF: 0 SAC: 0 DP: 0 HBP: 0	WP: 0 PB: 0 SB: 0 CS: 0	PA: 34	
<b>PITCHER</b>	IP	WLS	BF	H	R	ER	SO	BB	IBB	HBP	BLK	WP	HR	S	P	ERA	WHIP				
56 Jarrod Washburn, L ERA: 2.96	7.0	W	27	4	1	1	3	2	0	0	0	0	0	58	93	1.29	0.857				
57 Mark Lowe, R ERA: 3.32	1.0	H	3	0	0	0	1	0	0	0	0	0	0	9	12	0.00	0.000				
53 David Aardsma, R ERA: 2.01	1.0	S	4	1	0	0	2	0	0	0	0	0	0	9	15	0.00	1.000				

Batter	1	2	3	4	5	6	7	8	9	AB	R	H	RBI	BB	SO	LOB	BOTTOM				
51 Ichiro Suzuki, L OBP: 0.393, SLG: 0.481										4	0	1	1	0	1	1	<b>Texas Rangers @ Seattle Mariners</b> Safeco Field, Seattle, WA Sat Jul 11 2009, 7:10 PM PDT Att: 30,701 - Partly Cloudy - 74 F				
30 Russell Brantley, L OBP: 0.385, SLG: 0.552										3	1	1	1	1	1	1					
4 Jose Lopez, R OBP: 0.289, SLG: 0.429										3	0	1	0	1	0	1					
24 Ken Griffey Jr., L OBP: 0.339, SLG: 0.405										4	0	0	0	0	1	2					
21 Franklin Gutierrez, R OBP: 0.354, SLG: 0.444										4	0	0	0	0	0	3					
12 Ryan Langerhans, L OBP: 0.341, SLG: 0.394										3	1	1	0	1	1	0					
32 Rob Johnson, R OBP: 0.263, SLG: 0.338										3	1	1	2	0	0	1					
7 Jack Hannahan, L OBP: 0.279, SLG: 0.311										3	1	1	0	0	1	0					
3 Ronny Cedeno, R OBP: 0.213, SLG: 0.286										2	0	1	0	0	0	0					
<b>Inning Stats</b>	R: 0 H: 0 E: 1 K: 1 S: 12	H: 0 LOB: 2 BB: 1 P: 24	R: 0 H: 0 E: 0 K: 1 S: 10	H: 0 LOB: 0 BB: 0 P: 14	R: 1 H: 1 E: 0 K: 0 S: 9	H: 1 LOB: 0 BB: 0 P: 15	R: 0 H: 0 E: 0 K: 0 S: 11	H: 0 LOB: 1 BB: 1 P: 20	R: 0 H: 1 E: 0 K: 2 S: 13	H: 1 LOB: 1 BB: 0 P: 19	R: 0 H: 0 E: 0 K: 1 S: 10	H: 0 LOB: 0 BB: 0 P: 13	R: 3 H: 4 E: 0 K: 0 S: 17	H: 4 LOB: 1 BB: 1 P: 27	R: 0 H: 0 E: 0 K: 0 S: 8	H: 0 LOB: 0 BB: 0 P: 14	1B: 4 2B: 1 3B: 0 HR: 2	SF: 0 SAC: 1 DP: 1 HBP: 0	WP: 0 PB: 0 SB: 1 CS: 1	PA: 33	
<b>PITCHER</b>	IP	WLS	BF	H	R	ER	SO	BB	IBB	HBP	BLK	WP	HR	S	P	ERA	WHIP				
33 Kevin Millwood, R ERA: 3.46	6.0	L	26	6	4	4	5	2	0	0	0	0	0	71	114	6.00	1.333				
18 Eddie Guardado, L ERA: 4.21	1.0		4	1	0	0	0	1	0	0	0	0	0	11	18	0.00	2.000				
49 Jason Grilli, R ERA: 4.26	1.0		3	0	0	0	0	0	0	0	0	0	0	8	14	0.00	0.000				

AB	32
R	1
H	5
RBI	1
BB	2
SO	6
LOB	11



AB	29
R	4
H	7
RBI	4
BB	3
SO	5
LOB	9





Batter	1	2	3	4	5	6	7	8	9	AB	R	H	RBI	BB	SO	LOB	TOP					
5 Ian Kinsler, R OBP: 0.327, SLG: 0.489										4	0	0	0	0	1	1	<b>Texas Rangers @ Seattle Mariners</b> Safeco Field, Seattle, WA Sun Jul 12 2009, 1:10 PM PDT Att: 33,225 - Cloudy - 63 F					
10 Michael Young, R OBP: 0.363, SLG: 0.488										3	0	0	0	1	0	1						
32 Josh Hamilton, L OBP: 0.298, SLG: 0.428										3	0	0	0	1	0	0						
25 Andrew Jones, R OBP: 0.332, SLG: 0.538										2	1	0	0	2	0	2						
9 Hank Blalock, L OBP: 0.326, SLG: 0.547										4	1	2	2	0	2	2						
22 Marlon Byrd, R OBP: 0.327, SLG: 0.474										4	0	1	0	0	1	2						
17 Nelson Cruz, R OBP: 0.326, SLG: 0.539										4	1	1	1	0	1	4						
7 Taylor Teagarden, R OBP: 0.277, SLG: 0.342										3	0	0	0	0	1	2						
2 David Murphy, L OBP: 0.360, SLG: 0.444									0	0	0	0	0	1	0	0						
1 Elvis Andrus, R OBP: 0.315, SLG: 0.350										4	0	0	0	0	2	2						
<b>Inning Stats</b>	R: 0 H: 0 K: 1 S: 12	H: 0 LOB: 1 BB: 2 P: 23	R: 0 H: 2 K: 1 S: 10	H: 2 LOB: 1 BB: 0 P: 17	R: 0 H: 0 K: 0 S: 4	H: 0 LOB: 0 BB: 0 P: 6	R: 0 H: 0 K: 1 S: 13	H: 0 LOB: 2 BB: 1 P: 22	R: 0 H: 0 K: 1 S: 7	H: 0 LOB: 1 BB: 0 P: 8	R: 3 H: 2 K: 2 S: 14	H: 2 LOB: 0 BB: 1 P: 21	R: 0 H: 0 K: 0 S: 3	H: 0 LOB: 0 BB: 0 P: 5	R: 0 H: 0 K: 1 S: 7	H: 0 LOB: 0 BB: 0 P: 10	R: 0 H: 0 K: 1 S: 13	H: 0 LOB: 1 BB: 1 P: 19	1B: 2 2B: 1 3B: 0 HR: 2	SF: 0 SAC: 0 DP: 2 HBP: 0	WP: 0 PB: 0 CS: 0	PA: 36
<b>PITCHER</b>	IP WLS BF H R ER SO BB IBB HBP BLK WP HR S P ERA WHIP																					
45 Erik Bedard, L ERA: 2.63	(1, 1) 5.2 24 3 2 2 5 4 0 0 0 0 0 1 56 93 3.18 1.235																					
43 Miguel Batista, R ERA: 3.33	(6, 1) 1.1 W 5 1 1 1 1 0 0 0 0 0 0 1 7 9 6.75 0.750																					
57 Mark Lowe, R ERA: 3.24	(8, 1) 1.0 H 3 0 0 0 1 0 0 0 0 0 0 0 7 10 0.00 0.000																					
53 David Aardsma, R ERA: 1.96	(9, 1) 1.0 S 4 0 0 0 1 1 0 0 0 0 0 0 0 13 19 0.00 1.000																					

Batter	1	2	3	4	5	6	7	8	9	AB	R	H	RBI	BB	SO	LOB	BOTTOM			
51 Ichiro Suzuki, L OBP: 0.393, SLG: 0.480										5	1	2	1	0	1	2	<b>Texas Rangers @ Seattle Mariners</b> Safeco Field, Seattle, WA Sun Jul 12 2009, 1:10 PM PDT Att: 33,225 - Cloudy - 63 F			
30 Russell Branyan, L OBP: 0.382, SLG: 0.573										4	0	0	1	1	2	2				
4 Jose Lopez, R OBP: 0.287, SLG: 0.428										5	0	1	1	0	1	4				
24 Ken Griffey Jr., L OBP: 0.342, SLG: 0.404										3	0	1	0	1	0	0				
16 Josh Wilson, R OBP: 0.243, SLG: 0.197										0	1	0	0	0	0	0				
21 Franklin Gutierrez, R OBP: 0.356, SLG: 0.445										4	2	2	0	0	1	2				
12 Ryan Langerhans, L OBP: 0.364, SLG: 0.400										2	1	1	0	1	0	0				
13 Chris Shelton, R OBP: 0.500, SLG: 0.500										1	0	1	1	0	0	0				
25 Wladimir Balentien, R OBP: 0.266, SLG: 0.352										0	0	0	0	0	0	0				
32 Rob Johnson, R OBP: 0.263, SLG: 0.336										4	0	1	1	0	1	5				
7 Jack Hannahan, L OBP: 0.271, SLG: 0.302										4	0	0	0	0	2	4				
3 Ronny Cedeno, R OBP: 0.227, SLG: 0.301										3	0	2	0	1	0	0				
<b>Inning Stats</b>	R: 1 H: 2 K: 1 S: 11	H: 2 LOB: 3 BB: 2 P: 22	R: 0 H: 0 K: 1 S: 5	H: 0 LOB: 0 BB: 0 P: 8	R: 0 H: 0 K: 1 S: 11	H: 0 LOB: 0 BB: 0 P: 15	R: 2 H: 4 K: 2 S: 17	H: 4 LOB: 3 BB: 1 P: 27	R: 0 H: 0 K: 0 S: 5	H: 1 LOB: 0 BB: 0 P: 8	R: 0 H: 1 K: 0 S: 9	H: 1 LOB: 1 BB: 0 P: 15	R: 2 H: 4 K: 1 S: 14	H: 4 LOB: 2 BB: 0 P: 25	R: 0 H: 0 K: 2 S: 11	H: 0 LOB: 1 BB: 1 P: 23	1B: 9 2B: 2 3B: 0 HR: 0	SF: 0 SAC: 0 DP: 0 HBP: 0	WP: 0 PB: 0 CS: 0	PA: 39
<b>PITCHER</b>	IP WLS BF H R ER SO BB IBB HBP BLK WP HR S P ERA WHIP																			
57 Dustin Nippert, R ERA: 7.36	(1, 1) 3.2 18 5 3 3 3 2 0 0 0 0 0 0 22 38 0.00 1.125																			
45 Derek Holland, L ERA: 5.97	(4, 1) 2.2 11 2 0 0 1 1 0 0 0 0 0 0 22 38 0.00 1.125																			
56 Darren O'Day, R ERA: 1.74	(7, 1) 0.1 L 3 2 0 0 0 0 0 0 0 0 0 0 5 9 0.00 6.000																			
36 C.J. Wilson, L ERA: 3.03	(7, 1) 1.0 6 2 2 2 3 1 0 0 0 0 0 0 15 29 18.00 3.000																			
28 Jason Jennings, R ERA: 3.25	(8, 1) 0.1 1 0 0 0 0 0 0 0 0 0 0 0 3 6 0.00 0.000																			


AB	31
R	3
H	4
RBI	3
BB	5
SO	8
LOB	16




AB	35
R	5
H	11
RBI	5
BB	4
SO	8
LOB	19





Batter	1	2	3	4	5	6	7	8	9	AB	R	H	RBI	BB	SO	LOB	TOP										
51 Ichiro Suzuki, L (1,9) OBP: 0.392, SLG: 0.478	F8		FC3-5 1B		G4-3			G4-3		4	0	1	0	0	0	0	<b>Seattle Mariners @ Cleveland Indians</b> Progressive Field, Cleveland, OH Thu Jul 16 2009, 7:05 PM EDT Att: 22,371 - Clear - 75 F										
30 Russell Branyan, L (1,3) OBP: 0.381, SLG: 0.572	2B		FC3-5 1-2†		K			K		4	0	1	0	0	2	1											
4 Jose Lopez, R (1,4) OBP: 0.290, SLG: 0.429	G5-3		F8					1B		4	0	2	0	0	0	2											
24 Ken Griffey Jr., L (1,10) OBP: 0.337, SLG: 0.397	G6-3				B1-3			F9		4	0	0	0	0	1	3											
21 Franklin Gutierrez, R (1,8) OBP: 0.355, SLG: 0.446	P6				F9			G4-3		4	0	1	0	0	0	1											
12 Ryan Langerhans, L (1,7) OBP: 0.340, SLG: 0.368	G3				F8			G4-3		3	0	0	0	0	0	2											
13 Chris Shelton, R (9,PH) OBP: 0.333, SLG: 0.333					FC6			G4-3		1	0	0	0	0	0	0											
2 Kenji Johjima, R (1,2) OBP: 0.299, SLG: 0.385	1B				G5-3			1B		4	0	3	0	0	0	1											
6 Chris Woodward, R (1,5) OBP: 0.310, SLG: 0.283	FC5-4				K			K		4	0	0	0	0	3	3											
3 Ronny Cedeno, R (1,6) OBP: 0.229, SLG: 0.322					F8			G6-4-3		3	1	1	1	0	0	1											
					HR																						
<b>Inning Stats</b>	R: 0 H: 1 E: 0 K: 0 S: 8	H: 1 LOB: 1 BB: 0 P: 15	R: 0 H: 1 E: 0 K: 0 S: 8	H: 1 LOB: 1 BB: 0 P: 13	R: 0 H: 1 E: 0 K: 0 S: 13	H: 1 LOB: 1 BB: 0 P: 17	R: 0 H: 1 E: 0 K: 0 S: 10	H: 1 LOB: 1 BB: 0 P: 12	R: 1 H: 1 E: 0 K: 2 S: 11	H: 1 LOB: 0 BB: 0 P: 13	R: 0 H: 1 E: 0 K: 0 S: 6	H: 1 LOB: 1 BB: 0 P: 7	R: 0 H: 1 E: 0 K: 1 S: 6	H: 1 LOB: 1 BB: 0 P: 8	R: 0 H: 1 E: 0 K: 2 S: 10	H: 1 LOB: 1 BB: 0 P: 10		R: 0 H: 1 E: 0 K: 1 S: 10	H: 1 LOB: 1 BB: 0 P: 11	1B: 6 2B: 2 3B: 0 HR: 1	SF: 0 SAC: 0 DP: 1 HBP: 0	WP: 0 PB: 0 SB: 0 CS: 0	PA: 35				
<b>PITCHER</b>	IP	WLS	BF	H	R	ER	SO	BB	IBB	HBP	BLK	WP	HR	S	P	ERA	WHIP										
31 Cliff Lee, L (1,1) ERA: 3.31	9.0	W	35	9	1	1	6	0	0	0	0	0	1	82	112	1.00	1.000										

Batter	1	2	3	4	5	6	7	8	9	AB	R	H	RBI	BB	SO	LOB	BOTTOM											
24 Grady Sizemore, L (1,8) OBP: 0.325, SLG: 0.451	13 2B				F7			G4-3		5	1	2	1	0	0	2	<b>Seattle Mariners @ Cleveland Indians</b> Progressive Field, Cleveland, OH Thu Jul 16 2009, 7:05 PM EDT Att: 22,371 - Clear - 75 F											
13 Asdrubal Cabrera, S (1,6) OBP: 0.362, SLG: 0.416	41 CS				G6-4-3			E1		4	0	2	1	0	0	2												
17 Shin-Soo Choo, L (1,9) OBP: 0.401, SLG: 0.476	K				FC3-6 41 WP			L8		4	1	1	0	0	1	4												
41 Victor Martinez, S (1,3) OBP: 0.372, SLG: 0.480	BB				K			G4-3		3	0	0	0	1	2	2												
48 Travis Hafner, L (1,10) OBP: 0.398, SLG: 0.555	L3				12 WP			2 1B		2	0	1	0	2	0	1												
2 Jhonny Peralta, R (1,5) OBP: 0.332, SLG: 0.381					G5-3			G5-4-3		4	0	2	1	0	0	1												
12 Ben Francisco, R (1,7) OBP: 0.325, SLG: 0.379	E3				G5-3			P3		4	1	0	0	0	0	4												
11 Jamey Carroll, R (1,4) OBP: 0.373, SLG: 0.343					G5-3			G3		4	1	1	1	0	0	1												
10 Kelly Shoppach, R (1,2) OBP: 0.326, SLG: 0.373	24 1B				G6-3			13 E		3	0	1	0	1	1	1												
					BB			1B																				
<b>Inning Stats</b>	R: 1 H: 2 E: 0 K: 1 S: 13	H: 2 LOB: 1 BB: 1 P: 25	R: 2 H: 2 E: 1 K: 0 S: 15	H: 2 LOB: 1 BB: 1 P: 28	R: 0 H: 2 E: 0 K: 1 S: 10	H: 2 LOB: 2 BB: 1 P: 26	R: 0 H: 0 E: 0 K: 0 S: 8	H: 0 LOB: 0 BB: 0 P: 13	R: 1 H: 1 E: 1 K: 1 S: 11	H: 1 LOB: 2 BB: 1 P: 23	R: 0 H: 2 E: 1 K: 0 S: 12	H: 2 LOB: 2 BB: 0 P: 19	R: 0 H: 1 E: 0 K: 0 S: 7	H: 1 LOB: 0 BB: 0 P: 9	R: 0 H: 0 E: 1 K: 1 S: 8	H: 0 LOB: 1 BB: 0 P: 10		1B: 8 2B: 3 3B: 0 HR: 0	SF: 0 SAC: 0 DP: 3 HBP: 0	WP: 2 PB: 0 SB: 0 CS: 2	PA: 37							
<b>PITCHER</b>	IP	WLS	BF	H	R	ER	SO	BB	IBB	HBP	BLK	WP	HR	S	P	ERA	WHIP											
49 Garrett Olson, L (1,1) ERA: 4.53	2.2	L	14	5	3	2	2	3	0	0	0	0	0	34	69	6.75	3.000											
41 Chris Jakubauskas, R (3,1) ERA: 5.4	2.1		11	2	1	0	1	0	1	0	0	0	2	0	23	46	0.00	0.857										
23 Shawn Kelley, R (6,1) ERA: 0.52	1.0		5	2	0	0	0	0	0	0	0	0	0	0	12	19	0.00	2.000										
48 Roy Corcoran, R (7,1) ERA: 6.5	1.0		3	1	0	0	0	0	0	0	0	0	0	7	9	0.00	1.000											
57 Mark Lowe, R (8,1) ERA: 3.16	1.0		4	0	0	0	1	0	0	0	0	0	0	8	10	0.00	0.000											























Batter	1	2	3	4	5	6	7	8	9	AB	R	H	RBI	BB	SO	LOB	TOP	
51 Ichiro Suzuki, L (1,9) OBP: 0.391, SLG: 0.474	E5 5 2B 1B		K 1-3				G6-3 2-2			4	1	2	0	0	1	0	<b>Seattle Mariners @ Detroit Tigers</b> Comerica Park, Detroit, MI Thu Jul 23 2009, 1:05 PM EDT Att: 32,177 - Overcast - 68 F	
30 Russell Branyan, L (1,3) OBP: 0.369, SLG: 0.561	K 1-3		F7 0-0				F8 2-0			4	0	0	0	0	2	3		
4 Jose Lopez, R (1,4) OBP: 0.296, SLG: 0.437	L8 0-0		G6-3 3-2							4	1	1	0	0	1	1		
5 Mike Sweeney, R (1,10) OBP: 0.301, SLG: 0.395										4	0	2	1	0	1	0		
25 Vladimir Valentin, R (1,7) OBP: 0.271, SLG: 0.355	K 1-3									4	0	0	1	0	2	2		
12 Ryan Langerhans, L (1,8) OBP: 0.283, SLG: 0.407										3	0	1	0	0	1	0		
32 Rob Johnson, R (1,2) OBP: 0.271, SLG: 0.329										4	0	1	0	0	0	3		
7 Jack Hannahan, L (1,5) OBP: 0.281, SLG: 0.340										4	0	1	0	0	0	3		
3 Ronny Cedeno, R (1,6) OBP: 0.236, SLG: 0.323										3	0	0	0	0	1	2		
<b>Inning Stats</b>	R: 1 H: 2 E: 1 K: 2 S: 15	H: 2 LOB: 1 BB: 0 P: 19	R: 0 H: 1 E: 0 K: 0 S: 7	H: 1 LOB: 1 BB: 0 P: 12	R: 0 H: 0 E: 0 K: 1 S: 7	H: 0 LOB: 0 BB: 0 P: 11	R: 0 H: 0 E: 0 K: 1 S: 10	H: 2 LOB: 2 BB: 0 P: 19	R: 1 H: 3 E: 0 K: 0 S: 10	H: 3 LOB: 2 BB: 0 P: 19	R: 0 H: 0 E: 0 K: 3 S: 13	H: 0 LOB: 0 BB: 0 P: 17	R: 0 H: 0 E: 0 K: 0 S: 8	H: 0 LOB: 0 BB: 0 P: 17	1B: 5 2B: 4 3B: 0 HR: 0	SF: 0 SAC: 0 DP: 1 HBP: 1	WP: 1 PB: 0 SB: 0 CS: 0	PA: 35
<b>PITCHER</b>	IP WLS BF ERA WHIP	IP WLS BF ERA WHIP	IP WLS BF ERA WHIP	IP WLS BF ERA WHIP	IP WLS BF ERA WHIP	IP WLS BF ERA WHIP	IP WLS BF ERA WHIP	IP WLS BF ERA WHIP	IP WLS BF ERA WHIP	IP WLS BF ERA WHIP	IP WLS BF ERA WHIP	IP WLS BF ERA WHIP	IP WLS BF ERA WHIP	IP WLS BF ERA WHIP	IP WLS BF ERA WHIP	IP WLS BF ERA WHIP	ERA WHIP	
53 Luke French, L (1,1) ERA: 2.22	5.1 L 24 8 2 2 6 0 0 0 1 0 0 1 0 0 57 87 3.38 1.500																	
45 Ryan Perry, R (6,1) ERA: 3.9	2.2 8 0 0 0 3 0 0 0 0 0 0 0 0 0 23 36 0.00 0.000																	
59 Fu-Te Ni, L (9,1) ERA: 2.53	1.0 3 0 0 0 0 0 0 0 0 0 0 0 0 0 8 17 0.00 0.000																	

AB	34
R	2
H	8
RBI	2
BB	0
SO	9
LOB	14



Batter	1	2	3	4	5	6	7	8	9	AB	R	H	RBI	BB	SO	LOB	BOTTOM					
28 Curtis Granderson, L (1,8) OBP: 0.341, SLG: 0.464	P6 0-0									3	0	1	1	1	0	0	<b>Seattle Mariners @ Detroit Tigers</b> Comerica Park, Detroit, MI Thu Jul 23 2009, 1:05 PM EDT Att: 32,177 - Overcast - 68 F					
14 Placido Polanco, R (1,4) OBP: 0.317, SLG: 0.400										4	0	1	0	0	0	2						
24 Miguel Cabrera, R (1,3) OBP: 0.392, SLG: 0.548										3	0	0	0	1	1	1						
33 Marcus Thames, R (1,10) OBP: 0.333, SLG: 0.517										4	0	0	0	0	1	2						
30 Magglio Ordonez, R (1,9) OBP: 0.329, SLG: 0.351										4	0	0	0	0	0	2						
25 Ryan Raburn, R (1,7) OBP: 0.327, SLG: 0.470										3	0	0	0	0	1	0						
15 Brandon Inge, R (1,5) OBP: 0.357, SLG: 0.495										2	1	1	0	1	0	0						
55 Dusty Ryan, R (1,2) OBP: 0.263, SLG: 0.188										2	0	0	0	0	0	1						
34 Clete Thomas, L (8,PH) ERA: 3.18										1	0	0	0	0	1	1						
12 Gerald Laird, R (9,2) OBP: 0.318, SLG: 0.350										0	0	0	0	0	0	0						
4 Adam Everett, R (1,6) OBP: 0.301, SLG: 0.333										2	0	0	0	0	0	0						
39 Ramon Santiago, S (8,PH) OBP: 0.289, SLG: 0.423										1	0	0	0	0	1	1						
<b>Inning Stats</b>	R: 0 H: 1 E: 0 K: 0 S: 9	H: 1 LOB: 2 BB: 1 P: 15	R: 0 H: 0 E: 0 K: 0 S: 5	H: 0 LOB: 0 BB: 0 P: 9	R: 0 H: 0 E: 0 K: 0 S: 10	H: 0 LOB: 1 BB: 1 P: 21	R: 0 H: 0 E: 0 K: 2 S: 9	H: 0 LOB: 0 BB: 0 P: 15	R: 0 H: 1 E: 0 K: 0 S: 6	H: 1 LOB: 0 BB: 0 P: 8	R: 0 H: 0 E: 0 K: 1 S: 11	H: 0 LOB: 0 BB: 0 P: 17	R: 0 H: 0 E: 0 K: 0 S: 5	H: 0 LOB: 0 BB: 0 P: 8	R: 1 H: 1 E: 0 K: 2 S: 12	H: 1 LOB: 1 BB: 1 P: 21	R: 0 H: 0 E: 0 K: 0 S: 8	H: 0 LOB: 0 BB: 0 P: 12	1B: 2 2B: 0 3B: 1 HR: 0	SF: 0 SAC: 0 DP: 1 HBP: 0	WP: 0 PB: 0 SB: 0 CS: 0	PA: 32
<b>PITCHER</b>	IP WLS BF ERA WHIP	IP WLS BF ERA WHIP	IP WLS BF ERA WHIP	IP WLS BF ERA WHIP	IP WLS BF ERA WHIP	IP WLS BF ERA WHIP	IP WLS BF ERA WHIP	IP WLS BF ERA WHIP	IP WLS BF ERA WHIP	IP WLS BF ERA WHIP	IP WLS BF ERA WHIP	IP WLS BF ERA WHIP	IP WLS BF ERA WHIP	IP WLS BF ERA WHIP	IP WLS BF ERA WHIP	IP WLS BF ERA WHIP	ERA WHIP					
56 Jarrod Washburn, L (1,1) ERA: 2.71	7.0 W 24 8 1 1 2 2 0 0 0 0 0 0 0 55 93 0.00 0.571																					
57 Mark Lowe, R (8,1) ERA: 3.18	0.2 H 4 1 1 1 2 1 0 0 0 0 0 0 0 8 16 13.50 3.000																					
46 Sean White, R (8,1) ERA: 2.47	0.1 H 1 0 0 0 0 0 0 0 0 0 0 0 0 4 5 0.00 0.000																					
53 David Aardsma, R (9,1) ERA: 1.75	1.0 S 3 0 0 0 0 0 0 0 0 0 0 0 0 8 12 0.00 0.000																					





Batter	1	2	3	4	5	6	7	8	9	AB	R	H	RBI	BB	SO	LOB	TOP				
24 Grady Sizemore, L OBP: 0.320, SLG: 0.431	G4-3	FC6-4			F8		G4-3		BB	4	1	0	0	1	0	2					
13 Asdrúbal Cabrera, S OBP: 0.354, SLG: 0.469	K		F9			G6-3		F8	BB	5	0	1	0	0	1	0					
17 Shin-Soo Choo, L OBP: 0.392, SLG: 0.461			G4-3			G4-3		K	K	4	0	0	0	0	2	2					
41 Victor Martínez, S OBP: 0.368, SLG: 0.467	P4		G4-3			K		G3-1	BB	5	0	1	1	0	1	1					
2 Jhonny Peralta, R OBP: 0.332, SLG: 0.372		25 SF7 12 1B			F8				BB	5	3	3	0	0	0	2					
48 Travis Hafner, L OBP: 0.368, SLG: 0.535	L7		G6-3			G6-3		HR	BB	4	2	2	2	0	0	1					
25 Ryan Garko, R OBP: 0.362, SLG: 0.459			L4			L4		F9	HR	4	1	2	3	0	0	0					
11 Jamey Carroll, R OBP: 0.381, SLG: 0.361			24 FC6-4 BB			G5-3		L7	HR	3	1	1	1	1	0	0					
12 Ben Francisco, R OBP: 0.325, SLG: 0.394	SF7		F9			F9		HR	HR	3	1	1	2	0	0	0					
<b>Inning Stats</b>	R: 0 E: 0 K: 1 S: 6	H: 0 LOB: 1 BB: 0 P: 8	R: 1 E: 0 K: 0 S: 11	H: 2 LOB: 2 BB: 1 P: 21	R: 0 E: 0 K: 0 S: 10	H: 0 LOB: 0 BB: 0 P: 14	R: 0 E: 0 K: 0 S: 6	H: 0 LOB: 0 BB: 0 P: 9	R: 0 E: 0 K: 1 S: 5	H: 0 LOB: 0 BB: 0 P: 13	R: 3 E: 0 K: 0 S: 13	H: 3 LOB: 0 BB: 0 P: 17	R: 0 E: 0 K: 1 S: 8	H: 0 LOB: 0 BB: 0 P: 10	R: 5 E: 0 K: 1 S: 22	H: 6 LOB: 2 BB: 1 P: 38	1B: 6 2B: 1 3B: 0 HR: 4	SF: 1 SAC: 0 DP: 0 HBP: 1	WP: 0 PB: 0 SB: 0 CS: 0	PA: 41	
<b>PITCHER</b>	IP WLS BF H R ER SO BB IBB HBP BLK WP HR S P ERA WHIP	IP WLS BF H R ER SO BB IBB HBP BLK WP HR S P ERA WHIP	IP WLS BF H R ER SO BB IBB HBP BLK WP HR S P ERA WHIP	IP WLS BF H R ER SO BB IBB HBP BLK WP HR S P ERA WHIP	IP WLS BF H R ER SO BB IBB HBP BLK WP HR S P ERA WHIP	IP WLS BF H R ER SO BB IBB HBP BLK WP HR S P ERA WHIP	IP WLS BF H R ER SO BB IBB HBP BLK WP HR S P ERA WHIP	IP WLS BF H R ER SO BB IBB HBP BLK WP HR S P ERA WHIP	IP WLS BF H R ER SO BB IBB HBP BLK WP HR S P ERA WHIP	IP WLS BF H R ER SO BB IBB HBP BLK WP HR S P ERA WHIP	IP WLS BF H R ER SO BB IBB HBP BLK WP HR S P ERA WHIP	IP WLS BF H R ER SO BB IBB HBP BLK WP HR S P ERA WHIP	IP WLS BF H R ER SO BB IBB HBP BLK WP HR S P ERA WHIP	IP WLS BF H R ER SO BB IBB HBP BLK WP HR S P ERA WHIP	IP WLS BF H R ER SO BB IBB HBP BLK WP HR S P ERA WHIP	IP WLS BF H R ER SO BB IBB HBP BLK WP HR S P ERA WHIP	IP WLS BF H R ER SO BB IBB HBP BLK WP HR S P ERA WHIP	IP WLS BF H R ER SO BB IBB HBP BLK WP HR S P ERA WHIP	IP WLS BF H R ER SO BB IBB HBP BLK WP HR S P ERA WHIP	IP WLS BF H R ER SO BB IBB HBP BLK WP HR S P ERA WHIP	IP WLS BF H R ER SO BB IBB HBP BLK WP HR S P ERA WHIP

Cleveland Indians @ Seattle Mariners  
Safeco Field, Seattle, WA  
Fri Jul 24, 2009, 7:10 PM PDT  
Att: 34,802 - Clear - 70 F

AB 37  
R 9  
H 11  
RBI 9  
BB 2  
SO 4  
LOB 8



Batter	1	2	3	4	5	6	7	8	9	AB	R	H	RBI	BB	SO	LOB	BOTTOM					
51 Ichiro Suzuki, L OBP: 0.390, SLG: 0.472	G3-5-1 1B		K			F7		F9		4	0	1	0	0	1	1						
30 Russell Brannan, L OBP: 0.368, SLG: 0.555	G3-5-1 1-2		G4-6-3 BB			K		K	BB	3	0	0	0	1	2	1						
4 Jose Lopez, R OBP: 0.295, SLG: 0.435	21 BB 13 BB 1B		G4-6-3 1-2			F9		F9	BB	4	0	1	0	0	0	1						
13 Chris Shelton, R OBP: 0.250, SLG: 0.273	21 BB 1-2		G4-3			G4-3		K	K	3	0	0	0	1	2	0						
21 Franklin Gutierrez, R OBP: 0.353, SLG: 0.455			F9			L6		L6		2	0	0	0	1	0	0						
12 Ryan Langerhans, L OBP: 0.343, SLG: 0.386	G4-3		K			K		K	BB	3	0	0	0	0	2	3						
2 Kenji Johjima, R OBP: 0.299, SLG: 0.380			G6-3 1B			G6-3		K	BB	3	0	1	0	0	1	0						
7 Jack Hannahan, L OBP: 0.282, SLG: 0.340			K			G1-3		FC1-4 1B	BB	3	0	1	0	0	1	1						
3 Ronny Cedeno, R OBP: 0.232, SLG: 0.318			G6-3			K		FC1-4 1-2	BB	3	0	0	0	0	1	2						
<b>Inning Stats</b>	R: 0 E: 0 K: 0 S: 12	H: 2 LOB: 3 BB: 2 P: 26	R: 0 E: 0 K: 1 S: 10	H: 1 LOB: 0 BB: 0 P: 13	R: 0 E: 0 K: 1 S: 5	H: 0 LOB: 0 BB: 1 P: 9	R: 0 E: 0 K: 1 S: 9	H: 0 LOB: 0 BB: 0 P: 14	R: 0 E: 0 K: 1 S: 12	H: 0 LOB: 0 BB: 0 P: 15	R: 0 E: 0 K: 1 S: 8	H: 0 LOB: 0 BB: 0 P: 13	R: 0 E: 0 K: 2 S: 11	H: 0 LOB: 0 BB: 0 P: 16	R: 0 E: 0 K: 1 S: 11	H: 1 LOB: 1 BB: 0 P: 16	R: 0 E: 0 K: 2 S: 11	H: 0 LOB: 0 BB: 0 P: 16	1B: 4 2B: 0 3B: 0 HR: 0	SF: 0 SAC: 0 DP: 3 HBP: 0	WP: 0 PB: 0 SB: 0 CS: 0	PA: 31
<b>PITCHER</b>	IP WLS BF H R ER SO BB IBB HBP BLK WP HR S P ERA WHIP	IP WLS BF H R ER SO BB IBB HBP BLK WP HR S P ERA WHIP	IP WLS BF H R ER SO BB IBB HBP BLK WP HR S P ERA WHIP	IP WLS BF H R ER SO BB IBB HBP BLK WP HR S P ERA WHIP	IP WLS BF H R ER SO BB IBB HBP BLK WP HR S P ERA WHIP	IP WLS BF H R ER SO BB IBB HBP BLK WP HR S P ERA WHIP	IP WLS BF H R ER SO BB IBB HBP BLK WP HR S P ERA WHIP	IP WLS BF H R ER SO BB IBB HBP BLK WP HR S P ERA WHIP	IP WLS BF H R ER SO BB IBB HBP BLK WP HR S P ERA WHIP	IP WLS BF H R ER SO BB IBB HBP BLK WP HR S P ERA WHIP	IP WLS BF H R ER SO BB IBB HBP BLK WP HR S P ERA WHIP	IP WLS BF H R ER SO BB IBB HBP BLK WP HR S P ERA WHIP	IP WLS BF H R ER SO BB IBB HBP BLK WP HR S P ERA WHIP	IP WLS BF H R ER SO BB IBB HBP BLK WP HR S P ERA WHIP	IP WLS BF H R ER SO BB IBB HBP BLK WP HR S P ERA WHIP	IP WLS BF H R ER SO BB IBB HBP BLK WP HR S P ERA WHIP	IP WLS BF H R ER SO BB IBB HBP BLK WP HR S P ERA WHIP	IP WLS BF H R ER SO BB IBB HBP BLK WP HR S P ERA WHIP	IP WLS BF H R ER SO BB IBB HBP BLK WP HR S P ERA WHIP	IP WLS BF H R ER SO BB IBB HBP BLK WP HR S P ERA WHIP	IP WLS BF H R ER SO BB IBB HBP BLK WP HR S P ERA WHIP	

Cleveland Indians @ Seattle Mariners  
Safeco Field, Seattle, WA  
Fri Jul 24, 2009, 7:10 PM PDT  
Att: 34,802 - Clear - 70 F

AB 28  
R 0  
H 4  
RBI 0  
BB 3  
SO 10  
LOB 9





Batter	1	2	3	4	5	6	7	8	9	AB	R	H	RBI	BB	SO	LOB	TOP					
13 <b>Asdrúbal Cabrera, S</b> OBP: 0.357, SLG: 0.424										4	3	2	2	1	1	1	<b>Cleveland Indians @ Seattle Mariners</b> Safeco Field, Seattle, WA Sat Jul 25 2009, 1:10 PM PDT Att: 29,231 - Partly Cloudy - 72 F					
12 <b>Ben Francisco, R</b> OBP: 0.326, SLG: 0.390										3	1	0	0	1	1	2						
17 <b>Shin-Soo Choo, L</b> OBP: 0.389, SLG: 0.460										5	1	1	0	0	1	4						
41 <b>Victor Martinez, S</b> OBP: 0.368, SLG: 0.464										4	0	1	1	1	1	1						
2 <b>Jhonny Peralta, R</b> OBP: 0.279, SLG: 0.373										5	0	2	3	0	2	0						
48 <b>Travis Hafner, L</b> OBP: 0.385, SLG: 0.537										3	1	1	0	1	1	4						
10 <b>Kelly Shoppach, R</b> OBP: 0.323, SLG: 0.370										5	2	2	2	0	1	2						
25 <b>Ryan Garko, R</b> OBP: 0.362, SLG: 0.470										5	2	2	2	0	0	2						
8 <b>Chris Gimenez, R</b> OBP: 0.279, SLG: 0.447										5	2	2	2	0	0	2						
1 <b>Luis Valbuena, L</b> OBP: 0.279, SLG: 0.393										4	0	1	0	0	1	1						
<b>Inning Stats</b>	R: 0 E: 0 K: 1 S: 12	H: 1 LOB: 1 BB: 0 P: 18	R: 0 E: 0 K: 2 S: 14	H: 0 LOB: 1 BB: 1 P: 24	R: 2 E: 0 K: 3 S: 21	H: 1 LOB: 2 BB: 3 P: 39	R: 4 E: 1 K: 0 S: 20	H: 5 LOB: 2 BB: 0 P: 35	R: 2 E: 0 K: 0 S: 15	H: 2 LOB: 1 BB: 0 P: 24	R: 2 E: 0 K: 0 S: 8	H: 2 LOB: 0 BB: 0 P: 15	R: 0 E: 0 K: 1 S: 10	H: 0 LOB: 0 BB: 0 P: 16	R: 0 E: 0 K: 2 S: 8	H: 0 LOB: 0 BB: 1 P: 14	1B: 6 2B: 3 3B: 0 HR: 3	SF: 0 SAC: 0 DP: 2 HBP: 1	WP: 1 PB: 0 SB: 2 CS: 0	PA: 44		
<b>PITCHER</b>	IP WLS BF H R ER SO BB IBB HBP BLK WP HR S P ERA WHIP	IP WLS BF H R ER SO BB IBB HBP BLK WP HR S P ERA WHIP	IP WLS BF H R ER SO BB IBB HBP BLK WP HR S P ERA WHIP	IP WLS BF H R ER SO BB IBB HBP BLK WP HR S P ERA WHIP	IP WLS BF H R ER SO BB IBB HBP BLK WP HR S P ERA WHIP	IP WLS BF H R ER SO BB IBB HBP BLK WP HR S P ERA WHIP	IP WLS BF H R ER SO BB IBB HBP BLK WP HR S P ERA WHIP	IP WLS BF H R ER SO BB IBB HBP BLK WP HR S P ERA WHIP	IP WLS BF H R ER SO BB IBB HBP BLK WP HR S P ERA WHIP	IP WLS BF H R ER SO BB IBB HBP BLK WP HR S P ERA WHIP	IP WLS BF H R ER SO BB IBB HBP BLK WP HR S P ERA WHIP	IP WLS BF H R ER SO BB IBB HBP BLK WP HR S P ERA WHIP	IP WLS BF H R ER SO BB IBB HBP BLK WP HR S P ERA WHIP	IP WLS BF H R ER SO BB IBB HBP BLK WP HR S P ERA WHIP	IP WLS BF H R ER SO BB IBB HBP BLK WP HR S P ERA WHIP	IP WLS BF H R ER SO BB IBB HBP BLK WP HR S P ERA WHIP	IP WLS BF H R ER SO BB IBB HBP BLK WP HR S P ERA WHIP	IP WLS BF H R ER SO BB IBB HBP BLK WP HR S P ERA WHIP	IP WLS BF H R ER SO BB IBB HBP BLK WP HR S P ERA WHIP	IP WLS BF H R ER SO BB IBB HBP BLK WP HR S P ERA WHIP	IP WLS BF H R ER SO BB IBB HBP BLK WP HR S P ERA WHIP	IP WLS BF H R ER SO BB IBB HBP BLK WP HR S P ERA WHIP
45 <b>Erik Bedard, L</b> ERA: 2.82	3.0	L	15	2	2	2	6	4	0	0	0	0	0	0	47	81	6.00	2.000				
41 <b>Chris Jakubauskas, R</b> ERA: 5.59	1.2		14	7	6	4	0	0	0	1	0	0	0	2	32	53	21.60	4.200				
49 <b>Garrett Olson, L</b> ERA: 5.37	4.1		15	3	2	2	3	1	0	0	0	0	1	1	38	61	4.15	0.923				

AB 38  
R 10  
H 12  
RBI 10  
BB 5  
SO 9  
LOB 17



Batter	1	2	3	4	5	6	7	8	9	AB	R	H	RBI	BB	SO	LOB	BOTTOM					
51 <b>Ichiro Suzuki, L</b> OBP: 0.390, SLG: 0.473										5	1	2	0	0	0	1	<b>Cleveland Indians @ Seattle Mariners</b> Safeco Field, Seattle, WA Sat Jul 25 2009, 1:10 PM PDT Att: 29,231 - Partly Cloudy - 72 F					
30 <b>Russell Brannan, L</b> OBP: 0.366, SLG: 0.553										5	0	1	1	0	0	2						
4 <b>Jose Lopez, R</b> OBP: 0.291, SLG: 0.429										5	0	0	0	0	1	3						
5 <b>Mike Sweeney, R</b> OBP: 0.299, SLG: 0.386										3	0	0	0	1	0	0						
21 <b>Franklin Gutierrez, R</b> OBP: 0.358, SLG: 0.457										3	0	2	0	1	1	1						
7 <b>Jack Hannahan, L</b> OBP: 0.287, SLG: 0.340										3	1	1	0	0	1	2						
32 <b>Rob Johnson, R</b> OBP: 0.276, SLG: 0.335										3	1	1	1	1	0	3						
55 <b>Michael Saunders, L</b> OBP: 0.276, SLG: 0.335										4	0	0	0	0	0	5						
3 <b>Ronny Cedeno, R</b> OBP: 0.227, SLG: 0.310										4	0	0	1	0	1	0						
<b>Inning Stats</b>	R: 0 E: 0 K: 0 S: 6	H: 0 LOB: 0 BB: 0 P: 9	R: 0 E: 0 K: 1 S: 12	H: 1 LOB: 1 BB: 1 P: 19	R: 0 E: 0 K: 1 S: 8	H: 1 LOB: 0 BB: 0 P: 12	R: 0 E: 0 K: 0 S: 12	H: 2 LOB: 2 BB: 0 P: 21	R: 0 E: 1 K: 0 S: 10	H: 0 LOB: 1 BB: 0 P: 13	R: 0 E: 0 K: 0 S: 11	H: 0 LOB: 0 BB: 1 P: 19	R: 0 E: 0 K: 2 S: 7	H: 0 LOB: 0 BB: 1 P: 17	R: 3 E: 0 K: 0 S: 10	H: 3 LOB: 1 BB: 0 P: 19		1B: 4 2B: 3 3B: 0 HR: 0	SF: 0 SAC: 0 DP: 0 HBP: 1	WP: 1 PB: 0 SB: 0 CS: 0	PA: 39	
<b>PITCHER</b>	IP WLS BF H R ER SO BB IBB HBP BLK WP HR S P ERA WHIP	IP WLS BF H R ER SO BB IBB HBP BLK WP HR S P ERA WHIP	IP WLS BF H R ER SO BB IBB HBP BLK WP HR S P ERA WHIP	IP WLS BF H R ER SO BB IBB HBP BLK WP HR S P ERA WHIP	IP WLS BF H R ER SO BB IBB HBP BLK WP HR S P ERA WHIP	IP WLS BF H R ER SO BB IBB HBP BLK WP HR S P ERA WHIP	IP WLS BF H R ER SO BB IBB HBP BLK WP HR S P ERA WHIP	IP WLS BF H R ER SO BB IBB HBP BLK WP HR S P ERA WHIP	IP WLS BF H R ER SO BB IBB HBP BLK WP HR S P ERA WHIP	IP WLS BF H R ER SO BB IBB HBP BLK WP HR S P ERA WHIP	IP WLS BF H R ER SO BB IBB HBP BLK WP HR S P ERA WHIP	IP WLS BF H R ER SO BB IBB HBP BLK WP HR S P ERA WHIP	IP WLS BF H R ER SO BB IBB HBP BLK WP HR S P ERA WHIP	IP WLS BF H R ER SO BB IBB HBP BLK WP HR S P ERA WHIP	IP WLS BF H R ER SO BB IBB HBP BLK WP HR S P ERA WHIP	IP WLS BF H R ER SO BB IBB HBP BLK WP HR S P ERA WHIP	IP WLS BF H R ER SO BB IBB HBP BLK WP HR S P ERA WHIP	IP WLS BF H R ER SO BB IBB HBP BLK WP HR S P ERA WHIP	IP WLS BF H R ER SO BB IBB HBP BLK WP HR S P ERA WHIP	IP WLS BF H R ER SO BB IBB HBP BLK WP HR S P ERA WHIP	IP WLS BF H R ER SO BB IBB HBP BLK WP HR S P ERA WHIP	IP WLS BF H R ER SO BB IBB HBP BLK WP HR S P ERA WHIP
45 <b>Jeremy Sowers, L</b> ERA: 5.15	1.0		5	0	1	1	2	1	0	1	0	0	0	0	7	18	9.00	1.000				
59 <b>Winston Abreu, R</b> ERA: 10.5	1.0		6	3	2	2	0	0	0	0	0	0	0	10	18	18.00	3.000					
47 <b>Jose Veras, R</b> ERA: 6.75	1.0		6	3	2	2	0	0	0	0	0	0	0	10	18	18.00	3.000					

AB 35  
R 3  
H 7  
RBI 3  
BB 3  
SO 4  
LOB 17









Batter	1	2	3	4	5	6	7	8	9	AB	R	H	RBI	BB	SO	LOB	TOP						
19 Marco Scutaro, R OBP: 0.388, SLG: 0.436											5	1	4	1	0	0	2						
2 Aaron Hill, R OBP: 0.328, SLG: 0.495											4	1	1	0	1	1	4						
26 Adam Lind, L OBP: 0.364, SLG: 0.541											4	1	0	1	0	0	3						
33 Scott Rolen, R OBP: 0.370, SLG: 0.479											3	0	1	3	0	1	2						
10 Vernon Wells, R OBP: 0.306, SLG: 0.412												5	1	2	0	0	2						
35 Lyle Overbay, L OBP: 0.377, SLG: 0.471												3	2	1	1	2	0	1					
15 Alex Rios, R OBP: 0.321, SLG: 0.421												5	1	1	1	0	1	2					
20 Rod Barajas, R OBP: 0.284, SLG: 0.406											5	3	3	2	0	0	1						
1 Joe Inglett, L OBP: 0.243, SLG: 0.200												5	1	2	1	0	0	1					
<b>Inning Stats</b>	R: 1 E: 0 K: 0 S: 14	H: 2 LOB: 1 BB: 0 P: 20	R: 1 E: 0 K: 0 S: 10	H: 1 LOB: 0 BB: 0 P: 15	R: 0 E: 1 K: 2 S: 12	H: 1 LOB: 1 BB: 0 P: 19	R: 0 E: 0 K: 0 S: 6	H: 0 LOB: 0 BB: 0 P: 11	R: 1 E: 0 K: 0 S: 7	H: 2 LOB: 1 BB: 0 P: 10	R: 4 E: 0 K: 0 S: 17	H: 5 LOB: 2 BB: 1 P: 30	R: 1 E: 0 K: 0 S: 11	H: 1 LOB: 1 BB: 0 P: 14	R: 3 E: 0 K: 0 S: 16	H: 3 LOB: 1 BB: 1 P: 30	R: 0 E: 0 K: 1 S: 9	H: 0 LOB: 1 BB: 1 P: 15	1B: 11 2B: 2 3B: 0 HR: 2	SF: 3 SAC: 0 DP: 0 HBP: 0	WP: 0 PB: 1 SB: 0 CS: 0	PA: 45	
<b>PITCHER</b>	IP WLS BF H R ER SO BB IBB HBP BLK WP HR S P ERA WHIP	IP WLS BF H R ER SO BB IBB HBP BLK WP HR S P ERA WHIP	IP WLS BF H R ER SO BB IBB HBP BLK WP HR S P ERA WHIP	IP WLS BF H R ER SO BB IBB HBP BLK WP HR S P ERA WHIP	IP WLS BF H R ER SO BB IBB HBP BLK WP HR S P ERA WHIP	IP WLS BF H R ER SO BB IBB HBP BLK WP HR S P ERA WHIP	IP WLS BF H R ER SO BB IBB HBP BLK WP HR S P ERA WHIP	IP WLS BF H R ER SO BB IBB HBP BLK WP HR S P ERA WHIP	IP WLS BF H R ER SO BB IBB HBP BLK WP HR S P ERA WHIP	IP WLS BF H R ER SO BB IBB HBP BLK WP HR S P ERA WHIP	IP WLS BF H R ER SO BB IBB HBP BLK WP HR S P ERA WHIP	IP WLS BF H R ER SO BB IBB HBP BLK WP HR S P ERA WHIP	IP WLS BF H R ER SO BB IBB HBP BLK WP HR S P ERA WHIP	IP WLS BF H R ER SO BB IBB HBP BLK WP HR S P ERA WHIP	IP WLS BF H R ER SO BB IBB HBP BLK WP HR S P ERA WHIP	IP WLS BF H R ER SO BB IBB HBP BLK WP HR S P ERA WHIP	IP WLS BF H R ER SO BB IBB HBP BLK WP HR S P ERA WHIP	IP WLS BF H R ER SO BB IBB HBP BLK WP HR S P ERA WHIP	IP WLS BF H R ER SO BB IBB HBP BLK WP HR S P ERA WHIP	IP WLS BF H R ER SO BB IBB HBP BLK WP HR S P ERA WHIP	IP WLS BF H R ER SO BB IBB HBP BLK WP HR S P ERA WHIP	IP WLS BF H R ER SO BB IBB HBP BLK WP HR S P ERA WHIP	IP WLS BF H R ER SO BB IBB HBP BLK WP HR S P ERA WHIP

Toronto Blue Jays @ Seattle Mariners  
Safeco Field, Seattle, WA  
Mon Jul 27 2009, 7:10 PM PDT  
Att: 28,694 - Clear - 83 F

AB 39  
R 11  
H 15  
RBI 10  
BB 3  
SO 3  
LOB 18



Batter	1	2	3	4	5	6	7	8	9	AB	R	H	RBI	BB	SO	LOB	BOTTOM						
51 Ichiro Suzuki, L OBP: 0.393, SLG: 0.475											5	2	3	0	0	0							
21 Franklin Gutierrez, R OBP: 0.300, SLG: 0.467											5	0	3	1	0	1	1						
24 Ken Griffey Jr., L OBP: 0.325, SLG: 0.375											5	1	1	0	0	1	6						
13 Chris Shelton, R OBP: 0.375, SLG: 0.357											3	0	2	2	1	0	1						
7 Jack Hannahan, L OBP: 0.280, SLG: 0.329											4	0	0	0	0	1	7						
32 Rob Johnson, R OBP: 0.286, SLG: 0.341											3	0	2	1	1	0	0						
6 Chris Woodward, R OBP: 0.277, SLG: 0.250											4	0	0	0	0	1	4						
55 Michael Saunders, L OBP: 0.250, SLG: 0.250											4	1	1	0	0	2	2						
3 Ronny Cedeno, R OBP: 0.218, SLG: 0.297											4	0	0	0	0	1	2						
<b>Inning Stats</b>	R: 1 E: 0 K: 0 S: 10	H: 2 LOB: 1 BB: 0 P: 13	R: 0 E: 0 K: 0 S: 6	H: 1 LOB: 0 BB: 0 P: 8	R: 0 E: 0 K: 1 S: 11	H: 0 LOB: 0 BB: 0 P: 17	R: 1 E: 0 K: 0 S: 10	H: 3 LOB: 1 BB: 0 P: 18	R: 2 E: 0 K: 1 S: 16	H: 4 LOB: 2 BB: 0 P: 25	R: 0 E: 0 K: 1 S: 10	H: 0 LOB: 1 BB: 1 P: 14	R: 0 E: 0 K: 2 S: 12	H: 1 LOB: 2 BB: 1 P: 18	R: 0 E: 0 K: 2 S: 8	H: 0 LOB: 0 BB: 0 P: 11	R: 0 E: 0 K: 0 S: 8	H: 1 LOB: 0 BB: 0 P: 11	1B: 12 2B: 1 3B: 0 HR: 0	SF: 0 SAC: 0 DP: 2 HBP: 0	WP: 0 PB: 0 SB: 0 CS: 0	PA: 39	
<b>PITCHER</b>	IP WLS BF H R ER SO BB IBB HBP BLK WP HR S P ERA WHIP	IP WLS BF H R ER SO BB IBB HBP BLK WP HR S P ERA WHIP	IP WLS BF H R ER SO BB IBB HBP BLK WP HR S P ERA WHIP	IP WLS BF H R ER SO BB IBB HBP BLK WP HR S P ERA WHIP	IP WLS BF H R ER SO BB IBB HBP BLK WP HR S P ERA WHIP	IP WLS BF H R ER SO BB IBB HBP BLK WP HR S P ERA WHIP	IP WLS BF H R ER SO BB IBB HBP BLK WP HR S P ERA WHIP	IP WLS BF H R ER SO BB IBB HBP BLK WP HR S P ERA WHIP	IP WLS BF H R ER SO BB IBB HBP BLK WP HR S P ERA WHIP	IP WLS BF H R ER SO BB IBB HBP BLK WP HR S P ERA WHIP	IP WLS BF H R ER SO BB IBB HBP BLK WP HR S P ERA WHIP	IP WLS BF H R ER SO BB IBB HBP BLK WP HR S P ERA WHIP	IP WLS BF H R ER SO BB IBB HBP BLK WP HR S P ERA WHIP	IP WLS BF H R ER SO BB IBB HBP BLK WP HR S P ERA WHIP	IP WLS BF H R ER SO BB IBB HBP BLK WP HR S P ERA WHIP	IP WLS BF H R ER SO BB IBB HBP BLK WP HR S P ERA WHIP	IP WLS BF H R ER SO BB IBB HBP BLK WP HR S P ERA WHIP	IP WLS BF H R ER SO BB IBB HBP BLK WP HR S P ERA WHIP	IP WLS BF H R ER SO BB IBB HBP BLK WP HR S P ERA WHIP	IP WLS BF H R ER SO BB IBB HBP BLK WP HR S P ERA WHIP	IP WLS BF H R ER SO BB IBB HBP BLK WP HR S P ERA WHIP	IP WLS BF H R ER SO BB IBB HBP BLK WP HR S P ERA WHIP	IP WLS BF H R ER SO BB IBB HBP BLK WP HR S P ERA WHIP

Toronto Blue Jays @ Seattle Mariners  
Safeco Field, Seattle, WA  
Mon Jul 27 2009, 7:10 PM PDT  
Att: 28,694 - Clear - 83 F

AB 37  
R 4  
H 12  
RBI 4  
BB 2  
SO 7  
LOB 23





Batter	1	2	3	4	5	6	7	8	9	AB	R	H	RBI	BB	SO	LOB	TOP								
19 Marco Scutaro, R OBP: 0.388, SLG: 0.436										4	1	1	0	1	0	1									
2 Aaron Hill, R OBP: 0.328, SLG: 0.495										4	1	1	1	0	0	2									
10 Vernon Wells, R OBP: 0.303, SLG: 0.408										4	0	0	0	0	0	3									
33 Scott Rolen, R OBP: 0.374, SLG: 0.482										4	1	3	0	0	0	1									
15 Alex Rios, R OBP: 0.323, SLG: 0.424										4	0	2	1	0	0	2									
35 Lyle Overbay, L OBP: 0.372, SLG: 0.463										4	0	0	0	0	2	5									
15 Kevin Millar, R OBP: 0.303, SLG: 0.374										2	0	0	0	1	0	1									
1 Joe Inglett, L OBP: 0.283, SLG: 0.222										2	0	0	1	0	0	0									
19 José Bautista, R OBP: 0.378, SLG: 0.367										2	0	1	0	1	0	2									
13 Raul Chavez, R OBP: 0.272, SLG: 0.356																									
26 Adam Lind, L OBP: 0.363, SLG: 0.539																									
20 Rod Barajas, R OBP: 0.284, SLG: 0.406																									
<b>Inning Stats</b>	R: 0 E: 0 K: 0 S: 6	H: 0 LOB: 0 BB: 0 P: 8	R: 0 E: 0 K: 0 S: 5	H: 1 LOB: 0 BB: 0 P: 9	R: 0 E: 0 K: 0 S: 10	H: 0 LOB: 0 BB: 1 P: 20	R: 0 E: 0 K: 0 S: 4	H: 0 LOB: 0 BB: 0 P: 5	R: 0 E: 0 K: 1 S: 12	H: 1 LOB: 1 BB: 0 P: 22	R: 0 E: 0 K: 0 S: 7	H: 1 LOB: 2 BB: 1 P: 13	R: 1 E: 0 K: 0 S: 15	H: 2 LOB: 2 BB: 1 P: 25	R: 2 E: 0 K: 1 S: 11	H: 3 LOB: 1 BB: 0 P: 19	R: 0 E: 0 K: 0 S: 8	H: 1 LOB: 1 BB: 0 P: 14	1B: 6 2B: 3 3B: 0 HR: 0	SF: 1 SAC: 1 DP: 1 HBP: 0	WP: 0 PB: 0 SB: 0 CS: 1	PA: 38			
<b>PITCHER</b>	IP	WLS	BF	H	R	ER	SO	BB	IBB	HBP	BLK	WP	HR	S	P	ERA	WHIP								
56 Jarrod Washburn, L ERA: 2.64	7.0		27	5	1	1	1	3	0	0	0	0	0	59	102	1.29	1.143								
57 Mark Lowe, R ERA: 3.42	1.0	B	6	3	2	2	1	0	0	0	0	0	0	11	19	18.00	3.000								
53 David Aardsma, R ERA: 1.68	1.0	W	4	1	0	0	0	0	0	0	0	0	0	8	14	0.00	1.000								

Toronto Blue Jays @ Seattle Mariners  
Safeco Field, Seattle, WA  
Tue Jul 28 2009, 7:10 PM PDT  
Att: 26,152 - Clear - 87 F

livebaseballscores.com

AB 32  
R 3  
H 9  
RBI 3  
BB 3  
SO 2  
LOB 18

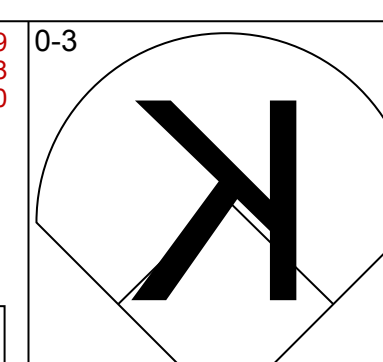
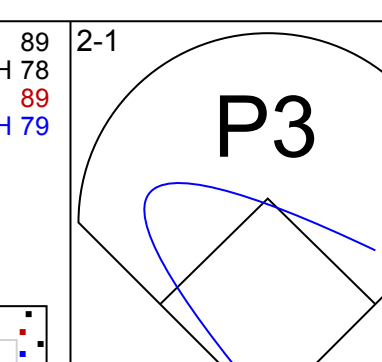
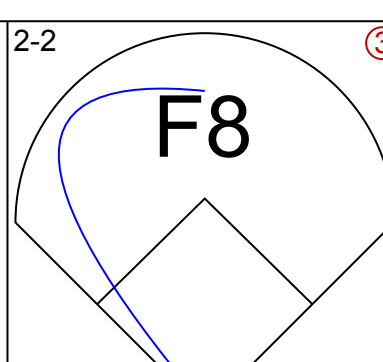
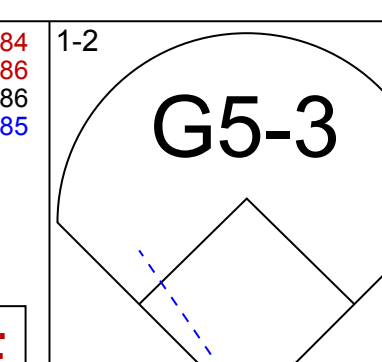
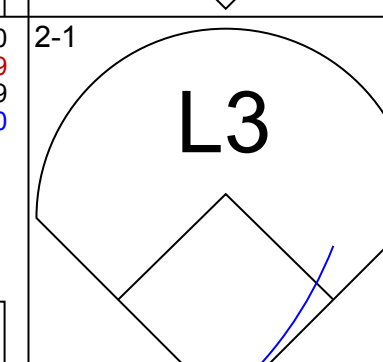
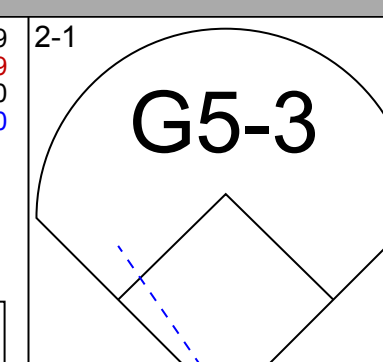
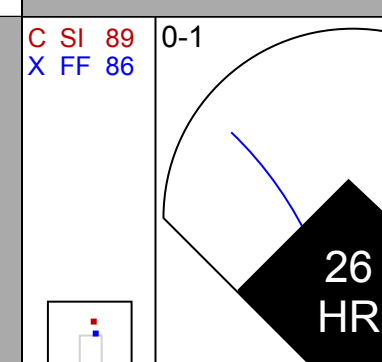
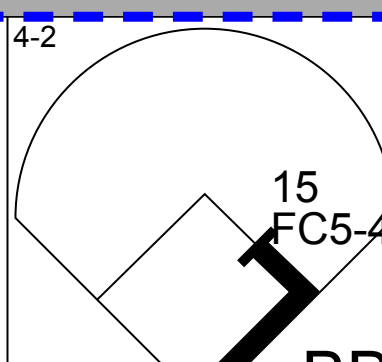
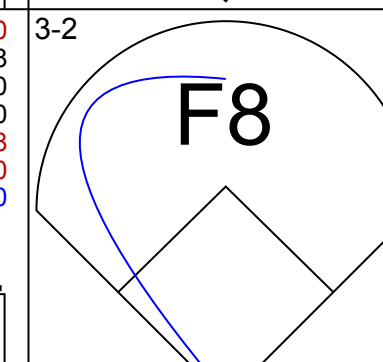
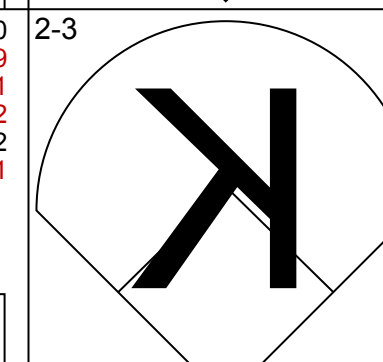
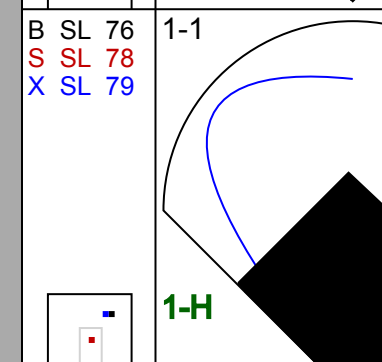
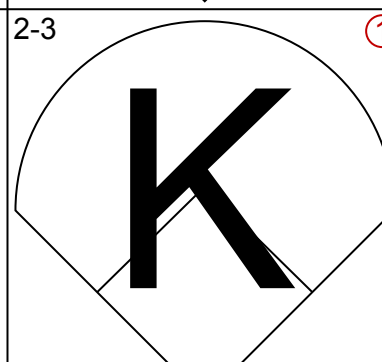
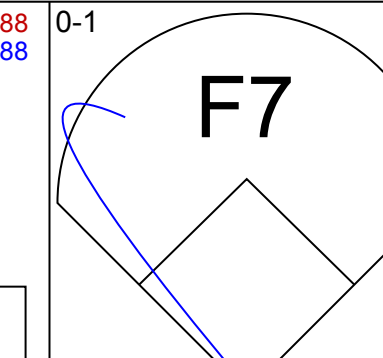
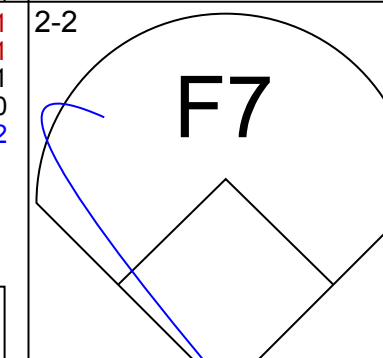
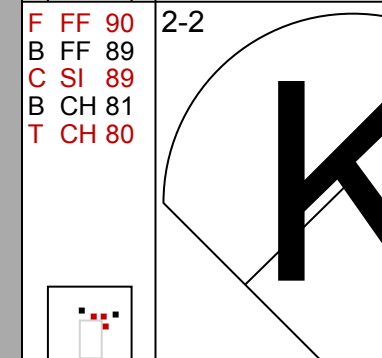
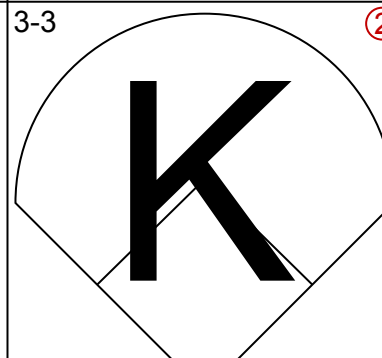
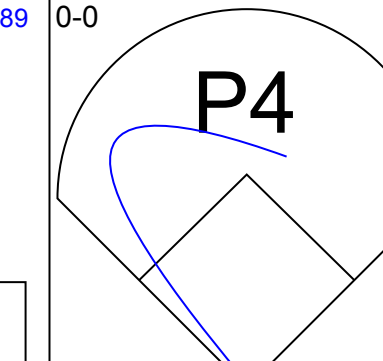
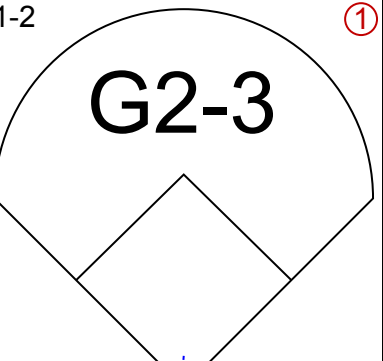
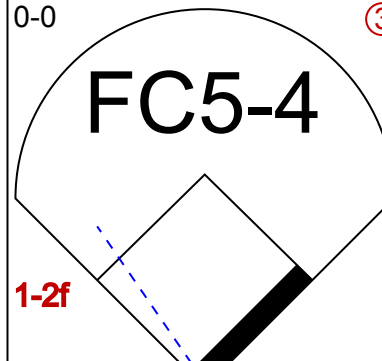
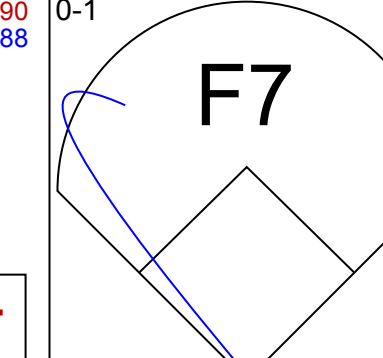
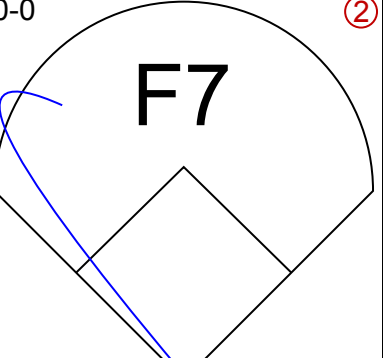
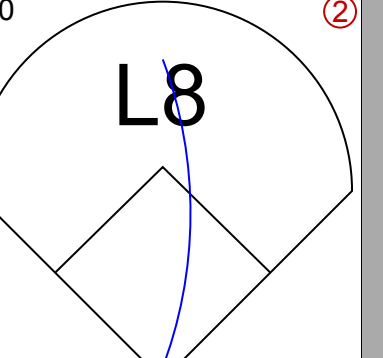
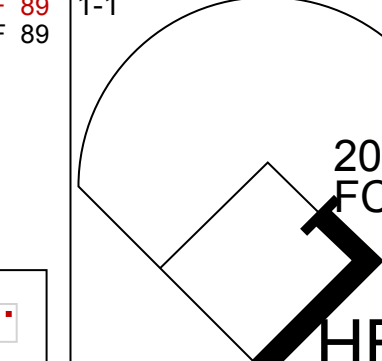
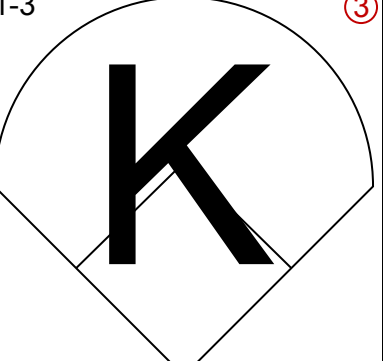
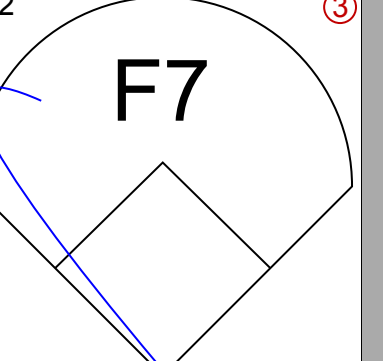
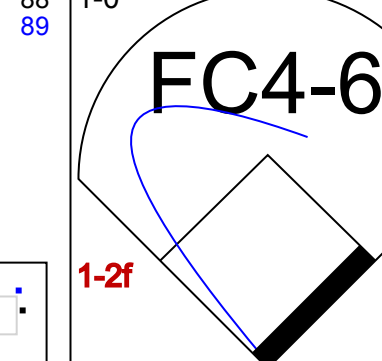
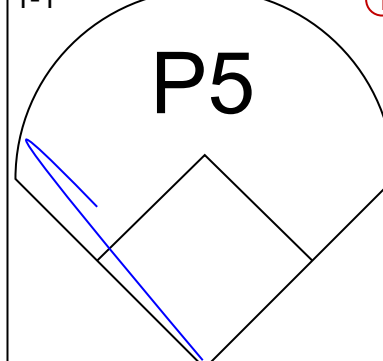
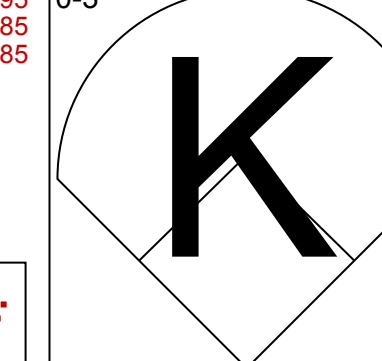
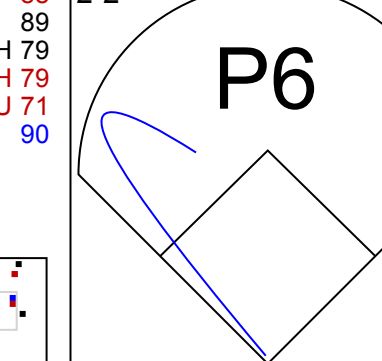
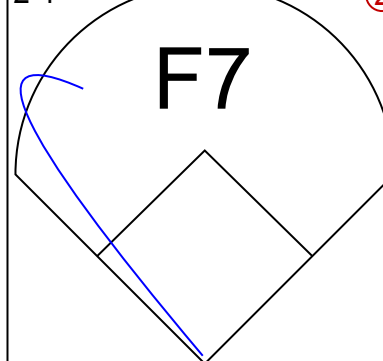
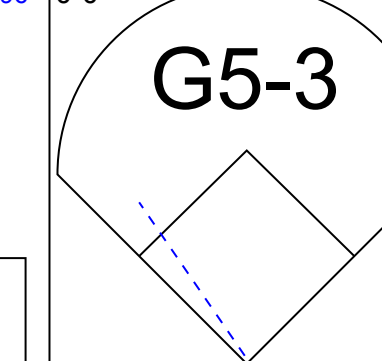
Batter	1	2	3	4	5	6	7	8	9	AB	R	H	RBI	BB	SO	LOB	BOTTOM								
51 Ichiro Suzuki, L OBP: 0.398, SLG: 0.478										4	2	3	1	1	1	0									
21 Franklin Gutierrez, R OBP: 0.300, SLG: 0.465										3	0	1	0	0	0	1									
5 Mike Sweeney, R OBP: 0.297, SLG: 0.381										4	1	0	1	0	0	3									
13 Chris Shelton, R OBP: 0.350, SLG: 0.389										4	0	1	1	0	2	1									
7 Jack Hannahan, L OBP: 0.291, SLG: 0.340										4	0	3	1	0	1	0									
32 Rob Johnson, R OBP: 0.286, SLG: 0.335										3	1	0	0	1	2	3									
6 Chris Woodward, R OBP: 0.290, SLG: 0.294										3	0	1	0	1	0	0									
55 Michael Saunders, L OBP: 0.200, SLG: 0.200										3	0	0	0	0	2	2									
4 Jose Lopez, R OBP: 0.290, SLG: 0.426										1	0	0	0	0	0	3									
Ronny Cedeno, R OBP: 0.213, SLG: 0.290										4	0	0	0	0	2	5									
<b>Inning Stats</b>	R: 1 E: 0 K: 0 S: 10	H: 1 LOB: 0 BB: 0 P: 15	R: 0 E: 0 K: 3 S: 11	H: 1 LOB: 1 BB: 1 P: 23	R: 0 E: 0 K: 1 S: 7	H: 0 LOB: 0 BB: 0 P: 11	R: 0 E: 0 K: 3 S: 11	H: 0 LOB: 0 BB: 0 P: 15	R: 2 E: 0 K: 0 S: 11	H: 3 LOB: 1 BB: 1 P: 21	R: 0 E: 0 K: 0 S: 6	H: 0 LOB: 0 BB: 0 P: 7	R: 0 E: 0 K: 1 S: 8	H: 1 LOB: 0 BB: 0 P: 11	R: 1 E: 0 K: 0 S: 15	H: 3 LOB: 3 BB: 1 P: 18	1B: 8 2B: 1 3B: 0 HR: 0	SF: 0 SAC: 1 DP: 1 HBP: 0	WP: 1 PB: 0 SB: 0 CS: 0	PA: 37					
<b>PITCHER</b>	IP	WLS	BF	H	R	ER	SO	BB	IBB	HBP	BLK	WP	HR	S	P	ERA	WHIP								
34 Marc Rzepczynski, L ERA: 3.25	5.1		23	5	3	3	0	2	0	0	1	1	0	56	95	5.06	1.312								
57 Shawn Camp, R ERA: 3.2	2.2		8	1	0	0	1	0	0	0	0	0	0	15	19	0.00	0.375								
37 Scott Downs, L ERA: 3.18	0.2	L	6	3	1	1	1	1	0	0	0	0	0	15	18	13.50	6.000								

Toronto Blue Jays @ Seattle Mariners  
Safeco Field, Seattle, WA  
Tue Jul 28 2009, 7:10 PM PDT  
Att: 26,152 - Clear - 87 F

livebaseballscores.com

AB 33  
R 4  
H 9  
RBI 4  
BB 3  
SO 10  
LOB 18



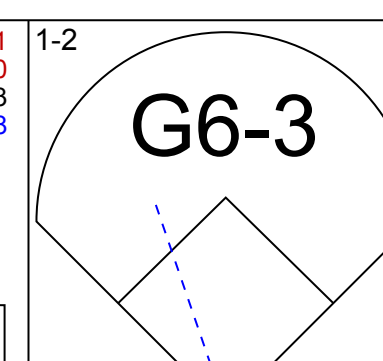
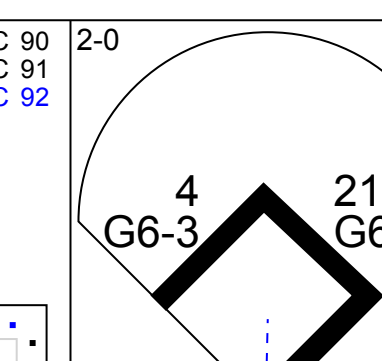
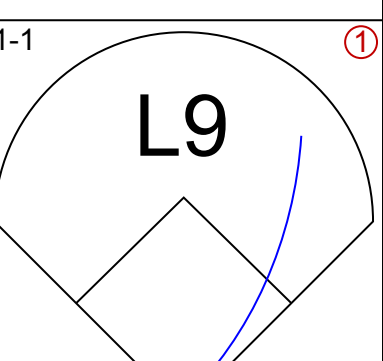
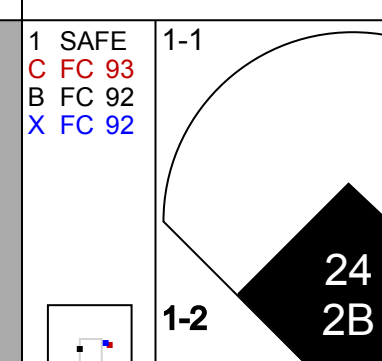
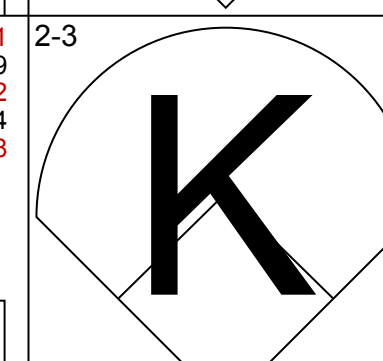
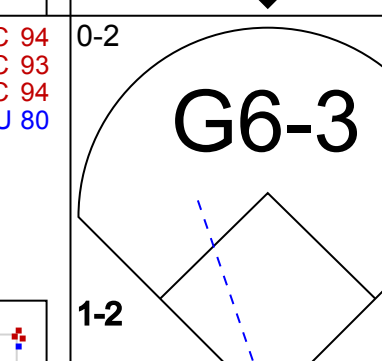
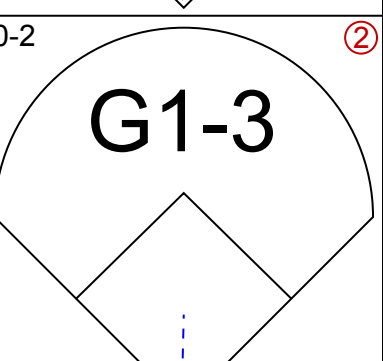
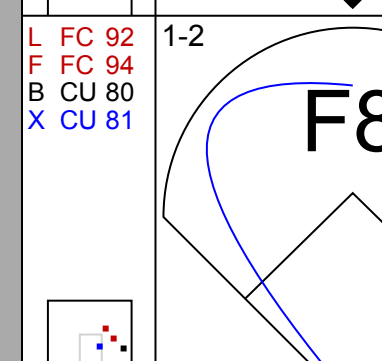
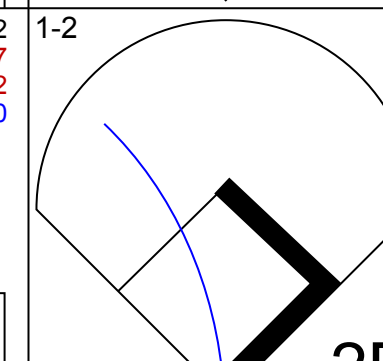
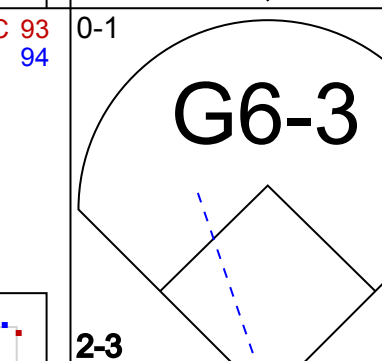
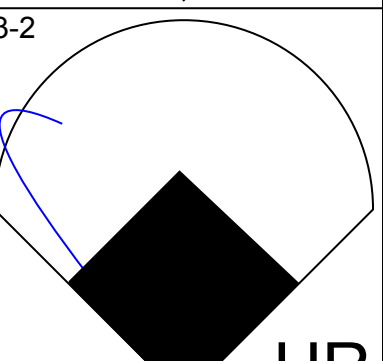
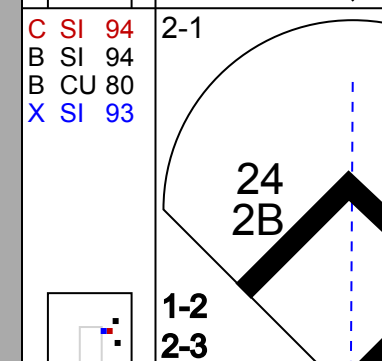
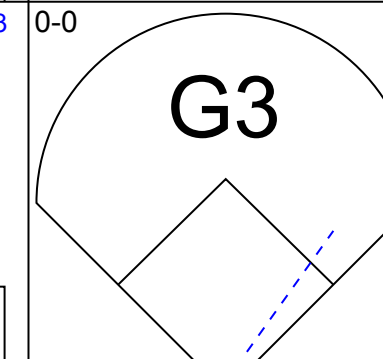
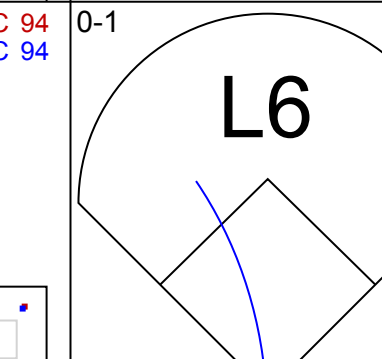
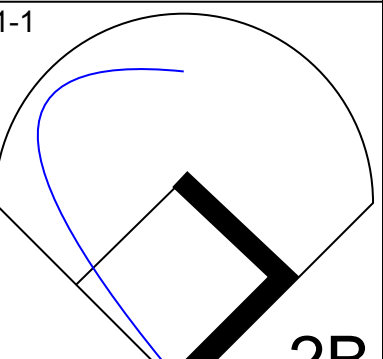
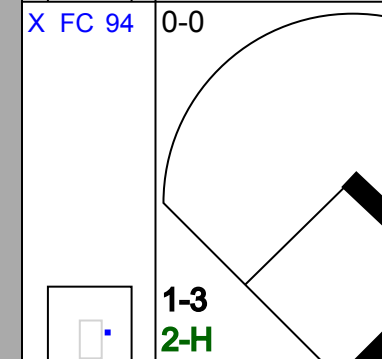
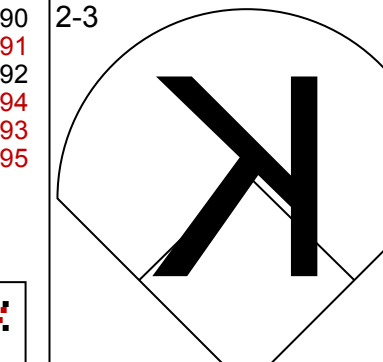
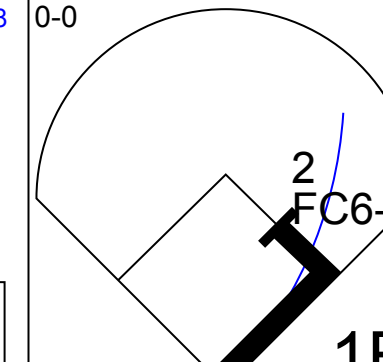
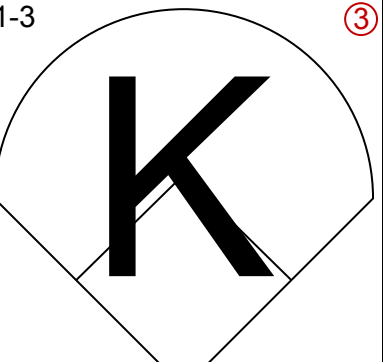
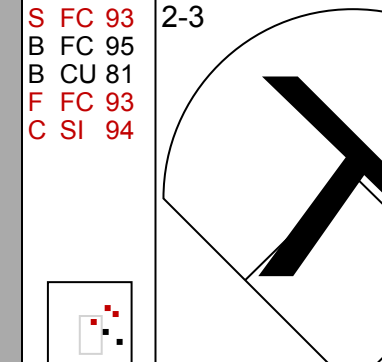
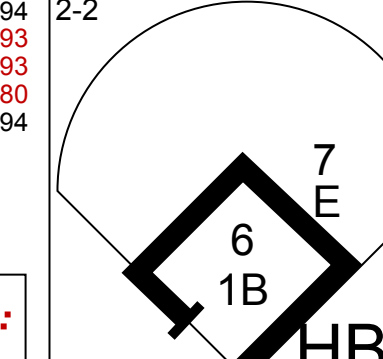
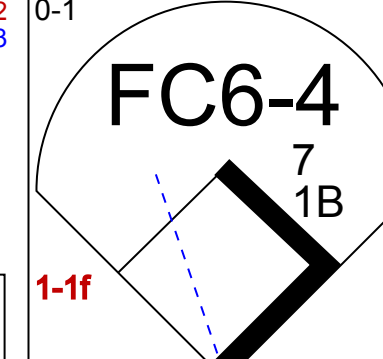
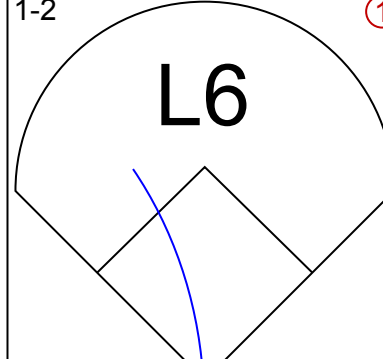
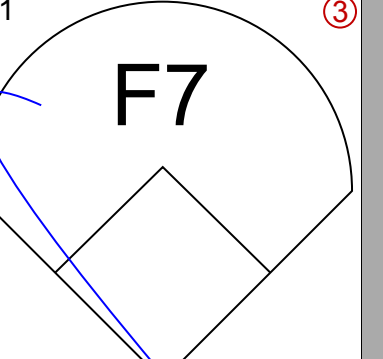
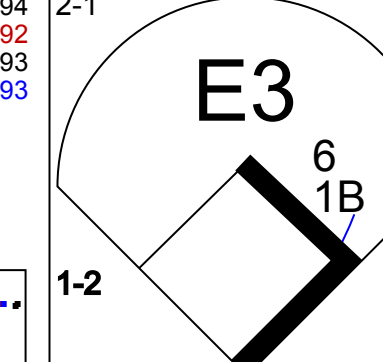
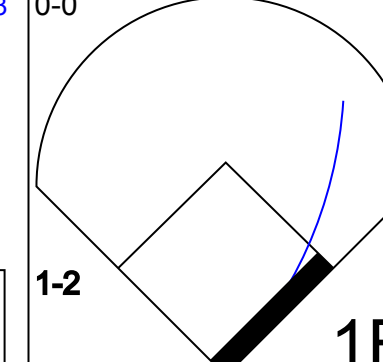

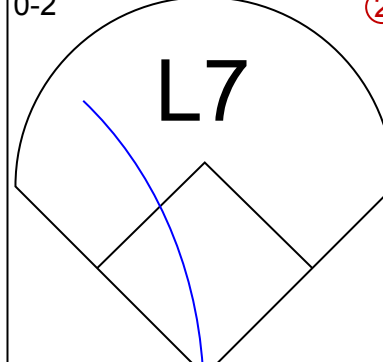
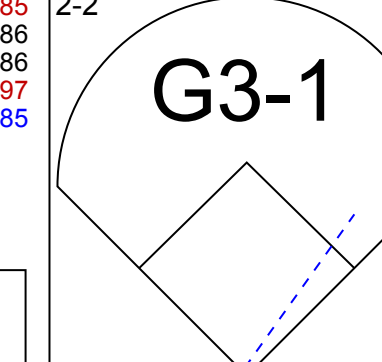
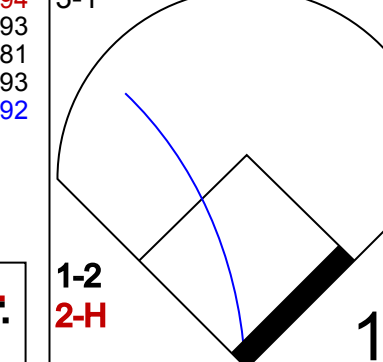
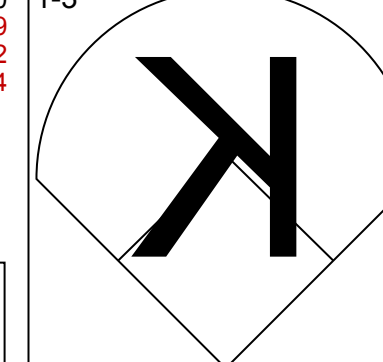

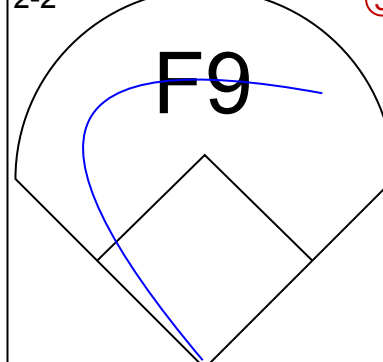
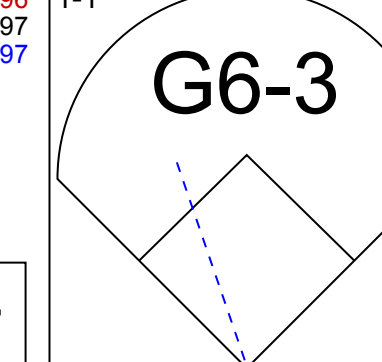
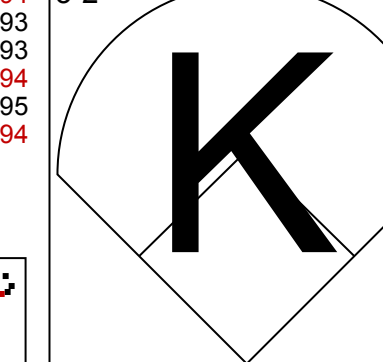
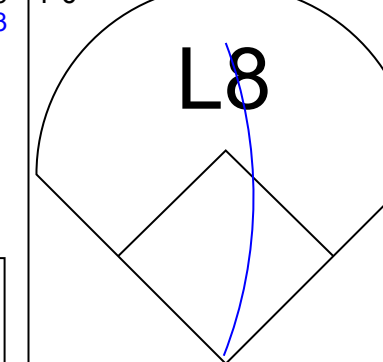

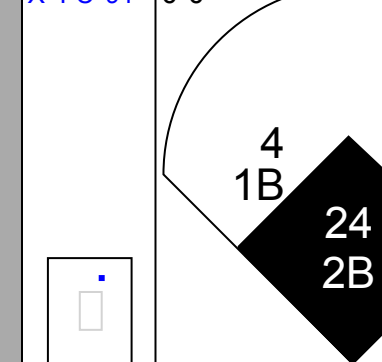
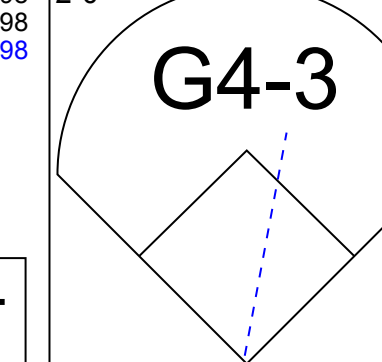
Batter	1	2	3	4	5	6	7	8	9	AB	R	H	RBI	BB	SO	LOB	TOP			
19 Marco Scutaro, R OBP: 0.385, SLG: 0.432										4	0	0	0	0	1	1				
2 Aaron Hill, R OBP: 0.329, SLG: 0.494										3	1	1	0	1	0	0				
26 Adam Lind, L OBP: 0.362, SLG: 0.544										4	1	1	2	0	2	1				
33 Scott Rolen, R OBP: 0.370, SLG: 0.476										4	0	0	0	0	2	1				
15 Alex Rios, R OBP: 0.322, SLG: 0.423										4	0	1	0	0	0	1				
10 Vernon Wells, R OBP: 0.301, SLG: 0.404										3	0	0	0	0	0	1				
15 Kevin Millar, R OBP: 0.303, SLG: 0.370										2	0	0	0	0	1	1				
20 Rod Barajas, R OBP: 0.281, SLG: 0.401										3	0	0	0	0	1	1				
19 José Bautista, R OBP: 0.373, SLG: 0.361										3	0	0	0	0	0	1				
<b>Inning Stats</b>	R: 0 E: 0 K: 1 S: 9	H: 0 LOB: 0 BB: 0 P: 14	R: 0 E: 0 K: 0 S: 5	H: 0 LOB: 0 BB: 0 P: 5	R: 0 E: 0 K: 0 S: 8	H: 0 LOB: 0 BB: 0 P: 14	R: 0 E: 0 K: 1 S: 9	H: 0 LOB: 0 BB: 0 P: 15	R: 0 E: 0 K: 1 S: 8	H: 0 LOB: 0 BB: 0 P: 10	R: 2 E: 0 K: 1 S: 12	H: 3 LOB: 1 BB: 0 P: 17	R: 0 E: 0 K: 1 S: 7	H: 0 LOB: 0 BB: 0 P: 8	R: 0 E: 0 K: 2 S: 11	H: 0 LOB: 1 BB: 1 P: 20	1B: 2 2B: 0 3B: 0 HR: 1	SF: 0 SAC: 0 DP: 0 HBP: 1	WP: 0 PB: 0 SB: 0 CS: 0	PA: 32
<b>PITCHER</b>	IP WLS BF H R ER SO BB IBB HBP BLK WP HR S P ERA WHIP																			
18 Ryan Rowland-Smith, L ERA: 3.12	7.0 W 25 3 2 2 4 0 0 1 0 0 1 60 89 2.57 0.429																			
57 Mark Lowe, R ERA: 3.35	1.0 H 3 0 0 0 1 0 0 0 0 0 0 7 8 0.00 0.000																			
53 David Aardsma, R ERA: 1.64	1.0 S 4 0 0 0 2 1 0 0 0 0 0 0 11 20 0.00 1.000																			

Toronto Blue Jays @ Seattle Mariners  
Safeco Field, Seattle, WA  
Wed Jul 29 2009, 1:40 PM PDT  
Att: 32,655 - Sunny - 86 F

livebaseballscores.com

AB 30  
R 2  
H 3  
RBI 2  
BB 1  
SO 7  
LOB 8




Batter	1	2	3	4	5	6	7	8	9	AB	R	H	RBI	BB	SO	LOB	BOTTOM			
51 Ichiro Suzuki, L OBP: 0.399, SLG: 0.478										4	1	2	0	0	0	0				
21 Franklin Gutierrez, R OBP: 0.356, SLG: 0.460										4	0	0	0	0	1	3				
4 Jose Lopez, R OBP: 0.295, SLG: 0.440										4	1	3	1	0	0	1				
24 Ken Griffey Jr., L OBP: 0.327, SLG: 0.385										4	0	2	2	0	0	2				
13 Chris Shelton, R OBP: 0.333, SLG: 0.364										4	0	1	0	0	3	3				
2 Kenji Johjima, R OBP: 0.285, SLG: 0.368										3	0	0	0	0	0	3				
7 Jack Hannahan, L OBP: 0.290, SLG: 0.337										4	0	1	0	0	0	1				
6 Chris Woodward, R OBP: 0.288, SLG: 0.254										4	0	1	0	0	1	2				
55 Michael Saunders, L OBP: 0.211, SLG: 0.211										4	1	1	0	0	1	4				
<b>Inning Stats</b>	R: 0 E: 0 K: 1 S: 10	H: 1 LOB: 1 BB: 0 P: 14	R: 0 E: 1 K: 2 S: 14	H: 1 LOB: 2 BB: 0 P: 26	R: 0 E: 0 K: 0 S: 9	H: 1 LOB: 1 BB: 0 P: 11	R: 0 E: 0 K: 1 S: 8	H: 2 LOB: 2 BB: 0 P: 10	R: 1 E: 0 K: 1 S: 14	H: 2 LOB: 1 BB: 0 P: 20	R: 0 E: 0 K: 0 S: 10	H: 0 LOB: 0 BB: 0 P: 13	R: 2 E: 0 K: 1 S: 14	H: 4 LOB: 2 BB: 0 P: 21	R: 0 E: 0 K: 0 S: 6	H: 0 LOB: 0 BB: 0 P: 11	1B: 7 2B: 3 3B: 0 HR: 1	SF: 0 SAC: 0 DP: 0 HBP: 1	WP: 0 PB: 0 SB: 0 CS: 0	PA: 36
<b>PITCHER</b>	IP WLS BF H R ER SO BB IBB HBP BLK WP HR S P ERA WHIP																			
32 Roy Halladay, R ERA: 2.88	7.0 L 33 11 3 3 6 0 0 0 0 0 0 1 79 115 3.86 1.571																			
22 Brandon League, R ERA: 4.5	1.0 3 0 0 0 0 0 0 0 0 0 0 6 11 0.00 0.000																			

Toronto Blue Jays @ Seattle Mariners  
Safeco Field, Seattle, WA  
Wed Jul 29 2009, 1:40 PM PDT  
Att: 32,655 - Sunny - 86 F

livebaseballscores.com

AB 35  
R 3  
H 11  
RBI 3  
BB 0  
SO 6  
LOB 19









Batter	1	2	3	4	5	6	7	8	9	AB	R	H	RBI	BB	SO	LOB	TOP					
51 Ichiro Suzuki, L (1,9)										4	0	1	0	0	0	0	<b>Seattle Mariners @ Texas Rangers</b> Rangers Ballpark in Arlington, Arlington, TX Fri Jul 31 2009, 8:05 PM EDT Att: 36,901 - Partly Cloudy - 88 F					
21 Franklin Gutierrez, R (1,8)										4	1	1	0	0	0	1						
30 Russell Branyan, L (1,3)										3	2	1	0	1	2	1						
4 Jose Lopez, R (1,4)										4	1	3	3	0	0	0						
24 Ken Griffey Jr., L (1,10)										4	0	1	1	0	0	1						
2 Kenji Johjima, R (1,2)										4	0	0	0	0	0	2						
2 Jack Wilson, R (1,6)										4	0	2	0	0	0	0						
7 Jack Hannahan, L (1,5)										3	0	0	0	0	1	2						
5 Mike Sweeney, R (9,PH)										1	0	0	0	0	1	0						
55 Michael Saunders, L (1,7)										3	0	0	0	0	1	1						
<b>Inning Stats</b>	R: 2 E: 0 K: 0 S: 10	H: 1 LOB: 0 BB: 1 P: 20	R: 0 E: 0 K: 1 S: 11	H: 1 LOB: 1 BB: 0 P: 15	R: 0 E: 0 K: 1 S: 10	H: 1 LOB: 0 BB: 0 P: 11	R: 0 E: 0 K: 0 S: 5	H: 0 LOB: 0 BB: 0 P: 7	R: 0 E: 0 K: 1 S: 6	H: 0 LOB: 0 BB: 0 P: 7	R: 1 E: 0 K: 0 S: 14	H: 3 LOB: 2 BB: 0 P: 17	R: 0 E: 0 K: 0 S: 7	H: 1 LOB: 1 BB: 0 P: 10	R: 1 E: 0 K: 1 S: 14	H: 2 LOB: 1 BB: 0 P: 19	R: 0 E: 0 K: 1 S: 10	H: 0 LOB: 0 BB: 0 P: 12	1B: 7 2B: 1 3B: 0 HR: 1	SF: 0 SAC: 0 DP: 2 HBP: 0	WP: 0 PB: 0 SB: 0 CS: 0	PA: 35
<b>PITCHER</b>	IP WLS BF H R ER SO BB IBB HBP BLK WP HR S P ERA WHIP																					
44 Vicente Padilla, R (1,1)	6.0 W 24 6 3 3 3 1 0 0 0 0 0 1 56 77 4.50 1.167																					
18 Eddie Guardado, L (7,1)	1.0 H 3 1 0 0 0 0 0 0 0 0 0 0 7 10 0.00 1.000																					
49 Jason Grilli, R (8,1)	0.2 H 4 2 1 1 1 0 0 0 0 0 0 0 11 14 13.50 3.000																					
36 C.J. Wilson, L (8,1)	1.1 S 4 0 0 0 1 0 0 0 0 0 0 0 13 17 0.00 0.000																					

AB	34
R	4
H	9
RBI	4
BB	1
SO	5
LOB	8



Batter	1	2	3	4	5	6	7	8	9	AB	R	H	RBI	BB	SO	LOB	BOTTOM			
13 Omar Vizquel, S (1,4)										4	1	3	0	0	0	0	<b>Seattle Mariners @ Texas Rangers</b> Rangers Ballpark in Arlington, Arlington, TX Fri Jul 31 2009, 8:05 PM EDT Att: 36,901 - Partly Cloudy - 88 F			
10 Michael Young, R (1,5)										3	1	1	0	1	1	1				
22 Marion Byrd, R (1,7)										4	1	1	3	0	1	2				
17 Nelson Cruz, R (1,9)										3	0	0	0	0	0	0				
9 Hank Blalock, L (1,3)										4	1	1	0	0	1	1				
25 Andrew Jones, R (1,10)										3	0	0	0	1	1	0				
32 Josh Hamilton, L (1,8)										3	0	1	0	0	0	0				
2 Taylor Teagarden, R (1,2)										2	1	1	2	0	1	0				
1 Elvis Andrus, R (1,6)										3	0	0	0	0	0	2				
<b>Inning Stats</b>	R: 0 E: 0 K: 1 S: 6	H: 2 LOB: 2 BB: 1 P: 20	R: 1 E: 0 K: 0 S: 11	H: 2 LOB: 1 BB: 0 P: 15	R: 0 E: 0 K: 1 S: 9	H: 0 LOB: 0 BB: 0 P: 11	R: 0 E: 0 K: 0 S: 7	H: 0 LOB: 0 BB: 0 P: 13	R: 4 E: 0 K: 0 S: 17	H: 4 LOB: 0 BB: 0 P: 25	R: 0 E: 0 K: 1 S: 12	H: 0 LOB: 0 BB: 0 P: 19	R: 0 E: 0 K: 1 S: 14	H: 1 LOB: 2 BB: 1 P: 23	R: 0 E: 0 K: 1 S: 5	H: 0 LOB: 0 BB: 0 P: 7		1B: 6 2B: 0 3B: 0 HR: 2	SF: 1 SAC: 0 DP: 1 HBP: 1	WP: 0 PB: 0 SB: 0 CS: 1
<b>PITCHER</b>	IP WLS BF H R ER SO BB IBB HBP BLK WP HR S P ERA WHIP																			
38 Jason Vargas, L (1,1)	5.0 L 22 7 5 5 2 1 0 1 0 0 0 0 2 50 9.00 1.600																			
23 Shawn Kelley, R (6,1)	1.0 3 0 0 0 1 0 0 0 0 0 0 0 12 19 0.00 0.000																			
43 Miguel Batista, R (7,1)	0.2 3 1 0 0 1 0 0 0 0 0 0 0 8 13 0.00 1.500																			
46 Sean White, R (7,1)	1.1 5 0 0 0 1 1 0 0 0 0 0 0 11 17 0.00 0.750																			

AB	29
R	5
H	8
RBI	5
BB	2
SO	5
LOB	6













Batter	1	2	3	4	5	6	7	8	9	AB R H RBI BB SO LOB	TOP																
51 Ichiro Suzuki, L (1, 9) OBP: 0.396, SLG: 0.476										5 3 2 1 1 2 3	<b>Seattle Mariners @ Kansas City Royals</b> Kauffman Stadium, Kansas City, MO Tue Aug 04 2009, 7:10 PM CDT Att: 15,057 - Clear - 87 F  livebaseballscorecards.com  <b>AB 41</b> <b>R 7</b> <b>H 14</b> <b>RBI 7</b> <b>BB 4</b> <b>SO 14</b> <b>LOB 29</b>  																
30 Russell Branyan, L (1, 3) OBP: 0.362, SLG: 0.534										4 0 2 2 0 2 2																	
4 Jose Lopez, R (1, 4) OBP: 0.305, SLG: 0.462										5 1 1 2 0 1 7																	
24 Ken Griffey Jr., L (1, 10) OBP: 0.330, SLG: 0.395										3 0 1 1 2 2 2																	
29 Adrian Beltré, R (1, 5) OBP: 0.286, SLG: 0.368										5 0 0 0 0 3 5																	
21 Franklin Gutierrez, R (1, 8) OBP: 0.350, SLG: 0.444										5 0 2 1 0 2 2																	
2 Kenji Johjima, R (1, 2) OBP: 0.291, SLG: 0.354										4 0 1 0 1 1 4																	
2 Jack Wilson, R (1, 6) OBP: 0.303, SLG: 0.390										5 1 2 0 0 1 3																	
55 Michael Saunders, L (1, 7) OBP: 0.242, SLG: 0.219										5 2 3 0 0 0 1																	
<b>Inning Stats</b>	R: 1 E: 0 K: 2 S: 10	H: 1 LOB: 0 BB: 0 P: 13	R: 0 E: 0 K: 1 S: 14	H: 1 LOB: 1 BB: 0 P: 17	R: 3 E: 0 K: 2 S: 22	H: 4 LOB: 1 BB: 0 P: 36	R: 0 E: 1 K: 1 S: 13	H: 1 LOB: 3 BB: 2 P: 23	R: 0 E: 0 K: 2 S: 13	H: 0 LOB: 0 BB: 2 P: 23		R: 2 E: 0 K: 2 S: 18	H: 3 LOB: 3 BB: 2 P: 33	R: 1 E: 1 K: 2 S: 13	H: 3 LOB: 2 BB: 0 P: 15	R: 0 E: 0 K: 1 S: 10	H: 1 LOB: 0 BB: 0 P: 13	R: 0 E: 0 K: 1 S: 8	H: 0 LOB: 0 BB: 0 P: 11	1B: 9 2B: 4 3B: 0 HR: 1	SF: 0 SAC: 0 DP: 0 HBP: 1	WP: 1 PB: 0 CS: 1	PA: 47				
<b>PITCHER</b>	IP WLS BF H R ER SO BB IBB HBP BLK WP HR S P ERA WHIP											IP WLS BF H R ER SO BB IBB HBP BLK WP HR S P ERA WHIP															
44 Luke Hochevar, R (1, 1) ERA: 5.4	5.0	B 3	7	4	4	8	2	0	1	0	0	1	1	72	112	7.20	1.800										
49 John Bale, L (6, 1) ERA: 5.75	0.0	B 3	2	2	2	0	1	0	0	0	0	0	0	5	9	∞	∞										
34 Jamey Wright, R (6, 1) ERA: 5.26	1.0	L 6	2	1	1	2	0	1	0	0	0	0	0	14	25	9.00	2.000										
32 Ron Mahay, L (7, 1) ERA: 4.25	0.1	B 3	2	0	0	1	0	0	0	0	0	0	0	7	8	0.00	6.000										
51 Robinson Tejeda, R (7, 1) ERA: 5.29	2.2	B 8	1	0	0	3	0	0	0	0	0	0	0	23	30	0.00	0.375										
<b>Batter</b>	<b>1</b>	<b>2</b>	<b>3</b>	<b>4</b>	<b>5</b>	<b>6</b>	<b>7</b>	<b>8</b>	<b>9</b>	<b>AB R H RBI BB SO LOB</b>	<b>BOTTOM</b>																
9 David DeJesus, L (1, 7) OBP: 0.324, SLG: 0.404										3 1 0 1 0 1 2	<b>Seattle Mariners @ Kansas City Royals</b> Kauffman Stadium, Kansas City, MO Tue Aug 04 2009, 7:10 PM CDT Att: 15,057 - Clear - 87 F  livebaseballscorecards.com  <b>AB 36</b> <b>R 6</b> <b>H 11</b> <b>RBI 5</b> <b>BB 3</b> <b>SO 6</b> <b>LOB 24</b>  																
8 Willie Bloomquist, R (1, 8) OBP: 0.309, SLG: 0.360										3 1 0 0 1 1 2																	
17 Mike Jacobs, L (9, PH) OBP: 0.293, SLG: 0.410										1 0 1 0 0 0 0																	
12 Mitch Maier, L (9, PR) OBP: 0.304, SLG: 0.327										0 0 0 0 0 0 0																	
16 Billy Butler, R (1, 3) OBP: 0.342, SLG: 0.453										4 0 2 1 1 0 1																	
24 Mark Teahen, L (1, 9) OBP: 0.340, SLG: 0.433										5 0 1 0 0 2 4																	
13 Alberto Callaspo, S (1, 4) OBP: 0.343, SLG: 0.446										3 0 0 1 1 0 2																	
3 Brayan Peña, S (1, 2) OBP: 0.358, SLG: 0.466										4 0 1 0 0 0 3																	
26 Ryan Freel, R (8, PR) OBP: 0.290, SLG: 0.216										0 0 0 0 0 0 0																	
14 John Buck, R (9, 2) OBP: 0.297, SLG: 0.435										1 0 0 0 0 0 3																	
21 Miguel Olivo, R (1, 10) OBP: 0.274, SLG: 0.457										4 2 2 0 0 0 1																	
4 Alex Gordon, L (1, 5) OBP: 0.329, SLG: 0.250										4 1 2 0 0 2 3																	
3 Yuniesky Betancourt, R (1, 6) OBP: 0.257, SLG: 0.323										4 1 2 2 0 0 3																	
<b>Inning Stats</b>	R: 2 E: 0 K: 1 S: 14	H: 1 LOB: 1 BB: 1 P: 26	R: 1 E: 1 K: 0 S: 12	H: 2 LOB: 1 BB: 0 P: 15	R: 0 E: 0 K: 1 S: 11	H: 1 LOB: 1 BB: 0 P: 20	R: 2 E: 0 K: 0 S: 10	H: 2 LOB: 0 BB: 1 P: 11	R: 1 E: 0 K: 1 S: 13	H: 2 LOB: 1 BB: 0 P: 21	R: 0 E: 0 K: 0 S: 7	H: 0 LOB: 0 BB: 1 P: 11	R: 0 E: 0 K: 1 S: 9	H: 1 LOB: 2 BB: 0 P: 17	R: 0 E: 0 K: 1 S: 14	H: 2 LOB: 3 BB: 1 P: 25	1B: 8 2B: 2 3B: 1 HR: 0	SF: 2 SAC: 0 DP: 0 HBP: 1	WP: 0 PB: 0 CS: 0	PA: 42							
<b>PITCHER</b>	IP WLS BF H R ER SO BB IBB HBP BLK WP HR S P ERA WHIP											IP WLS BF H R ER SO BB IBB HBP BLK WP HR S P ERA WHIP															
18 Ryan Rowland-Smith, L (1, 1) ERA: 4.22	4.0	B 9	1	0	1	0	1	0	0	0	0	0	0	47	77	9.00	1.750										
23 Shawn Kelley, R (5, 1) ERA: 5.16	2.0	W 9	2	1	1	1	1	0	0	0	0	0	0	20	32	4.50	1.500										
43 Miguel Batista, R (7, 1) ERA: 4.35	1.0	H 3	0	0	0	0	0	0	0	0	0	0	0	7	11	0.00	0.000										
57 Mark Lowe, R (8, 1) ERA: 3.16	1.0	H 4	1	0	0	1	0	0	0	0	0	0	0	9	17	0.00	1.000										
53 David Adamsme, R (9, 1) ERA: 1.61	1.0	S 6	2	0	0	1	1	0	0	0	0	0	0	14	25	0.00	3.000										







Batter	1	2	3	4	5	6	7	8	9	AB R H RBI BB SO LOB	TOP									
51 Ichiro Suzuki, L (1.9) OBP: 0.396, SLG: 0.474	G4-3		1-0 30 CS 1B		2-1 4 G4-6-3 1B		G4-3		G6-3	5 0 2 0 0 0 2	<b>Seattle Mariners @ Kansas City Royals</b> Kauffman Stadium, Kansas City, MO Thu Aug 06 2009, 7:10 PM CDT Att: 15,103 - Partly Cloudy - 85 F  <b>AB 36</b> <b>R 2</b> <b>H 12</b> <b>RBI 2</b> <b>BB 1</b> <b>SO 4</b> <b>LOB 20</b>									
30 Russell Branyan, L (1.3) OBP: 0.361, SLG: 0.529	K		1-1 P3		2-2 F8				G3	4 0 0 0 1 1 5										
4 Jose Lopez, R (1.4) OBP: 0.306, SLG: 0.459	K			2-2 F8	0-1 G4-6-3				G6-3	4 0 0 0 0 1 4										
5 Mike Sweeney, R (1.10) OBP: 0.292, SLG: 0.387		1-1 F9		2-0 HR		1-2 F9		0-0 G6-3		4 1 1 1 0 0 0										
29 Adrián Beltré, R (1.5) OBP: 0.294, SLG: 0.373		1-0 21 WP 1B		0-0 21 1B 2 SF8 1B		0-2 1B		0-2 21 FC6-4 1B		4 1 4 0 0 0 0										
21 Franklin Gutierrez, R (1.8) OBP: 0.349, SLG: 0.441	K		0-3 32 FC6-4 1B	0-1 1B		2-3 K		0-1 FC6-4 2 FC4		4 0 1 0 0 2 3										
2 Jack Wilson, R (1.6) OBP: 0.301, SLG: 0.391		0-0 F9		0-1 SF8		2-0 F7		2-0 FC4		3 0 0 1 0 0 3										
32 Rob Johnson, R (1.2) OBP: 0.306, SLG: 0.353			2-1 51 1B 55 G3 1B	2-1 FC6-4			1-0 P4		0-0 51 G6-3 2B	4 0 2 0 0 0 1										
55 Michael Saunders, L (1.7) OBP: 0.286, SLG: 0.300			0-0 G3		3-2 30 F8 51 1B 1B		1-1 30 WP 51 G4-3 1B		0-1 F9	4 0 2 0 0 0 2										
<b>Inning Stats</b>	R: 0 E: 0 K: 2 S: 11	H: 0 LOB: 0 BB: 0 P: 14	R: 0 E: 0 K: 1 S: 7	H: 1 LOB: 1 BB: 0 P: 9	R: 0 E: 0 K: 0 S: 6	H: 2 LOB: 1 BB: 0 P: 10	R: 2 E: 0 K: 0 S: 11	H: 3 LOB: 1 BB: 0 P: 17	R: 0 E: 0 K: 1 S: 10	H: 1 LOB: 1 BB: 0 P: 16	R: 0 E: 0 K: 0 S: 12	H: 1 LOB: 2 BB: 1 P: 22	R: 0 E: 0 K: 0 S: 8	H: 1 LOB: 1 BB: 0 P: 10	R: 0 E: 0 K: 0 S: 10	H: 1 LOB: 1 BB: 0 P: 13	1B: 10 2B: 1 3B: 0 HR: 1	SF: 1 SAC: 0 DP: 1 HBP: 0	WP: 2 PB: 0 SB: 0 CS: 1	PA: 38
<b>PITCHER</b>	IP WLS BF H R ER SO BB IBB HBP BLK WP HR S P ERA WHIP											IP WLS BF H R ER SO BB IBB HBP BLK WP HR S P ERA WHIP								
52 Bruce Chen, L (1.1) ERA: 5.28	6.2 W 29 10 2 2 4 1 0 0 0 0 2 1 66 101 2.70 1.650																			
34 Jamey Wright, R (7.1) ERA: 5.13	1.1 5 1 0 0 0 0 0 0 0 0 0 0 10 14 0.00 0.750																			
45 Doug Waechter, R (9.1) ERA: 3.8	1.0 4 1 0 0 0 0 0 0 0 0 0 0 10 13 0.00 1.000																			

Batter	1	2	3	4	5	6	7	8	9	AB R H RBI BB SO LOB	BOTTOM									
9 David DeJesus, L (1.7) OBP: 0.326, SLG: 0.400	FC5-4 BB	G6-3		F8		G3				3 0 0 0 1 0 1	<b>Seattle Mariners @ Kansas City Royals</b> Kauffman Stadium, Kansas City, MO Thu Aug 06 2009, 7:10 PM CDT Att: 15,103 - Partly Cloudy - 85 F  <b>AB 33</b> <b>R 8</b> <b>H 9</b> <b>RBI 8</b> <b>BB 3</b> <b>SO 1</b> <b>LOB 10</b>									
8 Willie Bloomquist, R (1.4) OBP: 0.300, SLG: 0.356	FC5-4 16 HR	G6-3		G5-3		G6-3				4 1 0 0 0 0 1										
16 Billy Butler, R (1.10) OBP: 0.351, SLG: 0.472	HR				0-0 3 2B 13 1B 1B					3 2 2 2 1 0 0										
3 Brayan Peña, S (1.2) OBP: 0.365, SLG: 0.481	13 1B 24 2B 1B				0-1 13 1B 24 E 2B					4 2 2 0 0 0 1										
13 Alberto Callaspo, S (1.5) OBP: 0.345, SLG: 0.444	24 2B 1B		0-1 L6		2-1 24 E 12 G6-3 1B					4 2 2 1 0 0 0										
24 Mark Teahen, L (1.3) OBP: 0.335, SLG: 0.428	12 F8 3 2B 2B		1-1 F8		0-0 E3					4 1 1 3 0 0 1										
12 Mitch Maier, L (1.8) OBP: 0.307, SLG: 0.321	F8		4-1 BB		3-2 G6-3					3 0 0 1 1 1 2										
3 Yuniesky Betancourt, R (1.6) OBP: 0.256, SLG: 0.321			1-2 G5-3		1-2 G5-3					4 0 1 1 0 0 2										
1 Josh Anderson, L (1.9) OBP: 0.281, SLG: 0.314	G5-3			0-0 9 CS 1B		G6-3				4 0 1 0 0 0 2										
<b>Inning Stats</b>	R: 5 E: 0 K: 0 S: 20	H: 5 LOB: 1 BB: 1 P: 32	R: 0 E: 0 K: 0 S: 9	H: 0 LOB: 1 BB: 1 P: 16	R: 0 E: 0 K: 0 S: 8	H: 0 LOB: 0 BB: 1 P: 14	R: 0 E: 0 K: 0 S: 5	H: 1 LOB: 0 BB: 0 P: 10	R: 3 E: 1 K: 0 S: 13	H: 3 LOB: 1 BB: 0 P: 19	R: 0 E: 0 K: 0 S: 4	H: 0 LOB: 0 BB: 0 P: 8	R: 0 E: 0 K: 1 S: 8	H: 0 LOB: 0 BB: 0 P: 13	R: 0 E: 0 K: 1 S: 8	H: 0 LOB: 0 BB: 0 P: 13	1B: 5 2B: 3 3B: 0 HR: 1	SF: 0 SAC: 0 DP: 0 HBP: 0	WP: 0 PB: 0 SB: 1 CS: 1	PA: 36
<b>PITCHER</b>	IP WLS BF H R ER SO BB IBB HBP BLK WP HR S P ERA WHIP											IP WLS BF H R ER SO BB IBB HBP BLK WP HR S P ERA WHIP								
38 Jason Vargas, L (1.1) ERA: 5.08	7.0 L 33 9 8 7 0 3 0 0 0 0 0 0 8 109 9.00 1.714																			
41 Chris Jakubauskas, R (8.1) ERA: 5.56	1.0 3 0 0 0 1 0 0 0 0 0 0 0 8 13 0.00 0.000																			















Batter	1	2	3	4	5	6	7	8	9	AB	R	H	RBI	BB	SO	LOB	TOP			
22 Scott Podsednik, L (1, 8) OBP: 0.351, SLG: 0.390										4	0	1	0	0	1	2				
15 Gordon Beckham, R (1, 5) OBP: 0.371, SLG: 0.491										3	1	1	0	1	1	1				
23 Jermaine Dye, R (1, 9) OBP: 0.344, SLG: 0.508										3	1	0	0	1	0	1				
25 Jim Thome, L (1, 10) OBP: 0.383, SLG: 0.507										4	0	0	0	0	3	2				
14 Paul Konerko, R (1, 3) OBP: 0.347, SLG: 0.493										3	0	0	0	1	2	0				
20 Carlos Quentin, R (1, 7) OBP: 0.333, SLG: 0.458										3	1	2	2	1	0	0				
10 Alexei Ramirez, R (1, 6) OBP: 0.329, SLG: 0.403										4	0	1	0	0	1	4				
5 Jayson Nix, R (1, 4) OBP: 0.320, SLG: 0.449										1	1	0	0	2	0	2				
7 Mark Kotsay, L (9, PH) OBP: 0.277, SLG: 0.316										1	0	0	0	0	0	1				
27 Ramon Castro, R (1, 2) OBP: 0.305, SLG: 0.389										3	0	2	2	0	0	1				
12 A.J. Pierzynski, L (9, PH) OBP: 0.341, SLG: 0.467										1	0	0	0	0	0	1				
<b>Inning Stats</b>	R: 0 E: 0 K: 1 S: 6	H: 1 LOB: 0 BB: 0 P: 8	R: 0 E: 0 K: 0 S: 9	H: 0 LOB: 1 BB: 1 P: 17	R: 0 E: 0 K: 1 S: 9	H: 0 LOB: 0 BB: 1 P: 15	R: 0 E: 0 K: 1 S: 9	H: 0 LOB: 0 BB: 0 P: 14	R: 2 E: 0 K: 1 S: 11	H: 2 LOB: 1 BB: 1 P: 18	R: 2 E: 0 K: 2 S: 12	H: 1 LOB: 2 BB: 3 P: 29	R: 0 E: 0 K: 2 S: 12	H: 0 LOB: 0 BB: 0 P: 16	R: 0 E: 0 K: 0 S: 14	H: 1 LOB: 0 BB: 0 P: 20	1B: 4 2B: 4 3B: 0 HR: 0	SF: 0 SAC: 0 DP: 3 HBP: 0	WP: 0 PB: 0 SB: 0 CS: 0	PA: 36
<b>PITCHER</b>	IP WLS BF H R ER SO BB IBB HBP BLK WP HR S P ERA WHIP																			
25 Luke French, L (1, 1) ERA: 4.31	5.1	W 7	BF 23	H 3	R 4	ER 4	SO 5	BB 6	IBB 0	HBP 0	BLK 0	WP 0	HR 0	S 50	P 90	ERA 6.75	WHIP 1.688			
46 Sean White, R (6, 1) ERA: 3.31	1.2	W 7	BF 3	H 3	R 0	ER 0	SO 1	BB 0	IBB 0	HBP 0	BLK 0	WP 0	HR 15	S 25	P 25	ERA 0.00	WHIP 1.800			
57 Mark Lowe, R (8, 1) ERA: 2.98	1.0	H 3	BF 0	H 0	R 0	ER 0	SO 2	BB 0	IBB 0	HBP 0	BLK 0	WP 0	HR 12	S 16	P 16	ERA 0.00	WHIP 0.000			
53 David Aardsma, R (9, 1) ERA: 1.55	1.0	S 3	BF 1	H 0	R 0	ER 0	SO 0	BB 0	IBB 0	HBP 0	BLK 0	WP 0	HR 14	S 20	P 20	ERA 0.00	WHIP 1.000			

Chicago White Sox @ Seattle Mariners  
Safeco Field, Seattle, WA  
Mon Aug 10 2009, 7:10 PM PDT  
Att: 21,056 - Roof Closed - 68 F

AB 30  
R 4  
H 7  
RBI 4  
BB 6  
SO 8  
LOB 15



Batter	1	2	3	4	5	6	7	8	9	AB	R	H	RBI	BB	SO	LOB	BOTTOM			
51 Ichiro Suzuki, L (1, 9) OBP: 0.393, SLG: 0.468										4	0	1	1	0	2	0				
21 Franklin Gutierrez, R (1, 8) OBP: 0.356, SLG: 0.460										3	1	1	0	1	0	0				
4 Jose Lopez, R (1, 4) OBP: 0.305, SLG: 0.456										4	1	1	0	0	0	1				
24 Ken Griffey Jr., L (1, 10) OBP: 0.333, SLG: 0.399										4	0	2	2	0	2	0				
29 Adrián Beltré, R (1, 5) OBP: 0.299, SLG: 0.375										4	0	2	0	0	0	1				
30 Russell Branyan, L (1, 3) OBP: 0.354, SLG: 0.535										4	1	1	1	0	1	3				
2 Jack Wilson, R (1, 6) OBP: 0.299, SLG: 0.380										3	1	0	0	1	1	3				
2 Kenji Johjima, R (1, 2) OBP: 0.285, SLG: 0.364										3	1	1	2	0	1	0				
55 Michael Saunders, L (1, 7) OBP: 0.315, SLG: 0.320										2	1	0	0	1	0	0				
<b>Inning Stats</b>	R: 0 E: 0 K: 0 S: 8	H: 0 LOB: 0 BB: 0 P: 12	R: 0 E: 0 K: 2 S: 11	H: 0 LOB: 0 BB: 0 P: 18	R: 0 E: 0 K: 0 S: 9	H: 0 LOB: 0 BB: 0 P: 14	R: 2 E: 0 K: 1 S: 21	H: 3 LOB: 2 BB: 1 P: 34	R: 1 E: 0 K: 1 S: 14	H: 2 LOB: 1 BB: 1 P: 24	R: 3 E: 0 K: 0 S: 12	H: 3 LOB: 0 BB: 1 P: 21	R: 0 E: 0 K: 1 S: 8	H: 0 LOB: 0 BB: 0 P: 11	R: 0 E: 0 K: 2 S: 12	H: 1 LOB: 1 BB: 0 P: 16	1B: 6 2B: 1 3B: 0 HR: 2	SF: 0 SAC: 0 DP: 1 HBP: 0	WP: 0 PB: 0 SB: 3 CS: 0	PA: 34
<b>PITCHER</b>	IP WLS BF H R ER SO BB IBB HBP BLK WP HR S P ERA WHIP																			
34 Gavin Floyd, R (1, 1) ERA: 4.06	5.2	L 25	BF 25	H 7	R 5	ER 5	SO 4	BB 3	IBB 0	HBP 0	BLK 0	WP 0	HR 1	S 71	P 117	ERA 7.94	WHIP 1.765			
57 Ramon Pena, R (6, 1) ERA: 4.56	0.1	2	BF 1	H 1	R 1	ER 1	SO 0	BB 0	IBB 0	HBP 0	BLK 0	WP 0	HR 4	S 6	P 6	ERA 27.00	WHIP 3.000			
71 Scott Linebrink, R (7, 1) ERA: 3.12	1.0	3	BF 0	H 0	R 0	ER 0	SO 1	BB 0	IBB 0	HBP 0	BLK 0	WP 0	HR 8	S 11	P 11	ERA 0.00	WHIP 0.000			
26 Octavio Dotel, R (8, 1) ERA: 2.82	1.0	4	BF 1	H 0	R 0	ER 0	SO 2	BB 0	IBB 0	HBP 0	BLK 0	WP 0	HR 12	S 16	P 16	ERA 0.00	WHIP 1.000			

Chicago White Sox @ Seattle Mariners  
Safeco Field, Seattle, WA  
Mon Aug 10 2009, 7:10 PM PDT  
Att: 21,056 - Roof Closed - 68 F

AB 31  
R 6  
H 9  
RBI 6  
BB 3  
SO 7  
LOB 8





Batter	1	2	3	4	5	6	7	8	9	AB R H RBI BB SO LOB	TOP											
22 Scott Podsednik, L (1, 8) OBP: 0.349, SLG: 0.387	F7		L8		G6-3		F8		15 S 1B	5 0 1 0 0 0 4	<b>Chicago White Sox @ Seattle Mariners</b> Safeco Field, Seattle, WA Tue Aug 11 2009, 7:10 PM PDT Att: 19,393 - Cloudy - 68 F											
15 Gordon Beckham, R (1, 5) OBP: 0.376, SLG: 0.479	25 1B 23 G5-3 BB		HBP		G6-3		G4-6-3 1B		L9	3 0 1 0 1 0 1												
23 Jermaine Dye, R (1, 9)	G5-3		F4		G6-3		G4-6-3 1-2		K	3 0 0 0 1 0 4												
25 Jim Thome, L (1, 10) OBP: 0.381, SLG: 0.503			G6-3		G6-3		K		K	4 0 1 0 0 2 3												
14 Paul Konerko, R (1, 3) OBP: 0.344, SLG: 0.488	G5-3		K		K		K		F8	4 0 0 0 0 2 3												
12 A.J. Pierzynski, L (1, 2) OBP: 0.342, SLG: 0.464	G4-3		G3-1		G6-4-3 20 BB		G6-4-3 20 BB		20 1B 10 HR BB	2 0 0 0 2 0 0												
31 Dewayne Wise, L (9, PR) OBP: 0.240, SLG: 0.348										0 1 0 0 0 0 0												
20 Carlos Quentin, R (1, 7) OBP: 0.305, SLG: 0.389	K		F9		G6-4-3 1-2		G6-4-3 1-2		10 HR 1B	4 1 1 0 0 1 1												
27 Ramon Castro, R (9, 2)									10 HR 1B	0 0 0 0 0 0 0												
10 Alexei Ramirez, R (1, 6) OBP: 0.331, SLG: 0.411	G4-3		P6		17 BB BB		17 BB BB		2-H 2-H HR	3 1 1 3 1 0 0												
17 Chris Getz, L (1, 4) OBP: 0.325, SLG: 0.367			15 HBP BB		22 G6-3 BB		22 G6-3 BB		P5	1 0 0 0 3 0 1												
<b>Inning Stats</b>	R: 0 E: 0 K: 0 S: 9	H: 1 LOB: 2 BB: 1 P: 19	R: 0 E: 0 K: 1 S: 10	H: 0 LOB: 0 BB: 0 P: 13	R: 0 E: 0 K: 0 S: 13	H: 0 LOB: 2 BB: 1 P: 19	R: 0 E: 0 K: 1 S: 8	H: 0 LOB: 0 BB: 0 P: 12	R: 0 E: 0 K: 0 S: 4	H: 0 LOB: 0 BB: 1 P: 12	R: 0 E: 0 K: 2 S: 12	H: 0 LOB: 1 BB: 1 P: 19	R: 0 E: 0 K: 0 S: 7	H: 0 LOB: 2 BB: 3 P: 21	R: 0 E: 0 K: 1 S: 6	H: 1 LOB: 0 BB: 0 P: 8	R: 3 E: 0 K: 0 S: 19	H: 3 LOB: 2 BB: 1 P: 31	1B: 4 2B: 0 3B: 0 HR: 1	SF: 0 SAC: 0 DP: 3 HBP: 1	WP: 0 PB: 0 SB: 1 CS: 0	PA: 38
<b>PITCHER</b>	IP WLS BF H R ER SO BB IBB HBP BLK WP HR S P ERA WHIP											IP WLS BF H R ER SO BB IBB HBP BLK WP HR S P ERA WHIP										
58 Doug Fister, R (1, 1) ERA: 4.33	6.0 2 4 1 0 0 4 4 0 1 0 0 0 56 94 0.00 0.833											6.0 2 4 1 0 0 4 4 0 1 0 0 0 56 94 0.00 0.833										
43 Miguel Batista, R (7, 1) ERA: 4.33	0.2 H 4 0 0 0 0 3 0 0 0 0 0 0 6 19 0.00 4.500											0.2 H 4 0 0 0 0 3 0 0 0 0 0 0 6 19 0.00 4.500										
57 Mark Lowe, R (7, 1) ERA: 2.91	1.1 H 4 1 0 0 1 0 0 0 0 0 0 0 7 10 0.00 0.750											1.1 H 4 1 0 0 1 0 0 0 0 0 0 0 7 10 0.00 0.750										
53 David Aardsma, R (9, 1) ERA: 2.04	0.2 L 6 3 3 3 0 1 0 0 0 0 0 1 17 28 40.50 6.000											0.2 L 6 3 3 3 0 1 0 0 0 0 0 1 17 28 40.50 6.000										
23 Shawn Kelley, R (9, 1) ERA: 4.97	0.1 1 0 0 0 0 0 0 0 0 0 0 0 2 3 0.00 0.000											0.1 1 0 0 0 0 0 0 0 0 0 0 0 2 3 0.00 0.000										

Batter	1	2	3	4	5	6	7	8	9	AB R H RBI BB SO LOB	BOTTOM											
51 Ichiro Suzuki, L (1, 9) OBP: 0.391, SLG: 0.467	K2-3		G6-4-3 21 1B		G4-3		G4-3		G4-3	4 0 1 0 0 1 0	<b>Chicago White Sox @ Seattle Mariners</b> Safeco Field, Seattle, WA Tue Aug 11 2009, 7:10 PM PDT Att: 19,393 - Cloudy - 68 F											
21 Franklin Gutierrez, R (1, 8) OBP: 0.356, SLG: 0.460			G6-4-3 1-2		K		K		K	4 0 1 0 0 2 2												
4 Jose Lopez, R (1, 4) OBP: 0.304, SLG: 0.454	P4		F8		1B		1B		L7	4 0 1 0 0 0 2												
5 Mike Sweeney, R (1, 10) OBP: 0.299, SLG: 0.383	L8		K		L7		L7		G6-3	4 0 0 0 0 1 2												
29 Adrian Beltré, R (1, 5) OBP: 0.301, SLG: 0.380	F7		30 1B 2B		G3		G3		30 DI 1B	4 1 2 0 0 0 1												
30 Russell Branyan, L (1, 3) OBP: 0.356, SLG: 0.535	K		1B		1B		1B		F8	4 0 2 1 0 1 1												
2 Jack Wilson, R (1, 6) OBP: 0.299, SLG: 0.377			P2		L7		L7			2 0 0 0 1 0 0												
2 Kenji Johjima, R (1, 2) OBP: 0.280, SLG: 0.357	P4		G4-3		K		K			3 0 0 0 0 1 1												
55 Michael Saunders, L (1, 7) OBP: 0.316, SLG: 0.321			21 G6-4-3 51 1B 1B		K		K		K	3 0 1 0 0 2 0												
<b>Inning Stats</b>	R: 0 E: 0 K: 1 S: 10	H: 1 LOB: 1 BB: 0 P: 13	R: 0 E: 0 K: 1 S: 10	H: 0 LOB: 1 BB: 1 P: 16	R: 0 E: 0 K: 0 S: 6	H: 2 LOB: 0 BB: 0 P: 6	R: 1 E: 0 K: 1 S: 9	H: 2 LOB: 0 BB: 0 P: 13	R: 0 E: 0 K: 1 S: 7	H: 0 LOB: 0 BB: 0 P: 10		R: 0 E: 0 K: 1 S: 9	H: 1 LOB: 1 BB: 0 P: 11	R: 0 E: 0 K: 1 S: 8	H: 1 LOB: 0 BB: 0 P: 14	R: 0 E: 0 K: 2 S: 10	H: 0 LOB: 0 BB: 0 P: 16	R: 0 E: 0 K: 0 S: 9	H: 1 LOB: 1 BB: 0 P: 12	1B: 6 2B: 2 3B: 0 HR: 0	SF: 0 SAC: 0 DP: 1 HBP: 0	WP: 0 PB: 0 SB: 0 CS: 0
<b>PITCHER</b>	IP WLS BF H R ER SO BB IBB HBP BLK WP HR S P ERA WHIP											IP WLS BF H R ER SO BB IBB HBP BLK WP HR S P ERA WHIP										
50 John Danks, L (1, 1) ERA: 4.04	8.0 W 29 7 1 0 0 1 1 0 0 0 0 0 0 69 99 1.12 1.000											8.0 W 29 7 1 0 0 1 1 0 0 0 0 0 0 69 99 1.12 1.000										
45 Bobby Jenks, R (9, 1) ERA: 4.03	1.0 S 4 1 0 0 0 0 0 0 0 0 0 0 9 12 0.00 1.000											1.0 S 4 1 0 0 0 0 0 0 0 0 0 0 9 12 0.00 1.000										





Batter	1	2	3	4	5	6	7	8	9	10	11	12	13	14	AB	R	H	RBI	BB	SO	LOB	TOP					
22 Scott Podsednik, L OBP: 0.340, SLG: 0.386 (1, 8)	G6-3		FC1-6 15 1B		SH5-3 1-2		K 1-2			K 51 1B		G6-3		K 1-3	6	0	2	0	0	2	4						
15 Gordon Beckham, R OBP: 0.369, SLG: 0.465 (1, 5)	G6-3		FC1-6 20 1B				G1-4-3 2-1			K SAFE		K SAFE		K SAFE	6	0	0	0	1	3	6						
51 Alex Rios, R OBP: 0.315, SLG: 0.423 (1, 9)	K		K 1-3		F9-2 2-2				G6-3				G4-3		6	0	1	0	0	2	3						
25 Jim Thome, L OBP: 0.383, SLG: 0.500 (1, 10)		7 PB 12 1B		20 WP BB		F7			G1-5-3				K SAFE		4	0	1	0	2	1	0						
20 Carlos Quentin, R OBP: 0.324, SLG: 0.441 (1, 7)	K		K 1-3				K 1-2			F9			G6-3		6	0	0	0	0	3	5						
12 A.J. Pierzynski, L OBP: 0.342, SLG: 0.461 (1, 2)			K 1-2		G6-3					F8			G1-3		5	0	1	0	1	1	0						
10 Alexei Ramirez, R OBP: 0.329, SLG: 0.408 (1, 6)	K		K 1-2		G5-3					E5 G3-1 7 1B			G4-3		5	0	1	0	0	2	3						
7 Mark Kotsay, L OBP: 0.290, SLG: 0.330 (1, 3)			BB 1-2 2-3		K					G3-1 5 1B			F7		5	0	2	0	1	1	2						
5 Jayson Nix, R OBP: 0.326, SLG: 0.447 (1, 4)	K				F9-2 15 PB 22 SH5-3 1B					G6-3			P3		5	0	2	0	1	1	5						
<b>Inning Stats</b>	R: 0 E: 0 K: 1 S: 6	H: 0 LOB: 0 BB: 0 P: 10	R: 0 E: 0 K: 3 S: 16	H: 2 LOB: 3 BB: 1 P: 23	R: 0 E: 0 K: 2 S: 12	H: 1 LOB: 2 BB: 1 P: 18	R: 0 E: 0 K: 1 S: 7	H: 0 LOB: 0 BB: 0 P: 9	R: 0 E: 0 K: 2 S: 11	H: 0 LOB: 1 BB: 0 P: 16	R: 0 E: 0 K: 1 S: 7	H: 0 LOB: 0 BB: 0 P: 9	R: 0 E: 0 K: 1 S: 12	H: 1 LOB: 1 BB: 0 P: 18	R: 0 E: 0 K: 1 S: 9	H: 0 LOB: 0 BB: 0 P: 11	R: 0 E: 0 K: 1 S: 12	H: 0 LOB: 0 BB: 0 P: 17	R: 0 E: 0 K: 2 S: 20	H: 1 LOB: 2 BB: 1 P: 26	1B: 9 2B: 2 3B: 0 HR: 0	SF: 0 SAC: 2 DP: 2 HBP: 0	WP: 2 PB: 2 SB: 1 CS: 0	PA: 56			
<b>PITCHER</b>	IP 7.0	WLS 20	BF 6	H 0	R 0	ER 0	SO 10	BB 4	IBB 0	HBP 0	BLK 0	WP 0	HR 0	S 67	P 105	ERA 0.00	WHIP 1.429										
34 Félix Hernández, R ERA: 2.72 (1, 1)																											
46 Sean White, R ERA: 3.7 (8, 1)																											
57 Mark Lowe, R ERA: 2.96 (10, 1)																											
23 Shawn Kelley, R ERA: 4.51 (11, 1)																											
41 Chris Jakubauskas, R ERA: 5.44 (13, 1)																											

**Chicago White Sox @ Seattle Mariners**  
Safeco Field, Seattle, WA  
Wed Aug 12 2009, 7:10 PM PDT  
Att. 24,448 - Partly Cloudy - 70 F


AB: 48  
R: 10  
H: 10  
RBI: 0  
BB: 6  
SO: 16  
LOB: 28



Batter	1	2	3	4	5	6	7	8	9	10	11	12	13	14	AB	R	H	RBI	BB	SO	LOB	BOTTOM								
51 Ichiro Suzuki, L OBP: 0.391, SLG: 0.466 (1, 9)	L6			G4-3						K 2-3			L3-1		5	0	1	0	1	1	0									
21 Franklin Gutierrez, R OBP: 0.352, SLG: 0.454 (1, 8)	G5-3			K				FC6					L7		5	0	0	0	1	1	3									
4 Jose Lopez, R OBP: 0.302, SLG: 0.450 (1, 4)	F8			G5-3				P6					F9		6	0	1	0	0	1	4									
5 Mike Sweeney, R OBP: 0.288, SLG: 0.368 (1, 10)	G6-3			G6-3				L9		F8			G6-3		6	0	0	0	0	0	4									
29 Adrian Beltré, R OBP: 0.304, SLG: 0.382 (1, 5)				BB 30 P6 1B				L6		F9			G6-3		6	1	3	0	0	0	1									
30 Russell Branyan, L OBP: 0.355, SLG: 0.533 (1, 8)	P6			F8				2B		K			BB 7 1B		5	0	1	0	1	2	3									
2 Jack Wilson, R OBP: 0.298, SLG: 0.376 (1, 6)				G1-3				F7					BB		1	0	0	0	0	0	0									
7 Jack Hannahan, L OBP: 0.304, SLG: 0.333 (6, 6)				K						L7			BB 32 L3 1B		4	0	1	0	1	1	3									
32 Rob Johnson, R OBP: 0.308, SLG: 0.345 (1, 2)				K									L3		5	0	1	0	0	1	2									
24 Ken Griffey Jr., L OBP: 0.335, SLG: 0.401 (14, PH)								P6		SH3-4 21 E			G5-3		1	0	1	1	0	0	0									
12 Ryan Langerhans, L OBP: 0.321, SLG: 0.423 (1, 7)	F8							F8		SH3-4			G4-3		4	0	0	0	0	1	0									
<b>Inning Stats</b>	R: 0 E: 0 K: 0 S: 5	H: 0 LOB: 0 BB: 0 P: 9	R: 0 E: 0 K: 0 S: 7	H: 1 LOB: 0 BB: 0 P: 10	R: 0 E: 0 K: 1 S: 8	H: 0 LOB: 0 BB: 0 P: 10	R: 0 E: 0 K: 1 S: 13	H: 0 LOB: 1 BB: 0 P: 11	R: 0 E: 0 K: 0 S: 6	H: 1 LOB: 2 BB: 0 P: 11	R: 0 E: 0 K: 1 S: 10	H: 0 LOB: 0 BB: 0 P: 16	R: 0 E: 0 K: 1 S: 11	H: 1 LOB: 3 BB: 1 P: 20	R: 0 E: 0 K: 1 S: 9	H: 0 LOB: 0 BB: 0 P: 13	R: 0 E: 0 K: 1 S: 12	H: 0 LOB: 1 BB: 0 P: 12	R: 0 E: 0 K: 1 S: 9	H: 0 LOB: 0 BB: 0 P: 9	R: 0 E: 0 K: 0 S: 11	H: 1 LOB: 1 BB: 1 P: 16	R: 0 E: 0 K: 1 S: 11	H: 0 LOB: 0 BB: 1 P: 18	R: 0 E: 0 K: 1 S: 13	H: 2 LOB: 2 BB: 1 P: 20	1B: 7 2B: 3 3B: 0 HR: 0	SF: 0 SAC: 1 DP: 1 HBP: 0	WP: 0 PB: 0 SB: 1 CS: 0	PA: 53
<b>PITCHER</b>	IP 8.0	WLS 31	BF 6	H 0	R 0	ER 0	SO 3	BB 0	IBB 0	HBP 0	BLK 0	WP 0	HR 0	S 67	P 107	ERA 0.00	WHIP 0.750													
56 Mark Buehrle, L ERA: 3.7 (1, 1)																														
37 Matt Thornton, L ERA: 2.55 (8, 1)																														
45 Bobby Jenks, R ERA: 3.83 (11, 1)																														
71 Scott Linebrink, R ERA: 3.05 (13, 1)																														
57 Ramon Pena, R ERA: 4.69 (14, 1)																														

**Chicago White Sox @ Seattle Mariners**  
Safeco Field, Seattle, WA  
Wed Aug 12 2009, 7:10 PM PDT  
Att. 24,448 - Partly Cloudy - 70 F

AB: 48  
R: 9  
H: 9  
RBI: 1  
BB: 4  
SO: 8  
LOB: 20





Batter	1	2	3	4	5	6	7	8	9	AB	R	H	RBI	BB	SO	LOB	TOP							
2 Derek Jeter, R OBP: 0.388, SLG: 0.458 19 Ramiro Pena, S OBP: 0.305, SLG: 0.344										4	2	2	1	0	2	0								
18 Johnny Damon, L OBP: 0.370, SLG: 0.532 14 Eric Hinske, L OBP: 0.361, SLG: 0.450										4	2	2	0	0	0	1								
25 Mark Teixeira, S OBP: 0.384, SLG: 0.559										4	2	2	1	1	0	1								
55 Hideki Matsui, L OBP: 0.365, SLG: 0.516										5	4	4	5	0	0	1								
33 Nick Swisher, S OBP: 0.377, SLG: 0.469										3	1	0	0	2	1	0								
24 Robinson Cano, L OBP: 0.392, SLG: 0.513										5	0	2	0	0	1	5								
53 Melky Cabrera, S OBP: 0.335, SLG: 0.432										4	0	0	1	1	0	5								
17 Jerry Hairston, R OBP: 0.315, SLG: 0.409										5	0	2	2	0	0	3								
26 José Molina, R OBP: 0.313, SLG: 0.324										5	0	1	0	0	1	3								
<b>Inning Stats</b>	R: 0 E: 0 K: 1 S: 7	H: 0 LOB: 0 BB: 0 P: 12	R: 2 E: 0 K: 1 S: 13	H: 2 LOB: 1 BB: 23 P: 23	R: 3 E: 0 K: 0 S: 17	H: 4 LOB: 2 BB: 1 P: 24	R: 1 E: 0 K: 0 S: 11	H: 2 LOB: 1 BB: 0 P: 18	R: 0 E: 0 K: 1 S: 9	H: 0 LOB: 0 BB: 0 P: 12	R: 0 E: 0 K: 1 S: 6	H: 0 LOB: 0 BB: 0 P: 8	R: 3 E: 0 K: 1 S: 18	H: 3 LOB: 2 BB: 2 P: 36	R: 2 E: 0 K: 1 S: 12	H: 2 LOB: 0 BB: 0 P: 17	R: 0 E: 0 K: 0 S: 9	H: 2 LOB: 2 BB: 0 P: 11	1B: 8 2B: 4 3B: 0 HR: 3	SF: 0 SAC: 0 DP: 0 HBP: 0	WP: 1 PB: 0 CS: 0	PA: 46		
<b>PITCHER</b>	IP WLS BF H R ER SO BB IBB HBP BLK WP HR S P ERA WHIP	IP WLS BF H R ER SO BB IBB HBP BLK WP HR S P ERA WHIP	IP WLS BF H R ER SO BB IBB HBP BLK WP HR S P ERA WHIP	IP WLS BF H R ER SO BB IBB HBP BLK WP HR S P ERA WHIP	IP WLS BF H R ER SO BB IBB HBP BLK WP HR S P ERA WHIP	IP WLS BF H R ER SO BB IBB HBP BLK WP HR S P ERA WHIP	IP WLS BF H R ER SO BB IBB HBP BLK WP HR S P ERA WHIP	IP WLS BF H R ER SO BB IBB HBP BLK WP HR S P ERA WHIP	IP WLS BF H R ER SO BB IBB HBP BLK WP HR S P ERA WHIP	IP WLS BF H R ER SO BB IBB HBP BLK WP HR S P ERA WHIP	IP WLS BF H R ER SO BB IBB HBP BLK WP HR S P ERA WHIP	IP WLS BF H R ER SO BB IBB HBP BLK WP HR S P ERA WHIP	IP WLS BF H R ER SO BB IBB HBP BLK WP HR S P ERA WHIP	IP WLS BF H R ER SO BB IBB HBP BLK WP HR S P ERA WHIP	IP WLS BF H R ER SO BB IBB HBP BLK WP HR S P ERA WHIP	IP WLS BF H R ER SO BB IBB HBP BLK WP HR S P ERA WHIP	IP WLS BF H R ER SO BB IBB HBP BLK WP HR S P ERA WHIP	IP WLS BF H R ER SO BB IBB HBP BLK WP HR S P ERA WHIP	IP WLS BF H R ER SO BB IBB HBP BLK WP HR S P ERA WHIP	IP WLS BF H R ER SO BB IBB HBP BLK WP HR S P ERA WHIP	IP WLS BF H R ER SO BB IBB HBP BLK WP HR S P ERA WHIP	IP WLS BF H R ER SO BB IBB HBP BLK WP HR S P ERA WHIP	IP WLS BF H R ER SO BB IBB HBP BLK WP HR S P ERA WHIP	IP WLS BF H R ER SO BB IBB HBP BLK WP HR S P ERA WHIP

New York Yankees @ Seattle Mariners  
Safeco Field, Seattle, WA  
Thu Aug 13 2009, 7:10 PM PDT  
Att: 33,585 - Roof Closed - 62 F

AB 42  
R 11  
H 15  
RBI 10  
BB 4  
SO 6  
LOB 21



Batter	1	2	3	4	5	6	7	8	9	AB	R	H	RBI	BB	SO	LOB	BOTTOM							
51 Ichiro Suzuki, L OBP: 0.390, SLG: 0.464 12 Ryan Langerhans, L OBP: 0.321, SLG: 0.423										4	0	1	0	0	1	1								
21 Franklin Gutierrez, R OBP: 0.349, SLG: 0.449										4	0	0	0	0	1	1								
4 Jose Lopez, R OBP: 0.300, SLG: 0.446										4	0	0	0	0	1	0								
5 Mike Sweeney, R OBP: 0.287, SLG: 0.361										3	0	0	0	1	1	0								
30 Russell Branyan, L OBP: 0.353, SLG: 0.529										3	0	0	0	0	2	1								
2 Kenji Johjima, R OBP: 0.274, SLG: 0.350										3	0	0	0	0	2	1								
7 Jack Hannahan, L OBP: 0.309, SLG: 0.335										2	0	1	0	1	0	0								
16 Josh Wilson, R OBP: 0.247, SLG: 0.246										3	1	1	1	0	0	3								
55 Michael Saunders, L OBP: 0.300, SLG: 0.304										3	0	0	0	0	2	1								
<b>Inning Stats</b>	R: 0 E: 0 K: 2 S: 9	H: 0 LOB: 0 BB: 0 P: 11	R: 0 E: 0 K: 2 S: 16	H: 0 LOB: 2 BB: 2 P: 29	R: 0 E: 0 K: 1 S: 6	H: 1 LOB: 0 BB: 0 P: 7	R: 0 E: 0 K: 0 S: 5	H: 0 LOB: 0 BB: 0 P: 7	R: 1 E: 0 K: 1 S: 13	H: 1 LOB: 0 BB: 0 P: 18	R: 0 E: 0 K: 0 S: 4	H: 0 LOB: 0 BB: 0 P: 6	R: 0 E: 0 K: 2 S: 8	H: 0 LOB: 0 BB: 0 P: 11	R: 0 E: 0 K: 2 S: 13	H: 1 LOB: 1 BB: 0 P: 16	R: 0 E: 0 K: 0 S: 6	H: 0 LOB: 0 BB: 0 P: 8	1B: 2 2B: 0 3B: 0 HR: 1	SF: 0 SAC: 0 DP: 1 HBP: 0	WP: 0 PB: 0 CS: 0	PA: 31		
<b>PITCHER</b>	IP WLS BF H R ER SO BB IBB HBP BLK WP HR S P ERA WHIP	IP WLS BF H R ER SO BB IBB HBP BLK WP HR S P ERA WHIP	IP WLS BF H R ER SO BB IBB HBP BLK WP HR S P ERA WHIP	IP WLS BF H R ER SO BB IBB HBP BLK WP HR S P ERA WHIP	IP WLS BF H R ER SO BB IBB HBP BLK WP HR S P ERA WHIP	IP WLS BF H R ER SO BB IBB HBP BLK WP HR S P ERA WHIP	IP WLS BF H R ER SO BB IBB HBP BLK WP HR S P ERA WHIP	IP WLS BF H R ER SO BB IBB HBP BLK WP HR S P ERA WHIP	IP WLS BF H R ER SO BB IBB HBP BLK WP HR S P ERA WHIP	IP WLS BF H R ER SO BB IBB HBP BLK WP HR S P ERA WHIP	IP WLS BF H R ER SO BB IBB HBP BLK WP HR S P ERA WHIP	IP WLS BF H R ER SO BB IBB HBP BLK WP HR S P ERA WHIP	IP WLS BF H R ER SO BB IBB HBP BLK WP HR S P ERA WHIP	IP WLS BF H R ER SO BB IBB HBP BLK WP HR S P ERA WHIP	IP WLS BF H R ER SO BB IBB HBP BLK WP HR S P ERA WHIP	IP WLS BF H R ER SO BB IBB HBP BLK WP HR S P ERA WHIP	IP WLS BF H R ER SO BB IBB HBP BLK WP HR S P ERA WHIP	IP WLS BF H R ER SO BB IBB HBP BLK WP HR S P ERA WHIP	IP WLS BF H R ER SO BB IBB HBP BLK WP HR S P ERA WHIP	IP WLS BF H R ER SO BB IBB HBP BLK WP HR S P ERA WHIP	IP WLS BF H R ER SO BB IBB HBP BLK WP HR S P ERA WHIP	IP WLS BF H R ER SO BB IBB HBP BLK WP HR S P ERA WHIP	IP WLS BF H R ER SO BB IBB HBP BLK WP HR S P ERA WHIP	IP WLS BF H R ER SO BB IBB HBP BLK WP HR S P ERA WHIP

New York Yankees @ Seattle Mariners  
Safeco Field, Seattle, WA  
Thu Aug 13 2009, 7:10 PM PDT  
Att: 33,585 - Roof Closed - 62 F

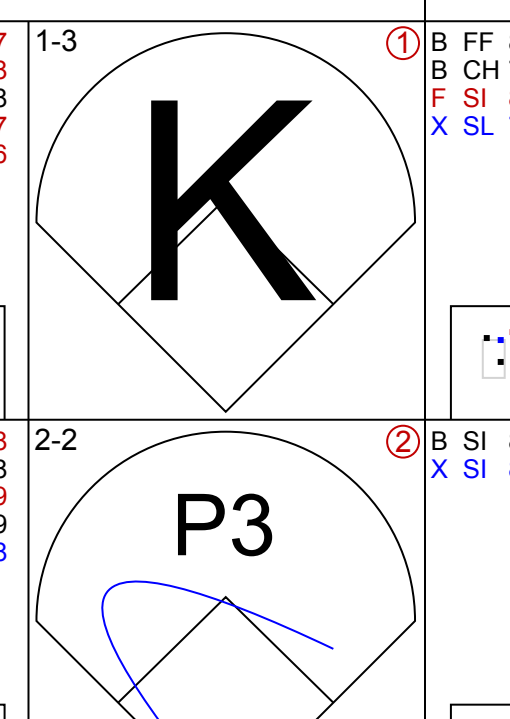
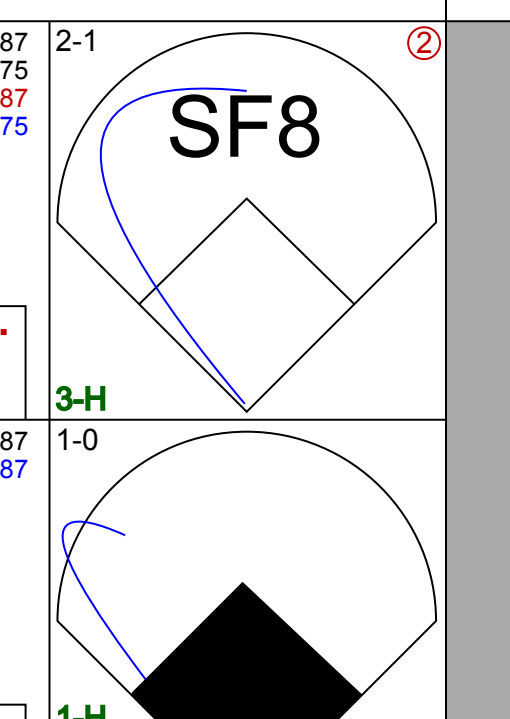
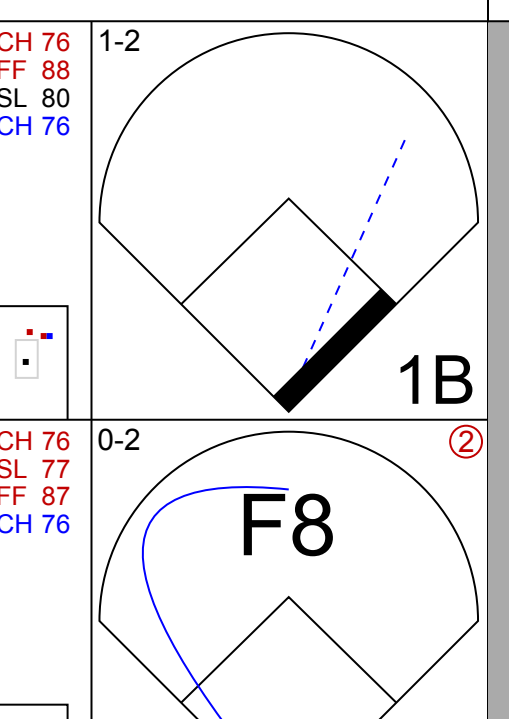
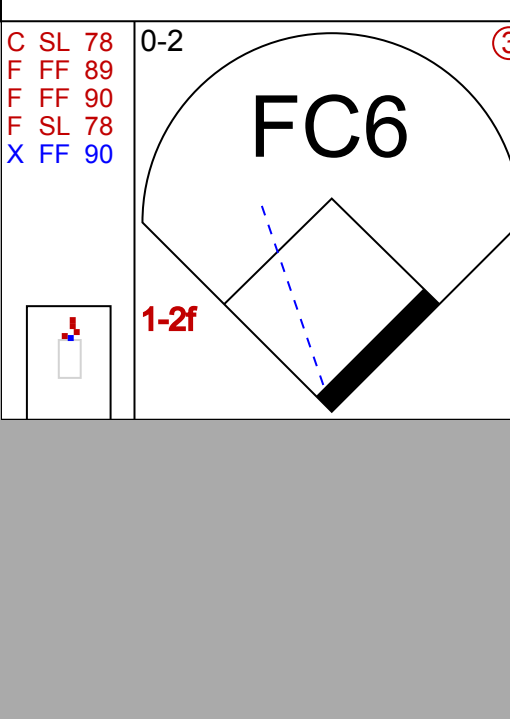
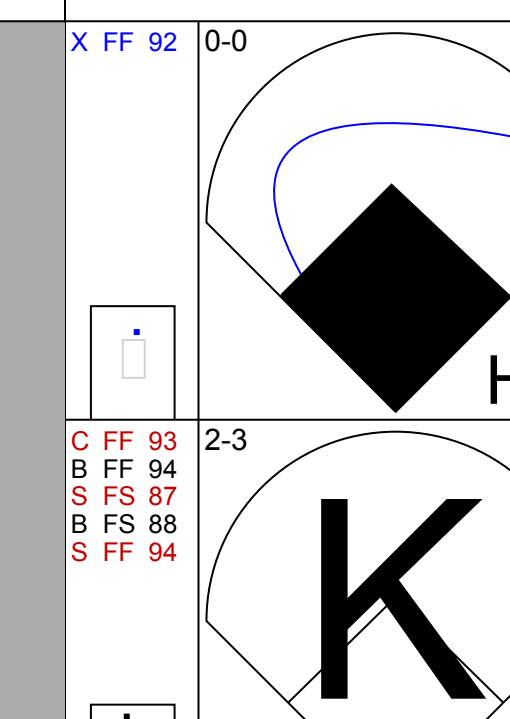
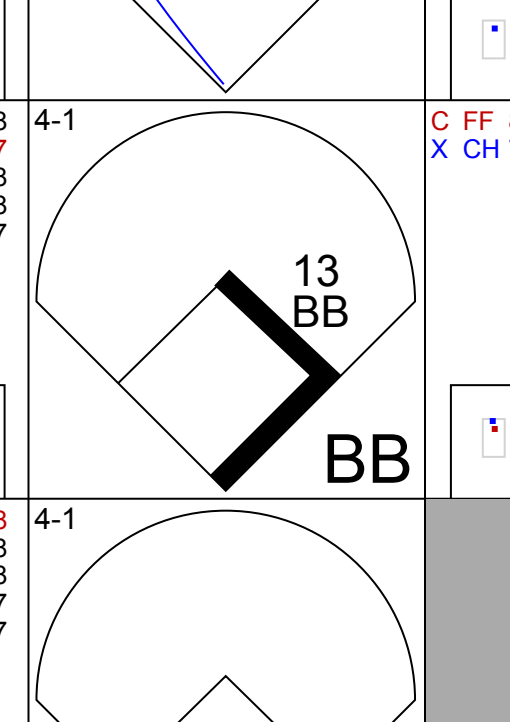
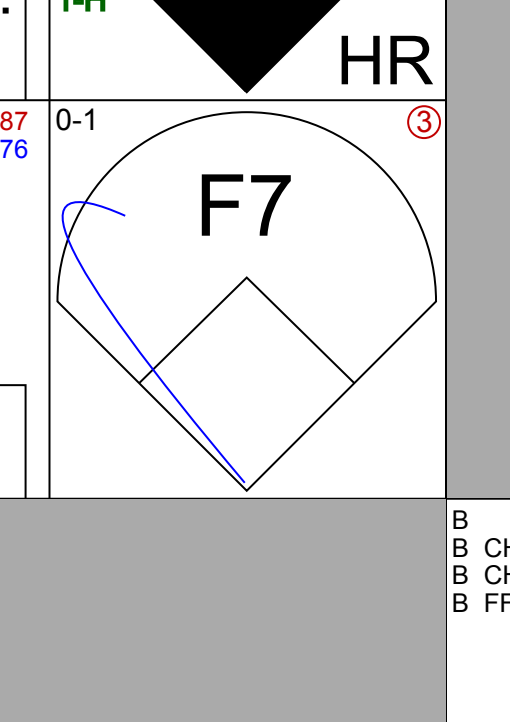
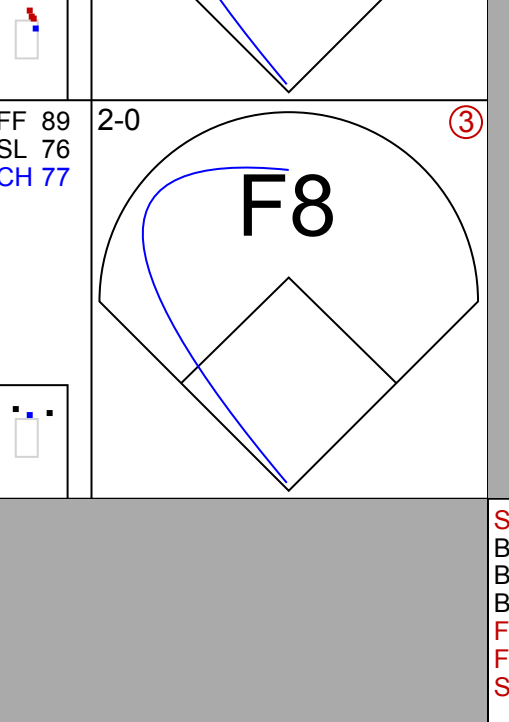
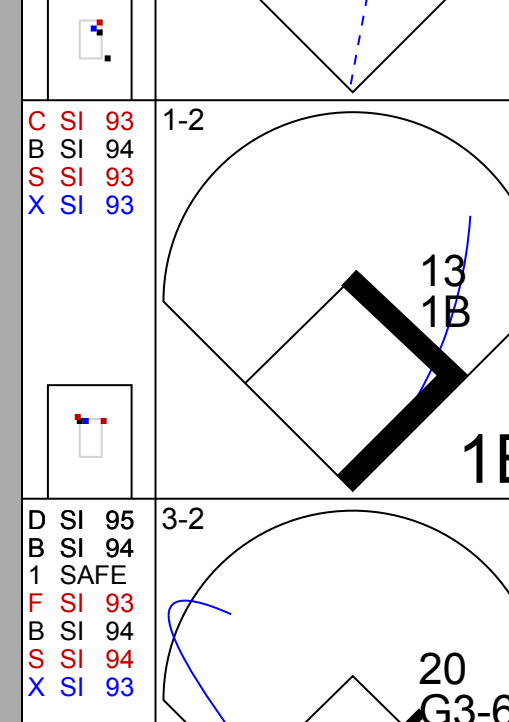
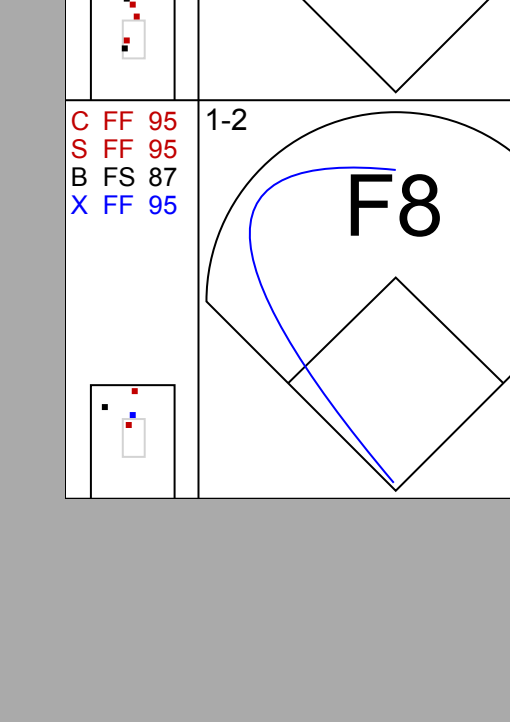
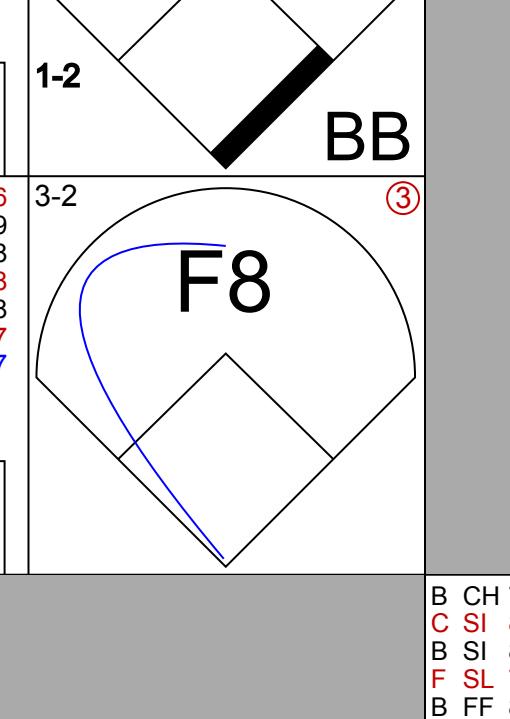
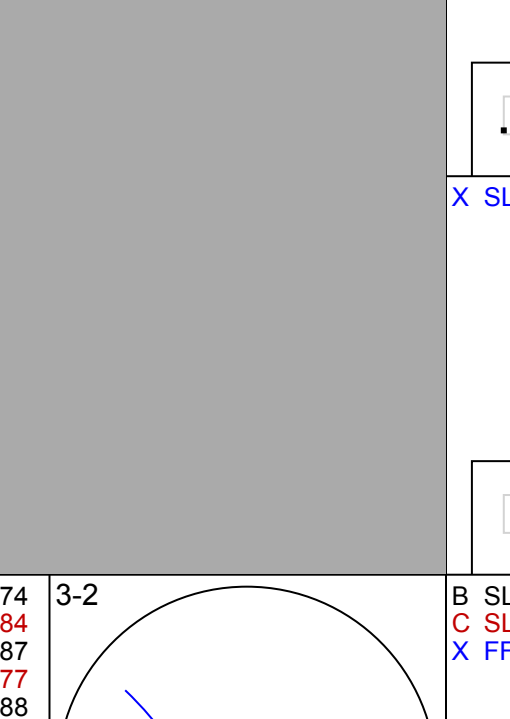

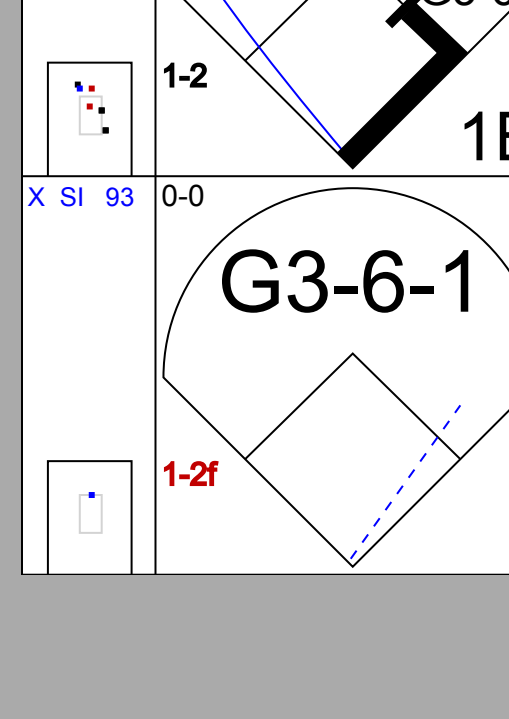

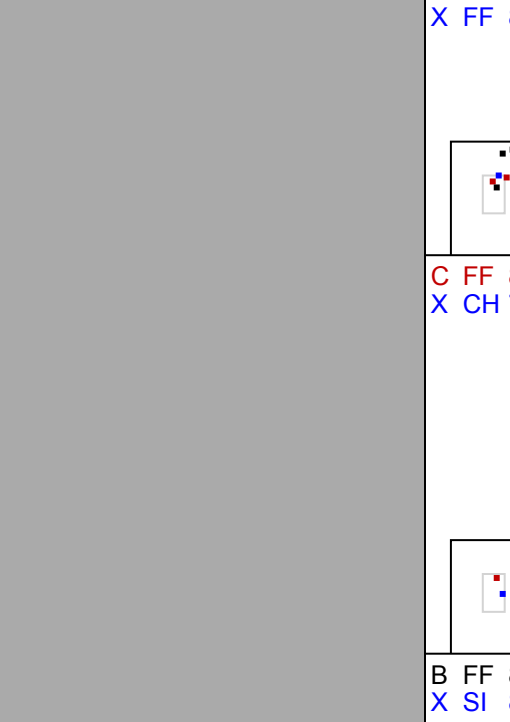
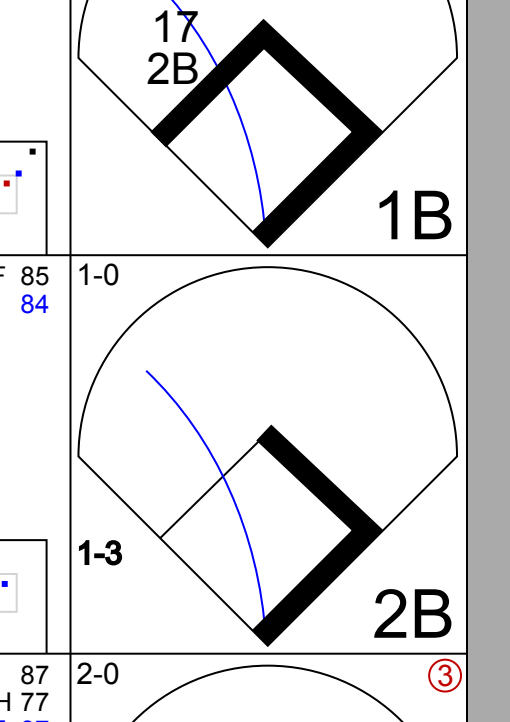
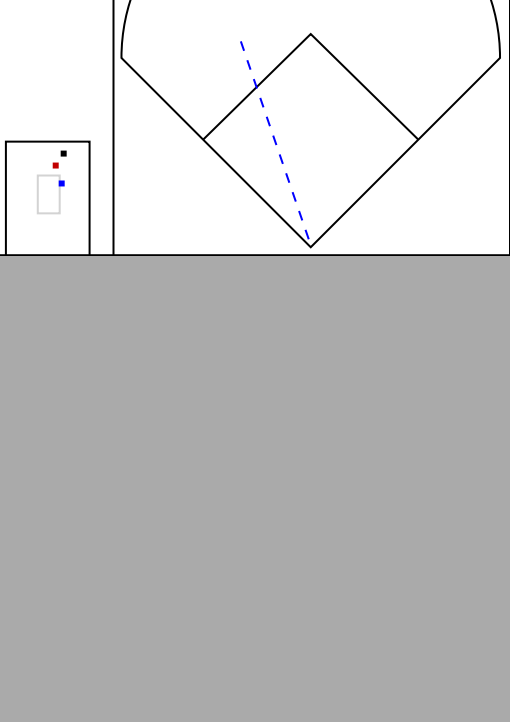

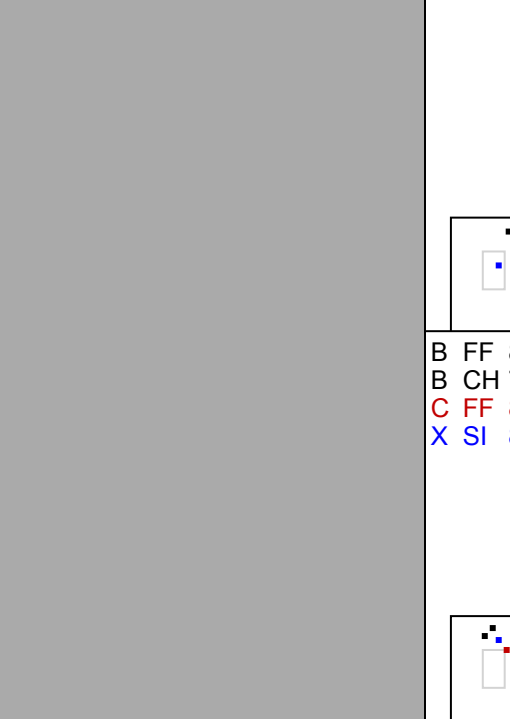
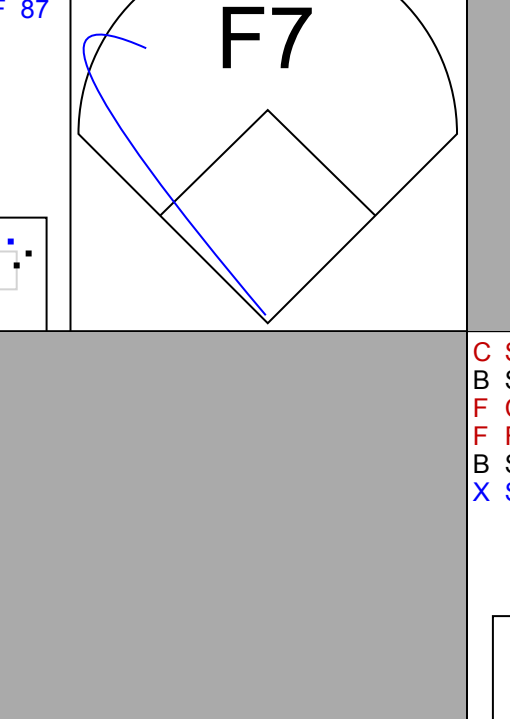


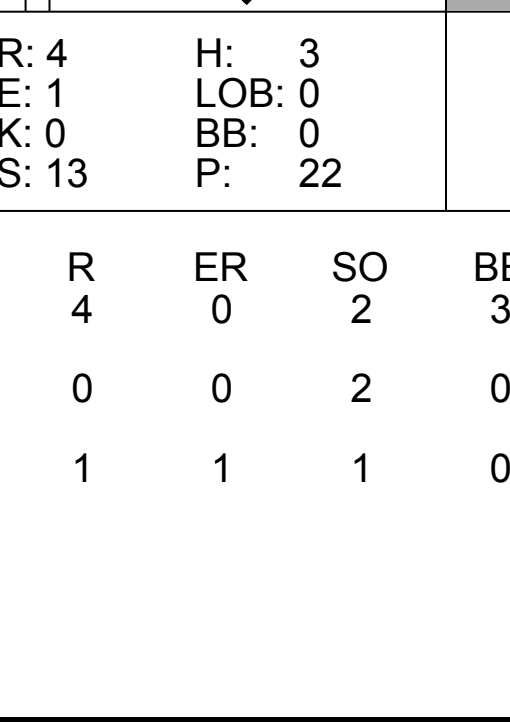
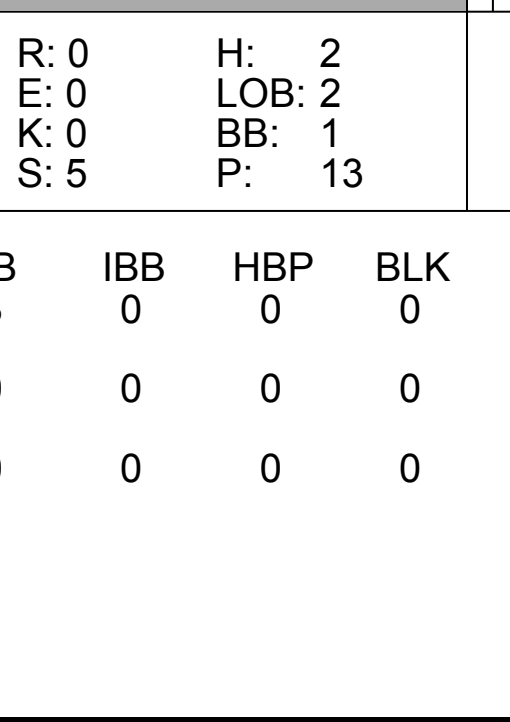
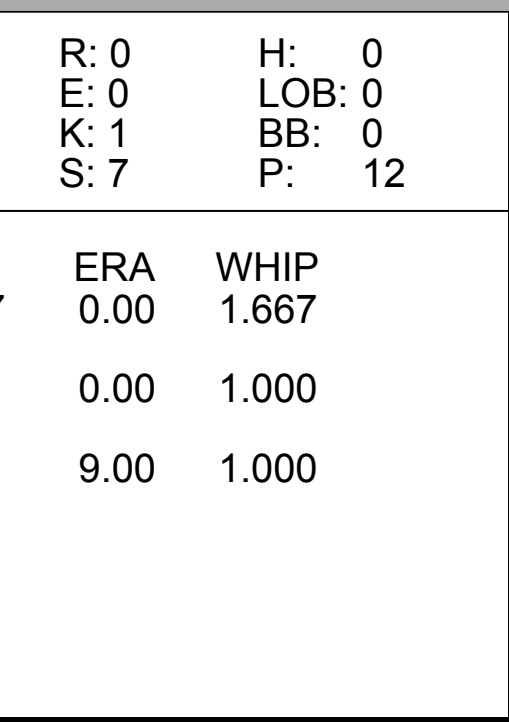
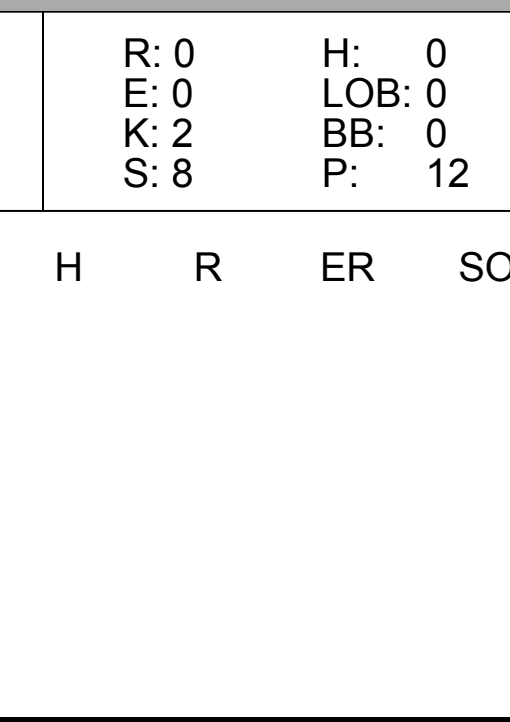
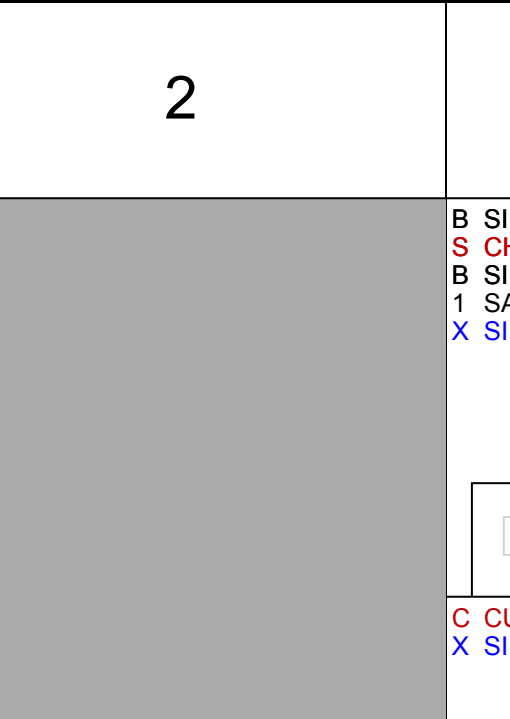
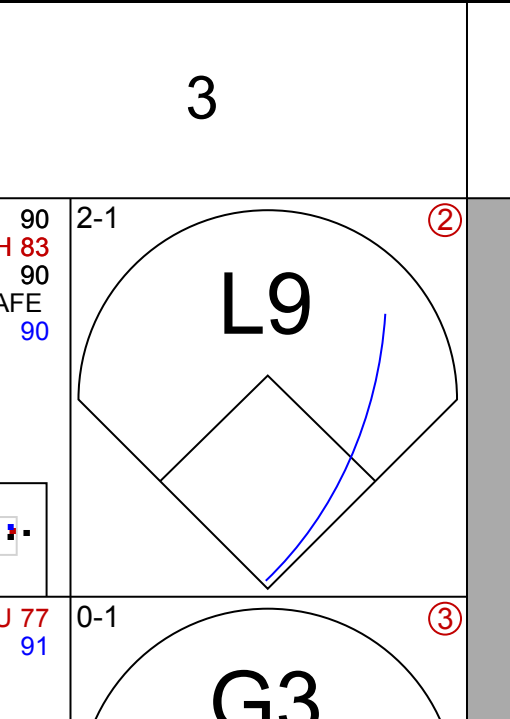
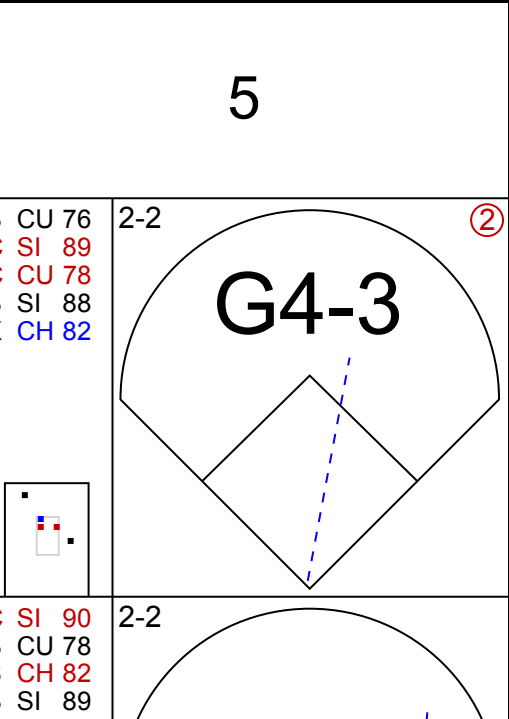
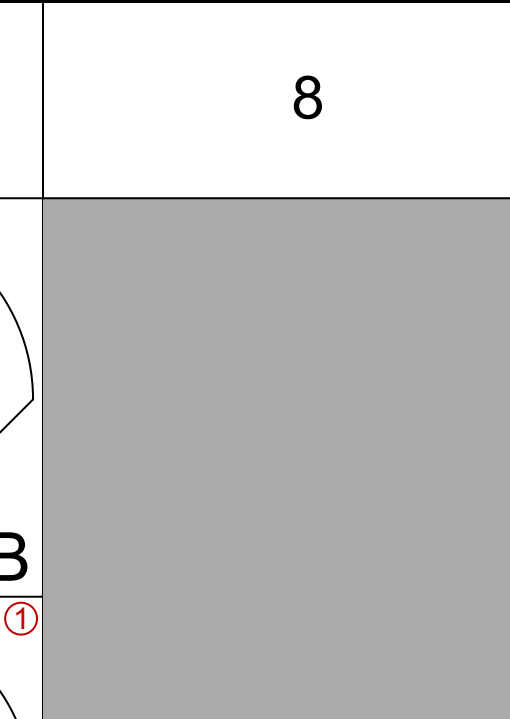

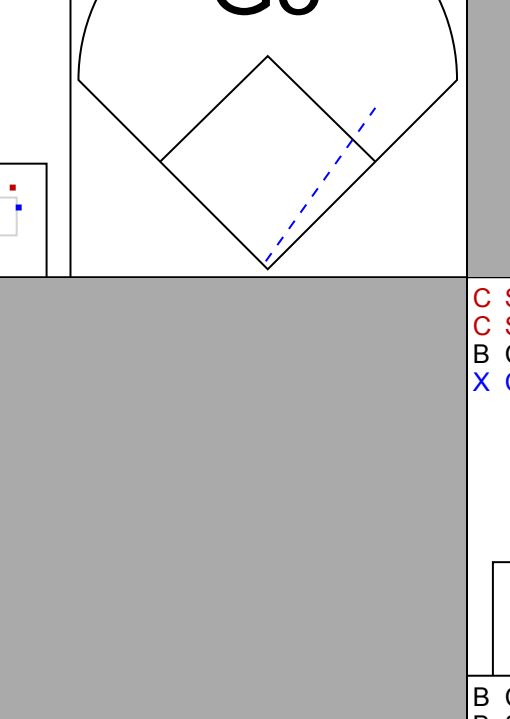
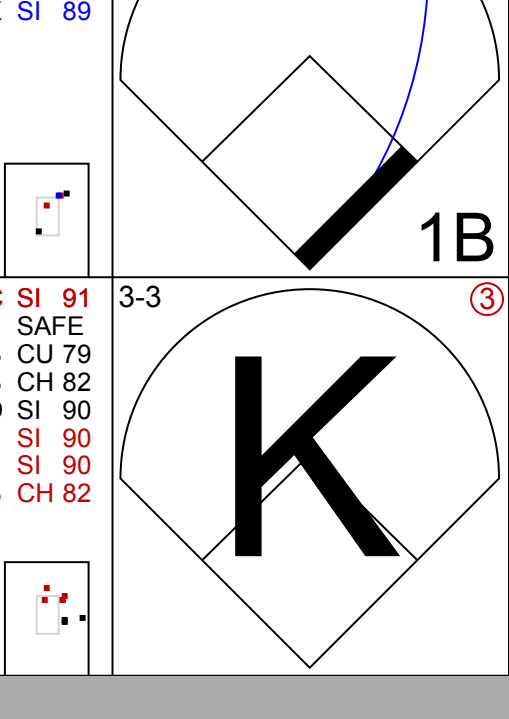

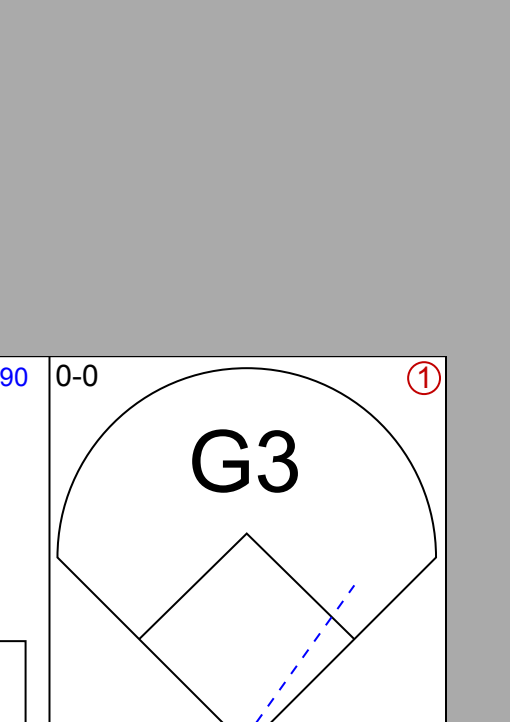
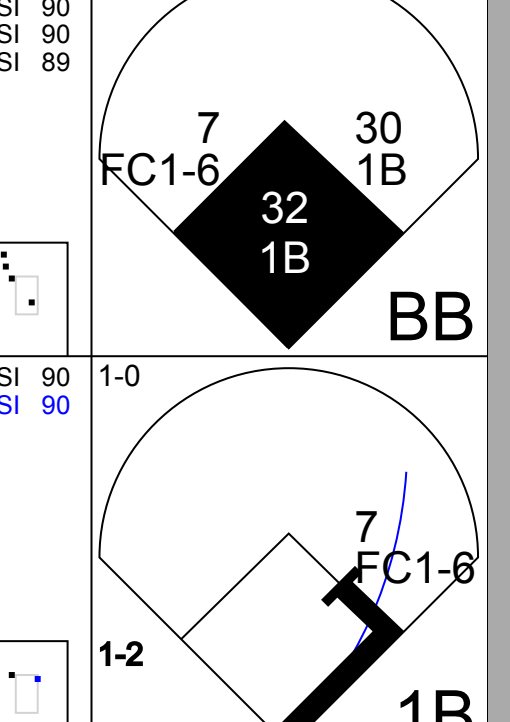
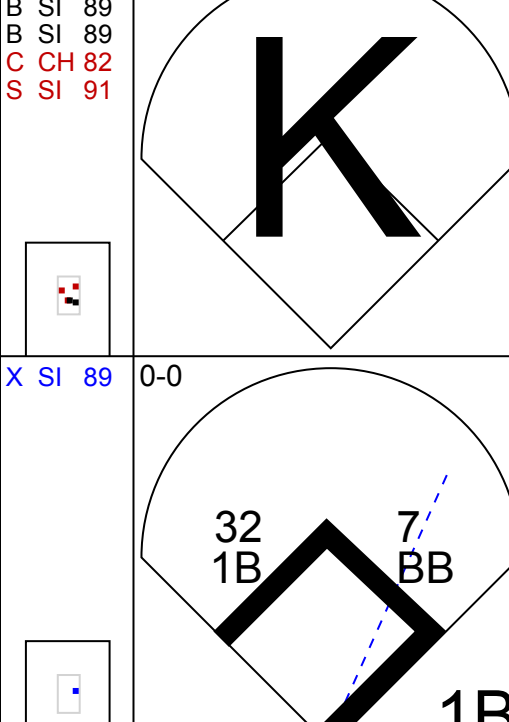
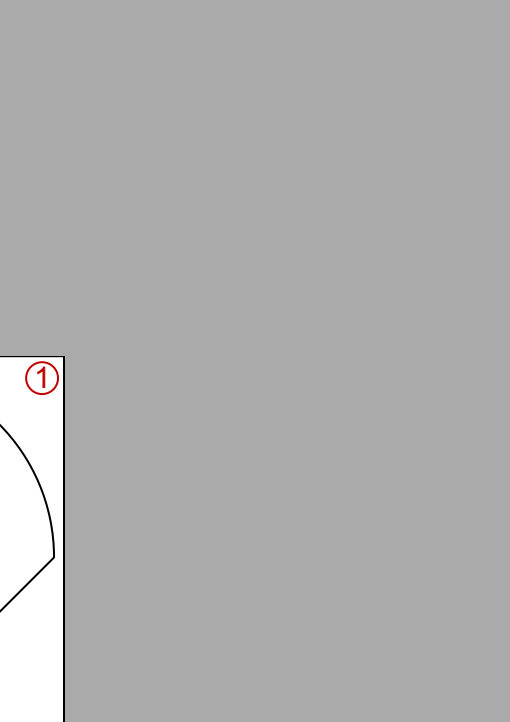
AB 29  
R 1  
H 3  
RBI 1  
BB 2  
SO 10  
LOB 8

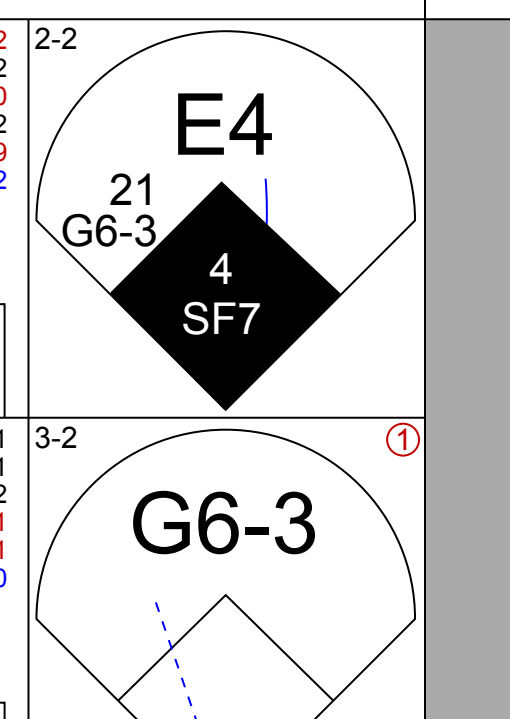
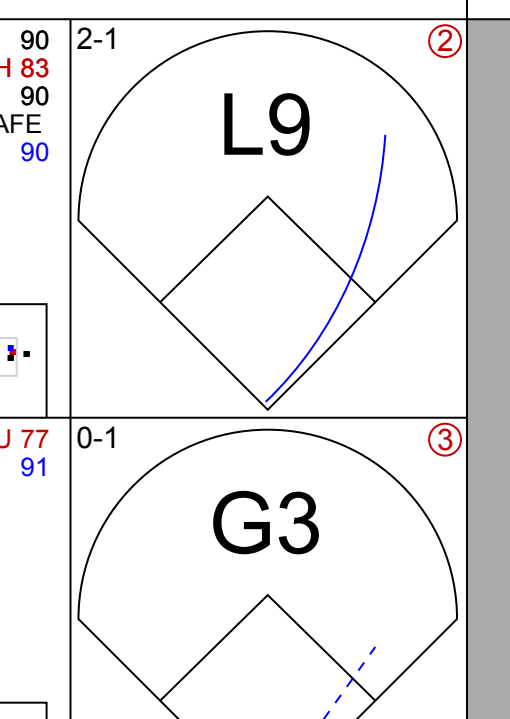
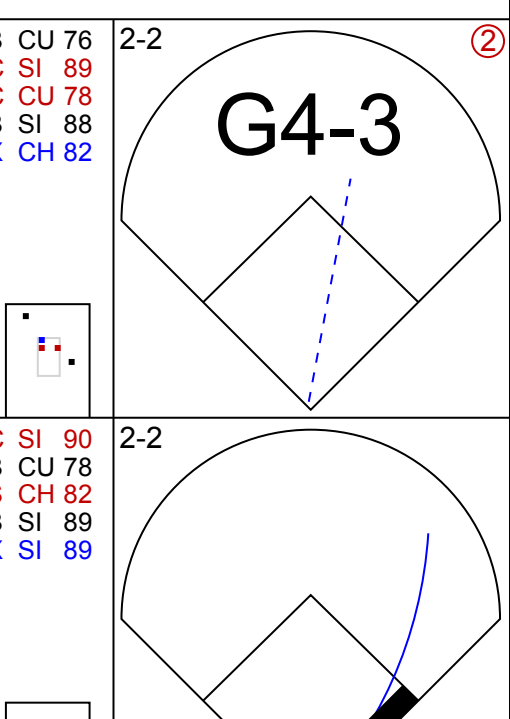
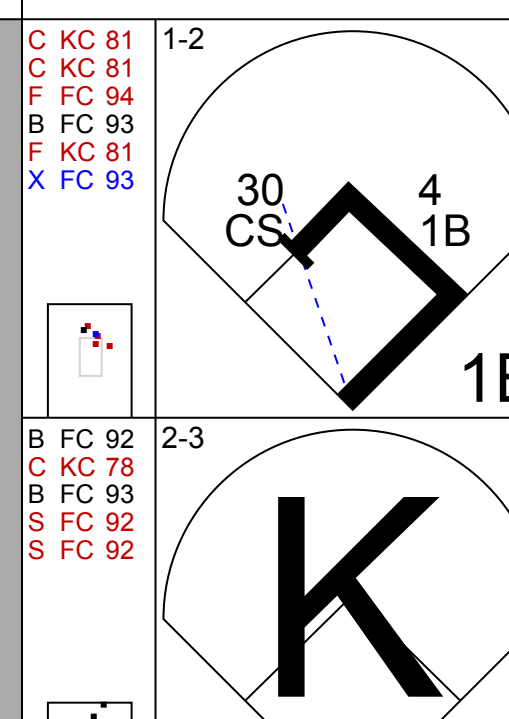
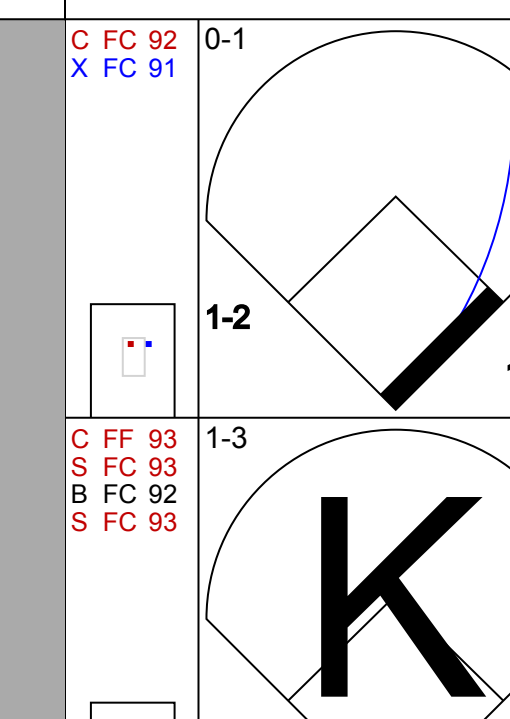
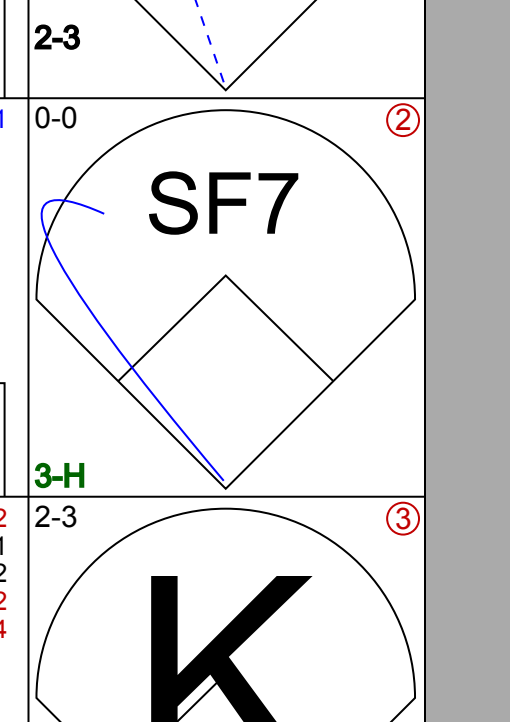
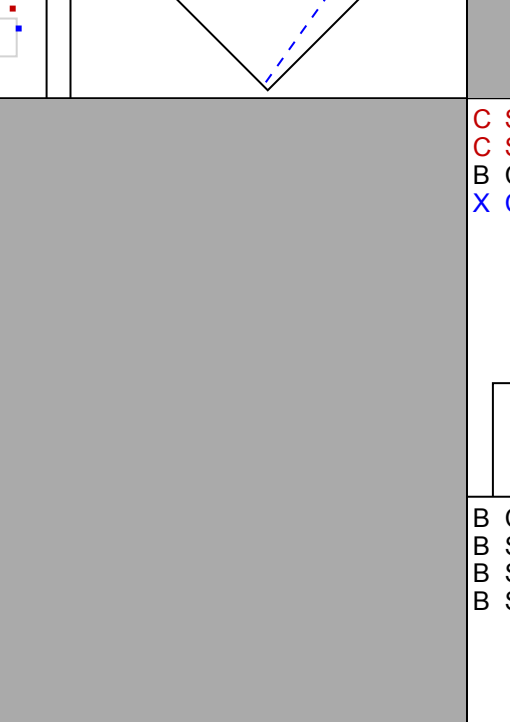
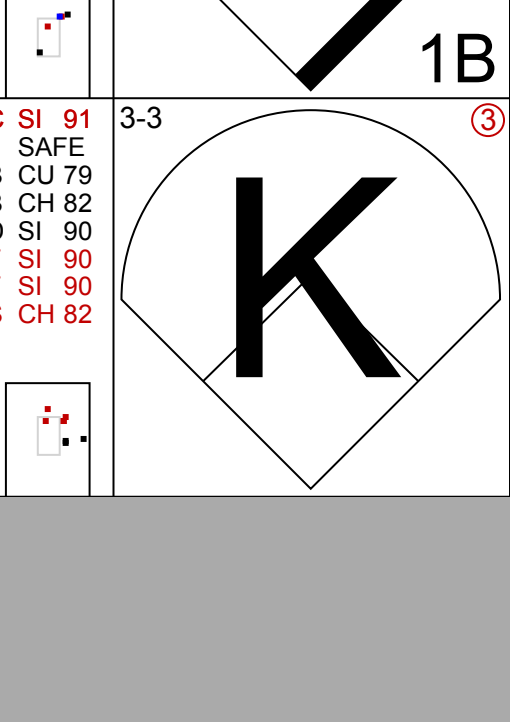
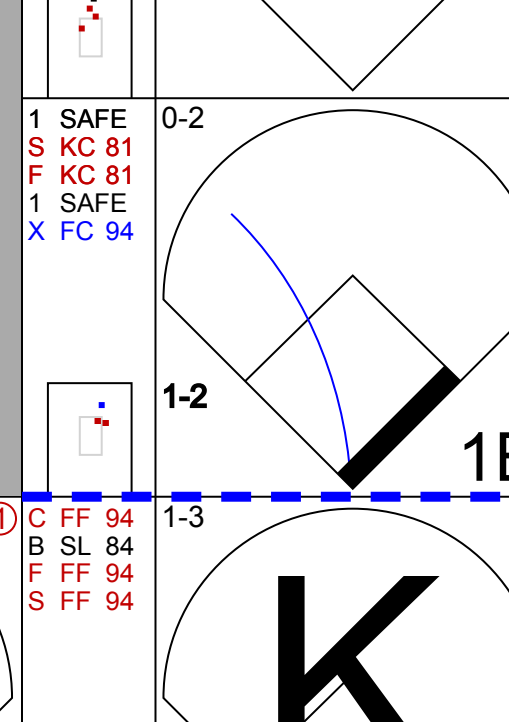
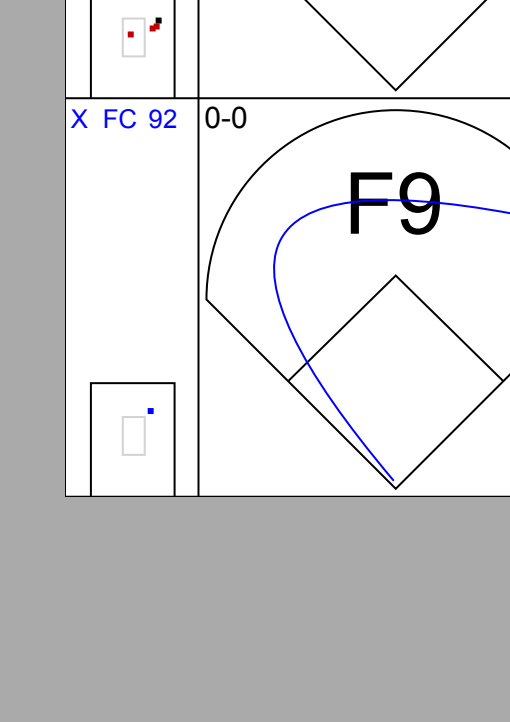
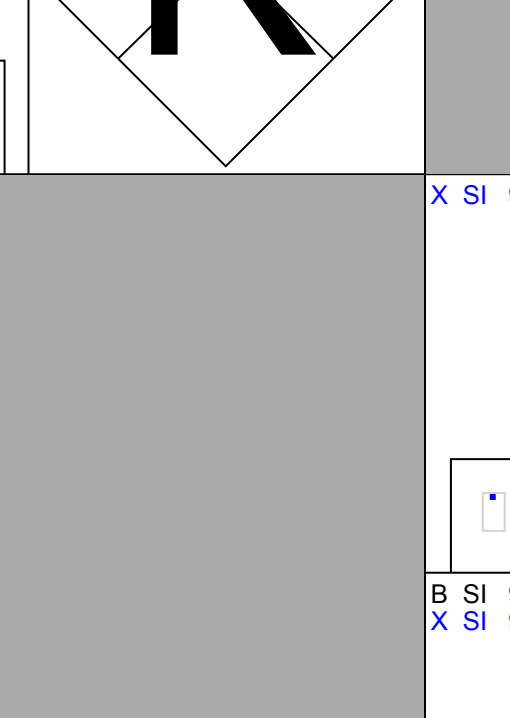


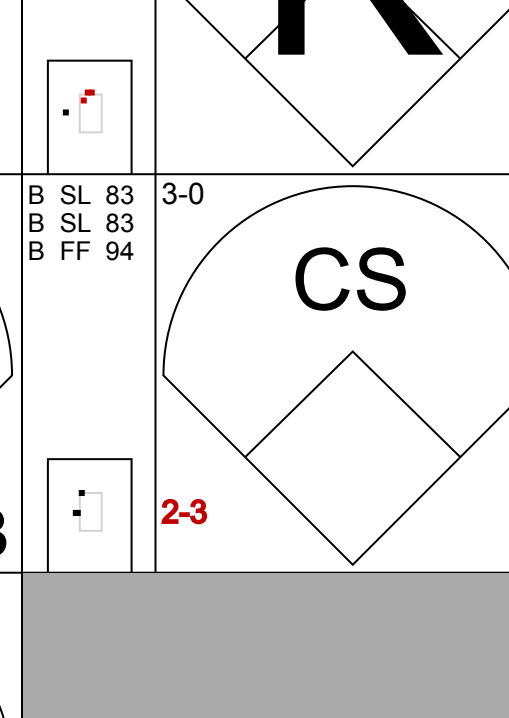
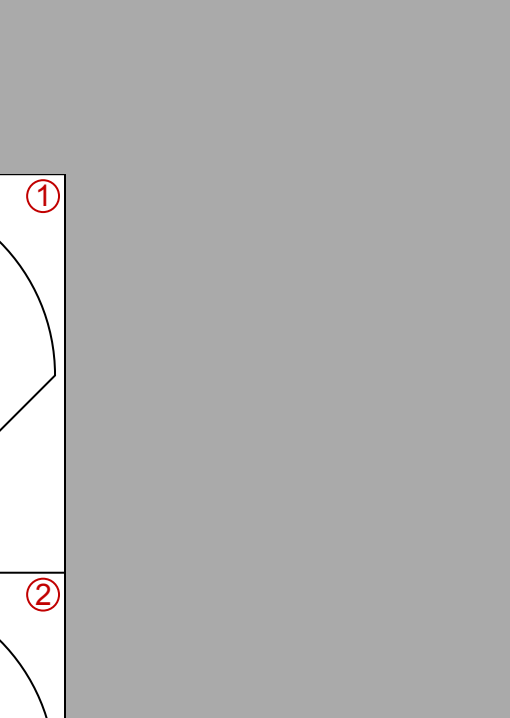
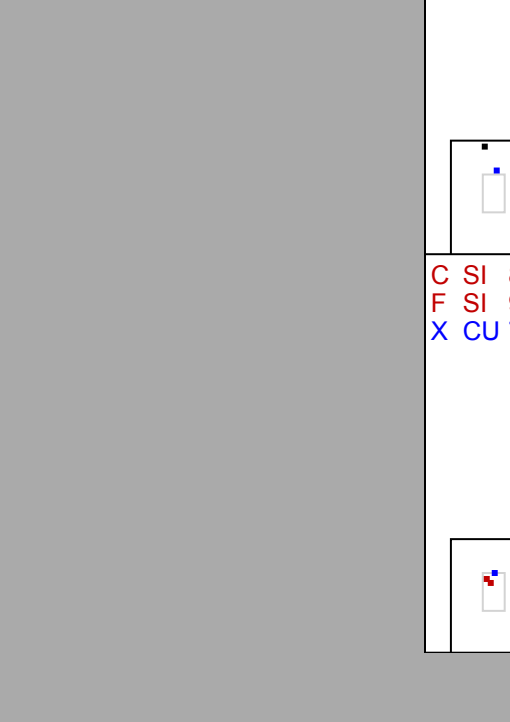
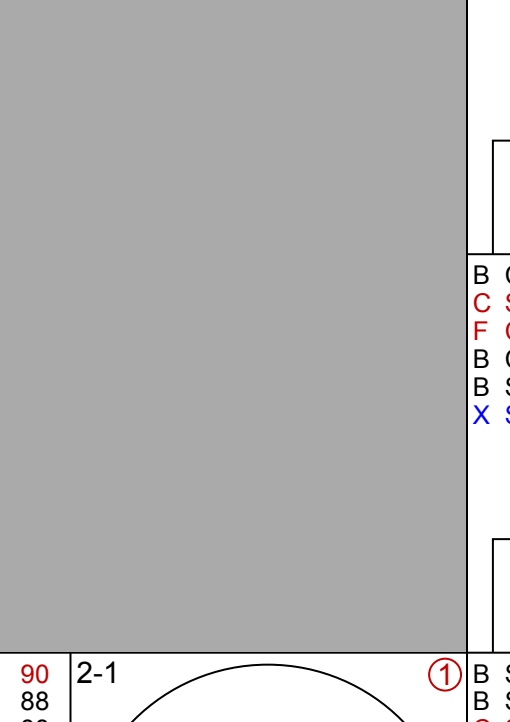
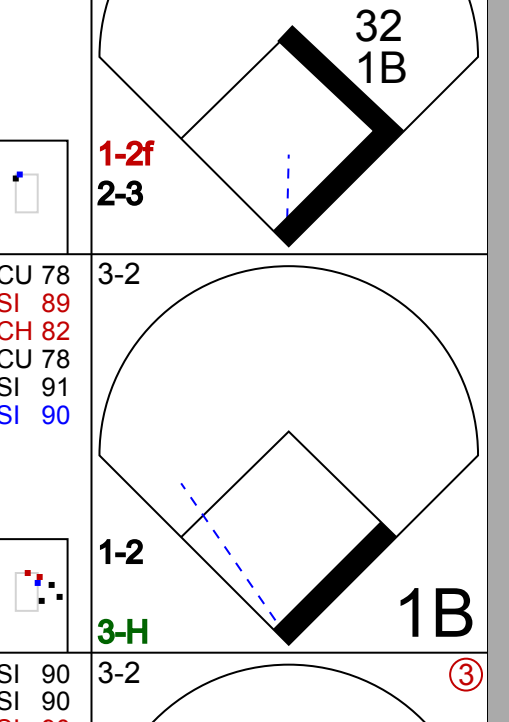



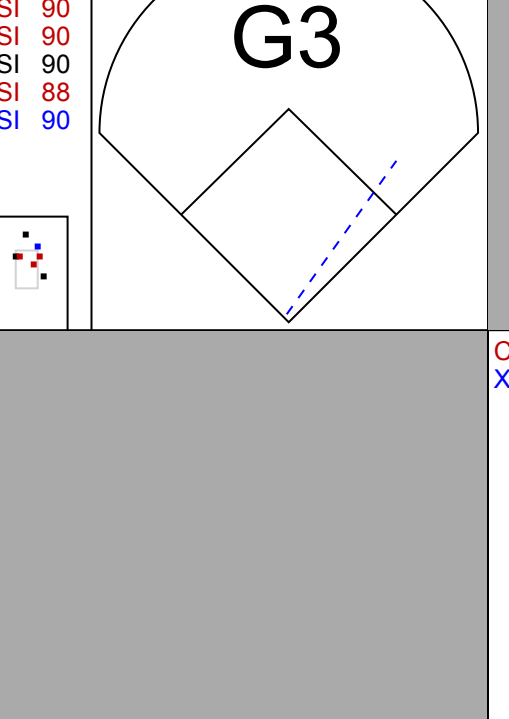
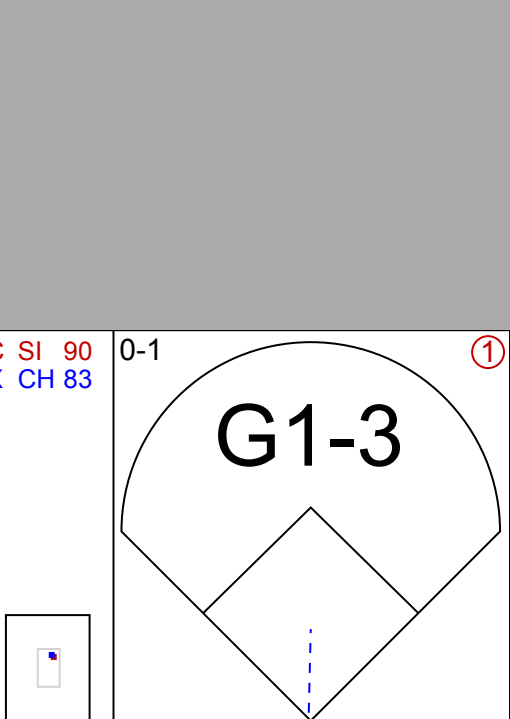
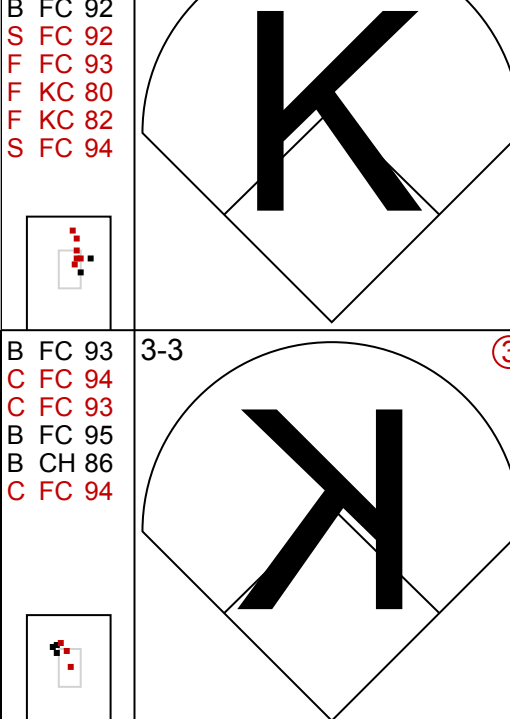

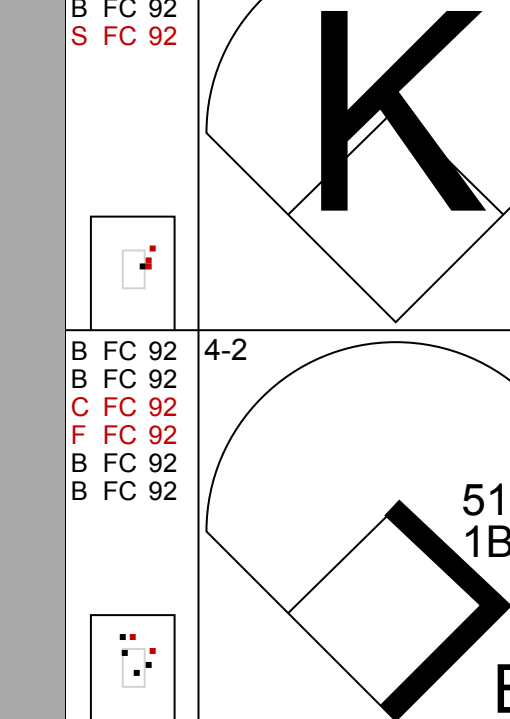
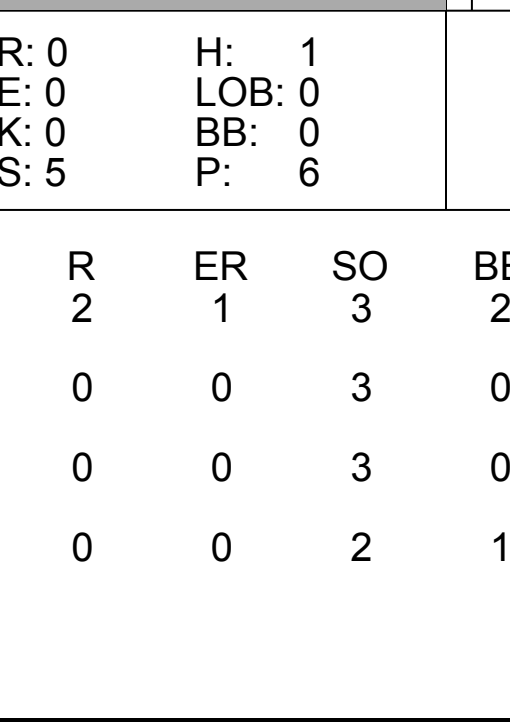
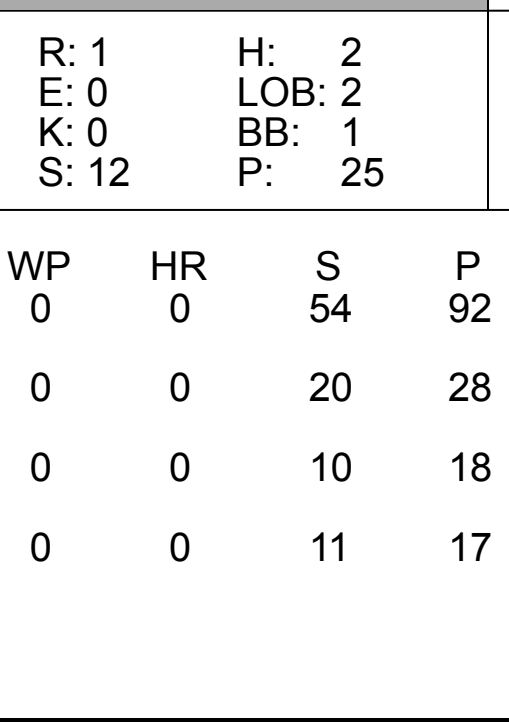
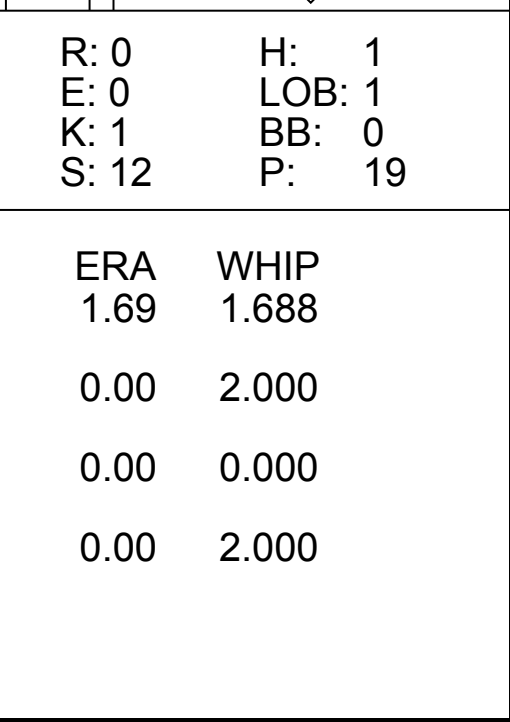
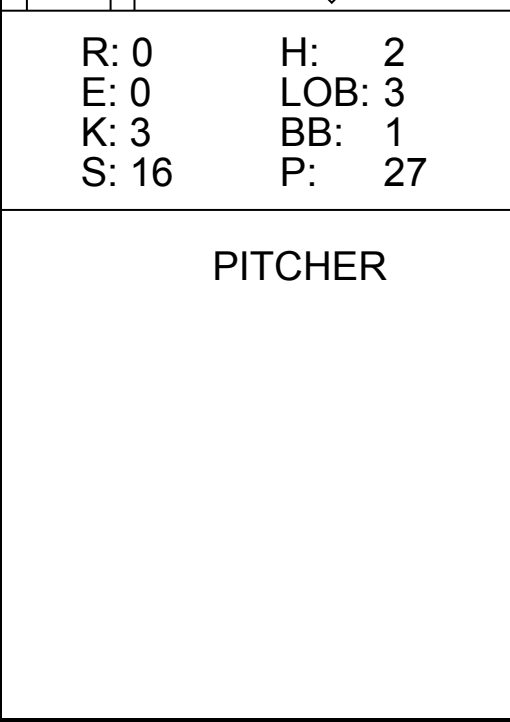
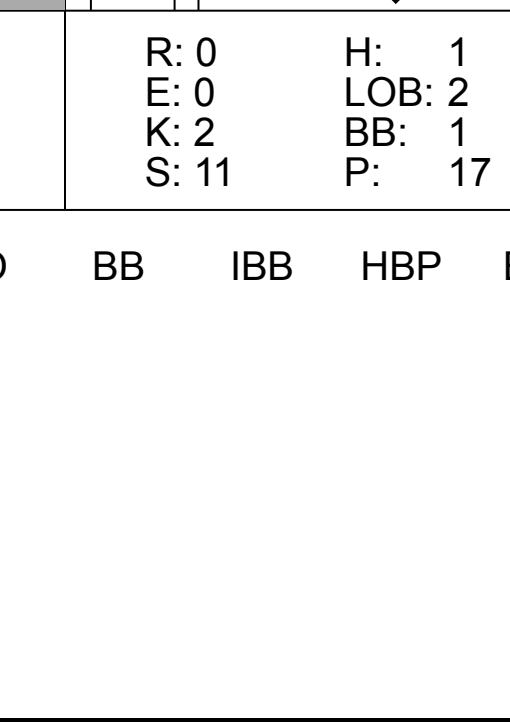








Batter	1	2	3	4	5	6	7	8	9	AB R H RBI BB SO LOB	TOP									
2 Derek Jeter, R OBP: 0.397, SLG: 0.463										4 1 2 2 0 1 1	<b>New York Yankees @ Seattle Mariners</b> Safeco Field, Seattle, WA Sat Aug 15 2009, 7:10 PM PDT Att: 44,283 - Partly Cloudy - 66 F									
33 Nick Swisher, S OBP: 0.376, SLG: 0.473										5 1 1 2 0 1 1										
25 Mark Teixeira, S OBP: 0.385, SLG: 0.562										4 0 1 0 1 0 1										
13 Alex Rodriguez, R OBP: 0.392, SLG: 0.507										2 0 1 0 2 1 0										
20 Jorge Posada, S OBP: 0.350, SLG: 0.502										4 0 0 0 0 0 5										
24 Robinson Cano, L OBP: 0.352, SLG: 0.513										4 1 2 0 0 0 0										
17 Jerry Hairston, R OBP: 0.314, SLG: 0.408										4 0 1 0 0 1 1										
53 Melky Cabrera, S OBP: 0.331, SLG: 0.425										4 1 0 0 0 1 3										
26 José Molina, R OBP: 0.321, SLG: 0.333										4 1 2 1 0 0 0										
<b>Inning Stats</b>	R: 0 H: 0 E: 0 K: 1 S: 13	H: 0 R: 0 ER: 1 LOB: 2 BB: 2 P: 27	R: 4 H: 3 E: 1 K: 0 S: 13	H: 3 R: 0 ER: 0 LOB: 0 BB: 0 P: 22	R: 0 H: 2 E: 0 K: 0 S: 5	H: 2 R: 0 ER: 0 LOB: 2 BB: 1 P: 13	R: 0 H: 1 E: 0 K: 0 S: 12	H: 1 R: 0 ER: 0 LOB: 1 BB: 0 P: 17	R: 0 H: 0 E: 0 K: 1 S: 7	H: 0 R: 0 ER: 0 LOB: 0 BB: 0 P: 12		R: 0 H: 2 E: 0 K: 2 S: 9	H: 0 R: 0 ER: 0 LOB: 0 BB: 0 P: 15	R: 0 H: 0 E: 0 K: 2 S: 8	H: 0 R: 0 ER: 0 LOB: 0 BB: 0 P: 12	R: 1 H: 1 E: 0 K: 1 S: 9	H: 1 R: 0 ER: 0 LOB: 0 BB: 0 P: 12	1B: 7 2B: 2 3B: 0 HR: 2	SF: 1 SAC: 0 DP: 2 HBP: 0	WP: 0 PB: 0 SB: 0 CS: 0
<b>PITCHER</b>	IP WLS BF H R ER SO BB IBB HBP BLK WP HR S P ERA WHIP																			
25 Luke French, L ERA: 3.74	(1, 1) 6.0 L 28 7 4 0 2 3 0 0 0 0 0 1 62 107 0.00 1.667																			
46 Sean White, R ERA: 3.09	(7, 1) 2.0 7 2 0 0 2 0 0 0 0 0 0 17 27 0.00 1.000																			
53 David Aardsma, R ERA: 2.17	(9, 1) 1.0 4 1 1 1 1 0 0 0 0 0 0 9 12 9.00 1.000																			

Batter	1	2	3	4	5	6	7	8	9	AB R H RBI BB SO LOB	BOTTOM									
51 Ichiro Suzuki, L OBP: 0.391, SLG: 0.464										5 1 2 0 0 0 1	<b>New York Yankees @ Seattle Mariners</b> Safeco Field, Seattle, WA Sat Aug 15 2009, 7:10 PM PDT Att: 44,283 - Partly Cloudy - 66 F									
21 Franklin Gutierrez, R OBP: 0.348, SLG: 0.445										5 0 1 0 0 2 5										
4 Jose Lopez, R OBP: 0.298, SLG: 0.444										4 0 1 1 0 1 3										
24 Ken Griffey Jr., L OBP: 0.336, SLG: 0.396										3 1 0 0 1 3 2										
30 Russell Bryanan, L OBP: 0.353, SLG: 0.525										4 0 2 0 0 1 0										
7 Jack Hannahan, L OBP: 0.307, SLG: 0.328										3 0 1 0 1 1 2										
32 Rob Johnson, R OBP: 0.303, SLG: 0.341										4 0 2 1 0 0 1										
16 Josh Wilson, R OBP: 0.235, SLG: 0.234										4 0 0 0 0 2 5										
12 Ryan Langerhans, L OBP: 0.330, SLG: 0.419										3 0 1 0 1 1 3										
<b>Inning Stats</b>	R: 1 H: 1 E: 0 K: 1 S: 11	H: 0 R: 0 ER: 0 LOB: 0 BB: 0 P: 18	R: 0 H: 1 E: 0 K: 0 S: 5	H: 1 R: 2 ER: 1 LOB: 0 BB: 0 P: 6	R: 0 H: 1 E: 0 K: 0 S: 7	H: 1 R: 0 ER: 0 LOB: 2 BB: 1 P: 11	R: 1 H: 2 E: 0 K: 0 S: 12	H: 2 R: 0 ER: 0 LOB: 1 BB: 0 P: 25	R: 0 H: 1 E: 0 K: 3 S: 16	H: 2 R: 0 ER: 0 LOB: 3 BB: 1 P: 27		R: 0 H: 2 E: 0 K: 2 S: 14	H: 2 R: 0 ER: 0 LOB: 1 BB: 0 P: 21	R: 0 H: 0 E: 0 K: 2 S: 7	H: 0 R: 0 ER: 0 LOB: 0 BB: 0 P: 11	R: 0 H: 1 E: 0 K: 2 S: 11	H: 1 R: 0 ER: 0 LOB: 2 BB: 1 P: 17	1B: 10 2B: 0 3B: 0 HR: 0	SF: 1 SAC: 0 DP: 1 HBP: 0	WP: 0 PB: 0 SB: 0 CS: 1
<b>PITCHER</b>	IP WLS BF H R ER SO BB IBB HBP BLK WP HR S P ERA WHIP																			
45 Sergio Mitre, R ERA: 6.04	(1, 1) 5.1 W 25 7 2 1 3 2 0 0 0 0 0 0 20 28 6.04 2.000																			
30 David Robertson, R ERA: 3.15	(6, 1) 1.0 H 5 2 0 0 3 0 0 0 0 0 0 0 20 28 0.00 2.000																			
48 Phil Coke, L ERA: 4.71	(7, 1) 1.2 H 4 0 0 0 3 0 0 0 0 0 0 0 10 18 0.00 0.000																			
42 Mariano Rivera, R ERA: 1.94	(9, 1) 1.0 S 5 1 0 0 2 1 0 0 0 0 0 0 11 17 0.00 2.000																			



Batter	1	2	3	4	5	6	7	8	9	AB	R	H	RBI	BB	SO	LOB	TOP						
2 Derek Jeter, R OBP: 0.390, SLG: 0.467	1-1 1B		2-2 2B		2-2 G4-3		2-2 1B			4	0	3	1	0	0	0							
18 Johnny Damon, L OBP: 0.364, SLG: 0.521	0-1 F7		0-0 F8		2-3 K		0-2 G6-3			4	0	0	0	0	1	4							
25 Mark Teixeira, S OBP: 0.382, SLG: 0.557	1-2 F7		3-1 F8		1-0 F8			2-3 K		4	0	0	0	0	1	2							
13 Alex Rodriguez, R OBP: 0.390, SLG: 0.503	1-3 K			0-0 33 HR 1B		1-2 G4-3		2-3 K		4	1	1	0	0	2	1							
20 Jorge Posada, S OBP: 0.346, SLG: 0.495		0-3 K		0-0 F9		0-0 F8		2-2 F8		4	0	0	0	0	1	1							
33 Nick Swisher, S OBP: 0.375, SLG: 0.479		0-3 K		3-0 HR		3-2 G3-1			0-1 F8	4	1	1	2	0	1	0							
14 Eric Hinske, L OBP: 0.359, SLG: 0.444		2-0 F8		3-1 1B			3-2 F8		1-3 K	4	0	1	0	0	1	0							
17 Jerry Hairston, R OBP: 0.311, SLG: 0.404			1-1 G6-3	0-1 P2			3-2 F7		2-2 G4-3	4	0	0	0	0	0	1							
19 Ramiro Pena, S OBP: 0.309, SLG: 0.348			1-0 2B				0-0 1B			2	1	1	0	0	0	1							
24 Robinson Cano, L OBP: 0.353, SLG: 0.514										1	0	1	0	0	0	0							
<b>Inning Stats</b>	R: 0 E: 0 K: 1 S: 10	H: 1 LOB: 1 BB: 0 P: 13	R: 0 E: 0 K: 2 S: 8	H: 0 LOB: 0 BB: 0 P: 10	R: 1 E: 0 K: 0 S: 9	H: 2 LOB: 1 BB: 0 P: 16	R: 2 E: 0 K: 0 S: 8	H: 3 LOB: 1 BB: 0 P: 14	R: 0 E: 0 K: 1 S: 10	H: 0 LOB: 0 BB: 0 P: 15	R: 0 E: 0 K: 0 S: 7	H: 0 LOB: 0 BB: 0 P: 11	R: 0 E: 0 K: 0 S: 14	H: 2 LOB: 2 BB: 0 P: 22	R: 0 E: 0 K: 2 S: 9	H: 0 LOB: 0 BB: 0 P: 15	R: 0 E: 0 K: 1 S: 8	H: 0 LOB: 0 BB: 0 P: 11	1B: 6 2B: 1 HR: 1	SF: 0 SAC: 0 DP: 0 HBP: 0	WP: 0 PB: 0 SB: 0 CS: 0	PA: 35	
<b>PITCHER</b>	IP WLS BF H R ER SO BB IBB HBP BLK WP HR S P ERA WHIP	7.0 W 29 8 3 3 4 0 0 0 0 0 1 66 101 3.86 1.143	2.0 6 0 0 0 3 0 0 0 0 0 0 0 17 26 0.00 0.000																				

New York Yankees @ Seattle Mariners  
Safeco Field, Seattle, WA  
Sun Aug 16 2009, 1:10 PM PDT  
Att: 45,214 - Sunny - 67 F

AB 35  
R 3  
H 8  
RBI 3  
BB 0  
SO 7  
LOB 10



Batter	1	2	3	4	5	6	7	8	9	AB	R	H	RBI	BB	SO	LOB	BOTTOM						
51 Ichiro Suzuki, L OBP: 0.391, SLG: 0.463	1-1 G6-3		0-0 L5		2-0 G4-3	1-0 FC6-4 1B	1-0 30 1B			5	1	2	2	0	0	2							
30 Russell Branyan, L OBP: 0.356, SLG: 0.523	1-0 G3-1		4-2 2B BB		4-0 21 1B BB	1-3 K	2-3 2B 1B			3	1	1	1	2	1	2							
4 Jose Lopez, R OBP: 0.302, SLG: 0.451	0-0 G6-3		0-0 2B		0-0 21 1B	2-2 FC6-4 1B	0-2 2B			5	1	3	3	0	0	2							
24 Ken Griffey Jr., L OBP: 0.334, SLG: 0.393		1-2 F7	2-3 K		1-2 F6		1-2 1B			5	1	1	0	0	1	6							
21 Franklin Gutierrez, R OBP: 0.349, SLG: 0.447		3-2 G6-3		2-1 L7		0-2 7 1B	2-0 16 HBP 51 1B	2-3 K		5	1	2	1	0	1	0							
7 Jack Hannahan, L OBP: 0.305, SLG: 0.330		2-2 G3-1		3-1 2B	1-1 2B		2-2 G4-3	1-1 G4-3		5	0	2	1	0	0	2							
2 Kenji Johjima, R OBP: 0.284, SLG: 0.379			2-3 K		1-0 2B		2-2 16 HBP 51 1B	2-1 HR		4	2	2	1	0	1	2							
12 Ryan Langerhans, L OBP: 0.323, SLG: 0.397			4-2 16 1B 4 2B BB		1-0 G3		2-2 L9	2-3 K	1-2 G4-3	4	1	0	0	1	1	5							
16 Josh Wilson, R OBP: 0.258, SLG: 0.263			0-1 30 BB 4 2B 1B		2-1 F8		1-2 51 1B	1-1 51 1B 30 1B HBP		3	2	2	1	0	0	2							
<b>Inning Stats</b>	R: 0 E: 0 K: 0 S: 4	H: 0 LOB: 0 BB: 0 P: 6	R: 0 E: 0 K: 0 S: 9	H: 0 LOB: 0 BB: 0 P: 15	R: 2 E: 0 K: 2 S: 14	H: 2 LOB: 2 BB: 2 P: 26	R: 0 E: 0 K: 0 S: 8	H: 2 LOB: 2 BB: 0 P: 17	R: 2 E: 0 K: 1 S: 17	H: 3 LOB: 2 BB: 1 P: 26	R: 0 E: 0 K: 1 S: 20	H: 2 LOB: 0 BB: 0 P: 27	R: 5 E: 0 K: 1 S: 21	H: 5 LOB: 2 BB: 0 P: 34	R: 1 E: 0 K: 1 S: 11	H: 1 LOB: 0 BB: 0 P: 17	1B: 9 2B: 5 3B: 0 HR: 1	SF: 0 SAC: 0 DP: 0 HBP: 2	WP: 0 PB: 0 SB: 0 CS: 0	PA: 44			
<b>PITCHER</b>	IP WLS BF H R ER SO BB IBB HBP BLK WP HR S P ERA WHIP	5.0 L 25 7 4 4 2 3 0 0 0 0 0 0 31 48 21.60 2.400	1.2 11 4 4 4 2 0 0 0 0 0 0 1 21 30 13.50 3.000																				

New York Yankees @ Seattle Mariners  
Safeco Field, Seattle, WA  
Sun Aug 16 2009, 1:10 PM PDT  
Att: 45,214 - Sunny - 67 F

AB 39  
R 10  
H 15  
RBI 10  
BB 3  
SO 5  
LOB 23





Batter	1	2	3	4	5	6	7	8	9	AB	R	H	RBI	BB	SO	LOB	TOP																	
51 Ichiro Suzuki, L (1,9) OBP: 0.395, SLG: 0.468										5	1	4	0	0	1	0																		
30 Russell Branyan, L (1,3) OBP: 0.354, SLG: 0.620										4	0	1	1	1	0	2	3																	
4 Jose Lopez, R (1,4) OBP: 0.300, SLG: 0.447										4	0	0	0	1	1	4																		
24 Ken Griffey Jr., L (1,10) OBP: 0.333, SLG: 0.390										2	0	0	1	1	1	0																		
21 Franklin Gutierrez, R (1,8) OBP: 0.349, SLG: 0.444										3	0	0	0	1	2	3																		
7 Jack Hannahan, L (1,5) OBP: 0.308, SLG: 0.325										3	0	0	0	1	1	0																		
32 Rob Johnson, R (1,2) OBP: 0.298, SLG: 0.335										4	0	0	0	0	2	4																		
12 Ryan Langerhans, L (1,7) OBP: 0.320, SLG: 0.390										4	0	1	0	0	2	0																		
16 Josh Wilson, R (1,6) OBP: 0.269, SLG: 0.310										4	2	2	1	0	1	1																		
<b>Inning Stats</b>	R: 0 E: 0 K: 0 S: 6	H: 1 LOB: 0 BB: 0 P: 7	R: 0 E: 0 K: 2 S: 9	H: 0 LOB: 0 BB: 0 P: 16	R: 0 E: 0 K: 1 S: 7	H: 0 LOB: 0 BB: 0 P: 10	R: 0 E: 0 K: 2 S: 14	H: 0 LOB: 0 BB: 0 P: 18	R: 0 E: 0 K: 3 S: 11	H: 3 LOB: 3 BB: 1 P: 26	R: 0 E: 0 K: 3 S: 11	H: 0 LOB: 0 BB: 0 P: 17	R: 2 E: 0 K: 0 S: 9	H: 2 LOB: 3 BB: 3 P: 29	R: 0 E: 0 K: 2 S: 22	H: 2 LOB: 2 BB: 0 P: 28	1B: 6 2B: 1 3B: 0 HR: 1	SF: 2 SAC: 0 DP: 1 HBP: 0	WP: 0 PB: 0 SB: 1 CS: 0	PA: 39														
<b>PITCHER</b>	IP WLS BF H R ER SO BB IBB HBP BLK WP HR S P ERA WHIP																																	
48 Rick Porcello, R (1,1) ERA: 4.21	5.2	22	4	1	1	8	1	0	0	0	0	0	0	1	63	93	1.59	0.882																
45 Ryan Perry, R (6,1) ERA: 3.7	1.1	5	1	1	1	3	0	0	0	0	0	0	0	14	21	6.75	0.750																	
44 Bobby Seay, L (8,1) ERA: 3.49	1.0	W	7	1	1	1	0	1	2	0	0	0	0	8	27	9.00	2.000																	
56 Fernando Rodney, R (9,1) ERA: 3.57	1.0	S	5	2	0	0	2	0	0	0	0	0	0	22	28	0.00	2.000																	

Seattle Mariners @ Detroit Tigers  
Comerica Park, Detroit, MI  
Tue Aug 18 2009, 7:05 PM EDT  
Att: 33,710 - Partly Cloudy - 83 F

AB 33  
R 3  
H 8  
RBI 3  
BB 4  
SO 13  
LOB 15



Batter	1	2	3	4	5	6	7	8	9	AB	R	H	RBI	BB	SO	LOB	BOTTOM																	
28 Curtis Granderson, L (1,8) OBP: 0.340, SLG: 0.462										4	0	0	0	0	3	1																		
14 Placido Polanco, R (1,4) OBP: 0.322, SLG: 0.390										4	1	1	0	0	0	1																		
9 Carlos Guillen, S (1,7) OBP: 0.352, SLG: 0.358										3	0	0	0	1	0	1																		
25 Ryan Raburn, R (6, PR) (9,7) OBP: 0.323, SLG: 0.444										0	1	0	0	0	0	0																		
24 Miguel Cabrera, R (1,3) OBP: 0.400, SLG: 0.552										4	0	3	2	0	0	0																		
19 Aubrey Huff, L (1,10) OBP: 0.320, SLG: 0.403										4	0	1	0	0	0	5																		
34 Clete Thomas, L (1,9) OBP: 0.329, SLG: 0.406										3	1	0	0	1	2	3																		
15 Brandon Inge, R (1,5) OBP: 0.338, SLG: 0.453										3	0	0	0	0	1	2																		
13 Alex Avila, L (1,2) OBP: 0.522, SLG: 1.100										3	1	1	1	0	2	1																		
4 Adam Everett, R (1,6) OBP: 0.290, SLG: 0.323										2	0	1	1	0	1	0																		
39 Ramon Santiago, S (8, PH) (9,6) OBP: 0.306, SLG: 0.426										1	1	1	0	0	0	0																		
<b>Inning Stats</b>	R: 0 E: 0 K: 1 S: 12	H: 2 LOB: 2 BB: 0 P: 19	R: 1 E: 0 K: 1 S: 12	H: 1 LOB: 1 BB: 1 P: 21	R: 0 E: 0 K: 1 S: 9	H: 0 LOB: 0 BB: 0 P: 14	R: 0 E: 0 K: 1 S: 8	H: 1 LOB: 0 BB: 0 P: 13	R: 0 E: 0 K: 2 S: 9	H: 0 LOB: 0 BB: 0 P: 12	R: 0 E: 0 K: 1 S: 9	H: 0 LOB: 0 BB: 0 P: 12	R: 0 E: 0 K: 2 S: 10	H: 1 LOB: 1 BB: 0 P: 15	R: 4 E: 1 K: 0 S: 17	H: 3 LOB: 1 BB: 1 P: 27	1B: 7 2B: 0 3B: 0 HR: 1	SF: 0 SAC: 0 DP: 1 HBP: 0	WP: 0 PB: 0 SB: 4 CS: 0	PA: 33														
<b>PITCHER</b>	IP WLS BF H R ER SO BB IBB HBP BLK WP HR S P ERA WHIP																																	
34 Félix Hernández, R (1,1) ERA: 2.66	7.0	26	5	1	1	9	1	0	0	0	0	0	0	1	13	21	54.00	12.000																
57 Mark Lowe, R (8,1) ERA: 3.39	0.1	L	6	3	4	2	0	1	0	0	0	0	0	4	6	0.00	0.000																	
46 Sean White, R (8,1) ERA: 3.05	0.2		0	0	0	0	0	0	0	0	0	0	0	0	0	0	0																	

Seattle Mariners @ Detroit Tigers  
Comerica Park, Detroit, MI  
Tue Aug 18 2009, 7:05 PM EDT  
Att: 33,710 - Partly Cloudy - 83 F

AB 31  
R 5  
H 8  
RBI 4  
BB 2  
SO 9  
LOB 14













Batter	1	2	3	4	5	6	7	8	9	AB R H RBI BB SO LOB	TOP											
51 Ichiro Suzuki, L (1,9) OBP: 0.392, SLG: 0.474	F7		G4-3	21 1B 2B		F7		F7		5 1 1 0 0 0 0	<b>Seattle Mariners @ Cleveland Indians</b> Progressive Field, Cleveland, OH Fri Aug 21 2009, 7:05 PM EDT Att: 28,503 - Clear - 79 F											
21 Franklin Gutierrez, R (1,8) OBP: 0.348, SLG: 0.439	F9		5 1B 4 1B	4 HR 1B		G1-3		5 1B 30 1B 5 S	5 3 3 1 0 0 0													
4 Jose Lopez, R (1,4) OBP: 0.301, SLG: 0.455	F7		30 BB 3 SF9 5 1B	HR		G6-3		F8	5 2 2 2 0 0 1													
5 Mike Sweeney, R (1,10) OBP: 0.295, SLG: 0.382		30 BB 3 1B BB	30 BB 1B	F9		G5-3		30 BB 30 1B 1B	4 1 2 1 1 0 0													
30 Russell Branyan, L (1,3) OBP: 0.355, SLG: 0.528		3 1B BB	3 1B BB	K		HR		E5 1B	3 1 2 2 2 1 0													
3 Bill Hall, R (1,7) OBP: 0.288, SLG: 0.349		7 L3 1B	SF9		G6-3	7 WP 2B		G4-3	4 0 2 2 0 0 2													
7 Jack Hannahan, L (1,5) OBP: 0.295, SLG: 0.310	L3		F9		G4-3	K		K	5 0 0 0 0 2 7													
32 Rob Johnson, R (1,2) OBP: 0.297, SLG: 0.330		BB		F8		F8		G6-3	3 0 0 0 1 0 0													
16 Josh Wilson, R (1,6) OBP: 0.279, SLG: 0.358	P4			HR		2B		F7	4 1 2 1 0 0 2													
<b>Inning Stats</b>	R: 0 E: 0 K: 0 S: 8	H: 0 LOB: 0 BB: 0 P: 9	R: 1 E: 0 K: 0 S: 16	H: 1 LOB: 2 BB: 3 P: 34	R: 2 E: 0 K: 0 S: 19	H: 3 LOB: 2 BB: 1 P: 31	R: 4 E: 0 K: 1 S: 18	H: 4 LOB: 0 BB: 0 P: 25	R: 0 E: 0 K: 0 S: 7	H: 0 LOB: 0 BB: 0 P: 11		R: 0 E: 0 K: 0 S: 8	H: 1 LOB: 1 BB: 0 P: 10	R: 1 E: 0 K: 1 S: 9	H: 2 LOB: 1 BB: 0 P: 15	R: 0 E: 0 K: 0 S: 5	H: 0 LOB: 0 BB: 0 P: 5	R: 1 E: 1 K: 1 S: 14	H: 3 LOB: 2 BB: 0 P: 22	1B: 8 2B: 4 3B: 0 HR: 3	SF: 1 SAC: 0 DP: 1 HBP: 0	WP: 1 PB: 0 SB: 1 CS: 0
<b>PITCHER</b>	IP WLS BF H R ER SO BB IBB HBP BLK WP HR S P ERA WHIP											<b>PITCHER</b>	IP WLS BF H R ER SO BB IBB HBP BLK WP HR S P ERA WHIP									
28 David Huff, L (1,1) ERA: 6.8	3.1 L 19 6 5 5 0 4 0 0 0 0 1 51 84 13.50 3.000																					
16 Tomo Ohka, R (4,1) ERA: 6.08	4.2 18 5 3 3 2 0 0 0 0 1 2 39 56 5.79 1.071																					
34 Kerry Wood, R (9,1) ERA: 4.81	1.0 6 3 1 1 1 0 0 0 0 0 0 14 22 9.00 3.000																					

AB 38  
R 9  
H 14  
RBI 9  
BB 4  
SO 3  
LOB 12



Batter	1	2	3	4	5	6	7	8	9	AB R H RBI BB SO LOB	BOTTOM									
24 Grady Sizemore, L (1,8) OBP: 0.339, SLG: 0.441	F8		K		F7		F7		F7	5 0 0 0 0 1 3	<b>Seattle Mariners @ Cleveland Indians</b> Progressive Field, Cleveland, OH Fri Aug 21 2009, 7:05 PM EDT Att: 28,503 - Clear - 79 F									
11 Jamey Carroll, R (1,4) OBP: 0.382, SLG: 0.376	G3		K		13 BB 17 1B 1B		G3-1		F8	5 1 1 0 0 1 0										
13 Asdrubal Cabrera, S (1,6) OBP: 0.365, SLG: 0.452		BB	K2-3		2 1B 17 1B BB		17 2B 1B		17 DI 1B	3 1 2 0 2 1 0										
17 Shin-Soo Choo, L (1,9) OBP: 0.399, SLG: 0.477	F9		F7		1B		2B		G5-3	5 0 2 2 0 0 2										
2 Jhonny Peralta, R (1,5) OBP: 0.342, SLG: 0.409		16 BB 25 1B BB		16 1B 1B	G5-3		F9		3 1 1 0 1 0 3											
10 Kelly Shoppach, R (1,10) OBP: 0.337, SLG: 0.401		K		F9		K		F8	4 0 0 0 0 2 3											
7 Matt LaPorta, R (1,7) OBP: 0.281, SLG: 0.327	F9			F7		25 1B 2B		G6-3	4 1 1 0 0 0 2											
16 Wyatt Toregas, R (1,2) OBP: 0.296, SLG: 0.250		25 1B 1B		1B		F8		25 BB G6-4-3 BB	3 0 2 0 1 0 1											
25 Andy Marte, R (1,3) OBP: 0.333, SLG: 0.255		1B		K		1B		G6-4-3	4 0 2 2 0 1 3											
<b>Inning Stats</b>	R: 0 E: 0 K: 0 S: 9	H: 0 LOB: 1 BB: 1 P: 16	R: 1 E: 0 K: 2 S: 17	H: 2 LOB: 2 BB: 1 P: 25	R: 0 E: 0 K: 2 S: 9	H: 0 LOB: 0 BB: 0 P: 11	R: 0 E: 0 K: 1 S: 9	H: 2 LOB: 0 BB: 0 P: 15	R: 1 E: 0 K: 0 S: 13	H: 2 LOB: 1 BB: 0 P: 17		R: 1 E: 0 K: 0 S: 8	H: 2 LOB: 1 BB: 0 P: 16	R: 0 E: 0 K: 0 S: 5	H: 0 LOB: 0 BB: 1 P: 10	R: 0 E: 0 K: 0 S: 8	H: 1 LOB: 1 BB: 0 P: 12	1B: 9 2B: 2 3B: 0 HR: 0	SF: 0 SAC: 0 DP: 2 HBP: 0	WP: 0 PB: 0 SB: 0 CS: 0
<b>PITCHER</b>	IP WLS BF H R ER SO BB IBB HBP BLK WP HR S P ERA WHIP											<b>PITCHER</b>	IP WLS BF H R ER SO BB IBB HBP BLK WP HR S P ERA WHIP							
25 Luke French, L (1,1) ERA: 3.83	6.0 W 28 8 3 3 0 3 0 0 0 0 0 66 100 4.50 1.833																			
43 Miguel Batista, R (7,1) ERA: 4.34	2.0 8 2 1 1 0 1 0 0 0 0 0 13 26 4.50 1.500																			
46 Sean White, R (9,1) ERA: 2.93	1.0 4 1 0 0 0 0 0 0 0 0 0 8 12 0.00 1.000																			

AB 36  
R 4  
H 11  
RBI 4  
BB 4  
SO 6  
LOB 17





Batter	1	2	3	4	5	6	7	8	9	10	11	AB	R	H	RBI	BB	SO	LOB	TOP			
51 Ichiro Suzuki, L OBP: 0.390, SLG: 0.470	G4-3	FC5		F8			G6-3		K		P4	5	0	0	0	1	1	4				
21 Franklin Gutierrez, R OBP: 0.346, SLG: 0.455	FC5	BB			G5-3		F9		F8			4	1	0	0	1	0	3				
4 Jose Lopez, R OBP: 0.300, SLG: 0.454	F8		G5-3		G3		G6-3			SH2-4		5	0	1	0	0	0	1				
5 Mike Sweeney, R OBP: 0.305, SLG: 0.402	E9		F7							SH2-4		4	1	3	0	0	0	0				
12 Ryan Langerhans, L8, PR OBP: 0.320, SLG: 0.350	1B											0	0	0	0	0	0	0				
30 Russell Branyan, L OBP: 0.353, SLG: 0.532	HR		G6-3									5	1	1	2	0	3	3				
3 Bill Hall, R OBP: 0.270, SLG: 0.350	G6-3											5	0	2	0	0	2	3				
2 Kenji Johjima, R OBP: 0.280, SLG: 0.382		L5										5	0	0	0	0	0	4				
16 Josh Wilson, R OBP: 0.303, SLG: 0.374												4	0	3	0	1	0	0				
55 Michael Saunders, L OBP: 0.295, SLG: 0.292												5	0	1	0	0	1	5				
<b>Inning Stats</b>	R: 3 E: 1 K: 0 S: 14	H: 2 LOB: 0 BB: 1 P: 24	R: 0 E: 0 K: 1 S: 9	H: 1 LOB: 2 BB: 1 P: 18	R: 0 E: 0 K: 0 S: 8	H: 0 LOB: 0 BB: 0 P: 12	R: 0 E: 0 K: 0 S: 13	H: 2 LOB: 2 BB: 0 P: 18	R: 0 E: 0 K: 0 S: 7	H: 0 LOB: 0 BB: 0 P: 10	R: 0 E: 0 K: 2 S: 9	H: 1 LOB: 2 BB: 1 P: 13	R: 0 E: 0 K: 1 S: 6	H: 0 LOB: 1 BB: 1 P: 15	R: 0 E: 0 K: 0 S: 9	H: 1 LOB: 1 BB: 0 P: 17	R: 0 E: 0 K: 0 S: 9	H: 1 LOB: 1 BB: 0 P: 14	1B: 7 2B: 3 3B: 0 HR: 1	SF: 0 SAC: 1 DP: 0 HBP: 0	WP: 1 PB: 0 SB: 0 CS: 1	PA: 46
<b>PITCHER</b>	32 Aaron Laffey, L ERA: 3.42	IP: 7 WLS: 0 BF: 30 H: 8 R: 3 ER: 3 SO: 2	BB: 2 IBB: 0 HBP: 0 BLK: 0	WP: 0 HR: 1 S: 7 P: 113	ERA: 3.86 WHIP: 1.429	53 Rafael Perez, L ERA: 7.66	IP: 0.1 WLS: 0 BF: 2 H: 1 R: 0 ER: 0 SO: 0	BB: 0 IBB: 0 HBP: 0 BLK: 0	WP: 0 HR: 0 S: 2 P: 6	ERA: 0.00 WHIP: 3.000												

Seattle Mariners @ Cleveland Indians  
Progressive Field, Cleveland, OH  
Sat Aug 22 2009, 7:05 PM EDT  
Att: 28,942 - Cloudy - 65 F

AB 42  
R 3  
H 11  
RBI 2  
BB 3  
SO 7  
LOB 23



Batter	1	2	3	4	5	6	7	8	9	10	11	AB	R	H	RBI	BB	SO	LOB	BOTTOM							
24 Grady Sizemore, L OBP: 0.339, SLG: 0.439	BB				G4-3		F8			P5		4	0	1	0	1	0	2								
13 Asdrubal Cabrera, S OBP: 0.363, SLG: 0.447	F8											4	0	0	0	1	1	4								
17 Shin-Soo Choo, L OBP: 0.397, SLG: 0.474	G5-4-3		G4-3				F7		G3			5	0	1	0	0	2									
2 Jhonny Peralta, R OBP: 0.339, SLG: 0.405	G5-4-3				G5-3		G5-3		P6			5	0	0	0	0	2									
48 Travis Hafner, L OBP: 0.352, SLG: 0.481	G1-3											5	1	1	1	0	1	0								
1 Luis Valbuena, L OBP: 0.303, SLG: 0.426	G6-3				G6-3							5	2	1	1	0	1	0								
10 Kelly Shoppach, R OBP: 0.340, SLG: 0.397												2	0	0	0	0	2	0								
7 Matt LaPorta, R OBP: 0.295, SLG: 0.340												4	1	2	0	0	1	3								
25 Andy Marte, R OBP: 0.329, SLG: 0.280												3	0	1	1	0	1	1								
<b>Inning Stats</b>	R: 0 E: 0 K: 0 S: 10	H: 1 LOB: 1 BB: 1 P: 16	R: 0 E: 0 K: 1 S: 10	H: 0 LOB: 0 BB: 0 P: 16	R: 1 E: 0 K: 0 S: 9	H: 3 LOB: 1 BB: 0 P: 13	R: 1 E: 0 K: 1 S: 9	H: 1 LOB: 0 BB: 0 P: 13	R: 0 E: 0 K: 2 S: 11	H: 1 LOB: 1 BB: 0 P: 14	R: 0 E: 0 K: 0 S: 5	H: 0 LOB: 0 BB: 0 P: 7	R: 1 E: 1 K: 0 S: 12	H: 0 LOB: 1 BB: 0 P: 18	R: 0 E: 0 K: 0 S: 8	H: 0 LOB: 0 BB: 0 P: 12	R: 0 E: 0 K: 3 S: 12	H: 0 LOB: 1 BB: 0 P: 17	R: 0 E: 0 K: 0 S: 7	H: 0 LOB: 1 BB: 1 P: 13	R: 1 E: 0 K: 0 S: 6	H: 1 LOB: 0 BB: 0 P: 9	1B: 5 2B: 0 3B: 0 HR: 2	SF: 1 SAC: 0 DP: 2 HBP: 2	WP: 0 PB: 0 SB: 0 CS: 0	PA: 42
<b>PITCHER</b>	58 Doug Fister, R ERA: 2.21	IP: 6.1 WLS: 1.2 BF: 26 H: 6 R: 0 ER: 0 SO: 4	BB: 1 IBB: 0 HBP: 0 BLK: 0	WP: 0 HR: 1 S: 59 P: 86	ERA: 2.84 WHIP: 1.105	57 Mark Lowe, R ERA: 3.23	IP: 1.2 WLS: 1 BF: 5 H: 0 R: 0 ER: 0 SO: 3	BB: 0 IBB: 0 HBP: 1 BLK: 0	WP: 0 HR: 0 S: 15 P: 23	ERA: 0.00 WHIP: 0.000	23 Shawn Kelley, R ERA: 3.95	IP: 2.0 WLS: 0 BF: 8 H: 0 R: 0 ER: 0 SO: 3	BB: 1 IBB: 0 HBP: 0 BLK: 0	WP: 0 HR: 0 S: 19 P: 30	ERA: 0.00 WHIP: 0.500	26 Randy Messenger, R ERA: 13.5	IP: 0.2 WLS: 0 BF: 3 H: 1 R: 1 ER: 1 SO: 0	BB: 0 IBB: 0 HBP: 0 BLK: 0	WP: 0 HR: 0 S: 6 P: 9	ERA: 13.50 WHIP: 1.500						

Seattle Mariners @ Cleveland Indians  
Progressive Field, Cleveland, OH  
Sat Aug 22 2009, 7:05 PM EDT  
Att: 28,942 - Cloudy - 65 F

AB 37  
R 4  
H 7  
RBI 3  
BB 2  
SO 7  
LOB 14





Batter	1	2	3	4	5	6	7	8	9	AB	R	H	RBI	BB	SO	LOB	TOP				
51 Ichiro Suzuki, L OBP: 0.389, SLG: 0.468 55 Michael Saunders, L OBP: 0.289, SLG: 0.292	G3		1B		F8			G1-3		4	0	1	0	0	0	1					
30 Russell Branyan, L OBP: 0.351, SLG: 0.527	K		K		G4-3			L7		4	0	0	0	0	2	3					
4 Jose Lopez, R OBP: 0.297, SLG: 0.450	F7		G6-3		L5			K		4	0	0	0	0	1	3					
24 Ken Griffey Jr., L OBP: 0.329, SLG: 0.393	G3			HR				K		4	1	1	1	0	2	0					
21 Franklin Gutierrez, R OBP: 0.343, SLG: 0.431	F8		K		K			G1-3		4	0	0	0	0	2	0					
7 Jack Hannahan, L OBP: 0.303, SLG: 0.324	2B				G4-3			2B		3	0	2	0	1	0	0					
16 Josh Wilson, R OBP: 0.292, SLG: 0.359	L1-3		K					K		4	0	0	0	0	2	3					
12 Ryan Langerhans, L OBP: 0.310, SLG: 0.376	F8		K		G4-3					3	0	0	0	0	1	1					
32 Rob Johnson, R OBP: 0.302, SLG: 0.339	1B				2B			K		3	0	2	0	0	1	0					
<b>Inning Stats</b>	R: 0 E: 0 K: 1 S: 7	H: 0 LOB: 0 BB: 0 P: 11	R: 0 E: 0 K: 0 S: 6	H: 1 LOB: 1 BB: 0 P: 12	R: 0 E: 0 K: 1 S: 16	H: 2 LOB: 2 BB: 0 P: 22	R: 1 E: 0 K: 3 S: 15	H: 1 LOB: 1 BB: 1 P: 25	R: 0 E: 0 K: 0 S: 10	H: 0 LOB: 0 BB: 0 P: 13	R: 0 E: 0 K: 2 S: 8	H: 0 LOB: 0 BB: 0 P: 20	R: 0 E: 0 K: 1 S: 8	H: 0 LOB: 0 BB: 0 P: 12	R: 0 E: 0 K: 2 S: 16	H: 1 LOB: 1 BB: 0 P: 18	1B: 2 2B: 3 3B: 0 HR: 1	SF: 0 SAC: 0 DP: 0 HBP: 0	WP: 0 PB: 0 SB: 0 CS: 0	PA: 34	
<b>PITCHER</b>	IP	WLS	BF	H	R	ER	SO	BB	IBB	HBP	BLK	WP	HR	S	P	ERA	WHIP				
55 Roberto Hernandez, R ERA: 5.92	7.0	W	27	5	1	1	8	1	0	0	0	0	1	76	116	1.29	0.857				
49 Tony Sipp, L ERA: 3.81	1.0		3	0	0	0	1	0	0	0	0	0	0	8	12	0.00	0.000				
54 Chris Perez, R ERA: 3.7	1.0		4	1	0	0	2	0	0	0	0	0	0	16	18	0.00	1.000				

Seattle Mariners @ Cleveland Indians  
Progressive Field, Cleveland, OH  
Sun Aug 23 2009, 1:05 PM EDT  
Att: 23,086 - Cloudy - 69 F

livebaseballscores.com

AB 33  
R 1  
H 6  
RBI 1  
BB 1  
SO 11  
LOB 11



Batter	1	2	3	4	5	6	7	8	9	AB	R	H	RBI	BB	SO	LOB	BOTTOM				
24 Grady Sizemore, L OBP: 0.341, SLG: 0.445	2B		1B		G5-3			K		4	1	2	0	0	1	1					
11 Jamey Carroll, R OBP: 0.376, SLG: 0.369	G5-3		K		K			K		4	0	0	0	0	3	2					
17 Shin-Soo Choo, L OBP: 0.394, SLG: 0.470	G1-3		K		K			G4-3		4	0	0	0	0	2	2					
2 Jhonny Peralta, R OBP: 0.340, SLG: 0.412	1B			HR				K		4	2	2	2	0	1	0					
48 Travis Hafner, L OBP: 0.354, SLG: 0.481	G4-3		G6-3		1B			1B		4	1	2	0	0	0	1					
1 Luis Valbuena, L OBP: 0.306, SLG: 0.427	F7				1B			FC3-6		4	1	2	1	0	0	1					
7 Matt LaPorta, R OBP: 0.292, SLG: 0.351	F8		F8		F8			F9		4	1	1	1	0	0	2					
16 Wyatt Torgans, R OBP: 0.290, SLG: 0.231	G4-3		FC6-4		FC6-4			BB		2	0	0	1	1	0	1					
25 Andy Marte, R OBP: 0.323, SLG: 0.259	K		K		F9			K		4	0	1	1	0	2	2					
<b>Inning Stats</b>	R: 1 E: 0 K: 0 S: 12	H: 2 LOB: 1 BB: 0 P: 20	R: 0 E: 0 K: 0 S: 7	H: 0 LOB: 0 BB: 0 P: 13	R: 0 E: 0 K: 3 S: 12	H: 1 LOB: 1 BB: 0 P: 16	R: 1 E: 0 K: 0 S: 10	H: 2 LOB: 1 BB: 0 P: 15	R: 0 E: 0 K: 1 S: 8	H: 0 LOB: 0 BB: 0 P: 11	R: 4 E: 1 K: 2 S: 18	H: 4 LOB: 1 BB: 0 P: 26	R: 0 E: 0 K: 2 S: 8	H: 0 LOB: 0 BB: 0 P: 16	R: 0 E: 0 K: 1 S: 11	H: 1 LOB: 2 BB: 1 P: 19	1B: 7 2B: 1 3B: 1 HR: 1	SF: 1 SAC: 0 DP: 0 HBP: 0	WP: 1 PB: 0 SB: 0 CS: 0	PA: 36	
<b>PITCHER</b>	IP	WLS	BF	H	R	ER	SO	BB	IBB	HBP	BLK	WP	HR	S	P	ERA	WHIP				
34 Félix Hernández, R ERA: 2.73	6.0	L	28	9	6	3	6	0	0	0	0	0	1	67	101	4.50	1.500				
43 Miguel Batista, R ERA: 4.19	2.0		8	1	0	0	3	1	0	0	0	1	0	19	35	0.00	1.000				

Seattle Mariners @ Cleveland Indians  
Progressive Field, Cleveland, OH  
Sun Aug 23 2009, 1:05 PM EDT  
Att: 23,086 - Cloudy - 69 F

livebaseballscores.com

AB 34  
R 6  
H 10  
RBI 6  
BB 1  
SO 9  
LOB 12





Batter	1	2	3	4	5	6	7	8	9	AB	R	H	RBI	BB	SO	LOB	TOP										
29 Adam Kennedy, L (1.5) OBP: 0.337, SLG: 0.414	G4-3							G4-3		3	0	1	0	1	0	0	<b>Oakland Athletics @ Seattle Mariners</b> Safeco Field, Seattle, WA Mon Aug 24 2009, 7:10 PM PDT Att: 21,065 - Clear - 72 F										
14 Mark Ellis, R (1.4) OBP: 0.313, SLG: 0.422	F8							L7		4	1	0	0	0	0	3											
12 Scott Hairston, R (1.7) OBP: 0.325, SLG: 0.482	F8							G6-3		4	0	0	0	0	0	1											
32 Jack Cust, L (1.9) OBP: 0.359, SLG: 0.416		K								4	0	2	0	0	1	0											
8 Kurt Suzuki, R (1.2) OBP: 0.313, SLG: 0.407	L8									4	0	1	1	0	0	1											
Ryan Sweeney, L (1.8) OBP: 0.327, SLG: 0.371	L8									4	0	0	0	0	0	3											
35 Landon Powell, S (1.10) OBP: 0.316, SLG: 0.431										4	0	0	0	0	1	1											
10 Daric Barton, L (1.3) OBP: 0.309, SLG: 0.311										2	0	1	0	1	1	0											
2 Cliff Pennington, S (1.6) OBP: 0.300, SLG: 0.382										3	0	0	0	0	1	2											
<b>Inning Stats</b>	R: 0 H: 0 E: 0 K: 0 S: 5	H: 0 LOB: 0 BB: 0 P: 8	R: 0 H: 0 E: 0 K: 1 S: 5	H: 0 LOB: 0 BB: 0 P: 11	R: 0 H: 0 E: 0 K: 1 S: 14	H: 0 LOB: 2 BB: 2 P: 26	R: 0 H: 0 E: 0 K: 0 S: 7	H: 0 LOB: 0 BB: 0 P: 10	R: 0 H: 1 E: 0 K: 0 S: 9	H: 1 LOB: 1 BB: 0 P: 13	R: 1 H: 3 E: 0 K: 0 S: 20	H: 3 LOB: 2 BB: 0 P: 31	R: 0 H: 0 E: 0 K: 1 S: 8	H: 0 LOB: 0 BB: 0 P: 12	R: 0 H: 0 E: 0 K: 0 S: 8	H: 0 LOB: 1 BB: 0 P: 11		R: 0 H: 1 E: 0 K: 1 S: 7	H: 1 LOB: 1 BB: 0 P: 12	1B: 4 2B: 1 3B: 0 HR: 0	SF: 0 SAC: 0 DP: 0 HBP: 0	WP: 1 PB: 0 SB: 0 CS: 0	PA: 34				
<b>PITCHER</b>	IP	WLS	BF	H	R	ER	SO	BB	IBB	HBP	BLK	WP	HR	S	P	ERA	WHIP										
35 Ian Snell, R (1.1) ERA: 5.37	6.0	W	24	4	1	1	2	2	0	0	0	1	0	60	99	1.50	1.000										
46 Sean White, R (7.1) ERA: 2.94	2.0	H	6	0	0	0	1	0	0	0	0	0	0	16	23	0.00	0.000										
53 David Aardsma, R (9.1) ERA: 2.38	1.0	S	4	1	0	0	1	0	0	0	0	0	0	7	12	0.00	1.000										

AB	32
R	1
H	5
RBI	1
BB	2
SO	4
LOB	11



Batter	1	2	3	4	5	6	7	8	9	AB	R	H	RBI	BB	SO	LOB	BOTTOM											
21 Franklin Gutierrez, R (1.8) OBP: 0.349, SLG: 0.434	L9									4	0	3	0	1	0	0	<b>Oakland Athletics @ Seattle Mariners</b> Safeco Field, Seattle, WA Mon Aug 24 2009, 7:10 PM PDT Att: 21,065 - Clear - 72 F											
30 Russell Branyan, L (1.3) OBP: 0.347, SLG: 0.520	K									5	0	0	0	0	1	7												
4 Jose Lopez, R (1.4) OBP: 0.301, SLG: 0.460	2B									3	2	2	1	0	0	0												
24 Ken Griffey Jr., L (1.10) OBP: 0.333, SLG: 0.405	HBP									3	1	2	2	0	0	0												
3 Bill Hall, R (1.9) OBP: 0.274, SLG: 0.350	FC6-4									3	0	1	0	1	2	0												
2 Kenji Johjima, R (1.2) OBP: 0.274, SLG: 0.373	FC6-4									4	0	0	0	0	0	5												
7 Jack Hannah, L (1.5) OBP: 0.302, SLG: 0.319	P5									3	0	0	0	1	0	2												
2 Jack Wilson, R (1.6) OBP: 0.295, SLG: 0.371	K									4	0	0	0	0	1	1												
55 Michael Saunders, L (1.7) OBP: 0.300, SLG: 0.293	1B									3	0	1	0	1	0	0												
<b>Inning Stats</b>	R: 0 H: 1 E: 0 K: 1 S: 17	H: 2 LOB: 3 BB: 1 P: 29	R: 0 H: 2 E: 0 K: 1 S: 14	H: 2 LOB: 0 BB: 0 P: 22	R: 1 H: 1 E: 0 K: 1 S: 8	H: 1 LOB: 0 BB: 0 P: 15	R: 0 H: 0 E: 0 K: 0 S: 8	H: 0 LOB: 2 BB: 3 P: 20	R: 2 H: 1 E: 0 K: 1 S: 8	H: 1 LOB: 0 BB: 0 P: 13	R: 0 H: 1 E: 0 K: 0 S: 9	H: 1 LOB: 1 BB: 0 P: 13	R: 0 H: 2 E: 0 K: 0 S: 14	H: 2 LOB: 2 BB: 0 P: 23	R: 0 H: 1 E: 0 K: 0 S: 10	H: 1 LOB: 1 BB: 0 P: 14		1B: 6 2B: 1 3B: 0 HR: 2	SF: 0 SAC: 0 DP: 1 HBP: 2	WP: 0 PB: 0 SB: 0 CS: 0	PA: 38							
<b>PITCHER</b>	IP	WLS	BF	H	R	ER	SO	BB	IBB	HBP	BLK	WP	HR	S	P	ERA	WHIP											
54 Vin Mazzaro, R (1.1) ERA: 5.32	5.0	L	25	5	3	3	4	4	0	0	0	0	0	2	55	99	5.40	1.800										
60 Jeff Gray, R (6.1) ERA: 0.87	1.2		8	3	0	0	0	0	0	0	0	0	0	20	32	0.00	1.800											
52 Jay Marshall, L (7.1) ERA: 6.75	1.1		5	1	0	0	0	0	0	0	0	0	0	13	18	0.00	0.750											

AB	32
R	3
H	9
RBI	3
BB	4
SO	4
LOB	15






Batter	1	2	3	4	5	6	7	8	9	10	AB	R	H	RBI	BB	SO	LOB	TOP											
29 Adam Kennedy, L OBP: 0.336, SLG: 0.412	F7		K		G6-3		1B		K		5	0	1	1	0	2	1												
11 Rajai Davis, R OBP: 0.353, SLG: 0.409	P4		F9		G5-3		G3		G4-3		5	0	0	0	0	0	3												
8 Kurt Suzuki, R OBP: 0.312, SLG: 0.407	2B		L9		G5-3		F9		F8		5	1	1	0	0	0	3												
12 Scott Hairston, R OBP: 0.326, SLG: 0.481	1B		1B		G5-3		F8		P3		5	0	2	1	0	0	0												
32 Jack Cust, L OBP: 0.336, SLG: 0.414	1B		L6		G1-3		K		K		4	0	1	0	0	1	1												
5 Nomar Garciaparra, R OBP: 0.301, SLG: 0.367	F9		P4		G6-3		1B		1B		4	0	1	0	0	0	3												
14 Mark Ellis, R OBP: 0.315, SLG: 0.427	P3		1B		G6-3		2B		K		4	1	2	0	0	1	1												
Ryan Sweeney, L OBP: 0.326, SLG: 0.370	F7		G4-3						F7		4	0	1	0	0	0	2												
2 Cliff Pennington, S OBP: 0.298, SLG: 0.375	L7		G6-3		F9		G3-1				4	0	1	0	0	0	2												
<b>Inning Stats</b>	R: 1 E: 0 K: 0 S: 14	H: 3 LOB: 2 BB: 0 P: 18	R: 0 E: 0 K: 0 S: 7	H: 0 LOB: 0 BB: 0 P: 10	R: 0 E: 0 K: 1 S: 6	H: 0 LOB: 0 BB: 0 P: 9	R: 0 E: 0 K: 0 S: 14	H: 2 LOB: 2 BB: 0 P: 22	R: 0 E: 0 K: 0 S: 8	H: 1 LOB: 1 BB: 0 P: 13	R: 0 E: 0 K: 0 S: 7	H: 0 LOB: 0 BB: 0 P: 9	R: 1 E: 0 K: 0 S: 16	H: 3 LOB: 2 BB: 0 P: 26	R: 0 E: 0 K: 2 S: 16	H: 1 LOB: 1 BB: 0 P: 20	R: 0 E: 0 K: 1 S: 11	H: 0 LOB: 0 BB: 0 P: 14	R: 0 E: 0 K: 0 S: 6	H: 0 LOB: 0 BB: 0 P: 7	1B: 8 2B: 2 3B: 0 HR: 0	SF: 0 SAC: 0 DP: 0 HBP: 0	WP: 0 PB: 0 SB: 0 CS: 0	PA: 40					
<b>PITCHER</b>	IP WLS BF H R ER SO BB IBB HBP BLK WP HR S P ERA WHIP	18 Ryan Rowland-Smith, L ERA: 4.05	23 Shawn Kelley, R ERA: 3.76	53 David Aardsma, R ERA: 2.34	57 Mark Lowe, R ERA: 3.18	<b>PITCHER</b>	IP WLS BF H R ER SO BB IBB HBP BLK WP HR S P ERA WHIP	18 Ryan Rowland-Smith, L ERA: 4.05	23 Shawn Kelley, R ERA: 3.76	53 David Aardsma, R ERA: 2.34	57 Mark Lowe, R ERA: 3.18	<b>PITCHER</b>	IP WLS BF H R ER SO BB IBB HBP BLK WP HR S P ERA WHIP	18 Ryan Rowland-Smith, L ERA: 4.05	23 Shawn Kelley, R ERA: 3.76	53 David Aardsma, R ERA: 2.34	57 Mark Lowe, R ERA: 3.18	<b>PITCHER</b>	IP WLS BF H R ER SO BB IBB HBP BLK WP HR S P ERA WHIP	18 Ryan Rowland-Smith, L ERA: 4.05	23 Shawn Kelley, R ERA: 3.76	53 David Aardsma, R ERA: 2.34	57 Mark Lowe, R ERA: 3.18	<b>PITCHER</b>	IP WLS BF H R ER SO BB IBB HBP BLK WP HR S P ERA WHIP	18 Ryan Rowland-Smith, L ERA: 4.05	23 Shawn Kelley, R ERA: 3.76	53 David Aardsma, R ERA: 2.34	57 Mark Lowe, R ERA: 3.18

**Oakland Athletics @ Seattle Mariners**  
Safeco Field, Seattle, WA  
Tue Aug 25 2009, 7:10 PM PDT  
Att: 17,692 - Partly Cloudy - 68 F

AB 40  
R 2  
H 10  
RBI 2  
BB 0  
SO 4  
LOB 16



Batter	1	2	3	4	5	6	7	8	9	10	AB	R	H	RBI	BB	SO	LOB	BOTTOM																																																																																																																																																																																																																										
21 Franklin Gutierrez, R OBP: 0.351, SLG: 0.434	F8		P4		G6-3		1B		BB		4	2	2	0	1	0	1																																																																																																																																																																																																																											
7 Jack Hannahan, L OBP: 0.302, SLG: 0.320	G3		CS		P5		G6-4-3		K		3	0	1	0	0	0	0																																																																																																																																																																																																																											
24 Ken Griffey Jr., L OBP: 0.332, SLG: 0.404	F9		G6-3		G6-4-3		1B		E5		1	0	0	0	0	1	1																																																																																																																																																																																																																											
12 Ryan Langerhans, L OBP: 0.317, SLG: 0.419	F9		G6-3		F9		F9		K		4	0	0	0	0	0	2																																																																																																																																																																																																																											
4 Jose Lopez, R OBP: 0.298, SLG: 0.456	F9		G6-3		G6-4-3		F9		K		4	0	0	0	0	0	2																																																																																																																																																																																																																											
5 Mike Sweeney, R OBP: 0.304, SLG: 0.405	F9		G6-3		F9		F9		K		4	0	1	0	0	1	2																																																																																																																																																																																																																											
3 Bill Hall, R OBP: 0.270, SLG: 0.343	K		G4-3		G4-3		G4-3		K		4	0	0	0	0	3	1																																																																																																																																																																																																																											
30 Russell Branyan, L OBP: 0.348, SLG: 0.526	HR		K		K		K		F9		3	1	1	1	1	1	0																																																																																																																																																																																																																											
2 Kenji Johjima, R OBP: 0.274, SLG: 0.367	K		K		K		K		BB		3	0	0	0	1	3	1																																																																																																																																																																																																																											
2 Jack Wilson, R OBP: 0.294, SLG: 0.370	F8		F8		F8		K2-3		K		4	0	1	0	0	2	2																																																																																																																																																																																																																											
55 Michael Saunders, L OBP: 0.298, SLG: 0.291	CS		CS		CS		K		P2		4	0	1	0	0	2	1																																																																																																																																																																																																																											
<b>Inning Stats</b>	R: 0 E: 0 K: 0 S: 7	H: 0 LOB: 0 BB: 0 P: 12	R: 1 E: 0 K: 2 S: 11	H: 1 LOB: 0 BB: 0 P: 19	R: 0 E: 0 K: 0 S: 4	H: 1 LOB: 1 BB: 0 P: 4	R: 0 E: 0 K: 0 S: 14	H: 1 LOB: 1 BB: 0 P: 20	R: 0 E: 0 K: 3 S: 11	H: 1 LOB: 1 BB: 0 P: 18	R: 0 E: 0 K: 0 S: 8	H: 2 LOB: 1 BB: 0 P: 12	R: 0 E: 0 K: 3 S: 12	H: 0 LOB: 1 BB: 1 P: 21	R: 1 E: 1 K: 3 S: 14	H: 0 LOB: 1 BB: 1 P: 27	R: 0 E: 0 K: 2 S: 7	H: 0 LOB: 1 BB: 0 P: 16	R: 2 E: 0 K: 0 S: 9	H: 2 LOB: 0 BB: 0 P: 14	1B: 5 2B: 1 3B: 0 HR: 2	SF: 0 SAC: 0 DP: 1 HBP: 0	WP: 0 PB: 0 SB: 2 CS: 1	PA: 39																																																																																																																																																																																																																				
<b>PITCHER</b>	IP WLS BF H R ER SO BB IBB HBP BLK WP HR S P ERA WHIP	49 Brett Anderson, L ERA: 4.35	48 Michael Wuerzt, R ERA: 3.23	56 Craig Breslow, L ERA: 4.14	<b>PITCHER</b>	IP WLS BF H R ER SO BB IBB HBP BLK WP HR S P ERA WHIP	49 Brett Anderson, L ERA: 4.35	48 Michael Wuerzt, R ERA: 3.23	56 Craig Breslow, L ERA: 4.14	<b>PITCHER</b>	IP WLS BF H R ER SO BB IBB HBP BLK WP HR S P ERA WHIP	49 Brett Anderson, L ERA: 4.35	48 Michael Wuerzt, R ERA: 3.23	56 Craig Breslow, L ERA: 4.14	<b>PITCHER</b>	IP WLS BF H R ER SO BB IBB HBP BLK WP HR S P ERA WHIP	49 Brett Anderson, L ERA: 4.35	48 Michael Wuerzt, R ERA: 3.23	56 Craig Breslow, L ERA: 4.14	<b>PITCHER</b>	IP WLS BF H R ER SO BB IBB HBP BLK WP HR S P ERA WHIP	49 Brett Anderson, L ERA: 4.35	48 Michael Wuerzt, R ERA: 3.23	56 Craig Breslow, L ERA: 4.14	<b>PITCHER</b>	IP WLS BF H R ER SO BB IBB HBP BLK WP HR S P ERA WHIP	49 Brett Anderson, L ERA: 4.35	48 Michael Wuerzt, R ERA: 3.23	56 Craig Breslow, L ERA: 4.14	<b>PITCHER</b>	IP WLS BF H R ER SO BB IBB HBP BLK WP HR S P ERA WHIP	49 Brett Anderson, L ERA: 4.35	48 Michael Wuerzt, R ERA: 3.23	56 Craig Breslow, L ERA: 4.14	<b>PITCHER</b>	IP WLS BF H R ER SO BB IBB HBP BLK WP HR S P ERA WHIP	49 Brett Anderson, L ERA: 4.35	48 Michael Wuerzt, R ERA: 3.23	56 Craig Breslow, L ERA: 4.14	<b>PITCHER</b>	IP WLS BF H R ER SO BB IBB HBP BLK WP HR S P ERA WHIP	49 Brett Anderson, L ERA: 4.35	48 Michael Wuerzt, R ERA: 3.23	56 Craig Breslow, L ERA: 4.14	<b>PITCHER</b>	IP WLS BF H R ER SO BB IBB HBP BLK WP HR S P ERA WHIP	49 Brett Anderson, L ERA: 4.35	48 Michael Wuerzt, R ERA: 3.23	56 Craig Breslow, L ERA: 4.14	<b>PITCHER</b>	IP WLS BF H R ER SO BB IBB HBP BLK WP HR S P ERA WHIP	49 Brett Anderson, L ERA: 4.35	48 Michael Wuerzt, R ERA: 3.23	56 Craig Breslow, L ERA: 4.14	<b>PITCHER</b>	IP WLS BF H R ER SO BB IBB HBP BLK WP HR S P ERA WHIP	49 Brett Anderson, L ERA: 4.35	48 Michael Wuerzt, R ERA: 3.23	56 Craig Breslow, L ERA: 4.14	<b>PITCHER</b>	IP WLS BF H R ER SO BB IBB HBP BLK WP HR S P ERA WHIP	49 Brett Anderson, L ERA: 4.35	48 Michael Wuerzt, R ERA: 3.23	56 Craig Breslow, L ERA: 4.14	<b>PITCHER</b>	IP WLS BF H R ER SO BB IBB HBP BLK WP HR S P ERA WHIP	49 Brett Anderson, L ERA: 4.35	48 Michael Wuerzt, R ERA: 3.23	56 Craig Breslow, L ERA: 4.14	<b>PITCHER</b>	IP WLS BF H R ER SO BB IBB HBP BLK WP HR S P ERA WHIP	49 Brett Anderson, L ERA: 4.35	48 Michael Wuerzt, R ERA: 3.23	56 Craig Breslow, L ERA: 4.14	<b>PITCHER</b>	IP WLS BF H R ER SO BB IBB HBP BLK WP HR S P ERA WHIP	49 Brett Anderson, L ERA: 4.35	48 Michael Wuerzt, R ERA: 3.23	56 Craig Breslow, L ERA: 4.14	<b>PITCHER</b>	IP WLS BF H R ER SO BB IBB HBP BLK WP HR S P ERA WHIP	49 Brett Anderson, L ERA: 4.35	48 Michael Wuerzt, R ERA: 3.23	56 Craig Breslow, L ERA: 4.14	<b>PITCHER</b>	IP WLS BF H R ER SO BB IBB HBP BLK WP HR S P ERA WHIP	49 Brett Anderson, L ERA: 4.35	48 Michael Wuerzt, R ERA: 3.23	56 Craig Breslow, L ERA: 4.14	<b>PITCHER</b>	IP WLS BF H R ER SO BB IBB HBP BLK WP HR S P ERA WHIP	49 Brett Anderson, L ERA: 4.35	48 Michael Wuerzt, R ERA: 3.23	56 Craig Breslow, L ERA: 4.14	<b>PITCHER</b>	IP WLS BF H R ER SO BB IBB HBP BLK WP HR S P ERA WHIP	49 Brett Anderson, L ERA: 4.35	48 Michael Wuerzt, R ERA: 3.23	56 Craig Breslow, L ERA: 4.14	<b>PITCHER</b>	IP WLS BF H R ER SO BB IBB HBP BLK WP HR S P ERA WHIP	49 Brett Anderson, L ERA: 4.35	48 Michael Wuerzt, R ERA: 3.23	56 Craig Breslow, L ERA: 4.14	<b>PITCHER</b>	IP WLS BF H R ER SO BB IBB HBP BLK WP HR S P ERA WHIP	49 Brett Anderson, L ERA: 4.35	48 Michael Wuerzt, R ERA: 3.23	56 Craig Breslow, L ERA: 4.14	<b>PITCHER</b>	IP WLS BF H R ER SO BB IBB HBP BLK WP HR S P ERA WHIP	49 Brett Anderson, L ERA: 4.35	48 Michael Wuerzt, R ERA: 3.23	56 Craig Breslow, L ERA: 4.14	<b>PITCHER</b>	IP WLS BF H R ER SO BB IBB HBP BLK WP HR S P ERA WHIP	49 Brett Anderson, L ERA: 4.35	48 Michael Wuerzt, R ERA: 3.23	56 Craig Breslow, L ERA: 4.14	<b>PITCHER</b>	IP WLS BF H R ER SO BB IBB HBP BLK WP HR S P ERA WHIP	49 Brett Anderson, L ERA: 4.35	48 Michael Wuerzt, R ERA: 3.23	56 Craig Breslow, L ERA: 4.14	<b>PITCHER</b>	IP WLS BF H R ER SO BB IBB HBP BLK WP HR S P ERA WHIP	49 Brett Anderson, L ERA: 4.35	48 Michael Wuerzt, R ERA: 3.23	56 Craig Breslow, L ERA: 4.14	<b>PITCHER</b>	IP WLS BF H R ER SO BB IBB HBP BLK WP HR S P ERA WHIP	49 Brett Anderson, L ERA: 4.35	48 Michael Wuerzt, R ERA: 3.23	56 Craig Breslow, L ERA: 4.14	<b>PITCHER</b>	IP WLS BF H R ER SO BB IBB HBP BLK WP HR S P ERA WHIP	49 Brett Anderson, L ERA: 4.35	48 Michael Wuerzt, R ERA: 3.23	56 Craig Breslow, L ERA: 4.14	<b>PITCHER</b>	IP WLS BF H R ER SO BB IBB HBP BLK WP HR S P ERA WHIP	49 Brett Anderson, L ERA: 4.35	48 Michael Wuerzt, R ERA: 3.23	56 Craig Breslow, L ERA: 4.14	<b>PITCHER</b>	IP WLS BF H R ER SO BB IBB HBP BLK WP HR S P ERA WHIP	49 Brett Anderson, L ERA: 4.35	48 Michael Wuerzt, R ERA: 3.23	56 Craig Breslow, L ERA: 4.14	<b>PITCHER</b>	IP WLS BF H R ER SO BB IBB HBP BLK WP HR S P ERA WHIP	49 Brett Anderson, L ERA: 4.35	48 Michael Wuerzt, R ERA: 3.23	56 Craig Breslow, L ERA: 4.14	<b>PITCHER</b>	IP WLS BF H R ER SO BB IBB HBP BLK WP HR S P ERA WHIP	49 Brett Anderson, L ERA: 4.35	48 Michael Wuerzt, R ERA: 3.23	56 Craig Breslow, L ERA: 4.14	<b>PITCHER</b>	IP WLS BF H R ER SO BB IBB HBP BLK WP HR S P ERA WHIP	49 Brett Anderson, L ERA: 4.35	48 Michael Wuerzt, R ERA: 3.23	56 Craig Breslow, L ERA: 4.14	<b>PITCHER</b>	IP WLS BF H R ER SO BB IBB HBP BLK WP HR S P ERA WHIP	49 Brett Anderson, L ERA: 4.35	48 Michael Wuerzt, R ERA: 3.23	56 Craig Breslow, L ERA: 4.14	<b>PITCHER</b>	IP WLS BF H R ER SO BB IBB HBP BLK WP HR S P ERA WHIP	49 Brett Anderson, L ERA: 4.35	48 Michael Wuerzt, R ERA: 3.23	56 Craig Breslow, L ERA: 4.14	<b>PITCHER</b>	IP WLS BF H R ER SO BB IBB HBP BLK WP HR S P ERA WHIP	49 Brett Anderson, L ERA: 4.35	48 Michael Wuerzt, R ERA: 3.23	56 Craig Breslow, L ERA: 4.14	<b>PITCHER</b>	IP WLS BF H R ER SO BB IBB HBP BLK WP HR S P ERA WHIP	49 Brett Anderson, L ERA: 4.35	48 Michael Wuerzt, R ERA: 3.23	56 Craig Breslow, L ERA: 4.14	<b>PITCHER</b>	IP WLS BF H R ER SO BB IBB HBP BLK WP HR S P ERA WHIP	49 Brett Anderson, L ERA: 4.35	48 Michael Wuerzt, R ERA: 3.23	56 Craig Breslow, L ERA: 4.14	<b>PITCHER</b>	IP WLS BF H R ER SO BB IBB HBP BLK WP HR S P ERA WHIP	49 Brett Anderson, L ERA: 4.35	48 Michael Wuerzt, R ERA: 3.23	56 Craig Breslow, L ERA: 4.14	<b>PITCHER</b>	IP WLS BF H R ER SO BB IBB HBP BLK WP HR S P ERA WHIP	49 Brett Anderson, L ERA: 4.35	48 Michael Wuerzt, R ERA: 3.23	56 Craig Breslow, L ERA: 4.14	<b>PITCHER</b>	IP WLS BF H R ER SO BB IBB HBP BLK WP HR S P ERA WHIP	49 Brett Anderson, L ERA: 4.35	48 Michael Wuerzt, R ERA: 3.23	56 Craig Breslow, L ERA: 4.14	<b>PITCHER</b>	IP WLS BF H R ER SO BB IBB HBP BLK WP HR S P ERA WHIP	49 Brett Anderson, L ERA: 4.35	48 Michael Wuerzt, R ERA: 3.23	56 Craig Breslow, L ERA: 4.14	<b>PITCHER</b>	IP WLS BF H R ER SO BB IBB HBP BLK WP HR S P ERA WHIP	49 Brett Anderson, L ERA: 4.35	48 Michael Wuerzt, R ERA: 3.23	56 Craig Breslow, L ERA: 4.14	<b>PITCHER</b>	IP WLS BF H R ER SO BB IBB HBP BLK WP HR S P ERA WHIP	49 Brett Anderson, L ERA: 4.35	48 Michael Wuerzt, R ERA: 3.23	56 Craig Breslow, L ERA: 4.14	<b>PITCHER</b>	IP WLS BF H R ER SO BB IBB HBP BLK WP HR S P ERA WHIP	49 Brett Anderson, L ERA: 4.35	48 Michael Wuerzt, R ERA: 3.23	56 Craig Breslow, L ERA: 4.14	<b>PITCHER</b>	IP WLS BF H R ER SO BB IBB HBP BLK WP HR S P ERA WHIP	49 Brett Anderson, L ERA: 4.35	48 Michael Wuerzt, R ERA: 3.23	56 Craig Breslow, L ERA: 4.14	<b>PITCHER</b>	IP WLS BF H R ER SO BB IBB HBP BLK WP HR S P ERA WHIP	49 Brett Anderson, L ERA: 4.35	48 Michael Wuerzt, R ERA: 3.23	56 Craig Breslow, L ERA: 4.14	<b>PITCHER</b>	IP WLS BF H R ER SO BB IBB HBP BLK WP HR S P ERA WHIP



Batter	1	2	3	4	5	6	7	8	9	AB	R	H	RBI	BB	SO	LOB	TOP					
29 Adam Kennedy, L (1.5) OBP: 0.332, SLG: 0.406										5	0	0	0	0	0	5						
11 Rajai Davis, R (1.8) OBP: 0.355, SLG: 0.410										4	1	2	0	0	0	2						
8 Kurt Suzuki, R (1.2) OBP: 0.311, SLG: 0.412										4	1	1	2	0	0	1						
12 Scott Hairston, R (1.7) OBP: 0.323, SLG: 0.476										4	0	0	0	0	0	1						
32 Jack Cust, L (1.10) OBP: 0.357, SLG: 0.420										4	1	1	1	0	2	1						
14 Mark Ellis, R (1.4) OBP: 0.318, SLG: 0.426										3	0	1	0	1	1	0						
Ryan Sweeney, L (1.9) OBP: 0.328, SLG: 0.374										4	0	2	0	0	1	1						
21 Tommy Everidge, R (1.3) OBP: 0.302, SLG: 0.365										4	0	1	0	0	1	3						
2 Cliff Pennington, S (1.6) OBP: 0.299, SLG: 0.373										3	0	1	0	0	1	1						
5 Nomar Garciaparra, R (9. PH) OBP: 0.299, SLG: 0.364										1	0	0	0	0	1	2						
<b>Inning Stats</b>	R: 0 E: 0 K: 0 S: 6	H: 0 LOB: 0 BB: 0 P: 10	R: 0 E: 0 K: 2 S: 8	H: 0 LOB: 0 BB: 0 P: 12	R: 0 E: 0 K: 2 S: 9	H: 2 LOB: 2 BB: 0 P: 15	R: 1 E: 0 K: 0 S: 11	H: 1 LOB: 0 BB: 0 P: 16	R: 0 E: 0 K: 1 S: 8	H: 1 LOB: 1 BB: 0 P: 13	R: 2 E: 0 K: 2 S: 14	H: 2 LOB: 1 BB: 1 P: 23	R: 0 E: 0 K: 0 S: 5	H: 0 LOB: 0 BB: 0 P: 7	R: 0 E: 0 K: 0 S: 9	H: 1 LOB: 1 BB: 0 P: 14	R: 0 E: 0 K: 2 S: 15	H: 2 LOB: 2 BB: 0 P: 17	1B: 6 2B: 1 3B: 0 HR: 2	SF: 0 SAC: 0 DP: 0 HBP: 0	WP: 0 PB: 0 SB: 0 CS: 0	PA: 37
<b>PITCHER</b>	IP WLS BF H R ER SO BB IBB HBP BLK WP HR S P ERA WHIP																					
25 Luke French, L (1.1) ERA: 3.92	5.2 W 24 6 3 3 4 1 0 0 0 0 2 53 86 4.76 1.235																					
43 Miguel Batista, R (6.1) ERA: 4.1	1.1 H 4 0 0 0 1 0 0 0 0 0 0 8 10 0.00 0.000																					
57 Mark Lowe, R (8.1) ERA: 3.13	1.0 H 4 1 0 0 0 0 0 0 0 0 0 9 14 0.00 1.000																					
53 David Aardsma, R (9.1) ERA: 2.3	1.0 S 5 2 0 0 2 0 0 0 0 0 0 0 15 17 0.00 2.000																					

Oakland Athletics @ Seattle Mariners  
Safeco Field, Seattle, WA  
Wed Aug 26 2009, 7:10 PM PDT  
Att: 18,703 - Cloudy - 72 F

livebaseballscores.com

AB 36  
R 3  
H 9  
RBI 3  
BB 1  
SO 7  
LOB 17

Batter	1	2	3	4	5	6	7	8	9	AB	R	H	RBI	BB	SO	LOB	BOTTOM					
21 Franklin Gutierrez, R (1.8) OBP: 0.350, SLG: 0.433										4	0	1	0	0	1	0						
7 Jack Hannahan, L (1.5) OBP: 0.310, SLG: 0.326									2	3	1	0	2	0	0							
4 Jose Lopez, R (1.4) OBP: 0.300, SLG: 0.465									4	2	2	2	0	1	1							
5 Mike Sweeney, R (1.10) OBP: 0.308, SLG: 0.412									4	0	2	1	0	1	3							
3 Bill Hall, R (1.9) OBP: 0.270, SLG: 0.343									3	0	1	2	0	0	2							
30 Russell Branyan, L (1.3) OBP: 0.347, SLG: 0.522									3	0	1	2	0	0	2							
32 Rob Johnson, R (1.2) OBP: 0.301, SLG: 0.342										4	0	1	0	0	1	2						
2 Jack Wilson, R (1.6) OBP: 0.291, SLG: 0.365										4	0	0	0	0	3	1						
55 Michael Saunders, L (1.7) OBP: 0.287, SLG: 0.280										3	0	0	0	0	2	1						
<b>Inning Stats</b>	R: 2 E: 0 K: 0 S: 12	H: 2 LOB: 1 BB: 1 P: 19	R: 0 E: 0 K: 2 S: 11	H: 2 LOB: 2 BB: 0 P: 16	R: 1 E: 0 K: 1 S: 10	H: 2 LOB: 1 BB: 1 P: 22	R: 0 E: 0 K: 2 S: 12	H: 0 LOB: 0 BB: 0 P: 20	R: 1 E: 0 K: 2 S: 18	H: 1 LOB: 1 BB: 1 P: 30	R: 0 E: 0 K: 2 S: 7	H: 0 LOB: 0 BB: 0 P: 10	R: 1 E: 1 K: 1 S: 13	H: 1 LOB: 1 BB: 0 P: 20	R: 0 E: 0 K: 0 S: 8	H: 0 LOB: 0 BB: 0 P: 11	R: 0 E: 0 K: 2 S: 15	H: 0 LOB: 0 BB: 0 P: 17	1B: 3 2B: 4 3B: 0 HR: 1	SF: 1 SAC: 0 DP: 0 HBP: 0	WP: 0 PB: 0 SB: 0 CS: 0	PA: 35
<b>PITCHER</b>	IP WLS BF H R ER SO BB IBB HBP BLK WP HR S P ERA WHIP																					
47 Gio González, L (1.1) ERA: 5.88	5.0 L 24 7 4 4 3 0 0 0 0 0 0 63 107 5.88 2.000																					
60 Jeff Gray, R (6.1) ERA: 0.73	2.0 8 1 1 0 3 0 0 0 0 0 0 20 30 0.00 0.500																					
40 Andrew Bailey, R (8.1) ERA: 1.96	1.0 3 0 0 0 0 0 0 0 0 0 0 8 11 0.00 0.000																					

Oakland Athletics @ Seattle Mariners  
Safeco Field, Seattle, WA  
Wed Aug 26 2009, 7:10 PM PDT  
Att: 18,703 - Cloudy - 72 F

livebaseballscores.com

AB 31  
R 5  
H 8  
RBI 5  
BB 3  
SO 10  
LOB 12









Batter	1	2	3	4	5	6	7	8	9	AB	R	H	RBI	BB	SO	LOB	TOP										
9 David DeJesus, L (1.7) OBP: 0.345, SLG: 0.437	G6-3		G4-3 16 1-H 2B					F7		4	1	2	1	0	0	0	<b>Kansas City Royals @ Seattle Mariners</b> Safeco Field, Seattle, WA Fri Aug 28, 2009, 7:10 PM PDT Att: 26,716 - Cloudy - 71 F										
12 Mitch Maier, L (1.9) OBP: 0.321, SLG: 0.354	K		K2-3					G6-3		4	1	1	2	0	2	1											
16 Billy Butler, R (1.3) OBP: 0.347, SLG: 0.474	G6-3		G4-3					F8		4	0	0	0	0	0	1											
17 Mike Jacobs, L (1.10) OBP: 0.304, SLG: 0.417		K	L8					G5-3		4	0	1	0	0	1	1											
13 Alberto Callaspo, S (1.4) OBP: 0.343, SLG: 0.422		P6		G3				G3		4	0	0	0	0	0	1											
24 Mark Teahen, L (1.5) OBP: 0.333, SLG: 0.420				G3				G4-3		4	0	1	0	0	1	1											
21 Miguel Olivo, R (1.2) OBP: 0.273, SLG: 0.470				K						3	0	0	0	1	2	1											
3 Yuniesky Betancourt, R (1.6) OBP: 0.266, SLG: 0.346				K						3	0	0	0	0	1	2											
1 Josh Anderson, L (1.8) OBP: 0.281, SLG: 0.300				L6				B2-3		3	1	1	0	0	0	0											
<b>Inning Stats</b>	R: 0 E: 0 K: 1 S: 7	H: 0 LOB: 0 BB: 0 P: 12	R: 0 E: 0 K: 1 S: 11	H: 1 LOB: 2 BB: 1 P: 21	R: 1 E: 0 K: 1 S: 14	H: 2 LOB: 1 BB: 0 P: 21	R: 0 E: 0 K: 1 S: 5	H: 0 LOB: 0 BB: 0 P: 8	R: 2 E: 0 K: 1 S: 12	H: 2 LOB: 0 BB: 0 P: 20	R: 0 E: 0 K: 0 S: 8	H: 0 LOB: 0 BB: 0 P: 13	R: 0 E: 0 K: 1 S: 6	H: 0 LOB: 0 BB: 0 P: 9	R: 0 E: 0 K: 0 S: 9	H: 0 LOB: 0 BB: 0 P: 15	R: 0 E: 0 K: 1 S: 12	H: 1 LOB: 1 BB: 0 P: 23	1B: 4 2B: 1 3B: 0 HR: 1	SF: 0 SAC: 0 DP: 0 HBP: 0	WP: 0 PB: 0 SB: 2 CS: 0	PA: 34					
<b>PITCHER</b>	IP	WLS	BF	H	R	ER	SO	BB	IBB	HBP	BLK	WP	HR	S	P	ERA	WHIP										
34 Félix Hernández, R (1.1) ERA: 2.77	7.0	W	27	5	3	3	6	1	0	0	0	0	1	63	104	3.86	0.857										
46 Sean White, R (8.1) ERA: 2.5	1.0	H	3	0	0	0	0	0	0	0	0	0	0	9	15	0.00	0.000										
53 David Aardsma, R (9.1) ERA: 2.26	1.0	S	4	1	0	0	1	0	0	0	0	0	0	12	23	0.00	1.000										

Batter	1	2	3	4	5	6	7	8	9	AB	R	H	RBI	BB	SO	LOB	BOTTOM										
21 Franklin Gutierrez, R (1.8) OBP: 0.350, SLG: 0.429	F8		K 7 WP 4 E 7 S BB					G6-3		3	1	0	0	1	1	1	<b>Kansas City Royals @ Seattle Mariners</b> Safeco Field, Seattle, WA Fri Aug 28, 2009, 7:10 PM PDT Att: 26,716 - Cloudy - 71 F										
7 Jack Hannahan, L (1.5) OBP: 0.304, SLG: 0.319	K		K2-3					G3		4	1	1	0	0	2	1											
4 Jose Lopez, R (1.4) OBP: 0.301, SLG: 0.461	F9		E5					F9		4	0	1	0	0	0	0											
30 Russell Branyan, L (1.3) OBP: 0.347, SLG: 0.520			K 3 WP 3 1B 3 G4-3 1B					G3		2	1	1	0	0	1	1											
55 Michael Saunders, L (5.7) OBP: 0.280, SLG: 0.264			K					G3		1	0	0	0	1	0	0											
5 Mike Sweeney, R (1.10) OBP: 0.317, SLG: 0.417		G4-3 3 WP 16 G1-3 1B		K 3 2B 16 1B 1B				P4		3	2	2	1	1	0	0											
3 Bill Hall, R (1.9) OBP: 0.273, SLG: 0.350		G4-3		K 16 1B 2B				G4-3		4	1	1	1	0	1	4											
16 Josh Wilson, R (1.6) OBP: 0.288, SLG: 0.352		G1-3		K 2H 1B				E3		4	0	1	3	0	0	0											
12 Ryan Langerhans, L (1.7) OBP: 0.305, SLG: 0.400		K		F8				P4		4	0	0	0	0	2	2											
32 Rob Johnson, R (1.2) OBP: 0.296, SLG: 0.336			F8		K			G6-3		4	0	0	0	0	1	1											
<b>Inning Stats</b>	R: 0 E: 0 K: 1 S: 8	H: 0 LOB: 0 BB: 0 P: 12	R: 2 E: 0 K: 1 S: 12	H: 2 LOB: 0 BB: 0 P: 19	R: 1 E: 0 K: 2 S: 9	H: 0 LOB: 1 BB: 1 P: 17	R: 2 E: 0 K: 2 S: 19	H: 3 LOB: 1 BB: 0 P: 23	R: 0 E: 0 K: 0 S: 9	H: 0 LOB: 0 BB: 0 P: 14	R: 0 E: 0 K: 0 S: 11	H: 0 LOB: 1 BB: 0 P: 15	R: 1 E: 0 K: 1 S: 16	H: 2 LOB: 3 BB: 2 P: 31	R: 0 E: 0 K: 1 S: 6	H: 0 LOB: 0 BB: 0 P: 9	1B: 6 2B: 1 3B: 0 HR: 0	SF: 0 SAC: 0 DP: 0 HBP: 0	WP: 2 PB: 0 SB: 1 CS: 0	PA: 36							
<b>PITCHER</b>	IP	WLS	BF	H	R	ER	SO	BB	IBB	HBP	BLK	WP	HR	S	P	ERA	WHIP										
19 Brian Bannister, R (1.1) ERA: 4.6	6.2	L	31	7	0	5	6	2	0	0	0	0	0	78	119	6.75	1.350										
40 Kyle Farnsworth, R (7.1) ERA: 5.4	1.1		5	0	0	0	2	1	0	0	0	0	0	12	21	0.00	0.750										

**AB 33**  
**R 3**  
**H 6**  
**RBI 3**  
**BB 1**  
**SO 7**  
**LOB 8**



**AB 33**  
**R 6**  
**H 7**  
**RBI 5**  
**BB 3**  
**SO 8**  
**LOB 10**





Batter	1	2	3	4	5	6	7	8	9	AB	R	H	RBI	BB	SO	LOB	TOP										
9 David DeJesus, L (1,7) OBP: 0.342, SLG: 0.432										5	0	0	0	0	1	5											
8 Willie Bloomquist, R (1,9) OBP: 0.300, SLG: 0.353										4	0	1	0	0	0	1											
16 Billy Butler, R (1,3) OBP: 0.346, SLG: 0.472										4	0	1	0	0	1	1											
17 Mike Jacobs, L (1,10) OBP: 0.301, SLG: 0.412										4	0	0	0	0	0	2											
13 Alberto Callaspo, S (1,4) OBP: 0.344, SLG: 0.421										3	0	1	0	1	0	1											
24 Mark Teahen, L (1,5) OBP: 0.334, SLG: 0.427										4	1	2	1	0	0	1											
12 Mitch Maier, L (1,8) OBP: 0.328, SLG: 0.372										3	2	2	1	1	0	0											
14 John Buck, R (1,2) OBP: 0.287, SLG: 0.456										4	1	2	2	0	0	3											
3 Yuniesky Betancourt, R (1,6) OBP: 0.266, SLG: 0.343										3	0	0	0	1	1	4											
<b>Inning Stats</b>	R: 0 E: 0 K: 2 S: 9	H: 0 LOB: 0 BB: 0 P: 12	R: 0 E: 0 K: 0 S: 6	H: 0 LOB: 0 BB: 0 P: 9	R: 2 E: 0 K: 0 S: 14	H: 2 LOB: 1 BB: 1 P: 18	R: 0 E: 0 K: 0 S: 6	H: 0 LOB: 0 BB: 0 P: 15	R: 0 E: 0 K: 0 S: 9	H: 1 LOB: 1 BB: 0 P: 14	R: 0 E: 0 K: 0 S: 6	H: 0 LOB: 0 BB: 0 P: 7	R: 0 E: 0 K: 1 S: 17	H: 2 LOB: 3 BB: 1 P: 28	R: 0 E: 0 K: 0 S: 10	H: 2 LOB: 1 BB: 0 P: 13	R: 2 E: 0 K: 0 S: 7	H: 2 LOB: 0 BB: 0 P: 12	1B: 5 2B: 2 3B: 0 HR: 3	SF: 0 SAC: 0 DP: 2 HBP: 0	WP: 0 PB: 0 SB: 0 CS: 0	PA: 37					
<b>PITCHER</b>	IP	WLS	BF	H	R	ER	SO	BB	IBB	HBP	BLK	WP	HR	S	P	ERA	WHIP										
35 Ian Snell, R (1,1) ERA: 5.29	5.0	W	19	3	2	2	2	2	0	0	0	0	1	44	68	3.60	1.000										
43 Miguel Batista, R (6,1) ERA: 3.95	2.0		9	2	0	0	1	1	0	0	0	0	0	23	35	0.00	1.500										
26 Randy Messenger, R (8,1) ERA: 7.71	2.0		9	4	2	2	0	0	0	0	0	0	2	17	25	9.00	2.000										

**Kansas City Royals @ Seattle Mariners**  
Safeco Field, Seattle, WA  
Sat Aug 29 2009, 7:10 PM PDT  
Att: 26,453 - Overcast - 71 F


AB 34  
R 4  
H 9  
RBI 4  
BB 3  
SO 3  
LOB 18



Batter	1	2	3	4	5	6	7	8	9	AB	R	H	RBI	BB	SO	LOB	BOTTOM										
21 Franklin Gutierrez, R (1,8) OBP: 0.349, SLG: 0.428										4	1	1	0	0	0	0											
16 Josh Wilson, R (1,5) OBP: 0.287, SLG: 0.348										4	1	1	0	0	2	0											
4 Jose Lopez, R (1,4) OBP: 0.301, SLG: 0.466										4	1	1	1	0	1	2											
5 Mike Sweeney, R (1,10) OBP: 0.320, SLG: 0.424										4	1	2	2	0	0	0											
3 Bill Hall, R (1,9) OBP: 0.269, SLG: 0.344										4	0	0	0	0	1	2											
7 Jack Hannahan, L (1,3) OBP: 0.307, SLG: 0.339										4	2	2	2	0	1	1											
2 Jack Wilson, R (1,6) OBP: 0.293, SLG: 0.378										4	0	1	1	0	1	1											
12 Ryan Langerhans, L (1,7) OBP: 0.306, SLG: 0.398										3	1	1	0	0	0	1											
32 Rob Johnson, R (1,2) OBP: 0.296, SLG: 0.349										3	1	1	2	0	0	0											
<b>Inning Stats</b>	R: 4 E: 0 K: 0 S: 23	H: 5 LOB: 1 BB: 0 P: 39	R: 0 E: 0 K: 1 S: 9	H: 0 LOB: 0 BB: 0 P: 14	R: 0 E: 0 K: 0 S: 5	H: 0 LOB: 0 BB: 0 P: 8	R: 3 E: 0 K: 0 S: 13	H: 3 LOB: 0 BB: 0 P: 25	R: 0 E: 0 K: 2 S: 9	H: 0 LOB: 0 BB: 0 P: 13	R: 0 E: 0 K: 2 S: 10	H: 0 LOB: 0 BB: 0 P: 15	R: 0 E: 0 K: 1 S: 6	H: 0 LOB: 0 BB: 0 P: 10	R: 1 E: 0 K: 0 S: 8	H: 2 LOB: 1 BB: 0 P: 13	1B: 4 2B: 3 3B: 0 HR: 3	SF: 0 SAC: 0 DP: 0 HBP: 0	WP: 0 PB: 0 SB: 0 CS: 0	PA: 34							
<b>PITCHER</b>	IP	WLS	BF	H	R	ER	SO	BB	IBB	HBP	BLK	WP	HR	S	P	ERA	WHIP										
55 Gil Meche, R (1,1) ERA: 5.09	4.0	L	20	8	7	7	1	0	0	0	0	0	2	50	86	15.75	2.000										
51 Robinson Tejeda, R (5,1) ERA: 4.24	2.0		6	0	0	0	4	0	0	0	0	0	0	19	28	0.00	0.000										
57 Yasuhiro Yabuta, R (7,1) ERA:	1.0		3	0	0	0	1	0	0	0	0	0	0	6	10	0.00	0.000										
56 Roman Colon, R (8,1) ERA: 6.21	1.0		5	2	1	1	0	0	0	0	0	0	1	8	13	9.00	2.000										

**Kansas City Royals @ Seattle Mariners**  
Safeco Field, Seattle, WA  
Sat Aug 29 2009, 7:10 PM PDT  
Att: 26,453 - Overcast - 71 F

AB 34  
R 8  
H 10  
RBI 8  
BB 0  
SO 6  
LOB 7










Batter	1	2	3	4	5	6	7	8	9	AB	R	H	RBI	BB	SO	LOB	TOP					
<b>Chone Figgins, S</b> OBP: 0.302, SLG: 0.407										5	1	2	0	0	1	0						
<b>53 Bobby Abreu, L</b> OBP: 0.392, SLG: 0.430										3	1	0	0	0	1	1						
<b>24 Gary Matthews, S</b> OBP: 0.321, SLG: 0.349										1	0	0	0	0	0	0						
<b>48 Toni Hunter, R</b> OBP: 0.385, SLG: 0.555										2	2	1	1	1	0	1						
<b>39 Robb Quinlan, R</b> OBP: 0.272, SLG: 0.343										1	0	0	0	0	1	0						
<b>27 Vladimir Guerrero, R</b> OBP: 0.346, SLG: 0.493										4	3	3	4	0	0	1						
<b>5 Jeff Mathis, R</b> OBP: 0.298, SLG: 0.323										1	0	0	0	0	1	0						
<b>20 Juan Rivera, R</b> OBP: 0.339, SLG: 0.506										5	2	2	3	0	0	0						
<b>8 Kendrys Morales, S</b> OBP: 0.359, SLG: 0.598										4	1	3	0	0	1	0						
<b>47 Howie Kendrick, R</b> OBP: 0.327, SLG: 0.419										4	0	2	2	0	0	1						
<b>44 Mike Napoli, R</b> OBP: 0.356, SLG: 0.502										4	0	2	2	0	0	1						
<b>44 Mike Napoli, R</b> OBP: 0.356, SLG: 0.502										4	0	0	0	0	0	3						
<b>2 Erick Aybar, S</b> OBP: 0.346, SLG: 0.419										4	0	0	0	0	2	2						
<b>2 Erick Aybar, S</b> OBP: 0.346, SLG: 0.419										4	0	0	0	0	2	2						
<b>Inning Stats</b>	R: 0 H: 1 E: 0 K: 0 S: 12	H: 1 LOB: 1 BB: 0 P: 13	R: 0 H: 2 E: 0 K: 0 S: 13	H: 2 LOB: 2 BB: 0 P: 18	R: 4 H: 4 E: 0 K: 0 S: 20	H: 4 LOB: 1 BB: 0 P: 29	R: 0 H: 0 E: 0 K: 2 S: 10	H: 0 LOB: 0 BB: 0 P: 16	R: 3 H: 3 E: 0 K: 1 S: 11	H: 3 LOB: 0 BB: 0 P: 20	R: 0 H: 0 E: 0 K: 1 S: 9	H: 0 LOB: 0 BB: 0 P: 14	R: 3 H: 3 E: 0 K: 0 S: 15	H: 3 LOB: 0 BB: 1 P: 26	R: 0 H: 0 E: 0 K: 1 S: 7	H: 0 LOB: 0 BB: 0 P: 12	R: 0 H: 0 E: 0 K: 2 S: 7	H: 0 LOB: 0 BB: 0 P: 9	1B: 7 2B: 3 3B: 0 HR: 3	SF: 1 SAC: 0 DP: 0 HBP: 1	WP: 1 PB: 0 SB: 0 CS: 0	PA: 41
<b>PITCHER</b>	IP	WLS	BF	H	R	ER	SO	BB	IBB	HBP	BLK	WP	HR	S	P	ERA	WHIP					
<b>25 Luke French, L</b> ERA: 4.62	5.0	L	26	10	7	3	3	0	0	1	0	1	2	66	96	12.60	2.000					
<b>41 Chris Jakubauskas, R</b> ERA: 5.46	2.0		9	3	3	3	1	0	0	0	0	0	1	24	40	13.50	2.000					
<b>26 Randy Messenger, R</b> ERA: 6.35	1.0		3	0	0	0	1	0	0	0	0	0	0	7	12	0.00	0.000					
<b>57 Mark Lowe, R</b> ERA: 3.06	1.0		3	0	0	0	2	0	0	0	0	0	0	7	9	0.00	0.000					

**Los Angeles Angels @ Seattle Mariners**  
Safeco Field, Seattle, WA  
Mon Aug 31 2009, 7:10 PM PDT  
Att: 18,957 - Clear - 72 F


**AB 38**  
**R 10**  
**H 13**  
**RBI 10**  
**BB 1**  
**SO 7**  
**LOB 9**



Batter	1	2	3	4	5	6	7	8	9	AB	R	H	RBI	BB	SO	LOB	BOTTOM				
<b>21 Franklin Gutierrez, R</b> OBP: 0.343, SLG: 0.420										4	0	0	0	0	2	1					
<b>16 Josh Wilson, R</b> OBP: 0.277, SLG: 0.342										4	0	1	0	0	0	1					
<b>4 Jose Lopez, R</b> OBP: 0.299, SLG: 0.460										3	0	0	0	1	0	2					
<b>5 Mike Sweeney, R</b> OBP: 0.321, SLG: 0.418										2	0	1	0	1	1	0					
<b>55 Michael Saunders, L</b> OBP: 0.288, SLG: 0.253										1	0	0	0	0	1	0					
<b>3 Bill Hall, R</b> OBP: 0.269, SLG: 0.337										3	0	0	0	1	2	2					
<b>7 Jack Hannahan, L</b> OBP: 0.296, SLG: 0.329										4	0	0	0	0	0	3					
<b>7 Jack Hannahan, L</b> OBP: 0.296, SLG: 0.329										4	0	0	0	0	0	3					
<b>2 Jack Wilson, R</b> OBP: 0.291, SLG: 0.374										3	0	1	0	0	0	0					
<b>32 Rob Johnson, R</b> OBP: 0.293, SLG: 0.345										3	0	0	0	0	0	1					
<b>12 Ryan Langerhans, L</b> OBP: 0.306, SLG: 0.389										2	0	0	0	1	1	0					
<b>Inning Stats</b>	R: 0 H: 1 E: 0 K: 0 S: 11	H: 0 LOB: 3 BB: 2 P: 25	R: 0 H: 0 E: 0 K: 1 S: 8	H: 0 LOB: 0 BB: 0 P: 14	R: 0 H: 0 E: 0 K: 0 S: 7	H: 0 LOB: 0 BB: 0 P: 11	R: 0 H: 0 E: 0 K: 2 S: 10	H: 0 LOB: 0 BB: 0 P: 13	R: 0 H: 1 E: 0 K: 0 S: 5	H: 1 LOB: 2 BB: 1 P: 17	R: 0 H: 0 E: 0 K: 0 S: 11	H: 0 LOB: 0 BB: 0 P: 10	R: 0 H: 0 E: 0 K: 1 S: 12	H: 0 LOB: 1 BB: 1 P: 18	R: 0 H: 0 E: 0 K: 2 S: 12	H: 0 LOB: 0 BB: 0 P: 19	1B: 2 2B: 1 3B: 0 HR: 0	SF: 0 SAC: 0 DP: 1 HBP: 0	WP: 0 PB: 0 SB: 0 CS: 0	PA: 33	
<b>PITCHER</b>	IP	WLS	BF	H	R	ER	SO	BB	IBB	HBP	BLK	WP	HR	S	P	ERA	WHIP				
<b>51 Joe Saunders, L</b> ERA: 5.02	7.0	W	26	3	0	0	4	3	0	0	0	0	0	57	98	0.00	0.857				
<b>70 Trevor Bell, R</b> ERA: 9.53	2.0		7	0	0	0	3	1	0	0	0	0	0	24	37	0.00	0.500				

**Los Angeles Angels @ Seattle Mariners**  
Safeco Field, Seattle, WA  
Mon Aug 31 2009, 7:10 PM PDT  
Att: 18,957 - Clear - 72 F

**AB 29**  
**R 0**  
**H 3**  
**RBI 0**  
**BB 4**  
**SO 7**  
**LOB 10**






Batter	1	2	3	4	5	6	7	8	9	AB	R	H	RBI	BB	SO	LOB	TOP										
Chone Figgins, S (1,5) OBP: 0.391, SLG: 0.404										3	0	0	0	1	0	3											
53 Bobby Abreu, L (1,9) OBP: 0.391, SLG: 0.428										4	0	1	0	0	0	1	2										
48 Tori Hunter, R (1,8) OBP: 0.384, SLG: 0.551										4	0	1	0	0	0	2											
27 Vladimir Guerrero, R (1,10) OBP: 0.341, SLG: 0.486											4	0	0	0	0	2											
8 Kendrys Morales, S (1,3) OBP: 0.358, SLG: 0.597										4	1	1	0	0	1	1											
20 Juan Rivera, R (1,7) OBP: 0.337, SLG: 0.502										3	0	0	0	0	1	1											
13 Maicer Izturis, S (1,4) OBP: 0.362, SLG: 0.448											3	0	2	1	0	0	0										
2 Erick Aybar, S (1,6) OBP: 0.343, SLG: 0.416										3	0	0	0	0	0	2											
5 Jeff Mathis, R (1,2) OBP: 0.305, SLG: 0.326										1	0	1	0	1	0	0											
44 Mike Napoli, R (8,PH) OBP: 0.358, SLG: 0.500										1	0	0	0	0	0	1											
<b>Inning Stats</b>	R: 0 E: 0 K: 1 S: 9	H: 0 LOB: 0 BB: 1 P: 17	R: 1 E: 0 K: 0 S: 12	H: 2 LOB: 1 BB: 0 P: 17	R: 0 E: 0 K: 0 S: 12	H: 1 LOB: 0 BB: 0 P: 16	R: 0 E: 0 K: 0 S: 9	H: 1 LOB: 0 BB: 0 P: 13	R: 0 E: 0 K: 0 S: 8	H: 0 LOB: 0 BB: 0 P: 10	R: 0 E: 0 K: 0 S: 10	H: 0 LOB: 1 BB: 1 P: 21	R: 0 E: 0 K: 1 S: 7	H: 0 LOB: 0 BB: 0 P: 8	R: 0 E: 0 K: 0 S: 8	H: 1 LOB: 1 BB: 0 P: 12	R: 0 E: 0 K: 1 S: 12	H: 1 LOB: 1 BB: 0 P: 17	1B: 3 2B: 4 3B: 0 HR: 0	SF: 0 SAC: 0 DP: 3 HBP: 0	WP: 0 PB: 0 SB: 0 CS: 1	PA: 32					
<b>PITCHER</b>	IP	WLS	BF	H	R	ER	SO	BB	IBB	HBP	BLK	WP	HR	S	P	ERA	WHIP										
58 Doug Fister, R ERA: 2.94	(1,1)	7.1	W	26	5	1	1	2	2	0	0	0	0	70	107	1.23	0.955										
57 Mark Lowe, R ERA: 3.05	(8,1)	0.2	H	2	0	0	0	0	0	0	0	0	0	5	7	0.00	0.000										
53 David Aardsma, R ERA: 2.23	(9,1)	1.0	S	4	1	0	0	1	0	0	0	0	0	12	17	0.00	1.000										

Los Angeles Angels @ Seattle Mariners  
Safeco Field, Seattle, WA  
Tue Sep 01 2009, 7:10 PM PDT  
Att: 18,554 - Overcast - 65 F


AB 30  
R 1  
H 6  
RBI 1  
BB 2  
SO 3  
LOB 14



Batter	1	2	3	4	5	6	7	8	9	AB	R	H	RBI	BB	SO	LOB	BOTTOM										
51 Ichiro Suzuki, L (1,9) OBP: 0.390, SLG: 0.468										4	0	2	0	0	0	0											
21 Franklin Gutierrez, R (1,8) OBP: 0.346, SLG: 0.422										3	2	2	0	0	1	1											
4 Jose Lopez, R (1,4) OBP: 0.298, SLG: 0.460										4	0	1	1	0	0	4											
5 Mike Sweeney, R (1,10) OBP: 0.324, SLG: 0.420										4	0	2	1	0	1	2											
29 Adrian Beltré, R (1,5) OBP: 0.301, SLG: 0.377										4	0	0	0	0	0	2											
20 Mike Carp, L (1,3) OBP: 0.412, SLG: 0.250										4	0	0	0	0	1	2											
7 Jack Hannahan, L (9,3) OBP: 0.299, SLG: 0.329										2	0	0	0	1	0	2											
2 Kenji Johjima, R (1,2) OBP: 0.280, SLG: 0.365										3	0	0	0	0	0	3											
55 Michael Saunders, L (1,7) OBP: 0.260, SLG: 0.245										3	0	0	0	0	1	0											
<b>Inning Stats</b>	R: 1 E: 0 K: 0 S: 19	H: 2 LOB: 1 BB: 0 P: 25	R: 0 E: 0 K: 0 S: 7	H: 0 LOB: 0 BB: 0 P: 10	R: 0 E: 0 K: 2 S: 10	H: 1 LOB: 1 BB: 0 P: 14	R: 0 E: 0 K: 0 S: 13	H: 1 LOB: 2 BB: 0 P: 23	R: 0 E: 0 K: 0 S: 10	H: 1 LOB: 2 BB: 0 P: 15	R: 0 E: 0 K: 0 S: 6	H: 0 LOB: 1 BB: 1 P: 13	R: 1 E: 0 K: 0 S: 11	H: 2 LOB: 1 BB: 0 P: 16	R: 0 E: 0 K: 2 S: 12	H: 0 LOB: 0 BB: 0 P: 15	R: 0 E: 0 K: 0 S: 12	H: 0 LOB: 0 BB: 0 P: 17	1B: 6 2B: 1 3B: 0 HR: 0	SF: 0 SAC: 0 DP: 0 HBP: 1	WP: 0 PB: 0 SB: 1 CS: 0	PA: 33					
<b>PITCHER</b>	IP	WLS	BF	H	R	ER	SO	BB	IBB	HBP	BLK	WP	HR	S	P	ERA	WHIP										
54 Ervin Santana, R ERA: 5.68	(1,1)	6.0	L	26	5	1	1	2	1	0	0	0	0	65	100	1.50	1.000										
38 Darren Oliver, L ERA: 2.9	(7,1)	2.0	L	7	2	1	1	2	0	0	0	0	0	23	31	4.50	1.000										

Los Angeles Angels @ Seattle Mariners  
Safeco Field, Seattle, WA  
Tue Sep 01 2009, 7:10 PM PDT  
Att: 18,554 - Overcast - 65 F

AB 31  
R 2  
H 7  
RBI 2  
BB 1  
SO 4  
LOB 16





Batter	1	2	3	4	5	6	7	8	9	AB	R	H	RBI	BB	SO	LOB	TOP										
<b>Chone Figgins, S</b> OBP: 0.304, SLG: 0.406	1-1 53 CS 1B		4-1 53 BB 1-2			0-2 53 FC5-4 1B		1-3 K		3	0	2	0	1	1	0	<b>Los Angeles Angels @ Seattle Mariners</b> Safeco Field, Seattle, WA Wed Sep 02 2009, 3:40 PM PDT Att: 22,229 - Partly Cloudy - 76 F										
<b>53 Bobby Abreu, L</b> OBP: 0.392, SLG: 0.426	3-1 G4-3		4-2 BB 1-2 2-3			2-0 FC5-4 48 G5-3 1-2		4-1 BB		2	0	0	0	2	0	2											
<b>48 Tori Hunter, R</b> OBP: 0.380, SLG: 0.545	2-3 K		1-3 K			3-2 G5-3 1-2		0-0 P6		4	0	0	0	0	2	5											
<b>27 Vladimir Guerrero, R</b> OBP: 0.337, SLG: 0.479		0-0 G6-3			0-2 P4					4	0	0	0	0	0	1											
<b>8 Kendrys Morales, S</b> OBP: 0.357, SLG: 0.594	2-1 G5-3		3-1 G1-3			3-2 24 G4-3 13 G4-3 1B		1-3 K		4	0	1	0	0	1	0											
<b>13 Maicer Izturis, S</b> OBP: 0.358, SLG: 0.442	1-2 G1-3		2-1 P6			1-2 G4-3 1-2		1-1 G6-3		4	0	0	0	0	0	1											
<b>24 Gary Matthews, S</b> OBP: 0.318, SLG: 0.345			1-3 K			3-1 F7		G4-3		3	0	0	0	0	1	1											
<b>44 Mike Napoli, R</b> OBP: 0.357, SLG: 0.498			1-1 53 BB 1B			0-3 K		G5-3		3	0	1	0	0	1	1											
<b>2 Erick Aybar, S</b> OBP: 0.341, SLG: 0.413			2-3 K			0-0 B1-3		G1-3		3	0	0	0	0	1	1											
<b>Inning Stats</b>	R: 0 E: 0 K: 1 S: 7	H: 1 LOB: 0 BB: 0 P: 13	R: 0 E: 0 K: 0 S: 6	H: 0 LOB: 0 BB: 0 P: 9	R: 0 E: 0 K: 3 S: 15	H: 1 LOB: 3 BB: 2 P: 28	R: 0 E: 0 K: 0 S: 7	H: 0 LOB: 0 BB: 0 P: 12	R: 0 E: 0 K: 1 S: 6	H: 1 LOB: 1 BB: 0 P: 13	R: 0 E: 0 K: 0 S: 8	H: 1 LOB: 1 BB: 0 P: 18	R: 0 E: 0 K: 1 S: 7	H: 0 LOB: 1 BB: 1 P: 12	R: 0 E: 0 K: 1 S: 8	H: 0 LOB: 0 BB: 0 P: 12	1B: 4 2B: 0 3B: 0 HR: 0	SF: 0 SAC: 0 DP: 0 HBP: 0	WP: 0 PB: 0 SB: 0 CS: 1	PA: 33							
<b>PITCHER</b>	IP	WLS	BF	H	R	ER	SO	BB	IBB	HBP	BLK	WP	HR	S	P	ERA	WHIP										
<b>34 Félix Hernández, R</b> ERA: 2.65	8.0	W	30	4	0	0	6	3	0	0	0	0	0	67	114	0.00	0.875										
<b>53 David Aardsma, R</b> ERA: 2.19	1.0	S	3	0	0	0	1	0	0	0	0	0	0	8	12	0.00	0.000										

Batter	1	2	3	4	5	6	7	8	9	AB	R	H	RBI	BB	SO	LOB	BOTTOM										
<b>51 Ichiro Suzuki, L</b> OBP: 0.391, SLG: 0.468	1-0 21 1B		2-3 K			2-1 G6-3		1-2 21 2B 29 BB 1B		4	1	2	0	0	1	0	<b>Los Angeles Angels @ Seattle Mariners</b> Safeco Field, Seattle, WA Wed Sep 02 2009, 3:40 PM PDT Att: 22,229 - Partly Cloudy - 76 F										
<b>21 Franklin Gutierrez, R</b> OBP: 0.348, SLG: 0.424	3-1 4 HBP 1B		3-1 P4			1-1 F9		1-0 29 BB 2B		4	0	2	0	0	0	0											
<b>4 Jose Lopez, R</b> OBP: 0.300, SLG: 0.459	2-2 1B		2-3 K			0-0 F7		4-0 29 BB IBB		2	0	0	0	1	1	0											
<b>5 Mike Sweeney, R</b> OBP: 0.323, SLG: 0.413	2-3 K				1-2 P6		4-0 3 2B BB	1-3 K		3	1	0	0	1	2	6											
<b>29 Adrian Beltré, R</b> OBP: 0.300, SLG: 0.374	1-2 K				0-3 K		1-1 F8	4-1 BB		3	0	0	1	1	2	4											
<b>3 Bill Hall, R</b> OBP: 0.269, SLG: 0.340	1-2 K				1-0 F9		1-0 2 2B 2B	0-3 K		4	1	1	1	0	2	6											
<b>2 Jack Wilson, R</b> OBP: 0.288, SLG: 0.368		2-2 G6-3			0-2 P1		4-1 32 G4-6-3 2H BB			2	0	0	0	1	0	0											
<b>32 Rob Johnson, R</b> OBP: 0.290, SLG: 0.340		1-2 G3			0-2 K		0-0 G4-6-3			3	0	0	0	0	1	1											
<b>55 Michael Saunders, L</b> OBP: 0.252, SLG: 0.237		3-2 G6-3			1-3 K			2-3 K		3	0	0	0	0	2	0											
<b>Inning Stats</b>	R: 0 E: 0 K: 3 S: 19	H: 2 LOB: 3 BB: 0 P: 29	R: 0 E: 0 K: 0 S: 12	H: 0 LOB: 0 BB: 0 P: 18	R: 0 E: 0 K: 2 S: 14	H: 0 LOB: 0 BB: 0 P: 21	R: 0 E: 0 K: 1 S: 7	H: 0 LOB: 0 BB: 0 P: 9	R: 0 E: 0 K: 0 S: 5	H: 0 LOB: 0 BB: 0 P: 12	R: 2 E: 0 K: 0 S: 5	H: 1 LOB: 2 BB: 2 P: 15	R: 1 E: 0 K: 3 S: 16	H: 2 LOB: 3 BB: 2 P: 29	1B: 3 2B: 2 3B: 0 HR: 0	SF: 0 SAC: 0 DP: 1 HBP: 1	WP: 0 PB: 0 SB: 1 CS: 0	PA: 33									
<b>PITCHER</b>	IP	WLS	BF	H	R	ER	SO	BB	IBB	HBP	BLK	WP	HR	S	P	ERA	WHIP										
<b>19 Scott Kazmir, L</b> ERA: 5.68	6.1	L	24	3	2	1	8	1	0	1	0	0	0	71	106	1.42	0.632										
<b>40 Kevin Jepsen, R</b> ERA: 4.95	0.2		2	0	0	0	0	1	0	0	0	0	0	2	6	0.00	1.500										
<b>40 Brian Fuentes, L</b> ERA: 4.09	0.2		6	2	1	1	2	1	1	0	0	0	0	11	24	13.50	4.500										
<b>32 Matt Palmer, R</b> ERA: 4.25	0.1		1	0	0	0	1	0	0	0	0	0	0	5	5	0.00	0.000										

AB	30
R	0
H	4
RBI	0
BB	3
SO	7
LOB	12



AB	28
R	3
H	5
RBI	2
BB	4
SO	11
LOB	17









Batter	1	2	3	4	5	6	7	8	9	AB	R	H	RBI	BB	SO	LOB	TOP					
51 Ichiro Suzuki, L (1.9) OBP: 0.391, SLG: 0.466	F7	21 1B		G6-3			1B		K	5	0	2	1	0	1	0						
21 Franklin Gutierrez, R (1.8) OBP: 0.345, SLG: 0.427	P4	1B		G6-3	G6-3		F9		G5-3	5	0	1	1	0	0	1						
4 Jose Lopez, R (1.4) OBP: 0.296, SLG: 0.457	G6-3	L5		G5-3	G5-3		F7		HR	5	1	1	1	0	0	3						
5 Mike Sweeney, R (1.10) OBP: 0.440, SLG: 0.408		G6-3	G5-3				G5-3		E6	5	0	1	0	0	0	1						
55 Michael Saunders, L (9. PR) OBP: 0.252, SLG: 0.237										0	0	0	0	0	0	0						
29 Adrián Beltré, R (1.5) OBP: 0.298, SLG: 0.371		G5-3					G6-3		F9	4	0	0	0	0	0	2						
3 Bill Hall, R (1.7) OBP: 0.275, SLG: 0.360		2B					F8		20 1B	4	2	2	0	0	1	1						
20 Mike Carp, L (1.3) OBP: 0.299, SLG: 0.329		2 BB					G4-3		1B	3	1	1	0	1	0	1						
7 Jack Hannahan, L (9. PR) OBP: 0.299, SLG: 0.329		2 BB							1B	0	0	0	0	0	0	0						
2 Kenji Johjima, R (1.2) OBP: 0.293, SLG: 0.383		51 1B					G5-3		SF8	1	1	0	1	2	0	0						
2 Jack Wilson, R (1.6) OBP: 0.288, SLG: 0.367		51 1B					G6-3		G5-3	4	1	1	2	0	0	2						
<b>Inning Stats</b>	R: 0 E: 0 K: 0 S: 7	H: 0 LOB: 0 BB: 10	R: 4 E: 0 K: 0 S: 16	H: 4 LOB: 2 BB: 30	R: 0 E: 0 K: 1 S: 7	H: 0 LOB: 0 BB: 9	R: 0 E: 0 K: 0 S: 7	H: 0 LOB: 1 BB: 8	R: 0 E: 0 K: 0 S: 10	H: 0 LOB: 1 BB: 14	R: 0 E: 0 K: 0 S: 6	H: 1 LOB: 1 BB: 15	R: 0 E: 0 K: 0 S: 11	H: 1 LOB: 1 BB: 14	R: 1 E: 0 K: 0 S: 11	H: 2 LOB: 1 BB: 17	R: 1 E: 1 K: 1 S: 11	H: 1 LOB: 1 BB: 15	1B: 7 2B: 1 3B: 0 HR: 1	SF: 1 SAC: 0 DP: 1 HBP: 1	WP: 0 PB: 0 SB: 0 CS: 0	PA: 41
<b>PITCHER</b>	IP WLS BF H R ER SO BB IBB HBP BLK WP HR S P ERA WHIP																					
62 Clayton Mortensen, R (1.1) ERA: 9.0	7.0 L 31 6 4 4 1 3 0 0 0 0 0 64 100 5.14 1.286																					
48 Michael Wuerz, R (8.1) ERA: 3.17	1.0 5 2 1 1 0 0 0 0 0 0 0 11 17 9.00 2.000																					
60 Jeff Gray, R (9.1) ERA: 2.08	1.0 5 1 1 1 0 0 0 0 0 0 0 1 11 15 9.00 1.000																					

Seattle Mariners @ Oakland Athletics  
Oakland Coliseum, Oakland, CA

AB 36  
R 6  
H 9  
RBI 6  
BB 3  
SO 2  
LOB 11



livebaseballscorecards.com

Fri Sep 04 2009, 7:05 PM PDT  
Att: 11,738 - Clear - 63 F

Batter	1	2	3	4	5	6	7	8	9	AB	R	H	RBI	BB	SO	LOB	BOTTOM					
29 Adam Kennedy, L (1.5) OBP: 0.336, SLG: 0.401	BB						G3		K	3	0	1	1	1	1	0						
11 Rajai Davis, R (1.8) OBP: 0.380, SLG: 0.419	P3						F8		G4-3	4	0	0	0	0	0	2						
8 Kurt Suzuki, R (1.2) OBP: 0.307, SLG: 0.401	F9						G6-3		G3	4	0	0	0	0	0	2						
12 Scott Hairston, R (1.7) OBP: 0.315, SLG: 0.465	K						F9		F9	4	1	1	0	0	1	1						
5 Nomar Garciaparra, R (1.10) OBP: 0.303, SLG: 0.388		F9					K		1B	4	1	2	2	0	1	0						
14 Mark Ellis, R (1.4) OBP: 0.317, SLG: 0.407	G5-3						P3		F8	4	0	0	0	0	0	1						
7 Bobby Crosby, R (1.3) OBP: 0.290, SLG: 0.360	G5-3						P6		F8	3	0	0	0	0	0	0						
Ryan Sweeney, L (1.9) OBP: 0.330, SLG: 0.389							P6		K	3	1	1	0	0	1	0						
2 Cliff Pennington, S (1.6) OBP: 0.289, SLG: 0.321		G4-3					G6-3		G5-3	3	0	0	0	0	0	1						
<b>Inning Stats</b>	R: 0 E: 0 K: 1 S: 9	H: 0 LOB: 1 BB: 19	R: 0 E: 0 K: 0 S: 7	H: 0 LOB: 0 BB: 0	R: 1 E: 0 K: 0 S: 11	H: 2 LOB: 1 BB: 17	R: 0 E: 0 K: 1 S: 7	H: 0 LOB: 0 BB: 9	R: 0 E: 0 K: 0 S: 6	H: 0 LOB: 0 BB: 13	R: 0 E: 0 K: 0 S: 7	H: 0 LOB: 0 BB: 9	R: 2 E: 0 K: 1 S: 10	H: 2 LOB: 0 BB: 15	R: 0 E: 0 K: 1 S: 6	H: 0 LOB: 0 BB: 10	R: 0 E: 0 K: 0 S: 12	H: 1 LOB: 1 BB: 17	1B: 2 2B: 2 3B: 0 HR: 1	SF: 0 SAC: 0 DP: 0 HBP: 0	WP: 0 PB: 0 SB: 0 CS: 0	PA: 33
<b>PITCHER</b>	IP WLS BF H R ER SO BB IBB HBP BLK WP HR S P ERA WHIP																					
18 Ryan Rowland-Smith, L (1.1) ERA: 3.88	8.0 W 29 4 3 3 4 1 0 0 0 0 0 0 12 17 0.00 1.000																					
57 Mark Lowe, R (9.1) ERA: 3.09	1.0 S 4 1 0 0 0 0 0 0 0 0 0 0 0 12 17 0.00 1.000																					

Seattle Mariners @ Oakland Athletics  
Oakland Coliseum, Oakland, CA

AB 32  
R 3  
H 5  
RBI 3  
BB 1  
SO 4  
LOB 7



livebaseballscorecards.com

Fri Sep 04 2009, 7:05 PM PDT  
Att: 11,738 - Clear - 63 F



Batter	1	2	3	4	5	6	7	8	9	AB	R	H	RBI	BB	SO	LOB	TOP				
51 Ichiro Suzuki, L (1,9) OBP: 0.393, SLG: 0.467	G2-3	G4-6-3			K		FC5-4		HR	5	1	3	0	0	1	0					
21 Franklin Gutierrez, R (1,8) OBP: 0.344, SLG: 0.423	K	G4-6-3			L9		FC5-4		F9	4	0	0	0	1	1	4					
4 Jose Lopez, R (1,3) OBP: 0.297, SLG: 0.463	G5-3				F8		FC5-4		HR	5	1	2	2	0	0	2					
5 Mike Sweeney, R (1,10) OBP: 0.330, SLG: 0.432		HR			1B		K		1B	5	1	4	1	0	1	2					
29 Adrian Beltré, R (1,5) OBP: 0.297, SLG: 0.367		HR			1B		K		1B	4	1	0	0	1	1	6					
3 Bill Hall, R (1,7) OBP: 0.271, SLG: 0.353	K				K		G1-3		P6	5	0	0	0	0	5	3					
2 Jack Wilson, R (1,6) OBP: 0.288, SLG: 0.365		HR			K		G5-3		G6-3	4	1	1	0	0	1	0					
16 Josh Wilson, R (1,4) OBP: 0.291, SLG: 0.344		HR			G1-3		G4-3		G4-3	2	0	1	0	2	0	0					
32 Rob Johnson, R (1,2) OBP: 0.290, SLG: 0.340		HR			L8		K			3	0	1	2	0	1	1					
24 Ken Griffey Jr., L (8,PH) OBP: 0.325, SLG: 0.393		HR								1	0	0	0	0	0	1					
2 Kenji Johjima, R (8,2) OBP: 0.293, SLG: 0.383		HR								0	0	0	0	0	0	0					
<b>Inning Stats</b>	R: 0 E: 0 K: 1 S: 7	H: 0 LOB: 0 BB: 0 P: 8	R: 3 E: 0 K: 1 S: 21	H: 4 LOB: 2 BB: 2 P: 37	R: 0 E: 0 K: 2 S: 11	H: 1 LOB: 1 BB: 0 P: 16	R: 0 E: 0 K: 1 S: 8	H: 0 LOB: 2 BB: 0 P: 13	R: 0 E: 0 K: 2 S: 16	H: 1 LOB: 1 BB: 0 P: 14	R: 0 E: 0 K: 1 S: 14	H: 1 LOB: 2 BB: 1 P: 25	R: 0 E: 0 K: 1 S: 11	H: 0 LOB: 1 BB: 1 P: 20	R: 2 E: 0 K: 1 S: 17	H: 3 LOB: 1 BB: 0 P: 26	1B: 10 2B: 2 3B: 0 HR: 2	SF: 0 SAC: 0 DP: 1 HBP: 0	WP: 0 PB: 0 SB: 0 CS: 0	PA: 42	
<b>PITCHER</b>	IP WLS BF H R ER SO BB IBB HBP BLK WP HR S P ERA WHIP	IP WLS BF H R ER SO BB IBB HBP BLK WP HR S P ERA WHIP	IP WLS BF H R ER SO BB IBB HBP BLK WP HR S P ERA WHIP	IP WLS BF H R ER SO BB IBB HBP BLK WP HR S P ERA WHIP	IP WLS BF H R ER SO BB IBB HBP BLK WP HR S P ERA WHIP	IP WLS BF H R ER SO BB IBB HBP BLK WP HR S P ERA WHIP	IP WLS BF H R ER SO BB IBB HBP BLK WP HR S P ERA WHIP	IP WLS BF H R ER SO BB IBB HBP BLK WP HR S P ERA WHIP	IP WLS BF H R ER SO BB IBB HBP BLK WP HR S P ERA WHIP	IP WLS BF H R ER SO BB IBB HBP BLK WP HR S P ERA WHIP	IP WLS BF H R ER SO BB IBB HBP BLK WP HR S P ERA WHIP	IP WLS BF H R ER SO BB IBB HBP BLK WP HR S P ERA WHIP	IP WLS BF H R ER SO BB IBB HBP BLK WP HR S P ERA WHIP	IP WLS BF H R ER SO BB IBB HBP BLK WP HR S P ERA WHIP	IP WLS BF H R ER SO BB IBB HBP BLK WP HR S P ERA WHIP	IP WLS BF H R ER SO BB IBB HBP BLK WP HR S P ERA WHIP	IP WLS BF H R ER SO BB IBB HBP BLK WP HR S P ERA WHIP	IP WLS BF H R ER SO BB IBB HBP BLK WP HR S P ERA WHIP	IP WLS BF H R ER SO BB IBB HBP BLK WP HR S P ERA WHIP	IP WLS BF H R ER SO BB IBB HBP BLK WP HR S P ERA WHIP	IP WLS BF H R ER SO BB IBB HBP BLK WP HR S P ERA WHIP

Seattle Mariners @ Oakland Athletics  
Oakland Coliseum, Oakland, CA

AB 38  
R 5  
H 12  
RBI 5  
BB 4  
SO 11  
LOB 19



livebaseballscores.com

Sat Sep 05 2009, 6:05 PM PDT  
Att: 16,495 - Cloudy - 65 F

Batter	1	2	3	4	5	6	7	8	9	AB	R	H	RBI	BB	SO	LOB	BOTTOM				
29 Adam Kennedy, L (1,5) OBP: 0.339, SLG: 0.404	G5-4-3		HR		1B		FC3-5		F7	4	1	2	1	1	0	3					
11 Rajai Davis, R (1,8) OBP: 0.317, SLG: 0.415	F8		HR		K		G4-3		K	5	1	1	0	0	2	6					
8 Kurt Suzuki, R (1,2) OBP: 0.307, SLG: 0.401	G5-4-3		SF8		G6-3		G4-3		HR	3	1	1	1	0	0	1					
12 Scott Hairston, R (1,7) OBP: 0.312, SLG: 0.461		F8	G4-6-3		K		P3		P3	4	0	0	1	0	1	1					
5 Nomar Garciaparra, R (1,10) OBP: 0.301, SLG: 0.384		P4	L5		P3		HR		HR	4	0	1	0	0	0	0					
1 Eric Patterson, L (8,PH) OBP: 0.233, SLG: 0.256		P4	L5		P3		HR		HR	0	1	0	0	0	0	0					
14 Mark Ellis, R (1,4) OBP: 0.319, SLG: 0.416		HR	G3		F9		F9		HR	4	1	2	2	0	0	0					
32 Jack Cust, L (1,9) OBP: 0.358, SLG: 0.405		F8			L9		L9		HR	3	0	1	0	0	0	1					
Ryan Sweeney, L (7,9) OBP: 0.332, SLG: 0.393		F8			HR		L9		HR	1	1	1	0	0	0	0					
10 Daric Barton, L (1,3) OBP: 0.333, SLG: 0.360			HR		G4-3		G4-3		HR	2	2	1	2	2	0	0					
2 Cliff Pennington, S (1,6) OBP: 0.312, SLG: 0.374			HR		HR		HR		HR	3	1	3	2	1	0	0					
<b>Inning Stats</b>	R: 0 E: 0 K: 0 S: 4	H: 0 LOB: 1 BB: 1 P: 9	R: 0 E: 0 K: 0 S: 13	H: 1 LOB: 0 BB: 0 P: 18	R: 4 E: 0 K: 0 S: 13	H: 3 LOB: 1 BB: 1 P: 21	R: 1 E: 0 K: 1 S: 19	H: 3 LOB: 2 BB: 1 P: 30	R: 0 E: 0 K: 0 S: 6	H: 0 LOB: 0 BB: 0 P: 7	R: 0 E: 0 K: 0 S: 5	H: 1 LOB: 0 BB: 0 P: 7	R: 4 E: 0 K: 1 S: 21	H: 5 LOB: 2 BB: 1 P: 36	1B: 6 2B: 6 3B: 0 HR: 1	SF: 1 SAC: 0 DP: 2 HBP: 0	WP: 1 PB: 0 SB: 1 CS: 1	PA: 38			
<b>PITCHER</b>	IP WLS BF H R ER SO BB IBB HBP BLK WP HR S P ERA WHIP	IP WLS BF H R ER SO BB IBB HBP BLK WP HR S P ERA WHIP	IP WLS BF H R ER SO BB IBB HBP BLK WP HR S P ERA WHIP	IP WLS BF H R ER SO BB IBB HBP BLK WP HR S P ERA WHIP	IP WLS BF H R ER SO BB IBB HBP BLK WP HR S P ERA WHIP	IP WLS BF H R ER SO BB IBB HBP BLK WP HR S P ERA WHIP	IP WLS BF H R ER SO BB IBB HBP BLK WP HR S P ERA WHIP	IP WLS BF H R ER SO BB IBB HBP BLK WP HR S P ERA WHIP	IP WLS BF H R ER SO BB IBB HBP BLK WP HR S P ERA WHIP	IP WLS BF H R ER SO BB IBB HBP BLK WP HR S P ERA WHIP	IP WLS BF H R ER SO BB IBB HBP BLK WP HR S P ERA WHIP	IP WLS BF H R ER SO BB IBB HBP BLK WP HR S P ERA WHIP	IP WLS BF H R ER SO BB IBB HBP BLK WP HR S P ERA WHIP	IP WLS BF H R ER SO BB IBB HBP BLK WP HR S P ERA WHIP	IP WLS BF H R ER SO BB IBB HBP BLK WP HR S P ERA WHIP	IP WLS BF H R ER SO BB IBB HBP BLK WP HR S P ERA WHIP	IP WLS BF H R ER SO BB IBB HBP BLK WP HR S P ERA WHIP	IP WLS BF H R ER SO BB IBB HBP BLK WP HR S P ERA WHIP	IP WLS BF H R ER SO BB IBB HBP BLK WP HR S P ERA WHIP	IP WLS BF H R ER SO BB IBB HBP BLK WP HR S P ERA WHIP	IP WLS BF H R ER SO BB IBB HBP BLK WP HR S P ERA WHIP

Seattle Mariners @ Oakland Athletics  
Oakland Coliseum, Oakland, CA

AB 33  
R 9  
H 13  
RBI 9  
BB 4  
SO 3  
LOB 12



livebaseballscores.com

Sat Sep 05 2009, 6:05 PM PDT  
Att: 16,495 - Cloudy - 65 F



Batter	1	2	3	4	5	6	7	8	9	AB	R	H	RBI	BB	SO	LOB	TOP
51 Ichiro Suzuki, L (1,9) OBP: 0.392, SLG: 0.468										4	1	1	0	0	1	1	
21 Franklin Gutierrez, R (1,8) OBP: 0.344, SLG: 0.423										3	1	1	0	0	0	0	
4 Jose Lopez, R (1,3) OBP: 0.300, SLG: 0.464										3	0	2	1	1	0	0	
5 Mike Sweeney, R (1,10) OBP: 0.329, SLG: 0.426										3	0	0	0	1	0	3	
29 Adrián Beltré, R (1,5) OBP: 0.299, SLG: 0.367											3	0	1	1	0	2	
3 Bill Hall, R (1,4) OBP: 0.267, SLG: 0.348											4	0	0	0	0	2	
2 Kenji Johjima, R (1,2) OBP: 0.292, SLG: 0.381											4	0	1	0	0	2	
16 Josh Wilson, R (9, PR) OBP: 0.291, SLG: 0.344											3	0	1	0	0	0	
2 Jack Wilson, R (1,6) OBP: 0.288, SLG: 0.365											1	0	0	0	1		
20 Mike Carp, L (9, PH) OBP: 0.423, SLG: 0.350											1	0	0	0	1		
55 Michael Saunders, L (1,7) OBP: 0.245, SLG: 0.230											3	0	0	0	1	1	
<b>Inning Stats</b>	R: 1 H: 2 E: 0 K: 0 S: 9	WLS: 1 BF: 15	H: 0 R: 0 ER: 0 SO: 5	H: 0 R: 0 LOB: 0 BB: 12	H: 0 R: 0 LOB: 0 BB: 8	H: 0 R: 0 LOB: 1 BB: 17	H: 1 R: 0 LOB: 1 BB: 15	H: 3 R: 0 LOB: 2 BB: 22	H: 0 R: 0 LOB: 0 BB: 12	H: 0 R: 0 LOB: 0 BB: 14	1B: 6 2B: 1 3B: 0 HR: 0	SF: 0 SAC: 1 DP: 2 HBP: 1	WP: 0 PB: 0 SB: 1 CS: 0	PA: 35			
<b>PITCHER</b>	IP: 7.0 WLS: 1 BF: 28 ERA: 5.76		H: 6 R: 2 ER: 2 SO: 3	H: 0 R: 0 ER: 0 SO: 12	H: 0 R: 0 ER: 0 SO: 8	H: 0 R: 0 ER: 0 SO: 17	H: 1 R: 0 ER: 0 SO: 15	H: 3 R: 0 ER: 0 SO: 22	H: 0 R: 0 ER: 0 SO: 12	H: 0 R: 0 ER: 0 SO: 14							
47 Gio González, L (1,1) ERA: 5.76																	
31 Brad Ziegler, R (8,1) ERA: 3.03																	
40 Andrew Bailey, R (9,1) ERA: 2.06																	

Seattle Mariners @ Oakland Athletics  
Oakland Coliseum, Oakland, CA  
Sun Sep 06 2009, 1:05 PM PDT  
Att: 16,188 - Sunny - 64 F

AB 31  
R 2  
H 7  
RBI 2  
BB 2  
SO 5  
LOB 13



Batter	1	2	3	4	5	6	7	8	9	AB	R	H	RBI	BB	SO	LOB	BOTTOM
29 Adam Kennedy, L (1,5) OBP: 0.342, SLG: 0.406										3	1	2	0	1	0	0	
11 Rajai Davis, R (1,8) OBP: 0.382, SLG: 0.421										3	1	2	0	0	0	0	
Ryan Sweeney, L (1,9) OBP: 0.331, SLG: 0.390										3	0	0	0	1	1	5	
12 Scott Hairston, R (1,10) OBP: 0.312, SLG: 0.466										4	1	1	4	0	0	5	
35 Landon Powell, S (1,2) OBP: 0.317, SLG: 0.474										4	1	1	1	0	2	5	
14 Mark Ellis, R (1,4) OBP: 0.316, SLG: 0.413										4	0	1	0	0	0	0	
10 Daric Barton, L (1,3) OBP: 0.330, SLG: 0.354										4	0	1	0	0	0	1	
1 Eric Patterson, L (1,7) OBP: 0.213, SLG: 0.233										4	0	0	0	0	2	2	
2 Cliff Pennington, S (1,6) OBP: 0.310, SLG: 0.370										4	1	1	0	0	2	1	
<b>Inning Stats</b>	R: 0 H: 1 E: 0 K: 0 S: 8	WLS: 2 BF: 14	H: 0 R: 0 ER: 0 SO: 16	H: 1 R: 2 LOB: 0 BB: 10	H: 2 R: 1 LOB: 1 BB: 23	H: 2 R: 0 LOB: 3 BB: 31	H: 0 R: 0 LOB: 0 BB: 14	H: 3 R: 4 LOB: 0 BB: 29	H: 0 R: 0 LOB: 0 BB: 18	1B: 6 2B: 1 3B: 0 HR: 2	SF: 0 SAC: 0 DP: 0 HBP: 1	WP: 0 PB: 0 SB: 0 CS: 0	PA: 36				
<b>PITCHER</b>	IP: 5.0 WLS: 1 BF: 23 ERA: 2.79		H: 6 R: 1 ER: 1 SO: 5	H: 1 R: 4 ER: 4 SO: 2	H: 2 R: 0 ER: 0 SO: 10	H: 2 R: 1 ER: 1 SO: 15	H: 0 R: 0 ER: 0 SO: 14	H: 3 R: 0 ER: 0 SO: 21	H: 0 R: 0 ER: 0 SO: 18								
58 Doug Fister, R (1,1) ERA: 2.79																	
23 Shawn Kelley, R (6,1) ERA: 4.52																	
26 Randy Messenger, R (8,1) ERA: 4.91																	

Seattle Mariners @ Oakland Athletics  
Oakland Coliseum, Oakland, CA  
Sun Sep 06 2009, 1:05 PM PDT  
Att: 16,188 - Sunny - 64 F

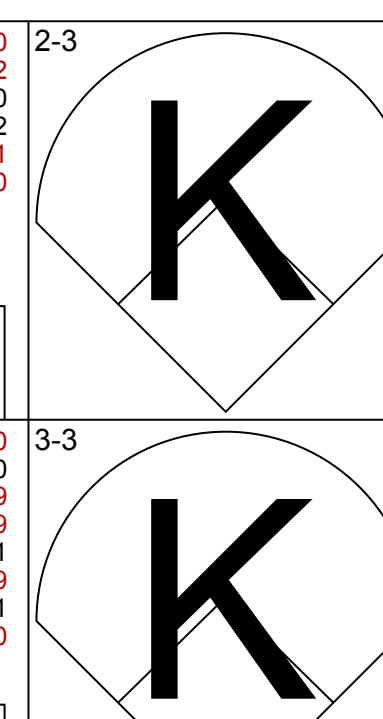
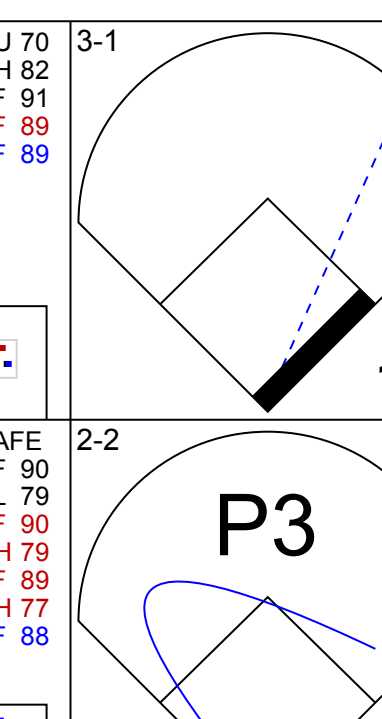
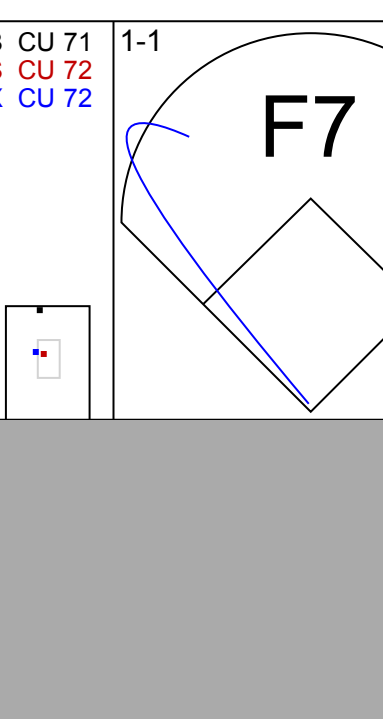
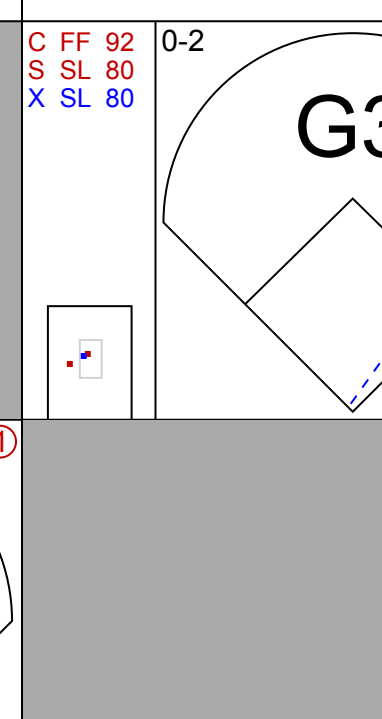
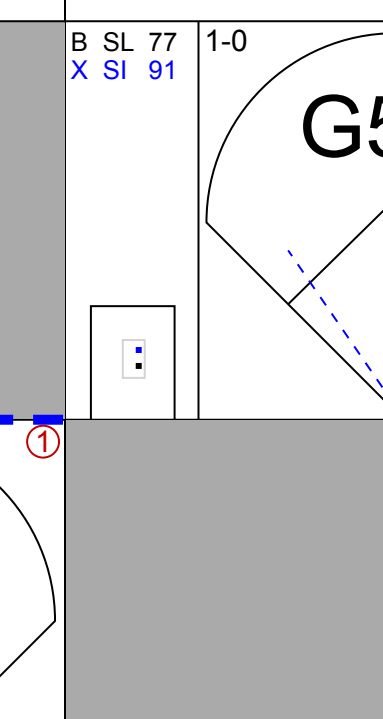
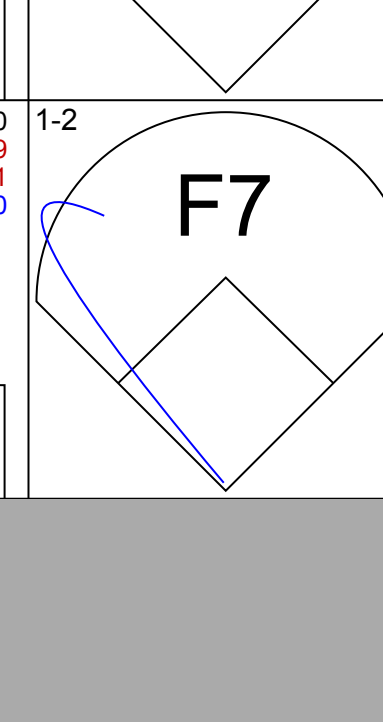




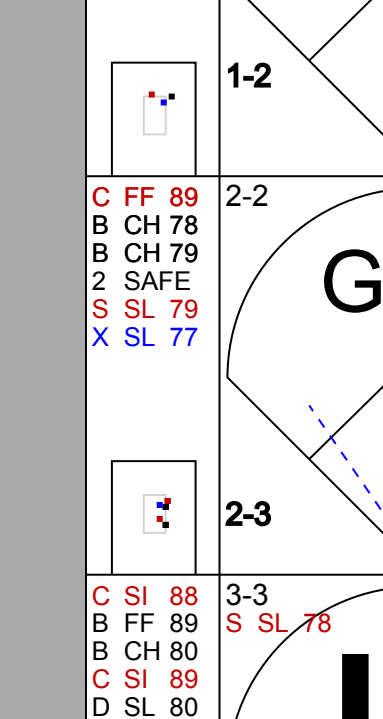
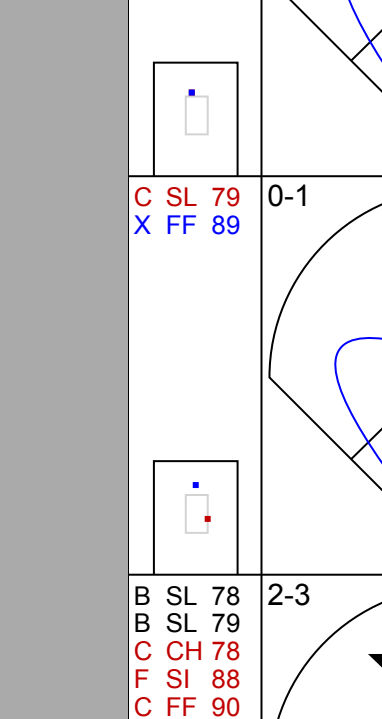
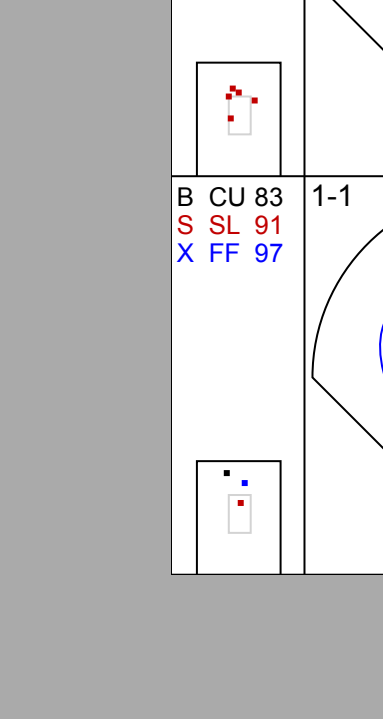
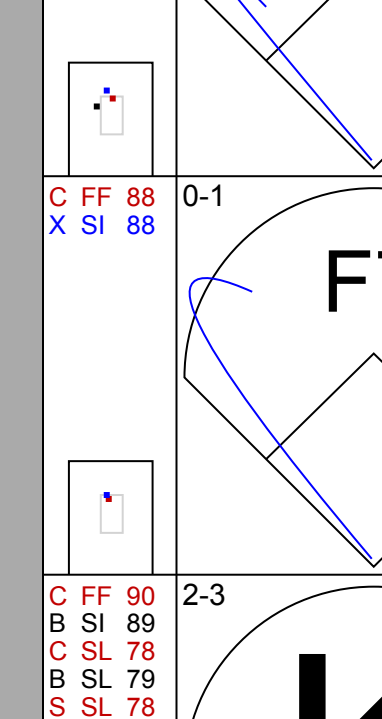
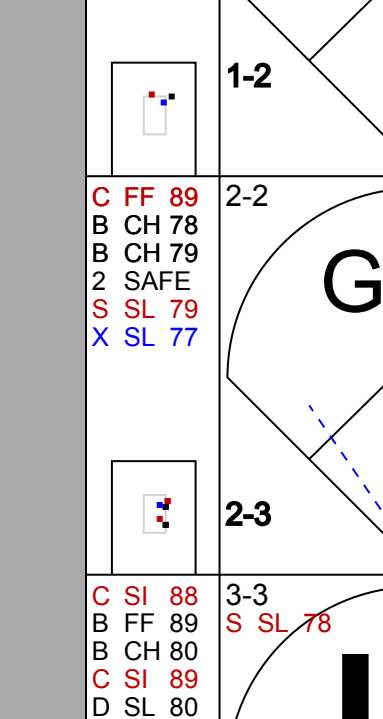
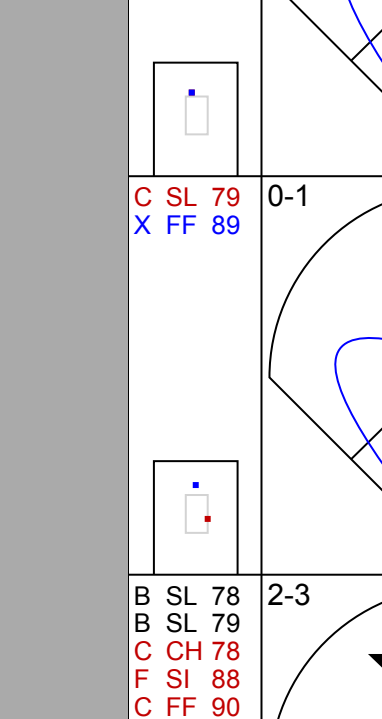
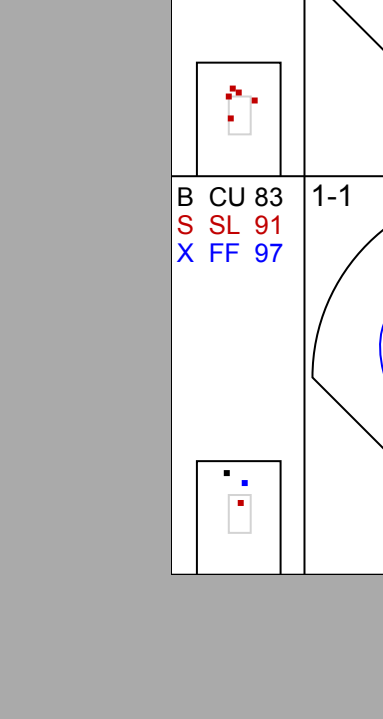

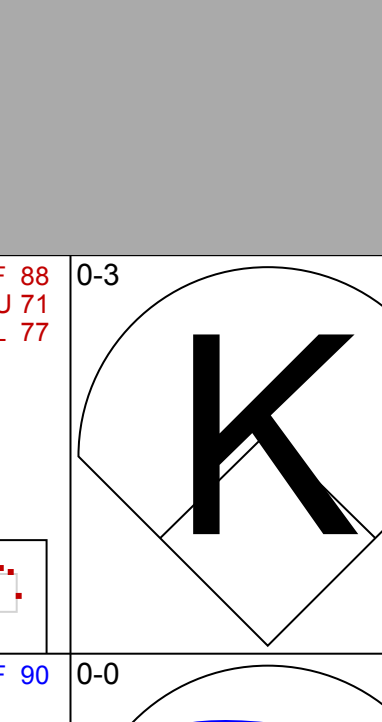
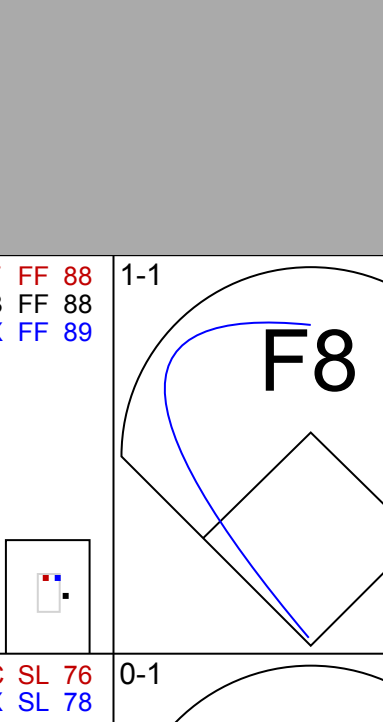
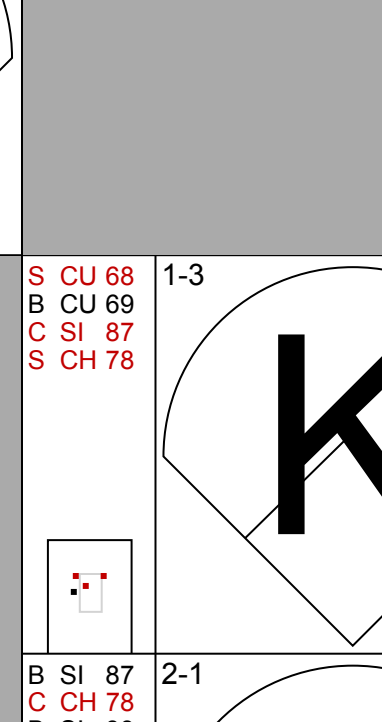

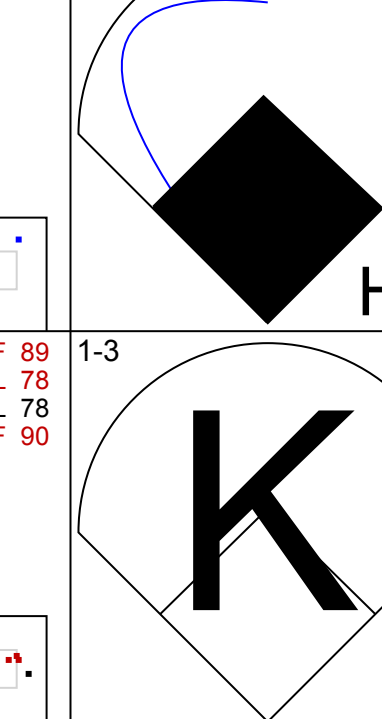
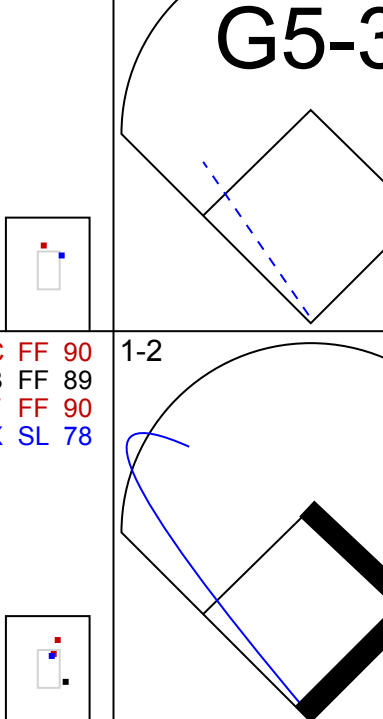
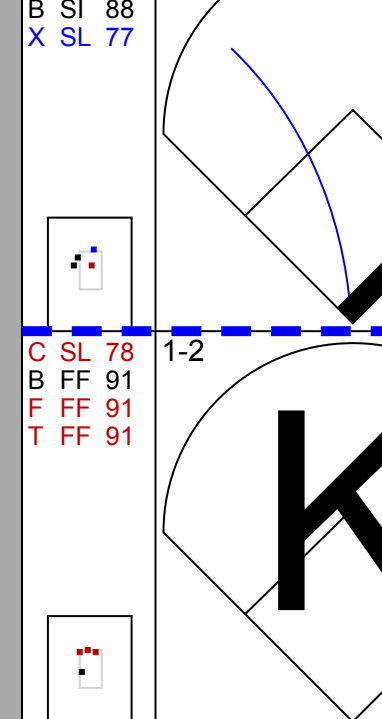
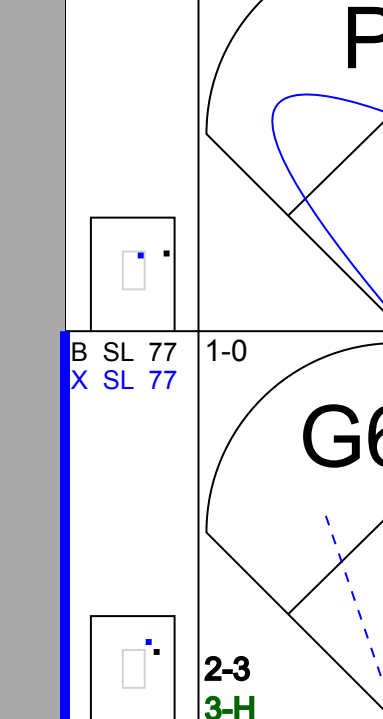
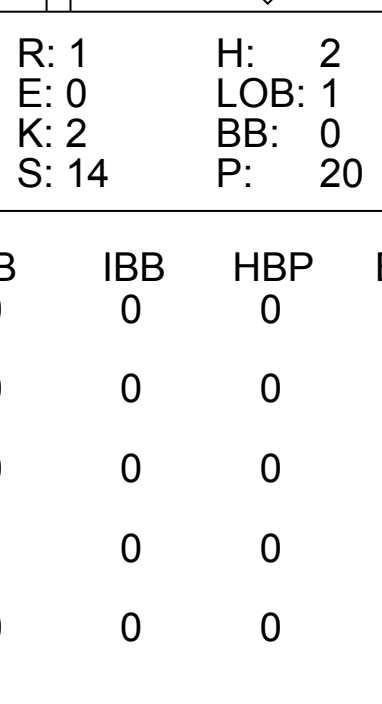
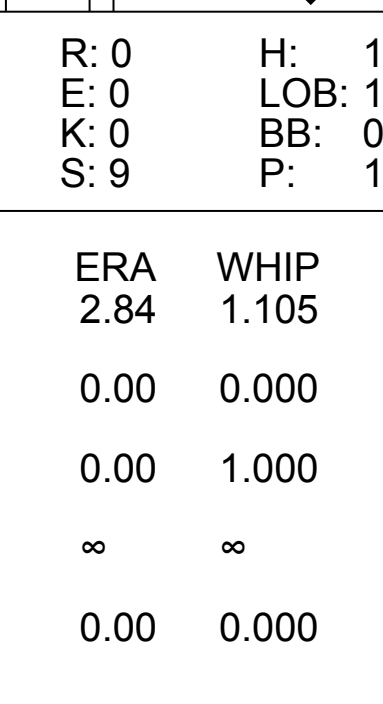
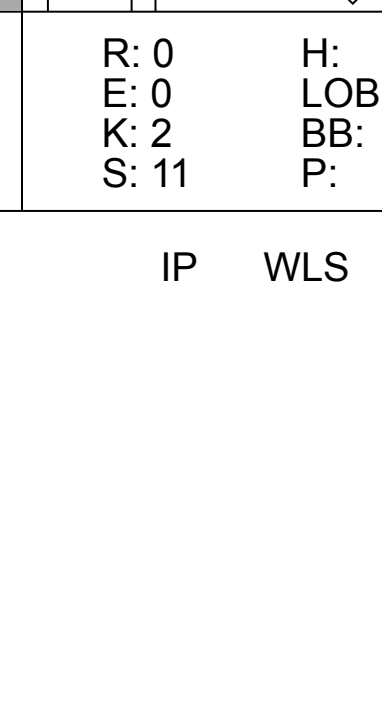
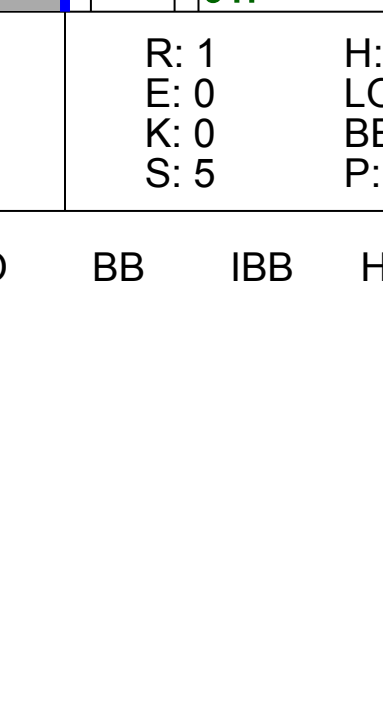

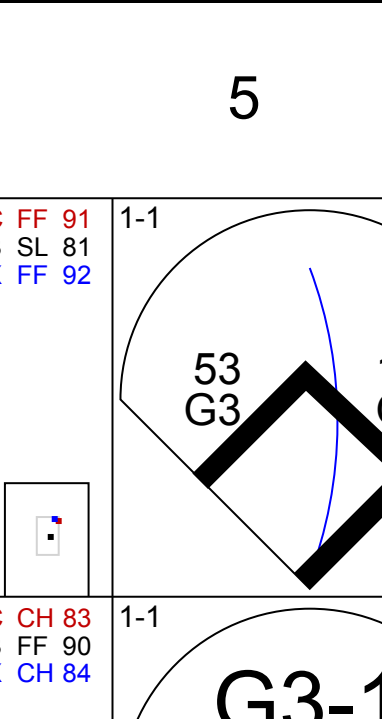
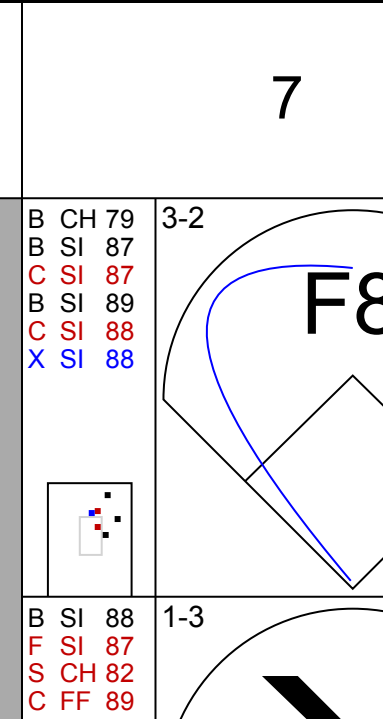

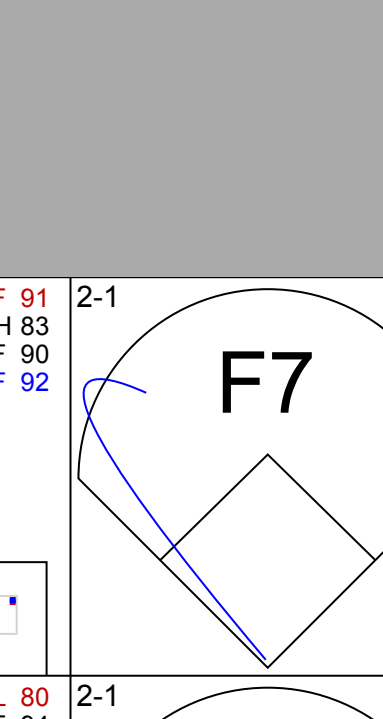
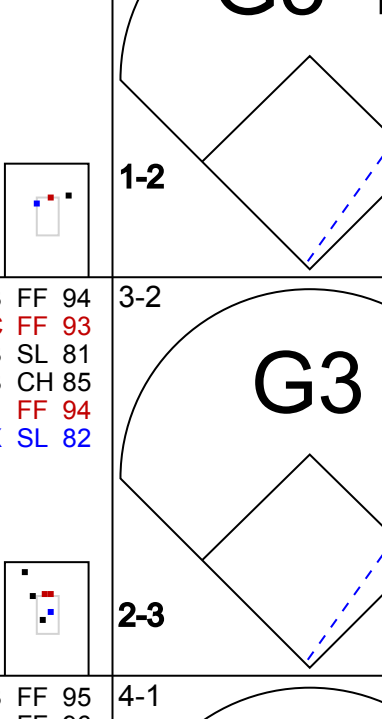
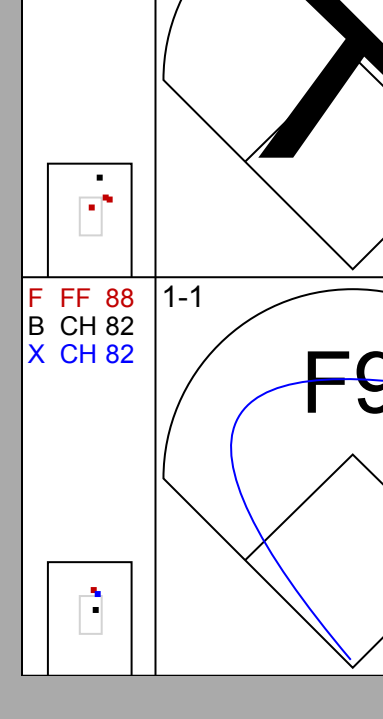

AB 33  
R 5  
H 9  
RBI 5  
BB 2  
SO 7  
LOB 19







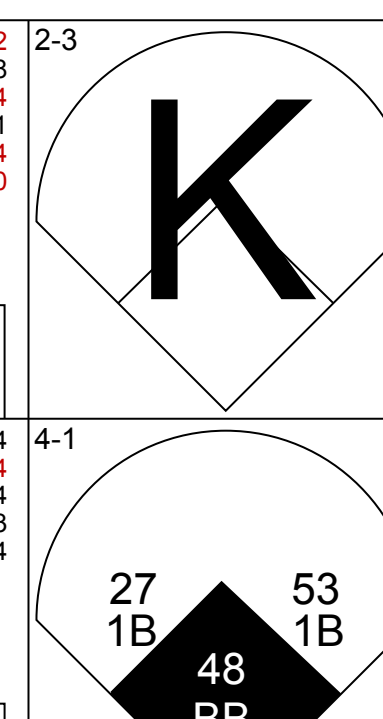
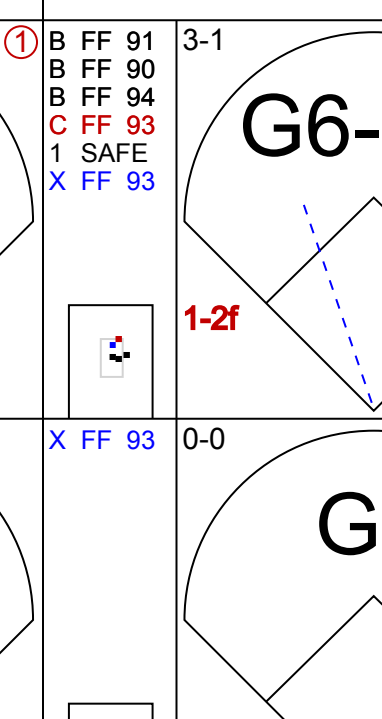
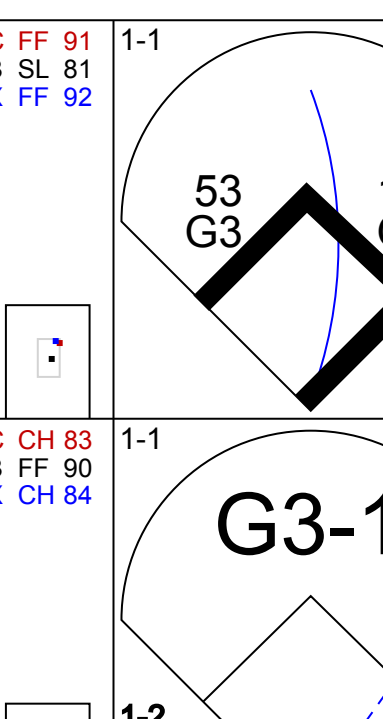
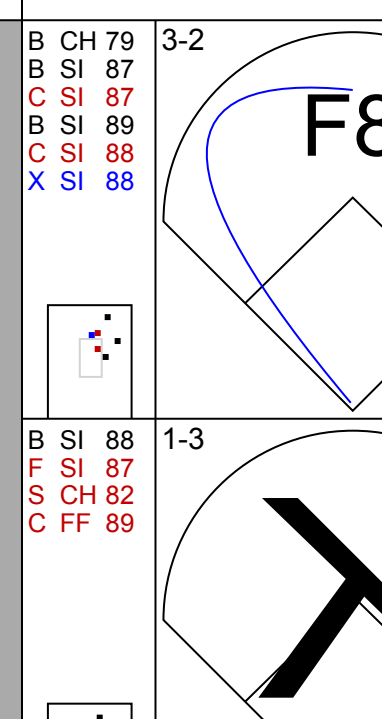
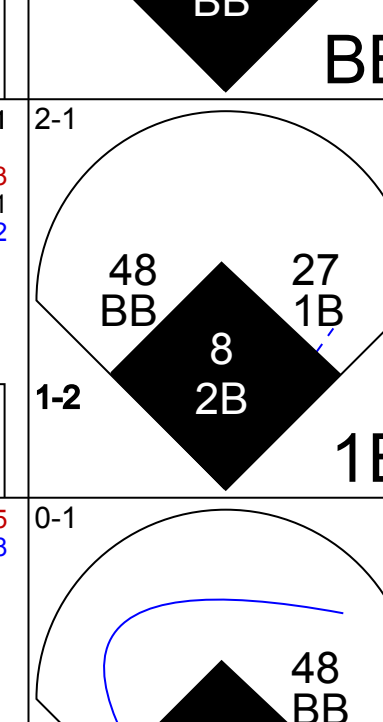
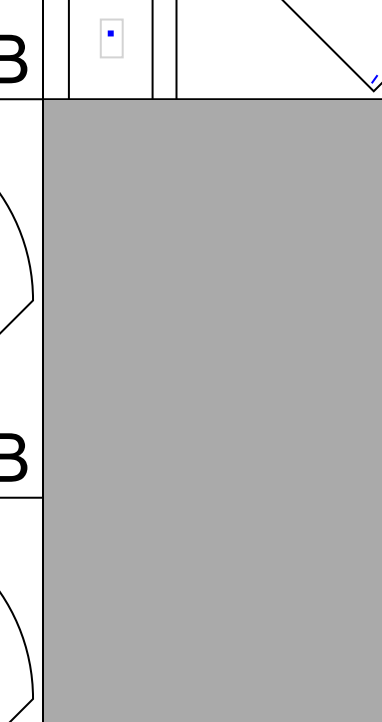
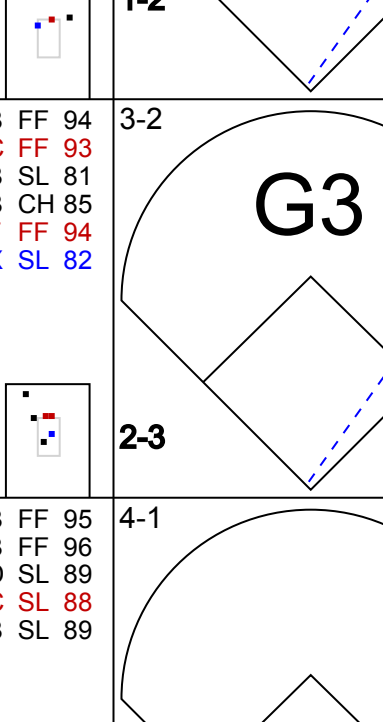
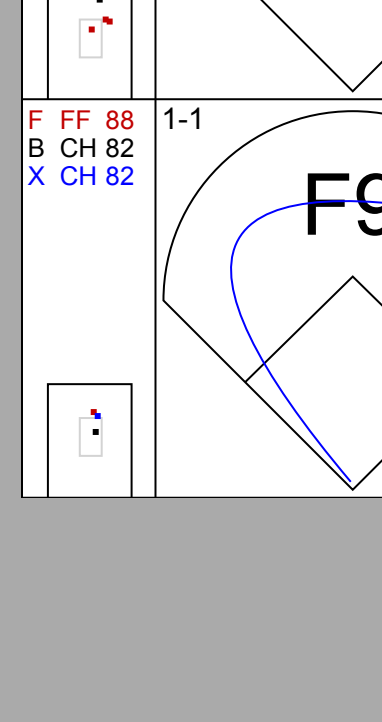
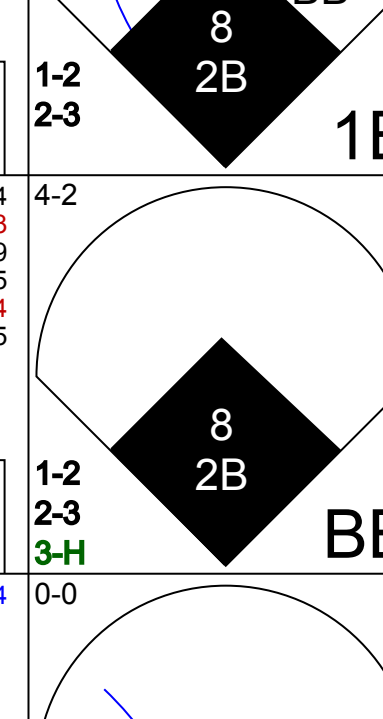
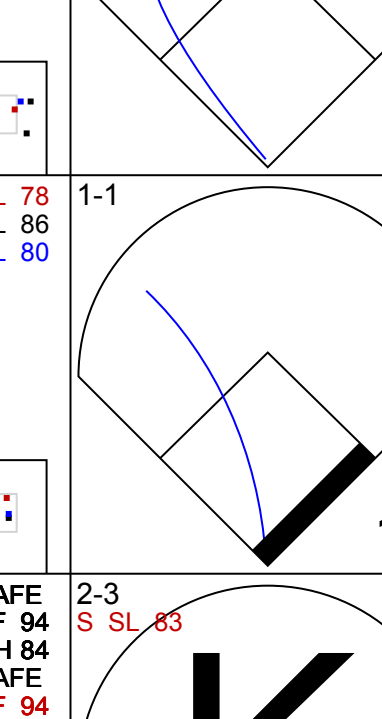
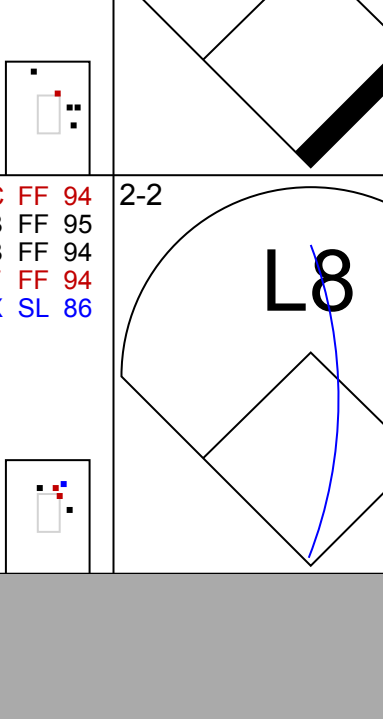

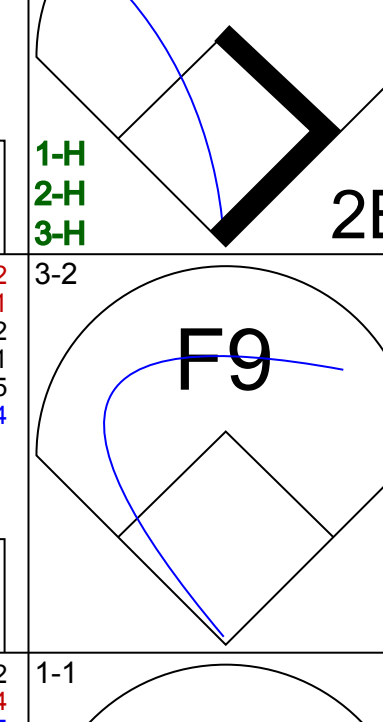
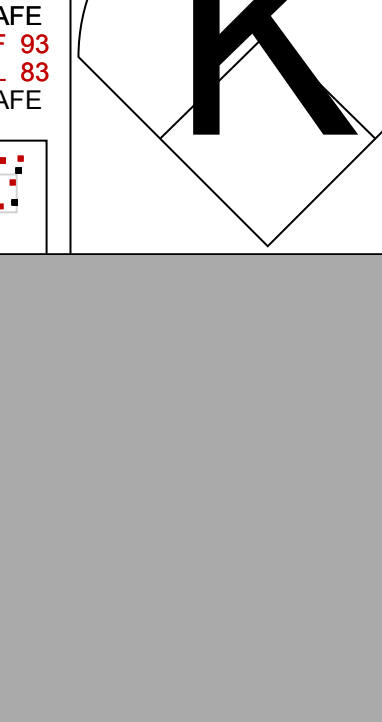

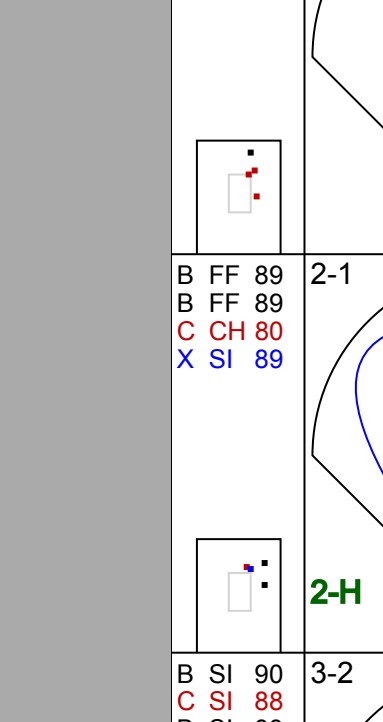
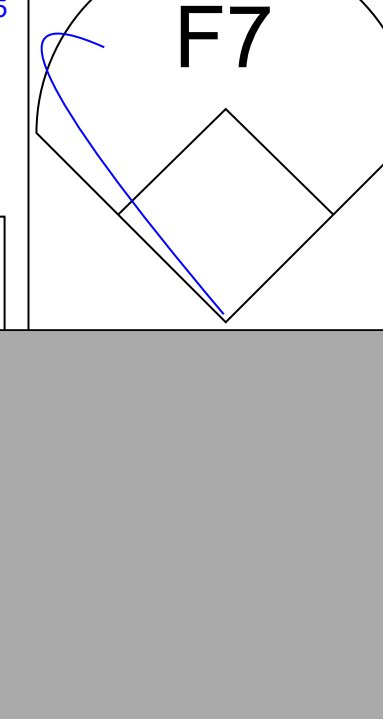


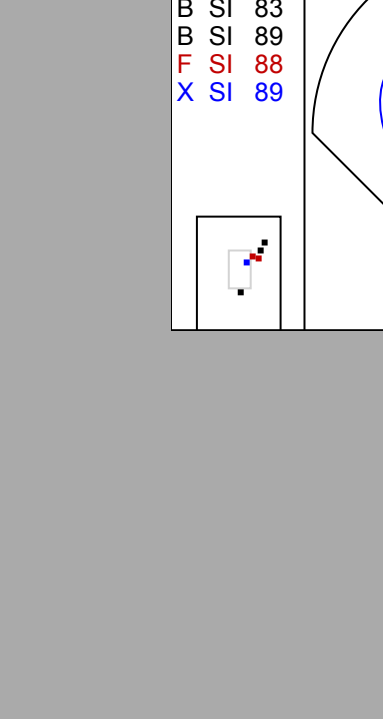
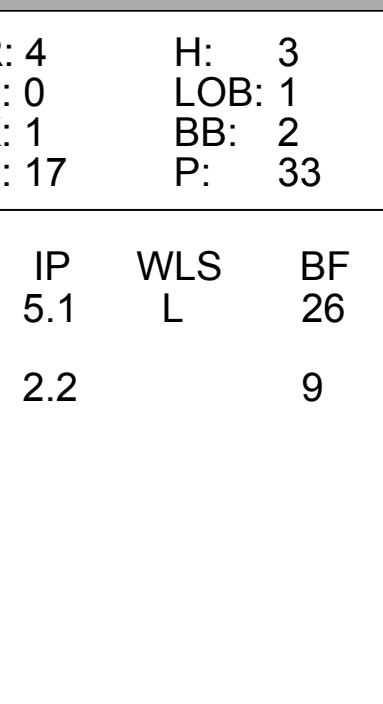
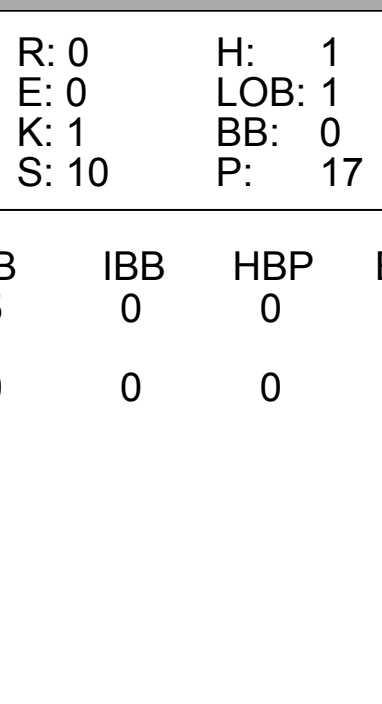
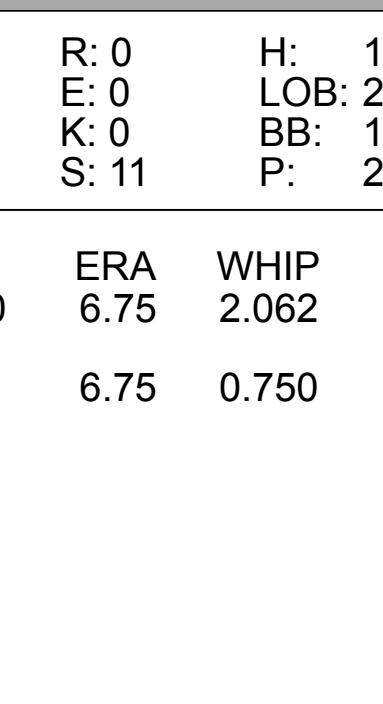
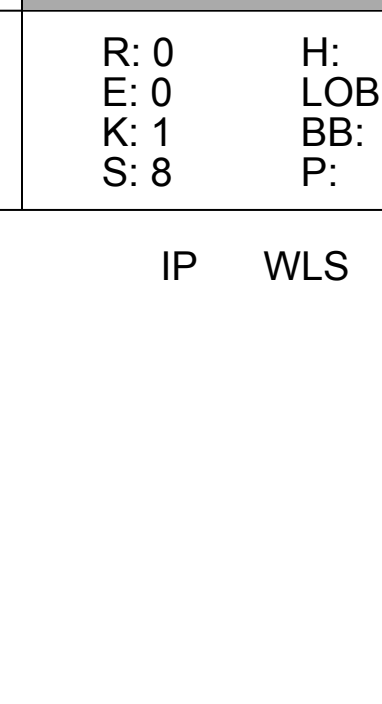


Batter	1	2	3	4	5	6	7	8	9	AB	R	H	RBI	BB	SO	LOB	TOP					
51 Ichiro Suzuki, L (1,9) OBP: 0.396, SLG: 0.461											5	0	1	0	0	1	3					
21 Franklin Gutierrez, R (1,8) OBP: 0.360, SLG: 0.423											4	0	0	0	0	2	1					
4 Jose Lopez, R (1,4) OBP: 0.305, SLG: 0.471											4	1	3	1	0	0	0					
24 Ken Griffey Jr., L (1,10) OBP: 0.320, SLG: 0.387											4	0	0	0	0	1	2					
29 Adrián Beltré, R (1,5) OBP: 0.297, SLG: 0.364											4	0	1	0	0	0	2					
3 Bill Hall, R (1,7) OBP: 0.266, SLG: 0.343											3	1	0	0	1	3	2					
20 Mike Carp, L (1,3) OBP: 0.387, SLG: 0.360											4	0	1	0	0	2	0					
2 Kenji Johjima, R (1,2) OBP: 0.296, SLG: 0.398											4	1	2	1	0	0	2					
16 Josh Wilson, R (1,6) OBP: 0.286, SLG: 0.344											3	0	1	0	0	2	1					
5 Mike Sweeney, R (9,PH) OBP: 0.333, SLG: 0.439											1	0	0	1	0	0	1					
<b>Inning Stats</b>	R: 0 E: 0 K: 2 S: 12	H: 0 LOB: 0 BB: 0 P: 18	R: 0 E: 0 K: 1 S: 7	H: 0 LOB: 0 BB: 0 P: 10	R: 1 E: 0 K: 2 S: 14	H: 2 LOB: 1 BB: 0 P: 20	R: 0 E: 0 K: 1 S: 18	H: 1 LOB: 1 BB: 0 P: 26	R: 0 E: 0 K: 0 S: 9	H: 1 LOB: 1 BB: 0 P: 12	R: 1 E: 0 K: 1 S: 11	H: 2 LOB: 1 BB: 0 P: 17	R: 0 E: 0 K: 2 S: 11	H: 1 LOB: 1 BB: 0 P: 15	R: 0 E: 0 K: 2 S: 12	H: 1 LOB: 1 BB: 0 P: 14	R: 1 E: 0 K: 0 S: 5	H: 1 LOB: 1 BB: 1 P: 12	1B: 4 2B: 3 3B: 0 HR: 2	SF: 0 SAC: 0 DP: 0 HBP: 0	WP: 0 PB: 0 SB: 0 CS: 0	PA: 37
<b>PITCHER</b>	IP	WLS	BF	H	R	ER	SO	BB	IBB	HBP	BLK	WP	HR	S	P	ERA	WHIP					
36 Jered Weaver, R (1,1) ERA: 3.76	6.1	W	26	7	2	2	8	0	0	0	0	0	2	76	111	2.84	1.105					
38 Darren Oliver, L (7,1) ERA: 2.5	0.2	H	2	0	0	0	1	0	0	0	0	0	0	6	7	0.00	0.000					
40 Kevin Jepsen, R (8,1) ERA: 4.5	1.0	H	4	1	0	0	2	0	0	0	0	0	0	12	14	0.00	1.000					
70 Trevor Bell, R (9,1) ERA: 10.06	0.0		2	1	1	1	0	1	0	0	0	0	0	2	6	∞	∞					
40 Brian Fuentes, L (9,1) ERA: 3.99	1.0	S	3	0	0	0	0	0	0	0	0	0	0	3	6	0.00	0.000					

Seattle Mariners @ Los Angeles Angels  
Angel Stadium of Anaheim, Anaheim, CA  
Wed Sep 09 2009, 7:05 PM PDT  
Att: 36,340 - Clear - 76 F

AB 36  
R 3  
H 9  
RBI 3  
BB 1  
SO 11  
LOB 14



Batter	1	2	3	4	5	6	7	8	9	AB	R	H	RBI	BB	SO	LOB	BOTTOM					
Chone Figgins, S (1,5) OBP: 0.302, SLG: 0.397										4	0	1	0	0	1	1						
13 Maicer Izturis, S (1,4) OBP: 0.354, SLG: 0.428										3	1	0	0	1	1	1						
53 Bobby Abreu, L (1,9) OBP: 0.399, SLG: 0.437										4	1	1	0	0	0	1						
27 Vladimir Guerrero, R (1,10) OBP: 0.338, SLG: 0.472										3	2	2	0	1	0	0						
48 Torii Hunter, R (1,8) OBP: 0.379, SLG: 0.526										3	1	1	1	1	0	3						
8 Kendrys Morales, S (1,3) OBP: 0.355, SLG: 0.582										4	0	1	3	0	2	2						
20 Juan Rivera, R (1,7) OBP: 0.331, SLG: 0.492										3	1	1	2	1	0	1						
2 Erick Aybar, S (1,6) OBP: 0.347, SLG: 0.421										3	0	0	0	1	0	1						
5 Jeff Mathis, R (1,2) OBP: 0.299, SLG: 0.319										3	0	1	0	0	0	2						
<b>Inning Stats</b>	R: 4 E: 0 K: 1 S: 17	H: 3 LOB: 1 BB: 2 P: 33	R: 0 E: 0 K: 0 S: 5	H: 1 LOB: 0 BB: 0 P: 8	R: 0 E: 0 K: 1 S: 10	H: 1 LOB: 1 BB: 0 P: 17	R: 0 E: 0 K: 0 S: 6	H: 0 LOB: 0 BB: 0 P: 7	R: 0 E: 0 K: 0 S: 11	H: 1 LOB: 2 BB: 1 P: 22	R: 0 E: 0 K: 0 S: 8	H: 0 LOB: 1 BB: 2 P: 18	R: 0 E: 0 K: 1 S: 8	H: 0 LOB: 0 BB: 0 P: 13	R: 2 E: 0 K: 1 S: 12	H: 2 LOB: 0 BB: 0 P: 20	R: 1 E: 0 K: 0 S: 5	H: 1 LOB: 0 BB: 1 P: 12	1B: 5 2B: 3 3B: 0 HR: 1	SF: 0 SAC: 0 DP: 2 HBP: 0	WP: 0 PB: 0 SB: 0 CS: 0	PA: 35
<b>PITCHER</b>	IP	WLS	BF	H	R	ER	SO	BB	IBB	HBP	BLK	WP	HR	S	P	ERA	WHIP					
35 Ian Snell, R (1,1) ERA: 5.28	5.1	L	26	6	4	4	2	5	0	0	0	0	1	23	38	6.75	2.062					
38 Jason Vargas, L (6,1) ERA: 5.0	2.2		9	2	2	2	2	0	0	0	0	0	0	1	23	38	6.75	0.750				

Seattle Mariners @ Los Angeles Angels  
Angel Stadium of Anaheim, Anaheim, CA  
Wed Sep 09 2009, 7:05 PM PDT  
Att: 36,340 - Clear - 76 F

AB 30  
R 6  
H 8  
RBI 6  
BB 5  
SO 4  
LOB 12





Batter	1	2	3	4	5	6	7	8	9	AB	R	H	RBI	BB	SO	LOB	TOP					
51 Ichiro Suzuki, L (1,9) OBP: 0.394, SLG: 0.458										4	0	0	0	0	2	0	Seattle Mariners @ Los Angeles Angels Angel Stadium of Anaheim, Anaheim, CA Thu Sep 10 2009, 7:05 PM PDT Att: 37,412 - Clear - 80 F					
21 Franklin Gutierrez, R (1,8) OBP: 0.339, SLG: 0.421										3	0	0	0	1	1	0						
4 Jose Lopez, R (1,4) OBP: 0.304, SLG: 0.469										3	0	0	0	0	0	1						
24 Ken Griffey Jr., L (1,10) OBP: 0.320, SLG: 0.388										4	0	1	0	0	0	1						
29 Adrián Beltré, R (1,5) OBP: 0.295, SLG: 0.361										3	0	0	0	0	1	1						
3 Bill Hall, R (1,7) OBP: 0.274, SLG: 0.354										3	0	3	0	0	0	0						
20 Mike Carp, L (1,3) OBP: 0.353, SLG: 0.321										3	0	0	0	0	1	2						
2 Kenji Johjima, R (1,2) OBP: 0.297, SLG: 0.402										3	0	1	0	0	0	0						
16 Josh Wilson, R (1,6) OBP: 0.280, SLG: 0.336										3	0	0	0	0	2	1						
<b>Inning Stats</b>	R: 0 E: 0 K: 2 S: 10	H: 0 LOB: 0 BB: 0 P: 15	R: 0 E: 0 K: 1 S: 9	H: 1 LOB: 1 BB: 0 P: 14	R: 0 E: 0 K: 2 S: 9	H: 0 LOB: 0 BB: 0 P: 11	R: 0 E: 0 K: 1 S: 10	H: 1 LOB: 1 BB: 0 P: 16	R: 0 E: 0 K: 0 S: 7	H: 2 LOB: 1 BB: 0 P: 11	R: 0 E: 0 K: 0 S: 6	H: 0 LOB: 0 BB: 0 P: 12	R: 0 E: 0 K: 0 S: 8	H: 1 LOB: 0 BB: 0 P: 12	R: 0 E: 0 K: 1 S: 7	H: 0 LOB: 0 BB: 0 P: 9	R: 0 E: 0 K: 0 S: 10	H: 0 LOB: 1 BB: 0 P: 15	1B: 2 2B: 3 3B: 0 HR: 0	SF: 0 SAC: 0 DP: 2 HBP: 1	WP: 0 PB: 0 SB: 0 CS: 1	PA: 32
<b>PITCHER</b> 41 John Lackey, R (1,1) ERA: 3.53	IP: 9.0 WLS: W BF: 31 H: 5 R: 0 ER: 0 SO: 7 BB: 1 IBB: 0 HBP: 1 BLK: 0 WP: 0 HR: 0 S: 76 P: 115 ERA: 0.00 WHIP: 0.667																					

Seattle Mariners @ Los Angeles Angels  
Angel Stadium of Anaheim, Anaheim, CA  
Thu Sep 10 2009, 7:05 PM PDT  
Att: 37,412 - Clear - 80 F

AB 29  
R 0  
H 5  
RBI 0  
BB 1  
SO 7  
LOB 6



Batter	1	2	3	4	5	6	7	8	9	AB	R	H	RBI	BB	SO	LOB	BOTTOM			
Chone Figgins, S (1,5) OBP: 0.301, SLG: 0.396										4	0	1	0	0	2	3	Seattle Mariners @ Los Angeles Angels Angel Stadium of Anaheim, Anaheim, CA Thu Sep 10 2009, 7:05 PM PDT Att: 37,412 - Clear - 80 F			
2 Erick Aybar, S (1,6) OBP: 0.350, SLG: 0.425										3	0	2	1	1	0	2				
53 Bobby Abreu, L (1,9) OBP: 0.396, SLG: 0.434										4	0	0	0	0	0	4				
27 Vladimir Guerrero, R (1,10) OBP: 0.337, SLG: 0.469										4	1	1	0	0	1	0				
48 Torii Hunter, R (1,8) OBP: 0.380, SLG: 0.534										4	1	2	2	0	0	0				
20 Juan Rivera, R (1,7) OBP: 0.328, SLG: 0.488										4	0	0	0	0	1	1				
8 Kendrys Morales, S (1,3) OBP: 0.353, SLG: 0.579										3	0	0	0	0	1	0				
47 Howie Kendrick, R (1,4) OBP: 0.335, SLG: 0.429										3	1	3	0	0	0	0				
5 Jeff Mathis, R (1,2) OBP: 0.299, SLG: 0.319										3	0	1	0	0	1	2				
<b>Inning Stats</b>	R: 0 E: 0 K: 1 S: 7	H: 1 LOB: 0 BB: 0 P: 12	R: 0 E: 0 K: 0 S: 7	H: 0 LOB: 0 BB: 0 P: 9	R: 0 E: 0 K: 1 S: 12	H: 1 LOB: 1 BB: 0 P: 16	R: 2 E: 0 K: 0 S: 9	H: 2 LOB: 0 BB: 1 P: 17	R: 0 E: 0 K: 0 S: 12	H: 2 LOB: 2 BB: 0 P: 18	R: 0 E: 0 K: 1 S: 9	H: 1 LOB: 1 BB: 0 P: 14	R: 1 E: 0 K: 2 S: 14	H: 3 LOB: 0 BB: 0 P: 20	R: 0 E: 0 K: 1 S: 10	H: 0 LOB: 0 BB: 0 P: 17	1B: 7 2B: 2 3B: 0 HR: 1	SF: 0 SAC: 0 DP: 2 HBP: 0	WP: 0 PB: 0 SB: 0 CS: 0	PA: 33
<b>PITCHER</b> 18 Ryan Rowland-Smith, L (1,1) ERA: 3.88 23 Shawn Kelley, R (8,1) ERA: 4.7	IP: 7.0 WLS: L BF: 30 H: 10 R: 3 ER: 3 SO: 5 BB: 1 IBB: 0 HBP: 0 BLK: 0 WP: 0 HR: 0 S: 106 P: 177 ERA: 3.88 WHIP: 1.571																			

Seattle Mariners @ Los Angeles Angels  
Angel Stadium of Anaheim, Anaheim, CA  
Thu Sep 10 2009, 7:05 PM PDT  
Att: 37,412 - Clear - 80 F

AB 32  
R 3  
H 10  
RBI 3  
BB 1  
SO 6  
LOB 12





Batter	1	2	3	4	5	6	7	8	9	AB	R	H	RBI	BB	SO	LOB	TOP							
51 Ichiro Suzuki, L OBP: 0.395, SLG: 0.464										5	2	2	1	1	1	5								
21 Franklin Gutierrez, R OBP: 0.337, SLG: 0.419										6	0	1	2	0	1	7								
4 Jose Lopez, R OBP: 0.307, SLG: 0.468										3	2	1	0	2	1	3								
24 Ken Griffey Jr., L OBP: 0.326, SLG: 0.398										4	1	3	2	1	0	2								
29 Adrian Beltré, R OBP: 0.296, SLG: 0.362										5	1	2	1	0	0	2								
3 Bill Hall, R OBP: 0.272, SLG: 0.351										5	0	1	0	0	2	3								
7 Jack Hannahan, L OBP: 0.304, SLG: 0.336										4	1	2	2	1	0	2								
2 Jack Wilson, R OBP: 0.292, SLG: 0.364										5	1	2	0	0	0	3								
32 Rob Johnson, R OBP: 0.289, SLG: 0.335										4	0	1	0	1	1	5								
<b>Inning Stats</b>	R: 1 E: 0 K: 1 S: 12	H: 2 LOB: 1 BB: 0 P: 17	R: 0 E: 0 K: 1 S: 7	H: 1 LOB: 1 BB: 0 P: 12	R: 2 E: 0 K: 1 S: 11	H: 3 LOB: 1 BB: 0 P: 20	R: 2 E: 0 K: 1 S: 13	H: 2 LOB: 2 BB: 2 P: 26	R: 0 E: 0 K: 0 S: 8	H: 0 LOB: 0 BB: 0 P: 10	R: 0 E: 0 K: 1 S: 11	H: 2 LOB: 2 BB: 0 P: 13	R: 2 E: 0 K: 0 S: 10	H: 3 LOB: 3 BB: 2 P: 25	R: 1 E: 0 K: 1 S: 10	H: 2 LOB: 1 BB: 1 P: 19	R: 0 E: 0 K: 0 S: 9	H: 0 LOB: 1 BB: 1 P: 17	1B: 9 2B: 5 HR: 1	SF: 0 SAC: 0 HBP: 0	WP: 0 PB: 0 SB: 0 CS: 0	PA: 47		
<b>PITCHER</b>	IP WLS BF H R ER SO BB IBB HBP BLK WP HR S P ERA WHIP	3.2 L 21 8 5 5 4 2 0 0 0 0 1 39 69 12.27 2.727	2.1 13 5 2 2 1 1 0 0 0 0 0 29 42 7.71 2.571	1.0 4 0 0 0 0 0 1 0 0 0 0 4 12 0.00 0.000	1.0 5 2 1 1 1 1 0 0 0 0 0 10 19 9.00 3.000	1.0 4 0 0 0 0 1 0 0 0 0 0 9 17 0.00 1.000																		

Seattle Mariners @ Texas Rangers  
Rangers Ballpark in Arlington, Arlington, TX  
Sat Sep 12 2009, 8:05 PM EDT  
Att. 22,468 - Rain - 67 F

AB	41
R	8
H	15
RBI	8
BB	6
SO	6
LOB	32



Batter	1	2	3	4	5	6	7	8	9	AB	R	H	RBI	BB	SO	LOB	BOTTOM						
20 Julio Borbon, L OBP: 0.379, SLG: 0.494										4	1	1	3	0	1	0							
1 Elvis Andrus, R OBP: 0.339, SLG: 0.397										4	0	1	0	0	1	0							
5 Ian Kinsler, R OBP: 0.329, SLG: 0.504										4	0	1	0	0	0	1							
22 Marlon Byrd, R OBP: 0.330, SLG: 0.486										4	0	2	0	0	0	1							
17 Nelson Cruz, R OBP: 0.343, SLG: 0.547										3	0	0	0	1	0	2							
7 David Murphy, L OBP: 0.340, SLG: 0.448										3	0	0	0	0	0	2							
7 Ivan Rodriguez, R OBP: 0.286, SLG: 0.399										3	0	0	0	0	2	1							
19 Chris Davis, L OBP: 0.268, SLG: 0.425										2	2	1	0	1	1	0							
6 Esteban German, R OBP: 0.355, SLG: 0.321										3	0	0	0	0	0	2							
<b>Inning Stats</b>	R: 0 E: 0 K: 0 S: 6	H: 0 LOB: 0 BB: 0 P: 11	R: 0 E: 0 K: 0 S: 8	H: 1 LOB: 1 BB: 0 P: 15	R: 2 E: 0 K: 0 S: 9	H: 2 LOB: 1 BB: 1 P: 23	R: 0 E: 0 K: 1 S: 9	H: 0 LOB: 0 BB: 1 P: 15	R: 1 E: 0 K: 0 S: 13	H: 2 LOB: 1 BB: 0 P: 16	R: 0 E: 0 K: 0 S: 9	H: 0 LOB: 0 BB: 0 P: 15	R: 0 E: 0 K: 2 S: 8	H: 0 LOB: 0 BB: 0 P: 11	R: 0 E: 0 K: 2 S: 8	H: 0 LOB: 0 BB: 0 P: 13	R: 0 E: 1 K: 0 S: 6	H: 1 LOB: 2 BB: 0 P: 9	1B: 3 2B: 2 HR: 1	SF: 0 SAC: 0 HBP: 0	WP: 0 PB: 0 SB: 0 CS: 0	PA: 32	
<b>PITCHER</b>	IP WLS BF H R ER SO BB IBB HBP BLK WP HR S P ERA WHIP	5.0 W 21 5 3 3 3 2 0 0 0 0 0 0 9 15 0.00 0.000	1.0 H 3 0 0 0 0 0 0 0 0 0 0 0 9 15 0.00 0.000	2.0 6 0 0 0 4 0 0 0 0 0 0 0 16 24 0.00 0.000	0.0 2 1 0 0 0 0 0 0 0 0 0 0 6 9 ∞ ∞																		

Seattle Mariners @ Texas Rangers  
Rangers Ballpark in Arlington, Arlington, TX  
Sat Sep 12 2009, 8:05 PM EDT  
Att. 22,468 - Rain - 67 F

AB	30
R	3
H	6
RBI	3
BB	2
SO	5
LOB	9






Batter	1	2	3	4	5	6	7	8	9	AB	R	H	RBI	BB	SO	LOB	TOP					
51 Ichiro Suzuki, L (1.9) OBP: 0.394, SLG: 0.464	G4-3		1-2 S CH 81 F FF 89 B FF 88 X CU 77			1-0 B FF 87 X CH 80		1-0 B CU 72 X CH 80		4	0	1	1	0	0	2						
21 Franklin Gutierrez, R (1.8) OBP: 0.335, SLG: 0.419	P3		1-1 B FF 89 F FF 88 X CU 76			0-1 C CH 82 X CU 72		1-2 C FF 87 F FF 85 B FF 89 F CH 80 X CH 80		4	0	0	0	0	0	1						
4 Jose Lopez, R (1.4) OBP: 0.306, SLG: 0.466	G5-3			1-0 B CU 74 X CU 74		1-1 C FF 86 B CU 70 X FF 86			0-0 X FF 86	4	1	1	0	0	0	0						
24 Ken Griffey Jr., L (1.10) OBP: 0.323, SLG: 0.394		1-0 B FF 87 X FF 88		1-3 C FF 88 C CU 74 B FF 88 S CU 76		2-1 B CU 74 B FF 86 X CH 81			0-0 X CH 78	4	0	0	0	0	1	1						
29 Adrián Beltré, R (1.5) OBP: 0.299, SLG: 0.363		0-0 X FF 88		1-0 B FF 86 X CU 75			2-0 B SI 86 B FF 86		1-0 B CH 77 X CH 84	4	0	2	1	0	0	0						
7 Jack Hannahan, L (1.3) OBP: 0.304, SLG: 0.335	L8				0-0 X FF 85		2-1 F CH 78 B SI 86 X FF 85		0-3 C CH 79 S FF 86 S CU 76	4	0	1	0	0	1	2						
2 Kenji Johjima, R (1.2) OBP: 0.291, SLG: 0.394			1-2 C FF 88 C FC 85 B CU 78 B CU 72 X FF 88		1-0 B FF 84 X FF 86		1-2 C FF 87 B FF 86 F FF 87 X CU 76		1-0 B FF 88 X FF 87	4	0	0	0	0	0	3						
12 Ryan Langerhans, L (1.7) OBP: 0.307, SLG: 0.381			4-2 B FF 90 C CH 79 F FC 87 B FF 86 B FC 89 B FF 89		1-3 S CH 79 C CH 79 F CU 77 F FF 86 B FF 88 S CH 80		2-0 B FF 88 B FF 87 X FF 87			2	1	0	0	1	1	2						
2 Jack Wilson, R (1.6) OBP: 0.292, SLG: 0.363			2-0 B FF 87 F FF 87 X FF 88		0-0 X FF 87			1-2 B FF 85 C CU 73 F FF 85 X FF 88		3	0	1	0	0	0	1						
<b>Inning Stats</b>	R: 0 E: 0 K: 0 S: 9	H: 0 LOB: 0 BB: 0 P: 11	R: 0 E: 0 K: 0 S: 4	H: 0 LOB: 0 BB: 0 P: 6	R: 1 E: 0 K: 0 S: 12	H: 1 LOB: 1 BB: 1 P: 21	R: 0 E: 0 K: 1 S: 5	H: 0 LOB: 0 BB: 0 P: 8	R: 0 E: 0 K: 1 S: 9	H: 2 LOB: 2 BB: 0 P: 12	R: 0 E: 0 K: 0 S: 6	H: 0 LOB: 0 BB: 0 P: 9	R: 0 E: 0 K: 0 S: 7	H: 1 LOB: 1 BB: 0 P: 14	R: 0 E: 0 K: 0 S: 9	H: 0 LOB: 0 BB: 0 P: 12	R: 1 E: 1 K: 1 S: 7	H: 2 LOB: 1 BB: 0 P: 9	1B: 5 2B: 1 3B: 0 HR: 0	SF: 0 SAC: 0 DP: 0 HBP: 0	WP: 0 PB: 0 SB: 0 CS: 0	PA: 34
<b>PITCHER</b> 35 Tommy Hunter, R (1.1) ERA: 3.23	IP: 9.0 WLS: W BF: 34 H: 6 R: 2 ER: 1 SO: 3 BB: 1 IBB: 0 HBP: 0 BLK: 0 WP: 0 HR: 0 S: 68 P: 102 ERA: 1.00 WHIP: 0.778															<b>PITCHER</b>	IP: 9.0 WLS: W BF: 34 H: 6 R: 2 ER: 1 SO: 3 BB: 1 IBB: 0 HBP: 0 BLK: 0 WP: 0 HR: 0 S: 68 P: 102 ERA: 1.00 WHIP: 0.778					

Seattle Mariners @ Texas Rangers  
Rangers Ballpark in Arlington, Arlington, TX  
Sun Sep 13 2009, 5:00 PM EDT  
Cloudy - 72 F

AB 33  
R 2  
H 6  
RBI 2  
BB 1  
SO 3  
LOB 12



Batter	1	2	3	4	5	6	7	8	9	AB	R	H	RBI	BB	SO	LOB	BOTTOM					
20 Julio Borbon, L (1.7) OBP: 0.374, SLG: 0.482	K	3-2 B CU 70 F FF 86 1 SAFE B CH 78 D CH 78 C FF 86 F CH 79 F FF 85 X FF 86		1-0 D CU 74 X CH 76	3-2 1 SAFE B CH 78 D CH 78 C FF 86 F CH 79 F FF 85 X FF 86	1-0 B KC 74 X FF 85		2-1 S FF 85 B FF 87 X FF 86		4	0	1	1	0	1	1						
1 Elvis Andrus, R (1.6) OBP: 0.335, SLG: 0.396	2B 5 G4-3		3-2 B FF 86 C FF 85 B CU 72 C SI 86 B FF 86 C FF 85 X FF 87		2-2 1 SAFE B CU 74 C FF 85 B FF 86 C FF 85 X FF 86	1-1 B FF 86 F FF 86 X FF 86		1-1 B FF 86 F FF 86 X FF 86		3	1	1	1	0	0	1						
5 Ian Kinsler, R (1.4) OBP: 0.329, SLG: 0.504	2B 22 G4-3		1-1 B SI 88 F FF 86 X FF 86	2-1 B CU 73 B SL 80 X FF 86	2-1 B CU 73 B SL 80 X FF 86		2-0 B CH 79 B CH 77 X SI 86		4	0	1	0	0	0	1							
22 Marlon Byrd, R (1.8) OBP: 0.327, SLG: 0.482	G4-3		1-1 C SI 87 B FF 87 X FF 86		0-2 C FF 85 X FF 86		0-1 S SI 84 X FF 84		4	0	0	1	0	0	1							
7 David Murphy, L (1.10) OBP: 0.342, SLG: 0.457	F8		2-2 B CH 78 B FF 87 X CH 78	2-2 B CH 78 B FF 87 X CH 78	3-2 C FF 87 S FF 86 B FF 87 X FF 88		3-3 B FF 85 B FF 85 S KC 77 C FF 84 B FF 86 B FF 85 S FF 85		4	1	2	1	0	1	1							
17 Nelson Cruz, R (1.9) OBP: 0.345, SLG: 0.554		2-1 B FF 86 B FF 86 X FF 87	3-2 B CU 74 B SL 79 F FF 87 B SL 80 X CH 79		0-2 C FF 85 X FF 86		0-1 S SI 84 X FF 84		4	1	2	1	0	0	2							
7 Ivan Rodriguez, R (1.2) OBP: 0.289, SLG: 0.493		0-2 C FF 84 S CU 73 X FF 86		0-0 X CH 79	1-2 B FF 88 B FF 87 X FF 86		0-2 C FF 86 S CH 79 X CH 78		4	1	2	0	0	0	1							
19 Chris Davis, L (1.3) OBP: 0.268, SLG: 0.432		0-1 C CU 74 X CU 74		2-2 B FF 85 B FF 86 X CH 79		0-3 C FF 85 B FF 85 X FF 86		1-0 B KC 70 X FF 84		4	1	1	1	0	1	2						
6 Esteban German, R (1.5) OBP: 0.400, SLG: 0.419		4-1 B FF 86 F FF 86 B FF 87 B FF 87		2-1 C FF 85 B FF 85 X FF 87	2-2 B FF 85 B FF 85 X FF 87		2-2 B SI 85 C FF 85 X CH 77		3	2	2	1	1	0	0							
<b>Inning Stats</b>	R: 1 E: 0 K: 1 S: 13	H: 2 LOB: 1 BB: 0 P: 17	R: 1 E: 0 K: 0 S: 14	H: 2 LOB: 1 BB: 1 P: 23	R: 0 E: 1 K: 0 S: 14	H: 1 LOB: 2 BB: 0 P: 24	R: 2 E: 0 K: 0 S: 12	H: 3 LOB: 1 BB: 0 P: 21	R: 1 E: 0 K: 1 S: 15	H: 2 LOB: 1 BB: 0 P: 19	R: 1 E: 0 K: 0 S: 8	H: 1 LOB: 0 BB: 0 P: 14	R: 1 E: 0 K: 1 S: 12	H: 1 LOB: 0 BB: 0 P: 17	R: 0 E: 0 K: 0 S: 5	H: 0 LOB: 0 BB: 0 P: 8	R: 0 E: 0 K: 0 S: 5	H: 0 LOB: 0 BB: 0 P: 8	1B: 5 2B: 4 3B: 0 HR: 3	SF: 1 SAC: 1 DP: 1 HBP: 0	WP: 0 PB: 0 SB: 0 CS: 0	PA: 37
<b>PITCHER</b> 58 Doug Fister, R (1.1) ERA: 3.53	IP: 4.2 WLS: L BF: 25 H: 10 R: 5 ER: 5 SO: 1 BB: 1 IBB: 0 HBP: 0 BLK: 0 WP: 0 HR: 2 S: 65 P: 101 ERA: 9.64 WHIP: 2.357															<b>PITCHER</b>	IP: 4.2 WLS: L BF: 25 H: 10 R: 5 ER: 5 SO: 1 BB: 1 IBB: 0 HBP: 0 BLK: 0 WP: 0 HR: 2 S: 65 P: 101 ERA: 9.64 WHIP: 2.357					
38 Jason Vargas, L (5.1) ERA: 5.01	IP: 3.1 WLS: L BF: 12 H: 2 R: 2 ER: 2 SO: 2 BB: 0 IBB: 0 HBP: 0 BLK: 0 WP: 0 HR: 1 S: 28 P: 42 ERA: 5.40 WHIP: 0.600															<b>PITCHER</b>	IP: 3.1 WLS: L BF: 12 H: 2 R: 2 ER: 2 SO: 2 BB: 0 IBB: 0 HBP: 0 BLK: 0 WP: 0 HR: 1 S: 28 P: 42 ERA: 5.40 WHIP: 0.600					

Seattle Mariners @ Texas Rangers  
Rangers Ballpark in Arlington, Arlington, TX  
Sun Sep 13 2009, 5:00 PM EDT  
Cloudy - 72 F

AB 34  
R 7  
H 12  
RBI 7  
BB 1  
SO 3  
LOB 10





Batter	1	2	3	4	5	6	7	8	9	AB	R	H	RBI	BB	SO	LOB	TOP							
51 Ichiro Suzuki, L OBP: 0.393, SLG: 0.462										5	0	1	1	0	1	1								
21 Franklin Gutierrez, R OBP: 0.337, SLG: 0.419										4	2	2	0	1	1	1								
4 Jose Lopez, R OBP: 0.305, SLG: 0.466										5	0	1	1	0	0	2								
5 Mike Sweeney, R OBP: 0.328, SLG: 0.431										4	0	0	0	0	1	3								
29 Adrian Beltré, R OBP: 0.300, SLG: 0.371										3	1	1	2	1	2	0								
3 Bill Hall, R OBP: 0.275, SLG: 0.358										3	1	1	0	1	0	2								
2 Jack Wilson, R OBP: 0.292, SLG: 0.362										4	0	1	1	0	0	1								
16 Josh Wilson, R OBP: 0.286, SLG: 0.343										3	1	1	0	1	0	3								
32 Rob Johnson, R OBP: 0.285, SLG: 0.329										4	0	0	0	0	0	5								
<b>Inning Stats</b>	R: 1 E: 0 K: 0 S: 14	H: 2 LOB: 2 BB: 1 P: 24	R: 0 E: 0 K: 2 S: 11	H: 0 LOB: 1 BB: 0 P: 14	R: 0 E: 0 K: 2 S: 7	H: 0 LOB: 0 BB: 0 P: 7	R: 1 E: 1 K: 1 S: 12	H: 2 LOB: 1 BB: 0 P: 17	R: 2 E: 0 K: 0 S: 11	H: 2 LOB: 0 BB: 0 P: 16	R: 0 E: 0 K: 0 S: 4	H: 0 LOB: 1 BB: 1 P: 10	R: 0 E: 0 K: 0 S: 9	H: 0 LOB: 1 BB: 1 P: 18	R: 0 E: 1 K: 1 S: 9	H: 0 LOB: 2 BB: 2 P: 16	R: 0 E: 0 K: 1 S: 9	H: 0 LOB: 0 BB: 0 P: 13	1B: 3 2B: 3 3B: 1 HR: 1	SF: 0 SAC: 0 DP: 1 HBP: 0	WP: 0 PB: 0 SB: 0 CS: 0	PA: 39		
<b>PITCHER</b>	IP WLS BF H R ER SO BB IBB HBP BLK WP HR S P ERA WHIP	IP WLS BF H R ER SO BB IBB HBP BLK WP HR S P ERA WHIP	IP WLS BF H R ER SO BB IBB HBP BLK WP HR S P ERA WHIP	IP WLS BF H R ER SO BB IBB HBP BLK WP HR S P ERA WHIP	IP WLS BF H R ER SO BB IBB HBP BLK WP HR S P ERA WHIP	IP WLS BF H R ER SO BB IBB HBP BLK WP HR S P ERA WHIP	IP WLS BF H R ER SO BB IBB HBP BLK WP HR S P ERA WHIP	IP WLS BF H R ER SO BB IBB HBP BLK WP HR S P ERA WHIP	IP WLS BF H R ER SO BB IBB HBP BLK WP HR S P ERA WHIP	IP WLS BF H R ER SO BB IBB HBP BLK WP HR S P ERA WHIP	IP WLS BF H R ER SO BB IBB HBP BLK WP HR S P ERA WHIP	IP WLS BF H R ER SO BB IBB HBP BLK WP HR S P ERA WHIP	IP WLS BF H R ER SO BB IBB HBP BLK WP HR S P ERA WHIP	IP WLS BF H R ER SO BB IBB HBP BLK WP HR S P ERA WHIP	IP WLS BF H R ER SO BB IBB HBP BLK WP HR S P ERA WHIP	IP WLS BF H R ER SO BB IBB HBP BLK WP HR S P ERA WHIP	IP WLS BF H R ER SO BB IBB HBP BLK WP HR S P ERA WHIP	IP WLS BF H R ER SO BB IBB HBP BLK WP HR S P ERA WHIP	IP WLS BF H R ER SO BB IBB HBP BLK WP HR S P ERA WHIP	IP WLS BF H R ER SO BB IBB HBP BLK WP HR S P ERA WHIP	IP WLS BF H R ER SO BB IBB HBP BLK WP HR S P ERA WHIP	IP WLS BF H R ER SO BB IBB HBP BLK WP HR S P ERA WHIP	IP WLS BF H R ER SO BB IBB HBP BLK WP HR S P ERA WHIP	IP WLS BF H R ER SO BB IBB HBP BLK WP HR S P ERA WHIP

Seattle Mariners @ Texas Rangers  
Rangers Ballpark in Arlington, Arlington, TX

AB 35  
R 5  
H 8  
RBI 5  
BB 4  
SO 5  
LOB 18



WP: 0 PA: 39  
PB: 0  
SB: 0  
CS: 0

Sun Sep 13 2009, 5:05 PM EDT  
Att: 18,522 - Clear - 69 F

Batter	1	2	3	4	5	6	7	8	9	AB	R	H	RBI	BB	SO	LOB	BOTTOM							
20 Julio Borbon, L OBP: 0.389, SLG: 0.494										4	0	3	0	0	0	1								
1 Elvis Andrus, R OBP: 0.338, SLG: 0.395										4	0	1	0	0	1	3								
5 Ian Kinsler, R OBP: 0.326, SLG: 0.500										4	0	0	0	0	1	3								
22 Marlon Byrd, R OBP: 0.325, SLG: 0.479										4	0	0	0	0	1	1								
7 David Murphy, L OBP: 0.341, SLG: 0.455										4	0	1	0	0	1	0								
17 Nelson Cruz, R OBP: 0.344, SLG: 0.550										3	0	0	0	1	1	1								
19 Chris Davis, L OBP: 0.266, SLG: 0.428										3	0	0	0	0	0	1								
2 Taylor Teagarden, R OBP: 0.273, SLG: 0.376										3	0	1	0	0	1	0								
13 Omar Vizquel, S OBP: 0.329, SLG: 0.361										3	0	0	0	0	1	1								
<b>Inning Stats</b>	R: 0 E: 0 K: 2 S: 13	H: 1 LOB: 1 BB: 0 P: 21	R: 0 E: 0 K: 0 S: 5	H: 0 LOB: 0 BB: 0 P: 11	R: 0 E: 0 K: 1 S: 11	H: 1 LOB: 0 BB: 0 P: 22	R: 0 E: 0 K: 1 S: 12	H: 0 LOB: 0 BB: 0 P: 15	R: 0 E: 0 K: 0 S: 7	H: 0 LOB: 0 BB: 0 P: 12	R: 0 E: 0 K: 1 S: 8	H: 2 LOB: 1 BB: 0 P: 13	R: 0 E: 0 K: 0 S: 9	H: 0 LOB: 1 BB: 1 P: 15	R: 0 E: 0 K: 1 S: 6	H: 1 LOB: 1 BB: 0 P: 8	R: 0 E: 0 K: 1 S: 10	H: 1 LOB: 1 BB: 0 P: 15	1B: 5 2B: 1 3B: 0 HR: 0	SF: 0 SAC: 0 DP: 1 HBP: 0	WP: 0 PB: 0 SB: 1 CS: 0	PA: 33		
<b>PITCHER</b>	IP WLS BF H R ER SO BB IBB HBP BLK WP HR S P ERA WHIP	IP WLS BF H R ER SO BB IBB HBP BLK WP HR S P ERA WHIP	IP WLS BF H R ER SO BB IBB HBP BLK WP HR S P ERA WHIP	IP WLS BF H R ER SO BB IBB HBP BLK WP HR S P ERA WHIP	IP WLS BF H R ER SO BB IBB HBP BLK WP HR S P ERA WHIP	IP WLS BF H R ER SO BB IBB HBP BLK WP HR S P ERA WHIP	IP WLS BF H R ER SO BB IBB HBP BLK WP HR S P ERA WHIP	IP WLS BF H R ER SO BB IBB HBP BLK WP HR S P ERA WHIP	IP WLS BF H R ER SO BB IBB HBP BLK WP HR S P ERA WHIP	IP WLS BF H R ER SO BB IBB HBP BLK WP HR S P ERA WHIP	IP WLS BF H R ER SO BB IBB HBP BLK WP HR S P ERA WHIP	IP WLS BF H R ER SO BB IBB HBP BLK WP HR S P ERA WHIP	IP WLS BF H R ER SO BB IBB HBP BLK WP HR S P ERA WHIP	IP WLS BF H R ER SO BB IBB HBP BLK WP HR S P ERA WHIP	IP WLS BF H R ER SO BB IBB HBP BLK WP HR S P ERA WHIP	IP WLS BF H R ER SO BB IBB HBP BLK WP HR S P ERA WHIP	IP WLS BF H R ER SO BB IBB HBP BLK WP HR S P ERA WHIP	IP WLS BF H R ER SO BB IBB HBP BLK WP HR S P ERA WHIP	IP WLS BF H R ER SO BB IBB HBP BLK WP HR S P ERA WHIP	IP WLS BF H R ER SO BB IBB HBP BLK WP HR S P ERA WHIP	IP WLS BF H R ER SO BB IBB HBP BLK WP HR S P ERA WHIP	IP WLS BF H R ER SO BB IBB HBP BLK WP HR S P ERA WHIP	IP WLS BF H R ER SO BB IBB HBP BLK WP HR S P ERA WHIP	IP WLS BF H R ER SO BB IBB HBP BLK WP HR S P ERA WHIP

Seattle Mariners @ Texas Rangers  
Rangers Ballpark in Arlington, Arlington, TX

AB 32  
R 0  
H 6  
RBI 0  
BB 1  
SO 7  
LOB 11



WP: 0 PA: 33  
PB: 0  
SB: 1  
CS: 0

Sun Sep 13 2009, 5:05 PM EDT  
Att: 18,522 - Clear - 69 F



Batter	1	2	3	4	5	6	7	8	9	AB	R	H	RBI	BB	SO	LOB	TOP					
22 Scott Podsednik, L (1, 8) OBP: 0.355, SLG: 0.415	F7		1B		SH1-3		K	1B		4	0	2	0	0	1	2	<b>Chicago White Sox @ Seattle Mariners</b> Safeco Field, Seattle, WA Tue Sep 15 2009, 7:10 PM PDT Att: 17,160 - Clear - 78 F					
15 Gordon Beckham, R (1, 5) OBP: 0.348, SLG: 0.464	L9		K		G6-3		G5-3	P6		5	0	0	0	0	1	6						
12 A.J. Pierzynski, L (1, 2) OBP: 0.348, SLG: 0.454	F7				G5-3		1B	1B		5	2	3	2	0	0	1						
14 Paul Konerko, R (1, 3) 31 Dewayne Wise, L (7, PR) OBP: 0.246, SLG: 0.341	F9		BB		BB		G4-3	2B		3	1	2	1	1	0	0						
7 Mark Kotsay, L (1, 9) OBP: 0.311, SLG: 0.395	G3		BB		2B		G4-3	2B		1	0	0	0	0	0	0						
23 Jermaine Dye, R (1, 10) OBP: 0.333, SLG: 0.452	BB		BB		F8		K	P3		5	0	1	2	0	0	2						
20 Carlos Quentin, R (1, 7) 51 Alex Rios, R (8, 8) OBP: 0.290, SLG: 0.389	FC5-4		L5		L5		L1	K		3	0	0	0	1	1	2						
17 Chris Getz, L (1, 4) OBP: 0.328, SLG: 0.361			K		G3-1		1B	1B		4	2	2	0	0	1	1						
10 Alexei Ramirez, R (1, 6) OBP: 0.335, SLG: 0.401	K		K		1B		1B	1B		4	1	3	0	0	1	0						
<b>Inning Stats</b>	R: 0 E: 0 K: 0 S: 7	H: 0 LOB: 0 BB: 0 P: 9	R: 0 E: 0 K: 0 S: 6	H: 0 LOB: 1 BB: 1 P: 14	R: 0 E: 0 K: 3 S: 12	H: 1 LOB: 1 BB: 0 P: 15	R: 2 E: 0 K: 0 S: 12	H: 2 LOB: 1 BB: 1 P: 20	R: 0 E: 0 K: 1 S: 8	H: 1 LOB: 1 BB: 0 P: 13	R: 3 E: 0 K: 1 S: 21	H: 4 LOB: 1 BB: 0 P: 32	R: 1 E: 0 K: 1 S: 11	H: 3 LOB: 2 BB: 0 P: 15	R: 0 E: 0 K: 0 S: 6	H: 1 LOB: 0 BB: 0 P: 11		1B: 10 2B: 3 3B: 0 HR: 0	SF: 0 SAC: 1 DP: 0 HBP: 0	WP: 1 PB: 1 SB: 0 CS: 0	PA: 41	
<b>PITCHER</b>	IP WLS BF H R ER SO	IP WLS BF H R ER SO	IP WLS BF H R ER SO	IP WLS BF H R ER SO	IP WLS BF H R ER SO	IP WLS BF H R ER SO	IP WLS BF H R ER SO	IP WLS BF H R ER SO	IP WLS BF H R ER SO	IP WLS BF H R ER SO	IP WLS BF H R ER SO	IP WLS BF H R ER SO	IP WLS BF H R ER SO	IP WLS BF H R ER SO	IP WLS BF H R ER SO	IP WLS BF H R ER SO	ERA WHIP	ERA WHIP				
35 Ian Snell, R (1, 1) ERA: 5.17	6.0	25	5	2	2	4	2	0	0	0	0	0	0	0	0	0	1	0	53	84	3.00	1.167
23 Shawn Kelley, R (7, 1) ERA: 4.59	0.1	L	3	2	2	1	0	0	0	0	0	0	0	0	0	0	0	0	10	12	54.00	6.000
57 Mark Lowe, R (7, 1) ERA: 2.97	0.2	B	4	2	1	1	0	0	0	0	0	0	0	0	0	0	0	0	11	20	13.50	3.000
26 Randy Messenger, R (8, 1) ERA: 5.63	0.2		4	2	1	1	0	0	0	0	0	0	0	0	0	0	0	0	8	10	13.50	3.000
49 Garrett Olson, L (8, 1) ERA: 5.85	0.1		2	1	0	0	0	0	0	0	0	0	0	0	0	0	0	0	3	5	0.00	3.000

Batter	1	2	3	4	5	6	7	8	9	AB	R	H	RBI	BB	SO	LOB	BOTTOM					
51 Ichiro Suzuki, L (1, 9) OBP: 0.394, SLG: 0.462	F7		BB		P2		1B			4	1	2	0	1	0	0	<b>Chicago White Sox @ Seattle Mariners</b> Safeco Field, Seattle, WA Tue Sep 15 2009, 7:10 PM PDT Att: 17,160 - Clear - 78 F					
21 Franklin Gutierrez, R (1, 8) OBP: 0.338, SLG: 0.416	G5-3		1B		F7		SH3-4	1B		3	0	1	0	1	0	0						
4 Jose Lopez, R (1, 4) OBP: 0.303, SLG: 0.461	G1-4-3		G5-3		G5-3		P3			5	0	0	1	0	1	6						
24 Ken Griffey Jr., L (1, 10) OBP: 0.322, SLG: 0.401	HR		P4		K		K			4	1	1	1	0	2	4						
29 Adrian Beltré, R (1, 5) OBP: 0.300, SLG: 0.370	F9		G6-3		1B		F8			4	0	1	0	0	0	1						
3 Bill Hall, R (1, 7) OBP: 0.272, SLG: 0.353	G6-3		F8		F7		K2-3			4	0	0	0	0	1	1						
12 Ryan Langerhans, L (9, 7) OBP: 0.307, SLG: 0.381	G6-3		G6-3		G6-3		G5-3			4	1	2	0	0	0	0						
2 Kenji Johjima, R (1, 2) OBP: 0.295, SLG: 0.401	2B		2B		1B		G5-3			4	1	2	0	0	0	0						
20 Mike Carp, L (1, 3) OBP: 0.368, SLG: 0.406	E2		1B		P5		F8			4	0	2	1	0	0	2						
2 Jack Wilson, R (1, 6) OBP: 0.292, SLG: 0.362	G5-3		G5-3		G5-3		K			3	0	1	0	0	0	2						
16 Josh Wilson, R (7, PR) OBP: 0.284, SLG: 0.341	G5-3		G5-3		G5-3		1B			1	0	0	0	0	1	0						
<b>Inning Stats</b>	R: 0 E: 0 K: 0 S: 9	H: 0 LOB: 0 BB: 0 P: 13	R: 2 E: 1 K: 0 S: 13	H: 3 LOB: 1 BB: 0 P: 19	R: 1 E: 0 K: 0 S: 12	H: 1 LOB: 1 BB: 1 P: 22	R: 0 E: 0 K: 0 S: 9	H: 1 LOB: 1 BB: 0 P: 15	R: 0 E: 0 K: 1 S: 13	H: 2 LOB: 2 BB: 0 P: 21	R: 0 E: 0 K: 1 S: 14	H: 2 LOB: 3 BB: 0 P: 15	R: 0 E: 0 K: 1 S: 7	H: 0 LOB: 0 BB: 0 P: 11	R: 0 E: 0 K: 2 S: 19	H: 1 LOB: 2 BB: 1 P: 28	1B: 7 2B: 1 3B: 1 HR: 1	SF: 0 SAC: 1 DP: 0 HBP: 0	WP: 0 PB: 0 SB: 2 CS: 0	PA: 39		
<b>PITCHER</b>	IP WLS BF H R ER SO	IP WLS BF H R ER SO	IP WLS BF H R ER SO	IP WLS BF H R ER SO	IP WLS BF H R ER SO	IP WLS BF H R ER SO	IP WLS BF H R ER SO	IP WLS BF H R ER SO	IP WLS BF H R ER SO	IP WLS BF H R ER SO	IP WLS BF H R ER SO	IP WLS BF H R ER SO	IP WLS BF H R ER SO	IP WLS BF H R ER SO	IP WLS BF H R ER SO	IP WLS BF H R ER SO	ERA WHIP	ERA WHIP				
43 Freddy Garcia, R (1, 1) ERA: 4.41	6.0	W	7	3	3	1	1	0	0	0	0	0	0	0	0	0	1	0	61	97	4.50	1.333
26 Octavio Dotel, R (7, 1) ERA: 3.39	0.2	H	4	2	0	0	0	0	0	0	0	0	0	0	0	0	0	0	11	12	0.00	3.000
37 Matt Thornton, L (7, 1) ERA: 2.77	1.1	H	4	0	0	0	0	0	0	0	0	0	0	0	0	0	0	0	10	14	0.00	0.000
45 Bobby Jenks, R (9, 1) ERA: 3.44	1.0	S	5	1	0	0	2	1	0	0	0	0	0	0	0	0	0	0	19	28	0.00	2.000




Batter	1	2	3	4	5	6	7	8	9	AB	R	H	RBI	BB	SO	LOB	TOP										
22 Scott Podsednik, L (1, 7) OBP: 0.352, SLG: 0.412	G3		P6		G4-3			L8		4	0	0	0	0	0	3	<b>Chicago White Sox @ Seattle Mariners</b> Safeco Field, Seattle, WA Wed Sep 16 2009, 7:10 PM PDT Att: 16,587 - Roof Closed - 64 F										
15 Gordon Beckham, R (1, 5) OBP: 0.347, SLG: 0.470	P6			F7		G4-3		HR		4	1	1	1	0	0												
12 A.J. Pierzynski, L (1, 2) OBP: 0.347, SLG: 0.452	P5			10 FC6-4 1B		G6-3		G3		4	0	1	0	0	0												
14 Paul Konerko, R (1, 3) OBP: 0.352, SLG: 0.498		L7			F8			G3		4	0	0	0	0	0	1											
10 Alexei Ramirez, R (1, 6) OBP: 0.336, SLG: 0.400				23 1B	FC6-4				G4-3	3	0	1	0	1	0	1											
23 Jermaine Dye, R (1, 9) OBP: 0.335, SLG: 0.452				20 G6-4-3 1B		F8			P3	4	0	2	0	0	0	0											
20 Carlos Quentin, R (1, 10) OBP: 0.318, SLG: 0.427										4	0	1	0	0	1	4											
51 Alex Rios, R (1, 8) OBP: 0.292, SLG: 0.391				22 CS 1B						3	0	2	0	0	0	2											
5 Jayson Nix, R (1, 4) OBP: 0.321, SLG: 0.438										3	0	1	0	0	2	3											
<b>Inning Stats</b>	R: 0 E: 0 K: 0 S: 6	H: 0 LOB: 0 BB: 0 P: 10	R: 0 E: 0 K: 0 S: 8	H: 2 LOB: 1 BB: 0 P: 11	R: 0 E: 0 K: 1 S: 8	H: 1 LOB: 0 BB: 0 P: 12	R: 0 E: 0 K: 0 S: 13	H: 1 LOB: 1 BB: 0 P: 17	R: 0 E: 0 K: 0 S: 13	H: 3 LOB: 2 BB: 0 P: 14	R: 0 E: 0 K: 0 S: 11	H: 0 LOB: 0 BB: 0 P: 19	R: 0 E: 0 K: 1 S: 12	H: 1 LOB: 2 BB: 1 P: 22	R: 1 E: 0 K: 0 S: 10	H: 1 LOB: 0 BB: 0 P: 11		R: 0 E: 0 K: 1 S: 10	H: 0 LOB: 0 BB: 0 P: 13	1B: 8 2B: 0 3B: 0 HR: 1	SF: 0 SAC: 0 DP: 1 HBP: 0	WP: 0 PB: 0 SB: 0 CS: 1	PA: 34				
<b>PITCHER</b>	IP	WLS	BF	H	R	ER	SO	BB	IBB	HBP	BLK	WP	HR	S	P	ERA	WHIP										
18 Ryan Rowland-Smith, L (1, 1) ERA: 3.59	8.0	W	31	9	1	1	2	1	0	0	0	0	1	81	116	1.12	1.250										
53 David Aardsma, R (9, 1) ERA: 2.09	1.0	S	3	0	0	0	1	0	0	0	0	0	0	10	13	0.00	0.000										

Batter	1	2	3	4	5	6	7	8	9	AB	R	H	RBI	BB	SO	LOB	BOTTOM										
51 Ichiro Suzuki, L (1, 9) OBP: 0.385, SLG: 0.463				4 G6-3 21 G5-3 BB						3	1	1	0	1	1	0	<b>Chicago White Sox @ Seattle Mariners</b> Safeco Field, Seattle, WA Wed Sep 16 2009, 7:10 PM PDT Att: 16,587 - Roof Closed - 64 F										
21 Franklin Gutierrez, R (1, 8) OBP: 0.336, SLG: 0.415					G5-3					4	0	0	0	0	2	2											
4 Jose Lopez, R (1, 4) OBP: 0.304, SLG: 0.463						G6-3				4	1	2	1	0	0	1											
24 Ken Griffey Jr., L (1, 10) OBP: 0.321, SLG: 0.397										3	0	0	0	1	0	3											
29 Adrián Beltré, R (1, 5) OBP: 0.300, SLG: 0.368										4	0	1	1	0	0	2											
2 Kenji Johjima, R (1, 2) OBP: 0.298, SLG: 0.407										4	1	2	0	0	0	0											
20 Mike Carp, L (1, 3) OBP: 0.357, SLG: 0.472										4	1	1	1	0	0	2											
12 Ryan Langerhans, L (1, 7) OBP: 0.308, SLG: 0.384										2	0	1	1	0	0	1											
16 Josh Wilson, R (1, 6) OBP: 0.278, SLG: 0.333										3	0	0	0	0	1	2											
<b>Inning Stats</b>	R: 2 E: 0 K: 1 S: 10	H: 3 LOB: 1 BB: 0 P: 13	R: 1 E: 0 K: 0 S: 9	H: 1 LOB: 0 BB: 0 P: 14	R: 0 E: 0 K: 0 S: 9	H: 0 LOB: 1 BB: 1 P: 15	R: 1 E: 0 K: 1 S: 9	H: 2 LOB: 1 BB: 0 P: 15	R: 0 E: 0 K: 2 S: 11	H: 0 LOB: 2 BB: 1 P: 21	R: 0 E: 0 K: 0 S: 8	H: 1 LOB: 1 BB: 0 P: 11	R: 0 E: 0 K: 0 S: 7	H: 1 LOB: 0 BB: 0 P: 14	R: 0 E: 0 K: 0 S: 8	H: 0 LOB: 0 BB: 0 P: 14		1B: 4 2B: 3 3B: 0 HR: 1	SF: 1 SAC: 0 DP: 0 HBP: 0	WP: 0 PB: 1 SB: 0 CS: 0	PA: 34						
<b>PITCHER</b>	IP	WLS	BF	H	R	ER	SO	BB	IBB	HBP	BLK	WP	HR	S	P	ERA	WHIP										
34 Gavin Floyd, R (1, 1) ERA: 4.06	3.0	L	13	4	3	3	1	1	0	0	0	0	0	28	42	9.00	1.667										
D.J. Carrasco, R (4, 1) ERA: 3.69	3.0		14	3	1	1	3	1	0	0	0	0	1	28	47	3.00	1.333										
71 Scott Linebrink, R (7, 1) ERA: 4.15	1.0		4	1	0	0	0	0	0	0	0	0	0	7	14	0.00	1.000										
54 Jhonny Nunez, R (8, 1) ERA: 2.45	0.2		2	0	0	0	0	0	0	0	0	0	0	5	9	0.00	0.000										
67 Randy Williams, L (8, 1) ERA: 6.23	0.1		1	0	0	0	0	0	0	0	0	0	0	3	5	0.00	0.000										


livebaseballscores.com

AB 33  
R 1  
H 9  
RBI 1  
BB 1  
SO 3  
LOB 14



livebaseballscores.com

AB 31  
R 4  
H 8  
RBI 4  
BB 2  
SO 4  
LOB 13





Batter	1	2	3	4	5	6	7	8	9	10	11	12	13	14	AB	R	H	RBI	BB	SO	LOB	TOP						
22 Scott Podsednik, L OBP: 0.353, SLG: 0.410															5	1	1	0	2	1	1							
15 Gordon Beckham, R OBP: 0.346, SLG: 0.465															6	1	1	0	1	2	5							
12 A.J. Pierzynski, L OBP: 0.342, SLG: 0.446															6	0	0	1	0	0	1							
14 Paul Konerko, R OBP: 0.354, SLG: 0.500															6	1	3	0	0	1	2							
18 Brent Lillibridge, R OBP: 0.253, SLG: 0.171															0	0	0	0	0	0	0							
7 Mark Kotsay, L OBP: 0.323, SLG: 0.405															6	0	4	2	0	0	1							
23 Jermaine Dye, R OBP: 0.331, SLG: 0.447															6	0	0	0	0	0	3							
10 Alexei Ramirez, R OBP: 0.335, SLG: 0.398															6	0	1	0	0	0	2							
17 Chris Getz, L OBP: 0.333, SLG: 0.359															2	0	0	0	4	1	0							
51 Alex Rios, R OBP: 0.289, SLG: 0.387															6	0	0	0	0	2	5							
<b>Inning Stats</b>	R: 1 E: 1 K: 1 S: 9	H: 1 LOB: 1 BB: 1 P: 16	R: 0 E: 0 K: 0 S: 9	H: 1 LOB: 3 BB: 0 P: 18	R: 1 E: 0 K: 1 S: 10	H: 2 LOB: 1 BB: 0 P: 11	R: 0 E: 0 K: 1 S: 10	H: 1 LOB: 1 BB: 1 P: 17	R: 1 E: 0 K: 2 S: 14	H: 1 LOB: 1 BB: 1 P: 22	R: 0 E: 0 K: 0 S: 8	H: 2 LOB: 2 BB: 0 P: 13	R: 0 E: 0 K: 1 S: 12	H: 0 LOB: 0 BB: 0 P: 7	R: 0 E: 0 K: 1 S: 8	H: 0 LOB: 0 BB: 1 P: 14	R: 0 E: 0 K: 1 S: 12	H: 2 LOB: 2 BB: 0 P: 19	R: 0 E: 0 K: 1 S: 12	H: 0 LOB: 0 BB: 0 P: 14	R: 0 E: 0 K: 1 S: 10	H: 0 LOB: 0 BB: 0 P: 12	1B: 9 2B: 1 3B: 0 HR: 0	SF: 1 SAC: 0 DP: 1 HBP: 0	WP: 0 PB: 0 SB: 1 CS: 0	PA: 57		
<b>PITCHER</b>	IP: 5.2 WLS: 8 ERA: 5.08	WLS: 28 R: 6 ER: 3 SO: 5 BB: 6 IBB: 0 HBP: 0 BLK: 0 WP: 0 HR: 0 S: 57 P: 97 ERA: 3.18 WHIP: 2.118	IP: 0.2 WLS: 4 ERA: 0.97	WLS: 2 R: 0 ER: 0 SO: 0 BB: 0 IBB: 0 HBP: 0 BLK: 0 WP: 0 HR: 7 S: 15 P: 0 ERA: 0.00 WHIP: 0.000	IP: 1.0 WLS: 3 ERA: 5.78	WLS: 0 R: 0 ER: 0 SO: 10 BB: 0 IBB: 0 HBP: 0 BLK: 0 WP: 0 HR: 3 S: 7 P: 7 ERA: 0.00 WHIP: 0.000	IP: 1.0 WLS: 6 ERA: 4.75	WLS: 2 R: 0 ER: 0 SO: 2 BB: 0 IBB: 0 HBP: 0 BLK: 0 WP: 0 HR: 0 S: 26 P: 0 ERA: 0.00 WHIP: 0.000	IP: 2.0 WLS: 8 ERA: 2.06	WLS: 2 R: 0 ER: 0 SO: 2 BB: 0 IBB: 0 HBP: 0 BLK: 0 WP: 0 HR: 0 S: 33 P: 20 ERA: 1.500	IP: 2.0 WLS: 6 ERA: 4.75	WLS: 0 R: 0 ER: 0 SO: 2 BB: 0 IBB: 0 HBP: 0 BLK: 0 WP: 0 HR: 0 S: 26 P: 0 ERA: 0.00 WHIP: 0.000	IP: 1.0 WLS: 3 ERA: 2.06	WLS: 2 R: 0 ER: 0 SO: 0 BB: 0 IBB: 0 HBP: 0 BLK: 0 WP: 0 HR: 8 S: 12 P: 12 ERA: 0.00 WHIP: 0.000	IP: 1.0 WLS: 8 ERA: 2.06	WLS: 2 R: 0 ER: 0 SO: 0 BB: 0 IBB: 0 HBP: 0 BLK: 0 WP: 0 HR: 20 S: 33 P: 20 ERA: 1.500	IP: 2.0 WLS: 6 ERA: 4.75	WLS: 0 R: 0 ER: 0 SO: 2 BB: 0 IBB: 0 HBP: 0 BLK: 0 WP: 0 HR: 0 S: 26 P: 0 ERA: 0.00 WHIP: 0.000	IP: 2.0 WLS: 8 ERA: 2.06	WLS: 2 R: 0 ER: 0 SO: 0 BB: 0 IBB: 0 HBP: 0 BLK: 0 WP: 0 HR: 8 S: 12 P: 12 ERA: 0.00 WHIP: 0.000	IP: 2.0 WLS: 6 ERA: 4.75	WLS: 0 R: 0 ER: 0 SO: 2 BB: 0 IBB: 0 HBP: 0 BLK: 0 WP: 0 HR: 0 S: 26 P: 0 ERA: 0.00 WHIP: 0.000	IP: 1.0 WLS: 3 ERA: 2.06	WLS: 2 R: 0 ER: 0 SO: 0 BB: 0 IBB: 0 HBP: 0 BLK: 0 WP: 0 HR: 8 S: 12 P: 12 ERA: 0.00 WHIP: 0.000	IP: 1.0 WLS: 8 ERA: 2.06	WLS: 2 R: 0 ER: 0 SO: 0 BB: 0 IBB: 0 HBP: 0 BLK: 0 WP: 0 HR: 20 S: 33 P: 20 ERA: 1.500	IP: 2.0 WLS: 6 ERA: 4.75	WLS: 0 R: 0 ER: 0 SO: 2 BB: 0 IBB: 0 HBP: 0 BLK: 0 WP: 0 HR: 0 S: 26 P: 0 ERA: 0.00 WHIP: 0.000

**Chicago White Sox @ Seattle Mariners**  
Safeco Field, Seattle, WA  
Thu Sep 17 2009, 3:40 PM PDT  
Att. 16,373 - Sunny - 71 F

AB: 49  
R: 3  
H: 10  
RBI: 3  
BB: 7  
SO: 10  
LOB: 22

Batter	1	2	3	4	5	6	7	8	9	10	11	12	13	14	AB	R	H	RBI	BB	SO	LOB	BOTTOM						
51 Ichiro Suzuki, L OBP: 0.386, SLG: 0.464															6	0	2	1	1	1	2							
21 Franklin Gutierrez, R OBP: 0.334, SLG: 0.412															6	0	1	0	0	1	3							
4 Jose Lopez, R OBP: 0.304, SLG: 0.467															6	1	2	1	0	1	2							
5 Mike Sweeney, R OBP: 0.329, SLG: 0.430															5	0	2	0	0	0	1							
55 Michael Saunders, L OBP: 0.252, SLG: 0.238															1	0	1	0	0	0	0							
29 Adrián Beltré, R OBP: 0.300, SLG: 0.374															5	1	1	1	1	1	4							
3 Bill Hall, R OBP: 0.270, SLG: 0.359															6	1	1	1	0	3	5							
16 Josh Wilson, R OBP: 0.274, SLG: 0.326															6	0	1	0	0	2	1							
27 Matt Tuiasosopo, R OBP: 0.259, SLG: 0.300															4	0	1	0	0	1	1							
24 Ken Griffey Jr., L OBP: 0.320, SLG: 0.396															1	0	0	0	0	1	1							
12 Ryan Langerhans, L OBP: 0.314, SLG: 0.360															1	1	1	0	0	0	0							
10 Adam Moore, R OBP: 0.302, SLG: 0.407															5	0	0	0	0	0	2							
2 Kenji Johjima, R OBP: 0.302, SLG: 0.407															0	0	0	0	0	0	0							
<b>Inning Stats</b>	R: 0 E: 0 K: 0 S: 8	H: 0 LOB: 1 BB: 1 P: 14	R: 0 E: 0 K: 0 S: 9	H: 0 LOB: 1 BB: 1 P: 15	R: 0 E: 0 K: 0 S: 8	H: 0 LOB: 0 BB: 0 P: 14	R: 0 E: 0 K: 0 S: 7	H: 1 LOB: 0 BB: 0 P: 9	R: 0 E: 0 K: 0 S: 6	H: 1 LOB: 0 BB: 0 P: 10	R: 1 E: 0 K: 1 S: 10	H: 1 LOB: 1 BB: 0 P: 13	R: 0 E: 0 K: 1 S: 8	H: 1 LOB: 1 BB: 0 P: 12	R: 2 E: 0 K: 1 S: 10	H: 2 LOB: 0 BB: 0 P: 13	R: 0 E: 0 K: 0 S: 8	H: 1 LOB: 1 BB: 0 P: 10	R: 0 E: 0 K: 1 S: 11	H: 1 LOB: 1 BB: 0 P: 13	R: 0 E: 0 K: 3 S: 18	H: 2 LOB: 2 BB: 0 P: 26	R: 1 E: 0 K: 1 S: 5	H: 2 LOB: 2 BB: 0 P: 10	1B: 8 2B: 2 3B: 0 HR: 3	SF: 0 SAC: 0 DP: 1 HBP: 1	WP: 0 PB: 0 SB: 1 CS: 0	PA: 55
<b>PITCHER</b>	IP: 8.0 WLS: 5 ERA: 3.59	WLS: 29 R: 4 ER: 1 SO: 3 BB: 2 IBB: 0 HBP: 0 BLK: 0 WP: 0 HR: 1 S: 63 P: 97 ERA: 1.12 WHIP: 0.750	IP: 1.0 WLS: 5 ERA: 3.71	WLS: 2 R: 1 ER: 0 SO: 2 BB: 0 IBB: 0 HBP: 0 BLK: 0 WP: 0 HR: 0 S: 16 P: 19 ERA: 4.15	IP: 0.1 WLS: 1 ERA: 6.08	WLS: 0 R: 0 ER: 0 SO: 4 BB: 0 IBB: 0 HBP: 0 BLK: 0 WP: 0 HR: 3 S: 4 P: 4 ERA: 0.00 WHIP: 0.000	IP: 1.0 WLS: 2 ERA: 3.32	WLS: 0 R: 0 ER: 0 SO: 3 BB: 0 IBB: 0 HBP: 0 BLK: 0 WP: 0 HR: 0 S: 26 P: 20 ERA: 0.00 WHIP: 2.000	IP: 0.1 WLS: 4 ERA: 4.3	WLS: 2 R: 1 ER: 1 SO: 1 BB: 0 IBB: 0 HBP: 0 BLK: 0 WP: 0 HR: 0 S: 10 P: 5 ERA: 27.00 WHIP: 6.000	IP: 1.0 WLS: 8 ERA: 2.06	WLS: 2 R: 0 ER: 0 SO: 0 BB: 0 IBB: 0 HBP: 0 BLK: 0 WP: 0 HR: 0 S: 33 P: 20 ERA: 1.500	IP: 2.0 WLS: 6 ERA: 4.75	WLS: 0 R: 0 ER: 0 SO: 2 BB: 0 IBB: 0 HBP: 0 BLK: 0 WP: 0 HR: 0 S: 26 P: 0 ERA: 0.00 WHIP: 0.000	IP: 1.0 WLS:													















Batter	1	2	3	4	5	6	7	8	9	AB	R	H	RBI	BB	SO	LOB	TOP								
51 Ichiro Suzuki, L (1,9) OBP: 0.397, SLG: 0.471	G6-3		F8				FC5-4			4	1	1	2	0	0	1									
21 Franklin Gutierrez, R (1,8) OBP: 0.338, SLG: 0.415	G5-4-3							K		4	1	2	0	0	2	0									
4 Jose Lopez, R (1,4) OBP: 0.301, SLG: 0.467	G5-4-3									4	1	1	1	0	0	2									
24 Ken Griffey Jr., L (1,10) OBP: 0.328, SLG: 0.405		BB								2	0	0	0	2	0	1									
29 Adrian Beltré, R (1,5) OBP: 0.298, SLG: 0.370	F8									3	0	1	1	1	0	2									
3 Bill Hall, R (1,7) OBP: 0.264, SLG: 0.349	G5-4-3									3	0	0	0	1	2										
2 Kenji Johjima, R (1,2) OBP: 0.292, SLG: 0.393	G5-4-3									4	0	0	0	0	2	2									
20 Mike Carp, L (1,3) OBP: 0.373, SLG: 0.429	G6-3									2	1	0	0	1	0	0									
7 Jack Hannahan, L (9,3) OBP: 0.290, SLG: 0.329										0	0	0	0	0	0	0									
16 Josh Wilson, R (1,6) OBP: 0.259, SLG: 0.301										3	0	0	0	1	1	2									
<b>Inning Stats</b>	R: 0 E: 0 K: 0 S: 6	H: 1 LOB: 0 BB: 0 P: 8	R: 0 E: 0 K: 0 S: 7	H: 0 LOB: 1 BB: 2 P: 17	R: 0 E: 0 K: 1 S: 8	H: 0 LOB: 0 BB: 0 P: 15	R: 1 E: 0 K: 1 S: 10	H: 2 LOB: 1 BB: 0 P: 15	R: 2 E: 0 K: 1 S: 11	H: 1 LOB: 0 BB: 0 P: 15	R: 0 E: 0 K: 1 S: 12	H: 0 LOB: 1 BB: 1 P: 22	R: 0 E: 0 K: 1 S: 11	H: 0 LOB: 1 BB: 1 P: 18	R: 1 E: 0 K: 1 S: 9	H: 1 LOB: 0 BB: 1 P: 17	R: 0 E: 0 K: 1 S: 11	H: 0 LOB: 1 BB: 1 P: 20	1B: 3 2B: 0 3B: 0 HR: 2	SF: 0 SAC: 0 DP: 3 HBP: 1	WP: 1 PB: 0 SB: 1 CS: 0	PA: 36			
<b>PITCHER</b>	IP	WLS	BF	H	R	ER	SO	BB	IBB	HBP	BLK	WP	HR	S	P	ERA	WHIP								
34 Jeff Niemann, R (1,1) ERA: 3.81	6.2		27	4	3	3	5	4	0	1	0	1	1	63	108	4.05	1.200								
36 Randy Choate, L (7,1) ERA: 3.73	0.1		1	0	0	0	0	0	0	0	0	0	0	2	2	0.00	0.000								
35 Dan Wheeler, R (8,1) ERA: 3.44	1.0	L	4	1	1	1	1	1	0	0	0	0	1	9	17	9.00	2.000								
39 J.P. Howell, L (9,1) ERA: 2.84	1.0		4	0	0	0	1	1	0	0	0	0	0	11	20	0.00	1.000								

Seattle Mariners @ Tampa Bay Rays  
Tropicana Field, St. Petersburg, FL  
Tue Sep 22 2009, 7:08 PM EDT  
Att: 12,514 - Dome - 72 F

AB 29  
R 4  
H 5  
RBI 4  
BB 6  
SO 7  
LOB 12



Batter	1	2	3	4	5	6	7	8	9	AB	R	H	RBI	BB	SO	LOB	BOTTOM								
8 Jason Bartlett, R (1,6) OBP: 0.385, SLG: 0.498	G6-3									4	0	1	1	0	0	1									
19 Gabe Kapler, R (1,9) OBP: 0.326, SLG: 0.415	K									3	0	0	0	0	1	3									
26 Gabe Gross, L (6,PH) (7,9)		P6								2	0	0	0	0	1	3									
3 Evan Longoria, R (1,5) OBP: 0.361, SLG: 0.531	BB									5	0	1	0	0	2	4									
18 Ben Zobrist, S (1,4) OBP: 0.400, SLG: 0.524	BB									2	0	0	0	2	1	0									
5 Pat Burrell, R (1,10) OBP: 0.328, SLG: 0.382	G5-3									3	1	0	0	1	1	3									
16 Willy Aybar, S (1,3) OBP: 0.338, SLG: 0.420										4	2	2	0	0	0	1									
30 Dioner Navarro, S (1,2) OBP: 0.263, SLG: 0.323										1	0	0	0	1	0	1									
9 Gregg Zaun, S (6,PH) (9,2)										1	0	0	0	0	0	0									
2 B.J. Upton, R (1,8) OBP: 0.304, SLG: 0.361										4	0	2	2	0	0	0									
38 Fernando Perez, R (1,7) OBP: 0.160, SLG: 0.160										2	0	1	0	0	0	0									
13 Carl Crawford, L (6,PH) (7,7)										1	0	0	0	1	0	3									
<b>Inning Stats</b>	R: 0 E: 0 K: 1 S: 15	H: 1 LOB: 2 BB: 1 P: 25	R: 1 E: 0 K: 0 S: 15	H: 4 LOB: 3 BB: 0 P: 24	R: 0 E: 0 K: 0 S: 9	H: 0 LOB: 0 BB: 1 P: 15	R: 0 E: 0 K: 0 S: 9	H: 0 LOB: 0 BB: 0 P: 13	R: 0 E: 0 K: 0 S: 8	H: 0 LOB: 0 BB: 0 P: 13	R: 2 E: 0 K: 1 S: 23	H: 2 LOB: 2 BB: 2 P: 37	R: 0 E: 0 K: 3 S: 10	H: 0 LOB: 0 BB: 0 P: 13	R: 0 E: 0 K: 0 S: 4	H: 0 LOB: 0 BB: 0 P: 6	R: 0 E: 0 K: 1 S: 10	H: 0 LOB: 1 BB: 1 P: 17	1B: 5 2B: 2 3B: 0 HR: 0	SF: 1 SAC: 1 DP: 0 HBP: 0	WP: 0 PB: 0 SB: 0 CS: 0	PA: 39			
<b>PITCHER</b>	IP	WLS	BF	H	R	ER	SO	BB	IBB	HBP	BLK	WP	HR	S	P	ERA	WHIP								
18 Ryan Rowland-Smith, L (1,1) ERA: 3.7	5.0		25	6	3	3	1	4	0	0	0	0	0	68	113	5.40	2.000								
23 Shawn Kelley, R (6,1) ERA: 4.64	1.0	B	4	1	0	0	1	0	0	0	0	0	0	11	14	0.00	1.000								
43 Miguel Batista, R (7,1) ERA: 4.28	2.0	W	6	0	0	0	3	0	0	0	0	0	0	14	19	0.00	0.000								
57 Mark Lowe, R (9,1) ERA: 2.82	1.0	S	4	0	0	0	1	1	0	0	0	0	0	10	17	0.00	1.000								

Seattle Mariners @ Tampa Bay Rays  
Tropicana Field, St. Petersburg, FL  
Tue Sep 22 2009, 7:08 PM EDT  
Att: 12,514 - Dome - 72 F

AB 32  
R 3  
H 7  
RBI 3  
BB 5  
SO 6  
LOB 19









Batter	1	2	3	4	5	6	7	8	9	AB	R	H	RBI	BB	SO	LOB	TOP				
51 Ichiro Suzuki, L (1,9) OBP: 0.388, SLG: 0.471										5	0	2	0	0	1	2					
21 Franklin Gutierrez, R (1,8) OBP: 0.336, SLG: 0.417										5	1	2	2	0	2	4					
4 Jose Lopez, R (1,3) OBP: 0.300, SLG: 0.464										5	0	1	0	0	1	3					
5 Mike Sweeney, R (1,10) 24 Ken Griffey Jr., L (3,PH) 55 Michael Saunders, L (9,10) OBP: 0.337, SLG: 0.439 OBP: 0.324, SLG: 0.397 OBP: 0.279, SLG: 0.286										0	1	0	0	0	0	0					
29 Adrián Beltré, R (1,5) OBP: 0.303, SLG: 0.371										4	1	2	0	1	0	3					
3 Bill Hall, R (1,7) OBP: 0.269, SLG: 0.351										3	1	2	0	1	0	1					
27 Matt Tuiasosopo, R (1,4) OBP: 0.308, SLG: 0.300										3	0	1	1	0	0	3					
16 Josh Wilson, R (1,6) OBP: 0.266, SLG: 0.319										4	0	2	2	0	0	3					
32 Rob Johnson, R (1,2) OBP: 0.295, SLG: 0.333										2	1	1	0	2	0	1					
<b>Inning Stats</b>	R: 0 E: 0 K: 1 S: 7	H: 1 LOB: 0 BB: 0 P: 12	R: 1 E: 0 K: 0 S: 16	H: 2 LOB: 1 BB: 0 P: 25	R: 2 E: 0 K: 2 S: 15	H: 1 LOB: 0 BB: 1 P: 23	R: 0 E: 0 K: 0 S: 7	H: 1 LOB: 1 BB: 0 P: 17	R: 0 E: 0 K: 1 S: 8	H: 1 LOB: 0 BB: 0 P: 11	R: 0 E: 0 K: 1 S: 9	H: 2 LOB: 2 BB: 1 P: 19	R: 2 E: 0 K: 0 S: 13	H: 2 LOB: 1 BB: 1 P: 22	R: 0 E: 0 K: 0 S: 12	H: 2 LOB: 3 BB: 1 P: 21	1B: 10 2B: 1 3B: 1 HR: 1	SF: 1 SAC: 0 DP: 4 HBP: 1	WP: 0 PB: 0 SB: 0 CS: 0	PA: 41	
<b>PITCHER</b>	IP WLS BF H R ER SO BB IBB HBP BLK WP HR S P ERA WHIP	IP WLS BF H R ER SO BB IBB HBP BLK WP HR S P ERA WHIP	IP WLS BF H R ER SO BB IBB HBP BLK WP HR S P ERA WHIP	IP WLS BF H R ER SO BB IBB HBP BLK WP HR S P ERA WHIP	IP WLS BF H R ER SO BB IBB HBP BLK WP HR S P ERA WHIP	IP WLS BF H R ER SO BB IBB HBP BLK WP HR S P ERA WHIP	IP WLS BF H R ER SO BB IBB HBP BLK WP HR S P ERA WHIP	IP WLS BF H R ER SO BB IBB HBP BLK WP HR S P ERA WHIP	IP WLS BF H R ER SO BB IBB HBP BLK WP HR S P ERA WHIP	IP WLS BF H R ER SO BB IBB HBP BLK WP HR S P ERA WHIP	IP WLS BF H R ER SO BB IBB HBP BLK WP HR S P ERA WHIP	IP WLS BF H R ER SO BB IBB HBP BLK WP HR S P ERA WHIP	IP WLS BF H R ER SO BB IBB HBP BLK WP HR S P ERA WHIP	IP WLS BF H R ER SO BB IBB HBP BLK WP HR S P ERA WHIP	IP WLS BF H R ER SO BB IBB HBP BLK WP HR S P ERA WHIP	IP WLS BF H R ER SO BB IBB HBP BLK WP HR S P ERA WHIP	IP WLS BF H R ER SO BB IBB HBP BLK WP HR S P ERA WHIP	IP WLS BF H R ER SO BB IBB HBP BLK WP HR S P ERA WHIP	IP WLS BF H R ER SO BB IBB HBP BLK WP HR S P ERA WHIP	IP WLS BF H R ER SO BB IBB HBP BLK WP HR S P ERA WHIP	IP WLS BF H R ER SO BB IBB HBP BLK WP HR S P ERA WHIP

Seattle Mariners @ Toronto Blue Jays  
Rogers Centre, Toronto, ON  
Thu Sep 24 2009, 7:07 PM EDT  
Att: 15,306 - Partly Cloudy - 68 F

AB 34  
R 5  
H 13  
RBI 5  
BB 5  
SO 6  
LOB 20



Batter	1	2	3	4	5	6	7	8	9	AB	R	H	RBI	BB	SO	LOB	BOTTOM					
19 José Bautista, R (1,9) OBP: 0.353, SLG: 0.363										5	0	0	0	0	4	4						
2 Aaron Hill, R (1,4) OBP: 0.330, SLG: 0.496										3	2	2	0	1	0	0						
26 Adam Lind, L (1,10) OBP: 0.365, SLG: 0.539										4	1	1	0	0	1	3						
10 Vernon Wells, R (1,8) OBP: 0.316, SLG: 0.408										4	1	2	4	0	2	2						
12 Edwin Encarnación, R (1,5) OBP: 0.314, SLG: 0.396										4	0	0	0	0	1	2						
35 Lyle Overbay, L (1,3) OBP: 0.373, SLG: 0.466										3	0	0	0	1	3	1						
45 Travis Snider, L (1,7) OBP: 0.324, SLG: 0.414										3	0	0	0	1	0	1						
13 Raul Chavez, R (1,2) OBP: 0.285, SLG: 0.346										4	0	0	0	0	1	2						
6 John McDonald, R (1,6) OBP: 0.256, SLG: 0.370										4	0	2	0	0	0	1						
<b>Inning Stats</b>	R: 0 E: 0 K: 3 S: 11	H: 1 LOB: 1 BB: 0 P: 13	R: 0 E: 0 K: 1 S: 7	H: 0 LOB: 0 BB: 0 P: 10	R: 0 E: 0 K: 1 S: 6	H: 0 LOB: 0 BB: 0 P: 7	R: 0 E: 0 K: 2 S: 10	H: 0 LOB: 1 BB: 1 P: 18	R: 0 E: 0 K: 0 S: 8	H: 1 LOB: 2 BB: 1 P: 15	R: 3 E: 1 K: 1 S: 14	H: 2 LOB: 0 BB: 0 P: 19	R: 0 E: 0 K: 2 S: 10	H: 1 LOB: 0 BB: 0 P: 15	R: 1 E: 0 K: 1 S: 11	H: 2 LOB: 1 BB: 0 P: 11	R: 0 E: 0 K: 1 S: 11	H: 0 LOB: 1 BB: 1 P: 19	1B: 4 2B: 2 3B: 0 HR: 1	SF: 0 SAC: 0 DP: 0 HBP: 0	WP: 0 PB: 0 SB: 0 CS: 1	PA: 38
<b>PITCHER</b>	IP WLS BF H R ER SO BB IBB HBP BLK WP HR S P ERA WHIP	IP WLS BF H R ER SO BB IBB HBP BLK WP HR S P ERA WHIP	IP WLS BF H R ER SO BB IBB HBP BLK WP HR S P ERA WHIP	IP WLS BF H R ER SO BB IBB HBP BLK WP HR S P ERA WHIP	IP WLS BF H R ER SO BB IBB HBP BLK WP HR S P ERA WHIP	IP WLS BF H R ER SO BB IBB HBP BLK WP HR S P ERA WHIP	IP WLS BF H R ER SO BB IBB HBP BLK WP HR S P ERA WHIP	IP WLS BF H R ER SO BB IBB HBP BLK WP HR S P ERA WHIP	IP WLS BF H R ER SO BB IBB HBP BLK WP HR S P ERA WHIP	IP WLS BF H R ER SO BB IBB HBP BLK WP HR S P ERA WHIP	IP WLS BF H R ER SO BB IBB HBP BLK WP HR S P ERA WHIP	IP WLS BF H R ER SO BB IBB HBP BLK WP HR S P ERA WHIP	IP WLS BF H R ER SO BB IBB HBP BLK WP HR S P ERA WHIP	IP WLS BF H R ER SO BB IBB HBP BLK WP HR S P ERA WHIP	IP WLS BF H R ER SO BB IBB HBP BLK WP HR S P ERA WHIP	IP WLS BF H R ER SO BB IBB HBP BLK WP HR S P ERA WHIP	IP WLS BF H R ER SO BB IBB HBP BLK WP HR S P ERA WHIP	IP WLS BF H R ER SO BB IBB HBP BLK WP HR S P ERA WHIP	IP WLS BF H R ER SO BB IBB HBP BLK WP HR S P ERA WHIP	IP WLS BF H R ER SO BB IBB HBP BLK WP HR S P ERA WHIP	IP WLS BF H R ER SO BB IBB HBP BLK WP HR S P ERA WHIP	

Seattle Mariners @ Toronto Blue Jays  
Rogers Centre, Toronto, ON  
Thu Sep 24 2009, 7:07 PM EDT  
Att: 15,306 - Partly Cloudy - 68 F

AB 34  
R 4  
H 7  
RBI 4  
BB 3  
SO 12  
LOB 16





Batter	1	2	3	4	5	6	7	8	9	AB	R	H	RBI	BB	SO	LOB	TOP					
51 Ichiro Suzuki, L (1,9) OBP: 0.397, SLG: 0.470 3 Bill Hall, R (8,9) OBP: 0.269, SLG: 0.351										4	0	1	0	0	1	0	<b>Seattle Mariners @ Toronto Blue Jays</b> Rogers Centre, Toronto, ON Fri Sep 25 2009, 7:07 PM EDT Att: 20,668 - Partly Cloudy - 57 F					
21 Franklin Gutierrez, R (1,8) OBP: 0.336, SLG: 0.416										4	0	1	0	0	1	0						
4 Jose Lopez, R (1,4) OBP: 0.301, SLG: 0.466										4	0	2	0	0	0	2						
24 Ken Griffey Jr., L (1,10) OBP: 0.321, SLG: 0.393										4	0	0	0	0	2	2						
29 Adrian Beltré, R (1,5) OBP: 0.301, SLG: 0.367										4	0	0	0	0	1	1						
2 Kenji Johjima, R (1,2) OBP: 0.290, SLG: 0.397										4	0	2	0	0	1	1						
20 Mike Carp, L (1,3) OBP: 0.370, SLG: 0.444										3	0	1	0	0	1	2						
16 Josh Wilson, R (1,6) OBP: 0.261, SLG: 0.313										3	0	0	0	0	0	2						
55 Michael Saunders, L (1,7) OBP: 0.272, SLG: 0.278										3	0	0	0	0	2	0						
<b>Inning Stats</b>	R: 0 E: 0 K: 2 S: 11	H: 1 LOB: 1 BB: 0 P: 14	R: 0 E: 0 K: 1 S: 11	H: 1 LOB: 1 BB: 0 P: 15	R: 0 E: 0 K: 0 S: 13	H: 2 LOB: 1 BB: 0 P: 17	R: 0 E: 0 K: 1 S: 7	H: 1 LOB: 1 BB: 0 P: 13	R: 0 E: 0 K: 1 S: 7	H: 0 LOB: 0 BB: 0 P: 10	R: 0 E: 0 K: 1 S: 7	H: 0 LOB: 0 BB: 0 P: 8	R: 0 E: 0 K: 1 S: 8	H: 1 LOB: 0 BB: 0 P: 12	R: 0 E: 0 K: 2 S: 10	H: 0 LOB: 0 BB: 0 P: 14		R: 0 E: 0 K: 0 S: 7	H: 1 LOB: 1 BB: 0 P: 11	1B: 3 2B: 4 3B: 0 HR: 0	SF: 0 SAC: 0 DP: 1 HBP: 0	WP: 0 PB: 0 SB: 0 CS: 0
<b>PITCHER</b> 32 Roy Halladay, R (1,1) ERA: 2.9	IP: 9.0 WLS: W BF: 33 H: 7 R: 0 ER: 0 SO: 9 BB: 0 IBB: 0 HBP: 0 BLK: 0 WP: 0 HR: 0 S: 81 P: 114 ERA: 0.00 WHIP: 0.778															<b>PITCHER</b>	IP: 9.0 WLS: W BF: 33 H: 7 R: 0 ER: 0 SO: 9 BB: 0 IBB: 0 HBP: 0 BLK: 0 WP: 0 HR: 0 S: 81 P: 114 ERA: 0.00 WHIP: 0.778					

AB	33
R	0
H	7
RBI	0
BB	0
SO	9
LOB	10



Batter	1	2	3	4	5	6	7	8	9	AB	R	H	RBI	BB	SO	LOB	BOTTOM			
19 José Bautista, R (1,9) OBP: 0.355, SLG: 0.365										4	1	2	2	0	0	0	<b>Seattle Mariners @ Toronto Blue Jays</b> Rogers Centre, Toronto, ON Fri Sep 25 2009, 7:07 PM EDT Att: 20,668 - Partly Cloudy - 57 F			
2 Aaron Hill, R (1,4) OBP: 0.370, SLG: 0.499										4	1	1	2	0	0	1				
26 Adam Lind, L (1,10) OBP: 0.363, SLG: 0.535										4	0	0	0	0	1	0				
10 Vernon Wells, R (1,8) OBP: 0.315, SLG: 0.407										4	0	1	0	0	1	0				
12 Edwin Encarnación, R (1,5) OBP: 0.316, SLG: 0.395										3	1	1	0	1	0	1				
35 Lyle Overbay, L (1,3) OBP: 0.372, SLG: 0.466										4	0	1	1	0	0	1				
20 Rod Barajas, R (1,2) OBP: 0.263, SLG: 0.409											4	0	1	0	0	1				
45 Travis Snider, L (1,7) OBP: 0.324, SLG: 0.413										3	1	1	0	0	1	2				
6 John McDonald, R (1,6) OBP: 0.258, SLG: 0.369										3	1	1	0	0	1	0				
<b>Inning Stats</b>	R: 0 E: 0 K: 0 S: 6	H: 0 LOB: 0 BB: 0 P: 8	R: 0 E: 0 K: 1 S: 9	H: 0 LOB: 0 BB: 0 P: 14	R: 0 E: 0 K: 2 S: 9	H: 0 LOB: 0 BB: 0 P: 12	R: 0 E: 0 K: 0 S: 7	H: 0 LOB: 0 BB: 0 P: 11	R: 0 E: 0 K: 0 S: 10	H: 2 LOB: 2 BB: 0 P: 17	R: 2 E: 0 K: 2 S: 14	H: 3 LOB: 1 BB: 0 P: 21	R: 2 E: 0 K: 0 S: 10	H: 3 LOB: 1 BB: 0 P: 17	R: 1 E: 0 K: 0 S: 12	H: 1 LOB: 1 BB: 1 P: 24		1B: 6 2B: 2 3B: 0 HR: 1	SF: 0 SAC: 0 DP: 0 HBP: 0	WP: 1 PB: 0 SB: 0 CS: 0
<b>PITCHER</b> 58 Doug Fister, R (1,1) ERA: 4.5 41 Chris Jakubauskas, R (7,1) ERA: 5.32 52 Carlos Silva, R (8,1) ERA: 8.6	IP: 6.2 WLS: L BF: 27 H: 7 R: 4 ER: 4 SO: 5 BB: 0 IBB: 0 HBP: 0 BLK: 0 WP: 1 HR: 0 S: 60 P: 92 ERA: 5.40 WHIP: 1.050															<b>PITCHER</b>	IP: 6.2 WLS: L BF: 27 H: 7 R: 4 ER: 4 SO: 5 BB: 0 IBB: 0 HBP: 0 BLK: 0 WP: 1 HR: 0 S: 60 P: 92 ERA: 5.40 WHIP: 1.050			

AB	33
R	5
H	9
RBI	5
BB	1
SO	5
LOB	6





Batter	1	2	3	4	5	6	7	8	9	10	AB	R	H	RBI	BB	SO	LOB	TOP				
51 Ichiro Suzuki, L OBP: 0.385, SLG: 0.467 55 Michael Saunders, L OBP: 0.287, SLG: 0.273	G4-3		F7		K		G4-3	E8			3	0	0	0	0	1	1	Seattle Mariners @ Toronto Blue Jays Rogers Centre, Toronto, ON Sat Sep 26 2009, 1:07 PM EDT Att: 29,783 - Roof Closed - 68 F				
21 Franklin Gutierrez, R OBP: 0.340, SLG: 0.420	1B			2B	BB		1B	G6-4-3			4	2	3	0	1	0	3					
4 Jose Lopez, R OBP: 0.304, SLG: 0.467	1B			K	1B		1B		P6		5	0	3	0	0	1	1					
5 Mike Sweeney, R OBP: 0.339, SLG: 0.438	P2			1B	FC5-4		1B				5	0	2	1	0	1	3					
3 Bill Hall, R OBP: 0.285, SLG: 0.347				K			P3	SF8			4	0	0	1	0	3	1					
7 Jack Hannahan, L OBP: 0.300, SLG: 0.327	F9			K			G4-3				4	0	0	0	1	1	3					
27 Matt Tuasosopo, R OBP: 0.333, SLG: 0.333	F7			FC6			BB				5	1	2	0	0	1	0	livebaseballscorecards.com AB 39 R 4 H 13 RBI 3 BB 2 SO 9 LOB 17				
10 Adam Moore, R OBP: 0.286, SLG: 0.308				G6-3			1B				4	1	2	1	0	1	0					
16 Josh Wilson, R OBP: 0.262, SLG: 0.314				P3			SH1-4	G4-6-3			3	0	1	0	0	0	3					
<b>Inning Stats</b>	R: 0 E: 0 K: 0 S: 6	H: 2 LOB: 1 BB: 10	R: 0 E: 0 K: 1 S: 10	H: 0 LOB: 0 BB: 14	R: 0 E: 0 K: 0 S: 9	H: 0 LOB: 0 BB: 13	R: 1 E: 0 K: 2 S: 18	H: 2 LOB: 1 BB: 27	R: 2 E: 0 K: 1 S: 16	H: 3 LOB: 2 BB: 1	R: 0 E: 0 K: 1 S: 13	H: 2 LOB: 2 BB: 22	R: 1 E: 0 K: 2 S: 16	H: 3 LOB: 2 BB: 0	R: 0 E: 1 K: 1 S: 10	H: 1 LOB: 2 BB: 0	R: 0 E: 0 K: 2 S: 9	H: 0 LOB: 0 BB: 0	1B: 11 2B: 2 3B: 0 HR: 0	SF: 1 SAC: 1 DP: 2 HBP: 1	WP: 1 PB: 0 SB: 0 CS: 0	PA: 44
<b>PITCHER</b>	IP 5.1	WLS 26	BF 9	H 3	R 3	ER 3	SO 4	BB 2	IBB 0	HBP 0	BLK 0	WP 1	HR 0	S 70	P 106	ERA 5.06	WHIP 2.062					
25 David Purcey, L ERA: 5.28	1.2	7	3	1	1	0	0	0	0	0	0	0	0	18	27	5.40	1.800					
44 Casey Janssen, R ERA: 5.77	1.0	5	1	0	0	1	0	0	1	0	0	0	0	10	18	0.00	1.000					
22 Brandon League, R ERA: 4.71	2.0	W	6	0	0	0	4	0	0	0	0	0	0	21	32	0.00	0.000					
54 Jason Frasor, R ERA: 2.56																						

Batter	1	2	3	4	5	6	7	8	9	10	AB	R	H	RBI	BB	SO	LOB	BOTTOM				
19 José Bautista, R OBP: 0.353, SLG: 0.372	P4		K			HR					5	1	1	1	0	2	2	Seattle Mariners @ Toronto Blue Jays Rogers Centre, Toronto, ON Sat Sep 26 2009, 1:07 PM EDT Att: 29,783 - Roof Closed - 68 F				
2 Aaron Hill, R OBP: 0.329, SLG: 0.498	P5		F8			K					5	1	1	0	0	1	0					
26 Adam Lind, L OBP: 0.366, SLG: 0.547	BB				F7						4	2	3	3	1	0	0					
10 Vernon Wells, R OBP: 0.313, SLG: 0.404	G1-3				L4						4	0	0	0	0	0	2					
12 Edwin Encarnación, R OBP: 0.316, SLG: 0.303	K				G1-3						4	0	1	0	0	1	1					
35 Lyle Overbay, L OBP: 0.371, SLG: 0.467	K				E1						4	1	1	0	0	1	1					
45 Travis Snider, L OBP: 0.331, SLG: 0.419					G4-3						2	0	1	1	2	0	0	livebaseballscorecards.com AB 36 R 5 H 9 RBI 5 BB 3 SO 8 LOB 10				
6 John McDonald, R OBP: 0.250, SLG: 0.357	P5				K						4	0	0	0	0	2	4					
31 Kyle Phillips, L OBP: 0.214, SLG: 0.286					F7						3	0	1	0	0	1	0					
20 Rod Barajas, R OBP: 0.263, SLG: 0.408											1	0	0	0	0	0	0					
<b>Inning Stats</b>	R: 0 E: 0 K: 0 S: 13	H: 0 LOB: 1 BB: 21	R: 0 E: 0 K: 2 S: 10	H: 1 LOB: 1 BB: 13	R: 0 E: 0 K: 2 S: 8	H: 0 LOB: 0 BB: 14	R: 0 E: 0 K: 0 S: 8	H: 0 LOB: 0 BB: 11	R: 1 E: 0 K: 1 S: 8	H: 1 LOB: 0 BB: 11	R: 1 E: 0 K: 1 S: 11	H: 2 LOB: 1 BB: 20	R: 0 E: 0 K: 2 S: 12	H: 1 LOB: 2 BB: 21	R: 2 E: 0 K: 0 S: 9	H: 3 LOB: 2 BB: 17	R: 0 E: 0 K: 0 S: 7	H: 0 LOB: 0 BB: 10	1B: 3 2B: 3 3B: 0 HR: 3	SF: 0 SAC: 0 DP: 0 HBP: 0	WP: 0 PB: 0 SB: 0 CS: 0	PA: 39
<b>PITCHER</b>	IP 6.2	WLS 27	BF 5	H 2	R 2	ER 2	SO 7	BB 2	IBB 0	HBP 0	BLK 0	WP 0	HR 1	S 67	P 106	ERA 1.35	WHIP 1.050					
35 Ian Snell, R ERA: 4.86	1.0	B	6	3	2	2	1	0	0	0	0	0	1	10	15	18.00	3.000					
49 Garrett Olson, L ERA: 5.7	0.1	2	0	0	0	0	1	0	0	0	0	0	0	2	7	0.00	3.000					
23 Shawn Kelley, R ERA: 4.63	1.0	L	4	1	1	1	0	0	0	0	0	1	9	15	9.00	1.000						

Seattle Mariners @ Toronto Blue Jays  
 Rogers Centre, Toronto, ON  
 Sat Sep 26 2009, 1:07 PM EDT  
 Att: 29,783 - Roof Closed - 68 F



Seattle Mariners @ Toronto Blue Jays  
 Rogers Centre, Toronto, ON  
 Sat Sep 26 2009, 1:07 PM EDT  
 Att: 29,783 - Roof Closed - 68 F





Batter	1	2	3	4	5	6	7	8	9	AB	R	H	RBI	BB	SO	LOB	TOP					
51 Ichiro Suzuki, L (1,9) OBP: 0.394, SLG: 0.464	F9		F7		G6-3		HBP		FC4-6	4	0	0	0	0	0	2	<b>Seattle Mariners @ Toronto Blue Jays</b> Rogers Centre, Toronto, ON Sun Sep 27 2009, 1:07 PM EDT Att: 39,052 - Cloudy - 64 F					
21 Franklin Gutierrez, R (1,8) OBP: 0.338, SLG: 0.424	L6		F9		HR		K		F8	5	1	1	1	0	1	3						
4 Jose Lopez, R (1,3) OBP: 0.304, SLG: 0.465	FC5-4 1B		F8		G6-3		P6			4	0	1	0	0	0	2						
5 Mike Sweeney, R (1,10) OBP: 0.337, SLG: 0.447	FC5-4				K		G5-3		HR	4	1	1	1	0	1	1						
29 Adrián Beltré, R (1,5) OBP: 0.300, SLG: 0.365		G6-3			K		G5-3		G5-3	3	0	0	0	0	1	0						
3 Bill Hall, R (1,7) OBP: 0.262, SLG: 0.343		P4			K		K		F8	4	0	0	0	0	2	1						
2 Kenji Johjima, R (1,2) OBP: 0.298, SLG: 0.413		FC5-4 1B			HR		BB		F9	3	1	2	1	1	0	0						
27 Matt Tuiasosopo, R (1,4) OBP: 0.318, SLG: 0.474		FC5-4			HR		F7		K	4	1	1	1	0	1	3						
16 Josh Wilson, R (1,6) OBP: 0.293, SLG: 0.310							F9			2	0	0	0	1	1	0						
24 Ken Griffey Jr., L (9,PH) OBP: 0.323, SLG: 0.395					K2-3					1	0	1	0	0	0	0						
55 Michael Saunders, L (9,FR) OBP: 0.267, SLG: 0.273									FC4-6 1B	0	0	0	0	0	0	0						
<b>Inning Stats</b>	R: 0 E: 0 K: 0 S: 10	H: 1 LOB: 1 BB: 0 P: 18	R: 0 E: 0 K: 0 S: 7	H: 1 LOB: 1 BB: 0 P: 11	R: 0 E: 0 K: 0 S: 7	H: 0 LOB: 1 BB: 1 P: 13	R: 0 E: 0 K: 3 S: 11	H: 0 LOB: 0 BB: 0 P: 14	R: 3 E: 0 K: 1 S: 14	H: 3 LOB: 0 BB: 0 P: 23	R: 0 E: 0 K: 1 S: 9	H: 0 LOB: 1 BB: 0 P: 17	R: 0 E: 0 K: 1 S: 8	H: 0 LOB: 1 BB: 0 P: 14	R: 1 E: 0 K: 0 S: 10	H: 1 LOB: 0 BB: 0 P: 18	R: 0 E: 0 K: 1 S: 9	H: 1 LOB: 1 BB: 0 P: 13	1B: 3 2B: 0 3B: 0 HR: 4	SF: 0 SAC: 0 DP: 0 HBP: 2	WP: 0 PB: 0 SB: 0 CS: 0	PA: 38
<b>PITCHER</b>	IP WLS BF H R ER SO BB IBB HBP BLK WP HR S P ERA WHIP																					
56 Brian Tallet, L (1,1) ERA: 5.32	7.0		30	5	3	3	6	2	0	2	0	0	0	0	3	66	110	3.86	1.000			
40 Brian Wolfe, R (8,1) ERA: 8.79	1.0	W	4	1	1	1	0	0	0	0	0	0	0	1	10	18	9.00	1.000				
57 Shawn Camp, R (9,1) ERA: 3.16	1.0	S	4	1	0	0	1	0	0	0	0	0	0	0	9	13	0.00	1.000				

AB	34
R	4
H	7
RBI	4
BB	2
SO	7
LOB	12



Batter	1	2	3	4	5	6	7	8	9	AB	R	H	RBI	BB	SO	LOB	BOTTOM			
19 José Bautista, R (1,9) OBP: 0.354, SLG: 0.373	F9				1B		F9		2B 1B	4	1	2	1	0	0	1	<b>Seattle Mariners @ Toronto Blue Jays</b> Rogers Centre, Toronto, ON Sun Sep 27 2009, 1:07 PM EDT Att: 39,052 - Cloudy - 64 F			
2 Aaron Hill, R (1,4) OBP: 0.326, SLG: 0.496	P6				F7		P3		2B 1B	3	1	0	0	1	0	2				
12 Edwin Encarnación, R (1,5) OBP: 0.312, SLG: 0.387	F9				K		P3		K	4	0	0	0	0	2	3				
10 Vernon Wells, R (1,8) OBP: 0.313, SLG: 0.403		F7			G4-3		2B SF8		K	4	1	1	0	0	1	3				
21 Randy Ruiz, R (1,10) OBP: 0.351, SLG: 0.531		G4-3			K		2B SF8		2B 1B	3	1	1	0	0	1	0				
26 Adam Lind, L (8,PH) OBP: 0.367, SLG: 0.547		G4-3			K		2B SF8		2B 1B	1	0	1	1	0	0	0				
20 Rod Barajas, R (1,2) OBP: 0.263, SLG: 0.410		F8			F8		SF8		2B	3	0	1	2	0	0	0				
15 Kevin Millar, R (1,3) OBP: 0.299, SLG: 0.340					F8		1B		G5-3	4	0	1	1	0	1	2				
45 Travis Snider, L (1,7) OBP: 0.331, SLG: 0.417					F9		1B		F9	3	0	1	0	0	0	1				
6 John McDonald, R (1,6) OBP: 0.252, SLG: 0.364					P2		F8		2B	3	1	1	0	0	0	1				
<b>Inning Stats</b>	R: 0 E: 0 K: 0 S: 7	H: 0 LOB: 0 BB: 0 P: 13	R: 0 E: 0 K: 0 S: 11	H: 0 LOB: 0 BB: 0 P: 13	R: 0 E: 0 K: 1 S: 7	H: 0 LOB: 0 BB: 0 P: 12	R: 0 E: 0 K: 1 S: 12	H: 1 LOB: 1 BB: 0 P: 18	R: 0 E: 0 K: 1 S: 6	H: 0 LOB: 0 BB: 0 P: 9	R: 0 E: 0 K: 0 S: 9	H: 1 LOB: 1 BB: 0 P: 12	R: 2 E: 0 K: 0 S: 17	H: 3 LOB: 1 BB: 0 P: 27	R: 3 E: 0 K: 2 S: 19	H: 4 LOB: 2 BB: 1 P: 30	1B: 6 2B: 3 3B: 0 HR: 0	SF: 1 SAC: 0 DP: 0 HBP: 0	WP: 0 PB: 0 SB: 0 CS: 0	PA: 34
<b>PITCHER</b>	IP WLS BF H R ER SO BB IBB HBP BLK WP HR S P ERA WHIP																			
18 Ryan Rowland-Smith, L (1,1) ERA: 3.91	7.0	L	29	7	5	5	3	1	0	0	0	0	0	0	74	114	6.43	1.143		
43 Miguel Batista, R (8,1) ERA: 4.19	1.0	B	5	2	0	0	2	0	0	0	0	0	0	0	14	20	0.00	2.000		

AB	32
R	5
H	9
RBI	5
BB	1
SO	5
LOB	13











Batter	1	2	3	4	5	6	7	8	9	AB	R	H	RBI	BB	SO	LOB	TOP										
29 Adam Kennedy, L (1,5) OBP: 0.347, SLG: 0.412										4	0	0	0	0	1	0	<b>Oakland Athletics @ Seattle Mariners</b> Safeco Field, Seattle, WA Wed Sep 30 2009, 7:10 PM PDT Att: 16,934 - Cloudy - 60 F										
11 Rajai Davis, R (1,8) OBP: 0.363, SLG: 0.421										4	0	1	0	0	3	0											
8 Kurt Suzuki, R (1,2) OBP: 0.312, SLG: 0.418										2	0	0	0	0	1	1											
35 Landon Powell, S (6,2) OBP: 0.305, SLG: 0.441										2	0	1	0	0	0	0											
32 Jack Cust, L (1,10) OBP: 0.358, SLG: 0.415										4	0	0	0	0	4	2											
10 Daric Barton, L (1,3) OBP: 0.371, SLG: 0.418										3	0	0	0	0	0	0											
14 Mark Ellis, R (1,4) OBP: 0.315, SLG: 0.418										2	0	0	0	0	0	0											
25 Matt Carson, R (7,7) OBP: 0.385, SLG: 0.615										1	0	0	0	0	0	0											
1 Eric Patterson, L (1,7) (7,4)										2	0	0	0	1	1	0											
6 Travis Buck, L (1,9) OBP: 0.295, SLG: 0.343										2	0	0	0	1	1	0											
2 Cliff Pennington, S (1,6) OBP: 0.344, SLG: 0.429										3	0	0	0	0	0	2											
<b>Inning Stats</b>	R: 0 E: 0 K: 2 S: 11	H: 0 LOB: 0 BB: 0 P: 13	R: 0 E: 0 K: 1 S: 9	H: 0 LOB: 0 BB: 0 P: 14	R: 0 E: 0 K: 2 S: 10	H: 0 LOB: 0 BB: 0 P: 15	R: 0 E: 0 K: 1 S: 8	H: 1 LOB: 1 BB: 0 P: 11	R: 0 E: 0 K: 0 S: 7	H: 0 LOB: 0 BB: 0 P: 8	R: 0 E: 0 K: 1 S: 6	H: 0 LOB: 0 BB: 0 P: 9	R: 0 E: 0 K: 2 S: 7	H: 0 LOB: 0 BB: 0 P: 10	R: 0 E: 0 K: 0 S: 12	H: 0 LOB: 2 BB: 2 P: 25	R: 0 E: 0 K: 2 S: 12	H: 1 LOB: 1 BB: 0 P: 20	1B: 2 2B: 0 3B: 0 HR: 0	SF: 0 SAC: 0 DP: 0 HBP: 0	WP: 1 PB: 0 SB: 0 CS: 0	PA: 31					
<b>PITCHER</b>	IP	WLS	BF	H	R	ER	SO	BB	IBB	HBP	BLK	WP	HR	S	P	ERA	WHIP										
35 Brandon Morrow, R (1,1) ERA: 4.39	8.0	W	27	1	0	0	9	2	0	0	0	1	0	70	105	0.00	0.375										
23 Shawn Kelley, R (9,1) ERA: 4.53	1.0		4	1	0	0	2	0	0	0	0	0	0	12	20	0.00	1.000										

Batter	1	2	3	4	5	6	7	8	9	AB	R	H	RBI	BB	SO	LOB	BOTTOM										
51 Ichiro Suzuki, L (1,9) OBP: 0.395, SLG: 0.466										5	2	2	0	0	0	2	<b>Oakland Athletics @ Seattle Mariners</b> Safeco Field, Seattle, WA Wed Sep 30 2009, 7:10 PM PDT Att: 16,934 - Cloudy - 60 F										
21 Franklin Gutierrez, R (1,8) OBP: 0.338, SLG: 0.422										4	2	2	1	1	1	1											
4 Jose Lopez, R (1,4) OBP: 0.303, SLG: 0.464										4	0	1	1	0	2	4											
24 Ken Griffey Jr., L (1,10) OBP: 0.324, SLG: 0.408										4	1	1	3	0	2	1											
29 Adrian Beltré, R (1,5) OBP: 0.304, SLG: 0.370										4	1	2	0	0	1	1											
2 Kenji Johjima, R (1,2) OBP: 0.300, SLG: 0.413										0	0	0	0	0	0	0											
10 Adam Moore, R (2,PH) OBP: 0.294, SLG: 0.500										3	1	1	1	0	2	2											
7 Jack Hannahan, L (1,3) OBP: 0.300, SLG: 0.330										4	0	1	1	0	0	2											
16 Josh Wilson, R (1,6) OBP: 0.263, SLG: 0.313										4	0	0	0	0	2	2											
55 Michael Saunders, L (1,7) OBP: 0.275, SLG: 0.298										4	0	2	0	0	0	2											
<b>Inning Stats</b>	R: 4 E: 0 K: 0 S: 22	H: 5 LOB: 2 BB: 0 P: 36	R: 2 E: 1 K: 2 S: 26	H: 4 LOB: 2 BB: 0 P: 33	R: 0 E: 0 K: 2 S: 16	H: 1 LOB: 2 BB: 1 P: 28	R: 1 E: 1 K: 0 S: 9	H: 1 LOB: 0 BB: 0 P: 14	R: 0 E: 0 K: 0 S: 10	H: 0 LOB: 0 BB: 0 P: 14	R: 0 E: 0 K: 3 S: 10	H: 0 LOB: 0 BB: 0 P: 14	R: 0 E: 0 K: 2 S: 9	H: 1 LOB: 1 BB: 0 P: 12	R: 0 E: 0 K: 1 S: 9	H: 0 LOB: 1 BB: 0 P: 12	1B: 6 2B: 2 3B: 2 HR: 2	SF: 0 SAC: 0 DP: 1 HBP: 1	WP: 0 PB: 0 SB: 0 CS: 0	PA: 38							
<b>PITCHER</b>	IP	WLS	BF	H	R	ER	SO	BB	IBB	HBP	BLK	WP	HR	S	P	ERA	WHIP										
62 Clayton Mortensen, R (1,1) ERA: 7.63	1.0	L	12	6	6	6	0	0	0	0	0	0	0	37	55	54.00	8.000										
39 Brad Kilby, L (2,1) ERA: 0.6	2.0		9	2	0	0	4	1	0	0	0	0	0	27	42	0.00	1.500										
60 Jeff Gray, R (4,1) ERA: 2.95	1.0		4	1	1	1	0	0	0	0	0	0	1	9	14	9.00	1.000										
44 Jon Melan, R (5,1) ERA: 3.0	2.0		6	0	0	0	3	0	0	0	0	0	0	20	28	0.00	0.000										
63 Henry Alberto Rodriguez, R (1,1) ERA: 3.0	2.0		7	1	0	0	3	0	0	0	0	0	0	18	24	0.00	0.500										

**AB 29**  
**R 0**  
**H 2**  
**RBI 0**  
**BB 2**  
**SO 11**  
**LOB 5**



**AB 36**  
**R 7**  
**H 12**  
**RBI 7**  
**BB 1**  
**SO 10**  
**LOB 17**





Batter	1	2	3	4	5	6	7	8	9	AB	R	H	RBI	BB	SO	LOB	TOP				
29 Adam Kennedy, L (1.5) OBP: 0.348, SLG: 0.411										3	0	1	0	1	2	0	<b>Oakland Athletics @ Seattle Mariners</b> Safeco Field, Seattle, WA Thu Oct 01 2009, 7:10 PM PDT Att: 16,606 - Roof Closed - 59 F				
11 Rajai Davis, R (1.8) OBP: 0.382, SLG: 0.419										4	0	1	0	0	0	2					
8 Kurt Suzuki, R (1.2) OBP: 0.311, SLG: 0.420										4	1	1	0	0	0	1					
32 Jack Cust, L (1.10) OBP: 0.359, SLG: 0.422										4	1	2	1	0	1	1					
10 Daric Barton, L (1.3) OBP: 0.369, SLG: 0.420										4	0	1	1	0	0	1					
14 Mark Ellis, R (1.4) OBP: 0.311, SLG: 0.414											4	0	0	0	0	2					
1 Eric Patterson, L (1.7) OBP: 0.380, SLG: 0.381											4	0	1	0	0	2		1			
6 Travis Buck, L (1.9) OBP: 0.287, SLG: 0.333										3	0	0	0	0	0	2					
2 Cliff Pennington, S (1.6) OBP: 0.339, SLG: 0.422										3	0	0	0	0	1	0					
<b>Inning Stats</b>	R: 0 E: 0 K: 0 S: 7	H: 0 LOB: 0 BB: 1 P: 13	R: 0 E: 0 K: 0 S: 11	H: 2 LOB: 2 BB: 0 P: 16	R: 0 E: 0 K: 1 S: 8	H: 0 LOB: 0 BB: 0 P: 12	R: 1 E: 0 K: 2 S: 14	H: 2 LOB: 1 BB: 0 P: 21	R: 0 E: 0 K: 0 S: 9	H: 0 LOB: 0 BB: 0 P: 12	R: 0 E: 0 K: 0 S: 14	H: 0 LOB: 0 BB: 0 P: 18	R: 0 E: 0 K: 1 S: 8	H: 1 LOB: 1 BB: 0 P: 10	R: 1 E: 0 K: 1 S: 13	H: 1 LOB: 0 BB: 0 P: 21	1B: 4 2B: 1 3B: 1 HR: 1	SF: 0 SAC: 0 DP: 1 HBP: 0	WP: 0 PB: 1 SB: 0 CS: 0	PA: 34	
<b>PITCHER</b>	IP WLS BF H R ER SO BB IBB HBP BLK WP HR S P ERA WHIP	7.0 W 26 5 1 1 4 1 0 0 0 0 0 70 103 1.29 0.857	1.0 H 4 1 0 0 1 0 0 0 0 0 0 8 10 0.00 1.000	1.0 S 4 1 1 1 1 0 0 0 0 0 1 13 21 9.00 1.000																	
58 Doug Fister, R (1.1) ERA: 4.13																					
57 Mark Lowe, R (8.1) ERA: 3.18																					
53 David Aardsma, R (9.1) ERA: 2.2																					
<b>Batter</b>	<b>1</b>	<b>2</b>	<b>3</b>	<b>4</b>	<b>5</b>	<b>6</b>	<b>7</b>	<b>8</b>	<b>9</b>	<b>AB</b>	<b>R</b>	<b>H</b>	<b>RBI</b>	<b>BB</b>	<b>SO</b>	<b>LOB</b>	<b>BOTTOM</b>				
51 Ichiro Suzuki, L (1.9) OBP: 0.386, SLG: 0.467										4	0	2	0	0	0	1	<b>Oakland Athletics @ Seattle Mariners</b> Safeco Field, Seattle, WA Thu Oct 01 2009, 7:10 PM PDT Att: 16,606 - Roof Closed - 59 F				
21 Franklin Gutierrez, R (1.8) OBP: 0.339, SLG: 0.423										3	1	1	0	1	0	1					
4 Jose Lopez, R (1.3) OBP: 0.303, SLG: 0.463										4	1	1	0	0	0	4					
5 Mike Sweeney, R (1.10) OBP: 0.336, SLG: 0.444										4	0	1	2	0	0	3					
29 Adrian Beltré, R (1.5) OBP: 0.305, SLG: 0.378										4	1	2	2	0	0	0					
3 Bill Hall, R (1.7) OBP: 0.260, SLG: 0.341										3	0	0	0	0	2	0					
55 Michael Saunders, L (9.7) OBP: 0.275, SLG: 0.298										0	0	0	0	0	0	0					
27 Matt Tuiasosopo, R (1.4) OBP: 0.280, SLG: 0.409										3	0	0	0	0	1	0					
10 Adam Moore, R (1.2) OBP: 0.300, SLG: 0.474										3	1	1	0	0	2	0					
16 Josh Wilson, R (1.6) OBP: 0.259, SLG: 0.308										3	0	0	0	0	2	1					
<b>Inning Stats</b>	R: 0 E: 0 K: 0 S: 9	H: 2 LOB: 1 BB: 0 P: 13	R: 1 E: 0 K: 2 S: 9	H: 1 LOB: 0 BB: 0 P: 13	R: 0 E: 0 K: 1 S: 14	H: 2 LOB: 2 BB: 0 P: 20	R: 0 E: 0 K: 1 S: 8	H: 0 LOB: 0 BB: 0 P: 12	R: 3 E: 1 K: 1 S: 24	H: 3 LOB: 1 BB: 1 P: 34	R: 0 E: 0 K: 2 S: 8	H: 0 LOB: 0 BB: 0 P: 14	R: 0 E: 0 K: 0 S: 8	H: 0 LOB: 0 BB: 0 P: 12	R: 0 E: 0 K: 0 S: 7	H: 0 LOB: 0 BB: 0 P: 8	1B: 6 2B: 1 3B: 0 HR: 1	SF: 0 SAC: 0 DP: 1 HBP: 0	WP: 0 PB: 0 SB: 1 CS: 0	PA: 32	
<b>PITCHER</b>	IP WLS BF H R ER SO BB IBB HBP BLK WP HR S P ERA WHIP	5.0 L 23 4 0 0 1 5 1 0 0 0 0 64 92 1.80 1.800	1.0 3 0 0 0 2 0 0 0 0 0 0 8 14 0.00 0.000	1.0 3 0 0 0 0 0 0 0 0 0 0 8 12 0.00 0.000	1.0 3 0 0 0 0 0 0 0 0 0 7 8 0.00 0.000																
49 Brett Anderson, L (1.1) ERA: 4.06																					
31 Brad Ziegler, R (6.1) ERA: 3.15																					
56 Craig Breslow, L (7.1) ERA: 3.34																					
48 Michael Wuertz, R (8.1) ERA: 2.67																					
<b>Oakland Athletics</b>																					







Batter	1	2	3	4	5	6	7	8	9	AB	R	H	RBI	BB	SO	LOB	TOP							
5 Ian Kinsler, R OBP: 0.327, SLG: 0.488	G3		P4			7 1B	BB			3	0	1	0	1	0	0	<b>Texas Rangers @ Seattle Mariners</b> Safeco Field, Seattle, WA Sat Oct 03 2009, 6:10 PM PDT Att: 24,408 - Partly Cloudy - 56 F							
10 Michael Young, R OBP: 0.374, SLG: 0.518	7 G4-6-3 BB		F8			K	F8			3	0	0	0	1	1	4								
7 David Murphy, L OBP: 0.339, SLG: 0.446	G4-6-3		K			22 G1-4-3 1B				4	0	1	0	0	1	1								
22 Marion Byrd, R OBP: 0.329, SLG: 0.479		F8				G1-4-3				4	0	1	0	0	0	2								
19 Chris Davis, L OBP: 0.284, SLG: 0.443		F7				L3				4	1	1	0	0	0	1								
25 Andrew Jones, R OBP: 0.323, SLG: 0.459		1B				2B				3	0	2	0	1	1	0								
1 Elvis Andrus, R OBP: 0.331, SLG: 0.376	G5-3					F8				4	0	1	1	0	0	2								
2 Taylor Teagarden, R OBP: 0.272, SLG: 0.378			G6-3			E5				4	0	0	0	0	2	3								
20 Julio Borbon, L OBP: 0.379, SLG: 0.418			G4-3			K				3	0	0	0	0	1	4								
<b>Inning Stats</b>	R: 0 E: 0 K: 0 S: 4	H: 0 LOB: 0 BB: 1 P: 9	R: 0 E: 0 K: 0 S: 8	H: 1 LOB: 1 BB: 0 P: 14	R: 0 E: 0 K: 0 S: 7	H: 0 LOB: 0 BB: 0 P: 11	R: 0 E: 0 K: 1 S: 10	H: 0 LOB: 0 BB: 0 P: 15	R: 0 E: 0 K: 1 S: 13	H: 1 LOB: 2 BB: 0 P: 20	R: 0 E: 0 K: 1 S: 11	H: 2 LOB: 1 BB: 0 P: 15	R: 1 E: 0 K: 1 S: 13	H: 2 LOB: 3 BB: 2 P: 26	R: 0 E: 0 K: 0 S: 6	H: 1 LOB: 0 BB: 0 P: 9	R: 0 E: 0 K: 2 S: 12	H: 0 LOB: 0 BB: 0 P: 16	1B: 4 2B: 4 3B: 0 HR: 0	SF: 0 SAC: 0 DP: 3 HBP: 0	WP: 0 PB: 0 SB: 0 CS: 0	PA: 35		
<b>PITCHER</b>	IP WLS BF H R ER SO BB IBB HBP BLK WP HR S P ERA WHIP	IP WLS BF H R ER SO BB IBB HBP BLK WP HR S P ERA WHIP	IP WLS BF H R ER SO BB IBB HBP BLK WP HR S P ERA WHIP	IP WLS BF H R ER SO BB IBB HBP BLK WP HR S P ERA WHIP	IP WLS BF H R ER SO BB IBB HBP BLK WP HR S P ERA WHIP	IP WLS BF H R ER SO BB IBB HBP BLK WP HR S P ERA WHIP	IP WLS BF H R ER SO BB IBB HBP BLK WP HR S P ERA WHIP	IP WLS BF H R ER SO BB IBB HBP BLK WP HR S P ERA WHIP	IP WLS BF H R ER SO BB IBB HBP BLK WP HR S P ERA WHIP	IP WLS BF H R ER SO BB IBB HBP BLK WP HR S P ERA WHIP	IP WLS BF H R ER SO BB IBB HBP BLK WP HR S P ERA WHIP	IP WLS BF H R ER SO BB IBB HBP BLK WP HR S P ERA WHIP	IP WLS BF H R ER SO BB IBB HBP BLK WP HR S P ERA WHIP	IP WLS BF H R ER SO BB IBB HBP BLK WP HR S P ERA WHIP	IP WLS BF H R ER SO BB IBB HBP BLK WP HR S P ERA WHIP	IP WLS BF H R ER SO BB IBB HBP BLK WP HR S P ERA WHIP	IP WLS BF H R ER SO BB IBB HBP BLK WP HR S P ERA WHIP	IP WLS BF H R ER SO BB IBB HBP BLK WP HR S P ERA WHIP	IP WLS BF H R ER SO BB IBB HBP BLK WP HR S P ERA WHIP	IP WLS BF H R ER SO BB IBB HBP BLK WP HR S P ERA WHIP	IP WLS BF H R ER SO BB IBB HBP BLK WP HR S P ERA WHIP	IP WLS BF H R ER SO BB IBB HBP BLK WP HR S P ERA WHIP	IP WLS BF H R ER SO BB IBB HBP BLK WP HR S P ERA WHIP	IP WLS BF H R ER SO BB IBB HBP BLK WP HR S P ERA WHIP

AB 32  
R 1  
H 7  
RBI 1  
BB 3  
SO 6  
LOB 17



Batter	1	2	3	4	5	6	7	8	9	AB	R	H	RBI	BB	SO	LOB	BOTTOM							
51 Ichiro Suzuki, L OBP: 0.385, SLG: 0.465	21 G6-3 1B		4 G1-6-3 1B			4 F8 21 1B	K			4	0	3	0	0	1	2	<b>Texas Rangers @ Seattle Mariners</b> Safeco Field, Seattle, WA Sat Oct 03 2009, 6:10 PM PDT Att: 24,408 - Partly Cloudy - 56 F							
21 Franklin Gutierrez, R OBP: 0.338, SLG: 0.422	G6-3		B2			G1-3				4	0	1	1	0	0	5								
4 Jose Lopez, R OBP: 0.303, SLG: 0.463	F9		G1-6-3			F8				4	0	1	0	0	0	5								
24 Ken Griffey Jr., L OBP: 0.324, SLG: 0.413	K					HR	IBB			3	1	1	1	1	1	2								
29 Adrian Beltré, R OBP: 0.307, SLG: 0.382	G5-3		G3			K				4	0	1	0	0	1	4								
2 Kenji Johjima, R OBP: 0.298, SLG: 0.406	K		G3			F8				4	0	0	0	0	1	5								
20 Mike Carp, L OBP: 0.415, SLG: 0.463			G4-3			G3				3	0	1	0	1	1	1								
7 Jack Hannahan, L OBP: 0.300, SLG: 0.330	1B					G3				0	0	0	0	0	0	0								
55 Michael Saunders, L OBP: 0.258, SLG: 0.279	K		G3			G3				4	0	0	0	0	1	3								
16 Josh Wilson, R OBP: 0.268, SLG: 0.323	51 1B					51 1B 21 1B	HBP			3	1	2	0	0	0	0								
<b>Inning Stats</b>	R: 0 E: 0 K: 1 S: 10	H: 1 LOB: 1 BB: 0 P: 17	R: 0 E: 0 K: 2 S: 15	H: 1 LOB: 1 BB: 0 P: 21	R: 0 E: 0 K: 0 S: 6	H: 2 LOB: 1 BB: 0 P: 8	R: 1 E: 0 K: 0 S: 14	H: 2 LOB: 1 BB: 0 P: 22	R: 1 E: 0 K: 1 S: 16	H: 3 LOB: 3 BB: 1 P: 26	R: 0 E: 0 K: 1 S: 11	H: 0 LOB: 2 BB: 1 P: 19	R: 0 E: 0 K: 0 S: 10	H: 1 LOB: 1 BB: 0 P: 12	R: 0 E: 0 K: 1 S: 6	H: 0 LOB: 0 BB: 0 P: 9	1B: 6 2B: 3 3B: 0 HR: 1	SF: 0 SAC: 0 DP: 1 HBP: 1	WP: 0 PB: 0 SB: 1 CS: 0	PA: 36				
<b>PITCHER</b>	IP WLS BF H R ER SO BB IBB HBP BLK WP HR S P ERA WHIP	IP WLS BF H R ER SO BB IBB HBP BLK WP HR S P ERA WHIP	IP WLS BF H R ER SO BB IBB HBP BLK WP HR S P ERA WHIP	IP WLS BF H R ER SO BB IBB HBP BLK WP HR S P ERA WHIP	IP WLS BF H R ER SO BB IBB HBP BLK WP HR S P ERA WHIP	IP WLS BF H R ER SO BB IBB HBP BLK WP HR S P ERA WHIP	IP WLS BF H R ER SO BB IBB HBP BLK WP HR S P ERA WHIP	IP WLS BF H R ER SO BB IBB HBP BLK WP HR S P ERA WHIP	IP WLS BF H R ER SO BB IBB HBP BLK WP HR S P ERA WHIP	IP WLS BF H R ER SO BB IBB HBP BLK WP HR S P ERA WHIP	IP WLS BF H R ER SO BB IBB HBP BLK WP HR S P ERA WHIP	IP WLS BF H R ER SO BB IBB HBP BLK WP HR S P ERA WHIP	IP WLS BF H R ER SO BB IBB HBP BLK WP HR S P ERA WHIP	IP WLS BF H R ER SO BB IBB HBP BLK WP HR S P ERA WHIP	IP WLS BF H R ER SO BB IBB HBP BLK WP HR S P ERA WHIP	IP WLS BF H R ER SO BB IBB HBP BLK WP HR S P ERA WHIP	IP WLS BF H R ER SO BB IBB HBP BLK WP HR S P ERA WHIP	IP WLS BF H R ER SO BB IBB HBP BLK WP HR S P ERA WHIP	IP WLS BF H R ER SO BB IBB HBP BLK WP HR S P ERA WHIP	IP WLS BF H R ER SO BB IBB HBP BLK WP HR S P ERA WHIP	IP WLS BF H R ER SO BB IBB HBP BLK WP HR S P ERA WHIP	IP WLS BF H R ER SO BB IBB HBP BLK WP HR S P ERA WHIP	IP WLS BF H R ER SO BB IBB HBP BLK WP HR S P ERA WHIP	IP WLS BF H R ER SO BB IBB HBP BLK WP HR S P ERA WHIP

AB 33  
R 2  
H 10  
RBI 2  
BB 2  
SO 6  
LOB 27






Batter	1	2	3	4	5	6	7	8	9	AB	R	H	RBI	BB	SO	LOB	TOP										
20 Julio Borbon, L (1, 8) OBP: 0.376, SLG: 0.414	G5-3		G4-3			K2-3		1B		4	0	1	0	0	1	0	<b>Texas Rangers @ Seattle Mariners</b> Safeco Field, Seattle, WA Sun Oct 04 2009, 1:10 PM PDT Att: 32,274 - Sunny - 62 F										
1 Elvis Andrus, R (1, 6) OBP: 0.329, SLG: 0.373	G5-3			F7		K		L9		4	0	0	0	0	1												
7 David Murphy, L (1, 7) OBP: 0.338, SLG: 0.447				L7		K			G3-1	4	0	1	0	0	1												
9 Hank Blalock, L (1, 3) OBP: 0.277, SLG: 0.459	P6			K					G4-3	3	1	0	0	1	1												
5 Ian Kinsler, R (1, 4) OBP: 0.327, SLG: 0.488		L7			E6				K	4	2	1	0	0	1												
19 Chris Davis, L (1, 10) OBP: 0.284, SLG: 0.442				K						3	0	1	1	0	1												
2 Taylor Teagarden, R (1, 2) OBP: 0.270, SLG: 0.374				K						2	0	0	1	0	1												
68 Craig Gentry, R (1, 9) OBP: 0.211, SLG: 0.176										3	0	0	1	0	0												
6 Esteban German, R (1, 5) OBP: 0.360, SLG: 0.391										3	0	0	0	0	0												
<b>Inning Stats</b>	R: 0 H: 1 E: 0 K: 0 S: 11	H: 1 LOB: 1 BB: 0 P: 17	R: 0 H: 0 E: 0 K: 2 S: 11	H: 0 LOB: 0 BB: 0 P: 15	R: 0 H: 0 E: 0 K: 0 S: 8	H: 0 LOB: 0 BB: 0 P: 12	R: 0 H: 0 E: 0 K: 1 S: 11	H: 0 LOB: 0 BB: 0 P: 17	R: 1 H: 1 E: 1 K: 0 S: 11	H: 1 LOB: 1 BB: 0 P: 15	R: 0 H: 0 E: 0 K: 3 S: 10	H: 0 LOB: 0 BB: 0 P: 11	R: 2 H: 1 E: 0 K: 0 S: 12	H: 1 LOB: 0 BB: 1 P: 24	R: 0 H: 1 E: 0 K: 0 S: 7	H: 1 LOB: 0 BB: 0 P: 10		R: 0 H: 0 E: 0 K: 1 S: 8	H: 0 LOB: 0 BB: 0 P: 14	1B: 2 2B: 2 HR: 0	SF: 0 SAC: 1 DP: 0 HBP: 0	WP: 0 PB: 0 SB: 0 CS: 1	PA: 32				
<b>PITCHER</b>	IP	WLS	BF	H	R	ER	SO	BB	IBB	HBP	BLK	WP	HR	S	P	ERA	WHIP										
34 Félix Hernández, R (1, 1) ERA: 2.49	6.2	W	25	3	3	2	6	1	0	0	0	0	0	72	107	2.70	0.600										
26 Randy Messenger, R (7, 1) ERA: 4.35	0.1	H	1	0	0	0	0	0	0	0	0	0	0	2	4	0.00	0.000										
43 Miguel Batista, R (8, 1) ERA: 4.04	1.0	H	3	1	0	0	0	0	0	0	0	0	0	7	10	0.00	1.000										
53 David Aardsma, R (9, 1) ERA: 2.52	1.0	S	3	0	0	0	1	0	0	0	0	0	0	8	14	0.00	0.000										

Batter	1	2	3	4	5	6	7	8	9	AB	R	H	RBI	BB	SO	LOB	BOTTOM										
51 Ichiro Suzuki, L (1, 9) OBP: 0.386, SLG: 0.465	G6-3		21 1B							3	1	1	0	1	1		<b>Texas Rangers @ Seattle Mariners</b> Safeco Field, Seattle, WA Sun Oct 04 2009, 1:10 PM PDT Att: 32,274 - Sunny - 62 F										
21 Franklin Gutierrez, R (1, 8) OBP: 0.339, SLG: 0.425	K									4	1	2	2	0	1												
4 Jose Lopez, R (1, 4) OBP: 0.303, SLG: 0.463	G5-3									4	0	1	2	0	1												
24 Ken Griffey Jr., L (1, 10) OBP: 0.324, SLG: 0.411										4	0	1	0	0	1												
56 Michael Saunders, L (8, PR) (9, 10) OBP: 0.258, SLG: 0.279										0	0	0	0	0	0												
29 Adrian Beltré, R (1, 5) OBP: 0.304, SLG: 0.379										4	0	0	0	0	1												
3 Bill Hall, R (1, 7) OBP: 0.258, SLG: 0.338										3	0	0	0	0	1												
12 Ryan Langerhans, L (7, 7) OBP: 0.311, SLG: 0.386										1	0	0	0	0	1												
7 Jack Hannahan, L (1, 3) OBP: 0.297, SLG: 0.326										3	0	0	0	0	1												
16 Josh Wilson, R (1, 6) OBP: 0.279, SLG: 0.333										3	2	3	0	0	0												
32 Rob Johnson, R (1, 2) OBP: 0.289, SLG: 0.326										2	0	0	0	0	0												
<b>Inning Stats</b>	R: 0 H: 0 E: 0 K: 1 S: 10	H: 0 LOB: 0 BB: 0 P: 13	R: 0 H: 0 E: 0 K: 1 S: 8	H: 0 LOB: 0 BB: 0 P: 10	R: 1 H: 2 E: 0 K: 0 S: 14	H: 2 LOB: 2 BB: 1 P: 27	R: 0 H: 0 E: 0 K: 1 S: 6	H: 0 LOB: 0 BB: 0 P: 10	R: 3 H: 4 E: 0 K: 0 S: 15	H: 4 LOB: 1 BB: 0 P: 22	R: 0 H: 0 E: 0 K: 1 S: 7	H: 0 LOB: 0 BB: 0 P: 10	R: 0 H: 1 E: 0 K: 1 S: 7	H: 1 LOB: 0 BB: 0 P: 13	R: 0 H: 1 E: 0 K: 3 S: 11	H: 1 LOB: 1 BB: 0 P: 16	1B: 6 2B: 2 3B: 0 HR: 0	SF: 0 SAC: 1 DP: 0 HBP: 0	WP: 0 PB: 0 SB: 1 CS: 0	PA: 33							
<b>PITCHER</b>	IP	WLS	BF	H	R	ER	SO	BB	IBB	HBP	BLK	WP	HR	S	P	ERA	WHIP										
39 Scott Feldman, R (1, 1) ERA: 4.08	6.0	L	25	6	4	4	4	1	0	0	0	0	0	60	92	6.00	1.167										
56 Darren O'Day, R (7, 1) ERA: 1.84	1.1		5	1	0	0	2	0	0	0	0	0	0	10	17	0.00	0.750										
36 C.J. Wilson, L (8, 1) ERA: 2.81	0.2		3	1	0	0	2	0	0	0	0	0	0	8	12	0.00	1.500										

AB	30
R	3
H	4
RBI	3
BB	1
SO	7
LOB	5



AB	31
R	4
H	8
RBI	4
BB	1
SO	8
LOB	9

