

Seattle Mariners - 2010

Batter	1	2	3	4	5	6	7	8	9	AB	R	H	RBI	BB	SO	LOB	TOP					
1 Everth Cabrera, S 74 James Darnell, R OBP: 0.333, SLG: 0.333	G5-3		K			F9		F8		3	0	0	0	0	1	3						
22 David Eckstein, R 10 Matt Antonelli, R OBP: 0.250, SLG: 0.250	F9		E7			F9		F9		3	1	1	1	0	0	2						
7 Chase Headley, S 78 Beamer Weems, R	P3		G6-3			F9		1B		2	0	1	0	0	0	1						
88 Kyle Blanks, R 18 Tony Gwynn Jr., L OBP: 0.600, SLG: 0.200	G4-3		K			F7		G4-3		4	0	1	2	0	1	1						
14 Oscar Salazar, R 3 Luis Durango, S OBP: 0.500, SLG: 0.333			1B			K		G4-3		1	0	0	0	0	0	1						
25 Will Venable, L 24 Chad Huffman, R			1B			K		G4-3		3	1	1	0	0	1	0						
4 Nick Hundley, R 72 Chris Stewart, R OBP: 0.500, SLG: 1.500			1B			K		G4-3		2	0	1	0	0	0	1						
28 Aaron Cunningham, R 68 Mitch Canham, L			1B			K		G4-3		2	2	1	3	1	0	0						
77 Chris Denorfia, R OBP: 0.600, SLG: 0.750			1B			K		G4-3		3	1	2	1	1	1	0						
Inning Stats	R: 0 E: 0 K: 0 S: 7	H: 0 LOB: 0 BB: 0 P: 11	R: 0 E: 1 K: 0 S: 12	H: 0 LOB: 1 BB: 1 P: 21	R: 3 E: 1 K: 1 S: 24	H: 5 LOB: 5 BB: 5 P: 56	R: 0 E: 0 K: 2 S: 8	H: 0 LOB: 0 BB: 0 P: 11	R: 0 E: 0 K: 1 S: 11	H: 0 LOB: 0 BB: 0 P: 19	R: 0 E: 0 K: 0 S: 11	H: 1 LOB: 1 BB: 0 P: 18	R: 1 E: 0 K: 0 S: 14	H: 1 LOB: 1 BB: 1 P: 28	R: 0 E: 0 K: 1 S: 8	H: 1 LOB: 1 BB: 0 P: 14	R: 0 E: 0 K: 0 S: 10	H: 1 LOB: 1 BB: 0 P: 13	1B: 6 2B: 2 3B: 1 HR: 0	SF: 0 SAC: 0 DP: 0 HBP: 1	WP: 1 PB: 0 SB: 2 CS: 1	PA: 43
PITCHER	IP WLS BF H R ER SO BB IBB HBP BLK WP HR S P ERA WHIP	IP WLS BF H R ER SO BB IBB HBP BLK WP HR S P ERA WHIP	IP WLS BF H R ER SO BB IBB HBP BLK WP HR S P ERA WHIP	IP WLS BF H R ER SO BB IBB HBP BLK WP HR S P ERA WHIP	IP WLS BF H R ER SO BB IBB HBP BLK WP HR S P ERA WHIP	IP WLS BF H R ER SO BB IBB HBP BLK WP HR S P ERA WHIP	IP WLS BF H R ER SO BB IBB HBP BLK WP HR S P ERA WHIP	IP WLS BF H R ER SO BB IBB HBP BLK WP HR S P ERA WHIP	IP WLS BF H R ER SO BB IBB HBP BLK WP HR S P ERA WHIP	25 Luke French, L ERA: 3.1	49 Garrett Olson, L ERA: 81.0	70 Edward Paredes, L ERA: 54.0	57 Mark Lowe, R ERA: 4.1	64 Steven Shell, R ERA: 5.1	76 Josh Fields, R ERA: 9.0	54 Kanekoa Teixeira, R ERA: 8.1	33 Chad Cordero, R ERA: 9.1					
Batter	1	2	3	4	5	6	7	8	9	AB <td>R <td>H <td>RBI <td>BB <td>SO <td>LOB <td>BOTTOM</td> </td></td></td></td></td></td>	R <td>H <td>RBI <td>BB <td>SO <td>LOB <td>BOTTOM</td> </td></td></td></td></td>	H <td>RBI <td>BB <td>SO <td>LOB <td>BOTTOM</td> </td></td></td></td>	RBI <td>BB <td>SO <td>LOB <td>BOTTOM</td> </td></td></td>	BB <td>SO <td>LOB <td>BOTTOM</td> </td></td>	SO <td>LOB <td>BOTTOM</td> </td>	LOB <td>BOTTOM</td>	BOTTOM					
51 Ichiro Suzuki, L 61 Mike Wilson, R OBP: 0.286, SLG: 0.571	F8		G1-3			G4-3		G4-3		4	1	1	1	0	0	2						
9 Chone Figgins, S 75 Dustin Ackley, L OBP: 0.500, SLG: 0.333	G4-3		E5			G4-3		G4-3		3	0	0	0	0	0	0						
15 Milton Bradley, S 17 Corey Patterson, L OBP: 0.500, SLG: 0.333	P6		K			G3-1		K		2	0	0	0	0	1	1						
24 Ken Griffey Jr., L 59 Tommy Everidge, R OBP: 0.667, SLG: 2.000			G3			G3-1		K		2	1	0	0	1	0	1						
4 Jose Lopez, R 16 Josh Wilson, R OBP: 0.333, SLG: 0.500			G4-3			F9		G4-3		3	0	1	0	0	0	1						
13 Casey Ketchman, L 60 Brad Nelson, L			G4-3			G5-3		K		2	0	1	1	0	0	1						
69 Greg Halman, R 67 Ezequiel Carrera, L			K			FC5-4		G4-3		2	0	0	0	0	1	2						
48 Guillermo Quiroz, R 74 Luis Oliveros, R			F8			L7		G4-3		3	0	0	0	0	0	3						
2 Jack Wilson, R 27 Matt Tuiasosopo, R OBP: 0.375, SLG: 0.750			1B			F8		G5-4-3		1	1	1	0	0	0	0						
Inning Stats	R: 0 E: 0 K: 0 S: 8	H: 0 LOB: 0 BB: 0 P: 11	R: 1 E: 0 K: 1 S: 10	H: 1 LOB: 1 BB: 1 P: 19	R: 2 E: 1 K: 1 S: 17	H: 2 LOB: 1 BB: 0 P: 30	R: 0 E: 0 K: 0 S: 6	H: 2 LOB: 2 BB: 0 P: 10	R: 0 E: 0 K: 0 S: 9	H: 0 LOB: 1 BB: 1 P: 16	R: 0 E: 0 K: 1 S: 10	H: 0 LOB: 1 BB: 1 P: 19	R: 0 E: 0 K: 2 S: 8	H: 0 LOB: 0 BB: 0 P: 13	R: 0 E: 0 K: 0 S: 6	H: 0 LOB: 0 BB: 1 P: 14	1B: 3 2B: 1 3B: 1 HR: 0	SF: 0 SAC: 0 DP: 1 HBP: 0	WP: 0 PB: 0 SB: 1 CS: 0	PA: 36		
PITCHER	IP WLS BF H R ER SO BB IBB HBP BLK WP HR S P ERA WHIP	IP WLS BF H R ER SO BB IBB HBP BLK WP HR S P ERA WHIP	IP WLS BF H R ER SO BB IBB HBP BLK WP HR S P ERA WHIP	IP WLS BF H R ER SO BB IBB HBP BLK WP HR S P ERA WHIP	IP WLS BF H R ER SO BB IBB HBP BLK WP HR S P ERA WHIP	IP WLS BF H R ER SO BB IBB HBP BLK WP HR S P ERA WHIP	IP WLS BF H R ER SO BB IBB HBP BLK WP HR S P ERA WHIP	IP WLS BF H R ER SO BB IBB HBP BLK WP HR S P ERA WHIP	IP WLS BF H R ER SO BB IBB HBP BLK WP HR S P ERA WHIP	IP WLS BF H R ER SO BB IBB HBP BLK WP HR S P ERA WHIP	38 Mat Latos, R ERA: 4.5	49 Wade LeBlanc, L ERA: 4.5	63 Sean Gallagher, R ERA: 5.1	44 Aaron Poreda, L ERA: 7.1	52 Craig Italiano, R ERA: 9.1							

San Diego Padres @ Seattle Mariners
Peoria Stadium, Peoria, AZ
Fri Mar 05 2010, 3:05 PM - 6:02 PM EST
Att.: 5,094 - Sunny - 64 F


AB 35
R 9
H 9
RBI 9
BB 7
SO 5
LOB 15




San Diego Padres @ Seattle Mariners
Peoria Stadium, Peoria, AZ
Fri Mar 05 2010, 3:05 PM - 6:02 PM EST
Att.: 5,094 - Sunny - 64 F

AB 32
R 3
H 5
RBI 2
BB 4
SO 5
LOB 13



Batter	1	2	3	4	5	6	7	8	9	AB R H RBI BB SO LOB	TOP																								
											San Diego Padres @ Seattle Mariners Peoria Stadium, Peoria, AZ Sun Mar 07 2010, 3:05 PM EST livebaseballscorecards.com																								
		AB 0 R 0 H 0 RBI 0 BB 0 SO 0 LOB 0																																	
																																			
Inning Stats										1B: 0 SF: 0 2B: 0 SAC: 0 3B: 0 DP: 0 HR: 0 HBP: 0	WP: 0 PA: 0 FB: 0 SB: 0 CS: 0																								
PITCHER	IP	WLS	BF	H	R	ER	SO	BB	IBB	HBP	BLK	WP	HR	S	P	ERA	WHIP	PITCHER	IP	WLS	BF	H	R	ER	SO	BB	IBB	HBP	BLK	WP	HR	S	P	ERA	WHIP

Batter	1	2	3	4	5	6	7	8	9	AB R H RBI BB SO LOB	BOTTOM																								
											San Diego Padres @ Seattle Mariners Peoria Stadium, Peoria, AZ Sun Mar 07 2010, 3:05 PM EST livebaseballscorecards.com																								
		AB 0 R 0 H 0 RBI 0 BB 0 SO 0 LOB 0																																	
																																			
Inning Stats										1B: 0 SF: 0 2B: 0 SAC: 0 3B: 0 DP: 0 HR: 0 HBP: 0	WP: 0 PA: 0 FB: 0 SB: 0 CS: 0																								
PITCHER	IP	WLS	BF	H	R	ER	SO	BB	IBB	HBP	BLK	WP	HR	S	P	ERA	WHIP	PITCHER	IP	WLS	BF	H	R	ER	SO	BB	IBB	HBP	BLK	WP	HR	S	P	ERA	WHIP

Batter	1	2	3	4	5	6	7	8	9	AB	R	H	RBI	BB	SO	LOB	TOP			
22 Scott Podsednik, L (1, 8) OBP: 0.429, SLG: 0.615 32 Brian Anderson, R (6, 9) OBP: 0.231, SLG: 0.250										3	0	1	0	0	1	2	Kansas City Royals @ Seattle Mariners Peoria Stadium, Peoria, AZ Fri Mar 12 2010, 3:08 PM - 5:44 PM EST Att: 7,785 - Sunny - 63 F			
18 Jason Kendall, R (1, 2) OBP: 0.250, SLG: 0.100 26 Vance Wilson, R (5, 2) OBP: 0.167, SLG: 0.167										2	1	0	0	1	0	1				
9 David DeJesus, L (1, 7) OBP: 0.294, SLG: 0.375 12 Mitch Maier, L (6, 7) OBP: 0.333, SLG: 0.667										3	0	0	0	0	1	1				
6 Jose Guillen, R (1, 9) OBP: 0.231, SLG: 0.308 1 Jarrod Dyson, L (6, 8) OBP: 0.429, SLG: 0.333										3	1	2	1	0	0	0				
3 Brayan Peña, S (1, 10) OBP: 0.267, SLG: 0.214										4	2	2	0	1	2	2				
13 Alberto Callaspo, S (1, 5) OBP: 0.421, SLG: 0.438 64 Scott Thorman, L (6, 5) OBP: 0.222, SLG: 0.250										3	1	1	2	0	0	3				
11 Josh Fields, R (1, 3) OBP: 0.091, SLG: 0.364 25 Kila Ka'aihue, L (6, 3) OBP: 0.385, SLG: 0.833										3	0	0	1	0	1	2				
3 Yuniesky Betancourt, R (1, 6) OBP: 0.459, SLG: 0.375 46 Wilson Betemit, S (7, 6) OBP: 0.459, SLG: 0.375										3	0	0	0	0	0	0				
30 Mike Aviles, R (1, 4) OBP: 0.667, SLG: 0.667 72 Irving Falu, S (6, 4) OBP: 0.286, SLG: 0.462										3	0	2	0	0	0	0				
Inning Stats	R: 0 E: 0 K: 1 S: 8	H: 1 LOB: 0 BB: 0 P: 14	R: 3 E: 0 K: 1 S: 17	H: 3 LOB: 1 BB: 1 P: 29	R: 1 E: 1 K: 1 S: 17	H: 1 LOB: 2 BB: 1 P: 25	R: 0 E: 0 K: 0 S: 7	H: 1 LOB: 1 BB: 0 P: 12	R: 0 E: 0 K: 1 S: 9	H: 0 LOB: 0 BB: 0 P: 13	R: 0 E: 0 K: 1 S: 9	H: 0 LOB: 0 BB: 0 P: 14	R: 2 E: 0 K: 0 S: 11	H: 4 LOB: 2 BB: 0 P: 21	R: 0 E: 0 K: 1 S: 8	H: 0 LOB: 0 BB: 0 P: 14		1B: 7 2B: 3 3B: 0 HR: 1	SF: 0 SAC: 0 DP: 0 HBP: 0	WP: 0 PB: 0 SB: 0 CS: 0
PITCHER	IP WLS BF H R ER SO BB IBB HBP BLK WP HR S P ERA WHIP	18 Ryan Rowland-Smith, L (1, 1) ERA: 9.0	53 David Aardsma, R (3, 1) ERA: 3.0	39 Mike Koplove, R (3, 1) ERA: 1.5	66 David Pauley, R (5, 1) ERA: 1.5	77 Dan Cortes, R (8, 1) ERA: 27.0	98 Steve Bray, R (8, 1) ERA: 3.0	33 Chad Cordero, R (9, 1) ERA: 3.0	IP WLS BF H R ER SO BB IBB HBP BLK WP HR S P ERA WHIP	2.0 10 4 3 3 2 1 0 0 0 0 0 0 25 43 13.50 2.500	0.2 5 1 1 0 0 1 1 0 0 0 0 0 14 20 0.00 3.000	1.1 5 1 0 0 0 0 0 0 0 0 0 0 10 17 0.00 0.750	3.0 11 1 0 0 2 0 0 0 0 0 0 0 27 39 0.00 0.333	0.1 5 4 2 2 0 0 0 0 0 0 0 0 8 16 54.00 12.000	1.0 3 0 0 0 1 0 0 0 0 0 0 0 3 5 0.00 0.000	1.0 3 0 0 0 1 0 0 0 0 0 0 0 8 14 0.00 0.000				

AB	39
R	6
H	11
RBI	6
BB	2
SO	6
LOB	18



Batter	1	2	3	4	5	6	7	8	9	AB	R	H	RBI	BB	SO	LOB	BOTTOM					
51 Ichiro Suzuki, L (1, 9) OBP: 0.304, SLG: 0.429 61 Mike Wilson, R (8, 9) OBP: 0.300, SLG: 0.556										4	2	2	0	0	0	0	Kansas City Royals @ Seattle Mariners Peoria Stadium, Peoria, AZ Fri Mar 12 2010, 3:08 PM - 5:44 PM EST Att: 7,785 - Sunny - 63 F					
9 Chone Figgins, S (1, 4) OBP: 0.400, SLG: 0.231 75 Dustin Ackley, L (8, 4) OBP: 0.235, SLG: 0.313										4	1	1	2	0	0	1						
15 Milton Bradley, S (1, 7) OBP: 0.524, SLG: 0.895 55 Michael Saunders, L (6, 7) OBP: 0.200, SLG: 0.400										3	0	2	0	0	1	1						
24 Ken Griffey Jr., L (1, 10) OBP: 0.346, SLG: 0.476 94 James Jones, L (5, PR) OBP: 0.385, SLG: 0.333										2	0	2	2	0	0	0						
59 Tommy Everidge, R (5, PR) OBP: 0.200, SLG: 0.333 67 Ezequiel Carrera, L (5, PR) OBP: 0.200, SLG: 0.333										0	0	0	0	1	0	0						
3 Ryan Garko, R (1, 3) OBP: 0.381, SLG: 0.500										4	0	1	0	0	1	3						
21 Franklin Gutierrez, R (1, 8) OBP: 0.187, SLG: 0.364 Greg Halman, R (7, 8) OBP: 0.143, SLG: 0.429										3	0	0	0	0	1	1						
27 Matt Tuiasosopo, R (1, 5) OBP: 0.524, SLG: 0.895 16 Josh Wilson, R (7, 5) OBP: 0.563, SLG: 0.417										3	2	2	1	0	0	0						
26 Josh Bard, S (1, 2) OBP: 0.563, SLG: 0.417 41 Eliezer Alfonzo, R (8, 2) OBP: 0.200, SLG: 0.200										3	0	0	0	0	0	1						
2 Jack Wilson, R (1, 6) OBP: 0.300, SLG: 0.400 6 Chris Woodward, R (7, 6) OBP: 0.133, SLG: 0.214										3	1	1	1	0	0	0						
Inning Stats	R: 1 E: 0 K: 0 S: 7	H: 2 LOB: 1 BB: 0 P: 11	R: 0 E: 0 K: 1 S: 9	H: 0 LOB: 0 BB: 0 P: 14	R: 0 E: 0 K: 0 S: 5	H: 0 LOB: 0 BB: 0 P: 6	R: 0 E: 0 K: 1 S: 11	H: 2 LOB: 1 BB: 0 P: 16	R: 4 E: 0 K: 1 S: 17	H: 5 LOB: 1 BB: 0 P: 25	R: 1 E: 0 K: 0 S: 8	H: 1 LOB: 0 BB: 0 P: 12	R: 0 E: 0 K: 1 S: 6	H: 0 LOB: 0 BB: 0 P: 11	R: 0 E: 0 K: 1 S: 10	H: 1 LOB: 3 BB: 1 P: 16	R: 0 E: 0 K: 1 S: 8	H: 0 LOB: 0 BB: 0 P: 9	1B: 6 2B: 3 3B: 1 HR: 1	SF: 1 SAC: 1 DP: 0 HBP: 0	WP: 1 PB: 0 SB: 0 CS: 0	PA: 38
PITCHER	IP WLS BF H R ER SO BB IBB HBP BLK WP HR S P ERA WHIP	44 Luke Hochevar, R (1, 1) ERA: 3.0	67 John Parrish, L (4, 1) ERA: 13.5	54 Anthony Lerew, R (5, 1) ERA: 13.5	37 Juan Cruz, R (6, 1) ERA: 9.0	52 Bruce Chen, L (7, 1) ERA: 9.0	56 Roman Colon, R (9, 1) ERA: 1.0	IP WLS BF H R ER SO BB IBB HBP BLK WP HR S P ERA WHIP	3.0 11 2 0 0 1 0 0 0 0 0 0 11 16 0.00 2.000	1.0 4 2 0 0 1 0 0 0 0 0 0 17 25 36.00 5.000	1.0 4 1 1 1 0 0 0 0 0 0 1 8 12 9.00 1.000	2.0 8 1 0 0 1 1 0 0 0 0 0 16 27 0.00 1.000	1.0 3 0 0 0 1 0 0 0 0 0 0 3 5 0.00 0.000	1.0 3 0 0 0 1 0 0 0 0 0 0 8 9 0.00 0.000	1.0 3 0 0 0 1 0 0 0 0 0 0 8 9 0.00 0.000							

AB	35
R	6
H	11
RBI	6
BB	1
SO	5
LOB	13



Batter	1	2	3	4	5	6	7	8	9	AB	R	H	RBI	BB	SO	LOB	TOP						
1 Eric Byrnes, R (1.8) OBP: 0.281, SLG: 0.455 41 Eliezer Alfonso, R (7.2) OBP: 0.167, SLG: 0.167	G4-3		F7			P4	SF7		G5-4-3	3	0	0	1	0	0	1							
16 Josh Wilson, R (1.6) OBP: 0.409, SLG: 0.278 75 Dustin Ackley, L (6.4) OBP: 0.211, SLG: 0.278	G6-3		G4-3			F9	K		L5	3	0	0	0	0	0	1							
15 Milton Bradley, S (1.7) OBP: 0.375, SLG: 0.400 17 Corey Patterson, L (6.7) OBP: 0.375, SLG: 0.400	F7									2	0	1	0	1	0	0							
3 Ryan Garko, R (1.3) OBP: 0.375, SLG: 0.450 20 Mike Carp, L (7.3) OBP: 0.214, SLG: 0.286										2	0	0	0	0	0	2							
27 Matt Tuaiasosopo, R (1.5) OBP: 0.500, SLG: 0.792 83 Mario Martinez, R (8.5)										4	1	2	0	0	1	1							
12 Ryan Langerhans, L (1.9) OBP: 0.471, SLG: 0.273 55 Michael Saunders, L (8.9) OBP: 0.222, SLG: 0.356										3	0	0	0	0	0	3							
10 Adam Moore, R (1.2) OBP: 0.524, SLG: 0.556 67 Ezequiel Carrera, L (7. PR) OBP: 0.467, SLG: 0.455										2	0	0	0	1	1	1							
6 Chris Woodward, R (1.4) OBP: 0.211, SLG: 0.294 94 Carlos Triunfel, R (8.6) OBP: 0.333, SLG: 0.333										2	0	1	1	1	0	0							
34 Félix Hernández, R (1.1) 39 Mike Koplove, R (3.1) 38 Jason Vargas, L (4.1) 60 Brad Nelson, L (7. PH) 43 Brandon League, R (7.1) 54 Kanekoa Texeira, R (8.1) 99 Carlos Peguero, L (9. PH) OBP: 1.000, SLG: 1.000										1	0	0	0	0	1	1							
Inning Stats	R: 0 E: 0 K: 0 S: 3	H: 0 LOB: 0 BB: 0 P: 3	R: 0 E: 0 K: 1 S: 5	H: 0 LOB: 1 BB: 0 P: 7	R: 0 E: 0 K: 1 S: 5	H: 0 LOB: 1 BB: 1 P: 10	R: 0 E: 0 K: 0 S: 3	H: 1 LOB: 1 BB: 0 P: 7	R: 0 E: 0 K: 0 S: 3	H: 0 LOB: 0 BB: 0 P: 3	R: 0 E: 0 K: 0 S: 4	H: 1 LOB: 1 BB: 0 P: 4	R: 2 E: 0 K: 1 S: 7	H: 2 LOB: 2 BB: 2 P: 18	R: 0 E: 0 K: 0 S: 5	H: 1 LOB: 0 BB: 0 P: 6	R: 2 E: 1 K: 0 S: 6	H: 2 LOB: 1 BB: 0 P: 6	1B: 6 2B: 2 3B: 0 HR: 0	SF: 1 DP: 1 HBP: 1	WP: 1 PB: 1 SB: 0 CS: 0	PA: 38	
PITCHER	IP WLS BF H R ER SO BB IBB HBP BLK WP HR S P ERA WHIP	4.0 0 15 1 0 0 2 2 0 0 0 0 1 16 27 0.00 0.750	1.0 0 3 0 0 0 0 0 0 0 0 0 0 3 3 0.00 0.000	3.1 0 18 6 4 3 2 1 1 0 0 0 0 20 32 8.10 2.100	0.2 0 2 0 0 0 0 0 0 0 0 0 0 2 2 0.00 0.000																		

Seattle Mariners @ Colorado Rockies
US West Sports Complex, Hi Corbett Field, Tucson, AZ
Sun Mar 14 2010, 4:17 PM - 7:10 PM EDT
Att: 5,699 - Sunny - 64 F

AB	32
R	4
H	7
RBI	4
BB	4
SO	4
LOB	16



Batter	1	2	3	4	5	6	7	8	9	AB	R	H	RBI	BB	SO	LOB	BOTTOM					
24 Dexter Fowler, S (1.8) OBP: 0.409, SLG: 0.333 15 Jay Payton, R (6.8) OBP: 0.143, SLG: 0.190										1	0	1	0	1	0	0						
7 Seth Smith, L (1.7) OBP: 0.400, SLG: 0.609 13 Matt Miller, R (6.7) OBP: 0.500, SLG: 0.714										3	0	0	0	0	0	5						
17 Todd Helton, L (1.3) SAFE 72 Mike Pulk, L (6.3) OBP: 0.381, SLG: 0.500										2	0	0	0	1	0	2						
2 Troy Tulowitzki, R (1.6) OBP: 0.471, SLG: 0.500 8 Michael McKenry, R (6.2) OBP: 0.417, SLG: 0.545										3	0	1	0	0	0	2						
11 Brad Hawpe, L (1.9) OBP: 0.500, SLG: 0.800 99 Ryan Harvey, R (6.9) OBP: 0.667, SLG: 2.000										2	1	1	3	0	0	1						
6 Melvin Mora, R (1.5) OBP: 0.227, SLG: 0.286 74 Darin Holcomb, R (6.5) OBP: 0.231, SLG: 0.182 58 Juan Rincon, R (9.1)										3	0	1	0	0	0	2						
20 Chris Iannetta, R (1.2) OBP: 0.474, SLG: 0.438 94 Radames Nazario, R (6.6) 83 Warren Schaeffer, R (9.6)										3	0	1	0	0	1	1						
12 Clint Barmes, R (1.4) OBP: 0.368, SLG: 0.588 10 Chris Nelson, R (7.4) OBP: 0.417, SLG: 0.500										3	0	1	0	0	1	2						
38 Ubaldo Jiménez, R (1.1) OBP: 0.500, SLG: 0.500 34 Matt Belisle, R (5.1) 44 Tim Redding, R (6.1) OBP: 1.000, SLG: 1.500 86 Travis Metcalf, R (9.5)										2	1	1	0	0	1	2						
Inning Stats	R: 0 E: 1 K: 0 S: 4	H: 1 LOB: 2 BB: 1 P: 8	R: 0 E: 0 K: 2 S: 9	H: 2 LOB: 3 BB: 1 P: 13	R: 0 E: 0 K: 1 S: 6	H: 1 LOB: 1 BB: 0 P: 6	R: 1 E: 1 K: 0 S: 5	H: 2 LOB: 2 BB: 0 P: 6	R: 0 E: 0 K: 1 S: 5	H: 0 LOB: 1 BB: 1 P: 9	R: 0 E: 0 K: 0 S: 4	H: 1 LOB: 1 BB: 0 P: 4	R: 3 E: 1 K: 0 S: 9	H: 4 LOB: 2 BB: 0 P: 11	R: 0 E: 0 K: 0 S: 4	H: 1 LOB: 1 BB: 1 P: 8	1B: 9 2B: 2 3B: 0 HR: 1	SF: 0 SAC: 0 DP: 0 HBP: 1	WP: 0 PB: 0 SB: 0 CS: 1	PA: 42		
PITCHER	IP WLS BF H R ER SO BB IBB HBP BLK WP HR S P ERA WHIP	2.2 0 14 4 0 0 0 2 0 0 0 0 0 1 1 0.00 0.000	0.1 0 0 0 0 0 0 0 0 0 0 0 0 1 1 0.00 0.000	3.0 0 14 3 1 0 1 1 0 1 0 0 0 14 19 0.00 1.333	1.0 0 8 4 3 3 0 0 0 0 0 0 1 9 11 27.00 4.000	1.0 0 5 1 1 1 0 1 0 0 0 0 0 4 8 9.00 2.000																

Seattle Mariners @ Colorado Rockies
US West Sports Complex, Hi Corbett Field, Tucson, AZ
Sun Mar 14 2010, 4:17 PM - 7:10 PM EDT
Att: 5,699 - Sunny - 64 F


AB	37
R	5
H	12
RBI	4
BB	4
SO	4
LOB	26




Batter	1	2	3	4	5	6	7	8	9	AB	R	H	RBI	BB	SO	LOB	TOP							
17 Corey Patterson, L OBP: 0.368, SLG: 0.556 (6, 9)	F8		SH5-4		K		HR		BB 59 1B	3	1	1	1	0	1	0	Seattle Mariners @ Arizona Diamondbacks Tucson Electric Park, Tucson, AZ Mon Mar 15 2010, 4:11 PM - 7:31 PM EDT Att: 7,025 - Sunny - 66 F							
94 James Jones, L OBP: 1.000, SLG: 2.000 (9, PH)									2B	1	1	1	0	0	0	0								
21 Franklin Gutierrez, R OBP: 0.231, SLG: 0.294 (1, 8)	G1-3		F7		BB 5 13 1B				BB 59 1B 27 1B	3	0	0	0	1	1	1								
55 Michael Saunders, L OBP: 0.263, SLG: 0.956 (7, 8)									BB	0	1	0	0	1	0	0								
13 Casey Kotchman, L OBP: 0.318, SLG: 0.381 (1, 3)			G4-3							4	0	1	0	0	1	1								
20 Mike Carp, L OBP: 0.267, SLG: 0.286 (7, 3)	K				1B				BB	0	0	0	0	0	0	0								
5 Mike Sweeney, R OBP: 0.750, SLG: 1.188 (1, 10)									BB	3	1	2	0	0	1	2								
59 Tommy Everidge, R OBP: 0.087, SLG: 1.000 (8, PH)									BB	2	0	2	1	0	0	0								
96 Denny Almonte, S (9, PR)									BB	0	0	0	0	0	0	0								
4 Jose Lopez, R OBP: 0.261, SLG: 0.348 (1, 5)	G5-3								BB	4	0	1	0	0	0	4								
97 Alex Liddi, R OBP: 0.200, SLG: 0.400 (8, PR)									BB	1	0	0	0	0	1	3								
12 Ryan Langerhans, L OBP: 0.450, SLG: 0.231 (1, 9)									BB	2	0	0	0	1	1	1								
27 Matt Tuiasosopo, R OBP: 0.536, SLG: 0.800 (6, 7)	K								BB	1	0	1	1	1	0	0								
75 Dustin Ackley, L OBP: 0.227, SLG: 0.283 (1, 4)									BB	1	0	0	1	1	0	0								
6 Chris Woodward, R OBP: 0.238, SLG: 0.278 (7, 4)									BB	1	0	0	0	1	0	2								
32 Rob Johnson, R (1, 2)									BB	1	0	0	1	1	0	0								
26 Josh Bard, S (6, 2)									BB	1	0	0	0	1	0	2								
2 Jack Wilson, R OBP: 0.333, SLG: 0.417 (1, 6)									BB	2	0	1	0	0	0	2								
16 Josh Wilson, R OBP: 0.417, SLG: 0.300 (6, 6)									BB	2	1	1	0	0	0	0								
Inning Stats	R: 0 E: 0 K: 1 S: 5	H: 0 LOB: 0 BB: 5	R: 0 E: 0 K: 2 S: 8	H: 1 LOB: 2 BB: 12	R: 0 E: 0 K: 0 S: 4	H: 1 LOB: 1 BB: 0	R: 1 E: 0 K: 0 S: 5	H: 2 LOB: 2 BB: 1 P: 9	R: 0 E: 0 K: 2 S: 8	H: 0 LOB: 0 BB: 0 P: 3	R: 1 E: 0 K: 1 S: 6	H: 1 LOB: 0 BB: 0 P: 6	R: 0 E: 0 K: 0 S: 4	H: 1 LOB: 2 BB: 1 P: 8	R: 3 E: 0 K: 1 S: 8	H: 4 LOB: 3 BB: 3 P: 20	1B: 8 2B: 2 3B: 0 HR: 1	SF: 1 SAC: 1 DP: 0 HBP: 0	WP: 0 PB: 0 SB: 2 CS: 0	PA: 44				
PITCHER	IP WLS BF H R ER SO BB IBB HBP BLK WP HR S P ERA WHIP	15 Dan Haren, R ERA: 1.04 (1, 1)	35 Clay Zavada, L ERA: 4.91 (5, 1)	58 Juan Gutierrez, R ERA: 4.91 (6, 1)	40 Zach Kroenke, L ERA: 9.64 (7, 1)	64 Roque Mercedes, R ERA: 9.64 (8, 1)	45 Jose Marte, R ERA: 12.0 (9, 1)	14 Jason Urquidez, R ERA: 12.0 (9, 1)	IP WLS BF H R ER SO BB IBB HBP BLK WP HR S P ERA WHIP	15 Dan Haren, R ERA: 1.04 (1, 1)	35 Clay Zavada, L ERA: 4.91 (5, 1)	58 Juan Gutierrez, R ERA: 4.91 (6, 1)	40 Zach Kroenke, L ERA: 9.64 (7, 1)	64 Roque Mercedes, R ERA: 9.64 (8, 1)	45 Jose Marte, R ERA: 12.0 (9, 1)	14 Jason Urquidez, R ERA: 12.0 (9, 1)	IP WLS BF H R ER SO BB IBB HBP BLK WP HR S P ERA WHIP	15 Dan Haren, R ERA: 1.04 (1, 1)	35 Clay Zavada, L ERA: 4.91 (5, 1)	58 Juan Gutierrez, R ERA: 4.91 (6, 1)	40 Zach Kroenke, L ERA: 9.64 (7, 1)	64 Roque Mercedes, R ERA: 9.64 (8, 1)	45 Jose Marte, R ERA: 12.0 (9, 1)	14 Jason Urquidez, R ERA: 12.0 (9, 1)

Batter	1	2	3	4	5	6	7	8	9	AB	R	H	RBI	BB	SO	LOB	BOTTOM			
14 Ryan Roberts, R OBP: 0.310, SLG: 0.400 (1, 4)										3	0	0	0	1	1	3	Seattle Mariners @ Arizona Diamondbacks Tucson Electric Park, Tucson, AZ Mon Mar 15 2010, 4:11 PM - 7:31 PM EDT Att: 7,025 - Sunny - 66 F			
Taylor Harbin, R (6, 4)										2	0	0	0	0	0	0				
6 Stephen Drew, L OBP: 0.519, SLG: 0.682 (1, 6)										2	1	1	1	0	0	1				
21 Jeff Bailey, R OBP: 0.643, SLG: 0.909 (6, 3)										2	2	2	0	0	0	0				
10 Justin Upton, R OBP: 0.491, SLG: 0.773 (1, 9)										3	0	1	0	0	1	2				
Doug Deeds, L OBP: 0.500, SLG: 0.500 (5, PR)										2	3	1	0	0	0	0				
27 Mark Reynolds, R OBP: 0.370, SLG: 0.318 (1, 5)										3	3	2	2	1	0	0				
28 John Hester, R OBP: 0.467, SLG: 0.533 (7, 2)										1	0	1	1	0	0	0				
25 Adam LaRoche, L OBP: 0.476, SLG: 0.810 (1, 3)										3	2	3	2	0	0	0				
45 Marc Krauss, L (6, 7)										1	0	0	0	1	1	1				
24 Chris Young, R OBP: 0.370, SLG: 0.731 (1, 10)										3	1	2	4	0	0	1				
4 Rusty Ryal, R OBP: 0.280, SLG: 0.720 (6, PH)										1	0	1	1	0	0	0				
77 Sean Coughlin, L OBP: 0.750, SLG: 0.714 (7, 10)										1	0	1	0	0	0	0				
19 Chris Snyder, R OBP: 0.333, SLG: 0.462 (1, 2)										4	0	2	1	0	1	3				
59 Ed Rogers, R OBP: 0.333, SLG: 0.200 (7, 5)										1	0	0	0	0	0	3				
12 Drew Macias, L OBP: 0.269, SLG: 0.304 (1, 8)										3	1	1	0	0	0	2				
15 Jake Wald, R OBP: 0.200, SLG: 0.400 (6, 6)										2	0	0	0	0	0	1				
71 Evan Frey, L OBP: 0.176, SLG: 0.235 (1, 7)										5	0	1	0	0	1	1				
Inning Stats	R: 2 E: 0 K: 0 S: 6	H: 3 LOB: 2 BB: 1 P: 10	R: 1 E: 0 K: 1 S: 7	H: 2 LOB: 1 BB: 0 P: 7	R: 1 E: 0 K: 0 S: 5	H: 2 LOB: 1 BB: 0 P: 7	R: 0 E: 0 K: 2 S: 7	H: 1 LOB: 0 BB: 0 P: 8	R: 4 E: 0 K: 0 S: 8	H: 4 LOB: 1 BB: 1 P: 14	R: 3 E: 0 K: 2 S: 11	H: 4 LOB: 3 BB: 1 P: 11	R: 2 E: 1 K: 0 S: 7	H: 3 LOB: 3 BB: 1 P: 11	R: 0 E: 0 K: 0 S: 3	H: 0 LOB: 0 BB: 0 P: 3	1B: 14 2B: 4 3B: 0 HR: 1	SF: 1 SAC: 0 DP: 0 HBP: 0	WP: 0 PB: 0 SB: 1 CS: 1	PA: 47
PITCHER	IP WLS BF H R ER SO BB IBB HBP BLK WP HR S P ERA WHIP	36 Cliff Lee, L ERA: 7.94 (1, 1)	23 Shawn Kelley, R ERA: 8.53 (3, 1)	25 Luke French, L ERA: 4.5 (5, 1)	33 Chad Cordero, R ERA: 2.45 (7, 1)	30 LeVale Speigner, R ERA: 2.45 (7, 1)	PITCHER	IP WLS BF H R ER SO BB IBB HBP BLK WP HR S P ERA WHIP	36 Cliff Lee, L ERA: 7.94 (1, 1)	23 Shawn Kelley, R ERA: 8.53 (3, 1)	25 Luke French, L ERA: 4.5 (5, 1)	33 Chad Cordero, R ERA: 2.45 (7, 1)	30 LeVale Speigner, R ERA: 2.45 (7, 1)	PITCHER	IP WLS BF H R ER SO BB IBB HBP BLK WP HR S P ERA WHIP	36 Cliff Lee, L ERA: 7.94 (1, 1)	23 Shawn Kelley, R ERA: 8.53 (3, 1)	25 Luke French, L ERA: 4.5 (5, 1)	33 Chad Cordero, R ERA: 2.45 (7, 1)	30 LeVale Speigner, R ERA: 2.45 (7, 1)

Seattle Mariners
 AB 35
 R 5
 H 11
 RBI 4
 BB 6
 SO 7
 LOB 25



Seattle Mariners
 AB 42
 R 13
 H 19
 RBI 12
 BB 3
 SO 5
 LOB 18



Batter	1	2	3	4	5	6	7	8	9	AB	R	H	RBI	BB	SO	LOB	TOP										
20 Julio Borbon, L (1, 8) OBP: 0.341, SLG: 0.341 68 Craig Gentry, R (7, 8) OBP: 0.348, SLG: 0.250										4	1	2	0	0	0	0											
10 Michael Young, R (1, 5) OBP: 0.444, SLG: 0.500 71 Matthew Brown, R (6, 5) OBP: 0.500, SLG: 0.778										2	0	0	1	0	2	1											
32 Josh Hamilton, L (1, 7) OBP: 0.478, SLG: 0.905 7 David Murphy, L (6, 7) OBP: 0.258, SLG: 0.419										3	1	1	2	0	0	1											
27 Vladimir Guerrero, R (1, 10) OBP: 0.267, SLG: 0.308 18 Mitch Moreland, L (7, PH) OBP: 0.458, SLG: 0.450										3	1	1	0	0	1	0											
17 Nelson Cruz, R (1, 9) OBP: 0.556, SLG: 0.862 41 Brandon Boggs, S (6, 9) OBP: 0.143, SLG: 0.077										3	3	3	3	0	0	0											
19 Chris Davis, L (1, 3) OBP: 0.529, SLG: 0.750 74 Chad Tracy, R (7, 3) OBP: 0.429, SLG: 0.583										3	1	2	1	0	1	1											
21 Jarrod Saltalamacchia, R (1, 2) OBP: 0.167, SLG: 0.250 61 Kevin Richardson, R (7, 2) OBP: 0.167, SLG: 0.250										3	0	1	1	0	1	1											
14 Joaquin Arias, R (1, 4) OBP: 0.333, SLG: 0.240 3 Hernan Iribarren, L (7, 4) OBP: 0.200, SLG: 0.143										2	0	0	0	1	0	0											
1 Elvis Andrus, R (1, 6) OBP: 0.263, SLG: 0.278 6 Esteban German, R (7, 6) OBP: 0.440, SLG: 0.316										2	1	0	0	1	2	2											
Inning Stats	R: 0 E: 0 K: 1 S: 8	H: 1 LOB: 0 BB: 0 P: 8	R: 1 E: 0 K: 2 S: 16	H: 2 LOB: 2 BB: 1 P: 26	R: 1 E: 0 K: 2 S: 10	H: 1 LOB: 0 BB: 0 P: 12	R: 1 E: 0 K: 0 S: 8	H: 2 LOB: 0 BB: 0 P: 11	R: 5 E: 0 K: 1 S: 18	H: 4 LOB: 0 BB: 1 P: 31	R: 0 E: 0 K: 1 S: 8	H: 0 LOB: 1 BB: 0 P: 13	R: 0 E: 1 K: 1 S: 9	H: 0 LOB: 1 BB: 0 P: 13	R: 0 E: 0 K: 3 S: 12	H: 0 LOB: 2 BB: 1 P: 24	R: 0 E: 0 K: 0 S: 9	H: 1 LOB: 2 BB: 1 P: 15	1B: 5 2B: 2 3B: 0 HR: 4	SF: 1 SAC: 0 DP: 1 HBP: 0	WP: 0 PB: 0 SB: 0 CS: 1	PA: 41					
PITCHER	IP	WLS	BF	H	R	ER	SO	BB	IBB	HBP	BLK	WP	HR	S	P	ERA	WHIP										
35 Ian Snell, R (1, 1) ERA: 4.0	4.0	L	17	6	3	3	5	1	0	0	0	0	2	42	57	6.75	1.750										
53 David Aardsma, R (5, 1) ERA: 15.43	0.2		6	3	4	4	0	1	0	0	1	0	1	14	26	54.00	6.000										
43 Brandon League, R (5, 1) ERA: 10.13	1.1		5	1	1	1	2	0	0	0	0	0	1	12	18	6.75	0.750										
54 Kanekoa Teixeira, R (7, 1) ERA: 1.35	1.2		6	0	0	0	3	0	0	0	0	0	0	16	25	0.00	0.000										
37 Jesus Colome, R (8, 1) ERA:	1.1		7	1	0	0	1	2	0	0	0	0	0	14	27	0.00	2.250										

Texas Rangers @ Seattle Mariners
Peoria Stadium, Peoria, AZ
Wed Mar 17 2010, 10:06 PM - 12:53 AM EDT
Att: 10,392 - Clear - 76 F

livebaseballscorecards.com

AB 36
R 8
H 11
RBI 8
BB 4
SO 11
LOB 12

Batter	1	2	3	4	5	6	7	8	9	AB	R	H	RBI	BB	SO	LOB	BOTTOM										
51 Ichiro Suzuki, L (1, 9) OBP: 0.313, SLG: 0.357										3	0	1	1	1	0	1											
9 Chone Figgins, S (1, 4) OBP: 0.393, SLG: 0.211										3	0	1	0	1	0	2											
15 Milton Bradley, S (1, 7) OBP: 0.421, SLG: 0.400 12 Ryan Langerhans, L (4, 7) OBP: 0.408, SLG: 0.200										2	0	0	0	0	2	3											
24 Ken Griffey Jr., L (1, 10) OBP: 0.278, SLG: 0.286										4	0	0	0	1	6												
4 Jose Lopez, R (1, 5) OBP: 0.222, SLG: 0.296										4	0	0	0	0	2	3											
13 Casey Kotchman, L (1, 3) OBP: 0.346, SLG: 0.400 83 Mario Martinez, R (9, PR)										4	0	2	0	0	0	0											
21 Franklin Gutierrez, R (1, 8) OBP: 0.174, SLG: 0.233 93 Maximiliano Mendez, L (9, PR)										4	0	0	0	0	2	2											
32 Rob Johnson, R (1, 2) OBP: 0.278, SLG: 0.286										2	0	0	0	0	0	0											
2 Jack Wilson, R (1, 6) OBP: 0.333, SLG: 0.467										3	1	1	0	0	1	0											
Inning Stats	R: 0 E: 0 K: 1 S: 9	H: 0 LOB: 2 BB: 2 P: 20	R: 0 E: 0 K: 0 S: 6	H: 1 LOB: 0 BB: 0 P: 13	R: 1 E: 0 K: 1 S: 10	H: 2 LOB: 1 BB: 0 P: 20	R: 0 E: 0 K: 2 S: 8	H: 0 LOB: 0 BB: 0 P: 14	R: 0 E: 0 K: 1 S: 9	H: 0 LOB: 0 BB: 0 P: 13	R: 0 E: 0 K: 1 S: 10	H: 1 LOB: 1 BB: 0 P: 13	R: 0 E: 0 K: 2 S: 12	H: 0 LOB: 0 BB: 0 P: 21	R: 0 E: 2 K: 2 S: 12	H: 0 LOB: 2 BB: 0 P: 20	R: 0 E: 0 K: 0 S: 9	H: 1 LOB: 1 BB: 0 P: 13	1B: 4 2B: 1 3B: 0 HR: 0	SF: 0 SAC: 0 DP: 1 HBP: 0	WP: 0 PB: 0 SB: 1 CS: 0	PA: 35					
PITCHER	IP	WLS	BF	H	R	ER	SO	BB	IBB	HBP	BLK	WP	HR	S	P	ERA	WHIP										
39 Scott Feldman, R (1, 1) ERA: 5.4	4.0	W	16	3	1	1	4	2	0	0	0	0	0	19	26	0.00	0.500										
28 Darren Oliver, L (5, 1) ERA:	2.0		7	1	0	0	2	0	0	0	0	0	0	33	54	0.00	0.333										
57 Dustin Nippert, R (7, 1) ERA:	3.0	S	12	1	0	0	4	0	0	0	0	0	0	33	54	0.00	0.333										

Texas Rangers @ Seattle Mariners
Peoria Stadium, Peoria, AZ
Wed Mar 17 2010, 10:06 PM - 12:53 AM EDT
Att: 10,392 - Clear - 76 F

livebaseballscorecards.com

AB 33
R 1
H 5
RBI 1
BB 2
SO 10
LOB 21

Batter	1	2	3	4	5	6	7	8	9	AB	R	H	RBI	BB	SO	LOB	TOP										
51 Ichiro Suzuki, L (1, 9) OBP: 0.306, SLG: 0.344	G3		13 S 1B		F9		F7			4	0	1	0	0	0	1	Seattle Mariners @ Cincinnati Reds Goodyear Ballpark, Goodyear, AZ Fri Mar 19 20:10, 10:18 PM - 12:40 AM EDT Att. 7,693 - Clear - 78 F										
9 Chone Figgins, S (1, 4) OBP: 0.375, SLG: 0.217	K		F7		1-2 1B		P4			4	0	1	0	0	1	1											
13 Casey Kotchman, L (1, 3) OBP: 0.333, SLG: 0.379	15 2B 1B		K		G4-3		K			4	1	1	0	0	2	3											
15 Milton Bradley, S (1, 7) OBP: 0.429, SLG: 0.471 97 Joseph Dunigan, L (4, 7)	1-H 2B			K		K		G4-3		2	0	1	1	0	1	0											
4 Jose Lopez, R (1, 5) OBP: 0.258, SLG: 0.355	F9			21 S 1B		21 1B 2B		F8		4	1	2	0	0	0	1											
21 Franklin Gutierrez, R (1, 8) OBP: 0.185, SLG: 0.240		G4-3		K		10 1B 2 FC3-2-5-3 1B		G3		4	0	1	1	0	1	1											
10 Adam Moore, R (1, 2) OBP: 0.462, SLG: 0.478 26 Josh Bard, S (7, 2)		K		G6-3		2 FC3-2-5-3 1B				3	0	1	0	0	1	1											
2 Jack Wilson, R (1, 6) OBP: 0.263, SLG: 0.368		G6-3			G6-3	FC3-2-5-3 1B				1	0	0	0	0	1	0											
58 Doug Fister, L (1, 1)										4	0	0	0	0	1	2											
38 Jason Vargas, L (1, 1) OBP: 0.250, SLG: 0.250 37 Jesus Colome, R (6, 1) 33 Chad Cordero, R (7, 1) 96 Kyle Seager, L (9, PH)			K		9 1B 1B		K		F7-6-3 1-1	0	0	0	0	0	0	0											
Inning Stats	R: 1 E: 0 K: 1 S: 7	H: 2 LOB: 1 BB: 0 P: 7	R: 0 E: 0 K: 1 S: 5	H: 0 LOB: 0 BB: 0 P: 5	R: 0 E: 0 K: 2 S: 8	H: 1 LOB: 1 BB: 0 P: 8	R: 0 E: 0 K: 2 S: 8	H: 1 LOB: 1 BB: 0 P: 8	R: 0 E: 0 K: 0 S: 5	H: 2 LOB: 2 BB: 0 P: 5	R: 1 E: 0 K: 2 S: 10	H: 3 LOB: 2 BB: 0 P: 10	R: 0 E: 0 K: 1 S: 5	H: 0 LOB: 0 BB: 0 P: 5	R: 0 E: 0 K: 0 S: 3	H: 0 LOB: 0 BB: 0 P: 3	R: 0 E: 0 K: 2 S: 7	H: 0 LOB: 0 BB: 0 P: 7	1B: 7 2B: 3 3B: 0 HR: 0	SF: 0 SAC: 0 DP: 1 HBP: 0	WP: 1 PB: 0 SB: 2 CS: 0	PA: 36					
PITCHER	IP	WLS	BF	H	R	ER	SO	BB	IBB	HBP	BLK	WP	HR	S	P	ERA	WHIP										
39 Aaron Harang, R (1, 1) ERA: 5.68	5.0	W	21	6	1	1	6	0	0	0	0	0	0	33	33	1.80	1.200										
56 Matt Maloney, L (6, 1) ERA: 6.14	2.0	H	9	3	1	1	3	0	0	0	0	0	0	15	15	4.50	1.500										
52 Daniel Herrera, L (8, 1) ERA: 4.5	1.0	3	0	0	0	0	0	0	0	0	0	0	0	3	3	0.00	0.000										
40 Nick Masset, R (9, 1) ERA: 5.4	1.0	3	0	0	0	2	0	0	0	0	0	1	0	7	7	0.00	0.000										

AB	36
R	2
H	9
RBI	2
BB	0
SO	11
LOB	13



Batter	1	2	3	4	5	6	7	8	9	AB	R	H	RBI	BB	SO	LOB	BOTTOM										
6 Drew Stubbs, R (1, 8) OBP: 0.344, SLG: 0.621 21 Chris Dickerson, L (6, 8) OBP: 0.414, SLG: 0.593	2 FC5-4 1B		2 G4-6-3 1B		IHR		F9			3	1	3	1	0	0	0	Seattle Mariners @ Cincinnati Reds Goodyear Ballpark, Goodyear, AZ Fri Mar 19 20:10, 10:18 PM - 12:40 AM EDT Att. 7,693 - Clear - 78 F										
2 Orlando Cabrera, R (1, 6) OBP: 0.323, SLG: 0.333 7 Paul Janish, R (7, 6) OBP: 0.375, SLG: 0.769	FC5-4 19 G1-5-3 1-2		G4-6-3 1-2		P6		P3			3	0	0	0	0	2	2											
19 Joey Volto, L (1, 3) OBP: 0.281, SLG: 0.321 43 Miguel Cairo, R (7, 3) OBP: 0.450, SLG: 0.625	G1-5-3 1-2			K		F8		1-2 1B		3	0	0	0	0	1	1											
4 Brandon Phillips, R (1, 4) OBP: 0.323, SLG: 0.320 3 Aaron Miles, S (7, 4)	G6-3			G6-3		27 HR 2B		P5		3	1	1	0	0	0	1											
27 Scott Rolen, R (1, 5) OBP: 0.345, SLG: 0.440 15 Drew Sutton, S (7, 5) OBP: 0.444, SLG: 0.467		BB		F8		2-H HR		G4-3		1	0	0	0	0	0	0											
32 Jay Bruce, L (1, 9) OBP: 0.357, SLG: 0.630 25 Wladimir Balentien, R (7, 9) OBP: 0.316, SLG: 0.571	K				F9		F9		G5-3	3	0	0	0	0	1	1											
31 Jonny Gomes, R (1, 7) OBP: 0.333, SLG: 0.690 17 Laynce Nix, L (6, 7) OBP: 0.316, SLG: 0.556	K				F9		HR		G5-3	2	0	0	0	0	1	1											
29 Ryan Hanigan, R (1, 2) OBP: 0.333, SLG: 0.500 37 Corky Miller, R (6, 2) OBP: 0.308, SLG: 0.300	F8				28 HR 1B		P2			2	1	1	0	0	0	0											
39 Aaron Harang, R (1, 1) 28 Chris Heisey, R (5, PH) 56 Matt Maloney, L (6, 1) 64 Juan Francisco, L (7, PH) 52 Daniel Herrera, L (8, 1) 40 Nick Masset, R (9, 1)			K		HR				43 1B BB	1	0	0	0	0	1	0											
Inning Stats	R: 0 E: 0 K: 0 S: 4	H: 1 LOB: 1 BB: 0 P: 4	R: 0 E: 0 K: 2 S: 7	H: 0 LOB: 1 BB: 1 P: 11	R: 0 E: 0 K: 1 S: 5	H: 1 LOB: 0 BB: 0 P: 5	R: 0 E: 0 K: 1 S: 5	H: 0 LOB: 0 BB: 0 P: 5	R: 3 E: 0 K: 0 S: 10	H: 3 LOB: 0 BB: 0 P: 14	R: 3 E: 0 K: 0 S: 8	H: 3 LOB: 0 BB: 0 P: 10	R: 0 E: 0 K: 0 S: 4	H: 1 LOB: 2 BB: 1 P: 8	R: 0 E: 0 K: 0 S: 3	H: 0 LOB: 0 BB: 0 P: 3		R: 0 E: 0 K: 2 S: 7	H: 0 LOB: 0 BB: 0 P: 7	1B: 4 2B: 1 3B: 0 HR: 4	SF: 0 SAC: 0 DP: 1 HBP: 0	WP: 0 PB: 0 SB: 0 CS: 0	PA: 34				
PITCHER	IP	WLS	BF	H	R	ER	SO	BB	IBB	HBP	BLK	WP	HR	S	P	ERA	WHIP										
58 Doug Fister, R (1, 1) ERA: 7.04	0.2	L	22	7	6	6	4	1	0	0	0	0	3	35	45	10.80	1.600										
36 Jason Vargas, L (1, 1) ERA: 3.95	0.1	1	0	0	0	0	0	0	0	0	0	0	0	1	1	0.00	0.000										
37 Jesus Colome, R (6, 1) ERA:	2.0	8	1	0	0	0	0	1	0	0	0	0	0	7	11	0.00	1.000										

AB	32
R	6
H	9
RBI	6
BB	2
SO	4
LOB	11



Batter	1	2	3	4	5	6	7	8	9	AB	R	H	RBI	BB	SO	LOB	TOP										
6 Stephen Drew, L (1,6) OBP: 0.472, SLG: 0.581 21 Jeff Bailey, R (7,3) OBP: 0.550, SLG: 0.688	L7		G5-3			G6-4-3		G5-3		3	0	2	0	0	0	0											
34 Conor Jackson, R (1,7) OBP: 0.498, SLG: 0.667 4 Rusty Ryal, R (7,7) OBP: 0.324, SLG: 0.697	G5-3		G5-3			G6-4-3				2	0	0	0	1	0	1											
10 Justin Upton, R (1,9) OBP: 0.472, SLG: 0.655 14 Ryan Roberts, R (7,4) OBP: 0.297, SLG: 0.344	K		P6			G6-4-3				3	0	0	0	0	1	3											
26 Miguel Montero, L (1,2) OBP: 0.410, SLG: 0.222 28 John Hester, R (7,2) OBP: 0.444, SLG: 0.500		G4-3				F7				3	0	0	0	0	1	1											
29 Brandon Allen, L (1,3) OBP: 0.483, SLG: 0.696 12 Drew Macias, L (7,8) OBP: 0.281, SLG: 0.345		G4-3								3	0	0	0	0	1	0											
24 Chris Young, R (1,8) OBP: 0.351, SLG: 0.588 71 Evan Frey, L (7,9) OBP: 0.167, SLG: 0.222										2	0	0	0	1	0	0											
3 Tony Abreu, S (1,4) OBP: 0.410, SLG: 0.684 17 Yuniesky Sanchez, R (7,6)										3	0	1	0	0	1	0											
19 Chris Snyder, R (1,10) OBP: 0.263, SLG: 0.333										3	0	0	0	0	1	2											
11 Augie Ojeda, S (1,5) OBP: 0.407, SLG: 0.440 59 Ed Rogers, R (8,5) OBP: 0.235, SLG: 0.133										3	0	0	0	0	1	0											
Inning Stats	R: 0 E: 0 K: 1 S: 6	H: 0 LOB: 0 BB: 0 P: 10	R: 0 E: 0 K: 0 S: 10	H: 1 LOB: 2 BB: 1 P: 17	R: 0 E: 0 K: 0 S: 10	H: 1 LOB: 1 BB: 0 P: 15	R: 0 E: 0 K: 1 S: 7	H: 0 LOB: 0 BB: 0 P: 12	R: 0 E: 0 K: 0 S: 6	H: 0 LOB: 0 BB: 0 P: 7	R: 0 E: 0 K: 0 S: 7	H: 1 LOB: 1 BB: 1 P: 13	R: 0 E: 0 K: 2 S: 7	H: 0 LOB: 0 BB: 0 P: 10	R: 0 E: 0 K: 2 S: 9	H: 0 LOB: 0 BB: 0 P: 10	R: 0 E: 0 K: 1 S: 8	H: 0 LOB: 1 BB: 0 P: 13	1B: 3 2B: 0 3B: 0 HR: 0	SF: 0 SAC: 0 DP: 1 HBP: 1	WP: 0 PB: 1 SB: 0 CS: 0	PA: 32					
PITCHER	IP	WLS	BF	H	R	ER	SO	BB	IBB	HBP	BLK	WP	HR	S	P	ERA	WHIP										
34 Félix Hernández, R (1,1) ERA: 1.17	5.0	W	18	2	0	0	2	1	0	0	0	0	0	39	61	0.00	0.600										
53 David Aardsma, R (6,1) ERA: 10.8	1.0	H	4	1	0	0	0	1	0	0	0	0	0	7	13	0.00	2.000										
23 Shawn Kelley, R (7,1) ERA: 6.48	2.0	H	6	0	0	0	4	0	0	0	0	0	0	16	20	0.00	0.000										
54 Kanekoa Texeira, R (9,1) ERA: 1.17	1.0		4	0	0	0	1	0	0	1	0	0	0	8	13	0.00	0.000										

Arizona Diamondbacks @ Seattle Mariners
Peoria Stadium, Peoria, AZ
Sat Mar 20 2010, 4:07 PM - 6:05 PM EDT
Att. 13,444 - Sunny - 70 F

AB 29
R 0
H 3
RBI 0
BB 2
SO 7
LOB 10



Batter	1	2	3	4	5	6	7	8	9	AB	R	H	RBI	BB	SO	LOB	BOTTOM										
1 Eric Byrnes, R (1,7) OBP: 0.290, SLG: 0.467	G4-3							G4-3		4	0	1	1	0	1	0											
21 Franklin Gutierrez, R (1,8) OBP: 0.200, SLG: 0.307 17 Corey Patterson, L (7,8) OBP: 0.333, SLG: 0.609										3	1	1	1	0	2	1											
3 Ryan Garko, R (1,3) OBP: 0.323, SLG: 0.370	F9									4	0	0	0	0	0	0											
24 Ken Griffey Jr., L (1,10) OBP: 0.286, SLG: 0.250 20 Mike Carp, L (8,PH) OBP: 0.294, SLG: 0.267										2	0	0	0	1	0	0											
27 Matt Tuasosopo, R (1,6) OBP: 0.457, SLG: 0.656										3	0	0	0	0	1	1											
12 Ryan Langerhans, L (1,9) OBP: 0.345, SLG: 0.318										3	1	1	1	0	1	1											
16 Josh Wilson, R (1,5) OBP: 0.414, SLG: 0.400										3	1	1	0	0	0	0											
32 Rob Johnson, R (1,2)										2	0	0	0	0	0	1											
41 Elierzer Alfonso, R (6,2) OBP: 0.143, SLG: 0.143										1	0	0	0	0	0	0											
6 Chris Woodward, R (1,4) OBP: 0.200, SLG: 0.227										3	0	0	0	0	3	1											
Inning Stats	R: 1 E: 0 K: 1 S: 10	H: 1 LOB: 1 BB: 1 P: 16	R: 2 E: 0 K: 2 S: 13	H: 3 LOB: 0 BB: 0 P: 17	R: 0 E: 1 K: 1 S: 10	H: 0 LOB: 1 BB: 0 P: 12	R: 0 E: 0 K: 1 S: 10	H: 0 LOB: 0 BB: 0 P: 13	R: 0 E: 0 K: 0 S: 9	H: 0 LOB: 0 BB: 0 P: 14	R: 0 E: 0 K: 1 S: 6	H: 0 LOB: 0 BB: 0 P: 6	R: 1 E: 0 K: 0 S: 10	H: 1 LOB: 0 BB: 0 P: 14	R: 1 E: 0 K: 0 S: 10	H: 1 LOB: 0 BB: 0 P: 14	1B: 2 2B: 0 3B: 0 HR: 3	SF: 0 SAC: 0 DP: 0 HBP: 0	WP: 0 PB: 0 SB: 0 CS: 0	PA: 31							
PITCHER	IP	WLS	BF	H	R	ER	SO	BB	IBB	HBP	BLK	WP	HR	S	P	ERA	WHIP										
15 Dan Haren, R (1,1) ERA: 2.63	5.0	L	21	4	3	3	7	1	0	0	0	0	2	53	74	5.40	1.000										
39 Jordan Norberto, L (6,1) ERA: 2.63	1.0		3	0	0	0	0	0	0	0	0	0	0	9	14	0.00	0.000										
58 Juan Gutierrez, R (7,1) ERA: 4.26	1.0		3	0	0	0	1	0	0	0	0	0	0	6	6	0.00	0.000										
32 Esmerling Vasquez, R (8,1) ERA: 4.26	1.0		4	1	1	1	0	0	0	0	0	0	1	10	14	9.00	1.000										

Arizona Diamondbacks @ Seattle Mariners
Peoria Stadium, Peoria, AZ
Sat Mar 20 2010, 4:07 PM - 6:05 PM EDT
Att. 13,444 - Sunny - 70 F

AB 30
R 4
H 5
RBI 4
BB 1
SO 8
LOB 5



Batter	1	2	3	4	5	6	7	8	9	AB	R	H	RBI	BB	SO	LOB	TOP					
51 Ichiro Suzuki, L (1, 9) OBP: 0.341, SLG: 0.417																						
27 Matt Tuiasosopo, R (8, PH) OBP: 0.444, SLG: 0.636																						
9 Chone Figgins, S (1, 4) OBP: 0.432, SLG: 0.370																						
6 Chris Woodward, R (8, 4) OBP: 0.192, SLG: 0.217																						
13 Casey Kotchman, L (1, 3) OBP: 0.389, SLG: 0.412																						
83 Johan Limonta, L (9, 9)																						
15 Milton Bradley, S (1, 7) OBP: 0.385, SLG: 0.409																						
17 Corey Patterson, L (7, PR) OBP: 0.350, SLG: 0.567																						
5 Mike Sweeney, R (1, 10) OBP: 0.625, SLG: 1.000																						
20 Mike Carp, L (7, PR) OBP: 0.278, SLG: 0.250																						
4 Jose Lopez, R (1, 5) OBP: 0.278, SLG: 0.353																						
83 Jeff Dominguez, S (9, 5)																						
1 Eric Byrnes, R (1, 8) OBP: 0.306, SLG: 0.529																						
10 Adam Moore, R (1, 2) OBP: 0.484, SLG: 0.519																						
2 Jack Wilson, R (1, 6) OBP: 0.261, SLG: 0.318																						
16 Josh Wilson, R (7, PR) OBP: 0.400, SLG: 0.385																						
Inning Stats	R: 2 E: 0 K: 1 S: 8	H: 3 LOB: 1 BB: 0 P: 8	R: 0 E: 0 K: 1 S: 5	H: 0 LOB: 0 BB: 0 P: 5	R: 1 E: 0 K: 1 S: 6	H: 2 LOB: 0 BB: 0 P: 7	R: 3 E: 1 K: 0 S: 9	H: 3 LOB: 1 BB: 0 P: 12	R: 0 E: 1 K: 0 S: 5	H: 0 LOB: 3 BB: 1 P: 9	R: 0 E: 0 K: 1 S: 7	H: 2 LOB: 3 BB: 1 P: 11	R: 6 E: 0 K: 0 S: 6	H: 3 LOB: 2 BB: 3 P: 22	R: 0 E: 0 K: 1 S: 4	H: 0 LOB: 0 BB: 1 P: 8	R: 0 E: 0 K: 1 S: 6	H: 1 LOB: 1 BB: 0 P: 6	1B: 10 2B: 2 3B: 2 HR: 1	SF: 1 SAC: 0 DP: 1 HBP: 2	WP: 0 PB: 1 SB: 2 CS: 0	PA: 50
PITCHER	IP WLS BF H R ER SO BB IBB HBP BLK WP HR S P ERA WHIP	36 Jered Weaver, R (1, 1) ERA: 8.03	4.1 L 22 8 6 5 3 0 0 0 0 0 0 1 30 34 10.38 1.846	56 Fernando Rodney, R (6, 1) ERA:	1.0 6 2 0 0 1 1 0 0 0 0 0 0 7 11 0.00 3.000	40 Kevin Jepsen, R (8, 1) ERA:	1.0 3 0 0 0 1 1 0 0 0 0 0 0 4 8 0.00 1.000	Bobby Cassevah, R (9, 1) ERA: 2.25	1.0 4 1 0 0 1 0 0 0 0 0 0 0 6 6 0.00 1.000	58 Michael Kohn, R (7, 1) ERA:	0.2 4 1 0 0 0 0 0 0 1 0 0 0 3 4 0.00 1.500											

Seattle Mariners @ Los Angeles Angels
 Tempe Diablo Stadium, Tempe, AZ
 Sun Mar 21 2010, 4:17 PM - 7:31 PM EDT
 Att: 8,827 - Sunny - 75 F

livebaseballscorecards.com

AB 41
 R 12
 H 15
 RBI 12
 BB 6
 SO 6
 LOB 22

Batter	1	2	3	4	5	6	7	8	9	AB	R	H	RBI	BB	SO	LOB	BOTTOM			
13 Maicer Izturis, S (1, 5) OBP: 0.471, SLG: 0.517																				
12 Freddy Sandoval, S (6, PR) OBP: 0.276, SLG: 0.231																				
53 Bobby Abreu, L (1, 9) OBP: 0.222, SLG: 0.333																				
42 Terry Evans, R (6, PR) OBP: 0.240, SLG: 0.333																				
48 Torii Hunter, R (1, 8) OBP: 0.384, SLG: 0.350																				
22 Cory Aldridge, L (6, PR) OBP: 0.423, SLG: 0.696																				
55 Hideki Matsui, L (1, 10) OBP: 0.227, SLG: 0.150																				
2 Erick Aybar, S (8, PH) OBP: 0.294, SLG: 0.143																				
8 Kendrys Morales, S (1, 3) OBP: 0.452, SLG: 0.724																				
39 Robb Quinlan, R (7, 3) OBP: 0.194, SLG: 0.267																				
20 Juan Rivera, R (1, 7) OBP: 0.324, SLG: 0.625																				
83 Michael Ryan, L (7, 7) OBP: 0.481, SLG: 0.727																				
47 Howie Kendrick, R (1, 4) OBP: 0.333, SLG: 0.500																				
6 Hanley Statia, S (8, 4) OBP: 0.214, SLG: 0.154																				
5 Jeff Mathis, R (1, 2) OBP: 0.292, SLG: 0.286																				
46 Bobby Wilson, R (7, 2) OBP: 0.471, SLG: 0.500																				
94 Gary Patchett, R (1, 6) OBP: 0.455, SLG: 0.500																				
Carlos Ramirez, R (9, PH)																				
Inning Stats	R: 0 E: 0 K: 0 S: 3	H: 0 LOB: 0 BB: 1 P: 3	R: 0 E: 0 K: 0 S: 3	H: 1 LOB: 0 BB: 0 P: 3	R: 2 E: 0 K: 0 S: 6	H: 4 LOB: 1 BB: 0 P: 6	R: 0 E: 0 K: 2 S: 7	H: 0 LOB: 0 BB: 0 P: 7	R: 3 E: 1 K: 0 S: 6	H: 2 LOB: 2 BB: 0 P: 6	R: 0 E: 0 K: 2 S: 8	H: 1 LOB: 1 BB: 0 P: 8	R: 0 E: 0 K: 1 S: 5	H: 0 LOB: 0 BB: 0 P: 5	R: 1 E: 0 K: 2 S: 9	H: 2 LOB: 1 BB: 0 P: 9	1B: 8 2B: 2 3B: 0 HR: 0	SF: 0 SAC: 0 DP: 3 HBP: 0	WP: 0 PB: 0 SB: 0 CS: 0	PA: 36
PITCHER	IP WLS BF H R ER SO BB IBB HBP BLK WP HR S P ERA WHIP	25 Luke French, L (1, 1) ERA: 4.5	4.0 W 15 5 2 2 0 2 0 0 0 0 0 0 7 7 0.00 0.000	57 Mark Lowe, R (5, 1) ERA: 6.35	1.0 3 0 0 0 0 0 0 0 0 0 0 0 6 6 9.00 2.000	46 Sean White, R (6, 1) ERA: 1.8	1.0 6 2 3 1 0 0 0 0 0 0 0 0 13 13 0.00 0.500	43 Brandon League, R (7, 1) ERA: 7.36	2.0 7 1 0 0 3 0 0 0 0 0 0 0 9 9 9.00 2.000	37 Jesus Colome, R (9, 1) ERA: 1.29	1.0 5 2 1 1 2 0 0 0 0 0 0 0 9 9 0.00 2.000									

Seattle Mariners @ Los Angeles Angels
 Tempe Diablo Stadium, Tempe, AZ
 Sun Mar 21 2010, 4:17 PM - 7:31 PM EDT
 Att: 8,827 - Sunny - 75 F

livebaseballscorecards.com

AB 35
 R 6
 H 10
 RBI 6
 BB 1
 SO 7
 LOB 17

Batter	1	2	3	4	5	6	7	8	9	AB	R	H	RBI	BB	SO	LOB	TOP							
4 Coco Crisp, S OBP: 0.482, SLG: 0.750 50 Jake Fox, R OBP: 0.143, SLG: 0.156										4	1	1	3	0	1	0								
10 Darc Barton, L OBP: 0.538, SLG: 0.655 22 Chris Carter, R OBP: 0.269, SLG: 0.391										3	0	0	0	0	0	0								
8 Kurt Suzuki, R OBP: 0.242, SLG: 0.387 35 Landon Powell, S OBP: 0.185, SLG: 0.200										3	1	1	0	0	0	0								
5 Kevin Kouzmanoff, R OBP: 0.375, SLG: 0.611 16 Eric Sogard, L OBP: 0.435, SLG: 0.471										3	1	2	0	0	0	0								
Ryan Sweeney, L OBP: 0.350, SLG: 0.368 23 Michael Taylor, R OBP: 0.212, SLG: 0.281										3	0	1	0	0	0	3								
1 Eric Patterson, L OBP: 0.365, SLG: 0.422										3	1	2	2	0	1									
18 Gabe Gross, L OBP: 0.212, SLG: 0.472 25 Matt Carson, R OBP: 0.222, SLG: 0.412										2	1	1	2	0	0	1								
7 Adam Rosales, R OBP: 0.442, SLG: 0.556 30 Steve Tolleson, R OBP: 0.276, SLG: 0.235										3	0	0	0	0	1	2								
2 Cliff Pennington, S OBP: 0.444, SLG: 0.483										4	1	1	0	0	0	0								
Inning Stats	R: 0 E: 0 K: 1 S: 8	H: 0 LOB: 0 BB: 0 P: 10	R: 5 E: 0 K: 1 S: 21	H: 5 LOB: 0 BB: 0 P: 32	R: 1 E: 0 K: 0 S: 10	H: 2 LOB: 1 BB: 0 P: 16	R: 0 E: 0 K: 0 S: 8	H: 0 LOB: 0 BB: 0 P: 15	R: 0 E: 0 K: 0 S: 6	H: 0 LOB: 1 BB: 0 P: 9	R: 1 E: 0 K: 0 S: 10	H: 1 LOB: 1 BB: 0 P: 15	R: 0 E: 0 K: 1 S: 6	H: 0 LOB: 0 BB: 0 P: 8	R: 0 E: 0 K: 0 S: 12	H: 2 LOB: 2 BB: 0 P: 22	R: 0 E: 0 K: 0 S: 11	H: 0 LOB: 0 BB: 0 P: 17	1B: 6 2B: 2 3B: 1 HR: 1	SF: 2 SAC: 0 DP: 0 HBP: 0	WP: 0 PB: 0 SB: 1 CS: 0	PA: 37		
PITCHER	IP WLS BF H R ER SO BB IBB HBP BLK WP HR S P ERA WHIP	IP WLS BF H R ER SO BB IBB HBP BLK WP HR S P ERA WHIP	IP WLS BF H R ER SO BB IBB HBP BLK WP HR S P ERA WHIP	IP WLS BF H R ER SO BB IBB HBP BLK WP HR S P ERA WHIP	IP WLS BF H R ER SO BB IBB HBP BLK WP HR S P ERA WHIP	IP WLS BF H R ER SO BB IBB HBP BLK WP HR S P ERA WHIP	IP WLS BF H R ER SO BB IBB HBP BLK WP HR S P ERA WHIP	IP WLS BF H R ER SO BB IBB HBP BLK WP HR S P ERA WHIP	IP WLS BF H R ER SO BB IBB HBP BLK WP HR S P ERA WHIP	IP WLS BF H R ER SO BB IBB HBP BLK WP HR S P ERA WHIP	IP WLS BF H R ER SO BB IBB HBP BLK WP HR S P ERA WHIP	IP WLS BF H R ER SO BB IBB HBP BLK WP HR S P ERA WHIP	IP WLS BF H R ER SO BB IBB HBP BLK WP HR S P ERA WHIP	IP WLS BF H R ER SO BB IBB HBP BLK WP HR S P ERA WHIP	IP WLS BF H R ER SO BB IBB HBP BLK WP HR S P ERA WHIP	IP WLS BF H R ER SO BB IBB HBP BLK WP HR S P ERA WHIP	IP WLS BF H R ER SO BB IBB HBP BLK WP HR S P ERA WHIP	IP WLS BF H R ER SO BB IBB HBP BLK WP HR S P ERA WHIP	IP WLS BF H R ER SO BB IBB HBP BLK WP HR S P ERA WHIP	IP WLS BF H R ER SO BB IBB HBP BLK WP HR S P ERA WHIP	IP WLS BF H R ER SO BB IBB HBP BLK WP HR S P ERA WHIP	IP WLS BF H R ER SO BB IBB HBP BLK WP HR S P ERA WHIP	IP WLS BF H R ER SO BB IBB HBP BLK WP HR S P ERA WHIP	IP WLS BF H R ER SO BB IBB HBP BLK WP HR S P ERA WHIP
35 Ian Snell, R ERA: 6.92 57 Mark Lowe, R ERA: 5.4 66 David Pauley, R ERA: 4.5 33 Chad Cordero, R ERA: 1.35	4.0 L 19 7 6 6 2 0 0 0 0 0 0 1 47 73 13.50 1.750	1.0 3 0 0 0 0 0 0 0 0 0 0 6 9 0.00 0.000	3.0 12 3 1 1 1 0 0 0 0 0 0 28 45 3.00 1.000	1.0 3 0 0 0 0 0 0 0 0 0 0 11 17 0.00 0.000																				
51 Ichiro Suzuki, L OBP: 0.356, SLG: 0.410										3	0	1	0	1	0	3								
9 Chone Figgins, S OBP: 0.425, SLG: 0.367 16 Josh Wilson, R OBP: 0.419, SLG: 0.407										2	0	0	0	1	0	0								
21 Franklin Gutierrez, R OBP: 0.212, SLG: 0.333 17 Corey Patterson, L OBP: 0.346, SLG: 0.640										2	0	0	0	1	0	0								
15 Milton Bradley, S OBP: 0.379, SLG: 0.400 12 Ryan Langerhans, L OBP: 0.333, SLG: 0.394										3	0	1	0	0	0	1								
24 Ken Griffey Jr., L OBP: 0.240, SLG: 0.200										4	0	0	0	0	1	3								
4 Jose Lopez, R OBP: 0.282, SLG: 0.378 6 Chris Woodward, R OBP: 0.185, SLG: 0.208										3	0	1	0	0	0	0								
3 Ryan Garko, R OBP: 0.286, SLG: 0.323										4	0	0	0	0	0	1								
32 Rob Johnson, R OBP: 0.222, SLG: 0.125 48 Guillermo Quiroz, R OBP: 0.231, SLG: 0.333										1	1	1	0	1	0	0								
2 Jack Wilson, R OBP: 0.269, SLG: 0.360 94 Carlos Triunfel, R OBP: 0.333, SLG: 0.333										3	0	1	0	0	0	2								
Inning Stats	R: 0 E: 0 K: 0 S: 7	H: 1 LOB: 0 BB: 0 P: 12	R: 0 E: 0 K: 1 S: 5	H: 1 LOB: 0 BB: 0 P: 10	R: 0 E: 0 K: 0 S: 11	H: 2 LOB: 3 BB: 1 P: 19	R: 0 E: 0 K: 0 S: 4	H: 0 LOB: 0 BB: 0 P: 7	R: 1 E: 0 K: 1 S: 15	H: 1 LOB: 2 BB: 1 P: 24	R: 0 E: 0 K: 0 S: 9	H: 0 LOB: 1 BB: 1 P: 15	R: 1 E: 1 K: 0 S: 10	H: 1 LOB: 2 BB: 0 P: 13	R: 0 E: 0 K: 0 S: 10	H: 1 LOB: 1 BB: 0 P: 15	R: 0 E: 0 K: 0 S: 8	H: 0 LOB: 0 BB: 0 P: 10	1B: 5 2B: 3 3B: 0 HR: 0	SF: 1 SAC: 0 DP: 2 HBP: 0	WP: 0 PB: 0 SB: 0 CS: 1	PA: 35		
PITCHER	IP WLS BF H R ER SO BB IBB HBP BLK WP HR S P ERA WHIP	IP WLS BF H R ER SO BB IBB HBP BLK WP HR S P ERA WHIP	IP WLS BF H R ER SO BB IBB HBP BLK WP HR S P ERA WHIP	IP WLS BF H R ER SO BB IBB HBP BLK WP HR S P ERA WHIP	IP WLS BF H R ER SO BB IBB HBP BLK WP HR S P ERA WHIP	IP WLS BF H R ER SO BB IBB HBP BLK WP HR S P ERA WHIP	IP WLS BF H R ER SO BB IBB HBP BLK WP HR S P ERA WHIP	IP WLS BF H R ER SO BB IBB HBP BLK WP HR S P ERA WHIP	IP WLS BF H R ER SO BB IBB HBP BLK WP HR S P ERA WHIP	IP WLS BF H R ER SO BB IBB HBP BLK WP HR S P ERA WHIP	IP WLS BF H R ER SO BB IBB HBP BLK WP HR S P ERA WHIP	IP WLS BF H R ER SO BB IBB HBP BLK WP HR S P ERA WHIP	IP WLS BF H R ER SO BB IBB HBP BLK WP HR S P ERA WHIP	IP WLS BF H R ER SO BB IBB HBP BLK WP HR S P ERA WHIP	IP WLS BF H R ER SO BB IBB HBP BLK WP HR S P ERA WHIP	IP WLS BF H R ER SO BB IBB HBP BLK WP HR S P ERA WHIP	IP WLS BF H R ER SO BB IBB HBP BLK WP HR S P ERA WHIP	IP WLS BF H R ER SO BB IBB HBP BLK WP HR S P ERA WHIP	IP WLS BF H R ER SO BB IBB HBP BLK WP HR S P ERA WHIP	IP WLS BF H R ER SO BB IBB HBP BLK WP HR S P ERA WHIP	IP WLS BF H R ER SO BB IBB HBP BLK WP HR S P ERA WHIP	IP WLS BF H R ER SO BB IBB HBP BLK WP HR S P ERA WHIP	IP WLS BF H R ER SO BB IBB HBP BLK WP HR S P ERA WHIP	IP WLS BF H R ER SO BB IBB HBP BLK WP HR S P ERA WHIP
58 Justin Duchschere, R ERA: 3.86 72 Ben Hornbeck, L ERA: 3.86 76 Jared Lansford, R ERA: 3.86 Jason Ray, R ERA: 3.86 36 Fernando Hernandez, R ERA: 5.14	4.0 W 14 2 2 1 1 2 0 0 0 0 0 0 28 48 3.86 1.714	2.1 11 2 2 1 1 2 0 0 0 0 0 0 6 6 0.00 0.000	1.0 4 1 0 0 0 0 0 0 0 0 0 0 15 0.00 1.000	1.0 3 0 0 0 0 0 0 0 0 0 0 8 10 0.00 0.000																				

Oakland Athletics @ Seattle Mariners
Peoria Stadium, Peoria, AZ
Mon Mar 22 2010, 4:06 PM - 6:34 PM EDT
Att. 7,264 - Partly Cloudy - 75 F

AB 35
R 7
H 10
RBI 7
BB 0
SO 3
LOB 9



Oakland Athletics @ Seattle Mariners
Peoria Stadium, Peoria, AZ
Mon Mar 22 2010, 4:06 PM - 6:34 PM EDT
Att. 7,264 - Partly Cloudy - 75 F

AB 31
R 2
H 7
RBI 1
BB 3
SO 2
LOB 14




livebaseballscores.com

Batter	1	2	3	4	5	6	7	8	9	AB	R	H	RBI	BB	SO	LOB	TOP																
17 Corey Patterson, L (1, 8) OBP: 0.290, SLG: 0.533										5	0	0	0	0	0	6																	
9 Chone Figgins, S (1, 4) OBP: 0.417, SLG: 0.333										3	0	1	0	1	1	0																	
96 Kyle Seager, L (7, 4)										1	0	0	0	0	0	1																	
15 Milton Bradley, S (1, 7) OBP: 0.382, SLG: 0.379										2	0	0	0	1	0	2																	
94 James Jones, L (6, 7) OBP: 0.667, SLG: 1.000										1	0	0	0	0	1	1																	
3 Ryan Garko, R (1, 10) OBP: 0.308, SLG: 0.343										4	0	2	0	0	0	2																	
59 Tommy Everidge, R (1, 3) OBP: 0.400, SLG: 0.538										4	0	0	0	0	2	6																	
10 Adam Moore, R (1, 2) OBP: 0.447, SLG: 0.438										2	0	0	0	1	0	0																	
48 Guillermo Quiroz, R (7, 2) OBP: 0.287, SLG: 0.357										1	0	0	0	0	0	0																	
61 Mike Wilson, R (1, 9) OBP: 0.286, SLG: 0.462										4	0	1	0	0	0	1																	
2 Jack Wilson, R (1, 6) OBP: 0.313, SLG: 0.467										3	1	2	1	0	0	1																	
83 Travis Denker, R (7, 6)										1	0	0	0	0	0	0																	
6 Chris Woodward, R (1, 5) OBP: 0.229, SLG: 0.233										2	0	1	0	2	0	0																	
Inning Stats	R: 0 E: 0 K: 1 S: 7	H: 2 LOB: 2 BB: 0 P: 7	R: 1 E: 0 K: 0 S: 6	H: 1 LOB: 0 BB: 0 P: 8	R: 0 E: 0 K: 0 S: 4	H: 1 LOB: 2 BB: 1 P: 11	R: 0 E: 0 K: 0 S: 3	H: 0 LOB: 1 BB: 1 P: 13	R: 0 E: 0 K: 0 S: 4	H: 1 LOB: 2 BB: 1 P: 8	R: 0 E: 0 K: 0 S: 3	H: 0 LOB: 0 BB: 0 P: 3	R: 0 E: 0 K: 1 S: 6	H: 1 LOB: 1 BB: 0 P: 6	1B: 5 2B: 1 3B: 0 HR: 1	SF: 0 SAC: 0 DP: 1 HBP: 1	WP: 1 PB: 0 SB: 3 CS: 0	PA: 39															
PITCHER	IP WLS BF H R ER SO BB IBB HBP BLK WP HR S P ERA WHIP																																
28 David Huff, L (1, 1) ERA: 5.4	4.1	20	5	1	1	2	3	0	0	0	0	1	1	23	37	2.08	1.846																
36 Joe Smith, R (5, 1) ERA: 8.75	0.2	W 3	0	0	0	1	1	0	0	0	0	0	0	4	10	0.00	1.500																
32 Aaron Laffey, L (6, 1) ERA: 3.07	4.0	S 16	2	0	0	1	1	0	1	0	0	0	0	16	21	0.00	0.750																

Seattle Mariners @ Cleveland Indians
Goodyear Ballpark, Goodyear, AZ
Thu Mar 25 2010, 4:13 PM - 6:41 PM EDT
Att: 3,534 - Sunny - 80 F

AB 33
R 1
H 7
RBI 1
BB 5
SO 4
LOB 20



Batter	1	2	3	4	5	6	7	8	9	AB	R	H	RBI	BB	SO	LOB	BOTTOM																
13 Asdrubal Cabrera, S (1, 6) OBP: 0.417, SLG: 0.571										3	0	0	0	0	2	1																	
35 Anderson Hernandez, S (7, 6) OBP: 0.440, SLG: 0.333										1	0	0	0	0	0	0																	
24 Grady Sizemore, L (1, 8) OBP: 0.548, SLG: 0.609										2	0	0	0	1	1	0																	
4 Trevor Crowe, S (7, 8)										1	0	0	0	0	0	0																	
17 Shin-Soo Choo, L (1, 9) OBP: 0.450, SLG: 0.697										2	1	1	0	1	1	2																	
26 Austin Kearns, R (7, 9) OBP: 0.395, SLG: 0.581										1	0	0	0	0	1	0																	
48 Travis Hafner, L (1, 10) OBP: 0.463, SLG: 0.594										2	1	2	0	1	0	0																	
9 Brian Buscher, L (8, PH) OBP: 0.333, SLG: 0.636										1	0	1	0	0	0	0																	
2 Jhonny Peralta, R (1, 5) OBP: 0.297, SLG: 0.429										3	0	0	0	0	1	4																	
74 Niuman Romero, S (8, 5) OBP: 0.353, SLG: 0.214										1	0	0	0	0	0	1																	
7 Matt LaPorta, R (1, 3) OBP: 0.333, SLG: 0.435										3	0	0	0	0	0	2																	
25 Andy Marte, R (8, PH) OBP: 0.351, SLG: 0.548										1	0	0	0	0	1	1																	
1 Luis Valbuena, L (1, 4) OBP: 0.334, SLG: 0.241										1	1	0	0	2	0	0																	
6 Luis Antonio Rodriguez, S (7, 4) OBP: 0.355, SLG: 0.292										0	0	0	0	0	0	0																	
30 Lou Marson, R (1, 2) OBP: 0.190, SLG: 0.190										3	0	0	0	0	2	2																	
23 Michael Brantley, L (1, 7) OBP: 0.439, SLG: 0.441										3	0	1	1	0	1	0																	
Inning Stats	R: 1 E: 1 K: 1 S: 7	H: 2 LOB: 2 BB: 0 P: 7	R: 0 E: 0 K: 1 S: 5	H: 0 LOB: 0 BB: 0 P: 5	R: 0 E: 0 K: 2 S: 7	H: 0 LOB: 0 BB: 0 P: 7	R: 0 E: 0 K: 0 S: 2	H: 0 LOB: 1 BB: 2 P: 10	R: 1 E: 0 K: 3 S: 10	H: 1 LOB: 2 BB: 2 P: 18	R: 0 E: 0 K: 1 S: 6	H: 1 LOB: 1 BB: 1 P: 10	R: 0 E: 0 K: 0 S: 3	H: 0 LOB: 0 BB: 0 P: 3	R: 0 E: 0 K: 2 S: 8	H: 1 LOB: 1 BB: 0 P: 8	1B: 3 2B: 2 3B: 0 HR: 0	SF: 0 SAC: 0 DP: 1 HBP: 0	WP: 1 PB: 0 SB: 1 CS: 0	PA: 33													
PITCHER	IP WLS BF H R ER SO BB IBB HBP BLK WP HR S P ERA WHIP																																
34 Félix Hernández, R (1, 1) ERA: 0.71	5.0	L 21	3	2	1	7	4	0	0	0	0	0	0	31	47	1.80	1.400																
43 Brandon League, R (6, 1) ERA: 8.75	1.0	5	1	1	1	1	1	0	0	0	1	0	6	10	9.00	2.000																	
99 Michael Pineda, R (7, 1) ERA:	2.0	7	1	0	0	2	0	0	0	0	0	0	11	11	0.00	0.500																	

Seattle Mariners @ Cleveland Indians
Goodyear Ballpark, Goodyear, AZ
Thu Mar 25 2010, 4:13 PM - 6:41 PM EDT
Att: 3,534 - Sunny - 80 F

AB 28
R 3
H 5
RBI 1
BB 5
SO 10
LOB 13



Batter	1	2	3	4	5	6	7	8	9	AB	R	H	RBI	BB	SO	LOB	TOP					
21 Franklin Gutierrez, R (1, 8) <small>OBP: 0.325, SLG: 0.528</small> 97 Kuo Hui Lo, R (7, 7)	 <small>1 SAFE B CH 85 B FF 87 B CH 75 B FF 88</small>	 <small>2-2 C CH 76 B FF 86 F CU 71 D CH 77 F SL 79 X CH 87</small>		 <small>2-2 C FF 94 B SI 94 B FF 86 B CH 85 B SI 94</small>		 <small>2-1 C SI 86 B CH 78 B SI 91 B FF 89 X SL 84</small>	 <small>4-0 B CH 91 B FF 89</small>		 <small>1-2 B CH 79 B CH 79 X FF 87</small>	3	2	3	3	1	0	0	Seattle Mariners @ Kansas City Royals Surprise Stadium, Surprise, AZ Thu Mar 25 2010, 4:06 PM - 6:57 PM EDT Att: 4,510 - Partly Cloudy - 72 F					
1 Eric Byrnes, R (1, 7) <small>OBP: 0.382, SLG: 0.512</small> (7, 8)	 <small>1 SAFE B CH 76 B FF 87 B CH 76 B CH 86 1 SAFE F CU 89 B FF 88 F CH 75</small>	 <small>2-0 B FF 86 B CH 86 X FF 86</small>		 <small>0-0 X FF 86</small>		 <small>3-1 B SI 86 B SI 86 B SI 86 B SI 86 1 SAFE C SI 86 1 SAFE X SI 86</small>	 <small>2-0 B CH 79 B CH 79 X FF 87</small>		 <small>0-3 C FF 86 F FF 86 F FF 86 F FF 86</small>	4	0	0	0	0	1	3						
13 Casey Kotchman, L (1, 3) <small>OBP: 0.370, SLG: 0.357</small> 83 Jeff Dominguez, S (7, 4)	 <small>1-0 B CH 86 X FF 86</small>		 <small>3-3 B CH 86 C SL 87 B CH 79 B SL 78 B SL 78</small>		 <small>2-1 C FF 90 B FF 89 B FF 89 X FF 88</small>	 <small>2-2 B SL 83 C SI 87 B SI 86 B SI 84 X CU 73</small>		 <small>0-3 C FF 86 F FF 86 F FF 86 F FF 86</small>	 <small>0-0 X FF 87</small>	4	0	0	0	0	1	3						
4 Jose Lopez, R (1, 5) <small>OBP: 0.313, SLG: 0.444</small>	 <small>2-2 C FF 86 B CH 77 B CH 86 X CU 70</small>		 <small>0-1 C CU 70 X SI 77</small>		 <small>1-0 B SL 75 X FF 87</small>	 <small>3-2 B CH 77 F CH 78 F CH 78 C SI 82 X SL 83</small>		 <small>0-0 X FF 87</small>	 <small>1-2</small>	5	0	2	1	0	0	2						
5 Mike Sweeney, R (1, 10) <small>OBP: 0.593, SLG: 1.038</small> 60 Brad Nelson, L (7, PH) <small>OBP: 0.250, SLG: 0.100</small> (7, 10)		 <small>0-0 X FF 86</small>	 <small>2-0 B FF 87 B FF 87 X CH 85</small>		 <small>0-0 X FF 86</small>	 <small>1-1 B SI 89 X CU 72</small>		 <small>0-1 F FF 86 X CH 76</small>	 <small>1-2</small>	3	1	1	1	0	0	0						
12 Ryan Langerhans, L (1, 9) <small>OBP: 0.294, SLG: 0.259</small> 30 Kalian Sams, R (4, 9)		 <small>1-1 B FF 87 C FF 87 X SL 80</small>	 <small>0-3 C FF 87 S SL 83 S SL 81</small>			 <small>0-0 X FF 88</small>		 <small>2-2 B SI 90 F FF 90 B CH 80 B CH 82 X FF 88</small>	 <small>0-0 X FF 88</small>	2	0	0	0	0	1	0						
27 Matt Tuiasosopo, R (1, 4) <small>OBP: 0.391, SLG: 0.524</small> (7, 3)	 <small>2-0 B FF 86 B CH 86 X CH 86</small>			 <small>1-2 C FF 94 B CH 84 B CH 84 B FF 83 B FF 86</small>		 <small>0-1 C FF 89 X SI 79</small>	 <small>1-0 D SI 89 X FF 88</small>	 <small>1-0</small>	3	2	1	0	1	0	1							
32 Rob Johnson, R (1, 2) <small>OBP: 0.250, SLG: 0.273</small> 41 Eliezer Alfonzo, R (7, 2)	 <small>1-2 1 SAFE C CH 86 C CH 86 1 SAFE B FF 86 X FF 86</small>	 <small>1-2 1 SAFE C CH 86 C CH 86 1 SAFE B FF 86 X FF 86</small>		 <small>1-1 C FF 93 B FF 93 X SI 94</small>		 <small>1-2 C FF 88 B FF 89 C SI 84 X SI 80</small>		 <small>0-0 X FF 90</small>	 <small>0-0</small>	3	1	1	1	0	0	1						
16 Josh Wilson, R (1, 6) <small>OBP: 0.421, SLG: 0.394</small>	 <small>2-2 B CU 71 C CH 76 B SL 80 C FF 86 C CU 70 X FF 87</small>			 <small>1-1 B SI 94 X CH 86</small>		 <small>1-2 C FF 88 B FF 89 X SI 78 X FF 90</small>		 <small>0-2 C CH 81 F SI 92 X FF 91</small>	 <small>1-2</small>	4	1	2	1	0	0	2						
Inning Stats	R: 0 H: 0 E: 0 K: 0 S: 11	H: 0 BB: 2 P: 22	R: 3 H: 4 E: 0 K: 0 S: 17	H: 4 BB: 0 P: 27	R: 1 H: 1 E: 0 K: 2 S: 9	H: 1 BB: 0 P: 14	R: 2 H: 2 E: 0 K: 0 S: 10	H: 2 BB: 1 P: 18	R: 0 H: 0 E: 0 K: 0 S: 4	H: 0 BB: 0 P: 7	R: 0 H: 0 E: 1 K: 0 S: 9	H: 0 BB: 1 P: 11	R: 1 H: 2 E: 0 K: 0 S: 12	H: 2 BB: 0 P: 23	R: 0 H: 2 E: 0 K: 0 S: 9	H: 2 BB: 1 P: 18		R: 0 H: 1 E: 0 K: 1 S: 7	H: 1 BB: 0 P: 7	1B: 9 2B: 1 3B: 0 HR: 2	SF: 0 SAC: 0 DP: 2 HBP: 0	WP: 0 PA: 41 PB: 0 SB: 1 CS: 0
PITCHER	IP WLS BF H R ER SO BB IBB HBP BLK WP HR S P ERA WHIP	IP WLS BF H R ER SO BB IBB HBP BLK WP HR S P ERA WHIP	IP WLS BF H R ER SO BB IBB HBP BLK WP HR S P ERA WHIP	IP WLS BF H R ER SO BB IBB HBP BLK WP HR S P ERA WHIP	IP WLS BF H R ER SO BB IBB HBP BLK WP HR S P ERA WHIP	IP WLS BF H R ER SO BB IBB HBP BLK WP HR S P ERA WHIP	IP WLS BF H R ER SO BB IBB HBP BLK WP HR S P ERA WHIP	IP WLS BF H R ER SO BB IBB HBP BLK WP HR S P ERA WHIP	IP WLS BF H R ER SO BB IBB HBP BLK WP HR S P ERA WHIP	IP WLS BF H R ER SO BB IBB HBP BLK WP HR S P ERA WHIP	IP WLS BF H R ER SO BB IBB HBP BLK WP HR S P ERA WHIP	IP WLS BF H R ER SO BB IBB HBP BLK WP HR S P ERA WHIP	IP WLS BF H R ER SO BB IBB HBP BLK WP HR S P ERA WHIP	IP WLS BF H R ER SO BB IBB HBP BLK WP HR S P ERA WHIP	IP WLS BF H R ER SO BB IBB HBP BLK WP HR S P ERA WHIP	IP WLS BF H R ER SO BB IBB HBP BLK WP HR S P ERA WHIP	IP WLS BF H R ER SO BB IBB HBP BLK WP HR S P ERA WHIP	IP WLS BF H R ER SO BB IBB HBP BLK WP HR S P ERA WHIP	IP WLS BF H R ER SO BB IBB HBP BLK WP HR S P ERA WHIP	IP WLS BF H R ER SO BB IBB HBP BLK WP HR S P ERA WHIP	IP WLS BF H R ER SO BB IBB HBP BLK WP HR S P ERA WHIP	
49 Edgar Osuna, L (1, 1) <small>ERA: 10.0</small> 38 Blake Wood, R (4, 1) <small>ERA: 3.5</small> 97 Blaine Hardy, L (5, 1) <small>ERA: 3.0</small> 52 Bruce Chen, L (7, 1) <small>ERA: 3.0</small> 54 Anthony Lerew, R (8, 1) <small>ERA: 6.0</small>	3.0 15 5 4 4 2 2 0 0 0 0 0 1 37 63 12.00 2.333	1.0 5 2 2 2 0 1 0 0 1 0 1 10 18 18.00 3.000	2.0 7 0 0 0 0 0 0 0 0 0 0 13 18 0.00 0.000	1.0 5 2 1 1 0 0 0 0 0 0 0 12 23 9.00 2.000	1.0 6 2 0 0 0 1 0 0 0 0 0 9 18 0.00 3.000	1.0 3 1 0 0 1 0 0 0 0 0 7 7 0.00 1.000	1.0 3 1 0 0 1 0 0 0 0 0 7 7 0.00 1.000	1.0 3 1 0 0 1 0 0 0 0 0 7 7 0.00 1.000	1.0 3 1 0 0 1 0 0 0 0 0 7 7 0.00 1.000	1.0 3 1 0 0 1 0 0 0 0 0 7 7 0.00 1.000	1.0 3 1 0 0 1 0 0 0 0 0 7 7 0.00 1.000	1.0 3 1 0 0 1 0 0 0 0 0 7 7 0.00 1.000	1.0 3 1 0 0 1 0 0 0 0 0 7 7 0.00 1.000	1.0 3 1 0 0 1 0 0 0 0 0 7 7 0.00 1.000	1.0 3 1 0 0 1 0 0 0 0 0 7 7 0.00 1.000	1.0 3 1 0 0 1 0 0 0 0 0 7 7 0.00 1.000	1.0 3 1 0 0 1 0 0 0 0 0 7 7 0.00 1.000	1.0 3 1 0 0 1 0 0 0 0 0 7 7 0.00 1.000	1.0 3 1 0 0 1 0 0 0 0 0 7 7 0.00 1.000	1.0 3 1 0 0 1 0 0 0 0 0 7 7 0.00 1.000	1.0 3 1 0 0 1 0 0 0 0 0 7 7 0.00 1.000	1.0 3 1 0 0 1 0 0 0 0 0 7 7 0.00 1.000
17 Chris Getz, L (1, 4) <small>OBP: 0.279, SLG: 0.308</small> 89 Kurt Mertins, R (8, 4)	 <small>1-2 C FF 89 C SL 84</small>		 <small>0-0 X FF 83</small>		 <small>1-1 C CH 89 B FF 90</small>	 <small>0-1 X FF 97</small>		 <small>2-2 B FF 89 C SL 80 B FF 80 X FF 80</small>	 <small>1-2 1-H 2-H</small>	3	1	1	0	0	0	2						
18 Jason Kendall, R (1, 2) <small>OBP: 0.242, SLG: 0.233</small> 26 Vance Wilson, R (5, 2) <small>OBP: 0.320, SLG: 0.391</small> 72 Irving Falu, S (9, PR)	 <small>1-1 B FF 91 S FF 90 X FF 90</small>	 <small>2-0 B FF 91 B FF 90 X FF 90</small>	 <small>0-3 F CH 80 1 SAFE FF 90 S CH 84</small>			 <small>1-0 H FF 96</small>	 <small>2-2 S FF 89 F FF 89 X FF 90</small>	 <small>1-2 1-H 2-H</small>	1	0	0	0	0	0	1							
13 Alberto Callaspo, S (1, 5) <small>OBP: 0.441, SLG: 0.646</small> 46 Wilson Betemit, S (7, 5)	 <small>1-2 S FF 91 F FF 91 B FF 92 C SL 84 X FF 85</small>		 <small>2-2 B SL 82 B FF 90 B FF 90 X FF 91</small>		 <small>2-1 B CH 88 F CH 90 B FF 80 X CH 82</small>	 <small>2-2 B FF 95 C FF 83 B CH 88 X SL 86</small>	 <small>3-2 3-H</small>	 <small>1-2 1-H 2-H</small>	3	0	1	1	0	0	1							
16 Billy Butler, R (1, 3) <small>OBP: 0.431, SLG: 0.478</small>	 <small>1-2 B FF 90 C FF 83 X FF 84</small>		 <small>0-2 C SI 90 X SI 90</small>		 <small>1-1 C SL 78 X SI 90</small>	 <small>1-1 B SL 85 X SL 85</small>	 <small>1-0 B CH 83 X CH 85</small>	 <small>1-2 1-H 2-H</small>	5	0	3	2	0	0	2							
6 Jose Guillen, R (1, 9) <small>OBP: 0.290, SLG: 0.400</small> 12 Mitch Maier, L (7, 9)	 <small>1-2 B FF 91 S FF 83 X FF 92</small>		 <small>3-2 C FF 90 B SI 89 B CH 85 X SI 90</small>		 <small>1-0 B CH 90 X SI 90</small>	 <small>3-2 C FF 96 B FF 97 B FF 96 D CH 80 F SL 87 X FF 96</small>	 <small>3-2 3-H</small>	 <small>4-0 B CH 75 B FF 90 B CH 84</small>	3	0	0	0	0	0	2							
11 Josh Fields, R (1, 10) <small>OBP: 0.244, SLG: 0.357</small> 25 Kila Ka'aihue, L (9, PH)	 <small>1-3 C FF 83 S SL 82 S SL 82 T SI 91</small>	 <small>3-2 B FA 91 C FF 90 B SL 77 F FF 90 B SI 91</small>		 <small>3-2 B FA 91 C FF 90 B SL 77 F FF 90 B SI 91</small>		 <small>2-2 B FF 95 B FF 96 T FF 96 T FF 97</small>		 <small>2-2 B FF 95 B FF 96 T FF 96 T FF 97</small>	 <small>1-2 1-H 2-H</small>	3	0	0	0	0	3	0						
30 Mike Aviles, R (1, 6) <small>OBP: 0.568, SLG: 0.719</small> 91 Chris McConnell, R (8, 6)	 <small>2-2 C FF 90 C FF 90 B SL 83 X SL 82</small>		 <small>0-1 C SI 90 X FA 90</small>			 <small>1-2 S FF 96 D SL 86 X FF 96</small>	 <small>0-0 X FF 94</small>	 <small>4-2 C FF 89 B FF 89 B CH 82 B FF 89 B FF 89</small>	 <small>4-2 1-H 2-H</small>	3	1	1	0	0	0	0						
64 Scott Thorman, L (1, 7) <small>OBP: 0.342, SLG: 0.314</small>	 <small>1-3 B FF 90 S FF 83 C FF 90</small>			 <small>1-0 B SI 89 X SI 89</small>		 <small>1-2 S FF 96 D SL 86 X FF 96</small>	 <small>0-1 S FF 89 X FF 90</small>	 <small>1-2 1-H 2-H</small>	4	1	2	1	0	1	0							
41 Buck Coats, L (1, 8) <small>OBP: 0.278, SLG: 0.294</small>	 <small>2-1 C FF 89 B SL 83 X FF 90</small>			 <small>2-2 B SI 89 F CH 84 B FF 91 X FF 81</small>		 <small>2-2 B FF 96 B FF 95 B FF 95 S CH 88</small>	 <small>3-2 1-H 2-H</small>	 <small>4-2 C FF 89 B FF 89 B CH 82 B FF 89 B FF 89</small>	4	2	2	1	0	1	1							
Inning Stats	R: 1 H: 1 E: 0 K: 0 S: 16	H: 1 LOB: 1 BB: 0 P: 21	R: 0 H: 0 E: 0 K: 2 S: 10	H: 0 LOB: 0 BB: 0 P: 14	R: 1 H: 2 E: 0 K: 0 S: 10	H: 2 LOB: 1 BB: 0 P: 16	R: 0 H: 0 E: 0 K: 1															

Batter	1	2	3	4	5	6	7	8	9	AB	R	H	RBI	BB	SO	LOB	TOP							
6 Drew Stubbs, R OBP: 0.349, SLG: 0.750 21 Chris Dickerson, L OBP: 0.390, SLG: 0.500										3	1	1	0	0	1	1								
2 Orlando Cabrera, R OBP: 0.300, SLG: 0.265 3 Aaron Miles, S OBP: 0.208, SLG: 0.182										1	2	0	0	2	0	0								
19 Joey Votto, L OBP: 0.354, SLG: 0.400										4	1	3	3	0	0	0								
4 Brandon Phillips, R OBP: 0.244, SLG: 0.229 16 Chris Burke, R OBP: 0.300, SLG: 0.313										3	0	0	0	0	1	3								
31 Jonny Gomes, R OBP: 0.279, SLG: 0.683 17 Laynce Nix, L OBP: 0.267, SLG: 0.621										1	0	0	1	0	1	1								
32 Jay Bruce, L OBP: 0.316, SLG: 0.528 25 Wladimir Balentien, R OBP: 0.351, SLG: 0.543										2	0	0	0	0	1	1								
43 Miguel Cairo, R OBP: 0.294, SLG: 0.367 15 Drew Sutton, S OBP: 0.393, SLG: 0.375										2	0	0	0	0	0	0								
7 Paul Janish, R OBP: 0.385, SLG: 0.739 64 Juan Francisco, L OBP: 0.389, SLG: 0.588										2	0	0	0	0	0	0								
29 Ryan Hanigan, R OBP: 0.364, SLG: 0.571 37 Corky Miller, R OBP: 0.316, SLG: 0.375										2	0	1	0	0	0	0								
Inning Stats	R: 2 H: 2 E: 0 K: 1 S: 15	H: 2 LOB: 1 BB: 1 P: 24	R: 0 H: 1 E: 0 K: 0 S: 11	H: 1 LOB: 1 BB: 0 P: 16	R: 0 H: 1 E: 0 K: 2 S: 10	H: 1 LOB: 1 BB: 0 P: 16	R: 0 H: 0 E: 0 K: 0 S: 9	H: 0 LOB: 0 BB: 0 P: 13	R: 2 H: 1 E: 0 K: 1 S: 14	H: 1 LOB: 0 BB: 1 P: 23	R: 0 H: 0 E: 0 K: 0 S: 9	H: 0 LOB: 0 BB: 0 P: 15	R: 0 H: 0 E: 0 K: 2 S: 11	H: 0 LOB: 0 BB: 0 P: 15	R: 0 H: 0 E: 0 K: 0 S: 9	H: 0 LOB: 0 BB: 0 P: 15	R: 1 H: 2 E: 0 K: 0 S: 13	H: 2 LOB: 1 BB: 0 P: 20	1B: 4 2B: 2 3B: 0 HR: 1	SF: 1 SAC: 0 DP: 0 HBP: 0	WP: 0 PB: 0 SB: 1 CS: 0	PA: 36		
PITCHER	IP WLS BF H R ER SO BB IBB HBP BLK WP HR S P ERA WHIP	4.0 0.2 17 4 1 2 2 3 1 0 0 0 0 0 1 45 69 4.50 1.250	0.2 4 1 2 2 1 1 0 0 0 0 0 1 12 19 27.00 3.000	3.1 10 0 0 0 2 0 0 0 0 0 0 0 31 49 0.00 0.000	1.0 W 5 2 1 1 0 0 0 0 0 0 0 0 13 20 9.00 2.000																			

Cincinnati Reds @ Seattle Mariners
Peoria Stadium, Peoria, AZ
Fri Mar 26 2010, 4:07 PM - 6:48 PM EDT
Att: 9,009 - Sunny - 74 F

AB	33
R	5
H	7
RBI	5
BB	2
SO	6
LOB	8



Batter	1	2	3	4	5	6	7	8	9	AB	R	H	RBI	BB	SO	LOB	BOTTOM							
51 Ichiro Suzuki, L OBP: 0.328, SLG: 0.353 17 Corey Patterson, L OBP: 0.281, SLG: 0.516										4	0	1	0	0	0	3								
9 Chone Figgins, S OBP: 0.423, SLG: 0.333 83 Jeff Dominguez, S OBP: 0.500, SLG: 0.500										3	0	1	0	1	1	1								
4 Jose Lopez, R OBP: 0.368, SLG: 0.417 83 Daniel Carroll, R										3	0	0	0	1	0	2								
24 Ken Griffey Jr., L OBP: 0.265, SLG: 0.357										4	1	1	4	0	1	4								
1 Eric Byrnes, R OBP: 0.373, SLG: 0.511										4	1	2	0	0	0	0								
21 Franklin Gutierrez, R OBP: 0.328, SLG: 0.513 27 Matt Tuiasosopo, R OBP: 0.383, SLG: 0.512										3	0	1	0	0	1	2								
3 Ryan Garko, R OBP: 0.302, SLG: 0.359										4	0	1	0	0	0	3								
32 Rob Johnson, R OBP: 0.214, SLG: 0.231 26 Josh Bard, S OBP: 0.167, SLG: 0.176										2	0	0	0	0	0	0								
2 Jack Wilson, R OBP: 0.343, SLG: 0.469 6 Chris Woodward, R OBP: 0.250, SLG: 0.258										2	1	1	0	1	0	1								
Inning Stats	R: 0 H: 0 E: 0 K: 0 S: 6	H: 0 LOB: 1 BB: 1 P: 12	R: 0 H: 0 E: 0 K: 1 S: 9	H: 0 LOB: 0 BB: 0 P: 10	R: 1 H: 2 E: 0 K: 0 S: 11	H: 2 LOB: 1 BB: 0 P: 19	R: 0 H: 1 E: 0 K: 0 S: 8	H: 1 LOB: 1 BB: 0 P: 10	R: 0 H: 3 E: 1 K: 0 S: 14	H: 3 LOB: 2 BB: 0 P: 16	R: 0 H: 0 E: 0 K: 2 S: 8	H: 0 LOB: 0 BB: 0 P: 11	R: 0 H: 1 E: 0 K: 0 S: 7	H: 1 LOB: 1 BB: 0 P: 9	R: 4 H: 3 E: 0 K: 0 S: 12	H: 3 LOB: 1 BB: 1 P: 22	1B: 9 2B: 1 3B: 0 HR: 1	SF: 0 SAC: 0 DP: 2 HBP: 1	WP: 0 PB: 0 SB: 2 CS: 0	PA: 40				
PITCHER	IP WLS BF H R ER SO BB IBB HBP BLK WP HR S P ERA WHIP	4.0 H 19 5 1 1 2 2 0 0 0 0 0 0 36 53 2.25 1.750	0.1 L 5 3 4 4 0 1 0 0 0 0 0 1 12 22 108.00 12.000																					

Cincinnati Reds @ Seattle Mariners
Peoria Stadium, Peoria, AZ
Fri Mar 26 2010, 4:07 PM - 6:48 PM EDT
Att: 9,009 - Sunny - 74 F

AB	35
R	6
H	11
RBI	5
BB	4
SO	3
LOB	18



Batter	1	2	3	4	5	6	7	8	9	AB	R	H	RBI	BB	SO	LOB	TOP					
51 Ichiro Suzuki, L (1,9) 96 Denny Almonte, S (8,9)	0-0 15 S 1B		0-0 1B			0-0 F8		0-0 G5-3		4	0	2	0	0	0	0						
9 Chone Figgins, S (1,4) 6 Chris Woodward, R (8,4)	0-3 K		0-0 B2			0-0 13 CS 1B		0-3 K		4	0	1	0	0	2	2						
13 Casey Kotchman, L (1,3) 94 Steven Hensley, R (8,1)	0-3 K			0-0 P5		0-1 G4-3		0-3 K		4	0	0	0	0	2	2						
15 Milton Bradley, S (1,7) 27 Matt Tuiasosopo, R (7,7)	0-2 K			0-0 F8			0-0 P5		2-1 HR	3	0	0	0	0	1	1						
4 Jose Lopez, R (1,5)		0-0 G4-3		0-3 K			0-0 G4-3		0-0 3 G6-4-3 1B	4	0	1	0	0	1	0						
10 Adam Moore, R (1,2) 3 Ryan Garko, R (8,3)		0-3 K			0-0 L3		0-0 2 BB 17 BB 1B		0-0 1-2 G6-4-3	3	0	1	0	0	1	0						
17 Corey Patterson, L (1,8)		0-0 G1-3			0-0 G3		4-0 2 BB 1-2 BB		0-3 K	3	0	0	0	1	1	0						
2 Jack Wilson, R (1,6) 16 Josh Wilson, R (7,6)			0-0 F7		4-0 BB		4-0 1-2 2-3 BB			1	0	0	0	2	0	0						
35 Ian Snell, R (1,1) 5 Mike Sweeney, R (7,PH) 53 David Aardsma, R (7,1) 26 Josh Bard, S (8,2)			0-0 G5-3		0-0 G1-3		0-0 F7			2	0	0	0	0	0	1						
Inning Stats	R: 0 E: 0 K: 3 S: 10	H: 1 LOB: 1 BB: 0 P: 10	R: 0 E: 0 K: 1 S: 5	H: 0 LOB: 0 BB: 0 P: 5	R: 0 E: 0 K: 0 S: 4	H: 1 LOB: 1 BB: 0 P: 4	R: 0 E: 0 K: 1 S: 5	H: 0 LOB: 0 BB: 0 P: 5	R: 0 E: 0 K: 0 S: 3	H: 0 LOB: 1 BB: 1 P: 7	R: 0 E: 0 K: 0 S: 4	H: 1 LOB: 3 BB: 2 P: 12	R: 0 E: 0 K: 2 S: 7	H: 0 LOB: 0 BB: 0 P: 7	R: 1 E: 0 K: 1 S: 7	H: 2 LOB: 0 BB: 0 P: 9	1B: 5 2B: 0 3B: 0 HR: 1	SF: 0 SAC: 0 DP: 1 HBP: 0	WP: 0 PB: 0 SB: 1 CS: 1	PA: 34		
PITCHER	IP WLS BF H R ER SO BB IBB HBP BLK WP HR S P ERA WHIP																					
49 Charlie Haeger, R (1,1) 35 Ramon Ortiz, R (8,1) 37 Carlos Monasterios, R (7,1) 45 Justin Miller, R (7,1) 48 Russ Ortiz, R (8,1)	5.1 W 19 0.2 H 2 0.2 H 5 0.1 H 1 2.0 S 7	2 0 0 5 1 0 0 0 1 0 0 0 0 0 0 0 2 1 1 3	0 0 0 0 0 0 0 0 0 0 0 0 0 0 0 0 0 0 0 0	0 0 0 0 0 0 0 0 0 0 0 0 0 0 0 0 0 0 0 0	0 0 28 32 0 0 3 3 0 0 3 11 0 0 1 1 0 1 14 16	0.00 0.562 0.00 1.500 0.00 4.500 0.00 0.000 4.50 1.000																

Seattle Mariners @ Los Angeles Dodgers
 Camelback Ranch, Glendale, AZ
 Sat Mar 27 2010, 4:20 PM - 6:40 PM EDT
 Att: 13,583 - Sunny - 73 F

AB 31
 R 1
 H 6
 RBI 1
 BB 3
 SO 8
 LOB 10



Batter	1	2	3	4	5	6	7	8	9	AB	R	H	RBI	BB	SO	LOB	BOTTOM					
15 Rafael Furcal, S (1,6) 14 Jamey Carroll, R (7,6)	0-3 K		0-0 G4-3		0-0 L6			0-0 G1-3		3	0	0	0	0	1	0						
27 Matt Kemp, R (1,8) 5 Reed Johnson, R (7,7)	0-0 F8		0-0 G5-3			0-0 G5-3				3	0	0	0	0	0	0						
16 Andre Ethier, L (1,9) 75 Xavier Paul, L (7,8)	0-0 G1-3		1-0 HR			0-0 F8		0-0 F8		3	1	1	1	0	0	0						
99 Manny Ramirez, R (1,7) 17 Jason Repko, R (7,9)		0-0 23 2B 1B	0-0 P6			0-0 F9				3	1	1	0	0	0	0						
7 James Loney, L (1,3) 60 Chin-Lung Hu, R (8,4)	0-3 K			0-0 F8			0-3 K			3	0	0	0	0	2	1						
23 Casey Blake, R (1,5) 21 Nick Green, R (7,FR)		0-0 33 1B 12 SF9 2B		0-0 G6-3			0-0 33 G4-6-3 1B			3	1	2	1	0	0	0						
33 Blake DeWitt, L (1,4) 48 Russ Ortiz, R (8,1)		0-0 12 SF9 1B		0-0 L5			0-0 G4-6-3			3	0	1	0	0	0	1						
12 Brad Ausmus, R (1,2) 9 A.J. Ellis, R (7,2) 0 Garret Anderson, L (8,PH) 77 JD Closser, S (9,2)		0-0 SF9		0-0 F9			0-0 F7			1	0	0	1	0	0	0						
49 Charlie Haeger, R (1,1) 35 Ramon Ortiz, R (8,1) 37 Carlos Monasterios, R (7,1) 45 Justin Miller, R (7,1) 3 Ronnie Belliard, R (8,3)		0-0 F8		0-0 K			0-0 G4-3			2	0	0	0	0	1	1						
Inning Stats	R: 0 E: 0 K: 1 S: 5	H: 0 LOB: 0 BB: 0 P: 5	R: 2 E: 0 K: 1 S: 8	H: 3 LOB: 1 BB: 0 P: 8	R: 1 E: 0 K: 0 S: 4	H: 1 LOB: 0 BB: 0 P: 5	R: 0 E: 0 K: 0 S: 3	H: 0 LOB: 0 BB: 0 P: 3	R: 0 E: 0 K: 1 S: 5	H: 0 LOB: 0 BB: 0 P: 5	R: 0 E: 0 K: 0 S: 3	H: 0 LOB: 0 BB: 0 P: 3	R: 0 E: 0 K: 1 S: 5	H: 1 LOB: 1 BB: 0 P: 5	R: 0 E: 0 K: 0 S: 3	H: 0 LOB: 0 BB: 0 P: 3	1B: 3 2B: 1 3B: 0 HR: 1	SF: 1 SAC: 0 DP: 1 HBP: 0	WP: 0 PB: 0 SB: 0 CS: 0	PA: 28		
PITCHER	IP WLS BF H R ER SO BB IBB HBP BLK WP HR S P ERA WHIP																					
35 Ian Snell, R (1,1) 53 David Aardsma, R (7,1) 94 Steven Hensley, R (8,1)	6.0 L 22 1.0 3 1.0 3	4 3 3 3 1 0 0 1 0 0 0 0	0 0 0 0 0 0 0 0 0 0 0 0	0 0 0 0 0 0 0 0 0 0 0 0	0 0 28 29 0 0 5 5 0 0 3 3	4.50 0.667 0.00 1.000 0.00 0.000																

Seattle Mariners @ Los Angeles Dodgers
 Camelback Ranch, Glendale, AZ
 Sat Mar 27 2010, 4:20 PM - 6:40 PM EDT
 Att: 13,583 - Sunny - 73 F

AB 27
 R 3
 H 5
 RBI 3
 BB 0
 SO 4
 LOB 3



Batter	1	2	3	4	5	6	7	8	9	AB	R	H	RBI	BB	SO	LOB	TOP										
2 Ryan Theriot, R OBP: 0.453, SLG: 0.447 73 Ryan Flaherty, L OBP: 0.500, SLG: 0.750	G6-3		G6-4-3					K		4	0	1	0	0	1	1											
1 Kosuke Fukudome, L OBP: 0.400, SLG: 0.439	1B			F8		SF8		F8		3	0	1	1	0	0	0											
22 Xavier Nady, R OBP: 0.214, SLG: 0.407 27 Sam Fuld, L OBP: 0.222, SLG: 0.273	F8			K		P4		BB		3	0	0	0	0	1	2											
16 Aramis Ramirez, R OBP: 0.267, SLG: 0.345 9 Chad Tracy, L OBP: 0.359, SLG: 0.353	FC6-4			L8		F9		F9		3	0	0	0	0	0	2											
15 Kevin Millar, R OBP: 0.415, SLG: 0.375 6 Micah Hoffpauir, L OBP: 0.313, SLG: 0.349	F8			G4-3				G6-3		3	0	0	0	0	0	0											
12 Alfonso Soriano, R OBP: 0.277, SLG: 0.400 88 Brandon Guyer, R	L7			F7				G5-3		3	0	0	0	0	0	0											
21 Tyler Colvin, L OBP: 0.468, SLG: 0.710	K							K		3	0	1	0	0	2	0											
55 Koyie Hill, S OBP: 0.242, SLG: 0.167			K			FC6-4		G4-3		3	0	0	0	0	1	1											
2B Jeff Baker, R OBP: 0.280, SLG: 0.333								L9		3	1	2	0	0	0	0											
Inning Stats	R: 0 H: 1 E: 0 K: 0 S: 11	H: 1 R: 0 ER: 0 LOB: 1 BB: 0 P: 17	R: 0 H: 0 E: 0 K: 1 S: 8	H: 0 R: 0 ER: 0 LOB: 0 BB: 0 P: 9	R: 0 H: 1 E: 0 K: 1 S: 5	H: 1 R: 0 ER: 0 LOB: 0 BB: 0 P: 5	R: 0 H: 0 E: 0 K: 1 S: 5	H: 0 R: 0 ER: 0 LOB: 0 BB: 0 P: 6	R: 0 H: 1 E: 0 K: 0 S: 9	H: 1 R: 0 ER: 0 LOB: 1 BB: 0 P: 13	R: 1 H: 2 E: 0 K: 0 S: 11	H: 2 R: 0 ER: 0 LOB: 0 BB: 0 P: 19	R: 0 H: 0 E: 0 K: 1 S: 6	H: 0 R: 0 ER: 0 LOB: 0 BB: 0 P: 9	R: 0 H: 0 E: 0 K: 0 S: 10	H: 0 R: 0 ER: 0 LOB: 0 BB: 1 P: 17	1B: 4 2B: 1 3B: 0 HR: 0	SF: 1 SAC: 0 DP: 1 HBP: 0	WP: 0 PB: 0 SB: 0 CS: 1	PA: 32							
PITCHER	IP	WLS	BF	H	R	ER	SO	BB	IBB	HBP	BLK	WP	HR	S	P	ERA	WHIP										
18 Ryan Rowland-Smith, L ERA: 5.3	7.0	L	25	5	1	1	4	0	0	0	0	0	0	57	78	1.29	0.714										
57 Mark Lowe, R ERA: 4.66	1.0		3	0	0	0	1	0	0	0	0	0	0	6	9	0.00	0.000										
53 David Aardsma, R ERA: 6.53	1.0		3	0	0	0	0	1	0	0	0	0	0	10	17	0.00	1.000										

Chicago Cubs @ Seattle Mariners
Peoria Stadium, Peoria, AZ
Sun Mar 28 2010, 4:07 PM - 6:07 PM EDT
Att: 13,629 - Sunny - 77 F

AB 29
R 1
H 5
RBI 1
BB 1
SO 5
LOB 7



Batter	1	2	3	4	5	6	7	8	9	AB	R	H	RBI	BB	SO	LOB	BOTTOM										
51 Ichiro Suzuki, L OBP: 0.333, SLG: 0.356 94 James Jones, L OBP: 0.667, SLG: 1.000	G4-3					F9		F7		4	0	1	0	0	0	0											
9 Chone Figgins, S OBP: 0.400, SLG: 0.304 93 Shaver Hansen, S	K							G4-3		3	0	0	0	1	1	1											
13 Casey Kotchman, L OBP: 0.359, SLG: 0.367 3 Ryan Garko, R OBP: 0.289, SLG: 0.341	2B			K		CS		G5-3		3	0	2	0	0	1	0											
24 Ken Griffey Jr., L OBP: 0.263, SLG: 0.323	L7			K				F8		3	0	0	0	1	1	1											
1 Eric Byrnes, R OBP: 0.364, SLG: 0.490	K			G5-3				F7		4	0	1	0	0	1	0											
21 Franklin Gutierrez, R OBP: 0.311, SLG: 0.468 83 Mario Martinez, R	G6-3					F7		K		2	0	0	0	0	0	0											
27 Matt Tuiasosopo, R OBP: 0.373, SLG: 0.553	G6-3					K		K		3	0	0	0	0	2	3											
10 Adam Moore, R OBP: 0.409, SLG: 0.395						G1-4-3		K		3	0	0	0	0	2	3											
2 Jack Wilson, R OBP: 0.341, SLG: 0.417	F8					G6-3		K		3	0	0	0	0	1	0											
Inning Stats	R: 0 H: 1 E: 0 K: 1 S: 10	H: 0 R: 0 ER: 0 LOB: 0 BB: 0 P: 18	R: 0 H: 0 E: 0 K: 1 S: 7	H: 0 R: 0 ER: 0 LOB: 0 BB: 0 P: 7	R: 0 H: 1 E: 0 K: 1 S: 7	H: 1 R: 0 ER: 0 LOB: 1 BB: 0 P: 9	R: 0 H: 0 E: 0 K: 2 S: 7	H: 0 R: 0 ER: 0 LOB: 0 BB: 0 P: 12	R: 0 H: 0 E: 0 K: 1 S: 6	H: 0 R: 0 ER: 0 LOB: 0 BB: 1 P: 8	R: 0 H: 0 E: 0 K: 0 S: 6	H: 0 R: 0 ER: 0 LOB: 0 BB: 1 P: 16	R: 0 H: 2 E: 0 K: 3 S: 14	H: 2 R: 0 ER: 0 LOB: 3 BB: 1 P: 22	R: 0 H: 0 E: 0 K: 1 S: 8	H: 0 R: 0 ER: 0 LOB: 0 BB: 0 P: 14	R: 0 H: 0 E: 0 K: 0 S: 7	H: 0 R: 0 ER: 0 LOB: 0 BB: 0 P: 8	1B: 3 2B: 1 3B: 0 HR: 0	SF: 0 SAC: 0 DP: 0 HBP: 0	WP: 1 PB: 0 SB: 0 CS: 1	PA: 33					
PITCHER	IP	WLS	BF	H	R	ER	SO	BB	IBB	HBP	BLK	WP	HR	S	P	ERA	WHIP										
46 Ryan Dempster, R ERA: 1.69	7.0	W	26	4	0	0	9	2	0	0	0	1	0	8	14	0.00	0.857										
29 Jeff Samardzija, R ERA: 5.4	1.0	H	3	0	0	0	1	0	0	0	0	0	0	8	14	0.00	0.000										
43 John Grabow, L ERA: 4.66	1.0	S	3	0	0	0	0	0	0	0	0	0	0	7	8	0.00	0.000										

Chicago Cubs @ Seattle Mariners
Peoria Stadium, Peoria, AZ
Sun Mar 28 2010, 4:07 PM - 6:07 PM EDT
Att: 13,629 - Sunny - 77 F

AB 30
R 0
H 4
RBI 0
BB 2
SO 10
LOB 11



Batter	1	2	3	4	5	6	7	8	9	AB	R	H	RBI	BB	SO	LOB	TOP								
86 John Shelby, R OBP: 0.333, SLG: 0.444 83 Tyler Kuhn, L (6, FH) (6, 7)										3	1	2	0	0	0	0									
84 Dale Mollenhauer, L OBP: 0.500, SLG: 0.571										4	1	1	0	1	0	1									
85 Jim Gallagher, L OBP: 0.118, SLG: 0.294										5	2	2	3	0	0	2									
77 Brent Morel, R OBP: 0.265, SLG: 0.382										5	0	1	0	0	2	1									
85 Christian Marrero, L OBP: 0.353, SLG: 0.438										4	1	1	1	0	1	1									
Lee Cruz, R OBP: 0.600, SLG: 1.000										3	1	2	1	1	1	0									
89 Salvador Sanchez, R OBP: 0.167, SLG: 0.950										4	1	1	0	0	1	3									
91 Jared Price, R OBP: 0.429, SLG: 0.857 38 Cole Armstrong, L OBP: 0.333, SLG: 1.000										3	1	1	2	0	1	0									
83 Greg Paiml, R 90 Justin Fuller, L (6, 6)										0	0	0	0	0	0	0									
Inning Stats	R: 3 E: 0 K: 1 S: 13	H: 4 LOB: 1 BB: 0 P: 17	R: 0 E: 0 K: 1 S: 10	H: 0 LOB: 0 BB: 0 P: 15	R: 2 E: 0 K: 2 S: 11	H: 2 LOB: 1 BB: 1 P: 21	R: 1 E: 0 K: 0 S: 8	H: 3 LOB: 1 BB: 0 P: 14	R: 0 E: 0 K: 1 S: 7	H: 1 LOB: 0 BB: 0 P: 10	R: 1 E: 0 K: 0 S: 9	H: 1 LOB: 0 BB: 0 P: 12	R: 0 E: 0 K: 1 S: 6	H: 0 LOB: 0 BB: 0 P: 10	R: 2 E: 0 K: 0 S: 12	H: 1 LOB: 1 BB: 2 P: 24	R: 0 E: 0 K: 0 S: 5	H: 0 LOB: 0 BB: 0 P: 5	1B: 4 2B: 5 3B: 1 HR: 3	SF: 0 SAC: 0 DP: 2 HBP: 0	WP: 0 PB: 0 SB: 1 CS: 0	PA: 40			
PITCHER	IP	WLS	BF	H	R	ER	SO	BB	IBB	HBP	BLK	WP	HR	S	P	ERA	WHIP								
35 Ian Snell, R ERA: 7.13	5.0	L	24	10	6	6	5	1	0	0	0	0	2	49	77	10.80	2.200								
46 Sean White, R ERA: 4.15	1.0		4	1	1	1	0	0	0	0	0	0	0	9	12	9.00	1.000								
33 Chad Cordero, R ERA: 7.71	2.0		9	1	2	2	1	2	0	0	0	0	1	18	34	9.00	1.500								
90 Erasmo Ramirez, R ERA:	1.0		3	0	0	0	0	0	0	0	0	0	0	5	5	0.00	0.000								

Chicago White Sox @ Seattle Mariners
Peoria Stadium, Peoria, AZ
Thu Apr 01 2010, 3:35 PM - 5:12 PM EDT
Att: 6,807 - Sunny - 63 F

livebaseballscorecards.com

AB 37
R 9
H 12
RBI 9
BB 3
SO 6
LOB 9

Batter	1	2	3	4	5	6	7	8	9	AB	R	H	RBI	BB	SO	LOB	BOTTOM								
1 Eric Byrnes, R OBP: 0.357, SLG: 0.480 83 James McOwen, L (2, 9)										1	0	0	0	0	0	0									
21 Franklin Gutierrez, R OBP: 0.296, SLG: 0.490 94 James Jones, L OBP: 0.500, SLG: 0.800										1	0	0	0	0	1	0									
13 Casey Kotchman, L OBP: 0.344, SLG: 0.351 59 Tommy Everidge, R OBP: 0.333, SLG: 0.438										1	0	1	0	0	0	0									
4 Jose Lopez, R OBP: 0.297, SLG: 0.433 83 Travis Denker, R OBP: 0.233, SLG: 0.590										1	0	0	0	0	0	1									
5 Mike Sweeney, R OBP: 0.556, SLG: 0.943 99 Carlos Peguero, L OBP: 0.500, SLG: 1.250										1	0	0	0	0	0	0									
27 Matt Tuigascope, R OBP: 0.358, SLG: 0.531 97 Joseph Dunigan, L OBP: 0.400, SLG: 0.400										1	0	0	0	0	0	0									
16 Josh Wilson, R OBP: 0.419, SLG: 0.361 97 Juan Diaz, L OBP: 0.333, SLG: 0.667										0	0	0	0	0	0	0									
32 Rob Johnson, R OBP: 0.222, SLG: 0.294 26 Josh Bard, S OBP: 0.236, SLG: 0.400										2	0	0	0	0	0	1									
6 Chris Woodward, R OBP: 0.231, SLG: 0.235 96 Kyle Seager, L (4, 4)										1	0	0	0	0	0	0									
Inning Stats	R: 0 E: 0 K: 1 S: 7	H: 1 LOB: 1 BB: 0 P: 13	R: 0 E: 0 K: 0 S: 9	H: 0 LOB: 0 BB: 0 P: 15	R: 0 E: 0 K: 1 S: 6	H: 0 LOB: 0 BB: 0 P: 7	R: 0 E: 0 K: 2 S: 9	H: 0 LOB: 0 BB: 0 P: 11	R: 0 E: 0 K: 1 S: 9	H: 0 LOB: 0 BB: 0 P: 14	R: 0 E: 0 K: 0 S: 12	H: 1 LOB: 1 BB: 0 P: 18	R: 2 E: 0 K: 1 S: 12	H: 3 LOB: 0 BB: 0 P: 16	R: 0 E: 0 K: 0 S: 6	H: 0 LOB: 0 BB: 0 P: 9	R: 2 E: 0 K: 0 S: 16	H: 4 LOB: 2 BB: 0 P: 19	1B: 5 2B: 3 3B: 0 HR: 1	SF: 0 SAC: 0 DP: 1 HBP: 1	WP: 0 PB: 0 SB: 0 CS: 0	PA: 36			
PITCHER	IP	WLS	BF	H	R	ER	SO	BB	IBB	HBP	BLK	WP	HR	S	P	ERA	WHIP								
Scott Elarton, R ERA:	2.0	W	8	1	0	0	4	0	0	0	0	0	0	16	28	0.00	0.500								
88 Matt Zaleski, R ERA: 2.0	4.0	H	13	1	0	0	4	0	0	0	0	0	0	36	50	0.00	0.250								
Johnnie Lowe, R ERA: 9.0	2.0		8	3	2	2	1	0	0	0	0	0	1	18	25	9.00	1.500								
87 Kyle McCulloch, R ERA: 18.0	1.0		7	4	2	2	0	0	0	0	0	0	0	16	19	18.00	4.000								

Chicago White Sox @ Seattle Mariners
Peoria Stadium, Peoria, AZ
Thu Apr 01 2010, 3:35 PM - 5:12 PM EDT
Att: 6,807 - Sunny - 63 F

livebaseballscorecards.com

AB 35
R 4
H 9
RBI 4
BB 0
SO 6
LOB 7

Batter	1	2	3	4	5	6	7	8	9	AB	R	H	RBI	BB	SO	LOB	TOP								
51 Ichiro Suzuki, L (1, 9) OBP: 0.325, SLG: 0.333 94 James Jones, L (4, 9) OBP: 0.556, SLG: 0.714										3	2	1	0	0	1	2	Seattle Mariners @ Colorado Rockies Isotopes Park, Albuquerque, NM Fri Apr 02, 2010, 7:10 PM - 10:56 PM EDT Att: 9,813 - Clear - 50 F								
9 Chone Figgins, S (1, 4) OBP: 0.423, SLG: 0.400 6 Chris Woodward, R (6, 4) OBP: 0.220, SLG: 0.222										4	2	2	3	0	0	3									
13 Casey Kotchman, L (1, 3) OBP: 0.354, SLG: 0.377 59 Tommy Everidge, R (6, 3) OBP: 0.316, SLG: 0.412										4	1	2	2	0	0	2									
5 Mike Sweeney, R (1, 10) OBP: 0.553, SLG: 0.919 32 Rob Johnson, R (4, PH) OBP: 0.236, SLG: 0.316										2	1	1	0	0	0	2									
4 Jose Lopez, R (1, 5) OBP: 0.324, SLG: 0.460 16 Josh Wilson, R (6, 5) OBP: 0.409, SLG: 0.351										3	2	2	0	0	0	1									
21 Franklin Gutierrez, R (1, 8) OBP: 0.310, SLG: 0.559 12 Ryan Langerhans, L (6, 8) OBP: 0.286, SLG: 0.250										4	0	2	2	0	0	4									
1 Eric Byrnes, R (1, 7) OBP: 0.453 83 James McOwen, L (6, 7) OBP: 0.286, SLG: 0.429										3	0	0	1	0	2	1									
10 Adam Moore, R (1, 2) OBP: 0.385, SLG: 0.391 26 Josh Bard, S (6, 2) OBP: 0.227, SLG: 0.381										4	1	1	0	0	1	2									
2 Jack Wilson, R (1, 6) OBP: 0.375, SLG: 0.465 27 Matt Tuiasosopo, R (6, PH) OBP: 0.364, SLG: 0.569										3	2	3	0	0	0	0									
Inning Stats	R: 4 E: 0 K: 0 S: 11	H: 5 LOB: 1 BB: 0 P: 12	R: 0 E: 1 K: 1 S: 7	H: 1 LOB: 2 BB: 0 P: 7	R: 1 E: 1 K: 1 S: 6	H: 1 LOB: 1 BB: 0 P: 6	R: 4 E: 1 K: 1 S: 10	H: 4 LOB: 1 BB: 0 P: 10	R: 2 E: 1 K: 0 S: 7	H: 5 LOB: 3 BB: 0 P: 8	R: 0 E: 0 K: 1 S: 5	H: 0 LOB: 0 BB: 0 P: 5	R: 0 E: 0 K: 2 S: 7	H: 0 LOB: 0 BB: 0 P: 7	R: 0 E: 1 K: 0 S: 4	H: 0 LOB: 0 BB: 0 P: 4		R: 0 E: 0 K: 0 S: 4	H: 1 LOB: 2 BB: 1 P: 8	1B: 11 2B: 6 3B: 1 HR: 1	SF: 2 SAC: 0 DP: 2 HBP: 1	WP: 0 PB: 0 SB: 0 CS: 2	PA: 48		
PITCHER	IP WLS BF H R ER SO BB IBB HBP BLK WP HR S P ERA WHIP	IP WLS BF H R ER SO BB IBB HBP BLK WP HR S P ERA WHIP	IP WLS BF H R ER SO BB IBB HBP BLK WP HR S P ERA WHIP	IP WLS BF H R ER SO BB IBB HBP BLK WP HR S P ERA WHIP	IP WLS BF H R ER SO BB IBB HBP BLK WP HR S P ERA WHIP	IP WLS BF H R ER SO BB IBB HBP BLK WP HR S P ERA WHIP	IP WLS BF H R ER SO BB IBB HBP BLK WP HR S P ERA WHIP	IP WLS BF H R ER SO BB IBB HBP BLK WP HR S P ERA WHIP	IP WLS BF H R ER SO BB IBB HBP BLK WP HR S P ERA WHIP	IP WLS BF H R ER SO BB IBB HBP BLK WP HR S P ERA WHIP	IP WLS BF H R ER SO BB IBB HBP BLK WP HR S P ERA WHIP	IP WLS BF H R ER SO BB IBB HBP BLK WP HR S P ERA WHIP	IP WLS BF H R ER SO BB IBB HBP BLK WP HR S P ERA WHIP	IP WLS BF H R ER SO BB IBB HBP BLK WP HR S P ERA WHIP	IP WLS BF H R ER SO BB IBB HBP BLK WP HR S P ERA WHIP	IP WLS BF H R ER SO BB IBB HBP BLK WP HR S P ERA WHIP		IP WLS BF H R ER SO BB IBB HBP BLK WP HR S P ERA WHIP	IP WLS BF H R ER SO BB IBB HBP BLK WP HR S P ERA WHIP	IP WLS BF H R ER SO BB IBB HBP BLK WP HR S P ERA WHIP	IP WLS BF H R ER SO BB IBB HBP BLK WP HR S P ERA WHIP	IP WLS BF H R ER SO BB IBB HBP BLK WP HR S P ERA WHIP	IP WLS BF H R ER SO BB IBB HBP BLK WP HR S P ERA WHIP	IP WLS BF H R ER SO BB IBB HBP BLK WP HR S P ERA WHIP	IP WLS BF H R ER SO BB IBB HBP BLK WP HR S P ERA WHIP

AB	43
R	11
H	17
RBI	10
BB	1
SO	6
LOB	19



Batter	1	2	3	4	5	6	7	8	9	AB	R	H	RBI	BB	SO	LOB	BOTTOM								
5 Carlos González, L (1, 9) OBP: 0.393, SLG: 0.571 64 Cole Garner, R (6, 9) OBP: 0.326, SLG: 0.488										3	1	1	1	0	0	2	Seattle Mariners @ Colorado Rockies Isotopes Park, Albuquerque, NM Fri Apr 02, 2010, 7:10 PM - 10:56 PM EDT Att: 9,813 - Clear - 50 F								
24 Dexter Fowler, S (1, 8) OBP: 0.383, SLG: 0.292										4	0	0	0	1	2	2									
6 Melvin Mora, R (1, 3) OBP: 0.385, SLG: 0.396 Brad Eldred, R (6, PR) OBP: 0.579, SLG: 1.353										3	0	2	0	0	0	0									
2 Troy Tulowitzki, R (1, 6) OBP: 0.442, SLG: 0.723 18 Jonathan Herrera, S (6, PR) OBP: 0.469, SLG: 0.472										3	1	2	0	0	1	1									
11 Brad Hawpe, L (1, 10) OBP: 0.410, SLG: 0.514 21 Miguel Olivo, R (7, PH) OBP: 0.341, SLG: 0.488										3	1	2	3	0	0	1									
20 Chris Iannetta, R (1, 2) OBP: 0.458, SLG: 0.575 66 Jordan Pacheco, R (7, 2) OBP: 0.636, SLG: 0.800										3	0	2	1	0	0	1									
19 Ryan Spilborghs, R (1, 7) OBP: 0.350, SLG: 0.537 15 Jay Payton, R (6, 7) OBP: 0.264, SLG: 0.308										3	1	1	1	0	2	1									
9 Ian Stewart, L (1, 5) OBP: 0.397, SLG: 0.528 Eric Young Jr., S (8, 4) OBP: 0.319, SLG: 0.433										2	0	0	0	1	0	1									
12 Clint Barmes, R (1, 4) OBP: 0.404, SLG: 0.635 Héctor Gómez, R (8, 5) OBP: 0.429, SLG: 0.737										3	1	2	0	0	0	1									
Inning Stats	R: 2 E: 0 K: 1 S: 8	H: 4 LOB: 2 BB: 0 P: 9	R: 1 E: 0 K: 0 S: 7	H: 2 LOB: 1 BB: 0 P: 10	R: 0 E: 0 K: 1 S: 6	H: 1 LOB: 1 BB: 0 P: 6	R: 0 E: 0 K: 1 S: 5	H: 0 LOB: 1 BB: 1 P: 9	R: 3 E: 0 K: 1 S: 9	H: 4 LOB: 1 BB: 0 P: 9	R: 2 E: 1 K: 1 S: 8	H: 3 LOB: 0 BB: 0 P: 10	R: 0 E: 0 K: 0 S: 3	H: 1 LOB: 0 BB: 0 P: 3	R: 3 E: 0 K: 0 S: 8	H: 4 LOB: 1 BB: 1 P: 14		R: 0 E: 0 K: 1 S: 5	H: 0 LOB: 0 BB: 0 P: 5	1B: 10 2B: 4 3B: 1 HR: 4	SF: 0 SAC: 0 DP: 1 HBP: 0	WP: 2 PB: 0 SB: 0 CS: 2	PA: 44		
PITCHER	IP WLS BF H R ER SO BB IBB HBP BLK WP HR S P ERA WHIP	IP WLS BF H R ER SO BB IBB HBP BLK WP HR S P ERA WHIP	IP WLS BF H R ER SO BB IBB HBP BLK WP HR S P ERA WHIP	IP WLS BF H R ER SO BB IBB HBP BLK WP HR S P ERA WHIP	IP WLS BF H R ER SO BB IBB HBP BLK WP HR S P ERA WHIP	IP WLS BF H R ER SO BB IBB HBP BLK WP HR S P ERA WHIP	IP WLS BF H R ER SO BB IBB HBP BLK WP HR S P ERA WHIP	IP WLS BF H R ER SO BB IBB HBP BLK WP HR S P ERA WHIP	IP WLS BF H R ER SO BB IBB HBP BLK WP HR S P ERA WHIP	IP WLS BF H R ER SO BB IBB HBP BLK WP HR S P ERA WHIP	IP WLS BF H R ER SO BB IBB HBP BLK WP HR S P ERA WHIP	IP WLS BF H R ER SO BB IBB HBP BLK WP HR S P ERA WHIP	IP WLS BF H R ER SO BB IBB HBP BLK WP HR S P ERA WHIP	IP WLS BF H R ER SO BB IBB HBP BLK WP HR S P ERA WHIP	IP WLS BF H R ER SO BB IBB HBP BLK WP HR S P ERA WHIP	IP WLS BF H R ER SO BB IBB HBP BLK WP HR S P ERA WHIP		IP WLS BF H R ER SO BB IBB HBP BLK WP HR S P ERA WHIP	IP WLS BF H R ER SO BB IBB HBP BLK WP HR S P ERA WHIP	IP WLS BF H R ER SO BB IBB HBP BLK WP HR S P ERA WHIP	IP WLS BF H R ER SO BB IBB HBP BLK WP HR S P ERA WHIP	IP WLS BF H R ER SO BB IBB HBP BLK WP HR S P ERA WHIP	IP WLS BF H R ER SO BB IBB HBP BLK WP HR S P ERA WHIP	IP WLS BF H R ER SO BB IBB HBP BLK WP HR S P ERA WHIP	IP WLS BF H R ER SO BB IBB HBP BLK WP HR S P ERA WHIP

AB	42
R	11
H	19
RBI	9
BB	2
SO	6
LOB	14



Batter	1	2	3	4	5	6	7	8	9	AB	R	H	RBI	BB	SO	LOB	TOP									
Eric Young Jr., S OBP: 0.307, SLG: 0.400 (1.4)	G4-3		B1-3	G4-3		G3			G4-3	5	0	0	0	1	0	4	Colorado Rockies @ Seattle Mariners Isotopes Park, Albuquerque, NM Sat Apr 03 2010, 2:12 PM - 5:11 PM EDT Att: 11,319 - Partly Cloudy - 57 F									
5 Carlos González, L OBP: 0.391, SLG: 0.576 19 Ryan Spilborghs, R OBP: 0.393, SLG: 0.527 (1.8)			G3		G1-3					3	0	1	0	0	0	0										
17 Todd Helton, L OBP: 0.333, SLG: 0.407 Brad Eldred, R OBP: 0.571, SLG: 1.421 (1.3)	G6-3		G4-3		F7					3	0	0	0	0	0	1										
23 Jason Giambi, L OBP: 0.458, SLG: 0.611 66 Jordan Pacheco, R OBP: 0.692, SLG: 0.818 (1.10)										3	1	1	1	0	2	1										
11 Brad Hawpe, L OBP: 0.429, SLG: 0.605 15 Jay Payton, R OBP: 0.291, SLG: 0.370 (1.9)										3	2	2	1	0	0	0										
21 Miguel Olivo, R OBP: 0.340, SLG: 0.500 6 Melvin Mora, R OBP: 0.370, SLG: 0.380 (1.2)										3	1	1	0	0	1	0										
7 Seth Smith, L OBP: 0.400, SLG: 0.537 (1.7)										3	1	2	2	0	0	0										
60 Manny Corpas, R OBP: 0.306, SLG: 0.391 97 Joe Beimel, L OBP: 0.311, SLG: 0.391 31 Matt Daley, R OBP: 0.311, SLG: 0.391 32 Justin Speier, R OBP: 0.311, SLG: 0.391 (6.1)										0	0	0	0	0	0	0										
9 Ian Stewart, L OBP: 0.410, SLG: 0.589 Héctor Gómez, R OBP: 0.435, SLG: 0.714 (1.5)										3	1	2	2	0	0	1										
12 Clint Barmes, R OBP: 0.417, SLG: 0.648 (1.6)										2	1	1	0	1	0	1										
18 Jonathan Herrera, S OBP: 0.470, SLG: 0.599 (6.6)										2	0	1	0	0	0	1										
Inning Stats	R: 0 E: 0 K: 1 S: 6	H: 1 LOB: 1 BB: 0 P: 6	R: 1 E: 0 K: 1 S: 7	H: 2 LOB: 1 BB: 0 P: 7	R: 0 E: 0 K: 0 S: 3	H: 0 LOB: 0 BB: 0 P: 3	R: 2 E: 0 K: 1 S: 8	H: 3 LOB: 2 BB: 1 P: 12	R: 2 E: 0 K: 0 S: 7	H: 2 LOB: 0 BB: 0 P: 7	R: 5 E: 0 K: 0 S: 10	H: 5 LOB: 1 BB: 1 P: 17	R: 0 E: 0 K: 0 S: 4	H: 1 LOB: 2 BB: 1 P: 8	R: 0 E: 0 K: 1 S: 5	H: 1 LOB: 1 BB: 1 P: 9		R: 0 E: 0 K: 0 S: 4	H: 1 LOB: 1 BB: 0 P: 4	1B: 6 2B: 4 3B: 2 HR: 4	SF: 0 SAC: 0 DP: 1 HBP: 0	WP: 0 PB: 0 SB: 0 CS: 0	PA: 46			
PITCHER	IP WLS BF H R ER SO BB IBB HBP BLK WP HR S P ERA WHIP	IP WLS BF H R ER SO BB IBB HBP BLK WP HR S P ERA WHIP	IP WLS BF H R ER SO BB IBB HBP BLK WP HR S P ERA WHIP	IP WLS BF H R ER SO BB IBB HBP BLK WP HR S P ERA WHIP	IP WLS BF H R ER SO BB IBB HBP BLK WP HR S P ERA WHIP	IP WLS BF H R ER SO BB IBB HBP BLK WP HR S P ERA WHIP	IP WLS BF H R ER SO BB IBB HBP BLK WP HR S P ERA WHIP	IP WLS BF H R ER SO BB IBB HBP BLK WP HR S P ERA WHIP	IP WLS BF H R ER SO BB IBB HBP BLK WP HR S P ERA WHIP	IP WLS BF H R ER SO BB IBB HBP BLK WP HR S P ERA WHIP	IP WLS BF H R ER SO BB IBB HBP BLK WP HR S P ERA WHIP	IP WLS BF H R ER SO BB IBB HBP BLK WP HR S P ERA WHIP	IP WLS BF H R ER SO BB IBB HBP BLK WP HR S P ERA WHIP	IP WLS BF H R ER SO BB IBB HBP BLK WP HR S P ERA WHIP	IP WLS BF H R ER SO BB IBB HBP BLK WP HR S P ERA WHIP	IP WLS BF H R ER SO BB IBB HBP BLK WP HR S P ERA WHIP		IP WLS BF H R ER SO BB IBB HBP BLK WP HR S P ERA WHIP	IP WLS BF H R ER SO BB IBB HBP BLK WP HR S P ERA WHIP	IP WLS BF H R ER SO BB IBB HBP BLK WP HR S P ERA WHIP	IP WLS BF H R ER SO BB IBB HBP BLK WP HR S P ERA WHIP	IP WLS BF H R ER SO BB IBB HBP BLK WP HR S P ERA WHIP	IP WLS BF H R ER SO BB IBB HBP BLK WP HR S P ERA WHIP	IP WLS BF H R ER SO BB IBB HBP BLK WP HR S P ERA WHIP	IP WLS BF H R ER SO BB IBB HBP BLK WP HR S P ERA WHIP	IP WLS BF H R ER SO BB IBB HBP BLK WP HR S P ERA WHIP

AB	42
R	10
H	16
RBI	10
BB	4
SO	4
LOB	14



Batter	1	2	3	4	5	6	7	8	9	AB	R	H	RBI	BB	SO	LOB	BOTTOM										
51 Ichiro Suzuki, L OBP: 0.313, SLG: 0.319 1 Eric Byrnes, R OBP: 0.323, SLG: 0.436 (1.9)	E6		G1-3		G3-1					3	0	0	0	0	0	1	Colorado Rockies @ Seattle Mariners Isotopes Park, Albuquerque, NM Sat Apr 03 2010, 2:12 PM - 5:11 PM EDT Att: 11,319 - Partly Cloudy - 57 F										
9 Chone Figgins, S OBP: 0.432, SLG: 0.404 6 Chris Woodward, R OBP: 0.209, SLG: 0.211 (1.4)					G6-3					2	0	1	0	1	0	1											
21 Franklin Gutierrez, R OBP: 0.373, SLG: 0.387 12 Ryan Langerhans, L OBP: 0.297, SLG: 0.241 (1.8)										3	0	1	0	0	1	2											
15 Milton Bradley, S OBP: 0.409, SLG: 0.436 27 Matt Tuiasosopo, R OBP: 0.362, SLG: 0.559 (1.7)										2	0	1	0	0	0	1											
5 Mike Sweeney, R OBP: 0.512, SLG: 0.850 10 Adam Moore, R OBP: 0.377, SLG: 0.383 (1.10)										3	1	0	0	0	1	2											
4 Jose Lopez, R OBP: 0.329, SLG: 0.462 83 Travis Denker, R OBP: 0.444, SLG: 0.778 (1.5)										2	0	1	0	0	1	0											
13 Casey Kotchman, L OBP: 0.333, SLG: 0.579 59 Tommy Everidge, R OBP: 0.333, SLG: 0.579 (1.3)										1	0	1	0	0	0	0											
32 Rob Johnson, R OBP: 0.208, SLG: 0.273 26 Josh Bard, S OBP: 0.217, SLG: 0.364 (1.2)										3	0	0	0	0	2	3											
2 Jack Wilson, R OBP: 0.380, SLG: 0.455 16 Josh Wilson, R OBP: 0.413, SLG: 0.359 (1.6)										1	0	0	0	1	0	0											
Inning Stats	R: 0 E: 1 K: 1 S: 5	H: 0 LOB: 1 BB: 1 P: 9	R: 0 E: 0 K: 2 S: 7	H: 0 LOB: 1 BB: 0 P: 8	R: 0 E: 0 K: 0 S: 4	H: 1 LOB: 1 BB: 0 P: 4	R: 0 E: 0 K: 2 S: 10	H: 3 LOB: 2 BB: 0 P: 10	R: 0 E: 0 K: 1 S: 9	H: 3 LOB: 0 BB: 0 P: 9	R: 0 E: 0 K: 1 S: 6	H: 0 LOB: 2 BB: 1 P: 10	R: 0 E: 0 K: 2 S: 9	H: 2 LOB: 1 BB: 0 P: 9	R: 0 E: 0 K: 1 S: 5	H: 0 LOB: 0 BB: 0 P: 5		1B: 7 2B: 2 3B: 0 HR: 1	SF: 0 SAC: 0 DP: 0 HBP: 1	WP: 0 PB: 0 SB: 0 CS: 2	PA: 40						
PITCHER	IP WLS BF H R ER SO BB IBB HBP BLK WP HR S P ERA WHIP	IP WLS BF H R ER SO BB IBB HBP BLK WP HR S P ERA WHIP	IP WLS BF H R ER SO BB IBB HBP BLK WP HR S P ERA WHIP	IP WLS BF H R ER SO BB IBB HBP BLK WP HR S P ERA WHIP	IP WLS BF H R ER SO BB IBB HBP BLK WP HR S P ERA WHIP	IP WLS BF H R ER SO BB IBB HBP BLK WP HR S P ERA WHIP	IP WLS BF H R ER SO BB IBB HBP BLK WP HR S P ERA WHIP	IP WLS BF H R ER SO BB IBB HBP BLK WP HR S P ERA WHIP	IP WLS BF H R ER SO BB IBB HBP BLK WP HR S P ERA WHIP	IP WLS BF H R ER SO BB IBB HBP BLK WP HR S P ERA WHIP	IP WLS BF H R ER SO BB IBB HBP BLK WP HR S P ERA WHIP	IP WLS BF H R ER SO BB IBB HBP BLK WP HR S P ERA WHIP	IP WLS BF H R ER SO BB IBB HBP BLK WP HR S P ERA WHIP	IP WLS BF H R ER SO BB IBB HBP BLK WP HR S P ERA WHIP	IP WLS BF H R ER SO BB IBB HBP BLK WP HR S P ERA WHIP	IP WLS BF H R ER SO BB IBB HBP BLK WP HR S P ERA WHIP		IP WLS BF H R ER SO BB IBB HBP BLK WP HR S P ERA WHIP	IP WLS BF H R ER SO BB IBB HBP BLK WP HR S P ERA WHIP	IP WLS BF H R ER SO BB IBB HBP BLK WP HR S P ERA WHIP	IP WLS BF H R ER SO BB IBB HBP BLK WP HR S P ERA WHIP	IP WLS BF H R ER SO BB IBB HBP BLK WP HR S P ERA WHIP	IP WLS BF H R ER SO BB IBB HBP BLK WP HR S P ERA WHIP	IP WLS BF H R ER SO BB IBB HBP BLK WP HR S P ERA WHIP	IP WLS BF H R ER SO BB IBB HBP BLK WP HR S P ERA WHIP	IP WLS BF H R ER SO BB IBB HBP BLK WP HR S P ERA WHIP	IP WLS BF H R ER SO BB IBB HBP BLK WP HR S P ERA WHIP

AB	36
R	4
H	10
RBI	4
BB	3
SO	10
LOB	16



Batter	1	2	3	4	5	6	7	8	9	AB	R	H	RBI	BB	SO	LOB	TOP										
51 Ichiro Suzuki, L (1,9) OBP: 0.429, SLG: 0.273	F7		G6-3				FC6-4		BB	4	0	1	0	1	0	1											
9 Chone Figgins, S (1,4) OBP: 0.214, SLG: 0.091	G4-3		G6-3		SF7		F8		L9	4	0	0	1	0	0	2											
13 Casey Kotchman, L (1,3) OBP: 0.231, SLG: 0.273	15 HR		G4-3		G4-3		P5			3	1	0	0	1	0	2											
15 Milton Bradley, S (1,7) OBP: 0.308, SLG: 0.400	1 HR			G3				G3		3	1	1	2	1	0	0											
24 Ken Griffey Jr., L (1,10) OBP: 0.250, SLG: 0.286	K		P4			G1-6-3		K		4	0	0	0	0	2	1											
4 Jose Lopez, R (1,5) OBP: 0.333, SLG: 0.333			G5-3							4	1	3	0	0	0	0											
21 Franklin Gutierrez, R (1,8) OBP: 0.500, SLG: 0.545		F9						G5-3		4	1	2	1	0	0	2											
32 Rob Johnson, R (1,2) OBP: 0.429, SLG: 0.800		K								3	0	0	0	0	3	3											
12 Ryan Langerhans, L (9,PH)		K								1	0	0	0	0	0	0											
10 Adam Moore, R (9,2)		K								0	0	0	0	0	0	0											
2 Jack Wilson, R (1,6) OBP: 0.167, SLG: 0.091		K						G6-3		3	1	1	1	1	1	1											
Inning Stats	R: 2 E: 0 K: 1 S: 13	H: 1 LOB: 0 BB: 1 P: 26	R: 0 E: 0 K: 2 S: 13	H: 1 LOB: 1 BB: 0 P: 16	R: 0 E: 0 K: 0 S: 6	H: 0 LOB: 0 BB: 0 P: 10	R: 0 E: 0 K: 0 S: 9	H: 0 LOB: 0 BB: 0 P: 15	R: 2 E: 0 K: 1 S: 15	H: 3 LOB: 1 BB: 0 P: 20	R: 1 E: 0 K: 1 S: 9	H: 2 LOB: 1 BB: 1 P: 18	R: 0 E: 0 K: 0 S: 9	H: 0 LOB: 1 BB: 1 P: 17	R: 0 E: 0 K: 1 S: 15	H: 1 LOB: 1 BB: 0 P: 27	R: 0 E: 0 K: 0 S: 5	H: 0 LOB: 1 BB: 1 P: 10	1B: 7 2B: 0 3B: 0 HR: 1	SF: 1 SAC: 0 DP: 1 HBP: 0	WP: 2 PB: 0 SB: 2 CS: 0	PA: 38					
PITCHER	IP	WLS	BF	H	R	ER	SO	BB	IBB	HBP	BLK	WP	HR	S	P	ERA	WHIP										
58 Justin Duchschere, R (1,1) ERA: 7.94	5.2		25	7	5	5	4	2	0	0	0	2	1	62	101	7.94	1.588										
66 Tyson Ross, R (6,1) ERA:	2.1		9	1	0	0	2	1	0	0	0	0	0	27	48	0.00	0.857										
31 Brad Ziegler, R (9,1) ERA:	0.2		2	0	0	0	0	0	0	0	0	0	0	3	4	0.00	0.000										
13 Jerry Blevins, L (9,1) ERA:	0.1	W	2	0	0	0	0	1	0	0	0	0	0	2	6	0.00	3.000										

Seattle Mariners @ Oakland Athletics
Oakland Coliseum, Oakland, CA
Wed Apr 07 2010, 7:09 PM - 10:20 PM PDT
Att: 18,194 - Clear - 62 F

livebaseballscores.com

AB 33
R 5
H 8
RBI 5
BB 4
SO 6
LOB 12



Batter	1	2	3	4	5	6	7	8	9	AB	R	H	RBI	BB	SO	LOB	BOTTOM										
11 Rajai Davis, R (1,8) OBP: 0.286, SLG: 0.500	F9			F8		G5-3		FC5		5	2	2	1	0	0	3											
14 Mark Ellis, R (1,4) OBP: 0.500, SLG: 0.417	F9		G5-3							5	1	2	0	0	1	3											
Ryan Sweeney, L (1,9) OBP: 0.286, SLG: 0.308	SF7									4	1	2	1	0	0	2											
5 Kevin Kouzmanoff, R (1,5) OBP: 0.357, SLG: 0.385			P6							5	1	2	0	0	0	3											
8 Kurt Suzuki, R (1,2) OBP: 0.500, SLG: 0.818			F7							3	0	2	2	1	0	1											
10 Daric Barton, L (1,3) OBP: 0.385, SLG: 0.125	F9									3	1	1	1	0	0	3											
50 Jake Fox, R (1,10) ERA: 5.4			F9							3	0	0	0	0	0	3											
3 Eric Chavez, L (8,PH) (9,10) OBP: 0.100, SLG: 0.100										1	0	0	0	0	0	0											
6 Travis Buck, L (1,7) OBP: 0.333, SLG: 0.455										4	0	2	0	0	1	0											
1 Eric Patterson, L (8,PR) (9,7)										0	0	0	0	0	0	0											
18 Gabe Gross, L (9,7)										0	0	0	0	0	0	0											
2 Cliff Pennington, S (1,6) OBP: 0.545, SLG: 0.375			L7							4	0	1	0	0	0	1											
Inning Stats	R: 1 E: 0 K: 0 S: 17	H: 2 LOB: 2 BB: 0 P: 27	R: 0 E: 0 K: 1 S: 10	H: 0 LOB: 0 BB: 0 P: 14	R: 1 E: 0 K: 0 S: 13	H: 2 LOB: 1 BB: 0 P: 18	R: 1 E: 1 K: 0 S: 11	H: 2 LOB: 1 BB: 0 P: 16	R: 1 E: 0 K: 0 S: 13	H: 2 LOB: 2 BB: 1 P: 21	R: 0 E: 0 K: 0 S: 6	H: 0 LOB: 0 BB: 0 P: 12	R: 1 E: 0 K: 0 S: 12	H: 2 LOB: 1 BB: 0 P: 24	R: 0 E: 0 K: 1 S: 13	H: 2 LOB: 3 BB: 0 P: 23	R: 1 E: 0 K: 0 S: 9	H: 2 LOB: 1 BB: 0 P: 14	1B: 9 2B: 4 3B: 0 HR: 1	SF: 2 SAC: 0 DP: 0 HBP: 1	WP: 0 PB: 1 SB: 1 CS: 0	PA: 41					
PITCHER	IP	WLS	BF	H	R	ER	SO	BB	IBB	HBP	BLK	WP	HR	S	P	ERA	WHIP										
18 Ryan Rowland-Smith, L (1,1) ERA: 5.4	5.0		25	8	4	3	1	1	0	0	0	0	0	64	96	5.40	1.800										
46 Sean White, R (6,1) ERA:	1.0	H	3	0	0	0	0	0	0	0	0	0	0	6	12	0.00	0.000										
43 Brandon League, R (7,1) ERA: 3.38	1.2	B	9	4	1	1	0	0	0	0	0	0	0	21	40	5.40	2.400										
57 Mark Lowe, R (8,1) ERA: 5.4	0.2	L	4	2	1	1	1	0	0	0	0	0	0	13	21	13.50	3.000										

Seattle Mariners @ Oakland Athletics
Oakland Coliseum, Oakland, CA
Wed Apr 07 2010, 7:09 PM - 10:20 PM PDT
Att: 18,194 - Clear - 62 F

livebaseballscores.com

AB 37
R 6
H 14
RBI 5
BB 1
SO 2
LOB 19



Batter	1	2	3	4	5	6	7	8	9	AB	R	H	RBI	BB	SO	LOB	TOP					
51 Ichiro Suzuki, L (1,9) OBP: 0.333, SLG: 0.200	G4-3		L6			G6-3		FC6-4		4	0	0	0	0	0	2						
9 Chone Figgins, S (1,4) OBP: 0.278, SLG: 0.200	1B			G6-3			1B		K	4	0	2	0	0	1	0						
21 Franklin Gutierrez, R (1,8) OBP: 0.500, SLG: 0.571	F9-6			G5-3			BB		5 1B	3	1	1	0	1	0	1						
15 Milton Bradley, S (1,7) OBP: 0.294, SLG: 0.308	F8			F8			K		4 PB 5 1B	3	1	0	0	1	1	2						
5 Mike Sweeney, R (1,10) OBP: 0.250, SLG: 0.250	G1-3				F8		P3		27 1B 4 PB	4	0	1	1	0	0	2						
4 Jose Lopez, R (1,5) OBP: 0.313, SLG: 0.267	K				P2		F9		27 1B	3	0	0	0	1	1	2						
27 Matt Tuiasosopo, R (1,3) OBP: 0.500, SLG: 0.500									51 FC6-4	4	0	2	1	0	2	0						
10 Adam Moore, R (1,2)									13 G6-4-3	3	0	0	0	0	2	1						
13 Casey Kotchman, L (9,PH) OBP: 0.214, SLG: 0.250									G6-4-3	1	0	0	0	0	0	3						
2 Jack Wilson, R (1,6) OBP: 0.200, SLG: 0.143										3	0	1	0	0	1	1						
Inning Stats	R: 0 E: 0 K: 0 S: 3	H: 1 LOB: 0 BB: 0 P: 6	R: 0 E: 0 K: 1 S: 6	H: 0 LOB: 0 BB: 0 P: 11	R: 0 E: 0 K: 2 S: 18	H: 1 LOB: 0 BB: 0 P: 24	R: 0 E: 0 K: 0 S: 12	H: 0 LOB: 0 BB: 0 P: 21	R: 0 E: 0 K: 1 S: 7	H: 0 LOB: 0 BB: 0 P: 9	R: 0 E: 0 K: 0 S: 8	H: 0 LOB: 0 BB: 0 P: 14	R: 0 E: 0 K: 1 S: 12	H: 1 LOB: 2 BB: 1 P: 21	R: 0 E: 0 K: 2 S: 9	H: 1 LOB: 1 BB: 0 P: 14	R: 2 E: 0 K: 1 S: 17	H: 3 LOB: 2 BB: 2 P: 30	1B: 6 2B: 2 3B: 0 HR: 0	SF: 0 SAC: 0 DP: 2 HBP: 0	WP: 0 PB: 1 SB: 0 CS: 0	PA: 35
PITCHER	IP	WLS	BF	H	R	ER	SO	BB	IBB	HBP	BLK	WP	HR	S	P	ERA	WHIP					
49 Brett Anderson, L (1,1) ERA: 6.0	6.0	W	21	3	0	0	4	1	0	0	0	0	0	60	97	0.00	0.667					
57 Chad Gaudin, R (7,1) ERA: 6.0	1.2	H	6	1	0	0	3	0	0	0	0	0	0	14	21	0.00	0.600					
13 Jerry Blevins, L (8,1) ERA: 6.0	0.2		5	2	2	2	1	1	0	0	0	0	0	11	20	27.00	4.500					
40 Andrew Bailey, R (9,1) ERA: 6.0	0.2		3	1	0	0	0	1	0	0	0	0	0	7	12	0.00	3.000					

Seattle Mariners @ Oakland Athletics
Oakland Coliseum, Oakland, CA
Thu Apr 08 2010, 12:38 PM - 3:27 PM PDT
Att. 12,464 - Sunny - 58 F

AB	32
R	2
H	7
RBI	2
BB	3
SO	8
LOB	14



Batter	1	2	3	4	5	6	7	8	9	AB	R	H	RBI	BB	SO	LOB	BOTTOM					
11 Rajai Davis, R (1,8) OBP: 0.316, SLG: 0.474	G5-3		10 WP 10 BLK 2B	10 1B		K		P4		5	1	2	0	0	1	3						
10 Daric Barton, L (1,3) OBP: 0.500, SLG: 0.333	G3		2B	BB				FC4-6		4	0	3	4	1	0	0						
Ryan Sweeney, L (1,9) OBP: 0.316, SLG: 0.353	5 WP BB			L8		G4-3		FC4-6		4	0	1	1	1	0	4						
5 Kevin Kouzmanoff, R (1,5) OBP: 0.214, SLG: 0.294	F8					K		F8		4	0	0	0	1	2	2						
8 Kurt Suzuki, R (1,2) OBP: 0.389, SLG: 0.600	G5-3					P4		L9		4	0	0	0	0	1	3						
3 Eric Chavez, L (1,10) OBP: 0.214, SLG: 0.154				G3-1		G1-3				3	0	1	0	1	0	3						
1 Eric Patterson, L (7,FR) (8,10)								14 WP 14 S		0	0	0	0	0	0	0						
14 Mark Ellis, R (1,4) OBP: 0.500, SLG: 0.500	F8					11 1B		K		4	2	2	0	0	1	2						
6 Travis Buck, L (1,7) OBP: 0.313, SLG: 0.357	F8					2B		P5		3	1	0	0	1	1	3						
2 Cliff Pennington, S (1,6) OBP: 0.533, SLG: 0.583	G3-1					F9				4	2	2	1	0	0	1						
Inning Stats	R: 0 E: 0 K: 0 S: 13	H: 0 LOB: 1 BB: 1 P: 24	R: 0 E: 0 K: 0 S: 15	H: 1 LOB: 0 BB: 0 P: 24	R: 1 E: 0 K: 1 S: 12	H: 2 LOB: 3 BB: 2 P: 27	R: 1 E: 0 K: 1 S: 16	H: 3 LOB: 2 BB: 0 P: 21	R: 0 E: 0 K: 1 S: 7	H: 0 LOB: 0 BB: 0 P: 9	R: 2 E: 0 K: 1 S: 11	H: 3 LOB: 1 BB: 0 P: 13	R: 0 E: 0 K: 2 S: 12	H: 0 LOB: 2 BB: 1 P: 22	R: 2 E: 0 K: 0 S: 7	H: 2 LOB: 1 BB: 1 P: 12	R: 2 E: 0 K: 0 S: 7	H: 2 LOB: 1 BB: 1 P: 12	1B: 7 2B: 4 3B: 0 HR: 0	SF: 0 SAC: 0 DP: 0 HBP: 0	WP: 3 PB: 0 SB: 2 CS: 0	PA: 40
PITCHER	IP	WLS	BF	H	R	ER	SO	BB	IBB	HBP	BLK	WP	HR	S	P	ERA	WHIP					
58 Doug Fister, R (1,1) ERA: 4.5	4.0	L	21	6	2	2	2	2	0	0	0	1	0	56	96	4.50	2.000					
37 Jesus Colome, R (5,1) ERA: 6.0	3.0		13	3	2	2	4	1	0	0	0	1	0	30	44	6.00	1.333					
54 Kanekoa Teixeira, R (8,1) ERA: 10.13	1.0		6	2	2	2	0	1	0	0	0	0	0	7	12	18.00	3.000					

Seattle Mariners @ Oakland Athletics
Oakland Coliseum, Oakland, CA
Thu Apr 08 2010, 12:38 PM - 3:27 PM PDT
Att. 12,464 - Sunny - 58 F

AB	35
R	6
H	11
RBI	6
BB	5
SO	6
LOB	21



Batter	1	2	3	4	5	6	7	8	9	AB	R	H	RBI	BB	SO	LOB	TOP	
51 Ichiro Suzuki, L (1,9) OBP: 0.364, SLG: 0.316										4	1	2	0	0	0	4	Seattle Mariners @ Texas Rangers Rangers Ballpark in Arlington, Arlington, TX Fri Apr 09 2010, 8:07 PM - 10:29 PM EDT Att: 25,271 - Clear - 73 F	
9 Chone Figgins, S (1,4) OBP: 0.318, SLG: 0.176										2	0	0	0	2	0	1		
13 Casey Kotchman, L (1,3) OBP: 0.278, SLG: 0.467										3	1	1	2	1	0	3		
15 Milton Bradley, S (1,7) OBP: 0.238, SLG: 0.235										4	0	0	0	0	2	2		
24 Ken Griffey Jr., L (1,10) OBP: 0.250, SLG: 0.273										4	0	1	0	0	0	1		
4 Jose Lopez, R (1,5) OBP: 0.250, SLG: 0.211										4	0	0	0	0	0	1		
21 Franklin Gutierrez, R (1,8) OBP: 0.450, SLG: 0.550										4	0	1	0	0	1	0		
10 Adam Moore, R (1,2)										2	0	0	0	1	0	0		
27 Matt Tuiasosopo, R (9,PH) OBP: 0.400, SLG: 0.400										1	0	0	0	0	1	0		
2 Jack Wilson, R (1,6) OBP: 0.222, SLG: 0.235										3	0	1	0	0	1	3		
Inning Stats	R: 1 H: 1 E: 0 K: 1 S: 14	H: 1 LOB: 1 BB: 1 P: 27	R: 0 H: 0 E: 0 K: 0 S: 7	H: 0 LOB: 0 BB: 0 P: 10	R: 0 H: 1 E: 0 K: 0 S: 6	H: 1 LOB: 1 BB: 1 P: 10	R: 0 H: 0 E: 0 K: 1 S: 7	H: 0 LOB: 0 BB: 0 P: 11	R: 0 H: 1 E: 0 K: 0 S: 5	H: 2 LOB: 3 BB: 1 P: 25	R: 1 H: 1 E: 0 K: 0 S: 6	H: 1 LOB: 0 BB: 0 P: 12	R: 0 H: 0 E: 0 K: 2 S: 10	H: 0 LOB: 0 BB: 0 P: 14	1B: 3 2B: 2 3B: 0 HR: 1	SF: 0 SAC: 0 DP: 1 HBP: 0	WP: 1 PB: 0 SB: 0 CS: 1	PA: 35
PITCHER	IP WLS BF H R ER SO BB IBB HBP BLK WP HR S P ERA WHIP																	
48 Colby Lewis, R (1,1) ERA: 1.29	7.0 W 28 5 1 1 3 4 0 0 0 0 1 0 61 103 1.29 1.286																	
49 Chris Ray, R (8,1) ERA: 5.4	1.0 4 1 1 1 0 0 0 0 0 0 0 1 6 12 9.00 1.000																	
52 Doug Mathis, R (9,1) ERA:	1.0 3 0 0 0 2 0 0 0 0 0 0 0 10 14 0.00 0.000																	

AB	31
R	2
H	6
RBI	2
BB	4
SO	5
LOB	15



Batter	1	2	3	4	5	6	7	8	9	AB	R	H	RBI	BB	SO	LOB	BOTTOM	
20 Julio Borbon, L (1,8) OBP: 0.313, SLG: 0.286										4	0	0	0	0	1	2	Seattle Mariners @ Texas Rangers Rangers Ballpark in Arlington, Arlington, TX Fri Apr 09 2010, 8:07 PM - 10:29 PM EDT Att: 25,271 - Clear - 73 F	
10 Michael Young, R (1,5) OBP: 0.313, SLG: 0.286										4	1	2	0	0	0	0		
32 Josh Hamilton, L (1,7) OBP: 0.286, SLG: 0.182										3	1	1	1	1	1	1		
27 Vladimir Guerrero, R (1,10) OBP: 0.625, SLG: 0.867										4	1	2	1	0	0	1		
17 Nelson Cruz, R (1,9) OBP: 0.563, SLG: 1.286										4	2	3	2	0	1	1		
19 Chris Davis, L (1,3) OBP: 0.308, SLG: 0.273										4	1	1	0	0	2	3		
2 Taylor Teagarden, R (1,2)										4	0	0	0	0	3	4		
14 Joaquin Arias, R (1,4) OBP: 0.250, SLG: 0.250										4	0	2	1	0	0	2		
3 Andrés Blanco, S (9,4)										0	0	0	0	0	0	0		
1 Elvis Andrus, R (1,6) OBP: 0.143, SLG: 0.143										4	0	1	1	0	0	1		
Inning Stats	R: 0 H: 0 E: 0 K: 1 S: 8	H: 2 LOB: 2 BB: 0 P: 13	R: 0 H: 1 E: 0 K: 1 S: 9	H: 1 LOB: 1 BB: 0 P: 14	R: 1 H: 1 E: 0 K: 1 S: 13	H: 1 LOB: 0 BB: 0 P: 19	R: 0 H: 1 E: 0 K: 0 S: 7	H: 1 LOB: 0 BB: 0 P: 8	R: 4 H: 5 E: 0 K: 1 S: 14	H: 2 LOB: 1 BB: 1 P: 24	R: 1 H: 2 E: 0 K: 2 S: 12	H: 0 LOB: 0 BB: 0 P: 18	R: 0 H: 0 E: 0 K: 0 S: 10	H: 0 LOB: 0 BB: 0 P: 15	1B: 9 2B: 2 3B: 0 HR: 1	SF: 0 SAC: 0 DP: 0 HBP: 0	WP: 0 PB: 0 SB: 0 CS: 0	PA: 36
PITCHER	IP WLS BF H R ER SO BB IBB HBP BLK WP HR S P ERA WHIP																	
38 Jason Vargas, L (1,1) ERA: 8.44	5.1 L 24 4 1 1 2 0 0 0 0 0 0 0 16 24 8.44 1.688																	
23 Shawn Kelley, R (6,1) ERA: 3.56	1.1 8 4 1 1 2 0 0 0 0 0 0 0 16 24 6.75 3.000																	
46 Sean White, R (7,1) ERA:	1.1 4 0 0 0 1 0 0 0 0 0 0 0 13 18 0.00 0.000																	

AB	35
R	6
H	12
RBI	6
BB	1
SO	8
LOB	15



Batter	1	2	3	4	5	6	7	8	9	AB	R	H	RBI	BB	SO	LOB	TOP	
51 Ichiro Suzuki, L (1,9) OBP: 0.370, SLG: 0.333	G6-3	G1-3		K			1B		2B	5	1	2	1	0	1	4		
9 Chone Figgins, S (1,4) OBP: 0.308, SLG: 0.190			G6-3		G6-3		K		1B	4	1	1	0	0	1	2		
24 Ken Griffey Jr., L (9,PH) OBP: 0.308, SLG: 0.333	2B						K		1B	1	0	1	1	0	0	0		
27 Matt Tuiasosopo, R (9,FR) OBP: 0.400, SLG: 0.400	1B								1B	0	0	0	0	0	0	0		
21 Franklin Gutierrez, R (1,8) OBP: 0.480, SLG: 0.522	1B			1B			F9		1B	5	0	3	1	0	0	2		
4 Jose Lopez, R (1,5) OBP: 0.240, SLG: 0.208	1B						G1-6-3		1B	5	0	1	0	0	0	3		
15 Milton Bradley, S (1,7) OBP: 0.200, SLG: 0.190	K			FC6-4					1B	4	0	0	0	0	2	2		
5 Mike Sweeney, R (1,10) OBP: 0.250, SLG: 0.143							P3		1B	3	0	0	0	0	2	0		
13 Casey Kotchman, L (1,3) OBP: 0.318, SLG: 0.444		HBP		K			K		1B	3	1	1	0	1	0	1		
32 Rob Johnson, R (1,2) OBP: 0.455, SLG: 0.750				BB			G1-3		1B	3	1	1	0	1	0	1		
2 Jack Wilson, R (1,6) OBP: 0.286, SLG: 0.300							L9		BB	3	0	2	0	0	0	2		
							1B		1B	3	0	2	0	0	0	2		
Inning Stats	R: 1 H: 3 E: 0 K: 1 S: 15	H: 3 LOB: 1 BB: 0 P: 25	R: 0 H: 1 E: 0 K: 0 S: 14	H: 1 LOB: 2 BB: 0 P: 23	R: 0 H: 1 E: 0 K: 0 S: 9	H: 1 LOB: 1 BB: 0 P: 13	R: 0 H: 0 E: 0 K: 0 S: 7	H: 0 LOB: 0 BB: 0 P: 16	R: 0 H: 2 E: 0 K: 1 S: 10	H: 2 LOB: 2 BB: 0 P: 15	R: 0 H: 0 E: 0 K: 1 S: 6	H: 0 LOB: 0 BB: 0 P: 10	R: 3 H: 4 E: 0 K: 0 S: 16	H: 4 LOB: 1 BB: 1 P: 23	1B: 11 2B: 1 3B: 0 HR: 0	SF: 0 SAC: 1 DP: 1 HBP: 1	WP: 1 PB: 0 SB: 0 CS: 0	PA: 40
PITCHER	IP WLS BF H R ER SO BB IBB HBP BLK WP HR S P ERA WHIP	IP WLS BF H R ER SO BB IBB HBP BLK WP HR S P ERA WHIP	IP WLS BF H R ER SO BB IBB HBP BLK WP HR S P ERA WHIP	IP WLS BF H R ER SO BB IBB HBP BLK WP HR S P ERA WHIP	IP WLS BF H R ER SO BB IBB HBP BLK WP HR S P ERA WHIP	IP WLS BF H R ER SO BB IBB HBP BLK WP HR S P ERA WHIP	IP WLS BF H R ER SO BB IBB HBP BLK WP HR S P ERA WHIP	IP WLS BF H R ER SO BB IBB HBP BLK WP HR S P ERA WHIP	IP WLS BF H R ER SO BB IBB HBP BLK WP HR S P ERA WHIP	IP WLS BF H R ER SO BB IBB HBP BLK WP HR S P ERA WHIP	IP WLS BF H R ER SO BB IBB HBP BLK WP HR S P ERA WHIP	IP WLS BF H R ER SO BB IBB HBP BLK WP HR S P ERA WHIP	IP WLS BF H R ER SO BB IBB HBP BLK WP HR S P ERA WHIP	IP WLS BF H R ER SO BB IBB HBP BLK WP HR S P ERA WHIP	IP WLS BF H R ER SO BB IBB HBP BLK WP HR S P ERA WHIP	IP WLS BF H R ER SO BB IBB HBP BLK WP HR S P ERA WHIP	IP WLS BF H R ER SO BB IBB HBP BLK WP HR S P ERA WHIP	IP WLS BF H R ER SO BB IBB HBP BLK WP HR S P ERA WHIP

Seattle Mariners @ Texas Rangers
Rangers Ballpark in Arlington, Arlington, TX
Sat Apr 10 2010, 3:11 PM - 6:04 PM EDT
Att: 26,861 - Partly Cloudy - 73 F

AB 36
R 4
H 12
RBI 3
BB 2
SO 6
LOB 17



Batter	1	2	3	4	5	6	7	8	9	AB	R	H	RBI	BB	SO	LOB	BOTTOM	
20 Julio Borbon, L (1,8) OBP: 0.048, SLG: 0.048	F7				FC4		P5		K	5	0	1	1	0	1	2		
10 Michael Young, R (1,5) OBP: 0.260, SLG: 0.222	G5-3				G5-3		F8			4	0	0	0	0	0	3		
32 Josh Hamilton, L (1,7) OBP: 0.389, SLG: 0.385	BB				BB				BB	2	0	1	0	2	1	0		
27 Vladimir Guerrero, R (1,10) OBP: 0.500, SLG: 0.684	K				K2-3		G5-3		F8	4	0	0	0	0	2	3		
17 Nelson Cruz, R (1,9) OBP: 0.500, SLG: 1.222	G5-3				FC5-2		HR		F9	4	1	1	1	0	0	2		
19 Chris Davis, L (1,3) OBP: 0.294, SLG: 0.214	G3				K2-3		L4		BB	3	0	0	0	1	1	1		
14 Joaquin Arias, R (1,4) OBP: 0.455, SLG: 0.455	1B						1B		F7	3	1	3	0	0	0	0		
3 Andrés Blanco, S (8,4)										1	0	0	0	0	0	2		
2 Taylor Teagarden, R (1,2)										2	1	0	0	0	1	2		
7 David Murphy, L (9,PH) OBP: 0.200, SLG: 0.400	F7						K		K2-3	1	0	0	0	0	1	0		
1 Elvis Andrus, R (1,6) OBP: 0.176, SLG: 0.176	F9						SH1-4		F8	3	0	1	0	0	0	0		
							1B			3	0	1	0	0	0	0		
Inning Stats	R: 0 H: 0 E: 0 K: 1 S: 10	H: 1 LOB: 1 BB: 0 P: 17	R: 0 H: 1 E: 0 K: 0 S: 11	H: 1 LOB: 0 BB: 0 P: 15	R: 0 H: 1 E: 0 K: 2 S: 11	H: 1 LOB: 1 BB: 0 P: 16	R: 1 H: 1 E: 0 K: 0 S: 13	H: 1 LOB: 0 BB: 0 P: 21	R: 0 H: 2 E: 0 K: 1 S: 13	H: 2 LOB: 2 BB: 0 P: 17	R: 0 H: 0 E: 0 K: 0 S: 9	H: 0 LOB: 2 BB: 2 P: 20	R: 0 H: 0 E: 0 K: 2 S: 15	H: 0 LOB: 0 BB: 0 P: 20	1B: 5 2B: 0 3B: 1 HR: 1	SF: 0 SAC: 1 DP: 1 HBP: 1	WP: 1 PB: 0 SB: 0 CS: 0	PA: 37
PITCHER	IP WLS BF H R ER SO BB IBB HBP BLK WP HR S P ERA WHIP	IP WLS BF H R ER SO BB IBB HBP BLK WP HR S P ERA WHIP	IP WLS BF H R ER SO BB IBB HBP BLK WP HR S P ERA WHIP	IP WLS BF H R ER SO BB IBB HBP BLK WP HR S P ERA WHIP	IP WLS BF H R ER SO BB IBB HBP BLK WP HR S P ERA WHIP	IP WLS BF H R ER SO BB IBB HBP BLK WP HR S P ERA WHIP	IP WLS BF H R ER SO BB IBB HBP BLK WP HR S P ERA WHIP	IP WLS BF H R ER SO BB IBB HBP BLK WP HR S P ERA WHIP	IP WLS BF H R ER SO BB IBB HBP BLK WP HR S P ERA WHIP	IP WLS BF H R ER SO BB IBB HBP BLK WP HR S P ERA WHIP	IP WLS BF H R ER SO BB IBB HBP BLK WP HR S P ERA WHIP	IP WLS BF H R ER SO BB IBB HBP BLK WP HR S P ERA WHIP	IP WLS BF H R ER SO BB IBB HBP BLK WP HR S P ERA WHIP	IP WLS BF H R ER SO BB IBB HBP BLK WP HR S P ERA WHIP	IP WLS BF H R ER SO BB IBB HBP BLK WP HR S P ERA WHIP	IP WLS BF H R ER SO BB IBB HBP BLK WP HR S P ERA WHIP	IP WLS BF H R ER SO BB IBB HBP BLK WP HR S P ERA WHIP	IP WLS BF H R ER SO BB IBB HBP BLK WP HR S P ERA WHIP

Seattle Mariners @ Texas Rangers
Rangers Ballpark in Arlington, Arlington, TX
Sat Apr 10 2010, 3:11 PM - 6:04 PM EDT
Att: 26,861 - Partly Cloudy - 73 F

AB 32
R 3
H 7
RBI 2
BB 3
SO 7
LOB 15



Batter	1	2	3	4	5	6	7	8	9	AB	R	H	RBI	BB	SO	LOB	TOP					
11 Rajai Davis, R OBP: 0.316, SLG: 0.389										4	1	0	0	1	1	2						
10 Daric Barton, L OBP: 0.529, SLG: 0.435										2	0	0	0	2	1	0						
Ryan Sweeney, L OBP: 0.351, SLG: 0.394										3	0	1	0	1	0	0						
5 Kevin Kouzmanoff, R OBP: 0.351, SLG: 0.438										3	1	1	1	0	0	2						
8 Kurt Suzuki, R OBP: 0.290, SLG: 0.370										3	1	0	0	1	1	4						
7 Adam Rosales, R OBP: 0.714, SLG: 1.200										2	0	1	0	1	0	0						
50 Jake Fox, R (1, 10)										4	0	0	0	0	0	4						
18 Gabe Gross, L OBP: 0.333, SLG: 0.333										4	0	1	2	0	0	1						
2 Cliff Pennington, S OBP: 0.387, SLG: 0.577										3	1	1	1	1	0	1						
Inning Stats	R: 0 E: 0 K: 0 S: 7	H: 0 LOB: 0 BB: 0 P: 10	R: 0 E: 0 K: 0 S: 8	H: 0 LOB: 0 BB: 0 P: 9	R: 0 E: 0 K: 0 S: 8	H: 0 LOB: 0 BB: 0 P: 12	R: 1 E: 0 K: 0 S: 4	H: 0 LOB: 1 BB: 3 P: 16	R: 0 E: 0 K: 0 S: 4	H: 0 LOB: 0 BB: 1 P: 9	R: 1 E: 0 K: 1 S: 11	H: 1 LOB: 0 BB: 0 P: 15	R: 2 E: 1 K: 0 S: 13	H: 2 LOB: 1 BB: 1 P: 25	R: 0 E: 0 K: 2 S: 15	H: 1 LOB: 2 BB: 1 P: 24	R: 0 E: 0 K: 0 S: 8	H: 1 LOB: 2 BB: 1 P: 15	1B: 3 2B: 1 3B: 0 HR: 1	SF: 1 SAC: 1 DP: 2 HBP: 0	WP: 0 PB: 0 SB: 1 CS: 0	PA: 37
PITCHER	IP WLS BF H R ER SO BB IBB HBP BLK WP HR S P ERA WHIP																					
18 Ryan Rowland-Smith, L ERA: 5.25	7.0 L 27 3 4 4 1 5 0 0 0 0 0 1 55 96 5.14 1.143																					
23 Shawn Kelley, R ERA: 2.7	1.0 5 1 0 0 2 1 0 0 0 0 0 0 15 24 0.00 2.000																					
46 Sean White, R ERA:	1.0 5 1 0 0 0 1 0 0 0 0 0 0 8 15 0.00 2.000																					

Oakland Athletics @ Seattle Mariners
Safeco Field, Seattle, WA
Mon Apr 12 20:10, 3:54 PM - 6:14 PM PDT
Att: 45,876 - Cloudy - 57 F


AB 28
R 4
H 5
RBI 4
BB 7
SO 3
LOB 14



Batter	1	2	3	4	5	6	7	8	9	AB	R	H	RBI	BB	SO	LOB	BOTTOM					
51 Ichiro Suzuki, L OBP: 0.314, SLG: 0.281										4	0	0	0	0	0	1						
9 Chone Figgins, S OBP: 0.294, SLG: 0.241										4	0	0	0	0	1	1						
21 Franklin Gutierrez, R OBP: 0.455, SLG: 0.516										4	0	1	0	0	1	0						
4 Jose Lopez, R OBP: 0.212, SLG: 0.188										4	0	1	0	0	0	1						
24 Ken Griffey Jr., L OBP: 0.286, SLG: 0.263										4	0	0	0	0	2	2						
15 Milton Bradley, S OBP: 0.250, SLG: 0.182										1	0	0	0	2	0	1						
13 Casey Kotchman, L OBP: 0.276, SLG: 0.400										3	0	0	0	0	0	3						
32 Rob Johnson, R OBP: 0.357, SLG: 0.545										3	0	0	0	0	0	2						
2 Jack Wilson, R OBP: 0.296, SLG: 0.280										2	0	0	0	1	0							
Inning Stats	R: 0 E: 0 K: 0 S: 7	H: 0 LOB: 0 BB: 0 P: 8	R: 0 E: 0 K: 1 S: 11	H: 0 LOB: 1 BB: 1 P: 18	R: 0 E: 0 K: 0 S: 6	H: 0 LOB: 0 BB: 0 P: 10	R: 0 E: 0 K: 1 S: 10	H: 1 LOB: 0 BB: 0 P: 16	R: 0 E: 0 K: 1 S: 9	H: 0 LOB: 0 BB: 0 P: 9	R: 0 E: 0 K: 1 S: 9	H: 0 LOB: 0 BB: 0 P: 14	R: 0 E: 0 K: 0 S: 10	H: 1 LOB: 2 BB: 1 P: 19	R: 0 E: 0 K: 0 S: 7	H: 0 LOB: 0 BB: 0 P: 14	R: 0 E: 0 K: 1 S: 9	H: 0 LOB: 0 BB: 0 P: 10	1B: 1 2B: 1 3B: 0 HR: 0	SF: 0 SAC: 0 DP: 0 HBP: 1	WP: 0 PB: 0 SB: 0 CS: 0	PA: 32
PITCHER	IP WLS BF H R ER SO BB IBB HBP BLK WP HR S P ERA WHIP																					
58 Justin Duchschere, R ERA: 3.48	7.1 W 27 2 0 0 4 2 0 1 0 0 0 0 60 96 0.00 0.545																					
13 Jerry Blevins, L ERA: 3.86	0.2 2 0 0 0 0 0 0 0 0 0 0 0 6 12 0.00 0.000																					
40 Andrew Bailey, R ERA:	1.0 3 0 0 0 1 0 0 0 0 0 0 0 9 10 0.00 0.000																					

Oakland Athletics @ Seattle Mariners
Safeco Field, Seattle, WA
Mon Apr 12 20:10, 3:54 PM - 6:14 PM PDT
Att: 45,876 - Cloudy - 57 F

AB 29
R 0
H 2
RBI 0
BB 2
SO 5
LOB 11




Batter	1	2	3	4	5	6	7	8	9	AB	R	H	RBI	BB	SO	LOB	TOP										
11 Rajai Davis, R OBP: 0.286, SLG: 0.350	G5-3		G6-3		G4-3			P4		4	0	0	0	0	0	1											
10 Daric Barton, L OBP: 0.526, SLG: 0.423	1B		F7			K			G6-4-3 BB	3	0	1	0	1	1	0											
Ryan Sweeney, L OBP: 0.341, SLG: 0.378	P5				G5-4-3 1B	G4-3			G6-4-3 1-2	4	0	1	0	0	0	2											
5 Kevin Kouzmanoff, R OBP: 0.341, SLG: 0.400	G1-3				G5-4-3 1-2	G5-3			BB	3	0	0	0	1	0	2											
8 Kurt Suzuki, R OBP: 0.286, SLG: 0.355	F9				1B			F9	P3	4	0	1	0	0	0	1											
3 Eric Chavez, L OBP: 0.231, SLG: 0.280	K		G1-3			K				3	0	0	0	0	2	1											
7 Adam Rosales, R OBP: 0.500, SLG: 0.750	K				E5 SH1	G6-3				3	0	0	0	0	1	0											
6 Travis Buck, L OBP: 0.269, SLG: 0.261	F7				SH1			G3		2	0	0	0	0	0	1											
2 Cliff Pennington, S OBP: 0.353, SLG: 0.517	F8				F7			F9		3	0	0	0	0	0	1											
Inning Stats	R: 0 H: 1 E: 0 K: 0 S: 7	H: 1 LOB: 1 BB: 0 P: 11	R: 0 H: 0 E: 0 K: 2 S: 12	H: 0 LOB: 1 BB: 0 P: 18	R: 0 H: 0 E: 0 K: 0 S: 5	H: 0 LOB: 0 BB: 0 P: 8	R: 0 H: 2 E: 0 K: 0 S: 11	H: 1 LOB: 1 BB: 0 P: 15	R: 0 H: 0 E: 1 K: 1 S: 6	H: 0 LOB: 0 BB: 0 P: 7	R: 0 H: 0 E: 0 K: 1 S: 9	H: 0 LOB: 0 BB: 0 P: 14	R: 0 H: 0 E: 0 K: 1 S: 11	H: 0 LOB: 0 BB: 0 P: 16	R: 0 H: 0 E: 0 K: 0 S: 10	H: 0 LOB: 0 BB: 0 P: 11	R: 0 H: 0 E: 0 K: 0 S: 7	H: 0 LOB: 1 BB: 2 P: 15	1B: 3 2B: 0 3B: 0 HR: 0	SF: 0 SAC: 1 DP: 2 HBP: 0	WP: 1 PB: 0 SB: 0 CS: 0	PA: 32					
PITCHER	IP	WLS	BF	H	R	ER	SO	BB	IBB	HBP	BLK	WP	HR	S	P	ERA	WHIP										
58 Doug Fister, R ERA: 1.5	8.0	W	28	3	0	0	4	0	0	0	0	1	0	71	100	0.00	0.375										
53 David Aardsma, R ERA:	1.0	S	4	0	0	0	0	2	0	0	0	0	0	7	15	0.00	2.000										
Batter	1	2	3	4	5	6	7	8	9	AB	R	H	RBI	BB	SO	LOB	BOTTOM										
51 Ichiro Suzuki, L OBP: 0.282, SLG: 0.250	K		G6-3		G1-3		K			4	0	0	0	0	2	0											
9 Chone Figgins, S OBP: 0.342, SLG: 0.364	G4-3				21 E 2B		G6-3 2B			4	0	3	0	0	0	0											
21 Franklin Gutierrez, R OBP: 0.495, SLG: 0.457	K		F9		E6		G6-3			4	0	0	0	0	1	3											
4 Jose Lopez, R OBP: 0.270, SLG: 0.250		13 1B 1B		15 2B 1B	K			5 BB 15 HR 1B		4	1	3	0	0	1	2											
5 Mike Sweeney, R OBP: 0.333, SLG: 0.111	F9							15 HR BB		2	0	0	0	2	0	2											
1 Eric Byrnes, R OBP: 0.125, SLG: 0.125								15 HR BB		0	1	0	0	0	0	0											
15 Milton Bradley, S OBP: 0.281, SLG: 0.385	F8				G4-6-3			15 HR BB		4	1	2	3	0	0	2											
13 Casey Kotchman, L OBP: 0.303, SLG: 0.393								1H 2H HR		3	0	1	0	1	1	3											
32 Rob Johnson, R OBP: 0.333, SLG: 0.429	K							F8		3	0	1	0	1	1	3											
2 Jack Wilson, R OBP: 0.258, SLG: 0.241	L6				G6-3		FC3-6 HBP	K		3	0	0	0	0	3	5											
Inning Stats	R: 0 H: 0 E: 0 K: 2 S: 10	H: 2 LOB: 2 BB: 0 P: 14	R: 0 H: 2 E: 0 K: 1 S: 14	H: 1 LOB: 1 BB: 0 P: 22	R: 0 H: 1 E: 0 K: 0 S: 7	H: 0 LOB: 0 BB: 0 P: 11	R: 0 H: 2 E: 0 K: 2 S: 14	H: 2 LOB: 2 BB: 0 P: 21	R: 0 H: 1 E: 1 K: 1 S: 9	H: 0 LOB: 2 BB: 0 P: 17	R: 0 H: 0 E: 0 K: 0 S: 10	H: 0 LOB: 2 BB: 2 P: 22	R: 0 H: 1 E: 0 K: 1 S: 9	H: 1 LOB: 1 BB: 0 P: 14	R: 3 H: 2 E: 0 K: 2 S: 13	H: 2 LOB: 1 BB: 1 P: 23	R: 0 H: 0 E: 0 K: 2 S: 10	H: 0 LOB: 1 BB: 1 P: 23	1B: 5 2B: 3 3B: 0 HR: 1	SF: 0 SAC: 0 DP: 1 HBP: 1	WP: 1 PB: 0 SB: 0 CS: 0	PA: 36					
PITCHER	IP	WLS	BF	H	R	ER	SO	BB	IBB	HBP	BLK	WP	HR	S	P	ERA	WHIP										
49 Brett Anderson, L ERA:	6.0		27	6	0	0	6	2	0	0	0	1	0	64	107	0.00	1.333										
56 Craig Breslow, L ERA: 3.95	0.1	2	1	0	0	1	0	0	0	0	0	0	0	6	9	0.00	3.000										
31 Brad Ziegler, R ERA: 6.23	1.0	L	5	2	3	3	0	1	0	0	0	0	1	8	19	27.00	3.000										
57 Chad Gaudin, R ERA:	0.2	2	0	0	0	2	0	0	0	0	0	0	0	8	9	0.00	0.000										

Oakland Athletics @ Seattle Mariners
Safeco Field, Seattle, WA
Tue Apr 13 2010, 7:10 PM - 9:31 PM PDT
Att: 18,048 - Partly Cloudy - 54 F

livebaseballscorecards.com


AB	29
R	0
H	3
RBI	0
BB	2
SO	4
LOB	9



Oakland Athletics @ Seattle Mariners
Safeco Field, Seattle, WA
Tue Apr 13 2010, 7:10 PM - 9:31 PM PDT
Att: 18,048 - Partly Cloudy - 54 F

livebaseballscorecards.com

AB	32
R	3
H	9
RBI	3
BB	3
SO	9
LOB	20



Batter	1	2	3	4	5	6	7	8	9	AB	R	H	RBI	BB	SO	LOB	TOP				
11 Rajai Davis, R OBP: 0.281, SLG: 0.318	G5-3		P5		P3			F8		4	0	0	0	0	0	1					
10 Danic Barton, L OBP: 0.500, SLG: 0.400	1B		F7			P6		F8		4	0	1	0	0	0	1					
8 Kurt Suzuki, R OBP: 0.282, SLG: 0.343	K					L8			F8	4	0	1	0	0	1	1					
5 Kevin Kouzmanoff, R OBP: 0.333, SLG: 0.385		50 HR				F9			K	4	1	1	0	0	2	1					
50 Jake Fox, R OBP: 0.125, SLG: 0.267	HR					L5			G4-3	4	1	1	2	0	1	1					
7 Adam Rosales, R OBP: 0.482, SLG: 0.636	F7							G5-3		3	0	1	0	0	0	0					
18 Gabe Gross, L OBP: 0.222, SLG: 0.222	G1-3								L1-3	3	0	0	0	0	1	2					
1 Eric Patterson, L OBP: 0.351, SLG: 0.484	K							K2-3		3	0	0	0	0	3	0					
2 Cliff Pennington, S OBP: 0.351, SLG: 0.484			K			F7			BB	2	0	0	0	1	1	0					
Inning Stats	R: 0 H: 1 E: 0 K: 1 S: 12	H: 1 LOB: 1 BB: 0 P: 19	R: 2 H: 2 E: 0 K: 1 S: 9	H: 2 LOB: 0 BB: 1 P: 14	R: 0 H: 0 E: 0 K: 1 S: 9	H: 0 LOB: 0 BB: 0 P: 14	R: 0 H: 2 E: 0 K: 2 S: 13	H: 2 LOB: 2 BB: 0 P: 22	R: 0 H: 0 E: 0 K: 0 S: 5	H: 0 LOB: 0 BB: 0 P: 7	R: 0 H: 0 E: 0 K: 1 S: 10	H: 0 LOB: 0 BB: 0 P: 17	R: 0 H: 1 E: 0 K: 1 S: 8	H: 0 LOB: 1 BB: 1 P: 14	R: 0 H: 0 E: 0 K: 1 S: 8	H: 0 LOB: 0 BB: 0 P: 12	1B: 4 2B: 1 3B: 0 HR: 1	SF: 0 SAC: 0 DP: 1 HBP: 0	WP: 0 PB: 0 SB: 0 CS: 1	PA: 32	
PITCHER	IP	WLS	BF	H	R	ER	SO	BB	IBB	HBP	BLK	WP	HR	S	P	ERA	WHIP				
38 Jason Vargas, L ERA: 5.56	6.0	W	22	5	2	2	6	0	0	0	0	0	1	56	89	3.00	0.833				
43 Brandon League, R ERA: 3.18	2.0	H	7	0	0	0	2	1	0	0	0	0	0	18	31	0.00	0.500				
53 David Aardsma, R ERA:	1.0	S	3	0	0	0	1	0	0	0	0	0	0	8	12	0.00	0.000				

Oakland Athletics @ Seattle Mariners
Safeco Field, Seattle, WA
Wed Apr 14 2010, 7:12 PM - 9:56 PM PDT
Att: 16,019 - Clear - 56 F

AB 31
R 2
H 5
RBI 2
BB 1
SO 9
LOB 7



Batter	1	2	3	4	5	6	7	8	9	AB	R	H	RBI	BB	SO	LOB	BOTTOM				
51 Ichiro Suzuki, L OBP: 0.295, SLG: 0.268	F8		G6-3			K		21 BB		5	1	2	0	0	1	1					
9 Chone Figgins, S OBP: 0.372, SLG: 0.361	K					21 BB		K		3	2	1	0	2	2	1					
21 Franklin Gutierrez, R OBP: 0.429, SLG: 0.462	K		G1-3			1 BB		1B		4	0	2	1	1	1	1					
4 Jose Lopez, R OBP: 0.310, SLG: 0.300		15 FC1-6				P6				4	0	2	1	1	1	5					
15 Milton Bradley, S OBP: 0.278, SLG: 0.367	FC1-6-5					K				4	0	1	2	0	2	4					
1 Ency Byrnes, R OBP: 0.250, SLG: 0.100	10 BB					K				2	0	0	0	2	1	1					
27 Matt Tuiasosopo, R OBP: 0.333, SLG: 0.333	F8					K				4	0	1	0	0	2	5					
10 Adam Moore, R OBP: 0.176, SLG: 0.125	G4-3									4	1	2	0	0	0	2					
2 Jack Wilson, R OBP: 0.235, SLG: 0.219	K					B2				3	0	0	0	0	1	0					
Inning Stats	R: 0 H: 0 E: 0 K: 2 S: 9	H: 2 LOB: 2 BB: 1 P: 23	R: 0 H: 1 E: 0 K: 1 S: 11	H: 1 LOB: 0 BB: 0 P: 16	R: 0 H: 1 E: 0 K: 2 S: 13	H: 1 LOB: 2 BB: 1 P: 23	R: 2 H: 2 E: 0 K: 1 S: 15	H: 2 LOB: 3 BB: 3 P: 32	R: 2 H: 3 E: 0 K: 2 S: 17	H: 3 LOB: 2 BB: 1 P: 30	R: 0 H: 0 E: 0 K: 1 S: 6	H: 0 LOB: 0 BB: 0 P: 8	R: 0 H: 2 E: 0 K: 2 S: 18	H: 2 LOB: 2 BB: 0 P: 22	1B: 10 2B: 1 3B: 0 HR: 0	SF: 0 SAC: 1 DP: 0 HBP: 0	WP: 0 PB: 0 SB: 0 CS: 0	PA: 40			
PITCHER	IP	WLS	BF	H	R	ER	SO	BB	IBB	HBP	BLK	WP	HR	S	P	ERA	WHIP				
47 Gio Gonzalez, L ERA: 3.38	4.2	L	23	6	2	2	5	4	0	0	0	0	0	55	98	3.86	2.143				
57 Chad Gaudin, R ERA: 4.91	1.1	L	9	3	2	2	3	2	0	0	0	0	0	20	39	13.50	3.750				
59 Edwar Ramirez, R ERA: 1.69	2.0		8	2	0	0	3	0	0	0	0	0	0	24	30	0.00	1.000				

Oakland Athletics @ Seattle Mariners
Safeco Field, Seattle, WA
Wed Apr 14 2010, 7:12 PM - 9:56 PM PDT
Att: 16,019 - Clear - 56 F

AB 33
R 4
H 11
RBI 4
BB 6
SO 11
LOB 20



Batter	1	2	3	4	5	6	7	8	9	AB	R	H	RBI	BB	SO	LOB	TOP											
14 Austin Jackson, R OBP: 0.389, SLG: 0.500										5	1	3	1	0	1	3												
18 Johnny Damon, L OBP: 0.396, SLG: 0.308										3	1	2	0	2	0	2												
32 Don Kelly, L OBP: 0.222, SLG: 0.222										0	0	0	0	0	0	0												
30 Magglio Ordonez, R OBP: 0.393, SLG: 0.592										5	0	0	0	0	1	8												
24 Miguel Cabrera, R OBP: 0.473, SLG: 0.630										4	1	2	3	1	1	2												
9 Carlos Guillen, S OBP: 0.358, SLG: 0.426										5	0	1	0	0	0	5												
15 Brandon Inge, R OBP: 0.400, SLG: 0.429										2	0	0	0	3	1	1												
13 Alex Avila, L OBP: 0.333, SLG: 0.214										4	1	1	0	1	0	3												
20 Scott Sizemore, R OBP: 0.385, SLG: 0.375										2	0	0	0	2	1	3												
39 Ramon Santiago, S OBP: 0.333, SLG: 0.200										4	0	0	0	0	1	6												
Inning Stats	R: 0 H: 1 E: 0 K: 1 S: 11	H: 1 BB: 1 P: 18	R: 0 H: 0 E: 0 K: 2 S: 10	H: 0 LOB: 1 BB: 1 P: 19	R: 3 H: 3 E: 0 K: 0 S: 12	H: 3 LOB: 0 BB: 0 P: 17	R: 0 H: 0 E: 0 K: 0 S: 8	H: 0 LOB: 2 BB: 2 P: 18	R: 0 H: 1 E: 0 K: 1 S: 9	H: 1 LOB: 1 BB: 0 P: 13	R: 0 H: 0 E: 0 K: 1 S: 13	H: 0 LOB: 1 BB: 1 P: 21	R: 0 H: 1 E: 1 K: 0 S: 5	H: 1 LOB: 1 BB: 1 P: 13	R: 1 H: 2 E: 0 K: 1 S: 16	H: 2 LOB: 3 BB: 2 P: 33	R: 0 H: 1 E: 0 K: 0 S: 9	H: 1 LOB: 1 BB: 1 P: 16	1B: 4 2B: 3 3B: 1 HR: 1	SF: 0 SAC: 0 DP: 2 HBP: 0	WP: 0 PB: 0 SB: 0 CS: 0	PA: 43						
PITCHER	IP	WLS	BF	H	R	ER	SO	BB	IBB	HBP	BLK	WP	HR	S	P	ERA	WHIP											
35 Ian Snell, R ERA: 5.14	5.0	L	24	5	3	3	4	4	0	0	0	0	0	1	50	85	5.40	1.800										
54 Kanekoa Teixeira, R ERA: 6.35	1.0		4	0	0	0	1	1	0	0	0	0	0	0	13	21	0.00	1.000										
46 Sean White, R ERA: 7.5	1.0		4	1	0	0	0	0	1	0	0	0	0	5	21	0.00	1.000											
37 Jesus Colome, R ERA: 2.08	1.0		7	2	1	1	1	2	0	0	0	0	0	16	33	9.00	4.000											
23 Shawn Kelley, R ERA: 2.08	1.0		4	1	0	0	0	1	0	0	0	0	0	9	16	0.00	2.000											

Detroit Tigers @ Seattle Mariners
Safeco Field, Seattle, WA
Sun Apr 18 2010, 1:11 PM - 4:11 PM PDT
Att: 30,430 - Partly Cloudy - 58 F

AB 34
R 4
H 9
RBI 4
BB 9
SO 6
LOB 33



Batter	1	2	3	4	5	6	7	8	9	AB	R	H	RBI	BB	SO	LOB	BOTTOM										
51 Ichiro Suzuki, L OBP: 0.368, SLG: 0.385										3	0	1	0	1	0	0											
9 Chone Figgins, S OBP: 0.294, SLG: 0.310										2	0	0	0	1	1	1											
21 Franklin Gutierrez, R OBP: 0.436, SLG: 0.519										4	0	1	0	0	1	3											
4 Jose Lopez, R OBP: 0.291, SLG: 0.288										4	0	0	0	0	1	3											
24 Ken Griffey Jr., L OBP: 0.273, SLG: 0.258										4	1	1	0	0	1	0											
1 Enc Byrnes, R OBP: 0.294, SLG: 0.214										3	0	1	0	1	0	0											
13 Casey Kotchman, L OBP: 0.356, SLG: 0.500										3	1	2	2	1	0	1											
10 Adam Moore, R OBP: 0.130, SLG: 0.091										3	0	0	0	0	2	2											
15 Milton Bradley, S OBP: 0.273, SLG: 0.324										1	0	0	0	0	1	1											
2 Jack Wilson, R OBP: 0.233, SLG: 0.225										3	0	1	0	0	0	0											
Inning Stats	R: 0 H: 0 E: 0 K: 0 S: 7	H: 3 LOB: 1 BB: 0 P: 14	R: 1 H: 3 E: 0 K: 1 S: 11	H: 3 LOB: 0 BB: 0 P: 17	R: 0 H: 0 E: 0 K: 1 S: 8	H: 0 LOB: 0 BB: 0 P: 13	R: 0 H: 0 E: 0 K: 0 S: 6	H: 0 LOB: 0 BB: 0 P: 9	R: 1 H: 1 E: 0 K: 1 S: 10	H: 1 LOB: 0 BB: 0 P: 14	R: 0 H: 2 E: 0 K: 1 S: 11	H: 2 LOB: 1 BB: 0 P: 20	R: 0 H: 0 E: 0 K: 1 S: 7	H: 0 LOB: 1 BB: 1 P: 14	R: 0 H: 1 E: 0 K: 1 S: 15	H: 1 LOB: 2 BB: 1 P: 23	R: 0 H: 0 E: 0 K: 1 S: 9	H: 0 LOB: 1 BB: 1 P: 17	1B: 4 2B: 3 3B: 0 HR: 1	SF: 0 SAC: 1 DP: 1 HBP: 0	WP: 0 PB: 0 SB: 0 CS: 1	PA: 36					
PITCHER	IP	WLS	BF	H	R	ER	SO	BB	IBB	HBP	BLK	WP	HR	S	P	ERA	WHIP										
37 Max Scherzer, R ERA: 2.12	6.0	W	22	6	2	2	4	1	0	0	0	0	0	6	13	0.00	1.500										
40 Phil Coke, L ERA: 2.57	0.2	H	3	0	0	0	1	1	0	0	0	0	0	6	13	0.00	1.500										
45 Ryan Perry, R ERA: 3.86	1.1	H	6	1	0	0	1	1	0	0	0	0	0	16	24	0.00	1.500										
46 Jose Valverde, R ERA: 1.8	1.0	S	4	0	0	0	1	1	0	0	0	0	0	9	17	0.00	1.000										

Detroit Tigers @ Seattle Mariners
Safeco Field, Seattle, WA
Sun Apr 18 2010, 1:11 PM - 4:11 PM PDT
Att: 30,430 - Partly Cloudy - 58 F

AB 30
R 2
H 7
RBI 2
BB 4
SO 7
LOB 11



Batter	1	2	3	4	5	6	7	8	9	AB	R	H	RBI	BB	SO	LOB	TOP										
10 Adam Jones, R OBP: 0.254, SLG: 0.377	G4-3		G5-3			P3		G5-3		4	0	0	0	0	0	0	<p>Baltimore Orioles @ Seattle Mariners Safeco Field, Seattle, WA Mon Apr 19 2010, 7:11 PM - 9:34 PM PDT Att: 14,543 - Partly Cloudy - 67 F</p> <p>livebaseballscorecards.com</p>										
23 Ty Wigginton, R OBP: 0.342, SLG: 0.765	HBP		K			G6-3		HR		3	1	1	1	0	1	0											
21 Nick Markakis, L OBP: 0.371, SLG: 0.380	F7				L7			K		4	0	1	0	0	1	1											
14 Nolan Reimold, R OBP: 0.262, SLG: 0.297	HBP				G6-3			F7		3	0	0	0	1	0	1											
32 Matt Wieters, S OBP: 0.352, SLG: 0.347	L9				G6-3			1B		4	1	2	0	0	0	2											
30 Luke Scott, L OBP: 0.295, SLG: 0.436	G4-3					L4				4	0	1	1	0	1	1											
16 Luis Montanez, R OBP: 0.125, SLG: 0.125	P3					K				3	0	0	0	0	1	1											
2 Julio Lugo, R OBP: 0.160, SLG: 0.125	P6					G5-3				3	0	0	0	0	0	0											
3 Cesar Izturis, S OBP: 0.282, SLG: 0.297						K		F7		3	0	0	0	0	1	0											
Inning Stats	R: 0 H: 0 E: 0 K: 0 S: 10	H: 0 LOB: 2 BB: 1 P: 19	R: 0 H: 0 E: 0 K: 0 S: 8	H: 0 LOB: 0 BB: 0 P: 11	R: 0 H: 0 E: 0 K: 2 S: 9	H: 0 LOB: 0 BB: 0 P: 11	R: 0 H: 0 E: 0 K: 0 S: 10	H: 0 LOB: 0 BB: 0 P: 15	R: 0 H: 0 E: 0 K: 1 S: 9	H: 0 LOB: 0 BB: 0 P: 14	R: 0 H: 0 E: 0 K: 0 S: 7	H: 0 LOB: 0 BB: 0 P: 7	R: 1 H: 3 E: 0 K: 0 S: 10	H: 3 LOB: 1 BB: 0 P: 18	R: 0 H: 0 E: 0 K: 0 S: 6	H: 0 LOB: 0 BB: 0 P: 10	R: 1 H: 2 E: 0 K: 2 S: 10	H: 2 LOB: 1 BB: 0 P: 14	1B: 3 2B: 1 3B: 0 HR: 1	SF: 0 SAC: 0 DP: 1 HBP: 1	WP: 0 PB: 0 SB: 0 CS: 0	PA: 33					
PITCHER	IP	WLS	BF	H	R	ER	SO	BB	IBB	HBP	BLK	WP	HR	S	P	ERA	WHIP										
58 Doug Fister, R ERA: 1.42	7.0	W	25	3	1	1	3	1	0	1	0	0	0	63	95	1.29	0.571										
43 Brandon League, R ERA: 2.35	1.0		3	0	0	0	0	0	0	0	0	0	0	6	10	0.00	0.000										
23 Shawn Kelley, R ERA: 3.38	1.0		5	2	1	1	2	0	0	0	0	0	1	10	14	9.00	2.000										

Batter	1	2	3	4	5	6	7	8	9	AB	R	H	RBI	BB	SO	LOB	BOTTOM										
51 Ichiro Suzuki, L OBP: 0.397, SLG: 0.411	2B		21 1B 9 BB 4 E		F7			F8		4	1	2	0	1	0	1	<p>Baltimore Orioles @ Seattle Mariners Safeco Field, Seattle, WA Mon Apr 19 2010, 7:11 PM - 9:34 PM PDT Att: 14,543 - Partly Cloudy - 67 F</p> <p>livebaseballscorecards.com</p>										
9 Chone Figgins, S OBP: 0.350, SLG: 0.283	F8		4 E 21 1B 24 1B		K			F7		4	1	0	0	1	1	4											
21 Franklin Gutierrez, R OBP: 0.473, SLG: 0.537	G6-4-3		4 E 24 1B		E8					2	2	2	1	2	0	0											
1 Eric Byrnes, R OBP: 0.333, SLG: 0.214	BB		24 1B 15 2B		1B			13 2B		0	0	0	0	1	0	0											
4 Jose Lopez, R OBP: 0.283, SLG: 0.281	G6-4-3		E5 24 1B 15 2B		K			P6		5	1	1	1	0	1	7											
24 Ken Griffey Jr., L OBP: 0.270, SLG: 0.257	G4-3		15 2B		P5			F9		4	0	1	2	0	0	3											
15 Milton Bradley, S OBP: 0.271, SLG: 0.341	G4-3		13 HR		F7			K		4	1	1	1	0	1	3											
13 Casey Kotchman, L OBP: 0.367, SLG: 0.595	L4		HR					G3-1		4	1	2	3	0	0	0											
32 Rob Johnson, R OBP: 0.333, SLG: 0.333			F8		K			G6-3		4	0	0	0	0	2	2											
2 Jack Wilson, R OBP: 0.277, SLG: 0.318			9 BB 21 1B		F8			1B		4	1	3	0	0	0	0											
Inning Stats	R: 0 H: 1 E: 0 K: 0 S: 6	H: 0 LOB: 1 BB: 1 P: 13	R: 0 H: 0 E: 0 K: 0 S: 7	H: 0 LOB: 0 BB: 0 P: 12	R: 7 H: 5 E: 1 K: 1 S: 17	H: 5 LOB: 2 BB: 2 P: 32	R: 0 H: 0 E: 0 K: 1 S: 12	H: 0 LOB: 0 BB: 0 P: 15	R: 0 H: 1 E: 1 K: 1 S: 14	H: 1 LOB: 1 BB: 0 P: 24	R: 0 H: 2 E: 0 K: 0 S: 13	H: 2 LOB: 2 BB: 0 P: 22	R: 1 H: 2 E: 0 K: 2 S: 16	H: 2 LOB: 2 BB: 1 P: 28	R: 0 H: 1 E: 0 K: 0 S: 10	H: 1 LOB: 2 BB: 1 P: 21	1B: 6 2B: 5 3B: 0 HR: 1	SF: 0 SAC: 0 DP: 1 HBP: 0	WP: 0 PB: 0 SB: 0 CS: 0	PA: 40							
PITCHER	IP	WLS	BF	H	R	ER	SO	BB	IBB	HBP	BLK	WP	HR	S	P	ERA	WHIP										
35 Brad Bergesen, R ERA: 12.19	2.2	L	16	6	7	4	0	3	0	0	0	0	0	27	54	13.50	3.375										
49 Jason Berken, R ERA: 1.5	3.1		13	3	0	0	3	0	0	0	0	0	0	42	64	0.00	0.900										
31 Kam Mickolio, R ERA: 6.0	2.0		11	3	1	1	2	2	0	0	0	0	0	26	49	4.50	2.500										

Batter	1	2	3	4	5	6	7	8	9	AB	R	H	RBI	BB	SO	LOB	TOP			
10 Adam Jones, R (1, 8) OBP: 0.239, SLG: 0.354	G6-3		K		F8			K		4	0	0	0	0	2	0	<p>Baltimore Orioles @ Seattle Mariners Safeco Field, Seattle, WA Tue Apr 20 2010, 7:12 PM - 9:32 PM PDT Att: 15,939 - Roof Closed - 53 F</p> <p>livebaseballscores.com</p>			
23 Ty Wigginton, R (1, 5) OBP: 0.397, SLG: 0.757	14 2B BB		G5-3			2B		L8		3	1	1	0	1	0	0				
21 Nick Markakis, L (1, 9) OBP: 0.348, SLG: 0.352	P3		K		F8			G6-3		4	0	0	0	0	1	2				
14 Nolan Reimold, R (1, 10) OBP: 0.261, SLG: 0.317	1-H 2B		K		P6			K		4	0	1	1	0	2	1				
30 Luke Scott, L (1, 7) OBP: 0.271, SLG: 0.395	P5		F7		K			F8		4	0	0	0	0	1	2				
32 Matt Wieters, S (1, 2) OBP: 0.362, SLG: 0.377		2B	E5		K			K		4	0	2	0	0	1	0				
25 Garrett Atkins, R (1, 3) OBP: 0.250, SLG: 0.300	F8		F9		G4-3			FC4		4	0	0	0	0	0	3				
2 Julio Lugo, R (1, 4) OBP: 0.179, SLG: 0.115	G6-3		G4-3		G4-3			FC4-B		2	0	0	0	1	0	1				
3 Cesar Izturis, S (1, 6) OBP: 0.262, SLG: 0.275	G5-3		G5-3		FC4-6			FC4-6		3	0	0	0	0	0	2				
Inning Stats	R: 1 E: 0 K: 0 S: 6	H: 1 LOB: 1 BB: 1 P: 16	R: 0 E: 0 K: 0 S: 9	H: 1 LOB: 1 BB: 0 P: 13	R: 0 E: 0 K: 2 S: 10	H: 0 LOB: 0 BB: 0 P: 14	R: 0 E: 0 K: 1 S: 9	H: 0 LOB: 1 BB: 0 P: 15	R: 0 E: 0 K: 1 S: 10	H: 1 LOB: 1 BB: 0 P: 15	R: 0 E: 0 K: 1 S: 12	H: 0 LOB: 1 BB: 1 P: 18	R: 0 E: 0 K: 1 S: 6	H: 0 LOB: 0 BB: 0 P: 7	R: 0 E: 0 K: 1 S: 10	H: 1 LOB: 0 BB: 0 P: 14		1B: 1 2B: 3 3B: 0 HR: 0	SF: 0 SAC: 0 DP: 0 HBP: 0	WP: 0 PB: 0 SB: 0 CS: 0
PITCHER	IP WLS BF H R ER SO BB IBB HBP BLK WP HR S P ERA WHIP																			
38 Jason Vargas, L (1, 1) ERA: 3.93	7.0 W 27 3 1 1 5 2 0 0 0 0 0 65 105 1.29 0.714																			
57 Mark Lowe, R (8, 1) ERA: 3.18	1.0 H 3 0 0 0 1 0 0 0 0 0 0 6 7 0.00 0.000																			
53 David Aardsma, R (9, 1) ERA:	1.0 S 4 1 0 0 1 0 0 0 0 0 0 10 14 0.00 1.000																			

Batter	1	2	3	4	5	6	7	8	9	AB	R	H	RBI	BB	SO	LOB	BOTTOM			
51 Ichiro Suzuki, L (1, 9) OBP: 0.394, SLG: 0.417	21 WP 9 BB 21 SF8 1B		K		F7		G6-3			4	1	2	0	0	1	1	<p>Baltimore Orioles @ Seattle Mariners Safeco Field, Seattle, WA Tue Apr 20 2010, 7:12 PM - 9:32 PM PDT Att: 15,939 - Roof Closed - 53 F</p> <p>livebaseballscores.com</p>			
9 Chone Figgins, S (1, 4) OBP: 0.344, SLG: 0.265	21 SF8 21 WP 4 FC5-2 BB		G3		F7		K		3	0	0	0	1	1	2					
21 Franklin Gutierrez, R (1, 8) OBP: 0.460, SLG: 0.526	SF8		F8					G1-3		3	0	1	1	0	0	0				
4 Jose Lopez, R (1, 5) OBP: 0.266, SLG: 0.262	FC5-2 24 BB 15 1B		K2-3		G6-4-3			G5-3		4	1	0	0	0	1	2				
24 Ken Griffey Jr., L (1, 10) OBP: 0.317, SLG: 0.289	15 1B BB		G4-3		G6-4-3			G5-3		3	0	2	0	1	0	0				
15 Milton Bradley, S (1, 7) OBP: 0.286, SLG: 0.357	15 1B BB		G4-3		L6			E6		1	0	1	1	0	0	0				
1 Eric Byrnes, R (2, 7) OBP: 0.286, SLG: 0.176	15 1B BB		G4-3		G4-3			E6		3	0	0	0	0	0	2				
13 Casey Kotchman, L (1, 3) OBP: 0.340, SLG: 0.543	F9		G4-3		L5			G6-3		4	0	0	0	0	0	4				
10 Adam Moore, R (1, 2) OBP: 0.154, SLG: 0.160	L9		P4					G6-3		3	1	1	0	0	0	0				
2 Jack Wilson, R (1, 6) OBP: 0.280, SLG: 0.340	G4-3		G4-3		G4-3			G6-3		3	0	1	1	0	0	0				
Inning Stats	R: 2 E: 0 K: 0 S: 14	H: 2 LOB: 2 BB: 2 P: 28	R: 0 E: 0 K: 1 S: 12	H: 0 LOB: 0 BB: 0 P: 13	R: 0 E: 0 K: 1 S: 12	H: 0 LOB: 0 BB: 0 P: 16	R: 0 E: 0 K: 0 S: 7	H: 0 LOB: 0 BB: 0 P: 10	R: 0 E: 0 K: 0 S: 11	H: 1 LOB: 1 BB: 0 P: 17	R: 0 E: 0 K: 0 S: 6	H: 2 LOB: 1 BB: 0 P: 11	R: 1 E: 0 K: 1 S: 11	H: 2 LOB: 1 BB: 0 P: 19	R: 0 E: 1 K: 0 S: 13	H: 1 LOB: 2 BB: 0 P: 23	1B: 6 2B: 2 3B: 0 HR: 0	SF: 1 SAC: 0 DP: 1 HBP: 0	WP: 1 PB: 0 SB: 1 CS: 0	PA: 34
PITCHER	IP WLS BF H R ER SO BB IBB HBP BLK WP HR S P ERA WHIP																			
29 David Hernandez, R (1, 1) ERA: 4.67	6.1 L 27 7 3 3 2 2 0 0 0 0 0 67 104 4.26 1.421																			
13 Will Ohman, L (7, 1) ERA:	0.2 2 0 0 0 1 0 0 0 0 0 0 6 10 0.00 0.000																			
37 Matt Albers, R (8, 1) ERA: 6.43	1.0 5 1 0 0 0 0 0 0 0 0 0 13 23 0.00 1.000																			

Table with columns for Batter, Inning (1-9), and AB/R/H/RBI/BB/SO/LOB. Rows include players like Ichiro Suzuki, Chone Figgins, Franklin Gutierrez, Jose Lopez, Ken Griffey Jr., Milton Bradley, Casey Kotchman, Rob Johnson, Jack Wilson, Mike Sweeney, and Matt Tuissosopo. Includes a Seattle Mariners logo and game info: Seattle Mariners @ Kansas City Royals, Kauffman Stadium, Kansas City, MO, Mon Apr 26 2010, 7:11 PM - 11:58 PM CDT, Att: 11,391 - Overcast -51 F.

Inning Stats table showing R, H, E, K, S, LOB, BB, ER, SO, WP, HR, S, P, ERA, WHIP for both teams. Includes a Seattle Mariners logo.

PITCHER table with columns for PITCHER, IP, WLS, BF, H, R, ER, SO, BB, IBB, HBP, BLK, WP, HR, S, P, ERA, WHIP. Lists pitchers like Kyle Davies, Brad Thompson, Dusty Hughes, Kyle Farnsworth, and Bruce Chen.

Table with columns for Batter, Inning (1-9), and AB/R/H/RBI/BB/SO/LOB. Rows include players like David DeJesus, Scott Podsednik, Billy Butler, Jose Guillen, Alberto Callaspo, Jason Kendall, Alex Gordon, Mitch Maier, and Yuniesky Betancourt. Includes a Kansas City Royals logo and game info: Seattle Mariners @ Kansas City Royals, Kauffman Stadium, Kansas City, MO, Mon Apr 26 2010, 7:11 PM - 11:58 PM CDT, Att: 11,391 - Overcast -51 F.

Inning Stats table showing R, H, E, K, S, LOB, BB, ER, SO, WP, HR, S, P, ERA, WHIP for both teams.

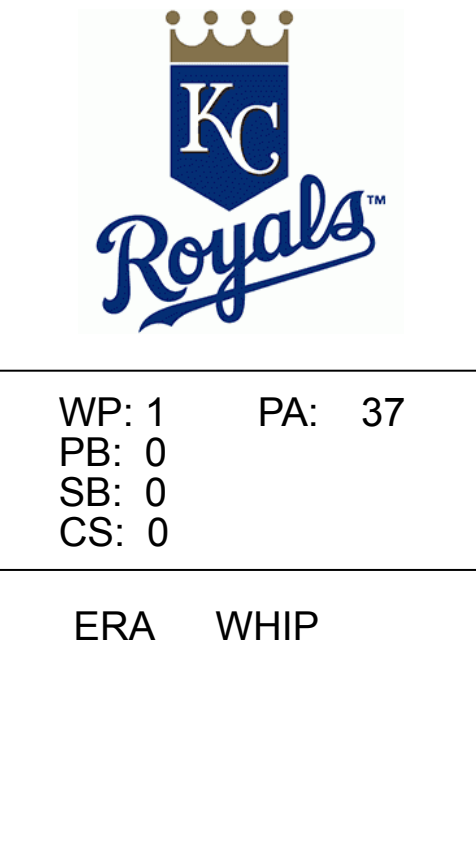
PITCHER table with columns for PITCHER, IP, WLS, BF, H, R, ER, SO, BB, IBB, HBP, BLK, WP, HR, S, P, ERA, WHIP. Lists pitchers like Félix Hernández and Sean White.

Seattle Mariners @ Kansas City Royals
Kauffman Stadium, Kansas City, MO
Mon Apr 26 2010, 7:11 PM - 11:58 PM CDT
Att: 11,391 - Overcast -51 F

Seattle Mariners @ Kansas City Royals
Kauffman Stadium, Kansas City, MO
Mon Apr 26 2010, 7:11 PM - 11:58 PM CDT
Att: 11,391 - Overcast -51 F

AB 33
R 1
H 6
RBI 1
BB 4
SO 6
LOB 17

AB 34
R 3
H 8
RBI 3
BB 3
SO 7
LOB 20



Top portion of a baseball scorecard for the Texas Rangers @ Seattle Mariners game. It includes batter performance data (names, stats, and pitch diagrams) for the top 12 batters, followed by inning statistics and a detailed pitcher log for Cliff Lee, Mark Lowe, David Aardsma, Brandon League, and Sean White.

Texas Rangers @ Seattle Mariners
Safeco Field, Seattle, WA
Fri Apr 30 2010, 7:13 PM - 10:26 PM PDT
Att. 34,058 - Cloudy - 53 F

AB 40
R 2
H 5
RBI 1
BB 2
SO 13
LOB 9





BOTTOM


Bottom portion of the baseball scorecard. It continues with batter performance data for the bottom 12 batters, including inning statistics and pitcher logs for Colby Lewis, Darren Oliver, Mike Sweeney, and Matt Tuiasosopo.

Texas Rangers @ Seattle Mariners
Safeco Field, Seattle, WA
Fri Apr 30 2010, 7:13 PM - 10:26 PM PDT
Att. 34,058 - Cloudy - 53 F

AB 41
R 0
H 7
RBI 0
BB 3
SO 13
LOB 20



Batter	1	2	3	4	5	6	7	8	9	AB	R	H	RBI	BB	SO	LOB	TOP					
8 Jason Bartlett, R OBP: 0.322, SLG: 0.360	G4-3	K				G5-3		F9		5	1	1	0	0	1	2	Tampa Bay Rays @ Seattle Mariners Safeco Field, Seattle, WA Thu May 06 20:10, 7:11 PM - 9:57 PM PDT Att: 17,645 - Partly Cloudy - 56 F livebaseballscores.com AB 39 R 8 H 12 RBI 8 BB 5 SO 5 LOB 21 					
13 Carl Crawford, L OBP: 0.408, SLG: 0.571	P4		F8					HR		5	2	3	2	0	0	0						
18 Ben Zobrist, S OBP: 0.336, SLG: 0.361			F8							4	0	2	1	1	1	1						
3 Evan Longoria, R OBP: 0.407, SLG: 0.624	G5-3		G5-3							5	1	1	1	0	0	2						
23 Carlos Pena, L OBP: 0.331, SLG: 0.398										3	1	1	0	2	1	2						
2 B.J. Upton, R OBP: 0.327, SLG: 0.430										4	2	1	1	1	1	4						
16 Willy Aybar, S OBP: 0.324, SLG: 0.528										5	0	2	2	0	0	3						
28 John Jaso, L OBP: 0.477, SLG: 0.500										4	1	0	0	1	1	5						
19 Gabe Kapler, R OBP: 0.325, SLG: 0.343										2	0	1	1	0	0	1						
15 Reid Brignac, L OBP: 0.310, SLG: 0.436										2	0	0	0	0	0	1						
Inning Stats	R: 0 E: 0 K: 0 S: 11	H: 0 LOB: 1 BB: 1 P: 16	R: 2 E: 0 K: 1 S: 15	H: 2 LOB: 1 BB: 1 P: 25	R: 0 E: 0 K: 0 S: 7	H: 0 LOB: 0 BB: 0 P: 11	R: 1 E: 0 K: 0 S: 14	H: 1 LOB: 1 BB: 1 P: 22	R: 3 E: 0 K: 1 S: 19	H: 5 LOB: 2 BB: 0 P: 33	R: 0 E: 0 K: 1 S: 12	H: 1 LOB: 1 BB: 0 P: 16	R: 0 E: 0 K: 1 S: 9	H: 0 LOB: 1 BB: 1 P: 15	R: 2 E: 0 K: 0 S: 14	H: 2 LOB: 1 BB: 1 P: 21	R: 0 E: 0 K: 1 S: 10	H: 1 LOB: 1 BB: 0 P: 15	1B: 5 2B: 6 HR: 1	SF: 0 SAC: 0 DP: 0 HBP: 0	WP: 1 PB: 0 SB: 1 CS: 0	PA: 44
PITCHER	IP WLS BF H R ER SO BB IBB HBP BLK WP HR S P ERA WHIP																					
18 Ryan Rowland-Smith, L ERA: 6.21	4.1 L 23 7 6 6 2 3 0 0 0 0 0 58 90 12.46 2.308																					
35 Ian Snell, R ERA: 4.76	3.1 15 3 2 2 2 2 0 0 0 0 1 36 60 5.40 1.500																					
23 Shawn Kelley, R ERA: 2.16	1.1 6 2 0 0 1 0 0 0 0 0 0 17 24 0.00 1.500																					

Batter	1	2	3	4	5	6	7	8	9	AB	R	H	RBI	BB	SO	LOB	BOTTOM					
51 Ichiro Suzuki, L OBP: 0.363, SLG: 0.371	G4-3		G1-3					F7		4	0	1	0	0	0	0	Tampa Bay Rays @ Seattle Mariners Safeco Field, Seattle, WA Thu May 06 20:10, 7:11 PM - 9:57 PM PDT Att: 17,645 - Partly Cloudy - 56 F livebaseballscores.com AB 30 R 0 H 4 RBI 0 BB 2 SO 9 LOB 7 					
9 Chone Figgins, S OBP: 0.336, SLG: 0.265	G4-3							K		4	0	1	0	0	1	1						
13 Casey Kotchman, L OBP: 0.290, SLG: 0.411	L8		F8							4	0	0	0	0	1	1						
21 Franklin Gutierrez, R OBP: 0.383, SLG: 0.486										4	0	0	0	0	2	1						
24 Ken Griffey Jr., L OBP: 0.267, SLG: 0.243										4	0	1	0	0	1	0						
4 Jose Lopez, R OBP: 0.244, SLG: 0.281										3	0	1	0	0	1	1						
12 Ryan Langerhans, L OBP: 0.444, SLG: 0.167										2	0	0	0	1	1	0						
16 Josh Wilson, R										2	0	0	0	1	0	0						
32 Rob Johnson, R OBP: 0.327, SLG: 0.262										3	0	0	0	0	2	3						
Inning Stats	R: 0 E: 0 K: 0 S: 8	H: 0 LOB: 0 BB: 0 P: 12	R: 0 E: 0 K: 3 S: 15	H: 1 LOB: 3 BB: 2 P: 32	R: 0 E: 0 K: 0 S: 8	H: 1 LOB: 1 BB: 0 P: 14	R: 0 E: 0 K: 0 S: 6	H: 1 LOB: 0 BB: 0 P: 9	R: 0 E: 0 K: 0 S: 7	H: 1 LOB: 1 BB: 0 P: 10	R: 0 E: 0 K: 1 S: 6	H: 0 LOB: 0 BB: 0 P: 10	R: 0 E: 0 K: 2 S: 8	H: 0 LOB: 0 BB: 0 P: 12	R: 0 E: 0 K: 2 S: 12	H: 0 LOB: 0 BB: 0 P: 17	R: 0 E: 0 K: 1 S: 13	H: 0 LOB: 0 BB: 0 P: 17	1B: 4 2B: 0 3B: 0 HR: 0	SF: 0 SAC: 0 DP: 1 HBP: 0	WP: 0 PB: 0 SB: 0 CS: 0	PA: 32
PITCHER	IP WLS BF H R ER SO BB IBB HBP BLK WP HR S P ERA WHIP																					
34 Jeff Niemann, R ERA: 2.23	7.0 W 26 4 0 0 0 6 2 0 0 0 0 0 0 0 0 0 0.00 0.857																					
53 Joaquin Benoit, R ERA:	1.0 3 0 0 0 2 0 0 0 0 0 0 0 12 17 0.00 0.000																					
21 Andy Sonnanstine, R ERA: 2.7	1.0 3 0 0 0 1 0 0 0 0 0 0 0 13 17 0.00 0.000																					

Batter	1	2	3	4	5	6	7	8	9	AB	R	H	RBI	BB	SO	LOB	TOP											
2 Erick Aybar, S OBP: 0.336, SLG: 0.321	G6-3 BB	G6-3		BB		BB			G4-3	2	1	0	0	3	0	0	Los Angeles Angels @ Seattle Mariners Safeco Field, Seattle, WA Fri May 07 2010, 7:11 PM - 10:00 PM PDT Att: 37,602 - Clear - 60 F											
53 Bobby Abreu, L OBP: 0.350, SLG: 0.450	BB		F8	F8		F8			G6-3	5	1	1	0	0	0	2												
77 Reggie Williams, S OBP: 0.318, SLG: 0.222	BB	1B		F8					G6-3	0	0	0	0	0	0	0												
48 Toni Hunter, R OBP: 0.350, SLG: 0.467	BB		G4-3						G3	2	1	0	0	2	0	0												
27 Michael Ryan, L OBP: 0.318, SLG: 0.222	BB		G4-3	BB					G3	1	0	0	0	0	0	0												
8 Kendrys Morales, S OBP: 0.318, SLG: 0.478	E6 2B		K	F8						3	1	1	3	1	1	2												
55 Hideki Matsui, L OBP: 0.307, SLG: 0.389	G3			20 HR BB						3	1	0	0	1	2	2												
20 Juan Rivera, R OBP: 0.299, SLG: 0.429	SF9			HR						3	1	1	3	0	0	1												
47 Howie Kendrick, R OBP: 0.319, SLG: 0.396	F9			HR						4	1	1	1	0	1	0												
3 Brandon Wood, R OBP: 0.187, SLG: 0.247		F8		K						4	0	0	0	0	1	0												
28 Ryan Budde, R OBP: 0.286, SLG: 0.857		K		HR						4	1	1	1	0	3	0												
Inning Stats	R: 4 H: 2 E: 0 K: 0 S: 18	H: 2 LOB: 0 BB: 2 P: 34	R: 0 H: 0 E: 0 K: 1 S: 8	H: 0 LOB: 0 BB: 0 P: 14	R: 0 H: 0 E: 0 K: 1 S: 10	H: 0 LOB: 0 BB: 0 P: 14	R: 4 H: 3 E: 0 K: 1 S: 16	H: 3 LOB: 2 BB: 3 P: 31	R: 0 H: 0 E: 0 K: 2 S: 9	H: 0 LOB: 0 BB: 0 P: 14	R: 0 H: 0 E: 0 K: 1 S: 12	H: 0 LOB: 1 BB: 1 P: 22	R: 0 H: 0 E: 0 K: 1 S: 7	H: 0 LOB: 1 BB: 1 P: 14	R: 0 H: 0 E: 0 K: 1 S: 6	H: 0 LOB: 0 BB: 0 P: 9		R: 0 H: 0 E: 0 K: 0 S: 7	H: 0 LOB: 0 BB: 0 P: 11	1B: 1 2B: 1 3B: 0 HR: 3	SF: 1 SAC: 0 DP: 0 HBP: 0	WP: 0 PB: 0 SB: 0 CS: 0	PA: 39					
PITCHER	IP	WLS	BF	H	R	ER	SO	BB	IBB	HBP	BLK	WP	HR	S	P	ERA		WHIP										
34 Félix Hernández, R ERA: 4.3	3.1	L	19	5	8	7	3	4	0	0	0	0	0	3	48	84	18.90	2.700										
37 Jesus Colome, R ERA: 4.5	2.2		10	0	0	0	3	2	0	0	0	0	0	25	45	0.00	0.750											
43 Brandon League, R ERA: 2.25	1.0		4	0	0	0	1	1	0	0	0	0	0	7	14	0.00	1.000											
54 Kanekoa Teixeira, R ERA: 3.65	2.0		6	0	0	0	1	0	0	0	0	0	0	13	20	0.00	0.000											
Batter	1	2	3	4	5	6	7	8	9	AB	R	H	RBI	BB	SO	LOB	BOTTOM											
51 Ichiro Suzuki, L OBP: 0.352, SLG: 0.358	G1-3		F7			K			K	4	0	0	0	0	2	3	Los Angeles Angels @ Seattle Mariners Safeco Field, Seattle, WA Fri May 07 2010, 7:11 PM - 10:00 PM PDT Att: 37,602 - Clear - 60 F											
9 Chone Figgins, S OBP: 0.333, SLG: 0.257	BB			F8		G3			P6	3	0	0	0	1	0	3												
13 Casey Kotchman, L OBP: 0.279, SLG: 0.394	K			G6-3					G3	4	0	0	0	0	1	1												
21 Franklin Gutierrez, R OBP: 0.379, SLG: 0.473	F9			G4-3					G4-3	3	0	0	0	1	1	1												
24 Ken Griffey Jr., L OBP: 0.266, SLG: 0.243	P6			G4-3					G4-3	4	0	1	0	0	0	1												
4 Jose Lopez, R OBP: 0.238, SLG: 0.274	F9			G5-3					G4-6-3	3	0	0	0	0	0	1												
16 Josh Wilson, R OBP: 0.238, SLG: 0.274	K			K						2	0	0	0	1	2	0												
32 Rob Johnson, R OBP: 0.310, SLG: 0.244	P2					K			FC5-4 5B 2B	3	0	0	0	0	1	1												
55 Michael Saunders, L OBP: 0.667, SLG: 1.000	K									2	0	1	0	1	0	0												
Inning Stats	R: 0 H: 0 E: 0 K: 1 S: 14	H: 0 LOB: 1 BB: 1 P: 21	R: 0 H: 0 E: 0 K: 1 S: 12	H: 0 LOB: 0 BB: 0 P: 17	R: 0 H: 0 E: 0 K: 1 S: 7	H: 0 LOB: 0 BB: 0 P: 9	R: 0 H: 0 E: 0 K: 0 S: 7	H: 0 LOB: 0 BB: 0 P: 10	R: 0 H: 0 E: 0 K: 1 S: 9	H: 0 LOB: 0 BB: 0 P: 14	R: 0 H: 0 E: 0 K: 2 S: 10	H: 0 LOB: 1 BB: 1 P: 18	R: 0 H: 1 E: 0 K: 1 S: 8	H: 1 LOB: 1 BB: 1 P: 11	R: 0 H: 1 E: 0 K: 1 S: 16	H: 1 LOB: 2 BB: 1 P: 25		R: 0 H: 0 E: 0 K: 0 S: 3	H: 0 LOB: 0 BB: 1 P: 8	1B: 1 2B: 1 3B: 0 HR: 0	SF: 0 SAC: 0 DP: 1 HBP: 0	WP: 0 PB: 0 SB: 1 CS: 0	PA: 32					
PITCHER	IP	WLS	BF	H	R	ER	SO	BB	IBB	HBP	BLK	WP	HR	S	P	ERA		WHIP										
36 Jered Weaver, R ERA: 2.66	7.1	W	27	2	0	0	7	3	0	0	0	0	0	77	118	0.00		0.682										
62 Scott Shields, R ERA: 7.71	1.2		5	0	0	0	1	1	0	0	0	0	0	9	15	0.00		0.600										

Batter	1	2	3	4	5	6	7	8	9	AB	R	H	RBI	BB	SO	LOB	TOP					
51 Ichiro Suzuki, L OBP: 0.378, SLG: 0.398	G1-3		G1-3		IBB	CS	G3		FC6-4	4	0	2	0	1	0	1	Seattle Mariners @ Baltimore Orioles Oriole Park at Camden Yards, Baltimore, MD Tue May 11 20:10, 7:08 PM - 9:39 PM EDT Att: 12,614 - Cloudy - 45 F					
9 Chone Figgins, S OBP: 0.329, SLG: 0.241	K			G4-3	BB		G3		FC6-4	4	0	1	1	1	1							
21 Franklin Gutierrez, R OBP: 0.389, SLG: 0.459	K			F8	F8				FC6-4	4	0	0	0	1	1	5						
4 Jose Lopez, R OBP: 0.241, SLG: 0.282		F7		G6-3		G4-3	G5-4-3		F8	5	0	0	0	0	0	4						
12 Ryan Langerhans, L OBP: 0.455, SLG: 0.357	K				HR	K			F8	4	1	1	1	0	2	0						
16 Josh Wilson, R OBP: 0.500, SLG: 0.647	F8				WP	WP	BB			3	2	2	0	1	0	0						
24 Ken Griffey Jr., L OBP: 0.284, SLG: 0.225			F7						P6	3	1	0	0	1	0	2						
32 Rob Johnson, R OBP: 0.313, SLG: 0.259			G3			E7			FC6-4	4	1	2	1	0	0	1						
55 Michael Saunders, L OBP: 0.545, SLG: 1.000						P6			G4-3	4	0	2	1	0	0	2						
Inning Stats	R: 0 E: 0 K: 2 S: 9	H: 0 LOB: 0 BB: 0 P: 15	R: 0 E: 0 K: 1 S: 9	H: 0 LOB: 0 BB: 0 P: 14	R: 0 E: 0 K: 0 S: 8	H: 1 LOB: 1 BB: 0 P: 13	R: 0 E: 0 K: 0 S: 7	H: 0 LOB: 0 BB: 0 P: 11	R: 2 E: 0 K: 1 S: 14	H: 3 LOB: 3 BB: 2 P: 28	R: 3 E: 1 K: 1 S: 14	H: 2 LOB: 0 BB: 2 P: 28	R: 0 E: 0 K: 0 S: 6	H: 1 LOB: 1 BB: 1 P: 14	R: 0 E: 0 K: 0 S: 9	H: 1 LOB: 1 BB: 0 P: 15	R: 0 E: 0 K: 0 S: 8	H: 2 LOB: 2 BB: 0 P: 12	1B: 7 2B: 2 3B: 0 HR: 1	SF: 0 SAC: 0 DP: 1 HBP: 0	WP: 2 PB: 0 SB: 0 CS: 1	PA: 41
PITCHER	IP WLS BF H R ER SO BB IBB HBP BLK WP HR S P ERA WHIP																					
29 David Hernandez, R ERA: 5.84	5.2 L 26 5 5 4 4 3 1 0 0 2 1 58 105 6.35 1.412																					
49 Jason Berken, R ERA: 1.42	2.1 9 3 0 0 0 1 0 0 0 0 0 18 33 0.00 1.714																					
26 Cla Meredith, R ERA: 1.8	1.0 5 2 0 0 0 0 0 0 0 0 0 8 12 0.00 2.000																					

Batter	1	2	3	4	5	6	7	8	9	AB	R	H	RBI	BB	SO	LOB	BOTTOM					
2 Julio Lugo, R OBP: 0.289, SLG: 0.224	F8		P2			F8			F8	4	0	0	0	0	0	0	Seattle Mariners @ Baltimore Orioles Oriole Park at Camden Yards, Baltimore, MD Tue May 11 20:10, 7:08 PM - 9:39 PM EDT Att: 12,614 - Cloudy - 45 F					
10 Adam Jones, R OBP: 0.257, SLG: 0.353	G6-3			G5-3		L9			21 1B	4	0	1	0	0	0	0						
21 Nick Markakis, L OBP: 0.397, SLG: 0.456	G1			2B		G3-1			G4-3	4	0	2	0	0	0	0						
9 Miguel Tejada, R OBP: 0.328, SLG: 0.442		G6-3			2B				G4-3	4	0	1	0	0	0	2						
23 Ty Wigginton, R OBP: 0.359, SLG: 0.641		F9			K					4	1	1	0	0	1	2						
32 Matt Wieters, S OBP: 0.344, SLG: 0.419		E4			G5-3					4	0	1	0	0	0	2						
14 Nolan Reimold, R OBP: 0.302, SLG: 0.337						K			G6-3	4	0	1	0	0	1	3						
25 Garrett Atkins, R OBP: 0.274, SLG: 0.304						P4				3	0	1	1	0	0	1						
3 Cesar Izturis, S OBP: 0.281, SLG: 0.241						G4-6-3			FC6-4	3	0	0	0	0	0	3						
Inning Stats	R: 0 E: 0 K: 0 S: 7	H: 0 LOB: 0 BB: 0 P: 9	R: 0 E: 1 K: 0 S: 11	H: 0 LOB: 1 BB: 0 P: 13	R: 0 E: 0 K: 0 S: 7	H: 0 LOB: 0 BB: 0 P: 12	R: 0 E: 0 K: 1 S: 14	H: 2 LOB: 2 BB: 0 P: 19	R: 0 E: 0 K: 0 S: 8	H: 1 LOB: 0 BB: 0 P: 14	R: 0 E: 0 K: 0 S: 8	H: 0 LOB: 0 BB: 0 P: 12	R: 1 E: 0 K: 1 S: 16	H: 3 LOB: 2 BB: 0 P: 23	R: 0 E: 0 K: 0 S: 8	H: 2 LOB: 1 BB: 0 P: 14	R: 0 E: 0 K: 0 S: 6	H: 0 LOB: 0 BB: 0 P: 11	1B: 6 2B: 2 3B: 0 HR: 0	SF: 0 SAC: 0 DP: 2 HBP: 0	WP: 0 PB: 0 SB: 0 CS: 0	PA: 34
PITCHER	IP WLS BF H R ER SO BB IBB HBP BLK WP HR S P ERA WHIP																					
36 Cliff Lee, L ERA: 2.01	7.1 W 30 8 1 1 1 2 0 0 0 0 0 77 112 1.23 1.091																					
43 Brandon League, R ERA: 1.95	1.2 S 4 0 0 0 0 0 0 0 0 0 0 8 15 0.00 0.000																					

Batter	1	2	3	4	5	6	7	8	9	AB R H RBI BB SO LOB	TOP											
51 Ichiro Suzuki, L (1, 9) OBP: 0.395, SLG: 0.440										4 1 3 2 1 0 0	Seattle Mariners @ Baltimore Orioles Oriole Park at Camden Yards, Baltimore, MD Thu May 13 2010, 12:36 PM - 3:10 PM EDT Att: 20,938 - Overcast - 56 F											
9 Chone Figgins, S (1, 4) OBP: 0.320, SLG: 0.235										3 0 0 0 0 2 1												
13 Casey Kotchman, L (1, 3) OBP: 0.274, SLG: 0.364										4 0 0 0 0 0 1												
5 Mike Sweeney, R (1, 10) OBP: 0.286, SLG: 0.297										3 1 1 1 1 0 0												
4 Jose Lopez, R (1, 5) OBP: 0.241, SLG: 0.281										4 0 1 0 0 0 2												
12 Ryan Langerhans, L (1, 8) OBP: 0.487, SLG: 0.429										4 1 1 0 0 2 1												
16 Josh Wilson, R (1, 6) OBP: 0.400, SLG: 0.458										3 0 0 0 0 0 1												
32 Rob Johnson, R (1, 2) OBP: 0.300, SLG: 0.246										3 0 0 0 0 0 1												
24 Ken Griffey Jr., L (9, PH) OBP: 0.270, SLG: 0.225										0 0 0 0 1 0 0												
10 Adam Moore, R (9, FR) OBP: 0.192, SLG: 0.200										0 0 0 0 0 0 0												
55 Michael Saunders, L (1, 7) OBP: 0.421, SLG: 0.833										4 2 2 2 2 0 2 2												
Inning Stats	R: 0 E: 0 K: 1 S: 6	H: 0 LOB: 0 BB: 0 P: 10	R: 0 E: 0 K: 1 S: 6	H: 0 LOB: 0 BB: 0 P: 9	R: 0 E: 0 K: 1 S: 8	H: 0 LOB: 0 BB: 0 P: 12	R: 0 E: 0 K: 0 S: 12	H: 1 LOB: 2 BB: 1 P: 18	R: 3 E: 0 K: 1 S: 17	H: 3 LOB: 0 BB: 0 P: 28	R: 1 E: 0 K: 1 S: 11	H: 2 LOB: 0 BB: 0 P: 16	R: 1 E: 0 K: 0 S: 7	H: 1 LOB: 1 BB: 1 P: 15	R: 0 E: 0 K: 0 S: 8	H: 0 LOB: 0 BB: 0 P: 11	R: 0 E: 0 K: 1 S: 10	H: 1 LOB: 2 BB: 1 P: 17	1B: 4 2B: 1 3B: 0 HR: 3	SF: 0 SAC: 1 DP: 0 HBP: 1	WP: 0 PB: 0 SB: 0 CS: 1	PA: 37
PITCHER	IP WLS BF H R ER SO BB IBB HBP BLK WP HR S P ERA WHIP	6.2 27 7 5 5 5 1 0 0 0 0 3 65 102 6.75 1.200	1.1 W 5 0 0 0 1 0 0 0 0 0 0 10 17 0.00 0.750	1.0 S 5 1 0 0 1 1 0 0 1 0 0 0 10 17 0.00 2.000											IP WLS BF H R ER SO BB IBB HBP BLK WP HR S P ERA WHIP							

Batter	1	2	3	4	5	6	7	8	9	AB R H RBI BB SO LOB	BOTTOM									
6 Corey Patterson, L (1, 7) OBP: 0.333, SLG: 0.778										4 1 2 1 0 0 1	Seattle Mariners @ Baltimore Orioles Oriole Park at Camden Yards, Baltimore, MD Thu May 13 2010, 12:36 PM - 3:10 PM EDT Att: 20,938 - Overcast - 56 F									
10 Adam Jones, R (1, 8) OBP: 0.283, SLG: 0.354										4 1 0 0 0 2 1										
21 Nick Markakis, L (1, 9) OBP: 0.396, SLG: 0.447										3 1 1 0 1 0 1										
9 Miguel Tejada, R (1, 5) OBP: 0.323, SLG: 0.438										4 1 0 0 0 1 4										
23 Ty Wigginton, R (1, 4) OBP: 0.368, SLG: 0.627										3 1 2 1 1 1 0										
30 Luke Scott, L (1, 10) OBP: 0.275, SLG: 0.468										4 1 2 4 0 0 2										
40 Rhyne Hughes, L (1, 3) OBP: 0.304, SLG: 0.286										4 0 1 0 0 3 1										
15 Craig Tatum, R (1, 2) OBP: 0.059, SLG: 0.059										2 0 0 0 0 1 0										
32 Matt Wieters, S (7, PH) OBP: 0.536, SLG: 0.407										2 0 0 0 0 1 2										
3 Cesar Izturis, S (1, 6) OBP: 0.255, SLG: 0.231										1 0 0 0 1 0 0										
25 Garrett Atkins, R (7, PH) OBP: 0.280, SLG: 0.313										1 0 0 0 0 0 2										
2 Julio Lugo, R (8, 6) OBP: 0.289, SLG: 0.224										0 0 0 0 0 0 0										
Inning Stats	R: 0 E: 0 K: 1 S: 7	H: 0 LOB: 0 BB: 0 P: 10	R: 0 E: 0 K: 1 S: 8	H: 1 LOB: 1 BB: 0 P: 14	R: 0 E: 0 K: 1 S: 11	H: 0 LOB: 0 BB: 1 P: 17	R: 1 E: 0 K: 0 S: 13	H: 1 LOB: 1 BB: 1 P: 24	R: 0 E: 0 K: 1 S: 10	H: 0 LOB: 0 BB: 0 P: 16	R: 0 E: 0 K: 1 S: 7	H: 1 LOB: 1 BB: 0 P: 10	R: 0 E: 0 K: 2 S: 10	H: 2 LOB: 2 BB: 0 P: 14	R: 5 E: 0 K: 2 S: 16	H: 3 LOB: 0 BB: 1 P: 26	1B: 5 2B: 1 3B: 0 HR: 2	SF: 0 SAC: 0 DP: 1 HBP: 0	WP: 2 PB: 0 SB: 0 CS: 0	PA: 35
PITCHER	IP WLS BF H R ER SO BB IBB HBP BLK WP HR S P ERA WHIP	7.0 27 5 1 1 7 2 0 0 0 1 2 16 26 45.00 4.000											IP WLS BF H R ER SO BB IBB HBP BLK WP HR S P ERA WHIP							

Batter	1	2	3	4	5	6	7	8	9	AB	R	H	RBI	BB	SO	LOB	TOP							
51 Ichiro Suzuki, L (1,9) OBP: 0.401, SLG: 0.452										5	1	3	0	0	0	1								
9 Chone Figgins, S (1,4) OBP: 0.316, SLG: 0.242										5	0	1	0	0	1	2								
21 Franklin Gutierrez, R (1,8) OBP: 0.389, SLG: 0.476										4	1	1	2	1	2	3								
5 Mike Sweeney, R (1,10) OBP: 0.304, SLG: 0.390										4	1	2	1	0	0	1								
4 Jose Lopez, R (1,5) OBP: 0.248, SLG: 0.282										3	0	1	0	1	1									
13 Casey Kotchman, L (1,3) OBP: 0.273, SLG: 0.354										3	0	0	0	1	0	3								
16 Josh Wilson, R (1,6) OBP: 0.353, SLG: 0.393										4	0	0	0	0	0	3								
10 Adam Moore, R (1,2) OBP: 0.214, SLG: 0.296										4	1	2	1	0	0	1								
55 Michael Saunders, L (1,7) OBP: 0.348, SLG: 0.682										4	0	0	0	0	2	1								
Inning Stats	R: 2 H: 3 E: 0 K: 0 S: 15	H: 1 LOB: 1 BB: 1 P: 23	R: 0 H: 0 E: 0 K: 1 S: 16	H: 1 LOB: 0 BB: 0 P: 22	R: 0 H: 0 E: 0 K: 0 S: 9	H: 0 LOB: 0 BB: 0 P: 13	R: 0 H: 0 E: 0 K: 0 S: 10	H: 0 LOB: 0 BB: 0 P: 15	R: 1 H: 1 E: 0 K: 0 S: 8	H: 1 LOB: 0 BB: 0 P: 11	R: 0 H: 0 E: 0 K: 1 S: 12	H: 0 LOB: 2 BB: 2 P: 27	R: 0 H: 2 E: 0 K: 2 S: 16	H: 2 LOB: 2 BB: 0 P: 20	R: 1 H: 2 E: 0 K: 0 S: 11	H: 2 LOB: 1 BB: 0 P: 16	R: 0 H: 1 E: 0 K: 2 S: 9	H: 1 LOB: 1 BB: 0 P: 14	1B: 4 2B: 3 3B: 0 HR: 3	SF: 0 SAC: 0 DP: 1 HBP: 0	WP: 2 PB: 0 SB: 1 CS: 0	PA: 39	AB 36 R 4 H 10 RBI 4 BB 3 SO 6 LOB 16	
PITCHER	IP WLS BF H R ER SO BB IBB HBP BLK WP HR S P ERA WHIP																							
40 Wade Davis, R (1,1) ERA: 3.38	6.0 L 25 5 3 3 2 2 1 0 0 0 1 2 70 111 4.50 1.167																							
31 Lance Cormier, R (7,1) ERA: 4.05	0.2 4 2 0 0 1 0 0 0 0 0 0 1 8 13 0.00 3.000																							
35 Dan Wheeler, R (7,1) ERA: 2.31	0.1 3 2 1 1 1 0 0 0 0 0 0 1 8 16 27.00 6.000																							
53 Joaquin Benoit, R (8,1) ERA: 6.52	1.0 3 0 0 0 0 0 0 0 0 0 0 6 8 0.00 0.000																							
36 Randy Choate, L (9,1) ERA: 6.52	0.2 3 1 0 0 1 0 0 0 0 0 1 0 6 9 0.00 1.500																							

Seattle Mariners @ Tampa Bay Rays
Tropicana Field, St. Petersburg, FL
Fri May 14 2010, 7:11 PM - 10:09 PM EDT
Att: 27,856 - Dome - 72 F

Batter	1	2	3	4	5	6	7	8	9	AB	R	H	RBI	BB	SO	LOB	BOTTOM							
8 Jason Bartlett, R (1,6) OBP: 0.327, SLG: 0.343										4	0	1	0	0	0	1								
13 Carl Crawford, L (1,7) OBP: 0.375, SLG: 0.493										3	1	1	0	1	1	0								
18 Ben Zobrist, S (1,9) OBP: 0.351, SLG: 0.374										4	0	2	0	0	0	4								
3 Evan Longoria, R (1,5) OBP: 0.392, SLG: 0.615										3	1	1	2	1	2	1								
23 Carlos Pena, L (1,3) OBP: 0.303, SLG: 0.345										4	0	0	0	0	2	2								
2 B.J. Upton, R (1,8) OBP: 0.292, SLG: 0.366										4	0	0	0	0	2	2								
5 Pat Burrell, R (1,10) OBP: 0.292, SLG: 0.333										4	0	0	0	0	0	0								
28 John Jaso, L (1,2) OBP: 0.443, SLG: 0.438										4	0	0	0	0	1	0								
15 Reid Brignac, L (1,4) OBP: 0.325, SLG: 0.433										2	1	1	0	2	1	0								
Inning Stats	R: 0 H: 1 E: 0 K: 1 S: 16	H: 0 LOB: 0 BB: 0 P: 21	R: 0 H: 0 E: 0 K: 0 S: 10	H: 0 LOB: 0 BB: 0 P: 15	R: 1 H: 1 E: 0 K: 1 S: 11	H: 1 LOB: 0 BB: 0 P: 18	R: 0 H: 1 E: 0 K: 0 S: 7	H: 1 LOB: 1 BB: 1 P: 13	R: 0 H: 1 E: 0 K: 0 S: 12	H: 1 LOB: 3 BB: 2 P: 26	R: 0 H: 0 E: 0 K: 3 S: 12	H: 0 LOB: 0 BB: 0 P: 17	R: 0 H: 0 E: 0 K: 0 S: 6	H: 0 LOB: 1 BB: 1 P: 10	R: 2 H: 2 E: 0 K: 2 S: 14	H: 2 LOB: 0 BB: 0 P: 17	R: 0 H: 0 E: 0 K: 2 S: 9	H: 0 LOB: 0 BB: 0 P: 12	1B: 4 2B: 1 3B: 0 HR: 1	SF: 0 SAC: 0 DP: 1 HBP: 0	WP: 0 PB: 0 SB: 0 CS: 0	PA: 36	AB 32 R 3 H 6 RBI 2 BB 4 SO 9 LOB 10	
PITCHER	IP WLS BF H R ER SO BB IBB HBP BLK WP HR S P ERA WHIP																							
58 Doug Fister, R (1,1) ERA: 1.72	5.0 W 21 4 1 1 1 3 0 0 0 0 0 0 18 27 0.00 0.500																							
54 Kanekoa Teixeira, R (6,1) ERA: 3.07	2.0 H 7 0 0 0 3 1 0 0 0 0 0 0 18 27 0.00 0.500																							
23 Shawn Kelley, R (8,1) ERA: 3.27	1.0 H 5 2 2 2 2 0 0 0 0 0 0 1 14 17 18.00 2.000																							
53 David Aardsma, R (9,1) ERA: 3.46	1.0 S 3 0 0 0 2 0 0 0 0 0 0 0 9 12 0.00 0.000																							

Seattle Mariners @ Tampa Bay Rays
Tropicana Field, St. Petersburg, FL
Fri May 14 2010, 7:11 PM - 10:09 PM EDT
Att: 27,856 - Dome - 72 F

Batter	1	2	3	4	5	6	7	8	9	AB	R	H	RBI	BB	SO	LOB	TOP										
51 Ichiro Suzuki, L (1,9) OBP: 0.394, SLG: 0.442	G4-3		FC4-6 9 WP 1-2		F7		K			4	0	0	0	0	1	4	Seattle Mariners @ Tampa Bay Rays Tropicana Field, St. Petersburg, FL Sun May 16 20:10, 1:42 PM - 4:22 PM EDT Att: 23,005 - Dome - 72 F livebaseballscorecards.com										
9 Chone Figgins, S (1,4) OBP: 0.306, SLG: 0.242	F8		G1-3		G6-4-3 1-2				G1-3	4	0	0	0	0	0	3											
21 Franklin Gutierrez, R (1,8) OBP: 0.389, SLG: 0.462					F9				P3	3	0	1	0	1	0	0											
4 Jose Lopez, R (1,5) OBP: 0.242, SLG: 0.273	F7				L7				K	4	0	1	0	0	1	2											
24 Ken Griffey Jr., L (1,10) OBP: 0.258, SLG: 0.214	F7				K				F8	4	0	0	0	0	1	2											
13 Casey Kotchman, L (1,3) OBP: 0.280, SLG: 0.353	G4-3				F8					3	0	1	0	0	0	1											
12 Ryan Langerhans, L (9, FR) OBP: 0.467, SLG: 0.429										0	0	0	0	0	0	0											
16 Josh Wilson, R (1,6) OBP: 0.317, SLG: 0.343	P2								P3	4	1	1	0	0	0	1											
26 Josh Bard, S (1,2) OBP: 0.500, SLG: 0.333									P2	3	0	1	0	1	0	1											
55 Michael Saunders, L (1,7) OBP: 0.345, SLG: 0.593										2	0	1	1	1	1	1											
Inning Stats	R: 0 E: 0 K: 0 S: 5	H: 0 LOB: 1 BB: 1 P: 12	R: 0 E: 0 K: 0 S: 8	H: 0 LOB: 0 BB: 0 P: 15	R: 0 E: 0 K: 1 S: 10	H: 0 LOB: 1 BB: 1 P: 19	R: 0 E: 0 K: 1 S: 12	H: 1 LOB: 1 BB: 0 P: 21	R: 0 E: 0 K: 0 S: 11	H: 3 LOB: 1 BB: 0 P: 14	R: 0 E: 0 K: 0 S: 10	H: 1 LOB: 2 BB: 0 P: 18	R: 0 E: 0 K: 1 S: 10	H: 0 LOB: 1 BB: 1 P: 18	R: 0 E: 0 K: 1 S: 8	H: 0 LOB: 0 BB: 0 P: 12	R: 0 E: 0 K: 0 S: 8	H: 1 LOB: 1 BB: 0 P: 14	1B: 6 2B: 0 3B: 0 HR: 0	SF: 0 SAC: 0 DP: 1 HBP: 1	WP: 1 PB: 0 SB: 0 CS: 0	PA: 35					
PITCHER	IP	WLS	BF	H	R	ER	SO	BB	IBB	HBP	BLK	WP	HR	S	P	ERA	WHIP										
22 Matt Garza, R (1,1) ERA: 2.38	6.0		25	5	1	1	2	2	0	1	0	1	0	56	99	1.50	1.167										
31 Lance Cormier, R (7,1) ERA: 3.95	0.2		3	0	0	0	0	1	0	0	0	0	0	6	13	0.00	1.500										
36 Randy Choate, L (7,1) ERA: 6.1	0.2		2	0	0	0	1	0	0	0	0	0	0	6	8	0.00	0.000										
35 Dan Wheeler, R (8,1) ERA: 2.19	0.2	W	2	0	0	0	1	0	0	0	0	0	0	6	9	0.00	0.000										
29 Rafael Soriano, R (9,1) ERA: 1.69	1.0	S	4	1	0	0	0	0	0	0	0	0	0	8	14	0.00	1.000										

Batter	1	2	3	4	5	6	7	8	9	AB	R	H	RBI	BB	SO	LOB	BOTTOM										
8 Jason Bartlett, R (1,6) OBP: 0.313, SLG: 0.326	P3		K		F8		G5-3			4	0	0	0	0	1	1	Seattle Mariners @ Tampa Bay Rays Tropicana Field, St. Petersburg, FL Sun May 16 20:10, 1:42 PM - 4:22 PM EDT Att: 23,005 - Dome - 72 F livebaseballscorecards.com										
13 Carl Crawford, L (1,7) OBP: 0.371, SLG: 0.493	E1 3 BB		CI 19 S		G4-3					3	1	1	0	0	0	0											
19 Gabe Kapler, R (1,9) OBP: 0.276, SLG: 0.288	K		L6				K		SF7	3	0	0	1	0	2	2											
3 Evan Longoria, R (1,5) OBP: 0.385, SLG: 0.592			K				F8		G6-3	3	0	0	0	1	1	1											
16 Willy Aybar, S (1,10) OBP: 0.290, SLG: 0.517	K				G3-1 9 2B		B2		K	4	0	1	0	0	2	2											
9 Hank Blalock, L (1,3) OBP: 0.303, SLG: 0.344	K				G3-1		K			3	0	0	0	0	2	1											
23 Carlos Pena, L (9,3) OBP: 0.303, SLG: 0.344							K			0	0	0	0	0	0	0											
2 B.J. Upton, R (1,8) OBP: 0.301, SLG: 0.388					G5-3					3	1	2	0	0	0	1											
30 Dioner Navarro, S (1,2) OBP: 0.269, SLG: 0.217					G6-3				P6	3	0	0	0	0	0	3											
1 Sean Rodriguez, R (1,4) OBP: 0.274, SLG: 0.351					K					3	0	1	1	0	2	1											
Inning Stats	R: 0 E: 1 K: 2 S: 12	H: 0 LOB: 2 BB: 1 P: 18	R: 0 E: 0 K: 2 S: 9	H: 1 LOB: 0 BB: 0 P: 9	R: 0 E: 1 K: 2 S: 11	H: 0 LOB: 1 BB: 0 P: 18	R: 0 E: 0 K: 0 S: 9	H: 1 LOB: 0 BB: 0 P: 11	R: 0 E: 0 K: 1 S: 11	H: 0 LOB: 0 BB: 0 P: 17	R: 0 E: 0 K: 1 S: 8	H: 0 LOB: 0 BB: 0 P: 13	R: 1 E: 0 K: 1 S: 10	H: 2 LOB: 1 BB: 0 P: 12	R: 1 E: 0 K: 1 S: 9	H: 1 LOB: 0 BB: 0 P: 11	1B: 0 2B: 4 3B: 1 HR: 0	SF: 1 SAC: 0 DP: 0 HBP: 0	WP: 0 PB: 0 SB: 1 CS: 0	PA: 32							
PITCHER	IP	WLS	BF	H	R	ER	SO	BB	IBB	HBP	BLK	WP	HR	S	P	ERA	WHIP										
36 Cliff Lee, L (1,1) ERA: 2.08	8.0	L	32	5	2	2	10	1	0	0	0	0	0	79	109	2.25	0.750										

Seattle Mariners @ Tampa Bay Rays
 Tropicana Field, St. Petersburg, FL
 Sun May 16 20:10, 1:42 PM - 4:22 PM EDT
 Att: 23,005 - Dome - 72 F

livebaseballscorecards.com

AB 31
 R 1
 H 6
 RBI 1
 BB 3
 SO 4
 LOB 15



Seattle Mariners @ Tampa Bay Rays
 Tropicana Field, St. Petersburg, FL
 Sun May 16 20:10, 1:42 PM - 4:22 PM EDT
 Att: 23,005 - Dome - 72 F

livebaseballscorecards.com

AB 29
 R 2
 H 5
 RBI 2
 SO 10
 LOB 12



Batter	1	2	3	4	5	6	7	8	9	AB	R	H	RBI	BB	SO	LOB	TOP
51 Ichiro Suzuki, L OBP: 0.396, SLG: 0.443										4	1	2	0	0	1	0	
9 Chone Figgins, S OBP: 0.311, SLG: 0.244										3	1	1	0	1	0	1	
21 Franklin Gutierrez, R OBP: 0.391, SLG: 0.455										2	1	0	0	2	1	2	
4 Jose Lopez, R OBP: 0.248, SLG: 0.279										4	0	2	3	0	0	1	
24 Ken Griffey Jr., L OBP: 0.247, SLG: 0.205										4	0	0	0	0	0	4	
27 Matt Tuiasosopo, R OBP: 0.182, SLG: 0.250										4	1	1	1	0	2	1	
13 Casey Kotchman, L OBP: 0.272, SLG: 0.342										4	0	0	0	0	0	0	
16 Josh Wilson, R OBP: 0.311, SLG: 0.316										3	0	0	0	1	0	0	
26 Josh Bard, S OBP: 0.286, SLG: 0.167										3	0	0	0	0	1	1	
Inning Stats	R: 1 H: 1 E: 0 K: 0 S: 14	H: 1 LOB: 1 BB: 1 P: 24	R: 0 H: 0 E: 0 K: 2 S: 9	H: 0 LOB: 1 BB: 1 P: 17	R: 0 H: 1 E: 0 K: 1 S: 9	H: 0 LOB: 0 BB: 0 P: 14	R: 1 H: 1 E: 0 K: 0 S: 7	H: 1 LOB: 1 BB: 2 P: 9	R: 0 H: 0 E: 0 K: 0 S: 8	H: 0 LOB: 0 BB: 0 P: 14	R: 1 H: 2 E: 0 K: 0 S: 13	H: 2 LOB: 1 BB: 0 P: 17	R: 0 H: 0 E: 0 K: 1 S: 7	H: 0 LOB: 0 BB: 0 P: 12	1B: 5 2B: 0 3B: 0 HR: 1	SF: 0 SAC: 0 DP: 2 HBP: 0	WP: 0 PA: 35 PB: 0 SB: 2 CS: 0
PITCHER	IP WLS BF H R ER SO BB IBB HBP BLK WP HR S P ERA WHIP																
47 Gio González, L ERA: 4.05	7.0 W 27 4 3 3 4 4 0 0 0 0 0 1 60 104 3.86 1.143																
13 Jerry Blevins, L ERA: 5.52	0.0 2 2 1 1 0 0 0 0 0 0 0 0 6 7 ∞ ∞																
31 Brad Ziegler, R ERA: 3.06	0.2 2 0 0 0 0 0 0 0 0 0 0 0 4 6 0.00 0.000																
56 Craig Breslow, L ERA: 3.0	0.1 1 0 0 0 0 0 0 0 0 0 0 0 3 4 0.00 0.000																
40 Andrew Bailey, R ERA: 1.29	1.0 3 0 0 0 1 0 0 0 0 0 0 0 7 12 0.00 0.000																

Seattle Mariners @ Oakland Athletics
Oakland Coliseum, Oakland, CA
Mon May 17 2010, 7:08 PM - 9:31 PM PDT
Att. 10,051 - Rain - 56 F

AB 31
R 4
H 6
RBI 4
BB 4
SO 5
LOB 10



Batter	1	2	3	4	5	6	7	8	9	AB	R	H	RBI	BB	SO	LOB	BOTTOM		
2 Cliff Pennington, S OBP: 0.316, SLG: 0.360										5	0	1	0	0	2	1			
10 Danic Barton, L OBP: 0.320, SLG: 0.419										3	2	3	1	0	0	0			
8 Kurt Suzuki, R OBP: 0.320, SLG: 0.463										4	0	1	1	0	0	3			
5 Kevin Kouzmanoff, R OBP: 0.288, SLG: 0.358										4	1	1	2	0	1	3			
Ryan Sweeney, L OBP: 0.342, SLG: 0.387										4	0	2	0	0	0	2			
50 Jake Fox, R OBP: 0.250, SLG: 0.300										4	0	0	0	0	1	2			
32 Jack Cust, L ERA: 7.62										4	2	2	0	0	2	0			
1 Eric Patterson, L OBP: 0.267, SLG: 0.507										0	0	0	0	0	0	0			
7 Adam Rosales, R OBP: 0.331, SLG: 0.386										4	2	3	2	0	0	0			
11 Raiji Davis, R OBP: 0.277, SLG: 0.292										4	1	2	2	0	1	1			
Inning Stats	R: 2 H: 3 E: 0 K: 2 S: 14	H: 3 LOB: 1 BB: 0 P: 18	R: 3 H: 4 E: 0 K: 1 S: 16	H: 4 LOB: 1 BB: 0 P: 21	R: 2 H: 4 E: 0 K: 0 S: 11	H: 4 LOB: 1 BB: 0 P: 17	R: 0 H: 1 E: 1 K: 0 S: 7	H: 1 LOB: 1 BB: 0 P: 12	R: 0 H: 1 E: 0 K: 1 S: 11	H: 1 LOB: 1 BB: 0 P: 15	R: 1 H: 2 E: 0 K: 0 S: 5	H: 2 LOB: 0 BB: 0 P: 7	R: 0 H: 0 E: 0 K: 1 S: 8	H: 0 LOB: 0 BB: 0 P: 11	R: 0 H: 0 E: 0 K: 2 S: 7	H: 0 LOB: 0 BB: 0 P: 9	1B: 9 2B: 3 3B: 1 HR: 2	SF: 1 SAC: 0 DP: 3 HBP: 0	WP: 0 PA: 37 PB: 0 SB: 2 CS: 0
PITCHER	IP WLS BF H R ER SO BB IBB HBP BLK WP HR S P ERA WHIP																		
18 Ryan Rowland-Smith, L ERA: 7.62	2.2 L 17 10 7 7 3 0 0 0 0 0 0 2 36 50 23.62 3.750																		
35 Ian Snell, R ERA: 4.76	2.2 13 5 1 1 1 0 0 0 0 0 0 0 27 38 3.38 1.875																		
37 Jesus Colome, R ERA: 4.4	1.2 4 0 0 0 1 0 0 0 0 0 0 0 9 13 0.00 0.000																		
46 Sean White, R ERA: 3.09	1.0 3 0 0 0 2 0 0 0 0 0 0 0 7 9 0.00 0.000																		

Seattle Mariners @ Oakland Athletics
Oakland Coliseum, Oakland, CA
Mon May 17 2010, 7:08 PM - 9:31 PM PDT
Att. 10,051 - Rain - 56 F

AB 36
R 8
H 15
RBI 8
BB 0
SO 7
LOB 12



Batter	1	2	3	4	5	6	7	8	9	AB	R	H	RBI	BB	SO	LOB	TOP										
15 Fred Lewis, L OBP: 0.323, SLG: 0.460	G4-3		SF9	F7			G3			3	0	0	1	0	0	3											
2 Aaron Hill, R OBP: 0.294, SLG: 0.327	F8		F9		F8			G4-3		4	0	0	0	0	0	1											
26 Adam Lind, L OBP: 0.303, SLG: 0.388	G4-3			35 1B 11 1B	K			G4-3		4	1	1	0	0	1	0											
10 Vernon Wells, R OBP: 0.367, SLG: 0.611		G4-3		G5-3	G6-3			G4-3		4	0	0	0	0	0	1											
35 Lyle Overbay, L OBP: 0.289, SLG: 0.363		K		19 BB 14 HBP 11 1B		K2-3			G6-3	4	1	2	0	0	2	0											
11 Alex Gonzalez, R OBP: 0.295, SLG: 0.542	P6			14 HBP 19 BB		K			G6-3	4	0	1	1	0	1	1											
19 José Bautista, R OBP: 0.346, SLG: 0.536			14 1B 15 SF9	14 HBP BB		P4			K	3	1	1	0	1	1	1											
14 John Buck, R OBP: 0.336, SLG: 0.595			15 SF9			G6-3			K	3	0	1	1	0	1	1											
12 Edwin Encarnación, R OBP: 0.250, SLG: 0.436			L5			G5-3				3	0	0	0	0	1	5											
Inning Stats	R: 0 E: 0 K: 0 S: 5	H: 0 LOB: 0 BB: 0 P: 8	R: 0 E: 0 K: 1 S: 9	H: 0 LOB: 0 BB: 0 P: 11	R: 1 E: 0 K: 0 S: 10	H: 2 LOB: 1 BB: 0 P: 18	R: 2 E: 0 K: 1 S: 17	H: 3 LOB: 3 BB: 1 P: 31	R: 0 E: 0 K: 2 S: 9	H: 0 LOB: 0 BB: 0 P: 14	R: 0 E: 0 K: 0 S: 4	H: 0 LOB: 0 BB: 0 P: 4	R: 0 E: 0 K: 0 S: 6	H: 0 LOB: 0 BB: 0 P: 11	R: 0 E: 0 K: 2 S: 11	LOB: 1 BB: 0 P: 15	1B: 3 2B: 3 HR: 0	SF: 1 SAC: 0 DP: 0 HBP: 1	WP: 0 PB: 0 SB: 0 CS: 0	PA: 35							
PITCHER	IP	WLS	BF	H	R	ER	SO	BB	IBB	HBP	BLK	WP	HR	S	P	ERA	WHIP										
58 Doug Fister, R ERA: 1.96	8.0	L	31	5	3	3	5	1	0	1	0	0	0	68	108	3.38	0.750										
53 David Aardsma, R ERA: 3.21	1.0		4	1	0	0	2	0	0	0	0	0	0	11	15	0.00	1.000										

Toronto Blue Jays @ Seattle Mariners
Safeco Field, Seattle, WA
Wed May 19 2010, 7:10 PM - 9:47 PM PDT
Att: 19,210 - Cloudy - 57 F

AB 32
R 3
H 6
RBI 3
BB 1
SO 7
LOB 13



Batter	1	2	3	4	5	6	7	8	9	AB	R	H	RBI	BB	SO	LOB	BOTTOM										
51 Ichiro Suzuki, L OBP: 0.397, SLG: 0.434	G5-3		FC4		F6				F9	5	0	1	1	0	0	3											
9 Chone Figgins, S OBP: 0.316, SLG: 0.257	G4-3		B1-3		F9					4	0	1	1	1	0	3											
21 Franklin Gutierrez, R OBP: 0.386, SLG: 0.441			G5-3		FC6-4					5	0	2	0	0	1	5											
5 Mike Sweeney, R OBP: 0.286, SLG: 0.420	G1-3			P5		K			F7	5	0	0	0	0	1	5											
4 Jose Lopez, R OBP: 0.241, SLG: 0.270				F7		G5-3			G6-3	4	0	0	0	0	1	0											
15 Milton Bradley, S OBP: 0.321, SLG: 0.378						L6				4	0	2	0	0	1	0											
13 Casey Kotchman, L OBP: 0.353, SLG: 0.349										3	0	1	0	0	1	1											
27 Matt Tuiasosopo, R (8, PH) OBP: 0.176, SLG: 0.242									F9	1	0	0	0	0	0	1											
26 Josh Bard, S OBP: 0.273, SLG: 0.300			F9						FC6-4	4	1	1	0	0	0	3											
16 Josh Wilson, R OBP: 0.353, SLG: 0.349									L7	2	1	2	0	1	0	0											
24 Ken Griffey Jr., L (8, PH) OBP: 0.245, SLG: 0.204									P4	1	0	0	0	0	0	0											
Inning Stats	R: 0 E: 0 K: 0 S: 9	H: 1 LOB: 1 BB: 0 P: 13	R: 0 E: 1 K: 2 S: 11	H: 0 LOB: 0 BB: 0 P: 16	R: 0 E: 0 K: 0 S: 10	H: 1 LOB: 1 BB: 0 P: 13	R: 0 E: 0 K: 1 S: 11	H: 1 LOB: 1 BB: 0 P: 18	R: 0 E: 0 K: 0 S: 9	H: 0 LOB: 0 BB: 0 P: 16	R: 0 E: 0 K: 1 S: 8	H: 0 LOB: 0 BB: 0 P: 12	R: 2 E: 0 K: 1 S: 17	H: 4 LOB: 2 BB: 0 P: 26	R: 0 E: 0 K: 0 S: 8	H: 1 LOB: 1 BB: 0 P: 17	R: 0 E: 0 K: 0 S: 13	H: 1 LOB: 2 BB: 1 P: 25	1B: 9 2B: 1 3B: 0 HR: 0	SF: 0 SAC: 0 DP: 0 HBP: 0	WP: 0 PB: 0 SB: 1 CS: 0	PA: 40					
PITCHER	IP	WLS	BF	H	R	ER	SO	BB	IBB	HBP	BLK	WP	HR	S	P	ERA	WHIP										
27 Brett Cecil, L ERA: 4.98	6.1	W	28	7	2	2	4	1	0	0	0	0	0	9	13	0.00	1.500										
57 Shawn Camp, R ERA: 3.27	0.2	H	3	1	0	0	1	0	0	0	0	0	0	8	17	0.00	1.000										
37 Scott Downs, L ERA: 2.79	1.0	H	4	1	0	0	0	0	0	0	0	0	0	13	25	0.00	2.000										
63 Kevin Gregg, R ERA: 1.89	1.0	S	5	1	0	0	0	1	0	0	0	0	0	13	25	0.00	2.000										

Toronto Blue Jays @ Seattle Mariners
Safeco Field, Seattle, WA
Wed May 19 2010, 7:10 PM - 9:47 PM PDT
Att: 19,210 - Cloudy - 57 F

AB 38
R 2
H 10
RBI 2
BB 2
SO 5
LOB 21



Batter	1	2	3	4	5	6	7	8	9	AB	R	H	RBI	BB	SO	LOB	TOP								
15 Fred Lewis, L (1, 8) OBP: 0.321, SLG: 0.449	P5			G3-1		G4-3		G6-3 BB		3	0	0	0	1	0	0	Toronto Blue Jays @ Seattle Mariners Safeco Field, Seattle, WA Thu May 20 2010, 12:43 PM - 3:16 PM PDT Att: 20,469 - Cloudy - 52 F								
2 Aaron Hill, R (1, 4) OBP: 0.292, SLG: 0.324	L7			1B		K		F8		4	0	1	0	0	1	1									
26 Adam Lind, L (1, 7) OBP: 0.297, SLG: 0.378	F8			F8		F8		G6-3		4	0	0	0	0	2	0									
7 Jeremy Reed, L (8, 7) OBP: 0.400, SLG: 0.250	F8			F8		F8		G6-3		0	0	0	0	0	0	0									
10 Vernon Wells, R (1, 10) OBP: 0.359, SLG: 0.596		P2		F9		G6-3		K		4	0	0	0	1	1	0									
35 Lyle Overbay, L (1, 3) OBP: 0.288, SLG: 0.360	F8			K		K		F8		4	1	1	0	0	1	0									
11 Alex Gonzalez, R (1, 6) OBP: 0.300, SLG: 0.547	P3			1B		1B		G6-3		4	1	2	0	0	0	0									
19 José Bautista, R (1, 9) OBP: 0.352, SLG: 0.556				F7		HR		1B		2	1	1	2	1	0	0									
12 Edwin Encarnación, R (1, 5) OBP: 0.255, SLG: 0.425				F9		BB		SF7		1	0	0	1	1	0	0									
8 José Molina, R (1, 2) OBP: 0.341, SLG: 0.282	G6-3			G5-4-3		G5-4-3		L1		3	0	0	0	0	3	0									
Inning Stats	R: 0 E: 0 K: 0 S: 11	H: 0 LOB: 0 BB: 0 P: 16	R: 0 E: 0 K: 0 S: 6	H: 0 LOB: 0 BB: 0 P: 8	R: 0 E: 0 K: 0 S: 10	H: 0 LOB: 0 BB: 0 P: 15	R: 0 E: 0 K: 0 S: 8	H: 1 LOB: 1 BB: 0 P: 14	R: 2 E: 0 K: 1 S: 11	H: 2 LOB: 0 BB: 1 P: 22	R: 0 E: 0 K: 1 S: 8	H: 0 LOB: 0 BB: 0 P: 10	R: 1 E: 0 K: 0 S: 12	H: 2 LOB: 2 BB: 1 P: 20	R: 0 E: 0 K: 0 S: 5	H: 0 LOB: 0 BB: 1 P: 10	R: 0 E: 0 K: 1 S: 9	H: 0 LOB: 0 BB: 0 P: 11	1B: 3 2B: 1 3B: 0 HR: 1	SF: 1 SAC: 0 DP: 2 HBP: 0	WP: 0 PB: 0 SB: 0 CS: 0	PA: 33			
PITCHER	IP	WLS	BF	H	R	ER	SO	BB	IBB	HBP	BLK	WP	HR	S	P	ERA	WHIP								
38 Jason Vargas, L (1, 1) ERA: 3.08	6.2		26	5	3	3	2	1	1	0	0	0	1	63	100	4.05	0.900								
54 Kanekoa Teixeira, R (7, 1) ERA: 3.94	1.1		4	0	0	0	0	1	0	0	0	0	0	8	15	0.00	0.750								
23 Shawn Kelley, R (9, 1) ERA: 2.63	1.0	W	3	0	0	0	1	0	0	0	0	0	0	9	11	0.00	0.000								

Batter	1	2	3	4	5	6	7	8	9	AB	R	H	RBI	BB	SO	LOB	BOTTOM								
51 Ichiro Suzuki, L (1, 9) OBP: 0.396, SLG: 0.432	G6-3		SH1-4		FC5-4			G6-3		3	0	1	0	0	2	0	Toronto Blue Jays @ Seattle Mariners Safeco Field, Seattle, WA Thu May 20 2010, 12:43 PM - 3:16 PM PDT Att: 20,469 - Cloudy - 52 F								
9 Chone Figgins, S (1, 4) OBP: 0.311, SLG: 0.252	K		SH3		G6-3			K		3	0	0	1	0	2	3									
21 Franklin Gutierrez, R (1, 8) OBP: 0.376, SLG: 0.429	G5-3		G4-3		K			F8		4	0	0	0	0	1	2									
5 Mike Sweeney, R (1, 10) OBP: 0.350, SLG: 0.415		BB			L9			P2		3	0	1	0	1	0	0									
55 Michael Saunders, L (9, PR) OBP: 0.333, SLG: 0.533		BB			L9			CS		0	1	0	0	0	0	0									
4 Jose Lopez, R (1, 5) OBP: 0.247, SLG: 0.271	F8				BB			K		3	1	1	0	1	1	1									
15 Milton Bradley, S (1, 7) OBP: 0.318, SLG: 0.364	L8				G1-6-3			K		3	1	0	0	1	1	2									
13 Casey Kotchman, L (1, 3) OBP: 0.291, SLG: 0.346	F8				BB			G4-3		3	0	1	1	1	0	1									
26 Josh Bard, S (1, 2) OBP: 0.400, SLG: 0.500			SH3		BB			BB		2	1	2	1	1	0	0									
16 Josh Wilson, R (1, 6) OBP: 0.352, SLG: 0.348			SH3		BB			F8		3	0	1	0	0	1	3									
24 Ken Griffey Jr., L (9, PH) OBP: 0.252, SLG: 0.213			SH3		BB			F8		1	0	1	1	0	0	0									
Inning Stats	R: 0 E: 0 K: 1 S: 8	H: 0 LOB: 0 BB: 0 P: 13	R: 0 E: 0 K: 0 S: 6	H: 0 LOB: 1 BB: 1 P: 16	R: 1 E: 0 K: 0 S: 9	H: 1 LOB: 1 BB: 1 P: 14	R: 0 E: 0 K: 0 S: 5	H: 0 LOB: 0 BB: 1 P: 9	R: 0 E: 0 K: 1 S: 16	H: 2 LOB: 2 BB: 0 P: 25	R: 0 E: 0 K: 2 S: 7	H: 0 LOB: 0 BB: 0 P: 11	R: 0 E: 0 K: 1 S: 9	H: 1 LOB: 1 BB: 0 P: 18	R: 0 E: 0 K: 1 S: 7	H: 1 LOB: 0 BB: 0 P: 11	R: 3 E: 0 K: 0 S: 12	H: 3 LOB: 3 BB: 2 P: 25	1B: 7 2B: 1 3B: 0 HR: 0	SF: 1 SAC: 2 DP: 1 HBP: 0	WP: 0 PB: 0 SB: 0 CS: 1	PA: 37			
PITCHER	IP	WLS	BF	H	R	ER	SO	BB	IBB	HBP	BLK	WP	HR	S	P	ERA	WHIP								
24 Ricky Romero, L (1, 1) ERA: 2.71	6.2		26	4	1	1	5	3	0	0	0	0	0	58	101	1.35	1.050								
54 Jason Frasor, R (7, 1) ERA: 5.0	0.1	H	1	0	0	0	0	0	0	0	0	0	0	2	5	0.00	0.000								
37 Scott Downs, L (8, 1) ERA: 2.7	0.2	H	3	1	0	0	1	0	0	0	0	0	0	7	10	0.00	1.500								
57 Shawn Camp, R (8, 1) ERA: 3.22	0.1	H	0	0	0	0	0	0	0	0	0	0	0	1	0.00	0.000									
63 Kevin Gregg, R (9, 1) ERA: 3.26	0.1	L	6	3	3	3	0	2	0	0	0	0	0	12	25	81.00	15.000								

Batter	1	2	3	4	5	6	7	8	9	AB	R	H	RBI	BB	SO	LOB	TOP										
25 Will Venable, L (1.9) OBP: 0.319, SLG: 0.440										5	1	0	0	0	4	2	<p>San Diego Padres @ Seattle Mariners</p> <p>Safeco Field, Seattle, WA</p> <p>Fri May 21 2010, 7:11 PM - 10:24 PM PDT</p> <p>Att: 24,144 - Roof Closed - 51 F</p>										
22 David Eckstein, R (1.4) OBP: 0.368, SLG: 0.392										5	3	4	0	0	0	1											
23 Adrián González, L (1.3) OBP: 0.404, SLG: 0.517										5	3	4	1	0	1	2											
7 Chase Headley, S (1.5) OBP: 0.339, SLG: 0.380										4	0	1	2	0	0	3											
4 Nick Hundley, R (1.2) OBP: 0.344, SLG: 0.359									5	1	2	1	0	2	4												
14 Oscar Salazar, R (1.10) OBP: 0.291, SLG: 0.240										5	0	2	3	0	0	3											
15 Jerry Hairston, R (1.7) OBP: 0.268, SLG: 0.271 18 Tony Gwynn Jr., L (6.8) OBP: 0.297, SLG: 0.248										3	0	0	0	0	2	3											
13 Chris Denorfia, R (1.8) OBP: 0.294, SLG: 0.353										5	0	1	0	0	1	2											
1 Everth Cabrera, S (1.6) OBP: 0.255, SLG: 0.283										4	0	1	0	0	0	1											
Inning Stats	R: 2 E: 0 K: 2 S: 21	H: 4 LOB: 2 BB: 0 P: 27	R: 0 E: 0 K: 0 S: 6	H: 0 LOB: 0 BB: 0 P: 11	R: 2 E: 1 K: 1 S: 16	H: 2 LOB: 1 BB: 0 P: 23	R: 0 E: 0 K: 1 S: 9	H: 1 LOB: 1 BB: 0 P: 15	R: 0 E: 0 K: 1 S: 13	H: 0 LOB: 0 BB: 0 P: 16	R: 0 E: 0 K: 1 S: 6	H: 0 LOB: 0 BB: 0 P: 8	R: 4 E: 0 K: 1 S: 19	H: 4 LOB: 1 BB: 0 P: 29	R: 0 E: 0 K: 2 S: 10	H: 2 LOB: 2 BB: 0 P: 15		R: 0 E: 0 K: 1 S: 9	H: 1 LOB: 1 BB: 0 P: 11	1B: 9 2B: 6 3B: 0 HR: 0	SF: 1 2B: 6 3B: 0 HBP: 0	WP: 2 PB: 0 SB: 0 CS: 0	PA: 44				
PITCHER	IP WLS BF H R ER SO BB IBB HBP BLK WP HR S P ERA WHIP																										
36 Cliff Lee, L (1.1) ERA: 3.44	6.1 W 32 11 8 7 7 0 0 0 0 1 0 81 115 9.95 1.737																										
37 Jesus Colome, R (7.1) ERA: 3.94	1.2 8 3 0 0 2 0 0 0 0 1 0 19 29 0.00 1.800																										
43 Brandon League, R (9.1) ERA: 3.91	1.0 4 1 0 0 1 0 0 0 0 0 0 9 11 0.00 1.000																										

San Diego Padres @ Seattle Mariners

Safeco Field, Seattle, WA

Fri May 21 2010, 7:11 PM - 10:24 PM PDT

Att: 24,144 - Roof Closed - 51 F

livebaseballscorecards.com

- AB 43
- R 8
- H 15
- RBI 7
- BB 0
- SO 10
- LOB 23



Batter	1	2	3	4	5	6	7	8	9	AB	R	H	RBI	BB	SO	LOB	BOTTOM									
51 Ichiro Suzuki, L (1.9) OBP: 0.390, SLG: 0.425										5	1	1	1	0	1	1	<p>San Diego Padres @ Seattle Mariners</p> <p>Safeco Field, Seattle, WA</p> <p>Fri May 21 2010, 7:11 PM - 10:24 PM PDT</p> <p>Att: 24,144 - Roof Closed - 51 F</p>									
9 Chone Figgins, S (1.4) OBP: 0.308, SLG: 0.252										4	1	1	1	0	2	0										
21 Franklin Gutierrez, R (1.8) OBP: 0.377, SLG: 0.430										4	3	1	1	1	1	1										
5 Mike Sweeney, R (1.10) OBP: 0.338, SLG: 0.552										5	2	4	6	0	1	0										
4 Jose Lopez, R (1.5) OBP: 0.240, SLG: 0.263										5	0	0	0	0	0	4										
15 Milton Bradley, S (1.7) OBP: 0.333, SLG: 0.376 55 Michael Saunders, L (9.7) OBP: 0.333, SLG: 0.533										5	2	3	0	0	0	0										
13 Casey Kotchman, L (1.3) OBP: 0.294, SLG: 0.343										4	2	1	1	1	0	2										
26 Josh Bard, S (1.2) OBP: 0.500, SLG: 0.800										3	3	2	3	2	1	2										
16 Josh Wilson, R (1.6) OBP: 0.356, SLG: 0.373										5	1	2	2	0	2	1										
Inning Stats	R: 0 E: 1 K: 1 S: 10	H: 1 LOB: 2 BB: 0 P: 15	R: 7 E: 0 K: 0 S: 22	H: 4 LOB: 0 BB: 2 P: 37	R: 1 E: 0 K: 1 S: 11	H: 1 LOB: 0 BB: 0 P: 18	R: 5 E: 0 K: 0 S: 23	H: 6 LOB: 1 BB: 0 P: 38	R: 2 E: 0 K: 1 S: 19	H: 3 LOB: 2 BB: 1 P: 34	R: 0 E: 0 K: 2 S: 10	H: 0 LOB: 0 BB: 0 P: 16	R: 0 E: 0 K: 2 S: 11	H: 0 LOB: 0 BB: 0 P: 13	R: 0 E: 0 K: 1 S: 12	H: 0 LOB: 1 BB: 1 P: 21		1B: 9 2B: 3 3B: 0 HR: 3	SF: 1 2B: 3 3B: 0 HBP: 0	WP: 0 PB: 0 SB: 0 CS: 0	PA: 45					
PITCHER	IP WLS BF H R ER SO BB IBB HBP BLK WP HR S P ERA WHIP																									
49 Wade LeBlanc, L (1.1) ERA: 3.32	3.0 L 19 7 8 8 2 0 0 0 0 0 1 30 52 63.00 8.000																									
34 Cesar Ramos, L (4.1) ERA: 21.21	1.0 11 7 7 7 0 1 0 0 0 0 1 30 52 63.00 8.000																									
55 Adam Russell, R (5.1) ERA:	2.0 8 2 0 0 3 0 0 0 0 0 0 22 36 0.00 1.000																									
54 Joe Thatcher, L (7.1) ERA: 3.0	1.0 3 0 0 0 2 0 0 0 0 0 0 11 13 0.00 0.000																									
58 Ryan Webb, R (8.1) ERA: 1.13	1.0 4 0 0 0 1 1 0 0 0 0 0 12 21 0.00 1.000																									

San Diego Padres @ Seattle Mariners

Safeco Field, Seattle, WA

Fri May 21 2010, 7:11 PM - 10:24 PM PDT

Att: 24,144 - Roof Closed - 51 F


livebaseballscorecards.com

- AB 40
- R 15
- H 15
- RBI 15
- BB 4
- SO 8
- LOB 11




Batter	1	2	3	4	5	6	7	8	9	AB R H RBI BB SO LOB	TOP									
25 Will Venable, L (1,9) OBP: 0.315, SLG: 0.426	P6						K		G6-3	4 0 0 0 1 1 0	San Diego Padres @ Seattle Mariners Safeco Field, Seattle, WA Sat May 22 20:10, 7:11 PM - 9:40 PM PDT Att: 28,674 - Roof Closed - 56 F									
22 David Eckstein, R (1,4) OBP: 0.369, SLG: 0.399	P3						2B		G6-3	5 0 2 0 0 0 2										
23 Adrián González, L (1,3) OBP: 0.401, SLG: 0.507	G4-3									3 0 0 0 1 0 3										
7 Chase Headley, S (1,5)		G3-1								4 1 1 0 0 0 2										
16 Matt Stairs, L (1,10) OBP: 0.237, SLG: 0.324	K									4 1 1 1 0 0 2 3										
8 Yovani Torrealba, R (1,2) OBP: 0.368, SLG: 0.330	2B									3 0 1 0 1 0 0										
14 Oscar Salazar, R (1,7) OBP: 0.293, SLG: 0.245										3 0 1 0 0 1 2										
13 Chris Denorfia, R (6,PR) OBP: 0.278, SLG: 0.333	K									1 0 0 0 0 0 0										
1 Everth Cabrera, S (1,6) OBP: 0.245, SLG: 0.271										4 0 0 0 0 0 2 3										
18 Tony Gwynn Jr., L (1,8) OBP: 0.295, SLG: 0.257										4 0 1 0 0 0 0 3										
Inning Stats	R: 0 E: 0 K: 0 S: 9	H: 0 LOB: 0 BB: 0 P: 11	R: 0 E: 0 K: 2 S: 17	H: 1 LOB: 1 BB: 0 P: 25	R: 0 E: 0 K: 1 S: 8	H: 1 LOB: 2 BB: 1 P: 15	R: 1 E: 0 K: 0 S: 13	H: 2 LOB: 1 BB: 0 P: 19	R: 0 E: 0 K: 0 S: 11	H: 1 LOB: 1 BB: 0 P: 13	R: 0 E: 0 K: 2 S: 10	H: 1 LOB: 2 BB: 1 P: 20	R: 0 E: 0 K: 1 S: 7	H: 0 LOB: 0 BB: 0 P: 8	R: 0 E: 0 K: 0 S: 6	H: 0 LOB: 0 BB: 0 P: 10	1B: 2 2B: 4 HR: 1	SF: 0 SAC: 0 HBP: 0	WP: 1 PB: 0 SB: 0 CS: 0	PA: 38
PITCHER	IP WLS BF H R ER SO BB IBB HBP BLK WP HR S P ERA WHIP											IP WLS BF H R ER SO BB IBB HBP BLK WP HR S P ERA WHIP								
35 Ian Snell, R (1,1) ERA: 4.32	5.0 L 21 5 1 1 3 1 0 0 0 0 1 58 83 1.80 1.200																			
54 Kanekoa Texeira, R (6,1) ERA: 4.24	1.0 6 1 1 1 0 1 0 0 0 0 0 9 13 9.00 2.000																			
23 Shawn Kelley, R (7,1) ERA: 2.3	2.0 8 1 0 0 3 0 1 0 0 0 0 17 28 0.00 0.500																			
43 Brandon League, R (9,1) ERA: 3.75	1.0 3 0 0 0 0 0 0 0 0 0 0 6 10 0.00 0.000																			

Batter	1	2	3	4	5	6	7	8	9	AB R H RBI BB SO LOB	BOTTOM									
51 Ichiro Suzuki, L (1,9) OBP: 0.393, SLG: 0.427	1B									4 1 2 0 0 0 1	San Diego Padres @ Seattle Mariners Safeco Field, Seattle, WA Sat May 22 20:10, 7:11 PM - 9:40 PM PDT Att: 28,674 - Roof Closed - 56 F									
9 Chone Figgins, S (1,4) OBP: 0.312, SLG: 0.258	1B									4 0 2 0 0 1 1										
21 Franklin Gutierrez, R (1,8) OBP: 0.374, SLG: 0.426	1B									4 0 1 0 0 0 3										
5 Mike Sweeney, R (1,10) OBP: 0.348, SLG: 0.565	K									4 0 2 1 0 1 2										
55 Michael Saunders, L (9,PR) OBP: 0.333, SLG: 0.533										0 0 0 0 0 0 0										
4 Jose Lopez, R (1,5) OBP: 0.240, SLG: 0.263										4 0 1 0 0 0 3										
27 Matt Tuiasosopo, R (9,PR) OBP: 0.176, SLG: 0.242	P3									0 0 0 0 0 0 0										
15 Milton Bradley, S (1,7) OBP: 0.320, SLG: 0.360	L4									4 0 0 0 0 0 2 3										
13 Casey Kotchman, L (1,3) OBP: 0.287, SLG: 0.333										4 0 0 0 0 0 2 3										
26 Josh Bard, S (1,2) OBP: 0.435, SLG: 0.667										3 0 0 0 0 1 0										
16 Josh Wilson, R (1,6) OBP: 0.355, SLG: 0.389										3 0 1 0 0 1 0										
Inning Stats	R: 0 E: 0 K: 1 S: 11	H: 3 LOB: 2 BB: 0 P: 14	R: 0 E: 0 K: 2 S: 9	H: 0 LOB: 0 BB: 0 P: 11	R: 0 E: 0 K: 0 S: 11	H: 1 LOB: 1 BB: 0 P: 18	R: 0 E: 0 K: 1 S: 7	H: 0 LOB: 0 BB: 0 P: 7	R: 0 E: 0 K: 2 S: 7	H: 0 LOB: 0 BB: 0 P: 11	R: 1 E: 0 K: 0 S: 14	H: 3 LOB: 1 BB: 0 P: 20	R: 0 E: 0 K: 0 S: 8	H: 0 LOB: 0 BB: 0 P: 14	R: 0 E: 0 K: 1 S: 10	H: 0 LOB: 0 BB: 0 P: 16	1B: 7 2B: 2 HR: 0	SF: 0 SAC: 0 HBP: 0	WP: 0 PB: 0 SB: 0 CS: 1	PA: 34
PITCHER	IP WLS BF H R ER SO BB IBB HBP BLK WP HR S P ERA WHIP											IP WLS BF H R ER SO BB IBB HBP BLK WP HR S P ERA WHIP								
33 Clayton Richard, L (1,1) ERA: 2.73	7.0 W 26 7 1 1 6 0 0 0 0 0 0 67 95 1.29 1.000																			
37 Mike Adams, R (8,1) ERA: 3.72	1.0 H 3 0 0 0 1 0 0 0 0 0 0 10 16 0.00 0.000																			
21 Heath Bell, R (9,1) ERA: 0.95	1.0 S 5 2 0 0 1 0 0 0 0 0 0 10 19 0.00 2.000																			



Batter	1	2	3	4	5	6	7	8	9	AB	R	H	RBI	BB	SO	LOB	TOP																					
25 Will Venable, L OBP: 0.311, SLG: 0.421	F7		G3		K			SF8		4	0	1	2	0	1	0	San Diego Padres @ Seattle Mariners Safeco Field, Seattle, WA Sun May 23 2010, 1:11 PM - 3:59 PM PDT Att: 33,325 - Partly Cloudy - 64 F																					
22 David Eckstein, R OBP: 0.370, SLG: 0.405			L8				G4-3	L9		5	1	2	0	0	0	2																						
23 Adrián González, L OBP: 0.401, SLG: 0.503			F9						F7	5	1	2	1	0	1	1																						
7 Chase Headley, S OBP: 0.333, SLG: 0.377	G1-3				K		F7		G6-3	5	1	1	0	0	1	2																						
16 Matt Stairs, L OBP: 0.256, SLG: 0.297	F9				G4-3				G4-3	3	1	0	0	2	0	1																						
14 Oscar Salazar, R OBP: 0.279, SLG: 0.232			K							3	0	0	0	0	2	2																						
13 Chris Denorfia, R OBP: 0.316, SLG: 0.421					K					1	1	1	2	0	0	0																						
4 Nick Hundley, R OBP: 0.378		P5								4	2	2	2	0	0	0																						
1 Everth Cabrera, S OBP: 0.257, SLG: 0.283										3	1	2	0	0	0	1																						
18 Tony Gwynn Jr., L OBP: 0.294, SLG: 0.257			G4-3							4	0	1	1	0	1	2																						
Inning Stats	R: 1 E: 0 K: 0 S: 12	H: 2 LOB: 1 BB: 0 P: 15	R: 0 E: 0 K: 1 S: 11	H: 1 LOB: 1 BB: 0 P: 15	R: 0 E: 0 K: 0 S: 6	H: 0 LOB: 0 BB: 0 P: 12	R: 0 E: 0 K: 2 S: 12	H: 0 LOB: 0 BB: 0 P: 17	R: 1 E: 0 K: 1 S: 11	H: 1 LOB: 0 BB: 0 P: 17	R: 0 E: 0 K: 1 S: 11	H: 1 LOB: 2 BB: 1 P: 18	R: 1 E: 0 K: 1 S: 11	H: 2 LOB: 1 BB: 0 P: 16	R: 5 E: 0 K: 0 S: 14	H: 5 LOB: 1 BB: 1 P: 27	R: 0 E: 0 K: 0 S: 6	H: 0 LOB: 0 BB: 0 P: 11	1B: 9 2B: 3 3B: 0 HR: 0	SF: 1 SAC: 1 DP: 0 HBP: 0	WP: 1 PB: 1 SB: 2 CS: 0	PA: 41																
PITCHER	IP	WLS	BF	H	R	ER	SO	BB	IBB	HBP	BLK	WP	HR	S	P	ERA	WHIP	PITCHER	IP	WLS	BF	H	R	ER	SO	BB	IBB	HBP	BLK	WP	HR	S	P	ERA	WHIP			
34 Félix Hernández, R ERA: 3.8	7.0	L	29	7	3	2	6	1	0	0	0	1	0	74	110	2.57	1.143																					
37 Jesus Colome, R ERA: 5.63	0.0		0	2	3	3	0	1	0	0	0	0	0	4	10	∞	∞																					
54 Kaneoa Teixeira, R ERA: 5.0	1.0		6	3	2	2	0	0	0	0	0	0	0	10	17	18.00	3.000																					
18 Ryan Rowland-Smith, L ERA: 7.43	1.0		3	0	0	0	0	0	0	0	0	0	0	6	11	0.00	0.000																					

Batter	1	2	3	4	5	6	7	8	9	AB	R	H	RBI	BB	SO	LOB	BOTTOM																						
51 Ichiro Suzuki, L OBP: 0.395, SLG: 0.434					G1-3					4	0	2	0	0	1	2	San Diego Padres @ Seattle Mariners Safeco Field, Seattle, WA Sun May 23 2010, 1:11 PM - 3:59 PM PDT Att: 33,325 - Partly Cloudy - 64 F																						
9 Chone Figgins, S OBP: 0.305, SLG: 0.252	F8		G1-3					P3		4	0	0	0	0	1	2																							
21 Franklin Gutierrez, R OBP: 0.366, SLG: 0.415	FC5-4				B1-3			G1-3		4	0	0	0	0	1	1																							
5 Mike Sweeney, R OBP: 0.370, SLG: 0.563	L8									2	0	1	0	2	0	1																							
15 Milton Bradley, S OBP: 0.307, SLG: 0.344		G4-3			L7					4	0	0	0	0	1	3																							
24 Ken Griffey Jr., L OBP: 0.252, SLG: 0.206		P2								3	1	0	0	1	1	1																							
27 Matt Tuiasosopo, R OBP: 0.184, SLG: 0.270			F9							4	0	1	0	0	1	0																							
32 Rob Johnson, R OBP: 0.295, SLG: 0.297			G1-3							3	0	0	1	0	0	0																							
16 Josh Wilson, R OBP: 0.354, SLG: 0.386			G5-3							3	0	1	0	0	0	1																							
Inning Stats	R: 0 E: 0 K: 0 S: 6	H: 1 LOB: 1 BB: 0 P: 7	R: 0 E: 0 K: 0 S: 7	H: 0 LOB: 0 BB: 0 P: 12	R: 0 E: 0 K: 0 S: 14	H: 1 LOB: 1 BB: 0 P: 23	R: 0 E: 0 K: 1 S: 10	H: 1 LOB: 1 BB: 0 P: 14	R: 0 E: 0 K: 3 S: 14	H: 0 LOB: 1 BB: 1 P: 24	R: 1 E: 0 K: 1 S: 11	H: 1 LOB: 1 BB: 1 P: 21	R: 0 E: 0 K: 0 S: 9	H: 0 LOB: 1 BB: 1 P: 16	R: 0 E: 0 K: 0 S: 10	H: 0 LOB: 0 BB: 0 P: 13	1B: 3 2B: 2 3B: 0 HR: 0	SF: 1 SAC: 0 DP: 0 HBP: 0	WP: 0 PB: 0 SB: 0 CS: 0	PA: 35																			
PITCHER	IP	WLS	BF	H	R	ER	SO	BB	IBB	HBP	BLK	WP	HR	S	P	ERA	WHIP	PITCHER	IP	WLS	BF	H	R	ER	SO	BB	IBB	HBP	BLK	WP	HR	S	P	ERA	WHIP				
38 Mat Latos, R ERA: 3.09	6.0	W	24	4	1	1	5	2	0	0	0	0	0	9	15	0.00	1.000																						
57 Luke Gregerson, R ERA: 1.0	1.0	H	4	1	0	0	1	0	0	0	0	0	0	9	16	0.00	1.000																						
58 Ryan Webb, R ERA: 1.0	1.0		4	0	0	0	0	1	0	0	0	0	0	9	16	0.00	1.000																						
54 Joe Thatcher, L ERA: 2.57	1.0		3	0	0	0	0	0	0	0	0	0	0	10	13	0.00	0.000																						



Batter	1	2	3	4	5	6	7	8	9	AB	R	H	RBI	BB	SO	LOB	TOP											
14 Austin Jackson, R OBP: 0.388, SLG: 0.450										5	0	1	1	0	2	0												
39 Ramon Santiago, S OBP: 0.362, SLG: 0.310										4	0	1	0	0	0	2												
18 Johnny Damon, L OBP: 0.385, SLG: 0.428										4	0	0	0	0	0	3												
30 Magglio Ordonez, R OBP: 0.411, SLG: 0.478										3	0	1	0	1	0	0												
26 Brennan Boesch, L OBP: 0.353, SLG: 0.602										4	0	1	0	0	0	3												
15 Brandon Inge, R OBP: 0.293, SLG: 0.398										4	1	2	1	0	1	1												
32 Don Kelly, L OBP: 0.283, SLG: 0.318										4	1	1	0	0	0	3												
13 Alex Avila, L OBP: 0.266, SLG: 0.290										4	1	1	0	0	0	1												
29 Danny Worth, R OBP: 0.400, SLG: 0.400										3	0	1	1	0	0	1												
25 Ryan Raburn, R OBP: 0.293, SLG: 0.333										1	0	0	0	0	0	0												
Inning Stats	R: 0 H: 2 E: 0 K: 1 S: 8	H: 2 BB: 0 P: 11	R: 2 H: 3 E: 1 K: 0 S: 18	H: 3 BB: 2 P: 27	R: 0 H: 2 E: 0 K: 0 S: 8	H: 2 BB: 0 P: 13	R: 0 H: 0 E: 0 K: 0 S: 8	H: 0 BB: 0 P: 12	R: 0 H: 0 E: 0 K: 0 S: 7	H: 0 BB: 0 P: 13	R: 1 H: 2 E: 0 K: 0 S: 12	H: 2 BB: 0 P: 17	R: 0 H: 0 E: 0 K: 0 S: 6	H: 0 BB: 0 P: 9	R: 0 H: 0 E: 0 K: 1 S: 9	H: 0 BB: 1 P: 15	R: 0 H: 0 E: 0 K: 1 S: 10	H: 0 BB: 1 P: 15	1B: 7 2B: 2 3B: 0 HR: 1	SF: 0 SAC: 0 DP: 1 HBP: 0	WP: 0 PB: 0 SB: 0 CS: 0	PA: 37						
PITCHER	IP WLS BF H R ER SO BB IBB HBP BLK WP HR S P ERA WHIP	7.0 0 30 9 3 2 1 0 0 0 0 0 1 67 102 2.57 1.286	1.0 W 4 0 0 0 1 1 0 0 0 0 0 9 15 0.00 1.000	1.0 S 3 0 0 0 1 0 0 0 0 0 0 10 15 0.00 0.000	PITCHER										IP WLS BF H R ER SO BB IBB HBP BLK WP HR S P ERA WHIP													
58 Doug Fister, R ERA: 2.03											7.0	0	30	9	3	2	1	0	0	0	0	0	1	67	102	2.57	1.286	
23 Shawn Kelley, R ERA: 2.16											1.0	W	4	0	0	0	1	1	0	0	0	0	0	0	9	15	0.00	1.000
53 David Aardsma, R ERA: 3.0											1.0	S	3	0	0	0	1	0	0	0	0	0	0	0	10	15	0.00	0.000

Detroit Tigers @ Seattle Mariners
Safeco Field, Seattle, WA
Tue May 25 20:10, 7:11 PM - 9:27 PM PDT
Att: 21,016 - Cloudy - 59 F

AB 36
R 3
H 9
RBI 3
BB 1
SO 3
LOB 14



Batter	1	2	3	4	5	6	7	8	9	AB	R	H	RBI	BB	SO	LOB	BOTTOM										
51 Ichiro Suzuki, L OBP: 0.397, SLG: 0.425										4	0	0	0	0	2	0											
9 Chone Figgins, S OBP: 0.308, SLG: 0.259										3	1	1	0	1	2	0											
21 Franklin Gutierrez, R OBP: 0.374, SLG: 0.436										3	3	2	1	1	1	1											
15 Milton Bradley, S OBP: 0.314, SLG: 0.383										4	1	2	3	0	2	1											
4 Jose Lopez, R OBP: 0.241, SLG: 0.264										3	0	1	1	0	0	0											
13 Casey Ketchum, L OBP: 0.280, SLG: 0.324										4	0	0	0	0	0	2											
26 Josh Bard, S OBP: 0.385, SLG: 0.571										3	0	0	0	0	0	0											
16 Josh Wilson, R OBP: 0.353, SLG: 0.400										3	0	1	0	0	0	0											
55 Michael Saunders, L OBP: 0.306, SLG: 0.485										3	0	0	0	0	1	1											
Inning Stats	R: 2 H: 2 E: 0 K: 1 S: 10	H: 2 BB: 0 P: 13	R: 0 H: 1 E: 0 K: 0 S: 11	H: 1 BB: 0 P: 17	R: 0 H: 0 E: 0 K: 3 S: 14	H: 0 BB: 1 P: 22	R: 0 H: 0 E: 0 K: 0 S: 9	H: 0 BB: 0 P: 11	R: 0 H: 0 E: 0 K: 1 S: 8	H: 0 BB: 0 P: 11	R: 1 H: 2 E: 0 K: 2 S: 10	H: 2 BB: 0 P: 13	R: 0 H: 0 E: 0 K: 0 S: 6	H: 0 BB: 0 P: 11	R: 2 H: 2 E: 0 K: 1 S: 14	H: 2 BB: 1 P: 25	1B: 3 2B: 2 3B: 0 HR: 2	SF: 1 SAC: 0 DP: 0 HBP: 0	WP: 0 PB: 0 SB: 0 CS: 0	PA: 33							
PITCHER	IP WLS BF H R ER SO BB IBB HBP BLK WP HR S P ERA WHIP	7.1 L 31 7 5 5 8 2 0 0 0 0 2 78 117 6.14 1.227	0.2 0 2 0 0 0 0 0 0 0 0 0 0 4 6 0.00 0.000	PITCHER										IP WLS BF H R ER SO BB IBB HBP BLK WP HR S P ERA WHIP													
35 Justin Verlander, R ERA: 3.74											7.1	L	31	7	5	5	8	2	0	0	0	0	2	78	117	6.14	1.227
54 Joel Zumaya, R ERA: 2.02											0.2	0	2	0	0	0	0	0	0	0	0	0	0	4	6	0.00	0.000

Detroit Tigers @ Seattle Mariners
Safeco Field, Seattle, WA
Tue May 25 20:10, 7:11 PM - 9:27 PM PDT
Att: 21,016 - Cloudy - 59 F

AB 30
R 5
H 7
RBI 5
BB 2
SO 8
LOB 5



Batter	1	2	3	4	5	6	7	8	9	AB	R	H	RBI	BB	SO	LOB	TOP						
14 Austin Jackson, R (1, 8) OBP: 0.388, SLG: 0.449	F FF 86 B CH 79 C SI 87 X FF 88 X CH 83	G1-3	K	K	1-2	2H	18	F8	F8	5	0	2	1	0	1	0							
18 Johnny Damon, L (1, 10) OBP: 0.380, SLG: 0.417	B FF 87 C SI 86 C CH 80 B FF 87 X FC 84	F7	30	G6-3	1-2	L7	L7	K	K	4	1	0	0	1	1	3							
25 Ryan Raburn, R (1, 3) OBP: 0.286, SLG: 0.321	B SI 88 C CH 80 S SI 88	30	F8	F8	1-2	F8	K	K	F9	5	0	1	0	0	1	1							
30 Magglio Ordonez, R (1, 9) OBP: 0.418, SLG: 0.509	F SI 86 B CH 78 X CH 78	1H	G3	G3	3-2	2B	2B	1B	1B	4	1	3	2	0	0	0							
26 Brennan Boesch, L (1, 7) OBP: 0.358, SLG: 0.608	B SI 86 B SI 86 X FC 84	12	1B	2B	3-2	F7	K	K	K	4	0	2	0	0	1	1							
32 Don Kelly, L (7, 7) OBP: 0.263, SLG: 0.318	F SI 86 B CH 78 X CH 78	1B	F8	F8	3-2	F7	K	K	K	0	0	0	0	0	0	0							
15 Brandon Inge, R (1, 5) OBP: 0.286, SLG: 0.388	B SI 86 B SI 86 C SI 84 B FC 84 S SI 86 X FF 88	K	F8	F8	0-3	K	F9	F9	F9	4	0	0	0	0	2	3							
12 Gerald Laird, R (1, 2) OBP: 0.241, SLG: 0.238	1 SAFE 1 SAFE 1 SAFE X SI 86	1B	G6-3	G6-3	0-1	L4	L4	G5-3	G5-3	4	0	1	0	0	0	0							
29 Danny Worth, R (1, 4) OBP: 0.333, SLG: 0.333	B SI 86 B CH 78 B FF 87 1 SAFE X CH 78	F5	F9	F9	0-0	E5	E5	G6-3	G6-3	4	1	0	0	0	0	2							
4 Adam Everett, R (1, 6) OBP: 0.233, SLG: 0.275	S SI 85 B SI 86 S FF 87 X FF 88	K	K	14	4-1	14	1B	G5-3	G5-3	3	1	1	1	1	1	2							
Inning Stats	R: 0 E: 0 K: 0 S: 12	H: 2 LOB: 2 BB: 0 P: 18	R: 0 E: 0 K: 2 S: 15	H: 2 LOB: 2 BB: 0 P: 23	R: 2 E: 0 K: 1 S: 16	H: 2 LOB: 1 BB: 1 P: 27	R: 0 E: 0 K: 0 S: 8	H: 1 LOB: 2 BB: 1 P: 14	R: 0 E: 0 K: 1 S: 19	H: 0 LOB: 0 BB: 0 P: 27	R: 2 E: 1 K: 1 S: 12	H: 2 LOB: 1 BB: 0 P: 16	R: 0 E: 0 K: 2 S: 8	H: 1 LOB: 0 BB: 0 P: 11	R: 0 E: 0 K: 0 S: 7	H: 0 LOB: 0 BB: 0 P: 12	R: 0 E: 0 K: 1 S: 10	H: 0 LOB: 0 BB: 0 P: 17	1B: 6 2B: 3 HR: 1	SF: 0 SAC: 0 DP: 0 HBP: 0	WP: 0 PB: 0 SB: 1 CS: 0	PA: 39	
PITCHER	IP	WLS	BF	H	R	ER	SO	BB	IBB	HBP	BLK	WP	HR	S	P	ERA	WHIP						
38 Jason Vargas, L (1, 1) ERA: 3.12	5.0		23	7	2	2	3	2	0	0	1	0	1	70	109	3.60	1.800						
18 Ryan Rowland-Smith, L (6, 1) ERA: 7.3	0.2	4	1	2	0	1	0	0	0	0	0	0	0	8	11	0.00	1.500						
43 Brandon League, R (6, 1) ERA: 0.42	2.1	W	9	2	0	0	2	0	0	0	0	0	0	19	28	0.00	0.857						
53 David Aardsma, R (9, 1) ERA: 2.81	1.0	S	3	0	0	0	1	0	0	0	0	0	0	10	17	0.00	0.000						

Batter	1	2	3	4	5	6	7	8	9	AB	R	H	RBI	BB	SO	LOB	BOTTOM						
51 Ichiro Suzuki, L (1, 9) OBP: 0.377, SLG: 0.414	C SI 90 X SI 90	F7	G6-4-3	G6-3	G6-3	K	G6-3	K	K	5	0	0	0	0	2	3							
9 Chone Figgins, S (1, 4) OBP: 0.308, SLG: 0.255	B SI 90 C CH 90 C SI 90 B SI 90	15	BB	K	K	K	P2	P2	P2	3	0	0	0	1	2	0							
21 Franklin Gutierrez, R (1, 8) OBP: 0.382, SLG: 0.442	B SI 89 B SL 81 B SI 90 B SI 91	15	BB	K	K	15	1B	1B	5	3	1	2	0	1	1	0							
15 Milton Bradley, S (1, 10) OBP: 0.321, SLG: 0.381	X SI 90	FC4-6	FC4-6	5	1B	HBP	1B	K	K	3	0	1	0	0	1	3							
5 Mike Sweeney, R (1, 3) OBP: 0.377, SLG: 0.603	F SL 83 F SI 91 X SI 92	FC5-4	FC5-4	1B	G6-3	G6-3	G6-3	1B	HR	4	1	2	2	0	0	4							
13 Casey Kotchman, L (9, 3) OBP: 0.280, SLG: 0.324	F SI 83 B CH 84 1 SAFE X SI 92	1-2	1B	G2-3	G2-3	G5-3	G5-3	1B	1B	4	1	1	0	0	1	2							
4 Jose Lopez, R (1, 5) OBP: 0.241, SLG: 0.264	C SI 89 B SI 89 B SL 83 S SL 83	K	K	G2-3	G2-3	G5-3	G5-3	1B	1B	4	1	1	0	0	1	2							
26 Josh Bard, S (1, 2) ERA: 3.78	X SI 90	E1	E1	F8	F8	K	K	K	K	1	0	0	0	0	0	0							
32 Rob Johnson, R (2, PR) (3, 2) OBP: 0.296, SLG: 0.313	E: 1 K: 1 S: 9	16	1B	F8	F8	K	K	K	K	3	2	1	0	0	1	0							
16 Josh Wilson, R (1, 6) OBP: 0.361, SLG: 0.406	B SI 90 X SI 90	G6-3	G6-3	G6-3	G6-3	P6	P6	1B	1B	4	0	2	2	0	0	0							
55 Michael Saunders, L (1, 7) OBP: 0.300, SLG: 0.459	B SI 90 B CH 94 1 SAFE X SI 90	G6-4-3	G6-4-3	P5	P5	G3-1	G3-1	K	K	4	0	1	1	0	1	1							
Inning Stats	R: 0 E: 0 K: 0 S: 8	H: 0 LOB: 2 BB: 2 P: 17	R: 1 E: 1 K: 1 S: 9	H: 2 LOB: 1 BB: 0 P: 14	R: 0 E: 0 K: 2 S: 9	H: 1 LOB: 2 BB: 0 P: 15	R: 0 E: 0 K: 0 S: 4	H: 0 LOB: 0 BB: 0 P: 8	R: 0 E: 0 K: 1 S: 13	H: 0 LOB: 0 BB: 0 P: 17	R: 0 E: 0 K: 1 S: 10	H: 0 LOB: 0 BB: 0 P: 15	R: 0 E: 0 K: 0 S: 5	H: 0 LOB: 0 BB: 0 P: 7	R: 4 E: 0 K: 3 S: 21	H: 5 LOB: 1 BB: 0 P: 33	R: 0 E: 0 K: 2 S: 10	H: 0 LOB: 0 BB: 0 P: 15	1B: 8 2B: 1 3B: 0 HR: 1	SF: 0 SAC: 0 DP: 1 HBP: 1	WP: 0 PB: 0 SB: 0 CS: 0	PA: 37	
PITCHER	IP	WLS	BF	H	R	ER	SO	BB	IBB	HBP	BLK	WP	HR	S	P	ERA	WHIP						
38 Jeremy Bonderman, R (1, 1) ERA: 3.78	7.0		29	5	1	0	6	2	0	1	0	0	1	14	23	108.00	15.000						
45 Ryan Perry, R (8, 1) ERA: 4.26	0.1	L	6	5	4	4	1	0	0	0	0	0	0	7	10	0.00	0.000						
40 Phil Coke, L (8, 1) ERA: 0.32	0.2		2	0	0	0	2	0	0	0	0	0	0	0	0	0	0.00	0.000					


Detroit Tigers @ Seattle Mariners
Safeco Field, Seattle, WA
Wed May 26 2010, 12:42 PM - 3:26 PM PDT
Att: 22,426 - Roof Closed - 54 F

AB 37
R 4
H 10
RBI 4
BB 2
SO 7
LOB 12



Detroit Tigers @ Seattle Mariners
Safeco Field, Seattle, WA
Wed May 26 2010, 12:42 PM - 3:26 PM PDT
Att: 22,426 - Roof Closed - 54 F

AB 34
R 5
H 10
RBI 5
BB 2
SO 9
LOB 13



Batter	1	2	3	4	5	6	7	8	9	10	AB	R	H	RBI	BB	SO	LOB
51 Ichiro Suzuki, L OBP: 0.383, SLG: 0.412	(1,9) B: FF 88 4-2 C: SI 89 B: SI 88 S: SL 92 X: SI 92		(1,0) B: CH 80 X: SI 89	(1,0) G4-3	(0,0) X: CU 71	(1,0) B: CH 78 X: SI 88		(2,2) C: SI 84 B: SI 88 S: SI 92 X: SI 90		(2,3) F: SI 90 B: SI 88 S: SI 90 X: SI 90	4	0	1	0	1	1	0
9 Chone Figgins, S OBP: 0.314, SLG: 0.262	(1,4) B: FF 89 X: SI 89		(3,2) C: FF 89 B: SI 89 S: SI 91 X: SI 89	(2,1) F9	(2,2) C: SI 87 B: SI 88 S: SI 91 X: SI 89		(0,0) X: FC 88		(0,0) B: SI 88 X: SI 88		4	0	1	0	0	0	2
21 Franklin Gutierrez, R OBP: 0.390, SLG: 0.439	(1,8) B: SAFE C: SI 90 D: SL 88 S: SI 88 X: SI 88		(4,1) B: SAFE C: SI 88 S: SI 88 X: SI 88	(1,2) G1-3	(1,1) C: FF 88 B: SI 88 S: SI 88 X: SI 88		(0,3) C: SI 88 S: SI 88 X: SI 88				2	0	0	0	2	1	1
15 Milton Bradley, S OBP: 0.305, SLG: 0.362	(1,10) B: SI 89 S: SI 90 X: SI 90		(1,3) C: SI 88 S: SI 88 X: SI 88	(1,3) K	(2,2) C: SI 88 S: SI 88 X: SI 88				(0,0) X: SI 93		4	0	0	0	0	2	4
4 Jose Lopez, R OBP: 0.251, SLG: 0.289	(1,5) C: SL 77 F: SL 78 X: FC 91		(0,0) X: SL 78	(2,7) G6-3	(1,0) B: SI 78 X: CH 77				(0,1) C: FF 88 X: FC 88		4	1	2	0	0	0	2
27 Matt Tuasosopo, R OBP: 0.167, SLG: 0.244	(1,3) C: SL 78 B: SI 77 C: SI 90		(1,1) F: FF 88 B: SI 88 S: SI 75 X: SI 77	(1,1) E6	(3,2) B: SI 76 C: CH 78 F: SI 88 X: SI 77				(3,3) B: SI 88 D: FF 88 S: FF 88 F: SI 88 S: FC 88		4	0	0	0	0	2	1
16 Josh Wilson, R OBP: 0.338, SLG: 0.389	(1,6) C: FF 90 X: SL 77		(3,2) F: FF 90 B: SI 89 S: FF 88 X: SL 78	(1,2) P6	(2,2) B: SI 76 C: CH 76 F: SI 89 X: CH 76				(2,0) B: FC 87 B: FC 88 X: SI 88		4	0	0	0	0	0	2
32 Rob Johnson, R OBP: 0.281, SLG: 0.307	(1,2) C: FF 89 C: SI 89		(3,2) B: SI 75 C: SI 77 X: SI 89	(0,2) F9-5	(3,2) C: SI 88 C: CH 78 B: SI 89 S: SI 88 X: SI 88				(2,2) B: SI 88 B: SI 88 S: SI 88 X: SI 88		4	0	0	0	0	1	0
55 Michael Saunders, L OBP: 0.273, SLG: 0.415	(1,7) C: SI 88 C: CU 70 S: SI 90		(1,3) C: SI 88 C: CU 70 S: SI 90	(0,3) K	(0,3) C: CU 68 S: SI 88 X: SI 88				(2,3) C: SI 90 B: SI 88 S: SI 88 X: SI 90		4	0	0	0	0	3	0

Inning Stats	R: 0	H: 0	R: 0	H: 0	R: 0	H: 1	R: 1	H: 1	R: 0	H: 1	R: 0	H: 0	R: 0	H: 0	R: 0	H: 1	R: 0	H: 0	R: 0	H: 0	R: 0	H: 0	R: 0	H: 0	R: 0	H: 0	R: 0	H: 0	R: 0	H: 0	R: 0	H: 0	1B: 4	SF: 0	WP: 0	PA: 37
E: 0	LOB: 2	E: 0	LOB: 0	E: 0	LOB: 2	E: 0	LOB: 1	E: 1	LOB: 0	E: 0	LOB: 0	E: 0	LOB: 0	E: 0	LOB: 0	E: 0	LOB: 1	E: 0	LOB: 0	E: 0	LOB: 0	E: 0	LOB: 0	E: 0	LOB: 0	E: 0	LOB: 0	E: 0	LOB: 0	E: 0	LOB: 0	2B: 1	SAC: 0	PB: 0		
S: 11	P: 23	S: 9	P: 10	S: 16	P: 25	S: 9	P: 16	S: 9	P: 14	S: 9	P: 16	S: 7	P: 9	S: 7	P: 9	S: 13	P: 19	S: 11	P: 23	S: 9	P: 10	S: 16	P: 25	S: 9	P: 16	S: 9	P: 14	S: 7	P: 9	S: 13	P: 19	3B: 0	DP: 1	SB: 4	CS: 0	


PITCHER	IP	WLS	BF	H	R	ER	SO	BB	IBB	HBP	BLK	WP	HR	S	P	ERA	WHIP
36 Jared Weaver, R ERA: 3.01	7.0	1	27	3	1	0	6	3	0	0	0	0	0	71	116	0.00	0.857
45 Francisco Rodriguez, R ERA: 4.97	2.0	1	7	1	0	0	2	0	0	0	0	0	0	14	21	0.00	0.500
40 Brian Fuentes, L	1.0	0	3	0	0	0	2	0	0	0	0	0	0	13	19	0.00	0.000

TOP

Seattle Mariners @ Los Angeles Angels
Angel Stadium of Anaheim, Anaheim, CA
Sat May 29 2010, 1:12 PM - 4:06 PM PDT
Att. 39,382 - Sunny - 79 F

livebaseballscorecards.com

AB	34
R	1
H	4
RBI	0
BB	3
SO	10
LOB	12



Batter	1	2	3	4	5	6	7	8	9	10	AB	R	H	RBI	BB	SO	LOB
2 Erick Aybar, S OBP: 0.298, SLG: 0.291	(1,6) C: CH 91 X: CH 91	(1,0) B: CH 88 X: SI 88		(1,3) B: SI 93 F: FF 94 X: FC 95	(1,3) K		(1,1) C: FF 94 B: SI 94 X: FC 95			(0,2) C: SI 82 B: SI 88 X: FC 86	5	0	0	0	0	1	2
13 Maicer Izturis, S OBP: 0.367, SLG: 0.340	(1,5) C: FF 92 B: FF 93 X: FC 94		(2,2) C: CH 91 B: SI 87 S: CH 87 X: FC 95	(2,2) G6-3	(2,3) F: SI 92 B: SI 94 X: FC 96				(2,2) C: SI 93 B: SI 81 S: CH 90 X: FC 95	(2,1) B: SI 95 S: SI 94 X: SI 95	5	1	1	0	0	1	0
53 Bobby Abreu, L OBP: 0.356, SLG: 0.448	(1,9) B: SI 84 C: SI 89 X: SI 95		(3,2) C: SI 83 C: CU 80 B: CH 80 X: SI 94	(2,2) G3	(1,3) C: SI 84 C: SI 95 C: CU 82				(1,0) B: SI 82 X: SI 95	(4,0) I: IN 86 I: IN 66	4	2	2	1	1	1	0
48 Torii Hunter, R OBP: 0.342, SLG: 0.474	(1,8) C: SI 84 C: SI 82 X: SI 94		(0,0) X: FC 94		(1,1) F: SI 84 B: SI 95 X: SI 95				(0,0) X: SI 93	(2,1) B: SI 83 S: SI 84 X: SI 95	0	0	0	0	0	0	0
77 Reggie Willits, S OBP: 0.350, SLG: 0.242	(2,8) B: CH 88 H: SI 84		(8,1B) 8 BB		(3,2) F: SI 84 B: SI 95 X: SI 95				(0,0) X: SI 93	(2,1) B: SI 83 S: SI 84 X: SI 95	4	1	1	0	0	0	2
8 Kendrys Morales, S OBP: 0.345, SLG: 0.487	(1,3) F: SI 93 C: CH 88 D: CH 88 S: FC 95 X: FC 94		(0,1) F: FF 94 X: FC 94		(0,3) C: CU 80 C: CU 80 S: CH 88				(0,3) S: SI 88 S: CU 82 X: CH 89	(0,0) X: SI 95	4	1	2	4	1	2	0
55 Hideki Matsui, L OBP: 0.309, SLG: 0.383	(1,10) X: FF 95		(0,1) C: FF 94 X: CH 90		(1,0) B: FF 94 X: SI 94				(4,1) C: CU 79 B: CU 81 B: CH 80 B: SI 95	(4,7) B: SI 83 S: SI 84 X: SI 95	3	0	1	0	1	0	5
18 Kevin Frandsen, R OBP: 0.478, SLG: 0.571	(10,10)		(0,1) C: FF 94 X: CH 90	(3,8) F8	(1,0) B: FF 94 X: SI 94				(0,0) X: SI 93	(2,1) B: SI 83 S: SI 84 X: SI 95	0	0	0	0	0	0	0
47 Howie Kendrick, R OBP: 0.285, SLG: 0.342	(1,4) B: FF 92 X: FC 93		(1,1) C: SI 83 C: SI 84 X: FC 93	(1,1) G6-3	(0,1) C: SI 94 X: SI 95				(0,0) X: SI 92	(1,1) B: SI 83 S: SI 84 X: FC 94	4	0	0	0	0	0	2
27 Michael Ryan, L OBP: 0.182, SLG: 0.250	(1,7) C: FF 93 C: CH 89 B: FC 95 C: CH 88		(1,1) B: CU 80 B: SI 90 X: SI 90	(2,8) F8	(0,0) X: CU 78				(1,2) B: SI 83 F: SI 84 X: FC 84	(1,2) B: SI 83 S: SI 84 X: FC 84	4	0	0	0	0	1	1
46 Bobby Wilson, R OBP: 0.200, SLG: 0.222	(1,2) C: SI 84 X: FC 94		(4,2) C: SI 84 B: SI 84 S: CU 81 X: SI 95		(0,3) C: SI 84 S: FC 94				(0,1) C: SI 94 X: SI 94	(1,2) B: SI 83 S: SI 84 X: FC 84	3	0	1	0	1	1	1

Inning Stats	R: 0	H: 1	R: 0	H: 1	R: 0	H: 2	R: 0	H: 0	R: 0	H: 1	R: 0	H: 0	R: 1	H: 1	R: 0	H: 0	R: 0	H: 0	R: 0	H: 0	R: 0	H: 0	R: 0	H: 0	R: 0	H: 0	R: 0	H: 0	R: 0	H: 0	R: 4	SF: 0	WP: 0	PA: 41
E: 0	LOB: 3	E: 0	LOB: 1	E: 0	LOB: 2	E: 0	LOB: 1	E: 0	LOB: 0	E: 0	LOB: 0	E: 0	LOB: 0	E: 0	LOB: 0	E: 0	LOB: 1	E: 1	LOB: 0	E: 1	LOB: 0	E: 0	LOB: 0	E: 1	LOB: 0	E: 0	LOB: 0	E: 0	LOB: 0	3B: 0	DP: 1	PB: 0		
S: 15	P: 25	S: 7	P: 12	S: 11	P: 16	S: 9	P: 16	S: 9	P: 16	S: 6	P: 7	S: 6	P: 7	S: 6	P: 7	S: 7	P: 12	S: 8	P: 16	S: 8	P: 16	S: 7	P: 12	S: 8	P: 16	S: 8	P: 16	S: 8	P: 16	HR: 2	HBP: 1	CS: 0		


PITCHER	IP	WLS	BF	H	R	ER	SO	BB	IBB	HBP	BLK	WP	HR	S	P	ERA	WHIP
34 Félix Hernández, R ERA: 3.5	8.0	1	33	6	1	1	7	3	0	1	0	0	1	71	111	1.12	1.125
43 Brandon League, R ERA: 4.23	1.1	0	8	2	4	3	0	0	1	0	0	0	0	14	23	20.25	1.500

BOTTOM

Seattle Mariners @ Los Angeles Angels
Angel Stadium of Anaheim, Anaheim, CA
Sat May 29 2010, 1:12 PM - 4:06 PM PDT
Att. 39,382 - Sunny - 79 F

livebaseballscorecards.com

AB	36
R	5
H	8
RBI	5
BB	4
SO	7
LOB	13



Batter	1	2	3	4	5	6	7	8	9	10	AB	R	H	RBI	BB	SO	LOB	TOP																												
2 Denard Span, L OBP: 0.362, SLG: 0.369											4	0	0	0	0	2	1																													
27 J.J. Hardy, R OBP: 0.275, SLG: 0.346											4	0	0	0	0	1	0																													
7 Joe Mauer, L OBP: 0.395, SLG: 0.452											3	0	1	0	1	0	0																													
33 Justin Morneau, L OBP: 0.484, SLG: 0.663											4	0	1	0	0	0	1																													
5 Michael Cuddyer, R OBP: 0.343, SLG: 0.466											4	1	2	1	0	1	3																													
16 Jason Kubel, L OBP: 0.342, SLG: 0.383											4	0	0	0	0	1	4																													
21 Delmon Young, R OBP: 0.314, SLG: 0.450											4	0	0	0	0	0	1																													
20 Matt Tolbert, S OBP: 0.250, SLG: 0.250											4	0	1	0	0	1	0																													
8 Nick Punto, S OBP: 0.298, SLG: 0.276											2	0	0	0	1	2	0																													
25 Jim Thome, L OBP: 0.369, SLG: 0.467											1	0	0	0	0	0	0																													
23 Brendan Harris, R OBP: 0.250, SLG: 0.228											0	0	0	0	0	0	0																													
Inning Stats	R: 0 E: 0 K: 1 S: 8	H: 0 LOB: 0 BB: 0 P: 12	R: 0 E: 0 K: 1 S: 11	H: 1 LOB: 1 BB: 0 P: 16	R: 0 E: 0 K: 2 S: 11	H: 0 LOB: 0 BB: 0 P: 13	R: 0 E: 0 K: 2 S: 12	H: 2 LOB: 2 BB: 0 P: 16	R: 0 E: 0 K: 0 S: 7	H: 1 LOB: 1 BB: 1 P: 12	R: 0 E: 0 K: 1 S: 10	H: 0 LOB: 0 BB: 0 P: 14	R: 1 E: 0 K: 1 S: 12	H: 1 LOB: 0 BB: 0 P: 16	R: 0 E: 0 K: 1 S: 9	H: 0 LOB: 0 BB: 0 P: 13	R: 0 E: 0 K: 0 S: 7	H: 0 LOB: 1 BB: 0 P: 17	R: 0 E: 0 K: 0 S: 4	H: 0 LOB: 0 BB: 0 P: 9	1B: 3 2B: 1 3B: 0 HR: 1	SF: 0 SAC: 0 DP: 0 HBP: 0	WP: 0 PB: 1 SB: 0 CS: 1	PA: 36																						
PITCHER	IP 8.0	WLS 29	BF 5	H 1	ER 1	SO 8	BB 1	IBB 0	HBP 0	BLK 0	WP 0	HR 1	S 80	P 112	ERA 1.12	WHIP 0.750																														
36 Cliff Lee, L ERA: 2.91																																														
53 David Aardsma, R ERA: 4.15																																														
43 Brandon League, R ERA: 3.94																																														

Minnesota Twins @ Seattle Mariners
Safeco Field, Seattle, WA
Wed Jun 02 2010, 7:11 PM - 9:57 PM PDT
Att: 20,419 - Cloudy - 58 F

AB 34
R 1
H 5
RBI 1
BB 2
SO 8
LOB 10

Minnesota Twins @ Seattle Mariners
Safeco Field, Seattle, WA
Wed Jun 02 2010, 7:11 PM - 9:57 PM PDT
Att: 20,419 - Cloudy - 58 F

AB 35
R 2
H 8
RBI 2
BB 1
SO 5
LOB 8

Batter	1	2	3	4	5	6	7	8	9	AB	R	H	RBI	BB	SO	LOB	TOP					
2 Denard Span, L (1,8) OBP: 0.360, SLG: 0.364	G6-3																					
20 Matt Tolbert, S (1,4) OBP: 0.167, SLG: 0.167	G3																					
7 Joe Mauer, L (1,2) OBP: 0.392, SLG: 0.453	33 1B																					
33 Justin Morneau, L (1,3) OBP: 0.480, SLG: 0.674	2H 1B																					
25 Jim Thome, L (1,10) OBP: 0.365, SLG: 0.457	G6-3																					
16 Jason Kubel, L (1,9) OBP: 0.340, SLG: 0.380																						
21 Delmon Young, R (1,7) OBP: 0.312, SLG: 0.445																						
22 Danny Valencia, R (1,5) OBP: 0.333, SLG: 0.333																						
8 Nick Punto, S (1,6) OBP: 0.291, SLG: 0.267																						
Inning Stats	R: 1 E: 0 K: 0 S: 9	H: 2 LOB: 1 BB: 0 P: 13	R: 0 E: 0 K: 1 S: 9	H: 1 LOB: 1 BB: 0 P: 15	R: 0 E: 0 K: 1 S: 11	H: 0 LOB: 1 BB: 0 P: 19	R: 0 E: 0 K: 1 S: 8	H: 1 LOB: 1 BB: 0 P: 14	R: 0 E: 0 K: 1 S: 7	H: 0 LOB: 0 BB: 0 P: 10	R: 0 E: 0 K: 1 S: 10	H: 1 LOB: 1 BB: 0 P: 12	R: 0 E: 0 K: 1 S: 11	H: 0 LOB: 0 BB: 0 P: 16	R: 0 E: 0 K: 4 S: 14	H: 0 LOB: 1 BB: 0 P: 17	R: 0 E: 0 K: 0 S: 6	H: 1 LOB: 0 BB: 0 P: 12	1B: 5 2B: 1 3B: 0 HR: 0	SF: 0 SAC: 0 DP: 1 HBP: 0	WP: 1 PB: 0 CS: 0	PA: 34
PITCHER	IP WLS BF H R ER SO BB IBB HBP BLK WP HR S P ERA WHIP																					
34 Félix Hernández, R (1,1) ERA: 3.26	8.0 W 31 5 1 1 9 1 0 0 0 1 0 79 116 1.12 0.750																					
53 David Aardsma, R (9,1) ERA: 3.93	1.0 S 3 1 0 0 0 0 0 0 0 0 0 6 12 0.00 1.000																					

Minnesota Twins @ Seattle Mariners
Safeco Field, Seattle, WA
Thu Jun 03 2010, 7:12 PM - 9:32 PM PDT
Att: 21,307 - Partly Cloudy - 62 F

AB 33
R 1
H 6
RBI 1
BB 1
SO 9
LOB 9



Batter	1	2	3	4	5	6	7	8	9	AB	R	H	RBI	BB	SO	LOB	BOTTOM					
51 Ichiro Suzuki, L (1,9) OBP: 0.392, SLG: 0.416	21 S 9 SH5-3 BB																					
9 Chone Figgins, S (1,4) OBP: 0.325, SLG: 0.277	SH5-3																					
21 Franklin Gutierrez, R (1,8) OBP: 0.365, SLG: 0.426	K																					
4 Jose Lopez, R (1,5) OBP: 0.273, SLG: 0.335	G6-3																					
15 Milton Bradley, S (1,10) OBP: 0.296, SLG: 0.339																						
13 Casey Kotchman, L (1,3) OBP: 0.273, SLG: 0.309																						
16 Josh Wilson, R (1,6) OBP: 0.364, SLG: 0.407																						
32 Rob Johnson, R (1,2) OBP: 0.265, SLG: 0.286																						
55 Michael Saunders, L (1,7) OBP: 0.275, SLG: 0.417																						
Inning Stats	R: 0 E: 0 K: 1 S: 8	H: 0 LOB: 1 BB: 0 P: 16	R: 0 E: 0 K: 1 S: 9	H: 1 LOB: 0 BB: 0 P: 10	R: 4 E: 0 K: 0 S: 12	H: 3 LOB: 0 BB: 1 P: 22	R: 0 E: 0 K: 0 S: 7	H: 2 LOB: 1 BB: 0 P: 8	R: 0 E: 0 K: 2 S: 12	H: 1 LOB: 1 BB: 0 P: 19	R: 0 E: 0 K: 0 S: 10	H: 1 LOB: 0 BB: 0 P: 14	R: 0 E: 0 K: 1 S: 15	H: 0 LOB: 0 BB: 0 P: 20	R: 0 E: 0 K: 1 S: 7	H: 1 LOB: 1 BB: 0 P: 13	R: 0 E: 0 K: 1 S: 3	H: 0 LOB: 0 BB: 0 P: 10	1B: 7 2B: 2 3B: 0 HR: 1	SF: 0 SAC: 1 DP: 2 HBP: 0	WP: 0 PB: 0 CS: 0	PA: 33
PITCHER	IP WLS BF H R ER SO BB IBB HBP BLK WP HR S P ERA WHIP																					
48 Carl Pavano, R (1,1) ERA: 4.11	7.0 L 29 8 4 4 5 2 0 0 0 0 1 73 109 5.14 1.429																					
28 Jesse Crain, R (8,1) ERA: 4.88	1.0 4 1 0 0 1 0 0 0 0 0 7 13 0.00 1.000																					

Minnesota Twins @ Seattle Mariners
Safeco Field, Seattle, WA
Thu Jun 03 2010, 7:12 PM - 9:32 PM PDT
Att: 21,307 - Partly Cloudy - 62 F

AB 30
R 4
H 9
RBI 4
BB 2
SO 6
LOB 9



Batter	1	2	3	4	5	6	7	8	9	AB	R	H	RBI	BB	SO	LOB	TOP		
13 Maicer Izturis, S OBP: 0.333, SLG: 0.380	G3		48 E 55 1B BB		F8		47 2B 2B		F8	4	2	1	0	1	0	0	Los Angeles Angels @ Seattle Mariners Safeco Field, Seattle, WA Fri Jun 04 2010, 7:13 PM - 9:56 PM PDT Att: 29,231 - Roof Closed - 56 F		
47 Howie Kendrick, R OBP: 0.286, SLG: 0.372	F9		SH5-3		F9		2B		G6-3	4	0	1	2	0	0				
53 Bobby Abreu, L OBP: 0.356, SLG: 0.435	F9		55 1B BB		L6		K			3	0	0	0	1	1	2			
48 Tori Hunter, R OBP: 0.347, SLG: 0.503		55 HR BB	SF8		P3		G6-3			2	1	0	1	1	0	2			
55 Hideki Matsui, L OBP: 0.344, SLG: 0.439		HR								3	1	3	3	1	0	0			
77 Reggie Willits, S OBP: 0.373, SLG: 0.302			1B							0	0	0	0	0	0	0			
44 Mike Napoli, R OBP: 0.323, SLG: 0.493	G5-3		L9		G6-4-3		G5-3		G5-3	4	0	0	0	0	0	4			
20 Juan Rivera, R OBP: 0.296, SLG: 0.423	F9				P3		HR		F8	4	1	1	1	0	0	2			
27 Michael Ryan, L OBP: 0.226, SLG: 0.310	F7		G6-3		G6-3		13 2B 47 2B 1B		G5-3	3	0	1	0	0	0	0			
39 Robb Quinlan, R										1	1	0	0	0	0	2			
2 Erick Aybar, S OBP: 0.320, SLG: 0.313			47 SH5-3 48 SF8 13 BB 1B		G6-3		F7		F7	4	1	1	0	0	0	1			
Inning Stats	R: 0 H: 0 E: 0 K: 0 S: 10	H: 0 LOB: 0 BB: 0 P: 14	R: 2 H: 1 E: 0 K: 0 S: 17	H: 1 LOB: 0 BB: 0 P: 29	R: 2 H: 2 E: 1 K: 0 S: 15	H: 2 LOB: 2 BB: 2 P: 26	R: 0 H: 0 E: 0 K: 0 S: 8	H: 0 LOB: 0 BB: 0 P: 14	R: 0 H: 0 E: 0 K: 0 S: 5	H: 0 LOB: 0 BB: 1 P: 11	R: 3 H: 4 E: 0 K: 1 S: 17	H: 4 LOB: 2 BB: 0 P: 25	R: 0 H: 1 E: 0 K: 0 S: 11	H: 1 LOB: 2 BB: 0 P: 14	R: 0 H: 0 E: 0 K: 0 S: 4	H: 0 LOB: 0 BB: 7 P: 7	1B: 4 2B: 2 3B: 0 HR: 2	SF: 1 SAC: 1 DP: 1 HBP: 0	WP: 0 PA: 38 PB: 0 SB: 0 CS: 0
PITCHER	IP WLS BF H R ER SO BB IBB HBP BLK WP HR S P ERA WHIP																		
35 Ian Snell, R ERA: 4.64	5.1 L 23 3 4 3 0 4 0 0 0 0 0 1 60 98 5.06 1.312																		
46 Sean White, R ERA: 4.15	0.2 3 2 2 2 0 0 0 0 0 0 0 1 6 8 27.00 3.000																		
33 Chad Cordero, R ERA: 9.0	1.0 5 2 1 1 1 0 0 0 0 0 0 0 12 19 9.00 2.000																		
49 Garrett Olson, L ERA:	2.0 7 1 0 0 0 0 0 0 0 0 0 0 15 21 0.00 0.500																		

Batter	1	2	3	4	5	6	7	8	9	AB	R	H	RBI	BB	SO	LOB	BOTTOM		
51 Ichiro Suzuki, L OBP: 0.398, SLG: 0.422	G5-4-3 1B		G5-4-3 1B		G4-3 1B		G4-3			4	0	3	1	0	0	0	Los Angeles Angels @ Seattle Mariners Safeco Field, Seattle, WA Fri Jun 04 2010, 7:13 PM - 9:56 PM PDT Att: 29,231 - Roof Closed - 56 F		
9 Chone Figgins, S OBP: 0.323, SLG: 0.273	G5-4-3 1-2		G5-4-3 1-2		G5-4-3 1-2		K			3	0	0	0	1	1	2			
21 Franklin Gutierrez, R OBP: 0.397, SLG: 0.433	G5-4-3 2B		F8		F8		1B			4	0	2	0	0	0	2			
4 Jose Lopez, R OBP: 0.272, SLG: 0.333	G6-3				G5-3 1B		G5-3		F9	4	0	1	0	0	0	2			
15 Milton Bradley, S OBP: 0.288, SLG: 0.328	G6-3		F7		F9		F9		P4	4	0	0	0	0	0	2			
16 Josh Wilson, R OBP: 0.359, SLG: 0.394	L4		G6-4-3 1-2		G6-4-3 1-2		BB		K	3	0	0	0	1	1	1			
27 Matt Tuiasosopo, R OBP: 0.184, SLG: 0.250			41 1B 1B		G4-3 1B		G4-3		G6-3	4	1	2	0	0	0	1			
41 Eliezer Alfonzo, R OBP: 0.429, SLG: 0.643					F9		K		G6-3	4	0	1	0	0	1	1			
12 Ryan Langerhans, L OBP: 0.412, SLG: 0.360					G1-3		K		K	3	0	0	0	0	2	3			
Inning Stats	R: 0 H: 2 E: 0 K: 0 S: 12	H: 2 LOB: 1 BB: 0 P: 19	R: 0 H: 2 E: 0 K: 1 S: 11	H: 2 LOB: 2 BB: 0 P: 18	R: 0 H: 1 E: 0 K: 0 S: 11	H: 1 LOB: 0 BB: 0 P: 15	R: 0 H: 1 E: 0 K: 0 S: 4	H: 1 LOB: 0 BB: 0 P: 7	R: 1 H: 2 E: 0 K: 0 S: 8	H: 2 LOB: 2 BB: 1 P: 17	R: 0 H: 0 E: 0 K: 2 S: 11	H: 0 LOB: 1 BB: 1 P: 19	R: 0 H: 0 E: 0 K: 2 S: 10	H: 1 LOB: 0 BB: 0 P: 16	R: 0 H: 0 E: 0 K: 1 S: 9	H: 0 LOB: 0 BB: 0 P: 14		1B: 8 2B: 1 3B: 0 HR: 0	SF: 0 SAC: 0 DP: 3 HBP: 0
PITCHER	IP WLS BF H R ER SO BB IBB HBP BLK WP HR S P ERA WHIP																		
51 Joe Saunders, L ERA: 4.78	6.0 W 25 8 1 1 1 2 0 0 0 0 0 0 0 8 95 1.50 1.667																		
45 Francisco Rodriguez, R ERA:	1.0 3 0 0 0 2 0 0 0 0 0 0 0 8 11 0.00 0.000																		
70 Trevor Bell, R ERA: 2.25	2.0 7 1 0 0 2 0 0 0 0 0 0 0 19 30 0.00 0.500																		

AB 32
R 7
H 8
RBI 7
BB 4
SO 1
LOB 13



AB 33
R 1
H 9
RBI 1
BB 2
SO 5
LOB 14



Batter	1	2	3	4	5	6	7	8	9	AB	R	H	RBI	BB	SO	LOB	TOP									
2 Erick Aybar, S OBP: 0.328, SLG: 0.326										5	2	4	1	1	0	0										
47 Howie Kendrick, R OBP: 0.354, SLG: 0.381										6	0	2	1	0	1	7										
53 Bobby Abreu, L OBP: 0.353, SLG: 0.422										6	0	0	0	0	1	5										
48 Tori Hunter, R OBP: 0.354, SLG: 0.515										5	0	1	1	0	2	2										
55 Hideki Matsui, L OBP: 0.332, SLG: 0.444										5	2	2	1	0	1	3										
44 Mike Napoli, R OBP: 0.335, SLG: 0.526										5	3	4	2	0	1	0										
20 Juan Rivera, R OBP: 0.306, SLG: 0.423										5	1	1	1	0	1	2										
18 Kevin Frandsen, R OBP: 0.447, SLG: 0.500										5	0	1	0	0	0	3										
39 Robb Quinlan, R OBP: 0.358, SLG: 0.263										5	1	3	1	0	0	2										
Inning Stats	R: 1 E: 0 K: 1 S: 13	H: 2 LOB: 1 BB: 0 P: 19	R: 0 E: 0 K: 0 S: 8	H: 1 LOB: 0 BB: 0 P: 9	R: 0 E: 1 K: 1 S: 13	H: 1 LOB: 2 BB: 0 P: 24	R: 1 E: 0 K: 0 S: 14	H: 3 LOB: 2 BB: 0 P: 17	R: 1 E: 0 K: 2 S: 10	H: 1 LOB: 0 BB: 0 P: 15	R: 1 E: 0 K: 0 S: 14	H: 2 LOB: 2 BB: 0 P: 22	R: 2 E: 0 K: 1 S: 24	H: 4 LOB: 3 BB: 1 P: 38	R: 0 E: 0 K: 2 S: 9	H: 0 LOB: 0 BB: 0 P: 13	R: 3 E: 0 K: 0 S: 17	H: 4 LOB: 1 BB: 0 P: 26	1B: 10 2B: 5 HR: 2	SF: 0 SAC: 0 HBP: 0	WP: 0 PB: 0 SB: 0 CS: 0	PA: 48				
PITCHER	IP WLS BF H R ER SO BB IBB HBP BLK WP HR S P ERA WHIP	IP WLS BF H R ER SO BB IBB HBP BLK WP HR S P ERA WHIP	IP WLS BF H R ER SO BB IBB HBP BLK WP HR S P ERA WHIP	IP WLS BF H R ER SO BB IBB HBP BLK WP HR S P ERA WHIP	IP WLS BF H R ER SO BB IBB HBP BLK WP HR S P ERA WHIP	IP WLS BF H R ER SO BB IBB HBP BLK WP HR S P ERA WHIP	IP WLS BF H R ER SO BB IBB HBP BLK WP HR S P ERA WHIP	IP WLS BF H R ER SO BB IBB HBP BLK WP HR S P ERA WHIP	IP WLS BF H R ER SO BB IBB HBP BLK WP HR S P ERA WHIP	IP WLS BF H R ER SO BB IBB HBP BLK WP HR S P ERA WHIP	IP WLS BF H R ER SO BB IBB HBP BLK WP HR S P ERA WHIP	IP WLS BF H R ER SO BB IBB HBP BLK WP HR S P ERA WHIP	IP WLS BF H R ER SO BB IBB HBP BLK WP HR S P ERA WHIP	IP WLS BF H R ER SO BB IBB HBP BLK WP HR S P ERA WHIP	IP WLS BF H R ER SO BB IBB HBP BLK WP HR S P ERA WHIP	IP WLS BF H R ER SO BB IBB HBP BLK WP HR S P ERA WHIP	IP WLS BF H R ER SO BB IBB HBP BLK WP HR S P ERA WHIP	IP WLS BF H R ER SO BB IBB HBP BLK WP HR S P ERA WHIP	IP WLS BF H R ER SO BB IBB HBP BLK WP HR S P ERA WHIP	IP WLS BF H R ER SO BB IBB HBP BLK WP HR S P ERA WHIP	IP WLS BF H R ER SO BB IBB HBP BLK WP HR S P ERA WHIP	IP WLS BF H R ER SO BB IBB HBP BLK WP HR S P ERA WHIP	IP WLS BF H R ER SO BB IBB HBP BLK WP HR S P ERA WHIP	IP WLS BF H R ER SO BB IBB HBP BLK WP HR S P ERA WHIP	IP WLS BF H R ER SO BB IBB HBP BLK WP HR S P ERA WHIP	IP WLS BF H R ER SO BB IBB HBP BLK WP HR S P ERA WHIP

Los Angeles Angels @ Seattle Mariners
Safeco Field, Seattle, WA
Sun Jun 06 2010, 1:12 PM - 4:37 PM PDT
Att: 33,084 - Cloudy - 58 F

AB 47
R 9
H 18
RBI 8
BB 1
SO 7
LOB 24



Batter	1	2	3	4	5	6	7	8	9	AB	R	H	RBI	BB	SO	LOB	BOTTOM									
51 Ichiro Suzuki, L OBP: 0.412, SLG: 0.437										3	1	2	1	2	0	2										
9 Chone Figgins, S OBP: 0.331, SLG: 0.280										2	0	1	0	0	0	1										
27 Matt Tuiasosopo, L OBP: 0.192, SLG: 0.255										3	0	1	0	0	2	4										
21 Franklin Gutierrez, R OBP: 0.379, SLG: 0.425										5	0	1	0	0	2	3										
4 Jose Lopez, R OBP: 0.269, SLG: 0.327										5	1	2	1	0	0	1										
15 Milton Bradley, S OBP: 0.284, SLG: 0.323										5	1	1	1	0	1	3										
16 Josh Wilson, R OBP: 0.357, SLG: 0.417										5	0	2	1	0	0	3										
13 Casey Kotchman, L OBP: 0.272, SLG: 0.306										4	0	1	0	0	0	2										
41 Eliezer Alfonzo, R OBP: 0.389, SLG: 0.556										4	0	1	0	0	1	1										
55 Michael Saunders, L OBP: 0.288, SLG: 0.389										2	1	0	0	2	1	2										
Inning Stats	R: 3 E: 0 K: 1 S: 15	H: 4 LOB: 1 BB: 1 P: 23	R: 0 E: 0 K: 1 S: 11	H: 1 LOB: 0 BB: 0 P: 17	R: 0 E: 0 K: 0 S: 5	H: 0 LOB: 0 BB: 0 P: 8	R: 0 E: 0 K: 1 S: 14	H: 2 LOB: 3 BB: 1 P: 23	R: 0 E: 0 K: 0 S: 7	H: 1 LOB: 1 BB: 0 P: 11	R: 1 E: 0 K: 2 S: 14	H: 1 LOB: 1 BB: 1 P: 25	R: 0 E: 0 K: 1 S: 6	H: 0 LOB: 0 BB: 0 P: 7	R: 0 E: 0 K: 0 S: 14	H: 1 LOB: 2 BB: 1 P: 21	R: 0 E: 0 K: 1 S: 13	H: 2 LOB: 2 BB: 0 P: 19	1B: 7 2B: 4 3B: 1 HR: 0	SF: 0 SAC: 0 HBP: 0	WP: 0 PB: 0 SB: 0 CS: 0	PA: 42				
PITCHER	IP WLS BF H R ER SO BB IBB HBP BLK WP HR S P ERA WHIP	IP WLS BF H R ER SO BB IBB HBP BLK WP HR S P ERA WHIP	IP WLS BF H R ER SO BB IBB HBP BLK WP HR S P ERA WHIP	IP WLS BF H R ER SO BB IBB HBP BLK WP HR S P ERA WHIP	IP WLS BF H R ER SO BB IBB HBP BLK WP HR S P ERA WHIP	IP WLS BF H R ER SO BB IBB HBP BLK WP HR S P ERA WHIP	IP WLS BF H R ER SO BB IBB HBP BLK WP HR S P ERA WHIP	IP WLS BF H R ER SO BB IBB HBP BLK WP HR S P ERA WHIP	IP WLS BF H R ER SO BB IBB HBP BLK WP HR S P ERA WHIP	IP WLS BF H R ER SO BB IBB HBP BLK WP HR S P ERA WHIP	IP WLS BF H R ER SO BB IBB HBP BLK WP HR S P ERA WHIP	IP WLS BF H R ER SO BB IBB HBP BLK WP HR S P ERA WHIP	IP WLS BF H R ER SO BB IBB HBP BLK WP HR S P ERA WHIP	IP WLS BF H R ER SO BB IBB HBP BLK WP HR S P ERA WHIP	IP WLS BF H R ER SO BB IBB HBP BLK WP HR S P ERA WHIP	IP WLS BF H R ER SO BB IBB HBP BLK WP HR S P ERA WHIP	IP WLS BF H R ER SO BB IBB HBP BLK WP HR S P ERA WHIP	IP WLS BF H R ER SO BB IBB HBP BLK WP HR S P ERA WHIP	IP WLS BF H R ER SO BB IBB HBP BLK WP HR S P ERA WHIP	IP WLS BF H R ER SO BB IBB HBP BLK WP HR S P ERA WHIP	IP WLS BF H R ER SO BB IBB HBP BLK WP HR S P ERA WHIP	IP WLS BF H R ER SO BB IBB HBP BLK WP HR S P ERA WHIP	IP WLS BF H R ER SO BB IBB HBP BLK WP HR S P ERA WHIP	IP WLS BF H R ER SO BB IBB HBP BLK WP HR S P ERA WHIP	IP WLS BF H R ER SO BB IBB HBP BLK WP HR S P ERA WHIP	IP WLS BF H R ER SO BB IBB HBP BLK WP HR S P ERA WHIP

Los Angeles Angels @ Seattle Mariners
Safeco Field, Seattle, WA
Sun Jun 06 2010, 1:12 PM - 4:37 PM PDT
Att: 33,084 - Cloudy - 58 F

AB 38
R 4
H 12
RBI 4
BB 4
SO 7
LOB 22



Batter	1	2	3	4	5	6	7	8	9	AB	R	H	RBI	BB	SO	LOB	TOP										
51 Ichiro Suzuki, L (1,9) OBP: 0.412, SLG: 0.431	G4-3	BB		SH1-3		G1-3			FC4	3	0	0	0	2	0	2	Seattle Mariners @ Texas Rangers Rangers Ballpark in Arlington, Arlington, TX Mon Jun 07 2010, 8:10 PM - 10:43 PM EDT Att: 20,212 - Partly Cloudy - 93 F livebaseballscorecards.com										
15 Milton Bradley, S (1,10) OBP: 0.293, SLG: 0.321	1B	K		SH1-3			F8		K	4	0	1	0	0	2	2											
21 Franklin Gutierrez, R (1,8) OBP: 0.269, SLG: 0.416	K			K			L1			4	0	0	0	0	2	2											
4 Jose Lopez, R (1,5) OBP: 0.269, SLG: 0.326	G1-3						G5-3			4	0	1	0	0	0	1											
20 Mike Carp, L (1,3) OBP: 0.250, SLG: 0.250				E3			F7		F7	4	1	1	0	0	0	1											
13 Casey Kotchman, L (8,3) OBP: 0.272, SLG: 0.306				1B			F7			0	0	0	0	0	0	0											
16 Josh Wilson, R (1,6) OBP: 0.353, SLG: 0.411				1B			G6-3		G4-3	4	1	1	0	0	0	1											
32 Rob Johnson, R (1,2) OBP: 0.292, SLG: 0.292				1B			G5-3		G5-3	4	1	2	1	0	0	0											
55 Michael Saunders, L (1,7) OBP: 0.286, SLG: 0.431				K			G4-3		K	4	1	1	3	0	2	2											
9 Chone Figgins, S (1,4) OBP: 0.337, SLG: 0.289				HR			F8		FC4	4	0	3	0	0	0	0											
Inning Stats	R: 0 H: 1 E: 0 K: 1 S: 12	H: 1 LOB: 1 BB: 0 P: 21	R: 3 H: 4 E: 0 K: 1 S: 16	H: 4 LOB: 1 BB: 1 P: 26	R: 1 H: 3 E: 1 K: 1 S: 17	LOB: 3 BB: 0 P: 27	R: 0 H: 0 E: 0 K: 1 S: 12	H: 0 LOB: 1 BB: 1 P: 21	R: 0 H: 1 E: 0 K: 0 S: 8	H: 1 LOB: 0 BB: 0 P: 12	R: 0 H: 0 E: 0 K: 0 S: 8	H: 0 LOB: 0 BB: 0 P: 12	R: 0 H: 0 E: 0 K: 0 S: 7	H: 0 LOB: 0 BB: 0 P: 10	R: 0 H: 1 E: 0 K: 2 S: 12	H: 1 LOB: 1 BB: 0 P: 19	1B: 9 2B: 0 3B: 0 HR: 1	SF: 0 SAC: 1 DP: 0 HBP: 0	WP: 1 PB: 0 SB: 2 CS: 2	PA: 38							
PITCHER	IP	WLS	BF	H	R	ER	SO	BB	IBB	HBP	BLK	WP	HR	S	P	ERA	WHIP										
39 Scott Feldman, R (1,1) ERA: 5.73	5.2	L	27	9	4	3	4	2	0	0	0	1	1	75	120	4.76	1.941										
54 Matt Harrison, L (6,1) ERA: 4.97	3.1		11	1	0	0	2	0	0	0	0	0	0	29	44	0.00	0.300										

Batter	1	2	3	4	5	6	7	8	9	AB	R	H	RBI	BB	SO	LOB	BOTTOM										
23 Craig Gentry, R (1,7) OBP: 0.250, SLG: 0.231	K			1B		G6-3			G6-3	4	0	1	0	0	1	2	Seattle Mariners @ Texas Rangers Rangers Ballpark in Arlington, Arlington, TX Mon Jun 07 2010, 8:10 PM - 10:43 PM EDT Att: 20,212 - Partly Cloudy - 93 F livebaseballscorecards.com										
10 Michael Young, R (1,5) OBP: 0.367, SLG: 0.462	G6-3			K					1B	4	1	1	0	0	2	1											
5 Ian Kinsler, R (1,4) OBP: 0.370, SLG: 0.346	F9			K					1B	4	1	1	0	0	2	1											
27 Vladimir Guerrero, R (1,10) OBP: 0.362, SLG: 0.554				1B					F8	4	0	1	0	0	0	2											
32 Josh Hamilton, L (1,8) OBP: 0.346, SLG: 0.532				1B					1B	4	0	1	1	0	0	2											
14 Joaquin Arias, R (1,3) OBP: 0.313, SLG: 0.349				G3					1B	4	0	1	1	0	0	2											
12 Justin Smoak, S (8,PH) OBP: 0.329, SLG: 0.376									1B	3	0	0	0	0	1	0											
7 David Murphy, L (1,9) OBP: 0.269, SLG: 0.359									E1	4	0	1	0	0	0	1											
15 Matt Treanor, R (1,2) OBP: 0.313, SLG: 0.395									P3	4	0	0	0	0	0	3											
3 Andrés Blanco, S (1,6) OBP: 0.286, SLG: 0.205									K	3	0	1	0	0	1	0											
Inning Stats	R: 0 H: 0 E: 0 K: 1 S: 7	H: 0 LOB: 0 BB: 0 P: 10	R: 0 H: 0 E: 0 K: 0 S: 9	H: 0 LOB: 0 BB: 0 P: 10	R: 0 H: 0 E: 0 K: 0 S: 6	H: 0 LOB: 0 BB: 0 P: 7	R: 0 H: 2 E: 0 K: 2 S: 10	H: 2 LOB: 0 BB: 0 P: 14	R: 0 H: 2 E: 0 K: 0 S: 13	H: 2 LOB: 2 BB: 0 P: 19	R: 0 H: 0 E: 0 K: 2 S: 9	H: 0 LOB: 0 BB: 0 P: 11	R: 0 H: 0 E: 0 K: 1 S: 8	H: 0 LOB: 0 BB: 0 P: 9	R: 0 H: 0 E: 0 K: 1 S: 5	H: 0 LOB: 0 BB: 0 P: 7	R: 2 H: 3 E: 1 K: 0 S: 17	H: 3 LOB: 2 BB: 0 P: 20	1B: 7 2B: 0 3B: 0 HR: 0	SF: 0 SAC: 0 DP: 0 HBP: 0	WP: 0 PB: 0 SB: 0 CS: 0	PA: 35					
PITCHER	IP	WLS	BF	H	R	ER	SO	BB	IBB	HBP	BLK	WP	HR	S	P	ERA	WHIP										
36 Cliff Lee, L (1,1) ERA: 2.77	9.0	W	35	7	2	2	7	0	0	0	0	0	0	84	107	2.00	0.778										

Batter	1	2	3	4	5	6	7	8	9	AB	R	H	RBI	BB	SO	LOB	TOP
51 Ichiro Suzuki, L (1,9) OBP: 0.405, SLG: 0.424	F7		G4-3		K		G3			4	0	0	0	0	1	3	
15 Milton Bradley, S (1,10) OBP: 0.276, SLG: 0.312	K		G3		K			G3-1		4	0	0	0	0	2	2	
21 Franklin Gutierrez, R (1,8) OBP: 0.374, SLG: 0.420	G1-6-3							F9		4	1	2	0	0	0	0	
4 Jose Lopez, R (1,5) OBP: 0.269, SLG: 0.322		F8						G6-3		3	0	0	0	1	0	1	
20 Mike Carp, L (1,3) OBP: 0.125, SLG: 0.125	K									4	0	0	0	0	1	3	
16 Josh Wilson, R (1,6) OBP: 0.342, SLG: 0.396	F7									4	0	0	0	0	0	3	
32 Rob Johnson, R (1,2) OBP: 0.300, SLG: 0.312										4	0	2	1	0	0	0	
55 Michael Saunders, L (1,7) OBP: 0.288, SLG: 0.417										2	0	0	0	1	1	3	
9 Chone Figgins, S (1,4) OBP: 0.337, SLG: 0.286										2	0	0	0	1	0	1	
Inning Stats	R: 0 H: 0 E: 0 K: 1 S: 13	H: 0 LOB: 0 BB: 0 P: 18	R: 0 H: 0 E: 0 K: 1 S: 10	H: 0 LOB: 0 BB: 0 P: 16	R: 0 H: 0 E: 1 K: 0 S: 9	H: 0 LOB: 2 BB: 2 P: 21	R: 1 H: 2 E: 0 K: 0 S: 14	H: 1 LOB: 1 BB: 0 P: 12	R: 0 H: 1 E: 0 K: 1 S: 12	H: 0 LOB: 0 BB: 0 P: 8	R: 0 H: 0 E: 0 K: 0 S: 13	H: 0 LOB: 0 BB: 0 P: 19	1B: 3 2B: 1 3B: 0 HR: 0	SF: 0 SAC: 0 DP: 0 HBP: 0	WP: 0 PB: 0 SB: 0 CS: 2	PA: 34	
PITCHER	IP WLS BF H R ER SO BB IBB HBP BLK WP HR S P ERA WHIP																
48 Colby Lewis, R (1,1) ERA: 3.4	7.0 W 28 4 1 1 5 3 0 0 0 0 0 0 75 119 1.29 1.000																
49 Chris Ray, R (8,1) ERA: 3.55	1.0 3 0 0 0 0 0 0 0 0 0 0 0 7 8 0.00 0.000																
56 Darren O'Day, R (9,1) ERA: 2.31	1.0 3 0 0 0 0 0 0 0 0 0 0 0 13 19 0.00 0.000																

Seattle Mariners @ Texas Rangers
Rangers Ballpark in Arlington, Arlington, TX
Tue Jun 08 2010, 8:09 PM - 10:47 PM EDT
Att: 18,774 - Partly Cloudy - 87 F

AB 31
R 1
H 4
RBI 1
BB 3
SO 5
LOB 16



Batter	1	2	3	4	5	6	7	8	9	AB	R	H	RBI	BB	SO	LOB	BOTTOM				
1 Elvis Andrus, R (1,6) OBP: 0.397, SLG: 0.368	FC6-4									5	1	3	2	0	0	2					
10 Michael Young, R (1,5) OBP: 0.384, SLG: 0.456	FC6-4									5	1	1	0	0	0	5					
14 Joaquin Arias, R (9,4) OBP: 0.313, SLG: 0.349	FC6-4									0	0	0	0	0	0	0					
5 Ian Kinsler, R (1,4) OBP: 0.367, SLG: 0.338	G5-3									3	1	0	0	0	1	2					
3 Andrés Blanco, S (8,4) OBP: 0.280, SLG: 0.200										1	0	0	0	0	0	1					
27 Vladimir Guerrero, R (1,10) OBP: 0.359, SLG: 0.560	K									5	1	1	2	0	1	3					
32 Josh Hamilton, L (1,7) OBP: 0.349, SLG: 0.534										3	1	1	2	0	0	0					
7 David Murphy, L (1,9) OBP: 0.274, SLG: 0.359	K									3	0	1	0	1	1	1					
12 Justin Smoak, S (1,3) OBP: 0.340, SLG: 0.378										2	1	1	1	2	1	1					
51 Max Ramirez, R (1,2) OBP: 0.352, SLG: 0.400										3	1	0	0	1	1	3					
20 Julio Borbon, L (1,8) OBP: 0.269, SLG: 0.293										4	0	1	0	0	1	6					
Inning Stats	R: 2 H: 3 E: 0 K: 2 S: 15	H: 1 LOB: 1 BB: 0 P: 23	R: 0 H: 1 E: 0 K: 0 S: 7	H: 0 LOB: 1 BB: 1 P: 14	R: 0 H: 0 E: 0 K: 0 S: 7	H: 0 LOB: 0 BB: 0 P: 10	R: 0 H: 0 E: 0 K: 2 S: 10	H: 0 LOB: 1 BB: 1 P: 17	R: 0 H: 0 E: 0 K: 1 S: 7	H: 0 LOB: 0 BB: 0 P: 12	R: 3 H: 3 E: 0 K: 0 S: 17	H: 3 LOB: 2 BB: 1 P: 27	R: 2 H: 1 E: 1 K: 1 S: 16	H: 1 LOB: 2 BB: 1 P: 27	R: 0 H: 1 E: 0 K: 0 S: 8	H: 1 LOB: 1 BB: 0 P: 12	1B: 6 2B: 2 3B: 0 HR: 1	SF: 0 SAC: 0 DP: 0 HBP: 2	WP: 0 PB: 0 SB: 0 CS: 0	PA: 40	
PITCHER	IP WLS BF H R ER SO BB IBB HBP BLK WP HR S P ERA WHIP																				
34 Félix Hernández, R (1,1) ERA: 3.77	6.0 L 31 8 7 7 5 3 0 2 0 0 0 0 65 107 10.50 1.833																				
49 Garrett Olson, L (7,1) ERA: 5.79	1.0 5 0 0 0 1 1 0 0 0 0 0 14 23 0.00 1.000																				
33 Chad Cordero, R (8,1) ERA: 3.0	1.0 4 1 0 0 0 0 0 0 0 0 0 8 12 0.00 1.000																				

Seattle Mariners @ Texas Rangers
Rangers Ballpark in Arlington, Arlington, TX
Tue Jun 08 2010, 8:09 PM - 10:47 PM EDT
Att: 18,774 - Partly Cloudy - 87 F

AB 34
R 7
H 9
RBI 7
BB 4
SO 6
LOB 24



Batter	1	2	3	4	5	6	7	8	9	AB	R	H	RBI	BB	SO	LOB	TOP			
51 Ichiro Suzuki, L (1,9) OBP: 0.393, SLG: 0.414										5	0	1	1	0	2	0	Seattle Mariners @ San Diego Padres PETCO Park, San Diego, CA Fri Jun 11 2010, 10:08 PM - 12:58 AM EDT Att: 20,049 - Cloudy - 67 F			
9 Chone Figgins, S (1,4) OBP: 0.338, SLG: 0.284										3	1	0	0	0	0	1				
21 Franklin Gutierrez, R (1,8) OBP: 0.365, SLG: 0.417										4	0	1	1	0	1	1				
4 Jose Lopez, R (1,5) OBP: 0.260, SLG: 0.314										4	0	0	0	0	2					
15 Milton Bradley, S (1,7) OBP: 0.293, SLG: 0.345										4	1	3	1	0	1	0				
16 Josh Wilson, R (1,6) OBP: 0.348, SLG: 0.407										4	0	3	0	0	0	1				
13 Casey Kotchman, L (1,3) OBP: 0.267, SLG: 0.299										4	0	0	0	0	0	5				
41 Eliezer Alfonzo, R (1,2) OBP: 0.308, SLG: 0.462										4	1	1	0	0	1	3				
38 Jason Vargas, L (1,1) 23 Shawn Kelley, R (7,1) 43 Brandon League, R (8,1) 55 Michael Saunders, L (9,PH) 53 David Aardsma, R (9,1)										2	0	0	0	0	1	3				
Inning Stats	R: 0 E: 0 K: 1 S: 11	H: 1 LOB: 1 BB: 0 P: 17	R: 0 E: 0 K: 1 S: 13	H: 2 LOB: 2 BB: 0 P: 17	R: 0 E: 0 K: 1 S: 9	H: 0 LOB: 0 BB: 0 P: 13	R: 0 E: 0 K: 1 S: 9	H: 1 LOB: 1 BB: 0 P: 15	R: 2 E: 0 K: 0 S: 13	H: 2 LOB: 1 BB: 0 P: 18	R: 1 E: 0 K: 1 S: 13	H: 2 LOB: 1 BB: 0 P: 20	R: 0 E: 0 K: 0 S: 8	H: 1 LOB: 1 BB: 0 P: 11	R: 0 E: 0 K: 0 S: 8	H: 0 LOB: 0 BB: 0 P: 12		1B: 6 2B: 1 3B: 1 HR: 1	SF: 0 SAC: 1 DP: 0 HBP: 1	WP: 1 PB: 0 SB: 1 CS: 0
PITCHER	IP WLS BF H R ER SO BB IBB HBP BLK WP HR S P ERA WHIP	IP WLS BF H R ER SO BB IBB HBP BLK WP HR S P ERA WHIP	IP WLS BF H R ER SO BB IBB HBP BLK WP HR S P ERA WHIP	IP WLS BF H R ER SO BB IBB HBP BLK WP HR S P ERA WHIP	IP WLS BF H R ER SO BB IBB HBP BLK WP HR S P ERA WHIP	IP WLS BF H R ER SO BB IBB HBP BLK WP HR S P ERA WHIP	IP WLS BF H R ER SO BB IBB HBP BLK WP HR S P ERA WHIP	IP WLS BF H R ER SO BB IBB HBP BLK WP HR S P ERA WHIP	IP WLS BF H R ER SO BB IBB HBP BLK WP HR S P ERA WHIP	IP WLS BF H R ER SO BB IBB HBP BLK WP HR S P ERA WHIP	IP WLS BF H R ER SO BB IBB HBP BLK WP HR S P ERA WHIP	IP WLS BF H R ER SO BB IBB HBP BLK WP HR S P ERA WHIP	IP WLS BF H R ER SO BB IBB HBP BLK WP HR S P ERA WHIP	IP WLS BF H R ER SO BB IBB HBP BLK WP HR S P ERA WHIP	IP WLS BF H R ER SO BB IBB HBP BLK WP HR S P ERA WHIP	IP WLS BF H R ER SO BB IBB HBP BLK WP HR S P ERA WHIP	IP WLS BF H R ER SO BB IBB HBP BLK WP HR S P ERA WHIP			

AB	35
R	3
H	9
RBI	3
BB	0
SO	6
LOB	16



Batter	1	2	3	4	5	6	7	8	9	AB	R	H	RBI	BB	SO	LOB	BOTTOM					
22 David Eckstein, R (1,4) OBP: 0.339, SLG: 0.377										4	0	2	1	0	1	2	Seattle Mariners @ San Diego Padres PETCO Park, San Diego, CA Fri Jun 11 2010, 10:08 PM - 12:58 AM EDT Att: 20,049 - Cloudy - 67 F					
7 Chase Headley, S (1,5) OBP: 0.326, SLG: 0.377										4	1	1	0	0	2	2						
23 Adrián González, L (1,3) OBP: 0.392, SLG: 0.513										4	0	1	1	1	0	2						
12 Scott Hairston, R (1,7) OBP: 0.336, SLG: 0.435										3	0	1	0	2	2	2						
4 Nick Hundley, R (1,2) OBP: 0.369, SLG: 0.447										4	0	0	1	0	1	6						
13 Chris Denorfia, R (1,9) OBP: 0.310, SLG: 0.318										4	0	1	0	0	0	0						
15 Jerry Hairston, R (1,6) OBP: 0.278, SLG: 0.311										3	1	1	0	1	0	1						
18 Tony Gwynn Jr., L (1,8) OBP: 0.331, SLG: 0.317										4	1	2	1	0	0	1						
29 Kevin Correia, R (1,1) OBP: 0.217, SLG: 0.143 28 Aaron Cunningham, R (6,PH) 58 Ryan Webb, R (7,1) 54 Joe Thatcher, L (9,1) 25 Will Venable, L (9,PH)										2	0	0	0	0	1	3						
Inning Stats	R: 0 E: 0 K: 1 S: 8	H: 1 LOB: 0 BB: 0 P: 10	R: 0 E: 0 K: 1 S: 6	H: 0 LOB: 0 BB: 0 P: 7	R: 2 E: 1 K: 1 S: 23	H: 3 LOB: 3 BB: 1 P: 36	R: 0 E: 0 K: 2 S: 15	H: 1 LOB: 2 BB: 1 P: 25	R: 0 E: 0 K: 0 S: 5	H: 1 LOB: 1 BB: 0 P: 9	R: 0 E: 0 K: 0 S: 7	H: 1 LOB: 1 BB: 0 P: 14	R: 0 E: 0 K: 2 S: 17	H: 1 LOB: 2 BB: 1 P: 28	R: 0 E: 0 K: 0 S: 7	H: 0 LOB: 0 BB: 0 P: 10		R: 2 E: 0 K: 0 S: 10	H: 2 LOB: 2 BB: 1 P: 21	1B: 6 2B: 3 3B: 1 HR: 0	SF: 1 SAC: 1 DP: 1 HBP: 1	WP: 0 PB: 0 SB: 0 CS: 0
PITCHER	IP WLS BF H R ER SO BB IBB HBP BLK WP HR S P ERA WHIP	IP WLS BF H R ER SO BB IBB HBP BLK WP HR S P ERA WHIP	IP WLS BF H R ER SO BB IBB HBP BLK WP HR S P ERA WHIP	IP WLS BF H R ER SO BB IBB HBP BLK WP HR S P ERA WHIP	IP WLS BF H R ER SO BB IBB HBP BLK WP HR S P ERA WHIP	IP WLS BF H R ER SO BB IBB HBP BLK WP HR S P ERA WHIP	IP WLS BF H R ER SO BB IBB HBP BLK WP HR S P ERA WHIP	IP WLS BF H R ER SO BB IBB HBP BLK WP HR S P ERA WHIP	IP WLS BF H R ER SO BB IBB HBP BLK WP HR S P ERA WHIP	IP WLS BF H R ER SO BB IBB HBP BLK WP HR S P ERA WHIP	IP WLS BF H R ER SO BB IBB HBP BLK WP HR S P ERA WHIP	IP WLS BF H R ER SO BB IBB HBP BLK WP HR S P ERA WHIP	IP WLS BF H R ER SO BB IBB HBP BLK WP HR S P ERA WHIP	IP WLS BF H R ER SO BB IBB HBP BLK WP HR S P ERA WHIP	IP WLS BF H R ER SO BB IBB HBP BLK WP HR S P ERA WHIP	IP WLS BF H R ER SO BB IBB HBP BLK WP HR S P ERA WHIP	IP WLS BF H R ER SO BB IBB HBP BLK WP HR S P ERA WHIP					

AB	34
R	4
H	10
RBI	4
BB	4
SO	7
LOB	20



Batter	1	2	3	4	5	6	7	8	9	AB	R	H	RBI	BB	SO	LOB	TOP			
51 Ichiro Suzuki, L (1,9) OBP: 0.397, SLG: 0.421										5	0	3	1	0	0	0	Seattle Mariners @ San Diego Padres PETCO Park, San Diego, CA Sat Jun 12 2010, 8:35 PM - 11:05 PM EDT Att: 30,019 - Partly Cloudy - 70 F AB 36 R 1 H 10 RBI 1 BB 4 SO 7 LOB 22 			
9 Chone Figgins, S (1,4) OBP: 0.336, SLG: 0.282										5	0	1	0	0	0	2				
21 Franklin Gutierrez, R (1,8) OBP: 0.362, SLG: 0.410										4	0	0	0	1	3	1				
4 Jose Lopez, R (1,5) OBP: 0.259, SLG: 0.312										5	0	1	0	0	0	4				
15 Milton Bradley, S (1,7) OBP: 0.298, SLG: 0.340										2	0	0	0	2	0	1				
16 Josh Wilson, R (1,6) OBP: 0.353, SLG: 0.409										4	0	2	0	0	0	3				
20 Mike Carp, L (1,3)										4	0	2	0	0	0	2				
32 Rob Johnson, R (1,2) OBP: 0.308, SLG: 0.316										2	1	1	0	1	1	0				
55 Michael Saunders, L (8,PH) OBP: 0.289, SLG: 0.391										1	0	0	0	0	1	3				
41 Eleazer Alfonso, R (8,2) OBP: 0.369, SLG: 0.462										0	0	0	0	0	0	0				
36 Cliff Lee, L (1,1)										3	0	0	0	0	2	3				
13 Casey Kotchman, L (8,PH) OBP: 0.265, SLG: 0.297										1	0	0	0	0	0	3				
46 Sean White, R (8,1)										0	0	0	0	0	0	0				
43 Brandon League, R (8,1)										0	0	0	0	0	0	0				
Inning Stats	R: 0 E: 0 K: 0 S: 7	H: 2 LOB: 3 BB: 2 P: 18	R: 1 E: 0 K: 0 S: 10	H: 2 LOB: 1 BB: 0 P: 14	R: 0 E: 0 K: 0 S: 13	H: 2 LOB: 2 BB: 0 P: 22	R: 0 E: 0 K: 2 S: 9	H: 0 LOB: 0 BB: 0 P: 13	R: 0 E: 0 K: 1 S: 7	H: 1 LOB: 2 BB: 1 P: 16	R: 0 E: 0 K: 1 S: 10	H: 0 LOB: 0 BB: 0 P: 11	R: 0 E: 0 K: 1 S: 16	H: 2 LOB: 3 BB: 1 P: 26	R: 0 E: 0 K: 1 S: 9	H: 1 LOB: 1 BB: 0 P: 11	1B: 7 2B: 3 3B: 0 HR: 0	SF: 0 SAC: 0 DP: 1 HBP: 0	WP: 0 PB: 0 SB: 0 CS: 0	PA: 40
PITCHER	IP WLS BF H R ER SO BB IBB HBP BLK WP HR S P ERA WHIP																			
49 Wade LeBlanc, L (1,1) ERA: 3.05	6.0 W 27 7 1 1 4 1 2 0 0 0 0 0 56 92 1.50 1.333																			
57 Luke Gregerson, R (7,1) ERA: 1.35	1.0 H 3 0 0 0 1 0 0 0 0 0 0 0 9 11 0.00 0.000																			
37 Mike Adams, R (8,1) ERA: 2.45	1.0 H 6 2 0 0 1 1 0 0 0 0 0 0 16 26 0.00 3.000																			
45 Edward Mujica, R (9,1) ERA: 3.19	1.0 4 1 0 0 1 0 0 0 0 0 0 0 9 11 0.00 1.000																			

Batter	1	2	3	4	5	6	7	8	9	AB	R	H	RBI	BB	SO	LOB	BOTTOM			
22 David Eckstein, R (1,4) OBP: 0.339, SLG: 0.376										3	0	1	0	0	0	0	Seattle Mariners @ San Diego Padres PETCO Park, San Diego, CA Sat Jun 12 2010, 8:35 PM - 11:05 PM EDT Att: 30,019 - Partly Cloudy - 70 F AB 30 R 7 H 10 RBI 7 BB 1 SO 4 LOB 5 			
7 Chase Headley, S (1,5) OBP: 0.325, SLG: 0.378										4	2	1	1	0	0	1				
23 Adrián González, L (1,3) OBP: 0.398, SLG: 0.529										3	2	2	2	1	0	0				
12 Scott Hairston, R (1,7) OBP: 0.329, SLG: 0.424										3	0	0	0	0	1	1				
37 Mike Adams, R (8,1)										0	0	0	0	0	0	0				
14 Oscar Salazar, R (8,PH) OBP: 0.312, SLG: 0.286										1	1	1	3	0	0	0				
45 Edward Mujica, R (9,1)										0	0	0	0	0	0	0				
8 Yorvit Torrealba, R (1,2) OBP: 0.345, SLG: 0.370										4	1	1	0	0	1	0				
13 Chris Denorfia, R (1,9) OBP: 0.307, SLG: 0.314										4	0	1	0	0	1	0				
15 Jerry Hairston, R (1,6) OBP: 0.279, SLG: 0.313										2	0	1	1	0	0	0				
18 Tony Gwynn Jr., L (1,8) OBP: 0.331, SLG: 0.318										3	0	1	0	0	0	1				
49 Wade LeBlanc, L (1,1) OBP: 0.368, SLG: 0.333										2	0	0	0	0	1	2				
57 Luke Gregerson, L (7,1) ERA: 7.47										0	0	0	0	0	0	0				
25 Will Venable, L (8,9) OBP: 0.303, SLG: 0.379										1	1	1	0	0	0	0				
Inning Stats	R: 2 E: 0 K: 1 S: 12	H: 2 LOB: 0 BB: 0 P: 18	R: 0 E: 0 K: 0 S: 13	H: 2 LOB: 1 BB: 0 P: 14	R: 0 E: 0 K: 0 S: 10	H: 1 LOB: 1 BB: 0 P: 14	R: 1 E: 0 K: 0 S: 10	H: 2 LOB: 0 BB: 0 P: 12	R: 0 E: 0 K: 1 S: 8	H: 0 LOB: 0 BB: 0 P: 13	R: 0 E: 0 K: 1 S: 7	H: 0 LOB: 0 BB: 0 P: 10	R: 0 E: 0 K: 0 S: 9	H: 0 LOB: 0 BB: 0 P: 11	R: 4 E: 0 K: 1 S: 13	H: 3 LOB: 0 BB: 1 P: 25	1B: 6 2B: 3 3B: 0 HR: 2	SF: 1 SAC: 1 DP: 1 HBP: 0	WP: 0 PB: 0 SB: 0 CS: 2	PA: 33
PITCHER	IP WLS BF H R ER SO BB IBB HBP BLK WP HR S P ERA WHIP																			
36 Cliff Lee, L (1,1) ERA: 2.88	7.0 L 26 7 3 3 3 0 0 0 0 0 0 0 1 69 92 3.86 1.000																			
46 Sean White, R (8,1) ERA: 7.47	0.1 4 2 3 3 0 0 1 0 0 0 0 0 5 13 81.00 6.000																			
43 Brandon League, R (8,1) ERA: 3.74	0.2 3 1 1 1 1 0 0 0 0 0 0 1 8 12 13.50 1.500																			

Batter	1	2	3	4	5	6	7	8	9	AB R H RBI BB SO LOB	TOP
51 Ichiro Suzuki, L (1, 9) OBP: 0.399, SLG: 0.439			G4-3		K			G6-3		4 1 2 1 0 1 0	Seattle Mariners @ St. Louis Cardinals Busch Stadium, St. Louis, MO Mon Jun 14 2010, 6:11 PM - 8:53 PM CDT Att: 36,113 - Partly Cloudy - 87 F
9 Chone Figgins, S (1, 4) OBP: 0.343, SLG: 0.286	G5-3		G4-3		BB		G6-3		3 1 2 1 1 0 1		
21 Franklin Gutierrez, R (1, 8) 46 Sean White, R (8, 1)	G5-3		P4		E5		F9		4 0 0 0 0 0 4		
4 Jose Lopez, R (1, 5) OBP: 0.255, SLG: 0.310	G4-3		FC6-4		G5-3		P4		4 0 0 1 0 0 4		
15 Milton Bradley, S (1, 7) OBP: 0.307, SLG: 0.365	G4-3		L8		L8		F7		4 0 1 0 0 1 1		
16 Josh Wilson, R (1, 6) OBP: 0.340, SLG: 0.388	G6-3		L8		G6-3		G5-3		4 0 0 0 0 0 1		
20 Mike Carp, L (1, 3) OBP: 0.250, SLG: 0.227	F7		G4-3		L8		BB		3 0 0 0 1 0 0		
32 Rob Johnson, R (1, 2) OBP: 0.312, SLG: 0.321	K		P6		K		K		4 0 0 0 0 3 1		
25 Luke French, L (1, 1) 12 Ryan Langerhans, L (5, Ph) 35 Ian Snell, R (5, 1) 33 Chad Cordero, R (7, 1) 55 Michael Saunders, L (8, Ph) OBP: 0.299, SLG: 0.400	K		K		K		51 2B 9 G6-3 1B		1 0 0 0 0 1 0 1 0 0 0 0 1 0 0 0 0 0 0 0 0 0 0 0 0 0 0 0 1 1 1 0 0 0 0		
Inning Stats	R: 2 H: 3 E: 0 K: 0 S: 13	WLS: 3 LOB: 1 BB: 0 P: 21	R: 0 H: 0 E: 0 K: 2 S: 9	R: 0 H: 1 E: 0 K: 0 S: 9	R: 0 H: 0 E: 0 K: 0 S: 5	R: 0 H: 0 E: 0 K: 2 S: 8	R: 0 H: 0 E: 0 K: 1 S: 12	R: 1 H: 2 E: 0 K: 0 S: 14	R: 0 H: 0 E: 0 K: 1 S: 9	1B: 3 SF: 0 2B: 2 SAC: 0 3B: 0 DP: 1 HR: 1 HBP: 0	WP: 0 PA: 35 PB: 0 SB: 0 CS: 0
PITCHER	IP WLS BF H R ER SO BB IBB HBP BLK WP HR S P ERA WHIP										
50 Adam Wainwright, R (1, 1) ERA: 2.41	7.0 W 28 6 3 3 6 1 0 0 0 0 0 1 70 108 3.86 1.000										
30 Jason Motte, R (8, 1) ERA: 2.33	1.0 3 0 0 0 0 0 0 0 0 0 0 0 8 12 0.00 0.000										
41 Mitchell Boggs, R (9, 1) ERA: 3.0	1.0 4 0 0 0 1 1 0 0 0 0 0 0 9 17 0.00 1.000										


Batter	1	2	3	4	5	6	7	8	9	AB R H RBI BB SO LOB	BOTTOM
3 Felipe Lopez, S (1, 4) OBP: 0.342, SLG: 0.398	F8		F9		E6		G4-3		L6	5 0 0 0 0 0 4	Seattle Mariners @ St. Louis Cardinals Busch Stadium, St. Louis, MO Mon Jun 14 2010, 6:11 PM - 8:53 PM CDT Att: 36,113 - Partly Cloudy - 87 F
12 Aaron Miles, S (9, 4) OBP: 0.231, SLG: 0.231	F8		F8		F8		K		L6	0 0 0 0 0 0 0	
7 Matt Holliday, R (1, 7) OBP: 0.370, SLG: 0.445	5 HR BB		5 1B SF8		F8		K		L6	4 2 2 0 1 1 2	
5 Albert Pujols, R (1, 3) OBP: 0.424, SLG: 0.549	47 HR 1B		47 HR 1B		47 2B 23 FC5 BB		BB		L6	3 2 3 1 2 0 0	
47 Ryan Ludwick, R (1, 9) OBP: 0.356, SLG: 0.515	47 HR HR		SF8		23 E 2B		K		F8	4 2 2 4 0 1 3	
23 David Freese, R (1, 5) OBP: 0.372, SLG: 0.429	F8		F8		FC5		K		FC6-4	5 1 1 1 0 1 3	
28 Colby Rasmus, L (1, 8) OBP: 0.399, SLG: 0.582	L7		G3		HR		HR		G4-3	3 1 1 2 1 0 1	
4 Yadier Molina, R (1, 2) OBP: 0.341, SLG: 0.338	F7		G6-3		G5-3		L9		G4-3	4 0 0 0 0 0 1	
50 Adam Wainwright, R (1, 1) OBP: 0.214, SLG: 0.211	F7		G6-3		F7		G4-3		G4-3	3 0 1 0 1 0 1	
30 Jason Motte, R (8, 1) 41 Mitchell Boggs, R (9, 1)	BB		BB		BB		BB		G4-3	0 0 0 0 0 0 0	
13 Brendan Ryan, R (1, 6) OBP: 0.282, SLG: 0.323	F8		F7		F7		1B		7 1B 5 1B	0 0 0 0 0 0 0	
Inning Stats	R: 3 H: 2 E: 0 K: 0 S: 10	WLS: 2 LOB: 1 BB: 1 P: 21	R: 0 H: 1 E: 0 K: 0 S: 9	R: 1 H: 3 E: 0 K: 0 S: 11	R: 0 H: 0 E: 1 K: 0 S: 5	R: 4 H: 3 E: 1 K: 0 S: 14	R: 0 H: 0 E: 0 K: 3 S: 12	R: 0 H: 0 E: 0 K: 0 S: 7	R: 1 H: 3 E: 0 K: 0 S: 12	1B: 8 SF: 1 2B: 2 SAC: 0 3B: 0 DP: 1 HR: 2 HBP: 0	WP: 0 PA: 41 PB: 0 SB: 0 CS: 0
PITCHER	IP WLS BF H R ER SO BB IBB HBP BLK WP HR S P ERA WHIP										
25 Luke French, L (1, 1) ERA: 7.45	4.0 L 20 6 4 4 4 2 0 0 0 0 0 1 35 60 9.00 2.000										
35 Ian Snell, R (5, 1) ERA: 6.41	2.0 12 3 4 4 3 2 0 0 0 0 0 1 26 46 18.00 2.500										
33 Chad Cordero, R (7, 1) ERA: 2.25	1.0 3 0 0 0 0 1 0 0 0 0 0 0 7 14 0.00 1.000										
46 Sean White, R (8, 1) ERA: 7.56	1.0 6 3 1 1 0 0 0 0 0 0 0 0 12 19 9.00 3.000										


AB	33
R	3
H	6
RBI	3
BB	2
SO	7
LOB	12



AB	35
R	9
H	12
RBI	8
BB	5
SO	3
LOB	17



Batter	1	2	3	4	5	6	7	8	9	AB	R	H	RBI	BB	SO	LOB	TOP										
51 Ichiro Suzuki, L OBP: 0.395, SLG: 0.434 (1, 9)	G3	K			1B	F7			G6-3	5	0	1	0	0	1	2	Seattle Mariners @ St. Louis Cardinals Busch Stadium, St. Louis, MO Tue Jun 15 2010, 7:15 PM - 10:01 PM CDT Att: 40,269 - Partly Cloudy - 80 F										
9 Chone Figgins, S OBP: 0.337, SLG: 0.280 (1, 4)	F7		K		K		G6-3		G4-3	5	0	0	0	0	2	1											
21 Franklin Gutierrez, R OBP: 0.358, SLG: 0.490 (1, 8)	1B		K		P4		F7			4	0	1	0	0	1	1											
4 Jose Lopez, R OBP: 0.258, SLG: 0.313 (1, 5)	1B		G6-3		G6-3		G4-3			4	0	2	0	0	0	0	AB 34 R 2 H 7 RBI 2 BB 4 SO 5 LOB 12										
15 Milton Bradley, S OBP: 0.317, SLG: 0.386 (1, 7)	1B				1B				B1-3	2	1	1	1	2	0	0											
16 Josh Wilson, R OBP: 0.331, SLG: 0.377 (1, 6)	FC6-4		G3-1		FC6-4		G6-3		G4-3	4	0	0	0	0	0	6											
13 Casey Kotchman, L OBP: 0.260, SLG: 0.291 (1, 3)		F7			G4-3		G5-3		G4-3	4	0	0	0	0	0	0											
32 Rob Johnson, R OBP: 0.318, SLG: 0.330 (1, 2)		2B			BB		F9		F8	3	0	1	0	1	0	0											
18 Ryan Rowland-Smith, L OBP: 0.296, SLG: 0.429 (5, PH) 23 Shawn Kelley, R ERA: 3.45 20 Mike Carp, L ERA: 2.32 49 Garrett Olson, R ERA: 3.52 43 Brandon League, R ERA: 3.53 12 Ryan Langerhans, L ERA: 1.88		K			G4-3				HR	2	0	0	0	0	0	0											
Inning Stats	R: 0 E: 0 K: 0 S: 11	H: 2 LOB: 3 BB: 1 P: 20	R: 0 E: 0 K: 2 S: 12	H: 1 LOB: 1 BB: 0 P: 18	R: 0 E: 0 K: 2 S: 11	H: 0 LOB: 0 BB: 0 P: 14	R: 1 E: 0 K: 0 S: 12	H: 1 LOB: 1 BB: 1 P: 21	R: 0 E: 0 K: 1 S: 19	H: 2 LOB: 3 BB: 1 P: 30	R: 0 E: 0 K: 0 S: 16	H: 0 LOB: 1 BB: 1 P: 26	R: 0 E: 0 K: 0 S: 6	H: 0 LOB: 0 BB: 0 P: 10	R: 0 E: 0 K: 0 S: 5	H: 0 LOB: 0 BB: 0 P: 8	R: 1 E: 0 K: 0 S: 12	H: 1 LOB: 0 BB: 0 P: 17	1B: 4 2B: 1 3B: 0 HR: 2	SF: 0 SAC: 0 DP: 0 HBP: 0	WP: 0 PB: 0 SB: 1 CS: 0	PA: 38					
PITCHER	IP	WLS	BF	H	R	ER	SO	BB	IBB	HBP	BLK	WP	HR	S	P	ERA	WHIP										
37 Jeff Suppan, R ERA: 7.2 (1, 1)	4.0		18	4	1	1	4	2	0	0	0	0	1	46	73	2.25	1.500										
53 Blake Hawksworth, R ERA: 5.76 (5, 1)	1.2	W	9	2	0	0	1	2	0	0	0	0	0	29	48	0.00	2.400										
43 Trevor Miller, L ERA: 3.45 (6, 1)	0.1	H	1	0	0	0	0	0	0	0	0	0	0	6	8	0.00	0.000										
46 Kyle McClellan, R ERA: 2.32 (7, 1)	2.0	H	6	0	0	0	0	0	0	0	0	0	0	11	18	0.00	0.000										
31 Ryan Franklin, R ERA: 1.88 (9, 1)	1.0	S	4	1	1	1	0	0	0	0	0	0	1	12	17	9.00	1.000										

Batter	1	2	3	4	5	6	7	8	9	AB	R	H	RBI	BB	SO	LOB	BOTTOM											
55 Skip Schumaker, L OBP: 0.305, SLG: 0.308 (1, 4)	5B		SH3		G4-3				CS	2	0	1	0	0	0	1	Seattle Mariners @ St. Louis Cardinals Busch Stadium, St. Louis, MO Tue Jun 15 2010, 7:15 PM - 10:01 PM CDT Att: 40,269 - Partly Cloudy - 80 F											
3 Felipe Lopez, S OBP: 0.347, SLG: 0.403 (6, PH) (7, 4)	G5-3									1	0	1	0	0	0	0												
7 Matt Holliday, R OBP: 0.368, SLG: 0.439 (1, 7)	1B		P4		P4		L9			3	0	0	0	1	0	3												
5 Albert Pujols, R OBP: 0.425, SLG: 0.559 (1, 3)	G5-3		G6-3							3	1	1	1	1	0	3	AB 32 R 4 H 11 RBI 4 BB 3 SO 3 LOB 15											
47 Ryan Ludwick, R OBP: 0.351, SLG: 0.506 (1, 9)	F7				F9		G5-3		F8	4	0	0	0	0	2													
23 David Freese, R OBP: 0.374, SLG: 0.435 (1, 5)		L8			2B				G5-3	4	1	2	0	0	1													
28 Colby Rasmus, L OBP: 0.401, SLG: 0.596 (1, 8)					HR		F9			4	1	2	2	0	1	2												
4 Yadier Molina, R OBP: 0.335, SLG: 0.332 (1, 2)	F9				K					4	0	0	0	0	2	1												
37 Jeff Suppan, R ERA: 6.63 (1, 1)	4.0	L	19	7	3	3	1	1	0	0	0	0	0	0	1	20.000												
23 Shawn Kelley, R ERA: 3.96 (5, 1)	1.0		5	2	1	1	0	0	0	0	0	0	0	0	0	0												
49 Garrett Olson, L ERA: 3.52 (6, 1)	2.0		9	2	0	0	1	1	0	0	0	0	1	0	17	30.000												
43 Brandon League, R ERA: 3.63 (8, 1)	1.0		3	0	0	0	1	1	0	0	0	0	0	0	6	13.000												
Inning Stats	R: 0 E: 0 K: 0 S: 8	H: 1 LOB: 1 BB: 1 P: 13	R: 0 E: 0 K: 0 S: 11	H: 1 LOB: 1 BB: 0 P: 16	R: 0 E: 0 K: 0 S: 10	H: 1 LOB: 1 BB: 0 P: 14	R: 3 E: 0 K: 1 S: 12	H: 4 LOB: 1 BB: 0 P: 16	R: 1 E: 0 K: 0 S: 12	H: 2 LOB: 1 BB: 0 P: 20	R: 0 E: 0 K: 0 S: 10	H: 2 LOB: 2 BB: 0 P: 16	R: 0 E: 0 K: 1 S: 7	H: 0 LOB: 1 BB: 1 P: 14	R: 0 E: 0 K: 1 S: 6	H: 0 LOB: 0 BB: 1 P: 13	1B: 7 2B: 2 3B: 0 HR: 2	SF: 0 SAC: 1 DP: 1 HBP: 0	WP: 1 PB: 0 SB: 1 CS: 1	PA: 37								
PITCHER	IP	WLS	BF	H	R	ER	SO	BB	IBB	HBP	BLK	WP	HR	S	P	ERA	WHIP											
18 Ryan Rowland-Smith, L ERA: 6.63 (1, 1)	4.0	L	19	7	3	3	1	1	0	0	0	0	0	1	41	59	6.75	2.000										
23 Shawn Kelley, R ERA: 3.96 (5, 1)	1.0		5	2	1	1	0	0	0	0	0	0	0	1	12	20	9.00	2.000										
49 Garrett Olson, L ERA: 3.52 (6, 1)	2.0		9	2	0	0	1	1	0	0	0	0	1	0	17	30	0.00	1.500										
43 Brandon League, R ERA: 3.63 (8, 1)	1.0		3	0	0	0	1	1	0	0	0	0	0	0	6	13	0.00	1.000										

Batter	1	2	3	4	5	6	7	8	9	AB	R	H	RBI	BB	SO	LOB	TOP					
51 Ichiro Suzuki, L (1.9) OBP: 0.397, SLG: 0.439	2-1 2B		1-1 G4-3		2-3 K			2-2 1B		4	0	2	0	0	1	1	Seattle Mariners @ St. Louis Cardinals Busch Stadium, St. Louis, MO Wed Jun 16 2010, 7:16 PM - 10:02 PM CDT Att: 40,020 - Partly Cloudy - 83 F					
9 Chone Figgins, S (1.4) OBP: 0.338, SLG: 0.281	3-2 G5-3			1-1 G5-3	3-2 15 WP 1B			4-1 1B 27 PB 15 BB BB		3	0	1	1	1	0	1						
15 Milton Bradley, S (1.7) OBP: 0.321, SLG: 0.385	0-3 K			0-1 1B 12 FC4-6 1B	1-3 K			4-0 1 SAFE B FF 97 B FF 95 B 1 SAFE		3	1	1	0	1	2	2						
4 Jose Lopez, R (1.5) OBP: 0.259, SLG: 0.313 27 Matt Tuasosopo, R (6.5) OBP: 0.211, SLG: 0.241	1-1 G6-3			0-2 12 FC4-6 16 HBP 1B		1-0 L7		1-3 K		3	0	1	0	0	0	1						
16 Josh Wilson, R (1.6) OBP: 0.329, SLG: 0.369		2-2 L7		3-1 12 FC4-6 HBP		1-3 K		0-3 K		3	0	0	0	0	2	2						
12 Ryan Langerhans, L (1.3) OBP: 0.413, SLG: 0.394		4-2 41 G4-6-3 BB		0-1 FC4-6		2-3 K				3	0	0	1	1	1	2						
41 Eleazer Alfonso, R (1.2) 53 David Aardsma, R (9.1)			0-0 G4-6-3		0-2 FC4-6					4	0	0	0	0	1	3						
55 Michael Saunders, L (1.8) OBP: 0.296, SLG: 0.392			0-0 G3		1-1 38 G4-3 9 1B 1B					4	1	1	0	0	0	0						
38 Jason Vargas, L (1.1) 43 Brandon League, R (8.1) 32 Rob Johnson, R (9.2) OBP: 0.318, SLG: 0.330			0-3 K		1-0 G4-3					3	0	0	0	0	1	1						
Inning Stats	R: 0 E: 0 K: 1 S: 11	H: 1 LOB: 1 BB: 0 P: 17	R: 0 E: 0 K: 0 S: 7	H: 0 LOB: 0 BB: 1 P: 13	R: 0 E: 0 K: 1 S: 6	H: 0 LOB: 0 BB: 0 P: 7	R: 1 E: 0 K: 1 S: 15	H: 2 LOB: 2 BB: 0 P: 21	R: 1 E: 0 K: 2 S: 16	H: 2 LOB: 1 BB: 0 P: 24	R: 0 E: 0 K: 2 S: 9	H: 0 LOB: 0 BB: 0 P: 13	R: 0 E: 0 K: 0 S: 10	H: 0 LOB: 0 BB: 0 P: 16	R: 0 E: 0 K: 2 S: 13	H: 1 LOB: 2 BB: 2 P: 24		R: 0 E: 0 K: 0 S: 7	H: 0 LOB: 0 BB: 0 P: 10	1B: 5 2B: 1 3B: 0 HR: 0	SF: 0 SAC: 0 DP: 1 HBP: 1	WP: 1 PB: 1 SB: 1 CS: 1
PITCHER	IP WLS BF H R ER SO BB IBB HBP BLK WP HR S P ERA WHIP	IP WLS BF H R ER SO BB IBB HBP BLK WP HR S P ERA WHIP	IP WLS BF H R ER SO BB IBB HBP BLK WP HR S P ERA WHIP	IP WLS BF H R ER SO BB IBB HBP BLK WP HR S P ERA WHIP	IP WLS BF H R ER SO BB IBB HBP BLK WP HR S P ERA WHIP	IP WLS BF H R ER SO BB IBB HBP BLK WP HR S P ERA WHIP	IP WLS BF H R ER SO BB IBB HBP BLK WP HR S P ERA WHIP	IP WLS BF H R ER SO BB IBB HBP BLK WP HR S P ERA WHIP	IP WLS BF H R ER SO BB IBB HBP BLK WP HR S P ERA WHIP	IP WLS BF H R ER SO BB IBB HBP BLK WP HR S P ERA WHIP	IP WLS BF H R ER SO BB IBB HBP BLK WP HR S P ERA WHIP	IP WLS BF H R ER SO BB IBB HBP BLK WP HR S P ERA WHIP	IP WLS BF H R ER SO BB IBB HBP BLK WP HR S P ERA WHIP	IP WLS BF H R ER SO BB IBB HBP BLK WP HR S P ERA WHIP	IP WLS BF H R ER SO BB IBB HBP BLK WP HR S P ERA WHIP	IP WLS BF H R ER SO BB IBB HBP BLK WP HR S P ERA WHIP						
54 Jaime Garcia, L (1.1) ERA: 1.59 36 Denny Reyes, L (8.1) ERA: 3.63 30 Jason Motte, R (8.1) ERA: 2.25 43 Trevor Miller, L (9.1) ERA: 3.24	7.0 L	27 5 2 2 7	5 2 2 7	27 5 2 2 7	27 5 2 2 7	1 0 0 1 0	0 0 0 0 0	0 0 0 0 0	0 0 4 6 ∞	∞	∞	0.00 2.000	0.00 2.000									
3 Felipe Lopez, S (1.4) OBP: 0.338, SLG: 0.391	0-0 F9		0-0 F9			1-3 K		3-1 P4		4	0	0	0	0	1	2	Seattle Mariners @ St. Louis Cardinals Busch Stadium, St. Louis, MO Wed Jun 16 2010, 7:16 PM - 10:02 PM CDT Att: 40,020 - Partly Cloudy - 83 F					
7 Matt Holliday, R (1.7) OBP: 0.363, SLG: 0.432	2-1 F9			1-0 F8		1-0 G5-3		0-3 K2-3		4	0	0	0	0	1	2						
5 Albert Pujols, R (1.3) OBP: 0.423, SLG: 0.558	0-3 K			1-2 47 WP 47 SF7 2B		1-1 G3-1				4	1	1	0	0	1	0						
47 Ryan Ludwick, R (1.9) OBP: 0.349, SLG: 0.508		0-0 F8		2-2 SF7						3	0	1	1	0	0	0						
23 David Freese, R (1.5) OBP: 0.380, SLG: 0.441		2-2 1B		2-1 1B						4	0	3	0	0	1	1						
28 Colby Rasmus, L (1.8) OBP: 0.394, SLG: 0.583		2-2 F8		1-0 F9						4	0	0	0	0	1	4						
4 Yadier Molina, R (1.2) OBP: 0.330, SLG: 0.327		0-0 L8								3	0	0	0	0	0	2						
54 Jaime Garcia, L (1.1) 36 Denny Reyes, R (8.1) 30 Jason Motte, R (8.1) 34 Nick Swaminathan, R (8.9) 44 Randy Winn, S (8.9) 43 Trevor Miller, R (8.1)				1-2 G3		0-3 K		0-0 13 SH5-4 2B		2	0	0	0	0	0	1		0				
13 Brendan Ryan, R (1.6) OBP: 0.290, SLG: 0.325		2-2 F7		1-2 P4						2	0	0	0	0	0	0						
Inning Stats	R: 0 E: 0 K: 1 S: 6	H: 0 LOB: 0 BB: 0 P: 8	R: 0 E: 0 K: 0 S: 9	H: 1 LOB: 1 BB: 0 P: 13	R: 0 E: 0 K: 0 S: 9	H: 0 LOB: 0 BB: 0 P: 12	R: 1 E: 0 K: 0 S: 11	H: 2 LOB: 1 BB: 0 P: 18	R: 0 E: 0 K: 1 S: 8	H: 0 LOB: 0 BB: 0 P: 11	R: 0 E: 0 K: 1 S: 6	H: 0 LOB: 0 BB: 0 P: 9	R: 0 E: 0 K: 1 S: 9	H: 1 LOB: 1 BB: 0 P: 14	R: 0 E: 0 K: 1 S: 8	H: 1 LOB: 2 BB: 2 P: 13		R: 0 E: 0 K: 1 S: 9	H: 1 LOB: 1 BB: 0 P: 13	1B: 3 2B: 3 3B: 0 HR: 0	SF: 1 SAC: 1 DP: 0 HBP: 0	WP: 1 PB: 0 SB: 0 CS: 0
PITCHER	IP WLS BF H R ER SO BB IBB HBP BLK WP HR S P ERA WHIP	IP WLS BF H R ER SO BB IBB HBP BLK WP HR S P ERA WHIP	IP WLS BF H R ER SO BB IBB HBP BLK WP HR S P ERA WHIP	IP WLS BF H R ER SO BB IBB HBP BLK WP HR S P ERA WHIP	IP WLS BF H R ER SO BB IBB HBP BLK WP HR S P ERA WHIP	IP WLS BF H R ER SO BB IBB HBP BLK WP HR S P ERA WHIP	IP WLS BF H R ER SO BB IBB HBP BLK WP HR S P ERA WHIP	IP WLS BF H R ER SO BB IBB HBP BLK WP HR S P ERA WHIP	IP WLS BF H R ER SO BB IBB HBP BLK WP HR S P ERA WHIP	IP WLS BF H R ER SO BB IBB HBP BLK WP HR S P ERA WHIP	IP WLS BF H R ER SO BB IBB HBP BLK WP HR S P ERA WHIP	IP WLS BF H R ER SO BB IBB HBP BLK WP HR S P ERA WHIP	IP WLS BF H R ER SO BB IBB HBP BLK WP HR S P ERA WHIP	IP WLS BF H R ER SO BB IBB HBP BLK WP HR S P ERA WHIP	IP WLS BF H R ER SO BB IBB HBP BLK WP HR S P ERA WHIP	IP WLS BF H R ER SO BB IBB HBP BLK WP HR S P ERA WHIP						
38 Jason Vargas, L (1.1) ERA: 2.88 43 Brandon League, R (8.1) ERA: 3.6 53 David Aardsma, R (9.1) ERA: 5.57	7.2 W	28 5 1 4	28 5 1 4	28 5 1 4	28 5 1 4	0 0 0 0 0	0 0 4 4 0	0 0 9 13 0	0.00 0.000	0.00 0.000												

Batter	1	2	3	4	5	6	7	8	9	AB	R	H	RBI	BB	SO	LOB	TOP					
2 Orlando Cabrera, R OBP: 0.294, SLG: 0.350	L9		F7		G5-3			1B		4	0	1	0	0	0	0						
4 Brandon Phillips, R OBP: 0.371, SLG: 0.453	F9		2B			F8		G6-3		4	0	1	0	0	0	1						
19 Joey Votto, L OBP: 0.407, SLG: 0.552	1B		F8			P5			1B	4	0	2	0	0	0	1						
27 Scott Rolen, R OBP: 0.363, SLG: 0.577	2B				P6			G5-3		4	0	1	0	0	0	1						
31 Jonny Gomes, R OBP: 0.358, SLG: 0.523	G5-3				P4					4	0	0	0	0	0	3						
6 Drew Stubbs, R OBP: 0.312, SLG: 0.401					P4			FC3-6		0	0	0	0	0	0	0						
28 Chris Heisey, R OBP: 0.400, SLG: 0.718	K				1B					4	0	1	0	0	3	1						
32 Jay Bruce, L OBP: 0.349, SLG: 0.463	K				K					3	0	0	0	0	2	1						
43 Miguel Cairo, R OBP: 0.300, SLG: 0.382	G6-3					P4		K		3	0	0	0	0	1	0						
37 Corky Miller, R OBP: 0.190, SLG: 0.200					F8			F8		3	0	0	0	0	1	0						
Inning Stats	R: 0 H: 2 E: 0 K: 0 S: 11	H: 2 LOB: 2 BB: 0 P: 14	R: 0 H: 0 E: 0 K: 2 S: 10	H: 0 LOB: 0 BB: 0 P: 15	R: 0 H: 1 E: 0 K: 0 S: 9	H: 1 LOB: 1 BB: 0 P: 14	R: 0 H: 1 E: 0 K: 1 S: 11	H: 1 LOB: 1 BB: 0 P: 18	R: 0 H: 0 E: 0 K: 1 S: 9	H: 0 LOB: 0 BB: 0 P: 10	R: 0 H: 0 E: 0 K: 0 S: 5	H: 0 LOB: 0 BB: 0 P: 8	R: 0 H: 0 E: 0 K: 1 S: 8	H: 0 LOB: 0 BB: 0 P: 10	R: 0 H: 1 E: 0 K: 1 S: 7	H: 1 LOB: 1 BB: 0 P: 11	R: 0 H: 1 E: 0 K: 1 S: 9	H: 1 LOB: 1 BB: 0 P: 10	1B: 4 2B: 2 3B: 0 HR: 0	SF: 0 SAC: 0 DP: 0 HBP: 0	WP: 1 PB: 0 SB: 0 CS: 0	PA: 33
PITCHER 36 Cliff Lee, L ERA: 2.55	IP: 9.0 WLS: W BF: 33 H: 6 R: 0 ER: 0 SO: 7 BB: 0 IBB: 0 HBP: 0 BLK: 0 WP: 1 HR: 0 S: 79 P: 110 ERA: 0.00 WHIP: 0.667															PITCHER						

Cincinnati Reds @ Seattle Mariners
Safeco Field, Seattle, WA
Fri Jun 18 2010, 7:12 PM - 9:27 PM PDT
Att: 43,362 - Partly Cloudy - 65 F

AB 33
R 0
H 6
RBI 0
BB 0
SO 7
LOB 8



Batter	1	2	3	4	5	6	7	8	9	AB	R	H	RBI	BB	SO	LOB	BOTTOM					
51 Ichiro Suzuki, L OBP: 0.391, SLG: 0.433	G4-3		G6-3		G5-3			G3		4	0	0	0	0	0	0						
9 Chone Figgins, S OBP: 0.335, SLG: 0.276	F8		F8			K		K		4	0	0	0	0	2	0						
15 Milton Bradley, S OBP: 0.314, SLG: 0.376	K		K			F8		G5-3		4	0	0	0	0	2	0						
4 Jose Lopez, R OBP: 0.266, SLG: 0.325		2B			F8		HBP	2B		3	1	2	0	0	0	0						
21 Franklin Gutierrez, R OBP: 0.354, SLG: 0.398	G5-3				K		1B	K		4	0	1	0	0	2	2						
16 Josh Wilson, R OBP: 0.342, SLG: 0.385		BB				1B				2	0	2	1	1	0	0						
20 Mike Carp, L OBP: 0.259, SLG: 0.208										2	0	0	0	0	1	3						
5 Mike Sweeney, R OBP: 0.320, SLG: 0.478	K				G2			K		1	0	0	0	0	1	2						
13 Casey Kotchman, L OBP: 0.260, SLG: 0.291										0	0	0	0	0	0	0						
32 Rob Johnson, R OBP: 0.318, SLG: 0.324		BB				G1-3		G5-3		2	0	0	0	1	0	0						
55 Michael Saunders, L OBP: 0.286, SLG: 0.377	P5					G4-3		G6-3		3	0	0	0	0	0	3						
Inning Stats	R: 0 H: 0 E: 0 K: 1 S: 11	H: 0 LOB: 0 BB: 0 P: 18	R: 0 H: 1 E: 0 K: 1 S: 12	H: 1 LOB: 3 BB: 2 P: 27	R: 0 H: 0 E: 0 K: 1 S: 6	H: 0 LOB: 0 BB: 0 P: 10	R: 0 H: 1 E: 0 K: 1 S: 12	H: 1 LOB: 1 BB: 0 P: 18	R: 0 H: 0 E: 0 K: 0 S: 11	H: 0 LOB: 0 BB: 0 P: 18	R: 1 H: 2 E: 0 K: 2 S: 15	H: 2 LOB: 2 BB: 0 P: 28	R: 0 H: 0 E: 0 K: 0 S: 8	H: 0 LOB: 0 BB: 0 P: 13	R: 0 H: 1 E: 0 K: 2 S: 16	H: 1 LOB: 1 BB: 0 P: 22	R: 0 H: 1 E: 0 K: 1 S: 9	H: 1 LOB: 1 BB: 0 P: 10	1B: 2 2B: 3 3B: 0 HR: 0	SF: 0 SAC: 0 DP: 0 HBP: 1	WP: 0 PB: 0 SB: 0 CS: 0	PA: 32
PITCHER 47 Johnny Cueto, R ERA: 4.3	IP: 5.2 WLS: L BF: 24 H: 4 R: 1 ER: 1 SO: 1 BB: 2 IBB: 0 HBP: 0 BLK: 0 WP: 0 HR: 0 S: 64 P: 115 ERA: 1.59 WHIP: 1.059															PITCHER						
52 Daniel Herrera, L ERA: 3.99	IP: 1.1 WLS: L BF: 4 H: 0 R: 0 ER: 0 SO: 1 BB: 0 IBB: 0 HBP: 0 BLK: 0 WP: 0 HR: 0 S: 11 P: 17 ERA: 0.00 WHIP: 0.000															PITCHER						
53 Arthur Rhodes, L ERA: 0.3	IP: 1.0 WLS: L BF: 4 H: 1 R: 0 ER: 0 SO: 2 BB: 0 IBB: 0 HBP: 0 BLK: 0 WP: 0 HR: 0 S: 16 P: 22 ERA: 0.00 WHIP: 1.000															PITCHER						

Cincinnati Reds @ Seattle Mariners
Safeco Field, Seattle, WA
Fri Jun 18 2010, 7:12 PM - 9:27 PM PDT
Att: 43,362 - Partly Cloudy - 65 F

AB 29
R 1
H 5
RBI 1
BB 2
SO 8
LOB 10



Batter	1	2	3	4	5	6	7	8	9	AB	R	H	RBI	BB	SO	LOB	TOP			
2 Orlando Cabrera, R OBP: 0.290, SLG: 0.345	F7		FC5-4		F9			K		4	0	0	0	0	1	2				
4 Brandon Phillips, R OBP: 0.366, SLG: 0.485	G3-1			G5-3		K			F8	4	0	0	0	0	1	0				
19 Joey Votto, L OBP: 0.412, SLG: 0.553	F8			27 F8 31 1B		27 G5-4-3 1B			31 WP 1B	3	1	2	0	1	0	0				
27 Scott Rolen, R OBP: 0.357, SLG: 0.566		K2-3		F8		G5-4-3			F7	4	0	0	0	0	1	3				
31 Jonny Gomes, R OBP: 0.357, SLG: 0.517	G6-3							K		4	0	1	1	0	2	1				
32 Jay Bruce, L OBP: 0.345, SLG: 0.457	K							G4-3		3	0	0	0	0	2	1				
17 Laynce Nix, L OBP: 0.278, SLG: 0.453			F8					G1-3		3	0	0	0	0	1	0				
55 Ramon Hernandez, R OBP: 0.371, SLG: 0.374		G5-3						P4		3	0	0	0	0	0	0				
6 Drew Stubbs, R OBP: 0.316, SLG: 0.404			2 FC5-4 1B					K		3	0	2	0	0	1	0				
Inning Stats	R: 0 E: 0 K: 0 S: 5	H: 0 LOB: 0 BB: 0 P: 7	R: 0 E: 0 K: 2 S: 7	H: 0 LOB: 0 BB: 0 P: 10	R: 0 E: 0 K: 0 S: 14	H: 1 LOB: 1 BB: 0 P: 23	R: 1 E: 0 K: 1 S: 11	H: 1 LOB: 1 BB: 0 P: 16	R: 0 E: 0 K: 1 S: 6	H: 1 LOB: 0 BB: 0 P: 8	R: 0 E: 0 K: 1 S: 7	H: 0 LOB: 0 BB: 0 P: 9	R: 0 E: 0 K: 2 S: 10	H: 0 LOB: 0 BB: 0 P: 14	R: 0 E: 0 K: 1 S: 11	H: 1 LOB: 1 BB: 0 P: 12	1B: 5 2B: 0 3B: 0 HR: 0	SF: 0 SAC: 0 DP: 1 HBP: 0	WP: 1 PB: 0 SB: 1 CS: 0	PA: 32
PITCHER 34 Félix Hernández, R ERA: 3.39	IP: 9.0 WLS: W BF: 32	H: 5 R: 1 ER: 1 SO: 9	BB: 1 IBB: 0 HBP: 0 BLK: 0	WP: 1 HR: 0 S: 82 P: 116	ERA: 1.00 WHIP: 0.667	PITCHER IP: WLS: BF: H: R: ER: SO: BB: IBB: HBP: BLK: WP: HR: S: P: ERA: WHIP														

Cincinnati Reds @ Seattle Mariners
Safeco Field, Seattle, WA
Sat Jun 19 2010, 7:11 PM - 9:31 PM PDT
Att: 26,470 - Cloudy - 59 F

AB	31
R	1
H	5
RBI	1
BB	1
SO	9
LOB	7



Batter	1	2	3	4	5	6	7	8	9	AB	R	H	RBI	BB	SO	LOB	BOTTOM			
51 Ichiro Suzuki, L OBP: 0.393, SLG: 0.444	F7		HR		9 1B	L6				4	1	2	1	0	0	0				
9 Chone Figgins, S OBP: 0.340, SLG: 0.284	15 S 1B		P6					15 FC4 1B		4	0	3	0	0	0	0				
15 Milton Bradley, S OBP: 0.307, SLG: 0.367	K		P5		P6			FC4 4 G5-4-3 1-2		4	0	0	0	0	1	4				
4 Jose Lopez, R OBP: 0.266, SLG: 0.323	K			G4-3		21 2B 32 SF8 1B		G5-4-3		4	1	1	0	0	1	2				
21 Franklin Gutierrez, R OBP: 0.322, SLG: 0.399	G4-3			G5-3		32 SF8 55 HR 2B		K		4	1	1	0	0	1	0				
16 Josh Wilson, R OBP: 0.346, SLG: 0.390		2B				L3		K		3	0	1	0	0	1	2				
13 Casey Kotchman, L OBP: 0.265, SLG: 0.291	G1-3			HBP		55 HR IBB		1B		3	1	1	0	1	1	2				
32 Rob Johnson, R OBP: 0.309, SLG: 0.316	G3-1							G5-3		3	0	0	1	0	0	2				
55 Michael Saunders, L OBP: 0.287, SLG: 0.413	F7							HR		3	1	1	3	0	1	0				
Inning Stats	R: 0 E: 0 K: 2 S: 11	H: 1 LOB: 1 BB: 0 P: 17	R: 0 E: 0 K: 0 S: 10	H: 1 LOB: 0 BB: 0 P: 15	R: 1 E: 0 K: 0 S: 11	H: 1 LOB: 0 BB: 0 P: 18	R: 0 E: 0 K: 1 S: 9	H: 0 LOB: 1 BB: 0 P: 15	R: 0 E: 0 K: 1 S: 10	H: 2 LOB: 2 BB: 0 P: 17	R: 4 E: 0 K: 0 S: 12	H: 3 LOB: 0 BB: 1 P: 20	R: 0 E: 0 K: 0 S: 6	H: 1 LOB: 0 BB: 0 P: 11	R: 0 E: 0 K: 2 S: 16	H: 1 LOB: 1 BB: 0 P: 23	1B: 6 2B: 2 3B: 0 HR: 2	SF: 1 SAC: 0 DP: 1 HBP: 1	WP: 0 PB: 0 SB: 1 CS: 0	PA: 35
PITCHER 63 Sam LeCure, R ERA: 4.5 62 Jordan Smith, R ERA: 2.25	IP: 6.0 WLS: L BF: 28	H: 8 R: 5 ER: 5 SO: 4	BB: 0 IBB: 0 HBP: 0 BLK: 0	WP: 0 HR: 2 S: 63 P: 102	ERA: 7.50 WHIP: 1.333	PITCHER IP: WLS: BF: H: R: ER: SO: BB: IBB: HBP: BLK: WP: HR: S: P: ERA: WHIP														

Cincinnati Reds @ Seattle Mariners
Safeco Field, Seattle, WA
Sat Jun 19 2010, 7:11 PM - 9:31 PM PDT
Att: 26,470 - Cloudy - 59 F

AB	32
R	5
H	10
RBI	5
BB	1
SO	6
LOB	12



Batter	1	2	3	4	5	6	7	8	9	AB	R	H	RBI	BB	SO	LOB	TOP										
24 Marlon Byrd, R OBP: 0.366, SLG: 0.521										4	0	2	0	0	1	2	Chicago Cubs @ Seattle Mariners Safeco Field, Seattle, WA Tue Jun 22 2010, 7:12 PM - 9:24 PM PDT Att: 27,985 - Clear - 70 F										
28 Jeff Baker, R OBP: 0.301, SLG: 0.423										3	0	0	0	0	2	2											
9 Chad Tracy, L OBP: 0.311, SLG: 0.293										1	0	0	0	0	0	1											
25 Derrek Lee, R OBP: 0.336, SLG: 0.389										4	0	0	0	0	1	1											
22 Xavier Nady, R OBP: 0.328, SLG: 0.421										4	0	0	0	0	0	1											
18 Geovany Soto, R OBP: 0.408, SLG: 0.459										2	0	0	0	2	1	0											
12 Alfonso Soriano, R OBP: 0.349, SLG: 0.530										4	0	3	0	0	1	0											
21 Tyler Colvin, L OBP: 0.354, SLG: 0.598										4	0	0	0	0	1	5											
13 Starlin Castro, R OBP: 0.323, SLG: 0.345										2	0	0	0	1	1	0											
2 Ryan Theriot, R OBP: 0.322, SLG: 0.313										3	0	1	0	0	0	0											
Inning Stats	R: 0 E: 0 K: 2 S: 10	H: 1 LOB: 1 BB: 0 P: 12	R: 0 E: 0 K: 1 S: 7	H: 0 LOB: 0 BB: 0 P: 10	R: 0 E: 0 K: 1 S: 11	H: 1 LOB: 1 BB: 0 P: 13	R: 0 E: 0 K: 1 S: 9	H: 0 LOB: 0 BB: 0 P: 16	R: 0 E: 0 K: 2 S: 5	H: 1 LOB: 2 BB: 0 P: 8	R: 0 E: 0 K: 0 S: 8	H: 0 LOB: 0 BB: 0 P: 11	R: 0 E: 0 K: 0 S: 15	H: 1 LOB: 2 BB: 1 P: 24	R: 0 E: 0 K: 0 S: 5	H: 1 LOB: 1 BB: 1 P: 12	R: 0 E: 0 K: 1 S: 9	H: 1 LOB: 2 BB: 1 P: 18	1B: 4 2B: 3 3B: 0 HR: 0	SF: 0 SAC: 0 DP: 2 HBP: 0	WP: 0 PB: 0 SB: 0 CS: 0	PA: 34					
PITCHER	IP	WLS	BF	H	R	ER	SO	BB	IBB	HBP	BLK	WP	HR	S	P	ERA	WHIP										
38 Jason Vargas, L ERA: 2.66	7.0	W	25	4	0	0	7	1	0	0	0	0	0	65	94	0.00	0.714										
43 Brandon League, R ERA: 3.32	1.0	H	4	1	0	0	0	1	0	0	0	0	0	5	12	0.00	2.000										
53 David Aardsma, R ERA: 5.09	1.0	S	5	1	0	0	1	1	0	0	0	0	0	9	18	0.00	2.000										

AB	31
R	0
H	6
RBI	0
BB	3
SO	8
LOB	12



Batter	1	2	3	4	5	6	7	8	9	AB	R	H	RBI	BB	SO	LOB	BOTTOM										
51 Ichiro Suzuki, L OBP: 0.389, SLG: 0.437										3	0	1	0	1	0	2	Chicago Cubs @ Seattle Mariners Safeco Field, Seattle, WA Tue Jun 22 2010, 7:12 PM - 9:24 PM PDT Att: 27,985 - Clear - 70 F										
16 Josh Wilson, R OBP: 0.343, SLG: 0.386										4	0	1	0	0	1	2											
15 Milton Bradley, S OBP: 0.302, SLG: 0.354										3	0	0	0	1	2	0											
4 Jose Lopez, R OBP: 0.266, SLG: 0.322										4	1	1	0	0	1	2											
21 Franklin Gutierrez, R OBP: 0.348, SLG: 0.407										3	1	1	2	0	1	0											
20 Mike Carp, L OBP: 0.242, SLG: 0.172										3	0	0	0	0	0	0											
13 Casey Kotchman, L OBP: 0.265, SLG: 0.291										0	0	0	0	0	0	0											
41 Eleizer Alfonso, R OBP: 0.250, SLG: 0.361										3	0	1	0	0	0	0											
2 Jack Wilson, R OBP: 0.265, SLG: 0.333										3	0	0	0	0	2	2											
55 Michael Saunders, L OBP: 0.289, SLG: 0.384										3	0	0	0	0	1	2											
Inning Stats	R: 0 E: 0 K: 0 S: 6	H: 0 LOB: 0 BB: 1 P: 13	R: 2 E: 0 K: 0 S: 9	H: 2 LOB: 0 BB: 0 P: 14	R: 0 E: 0 K: 0 S: 12	H: 1 LOB: 2 BB: 1 P: 19	R: 0 E: 0 K: 1 S: 8	H: 0 LOB: 0 BB: 0 P: 9	R: 0 E: 0 K: 1 S: 17	H: 1 LOB: 1 BB: 0 P: 21	R: 0 E: 0 K: 1 S: 9	H: 0 LOB: 0 BB: 0 P: 15	R: 0 E: 1 K: 2 S: 11	H: 1 LOB: 2 BB: 0 P: 12	R: 0 E: 0 K: 2 S: 9	H: 0 LOB: 0 BB: 0 P: 13	R: 0 E: 0 K: 2 S: 9	H: 0 LOB: 0 BB: 1 P: 18	1B: 4 2B: 0 3B: 0 HR: 1	SF: 0 SAC: 0 DP: 1 HBP: 0	WP: 0 PB: 0 SB: 0 CS: 0	PA: 31					
PITCHER	IP	WLS	BF	H	R	ER	SO	BB	IBB	HBP	BLK	WP	HR	S	P	ERA	WHIP										
46 Ryan Dempster, R ERA: 3.56	8.0	L	31	5	2	2	8	2	0	0	0	0	1	81	116	2.25	0.875										

AB	29
R	2
H	5
RBI	2
BB	2
SO	8
LOB	10



Batter	1	2	3	4	5	6	7	8	9	AB	R	H	RBI	BB	SO	LOB	TOP
24 Marlon Byrd, R OBP: 0.368, SLG: 0.521										4	0	2	0	0	0	1	
28 Jeff Baker, R OBP: 0.299, SLG: 0.417										4	0	1	0	0	0	3	
25 Derrek Lee, R OBP: 0.334, SLG: 0.387										4	0	1	0	0	1	5	
22 Xavier Nady, R OBP: 0.317, SLG: 0.405										4	0	0	0	0	2	5	
18 Geovany Soto, R OBP: 0.405, SLG: 0.460										4	0	1	0	0	0	0	
12 Alfonso Soriano, R OBP: 0.351, SLG: 0.534										4	0	2	0	0	2	0	
21 Tyler Colvin, L OBP: 0.351, SLG: 0.612										4	1	1	1	0	1	3	
13 Starlin Castro, R OBP: 0.317, SLG: 0.338										3	0	0	0	0	3	2	
2 Ryan Theriot, R OBP: 0.322, SLG: 0.313										3	0	1	0	0	0	2	
Inning Stats	R: 0 E: 0 K: 0 S: 12	H: 2 LOB: 1 BB: 0 P: 15	R: 1 E: 0 K: 2 S: 10	H: 1 LOB: 0 BB: 0 P: 11	R: 0 E: 0 K: 0 S: 13	H: 0 LOB: 0 BB: 0 P: 16	R: 0 E: 0 K: 0 S: 7	H: 1 LOB: 2 BB: 0 P: 13	R: 0 E: 0 K: 1 S: 11	H: 2 LOB: 2 BB: 0 P: 15	R: 0 E: 0 K: 0 S: 8	H: 1 LOB: 1 BB: 0 P: 9	R: 0 E: 0 K: 2 S: 11	H: 1 LOB: 1 BB: 0 P: 15	1B: 6 2B: 2 3B: 0 HR: 1	SF: 0 SAC: 0 DP: 3 HBP: 0	WP: 0 PA: 34 CS: 0
PITCHER 36 Cliff Lee, L ERA: 2.39	IP: 9.0 WLS: W BF: 34 H: 9 R: 1 ER: 1 SO: 9 BB: 0 IBB: 0 HBP: 0 BLK: 0 WP: 0 HR: 1 S: 90 P: 115 ERA: 1.00 WHIP: 1.000																

Chicago Cubs @ Seattle Mariners
Safeco Field, Seattle, WA
Wed Jun 23 2010, 7:12 PM - 9:39 PM PDT
Att: 31,394 - Clear - 73 F

AB 34
R 1
H 9
RBI 1
BB 0
SO 9
LOB 21





Batter	1	2	3	4	5	6	7	8	9	AB	R	H	RBI	BB	SO	LOB	BOTTOM		
51 Ichiro Suzuki, L OBP: 0.392, SLG: 0.438										4	0	2	2	1	0	1			
9 Chone Figgins, S OBP: 0.334, SLG: 0.279										5	0	0	1	0	0	6			
15 Milton Bradley, S OBP: 0.296, SLG: 0.346										4	0	0	0	0	1	1			
4 Jose Lopez, R OBP: 0.266, SLG: 0.321										4	1	1	0	0	1	0			
21 Franklin Gutierrez, R OBP: 0.351, SLG: 0.409										4	1	2	0	0	0	0			
16 Josh Wilson, R OBP: 0.347, SLG: 0.389										4	1	2	0	0	0	1			
13 Casey Kotchman, L OBP: 0.269, SLG: 0.292										3	1	1	1	1	1	0			
32 Rob Johnson, R OBP: 0.314, SLG: 0.316										3	2	1	0	1	2	4			
55 Michael Saunders, L OBP: 0.289, SLG: 0.438										3	2	2	4	1	0	1			
Inning Stats	R: 0 E: 0 K: 0 S: 6	H: 0 LOB: 0 BB: 0 P: 9	R: 0 E: 0 K: 0 S: 9	H: 1 LOB: 0 BB: 0 P: 16	R: 0 E: 1 K: 1 S: 9	H: 0 LOB: 2 BB: 1 P: 21	R: 0 E: 0 K: 2 S: 17	H: 5 LOB: 2 BB: 1 P: 33	R: 0 E: 0 K: 0 S: 5	H: 1 LOB: 1 BB: 0 P: 10	R: 2 E: 1 K: 0 S: 15	H: 3 LOB: 1 BB: 0 P: 20	R: 0 E: 0 K: 1 S: 8	H: 0 LOB: 0 BB: 0 P: 14	R: 2 E: 0 K: 1 S: 19	H: 1 LOB: 2 BB: 0 P: 31	1B: 9 2B: 1 3B: 0 HR: 1	SF: 0 SAC: 0 DP: 1 HBP: 0	WP: 0 PA: 39 CS: 0
PITCHER 36 Randy Wells, R ERA: 5.21 44 Jeff Stevens, R ERA: 2.51 45 Sean Marshall, L ERA: 2.41	IP: 6.0 WLS: L BF: 30 H: 10 R: 6 ER: 6 SO: 3 BB: 0 IBB: 0 HBP: 0 BLK: 0 WP: 0 HR: 0 S: 61 P: 109 ERA: 9.00 WHIP: 2.000																		

Chicago Cubs @ Seattle Mariners
Safeco Field, Seattle, WA
Wed Jun 23 2010, 7:12 PM - 9:39 PM PDT
Att: 31,394 - Clear - 73 F

AB 34
R 8
H 11
RBI 8
BB 4
SO 5
LOB 14



Batter	1	2	3	4	5	6	7	8	9	10	11	12	13	AB	R	H	RBI	BB	SO	LOB	TOP																																																																																																																			
1 Kosuke Fukudome, L OBP: 0.366, SLG: 0.440	K		G6-3		F8			G5-3		G6-3			SH5-3	4	0	0	0	1	1	3	<p>Chicago Cubs @ Seattle Mariners Safeco Field, Seattle, WA Thu Jun 24 2010, 12:43 PM - 4:43 PM PDT Att: 41,357 - Partly Cloudy - 66 F</p> <p>livebaseballscorecards.com</p> <p>AB 40 R 3 H 6 RBI 3 BB 5 SO 11 LOB 21</p> 																																																																																																																			
2 Ryan Theriot, R OBP: 0.319, SLG: 0.307	G5-3		G6-3		K			G5-3		F9			BB	5	0	0	0	1	1	4																																																																																																																				
24 Marlon Byrd, R OBP: 0.387, SLG: 0.515	F8		G5-3		G6-3			G6-3		BB			BB	5	0	1	1	1	0	1																																																																																																																				
25 Derrek Lee, R OBP: 0.334, SLG: 0.385			22 1B 17 SF8		K			22 1B FC6-4		F9			G6-4-3	6	1	2	0	0	2	3																																																																																																																				
21 Tyler Colvin, L OBP: 0.345, SLG: 0.595			22 1B FC14-6		F9			K2-3		K			G6-4-3	5	0	1	0	0	2	2																																																																																																																				
22 Xavier Nady, R OBP: 0.321, SLG: 0.400			FC14-6		1B			9 1B HBP		FC6-4			K	4	1	1	0	0	1	3																																																																																																																				
18 Giovanni Soto, R OBP: 0.405, SLG: 0.460			1-2 2-3		1B			9 1B HBP		G1-3			K	0	0	0	0	0	0	0																																																																																																																				
17 Mike Fontenot, L OBP: 0.331, SLG: 0.415			SF8		F7			F7		G1-3			K	4	0	0	1	0	1	3																																																																																																																				
9 Chad Tracy, L OBP: 0.327, SLG: 0.295			G3										K	3	0	1	1	1	1	1																																																																																																																				
13 Starlin Castro, R OBP: 0.315, SLG: 0.330								55 1B G4-6-3						K	1	0	0	0	0	1																																																																																																																				
55 Koyie Hill, S OBP: 0.259, SLG: 0.273								55 1B G4-6-3		1 55 1B SH3-4				3	0	0	0	0	1	1																																																																																																																				
12 Alfonso Soriano, R OBP: 0.254, SLG: 0.531			K		E3			G4-6-3		SH3-4				0	1	0	0	1	0	0																																																																																																																				
62 Bob Howry, L														0	0	0	0	0	0	0																																																																																																																				
32 Tom Gorzelanny, R OBP: 0.176, SLG: 0.176														0	0	0	0	0	0	0																																																																																																																				
Inning Stats	R: 0 H: 0 E: 0 K: 1 S: 8					R: 1 H: 2 E: 0 K: 0 S: 11					R: 0 H: 0 E: 0 K: 1 S: 12					R: 0 H: 1 E: 1 K: 2 S: 14						R: 0 H: 0 E: 0 K: 1 S: 11					R: 1 H: 1 E: 0 K: 0 S: 6					R: 0 H: 0 E: 0 K: 0 S: 3					R: 0 H: 0 E: 0 K: 3 S: 10					R: 1 H: 1 E: 0 K: 0 S: 10					1B: 6 2B: 0 3B: 0 HR: 0	SF: 1 SAC: 2 DP: 3 HBP: 1	WP: 1 PB: 0 SB: 0 CS: 0																																																																																							
<table border="1"> <thead> <tr> <th colspan="2">PITCHER</th> <th>IP</th> <th>WLS</th> <th>BF</th> <th>H</th> <th>R</th> <th>ER</th> <th>SO</th> <th>BB</th> <th>IBB</th> <th>HBP</th> <th>BLK</th> <th>WP</th> <th>HR</th> <th>S</th> <th>P</th> <th>ERA</th> <th>WHIP</th> </tr> </thead> <tbody> <tr> <td>34 Félix Hernández, R</td> <td>(1, 1)</td> <td>9.0</td> <td></td> <td>34</td> <td>5</td> <td>2</td> <td>2</td> <td>8</td> <td>1</td> <td>0</td> <td>1</td> <td>0</td> <td>1</td> <td>0</td> <td>81</td> <td>117</td> <td>2.00</td> <td>0.667</td> </tr> <tr> <td>53 David Adarza, R</td> <td>(10, 1)</td> <td>1.0</td> <td></td> <td>4</td> <td>0</td> <td>0</td> <td>0</td> <td>0</td> <td>1</td> <td>0</td> <td>0</td> <td>0</td> <td>0</td> <td>0</td> <td>7</td> <td>14</td> <td>0.00</td> <td>1.000</td> </tr> <tr> <td>43 Brandon League, R</td> <td>(11, 1)</td> <td>2.0</td> <td></td> <td>6</td> <td>0</td> <td>0</td> <td>0</td> <td>3</td> <td>1</td> <td>0</td> <td>0</td> <td>0</td> <td>0</td> <td>0</td> <td>13</td> <td>19</td> <td>0.00</td> <td>0.500</td> </tr> <tr> <td>49 Garrett Olson, L</td> <td>(13, 1)</td> <td>0.1</td> <td>L</td> <td>2</td> <td>0</td> <td>1</td> <td>1</td> <td>0</td> <td>1</td> <td>0</td> <td>0</td> <td>0</td> <td>0</td> <td>0</td> <td>3</td> <td>7</td> <td>27.00</td> <td>3.000</td> </tr> <tr> <td>46 Sean White, R</td> <td>(13, 1)</td> <td>0.2</td> <td></td> <td>3</td> <td>1</td> <td>0</td> <td>0</td> <td>0</td> <td>1</td> <td>0</td> <td>0</td> <td>0</td> <td>0</td> <td>0</td> <td>7</td> <td>13</td> <td>0.00</td> <td>3.000</td> </tr> </tbody> </table>																						PITCHER		IP	WLS	BF	H	R	ER	SO	BB	IBB	HBP	BLK	WP	HR	S	P	ERA	WHIP	34 Félix Hernández, R	(1, 1)	9.0		34	5	2	2	8	1	0	1	0	1	0	81	117	2.00	0.667	53 David Adarza, R	(10, 1)	1.0		4	0	0	0	0	1	0	0	0	0	0	7	14	0.00	1.000	43 Brandon League, R	(11, 1)	2.0		6	0	0	0	3	1	0	0	0	0	0	13	19	0.00	0.500	49 Garrett Olson, L	(13, 1)	0.1	L	2	0	1	1	0	1	0	0	0	0	0	3	7	27.00	3.000	46 Sean White, R	(13, 1)	0.2		3	1	0	0	0	1	0	0	0	0	0	7	13	0.00	3.000	
PITCHER		IP	WLS	BF	H	R	ER	SO	BB	IBB	HBP	BLK	WP	HR	S	P	ERA	WHIP																																																																																																																						
34 Félix Hernández, R	(1, 1)	9.0		34	5	2	2	8	1	0	1	0	1	0	81	117	2.00	0.667																																																																																																																						
53 David Adarza, R	(10, 1)	1.0		4	0	0	0	0	1	0	0	0	0	0	7	14	0.00	1.000																																																																																																																						
43 Brandon League, R	(11, 1)	2.0		6	0	0	0	3	1	0	0	0	0	0	13	19	0.00	0.500																																																																																																																						
49 Garrett Olson, L	(13, 1)	0.1	L	2	0	1	1	0	1	0	0	0	0	0	3	7	27.00	3.000																																																																																																																						
46 Sean White, R	(13, 1)	0.2		3	1	0	0	0	1	0	0	0	0	0	7	13	0.00	3.000																																																																																																																						

Batter	1	2	3	4	5	6	7	8	9	10	11	12	13	AB	R	H	RBI	BB	SO	LOB	BOTTOM																																																																																																																			
51 Ichiro Suzuki, L OBP: 0.394, SLG: 0.441	L9		F7							G3-1				5	0	2	0	1	0	2	<p>Chicago Cubs @ Seattle Mariners Safeco Field, Seattle, WA Thu Jun 24 2010, 12:43 PM - 4:43 PM PDT Att: 41,357 - Partly Cloudy - 66 F</p> <p>livebaseballscorecards.com</p> <p>AB 48 R 2 H 11 RBI 2 BB 5 SO 14 LOB 27</p> 																																																																																																																			
9 Chone Figgins, S OBP: 0.354, SLG: 0.277	P6				5 2B 5 1B			K		21 5 BB BB			P5	5	1	1	0	1	2	4																																																																																																																				
5 Mike Sweeney, R OBP: 0.321, SLG: 0.474	G6-3				4 1B 2B			F8		F9			G6-3	5	0	1	1	1	0	0																																																																																																																				
4 Jose Lopez, R OBP: 0.265, SLG: 0.322					P5			P2		K			L7	6	0	2	0	0	1	2																																																																																																																				
21 Franklin Gutierrez, R OBP: 0.350, SLG: 0.405					16 1B 1B			K		G4-6-3			K	5	0	1	0	1	3	3																																																																																																																				
16 Josh Wilson, R OBP: 0.341, SLG: 0.380					F9			K						6	1	1	0	0	2	6																																																																																																																				
32 Rob Johnson, R OBP: 0.310, SLG: 0.311								G4-6-3																																																																																																																																
15 Milton Bradley, S OBP: 0.299, SLG: 0.346					G1-3			SH1-4					K	2	0	0	0	1	0	3																																																																																																																				
41 Eliezer Alfonzo, R OBP: 0.237, SLG: 0.342																																																																																																																																								
2 Jack Wilson, R OBP: 0.281, SLG: 0.357														6	0	3	1	0	1	0																																																																																																																				
55 Michael Saunders, L OBP: 0.272, SLG: 0.411					F8			P4						6	0	0	0	0	3	4																																																																																																																				
Inning Stats	R: 0 H: 0 E: 0 K: 1 S: 6					R: 0 H: 1 E: 0 K: 1 S: 11					R: 0 H: 0 E: 0 K: 1 S: 9					R: 1 H: 2 E: 0 K: 2 S: 11						R: 0 H: 1 E: 0 K: 0 S: 4					R: 0 H: 1 E: 0 K: 1 S: 16					R: 0 H: 1 E: 0 K: 0 S: 11					R: 0 H: 0 E: 0 K: 3 S: 7					R: 0 H: 1 E: 0 K: 1 S: 9					1B: 8 2B: 3 3B: 0 HR: 0	SF: 0 SAC: 1 DP: 1 HBP: 0	WP: 0 PB: 0 SB: 3 CS: 0																																																																																							
<table border="1"> <thead> <tr> <th colspan="2">PITCHER</th> <th>IP</th> <th>WLS</th> <th>BF</th> <th>H</th> <th>R</th> <th>ER</th> <th>SO</th> <th>BB</th> <th>IBB</th> <th>HBP</th> <th>BLK</th> <th>WP</th> <th>HR</th> <th>S</th> <th>P</th> <th>ERA</th> <th>WHIP</th> </tr> </thead> <tbody> <tr> <td>30 Ted Lilly, L</td> <td>(1, 1)</td> <td>6.0</td> <td></td> <td>23</td> <td>5</td> <td>1</td> <td>1</td> <td>6</td> <td>0</td> <td>0</td> <td>0</td> <td>1</td> <td>0</td> <td>0</td> <td>77</td> <td>103</td> <td>1.50</td> <td>0.833</td> </tr> <tr> <td>48 Andrew Cashner, R</td> <td>(7, 1)</td> <td>2.0</td> <td>B</td> <td>9</td> <td>3</td> <td>1</td> <td>1</td> <td>2</td> <td>0</td> <td>1</td> <td>0</td> <td>0</td> <td>0</td> <td>0</td> <td>15</td> <td>29</td> <td>4.50</td> <td>1.500</td> </tr> <tr> <td>45 Sean Marshall, L</td> <td>(8, 1)</td> <td>0.2</td> <td></td> <td>4</td> <td>1</td> <td>0</td> <td>0</td> <td>1</td> <td>1</td> <td>0</td> <td>0</td> <td>0</td> <td>0</td> <td>0</td> <td>14</td> <td>23</td> <td>0.00</td> <td>3.000</td> </tr> <tr> <td>49 Carlos Marmol, R</td> <td>(8, 1)</td> <td>1.1</td> <td></td> <td>7</td> <td>0</td> <td>0</td> <td>0</td> <td>3</td> <td>2</td> <td>1</td> <td>0</td> <td>0</td> <td>0</td> <td>0</td> <td>15</td> <td>28</td> <td>0.00</td> <td>1.500</td> </tr> <tr> <td>43 John Grabow, L</td> <td>(11, 1)</td> <td>2.0</td> <td>W</td> <td>7</td> <td>1</td> <td>0</td> <td>0</td> <td>1</td> <td>0</td> <td>0</td> <td>0</td> <td>0</td> <td>0</td> <td>0</td> <td>18</td> <td>26</td> <td>0.00</td> <td>0.500</td> </tr> </tbody> </table>																						PITCHER		IP	WLS	BF	H	R	ER	SO	BB	IBB	HBP	BLK	WP	HR	S	P	ERA	WHIP	30 Ted Lilly, L	(1, 1)	6.0		23	5	1	1	6	0	0	0	1	0	0	77	103	1.50	0.833	48 Andrew Cashner, R	(7, 1)	2.0	B	9	3	1	1	2	0	1	0	0	0	0	15	29	4.50	1.500	45 Sean Marshall, L	(8, 1)	0.2		4	1	0	0	1	1	0	0	0	0	0	14	23	0.00	3.000	49 Carlos Marmol, R	(8, 1)	1.1		7	0	0	0	3	2	1	0	0	0	0	15	28	0.00	1.500	43 John Grabow, L	(11, 1)	2.0	W	7	1	0	0	1	0	0	0	0	0	0	18	26	0.00	0.500	
PITCHER		IP	WLS	BF	H	R	ER	SO	BB	IBB	HBP	BLK	WP	HR	S	P	ERA	WHIP																																																																																																																						
30 Ted Lilly, L	(1, 1)	6.0		23	5	1	1	6	0	0	0	1	0	0	77	103	1.50	0.833																																																																																																																						
48 Andrew Cashner, R	(7, 1)	2.0	B	9	3	1	1	2	0	1	0	0	0	0	15	29	4.50	1.500																																																																																																																						
45 Sean Marshall, L	(8, 1)	0.2		4	1	0	0	1	1	0	0	0	0	0	14	23	0.00	3.000																																																																																																																						
49 Carlos Marmol, R	(8, 1)	1.1		7	0	0	0	3	2	1	0	0	0	0	15	28	0.00	1.500																																																																																																																						
43 John Grabow, L	(11, 1)	2.0	W	7	1	0	0	1	0	0	0	0	0	0	18	26	0.00	0.500																																																																																																																						

Batter	1	2	3	4	5	6	7	8	9	AB	R	H	RBI	BB	SO	LOB	TOP								
51 Ichiro Suzuki, L (1.9) OBP: 0.396, SLG: 0.440	L8		G5-3				BB			3	1	1	0	1	0	0	Seattle Mariners @ Milwaukee Brewers Miller Park, Milwaukee, WI Fri Jun 25 2010, 7:12 PM - 10:04 PM CDT Att: 30,087 - Clear - 85 F								
9 Chone Figgins, S (1.4) OBP: 0.337, SLG: 0.281	L9		1B				K2-3			4	1	2	0	0	1	1									
21 Franklin Gutierrez, R (1.8) OBP: 0.340, SLG: 0.400	F8		SF7				FC5-2		F7	3	0	0	1	0	0	1									
4 Jose Lopez, R (1.5) OBP: 0.267, SLG: 0.324		E6					K		L9	4	1	1	0	0	1	2									
5 Mike Sweeney, R (1.3) OBP: 0.327, SLG: 0.475		2B					F7		G5-3	4	0	2	1	0	0	0									
15 Milton Bradley, S (1.7) OBP: 0.293, SLG: 0.341	SF7		F8				F7		K	3	0	0	1	0	1	2									
2 Jack Wilson, R (1.6) ERA: 4.54 33 Chad Cordero, R (6.1) 49 Garrett Olson, R (7.1) 53 David Aardsma, R (8.1) 55 Michael Saunders, L (9. PH) OBP: 0.269, SLG: 0.406	F7						F8		K	3	0	1	0	0	0	1		AB 32 R 3 H 7 RBI 3 BB 1 SO 6 LOB 8							
32 Rob Johnson, R (1.2) OBP: 0.301, SLG: 0.301	FC6-4						G4-3		G5-3	4	0	0	0	0	0	1									
18 Ryan Rowland-Smith, L (1.1) 16 Josh Wilson, R (6.6) OBP: 0.339, SLG: 0.378			K				K		F7	2	0	0	0	0	2	0									
										1	0	0	0	0	0	0									
Inning Stats	R: 0 E: 0 K: 0 S: 7	H: 0 LOB: 0 BB: 0 P: 13	R: 1 E: 0 K: 0 S: 13	H: 2 LOB: 1 BB: 0 P: 21	R: 2 E: 1 K: 1 S: 16	H: 3 LOB: 2 BB: 0 P: 24	R: 0 E: 0 K: 1 S: 10	H: 1 LOB: 0 BB: 0 P: 13	R: 0 E: 0 K: 0 S: 10	H: 1 LOB: 1 BB: 0 P: 16	R: 0 E: 0 K: 0 S: 8	H: 0 LOB: 0 BB: 0 P: 11	R: 0 E: 0 K: 1 S: 8	H: 0 LOB: 1 BB: 1 P: 17	R: 0 E: 0 K: 0 S: 6	H: 0 LOB: 0 BB: 0 P: 9	R: 0 E: 0 K: 2 S: 10	H: 0 LOB: 0 BB: 0 P: 12	1B: 6 2B: 1 3B: 0 HR: 0	SF: 2 SAC: 0 DP: 0 HBP: 0	WP: 0 PB: 0 SB: 4 CS: 0	PA: 35			
PITCHER	IP WLS BF H R ER SO BB IBB HBP BLK WP HR S P ERA WHIP	IP WLS BF H R ER SO BB IBB HBP BLK WP HR S P ERA WHIP	IP WLS BF H R ER SO BB IBB HBP BLK WP HR S P ERA WHIP	IP WLS BF H R ER SO BB IBB HBP BLK WP HR S P ERA WHIP	IP WLS BF H R ER SO BB IBB HBP BLK WP HR S P ERA WHIP	IP WLS BF H R ER SO BB IBB HBP BLK WP HR S P ERA WHIP	IP WLS BF H R ER SO BB IBB HBP BLK WP HR S P ERA WHIP	IP WLS BF H R ER SO BB IBB HBP BLK WP HR S P ERA WHIP	IP WLS BF H R ER SO BB IBB HBP BLK WP HR S P ERA WHIP	IP WLS BF H R ER SO BB IBB HBP BLK WP HR S P ERA WHIP	IP WLS BF H R ER SO BB IBB HBP BLK WP HR S P ERA WHIP	IP WLS BF H R ER SO BB IBB HBP BLK WP HR S P ERA WHIP	IP WLS BF H R ER SO BB IBB HBP BLK WP HR S P ERA WHIP	IP WLS BF H R ER SO BB IBB HBP BLK WP HR S P ERA WHIP	IP WLS BF H R ER SO BB IBB HBP BLK WP HR S P ERA WHIP	IP WLS BF H R ER SO BB IBB HBP BLK WP HR S P ERA WHIP	IP WLS BF H R ER SO BB IBB HBP BLK WP HR S P ERA WHIP	IP WLS BF H R ER SO BB IBB HBP BLK WP HR S P ERA WHIP	IP WLS BF H R ER SO BB IBB HBP BLK WP HR S P ERA WHIP	IP WLS BF H R ER SO BB IBB HBP BLK WP HR S P ERA WHIP	IP WLS BF H R ER SO BB IBB HBP BLK WP HR S P ERA WHIP	IP WLS BF H R ER SO BB IBB HBP BLK WP HR S P ERA WHIP	IP WLS BF H R ER SO BB IBB HBP BLK WP HR S P ERA WHIP	IP WLS BF H R ER SO BB IBB HBP BLK WP HR S P ERA WHIP	IP WLS BF H R ER SO BB IBB HBP BLK WP HR S P ERA WHIP



Batter	1	2	3	4	5	6	7	8	9	AB	R	H	RBI	BB	SO	LOB	BOTTOM									
23 Rickie Weeks Jr., R (1.4) OBP: 0.365, SLG: 0.443	FC6-4 HBP		F8						G6-3	3	1	0	0	0	0	2	Seattle Mariners @ Milwaukee Brewers Miller Park, Milwaukee, WI Fri Jun 25 2010, 7:12 PM - 10:04 PM CDT Att: 30,087 - Clear - 85 F									
1 Corey Hart, R (1.9) OBP: 0.341, SLG: 0.577	FC6-4 1-2						F9			4	1	1	0	0	0	3										
28 Prince Fielder, L (1.3) OBP: 0.390, SLG: 0.457	F9		F9				L3			4	0	1	1	0	0	3										
8 Ryan Braun, R (1.7) OBP: 0.367, SLG: 0.493	K2-3						2B		G5-3	3	2	1	0	1	1	2										
14 Casey McGehee, R (1.5) OBP: 0.333, SLG: 0.461	G3						K		F7	3	1	0	0	1	1	3										
20 Jonathan Lucroy, R (1.2) OBP: 0.350, SLG: 0.404	K						HR		2B	3	2	2	3	1	1	0										
27 Carlos Gómez, R (1.8) OBP: 0.282, SLG: 0.386	G5-3						HR		2B	3	1	2	2	1	0	0										
21 Alcides Escobar, R (1.6) OBP: 0.300, SLG: 0.349	K		K				G1-3		SF7	2	0	0	2	0	1	0										
31 Dave Bush, R (1.1) ERA: 6.18 12 Carlos Vilanueva, R (7.1) 15 Jim Edmonds, L (7. PH) 50 Kameron Loe, R (8.1) 2 Joe Inglett, L (8. PH) 51 Trevor Hoffman, R (9.1)	G6-3						2B		F8	2	0	1	0	0	0	0		AB 29 R 8 H 8 RBI 8 BB 4 SO 4 LOB 14								
										3	1	2	2	1	0	0										
										2	0	1	0	0	0	0										
										0	0	0	0	0	0	0										
										0	0	0	0	0	0	0										
Inning Stats	R: 0 E: 0 K: 1 S: 8	H: 0 LOB: 1 BB: 0 P: 12	R: 0 E: 0 K: 1 S: 8	H: 0 LOB: 0 BB: 0 P: 10	R: 0 E: 0 K: 1 S: 10	H: 0 LOB: 0 BB: 0 P: 12	R: 4 E: 0 K: 1 S: 23	H: 4 LOB: 0 BB: 0 P: 30	R: 0 E: 0 K: 0 S: 8	H: 1 LOB: 1 BB: 0 P: 11	R: 1 E: 0 K: 0 S: 8	H: 0 LOB: 1 BB: 3 P: 21	R: 1 E: 0 K: 0 S: 15	H: 1 LOB: 1 BB: 0 P: 21	R: 2 E: 0 K: 0 S: 12	H: 2 LOB: 1 BB: 1 P: 20	1B: 3 2B: 4 3B: 0 HR: 2	SF: 2 SAC: 0 DP: 1 HBP: 2	WP: 0 PB: 0 SB: 0 CS: 0	PA: 37						
PITCHER	IP WLS BF H R ER SO BB IBB HBP BLK WP HR S P ERA WHIP	IP WLS BF H R ER SO BB IBB HBP BLK WP HR S P ERA WHIP	IP WLS BF H R ER SO BB IBB HBP BLK WP HR S P ERA WHIP	IP WLS BF H R ER SO BB IBB HBP BLK WP HR S P ERA WHIP	IP WLS BF H R ER SO BB IBB HBP BLK WP HR S P ERA WHIP	IP WLS BF H R ER SO BB IBB HBP BLK WP HR S P ERA WHIP	IP WLS BF H R ER SO BB IBB HBP BLK WP HR S P ERA WHIP	IP WLS BF H R ER SO BB IBB HBP BLK WP HR S P ERA WHIP	IP WLS BF H R ER SO BB IBB HBP BLK WP HR S P ERA WHIP	IP WLS BF H R ER SO BB IBB HBP BLK WP HR S P ERA WHIP	IP WLS BF H R ER SO BB IBB HBP BLK WP HR S P ERA WHIP	IP WLS BF H R ER SO BB IBB HBP BLK WP HR S P ERA WHIP	IP WLS BF H R ER SO BB IBB HBP BLK WP HR S P ERA WHIP	IP WLS BF H R ER SO BB IBB HBP BLK WP HR S P ERA WHIP	IP WLS BF H R ER SO BB IBB HBP BLK WP HR S P ERA WHIP	IP WLS BF H R ER SO BB IBB HBP BLK WP HR S P ERA WHIP	IP WLS BF H R ER SO BB IBB HBP BLK WP HR S P ERA WHIP	IP WLS BF H R ER SO BB IBB HBP BLK WP HR S P ERA WHIP	IP WLS BF H R ER SO BB IBB HBP BLK WP HR S P ERA WHIP	IP WLS BF H R ER SO BB IBB HBP BLK WP HR S P ERA WHIP	IP WLS BF H R ER SO BB IBB HBP BLK WP HR S P ERA WHIP	IP WLS BF H R ER SO BB IBB HBP BLK WP HR S P ERA WHIP	IP WLS BF H R ER SO BB IBB HBP BLK WP HR S P ERA WHIP	IP WLS BF H R ER SO BB IBB HBP BLK WP HR S P ERA WHIP	IP WLS BF H R ER SO BB IBB HBP BLK WP HR S P ERA WHIP	IP WLS BF H R ER SO BB IBB HBP BLK WP HR S P ERA WHIP



Batter	1	2	3	4	5	6	7	8	9	AB	R	H	RBI	BB	SO	LOB	TOP										
51 Ichiro Suzuki, L OBP: 0.396, SLG: 0.437	F9	FC6-4 HBP		G4-3	1-1 1B		K			4	0	1	0	0	1	1	Seattle Mariners @ Milwaukee Brewers Miller Park, Milwaukee, WI Sat Jun 26 2010, 3:11 PM - 6:06 PM CDT Att: 41,655 - Partly Cloudy - 84 F										
9 Chone Figgins, S OBP: 0.338, SLG: 0.278		FC6-4			F8			G6-3		3	1	0	0	2	0	5											
21 Franklin Gutierrez, R OBP: 0.340, SLG: 0.404	P3		F9					K		5	1	2	1	0	1	1											
4 Jose Lopez, R OBP: 0.266, SLG: 0.332	K		F9					G5-3		5	1	1	2	0	1	2											
15 Milton Bradley, S OBP: 0.291, SLG: 0.353 43 Brandon League, R (9, 1)		E6 2B 32 G6-3		K				F7		5	2	1	1	0	1	1											
16 Josh Wilson, R OBP: 0.341, SLG: 0.375				G1-3				K		4	0	1	0	1	1	1											
2 Jack Wilson, R OBP: 0.289, SLG: 0.370								F8		5	0	2	0	0	0	0											
32 Rob Johnson, R OBP: 0.307, SLG: 0.302		G6-3		G4-3						3	0	1	1	1	0	2											
58 Doug Fister, L 20 Mike Carp, L 37 Brian Sweeney, R 55 Michael Saunders, L OBP: 0.289, SLG: 0.406								SH1-4 1B		2	0	0	0	0	2	5											
Inning Stats	R: 0 E: 0 K: 1 S: 9	H: 0 LOB: 1 BB: 1 P: 19	R: 1 E: 0 K: 1 S: 14	H: 1 LOB: 3 BB: 1 P: 23	R: 1 E: 0 K: 1 S: 20	H: 3 LOB: 0 BB: 1 P: 31	R: 3 E: 0 K: 1 S: 12	H: 2 LOB: 0 BB: 1 P: 21	R: 0 E: 0 K: 1 S: 11	H: 2 LOB: 2 BB: 0 P: 16	R: 0 E: 0 K: 1 S: 13	H: 1 LOB: 1 BB: 0 P: 18	R: 0 E: 0 K: 1 S: 12	H: 1 LOB: 0 BB: 0 P: 13	R: 0 E: 0 K: 1 S: 7	H: 0 LOB: 0 BB: 0 P: 12		R: 0 E: 0 K: 0 S: 6	H: 0 LOB: 0 BB: 0 P: 7	1B: 6 2B: 2 3B: 0 HR: 2	SF: 0 SAC: 1 DP: 0 HBP: 1	WP: 0 PB: 0 SB: 2 CS: 0	PA: 43				
PITCHER	IP	WLS	BF	H	R	ER	SO	BB	IBB	HBP	BLK	WP	HR	S	P	ERA	WHIP										
43 Randy Wolf, L ERA: 4.92	5.0	L	29	8	5	4	4	3	1	1	0	0	2	66	110	7.20	2.200										
54 David Riske, R ERA: 4.5	1.0		4	1	0	0	1	0	0	0	0	0	0	13	18	0.00	1.000										
60 Todd Coffey, R ERA: 6.35	0.2		3	1	0	0	0	0	0	0	0	0	0	7	8	0.00	1.500										
21 Zach Braddock, L ERA: 6.35	0.1		1	0	0	0	1	0	0	0	0	0	0	5	5	0.00	0.000										
50 Kameron Loe, R ERA: 6.59	1.0		3	0	0	0	1	0	0	0	0	0	0	7	12	0.00	0.000										

Seattle Mariners @ Milwaukee Brewers
 Miller Park, Milwaukee, WI
 Sat Jun 26 2010, 3:11 PM - 6:06 PM CDT
 Att: 41,655 - Partly Cloudy - 84 F

AB 37
 R 5
 H 10
 RBI 5
 BB 4
 SO 7
 LOB 18



Batter	1	2	3	4	5	6	7	8	9	AB	R	H	RBI	BB	SO	LOB	BOTTOM										
23 Rickie Weeks Jr., R OBP: 0.364, SLG: 0.439	G1-3			FC6-4			F9			3	1	0	0	1	0	2	Seattle Mariners @ Milwaukee Brewers Miller Park, Milwaukee, WI Sat Jun 26 2010, 3:11 PM - 6:06 PM CDT Att: 41,655 - Partly Cloudy - 84 F										
1 Cory Hart, R OBP: 0.335, SLG: 0.576	G5-3		E1		P6		K			4	1	1	2	0	1	0											
28 Prince Fielder, L OBP: 0.392, SLG: 0.473					K			G4-3		4	1	2	1	0	1	0											
8 Ryan Braun, R OBP: 0.365, SLG: 0.490	F8		G6-3					K		4	0	1	0	0	1	1											
14 Casey McGehee, R OBP: 0.329, SLG: 0.454	F8		K		F8			F9		4	0	0	0	0	1	1											
15 Jim Edmonds, L OBP: 0.335, SLG: 0.441	G4-3			G4-3			F8			4	0	0	0	0	1	0											
21 Alcides Escobar, R OBP: 0.295, SLG: 0.343	G3-1		E6 4B		L7			L8		4	0	0	0	0	0	0											
16 George Kottaras, L OBP: 0.360, SLG: 0.434			G4-3		L9			F8		4	0	0	0	0	1	1											
43 Randy Wolf, L 54 David Riske, R 60 Todd Coffey, R 21 Zach Braddock, L 27 Carlos Gómez, R 50 Kameron Loe, R 51 Trevor Hoffman, R								G5-3		2	1	2	0	0	0	0											
Inning Stats	R: 0 E: 0 K: 0 S: 13	H: 1 LOB: 1 BB: 0 P: 18	R: 0 E: 0 K: 0 S: 9	H: 0 LOB: 0 BB: 0 P: 13	R: 4 E: 1 K: 1 S: 16	H: 3 LOB: 0 BB: 1 P: 30	R: 0 E: 0 K: 0 S: 21	H: 1 LOB: 2 BB: 0 P: 31	R: 0 E: 0 K: 1 S: 8	H: 0 LOB: 0 BB: 0 P: 11	R: 0 E: 0 K: 1 S: 10	H: 0 LOB: 0 BB: 0 P: 14	R: 0 E: 0 K: 1 S: 6	H: 0 LOB: 0 BB: 0 P: 8	R: 0 E: 0 K: 1 S: 7	H: 0 LOB: 0 BB: 0 P: 11		R: 0 E: 0 K: 1 S: 7	H: 0 LOB: 0 BB: 0 P: 9	1B: 2 2B: 3 3B: 0 HR: 1	SF: 0 SAC: 0 DP: 0 HBP: 0	WP: 0 PB: 0 SB: 0 CS: 0	PA: 35				
PITCHER	IP	WLS	BF	H	R	ER	SO	BB	IBB	HBP	BLK	WP	HR	S	P	ERA	WHIP										
58 Doug Fister, R ERA: 2.81	4.0		19	5	4	4	4	1	0	0	0	0	0	59	92	9.00	1.500										
37 Brian Sweeney, R ERA: 3.07	4.0	W	13	1	0	0	4	0	0	0	0	0	0	31	44	0.00	0.250										
43 Brandon League, R ERA: 3.07	1.0	S	3	0	0	0	1	0	0	0	0	0	0	7	9	0.00	0.000										

Seattle Mariners @ Milwaukee Brewers
 Miller Park, Milwaukee, WI
 Sat Jun 26 2010, 3:11 PM - 6:06 PM CDT
 Att: 41,655 - Partly Cloudy - 84 F

AB 34
 R 4
 H 6
 RBI 3
 BB 1
 SO 6
 LOB 5



Batter	1	2	3	4	5	6	7	8	9	AB	R	H	RBI	BB	SO	LOB	TOP										
51 Ichiro Suzuki, L (1,9) OBP: 0.391, SLG: 0.431	G4-3		F9			G4-3		L6-4		4	0	0	0	0	0	2	Seattle Mariners @ Milwaukee Brewers Miller Park, Milwaukee, WI Sun Jun 27 2010, 1:13 PM - 3:43 PM CDT Att: 41,995 - Cloudy - 75 F										
9 Chone Figgins, S (1,4) OBP: 0.337, SLG: 0.277	K			L6			15 S 1B		K	4	0	1	0	0	2	0											
15 Milton Bradley, S (1,7) OBP: 0.292, SLG: 0.358 39 David Pauley, R (6,1) 46 Sean White, R (8,1)				G6-3					K	3	0	1	0	0	1	1											
13 Casey Kotchman, L (9,PH) OBP: 0.288, SLG: 0.290	2B								K	0	0	0	0	0	0	0											
4 Jose Lopez, R (1,5) OBP: 0.269, SLG: 0.334	F7								K	0	0	0	0	0	1	0											
16 Josh Wilson, R (1,3) OBP: 0.333, SLG: 0.366		K							K	4	0	0	0	0	2	2											
41 Eliezer Alfonzo, R (1,2) OBP: 0.220, SLG: 0.317		G5-3							K	3	0	0	0	0	1	0											
2 Jack Wilson, R (1,6) OBP: 0.290, SLG: 0.368		P5								3	0	1	0	0	0	0											
55 Michael Saunders, L (1,8) OBP: 0.262, SLG: 0.394			F8							3	0	0	0	0	1	1											
38 Jason Vargas, L (1,1) 12 Ryan Langerhans, L (6,PH) OBP: 0.417, SLG: 0.382						G4-3				1	0	0	0	0	1	0											
Inning Stats	R: 0 H: 1 E: 0 K: 1 S: 11	H: 1 LOB: 1 BB: 0 P: 14	R: 0 H: 0 E: 0 K: 1 S: 8	H: 0 LOB: 0 BB: 0 P: 10	R: 0 H: 0 E: 0 K: 1 S: 7	H: 0 LOB: 0 BB: 0 P: 13	R: 0 H: 1 E: 0 K: 0 S: 9	H: 1 LOB: 1 BB: 0 P: 18	R: 0 H: 0 E: 0 K: 1 S: 10	H: 0 LOB: 0 BB: 0 P: 12	R: 0 H: 1 E: 0 K: 1 S: 10	H: 1 LOB: 1 BB: 0 P: 16	R: 0 H: 0 E: 1 K: 2 S: 8	H: 0 LOB: 0 BB: 0 P: 13	R: 0 H: 1 E: 1 K: 0 S: 9	H: 1 LOB: 1 BB: 1 P: 17	1B: 4 2B: 2 3B: 0 HR: 0	SF: 0 SAC: 0 DP: 1 HBP: 0	WP: 0 PB: 0 SB: 1 CS: 0	PA: 32							
PITCHER	IP	WLS	BF	H	R	ER	SO	BB	IBB	HBP	BLK	WP	HR	S	P	ERA	WHIP										
38 Chris Narveson, L (1,1) ERA: 5.17	8.0	W	28	4	0	0	7	1	0	0	0	0	0	70	109	0.00	0.625										
59 John Axford, R (9,1) ERA: 2.7	1.0	S	4	1	0	0	3	0	0	0	0	0	0	13	17	0.00	1.000										

Batter	1	2	3	4	5	6	7	8	9	AB	R	H	RBI	BB	SO	LOB	BOTTOM										
23 Rickie Weeks Jr, R (1,4) OBP: 0.370, SLG: 0.458	HR							G4-3		5	1	4	1	0	0	1	Seattle Mariners @ Milwaukee Brewers Miller Park, Milwaukee, WI Sun Jun 27 2010, 1:13 PM - 3:43 PM CDT Att: 41,995 - Cloudy - 75 F										
1 Corey Hart, R (1,9) OBP: 0.342, SLG: 0.577	G6-3		P3							3	1	1	1	1	0	1											
28 Prince Fielder, L (1,3) OBP: 0.390, SLG: 0.469	K									4	0	1	1	0	2	3											
8 Ryan Braun, R (1,7) OBP: 0.361, SLG: 0.483	G6-3									4	0	0	0	0	0	3											
14 Casey McGehee, R (1,5) OBP: 0.334, SLG: 0.460										3	0	2	0	1	0	0											
20 Jonathan Lucroy, R (1,2) OBP: 0.344, SLG: 0.410		F8								4	0	1	0	0	0	5											
27 Carlos Gómez, R (1,8) OBP: 0.280, SLG: 0.381										4	0	1	0	0	2	3											
21 Alcides Escobar, R (1,6) OBP: 0.298, SLG: 0.340										2	1	0	0	2	0	2											
38 Chris Narveson, L (1,1) OBP: 0.348, SLG: 0.364 2 Joe Inglett, L (8,PH) OBP: 0.414, SLG: 0.558 59 John Axford, R (9,1)										3	0	0	0	0	0	3											
Inning Stats	R: 1 H: 1 E: 0 K: 1 S: 8	H: 1 LOB: 0 BB: 0 P: 16	R: 0 H: 1 E: 0 K: 1 S: 14	H: 1 LOB: 1 BB: 0 P: 19	R: 0 H: 1 E: 0 K: 0 S: 10	H: 1 LOB: 1 BB: 0 P: 16	R: 0 H: 1 E: 0 K: 0 S: 16	H: 1 LOB: 1 BB: 0 P: 20	R: 2 H: 3 E: 0 K: 0 S: 10	H: 3 LOB: 1 BB: 1 P: 17	R: 0 H: 1 E: 0 K: 1 S: 9	H: 1 LOB: 2 BB: 1 P: 18	R: 0 H: 1 E: 0 K: 1 S: 14	H: 1 LOB: 3 BB: 2 P: 22	R: 0 H: 2 E: 0 K: 0 S: 6	H: 2 LOB: 1 BB: 0 P: 9		1B: 5 2B: 4 3B: 1 HR: 1	SF: 0 SAC: 0 DP: 1 HBP: 0	WP: 0 PB: 0 SB: 0 CS: 0	PA: 37						
PITCHER	IP	WLS	BF	H	R	ER	SO	BB	IBB	HBP	BLK	WP	HR	S	P	ERA	WHIP										
38 Jason Vargas, L (1,1) ERA: 2.8	5.0	L	22	7	3	3	2	1	0	0	0	0	0	23	40	0.00	1.500										
39 David Pauley, R (6,1) 46 Sean White, R (8,1) ERA: 6.87	2.0		11	2	0	0	2	1	2	0	0	0	0	6	9	0.00	2.000										

Batter	1	2	3	4	5	6	7	8	9	AB	R	H	RBI	BB	SO	LOB	TOP										
51 Ichiro Suzuki, L (1, 9) OBP: 0.391, SLG: 0.432										4	0	2	2	0	1	0	Seattle Mariners @ New York Yankees Yankee Stadium, Bronx, NY Tue Jun 29 2010, 7:11 PM - 9:39 PM EDT Att: 45,780 - Partly Cloudy - 84 F livebaseballscorecards.com										
9 Chone Figgins, S (1, 4) OBP: 0.334, SLG: 0.276										5	0	1	0	0	1	1											
30 Russell Branyan, L (1, 3) OBP: 0.326, SLG: 0.486										4	0	1	0	0	1	2											
15 Milton Bradley, S (1, 10) OBP: 0.288, SLG: 0.358										3	1	1	0	1	0	3											
4 Jose Lopez, R (1, 5) OBP: 0.269, SLG: 0.337										4	1	1	0	0	0	4											
21 Franklin Gutierrez, R (1, 8) OBP: 0.332, SLG: 0.418										3	2	2	1	1	1	0											
2 Jack Wilson, R (1, 6) OBP: 0.288, SLG: 0.364										4	1	1	1	0	0	1											
32 Rob Johnson, R (1, 2) OBP: 0.312, SLG: 0.323										4	1	2	2	0	0	0											
55 Michael Saunders, L (1, 7) OBP: 0.264, SLG: 0.402										3	1	1	0	0	1	1											
Inning Stats	R: 0 H: 1 E: 0 K: 1 S: 11	H: 1 LOB: 1 BB: 0 P: 16	R: 1 H: 2 E: 1 K: 0 S: 14	H: 2 LOB: 0 BB: 0 P: 21	R: 1 H: 2 E: 0 K: 0 S: 13	H: 2 LOB: 0 BB: 0 P: 18	R: 1 H: 2 E: 0 K: 0 S: 9	H: 2 LOB: 0 BB: 0 P: 11	R: 1 H: 1 E: 0 K: 1 S: 7	H: 1 LOB: 0 BB: 0 P: 9	R: 3 H: 2 E: 1 K: 2 S: 12	H: 2 LOB: 1 BB: 2 P: 22	R: 0 H: 2 E: 0 K: 0 S: 9	H: 2 LOB: 2 BB: 0 P: 16	R: 0 H: 0 E: 0 K: 1 S: 10	H: 0 LOB: 0 BB: 0 P: 11		R: 0 H: 0 E: 0 K: 0 S: 9	H: 0 LOB: 0 BB: 0 P: 13	1B: 7 2B: 5 3B: 0 HR: 1	SF: 1 SAC: 1 DP: 2 HBP: 0	WP: 0 PB: 0 SB: 1 CS: 1	PA: 38				
PITCHER	IP	WLS	BF	H	R	ER	SO	BB	IBB	HBP	BLK	WP	HR	S	P	ERA	WHIP										
65 Phil Hughes, R (1, 1) ERA: 3.58	5.2	L	26	10	7	6	3	1	1	0	0	0	1	63	94	9.53	1.941										
48 Boone Logan, L (6, 1) ERA: 3.53	1.1		6	2	0	0	1	0	0	0	0	0	0	12	19	0.00	1.500										
61 Chan Ho Park, R (8, 1) ERA: 6.48	2.0		6	0	0	0	1	0	0	0	0	0	0	19	24	0.00	0.000										

Batter	1	2	3	4	5	6	7	8	9	AB	R	H	RBI	BB	SO	LOB	BOTTOM										
2 Derek Jeter, R (1, 6) OBP: 0.346, SLG: 0.416										4	0	1	0	0	0	1	Seattle Mariners @ New York Yankees Yankee Stadium, Bronx, NY Tue Jun 29 2010, 7:11 PM - 9:39 PM EDT Att: 45,780 - Partly Cloudy - 84 F livebaseballscorecards.com										
33 Nick Swisher, S (1, 9) OBP: 0.372, SLG: 0.517										4	2	2	2	0	0	1											
25 Mark Teixeira, S (1, 3) OBP: 0.343, SLG: 0.409										4	1	1	0	0	0	1											
13 Alex Rodriguez, R (1, 5) OBP: 0.356, SLG: 0.487										4	0	0	0	0	0	1											
24 Robinson Cano, L (1, 4) OBP: 0.407, SLG: 0.589										4	1	1	0	0	0	0											
20 Jorge Posada, S (1, 10) OBP: 0.379, SLG: 0.506										3	0	1	1	1	1	0											
14 Curtis Granderson, L (1, 8) OBP: 0.320, SLG: 0.436										4	0	2	0	0	0	1											
22 Chad Huffman, R (1, 7) OBP: 0.294, SLG: 0.200										4	0	0	0	0	0	4											
17 Francisco Cervelli, R (1, 2) OBP: 0.352, SLG: 0.348										3	0	0	0	0	1	1											
Inning Stats	R: 1 H: 1 E: 0 K: 0 S: 9	H: 1 LOB: 1 BB: 0 P: 16	R: 0 H: 1 E: 0 K: 0 S: 11	H: 1 LOB: 1 BB: 0 P: 20	R: 0 H: 1 E: 0 K: 0 S: 7	H: 1 LOB: 0 BB: 0 P: 9	R: 0 H: 0 E: 0 K: 0 S: 9	H: 0 LOB: 0 BB: 0 P: 12	R: 0 H: 1 E: 0 K: 1 S: 10	H: 1 LOB: 1 BB: 0 P: 13	R: 1 H: 1 E: 0 K: 0 S: 9	H: 1 LOB: 0 BB: 0 P: 14	R: 0 H: 0 E: 0 K: 1 S: 7	H: 0 LOB: 0 BB: 0 P: 8	R: 0 H: 0 E: 0 K: 0 S: 7	H: 0 LOB: 0 BB: 0 P: 9		R: 2 H: 3 E: 1 K: 0 S: 10	H: 3 LOB: 1 BB: 0 P: 14	1B: 4 2B: 2 3B: 0 HR: 2	SF: 0 SAC: 0 DP: 1 HBP: 0	WP: 0 PB: 0 SB: 0 CS: 0	PA: 35				
PITCHER	IP	WLS	BF	H	R	ER	SO	BB	IBB	HBP	BLK	WP	HR	S	P	ERA	WHIP										
36 Cliff Lee, L (1, 1) ERA: 2.45	9.0	W	35	8	4	3	2	1	0	0	0	0	2	79	115	3.00	1.000										

Batter	1	2	3	4	5	6	7	8	9	AB	R	H	RBI	BB	SO	LOB	TOP					
51 Ichiro Suzuki, L (1,9) OBP: 0.398, SLG: 0.429	F9		G3		G6-3		G6-3	G5-3		5	0	1	0	0	0	0	Seattle Mariners @ New York Yankees Yankee Stadium, Bronx, NY Wed Jun 30 2010, 7:09 PM - 9:55 PM EDT Att: 46,309 - Partly Cloudy - 77 F					
9 Chone Figgins, S (1,4) OBP: 0.335, SLG: 0.275	F8		G1-3		F7		30 HR			4	1	1	0	1	0	1						
30 Russell Branyan, L (1,3) OBP: 0.333, SLG: 0.500	K		15 1B		4 BB		HR			3	2	1	2	1	1	1						
15 Milton Bradley, S (1,10) OBP: 0.298, SLG: 0.374		HR	4 1B		F7		G6-3			5	1	2	1	0	1	3						
4 Jose Lopez, R (1,5) OBP: 0.271, SLG: 0.336	F7		1-3 2-H		1-2 BB		L9			4	0	1	1	1	0	1						
21 Franklin Gutierrez, R (1,8) OBP: 0.352, SLG: 0.418										0	0	0	0	0	0	0						
12 Ryan Langerhans, L (2,7) OBP: 0.404, SLG: 0.388			K		K					4	0	1	0	0	2	5						
2 Jack Wilson, R (1,6) OBP: 0.278, SLG: 0.350	K				G6-3		P2			4	0	0	0	0	1	1						
32 Rob Johnson, R (1,2) OBP: 0.310, SLG: 0.316	K				K		K			3	1	0	0	1	3	1						
55 Michael Saunders, L (1,7) OBP: 0.272, SLG: 0.462			HR		K		G3-1			4	2	2	3	0	1	0						
Inning Stats	R: 0 E: 0 K: 1 S: 8	H: 0 LOB: 0 BB: 0 P: 12	R: 1 E: 0 K: 2 S: 16	H: 2 LOB: 1 BB: 0 P: 20	R: 2 E: 0 K: 1 S: 14	H: 3 LOB: 2 BB: 0 P: 26	R: 0 E: 0 K: 2 S: 8	H: 0 LOB: 0 BB: 0 P: 11	R: 0 E: 0 K: 1 S: 14	H: 1 LOB: 3 BB: 2 P: 28	R: 0 E: 0 K: 1 S: 11	H: 0 LOB: 0 BB: 0 P: 16	R: 2 E: 0 K: 0 S: 18	H: 2 LOB: 0 BB: 0 P: 29	R: 2 E: 0 K: 0 S: 18	H: 1 LOB: 0 BB: 1 P: 30	R: 0 E: 0 K: 1 S: 11	H: 0 LOB: 1 BB: 1 P: 15	1B: 5 2B: 0 3B: 0 HR: 4	SF: 0 SAC: 0 DP: 0 HBP: 1	WP: 0 PB: 0 SB: 1 CS: 0	PA: 41
PITCHER	IP	WLS	BF	H	R	ER	SO	BB	IBB	HBP	BLK	WP	HR	S	P	ERA	WHIP					
31 Javier Vazquez, R (1,1) ERA: 5.11	6.0	L	27	6	3	3	8	2	0	1	0	0	2	71	113	4.50	1.333					
43 Damaso Marte, L (7,1) ERA: 4.7	0.2		4	2	2	2	0	0	0	0	0	0	1	17	26	27.00	3.000					
41 Chad Gaudin, R (7,1) ERA: 6.95	2.1		10	1	2	2	1	2	0	0	0	0	1	30	48	7.71	1.286					

Batter	1	2	3	4	5	6	7	8	9	AB	R	H	RBI	BB	SO	LOB	BOTTOM					
2 Derek Jeter, R (1,6) OBP: 0.345, SLG: 0.412	13 PB				G1-3					3	0	0	0	1	2	1	Seattle Mariners @ New York Yankees Yankee Stadium, Bronx, NY Wed Jun 30 2010, 7:09 PM - 9:55 PM EDT Att: 46,309 - Partly Cloudy - 77 F					
22 Chad Huffman, R (9,3) OBP: 0.294, SLG: 0.200	13 WP							K		0	0	0	0	0	0	0						
33 Nick Swisher, S (1,9) OBP: 0.397, SLG: 0.509	K		G3			P4				4	0	0	0	0	1	1						
25 Mark Teixeira, S (1,3) OBP: 0.343, SLG: 0.411	K					K				3	0	1	0	0	2	1						
19 Ramiro Pena, S (9,6) OBP: 0.239, SLG: 0.200	K					K				0	0	0	0	1	0	0						
13 Alex Rodriguez, R (1,5) OBP: 0.356, SLG: 0.483						K				2	0	0	0	1	2	1						
26 Kevin Russo, R (9,5) OBP: 0.255, SLG: 0.234						K				1	0	0	0	0	1	1						
24 Robinson Cano, L (1,4) OBP: 0.402, SLG: 0.581	F7				F7		L6			4	0	0	0	0	0	4						
20 Jorge Posada, S (1,10) OBP: 0.373, SLG: 0.497	L8				G3		K			3	0	0	0	0	1	1						
14 Curtis Granderson, L (1,8) OBP: 0.316, SLG: 0.429	F7				K		G5-3			3	0	0	0	0	1	0						
27 Colin Curtis, L (1,7) OBP: 0.400, SLG: 0.556	K							G4-3		3	0	1	0	0	1	0						
17 Francisco Cervelli, R (1,2) OBP: 0.346, SLG: 0.342			F8		F9			P3		3	0	0	0	0	0	1						
Inning Stats	R: 0 E: 0 K: 2 S: 12	H: 0 LOB: 2 BB: 2 P: 22	R: 0 E: 0 K: 1 S: 10	H: 0 LOB: 0 BB: 0 P: 13	R: 0 E: 0 K: 1 S: 7	H: 0 LOB: 0 BB: 0 P: 10	R: 0 E: 0 K: 1 S: 11	H: 1 LOB: 1 BB: 0 P: 16	R: 0 E: 0 K: 1 S: 7	H: 1 LOB: 1 BB: 0 P: 9	R: 0 E: 0 K: 2 S: 7	H: 0 LOB: 0 BB: 0 P: 10	R: 0 E: 0 K: 1 S: 7	H: 0 LOB: 0 BB: 0 P: 10	R: 0 E: 0 K: 1 S: 8	H: 0 LOB: 0 BB: 0 P: 12	R: 0 E: 0 K: 1 S: 7	H: 0 LOB: 1 BB: 1 P: 13	1B: 0 2B: 2 3B: 0 HR: 0	SF: 0 SAC: 0 DP: 0 HBP: 0	WP: 1 PB: 1 SB: 0 CS: 0	PA: 32
PITCHER	IP	WLS	BF	H	R	ER	SO	BB	IBB	HBP	BLK	WP	HR	S	P	ERA	WHIP					
34 Félix Hernández, R (1,1) ERA: 3.03	9.0	W	32	2	0	0	11	3	0	0	0	1	0	76	115	0.00	0.556					

Batter	1	2	3	4	5	6	7	8	9	AB	R	H	RBI	BB	SO	LOB	TOP					
51 Ichiro Suzuki, L (1.9) OBP: 0.397, SLG: 0.426	F8		G3			G5-3		30 PB 1B		4	1	1	0	0	0	0	Seattle Mariners @ New York Yankees Yankee Stadium, Bronx, NY Thu Jul 01 2010, 1:09 PM - 3:41 PM EDT Att: 45,591 - Partly Cloudy - 74 F					
9 Chone Figgins, S (1.4) OBP: 0.331, SLG: 0.271	F9			G4-3		L4		F4		4	0	0	0	0	0	2						
30 Russell Branyan, L (1.3) OBP: 0.332, SLG: 0.495	F8			K		F9		1B		4	0	1	2	0	1	0						
15 Milton Bradley, S (1.10) OBP: 0.301, SLG: 0.381		4 G3 2B					P4		F9	4	0	2	0	0	0	0						
4 Jose Lopez, R (1.5) OBP: 0.271, SLG: 0.332		G3			G5-3		21 FC5-4 BB		G5-3	3	0	0	0	1	0	2						
16 Josh Wilson, R (1.6) OBP: 0.262, SLG: 0.358		P4				F7		F7		4	0	0	0	0	1	2						
12 Ryan Langerhans, L (1.7) 21 Franklin Gutierrez, R (7.7) OBP: 0.350, SLG: 0.416		K				26 S 1B		FC5-4		2	0	1	0	0	1	1						
26 Josh Bard, S (1.2) OBP: 0.367, SLG: 0.500			G4-3			K		30 PB 51 1B 1B		2	1	0	0	1	1	1						
55 Michael Saunders, L (1.8) OBP: 0.265, SLG: 0.450			K			L3		P6		3	0	0	0	0	1	2						
Inning Stats	R: 0 E: 0 K: 0 S: 5	H: 0 LOB: 0 BB: 0 P: 7	R: 0 E: 0 K: 1 S: 11	H: 1 LOB: 1 BB: 0 P: 16	R: 0 E: 0 K: 1 S: 8	H: 0 LOB: 0 BB: 0 P: 12	R: 0 E: 0 K: 1 S: 9	H: 1 LOB: 1 BB: 0 P: 14	R: 0 E: 0 K: 1 S: 9	H: 1 LOB: 1 BB: 0 P: 16	R: 0 E: 0 K: 0 S: 8	H: 0 LOB: 0 BB: 0 P: 10	R: 0 E: 0 K: 0 S: 11	H: 0 LOB: 1 BB: 1 P: 21	R: 2 E: 0 K: 0 S: 10	H: 2 LOB: 1 BB: 1 P: 21		R: 0 E: 0 K: 1 S: 9	H: 0 LOB: 0 BB: 0 P: 13	1B: 4 2B: 1 3B: 0 HR: 0	SF: 0 SAC: 0 DP: 0 HBP: 0	WP: 0 PB: 1 SB: 1 CS: 0
PITCHER	IP WLS BF H R ER SO BB IBB HBP BLK WP HR S P ERA WHIP																					
52 CC Sabathia, L (1.1) ERA: 3.33	8.0 W 30 5 2 1 4 2 0 0 0 0 0 0 71 117 1.12 0.875																					
42 Mariano Rivera, R (9.1) ERA: 0.89	1.0 S 3 0 0 0 1 0 0 0 0 0 0 0 9 13 0.00 0.000																					

AB 31
R 2
H 5
RBI 2
BB 2
SO 5
LOB 11



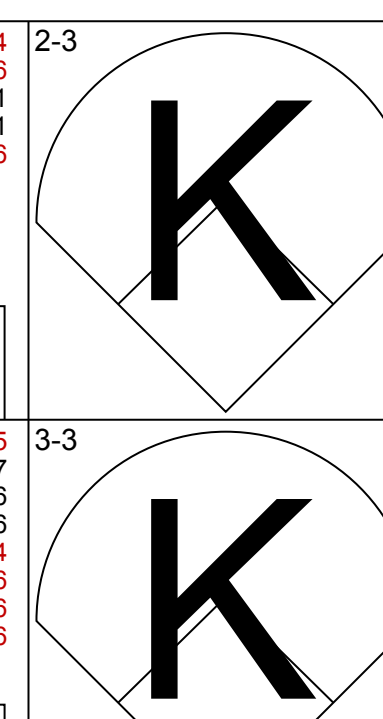
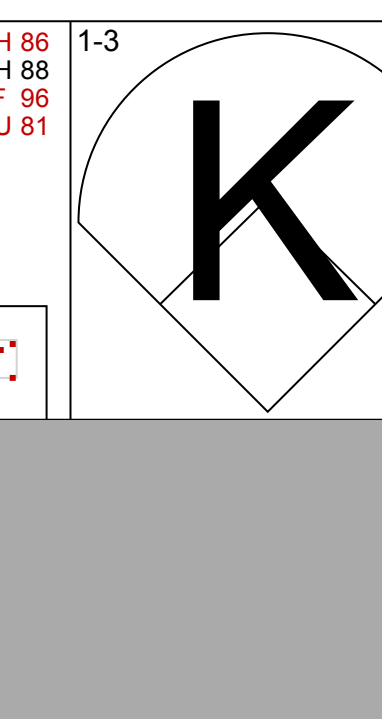
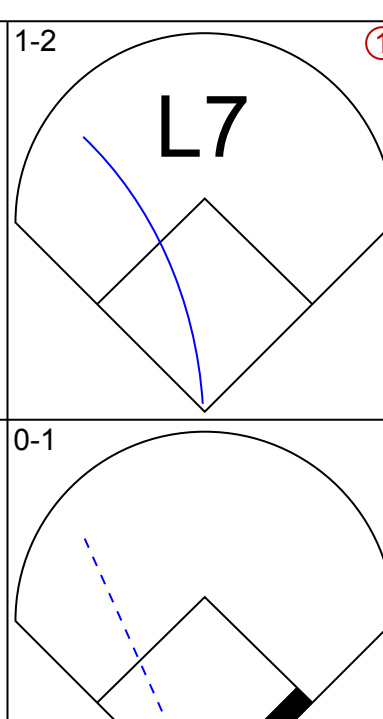
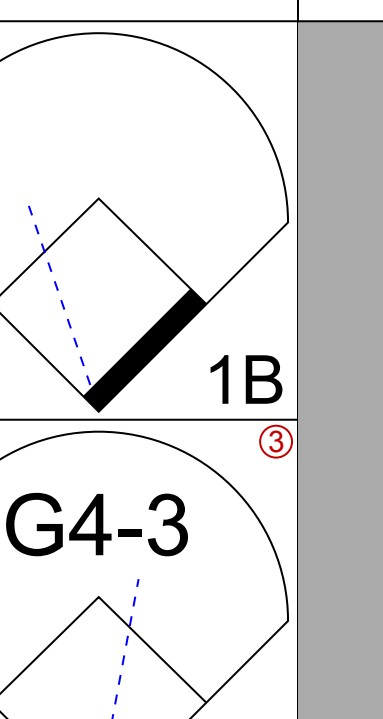
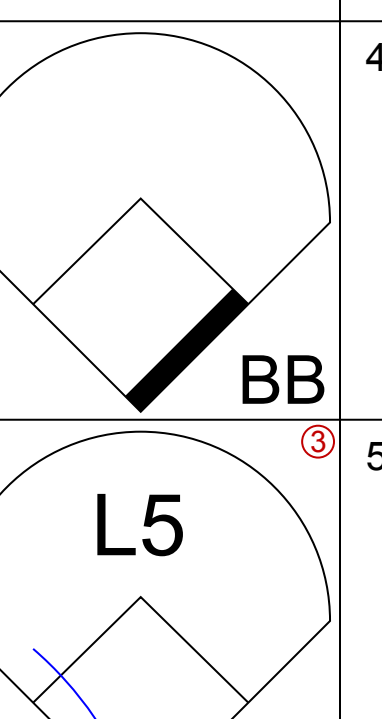

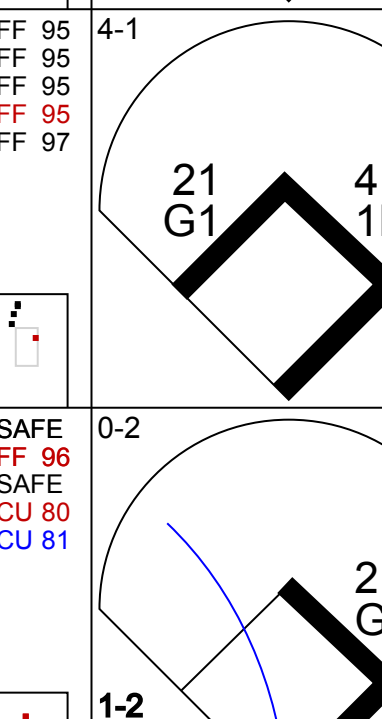
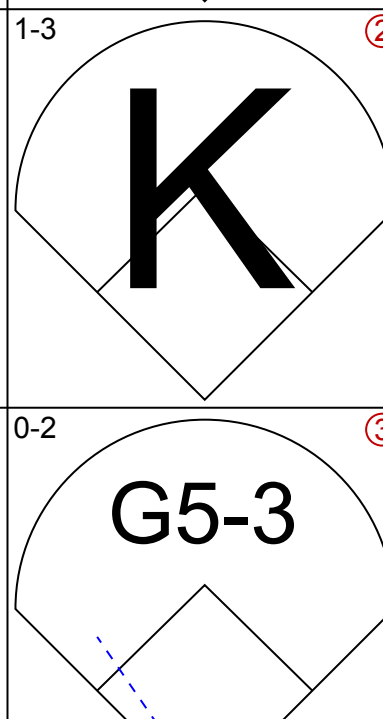
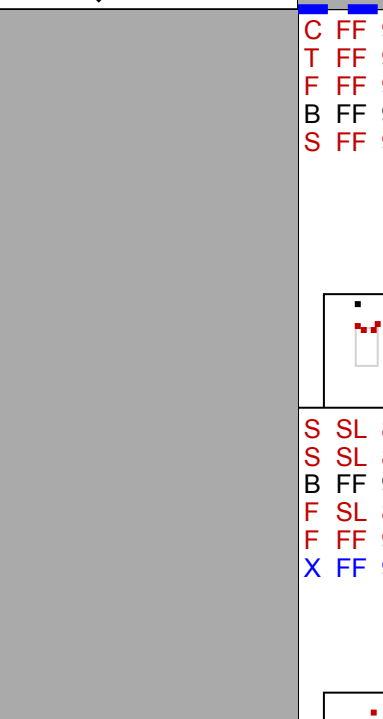


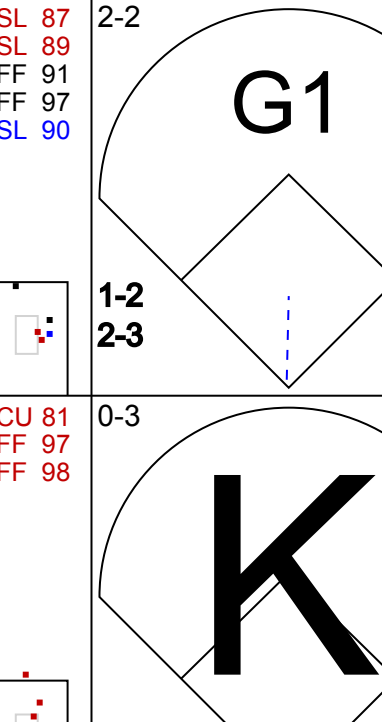


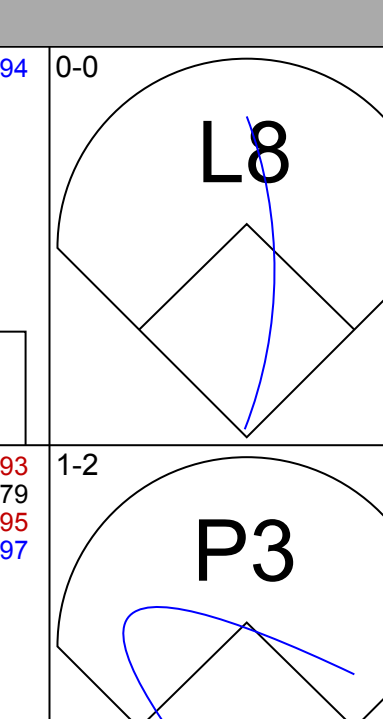
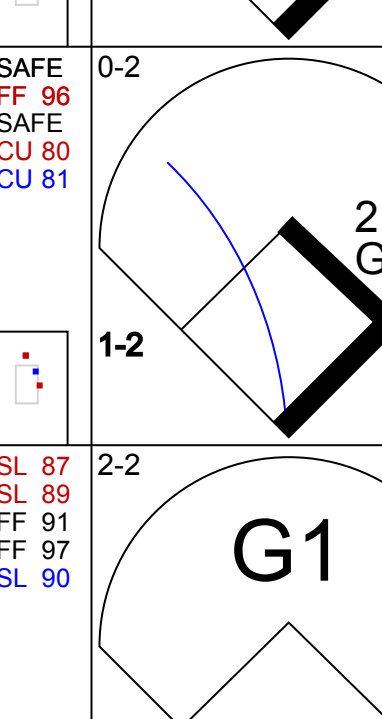
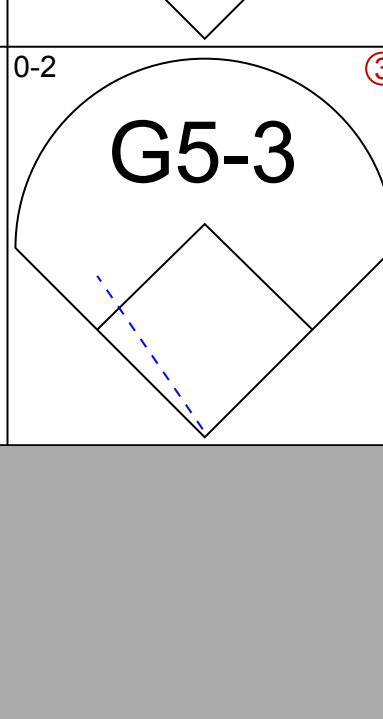

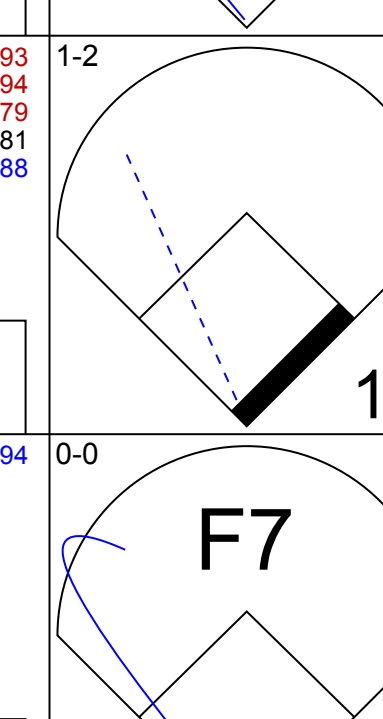
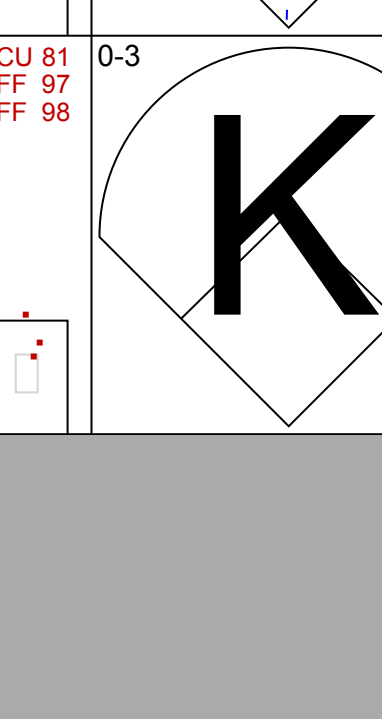
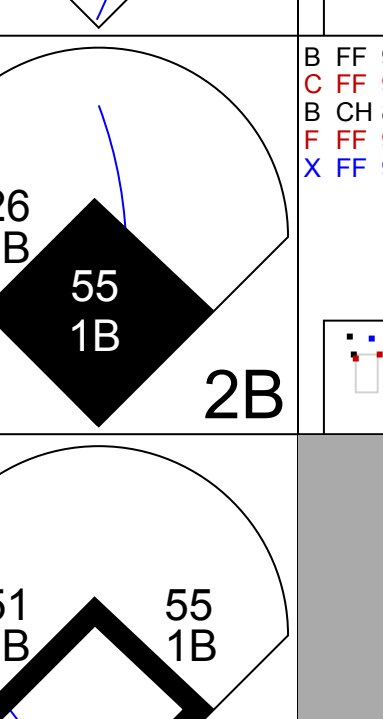
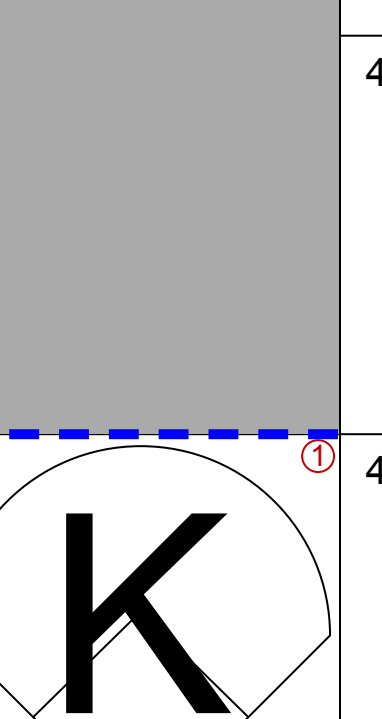


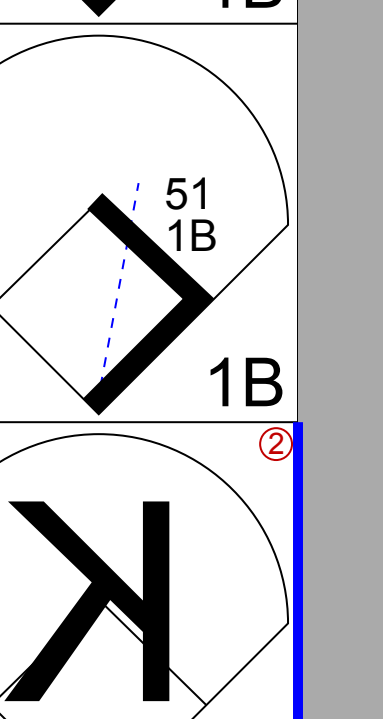
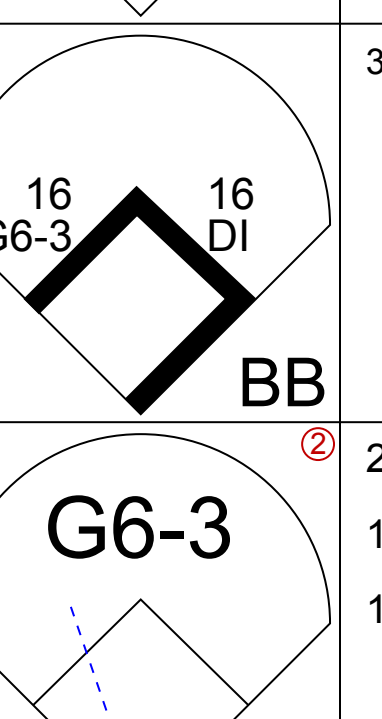
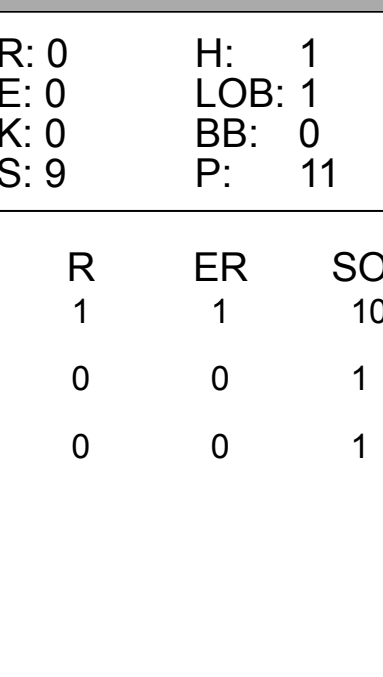
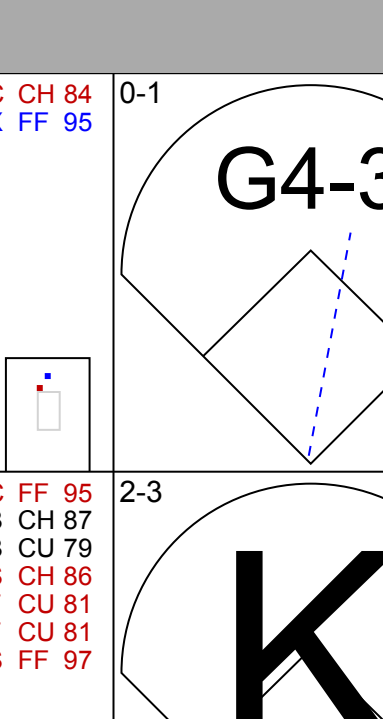
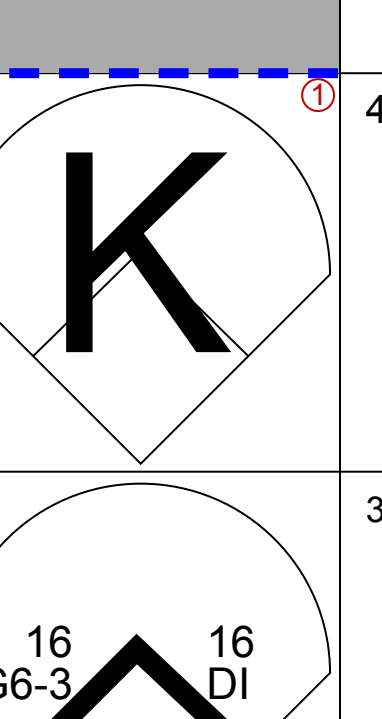
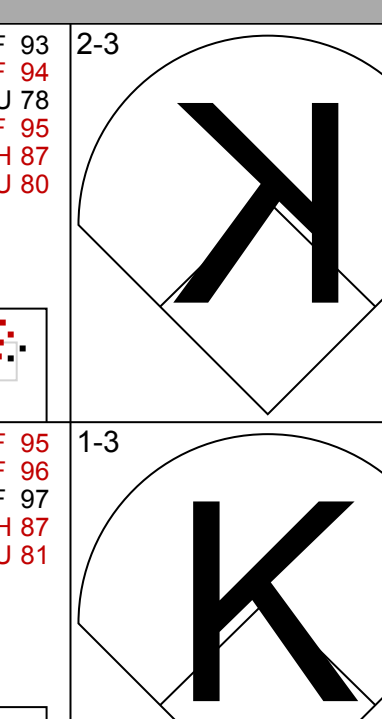
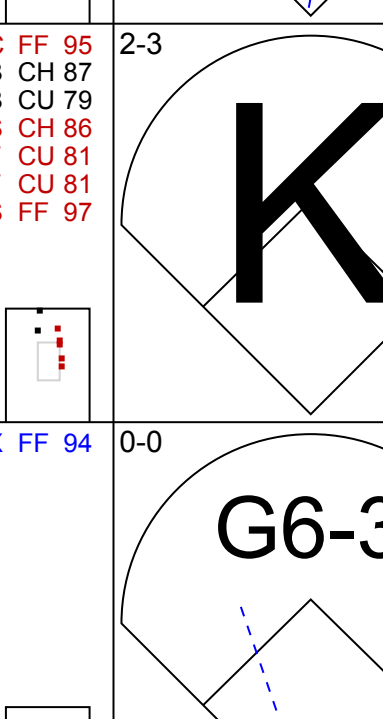
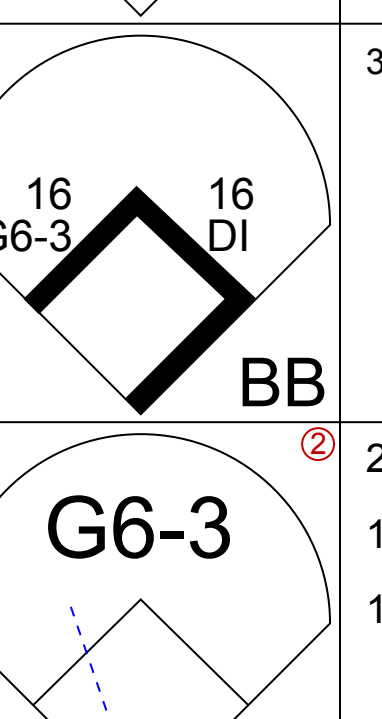
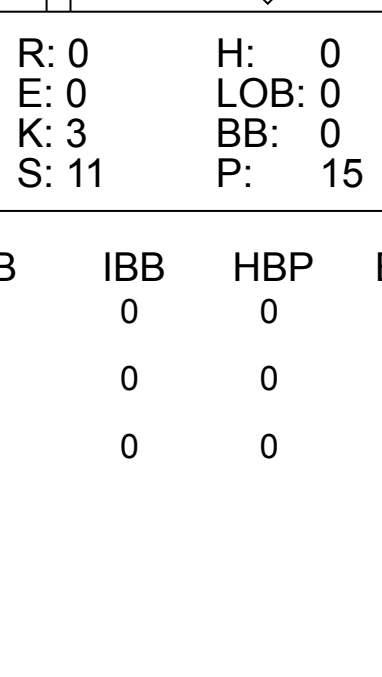
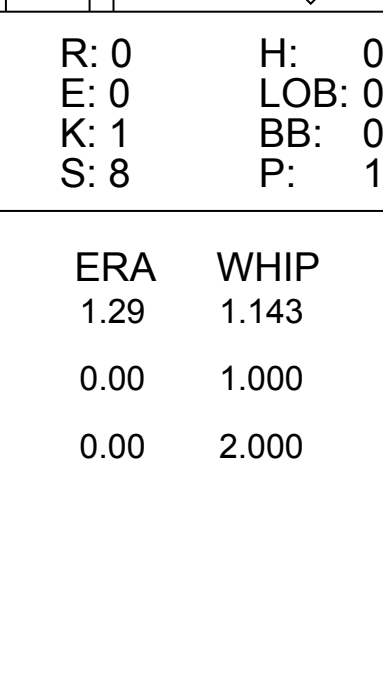
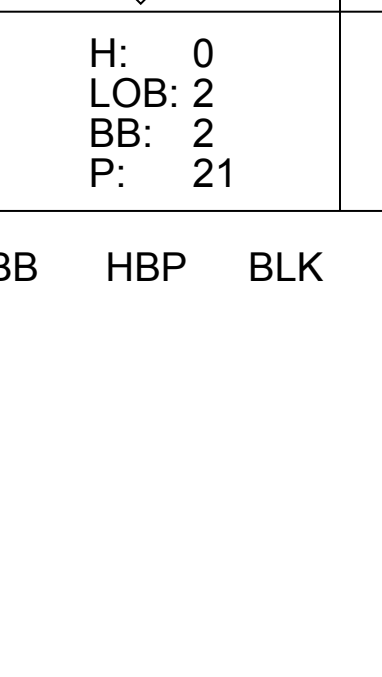
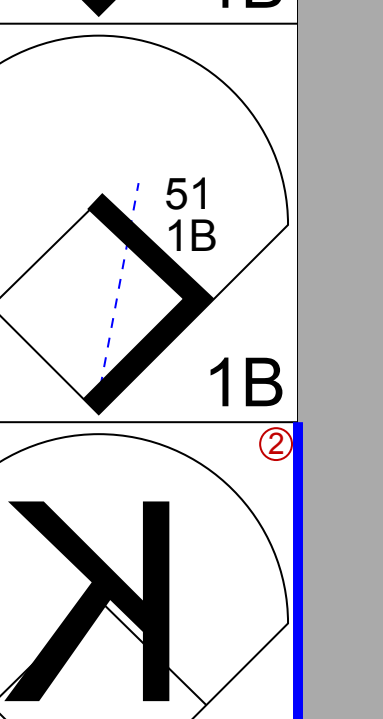
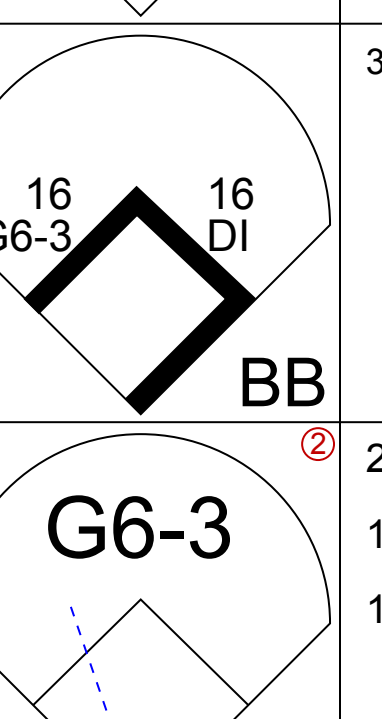
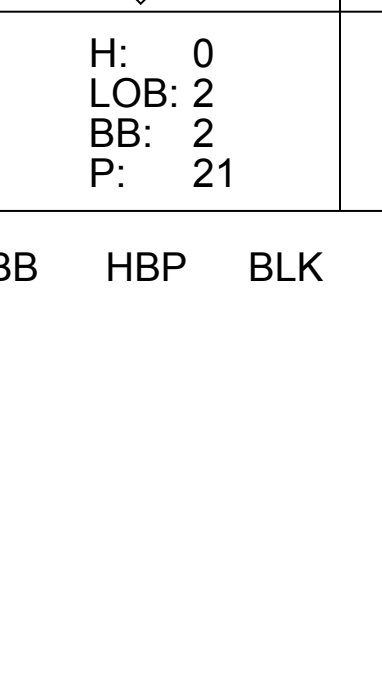
Batter	1	2	3	4	5	6	7	8	9	AB	R	H	RBI	BB	SO	LOB	BOTTOM					
2 Derek Jeter, R (1.6) OBP: 0.343, SLG: 0.410	33 2B G6-3 1B		G1-3			G6-3		G5-3		4	1	1	0	0	0	0	Seattle Mariners @ New York Yankees Yankee Stadium, Bronx, NY Thu Jul 01 2010, 1:09 PM - 3:41 PM EDT Att: 45,591 - Partly Cloudy - 74 F					
33 Nick Swisher, S (1.9) OBP: 0.365, SLG: 0.509			P6			L7		K		4	0	1	0	0	1	0						
25 Mark Teixeira, S (1.3) OBP: 0.345, SLG: 0.413		G6-3			13 GS-4-3 1B	G5-3		13 HR 1B		4	1	2	1	0	0	1						
13 Alex Rodriguez, R (1.10) OBP: 0.358, SLG: 0.498		K			G5-4-3	20 BB 2B		HR		4	1	2	2	0	1	2						
24 Robinson Cano, L (1.4) OBP: 0.404, SLG: 0.588		P6			HR	20 BB IBB		F7		3	1	1	1	1	0	1						
20 Jorge Posada, S (1.2) OBP: 0.376, SLG: 0.491		G6-3			BB	BB		K		2	0	0	0	2	1	0						
14 Curtis Granderson, L (1.8) OBP: 0.311, SLG: 0.422		G4-3			F7	G3				3	0	0	0	0	0	4						
11 Brett Gardner, L (1.7) OBP: 0.399, SLG: 0.413		L7				G5-3		K		3	0	0	0	0	1	0						
19 Ramiro Pena, S (1.5) OBP: 0.230, SLG: 0.191			G4-3			K		F8		3	0	0	0	0	1	0						
Inning Stats	R: 1 E: 0 K: 1 S: 14	H: 2 LOB: 1 BB: 0 P: 23	R: 0 E: 0 K: 0 S: 11	H: 0 LOB: 0 BB: 0 P: 16	R: 0 E: 0 K: 0 S: 9	H: 0 LOB: 0 BB: 0 P: 12	R: 1 E: 0 K: 0 S: 8	H: 2 LOB: 1 BB: 1 P: 17	R: 0 E: 0 K: 1 S: 10	H: 0 LOB: 0 BB: 0 P: 15	R: 0 E: 0 K: 0 S: 13	H: 1 LOB: 3 BB: 2 P: 26	R: 0 E: 0 K: 1 S: 7	H: 0 LOB: 0 BB: 0 P: 15	R: 2 E: 0 K: 2 S: 12	H: 2 LOB: 0 BB: 0 P: 14		R: 2 E: 0 K: 2 S: 12	H: 2 LOB: 0 BB: 0 P: 14	1B: 3 2B: 2 3B: 0 HR: 2	SF: 0 SAC: 0 DP: 1 HBP: 0	WP: 0 PB: 0 SB: 0 CS: 0
PITCHER	IP WLS BF H R ER SO BB IBB HBP BLK WP HR S P ERA WHIP																					
18 Ryan Rowland-Smith, L (1.1) ERA: 5.92	6.0 25 2 2 2 2 2 1 0 0 0 0 1 65 109 3.00 1.167																					
37 Brian Sweeney, R (7.1) ERA: 0.00	1.0 3 0 0 0 1 0 0 0 0 0 0 0 7 15 0.00 0.000																					
53 David Aardsma, R (8.1) ERA: 0.33	1.0 L 5 2 2 2 2 0 0 0 0 0 0 1 12 14 18.00 2.000																					

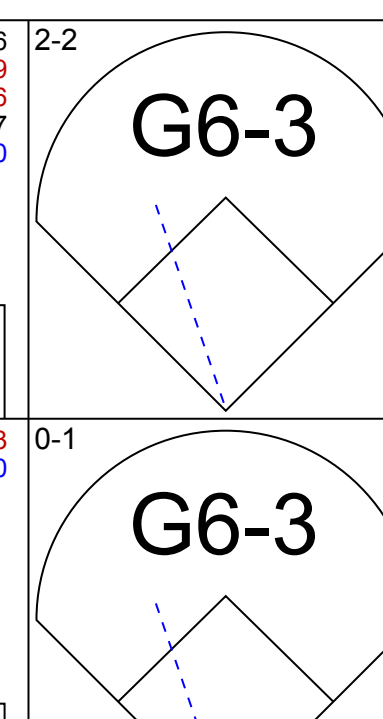
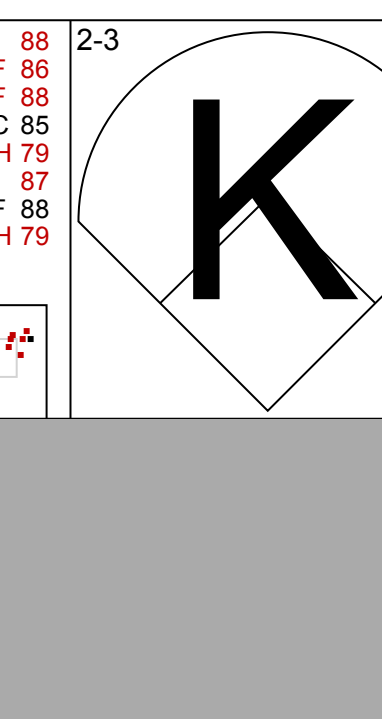
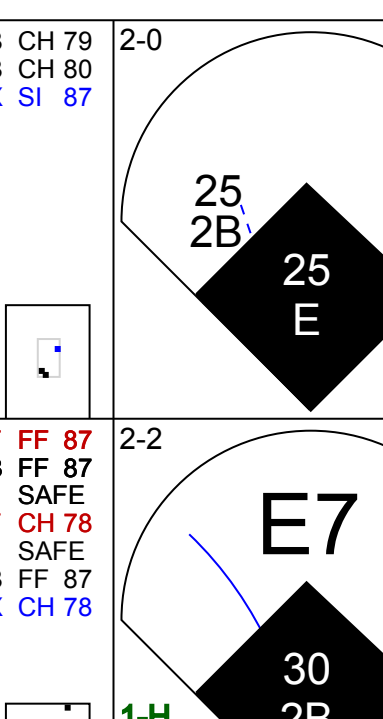
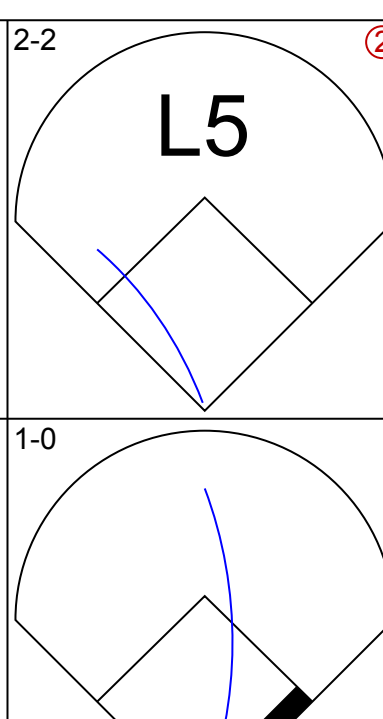

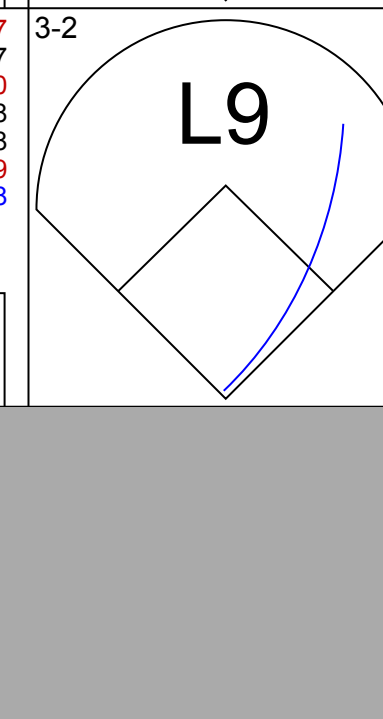
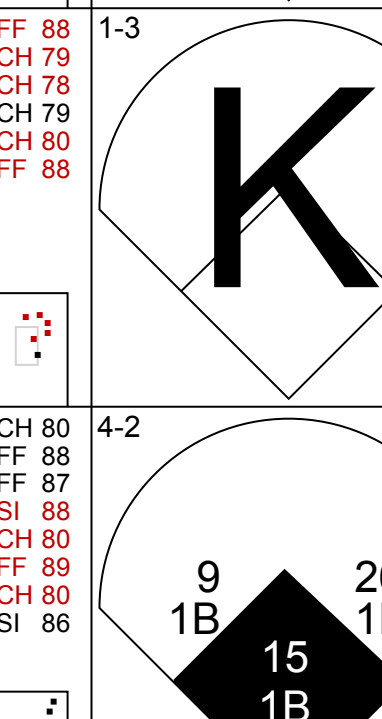
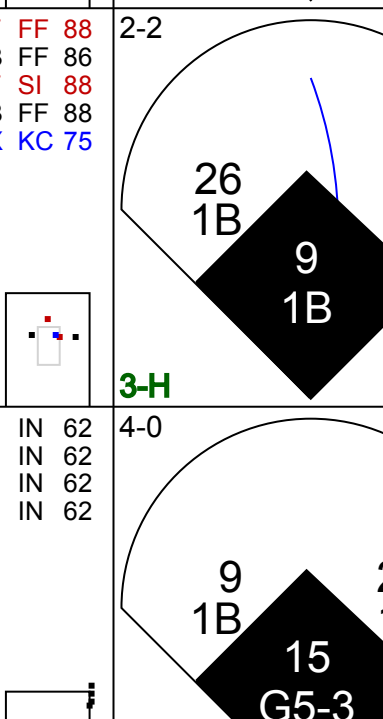
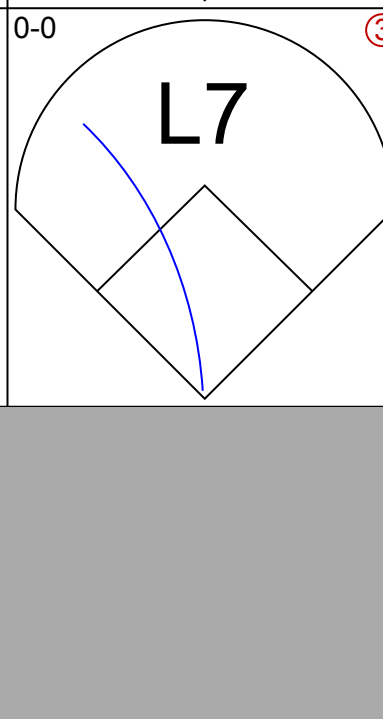

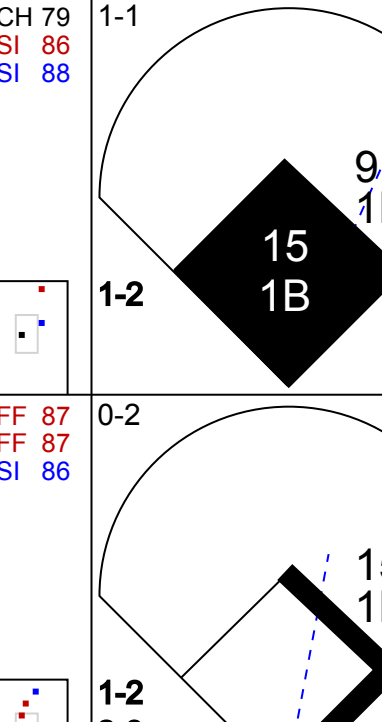
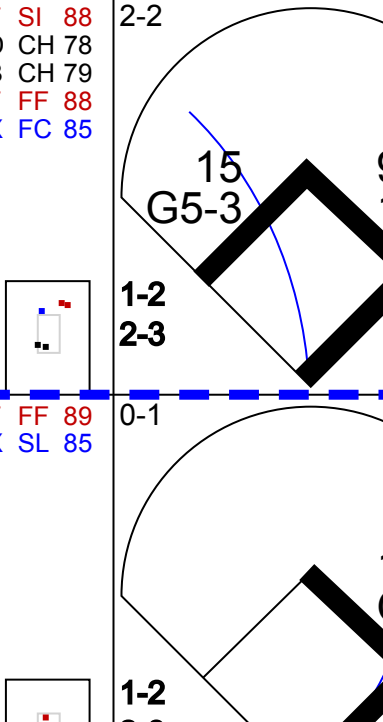


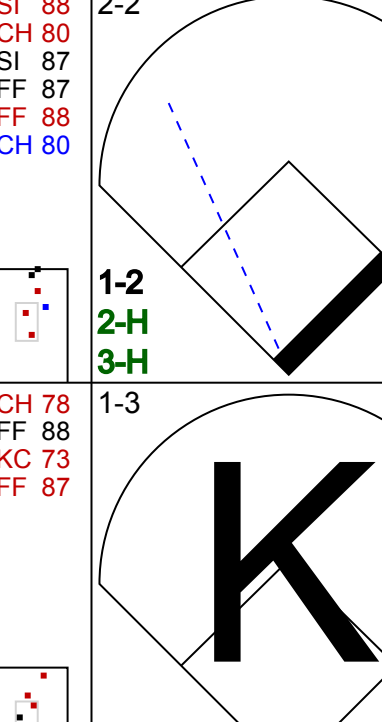
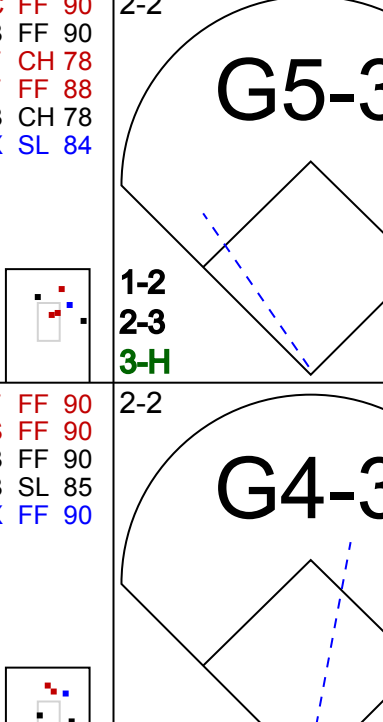

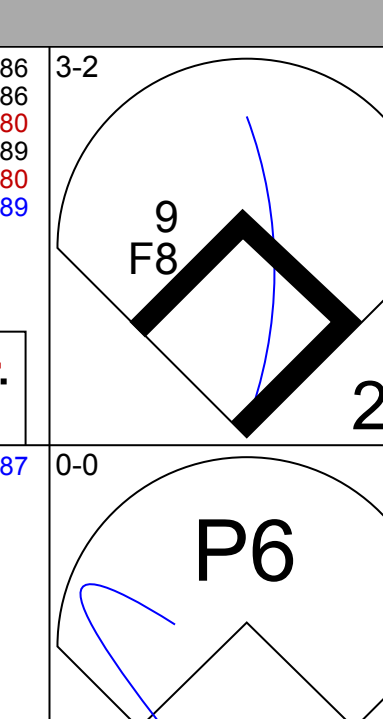
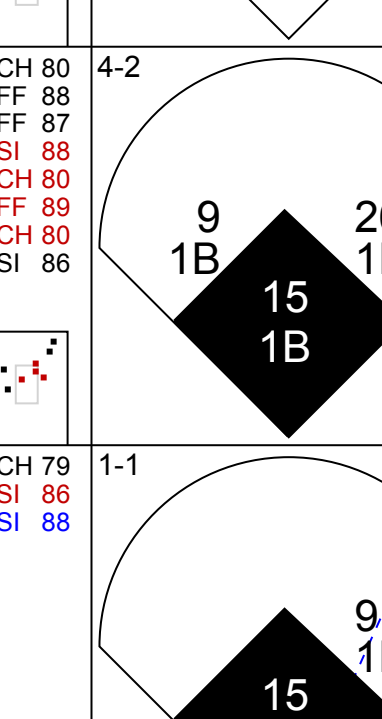
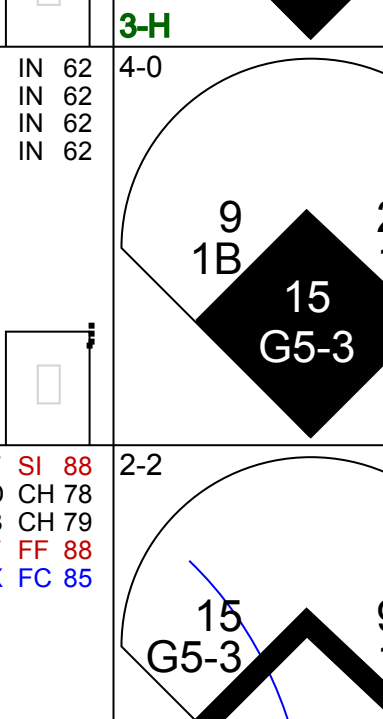
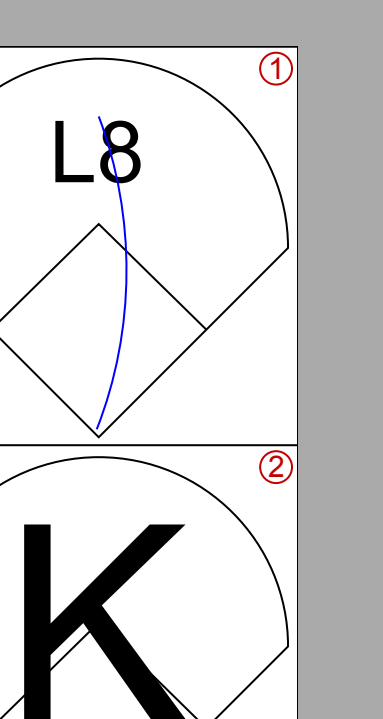
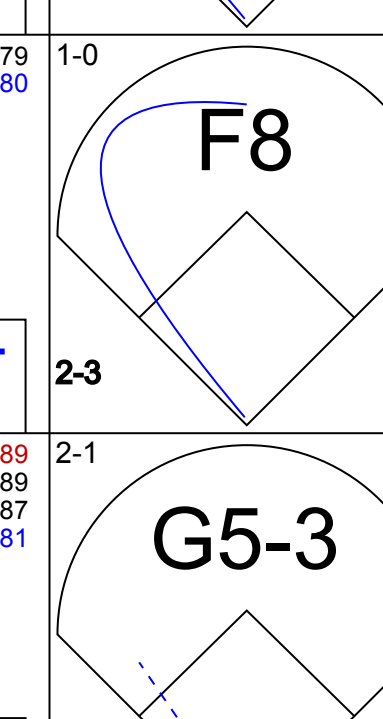
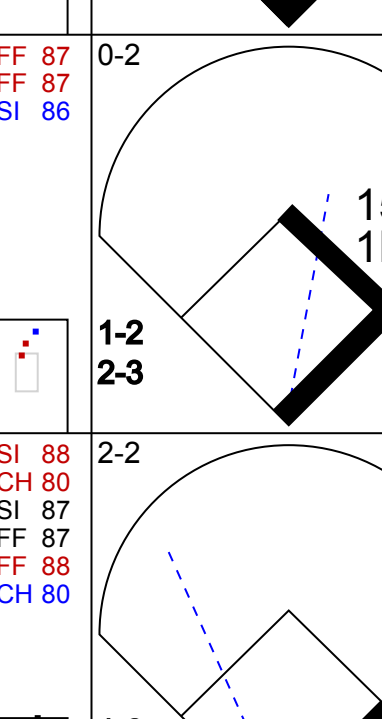
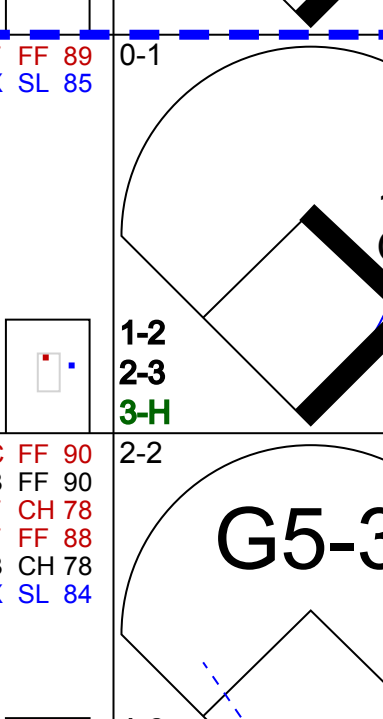
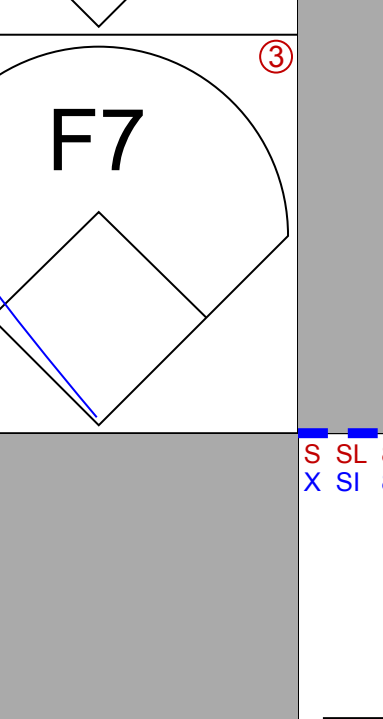

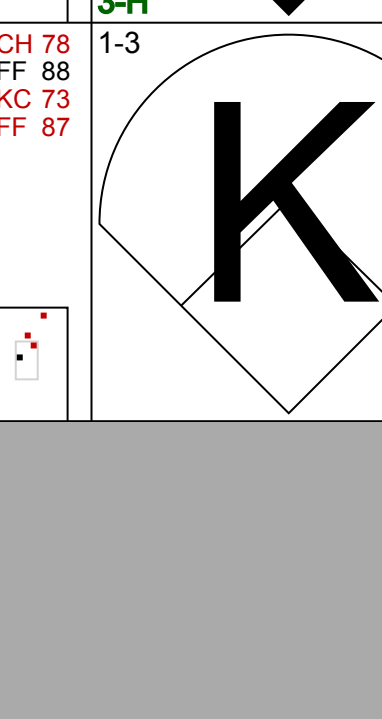
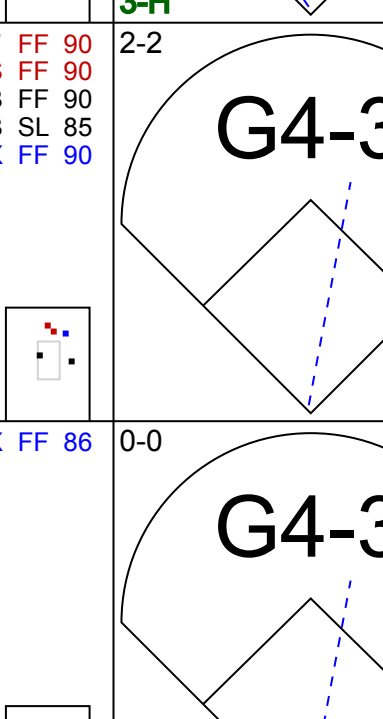
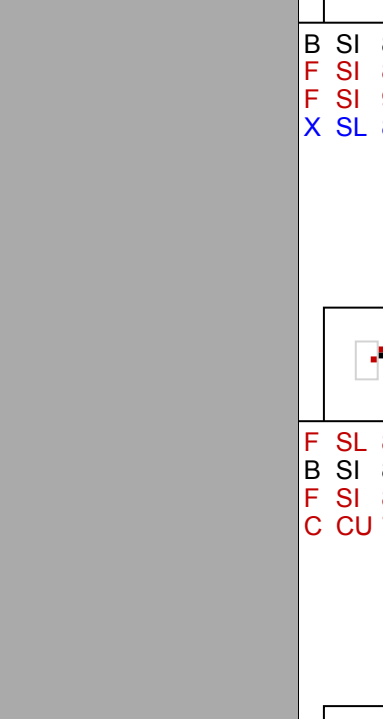
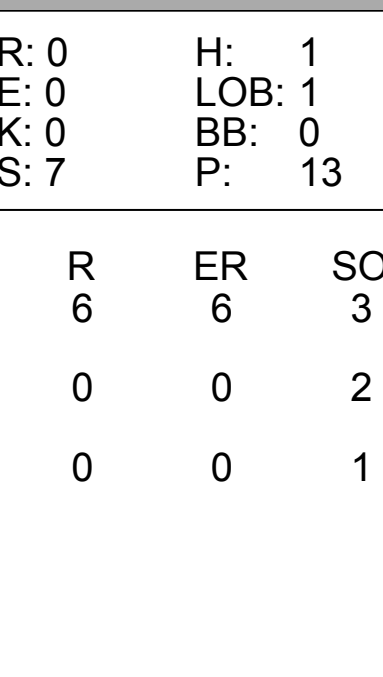
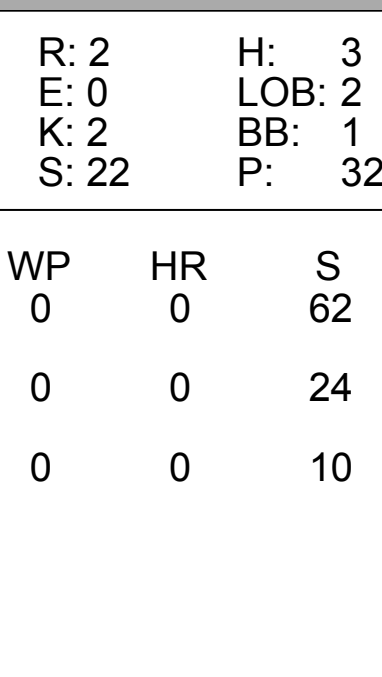
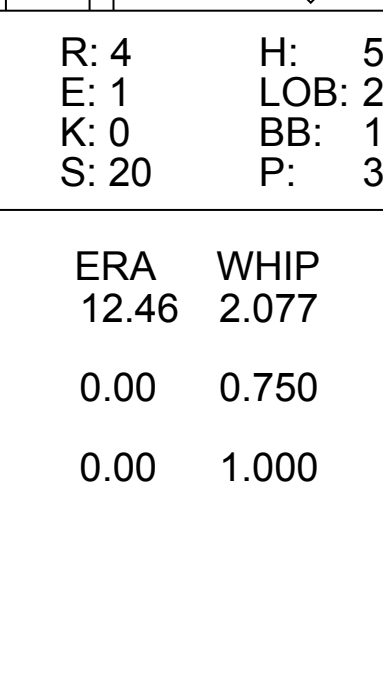
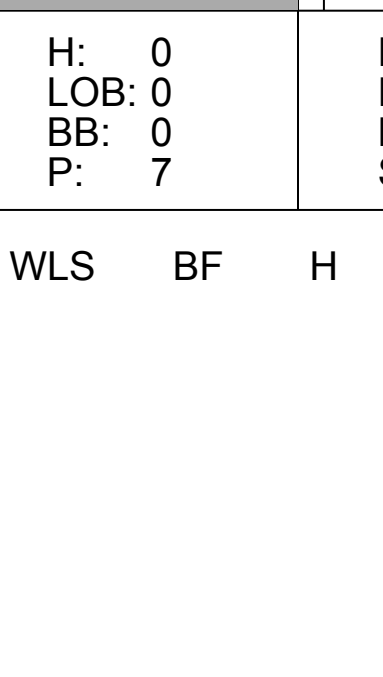
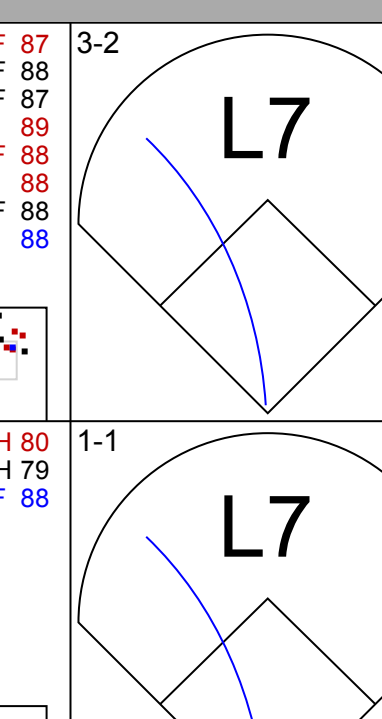
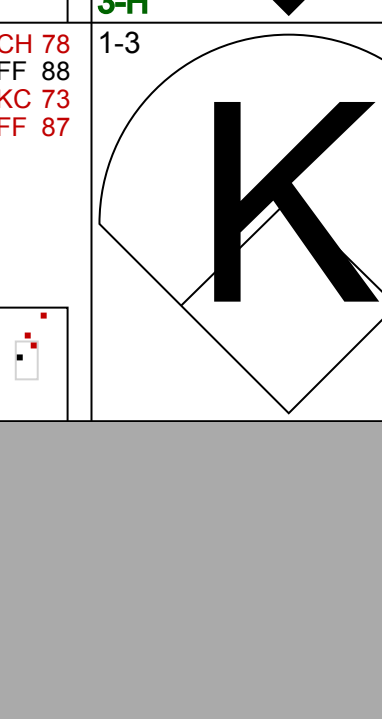
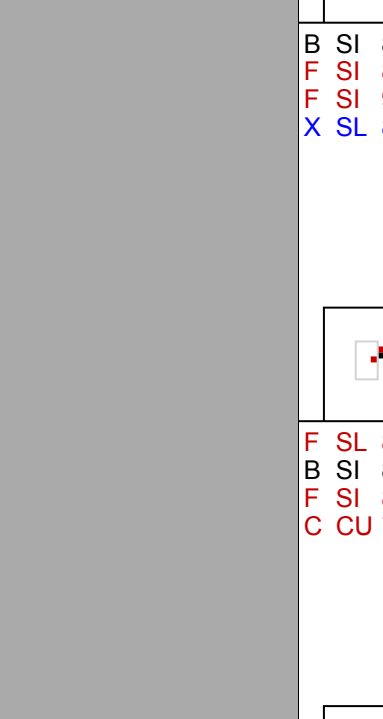
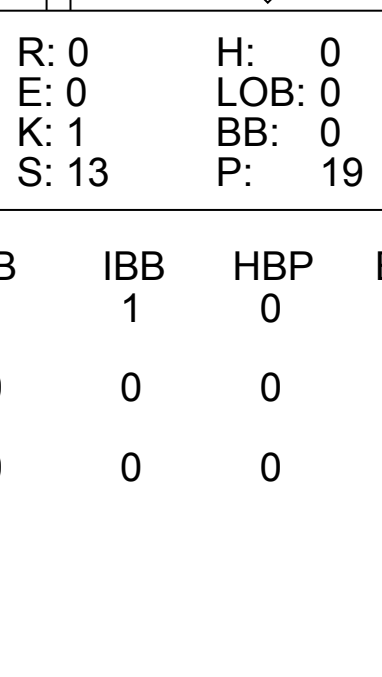
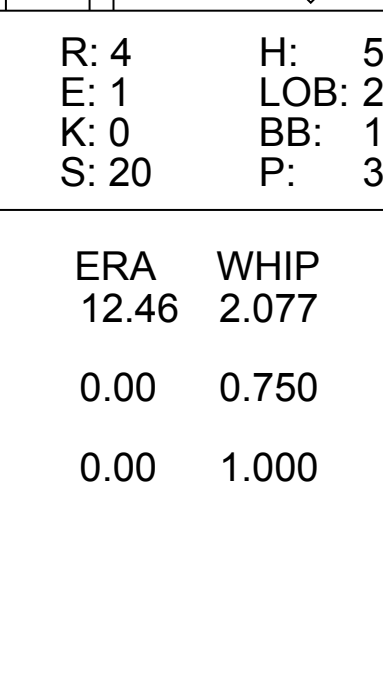
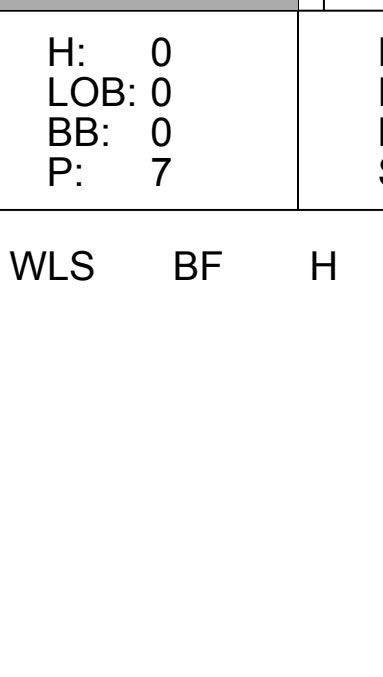
AB 30
R 4
H 7
RBI 4
BB 3
SO 5
LOB 8



Batter	1	2	3	4	5	6	7	8	9	AB	R	H	RBI	BB	SO	LOB	TOP
51 Ichiro Suzuki, L (1, 10) OBP: 0.395, SLG: 0.424	G4-3		FC4-6			G3			G3	4	0	1	0	0	0	1	Seattle Mariners @ Detroit Tigers Comerica Park, Detroit, MI Fri Jul 02 2010, 7:07 PM - 9:38 PM EDT Att: 32,512 - Clear - 78 F
9 Chone Figgins, S (1, 4) OBP: 0.333, SLG: 0.275	F7		G4-3						1B	4	0	2	0	0	0	1	
30 Russell Branyan, L (1, 3) OBP: 0.332, SLG: 0.492										3	0	1	0	0	2	1	
13 Casey Kotchman, L (8, 3) OBP: 0.267, SLG: 0.289	K								L7-6-3	1	0	0	0	0	0	2	
15 Milton Bradley, S (1, 9) OBP: 0.297, SLG: 0.376										3	0	0	0	0	0	1	
12 Ryan Langerhans, L (8, 9) OBP: 0.416, SLG: 0.375										0	0	0	0	1	0	0	
4 Jose Lopez, R (1, 5) OBP: 0.271, SLG: 0.329										3	0	0	0	1	1	3	
21 Franklin Gutierrez, R (1, 8) OBP: 0.350, SLG: 0.426										3	1	1	1	0	1	1	
2 Jack Wilson, R (1, 6) OBP: 0.270, SLG: 0.340										3	0	0	0	0	1	0	
32 Rob Johnson, R (1, 2) OBP: 0.311, SLG: 0.311										2	0	0	0	1	2	0	
55 Michael Saunders, L (1, 7) OBP: 0.258, SLG: 0.438										3	0	0	0	0	1	1	
Inning Stats	R: 0 H: 0 E: 0 K: 1 S: 8	H: 0 LOB: 0 BB: 0 P: 15	R: 1 H: 1 E: 0 K: 1 S: 9	H: 1 LOB: 1 BB: 1 P: 15	R: 0 H: 0 E: 0 K: 1 S: 8	H: 0 LOB: 1 BB: 1 P: 16	R: 0 H: 1 E: 0 K: 2 S: 12	H: 0 LOB: 0 BB: 0 P: 16	R: 0 H: 1 E: 0 K: 1 S: 10	H: 1 LOB: 1 BB: 0 P: 16	R: 0 H: 0 E: 0 K: 0 S: 8	H: 0 LOB: 0 BB: 1 P: 14	R: 0 H: 0 E: 0 K: 1 S: 6	H: 2 LOB: 2 BB: 1 P: 22	R: 0 H: 2 E: 0 K: 1 S: 15	H: 2 LOB: 2 BB: 1 P: 22	WP: 0 PA: 32 1B: 4 2B: 1 3B: 0 HR: 1 SF: 0 SAC: 0 DP: 3 HBP: 0
PITCHER	IP WLS BF H R ER SO BB IBB HBP BLK WP HR S P ERA WHIP	8.0 W 27 3 1 1 7 2 0 0 0 0 1 67 110 1.12 0.625	1.0 5 2 0 0 1 1 0 0 0 0 0 15 22 0.00 3.000														

Batter	1	2	3	4	5	6	7	8	9	AB	R	H	RBI	BB	SO	LOB	BOTTOM			
14 Austin Jackson, R (1, 8) OBP: 0.355, SLG: 0.406	G5-3									4	0	1	2	0	1	0	Seattle Mariners @ Detroit Tigers Comerica Park, Detroit, MI Fri Jul 02 2010, 7:07 PM - 9:38 PM EDT Att: 32,512 - Clear - 78 F			
39 Ramon Santiago, S (1, 6) OBP: 0.345, SLG: 0.329	P6									4	1	1	0	0	1	1				
18 Johnny Damon, L (1, 10) OBP: 0.364, SLG: 0.402	K									3	2	1	2	1	2	0				
30 Magglio Ordonez, R (1, 9) OBP: 0.386, SLG: 0.490										4	0	1	0	0	2	0				
26 Brennan Boesch, L (1, 7) OBP: 0.386, SLG: 0.605										4	1	3	1	0	0	0				
9 Carlos Guillen, S (1, 4) OBP: 0.342, SLG: 0.436										4	0	0	0	0	0	4				
15 Brandon Inge, R (1, 5) OBP: 0.331, SLG: 0.396										4	1	2	0	0	1	0				
13 Alex Avila, L (1, 2) OBP: 0.317, SLG: 0.336										2	1	0	0	2	1	1				
32 Don Kelly, L (1, 3) OBP: 0.255, SLG: 0.266										4	1	1	2	0	1	1				
Inning Stats	R: 0 H: 0 E: 0 K: 1 S: 12	H: 4 LOB: 1 BB: 1 P: 35	R: 0 H: 0 E: 0 K: 1 S: 6	H: 0 LOB: 0 BB: 0 P: 10	R: 0 H: 0 E: 0 K: 0 S: 10	H: 0 LOB: 1 BB: 1 P: 14	R: 1 H: 2 E: 1 K: 1 S: 14	H: 2 LOB: 2 BB: 1 P: 26	R: 0 H: 1 E: 0 K: 2 S: 9	H: 1 LOB: 0 BB: 0 P: 16	R: 2 H: 3 E: 0 K: 1 S: 13	H: 3 LOB: 1 BB: 0 P: 26	R: 0 H: 0 E: 0 K: 1 S: 5	H: 0 LOB: 0 BB: 0 P: 8	R: 0 H: 0 E: 0 K: 1 S: 5	H: 0 LOB: 0 BB: 0 P: 8		WP: 0 PA: 36 1B: 8 2B: 2 3B: 0 HR: 1 SF: 0 SAC: 0 DP: 1 HBP: 0		
PITCHER	IP WLS BF H R ER SO BB IBB HBP BLK WP HR S P ERA WHIP	4.2 L 23 6 5 5 5 3 0 0 0 0 0 61 99 9.64 1.929	1.1 4 1 0 0 2 0 0 0 0 0 0 11 20 0.00 0.750	0.2 4 2 2 2 1 0 0 0 0 0 1 10 21 27.00 3.000	0.1 2 1 0 0 0 0 0 0 0 0 0 3 5 0.00 3.000	1.0 3 0 0 0 1 0 0 0 0 0 0 5 8 0.00 0.000														

Batter	1	2	3	4	5	6	7	8	9	AB	R	H	RBI	BB	SO	LOB	TOP						
51 Ichiro Suzuki, L (1,9) OBP: 0.395, SLG: 0.422										4	0	1	0	1	2	0	Seattle Mariners @ Detroit Tigers Comerica Park, Detroit, MI Sat Jul 03 2010, 7:08 PM - 9:48 PM EDT Att: 32,430 - Clear - 84 F						
9 Chone Figgins, S (1,4) OBP: 0.331, SLG: 0.273										5	0	1	0	0	1	5							
15 Milton Bradley, S (1,10) OBP: 0.297, SLG: 0.370										3	0	0	0	1	3	1							
4 Jose Lopez, R (1,5) OBP: 0.270, SLG: 0.328										4	0	1	0	0	0	1							
21 Franklin Gutierrez, R (1,8) OBP: 0.349, SLG: 0.421										3	0	0	0	1	0	2							
13 Casey Kotchman, L (1,3) OBP: 0.271, SLG: 0.298										4	1	2	0	0	1	3							
26 Josh Bard, S (1,2) OBP: 0.353, SLG: 0.464										4	0	1	0	0	1	1							
55 Michael Saunders, L (1,7) OBP: 0.266, SLG: 0.435										3	0	1	1	1	2	0							
2 Jack Wilson, R (1,6) OBP: 0.265, SLG: 0.333										2	0	0	0	0	1	0							
30 Russell Branyan, L (7,PH) OBP: 0.330, SLG: 0.489										1	0	0	0	0	1	2							
16 Josh Wilson, R (7,6) OBP: 0.325, SLG: 0.356										1	0	0	0	0	0	1							
Inning Stats	R: 0 E: 0 K: 3 S: 12	H: 0 LOB: 0 BB: 0 P: 20	R: 0 E: 0 K: 0 S: 9	H: 1 LOB: 1 BB: 0 P: 11	R: 0 E: 0 K: 3 S: 11	H: 0 LOB: 0 BB: 0 P: 15	R: 0 E: 0 K: 1 S: 12	H: 1 LOB: 2 BB: 1 P: 21	R: 0 E: 0 K: 1 S: 8	H: 0 LOB: 0 BB: 0 P: 10	R: 0 E: 0 K: 1 S: 12	H: 1 LOB: 1 BB: 0 P: 14	R: 1 E: 0 K: 1 S: 15	H: 4 LOB: 3 BB: 0 P: 23	R: 0 E: 0 K: 1 S: 12	H: 0 LOB: 1 BB: 2 P: 20	R: 0 E: 0 K: 1 S: 9	H: 0 LOB: 2 BB: 2 P: 21	1B: 6 2B: 1 3B: 0 HR: 0	SF: 0 SAC: 0 DP: 0 HBP: 0	WP: 0 PB: 0 SB: 0 CS: 0	PA: 38	
PITCHER	IP WLS BF H R ER SO BB IBB HBP BLK WP HR S P ERA WHIP	WLS BF H R ER SO BB IBB HBP BLK WP HR S P ERA WHIP	WLS BF H R ER SO BB IBB HBP BLK WP HR S P ERA WHIP	WLS BF H R ER SO BB IBB HBP BLK WP HR S P ERA WHIP	WLS BF H R ER SO BB IBB HBP BLK WP HR S P ERA WHIP	WLS BF H R ER SO BB IBB HBP BLK WP HR S P ERA WHIP	WLS BF H R ER SO BB IBB HBP BLK WP HR S P ERA WHIP	WLS BF H R ER SO BB IBB HBP BLK WP HR S P ERA WHIP	WLS BF H R ER SO BB IBB HBP BLK WP HR S P ERA WHIP	WLS BF H R ER SO BB IBB HBP BLK WP HR S P ERA WHIP	WLS BF H R ER SO BB IBB HBP BLK WP HR S P ERA WHIP	WLS BF H R ER SO BB IBB HBP BLK WP HR S P ERA WHIP	WLS BF H R ER SO BB IBB HBP BLK WP HR S P ERA WHIP	WLS BF H R ER SO BB IBB HBP BLK WP HR S P ERA WHIP	WLS BF H R ER SO BB IBB HBP BLK WP HR S P ERA WHIP	WLS BF H R ER SO BB IBB HBP BLK WP HR S P ERA WHIP	WLS BF H R ER SO BB IBB HBP BLK WP HR S P ERA WHIP	WLS BF H R ER SO BB IBB HBP BLK WP HR S P ERA WHIP	WLS BF H R ER SO BB IBB HBP BLK WP HR S P ERA WHIP	WLS BF H R ER SO BB IBB HBP BLK WP HR S P ERA WHIP	WLS BF H R ER SO BB IBB HBP BLK WP HR S P ERA WHIP	WLS BF H R ER SO BB IBB HBP BLK WP HR S P ERA WHIP	WLS BF H R ER SO BB IBB HBP BLK WP HR S P ERA WHIP

Batter	1	2	3	4	5	6	7	8	9	AB	R	H	RBI	BB	SO	LOB	BOTTOM						
14 Austin Jackson, R (1,8) OBP: 0.353, SLG: 0.403										5	1	1	0	0	1	1	Seattle Mariners @ Detroit Tigers Comerica Park, Detroit, MI Sat Jul 03 2010, 7:08 PM - 9:48 PM EDT Att: 32,430 - Clear - 84 F						
25 Ryan Raburn, R (1,7) OBP: 0.297, SLG: 0.372										4	1	2	0	0	0	0							
32 Don Kelly, L (7,7) OBP: 0.255, SLG: 0.266										0	0	0	0	0	0	0							
30 Magglio Ordonez, R (1,10) OBP: 0.384, SLG: 0.490										4	1	1	1	0	1	1							
24 Miguel Cabrera, R (1,3) OBP: 0.416, SLG: 0.631										2	2	1	0	2	0	0							
26 Brennan Boesch, L (1,9) OBP: 0.388, SLG: 0.603										4	1	2	0	0	1	1							
9 Carlos Guillen, S (1,4) OBP: 0.345, SLG: 0.438										4	0	2	1	0	0	1							
15 Brandon Inge, R (1,5) OBP: 0.333, SLG: 0.401										4	0	2	3	0	0	3							
12 Gerald Laird, R (1,2) OBP: 0.259, SLG: 0.266										4	0	0	0	0	1	5							
29 Danny Worth, R (1,6) OBP: 0.281, SLG: 0.295										4	0	0	0	0	2	1							
Inning Stats	R: 0 E: 0 K: 0 S: 9	H: 0 LOB: 0 BB: 0 P: 14	R: 0 E: 0 K: 0 S: 7	H: 1 LOB: 1 BB: 0 P: 13	R: 0 E: 0 K: 1 S: 13	H: 0 LOB: 0 BB: 0 P: 19	R: 2 E: 0 K: 2 S: 22	H: 3 LOB: 2 BB: 1 P: 32	R: 4 E: 1 K: 0 S: 20	H: 5 LOB: 2 BB: 1 P: 36	R: 0 E: 0 K: 1 S: 8	H: 1 LOB: 1 BB: 0 P: 12	R: 0 E: 0 K: 1 S: 7	H: 0 LOB: 0 BB: 0 P: 7	R: 0 E: 0 K: 1 S: 10	H: 1 LOB: 1 BB: 0 P: 12	R: 0 E: 0 K: 1 S: 10	H: 0 LOB: 0 BB: 0 P: 12	1B: 7 2B: 4 3B: 0 HR: 0	SF: 0 SAC: 0 DP: 0 HBP: 0	WP: 0 PB: 0 SB: 0 CS: 0	PA: 37	
PITCHER	IP WLS BF H R ER SO BB IBB HBP BLK WP HR S P ERA WHIP	IP WLS BF H R ER SO BB IBB HBP BLK WP HR S P ERA WHIP	IP WLS BF H R ER SO BB IBB HBP BLK WP HR S P ERA WHIP	IP WLS BF H R ER SO BB IBB HBP BLK WP HR S P ERA WHIP	IP WLS BF H R ER SO BB IBB HBP BLK WP HR S P ERA WHIP	IP WLS BF H R ER SO BB IBB HBP BLK WP HR S P ERA WHIP	IP WLS BF H R ER SO BB IBB HBP BLK WP HR S P ERA WHIP	IP WLS BF H R ER SO BB IBB HBP BLK WP HR S P ERA WHIP	IP WLS BF H R ER SO BB IBB HBP BLK WP HR S P ERA WHIP	IP WLS BF H R ER SO BB IBB HBP BLK WP HR S P ERA WHIP	IP WLS BF H R ER SO BB IBB HBP BLK WP HR S P ERA WHIP	IP WLS BF H R ER SO BB IBB HBP BLK WP HR S P ERA WHIP	IP WLS BF H R ER SO BB IBB HBP BLK WP HR S P ERA WHIP	IP WLS BF H R ER SO BB IBB HBP BLK WP HR S P ERA WHIP	IP WLS BF H R ER SO BB IBB HBP BLK WP HR S P ERA WHIP	IP WLS BF H R ER SO BB IBB HBP BLK WP HR S P ERA WHIP	IP WLS BF H R ER SO BB IBB HBP BLK WP HR S P ERA WHIP	IP WLS BF H R ER SO BB IBB HBP BLK WP HR S P ERA WHIP	IP WLS BF H R ER SO BB IBB HBP BLK WP HR S P ERA WHIP	IP WLS BF H R ER SO BB IBB HBP BLK WP HR S P ERA WHIP	IP WLS BF H R ER SO BB IBB HBP BLK WP HR S P ERA WHIP	IP WLS BF H R ER SO BB IBB HBP BLK WP HR S P ERA WHIP	IP WLS BF H R ER SO BB IBB HBP BLK WP HR S P ERA WHIP

AB	34
R	1
H	7
RBI	1
BB	4
SO	12
LOB	16



AB	35
R	6
H	11
RBI	5
BB	2
SO	6
LOB	13




Batter	1	2	3	4	5	6	7	8	9	10	AB	R	H	RBI	BB	SO	LOB	TOP																	
22 Scott Podsednik, L OBP: 0.350, SLG: 0.373	F7		G5-4-3 BB		L6		F7		SH1-4 1B	CS 1B	5	0	2	1	1	0	1																		
18 Jason Kendall, R OBP: 0.330, SLG: 0.317		G5-4-3 1B			K				SH1-4 1B	CS 1B	4	1	2	0	0	1	1																		
9 David DeJesus, L OBP: 0.396, SLG: 0.468	L6										4	3	2	0	1	1	2																		
16 Billy Butler, R OBP: 0.367, SLG: 0.478	K				G5-3				SF9 1B		3	0	1	2	1	1	2																		
6 Jose Guillen, R OBP: 0.337, SLG: 0.457		G6-3									5	0	2	0	0	1	3																		
13 Alberto Callaspo, S OBP: 0.310, SLG: 0.417					SF8						3	0	2	2	1	0	1																		
13 Mike Aviles, R OBP: 0.343, SLG: 0.401		K			FC6-4 1B						5	0	1	0	0	1	5																		
12 Mitch Maier, L OBP: 0.338, SLG: 0.366	F7										4	1	1	0	1	1	2																		
3 Yuniesky Betancourt, R OBP: 0.279, SLG: 0.371			G5-3								5	1	1	1	0	1	4																		
Inning Stats	R: 0 E: 0 S: 12	H: 1 LOB: 1 P: 19	R: 0 E: 0 S: 12	H: 1 LOB: 1 P: 15	R: 0 E: 0 S: 3	H: 0 LOB: 0 P: 10	R: 1 E: 0 S: 11	H: 2 LOB: 1 P: 15	R: 0 E: 0 S: 8	H: 0 LOB: 0 P: 13	R: 1 E: 0 S: 16	H: 1 LOB: 1 P: 25	R: 0 E: 0 S: 8	H: 1 LOB: 1 P: 15	R: 2 E: 0 S: 19	H: 4 LOB: 3 P: 33	R: 0 E: 0 S: 9	H: 1 LOB: 2 P: 16	R: 2 E: 0 S: 14	H: 3 LOB: 0 P: 25	1B: 12 2B: 1 3B: 1 HR: 0	SF: 2 SAC: 1 DP: 1 HBP: 0	WP: 2 PB: 0 SB: 0 CS: 2	PA: 47											
PITCHER	IP 7.0	WLS 28	BF 6	H 2	R 2	ER 2	SO 6	BB 2	IBB 0	HBP 0	BLK 0	WP 1	HR 0	S 70	P 112	ERA 2.57	WHIP 1.143	PITCHER	IP 10.1	WLS 5	BF 3	H 2	R 2	ER 0	SO 0	BB 1	IBB 0	HBP 0	BLK 0	WP 1	HR 0	S 14	P 25	ERA 18.00	WHIP 4.000
34 Félix Hernández, R ERA: 3.01	0.1	B	5	4	2	2	0	0	0	0	0	0	0	12	22	54.00	12.000	43 Brandon League, R ERA: 3.32	0.1		2	0	0	0	0	1	0	0	0	0	0	5	9	0.00	3.000
49 Garrett Olson, L ERA: 5.59	0.1		1	0	0	0	0	0	0	0	0	0	0	2	2	0.00	0.000	37 Brian Sweeney, R ERA:	1.0	5	1	0	0	1	0	1	0	0	0	9	16	0.00	1.000		
53 David Aardsma, R ERA: 5.13																																			
Inning Stats	R: 1 E: 1 S: 19	H: 2 LOB: 1 P: 26	R: 0 E: 0 S: 15	H: 1 LOB: 2 P: 25	R: 0 E: 0 S: 4	H: 0 LOB: 0 P: 7	R: 0 E: 0 S: 6	H: 0 LOB: 1 P: 14	R: 3 E: 0 S: 10	H: 3 LOB: 0 P: 16	R: 0 E: 0 S: 7	H: 0 LOB: 0 P: 10	R: 0 E: 0 S: 9	H: 0 LOB: 0 P: 13	R: 0 E: 0 S: 15	H: 1 LOB: 3 P: 29	R: 0 E: 0 S: 8	H: 0 LOB: 0 P: 13	R: 0 E: 0 S: 15	H: 1 LOB: 2 P: 26	1B: 4 2B: 3 3B: 0 HR: 1	SF: 0 SAC: 0 DP: 0 HBP: 0	WP: 0 PB: 0 SB: 0 CS: 0	PA: 43											
PITCHER	IP 7.0	WLS 29	BF 6	H 4	R 4	ER 3	SO 3	BB 2	IBB 0	HBP 0	BLK 0	WP 0	HR 1	S 70	P 111	ERA 5.14	WHIP 1.143	PITCHER	IP 10.1	WLS 3	BF 1	H 0	R 0	ER 0	SO 8	BB 2	IBB 0	HBP 0	BLK 0	WP 0	HR 0	S 13	P 29	ERA 0.00	WHIP 2.000
19 Brian Bannister, R ERA: 5.44	1.0	6	1	0	0	2	1	1	0	0	0	0	0	8	13	0.00	0.000	40 Kyle Farnsworth, R ERA: 2.04	1.0	W	3	0	0	0	0	0	0	0	0	15	26	0.00	2.000		
48 Joakim Soria, R ERA: 2.48																																			
Inning Stats	R: 1 E: 1 S: 19	H: 2 LOB: 1 P: 26	R: 0 E: 0 S: 15	H: 1 LOB: 2 P: 25	R: 0 E: 0 S: 4	H: 0 LOB: 0 P: 7	R: 0 E: 0 S: 6	H: 0 LOB: 1 P: 14	R: 3 E: 0 S: 10	H: 3 LOB: 0 P: 16	R: 0 E: 0 S: 7	H: 0 LOB: 0 P: 10	R: 0 E: 0 S: 9	H: 0 LOB: 0 P: 13	R: 0 E: 0 S: 15	H: 1 LOB: 3 P: 29	R: 0 E: 0 S: 8	H: 0 LOB: 0 P: 13	R: 0 E: 0 S: 15	H: 1 LOB: 2 P: 26	1B: 4 2B: 3 3B: 0 HR: 1	SF: 0 SAC: 0 DP: 0 HBP: 0	WP: 0 PB: 0 SB: 0 CS: 0	PA: 43											
PITCHER	IP 7.0	WLS 29	BF 6	H 4	R 4	ER 3	SO 3	BB 2	IBB 0	HBP 0	BLK 0	WP 0	HR 1	S 70	P 111	ERA 5.14	WHIP 1.143	PITCHER	IP 10.1	WLS 3	BF 1	H 0	R 0	ER 0	SO 8	BB 2	IBB 0	HBP 0	BLK 0	WP 0	HR 0	S 13	P 29	ERA 0.00	WHIP 2.000

Kansas City Royals @ Seattle Mariners
Safeco Field, Seattle, WA
Mon Jul 05 2010, 7:12 PM - 10:34 PM PDT
Att: 22,617 - Partly Cloudy - 64 F

livebaseballscorecards.com


AB 38
R 6
H 14
RBI 6
BB 5
SO 7
LOB 21



Kansas City Royals @ Seattle Mariners
Safeco Field, Seattle, WA
Mon Jul 05 2010, 7:12 PM - 10:34 PM PDT
Att: 22,617 - Partly Cloudy - 64 F

livebaseballscorecards.com

AB 38
R 4
H 8
RBI 4
BB 5
SO 7
LOB 18



Batter	1	2	3	4	5	6	7	8	9	AB	R	H	RBI	BB	SO	LOB	TOP					
22 Scott Podsednik, L (1, 7) OBP: 0.348, SLG: 0.370										5	0	1	0	0	0	1						
18 Jason Kendall, R (1, 2) OBP: 0.326, SLG: 0.319										4	1	1	0	0	0	2						
9 David DeJesus, L (1, 9) OBP: 0.397, SLG: 0.466										3	1	1	0	1	0	1						
16 Billy Butler, R (1, 3) OBP: 0.391, SLG: 0.479										3	0	2	0	1	0	1						
6 Jose Guillen, R (1, 10) OBP: 0.336, SLG: 0.453										3	0	0	0	0	0	3						
24 Wilson Betemit, S (1, 5) OBP: 0.438, SLG: 0.773										4	1	3	3	0	0	0						
13 Mike Aviles, R (1, 4) OBP: 0.341, SLG: 0.403										4	0	1	0	0	0	3						
8 Willie Bloomquist, R (1, 8) OBP: 0.274, SLG: 0.372										4	0	0	0	0	0	0						
3 Yuniesky Betancourt, R (1, 6) OBP: 0.279, SLG: 0.373										4	0	1	0	0	0	0						
Inning Stats	R: 0 E: 0 K: 0 S: 10	H: 1 LOB: 1 BB: 1 P: 17	R: 0 E: 0 K: 0 S: 5	H: 0 LOB: 0 BB: 0 P: 7	R: 0 E: 0 K: 0 S: 8	H: 0 LOB: 0 BB: 0 P: 10	R: 0 E: 0 K: 0 S: 10	H: 1 LOB: 1 BB: 0 P: 13	R: 1 E: 0 K: 0 S: 9	H: 1 LOB: 0 BB: 0 P: 13	R: 1 E: 0 K: 0 S: 17	H: 2 LOB: 3 BB: 1 P: 27	R: 0 E: 0 K: 0 S: 8	H: 1 LOB: 1 BB: 0 P: 10	R: 1 E: 0 K: 0 S: 13	H: 4 LOB: 2 BB: 0 P: 22	R: 0 E: 0 K: 0 S: 4	H: 0 LOB: 0 BB: 0 P: 8	1B: 6 2B: 3 3B: 0 HR: 1	SF: 0 SAC: 0 DP: 2 HBP: 1	WP: 0 PB: 0 SB: 0 CS: 0	PA: 37
PITCHER	IP WLS BF H R ER SO BB IBB HBP BLK WP HR S P ERA WHIP																					
18 Ryan Rowland-Smith, L (1, 1) ERA: 5.74	7.0 L 30 7 3 3 0 2 0 1 0 0 0 1 70 101 3.86 1.286																					
46 Sean White, R (8, 1) ERA: 7.2	1.0 4 3 0 0 0 0 0 0 0 0 0 0 10 18 0.00 3.000																					
39 David Pauley, R (9, 1) ERA:	1.0 3 0 0 0 0 0 0 0 0 0 0 0 4 8 0.00 0.000																					

Kansas City Royals @ Seattle Mariners
Safeco Field, Seattle, WA
Tue Jul 06 2010, 7:12 PM - 9:40 PM PDT
Att: 17,555 - Clear - 77 F

livebaseballscorecards.com

AB	34
R	3
H	10
RBI	3
BB	2
SO	0
LOB	11

Batter	1	2	3	4	5	6	7	8	9	AB	R	H	RBI	BB	SO	LOB	BOTTOM					
51 Ichiro Suzuki, L (1, 9) OBP: 0.379, SLG: 0.413										4	0	1	0	0	1	0						
9 Chone Figgins, S (1, 4) OBP: 0.332, SLG: 0.276										3	0	0	1	0	1	0						
30 Russell Branyan, L (1, 10) OBP: 0.332, SLG: 0.513										4	0	1	0	0	2	0						
4 Jose Lopez, R (1, 5) OBP: 0.277, SLG: 0.339										4	0	1	0	0	2	2						
21 Franklin Gutierrez, R (1, 8) OBP: 0.340, SLG: 0.408										4	0	0	0	0	0	1						
13 Casey Kotchman, L (1, 3) OBP: 0.294, SLG: 0.323										3	0	1	0	1	1	0						
16 Josh Wilson, R (9, FR) OBP: 0.316, SLG: 0.346										0	0	0	0	0	0	0						
55 Michael Saunders, L (1, 7) OBP: 0.285, SLG: 0.432										3	1	1	0	1	2	3						
26 Josh Bard, S (1, 2) OBP: 0.316, SLG: 0.406										3	0	0	0	0	1	2						
12 Ryan Langerhans, L (9, PH) OBP: 0.411, SLG: 0.366										1	0	0	0	0	1	1						
2 Jack Wilson, R (1, 6) OBP: 0.269, SLG: 0.333										2	1	1	1	0	0	0						
Inning Stats	R: 0 E: 0 K: 1 S: 8	H: 0 LOB: 0 BB: 0 P: 13	R: 0 E: 0 K: 2 S: 10	H: 0 LOB: 0 BB: 0 P: 13	R: 1 E: 1 K: 0 S: 6	H: 1 LOB: 0 BB: 0 P: 8	R: 0 E: 0 K: 2 S: 9	H: 0 LOB: 0 BB: 0 P: 13	R: 0 E: 0 K: 1 S: 10	H: 0 LOB: 0 BB: 1 P: 18	R: 0 E: 0 K: 1 S: 7	H: 0 LOB: 0 BB: 0 P: 12	R: 0 E: 0 K: 2 S: 13	H: 1 LOB: 2 BB: 1 P: 21	R: 1 E: 0 K: 0 S: 11	H: 3 LOB: 2 BB: 0 P: 18	R: 0 E: 0 K: 2 S: 13	H: 1 LOB: 1 BB: 0 P: 20	1B: 5 2B: 1 3B: 0 HR: 0	SF: 1 SAC: 1 DP: 0 HBP: 0	WP: 0 PB: 0 SB: 1 CS: 0	PA: 35
PITCHER	IP WLS BF H R ER SO BB IBB HBP BLK WP HR S P ERA WHIP																					
23 Zack Greinke, R (1, 1) ERA: 3.71	7.0 W 25 2 1 0 0 9 2 0 0 0 0 0 63 98 0.00 0.571																					
38 Blake Wood, R (8, 1) ERA: 4.13	1.0 H 6 3 1 1 0 0 0 0 0 0 0 0 11 18 9.00 3.000																					
4B Joakim Soria, R (9, 1) ERA: 2.41	1.0 S 4 1 0 0 2 0 0 0 0 0 0 0 0 13 20 0.00 1.000																					

Kansas City Royals @ Seattle Mariners
Safeco Field, Seattle, WA
Tue Jul 06 2010, 7:12 PM - 9:40 PM PDT
Att: 17,555 - Clear - 77 F

livebaseballscorecards.com

AB	31
R	2
H	6
RBI	2
BB	2
SO	11
LOB	9

Batter	1	2	3	4	5	6	7	8	9	AB	R	H	RBI	BB	SO	LOB	TOP	
22 Scott Podsednik, L (1, 7) OBP: 0.343, SLG: 0.364	G4-3	G5-3			G6-3		F8	K		5	0	0	0	0	1	4		
18 Jason Kendall, R (1, 2) OBP: 0.327, SLG: 0.315	9 1B 16 SF9 BB		F9		L5		F8	G5-3		4	1	0	0	1	0	0		
9 David DeJesus, L (1, 9) OBP: 0.400, SLG: 0.467	1-3		13 1B		F8			16 BB 13 HR	L8	4	1	2	0	1	0	0		
16 Billy Butler, R (1, 3) OBP: 0.394, SLG: 0.491	SF9		F9		F9			13 HR	HR	3	2	2	2	1	0	1		
13 Alberto Callaspo, S (1, 5) OBP: 0.311, SLG: 0.426	P4		1-2		F8			13 HR	E6	5	1	2	3	0	0	1		
24 Wilson Betemit, S (1, 10) OBP: 0.336, SLG: 0.729		17 2B	F8		F8			13 HR	K	4	0	1	0	1	2	3		
12 Mitch Maier, L (1, 8) OBP: 0.336, SLG: 0.379	F9		G4-3		F8			HR		4	1	1	1	0	0	2		
3 Yuniesky Betancourt, R (1, 6) OBP: 0.292, SLG: 0.381	K		L5		L5			22 FB 18 WP	2B	4	1	2	0	0	1	1		
17 Chris Getz, L (1, 4) OBP: 0.303, SLG: 0.270	G3-1		G3-1		G3-1			B2	P6	4	0	1	0	0	0	2		
Inning Stats	R: 1 H: 1 E: 0 K: 0 S: 13	H: 1 LOB: 1 BB: 1 P: 24	R: 0 H: 1 E: 0 K: 1 S: 14	H: 1 LOB: 2 BB: 1 P: 23	R: 0 H: 2 E: 0 K: 0 S: 16	H: 0 LOB: 0 BB: 0 P: 13	R: 0 H: 0 E: 0 K: 0 S: 9	H: 0 LOB: 0 BB: 0 P: 10	R: 0 H: 2 E: 0 K: 0 S: 5	H: 1 LOB: 1 BB: 0 P: 6	R: 1 H: 1 E: 0 K: 0 S: 9	H: 3 LOB: 1 BB: 2 P: 40	R: 1 H: 1 E: 1 K: 1 S: 11	H: 1 LOB: 0 BB: 0 P: 13	1B: 5 2B: 3 3B: 0 HR: 3	SF: 1 SAC: 0 DP: 0 HBP: 0	WP: 1 PB: 0 CS: 0	PA: 42
PITCHER	IP WLS BF H R ER SO BB IBB HBP BLK WP HR S P ERA WHIP																	
58 Doug Fister, R (1, 1) ERA: 3.09	6.0	25	6	1	1	1	2	0	0	0	0	0	0	0	64	97	1.50	1.333
37 Brian Sweeney, R (7, 1) ERA: 1.0	1.0	4	1	1	1	0	0	0	0	0	1	0	9	14	9.00	1.000		
43 Brandon League, R (8, 1) ERA: 3.95	0.0	L	3	1	3	3	0	0	0	0	0	1	6	17	∞	∞		
49 Garrett Olson, L (8, 1) ERA: 5.91	1.0	5	2	1	1	2	0	0	0	0	0	1	16	23	9.00	2.000		
33 Chad Cordero, R (9, 1) ERA: 5.19	1.0	5	1	1	1	1	0	0	0	0	0	1	11	13	9.00	1.000		

Kansas City Royals @ Seattle Mariners
Safeco Field, Seattle, WA
Wed Jul 07 2010, 7:12 PM - 10:06 PM PDT
Att: 16,956 - Clear - 87 F

livebaseballscorecards.com

AB 37
R 7
H 11
RBI 6
BB 4
SO 4
LOB 14



Batter	1	2	3	4	5	6	7	8	9	AB	R	H	RBI	BB	SO	LOB	BOTTOM	
51 Ichiro Suzuki, L (1, 9) OBP: 0.377, SLG: 0.410	F8		30 1B 4 9 BB G1-2-3		F8		FC6		F7	5	0	1	0	0	0	3		
9 Chone Figgins, S (1, 4) OBP: 0.331, SLG: 0.272	L8		30 1B BB		B1-3		G6-3		L6	4	0	0	0	1	0	4		
30 Russell Branyan, L (1, 10) OBP: 0.333, SLG: 0.507	K		1-2		G5-3		4 FC5-4 IBB		K	4	0	1	0	1	2	2		
4 Jose Lopez, R (1, 5) OBP: 0.274, SLG: 0.335		G6-3	G1-2-3		K		FC5-4		K	4	0	0	0	0	1	6		
21 Franklin Gutierrez, R (1, 8) OBP: 0.339, SLG: 0.404		K			K		13 HR		K	3	1	0	0	1	3	0		
13 Casey Kotchman, L (1, 3) OBP: 0.297, SLG: 0.356		HR			F8		HR		K	4	2	2	3	0	1	0		
55 Michael Saunders, L (1, 7) OBP: 0.291, SLG: 0.425		HR			BB		K		K	2	0	0	0	2	2	0		
32 Rob Johnson, R (1, 2) OBP: 0.308, SLG: 0.303		BB			BB					3	0	1	0	0	0	2		
12 Ryan Langerhans, L (9, PH) OBP: 0.421, SLG: 0.365	G5-3		G1-3		G1-3				16 1B FC1-6	0	0	0	0	1	0	0		
16 Josh Wilson, R (1, 6) OBP: 0.315, SLG: 0.344			F9		F8		FC1-6 51 E 51 FC6		1B	4	0	1	0	0	0	1		
Inning Stats	R: 0 H: 0 E: 0 K: 1 S: 9	H: 1 LOB: 0 BB: 0 P: 14	R: 1 H: 1 E: 0 K: 1 S: 13	H: 1 LOB: 1 BB: 1 P: 23	R: 0 H: 2 E: 0 K: 0 S: 9	H: 0 LOB: 2 BB: 1 P: 19	R: 0 H: 0 E: 0 K: 1 S: 8	H: 0 LOB: 0 BB: 0 P: 12	R: 2 H: 1 E: 0 K: 2 S: 17	H: 1 LOB: 3 BB: 1 P: 28	R: 0 H: 1 E: 1 K: 0 S: 10	H: 0 LOB: 0 BB: 0 P: 17	R: 0 H: 0 E: 0 K: 3 S: 10	H: 1 LOB: 2 BB: 1 P: 26	1B: 4 2B: 0 3B: 0 HR: 2	SF: 0 SAC: 0 DP: 1 HBP: 0	WP: 0 PB: 0 SB: 1 CS: 0	PA: 39
PITCHER	IP WLS BF H R ER SO BB IBB HBP BLK WP HR S P ERA WHIP																	
34 Kyle Davies, R (1, 1) ERA: 5.57	6.0	25	4	3	3	5	4	0	0	0	0	0	10	17	0.00	1.000		
47 Victor Marte, R (7, 1) ERA: 3.54	1.0	W	6	1	0	0	0	1	0	0	0	0	14	21	0.00	2.000		
40 Kyle Farnsworth, R (8, 1) ERA: 1.98	1.0	H	5	1	0	0	1	0	0	0	0	0	11	17	0.00	0.000		
48 Joaquin Soria, R (9, 1) ERA: 2.34	1.0	S	3	0	0	0	0	0	0	0	0	0	11	17	0.00	0.000		

Kansas City Royals @ Seattle Mariners
Safeco Field, Seattle, WA
Wed Jul 07 2010, 7:12 PM - 10:06 PM PDT
Att: 16,956 - Clear - 87 F

livebaseballscorecards.com


AB 33
R 3
H 6
RBI 3
BB 6
SO 9
LOB 18



Batter	1	2	3	4	5	6	7	8	9	AB	R	H	RBI	BB	SO	LOB	TOP				
2 Derek Jeter, R OBP: 0.344, SLG: 0.395											4	1	0	0	1	0					
33 Nick Swisher, S OBP: 0.396, SLG: 0.531											4	1	4	0	1	0	0				
25 Mark Teixeira, S OBP: 0.350, SLG: 0.435											5	0	1	0	0	0	6				
13 Alex Rodriguez, R OBP: 0.348, SLG: 0.492											4	1	1	2	1	0	4				
24 Robinson Canó, L OBP: 0.372, SLG: 0.558												4	0	2	0	1	0	0			
20 Jorge Posada, S OBP: 0.372, SLG: 0.468												5	0	1	0	0	1	4			
14 Curtis Granderson, L OBP: 0.339, SLG: 0.408												4	0	3	0	0	0	1			
11 Brett Gardner, L OBP: 0.390, SLG: 0.417												4	0	0	0	0	3	5			
19 Ramiro Pena, S OBP: 0.247, SLG: 0.215											2	0	0	0	0	0	2				
38 Marcus Thames, R (7, PH) OBP: 0.398, SLG: 0.413											1	0	0	0	0	0	0				
26 Kevin Russo, R OBP: 0.250, SLG: 0.229											1	0	0	0	0	1	0				
Inning Stats	R: 0 H: 1 E: 1 K: 0 S: 13	H: 1 LOB: 1 BB: 0 P: 20	R: 0 H: 0 E: 0 K: 1 S: 8	H: 1 LOB: 1 BB: 0 P: 14	R: 0 H: 2 E: 0 K: 0 S: 9	H: 2 LOB: 2 BB: 0 P: 10	R: 0 H: 2 E: 0 K: 1 S: 12	H: 2 LOB: 2 BB: 0 P: 16	R: 0 H: 1 E: 0 K: 0 S: 9	H: 1 LOB: 1 BB: 0 P: 14	R: 0 H: 0 E: 0 K: 0 S: 7	H: 0 LOB: 1 BB: 1 P: 12	R: 1 H: 2 E: 0 K: 0 S: 9	H: 2 LOB: 1 BB: 1 P: 18	R: 2 H: 2 E: 1 K: 2 S: 16	H: 2 LOB: 2 BB: 2 P: 32	1B: 10 2B: 2 3B: 0 HR: 0	SF: 0 SAC: 0 DP: 2 HBP: 0	WP: 1 PB: 0 CS: 0	PA: 42	
PITCHER	IP WLS BF H R ER SO BB IBB HBP BLK WP HR S P ERA WHIP	IP WLS BF H R ER SO BB IBB HBP BLK WP HR S P ERA WHIP	IP WLS BF H R ER SO BB IBB HBP BLK WP HR S P ERA WHIP	IP WLS BF H R ER SO BB IBB HBP BLK WP HR S P ERA WHIP	IP WLS BF H R ER SO BB IBB HBP BLK WP HR S P ERA WHIP	IP WLS BF H R ER SO BB IBB HBP BLK WP HR S P ERA WHIP	IP WLS BF H R ER SO BB IBB HBP BLK WP HR S P ERA WHIP	IP WLS BF H R ER SO BB IBB HBP BLK WP HR S P ERA WHIP	IP WLS BF H R ER SO BB IBB HBP BLK WP HR S P ERA WHIP	IP WLS BF H R ER SO BB IBB HBP BLK WP HR S P ERA WHIP	IP WLS BF H R ER SO BB IBB HBP BLK WP HR S P ERA WHIP	IP WLS BF H R ER SO BB IBB HBP BLK WP HR S P ERA WHIP	IP WLS BF H R ER SO BB IBB HBP BLK WP HR S P ERA WHIP	IP WLS BF H R ER SO BB IBB HBP BLK WP HR S P ERA WHIP	IP WLS BF H R ER SO BB IBB HBP BLK WP HR S P ERA WHIP	IP WLS BF H R ER SO BB IBB HBP BLK WP HR S P ERA WHIP	IP WLS BF H R ER SO BB IBB HBP BLK WP HR S P ERA WHIP	IP WLS BF H R ER SO BB IBB HBP BLK WP HR S P ERA WHIP	IP WLS BF H R ER SO BB IBB HBP BLK WP HR S P ERA WHIP	IP WLS BF H R ER SO BB IBB HBP BLK WP HR S P ERA WHIP	IP WLS BF H R ER SO BB IBB HBP BLK WP HR S P ERA WHIP

New York Yankees @ Seattle Mariners
Safeco Field, Seattle, WA
Thu Jul 08 2010, 7:12 PM - 10:00 PM PDT
Att: 37,440 - Clear - 85 F

AB 38
R 3
H 12
RBI 2
BB 4
SO 5
LOB 22



Batter	1	2	3	4	5	6	7	8	9	AB	R	H	RBI	BB	SO	LOB	BOTTOM				
51 Ichiro Suzuki, L OBP: 0.378, SLG: 0.411											4	0	2	0	0	2					
9 Chone Figgins, S OBP: 0.335, SLG: 0.274											2	0	1	0	2	0	2				
21 Franklin Gutierrez, R OBP: 0.339, SLG: 0.490											3	0	0	0	1	0	3				
30 Russell Bryanan, L OBP: 0.328, SLG: 0.498											4	0	0	0	0	3	5				
4 Jose Lopez, R OBP: 0.270, SLG: 0.331											4	0	0	0	0	1	4				
13 Casey Kotchman, L OBP: 0.297, SLG: 0.351											3	0	0	0	1	2	0				
26 Josh Bard, S OBP: 0.286, SLG: 0.361											4	0	0	0	0	1	1				
16 Josh Wilson, R OBP: 0.319, SLG: 0.344											3	1	1	0	0	1	0				
55 Michael Saunders, L OBP: 0.292, SLG: 0.423											3	0	1	0	0	2	2				
Inning Stats	R: 0 H: 2 E: 0 K: 0 S: 9	H: 0 LOB: 0 BB: 0 P: 12	R: 0 H: 0 E: 0 K: 2 S: 8	H: 0 LOB: 0 BB: 0 P: 13	R: 0 H: 0 E: 0 K: 1 S: 8	H: 0 LOB: 0 BB: 1 P: 13	R: 0 H: 0 E: 0 K: 0 S: 5	H: 0 LOB: 0 BB: 0 P: 8	R: 1 H: 3 E: 1 K: 2 S: 13	H: 3 LOB: 3 BB: 1 P: 22	R: 0 H: 0 E: 0 K: 1 S: 10	H: 0 LOB: 2 BB: 1 P: 18	R: 0 H: 0 E: 0 K: 1 S: 7	H: 0 LOB: 1 BB: 1 P: 11	R: 0 H: 0 E: 0 K: 1 S: 18	H: 0 LOB: 0 BB: 0 P: 22	1B: 5 2B: 0 3B: 0 HR: 0	SF: 0 SAC: 0 DP: 1 HBP: 1	WP: 0 PB: 0 CS: 0	PA: 35	
PITCHER	IP WLS BF H R ER SO BB IBB HBP BLK WP HR S P ERA WHIP	IP WLS BF H R ER SO BB IBB HBP BLK WP HR S P ERA WHIP	IP WLS BF H R ER SO BB IBB HBP BLK WP HR S P ERA WHIP	IP WLS BF H R ER SO BB IBB HBP BLK WP HR S P ERA WHIP	IP WLS BF H R ER SO BB IBB HBP BLK WP HR S P ERA WHIP	IP WLS BF H R ER SO BB IBB HBP BLK WP HR S P ERA WHIP	IP WLS BF H R ER SO BB IBB HBP BLK WP HR S P ERA WHIP	IP WLS BF H R ER SO BB IBB HBP BLK WP HR S P ERA WHIP	IP WLS BF H R ER SO BB IBB HBP BLK WP HR S P ERA WHIP	IP WLS BF H R ER SO BB IBB HBP BLK WP HR S P ERA WHIP	IP WLS BF H R ER SO BB IBB HBP BLK WP HR S P ERA WHIP	IP WLS BF H R ER SO BB IBB HBP BLK WP HR S P ERA WHIP	IP WLS BF H R ER SO BB IBB HBP BLK WP HR S P ERA WHIP	IP WLS BF H R ER SO BB IBB HBP BLK WP HR S P ERA WHIP	IP WLS BF H R ER SO BB IBB HBP BLK WP HR S P ERA WHIP	IP WLS BF H R ER SO BB IBB HBP BLK WP HR S P ERA WHIP	IP WLS BF H R ER SO BB IBB HBP BLK WP HR S P ERA WHIP	IP WLS BF H R ER SO BB IBB HBP BLK WP HR S P ERA WHIP	IP WLS BF H R ER SO BB IBB HBP BLK WP HR S P ERA WHIP	IP WLS BF H R ER SO BB IBB HBP BLK WP HR S P ERA WHIP	IP WLS BF H R ER SO BB IBB HBP BLK WP HR S P ERA WHIP

New York Yankees @ Seattle Mariners
Safeco Field, Seattle, WA
Thu Jul 08 2010, 7:12 PM - 10:00 PM PDT
Att: 37,440 - Clear - 85 F


AB 30
R 1
H 5
RBI 0
BB 4
SO 10
LOB 19



Batter	1	2	3	4	5	6	7	8	9	AB	R	H	RBI	BB	SO	LOB	TOP								
2 Derek Jeter, R OBP: 0.340, SLG: 0.390	G4-3		G6-3			E5 13 SF8 24 3B	K		F9	5	1	0	0	0	1	2									
33 Nick Swisher, S OBP: 0.394, SLG: 0.526	F7		K			SH5-3			F9	3	0	0	0	1	1	0									
25 Mark Teixeira, S OBP: 0.353, SLG: 0.453	HR				G3-1	24 3B	P2		HR	4	3	2	2	1	0	2									
13 Alex Rodriguez, R OBP: 0.349, SLG: 0.490	1B		G6-3			SF8	L9			3	0	1	1	1	0	2									
24 Robinson Cano, L OBP: 0.374, SLG: 0.558	G3		F9			14 1B		P4	G6-3	5	1	1	2	0	0	2									
20 Jorge Posada, S OBP: 0.374, SLG: 0.463	F8				G4-3	14 1B		27 2B		2	0	0	0	1	0	0									
14 Curtis Granderson, L OBP: 0.307, SLG: 0.406	F9				G4-3			F8		4	0	1	1	0	0	1									
27 Colin Curtis, L OBP: 0.304, SLG: 0.381	G4-3				G4-3		K			4	0	1	0	0	1	2									
11 Brett Gardner, L OBP: 0.392, SLG: 0.416	F7					33 SF8			K	3	1	1	0	1	1	2									
Inning Stats	R: 1 H: 2 E: 0 K: 0 S: 16	H: 2 LOB: 1 BB: 0 P: 25	R: 0 H: 0 E: 0 K: 0 S: 9	LOB: 0 BB: 0 P: 13	R: 0 H: 0 E: 0 K: 1 S: 7	LOB: 0 BB: 0 P: 13	R: 0 H: 0 E: 0 K: 0 S: 6	LOB: 0 BB: 0 P: 7	R: 0 H: 0 E: 0 K: 0 S: 8	LOB: 0 BB: 0 P: 15	R: 4 H: 2 E: 1 K: 1 S: 15	H: 2 LOB: 2 BB: 3 P: 32	R: 0 H: 1 E: 0 K: 1 S: 13	H: 1 LOB: 2 BB: 1 P: 21	R: 0 H: 1 E: 0 K: 1 S: 10	H: 1 LOB: 2 BB: 0 P: 15	R: 1 H: 1 E: 0 K: 0 S: 11	H: 1 LOB: 1 BB: 1 P: 15	1B: 3 2B: 1 3B: 1 HR: 2	SF: 1 SAC: 1 DP: 0 HBP: 1	WP: 1 PB: 0 SB: 0 CS: 0	PA: 41			
PITCHER	IP	WLS	BF	H	R	ER	SO	BB	IBB	HBP	BLK	WP	HR	S	P	ERA	WHIP								
39 David Pauley, R ERA: 1.0	5.0	L	19	2	3	3	1	1	0	0	0	0	1	50	82	5.40	0.600								
33 Chad Cordero, R ERA: 6.52	1.0		7	2	2	0	1	2	0	0	0	0	0	11	23	0.00	4.000								
25 Luke French, L ERA: 6.39	3.0		15	3	1	1	2	2	0	1	0	1	1	34	51	3.00	1.667								

New York Yankees @ Seattle Mariners
Safeco Field, Seattle, WA
Fri Jul 09 2010, 7:13 PM - 10:07 PM PDT
Att: 39,646 - Clear - 86 F

AB 33
R 6
H 7
RBI 6
BB 5
SO 4
LOB 13



Batter	1	2	3	4	5	6	7	8	9	AB	R	H	RBI	BB	SO	LOB	BOTTOM								
51 Ichiro Suzuki, L OBP: 0.379, SLG: 0.412	K		FC3-6		P6			1B		4	0	2	0	0	1	1									
9 Chone Figgins, S OBP: 0.334, SLG: 0.277	L7		FC3-6			4 2B		F8		4	1	1	0	0	0	3									
30 Russell Bryanan, L OBP: 0.326, SLG: 0.498	2B		K			F9		K		4	0	1	0	0	2	4									
4 Jose Lopez, R OBP: 0.270, SLG: 0.333	F9				P4	21 F9		F8		4	0	1	1	0	0	2									
21 Franklin Gutierrez, R OBP: 0.334, SLG: 0.395	F8		K			F9			K	4	0	0	0	0	2	1									
13 Casey Ketchman, L OBP: 0.292, SLG: 0.344	G6-3				G3				G5-3	4	0	0	0	0	1										
55 Michael Saunders, L OBP: 0.291, SLG: 0.416	K				G4-3				32 1B	4	0	1	0	0	1	0									
32 Rob Johnson, R OBP: 0.313, SLG: 0.315	P4					G3			2 DI	4	0	2	0	0	0	0									
2 Jack Wilson, R OBP: 0.268, SLG: 0.331	FC3-6				K				G6-3	4	0	1	0	0	1	3									
Inning Stats	R: 0 H: 1 E: 0 K: 1 S: 12	H: 0 LOB: 1 BB: 0 P: 16	R: 0 H: 0 E: 0 K: 1 S: 10	LOB: 0 BB: 0 P: 15	R: 0 H: 2 E: 0 K: 1 S: 15	LOB: 2 BB: 0 P: 22	R: 0 H: 0 E: 0 K: 1 S: 10	LOB: 0 BB: 0 P: 13	R: 0 H: 0 E: 0 K: 0 S: 11	LOB: 1 BB: 0 P: 14	R: 0 H: 0 E: 0 K: 0 S: 10	LOB: 0 BB: 0 P: 13	R: 0 H: 1 E: 0 K: 1 S: 10	H: 1 LOB: 1 BB: 0 P: 14	R: 0 H: 2 E: 0 K: 1 S: 21	H: 2 LOB: 2 BB: 0 P: 32	1B: 5 2B: 4 3B: 0 HR: 0	SF: 0 SAC: 0 DP: 0 HBP: 0	WP: 0 PB: 1 SB: 0 CS: 0	PA: 36					
PITCHER	IP	WLS	BF	H	R	ER	SO	BB	IBB	HBP	BLK	WP	HR	S	P	ERA	WHIP								
65 Phil Hughes, R ERA: 3.65	7.0	W	27	6	1	1	5	0	0	0	0	0	0	79	109	1.29	0.857								
30 David Robertson, R ERA: 5.46	1.0		4	1	0	0	1	0	0	0	0	0	0	10	14	0.00	1.000								
61 Chan Ho Park, R ERA: 6.18	1.0		5	2	0	0	1	0	0	0	0	0	0	21	32	0.00	2.000								

New York Yankees @ Seattle Mariners
Safeco Field, Seattle, WA
Fri Jul 09 2010, 7:13 PM - 10:07 PM PDT
Att: 39,646 - Clear - 86 F


AB 36
R 1
H 9
RBI 1
BB 0
SO 7
LOB 15




Batter	1	2	3	4	5	6	7	8	9	AB	R	H	RBI	BB	SO	LOB	TOP					
11 Brett Gardner, L (1, 7) OBP: 0.392, SLG: 0.416	1-2 25 CS 1B		2-3 2		1-1 33 G6-3 1B			1-0 G6-3	2-3 3	5	0	2	0	0	2	2	New York Yankees @ Seattle Mariners Safeco Field, Seattle, WA Sat Jul 10 2010, 7:12 PM - 9:56 PM PDT Att. 42,560 - Clear - 79 F					
33 Nick Swisher, S (1, 10) OBP: 0.392, SLG: 0.532	1-0 F7		1-0 HR		0-2 G6-3			0-0 F7		4	1	1	1	0	0	2						
25 Mark Teixeira, S (1, 3) OBP: 0.354, SLG: 0.454	3-2 1B		0-1 G4-3			2-2 G4-3		0-1 13 BB 1B		4	0	2	0	0	0	0						
13 Alex Rodriguez, R (1, 5) OBP: 0.350, SLG: 0.489	0-0 F8		2-2 27 G1-3 24 1B 1B			1-0 F9		4-2 BB		3	0	1	0	1	0	1						
24 Robinson Cano, L (1, 4) OBP: 0.391, SLG: 0.556		4-0 BB		0-0 27 G1-3 1B				1-0 G1-3		3	0	1	0	1	1	2						
14 Curtis Granderson, L (1, 8) OBP: 0.310, SLG: 0.412		3-3 K		0-2 L7				0-0 1B		4	0	2	0	0	1	3						
27 Colin Curtis, L (1, 9) OBP: 0.299, SLG: 0.320		1-2 F7		1-1 G1-3				1-0 F7		4	0	0	0	0	1	5						
17 Francisco Cervelli, R (1, 2) OBP: 0.338, SLG: 0.333		0-1 G4-3		0-0 G6-3				1-3 K		3	0	0	0	0	1	4						
2 Derek Jeter, R (9, PH) OBP: 0.342, SLG: 0.392								1-1 1B		1	0	1	0	0	0	0						
19 Ramiro Pena, S (1, 6) OBP: 0.239, SLG: 0.207								3-3 K		3	0	0	0	0	2	1						
20 Jorge Posada, S (9, PH) OBP: 0.373, SLG: 0.461								0-0 F7		1	0	0	0	0	1	2						
Inning Stats	R: 0 E: 0 K: 0 S: 9	H: 2 LOB: 1 BB: 0 P: 14	R: 0 E: 0 K: 1 S: 11	H: 0 LOB: 1 BB: 1 P: 19	R: 1 E: 0 K: 2 S: 9	H: 1 LOB: 0 BB: 0 P: 12	R: 0 E: 0 K: 0 S: 11	H: 2 LOB: 2 BB: 0 P: 14	R: 0 E: 0 K: 1 S: 9	H: 1 LOB: 1 BB: 0 P: 10	R: 0 E: 0 K: 0 S: 6	H: 0 LOB: 0 BB: 0 P: 10	R: 0 E: 0 K: 1 S: 7	H: 1 LOB: 1 BB: 0 P: 9	R: 0 E: 0 K: 1 S: 9	H: 1 LOB: 2 BB: 1 P: 15	R: 0 E: 0 K: 3 S: 14	H: 2 LOB: 2 BB: 0 P: 23	1B: 8 2B: 1 3B: 0 HR: 1	SF: 0 SAC: 0 DP: 1 HBP: 0	WP: 0 PB: 0 CS: 1	PA: 37
PITCHER 34 Félix Hernández, R (1, 1) ERA: 2.88	IP: 9.0 WLS: W BF: 37	H: 10 R: 1 ER: 1 SO: 9	BB: 2 IBB: 0 HBP: 0 BLK: 0	WP: 0 HR: 1 S: 85 P: 126	ERA: 1.00 WHIP: 1.333	PITCHER										IP: 9.0 WLS: W BF: 37	H: 10 R: 1 ER: 1 SO: 9	BB: 2 IBB: 0 HBP: 0 BLK: 0	WP: 0 HR: 1 S: 85 P: 126	ERA: 1.00 WHIP: 1.333		

Batter	1	2	3	4	5	6	7	8	9	AB	R	H	RBI	BB	SO	LOB	BOTTOM			
51 Ichiro Suzuki, L (1, 9) OBP: 0.378, SLG: 0.411	0-3 K		1-2 F8			2-2 1B		1-2 FC1-6 30 WP 9 1B 4 HR		4	1	1	0	0	1	1	New York Yankees @ Seattle Mariners Safeco Field, Seattle, WA Sat Jul 10 2010, 7:12 PM - 9:56 PM PDT Att. 42,560 - Clear - 79 F			
9 Chone Figgins, S (1, 4) OBP: 0.333, SLG: 0.276	3-2 K			2-2 G1-3		2-2 F8		0-0 30 WP 4 HR 1B		4	1	1	0	0	1	1				
30 Russell Branyan, L (1, 10) OBP: 0.329, SLG: 0.493	4-2 4 WP BB			2-3 K				4-1 4 HR IBB		2	1	0	0	2	1	0				
4 Jose Lopez, R (1, 5) OBP: 0.273, SLG: 0.344	1-2 P4			1-2 F7				2-0 HR		4	1	2	4	0	0	1				
21 Franklin Gutierrez, R (1, 8) OBP: 0.333, SLG: 0.393		1-2 F7			1-2 F8			1-0 P3		4	0	1	0	0	0	0				
17 Justin Smoak, S (1, 3) OBP: 0.312, SLG: 0.347		0-3 K		2-3 K				1-1 G1-3		4	0	0	0	0	3	2				
55 Michael Saunders, L (1, 7) OBP: 0.291, SLG: 0.412					3-2 F7			4-2 BB		2	0	0	0	1	0	0				
32 Rob Johnson, R (1, 2) OBP: 0.309, SLG: 0.311					2-1 F8			2-1 G4-3		2	0	0	0	0	0	0				
15 Milton Bradley, S (7, PH) OBP: 0.294, SLG: 0.387								1-1 L6		1	0	0	0	0	0	3				
26 Josh Bard, S (8, 2) OBP: 0.286, SLG: 0.361										0	0	0	0	0	0	0				
2 Jack Wilson, R (1, 6) OBP: 0.270, SLG: 0.331					0-1 G6-3			2-3 K		3	0	1	0	0	1	0				
Inning Stats	R: 0 E: 0 K: 2 S: 14	H: 0 LOB: 1 BB: 1 P: 22	R: 0 E: 0 K: 1 S: 8	H: 0 LOB: 0 BB: 0 P: 9	R: 0 E: 0 K: 0 S: 7	H: 0 LOB: 0 BB: 0 P: 10	R: 0 E: 0 K: 1 S: 9	H: 0 LOB: 0 BB: 0 P: 14	R: 0 E: 0 K: 1 S: 9	H: 0 LOB: 0 BB: 0 P: 15	R: 0 E: 0 K: 1 S: 15	H: 1 LOB: 1 BB: 0 P: 23	R: 0 E: 0 K: 1 S: 15	H: 2 LOB: 3 BB: 1 P: 24	R: 4 E: 0 K: 0 S: 10	H: 3 LOB: 0 BB: 1 P: 19	1B: 5 2B: 0 3B: 0 HR: 1	SF: 0 SAC: 0 DP: 0 HBP: 0	WP: 2 PB: 0 CS: 0	PA: 33
PITCHER 31 Javier Vazquez, R (1, 1) ERA: 4.45	IP: 7.0 WLS: L BF: 26	H: 3 R: 0 ER: 4 SO: 0	BB: 2 IBB: 0 HBP: 0 BLK: 0	WP: 1 HR: 0 S: 77 P: 117	ERA: 0.00 WHIP: 0.714	PITCHER										IP: 1.0 WLS: L BF: 7	H: 3 R: 4 ER: 4 SO: 0	BB: 1 IBB: 0 HBP: 0 BLK: 0	WP: 0 HR: 1 S: 19 P: 19	ERA: 36.00 WHIP: 3.000
PITCHER 62 Joba Chamberlain, R (8, 1) ERA: 5.79	IP: 1.0 WLS: L BF: 7	H: 3 R: 4 ER: 4 SO: 0	BB: 0 IBB: 1 HBP: 0 BLK: 0	WP: 1 HR: 1 S: 10 P: 19	ERA: 36.00 WHIP: 3.000	PITCHER										IP: 1.0 WLS: L BF: 7	H: 3 R: 4 ER: 4 SO: 0	BB: 1 IBB: 0 HBP: 0 BLK: 0	WP: 0 HR: 1 S: 19 P: 19	ERA: 36.00 WHIP: 3.000

AB 35
R 1
H 10
RBI 1
BB 2
SO 9
LOB 22



AB 30
R 4
H 6
RBI 4
BB 3
SO 7
LOB 8



Batter	1	2	3	4	5	6	7	8	9	AB	R	H	RBI	BB	SO	LOB	TOP					
2 Derek Jeter, R OBP: 0.340, SLG: 0.392 19 Ramiro Pena, S OBP: 0.239, SLG: 0.207	G5-3	F8			F9			K		5	1	1	2	0	1	3	New York Yankees @ Seattle Mariners Safeco Field, Seattle, WA Sun Jul 11 2010, 1:13 PM - 3:50 PM PDT Att: 42,074 - Overcast - 68 F					
33 Nick Swisher, S OBP: 0.377, SLG: 0.524	E5	FC5-4			P3		F8	P6		5	1	0	0	0	0	3						
25 Mark Teixeira, S OBP: 0.360, SLG: 0.465							F9			5	2	4	1	0	0	0						
13 Alex Rodriguez, R OBP: 0.345, SLG: 0.481 26 Kevin Russo, R OBP: 0.250, SLG: 0.229	FC5				F9			FC6-4		5	0	0	0	0	0	6						
24 Robinson Cano, L OBP: 0.396, SLG: 0.556	SF9									4	1	1	1	0	0	0						
20 Jorge Posada, S OBP: 0.373, SLG: 0.464										5	0	2	1	0	1	1						
38 Marcus Thames, R OBP: 0.398, SLG: 0.447										5	2	2	2	0	2	3						
14 Curtis Granderson, L OBP: 0.309, SLG: 0.409		G3			G1-3			F8		4	0	1	0	0	0	2						
11 Brett Gardner, L OBP: 0.396, SLG: 0.415										1	1	0	0	2	0	1						
Inning Stats	R: 2 E: 2 K: 1 S: 13	H: 2 LOB: 2 BB: 0 P: 22	R: 0 E: 0 K: 0 S: 5	H: 0 LOB: 1 BB: 0 P: 10	R: 1 E: 0 K: 0 S: 7	H: 1 LOB: 0 BB: 0 P: 12	R: 3 E: 0 K: 0 S: 10	H: 3 LOB: 1 BB: 1 P: 21	R: 2 E: 0 K: 0 S: 12	H: 3 LOB: 1 BB: 0 P: 19	R: 0 E: 0 K: 0 S: 4	H: 0 LOB: 0 BB: 0 P: 6	R: 0 E: 0 K: 1 S: 8	H: 1 LOB: 1 BB: 0 P: 16	R: 0 E: 0 K: 1 S: 14	H: 1 LOB: 2 BB: 1 P: 22	R: 0 E: 0 K: 1 S: 9	H: 0 LOB: 0 BB: 0 P: 14	1B: 5 2B: 5 3B: 0 HR: 1	SF: 1 2B: 5 3B: 0 HBP: 1	WP: 3 PB: 0 CS: 0	PA: 43
PITCHER	IP WLS BF H R ER SO BB IBB HBP BLK WP HR S P ERA WHIP																					
18 Ryan Rowland-Smith, L ERA: 5.89	4.0 L 22 6 6 4 1 1 0 1 0 3 0 35 65 9.00 1.750																					
37 Brian Sweeney, R ERA: 2.25	2.0 9 3 2 2 0 0 0 0 0 0 1 16 25 9.00 1.500																					
46 Sean White, R ERA: 0.86	1.0 4 1 0 0 1 0 0 0 0 0 0 8 16 0.00 1.000																					
43 Brandon League, R ERA: 3.86	1.0 5 1 0 0 1 1 0 0 0 0 0 14 22 0.00 2.000																					
53 David Aardsma, R ERA: 5.4	1.0 3 0 0 0 1 0 0 0 0 0 0 9 14 0.00 0.000																					
Batter	1	2	3	4	5	6	7	8	9	AB	R	H	RBI	BB	SO	LOB	BOTTOM					
51 Ichiro Suzuki, L OBP: 0.377, SLG: 0.409 12 Ryan Langerhans, L OBP: 0.421, SLG: 0.366	G3		G3					K		4	0	1	0	0	1	0	New York Yankees @ Seattle Mariners Safeco Field, Seattle, WA Sun Jul 11 2010, 1:13 PM - 3:50 PM PDT Att: 42,074 - Overcast - 68 F					
9 Chone Figgins, S OBP: 0.332, SLG: 0.276								L8		4	0	1	1	0	1	0						
21 Franklin Gutierrez, R OBP: 0.330, SLG: 0.386										4	0	0	0	0	0	2						
4 Jose Lopez, R OBP: 0.270, SLG: 0.340		L3								4	0	0	0	0	0	2						
13 Casey Kotchman, L OBP: 0.299, SLG: 0.370										4	1	3	1	0	0	0						
17 Justin Smoak, S OBP: 0.311, SLG: 0.346										4	0	1	0	0	0	1						
26 Josh Bard, S OBP: 0.289, SLG: 0.342										2	0	0	0	1	0	2						
2 Jack Wilson, R OBP: 0.264, SLG: 0.323										3	0	0	0	0	0	4						
55 Michael Saunders, L OBP: 0.292, SLG: 0.410										3	1	1	0	0	0	0						
Inning Stats	R: 0 E: 0 K: 1 S: 8	H: 0 LOB: 0 BB: 0 P: 13	R: 0 E: 0 K: 0 S: 8	H: 2 LOB: 2 BB: 0 P: 12	R: 0 E: 0 K: 0 S: 8	H: 0 LOB: 0 BB: 0 P: 13	R: 0 E: 0 K: 0 S: 6	H: 0 LOB: 0 BB: 0 P: 12	R: 0 E: 0 K: 0 S: 8	H: 0 LOB: 0 BB: 0 P: 9	R: 1 E: 0 K: 0 S: 12	H: 3 LOB: 1 BB: 0 P: 18	R: 0 E: 0 K: 0 S: 11	H: 1 LOB: 1 BB: 1 P: 19	R: 0 E: 0 K: 1 S: 8	H: 0 LOB: 0 BB: 0 P: 14	R: 1 E: 0 K: 0 S: 9	H: 1 LOB: 0 BB: 0 P: 15	1B: 5 2B: 1 3B: 0 HR: 1	SF: 0 2B: 1 SAC: 0 DP: 2 HBP: 0	WP: 0 PB: 0 CS: 0	PA: 33
PITCHER	IP WLS BF H R ER SO BB IBB HBP BLK WP HR S P ERA WHIP																					
52 CC Sabathia, L ERA: 3.09	7.0 W 26 6 1 1 1 1 0 0 0 0 0 61 96 1.29 1.000																					
41 Chad Gaudin, R ERA: 6.75	1.0 3 0 0 0 1 0 0 0 0 0 0 8 14 0.00 0.000																					
40 Dustin Moseley, R ERA: 3.0	1.0 4 1 1 1 0 0 0 0 0 0 0 1 9 15 9.00 1.000																					

Batter	1	2	3	4	5	6	7	8	9	AB	R	H	RBI	BB	SO	LOB	TOP										
51 Ichiro Suzuki, L (1,9) OBP: 0.372, SLG: 0.405										4	0	0	0	0	1	1											
9 Chone Figgins, S (1,4) OBP: 0.328, SLG: 0.272										4	0	1	0	0	1	1											
21 Franklin Gutierrez, R (1,8) OBP: 0.331, SLG: 0.391										4	1	1	0	0	0	1											
4 Jose Lopez, R (1,5) OBP: 0.267, SLG: 0.338										4	0	0	0	0	0	1											
13 Casey Kotchman, L (1,10) OBP: 0.297, SLG: 0.364										4	0	0	0	0	0	1											
17 Justin Smoak, S (1,3) OBP: 0.310, SLG: 0.356										3	1	2	2	0	1	0											
55 Michael Saunders, L (1,7) OBP: 0.304, SLG: 0.414										3	0	2	0	0	1	1											
32 Rob Johnson, R (1,2) OBP: 0.304, SLG: 0.306										3	0	0	0	0	0	2											
2 Jack Wilson, R (1,6) OBP: 0.265, SLG: 0.321										3	0	1	0	0	1	0											
Inning Stats	R: 0 E: 0 K: 1 S: 11	H: 0 LOB: 0 BB: 0 P: 16	R: 0 E: 0 K: 1 S: 10	H: 1 LOB: 1 BB: 0 P: 14	R: 0 E: 0 K: 1 S: 15	H: 1 LOB: 0 BB: 0 P: 22	R: 0 E: 0 K: 0 S: 7	H: 0 LOB: 0 BB: 0 P: 10	R: 0 E: 0 K: 1 S: 7	H: 1 LOB: 0 BB: 0 P: 10	R: 0 E: 0 K: 1 S: 8	H: 0 LOB: 0 BB: 0 P: 10	R: 2 E: 0 K: 0 S: 13	H: 3 LOB: 1 BB: 0 P: 18	R: 0 E: 0 K: 1 S: 10	H: 1 LOB: 0 BB: 0 P: 13	R: 0 E: 0 K: 0 S: 9	H: 0 LOB: 0 BB: 0 P: 15	1B: 6 2B: 0 3B: 0 HR: 1	SF: 0 SAC: 0 DP: 0 HBP: 0	WP: 1 PB: 0 SB: 1 CS: 2	PA: 34					
PITCHER	IP	WLS	BF	H	R	ER	SO	BB	IBB	HBP	BLK	WP	HR	S	P	ERA	WHIP										
36 Jered Weaver, R (1,1) ERA: 3.16	7.0	W	26	6	2	2	5	0	0	0	0	1	1	71	100	2.57	0.857										
56 Fernando Rodney, R (8,1) ERA: 3.47	1.0	H	3	1	0	0	1	0	0	0	0	0	0	10	13	0.00	1.000										
40 Brian Fuentes, L (9,1) ERA: 4.1	1.0	S	3	0	0	0	0	0	0	0	0	0	0	9	15	0.00	0.000										

Seattle Mariners @ Los Angeles Angels
Angel Stadium of Anaheim, Anaheim, CA
Fri Jul 16 2010, 7:07 PM - 9:29 PM PDT
Att: 41,449 - Partly Cloudy - 86 F

AB 32
R 2
H 7
RBI 2
BB 0
SO 6
LOB 7



Batter	1	2	3	4	5	6	7	8	9	AB	R	H	RBI	BB	SO	LOB	BOTTOM										
2 Erick Aybar, S (1,6) OBP: 0.345, SLG: 0.372										3	1	1	0	0	1	0											
47 Howie Kendrick, R (1,4) OBP: 0.317, SLG: 0.412										4	1	3	0	0	1	1											
53 Bobby Abreu, L (1,9) OBP: 0.353, SLG: 0.416										4	0	1	1	0	0	2											
48 Torii Hunter, R (1,8) OBP: 0.378, SLG: 0.509										4	0	1	0	0	0	2											
55 Hideki Matsui, L (1,10) OBP: 0.332, SLG: 0.397										4	0	1	0	0	0	1											
44 Mike Napoli, R (1,3) OBP: 0.321, SLG: 0.468										3	1	1	0	0	0	1											
20 Juan Rivera, R (1,7) OBP: 0.302, SLG: 0.410										3	0	1	0	0	1	1											
18 Kevin Frandsen, R (1,5) OBP: 0.336, SLG: 0.368										3	0	1	1	0	0	0											
5 Jeff Mathis, R (1,2) OBP: 0.275, SLG: 0.354										3	0	0	0	0	0	1											
Inning Stats	R: 0 E: 0 K: 0 S: 11	H: 1 LOB: 1 BB: 0 P: 15	R: 1 E: 0 K: 0 S: 11	H: 3 LOB: 1 BB: 0 P: 17	R: 2 E: 0 K: 0 S: 10	H: 2 LOB: 0 BB: 0 P: 14	R: 0 E: 0 K: 0 S: 6	H: 0 LOB: 0 BB: 0 P: 9	R: 0 E: 0 K: 1 S: 8	H: 1 LOB: 1 BB: 0 P: 11	R: 0 E: 0 K: 1 S: 9	H: 2 LOB: 1 BB: 0 P: 11	R: 0 E: 0 K: 1 S: 8	H: 1 LOB: 1 BB: 0 P: 13	R: 0 E: 0 K: 0 S: 8	H: 0 LOB: 0 BB: 0 P: 11	R: 0 E: 0 K: 0 S: 8	H: 0 LOB: 0 BB: 0 P: 11	1B: 6 2B: 4 3B: 0 HR: 0	SF: 0 SAC: 0 DP: 2 HBP: 1	WP: 0 PB: 0 SB: 1 CS: 0	PA: 32					
PITCHER	IP	WLS	BF	H	R	ER	SO	BB	IBB	HBP	BLK	WP	HR	S	P	ERA	WHIP										
34 Félix Hernández, R (1,1) ERA: 2.9	8.0	L	32	10	3	3	3	0	0	1	0	0	0	71	101	3.38	1.250										

Seattle Mariners @ Los Angeles Angels
Angel Stadium of Anaheim, Anaheim, CA
Fri Jul 16 2010, 7:07 PM - 9:29 PM PDT
Att: 41,449 - Partly Cloudy - 86 F

AB 31
R 3
H 10
RBI 2
BB 0
SO 3
LOB 9



Batter	1	2	3	4	5	6	7	8	9	AB	R	H	RBI	BB	SO	LOB	TOP				
51 Ichiro Suzuki, L (1,9) OBP: 0.370, SLG: 0.404	G6-3		G4-6-3 1B		G4-3		G4-3			4	0	1	0	0	0	0	Seattle Mariners @ Los Angeles Angels Angel Stadium of Anaheim, Anaheim, CA Sat Jul 17 2010, 6:08 PM - 8:43 PM PDT Att. 42,977 - Clear - 86 F				
9 Chone Figgins, S (1,4) OBP: 0.325, SLG: 0.269	F9		G4-6-3		G6-3		G4-3			4	0	0	0	0	0	1					
21 Franklin Gutierrez, R (1,8) OBP: 0.330, SLG: 0.392	P4				G6-3				F7	4	1	1	0	0	0	0					
4 Jose Lopez, R (1,5) OBP: 0.269, SLG: 0.345		F9							F9	4	1	2	1	0	0	0					
15 Milton Bradley, S (1,10) OBP: 0.298, SLG: 0.358		G5-3							G3	4	1	1	0	0	1	1					
17 Justin Smoak, S (1,3) OBP: 0.316, SLG: 0.378									K	4	2	3	2	0	1	1					
12 Ryan Langerhans, L (1,7) OBP: 0.426, SLG: 0.364									K	3	0	1	0	1	1	2					
26 Josh Bard, S (1,2) OBP: 0.306, SLG: 0.429									G6-4-3	4	1	2	2	0	1	2					
2 Jack Wilson, R (1,6) OBP: 0.264, SLG: 0.319									K	4	0	1	0	0	2	2					
Inning Stats	R: 0 E: 0 K: 0 S: 7	H: 0 LOB: 0 BB: 0 P: 11	R: 1 E: 0 K: 1 S: 11	H: 2 LOB: 1 BB: 0 P: 18	R: 0 E: 0 K: 0 S: 7	H: 2 LOB: 0 BB: 0 P: 10	R: 3 E: 0 K: 0 S: 14	H: 5 LOB: 1 BB: 0 P: 18	R: 0 E: 0 K: 0 S: 8	H: 0 LOB: 0 BB: 0 P: 13	R: 1 E: 0 K: 2 S: 12	H: 1 LOB: 0 BB: 0 P: 16	R: 1 E: 0 K: 1 S: 10	H: 1 LOB: 0 BB: 0 P: 16	R: 0 E: 0 K: 1 S: 7	H: 0 LOB: 0 BB: 1 P: 14	1B: 6 2B: 4 3B: 0 HR: 2	SF: 0 SAC: 0 DP: 3 HBP: 0	WP: 0 PB: 0 SB: 1 CS: 2	PA: 36	
PITCHER	IP WLS BF H R ER SO BB IBB HBP BLK WP HR S P ERA WHIP	IP WLS BF H R ER SO BB IBB HBP BLK WP HR S P ERA WHIP	IP WLS BF H R ER SO BB IBB HBP BLK WP HR S P ERA WHIP	IP WLS BF H R ER SO BB IBB HBP BLK WP HR S P ERA WHIP	IP WLS BF H R ER SO BB IBB HBP BLK WP HR S P ERA WHIP	IP WLS BF H R ER SO BB IBB HBP BLK WP HR S P ERA WHIP	IP WLS BF H R ER SO BB IBB HBP BLK WP HR S P ERA WHIP	IP WLS BF H R ER SO BB IBB HBP BLK WP HR S P ERA WHIP	IP WLS BF H R ER SO BB IBB HBP BLK WP HR S P ERA WHIP	IP WLS BF H R ER SO BB IBB HBP BLK WP HR S P ERA WHIP	IP WLS BF H R ER SO BB IBB HBP BLK WP HR S P ERA WHIP	IP WLS BF H R ER SO BB IBB HBP BLK WP HR S P ERA WHIP	IP WLS BF H R ER SO BB IBB HBP BLK WP HR S P ERA WHIP	IP WLS BF H R ER SO BB IBB HBP BLK WP HR S P ERA WHIP	IP WLS BF H R ER SO BB IBB HBP BLK WP HR S P ERA WHIP	IP WLS BF H R ER SO BB IBB HBP BLK WP HR S P ERA WHIP	IP WLS BF H R ER SO BB IBB HBP BLK WP HR S P ERA WHIP	IP WLS BF H R ER SO BB IBB HBP BLK WP HR S P ERA WHIP	IP WLS BF H R ER SO BB IBB HBP BLK WP HR S P ERA WHIP	IP WLS BF H R ER SO BB IBB HBP BLK WP HR S P ERA WHIP	IP WLS BF H R ER SO BB IBB HBP BLK WP HR S P ERA WHIP

AB	35
R	6
H	12
RBI	5
BB	1
SO	6
LOB	9



Batter	1	2	3	4	5	6	7	8	9	AB	R	H	RBI	BB	SO	LOB	BOTTOM				
2 Erick Aybar, S (1,6) OBP: 0.344, SLG: 0.369	G5-3	P2			F7		SH5-3			3	0	0	0	0	0	2	Seattle Mariners @ Los Angeles Angels Angel Stadium of Anaheim, Anaheim, CA Sat Jul 17 2010, 6:08 PM - 8:43 PM PDT Att. 42,977 - Clear - 86 F				
47 Howie Kendrick, R (1,4) OBP: 0.315, SLG: 0.408	K	FC4-6			53 1B FC5-2 BB		K		G6-3	4	0	0	0	1	2	3					
53 Bobby Abreu, L (1,9) OBP: 0.352, SLG: 0.414	E3	G4-3			48 S FC5-2 1B		G6-3			4	0	1	0	0	0	2					
48 Torii Hunter, R (1,10) OBP: 0.374, SLG: 0.503	G4-3				G6-3		FC5-2		F7	4	0	0	0	0	0	3					
44 Mike Napoli, R (1,2) OBP: 0.323, SLG: 0.479					F9				G1-3	4	2	2	1	0	0	2					
20 Juan Rivera, R (1,7) OBP: 0.308, SLG: 0.430									G6-3	4	3	3	1	0	0	0					
18 Kevin Frandsen, R (1,3) OBP: 0.341, SLG: 0.580									HR	4	1	2	2	0	0	0					
3 Brandon Wood, R (1,5) OBP: 0.185, SLG: 0.225									G5-3	3	1	0	0	0	2	1					
77 Reggie Willis, S (1,8) OBP: 0.348, SLG: 0.275									G6-3	4	0	2	2	0	1	1					
Inning Stats	R: 0 E: 1 K: 1 S: 10	H: 4 LOB: 1 BB: 0 P: 15	R: 4 E: 2 K: 0 S: 12	H: 4 LOB: 1 BB: 0 P: 18	R: 2 E: 0 K: 1 S: 11	H: 3 LOB: 1 BB: 0 P: 18	R: 0 E: 0 K: 0 S: 11	H: 1 LOB: 2 BB: 1 P: 20	R: 0 E: 0 K: 0 S: 6	H: 0 LOB: 0 BB: 0 P: 6	R: 0 E: 0 K: 1 S: 10	H: 1 LOB: 0 BB: 0 P: 15	R: 1 E: 0 K: 0 S: 7	H: 1 LOB: 0 BB: 0 P: 15	R: 0 E: 0 K: 2 S: 14	H: 0 LOB: 1 BB: 0 P: 20	1B: 6 2B: 2 3B: 0 HR: 2	SF: 0 SAC: 2 DP: 0 HBP: 1	WP: 0 PB: 0 SB: 1 CS: 0	PA: 38	
PITCHER	IP WLS BF H R ER SO BB IBB HBP BLK WP HR S P ERA WHIP	IP WLS BF H R ER SO BB IBB HBP BLK WP HR S P ERA WHIP	IP WLS BF H R ER SO BB IBB HBP BLK WP HR S P ERA WHIP	IP WLS BF H R ER SO BB IBB HBP BLK WP HR S P ERA WHIP	IP WLS BF H R ER SO BB IBB HBP BLK WP HR S P ERA WHIP	IP WLS BF H R ER SO BB IBB HBP BLK WP HR S P ERA WHIP	IP WLS BF H R ER SO BB IBB HBP BLK WP HR S P ERA WHIP	IP WLS BF H R ER SO BB IBB HBP BLK WP HR S P ERA WHIP	IP WLS BF H R ER SO BB IBB HBP BLK WP HR S P ERA WHIP	IP WLS BF H R ER SO BB IBB HBP BLK WP HR S P ERA WHIP	IP WLS BF H R ER SO BB IBB HBP BLK WP HR S P ERA WHIP	IP WLS BF H R ER SO BB IBB HBP BLK WP HR S P ERA WHIP	IP WLS BF H R ER SO BB IBB HBP BLK WP HR S P ERA WHIP	IP WLS BF H R ER SO BB IBB HBP BLK WP HR S P ERA WHIP	IP WLS BF H R ER SO BB IBB HBP BLK WP HR S P ERA WHIP	IP WLS BF H R ER SO BB IBB HBP BLK WP HR S P ERA WHIP	IP WLS BF H R ER SO BB IBB HBP BLK WP HR S P ERA WHIP	IP WLS BF H R ER SO BB IBB HBP BLK WP HR S P ERA WHIP	IP WLS BF H R ER SO BB IBB HBP BLK WP HR S P ERA WHIP	IP WLS BF H R ER SO BB IBB HBP BLK WP HR S P ERA WHIP	IP WLS BF H R ER SO BB IBB HBP BLK WP HR S P ERA WHIP

AB	34
R	7
H	10
RBI	6
BB	1
SO	5
LOB	14



Batter	1	2	3	4	5	6	7	8	9	10	11	AB	R	H	RBI	BB	SO	LOB	TOP					
1 Juan Pierre, L OBP: 0.325, SLG: 0.288	(1, 7) 1-0 L8		X SI 93 0-0 G5-3			SI 94 2-1 FF 94 FF 94 SI 94			C SI 97 2-2 FF 97 FF 93 H FF 93		B SI 94 1-1 SI 95 SI 95	4	0	0	0	0	0	2						
11 Omar Vizquel, S OBP: 0.339, SLG: 0.344	(1, 5) 2-1 G1-5-3		X SI 94 0-0 G4-3			SI 94 2-3 SI 94 SI 94 SI 94 SI 94			B FF 93 4-1 FF 93 FF 93 FF 93 FF 93		B SI 96 1-1 SI 96 SI 96	4	0	1	1	1	1	1						
51 Alex Rios, R OBP: 0.356, SLG: 0.512	(1, 8) 0-2 K		C SI 93 3-3 FF 93 FF 93 FF 93 SI 94			B SI 92 1-0 SI 92			X FF 94 0-0 F8		1 SAFE C SI 96 1-3 FF 96 FF 96 FF 96	5	0	0	0	0	3	3						
14 Paul Konerko, R OBP: 0.381, SLG: 0.559	(1, 3) 2-2 G1-3 1B		C SI 94 1-3 SL 94 SL 94 SL 94 SI 92			SI 94 3-2 SI 94 SI 94 SI 94 SI 94			C FF 93 0-3 FF 93 FF 93 FF 93		C SI 96 1-2 SI 96 SI 96	4	0	1	0	0	2	2						
7 Mark Kotsay, L OBP: 0.308, SLG: 0.367	(1, 10) 1-0 G1-3		B SI 94 1-0 SI 94			SI 94 0-2 SI 94			B SI 97 4-1 SI 97 SI 97			3	0	0	0	1	0	1						
18 Brent Lillibridge, R OBP: 0.444, SLG: 0.769	(10, PR) 1-2 G5-3		C FF 93 1-2 SI 93 SI 93			SI 94 0-2 SI 94			B SI 97 4-1 SI 97 SI 97			0	0	0	0	0	0	0						
25 Andrew Jones, R OBP: 0.339, SLG: 0.433	(1, 9) 1-3 K		C SI 94 1-3 SI 94 SI 94			SI 94 2-1 SI 94 SI 94			B SI 93 1-2 SI 93 SI 93		1 SAFE X SI 96 0-0 G6-3	4	0	0	0	0	1	2						
12 A.J. Pierzynski, L OBP: 0.276, SLG: 0.358	(1, 2) 0-0 P5		X FF 95 0-0			B FF 94 1-0 SI 93			B FF 94 2-3 SI 93 SI 93		X SI 96 0-0 G6-3	4	0	0	0	0	1	2						
10 Alexei Ramirez, R OBP: 0.316, SLG: 0.420	(1, 6) 0-1 F8		C SI 93 0-1 SI 93			C FF 95 0-3 SI 93 SI 93			B CU 90 2-2 SI 93 SI 93		X SI 96 0-0 G5-3	4	0	0	0	0	1	0						
15 Gordon Beckham, R OBP: 0.297, SLG: 0.341	(1, 4) 0-0 G5-3 1B		X SI 93 0-0			SI 94 2-3 SI 94 SI 94			C SI 94 1-3 SI 94 SI 94		B SI 95 1-1 SI 94 SI 94	4	1	2	0	0	2	0						
Inning Stats	R: 0 E: 0 K: 1 S: 7	H: 0 LOB: 0 BB: 0 P: 10	R: 0 E: 0 K: 1 S: 8	H: 1 LOB: 1 BB: 0 P: 12	R: 0 E: 0 K: 0 S: 5	H: 1 LOB: 1 BB: 0 P: 5	R: 0 E: 0 K: 2 S: 11	H: 0 LOB: 0 BB: 0 P: 16	R: 0 E: 0 K: 1 S: 6	H: 0 LOB: 0 BB: 0 P: 9	R: 0 E: 0 K: 0 S: 8	H: 0 LOB: 0 BB: 0 P: 14	R: 0 E: 0 K: 1 S: 10	H: 0 LOB: 0 BB: 0 P: 15	R: 0 E: 0 K: 2 S: 12	H: 0 LOB: 2 BB: 1 P: 18	R: 0 E: 0 K: 0 S: 3	H: 0 LOB: 1 BB: 1 P: 7	R: 1 E: 0 K: 1 S: 10	H: 2 LOB: 1 BB: 0 P: 14	1B: 3 2B: 1 3B: 0 HR: 0	SF: 0 SAC: 0 DP: 1 HBP: 1	WP: 0 PB: 0 SB: 2 CS: 0	PA: 39
PITCHER	IP 8.0	WLS 26	BF 5	H 0	R 0	ER 0	SO 2	BB 1	IBB 0	HBP 1	BLK 0	WP 0	HR 0	S 12	P 13	ERA 0.00	WHIP 1.000							
34 Félix Hernández, R ERA: 2.75	(1, 1)																							
53 David Aardsma, R ERA: 5.04	(9, 1)																							
43 Brandon League, R ERA: 3.67	(10, 1)	W	8	2	1	1	1	1	0	0	0	0	0	0	0	13	21	4.50	1.500					

Chicago White Sox @ Seattle Mariners
Safeco Field, Seattle, WA
Wed Jul 21 2010, 7:11 PM - 10:01 PM PDT
Att: 21,532 - Clear - 74 F

livebaseballscorecards.com

AB 36
R 1
H 4
RBI 1
BB 2
SO 11
LOB 13



Batter	1	2	3	4	5	6	7	8	9	10	11	AB	R	H	RBI	BB	SO	LOB	BOTTOM							
51 Ichiro Suzuki, L OBP: 0.366, SLG: 0.393	(1, 9) 1-2 G1-6-3		B FF 91 2-2 SI 91 SI 91 SI 91			SI 90 3-3 SI 90 SI 90 SI 90			X SI 95 0-1 L5		X FF 93 0-0 SH3-4	4	0	0	0	0	1	1								
9 Chone Figgins, S OBP: 0.339, SLG: 0.267	(1, 4) 1-0 L6		C FF 90 4-1 CH 84 CU 84 FF 90 FF 90			C SI 90 0-3 SI 90 SI 90			C FF 94 0-1 FF 94 FF 94		C FF 95 0-1 FF 95 FF 95	4	1	2	0	1	1	0								
21 Franklin Gutierrez, R OBP: 0.328, SLG: 0.383	(1, 8) 2-0 1B		C SI 90 2-3 CH 87 SI 90 SI 90			R CU 91 1-1 CU 77 FC 83			D FF 94 1-0 FF 94 FF 94		B FF 93 2-2 FF 92 FF 92 FF 92	4	0	3	2	0	1	1								
4 Jose Lopez, R OBP: 0.268, SLG: 0.339	(1, 5) 1-2 F7		C FF 91 1-1 SI 91 SI 91			C FF 91 1-1 SI 91 SI 91			I IN 73 4-0 IN 74 IN 76 IN 76		1-4 1B	3	0	1	0	1	0	2								
13 Casey Kotchman, L OBP: 0.289, SLG: 0.350	(1, 3) 2-2 G5-3		C SI 90 2-2 CU 77 SI 90 SI 90			B SI 91 3-1 SI 90 SI 90			C FF 93 1-2 FF 93 FF 93			3	0	1	0	0	1	1								
15 Milton Bradley, S OBP: 0.296, SLG: 0.354	(9, PH) 1-2 K		B SI 90 1-2 SI 90 SI 90			C FF 91 3-1 SI 91 SI 91			C FF 93 1-2 FF 93 FF 93			1	0	0	0	0	0	2								
17 Justin Smoak, S OBP: 0.307, SLG: 0.364	(1, 10) 1-1 G4-3		B SI 92 1-1 SI 92			C FC 83 2-3 FF 83 CU 78 CU 78 SI 92			B SI 84 3-1 SI 90 SI 90 SI 90			4	0	0	0	0	2	1								
12 Ryan Langerhans, L OBP: 0.420, SLG: 0.353	(1, 7) 2-1 F7		B FC 84 2-1 CH 88 FF 92 SI 90			S FF 92 1-2 CU 77 FC 82 CU 78			C FF 95 1-2 SI 95 CH 88 SI 95		S FF 94 1-3 SI 95 SI 95	4	0	2	0	0	1	0								
26 Josh Bard, S OBP: 0.263, SLG: 0.360	(1, 2) 2-2 P2		C SI 90 2-2 SI 90 SI 90			B SI 90 1-0 SI 90			X FF 93 0-0 FC1-6		C FF 93 1-3 SI 93 SI 93	4	0	0	0	0	1	1								
2 Jack Wilson, R OBP: 0.272, SLG: 0.313	(1, 6) 0-1 G4-3		C SI 91 0-1 SI 91			C FF 91 0-3 SI 91 SI 91			X FF 96 0-0 F8		X FF 95 0-0	4	1	1	0	0	1	1								
Inning Stats	R: 0 E: 0 K: 0 S: 11	H: 1 LOB: 1 BB: 0 P: 16	R: 0 E: 0 K: 0 S: 8	H: 0 LOB: 0 BB: 0 P: 13	R: 0 E: 0 K: 0 S: 8	H: 0 LOB: 0 BB: 0 P: 12	R: 0 E: 0 K: 2 S: 10	H: 1 LOB: 1 BB: 1 P: 19	R: 0 E: 0 K: 1 S: 7	H: 1 LOB: 1 BB: 0 P: 11	R: 0 E: 0 K: 3 S: 10	H: 0 LOB: 0 BB: 0 P: 13	R: 0 E: 0 K: 0 S: 7	H: 2 LOB: 1 BB: 0 P: 16	R: 0 E: 0 K: 0 S: 7	H: 1 LOB: 1 BB: 0 P: 8	R: 0 E: 0 K: 0 S: 6	H: 0 LOB: 1 BB: 1 P: 12	R: 0 E: 0 K: 3 S: 11	H: 0 LOB: 0 BB: 0 P: 16	R: 2 E: 0 K: 0 S: 8	H: 3 LOB: 1 BB: 0 P: 10	1B: 10 2B: 1 3B: 0 HR: 0	SF: 0 SAC: 2 DP: 2 HBP: 0	WP: 0 PB: 0 SB: 1 CS: 1	PA: 39
PITCHER	IP 7.0	WLS 1.1	BF 7	H 2	R 0	ER 0	SO 6	BB 1	IBB 0	HBP 0	BLK 0	WP 0	HR 0	S 61	P 100	ERA 0.00	WHIP 0.857									
34 Gavin Floyd, R ERA: 3.87	(1, 1)																									
46 Sergio Santos, R ERA: 1.8	(8, 1)																									
66 Erick Threets, L ERA:	(9, 1)																									
45 Bobby Jenks, R ERA: 5.09	(11, 1)	L	4	3	2	2	0	0	0	0	0	0	0	0	8	10	54.00	9.000								

Chicago White Sox @ Seattle Mariners
Safeco Field, Seattle, WA
Wed Jul 21 2010, 7:11 PM - 10:01 PM PDT
Att: 21,532 - Clear - 74 F

livebaseballscorecards.com

AB 35
R 2
H 10
RBI 2
BB 2
SO 9
LOB 10



Batter	1	2	3	4	5	6	7	8	9	10	11	12	13	AB	R	H	RBI	BB	SO	LOB	TOP							
10 Marco Scutaro, R OBP: 0.344, SLG: 0.379	F9		54 WP 1B		P5		HR		G6-3			G5-3		6	2	2	1	0	0	1								
54 Darrell McDonald, R OBP: 0.376, SLG: 0.363	K		K		K		L8		P2			K		5	0	0	0	1	3	1								
34 David Ortiz, L OBP: 0.370, SLG: 0.516	L9		20 FC5-4 1B		G4-3		1B		G3-1			K2-3		6	0	2	1	0	1	2								
20 Kevin Youkilis, R OBP: 0.407, SLG: 0.569		29 FC5-4 1B	FC5-4 1B				K				F9		23 BB 3 2B 1B	6	1	3	0	0	1	2								
29 Adrián Beltré, R OBP: 0.374, SLG: 0.554		G5-4-3		L8		FC6-4 7 HR		22 E 7 BB 1B		F9		P5		6	1	1	0	0	0	3								
7 J.D. Drew, L OBP: 0.353, SLG: 0.472	F9			K		HR		22 E BB		K		F7		5	1	1	2	1	2	1								
23 Mike Cameron, R OBP: 0.340, SLG: 0.427				F8		HR		HR		K			3 BB 2B	5	2	1	0	1	3	2								
22 Bill Hall, R OBP: 0.319, SLG: 0.426				HR		L9		FC5 36 FC6-4-3		K			2B	4	1	1	2	0	0	2								
3 Eric Patterson, L OBP: 0.260, SLG: 0.433					F9		F9						2B	2	0	1	2	0	1	0								
36 Kevin Cash, R OBP: 0.260, SLG: 0.255				F7				G6-3		L9			G5-3	4	0	1	0	0	0	3								
12 Jed Lowrie, S OBP: 0.160, SLG: 0.333								G6-4-3						1	0	0	0	0	0	0								
68 Dusty Brown, R OBP: 0.125, SLG: 0.125														1	0	0	0	0	0	1								
Inning Stats	R: 0 E: 0 K: 1 S: 7	H: 0 LOB: 0 BB: 0 P: 10	R: 0 E: 0 K: 0 S: 5	H: 1 LOB: 0 BB: 11	R: 3 E: 0 K: 1 S: 14	H: 4 LOB: 1 BB: 0 P: 22	R: 0 E: 0 K: 1 S: 5	H: 0 LOB: 0 BB: 0 P: 10	R: 0 E: 0 K: 0 S: 5	H: 1 LOB: 2 BB: 1 P: 13	R: 2 E: 0 K: 0 S: 13	H: 2 LOB: 0 BB: 0 P: 18	R: 1 E: 0 K: 1 S: 13	H: 2 LOB: 1 BB: 0 P: 23	R: 0 E: 1 K: 1 S: 12	H: 1 LOB: 2 BB: 1 P: 20	R: 0 E: 0 K: 0 S: 7	H: 0 LOB: 0 BB: 0 P: 8	R: 0 E: 0 K: 1 S: 7	H: 0 LOB: 0 BB: 0 P: 10	R: 0 E: 0 K: 2 S: 9	H: 0 LOB: 0 BB: 0 P: 12	R: 2 E: 0 K: 0 S: 18	H: 2 LOB: 1 BB: 1 P: 26	1B: 8 2B: 2 3B: 0 HR: 3	SF: 0 SAC: 0 DP: 2 HBP: 0	W/P: 1 PB: 0 SB: 0 CS: 0	PA: 54
PITCHER	IP	WLS	BF	H	R	ER	SO	BB	IBB	HBP	BLK	WP	HR	S	P	ERA	WHIP											
18 Ryan Rowland-Smith, L ERA: 6.27	6.0		26	8	5	5	4	1	0	0	0	1	2	53	84	7.50	1.500											
37 Brian Sweeney, R ERA: 4.02	1.0		7	3	1	1	1	1	0	0	0	0	1	17	31	9.00	4.000											
50 Jarney Wright, R ERA: 5.06	3.0		9	0	0	0	2	0	0	0	0	0	0	20	30	0.00	0.000											
53 David Aardsma, R ERA: 4.88	1.0		3	0	0	0	2	0	0	0	0	0	0	10	14	0.00	0.000											
49 Garrett Olson, L ERA: 9.52	2.0	L	9	2	2	2	2	1	0	0	0	0	0	27	38	9.00	1.500											

Boston Red Sox @ Seattle Mariners
Safeco Field, Seattle, WA
Thu Jul 22 20:10, 7:12 PM - 11:09 PM PDT
Att: 28,115 - Overcast - 68 F

AB 51
R 8
H 13
RBI 8
BB 3
SO 11
LOB 18



Batter	1	2	3	4	5	6	7	8	9	10	11	12	13	AB	R	H	RBI	BB	SO	LOB	BOTTOM						
51 Ichiro Suzuki, L OBP: 0.366, SLG: 0.391	L7		L1-3					L7				SH5-4 1B		5	0	1	0	1	1	3							
9 Chone Figgins, S OBP: 0.328, SLG: 0.266	G4-3		K									SH5-4 1B		5	1	1	0	0	3	2							
21 Franklin Gutierrez, R OBP: 0.326, SLG: 0.360	E4		L8		L8		F7				P5		SH5-4 1B	5	1	1	2	1	0	0							
4 Jose Lopez, R OBP: 0.266, SLG: 0.334	G2-3		L9		L9		F7				L9		IBB	5	1	0	0	1	0	4							
15 Milton Bradley, S OBP: 0.293, SLG: 0.346			G3-1		G3-1		L7				P4		P5	5	2	0	0	1	0	4							
17 Justin Smoak, S OBP: 0.302, SLG: 0.356	G4-3		K		K		P2		K		G6-3		L7	6	0	0	0	2	3								
13 Casey Kotchman, L OBP: 0.295, SLG: 0.362	G3		L4		L4		L8				K		K2-3	4	0	1	1	0	0	1							
12 Ryan Langerhans, L OBP: 0.408, SLG: 0.346	G3		K		K		L8				P5		G5-3	2	1	0	0	0	2	0							
26 Josh Bard, S OBP: 0.279, SLG: 0.358	G3													3	0	1	0	1	1	0							
55 Michael Saunders, L OBP: 0.304, SLG: 0.414														0	0	0	0	0	0	0							
32 Rob Johnson, R OBP: 0.301, SLG: 0.297														2	0	0	0	0	0	0							
2 Jack Wilson, R OBP: 0.282, SLG: 0.318														4	0	2	1	0	1	1							
Inning Stats	R: 0 E: 1 K: 0 S: 14	H: 0 LOB: 1 BB: 0 P: 16	R: 1 E: 0 K: 0 S: 10	H: 0 LOB: 0 BB: 1 P: 18	R: 0 E: 0 K: 1 S: 7	H: 0 LOB: 0 BB: 0 P: 12	R: 0 E: 0 K: 3 S: 11	H: 0 LOB: 0 BB: 0 P: 13	R: 0 E: 0 K: 0 S: 7	H: 0 LOB: 0 BB: 0 P: 11	R: 0 E: 0 K: 0 S: 9	H: 2 LOB: 2 BB: 0 P: 13	R: 2 E: 2 K: 2 S: 21	H: 3 LOB: 2 BB: 3 P: 42	R: 0 E: 0 K: 0 S: 6	H: 0 LOB: 0 BB: 0 P: 11	R: 0 E: 0 K: 1 S: 9	H: 0 LOB: 0 BB: 0 P: 12	R: 0 E: 0 K: 0 S: 11	H: 2 LOB: 3 BB: 1 P: 18	R: 0 E: 0 K: 1 S: 8	H: 0 LOB: 0 BB: 0 P: 10	1B: 5 2B: 2 3B: 0 HR: 1	SF: 0 SAC: 1 DP: 1 HBP: 1	W/P: 0 PB: 1 SB: 1 CS: 0	PA: 53	
PITCHER	IP	WLS	BF	H	R	ER	SO	BB	IBB	HBP	BLK	WP	HR	S	P	ERA	WHIP										
41 John Lackey, R ERA: 4.36	8.0		28	2	1	0	6	1	0	1	0	0	0	80	116	0.00	0.375										
17 Manny Delcarmen, R ERA: 5.05	0.0		4	2	4	3	0	1	0	0	0	0	1	5	12												
58 Jonathan Papelbon, R ERA: 3.15	1.0	B	6	1	1	0	2	1	1	0	0	0	0	16	30	0.00	2.000										
51 Daniel Bard, R ERA: 1.75	1.0		3	0	0	0	0	0	0	0	0	0	0	6	11	0.00	0.000										
37 Hideki Okajima, L ERA: 5.34	2.0	W	9	2	0	0	1	0	1	0	0	0	0	20	30	0.00	1.000										
56 Ramon E Ramirez, R ERA: 4.73	1.0	S	3	0	0	0	1	0	0	0	0	0	0	8	10	0.00	0.000										

Boston Red Sox @ Seattle Mariners
Safeco Field, Seattle, WA
Thu Jul 22 20:10, 7:12 PM - 11:09 PM PDT
Att: 28,115 - Overcast - 68 F

AB 46
R 6
H 7
RBI 4
BB 5
SO 10
LOB 18



Batter	1	2	3	4	5	6	7	8	9	AB	R	H	RBI	BB	SO	LOB	TOP			
10 Marco Scutaro, R OBP: 0.341, SLG: 0.375	G6-3		FC6-4		G5-3		F9			4	0	0	0	0	0	3				
12 Jed Lowrie, S OBP: 0.444, SLG: 0.286	K					G6-3	G6-4-3			4	0	1	0	0	1	1				
34 David Ortiz, L OBP: 0.368, SLG: 0.514	F7				G6-5-3					4	0	1	0	0	1	1				
20 Kevin Youkilis, R OBP: 0.408, SLG: 0.571		G6-3								4	1	2	0	0	0	0				
29 Adrian Beltré, R OBP: 0.375, SLG: 0.555		G6-3								3	0	1	1	1	0	0				
7 J.D. Drew, L OBP: 0.352, SLG: 0.468					P4					3	0	0	0	1	0	1				
23 Mike Cameron, R OBP: 0.350, SLG: 0.438										3	0	2	0	1	1	3				
22 Bill Hall, R OBP: 0.320, SLG: 0.440										3	1	1	1	0	0	2				
32 Jeremy Hermida, L OBP: 0.273, SLG: 0.389										1	0	1	0	0	0	0				
3 Eric Patterson, L OBP: 0.260, SLG: 0.438										0	0	0	0	0	0	0				
36 Kevin Cash, R OBP: 0.259, SLG: 0.255										4	0	1	0	0	1	4				
Inning Stats	R: 0 E: 0 K: 1 S: 8	H: 0 LOB: 0 BB: 0 P: 11	R: 0 E: 0 K: 0 S: 6	H: 0 LOB: 0 BB: 0 P: 9	R: 0 E: 0 K: 1 S: 12	H: 0 LOB: 1 BB: 1 P: 18	R: 1 E: 0 K: 0 S: 12	H: 3 LOB: 1 BB: 0 P: 18	R: 0 E: 0 K: 1 S: 10	H: 2 LOB: 3 BB: 2 P: 21	R: 1 E: 0 K: 0 S: 8	H: 2 LOB: 0 BB: 0 P: 10	R: 0 E: 0 K: 1 S: 6	H: 0 LOB: 0 BB: 0 P: 11	R: 0 E: 0 K: 0 S: 6	H: 2 LOB: 2 BB: 0 P: 6	1B: 6 2B: 3 HR: 1	SF: 0 SAC: 0 DP: 3 HBP: 0	WP: 0 PB: 0 SB: 0 CS: 0	PA: 36
PITCHER	IP	WLS	BF	H	R	ER	SO	BB	IBB	HBP	BLK	WP	HR	S	P	ERA	WHIP			
38 Jason Vargas, L ERA: 2.94	7.0	L	29	8	2	2	3	2	1	0	0	0	1	66	101	2.57	1.429			
43 Brandon League, R ERA: 3.53	2.0		7	2	0	0	1	0	0	0	0	0	0	12	17	0.00	1.000			

Boston Red Sox @ Seattle Mariners
Safeco Field, Seattle, WA
Fri Jul 23 2010, 7:12 PM - 9:48 PM PDT
Att: 34,932 - Clear - 74 F

AB 33
R 2
H 10
RBI 2
BB 3
SO 4
LOB 15



Batter	1	2	3	4	5	6	7	8	9	AB	R	H	RBI	BB	SO	LOB	BOTTOM					
51 Ichiro Suzuki, L OBP: 0.369, SLG: 0.392										4	1	2	0	1	0	1						
9 Chone Figgins, S OBP: 0.328, SLG: 0.266										1	0	0	0	1	1	1						
16 Josh Wilson, R OBP: 0.318, SLG: 0.347										3	0	1	0	0	1	3						
21 Franklin Gutierrez, R OBP: 0.325, SLG: 0.385										4	0	0	0	0	1	5						
4 Jose Lopez, R OBP: 0.266, SLG: 0.336										4	0	1	1	0	0	3						
17 Justin Smoak, S OBP: 0.301, SLG: 0.353										3	0	0	0	1	1	2						
15 Milton Bradley, S OBP: 0.289, SLG: 0.340										4	0	0	0	0	2	2						
55 Michael Saunders, L OBP: 0.309, SLG: 0.419										3	0	1	0	1	0	0						
32 Rob Johnson, R OBP: 0.296, SLG: 0.292										3	0	0	0	0	1	2						
13 Casey Kotchman, L OBP: 0.234, SLG: 0.261										1	0	0	0	0	1	0						
2 Jack Wilson, R OBP: 0.288, SLG: 0.325										3	0	1	0	1	1	1						
Inning Stats	R: 1 E: 0 K: 2 S: 16	H: 2 LOB: 2 BB: 1 P: 26	R: 0 E: 0 K: 2 S: 9	H: 0 LOB: 0 BB: 0 P: 12	R: 0 E: 0 K: 0 S: 10	H: 1 LOB: 2 BB: 1 P: 15	R: 0 E: 0 K: 1 S: 9	H: 1 LOB: 0 BB: 0 P: 13	R: 0 E: 0 K: 0 S: 11	H: 1 LOB: 1 BB: 0 P: 18	R: 0 E: 0 K: 0 S: 9	H: 0 LOB: 1 BB: 1 P: 17	R: 0 E: 0 K: 0 S: 10	H: 0 LOB: 0 BB: 1 P: 18	R: 0 E: 0 K: 2 S: 7	H: 0 LOB: 0 BB: 0 P: 8	R: 0 E: 0 K: 2 S: 12	H: 1 LOB: 2 BB: 1 P: 18	1B: 2 2B: 4 HR: 0	SF: 0 SAC: 0 DP: 0 HBP: 0	WP: 0 PB: 0 SB: 1 CS: 0	PA: 38
PITCHER	IP	WLS	BF	H	R	ER	SO	BB	IBB	HBP	BLK	WP	HR	S	P	ERA	WHIP					
19 Josh Beckett, R ERA: 3.79	5.2		25	5	1	1	5	3	0	0	0	0	0	62	98	1.59	1.412					
48 Scott Atchison, R ERA: 3.79	1.1	W	5	0	0	0	0	1	0	0	0	0	0	12	21	0.00	0.750					
51 Daniel Bard, R ERA: 1.71	1.0	H	3	0	0	0	2	0	0	0	0	0	0	7	8	0.00	0.000					
58 Jonathan Papelbon, R ERA: 3.07	1.0	S	5	1	0	0	2	0	1	0	0	0	0	12	18	0.00	1.000					

Boston Red Sox @ Seattle Mariners
Safeco Field, Seattle, WA
Fri Jul 23 2010, 7:12 PM - 9:48 PM PDT
Att: 34,932 - Clear - 74 F

AB 33
R 1
H 6
RBI 1
BB 5
SO 9
LOB 20



Batter	1	2	3	4	5	6	7	8	9	AB	R	H	RBI	BB	SO	LOB	TOP						
10 Marco Scutaro, R OBP: 0.340, SLG: 0.373	G5-3		G5-3					K		4	0	1	0	0	1	0							
3 Eric Patterson, L OBP: 0.259, SLG: 0.429	F7		K					F8		3	0	0	0	1	1	1							
34 David Ortiz, L OBP: 0.367, SLG: 0.521	K							P5		4	1	1	1	0	1	2							
20 Kevin Youkilis, R OBP: 0.406, SLG: 0.567		K						E5		4	0	1	0	0	1	1							
29 Adrian Beltré, R OBP: 0.374, SLG: 0.550		BB						F7		3	0	0	0	1	0	3							
7 J.D. Drew, L OBP: 0.351, SLG: 0.465		BB						L4		4	0	1	0	0	0	1							
32 Jeremy Hermida, L OBP: 0.275, SLG: 0.387								G3		3	0	1	0	0	2	2							
22 Bill Hall, R OBP: 0.318, SLG: 0.438								G3		1	0	0	0	0	0	0							
12 Jed Lowrie, S OBP: 0.308, SLG: 0.182								F9		4	0	0	0	0	0	4							
36 Kevin Cash, R OBP: 0.252, SLG: 0.248								G6-3		3	0	0	0	0	1	0							
Inning Stats	R: 0 E: 0 K: 1 S: 10	H: 0 LOB: 0 BB: 0 P: 13	R: 0 E: 0 K: 2 S: 16	H: 1 LOB: 2 BB: 1 P: 27	R: 0 E: 0 K: 1 S: 7	H: 0 LOB: 0 BB: 0 P: 8	R: 1 E: 0 K: 0 S: 14	H: 3 LOB: 2 BB: 0 P: 24	R: 0 E: 0 K: 1 S: 9	H: 1 LOB: 1 BB: 0 P: 18	R: 0 E: 0 K: 0 S: 6	H: 0 LOB: 0 BB: 0 P: 9	R: 0 E: 0 K: 1 S: 9	H: 0 LOB: 0 BB: 0 P: 13	R: 0 E: 0 K: 1 S: 12	H: 0 LOB: 2 BB: 1 P: 21	R: 0 E: 0 K: 0 S: 7	H: 0 LOB: 0 BB: 0 P: 8	1B: 4 2B: 0 3B: 0 HR: 1	SF: 0 SAC: 0 DP: 0 HBP: 0	WP: 1 PB: 0 SB: 0 CS: 0	PA: 35	
PITCHER	IP WLS BF H R ER SO BB IBB HBP BLK WP HR S P ERA WHIP	IP WLS BF H R ER SO BB IBB HBP BLK WP HR S P ERA WHIP	IP WLS BF H R ER SO BB IBB HBP BLK WP HR S P ERA WHIP	IP WLS BF H R ER SO BB IBB HBP BLK WP HR S P ERA WHIP	IP WLS BF H R ER SO BB IBB HBP BLK WP HR S P ERA WHIP	IP WLS BF H R ER SO BB IBB HBP BLK WP HR S P ERA WHIP	IP WLS BF H R ER SO BB IBB HBP BLK WP HR S P ERA WHIP	IP WLS BF H R ER SO BB IBB HBP BLK WP HR S P ERA WHIP	IP WLS BF H R ER SO BB IBB HBP BLK WP HR S P ERA WHIP	IP WLS BF H R ER SO BB IBB HBP BLK WP HR S P ERA WHIP	IP WLS BF H R ER SO BB IBB HBP BLK WP HR S P ERA WHIP	IP WLS BF H R ER SO BB IBB HBP BLK WP HR S P ERA WHIP	IP WLS BF H R ER SO BB IBB HBP BLK WP HR S P ERA WHIP	IP WLS BF H R ER SO BB IBB HBP BLK WP HR S P ERA WHIP	IP WLS BF H R ER SO BB IBB HBP BLK WP HR S P ERA WHIP	IP WLS BF H R ER SO BB IBB HBP BLK WP HR S P ERA WHIP	IP WLS BF H R ER SO BB IBB HBP BLK WP HR S P ERA WHIP	IP WLS BF H R ER SO BB IBB HBP BLK WP HR S P ERA WHIP	IP WLS BF H R ER SO BB IBB HBP BLK WP HR S P ERA WHIP	IP WLS BF H R ER SO BB IBB HBP BLK WP HR S P ERA WHIP	IP WLS BF H R ER SO BB IBB HBP BLK WP HR S P ERA WHIP	IP WLS BF H R ER SO BB IBB HBP BLK WP HR S P ERA WHIP	IP WLS BF H R ER SO BB IBB HBP BLK WP HR S P ERA WHIP

Boston Red Sox @ Seattle Mariners
Safeco Field, Seattle, WA
Sat Jul 24 2010, 7:13 PM - 9:46 PM PDT
Att: 43,695 - Clear - 80 F

AB 33
R 1
H 5
RBI 1
BB 2
SO 7
LOB 14



Batter	1	2	3	4	5	6	7	8	9	AB	R	H	RBI	BB	SO	LOB	BOTTOM						
51 Ichiro Suzuki, L OBP: 0.368, SLG: 0.389	K2-3							G3		3	1	0	0	1	2	0							
9 Chone Figgins, S OBP: 0.329, SLG: 0.268	B2							K		4	0	1	1	0	2	0							
21 Franklin Gutierrez, R OBP: 0.324, SLG: 0.362	G6-3							G2-3		3	0	0	0	1	1	0							
4 Jose Lopez, R OBP: 0.266, SLG: 0.333		K						G1-3		3	0	0	1	0	1	0							
17 Justin Smoak, S OBP: 0.297, SLG: 0.348		K						G5-3		4	0	0	0	0	2	3							
15 Milton Bradley, S OBP: 0.289, SLG: 0.349								K		3	1	1	0	0	1	0							
26 Josh Bard, S OBP: 0.266, SLG: 0.339								K		3	0	0	0	0	3	1							
2 Jack Wilson, R OBP: 0.284, SLG: 0.320								G6-3		2	1	0	1	0	0	0							
55 Michael Saunders, L OBP: 0.315, SLG: 0.444								K		3	2	2	2	0	1	0							
Inning Stats	R: 0 E: 0 K: 1 S: 9	H: 0 LOB: 0 BB: 0 P: 13	R: 0 E: 0 K: 2 S: 8	H: 0 LOB: 0 BB: 0 P: 12	R: 0 E: 0 K: 2 S: 8	H: 0 LOB: 0 BB: 0 P: 11	R: 0 E: 0 K: 3 S: 12	H: 0 LOB: 0 BB: 0 P: 18	R: 0 E: 0 K: 1 S: 6	H: 0 LOB: 0 BB: 0 P: 8	R: 2 E: 1 K: 2 S: 17	H: 1 LOB: 0 BB: 0 P: 25	R: 0 E: 0 K: 1 S: 7	H: 0 LOB: 0 BB: 0 P: 12	R: 3 E: 0 K: 1 S: 16	H: 3 LOB: 3 BB: 2 P: 37	R: 0 E: 0 K: 1 S: 10	H: 0 LOB: 0 BB: 0 P: 8	1B: 1 2B: 1 3B: 1 HR: 1	SF: 0 SAC: 1 DP: 0 HBP: 1	WP: 0 PB: 0 SB: 0 CS: 0	PA: 32	
PITCHER	IP WLS BF H R ER SO BB IBB HBP BLK WP HR S P ERA WHIP	IP WLS BF H R ER SO BB IBB HBP BLK WP HR S P ERA WHIP	IP WLS BF H R ER SO BB IBB HBP BLK WP HR S P ERA WHIP	IP WLS BF H R ER SO BB IBB HBP BLK WP HR S P ERA WHIP	IP WLS BF H R ER SO BB IBB HBP BLK WP HR S P ERA WHIP	IP WLS BF H R ER SO BB IBB HBP BLK WP HR S P ERA WHIP	IP WLS BF H R ER SO BB IBB HBP BLK WP HR S P ERA WHIP	IP WLS BF H R ER SO BB IBB HBP BLK WP HR S P ERA WHIP	IP WLS BF H R ER SO BB IBB HBP BLK WP HR S P ERA WHIP	IP WLS BF H R ER SO BB IBB HBP BLK WP HR S P ERA WHIP	IP WLS BF H R ER SO BB IBB HBP BLK WP HR S P ERA WHIP	IP WLS BF H R ER SO BB IBB HBP BLK WP HR S P ERA WHIP	IP WLS BF H R ER SO BB IBB HBP BLK WP HR S P ERA WHIP	IP WLS BF H R ER SO BB IBB HBP BLK WP HR S P ERA WHIP	IP WLS BF H R ER SO BB IBB HBP BLK WP HR S P ERA WHIP	IP WLS BF H R ER SO BB IBB HBP BLK WP HR S P ERA WHIP	IP WLS BF H R ER SO BB IBB HBP BLK WP HR S P ERA WHIP	IP WLS BF H R ER SO BB IBB HBP BLK WP HR S P ERA WHIP	IP WLS BF H R ER SO BB IBB HBP BLK WP HR S P ERA WHIP	IP WLS BF H R ER SO BB IBB HBP BLK WP HR S P ERA WHIP	IP WLS BF H R ER SO BB IBB HBP BLK WP HR S P ERA WHIP	IP WLS BF H R ER SO BB IBB HBP BLK WP HR S P ERA WHIP	IP WLS BF H R ER SO BB IBB HBP BLK WP HR S P ERA WHIP

Boston Red Sox @ Seattle Mariners
Safeco Field, Seattle, WA
Sat Jul 24 2010, 7:13 PM - 9:46 PM PDT
Att: 43,695 - Clear - 80 F


AB 28
R 5
H 4
RBI 5
BB 2
SO 13
LOB 4



Batter	1	2	3	4	5	6	7	8	9	AB	R	H	RBI	BB	SO	LOB	TOP										
10 Marco Scutaro, R OBP: 0.337, SLG: 0.370										4	0	0	0	0	1	1											
7 J.D. Drew, L OBP: 0.353, SLG: 0.465										4	1	2	0	0	1	0											
34 David Ortiz, L OBP: 0.368, SLG: 0.519										3	1	1	0	1	2	0											
20 Kevin Youkilis, R OBP: 0.407, SLG: 0.569										4	0	2	1	0	1	2											
29 Adrián Beltré, R OBP: 0.372, SLG: 0.547										4	0	1	1	0	0	1											
32 Jeremy Hermida, L OBP: 0.268, SLG: 0.377										4	0	0	0	0	0	2											
23 Mike Cameron, R OBP: 0.341, SLG: 0.427										4	0	0	0	0	2	2											
22 Bill Hall, R OBP: 0.314, SLG: 0.431										3	0	0	0	0	1	2											
68 Dusty Brown, R OBP: 0.182, SLG: 0.182										3	0	1	0	0	0	0											
Inning Stats	R: 0 E: 0 K: 1 S: 7	H: 0 LOB: 0 BB: 0 P: 8	R: 0 E: 0 K: 0 S: 10	H: 1 LOB: 0 BB: 0 P: 16	R: 0 E: 0 K: 1 S: 13	H: 1 LOB: 1 BB: 0 P: 20	R: 2 E: 0 K: 1 S: 11	H: 3 LOB: 2 BB: 1 P: 22	R: 0 E: 0 K: 0 S: 16	H: 0 LOB: 0 BB: 0 P: 11	R: 0 E: 0 K: 1 S: 9	H: 0 LOB: 0 BB: 0 P: 11	R: 0 E: 0 K: 3 S: 15	H: 0 LOB: 0 BB: 0 P: 23	R: 0 E: 0 K: 1 S: 12	H: 0 LOB: 0 BB: 0 P: 17	1B: 6 2B: 1 3B: 0 HR: 0	SF: 0 SAC: 0 DP: 1 HBP: 0	WP: 0 PB: 0 SB: 0 CS: 0	PA: 34							
PITCHER	IP	WLS	BF	H	R	ER	SO	BB	IBB	HBP	BLK	WP	HR	S	P	ERA	WHIP										
58 Doug Fister, R ERA: 3.56	5.0		22	7	2	2	3	1	0	0	0	0	0	57	92	3.60	1.600										
52 Chris Seddon, L ERA: 1.09	2.2	8	0	0	0	3	0	0	0	0	0	0	0	24	33	0.00	0.000										
43 Brandon League, R ERA: 3.51	0.1	W	1	0	0	0	1	0	0	0	0	0	0	9	12	0.00	0.000										
53 David Aardsma, R ERA: 4.73	1.0	S	3	0	0	0	1	0	0	0	0	0	0	12	17	0.00	0.000										

Boston Red Sox @ Seattle Mariners
Safeco Field, Seattle, WA
Sun Jul 25 2010, 1:11 PM - 4:11 PM PDT
Att: 40,022 - Sunny - 72 F


AB 33
R 2
H 7
RBI 2
BB 1
SO 8
LOB 10



Batter	1	2	3	4	5	6	7	8	9	AB	R	H	RBI	BB	SO	LOB	BOTTOM										
51 Ichiro Suzuki, L OBP: 0.363, SLG: 0.384										5	0	0	0	0	1	3											
9 Chone Figgins, S OBP: 0.334, SLG: 0.275										3	1	2	0	2	1	2											
21 Franklin Gutierrez, R OBP: 0.323, SLG: 0.379										3	0	0	0	1	2	3											
4 Jose Lopez, R OBP: 0.268, SLG: 0.335										4	1	2	1	0	0	2											
17 Justin Smoak, S OBP: 0.297, SLG: 0.346										4	1	1	0	0	0	3											
13 Casey Kotchman, L OBP: 0.305, SLG: 0.369										3	1	3	0	1	0	0											
55 Michael Saunders, L OBP: 0.320, SLG: 0.442										3	0	1	2	1	0	3											
32 Rob Johnson, R OBP: 0.291, SLG: 0.287										3	0	0	0	0	1	2											
15 Milton Bradley, S OBP: 0.392, SLG: 0.351										1	0	1	1	0	0	0											
26 Josh Bard, S OBP: 0.266, SLG: 0.339										0	0	0	0	0	0	0											
2 Jack Wilson, R OBP: 0.283, SLG: 0.318										4	0	1	0	0	1	2											
Inning Stats	R: 0 E: 0 K: 2 S: 12	H: 0 LOB: 1 BB: 1 P: 21	R: 0 E: 0 K: 1 S: 8	H: 1 LOB: 2 BB: 1 P: 17	R: 1 E: 0 K: 0 S: 15	H: 2 LOB: 3 BB: 2 P: 28	R: 0 E: 0 K: 1 S: 15	H: 0 LOB: 0 BB: 0 P: 20	R: 0 E: 0 K: 0 S: 9	H: 0 LOB: 1 BB: 1 P: 16	R: 0 E: 0 K: 0 S: 6	H: 1 LOB: 0 BB: 0 P: 8	R: 0 E: 0 K: 1 S: 8	H: 1 LOB: 1 BB: 0 P: 14	R: 3 E: 0 K: 1 S: 18	H: 6 LOB: 2 BB: 0 P: 24	1B: 10 2B: 1 3B: 0 HR: 0	SF: 0 SAC: 0 DP: 1 HBP: 0	WP: 1 PB: 0 SB: 2 CS: 0	PA: 38							
PITCHER	IP	WLS	BF	H	R	ER	SO	BB	IBB	HBP	BLK	WP	HR	S	P	ERA	WHIP										
18 Daisuke Matsuzaka, R ERA: 4.08	6.0		26	4	1	1	4	5	0	0	0	0	0	65	110	1.50	1.500										
51 Daniel Bard, R ERA: 1.86	1.0	H	5	2	1	1	1	0	0	0	0	0	0	12	18	9.00	2.000										
37 Hideki Okajima, L ERA: 5.81	0.2	L	6	5	2	2	0	0	0	0	0	0	0	11	15	27.00	7.500										
56 Ramon E Ramirez, R ERA: 4.69	0.1		1	0	0	0	1	0	0	0	0	0	0	3	5	0.00	0.000										

Boston Red Sox @ Seattle Mariners
Safeco Field, Seattle, WA
Sun Jul 25 2010, 1:11 PM - 4:11 PM PDT
Att: 40,022 - Sunny - 72 F

AB 33
R 4
H 11
RBI 4
BB 5
SO 6
LOB 20



Batter	1	2	3	4	5	6	7	8	9	AB	R	H	RBI	BB	SO	LOB	TOP			
51 Ichiro Suzuki, L (1, 9) OBP: 0.365, SLG: 0.385	L7		P4			1B		1B		4	0	2	0	0	0	1	Seattle Mariners @ Chicago White Sox U.S. Cellular Field, Chicago, IL Mon Jul 26 2010, 8:10 PM - 10:33 PM EDT Att: 38,815 - Partly Cloudy - 78 F			
9 Chone Figgins, S (1, 4) OBP: 0.331, SLG: 0.271	G6-3		B2			F9		G5-4-3		4	0	0	0	0	0	4				
21 Franklin Gutierrez, R (1, 8) OBP: 0.320, SLG: 0.374	G6-3				G6-3	P6			K	4	0	0	0	0	1	1				
4 Jose Lopez, R (1, 5) OBP: 0.268, SLG: 0.334		F8			1B			F8		4	0	1	0	0	0	0				
13 Casey Kotchman, L (1, 3) OBP: 0.300, SLG: 0.363		G6-3			G4-6-3			F7		4	0	0	0	0	0	1				
15 Milton Bradley, S (1, 10) OBP: 0.292, SLG: 0.348									K	2	0	0	0	1	1	0				
55 Michael Saunders, L (1, 7) OBP: 0.320, SLG: 0.446										3	1	1	0	0	0	1				
32 Rob Johnson, R (1, 2) OBP: 0.292, SLG: 0.287										3	0	1	0	0	1	1				
2 Jack Wilson, R (1, 6) OBP: 0.284, SLG: 0.319										3	0	1	1	0	0	1				
Inning Stats	R: 0 E: 0 K: 0 S: 8	H: 0 LOB: 0 BB: 0 P: 11	R: 0 E: 0 K: 1 S: 10	H: 0 LOB: 0 BB: 0 P: 12	R: 1 E: 0 K: 0 S: 7	H: 2 LOB: 1 BB: 0 P: 10	R: 0 E: 0 K: 0 S: 8	H: 1 LOB: 0 BB: 0 P: 11	R: 0 E: 0 K: 1 S: 8	H: 0 LOB: 0 BB: 0 P: 10	R: 0 E: 0 K: 0 S: 8	H: 1 LOB: 1 BB: 0 P: 13	R: 0 E: 0 K: 0 S: 7	H: 0 LOB: 1 BB: 1 P: 12	R: 0 E: 0 K: 1 S: 7	H: 0 LOB: 0 BB: 0 P: 12	1B: 5 2B: 1 3B: 0 HR: 0	SF: 0 SAC: 0 DP: 2 HBP: 0	WP: 0 PB: 0 SB: 1 CS: 0	PA: 32
PITCHER	IP WLS BF H R ER SO BB IBB HBP BLK WP HR S P ERA WHIP	IP WLS BF H R ER SO BB IBB HBP BLK WP HR S P ERA WHIP	IP WLS BF H R ER SO BB IBB HBP BLK WP HR S P ERA WHIP	IP WLS BF H R ER SO BB IBB HBP BLK WP HR S P ERA WHIP	IP WLS BF H R ER SO BB IBB HBP BLK WP HR S P ERA WHIP	IP WLS BF H R ER SO BB IBB HBP BLK WP HR S P ERA WHIP	IP WLS BF H R ER SO BB IBB HBP BLK WP HR S P ERA WHIP	IP WLS BF H R ER SO BB IBB HBP BLK WP HR S P ERA WHIP	IP WLS BF H R ER SO BB IBB HBP BLK WP HR S P ERA WHIP	IP WLS BF H R ER SO BB IBB HBP BLK WP HR S P ERA WHIP	IP WLS BF H R ER SO BB IBB HBP BLK WP HR S P ERA WHIP	IP WLS BF H R ER SO BB IBB HBP BLK WP HR S P ERA WHIP	IP WLS BF H R ER SO BB IBB HBP BLK WP HR S P ERA WHIP	IP WLS BF H R ER SO BB IBB HBP BLK WP HR S P ERA WHIP	IP WLS BF H R ER SO BB IBB HBP BLK WP HR S P ERA WHIP	IP WLS BF H R ER SO BB IBB HBP BLK WP HR S P ERA WHIP	IP WLS BF H R ER SO BB IBB HBP BLK WP HR S P ERA WHIP			

AB	31
R	1
H	6
RBI	1
BB	1
SO	3
LOB	10



Batter	1	2	3	4	5	6	7	8	9	AB	R	H	RBI	BB	SO	LOB	BOTTOM			
1 Juan Pierre, L (1, 7) OBP: 0.325, SLG: 0.286	B2-3		1B			1B				5	1	3	2	0	0	0	Seattle Mariners @ Chicago White Sox U.S. Cellular Field, Chicago, IL Mon Jul 26 2010, 8:10 PM - 10:33 PM EDT Att: 38,815 - Partly Cloudy - 78 F			
11 Omar Vizquel, S (1, 5) OBP: 0.344, SLG: 0.341	F8		1B			BB		G1-3		3	0	1	1	2	0	2				
51 Alex Rios, R (1, 8) OBP: 0.360, SLG: 0.511	K		1B			K		L6		4	0	1	0	0	2	3				
14 Paul Konerko, R (1, 3) OBP: 0.376, SLG: 0.554		G5-3	L5			HR		K		4	1	1	1	0	1	3				
20 Carlos Quentin, R (1, 9) OBP: 0.342, SLG: 0.502										3	0	2	0	1	0	0				
25 Andrew Jones, R (8, PR) OBP: 0.307, SLG: 0.430										0	1	0	0	0	0	0				
7 Mark Kotsay, L (1, 10) OBP: 0.305, SLG: 0.351										4	0	1	0	0	0	2				
18 Brent Lillibridge, R (8, PR) OBP: 0.429, SLG: 0.741										0	1	0	0	0	0	0				
12 A.J. Pierzynski, L (1, 2) OBP: 0.275, SLG: 0.358										3	1	1	1	0	0	0				
10 Alexei Ramirez, R (1, 6) OBP: 0.313, SLG: 0.415										4	1	2	1	0	0	0				
15 Gordon Beckham, R (1, 4) OBP: 0.289, SLG: 0.334										4	0	0	0	0	0	4				
Inning Stats	R: 0 E: 0 K: 1 S: 7	H: 0 LOB: 0 BB: 0 P: 12	R: 0 E: 0 K: 0 S: 5	H: 1 LOB: 0 BB: 0 P: 9	R: 2 E: 1 K: 0 S: 12	H: 3 LOB: 2 BB: 0 P: 19	R: 0 E: 0 K: 0 S: 5	H: 0 LOB: 0 BB: 0 P: 9	R: 0 E: 0 K: 1 S: 10	H: 1 LOB: 2 BB: 1 P: 16	R: 2 E: 0 K: 0 S: 11	H: 3 LOB: 1 BB: 1 P: 25	R: 0 E: 0 K: 1 S: 17	H: 0 LOB: 1 BB: 1 P: 27	R: 2 E: 0 K: 0 S: 15	H: 4 LOB: 2 BB: 0 P: 22	1B: 9 2B: 3 3B: 0 HR: 1	SF: 1 SAC: 0 DP: 1 HBP: 0	WP: 0 PB: 0 SB: 3 CS: 1	PA: 38
PITCHER	IP WLS BF H R ER SO BB IBB HBP BLK WP HR S P ERA WHIP	IP WLS BF H R ER SO BB IBB HBP BLK WP HR S P ERA WHIP	IP WLS BF H R ER SO BB IBB HBP BLK WP HR S P ERA WHIP	IP WLS BF H R ER SO BB IBB HBP BLK WP HR S P ERA WHIP	IP WLS BF H R ER SO BB IBB HBP BLK WP HR S P ERA WHIP	IP WLS BF H R ER SO BB IBB HBP BLK WP HR S P ERA WHIP	IP WLS BF H R ER SO BB IBB HBP BLK WP HR S P ERA WHIP	IP WLS BF H R ER SO BB IBB HBP BLK WP HR S P ERA WHIP	IP WLS BF H R ER SO BB IBB HBP BLK WP HR S P ERA WHIP	IP WLS BF H R ER SO BB IBB HBP BLK WP HR S P ERA WHIP	IP WLS BF H R ER SO BB IBB HBP BLK WP HR S P ERA WHIP	IP WLS BF H R ER SO BB IBB HBP BLK WP HR S P ERA WHIP	IP WLS BF H R ER SO BB IBB HBP BLK WP HR S P ERA WHIP	IP WLS BF H R ER SO BB IBB HBP BLK WP HR S P ERA WHIP	IP WLS BF H R ER SO BB IBB HBP BLK WP HR S P ERA WHIP	IP WLS BF H R ER SO BB IBB HBP BLK WP HR S P ERA WHIP	IP WLS BF H R ER SO BB IBB HBP BLK WP HR S P ERA WHIP			

AB	34
R	6
H	12
RBI	6
BB	3
SO	3
LOB	14



Batter	1	2	3	4	5	6	7	8	9	AB	R	H	RBI	BB	SO	LOB	TOP																					
51 Ichiro Suzuki, L (1, 9) OBP: 0.361, SLG: 0.382	E3 30 1B		FC6-4 9 1B			F8		K		4	0	0	0	0	1	2																						
9 Chone Figgins, S (1, 4) OBP: 0.333, SLG: 0.274	F8		1B			G4-3		1B		4	0	2	0	0	0	1																						
30 Russell Branyan, L (1, 10) OBP: 0.329, SLG: 0.493	G5-4-3 1B		K			G3		K		4	0	1	0	0	2	4																						
4 Jose Lopez, R (1, 5) OBP: 0.267, SLG: 0.333	G5-4-3									1	0	0	0	0	0	2																						
2 Jack Wilson, R (2, 6) OBP: 0.235, SLG: 0.319										3	0	1	0	0	0	0																						
17 Justin Smoak, S (1, 3) OBP: 0.293, SLG: 0.341		F8				G6-4-3 1B		K		4	0	0	0	0	1	1																						
55 Michael Saunders, L (1, 8) OBP: 0.318, SLG: 0.441		F8				G4-3				4	0	1	0	0	1	0																						
16 Josh Wilson, R (1, 6) OBP: 0.313, SLG: 0.342								1B		3	0	0	0	0	2	1																						
26 Josh Bard, S (1, 2) OBP: 0.284, SLG: 0.356										3	0	2	0	0	0	0																						
12 Ryan Langerhans, L (1, 7) OBP: 0.392, SLG: 0.321										3	0	0	0	0	3	2																						
Inning Stats	R: 0 E: 1 K: 0 S: 8	H: 1 LOB: 1 BB: 0 P: 12	R: 0 E: 0 K: 1 S: 6	H: 0 LOB: 0 BB: 0 P: 9	R: 0 E: 0 K: 2 S: 15	H: 2 LOB: 2 BB: 0 P: 25	R: 0 E: 0 K: 0 S: 4	H: 1 LOB: 0 BB: 0 P: 5	R: 0 E: 0 K: 2 S: 7	H: 0 LOB: 0 BB: 0 P: 10	R: 0 E: 0 K: 0 S: 5	H: 0 LOB: 0 BB: 0 P: 7	R: 0 E: 0 K: 1 S: 12	H: 1 LOB: 1 BB: 0 P: 14	R: 0 E: 0 K: 3 S: 12	H: 2 LOB: 2 BB: 0 P: 16	R: 0 E: 0 K: 1 S: 5	H: 0 LOB: 0 BB: 0 P: 9	1B: 7 2B: 0 3B: 0 HR: 0	SF: 0 SAC: 0 DP: 2 HBP: 0	WP: 0 PB: 0 SB: 0 CS: 0	PA: 33																
PITCHER	IP	WLS	BF	H	R	ER	SO	BB	IBB	HBP	BLK	WP	HR	S	P	ERA	WHIP	PITCHER				IP	WLS	BF	H	R	ER	SO	BB	IBB	HBP	BLK	WP	HR	S	P	ERA	WHIP
34 Gavin Floyd, R (1, 1) ERA: 3.66	7.0	W	25	5	0	0	6	0	0	0	0	0	0	57	82	0.00	0.714																					
37 Matt Thornton, L (8, 1) ERA: 2.52	1.0		5	2	0	0	3	0	0	0	0	0	0	12	16	0.00	2.000																					
57 Ramon Pena, R (9, 1) ERA: 4.94	1.0		3	0	0	0	1	0	0	0	0	0	0	5	9	0.00	0.000																					

Seattle Mariners @ Chicago White Sox
U.S. Cellular Field, Chicago, IL
Tue Jul 27 2010, 8:10 PM - 10:13 PM EDT
Att: 26,080 - Partly Cloudy - 84 F

AB 33
R 0
H 7
RBI 0
BB 0
SO 10
LOB 13



Batter	1	2	3	4	5	6	7	8	9	AB	R	H	RBI	BB	SO	LOB	BOTTOM																					
1 Juan Pierre, L (1, 10) OBP: 0.326, SLG: 0.287	10 S 10 1B	SH5-3		G4-3		G6-3		F9		2	1	1	0	0	0	0																						
27 Ramon Castro, R (6, PH) OBP: 0.379, SLG: 0.490										2	0	0	0	0	0	0																						
10 Alexei Ramirez, R (1, 6) OBP: 0.318, SLG: 0.427	12 WP 12 1B			F7				1B		4	2	3	3	0	0	0																						
51 Alex Rios, R (1, 8) OBP: 0.337, SLG: 0.597	F9									3	0	0	0	0	1	1																						
18 Brent Lillibridge, R (6, 7) OBP: 0.414, SLG: 0.714				G5-3		P4				1	0	0	0	0	0	1																						
14 Paul Konerko, R (1, 3) OBP: 0.374, SLG: 0.559	F7					F8		K		4	1	1	1	0	1	2																						
20 Carlos Quentin, R (1, 9) OBP: 0.341, SLG: 0.497	12 WP 12 1B									3	1	0	0	1	0	0																						
12 A.J. Pierzynski, L (1, 2) OBP: 0.276, SLG: 0.360	24 2B			F8		24 2B 25 HR		F8		4	2	2	2	0	0	0																						
24 Dayan Viciedo, R (1, 5) OBP: 0.283, SLG: 0.472				F9				F9		4	1	2	1	0	0	0																						
25 Andruw Jones, R (1, 7) OBP: 0.310, SLG: 0.443	F8									3	2	1	3	1	0	1																						
15 Gordon Beckham, R (1, 4) OBP: 0.292, SLG: 0.343										4	1	2	1	0	0	0																						
Inning Stats	R: 4 E: 0 K: 0 S: 14	H: 4 LOB: 1 BB: 1 P: 28	R: 3 E: 0 K: 1 S: 12	H: 3 LOB: 0 BB: 0 P: 18	R: 1 E: 0 K: 0 S: 7	H: 1 LOB: 1 BB: 1 P: 12	R: 0 E: 0 K: 0 S: 6	H: 0 LOB: 0 BB: 0 P: 8	R: 3 E: 0 K: 0 S: 11	H: 3 LOB: 0 BB: 0 P: 16	R: 0 E: 0 K: 1 S: 11	H: 1 LOB: 1 BB: 0 P: 18	R: 0 E: 0 K: 0 S: 5	H: 0 LOB: 0 BB: 0 P: 6	R: 0 E: 0 K: 0 S: 8	H: 0 LOB: 0 BB: 0 P: 14	1B: 5 2B: 4 3B: 0 HR: 3	SF: 0 SAC: 1 DP: 0 HBP: 0	WP: 1 PB: 0 SB: 1 CS: 0	PA: 37																		
PITCHER	IP	WLS	BF	H	R	ER	SO	BB	IBB	HBP	BLK	WP	HR	S	P	ERA	WHIP	PITCHER				IP	WLS	BF	H	R	ER	SO	BB	IBB	HBP	BLK	WP	HR	S	P	ERA	WHIP
18 Ryan Rowland-Smith, L (1, 1) ERA: 6.86	5.0	L	27	11	11	11	1	2	0	0	0	0	0	30	82	19.80	2.600																					
37 Brian Sweeney, R (6, 1) ERA: 4.12	3.0		10	1	0	0	1	0	0	0	0	0	0	24	38	0.00	0.333																					

Seattle Mariners @ Chicago White Sox
U.S. Cellular Field, Chicago, IL
Tue Jul 27 2010, 8:10 PM - 10:13 PM EDT
Att: 26,080 - Partly Cloudy - 84 F

AB 34
R 11
H 12
RBI 11
BB 2
SO 2
LOB 5



Batter	1	2	3	4	5	6	7	8	9	AB	R	H	RBI	BB	SO	LOB	TOP				
51 Ichiro Suzuki, L (1,9) OBP: 0.362, SLG: 0.382										5	2	2	0	0	0	1	Seattle Mariners @ Chicago White Sox U.S. Cellular Field, Chicago, IL Wed Jul 28 2010, 8:10 PM - 11:06 PM EDT Att: 25,126 - Cloudy - 79 F				
9 Chone Figgins, S (1,4) OBP: 0.333, SLG: 0.284										5	2	2	2	0	0	2					
21 Franklin Gutierrez, R (1,8) OBP: 0.319, SLG: 0.372										5	0	1	1	0	3	2					
30 Russell Branyan, L (1,10) OBP: 0.327, SLG: 0.487										5	1	1	0	0	2	2					
17 Justin Smoak, S (1,3) OBP: 0.292, SLG: 0.340										4	0	1	1	0	1	1					
26 Josh Bard, S (1,2) OBP: 0.310, SLG: 0.397										4	0	3	0	0	0	1					
16 Josh Wilson, R (1,5) OBP: 0.317, SLG: 0.342										3	0	1	0	0	1	2					
55 Michael Saunders, L (1,7) OBP: 0.311, SLG: 0.430										4	0	0	0	0	1	5					
2 Jack Wilson, R (1,6) OBP: 0.284, SLG: 0.313										3	0	0	0	1	1	0					
Inning Stats	R: 3 E: 0 K: 1 S: 16	H: 4 LOB: 1 BB: 0 P: 24	R: 2 E: 0 K: 2 S: 15	H: 2 LOB: 0 BB: 0 P: 20	R: 0 E: 0 K: 1 S: 6	H: 1 LOB: 1 BB: 0 P: 9	R: 0 E: 1 K: 0 S: 11	H: 0 LOB: 2 BB: 1 P: 20	R: 0 E: 0 K: 1 S: 15	H: 0 LOB: 0 BB: 0 P: 10	R: 0 E: 0 K: 1 S: 12	H: 2 LOB: 3 BB: 0 P: 22	R: 0 E: 0 K: 0 S: 5	H: 0 LOB: 0 BB: 0 P: 7	R: 0 E: 0 K: 3 S: 10	H: 0 LOB: 0 BB: 0 P: 13		1B: 9 2B: 1 3B: 0 HR: 1	SF: 1 SAC: 0 DP: 0 HBP: 1	WP: 0 PB: 0 SB: 2 CS: 0	PA: 41
PITCHER	IP WLS BF H R ER SO BB IBB HBP BLK WP HR S P ERA WHIP	5.0 1 26 9 5 5 4 1 0 0 0 0 0 1 63 97 9.00 2.000	6.1 1.1 4 0 0 0 2 0 0 0 0 0 0 0 10 15 0.00 0.000	7.1 0.2 W 5 2 0 0 0 0 0 0 1 0 0 0 9 17 0.00 3.000	8.1 1.0 H 3 0 0 0 0 0 0 0 0 0 0 0 5 7 0.00 0.000	9.1 1.0 S 3 0 0 0 3 0 0 0 0 0 0 0 10 13 0.00 0.000	PITCHER										IP WLS BF H R ER SO BB IBB HBP BLK WP HR S P ERA WHIP				
56 Mark Buehrle, L (1,1) ERA: 4.15											5.0 1 26 9 5 5 4 1 0 0 0 0 0 1 63 97 9.00 2.000										
46 Sergio Santos, R (6,1) ERA: 1.67											6.1 1.1 4 0 0 0 2 0 0 0 0 0 0 0 10 15 0.00 0.000										
37 Matt Thornton, L (7,1) ERA: 2.48											7.1 0.2 W 5 2 0 0 0 0 0 0 0 1 0 0 0 9 17 0.00 3.000										
40 J.J. Putz, R (8,1) ERA: 1.42											8.1 1.0 H 3 0 0 0 0 0 0 0 0 0 0 0 0 5 7 0.00 0.000										
45 Bobby Jenks, R (9,1) ERA: 4.82											9.1 1.0 S 3 0 0 0 3 0 0 0 0 0 0 0 0 10 13 0.00 0.000										
Batter	1	2	3	4	5	6	7	8	9	AB	R	H	RBI	BB	SO	LOB	BOTTOM				
1 Juan Pierre, L (1,7) OBP: 0.329, SLG: 0.288										2	2	1	0	2	0	1	Seattle Mariners @ Chicago White Sox U.S. Cellular Field, Chicago, IL Wed Jul 28 2010, 8:10 PM - 11:06 PM EDT Att: 25,126 - Cloudy - 79 F				
10 Alexei Ramirez, R (1,6) OBP: 0.321, SLG: 0.438										3	1	2	1	0	0	1					
51 Alex Rios, R (1,10) OBP: 0.359, SLG: 0.507										4	0	2	2	0	0	2					
14 Paul Konerko, R (1,3) OBP: 0.373, SLG: 0.564										4	1	1	1	0	0	2					
20 Carlos Quentin, R (1,9) OBP: 0.337, SLG: 0.490										4	0	0	0	0	1	1					
12 A.J. Pierzynski, L (1,2) OBP: 0.274, SLG: 0.355										4	0	0	0	0	0	0					
24 Dayan Viciedo, R (1,5) OBP: 0.286, SLG: 0.464										3	0	1	0	0	1	0					
11 Omar Vizquel, S (8,5) OBP: 0.342, SLG: 0.339										1	0	0	0	0	0	0					
25 Andruw Jones, R (1,8) OBP: 0.310, SLG: 0.446										3	1	1	0	0	1	1					
15 Gordon Beckham, R (1,4) OBP: 0.295, SLG: 0.353										2	1	1	2	1	0	1					
Inning Stats	R: 1 E: 0 K: 1 S: 16	H: 1 LOB: 1 BB: 1 P: 26	R: 2 E: 0 K: 1 S: 18	H: 4 LOB: 2 BB: 0 P: 29	R: 0 E: 0 K: 0 S: 11	H: 0 LOB: 0 BB: 0 P: 16	R: 0 E: 0 K: 1 S: 10	H: 1 LOB: 1 BB: 0 P: 12	R: 2 E: 0 K: 0 S: 8	H: 2 LOB: 0 BB: 0 P: 14	R: 0 E: 0 K: 0 S: 7	H: 0 LOB: 0 BB: 1 P: 13	R: 1 E: 0 K: 0 S: 6	H: 1 LOB: 0 BB: 1 P: 14	R: 0 E: 0 K: 0 S: 6	H: 0 LOB: 0 BB: 0 P: 11	1B: 5 2B: 1 3B: 0 HR: 3	SF: 0 SAC: 1 DP: 0 HBP: 0	WP: 0 PB: 0 SB: 1 CS: 1	PA: 35	
PITCHER	IP WLS BF H R ER SO BB IBB HBP BLK WP HR S P ERA WHIP	4.1 1 22 8 5 5 3 1 0 0 0 0 0 0 3 59 10.38 2.077	5.1 2.0 L 7 0 1 1 0 2 0 0 0 0 0 0 0 15 29 4.50 1.000	7.1 1.2 5 1 0 0 0 0 0 0 0 0 0 0 8 16 0.00 0.600	PITCHER										IP WLS BF H R ER SO BB IBB HBP BLK WP HR S P ERA WHIP						
38 Jason Vargas, L (1,1) ERA: 3.2											4.1 1 22 8 5 5 3 1 0 0 0 0 0 0 3 59 10.38 2.077										
50 Jamey Wright, R (5,1) ERA: 4.91											5.1 2.0 L 7 0 1 1 0 2 0 0 0 0 0 0 0 15 29 4.50 1.000										
43 Brandon League, R (7,1) ERA: 3.4											7.1 1.2 5 1 0 0 0 0 0 0 0 0 0 0 8 16 0.00 0.600										

Batter	1	2	3	4	5	6	7	8	9	AB	R	H	RBI	BB	SO	LOB	TOP					
51 Ichiro Suzuki, L (1, 9) OBP: 0.364, SLG: 0.392										5	3	3	1	0	0	0						
9 Chone Figgins, S (1, 4) OBP: 0.335, SLG: 0.284										3	0	1	0	1	0	1						
13 Casey Kotchman, L (1, 3) OBP: 0.303, SLG: 0.374										3	1	2	2	0	1	1						
21 Franklin Gutierrez, R (1, 8) OBP: 0.318, SLG: 0.371										4	0	1	0	0	0	2						
55 Michael Saunders, L (1, 7) OBP: 0.316, SLG: 0.432										4	0	2	1	0	0	1						
17 Justin Smoak, S (1, 10) OBP: 0.288, SLG: 0.336										4	0	0	0	0	0	3						
16 Josh Wilson, R (1, 5) OBP: 0.315, SLG: 0.337										3	0	0	0	0	1	2						
32 Rob Johnson, R (1, 2) OBP: 0.288, SLG: 0.282										3	0	0	0	0	2	1						
12 Ryan Langerhans, L (9, PH) OBP: 0.387, SLG: 0.316										1	0	0	0	0	1	0						
2 Jack Wilson, R (1, 6) OBP: 0.283, SLG: 0.312										4	1	1	0	0	0	1						
Inning Stats	R: 1 E: 0 K: 0 S: 14	H: 2 LOB: 1 BB: 0 P: 20	R: 0 E: 0 K: 1 S: 7	H: 0 LOB: 1 BB: 0 P: 14	R: 1 E: 0 K: 0 S: 11	H: 2 LOB: 0 BB: 0 P: 12	R: 0 E: 0 K: 0 S: 12	H: 0 LOB: 0 BB: 0 P: 15	R: 0 E: 0 K: 1 S: 12	H: 0 LOB: 0 BB: 0 P: 17	R: 1 E: 0 K: 1 S: 13	H: 3 LOB: 2 BB: 0 P: 21	R: 2 E: 0 K: 1 S: 17	H: 2 LOB: 1 BB: 1 P: 26	R: 0 E: 0 K: 0 S: 8	H: 1 LOB: 0 BB: 0 P: 11	R: 0 E: 0 K: 1 S: 8	H: 0 LOB: 0 BB: 0 P: 13	1B: 5 2B: 5 HR: 0	SF: 1 SAC: 0 DP: 1 HBP: 1	WP: 1 PA: 37	
PITCHER	IP WLS BF H R ER SO BB IBB HBP BLK WP HR S P ERA WHIP	6.0 W 25 7 3 3 3 0 0 1 0 0 0 69 99 4.50 1.167	7.1 1.0 6 2 2 2 1 1 0 0 0 1 0 17 26 18.00 3.000	8.1 1.0 3 1 0 0 0 0 0 0 0 0 8 11 0.00 1.000	9.1 1.0 3 0 0 0 1 0 0 0 0 0 8 13 0.00 0.000	PITCHER																

Seattle Mariners @ Chicago White Sox
 U.S. Cellular Field, Chicago, IL
 Thu Jul 29 2010, 8:11 PM - 10:53 PM EDT
 Att: 28,483 - Partly Cloudy - 73 F

AB	34
R	5
H	10
RBI	4
BB	1
SO	5
LOB	12



Batter	1	2	3	4	5	6	7	8	9	AB	R	H	RBI	BB	SO	LOB	BOTTOM				
1 Juan Pierre, L (1, 7) OBP: 0.330, SLG: 0.290										4	1	1	2	1	0	1					
11 Omar Vizquel, S (1, 5) OBP: 0.353, SLG: 0.348										4	0	3	2	1	0	1					
51 Alex Rios, R (1, 8) OBP: 0.354, SLG: 0.500										5	0	0	0	0	0	5					
14 Paul Konerko, R (1, 10) OBP: 0.377, SLG: 0.572										2	1	1	1	2	0	0					
20 Carlos Quentin, R (1, 9) OBP: 0.339, SLG: 0.500										4	1	2	1	0	0	1					
25 Andrew Jones, R (8, 9) OBP: 0.310, SLG: 0.446										0	0	0	0	0	0	0					
7 Mark Kotsay, L (1, 3) OBP: 0.300, SLG: 0.345										4	0	0	0	0	0	2					
10 Alexei Ramirez, R (1, 6) OBP: 0.320, SLG: 0.436										4	1	1	0	0	0	0					
27 Ramon Castro, R (1, 2) OBP: 0.403, SLG: 0.618										4	3	3	2	0	0	0					
15 Gordon Beckham, R (1, 4) OBP: 0.300, SLG: 0.359										3	2	2	0	1	1	0					
Inning Stats	R: 0 E: 0 K: 0 S: 6	H: 1 LOB: 0 BB: 0 P: 12	R: 0 E: 0 K: 0 S: 7	H: 0 LOB: 0 BB: 0 P: 10	R: 4 E: 0 K: 0 S: 15	H: 5 LOB: 2 BB: 2 P: 31	R: 1 E: 0 K: 0 S: 12	H: 2 LOB: 1 BB: 0 P: 18	R: 0 E: 0 K: 0 S: 5	H: 0 LOB: 0 BB: 1 P: 10	R: 2 E: 0 K: 0 S: 9	H: 3 LOB: 2 BB: 1 P: 22	R: 2 E: 0 K: 0 S: 8	H: 2 LOB: 0 BB: 0 P: 14	R: 0 E: 1 K: 1 S: 10	H: 0 LOB: 1 BB: 1 P: 15	1B: 7 2B: 2 3B: 0 HR: 4	SF: 0 SAC: 0 DP: 3 HBP: 0	WP: 0 PA: 39		
PITCHER	IP WLS BF H R ER SO BB IBB HBP BLK WP HR S P ERA WHIP	2.2 L 14 4 3 3 0 2 0 0 0 0 2 26 48 9.00 2.000	3.1 7 3 2 2 0 0 0 0 0 0 2 10 20 13.50 2.250	1.1 4 0 0 0 1 1 0 0 0 0 0 10 15 0.00 1.000	PITCHER																

Seattle Mariners @ Chicago White Sox
 U.S. Cellular Field, Chicago, IL
 Thu Jul 29 2010, 8:11 PM - 10:53 PM EDT
 Att: 28,483 - Partly Cloudy - 73 F


AB	34
R	9
H	13
RBI	8
BB	5
SO	1
LOB	10



Batter	1	2	3	4	5	6	7	8	9	AB	R	H	RBI	BB	SO	LOB	TOP								
51 Ichiro Suzuki, L (1,9) OBP: 0.363, SLG: 0.389	F8		G6-3		FC3-6	K		G4-3		5	0	1	0	0	1	1									
9 Chone Figgins, S (1,4) OBP: 0.338, SLG: 0.288	30 CS		F8		FC3-6		30 WP			5	0	3	0	0	0	1									
13 Casey Kotchman, L (1,3) OBP: 0.297, SLG: 0.367	P6		G6-3		G4-3		F7			5	0	0	0	0	1	4									
30 Russell Bryanan, L (1,10) OBP: 0.329, SLG: 0.496	CS		SH1-3		G3		K			4	1	2	0	0	1	1									
21 Franklin Gutierrez, R (1,8) OBP: 0.322, SLG: 0.373		55 SH1-3			55 FC5-4		16 2B		G5-3	3	1	2	1	1	0	1									
55 Michael Saunders, L (1,7) OBP: 0.318, SLG: 0.427		SH1-3			FC5-4		16 BB		G4-3	2	1	0	0	1	0	1									
26 Josh Bard, S (1,2) OBP: 0.320, SLG: 0.385									G4-3	2	0	0	0	2	1	2									
16 Josh Wilson, R (1,5) OBP: 0.314, SLG: 0.340					P4				G6-3	4	0	1	2	0	1	5									
2 Jack Wilson, R (1,6) OBP: 0.277, SLG: 0.305		P3			F9		G4-3		F8	4	0	0	0	0	4										
Inning Stats	R: 0 E: 0 K: 0 S: 7	H: 1 LOB: 0 BB: 0 P: 14	R: 0 E: 0 K: 1 S: 13	H: 1 LOB: 3 BB: 2 P: 22	R: 0 E: 0 K: 0 S: 10	H: 0 LOB: 0 BB: 0 P: 12	R: 0 E: 0 K: 0 S: 8	H: 1 LOB: 2 BB: 1 P: 13	R: 0 E: 0 K: 0 S: 6	H: 1 LOB: 1 BB: 0 P: 10	R: 3 E: 0 K: 2 S: 15	H: 3 LOB: 1 BB: 1 P: 27	R: 0 E: 0 K: 1 S: 13	H: 1 LOB: 0 BB: 0 P: 19	R: 0 E: 0 K: 0 S: 11	H: 0 LOB: 0 BB: 0 P: 13	R: 0 E: 0 K: 1 S: 11	H: 1 LOB: 1 BB: 0 P: 14	1B: 6 2B: 3 3B: 0 HR: 0	SF: 0 SAC: 1 DP: 0 HBP: 0	WP: 1 PB: 0 SB: 1 CS: 1	PA: 40			
PITCHER	IP	WLS	BF	H	R	ER	SO	BB	IBB	HBP	BLK	WP	HR	S	P	ERA	WHIP								
30 Scott Baker, R (1,1) ERA: 5.0	5.1	W	26	7	3	3	2	4	0	0	0	0	0	51	86	5.06	2.062								
28 Jesse Crain, R (6,1) ERA: 3.12	0.2	H	3	1	0	0	1	0	0	0	0	0	0	12	18	0.00	1.500								
50 Jose Mijares, L (7,1) ERA: 2.78	0.2	H	2	0	0	0	1	0	0	0	0	1	0	5	9	0.00	0.000								
54 Matt Guerrier, R (7,1) ERA: 2.96	1.1	H	4	0	0	0	0	0	0	0	0	0	0	15	17	0.00	0.000								
55 Matt Capps, R (9,1) ERA: 2.69	1.0	S	4	1	0	0	1	0	0	0	0	0	0	11	14	0.00	1.000								

Seattle Mariners @ Minnesota Twins
Target Field, Minneapolis, MN
Fri Jul 30 2010, 7:11 PM - 10:09 PM CDT
Att: 40,596 - Overcast - 72 F

AB 34
R 3
H 9
RBI 3
BB 4
SO 5
LOB 20



Batter	1	2	3	4	5	6	7	8	9	AB	R	H	RBI	BB	SO	LOB	BOTTOM								
2 Denard Span, L (1,8) OBP: 0.349, SLG: 0.366	G3		G3-6-3				G6-3			4	0	1	0	0	0	1									
12 Alexi Casilla, S (1,4) OBP: 0.370, SLG: 0.413	K		G4-3				G4-3			4	1	1	2	0	1	1									
7 Joe Mauer, L (1,2) OBP: 0.378, SLG: 0.462	G1-3		E5							2	0	0	0	2	0	0									
21 Delmon Young, R (1,7) OBP: 0.365, SLG: 0.545			F9		P4		F8			4	0	1	0	0	0	2									
16 Jason Kubel, L (1,9) OBP: 0.336, SLG: 0.422	K				F8		G4-3		G3-1	4	0	0	0	0	1	2									
5 Michael Cuddyer, R (1,3) OBP: 0.345, SLG: 0.439	E4		G6-3							4	1	1	0	0	0	0									
25 Jim Thome, L (1,10) OBP: 0.390, SLG: 0.551										4	1	1	2	0	2	1									
22 Danny Valencia, R (1,5) OBP: 0.443, SLG: 0.490			G6-3							3	0	1	0	1	0	0									
27 J.J. Hardy, R (1,6) OBP: 0.306, SLG: 0.390										4	2	2	0	0	0	3									
Inning Stats	R: 0 E: 0 K: 1 S: 9	H: 0 LOB: 0 BB: 0 P: 15	R: 2 E: 1 K: 1 S: 11	H: 1 LOB: 0 BB: 0 P: 12	R: 1 E: 1 K: 0 S: 10	H: 1 LOB: 1 BB: 0 P: 14	R: 0 E: 0 K: 1 S: 9	H: 0 LOB: 0 BB: 0 P: 14	R: 2 E: 0 K: 0 S: 15	H: 3 LOB: 1 BB: 1 P: 27	R: 0 E: 0 K: 1 S: 14	H: 1 LOB: 2 BB: 1 P: 24	R: 0 E: 0 K: 0 S: 11	H: 1 LOB: 2 BB: 1 P: 21	R: 0 E: 0 K: 0 S: 6	H: 1 LOB: 1 BB: 0 P: 9	1B: 6 2B: 0 3B: 0 HR: 2	SF: 0 SAC: 0 DP: 0 HBP: 0	WP: 0 PB: 0 SB: 0 CS: 1	PA: 36					
PITCHER	IP	WLS	BF	H	R	ER	SO	BB	IBB	HBP	BLK	WP	HR	S	P	ERA	WHIP								
58 Doug Fister, R (1,1) ERA: 3.57	5.0	L	22	5	5	2	3	1	0	0	0	0	0	14	24	0.00	2.000								
50 Jamey Wright, R (6,1) ERA: 4.75	1.0		5	1	0	0	1	1	0	0	0	0	0	11	21	0.00	2.000								
49 Garrett Olson, L (7,1) ERA: 5.3	1.0		5	1	0	0	0	1	0	0	0	0	0	6	9	0.00	1.000								
37 Brian Sweeney, R (8,1) ERA: 3.92	1.0		4	1	0	0	0	0	0	0	0	0	0	6	9	0.00	1.000								

Seattle Mariners @ Minnesota Twins
Target Field, Minneapolis, MN
Fri Jul 30 2010, 7:11 PM - 10:09 PM CDT
Att: 40,596 - Overcast - 72 F

AB 33
R 5
H 8
RBI 4
BB 3
SO 4
LOB 10



Batter	1	2	3	4	5	6	7	8	9	AB	R	H	RBI	BB	SO	LOB	TOP										
51 Ichiro Suzuki, L (1,9) OBP: 0.362, SLG: 0.388										4	0	1	0	0	3	0	Seattle Mariners @ Minnesota Twins Target Field, Minneapolis, MN Sat Jul 31 2010, 6:11 PM - 8:17 PM CDT Att: 40,799 - Partly Cloudy - 82 F livebaseballscorecards.com										
9 Chone Figgins, S (1,4) OBP: 0.335, SLG: 0.285										4	0	0	0	0	0	1											
13 Casey Kotchman, L (1,3) OBP: 0.297, SLG: 0.365										4	0	1	0	0	0	1											
30 Russell Branyan, L (1,10) OBP: 0.324, SLG: 0.487										4	0	0	0	0	2	2											
21 Franklin Gutierrez, R (1,8) OBP: 0.320, SLG: 0.370										3	0	0	0	0	1	0											
55 Michael Saunders, L (1,7) OBP: 0.316, SLG: 0.431										3	0	1	0	0	0	0											
26 Josh Bard, S (1,2) OBP: 0.321, SLG: 0.397										3	0	1	0	0	0	1											
27 Matt Tuiasosopo, R (1,5) OBP: 0.200, SLG: 0.228										3	0	0	0	0	0	2											
2 Jack Wilson, R (1,6) OBP: 0.273, SLG: 0.299										3	0	0	0	0	0	1											
Inning Stats	R: 0 E: 0 K: 2 S: 13	H: 1 LOB: 1 BB: 0 P: 21	R: 0 E: 0 K: 1 S: 6	H: 0 LOB: 0 BB: 0 P: 9	R: 0 E: 0 K: 1 S: 10	H: 0 LOB: 0 BB: 0 P: 10	R: 0 E: 0 K: 0 S: 9	H: 0 LOB: 0 BB: 0 P: 13	R: 0 E: 0 K: 1 S: 11	H: 1 LOB: 1 BB: 0 P: 19	R: 0 E: 0 K: 0 S: 8	H: 0 LOB: 0 BB: 0 P: 8	R: 0 E: 0 K: 0 S: 6	H: 1 LOB: 1 BB: 0 P: 8	R: 0 E: 0 K: 0 S: 11	H: 1 LOB: 1 BB: 0 P: 14	R: 0 E: 0 K: 1 S: 11	H: 1 LOB: 1 BB: 0 P: 17	1B: 2 2B: 2 3B: 0 HR: 0	SF: 0 SAC: 0 DP: 0 HBP: 0	WP: 0 PB: 0 SB: 0 CS: 0	PA: 31					
PITCHER	IP	WLS	BF	H	R	ER	SO	BB	IBB	HBP	BLK	WP	HR	S	P	ERA	WHIP										
59 Kevin Slowey, R (1,1) ERA: 4.44	8.0	W	27	3	0	0	5	0	0	0	0	0	0	74	103	0.00	0.375										
50 Jose Mijares, L (9,1) ERA: 2.66	1.0		4	1	0	0	1	0	0	0	0	0	0	11	17	0.00	1.000										

Batter	1	2	3	4	5	6	7	8	9	AB	R	H	RBI	BB	SO	LOB	BOTTOM										
2 Denard Span, L (1,8) OBP: 0.346, SLG: 0.362										4	0	0	0	0	0	2	Seattle Mariners @ Minnesota Twins Target Field, Minneapolis, MN Sat Jul 31 2010, 6:11 PM - 8:17 PM CDT Att: 40,799 - Partly Cloudy - 82 F livebaseballscorecards.com										
12 Alexi Casilla, S (1,4) OBP: 0.394, SLG: 0.433										4	1	1	0	0	0	2											
7 Joe Mauer, L (1,2) OBP: 0.382, SLG: 0.468										4	2	3	1	0	1	0											
21 Delmon Young, R (1,7) OBP: 0.366, SLG: 0.550										4	1	2	2	0	0	2											
25 Jim Thome, L (1,10) OBP: 0.387, SLG: 0.549										4	0	1	1	0	1	3											
5 Michael Cuddyer, R (1,3) OBP: 0.344, SLG: 0.437										4	0	1	0	0	0	3											
16 Jason Kubel, L (1,9) OBP: 0.336, SLG: 0.420										2	0	0	0	1	0	2											
22 Danny Valencia, R (1,5) OBP: 0.440, SLG: 0.485										3	0	1	0	0	1	0											
27 J.J. Hardy, R (1,6) OBP: 0.304, SLG: 0.387										2	0	0	0	0	1	0											
Inning Stats	R: 3 E: 1 K: 0 S: 14	H: 4 LOB: 1 BB: 0 P: 18	R: 0 E: 0 K: 2 S: 10	H: 0 LOB: 0 BB: 0 P: 15	R: 0 E: 1 K: 1 S: 9	H: 1 LOB: 2 BB: 0 P: 12	R: 0 E: 0 K: 0 S: 7	H: 0 LOB: 0 BB: 0 P: 9	R: 0 E: 0 K: 1 S: 9	H: 0 LOB: 0 BB: 0 P: 15	R: 0 E: 0 K: 0 S: 9	H: 1 LOB: 1 BB: 0 P: 10	R: 0 E: 0 K: 0 S: 13	H: 1 LOB: 2 BB: 1 P: 20	R: 1 E: 0 K: 0 S: 6	H: 2 LOB: 0 BB: 0 P: 11	R: 0 E: 0 K: 0 S: 11	H: 2 LOB: 0 BB: 0 P: 11	1B: 5 2B: 2 3B: 2 HR: 0	SF: 0 SAC: 1 DP: 2 HBP: 0	WP: 0 PB: 0 SB: 0 CS: 0	PA: 33					
PITCHER	IP	WLS	BF	H	R	ER	SO	BB	IBB	HBP	BLK	WP	HR	S	P	ERA	WHIP										
34 Félix Hernández, R (1,1) ERA: 2.79	7.0	L	29	7	3	3	4	1	0	0	0	0	0	71	99	3.86	1.143										
50 Jamey Wright, R (8,1) ERA: 4.89	1.0		4	2	1	1	0	0	0	0	0	0	0	6	11	9.00	2.000										

Seattle Mariners @ Minnesota Twins
 Target Field, Minneapolis, MN
 Sat Jul 31 2010, 6:11 PM - 8:17 PM CDT
 Att: 40,799 - Partly Cloudy - 82 F

AB 31
 R 0
 H 4
 RBI 0
 BB 0
 SO 6
 LOB 8

Seattle Mariners @ Minnesota Twins
 Target Field, Minneapolis, MN
 Sat Jul 31 2010, 6:11 PM - 8:17 PM CDT
 Att: 40,799 - Partly Cloudy - 82 F

AB 31
 R 4
 H 9
 RBI 4
 BB 1
 SO 4
 LOB 14


Batter	1	2	3	4	5	6	7	8	9	AB	R	H	RBI	BB	SO	LOB	TOP										
51 Ichiro Suzuki, L (1,9) OBP: 0.359, SLG: 0.384										4	0	0	0	0	1	3	Seattle Mariners @ Minnesota Twins Target Field, Minneapolis, MN Sun Aug 01 2010, 1:13 PM - 3:27 PM CDT Att: 40,374 - Overcast - 86 F										
9 Chone Figgins, S (1,4) OBP: 0.334, SLG: 0.288										4	0	1	0	0	3	0											
21 Franklin Gutierrez, R (1,8) OBP: 0.317, SLG: 0.366										4	0	0	0	0	1	1											
30 Russell Branyan, L (1,10) OBP: 0.319, SLG: 0.479										4	0	0	0	0	3	1											
13 Casey Kotchman, L (1,3) OBP: 0.293, SLG: 0.359										4	0	0	0	0	4	1											
16 Josh Wilson, R (1,6) OBP: 0.310, SLG: 0.335										3	0	0	0	0	2	0											
27 Matt Tuiasosopo, R (1,5) OBP: 0.190, SLG: 0.217										3	0	0	0	0	1	1											
55 Michael Saunders, L (1,7) OBP: 0.316, SLG: 0.441										3	0	1	0	0	0	1											
32 Rob Johnson, R (1,2) OBP: 0.293, SLG: 0.281										1	0	0	0	2	0	0											
Inning Stats	R: 0 E: 0 K: 1 S: 6	H: 0 LOB: 0 BB: 0 P: 8	R: 0 E: 0 K: 3 S: 12	H: 0 LOB: 0 BB: 0 P: 19	R: 0 E: 0 K: 0 S: 6	H: 0 LOB: 1 BB: 1 P: 12	R: 0 E: 0 K: 3 S: 11	H: 1 LOB: 1 BB: 0 P: 14	R: 0 E: 0 K: 1 S: 15	H: 0 LOB: 2 BB: 1 P: 27	R: 0 E: 0 K: 1 S: 6	H: 0 LOB: 0 BB: 0 P: 10	R: 0 E: 0 K: 2 S: 12	H: 0 LOB: 1 BB: 0 P: 19	R: 0 E: 0 K: 2 S: 8	H: 0 LOB: 0 BB: 0 P: 12	R: 0 E: 0 K: 2 S: 12	H: 0 LOB: 0 BB: 0 P: 18	1B: 0 2B: 1 3B: 1 HR: 0	SF: 0 SAC: 0 DP: 0 HBP: 0	WP: 0 PB: 0 SB: 0 CS: 0	PA: 32					
PITCHER	IP	WLS	BF	H	R	ER	SO	BB	IBB	HBP	BLK	WP	HR	S	P	ERA	WHIP										
47 Francisco Liriano, L (1,1) ERA: 3.18	7.0	W	26	2	0	0	11	2	0	0	0	0	0	68	109	0.00	0.571										
60 Jon Rauch, R (8,1) ERA: 2.97	1.0		3	0	0	0	2	0	0	0	0	0	0	8	12	0.00	0.000										
54 Matt Guerrier, R (9,1) ERA: 2.89	1.0		3	0	0	0	2	0	0	0	0	0	0	12	18	0.00	0.000										

Batter	1	2	3	4	5	6	7	8	9	AB	R	H	RBI	BB	SO	LOB	BOTTOM										
2 Denard Span, L (1,8) OBP: 0.348, SLG: 0.363										4	0	2	0	0	0	0	Seattle Mariners @ Minnesota Twins Target Field, Minneapolis, MN Sun Aug 01 2010, 1:13 PM - 3:27 PM CDT Att: 40,374 - Overcast - 86 F										
12 Alexi Casilla, S (1,4) OBP: 0.358, SLG: 0.423										4	1	1	0	0	0	2											
21 Delmon Young, R (1,7) OBP: 0.367, SLG: 0.551										3	1	1	0	0	0	2											
5 Michael Cuddyer, R (1,3) OBP: 0.343, SLG: 0.434										3	1	0	0	1	0	2											
16 Jason Kubel, L (1,10) OBP: 0.338, SLG: 0.424										4	1	2	3	0	1	0											
22 Danny Valencia, R (1,5) OBP: 0.442, SLG: 0.495										4	0	2	1	0	2	1											
18 Jason Repko, R (1,9) OBP: 0.405, SLG: 0.568										3	0	1	0	0	0	2											
27 J.J. Hardy, R (1,6) OBP: 0.300, SLG: 0.381										3	0	0	0	0	0	3											
41 Drew Butera, R (1,2) OBP: 0.203, SLG: 0.289										3	0	0	0	0	1	1											
Inning Stats	R: 0 E: 0 K: 0 S: 11	H: 1 LOB: 1 BB: 0 P: 15	R: 0 E: 0 K: 1 S: 13	H: 1 LOB: 0 BB: 0 P: 16	R: 0 E: 0 K: 1 S: 8	H: 0 LOB: 0 BB: 0 P: 9	R: 0 E: 0 K: 0 S: 5	H: 0 LOB: 0 BB: 0 P: 10	R: 0 E: 0 K: 1 S: 9	H: 1 LOB: 1 BB: 0 P: 12	R: 4 E: 0 K: 0 S: 18	H: 4 LOB: 1 BB: 1 P: 27	R: 0 E: 0 K: 0 S: 8	H: 1 LOB: 1 BB: 0 P: 13	R: 0 E: 0 K: 1 S: 8	H: 1 LOB: 1 BB: 0 P: 12	1B: 5 2B: 5 3B: 0 HR: 0	SF: 0 SAC: 0 DP: 2 HBP: 1	WP: 0 PB: 0 SB: 0 CS: 1	PA: 33							
PITCHER	IP	WLS	BF	H	R	ER	SO	BB	IBB	HBP	BLK	WP	HR	S	P	ERA	WHIP										
25 Luke French, L (1,1) ERA: 6.27	6.0	L	26	7	4	4	3	0	0	0	0	0	0	64	89	6.00	1.167										
46 Sean White, R (7,1) ERA: 6.55	1.0		4	1	0	0	0	0	0	0	0	0	0	8	13	0.00	1.000										
43 Brandon League, R (8,1) ERA: 3.33	1.0		3	1	0	0	1	0	0	0	0	0	0	8	12	0.00	1.000										

Batter	1	2	3	4	5	6	7	8	9	AB	R	H	RBI	BB	SO	LOB	TOP				
1 Elvis Andrus, R OBP: 0.360, SLG: 0.313										2	0	1	0	2	0	0	Texas Rangers @ Seattle Mariners Safeco Field, Seattle, WA Tue Aug 03 2010, 7:13 PM - 9:44 PM PDT Att: 23,467 - Clear - 71 F				
10 Michael Young, R OBP: 0.355, SLG: 0.481										2	0	0	1	1	0	1					
32 Josh Hamilton, L OBP: 0.405, SLG: 0.629										4	0	0	0	0	0	4					
17 Nelson Cruz, R OBP: 0.378, SLG: 0.583										3	1	0	0	1	1	3					
8 Jorge Cantu, R OBP: 0.310, SLG: 0.406										4	0	1	0	0	0	0					
15 Cristian Guzman, S OBP: 0.319, SLG: 0.350										3	0	0	0	0	0	0					
11 Benjie Molina, R OBP: 0.292, SLG: 0.332										2	0	1	1	0	0	0					
27 Vladimir Guerrero, R OBP: 0.354, SLG: 0.515										1	0	0	0	0	0	0					
18 Mitch Moreland, L OBP: 0.400, SLG: 0.429										3	0	1	0	0	1	2					
20 Julio Borbon, L OBP: 0.304, SLG: 0.352										1	1	0	0	1	0	0					
7 David Murphy, L OBP: 0.317, SLG: 0.379										1	0	0	0	0	0	1					
Inning Stats	R: 0 E: 0 K: 1 S: 11	H: 0 LOB: 1 BB: 1 P: 20	R: 0 E: 0 K: 1 S: 12	H: 1 LOB: 1 BB: 0 P: 17	R: 1 E: 0 K: 0 S: 4	H: 1 LOB: 0 BB: 1 P: 9	R: 1 E: 0 K: 0 S: 10	H: 1 LOB: 1 BB: 1 P: 17	R: 0 E: 0 K: 0 S: 7	H: 0 LOB: 0 BB: 0 P: 12	R: 0 E: 0 K: 0 S: 8	H: 1 LOB: 1 BB: 0 P: 10	R: 0 E: 0 K: 0 S: 6	H: 0 LOB: 1 BB: 2 P: 15	R: 0 E: 0 K: 0 S: 7	H: 0 LOB: 0 BB: 0 P: 11	1B: 3 2B: 1 3B: 0 HR: 0	SF: 2 SAC: 1 DP: 2 HBP: 0	WP: 0 PB: 0 SB: 0 CS: 0	PA: 34	
PITCHER	IP	WLS	BF	H	R	ER	SO	BB	IBB	HBP	BLK	WP	HR	S	P	ERA	WHIP				
38 Jason Vargas, L ERA: 3.19	6.0	W	23	3	2	2	2	3	0	0	0	0	0	54	92	3.00	1.000				
50 Jamey Wright, R ERA: 4.73	1.0	H	4	1	0	0	0	0	0	0	0	0	0	8	10	0.00	1.000				
43 Brandon League, R ERA: 3.27	1.0	H	4	0	0	0	0	2	0	0	0	0	0	6	15	0.00	2.000				
53 David Aardsma, R ERA: 4.46	1.0	S	3	0	0	0	0	0	0	0	0	0	0	7	11	0.00	0.000				

Batter	1	2	3	4	5	6	7	8	9	AB	R	H	RBI	BB	SO	LOB	BOTTOM				
51 Ichiro Suzuki, L OBP: 0.360, SLG: 0.385										4	1	2	0	0	0	0	Texas Rangers @ Seattle Mariners Safeco Field, Seattle, WA Tue Aug 03 2010, 7:13 PM - 9:44 PM PDT Att: 23,467 - Clear - 71 F				
9 Chone Figgins, S OBP: 0.338, SLG: 0.292										4	0	3	0	0	0	0					
13 Casey Kotchman, L OBP: 0.296, SLG: 0.362										4	0	2	0	0	0	3					
30 Russell Bryan, L OBP: 0.318, SLG: 0.473										3	0	0	0	1	1	4					
21 Franklin Gutierrez, R OBP: 0.317, SLG: 0.374										3	1	1	2	0	1	3					
10 Adam Moore, R OBP: 0.206, SLG: 0.279										4	0	0	0	0	3	2					
55 Michael Saunders, L OBP: 0.310, SLG: 0.431										4	0	0	0	0	1	0					
27 Matt Tuiasosopo, R OBP: 0.209, SLG: 0.250										4	0	2	0	0	2	0					
2 Jack Wilson, R OBP: 0.272, SLG: 0.298										4	1	1	0	0	2	2					
Inning Stats	R: 0 E: 0 K: 0 S: 11	H: 1 LOB: 2 BB: 1 P: 20	R: 0 E: 0 K: 2 S: 12	H: 1 LOB: 0 BB: 0 P: 16	R: 1 E: 0 K: 2 S: 12	H: 3 LOB: 2 BB: 0 P: 17	R: 1 E: 0 K: 2 S: 21	H: 3 LOB: 2 BB: 0 P: 29	R: 1 E: 0 K: 1 S: 8	H: 1 LOB: 0 BB: 0 P: 13	R: 0 E: 0 K: 2 S: 8	H: 0 LOB: 0 BB: 0 P: 10	R: 0 E: 0 K: 1 S: 13	H: 1 LOB: 1 BB: 0 P: 19	R: 0 E: 0 K: 0 S: 10	H: 1 LOB: 1 BB: 0 P: 13		1B: 9 2B: 1 3B: 0 HR: 1	SF: 0 SAC: 1 DP: 0 HBP: 0	WP: 1 PB: 0 SB: 0 CS: 0	PA: 36
PITCHER	IP	WLS	BF	H	R	ER	SO	BB	IBB	HBP	BLK	WP	HR	S	P	ERA	WHIP				
48 Colby Lewis, R ERA: 3.45	6.0	L	28	9	3	3	9	1	0	0	0	0	0	9	105	4.50	1.667				
54 Matt Harrison, L ERA: 3.96	0.2		3	1	0	0	0	0	0	0	0	0	0	9	13	0.00	1.500				
56 Darren O'Day, R ERA: 1.26	1.1		5	1	0	0	1	0	0	0	0	0	0	14	19	0.00	0.750				

AB 26
R 2
H 4
RBI 2
BB 5
SO 2
LOB 11



AB 34
R 3
H 11
RBI 2
BB 1
SO 10
LOB 14



WP: 1
PB: 0
SB: 0
CS: 0

Batter	1	2	3	4	5	6	7	8	9	AB	R	H	RBI	BB	SO	LOB	TOP										
1 Elvis Andrus, R OBP: 0.362, SLG: 0.314	G6-3		K						K	5	2	0	0	2	0		Texas Rangers @ Seattle Mariners Safeco Field, Seattle, WA Wed Aug 04 2010, 7:12 PM - 10:29 PM PDT Att: 20,185 - Clear - 74 F										
10 Michael Young, R OBP: 0.355, SLG: 0.486	F9		G3-1						G1-3	6	2	2	4	0	0	3											
32 Josh Hamilton, L OBP: 0.405, SLG: 0.626	HBP		27 2B							4	1	1	0	0	0	2											
27 Vladimir Guerrero, R OBP: 0.353, SLG: 0.514	FC5-4		17 1B							5	1	1	1	0	1	2											
17 Nelson Cruz, R OBP: 0.385, SLG: 0.588	G4-3		7 2B							3	1	2	1	2	0	0											
7 David Murphy, L OBP: 0.318, SLG: 0.391	G4-3		F7							5	1	2	3	0	1	2											
15 Cristian Guzman, S OBP: 0.318, SLG: 0.347	K		G4-3							5	1	1	0	0	2	3											
11 Bengie Molina, R OBP: 0.297, SLG: 0.335			K2-3							4	1	2	0	1	1	2											
18 Mitch Moreland, L OBP: 0.400, SLG: 0.421	F9		G3							5	1	2	1	0	0	2											
Inning Stats	R: 0 H: 0 E: 0 K: 0 S: 10	H: 0 LOB: 1 BB: 0 P: 18	R: 0 H: 1 E: 0 K: 1 S: 9	H: 1 LOB: 2 BB: 1 P: 17	R: 2 H: 3 E: 0 K: 1 S: 11	H: 3 LOB: 1 BB: 0 P: 14	R: 0 H: 0 E: 0 K: 1 S: 7	H: 0 LOB: 1 BB: 0 P: 8	R: 5 H: 6 E: 0 K: 0 S: 17	H: 6 LOB: 3 BB: 1 P: 31	R: 0 H: 0 E: 0 K: 1 S: 8	H: 0 LOB: 0 BB: 0 P: 12	R: 4 H: 4 E: 0 K: 2 S: 17	H: 4 LOB: 0 BB: 0 P: 22	R: 0 H: 1 E: 0 K: 0 S: 12	H: 2 LOB: 2 BB: 1 P: 21		R: 0 H: 0 E: 0 K: 1 S: 8	H: 0 LOB: 0 BB: 0 P: 9	1B: 11 2B: 2 HR: 2	SF: 0 SAC: 0 HBP: 2	WP: 1 PB: 0 SB: 0 CS: 0	PA: 47				
PITCHER	IP	WLS	BF	H	R	ER	SO	BB	IBB	HBP	BLK	WP	HR	S	P	ERA	WHIP										
58 Doug Fister, R ERA: 3.98	4.2	L	26	8	7	7	3	1	1	2	0	1	1	48	81	13.50	1.929										
52 Chris Seddon, L ERA: 3.0	0.2		4	2	0	0	0	0	0	0	0	0	0	9	12	0.00	3.000										
39 David Pauley, R ERA: 3.38	0.2		2	0	0	0	1	0	0	0	0	0	0	5	7	0.00	0.000										
49 Garrett Olson, L ERA: 6.86	1.0		7	4	4	4	2	0	0	0	0	0	1	17	22	36.00	4.000										
37 Brian Sweeney, R ERA: 3.74	1.0		5	1	0	0	0	1	0	0	0	0	0	12	21	0.00	2.000										
PITCHER	IP	WLS	BF	H	R	ER	SO	BB	IBB	HBP	BLK	WP	HR	S	P	ERA	WHIP										
46 Sean White, R ERA: 6.26	1.0		3	0	0	0	1	0	0	0	0	0	0	8	9	0.00	0.000										

Batter	1	2	3	4	5	6	7	8	9	AB	R	H	RBI	BB	SO	LOB	BOTTOM										
51 Ichiro Suzuki, L OBP: 0.362, SLG: 0.388	K					G6-3				5	1	3	0	0	1	0	Texas Rangers @ Seattle Mariners Safeco Field, Seattle, WA Wed Aug 04 2010, 7:12 PM - 10:29 PM PDT Att: 20,185 - Clear - 74 F										
9 Chone Figgins, S OBP: 0.297, SLG: 0.297	4 1B		G1-3			SH1-3				4	2	2	0	0	1	3											
13 Casey Kotchman, L OBP: 0.297, SLG: 0.359	4 1B					G6-3				2	1	0	1	2	1	3											
21 Franklin Gutierrez, R OBP: 0.316, SLG: 0.374	F8		K							5	0	1	1	0	2	4											
30 Russell Bryanan, L OBP: 0.320, SLG: 0.467	10 BB		G4-3							3	0	0	0	2	1	0											
4 Jose Lopez, R OBP: 0.269, SLG: 0.334	10 BB		10 HR			K				5	1	2	2	0	1	2											
10 Adam Moore, R OBP: 0.224, SLG: 0.328						G4-3				3	1	1	2	1	1	0											
55 Michael Saunders, L OBP: 0.309, SLG: 0.427	K					K				4	0	1	0	0	3	3											
2 Jack Wilson, R OBP: 0.272, SLG: 0.303			G5-3			G4-3				4	0	1	0	0	0	1											
Inning Stats	R: 2 H: 2 E: 1 K: 2 S: 18	H: 2 LOB: 3 BB: 3 P: 39	R: 0 H: 1 E: 0 K: 1 S: 14	H: 1 LOB: 2 BB: 1 P: 25	R: 2 H: 3 E: 0 K: 0 S: 12	H: 3 LOB: 0 BB: 0 P: 21	R: 1 H: 2 E: 0 K: 1 S: 15	H: 2 LOB: 2 BB: 1 P: 24	R: 0 H: 0 E: 0 K: 1 S: 10	H: 0 LOB: 0 BB: 0 P: 18	R: 1 H: 1 E: 0 K: 1 S: 13	H: 1 LOB: 0 BB: 0 P: 17	R: 0 H: 0 E: 0 K: 2 S: 7	H: 0 LOB: 0 BB: 0 P: 9	R: 0 H: 2 E: 0 K: 3 S: 14	H: 2 LOB: 2 BB: 0 P: 18		R: 0 H: 0 E: 0 K: 0 S: 5	H: 0 LOB: 0 BB: 0 P: 10	1B: 7 2B: 3 HR: 1	SF: 1 SAC: 1 HBP: 0	WP: 0 PB: 0 SB: 0 CS: 1	PA: 42				
PITCHER	IP	WLS	BF	H	R	ER	SO	BB	IBB	HBP	BLK	WP	HR	S	P	ERA	WHIP										
36 C.J. Wilson, L ERA: 3.3	3.0		18	6	4	4	3	4	0	0	0	0	0	25	42	12.00	3.333										
39 Scott Feldman, R ERA: 5.44	2.0	W	9	2	1	1	2	1	0	0	0	0	0	25	42	4.50	1.500										
28 Darren Oliver, L ERA: 1.96	2.1	H	10	3	1	0	4	0	0	0	0	0	0	26	34	0.00	1.286										
50 Frank Francisco, R ERA: 3.72	1.2		5	0	0	0	2	0	0	0	0	0	0	13	20	0.00	0.000										

AB	42
R	11
H	15
RBI	10
BB	3
SO	7
LOB	16



AB	35
R	6
H	11
RBI	6
BB	5
SO	11
LOB	16




Batter	1	2	3	4	5	6	7	8	9	AB R H RBI BB SO LOB	TOP											
1 Elvis Andrus, R OBP: 0.362, SLG: 0.315										5 0 2 1 0 3 2	<p>Texas Rangers @ Seattle Mariners Safeco Field, Seattle, WA Thu Aug 05 2010, 7:13 PM - 10:15 PM PDT Att: 22,627 - Clear - 74 F</p> <p>livebaseballscores.com</p> <p>AB 37 R 6 H 11 RBI 5 BB 3 SO 7 LOB 14</p>											
10 Michael Young, R OBP: 0.353, SLG: 0.483										5 0 1 0 0 1 3												
32 Josh Hamilton, L OBP: 0.405, SLG: 0.623										5 1 2 0 0 1 1												
27 Vladimir Guerrero, R OBP: 0.354, SLG: 0.514										4 1 2 0 0 0 1												
20 Julio Borbon, L OBP: 0.303, SLG: 0.350										1 1 0 0 0 0 0												
17 Nelson Cruz, R OBP: 0.385, SLG: 0.592										5 1 2 1 0 0 2												
7 David Murphy, L OBP: 0.321, SLG: 0.402										3 1 1 2 1 0 1												
11 Bengie Molina, R OBP: 0.293, SLG: 0.331										3 0 0 1 0 0 1												
18 Mitch Moreland, L OBP: 0.417, SLG: 0.381										2 1 0 0 2 1 1												
3 Andrés Blanco, S OBP: 0.313, SLG: 0.257										4 0 1 0 0 1 2												
Inning Stats	R: 0 E: 0 K: 0 S: 8	H: 2 LOB: 1 BB: 0 P: 14	R: 0 E: 0 K: 1 S: 10	H: 1 LOB: 1 BB: 0 P: 14	R: 0 E: 0 K: 1 S: 8	H: 0 LOB: 0 BB: 0 P: 15	R: 0 E: 0 K: 0 S: 6	H: 0 LOB: 0 BB: 0 P: 10	R: 0 E: 0 K: 0 S: 7	H: 0 LOB: 0 BB: 0 P: 10	R: 0 E: 0 K: 1 S: 12	H: 1 LOB: 1 BB: 0 P: 17	R: 3 E: 0 K: 0 S: 19	H: 4 LOB: 2 BB: 1 P: 32	R: 3 E: 0 K: 2 S: 20	H: 3 LOB: 2 BB: 2 P: 37	R: 0 E: 1 K: 2 S: 11	H: 0 LOB: 1 BB: 0 P: 16	1B: 8 2B: 2 3B: 0 HR: 1	SF: 1 SAC: 0 DP: 1 HBP: 0	WP: 3 PB: 0 SB: 0 CS: 0	PA: 41
PITCHER	IP WLS BF H R ER SO BB IBB HBP BLK WP HR S P ERA WHIP	6.2 L 28 8 3 3 3 1 0 0 0 0 1 69 110 4.05 1.350	7.1 0.2 6 3 3 3 0 0 1 0 0 1 0 14 23 40.50 4.500	8.1 0.2 3 0 0 0 2 1 0 0 0 2 0 7 16 0.00 1.500	9.1 1.0 4 0 0 0 2 0 0 0 0 0 0 11 16 0.00 0.000																	

Batter	1	2	3	4	5	6	7	8	9	AB R H RBI BB SO LOB	BOTTOM											
51 Ichiro Suzuki, L OBP: 0.363, SLG: 0.392										5 0 2 0 0 1 1	<p>Texas Rangers @ Seattle Mariners Safeco Field, Seattle, WA Thu Aug 05 2010, 7:13 PM - 10:15 PM PDT Att: 22,627 - Clear - 74 F</p> <p>livebaseballscores.com</p> <p>AB 34 R 0 H 8 RBI 0 BB 2 SO 7 LOB 24</p>											
9 Chone Figgins, S OBP: 0.341, SLG: 0.300										3 0 2 0 0 0 1												
13 Casey Kotchman, L OBP: 0.299, SLG: 0.353										4 0 0 0 0 0 5												
30 Russell Branyan, L OBP: 0.322, SLG: 0.465										3 0 1 0 1 0 3												
21 Franklin Gutierrez, R OBP: 0.317, SLG: 0.375										4 0 2 0 0 0 1												
4 Jose Lopez, R OBP: 0.289, SLG: 0.333										4 0 1 0 0 1 3												
10 Adam Moore, R OBP: 0.211, SLG: 0.309										4 0 0 0 0 1 5												
55 Michael Saunders, L OBP: 0.304, SLG: 0.420										3 0 0 0 0 2 5												
12 Ryan Langerhans, L OBP: 0.382, SLG: 0.310										1 0 0 0 0 1 0												
2 Jack Wilson, R OBP: 0.271, SLG: 0.298										3 0 0 0 1 1 0												
Inning Stats	R: 0 E: 0 K: 0 S: 7	H: 1 LOB: 1 BB: 0 P: 9	R: 0 E: 1 K: 2 S: 12	H: 1 LOB: 1 BB: 0 P: 15	R: 0 E: 0 K: 1 S: 12	H: 1 LOB: 1 BB: 0 P: 17	R: 0 E: 0 K: 2 S: 14	H: 1 LOB: 2 BB: 1 P: 24	R: 0 E: 0 K: 0 S: 11	H: 1 LOB: 1 BB: 0 P: 17	R: 0 E: 0 K: 0 S: 7	H: 2 LOB: 2 BB: 0 P: 9	R: 0 E: 0 K: 0 S: 13	H: 1 LOB: 2 BB: 1 P: 22	R: 0 E: 0 K: 0 S: 8	H: 0 LOB: 0 BB: 0 P: 12	R: 0 E: 0 K: 2 S: 9	H: 0 LOB: 0 BB: 0 P: 11	1B: 6 2B: 2 3B: 0 HR: 0	SF: 0 SAC: 1 DP: 0 HBP: 0	WP: 0 PB: 0 SB: 0 CS: 0	PA: 37
PITCHER	IP WLS BF H R ER SO BB IBB HBP BLK WP HR S P ERA WHIP	6.1 W 29 8 0 0 0 0 2 0 0 0 0 0 69 102 0.00 1.579	7.1 H 2 0 0 0 0 0 0 0 0 0 0 0 7 11 0.00 0.000	8.1 1.0 3 0 0 0 0 0 0 0 0 0 0 8 12 0.00 0.000	9.1 1.0 3 0 0 0 2 0 0 0 0 0 0 9 11 0.00 0.000																	


Batter	1	2	3	4	5	6	7	8	9	AB	R	H	RBI	BB	SO	LOB	TOP				
7 Grégor Blanco, L OBP: 0.388, SLG: 0.352	G4-3		1B				G4-3			4	1	2	0	0	0	1	Kansas City Royals @ Seattle Mariners Safeco Field, Seattle, WA Fri Aug 06 2010, 7:11 PM - 9:29 PM PDT Att: 20,414 - Clear - 67 F				
18 Jason Kendall, R OBP: 0.330, SLG: 0.312	2B		1B		B1-6			L3		4	0	2	0	0	0	2					
16 Billy Butler, R OBP: 0.377, SLG: 0.455	G6-3		1B		K			L9		4	0	1	1	0	1	2					
30 Kila Ka'aihue, L OBP: 0.154, SLG: 0.154	F8		1B					F8		4	0	0	0	0	0	1					
24 Wilson Betemit, S OBP: 0.432, SLG: 0.567		K						F7		4	0	1	0	0	1	0					
4 Alex Gordon, L OBP: 0.281, SLG: 0.367	K							G6-3		4	0	0	0	0	2	1					
13 Mike Aviles, R OBP: 0.321, SLG: 0.366	P6							G6-3		4	0	1	0	0	0	0					
17 Chris Getz, L OBP: 0.304, SLG: 0.282			G6-3		L6					3	0	1	0	0	0	2					
8 Willie Bloomquist, R OBP: 0.272, SLG: 0.347			P4					P3		3	0	1	0	0	0	1					
Inning Stats	R: 0 E: 0 K: 0 S: 9	H: 1 LOB: 1 BB: 0 P: 14	R: 0 E: 0 K: 2 S: 10	H: 0 LOB: 0 BB: 0 P: 15	R: 1 E: 0 K: 0 S: 10	H: 3 LOB: 2 BB: 0 P: 15	R: 0 E: 0 K: 0 S: 8	H: 2 LOB: 2 BB: 0 P: 11	R: 0 E: 0 K: 1 S: 7	H: 0 LOB: 1 BB: 0 P: 10	R: 0 E: 0 K: 0 S: 7	H: 1 LOB: 1 BB: 0 P: 12	R: 0 E: 0 K: 0 S: 7	H: 0 LOB: 0 BB: 0 P: 12	R: 0 E: 0 K: 0 S: 6	H: 0 LOB: 0 BB: 0 P: 8	1B: 8 2B: 2 3B: 0 HR: 0	SF: 0 SAC: 0 DP: 1 HBP: 0	WP: 1 PB: 0 SB: 0 CS: 0	PA: 34	
PITCHER	IP WLS BF H R ER SO BB IBB HBP BLK WP HR S P ERA WHIP	8.0 W 31 9 1 1 4 0 0 0 0 0 0 65 101 1.12 1.125	1.0 3 0 0 0 0 0 0 0 0 0 0 0 6 8 0.00 0.000																		

Batter	1	2	3	4	5	6	7	8	9	AB	R	H	RBI	BB	SO	LOB	BOTTOM				
51 Ichiro Suzuki, L OBP: 0.365, SLG: 0.392	P6		L7							3	0	1	1	2	0	1	Kansas City Royals @ Seattle Mariners Safeco Field, Seattle, WA Fri Aug 06 2010, 7:11 PM - 9:29 PM PDT Att: 20,414 - Clear - 67 F				
9 Chone Figgins, S OBP: 0.342, SLG: 0.303	L7		1B					F8		5	0	2	3	0	0	4					
13 Casey Kotchman, L OBP: 0.292, SLG: 0.351	K		L7					L7		5	0	1	1	0	2	3					
30 Russell Bryanan, L OBP: 0.320, SLG: 0.458		F8	G3					P1		4	0	0	0	1	0	3					
21 Franklin Gutierrez, R OBP: 0.317, SLG: 0.374	G4-3									4	0	1	0	0	0	0					
4 Jose Lopez, R OBP: 0.271, SLG: 0.335	E6									4	1	2	0	0	0	2					
10 Adam Moore, R OBP: 0.213, SLG: 0.296	P3									3	2	0	0	0	0	4					
12 Ryan Langerhans, L OBP: 0.400, SLG: 0.403								F8		4	2	3	1	0	0	0					
2 Jack Wilson, R OBP: 0.276, SLG: 0.311										2	2	1	1	1	1	2					
Inning Stats	R: 0 E: 0 K: 1 S: 8	H: 0 LOB: 0 BB: 0 P: 10	R: 0 E: 1 K: 0 S: 8	H: 0 LOB: 1 BB: 0 P: 13	R: 2 E: 0 K: 0 S: 18	H: 3 LOB: 1 BB: 0 P: 26	R: 2 E: 0 K: 0 S: 9	H: 3 LOB: 2 BB: 0 P: 13	R: 0 E: 0 K: 1 S: 7	H: 0 LOB: 0 BB: 1 P: 8	R: 2 E: 0 K: 1 S: 17	H: 3 LOB: 2 BB: 1 P: 25	R: 0 E: 0 K: 0 S: 8	H: 1 LOB: 1 BB: 1 P: 15	R: 1 E: 0 K: 0 S: 10	H: 1 LOB: 2 BB: 2 P: 22	1B: 7 2B: 2 3B: 1 HR: 1	SF: 1 SAC: 0 DP: 1 HBP: 1	WP: 0 PB: 0 SB: 1 CS: 0	PA: 40	
PITCHER	IP WLS BF H R ER SO BB IBB HBP BLK WP HR S P ERA WHIP	7.0 L 34 10 6 6 3 1 0 0 0 0 1 75 110 7.71 1.571	1.0 6 1 1 1 0 2 0 0 0 0 0 0 10 22 9.00 3.000																		

livebaseballscorecards.com



livebaseballscorecards.com




Batter	1	2	3	4	5	6	7	8	9	AB	R	H	RBI	BB	SO	LOB	TOP				
7 Grégor Blanco, L (1,8) OBP: 0.356, SLG: 0.313	F8		B1-3		FC6-4		G1-3		G4-3	5	0	0	0	0	0	2					
18 Jason Kendall, R (1,2) OBP: 0.326, SLG: 0.308	G6-3			G5-3			F8			4	1	1	0	0	0	1					
16 Billy Butler, R (1,3) OBP: 0.380, SLG: 0.460										3	0	2	0	1	0	0					
24 Wilson Betemit, S (1,5) OBP: 0.421, SLG: 0.541	G4-3									3	0	1	0	1	0	3					
3 Brayan Peña, S (1,10) OBP: 0.278, SLG: 0.234			P3		K					4	0	1	0	0	2	4					
13 Mike Aviles, R (1,6) OBP: 0.319, SLG: 0.363	G6-3				F9					4	0	1	1	0	0	4					
12 Mitch Maier, L (1,7) OBP: 0.343, SLG: 0.389										4	0	0	0	0	1	2					
8 Willie Bloomquist, R (1,9) OBP: 0.291, SLG: 0.350			P3							2	0	1	0	1	0	0					
4 Alex Gordon, L (9,PH) OBP: 0.298, SLG: 0.417										1	1	1	1	0	0	0					
17 Chris Getz, L (1,4) OBP: 0.303, SLG: 0.278	G4-3				FC3-6		SH5-3		L5	3	0	0	0	0	0	1					
Inning Stats	R: 0 H: 0 E: 0 K: 0 S: 12	H: 0 LOB: 1 BB: 1 P: 18	R: 0 H: 0 E: 0 K: 1 S: 9	H: 0 LOB: 0 BB: 0 P: 14	R: 0 H: 0 E: 0 K: 0 S: 7	H: 0 LOB: 0 BB: 0 P: 8	R: 0 H: 1 E: 0 K: 1 S: 12	H: 1 LOB: 2 BB: 1 P: 19	R: 0 H: 0 E: 0 K: 0 S: 10	H: 0 LOB: 1 BB: 1 P: 15	R: 1 H: 3 E: 0 K: 1 S: 14	H: 3 LOB: 2 BB: 0 P: 16	R: 0 H: 1 E: 0 K: 0 S: 5	H: 1 LOB: 1 BB: 0 P: 5	R: 0 H: 2 E: 0 K: 0 S: 10	H: 2 LOB: 1 BB: 0 P: 13	R: 1 H: 1 E: 0 K: 0 S: 8	H: 1 LOB: 0 BB: 0 P: 12	1B: 6 2B: 1 3B: 0 HR: 1	SF: 0 SAC: 1 DP: 1 HBP: 0	WP: 0 PA: 37 SB: 0 CS: 0
PITCHER	IP	WLS	BF	H	R	ER	SO	BB	IBB	HBP	BLK	WP	HR	S	P	ERA	WHIP				
38 Jason Vargas, L (1,1) ERA: 3.12	6.0	W	25	4	1	1	3	3	0	0	0	0	0	64	90	1.50	1.167				
50 Jamey Wright, R (7,1) ERA: 5.29	1.0	H	4	1	0	0	0	0	0	0	0	0	0	5	5	0.00	1.000				
43 Brandon League, R (8,1) ERA: 3.16	1.0	H	4	2	0	0	0	0	0	0	0	0	0	10	13	0.00	2.000				
53 David Aardsma, R (9,1) ERA: 4.46	1.0	S	4	1	1	1	0	0	0	0	0	0	1	8	12	9.00	1.000				

Kansas City Royals @ Seattle Mariners
Safeco Field, Seattle, WA
 Sun Aug 08 2010, 1:13 PM - 3:43 PM PDT
 Att: 24,095 - Cloudy - 65 F

livebaseballscorecards.com

AB 33
R 2
H 8
RBI 2
BB 3
SO 3
LOB 17




Batter	1	2	3	4	5	6	7	8	9	AB	R	H	RBI	BB	SO	LOB	BOTTOM				
51 Ichiro Suzuki, L (1,9) OBP: 0.361, SLG: 0.387	K		FC6					E6		4	2	1	0	0	1	1					
9 Chone Figgins, S (1,4) OBP: 0.345, SLG: 0.306	G6-3									3	1	2	1	1	0	0					
13 Casey Kotchman, L (1,3) OBP: 0.288, SLG: 0.344	P6									4	0	1	2	0	0	2					
30 Russell Branyan, L (1,10) OBP: 0.318, SLG: 0.461										3	0	0	0	1	3	2					
21 Franklin Gutierrez, R (1,8) OBP: 0.314, SLG: 0.370	F9									3	0	1	0	0	0	1					
4 Jose Lopez, R (1,5) OBP: 0.269, SLG: 0.333	G6-3									3	0	1	0	0	0	0					
26 Josh Bard, S (1,2) OBP: 0.313, SLG: 0.386										2	0	0	0	0	0	0					
12 Ryan Langerhans, L (1,7) OBP: 0.372, SLG: 0.368										3	0	0	0	0	3	2					
16 Josh Wilson, R (1,6) OBP: 0.310, SLG: 0.335										3	0	1	0	0	0	0					
Inning Stats	R: 0 H: 0 E: 0 K: 1 S: 9	H: 0 LOB: 0 BB: 0 P: 14	R: 0 H: 0 E: 0 K: 1 S: 8	H: 0 LOB: 0 BB: 0 P: 14	R: 0 H: 1 E: 0 K: 1 S: 9	H: 1 LOB: 1 BB: 0 P: 11	R: 0 H: 0 E: 0 K: 0 S: 11	H: 0 LOB: 2 BB: 2 P: 23	R: 0 H: 0 E: 0 K: 1 S: 9	H: 0 LOB: 0 BB: 0 P: 12	R: 2 H: 3 E: 0 K: 1 S: 21	H: 3 LOB: 1 BB: 0 P: 33	R: 0 H: 2 E: 0 K: 1 S: 8	H: 2 LOB: 1 BB: 0 P: 12	R: 1 H: 1 E: 0 K: 1 S: 14	H: 1 LOB: 1 BB: 0 P: 21	1B: 7 2B: 0 3B: 0 HR: 0	SF: 0 SAC: 1 DP: 1 HBP: 0	WP: 0 PA: 31 SB: 1 CS: 2		
PITCHER	IP	WLS	BF	H	R	ER	SO	BB	IBB	HBP	BLK	WP	HR	S	P	ERA	WHIP				
34 Kyle Davies, R (1,1) ERA: 5.21	6.0	L	24	5	2	2	5	2	0	0	0	0	0	69	110	3.00	1.167				
53 Kanekoa Teixeira, R (7,1) ERA: 4.17	1.0		3	1	0	0	1	0	0	0	0	0	0	6	9	0.00	1.000				
57 Jesse Chavez, R (8,1) ERA: 5.53	1.0		5	1	1	0	1	0	0	0	0	0	0	14	21	0.00	1.000				

Kansas City Royals @ Seattle Mariners
Safeco Field, Seattle, WA
 Sun Aug 08 2010, 1:13 PM - 3:43 PM PDT
 Att: 24,095 - Cloudy - 65 F

livebaseballscorecards.com

AB 28
R 3
H 7
RBI 3
BB 2
SO 7
LOB 8



Batter	1	2	3	4	5	6	7	8	9	AB	R	H	RBI	BB	SO	LOB	TOP										
4 Coco Crisp, S OBP: 0.333, SLG: 0.446										4	1	2	0	0	0	1											
11 Rajai Davis, R OBP: 0.319, SLG: 0.393										4	0	1	1	0	1	2											
8 Kurt Suzuki, R OBP: 0.310, SLG: 0.402										4	0	0	0	0	0	2											
32 Jack Cust, L OBP: 0.405, SLG: 0.462										4	0	2	0	0	0	2											
5 Kevin Kouzmanoff, R OBP: 0.301, SLG: 0.403										3	0	0	0	1	0	2											
14 Mark Ellis, R OBP: 0.333, SLG: 0.323										3	0	1	0	0	1	2											
22 Chris Carter, R OBP: 0.333, SLG: 0.323										3	0	0	0	0	2	2											
19 Jeff Larish, L OBP: 0.154, SLG: 0.154										3	0	0	0	0	1	2											
2 Cliff Pennington, S OBP: 0.332, SLG: 0.376										3	0	1	0	0	0	0											
Inning Stats	R: 0 E: 0 K: 0 S: 7	H: 1 LOB: 0 BB: 0 P: 8	R: 0 E: 0 K: 1 S: 17	H: 2 LOB: 2 BB: 0 P: 25	R: 0 E: 0 K: 1 S: 12	H: 1 LOB: 0 BB: 0 P: 18	R: 0 E: 0 K: 0 S: 7	H: 0 LOB: 0 BB: 1 P: 12	R: 0 E: 0 K: 2 S: 10	H: 0 LOB: 0 BB: 0 P: 15	R: 1 E: 0 K: 1 S: 11	H: 2 LOB: 1 BB: 0 P: 13	R: 0 E: 0 K: 1 S: 7	H: 0 LOB: 0 BB: 0 P: 10	R: 0 E: 0 K: 0 S: 7	H: 0 LOB: 0 BB: 0 P: 14	1B: 5 2B: 2 3B: 1 HR: 0	SF: 0 SAC: 0 DP: 1 HBP: 0	WP: 0 PB: 0 SB: 0 CS: 0	PA: 32							
PITCHER	IP	WLS	BF	H	R	ER	SO	BB	IBB	HBP	BLK	WP	HR	S	P	ERA	WHIP										
58 Doug Fister, R ERA: 3.86	6.0	W	23	7	1	1	5	1	0	0	0	0	0	64	91	1.50	1.333										
46 Sean White, R ERA: 5.27	1.0	H	3	0	0	0	1	0	0	0	0	0	0	7	10	0.00	0.000										
43 Brandon League, R ERA: 3.1	1.0	H	3	0	0	0	0	0	0	0	0	0	0	7	10	0.00	0.000										
53 David Aardsma, R ERA: 4.34	1.0	S	3	0	0	0	1	0	0	0	0	0	0	9	14	0.00	0.000										

Oakland Athletics @ Seattle Mariners
Safeco Field, Seattle, WA
Mon Aug 09 2010, 7:10 PM - 9:26 PM PDT
Att: 19,943 - Roof Closed - 64 F

AB 31
R 1
H 7
RBI 1
BB 1
SO 7
LOB 14



Batter	1	2	3	4	5	6	7	8	9	AB	R	H	RBI	BB	SO	LOB	BOTTOM										
51 Ichiro Suzuki, L OBP: 0.360, SLG: 0.386										4	0	1	0	0	0	1											
9 Chone Figgins, S OBP: 0.344, SLG: 0.305										4	0	1	0	0	0	1											
13 Casey Kotchman, L OBP: 0.284, SLG: 0.339										4	1	0	0	0	0	2											
30 Russell Branyan, L OBP: 0.321, SLG: 0.459										3	1	1	0	1	1	1											
55 Michael Saunders, L OBP: 0.304, SLG: 0.420											0	0	0	0	0	0											
4 Jose Lopez, R OBP: 0.269, SLG: 0.332										4	0	1	1	0	0	2											
21 Franklin Gutierrez, R OBP: 0.316, SLG: 0.370											3	1	1	1	1	2	1										
12 Ryan Langerhans, L OBP: 0.375, SLG: 0.371										2	0	1	0	0	1	2											
10 Adam Moore, R OBP: 0.210, SLG: 0.286										3	0	0	0	0	0	3											
16 Josh Wilson, R OBP: 0.306, SLG: 0.332										2	0	0	1	0	2	0											
Inning Stats	R: 2 E: 0 K: 1 S: 16	H: 3 LOB: 2 BB: 1 P: 32	R: 0 E: 0 K: 1 S: 9	H: 0 LOB: 0 BB: 0 P: 11	R: 0 E: 0 K: 1 S: 11	H: 1 LOB: 0 BB: 0 P: 16	R: 1 E: 1 K: 0 S: 10	H: 0 LOB: 1 BB: 1 P: 16	R: 0 E: 0 K: 0 S: 4	H: 0 LOB: 0 BB: 0 P: 6	R: 0 E: 0 K: 1 S: 11	H: 1 LOB: 0 BB: 0 P: 19	R: 0 E: 0 K: 1 S: 8	H: 0 LOB: 0 BB: 0 P: 13	R: 0 E: 0 K: 1 S: 7	H: 1 LOB: 2 BB: 0 P: 10	1B: 6 2B: 0 3B: 0 HR: 0	SF: 1 SAC: 1 DP: 1 HBP: 0	WP: 1 PB: 0 SB: 0 CS: 0	PA: 33							
PITCHER	IP	WLS	BF	H	R	ER	SO	BB	IBB	HBP	BLK	WP	HR	S	P	ERA	WHIP										
54 Vin Mazzaro, R ERA: 3.86	7.0	L	29	5	3	3	5	2	0	0	0	0	0	69	113	3.86	1.000										
13 Jerry Blevins, L ERA: 3.65	0.1	L	2	1	0	0	0	0	0	0	0	0	0	2	3	0.00	3.000										
63 Henry Alberto Rodriguez, R ERA: 4.76	0.2	L	2	0	0	0	1	0	0	0	0	1	0	5	7	0.00	0.000										

Oakland Athletics @ Seattle Mariners
Safeco Field, Seattle, WA
Mon Aug 09 2010, 7:10 PM - 9:26 PM PDT
Att: 19,943 - Roof Closed - 64 F

AB 29
R 3
H 6
RBI 3
BB 2
SO 6
LOB 13



Batter	1	2	3	4	5	6	7	8	9	AB	R	H	RBI	BB	SO	LOB	TOP					
4 Coco Crisp, S OBP: 0.337, SLG: 0.447										4	0	2	0	0	1	0						
10 Darc Barton, L OBP: 0.381, SLG: 0.390										4	0	1	0	0	1	1						
8 Kurt Suzuki, R OBP: 0.309, SLG: 0.401										4	0	1	0	0	1	0						
32 Jack Cust, L OBP: 0.402, SLG: 0.455										3	0	0	0	1	2	3						
5 Kevin Kouzmanoff, R OBP: 0.299, SLG: 0.400										3	0	0	0	0	1	4						
14 Mark Ellis, R OBP: 0.330, SLG: 0.319										3	0	0	0	0	3	1						
11 Rajai Davis, R OBP: 0.316, SLG: 0.390										3	0	0	0	0	2	1						
22 Chris Carter, R (1, 7)										3	0	0	0	0	2	0						
2 Cliff Pennington, S OBP: 0.333, SLG: 0.375										3	0	1	0	0	1	0						
Inning Stats	R: 0 E: 0 K: 1 S: 12	H: 3 LOB: 2 BB: 0 P: 18	R: 0 E: 0 K: 2 S: 9	H: 0 LOB: 0 BB: 0 P: 14	R: 0 E: 0 K: 1 S: 9	H: 1 LOB: 0 BB: 0 P: 15	R: 0 E: 0 K: 2 S: 12	H: 0 LOB: 1 BB: 1 P: 18	R: 0 E: 0 K: 2 S: 9	H: 1 LOB: 0 BB: 0 P: 16	R: 0 E: 0 K: 2 S: 7	H: 0 LOB: 0 BB: 0 P: 10	R: 0 E: 0 K: 1 S: 9	H: 0 LOB: 1 BB: 0 P: 9	R: 0 E: 0 K: 2 S: 8	H: 0 LOB: 0 BB: 0 P: 10	R: 0 E: 0 K: 1 S: 10	H: 0 LOB: 0 BB: 0 P: 17	1B: 5 2B: 0 3B: 0 HR: 0	SF: 0 SAC: 0 DP: 2 HBP: 0	WP: 1 PB: 0 SB: 0 CS: 1	PA: 32
PITCHER	IP	WLS	BF	H	R	ER	SO	BB	IBB	HBP	BLK	WP	HR	S	P	ERA	WHIP					
34 Félix Hernández, R ERA: 2.71	8.0	W	28	5	0	0	13	1	0	0	0	1	0	75	110	0.00	0.750					
53 David Aardsma, R ERA: 4.23	1.0	S	3	0	0	0	1	0	0	0	0	0	0	10	17	0.00	0.000					

Oakland Athletics @ Seattle Mariners
Safeco Field, Seattle, WA
Tue Aug 10 20:10, 7:11 PM - 9:31 PM PDT
Att: 21,381 - Clear - 67 F

AB 30
R 0
H 5
RBI 0
BB 1
SO 14
LOB 10



Batter	1	2	3	4	5	6	7	8	9	AB	R	H	RBI	BB	SO	LOB	BOTTOM				
51 Ichiro Suzuki, L OBP: 0.360, SLG: 0.385										4	1	1	0	0	1	1					
9 Chone Figgins, S OBP: 0.344, SLG: 0.305										3	1	1	0	0	2	0					
4 Jose Lopez, R OBP: 0.271, SLG: 0.332										3	0	1	0	1	0	1					
55 Michael Saunders, L OBP: 0.304, SLG: 0.420										0	0	0	0	0	0	0					
21 Franklin Gutierrez, R OBP: 0.319, SLG: 0.374										3	0	2	1	1	0	0					
13 Casey Kotchman, L OBP: 0.287, SLG: 0.341										4	0	2	1	0	0	4					
10 Adam Moore, R OBP: 0.200, SLG: 0.272										4	0	0	0	0	2	5					
12 Ryan Langerhans, L OBP: 0.374, SLG: 0.370										3	0	1	0	0	1	0					
27 Matt Tuasosopo, R OBP: 0.200, SLG: 0.239										3	0	0	0	0	1	1					
16 Josh Wilson, R OBP: 0.303, SLG: 0.327										3	0	0	0	0	0	1					
Inning Stats	R: 0 E: 0 K: 2 S: 13	H: 1 LOB: 2 BB: 1 P: 23	R: 0 E: 0 K: 1 S: 6	H: 0 LOB: 0 BB: 0 P: 8	R: 0 E: 0 K: 1 S: 8	H: 0 LOB: 0 BB: 0 P: 12	R: 0 E: 0 K: 1 S: 9	H: 1 LOB: 1 BB: 0 P: 14	R: 0 E: 0 K: 1 S: 10	H: 0 LOB: 0 BB: 0 P: 13	R: 1 E: 0 K: 1 S: 11	H: 2 LOB: 2 BB: 1 P: 20	R: 0 E: 0 K: 0 S: 11	H: 1 LOB: 0 BB: 0 P: 19	R: 1 E: 0 K: 0 S: 17	H: 3 LOB: 2 BB: 0 P: 24	1B: 7 2B: 1 3B: 0 HR: 0	SF: 0 SAC: 1 DP: 1 HBP: 0	WP: 0 PB: 0 SB: 1 CS: 0	PA: 33	
PITCHER	IP	WLS	BF	H	R	ER	SO	BB	IBB	HBP	BLK	WP	HR	S	P	ERA	WHIP				
49 Brett Anderson, L ERA: 2.88	7.0	L	28	5	1	1	7	1	0	0	1	0	0	68	109	1.29	0.857				
56 Craig Breslow, L ERA: 3.12	1.0		5	3	1	1	0	0	0	0	0	0	0	17	24	9.00	3.000				

Oakland Athletics @ Seattle Mariners
Safeco Field, Seattle, WA
Tue Aug 10 20:10, 7:11 PM - 9:31 PM PDT
Att: 21,381 - Clear - 67 F

AB 30
R 2
H 8
RBI 2
BB 2
SO 7
LOB 13



Batter	1	2	3	4	5	6	7	8	9	AB	R	H	RBI	BB	SO	LOB	TOP										
51 Ichiro Suzuki, L (1,9) OBP: 0.359, SLG: 0.384										5	1	2	0	0	3	4											
9 Chone Figgins, S (1,4) OBP: 0.342, SLG: 0.300										4	0	0	0	1	0	5											
30 Russell Branyan, L (1,10) OBP: 0.323, SLG: 0.460										4	1	1	1	0	2	3											
4 Jose Lopez, R (1,5) OBP: 0.271, SLG: 0.330										4	0	1	0	0	0	1											
21 Franklin Gutierrez, R (1,8) OBP: 0.319, SLG: 0.376										4	1	1	0	0	1	1											
13 Casey Kotchman, L (1,3) OBP: 0.284, SLG: 0.337										4	0	1	1	0	0	1											
10 Adam Moore, R (1,2) OBP: 0.202, SLG: 0.271										4	0	1	0	0	1	0											
55 Michael Saunders, L (1,7) OBP: 0.308, SLG: 0.419										3	0	1	0	1	0	1											
16 Josh Wilson, R (1,6) OBP: 0.306, SLG: 0.332										3	0	2	0	0	0	0											
Inning Stats	R: 1 H: 1 E: 0 K: 0 S: 10	H: 1 LOB: 0 BB: 0 P: 16	R: 0 H: 0 E: 0 K: 2 S: 10	H: 0 LOB: 0 BB: 0 P: 14	R: 0 H: 1 E: 0 K: 0 S: 8	H: 1 LOB: 1 BB: 0 P: 12	R: 1 H: 4 E: 0 K: 0 S: 8	H: 2 LOB: 1 BB: 0 P: 22	R: 0 H: 1 E: 0 K: 2 S: 9	H: 0 LOB: 0 BB: 0 P: 5	R: 0 H: 1 E: 0 K: 1 S: 7	H: 1 LOB: 2 BB: 1 P: 13	R: 0 H: 0 E: 0 K: 0 S: 5	R: 0 H: 1 E: 0 K: 1 S: 7	H: 1 LOB: 2 BB: 1 P: 13	1B: 7 2B: 3 3B: 0 HR: 0	SF: 0 SAC: 0 DP: 0 HBP: 1	WP: 1 PB: 0 SB: 2 CS: 1	PA: 38								
PITCHER	IP	WLS	BF	H	R	ER	SO	BB	IBB	HBP	BLK	WP	HR	S	P	ERA	WHIP										
55 Roberto Hernandez, R (1,1) ERA: 3.87	6.0	L	27	9	3	2	4	1	0	1	0	1	0	65	102	3.00	1.667										
49 Tony Sipp, L (7,1) ERA: 5.08	1.0		3	0	0	0	2	0	0	0	0	0	0	7	9	0.00	0.000										
38 Joe Smith, R (8,1) ERA: 4.85	1.0		3	0	0	0	0	0	0	0	0	0	0	5	5	0.00	0.000										
39 Justin Germano, R (9,1) ERA:	1.0		5	1	0	0	1	1	0	0	0	0	0	7	13	0.00	2.000										

Seattle Mariners @ Cleveland Indians
 Progressive Field, Cleveland, OH
 Fri Aug 13 2010, 7:07 PM - 9:37 PM EDT
 Att: 26,424 - Partly Cloudy - 83 F

AB	35
R	3
H	10
RBI	2
BB	2
SO	7
LOB	16



Batter	1	2	3	4	5	6	7	8	9	AB	R	H	RBI	BB	SO	LOB	BOTTOM										
23 Michael Brantley, L (1,8) OBP: 0.271, SLG: 0.277										4	1	1	0	0	1	1											
13 Adrián Cabrera, S (1,6) OBP: 0.350, SLG: 0.350										4	0	2	0	0	1	1											
17 Shin-Soo Choo, L (1,9) OBP: 0.385, SLG: 0.470										4	0	2	1	0	0	1											
35 Jordan Brown, L (1,10) OBP: 0.273, SLG: 0.355										4	0	0	0	0	0	4											
4 Trevor Crowe, S (1,7) OBP: 0.312, SLG: 0.352										4	0	0	0	0	1	3											
25 Andy Marte, R (1,3) OBP: 0.291, SLG: 0.365										4	0	1	0	0	1	0											
1 Luis Valbuena, L (1,5) OBP: 0.259, SLG: 0.239										3	0	0	0	0	2	1											
16 Jason Donald, R (1,4) OBP: 0.318, SLG: 0.404										3	1	1	0	0	0	1											
47 Shelley Duncan, R (9,PH) OBP: 0.340, SLG: 0.435										1	0	0	0	0	0	0											
8 Chris Gimenez, R (1,2) OBP: 0.231, SLG: 0.250										2	0	1	1	0	1	0											
12 Jayson Nix, R (7,PH) OBP: 0.299, SLG: 0.399										1	0	0	0	0	1	0											
6 Lou Marson, R (8,2) OBP: 0.257, SLG: 0.261										0	0	0	0	0	0	0											
Inning Stats	R: 0 H: 2 E: 0 K: 1 S: 13	H: 2 LOB: 1 BB: 0 P: 20	R: 1 H: 2 E: 0 K: 2 S: 13	H: 2 LOB: 0 BB: 0 P: 20	R: 0 H: 0 E: 0 K: 0 S: 9	H: 0 LOB: 0 BB: 0 P: 14	R: 0 H: 0 E: 0 K: 0 S: 4	H: 0 LOB: 1 BB: 0 P: 7	R: 1 H: 2 E: 0 K: 2 S: 13	H: 2 LOB: 1 BB: 0 P: 18	R: 0 H: 1 E: 0 K: 0 S: 9	H: 0 LOB: 0 BB: 0 P: 13	R: 0 H: 0 E: 0 K: 1 S: 7	R: 0 H: 1 E: 0 K: 0 S: 9	R: 0 H: 0 E: 0 K: 2 S: 10	H: 0 LOB: 0 BB: 0 P: 12	1B: 6 2B: 2 3B: 0 HR: 0	SF: 0 SAC: 0 DP: 1 HBP: 1	WP: 0 PB: 0 SB: 1 CS: 0	PA: 35							
PITCHER	IP	WLS	BF	H	R	ER	SO	BB	IBB	HBP	BLK	WP	HR	S	P	ERA	WHIP										
39 David Pauley, R (1,1) ERA: 3.31	6.0	W	25	7	2	2	5	0	0	0	0	0	0	61	92	3.00	1.167										
46 Sean White, R (7,1) ERA: 5.08	1.0	H	3	0	0	0	1	0	0	0	0	0	0	7	9	0.00	0.000										
43 Brandon League, R (8,1) ERA: 3.05	1.0	H	4	1	0	0	0	0	0	0	0	0	0	9	15	0.00	1.000										
53 David Aardsma, R (9,1) ERA: 4.12	1.0	S	3	0	0	0	2	0	0	0	0	0	0	10	12	0.00	0.000										

Seattle Mariners @ Cleveland Indians
 Progressive Field, Cleveland, OH
 Fri Aug 13 2010, 7:07 PM - 9:37 PM EDT
 Att: 26,424 - Partly Cloudy - 83 F

AB	34
R	2
H	8
RBI	2
BB	0
SO	8
LOB	12



Batter	1	2	3	4	5	6	7	8	9	AB	R	H	RBI	BB	SO	LOB	TOP						
51 Ichiro Suzuki, L (1, 9) OBP: 0.391, SLG: 0.385										4	1	2	1	1	0	0	Seattle Mariners @ Cleveland Indians Progressive Field, Cleveland, OH Sat Aug 14 2010, 7:07 PM - 9:56 PM EDT Att: 25,980 - Overcast - 75 F						
9 Chone Figgins, S (1, 4) OBP: 0.342, SLG: 0.301										5	0	2	0	0	1	4							
30 Russell Branyan, L (1, 10) OBP: 0.325, SLG: 0.468										4	1	1	1	1	0	1							
4 Jose Lopez, R (1, 5) OBP: 0.270, SLG: 0.329										5	1	1	0	0	0	2							
21 Franklin Gutierrez, R (1, 8) OBP: 0.319, SLG: 0.374										5	2	1	0	0	1	1							
13 Casey Kotchman, L (1, 3) OBP: 0.282, SLG: 0.344										5	2	1	2	0	1	2							
26 Josh Bard, S (1, 2) OBP: 0.330, SLG: 0.449										5	2	4	4	0	0	0							
55 Michael Saunders, L (1, 7) OBP: 0.306, SLG: 0.410										4	0	0	0	1	0	2							
16 Josh Wilson, R (1, 6) OBP: 0.305, SLG: 0.330										4	0	1	0	0	0	0							
Inning Stats	R: 1 E: 0 K: 0 S: 6	H: 2 LOB: 0 BB: 0 P: 12	R: 0 E: 0 K: 1 S: 7	H: 1 LOB: 1 BB: 0 P: 10	R: 0 E: 0 K: 1 S: 13	H: 1 LOB: 2 BB: 1 P: 20	R: 1 E: 0 K: 1 S: 19	H: 2 LOB: 3 BB: 2 P: 31	R: 5 E: 2 K: 1 S: 26	H: 4 LOB: 1 BB: 0 P: 35	R: 2 E: 0 K: 0 S: 16	H: 3 LOB: 1 BB: 0 P: 31	R: 0 E: 0 K: 0 S: 4	H: 0 LOB: 0 BB: 0 P: 7	R: 0 E: 0 K: 0 S: 6	H: 0 LOB: 0 BB: 0 P: 7		R: 0 E: 0 K: 0 S: 9	H: 0 LOB: 0 BB: 0 P: 13	1B: 9 2B: 1 3B: 0 HR: 3	SF: 0 SAC: 0 DP: 1 HBP: 0	WP: 0 PB: 0 SB: 1 CS: 0	PA: 44
PITCHER	IP WLS BF H R ER SO BB IBB HBP BLK WP HR S P ERA WHIP	IP WLS BF H R ER SO BB IBB HBP BLK WP HR S P ERA WHIP	IP WLS BF H R ER SO BB IBB HBP BLK WP HR S P ERA WHIP	IP WLS BF H R ER SO BB IBB HBP BLK WP HR S P ERA WHIP	IP WLS BF H R ER SO BB IBB HBP BLK WP HR S P ERA WHIP	IP WLS BF H R ER SO BB IBB HBP BLK WP HR S P ERA WHIP	IP WLS BF H R ER SO BB IBB HBP BLK WP HR S P ERA WHIP	IP WLS BF H R ER SO BB IBB HBP BLK WP HR S P ERA WHIP	IP WLS BF H R ER SO BB IBB HBP BLK WP HR S P ERA WHIP	IP WLS BF H R ER SO BB IBB HBP BLK WP HR S P ERA WHIP	IP WLS BF H R ER SO BB IBB HBP BLK WP HR S P ERA WHIP	IP WLS BF H R ER SO BB IBB HBP BLK WP HR S P ERA WHIP	IP WLS BF H R ER SO BB IBB HBP BLK WP HR S P ERA WHIP	IP WLS BF H R ER SO BB IBB HBP BLK WP HR S P ERA WHIP	IP WLS BF H R ER SO BB IBB HBP BLK WP HR S P ERA WHIP	IP WLS BF H R ER SO BB IBB HBP BLK WP HR S P ERA WHIP	IP WLS BF H R ER SO BB IBB HBP BLK WP HR S P ERA WHIP	IP WLS BF H R ER SO BB IBB HBP BLK WP HR S P ERA WHIP	IP WLS BF H R ER SO BB IBB HBP BLK WP HR S P ERA WHIP	IP WLS BF H R ER SO BB IBB HBP BLK WP HR S P ERA WHIP	IP WLS BF H R ER SO BB IBB HBP BLK WP HR S P ERA WHIP	IP WLS BF H R ER SO BB IBB HBP BLK WP HR S P ERA WHIP	IP WLS BF H R ER SO BB IBB HBP BLK WP HR S P ERA WHIP

AB	41
R	9
H	13
RBI	8
BB	3
SO	3
LOB	12



Batter	1	2	3	4	5	6	7	8	9	AB	R	H	RBI	BB	SO	LOB	BOTTOM						
23 Michael Brantley, L (1, 8) OBP: 0.264, SLG: 0.269										4	0	0	0	0	0	1	Seattle Mariners @ Cleveland Indians Progressive Field, Cleveland, OH Sat Aug 14 2010, 7:07 PM - 9:56 PM EDT Att: 25,980 - Overcast - 75 F						
13 Adrián Beltrán, S (1, 6) OBP: 0.332, SLG: 0.357										4	1	2	0	0	0	1							
17 Shin-Soo Choo, L (1, 9) OBP: 0.386, SLG: 0.469										3	0	1	0	1	0	1							
47 Shelley Duncan, R (1, 7) OBP: 0.331, SLG: 0.424										4	0	0	0	0	2	3							
12 Jayson Nix, R (1, 10) OBP: 0.303, SLG: 0.423										4	2	2	2	0	1	0							
7 Matt LaPorta, R (1, 3) OBP: 0.315, SLG: 0.378										3	0	0	0	1	0	0							
25 Andy Marte, R (1, 5) OBP: 0.289, SLG: 0.361										4	0	1	1	0	1	0							
16 Jason Donald, R (1, 4) OBP: 0.318, SLG: 0.400										2	0	0	0	1	1	0							
6 Lou Marson, R (1, 2) OBP: 0.253, SLG: 0.256										3	0	0	0	0	0	1							
Inning Stats	R: 0 E: 0 K: 1 S: 8	H: 1 LOB: 1 BB: 1 P: 15	R: 0 E: 0 K: 1 S: 9	H: 0 LOB: 0 BB: 0 P: 11	R: 0 E: 0 K: 1 S: 6	H: 0 LOB: 0 BB: 0 P: 8	R: 2 E: 0 K: 0 S: 14	H: 3 LOB: 1 BB: 1 P: 25	R: 0 E: 0 K: 0 S: 7	H: 0 LOB: 0 BB: 1 P: 11	R: 1 E: 0 K: 1 S: 8	H: 1 LOB: 0 BB: 0 P: 15	R: 0 E: 0 K: 0 S: 5	H: 0 LOB: 0 BB: 0 P: 7	R: 0 E: 0 K: 0 S: 13	H: 1 LOB: 1 BB: 0 P: 18		R: 0 E: 0 K: 1 S: 8	H: 0 LOB: 0 BB: 0 P: 13	1B: 3 2B: 2 3B: 0 HR: 1	SF: 0 SAC: 0 DP: 0 HBP: 0	WP: 0 PB: 0 SB: 1 CS: 0	PA: 35
PITCHER	IP WLS BF H R ER SO BB IBB HBP BLK WP HR S P ERA WHIP	IP WLS BF H R ER SO BB IBB HBP BLK WP HR S P ERA WHIP	IP WLS BF H R ER SO BB IBB HBP BLK WP HR S P ERA WHIP	IP WLS BF H R ER SO BB IBB HBP BLK WP HR S P ERA WHIP	IP WLS BF H R ER SO BB IBB HBP BLK WP HR S P ERA WHIP	IP WLS BF H R ER SO BB IBB HBP BLK WP HR S P ERA WHIP	IP WLS BF H R ER SO BB IBB HBP BLK WP HR S P ERA WHIP	IP WLS BF H R ER SO BB IBB HBP BLK WP HR S P ERA WHIP	IP WLS BF H R ER SO BB IBB HBP BLK WP HR S P ERA WHIP	IP WLS BF H R ER SO BB IBB HBP BLK WP HR S P ERA WHIP	IP WLS BF H R ER SO BB IBB HBP BLK WP HR S P ERA WHIP	IP WLS BF H R ER SO BB IBB HBP BLK WP HR S P ERA WHIP	IP WLS BF H R ER SO BB IBB HBP BLK WP HR S P ERA WHIP	IP WLS BF H R ER SO BB IBB HBP BLK WP HR S P ERA WHIP	IP WLS BF H R ER SO BB IBB HBP BLK WP HR S P ERA WHIP	IP WLS BF H R ER SO BB IBB HBP BLK WP HR S P ERA WHIP	IP WLS BF H R ER SO BB IBB HBP BLK WP HR S P ERA WHIP	IP WLS BF H R ER SO BB IBB HBP BLK WP HR S P ERA WHIP	IP WLS BF H R ER SO BB IBB HBP BLK WP HR S P ERA WHIP	IP WLS BF H R ER SO BB IBB HBP BLK WP HR S P ERA WHIP	IP WLS BF H R ER SO BB IBB HBP BLK WP HR S P ERA WHIP	IP WLS BF H R ER SO BB IBB HBP BLK WP HR S P ERA WHIP	IP WLS BF H R ER SO BB IBB HBP BLK WP HR S P ERA WHIP

AB	31
R	3
H	6
RBI	3
BB	3
SO	5
LOB	7



Batter	1	2	3	4	5	6	7	8	9	10	11	AB	R	H	RBI	BB	SO	LOB	TOP			
51 Ichiro Suzuki, L OBP: 0.358, SLG: 0.380	G4-3	B2-3		1B		L3		K			F7	6	0	1	0	0	1	6				
9 Chone Figgins, S OBP: 0.337, SLG: 0.295	G4-3		G4-3	G6-3		K			E6		G6-3	6	0	0	0	0	1	5				
30 Russell Branyan, L OBP: 0.333, SLG: 0.474																						
12 Ryan Langerhans, L OBP: 0.374, SLG: 0.370	2B			HR		K					4 WP	4	1	1	1	2	2	1				
4 Jose Lopez, R OBP: 0.271, SLG: 0.337						G6-3					BB	6	1	2	1	0	1	2				
21 Franklin Gutierrez, R OBP: 0.314, SLG: 0.359						K						5	0	0	0	0	4	3				
13 Casey Kotchman, L OBP: 0.254, SLG: 0.351			G4-3			G4-3					G3-1	5	1	2	0	0	0	0				
10 Adam Moore, R OBP: 0.235, SLG: 0.323												5	1	4	1	0	1	1				
55 Michael Saunders, L OBP: 0.302, SLG: 0.409											HR	4	0	1	1	1	1	3				
16 Josh Wilson, R OBP: 0.303, SLG: 0.328												5	0	1	0	0	2	4				
Inning Stats	R: 0 E: 0 K: 1 S: 16	H: 1 LOB: 2 BB: 1 P: 25	R: 1 E: 0 K: 1 S: 13	H: 2 LOB: 1 BB: 0 P: 19	R: 2 E: 0 K: 1 S: 12	H: 2 LOB: 0 BB: 0 P: 17	R: 0 E: 0 K: 0 S: 12	H: 2 LOB: 2 BB: 0 P: 18	R: 0 E: 0 K: 2 S: 8	H: 0 LOB: 0 BB: 0 P: 12	R: 0 E: 0 K: 3 S: 13	H: 2 LOB: 2 BB: 0 P: 26	R: 0 E: 1 K: 1 S: 7	H: 0 LOB: 1 BB: 0 P: 12	R: 1 E: 0 K: 1 S: 13	H: 1 LOB: 0 BB: 0 P: 20	R: 0 E: 0 K: 0 S: 9	H: 0 LOB: 2 BB: 1 P: 18	1B: 6 2B: 2 3B: 1 HR: 3	SF: 0 SAC: 0 DP: 0 HBP: 0	WP: 1 PB: 0 SB: 0 CS: 0	PA: 49
PITCHER	IP 5.0	WLS 2.0	BF 25	H 10	R 3	ER 3	SO 4	BB 0	IBB 0	HBP 0	BLK 0	WP 2	HR 0	S 61	P 103	ERA 5.40	WHIP 2.000					
35 Brad Bergesen, R ERA: 5.8																						
27 Mark Hendrickson, L ERA: 4.90																						
19 Koji Uehara, R ERA: 1.88																						
51 Michael Gonzalez, L ERA: 4.26																						
55 Alfredo Simon, R ERA: 4.76																						
PITCHER	IP 4.66	WLS 1.0	BF 17	H 6	R 0	ER 0	SO 10	BB 0	IBB 0	HBP 0	BLK 0	WP 0	HR 0	S 68	P 103	ERA 5.06	WHIP 2.062					
37 Matt Albers, R ERA: 4.66																						

Seattle Mariners @ Baltimore Orioles
 Oriole Park at Camden Yards, Baltimore, MD
 Mon Aug 16 2010, 7:06 PM - 10:53 PM EDT
 Att: 12,375 - Party Cloudy - 90 F

AB	46
R	4
H	12
RBI	4
BB	3
SO	13
LOB	25



Batter	1	2	3	4	5	6	7	8	9	10	11	AB	R	H	RBI	BB	SO	LOB	BOTTOM			
1 Brian Roberts, S OBP: 0.324, SLG: 0.354	F8	SF7		1B		K					G3-1	5	0	1	1	0	1	4				
21 Nick Markakis, L OBP: 0.370, SLG: 0.437	G6-3			F7								6	1	3	1	0	0	1				
23 Ty Wigginton, R OBP: 0.330, SLG: 0.444												6	1	2	0	0	1	2				
30 Luke Scott, L OBP: 0.358, SLG: 0.574																						
6 Corey Patterson, L OBP: 0.332, SLG: 0.430												5	0	2	0	0	0	2				
10 Adam Jones, R OBP: 0.321, SLG: 0.456												5	1	3	1	1	0	1				
18 Felix Pie, L OBP: 0.310, SLG: 0.453												4	0	1	0	0	1	3				
32 Matt Wieters, S OBP: 0.323, SLG: 0.370												3	1	1	0	2	1	2				
9 Jake Fox, R OBP: 0.263, SLG: 0.389												0	0	0	0	0	0	0				
3 Cesar Izturis, S OBP: 0.286, SLG: 0.282												5	1	1	0	0	0	4				
37 Josh Bell, S OBP: 0.224, SLG: 0.242												4	0	1	0	0	3	2				
2 Julio Lugo, R OBP: 0.303, SLG: 0.286												0	0	0	1	1	0	0				
Inning Stats	R: 1 E: 1 K: 0 S: 11	H: 2 LOB: 2 BB: 0 P: 19	R: 2 E: 0 K: 1 S: 19	H: 4 LOB: 2 BB: 0 P: 30	R: 0 E: 0 K: 0 S: 9	H: 1 LOB: 0 BB: 0 P: 17	R: 0 E: 0 K: 2 S: 10	H: 1 LOB: 1 BB: 0 P: 20	R: 0 E: 0 K: 2 S: 9	H: 2 LOB: 2 BB: 0 P: 17	R: 0 E: 0 K: 1 S: 8	H: 0 LOB: 1 BB: 1 P: 14	R: 0 E: 0 K: 0 S: 8	H: 2 LOB: 2 BB: 0 P: 9	R: 1 E: 0 K: 0 S: 16	H: 1 LOB: 3 BB: 3 P: 36	R: 1 E: 0 K: 0 S: 6	H: 2 LOB: 1 BB: 0 P: 8	1B: 14 2B: 1 3B: 0 HR: 0	SF: 1 SAC: 1 DP: 0 HBP: 0	WP: 2 PB: 0 SB: 0 CS: 2	PA: 50
PITCHER	IP 3.92	WLS 2.0	BF 25	H 10	R 3	ER 3	SO 4	BB 0	IBB 0	HBP 0	BLK 0	WP 2	HR 0	S 61	P 103	ERA 5.40	WHIP 2.000					
50 Jamey Wright, R ERA: 4.66																						
43 Brandon League, R ERA: 2.95																						
53 David Aardsma, R ERA: 4.24																						
46 Sean White, R ERA: 5.52																						

Seattle Mariners @ Baltimore Orioles
 Oriole Park at Camden Yards, Baltimore, MD
 Mon Aug 16 2010, 7:06 PM - 10:53 PM EDT
 Att: 12,375 - Party Cloudy - 90 F

AB	44
R	5
H	15
RBI	4
BB	4
SO	7
LOB	22



Batter	1	2	3	4	5	6	7	8	9	AB	R	H	RBI	BB	SO	LOB	TOP							
51 Ichiro Suzuki, L (1,9) OBP: 0.399, SLG: 0.380										5	0	2	0	0	0	2	Seattle Mariners @ Baltimore Orioles Oriole Park at Camden Yards, Baltimore, MD Tue Aug 17 2010, 7:08 PM - 9:48 PM EDT Att: 14,739 - Clear - 91 F							
9 Chone Figgins, S (1,4) OBP: 0.340, SLG: 0.297										4	0	2	0	1	1	2								
30 Russell Branyan, L (1,10) OBP: 0.331, SLG: 0.468										4	0	0	0	1	2	6								
4 Jose Lopez, R (1,5) OBP: 0.270, SLG: 0.336										5	0	1	0	0	0	5								
21 Franklin Gutierrez, R (1,8) OBP: 0.315, SLG: 0.370										4	1	2	0	0	0	1								
13 Casey Kotchman, L (1,3) OBP: 0.283, SLG: 0.347										3	1	0	0	1	0	1								
10 Adam Moore, R (1,2) OBP: 0.235, SLG: 0.320										4	1	1	0	0	2	2								
27 Matt Tuiasosopo, R (1,7) OBP: 0.205, SLG: 0.293										4	1	2	4	0	1	0								
16 Josh Wilson, R (1,6) OBP: 0.306, SLG: 0.328										3	0	1	0	1	0	1								
Inning Stats	R: 0 E: 0 K: 0 S: 9	H: 1 LOB: 1 BB: 0 P: 12	R: 0 E: 0 K: 1 S: 9	H: 0 LOB: 0 BB: 0 P: 15	R: 0 E: 0 K: 1 S: 10	H: 0 LOB: 1 BB: 1 P: 17	R: 0 E: 0 K: 1 S: 9	H: 1 LOB: 1 BB: 0 P: 11	R: 1 E: 0 K: 0 S: 9	H: 2 LOB: 2 BB: 1 P: 16	R: 0 E: 0 K: 0 S: 6	H: 1 LOB: 0 BB: 0 P: 10	R: 0 E: 0 K: 1 S: 7	H: 0 LOB: 0 BB: 0 P: 12	R: 0 E: 0 K: 0 S: 9	H: 1 LOB: 1 BB: 1 P: 19	R: 3 E: 0 K: 2 S: 26	H: 5 LOB: 3 BB: 1 P: 41	1B: 9 2B: 1 3B: 0 HR: 1	SF: 0 SAC: 0 DP: 2 HBP: 0	WP: 0 PB: 0 SB: 1 CS: 0	PA: 40		
PITCHER	IP WLS BF H R ER SO BB IBB HBP BLK WP HR S P ERA WHIP	8.0 L 31 6 1 1 4 3 0 0 0 0 0 68 112 1.12 1.125	0.1 5 3 3 3 1 1 0 0 0 0 1 13 21 81.00 12.000	0.2 4 2 0 0 1 0 0 0 0 0 0 13 20 0.00 3.000																				

AB	36
R	4
H	11
RBI	4
BB	4
SO	6
LOB	20



Batter	1	2	3	4	5	6	7	8	9	AB	R	H	RBI	BB	SO	LOB	BOTTOM							
1 Brian Roberts, S (1,4) OBP: 0.321, SLG: 0.350										4	0	1	0	0	0	1	Seattle Mariners @ Baltimore Orioles Oriole Park at Camden Yards, Baltimore, MD Tue Aug 17 2010, 7:08 PM - 9:48 PM EDT Att: 14,739 - Clear - 91 F							
21 Nick Markakis, L (1,9) OBP: 0.371, SLG: 0.435										2	0	0	0	2	0	3								
23 Ty Wigginton, R (1,3) OBP: 0.328, SLG: 0.439										4	0	0	0	0	2	3								
30 Luke Scott, L (1,10) OBP: 0.357, SLG: 0.569										3	0	0	0	1	0	0								
10 Adam Jones, R (1,8) OBP: 0.319, SLG: 0.452										4	0	0	0	0	2	1								
18 Felix Pie, L (1,7) OBP: 0.304, SLG: 0.444										3	0	0	0	0	0	1								
32 Matt Wieters, S (1,2) OBP: 0.321, SLG: 0.366										3	0	0	0	0	0	1								
3 Cesar Izturis, S (1,6) OBP: 0.283, SLG: 0.279										3	0	0	0	0	0	0								
37 Josh Bell, S (1,5) OBP: 0.243, SLG: 0.275										3	0	2	0	0	1	0								
2 Julio Lugo, R (8, PR) OBP: 0.303, SLG: 0.286										0	0	0	0	0	0	0								
Inning Stats	R: 0 E: 0 K: 1 S: 8	H: 0 LOB: 0 BB: 0 P: 11	R: 0 E: 0 K: 1 S: 9	H: 0 LOB: 1 BB: 1 P: 16	R: 0 E: 0 K: 1 S: 9	H: 0 LOB: 0 BB: 0 P: 10	R: 0 E: 0 K: 0 S: 7	H: 0 LOB: 0 BB: 1 P: 13	R: 0 E: 0 K: 0 S: 7	H: 0 LOB: 0 BB: 1 P: 13	R: 0 E: 0 K: 0 S: 12	H: 1 LOB: 2 BB: 1 P: 20	R: 0 E: 0 K: 0 S: 8	H: 0 LOB: 0 BB: 0 P: 10	R: 0 E: 0 K: 0 S: 12	H: 2 LOB: 3 BB: 0 P: 16	R: 0 E: 0 K: 2 S: 8	H: 0 LOB: 0 BB: 0 P: 10	1B: 2 2B: 1 3B: 0 HR: 0	SF: 0 SAC: 0 DP: 1 HBP: 0	WP: 0 PB: 0 SB: 0 CS: 0	PA: 32		
PITCHER	IP WLS BF H R ER SO BB IBB HBP BLK WP HR S P ERA WHIP	7.2 W 28 3 0 0 3 3 0 0 0 0 0 72 107 0.00 0.783	1.1 S 4 0 0 0 2 0 0 0 0 0 0 9 12 0.00 0.000																					

AB	29
R	0
H	3
RBI	0
BB	3
SO	5
LOB	10



Batter	1	2	3	4	5	6	7	8	9	AB	R	H	RBI	BB	SO	LOB	TOP								
51 Ichiro Suzuki, L (1, 9) OBP: 0.361, SLG: 0.394 12 Ryan Langerhans, L (8, 9) OBP: 0.374, SLG: 0.370										4	0	1	0	0	0	1									
9 Chone Figgins, S (1, 4) OBP: 0.336, SLG: 0.293										4	0	1	0	0	2	0									
30 Russell Branyan, L (1, 10) OBP: 0.328, SLG: 0.485										4	0	1	0	0	2	2									
4 Jose Lopez, R (1, 5) OBP: 0.271, SLG: 0.333 6 Chris Woodward, R (9, PH) OBP: 0.300, SLG: 0.687											3	0	0	0	0	1	1								
21 Franklin Gutierrez, R (1, 8) OBP: 0.317, SLG: 0.371										4	0	1	0	0	0	1									
13 Casey Kotchman, L (1, 3) OBP: 0.287, SLG: 0.353										3	0	0	0	1	1	2									
10 Adam Moore, R (1, 2) OBP: 0.237, SLG: 0.312										4	0	1	0	0	0	2									
27 Matt Tuiasosopo, R (1, 7) OBP: 0.213, SLG: 0.318										2	0	0	0	0	1	1									
16 Josh Wilson, R (1, 6) OBP: 0.308, SLG: 0.325										3	0	0	0	0	1	3									
Inning Stats	R: 0 E: 0 K: 1 S: 9	H: 0 LOB: 0 BB: 0 P: 13	R: 0 E: 0 K: 2 S: 10	H: 0 LOB: 0 BB: 0 P: 14	R: 0 E: 1 K: 1 S: 9	H: 0 LOB: 1 BB: 0 P: 12	R: 0 E: 0 K: 2 S: 9	H: 0 LOB: 0 BB: 0 P: 13	R: 0 E: 0 K: 1 S: 10	H: 2 LOB: 2 BB: 0 P: 14	R: 0 E: 0 K: 1 S: 7	H: 1 LOB: 1 BB: 0 P: 10	R: 0 E: 0 K: 0 S: 5	H: 0 LOB: 0 BB: 1 P: 12	R: 0 E: 0 K: 0 S: 13	H: 2 LOB: 2 BB: 0 P: 17	R: 0 E: 0 K: 0 S: 10	H: 1 LOB: 1 BB: 0 P: 17	1B: 4 2B: 2 3B: 0 HR: 0	SF: 0 SAC: 0 DP: 1 HBP: 1	WP: 1 PB: 1 SB: 0 CS: 0	PA: 34			
PITCHER	IP	WLS	BF	H	R	ER	SO	BB	IBB	HBP	BLK	WP	HR	S	P	ERA	WHIP								
52 CC Sabathia, L (1, 1) ERA: 3.02	6.0	W	22	3	0	0	8	0	0	1	0	0	0	54	76	0.00	0.500								
39 Kerry Wood, R (7, 1) ERA: 4.4	1.2		7	2	0	0	0	1	0	0	0	0	0	17	26	0.00	1.800								
62 Joba Chamberlain, R (8, 1) ERA: 4.8	1.1		5	1	0	0	0	0	0	0	0	1	0	11	20	0.00	0.750								

Seattle Mariners @ New York Yankees
Yankee Stadium, Bronx, NY
Sun Aug 22 2010, 1:08 PM - 4:46 PM EDT
Att: 46,778 - Drizzlie - 78 F

AB	32
R	0
H	6
RBI	0
BB	1
SO	8
LOB	13



Batter	1	2	3	4	5	6	7	8	9	AB	R	H	RBI	BB	SO	LOB	BOTTOM								
2 Derek Jeter, R (1, 6) OBP: 0.340, SLG: 0.388 14 Curtis Granderson, L (8, 8) OBP: 0.316, SLG: 0.436										2	1	1	1	1	0	3									
33 Nick Swisher, S (1, 9) OBP: 0.365, SLG: 0.511										4	2	1	0	1	0	1									
25 Mark Teixeira, S (1, 3) OBP: 0.363, SLG: 0.490 19 Ramiro Pena, S (8, 5) OBP: 0.238, SLG: 0.229										1	1	1	0	3	0	0									
24 Robinson Cano, L (1, 4) OBP: 0.387, SLG: 0.566										5	1	2	6	0	1	3									
38 Marcus Thames, R (1, 10) OBP: 0.386, SLG: 0.431										4	0	1	1	1	0	2									
20 Jorge Posada, S (1, 2) OBP: 0.360, SLG: 0.460										5	1	1	1	0	1	3									
26 Austin Kearns, R (1, 7) OBP: 0.359, SLG: 0.436										4	1	1	1	0	1	1									
11 Brett Gardner, L (1, 8) OBP: 0.382, SLG: 0.382										2	1	0	0	2	0	0									
12 Eduardo Núñez, R (1, 5) OBP: 0.250, SLG: 0.375										4	1	1	0	0	0	3									
Inning Stats	R: 0 E: 0 K: 1 S: 6	H: 1 LOB: 1 BB: 1 P: 13	R: 0 E: 1 K: 0 S: 10	H: 0 LOB: 3 BB: 2 P: 21	R: 0 E: 0 K: 0 S: 7	H: 1 LOB: 0 BB: 0 P: 9	R: 1 E: 0 K: 0 S: 7	H: 1 LOB: 0 BB: 0 P: 11	R: 4 E: 1 K: 0 S: 10	H: 2 LOB: 0 BB: 2 P: 21	R: 3 E: 0 K: 1 S: 17	H: 2 LOB: 3 BB: 3 P: 38	R: 1 E: 0 K: 0 S: 9	H: 1 LOB: 0 BB: 0 P: 11	R: 1 E: 1 K: 1 S: 13	H: 2 LOB: 2 BB: 0 P: 23	1B: 6 2B: 1 3B: 0 HR: 3	SF: 1 SAC: 0 DP: 2 HBP: 0	WP: 1 PB: 0 SB: 0 CS: 0	PA: 42					
PITCHER	IP	WLS	BF	H	R	ER	SO	BB	IBB	HBP	BLK	WP	HR	S	P	ERA	WHIP								
25 Luke French, L (1, 1) ERA: 4.57	5.0	L	24	5	5	5	1	4	0	0	0	0	0	40	75	9.00	1.800								
52 Chris Seddon, L (6, 1) ERA: 6.29	0.2		7	2	3	3	1	3	0	0	0	0	0	14	34	40.50	7.500								
37 Brian Sweeney, R (6, 1) ERA: 3.55	1.1		5	1	1	1	0	0	0	0	0	0	1	12	15	6.75	0.750								
43 Brandon League, R (8, 1) ERA: 2.84	1.0		6	2	1	0	1	0	0	0	0	1	0	13	23	0.00	2.000								

Seattle Mariners @ New York Yankees
Yankee Stadium, Bronx, NY
Sun Aug 22 2010, 1:08 PM - 4:46 PM EDT
Att: 46,778 - Drizzlie - 78 F

AB	33
R	10
H	10
RBI	10
BB	8
SO	3
LOB	16



Batter	1	2	3	4	5	6	7	8	9	AB	R	H	RBI	BB	SO	LOB	TOP						
51 Ichiro Suzuki, L (1, 9) OBP: 0.362, SLG: 0.394										3	1	1	0	1	1	0	Seattle Mariners @ Boston Red Sox Fenway Park, Boston, MA Mon Aug 23 2010, 7:12 PM - 9:33 PM EDT Att: 37,133 - Rain - 62 F						
9 Chone Figgins, S (1, 4) OBP: 0.339, SLG: 0.297										4	1	3	0	0	0								
30 Russell Branyan, L (1, 10) OBP: 0.324, SLG: 0.478										4	0	0	0	0	3	5							
21 Franklin Gutierrez, R (1, 8) OBP: 0.314, SLG: 0.368										4	0	0	0	0	0	3							
13 Casey Kotchman, L (1, 3) OBP: 0.290, SLG: 0.355										4	0	2	2	0	1	1							
10 Adam Moore, R (1, 2) OBP: 0.237, SLG: 0.310										4	0	1	0	0	2	2							
12 Ryan Langerhans, L (1, 7) OBP: 0.368, SLG: 0.355										3	1	0	0	1	1	3							
27 Matt Tuiasosopo, R (1, 5) OBP: 0.204, SLG: 0.303										4	0	0	0	0	2	2							
6 Chris Woodward, R (1, 6) OBP: 0.250, SLG: 0.286										4	0	0	0	0	2	2							
Inning Stats	R: 0 E: 0 K: 2 S: 9	H: 0 LOB: 0 BB: 0 P: 14	R: 0 E: 0 K: 1 S: 11	H: 1 LOB: 0 BB: 0 P: 14	R: 1 E: 1 K: 2 S: 13	H: 1 LOB: 2 BB: 2 P: 24	R: 0 E: 0 K: 2 S: 8	H: 0 LOB: 0 BB: 0 P: 13	R: 0 E: 0 K: 1 S: 7	H: 0 LOB: 0 BB: 0 P: 11	R: 2 E: 1 K: 1 S: 10	H: 3 LOB: 2 BB: 0 P: 11	R: 0 E: 0 K: 0 S: 10	H: 0 LOB: 0 BB: 0 P: 13	R: 0 E: 0 K: 0 S: 8	H: 1 LOB: 1 BB: 0 P: 12	R: 0 E: 0 K: 2 S: 9	H: 1 LOB: 1 BB: 0 P: 12	1B: 7 2B: 0 3B: 0 HR: 0	SF: 0 SAC: 0 DP: 0 HBP: 0	WP: 0 PB: 0 SB: 1 CS: 0	PA: 36	
PITCHER	IP WLS BF H R ER SO BB IBB HBP BLK WP HR S P ERA WHIP	8.0 W 32 6 3 2 10 1 1 0 0 0 0 76 112 2.25 0.875	1.0 S 4 1 0 0 2 0 0 0 0 0 0 9 12 0.00 1.000																				

Seattle Mariners @ Boston Red Sox
 Fenway Park, Boston, MA
 Mon Aug 23 2010, 7:12 PM - 9:33 PM EDT
 Att: 37,133 - Rain - 62 F

AB 34
 R 3
 H 7
 RBI 2
 BB 2
 SO 12
 LOB 18



Batter	1	2	3	4	5	6	7	8	9	AB	R	H	RBI	BB	SO	LOB	BOTTOM				
10 Marco Scutaro, R (1, 6) OBP: 0.337, SLG: 0.377										4	1	2	4	0	0	0	Seattle Mariners @ Boston Red Sox Fenway Park, Boston, MA Mon Aug 23 2010, 7:12 PM - 9:33 PM EDT Att: 37,133 - Rain - 62 F				
7 J.D. Drew, L (1, 9) OBP: 0.352, SLG: 0.457										4	0	2	1	0	0	0					
41 Victor Martinez, S (1, 2) OBP: 0.332, SLG: 0.441										3	0	0	1	0	1	2					
34 David Ortiz, L (1, 10) OBP: 0.371, SLG: 0.544										4	0	1	0	0	1	0					
29 Adrián Beltré, R (1, 5) OBP: 0.364, SLG: 0.558										4	1	2	0	0	0	3					
25 Mike Lowell, R (1, 3) OBP: 0.304, SLG: 0.375										4	0	1	0	0	3	2					
12 Jed Lowrie, S (1, 4) OBP: 0.413, SLG: 0.537										4	2	1	0	0	0	3					
60 Daniel Nava, S (1, 7) OBP: 0.376, SLG: 0.426										2	1	1	0	1	0	0					
54 Darrell McDonald, R (7, PR) OBP: 0.338, SLG: 0.435										1	1	0	0	0	0	1					
55 Ryan Kalish, L (1, 8) OBP: 0.268, SLG: 0.358										3	0	0	0	0	2	4					
Inning Stats	R: 0 E: 0 K: 0 S: 10	H: 0 LOB: 0 BB: 0 P: 12	R: 0 E: 0 K: 2 S: 11	H: 1 LOB: 1 BB: 0 P: 18	R: 0 E: 0 K: 1 S: 14	H: 0 LOB: 0 BB: 0 P: 20	R: 0 E: 0 K: 1 S: 7	H: 0 LOB: 0 BB: 0 P: 9	R: 3 E: 1 K: 1 S: 18	H: 3 LOB: 2 BB: 1 P: 25	R: 0 E: 0 K: 1 S: 9	H: 0 LOB: 0 BB: 0 P: 12	R: 3 E: 0 K: 0 S: 14	H: 5 LOB: 3 BB: 0 P: 20	R: 0 E: 0 K: 1 S: 9	H: 1 LOB: 1 BB: 0 P: 14	1B: 10 2B: 0 3B: 0 HR: 0	SF: 1 SAC: 1 DP: 0 HBP: 0	WP: 0 PB: 0 SB: 0 CS: 0	PA: 36	
PITCHER	IP WLS BF H R ER SO BB IBB HBP BLK WP HR S P ERA WHIP	6.1 L 27 6 5 2 6 1 0 0 0 0 9 74 105 2.84 1.105	0.2 5 3 1 1 0 0 0 0 0 0 0 9 11 13.50 4.500	1.0 4 1 0 0 1 0 0 0 0 0 0 9 14 0.00 1.000																	

Seattle Mariners @ Boston Red Sox
 Fenway Park, Boston, MA
 Mon Aug 23 2010, 7:12 PM - 9:33 PM EDT
 Att: 37,133 - Rain - 62 F


AB 33
 R 6
 H 10
 RBI 6
 BB 1
 SO 7
 LOB 15



Batter	1	2	3	4	5	6	7	8	9	AB	R	H	RBI	BB	SO	LOB	TOP			
51 Ichiro Suzuki, L (1, 9) OBP: 0.391, SLG: 0.393										4	0	1	0	0	2	2				
9 Chone Figgins, S (1, 4) OBP: 0.338, SLG: 0.295										3	0	0	0	0	2	1				
30 Russell Branyan, L (1, 10) OBP: 0.324, SLG: 0.485										4	1	1	1	0	1	2				
4 Jose Lopez, R (1, 5) OBP: 0.271, SLG: 0.333										4	1	1	0	0	0	0				
13 Casey Kotchman, L (1, 3) OBP: 0.289, SLG: 0.362										4	1	1	2	0	1	0				
21 Franklin Gutierrez, R (1, 8) OBP: 0.312, SLG: 0.355										4	0	0	0	0	0	0				
26 Josh Bard, S (1, 2) OBP: 0.316, SLG: 0.417										3	0	0	0	0	1	0				
12 Ryan Langerhans, L (1, 7) OBP: 0.367, SLG: 0.346										2	0	0	0	1	0	0				
16 Josh Wilson, R (1, 6) OBP: 0.308, SLG: 0.323										2	0	0	0	1	0	1				
Inning Stats	R: 0 E: 0 K: 0 S: 4	H: 1 LOB: 0 BB: 7	R: 0 E: 0 K: 1 S: 7	H: 0 LOB: 0 BB: 11	R: 0 E: 0 K: 1 S: 9	H: 0 LOB: 0 BB: 14	R: 0 E: 0 K: 3 S: 11	H: 0 LOB: 0 BB: 17	R: 0 E: 0 K: 1 S: 11	H: 0 LOB: 1 BB: 23	R: 3 E: 0 K: 1 S: 12	H: 3 LOB: 0 BB: 20	R: 0 E: 0 K: 0 S: 8	H: 0 LOB: 2 BB: 1	R: 0 E: 0 K: 0 S: 13	H: 0 LOB: 0 BB: 18	1B: 2 2B: 1 3B: 0 HR: 2	SF: 0 SAC: 0 DP: 1 HBP: 1	WP: 0 PB: 0 SB: 0 CS: 0	PA: 33
PITCHER	IP WLS BF H R ER SO BB IBB HBP BLK WP HR S P ERA WHIP																			
19 Josh Beckett, R (1, 1) ERA: 6.8	6.1 W 23 4 3 3 7 1 0 0 0 0 2 60 101 4.26 0.789																			
51 Daniel Bard, R (7, 1) ERA: 1.82	1.2 H 7 0 0 0 0 1 0 0 1 0 0 0 11 20 0.00 0.600																			
58 Jonathan Papelbon, R (9, 1) ERA: 2.96	1.0 S 3 0 0 0 0 0 0 0 0 0 0 0 13 18 0.00 0.000																			
Batter	1	2	3	4	5	6	7	8	9	AB	R	H	RBI	BB	SO	LOB	BOTTOM			
10 Marco Scutaro, R (1, 6) OBP: 0.339, SLG: 0.380										4	1	2	0	0	0	0				
7 J.D. Drew, L (1, 9) OBP: 0.349, SLG: 0.453										4	0	0	0	0	2					
41 Victor Martinez, S (1, 2) OBP: 0.331, SLG: 0.439										4	1	1	0	0	1					
34 David Ortiz, L (1, 10) OBP: 0.370, SLG: 0.540										3	1	0	0	1	0	1				
29 Adrián Beltré, R (1, 5) OBP: 0.365, SLG: 0.557										3	2	1	1	1	1	0				
25 Mike Lowell, R (1, 3) OBP: 0.309, SLG: 0.372										1	0	0	1	2	0	0				
60 Daniel Nava, S (1, 7) OBP: 0.379, SLG: 0.423										3	0	1	2	0	0	1				
54 Darrel McDonald, R (6, PR) OBP: 0.340, SLG: 0.438										1	0	1	1	0	0	0				
22 Bill Hall, R (1, 4) OBP: 0.310, SLG: 0.470										3	0	1	0	0	1	1				
55 Ryan Kalish, L (1, 8) OBP: 0.257, SLG: 0.343										3	0	0	0	0	2					
Inning Stats	R: 0 E: 0 K: 0 S: 8	H: 0 LOB: 0 BB: 0 P: 11	R: 0 E: 0 K: 0 S: 4	H: 0 LOB: 0 BB: 6	R: 0 E: 0 K: 0 S: 7	H: 0 LOB: 0 BB: 10	R: 0 E: 0 K: 0 S: 9	H: 1 LOB: 1 BB: 0 P: 12	R: 0 E: 0 K: 1 S: 11	H: 1 LOB: 2 BB: 1 P: 20	R: 4 E: 0 K: 1 S: 20	H: 4 LOB: 1 BB: 1 P: 34	R: 0 E: 0 K: 0 S: 10	H: 0 LOB: 0 BB: 0 P: 16	R: 1 E: 0 K: 0 S: 13	H: 1 LOB: 2 BB: 2 P: 25	1B: 6 2B: 1 3B: 0 HR: 0	SF: 1 SAC: 0 DP: 0 HBP: 0	WP: 0 PB: 0 SB: 0 CS: 0	PA: 34
PITCHER	IP WLS BF H R ER SO BB IBB HBP BLK WP HR S P ERA WHIP																			
39 David Pauley, R (1, 1) ERA: 4.02	5.2 L 25 6 4 4 1 2 0 0 0 0 0 0 56 90 6.35 1.412																			
50 Jamey Wright, R (6, 1) ERA: 4.6	2.1 9 1 1 1 1 2 0 0 0 0 0 0 26 44 3.86 1.286																			


Seattle Mariners @ Boston Red Sox
Fenway Park, Boston, MA
Wed Aug 25 2010, 1:37 PM - 4:21 PM EDT
Att: 37,183 - Drizzlie - 65 F

AB 30
R 3
H 4
RBI 3
BB 2
SO 7
LOB 6



Seattle Mariners @ Boston Red Sox
Fenway Park, Boston, MA
Wed Aug 25 2010, 1:37 PM - 4:21 PM EDT
Att: 37,183 - Drizzlie - 65 F

AB 29
R 5
H 7
RBI 5
BB 4
SO 2
LOB 8



Batter	1	2	3	4	5	6	7	8	9	AB	R	H	RBI	BB	SO	LOB	TOP			
2 Denard Span, L (1, 8) OBP: 0.336, SLG: 0.352										3	0	1	0	1	0	0				
1 Orlando Hudson, S (1, 4) OBP: 0.359, SLG: 0.404										4	0	1	0	0	1	2				
20 Matt Tolbert, S (9, FFR) OBP: 0.286, SLG: 0.340										0	0	0	0	0	0	0				
5 Michael Cuddyer, R (1, 3) OBP: 0.393, SLG: 0.427										4	1	1	1	1	0	3				
16 Jason Kubel, L (1, 10) OBP: 0.338, SLG: 0.444										3	0	1	0	0	0	0				
21 Delmon Young, R (1, 7) OBP: 0.335, SLG: 0.495										3	0	0	0	0	2	1				
22 Danny Valencia, R (1, 5) OBP: 0.366, SLG: 0.430										3	0	0	0	0	0	1				
18 Jason Repko, R (1, 9) OBP: 0.294, SLG: 0.416										3	0	0	0	0	0	1				
27 J.J. Hardy, R (1, 6) OBP: 0.308, SLG: 0.388										3	0	1	0	0	0	0				
12 Alexi Casilla, S (8, FFR) OBP: 0.346, SLG: 0.417										0	0	0	0	0	0	0				
41 Drew Butera, R (1, 2) OBP: 0.226, SLG: 0.306										2	0	0	0	0	1	0				
7 Joe Mauer, L (8, PH) OBP: 0.404, SLG: 0.478										1	0	0	0	0	0	1				
Inning Stats	R: 0 E: 0 K: 1 S: 11	H: 0 LOB: 0 BB: 1 P: 18	R: 0 E: 0 K: 1 S: 8	H: 0 LOB: 0 BB: 0 P: 10	R: 0 E: 0 K: 1 S: 10	H: 0 LOB: 0 BB: 0 P: 12	R: 0 E: 0 K: 0 S: 7	H: 1 LOB: 0 BB: 0 P: 14	R: 0 E: 0 K: 0 S: 9	H: 1 LOB: 1 BB: 0 P: 15	R: 0 E: 0 K: 0 S: 10	H: 0 LOB: 0 BB: 0 P: 14	R: 1 E: 0 K: 1 S: 8	H: 1 LOB: 0 BB: 0 P: 13	R: 0 E: 0 K: 0 S: 11	H: 1 LOB: 2 BB: 0 P: 18	1B: 4 2B: 0 3B: 0 HR: 1	SF: 0 SAC: 0 DP: 2 HBP: 0	WP: 1 PB: 0 SB: 1 CS: 1	PA: 30
PITCHER	IP WLS BF H R ER SO BB IBB HBP BLK WP HR S P ERA WHIP																			
25 Luke French, L (1, 1) ERA: 4.13	7.0 W 23 3 1 1 4 1 0 0 0 0 1 1 63 96 1.29 0.571																			
43 Brandon League, R (8, 1) ERA: 2.99	1.0 H 4 1 0 0 0 0 0 0 0 0 0 0 11 18 0.00 1.000																			
53 David Aardsma, R (9, 1) ERA: 3.95	1.0 S 3 1 0 0 0 0 0 0 0 0 0 0 8 10 0.00 1.000																			

Minnesota Twins @ Seattle Mariners
Safeco Field, Seattle, WA
Sun Aug 29 2010, 1:13 PM - 3:17 PM PDT
Att: 28,928 - Cloudy - 63 F

AB	29
R	1
H	5
RBI	1
BB	1
SO	4
LOB	9



Batter	1	2	3	4	5	6	7	8	9	AB	R	H	RBI	BB	SO	LOB	BOTTOM			
51 Ichiro Suzuki, L (1, 9) OBP: 0.398, SLG: 0.390										4	0	0	0	0	0	0				
9 Chone Figgins, S (1, 4) OBP: 0.335, SLG: 0.290										4	0	1	0	0	0	0				
30 Russell Bryan, L (1, 10) OBP: 0.322, SLG: 0.478										3	0	0	0	0	1	1				
4 Jose Lopez, R (1, 5) OBP: 0.273, SLG: 0.333										3	1	1	0	0	0	0				
13 Casey Kotchman, L (1, 3) OBP: 0.291, SLG: 0.360										3	1	1	0	0	0	0				
21 Franklin Gutierrez, R (1, 8) OBP: 0.308, SLG: 0.360										3	0	2	1	0	0	0				
10 Adam Moore, R (1, 2) OBP: 0.231, SLG: 0.290										2	0	0	1	1	0	1				
27 Matt Tuasosopo, R (1, 7) OBP: 0.221, SLG: 0.313										3	0	0	0	0	1	3				
12 Ryan Langerhans, L (9, 7) OBP: 0.366, SLG: 0.336										0	0	0	0	0	0	0				
16 Josh Wilson, R (1, 6) OBP: 0.303, SLG: 0.318										3	0	0	0	0	0	0				
Inning Stats	R: 0 E: 0 K: 1 S: 10	H: 1 LOB: 1 BB: 0 P: 14	R: 0 E: 0 K: 1 S: 15	H: 1 LOB: 2 BB: 1 P: 25	R: 0 E: 0 K: 0 S: 9	H: 0 LOB: 0 BB: 0 P: 13	R: 0 E: 0 K: 0 S: 6	H: 0 LOB: 0 BB: 0 P: 8	R: 0 E: 0 K: 0 S: 7	H: 0 LOB: 0 BB: 0 P: 8	R: 0 E: 0 K: 0 S: 6	H: 0 LOB: 0 BB: 0 P: 10	R: 2 E: 0 K: 0 S: 17	H: 3 LOB: 1 BB: 0 P: 21	R: 0 E: 0 K: 0 S: 7	H: 0 LOB: 0 BB: 0 P: 8	1B: 5 2B: 1 3B: 0 HR: 0	SF: 0 SAC: 0 DP: 1 HBP: 0	WP: 1 PB: 0 SB: 1 CS: 1	PA: 29
PITCHER	IP WLS BF H R ER SO BB IBB HBP BLK WP HR S P ERA WHIP																			
48 Carl Pavano, R (1, 1) ERA: 3.52	7.0 L 26 5 2 2 2 1 0 0 0 0 0 0 70 99 2.57 0.857																			
28 Jesse Crain, R (8, 1) ERA: 2.99	1.0 3 0 0 0 0 0 0 0 0 0 0 0 7 8 0.00 0.000																			

Minnesota Twins @ Seattle Mariners
Safeco Field, Seattle, WA
Sun Aug 29 2010, 1:13 PM - 3:17 PM PDT
Att: 28,928 - Cloudy - 63 F

AB	28
R	2
H	5
RBI	2
BB	1
SO	2
LOB	5




Batter	1	2	3	4	5	6	7	8	9	AB	R	H	RBI	BB	SO	LOB	TOP		
6 Alberto Callaspo, S OBP: 0.322, SLG: 0.403	(1, 5) L1		(1, 0) K		(0, 3) K			(2, 1) K		4	1	2	0	0	1	0	Los Angeles Angels @ Seattle Mariners Safeco Field, Seattle, WA Tue Aug 31 2010, 7:12 PM - 9:45 PM PDT Att: 18,745 - Roof Closed - 61 F		
47 Howie Kendrick, R OBP: 0.310, SLG: 0.413	(1, 4) F9		(2, 2) FC5-2			(1, 3) K		(1, 2) K		4	0	1	1	0	1	1			
53 Bobby Abreu, L OBP: 0.348, SLG: 0.427	(1, 7) K		(2, 3) K			(1, 3) K		(4, 0) IBB		3	0	0	0	1	3	1			
48 Tori Hunter, R OBP: 0.368, SLG: 0.477		(1, 0) K		(3, 3) K				(1, 0) G5-3		4	0	1	0	0	1	2			
55 Hideki Matsui, L OBP: 0.346, SLG: 0.436	(2, 2) L7		(3, 1) G6-3					(4, 2) BB		2	0	0	0	2	0	1			
44 Mike Napoli, R OBP: 0.319, SLG: 0.476	(4, 2) BB		(4, 2) BB					(1, 0) G6-3		2	0	0	0	2	0	2			
2 Erick Aybar, S OBP: 0.319, SLG: 0.351	(0, 1) BB		(1, 0) L9					(2, 2) G5-4-3		4	0	1	0	0	1	2			
5 Jeff Mathis, R OBP: 0.214, SLG: 0.289	(1, 0) G6-4-3				(0, 3) K			(0, 1) F9		3	0	0	0	0	1	4			
25 Peter Bourjos, R OBP: 0.259, SLG: 0.354			(3, 2) G5-3		(1, 1) G6-3			(1, 3) K		3	0	0	0	0	1	0			
Inning Stats	R: 0 H: 0 E: 0 K: 1 S: 10	H: 0 LOB: 0 BB: 0 P: 15	R: 0 H: 2 E: 0 K: 0 S: 10	H: 2 LOB: 2 BB: 1 P: 18	R: 0 H: 1 E: 0 K: 1 S: 11	H: 1 LOB: 1 BB: 0 P: 19	R: 0 H: 0 E: 0 K: 1 S: 8	H: 0 LOB: 0 BB: 0 P: 10	R: 0 H: 0 E: 0 K: 2 S: 8	H: 0 LOB: 1 BB: 1 P: 13	R: 1 H: 2 E: 0 K: 1 S: 9	H: 2 LOB: 1 BB: 1 P: 18	R: 0 H: 0 E: 0 K: 0 S: 12	H: 0 LOB: 0 BB: 1 P: 20	1B: 3 2B: 2 3B: 0 HR: 0	SF: 0 SAC: 0 DP: 3 HBP: 0	WP: 0 PA: 34 PB: 0 SB: 1 CS: 0		
PITCHER	IP WLS BF H R ER SO BB IBB HBP BLK WP HR S P ERA WHIP																		
34 Félix Hernández, R ERA: 2.38	7.0		26	3	0	0	8	3	0	0	0	0	0	0	0	64	104	0.00	0.857
43 Brandon League, R ERA: 2.78	1.0	W	5	2	1	1	1	0	1	0	0	0	0	0	9	18	9.00	2.000	
53 David Aardsma, R ERA: 3.86	1.0	S	3	0	0	0	0	1	0	0	0	0	0	0	12	20	0.00	1.000	

Batter	1	2	3	4	5	6	7	8	9	AB	R	H	RBI	BB	SO	LOB	BOTTOM	
51 Ichiro Suzuki, L OBP: 0.360, SLG: 0.391	(1, 9) F7		(3, 1) BB		(0, 0) K			(1, 0) G6-3		5	0	2	0	0	0	2	Los Angeles Angels @ Seattle Mariners Safeco Field, Seattle, WA Tue Aug 31 2010, 7:12 PM - 9:45 PM PDT Att: 18,745 - Roof Closed - 61 F	
9 Chone Figgins, S OBP: 0.332, SLG: 0.287	(1, 4) BB		(0, 1) G3-1		(1, 2) F7			(1, 3) K		4	0	1	0	0	1	1		
21 Franklin Gutierrez, R OBP: 0.309, SLG: 0.364	(1, 8) G5-3		(2, 3) K		(3, 2) G6-3			(0, 3) K		4	0	0	0	0	2	2		
30 Russell Branyan, L OBP: 0.326, SLG: 0.478	(1, 10) BB		(1, 3) K					(4, 2) BB		2	0	0	0	2	1	0		
27 Matt Tuiasosopo, R OBP: 0.221, SLG: 0.313	(8, PR) BB		(9, 10) K					(4, 1) BB		0	1	0	0	0	0	0		
4 Jose Lopez, R OBP: 0.274, SLG: 0.336	(1, 5) G1-3				(0, 3) K			(0, 0) BB		4	1	2	0	0	1	2		
13 Casey Ketchman, L OBP: 0.293, SLG: 0.357	(1, 3) K		(1, 3) K		(1, 1) BB			(4, 1) BB		3	1	1	0	1	1	1		
55 Michael Saunders, L OBP: 0.295, SLG: 0.394	(1, 7) K		(1, 3) K		(1, 2) F9			(1, 1) SF9		2	0	0	1	1	1	1		
10 Adam Moore, R OBP: 0.232, SLG: 0.290	(1, 2) BB		(2, 1) FC5-4		(1, 2) FC5-4			(1, 2) BB		4	0	2	1	0	1	3		
16 Josh Wilson, R OBP: 0.303, SLG: 0.318	(1, 6) BB		(1, 0) F9		(1, 2) F9			(1, 3) BB		4	0	2	1	0	1	0		
Inning Stats	R: 0 H: 1 E: 0 K: 0 S: 10	H: 3 LOB: 2 BB: 0 P: 22	R: 0 H: 0 E: 0 K: 2 S: 14	H: 0 LOB: 0 BB: 0 P: 11	R: 0 H: 1 E: 0 K: 1 S: 10	H: 1 LOB: 1 BB: 0 P: 12	R: 0 H: 1 E: 0 K: 0 S: 11	H: 1 LOB: 2 BB: 0 P: 15	R: 0 H: 1 E: 0 K: 1 S: 13	H: 0 LOB: 0 BB: 1 P: 20	R: 0 H: 0 E: 0 K: 2 S: 7	H: 0 LOB: 0 BB: 0 P: 10	R: 3 H: 3 E: 1 K: 1 S: 15	H: 3 LOB: 2 BB: 2 P: 27	1B: 9 2B: 1 3B: 0 HR: 0	SF: 1 SAC: 0 DP: 0 HBP: 0	WP: 0 PA: 37 PB: 1 SB: 2 CS: 0	
PITCHER	IP WLS BF H R ER SO BB IBB HBP BLK WP HR S P ERA WHIP																	
24 Dan Haren, R ERA: 4.28	7.0			7	0	0	8	2	0	0	0	0	0	0	73	110	0.00	1.286
40 Kevin Jepsen, R ERA: 5.04	0.2	L	6	2	3	3	1	2	0	0	0	0	0	13	23	40.50	6.000	
45 Francisco Rodriguez, R ERA: 3.67	0.1		2	1	0	0	0	0	0	0	0	0	0	2	4	0.00	3.000	

Batter	1	2	3	4	5	6	7	8	9	AB	R	H	RBI	BB	SO	LOB	TOP					
77 Reggie Williams, S OBP: 0.348, SLG: 0.333										4	1	1	0	0	0	0						
6 Alberto Callaspo, S OBP: 0.322, SLG: 0.408										4	1	1	1	0	0	1						
47 Howie Kendrick, R OBP: 0.308, SLG: 0.410										4	0	0	1	0	1	0						
48 Torii Hunter, R OBP: 0.367, SLG: 0.477										4	0	1	0	0	3	0						
44 Mike Napoli, R OBP: 0.321, SLG: 0.477										3	1	1	0	1	1	0						
20 Juan Rivera, R OBP: 0.297, SLG: 0.399										4	0	0	0	0	0	3						
55 Hideki Matsui, L OBP: 0.348, SLG: 0.443										2	1	1	2	1	0	0						
3 Brandon Wood, R OBP: 0.188, SLG: 0.216										3	0	0	0	0	1	1						
25 Peter Bourjos, R OBP: 0.250, SLG: 0.341										3	0	0	0	0	1	0						
Inning Stats	R: 1 E: 0 K: 1 S: 12	H: 1 LOB: 0 BB: 0 P: 15	R: 0 E: 0 K: 2 S: 12	H: 0 LOB: 1 BB: 1 P: 20	R: 0 E: 0 K: 0 S: 11	H: 0 LOB: 0 BB: 0 P: 16	R: 0 E: 0 K: 0 S: 11	H: 1 LOB: 1 BB: 1 P: 18	R: 0 E: 0 K: 0 S: 8	H: 0 LOB: 0 BB: 0 P: 10	R: 0 E: 0 K: 0 S: 7	H: 0 LOB: 0 BB: 0 P: 9	R: 2 E: 0 K: 1 S: 13	H: 2 LOB: 0 BB: 0 P: 18	R: 1 E: 0 K: 2 S: 10	H: 1 LOB: 0 BB: 0 P: 14	R: 0 E: 0 K: 1 S: 6	H: 0 LOB: 0 BB: 0 P: 10	1B: 0 2B: 4 HR: 2	SF: 0 SAC: 0 DP: 1 HBP: 0	WP: 0 PB: 0 SB: 0 CS: 0	PA: 33
PITCHER	IP	WLS	BF	H	R	ER	SO	BB	IBB	HBP	BLK	WP	HR	S	P	ERA	WHIP					
38 Jason Vargas, L ERA: 3.55	7.0	L	26	4	3	3	4	2	0	0	0	0	1	74	106	3.86	0.857					
46 Sean White, R ERA: 5.24	1.0		4	1	1	1	2	0	0	0	0	0	1	10	14	9.00	1.000					
37 Brian Sweeney, R ERA: 3.42	1.0		3	0	0	0	1	0	0	0	0	0	0	6	10	0.00	0.000					

Los Angeles Angels @ Seattle Mariners
Safeco Field, Seattle, WA
Wed Sep 01 2010, 7:12 PM - 9:50 PM PDT
Att: 17,546 - Partly Cloudy - 67 F


AB 31
R 4
H 5
RBI 4
BB 2
SO 7
LOB 5



Batter	1	2	3	4	5	6	7	8	9	AB	R	H	RBI	BB	SO	LOB	BOTTOM					
51 Ichiro Suzuki, L OBP: 0.360, SLG: 0.391										5	0	2	0	0	1	1						
9 Chone Figgins, S OBP: 0.334, SLG: 0.290										3	1	2	0	0	1	1						
21 Franklin Gutierrez, R OBP: 0.311, SLG: 0.367										4	0	2	1	0	0	3						
30 Russell Branyan, L OBP: 0.323, SLG: 0.473										4	0	0	0	0	4	4						
4 Jose Lopez, R OBP: 0.272, SLG: 0.333										4	0	0	0	0	1	2						
13 Casey Ketchman, L OBP: 0.292, SLG: 0.359										4	0	1	0	0	0	0						
55 Michael Saunders, L OBP: 0.295, SLG: 0.392										4	0	1	0	0	1	1						
10 Adam Moore, R OBP: 0.232, SLG: 0.296										4	0	1	0	0	2	3						
16 Josh Wilson, R OBP: 0.303, SLG: 0.318										3	1	1	0	0	1	1						
12 Ryan Langerhans, L (9, PH) OBP: 0.363, SLG: 0.333										1	0	0	0	0	1	1						
Inning Stats	R: 0 E: 0 K: 2 S: 10	H: 2 LOB: 2 BB: 0 P: 16	R: 0 E: 0 K: 0 S: 6	H: 1 LOB: 1 BB: 0 P: 12	R: 1 E: 0 K: 1 S: 11	H: 2 LOB: 0 BB: 0 P: 18	R: 0 E: 0 K: 1 S: 11	H: 1 LOB: 1 BB: 0 P: 13	R: 1 E: 0 K: 1 S: 11	H: 2 LOB: 1 BB: 0 P: 17	R: 0 E: 0 K: 1 S: 12	H: 1 LOB: 1 BB: 0 P: 17	R: 0 E: 0 K: 2 S: 15	H: 1 LOB: 1 BB: 0 P: 21	R: 0 E: 0 K: 2 S: 11	H: 0 LOB: 0 BB: 0 P: 17	R: 0 E: 1 K: 2 S: 13	H: 0 LOB: 1 BB: 0 P: 20	1B: 7 2B: 3 HR: 0	SF: 0 SAC: 1 DP: 1 HBP: 0	WP: 0 PB: 0 SB: 2 CS: 1	PA: 37
PITCHER	IP	WLS	BF	H	R	ER	SO	BB	IBB	HBP	BLK	WP	HR	S	P	ERA	WHIP					
22 Trevor Bell, R ERA: 4.85	6.0	W	26	9	2	2	6	0	0	0	0	0	0	61	93	3.00	1.500					
51 Jordan Walden, R ERA: 2.25	1.0	H	4	1	0	0	2	0	0	0	0	0	0	15	21	0.00	1.000					
40 Kevin Jepsen, R ERA: 4.93	1.0	H	3	0	0	0	2	0	0	0	0	0	0	11	17	0.00	0.000					
56 Fernando Rodney, R (9, 1) ERA: 3.79	1.0	S	4	0	0	0	2	0	0	0	0	0	0	13	20	0.00	0.000					

Los Angeles Angels @ Seattle Mariners
Safeco Field, Seattle, WA
Wed Sep 01 2010, 7:12 PM - 9:50 PM PDT
Att: 17,546 - Partly Cloudy - 67 F

AB 36
R 2
H 10
RBI 1
BB 0
SO 12
LOB 17



Batter	1	2	3	4	5	6	7	8	9	AB	R	H	RBI	BB	SO	LOB	TOP					
23 Michael Brantley, L OBP: 0.282, SLG: 0.296										4	1	1	0	1	1	0						
13 Asdrúbal Cabrera, S OBP: 0.327, SLG: 0.361										5	2	3	0	0	1	3						
17 Shin-Soo Choo, L OBP: 0.390, SLG: 0.469										5	2	2	5	0	2	4						
48 Travis Hafner, L OBP: 0.375, SLG: 0.440										5	0	1	1	0	0	4						
12 Jayson Nix, R OBP: 0.310, SLG: 0.443										4	0	1	0	0	0	0						
25 Andy Marte, R OBP: 0.297, SLG: 0.364										0	0	0	0	0	0	0						
35 Jordan Brown, L OBP: 0.244, SLG: 0.308										4	0	0	0	0	0	2						
4 Trevor Crowe, S OBP: 0.299, SLG: 0.331										4	0	1	0	0	1	2						
1 Luis Valbuena, L OBP: 0.261, SLG: 0.240										4	1	2	0	0	0	1						
6 Lou Marson, R OBP: 0.265, SLG: 0.270										4	0	1	0	0	0	1						
Inning Stats	R: 0 E: 0 K: 1 S: 14	H: 1 LOB: 1 BB: 0 P: 19	R: 0 E: 0 K: 0 S: 5	H: 0 LOB: 0 BB: 0 P: 8	R: 0 E: 0 K: 0 S: 9	H: 0 LOB: 0 BB: 0 P: 14	R: 0 E: 0 K: 2 S: 8	H: 0 LOB: 0 BB: 0 P: 12	R: 0 E: 0 K: 0 S: 7	H: 0 LOB: 0 BB: 0 P: 11	R: 4 E: 0 K: 1 S: 22	H: 6 LOB: 2 BB: 0 P: 37	R: 0 E: 0 K: 1 S: 11	H: 2 LOB: 3 BB: 1 P: 20	R: 0 E: 0 K: 0 S: 10	H: 1 LOB: 1 BB: 0 P: 17	R: 2 E: 0 K: 0 S: 10	H: 2 LOB: 0 BB: 0 P: 15	1B: 10 2B: 1 3B: 0 HR: 1	SF: 0 SAC: 0 DP: 0 HBP: 0	WP: 0 PB: 1 SB: 1 CS: 0	PA: 40
PITCHER	IP WLS BF H R ER SO BB IBB HBP BLK WP HR S P ERA WHIP	5.1 L 23 7 4 4 3 0 0 0 0 0 0 61 96 6.75 1.312	1.2 8 2 0 0 2 1 0 0 0 0 0 0 15 25 0.00 1.800	2.0 9 3 2 2 0 0 0 0 0 0 0 1 20 32 9.00 1.500											IP WLS BF H R ER SO BB IBB HBP BLK WP HR S P ERA WHIP							
58 Doug Fister, R ERA: 3.85											5.1 L 23 7 4 4 3 0 0 0 0 0 0 61 96 6.75 1.312											
49 Garrett Olson, L ERA: 5.4											1.2 8 2 0 0 2 1 0 0 0 0 0 0 15 25 0.00 1.800											
50 Jamey Wright, R ERA: 4.66											2.0 9 3 2 2 0 0 0 0 0 0 0 1 20 32 9.00 1.500											

Cleveland Indians @ Seattle Mariners
Safeco Field, Seattle, WA
Thu Sep 02 20:10, 7:11 PM - 9:48 PM PDT
Att: 17,283 - Clear - 69 F

AB 39
R 6
H 12
RBI 6
BB 1
SO 5
LOB 17



Batter	1	2	3	4	5	6	7	8	9	AB	R	H	RBI	BB	SO	LOB	BOTTOM				
51 Ichiro Suzuki, L OBP: 0.361, SLG: 0.394										4	1	2	0	0	2	1					
9 Chone Figgins, S OBP: 0.333, SLG: 0.289										4	1	1	0	0	1	1					
21 Franklin Gutierrez, R OBP: 0.309, SLG: 0.365										3	0	0	1	0	0	1					
30 Russell Bryanan, L OBP: 0.324, SLG: 0.482										4	1	2	2	0	2	0					
4 Jose Lopez, R OBP: 0.272, SLG: 0.333										4	0	1	0	0	0	1					
13 Casey Ketchman, L OBP: 0.292, SLG: 0.357										4	0	1	0	0	0	1					
10 Adam Moore, R OBP: 0.233, SLG: 0.290										3	0	0	0	0	2	0					
12 Ryan Langerhans, L OBP: 0.352, SLG: 0.321										3	0	0	0	0	1	2					
6 Chris Woodward, R OBP: 0.182, SLG: 0.200										3	0	0	0	0	2	1					
Inning Stats	R: 0 E: 0 K: 0 S: 8	H: 1 LOB: 0 BB: 0 P: 14	R: 0 E: 0 K: 1 S: 11	H: 2 LOB: 2 BB: 0 P: 18	R: 3 E: 0 K: 1 S: 21	H: 4 LOB: 1 BB: 0 P: 30	R: 0 E: 0 K: 2 S: 11	H: 0 LOB: 1 BB: 0 P: 14	R: 0 E: 0 K: 1 S: 7	H: 0 LOB: 0 BB: 0 P: 10	R: 0 E: 0 K: 0 S: 5	H: 0 LOB: 0 BB: 0 P: 8	R: 0 E: 0 K: 2 S: 7	H: 0 LOB: 0 BB: 0 P: 12	R: 0 E: 0 K: 1 S: 8	H: 0 LOB: 0 BB: 0 P: 8	1B: 5 2B: 1 3B: 0 HR: 1	SF: 1 SAC: 0 DP: 1 HBP: 1	WP: 0 PB: 0 SB: 0 CS: 1	PA: 34	
PITCHER	IP WLS BF H R ER SO BB IBB HBP BLK WP HR S P ERA WHIP	6.0 W 25 7 3 3 3 0 0 0 0 0 0 16 23 0.00 0.000	2.0 H 6 0 0 0 4 0 0 0 0 0 0 16 23 0.00 0.000	1.0 S 3 0 0 0 1 0 0 0 0 0 0 8 8 0.00 0.000											IP WLS BF H R ER SO BB IBB HBP BLK WP HR S P ERA WHIP						
43 Josh Tomlin, R ERA: 4.14											6.0 W 25 7 3 3 3 0 0 0 0 0 0 16 23 0.00 0.000										
49 Tony Sipp, L ERA: 4.55											2.0 H 6 0 0 0 4 0 0 0 0 0 0 16 23 0.00 0.000										
54 Chris Perez, R ERA: 1.99											1.0 S 3 0 0 0 1 0 0 0 0 0 0 8 8 0.00 0.000										


Cleveland Indians @ Seattle Mariners
Safeco Field, Seattle, WA
Thu Sep 02 20:10, 7:11 PM - 9:48 PM PDT
Att: 17,283 - Clear - 69 F

AB 32
R 3
H 7
RBI 3
BB 0
SO 10
LOB 8



Batter	1	2	3	4	5	6	7	8	9	AB	R	H	RBI	BB	SO	LOB	TOP			
23 Michael Brantley, L (1, 8) OBP: 0.284, SLG: 0.297	L8		F8			G4-3 17 SH5-3 13		G5-3		4	0	1	0	0	0	2	Cleveland Indians @ Seattle Mariners Safeco Field, Seattle, WA Sun Sep 05 2010, 1:11 PM - 3:37 PM PDT Att: 22,642 - Cloudy - 60 F			
13 Asdrúbal Cabrera, S (1, 6) OBP: 0.325, SLG: 0.359	L1		K			SH5-3		L4-6 48 17 HBP		3	0	1	0	0	1	2				
17 Shin-Soo Choo, L (1, 9) OBP: 0.392, SLG: 0.468	K				F8	G4-3		HBP		3	0	0	0	0	1	1				
48 Travis Hafner, L (1, 10) OBP: 0.370, SLG: 0.432		K			K	K		L4-6		4	0	0	0	0	3	3				
12 Jayson Nix, R (1, 5) OBP: 0.305, SLG: 0.427		K			K					3	0	0	0	0	3	0				
35 Jordan Brown, L (1, 7) OBP: 0.293, SLG: 0.295		K								4	0	1	0	0	1	0				
7 Matt LaPorta, R (1, 3) OBP: 0.303, SLG: 0.363			G5-3			G5-3		L9		4	0	0	0	0	0	2				
1 Luis Valbuena, L (1, 4) OBP: 0.266, SLG: 0.243			1B			BB				2	0	1	0	1	0	2				
8 Chris Gimenez, R (1, 2) OBP: 0.286, SLG: 0.372			FC5			F8		K		3	0	0	0	0	1	4				
Inning Stats	R: 0 E: 0 K: 1 S: 8	H: 0 LOB: 0 BB: 0 P: 11	R: 0 E: 0 K: 3 S: 12	H: 0 LOB: 0 BB: 0 P: 16	R: 0 E: 1 K: 1 S: 13	H: 1 LOB: 2 BB: 0 P: 15	R: 0 E: 0 K: 2 S: 7	H: 0 LOB: 0 BB: 0 P: 11	R: 0 E: 0 K: 0 S: 11	H: 0 LOB: 1 BB: 1 P: 20	R: 0 E: 0 K: 1 S: 7	H: 1 LOB: 1 BB: 0 P: 12	R: 0 E: 0 K: 1 S: 9	H: 1 LOB: 2 BB: 0 P: 16	R: 0 E: 0 K: 0 S: 7	H: 0 LOB: 0 BB: 0 P: 9	1B: 4 2B: 1 3B: 0 HR: 0	SF: 0 SAC: 1 DP: 1 HBP: 2	WP: 0 PB: 0 SB: 0 CS: 0	PA: 34
PITCHER	IP WLS BF H R ER SO BB IBB HBP BLK WP HR S P ERA WHIP	IP WLS BF H R ER SO BB IBB HBP BLK WP HR S P ERA WHIP																		
34 Félix Hernández, R (1, 1) ERA: 2.3	8.0	W	31	4	0	0	9	1	0	0	0	0	0	0	0	0	0.00	0.625		
53 David Aardsma, R (9, 1) ERA: 3.69	1.0	S	3	0	0	0	1	0	0	0	0	0	0	0	0	0	0.00	0.000		

Batter	1	2	3	4	5	6	7	8	9	AB	R	H	RBI	BB	SO	LOB	BOTTOM			
51 Ichiro Suzuki, L (1, 9) OBP: 0.362, SLG: 0.394	4 S 1B		K			L8				4	0	2	0	0	1	1	Cleveland Indians @ Seattle Mariners Safeco Field, Seattle, WA Sun Sep 05 2010, 1:11 PM - 3:37 PM PDT Att: 22,642 - Cloudy - 60 F			
9 Chone Figgins, S (1, 4) OBP: 0.331, SLG: 0.287	F7		G3-1 30 CS 30 S			G3-1		E5 30 2B		4	1	1	0	0	0	3				
30 Russell Branyan, L (1, 10) OBP: 0.331, SLG: 0.501	L7		F7			HR		G3 1H		4	1	2	2	0	0	2				
4 Jose Lopez, R (1, 5) OBP: 0.268, SLG: 0.327	G6-3				G5-3	G5-3		G3		4	0	0	0	0	0	2				
13 Casey Kotchman, L (1, 3) OBP: 0.294, SLG: 0.358		10 1B 55 FC4-6 12 G3	L8		L8	G3-1		K		4	1	1	0	0	1	1				
12 Ryan Langerhans, L (1, 7) OBP: 0.339, SLG: 0.307	G3		K		K	K		K		4	0	0	0	0	3	2				
10 Adam Moore, R (1, 2) OBP: 0.230, SLG: 0.285			E6 16 CS FC4-6			E5		G4-3		3	0	1	0	0	0	0				
55 Michael Saunders, L (1, 8) OBP: 0.295, SLG: 0.387		FC4-6	F8			G3		G3		3	0	0	1	0	0	2				
16 Josh Wilson, R (1, 6) OBP: 0.303, SLG: 0.315		G5-3				E5				3	0	1	0	0	0	1				
Inning Stats	R: 0 E: 0 K: 0 S: 9	H: 1 LOB: 1 BB: 0 P: 14	R: 1 E: 0 K: 0 S: 11	H: 2 LOB: 1 BB: 0 P: 18	R: 0 E: 0 K: 1 S: 14	H: 1 LOB: 0 BB: 0 P: 19	R: 0 E: 0 K: 1 S: 9	H: 0 LOB: 0 BB: 0 P: 14	R: 0 E: 0 K: 0 S: 16	H: 2 LOB: 2 BB: 0 P: 21	R: 1 E: 0 K: 1 S: 11	H: 1 LOB: 0 BB: 0 P: 16	R: 0 E: 1 K: 0 S: 7	H: 0 LOB: 1 BB: 0 P: 8	R: 1 E: 1 K: 2 S: 13	H: 1 LOB: 1 BB: 0 P: 20	1B: 6 2B: 1 3B: 0 HR: 1	SF: 0 SAC: 0 DP: 0 HBP: 0	WP: 0 PB: 0 SB: 2 CS: 2	PA: 33
PITCHER	IP WLS BF H R ER SO BB IBB HBP BLK WP HR S P ERA WHIP	IP WLS BF H R ER SO BB IBB HBP BLK WP HR S P ERA WHIP																		
58 Jeanmar Gómez, R (1, 1) ERA: 3.07	6.0	L	24	7	2	2	3	0	0	0	0	0	0	0	0	0	3.00	1.167		
39 Justin Germano, R (7, 1) ERA: 1.37	1.0		4	0	0	0	0	0	0	0	0	7	8	0.00	0.000					
56 Frank Herrmann, R (8, 1) ERA: 4.06	1.0		5	1	1	0	2	0	0	0	0	13	20	0.00	1.000					



Batter	1	2	3	4	5	6	7	8	9	AB	R	H	RBI	BB	SO	LOB	TOP																					
51 Ichiro Suzuki, L (1.9) OBP: 0.391, SLG: 0.393	E6 21 CS		G5-3					FC4-6 1-2		4	0	1	0	0	0	1																						
9 Chone Figgins, S (1.4) OBP: 0.330, SLG: 0.285	F9		G6-3			K			21 2B 4 SF8 BB	3	1	0	0	1	1	2																						
21 Franklin Gutierrez, R (1.8) OBP: 0.311, SLG: 0.374	K		G5-3						4 1 2 1 0 1 1	4	1	2	1	0	1	1																						
30 Russell Branyan, L (1.10) OBP: 0.330, SLG: 0.497		HBP 13 G4-6-3 4 1B							3 0 0 0 0 0 2	3	0	0	0	0	0	2																						
4 Jose Lopez, R (1.5) OBP: 0.268, SLG: 0.328		1B 13 G4-6-3				F8			3 0 1 1 0 0 0	3	0	1	1	0	0	0																						
13 Casey Kotchman, L (1.3) OBP: 0.291, SLG: 0.354			G4-6-3			G3			4 0 0 0 0 1 3	4	0	0	0	0	1	3																						
10 Adam Moore, R (1.2) OBP: 0.226, SLG: 0.279			K			G3			3 0 0 0 0 1 1	3	0	0	0	0	1	1																						
55 Michael Saunders, L (1.7) OBP: 0.295, SLG: 0.386			G3			F9		51 FC4-6 1B	3 0 1 0 0 0 0	3	0	1	0	0	0	0																						
16 Josh Wilson, R (1.6) OBP: 0.300, SLG: 0.311			K			L9		P4	3 0 0 0 0 1 1	3	0	0	0	0	1	1																						
Inning Stats	R: 0 E: 1 K: 1 S: 5	H: 0 LOB: 1 BB: 0 P: 10	R: 0 E: 0 K: 1 S: 9	H: 1 LOB: 1 BB: 0 P: 17	R: 0 E: 0 K: 1 S: 7	H: 0 LOB: 0 BB: 0 P: 10	R: 0 E: 0 K: 0 S: 10	H: 0 LOB: 0 BB: 0 P: 18	R: 0 E: 0 K: 0 S: 5	H: 1 LOB: 1 BB: 0 P: 7	R: 1 E: 0 K: 0 S: 10	H: 1 LOB: 0 BB: 0 P: 16	R: 0 E: 0 K: 0 S: 10	H: 1 LOB: 1 BB: 0 P: 16	R: 1 E: 0 K: 1 S: 9	H: 1 LOB: 1 BB: 1 P: 15	1B: 3 2B: 2 3B: 0 HR: 1	SF: 1 SAC: 0 DP: 2 HBP: 1	WP: 0 PB: 0 SB: 0 CS: 1	PA: 33																		
PITCHER	IP	WLS	BF	H	R	ER	SO	BB	IBB	HBP	BLK	WP	HR	S	P	ERA	WHIP	PITCHER				IP	WLS	BF	H	R	ER	SO	BB	IBB	HBP	BLK	WP	HR	S	P	ERA	WHIP
49 Brett Anderson, L (1.1) ERA: 2.97	7.2	W	27	4	1	1	4	0	0	1	0	0	1	64	107	1.17	0.522																					
56 Craig Breslow, L (8.1) ERA: 3.54	0.1		3	1	1	1	0	1	0	0	0	0	0	6	13	27.00	6.000																					
40 Andrew Bailey, R (9.1) ERA: 1.4	1.0		3	0	0	0	1	0	0	0	0	0	0	6	6	0.00	0.000																					

Seattle Mariners @ Oakland Athletics
Oakland Coliseum, Oakland, CA
Mon Sep 06 2010, 1:08 PM - 3:27 PM PDT
Att: 11,581 - Sunny - 77 F

livebaseballscorecards.com




AB 30
R 2
H 5
RBI 2
BB 1
SO 5
LOB 11

Batter	1	2	3	4	5	6	7	8	9	AB	R	H	RBI	BB	SO	LOB	BOTTOM																					
4 Coco Crisp, S (1.8) OBP: 0.324, SLG: 0.424	HR	P4		10 FC3-6 1B		G4-3				4	1	2	2	0	0	0																						
10 Danie Barton, L (1.3) OBP: 0.400, SLG: 0.418	G6-3 3B		F7	FC3-6 8 FC5-4 1B				8 G1-4-3 32 1B		4	2	2	0	0	0	1																						
8 Kurt Suzuki, R (1.2) OBP: 0.308, SLG: 0.376	G6-3		FC3-6 32 FC3-6 BB	FC5-4 1-2				G1-4-3 1B		3	0	0	1	1	0	2																						
32 Jack Cust, L (1.10) OBP: 0.399, SLG: 0.444	14 1B BB		FC3-6 14 E			14 F7 11 SF8 2B		2H 1B		3	1	2	1	1	0	1																						
14 Mark Ellis, R (1.4) OBP: 0.337, SLG: 0.336	E6 1B		E6	F7		F7		P3		4	0	1	0	0	0	2																						
11 Rajai Davis, R (1.7) OBP: 0.305, SLG: 0.367	F3		K			SF8		F9		3	0	0	1	0	1	4																						
25 Matt Carson, R (1.9) OBP: 0.182, SLG: 0.308	P1					F8		G6-3		4	1	1	1	0	0	2																						
30 Steve Tolleson, R (1.5) OBP: 0.259, SLG: 0.296	K		K			L9		L9		4	1	1	0	0	1	0																						
2 Cliff Pennington, S (1.6) OBP: 0.326, SLG: 0.364	F8					L7				2	0	0	0	0	0	0																						
Inning Stats	R: 2 E: 0 K: 0 S: 12	H: 3 LOB: 2 BB: 1 P: 19	R: 0 E: 0 K: 1 S: 7	H: 0 LOB: 0 BB: 0 P: 12	R: 0 E: 1 K: 1 S: 11	H: 0 LOB: 2 BB: 1 P: 23	R: 2 E: 0 K: 0 S: 12	H: 3 LOB: 1 BB: 0 P: 16	R: 1 E: 0 K: 0 S: 11	H: 1 LOB: 0 BB: 0 P: 17	R: 0 E: 0 K: 0 S: 8	H: 0 LOB: 0 BB: 0 P: 13	R: 1 E: 0 K: 0 S: 6	H: 2 LOB: 0 BB: 0 P: 9	R: 0 E: 0 K: 0 S: 8	H: 0 LOB: 0 BB: 0 P: 12	1B: 4 2B: 2 3B: 1 HR: 2	SF: 1 SAC: 1 DP: 0 HBP: 0	WP: 0 PB: 0 SB: 0 CS: 0	PA: 35																		
PITCHER	IP	WLS	BF	H	R	ER	SO	BB	IBB	HBP	BLK	WP	HR	S	P	ERA	WHIP	PITCHER				IP	WLS	BF	H	R	ER	SO	BB	IBB	HBP	BLK	WP	HR	S	P	ERA	WHIP
38 Jason Vargas, L (1.1) ERA: 3.72	4.1	L	23	7	5	5	2	2	0	0	0	0	0	18	28	3.38	0.750																					
37 Brian Sweeney, R (5.1) ERA: 3.41	2.2		9	2	1	1	0	0	0	0	0	0	0	8	12	0.00	0.000																					
50 Jamey Wright, R (8.1) ERA: 4.75	1.0		3	0	0	0	0	0	0	0	0	0	0	8	12	0.00	0.000																					

Seattle Mariners @ Oakland Athletics
Oakland Coliseum, Oakland, CA
Mon Sep 06 2010, 1:08 PM - 3:27 PM PDT
Att: 11,581 - Sunny - 77 F

livebaseballscorecards.com



AB 31
R 6
H 9
RBI 6
BB 2
SO 2
LOB 12

Batter	1	2	3	4	5	6	7	8	9	AB	R	H	RBI	BB	SO	LOB	TOP							
51 Ichiro Suzuki, L (1, 9) OBP: 0.362, SLG: 0.395	G1-3	1-2 9 WP 1B	1-2 1-3 1B														4 0 2 0 0 0 0							
9 Chone Figgins, S (1, 4) OBP: 0.334, SLG: 0.290	30 S 1B	1-2 1-2 1B															3 1 2 0 1 0 1							
30 Russell Branyan, L (1, 10) OBP: 0.328, SLG: 0.499	1-H HR	1-2 1-2 1B															4 1 1 2 0 2 5							
4 Jose Lopez, R (1, 5) OBP: 0.267, SLG: 0.326	P6																4 0 0 0 0 1 1							
10 Adam Moore, R (1, 2) OBP: 0.220, SLG: 0.290	K																4 0 0 0 0 2 0							
13 Casey Kotchman, L (1, 3) OBP: 0.287, SLG: 0.349																	4 0 0 0 0 0 0							
27 Matt Tuiasosopo, R (1, 7) OBP: 0.241, SLG: 0.339																	3 1 1 1 1 2 0							
55 Michael Saunders, L (1, 8) OBP: 0.291, SLG: 0.376																	4 0 0 0 0 2 1							
16 Josh Wilson, R (1, 6) OBP: 0.303, SLG: 0.312																	2 0 0 0 0 2 0							
12 Ryan Langerhans, L (9, PH) OBP: 0.336, SLG: 0.303	51 1B HBP																1 0 0 0 0 1 0							
Inning Stats	R: 2 E: 0 K: 1 S: 14	H: 2 LOB: 0 BB: 0 P: 18	R: 1 E: 0 K: 1 S: 18	H: 2 LOB: 3 BB: 1 P: 29	R: 0 E: 0 K: 0 S: 3	H: 0 LOB: 0 BB: 0 P: 7	R: 0 E: 0 K: 3 S: 9	H: 0 LOB: 0 BB: 0 P: 15	R: 0 E: 0 K: 2 S: 12	H: 1 LOB: 1 BB: 0 P: 15	R: 0 E: 0 K: 1 S: 8	H: 0 LOB: 1 BB: 1 P: 16	R: 0 E: 0 K: 2 S: 15	H: 1 LOB: 1 BB: 0 P: 24	R: 0 E: 0 K: 0 S: 4	H: 0 LOB: 0 BB: 0 P: 5	R: 0 E: 0 K: 2 S: 8	H: 0 LOB: 0 BB: 0 P: 10	1B: 2 2B: 2 3B: 0 HR: 2	SF: 0 SAC: 0 DP: 0 HBP: 1	WP: 1 PB: 0 SB: 1 CS: 0	PA: 36		
PITCHER	IP WLS BF ERA WHIP	IP WLS BF ERA WHIP	IP WLS BF ERA WHIP	IP WLS BF ERA WHIP	IP WLS BF ERA WHIP	IP WLS BF ERA WHIP	IP WLS BF ERA WHIP	IP WLS BF ERA WHIP	IP WLS BF ERA WHIP	IP WLS BF ERA WHIP	IP WLS BF ERA WHIP	IP WLS BF ERA WHIP	IP WLS BF ERA WHIP	IP WLS BF ERA WHIP	IP WLS BF ERA WHIP	IP WLS BF ERA WHIP	IP WLS BF ERA WHIP	IP WLS BF ERA WHIP	IP WLS BF ERA WHIP	IP WLS BF ERA WHIP	IP WLS BF ERA WHIP	IP WLS BF ERA WHIP	IP WLS BF ERA WHIP	
47 Gio González, L (1, 1) ERA: 3.16	6.2 W 29	6.2 W 29	6.2 W 29	6.2 W 29	6.2 W 29	6.2 W 29	6.2 W 29	6.2 W 29	6.2 W 29	6.2 W 29	6.2 W 29	6.2 W 29	6.2 W 29	6.2 W 29	6.2 W 29	6.2 W 29	6.2 W 29	6.2 W 29	6.2 W 29	6.2 W 29	6.2 W 29	6.2 W 29	6.2 W 29	6.2 W 29
56 Craig Breslow, L (7, 1) ERA: 3.47	1.1 H 4	1.1 H 4	1.1 H 4	1.1 H 4	1.1 H 4	1.1 H 4	1.1 H 4	1.1 H 4	1.1 H 4	1.1 H 4	1.1 H 4	1.1 H 4	1.1 H 4	1.1 H 4	1.1 H 4	1.1 H 4	1.1 H 4	1.1 H 4	1.1 H 4	1.1 H 4	1.1 H 4	1.1 H 4	1.1 H 4	1.1 H 4
40 Andrew Bailey, R (9, 1) ERA: 1.37	1.0 S 3	1.0 S 3	1.0 S 3	1.0 S 3	1.0 S 3	1.0 S 3	1.0 S 3	1.0 S 3	1.0 S 3	1.0 S 3	1.0 S 3	1.0 S 3	1.0 S 3	1.0 S 3	1.0 S 3	1.0 S 3	1.0 S 3	1.0 S 3	1.0 S 3	1.0 S 3	1.0 S 3	1.0 S 3	1.0 S 3	1.0 S 3

Seattle Mariners @ Oakland Athletics
Oakland Coliseum, Oakland, CA
Wed Sep 08 2010, 7:08 PM - 9:31 PM PDT
Att: 15,180 - Cloudy - 62 F

livebaseballscorecards.com

AB 33
R 3
H 6
RBI 3
BB 2
SO 12
LOB 8



Batter	1	2	3	4	5	6	7	8	9	AB	R	H	RBI	BB	SO	LOB	BOTTOM							
4 Coco Crisp, S (1, 8) OBP: 0.328, SLG: 0.439	L8																4 1 2 3 0 0 0							
10 Danic Barton, L (1, 3) OBP: 0.399, SLG: 0.413	G3-1																3 0 0 0 1 0 2							
8 Kurt Suzuki, R (1, 2) OBP: 0.309, SLG: 0.375	F9																4 0 1 0 0 0 0							
32 Jack Cust, L (1, 10) OBP: 0.401, SLG: 0.436																	3 0 0 0 1 2 2							
14 Mark Ellis, R (1, 4) OBP: 0.339, SLG: 0.345																	4 0 2 0 0 0 1							
11 Rajai Davis, R (1, 7) OBP: 0.310, SLG: 0.371																	4 1 3 0 0 0 1							
25 Matt Carson, R (1, 9) OBP: 0.169, SLG: 0.286																	3 1 0 0 0 1 5							
45 Jeremy Hermida, L (6, PH) OBP: 0.260, SLG: 0.344																	1 0 0 0 0 0 1							
30 Steve Tolleson, R (1, 5) OBP: 0.361, SLG: 0.353																	3 1 1 0 1 0 3							
2 Cliff Pennington, S (1, 6) OBP: 0.324, SLG: 0.361																	3 0 0 1 0 1 3							
Inning Stats	R: 0 E: 0 K: 0 S: 9	H: 0 LOB: 0 BB: 0 P: 14	R: 0 E: 0 K: 1 S: 10	H: 1 LOB: 1 BB: 0 P: 14	R: 2 E: 0 K: 1 S: 11	H: 2 LOB: 0 BB: 0 P: 18	R: 0 E: 0 K: 0 S: 10	H: 1 LOB: 2 BB: 1 P: 20	R: 0 E: 0 K: 1 S: 11	H: 1 LOB: 2 BB: 1 P: 22	R: 2 E: 0 K: 0 S: 9	H: 3 LOB: 2 BB: 1 P: 21	R: 0 E: 0 K: 1 S: 7	H: 0 LOB: 0 BB: 0 P: 9	R: 0 E: 0 K: 0 S: 4	H: 1 LOB: 0 BB: 0 P: 5	R: 0 E: 0 K: 1 S: 4	H: 1 LOB: 0 BB: 0 P: 5	1B: 6 2B: 2 3B: 0 HR: 1	SF: 0 SAC: 0 DP: 0 HBP: 0	WP: 0 PB: 0 SB: 4 CS: 1	PA: 35		
PITCHER	IP WLS BF ERA WHIP	IP WLS BF ERA WHIP	IP WLS BF ERA WHIP	IP WLS BF ERA WHIP	IP WLS BF ERA WHIP	IP WLS BF ERA WHIP	IP WLS BF ERA WHIP	IP WLS BF ERA WHIP	IP WLS BF ERA WHIP	IP WLS BF ERA WHIP	IP WLS BF ERA WHIP	IP WLS BF ERA WHIP	IP WLS BF ERA WHIP	IP WLS BF ERA WHIP	IP WLS BF ERA WHIP	IP WLS BF ERA WHIP	IP WLS BF ERA WHIP	IP WLS BF ERA WHIP	IP WLS BF ERA WHIP	IP WLS BF ERA WHIP	IP WLS BF ERA WHIP	IP WLS BF ERA WHIP	IP WLS BF ERA WHIP	
25 Luke French, L (1, 1) ERA: 3.9	5.1 L 25	5.1 L 25	5.1 L 25	5.1 L 25	5.1 L 25	5.1 L 25	5.1 L 25	5.1 L 25	5.1 L 25	5.1 L 25	5.1 L 25	5.1 L 25	5.1 L 25	5.1 L 25	5.1 L 25	5.1 L 25	5.1 L 25	5.1 L 25	5.1 L 25	5.1 L 25	5.1 L 25	5.1 L 25	5.1 L 25	5.1 L 25
50 Jamey Wright, R (6, 1) ERA: 4.59	0.2 B 4	0.2 B 4	0.2 B 4	0.2 B 4	0.2 B 4	0.2 B 4	0.2 B 4	0.2 B 4	0.2 B 4	0.2 B 4	0.2 B 4	0.2 B 4	0.2 B 4	0.2 B 4	0.2 B 4	0.2 B 4	0.2 B 4	0.2 B 4	0.2 B 4	0.2 B 4	0.2 B 4	0.2 B 4	0.2 B 4	0.2 B 4
37 Brian Sweeney, R (7, 1) ERA: 3.19	2.0 6 1	2.0 6 1	2.0 6 1	2.0 6 1	2.0 6 1	2.0 6 1	2.0 6 1	2.0 6 1	2.0 6 1	2.0 6 1	2.0 6 1	2.0 6 1	2.0 6 1	2.0 6 1	2.0 6 1	2.0 6 1	2.0 6 1	2.0 6 1	2.0 6 1	2.0 6 1	2.0 6 1	2.0 6 1	2.0 6 1	2.0 6 1

Seattle Mariners @ Oakland Athletics
Oakland Coliseum, Oakland, CA
Wed Sep 08 2010, 7:08 PM - 9:31 PM PDT
Att: 15,180 - Cloudy - 62 F

livebaseballscorecards.com

AB 32
R 4
H 9
RBI 4
BB 3
SO 4
LOB 18



Batter	1	2	3	4	5	6	7	8	9	10	11	12	13	14	AB	R	H	RBI	BB	SO	LOB	TOP																
51 Ichiro Suzuki, L OBP: 0.360, SLG: 0.393 (1, 9)	F8		E2 1B		F7			F8		K			F7		6	0	1	0	0	1	1																	
9 Chone Figgins, S OBP: 0.332, SLG: 0.289 (1, 4)	E2 21 S 1B		F9			L8		F8		G1-3			G3		6	0	1	0	0	0	1																	
30 Russell Branyan, L OBP: 0.323, SLG: 0.490 (1, 10)	K					K		K		K			F8		6	0	0	0	0	3	1																	
21 Franklin Gutierrez, R OBP: 0.310, SLG: 0.371 (1, 8)	G6-3				F9	F8				G1-3			G1-3		6	1	1	0	0	0	1																	
4 Jose Lopez, R OBP: 0.266, SLG: 0.326 (1, 5)		F9		G6-3				G6-3		G4-3				F8	6	1	1	1	0	0	0																	
13 Casey Kotchman, L (1, 3) OBP: 0.291, SLG: 0.356 27 Matt Tuiasosopo, R (9, PR) OBP: 0.246, SLG: 0.336 (9, 3)	G1-3				E9 55 E 1B									F8	4	1	3	1	0	0	0																	
10 Adam Moore, R OBP: 0.213, SLG: 0.281 (1, 2)	G6-3				K			K		G5-3			BB		5	0	0	0	0	2	4																	
55 Michael Saunders, L OBP: 0.289, SLG: 0.372 (1, 7)			F9		E9 1B									F8	4	1	1	1	0	0	0																	
16 Josh Wilson, R OBP: 0.298, SLG: 0.307 (1, 6)			P2		F7			K		K				F9	1	0	0	0	0	1	0																	
Inning Stats	R: 0 E: 0 K: 1 S: 13	H: 1 LOB: 1 BB: 0 P: 21	R: 0 E: 0 K: 0 S: 6	H: 0 LOB: 0 BB: 0 P: 7	R: 0 E: 1 K: 1 S: 8	H: 1 LOB: 1 BB: 0 P: 14	R: 0 E: 0 K: 1 S: 11	H: 0 LOB: 0 BB: 0 P: 19	R: 0 E: 0 K: 2 S: 14	H: 1 LOB: 1 BB: 0 P: 18	R: 0 E: 0 K: 1 S: 10	H: 0 LOB: 0 BB: 0 P: 15	R: 2 E: 0 K: 2 S: 18	H: 3 LOB: 1 BB: 0 P: 28	R: 0 E: 0 K: 0 S: 8	H: 0 LOB: 0 BB: 0 P: 14	R: 0 E: 0 K: 2 S: 10	H: 0 LOB: 1 BB: 1 P: 16	R: 0 E: 0 K: 0 S: 9	H: 0 LOB: 0 BB: 0 P: 14	R: 0 E: 0 K: 0 S: 5	H: 0 LOB: 0 BB: 0 P: 6	1B: 6 2B: 2 3B: 0 HR: 0	SF: 0 SAC: 0 DP: 0 HBP: 0	WP: 0 PB: 0 SB: 1 CS: 0	PA: 51												
PITCHER	IP 8.0	WLS 29	BF 5	H 5	R 1	ER 1	SO 6	BB 0	IBB 0	HBP 0	BLK 0	WP 0	HR 0	S 80	P 118	ERA 1.12	WHIP 0.625																					
36 Jered Weaver, R ERA: 3.06 (1, 1)											PITCHER	IP 2.0	WLS 6	BF 6	H 0	R 0	ER 0	SO 0	BB 0	IBB 0	HBP 0	BLK 0	WP 0	HR 0	S 14	P 20	ERA 0.00	WHIP 0.000										
56 Fernando Rodney, R (9, 1) ERA: 4.3 (10, 1)	1.0	B	6	3	2	2	2	0	0	0	0	0	0	18	28	18.00	3.000																					
40 Kevin Jepsen, R ERA: 4.33 (11, 1)	1.0		3	0	0	0	0	0	0	0	0	0	0	8	14	0.00	0.000																					
51 Jordan Walden, R ERA: 2.57 (12, 1)	1.0		4	0	0	0	2	1	0	0	0	0	0	10	16	0.00	1.000																					
58 Michael Kohn, R ERA: 2.51																																						

Seattle Mariners @ Los Angeles Angels
Angel Stadium of Anaheim, Anaheim, CA
Fri Sep 10 2010, 7:09 PM - 11:03 PM PDT
Att. 42,203 - Clear - 70 F

AB 50
R 3
H 8
RBI 2
BB 1
SO 12
LOB 13



Batter	1	2	3	4	5	6	7	8	9	10	11	12	13	14	AB	R	H	RBI	BB	SO	LOB	BOTTOM						
6 Alberto Callaspo, S OBP: 0.316, SLG: 0.365 (1, 5)	G5-3		G6-3				E6 G6-3 53 G5-3		F9					G4-3	7	0	1	0	0	1	0							
53 Bobby Abreu, L OBP: 0.349, SLG: 0.428 (1, 7)			K		F7		G5-3								4	1	1	1	3	1	2							
48 Torii Hunter, R OBP: 0.368, SLG: 0.488 (12, 8)	BB		G6-3		F8		G6-3			G5-3				BB	6	0	0	0	0	1	5							
55 Hideki Matsui, L OBP: 0.354, SLG: 0.440 (1, 10)	F7						G4-3						F8		4	1	1	0	2	0	3							
44 Mike Napoli, R OBP: 0.319, SLG: 0.481 (1, 3)	G6-3														5	1	1	0	0	1	4							
2 Erick Aybar, S OBP: 0.311, SLG: 0.341 (1, 6)															4	1	3	0	0	0	0							
47 Howie Kendrick, R OBP: 0.306, SLG: 0.400 (1, 4)															3	0	1	1	2	0	2							
5 Jeff Mathis, R OBP: 0.218, SLG: 0.285 (9, PR) 77 Reggie Willits, S OBP: 0.353, SLG: 0.321 46 Bobby Wilson, R OBP: 0.284, SLG: 0.400 (10, 2)															2	0	1	2	0	2								
25 Peter Bourjos, R ERA: 4.7 20 Juan Rivera, R OBP: 0.297, SLG: 0.389 (12, 9)															4	0	0	0	2	3								
Inning Stats	R: 0 E: 0 K: 0 S: 7	H: 0 LOB: 1 BB: 1 P: 14	R: 0 E: 0 K: 0 S: 6	H: 1 LOB: 2 BB: 1 P: 15	R: 0 E: 0 K: 1 S: 9	H: 0 LOB: 0 BB: 0 P: 10	R: 2 E: 0 K: 0 S: 10	H: 2 LOB: 1 BB: 0 P: 18	R: 0 E: 0 K: 1 S: 8	H: 1 LOB: 1 BB: 1 P: 13	R: 1 E: 0 K: 1 S: 9	H: 1 LOB: 0 BB: 0 P: 14	R: 0 E: 0 K: 0 S: 8	H: 0 LOB: 1 BB: 2 P: 11	R: 0 E: 0 K: 0 S: 4	H: 0 LOB: 1 BB: 1 P: 12	R: 0 E: 0 K: 0 S: 7	H: 1 LOB: 1 BB: 1 P: 16	R: 0 E: 0 K: 2 S: 10	H: 0 LOB: 1 BB: 1 P: 19	R: 0 E: 0 K: 0 S: 8	H: 1 LOB: 2 BB: 1 P: 15	R: 1 E: 0 K: 0 S: 3	H: 1 LOB: 0 BB: 0 P: 6	1B: 7 2B: 1 3B: 0 HR: 1	SF: 1 SAC: 3 DP: 3 HBP: 1	WP: 2 PB: 0 SB: 0 CS: 0	PA: 56
PITCHER	IP 6.2	WLS 30	BF 5	H 3	R 3	ER 3	SO 3	BB 3	IBB 0	HBP 0	BLK 0	WP 0	HR 0	S 54	P 92	ERA 4.05	WHIP 1.200											
39 David Pauley, R ERA: 4.39 (7, 1)	1.1		4	1	0	0	0	0	0	0	0	0	0	10	14	0.00	0.750											
43 Brandon League, R ERA: 6.86 (9, 1)	2.0		7	0	0	0	2	1	1	0	0	0	0	12	23	0.00	0.500											
49 Garrett Olson, L ERA: 4.7 (11, 1)	2.0		8	1	0	0	2	2	0	0	0	0	0	17	35	0.00	1.500											
37 Brian Sweeney, R ERA: 3.34 (13, 1)	1.1	L	7	2	1	1	0	0	0	1	11	21	6.75	1.500														

Seattle Mariners @ Los Angeles Angels
Angel Stadium of Anaheim, Anaheim, CA
Fri Sep 10 2010, 7:09 PM - 11:03 PM PDT
Att. 42,203 - Clear - 70 F


AB 43
R 4
H 9
RBI 4
BB 8
SO 7
LOB 27



Batter	1	2	3	4	5	6	7	8	9	AB	R	H	RBI	BB	SO	LOB	TOP			
10 Marco Scutaro, R OBP: 0.332, SLG: 0.387										3	1	0	0	1	1	1				
55 Ryan Kalish, L OBP: 0.294, SLG: 0.423										4	1	1	2	0	0	1				
41 Victor Martinez, S OBP: 0.362, SLG: 0.464										4	0	0	0	0	0	0				
34 David Ortiz, L OBP: 0.362, SLG: 0.525										4	0	1	0	0	1	1				
29 Adrian Beltré, R OBP: 0.368, SLG: 0.561										4	1	1	0	0	0	1				
12 Jed Lowrie, S OBP: 0.351, SLG: 0.440										4	1	1	0	0	0	1				
68 Josh Reddick, L OBP: 0.250, SLG: 0.359										4	0	0	1	0	0	1				
60 Daniel Nava, S OBP: 0.344, SLG: 0.371										3	1	1	1	0	1	0				
54 Darrell McDonald, R OBP: 0.344, SLG: 0.439										3	0	1	1	0	0	0				
78 Lars Anderson, L OBP: 0.357, SLG: 0.333																				
Inning Stats	R: 0 E: 1 K: 1 S: 8	H: 0 LOB: 1 BB: 0 P: 13	R: 3 E: 0 K: 0 S: 19	H: 4 LOB: 1 BB: 0 P: 25	R: 0 E: 0 K: 1 S: 7	H: 0 LOB: 0 BB: 0 P: 8	R: 0 E: 0 K: 1 S: 7	H: 0 LOB: 0 BB: 0 P: 12	R: 0 E: 0 K: 0 S: 6	H: 1 LOB: 1 BB: 0 P: 18	R: 0 E: 0 K: 0 S: 14	H: 0 LOB: 0 BB: 0 P: 8	R: 2 E: 0 K: 0 S: 11	H: 1 LOB: 0 BB: 1 P: 18	R: 0 E: 0 K: 0 S: 7	H: 0 LOB: 0 BB: 0 P: 11	1B: 1 2B: 4 HR: 1	SF: 0 SAC: 0 DP: 0 HBP: 0	WP: 0 PB: 0 SB: 0 CS: 0	PA: 35
PITCHER	IP: 7.1 WLS: L BF: 30	H: 6 R: 5 ER: 5 SO: 3	BB: 1 IBB: 0 HBP: 0 BLK: 0	WP: 0 HR: 1 S: 74 P: 105	ERA: 6.14 WHIP: 0.955															ERA: 0.00 WHIP: 0.000
58 Doug Fister, R ERA: 3.95																				
49 Garrett Olson, L ERA: 4.5																				
53 David Aardsma, R ERA: 3.59																				

Boston Red Sox @ Seattle Mariners
Safeco Field, Seattle, WA
Mon Sep 13 2010, 7:12 PM - 9:33 PM PDT
Att: 19,065 - Clear - 64 F


AB 34
R 5
H 6
RBI 5
BB 1
SO 3
LOB 6



Batter	1	2	3	4	5	6	7	8	9	AB	R	H	RBI	BB	SO	LOB	BOTTOM					
51 Ichiro Suzuki, L OBP: 0.356, SLG: 0.393										4	0	0	0	0	1	0						
9 Chone Figgins, S OBP: 0.236, SLG: 0.296										3	0	2	0	1	1	0						
30 Russell Bryan, L OBP: 0.323, SLG: 0.484										4	0	0	0	0	3	3						
21 Franklin Gutierrez, R OBP: 0.306, SLG: 0.363										3	1	0	0	1	1	2						
4 Jose Lopez, R OBP: 0.268, SLG: 0.323										4	0	2	0	0	1	1						
13 Casey Kotchman, L OBP: 0.286, SLG: 0.346										4	0	0	1	0	0	2						
27 Matt Tuiasosopo, R OBP: 0.246, SLG: 0.327										3	0	0	0	1	3	1						
10 Adam Moore, R OBP: 0.210, SLG: 0.275										3	0	0	0	0	1	2						
16 Josh Wilson, R OBP: 0.298, SLG: 0.309										3	0	0	0	0	2	0						
Inning Stats	R: 0 E: 0 K: 1 S: 8	H: 1 LOB: 1 BB: 0 P: 9	R: 0 E: 0 K: 2 S: 8	H: 0 LOB: 0 BB: 0 P: 11	R: 0 E: 0 K: 2 S: 9	H: 0 LOB: 0 BB: 0 P: 12	R: 0 E: 0 K: 1 S: 11	H: 1 LOB: 1 BB: 0 P: 16	R: 0 E: 0 K: 1 S: 7	H: 0 LOB: 0 BB: 0 P: 11	R: 0 E: 0 K: 1 S: 8	H: 0 LOB: 0 BB: 0 P: 13	R: 1 E: 0 K: 1 S: 9	H: 1 LOB: 2 BB: 2 P: 17	R: 0 E: 0 K: 3 S: 16	H: 0 LOB: 1 BB: 1 P: 23	R: 0 E: 0 K: 1 S: 10	H: 1 LOB: 1 BB: 0 P: 13	1B: 4 2B: 0 3B: 0 HR: 0	SF: 0 SAC: 0 DP: 0 HBP: 0	WP: 0 PB: 0 SB: 1 CS: 0	PA: 34
PITCHER	IP: 8.0 WLS: W BF: 30	H: 3 R: 1 ER: 1 SO: 2	BB: 3 IBB: 0 HBP: 0 BLK: 0	WP: 0 HR: 0 S: 76 P: 112	ERA: 1.12 WHIP: 0.750															ERA: 0.00 WHIP: 1.000		
31 Jon Lester, L ERA: 3.17																						
51 Daniel Bard, R ERA: 1.96																						

Boston Red Sox @ Seattle Mariners
Safeco Field, Seattle, WA
Mon Sep 13 2010, 7:12 PM - 9:33 PM PDT
Att: 19,065 - Clear - 64 F

AB 31
R 1
H 4
RBI 1
BB 3
SO 13
LOB 11



Batter	1	2	3	4	5	6	7	8	9	AB	R	H	RBI	BB	SO	LOB	TOP		
10 Marco Scutaro, R OBP: 0.331, SLG: 0.384	P2		54 WP 41 1B BB		F7			G5-3	G6-3	4	1	0	0	1	0	1			
54 Darrell McDonald, R 68 Josh Reddick, L OBP: 0.341, SLG: 0.435	L7		F9		F8			K	1B	3	0	0	0	0	0	1			
41 Victor Martinez, S 72 Yamaico Navarro, R OBP: 0.120, SLG: 0.087	P2		29 1B		P3			34 HR 1B	K	4	0	2	1	0	0	0			
29 Adrián Beltré, R OBP: 0.371, SLG: 0.564		2B	1B		G6-3			34 HR 1B		4	1	3	0	0	0	0			
34 David Ortiz, L OBP: 0.363, SLG: 0.531	12 HR 1B		G3		P5			1B	HR	4	2	2	3	0	0	2			
12 Jed Lowrie, S OBP: 0.355, SLG: 0.492	HR		HR		P4			F7		4	2	2	3	0	0	1			
33 Jason Varitek, S 3 Eric Patterson, L OBP: 0.281, SLG: 0.436	P6		F8		F8			F7	60 G3 55 FC3 BB	3	0	0	0	1	0	0			
22 Bill Hall, R 60 Daniel Nava, S 36 Kevin Cash, R OBP: 0.248, SLG: 0.245	G5-3		F8		F8			F9	G3	3	0	0	0	0	0	0			
55 Ryan Kalish, L OBP: 0.285, SLG: 0.409	G3-1		F8		F8			F8	FC3 10 G6-3 68 1B	4	1	0	1	0	0	1			
Inning Stats	R: 0 E: 0 K: 0 S: 8	H: 0 LOB: 0 BB: 0 P: 13	R: 2 E: 0 K: 0 S: 14	H: 3 LOB: 0 BB: 0 P: 17	R: 1 E: 0 K: 0 S: 14	H: 2 LOB: 2 BB: 1 P: 28	R: 1 E: 0 K: 0 S: 9	H: 1 LOB: 0 BB: 0 P: 11	R: 0 E: 0 K: 0 S: 9	H: 0 LOB: 0 BB: 0 P: 14	R: 0 E: 0 K: 0 S: 9	H: 0 LOB: 0 BB: 0 P: 11	R: 3 E: 0 K: 1 S: 11	H: 3 LOB: 1 BB: 0 P: 20	R: 2 E: 0 K: 1 S: 20	H: 1 LOB: 1 BB: 1 P: 29	1B: 6 2B: 1 3B: 0 HR: 3	SF: 0 SAC: 0 DP: 0 HBP: 0	WP: 1 PA: 39 CS: 0
PITCHER	IP	WLS	BF	H	R	ER	SO	BB	IBB	HBP	BLK	WP	HR	S	P	ERA	WHIP		
25 Luke French, L ERA: 4.02	7.0		27	6	4	4	0	1	0	0	0	1	2	66	99	5.14	1.000		
43 Brandon League, R ERA: 3.58	1.1	L	9	3	5	5	1	1	0	0	0	0	1	22	37	33.75	3.000		
49 Garrett Olson, L ERA: 4.5	0.2		3	1	0	0	1	0	0	0	0	0	0	9	12	0.00	1.500		

Boston Red Sox @ Seattle Mariners
Safeco Field, Seattle, WA
Tue Sep 14 2010, 7:12 PM - 10:29 PM PDT
Att: 18,384 - Clear - 65 F


AB 37
R 9
H 10
RBI 9
BB 2
SO 2
LOB 8



Batter	1	2	3	4	5	6	7	8	9	AB	R	H	RBI	BB	SO	LOB	BOTTOM				
51 Ichiro Suzuki, L OBP: 0.359, SLG: 0.397	F7		9 1B 30 G4-3 BB		9 1B 30 SF9 2B			21 2B SH3 1B	9 1B	4	4	3	1	1	0	0					
9 Chone Figgins, S OBP: 0.340, SLG: 0.301	30 S 21 1B		21 CS 30 G4-3 1B		21 CS 1B		SH3	1B	1B	4	1	4	1	0	0	0					
30 Russell Branyan, L OBP: 0.322, SLG: 0.480	21 1B BB		G4-3		SF9		K	K	K	3	0	0	2	1	2	3					
21 Franklin Gutierrez, R OBP: 0.308, SLG: 0.369	13 G1-6-3 1B		F8		2B		13 S 2B	K	K	5	0	3	2	0	1	2					
13 Casey Kotchman, L OBP: 0.285, SLG: 0.342	G1-6-3		G4-3		G4-3		G4-3	K	K	4	0	0	0	1	1	4					
4 Jose Lopez, R OBP: 0.297, SLG: 0.323	G4-3		L6		G4-3			1B		4	0	1	0	0	0	2					
55 Michael Saunders, L OBP: 0.296, SLG: 0.369	10 S BB		10 S 1B		P5		F8			3	0	1	0	1	0	1					
10 Adam Moore, R OBP: 0.206, SLG: 0.269	K		G6-3		F9		K			4	0	0	0	0	2	3					
16 Josh Wilson, R OBP: 0.298, SLG: 0.307	K		K		K		K			2	1	0	0	0	2	1					
12 Ryan Langerhans, L 6 Chris Woodward, R OBP: 0.182, SLG: 0.200	K		51 2B HBP		K		K			1	0	0	0	0	1	1					
Inning Stats	R: 1 E: 0 K: 0 S: 12	H: 2 LOB: 1 BB: 1 P: 20	R: 0 E: 0 K: 2 S: 13	H: 0 LOB: 1 BB: 1 P: 22	R: 1 E: 0 K: 0 S: 7	H: 1 LOB: 0 BB: 1 P: 15	R: 0 E: 1 K: 0 S: 7	H: 1 LOB: 0 BB: 0 P: 9	R: 2 E: 0 K: 0 S: 16	H: 3 LOB: 2 BB: 1 P: 23	R: 0 E: 0 K: 1 S: 8	H: 0 LOB: 0 BB: 0 P: 13	R: 1 E: 0 K: 1 S: 13	H: 2 LOB: 1 BB: 0 P: 23	R: 0 E: 0 K: 2 S: 12	H: 1 LOB: 1 BB: 0 P: 18	R: 1 E: 0 K: 3 S: 15	H: 2 LOB: 1 BB: 0 P: 24	1B: 9 2B: 3 3B: 0 HR: 0	SF: 1 SAC: 1 DP: 1 HBP: 1	WP: 0 PA: 41 CS: 2
PITCHER	IP	WLS	BF	H	R	ER	SO	BB	IBB	HBP	BLK	WP	HR	S	P	ERA	WHIP				
18 Daisuke Matsuzaka, R ERA: 4.65	6.0		28	8	5	5	3	4	0	1	0	0	0	64	105	7.50	2.000				
37 Hideki Okajima, L ERA: 5.02	0.2		2	0	0	0	1	0	0	0	0	0	0	8	12	0.00	0.000				
64 Michael Bowden, R ERA: 3.6	0.0		1	1	0	0	0	0	0	0	0	0	0	2	3	0.00	0.000				
53 Rich Hill, L ERA: 1.83	0.1	W	1	0	0	0	0	0	0	0	0	0	0	2	5	0.00	0.000				
51 Daniel Bard, R ERA: 1.83	1.0	H	4	1	0	0	2	0	0	0	0	0	0	12	18	0.00	1.000				
58 Jonathan Papelbon, R ERA: 3.39	1.0		5	2	1	1	3	0	0	0	0	0	0	15	24	9.00	2.000				


Boston Red Sox @ Seattle Mariners
Safeco Field, Seattle, WA
Tue Sep 14 2010, 7:12 PM - 10:29 PM PDT
Att: 18,384 - Clear - 65 F

AB 34
R 6
H 12
RBI 6
BB 4
SO 9
LOB 17



Batter	1	2	3	4	5	6	7	8	9	AB	R	H	RBI	BB	SO	LOB	TOP							
10 Marco Scutaro, R OBP: 0.335, SLG: 0.387										4	2	3	0	1	0	0	Boston Red Sox @ Seattle Mariners Safeco Field, Seattle, WA Wed Sep 15 2010, 3:42 PM - 6:26 PM PDT Att: 21,946 - Roof Closed - 67 F							
55 Ryan Kalish, L OBP: 0.289, SLG: 0.433										5	1	2	1	0	1	3								
41 Victor Martinez, S OBP: 0.337, SLG: 0.463										5	0	1	2	0	0	2								
34 David Ortiz, L OBP: 0.362, SLG: 0.631										4	1	1	0	0	2	2								
39 Jarrod Saltalamacchia, (R PH) OBP: 0.360, SLG: 0.350										0	0	0	0	1	0	0								
29 Adrian Beltré, R OBP: 0.373, SLG: 0.568										3	1	1	1	2	0	2								
60 Daniel Nava, S OBP: 0.335, SLG: 0.360										3	0	0	0	0	0	1								
54 Darrell McDonald, R OBP: 0.338, SLG: 0.432										2	0	0	0	0	0	3								
68 Josh Reddick, L OBP: 0.255, SLG: 0.348										5	0	1	0	0	2	4								
78 Lars Anderson, L OBP: 0.389, SLG: 0.333										3	0	1	0	1	1	1								
72 Yamaico Navarro, R OBP: 0.103, SLG: 0.074										4	0	0	0	0	3	4								
Inning Stats	R: 0 E: 0 K: 0 S: 9	H: 1 LOB: 1 BB: 0 P: 14	R: 0 E: 0 K: 0 S: 6	H: 0 LOB: 1 BB: 1 P: 13	R: 0 E: 0 K: 0 S: 9	H: 0 LOB: 0 BB: 0 P: 12	R: 1 E: 0 K: 1 S: 12	H: 1 LOB: 0 BB: 0 P: 19	R: 0 E: 0 K: 2 S: 11	H: 2 LOB: 2 BB: 0 P: 17	R: 1 E: 0 K: 1 S: 13	H: 2 LOB: 3 BB: 1 P: 22	R: 2 E: 0 K: 2 S: 15	H: 3 LOB: 2 BB: 1 P: 27	R: 1 E: 0 K: 2 S: 16	H: 1 LOB: 1 BB: 1 P: 26	R: 0 E: 0 K: 1 S: 15	H: 0 LOB: 1 BB: 1 P: 22	1B: 5 2B: 3 3B: 1 HR: 1	SF: 0 SAC: 0 DP: 0 HBP: 0	WP: 0 PB: 0 SB: 1 CS: 0	PA: 43		
PITCHER	IP WLS BF H R ER SO BB IBB HBP BLK WP HR S P ERA WHIP	IP WLS BF H R ER SO BB IBB HBP BLK WP HR S P ERA WHIP	IP WLS BF H R ER SO BB IBB HBP BLK WP HR S P ERA WHIP	IP WLS BF H R ER SO BB IBB HBP BLK WP HR S P ERA WHIP	IP WLS BF H R ER SO BB IBB HBP BLK WP HR S P ERA WHIP	IP WLS BF H R ER SO BB IBB HBP BLK WP HR S P ERA WHIP	IP WLS BF H R ER SO BB IBB HBP BLK WP HR S P ERA WHIP	IP WLS BF H R ER SO BB IBB HBP BLK WP HR S P ERA WHIP	IP WLS BF H R ER SO BB IBB HBP BLK WP HR S P ERA WHIP	IP WLS BF H R ER SO BB IBB HBP BLK WP HR S P ERA WHIP	IP WLS BF H R ER SO BB IBB HBP BLK WP HR S P ERA WHIP	IP WLS BF H R ER SO BB IBB HBP BLK WP HR S P ERA WHIP	IP WLS BF H R ER SO BB IBB HBP BLK WP HR S P ERA WHIP	IP WLS BF H R ER SO BB IBB HBP BLK WP HR S P ERA WHIP	IP WLS BF H R ER SO BB IBB HBP BLK WP HR S P ERA WHIP	IP WLS BF H R ER SO BB IBB HBP BLK WP HR S P ERA WHIP	IP WLS BF H R ER SO BB IBB HBP BLK WP HR S P ERA WHIP	IP WLS BF H R ER SO BB IBB HBP BLK WP HR S P ERA WHIP	IP WLS BF H R ER SO BB IBB HBP BLK WP HR S P ERA WHIP	IP WLS BF H R ER SO BB IBB HBP BLK WP HR S P ERA WHIP	IP WLS BF H R ER SO BB IBB HBP BLK WP HR S P ERA WHIP	IP WLS BF H R ER SO BB IBB HBP BLK WP HR S P ERA WHIP	IP WLS BF H R ER SO BB IBB HBP BLK WP HR S P ERA WHIP	IP WLS BF H R ER SO BB IBB HBP BLK WP HR S P ERA WHIP

Batter	1	2	3	4	5	6	7	8	9	AB	R	H	RBI	BB	SO	LOB	BOTTOM							
51 Ichiro Suzuki, L OBP: 0.397, SLG: 0.394										4	0	0	0	0	1	1	Boston Red Sox @ Seattle Mariners Safeco Field, Seattle, WA Wed Sep 15 2010, 3:42 PM - 6:26 PM PDT Att: 21,946 - Roof Closed - 67 F							
9 Chone Figgins, S OBP: 0.341, SLG: 0.303										4	0	2	0	0	0	0								
30 Russell Branyan, L OBP: 0.323, SLG: 0.487										3	1	1	1	1	1	3								
21 Franklin Gutierrez, R OBP: 0.308, SLG: 0.367										3	0	0	0	1	1	0								
13 Casey Kotchman, L OBP: 0.284, SLG: 0.342										4	0	1	0	0	1	2								
4 Jose Lopez, R OBP: 0.287, SLG: 0.324										4	0	1	0	0	0	0								
55 Michael Saunders, L OBP: 0.296, SLG: 0.366										2	0	0	0	1	0	0								
10 Adam Moore, R OBP: 0.202, SLG: 0.264										3	0	0	0	0	1	2								
6 Chris Woodward, R OBP: 0.214, SLG: 0.231										3	0	1	0	0	1	2								
										3	0	1	0	0	1	2								
Inning Stats	R: 1 E: 0 K: 1 S: 9	H: 1 LOB: 0 BB: 0 P: 14	R: 0 E: 0 K: 0 S: 7	H: 2 LOB: 1 BB: 1 P: 12	R: 0 E: 0 K: 1 S: 11	H: 1 LOB: 0 BB: 0 P: 18	R: 0 E: 0 K: 1 S: 8	H: 0 LOB: 0 BB: 0 P: 12	R: 0 E: 0 K: 2 S: 8	H: 0 LOB: 0 BB: 0 P: 11	R: 0 E: 0 K: 1 S: 13	H: 0 LOB: 2 BB: 2 P: 27	R: 0 E: 0 K: 0 S: 10	H: 0 LOB: 0 BB: 0 P: 15	R: 0 E: 0 K: 0 S: 14	H: 2 LOB: 1 BB: 0 P: 17	R: 0 E: 0 K: 0 S: 8	H: 0 LOB: 0 BB: 0 P: 10	1B: 4 2B: 1 3B: 0 HR: 1	SF: 0 SAC: 0 DP: 1 HBP: 0	WP: 0 PB: 0 SB: 0 CS: 1	PA: 34		
PITCHER	IP WLS BF H R ER SO BB IBB HBP BLK WP HR S P ERA WHIP	IP WLS BF H R ER SO BB IBB HBP BLK WP HR S P ERA WHIP	IP WLS BF H R ER SO BB IBB HBP BLK WP HR S P ERA WHIP	IP WLS BF H R ER SO BB IBB HBP BLK WP HR S P ERA WHIP	IP WLS BF H R ER SO BB IBB HBP BLK WP HR S P ERA WHIP	IP WLS BF H R ER SO BB IBB HBP BLK WP HR S P ERA WHIP	IP WLS BF H R ER SO BB IBB HBP BLK WP HR S P ERA WHIP	IP WLS BF H R ER SO BB IBB HBP BLK WP HR S P ERA WHIP	IP WLS BF H R ER SO BB IBB HBP BLK WP HR S P ERA WHIP	IP WLS BF H R ER SO BB IBB HBP BLK WP HR S P ERA WHIP	IP WLS BF H R ER SO BB IBB HBP BLK WP HR S P ERA WHIP	IP WLS BF H R ER SO BB IBB HBP BLK WP HR S P ERA WHIP	IP WLS BF H R ER SO BB IBB HBP BLK WP HR S P ERA WHIP	IP WLS BF H R ER SO BB IBB HBP BLK WP HR S P ERA WHIP	IP WLS BF H R ER SO BB IBB HBP BLK WP HR S P ERA WHIP	IP WLS BF H R ER SO BB IBB HBP BLK WP HR S P ERA WHIP	IP WLS BF H R ER SO BB IBB HBP BLK WP HR S P ERA WHIP	IP WLS BF H R ER SO BB IBB HBP BLK WP HR S P ERA WHIP	IP WLS BF H R ER SO BB IBB HBP BLK WP HR S P ERA WHIP	IP WLS BF H R ER SO BB IBB HBP BLK WP HR S P ERA WHIP	IP WLS BF H R ER SO BB IBB HBP BLK WP HR S P ERA WHIP	IP WLS BF H R ER SO BB IBB HBP BLK WP HR S P ERA WHIP	IP WLS BF H R ER SO BB IBB HBP BLK WP HR S P ERA WHIP	IP WLS BF H R ER SO BB IBB HBP BLK WP HR S P ERA WHIP



Batter	1	2	3	4	5	6	7	8	9	AB	R	H	RBI	BB	SO	LOB	TOP			
1 Elvis Andrus, R (1, 6) OBP: 0.354, SLG: 0.312										3	0	0	0	1	1	2				
10 Michael Young, R (1, 5) OBP: 0.358, SLG: 0.454										4	0	0	0	0	2	1				
7 David Murphy, L (1, 7) OBP: 0.351, SLG: 0.445										4	0	0	0	0	2	1				
27 Vladimir Guerrero, R (1, 10) OBP: 0.346, SLG: 0.502										4	0	0	0	0	1	1				
17 Nelson Cruz, R (1, 9) OBP: 0.371, SLG: 0.583										3	1	1	1	0	0	0				
5 Ian Kinsler, R (1, 4) OBP: 0.387, SLG: 0.428										3	0	0	0	0	1	0				
18 Mitch Moreland, L (1, 3) 6 Esteban German, R (8, PR)										3	0	1	0	0	2	0				
15 Matt Treanor, R (8, 2) OBP: 0.295, SLG: 0.327										0	0	0	0	0	0	0				
11 Bengie Molina, R (1, 2) 19 Chris Davis, L (8, PH)										2	0	0	0	0	0	0				
20 Julio Borbon, L (1, 8) OBP: 0.303, SLG: 0.345										1	0	1	0	0	0	0				
Inning Stats	R: 0 E: 0 K: 1 S: 9	H: 0 LOB: 1 BB: 1 P: 14	R: 0 E: 0 K: 1 S: 7	H: 0 LOB: 0 BB: 0 P: 8	R: 0 E: 0 K: 0 S: 5	H: 0 LOB: 0 BB: 0 P: 10	R: 0 E: 0 K: 2 S: 9	H: 0 LOB: 0 BB: 0 P: 11	R: 0 E: 0 K: 1 S: 9	H: 0 LOB: 0 BB: 0 P: 11	R: 0 E: 0 K: 1 S: 5	H: 0 LOB: 0 BB: 0 P: 7	R: 1 E: 0 K: 0 S: 13	H: 3 LOB: 2 BB: 0 P: 26	R: 0 E: 0 K: 1 S: 7	H: 0 LOB: 0 BB: 0 P: 14	1B: 2 2B: 0 3B: 0 HR: 1	SF: 0 SAC: 0 DP: 0 HBP: 0	WP: 0 PB: 0 SB: 2 CS: 0	PA: 31
PITCHER	IP WLS BF H R ER SO BB IBB HBP BLK WP HR S P ERA WHIP	8.0 W 28 3 1 1 8 1 0 0 0 0 1 65 98 1.12 0.500	1.0 S 3 0 0 0 1 0 0 0 0 0 0 0 7 14 0.00 0.000																	

Texas Rangers @ Seattle Mariners
Safeco Field, Seattle, WA
Fri Sep 17 2010, 7:12 PM - 9:31 PM PDT
Att: 19,323 - Roof Closed - 63 F

AB	30
R	1
H	3
RBI	1
BB	1
SO	9
LOB	7



Batter	1	2	3	4	5	6	7	8	9	AB	R	H	RBI	BB	SO	LOB	BOTTOM			
51 Ichiro Suzuki, L (1, 9) OBP: 0.398, SLG: 0.395										4	1	2	0	0	1	1				
9 Chone Figgins, S (1, 4) OBP: 0.340, SLG: 0.302										4	0	1	1	0	0	1				
4 Jose Lopez, R (1, 5) OBP: 0.266, SLG: 0.322										3	0	0	0	0	1	1				
21 Franklin Gutierrez, R (1, 8) OBP: 0.310, SLG: 0.367										2	1	1	0	1	1	0				
13 Casey Kotchman, L (1, 3) OBP: 0.283, SLG: 0.339										3	0	0	0	0	1	3				
10 Adam Moore, R (1, 2) OBP: 0.195, SLG: 0.260										3	0	0	0	0	0	1				
55 Michael Saunders, L (1, 7) OBP: 0.304, SLG: 0.368										1	0	1	0	2	0	0				
27 Matt Tuiasosopo, R (1, 10) OBP: 0.240, SLG: 0.319										3	0	0	0	0	1	3				
16 Josh Wilson, R (1, 6) OBP: 0.298, SLG: 0.307										3	0	1	0	0	1	0				
Inning Stats	R: 0 E: 0 K: 1 S: 8	H: 1 LOB: 0 BB: 0 P: 9	R: 1 E: 0 K: 1 S: 11	H: 1 LOB: 1 BB: 1 P: 19	R: 1 E: 0 K: 2 S: 15	H: 2 LOB: 1 BB: 1 P: 27	R: 0 E: 0 K: 0 S: 6	H: 1 LOB: 0 BB: 0 P: 9	R: 0 E: 0 K: 1 S: 10	H: 0 LOB: 0 BB: 0 P: 14	R: 0 E: 0 K: 1 S: 11	H: 0 LOB: 0 BB: 1 P: 14	R: 0 E: 0 K: 1 S: 9	H: 0 LOB: 0 BB: 0 P: 15	R: 0 E: 0 K: 1 S: 9	H: 0 LOB: 0 BB: 0 P: 14	1B: 6 2B: 1 3B: 0 HR: 0	SF: 0 SAC: 0 DP: 4 HBP: 0	WP: 1 PB: 0 SB: 5 CS: 0	PA: 29
PITCHER	IP WLS BF H R ER SO BB IBB HBP BLK WP HR S P ERA WHIP	8.0 L 29 6 2 2 6 3 0 0 0 0 1 78 121 2.25 1.125																		

Texas Rangers @ Seattle Mariners
Safeco Field, Seattle, WA
Fri Sep 17 2010, 7:12 PM - 9:31 PM PDT
Att: 19,323 - Roof Closed - 63 F

AB	26
R	2
H	6
RBI	1
BB	3
SO	6
LOB	10



Batter	1	2	3	4	5	6	7	8	9	AB	R	H	RBI	BB	SO	LOB	TOP						
51 Ichiro Suzuki, L (1, 9) OBP: 0.360, SLG: 0.395	G4-3		F7		F7			4 HR	G6-3	5	1	1	0	0	0	1							
9 Chone Figgins, S (1, 4) OBP: 0.340, SLG: 0.301	E1		B1-3		G1-6-3			L7		4	0	0	0	0	0	2							
4 Jose Lopez, R (1, 5) OBP: 0.267, SLG: 0.337	FC6							HR		4	3	3	4	0	0	1							
17 Justin Smoak, S (1, 3) OBP: 0.281, SLG: 0.325	G4-6-3				HR			G3		4	0	0	0	0	2	2							
20 Mike Carp, L (1, 10) OBP: 0.263, SLG: 0.206					G3-1					4	0	1	0	0	1	0							
26 Josh Bard, S (1, 2) OBP: 0.295, SLG: 0.386	G4-3				G6-3					4	0	1	0	0	0	0							
12 Ryan Langerhans, L (1, 7) OBP: 0.339, SLG: 0.317										4	1	2	0	0	1	2							
55 Michael Saunders, L (1, 8) OBP: 0.293, SLG: 0.364					L8					4	1	1	2	0	0	1							
6 Chris Woodward, R (1, 6) OBP: 0.222, SLG: 0.188										3	0	0	0	1	2	0							
Inning Stats	R: 0 E: 2 K: 0 S: 14	H: 0 LOB: 1 BB: 0 P: 20	R: 2 E: 0 K: 2 S: 14	H: 2 LOB: 0 BB: 23 P: 23	R: 1 E: 0 K: 1 S: 7	H: 1 LOB: 0 BB: 0 P: 11	R: 0 E: 0 K: 0 S: 8	H: 1 LOB: 1 BB: 0 P: 18	R: 0 E: 0 K: 0 S: 8	H: 0 LOB: 0 BB: 0 P: 12	R: 1 E: 0 K: 1 S: 11	H: 1 LOB: 0 BB: 0 P: 19	R: 0 E: 0 K: 1 S: 11	H: 0 LOB: 0 BB: 0 P: 17	R: 2 E: 0 K: 1 S: 15	H: 4 LOB: 2 BB: 0 P: 26	R: 0 E: 0 K: 0 S: 8	H: 0 LOB: 0 BB: 9 P: 9	1B: 5 2B: 0 3B: 0 HR: 4	SF: 0 SAC: 0 DP: 2 HBP: 0	WP: 0 PB: 0 SB: 0 CS: 0	PA: 37	
PITCHER	IP WLS BF H R ER SO BB IBB HBP BLK WP HR S P ERA WHIP	IP WLS BF H R ER SO BB IBB HBP BLK WP HR S P ERA WHIP	IP WLS BF H R ER SO BB IBB HBP BLK WP HR S P ERA WHIP	IP WLS BF H R ER SO BB IBB HBP BLK WP HR S P ERA WHIP	IP WLS BF H R ER SO BB IBB HBP BLK WP HR S P ERA WHIP	IP WLS BF H R ER SO BB IBB HBP BLK WP HR S P ERA WHIP	IP WLS BF H R ER SO BB IBB HBP BLK WP HR S P ERA WHIP	IP WLS BF H R ER SO BB IBB HBP BLK WP HR S P ERA WHIP	IP WLS BF H R ER SO BB IBB HBP BLK WP HR S P ERA WHIP	IP WLS BF H R ER SO BB IBB HBP BLK WP HR S P ERA WHIP	IP WLS BF H R ER SO BB IBB HBP BLK WP HR S P ERA WHIP	IP WLS BF H R ER SO BB IBB HBP BLK WP HR S P ERA WHIP	IP WLS BF H R ER SO BB IBB HBP BLK WP HR S P ERA WHIP	IP WLS BF H R ER SO BB IBB HBP BLK WP HR S P ERA WHIP	IP WLS BF H R ER SO BB IBB HBP BLK WP HR S P ERA WHIP	IP WLS BF H R ER SO BB IBB HBP BLK WP HR S P ERA WHIP	IP WLS BF H R ER SO BB IBB HBP BLK WP HR S P ERA WHIP	IP WLS BF H R ER SO BB IBB HBP BLK WP HR S P ERA WHIP	IP WLS BF H R ER SO BB IBB HBP BLK WP HR S P ERA WHIP	IP WLS BF H R ER SO BB IBB HBP BLK WP HR S P ERA WHIP	IP WLS BF H R ER SO BB IBB HBP BLK WP HR S P ERA WHIP	IP WLS BF H R ER SO BB IBB HBP BLK WP HR S P ERA WHIP	IP WLS BF H R ER SO BB IBB HBP BLK WP HR S P ERA WHIP

Seattle Mariners @ Toronto Blue Jays
Rogers Centre, Toronto, ON
Wed Sep 22 2010, 7:09 PM - 9:41 PM EDT
Att: 12,302 - Clear - 68 F

AB 36
R 6
H 9
RBI 6
BB 1
SO 6
LOB 9



Batter	1	2	3	4	5	6	7	8	9	AB	R	H	RBI	BB	SO	LOB	BOTTOM						
45 Travis Snider, L (1, 7) OBP: 0.291, SLG: 0.422	K2-3		L7		K2-3					5	0	1	0	0	3	3							
5 Yunel Escobar, R (1, 6) OBP: 0.338, SLG: 0.328	19 2B		F9		G5-3					4	0	1	0	0	0	1							
19 José Bautista, R (1, 9) OBP: 0.381, SLG: 0.617			F7		L8					4	0	1	0	0	0	0							
10 Vernon Wells, R (1, 8) OBP: 0.329, SLG: 0.514										4	1	2	1	0	1	2							
35 Lyle Overbay, L (1, 3) OBP: 0.332, SLG: 0.438	G6-3									4	1	1	0	0	1	3							
2 Aaron Hill, R (1, 4) OBP: 0.276, SLG: 0.399										4	1	1	0	0	2	1							
26 Adam Lind, L (1, 10) OBP: 0.288, SLG: 0.425	G6-3									4	0	2	0	0	0	0							
14 John Buck, R (1, 2) OBP: 0.304, SLG: 0.478										2	0	0	1	2	0	1							
12 Edwin Encarnación, R (1, 5) OBP: 0.302, SLG: 0.443	P3									4	0	0	1	0	0	4							
Inning Stats	R: 0 E: 0 K: 2 S: 17	H: 2 LOB: 2 BB: 0 P: 25	R: 0 E: 0 K: 1 S: 10	H: 0 LOB: 1 BB: 1 P: 17	R: 0 E: 0 K: 0 S: 6	H: 0 LOB: 0 BB: 0 P: 8	R: 2 E: 0 K: 2 S: 17	H: 3 LOB: 2 BB: 1 P: 25	R: 0 E: 0 K: 0 S: 6	H: 0 LOB: 0 BB: 0 P: 13	R: 0 E: 0 K: 0 S: 8	H: 1 LOB: 0 BB: 0 P: 11	R: 0 E: 0 K: 1 S: 7	H: 0 LOB: 0 BB: 0 P: 8	R: 1 E: 0 K: 1 S: 13	H: 2 LOB: 1 BB: 0 P: 16	1B: 6 2B: 2 3B: 0 HR: 1	SF: 0 SAC: 0 DP: 1 HBP: 0	WP: 0 PB: 0 SB: 0 CS: 0	PA: 37			
PITCHER	IP WLS BF H R ER SO BB IBB HBP BLK WP HR S P ERA WHIP	IP WLS BF H R ER SO BB IBB HBP BLK WP HR S P ERA WHIP	IP WLS BF H R ER SO BB IBB HBP BLK WP HR S P ERA WHIP	IP WLS BF H R ER SO BB IBB HBP BLK WP HR S P ERA WHIP	IP WLS BF H R ER SO BB IBB HBP BLK WP HR S P ERA WHIP	IP WLS BF H R ER SO BB IBB HBP BLK WP HR S P ERA WHIP	IP WLS BF H R ER SO BB IBB HBP BLK WP HR S P ERA WHIP	IP WLS BF H R ER SO BB IBB HBP BLK WP HR S P ERA WHIP	IP WLS BF H R ER SO BB IBB HBP BLK WP HR S P ERA WHIP	IP WLS BF H R ER SO BB IBB HBP BLK WP HR S P ERA WHIP	IP WLS BF H R ER SO BB IBB HBP BLK WP HR S P ERA WHIP	IP WLS BF H R ER SO BB IBB HBP BLK WP HR S P ERA WHIP	IP WLS BF H R ER SO BB IBB HBP BLK WP HR S P ERA WHIP	IP WLS BF H R ER SO BB IBB HBP BLK WP HR S P ERA WHIP	IP WLS BF H R ER SO BB IBB HBP BLK WP HR S P ERA WHIP	IP WLS BF H R ER SO BB IBB HBP BLK WP HR S P ERA WHIP	IP WLS BF H R ER SO BB IBB HBP BLK WP HR S P ERA WHIP	IP WLS BF H R ER SO BB IBB HBP BLK WP HR S P ERA WHIP	IP WLS BF H R ER SO BB IBB HBP BLK WP HR S P ERA WHIP	IP WLS BF H R ER SO BB IBB HBP BLK WP HR S P ERA WHIP	IP WLS BF H R ER SO BB IBB HBP BLK WP HR S P ERA WHIP	IP WLS BF H R ER SO BB IBB HBP BLK WP HR S P ERA WHIP	IP WLS BF H R ER SO BB IBB HBP BLK WP HR S P ERA WHIP

Seattle Mariners @ Toronto Blue Jays
Rogers Centre, Toronto, ON
Wed Sep 22 2010, 7:09 PM - 9:41 PM EDT
Att: 12,302 - Clear - 68 F

AB 35
R 3
H 9
RBI 3
BB 2
SO 7
LOB 15



Batter	1	2	3	4	5	6	7	8	9	AB	R	H	RBI	BB	SO	LOB	TOP										
51 Ichiro Suzuki, L (1, 9) OBP: 0.361, SLG: 0.397										5	0	2	0	0	1	1											
9 Chone Figgins, S (1, 4) OBP: 0.341, SLG: 0.301										3	0	1	0	1	1	2											
4 Jose Lopez, R (1, 5) OBP: 0.265, SLG: 0.335										4	0	0	0	0	1	5											
17 Justin Smoak, S (1, 3) OBP: 0.283, SLG: 0.325										3	0	1	0	1	1	0											
55 Michael Saunders, L (1, 7) OBP: 0.250, SLG: 0.360										3	0	0	0	0	3	1											
21 Franklin Gutierrez, R (8, PH) OBP: 0.310, SLG: 0.373										1	0	0	0	0	0	2											
12 Ryan Langerhans, L (8, 7) OBP: 0.339, SLG: 0.317										0	0	0	0	0	0	0											
10 Adam Moore, R (1, 2) OBP: 0.211, SLG: 0.266										4	0	2	0	0	1	3											
61 Matt Manqing, L (1, 10) OBP: 0.250, SLG: 0.250										4	0	1	0	0	1	3											
27 Matt Tuasosopo, R (9, PR) OBP: 0.235, SLG: 0.317										0	0	0	0	0	0	0											
56 Greg Halman, R (1, 8) OBP: 0.256, SLG: 0.200										4	0	0	0	0	2	1											
16 Josh Wilson, R (1, 6) OBP: 0.293, SLG: 0.299										2	0	0	0	0	0	0											
20 Mike Carp, L (9, PH) OBP: 0.256, SLG: 0.200										1	0	0	0	0	1	1											
Inning Stats	R: 0 E: 0 K: 2 S: 8	H: 0 LOB: 0 BB: 0 P: 16	R: 0 E: 0 K: 3 S: 11	H: 1 LOB: 1 BB: 0 P: 18	R: 0 E: 0 K: 1 S: 11	H: 2 LOB: 2 BB: 0 P: 17	R: 0 E: 0 K: 1 S: 9	H: 0 LOB: 1 BB: 1 P: 17	R: 0 E: 0 K: 0 S: 11	H: 1 LOB: 0 BB: 0 P: 17	R: 0 E: 0 K: 0 S: 8	H: 0 LOB: 0 BB: 0 P: 14	R: 0 E: 0 K: 2 S: 16	H: 1 LOB: 2 BB: 1 P: 27	R: 0 E: 0 K: 2 S: 10	H: 1 LOB: 1 BB: 0 P: 18	1B: 6 2B: 1 3B: 0 HR: 0	SF: 0 SAC: 0 DP: 0 HBP: 1	WP: 1 PB: 0 SB: 0 CS: 0	PA: 37							
PITCHER	IP	WLS	BF	H	R	ER	SO	BB	IBB	HBP	BLK	WP	HR	S	P	ERA	WHIP										
31 Shawn Hill, R (1, 1) ERA: 2.81	5.0	W	21	4	0	0	7	1	0	1	0	1	0	50	85	0.00	1.000										
59 Brad Mills, L (6, 1) ERA: 5.14	1.0	H	4	1	0	0	1	0	0	0	0	0	0	11	17	0.00	1.000										
54 Jason Frasor, R (7, 1) ERA: 3.81	1.0	H	3	0	0	0	0	0	0	0	0	0	0	8	14	0.00	0.000										
37 Scott Downs, L (8, 1) ERA: 2.78	1.0	H	5	1	0	0	2	1	0	0	0	0	0	16	27	0.00	2.000										
63 Kevin Gregg, R (9, 1) ERA: 3.25	1.0	S	4	1	0	0	2	0	0	0	0	0	0	10	18	0.00	1.000										

Seattle Mariners @ Toronto Blue Jays
Rogers Centre, Toronto, ON
Thu Sep 23 2010, 12:40 PM - 3:00 PM EDT
Att: 12,590 - Cloudy - 64 F

AB 34
R 0
H 7
RBI 0
BB 2
SO 12
LOB 19





Batter	1	2	3	4	5	6	7	8	9	AB	R	H	RBI	BB	SO	LOB	BOTTOM										
45 Travis Snider, L (1, 7) OBP: 0.290, SLG: 0.419										4	0	1	0	0	0	0											
5 Yunel Escobar, R (1, 6) OBP: 0.337, SLG: 0.326										2	0	0	0	0	0	0											
19 José Bautista, R (1, 9) OBP: 0.383, SLG: 0.622										2	1	1	1	1	0	0											
10 Vernon Wells, R (1, 8) OBP: 0.329, SLG: 0.512										2	0	0	0	1	0	2											
35 Lyle Overbay, L (1, 3) OBP: 0.334, SLG: 0.437										1	0	0	0	2	0	0											
2 Aaron Hill, R (1, 4) OBP: 0.274, SLG: 0.397										3	0	0	0	0	0	3											
26 Adam Lind, L (1, 10) OBP: 0.287, SLG: 0.423										3	0	0	0	0	2	0											
12 Edwin Encarnación, R (1, 5) OBP: 0.299, SLG: 0.439										3	0	0	0	0	2	0											
9 J.P. Arencibia, R (1, 2) OBP: 0.194, SLG: 0.400										3	0	0	0	0	1	0											
Inning Stats	R: 1 E: 0 K: 0 S: 10	H: 1 LOB: 2 BB: 2 P: 23	R: 0 E: 0 K: 2 S: 7	H: 0 LOB: 0 BB: 0 P: 10	R: 0 E: 0 K: 0 S: 13	H: 0 LOB: 0 BB: 0 P: 16	R: 0 E: 0 K: 0 S: 6	H: 0 LOB: 0 BB: 0 P: 8	R: 0 E: 0 K: 2 S: 8	H: 0 LOB: 0 BB: 0 P: 10	R: 0 E: 0 K: 0 S: 6	H: 1 LOB: 1 BB: 1 P: 10	R: 0 E: 0 K: 0 S: 11	H: 0 LOB: 0 BB: 1 P: 16	R: 0 E: 0 K: 1 S: 10	H: 0 LOB: 0 BB: 0 P: 17	1B: 1 2B: 0 3B: 0 HR: 1	SF: 0 SAC: 1 DP: 2 HBP: 0	WP: 0 PB: 0 SB: 0 CS: 0	PA: 28							
PITCHER	IP	WLS	BF	H	R	ER	SO	BB	IBB	HBP	BLK	WP	HR	S	P	ERA	WHIP										
34 Félix Hernández, R (1, 1) ERA: 2.31	8.0	L	28	2	1	1	5	4	0	0	0	0	1	71	110	1.12	0.750										

Seattle Mariners @ Toronto Blue Jays
Rogers Centre, Toronto, ON
Thu Sep 23 2010, 12:40 PM - 3:00 PM EDT
Att: 12,590 - Cloudy - 64 F

AB 23
R 1
H 2
RBI 1
BB 4
SO 5
LOB 5



Batter	1	2	3	4	5	6	7	8	9	AB	R	H	RBI	BB	SO	LOB	TOP										
51 Ichiro Suzuki, L (1,9) OBP: 0.362, SLG: 0.398										4	1	2	0	1	1	0	Seattle Mariners @ Tampa Bay Rays Tropicana Field, St. Petersburg, FL Sun Sep 26 2010, 1:41 PM - 4:24 PM EDT Att: 22,301 - Dome - 72 F livebaseballscores.com AB 36 R 6 H 10 RBI 6 BB 2 SO 7 LOB 12 										
9 Chone Figgins, S (1,4) OBP: 0.341, SLG: 0.305										4	1	2	0	0	0	0											
4 Jose Lopez, R (1,10) OBP: 0.266, SLG: 0.336										5	0	1	2	0	0	3											
21 Franklin Gutierrez, R (1,8) OBP: 0.310, SLG: 0.372											5	1	1	0	0	1		2									
17 Justin Smoak, S (1,3) OBP: 0.285, SLG: 0.326										4	1	2	0	0	1	1											
61 Matt Mangini, L (1,5) OBP: 0.385, SLG: 0.333										3	1	1	1	1	1	1											
26 Josh Bard, S (1,2) OBP: 0.287, SLG: 0.375										3	0	0	0	0	0	3											
56 Greg Halman, R (1,7) OBP: 0.288, SLG: 0.302										4	0	0	0	0	1	2											
16 Josh Wilson, R (1,6) OBP: 0.288, SLG: 0.302										4	1	1	3	0	2	0											
Inning Stats	R: 0 E: 0 K: 1 S: 11	H: 1 LOB: 1 BB: 0 P: 13	R: 0 E: 0 K: 0 S: 4	H: 0 LOB: 0 BB: 0 P: 6	R: 0 E: 0 K: 0 S: 12	H: 2 LOB: 2 BB: 0 P: 15	R: 0 E: 1 K: 2 S: 11	H: 1 LOB: 1 BB: 0 P: 19	R: 2 E: 0 K: 1 S: 16	H: 2 LOB: 1 BB: 1 P: 26	R: 3 E: 0 K: 2 S: 13	H: 2 LOB: 0 BB: 1 P: 20	R: 1 E: 1 K: 0 S: 12	H: 2 LOB: 0 BB: 0 P: 18	R: 0 E: 0 K: 1 S: 6	H: 0 LOB: 0 BB: 0 P: 10		R: 0 E: 0 K: 0 S: 8	H: 0 LOB: 0 BB: 0 P: 10	1B: 8 2B: 1 3B: 0 HR: 1	SF: 0 SAC: 2 DP: 0 HBP: 0	WP: 0 PB: 0 SB: 1 CS: 0	PA: 40				
PITCHER	IP	WLS	BF	H	R	ER	SO	BB	IBB	HBP	BLK	WP	HR	S	P	ERA	WHIP										
33 James Shields, R (1,1) ERA: 5.04	6.0	L	28	8	5	5	6	2	0	0	0	0	0	12	18	0.00	2.000										
55 Chad Qualls, R (7,1) ERA: 7.71	1.0		6	2	1	0	0	0	0	0	0	0	0	5	8	0.00	0.000										
35 Dan Wheeler, R (8,1) ERA: 3.47	0.2		2	0	0	0	1	0	0	0	0	0	0	1	2	0.00	0.000										
57 Jake McGee, L (8,1) ERA: 2.7	0.1		1	0	0	0	0	0	0	0	0	0	0	1	2	0.00	0.000										
54 Mike Ekstrom, R (9,1) ERA: 3.52	1.0		3	0	0	0	0	0	0	0	0	0	0	8	10	0.00	0.000										
Batter	1	2	3	4	5	6	7	8	9	AB	R	H	RBI	BB	SO	LOB	BOTTOM										
2 B.J. Upton, R (1,8) OBP: 0.328, SLG: 0.431										4	0	1	1	0	2	1	Seattle Mariners @ Tampa Bay Rays Tropicana Field, St. Petersburg, FL Sun Sep 26 2010, 1:41 PM - 4:24 PM EDT Att: 22,301 - Dome - 72 F livebaseballscores.com AB 33 R 2 H 9 RBI 2 BB 3 SO 8 LOB 15 										
8 Jason Bartlett, R (1,6) OBP: 0.331, SLG: 0.356										4	0	3	0	0	0	1											
16 Willy Aybar, S (1,5) OBP: 0.312, SLG: 0.354										3	0	0	0	1	0	3											
5 Rocco Baldelli, R (1,9) OBP: 0.238, SLG: 0.400										3	0	0	0	0	0	2											
15 Reid Brignac, L (8,PH) OBP: 0.315, SLG: 0.401										1	0	0	0	0	1	0											
23 Carlos Pena, L (1,3) OBP: 0.328, SLG: 0.408										3	0	1	0	1	1	0											
10 Kelly Shoppach, R (1,10) OBP: 0.316, SLG: 0.353										4	0	1	0	0	3	1											
1 Sean Rodriguez, R (1,4) OBP: 0.315, SLG: 0.409										2	1	2	0	0	0	0											
18 Ben Zobrist, S (6,PH) OBP: 0.353, SLG: 0.363										2	0	0	0	0	0	2											
30 Dioner Navarro, S (1,2) OBP: 0.274, SLG: 0.262										2	0	0	0	0	0	3											
28 John Jaso, L (6,PH) OBP: 0.331, SLG: 0.382										2	0	0	0	0	0	2											
8 Desmond Jennings, R (1,7) OBP: 0.292, SLG: 0.333										2	1	1	1	1	1	0											
24 Dan Johnson, L (8,PH) OBP: 0.359, SLG: 0.467										1	0	0	0	0	0	0											
Inning Stats	R: 0 E: 0 K: 1 S: 8	H: 1 LOB: 0 BB: 0 P: 13	R: 0 E: 0 K: 1 S: 11	H: 1 LOB: 2 BB: 1 P: 19	R: 0 E: 0 K: 0 S: 7	H: 0 LOB: 1 BB: 1 P: 12	R: 0 E: 0 K: 1 S: 5	H: 0 LOB: 0 BB: 0 P: 9	R: 2 E: 0 K: 0 S: 16	H: 4 LOB: 2 BB: 1 P: 30	R: 0 E: 0 K: 0 S: 9	H: 2 LOB: 1 BB: 0 P: 15	R: 0 E: 0 K: 2 S: 12	H: 1 LOB: 0 BB: 0 P: 16	R: 0 E: 0 K: 3 S: 10	H: 0 LOB: 0 BB: 0 P: 15	R: 0 E: 0 K: 0 S: 6	H: 0 LOB: 0 BB: 0 P: 10	1B: 6 2B: 2 3B: 1 HR: 0	SF: 0 SAC: 0 DP: 1 HBP: 0	WP: 0 PB: 0 SB: 1 CS: 1	PA: 36					
PITCHER	IP	WLS	BF	H	R	ER	SO	BB	IBB	HBP	BLK	WP	HR	S	P	ERA	WHIP										
25 Luke French, L (1,1) ERA: 4.2	5.0	W	24	8	2	2	3	3	0	0	0	0	0	17	25	0.00	0.500										
50 Jamey Wright, R (6,1) ERA: 4.04	2.0	H	6	1	0	0	2	0	0	0	0	0	0	10	15	0.00	0.000										
57 Dan Cortes, R (8,1) ERA: 3.55	1.0		3	0	0	0	3	0	0	0	0	0	0	6	10	0.00	0.000										
43 Brandon League, R (9,1) ERA: 3.55	1.0		3	0	0	0	0	0	0	0	0	0	0	6	10	0.00	0.000										

Batter	1	2	3	4	5	6	7	8	9	AB	R	H	RBI	BB	SO	LOB	TOP					
51 Ichiro Suzuki, L (1,9) OBP: 0.399, SLG: 0.395										5	0	0	0	0	1	1						
9 Chone Figgins, S (1,4) OBP: 0.341, SLG: 0.307										5	1	2	0	0	0	0						
4 Jose Lopez, R (1,10) OBP: 0.269, SLG: 0.337										4	1	2	0	1	0	1						
21 Franklin Gutierrez, R (1,8) OBP: 0.311, SLG: 0.372										4	2	2	1	0	0	2						
17 Justin Smoak, S (1,3) OBP: 0.290, SLG: 0.340										4	2	3	3	0	0	1						
10 Adam Moore, R (1,2) OBP: 0.290, SLG: 0.277										3	1	1	1	0	2	1						
61 Matt Mangini, L (1,5) OBP: 0.294, SLG: 0.250										4	0	0	0	0	1	3						
56 Greg Halman, R (1,7) OBP: 0.077, SLG: 0.154										4	0	1	1	0	0	2						
16 Josh Wilson, R (1,6) OBP: 0.285, SLG: 0.298										4	0	0	0	0	3	3						
Inning Stats	R: 0 E: 0 K: 0 S: 7	H: 1 LOB: 1 BB: 0 P: 12	R: 2 E: 0 K: 2 S: 14	H: 3 LOB: 1 BB: 0 P: 24	R: 1 E: 0 K: 1 S: 12	H: 2 LOB: 1 BB: 0 P: 16	R: 0 E: 0 K: 1 S: 8	H: 0 LOB: 0 BB: 0 P: 14	R: 3 E: 0 K: 2 S: 10	H: 2 LOB: 0 BB: 1 P: 19	R: 0 E: 0 K: 2 S: 7	H: 0 LOB: 0 BB: 0 P: 11	R: 0 E: 0 K: 0 S: 5	H: 0 LOB: 0 BB: 0 P: 9	R: 1 E: 0 K: 0 S: 15	H: 2 LOB: 2 BB: 0 P: 22	R: 0 E: 0 K: 0 S: 10	H: 1 LOB: 1 BB: 0 P: 15	1B: 7 2B: 3 3B: 0 HR: 1	SF: 1 SAC: 1 DP: 0 HBP: 0	WP: 1 PB: 0 SB: 0 CS: 0	PA: 40
PITCHER	IP WLS BF H R ER SO BB IBB HBP BLK WP HR S P ERA WHIP																					
36 C.J. Wilson, L (1,1) ERA: 3.35	5.0 L 24 8 6 6 5 1 0 0 0 0 0 1 51 85 10.80 1.800																					
62 Michael Kirkman, L (6,1) ERA: 9.57	2.0 6 0 0 0 2 0 0 0 0 0 0 0 12 20 0.00 0.000																					
46 Pedro Strop, R (8,1) ERA: 11.17	1.0 6 2 1 1 0 0 0 0 0 0 1 0 15 22 9.00 2.000																					
54 Matt Harrison, L (9,1) ERA: 4.72	0.2 3 1 0 0 0 0 0 0 0 0 0 0 8 12 0.00 1.500																					
64 Alexei Ogando, R (9,1) ERA: 1.34	0.1 1 0 0 0 0 0 0 0 0 0 0 0 2 3 0.00 0.000																					

Seattle Mariners @ Texas Rangers
Rangers Ballpark in Arlington, Arlington, TX
Mon Sep 27 2010, 8:07 PM - 10:56 PM EDT
Att: 29,381 - Clear - 73 F

AB	37
R	7
H	11
RBI	6
BB	1
SO	7
LOB	14



Batter	1	2	3	4	5	6	7	8	9	AB	R	H	RBI	BB	SO	LOB	BOTTOM					
1 Elvis Andrus, R (1,6) OBP: 0.341, SLG: 0.299										5	1	1	0	0	0	2						
10 Michael Young, R (1,5) OBP: 0.281, SLG: 0.448										5	1	2	0	0	0	1						
7 David Murphy, L (1,7) OBP: 0.357, SLG: 0.447										4	1	1	1	1	0	1						
27 Vladimir Guerrero, R (1,10) OBP: 0.346, SLG: 0.499										5	1	1	1	0	2	5						
17 Nelson Cruz, R (1,9) OBP: 0.373, SLG: 0.578										2	1	2	3	2	0	0						
5 Ian Kinsler, R (1,4) OBP: 0.386, SLG: 0.421										3	0	1	0	1	1	2						
19 Chris Davis, L (1,3) OBP: 0.281, SLG: 0.294										3	0	0	0	0	2	3						
8 Jorge Cantu, R (7,PH) OBP: 0.307, SLG: 0.397										1	0	0	0	0	0	1						
15 Matt Treanor, R (1,2) OBP: 0.291, SLG: 0.317										4	0	2	0	0	1	2						
20 Julio Borbon, L (1,8) OBP: 0.314, SLG: 0.349										4	0	1	0	0	0	5						
Inning Stats	R: 0 E: 0 K: 0 S: 10	H: 0 LOB: 0 BB: 0 P: 13	R: 1 E: 0 K: 0 S: 11	H: 2 LOB: 2 BB: 1 P: 20	R: 0 E: 0 K: 0 S: 8	H: 1 LOB: 1 BB: 0 P: 9	R: 0 E: 0 K: 1 S: 8	H: 1 LOB: 0 BB: 0 P: 10	R: 1 E: 0 K: 0 S: 12	H: 3 LOB: 2 BB: 0 P: 16	R: 0 E: 0 K: 2 S: 13	H: 1 LOB: 2 BB: 1 P: 22	R: 3 E: 0 K: 1 S: 16	H: 2 LOB: 1 BB: 2 P: 31	R: 0 E: 0 K: 1 S: 9	H: 1 LOB: 0 BB: 0 P: 12	R: 0 E: 0 K: 1 S: 7	H: 0 LOB: 0 BB: 0 P: 8	1B: 9 2B: 0 3B: 0 HR: 2	SF: 0 SAC: 0 DP: 2 HBP: 0	WP: 1 PB: 0 SB: 0 CS: 0	PA: 40
PITCHER	IP WLS BF H R ER SO BB IBB HBP BLK WP HR S P ERA WHIP																					
39 David Pauley, R (1,1) ERA: 3.98	6.0 W 27 8 2 2 3 1 2 0 0 0 0 0 1 13 27 40.50 6.000																					
60 Anthony Varvaro, R (7,1) ERA: 16.2	0.2 H 3 1 0 0 1 0 0 0 0 0 0 0 9 12 0.00 1.500																					
49 Garrett Olson, L (7,1) ERA: 4.67	0.2 H 1 0 0 0 0 0 0 0 0 0 0 0 3 4 0.00 0.000																					
50 Jamey Wright, R (8,1) ERA: 3.99	0.2 H 1 0 0 0 0 0 0 0 0 0 0 0 3 4 0.00 0.000																					
43 Brandon League, R (9,1) ERA: 3.51	1.0 S 3 0 0 0 1 0 0 0 0 0 0 0 7 8 0.00 0.000																					

Seattle Mariners @ Texas Rangers
Rangers Ballpark in Arlington, Arlington, TX
Mon Sep 27 2010, 8:07 PM - 10:56 PM EDT
Att: 29,381 - Clear - 73 F

AB	36
R	5
H	11
RBI	5
BB	4
SO	6
LOB	22



Batter	1	2	3	4	5	6	7	8	9	AB	R	H	RBI	BB	SO	LOB	TOP					
51 Ichiro Suzuki, L (1,9) OBP: 0.360, SLG: 0.396										4	1	2	0	0	0	1						
9 Chone Figgins, S (1,4) OBP: 0.340, SLG: 0.306										3	0	0	0	0	0	1						
4 Jose Lopez, R (1,5) OBP: 0.271, SLG: 0.340										2	1	1	0	1	1	1						
27 Matt Tuiasosopo, R (6,5) OBP: 0.234, SLG: 0.307										1	0	0	0	0	1	0						
21 Franklin Gutierrez, R (1,8) OBP: 0.309, SLG: 0.370										3	0	0	1	0	0	1						
17 Justin Smoak, S (1,3) OBP: 0.293, SLG: 0.349										3	1	1	2	1	1	1						
61 Matt Mangini, L (1,10) OBP: 0.286, SLG: 0.211										3	0	0	0	1	2	1						
10 Adam Moore, R (1,2) OBP: 0.225, SLG: 0.281										4	0	2	0	0	1	2						
55 Michael Saunders, L (1,7) OBP: 0.292, SLG: 0.358										4	0	2	0	0	1	1						
16 Josh Wilson, R (1,6) OBP: 0.282, SLG: 0.295										4	0	0	0	0	0	3						
Inning Stats	R: 1 H: 2 E: 0 K: 1 S: 14	H: 2 LOB: 1 BB: 0 P: 20	R: 0 H: 0 E: 0 K: 1 S: 8	H: 0 LOB: 0 BB: 1 P: 17	R: 0 H: 0 E: 0 K: 0 S: 6	H: 0 LOB: 0 BB: 0 P: 9	R: 2 H: 2 E: 0 K: 0 S: 17	H: 2 LOB: 1 BB: 0 P: 28	R: 0 H: 1 E: 0 K: 1 S: 13	H: 0 LOB: 0 BB: 0 P: 7	R: 0 H: 2 E: 0 K: 0 S: 9	H: 0 LOB: 1 BB: 0 P: 12	R: 0 H: 0 E: 0 K: 1 S: 6	H: 0 LOB: 0 BB: 0 P: 9	R: 0 H: 1 E: 0 K: 2 S: 10	H: 1 LOB: 2 BB: 1 P: 17	1B: 6 2B: 2 3B: 0 HR: 1	SF: 1 SAC: 1 DP: 1 HBP: 0	WP: 1 PB: 0 SB: 0 CS: 0	PA: 36		
PITCHER	IP WLS BF H R ER SO BB IBB HBP BLK WP HR S P ERA WHIP	IP WLS BF H R ER SO BB IBB HBP BLK WP HR S P ERA WHIP	IP WLS BF H R ER SO BB IBB HBP BLK WP HR S P ERA WHIP	IP WLS BF H R ER SO BB IBB HBP BLK WP HR S P ERA WHIP	IP WLS BF H R ER SO BB IBB HBP BLK WP HR S P ERA WHIP	IP WLS BF H R ER SO BB IBB HBP BLK WP HR S P ERA WHIP	IP WLS BF H R ER SO BB IBB HBP BLK WP HR S P ERA WHIP	IP WLS BF H R ER SO BB IBB HBP BLK WP HR S P ERA WHIP	IP WLS BF H R ER SO BB IBB HBP BLK WP HR S P ERA WHIP	IP WLS BF H R ER SO BB IBB HBP BLK WP HR S P ERA WHIP	IP WLS BF H R ER SO BB IBB HBP BLK WP HR S P ERA WHIP	IP WLS BF H R ER SO BB IBB HBP BLK WP HR S P ERA WHIP	IP WLS BF H R ER SO BB IBB HBP BLK WP HR S P ERA WHIP	IP WLS BF H R ER SO BB IBB HBP BLK WP HR S P ERA WHIP	IP WLS BF H R ER SO BB IBB HBP BLK WP HR S P ERA WHIP	IP WLS BF H R ER SO BB IBB HBP BLK WP HR S P ERA WHIP	IP WLS BF H R ER SO BB IBB HBP BLK WP HR S P ERA WHIP	IP WLS BF H R ER SO BB IBB HBP BLK WP HR S P ERA WHIP	IP WLS BF H R ER SO BB IBB HBP BLK WP HR S P ERA WHIP	IP WLS BF H R ER SO BB IBB HBP BLK WP HR S P ERA WHIP	IP WLS BF H R ER SO BB IBB HBP BLK WP HR S P ERA WHIP	
39 Scott Feldman, R (1,1) ERA: 5.48	4.1 L	19 5	3 3	2 2	2 2	0 0	0 0	0 0	0 0	0 0	0 0	7 9	0.00 0.00	0.00 1.000	0.00 0.000	2.000						
35 Tommy Hunter, R (5,1) ERA: 3.5	0.2	2	0	0	1	0	0	0	0	0	0	7	9	0.00	1.000							
59 Clay Rapada, L (6,1) ERA: 4.0	2.0	7	2	0	1	0	0	0	0	0	0	15	19	0.00	1.000							
56 Darren O'Day, R (8,1) ERA: 1.95	1.0	3	0	0	1	0	0	0	0	0	0	6	9	0.00	0.000							
46 Pedro Strop, R (9,1) ERA: 10.13	1.0	5	1	0	2	1	0	0	0	1	0	10	17	0.00	2.000							
Batter	1	2	3	4	5	6	7	8	9	AB	R	H	RBI	BB	SO	LOB	BOTTOM					
6 Esteban German, R (1,4) OBP: 0.364, SLG: 0.222										3	0	0	0	1	1	1						
3 Andrés Blanco, S (1,6) OBP: 0.333, SLG: 0.358										1	0	0	0	1	0	0						
19 Chris Davis, L (8,5) OBP: 0.279, SLG: 0.292										4	0	2	1	0	0	1						
7 David Murphy, L (1,7) OBP: 0.358, SLG: 0.450										4	0	2	1	0	0	1						
17 Nelson Cruz, R (1,10) OBP: 0.371, SLG: 0.574										4	0	1	0	0	1	3						
21 Jeff Francoeur, R (1,9) OBP: 0.300, SLG: 0.383										4	0	0	0	0	1	2						
18 Mitch Moreland, L (1,3) OBP: 0.340, SLG: 0.433										4	0	0	0	0	0	0						
8 Jorge Cantu, R (1,5) OBP: 0.305, SLG: 0.393										4	0	0	0	0	1	1						
11 Bengie Molina, R (1,2) OBP: 0.262, SLG: 0.322										3	0	2	0	0	0	0						
2 Taylor Teagarden, R (7,PR) OBP: 0.244, SLG: 0.343										0	0	0	0	0	0	0						
20 Julio Borbon, L (1,8) OBP: 0.311, SLG: 0.346										3	1	0	0	0	1	2						
Inning Stats	R: 0 H: 0 E: 0 K: 1 S: 12	H: 0 LOB: 1 BB: 1 P: 17	R: 0 H: 0 E: 0 K: 0 S: 5	H: 0 LOB: 0 BB: 0 P: 8	R: 1 H: 2 E: 0 K: 0 S: 10	H: 2 LOB: 2 BB: 1 P: 19	R: 0 H: 0 E: 0 K: 0 S: 7	H: 0 LOB: 0 BB: 0 P: 11	R: 0 H: 0 E: 0 K: 0 S: 7	H: 0 LOB: 0 BB: 0 P: 10	R: 0 H: 2 E: 0 K: 0 S: 9	H: 1 LOB: 1 BB: 0 P: 15	R: 0 H: 1 E: 0 K: 2 S: 12	H: 0 LOB: 0 BB: 0 P: 17	R: 0 H: 0 E: 0 K: 2 S: 9	H: 0 LOB: 0 BB: 0 P: 14	R: 0 H: 0 E: 0 K: 1 S: 9	H: 0 LOB: 1 BB: 0 P: 16	1B: 3 2B: 2 3B: 0 HR: 0	SF: 0 SAC: 1 DP: 1 HBP: 0	WP: 0 PB: 0 SB: 1 CS: 0	PA: 34
PITCHER	IP WLS BF H R ER SO BB IBB HBP BLK WP HR S P ERA WHIP	IP WLS BF H R ER SO BB IBB HBP BLK WP HR S P ERA WHIP	IP WLS BF H R ER SO BB IBB HBP BLK WP HR S P ERA WHIP	IP WLS BF H R ER SO BB IBB HBP BLK WP HR S P ERA WHIP	IP WLS BF H R ER SO BB IBB HBP BLK WP HR S P ERA WHIP	IP WLS BF H R ER SO BB IBB HBP BLK WP HR S P ERA WHIP	IP WLS BF H R ER SO BB IBB HBP BLK WP HR S P ERA WHIP	IP WLS BF H R ER SO BB IBB HBP BLK WP HR S P ERA WHIP	IP WLS BF H R ER SO BB IBB HBP BLK WP HR S P ERA WHIP	IP WLS BF H R ER SO BB IBB HBP BLK WP HR S P ERA WHIP	IP WLS BF H R ER SO BB IBB HBP BLK WP HR S P ERA WHIP	IP WLS BF H R ER SO BB IBB HBP BLK WP HR S P ERA WHIP	IP WLS BF H R ER SO BB IBB HBP BLK WP HR S P ERA WHIP	IP WLS BF H R ER SO BB IBB HBP BLK WP HR S P ERA WHIP	IP WLS BF H R ER SO BB IBB HBP BLK WP HR S P ERA WHIP	IP WLS BF H R ER SO BB IBB HBP BLK WP HR S P ERA WHIP	IP WLS BF H R ER SO BB IBB HBP BLK WP HR S P ERA WHIP	IP WLS BF H R ER SO BB IBB HBP BLK WP HR S P ERA WHIP	IP WLS BF H R ER SO BB IBB HBP BLK WP HR S P ERA WHIP	IP WLS BF H R ER SO BB IBB HBP BLK WP HR S P ERA WHIP	IP WLS BF H R ER SO BB IBB HBP BLK WP HR S P ERA WHIP	
34 Félix Hernández, R (1,1) ERA: 2.27	8.0	30	1	1	0	0	0	0	0	0	0	9	16	0.00	0.000							
43 Brandon League, R (9,1) ERA: 3.46	1.0	4	0	0	1	0	0	0	0	0	0	9	16	0.00	0.000							

Seattle Mariners @ Texas Rangers
Rangers Ballpark in Arlington, Arlington, TX
Tue Sep 28 2010, 8:08 PM - 10:46 PM EDT
Att: 26,043 - Clear - 82 F

AB 31
R 3
H 8
RBI 3
BB 3
SO 7
LOB 12



Seattle Mariners @ Texas Rangers
Rangers Ballpark in Arlington, Arlington, TX
Tue Sep 28 2010, 8:08 PM - 10:46 PM EDT
Att: 26,043 - Clear - 82 F

AB 31
R 1
H 5
RBI 1
BB 2
SO 6
LOB 10



Batter	1	2	3	4	5	6	7	8	9	AB	R	H	RBI	BB	SO	LOB	TOP				
51 Ichiro Suzuki, L (1,9) OBP: 0.399, SLG: 0.394										5	1	1	1	0	0	3	Seattle Mariners @ Texas Rangers Rangers Ballpark in Arlington, Arlington, TX Wed Sep 29 2010, 2:07 PM - 5:13 PM EDT Att: 23,052 - Sunny - 81°F				
9 Chone Figgins, S (1,4) OBP: 0.345, SLG: 0.312										4	1	4	0	0	0	0					
21 Franklin Gutierrez, L (1,10) OBP: 0.309, SLG: 0.371										5	1	1	2	0	2	6					
17 Justin Smoak, S (1,3) OBP: 0.294, SLG: 0.357										4	1	1	2	1	1	4					
61 Matt Mangini, L (1,5) OBP: 0.231, SLG: 0.167										5	0	0	0	0	2	6					
56 Greg Halman, R (1,8) OBP: 0.111, SLG: 0.118										4	0	0	0	1	2	0					
55 Michael Saunders, L (1,7) OBP: 0.294, SLG: 0.361										3	0	1	0	1	1	2					
40 Guillermo Quiroz, R (1,2) OBP: 0.284, SLG: 0.429										4	1	1	0	0	1	2					
6 Chris Woodward, R (1,6) OBP: 0.273, SLG: 0.211										3	0	1	0	1	1	1					
Inning Stats	R: 2 E: 0 K: 1 S: 11	H: 2 LOB: 0 BB: 0 P: 16	R: 0 E: 0 K: 1 S: 9	H: 1 LOB: 2 BB: 1 P: 15	R: 0 E: 0 K: 0 S: 6	H: 0 LOB: 1 BB: 1 P: 14	R: 0 E: 0 K: 0 S: 10	H: 0 LOB: 1 BB: 1 P: 16	R: 2 E: 1 K: 1 S: 14	H: 3 LOB: 2 BB: 1 P: 25	R: 1 E: 1 K: 2 S: 19	H: 3 LOB: 3 BB: 0 P: 29	R: 0 E: 0 K: 2 S: 8	H: 1 LOB: 1 BB: 0 P: 11	R: 0 E: 0 K: 1 S: 10	H: 0 LOB: 0 BB: 0 P: 12	1B: 5 2B: 4 3B: 0 HR: 1	SF: 0 SAC: 0 DP: 1 HBP: 1	WP: 0 PB: 0 SB: 0 CS: 0	PA: 42	
PITCHER	IP WLS BF H R ER SO	IP WLS BF H R ER SO	IP WLS BF H R ER SO	IP WLS BF H R ER SO	IP WLS BF H R ER SO	IP WLS BF H R ER SO	IP WLS BF H R ER SO	IP WLS BF H R ER SO	IP WLS BF H R ER SO	IP WLS BF H R ER SO	IP WLS BF H R ER SO	IP WLS BF H R ER SO	IP WLS BF H R ER SO	IP WLS BF H R ER SO	IP WLS BF H R ER SO	IP WLS BF H R ER SO	ERA WHIP	ERA WHIP			
40 Rich Harden, R (1,1) ERA: 5.98	4.0	21	6	4	4	2	3	0	0	0	0	0	0	0	0	0	9.00	2.250			
45 Derek Holland, L (5,1) ERA: 4.23	3.0	14	3	1	1	5	1	0	0	0	0	0	0	0	0	33	5.3	3.00	1.333		
49 Mark Lowe, R (8,1) ERA: 3.18	1.0	4	1	0	0	2	0	0	0	0	0	0	0	0	10	13	0.00	1.000			
30 Neftali Feliz, R (9,1) ERA: 2.81	1.0	W	3	0	0	0	1	0	0	0	0	0	0	8	12	0.00	0.000				

AB	37
R	5
H	10
RBI	5
BB	4
SO	10
LOB	24



Batter	1	2	3	4	5	6	7	8	9	AB	R	H	RBI	BB	SO	LOB	BOTTOM					
5 Ian Kinsler, R (1,4) OBP: 0.384, SLG: 0.418										5	1	1	0	0	0	2	Seattle Mariners @ Texas Rangers Rangers Ballpark in Arlington, Arlington, TX Wed Sep 29 2010, 2:07 PM - 5:13 PM EDT Att: 23,052 - Sunny - 81°F					
10 Michael Young, R (1,5) OBP: 0.393, SLG: 0.449										5	0	2	1	0	1	5						
8 Jorge Cantu, R (1,3) OBP: 0.302, SLG: 0.389										5	0	0	0	0	0	2						
21 Jeff Francoeur, R (1,9) (3,7) OBP: 0.301, SLG: 0.385										5	2	2	0	0	0	0						
7 David Murphy, L (1,7) OBP: 0.358, SLG: 0.449										1	0	0	0	0	0	1						
18 Mitch Moreland, L (2,FR) (3,9) OBP: 0.344, SLG: 0.426										2	1	0	0	2	0	1						
11 Bengie Molina, R (1,10) OBP: 0.294, SLG: 0.324										4	0	2	0	0	0	2						
6 Esteban German, R (8,FR) (9,10) OBP: 0.364, SLG: 0.222										0	1	0	0	0	0	0						
17 Nelson Cruz, R (9,PH) OBP: 0.371, SLG: 0.573										1	0	0	0	1	0							
15 Matt Treanor, R (1,2) OBP: 0.290, SLG: 0.315										2	1	0	1	1	0	2						
3 Andrés Blanco, S (1,6) OBP: 0.331, SLG: 0.352										3	0	0	1	1	0	1						
20 Julio Borbon, L (1,8) OBP: 0.313, SLG: 0.348										4	0	2	1	0	1	0						
Inning Stats	R: 0 E: 0 K: 1 S: 7	H: 0 LOB: 0 BB: 0 P: 8	R: 1 E: 1 K: 0 S: 15	H: 1 LOB: 1 BB: 0 P: 19	R: 0 E: 0 K: 1 S: 9	H: 1 LOB: 1 BB: 0 P: 14	R: 0 E: 0 K: 0 S: 6	H: 0 LOB: 0 BB: 0 P: 12	R: 0 E: 0 K: 0 S: 13	H: 2 LOB: 2 BB: 0 P: 16	R: 0 E: 0 K: 0 S: 14	H: 1 LOB: 2 BB: 1 P: 22	R: 1 E: 1 K: 0 S: 12	H: 1 LOB: 1 BB: 0 P: 19	R: 3 E: 0 K: 0 S: 13	H: 3 LOB: 3 BB: 2 P: 30	R: 1 E: 1 K: 1 S: 11	H: 0 LOB: 0 BB: 1 P: 21	1B: 7 2B: 2 3B: 0 HR: 0	SF: 1 SAC: 0 DP: 0 HBP: 0	WP: 3 PB: 0 SB: 2 CS: 0	PA: 42
PITCHER	IP WLS BF H R ER SO	IP WLS BF H R ER SO	IP WLS BF H R ER SO	IP WLS BF H R ER SO	IP WLS BF H R ER SO	IP WLS BF H R ER SO	IP WLS BF H R ER SO	IP WLS BF H R ER SO	IP WLS BF H R ER SO	IP WLS BF H R ER SO	IP WLS BF H R ER SO	IP WLS BF H R ER SO	IP WLS BF H R ER SO	IP WLS BF H R ER SO	IP WLS BF H R ER SO	IP WLS BF H R ER SO	ERA WHIP	ERA WHIP				
38 Jason Vargas, L (1,1) ERA: 3.78	6.0	25	5	1	0	0	1	0	0	0	0	0	0	0	0	0	0.00	1.000				
49 Garrett Olson, L (7,1) ERA: 4.58	0.2	4	1	1	0	0	0	0	0	0	0	7	12	0.00	1.500							
50 Jamey Wright, R (7,1) ERA: 4.26	0.2	H	4	2	2	2	0	0	0	1	0	11	16	27.00	3.000							
57 Dan Cortes, R (8,1) ERA: 2.7	1.1	L	9	1	2	1	1	3	0	0	0	2	0	18	42	6.75	3.000					

AB	37
R	6
H	9
RBI	4
BB	4
SO	3
LOB	16



Batter	1	2	3	4	5	6	7	8	9	AB	R	H	RBI	BB	SO	LOB	TOP						
11 Rajai Davis, R OBP: 0.315, SLG: 0.374											5	1	4	0	0	0	1						
10 Danic Barton, L OBP: 0.393, SLG: 0.392											4	1	2	0	1	0	3						
14 Mark Ellis, R OBP: 0.358, SLG: 0.373											5	1	2	1	0	0	3						
32 Jack Cust, L OBP: 0.400, SLG: 0.436											4	0	2	2	1	0	2						
8 Kurt Suzuki, R OBP: 0.305, SLG: 0.363											5	0	0	0	0	0	3						
5 Kevin Kouzmanoff, R OBP: 0.299, SLG: 0.396											5	1	2	0	0	1	2						
45 Jeremy Hermida, L OBP: 0.269, SLG: 0.357											5	1	1	0	0	0	3						
22 Chris Carter, R OBP: 0.209, SLG: 0.274											4	1	2	2	0	1	1						
18 Gabe Gross, L OBP: 0.292, SLG: 0.312											0	0	0	0	0	0	0						
2 Cliff Pennington, S OBP: 0.289, SLG: 0.371											3	2	1	1	1	0	2						
Inning Stats	R: 0 E: 0 K: 0 S: 7	H: 2 LOB: 1 BB: 0 P: 8	R: 0 E: 0 K: 0 S: 8	H: 1 LOB: 0 BB: 0 P: 13	R: 0 E: 1 K: 0 S: 6	H: 2 LOB: 2 BB: 0 P: 9	R: 0 E: 0 K: 0 S: 7	H: 1 LOB: 1 BB: 0 P: 9	R: 0 E: 0 K: 0 S: 21	H: 5 LOB: 1 BB: 0 P: 32	R: 3 E: 0 K: 0 S: 17	H: 3 LOB: 1 BB: 1 P: 28	R: 0 E: 0 K: 0 S: 4	H: 0 LOB: 0 BB: 0 P: 6	R: 1 E: 0 K: 1 S: 12	H: 2 LOB: 2 BB: 1 P: 22	R: 0 E: 0 K: 1 S: 8	H: 0 LOB: 1 BB: 1 P: 13	1B: 14 2B: 0 3B: 0 HR: 2	SF: 0 SAC: 0 DP: 2 HBP: 0	WP: 1 PB: 0 SB: 3 CS: 0	PA: 43	
PITCHER	IP WLS BF H R ER SO BB IBB HBP BLK WP HR S P ERA WHIP	IP WLS BF H R ER SO BB IBB HBP BLK WP HR S P ERA WHIP	IP WLS BF H R ER SO BB IBB HBP BLK WP HR S P ERA WHIP	IP WLS BF H R ER SO BB IBB HBP BLK WP HR S P ERA WHIP	IP WLS BF H R ER SO BB IBB HBP BLK WP HR S P ERA WHIP	IP WLS BF H R ER SO BB IBB HBP BLK WP HR S P ERA WHIP	IP WLS BF H R ER SO BB IBB HBP BLK WP HR S P ERA WHIP	IP WLS BF H R ER SO BB IBB HBP BLK WP HR S P ERA WHIP	IP WLS BF H R ER SO BB IBB HBP BLK WP HR S P ERA WHIP	IP WLS BF H R ER SO BB IBB HBP BLK WP HR S P ERA WHIP	IP WLS BF H R ER SO BB IBB HBP BLK WP HR S P ERA WHIP	IP WLS BF H R ER SO BB IBB HBP BLK WP HR S P ERA WHIP	IP WLS BF H R ER SO BB IBB HBP BLK WP HR S P ERA WHIP	IP WLS BF H R ER SO BB IBB HBP BLK WP HR S P ERA WHIP	IP WLS BF H R ER SO BB IBB HBP BLK WP HR S P ERA WHIP	IP WLS BF H R ER SO BB IBB HBP BLK WP HR S P ERA WHIP	IP WLS BF H R ER SO BB IBB HBP BLK WP HR S P ERA WHIP	IP WLS BF H R ER SO BB IBB HBP BLK WP HR S P ERA WHIP	IP WLS BF H R ER SO BB IBB HBP BLK WP HR S P ERA WHIP	IP WLS BF H R ER SO BB IBB HBP BLK WP HR S P ERA WHIP	IP WLS BF H R ER SO BB IBB HBP BLK WP HR S P ERA WHIP	IP WLS BF H R ER SO BB IBB HBP BLK WP HR S P ERA WHIP	IP WLS BF H R ER SO BB IBB HBP BLK WP HR S P ERA WHIP

Oakland Athletics @ Seattle Mariners
Safeco Field, Seattle, WA
Thu Sep 30 2010, 7:10 PM - 9:49 PM PDT
Att: 16,969 - Clear - 65 F

AB 40
R 8
H 16
RBI 6
BB 3
SO 2
LOB 20



Batter	1	2	3	4	5	6	7	8	9	AB	R	H	RBI	BB	SO	LOB	BOTTOM						
51 Ichiro Suzuki, L OBP: 0.359, SLG: 0.394											5	0	2	0	0	0	1						
9 Chone Figgins, S OBP: 0.344, SLG: 0.310											4	0	0	0	1	1	3						
21 Franklin Gutierrez, R OBP: 0.305, SLG: 0.367											5	0	0	0	0	1	4						
17 Justin Smoak, S OBP: 0.301, SLG: 0.364										2	1	2	0	2	0	0							
10 Adam Moore, R OBP: 0.230, SLG: 0.279										2	0	0	0	2	2	2							
61 Matt Mangini, L OBP: 0.241, SLG: 0.185										3	0	1	0	0	1	3							
56 Greg Halman, R OBP: 0.091, SLG: 0.095										4	0	0	1	0	2	6							
55 Michael Saunders, L OBP: 0.294, SLG: 0.357										3	0	0	0	1	1	3							
16 Josh Wilson, R OBP: 0.281, SLG: 0.294										4	0	1	0	0	0	3							
Inning Stats	R: 0 E: 0 K: 0 S: 6	H: 1 LOB: 0 BB: 0 P: 10	R: 0 E: 0 K: 2 S: 9	H: 1 LOB: 1 BB: 0 P: 12	R: 0 E: 0 K: 1 S: 13	H: 1 LOB: 2 BB: 1 P: 22	R: 0 E: 0 K: 1 S: 14	H: 0 LOB: 3 BB: 3 P: 26	R: 0 E: 0 K: 1 S: 6	H: 0 LOB: 0 BB: 0 P: 10	R: 0 E: 0 K: 3 S: 13	H: 1 LOB: 2 BB: 1 P: 20	R: 0 E: 0 K: 0 S: 12	H: 0 LOB: 1 BB: 0 P: 18	R: 1 E: 0 K: 0 S: 8	H: 1 LOB: 1 BB: 1 P: 15	R: 0 E: 0 K: 0 S: 12	H: 1 LOB: 1 BB: 0 P: 17	1B: 5 2B: 1 3B: 0 HR: 0	SF: 0 SAC: 1 DP: 1 HBP: 0	WP: 2 PB: 0 SB: 0 CS: 0	PA: 39	
PITCHER	IP WLS BF H R ER SO BB IBB HBP BLK WP HR S P ERA WHIP	IP WLS BF H R ER SO BB IBB HBP BLK WP HR S P ERA WHIP	IP WLS BF H R ER SO BB IBB HBP BLK WP HR S P ERA WHIP	IP WLS BF H R ER SO BB IBB HBP BLK WP HR S P ERA WHIP	IP WLS BF H R ER SO BB IBB HBP BLK WP HR S P ERA WHIP	IP WLS BF H R ER SO BB IBB HBP BLK WP HR S P ERA WHIP	IP WLS BF H R ER SO BB IBB HBP BLK WP HR S P ERA WHIP	IP WLS BF H R ER SO BB IBB HBP BLK WP HR S P ERA WHIP	IP WLS BF H R ER SO BB IBB HBP BLK WP HR S P ERA WHIP	IP WLS BF H R ER SO BB IBB HBP BLK WP HR S P ERA WHIP	IP WLS BF H R ER SO BB IBB HBP BLK WP HR S P ERA WHIP	IP WLS BF H R ER SO BB IBB HBP BLK WP HR S P ERA WHIP	IP WLS BF H R ER SO BB IBB HBP BLK WP HR S P ERA WHIP	IP WLS BF H R ER SO BB IBB HBP BLK WP HR S P ERA WHIP	IP WLS BF H R ER SO BB IBB HBP BLK WP HR S P ERA WHIP	IP WLS BF H R ER SO BB IBB HBP BLK WP HR S P ERA WHIP	IP WLS BF H R ER SO BB IBB HBP BLK WP HR S P ERA WHIP	IP WLS BF H R ER SO BB IBB HBP BLK WP HR S P ERA WHIP	IP WLS BF H R ER SO BB IBB HBP BLK WP HR S P ERA WHIP	IP WLS BF H R ER SO BB IBB HBP BLK WP HR S P ERA WHIP	IP WLS BF H R ER SO BB IBB HBP BLK WP HR S P ERA WHIP	IP WLS BF H R ER SO BB IBB HBP BLK WP HR S P ERA WHIP	IP WLS BF H R ER SO BB IBB HBP BLK WP HR S P ERA WHIP

Oakland Athletics @ Seattle Mariners
Safeco Field, Seattle, WA
Thu Sep 30 2010, 7:10 PM - 9:49 PM PDT
Att: 16,969 - Clear - 65 F

AB 32
R 1
H 6
RBI 1
BB 6
SO 8
LOB 25



Batter	1	2	3	4	5	6	7	8	9	AB	R	H	RBI	BB	SO	LOB	TOP									
11 Rajai Davis, R OBP: 0.319, SLG: 0.375	G5-3			G6-3	K			SF9		4	1	1	0	0	1	1	Oakland Athletics @ Seattle Mariners Safeco Field, Seattle, WA Sat Oct 02 2010, 7:10 PM - 9:40 PM PDT Att: 17,724 - Partly Cloudy - G2 F									
10 Darc Barton, L OBP: 0.394, SLG: 0.405 19 Jeff Larish, L OBP: 0.270, SLG: 0.318	G4-3			G4-3	G4-3			K		3	0	0	0	0	0	1										
14 Mark Ellis, R OBP: 0.357, SLG: 0.378	F7			HR				SF9		2	1	1	2	1	0	0										
32 Jack Cust, L OBP: 0.399, SLG: 0.443	F8			HR				G4-3		4	1	2	1	0	0	1										
8 Kurt Suzuki, R OBP: 0.302, SLG: 0.358	G6-3			F8				F7		4	0	0	0	0	0	2										
5 Kevin Kouzmanoff, R OBP: 0.262, SLG: 0.391	G6-3				K			F9		4	0	0	0	0	1	1										
45 Jeremy Hermida, L OBP: 0.268, SLG: 0.353	F7				22 HR			P6		4	1	1	0	0	0	0										
22 Chris Carter, R OBP: 0.230, SLG: 0.313 18 Gabe Gross, L OBP: 0.250, SLG: 0.311	L6				HR			F8		3	1	1	2	0	0	0										
2 Cliff Pennington, S OBP: 0.321, SLG: 0.371	F9				11 S			G3		2	0	0	0	1	0	0										
Inning Stats	R: 0 E: 0 K: 0 S: 6	H: 0 LOB: 0 BB: 0 P: 8	R: 0 E: 0 K: 0 S: 3	H: 0 LOB: 0 BB: 0 P: 6	R: 0 E: 0 K: 0 S: 6	H: 0 LOB: 0 BB: 0 P: 12	R: 2 E: 0 K: 0 S: 6	H: 2 LOB: 0 BB: 0 P: 14	R: 2 E: 0 K: 2 S: 13	H: 2 LOB: 1 BB: 1 P: 20	R: 0 E: 0 K: 0 S: 6	H: 0 LOB: 1 BB: 1 P: 15	R: 0 E: 0 K: 0 S: 7	H: 0 LOB: 0 BB: 0 P: 11	R: 1 E: 0 K: 1 S: 15	H: 2 LOB: 1 BB: 0 P: 22		R: 0 E: 0 K: 0 S: 10	H: 0 LOB: 0 BB: 0 P: 16	1B: 2 2B: 1 3B: 0 HR: 3	SF: 1 SAC: 0 DP: 0 HBP: 0	WP: 0 PB: 0 SB: 3 CS: 0	PA: 35			
PITCHER	IP	WLS	BF	H	R	ER	SO	BB	IBB	HBP	BLK	WP	HR	S	P	ERA	WHIP									
39 David Pauley, R ERA: 4.07 57 Dan Cortes, R ERA: 3.39	7.0	L	27	4	4	4	2	2	0	0	0	0	0	3	47	86	5.14	0.857								
2.0	8	2	1	1	1	1	0	0	0	0	0	0	0	25	38	4.50	1.000									

Batter	1	2	3	4	5	6	7	8	9	AB	R	H	RBI	BB	SO	LOB	BOTTOM									
51 Ichiro Suzuki, L OBP: 0.359, SLG: 0.393	G5-3			G5-3	G5-3			G5-3		5	0	1	0	0	0	3	Oakland Athletics @ Seattle Mariners Safeco Field, Seattle, WA Sat Oct 02 2010, 7:10 PM - 9:40 PM PDT Att: 17,724 - Partly Cloudy - G2 F									
9 Chone Figgins, S OBP: 0.341, SLG: 0.306	F9			G6-3				L4		4	0	0	0	1	0	3										
21 Franklin Gutierrez, R OBP: 0.304, SLG: 0.365	P4			17 PB	K			K		4	1	1	0	0	2	4										
17 Justin Smoak, S OBP: 0.305, SLG: 0.371	L5			2B	61 G4-3			P5		4	1	2	1	0	0	1										
10 Adam Moore, R OBP: 0.230, SLG: 0.283	2B			K				G5-3		4	0	1	0	0	1	2										
61 Matt Mangini, L OBP: 0.222, SLG: 0.176	K			K				G4-3		4	0	0	0	0	3	3										
56 Greg Halman, R OBP: 0.115, SLG: 0.120	K			F9				55 G4-3		4	0	1	1	0	2	2										
55 Michael Saunders, L OBP: 0.296, SLG: 0.368	G6-3			51 G5-3				L6		4	1	2	1	0	0	2										
16 Josh Wilson, R OBP: 0.281, SLG: 0.297	G5-3			F8				51 G4-3		4	0	1	0	0	0	1										
Inning Stats	R: 0 E: 0 K: 0 S: 7	H: 1 LOB: 1 BB: 0 P: 9	R: 0 E: 0 K: 2 S: 11	H: 1 LOB: 0 BB: 0 P: 18	R: 0 E: 0 K: 0 S: 6	H: 0 LOB: 0 BB: 0 P: 11	R: 1 E: 0 K: 2 S: 14	H: 2 LOB: 1 BB: 0 P: 21	R: 0 E: 0 K: 1 S: 10	H: 1 LOB: 2 BB: 1 P: 18	R: 1 E: 0 K: 0 S: 14	H: 2 LOB: 1 BB: 0 P: 21	R: 0 E: 0 K: 1 S: 17	H: 1 LOB: 0 BB: 0 P: 24	R: 0 E: 0 K: 1 S: 8	H: 0 LOB: 0 BB: 0 P: 13		R: 1 E: 1 K: 1 S: 18	H: 1 LOB: 0 BB: 0 P: 27	1B: 4 2B: 4 3B: 0 HR: 1	SF: 0 SAC: 0 DP: 0 HBP: 0	WP: 0 PB: 1 SB: 1 CS: 0	PA: 38			
PITCHER	IP	WLS	BF	H	R	ER	SO	BB	IBB	HBP	BLK	WP	HR	S	P	ERA	WHIP									
49 Brett Anderson, L ERA: 2.8 52 Boof Bonser, R ERA: 6.38 56 Craig Breslow, L ERA: 3.07	7.0	W	30	8	2	1	6	1	0	0	0	0	0	8	13	0.00	0.000									
1.0	H	3	0	0	0	1	0	0	0	0	0	0	0	1	18	27	9.00	1.000								
1.0	S	5	1	1	1	1	1	0	0	0	0	0	1	18	27	9.00	1.000									

