

# Seattle Mariners - 2011





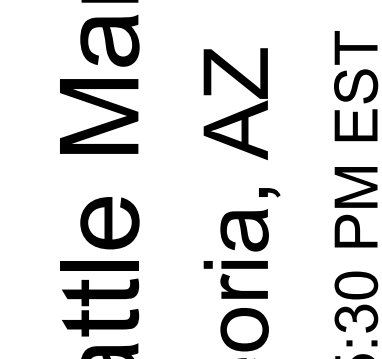
Batter	1	2	3	4	5	6	7	8	9	AB	R	H	RBI	BB	SO	LOB	TOP					
20 Julio Borbon, L (1,8) 43 Engel Beltre, L (4,8)										2	1	2	0	0	0	0	<b>Texas Rangers @ Seattle Mariners</b> Peoria Stadium, Peoria, AZ Tue Mar 01 2011, 3:05 PM - 5:30 PM EST Att: 3,247 - Partly Cloudy - 69 F					
6 Esteban German, R (1,4) 88 Davis Stoneburner, R (6,4)										2	0	1	0	0	1	1						
7 David Murphy, L (1,9) 92 Joey Butler, R (8,9)										4	0	0	1	0	2	3						
12 Brian Barden, R (1,5)										4	0	2	1	0	0	0						
18 Mitch Moreland, L (1,3) 99 Chris McGuinness, L (4,3)										2	0	0	0	0	0	2						
2 Taylor Teagarden, R (1,2) 71 Jose Heberto Felix, R (6,2)										2	0	0	0	1	0	1						
19 Chris Davis, L (1,10)										4	0	2	2	0	0	1						
3 Andrés Blanco, S (1,6) 82 Leury Garcia, S (7,6)										3	0	1	0	0	1	2						
9 Endy Chavez, L (1,7) 85 David Paisano, R (5,7) 63 Chad Tracy, R (9,PH)										2	1	1	0	0	0	0						
<b>Inning Stats</b>	R: 0 E: 0 K: 2 S: 7	H: 1 LOB: 1 BB: 0 P: 10	R: 0 E: 0 K: 1 S: 13	H: 2 LOB: 2 BB: 0 P: 21	R: 2 E: 0 K: 0 S: 12	H: 3 LOB: 1 BB: 0 P: 15	R: 0 E: 0 K: 0 S: 5	H: 0 LOB: 0 BB: 0 P: 10	R: 0 E: 0 K: 0 S: 9	H: 1 LOB: 1 BB: 0 P: 10	R: 0 E: 0 K: 1 S: 13	H: 0 LOB: 0 BB: 0 P: 18	R: 0 E: 0 K: 1 S: 7	H: 0 LOB: 0 BB: 0 P: 12	R: 2 E: 0 K: 0 S: 14	H: 2 LOB: 1 BB: 1 P: 23		1B: 8 HR: 0	SF: 0 SAC: 2 DP: 2 HBP: 0	WP: 0 PB: 0 SB: 0 CS: 1	PA: 37	
<b>PITCHER</b>	IP WLS BF H R ER SO BB IBB HBP BLK WP HR S P ERA WHIP	2.0 8 3 0 0 3 0 0 0 0 0 0 20 31 0.00 1.500	2.0 9 3 2 2 0 1 0 0 0 0 0 17 25 9.00 2.000	1.0 4 1 0 0 0 0 0 0 0 0 0 9 10 0.00 1.000	1.0 3 0 0 0 0 0 0 0 0 0 0 5 10 0.00 0.000	1.0 4 1 0 0 1 0 0 0 0 0 0 13 18 0.00 1.000																
32 Nate Robertson, L (1,1) 76 Blake Beavan, R (3,1) 31 Josh Lueke, R (5,1) 66 Royce Ring, L (6,1) 57 Dan Cortes, R (7,1)	IP WLS BF H R ER SO BB IBB HBP BLK WP HR S P ERA WHIP	1.0 3 0 0 0 1 0 0 0 0 0 0 9 10 0.00 1.000	1.0 3 0 0 0 0 0 0 0 0 0 0 5 10 0.00 0.000	1.0 4 1 0 0 1 0 0 0 0 0 0 13 18 0.00 1.000																		
59 Fabio Castro, L (8,1) 33 Denny Bautista, R (9,1)	IP WLS BF H R ER SO BB IBB HBP BLK WP HR S P ERA WHIP	1.0 3 0 0 0 1 0 0 0 0 0 0 7 12 0.00 0.000	1.0 6 2 2 2 0 1 0 0 0 0 0 0 14 23 18.00 3.000																			

Batter	1	2	3	4	5	6	7	8	9	AB	R	H	RBI	BB	SO	LOB	BOTTOM				
51 Ichiro Suzuki, L (1,9) 5 Chris Gimenez, R (6,9)										3	1	1	0	0	0	0	<b>Texas Rangers @ Seattle Mariners</b> Peoria Stadium, Peoria, AZ Tue Mar 01 2011, 3:05 PM - 5:30 PM EST Att: 3,247 - Partly Cloudy - 69 F				
9 Chone Figgins, S (1,5) 61 Matt Mangini, L (6,5)										3	1	1	0	0	0	1					
15 Milton Bradley, S (1,7) 64 Carlos Peguero, R (6,7)										3	1	3	2	0	0	0					
29 Jack Cust, L (1,10) 12 Ryan Langerhans, L (8,PH) (9,10)										2	0	1	1	1	0	1					
30 Miguel Olivo, R (1,2) 75 Steven Baron, R (6,2)										3	0	0	0	0	2	3					
4 Adam Kennedy, L (1,3) 20 Mike Carp, L (7,3)										3	1	1	1	0	1	0					
21 Franklin Gutierrez, R (1,8) 44 Mike Wilson, R (7,8)										3	0	1	0	0	0	0					
13 Dustin Ackley, L (1,4) 72 Sean Kazmar Jr., R (7,4)										1	0	0	0	2	1	0					
2 Jack Wilson, R (1,6) 1 Luis Antonio Rodriguez, S (7,6)										3	0	1	0	0	0	1					
<b>Inning Stats</b>	R: 0 E: 0 K: 0 S: 11	H: 1 LOB: 1 BB: 0 P: 14	R: 1 E: 0 K: 0 S: 7	H: 1 LOB: 1 BB: 1 P: 17	R: 1 E: 0 K: 1 S: 11	H: 2 LOB: 1 BB: 1 P: 22	R: 0 E: 0 K: 2 S: 9	H: 0 LOB: 0 BB: 0 P: 9	R: 2 E: 0 K: 1 S: 10	H: 3 LOB: 1 BB: 0 P: 16	R: 0 E: 0 K: 0 S: 11	H: 2 LOB: 2 BB: 1 P: 21	R: 0 E: 0 K: 1 S: 7	H: 0 LOB: 0 BB: 0 P: 8	R: 1 E: 0 K: 2 S: 13	H: 2 LOB: 1 BB: 0 P: 17		1B: 8 2B: 1 3B: 0 HR: 2	SF: 0 SAC: 0 DP: 0 HBP: 0	WP: 1 PB: 0 SB: 2 CS: 3	PA: 35
<b>PITCHER</b>	IP WLS BF H R ER SO BB IBB HBP BLK WP HR S P ERA WHIP	2.0 9 2 1 1 1 1 0 0 0 0 0 11 22 9.00 3.000	1.0 3 0 0 0 2 0 0 0 0 0 0 9 9 0.00 0.000	1.0 6 3 2 2 1 0 0 0 0 0 0 10 16 18.00 3.000	1.0 4 2 0 0 0 1 0 0 0 0 0 11 21 0.00 3.000																
76 Mark Hamburger, R (7,1) 95 Neil Ramirez, R (8,1)	IP WLS BF H R ER SO BB IBB HBP BLK WP HR S P ERA WHIP	1.0 3 0 0 0 1 0 0 0 0 0 0 7 8 0.00 0.000	1.0 5 2 1 1 2 0 0 0 0 0 0 1 13 9.00 2.000																		

AB 33  
R 4  
H 10  
RBI 4  
BB 2  
SO 5  
LOB 14



AB 32  
R 5  
H 11  
RBI 5  
BB 3  
SO 7  
LOB 7























Batter	1	2	3	4	5	6	7	8	9	10	AB	R	H	RBI	BB	SO	LOB	TOP							
16 Josh Wilson, R (1, 6) OBP: 0.250, SLG: 0.200 72 Sean Kazmar Jr., R (6, 6) OBP: 0.071, SLG: 0.077	F8		G4-3	SF9		SF8		F7		F5	2	0	0	2	0	0	0								
1 Luis Antonio Rodriguez, S (1, 5) OBP: 0.220, SLG: 0.214 63 Alex Liddell, R (5, 5) OBP: 0.429, SLG: 0.846	G2-3		P6							F9	2	1	1	0	2	0	1								
4 Adam Kennedy, L (1, 3) OBP: 0.280, SLG: 0.353 20 Mike Carp, L (5, 3) OBP: 0.294, SLG: 0.375	G2-3		FC4			G4-3		F9			3	0	0	0	0	0	2								
29 Jack Cust, L (1, 10) OBP: 0.232, SLG: 0.435 44 Mike Wilson, R (7, PH) OBP: 0.417, SLG: 0.222		K						L4			3	0	1	1	0	2	0								
27 Matt Tuiasosopo, R (1, 7) OBP: 0.533, SLG: 0.174 64 Carlos Peguero, L (6, 7) OBP: 0.176, SLG: 0.353			P6								3	1	2	0	0	0	2								
55 Michael Saunders, L (1, 8) OBP: 0.294, SLG: 0.438 56 Greg Halman, R (5, 8) OBP: 0.294, SLG: 0.438											3	1	1	0	0	0	3								
13 Dustin Ackley, L (1, 4) OBP: 0.478, SLG: 0.313											3	2	1	1	2	2	1								
5 Chris Gimenez, R (1, 2) OBP: 0.308, SLG: 0.200 75 Steven Baron, R (6, 2) OBP: 0.500, SLG: 1.167											2	0	0	1	1	0	2								
70 Johermyn Chavez, R (1, 5) OBP: 0.368, SLG: 0.563											2	0	1	0	0	1	1								
<b>Inning Stats</b>	R: 0 E: 0 K: 0 S: 4	H: 1 LOB: 0 BB: 0 P: 4	R: 2 E: 0 K: 2 S: 10	H: 3 LOB: 1 BB: 0 P: 10	R: 1 E: 1 K: 0 S: 5	H: 1 LOB: 2 BB: 1 P: 9	R: 1 E: 0 K: 1 S: 6	H: 1 LOB: 1 BB: 0 P: 6	R: 1 E: 0 K: 1 S: 3	H: 1 LOB: 2 BB: 3 P: 15	R: 0 E: 1 K: 2 S: 6	H: 0 LOB: 0 BB: 0 P: 8	R: 0 E: 0 K: 1 S: 6	H: 1 LOB: 2 BB: 0 P: 6	R: 0 E: 0 K: 2 S: 6	H: 0 LOB: 0 BB: 0 P: 8	R: 0 E: 0 K: 1 S: 6	H: 1 LOB: 2 BB: 0 P: 9	1B: 8 2B: 3 3B: 0 HR: 0	SF: 2 SAC: 0 DP: 2 HBP: 4	WP: 1 PB: 0 SB: 1 CS: 1	PA: 47			
<b>PITCHER</b>	IP	WLS	BF	H	R	ER	SO	BB	IBB	HBP	BLK	WP	HR	S	P	ERA	WHIP								
51 Mitch Talbot, R (1, 1) ERA: 17.85	3.0		15	5	3	2	2	1	0	0	0	0	0	19	23	6.00	2.000								
37 Chad Durbin, R (4, 1) ERA: 9.0	1.0		5	0	1	1	0	1	0	1	0	0	0	4	10	9.00	1.000								
40 Jess Todd, R (5, 1) ERA: 2.08	1.0		4	1	0	0	1	0	0	0	0	0	0	6	6	0.00	1.000								
45 Doug Mathis, R (6, 1) ERA: 4.5	1.0		6	1	1	1	0	3	0	0	0	0	0	3	15	9.00	4.000								
39 Justin Germano, R (7, 1) ERA:	2.0		9	2	0	0	1	0	0	1	0	0	0	10	12	0.00	1.000								
<b>PITCHER</b>	IP	WLS	BF	H	R	ER	SO	BB	IBB	HBP	BLK	WP	HR	S	P	ERA	WHIP								
80 Josh Judy, R (9, 1) ERA: 9.0	1.0		3	0	0	0	2	0	0	0	0	0	0	1	0	0.00	0.000								
81 Zach Putnam, R (10, 1) ERA: 9.0	1.0		5	1	0	0	1	0	0	1	0	1	0	6	9	0.00	1.000								

Seattle Mariners @ Cleveland Indians  
Goodyear Ballpark, Goodyear, AZ  
Fri Mar 11 2011, 3:06 PM - 6:46 PM EST  
Att: 3,621 - Sunny - 80 F

AB 36  
R 5  
H 10  
RBI 5  
BB 5  
SO 7  
LOB 24



Batter	1	2	3	4	5	6	7	8	9	10	AB	R	H	RBI	BB	SO	LOB	BOTTOM							
20 Orlando Cabrera, R (1, 4) OBP: 0.467, SLG: 0.714 73 Cord Phelps, S (5, 4) OBP: 0.375, SLG: 0.250	G4-3	F7						G4-6-3			3	0	2	1	0	0	2								
13 Asdrubal Cabrera, S (1, 6) OBP: 0.478, SLG: 0.579 8 Adam Everett, R (5, 6) OBP: 0.522, SLG: 0.421	G4-3										3	1	1	1	0	0	3								
17 Shin-Soo Choo, L (1, 9) OBP: 0.478, SLG: 0.471 2 Paul Phillips, R (6, 2) OBP: 0.353, SLG: 0.412	F7										3	0	2	0	0	0	2								
26 Austin Kearns, R (1, 7) OBP: 0.478, SLG: 0.471 71 Nick Weglarz, L (8, 7) OBP: 0.467, SLG: 0.600	G4-3										3	1	1	0	0	1	1								
48 Travis Hafner, L (1, 10) OBP: 0.310, SLG: 0.321 47 Shelley Duncan, R (7, PH) OBP: 0.294, SLG: 0.412											3	1	1	0	0	1	1								
72 Jason Kipnis, L (9, PR) OBP: 0.250, SLG: 0.357 76 Lonnie Chisenhall, L (1, 5) OBP: 0.528, SLG: 0.913 16 Jason Donald, R (5, PH) OBP: 0.357, SLG: 0.385											0	0	0	0	0	0	0								
6 Lou Marson, R (1, 2) OBP: 0.267, SLG: 0.231 30 Chad Huffman, R (5, PH) OBP: 0.619, SLG: 0.882											2	0	0	0	0	0	1								
9 Jack Hannahan, L (1, 3) OBP: 0.520, SLG: 0.500											4	2	2	1	0	0	2								
65 Ezequiel Carrera, L (1, 8) OBP: 0.474, SLG: 0.414											2	0	1	0	2	0	0								
<b>Inning Stats</b>	R: 0 E: 0 K: 0 S: 4	H: 1 LOB: 1 BB: 0 P: 4	R: 1 E: 0 K: 1 S: 7	H: 2 LOB: 2 BB: 1 P: 11	R: 1 E: 0 K: 2 S: 9	H: 1 LOB: 0 BB: 0 P: 10	R: 1 E: 0 K: 1 S: 7	H: 2 LOB: 2 BB: 0 P: 9	R: 1 E: 0 K: 2 S: 9	H: 2 LOB: 1 BB: 0 P: 11	R: 0 E: 0 K: 2 S: 8	H: 2 LOB: 2 BB: 0 P: 9	R: 0 E: 0 K: 2 S: 9	H: 2 LOB: 2 BB: 0 P: 9	R: 0 E: 0 K: 1 S: 6	H: 1 LOB: 1 BB: 0 P: 6	1B: 8 2B: 5 3B: 0 HR: 1	SF: 0 SAC: 1 DP: 1 HBP: 1	WP: 0 PB: 0 SB: 0 CS: 0	PA: 48					
<b>PITCHER</b>	IP	WLS	BF	H	R	ER	SO	BB	IBB	HBP	BLK	WP	HR	S	P	ERA	WHIP								
36 Michael Pineda, R (1, 1) ERA: 2.57	3.0		14	4	2	2	3	0	0	1	0	0	0	16	18	9.00	2.000								
32 Nate Robertson, L (4, 1) ERA: 7.71	2.0	B	11	4	2	2	3	0	0	1	0	0	0	20	18	9.00	2.000								
68 Chaz Roe, R (6, 1) ERA:	1.0	H	5	0	0	0	0	2	0	0	0	0	0	3	11	0.00	2.000								
37 Cesar Jimenez, L (7, 1) ERA: 10.38	1.0	H	4	1	0	0	2	0	0	0	0	0	0	8	8	0.00	1.000								
52 Chris Seddon, L (8, 1) ERA: 4.5	1.0	B	5	2	1	1	0	0	0	0	0	0	0	5	5	9.00	2.000								
<b>PITCHER</b>	IP	WLS	BF	H	R	ER	SO	BB	IBB	HBP	BLK	WP	HR	S	P	ERA	WHIP								
66 Royce Ring, L (9, 1) ERA:	1.0		5	2	0	0	2	0	0	0	0	0	0	1	0	0.00	0.000								
65 Edward Paredes, L (10, 1) ERA:	1.0		4	1	0	0	1	0	0	0	0	0	0	6	6	0.00	1.000								

Seattle Mariners @ Cleveland Indians  
Goodyear Ballpark, Goodyear, AZ  
Fri Mar 11 2011, 3:06 PM - 6:46 PM EST  
Att: 3,621 - Sunny - 80 F

AB 43  
R 5  
H 14  
RBI 4  
BB 3  
SO 11  
LOB 25



Batter	1	2	3	4	5	6	7	8	9	AB	R	H	RBI	BB	SO	LOB	TOP				
2 Cliff Pennington, S 52 Grant Green, R 71 Michael Choice, R	L7		L3		F7		G3-1		BB	2	0	0	0	0	0	0					
15 Ryan Sweeney, L 36 Eric Sogard, L 6 Adrian Cardenas, L		G6-3			1B		G5-3		K	4	0	2	1	0	0	0					
12 David DeJesus, L 25 Matt Carson, R	F8		F8		F7		G5-3			3	0	0	0	0	0	2					
28 Conor Jackson, R	F8		K		K		G4-3			4	0	0	0	0	2	1					
14 Mark Ellis, R 59 Jemile Weeks, S		BB			1B		G1-3			2	1	2	0	1	0	0					
5 Kevin Kouzmanoff, R 67 Wes Timmons, R		1B			2B		F7			3	0	2	0	0	0	1					
22 Chris Carter, R		1B			BB		K			3	0	1	1	1	2	3					
21 Andy LaRoche, R 73 Josh Horton, L		G6-4-3			K		G5-3		P5	3	0	0	0	0	1	7					
19 Anthony Recker, R 61 Max Stassi, R		G6-3			L4				BB	0	0	0	0	1	0	0					
<b>Inning Stats</b>	R: 0 E: 0 K: 0 S: 7	H: 1 LOB: 1 BB: 0 P: 13	R: 1 E: 0 K: 0 S: 14	H: 2 LOB: 1 BB: 1 P: 21	R: 0 E: 0 K: 0 S: 6	H: 0 LOB: 0 BB: 0 P: 9	R: 0 E: 0 K: 2 S: 14	H: 1 LOB: 2 BB: 1 P: 22	R: 0 E: 0 K: 2 S: 12	H: 2 LOB: 3 BB: 0 P: 15	R: 1 E: 0 K: 0 S: 5	H: 1 LOB: 1 BB: 0 P: 10	R: 0 E: 0 K: 0 S: 5	H: 0 LOB: 0 BB: 0 P: 6	R: 0 E: 0 K: 2 S: 12	H: 0 LOB: 2 BB: 2 P: 25	1B: 6 2B: 2 3B: 0 HR: 0	SF: 0 SAC: 0 DP: 1 HBP: 0	WP: 1 PB: 0 SB: 0 CS: 0	PA: 38	
<b>PITCHER</b>	IP WLS BF H R ER SO BB IBB HBP BLK WP HR S P ERA WHIP																				
76 Blake Beavan, R 25 Luke French, L 43 Brandon League, R 50 Jamey Wright, R 54 Tom Wilhelmson, R	3.0 W 12 3 1 1 0 1 0 0 0 0 0 0 27 43 3.00 1.333	3.0 H 14 4 0 0 4 1 0 0 0 0 0 0 5 10 0.00 1.667	1.0 4 1 1 0 0 0 0 0 0 0 0 0 5 4 9.00 1.000	1.0 3 0 0 0 0 0 0 0 0 0 0 0 5 6 0.00 0.000	1.0 5 0 0 0 2 2 0 0 0 0 0 0 12 25 0.00 2.000																

Oakland Athletics @ Seattle Mariners  
Peoria Stadium, Peoria, AZ  
Sat Mar 12 2011, 3:07 PM - 6:00 PM EST  
Att: 7,040 - Sunny - 77 F

AB 34  
R 2  
H 8  
RBI 2  
BB 4  
SO 6  
LOB 18



Batter	1	2	3	4	5	6	7	8	9	AB	R	H	RBI	BB	SO	LOB	BOTTOM			
51 Ichiro Suzuki, L 44 Mike Wilson, R	G4-3		G1-3		FC6-4		G5-3			2	1	1	0	0	0	0				
9 Chone Figgins, S 1 Luis Antonio Rodriguez, S	L8		1B		BB		G4-3			2	1	1	1	1	0	1				
15 Milton Bradley, S 12 Ryan Langerhans, L	1B		2B		BB		K			2	1	2	1	1	0	0				
29 Jack Cust, L 20 Mike Carp, L	G4-3		G3-1		BB		F8		G4-3	4	1	1	1	0	0	4				
17 Justin Smoak, S 27 Matt Tuiasosopo, R		G3-1			2B		K		G1-3	2	1	2	4	2	0	0				
21 Franklin Gutierrez, R 8 Gabe Gross, L	FC5		F9		G4-3		HR		F7	3	0	0	0	0	0	6				
4 Adam Kennedy, L 13 Dustin Ackley, L			G4-3		K				BB	2	1	0	0	1	1	0				
2 Jack Wilson, R 72 Sean Kazmar Jr., R		BB			G6-3		G6-3		BB	3	0	1	0	0	0	0				
3 Josh Bard, S 10 Adam Moore, R		BB			F8		BB			2	1	1	1	1	0	0				
<b>Inning Stats</b>	R: 0 E: 0 K: 0 S: 8	H: 1 LOB: 3 BB: 1 P: 19	R: 4 E: 0 K: 0 S: 16	H: 5 LOB: 2 BB: 2 P: 31	R: 0 E: 0 K: 0 S: 10	H: 0 LOB: 0 BB: 0 P: 15	R: 2 E: 0 K: 0 S: 14	H: 2 LOB: 1 BB: 2 P: 26	R: 0 E: 0 K: 1 S: 11	H: 0 LOB: 1 BB: 1 P: 17	R: 2 E: 0 K: 1 S: 16	H: 2 LOB: 0 BB: 0 P: 26	R: 2 E: 0 K: 1 S: 16	H: 3 LOB: 1 BB: 0 P: 27	R: 0 E: 0 K: 0 S: 4	H: 0 LOB: 0 BB: 0 P: 7	1B: 6 2B: 5 3B: 1 HR: 1	SF: 0 SAC: 0 DP: 0 HBP: 1	WP: 0 PB: 0 SB: 0 CS: 2	PA: 42
<b>PITCHER</b>	IP WLS BF H R ER SO BB IBB HBP BLK WP HR S P ERA WHIP																			
74 Guillermo Moscoso, R 64 Trystan Magnuson, R 26 Bobby Cramer, L 60 Fautino De Los Santos, R 63 Danny Farquhar, R	3.0 L 18 6 2 2 2 0 3 0 0 0 0 0 0 14 26 18.00 4.000	2.0 9 2 2 2 2 1 0 0 0 0 0 1 27 43 9.00 1.500	1.0 6 3 2 2 1 0 0 0 0 0 0 0 0 16 27 18.00 3.000	1.0 3 0 0 0 0 0 0 0 0 0 0 0 4 7 0.00 0.000																

Oakland Athletics @ Seattle Mariners  
Peoria Stadium, Peoria, AZ  
Sat Mar 12 2011, 3:07 PM - 6:00 PM EST  
Att: 7,040 - Sunny - 77 F

AB 35  
R 10  
H 13  
RBI 10  
BB 6  
SO 3  
LOB 15



Batter	1	2	3	4	5	6	7	8	9	AB	R	H	RBI	BB	SO	LOB	TOP																			
2 Jack Wilson, R (1, 6) OBP: 0.542, SLG: 0.762 1 Luis Antonio Rodriguez, Sr, R (5, 6) OBP: 0.250, SLG: 0.175										3	1	2	0	0	1	1	<b>Seattle Mariners @ Los Angeles Angels</b> Tempe Diablo Stadium, Tempe, AZ Sun Mar 13 2011, 4:09 PM - 6:53 PM EDT Att: 7,419 - Sunny - 77 F																			
26 Brendan Ryan, R (1, 4) OBP: 0.174, SLG: 0.182 72 Sean Kazmar Jr., R (5, 4) OBP: 0.176, SLG: 0.313										3	0	0	0	0	2	3																				
15 Milton Bradley, S (1, 10) OBP: 0.458, SLG: 0.571 13 Dustin Ackley, L (6, PH) OBP: 0.500, SLG: 0.526 (8, 10)										3	0	1	1	0	0	2																				
12 Ryan Langerhans, L (1, 9) OBP: 0.455, SLG: 0.600 44 Mike Wilson, R (6, 9) OBP: 0.375, SLG: 0.167										2	0	1	0	1	0	0																				
27 Matt Tuiasosopo, R (1, 3) OBP: 0.474, SLG: 0.529 5 Chris Gimenez, R (6, 3) OBP: 0.357, SLG: 0.273										3	0	1	0	0	1	1																				
8 Gabe Gross, L (1, 7) OBP: 0.273, SLG: 0.333 20 Mike Carp, L (6, 7) OBP: 0.263, SLG: 0.333										2	0	0	0	1	0	1																				
55 Michael Saunders, L (1, 8) OBP: 0.333, SLG: 0.306										3	0	2	0	0	1	2																				
16 Josh Wilson, R (1, 5) OBP: 0.222, SLG: 0.174										3	0	0	0	0	2	6																				
10 Adam Moore, R (1, 2) OBP: 0.529, SLG: 0.643 75 Steven Baron, R (7, 2) OBP: 0.571, SLG: 1.143										3	0	1	0	0	0	1																				
<b>Inning Stats</b>	R: 0 E: 0 K: 1 S: 5	H: 1 LOB: 0 BB: 0 P: 5	R: 0 E: 0 K: 1 S: 6	H: 1 LOB: 2 BB: 1 P: 10	R: 1 E: 0 K: 0 S: 4	H: 2 LOB: 1 BB: 1 P: 10	R: 0 E: 0 K: 2 S: 8	H: 1 LOB: 1 BB: 0 P: 8	R: 0 E: 0 K: 0 S: 4	H: 1 LOB: 2 BB: 1 P: 8	R: 0 E: 0 K: 0 S: 4	H: 1 LOB: 2 BB: 1 P: 8	R: 0 E: 0 K: 2 S: 8	H: 1 LOB: 3 BB: 0 P: 13	R: 1 E: 0 K: 0 S: 5	H: 3 LOB: 1 BB: 0 P: 5		1B: 8 2B: 3 3B: 1 HR: 0	SF: 0 SAC: 1 DP: 1 HBP: 1	WP: 1 PB: 0 SB: 2 CS: 3	PA: 42															
<b>PITCHER</b>	IP	WLS	BF	H	R	ER	SO	BB	IBB	HBP	BLK	WP	HR	S	P	ERA	WHIP	<b>PITCHER</b>		IP	WLS	BF	H	R	ER	SO	BB	IBB	HBP	BLK	WP	HR	S	P	ERA	WHIP
54 Ervin Santana, R (1, 1) ERA: 3.24	4.0	L	17	5	1	1	4	2	0	0	0	1	0	23	33	2.25	1.750	20 Amalio Diaz, R (9, 1) ERA: 4.5		1.0	S	5	3	1	1	0	0	0	0	0	0	5	5	9.00	3.000	
51 Jordan Walden, R (5, 1) ERA:	1.0		4	1	0	0	2	0	0	0	0	0	0	8	8	0.00	1.000																			
58 Michael Kohn, R (6, 1) ERA:	1.0		3	1	0	0	2	0	0	0	0	0	0	4	4	0.00	1.000																			
22 Trevor Bell, R (7, 1) ERA: 9.0	1.0		5	1	0	0	0	1	0	0	0	0	0	4	8	0.00	2.000																			
17 Jason Bulger, R (8, 1) ERA: 2.09	1.0		6	1	0	0	2	1	0	1	0	0	0	8	13	0.00	2.000																			

AB	34
R	2
H	12
RBI	2
BB	4
SO	8
LOB	23



Batter	1	2	3	4	5	6	7	8	9	AB	R	H	RBI	BB	SO	LOB	BOTTOM																			
2 Erick Aybar, S (1, 6) OBP: 0.323, SLG: 0.367 79 Jean Segura, R (8, 6) OBP: 0.313, SLG: 0.313										3	0	1	0	0	0	0	<b>Seattle Mariners @ Los Angeles Angels</b> Tempe Diablo Stadium, Tempe, AZ Sun Mar 13 2011, 4:09 PM - 6:53 PM EDT Att: 7,419 - Sunny - 77 F																			
53 Bobby Abreu, L (1, 9) OBP: 0.320, SLG: 0.350 44 Drew Heid, L (7, 9)										3	0	0	0	0	1	1																				
10 Vernon Wells, R (1, 8) OBP: 0.321, SLG: 0.308 57 Clay Fuller, R (7, 8) OBP: 1.000, SLG: 2.000										3	0	0	0	0	0	1																				
47 Howie Kendrick, R (1, 4) OBP: 0.441, SLG: 0.400 74 Gabe Jacobo, R (8, 3) OBP: 0.273, SLG: 0.200										2	0	1	0	1	1	0																				
44 Mark Trumbo, R (1, 3) OBP: 0.364, SLG: 0.744 9 Michael Wing, R (8, 4) 99 Alberto Rosario, R (9, PH) ERA:										3	0	0	0	0	1	2																				
16 Hank Conger, L (1, 2) OBP: 0.250, SLG: 0.227 98 Kevin Richardson, R (9, 2) OBP: 0.500, SLG: 1.000 95 Rian Kiniry, L (9, PR)										2	0	1	0	1	0	0																				
3 Brandon Wood, R (1, 5) OBP: 0.167, SLG: 0.306										4	0	0	0	0	2	6																				
33 Chris Pettit, R (1, 7) OBP: 0.483, SLG: 0.550										2	0	0	0	1	1	4																				
90 Mike Trout, R (1, 10) OBP: 0.348, SLG: 0.211										3	0	0	0	0	1	1																				
<b>Inning Stats</b>	R: 0 E: 0 K: 0 S: 3	H: 0 LOB: 0 BB: 0 P: 3	R: 0 E: 0 K: 2 S: 9	H: 2 LOB: 0 BB: 0 P: 9	R: 0 E: 0 K: 0 S: 4	H: 1 LOB: 1 BB: 0 P: 4	R: 0 E: 0 K: 1 S: 5	H: 0 LOB: 0 BB: 0 P: 5	R: 0 E: 0 K: 1 S: 2	H: 0 LOB: 0 BB: 1 P: 6	R: 0 E: 0 K: 1 S: 5	H: 0 LOB: 2 BB: 2 P: 14	R: 0 E: 0 K: 1 S: 5	H: 0 LOB: 0 BB: 0 P: 5	R: 0 E: 0 K: 1 S: 6	H: 1 LOB: 2 BB: 1 P: 10		1B: 3 2B: 2 3B: 0 HR: 0	SF: 0 SAC: 0 DP: 1 HBP: 0	WP: 0 PB: 0 SB: 1 CS: 0	PA: 34															
<b>PITCHER</b>	IP	WLS	BF	H	R	ER	SO	BB	IBB	HBP	BLK	WP	HR	S	P	ERA	WHIP	<b>PITCHER</b>		IP	WLS	BF	H	R	ER	SO	BB	IBB	HBP	BLK	WP	HR	S	P	ERA	WHIP
38 Jason Vargas, L (1, 1) ERA:	4.0	W	15	3	0	0	0	1	0	0	0	0	0	21	21	0.00	0.750	59 Fabio Castro, L (9, 1) ERA:		1.0	S	5	1	0	0	1	1	0	0	0	0	6	10	0.00	2.000	
35 Charlie Haeger, R (5, 1) ERA:	1.0	H	3	0	0	0	0	1	0	0	0	0	0	2	6	0.00	1.000																			
33 Denny Bautista, R (6, 1) ERA: 17.18	1.0	H	3	0	0	0	1	0	0	0	0	0	0	5	5	0.00	0.000																			
57 Dan Cortes, R (7, 1) ERA: 4.5	1.0	H	5	0	0	0	1	2	0	0	0	0	0	5	14	0.00	2.000																			
31 Josh Lueke, R (8, 1) ERA: 2.84	1.0	H	3	0	0	0	1	0	0	0	0	0	0	5	5	0.00	0.000																			

AB	30
R	0
H	4
RBI	0
BB	4
SO	7
LOB	17






Batter	1	2	3	4	5	6	7	8	9	AB	R	H	RBI	BB	SO	LOB	TOP										
<b>1 Kosuke Fukudome, L</b> (1,9) OBP: 0.324, SLG: 0.226 <b>63 James Adduci, L</b> (4,9) OBP: 0.292, SLG: 0.190										3	0	0	0	0	0	3											
<b>5 Reed Johnson, R</b> (1,8) OBP: 0.219, SLG: 0.172 <b>82 Matt Szczur, R</b> (7,8) OBP: 0.500, SLG: 0.500										3	1	0	0	1	0	4											
<b>30 Scott Moore, L</b> (1,4) OBP: 0.387, SLG: 0.690										4	1	1	0	1	1	2											
<b>39 Luis Montanez, R</b> (1,7) OBP: 0.241, SLG: 0.333 <b>90 Kyler Burke, L</b> (7,7)										4	0	2	0	0	0	2											
<b>6 Bryan LaHair, L</b> (1,3) OBP: 0.321, SLG: 0.400										5	0	2	2	0	1	3											
<b>61 Josh Vitters, R</b> (1,5) OBP: 0.318, SLG: 0.350 <b>20 Thomas Diamond, R</b> (7,1)										3	0	0	0	1	0	4											
<b>81 Wes Darvill, L</b> (9,PH) OBP: 1.000, SLG: 1.000										1	0	1	0	0	0	0											
<b>53 Wellington Castillo, R</b> (1,2) <b>51 Max Ramirez, R</b> (7,PH) OBP: 0.333, SLG: 0.333										2	0	2	0	1	0	0											
<b>15 Darwin Barney, R</b> (1,6) <b>88 Ryan Flaherty, L</b> (8,6)										4	1	2	0	0	0	2											
<b>17 Matt Garza, R</b> (1,1) <b>45 Sean Marshall, L</b> (5,1)										0	0	0	0	0	0	0											
<b>75 Chris Robinson, R</b> (6,PH) <b>83 Austin Bibens-Dirkx, R</b> (6,1)										1	0	1	0	0	0	0											
<b>73 Marquez Smith, R</b> (7,5) OBP: 0.391, SLG: 0.476										1	0	0	0	0	0	1											
<b>Inning Stats</b>	R: 2 H: 2 E: 0 K: 0 S: 14	H: 2 LOB: 1 BB: 1 P: 27	R: 0 H: 1 E: 0 K: 0 S: 10	H: 1 LOB: 2 BB: 1 P: 21	R: 0 H: 1 E: 0 K: 0 S: 8	H: 1 LOB: 1 BB: 0 P: 9	R: 0 H: 1 E: 0 K: 0 S: 7	H: 1 LOB: 1 BB: 0 P: 10	R: 0 H: 2 E: 1 K: 0 S: 13	H: 2 LOB: 2 BB: 1 P: 20	R: 0 H: 1 E: 0 K: 3 S: 15	H: 1 LOB: 2 BB: 1 P: 27	R: 1 H: 3 E: 0 K: 0 S: 10	H: 3 LOB: 1 BB: 0 P: 18	R: 0 H: 1 E: 0 K: 0 S: 4	H: 1 LOB: 1 BB: 0 P: 6	1B: 10 2B: 3 3B: 0 HR: 0	SF: 0 SAC: 2 DP: 2 HBP: 0	WP: 3 PB: 0 SB: 0 CS: 0	PA: 43							
<b>PITCHER</b>	IP: 4.1 WLS: 2 BF: 22 ERA: 4.73	H: 6 R: 2 ER: 2 SO: 0 BB: 3 IBB: 0 HBP: 0 BLK: 0	H: 2 R: 0 ER: 0 SO: 0 BB: 0 IBB: 0 HBP: 0 BLK: 0	H: 0 R: 0 ER: 0 SO: 0 BB: 0 IBB: 0 HBP: 0 BLK: 0	H: 0 R: 0 ER: 0 SO: 0 BB: 0 IBB: 0 HBP: 0 BLK: 0	H: 0 R: 0 ER: 0 SO: 0 BB: 0 IBB: 0 HBP: 0 BLK: 0	H: 0 R: 0 ER: 0 SO: 0 BB: 0 IBB: 0 HBP: 0 BLK: 0	H: 0 R: 0 ER: 0 SO: 0 BB: 0 IBB: 0 HBP: 0 BLK: 0	H: 0 R: 0 ER: 0 SO: 0 BB: 0 IBB: 0 HBP: 0 BLK: 0	H: 0 R: 0 ER: 0 SO: 0 BB: 0 IBB: 0 HBP: 0 BLK: 0	IP: 1.0 WLS: 1 BF: 4 ERA: 6.35	H: 1 R: 0 ER: 0 SO: 0 BB: 0 IBB: 0 HBP: 0 BLK: 0	H: 0 R: 0 ER: 0 SO: 0 BB: 0 IBB: 0 HBP: 0 BLK: 0	H: 0 R: 0 ER: 0 SO: 0 BB: 0 IBB: 0 HBP: 0 BLK: 0	H: 0 R: 0 ER: 0 SO: 0 BB: 0 IBB: 0 HBP: 0 BLK: 0	H: 0 R: 0 ER: 0 SO: 0 BB: 0 IBB: 0 HBP: 0 BLK: 0	H: 0 R: 0 ER: 0 SO: 0 BB: 0 IBB: 0 HBP: 0 BLK: 0	1B: 0 2B: 0 3B: 0 HR: 0	SF: 0 SAC: 0 DP: 0 HBP: 0	WP: 0 PB: 0 SB: 0 CS: 0	PA: 6						
<b>58 Doug Fister, R</b> (1,1) ERA: 4.73	<b>60 Chris Smith, R</b> (5,1) ERA: 4.44	<b>37 Cesar Jimenez, L</b> (6,1) ERA: 8.44	<b>39 David Pauley, R</b> (7,1) ERA: 1.29	<b>49 Garrett Olson, L</b> (8,1) ERA: 5.4	<b>41 Justin Miller, R</b> (9,1) ERA: 6.35						<b>58 Doug Fister, R</b> (1,1) ERA: 4.73	<b>60 Chris Smith, R</b> (5,1) ERA: 4.44	<b>37 Cesar Jimenez, L</b> (6,1) ERA: 8.44	<b>39 David Pauley, R</b> (7,1) ERA: 1.29	<b>49 Garrett Olson, L</b> (8,1) ERA: 5.4	<b>41 Justin Miller, R</b> (9,1) ERA: 6.35						<b>58 Doug Fister, R</b> (1,1) ERA: 4.73	<b>60 Chris Smith, R</b> (5,1) ERA: 4.44	<b>37 Cesar Jimenez, L</b> (6,1) ERA: 8.44	<b>39 David Pauley, R</b> (7,1) ERA: 1.29	<b>49 Garrett Olson, L</b> (8,1) ERA: 5.4	<b>41 Justin Miller, R</b> (9,1) ERA: 6.35
<b>Batter</b>	1	2	3	4	5	6	7	8	9	AB	R	H	RBI	BB	SO	LOB	BOTTOM										
<b>51 Ichiro Suzuki, L</b> (1,9) OBP: 0.395, SLG: 0.357 <b>12 Ryan Langerhans, L</b> (7,9) OBP: 0.455, SLG: 0.600										4	0	0	0	0	0	4											
<b>9 Chone Figgins, S</b> (1,5) OBP: 0.433, SLG: 0.423 <b>5 Chris Gimenez, R</b> (8,5) OBP: 0.357, SLG: 0.273										3	0	2	2	1	0	0											
<b>21 Franklin Gutierrez, R</b> (1,8) <b>Greg Halman, R</b> (6,8) OBP: 0.239, SLG: 0.316 OBP: 0.278, SLG: 0.412										3	0	0	0	0	3	4											
<b>29 Jack Cust, L</b> (1,10) OBP: 0.290, SLG: 0.414 <b>8 Gabe Gross, L</b> (7,PH) OBP: 0.291, SLG: 0.316										2	1	0	0	1	1	2											
<b>17 Justin Smoak, S</b> (1,3) <b>27 Matt Tuiasosopo, R</b> (7,3) OBP: 0.450, SLG: 0.500										3	1	2	0	0	0	0											
<b>4 Adam Kennedy, L</b> (1,7) <b>Mike Carp, L</b> (7,7) OBP: 0.296, SLG: 0.318 OBP: 0.300, SLG: 0.368										3	1	1	2	0	0	1											
<b>26 Brendan Ryan, R</b> (1,4) <b>13 Dustin Ackley, L</b> (7,4) OBP: 0.192, SLG: 0.167 OBP: 0.519, SLG: 0.550										2	0	0	0	1	0	1											
<b>16 Josh Wilson, R</b> (1,6) <b>72 Sean Kazmar Jr., R</b> (7,6) OBP: 0.276, SLG: 0.240 OBP: 0.167, SLG: 0.294										2	2	2	0	0	0	0											
<b>10 Adam Moore, R</b> (1,2) <b>3 Josh Bard, S</b> (7,2) OBP: 0.500, SLG: 0.600 OBP: 0.529, SLG: 0.500										1	0	0	1	1	1	1											
<b>Inning Stats</b>	R: 0 H: 0 E: 0 K: 1 S: 8	H: 0 LOB: 1 BB: 1 P: 16	R: 0 H: 1 E: 0 K: 1 S: 8	H: 1 LOB: 1 BB: 0 P: 13	R: 1 H: 2 E: 0 K: 1 S: 13	H: 2 LOB: 2 BB: 1 P: 24	R: 0 H: 0 E: 0 K: 0 S: 6	H: 0 LOB: 0 BB: 0 P: 11	R: 1 H: 2 E: 0 K: 2 S: 14	H: 2 LOB: 1 BB: 0 P: 22	R: 3 H: 2 E: 1 K: 0 S: 14	H: 2 LOB: 1 BB: 2 P: 26	R: 0 H: 0 E: 0 K: 1 S: 9	H: 0 LOB: 0 BB: 0 P: 15	R: 0 H: 2 E: 0 K: 0 S: 8	H: 2 LOB: 1 BB: 0 P: 14	1B: 7 2B: 3 3B: 0 HR: 0	SF: 1 SAC: 1 DP: 2 HBP: 0	WP: 0 PB: 0 SB: 3 CS: 1	PA: 35							
<b>PITCHER</b>	IP: 4.0 WLS: 1 BF: 16 ERA: 10.13	H: 3 R: 1 ER: 1 SO: 2 BB: 2 IBB: 0 HBP: 0 BLK: 0	H: 1 R: 0 ER: 0 SO: 0 BB: 1 IBB: 0 HBP: 0 BLK: 0	H: 0 R: 0 ER: 0 SO: 0 BB: 0 IBB: 0 HBP: 0 BLK: 0	H: 0 R: 0 ER: 0 SO: 0 BB: 0 IBB: 0 HBP: 0 BLK: 0	H:																					



Batter	1	2	3	4	5	6	7	8	9	AB	R	H	RBI	BB	SO	LOB	TOP			
13 Dustin Ackley, L (1,4) OBP: 0.438, SLG: 0.440	G4-3		F7			G6-3			G4-3	4	0	0	0	0	0	1	Seattle Mariners @ Kansas City Royals Surprise Stadium, Surprise, AZ Thu Mar 17 2011, 9:06 PM - 11:40 PM EDT Att: 6,466 - Partly Cloudy - 84 F			
12 Ryan Langerhans, L (1,7) OBP: 0.503, SLG: 0.760	HR			P4			BB		1B	3	1	2	1	1	0	0				
26 Brendan Ryan, R (1,6) OBP: 0.219, SLG: 0.276	G1-3			K			G4-6-3		F8	3	0	0	0	0	1	1				
72 Sean Kazmar Jr., R (7,6) OBP: 0.158, SLG: 0.278										1	0	0	0	0	0	1				
29 Jack Cust, L (1,10) OBP: 0.289, SLG: 0.400	G3			G3						3	0	0	0	0	1	0				
27 Matt Tuaiasosopo, R (1,3) OBP: 0.375, SLG: 0.409		G6-3			F8					3	0	0	0	0	1	0				
55 Michael Saunders, L (1,8) OBP: 0.324, SLG: 0.276					G3-1					2	0	0	0	1	0	0				
10 Adam Moore, R (1,2) OBP: 0.231, SLG: 0.273										2	0	0	0	1	0	1				
5 Chris Gimenez, R (8,2) OBP: 0.357, SLG: 0.273										0	0	0	0	0	0	0				
8 Gabe Gross, L (1,9) OBP: 0.231, SLG: 0.273										2	0	0	0	0	1	0				
44 Mike Wilson, R (6,9) OBP: 0.353, SLG: 0.154				G4-3						1	0	0	0	0	1	1				
16 Josh Wilson, R (1,5) OBP: 0.281, SLG: 0.250				G6-3						3	0	1	0	0	0	0				
<b>Inning Stats</b>	R: 1 E: 0 K: 0 S: 9	H: 1 LOB: 0 BB: 0 P: 14	R: 0 E: 0 K: 0 S: 5	H: 0 LOB: 0 BB: 1 P: 12	R: 0 E: 0 K: 0 S: 8	H: 0 LOB: 0 BB: 0 P: 14	R: 0 E: 0 K: 1 S: 6	H: 0 LOB: 0 BB: 0 P: 11	R: 0 E: 0 K: 0 S: 5	H: 1 LOB: 0 BB: 0 P: 15	R: 0 E: 0 K: 1 S: 7	H: 0 LOB: 1 BB: 1 P: 12	R: 0 E: 0 K: 2 S: 11	H: 0 LOB: 1 BB: 1 P: 21	R: 0 E: 0 K: 0 S: 8	H: 1 LOB: 1 BB: 0 P: 12	1B: 2 2B: 0 3B: 0 HR: 1	SF: 0 SAC: 0 DP: 3 HBP: 0	WP: 0 PB: 0 SB: 0 CS: 0	PA: 30
<b>PITCHER</b>	IP WLS BF H R ER SO BB IBB HBP BLK WP HR S P ERA WHIP	5.0 W 16 1 1 1 1 1 1 0 0 0 0 1 33 59 1.80 0.400	3.0 H 10 1 0 0 4 2 0 0 0 0 0 27 48 0.00 1.000	1.0 4 1 0 0 0 0 0 0 0 0 0 8 12 0.00 1.000																

Batter	1	2	3	4	5	6	7	8	9	AB	R	H	RBI	BB	SO	LOB	BOTTOM					
1 Jarrod Dyson, L (1,8) OBP: 0.464, SLG: 0.423	16 WP 6 S 1B					G6-3			L4-3	5	2	3	0	0	0	3	Seattle Mariners @ Kansas City Royals Surprise Stadium, Surprise, AZ Thu Mar 17 2011, 9:06 PM - 11:40 PM EDT Att: 6,466 - Partly Cloudy - 84 F					
6 Lorenzo Cain, R (1,9) OBP: 0.444, SLG: 0.414										3	0	2	2	2	1	0						
16 Billy Butler, R (1,10) OBP: 0.417, SLG: 0.524										4	2	2	2	1	1	3						
30 Kila Ka'aihue, L (1,3) OBP: 0.447, SLG: 0.806										3	0	1	0	0	2	4						
19 Pedro Feliz, R (6,5) OBP: 0.296, SLG: 0.294										2	0	0	0	0	0	1						
4 Alex Gordon, L (1,7) OBP: 0.531, SLG: 0.694										3	0	0	0	0	3	5						
7 Gregor Blanco, L (6,PH) OBP: 0.296, SLG: 0.208										1	2	1	0	1	0	0						
24 Wilson Betemit, S (1,5) OBP: 0.227, SLG: 0.158										4	0	1	0	1	0	1						
3 Brayan Peña, S (1,2) OBP: 0.208, SLG: 0.304										4	0	2	3	0	1	1						
17 Chris Getz, L (1,4) OBP: 0.342, SLG: 0.353										2	2	1	0	1	0	0						
64 Lance Zawadzki, L (6,PH) OBP: 0.400, SLG: 0.652										2	0	0	0	0	2	3						
2 Alcides Escobar, R (1,6) OBP: 0.382, SLG: 0.548										2	1	1	1	0	0	2						
72 Irving Falu, S (7,6) OBP: 0.300, SLG: 0.263										1	0	1	0	0	0	0						
<b>Inning Stats</b>	R: 0 E: 0 K: 3 S: 13	H: 1 LOB: 2 BB: 1 P: 20	R: 3 E: 1 K: 0 S: 12	H: 3 LOB: 1 BB: 0 P: 14	R: 1 E: 1 K: 2 S: 15	H: 2 LOB: 1 BB: 0 P: 20	R: 2 E: 1 K: 2 S: 17	H: 3 LOB: 2 BB: 1 P: 29	R: 0 E: 0 K: 0 S: 8	H: 1 LOB: 2 BB: 1 P: 18	R: 2 E: 0 K: 2 S: 17	H: 1 LOB: 1 BB: 3 P: 39	R: 0 E: 0 K: 1 S: 10	H: 2 LOB: 1 BB: 0 P: 12	R: 1 E: 0 K: 0 S: 10	H: 2 LOB: 1 BB: 0 P: 12	1B: 12 2B: 3 3B: 0 HR: 1	SF: 2 SAC: 0 DP: 1 HBP: 0	WP: 2 PB: 0 SB: 3 CS: 0	PA: 44		
<b>PITCHER</b>	IP WLS BF H R ER SO BB IBB HBP BLK WP HR S P ERA WHIP	4.0 L 23 9 6 3 3 2 0 0 0 0 0 8 18 6.75 2.750	1.0 5 1 0 0 0 1 0 0 0 0 0 8 18 0.00 2.000	0.2 5 0 2 2 1 3 0 0 0 1 0 10 28 27.00 4.500	1.1 6 3 0 0 1 0 0 0 0 0 0 16 24 0.00 2.250	1.0 5 2 1 1 1 0 0 0 0 0 0 10 12 9.00 2.000																



Batter	1	2	3	4	5	6	7	8	9	AB	R	H	RBI	BB	SO	LOB	TOP										
2 Kelly Johnson, L OBP: 0.341, SLG: 0.390 37 Zach Walters, S	G3-1		G3				G3										4 0 1 1 0 0 0 0 0 0 0 0 0 0 0 0 0 1 1 0 0										
18 Willie Bloomquist, R OBP: 0.292, SLG: 0.955 Adam Eaton, L OBP: 0.333, SLG: 0.667	K				E7 16 G5-3				K								3 0 2 1 0 1 0 2 0 1 0 0 1 3										
4 Melvin Mora, R OBP: 0.292, SLG: 0.190 14 Ryan Roberts, R OBP: 0.587, SLG: 0.629	G6-3				G6-4-3				K								3 0 0 0 0 1 3 1 0 0 1 0 1 1										
16 Wily Mo Peña, R OBP: 0.333, SLG: 0.571	G6-3				G5-3				K								5 0 0 0 0 2 3										
22 Xavier Nady, R OBP: 0.220, SLG: 0.325 9 Collin Cowgill, R OBP: 0.182, SLG: 0.394	K				G5-3				G1-3								3 0 1 0 0 1 1 1 0 0 0 0 0 1										
29 Brandon Allen, L OBP: 0.333, SLG: 0.487	F7				G3-1				L7								3 1 0 0 1 0 1										
13 Tony Abreu, S OBP: 0.348, SLG: 0.500 23 Ed Rogers, R																	3 2 2 0 0 1 1 1 1 0 0 0 0 1										
8 Gerardo Parra, L OBP: 0.409, SLG: 0.537 46 David Wirtz, R OBP: 0.429, SLG: 0.429																	1 1 1 1 0 0 0 2 1 2 1 0 0 0										
12 Henry Blanco, R OBP: 0.259, SLG: 0.444 36 P.J. Pillittere, R																	3 1 1 0 0 0 2 0 0 0 0 0 0 0 0 1 0 0 1 0 0 0 0 0 0 0 0 0										
46 Juan Miranda, L OBP: 0.455, SLG: 0.618 1 Cody Ransom, R OBP: 0.364, SLG: 0.412																	0 0 0 0 0 0 0 0 1 0 0 1 0 0 0 0 0 0 0 0 0										
<b>Inning Stats</b>	R: 0 E: 0 K: 1 S: 8	H: 0 LOB: 0 BB: 0 P: 11	R: 0 E: 0 K: 1 S: 7	H: 0 LOB: 0 BB: 0 P: 14	R: 1 E: 0 K: 0 S: 8	H: 2 LOB: 0 BB: 0 P: 12	R: 0 E: 0 K: 1 S: 11	H: 1 LOB: 1 BB: 0 P: 13	R: 3 E: 1 K: 0 S: 11	H: 4 LOB: 1 BB: 0 P: 18	R: 0 E: 0 K: 2 S: 9	H: 1 LOB: 0 BB: 0 P: 12	R: 0 E: 0 K: 1 S: 7	H: 1 LOB: 1 BB: 0 P: 10	R: 4 E: 1 K: 2 S: 12	H: 1 LOB: 3 BB: 3 P: 28	1B: 8 2B: 4 3B: 0 HR: 0	SF: 1 SAC: 0 DP: 3 HBP: 1	WP: 1 PB: 0 CS: 1	PA: 40							
<b>PITCHER</b>	IP	WLS	BF	H	R	ER	SO	BB	IBB	HBP	BLK	WP	HR	S	P	ERA	WHIP										
38 Jason Vargas, L ERA: 2.25	5.0		21	7	4	3	3	0	0	1	0	0	0	45	68	5.40	1.400										
33 Denny Bautista, R ERA: 13.5	1.0		4	1	0	0	2	0	0	0	0	0	0	9	12	0.00	1.000										
32 Aaron Laffey, L ERA: 1.5	1.0		3	1	0	0	0	0	0	0	0	0	0	6	9	0.00	1.000										
50 Jamey Wright, R ERA: 9.0	1.0		4	1	0	0	1	0	0	0	0	0	0	7	10	0.00	1.000										
43 Brandon League, R ERA: 9.0	1.0	L	8	1	4	2	2	3	0	0	0	1	0	12	28	18.00	4.000										

Arizona Diamondbacks @ Seattle Mariners  
Peoria Stadium, Peoria, AZ  
Fri Mar 18 2011, 4:07 PM - 7:30 PM EDT  
Att: 11,721 - Partly Cloudy - 81 F

AB	35
R	8
H	11
RBI	6
BB	3
SO	8
LOB	17



Batter	1	2	3	4	5	6	7	8	9	AB	R	H	RBI	BB	SO	LOB	BOTTOM										
51 Ichiro Suzuki, L OBP: 0.324, SLG: 0.303 5 Chris Gimenez, R OBP: 0.438, SLG: 0.417	FC4-6 9 BB		G4-3		G4-3												2 0 0 0 1 0 1 1 1 1 0 1 0 0										
9 Chone Figgins, S OBP: 0.444, SLG: 0.419 16 Josh Wilson, R OBP: 0.294, SLG: 0.267	FC4-6 15 G3				F7												3 1 1 0 0 0 1 2 0 1 0 0 1 3										
15 Milton Bradley, S OBP: 0.414, SLG: 0.615 27 Matt Tuasosopo, R OBP: 0.346, SLG: 0.375	G3																3 1 1 2 0 0 1 2 0 0 0 0 1 5										
17 Justin Smoak, S OBP: 0.333, SLG: 0.345	G3-1																3 0 0 0 1 1 3										
4 Adam Kennedy, L OBP: 0.258, SLG: 0.269 72 Sean Kazmar Jr., R OBP: 0.150, SLG: 0.263	G3				F7												3 0 0 0 0 0 1 1 0 0 1 0 0 2										
1 Luis Antonio Rodriguez, S OBP: 0.240, SLG: 0.318					P5												4 1 1 1 0 0 3										
8 Gabe Gross, L OBP: 0.200, SLG: 0.231																	4 0 0 0 0 2 0										
44 Mike Wilson, R OBP: 0.381, SLG: 0.188																	3 1 1 0 0 1 0										
3 Josh Bard, S OBP: 0.391, SLG: 0.333 75 Steven Baron, R OBP: 0.625, SLG: 1.125																	3 0 0 0 0 1 1 1 0 1 0 0 0 0										
<b>Inning Stats</b>	R: 0 E: 0 K: 0 S: 10	H: 0 LOB: 1 BB: 1 P: 22	R: 1 E: 0 K: 2 S: 12	H: 1 LOB: 0 BB: 0 P: 19	R: 2 E: 0 K: 1 S: 14	H: 2 LOB: 0 BB: 0 P: 20	R: 0 E: 0 K: 1 S: 8	H: 0 LOB: 0 BB: 0 P: 14	R: 1 E: 0 K: 0 S: 8	H: 1 LOB: 0 BB: 0 P: 10	R: 0 E: 0 K: 0 S: 6	H: 0 LOB: 1 BB: 1 P: 13	R: 0 E: 0 K: 1 S: 6	H: 0 LOB: 0 BB: 0 P: 9	R: 1 E: 0 K: 0 S: 15	H: 2 LOB: 2 BB: 0 P: 24	R: 0 E: 0 K: 2 S: 14	H: 1 LOB: 3 BB: 1 P: 25	1B: 4 2B: 1 3B: 0 HR: 2	SF: 0 SAC: 0 DP: 1 HBP: 1	WP: 0 PB: 0 CS: 0	PA: 39					
<b>PITCHER</b>	IP	WLS	BF	H	R	ER	SO	BB	IBB	HBP	BLK	WP	HR	S	P	ERA	WHIP										
41 Daniel Hudson, R ERA: 4.0	4.0		16	3	3	3	4	1	0	0	0	0	0	14	23	0.00	1.000										
32 Esmerling Vasquez, R ERA: 4.0	2.0	B	8	1	1	0	0	1	0	0	0	0	0	6	9	0.00	0.000										
58 Juan Gutierrez, R ERA: 8.5	1.0		3	0	0	0	1	0	0	0	0	0	0	15	24	9.00	2.000										
15 Micah Owings, R ERA: 8.5	1.0	W	6	2	1	1	0	0	0	0	0	0	0	14	25	0.00	2.000										
45 Kam Mickolio, R ERA: 6.14	1.0	S	6	1	0	0	2	1	0	1	0	0	0	14	25	0.00	2.000										

Arizona Diamondbacks @ Seattle Mariners  
Peoria Stadium, Peoria, AZ  
Fri Mar 18 2011, 4:07 PM - 7:30 PM EDT  
Att: 11,721 - Partly Cloudy - 81 F

AB	35
R	5
H	7
RBI	4
BB	3
SO	7
LOB	21



Batter	1	2	3	4	5	6	7	8	9	10	AB	R	H	RBI	BB	SO	LOB										
2 Jack Wilson, R OBP: 0.567, SLG: 0.731 72 Sean Kazmar Jr., R OBP: 0.136, SLG: 0.258											3	0	3	1	0	0	0										
26 Brendan Ryan, R OBP: 0.200, SLG: 0.258 4 Adam Kennedy, L OBP: 0.273, SLG: 0.393											2	0	0	1	0	1	2										
21 Franklin Gutierrez, R OBP: 0.259, SLG: 0.320 44 Mike Wilson, R OBP: 0.391, SLG: 0.389											3	0	0	0	0	0	3										
29 Jack Cust, L OBP: 0.326, SLG: 0.575											5	2	3	2	0	2	1										
17 Justin Smoak, S OBP: 0.310, SLG: 0.313 5 Chris Gimenez, R OBP: 0.444, SLG: 0.429											3	0	0	0	0	0	0										
12 Ryan Langerhans, L OBP: 0.424, SLG: 0.833											5	0	0	0	0	2	1										
1 Luis Antonio Rodriguez, S OBP: 0.267, SLG: 0.308											4	2	1	0	1	1	1										
55 Michael Saunders, L OBP: 0.342, SLG: 0.303											4	2	2	0	0	1	0										
10 Adam Moore, R OBP: 0.500, SLG: 0.579 75 Steven Baron, R OBP: 0.667, SLG: 1.111											2	1	1	0	1	0	0										
<b>Inning Stats</b>	R: 0 E: 0 K: 1 S: 9	H: 1 LOB: 0 BB: 0 P: 15	R: 0 E: 0 K: 1 S: 8	H: 1 LOB: 0 BB: 0 P: 12	R: 2 E: 0 K: 0 S: 11	H: 2 LOB: 1 BB: 2 P: 23	R: 0 E: 0 K: 1 S: 7	H: 0 LOB: 0 BB: 0 P: 10	R: 0 E: 0 K: 1 S: 7	H: 0 LOB: 0 BB: 0 P: 12	R: 0 E: 0 K: 1 S: 9	H: 1 LOB: 0 BB: 0 P: 16	R: 0 E: 0 K: 1 S: 5	H: 0 LOB: 0 BB: 0 P: 11	R: 4 E: 0 K: 2 S: 14	H: 4 LOB: 0 BB: 0 P: 20	R: 2 E: 0 K: 1 S: 13	H: 3 LOB: 1 BB: 0 P: 19	R: 1 E: 0 K: 0 S: 10	H: 2 LOB: 1 BB: 0 P: 17	1B: 9 2B: 1 3B: 0 HR: 4	SF: 1 SAC: 0 DP: 1 HBP: 0	WP: 1 PB: 0 SB: 2 CS: 1	PA: 43			
<b>PITCHER</b>	IP 5.0	WLS H	BF 18	H 4	R 2	ER 2	SO 3	BB 2	IBB 0	HBP 0	BLK 0	WP 0	HR 0	S 42	P 72	ERA 3.60	WHIP 1.200										
30 Neftali Feliz, R ERA: 1.93	(1, 1)																										
55 Mason Tobin, R ERA:	(6, 1)	2.0	H	7	1	0	0	2	0	0	0	0	0	14	27	0.00	0.500										
56 Darren O'Day, R ERA: 10.29	(8, 1)	1.0	B	7	4	4	2	0	0	0	0	0	3	14	20	36.00	4.000										
46 Pedro Strop, R ERA: 2.25	(9, 1)	1.0	B	6	3	2	2	1	0	0	0	1	0	13	19	18.00	3.000										
89 Justin Miller, R ERA: 9.0	(10, 1)	1.0	L	5	2	1	1	0	0	0	0	0	1	10	17	9.00	2.000										

**Seattle Mariners @ Texas Rangers**  
**Surprise Stadium, Surprise, AZ**  
 Sat Mar 19 2011, 4:08 PM - 7:17 PM EDT  
 Att. 10,464 - Sunny - 76 F

livebaseballscorecards.com

AB 40  
R 9  
H 14  
RBI 8  
BB 2  
SO 8  
LOB 11

WP: 1 PA: 43  
PB: 0  
SB: 2  
CS: 1

Batter	1	2	3	4	5	6	7	8	9	10	AB	R	H	RBI	BB	SO	LOB										
5 Ian Kinsler, R OBP: 0.471, SLG: 0.860 90 Omar Quintanilla, L OBP: 0.375, SLG: 0.875											3	0	1	1	0	0	1										
1 Elvis Andrus, R OBP: 0.264, SLG: 0.327 3 Andres Blanco, S OBP: 0.333, SLG: 0.375											4	0	0	0	0	1	3										
32 Josh Hamilton, L OBP: 0.261, SLG: 0.366 76 Eroid Andrus, S OBP: 1.000, SLG: 1.000											4	0	1	0	0	0	2										
29 Adrian Beltré, R OBP: 0.308, SLG: 0.538 19 Chris Davis, L OBP: 0.413, SLG: 0.814											4	1	1	0	0	1	1										
10 Michael Young, R OBP: 0.488, SLG: 0.545 6 Esteban German, R OBP: 0.303, SLG: 0.387											2	1	1	0	2	0	1										
17 Nelson Cruz, R OBP: 0.265, SLG: 0.214 65 Doug Deeds, L OBP: 0.273, SLG: 0.455											4	0	1	1	0	1	5										
7 David Murphy, L OBP: 0.392, SLG: 0.673 9 Endy Chavez, L OBP: 0.250, SLG: 0.261											3	1	1	1	0	0	2										
15 Matt Treanor, R OBP: 0.476, SLG: 0.467 14 Kevin Cash, R OBP: 0.375, SLG: 0.500											2	1	1	1	0	0	0										
18 Mitch Moreland, L OBP: 0.420, SLG: 0.630 25 Mike Napoli, R OBP: 0.385, SLG: 0.600											2	1	2	1	0	0	0										
<b>Inning Stats</b>	R: 0 E: 0 K: 0 S: 8	H: 0 LOB: 0 BB: 0 P: 11	R: 4 E: 0 K: 0 S: 18	H: 5 LOB: 1 BB: 1 P: 34	R: 1 E: 0 K: 0 S: 7	H: 1 LOB: 1 BB: 1 P: 12	R: 0 E: 0 K: 0 S: 8	H: 1 LOB: 2 BB: 0 P: 13	R: 0 E: 0 K: 1 S: 7	H: 1 LOB: 1 BB: 0 P: 10	R: 1 E: 0 K: 1 S: 10	H: 2 LOB: 0 BB: 0 P: 15	R: 0 E: 0 K: 1 S: 10	H: 1 LOB: 2 BB: 0 P: 15	R: 2 E: 0 K: 3 S: 13	H: 2 LOB: 0 BB: 0 P: 17	R: 0 E: 0 K: 2 S: 12	H: 1 LOB: 2 BB: 1 P: 21	R: 0 E: 0 K: 1 S: 12	H: 1 LOB: 1 BB: 0 P: 16	1B: 8 2B: 4 3B: 1 HR: 2	SF: 0 SAC: 0 DP: 2 HBP: 1	WP: 1 PB: 0 SB: 0 CS: 0	PA: 47			
<b>PITCHER</b>	IP 2.0	WLS 11	BF 10	H 2	R 1	ER 1	SO 0	BB 1	IBB 0	HBP 0	BLK 0	WP 0	HR 0	S 26	P 45	ERA 18.00	WHIP 3.000										
59 Fabio Castro, L ERA: 6.43	(1, 1)																										
54 Tom Wilhelmson, R ERA: 3.0	(3, 1)	2.0	10	2	1	1	0	1	0	1	0	0	0	15	25	4.50	1.500										
37 Cesar Jimenez, L ERA: 7.56	(5, 1)	2.0	8	3	1	1	2	0	0	0	0	0	1	17	25	4.50	1.500										
46 Chris Ray, R ERA: 2.25	(7, 1)	1.0	4	1	0	0	1	0	0	0	0	1	0	10	15	0.00	1.000										
41 Justin Miller, R ERA: 8.1	(8, 1)	1.0	5	2	2	2	3	0	0	0	0	0	1	13	17	18.00	2.000										
<b>PITCHER</b>	IP 1.0	WLS S	BF 5	H 1	R 0	ER 0	SO 0	BB 1	IBB 0	HBP 0	BLK 0	WP 0	HR 0	S 12	P 21	ERA 0.00	WHIP 2.000										
66 Royce Ring, L ERA:	(9, 1)	1.0	W	5	1	0	0	1	0	0	0	0	0	12	16	0.00	1.000										
97 Scott Patterson, R ERA:	(10, 1)	1.0	S	4	1	0	0	1	0	0	0	0	0	12	16	0.00	2.000										

**Seattle Mariners @ Texas Rangers**  
**Surprise Stadium, Surprise, AZ**  
 Sat Mar 19 2011, 4:08 PM - 7:17 PM EDT  
 Att. 10,464 - Sunny - 76 F


livebaseballscorecards.com


AB 43  
R 8  
H 15  
RBI 8  
BB 3  
SO 9  
LOB 23


WP: 1 PA: 47  
PB: 0  
SB: 0  
CS: 0

Batter	1	2	3	4	5	6	7	8	9	AB	R	H	RBI	BB	SO	LOB	TOP											
25 Will Venable, L (1, 10) OBP: 0.421, SLG: 0.548	G6-3		G4-3		K			L1-3		4	0	0	0	0	1	3	<b>San Diego Padres @ Seattle Mariners</b> Peoria Stadium, Peoria, AZ Sun Mar 20 2011, 4:06 PM - 6:23 PM EDT Att. 8,232 - Overcast - 68 F											
8 Jason Bartlett, R (1, 6) OBP: 0.278, SLG: 0.273 15 Kevin Frandsen, R (6, 6) OBP: 0.257, SLG: 0.387	E5			F8		G4-3		G5-3		3	0	0	0	0	0	0												
1 Orlando Hudson, S (1, 4) OBP: 0.378, SLG: 0.588 2 Everth Cabrera, S (6, 4) OBP: 0.256, SLG: 0.250	G6-4-3				1B	G1-3		G5-3		3	0	1	0	0	0	1												
3 Jorge Cantu, R (1, 5) OBP: 0.231, SLG: 0.382		F8			1B	G5-3				3	0	0	0	1	0	1												
11 Brad Hawpe, L (1, 3) OBP: 0.364, SLG: 0.500 67 Jesus Guzman, R (7, 3) OBP: 0.381, SLG: 0.528	HR				G4-6-3			G3		3	1	1	1	0	0	2												
13 Chris Denorfia, R (1, 9) OBP: 0.455, SLG: 0.832 99 Daniel Robertson, R (7, 9)	G4-3									3	0	2	0	0	0	0												
24 Cameron Maybin, R (1, 8) OBP: 0.406, SLG: 0.586 94 Everett Williams, L (7, 7)	P5									3	0	1	0	0	0	1												
82 Guillermo Quiroz, R (1, 2) OBP: 0.409, SLG: 0.474										3	0	2	0	0	0	0												
28 Aaron Cunningham, R (1, 7) OBP: 0.354, SLG: 0.535										3	0	0	0	0	1	3												
<b>Inning Stats</b>	R: 0 E: 1 K: 0 S: 5	H: 0 LOB: 0 BB: 0 P: 6	R: 1 E: 0 K: 0 S: 9	H: 1 LOB: 0 BB: 0 P: 16	R: 0 E: 0 K: 1 S: 7	H: 0 LOB: 0 BB: 0 P: 7	R: 0 E: 0 K: 0 S: 8	H: 1 LOB: 1 BB: 1 P: 14	R: 0 E: 0 K: 1 S: 15	H: 3 LOB: 2 BB: 0 P: 20	R: 0 E: 0 K: 0 S: 9	H: 0 LOB: 0 BB: 0 P: 9	R: 0 E: 0 K: 0 S: 5	H: 1 LOB: 0 BB: 0 P: 9	R: 0 E: 0 K: 0 S: 3	H: 1 LOB: 0 BB: 0 P: 6		R: 0 E: 0 K: 1 S: 12	H: 0 LOB: 1 BB: 1 P: 21	1B: 5 2B: 2 3B: 0 HR: 1	SF: 0 SAC: 0 DP: 3 HBP: 0	WP: 0 PB: 0 SB: 0 CS: 0	PA: 32					
<b>PITCHER</b>	IP	WLS	BF	H	R	ER	SO	BB	IBB	HBP	BLK	WP	HR	S	P	ERA		WHIP										
45 Erik Bedard, L (1, 1) ERA: 1.89	5.0	W	19	5	1	1	2	1	0	0	0	0	1	44	63	1.80		1.200										
50 Jamey Wright, R (6, 1) ERA:	2.0	H	6	1	0	0	0	0	0	0	0	0	0	14	18	0.00	0.500											
31 Josh Lueke, R (8, 1) ERA: 2.08	1.0	H	3	1	0	0	0	0	0	0	0	0	0	3	6	0.00	1.000											
43 Brandon League, R (9, 1) ERA: 7.88	1.0	S	4	0	0	0	1	1	0	0	0	0	0	12	21	0.00	1.000											

Batter	1	2	3	4	5	6	7	8	9	AB	R	H	RBI	BB	SO	LOB	BOTTOM											
51 Ichiro Suzuki, L (1, 9) OBP: 0.325, SLG: 0.306 3 Josh Bard, S (6, 2) OBP: 0.417, SLG: 0.368	G5-3		G6-3		9 BB 15 1B					3	1	1	0	0	0	0	<b>San Diego Padres @ Seattle Mariners</b> Peoria Stadium, Peoria, AZ Sun Mar 20 2011, 4:06 PM - 6:23 PM EDT Att. 8,232 - Overcast - 68 F											
9 Chone Figgins, S (1, 5) OBP: 0.462, SLG: 0.424 1 Luis Antonio Rodriguez, S (6, 5) OBP: 0.259, SLG: 0.296	29 S 1B		G5-3		15 1B BB					2	1	1	0	1	0	0												
15 Milton Bradley, S (1, 7) OBP: 0.406, SLG: 0.586 44 Mike Wilson, R (6, 7) OBP: 0.417, SLG: 0.474	F9									3	0	1	2	0	1	1												
29 Jack Cust, L (1, 10) OBP: 0.319, SLG: 0.545	1B									4	0	1	1	0	3	4												
12 Ryan Langerhans, L (1, 8) OBP: 0.378, SLG: 0.559	F9									4	0	0	0	0	0	1												
4 Adam Kennedy, L (1, 3) OBP: 0.278, SLG: 0.387 16 Josh Wilson, R (7, 3) OBP: 0.286, SLG: 0.258	FC4-6 1B									3	0	1	0	0	0	0												
2 Jack Wilson, R (1, 6) OBP: 0.515, SLG: 0.855 72 Sean Kazmar Jr., R (7, 6) OBP: 0.130, SLG: 0.227	FC4-6 1B									3	0	0	0	0	0	0												
26 Brendan Ryan, R (1, 4) OBP: 0.237, SLG: 0.333 13 Dustin Ackley, L (8, 4) OBP: 0.436, SLG: 0.440	L8									2	2	1	0	0	0	1												
5 Chris Gimenez, R (1, 2) OBP: 0.381, SLG: 0.353										3	0	0	0	0	3	3												
<b>Inning Stats</b>	R: 1 E: 0 K: 0 S: 9	H: 2 LOB: 1 BB: 0 P: 13	R: 0 E: 0 K: 1 S: 9	H: 1 LOB: 1 BB: 0 P: 15	R: 0 E: 0 K: 1 S: 8	H: 0 LOB: 0 BB: 0 P: 12	R: 0 E: 0 K: 1 S: 7	H: 0 LOB: 0 BB: 0 P: 11	R: 2 E: 0 K: 2 S: 14	H: 2 LOB: 2 BB: 1 P: 24	R: 0 E: 0 K: 0 S: 6	H: 0 LOB: 0 BB: 0 P: 9	R: 1 E: 0 K: 2 S: 15	H: 3 LOB: 2 BB: 0 P: 21	R: 0 E: 0 K: 1 S: 10	H: 0 LOB: 0 BB: 0 P: 14		1B: 6 2B: 1 3B: 1 HR: 0	SF: 0 SAC: 0 DP: 0 HBP: 1	WP: 0 PB: 0 SB: 1 CS: 0	PA: 34							
<b>PITCHER</b>	IP	WLS	BF	H	R	ER	SO	BB	IBB	HBP	BLK	WP	HR	S	P	ERA		WHIP										
49 Wade LeBlanc, L (1, 1) ERA: 7.78	6.0	L	25	5	3	3	5	1	0	1	0	0	0	53	84	4.50		1.000										
37 Mike Adams, R (7, 1) ERA: 7.94	1.0		6	3	1	1	2	0	0	0	0	0	0	15	21	9.00	3.000											
50 Chad Qualls, R (8, 1) ERA: 2.57	1.0		3	0	0	0	1	0	0	0	0	0	0	10	14	0.00	0.000											



Batter	1	2	3	4	5	6	7	8	9	AB R H RBI BB SO LOB	TOP																								
											<p style="text-align: center;"><b>Seattle Mariners @ Cincinnati Reds</b> Goodyear Ballpark, Goodyear, AZ Mon Mar 21 2011, 4:05 PM EDT</p> <p style="text-align: right;"><a href="http://livebaseballscorecards.com">livebaseballscorecards.com</a></p> <p><b>AB 0</b> <b>R 0</b> <b>H 0</b> <b>RBI 0</b> <b>BB 0</b> <b>SO 0</b> <b>LOB 0</b></p> 																								
<b>Inning Stats</b>										1B: 0 SF: 0 2B: 0 SAC: 0 3B: 0 DP: 0 HR: 0 HBP: 0	WP: 0 PA: 0 PB: 0 SB: 0 CS: 0																								
PITCHER	IP	WLS	BF	H	R	ER	SO	BB	IBB	HBP	BLK	WP	HR	S	P	ERA	WHIP	PITCHER	IP	WLS	BF	H	R	ER	SO	BB	IBB	HBP	BLK	WP	HR	S	P	ERA	WHIP

Batter	1	2	3	4	5	6	7	8	9	AB R H RBI BB SO LOB	BOTTOM																								
											<p style="text-align: center;"><b>Seattle Mariners @ Cincinnati Reds</b> Goodyear Ballpark, Goodyear, AZ Mon Mar 21 2011, 4:05 PM EDT</p> <p style="text-align: right;"><a href="http://livebaseballscorecards.com">livebaseballscorecards.com</a></p> <p><b>AB 0</b> <b>R 0</b> <b>H 0</b> <b>RBI 0</b> <b>BB 0</b> <b>SO 0</b> <b>LOB 0</b></p> 																								
<b>Inning Stats</b>										1B: 0 SF: 0 2B: 0 SAC: 0 3B: 0 DP: 0 HR: 0 HBP: 0	WP: 0 PA: 0 PB: 0 SB: 0 CS: 0																								
PITCHER	IP	WLS	BF	H	R	ER	SO	BB	IBB	HBP	BLK	WP	HR	S	P	ERA	WHIP	PITCHER	IP	WLS	BF	H	R	ER	SO	BB	IBB	HBP	BLK	WP	HR	S	P	ERA	WHIP





Batter	1	2	3	4	5	6	7	8	9	AB	R	H	RBI	BB	SO	LOB	TOP																					
2 Jack Wilson, R OBP: 0.462, SLG: 0.571	F9		FC5-4		E5			4 2B 29 SF8 1B		4	1	1	0	0	0	1																						
4 Adam Kennedy, L OBP: 0.275, SLG: 0.400	G4-3		K		G4-3			55 1B 1-3		4	1	1	0	0	1	2																						
27 Matt Tulasosop, R OBP: 0.344, SLG: 0.379	K			G6-3		K		K		4	0	0	0	0	3	2																						
29 Jack Cust, L OBP: 0.278, SLG: 0.480		G3		K		G3		SF8		3	0	0	1	0	1	0																						
44 Mike Wilson, R OBP: 0.379, SLG: 0.458 55 Michael Saunders, L OBP: 0.351, SLG: 0.514	K			K		K		3-H 26 S 1B		3	0	0	0	0	3	0																						
26 Brendan Ryan, R OBP: 0.267, SLG: 0.400	K							12 2B		4	1	2	0	0	1	1																						
12 Ryan Langerhans, L OBP: 0.395, SLG: 0.675								16 G4-3 3 SF8 2H 2B		4	2	2	2	0	1	1																						
16 Josh Wilson, R OBP: 0.275, SLG: 0.250 1 Luis Antonio Rodriguez, Sr. OBP: 0.265, SLG: 0.300								2 FC5-4 1B		3	0	1	0	0	1	2																						
3 Josh Bard, S OBP: 0.357, SLG: 0.318	L4							SF8		3	0	0	1	0	0	2																						
<b>Inning Stats</b>	R: 0 E: 0 K: 1 S: 5	H: 0 LOB: 0 BB: 0 P: 5	R: 0 E: 0 K: 2 S: 7	H: 0 LOB: 0 BB: 0 P: 7	R: 1 E: 0 K: 1 S: 7	H: 2 LOB: 1 BB: 0 P: 8	R: 0 E: 0 K: 2 S: 7	H: 0 LOB: 0 BB: 0 P: 7	R: 2 E: 1 K: 0 S: 6	H: 2 LOB: 1 BB: 0 P: 6	R: 0 E: 0 K: 2 S: 7	H: 0 LOB: 0 BB: 0 P: 7	R: 0 E: 0 K: 2 S: 8	H: 1 LOB: 1 BB: 0 P: 8	R: 2 E: 0 K: 1 S: 9	H: 3 LOB: 1 BB: 0 P: 9	R: 0 E: 0 K: 1 S: 5	H: 0 LOB: 0 BB: 0 P: 5	1B: 4 2B: 3 HR: 1	SF: 2 SAC: 0 HBP: 0	WP: 0 PB: 0 SB: 2 CS: 0	PA: 36																
<b>PITCHER</b>	IP	WLS	BF	H	R	ER	SO	BB	IBB	HBP	BLK	WP	HR	S	P	ERA	WHIP	<b>PITCHER</b>				IP	WLS	BF	H	R	ER	SO	BB	IBB	HBP	BLK	WP	HR	S	P	ERA	WHIP
29 Jorge De La Rosa, L ERA: 4.85	6.0	W	23	4	3	3	8	0	0	0	0	0	1	39	40	4.50	0.667					6.0	W	23	4	3	3	8	0	0	0	0	0	1	39	40	4.50	0.667
31 Matt Daley, R ERA: 0.43	1.0	H	4	1	0	0	2	0	0	0	0	0	0	8	8	0.00	1.000					1.0	H	4	1	0	0	2	0	0	0	0	0	8	8	0.00	1.000	
63 Rafael Betancourt, R ERA: 0.43	1.0	H	6	3	2	2	1	0	0	0	0	0	0	9	9	18.00	3.000					1.0	H	6	3	2	2	1	0	0	0	0	0	9	9	18.00	3.000	
55 Felipe Paulino, R ERA: 4.5	1.0	S	3	0	0	0	1	0	0	0	0	0	0	5	5	0.00	0.000					1.0	S	3	0	0	0	1	0	0	0	0	5	5	0.00	0.000		

Seattle Mariners @ Colorado Rockies  
Salt River Fields at Talking Stick, Scottsdale, AZ  
Wed Mar 23 2011, 9:41 PM - 12:26 AM EDT  
Att: 12,261 - Clear - 67 F

AB 34  
R 5  
H 8  
RBI 5  
BB 0  
SO 12  
LOB 11



Batter	1	2	3	4	5	6	7	8	9	AB	R	H	RBI	BB	SO	LOB	BOTTOM																					
3 Willy Taveras, R OBP: 0.340, SLG: 0.375 99 Alfredo Amezaga, S OBP: 0.273, SLG: 0.400	F7		19 1B 5 2B 1B		19 1B 5 1B HBP		G4-3			2	2	1	0	0	0	0																						
19 Ryan Spillborghs, R OBP: 0.440, SLG: 0.429 58 Jordan Pacheco, R OBP: 0.355, SLG: 0.464	F8		5 2B 1B		G4-3		G5-3			3	1	1	2	0	0	1																						
5 Carlos González, L OBP: 0.400, SLG: 0.429 18 Jonathan Herrera, S OBP: 0.431, SLG: 0.556	G3-1		2 S 2 2B 1B		23 WP 2 BB 1B		K			3	1	2	3	0	0	0																						
2 Troy Tulowitzki, R OBP: 0.432, SLG: 0.625 35 Mike Jacobs, L OBP: 0.353, SLG: 0.414			22 FC5-4 BB		23 WP BB		K			1	0	0	1	2	0	0																						
23 Jason Giambi, L OBP: 0.419, SLG: 0.615 91 Delta Cleary Jr., S OBP: 0.500, SLG: 0.500	K		L8		K		G4-3			3	0	0	0	0	2	3																						
21 Ty Wigington, R OBP: 0.311, SLG: 0.548 1 Eric Young Jr., S OBP: 0.313, SLG: 0.313	P4		G5-3		K		K			3	0	0	0	0	1	3																						
22 Jose Lopez, R OBP: 0.304, SLG: 0.262 6 Jeff Salazar, L OBP: 0.500, SLG: 0.750	FC5-4				F9		G6-3			3	0	0	0	0	0	1																						
9 Ian Stewart, L OBP: 0.267, SLG: 0.308 76 Warren Schaeffer, R			20 1B 19 1B 2B		K		G6-3			3	1	1	0	0	1	0																						
20 Chris Iannetta, R OBP: 0.432, SLG: 0.346 87 Scott Beerer, R			3 1B 19 1B 1B		K		F7			3	1	1	0	0	1	0																						
<b>Inning Stats</b>	R: 0 E: 0 K: 0 S: 3	H: 0 LOB: 0 BB: 0 P: 3	R: 0 E: 0 K: 1 S: 5	H: 0 LOB: 1 BB: 1 P: 9	R: 5 E: 0 K: 0 S: 8	H: 5 LOB: 0 BB: 0 P: 9	R: 0 E: 0 K: 2 S: 7	H: 0 LOB: 0 BB: 0 P: 7	R: 1 E: 0 K: 2 S: 8	H: 1 LOB: 2 BB: 1 P: 15	R: 0 E: 0 K: 0 S: 3	H: 0 LOB: 0 BB: 0 P: 3	R: 0 E: 0 K: 1 S: 5	H: 0 LOB: 0 BB: 0 P: 5	R: 0 E: 0 K: 2 S: 7	H: 0 LOB: 0 BB: 0 P: 7	1B: 4 2B: 2 3B: 0 HR: 0	SF: 0 SAC: 0 DP: 0 HBP: 1	WP: 1 PB: 0 SB: 2 CS: 0	PA: 33																		
<b>PITCHER</b>	IP	WLS	BF	H	R	ER	SO	BB	IBB	HBP	BLK	WP	HR	S	P	ERA	WHIP	<b>PITCHER</b>				IP	WLS	BF	H	R	ER	SO	BB	IBB	HBP	BLK	WP	HR	S	P	ERA	WHIP
25 Luke French, L ERA: 4.91	3.0	L	15	5	5	5	1	1	0	0	0	1	0	16	21	15.00	2.000					3.0	L	15	5	5	5	1	1	0	0	0	1	0	16	21	15.00	2.000
33 Denny Bautista, R ERA: 10.8	2.0		9	1	1	1	4	1	0	1	0	1	0	15	22	4.50	1.000					2.0		9	1	1	1	4	1	0	1	0	15	22	4.50	1.000		
41 Justin Miller, R ERA: 7.04	1.0		3	0	0	0	0	0	0	0	0	0	0	3	3	0.00	0.000					1.0		3	0	0	0	0	0	0	0	0	3	3	0.00	0.000		
50 Jamey Wright, R ERA: 7.04	1.0		3	0	0	0	1	0	0	0	0	0	0	5	5	0.00	0.000					1.0		3	0	0	0	1	0	0	0	0	5	5	0.00	0.000		
43 Brandon League, R ERA: 7.0	1.0		3	0	0	0	2	0	0	0	0	0	0	7	7	0.00	0.000					1.0		3	0	0	0	2	0	0	0	0	7	7	0.00	0.000		

Seattle Mariners @ Colorado Rockies  
Salt River Fields at Talking Stick, Scottsdale, AZ  
Wed Mar 23 2011, 9:41 PM - 12:26 AM EDT  
Att: 12,261 - Clear - 67 F

AB 30  
R 6  
H 6  
RBI 6  
BB 2  
SO 8  
LOB 8





Batter	1	2	3	4	5	6	7	8	9	AB	R	H	RBI	BB	SO	LOB	TOP										
15 Rafael Furcal, S OBP: 0.265, SLG: 0.255										3	0	0	0	0	2	1											
13 Juan Castro, R OBP: 0.455, SLG: 0.567										0	0	0	0	1	0	0											
13 Ivan De Jesus, Jr., R OBP: 0.310, SLG: 0.380										4	0	1	0	0	1	2											
5 Juan Uribe, R OBP: 0.341, SLG: 0.395										2	0	2	0	1	0	0											
87 Elian Herrera, S OBP: 0.250, SLG: 0.375										1	0	0	0	0	0	2											
27 Matt Kemp, R OBP: 0.333, SLG: 0.661										3	0	0	0	0	1	4											
98 Steven Caseres, L										1	0	0	0	0	0	0											
33 Marcus Thames, R OBP: 0.333, SLG: 0.459										3	0	0	0	0	1	4											
90 Kyle Russell, L OBP: 0.500, SLG: 0.667										1	0	1	0	0	0	0											
35 Gabe Kapler, R OBP: 0.317, SLG: 0.436										4	0	1	0	0	0	1											
28 Rod Barajas, R OBP: 0.238, SLG: 0.385										3	0	0	0	0	0	0											
74 Kenley Jansen, S										0	0	0	0	0	0	0											
91 Leon Landry, L										1	0	0	0	0	0	2											
68 Jerry Sands, R OBP: 0.419, SLG: 0.654										3	0	0	0	1	0	2											
48 John Ely, R OBP: 0.500, SLG: 0.500										1	0	0	0	0	1	0											
93 Brian Cavazos-Galvez, R										1	0	0	0	0	1	1											
56 Hung-Chih Kuo, L										0	0	0	0	0	0	0											
36 Blake Hawksworth, R										0	0	0	0	0	0	0											
91 Matt Wallach, L										0	0	0	0	1	0	0											
<b>Inning Stats</b>	R: 0 H: 2 E: 0 K: 1 S: 12	H: 2 LOB: 0 BB: 0 P: 18	R: 0 H: 0 E: 0 K: 0 S: 6	H: 0 LOB: 0 BB: 0 P: 11	R: 0 H: 0 E: 0 K: 2 S: 10	H: 0 LOB: 0 BB: 0 P: 15	R: 0 H: 1 E: 0 K: 0 S: 9	H: 1 LOB: 1 BB: 0 P: 10	R: 0 H: 0 E: 0 K: 1 S: 8	H: 0 LOB: 1 BB: 1 P: 16	R: 0 H: 0 E: 0 K: 2 S: 13	H: 0 LOB: 0 BB: 0 P: 12	R: 0 H: 0 E: 0 K: 1 S: 9	H: 0 LOB: 1 BB: 2 P: 19	R: 0 H: 2 E: 0 K: 0 S: 9	H: 2 LOB: 2 BB: 0 P: 14	1B: 5 2B: 0 3B: 0 HR: 0	SF: 0 SAC: 0 DP: 1 HBP: 0	WP: 0 PB: 0 SB: 0 CS: 0	PA: 35							
<b>PITCHER</b>	IP	WLS	BF	H	R	ER	SO	BB	IBB	HBP	BLK	WP	HR	S	P	ERA	WHIP										
45 Erik Bedard, L ERA: 1.13	5.1	W	21	3	0	0	4	2	0	0	0	0	0	50	85	0.00	0.938										
33 Denry Bautista, R ERA: 9.82	0.2		2	0	0	0	2	0	0	0	0	0	0	8	10	0.00	0.000										
66 Royce Ring, L ERA: 2.25	1.0		3	0	0	0	0	0	0	0	0	0	0	10	12	0.00	0.000										
41 Justin Miller, R ERA: 6.23	1.0		4	0	0	0	1	2	0	0	0	0	0	9	19	0.00	2.000										
31 Josh Lueke, R ERA: 1.86	1.0		5	2	0	0	0	0	0	0	0	0	0	9	14	0.00	2.000										

**Los Angeles Dodgers @ Seattle Mariners**  
 Peoria Stadium, Peoria, AZ  
 Fri Mar 25 2011, 10:05 PM - 12:39 AM EDT  
 Att. 7,689 - Clear - 65 F

AB	31
R	0
H	5
RBI	0
BB	4
SO	7
LOB	19



Batter	1	2	3	4	5	6	7	8	9	AB	R	H	RBI	BB	SO	LOB	BOTTOM										
51 Ichiro Suzuki, L OBP: 0.320, SLG: 0.311										4	0	0	0	0	1	0											
9 Chone Figgins, S OBP: 0.429, SLG: 0.395										4	1	1	0	0	0	0											
15 Milton Bradley, S OBP: 0.395, SLG: 0.514										3	1	1	0	1	0	0											
4 Adam Kennedy, L OBP: 0.295, SLG: 0.395										3	1	1	0	1	0	0											
30 Miquel Olivo, R OBP: 0.154, SLG: 0.154										3	1	1	2	0	1	1											
75 Steven Baron, R OBP: 0.500, SLG: 0.833										1	0	0	0	0	1	0											
55 Michael Saunders, L OBP: 0.408, SLG: 0.452										3	1	2	0	0	0	0											
27 Matt Tuiasosopo, R OBP: 0.359, SLG: 0.500										3	1	2	3	0	0	0											
16 Josh Wilson, R OBP: 0.277, SLG: 0.286										2	0	0	1	0	1	0											
3 Josh Bard, S OBP: 0.323, SLG: 0.280										3	0	0	0	0	1	2											
<b>Inning Stats</b>	R: 4 H: 4 E: 0 K: 1 S: 20	H: 4 LOB: 2 BB: 2 P: 37	R: 0 H: 1 E: 0 K: 1 S: 9	H: 1 LOB: 0 BB: 0 P: 12	R: 2 H: 3 E: 0 K: 1 S: 13	H: 3 LOB: 0 BB: 0 P: 18	R: 0 H: 0 E: 0 K: 0 S: 9	H: 0 LOB: 0 BB: 0 P: 14	R: 0 H: 0 E: 0 K: 1 S: 9	H: 0 LOB: 0 BB: 0 P: 13	R: 0 H: 0 E: 0 K: 0 S: 8	H: 0 LOB: 0 BB: 0 P: 13	R: 0 H: 0 E: 0 K: 1 S: 7	H: 0 LOB: 0 BB: 0 P: 12	R: 0 H: 0 E: 0 K: 1 S: 7	H: 0 LOB: 0 BB: 0 P: 12	1B: 7 2B: 0 3B: 0 HR: 1	SF: 1 SAC: 0 DP: 0 HBP: 0	WP: 1 PB: 0 SB: 0 CS: 1	PA: 33							
<b>PITCHER</b>	IP	WLS	BF	H	R	ER	SO	BB	IBB	HBP	BLK	WP	HR	S	P	ERA	WHIP										
48 John Ely, R ERA: 5.68	4.0	L	20	8	6	6	3	2	0	0	0	0	1	51	81	13.50	2.500										
56 Hung-Chih Kuo, L ERA: 1.5	1.0		3	0	0	0	0	0	0	0	0	0	0	5	6	0.00	0.000										
36 Blake Hawksworth, R ERA: 3.24	1.0		3	0	0	0	1	0	0	0	0	0	0	9	13	0.00	0.000										
74 Kenley Jansen, R ERA: 2.0	2.0		6	0	0	0	1	0	0	0	0	0	0	15	25	0.00	0.000										

**Los Angeles Dodgers @ Seattle Mariners**  
 Peoria Stadium, Peoria, AZ  
 Fri Mar 25 2011, 10:05 PM - 12:39 AM EDT  
 Att. 7,689 - Clear - 65 F

AB	29
R	6
H	8
RBI	6
BB	2
SO	5
LOB	3



Batter	1	2	3	4	5	6	7	8	9	AB	R	H	RBI	BB	SO	LOB	TOP										
2 Jack Wilson, R (1, 4) OBP: 0.442, SLG: 0.526	4-0 G4-3 26 WP 29 1B BB		0-0 L5		0-0 L4		0-3 K			3	1	0	0	1	1	0											
26 Brendan Ryan, R (1, 6) OBP: 0.286, SLG: 0.395	1-0 G4-3		0-0 G6-3		0-0 G4-3 29 1B			4-0 BB		3	0	1	0	1	0	1											
29 Jack Cust, L (1, 10) OBP: 0.276, SLG: 0.463	0-0 17 2B 1B		0-0 F8		1-3 K			0-3 K		4	1	1	1	0	2	2											
17 Justin Smoak, S (1, 3) OBP: 0.320, SLG: 0.357	0-0 1-H 2B		0-0 G4-3 10 1B 2B		0-3 K		0-3 K	0-0 L7		4	1	2	1	0	1	1											
12 Ryan Langerhans, L (1, 8) OBP: 0.370, SLG: 0.628 99 Denny Almonte, S (6, 8)	0-3 K		0-3 K		0-3 K		0-3 K	0-0 G5-3		3	0	0	0	0	3	2											
1 Luis Antonio Rodriguez, S (1, 5) OBP: 0.288, SLG: 0.278 91 Kyle Seager, L (6, 5)	0-3 K		0-0 G4-3		4-0 BB			0-3 K		2	0	0	0	1	1	2											
10 Adam Moore, R (1, 2) OBP: 0.459, SLG: 0.483		0-0 G6-3		0-0 1B		0-0 P6		0-3 K		4	0	1	1	0	1	1											
5 Chris Gimenez, R (1, 7) OBP: 0.393, SLG: 0.348		4-0 44 CS BB		0-0 G1-3			0-0 F8	0-0 G5-3		3	0	0	0	1	0	1											
44 Mike Wilson, R (1, 9) OBP: 0.333, SLG: 0.393	0-3 K		0-3 K		0-3 K		0-0 G5-3			3	0	0	0	0	2	1											
<b>Inning Stats</b>	R: 2 E: 0 K: 2 S: 9	H: 2 LOB: 1 BB: 1 P: 14	R: 0 E: 0 K: 1 S: 4	H: 0 LOB: 1 BB: 1 P: 8	R: 0 E: 0 K: 1 S: 3	H: 0 LOB: 0 BB: 0 P: 3	R: 1 E: 0 K: 1 S: 7	H: 2 LOB: 1 BB: 0 P: 7	R: 0 E: 0 K: 2 S: 8	H: 0 LOB: 1 BB: 1 P: 11	R: 0 E: 0 K: 1 S: 5	H: 0 LOB: 0 BB: 0 P: 5	R: 0 E: 0 K: 1 S: 5	H: 0 LOB: 1 BB: 1 P: 9	R: 0 E: 0 K: 2 S: 7	H: 0 LOB: 0 BB: 0 P: 7	1B: 3 2B: 3 3B: 0 HR: 0	SF: 0 SAC: 0 DP: 1 HBP: 0	WP: 1 PB: 0 SB: 1 CS: 1	PA: 35							
<b>PITCHER</b>	IP	WLS	BF	H	R	ER	SO	BB	IBB	HBP	BLK	WP	HR	S	P	ERA	WHIP										
36 Randy Wells, R (1, 1) ERA: 2.1	5.2		24	5	3	3	8	3	0	0	0	1	0	37	51	4.76	1.412										
29 Jeff Samardzija, R (6, 1) ERA: 6.0	0.1	1	0	0	0	0	0	0	0	0	0	0	0	1	1	0.00	0.000										
45 Sean Marshall, L (7, 1) ERA: 5.19	1.0	W	3	0	0	0	1	0	0	0	0	0	0	5	5	0.00	0.000										
43 John Grabow, L (8, 1) ERA: 3.6	1.0	H	4	0	0	0	1	1	0	0	0	0	0	5	9	0.00	1.000										
62 Marcos Mateo, R (9, 1) ERA: 1.29	1.0	S	3	0	0	0	2	0	0	0	0	0	0	7	7	0.00	0.000										

Seattle Mariners @ Chicago Cubs  
Hohokam Park, Mesa, AZ  
Fri Mar 25 2011, 4:07 PM - 6:43 PM EDT  
Att: 11,187 - Sunny - 70 F

AB 31  
R 3  
H 5  
RBI 3  
BB 4  
SO 12  
LOB 12



Batter	1	2	3	4	5	6	7	8	9	AB	R	H	RBI	BB	SO	LOB	BOTTOM										
28 Jeff Baker, R (1, 4) OBP: 0.392, SLG: 0.468 9 Blake DeWitt, L (4, 4) OBP: 0.212, SLG: 0.340	0-0 G4-3		0-3 K		2-1 HR		0-0 13 2B 1B			2	0	0	0	0	1	0											
13 Starlin Castro, R (1, 6) OBP: 0.383, SLG: 0.649 55 Koyie Hill, S (8, 2) OBP: 0.129, SLG: 0.071	0-0 F9		0-0 G5-3		0-0 F9		0-0 5 CS 2B			4	0	1	3	0	0	0											
24 Marion Byrd, R (1, 8) OBP: 0.508, SLG: 0.596 43 John Grabow, L (8, 1) 62 Marcos Mateo, R (9, 1)	0-0 1B		0-0 L5		0-0 G5-3		0-0 5 CS 2B HBP			3	1	1	0	0	0	0											
16 Aramis Ramirez, R (1, 5) OBP: 0.380, SLG: 0.422 5 Reed Johnson, R (7, PH) OBP: 0.295, SLG: 0.396	0-0 F9		0-0 G4-3 18 2B 22 G3 2B		0-0 G5-3		0-0 2B			3	1	1	0	0	0	1											
18 Geovany Soto, R (1, 2) OBP: 0.365, SLG: 0.364 99 Rebel Ridling, R (7, PH)		4-0 21 1B BB		0-0 G4-3		0-0 G5-3		4-0 BB		1	0	0	0	2	0	1											
22 Carlos Pena, L (1, 3) OBP: 0.328, SLG: 0.360 15 Darwin Barney, R (8, 6)		0-3 K		0-0 G3		0-3 K		0-0 F9		4	0	0	1	0	2	4											
12 Alfonso Soriano, R (1, 7) 1 Kosuke Fukudome, L (8, 9)		0-3 K		0-3 K		0-0 P6		0-0 G4-3		3	0	0	0	0	2	1											
21 Tyler Colvin, L (1, 9) OBP: 0.333, SLG: 0.448		0-0 36 FC6-4 1B		0-0 G3-1		4-0 61 2B 13 2B BB		0-0 F7		3	1	1	0	1	0	0											
36 Randy Wells, R (1, 1) 29 Jeff Samardzija, R (6, 1) 45 Sean Marshall, L (7, 1) 61 Josh Vitters, R (7, PH) OBP: 0.310, SLG: 0.407		0-0 FC6-4		0-3 K		0-0 13 2B 2B		0-0 P3		2	0	0	0	0	1	2											
<b>Inning Stats</b>	R: 0 E: 0 K: 0 S: 4	H: 1 LOB: 2 BB: 1 P: 4	R: 0 E: 0 K: 2 S: 8	H: 1 LOB: 1 BB: 1 P: 12	R: 0 E: 0 K: 1 S: 5	H: 0 LOB: 0 BB: 0 P: 5	R: 1 E: 0 K: 1 S: 6	H: 1 LOB: 0 BB: 0 P: 6	R: 1 E: 0 K: 1 S: 7	H: 1 LOB: 0 BB: 0 P: 9	R: 0 E: 0 K: 1 S: 5	H: 0 LOB: 1 BB: 1 P: 9	R: 4 E: 0 K: 0 S: 6	H: 4 LOB: 2 BB: 2 P: 15	R: 0 E: 0 K: 0 S: 3	H: 0 LOB: 0 BB: 0 P: 3	1B: 3 2B: 4 3B: 0 HR: 1	SF: 0 SAC: 0 DP: 0 HBP: 1	WP: 0 PB: 0 SB: 0 CS: 2	PA: 36							
<b>PITCHER</b>	IP	WLS	BF	H	R	ER	SO	BB	IBB	HBP	BLK	WP	HR	S	P	ERA	WHIP										
32 Aaron Laffey, L (1, 1) ERA: 1.8	4.0		16	3	1	1	4	1	0	0	0	0	1	12	18	4.50	1.000										
54 Tom Wilhelmson, R (5, 1) ERA: 3.0	2.0	H	8	1	1	1	2	1	0	0	0	0	0	5	14	54.00	9.000										
37 Cesar Jimenez, L (7, 1) ERA: 10.8	0.2	L	8	4	4	4	0	2	0	1	0	0	0	1	1	0.00	0.000										
99 Steven Richard, R (7, 1) ERA	0.1	1	0	0	0	0	0	0	0	0	0	0	0	1	1	0.00	0.000										
46 Chris Ray, R (8, 1) ERA: 4.5	1.0	3	0	0	0	0	0	0	0	0	0	0	0	3	3	0.00	0.000										

Seattle Mariners @ Chicago Cubs  
Hohokam Park, Mesa, AZ  
Fri Mar 25 2011, 4:07 PM - 6:43 PM EDT  
Att: 11,187 - Sunny - 70 F

AB 31  
R 6  
H 8  
RBI 6  
BB 4  
SO 6  
LOB 9






Batter	1	2	3	4	5	6	7	8	9	10	AB	R	H	RBI	BB	SO	LOB	TOP		
5 Ian Kinsler, R OBP: 0.400, SLG: 0.672	P6	F7		G6-3	G5-3			G6-3			5	0	0	0	0	0	1			
1 Elvis Andrus, R OBP: 0.292, SLG: 0.366	F8							G4-3			5	1	2	0	0	1	0			
3 Andrés Blanco, S OBP: 0.352, SLG: 0.347									K		0	0	0	0	0	0	0			
32 Josh Hamilton, L OBP: 0.438, SLG: 0.466											4	1	1	0	1	0	2			
9 Endy Chavez, L OBP: 0.297, SLG: 0.343											0	1	0	0	0	0	0			
29 Adrián Beltré, R OBP: 0.373, SLG: 0.750											4	1	2	1	0	1	1			
19 Chris Davis, L OBP: 0.373, SLG: 0.750											1	0	0	0	0	1	1			
10 Michael Young, R OBP: 0.319, SLG: 0.422											5	0	3	3	0	0	1			
6 Esteban German, R OBP: 0.319, SLG: 0.422											0	0	0	0	0	0	0			
7 David Murphy, L OBP: 0.352, SLG: 0.559											5	0	1	0	0	1	6			
65 Doug Deeds, L OBP: 0.300, SLG: 0.487											0	0	0	0	0	0	0			
25 Mike Napoli, R OBP: 0.375, SLG: 0.549											5	0	2	0	0	0	3			
Matt Treanor, R OBP: 0.414, SLG: 0.500											2	1	1	1	0	0	2			
14 Kevin Cash, R OBP: 0.350, SLG: 0.429											1	0	0	0	0	0	1			
20 Julio Borbon, L OBP: 0.371, SLG: 0.433											4	0	0	0	0	1	4			
<b>Inning Stats</b>	R: 1 E: 0 K: 0 S: 12	H: 2 LOB: 2 BB: 1 P: 22	R: 0 E: 0 K: 0 S: 8	H: 1 LOB: 1 BB: 0 P: 13	R: 0 E: 0 K: 0 S: 7	H: 1 LOB: 1 BB: 0 P: 11	R: 0 E: 0 K: 0 S: 7	H: 2 LOB: 1 BB: 0 P: 12	R: 2 E: 0 K: 1 S: 10	H: 0 LOB: 0 BB: 0 P: 13	R: 0 E: 1 K: 1 S: 11	H: 0 LOB: 1 BB: 0 P: 14	R: 0 E: 0 K: 2 S: 9	H: 0 LOB: 0 BB: 0 P: 16	R: 1 E: 0 K: 1 S: 9	H: 2 LOB: 2 BB: 0 P: 11	1B: 6 2B: 5 3B: 0 HR: 1	SF: 0 SAC: 0 DP: 1 HBP: 1	WP: 0 PB: 0 SB: 1 CS: 0	PA: 43
<b>PITCHER</b>	IP 5.0	WLS 24	BF 9	H 3	R 3	ER 3	SO 0	BB 1	IBB 0	HBP 0	BLK 0	WP 0	HR 0	S 42	P 70	ERA 5.40	WHIP 2.000			
25 Luke French, L ERA: 5.06	(1, 1)																			
39 David Pauley, R ERA: 2.0	(6, 1)																			
54 Tom Wilhelmson, R ERA: 2.7	(8, 1)																			
50 Jamey Wright, R ERA:	(9, 1)																			
97 Scott Patterson, R ERA: 4.5	(10, 1)																			

Texas Rangers @ Seattle Mariners  
Peoria Stadium, Peoria, AZ  
Sun Mar 27 2011, 4:05 PM - 6:56 PM EDT  
Att: 7,690 - Sunny - 66 F

AB 41  
R 5  
H 12  
RBI 5  
BB 1  
SO 5  
LOB 22



Batter	1	2	3	4	5	6	7	8	9	10	AB	R	H	RBI	BB	SO	LOB	BOTTOM		
51 Ichiro Suzuki, L OBP: 0.340, SLG: 0.333											3	1	2	0	0	1	1			
5 Chris Gimenez, R OBP: 0.324, SLG: 0.276											2	0	0	0	0	0	0			
9 Chone Figgins, S OBP: 0.442, SLG: 0.467											2	1	1	2	0	0	1			
91 Kyle Seager, L OBP: 0.333, SLG: 1.333											2	1	1	1	0	1	0			
15 Milton Bradley, S OBP: 0.271, SLG: 0.455											2	1	0	0	1	1	2			
55 Michael Saunders, L OBP: 0.375, SLG: 0.396											2	0	0	0	0	0	0			
29 Jack Cust, L OBP: 0.314, SLG: 0.310											1	0	0	0	0	0	1			
3 Josh Bard, S OBP: 0.314, SLG: 0.310											3	0	0	0	0	1	2			
12 Ryan Langerhans, L OBP: 0.345, SLG: 0.358											4	0	1	1	0	3	0			
10 Adam Moore, R OBP: 0.415, SLG: 0.424											4	0	0	0	0	1	1			
4 Adam Kennedy, L OBP: 0.292, SLG: 0.381											4	0	1	0	0	0	1			
1 Luis Antonio Rodriguez, S OBP: 0.280, SLG: 0.273											4	0	1	0	0	1	1			
16 Josh Wilson, R OBP: 0.255, SLG: 0.261											4	0	0	0	0	0	2			
<b>Inning Stats</b>	R: 3 E: 0 K: 0 S: 19	H: 3 LOB: 1 BB: 1 P: 29	R: 0 E: 0 K: 1 S: 7	H: 1 LOB: 1 BB: 0 P: 11	R: 0 E: 0 K: 2 S: 7	H: 0 LOB: 0 BB: 0 P: 9	R: 0 E: 0 K: 1 S: 6	H: 0 LOB: 0 BB: 0 P: 8	R: 0 E: 0 K: 0 S: 11	H: 0 LOB: 0 BB: 0 P: 15	R: 1 E: 0 K: 2 S: 13	H: 1 LOB: 0 BB: 0 P: 22	R: 0 E: 0 K: 0 S: 8	H: 1 LOB: 1 BB: 0 P: 9	R: 0 E: 0 K: 1 S: 11	H: 0 LOB: 0 BB: 0 P: 19	1B: 5 2B: 0 3B: 0 HR: 2	SF: 0 SAC: 0 DP: 0 HBP: 1	WP: 1 PB: 0 SB: 0 CS: 0	PA: 39
<b>PITCHER</b>	IP 5.0	WLS 3	BF 5	H 3	R 3	ER 3	SO 4	BB 1	IBB 0	HBP 0	BLK 0	WP 1	HR 1	S 50	P 76	ERA 5.40	WHIP 1.200			
48 Colby Lewis, R ERA: 4.5	(1, 1)																			
55 Mason Tobin, R ERA: 2.06	(6, 1)																			
28 Darren Oliver, L ERA: 1.8	(7, 1)																			
47 Dave Bush, R ERA: 5.14	(8, 1)																			
77 Derek Hankins, R ERA: 9.0	(9, 1)																			


Texas Rangers @ Seattle Mariners  
Peoria Stadium, Peoria, AZ  
Sun Mar 27 2011, 4:05 PM - 6:56 PM EDT  
Att: 7,690 - Sunny - 66 F

AB 37  
R 4  
H 7  
RBI 4  
BB 1  
SO 9  
LOB 12



Batter	1	2	3	4	5	6	7	8	9	AB	R	H	RBI	BB	SO	LOB	TOP
3 Willy Taveras, R OBP: 0.371, SLG: 0.433										5	2	3	0	0	2	0	<b>Colorado Rockies @ Seattle Mariners</b> Peoria Stadium, Peoria, AZ Mon Mar 28 2011, 4:05 PM - 6:47 PM EDT Att: 6,742 - Sunny - 76 F
18 Jonathan Herrera, S 99 Alfredo Amezaga, S Joey Wong, L										4	1	2	0	0	0	2	
21 Ty Wigginton, R Jose Gonzalez, R										4	1	3	3	0	0	1	
22 Jose Lopez, R Maikol Gonzalez, R										4	0	0	0	0	0	4	
17 Todd Helton, L 35 Mike Jacobs, L										4	0	1	1	0	0	1	
19 Ryan Spillbroghs, R 90 Eliezer Mesa, R										4	0	1	0	0	1	1	
7 Seth Smith, L Bronson Sardinha, L										3	1	2	0	1	0	1	
9 Ian Stewart, L Matt Macri, R										3	0	1	1	1	0	2	
15 Matt Pagnozzi, R 26 Jose Morales, S										3	1	1	1	0	1	4	
	R: 0 H: 1 E: 0 LOB: 1 K: 0 BB: 0 S: 8 P: 12	R: 0 H: 1 E: 0 LOB: 1 K: 0 BB: 0 S: 10 P: 14	R: 2 H: 3 E: 0 LOB: 1 K: 0 BB: 0 S: 11 P: 16	R: 0 H: 1 E: 0 LOB: 1 K: 1 BB: 0 S: 6 P: 9	R: 3 H: 5 E: 0 LOB: 3 K: 1 BB: 1 S: 20 P: 32	R: 0 H: 2 E: 0 LOB: 1 K: 1 BB: 0 S: 10 P: 16	R: 1 H: 1 E: 0 LOB: 1 K: 0 BB: 1 S: 10 P: 21	R: 0 H: 0 E: 0 LOB: 0 K: 2 BB: 0 S: 9 P: 11	R: 0 H: 0 E: 0 LOB: 0 K: 2 BB: 0 S: 7 P: 10	1B: 9 SF: 0 2B: 4 SAC: 0 3B: 0 DP: 0 HR: 1 HBP: 0	WP: 1 PA: 42 PB: 0 SB: 1 CS: 1						
PITCHER	IP WLS BF H R ER SO BB IBB HBP BLK	IP WLS BF H R ER SO BB IBB HBP BLK	IP WLS BF H R ER SO BB IBB HBP BLK	IP WLS BF H R ER SO BB IBB HBP BLK	IP WLS BF H R ER SO BB IBB HBP BLK	IP WLS BF H R ER SO BB IBB HBP BLK	IP WLS BF H R ER SO BB IBB HBP BLK	IP WLS BF H R ER SO BB IBB HBP BLK	IP WLS BF H R ER SO BB IBB HBP BLK	ERA WHIP	ERA WHIP						
38 Jason Vargas, L ERA: 4.24	5.0 27 11 5 5 2 1 0 0 0 0 0 1 55 83 9.00 2.400	31 Josh Lueke, R ERA: 2.31	2.0 9 3 1 1 1 1 0 0 0 0 1 0 20 37 4.50 2.000	46 Chris Ray, R ERA: 3.38	1.0 3 0 0 0 2 0 0 0 0 0 0 0 9 11 0.00 0.000	43 Brandon League, R ERA: 6.0	1.0 W 3 0 0 0 2 0 0 0 0 0 0 0 7 10 0.00 0.000										

Batter	1	2	3	4	5	6	7	8	9	AB	R	H	RBI	BB	SO	LOB	BOTTOM
51 Ichiro Suzuki, L 97 Kalkan Sams, R										3	0	0	0	0	0	2	<b>Colorado Rockies @ Seattle Mariners</b> Peoria Stadium, Peoria, AZ Mon Mar 28 2011, 4:05 PM - 6:47 PM EDT Att: 6,742 - Sunny - 76 F
9 Chone Figgins, S 91 Kyle Seager, L										3	2	3	1	0	0	0	
15 Milton Bradley, S 99 James McOwen, L										3	1	2	2	0	0	1	
29 Jack Cust, L										4	0	0	1	0	1	1	
17 Justin Smoak, S										4	2	2	1	0	1	0	
55 Michael Saunders, L										4	1	2	0	0	0	0	
10 Adam Moore, R 75 Steven Baron, R										3	0	0	0	0	0	1	
26 Brendan Ryan, R 96 Carlos Trunffel, R										3	1	1	0	0	2	0	
2 Jack Wilson, R 1 Luis Antonio Rodriguez, S										2	0	0	0	1	1	0	
	R: 2 H: 2 E: 1 LOB: 0 K: 0 BB: 0 S: 6 P: 12	R: 0 H: 0 E: 0 LOB: 0 K: 1 BB: 0 S: 6 P: 9	R: 1 H: 2 E: 0 LOB: 1 K: 0 BB: 0 S: 14 P: 19	R: 0 H: 0 E: 0 LOB: 0 K: 1 BB: 0 S: 6 P: 10	R: 1 H: 2 E: 0 LOB: 1 K: 0 BB: 1 S: 10 P: 17	R: 1 H: 2 E: 0 LOB: 0 K: 0 BB: 0 S: 6 P: 11	R: 0 H: 0 E: 0 LOB: 0 K: 3 BB: 0 S: 12 P: 15	R: 0 H: 0 E: 0 LOB: 0 K: 1 BB: 0 S: 6 P: 9	R: 2 H: 3 E: 1 LOB: 1 K: 0 BB: 0 S: 10 P: 15	1B: 8 SF: 0 2B: 2 SAC: 0 3B: 0 DP: 2 HR: 1 HBP: 0	WP: 0 PA: 34 PB: 0 SB: 1 CS: 0						
PITCHER	IP WLS BF H R ER SO BB IBB HBP BLK	IP WLS BF H R ER SO BB IBB HBP BLK	IP WLS BF H R ER SO BB IBB HBP BLK	IP WLS BF H R ER SO BB IBB HBP BLK	IP WLS BF H R ER SO BB IBB HBP BLK	IP WLS BF H R ER SO BB IBB HBP BLK	IP WLS BF H R ER SO BB IBB HBP BLK	IP WLS BF H R ER SO BB IBB HBP BLK	IP WLS BF H R ER SO BB IBB HBP BLK	ERA WHIP	ERA WHIP						
29 Jorge De La Rosa, L 63 Rafael Betancourt, R	6.0 25 8 5 4 2 1 0 0 0 0 0 0 0 12 15 6.00 1.500	63 Rafael Betancourt, R ERA: 5.63	1.0 H 3 0 0 0 3 0 0 0 0 0 0 0 0 6 9 0.00 0.000	51 Matt Reynolds, L ERA: 7.0	1.0 H 3 0 0 0 1 0 0 0 0 0 0 0 0 6 9 0.00 0.000	34 Matt Belisle, R ERA: 3.38	0.0 L 3 3 2 1 0 0 0 0 0 0 0 0 10 15 = =										



Batter	1	2	3	4	5	6	7	8	9	AB	R	H	RBI	BB	SO	LOB	TOP										
26 Brendan Ryan, R OBP: 0.282, SLG: 0.333 96 Carlos Trunfel, R (6, 6)			G6-3	F8				P5		3	0	0	0	1	1	1											
4 Adam Kennedy, L OBP: 0.289, SLG: 0.348 91 Kyle Seager, L OBP: 0.400, SLG: 1.000	G4-3		G4-3		K	G3-1		1B		4	0	0	0	0	1	3											
17 Justin Smoak, S OBP: 0.371, SLG: 0.491 99 Rich Poythress, R OBP: 1.000, SLG: 1.500	F9		29 BB 30 1B		30 BB			2B	1B	1	1	0	0	2	0	0											
29 Jack Cust, L OBP: 0.279, SLG: 0.476		30 1B	12 3B		F7			2B	1B	4	2	2	2	1	1	3											
30 Miguel Olivo, R OBP: 0.222, SLG: 0.222		1B	12 3B		E6			F9	K	5	1	2	2	0	1	3											
12 Ryan Langerhans, L OBP: 0.345, SLG: 0.582 96 Daniel Carroll, R (6, 8)	K		1H 2H		K				L7	3	0	1	2	0	2	4											
1 Luis Antonio Rodriguez, S OBP: 0.273, SLG: 0.288	F7		G4-3						G3	5	0	1	0	0	1	3											
55 Michael Saunders, L OBP: 0.365, SLG: 0.382 99 Denny Almonte, S (6, 9)	K			K2-3		F8			F7	3	0	0	0	0	2	2											
99 James McOwen, L OBP: 0.500, SLG: 0.500 93 Nate Tenbrink, L OBP: 1.000, SLG: 1.000			4 G4-3 30 1B 26 G6-3	G4-3					1B	3	1	2	0	0	0	0											
<b>Inning Stats</b>	R: 0 E: 0 K: 1 S: 5	H: 0 LOB: 0 BB: 0 P: 5	R: 0 E: 0 K: 2 S: 9	H: 2 LOB: 2 BB: 0 P: 9	R: 4 E: 0 K: 0 S: 6	H: 3 LOB: 1 BB: 2 P: 14	R: 0 E: 0 K: 1 S: 5	H: 0 LOB: 0 BB: 0 P: 5	R: 0 E: 1 K: 2 S: 8	H: 1 LOB: 2 BB: 1 P: 10	R: 2 E: 0 K: 2 S: 10	H: 3 LOB: 1 BB: 0 P: 11	R: 1 E: 0 K: 2 S: 10	H: 3 LOB: 2 BB: 0 P: 10	R: 0 E: 0 K: 0 S: 3	H: 0 LOB: 0 BB: 0 P: 3	1B: 8 2B: 2 3B: 1 HR: 1	SF: 0 SAC: 0 DP: 0 HBP: 0	WP: 0 PB: 0 SB: 0 CS: 0	PA: 44							
<b>PITCHER</b>	IP	WLS	BF	H	R	ER	SO	BB	IBB	HBP	BLK	WP	HR	S	P	ERA	WHIP										
45 Jhoulys Chacin, R ERA: 3.52	5.0	L	24	5	4	4	6	3	0	0	0	0	0	33	45	7.20	1.600										
27 Matt Lindstrom, R ERA: 3.72	1.0		5	1	0	0	1	1	0	0	0	0	0	6	10	0.00	2.000										
55 Felipe Paulino, R ERA: 4.85	1.0		6	3	2	2	2	0	0	0	0	0	1	10	11	18.00	3.000										
16 Huston Street, R ERA: 3.8	1.0		6	3	1	1	2	0	0	0	0	0	0	10	10	9.00	3.000										
40 Sean White, R ERA: 8.1	1.0		3	0	0	0	0	0	0	0	0	0	0	3	3	0.00	0.000										

Seattle Mariners @ Colorado Rockies  
Salt River Fields at Talking Stick, Scottsdale, AZ  
Tue Mar 29 2011, 4:11 PM - 7:03 PM EDT  
Att: 12,289 - Sunny - 79 F

AB 40  
R 7  
H 12  
RBI 7  
BB 4  
SO 11  
LOB 21



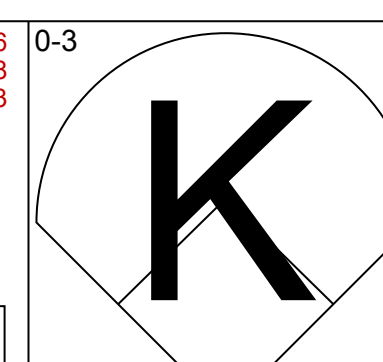
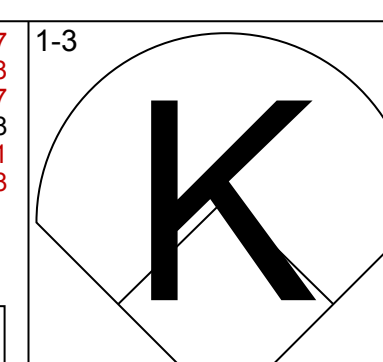
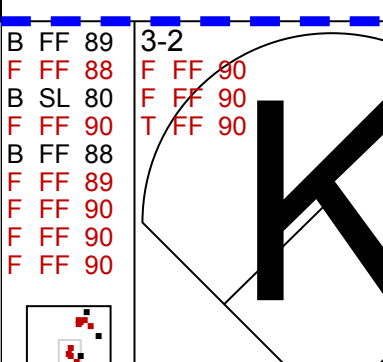
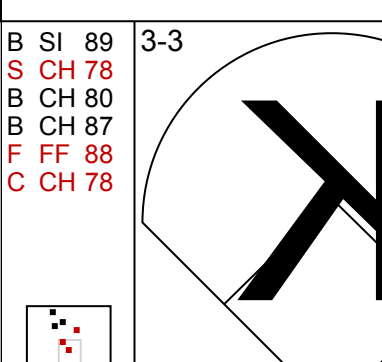
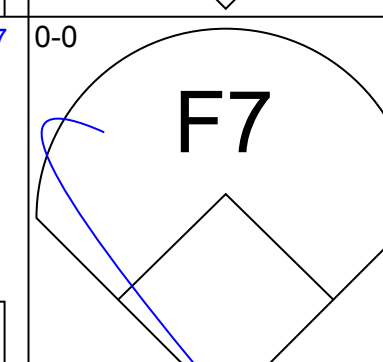
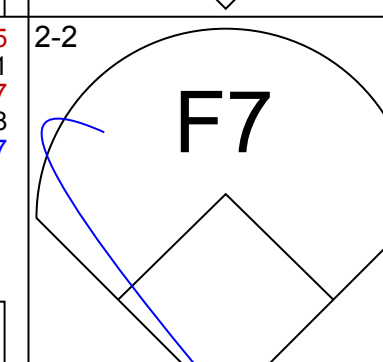
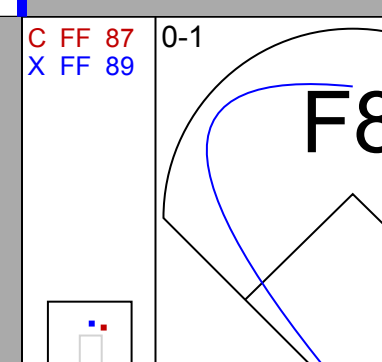
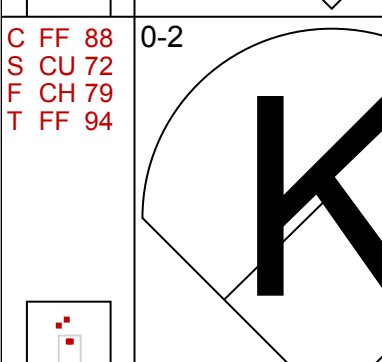
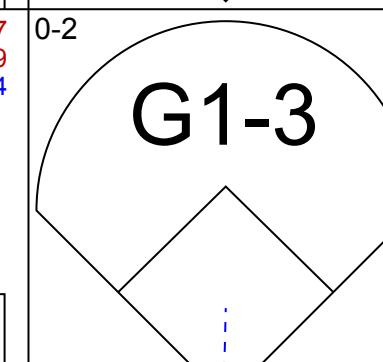
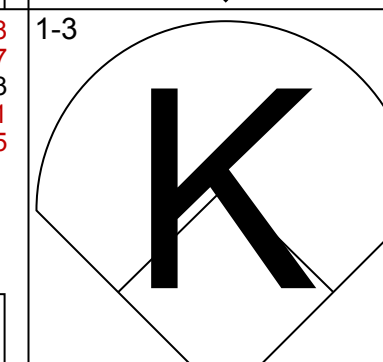
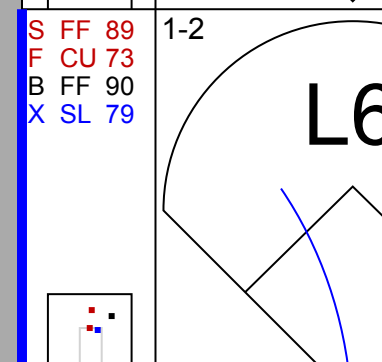

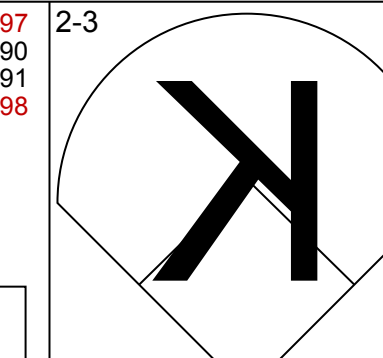
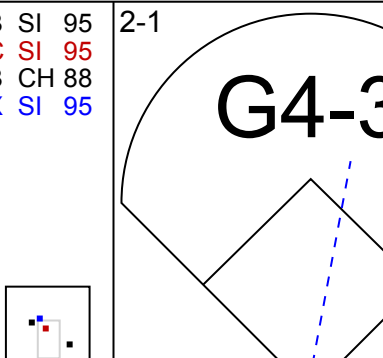
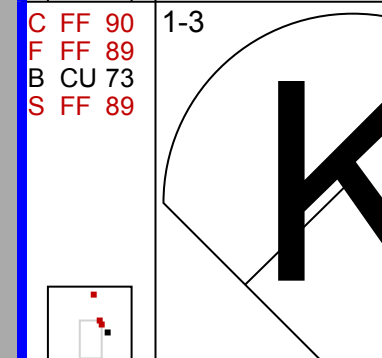
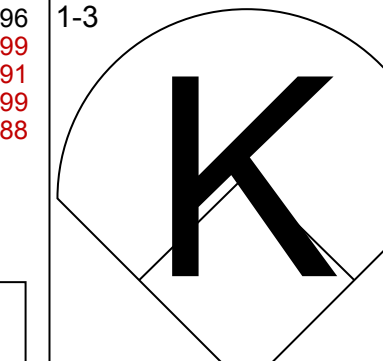
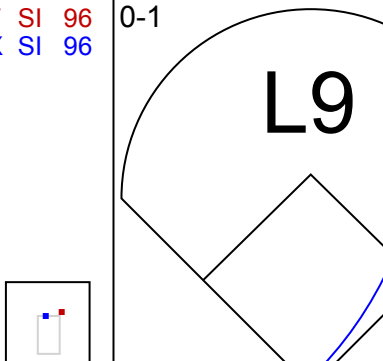
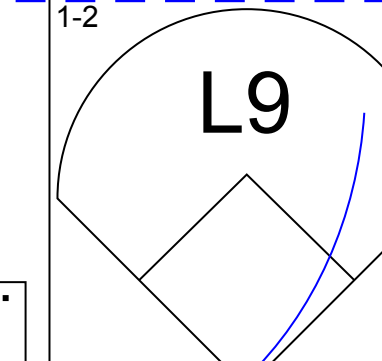
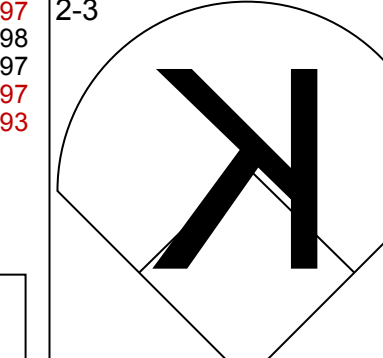
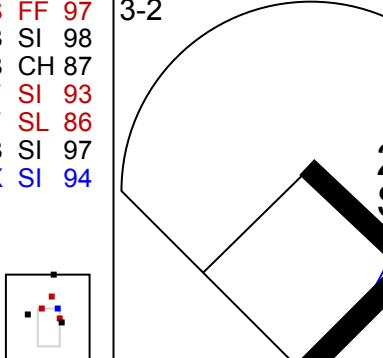
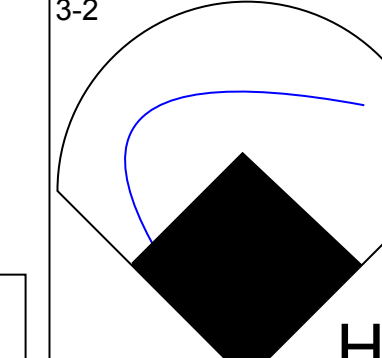
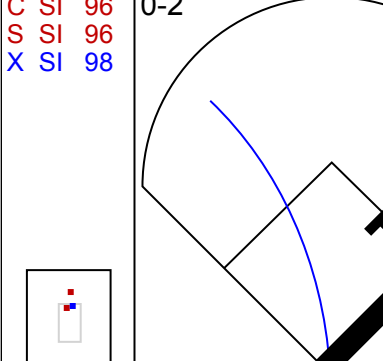
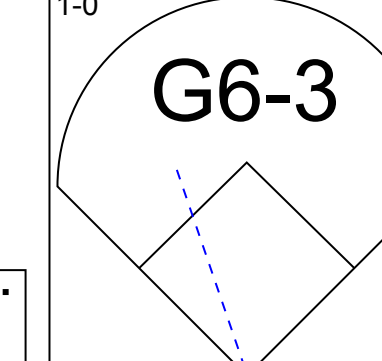
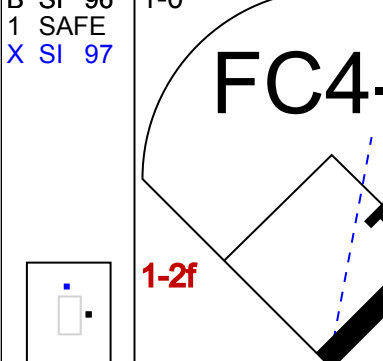
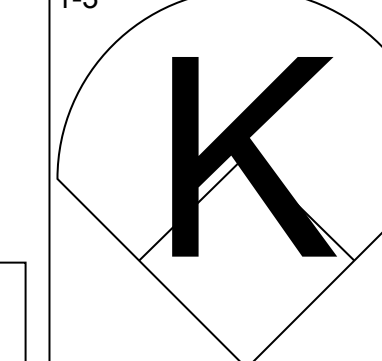
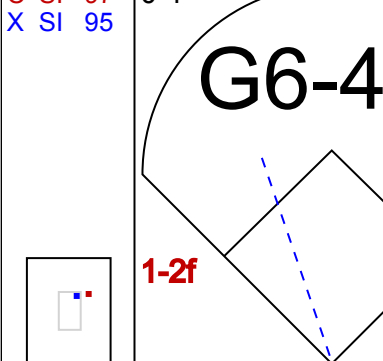
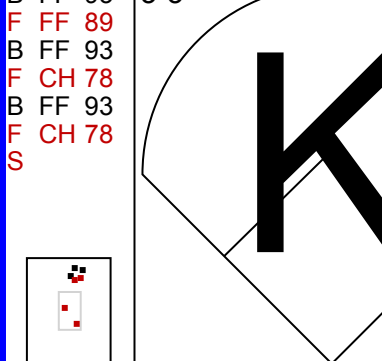
Batter	1	2	3	4	5	6	7	8	9	AB	R	H	RBI	BB	SO	LOB	BOTTOM										
24 Dexter Fowler, S OBP: 0.340, SLG: 0.340 92 Radames Nazario, R OBP: 0.429, SLG: 0.571	K		F8		5 G4-3 7 WP 2 HR	K			G5-3	4	1	1	0	0	2	1											
7 Seth Smith, L OBP: 0.375, SLG: 0.429 91 Delta Cleary Jr., S OBP: 0.333, SLG: 0.400	G6-3		G5-3		K			G3		4	0	0	0	0	1	1											
5 Carlos González, L OBP: 0.379, SLG: 0.444 3 Willy Taveras, R OBP: 0.365, SLG: 0.426	E9		G6-3		G4-3			G5-3		3	0	1	0	0	0	1											
2 Troy Tulowitzki, R OBP: 0.380, SLG: 0.578 35 Mike Jacobs, L OBP: 0.319, SLG: 0.325	G5-3			G6-3		HR		F7		3	1	1	2	0	0	1											
17 Todd Helton, L OBP: 0.440, SLG: 0.465 26 Jose Morales, S OBP: 0.516, SLG: 0.640	F9			22 HBP 21 BB		1B		G5-4-3	1B	2	0	1	0	1	0	0											
21 Ty Wigington, R OBP: 0.344, SLG: 0.554 Matt Macri, R OBP: 0.625, SLG: 0.750	19 WP			22 HBP		P4		G5-4-3		2	0	1	0	1	0	1											
22 Jose Lopez, R OBP: 0.286, SLG: 0.276 99 Alfredo Amezaga, S OBP: 0.316, SLG: 0.444	P6			19 FC6-4 HBP		G5-3		G6-3		2	0	0	0	0	1	0											
20 Chris Iannetta, R OBP: 0.500, SLG: 0.500 6 Jeff Salazar, L OBP: 0.375, SLG: 0.429					F9			L4		2	0	0	0	1	0	3											
19 Ryan Spilborghs, R OBP: 0.406, SLG: 0.411	K				FC6-4			G4-3		4	0	1	0	0	1	5											
<b>Inning Stats</b>	R: 0 E: 1 K: 1 S: 6	H: 1 LOB: 1 BB: 0 P: 7	R: 0 E: 0 K: 1 S: 6	H: 1 LOB: 1 BB: 1 P: 11	R: 0 E: 0 K: 0 S: 3	H: 0 LOB: 0 BB: 0 P: 3	R: 0 E: 0 K: 0 S: 3	H: 0 LOB: 2 BB: 2 P: 12	R: 2 E: 0 K: 1 S: 9	H: 3 LOB: 1 BB: 0 P: 12	R: 0 E: 0 K: 1 S: 6	H: 1 LOB: 1 BB: 0 P: 6	R: 0 E: 0 K: 0 S: 3	H: 0 LOB: 0 BB: 0 P: 3	R: 0 E: 0 K: 0 S: 3	H: 1 LOB: 0 BB: 0 P: 3	R: 0 E: 0 K: 1 S: 5	H: 0 LOB: 0 BB: 0 P: 5	1B: 4 2B: 2 3B: 0 HR: 1	SF: 0 SAC: 0 DP: 1 HBP: 1	WP: 3 PB: 0 SB: 0 CS: 0	PA: 37					
<b>PITCHER</b>	IP	WLS	BF	H	R	ER	SO	BB	IBB	HBP	BLK	WP	HR	S	P	ERA	WHIP										
58 Doug Fister, R ERA: 5.01	4.0	W	18	2	0	0	1	0	0	0	0	0	0	18	33	0.00	1.250										
32 Aaron Laffey, L ERA: 3.0	2.0		10	4	2	2	2	0	0	0	0	1	1	15	18	9.00	2.000										
39 David Pauley, R ERA: 1.64	2.0		6	1	0	0	0	0	0	0	0	0	0	6	6	0.00	0.500										
50 Jamey Wright, R ERA:	1.0		3	0	0	0	1	0	0	0	0	0	0	5	5	0.00	0.000										

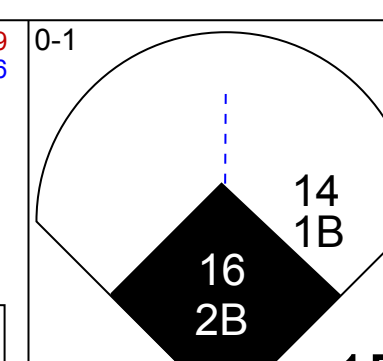
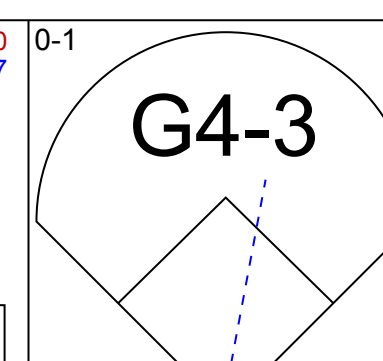
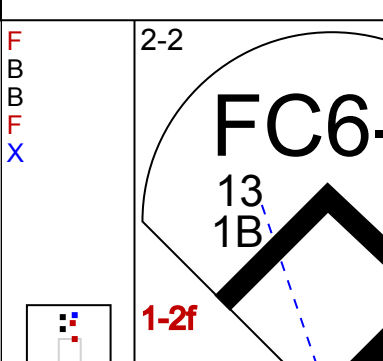
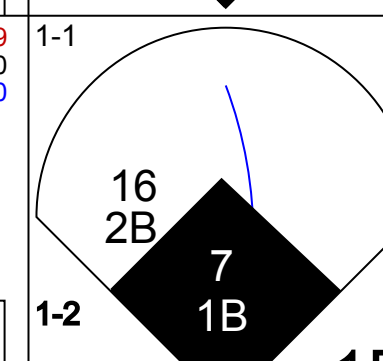
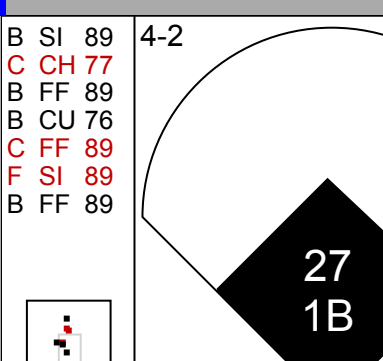
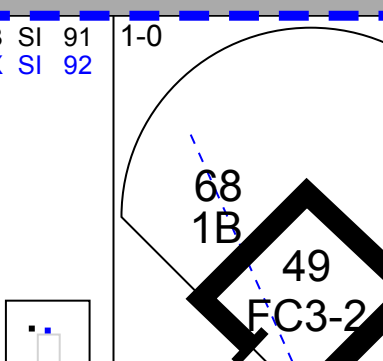
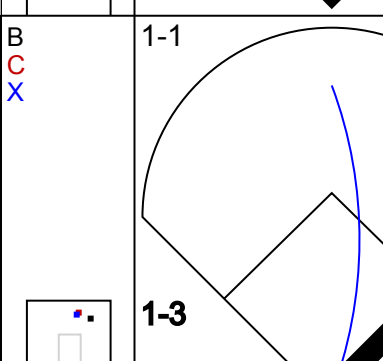
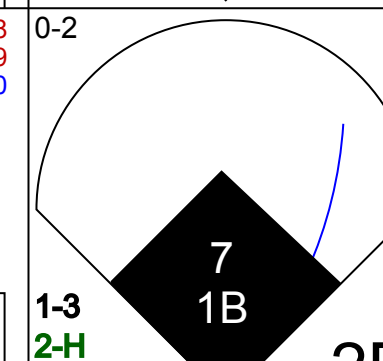
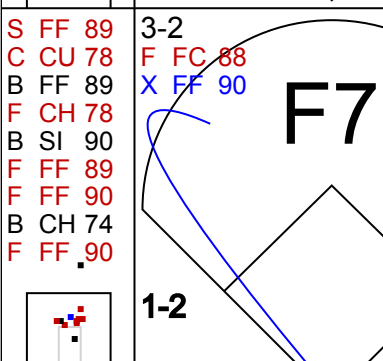
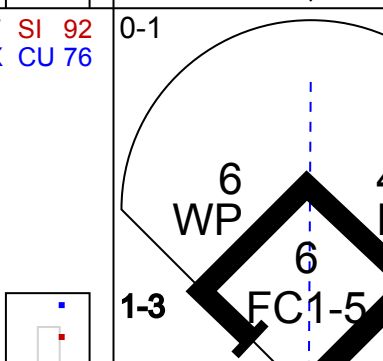
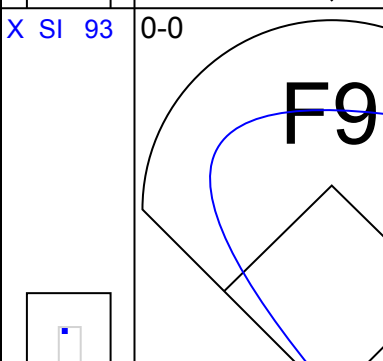
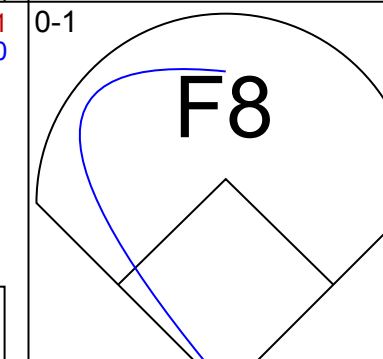
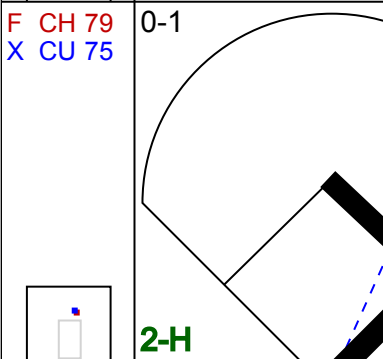
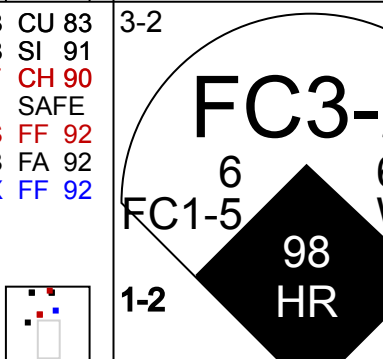

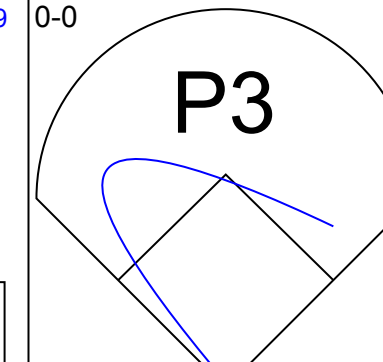
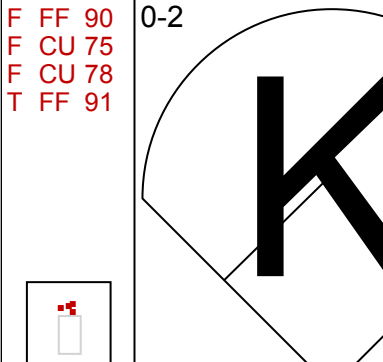
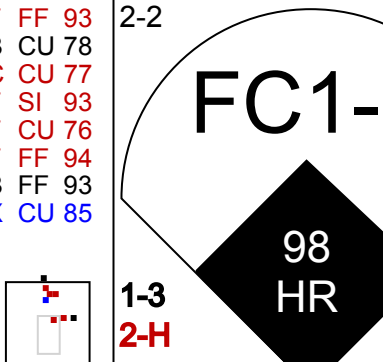
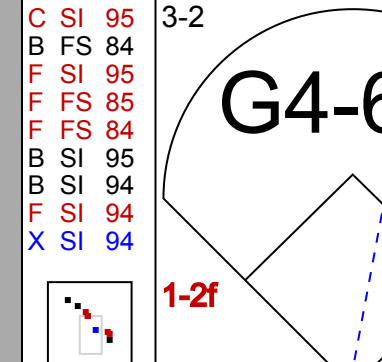
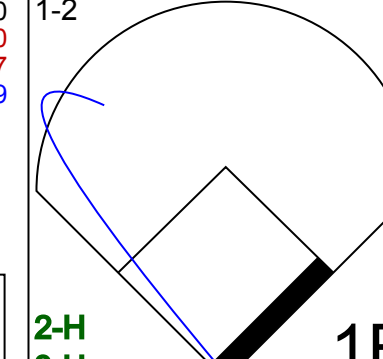
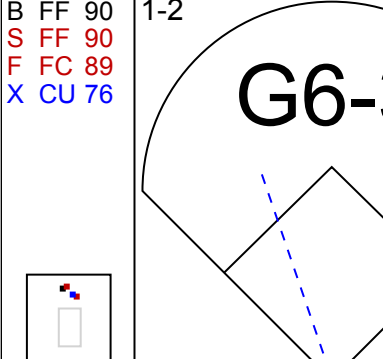
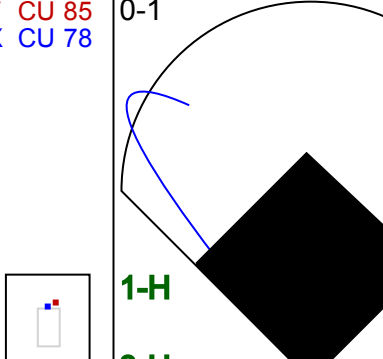
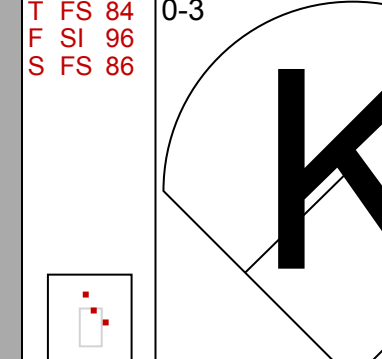
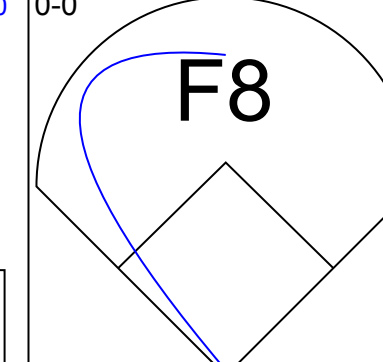

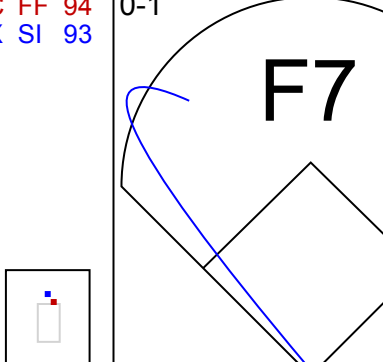


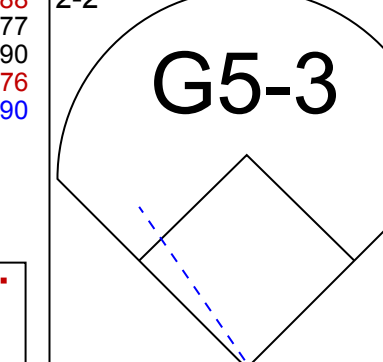
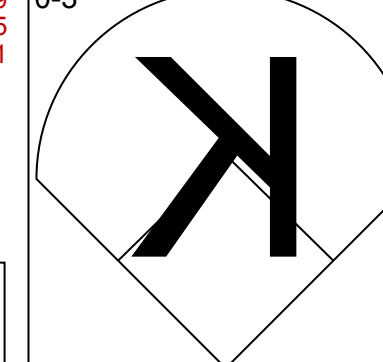
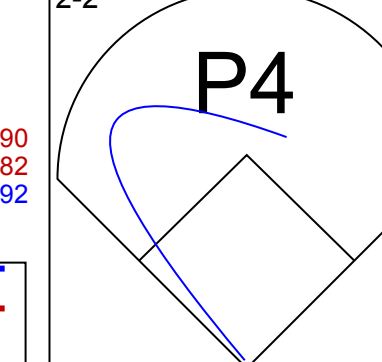

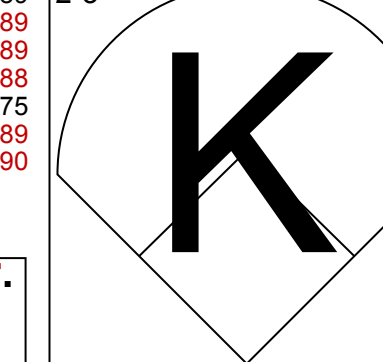
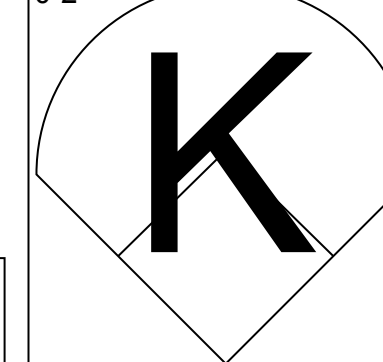
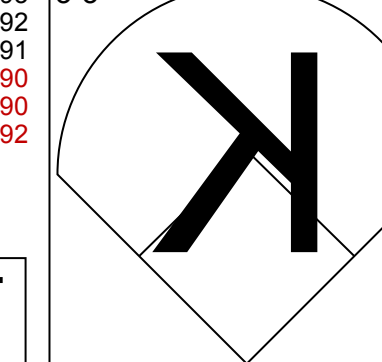
Seattle Mariners @ Colorado Rockies  
Salt River Fields at Talking Stick, Scottsdale, AZ  
Tue Mar 29 2011, 4:11 PM - 7:03 PM EDT  
Att: 12,289 - Sunny - 79 F

AB 33  
R 2  
H 7  
RBI 2  
BB 3  
SO 5  
LOB 15





Batter	1	2	3	4	5	6	7	8	9	AB	R	H	RBI	BB	SO	LOB	TOP				
51 Ichiro Suzuki, L (1, 9) 99 Denny Almonte, S (6, 9)										3	0	0	0	0	3	0	<b>Seattle Mariners @ Los Angeles Dodgers</b> Dodger Stadium, Los Angeles, CA Wed Mar 30 2011, 7:10 PM - 9:51 PM PDT Att: 16,732 - Clear - 71 F <a href="http://livebaseballscorecards.com">livebaseballscorecards.com</a>				
9 Chone Figgins, S (1, 5) 1 Luis Antonio Rodriguez, Sr (7, 5)										3	0	0	0	0	0	0					
15 Milton Bradley, S (1, 7) 93 Nate Tenbrink, L (6, 7)										2	0	0	0	0	1	0					
29 Jack Cust, L (1, 10) 91 Kyle Seager, L (7, PH) (7, 10)										2	0	0	0	0	1	0					
17 Justin Smoak, S (1, 3) 99 Rich Poythress, R (6, 3)										2	0	0	0	0	1	0					
12 Ryan Langerhans, L (1, 8) 55 Michael Saunders, L (6, 8)										2	0	1	0	0	1	0					
26 Brendan Ryan, R (1, 6) 96 Carlos Truñfrel, R (6, 6)										2	0	1	0	0	0	1					
2 Jack Wilson, R (1, 4) 4 Adam Kennedy, L (6, 4)										2	0	0	0	0	1	0					
10 Adam Moore, R (1, 2) 75 Steven Baron, R (8, 2)										2	0	0	0	0	1	0					
<b>Inning Stats</b>	R: 0 E: 0 K: 1 S: 7	H: 0 LOB: 0 BB: 0 P: 7	R: 0 E: 0 K: 3 S: 10	H: 0 LOB: 0 BB: 0 P: 15	R: 0 E: 0 K: 0 S: 6	H: 1 LOB: 0 BB: 0 P: 7	R: 0 E: 0 K: 2 S: 12	H: 0 LOB: 0 BB: 0 P: 16	R: 0 E: 0 K: 1 S: 13	H: 0 LOB: 1 BB: 0 P: 20	R: 0 E: 0 K: 1 S: 13	H: 0 LOB: 0 BB: 0 P: 18	R: 0 E: 0 K: 1 S: 10	H: 1 LOB: 0 BB: 0 P: 16	R: 0 E: 0 K: 3 S: 11	H: 0 LOB: 0 BB: 0 P: 17		1B: 2 2B: 0 3B: 0 HR: 1	SF: 0 SAC: 0 DP: 1 HBP: 0	WP: 0 PB: 0 SB: 1 CS: 1	PA: 29
<b>PITCHER</b>	IP WLS BF H R ER SO BB IBB HBP BLK WP HR S P ERA WHIP																				
78 Rubby De La Rosa, R (1, 1) ERA: 2.29	5.2 W 18 2 0 0 6 0 0 0 0 0 0 0 51 71 0.00 0.353																				
91 Randy Keister, L (6, 1) ERA: 9.0	1.1 4 0 0 0 2 0 0 0 0 0 0 1 17 22 0.00 0.000																				
93 Steve Ames, R (8, 1) ERA: 9.0	1.0 4 1 1 1 1 0 0 0 0 0 0 1 10 16 9.00 1.000																				
94 Allen Webster, R (9, 1) ERA: 9.0	1.0 3 0 0 0 3 0 0 0 0 0 0 0 11 17 0.00 0.000																				


Batter	1	2	3	4	5	6	7	8	9	AB	R	H	RBI	BB	SO	LOB	BOTTOM				
15 Rafael Furcal, S (1, 6) 70 Dee Strange-Gordon, L (3, 6)										2	1	1	0	0	0	0	<b>Seattle Mariners @ Los Angeles Dodgers</b> Dodger Stadium, Los Angeles, CA Wed Mar 30 2011, 7:10 PM - 9:51 PM PDT Att: 16,732 - Clear - 71 F <a href="http://livebaseballscorecards.com">livebaseballscorecards.com</a>				
14 Jamey Carroll, R (1, 4) 13 Ivan De Jesus Jr., R (3, PR) (4, 4)										1	1	1	0	1	0	0					
16 Andre Ethier, L (1, 9) 68 Jerry Sands, R (4, 9)										2	1	1	1	0	0	1					
27 Matt Kemp, R (1, 8) 49 Trent Oelien, L (3, PR) (4, 8)										2	0	1	1	0	0	2					
5 Juan Uribe, R (1, 5) 6 Aaron Miles, S (4, 5)										2	0	1	1	0	0	2					
7 James Loney, L (1, 3) 98 Corey Smith, R (4, 3)										2	1	0	0	0	0	3					
33 Marcus Thames, R (1, 7) 3 Xavier Paul, L (5, 7)										2	0	1	2	0	0	2					
9 Hector Gimenez, S (1, 2) 91 Matt Wallach, L (6, PH) (7, 2)										2	0	0	0	0	1	0					
78 Rubby De La Rosa, R (1, 1) 91 Randy Keister, L (6, 1) 93 Steve Ames, R (8, 1) 94 Allen Webster, R (9, 1)										1	0	1	0	0	0	0					
<b>Inning Stats</b>	R: 3 E: 0 K: 0 S: 14	H: 4 LOB: 1 BB: 0 P: 16	R: 0 E: 0 K: 1 S: 10	H: 0 LOB: 0 BB: 0 P: 16	R: 1 E: 0 K: 1 S: 20	H: 1 LOB: 2 BB: 1 P: 28	R: 1 E: 0 K: 2 S: 11	H: 1 LOB: 0 BB: 0 P: 13	R: 3 E: 0 K: 0 S: 16	H: 3 LOB: 0 BB: 0 P: 22	R: 0 E: 0 K: 1 S: 11	H: 2 LOB: 2 BB: 0 P: 16	R: 0 E: 0 K: 1 S: 11	H: 1 LOB: 0 BB: 0 P: 15	R: 0 E: 0 K: 2 S: 13	H: 0 LOB: 0 BB: 0 P: 20		1B: 9 2B: 1 3B: 0 HR: 2	SF: 0 SAC: 0 DP: 1 HBP: 0	WP: 1 PB: 0 SB: 0 CS: 0	PA: 36
<b>PITCHER</b>	IP WLS BF H R ER SO BB IBB HBP BLK WP HR S P ERA WHIP																				
45 Erik Bedard, L (1, 1) ERA: 3.15	4.0 L 19 6 3 3 3 0 0 0 0 0 0 1 55 73 11.25 1.750																				
54 Tom Wilhelmson, R (6, 1) ERA: 4.91	1.0 6 3 3 3 0 0 0 0 0 0 1 1 16 22 27.00 3.000																				
46 Chris Ray, R (6, 1) ERA: 3.0	1.0 5 2 0 0 1 0 0 0 0 0 0 0 11 16 0.00 2.000																				
43 Brandon League, R (7, 1) ERA: 5.54	1.0 3 1 0 0 1 0 0 0 0 0 0 0 11 15 0.00 1.000																				
95 Steven Hensley, R (8, 1) ERA: 9.0	1.0 3 0 0 0 2 0 0 0 0 0 0 0 13 20 0.00 0.000																				



Batter	1	2	3	4	5	6	7	8	9	AB	R	H	RBI	BB	SO	LOB	TOP							
51 Ichiro Suzuki, L (1,9)										5	1	2	1	0	0	1								
9 Chone Figgins, S (1,5)										4	0	1	1	0	1	1								
15 Milton Bradley, S (1,7)										5	1	2	0	0	0	1								
29 Jack Cust, L (1,10)										4	0	1	1	0	1	2								
17 Justin Smoak, S (1,3)										2	0	1	0	2	0	1								
26 Brendan Ryan, R (1,6)										4	1	1	0	0	0	4								
2 Jack Wilson, R (1,4)										4	1	2	0	0	0	1								
55 Michael Saunders, L (1,8)										2	0	0	1	0	1	0								
10 Adam Moore, R (1,2)										3	0	0	0	0	2	1								
30 Miguel Olivo, R (9,PH)										1	1	1	0	0	0	0								
<b>Inning Stats</b>	R: 0 E: 0 K: 1 S: 10	H: 1 LOB: 1 BB: 0 P: 14	R: 0 E: 0 K: 0 S: 14	H: 0 LOB: 0 BB: 1 P: 24	R: 0 E: 0 K: 2 S: 13	H: 1 LOB: 1 BB: 0 P: 19	R: 0 E: 0 K: 0 S: 9	H: 1 LOB: 1 BB: 0 P: 14	R: 0 E: 0 K: 2 S: 8	H: 0 LOB: 0 BB: 0 P: 12	R: 1 E: 0 K: 1 S: 13	H: 2 LOB: 1 BB: 0 P: 25	R: 1 E: 0 K: 0 S: 15	H: 2 LOB: 1 BB: 0 P: 22	R: 0 E: 0 K: 0 S: 7	H: 1 LOB: 2 BB: 1 P: 16	R: 3 E: 1 K: 0 S: 17	H: 3 LOB: 0 BB: 0 P: 29	1B: 9 2B: 2 3B: 0 HR: 0	SF: 2 DP: 0 HBP: 0	WP: 1 PB: 0 SB: 2 CS: 1	PA: 40		
<b>PITCHER</b>	IP WLS BF H R ER SO BB IBB HBP BLK WP HR S P ERA WHIP	IP WLS BF H R ER SO BB IBB HBP BLK WP HR S P ERA WHIP	IP WLS BF H R ER SO BB IBB HBP BLK WP HR S P ERA WHIP	IP WLS BF H R ER SO BB IBB HBP BLK WP HR S P ERA WHIP	IP WLS BF H R ER SO BB IBB HBP BLK WP HR S P ERA WHIP	IP WLS BF H R ER SO BB IBB HBP BLK WP HR S P ERA WHIP	IP WLS BF H R ER SO BB IBB HBP BLK WP HR S P ERA WHIP	IP WLS BF H R ER SO BB IBB HBP BLK WP HR S P ERA WHIP	IP WLS BF H R ER SO BB IBB HBP BLK WP HR S P ERA WHIP	IP WLS BF H R ER SO BB IBB HBP BLK WP HR S P ERA WHIP	IP WLS BF H R ER SO BB IBB HBP BLK WP HR S P ERA WHIP	IP WLS BF H R ER SO BB IBB HBP BLK WP HR S P ERA WHIP	IP WLS BF H R ER SO BB IBB HBP BLK WP HR S P ERA WHIP	IP WLS BF H R ER SO BB IBB HBP BLK WP HR S P ERA WHIP	IP WLS BF H R ER SO BB IBB HBP BLK WP HR S P ERA WHIP	IP WLS BF H R ER SO BB IBB HBP BLK WP HR S P ERA WHIP	IP WLS BF H R ER SO BB IBB HBP BLK WP HR S P ERA WHIP	IP WLS BF H R ER SO BB IBB HBP BLK WP HR S P ERA WHIP	IP WLS BF H R ER SO BB IBB HBP BLK WP HR S P ERA WHIP	IP WLS BF H R ER SO BB IBB HBP BLK WP HR S P ERA WHIP	IP WLS BF H R ER SO BB IBB HBP BLK WP HR S P ERA WHIP	IP WLS BF H R ER SO BB IBB HBP BLK WP HR S P ERA WHIP	IP WLS BF H R ER SO BB IBB HBP BLK WP HR S P ERA WHIP	IP WLS BF H R ER SO BB IBB HBP BLK WP HR S P ERA WHIP

Seattle Mariners @ Oakland Athletics  
Oakland Coliseum, Oakland, CA  
Sat Apr 02 2011, 6:07 PM - 9:05 PM PDT  
Att: 15,088 - Cloudy - 58 F

AB 34  
R 5  
H 11  
RBI 4  
BB 2  
SO 5  
LOB 12



Batter	1	2	3	4	5	6	7	8	9	AB	R	H	RBI	BB	SO	LOB	BOTTOM								
4 Coco Crisp, S (1,8)										3	1	1	0	1	0	1									
10 Danie Barton, L (1,3)										4	0	3	0	0	1	1									
12 David DeJesus, L (1,9)										4	0	0	1	0	0	4									
16 Josh Willingham, R (1,7)										4	0	1	1	0	2	2									
55 Hideki Matsui, L (1,10)										4	0	0	0	0	0	2									
8 Kurt Suzuki, R (1,2)										4	0	1	0	0	1	2									
14 Mark Ellis, R (1,4)										4	0	1	0	0	0	1									
5 Kevin Kouzmanoff, R (1,5)										4	0	0	0	0	1	2									
2 Cliff Pennington, S (1,6)										2	1	1	0	0	1	0									
28 Conor Jackson, R (7,PH)										1	0	0	0	0	0	1									
21 Andy LaRoche, R (8,6)										0	0	0	0	0	0	0									
15 Ryan Sweeney, L (9,PH)										1	0	0	0	0	0	0									
<b>Inning Stats</b>	R: 0 E: 0 K: 0 S: 7	H: 1 LOB: 1 BB: 0 P: 12	R: 0 E: 0 K: 1 S: 9	H: 1 LOB: 1 BB: 0 P: 16	R: 1 E: 0 K: 1 S: 15	H: 2 LOB: 1 BB: 0 P: 18	R: 0 E: 0 K: 0 S: 5	H: 0 LOB: 0 BB: 0 P: 7	R: 0 E: 0 K: 2 S: 8	H: 0 LOB: 0 BB: 1 P: 16	R: 0 E: 0 K: 1 S: 6	H: 0 LOB: 0 BB: 0 P: 11	R: 0 E: 0 K: 1 S: 11	H: 1 LOB: 1 BB: 0 P: 16	R: 1 E: 0 K: 0 S: 8	H: 3 LOB: 2 BB: 0 P: 13	R: 0 E: 0 K: 0 S: 10	H: 0 LOB: 0 BB: 0 P: 13	1B: 6 2B: 2 3B: 0 HR: 0	SF: 0 DP: 0 HBP: 0	WP: 0 PB: 0 SB: 1 CS: 0	PA: 36			
<b>PITCHER</b>	IP WLS BF H R ER SO BB IBB HBP BLK WP HR S P ERA WHIP	IP WLS BF H R ER SO BB IBB HBP BLK WP HR S P ERA WHIP	IP WLS BF H R ER SO BB IBB HBP BLK WP HR S P ERA WHIP	IP WLS BF H R ER SO BB IBB HBP BLK WP HR S P ERA WHIP	IP WLS BF H R ER SO BB IBB HBP BLK WP HR S P ERA WHIP	IP WLS BF H R ER SO BB IBB HBP BLK WP HR S P ERA WHIP	IP WLS BF H R ER SO BB IBB HBP BLK WP HR S P ERA WHIP	IP WLS BF H R ER SO BB IBB HBP BLK WP HR S P ERA WHIP	IP WLS BF H R ER SO BB IBB HBP BLK WP HR S P ERA WHIP	IP WLS BF H R ER SO BB IBB HBP BLK WP HR S P ERA WHIP	IP WLS BF H R ER SO BB IBB HBP BLK WP HR S P ERA WHIP	IP WLS BF H R ER SO BB IBB HBP BLK WP HR S P ERA WHIP	IP WLS BF H R ER SO BB IBB HBP BLK WP HR S P ERA WHIP	IP WLS BF H R ER SO BB IBB HBP BLK WP HR S P ERA WHIP	IP WLS BF H R ER SO BB IBB HBP BLK WP HR S P ERA WHIP	IP WLS BF H R ER SO BB IBB HBP BLK WP HR S P ERA WHIP	IP WLS BF H R ER SO BB IBB HBP BLK WP HR S P ERA WHIP	IP WLS BF H R ER SO BB IBB HBP BLK WP HR S P ERA WHIP	IP WLS BF H R ER SO BB IBB HBP BLK WP HR S P ERA WHIP	IP WLS BF H R ER SO BB IBB HBP BLK WP HR S P ERA WHIP	IP WLS BF H R ER SO BB IBB HBP BLK WP HR S P ERA WHIP	IP WLS BF H R ER SO BB IBB HBP BLK WP HR S P ERA WHIP	IP WLS BF H R ER SO BB IBB HBP BLK WP HR S P ERA WHIP	IP WLS BF H R ER SO BB IBB HBP BLK WP HR S P ERA WHIP	IP WLS BF H R ER SO BB IBB HBP BLK WP HR S P ERA WHIP

Seattle Mariners @ Oakland Athletics  
Oakland Coliseum, Oakland, CA  
Sat Apr 02 2011, 6:07 PM - 9:05 PM PDT  
Att: 15,088 - Cloudy - 58 F

AB 35  
R 2  
H 8  
RBI 2  
BB 1  
SO 6  
LOB 16



Batter	1	2	3	4	5	6	7	8	9	AB	R	H	RBI	BB	SO	LOB	TOP			
51 Ichiro Suzuki, L (1,9) OBP: 0.500, SLG: 0.417										3	0	1	0	1	0	2	<b>Seattle Mariners @ Oakland Athletics</b> Oakland Coliseum, Oakland, CA Sun Apr 03 2011, 1:09 PM - 3:52 PM PDT Att: 22,292 - Sunny - 62 F			
9 Chone Figgins, S (1,5) OBP: 0.214, SLG: 0.538										4	0	0	0	0	2	5				
15 Milton Bradley, S (1,7) OBP: 0.286, SLG: 0.308										4	0	1	0	0	0	1				
29 Jack Cust, L (1,10) OBP: 0.385, SLG: 0.200										4	0	1	0	0	1	1				
17 Justin Smoak, S (1,3) OBP: 0.538, SLG: 0.556										3	0	1	0	1	0	2				
30 Miguel Olivo, R (1,2) OBP: 0.400, SLG: 0.333										3	0	0	0	1	2	2				
12 Ryan Langerhans, L (1,8) OBP: 0.222, SLG: 0.556										4	1	2	1	0	1	1				
26 Brendan Ryan, R (1,6) 1 Luis Antonio Rodriguez, (8,PH)										1	0	0	0	2	0	0				
2 Jack Wilson, R (1,4) 4 Adam Kennedy, L (9,PH)										2	0	0	0	0	0	1				
										1	0	0	0	0	1	0				
<b>Inning Stats</b>	R: 0 E: 0 K: 1 S: 10	H: 2 LOB: 2 BB: 0 P: 16	R: 1 E: 0 K: 1 S: 15	H: 1 LOB: 0 BB: 21 P: 21	R: 0 E: 0 K: 0 S: 7	H: 1 LOB: 1 BB: 0 P: 11	R: 0 E: 0 K: 0 S: 5	H: 0 LOB: 0 BB: 2 P: 11	R: 0 E: 0 K: 1 S: 11	H: 1 LOB: 1 BB: 0 P: 14	R: 0 E: 0 K: 1 S: 13	H: 1 LOB: 2 BB: 1 P: 25	R: 0 E: 0 K: 1 S: 6	H: 0 LOB: 1 BB: 1 P: 13	R: 0 E: 0 K: 2 S: 8	H: 0 LOB: 0 BB: 0 P: 12	1B: 3 2B: 3 3B: 0 HR: 1	SF: 0 SAC: 1 DP: 2 HBP: 0	WP: 0 PB: 0 SB: 1 CS: 0	PA: 36
<b>PITCHER</b>	IP: 7.0 WLS: W BF: 29 ERA: 1.29	WLS: W BF: 29 ERA: 1.29	H: 6 R: 1 ER: 1 SO: 4	H: 1 R: 0 ER: 0 SO: 3	BB: 4 IBB: 0 HBP: 0 BLK: 0	BB: 1 IBB: 0 HBP: 0 BLK: 0	WP: 0 HR: 1 S: 67 P: 116	ERA: 1.29 WHIP: 1.429	<b>PITCHER</b>	IP: 2.0 WLS: W BF: 7 ERA: 3.38	WLS: W BF: 7 ERA: 3.38	H: 0 R: 0 ER: 0 SO: 3	H: 0 LOB: 0 BB: 0 P: 21	BB: 1 IBB: 0 HBP: 0 BLK: 0	WP: 0 HR: 0 S: 14 P: 25	ERA: 0.00 WHIP: 0.500				

Batter	1	2	3	4	5	6	7	8	9	AB	R	H	RBI	BB	SO	LOB	BOTTOM
4 Coco Crisp, S (1,8) OBP: 0.462, SLG: 0.667										5	1	3	1	0	0	0	<b>Seattle Mariners @ Oakland Athletics</b> Oakland Coliseum, Oakland, CA Sun Apr 03 2011, 1:09 PM - 3:52 PM PDT Att: 22,292 - Sunny - 62 F
10 Danic Barton, L (1,3) OBP: 0.385, SLG: 0.455										3	1	0	0	1	1	2	
12 David DeJesus, L (1,9) OBP: 0.154, SLG: 0.083										4	1	0	0	1	1	3	
16 Josh Willingham, R (1,7) OBP: 0.273, SLG: 0.636									4	2	1	0	0	2	4		
55 Hideki Matsui, L (1,10) OBP: 0.182, SLG: 0.273									4	1	2	1	0	0	2		
8 Kurt Suzuki, R (1,2) OBP: 0.300, SLG: 0.333									3	0	1	1	0	0	2		
14 Mark Ellis, R (1,4) OBP: 0.364, SLG: 0.300									3	0	1	3	1	0	1		
5 Kevin Kouzmanoff, R (1,5) OBP: 0.182, SLG: 0.200									3	1	2	1	0	0	1		
2 Cliff Pennington, S (1,6) OBP: 0.143, SLG: 0.143									3	0	0	0	0	1	4		
										1B: 5 2B: 5 3B: 1 HR: 0	SF: 1 SAC: 1 DP: 1 HBP: 2	WP: 0 PB: 0 SB: 0 CS: 0	PA: 39				
<b>PITCHER</b>	IP: 5.2 WLS: L BF: 26 ERA: 3.18	IP: 0.2 WLS: L BF: 6 ERA: 54.0	H: 2 R: 4 ER: 4 SO: 2	H: 2 R: 4 ER: 4 SO: 2	BB: 2 IBB: 0 HBP: 0 BLK: 0	BB: 0 IBB: 0 HBP: 0 BLK: 0	WP: 0 HR: 15 S: 65 P: 25	ERA: 3.18 WHIP: 6.000	<b>PITCHER</b>	IP: 0.2 WLS: L BF: 4 ERA: 54.0	IP: 1.0 WLS: L BF: 3 ERA: 0.00	H: 0 R: 0 ER: 0 SO: 0	H: 0 LOB: 3 BB: 3 P: 32	BB: 0 IBB: 0 HBP: 0 BLK: 0	WP: 0 HR: 5 S: 12 P: 12	ERA: 0.00 WHIP: 0.000	
58 Doug Fister, R (1,1) ERA: 3.18	IP: 5.2 WLS: L BF: 26 ERA: 3.18	IP: 0.2 WLS: L BF: 6 ERA: 54.0	H: 2 R: 4 ER: 4 SO: 2	H: 2 R: 4 ER: 4 SO: 2	BB: 2 IBB: 0 HBP: 0 BLK: 0	BB: 0 IBB: 0 HBP: 0 BLK: 0	WP: 0 HR: 15 S: 65 P: 25	ERA: 3.18 WHIP: 6.000	59 Josh Lueke, R (6,1) ERA: 54.0	IP: 0.2 WLS: L BF: 4 ERA: 54.0	IP: 1.0 WLS: L BF: 3 ERA: 0.00	H: 0 R: 0 ER: 0 SO: 0	H: 0 LOB: 3 BB: 3 P: 32	BB: 0 IBB: 0 HBP: 0 BLK: 0	WP: 0 HR: 5 S: 12 P: 12	ERA: 0.00 WHIP: 0.000	
39 David Pauley, R (7,1) ERA: 54.0	IP: 0.2 WLS: L BF: 4 ERA: 54.0	IP: 1.0 WLS: L BF: 3 ERA: 0.00	H: 0 R: 0 ER: 0 SO: 0	H: 0 R: 0 ER: 0 SO: 1	BB: 0 IBB: 0 HBP: 0 BLK: 0	BB: 0 IBB: 0 HBP: 0 BLK: 0	WP: 0 HR: 7 S: 12 P: 12	ERA: 0.00 WHIP: 0.000	54 Tom Wilhelmson, R (8,1) ERA: 0.00	IP: 1.0 WLS: L BF: 3 ERA: 0.00	IP: 0.0 WLS: L BF: 0 ERA: 0.00	H: 0 R: 0 ER: 0 SO: 0	H: 0 LOB: 0 BB: 0 P: 0	BB: 0 IBB: 0 HBP: 0 BLK: 0	WP: 0 HR: 0 S: 0 P: 0	ERA: 0.00 WHIP: 0.000	

Batter	1	2	3	4	5	6	7	8	9	AB	R	H	RBI	BB	SO	LOB	TOP					
51 Ichiro Suzuki, L (1,9) OBP: 0.421, SLG: 0.412										5	0	1	0	0	1	1	<b>Seattle Mariners @ Texas Rangers</b> Rangers Ballpark in Arlington, Arlington, TX Mon Apr 04 2011, 8:09 PM - 10:56 PM EDT Att: 37,618 - Clear - 64 F					
9 Chone Figgins, S (1,5) OBP: 0.167, SLG: 0.412										4	0	0	1	0	0	2						
15 Milton Bradley, S (1,7) OBP: 0.389, SLG: 0.471										4	2	3	0	0	1	1						
29 Jack Cust, L (1,10) OBP: 0.353, SLG: 0.154										3	1	0	0	1	0	3						
17 Justin Smoak, S (1,3) OBP: 0.529, SLG: 0.615										4	0	2	1	0	1	1						
30 Miguel Olivo, R (1,2) OBP: 0.429, SLG: 0.385										4	0	2	2	0	0	2						
12 Ryan Langerhans, L (1,8) OBP: 0.154, SLG: 0.385										4	0	0	0	0	1	4						
26 Brendan Ryan, R (1,6) OBP: 0.267, SLG: 0.167										3	0	0	0	0	2	2						
4 Adam Kennedy, L (9,PH)										1	0	0	0	0	1	0						
2 Jack Wilson, R (1,4) OBP: 0.385, SLG: 0.462										4	1	2	0	0	1	0						
<b>Inning Stats</b>	R: 0 E: 0 K: 0 S: 8	H: 1 LOB: 1 BB: 0 P: 13	R: 0 E: 0 K: 1 S: 11	H: 1 LOB: 1 BB: 0 P: 17	R: 0 E: 0 K: 1 S: 11	H: 0 LOB: 0 BB: 0 P: 17	R: 2 E: 0 K: 1 S: 11	H: 2 LOB: 1 BB: 1 P: 23	R: 1 E: 0 K: 1 S: 14	H: 2 LOB: 1 BB: 0 P: 20	R: 0 E: 0 K: 1 S: 10	H: 1 LOB: 1 BB: 0 P: 15	R: 0 E: 0 K: 1 S: 14	H: 1 LOB: 0 BB: 0 P: 19	R: 1 E: 0 K: 1 S: 11	H: 2 LOB: 1 BB: 0 P: 17	R: 0 E: 0 K: 1 S: 6	H: 0 LOB: 0 BB: 0 P: 11	1B: 6 2B: 4 3B: 0 HR: 0	SF: 0 SAC: 0 DP: 0 HBP: 0	WP: 0 PB: 0 SB: 1 CS: 0	PA: 37
<b>PITCHER</b>	IP WLS BF H R ER SO BB IBB HBP BLK WP HR S P ERA WHIP																					
45 Derek Holland, L (1,1) ERA: 4.5	6.0 W 25 7 3 3 5 1 0 0 0 0 0 0 65 105 4.50 1.333																					
56 Darren O'Day, R (7,1) ERA:	1.0 H 4 1 0 0 1 0 0 0 0 0 0 0 14 19 0.00 1.000																					
53 Arthur Rhodes, L (8,1) ERA: 4.5	1.0 H 5 2 1 1 1 0 0 0 0 0 0 0 11 17 9.00 2.000																					
30 Neftali Feliz, R (9,1) ERA:	1.0 S 3 0 0 0 1 0 0 0 0 0 0 0 6 11 0.00 0.000																					

Batter	1	2	3	4	5	6	7	8	9	AB	R	H	RBI	BB	SO	LOB	BOTTOM			
5 Ian Kinsler, R (1,4) OBP: 0.500, SLG: 1.077										3	1	0	0	1	0	1	<b>Seattle Mariners @ Texas Rangers</b> Rangers Ballpark in Arlington, Arlington, TX Mon Apr 04 2011, 8:09 PM - 10:56 PM EDT Att: 37,618 - Clear - 64 F			
1 Elvis Andrus, R (1,6) OBP: 0.429, SLG: 0.923										4	1	1	1	0	1	1				
32 Josh Hamilton, L (1,7) OBP: 0.389, SLG: 0.400										4	0	1	1	0	1	0				
29 Adrián Beltré, R (1,5) OBP: 0.167, SLG: 0.294										4	0	0	0	0	0	1				
10 Michael Young, R (1,10) OBP: 0.278, SLG: 0.389										4	1	2	0	0	0	0				
17 Nelson Cruz, R (1,9) OBP: 0.500, SLG: 1.286										3	1	2	1	1	1	0				
25 Mike Napoli, R (1,3) OBP: 0.636, SLG: 1.250										2	1	0	0	2	0	2				
8 Yorvit Torrealba, R (1,2) OBP: 0.250, SLG: 0.583										4	1	0	0	0	0	5				
20 Julio Borbon, L (1,8) OBP: 0.500, SLG: 0.875										3	0	1	2	0	0	1				
<b>Inning Stats</b>	R: 1 E: 0 K: 1 S: 13	H: 1 LOB: 0 BB: 0 P: 21	R: 2 E: 1 K: 1 S: 18	H: 1 LOB: 1 BB: 1 P: 30	R: 0 E: 0 K: 1 S: 6	H: 0 LOB: 0 BB: 0 P: 6	R: 1 E: 0 K: 0 S: 7	H: 1 LOB: 0 BB: 0 P: 11	R: 1 E: 0 K: 0 S: 16	H: 1 LOB: 1 BB: 1 P: 27	R: 1 E: 0 K: 0 S: 11	H: 1 LOB: 1 BB: 2 P: 22	R: 0 E: 0 K: 0 S: 7	H: 0 LOB: 0 BB: 0 P: 7	R: 0 E: 0 K: 0 S: 9	H: 2 LOB: 2 BB: 0 P: 15		1B: 2 2B: 2 3B: 1 HR: 2	SF: 0 SAC: 0 DP: 1 HBP: 0	WP: 1 PB: 1 SB: 1 CS: 0
<b>PITCHER</b>	IP WLS BF H R ER SO BB IBB HBP BLK WP HR S P ERA WHIP																			
45 Erik Bedard, L (1,1) ERA: 5.4	5.0 L 22 4 5 3 3 2 0 0 0 0 0 0 2 60 95 5.40 1.200																			
39 David Pauley, R (6,1) ERA: 5.4	1.0 5 1 1 1 0 2 0 0 0 0 0 0 11 22 9.00 3.000																			
32 Aaron Laffey, L (7,1) ERA:	2.0 8 2 0 0 0 0 0 0 0 0 1 0 16 22 0.00 1.000																			

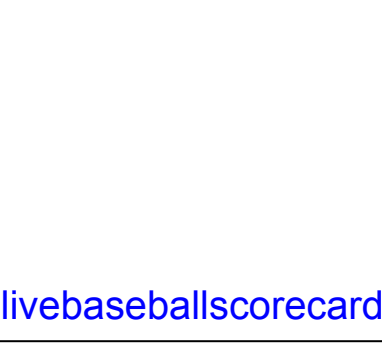
AB 36  
R 4  
H 10  
RBI 4  
BB 1  
SO 8  
LOB 16



AB 31  
R 6  
H 7  
RBI 5  
BB 4  
SO 3  
LOB 11



AB 31  
R 6  
H 7  
RBI 5  
BB 4  
SO 3  
LOB 11



AB 31  
R 6  
H 7  
RBI 5  
BB 4  
SO 3  
LOB 11



AB 31  
R 6  
H 7  
RBI 5  
BB 4  
SO 3  
LOB 11

Batter	1	2	3	4	5	6	7	8	9	AB	R	H	RBI	BB	SO	LOB	TOP			
51 Ichiro Suzuki, L (1, 9) OBP: 0.348, SLG: 0.333										4	0	0	0	0	0	2	<b>Seattle Mariners @ Texas Rangers</b> Rangers Ballpark in Arlington, Arlington, TX Tue Apr 05 2011, 8:07 PM - 10:42 PM EDT Att: 30,953 - Clear - 73 F <a href="http://livebaseballscorecards.com">livebaseballscorecards.com</a>			
9 Chone Figgins, S (1, 5) OBP: 0.196, SLG: 0.333										4	0	0	0	0	0	3				
15 Milton Bradley, S (1, 7) OBP: 0.409, SLG: 0.450										3	0	1	0	1	0	3				
29 Jack Cust, L (1, 10) OBP: 0.333, SLG: 0.125										3	0	0	0	1	1	2				
17 Justin Smoak, S (1, 3) OBP: 0.429, SLG: 0.471										4	0	0	0	0	0	1				
30 Miguel Olivo, R (1, 2) OBP: 0.389, SLG: 0.353										4	1	1	0	0	2	0				
4 Adam Kennedy, L (1, 4) OBP: 0.333, SLG: 0.500										4	1	2	0	0	0	0				
2 Jack Wilson, R (1, 6) OBP: 0.353, SLG: 0.412										4	0	1	1	0	0	1				
55 Michael Saunders, L (1, 8) OBP: 0.143, SLG: 0.167										4	0	1	1	0	2	1				
<b>Inning Stats</b>	R: 0 E: 0 K: 0 S: 7	H: 1 LOB: 1 BB: 0 P: 12	R: 0 E: 0 K: 1 S: 6	H: 0 LOB: 0 BB: 0 P: 9	R: 0 E: 0 K: 1 S: 9	H: 0 LOB: 0 BB: 0 P: 14	R: 0 E: 0 K: 0 S: 11	H: 0 LOB: 1 BB: 1 P: 18	R: 0 E: 0 K: 1 S: 8	H: 0 LOB: 1 BB: 1 P: 15	R: 2 E: 1 K: 0 S: 22	H: 4 LOB: 3 BB: 0 P: 34	R: 0 E: 0 K: 0 S: 4	H: 0 LOB: 0 BB: 0 P: 5	R: 0 E: 0 K: 1 S: 7	H: 0 LOB: 0 BB: 0 P: 13		1B: 5 2B: 1 3B: 0 HR: 0	SF: 0 SAC: 0 DP: 0 HBP: 0	WP: 0 PB: 0 SB: 0 CS: 0
<b>PITCHER</b>	IP WLS BF H R ER SO BB IBB HBP BLK WP HR S P ERA WHIP																			
41 Alexi Ogando, R (1, 1) ERA: 27.0	6.0 W 22 2 0 0 4 2 0 0 0 0 0 0 55 90 0.00 0.667																			
57 Mark Lowe, R (7, 1) ERA: 2.45	0.1 H 4 3 2 2 0 0 0 0 0 0 0 11 17 54.00 9.000																			
28 Darren Oliver, L (7, 1) ERA: 2.45	1.2 H 7 1 0 0 0 0 0 0 0 0 0 15 22 0.00 0.600																			
30 Neftali Feliz, R (9, 1) ERA:	1.0 S 3 0 0 0 1 0 0 0 0 0 0 7 13 0.00 0.000																			

Batter	1	2	3	4	5	6	7	8	9	AB	R	H	RBI	BB	SO	LOB	BOTTOM			
5 Ian Kinsler, R (1, 4) OBP: 0.455, SLG: 0.882										4	1	1	0	0	1	0	<b>Seattle Mariners @ Texas Rangers</b> Rangers Ballpark in Arlington, Arlington, TX Tue Apr 05 2011, 8:07 PM - 10:42 PM EDT Att: 30,953 - Clear - 73 F <a href="http://livebaseballscorecards.com">livebaseballscorecards.com</a>			
1 Elvis Andrus, R (1, 6) OBP: 0.353, SLG: 0.750										3	0	0	0	0	0	0				
32 Josh Hamilton, L (1, 7) OBP: 0.364, SLG: 0.421										4	1	1	1	0	2	0				
29 Adrian Beltré, R (1, 5) OBP: 0.143, SLG: 0.250										3	0	0	0	0	1	1				
10 Michael Young, R (1, 3) OBP: 0.286, SLG: 0.429										3	0	1	1	0	1	0				
17 Nelson Cruz, R (1, 10) OBP: 0.474, SLG: 1.125										2	1	0	0	1	0	1				
18 Mitch Moreland, L (1, 9) OBP: 0.300, SLG: 0.600										3	0	2	1	0	0	0				
8 Yorvit Torrealba, R (1, 2) OBP: 0.200, SLG: 0.467										3	0	0	0	0	0	2				
20 Julio Borbon, L (1, 8) OBP: 0.385, SLG: 0.636										3	0	0	0	0	0	1				
<b>Inning Stats</b>	R: 0 E: 0 K: 2 S: 9	H: 0 LOB: 0 BB: 0 P: 10	R: 1 E: 0 K: 0 S: 9	H: 1 LOB: 1 BB: 1 P: 16	R: 0 E: 0 K: 0 S: 7	H: 0 LOB: 0 BB: 0 P: 9	R: 0 E: 0 K: 2 S: 7	H: 0 LOB: 0 BB: 0 P: 10	R: 0 E: 0 K: 0 S: 10	H: 1 LOB: 1 BB: 0 P: 15	R: 2 E: 0 K: 0 S: 16	H: 3 LOB: 1 BB: 0 P: 25	R: 0 E: 0 K: 0 S: 8	H: 0 LOB: 0 BB: 0 P: 13	R: 0 E: 0 K: 1 S: 7	H: 0 LOB: 0 BB: 0 P: 12		1B: 1 2B: 3 3B: 1 HR: 0	SF: 0 SAC: 1 DP: 0 HBP: 0	WP: 0 PB: 0 SB: 0 CS: 0
<b>PITCHER</b>	IP WLS BF H R ER SO BB IBB HBP BLK WP HR S P ERA WHIP																			
36 Michael Pineda, R (1, 1) ERA: 4.5	6.0 L 24 5 3 3 4 1 0 0 0 0 0 0 58 85 4.50 1.000																			
50 Jamey Wright, R (7, 1) ERA:	2.0 6 0 0 0 1 0 0 0 0 0 0 0 15 25 0.00 0.000																			




Batter	1	2	3	4	5	6	7	8	9	AB	R	H	RBI	BB	SO	LOB	TOP					
23 Michael Brantley, L OBP: 0.379, SLG: 0.400	G6-3		G4-3	G4-3			K		G4-3	6	1	2	0	0	1	2	<b>Cleveland Indians @ Seattle Mariners</b> Safeco Field, Seattle, WA Fri Apr 08 2011, 7:20 PM - 10:24 PM PDT Att: 45,731 - Partly Cloudy - 53 F					
13 Asdrúbal Cabrera, S OBP: 0.281, SLG: 0.517	HR		F9	K	K		G5-3			5	1	1	1	0	2	4						
17 Shin-Soo Choo, L OBP: 0.209, SLG: 0.222	P5									3	2	1	0	1	0	1						
28 Travis Buck, L OBP: 0.250, SLG: 0.333										1	0	1	0	0	0	0						
41 Carlos Santana, S OBP: 0.400, SLG: 0.462	P3									5	2	2	2	0	1	1						
48 Travis Hafner, L OBP: 0.423, SLG: 0.667	G4-3									5	2	2	4	0	0	1						
20 Orlando Cabrera, R OBP: 0.428, SLG: 0.480										3	1	3	1	1	0	0						
8 Adam Everett, R OBP: 0.500, SLG: 0.333										1	0	0	0	0	1	1						
26 Austin Kearns, R OBP: 0.294, SLG: 0.214	G5-4-3									5	1	2	1	0	2	2						
7 Matt LaPorta, R OBP: 0.400, SLG: 0.500										3	1	1	1	1	1	2						
9 Jack Hannahan, L OBP: 0.417, SLG: 0.524										5	1	2	1	0	1	2						
<b>Inning Stats</b>	R: 1 E: 0 K: 0 S: 11	H: 1 LOB: 0 BB: 0 P: 18	R: 0 E: 0 K: 0 S: 5	H: 1 LOB: 0 BB: 0 P: 8	R: 0 E: 0 K: 1 S: 8	H: 1 LOB: 1 BB: 0 P: 15	R: 10 E: 0 K: 2 S: 28	H: 10 LOB: 1 BB: 1 P: 50	R: 1 E: 0 K: 1 S: 14	H: 1 LOB: 2 BB: 1 P: 23	R: 0 E: 0 K: 2 S: 9	H: 0 LOB: 0 BB: 0 P: 12	R: 0 E: 0 K: 2 S: 9	H: 1 LOB: 1 BB: 0 P: 14	R: 0 E: 0 K: 1 S: 9	H: 1 LOB: 1 BB: 0 P: 13	1B: 11 2B: 4 3B: 0 HR: 2	SF: 1 SAC: 0 DP: 1 HBP: 0	WP: 1 PB: 0 SB: 0 CS: 0	PA: 46		
<b>PITCHER</b>	IP WLS BF H R ER SO BB IBB HBP BLK WP HR S P ERA WHIP	IP WLS BF H R ER SO BB IBB HBP BLK WP HR S P ERA WHIP	IP WLS BF H R ER SO BB IBB HBP BLK WP HR S P ERA WHIP	IP WLS BF H R ER SO BB IBB HBP BLK WP HR S P ERA WHIP	IP WLS BF H R ER SO BB IBB HBP BLK WP HR S P ERA WHIP	IP WLS BF H R ER SO BB IBB HBP BLK WP HR S P ERA WHIP	IP WLS BF H R ER SO BB IBB HBP BLK WP HR S P ERA WHIP	IP WLS BF H R ER SO BB IBB HBP BLK WP HR S P ERA WHIP	IP WLS BF H R ER SO BB IBB HBP BLK WP HR S P ERA WHIP	IP WLS BF H R ER SO BB IBB HBP BLK WP HR S P ERA WHIP	IP WLS BF H R ER SO BB IBB HBP BLK WP HR S P ERA WHIP	IP WLS BF H R ER SO BB IBB HBP BLK WP HR S P ERA WHIP	IP WLS BF H R ER SO BB IBB HBP BLK WP HR S P ERA WHIP	IP WLS BF H R ER SO BB IBB HBP BLK WP HR S P ERA WHIP	IP WLS BF H R ER SO BB IBB HBP BLK WP HR S P ERA WHIP	IP WLS BF H R ER SO BB IBB HBP BLK WP HR S P ERA WHIP	IP WLS BF H R ER SO BB IBB HBP BLK WP HR S P ERA WHIP					
38 Jason Vargas, L ERA: 7.2	3.1	18	9	7	7	1	0	0	0	0	0	0	0	0	1	37	63	18.90	2.700			
54 Tom Wilhelmson, R ERA: 13.5	1.2	12	5	5	4	3	2	0	0	0	0	1	1	29	51	21.60	4.200					
32 Aaron Laffey, L ERA:	2.0	8	1	0	0	2	1	0	0	0	0	0	0	17	33	0.00	1.000					
31 Josh Lueke, R ERA: 21.6	1.0	4	1	0	0	2	0	0	0	0	0	0	0	9	14	0.00	1.000					
50 Jamey Wright, R ERA:	1.0	4	1	0	0	1	0	0	0	0	0	0	0	9	13	0.00	1.000					
<b>Batter</b>	<b>1</b>	<b>2</b>	<b>3</b>	<b>4</b>	<b>5</b>	<b>6</b>	<b>7</b>	<b>8</b>	<b>9</b>	<b>AB</b>	<b>R</b>	<b>H</b>	<b>RBI</b>	<b>BB</b>	<b>SO</b>	<b>LOB</b>	<b>BOTTOM</b>					
51 Ichiro Suzuki, L OBP: 0.375, SLG: 0.321	L5-3		G4-3				K		E3	5	0	2	2	0	1	4	<b>Cleveland Indians @ Seattle Mariners</b> Safeco Field, Seattle, WA Fri Apr 08 2011, 7:20 PM - 10:24 PM PDT Att: 45,731 - Partly Cloudy - 53 F					
9 Chone Figgins, S OBP: 0.097, SLG: 0.233	L5-3		G4-3				G1-3		F7	5	0	0	0	0	0	7						
15 Milton Bradley, S OBP: 0.355, SLG: 0.393	K								FC5	4	0	0	1	1	2	4						
29 Jack Cust, L OBP: 0.333, SLG: 0.240										5	0	1	0	0	3	3						
17 Justin Smoak, S OBP: 0.379, SLG: 0.375	G4-3									3	0	1	0	1	0	1						
30 Miguel Olivo, R OBP: 0.318, SLG: 0.286	K									4	0	0	0	0	3	4						
4 Adam Kennedy, L OBP: 0.300, SLG: 0.400	G4-3									4	1	1	0	0	0	1						
26 Brendan Ryan, R OBP: 0.304, SLG: 0.222	F8									3	2	1	0	0	0	0						
12 Ryan Langerhans, L OBP: 0.353, SLG: 0.385										0	0	0	0	4	0	0						
<b>Inning Stats</b>	R: 0 E: 0 K: 1 S: 8	H: 0 LOB: 0 BB: 0 P: 14	R: 0 E: 0 K: 2 S: 9	H: 0 LOB: 0 BB: 0 P: 13	R: 0 E: 0 K: 0 S: 8	H: 0 LOB: 1 BB: 1 P: 16	R: 0 E: 0 K: 1 S: 8	H: 1 LOB: 2 BB: 1 P: 16	R: 1 E: 0 K: 1 S: 12	H: 1 LOB: 2 BB: 1 P: 23	R: 0 E: 0 K: 1 S: 10	H: 0 LOB: 1 BB: 0 P: 17	R: 0 E: 0 K: 1 S: 14	H: 0 LOB: 1 BB: 1 P: 24	R: 0 E: 0 K: 1 S: 9	H: 0 LOB: 1 BB: 1 P: 17		R: 2 E: 1 K: 1 S: 16	H: 2 LOB: 2 BB: 1 P: 26	1B: 5 2B: 2 3B: 0 HR: 0	SF: 0 SAC: 0 DP: 1 HBP: 1	WP: 0 PB: 0 SB: 0 CS: 0
<b>PITCHER</b>	IP WLS BF H R ER SO BB IBB HBP BLK WP HR S P ERA WHIP	IP WLS BF H R ER SO BB IBB HBP BLK WP HR S P ERA WHIP	IP WLS BF H R ER SO BB IBB HBP BLK WP HR S P ERA WHIP	IP WLS BF H R ER SO BB IBB HBP BLK WP HR S P ERA WHIP	IP WLS BF H R ER SO BB IBB HBP BLK WP HR S P ERA WHIP	IP WLS BF H R ER SO BB IBB HBP BLK WP HR S P ERA WHIP	IP WLS BF H R ER SO BB IBB HBP BLK WP HR S P ERA WHIP	IP WLS BF H R ER SO BB IBB HBP BLK WP HR S P ERA WHIP	IP WLS BF H R ER SO BB IBB HBP BLK WP HR S P ERA WHIP	IP WLS BF H R ER SO BB IBB HBP BLK WP HR S P ERA WHIP	IP WLS BF H R ER SO BB IBB HBP BLK WP HR S P ERA WHIP	IP WLS BF H R ER SO BB IBB HBP BLK WP HR S P ERA WHIP	IP WLS BF H R ER SO BB IBB HBP BLK WP HR S P ERA WHIP	IP WLS BF H R ER SO BB IBB HBP BLK WP HR S P ERA WHIP	IP WLS BF H R ER SO BB IBB HBP BLK WP HR S P ERA WHIP	IP WLS BF H R ER SO BB IBB HBP BLK WP HR S P ERA WHIP	IP WLS BF H R ER SO BB IBB HBP BLK WP HR S P ERA WHIP					
59 Carlos Carrasco, R ERA: 5.68	6.0	25	4	1	1	0	3	0	0	0	0	0	0	0	55	99	1.50	1.167				
39 Justin Germano, R ERA: 7.2	2.0	8	0	0	0	2	2	0	0	0	0	0	0	23	41	0.00	1.000					
56 Frank Herrmann, R ERA: 9.0	1.0	7	2	2	1	1	1	0	0	0	0	0	0	16	26	9.00	3.000					



Batter	1	2	3	4	5	6	7	8	9	AB	R	H	RBI	BB	SO	LOB	TOP							
23 Michael Brantley, L (1, 8) OBP: 0.394, SLG: 0.593										3	0	1	0	1	0	0								
13 Adrúbal Cabrera, S (1, 6) OBP: 0.306, SLG: 0.515										4	1	2	0	0	0	1								
17 Shin-Soo Choo, L (1, 9) OBP: 0.235, SLG: 0.258										4	1	2	0	0	0	0								
41 Carlos Santana, S (1, 2) OBP: 0.353, SLG: 0.400										4	0	0	0	0	0	5								
48 Travis Hafner, L (1, 10) OBP: 0.433, SLG: 0.630 8 Adam Everett, R (9, PR) OBP: 0.500, SLG: 0.333 (9, 10)										3	0	1	0	1	0	0								
20 Orlando Cabrera, R (1, 4) OBP: 0.406, SLG: 0.464										3	0	1	1	0	0	1								
28 Travis Buck, L (1, 7) OBP: 0.200, SLG: 0.263										4	0	0	0	0	3	3								
7 Matt LaPorta, R (1, 3) OBP: 0.393, SLG: 0.455										2	0	0	0	1	0	0								
9 Jack Hannahan, L (1, 5) OBP: 0.370, SLG: 0.458										3	0	0	0	0	0	1								
<b>Inning Stats</b>	R: 0 E: 0 K: 0 S: 8	H: 1 LOB: 0 BB: 0 P: 14	R: 0 E: 0 K: 1 S: 10	H: 1 LOB: 1 BB: 0 P: 15	R: 0 E: 0 K: 0 S: 11	H: 0 LOB: 0 BB: 0 P: 14	R: 2 E: 1 K: 1 S: 15	H: 2 LOB: 1 BB: 1 P: 25	R: 0 E: 0 K: 0 S: 12	H: 0 LOB: 0 BB: 1 P: 25	R: 0 E: 0 K: 1 S: 10	H: 0 LOB: 0 BB: 0 P: 12	R: 0 E: 0 K: 0 S: 9	H: 0 LOB: 0 BB: 1 P: 14	R: 0 E: 0 K: 0 S: 7	H: 0 LOB: 0 BB: 0 P: 10	R: 0 E: 0 K: 0 S: 5	H: 1 LOB: 1 BB: 0 P: 5	1B: 7 2B: 0 3B: 0 HR: 0	SF: 1 SAC: 0 DP: 3 HBP: 0	WP: 0 PB: 0 SB: 0 CS: 0	PA: 34		
<b>PITCHER</b>	IP WLS BF H R ER SO BB IBB HBP BLK WP HR S P ERA WHIP	IP WLS BF H R ER SO BB IBB HBP BLK WP HR S P ERA WHIP	IP WLS BF H R ER SO BB IBB HBP BLK WP HR S P ERA WHIP	IP WLS BF H R ER SO BB IBB HBP BLK WP HR S P ERA WHIP	IP WLS BF H R ER SO BB IBB HBP BLK WP HR S P ERA WHIP	IP WLS BF H R ER SO BB IBB HBP BLK WP HR S P ERA WHIP	IP WLS BF H R ER SO BB IBB HBP BLK WP HR S P ERA WHIP	IP WLS BF H R ER SO BB IBB HBP BLK WP HR S P ERA WHIP	IP WLS BF H R ER SO BB IBB HBP BLK WP HR S P ERA WHIP	IP WLS BF H R ER SO BB IBB HBP BLK WP HR S P ERA WHIP	IP WLS BF H R ER SO BB IBB HBP BLK WP HR S P ERA WHIP	IP WLS BF H R ER SO BB IBB HBP BLK WP HR S P ERA WHIP	IP WLS BF H R ER SO BB IBB HBP BLK WP HR S P ERA WHIP	IP WLS BF H R ER SO BB IBB HBP BLK WP HR S P ERA WHIP	IP WLS BF H R ER SO BB IBB HBP BLK WP HR S P ERA WHIP	IP WLS BF H R ER SO BB IBB HBP BLK WP HR S P ERA WHIP	IP WLS BF H R ER SO BB IBB HBP BLK WP HR S P ERA WHIP	IP WLS BF H R ER SO BB IBB HBP BLK WP HR S P ERA WHIP	IP WLS BF H R ER SO BB IBB HBP BLK WP HR S P ERA WHIP	IP WLS BF H R ER SO BB IBB HBP BLK WP HR S P ERA WHIP	IP WLS BF H R ER SO BB IBB HBP BLK WP HR S P ERA WHIP	IP WLS BF H R ER SO BB IBB HBP BLK WP HR S P ERA WHIP	IP WLS BF H R ER SO BB IBB HBP BLK WP HR S P ERA WHIP	IP WLS BF H R ER SO BB IBB HBP BLK WP HR S P ERA WHIP

Cleveland Indians @ Seattle Mariners  
Safeco Field, Seattle, WA  
Sat Apr 09 2011, 6:12 PM - 8:56 PM PDT  
Att: 30,303 - Cloudy - 52 F


AB 30  
R 2  
H 7  
RBI 1  
BB 3  
SO 3  
LOB 11



Batter	1	2	3	4	5	6	7	8	9	AB	R	H	RBI	BB	SO	LOB	BOTTOM							
51 Ichiro Suzuki, L (1, 9) OBP: 0.361, SLG: 0.313										4	0	1	0	0	0	2								
9 Chone Figgins, S (1, 5) OBP: 0.143, SLG: 0.294										4	0	2	0	0	1	1								
15 Milton Bradley, S (1, 7) OBP: 0.314, SLG: 0.344										4	0	0	0	0	2	2								
29 Jack Cust, L (1, 10) OBP: 0.294, SLG: 0.207										4	0	0	0	0	2	2								
17 Justin Smoak, S (1, 3) OBP: 0.364, SLG: 0.393										4	1	1	0	0	2	1								
30 Miguel Olivo, R (1, 2) OBP: 0.308, SLG: 0.250										3	0	0	0	1	0	1								
4 Adam Kennedy, L (1, 4) ERA: 1.35 1 Luis Antonio Rodriguez, PH (8, 4) OBP: 0.333, SLG: 0.400										2	0	1	0	0	1	1								
26 Brendan Ryan, R (1, 6) OBP: 0.269, SLG: 0.190 12 Ryan Langerhans, L (9, PH) OBP: 0.333, SLG: 0.357										3	0	0	0	0	2	3								
55 Michael Saunders, L (1, 8) OBP: 0.143, SLG: 0.154										3	0	1	1	0	1	1								
<b>Inning Stats</b>	R: 0 E: 0 K: 2 S: 9	H: 0 LOB: 0 BB: 0 P: 15	R: 0 E: 0 K: 2 S: 13	H: 0 LOB: 1 BB: 1 P: 22	R: 0 E: 0 K: 2 S: 13	H: 1 LOB: 0 BB: 0 P: 17	R: 0 E: 0 K: 1 S: 9	H: 0 LOB: 0 BB: 0 P: 11	R: 0 E: 0 K: 2 S: 17	H: 1 LOB: 1 BB: 0 P: 22	R: 1 E: 0 K: 1 S: 14	H: 2 LOB: 2 BB: 1 P: 28	R: 0 E: 0 K: 1 S: 12	H: 1 LOB: 1 BB: 0 P: 18	R: 0 E: 0 K: 2 S: 7	H: 0 LOB: 0 BB: 0 P: 13	1B: 3 2B: 3 3B: 0 HR: 0	SF: 0 SAC: 0 DP: 0 HBP: 0	WP: 2 PB: 0 SB: 0 CS: 0	PA: 35				
<b>PITCHER</b>	IP WLS BF H R ER SO BB IBB HBP BLK WP HR S P ERA WHIP	IP WLS BF H R ER SO BB IBB HBP BLK WP HR S P ERA WHIP	IP WLS BF H R ER SO BB IBB HBP BLK WP HR S P ERA WHIP	IP WLS BF H R ER SO BB IBB HBP BLK WP HR S P ERA WHIP	IP WLS BF H R ER SO BB IBB HBP BLK WP HR S P ERA WHIP	IP WLS BF H R ER SO BB IBB HBP BLK WP HR S P ERA WHIP	IP WLS BF H R ER SO BB IBB HBP BLK WP HR S P ERA WHIP	IP WLS BF H R ER SO BB IBB HBP BLK WP HR S P ERA WHIP	IP WLS BF H R ER SO BB IBB HBP BLK WP HR S P ERA WHIP	IP WLS BF H R ER SO BB IBB HBP BLK WP HR S P ERA WHIP	IP WLS BF H R ER SO BB IBB HBP BLK WP HR S P ERA WHIP	IP WLS BF H R ER SO BB IBB HBP BLK WP HR S P ERA WHIP	IP WLS BF H R ER SO BB IBB HBP BLK WP HR S P ERA WHIP	IP WLS BF H R ER SO BB IBB HBP BLK WP HR S P ERA WHIP	IP WLS BF H R ER SO BB IBB HBP BLK WP HR S P ERA WHIP	IP WLS BF H R ER SO BB IBB HBP BLK WP HR S P ERA WHIP	IP WLS BF H R ER SO BB IBB HBP BLK WP HR S P ERA WHIP	IP WLS BF H R ER SO BB IBB HBP BLK WP HR S P ERA WHIP	IP WLS BF H R ER SO BB IBB HBP BLK WP HR S P ERA WHIP	IP WLS BF H R ER SO BB IBB HBP BLK WP HR S P ERA WHIP	IP WLS BF H R ER SO BB IBB HBP BLK WP HR S P ERA WHIP	IP WLS BF H R ER SO BB IBB HBP BLK WP HR S P ERA WHIP	IP WLS BF H R ER SO BB IBB HBP BLK WP HR S P ERA WHIP	IP WLS BF H R ER SO BB IBB HBP BLK WP HR S P ERA WHIP

Cleveland Indians @ Seattle Mariners  
Safeco Field, Seattle, WA  
Sat Apr 09 2011, 6:12 PM - 8:56 PM PDT  
Att: 30,303 - Cloudy - 52 F

AB 33  
R 1  
H 6  
RBI 1  
BB 2  
SO 13  
LOB 14





Batter	1	2	3	4	5	6	7	8	9	AB	R	H	RBI	BB	SO	LOB	TOP				
5 Yuliel Escobar, R OBP: 0.531, SLG: 0.750										3	0	1	1	1	1	3	Toronto Blue Jays @ Seattle Mariners Safeco Field, Seattle, WA Mon Apr 11 2011, 7:10 PM - 10:57 PM PDT Att: 13,087 - Cloudy - 50 F				
16 Corey Patterson, L OBP: 0.400, SLG: 1.000										5	1	2	2	0	0	5					
19 José Bautista, R OBP: 0.571, SLG: 0.640										3	1	2	0	2	1	0					
26 Adam Lind, L OBP: 0.277, SLG: 0.409										5	0	0	0	0	0	3					
2 Aaron Hill, R OBP: 0.196, SLG: 0.233										5	1	1	1	0	1	2					
9 J.P. Arencibia, R OBP: 0.423, SLG: 0.875										5	0	2	0	0	1	0					
45 Travis Snider, L OBP: 0.275, SLG: 0.265										4	1	0	1	1	2	2					
10 Edwin Encarnación, R OBP: 0.229, SLG: 0.294										4	1	3	0	0	0	0					
28 Jayson Nix, R OBP: 0.391, SLG: 0.667										4	2	3	1	0	0	1					
<b>Inning Stats</b>	R: 0 E: 0 K: 2 S: 12	H: 1 LOB: 2 BB: 1 P: 18	R: 1 E: 0 K: 2 S: 10	H: 2 LOB: 2 BB: 1 P: 16	R: 2 E: 0 K: 1 S: 19	H: 3 LOB: 0 BB: 1 P: 31	R: 2 E: 0 K: 0 S: 12	H: 4 LOB: 0 BB: 0 P: 20	R: 0 E: 0 K: 1 S: 10	H: 1 LOB: 1 BB: 0 P: 13	R: 0 E: 0 K: 1 S: 11	H: 1 LOB: 3 BB: 2 P: 21	R: 0 E: 0 K: 1 S: 8	H: 0 LOB: 0 BB: 0 P: 12	R: 0 E: 0 K: 1 S: 8	H: 0 LOB: 0 BB: 0 P: 12		1B: 10 2B: 3 3B: 0 HR: 1	SF: 1 SAC: 0 DP: 1 HBP: 0	WP: 2 PB: 0 SB: 1 CS: 1	PA: 44
<b>PITCHER</b>	IP WLS BF H R ER SO	IP WLS BF H R ER SO	IP WLS BF H R ER SO	IP WLS BF H R ER SO	IP WLS BF H R ER SO	IP WLS BF H R ER SO	IP WLS BF H R ER SO	IP WLS BF H R ER SO	IP WLS BF H R ER SO	IP WLS BF H R ER SO	IP WLS BF H R ER SO	IP WLS BF H R ER SO	IP WLS BF H R ER SO	IP WLS BF H R ER SO	IP WLS BF H R ER SO	IP WLS BF H R ER SO	ERA WHIP	ERA WHIP	ERA WHIP	ERA WHIP	
34 Félix Hernández, R ERA: 4.5	6.0	30	12	7	7	6	2	0	0	0	0	2	1	71	111	10.50	2.333				
32 Aaron Laffey, L ERA: 9.82	1.0	4	1	0	0	1	0	0	0	0	0	0	0	10	13	0.00	1.000				
54 Tom Wilhelmson, R ERA: 9.82	1.0	6	1	0	0	1	2	0	0	0	0	0	11	21	0.00	3.000					
31 Josh Lueke, R ERA: 9.82	1.0	W	3	0	0	0	0	0	0	0	0	0	0	8	12	0.00	0.000				

Batter	1	2	3	4	5	6	7	8	9	AB	R	H	RBI	BB	SO	LOB	BOTTOM				
51 Ichiro Suzuki, L OBP: 0.370, SLG: 0.300										4	2	2	0	2	0	1	Toronto Blue Jays @ Seattle Mariners Safeco Field, Seattle, WA Mon Apr 11 2011, 7:10 PM - 10:57 PM PDT Att: 13,087 - Cloudy - 50 F				
9 Chone Figgins, S OBP: 0.152, SLG: 0.289										1	0	1	0	1	0	0					
1 Luis Antonio Rodríguez, S OBP: 0.286, SLG: 0.250										3	1	1	3	1	1	2					
15 Milton Bradley, S OBP: 0.350, SLG: 0.444										4	2	2	2	1	1	2					
29 Jack Cust, L OBP: 0.326, SLG: 0.200										3	0	0	1	2	1	2					
12 Ryan Langerhans, L OBP: 0.316, SLG: 0.500										0	0	0	0	0	0	0					
17 Justin Smoak, S OBP: 0.381, SLG: 0.412										3	0	2	2	2	1	3					
30 Miguel Olivo, R OBP: 0.258, SLG: 0.207										5	0	0	0	0	2	10					
55 Michael Saunders, L OBP: 0.316, SLG: 0.414										4	2	2	0	1	0	0					
26 Brendan Ryan, R OBP: 0.300, SLG: 0.208										3	1	1	0	1	1	1					
2 Jack Wilson, R OBP: 0.273, SLG: 0.318										4	0	0	0	0	0	4					
4 Adam Kennedy, L OBP: 0.294, SLG: 0.412										1	0	0	0	0	0	1					
<b>Inning Stats</b>	R: 0 E: 0 K: 2 S: 15	H: 2 LOB: 3 BB: 1 P: 25	R: 0 E: 0 K: 0 S: 9	H: 0 LOB: 0 BB: 0 P: 14	R: 0 E: 0 K: 1 S: 15	H: 1 LOB: 2 BB: 2 P: 32	R: 0 E: 0 K: 0 S: 15	H: 1 LOB: 1 BB: 1 P: 24	R: 0 E: 0 K: 1 S: 9	H: 1 LOB: 0 BB: 0 P: 16	R: 1 E: 0 K: 2 S: 12	H: 1 LOB: 1 BB: 1 P: 23	R: 5 E: 0 K: 0 S: 14	H: 3 LOB: 1 BB: 4 P: 39	R: 2 E: 0 K: 0 S: 11	H: 2 LOB: 1 BB: 1 P: 21	1B: 8 2B: 2 3B: 0 HR: 1	SF: 0 SAC: 1 DP: 1 HBP: 0	WP: 0 PB: 0 SB: 3 CS: 0	PA: 47	
<b>PITCHER</b>	IP WLS BF H R ER SO	IP WLS BF H R ER SO	IP WLS BF H R ER SO	IP WLS BF H R ER SO	IP WLS BF H R ER SO	IP WLS BF H R ER SO	IP WLS BF H R ER SO	IP WLS BF H R ER SO	IP WLS BF H R ER SO	IP WLS BF H R ER SO	IP WLS BF H R ER SO	IP WLS BF H R ER SO	IP WLS BF H R ER SO	IP WLS BF H R ER SO	IP WLS BF H R ER SO	IP WLS BF H R ER SO	ERA WHIP	ERA WHIP	ERA WHIP	ERA WHIP	
51 Jesse Litsch, R ERA: 2.38	5.0	24	5	0	0	0	4	0	0	0	0	0	0	63	111	0.00	1.800				
54 Jason Frasor, R ERA: 3.38	1.0	4	0	0	0	0	1	0	0	0	0	0	10	20	0.00	1.000					
33 Carlos Villanueva, R ERA: 1.35	1.0	5	1	1	1	2	1	0	0	0	0	1	12	23	9.00	2.000					
25 David Purcey, L ERA: 11.57	0.1	4	2	3	3	0	1	0	0	0	0	0	6	16	81.00	9.000					
29 Octavio Dotel, R ERA: 9.0	0.0	2	0	0	0	0	2	0	0	0	0	0	4	12	-	-					

AB	38
R	7
H	14
RBI	6
BB	4
SO	9
LOB	21



AB	35
R	8
H	11
RBI	8
BB	11
SO	7
LOB	26



Batter	1	2	3	4	5	6	7	8	9	AB	R	H	RBI	BB	SO	LOB	TOP				
5 Yuliel Escobar, R OBP: 0.500, SLG: 0.667	L5		G4-3		FC1-6-4			BB		3	1	0	0	1	0	1					
16 Corey Patterson, L OBP: 0.444, SLG: 0.778	P5				1B		G5-3	1B		4	0	2	2	0	0	0					
19 José Bautista, R OBP: 0.538, SLG: 0.586	K				1B		F7	P3-2		4	0	1	0	0	1	1					
26 Adam Lind, L OBP: 0.255, SLG: 0.375	L6				K		P2	F8		4	0	0	0	0	1	2					
2 Aaron Hill, R OBP: 0.180, SLG: 0.213	K				F9		P4	P3		4	0	0	0	0	1	2					
9 J.P. Arencibia, R OBP: 0.400, SLG: 0.778					K		K	K		3	0	0	0	1	3	2					
45 Travis Snider, L OBP: 0.256, SLG: 0.243	F9						K	K		3	0	0	0	0	1	1					
10 Edwin Encarnación, R OBP: 0.263, SLG: 0.324					P5			BB		3	1	2	0	0	0	0					
2B Jayson Nix, R OBP: 0.346, SLG: 0.583					P3			F8		3	0	0	0	0	1	2					
<b>Inning Stats</b>	R: 0 E: 0 K: 1 S: 10	H: 0 LOB: 0 BB: 0 P: 14	R: 0 E: 0 K: 1 S: 11	H: 0 LOB: 1 BB: 1 P: 19	R: 0 E: 0 K: 0 S: 7	H: 0 LOB: 0 BB: 0 P: 9	R: 0 E: 0 K: 2 S: 14	H: 2 LOB: 2 BB: 0 P: 18	R: 0 E: 0 K: 0 S: 8	H: 0 LOB: 0 BB: 0 P: 9	R: 0 E: 0 K: 2 S: 7	H: 0 LOB: 0 BB: 0 P: 10	R: 2 E: 0 K: 1 S: 11	H: 2 LOB: 0 BB: 1 P: 17	R: 0 E: 0 K: 1 S: 5	H: 0 LOB: 0 BB: 0 P: 8	1B: 5 2B: 1 3B: 0 HR: 0	SF: 0 SAC: 0 DP: 1 HBP: 0	WP: 0 PB: 1 SB: 1 CS: 0	PA: 33	
<b>PITCHER</b>	IP	WLS	BF	H	R	ER	SO	BB	IBB	HBP	BLK	WP	HR	S	P	ERA	WHIP				
36 Michael Pineda, R ERA: 2.7	7.1	W	29	5	2	1	7	2	0	0	0	0	0	74	103	1.23	0.955				
46 Chris Ray, R ERA: 6.75	0.2	H	1	0	0	0	0	0	0	0	0	0	0	2	2	0.00	0.000				
43 Brandon League, R ERA:	1.0	S	3	0	0	0	1	0	0	0	0	0	0	5	8	0.00	0.000				

Toronto Blue Jays @ Seattle Mariners  
Safeco Field, Seattle, WA  
Tue Apr 12 2011, 7:12 PM - 9:30 PM PDT  
Att: 15,500 - Cloudy - 54 F

AB	31
R	2
H	5
RBI	2
BB	2
SO	8
LOB	11



Batter	1	2	3	4	5	6	7	8	9	AB	R	H	RBI	BB	SO	LOB	BOTTOM				
51 Ichiro Suzuki, L OBP: 0.360, SLG: 0.318	F9		G1-3		G3			2B		4	0	1	0	0	0	0					
2 Jack Wilson, R OBP: 0.231, SLG: 0.269	F9		E5		B1-3			K		4	1	0	0	0	1	2					
15 Milton Bradley, S OBP: 0.364, SLG: 0.436	G1-3						K	IBB		3	0	1	1	1	1	0					
30 Miguel Olivo, R OBP: 0.229, SLG: 0.182			G1-3				K	F9-2		4	0	0	0	0	2	4					
17 Justin Smoak, S OBP: 0.378, SLG: 0.405			G3				G5-3			3	0	1	0	0	0	1					
1 Luis Antonio Rodriguez, S OBP: 0.235, SLG: 0.200	F8				G5-3			K		3	0	0	0	0	1	1					
55 Michael Saunders, L OBP: 0.260, SLG: 0.409	K				K		F7			3	0	0	0	0	2	1					
26 Brendan Ryan, R OBP: 0.303, SLG: 0.222					G3			P4		3	1	1	0	0	0	0					
12 Ryan Langerhans, L OBP: 0.360, SLG: 0.650								BB		2	1	1	2	1	1	0					
<b>Inning Stats</b>	R: 0 E: 0 K: 0 S: 5	H: 0 LOB: 0 BB: 0 P: 8	R: 0 E: 0 K: 2 S: 10	H: 1 LOB: 1 BB: 0 P: 13	R: 3 E: 1 K: 0 S: 15	H: 3 LOB: 1 BB: 0 P: 25	R: 0 E: 0 K: 1 S: 10	H: 0 LOB: 0 BB: 0 P: 17	R: 0 E: 0 K: 1 S: 7	H: 0 LOB: 0 BB: 0 P: 11	R: 0 E: 0 K: 2 S: 7	H: 0 LOB: 0 BB: 0 P: 11	R: 0 E: 0 K: 1 S: 6	H: 0 LOB: 0 BB: 0 P: 10	R: 0 E: 0 K: 1 S: 9	H: 1 LOB: 2 BB: 2 P: 18	1B: 3 2B: 2 3B: 0 HR: 1	SF: 0 SAC: 0 DP: 1 HBP: 0	WP: 0 PB: 0 SB: 1 CS: 0	PA: 31	
<b>PITCHER</b>	IP	WLS	BF	H	R	ER	SO	BB	IBB	HBP	BLK	WP	HR	S	P	ERA	WHIP				
24 Ricky Romero, L ERA: 1.66	8.0	L	31	5	3	2	8	1	1	0	0	0	1	69	113	2.25	0.750				

Toronto Blue Jays @ Seattle Mariners  
Safeco Field, Seattle, WA  
Tue Apr 12 2011, 7:12 PM - 9:30 PM PDT  
Att: 15,500 - Cloudy - 54 F

AB	29
R	3
H	5
RBI	3
BB	2
SO	8
LOB	9



Batter	1	2	3	4	5	6	7	8	9	AB	R	H	RBI	BB	SO	LOB	TOP																					
5 Yuliel Escobar, R OBP: 0.512, SLG: 0.688	G5-3		2B							5	1	3	1	0	1	1	<b>Toronto Blue Jays @ Seattle Mariners</b> Safeco Field, Seattle, WA Wed Apr 13 2011, 12:41 PM - 4:03 PM PDT Att: 12,428 - Roof Closed - 48 F																					
16 Corey Patterson, L OBP: 0.429, SLG: 0.643	G4-3		F7							5	1	2	0	0	1	3																						
19 José Bautista, R OBP: 0.500, SLG: 0.618	K		K							5	1	1	3	0	2	3																						
20 Juan Rivera, R OBP: 0.237, SLG: 0.121		G6-3		L8						3	0	0	0	0	0	0																						
45 Travis Snider, L OBP: 0.257, SLG: 0.256						G6-3				2	1	1	0	0	0	0																						
28 Javson Nix, R OBP: 0.355, SLG: 0.586		1B		K						5	1	2	0	0	2	1																						
9 J.P. Arencibia, R OBP: 0.400, SLG: 0.710										4	0	1	1	1	1	2																						
10 Edwin Encarnación, R OBP: 0.279, SLG: 0.341										4	1	1	1	1	0	2																						
6 John McDonald, R OBP: 0.455, SLG: 0.412										4	1	0	0	1	2	2																						
8 José Molina, R OBP: 0.389, SLG: 0.706										4	1	3	2	0	1	0																						
<b>Inning Stats</b>	R: 0 E: 0 K: 1 S: 7	H: 0 LOB: 0 BB: 0 P: 12	R: 0 E: 0 K: 1 S: 9	H: 1 LOB: 1 BB: 0 P: 13	R: 1 E: 0 K: 2 S: 18	H: 2 LOB: 1 BB: 0 P: 28	R: 0 E: 0 K: 1 S: 8	H: 0 LOB: 1 BB: 0 P: 18	R: 0 E: 0 K: 1 S: 11	H: 2 LOB: 2 BB: 0 P: 15	R: 0 E: 0 K: 0 S: 6	H: 0 LOB: 0 BB: 0 P: 10	R: 0 E: 0 K: 2 S: 8	H: 0 LOB: 0 BB: 0 P: 14	R: 6 E: 0 K: 1 S: 21	H: 7 LOB: 2 BB: 1 P: 38	R: 1 E: 0 K: 1 S: 15	H: 2 LOB: 2 BB: 1 P: 24	1B: 8 2B: 5 3B: 0 HR: 1	SF: 0 SAC: 0 DP: 0 HBP: 0	WP: 0 PB: 0 SB: 2 CS: 0	PA: 44																
<b>PITCHER</b>	IP	WLS	BF	H	R	ER	SO	BB	IBB	HBP	BLK	WP	HR	S	P	ERA	WHIP	<b>PITCHER</b>	IP	WLS	BF	H	R	ER	SO	BB	IBB	HBP	BLK	WP	HR	S	P	ERA	WHIP			
38 Jason Vargas, L ERA: 4.86	6.2	0.1	26	5	1	1	7	1	0	0	0	0	0	64	105	1.35	0.900																					
50 Jamey Wright, R ERA:	0.2	H	1	0	0	0	1	0	0	0	0	0	0	3	5	0.00	0.000																					
46 Chris Ray, R ERA: 15.43	0.1	L	7	5	5	5	0	0	0	0	0	0	1	13	21	67.50	7.500																					
31 Josh Lueke, R ERA: 11.25	0.1		4	2	1	1	1	1	0	0	0	0	0	8	17	27.00	9.000																					
54 Tom Wilhelmson, R ERA: 9.64	1.0		6	2	1	1	1	1	0	0	0	0	0	15	24	9.00	3.000																					
<b>Batter</b>	<b>1</b>	<b>2</b>	<b>3</b>	<b>4</b>	<b>5</b>	<b>6</b>	<b>7</b>	<b>8</b>	<b>9</b>	<b>AB</b>	<b>R</b>	<b>H</b>	<b>RBI</b>	<b>BB</b>	<b>SO</b>	<b>LOB</b>	<b>BOTTOM</b>																					
51 Ichiro Suzuki, L OBP: 0.327, SLG: 0.286	G3-1		FC4-6		L8					5	1	0	0	0	1	3	<b>Toronto Blue Jays @ Seattle Mariners</b> Safeco Field, Seattle, WA Wed Apr 13 2011, 12:41 PM - 4:03 PM PDT Att: 12,428 - Roof Closed - 48 F																					
4 Adam Kennedy, L OBP: 0.394, SLG: 0.429	1B		L5							4	0	2	0	1	0	1																						
15 Milton Bradley, S OBP: 0.347, SLG: 0.432	E5		2B							5	0	1	1	0	2	3																						
29 Jack Cust, L OBP: 0.313, SLG: 0.200	F7		1B							5	0	1	0	0	2	4																						
17 Justin Smoak, S OBP: 0.388, SLG: 0.475	G1-3		K							3	1	1	1	1	1	4																						
12 Ryan Langerhans, L OBP: 0.379, SLG: 0.591										2	1	0	0	2	1	1																						
1 Luis Antonio Rodriguez, S OBP: 0.200, SLG: 0.167										3	0	0	0	0	0	2																						
26 Brendan Ryan, R OBP: 0.324, SLG: 0.233										3	0	1	1	1	0	1																						
5 Chris Gimenez, R OBP: 0.429, SLG: 0.333										3	0	1	0	1	1	2																						
<b>Inning Stats</b>	R: 0 E: 1 K: 0 S: 9	H: 1 LOB: 2 BB: 0 P: 18	R: 0 E: 0 K: 0 S: 5	H: 0 LOB: 1 BB: 1 P: 13	R: 1 E: 0 K: 1 S: 14	H: 3 LOB: 2 BB: 0 P: 24	R: 0 E: 0 K: 2 S: 10	H: 0 LOB: 1 BB: 1 P: 16	R: 0 E: 0 K: 1 S: 16	H: 1 LOB: 2 BB: 2 P: 31	R: 0 E: 0 K: 1 S: 7	H: 0 LOB: 0 BB: 0 P: 11	R: 1 E: 0 K: 0 S: 8	H: 1 LOB: 1 BB: 1 P: 12	R: 0 E: 0 K: 1 S: 8	H: 0 LOB: 1 BB: 1 P: 17	1B: 5 2B: 1 3B: 0 HR: 1	SF: 0 SAC: 1 DP: 0 HBP: 0	WP: 1 PB: 0 SB: 0 CS: 0	PA: 40																		
<b>PITCHER</b>	IP	WLS	BF	H	R	ER	SO	BB	IBB	HBP	BLK	WP	HR	S	P	ERA	WHIP	<b>PITCHER</b>	IP	WLS	BF	H	R	ER	SO	BB	IBB	HBP	BLK	WP	HR	S	P	ERA	WHIP			
4 Kyle Drabek, R ERA: 1.92	5.2	2	27	6	2	2	5	4	0	0	0	0	0	59	114	3.18	1.765																					
34 Marc Rzepczynski, L ERA: 1.17	2.0	W	7	0	1	1	2	1	0	0	0	0	0	15	25	4.50	0.500																					
60 Jon Rauch, R ERA: 3.18	1.1		6	1	0	0	1	1	0	0	0	0	0	11	20	0.00	1.500																					

**Toronto Blue Jays @ Seattle Mariners**  
 Safeco Field, Seattle, WA  
 Wed Apr 13 2011, 12:41 PM - 4:03 PM PDT  
 Att: 12,428 - Roof Closed - 48 F

AB	41
R	8
H	14
RBI	8
BB	3
SO	10
LOB	14



**Toronto Blue Jays @ Seattle Mariners**  
 Safeco Field, Seattle, WA  
 Wed Apr 13 2011, 12:41 PM - 4:03 PM PDT  
 Att: 12,428 - Roof Closed - 48 F

AB	33
R	3
H	7
RBI	3
BB	6
SO	8
LOB	21



Batter	1	2	3	4	5	6	7	8	9	AB	R	H	RBI	BB	SO	LOB	TOP																		
51 Ichiro Suzuki, L (1,9) OBP: 0.339, SLG: 0.302	P6		1B		1B			G6-3		4	0	2	0	0	0	0	<b>Seattle Mariners @ Kansas City Royals</b> Kauffman Stadium, Kansas City, MO Thu Apr 14 2011, 7:10 PM - 9:02 PM CDT Att. 8,809 - Overcast - 76 F																		
9 Chone Figgins, S (1,5) OBP: 0.205, SLG: 0.310	F9		E5		FC5-4			SF8		4	1	1	0	0	0	2																			
15 Milton Bradley, S (1,7) OBP: 0.340, SLG: 0.404	BB		FC6-4					E3		3	0	0	0	1	0	3																			
4 Adam Kennedy, L (1,10) OBP: 0.346, SLG: 0.417	F9				1B			SF8		3	0	1	1	0	0	1																			
17 Justin Smoak, S (1,3)	F8				FC5-4					4	0	1	0	0	0	1																			
30 Miguel Olivo, R (1,2) OBP: 0.205, SLG: 0.162	G6-3				F8					4	0	0	0	0	0	3																			
55 Michael Saunders, L (1,8) OBP: 0.250, SLG: 0.360	G1-3				G6-3					3	0	0	0	0	1	1																			
26 Brendan Ryan, R (1,6) OBP: 0.325, SLG: 0.273	F8				F9					3	0	1	0	0	0	0																			
2 Jack Wilson, R (1,4) OBP: 0.207, SLG: 0.241	P5				P4			F8		3	0	0	0	0	0	1																			
<b>Inning Stats</b>	R: 0 H: 0 E: 0 K: 0 S: 11	H: 0 LOB: 1 BB: 1 P: 18	R: 0 H: 0 E: 0 K: 0 S: 9	H: 0 LOB: 0 BB: 0 P: 14	R: 0 H: 1 E: 1 K: 0 S: 10	H: 2 LOB: 2 BB: 0 P: 11	R: 0 H: 1 E: 0 K: 0 S: 10	H: 1 LOB: 1 BB: 0 P: 12	R: 0 H: 1 E: 0 K: 0 S: 7	H: 1 LOB: 0 BB: 0 P: 13	R: 0 H: 0 E: 0 K: 0 S: 4	H: 0 LOB: 0 BB: 0 P: 6	R: 0 H: 1 E: 0 K: 1 S: 11	H: 1 LOB: 1 BB: 0 P: 13	R: 1 H: 2 E: 1 K: 0 S: 11	H: 2 LOB: 2 BB: 0 P: 14	1B: 4 2B: 2 3B: 0 HR: 0	SF: 1 SAC: 0 DP: 0 HBP: 0	WP: 0 PB: 0 SB: 0 CS: 0	PA: 33															
<b>PITCHER</b>	IP	WLS	BF	H	R	ER	SO	BB	IBB	HBP	BLK	WP	HR	S	P	ERA	WHIP	<b>PITCHER</b>	IP	WLS	BF	H	R	ER	SO	BB	IBB	HBP	BLK	WP	HR	S	P	ERA	WHIP
52 Bruce Chen, L (1,1) ERA: 2.37	8.0	W	33	6	1	0	1	1	0	0	0	0	0	73	101	0.00	0.875																		

AB	31
R	1
H	6
RBI	1
BB	1
SO	1
LOB	12



Batter	1	2	3	4	5	6	7	8	9	AB	R	H	RBI	BB	SO	LOB	BOTTOM																		
17 Chris Getz, L (1,4) OBP: 0.375, SLG: 0.341	P6		SH1-4		F8			G5-3		3	0	0	0	0	0	0	<b>Seattle Mariners @ Kansas City Royals</b> Kauffman Stadium, Kansas City, MO Thu Apr 14 2011, 7:10 PM - 9:02 PM CDT Att. 8,809 - Overcast - 76 F																		
53 Melky Cabrera, S (1,8) OBP: 0.311, SLG: 0.417	FC5-4		2B		F7			K		4	1	2	0	0	1	0																			
4 Alex Gordon, L (1,7) OBP: 0.379, SLG: 0.527	F9		1B		G4-3					3	1	1	2	0	0	1																			
16 Billy Butler, R (1,10) OBP: 0.463, SLG: 0.545	FC5-4		2B					G5-3		3	0	1	1	0	0	1																			
30 Kila Ka'aihue, L (1,3) OBP: 0.318, SLG: 0.333	BB		G4-6-3					1B		2	1	1	0	1	0	1																			
21 Jeff Francoeur, R (1,9) OBP: 0.309, SLG: 0.431	FC6-4				G5-3					3	0	1	0	0	0	1																			
24 Wilson Betemit, S (1,5) OBP: 0.474, SLG: 0.613	K				HR			SF7		2	1	1	2	0	1	1																			
3 Brayan Peña, S (1,2) OBP: 0.304, SLG: 0.318	K				K2-3			G4-3		3	0	0	0	0	2	2																			
2 Alcides Escobar, R (1,6) OBP: 0.264, SLG: 0.275			1B		G6-3			K		3	1	1	0	0	1	0																			
<b>Inning Stats</b>	R: 0 H: 1 E: 0 K: 0 S: 8	H: 0 LOB: 1 BB: 1 P: 12	R: 0 H: 0 E: 0 K: 2 S: 9	H: 0 LOB: 1 BB: 1 P: 15	R: 3 H: 4 E: 0 K: 0 S: 14	H: 4 LOB: 0 BB: 0 P: 25	R: 1 H: 1 E: 0 K: 1 S: 13	H: 1 LOB: 0 BB: 0 P: 15	R: 0 H: 0 E: 0 K: 0 S: 6	H: 0 LOB: 0 BB: 0 P: 9	R: 1 H: 2 E: 0 K: 0 S: 8	H: 2 LOB: 1 BB: 0 P: 13	R: 0 H: 0 E: 0 K: 2 S: 13	H: 0 LOB: 0 BB: 0 P: 17	R: 0 H: 0 E: 0 K: 2 S: 13	H: 0 LOB: 0 BB: 0 P: 17	1B: 6 2B: 1 3B: 0 HR: 1	SF: 1 SAC: 1 DP: 1 HBP: 0	WP: 0 PB: 0 SB: 0 CS: 0	PA: 29															
<b>PITCHER</b>	IP	WLS	BF	H	R	ER	SO	BB	IBB	HBP	BLK	WP	HR	S	P	ERA	WHIP	<b>PITCHER</b>	IP	WLS	BF	H	R	ER	SO	BB	IBB	HBP	BLK	WP	HR	S	P	ERA	WHIP
58 Doug Fister, R (1,1) ERA: 3.86	7.0	L	29	8	5	5	5	1	0	0	0	0	1	71	106	6.43	1.286																		

AB	26
R	5
H	8
RBI	5
BB	1
SO	5
LOB	7





Batter	1	2	3	4	5	6	7	8	9	AB	R	H	RBI	BB	SO	LOB	TOP										
51 Ichiro Suzuki, L (1,9)										5	0	0	0	0	1	3	<b>Seattle Mariners @ Kansas City Royals</b> Kauffman Stadium, Kansas City, MO Sat Apr 16 2011, 12:10 PM - 2:56 PM CDT Att: 22,364 - Sunny - 46 F <a href="http://livebaseballscorecards.com">livebaseballscorecards.com</a>										
9 Chone Figgins, S (1,5)										5	0	0	0	0	0	3											
12 Ryan Langerhans, L (1,8)										3	0	0	0	1	2												
29 Jack Cust, L (1,10)										4	0	2	0	0	1	1											
17 Justin Smoak, S (1,3)										2	0	1	0	2	1	0											
1 Luis Antonio Rodriguez, S (1,4)										3	0	2	0	1	1	2											
55 Michael Saunders, L (1,7)										4	0	0	0	0	3	8											
5 Chris Gimenez, R (1,2)										4	0	0	0	0	2	7											
26 Brendan Ryan, R (1,6)										3	0	2	0	1	0	0											
<b>Inning Stats</b>	R: 0 H: 0 E: 0 K: 0 S: 11	H: 0 LOB: 1 BB: 1 P: 19	R: 0 H: 1 E: 0 K: 2 S: 8	H: 1 LOB: 0 BB: 0 P: 12	R: 0 H: 1 E: 0 K: 0 S: 9	H: 1 LOB: 1 BB: 0 P: 17	R: 0 H: 2 E: 0 K: 1 S: 11	H: 2 LOB: 3 BB: 1 P: 21	R: 0 H: 1 E: 0 K: 3 S: 18	H: 1 LOB: 2 BB: 1 P: 29	R: 0 H: 0 E: 0 K: 0 S: 12	H: 0 LOB: 1 BB: 1 P: 21	R: 0 H: 1 E: 0 K: 2 S: 10	H: 1 LOB: 2 BB: 1 P: 19	R: 0 H: 0 E: 0 K: 1 S: 11	H: 0 LOB: 0 BB: 0 P: 16		1B: 5 2B: 2 3B: 0 HR: 0	SF: 0 SAC: 0 DP: 0 HBP: 0	WP: 0 PB: 0 SB: 0 CS: 1	PA: 38						
<b>PITCHER</b>	IP	WLS	BF	H	R	ER	SO	BB	IBB	HBP	BLK	WP	HR	S	P	ERA	WHIP										
37 Sean O'Sullivan, R (1,1)	5.0	W	21	5	0	0	4	2	0	0	0	0	0	51	84	0.00	1.400										
55 Tim Collins, L (6,1)	1.0		5	1	0	0	3	1	0	0	0	0	0	18	29	0.00	2.000										
41 Jeremy Jeffress, R (7,1)	2.0		9	1	0	0	2	2	0	0	0	0	0	22	40	0.00	1.500										
43 Aaron Crow, R (9,1)	1.0		3	0	0	0	1	0	0	0	0	0	0	11	16	0.00	0.000										

Batter	1	2	3	4	5	6	7	8	9	AB	R	H	RBI	BB	SO	LOB	BOTTOM										
1 Jarrod Dyson, L (1,8)										3	0	0	0	1	2	1	<b>Seattle Mariners @ Kansas City Royals</b> Kauffman Stadium, Kansas City, MO Sat Apr 16 2011, 12:10 PM - 2:56 PM CDT Att: 22,364 - Sunny - 46 F <a href="http://livebaseballscorecards.com">livebaseballscorecards.com</a>										
17 Chris Getz, L (1,4)										4	1	1	0	0	1	1											
4 Alex Gordon, L (1,7)										4	3	3	2	0	0	1											
16 Billy Butler, R (1,10)										3	0	1	1	1	1	2											
30 Kila Ka'aihue, L (1,3)										3	1	0	0	1	1	3											
53 Melky Cabrera, S (1,9)										3	1	1	1	0	0	2											
13 Mike Aviles, R (1,5)										4	0	2	3	0	1	1											
15 Matt Treanor, R (1,2)										4	0	0	0	0	1	2											
2 Alcides Escobar, R (1,6)										3	1	0	0	0	0	0											
<b>Inning Stats</b>	R: 0 H: 0 E: 0 K: 1 S: 9	H: 2 LOB: 1 BB: 1 P: 16	R: 1 H: 2 E: 0 K: 2 S: 10	H: 2 LOB: 0 BB: 0 P: 14	R: 0 H: 0 E: 0 K: 2 S: 11	H: 0 LOB: 0 BB: 0 P: 14	R: 1 H: 1 E: 0 K: 0 S: 11	H: 1 LOB: 1 BB: 1 P: 18	R: 3 H: 3 E: 1 K: 1 S: 18	H: 3 LOB: 1 BB: 0 P: 28	R: 0 H: 0 E: 0 K: 1 S: 8	H: 0 LOB: 0 BB: 0 P: 12	R: 0 H: 0 E: 0 K: 0 S: 3	H: 0 LOB: 0 BB: 0 P: 4	R: 2 H: 2 E: 1 K: 0 S: 7	H: 2 LOB: 1 BB: 1 P: 15		1B: 5 2B: 3 3B: 0 HR: 0	SF: 1 SAC: 0 DP: 0 HBP: 0	WP: 1 PB: 0 SB: 1 CS: 0	PA: 35						
<b>PITCHER</b>	IP	WLS	BF	H	R	ER	SO	BB	IBB	HBP	BLK	WP	HR	S	P	ERA	WHIP										
34 Félix Hernández, R (1,1)	5.0	L	23	6	5	2	6	2	0	0	0	0	0	59	90	3.60	1.600										
32 Aaron Laffey, L (6,1)	1.0		3	0	0	0	1	0	0	0	0	0	0	8	12	0.00	0.000										
31 Josh Lueke, R (7,1)	1.0		3	0	0	0	0	0	0	0	0	0	0	3	4	0.00	0.000										
43 Brandon League, R (8,1)	1.0		6	2	2	2	0	1	0	0	0	1	0	7	15	18.00	3.000										






Batter	1	2	3	4	5	6	7	8	9	AB	R	H	RBI	BB	SO	LOB	TOP					
14 Austin Jackson, R OBP: 0.239, SLG: 0.262	G4-3		F8		K		SH1-4	G6-3		4	0	0	0	0	1	1						
25 Ryan Raburn, R OBP: 0.276, SLG: 0.377	K		K		F8		24 WP 24 1B	K		5	1	1	0	0	3	1						
30 Magglio Ordonez, R OBP: 0.294, SLG: 0.233	G6-3									2	0	0	0	2	0	0						
39 Ramon Santiago, S OBP: 0.222, SLG: 0.240			24 FC6-4 BB							1	1	0	0	0	0	0						
24 Miguel Cabrera, R OBP: 0.440, SLG: 0.633		41 1B 26 1B	FC6-4							4	3	2	1	1	1	1						
41 Victor Martinez, S OBP: 0.292, SLG: 0.417										1	0	1	0	0	0	0						
57 Casper Wells, R OBP: 0.350, SLG: 0.471										3	1	0	0	1	0	1						
26 Brennan Boesch, L OBP: 0.397, SLG: 0.453										3	1	2	1	2	0	0						
32 Don Kelly, L OBP: 0.276, SLG: 0.412										0	0	0	0	0	0	0						
27 Jhonny Peralta, R OBP: 0.344, SLG: 0.423										5	0	2	3	0	1	3						
13 Alex Avila, L OBP: 0.340, SLG: 0.535										4	0	1	0	0	1	6						
15 Brandon Inge, R OBP: 0.259, SLG: 0.321										4	1	1	0	0	0	5						
<b>Inning Stats</b>	R: 0 E: 0 K: 1 S: 9	H: 0 LOB: 0 BB: 0 P: 12	R: 1 E: 0 K: 1 S: 23	H: 3 LOB: 2 BB: 0 P: 34	R: 0 E: 0 K: 1 S: 8	H: 0 LOB: 0 BB: 1 P: 14	R: 0 E: 0 K: 0 S: 7	H: 0 LOB: 0 BB: 0 P: 8	R: 0 E: 0 K: 1 S: 10	H: 1 LOB: 1 BB: 0 P: 14	R: 1 E: 1 K: 0 S: 20	H: 2 LOB: 2 BB: 1 P: 32	R: 6 E: 0 K: 1 S: 17	H: 4 LOB: 3 BB: 3 P: 43	R: 0 E: 0 K: 1 S: 6	H: 0 LOB: 0 BB: 0 P: 8	R: 0 E: 0 K: 1 S: 13	H: 0 LOB: 1 BB: 1 P: 22	1B: 7 2B: 2 3B: 1 HR: 0	SF: 0 DP: 0 HBP: 0	WP: 2 PB: 0 CS: 0	PA: 43
<b>PITCHER</b>	IP	WLS	BF	H	R	ER	SO	BB	IBB	HBP	BLK	WP	HR	S	P	ERA	WHIP					
38 Jason Vargas, L ERA: 4.37	6.0		26	6	2	2	4	2	0	0	0	0	0	77	114	3.00	1.333					
31 Josh Lueke, R ERA: 15.18	0.1	L	5	3	4	4	0	1	0	0	0	1	0	5	16	108.00	12.000					
46 Chris Ray, R ERA: 16.88	0.2		5	1	2	2	1	1	0	0	0	1	0	12	27	27.00	3.000					
39 David Pauley, R ERA: 2.25	1.0		3	0	0	0	1	0	0	0	0	0	0	6	8	0.00	0.000					
54 Tom Wilhelmson, R ERA: 7.94	1.0		4	0	0	0	1	1	0	0	0	0	0	13	22	0.00	1.000					

**Detroit Tigers @ Seattle Mariners**  
Safeco Field, Seattle, WA  
Mon Apr 18 2011, 7:11 PM - 10:45 PM PDT  
Att. 12,783 - Roof Closed - 50 F


AB 36  
R 8  
H 10  
RBI 5  
BB 6  
SO 7  
LOB 18



Batter	1	2	3	4	5	6	7	8	9	AB	R	H	RBI	BB	SO	LOB	BOTTOM						
51 Ichiro Suzuki, L OBP: 0.308, SLG: 0.306	L5		L8		K			P5		5	0	1	0	0	1	3							
9 Chone Figgins, S OBP: 0.188, SLG: 0.250	F9		15 HR				17 CS 15 BB	G1-3	G4-3	4	1	1	0	1	0	1							
15 Milton Bradley, S OBP: 0.364, SLG: 0.474							17 CS			3	1	2	2	2	1	0							
29 Jack Cust, L OBP: 0.323, SLG: 0.204	F8							G4-3		3	0	0	0	2	1	5							
17 Justin Smoak, S OBP: 0.403, SLG: 0.491	L7		K				P2			5	1	1	1	0	1	4							
4 Adam Kennedy, L OBP: 0.324, SLG: 0.387			F7				G6-3			4	0	1	0	0	1	1							
30 Miguel Olivo, R OBP: 0.216, SLG: 0.184										4	0	2	0	0	2	1							
12 Ryan Langerhans, L OBP: 0.325, SLG: 0.419										3	0	0	0	1	2	2							
26 Brendan Ryan, R OBP: 0.352, SLG: 0.311										3	0	1	0	1	1	2							
<b>Inning Stats</b>	R: 0 E: 0 K: 0 S: 11	H: 1 LOB: 1 BB: 0 P: 19	R: 0 E: 0 K: 2 S: 15	H: 1 LOB: 2 BB: 1 P: 25	R: 2 E: 0 K: 1 S: 14	H: 2 LOB: 1 BB: 1 P: 28	R: 0 E: 0 K: 3 S: 12	H: 1 LOB: 0 BB: 0 P: 12	R: 0 E: 0 K: 1 S: 6	H: 0 LOB: 1 BB: 2 P: 15	R: 0 E: 0 K: 0 S: 9	H: 1 LOB: 0 BB: 0 P: 13	R: 0 E: 0 K: 0 S: 12	H: 1 LOB: 2 BB: 1 P: 23	R: 1 E: 0 K: 2 S: 10	H: 2 LOB: 2 BB: 1 P: 19	R: 0 E: 0 K: 1 S: 13	H: 0 LOB: 1 BB: 1 P: 25	1B: 6 2B: 1 3B: 0 HR: 2	SF: 0 DP: 0 HBP: 0	WP: 0 PB: 0 CS: 3	PA: 41	
<b>PITCHER</b>	IP	WLS	BF	H	R	ER	SO	BB	IBB	HBP	BLK	WP	HR	S	P	ERA	WHIP						
37 Max Scherzer, R ERA: 4.3	6.0	W	26	6	2	2	7	4	0	0	0	0	0	11	20	0.00	3.000						
60 Brayan Villarreal, R ERA: 5.63	0.2		4	1	0	0	0	1	0	0	0	0	0	1	6	11	13.50	3.000					
55 Daniel Schlereth, L ERA: 3.0	0.2		4	2	1	1	1	0	0	0	0	0	0	5	11	0.00	1.500						
53 Joaquin Benoit, R ERA: 1.17	0.2		3	0	0	0	1	1	0	0	0	0	0	5	11	0.00	1.500						
46 Jose Valverde, R ERA:	1.0		4	0	0	0	1	1	0	0	0	0	0	13	25	0.00	1.000						

**Detroit Tigers @ Seattle Mariners**  
Safeco Field, Seattle, WA  
Mon Apr 18 2011, 7:11 PM - 10:45 PM PDT  
Att. 12,783 - Roof Closed - 50 F

AB 34  
R 3  
H 9  
RBI 3  
BB 7  
SO 10  
LOB 19



Batter	1	2	3	4	5	6	7	8	9	AB	R	H	RBI	BB	SO	LOB	TOP			
14 Austin Jackson, R OBP: 0.222, SLG: 0.242			G6-3			G6-3		K	K	5	0	0	0	0	3	0				
28 Will Rhymes, L OBP: 0.283, SLG: 0.208			F9			G3-1		BB		3	1	0	0	1	1	0				
32 Don Kelly, L OBP: 0.273, SLG: 0.381			G4-3		F9			1B		4	0	1	0	0	1	0				
24 Miguel Cabrera, R OBP: 0.456, SLG: 0.635		BB								3	2	2	1	1	0	0				
57 Casper Wells, R OBP: 0.350, SLG: 0.471		BB								0	0	0	0	0	0	0				
26 Brennan Boesch, L OBP: 0.418, SLG: 0.491		2B								4	0	3	0	0	0	1				
25 Ryan Raburn, R OBP: 0.274, SLG: 0.368		L4-6								4	0	1	0	0	2	6				
27 Jhonny Peralta, R OBP: 0.338, SLG: 0.411		1B								4	0	1	1	0	0	6				
13 Alex Avila, L OBP: 0.340, SLG: 0.511		1B								2	0	0	1	1	2	1				
18 Omar Santos, R OBP: 1.000, SLG: 1.000		K								1	0	1	0	0	0	0				
15 Brandon Inge, R OBP: 0.246, SLG: 0.304										3	0	0	0	0	1	3				
39 Ramon Santiago, S OBP: 0.214, SLG: 0.231										1	0	0	0	0	0	1				
<b>Inning Stats</b>	R: 0 H: 0 E: 0 K: 2 S: 14	H: 0 LOB: 0 BB: 0 P: 20	R: 1 H: 2 E: 0 K: 1 S: 13	H: 2 LOB: 1 BB: 1 P: 22	R: 0 H: 0 E: 0 K: 0 S: 9	H: 0 LOB: 0 BB: 0 P: 13	R: 0 H: 0 E: 0 K: 1 S: 10	H: 0 LOB: 0 BB: 0 P: 13	R: 0 H: 0 E: 0 K: 1 S: 7	H: 0 LOB: 0 BB: 0 P: 10	R: 1 H: 3 E: 0 K: 0 S: 13	H: 3 LOB: 2 BB: 1 P: 23	R: 1 H: 3 E: 0 K: 2 S: 15	H: 3 LOB: 3 BB: 1 P: 23	R: 0 H: 1 E: 0 K: 1 S: 5	H: 1 LOB: 0 BB: 0 P: 6	1B: 8 2B: 2 3B: 0 HR: 0	SF: 0 SAC: 0 DP: 3 HBP: 0	WP: 0 PA: 37 PB: 0 SB: 0 CS: 0	
<b>PITCHER</b>	IP: 6.1 WLS: W BF: 26 ERA: 3.6	WLS: H BF: 1 ERA: 0.0	H: 5 R: 2 ER: 2 SO: 7 BB: 2 IBB: 0 HBP: 0 BLK: 0 WP: 0 HR: 0 S: 73 P: 110 ERA: 2.84 WHIP: 1.105	H: 2 R: 0 ER: 0 SO: 0 BB: 0 IBB: 0 HBP: 0 BLK: 0 WP: 0 HR: 1 S: 1 P: 1 ERA: 0.00 WHIP: 0.000	H: 0 R: 0 ER: 0 SO: 0 BB: 0 IBB: 0 HBP: 0 BLK: 0 WP: 0 HR: 0 S: 20 P: 29 ERA: 4.50 WHIP: 2.500															

**Detroit Tigers @ Seattle Mariners**  
Safeco Field, Seattle, WA  
Tue Apr 19 2011, 7:12 PM - 10:33 PM PDT  
Att: 12,411 - Partly Cloudy - 51 F

AB	34
R	3
H	9
RBI	3
BB	3
SO	10
LOB	18

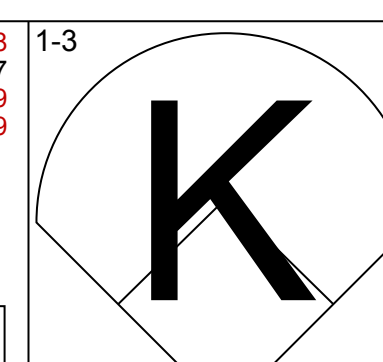
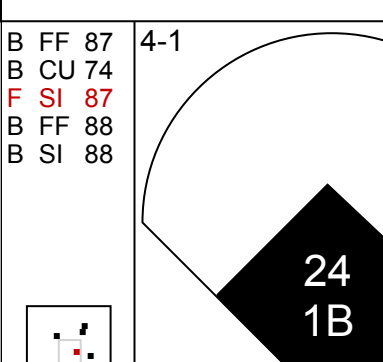
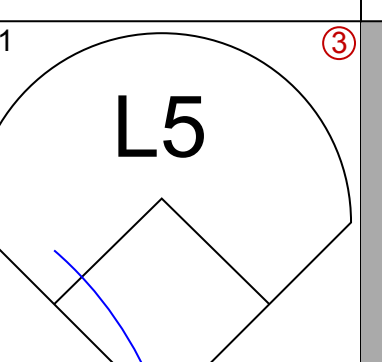
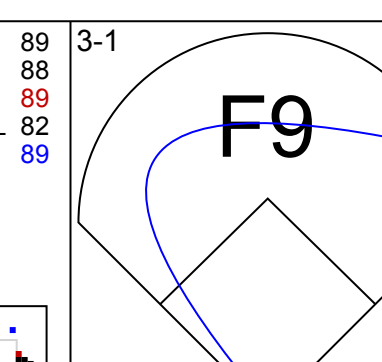
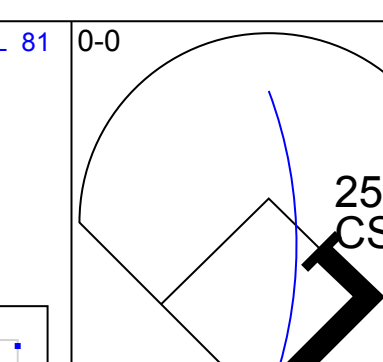
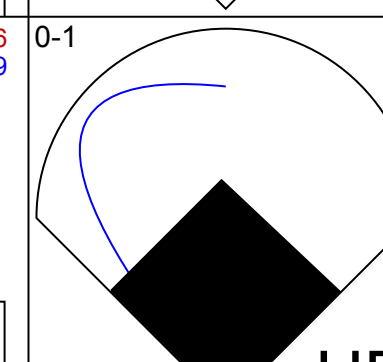
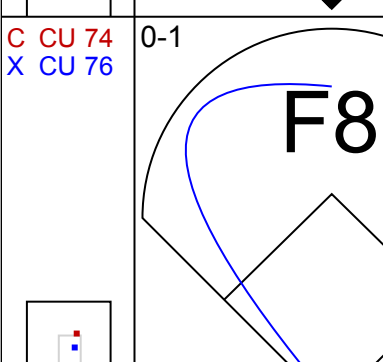
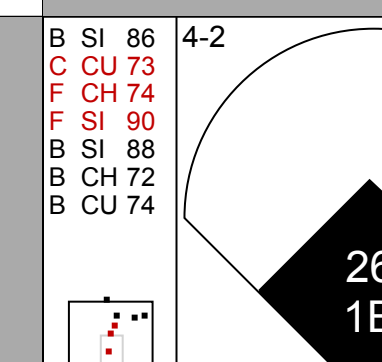
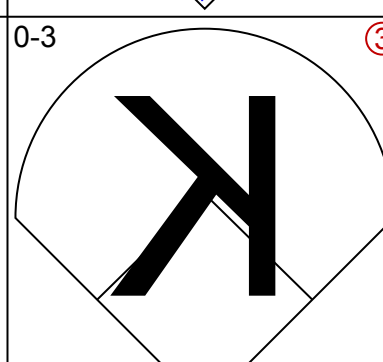
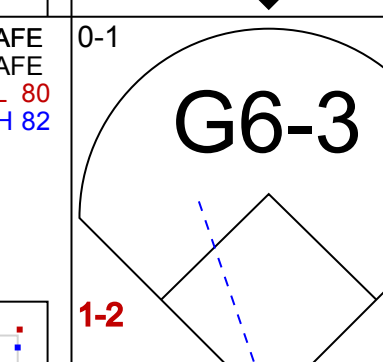
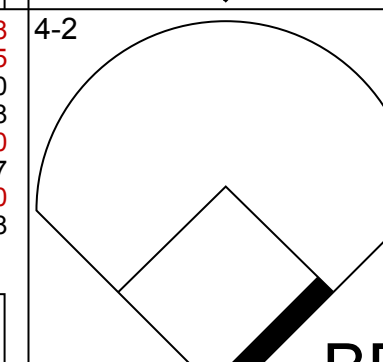
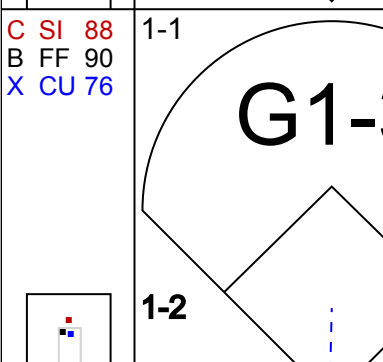
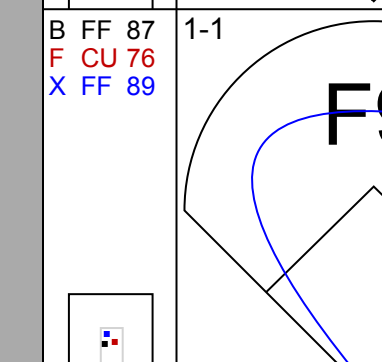
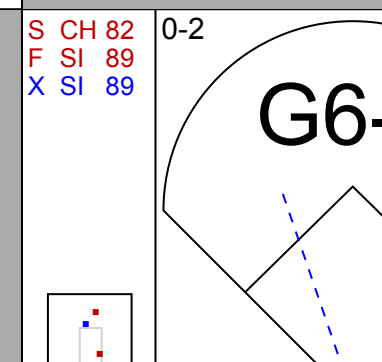
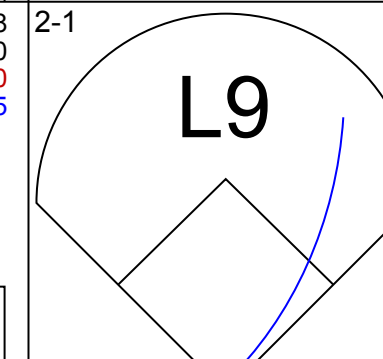
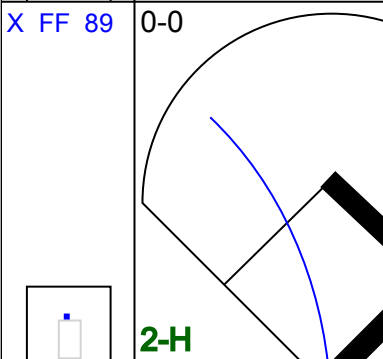
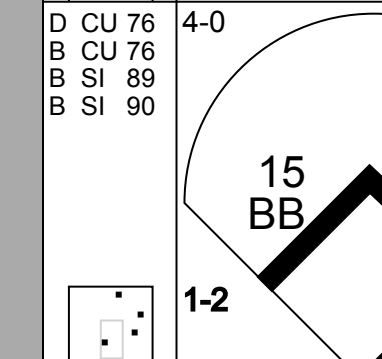
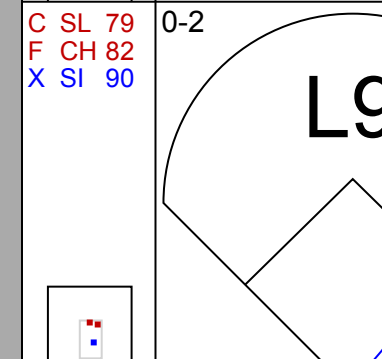
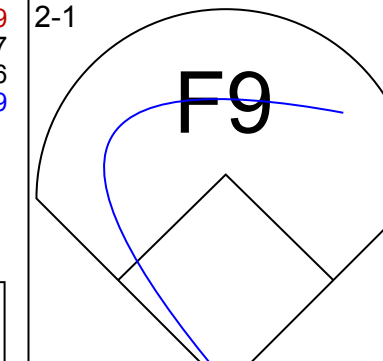
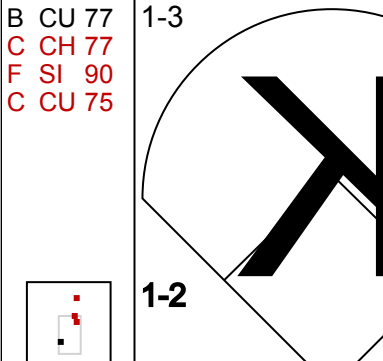
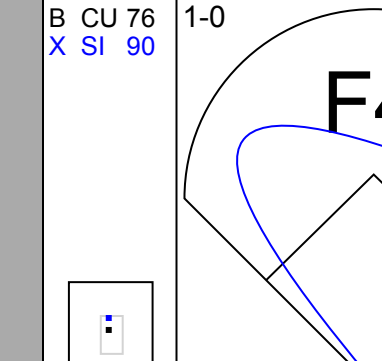
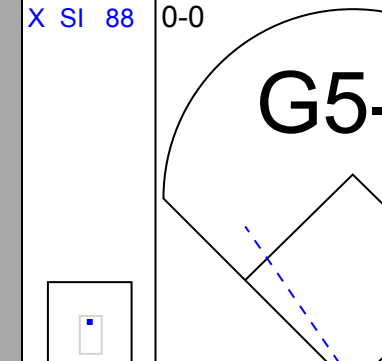

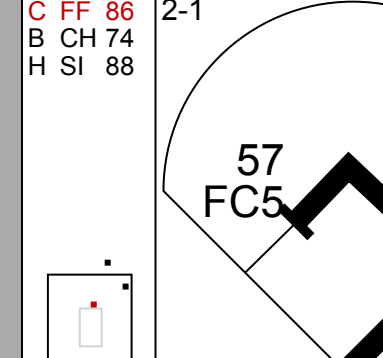
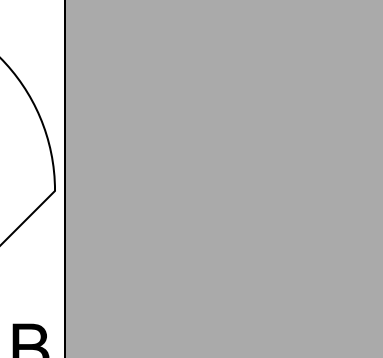
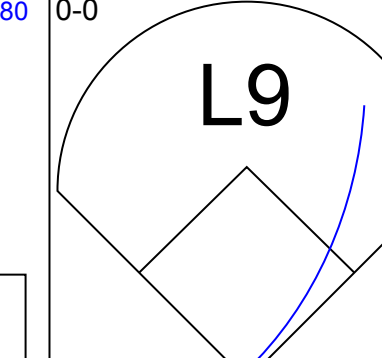

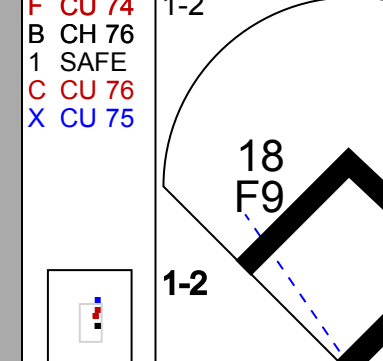
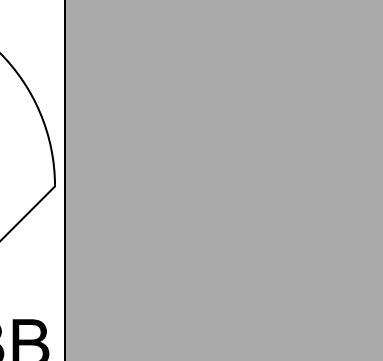
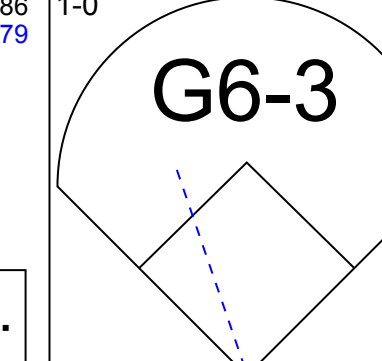


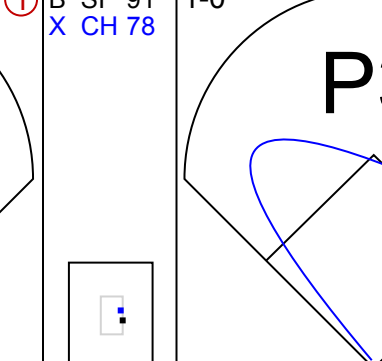







Batter	1	2	3	4	5	6	7	8	9	AB	R	H	RBI	BB	SO	LOB	BOTTOM
51 Ichiro Suzuki, L OBP: 0.232, SLG: 0.338										5	3	4	2	1	0	1	
8 Carlos Peguero, L		1B								0	0	0	0	0	0	0	
9 Chone Figgins, S OBP: 0.232, SLG: 0.297		F8								4	3	3	3	1	0	1	
1 Luis Antonio Rodriguez, R OBP: 0.345, SLG: 0.348		BB								0	0	0	1	0	0	0	
15 Milton Bradley, S OBP: 0.347, SLG: 0.444		F7								6	1	1	2	0	1	5	
29 Jack Cust, L OBP: 0.338, SLG: 0.207		G4-3								4	1	1	1	2	2	4	
30 Miguel Olivo, R OBP: 0.232, SLG: 0.212		F7								3	0	1	1	1	0	5	
26 Brendan Ryan, R OBP: 0.339, SLG: 0.286		G6-3								4	0	0	1	1	1	7	
2 Jack Wilson, R OBP: 0.243, SLG: 0.206		BB								2	1	0	0	3	0	3	
5 Chris Gimenez, R OBP: 0.438, SLG: 0.308		1B								3	2	2	2	2	0	1	
55 Michael Saunders, L OBP: 0.288, SLG: 0.388		G4-3								5	2	3	0	0	0	2	
<b>Inning Stats</b>	R: 4 H: 1 E: 1 K: 0 S: 18	H: 1 LOB: 2 BB: 4 P: 35	R: 0 H: 1 E: 0 K: 0 S: 9	H: 1 LOB: 1 BB: 0 P: 15	R: 2 H: 3 E: 0 K: 0 S: 16	H: 3 LOB: 2 BB: 1 P: 30	R: 0 H: 1 E: 0 K: 0 S: 7	H: 1 LOB: 1 BB: 2 P: 18	R: 0 H: 1 E: 0 K: 1 S: 13	H: 1 LOB: 2 BB: 1 P: 27	R: 5 H: 4 E: 0 K: 1 S: 24	H: 4 LOB: 3 BB: 3 P: 43	R: 2 H: 3 E: 0 K: 2 S: 15	H: 3 LOB: 1 BB: 0 P: 28	1B: 12 2B: 3 3B: 0 HR: 0	SF: 2 SAC: 0 DP: 0 HBP: 0	WP: 0 PA: 49 PB: 0 SB: 3 CS: 1
<b>PITCHER</b>	IP: 3.2 WLS: L BF: 22 ERA: 2.75	WLS: 9 BF: 2 ERA: 11.81	H: 6 R: 6 ER: 2 SO: 0 BB: 4 IBB: 0 HBP: 0 BLK: 0 WP: 0 HR: 0 S: 56 P: 89 ERA: 4.91 WHIP: 2.727	H: 2 R: 0 ER: 0 SO: 0 BB: 0 IBB: 0 HBP: 0 BLK: 0 WP: 0 HR: 13 S: 38 P: 0 ERA: 0.00 WHIP: 3.000	H: 0 R: 2 ER: 0 SO: 0 BB: 0 IBB: 0 HBP: 0 BLK: 0 WP: 0 HR: 13 S: 27 P: 27 ERA: 27.00 WHIP: 3.000	H: 0 R: 0 ER: 0 SO: 0 BB: 0 IBB: 0 HBP: 0 BLK: 0 WP: 0 HR: 34 S: 58 P: 58 ERA: 22.50 WHIP: 4.000											

**Detroit Tigers @ Seattle Mariners**  
Safeco Field, Seattle, WA  
Tue Apr 19 2011, 7:12 PM - 10:33 PM PDT  
Att: 12,411 - Partly Cloudy - 51 F


AB	36
R	13
H	15
RBI	13
BB	11
SO	4
LOB	29

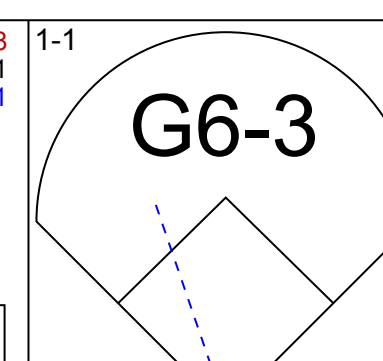
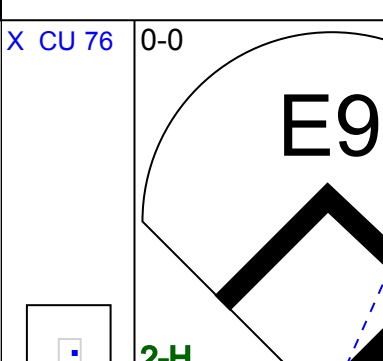
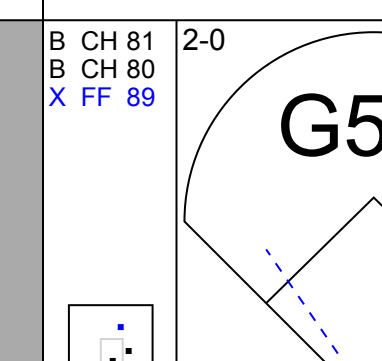
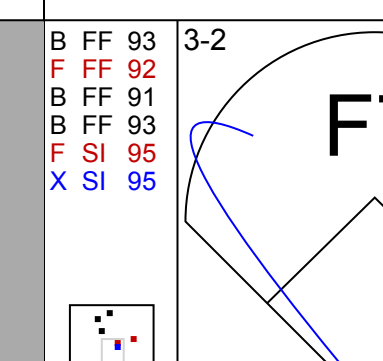
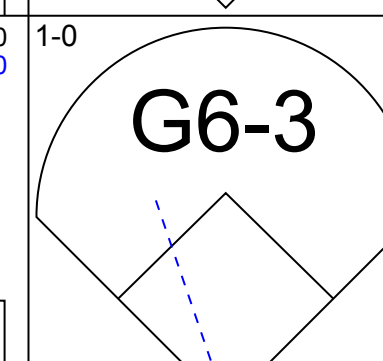
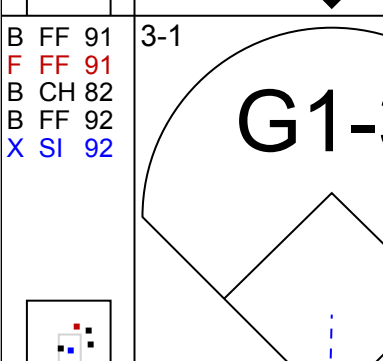
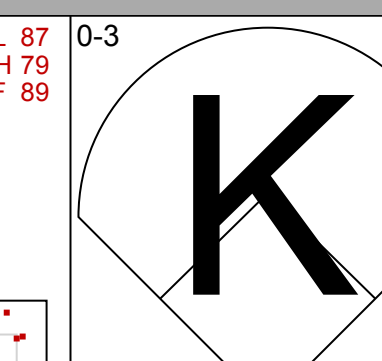
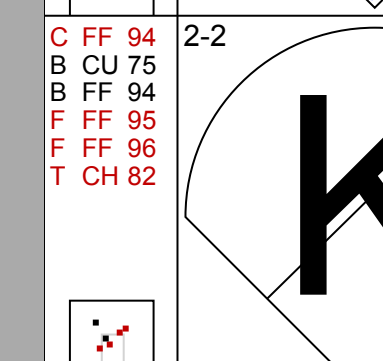
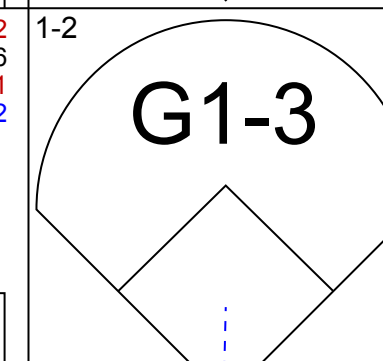
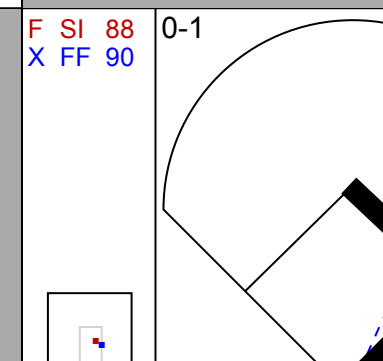
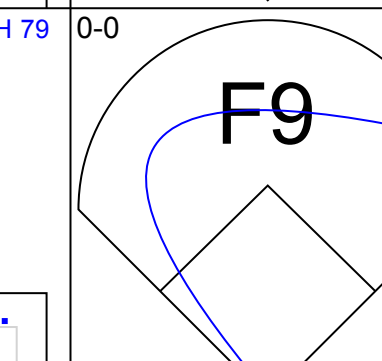
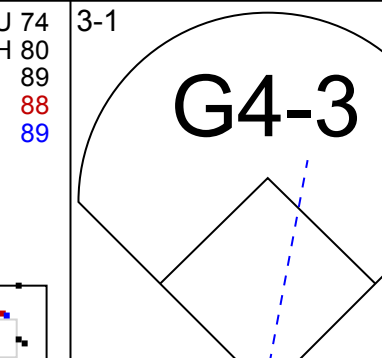
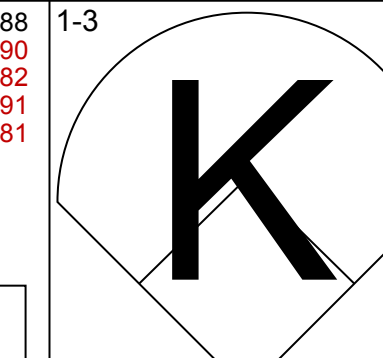
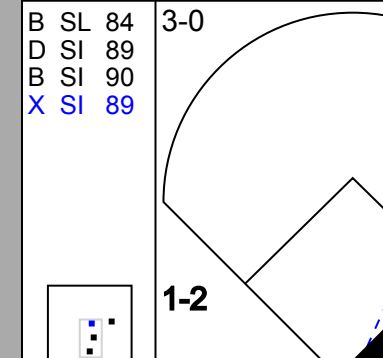
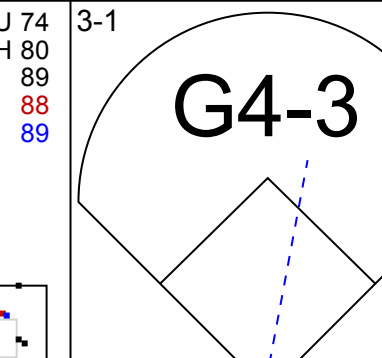



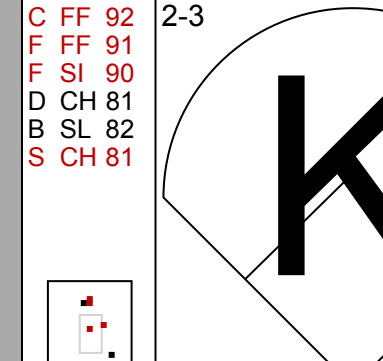
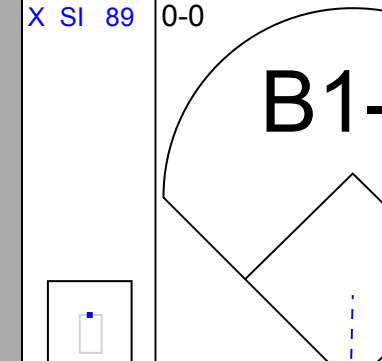
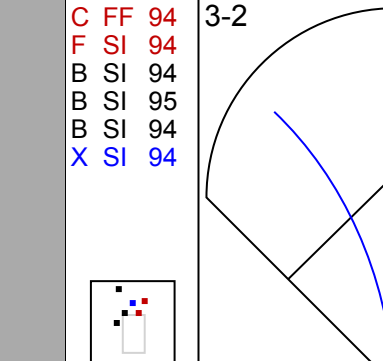

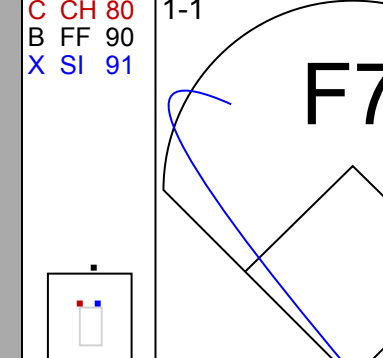
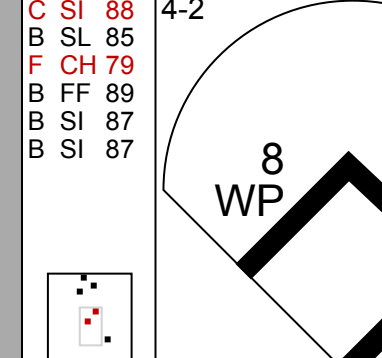
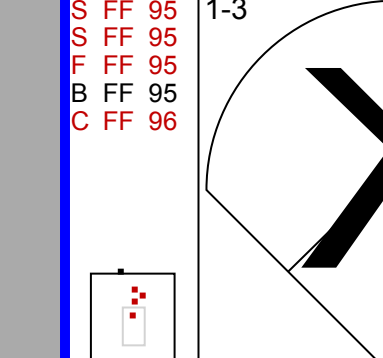
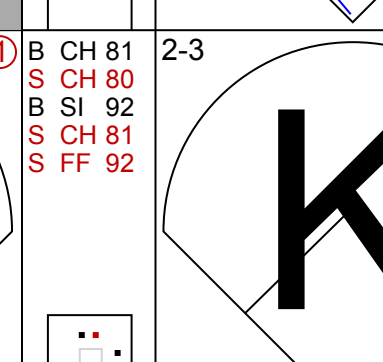
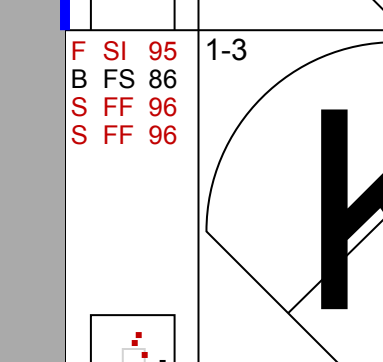
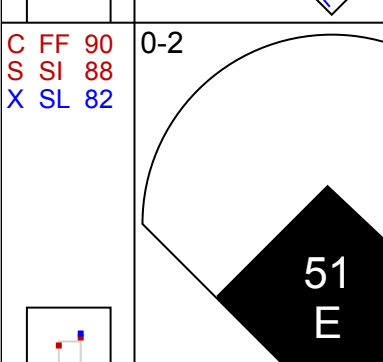

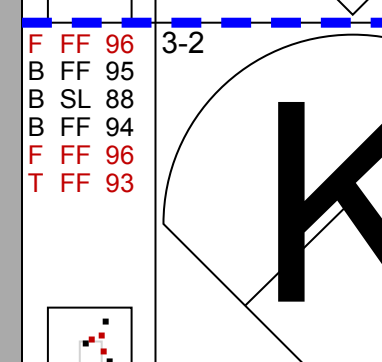


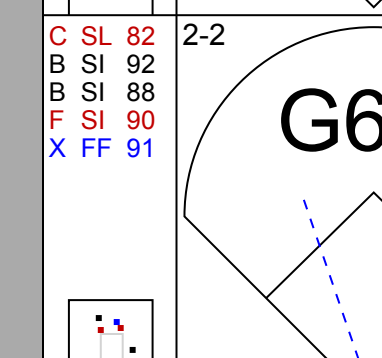

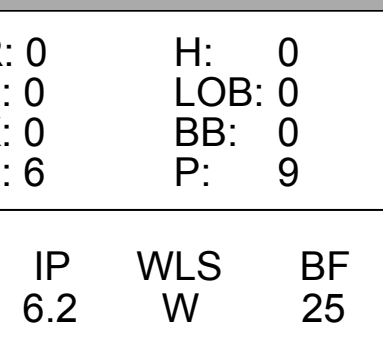
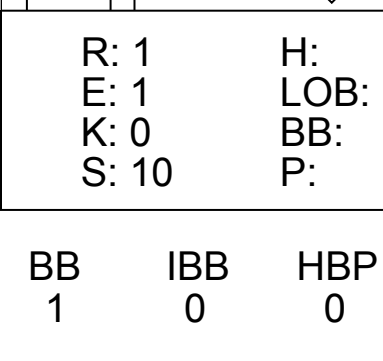
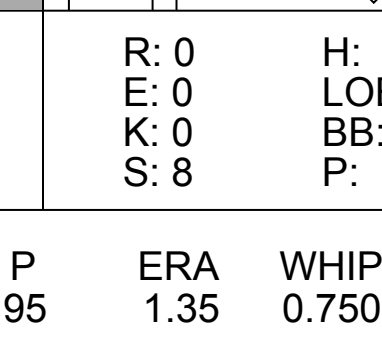
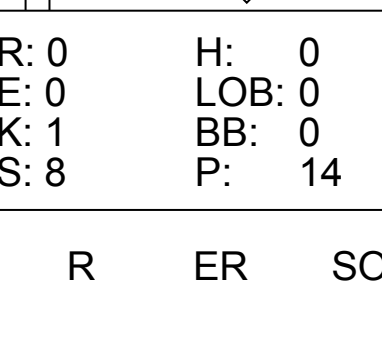


Batter	1	2	3	4	5	6	7	8	9	AB	R	H	RBI	BB	SO	LOB	TOP
14 Austin Jackson, R OBP: 0.234, SLG: 0.243										4	1	1	0	1	1	2	
25 Ryan Raburn, R OBP: 0.294, SLG: 0.410										4	2	1	1	1	1	2	
30 Magglio Ordonez, R OBP: 0.289, SLG: 0.212										3	0	0	0	0	1	0	2
24 Miguel Cabrera, R OBP: 0.458, SLG: 0.621										3	0	1	1	1	0	1	
27 Jhonny Peralta, R OBP: 0.319, SLG: 0.383										4	0	0	0	0	1	4	
26 Brennan Boesch, L OBP: 0.423, SLG: 0.483										3	0	1	1	0	0	0	
39 Ramon Santiago, S OBP: 0.214, SLG: 0.231										0	0	0	0	0	0	0	
15 Brandon Inge, R OBP: 0.262, SLG: 0.305										3	0	1	0	1	0	0	
57 Casper Wells, R OBP: 0.333, SLG: 0.429										4	0	1	0	0	0	5	
18 Omar Santos, R OBP: 0.200, SLG: 0.200										4	0	0	0	0	0	3	
<b>Inning Stats</b>	R: 1 H: 1 E: 0 K: 1 S: 13	H: 1 LOB: 1 BB: 1 P: 22	R: 0 H: 1 E: 0 K: 0 S: 8	H: 1 LOB: 1 BB: 0 P: 15	R: 1 H: 1 E: 0 K: 1 S: 9	H: 1 LOB: 2 BB: 1 P: 15	R: 0 H: 0 E: 0 K: 1 S: 6	H: 0 LOB: 0 BB: 0 P: 11	R: 0 H: 0 E: 0 K: 0 S: 4	H: 0 LOB: 0 BB: 0 P: 8	R: 0 H: 1 E: 0 K: 0 S: 4	H: 1 LOB: 0 BB: 0 P: 6	1B: 5 2B: 0 3B: 0 HR: 1	SF: 0 SAC: 0 DP: 0 HBP: 1	WP: 1 PB: 0 SB: 0 CS: 1	PA: 38	
<b>PITCHER</b>	IP WLS BF H R ER SO BB IBB HBP BLK WP HR S P ERA WHIP																
45 Erik Bedard, L ERA: 7.71	(1, 1) 5.0 L 26 5 3 3 2 5 0 0 1 0 1 1 51 95 5.40 2.000																
39 David Pauley, R ERA: 1.5	(6, 1) 4.0 12 1 0 0 1 0 0 0 0 0 0 0 21 32 0.00 0.250																

**Detroit Tigers @ Seattle Mariners**  
Safeco Field, Seattle, WA  
Wed Apr 20 2011, 12:42 PM - 3:13 PM PDT  
Att: 13,339 - Cloudy - 48 F


AB 32  
R 3  
H 6  
RBI 3  
BB 5  
SO 3  
LOB 19



Batter	1	2	3	4	5	6	7	8	9	AB	R	H	RBI	BB	SO	LOB	BOTTOM			
51 Ichiro Suzuki, L OBP: 0.341, SLG: 0.333										4	0	1	1	0	0	0				
9 Chone Figgins, S OBP: 0.219, SLG: 0.279										4	0	0	0	0	2	1				
4 Adam Kennedy, L OBP: 0.342, SLG: 0.486										4	1	2	1	0	0	0				
29 Jack Cust, L OBP: 0.333, SLG: 0.210										4	0	1	0	0	2	0				
55 Michael Saunders, L OBP: 0.267, SLG: 0.381										4	0	1	0	0	1	2				
1 Luis Antonio Rodriguez, S OBP: 0.344, SLG: 0.320										2	0	0	0	1	1	2				
15 Milton Bradley, S OBP: 0.342, SLG: 0.438										1	0	0	0	0	1	1				
8 Carlos Peguero, L OBP: 0.250, SLG: 0.216										4	0	0	0	0	3	4				
2 Jack Wilson, R OBP: 0.250, SLG: 0.216										3	1	1	0	0	1	1				
5 Chris Gimenez, R OBP: 0.368, SLG: 0.250										3	0	0	0	0	0	1				
<b>Inning Stats</b>	R: 0 H: 0 E: 0 K: 0 S: 6	H: 0 LOB: 0 BB: 0 P: 9	R: 0 H: 0 E: 0 K: 2 S: 10	H: 0 LOB: 0 BB: 0 P: 14	R: 1 H: 2 E: 1 K: 0 S: 10	H: 2 LOB: 1 BB: 0 P: 16	R: 0 H: 2 E: 0 K: 2 S: 12	H: 2 LOB: 2 BB: 0 P: 20	R: 0 H: 0 E: 0 K: 1 S: 6	H: 0 LOB: 0 BB: 0 P: 9	R: 0 H: 0 E: 0 K: 2 S: 10	H: 0 LOB: 1 BB: 0 P: 20	R: 0 H: 0 E: 0 K: 1 S: 8	H: 0 LOB: 0 BB: 0 P: 14	R: 1 H: 2 E: 0 K: 3 S: 14	H: 2 LOB: 1 BB: 0 P: 20	1B: 4 2B: 1 3B: 0 HR: 1	SF: 0 SAC: 0 DP: 0 HBP: 0	WP: 2 PB: 0 SB: 0 CS: 0	PA: 34
<b>PITCHER</b>	IP WLS BF H R ER SO BB IBB HBP BLK WP HR S P ERA WHIP																			
21 Rick Porcello, R ERA: 4.76	(1, 1) 6.2 W 25 4 1 1 1 6 1 0 0 0 0 1 0 0 0 0 1.35 0.750																			
45 Ryan Perry, R ERA: 4.5	(7, 1) 0.1 H 1 0 0 0 1 0 0 0 0 0 0 0 3 6 0.00 0.000																			
53 Joaquin Benoit, R ERA: 1.04	(8, 1) 1.0 H 3 0 0 0 1 0 0 0 0 0 0 0 8 14 0.00 0.000																			
46 Jose Valverde, R ERA: 1.17	(9, 1) 1.0 S 5 2 1 1 3 0 0 0 0 0 0 1 14 20 9.00 2.000																			

**Detroit Tigers @ Seattle Mariners**  
Safeco Field, Seattle, WA  
Wed Apr 20 2011, 12:42 PM - 3:13 PM PDT  
Att: 13,339 - Cloudy - 48 F

AB 33  
R 2  
H 6  
RBI 2  
SO 11  
LOB 12



Batter	1	2	3	4	5	6	7	8	9	AB	R	H	RBI	BB	SO	LOB	TOP										
4 Coco Crisp, S (1, 8) OBP: 0.236, SLG: 0.366	L7		G3			G4-3		K		4	0	0	0	0	1	2	<b>Oakland Athletics @ Seattle Mariners</b> Safeco Field, Seattle, WA Thu Apr 21 2011, 7:11 PM - 9:27 PM PDT Att: 12,764 - Roof Closed - 51 F										
12 David DeJesus, L (1, 9) OBP: 0.319, SLG: 0.281	G6-3			F7			1B	FC4-6 BB		3	0	1	0	1	0	0											
28 Conor Jackson, R (1, 3) OBP: 0.343, SLG: 0.323	K			K		G3		FC4-6		4	0	0	0	0	2	3											
16 Josh Willingham, R (1, 10) OBP: 0.315, SLG: 0.397		K			BB					3	0	2	0	1	1	0											
15 Ryan Sweeney, L (1, 7) OBP: 0.333, SLG: 0.444	G4-3			K						4	0	0	0	0	1	3											
8 Kurt Suzuki, R (1, 2) OBP: 0.302, SLG: 0.333	F8									3	0	0	0	1	0	1											
14 Mark Ellis, R (1, 4) OBP: 0.333, SLG: 0.369			F9							4	0	0	0	0	0	2											
5 Kevin Kouzmanoff, R (1, 5) OBP: 0.196, SLG: 0.308										2	0	0	0	0	2	0											
10 Dario Barton, L (8, PH) OBP: 0.397, SLG: 0.339										1	0	0	0	0	1	0											
21 Andy LaRoche, R (8, 5) OBP: 0.333, SLG: 0.367										0	0	0	0	0	0	0											
2 Cliff Pennington, S (1, 6) OBP: 0.250, SLG: 0.250						G3-1				3	0	2	0	0	0	0											
<b>Inning Stats</b>	R: 0 E: 0 K: 1 S: 7	H: 0 LOB: 0 BB: 0 P: 9	R: 0 E: 0 K: 1 S: 7	H: 0 LOB: 0 BB: 0 P: 14	R: 0 E: 1 K: 1 S: 11	H: 1 LOB: 1 BB: 0 P: 19	R: 0 E: 0 K: 2 S: 13	H: 0 LOB: 0 BB: 1 P: 23	R: 0 E: 0 K: 1 S: 8	H: 0 LOB: 0 BB: 0 P: 10	R: 0 E: 0 K: 0 S: 8	H: 1 LOB: 1 BB: 0 P: 15	R: 0 E: 0 K: 0 S: 8	H: 1 LOB: 1 BB: 1 P: 15	R: 0 E: 0 K: 2 S: 12	H: 1 LOB: 2 BB: 1 P: 22	R: 0 E: 0 K: 0 S: 8	H: 1 LOB: 1 BB: 0 P: 13	1B: 5 2B: 1 3B: 0 HR: 0	SF: 0 SAC: 0 DP: 1 HBP: 0	WP: 0 PB: 0 SB: 1 CS: 0	PA: 34					
<b>PITCHER</b>	IP	WLS	BF	H	R	ER	SO	BB	IBB	HBP	BLK	WP	HR	S	P	ERA	WHIP										
34 Félix Hernández, R (1, 1) ERA: 3.38	7.2	W	29	4	0	0	8	3	0	0	0	0	0	73	126	0.00	0.913										
50 Jamey Wright, R (8, 1) ERA:	0.1	H	1	0	0	0	0	0	0	0	0	0	0	1	1	0.00	0.000										
43 Brandon League, R (9, 1) ERA: 4.05	1.0	S	4	1	0	0	0	0	0	0	0	0	0	8	13	0.00	1.000										

AB 31  
R 0  
H 5  
RBI 0  
BB 3  
SO 8  
LOB 11



Batter	1	2	3	4	5	6	7	8	9	AB	R	H	RBI	BB	SO	LOB	BOTTOM										
51 Ichiro Suzuki, L (1, 9) OBP: 0.330, SLG: 0.321	G5-3		G4-3			FC6-4				3	0	0	0	0	0	2	<b>Oakland Athletics @ Seattle Mariners</b> Safeco Field, Seattle, WA Thu Apr 21 2011, 7:11 PM - 9:27 PM PDT Att: 12,764 - Roof Closed - 51 F										
9 Chone Figgins, S (1, 5) OBP: 0.211, SLG: 0.268	G4-3			F8		K				3	0	0	0	0	1	1											
4 Adam Kennedy, L (1, 3) OBP: 0.341, SLG: 0.553	G3			HR		F9				3	1	1	1	0	0	1											
29 Jack Cust, L (1, 10) OBP: 0.321, SLG: 0.200		G5-3		L8						3	0	0	0	0	1	0											
55 Michael Saunders, L (1, 8) OBP: 0.250, SLG: 0.356		K			P5					3	0	0	0	0	2	0											
30 Miguel Olivo, R (1, 2) OBP: 0.220, SLG: 0.200										3	0	0	0	0	1	0											
8 Carlos Peguero, L (1, 7) OBP: 0.143, SLG: 0.143										3	0	1	0	0	1	0											
26 Brendan Ryan, R (1, 6) OBP: 0.339, SLG: 0.288										3	0	1	0	0	0	1											
2 Jack Wilson, R (1, 4) OBP: 0.279, SLG: 0.231										2	0	1	0	1	0	1											
<b>Inning Stats</b>	R: 0 E: 0 K: 0 S: 6	H: 0 LOB: 0 BB: 0 P: 12	R: 0 E: 0 K: 1 S: 8	H: 0 LOB: 0 BB: 0 P: 14	R: 0 E: 0 K: 0 S: 8	H: 1 LOB: 1 BB: 1 P: 17	R: 1 E: 0 K: 0 S: 14	H: 1 LOB: 0 BB: 0 P: 21	R: 0 E: 0 K: 0 S: 5	H: 0 LOB: 0 BB: 0 P: 8	R: 0 E: 0 K: 1 S: 8	H: 1 LOB: 1 BB: 0 P: 8	R: 0 E: 0 K: 3 S: 9	H: 0 LOB: 0 BB: 0 P: 12	R: 0 E: 0 K: 1 S: 7	H: 1 LOB: 0 BB: 0 P: 7		1B: 3 2B: 0 3B: 0 HR: 1	SF: 0 SAC: 0 DP: 1 HBP: 0	WP: 0 PB: 0 SB: 0 CS: 1	PA: 27						
<b>PITCHER</b>	IP	WLS	BF	H	R	ER	SO	BB	IBB	HBP	BLK	WP	HR	S	P	ERA	WHIP										
32 Brandon McCarthy, R (1, 1) ERA: 2.1	8.0	L	27	4	1	1	6	1	0	0	0	0	1	65	99	1.12	0.625										

AB 26  
R 1  
H 4  
RBI 1  
BB 1  
SO 6  
LOB 6



Batter	1	2	3	4	5	6	7	8	9	AB	R	H	RBI	BB	SO	LOB	TOP			
4 Coco Crisp, S OBP: 0.224, SLG: 0.347	F7		G4-3		FC3-2		G4-6-3			4	0	0	0	0	0	2				
10 Darc Barton, L OBP: 0.378, SLG: 0.318	K		P4		G4-3			F9		4	0	0	0	0	1	1				
12 David DeJesus, L OBP: 0.316, SLG: 0.279		1B	G3			F7		L5		4	0	1	0	0	0	0				
16 Josh Willingham, R OBP: 0.312, SLG: 0.388	K			K		55 1B		G6-3		4	0	1	0	0	2	1				
55 Hideki Matsui, L OBP: 0.292, SLG: 0.412		8 BB	P5			14 FC4-6		K		3	0	1	0	1	1	0				
8 Kurt Suzuki, R OBP: 0.328, SLG: 0.350		BB				1B		15 BB 14 1B		3	0	2	0	1	0	2				
14 Mark Ellis, R OBP: 0.284, SLG: 0.362		BB		1B		F7		15 BB		4	0	1	0	0	1	5				
5 Kevin Kouzmanoff, R OBP: 0.203, SLG: 0.309			K			FC4-6		1B		4	0	1	0	0	1	5				
15 Ryan Sweeney, L OBP: 0.364, SLG: 0.444			K			F8		28 G5-4-3		3	0	1	0	0	1	2				
2 Cliff Pennington, S OBP: 0.254, SLG: 0.241			G3			G6-3		G5-4-3		2	0	0	0	1	0	3				
28 Conor Jackson, R OBP: 0.333, SLG: 0.313						4 G4-6-3		1B		1	0	0	0	0	0	3				
<b>Inning Stats</b>	R: 0 H: 1 E: 0 K: 2 S: 11	H: 1 LOB: 1 BB: 0 P: 15	R: 0 H: 0 E: 0 K: 2 S: 18	H: 0 LOB: 2 BB: 2 P: 30	R: 0 H: 0 E: 0 K: 0 S: 9	H: 0 LOB: 0 BB: 0 P: 12	R: 0 H: 1 E: 0 K: 1 S: 9	H: 1 LOB: 1 BB: 0 P: 12	R: 0 H: 2 E: 0 K: 0 S: 10	H: 2 LOB: 2 BB: 1 P: 15	R: 0 H: 0 E: 0 K: 0 S: 3	H: 0 LOB: 0 BB: 1 P: 9	R: 0 H: 0 E: 0 K: 0 S: 7	H: 0 LOB: 0 BB: 0 P: 11	R: 0 H: 2 E: 0 K: 1 S: 10	H: 2 LOB: 2 BB: 1 P: 18	1B: 7 2B: 0 3B: 0 HR: 0	SF: 0 SAC: 0 DP: 2 HBP: 0	WP: 1 PB: 0 SB: 0 CS: 0	PA: 36
<b>PITCHER</b>	IP WLS BF H R ER SO BB IBB HBP BLK WP HR S P ERA WHIP																			
36 Michael Pineda, R ERA: 1.78	6.0 W 25 5 0 0 5 2 0 0 0 0 1 0 66 97 0.00 1.167																			
39 David Pauley, R ERA: 1.46	7.1 0.1 2 0 0 0 0 1 0 0 0 0 0 0 2 6 0.00 3.000																			
32 Aaron Laffey, L ERA: 0.84	7.1 1.2 4 0 0 0 0 0 0 0 0 0 0 0 8 14 0.00 0.000																			
50 Jamey Wright, R ERA: 3.68	9.1 0.1 4 2 0 0 1 1 0 0 0 0 0 0 8 14 0.00 9.000																			
43 Brandon League, R ERA: 3.68	9.1 0.2 S 1 0 0 0 0 0 0 0 0 0 0 0 2 4 0.00 0.000																			

Oakland Athletics @ Seattle Mariners  
Safeco Field, Seattle, WA  
Fri Apr 22 2011, 7:11 PM - 10:14 PM PDT  
Att: 17,799 - Partly Cloudy - 54 F

AB 32  
R 0  
H 7  
RBI 0  
BB 4  
SO 6  
LOB 19



Batter	1	2	3	4	5	6	7	8	9	AB	R	H	RBI	BB	SO	LOB	BOTTOM	
51 Ichiro Suzuki, L OBP: 0.337, SLG: 0.330	15 9 G3	G3			G4-3		1B			4	0	2	0	0	0	3		
9 Chone Figgins, S OBP: 0.213, SLG: 0.257	G3		B1-3			L4				3	1	0	0	1	0	2		
15 Milton Bradley, S OBP: 0.351, SLG: 0.438			G4-3			29 BB 55 BB 4 1B				0	0	0	0	1	0	0		
55 Michael Saunders, L OBP: 0.255, SLG: 0.340			G4-3			29 BB 4 1B		K		2	1	0	0	1	1	0		
29 Jack Cust, L OBP: 0.329, SLG: 0.194			G6-3			4 1B		4 G3		2	0	0	1	2	0	2		
4 Adam Kennedy, L OBP: 0.356, SLG: 0.548		12 BB 2 1B	G3			1-3 2H 3H		G3		4	1	2	2	0	0	1		
30 Miguel Olivo, R OBP: 0.206, SLG: 0.186		P4		F8		K		L8		4	0	0	0	0	1	4		
12 Ryan Langerhans, L OBP: 0.364, SLG: 0.424		2 1B				K				2	0	1	0	2	1	2		
26 Brendan Ryan, R OBP: 0.318, SLG: 0.268		P3								4	0	0	0	0	1	4		
2 Jack Wilson, R OBP: 0.298, SLG: 0.256										4	1	2	1	0	0	0		
<b>Inning Stats</b>	R: 0 H: 1 E: 0 K: 0 S: 6	H: 2 LOB: 1 BB: 1 P: 23	R: 0 H: 0 E: 0 K: 0 S: 6	H: 0 LOB: 0 BB: 0 P: 10	R: 0 H: 0 E: 0 K: 0 S: 5	H: 0 LOB: 1 BB: 1 P: 16	R: 3 H: 2 E: 0 K: 2 S: 14	H: 2 LOB: 2 BB: 3 P: 33	R: 0 H: 1 E: 0 K: 0 S: 11	H: 1 LOB: 1 BB: 0 P: 18	R: 0 H: 0 E: 0 K: 1 S: 9	H: 0 LOB: 1 BB: 1 P: 17	R: 0 H: 1 E: 0 K: 1 S: 10	H: 1 LOB: 0 BB: 0 P: 15	1B: 7 2B: 0 3B: 0 HR: 0	SF: 0 SAC: 0 DP: 1 HBP: 0	WP: 0 PB: 1 SB: 1 CS: 1	PA: 36
<b>PITCHER</b>	IP WLS BF H R ER SO BB IBB HBP BLK WP HR S P ERA WHIP																	
66 Tyson Ross, R ERA: 4.82	4.1 L 20 4 3 3 0 4 0 0 0 0 0 0 4 31 7.6 6.23 1.846																	
13 Jerry Bleivins, L ERA: 4.5	5.1 0.0 3 1 1 1 0 2 0 0 0 0 0 0 4 13 ∞ ∞																	
31 Brad Ziegler, R ERA: 4.76	5.1 1.1 5 1 0 0 2 0 0 0 0 0 0 0 14 21 0.00 0.750																	
29 David Purcey, L ERA: 4.76	6.1 1.1 5 0 0 0 1 1 0 0 0 0 0 0 12 22 0.00 0.750																	
56 Craig Breslow, L ERA: 6.0	8.1 1.0 3 1 0 0 1 0 0 0 0 0 0 0 10 15 0.00 1.000																	

Oakland Athletics @ Seattle Mariners  
Safeco Field, Seattle, WA  
Fri Apr 22 2011, 7:11 PM - 10:14 PM PDT  
Att: 17,799 - Partly Cloudy - 54 F

AB 29  
R 4  
H 7  
RBI 4  
BB 7  
SO 4  
LOB 18




Batter	1	2	3	4	5	6	7	8	9	AB	R	H	RBI	BB	SO	LOB	TOP								
4 Coco Crisp, S OBP: 0.247, SLG: 0.388	G1-3		28 1B 1-H	K		28 1B 1-H		10 G6-4-3 1B		5	1	3	2	0	1	0									
10 Daric Barton, L OBP: 0.379, SLG: 0.304	K		28 1B BB			28 1B BB		10 G6-4-3 1B		3	0	0	0	2	1	2									
28 Conor Jackson, R OBP: 0.341, SLG: 0.324	G5-3		1-2 2-3 1B			1-2 2-H 1B		F9		5	0	2	1	0	0	1									
16 Josh Willingham, R OBP: 0.305, SLG: 0.375		F8	F8			F8		14 FC6-4 1B		5	0	1	0	0	1	5									
55 Hideki Matsui, L OBP: 0.286, SLG: 0.389	G4-3		K			K		K		4	1	0	0	1	3	3									
8 Kurt Suzuki, R OBP: 0.333, SLG: 0.344	P4		5 1B BB			5 1B BB		G6-3		4	2	1	0	1	0	1									
14 Mark Ellis, R OBP: 0.282, SLG: 0.356			4 2B 1B			4 2B 1B		SH1-3		4	1	1	0	0	0	2									
5 Kevin Kouzmanoff, R OBP: 0.222, SLG: 0.373			F8			2 HR 1B		K		4	2	2	4	0	1	1									
2 Cliff Pennington, S OBP: 0.286, SLG: 0.316			P6			4 2B HR		10 G6-4-3 4 1B BB		3	2	2	2	1	0	1									
<b>Inning Stats</b>	R: 0 E: 0 K: 1 S: 8	H: 0 LOB: 0 BB: 0 P: 10	R: 0 E: 0 K: 0 S: 8	H: 0 LOB: 0 BB: 0 P: 11	R: 1 E: 0 K: 0 S: 20	H: 3 LOB: 3 BB: 1 P: 31	R: 3 E: 0 K: 2 S: 13	H: 2 LOB: 0 BB: 1 P: 23	R: 0 E: 0 K: 0 S: 8	H: 0 LOB: 0 BB: 0 P: 13	R: 5 E: 0 K: 2 S: 22	H: 5 LOB: 2 BB: 2 P: 37	R: 0 E: 0 K: 1 S: 8	H: 0 LOB: 0 BB: 0 P: 11	R: 0 E: 0 K: 0 S: 6	H: 1 LOB: 1 BB: 1 P: 12	R: 0 E: 0 K: 1 S: 9	H: 1 LOB: 1 BB: 0 P: 14	1B: 8 2B: 2 3B: 0 HR: 2	SF: 0 SAC: 1 DP: 1 HBP: 0	WP: 0 PB: 0 SB: 3 CS: 0	PA: 43			
<b>PITCHER</b>	IP	WLS	BF	H	R	ER	SO	BB	IBB	HBP	BLK	WP	HR	S	P	ERA	WHIP								
38 Jason Vargas, L ERA: 5.53	5.0	L	24	6	6	6	3	3	0	0	0	0	1	64	100	10.80	1.800								
31 Josh Lueke, R ERA: 17.05	1.0		8	4	3	3	2	1	0	0	0	0	1	15	25	27.00	5.000								
54 Tom Wilhelmson, R ERA: 5.87	2.0		7	1	0	0	1	1	0	0	0	0	0	14	23	0.00	1.000								
46 Chris Ray, R ERA: 14.21	1.0		4	1	0	0	1	0	0	0	0	0	0	9	14	0.00	1.000								

Oakland Athletics @ Seattle Mariners  
Safeco Field, Seattle, WA  
Sat-Apr 23 2011, 6:11 PM - 9:18 PM PDT  
Att: 25,356 - Clear - 65 F

livebaseballscorecards.com

AB 37  
R 9  
H 12  
RBI 9  
BB 5  
SO 7  
LOB 16




Batter	1	2	3	4	5	6	7	8	9	AB	R	H	RBI	BB	SO	LOB	BOTTOM								
51 Ichiro Suzuki, L OBP: 0.354, SLG: 0.359	G1-3		1-2 1B							4	0	3	0	0	0	0									
9 Chone Figgins, S OBP: 0.214, SLG: 0.256	4 2B 1B		F9			F8		P4		4	0	1	0	0	0	4									
4 Adam Kennedy, L OBP: 0.347, SLG: 0.543	55 WP 1-H 2B		F7			F7		F7		4	0	1	0	0	0	2									
29 Jack Cust, L OBP: 0.326, SLG: 0.186	55 WP BB		K			G6-3		K		3	0	0	0	1	2	1									
55 Michael Saunders, L OBP: 0.255, SLG: 0.353	G3		1 CS 2B			F8		K		4	0	1	0	0	1	2									
1 Luis Antonio Rodriguez, S OBP: 0.333, SLG: 0.310	F9		CS			G4-3		F9		4	0	1	0	0	0	0									
5 Chris Gimenez, R OBP: 0.391, SLG: 0.263	8 G1-3 2 1B 1B		K			K		K		3	1	1	0	1	2	0									
8 Carlos Peguero, L OBP: 0.182, SLG: 0.182	G1-3		G4-3			G4-3		K		4	0	1	0	0	1	3									
2 Jack Wilson, R OBP: 0.294, SLG: 0.255	51 1B 2-H 1B		F8			F8		G6-3		4	0	1	1	0	0	3									
<b>Inning Stats</b>	R: 0 E: 0 K: 0 S: 9	H: 2 LOB: 2 BB: 1 P: 20	R: 1 E: 0 K: 0 S: 15	H: 3 LOB: 2 BB: 0 P: 22	R: 0 E: 0 K: 1 S: 11	H: 1 LOB: 0 BB: 0 P: 20	R: 0 E: 0 K: 1 S: 9	H: 0 LOB: 0 BB: 0 P: 15	R: 0 E: 0 K: 0 S: 6	H: 1 LOB: 1 BB: 0 P: 13	R: 0 E: 0 K: 0 S: 6	H: 0 LOB: 0 BB: 0 P: 10	R: 0 E: 0 K: 1 S: 9	H: 1 LOB: 0 BB: 0 P: 15	R: 0 E: 0 K: 1 S: 12	H: 1 LOB: 1 BB: 0 P: 17	R: 0 E: 0 K: 2 S: 14	H: 1 LOB: 2 BB: 1 P: 20	1B: 7 2B: 3 3B: 0 HR: 0	SF: 0 SAC: 0 DP: 1 HBP: 0	WP: 1 PB: 0 SB: 0 CS: 1	PA: 37			
<b>PITCHER</b>	IP	WLS	BF	H	R	ER	SO	BB	IBB	HBP	BLK	WP	HR	S	P	ERA	WHIP								
53 Trevor Cahill, R ERA: 2.3	6.0	W	24	7	1	1	2	1	0	0	0	0	0	56	100	1.50	1.333								
31 Brad Ziegler, R ERA:	1.0		3	1	0	0	1	0	0	0	0	0	0	9	15	0.00	1.000								
56 Craig Breslow, L ERA: 5.14	1.0		4	1	0	0	1	0	0	0	0	0	0	12	17	0.00	1.000								
50 Grant Balfour, R ERA: 3.88	1.0		5	1	0	0	2	1	0	0	0	0	0	14	20	0.00	2.000								

Oakland Athletics @ Seattle Mariners  
Safeco Field, Seattle, WA  
Sat-Apr 23 2011, 6:11 PM - 9:18 PM PDT  
Att: 25,356 - Clear - 65 F

livebaseballscorecards.com

AB 34  
R 1  
H 10  
RBI 1  
BB 2  
SO 6  
LOB 15









Batter	1	2	3	4	5	6	7	8	9	AB	R	H	RBI	BB	SO	LOB	TOP				
51 Ichiro Suzuki, L (1,9) OBP: 0.391, SLG: 0.355	L8		L8				G4-3			5	2	2	1	0	0	0					
9 Chone Figgins, S (1,5) OBP: 0.229, SLG: 0.281	E5		E6							4	1	2	1	1	0	0					
15 Milton Bradley, S (1,7) OBP: 0.333, SLG: 0.378										3	2	0	0	2	1	4					
30 Miguel Olivo, R (1,2) OBP: 0.263, SLG: 0.290										4	2	3	1	0	1	2					
17 Justin Smoak, S (1,3) OBP: 0.408, SLG: 0.571										4	2	5	1	2	3						
29 Jack Cust, L (1,10) OBP: 0.316, SLG: 0.203										5	0	1	1	0	4	3					
4 Adam Kennedy, L (1,4) OBP: 0.310, SLG: 0.473										5	0	1	1	0	1	2					
26 Brendan Ryan, R (1,6) OBP: 0.304, SLG: 0.250										5	0	0	0	0	2	2					
55 Michael Saunders, L (1,8) OBP: 0.258, SLG: 0.344										3	1	0	0	1	1	1					
<b>Inning Stats</b>	R: 3 H: 2 E: 1 K: 1 S: 14	H: 2 LOB: 0 BB: 1 P: 24	R: 0 H: 0 E: 0 K: 0 S: 7	H: 0 LOB: 0 BB: 0 P: 13	R: 0 H: 0 E: 0 K: 2 S: 11	H: 1 LOB: 1 BB: 0 P: 19	R: 0 H: 0 E: 0 K: 1 S: 10	H: 1 LOB: 1 BB: 0 P: 13	R: 1 H: 2 E: 1 K: 2 S: 19	H: 2 LOB: 2 BB: 0 P: 31	R: 0 H: 0 E: 0 K: 0 S: 9	H: 0 LOB: 0 BB: 0 P: 14	R: 0 H: 0 E: 0 K: 3 S: 11	H: 1 LOB: 1 BB: 1 P: 18	R: 0 H: 1 E: 0 K: 1 S: 25	H: 1 LOB: 1 BB: 1 P: 40	1B: 9 2B: 1 3B: 0 HR: 1	SF: 1 SAC: 0 DP: 0 HBP: 0	WP: 1 PB: 0 SB: 2 CS: 1	PA: 44	
<b>PITCHER</b>	IP	WLS	BF	H	R	ER	SO	BB	IBB	HBP	BLK	WP	HR	S	P	ERA	WHIP				
35 Justin Verlander, R (1,1) ERA: 3.64	6.0	L	27	5	4	3	8	3	0	0	0	0	1	70	114	4.50	1.333				
55 Daniel Schereth, L (7,1) ERA: 2.25	1.0		3	0	0	0	0	1	0	0	0	0	0	8	15	0.00	1.000				
62 Al Alburquerque, R (8,1) ERA: 3.38	1.0		4	1	0	0	3	0	0	0	0	0	0	11	18	0.00	1.000				
53 Joaquin Benoit, R (9,1) ERA: 2.7	0.1		4	2	3	3	0	1	0	0	0	1	0	15	25	81.00	9.000				
36 Brad Thomas, L (9,1) ERA: 18.8	0.2		6	3	3	1	1	0	0	0	0	0	0	10	15	13.50	4.500				

Seattle Mariners @ Detroit Tigers  
Comerica Park, Detroit, MI  
Wed Apr 27 2011, 7:08 PM - 10:09 PM EDT  
Att: 18,153 - Cloudy - 68 F

AB 38  
R 10  
H 11  
RBI 10  
BB 5  
SO 12  
LOB 17



Batter	1	2	3	4	5	6	7	8	9	AB	R	H	RBI	BB	SO	LOB	BOTTOM				
14 Austin Jackson, R (1,8) OBP: 0.242, SLG: 0.264	L9		L9							4	0	0	0	0	1	3					
25 Ryan Raburn, R (1,4) OBP: 0.232, SLG: 0.432										4	1	1	0	0	1	1					
30 Magglio Ordonez, R (1,10) OBP: 0.267, SLG: 0.204										4	0	0	0	0	0	1					
24 Miguel Cabrera, R (1,3) OBP: 0.442, SLG: 0.588										4	0	1	1	0	0	0					
27 Jhonny Peralta, R (1,6) OBP: 0.333, SLG: 0.392										4	0	1	0	0	0	1					
26 Brennan Boesch, L (1,7) OBP: 0.422, SLG: 0.487										3	0	1	0	1	0	0					
15 Brandon Inge, R (1,5) OBP: 0.277, SLG: 0.329										4	0	1	0	0	1	3					
13 Alex Avila, L (1,2) OBP: 0.362, SLG: 0.540										3	0	1	0	0	1	0					
57 Casper Wells, R (1,9) OBP: 0.306, SLG: 0.394										3	0	1	0	0	0	2					
<b>Inning Stats</b>	R: 1 H: 2 E: 0 K: 0 S: 9	H: 1 LOB: 1 BB: 0 P: 12	R: 0 H: 1 E: 0 K: 1 S: 6	H: 0 LOB: 0 BB: 0 P: 7	R: 0 H: 0 E: 0 K: 0 S: 6	H: 0 LOB: 0 BB: 0 P: 6	R: 0 H: 0 E: 0 K: 1 S: 14	H: 2 LOB: 2 BB: 0 P: 22	R: 0 H: 0 E: 0 K: 0 S: 10	H: 0 LOB: 0 BB: 0 P: 16	R: 0 H: 0 E: 0 K: 1 S: 5	H: 0 LOB: 0 BB: 0 P: 9	R: 0 H: 1 E: 0 K: 1 S: 11	H: 1 LOB: 1 BB: 0 P: 15	R: 0 H: 1 E: 0 K: 0 S: 6	H: 1 LOB: 2 BB: 1 P: 14	1B: 5 2B: 2 3B: 0 HR: 0	SF: 0 SAC: 0 DP: 1 HBP: 0	WP: 0 PB: 0 SB: 0 CS: 0	PA: 34	
<b>PITCHER</b>	IP	WLS	BF	H	R	ER	SO	BB	IBB	HBP	BLK	WP	HR	S	P	ERA	WHIP				
45 Erik Bedard, L (1,1) ERA: 5.96	7.0		25	5	1	1	3	0	0	0	0	0	0	60	88	1.29	0.714				
50 Jamey Wright, R (8,1) ERA: 0.57	1.0	H	4	1	0	0	1	0	0	0	0	0	0	11	15	0.00	1.000				
32 Aaron Laffey, L (9,1) ERA: 2.13	1.0		5	1	0	0	0	1	0	0	0	0	0	6	14	0.00	2.000				

Seattle Mariners @ Detroit Tigers  
Comerica Park, Detroit, MI  
Wed Apr 27 2011, 7:08 PM - 10:09 PM EDT  
Att: 18,153 - Cloudy - 68 F

AB 33  
R 1  
H 7  
RBI 1  
BB 1  
SO 4  
LOB 11







Batter	1	2	3	4	5	6	7	8	9	AB	R	H	RBI	BB	SO	LOB	TOP						
51 Ichiro Suzuki, L (1, 9) OBP: 0.390, SLG: 0.378										3	1	2	0	2	0	2							
9 Chone Figgins, S (1, 5) OBP: 0.291, SLG: 0.311										5	0	2	0	0	2	4							
15 Milton Bradley, S (1, 7) OBP: 0.313, SLG: 0.353										2	0	1	1	0	1	1							
12 Ryan Langerhans, L (3, PR) OBP: 0.353, SLG: 0.400										3	0	0	0	0	0	2							
30 Miguel Olivo, R (1, 2) OBP: 0.256, SLG: 0.313										4	0	0	0	0	0	4							
17 Justin Smoak, S (1, 3) OBP: 0.393, SLG: 0.527										4	0	0	0	0	2	3							
29 Jack Cust, L (1, 10) OBP: 0.350, SLG: 0.229										2	1	1	0	2	0	0							
55 Michael Saunders, L (1, 8) OBP: 0.282, SLG: 0.336										4	0	1	0	0	0	2							
26 Brendan Ryan, R (1, 6) OBP: 0.276, SLG: 0.224										3	0	0	0	0	0	2							
2 Jack Wilson, R (1, 4) OBP: 0.292, SLG: 0.283										3	0	1	1	0	0	0							
<b>Inning Stats</b>	R: 0 H: 1 E: 1 K: 2 S: 13	H: 0 LOB: 1 BB: 0 P: 19	R: 0 H: 0 E: 0 K: 1 S: 8	H: 0 LOB: 1 BB: 1 P: 17	R: 1 H: 2 E: 0 K: 0 S: 16	H: 2 LOB: 2 BB: 1 P: 28	R: 0 H: 1 E: 0 K: 0 S: 10	H: 1 LOB: 2 BB: 1 P: 21	R: 0 H: 1 E: 0 K: 0 S: 6	H: 1 LOB: 2 BB: 0 P: 8	R: 0 H: 2 E: 0 K: 0 S: 10	H: 2 LOB: 2 BB: 1 P: 20	R: 0 H: 0 E: 0 K: 1 S: 9	H: 0 LOB: 0 BB: 0 P: 13	R: 0 H: 0 E: 0 K: 0 S: 5	H: 0 LOB: 0 BB: 0 P: 8	R: 0 H: 1 E: 0 K: 1 S: 9	H: 1 LOB: 0 BB: 0 P: 16	1B: 7 2B: 1 3B: 0 HR: 0	SF: 1 SAC: 1 DP: 0 HBP: 0	WP: 0 PB: 0 CS: 0	PA: 39	
<b>PITCHER</b>	IP: 6.0 WLS: L BF: 29	H: 7 R: 2 ER: 2 SO: 3	BB: 4 IBB: 0 HBP: 0 BLK: 0	WP: 0 HR: 0 S: 63 P: 113	ERA: 3.00 WHIP: 1.833	IP: 1.2 WLS: H BF: 5	H: 0 R: 0 ER: 0 SO: 1	BB: 0 IBB: 0 HBP: 0 BLK: 0	WP: 0 HR: 0 S: 13 P: 20	ERA: 0.00 WHIP: 0.000	IP: 1.1 WLS: S BF: 5	H: 1 R: 0 ER: 0 SO: 1	BB: 0 IBB: 0 HBP: 0 BLK: 0	WP: 0 HR: 0 S: 10 P: 17	ERA: 0.00 WHIP: 0.750								

Seattle Mariners @ Boston Red Sox  
Fenway Park, Boston, MA  
Sat Apr 30 2011, 7:10 PM - 10:14 PM EDT  
Att: 37,901 - Partly Cloudy - 59 F

AB	33
R	2
H	8
RBI	2
BB	4
SO	5
LOB	20



Batter	1	2	3	4	5	6	7	8	9	AB	R	H	RBI	BB	SO	LOB	BOTTOM					
2 Jacoby Ellsbury, L (1, 8) OBP: 0.337, SLG: 0.468										3	0	1	0	2	0	1						
15 Dustin Pedroia, R (1, 4) OBP: 0.373, SLG: 0.357										4	0	0	0	1	0	2						
28 Adrián González, L (1, 3) OBP: 0.379, SLG: 0.457										3	0	1	0	1	1	4						
20 Kevin Youkilis, R (1, 5) OBP: 0.392, SLG: 0.487										3	0	1	0	1	0	3						
10 Marco Scutaro, R (7, PR) OBP: 0.293, SLG: 0.226										0	0	0	0	0	0	0						
34 David Ortiz, L (1, 10) OBP: 0.373, SLG: 0.395										4	0	0	0	0	2	5						
7 J.D. Drew, L (1, 9) OBP: 0.380, SLG: 0.388										4	0	1	0	0	0	3						
12 Jed Lowrie, S (1, 6) OBP: 0.389, SLG: 0.574										4	0	1	0	0	1	1						
13 Carl Crawford, L (1, 7) OBP: 0.204, SLG: 0.227										3	0	0	0	1	0	1						
39 Jarrod Saltalamacchia, S (1, 2) OBP: 0.273, SLG: 0.275										4	0	2	0	0	0	2						
<b>Inning Stats</b>	R: 0 H: 1 E: 0 K: 1 S: 17	H: 0 LOB: 3 BB: 2 P: 31	R: 0 H: 0 E: 0 K: 1 S: 8	H: 0 LOB: 0 BB: 0 P: 12	R: 0 H: 1 E: 0 K: 1 S: 8	H: 1 LOB: 1 BB: 0 P: 12	R: 0 H: 1 E: 0 K: 0 S: 11	H: 1 LOB: 2 BB: 1 P: 21	R: 0 H: 1 E: 0 K: 0 S: 8	H: 1 LOB: 2 BB: 1 P: 19	R: 0 H: 1 E: 0 K: 0 S: 15	H: 1 LOB: 1 BB: 1 P: 27	R: 0 H: 0 E: 0 K: 0 S: 10	H: 0 LOB: 0 BB: 0 P: 17	R: 0 H: 0 E: 0 K: 0 S: 5	H: 0 LOB: 0 BB: 0 P: 7	1B: 2 2B: 6 3B: 0 HR: 0	SF: 0 SAC: 0 DP: 2 HBP: 0	WP: 0 PB: 0 CS: 0	PA: 38		
<b>PITCHER</b>	IP: 5.2 WLS: W BF: 26	H: 5 R: 0 ER: 0 SO: 4	BB: 5 IBB: 0 HBP: 0 BLK: 0	WP: 0 HR: 0 S: 61 P: 108	ERA: 0.00 WHIP: 1.765	IP: 2.1 WLS: H BF: 9	H: 1 R: 0 ER: 0 SO: 0	BB: 1 IBB: 0 HBP: 0 BLK: 0	WP: 0 HR: 0 S: 26 P: 47	ERA: 0.00 WHIP: 0.857	IP: 1.0 WLS: S BF: 3	H: 0 R: 0 ER: 0 SO: 0	BB: 0 IBB: 0 HBP: 0 BLK: 0	WP: 0 HR: 0 S: 5 P: 7	ERA: 0.00 WHIP: 1.000							

Seattle Mariners @ Boston Red Sox  
Fenway Park, Boston, MA  
Sat Apr 30 2011, 7:10 PM - 10:14 PM EDT  
Att: 37,901 - Partly Cloudy - 59 F


AB	32
R	0
H	7
RBI	0
BB	6
SO	4
LOB	22



Batter	1	2	3	4	5	6	7	8	9	AB	R	H	RBI	BB	SO	LOB	TOP																					
51 Ichiro Suzuki, L (1, 9) OBP: 0.368, SLG: 0.366	F7		G4-3			K	F7			4	0	0	0	0	1	0																						
9 Chone Figgins, S (1, 5) OBP: 0.292, SLG: 0.299	F7		E6			P3	F8			4	0	0	0	0	0	0																						
12 Ryan Langerhans, L (1, 7) OBP: 0.345, SLG: 0.386	F8		CS			17 WP 29 BB 30 1B				4	1	1	0	0	2	0																						
30 Miguel Olivo, R (1, 2) OBP: 0.255, SLG: 0.310		G5-3			F7	29 BB 1 WP			L7	4	1	1	0	0	0	0																						
17 Justin Smoak, S (1, 3) OBP: 0.387, SLG: 0.506		G4-3			K	1 BB 29 BB			F8	3	0	0	0	1	1	0																						
29 Jack Cust, L (1, 10) OBP: 0.384, SLG: 0.247						1 BB			G3	2	0	1	1	2	0	0																						
1 Luis Antonio Rodriguez, S (1, 6) OBP: 0.333, SLG: 0.378						2B			F8	3	0	1	1	1	0	1																						
55 Michael Saunders, L (1, 8) OBP: 0.268, SLG: 0.320									K	4	0	0	0	0	1	6																						
2 Jack Wilson, R (1, 4) OBP: 0.279, SLG: 0.270			G1-3			G6-3			P3	3	0	0	0	0	0	1																						
<b>Inning Stats</b>	R: 0 E: 0 K: 0 S: 7	H: 0 LOB: 0 BB: 0 P: 8	R: 0 E: 1 K: 0 S: 14	H: 1 LOB: 2 BB: 1 P: 24	R: 0 E: 1 K: 0 S: 10	H: 0 LOB: 0 BB: 0 P: 10	R: 0 E: 0 K: 2 S: 8	H: 0 LOB: 0 BB: 0 P: 10	R: 0 E: 0 K: 0 S: 6	H: 1 LOB: 1 BB: 0 P: 11	R: 2 E: 0 K: 1 S: 21	H: 2 LOB: 3 BB: 3 P: 41	R: 0 E: 0 K: 1 S: 6	H: 0 LOB: 0 BB: 0 P: 9	R: 0 E: 0 K: 1 S: 5	H: 0 LOB: 0 BB: 0 P: 7	1B: 3 2B: 1 3B: 0 HR: 0	SF: 0 SAC: 0 DP: 0 HBP: 0	WP: 1 PB: 0 SB: 0 CS: 1	PA: 36																		
<b>PITCHER</b>	IP	WLS	BF	H	R	ER	SO	BB	IBB	HBP	BLK	WP	HR	S	P	ERA	WHIP	<b>PITCHER</b>				IP	WLS	BF	H	R	ER	SO	BB	IBB	HBP	BLK	WP	HR	S	P	ERA	WHIP
49 Tim Wakefield, R (1, 1) ERA: 4.24	5.2		21	3	1	1	3	1	0	0	0	0	0	54	76	1.59	0.706																					
52 Bobby Jenks, R (6, 1) ERA: 9.35	0.1	B	5	1	1	1	0	3	0	0	0	1	0	12	28	27.00	12.000																					
32 Matt Albers, R (7, 1) ERA: 1.13	2.0		6	0	0	0	1	0	0	0	0	0	0	14	20	0.00	0.000																					
58 Jonathan Papelbon, R (9, 1) ERA: 1.74	1.0	W	3	0	0	0	1	0	0	0	0	0	0	5	7	0.00	0.000																					

Seattle Mariners @ Boston Red Sox  
Fenway Park, Boston, MA  
Sun May 01 2011, 1:34 PM - 4:13 PM EDT  
Att: 37,079 - Sunny - 54 F

AB 31  
R 2  
H 4  
RBI 2  
BB 4  
SO 5  
LOB 8



Batter	1	2	3	4	5	6	7	8	9	AB	R	H	RBI	BB	SO	LOB	BOTTOM																						
2 Jacoby Ellsbury, L (1, 8) OBP: 0.333, SLG: 0.459	K		15 1B 34 2B			K	G3-1			4	1	1	0	0	2	1																							
15 Dustin Pedroia, R (1, 4) OBP: 0.377, SLG: 0.363	7 BB 28 1B		34 2B			K	G6-3		G6-3	4	1	2	0	0	1	0																							
28 Adrián González, L (1, 3) OBP: 0.375, SLG: 0.450	7 BB		K			G6-3			G4-3	4	0	1	0	0	1	2																							
34 David Ortiz, L (1, 10) OBP: 0.368, SLG: 0.400	K		7 G4-3 2B			F8			K	4	0	1	2	0	2	2																							
7 J.D. Drew, L (1, 9) OBP: 0.373, SLG: 0.371			G4-3			G4-3			G3-1	3	0	0	0	1	0	1																							
12 Jed Lowrie, S (1, 5) OBP: 0.282, SLG: 0.583	K		K			K			13 1B	4	1	1	0	0	3	4																							
10 Marco Scutaro, R (1, 6) OBP: 0.266, SLG: 0.211			F9			F8			G5-3	4	0	0	0	0	0	1																							
13 Carl Crawford, L (1, 7) OBP: 0.215, SLG: 0.238			G3-1			K			G3-1	4	0	2	1	0	1	0																							
39 Jarrod Saltalamacchia, S (1, 2) OBP: 0.299, SLG: 0.299			F7			K			L7	3	0	0	0	0	1	1																							
<b>Inning Stats</b>	R: 0 E: 0 K: 3 S: 17	H: 2 LOB: 3 BB: 1 P: 27	R: 0 E: 0 K: 0 S: 6	H: 0 LOB: 0 BB: 0 P: 11	R: 2 E: 0 K: 2 S: 14	H: 3 LOB: 1 BB: 0 P: 22	R: 0 E: 0 K: 2 S: 8	H: 0 LOB: 0 BB: 0 P: 10	R: 0 E: 0 K: 0 S: 10	H: 0 LOB: 0 BB: 0 P: 15	R: 0 E: 0 K: 1 S: 8	H: 0 LOB: 0 BB: 0 P: 13	R: 0 E: 0 K: 0 S: 9	H: 1 LOB: 1 BB: 0 P: 13	R: 0 E: 0 K: 1 S: 6	H: 0 LOB: 0 BB: 0 P: 11	R: 1 E: 0 K: 0 S: 11	H: 2 LOB: 1 BB: 0 P: 16	1B: 6 2B: 1 3B: 1 HR: 0	SF: 0 SAC: 0 DP: 0 HBP: 0	WP: 1 PB: 0 SB: 0 CS: 0	PA: 35																	
<b>PITCHER</b>	IP	WLS	BF	H	R	ER	SO	BB	IBB	HBP	BLK	WP	HR	S	P	ERA	WHIP	<b>PITCHER</b>				IP	WLS	BF	H	R	ER	SO	BB	IBB	HBP	BLK	WP	HR	S	P	ERA	WHIP	
34 Félix Hernández, R (1, 1) ERA: 3.21	7.0		28	6	2	2	10	1	0	0	0	0	0	72	111	2.57	1.000																						
50 Jamey Wright, R (8, 1) ERA: 1.29	1.2	L	7	2	1	1	1	0	0	0	0	0	0	17	27	5.40	1.200																						

Seattle Mariners @ Boston Red Sox  
Fenway Park, Boston, MA  
Sun May 01 2011, 1:34 PM - 4:13 PM EDT  
Att: 37,079 - Sunny - 54 F

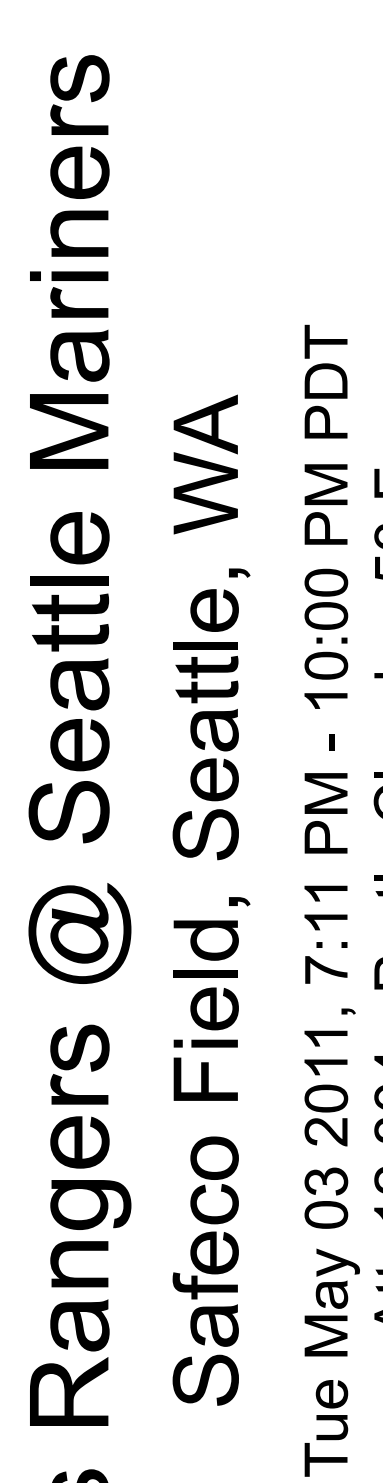
AB 34  
R 3  
H 8  
RBI 3  
BB 1  
SO 11  
LOB 12

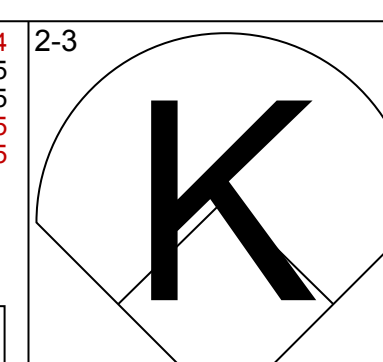
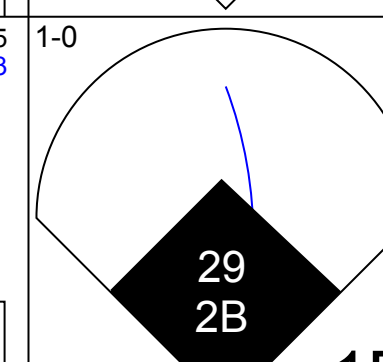
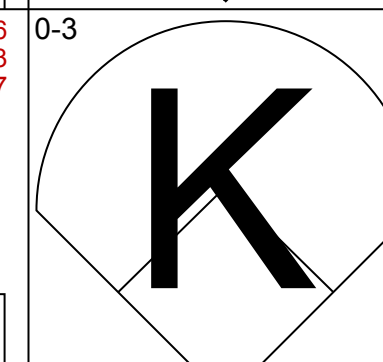
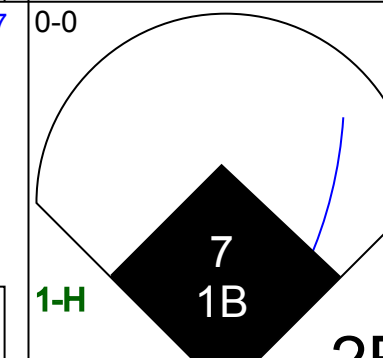
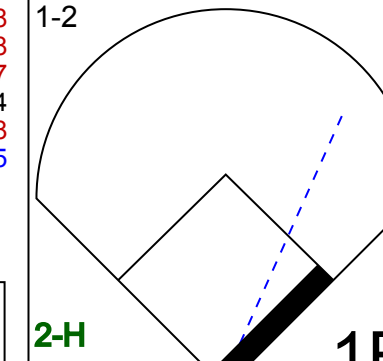
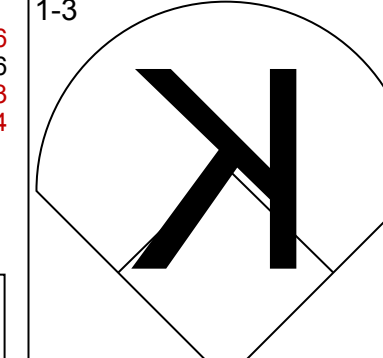



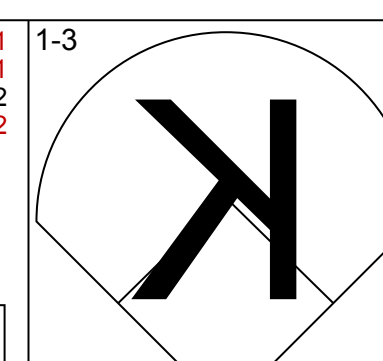
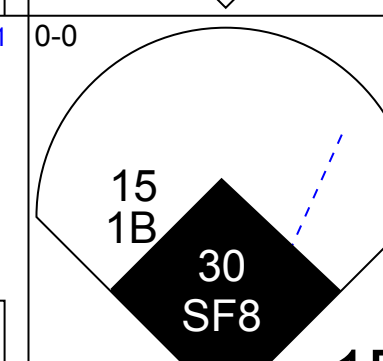
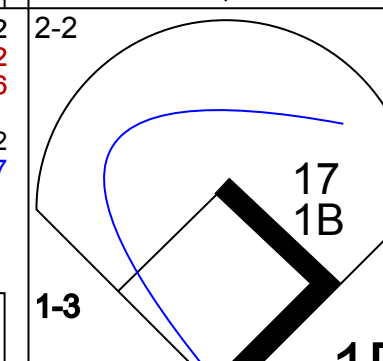
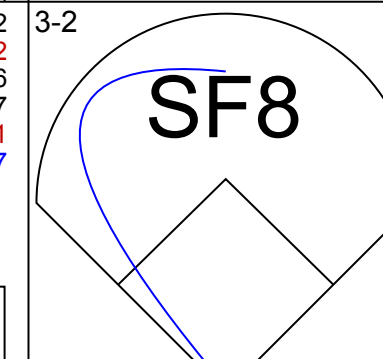
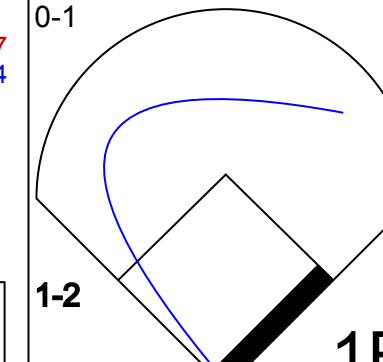
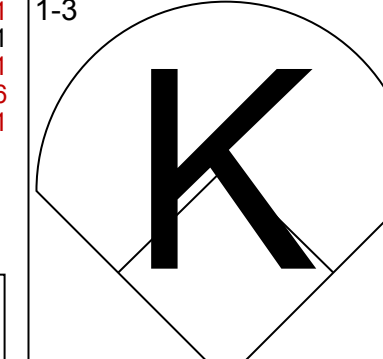

Batter	1	2	3	4	5	6	7	8	9	AB	R	H	RBI	BB	SO	LOB	TOP			
5 Ian Kinsler, R OBP: 0.349, SLG: 0.473 (1, 4)										2	2	1	0	1	0	0	<b>Texas Rangers @ Seattle Mariners</b> Safeco Field, Seattle, WA Tue May 03 2011, 7:11 PM - 10:00 PM PDT Att: 12,804 - Partly Cloudy - 53 F			
3 Andrés Blanco, S OBP: 0.308, SLG: 0.545 (1, 6)										1	0	0	0	1	0	0				
1 Elvis Andrus, R OBP: 0.322, SLG: 0.349 (8, 6)										1	0	1	1	0	0	0				
10 Michael Young, R OBP: 0.357, SLG: 0.488 (1, 10)										4	0	1	1	0	0	3				
29 Adrian Beltré, R OBP: 0.290, SLG: 0.487 (1, 5)										4	0	1	1	0	0	2				
17 Nelson Cruz, R OBP: 0.303, SLG: 0.438 (1, 9)										3	0	0	0	0	0	3				
18 Mitch Moreland, L OBP: 0.365, SLG: 0.500 (7, 9)										1	0	0	0	0	1	1				
25 Mike Napoli, R OBP: 0.373, SLG: 0.611 (1, 3)										4	0	0	0	0	3	3				
7 David Murphy, L OBP: 0.344, SLG: 0.383 (1, 7)										4	0	0	0	0	0	1				
8 Yorvit Torrealba, R OBP: 0.302, SLG: 0.446 (1, 2)										3	0	0	0	0	0	0				
20 Julio Borbon, L OBP: 0.313, SLG: 0.344 (1, 8)										3	1	1	0	0	1	0				
<b>Inning Stats</b>	R: 1 E: 0 K: 1 S: 15	H: 0 LOB: 2 BB: 2 P: 33	R: 0 E: 0 K: 0 S: 6	H: 0 LOB: 0 BB: 0 P: 8	R: 0 E: 0 K: 0 S: 9	H: 0 LOB: 0 BB: 0 P: 14	R: 0 E: 0 K: 0 S: 7	H: 0 LOB: 0 BB: 0 P: 11	R: 0 E: 0 K: 0 S: 9	H: 2 LOB: 1 BB: 0 P: 13	R: 0 E: 0 K: 1 S: 10	H: 0 LOB: 0 BB: 0 P: 13	R: 1 E: 0 K: 0 S: 7	H: 2 LOB: 0 BB: 0 P: 11	R: 0 E: 0 K: 2 S: 13	H: 1 LOB: 1 BB: 0 P: 19	1B: 4 2B: 1 3B: 0 HR: 0	SF: 0 SAC: 2 DP: 1 HBP: 0	WP: 1 PB: 0 SB: 2 CS: 0	PA: 34
<b>PITCHER</b>	IP WLS BF H R ER SO BB IBB HBP BLK WP HR S P ERA WHIP																			
45 Erik Bedard, L ERA: 5.23 (1, 1)	7.0		26	2	2	2	3	2	0	0	0	0	0	0	0	65	103	2.57	0.571	
39 David Pauley, R ERA: 1.59 (8, 1)	1.0	W	4	2	1	1	0	0	0	0	0	0	0	0	7	11	9.00	2.000		
43 Brandon League, R ERA: 2.25 (9, 1)	1.0	S	4	1	0	0	2	0	0	0	0	0	1	0	13	19	0.00	1.000		

Batter	1	2	3	4	5	6	7	8	9	AB	R	H	RBI	BB	SO	LOB	BOTTOM			
51 Ichiro Suzuki, L OBP: 0.365, SLG: 0.362 (1, 9)										4	1	1	0	0	0	1	<b>Texas Rangers @ Seattle Mariners</b> Safeco Field, Seattle, WA Tue May 03 2011, 7:11 PM - 10:00 PM PDT Att: 12,804 - Partly Cloudy - 53 F			
9 Chone Figgins, S OBP: 0.292, SLG: 0.297 (1, 5)										4	0	1	0	0	1	1				
4 Adam Kennedy, L OBP: 0.329, SLG: 0.446 (1, 4)										4	0	2	0	0	0	1				
2 Jack Wilson, R OBP: 0.279, SLG: 0.270 (6, PR)										0	1	0	0	0	0	0				
30 Miguel Olivo, R OBP: 0.265, SLG: 0.311 (1, 2)										3	1	1	0	1	1	3				
17 Justin Smoak, S OBP: 0.402, SLG: 0.531 (1, 3)										4	0	3	2	0	0	0				
29 Jack Cust, L OBP: 0.398, SLG: 0.250 (1, 10)										3	0	1	1	0	0	2				
55 Michael Saunders, L OBP: 0.256, SLG: 0.304 (1, 8)										4	0	0	0	0	2	5				
12 Ryan Langerhans, L OBP: 0.339, SLG: 0.375 (1, 7)										4	1	1	0	0	3	5				
26 Brendan Ryan, R OBP: 0.267, SLG: 0.215 (1, 6)										3	0	0	0	0	1	5				
<b>Inning Stats</b>	R: 0 E: 0 K: 1 S: 9	H: 0 LOB: 0 BB: 0 P: 14	R: 0 E: 0 K: 2 S: 14	H: 1 LOB: 3 BB: 1 P: 25	R: 1 E: 0 K: 1 S: 21	H: 3 LOB: 2 BB: 0 P: 28	R: 0 E: 0 K: 2 S: 10	H: 0 LOB: 0 BB: 0 P: 15	R: 0 E: 0 K: 0 S: 7	H: 1 LOB: 1 BB: 0 P: 10	R: 0 E: 0 K: 0 S: 7	H: 0 LOB: 0 BB: 0 P: 10	R: 1 E: 0 K: 0 S: 11	H: 1 LOB: 0 BB: 0 P: 18	R: 2 E: 0 K: 2 S: 14	H: 4 LOB: 2 BB: 0 P: 21	1B: 9 2B: 1 3B: 0 HR: 0	SF: 0 SAC: 1 DP: 1 HBP: 1	WP: 1 PB: 0 SB: 0 CS: 0	PA: 36
<b>PITCHER</b>	IP WLS BF H R ER SO BB IBB HBP BLK WP HR S P ERA WHIP																			
41 Alexi Ogando, R ERA: 2.17 (1, 1)	6.0		25	5	1	1	6	1	0	1	0	1	0	0	68	102	1.50	1.000		
46 Pedro Strop, R ERA: 3.72 (7, 1)	1.0	L	7	4	3	3	0	0	0	0	0	1	0	15	24	27.00	4.000			
28 Darren Oliver, L ERA: 2.92 (8, 1)	1.0		4	1	0	0	2	0	0	0	0	0	0	10	15	0.00	1.000			

AB	30
R	3
H	5
RBI	3
BB	2
SO	5
LOB	13



Batter	1	2	3	4	5	6	7	8	9	AB	R	H	RBI	BB	SO	LOB	TOP					
5 Ian Kinsler, R OBP: 0.346, SLG: 0.460			G5-3					CS		3	1	0	0	1	1	0	<p><b>Texas Rangers @ Seattle Mariners</b> Safeco Field, Seattle, WA Wed May 04 2011, 7:11 PM - 9:43 PM PDT Att: 13,910 - Partly Cloudy - 59 F</p>					
1 Elvis Andrus, R OBP: 0.322, SLG: 0.349			K2-3					SH5-4		3	1	1	0	0	1	0						
10 Michael Young, R OBP: 0.353, SLG: 0.480			K					K		4	0	1	0	0	3	2						
29 Adrian Beltré, R OBP: 0.297, SLG: 0.492			K					K		3	1	1	1	1	1	1						
7 David Murphy, L OBP: 0.340, SLG: 0.376			G3					G4-3		4	0	1	1	0	0	2						
8 Yovit Torresblás, R OBP: 0.289, SLG: 0.425			G4-3					F9		4	0	0	0	0	1	1						
18 Mitch Moreland, L OBP: 0.370, SLG: 0.529		F8						K		3	1	1	1	1	1	0	<p>AB 32 R 5 H 7 RBI 4 BB 3 SO 10 LOB 8</p>					
19 Chris Davis, L OBP: 0.333, SLG: 0.476		K						K		4	1	1	1	0	2	1						
20 Julio Borbon, L OBP: 0.310, SLG: 0.338		P6						P5		4	0	1	0	0	0	1	<p></p>					
								FC4-6														
<b>Inning Stats</b>	R: 2 H: 3 E: 0 K: 3 S: 16	H: 3 LOB: 1 BB: 0 P: 21	R: 0 H: 0 E: 0 K: 1 S: 6	H: 0 LOB: 0 BB: 0 P: 8	R: 0 H: 0 E: 0 K: 2 S: 8	H: 0 LOB: 0 BB: 0 P: 8	R: 0 H: 0 E: 0 K: 1 S: 10	H: 1 LOB: 0 BB: 0 P: 11	R: 1 H: 1 E: 0 K: 1 S: 16	H: 1 LOB: 0 BB: 0 P: 20	R: 0 H: 1 E: 0 K: 0 S: 10	H: 1 LOB: 1 BB: 0 P: 16	R: 1 H: 2 E: 0 K: 1 S: 11	H: 0 LOB: 2 BB: 0 P: 13	R: 1 H: 0 E: 0 K: 1 S: 11	H: 0 LOB: 1 BB: 2 P: 23	R: 0 H: 0 E: 0 K: 0 S: 4	H: 0 LOB: 1 BB: 1 P: 10	1B: 4 2B: 1 3B: 0 HR: 2	SF: 0 SAC: 1 DP: 0 HBP: 0	WP: 1 PB: 0 SB: 1 CS: 1	PA: 37
<b>PITCHER</b>	IP WLS BF H R ER SO BB IBB HBP BLK WP HR S P ERA WHIP	7.0 L 27 7 4 4 9 0 0 0 0 0 2 77 97 5.14 1.000	1.0 5 0 1 1 1 2 0 0 0 1 0 11 23 9.00 2.000	1.0 4 0 0 0 0 1 0 0 0 0 0 4 10 0.00 1.000											<b>PITCHER</b>	IP WLS BF H R ER SO BB IBB HBP BLK WP HR S P ERA WHIP						

Batter	1	2	3	4	5	6	7	8	9	AB	R	H	RBI	BB	SO	LOB	BOTTOM					
51 Ichiro Suzuki, L OBP: 0.355, SLG: 0.351			E6					F8		4	0	0	0	0	2	0	<p><b>Texas Rangers @ Seattle Mariners</b> Safeco Field, Seattle, WA Wed May 04 2011, 7:11 PM - 9:43 PM PDT Att: 13,910 - Partly Cloudy - 59 F</p>					
9 Chone Figgins, S OBP: 0.280, SLG: 0.304			FC6-4					F9		4	2	2	0	0	0	1						
15 Milton Bradley, S OBP: 0.320, SLG: 0.360			FC6-4					K		4	0	2	0	0	2	1						
30 Miguel Olivo, R OBP: 0.255, SLG: 0.304			SF9					K		2	0	0	2	0	1	1						
17 Justin Smoak, S OBP: 0.396, SLG: 0.518			SF8					G5-3		4	0	1	0	0	1	1						
29 Jack Cust, L OBP: 0.385, SLG: 0.242			K					L4		3	0	0	0	1	3	2						
2 Jack Wilson, R OBP: 0.278, SLG: 0.269		K						K		4	0	1	0	0	1	0	<p>AB 31 R 2 H 6 RBI 2 BB 1 SO 12 LOB 12</p>					
55 Michael Saunders, L OBP: 0.247, SLG: 0.293		FC4-6						K		3	0	0	0	0	2	3						
26 Brendan Ryan, R OBP: 0.258, SLG: 0.207		G6-3						G6-3		3	0	0	0	0	0	3	<p></p>					
<b>Inning Stats</b>	R: 1 H: 3 E: 0 K: 2 S: 16	H: 3 LOB: 2 BB: 0 P: 23	R: 0 H: 0 E: 0 K: 1 S: 7	H: 0 LOB: 0 BB: 0 P: 10	R: 1 H: 1 E: 2 K: 1 S: 11	H: 1 LOB: 1 BB: 0 P: 19	R: 0 H: 1 E: 0 K: 1 S: 11	H: 1 LOB: 1 BB: 1 P: 17	R: 0 H: 1 E: 0 K: 3 S: 11	H: 1 LOB: 0 BB: 0 P: 18	R: 0 H: 0 E: 0 K: 1 S: 5	H: 0 LOB: 0 BB: 0 P: 8	R: 0 H: 0 E: 0 K: 1 S: 7	H: 0 LOB: 0 BB: 0 P: 10	R: 0 H: 0 E: 0 K: 1 S: 7	H: 0 LOB: 0 BB: 0 P: 11	R: 0 H: 0 E: 0 K: 1 S: 6	H: 0 LOB: 0 BB: 0 P: 9	1B: 6 2B: 1 3B: 0 HR: 0	SF: 2 SAC: 0 DP: 2 HBP: 0	WP: 1 PB: 0 SB: 2 CS: 0	PA: 34
<b>PITCHER</b>	IP WLS BF H R ER SO BB IBB HBP BLK WP HR S P ERA WHIP	9.0 W 34 6 2 1 12 1 0 0 0 1 0 81 125 1.00 0.778											<b>PITCHER</b>	IP WLS BF H R ER SO BB IBB HBP BLK WP HR S P ERA WHIP								



Batter	1	2	3	4	5	6	7	8	9	AB	R	H	RBI	BB	SO	LOB	TOP										
5 Ian Kinsler, R OBP: 0.343, SLG: 0.462										4	0	1	1	0	0	1	<p><b>Texas Rangers @ Seattle Mariners</b> Safeco Field, Seattle, WA Thu May 05 2011, 7:10 PM - 9:37 PM PDT Att: 14,217 - Roof Closed - 58 F</p>										
1 Elvis Andrus, R OBP: 0.320, SLG: 0.345										4	0	1	0	0	1	1											
10 Michael Young, R OBP: 0.365, SLG: 0.480										2	0	1	0	2	0	1											
29 Adrian Beltré, R OBP: 0.288, SLG: 0.475										4	0	0	0	0	0	5											
25 Mike Napoli, R OBP: 0.371, SLG: 0.589										2	0	0	0	1	1	0											
19 Chris Davis, L OBP: 0.320, SLG: 0.455										1	0	0	0	0	1	0											
7 David Murphy, L OBP: 0.327, SLG: 0.360										4	0	0	0	0	0	2											
8 Yorvit Torrealba, R OBP: 0.287, SLG: 0.418										4	0	1	0	0	1	0											
18 Mitch Moreland, L OBP: 0.369, SLG: 0.522										3	0	1	0	0	1	1											
20 Julio Borbon, L OBP: 0.311, SLG: 0.338										3	1	1	0	0	0	1											
<b>Inning Stats</b>	R: 0 E: 0 K: 0 S: 8	H: 1 LOB: 1 BB: 0 P: 12	R: 0 E: 0 K: 1 S: 11	H: 1 LOB: 1 BB: 0 P: 15	R: 0 E: 0 K: 0 S: 6	H: 0 LOB: 0 BB: 0 P: 9	R: 0 E: 0 K: 0 S: 6	H: 1 LOB: 1 BB: 0 P: 13	R: 0 E: 0 K: 0 S: 12	H: 0 LOB: 0 BB: 0 P: 11	R: 0 E: 0 K: 0 S: 6	H: 0 LOB: 0 BB: 0 P: 10	R: 1 E: 0 K: 1 S: 13	H: 2 LOB: 2 BB: 1 P: 22	R: 0 E: 0 K: 2 S: 10	H: 0 LOB: 0 BB: 0 P: 14	1B: 5 2B: 1 3B: 0 HR: 0	SF: 0 SAC: 0 DP: 2 HBP: 0	WP: 0 PB: 0 SB: 2 CS: 0	PA: 34							
<b>PITCHER</b>	IP	WLS	BF	H	R	ER	SO	BB	IBB	HBP	BLK	WP	HR	S	P	ERA	WHIP										
38 Jason Vargas, L ERA: 4.68	7.2	W	29	6	1	1	3	2	0	0	0	0	0	63	98	1.17	1.043										
50 Jamey Wright, R ERA: 1.29	0.1	H	2	0	0	0	0	1	0	0	0	0	0	5	9	0.00	3.000										
43 Brandon League, R ERA: 2.08	1.0	S	3	0	0	0	2	0	0	0	0	0	0	10	14	0.00	0.000										

Batter	1	2	3	4	5	6	7	8	9	AB	R	H	RBI	BB	SO	LOB	BOTTOM										
51 Ichiro Suzuki, L OBP: 0.359, SLG: 0.356										4	0	2	1	0	0	1	<p><b>Texas Rangers @ Seattle Mariners</b> Safeco Field, Seattle, WA Thu May 05 2011, 7:10 PM - 9:37 PM PDT Att: 14,217 - Roof Closed - 58 F</p>										
1 Luis Antonio Rodriguez, S OBP: 0.327, SLG: 0.390										4	0	1	1	0	2	2											
4 Adam Kennedy, L OBP: 0.311, SLG: 0.420										4	0	0	0	0	2	2											
30 Miguel Olivo, R OBP: 0.245, SLG: 0.292										4	0	0	0	0	1	2											
17 Justin Smoak, S OBP: 0.410, SLG: 0.573										4	1	3	1	0	1	0											
12 Ryan Langerhans, L OBP: 0.317, SLG: 0.346										4	0	0	0	0	2	2											
2 Jack Wilson, R OBP: 0.280, SLG: 0.271										3	1	1	0	0	1	1											
55 Michael Saunders, L OBP: 0.253, SLG: 0.289										1	0	0	0	1	1	0											
26 Brendan Ryan, R OBP: 0.260, SLG: 0.224										3	1	1	0	0	1	3											
<b>Inning Stats</b>	R: 0 E: 1 K: 1 S: 11	H: 1 LOB: 1 BB: 0 P: 17	R: 1 E: 0 K: 1 S: 11	H: 1 LOB: 0 BB: 0 P: 14	R: 1 E: 0 K: 1 S: 11	H: 2 LOB: 1 BB: 0 P: 11	R: 0 E: 0 K: 3 S: 14	H: 1 LOB: 2 BB: 1 P: 23	R: 0 E: 0 K: 1 S: 8	H: 0 LOB: 0 BB: 0 P: 9	R: 0 E: 0 K: 1 S: 7	H: 0 LOB: 0 BB: 0 P: 9	R: 1 E: 0 K: 1 S: 10	H: 2 LOB: 1 BB: 0 P: 14	R: 0 E: 0 K: 2 S: 11	H: 1 LOB: 1 BB: 0 P: 16		1B: 4 2B: 3 3B: 0 HR: 1	SF: 0 SAC: 1 DP: 0 HBP: 0	WP: 0 PB: 0 SB: 0 CS: 0	PA: 33						
<b>PITCHER</b>	IP	WLS	BF	H	R	ER	SO	BB	IBB	HBP	BLK	WP	HR	S	P	ERA	WHIP										
48 Colby Lewis, R ERA: 5.21	8.0	L	33	8	3	3	11	1	0	0	0	0	1	83	113	3.38	1.125										

AB	31
R	1
H	6
RBI	1
BB	3
SO	5
LOB	12



AB	31
R	3
H	8
RBI	3
BB	1
SO	11
LOB	13



Batter	1	2	3	4	5	6	7	8	9	AB	R	H	RBI	BB	SO	LOB	TOP					
1 Juan Pierre, L OBP: 0.324, SLG: 0.288	F7			44 F9 14 SF8 10 1B				SH5-4		3	1	2	0	0	0	0	<b>Chicago White Sox @ Seattle Mariners</b> Safeco Field, Seattle, WA Fri May 06 2011, 7:11 PM - 9:38 PM PDT Att: 31,914 - Roof Closed - 52 F					
10 Alexei Ramirez, R OBP: 0.313, SLG: 0.358	G5-3					K		FC6-5-2 44 BB		4	0	1	0	0	1	2						
44 Adam Dunn, L OBP: 0.308, SLG: 0.276	P6			F9						2	0	0	0	2	0	2						
14 Paul Konerko, R OBP: 0.358, SLG: 0.517		G5-3		SF8				G1-3		3	0	0	1	0	1	4						
20 Carlos Quentin, R OBP: 0.365, SLG: 0.558		P3		G4-3						4	1	1	1	0	0	1						
12 A.J. Pierzynski, L OBP: 0.284, SLG: 0.287		G5-3								4	0	0	0	0	0	0						
51 Alex Rios, R OBP: 0.284, SLG: 0.288				F7						4	0	0	0	0	1	0						
23 Mark Teahen, L OBP: 0.333, SLG: 0.340				K						3	0	0	0	0	2	0						
15 Gordon Beckham, R OBP: 0.263, SLG: 0.321				P4						3	0	1	0	0	1	0						
<b>Inning Stats</b>	R: 0 E: 0 K: 0 S: 5	H: 0 LOB: 0 BB: 0 P: 9	R: 0 E: 0 K: 0 S: 6	H: 0 LOB: 0 BB: 0 P: 9	R: 0 E: 0 K: 1 S: 8	H: 0 LOB: 0 BB: 0 P: 12	R: 1 E: 0 K: 0 S: 9	H: 2 LOB: 1 BB: 0 P: 13	R: 0 E: 0 K: 0 S: 5	H: 0 LOB: 0 BB: 0 P: 7	R: 0 E: 0 K: 3 S: 14	H: 1 LOB: 2 BB: 1 P: 23	R: 1 E: 0 K: 1 S: 7	H: 1 LOB: 0 BB: 0 P: 10	R: 0 E: 0 K: 0 S: 7	H: 1 LOB: 2 BB: 1 P: 13		R: 0 E: 0 K: 1 S: 9	H: 0 LOB: 0 BB: 0 P: 13	1B: 2 2B: 2 3B: 0 HR: 1	SF: 1 SAC: 1 DP: 0 HBP: 0	WP: 0 PB: 0 SB: 0 CS: 0
<b>PITCHER</b> 34 Félix Hernández, R ERA: 3.02	IP: 9.0 WLS: W BF: 34 H: 5 R: 2 ER: 2 SO: 6 BB: 2 IBB: 0 HBP: 0 BLK: 0 WP: 0 HR: 1 S: 70 P: 109 ERA: 2.00 WHIP: 0.778											<b>PITCHER</b>	IP: 9.0 WLS: W BF: 34 H: 5 R: 2 ER: 2 SO: 6 BB: 2 IBB: 0 HBP: 0 BLK: 0 WP: 0 HR: 1 S: 70 P: 109 ERA: 2.00 WHIP: 0.778									

AB	30
R	2
H	5
RBI	2
BB	2
SO	6
LOB	9

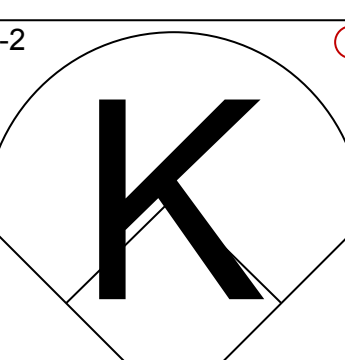
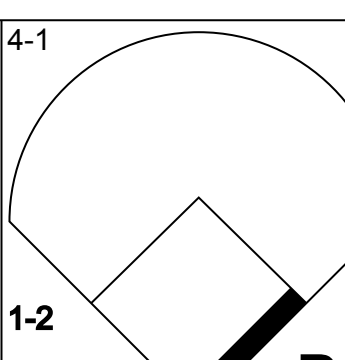
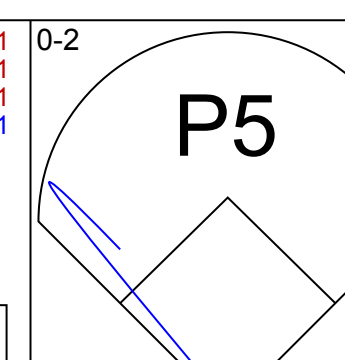
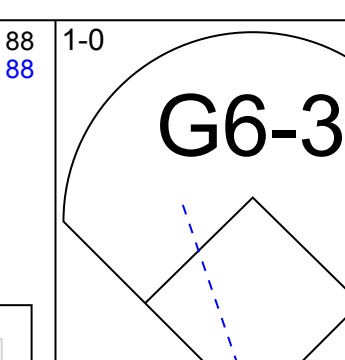
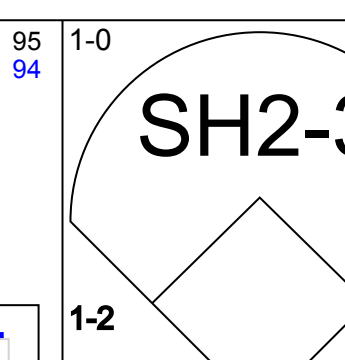
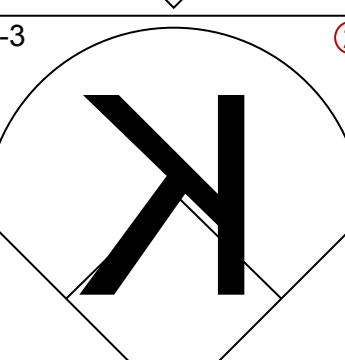
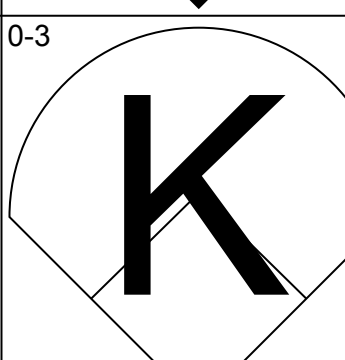
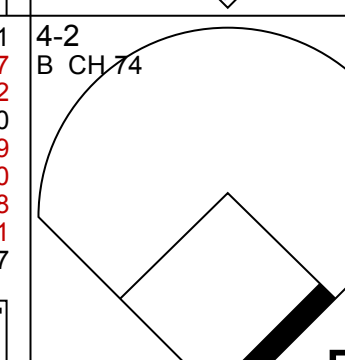
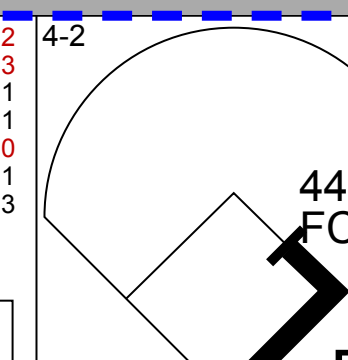
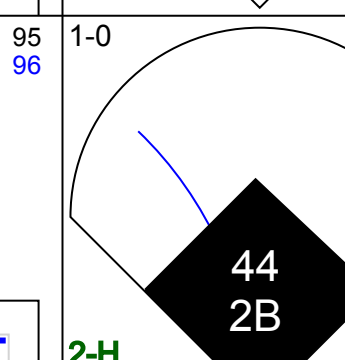
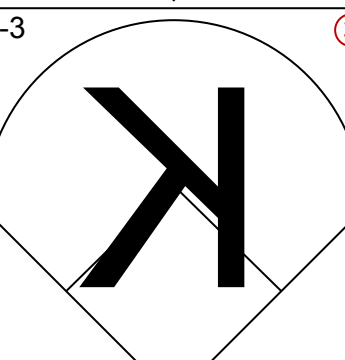
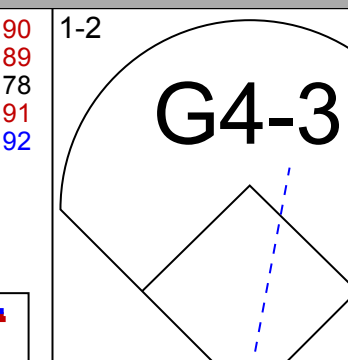
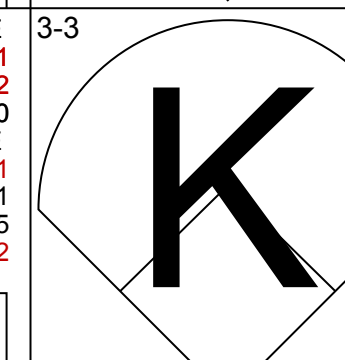
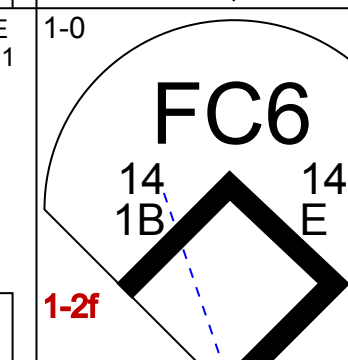
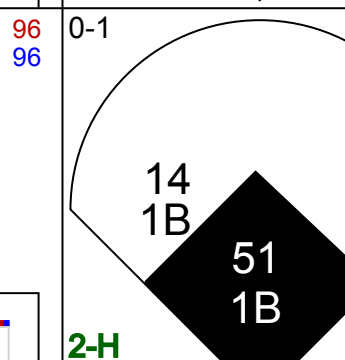
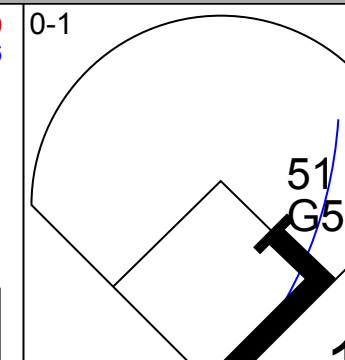
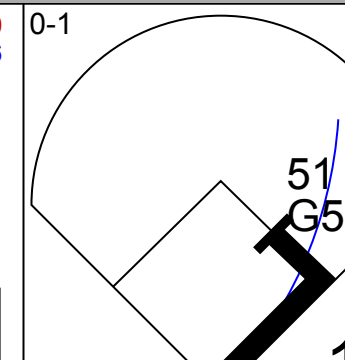
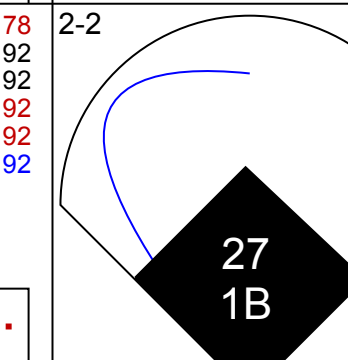
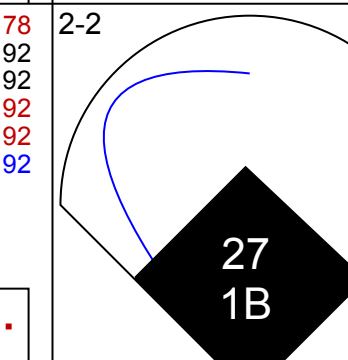
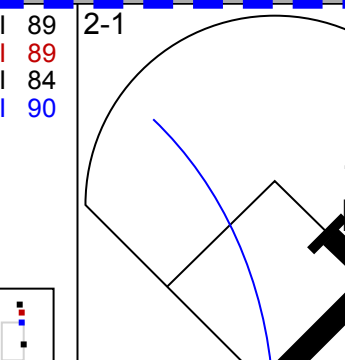
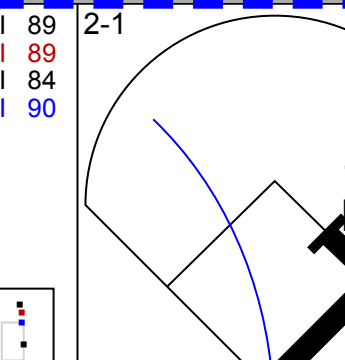
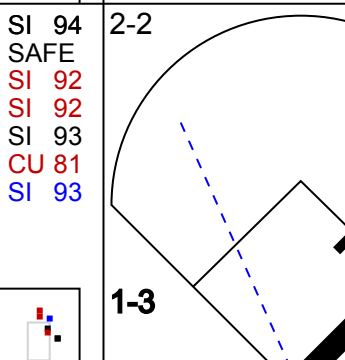
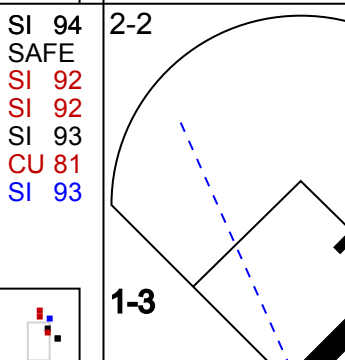
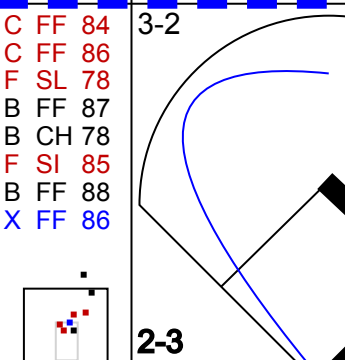
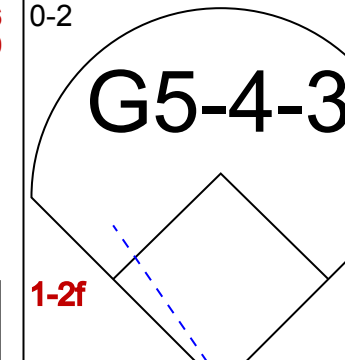
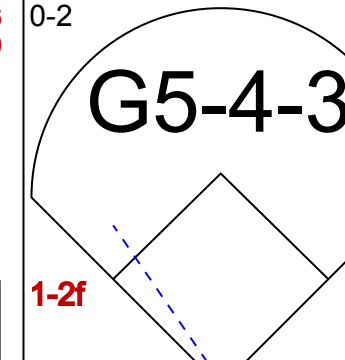
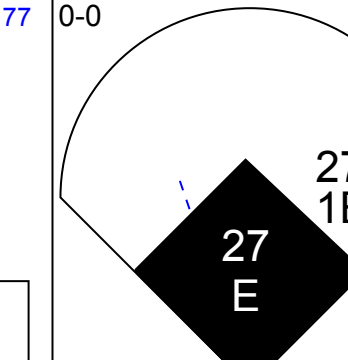
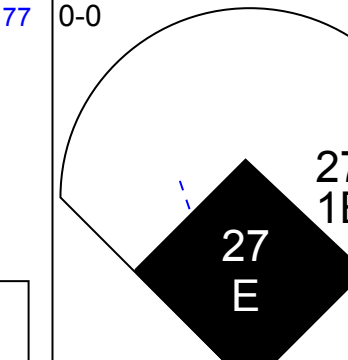
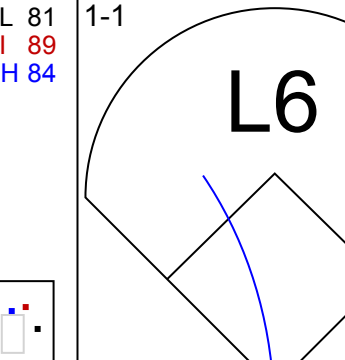
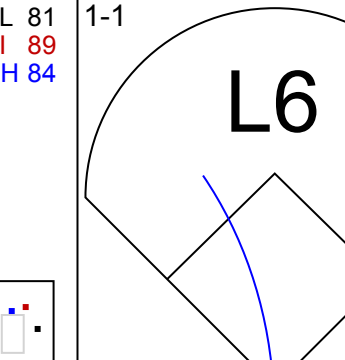
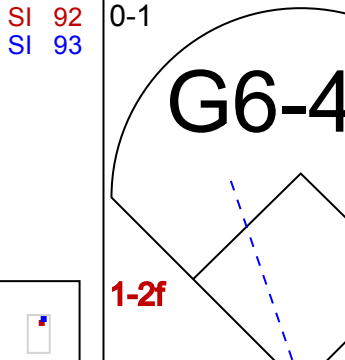
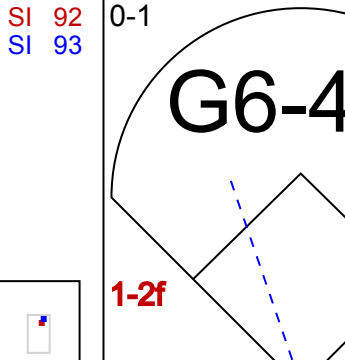
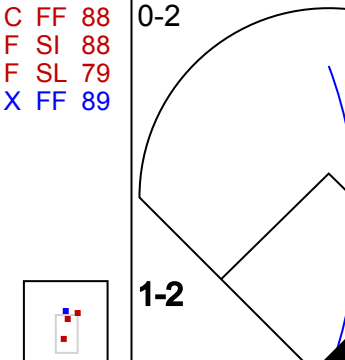

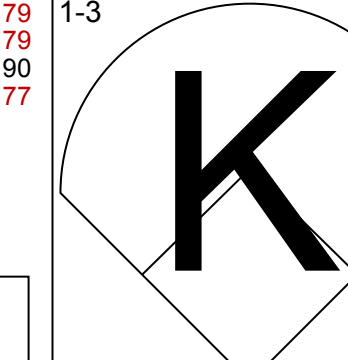
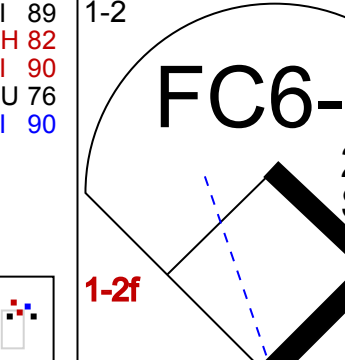
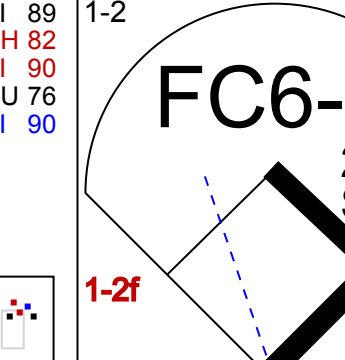

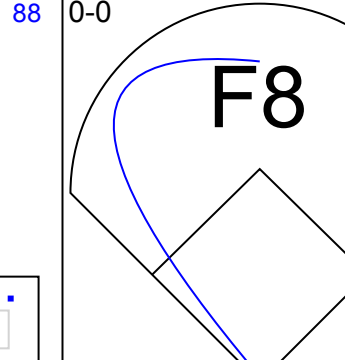


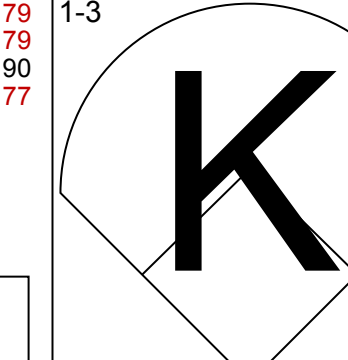



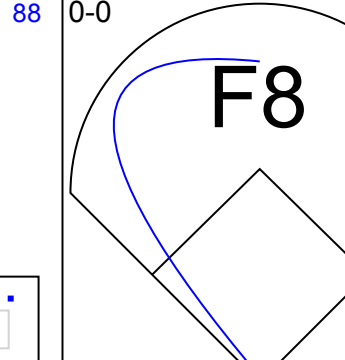
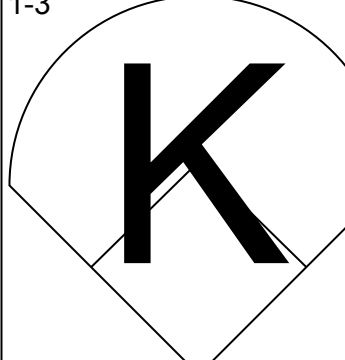
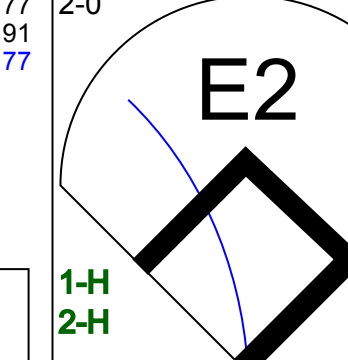



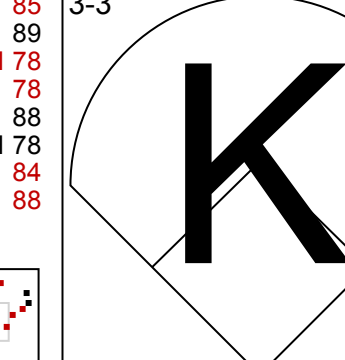
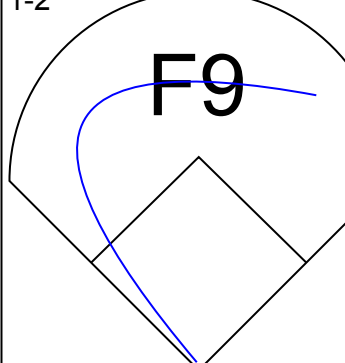
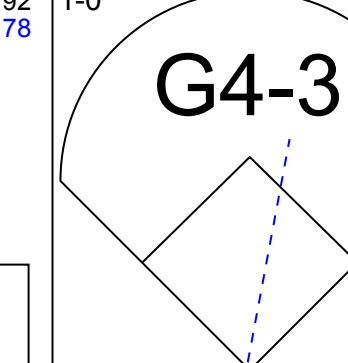
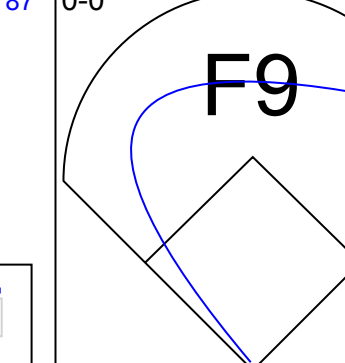
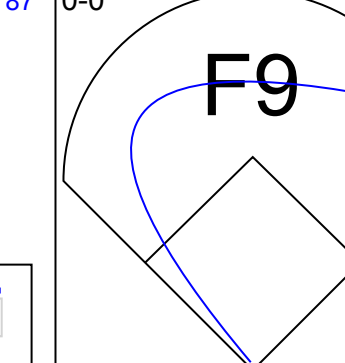
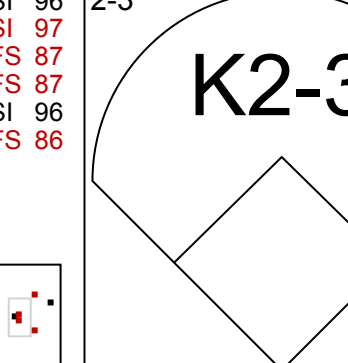
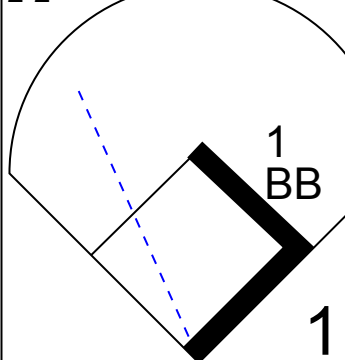
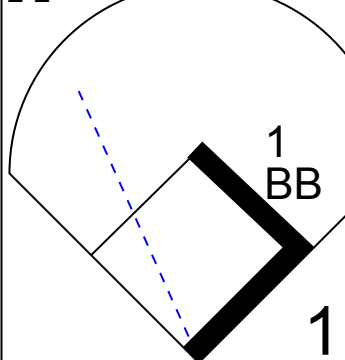


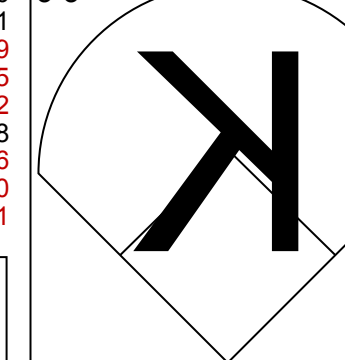
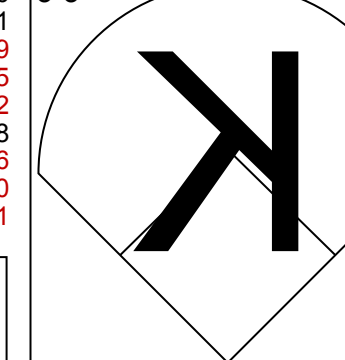
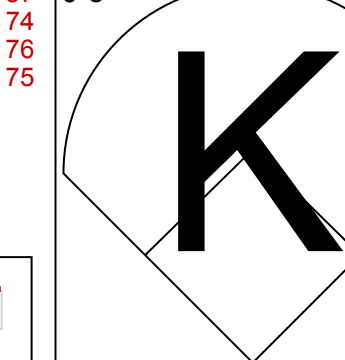
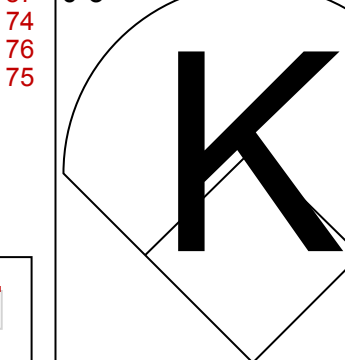



Batter	1	2	3	4	5	6	7	8	9	AB	R	H	RBI	BB	SO	LOB	BOTTOM					
51 Ichiro Suzuki, L OBP: 0.356, SLG: 0.348	L8							F7		3	1	0	0	1	0	1	<b>Chicago White Sox @ Seattle Mariners</b> Safeco Field, Seattle, WA Fri May 06 2011, 7:11 PM - 9:38 PM PDT Att: 31,914 - Roof Closed - 52 F					
9 Chone Figgins, S OBP: 0.270, SLG: 0.316	FC6-4 30 BB			P5				SH5-3		2	0	1	0	1	0	1						
15 Milton Bradley, S OBP: 0.318, SLG: 0.366										4	1	1	1	0	3	3						
12 Ryan Langerhans, L OBP: 0.317, SLG: 0.346	K									0	0	0	0	0	0	0						
30 Miguel Olivo, R OBP: 0.236, SLG: 0.280	FC6-4			L5						4	0	0	0	0	1	3						
17 Justin Smoak, S OBP: 0.413, SLG: 0.576										3	0	1	1	1	1	0						
29 Jack Cust, L OBP: 0.381, SLG: 0.242										4	0	1	0	0	1	2						
4 Adam Kennedy, L OBP: 0.311, SLG: 0.420	FC3-4-6									0	1	0	0	0	0	0						
2 Jack Wilson, R OBP: 0.278, SLG: 0.270										4	0	1	0	0	0	1						
55 Michael Saunders, L OBP: 0.242, SLG: 0.276										4	0	0	0	0	0	3						
26 Brendan Ryan, R OBP: 0.270, SLG: 0.247										4	0	2	1	0	0	0						
<b>Inning Stats</b>	R: 0 E: 0 K: 1 S: 12	H: 0 LOB: 1 BB: 1 P: 19	R: 0 E: 0 K: 0 S: 7	H: 0 LOB: 1 BB: 1 P: 13	R: 0 E: 0 K: 1 S: 9	H: 1 LOB: 0 BB: 0 P: 13	R: 0 E: 0 K: 2 S: 9	H: 0 LOB: 0 BB: 0 P: 13	R: 0 E: 0 K: 0 S: 5	H: 0 LOB: 0 BB: 0 P: 8	R: 2 E: 0 K: 0 S: 10	H: 2 LOB: 1 BB: 1 P: 18	R: 0 E: 0 K: 0 S: 6	H: 0 LOB: 0 BB: 0 P: 9	R: 0 E: 0 K: 2 S: 13	H: 1 LOB: 0 BB: 0 P: 17	R: 0 E: 0 K: 0 S: 11	H: 3 LOB: 3 BB: 0 P: 20	1B: 3 2B: 4 3B: 0 HR: 0	SF: 0 SAC: 1 DP: 0 HBP: 0	WP: 0 PB: 0 SB: 1 CS: 0	PA: 36
<b>PITCHER</b> 41 Philip Humber, R ERA: 2.97 37 Matt Thornton, L ERA: 7.36	IP: 7.0 WLS: L BF: 27 H: 4 R: 1 ER: 1 SO: 2 BB: 0 IBB: 0 HBP: 0 BLK: 0 WP: 0 HR: 0 S: 58 P: 93 ERA: 2.57 WHIP: 0.857											<b>PITCHER</b>	IP: 7.0 WLS: L BF: 27 H: 4 R: 1 ER: 1 SO: 2 BB: 0 IBB: 0 HBP: 0 BLK: 0 WP: 0 HR: 0 S: 58 P: 93 ERA: 2.57 WHIP: 0.857									

AB	32
R	3
H	7
RBI	3
BB	3
SO	6
LOB	14




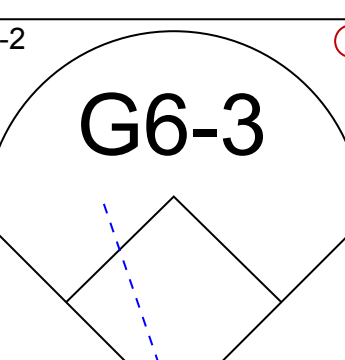
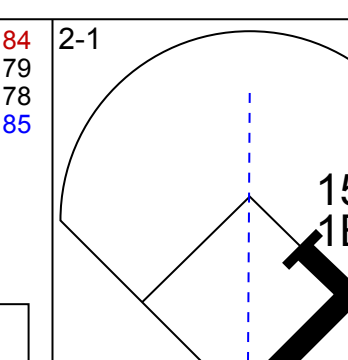
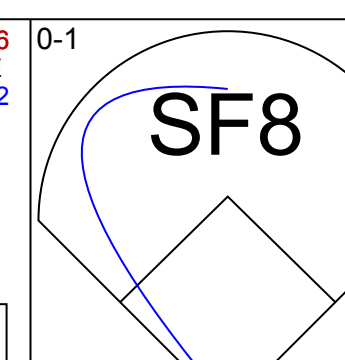
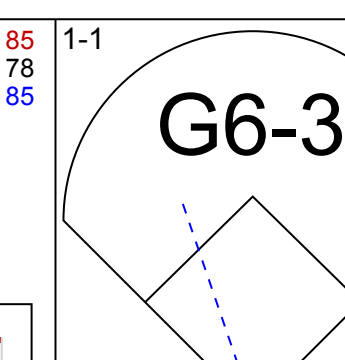
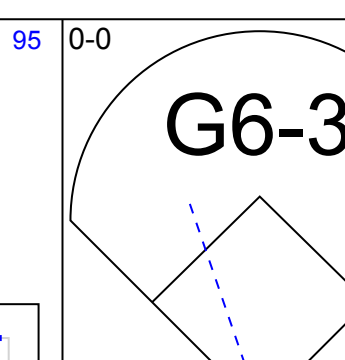
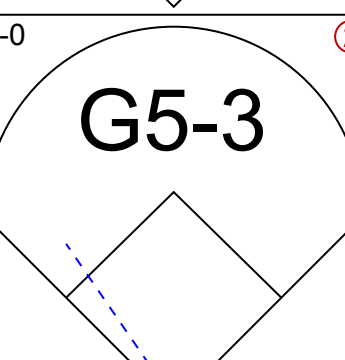
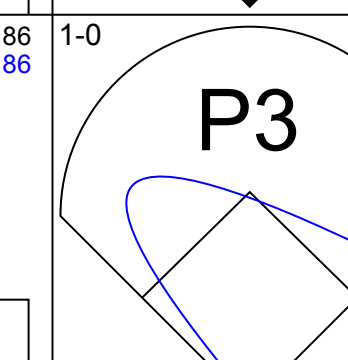
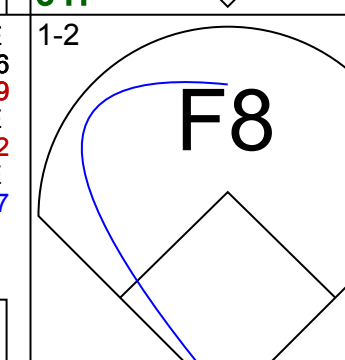
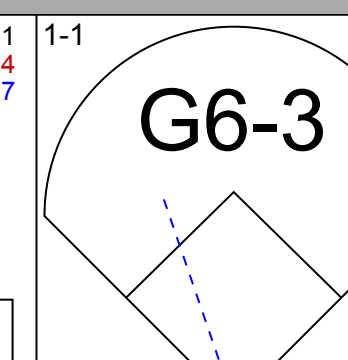
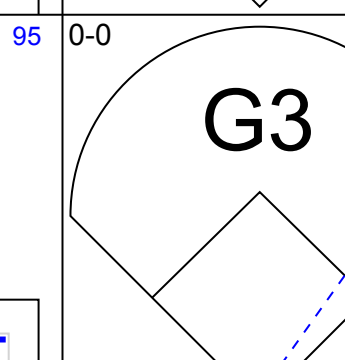
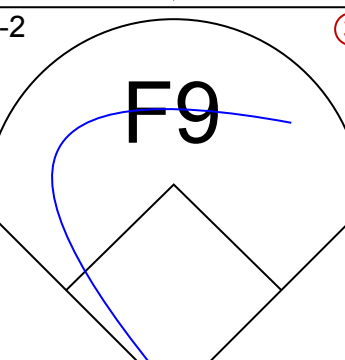
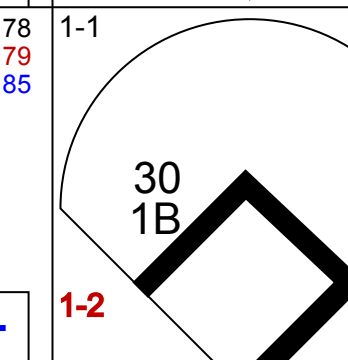

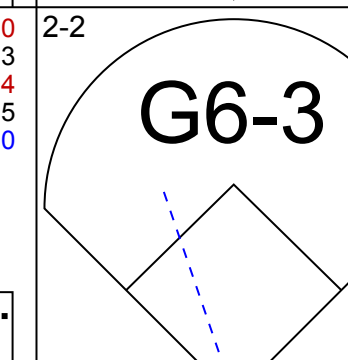

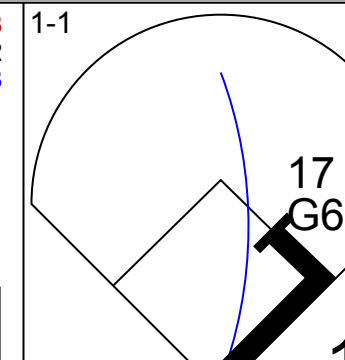
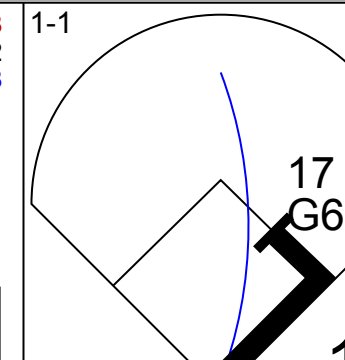
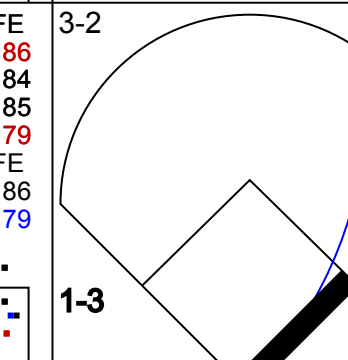
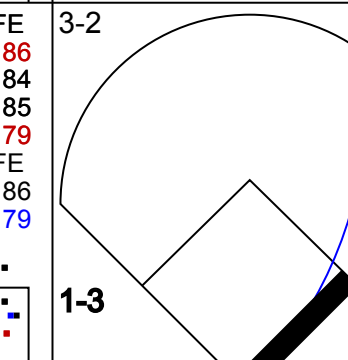


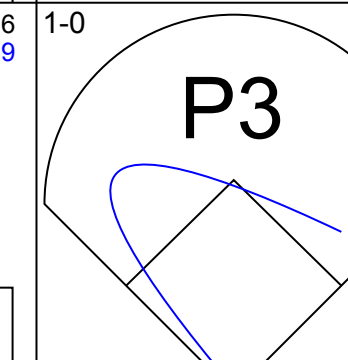
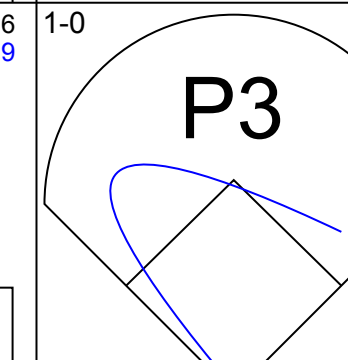
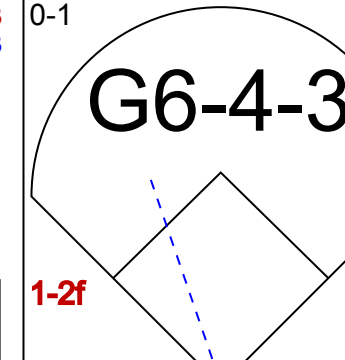
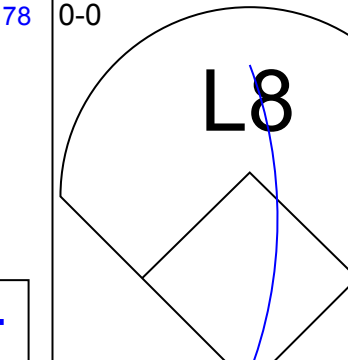





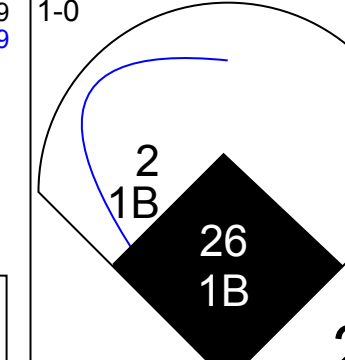




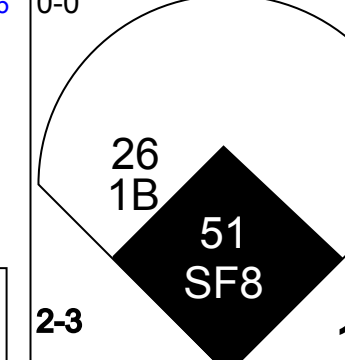


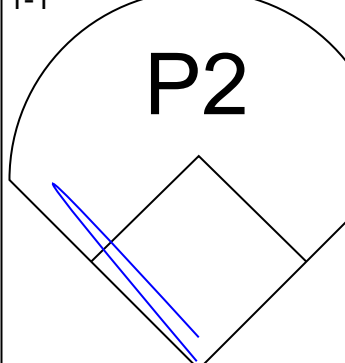


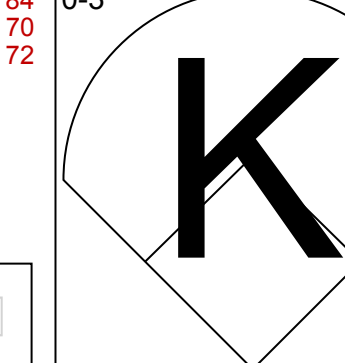
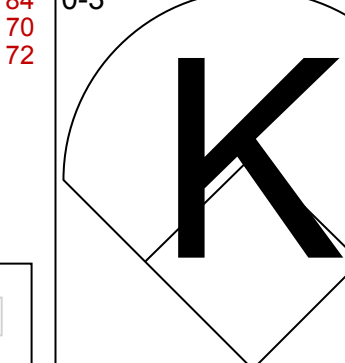
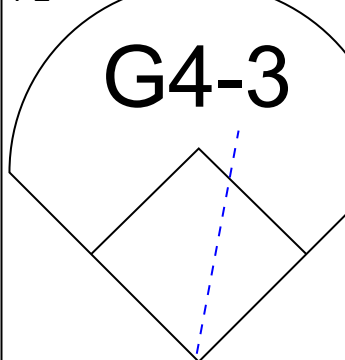

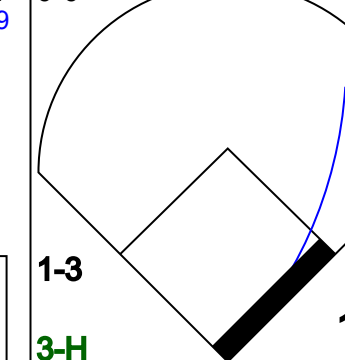
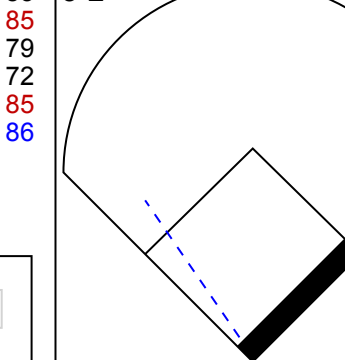
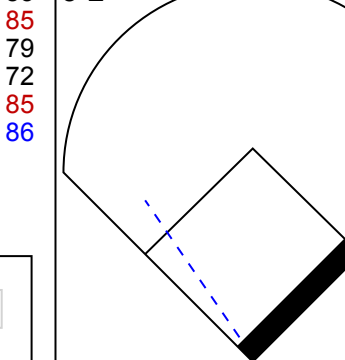
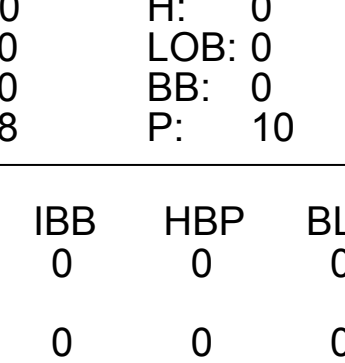
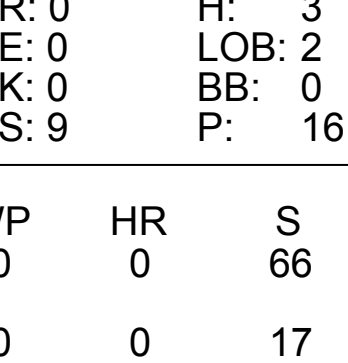
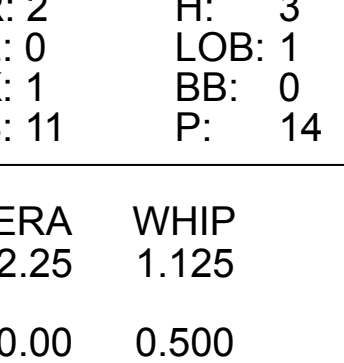
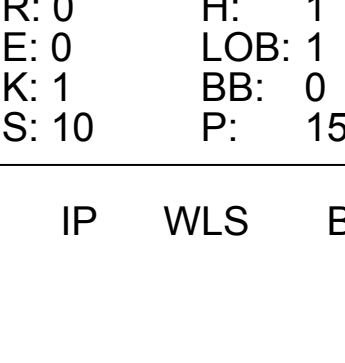
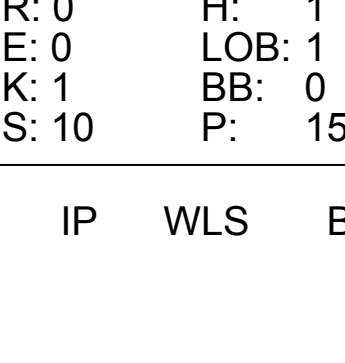


Batter	1	2	3	4	5	6	7	8	9	10	AB	R	H	RBI	BB	SO	LOB	TOP	
1 Juan Pierre, L OBP: 0.338, SLG: 0.290											3	0	0	0	1	1	0		
10 Alexei Ramirez, R OBP: 0.319, SLG: 0.354											3	1	1	1	2	2	2		
44 Adam Dunn, L OBP: 0.308, SLG: 0.302											5	1	1	1	0	2	2		
14 Paul Konerko, R OBP: 0.384, SLG: 0.543										5	1	5	0	0	0	0			
51 Alex Rios, R OBP: 0.273, SLG: 0.323										5	1	2	1	0	0	4			
18 Brent Lillibridge, R OBP: 0.389, SLG: 0.581										3	0	0	0	0	2	3			
23 Mark Teahen, L OBP: 0.333, SLG: 0.349										5	0	1	1	0	3	3			
27 Ramon Castro, R OBP: 0.265, SLG: 0.344										5	0	1	1	0	3	3			
15 Gordon Beckham, R OBP: 0.270, SLG: 0.325										4	0	0	0	0	1	1			
22 Brent Morel, R OBP: 0.238, SLG: 0.289										4	1	2	0	0	2	0			
<b>Inning Stats</b>	R: 0 E: 0 K: 3 S: 11	H: 0 LOB: 0 BB: 0 P: 15	R: 0 E: 0 K: 1 S: 8	H: 1 LOB: 0 BB: 0 P: 9	R: 0 E: 0 K: 2 S: 17	H: 1 LOB: 2 BB: 1 P: 25	R: 2 E: 0 K: 1 S: 14	H: 3 LOB: 1 BB: 1 P: 21	R: 0 E: 0 K: 1 S: 13	H: 0 LOB: 0 BB: 0 P: 7	R: 0 E: 0 K: 2 S: 10	H: 0 LOB: 0 BB: 0 P: 14	R: 0 E: 0 K: 1 S: 9	H: 0 LOB: 0 BB: 0 P: 17	R: 3 E: 0 K: 1 S: 20	H: 5 LOB: 2 BB: 0 P: 29	1B: 9 2B: 3 3B: 0 HR: 0	SF: 0 SAC: 1 DP: 2 HBP: 0	WP: 0 PA: 43
<b>PITCHER</b>	IP 5.0	WLS 7	BF 21	H 5	R 2	ER 1	SO 9	BB 2	IBB 0	HBP 0	BLK 0	WP 0	HR 0	S 70	P 100	ERA 1.80	WHIP 1.400		
45 Erik Bedard, L ERA: 4.78	2.0	7	1	0	0	2	0	0	0	0	0	0	0	19	27	0.00	0.500		
39 David Pauley, R ERA: 1.4	1.0	4	1	0	0	0	1	0	0	0	0	0	0	10	17	0.00	2.000		
50 Jamey Wright, R ERA: 1.17	1.1	L	7	3	3	3	2	0	0	0	0	0	0	14	22	20.25	2.250		
43 Brandon League, R ERA: 3.77	0.2	4	2	0	0	1	0	0	0	0	0	0	0	15	21	0.00	3.000		
32 Aaron Laffey, L ERA: 1.59																			

Chicago White Sox @ Seattle Mariners  
Safeco Field, Seattle, WA  
Sun May 08 2011, 1:11 PM - 4:20 PM PDT  
Att: 26,082 - Cloudy - 51 F


AB 39  
R 5  
H 12  
RBI 4  
BB 3  
SO 14  
LOB 17



Batter	1	2	3	4	5	6	7	8	9	10	AB	R	H	RBI	BB	SO	LOB	BOTTOM	
51 Ichiro Suzuki, L OBP: 0.354, SLG: 0.349											4	0	1	1	0	0	1		
1 Luis Antonio Rodriguez, S OBP: 0.296, SLG: 0.348											5	0	0	0	0	0	2		
15 Milton Bradley, S OBP: 0.313, SLG: 0.356											4	0	2	0	0	0	0		
30 Miguel Olivo, R OBP: 0.246, SLG: 0.288										4	0	2	0	0	0	1			
17 Justin Smoak, S OBP: 0.353, SLG: 0.535										4	0	0	0	0	1	4			
29 Jack Cust, L OBP: 0.362, SLG: 0.248										3	1	1	0	1	1	1			
4 Adam Kennedy, L OBP: 0.295, SLG: 0.397										0	0	0	0	0	0	0			
2 Jack Wilson, R OBP: 0.277, SLG: 0.269										4	1	1	0	0	1	1			
55 Michael Saunders, L OBP: 0.225, SLG: 0.255										4	0	0	0	0	2	3			
26 Brendan Ryan, R OBP: 0.280, SLG: 0.280										4	0	2	1	0	1	0			
<b>Inning Stats</b>	R: 0 E: 0 K: 0 S: 8	H: 0 LOB: 0 BB: 0 P: 12	R: 0 E: 0 K: 0 S: 6	H: 1 LOB: 0 BB: 0 P: 7	R: 0 E: 0 K: 0 S: 8	H: 0 LOB: 0 BB: 0 P: 10	R: 0 E: 0 K: 0 S: 9	H: 3 LOB: 2 BB: 0 P: 16	R: 2 E: 0 K: 1 S: 11	H: 3 LOB: 1 BB: 0 P: 14	R: 0 E: 0 K: 1 S: 10	H: 1 LOB: 1 BB: 0 P: 15	R: 0 E: 0 K: 2 S: 12	H: 0 LOB: 1 BB: 0 P: 18	R: 0 E: 0 K: 1 S: 5	H: 0 LOB: 0 BB: 0 P: 5	1B: 8 2B: 1 3B: 0 HR: 0	SF: 1 SAC: 0 DP: 1 HBP: 0	WP: 0 PA: 38
<b>PITCHER</b>	IP 8.0	WLS 31	BF 9	H 2	R 2	ER 2	SO 3	BB 1	IBB 0	HBP 0	BLK 0	WP 0	HR 0	S 66	P 99	ERA 2.25	WHIP 1.125		
56 Mark Buehrle, L ERA: 4.05	2.0	W	7	0	0	0	3	1	0	0	0	0	0	0	17	23	0.00	0.500	
46 Sergio Santos, R ERA:																			

Chicago White Sox @ Seattle Mariners  
Safeco Field, Seattle, WA  
Sun May 08 2011, 1:11 PM - 4:20 PM PDT  
Att: 26,082 - Cloudy - 51 F

AB 36  
R 2  
H 9  
RBI 2  
BB 1  
SO 6  
LOB 13





Batter	1	2	3	4	5	6	7	8	9	AB	R	H	RBI	BB	SO	LOB	TOP										
51 Ichiro Suzuki, L (1.9) OBP: 0.359, SLG: 0.357	G5-3		P5						L6	5	0	2	0	0	0	2											
9 Chone Figgins, S (1.5) OBP: 0.277, SLG: 0.321	P5		1B		CS	P5				4	0	2	1	0	0	0											
17 Justin Smoak, S (1.3) OBP: 0.294, SLG: 0.509	G6-3		K							3	0	0	0	1	1	4											
30 Miguel Olivo, R (1.2) OBP: 0.250, SLG: 0.277		P5	G6-3			F8			K	4	0	0	0	0	1	3											
29 Jack Cust, L (1.10) OBP: 0.372, SLG: 0.275				K					K	3	0	1	0	1	2	0											
4 Adam Kennedy, L (1.4) OBP: 0.291, SLG: 0.420					G3-1					4	0	1	0	0	1	3											
8 Carlos Peguero, L (1.7) OBP: 0.118, SLG: 0.118					G3-1					4	0	0	0	0	1	2											
26 Brendan Ryan, R (1.6) OBP: 0.276, SLG: 0.250						F7			G6-3	3	1	0	0	0	1	0											
55 Michael Saunders, L (1.8) OBP: 0.241, SLG: 0.291										3	1	1	1	1	2	0											
<b>Inning Stats</b>	R: 0 E: 0 K: 1 S: 13	H: 0 LOB: 0 BB: 0 P: 19	R: 0 E: 0 K: 1 S: 10	H: 0 LOB: 1 BB: 1 P: 19	R: 1 E: 0 K: 1 S: 16	H: 1 LOB: 2 BB: 1 P: 29	R: 0 E: 0 K: 1 S: 9	H: 0 LOB: 0 BB: 0 P: 13	R: 0 E: 0 K: 1 S: 6	H: 1 LOB: 0 BB: 0 P: 10	R: 0 E: 0 K: 1 S: 12	H: 1 LOB: 2 BB: 1 P: 22	R: 1 E: 0 K: 0 S: 13	H: 3 LOB: 2 BB: 0 P: 23	R: 0 E: 0 K: 2 S: 11	H: 1 LOB: 1 BB: 0 P: 12	R: 0 E: 0 K: 2 S: 9	H: 0 LOB: 0 BB: 0 P: 13	1B: 5 2B: 1 3B: 0 HR: 1	SF: 0 SAC: 0 DP: 0 HBP: 1	WP: 0 PB: 0 SB: 1 CS: 1	PA: 38					
<b>PITCHER</b>	IP	WLS	BF	H	R	ER	SO	BB	IBB	HBP	BLK	WP	HR	S	P	ERA	WHIP										
24 Chris Tillman, R (1.1) ERA: 6.15	6.0	W	24	3	1	1	5	3	0	1	0	0	0	66	112	1.50	1.000										
49 Jason Berken, R (7.1) ERA: 5.29	1.0	H	6	3	1	1	0	0	0	0	0	0	1	13	23	9.00	3.000										
19 Koji Uehara, R (8.1) ERA: 3.0	1.0	H	4	1	0	0	2	0	0	0	0	0	0	11	12	0.00	1.000										
63 Kevin Gregg, R (9.1) ERA: 2.57	1.0	S	3	0	0	0	2	0	0	0	0	0	0	9	13	0.00	0.000										

Seattle Mariners @ Baltimore Orioles  
Oriole Park at Camden Yards, Baltimore, MD  
Wed May 11 2011, 7:08 PM - 9:50 PM EDT  
Att. 11,561 - Clear - 71 F

AB	33
R	2
H	7
RBI	2
BB	3
SO	9
LOB	14



Batter	1	2	3	4	5	6	7	8	9	AB	R	H	RBI	BB	SO	LOB	BOTTOM										
1 Brian Roberts, S (1.4) OBP: 0.270, SLG: 0.338	F8									3	1	0	0	1	1	0											
18 Felix Pie, L (1.9) OBP: 0.297, SLG: 0.405	K									4	0	1	0	0	1	0											
25 Derrek Lee, R (1.3) OBP: 0.314, SLG: 0.338	G6-3									3	1	1	1	0	0	0											
27 Vladimir Guerrero, R (1.10) OBP: 0.308, SLG: 0.399		G4-3								3	1	1	0	0	1	1											
30 Luke Scott, L (1.7) OBP: 0.336, SLG: 0.495			G3-1							4	1	1	1	0	2	2											
10 Adam Jones, R (1.8) OBP: 0.326, SLG: 0.460										4	0	4	2	0	0	0											
32 Matt Wieters, S (1.2) OBP: 0.319, SLG: 0.410										3	0	1	0	1	0	2											
2 J.J. Hardy, R (1.6) OBP: 0.444, SLG: 0.609										3	0	1	0	1	1	2											
11 Robert Andino, R (1.5) OBP: 0.375, SLG: 0.324										3	0	0	0	0	0	6											
<b>Inning Stats</b>	R: 0 E: 0 K: 1 S: 8	H: 2 LOB: 3 BB: 1 P: 19	R: 0 E: 0 K: 0 S: 12	H: 2 LOB: 1 BB: 1 P: 19	R: 1 E: 0 K: 2 S: 18	H: 1 LOB: 1 BB: 1 P: 28	R: 0 E: 0 K: 0 S: 11	H: 1 LOB: 1 BB: 1 P: 19	R: 3 E: 0 K: 1 S: 18	H: 3 LOB: 1 BB: 0 P: 27	R: 0 E: 0 K: 0 S: 6	H: 1 LOB: 0 BB: 0 P: 11	R: 0 E: 0 K: 1 S: 8	H: 1 LOB: 1 BB: 0 P: 12	R: 0 E: 0 K: 1 S: 6	H: 1 LOB: 0 BB: 0 P: 8	1B: 9 2B: 0 3B: 1 HR: 0	SF: 1 SAC: 0 DP: 3 HBP: 1	WP: 0 PB: 0 SB: 1 CS: 0	PA: 35							
<b>PITCHER</b>	IP	WLS	BF	H	R	ER	SO	BB	IBB	HBP	BLK	WP	HR	S	P	ERA	WHIP										
34 Félix Hernández, R (1.1) ERA: 3.36	5.0	L	25	7	4	4	4	3	0	1	0	0	0	67	105	7.20	2.000										
39 David Pauley, R (6.1) ERA: 1.16	3.0		10	3	0	0	2	0	0	0	0	0	0	20	31	0.00	1.000										

Seattle Mariners @ Baltimore Orioles  
Oriole Park at Camden Yards, Baltimore, MD  
Wed May 11 2011, 7:08 PM - 9:50 PM EDT  
Att. 11,561 - Clear - 71 F

AB	30
R	4
H	10
RBI	4
BB	3
SO	6
LOB	13



Batter	1	2	3	4	5	6	7	8	9	10	11	12	AB	R	H	RBI	BB	SO	LOB	TOP		
51 Ichiro Suzuki, L (1.9) OBP: 0.394, SLG: 0.352	G1-3		G4-3			G4-3			G5-3			G6-3 30 1B	5	1	1	0	0	0	0			
9 Chone Figgins, S (1.5) OBP: 0.287, SLG: 0.309	F8		G4-3			B3			G6-3			G4-3	5	0	0	0	0	0	0	1		
17 Justin Smoak, S (1.3) OBP: 0.397, SLG: 0.505	G6-3					1B			K			G6-3	3	0	1	0	1	1	0			
4 Adam Kennedy, L (10, PR) OBP: 0.287, SLG: 0.415	G6-3											G6-3	1	0	0	0	0	0	0	1		
30 Miguel Olivo, R (1.2) OBP: 0.250, SLG: 0.276		K				F9			SH2-4			G6-3	4	0	1	1	0	1	1			
29 Jack Cust, L (1.10) OBP: 0.373, SLG: 0.274						F8			G6-3			1B	4	0	1	0	1	1	2			
44 Mike Wilson, R (1.7) OBP: 0.125, SLG: 0.125	P4											IBB	4	0	0	0	0	0	1	3		
2 Jack Wilson, R (1.4) OBP: 0.281, SLG: 0.286	K2-3											G6-3	4	0	1	0	0	1	1			
1 Luis Antonio Rodriguez, Sr. (6) OBP: 0.276, SLG: 0.328			F8			FC5-4 1B			G4-3			K	4	0	0	0	0	0	1	1		
55 Michael Saunders, L (1.8) OBP: 0.333, SLG: 0.390			F9			CS			G3-1			F7	4	0	0	0	0	0	1	0		
<b>Inning Stats</b>	R: 0 E: 0 K: 0 S: 10	H: 0 LOB: 0 BB: 0 P: 14	R: 0 E: 0 K: 2 S: 12	H: 1 LOB: 1 BB: 0 P: 14	R: 0 E: 0 K: 0 S: 6	H: 0 LOB: 0 BB: 0 P: 11	R: 0 E: 0 K: 0 S: 13	H: 1 LOB: 1 BB: 0 P: 17	R: 0 E: 0 K: 1 S: 6	H: 0 LOB: 0 BB: 0 P: 11	R: 0 E: 0 K: 0 S: 7	H: 0 LOB: 0 BB: 0 P: 8	R: 0 E: 0 K: 1 S: 6	H: 0 LOB: 2 BB: 0 P: 15	R: 0 E: 0 K: 1 S: 6	H: 0 LOB: 0 BB: 0 P: 8	R: 1 E: 0 K: 1 S: 12	H: 2 LOB: 1 BB: 0 P: 17	1B: 5 2B: 0 3B: 0 HR: 0	SF: 0 SAC: 1 DP: 1 HBP: 0	WP: 0 PB: 0 SB: 0 CS: 1	PA: 42
<b>PITCHER</b>	IP WLS BF H R ER SO BB IBB HBP BLK WP HR S P ERA WHIP	IP WLS BF H R ER SO BB IBB HBP BLK WP HR S P ERA WHIP	IP WLS BF H R ER SO BB IBB HBP BLK WP HR S P ERA WHIP	IP WLS BF H R ER SO BB IBB HBP BLK WP HR S P ERA WHIP	IP WLS BF H R ER SO BB IBB HBP BLK WP HR S P ERA WHIP	IP WLS BF H R ER SO BB IBB HBP BLK WP HR S P ERA WHIP	IP WLS BF H R ER SO BB IBB HBP BLK WP HR S P ERA WHIP	IP WLS BF H R ER SO BB IBB HBP BLK WP HR S P ERA WHIP	IP WLS BF H R ER SO BB IBB HBP BLK WP HR S P ERA WHIP	IP WLS BF H R ER SO BB IBB HBP BLK WP HR S P ERA WHIP	IP WLS BF H R ER SO BB IBB HBP BLK WP HR S P ERA WHIP	IP WLS BF H R ER SO BB IBB HBP BLK WP HR S P ERA WHIP	IP WLS BF H R ER SO BB IBB HBP BLK WP HR S P ERA WHIP	IP WLS BF H R ER SO BB IBB HBP BLK WP HR S P ERA WHIP	IP WLS BF H R ER SO BB IBB HBP BLK WP HR S P ERA WHIP	IP WLS BF H R ER SO BB IBB HBP BLK WP HR S P ERA WHIP	IP WLS BF H R ER SO BB IBB HBP BLK WP HR S P ERA WHIP	IP WLS BF H R ER SO BB IBB HBP BLK WP HR S P ERA WHIP	IP WLS BF H R ER SO BB IBB HBP BLK WP HR S P ERA WHIP	IP WLS BF H R ER SO BB IBB HBP BLK WP HR S P ERA WHIP	IP WLS BF H R ER SO BB IBB HBP BLK WP HR S P ERA WHIP	
53 Zack Britton, L (1.1) ERA: 2.42	1.0	4	0	0	0	0	1	1	0	0	0	0	0	0	6	15	0.00	1.000				
63 Kevin Gregg, R (10, 1) ERA: 2.4	2.0	W	8	2	1	1	2	0	0	0	0	0	0	0	18	25	4.50	1.000				
43 Jim Johnson, R (11, 1) ERA: 4.05																						

Seattle Mariners @ Baltimore Orioles  
 Oriole Park at Camden Yards, Baltimore, MD  
 Thu May 12 2011, 7:09 PM - 9:58 PM EDT  
 Att: 19,082 - Partly Cloudy - 73 F

AB	38
R	1
H	5
RBI	1
BB	2
SO	7
LOB	10



Batter	1	2	3	4	5	6	7	8	9	10	11	12	AB	R	H	RBI	BB	SO	LOB	BOTTOM				
1 Brian Roberts, S (1.4) OBP: 0.274, SLG: 0.340	G6-4-3 1B		G4-6-3			P4			G5-3			G6-3 21 1B	5	0	2	0	0	0	4					
21 Nick Markakis, L (1.9) OBP: 0.291, SLG: 0.315	G6-4-3					F7			K			G6-3	5	0	0	0	0	1	5					
25 Derrek Lee, R (1.3) OBP: 0.311, SLG: 0.333	F9					K			G2-3			G5-3	5	1	1	0	0	0	1	1				
27 Vladimir Guerrero, R (1.10) OBP: 0.304, SLG: 0.387			F8			L9			K			G5-3	4	0	0	0	0	1	0					
9 Jake Fox, R (12, PR) OBP: 0.206, SLG: 0.344									P4			G6-3	0	1	0	0	0	0	0	0				
10 Adam Jones, R (1.8) OBP: 0.329, SLG: 0.454						G5-3			G5-3			G6-3	4	0	1	0	0	0	0					
32 Matt Wieters, S (1.2) OBP: 0.323, SLG: 0.409						G6-3			G6-3			K	5	0	2	0	0	1	3					
2 J.J. Hardy, R (1.6) OBP: 0.438, SLG: 0.571	G1-4-3					FC4-6 1B						K	5	0	2	2	0	0	3					
12 Mark Reynolds, R (1.5) OBP: 0.287, SLG: 0.313			G1-3			K						K	2	0	0	0	1	1	1					
18 Felix Pie, L (8, PR) OBP: 0.299, SLG: 0.395												K	1	0	0	0	0	1	0					
11 Robert Andino, R (1.7) OBP: 0.390, SLG: 0.343									SH3			G3	2	0	2	0	0	0	0					
30 Luke Scott, L (11, PH) OBP: 0.333, SLG: 0.490													1	0	0	0	0	0	0					
3 Cesar Izturis, S (12, 5) OBP: 0.250, SLG: 0.192													0	0	0	0	0	0	0					
<b>Inning Stats</b>	R: 0 E: 0 K: 0 S: 5	H: 1 LOB: 0 BB: 0 P: 7	R: 0 E: 0 K: 0 S: 6	H: 2 LOB: 1 BB: 0 P: 10	R: 0 E: 0 K: 0 S: 6	H: 1 LOB: 0 BB: 0 P: 13	R: 0 E: 0 K: 1 S: 6	H: 0 LOB: 0 BB: 0 P: 8	R: 0 E: 0 K: 1 S: 11	H: 1 LOB: 1 BB: 0 P: 14	R: 0 E: 0 K: 1 S: 7	H: 0 LOB: 0 BB: 0 P: 13	R: 0 E: 0 K: 0 S: 7	H: 0 LOB: 0 BB: 0 P: 10	R: 0 E: 0 K: 2 S: 11	H: 0 LOB: 0 BB: 0 P: 15	R: 0 E: 0 K: 0 S: 6	H: 1 LOB: 0 BB: 0 P: 11	R: 2 E: 0 K: 0 S: 5	H: 2 LOB: 2 BB: 0 P: 9	1B: 10 2B: 0 3B: 0 HR: 0	SF: 0 SAC: 1 DP: 4 HBP: 2	WP: 0 PB: 0 SB: 1 CS: 0	PA: 43
<b>PITCHER</b>	IP WLS BF H R ER SO BB IBB HBP BLK WP HR S P ERA WHIP	IP WLS BF H R ER SO BB IBB HBP BLK WP HR S P ERA WHIP	IP WLS BF H R ER SO BB IBB HBP BLK WP HR S P ERA WHIP	IP WLS BF H R ER SO BB IBB HBP BLK WP HR S P ERA WHIP	IP WLS BF H R ER SO BB IBB HBP BLK WP HR S P ERA WHIP	IP WLS BF H R ER SO BB IBB HBP BLK WP HR S P ERA WHIP	IP WLS BF H R ER SO BB IBB HBP BLK WP HR S P ERA WHIP	IP WLS BF H R ER SO BB IBB HBP BLK WP HR S P ERA WHIP	IP WLS BF H R ER SO BB IBB HBP BLK WP HR S P ERA WHIP	IP WLS BF H R ER SO BB IBB HBP BLK WP HR S P ERA WHIP	IP WLS BF H R ER SO BB IBB HBP BLK WP HR S P ERA WHIP	IP WLS BF H R ER SO BB IBB HBP BLK WP HR S P ERA WHIP	IP WLS BF H R ER SO BB IBB HBP BLK WP HR S P ERA WHIP	IP WLS BF H R ER SO BB IBB HBP BLK WP HR S P ERA WHIP	IP WLS BF H R ER SO BB IBB HBP BLK WP HR S P ERA WHIP	IP WLS BF H R ER SO BB IBB HBP BLK WP HR S P ERA WHIP	IP WLS BF H R ER SO BB IBB HBP BLK WP HR S P ERA WHIP	IP WLS BF H R ER SO BB IBB HBP BLK WP HR S P ERA WHIP	IP WLS BF H R ER SO BB IBB HBP BLK WP HR S P ERA WHIP	IP WLS BF H R ER SO BB IBB HBP BLK WP HR S P ERA WHIP	IP WLS BF H R ER SO BB IBB HBP BLK WP HR S P ERA WHIP			
38 Jason Vargas, L (1.1) ERA: 3.88	9.0	32	7	0	0	4	1	0	0	0	0	0	0	0	68	101	0.00	0.889						
50 Jamey Wright, R (10, 1) ERA: 1.96	6.0	1	0	0	2	0	0	0	0	0	0	0	0	17	26	0.00	0.500							
43 Brandon League, R (12, 1) ERA: 5.87	0.1	L	5	2	2	0	0	0	0	0	0	0	0	5	9	54.00	6.000							

Seattle Mariners @ Baltimore Orioles  
 Oriole Park at Camden Yards, Baltimore, MD  
 Thu May 12 2011, 7:09 PM - 9:58 PM EDT  
 Att: 19,082 - Partly Cloudy - 73 F

AB	39
R	2
H	10
RBI	2
BB	1
SO	6
LOB	17



Batter	1	2	3	4	5	6	7	8	9	AB	R	H	RBI	BB	SO	LOB	TOP								
51 Ichiro Suzuki, L OBP: 0.352, SLG: 0.345										3	0	0	0	1	0	0	<b>Seattle Mariners @ Cleveland Indians</b> Progressive Field, Cleveland, OH Fri May 13 2011, 7:07 PM - 9:31 PM EDT Att: 33,774 - Cloudy - 76 F								
9 Chone Figgins, S OBP: 0.297, SLG: 0.307										4	1	1	0	0	0	1									
17 Justin Smoak, S OBP: 0.400, SLG: 0.527										3	1	1	2	0	0	0									
29 Jack Cust, L OBP: 0.377, SLG: 0.291										4	1	2	0	0	1	0									
4 Adam Kennedy, L OBP: 0.275, SLG: 0.395										4	0	0	0	0	0	3									
8 Carlos Peguero, L OBP: 0.190, SLG: 0.300										3	1	1	1	1	1	0									
26 Brendan Ryan, R OBP: 0.275, SLG: 0.250										4	0	1	1	0	1	1									
55 Michael Saunders, L OBP: 0.225, SLG: 0.270										4	0	0	0	0	0	3									
5 Chris Gimenez, R OBP: 0.310, SLG: 0.200										3	0	0	0	0	0	2									
<b>Inning Stats</b>	R: 0 E: 0 K: 0 S: 4	H: 0 LOB: 0 BB: 0 P: 7	R: 0 E: 0 K: 1 S: 6	H: 0 LOB: 0 BB: 0 P: 11	R: 0 E: 0 K: 1 S: 8	H: 0 LOB: 0 BB: 0 P: 11	R: 0 E: 0 K: 0 S: 8	H: 0 LOB: 0 BB: 1 P: 13	R: 1 E: 0 K: 0 S: 7	H: 1 LOB: 0 BB: 0 P: 10	R: 0 E: 0 K: 0 S: 9	H: 0 LOB: 0 BB: 0 P: 12	R: 3 E: 0 K: 0 S: 16	H: 4 LOB: 2 BB: 1 P: 27	R: 0 E: 0 K: 0 S: 9	H: 1 LOB: 2 BB: 0 P: 15	R: 0 E: 0 K: 1 S: 9	H: 0 LOB: 0 BB: 0 P: 13	1B: 3 2B: 2 3B: 0 HR: 2	SF: 0 SAC: 0 DP: 2 HBP: 1	WP: 1 PB: 0 SB: 0 CS: 0	PA: 35			
<b>PITCHER</b>	IP	WLS	BF	H	R	ER	SO	BB	IBB	HBP	BLK	WP	HR	S	P	ERA	WHIP								
55 Roberto Hernandez, R ERA: 3.94	(1, 1)	7.2	31	6	4	4	2	2	0	1	0	0	2	66	105	4.70	1.043								
49 Tony Sipp, L ERA: 1.5	(8, 1)	1.1	W	4	0	0	1	0	0	0	0	1	0	10	14	0.00	0.000								

AB	32
R	4
H	6
RBI	4
BB	2
SO	3
LOB	10



Batter	1	2	3	4	5	6	7	8	9	AB	R	H	RBI	BB	SO	LOB	BOTTOM								
23 Michael Brantley, L OBP: 0.372, SLG: 0.412										4	2	2	1	0	0	0	<b>Seattle Mariners @ Cleveland Indians</b> Progressive Field, Cleveland, OH Fri May 13 2011, 7:07 PM - 9:31 PM EDT Att: 33,774 - Cloudy - 76 F								
13 Adrián Cabrera, S OBP: 0.353, SLG: 0.464										4	1	1	1	0	0	0									
17 Shin-Soo Choo, L OBP: 0.301, SLG: 0.354										4	1	1	1	0	1	1									
41 Carlos Santana, S OBP: 0.345, SLG: 0.382										3	0	0	0	1	1	1									
48 Travis Hafner, L OBP: 0.403, SLG: 0.528										4	1	2	2	0	1	1									
20 Orlando Cabrera, R OBP: 0.295, SLG: 0.360										3	0	0	0	0	1	2									
7 Matt LaPorta, R OBP: 0.328, SLG: 0.450										3	0	0	0	0	1	0									
26 Austin Kearns, R OBP: 0.250, SLG: 0.200										3	0	1	0	0	0	0									
9 Jack Hannahan, L OBP: 0.333, SLG: 0.396										3	0	0	0	0	1	1									
<b>Inning Stats</b>	R: 1 E: 0 K: 0 S: 10	H: 1 LOB: 0 BB: 0 P: 12	R: 0 E: 0 K: 0 S: 11	H: 1 LOB: 0 BB: 0 P: 15	R: 1 E: 0 K: 1 S: 11	H: 2 LOB: 0 BB: 0 P: 17	R: 0 E: 0 K: 1 S: 11	H: 0 LOB: 0 BB: 0 P: 13	R: 0 E: 0 K: 0 S: 6	H: 0 LOB: 0 BB: 0 P: 9	R: 0 E: 0 K: 0 S: 10	H: 0 LOB: 0 BB: 0 P: 13	R: 0 E: 0 K: 3 S: 11	H: 0 LOB: 1 BB: 1 P: 17	R: 0 E: 0 K: 1 S: 6	H: 0 LOB: 0 BB: 0 P: 11	R: 3 E: 0 K: 0 S: 9	H: 3 LOB: 0 BB: 0 P: 13	1B: 2 2B: 2 3B: 0 HR: 3	SF: 0 SAC: 0 DP: 1 HBP: 0	WP: 0 PB: 0 SB: 0 CS: 1	PA: 32			
<b>PITCHER</b>	IP	WLS	BF	H	R	ER	SO	BB	IBB	HBP	BLK	WP	HR	S	P	ERA	WHIP								
58 Doug Fister, R ERA: 3.22	(1, 1)	8.0	L	5	3	3	3	0	0	0	0	0	1	9	13	40.50	4.500								
43 Brandon League, R ERA: 7.31	(9, 1)	0.2	L	5	3	3	0	0	0	0	0	0	1	9	13	40.50	4.500								

AB	31
R	5
H	7
RBI	5
BB	1
SO	6
LOB	6





Batter	1	2	3	4	5	6	7	8	9	AB	R	H	RBI	BB	SO	LOB	TOP								
2 Denard Span, L (1,8) OBP: 0.353, SLG: 0.340										4	0	0	0	0	0	1									
24 Trevor Plouffe, R (1,6) OBP: 0.406, SLG: 0.462										4	0	0	0	0	0	1									
16 Jason Kubel, L (1,9) OBP: 0.384, SLG: 0.483										4	1	1	0	0	1	0									
33 Justin Morneau, L (1,10) OBP: 0.302, SLG: 0.333										3	0	1	0	0	1	1									
5 Michael Cuddyer, R (1,3) OBP: 0.316, SLG: 0.367										4	1	1	0	0	0	4									
21 Delmon Young, R (1,7) OBP: 0.238, SLG: 0.233										4	0	0	0	0	3	1									
22 Danny Valencia, R (1,5) OBP: 0.299, SLG: 0.331										4	0	0	1	0	1	1	AB 34								
41 Drew Butera, R (1,2) OBP: 0.143, SLG: 0.135										3	0	0	0	0	0	0	R 2								
11 Ben Revere, L (9,PH) OBP: 0.150, SLG: 0.150										1	0	0	0	0	0	1	H 4								
12 Alexi Casilla, S (1,4) OBP: 0.245, SLG: 0.264										3	0	1	0	0	0	0	RBI 1								
<b>Inning Stats</b>	R: 0 E: 0 K: 2 S: 10	H: 0 LOB: 0 BB: 0 P: 15	R: 0 E: 0 K: 2 S: 7	H: 0 LOB: 0 BB: 0 P: 11	R: 0 E: 0 K: 0 S: 8	H: 1 LOB: 1 BB: 0 P: 15	R: 0 E: 0 K: 0 S: 13	H: 1 LOB: 1 BB: 0 P: 17	R: 0 E: 0 K: 2 S: 8	H: 0 LOB: 0 BB: 0 P: 8	R: 0 E: 1 K: 0 S: 11	H: 1 LOB: 3 BB: 0 P: 16	R: 0 E: 0 K: 1 S: 13	H: 0 LOB: 0 BB: 0 P: 17	R: 0 E: 0 K: 0 S: 9	H: 0 LOB: 0 BB: 0 P: 11	R: 2 E: 2 K: 0 S: 15	H: 1 LOB: 1 BB: 0 P: 21	1B: 4 2B: 0 3B: 0 HR: 0	SF: 0 SAC: 0 DP: 0 HBP: 1	WP: 0 PB: 0 CS: 0	PA: 35			
<b>PITCHER</b>	IP	WLS	BF	H	R	ER	SO	BB	IBB	HBP	BLK	WP	HR	S	P	ERA	WHIP								
36 Michael Pineda, R (1,1) ERA: 2.45	7.0	W	26	3	0	0	7	0	0	1	0	0	0	70	99	0.00	0.429								
32 Aaron Laffey, L (8,1) ERA: 1.27	1.1		5	0	1	0	0	0	0	0	0	0	0	14	17	0.00	0.000								
50 Jamey Wright, R (9,1) ERA: 1.89	0.2		4	1	1	0	0	0	0	0	0	0	0	10	15	0.00	1.500								

Minnesota Twins @ Seattle Mariners  
Safeco Field, Seattle, WA  
Mon May 16 2011, 7:11 PM - 9:43 PM PDT  
Att: 14,889 - Roof Closed - 54 F

AB 34  
R 2  
H 4  
RBI 1  
BB 0  
SO 7  
LOB 9



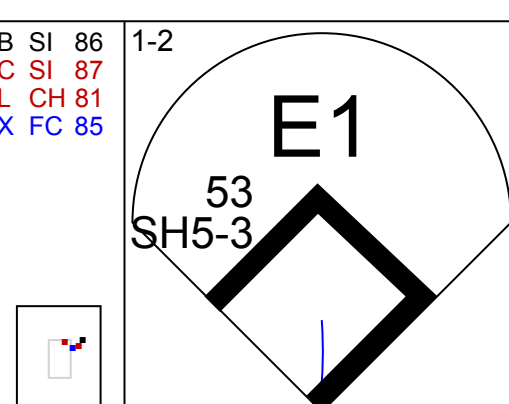
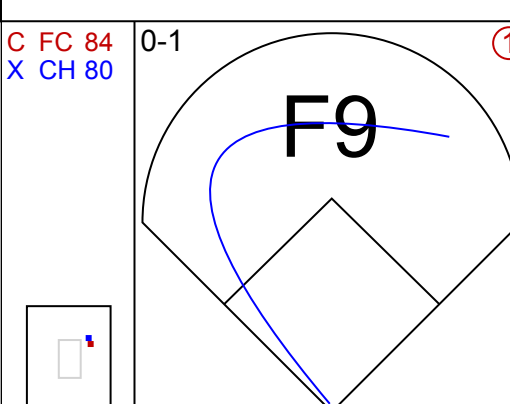
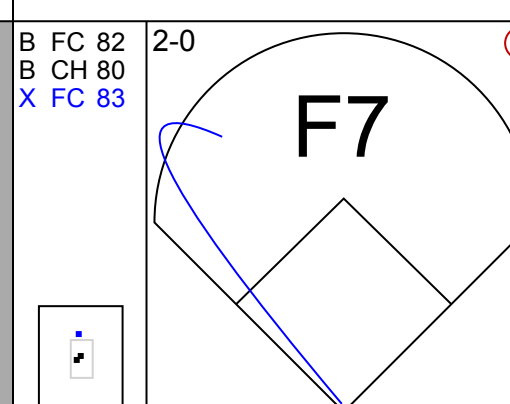
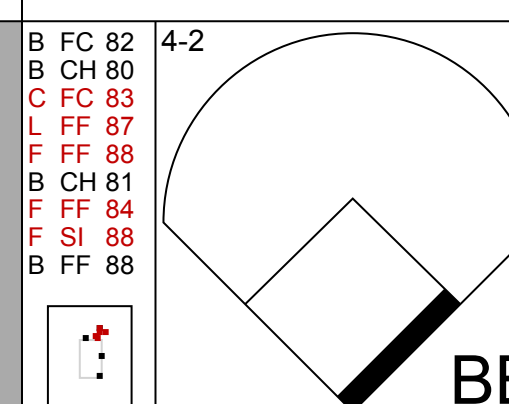
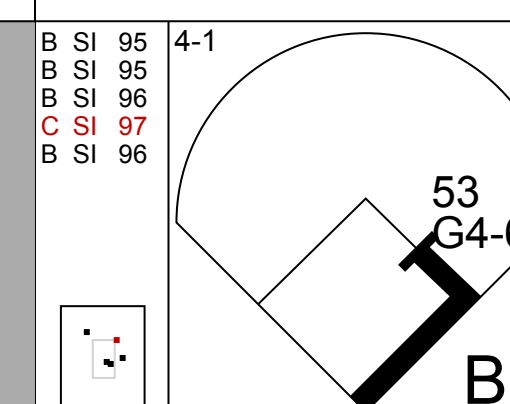
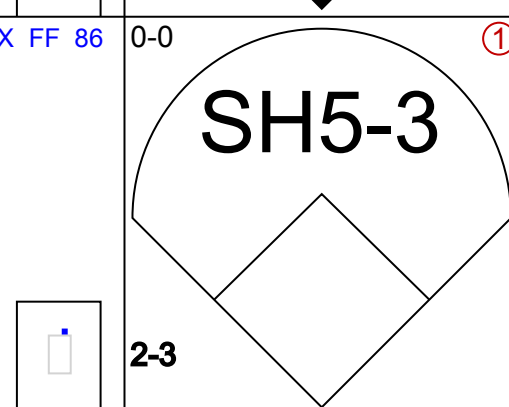
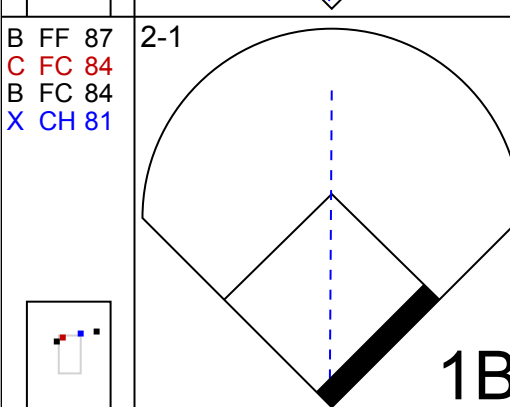
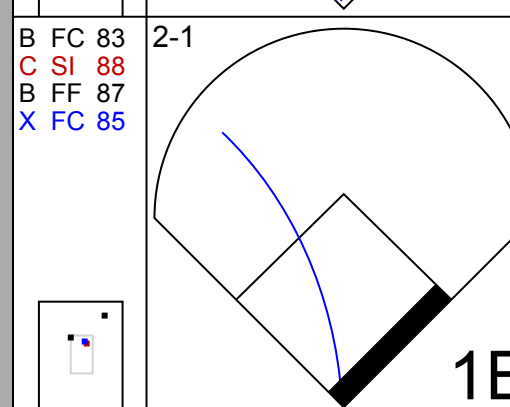
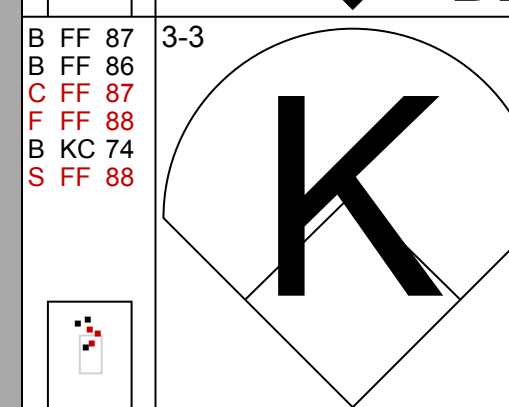
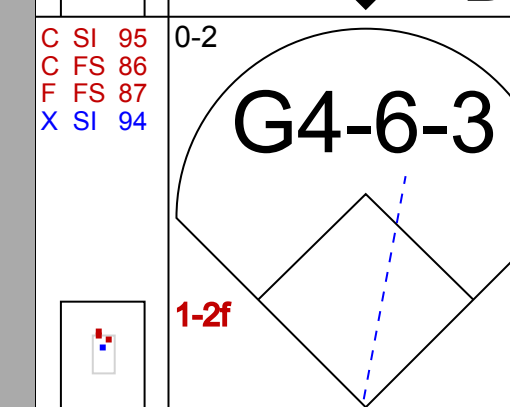
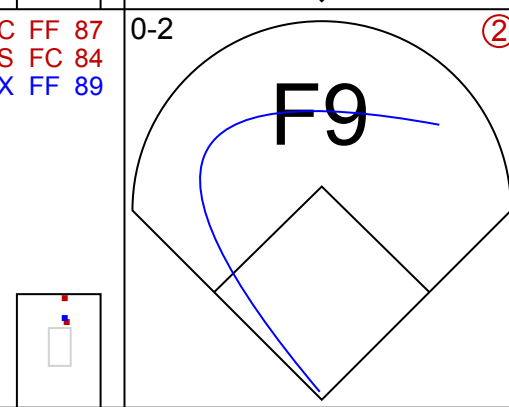
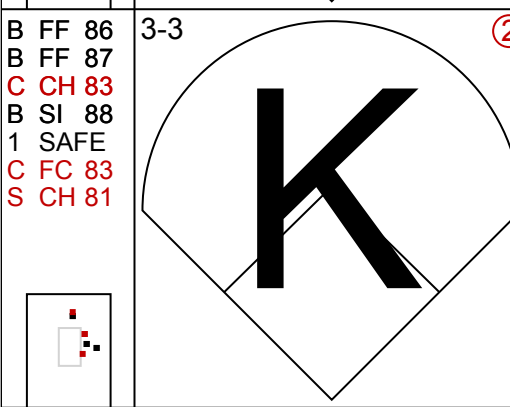
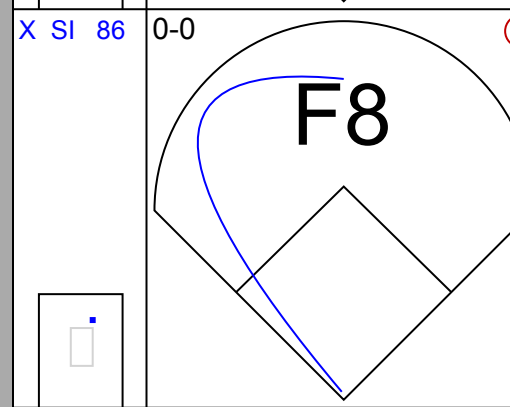
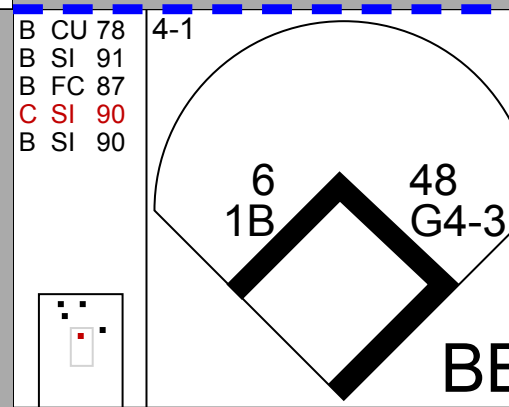
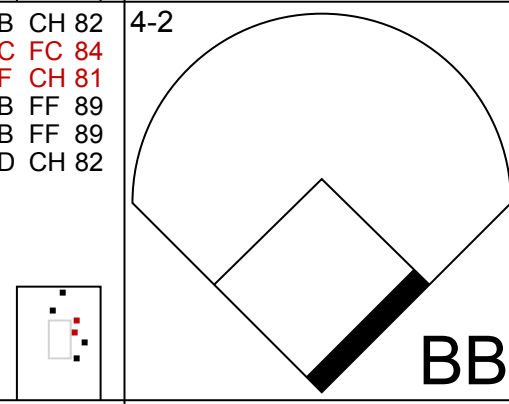
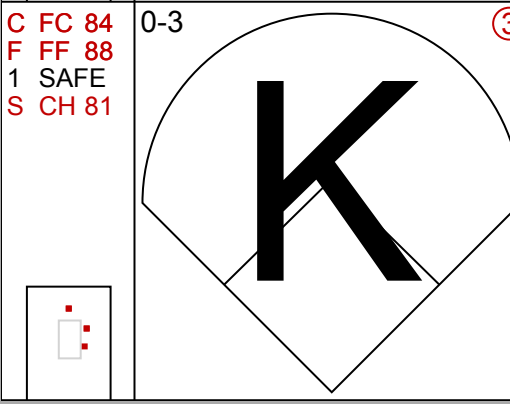

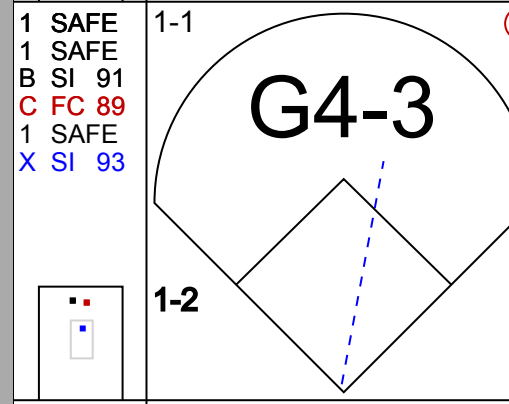
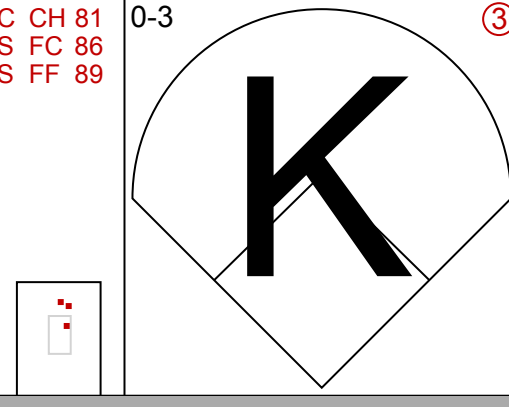


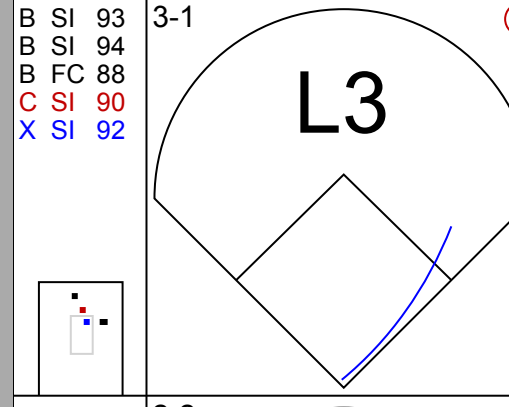
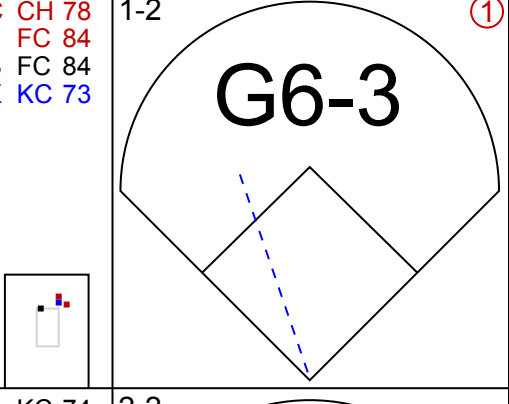
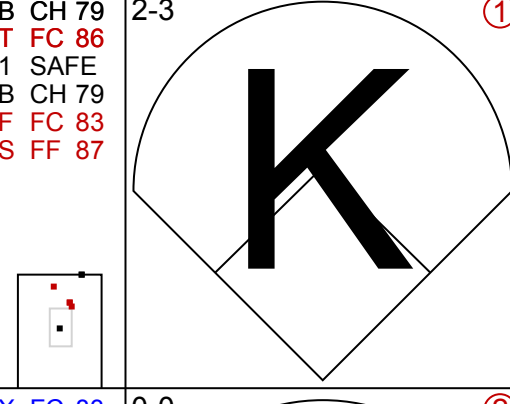
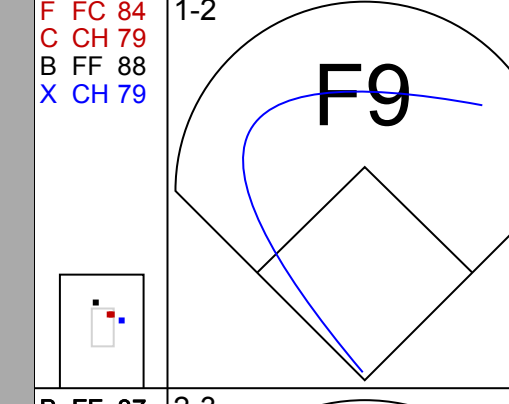
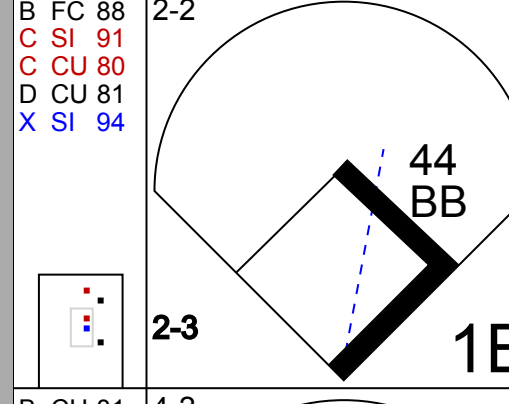
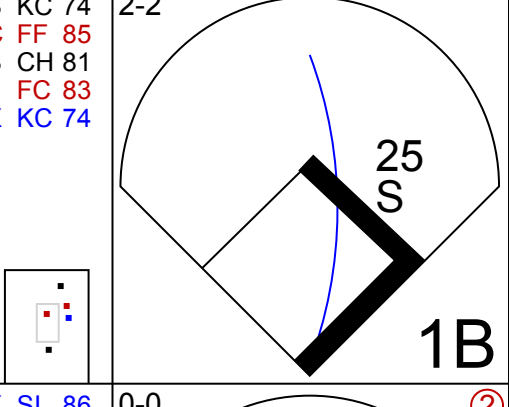
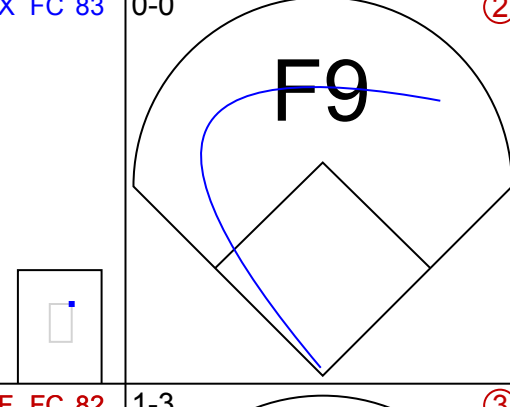
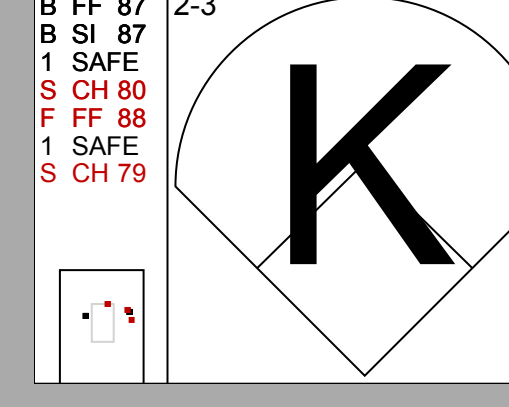
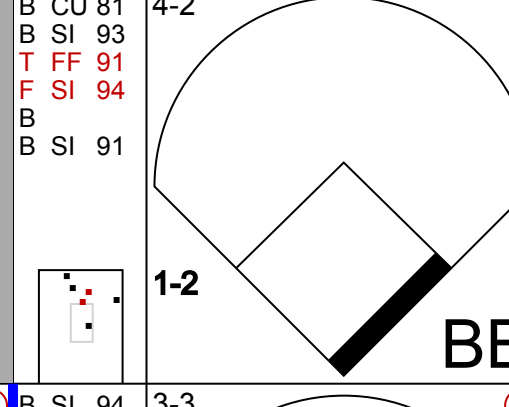
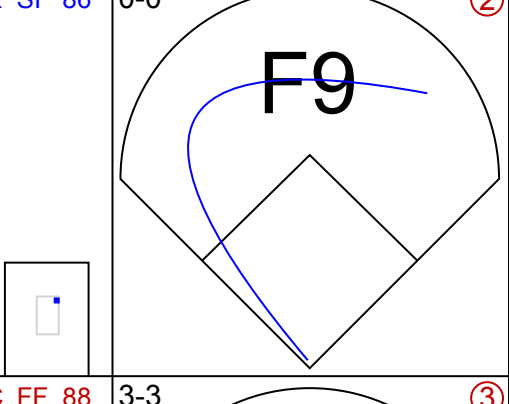
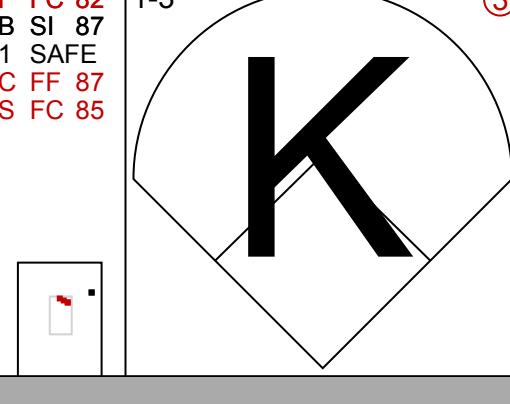
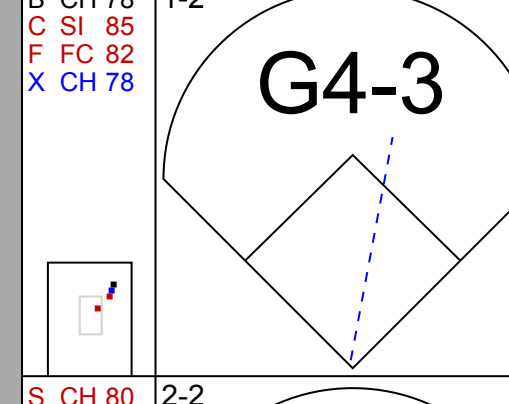
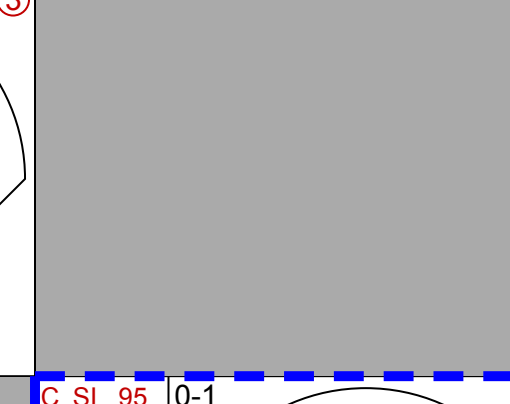
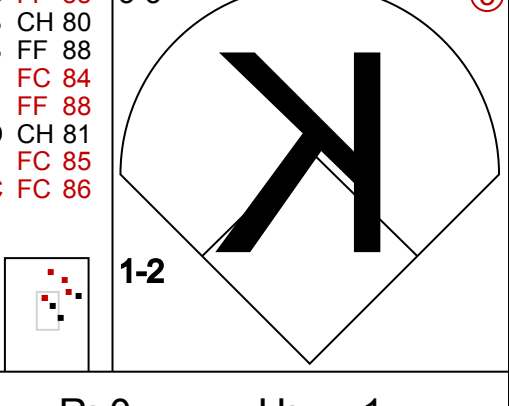


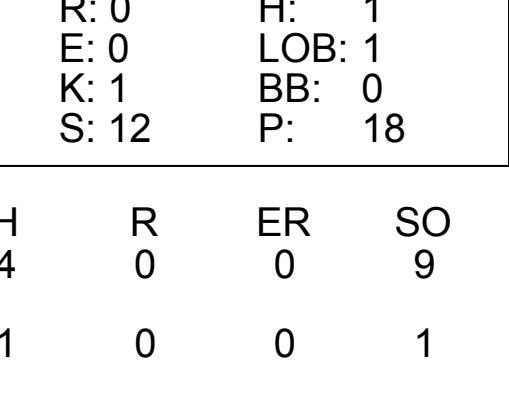
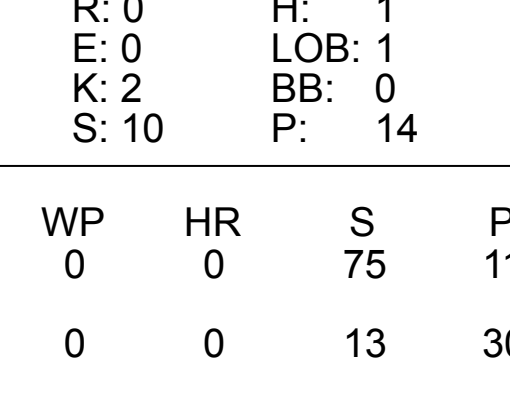
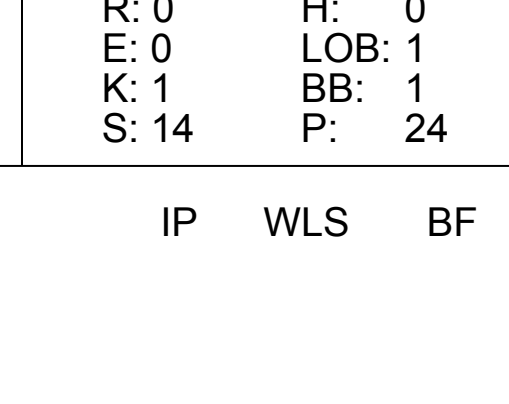
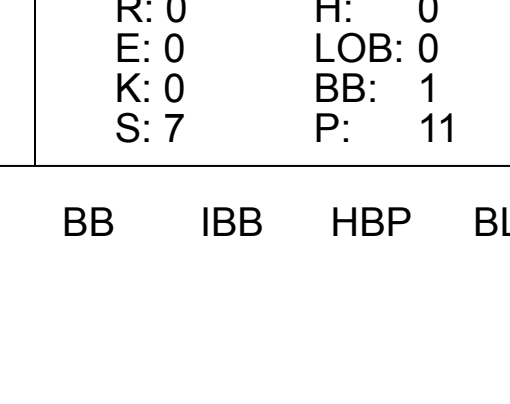




Batter	1	2	3	4	5	6	7	8	9	AB	R	H	RBI	BB	SO	LOB	BOTTOM								
51 Ichiro Suzuki, L (1,9) OBP: 0.355, SLG: 0.345										3	1	1	0	1	0	0									
9 Chone Figgins, S (1,5) OBP: 0.286, SLG: 0.306										4	1	1	0	0	0	2									
17 Justin Smoak, S (1,3) OBP: 0.403, SLG: 0.530										3	0	1	1	1	2	1									
26 Brendan Ryan, R (6,PR) OBP: 0.275, SLG: 0.250										0	1	0	0	0	0	0									
29 Jack Cust, L (1,10) OBP: 0.373, SLG: 0.298										4	0	1	1	0	1	2									
30 Miguel Olivo, R (1,2) OBP: 0.258, SLG: 0.277										3	0	1	0	1	2	1									
4 Adam Kennedy, L (1,4) OBP: 0.284, SLG: 0.438										3	1	2	2	0	0	2									
8 Carlos Peguero, L (1,7) OBP: 0.200, SLG: 0.417										4	1	1	1	0	1	2	AB 29								
1 Luis Antonio Rodriguez, S (1,6) OBP: 0.279, SLG: 0.308										2	0	0	0	1	1	0	R 5								
55 Michael Saunders, L (1,8) OBP: 0.220, SLG: 0.263										3	0	0	0	0	1	2	H 8								
<b>Inning Stats</b>	R: 1 E: 0 K: 1 S: 16	H: 2 LOB: 2 BB: 1 P: 28	R: 0 E: 0 K: 2 S: 10	H: 0 LOB: 0 BB: 0 P: 12	R: 1 E: 0 K: 1 S: 13	H: 2 LOB: 1 BB: 0 P: 15	R: 0 E: 0 K: 0 S: 9	H: 1 LOB: 1 BB: 1 P: 16	R: 0 E: 0 K: 1 S: 9	H: 0 LOB: 0 BB: 0 P: 15	R: 2 E: 0 K: 3 S: 14	H: 2 LOB: 0 BB: 0 P: 22	R: 0 E: 0 K: 0 S: 5	H: 0 LOB: 0 BB: 1 P: 15	R: 1 E: 0 K: 0 S: 9	H: 1 LOB: 1 BB: 1 P: 16	1B: 4 2B: 2 3B: 0 HR: 2	SF: 1 SAC: 0 DP: 1 HBP: 0	WP: 0 PB: 0 CS: 1	PA: 35					
<b>PITCHER</b>	IP	WLS	BF	H	R	ER	SO	BB	IBB	HBP	BLK	WP	HR	S	P	ERA	WHIP								
30 Scott Baker, R (1,1) ERA: 3.99	6.0	L	26	7	4	4	8	2	0	0	0	0	0	9	24	6.75	1.500								
54 Phil Dumaitrait, L (7,1) ERA: 6.75	1.1		5	0	1	1	0	2	0	0	0	0	0	9	24	6.75	1.500								
31 Alex Burnett, R (8,1) ERA: 6.52	0.2		3	1	0	0	0	0	0	0	0	0	0	5	7	0.00	1.500								

Minnesota Twins @ Seattle Mariners  
Safeco Field, Seattle, WA  
Mon May 16 2011, 7:11 PM - 9:43 PM PDT  
Att: 14,889 - Roof Closed - 54 F

AB 29  
R 5  
H 8  
RBI 5  
BB 4  
SO 8  
LOB 12




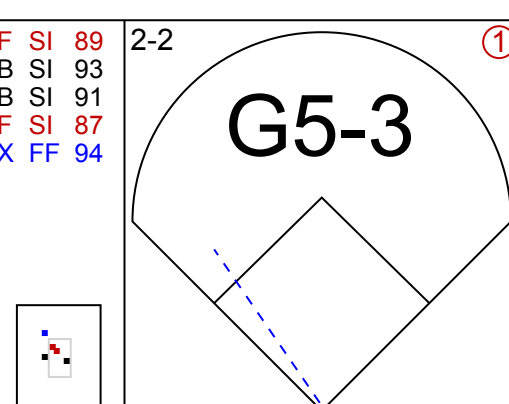
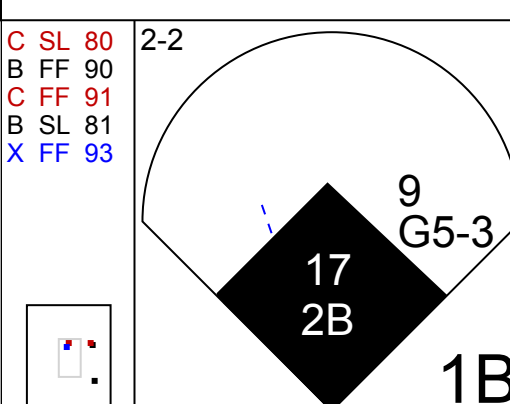

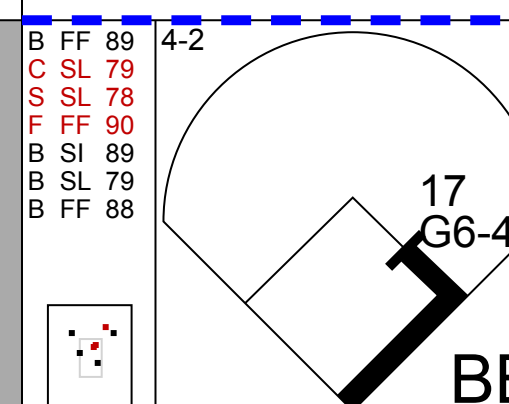

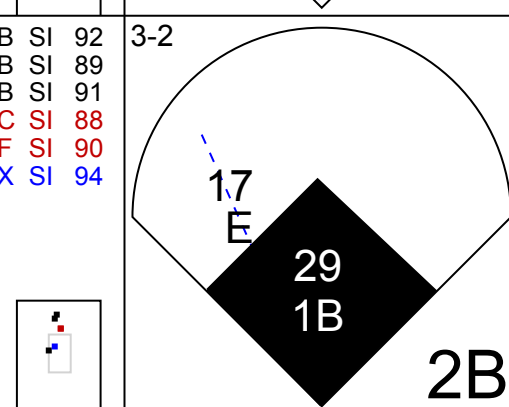
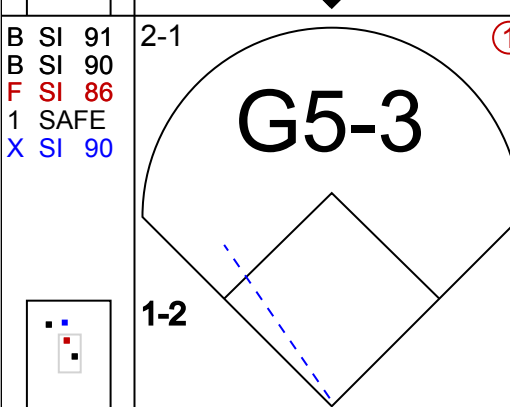

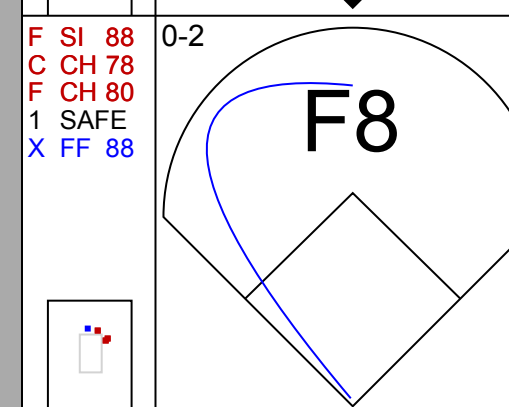

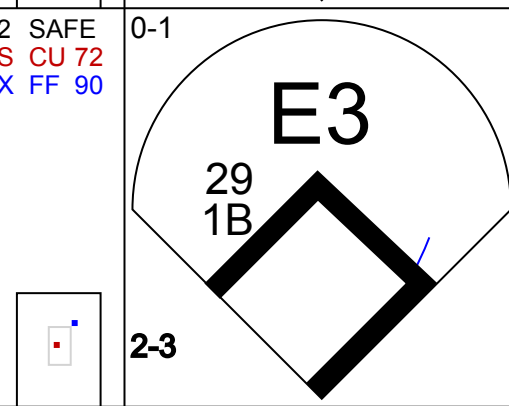
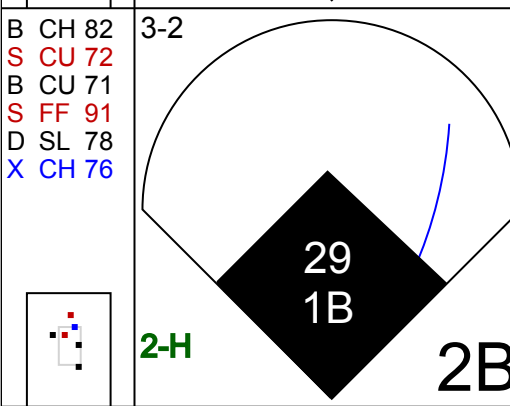
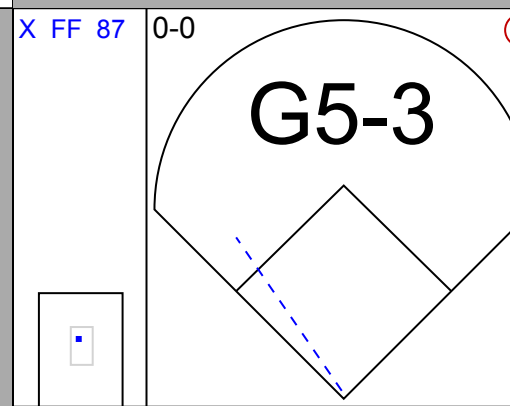
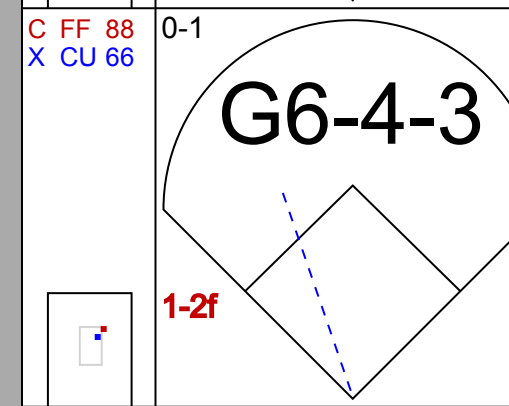

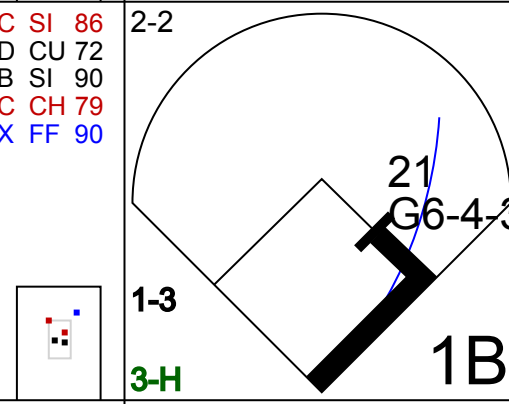
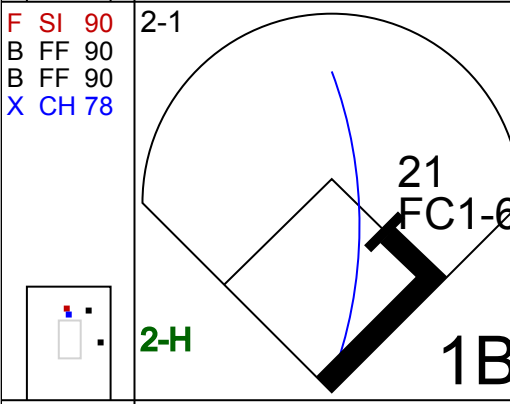
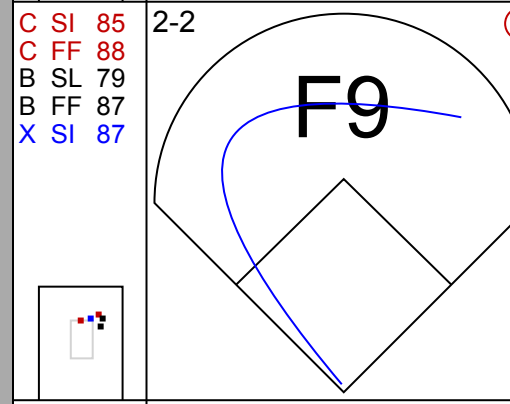
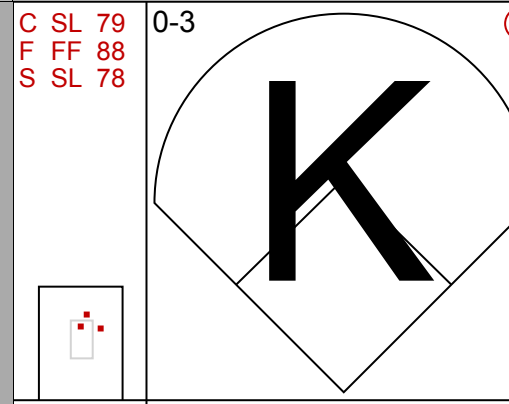
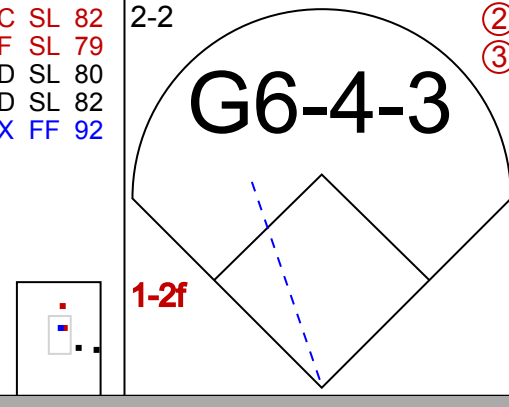
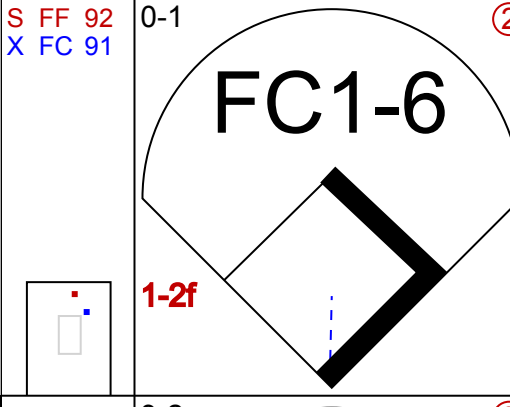
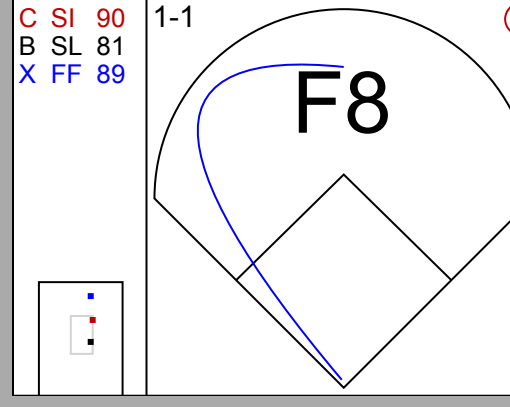
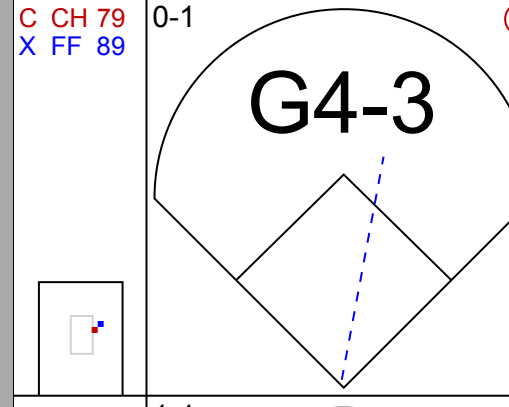
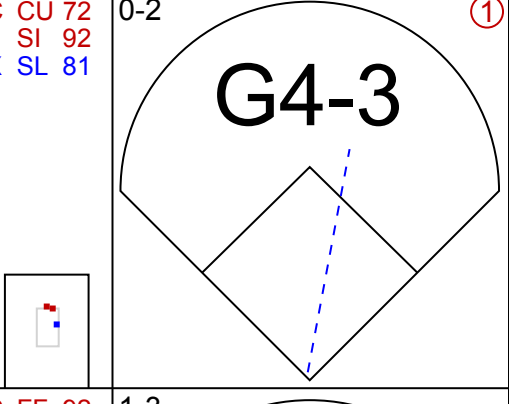



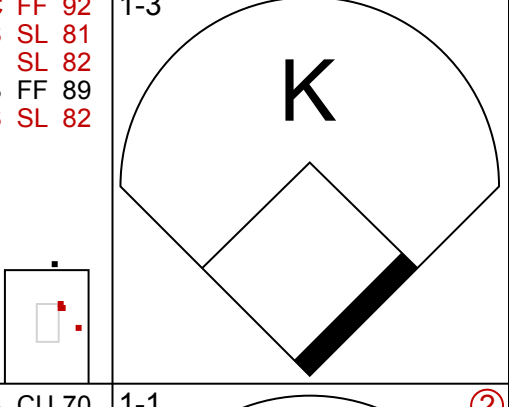
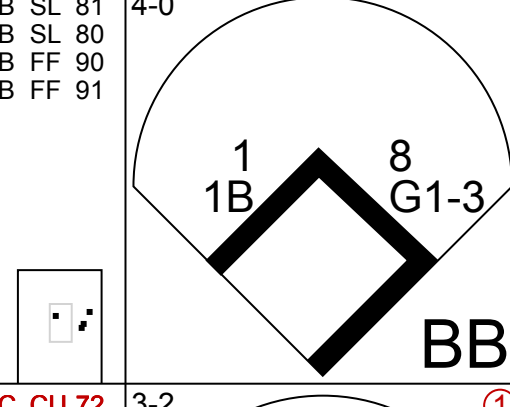
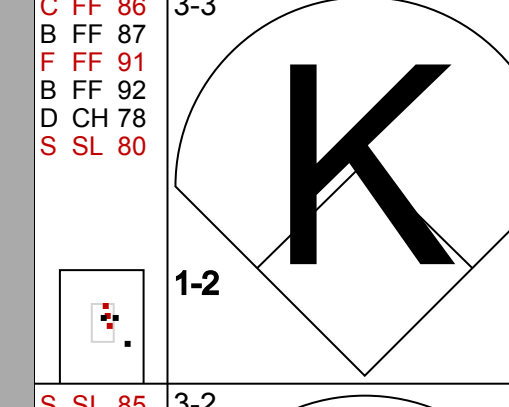
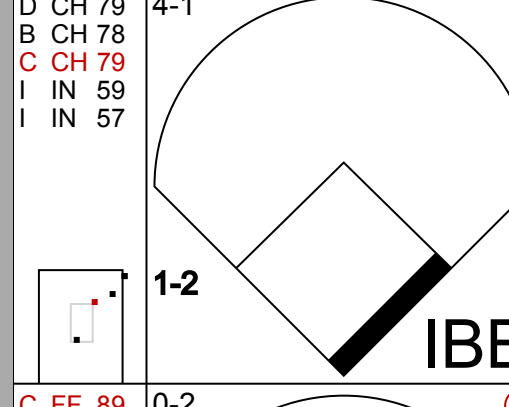
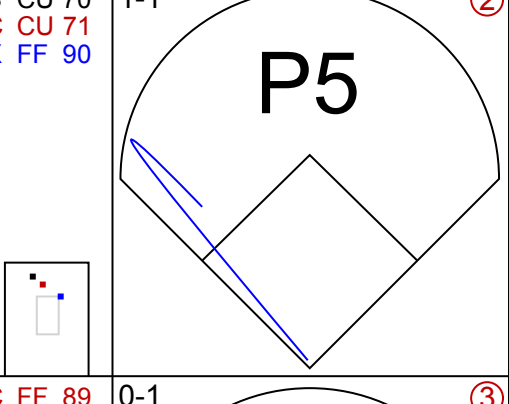
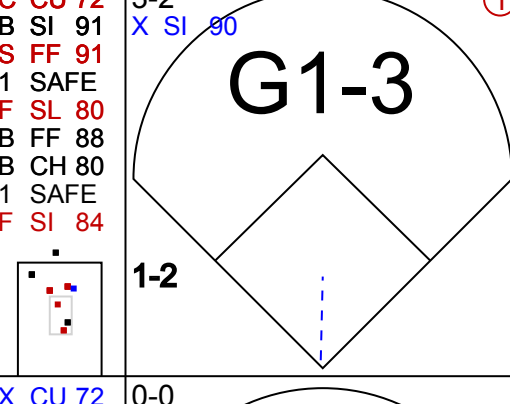
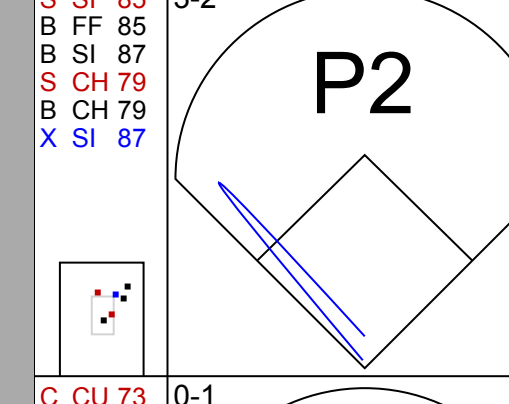
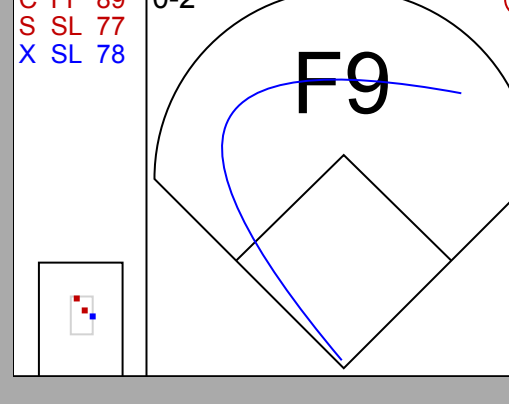
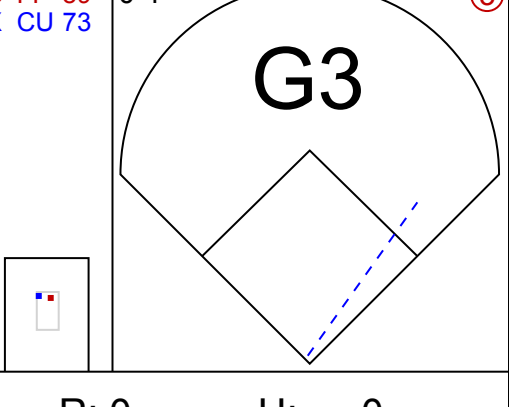
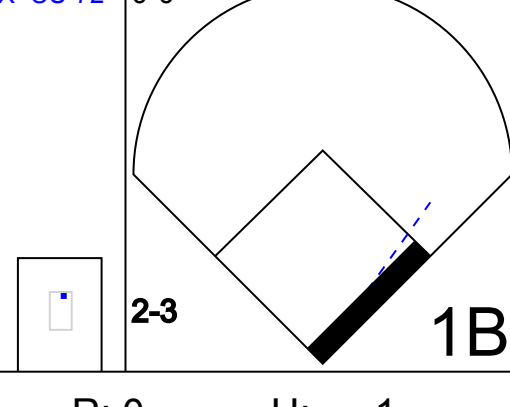
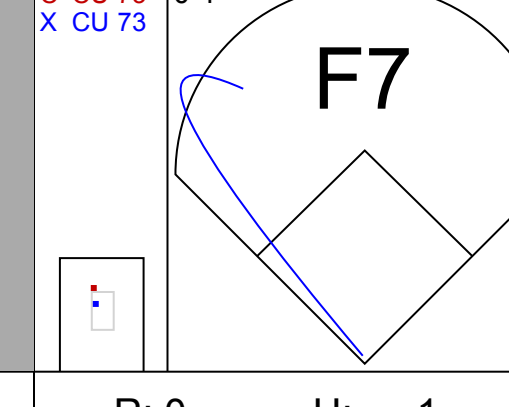


Batter	1	2	3	4	5	6	7	8	9	AB	R	H	RBI	BB	SO	LOB	TOP			
<b>2 Erick Aybar, S</b> OBP: 0.353, SLG: 0.448										3	0	0	0	2	0	0				
<b>53 Bobby Abreu, L</b> OBP: 0.376, SLG: 0.327										4	0	2	0	0	1	2				
<b>13 Maicer Izturis, S</b> OBP: 0.378, SLG: 0.462										3	0	0	0	1	1	3				
<b>48 Tori Hunter, R</b> OBP: 0.311, SLG: 0.331										3	0	0	0	1	1	2				
<b>47 Howie Kendrick, R</b> OBP: 0.380, SLG: 0.497										3	0	1	0	0	1	3				
<b>6 Alberto Callaspo, S</b> OBP: 0.361, SLG: 0.405										4	0	1	0	0	1	2				
<b>44 Mark Trumbo, R</b> OBP: 0.295, SLG: 0.433										3	0	1	0	1	1	2				
<b>5 Jeff Mathis, R</b> OBP: 0.209, SLG: 0.277										3	0	0	0	0	1	2				
<b>16 Hank Conger, L</b> OBP: 0.325, SLG: 0.432										1	0	0	0	0	1	3				
<b>25 Peter Bourjos, R</b> OBP: 0.305, SLG: 0.397										3	0	0	0	0	2	1				
<b>28 Alexi Amarista, L</b> OBP: 0.211, SLG: 0.353										1	0	0	0	0	0	0				
<b>Inning Stats</b>	R: 0 H: 0 E: 1 K: 1 S: 12	H: 0 LOB: 2 BB: 1 P: 17	R: 0 H: 1 E: 0 K: 1 S: 12	H: 1 LOB: 1 BB: 0 P: 18	R: 0 H: 1 E: 0 K: 2 S: 10	H: 1 LOB: 1 BB: 0 P: 15	R: 0 H: 1 E: 0 K: 2 S: 10	H: 1 LOB: 1 BB: 0 P: 14	R: 0 H: 0 E: 0 K: 1 S: 10	H: 0 LOB: 1 BB: 0 P: 16	R: 0 H: 0 E: 0 K: 1 S: 14	H: 0 LOB: 1 BB: 1 P: 24	R: 0 H: 1 E: 0 K: 1 S: 13	H: 1 LOB: 3 BB: 1 P: 30	R: 0 H: 0 E: 0 K: 0 S: 7	H: 0 LOB: 0 BB: 1 P: 11	1B: 5 2B: 0 3B: 0 HR: 0	SF: 0 SAC: 1 DP: 1 HBP: 1	WP: 0 PA: 38 PB: 0 SB: 1 CS: 0	
<b>PITCHER</b>	IP	WLS	BF	H	R	ER	SO	BB	IBB	HBP	BLK	WP	HR	S	P	ERA	WHIP			
<b>38 Jason Vargas, L</b> ERA: 3.39	7.0	W	29	4	0	0	9	2	0	1	0	0	0	75	115	0.00	0.857			
<b>50 Jamey Wright, R</b> ERA: 1.5	1.0	H	6	1	0	0	1	2	0	0	0	0	0	13	30	0.00	3.000			
<b>43 Brandon League, R</b> ERA: 6.5	1.0	S	3	0	0	0	0	1	0	0	0	0	0	7	11	0.00	1.000			

Los Angeles Angels @ Seattle Mariners  
Safeco Field, Seattle, WA  
Wed May 18 2011, 7:11 PM - 10:01 PM PDT  
Att. 16,993 - Clear - 65 F


AB 31  
R 0  
H 5  
RBI 0  
BB 5  
SO 10  
LOB 20



Batter	1	2	3	4	5	6	7	8	9	AB	R	H	RBI	BB	SO	LOB	BOTTOM			
<b>51 Ichiro Suzuki, L</b> OBP: 0.356, SLG: 0.343										3	1	1	0	1	1	2				
<b>9 Chone Figgins, S</b> OBP: 0.285, SLG: 0.309										4	1	1	0	0	1	4				
<b>17 Justin Smoak, S</b> OBP: 0.388, SLG: 0.512										4	1	1	1	0	0	2				
<b>29 Jack Cust, L</b> OBP: 0.367, SLG: 0.295										4	0	2	2	0	1	0				
<b>21 Franklin Gutierrez, R</b> OBP: 0.367, SLG: 0.295										4	0	0	0	0	0	3				
<b>4 Adam Kennedy, L</b> OBP: 0.290, SLG: 0.436										4	0	2	0	0	0	1				
<b>30 Miguel Olivo, R</b> OBP: 0.271, SLG: 0.288										2	0	0	0	2	2	1				
<b>8 Carlos Peguero, L</b> OBP: 0.172, SLG: 0.357										4	0	0	0	0	0	5				
<b>1 Luis Antonio Rodriguez, S</b> OBP: 0.281, SLG: 0.309										3	0	1	0	0	0	2				
<b>Inning Stats</b>	R: 1 H: 2 E: 1 K: 0 S: 14	H: 0 LOB: 1 BB: 0 P: 23	R: 0 H: 0 E: 0 K: 1 S: 11	H: 0 LOB: 0 BB: 0 P: 13	R: 2 H: 3 E: 1 K: 0 S: 17	H: 3 LOB: 1 BB: 0 P: 29	R: 0 H: 1 E: 0 K: 2 S: 15	H: 1 LOB: 2 BB: 1 P: 26	R: 0 H: 0 E: 0 K: 0 S: 6	H: 1 LOB: 0 BB: 0 P: 9	R: 0 H: 1 E: 0 K: 1 S: 9	H: 1 LOB: 0 BB: 0 P: 15	R: 0 H: 0 E: 0 K: 0 S: 9	H: 0 LOB: 1 BB: 1 P: 13	R: 0 H: 1 E: 0 K: 1 S: 11	H: 1 LOB: 2 BB: 1 P: 16	1B: 6 2B: 2 3B: 0 HR: 0	SF: 0 SAC: 0 DP: 2 HBP: 0	WP: 1 PA: 35 PB: 0 SB: 2 CS: 0	
<b>PITCHER</b>	IP	WLS	BF	H	R	ER	SO	BB	IBB	HBP	BLK	WP	HR	S	P	ERA	WHIP			
<b>36 Jared Weaver, R</b> ERA: 2.45	6.0	L	27	7	3	3	4	1	0	0	0	0	0	20	29	0.00	1.333			
<b>21 Hisanori Takahashi, L</b> ERA: 4.82	2.0		8	1	0	0	1	1	1	0	0	0	0	20	29	0.00	1.000			

Los Angeles Angels @ Seattle Mariners  
Safeco Field, Seattle, WA  
Wed May 18 2011, 7:11 PM - 10:01 PM PDT  
Att. 16,993 - Clear - 65 F


AB 32  
R 3  
H 8  
RBI 3  
BB 3  
SO 5  
LOB 20



Batter	1	2	3	4	5	6	7	8	9	AB	R	H	RBI	BB	SO	LOB	TOP				
2 Erick Aybar, S OBP: 0.343, SLG: 0.434	G4-3		K		F7		F9			4	0	0	0	0	1	2					
53 Bobby Abreu, L OBP: 0.376, SLG: 0.327	F8							F8		3	0	1	0	1	0	0					
13 Maicer Izturis, S OBP: 0.369, SLG: 0.449	P3		F8		G4-6-3			F8		4	0	0	0	0	0	3					
48 Tori Hunter, R OBP: 0.304, SLG: 0.324	G4-3			K		G5-3		L1		4	0	0	0	0	1	0					
47 Howie Kendrick, R OBP: 0.388, SLG: 0.520										4	1	3	1	0	0	0					
77 Reggie Willits, S	16 2B			HR		G6-3				0	0	0	0	0	0	0					
6 Alberto Callaspo, S OBP: 0.353, SLG: 0.395	P5		G4-3		G4-3			F8		4	0	0	0	0	0	2					
16 Hank Conger, L OBP: 0.333, SLG: 0.442										3	0	1	0	1	1	0					
44 Mark Trumbo, R OBP: 0.295, SLG: 0.431										3	0	1	0	0	0	3					
28 Alexi Amarista, L OBP: 0.227, SLG: 0.400			P4							3	0	1	0	0	0	1					
<b>Inning Stats</b>	R: 0 E: 0 K: 0 S: 11	H: 0 LOB: 0 BB: 0 P: 13	R: 0 E: 0 K: 0 S: 13	H: 2 LOB: 2 BB: 0 P: 18	R: 0 E: 0 K: 1 S: 10	H: 1 LOB: 1 BB: 0 P: 11	R: 1 E: 0 K: 1 S: 13	H: 1 LOB: 1 BB: 1 P: 21	R: 0 E: 0 K: 0 S: 8	H: 0 LOB: 0 BB: 0 P: 12	R: 0 E: 0 K: 0 S: 8	H: 1 LOB: 1 BB: 0 P: 12	R: 0 E: 0 K: 0 S: 8	H: 0 LOB: 0 BB: 0 P: 8	R: 0 E: 0 K: 1 S: 8	H: 1 LOB: 0 BB: 0 P: 12	1B: 4 2B: 2 3B: 0 HR: 1	SF: 0 SAC: 0 DP: 1 HBP: 0	WP: 0 PB: 0 SB: 0 CS: 1	PA: 34	
<b>PITCHER</b>	IP	WLS	BF	H	R	ER	SO	BB	IBB	HBP	BLK	WP	HR	S	P	ERA	WHIP				
58 Doug Fister, R ERA: 2.93	8.0		31	6	1	1	2	2	0	0	0	0	1	79	110	1.12	1.000				
39 David Pauley, R ERA: 1.11	1.0	W	3	1	0	0	1	0	0	0	0	0	0	8	12	0.00	1.000				

Los Angeles Angels @ Seattle Mariners  
Safeco Field, Seattle, WA  
Thu May 19 2011, 12:41 PM - 2:51 PM PDT  
Att: 18,386 - Sunny - 58 F


AB 32  
R 1  
H 7  
RBI 1  
BB 2  
SO 3  
LOB 11



Batter	1	2	3	4	5	6	7	8	9	AB	R	H	RBI	BB	SO	LOB	BOTTOM					
51 Ichiro Suzuki, L OBP: 0.394, SLG: 0.337	G4-3		G3		G4-3					3	0	0	0	1	0	2						
9 Chone Figgins, S OBP: 0.265, SLG: 0.308	L7		P5							4	0	1	0	0	0	3						
17 Justin Smoak, S OBP: 0.384, SLG: 0.500										3	0	0	0	1	2	3						
29 Jack Cust, L OBP: 0.364, SLG: 0.293										4	1	1	0	0	2	1						
4 Adam Kennedy, L OBP: 0.282, SLG: 0.423										3	0	0	0	0	0	0						
1 Luis Antonio Rodriguez, S OBP: 0.279, SLG: 0.352										4	1	1	0	0	0	1						
8 Carlos Peguero, L OBP: 0.182, SLG: 0.344										4	0	1	1	0	1	1						
5 Chris Gimenez, R OBP: 0.344, SLG: 0.200										0	0	0	1	2	0	0						
2 Jack Wilson, R OBP: 0.272, SLG: 0.276										0	0	0	0	0	0	0						
30 Miquel Olivo, R OBP: 0.271, SLG: 0.268										0	0	0	0	0	0	0						
55 Michael Saunders, L OBP: 0.228, SLG: 0.271										1	0	1	0	0	0	0						
<b>Inning Stats</b>	R: 0 E: 0 K: 1 S: 8	H: 0 LOB: 1 BB: 1 P: 16	R: 0 E: 0 K: 1 S: 7	H: 0 LOB: 0 BB: 0 P: 10	R: 0 E: 0 K: 0 S: 7	H: 0 LOB: 1 BB: 1 P: 15	R: 0 E: 0 K: 1 S: 7	H: 0 LOB: 0 BB: 0 P: 12	R: 1 E: 0 K: 0 S: 14	H: 2 LOB: 1 BB: 0 P: 21	R: 0 E: 0 K: 2 S: 7	H: 1 LOB: 0 BB: 0 P: 12	R: 0 E: 0 K: 0 S: 9	H: 0 LOB: 0 BB: 0 P: 12	R: 0 E: 0 K: 0 S: 6	H: 0 LOB: 2 BB: 2 P: 15	R: 1 E: 0 K: 0 S: 6	H: 2 LOB: 1 BB: 0 P: 9	1B: 4 2B: 2 3B: 0 HR: 0	SF: 1 SAC: 3 DP: 1 HBP: 0	WP: 0 PB: 0 SB: 1 CS: 1	PA: 34
<b>PITCHER</b>	IP	WLS	BF	H	R	ER	SO	BB	IBB	HBP	BLK	WP	HR	S	P	ERA	WHIP					
24 Dan Haren, R ERA: 1.72	8.0		30	3	1	1	0	3	0	0	0	0	0	65	113	1.12	0.750					
37 Scott Downs, L ERA: 0.84	0.2	L	4	2	1	1	0	0	0	0	0	0	0	6	9	13.50	3.000					

Los Angeles Angels @ Seattle Mariners  
Safeco Field, Seattle, WA  
Thu May 19 2011, 12:41 PM - 2:51 PM PDT  
Att: 18,386 - Sunny - 58 F

AB 26  
R 2  
H 5  
RBI 2  
BB 4  
SO 5  
LOB 11





Batter	1	2	3	4	5	6	7	8	9	AB	R	H	RBI	BB	SO	LOB	TOP					
51 Ichiro Suzuki, L (1.9) OBP: 0.348, SLG: 0.328	G2-3	G3-1				1B			G1-3	4	0	1	0	1	0	3	<b>Seattle Mariners @ San Diego Padres</b> PETCO Park, San Diego, CA Sat May 21 2011, 10:06 PM - 12:51 AM EDT Att: 34,648 - Cloudy - 64 F					
9 Chone Figgins, S (1.5) OBP: 0.291, SLG: 0.291	G6-3	G6-3	G6-3		K	K			L6	5	0	0	0	0	2	4						
17 Justin Smoak, S (1.3) OBP: 0.375, SLG: 0.489	L9		G5-3						K	5	0	1	0	0	1	1						
30 Miguel Olivo, R (1.2) OBP: 0.277, SLG: 0.300			F9	P4					K	3	0	0	0	1	1	0						
21 Franklin Gutierrez, R (1.8) OBP: 0.083, SLG: 0.083				G5-3	F7				P6	4	1	1	0	0	0	2						
26 Brendan Ryan, R (1.6) OBP: 0.298, SLG: 0.270										2	2	1	0	1	0	0						
44 Mike Wilson, R (1.7) OBP: 0.200, SLG: 0.267										4	0	2	2	0	1	1						
2 Jack Wilson, R (1.4) OBP: 0.281, SLG: 0.289										3	1	2	1	0	0	0						
36 Michael Pineda, R (1.1)										3	0	0	0	0	1	4						
39 David Pauley, R (8.1)										0	0	0	0	0	0	0						
4 Adam Kennedy, L (9. PH) OBP: 0.306, SLG: 0.440										1	0	1	0	0	0	0						
50 Jamey Wright, R (9.1)										0	0	0	0	0	0	0						
<b>Inning Stats</b>	R: 0 E: 0 K: 0 S: 7	H: 0 LOB: 0 BB: 0 P: 13	R: 2 E: 1 K: 0 S: 23	H: 3 LOB: 2 BB: 0 P: 31	R: 0 E: 0 K: 0 S: 9	H: 0 LOB: 0 BB: 0 P: 16	R: 1 E: 0 K: 1 S: 11	H: 2 LOB: 1 BB: 0 P: 16	R: 0 E: 0 K: 1 S: 13	H: 2 LOB: 2 BB: 1 P: 24	R: 0 E: 0 K: 1 S: 10	H: 0 LOB: 0 BB: 0 P: 13	R: 0 E: 0 K: 1 S: 11	H: 0 LOB: 0 BB: 0 P: 14	R: 0 E: 0 K: 1 S: 11	H: 1 LOB: 0 BB: 0 P: 13	1B: 6 2B: 4 HR: 0	SF: 1 SAC: 0 DP: 1 HBP: 1	WP: 0 PB: 0 SB: 0 CS: 1	PA: 39		
<b>PITCHER</b>	IP WLS BF H R ER SO BB IBB HBP BLK WP HR S P ERA WHIP	IP WLS BF H R ER SO BB IBB HBP BLK WP HR S P ERA WHIP	IP WLS BF H R ER SO BB IBB HBP BLK WP HR S P ERA WHIP	IP WLS BF H R ER SO BB IBB HBP BLK WP HR S P ERA WHIP	IP WLS BF H R ER SO BB IBB HBP BLK WP HR S P ERA WHIP	IP WLS BF H R ER SO BB IBB HBP BLK WP HR S P ERA WHIP	IP WLS BF H R ER SO BB IBB HBP BLK WP HR S P ERA WHIP	IP WLS BF H R ER SO BB IBB HBP BLK WP HR S P ERA WHIP	IP WLS BF H R ER SO BB IBB HBP BLK WP HR S P ERA WHIP	IP WLS BF H R ER SO BB IBB HBP BLK WP HR S P ERA WHIP	IP WLS BF H R ER SO BB IBB HBP BLK WP HR S P ERA WHIP	IP WLS BF H R ER SO BB IBB HBP BLK WP HR S P ERA WHIP	IP WLS BF H R ER SO BB IBB HBP BLK WP HR S P ERA WHIP	IP WLS BF H R ER SO BB IBB HBP BLK WP HR S P ERA WHIP	IP WLS BF H R ER SO BB IBB HBP BLK WP HR S P ERA WHIP	IP WLS BF H R ER SO BB IBB HBP BLK WP HR S P ERA WHIP	IP WLS BF H R ER SO BB IBB HBP BLK WP HR S P ERA WHIP					
33 Clayton Richard, L (1.1) ERA: 4.85	5.0	L	23	7	3	3	2	1	0	0	1	0	0	0	0	0	0	0	63	100	5.40	1.600
34 Pat Neshek, R (6.1)	1.0		6	1	1	0	1	1	1	0	0	0	0	0	0	9	22	0.00	2.000			
39 Ernesto Frieri, R (7.1)	2.0		6	0	0	0	2	0	0	0	0	0	0	0	21	27	0.00	0.000				
50 Chad Qualls, R (9.1)	1.0		4	1	0	0	1	0	0	0	0	0	0	0	11	13	0.00	1.000				

AB 34  
R 4  
H 9  
RBI 3  
BB 3  
SO 6  
LOB 15



Batter	1	2	3	4	5	6	7	8	9	AB	R	H	RBI	BB	SO	LOB	BOTTOM					
25 Will Venable, L (1.9) OBP: 0.295, SLG: 0.292	F8		K			F7			K	4	0	0	0	0	2	1	<b>Seattle Mariners @ San Diego Padres</b> PETCO Park, San Diego, CA Sat May 21 2011, 10:06 PM - 12:51 AM EDT Att: 34,648 - Cloudy - 64 F					
7 Chase Headley, S (1.5) OBP: 0.379, SLG: 0.348	K					K			K	3	0	1	0	1	2	1						
47 Ryan Ludwick, R (1.7) OBP: 0.308, SLG: 0.428	P3					P4			K	4	0	1	0	0	0	2						
11 Brad Hawpe, L (1.3) OBP: 0.297, SLG: 0.336									F7	4	0	0	0	0	2	3						
24 Cameron Maybin, R (1.8) OBP: 0.330, SLG: 0.416									FC4-6	4	0	0	0	0	2	3						
1 Orlando Hudson, S (1.4) OBP: 0.339, SLG: 0.301										3	0	1	0	0	1	0						
16 Kyle Phillips, L (1.2) OBP: 0.304, SLG: 0.211										3	0	0	0	0	1	1						
14 Alberto Gonzalez, R (1.6) OBP: 0.242, SLG: 0.262										3	0	0	0	0	1	0						
33 Clayton Richard, L (1.1)										1	0	0	0	0	1	0						
34 Pat Neshek, S (6.1)										0	0	0	0	0	0	0						
9 Eric Patterson, L (6. PH)										0	0	0	0	0	0	0						
39 Ernesto Frieri, R (7.1)										0	0	0	0	0	0	0						
3 Jorge Cantu, R (8. PH)										0	0	0	0	0	1	0						
50 Chad Qualls, R (9.1)										0	0	0	0	0	0	0						
<b>Inning Stats</b>	R: 0 E: 0 K: 1 S: 6	H: 0 LOB: 0 BB: 0 P: 7	R: 0 E: 0 K: 1 S: 10	H: 1 LOB: 1 BB: 0 P: 18	R: 0 E: 0 K: 2 S: 11	H: 0 LOB: 0 BB: 0 P: 14	R: 0 E: 0 K: 1 S: 12	H: 0 LOB: 1 BB: 1 P: 20	R: 0 E: 0 K: 0 S: 6	H: 0 LOB: 0 BB: 0 P: 9	R: 0 E: 0 K: 1 S: 14	H: 1 LOB: 1 BB: 0 P: 18	R: 0 E: 0 K: 3 S: 10	H: 0 LOB: 0 BB: 0 P: 13	R: 0 E: 0 K: 3 S: 10	H: 0 LOB: 0 BB: 0 P: 13	R: 0 E: 0 K: 1 S: 10	H: 2 LOB: 2 BB: 0 P: 21	1B: 3 2B: 1 HR: 0	SF: 0 SAC: 0 DP: 0 HBP: 0	WP: 0 PB: 0 SB: 1 CS: 0	PA: 32
<b>PITCHER</b>	IP WLS BF H R ER SO BB IBB HBP BLK WP HR S P ERA WHIP	IP WLS BF H R ER SO BB IBB HBP BLK WP HR S P ERA WHIP	IP WLS BF H R ER SO BB IBB HBP BLK WP HR S P ERA WHIP	IP WLS BF H R ER SO BB IBB HBP BLK WP HR S P ERA WHIP	IP WLS BF H R ER SO BB IBB HBP BLK WP HR S P ERA WHIP	IP WLS BF H R ER SO BB IBB HBP BLK WP HR S P ERA WHIP	IP WLS BF H R ER SO BB IBB HBP BLK WP HR S P ERA WHIP	IP WLS BF H R ER SO BB IBB HBP BLK WP HR S P ERA WHIP	IP WLS BF H R ER SO BB IBB HBP BLK WP HR S P ERA WHIP	IP WLS BF H R ER SO BB IBB HBP BLK WP HR S P ERA WHIP	IP WLS BF H R ER SO BB IBB HBP BLK WP HR S P ERA WHIP	IP WLS BF H R ER SO BB IBB HBP BLK WP HR S P ERA WHIP	IP WLS BF H R ER SO BB IBB HBP BLK WP HR S P ERA WHIP	IP WLS BF H R ER SO BB IBB HBP BLK WP HR S P ERA WHIP	IP WLS BF H R ER SO BB IBB HBP BLK WP HR S P ERA WHIP	IP WLS BF H R ER SO BB IBB HBP BLK WP HR S P ERA WHIP	IP WLS BF H R ER SO BB IBB HBP BLK WP HR S P ERA WHIP					
36 Michael Pineda, R (1.1)	7.0	W	24	2	0	0	0	0	0	0	0	0	0	0	0	0	0	0	69	9	0.00	0.429
39 David Pauley, R (8.1)	1.0		3	0	0	0	3	0	0	0	0	10	13	0.00	0.000							
50 Jamey Wright, R (9.1)	1.0		5	2	0	0	1	0	0	0	0	10	21	0.00	2.000							

AB 31  
R 0  
H 4  
RBI 0  
BB 1  
SO 13  
LOB 11





Batter	1	2	3	4	5	6	7	8	9	10	AB	R	H	RBI	BB	SO	LOB	TOP						
51 Ichiro Suzuki, L OBP: 0.355, SLG: 0.338	(1, 9) 4-0 B SI 89 B SI 89 B SI 89 X CH 81	2-1 B SI 90 B SI 89 X CH 81		2-2 B SI 82 B SI 90 B SI 90 X FF 90		1-0 B SI 89 X CH 81		2-2 F FF 93 F CH 87 F SI 93 F FF 95 F FF 94 F SI 94 X SL 96		0-0 X SI 91	4 1 2 1 1 0 1													
9 Chone Figgins, S OBP: 0.253, SLG: 0.286	(1, 5) 0-1 1 SAFE C SI 89 X FF 88	1-0 SAFE D CH 81 X SI 89		0-1 C FF 90 X FF 89		3-2 B SI 88 C FF 88 S CH 82 B SI 93 X SI 89 S SI 89		2-1 F FF 93 1 SAFE B SI 93 X FF 93		4-0 IN 77 IN 78 IN 79 IN 82	5 0 1 0 1 0 4													
17 Justin Smoak, S OBP: 0.371, SLG: 0.476	(1, 3) 1-3 C SI 89 F SI 89 B SI 90 X FF 90		0-1 F SI 90 X FF 90		3-3 B SI 80 C CH 81 B SI 81 S SI 91				0-0 X SI 90															
55 Michael Saunders, L OBP: 0.235, SLG: 0.270	(9, PR) 1 SAFE S SI 90									2-2 C SI 81 FF 92 FF 92 FF 92 FF 92 X SL 84	5 0 1 0 0 0 2 3													
1 Luis Antonio Rodriguez, S (9, 3)	1 SAFE S SI 90									2-3 3-H IN 77 IN 78 IN 79 IN 82	5 2 2 2 1 2 3													
29 Jack Cust, L OBP: 0.267, SLG: 0.317	(1, 10) 0-0 X SI 89		2-1 B FF 90 C CH 82 B SI 90 X SL 83		4-2 B SI 82 C FF 89 F CH 80 F SI 83 F SI 83 F SI 83				1-3 C CH 80 B SI 90 S PS 85															
21 Franklin Gutierrez, R OBP: 0.167, SLG: 0.222	(1, 8) 1-2 C FF 89 F SI 85 X FS 86		1-0 B SI 82 X SI 89		2-2 B SI 89 C CH 80 D SI 83 SAFE F SI 90 F SI 90 X SL 82				0-2 C SI 90 F SI 90 X SI 95															
8 Carlos Peguero, L OBP: 0.239, SLG: 0.422	(1, 7) 0-0 C FF 89 X CH 81		0-0 X CH 81		1 SAFE X SI 90				1-3 C SI 82 FF 92 B SI 87 S SI 87															
26 Brendan Ryan, R OBP: 0.305, SLG: 0.288	(1, 6) 2-2 C SI 82 C SI 86 B SI 90 X FF 90		0-0 X SL 83		1-0 B SI 83 X SL 82				3-2 C FF 92 B SI 82 B SI 93 X FF 92															
2 Jack Wilson, R OBP: 0.277, SLG: 0.284	(1, 4) 1-1 B SI 89 1 SAFE S SI 84 X SL 83				0-2 C FF 88 X CH 80 X SL 82				2-2 S SI 88 B SI 92 D SI 82 X SI 98															
5 Chris Gimenez, R OBP: 0.343, SLG: 0.250	(1, 2) 0-1 C SI 83 X CH 80				1-1 B SI 89 X SI 89				3-2 B SI 81 SAFE FF 92 FF 91 FF 92 X FF 92															
4 Adam Kennedy, L OBP: 0.316, SLG: 0.453	(8, PH) 1-H 51 1B								1-2 B FF 91 1 SAFE L FF 92 L FF 92 X SL 84															
30 Miguel Olivo, R OBP: 0.292, SLG: 0.316	(8, 2) 1-H 51 2B								1-2 B FF 91 1 SAFE L FF 92 L FF 92 X SL 84															
<b>Inning Stats</b>	R: 2 E: 0 K: 1 S: 9	H: 1 LOB: 0 BB: 1 P: 15	R: 1 E: 0 K: 0 S: 13	H: 3 LOB: 2 BB: 0 P: 19	R: 1 E: 0 K: 0 S: 7	H: 2 LOB: 1 BB: 0 P: 10	R: 0 E: 0 K: 1 S: 14	H: 1 LOB: 2 BB: 1 P: 24	R: 0 E: 0 K: 0 S: 6	H: 0 LOB: 0 BB: 0 P: 11	R: 0 E: 0 K: 1 S: 8	H: 0 LOB: 0 BB: 0 P: 9	R: 2 E: 1 K: 1 S: 19	H: 2 LOB: 1 BB: 0 P: 32	R: 1 E: 0 K: 0 S: 14	H: 2 LOB: 1 BB: 0 P: 20	R: 1 E: 0 K: 0 S: 13	H: 2 LOB: 2 BB: 1 P: 24	1B: 12 2B: 2 3B: 0 HR: 1	SF: 1 DP: 0 HBP: 0	WP: 1 PB: 0 SB: 2 CS: 0	PA: 49		
<b>PITCHER</b>	IP ERA	WLS H	BF R	H ER	R SO	ER SO	BB IBB	HBP BLK	WP HR	S P	P ERA	WHIP	IP ERA	WLS H	BF R	H ER	R SO	ER SO	BB IBB	HBP BLK	WP HR	S P	P ERA	WHIP
48 Carl Pavano, R ERA: 5.28	(1, 1) 7.0		32	9	4	4	3	2	0	0	0	0	0	1	0	12	21	27.00	6.000					
36 Joe Nathan, R ERA: 7.63	(8, 1) 0.1	H	4	2	2	1	1	0	0	0	0	0	0	0	0	21	31	5.40	1.200					
55 Matt Capps, R ERA: 5.09	(8, 1) 1.2	B	7	2	1	1	1	0	0	0	0	0	0	0	0	11	20	13.50	3.000					
51 Anthony Swarzak, R ERA: 7.71	(10, 1) 0.2	L	5	2	1	1	0	0	1	0	0	0	0	0	0	2	4	0.00	0.000					
54 Phil Dumatrai, L ERA: 2.7	(10, 1) 0.1		1	0	0	0	0	0	0	0	0	0	0	0	0	2	4	0.00	0.000					

Seattle Mariners @ Minnesota Twins  
Target Field, Minneapolis, MN  
Mon May 23 2011, 7:26 PM - 11:05 PM CDT  
Att. 37,498 - Partly Cloudy - 75 F

AB 44  
R 8  
H 15  
RBI 8  
BB 3  
SO 5  
LOB 23




Batter	1	2	3	4	5	6	7	8	9	10	AB	R	H	RBI	BB	SO	LOB	BOTTOM						
2 Denard Span, L OBP: 0.368, SLG: 0.363	(1, 8) 0-1 C FF 86 X SI 87		4-2 C FF 84 FF 88 FF 88 FF 88 FF 88 FF 88 FF 88		0-0 X FF 85		0-2 F SI 87 X SL 82		0-1 C FF 93 X FF 93		5 1 3 2 1 0 0													
24 Trevor Plouffe, R OBP: 0.311, SLG: 0.423	(1, 6) 1-3 C SI 87 B SI 89 C FC 85		0-2 F CH 80 S CH 81 X SI 88		1-2 B SI 89 S CH 81 X FF 90		0-2 C CH 83 FF 85 F SI 80 X FF 90		3-1 1 SAFE B SI 94 F FF 94 F FF 94 X FF 95		5 0 0 0 0 1 5													
16 Jason Kubel, L OBP: 0.359, SLG: 0.474	(1, 9) 0-0 X FF 87		2-2 C FF 85 B SI 88 D CH 82 X FF 87		2-3 F KC 72 S SI 67 B SI 73 B SI 89 S CH 80				0-0 X SI 86		5 0 0 0 0 1 2													
33 Justin Morneau, L OBP: 0.286, SLG: 0.338	(1, 3) 1-2 C FF 84 C FF 84 B SI 88 X KC 77				0-0 X KC 72		2-2 B FF 88 F FF 88 B SI 83 S FC 83 X FF 88		3-2 C FF 88 B FF 89 B SI 80 F SI 91 B SI 88 B FF 90 X SI 78		5 0 0 0 0 0 0													
5 Michael Cuddey, R OBP: 0.330, SLG: 0.391	(1, 4) 1-0 B FF 85 X CH 80				4-0 B CH 78 B SI 88 B SI 88		0-1 C FF 88 X SI 87		2-2 B SI 88 F SI 84 F SI 80 B SI 85		3 3 2 0 1 0 0													
12 Alexi Casilla, S OBP: 0.252, SLG: 0.248	(8, 4) 0-0 X SI 87									4-2 B SI 81 C SI 92 B SI 92 B SI 92	0 0 0 0 1 0 0													
25 Jim Thome, L OBP: 0.366, SLG: 0.492	(1, 10) 0-0 X SI 87				3-2 C FF 84 C FF 84 B FF 88 B FF 88 B FF 88 1 SAFE D KC 77 X FF 85		4-2 C FF 88 B SI 88 B SI 88 B SI 88		0-0 X FF 88		3 2 2 4 2 0 0													
21 Delmon Young, R OBP: 0.275, SLG: 0.298	(1, 7) 1-1 C CH 80 B SI 88 X CH 80				4-2 B SI 88 F FC 84 B SI 89 C CH 81 D SI 89		0-2 C FC 84 X FF 89		1-3 C SI 87 B SI 88 C SL 78		3 1 1 1 1 1 0													
18 Jason Repko, R OBP: 0.286, SLG: 0.200	(8, 7) 0-0 X SI 87				2-1 C SI 88 C FC 84 B CH 82 X FF 88		2-1 C SI 88 C FC 84 B CH 82 X FF 88		0-2 C SI 88 X FF 88		1 0 0 0 0 0 2													
22 Danny Valencia, R OBP: 0.293, SLG: 0.357	(1, 5) 3-2 C SI 88 B FC 84 B CH 82 X FF 88		0-1 C SI 88 1 SAFE F CH 81 X FF 88		2-1 C SI 88 C FC 84 B CH 82 X FF 88		0-1 C SI 88 X FF 88		0-3 C SI 88 X FF 88		5 0 1 0 0 1 2													
41 Drew Butera, R OBP: 0.144, SLG: 0.149	(1, 2) 0-0 X SI 87				1-1 C SI 88 X FF 88		1-1 C SI 88 X FF 88		0-3 C SI 88 X FF 88		5 0 1 0 0 1 2													
<b>Inning Stats</b>	R: 1 E: 0 K: 1 S: 10	H: 1 LOB: 0 BB: 0 P: 12	R: 0 E: 0 K: 0 S: 4	H: 0 LOB: 0 BB: 0 P: 6	R: 0 E: 0 K: 0 S: 14	H: 1 LOB: 1 BB: 1 P: 23	R: 3 E: 0 K: 0 S: 16	H: 3 LOB: 2 BB: 2 P: 31	R: 1 E: 0 K: 1 S: 17	H: 2 LOB: 2 BB: 1 P: 25	R: 0 E: 0 K: 0 S: 10	H: 0 LOB: 0 BB: 0 P: 11	R: 2 E: 0 K: 1 S: 14	H: 2 LOB: 0 BB: 0 P: 20	R: 0 E: 0 K: 0 S: 10	H: 1 LOB: 1 BB: 0 P: 13	R: 0 E: 0 K: 0 S: 13	H: 0 LOB: 2 BB: 2 P: 26	R: 0 E: 0 K: 0 S: 6	H: 0 LOB: 0 BB: 0 P: 7	1B: 6 2B: 1 3B: 0 HR: 3	SF: 0 DP: 0 HBP: 0	WP: 1 PB: 0 SB: 1 CS: 0	PA: 46
<b>PITCHER</b>	IP ERA	WLS H	BF R	H ER	R SO	ER SO	BB IBB	HBP BLK	WP HR	S P	P ERA	WHIP	IP ERA	WLS H	BF R	H ER	R SO	ER SO	BB IBB	HBP BLK	WP HR	S P	P ERA	WHIP
38 Jason Vargas, L ERA: 3.86	(1, 1) 4.2		25	7	5	2	2	4	0	0	0	0	0	0	0	26	33	7.71	0.857					
32 Aaron Laffey, L ERA: 1.9	(5, 1) 2.1		9	2	2	2	1	0	0	0	0	0	0	0	0	10	13	0.00	1.000					
46 Chris Ray, R ERA: 9.58	(8, 1) 1.0	W	5	0	0	0	0	1	1	0	0	0	0	0	0	13	26	0.00	1.000					
50 Jamey Wright, R ERA: 1.64	(9, 1) 1.0	S	3	0	0	0	0	0	0	0	0	0	0	0	6	7	0.00	0.000						
43 Brandon League, R ERA: 6.10	(10, 1) 1.0	S	3	0	0	0	0	0	0	0	0	0	0	0	6	7	0.00	0.000						

Seattle Mariners @ Minnesota Twins  
Target Field, Minneapolis, MN  
Mon May 23 2011, 7:26 PM - 11:05 PM CDT  
Att. 37,498 - Partly Cloudy - 75 F

AB 40  
R 7  
H 10  
RBI 7  
BB 6  
SO 5  
LOB 13





Batter	1	2	3	4	5	6	7	8	9	AB	R	H	RBI	BB	SO	LOB	TOP					
51 Ichiro Suzuki, L OBP: 0.349, SLG: 0.332	G4-3		F8		G1-3			F8		4	0	0	0	0	0	2	<b>Seattle Mariners @ Minnesota Twins</b> Target Field, Minneapolis, MN Tue May 24 2011, 7:11 PM - 9:30 PM CDT Att: 37,691 - Cloudy - 66 F					
9 Chone Figgins, S OBP: 0.247, SLG: 0.279	F8			G1-3		G5-3		G1-3		4	0	0	0	0	0	0						
17 Justin Smoak, S OBP: 0.368, SLG: 0.470	G4-3			30 HR 1B		G4-3		L6		4	1	1	0	0	0	0						
29 Jack Cust, L OBP: 0.364, SLG: 0.322		L9-6 4 2B		K		G3-1		G3-1		4	0	1	0	0	1	1						
30 Miguel Olivo, R OBP: 0.297, SLG: 0.350		K		1-H HR				G5-3		4	1	2	2	0	1	1						
4 Adam Kennedy, L OBP: 0.305, SLG: 0.436	L9-6 2-2			L9				F8		4	0	0	0	0	0	2						
8 Carlos Peguero, L OBP: 0.224, SLG: 0.396			K					G3		3	0	0	0	0	2	1						
26 Brendan Ryan, R OBP: 0.319, SLG: 0.305								FC4-2 2B 1B		3	0	3	0	0	0	0	0					
55 Michael Saunders, L OBP: 0.230, SLG: 0.264								K		3	0	0	0	0	2	4						
<b>Inning Stats</b>	R: 0 E: 0 K: 0 S: 6	H: 0 LOB: 0 BB: 0 P: 12	R: 0 E: 0 K: 1 S: 6	H: 1 LOB: 0 BB: 0 P: 9	R: 0 E: 0 K: 2 S: 10	H: 1 LOB: 1 BB: 0 P: 17	R: 2 E: 0 K: 1 S: 11	H: 2 LOB: 0 BB: 0 P: 17	R: 0 E: 0 K: 1 S: 8	H: 1 LOB: 1 BB: 0 P: 12	R: 0 E: 0 K: 0 S: 6	H: 0 LOB: 0 BB: 0 P: 10	R: 0 E: 0 K: 1 S: 15	H: 2 LOB: 2 BB: 0 P: 19	R: 0 E: 0 K: 0 S: 8	H: 0 LOB: 0 BB: 0 P: 13	R: 0 E: 0 K: 0 S: 12	H: 0 LOB: 0 BB: 0 P: 18	1B: 4 2B: 3 3B: 0 HR: 1	SF: 0 SAC: 0 DP: 1 HBP: 0	WP: 0 PB: 0 SB: 0 CS: 0	PA: 33
<b>PITCHER</b> 53 Nick Blackburn, R ERA: 3.2	IP: 9.0 WLS: W BF: 33 H: 7 R: 2 ER: 2 SO: 6 BB: 0 IBB: 0 HBP: 0 BLK: 0 WP: 0 HR: 1 S: 82 P: 127 ERA: 2.00 WHIP: 0.778															<b>PITCHER</b>						

Batter	1	2	3	4	5	6	7	8	9	AB	R	H	RBI	BB	SO	LOB	BOTTOM	
2 Denard Span, L OBP: 0.375, SLG: 0.387	16 1B 3B		G6-3					E2 2B		4	1	3	1	0	0	1	<b>Seattle Mariners @ Minnesota Twins</b> Target Field, Minneapolis, MN Tue May 24 2011, 7:11 PM - 9:30 PM CDT Att: 37,691 - Cloudy - 66 F	
20 Matt Tolbert, S OBP: 0.192, SLG: 0.229	K		SH2-3		FC4-6 1B		L7			3	0	0	1	0	1	3		
16 Jason Kubel, L OBP: 0.362, SLG: 0.480	33 FC6 1B						F7			4	0	2	1	0	1	1		
33 Justin Morneau, L OBP: 0.287, SLG: 0.335	FC6 1-2		P4					L8		4	0	1	0	0	0	2		
25 Jim Thome, L OBP: 0.360, SLG: 0.468	F7		G6-3				F8			3	0	0	0	1	0	2		
18 Jason Repko, R OBP: 0.286, SLG: 0.200								22 S BB		0	0	0	0	0	0	0		
21 Delmon Young, R OBP: 0.264, SLG: 0.286			K		L6		FC5-4			4	0	0	0	0	1	2		
22 Danny Valencia, R OBP: 0.287, SLG: 0.349			K		F8			K		4	0	0	0	0	3	1		
32 René Rivera, R OBP: 0.258, SLG: 0.321			K					G6-3		3	1	1	0	0	1	0		
12 Alexi Casilla, S OBP: 0.263, SLG: 0.269			2 G6-3 20 SH2-3 2B					12 1B 2 BLK 1B		3	2	2	0	0	0	0		
<b>Inning Stats</b>	R: 1 E: 0 K: 1 S: 16	H: 2 LOB: 1 BB: 0 P: 22	R: 0 E: 0 K: 3 S: 9	H: 0 LOB: 0 BB: 0 P: 13	R: 1 E: 0 K: 0 S: 13	H: 2 LOB: 1 BB: 0 P: 20	R: 0 E: 0 K: 0 S: 5	H: 0 LOB: 0 BB: 0 P: 8	R: 0 E: 0 K: 1 S: 16	H: 1 LOB: 1 BB: 0 P: 21	R: 2 E: 1 K: 1 S: 16	H: 3 LOB: 1 BB: 0 P: 23	R: 0 E: 0 K: 1 S: 7	H: 0 LOB: 2 BB: 1 P: 13	1B: 5 2B: 3 3B: 1 HR: 0	SF: 0 SAC: 1 DP: 0 HBP: 0	WP: 0 PB: 0 SB: 1 CS: 0	PA: 34
<b>PITCHER</b> 58 Doug Fister, R ERA: 3.18 32 Aaron Laffey, L ERA: 1.55 60 Jeff Gray, R ERA: 2.57	IP: 6.2 WLS: L BF: 29 H: 4 R: 0 ER: 4 SO: 6 BB: 1 IBB: 0 HBP: 0 BLK: 0 WP: 0 HR: 0 S: 79 P: 113 ERA: 5.40 WHIP: 1.350															<b>PITCHER</b>		

AB 33  
R 2  
H 7  
RBI 2  
BB 0  
SO 6  
LOB 11

AB 32  
R 4  
H 9  
RBI 3  
BB 1  
SO 7  
LOB 12



Batter	1	2	3	4	5	6	7	8	9	AB	R	H	RBI	BB	SO	LOB	TOP				
51 Ichiro Suzuki, L (1, 9) OBP: 0.342, SLG: 0.325	G4-3	K			G5-3		K			4	0	0	0	0	2	3					
9 Chone Figgins, S (1, 5) OBP: 0.242, SLG: 0.273	F8		K		F7		G4-3			4	0	0	0	0	1	0					
17 Justin Smoak, S (1, 10) OBP: 0.365, SLG: 0.461	BB		F8		G5-3		K			3	0	0	0	1	1	0					
30 Miguel Olivo, R (1, 2) OBP: 0.290, SLG: 0.340	K		K		F9		F7			4	0	0	0	0	2	1					
21 Franklin Gutierrez, R (1, 8) OBP: 0.273, SLG: 0.429		4 2B			F8					3	2	2	1	1	0	0					
4 Adam Kennedy, L (1, 3) OBP: 0.303, SLG: 0.439		BB			HR																
44 Mike Wilson, R (1, 7) 55 Michael Saunders, L (7, 7) OBP: 0.228, SLG: 0.262		44 26 1B			G3-1		K			4	1	1	1	0	1	1					
26 Brendan Ryan, R (1, 6) OBP: 0.327, SLG: 0.328		2B			P6		G4-3			3	0	0	0	0	0	1					
2 Jack Wilson, R (1, 4) OBP: 0.279, SLG: 0.278		1B			F8		K			1	0	0	0	0	1	1					
		1B			F8		3B			3	0	2	1	0	0	0					
		1B			P3		BB			2	0	0	0	1	0	1					
<b>Inning Stats</b>	R: 0 H: 0 E: 0 K: 1 S: 12	H: 0 LOB: 1 BB: 1 P: 19	R: 2 H: 2 E: 0 K: 1 S: 11	H: 2 LOB: 1 BB: 1 P: 19	R: 0 H: 0 E: 0 K: 2 S: 8	H: 0 LOB: 0 BB: 0 P: 11	R: 1 H: 1 E: 0 K: 0 S: 11	H: 1 LOB: 0 BB: 0 P: 15	R: 0 H: 0 E: 0 K: 0 S: 8	H: 0 LOB: 0 BB: 0 P: 15	R: 0 H: 1 E: 0 K: 2 S: 11	H: 1 LOB: 2 BB: 1 P: 19	R: 0 H: 0 E: 0 K: 1 S: 10	H: 0 LOB: 0 BB: 0 P: 13	R: 0 H: 1 E: 0 K: 1 S: 10	H: 1 LOB: 0 BB: 0 P: 13	1B: 2 2B: 1 3B: 1 HR: 1	SF: 0 SAC: 0 DP: 0 HBP: 0	WP: 0 PB: 0 SB: 0 CS: 1	PA: 35	
<b>PITCHER</b>	IP	WLS	BF	H	R	ER	SO	BB	IBB	HBP	BLK	WP	HR	S	P	ERA	WHIP				
52 Brian Duensing, L (1, 1) ERA: 4.83	7.0	L	28	4	3	3	6	3	0	0	0	0	1	69	111	3.86	1.000				
31 Alex Burnett, R (8, 1) ERA: 5.69	1.0		4	1	0	0	1	0	0	0	0	0	0	10	15	0.00	1.000				
56 Dusty Hughes, L (9, 1) ERA: 8.53	1.0		2	0	0	0	1	0	0	0	0	0	0	8	11	0.00	0.000				

Seattle Mariners @ Minnesota Twins  
Target Field, Minneapolis, MN  
Wed May 25 2011, 12:11 PM - 2:40 PM CDT  
Att: 38,860 - Overcast - 59 F

AB 31  
R 3  
H 5  
RBI 3  
BB 3  
SO 8  
LOB 8



Batter	1	2	3	4	5	6	7	8	9	AB	R	H	RBI	BB	SO	LOB	BOTTOM					
2 Denard Span, L (1, 8) OBP: 0.368, SLG: 0.379	G6-3		G3		G1-3		G4-3			4	0	0	0	0	0	4						
20 Matt Tolbert, S (1, 6) OBP: 0.195, SLG: 0.230			G5-3		F9		P4			4	0	1	0	0	0	3						
16 Jason Kubel, L (1, 9) OBP: 0.355, SLG: 0.470	G6-4-3				F8		K			4	0	0	0	0	1	3						
33 Justin Morneau, L (1, 3) OBP: 0.287, SLG: 0.333			G6-3		25 1B		K			4	0	1	0	0	1	0						
21 Delmon Young, R (1, 7) OBP: 0.255, SLG: 0.275			G5-3		K		G5-3			4	0	0	0	0	2	1						
25 Jim Thome, L (1, 10) OBP: 0.397, SLG: 0.462			BB		1B		G3-1			3	0	1	0	1	0	0						
22 Danny Valencia, R (1, 5) OBP: 0.286, SLG: 0.347			G1-3		K					4	0	1	0	0	1	3						
41 Drew Butera, R (1, 2) OBP: 0.151, SLG: 0.156					G1-3		F8			3	0	1	0	0	1	1						
12 Alexi Casilla, S (1, 4) OBP: 0.274, SLG: 0.280					G1-3		FC4-6			3	0	2	0	0	0	1						
<b>Inning Stats</b>	R: 0 H: 1 E: 0 K: 0 S: 7	H: 0 LOB: 0 BB: 0 P: 9	R: 0 H: 0 E: 0 K: 0 S: 11	H: 0 LOB: 1 BB: 1 P: 21	R: 0 H: 1 E: 0 K: 1 S: 9	H: 1 LOB: 0 BB: 0 P: 14	R: 0 H: 2 E: 0 K: 2 S: 16	H: 2 LOB: 2 BB: 0 P: 24	R: 0 H: 2 E: 0 K: 0 S: 11	H: 2 LOB: 2 BB: 0 P: 19	R: 0 H: 0 E: 0 K: 1 S: 7	H: 0 LOB: 0 BB: 0 P: 9	R: 0 H: 1 E: 0 K: 0 S: 8	H: 1 LOB: 1 BB: 0 P: 12	R: 0 H: 0 E: 0 K: 1 S: 8	H: 0 LOB: 0 BB: 0 P: 12	R: 0 H: 0 E: 0 K: 1 S: 7	H: 0 LOB: 0 BB: 0 P: 13	1B: 7 2B: 0 3B: 0 HR: 0	SF: 0 SAC: 0 DP: 1 HBP: 0	WP: 0 PB: 0 SB: 0 CS: 0	PA: 34
<b>PITCHER</b>	IP	WLS	BF	H	R	ER	SO	BB	IBB	HBP	BLK	WP	HR	S	P	ERA	WHIP					
45 Erik Bedard, L (1, 1) ERA: 3.48	6.0	W	24	6	0	0	4	1	0	0	0	0	0	61	96	0.00	1.167					
39 David Pauley, R (7, 1) ERA: 0.95	2.0	H	7	1	0	0	1	0	0	0	0	0	0	16	24	0.00	0.500					
43 Brandon League, R (9, 1) ERA: 5.85	1.0	S	3	0	0	0	1	0	0	0	0	0	0	7	13	0.00	0.000					

Seattle Mariners @ Minnesota Twins  
Target Field, Minneapolis, MN  
Wed May 25 2011, 12:11 PM - 2:40 PM CDT  
Att: 38,860 - Overcast - 59 F

AB 33  
R 0  
H 7  
RBI 0  
BB 1  
SO 6  
LOB 16



Batter	1	2	3	4	5	6	7	8	9	AB	R	H	RBI	BB	SO	LOB	TOP										
<b>2 Derek Jeter, R</b> OBP: 0.308, SLG: 0.318										5	0	1	0	0	0	2	<b>New York Yankees @ Seattle Mariners</b> Safeco Field, Seattle, WA Fri May 27 2011, 7:11 PM - 10:15 PM PDT Att: 33,717 - Partly Cloudy - 54 F										
<b>14 Curtis Granderson, L</b> OBP: 0.366, SLG: 0.620										2	1	0	0	2	1												
<b>25 Mark Teixeira, S</b> OBP: 0.366, SLG: 0.533										4	2	2	1	0	1	2											
<b>13 Alex Rodriguez, R</b> OBP: 0.363, SLG: 0.500										3	0	1	1	1	1	2											
<b>24 Robinson Canó, L</b> OBP: 0.312, SLG: 0.481										4	0	0	0	0	1	3											
<b>55 Russell Martin, R</b> OBP: 0.367, SLG: 0.493										3	0	0	0	1	0	0											
<b>20 Jorge Posada, S</b> OBP: 0.298, SLG: 0.357										3	0	0	0	1	1												
<b>26 Eduardo Núñez, R</b> OBP: 0.286, SLG: 0.375										3	0	1	0	1	1	0											
<b>33 Nick Swisher, S</b> OBP: 0.324, SLG: 0.290										4	0	0	0	0	1	3											
<b>11 Brett Gardner, L</b> OBP: 0.340, SLG: 0.404										4	0	0	0	0	1	3											
<b>Inning Stats</b>	R: 1 H: 1 E: 0 K: 1 S: 15	H: 1 BB: 1 P: 24	R: 0 H: 0 E: 0 K: 1 S: 9	H: 0 BB: 2 P: 23	R: 0 H: 0 E: 0 K: 2 S: 12	H: 0 BB: 1 P: 21	R: 0 H: 0 E: 0 K: 1 S: 8	H: 0 BB: 0 P: 9	R: 2 H: 2 E: 0 K: 0 S: 11	H: 2 BB: 1 P: 19	R: 0 H: 1 E: 0 K: 0 S: 8	H: 1 BB: 0 P: 12	R: 0 H: 0 E: 0 K: 0 S: 4	H: 0 BB: 1 P: 13	R: 0 H: 0 E: 0 K: 1 S: 8	H: 0 BB: 0 P: 10	1B: 4 2B: 0 3B: 0 HR: 1	SF: 0 SAC: 0 DP: 0 HBP: 0	WP: 1 PB: 0 SB: 3 CS: 0	PA: 38							
<b>PITCHER</b>	IP	WLS	BF	H	R	ER	SO	BB	IBB	HBP	BLK	WP	HR	S	P	ERA	WHIP										
<b>36 Michael Pineda, R</b> ERA: 2.42	5.0		23	3	3	3	5	5	0	0	0	1	1	55	96	5.40	1.600										
<b>39 David Pauley, R</b> ERA: 0.89	2.0	W	8	2	0	0	1	0	0	0	0	0	0	19	27	0.00	1.000										
<b>50 Jamey Wright, R</b> ERA: 1.57	1.0	H	3	0	0	0	1	0	0	0	0	0	0	4	13	0.00	1.000										
<b>43 Brandon League, R</b> ERA: 5.57	1.0	S	3	0	0	0	1	0	0	0	0	0	0	8	10	0.00	0.000										

Batter	1	2	3	4	5	6	7	8	9	AB	R	H	RBI	BB	SO	LOB	BOTTOM										
<b>51 Ichiro Suzuki, L</b> OBP: 0.341, SLG: 0.329										4	1	1	1	0	1	3	<b>New York Yankees @ Seattle Mariners</b> Safeco Field, Seattle, WA Fri May 27 2011, 7:11 PM - 10:15 PM PDT Att: 33,717 - Partly Cloudy - 54 F										
<b>1 Luis Antonio Rodríguez, S</b> OBP: 0.268, SLG: 0.311										2	0	0	1	1	0	1											
<b>17 Justin Smoak, S</b> OBP: 0.363, SLG: 0.452										3	0	0	1	1	1	2											
<b>29 Jack Cust, L</b> OBP: 0.367, SLG: 0.322										3	0	1	0	1	1	2											
<b>21 Franklin Gutierrez, R</b> OBP: 0.231, SLG: 0.360										4	0	0	0	0	2	4											
<b>4 Adam Kennedy, L</b> OBP: 0.310, SLG: 0.441										4	1	2	0	0	1	0											
<b>30 Miguel Olivo, R</b> OBP: 0.295, SLG: 0.340										3	1	1	0	1	1	1											
<b>8 Carlos Peguero, L</b> OBP: 0.226, SLG: 0.373										3	0	0	0	1	3	2											
<b>55 Michael Saunders, L</b> OBP: 0.228, SLG: 0.262										0	0	0	0	0	0	0											
<b>26 Brendan Ryan, R</b> OBP: 0.331, SLG: 0.328										3	1	1	1	1	0	2											
<b>Inning Stats</b>	R: 0 H: 0 E: 0 K: 2 S: 15	H: 0 BB: 2 P: 26	R: 0 H: 0 E: 0 K: 2 S: 14	H: 0 BB: 2 P: 27	R: 0 H: 1 E: 0 K: 1 S: 9	H: 1 BB: 0 P: 10	R: 0 H: 1 E: 0 K: 1 S: 6	H: 1 BB: 0 P: 8	R: 2 H: 2 E: 0 K: 0 S: 16	H: 2 BB: 1 P: 26	R: 0 H: 0 E: 0 K: 1 S: 9	H: 0 BB: 0 P: 13	R: 0 H: 0 E: 0 K: 2 S: 9	H: 0 BB: 0 P: 14	R: 0 H: 0 E: 0 K: 2 S: 9	H: 0 BB: 0 P: 14	1B: 5 2B: 1 3B: 0 HR: 0	SF: 0 SAC: 0 DP: 0 HBP: 1	WP: 1 PB: 0 SB: 1 CS: 0	PA: 36							
<b>PITCHER</b>	IP	WLS	BF	H	R	ER	SO	BB	IBB	HBP	BLK	WP	HR	S	P	ERA	WHIP										
<b>34 A.J. Burnett, R</b> ERA: 3.99	5.0		23	4	2	2	6	5	0	0	0	0	0	60	97	3.60	1.800										
<b>48 Boone Logan, L</b> ERA: 4.5	0.0		1	1	1	1	0	0	0	0	0	0	0	3	5	∞	∞										
<b>38 Luis Ayala, R</b> ERA: 1.93	2.0	L	9	1	1	1	2	1	0	1	0	1	0	18	31	4.50	1.000										
<b>30 David Robertson, R</b> ERA: 1.35	1.0		3	0	0	0	2	0	0	0	0	0	0	9	14	0.00	0.000										



Batter	1	2	3	4	5	6	7	8	9	AB	R	H	RBI	BB	SO	LOB	TOP	
2 Derek Jeter, R (1, 10) OBP: 0.319, SLG: 0.325										3	0	1	0	2	0	0		
14 Curtis Granderson, L (1, 8) OBP: 0.356, SLG: 0.659										5	2	3	0	0	0	3		
25 Mark Teixeira, S (1, 3) OBP: 0.370, SLG: 0.537										5	0	1	1	0	0	4		
13 Alex Rodriguez, R (1, 5) OBP: 0.353, SLG: 0.481										5	1	1	0	0	1	5		
24 Robinson Canó, L (1, 4) OBP: 0.316, SLG: 0.492										5	1	1	1	0	0	2		
33 Nick Swisher, S (1, 9) OBP: 0.330, SLG: 0.309										2	2	1	1	2	0	0		
18 Andruw Jones, R 11 Brett Gardner, L (1, 7) (7, 7) OBP: 0.329, SLG: 0.390											3	1	1	3	1	0	2	
26 Eduardo Núñez, R (1, 6) OBP: 0.283, SLG: 0.409										4	0	1	1	0	0	1		
17 Francisco Cervelli, R (1, 2) OBP: 0.240, SLG: 0.348										4	0	1	0	0	1	2		
<b>Inning Stats</b>	R: 0 H: 0 E: 0 LOB: 1 K: 0 BB: 1 S: 7 P: 16	R: 1 H: 1 E: 0 LOB: 1 K: 0 BB: 1 S: 18 P: 27	R: 5 H: 4 E: 0 LOB: 1 K: 1 BB: 2 S: 25 P: 39	R: 1 H: 2 E: 0 LOB: 1 K: 1 BB: 0 S: 9 P: 16	R: 0 H: 0 E: 0 LOB: 0 K: 0 BB: 0 S: 3 P: 5	R: 0 H: 2 E: 0 LOB: 1 K: 0 BB: 0 S: 14 P: 18	R: 0 H: 1 E: 0 LOB: 2 K: 0 BB: 1 S: 9 P: 18	R: 0 H: 0 E: 0 LOB: 0 K: 0 BB: 0 S: 8 P: 14	R: 0 H: 1 E: 0 LOB: 1 K: 0 BB: 0 S: 7 P: 10	1B: 6 2B: 5 3B: 1 HR: 1	SF: 0 SAC: 0 DP: 2 HBP: 0	WP: 0 PB: 0 CS: 1	PA: 41					
<b>PITCHER</b>	IP WLS BF H R ER SO BB IBB HBP BLK WP HR S P ERA WHIP	IP WLS BF H R ER SO BB IBB HBP BLK WP HR S P ERA WHIP	IP WLS BF H R ER SO BB IBB HBP BLK WP HR S P ERA WHIP	IP WLS BF H R ER SO BB IBB HBP BLK WP HR S P ERA WHIP	IP WLS BF H R ER SO BB IBB HBP BLK WP HR S P ERA WHIP	IP WLS BF H R ER SO BB IBB HBP BLK WP HR S P ERA WHIP	IP WLS BF H R ER SO BB IBB HBP BLK WP HR S P ERA WHIP	IP WLS BF H R ER SO BB IBB HBP BLK WP HR S P ERA WHIP	IP WLS BF H R ER SO BB IBB HBP BLK WP HR S P ERA WHIP	3.0 L 18 5 6 6 1 4 0 0 0 0 1 50 82 18.00 3.000	4.0 L 16 5 1 1 1 1 0 0 0 0 0 35 57 2.25 1.500	2.0 L 7 1 0 0 0 0 0 0 0 0 0 15 24 0.00 0.500						

**New York Yankees @ Seattle Mariners**  
**Safeco Field, Seattle, WA**  
Sun May 29 2011, 1:11 PM - 4:06 PM PDT  
Att: 37,308 - Partly Cloudy - 61 F

**AB 36**  
**R 7**  
**H 11**  
**RBI 7**  
**BB 5**  
**SO 2**  
**LOB 19**



Batter	1	2	3	4	5	6	7	8	9	AB	R	H	RBI	BB	SO	LOB	BOTTOM
51 Ichiro Suzuki, L (1, 9) OBP: 0.326, SLG: 0.313										4	0	0	0	0	0	3	
9 Chone Figgins, S (1, 5) OBP: 0.235, SLG: 0.260										4	0	0	0	0	0	0	
17 Justin Smoak, S (1, 3) OBP: 0.359, SLG: 0.457										4	1	1	1	0	1	0	
21 Franklin Gutierrez, R (1, 8) OBP: 0.306, SLG: 0.382										4	0	1	0	0	0	0	
44 Mike Wilson, R (1, 10) OBP: 0.227, SLG: 0.238										3	0	1	0	1	1	1	
26 Brendan Ryan, R (1, 6) OBP: 0.350, SLG: 0.348										3	0	2	0	1	0	1	
2 Jack Wilson, R (1, 4) OBP: 0.278, SLG: 0.277										4	0	1	0	0	1	5	
55 Michael Saunders, L (1, 7) OBP: 0.225, SLG: 0.252										4	0	0	0	0	2	5	
5 Chris Gimenez, R (1, 2) OBP: 0.342, SLG: 0.233										2	0	0	0	1	0	0	
<b>Inning Stats</b>	R: 0 H: 0 E: 0 LOB: 0 K: 1 BB: 0 S: 7 P: 9	R: 0 H: 1 E: 0 LOB: 2 K: 1 BB: 1 S: 10 P: 18	R: 0 H: 0 E: 0 LOB: 0 K: 0 BB: 0 S: 9 P: 13	R: 0 H: 0 E: 0 LOB: 0 K: 0 BB: 0 S: 6 P: 8	R: 0 H: 0 E: 0 LOB: 0 K: 0 BB: 0 S: 6 P: 8	R: 0 H: 1 E: 0 LOB: 2 K: 1 BB: 2 S: 12 P: 23	R: 0 H: 3 E: 0 LOB: 2 K: 0 BB: 0 S: 14 P: 18	R: 0 H: 0 E: 0 LOB: 0 K: 1 BB: 0 S: 11 P: 16	R: 0 H: 0 E: 0 LOB: 0 K: 0 BB: 0 S: 8 P: 14	R: 0 H: 1 E: 0 LOB: 1 K: 0 BB: 0 S: 9 P: 13	1B: 4 2B: 1 3B: 0 HR: 1	SF: 0 SAC: 0 DP: 1 HBP: 0	WP: 0 PB: 0 CS: 0	PA: 35			
<b>PITCHER</b>	IP WLS BF H R ER SO BB IBB HBP BLK WP HR S P ERA WHIP	IP WLS BF H R ER SO BB IBB HBP BLK WP HR S P ERA WHIP	IP WLS BF H R ER SO BB IBB HBP BLK WP HR S P ERA WHIP	IP WLS BF H R ER SO BB IBB HBP BLK WP HR S P ERA WHIP	IP WLS BF H R ER SO BB IBB HBP BLK WP HR S P ERA WHIP	IP WLS BF H R ER SO BB IBB HBP BLK WP HR S P ERA WHIP	IP WLS BF H R ER SO BB IBB HBP BLK WP HR S P ERA WHIP	IP WLS BF H R ER SO BB IBB HBP BLK WP HR S P ERA WHIP	IP WLS BF H R ER SO BB IBB HBP BLK WP HR S P ERA WHIP	IP WLS BF H R ER SO BB IBB HBP BLK WP HR S P ERA WHIP	8.0 W 31 5 1 1 0 3 0 0 0 0 1 77 118 1.12 1.000	1.0 L 4 1 0 0 0 0 0 0 0 0 9 13 0.00 1.000					

**New York Yankees @ Seattle Mariners**  
**Safeco Field, Seattle, WA**  
Sun

Batter	1	2	3	4	5	6	7	8	9	AB	R	H	RBI	BB	SO	LOB	TOP								
18 Felix Pie, L OBP: 0.263, SLG: 0.342	G4-3		1B			K		21 1B 27 E 1B		4	1	2	0	0	1	0	<b>Baltimore Orioles @ Seattle Mariners</b> Safeco Field, Seattle, WA Mon May 30 2011, 1:11 PM - 3:57 PM PDT Att: 22,874 - Partly Cloudy - 57 F								
2 J.J. Hardy, R OBP: 0.317, SLG: 0.371	L1		F9			G6-3		K		4	0	0	0	0	1	3									
21 Nick Markakis, L OBP: 0.318, SLG: 0.325	K				G6-3			K	32 FC3-6 27 E 1B	4	0	1	1	0	2	0									
27 Vladimir Guerrero, R OBP: 0.319, SLG: 0.411		G6-3								4	0	0	1	0	1	1									
10 Adam Jones, R OBP: 0.329, SLG: 0.440					K					0	0	0	0	0	0	0									
32 Matt Wieters, S OBP: 0.335, SLG: 0.396		G3								4	0	1	0	0	0	2									
30 Luke Scott, L OBP: 0.317, SLG: 0.418										3	0	1	0	1	1	2									
14 Nolan Reimold, R OBP: 0.423, SLG: 0.783										4	0	1	0	0	1	3									
12 Mark Reynolds, R OBP: 0.310, SLG: 0.384										4	1	1	1	0	0	4									
11 Robert Andino, R OBP: 0.375, SLG: 0.327										4	1	1	0	0	2	2									
<b>Inning Stats</b>	R: 0 E: 0 K: 1 S: 7	H: 0 LOB: 0 BB: 0 P: 8	R: 0 E: 0 K: 1 S: 8	H: 0 LOB: 0 BB: 0 P: 9	R: 1 E: 0 K: 1 S: 9	H: 2 LOB: 1 BB: 0 P: 12	R: 0 E: 0 K: 1 S: 8	H: 0 LOB: 0 BB: 0 P: 11	R: 0 E: 0 K: 1 S: 8	H: 1 LOB: 1 BB: 0 P: 12	R: 0 E: 0 K: 2 S: 12	H: 0 LOB: 0 BB: 0 P: 16	R: 0 E: 0 K: 1 S: 15	H: 1 LOB: 2 BB: 1 P: 23	R: 2 E: 1 K: 1 S: 18	H: 3 LOB: 2 BB: 0 P: 28	R: 0 E: 0 K: 0 S: 10	H: 1 LOB: 0 BB: 0 P: 16	1B: 6 2B: 1 3B: 0 HR: 1	SF: 0 SAC: 0 DP: 1 HBP: 0	WP: 0 PB: 0 SB: 0 CS: 0	PA: 36			
<b>PITCHER</b>	IP	WLS	BF	H	R	ER	SO	BB	IBB	HBP	BLK	WP	HR	S	P	ERA	WHIP								
58 Doug Fister, R ERA: 3.24	7.1	W	30	7	3	3	9	1	0	0	0	0	1	78	110	3.68	1.091								
50 Jamey Wright, R ERA: 1.46	0.1	H	2	0	0	0	0	0	0	0	0	0	0	5	6	0.00	0.000								
32 Aaron Laffey, L ERA: 1.78	0.1	H	1	0	0	0	0	0	0	0	0	0	0	2	3	0.00	0.000								
43 Brandon League, R ERA: 5.09	1.0	S	3	1	0	0	0	0	0	0	0	0	0	10	16	0.00	1.000								

Batter	1	2	3	4	5	6	7	8	9	AB	R	H	RBI	BB	SO	LOB	BOTTOM								
51 Ichiro Suzuki, L OBP: 0.329, SLG: 0.317	26 E 26 S G4-3 1B		17 BB 4 BB 26 1B 1B			G4-3				4	2	2	0	0	0	1	<b>Baltimore Orioles @ Seattle Mariners</b> Safeco Field, Seattle, WA Mon May 30 2011, 1:11 PM - 3:57 PM PDT Att: 22,874 - Partly Cloudy - 57 F								
26 Brendan Ryan, R OBP: 0.348, SLG: 0.345	G4-3		4 BB 17 BB 30 BB 1B			P3				4	1	1	1	0	1	0									
17 Justin Smoak, S OBP: 0.362, SLG: 0.452			30 BB 4 BB 1-2 2-3 BB			G3				2	1	0	0	2	1	0									
29 Jack Cust, L OBP: 0.369, SLG: 0.342			F7							4	0	2	1	0	0	3									
4 Adam Kennedy, L OBP: 0.316, SLG: 0.441	F7		30 BB 1-2 2-3 3-H BB			G3-6-3				3	0	0	1	1	0	2									
30 Miguel Olivo, R OBP: 0.303, SLG: 0.348	K		1-2 2-3 3-H BB							3	0	0	1	1	3	1									
8 Carlos Peguero, L OBP: 0.220, SLG: 0.339		G4-3								2	0	0	0	1	1	3									
21 Franklin Gutierrez, R OBP: 0.306, SLG: 0.382			K							0	0	0	0	0	0	0									
9 Chone Figgins, S OBP: 0.232, SLG: 0.256			K							3	0	0	0	0	2	4									
55 Michael Saunders, L OBP: 0.228, SLG: 0.254			K							3	0	1	0	0	2	1									
<b>Inning Stats</b>	R: 2 E: 0 K: 1 S: 13	H: 2 LOB: 1 BB: 1 P: 24	R: 0 E: 0 K: 2 S: 8	H: 0 LOB: 0 BB: 0 P: 13	R: 2 E: 0 K: 2 S: 23	H: 2 LOB: 3 BB: 3 P: 39	R: 0 E: 0 K: 0 S: 5	H: 1 LOB: 0 BB: 0 P: 10	R: 0 E: 0 K: 2 S: 11	H: 0 LOB: 1 BB: 1 P: 17	R: 0 E: 0 K: 2 S: 12	H: 0 LOB: 0 BB: 0 P: 18	R: 0 E: 0 K: 1 S: 6	H: 0 LOB: 0 BB: 0 P: 9	1B: 5 2B: 0 3B: 1 HR: 0	SF: 0 SAC: 0 DP: 1 HBP: 0	WP: 0 PB: 0 SB: 1 CS: 1	PA: 33							
<b>PITCHER</b>	IP	WLS	BF	H	R	ER	SO	BB	IBB	HBP	BLK	WP	HR	S	P	ERA	WHIP								
34 Jake Arrieta, R ERA: 4.97	2.1	L	15	4	4	4	3	4	0	0	0	0	0	38	68	15.43	3.429								
55 Alfredo Simon, R ERA: 4.05	3.2		12	2	0	0	4	1	0	0	0	0	0	29	43	0.00	0.818								
47 Pedro Viola, L ERA:	1.2		5	0	0	0	2	0	0	0	0	0	0	15	23	0.00	0.000								
43 Jim Johnson, R ERA: 3.07	0.1		1	0	0	0	1	0	0	0	0	0	0	3	4	0.00	0.000								





Batter	1	2	3	4	5	6	7	8	9	AB	R	H	RBI	BB	SO	LOB	TOP							
18 Felix Pie, L OBP: 0.259, SLG: 0.333										4	0	1	0	0	1	0								
10 Adam Jones, R OBP: 0.339, SLG: 0.462										4	1	3	1	0	0	1								
21 Nick Markakis, L OBP: 0.311, SLG: 0.318										4	0	0	0	0	0	3								
32 Matt Wieters, S OBP: 0.326, SLG: 0.401										4	0	0	0	0	1	2								
30 Luke Scott, L OBP: 0.318, SLG: 0.412											4	0	0	0	0	0								
2 J.J. Hardy, R OBP: 0.324, SLG: 0.406										4	1	2	1	0	1	0								
14 Nolan Reimold, R OBP: 0.455, SLG: 0.714											3	0	1	0	0	1								
12 Mark Reynolds, R OBP: 0.303, SLG: 0.369										3	0	0	0	1	2	2								
11 Robert Andino, R OBP: 0.363, SLG: 0.310										3	0	0	0	0	2	2								
<b>Inning Stats</b>	R: 0 E: 0 K: 1 S: 11	H: 1 LOB: 1 BB: 0 P: 14	R: 1 E: 0 K: 1 S: 10	H: 2 LOB: 0 BB: 0 P: 15	R: 0 E: 0 K: 1 S: 11	H: 1 LOB: 1 BB: 0 P: 16	R: 0 E: 0 K: 1 S: 10	H: 0 LOB: 0 BB: 0 P: 12	R: 0 E: 0 K: 2 S: 9	H: 0 LOB: 0 BB: 0 P: 10	R: 0 E: 0 K: 0 S: 7	H: 1 LOB: 2 BB: 0 P: 13	R: 0 E: 0 K: 1 S: 16	H: 1 LOB: 1 BB: 1 P: 26	R: 1 E: 0 K: 1 S: 8	H: 1 LOB: 0 BB: 0 P: 14	R: 0 E: 0 K: 0 S: 10	H: 0 LOB: 1 BB: 0 P: 18	1B: 5 2B: 0 3B: 0 HR: 2	SF: 0 SAC: 0 DP: 0 HBP: 1	WP: 0 PB: 0 SB: 0 CS: 1	PA: 35		
<b>PITCHER</b>	IP	WLS	BF	H	R	ER	SO	BB	IBB	HBP	BLK	WP	HR	S	P	ERA	WHIP							
36 Michael Pineda, R ERA: 2.3	7.0	L	27	6	1	1	7	1	0	0	0	0	1	74	106	1.29	1.000							
50 Jamey Wright, R ERA: 1.75	1.0	L	4	1	1	1	1	0	0	0	0	0	1	8	14	9.00	1.000							
39 David Pauley, R ERA: 0.81	1.0	S	4	0	0	0	0	0	0	1	0	0	0	10	18	0.00	0.000							

Baltimore Orioles @ Seattle Mariners  
Safeco Field, Seattle, WA  
Wed Jun 01 2011, 12:40 PM - 3:14 PM PDT  
Att: 18,053 - Roof Closed - 57 F

AB 33  
R 2  
H 7  
RBI 2  
BB 1  
SO 8  
LOB 11



Batter	1	2	3	4	5	6	7	8	9	AB	R	H	RBI	BB	SO	LOB	BOTTOM							
51 Ichiro Suzuki, L OBP: 0.331, SLG: 0.316										4	0	2	0	0	1	0								
26 Brendan Ryan, R OBP: 0.343, SLG: 0.340										4	0	0	0	0	2	2								
17 Justin Smoak, S OBP: 0.353, SLG: 0.454										4	0	0	0	0	1	2								
30 Miguel Olivo, R OBP: 0.302, SLG: 0.346											4	1	1	0	0	1								
21 Franklin Gutierrez, R OBP: 0.256, SLG: 0.317										4	0	0	0	0	0	1								
44 Mike Wilson, R OBP: 0.200, SLG: 0.208										3	0	0	0	0	0	1								
2 Jack Wilson, R OBP: 0.288, SLG: 0.288										3	0	2	1	0	0	0								
1 Luis Antonio Rodriguez, S OBP: 0.269, SLG: 0.288										3	0	0	0	0	1	2								
55 Michael Saunders, L OBP: 0.223, SLG: 0.248										3	0	0	0	0	0	0								
<b>Inning Stats</b>	R: 0 E: 0 K: 0 S: 7	H: 1 LOB: 0 BB: 0 P: 11	R: 1 E: 0 K: 1 S: 12	H: 2 LOB: 1 BB: 0 P: 19	R: 0 E: 0 K: 1 S: 9	H: 1 LOB: 1 BB: 0 P: 14	R: 0 E: 0 K: 0 S: 7	H: 0 LOB: 0 BB: 0 P: 11	R: 0 E: 1 K: 1 S: 9	H: 0 LOB: 1 BB: 0 P: 15	R: 0 E: 0 K: 1 S: 9	H: 0 LOB: 1 BB: 0 P: 15	R: 0 E: 0 K: 0 S: 9	H: 1 LOB: 0 BB: 0 P: 14	R: 0 E: 0 K: 1 S: 10	H: 0 LOB: 0 BB: 0 P: 12	R: 0 E: 0 K: 1 S: 8	H: 0 LOB: 0 BB: 0 P: 13	1B: 5 2B: 0 3B: 0 HR: 0	SF: 0 SAC: 0 DP: 1 HBP: 0	WP: 0 PB: 0 SB: 1 CS: 0	PA: 32		
<b>PITCHER</b>	IP	WLS	BF	H	R	ER	SO	BB	IBB	HBP	BLK	WP	HR	S	P	ERA	WHIP							
17 Brian Matusz, L ERA: 1.59	5.2	L	21	4	1	1	3	0	0	0	0	0	0	10	15	0.00	0.706							
43 Jim Johnson, R ERA: 2.93	1.1	W	5	1	0	0	0	0	0	0	0	0	0	10	15	0.00	0.750							
19 Koji Uehara, R ERA: 2.66	1.0	H	3	0	0	0	1	0	0	0	0	0	0	10	12	0.00	0.000							
63 Kevin Gregg, R ERA: 3.38	1.0	S	3	0	0	0	1	0	0	0	0	0	0	8	13	0.00	0.000							

Baltimore Orioles @ Seattle Mariners  
Safeco Field, Seattle, WA  
Wed Jun 01 2011, 12:40 PM - 3:14 PM PDT  
Att: 18,053 - Roof Closed - 57 F

AB 32  
R 1  
H 5  
RBI 1  
BB 0  
SO 5  
LOB 9





Batter	1	2	3	4	5	6	7	8	9	AB	R	H	RBI	BB	SO	LOB	TOP										
18 Ben Zobrist, S OBP: 0.325, SLG: 0.473										5	0	0	0	0	2	3	<b>Tampa Bay Rays @ Seattle Mariners</b> Safeco Field, Seattle, WA Thu Jun 02 2011, 7:11 PM - 9:59 PM PDT Att: 16,393 - Partly Cloudy - 57 F										
20 Matt Joyce, L OBP: 0.242, SLG: 0.642										4	1	2	1	0	0	0											
3 Evan Longoria, R OBP: 0.359, SLG: 0.439										3	1	1	0	1	1	1											
22 Johnny Damon, L OBP: 0.314, SLG: 0.415										3	0	1	0	1	0	1											
2 B.J. Upton, R OBP: 0.326, SLG: 0.399										4	0	1	0	0	2	5											
45 Felipe Lopez, S OBP: 0.253, SLG: 0.322										4	0	1	1	0	1	2											
5 Sam Fuld, L OBP: 0.285, SLG: 0.354										4	0	2	0	0	1	2											
15 Reid Brignac, L OBP: 0.209, SLG: 0.182										4	0	0	0	0	2	2											
10 Kelly Shoppach, R OBP: 0.237, SLG: 0.220										3	0	0	0	0	3	1											
28 John Jaso, L OBP: 0.277, SLG: 0.364										1	0	0	0	0	1	1											
<b>Inning Stats</b>	R: 0 E: 0 K: 2 S: 13	H: 1 LOB: 2 BB: 1 P: 20	R: 0 E: 0 K: 1 S: 5	H: 0 LOB: 0 BB: 0 P: 7	R: 0 E: 0 K: 2 S: 8	H: 0 LOB: 0 BB: 0 P: 11	R: 0 E: 0 K: 1 S: 8	H: 1 LOB: 1 BB: 1 P: 16	R: 0 E: 0 K: 2 S: 11	H: 1 LOB: 1 BB: 0 P: 15	R: 1 E: 0 K: 1 S: 12	H: 3 LOB: 2 BB: 0 P: 17	R: 0 E: 0 K: 2 S: 7	H: 0 LOB: 0 BB: 0 P: 11	R: 1 E: 0 K: 0 S: 15	H: 2 LOB: 1 BB: 0 P: 20	R: 0 E: 0 K: 2 S: 9	H: 1 LOB: 1 BB: 0 P: 13	1B: 6 2B: 1 3B: 0 HR: 1	SF: 0 SAC: 0 DP: 1 HBP: 0	WP: 1 PB: 1 SB: 2 CS: 0	PA: 37					
<b>PITCHER</b>	IP	WLS	BF	H	R	ER	SO	BB	IBB	HBP	BLK	WP	HR	S	P	ERA	WHIP										
34 Félix Hernández, R ERA: 3.04	7.0	W	28	5	1	1	11	2	0	0	0	1	0	64	97	1.29	1.000										
32 Aaron Laffey, L ERA: 2.05	1.0		5	2	1	1	0	0	0	0	0	0	1	15	20	9.00	2.000										
46 Chris Ray, R ERA: 6.6	1.0		4	1	0	0	2	0	0	0	0	0	0	9	13	0.00	1.000										

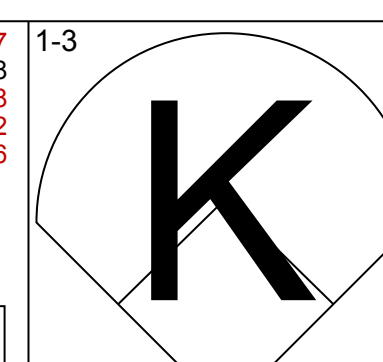
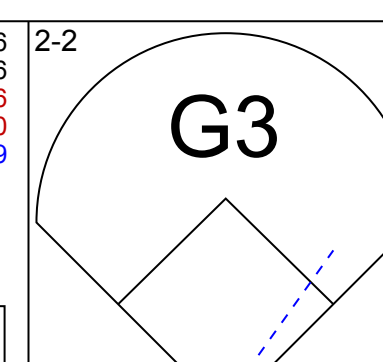
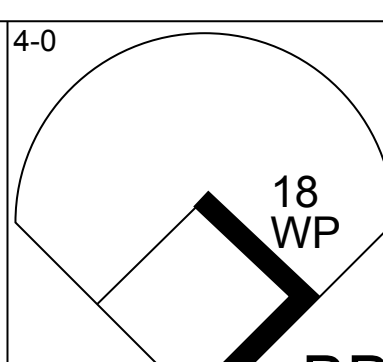
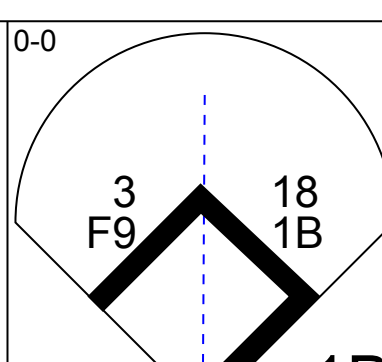
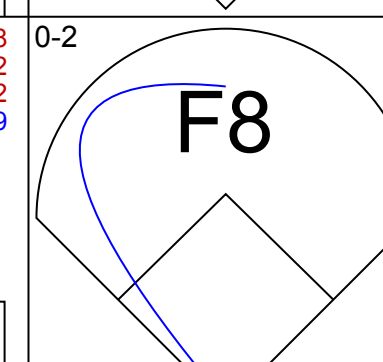
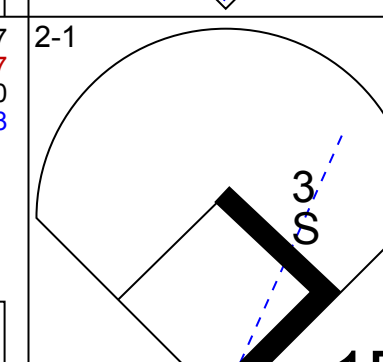
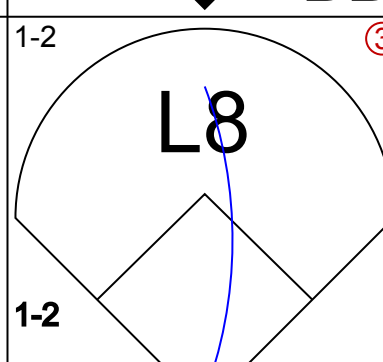
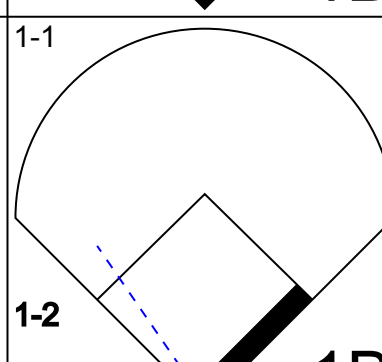
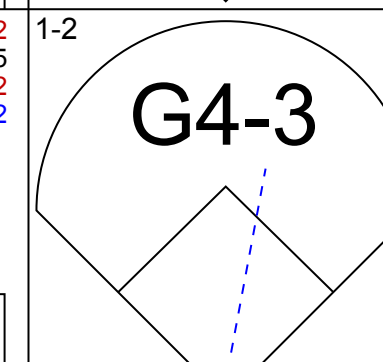
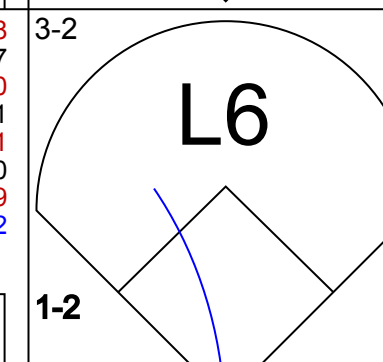
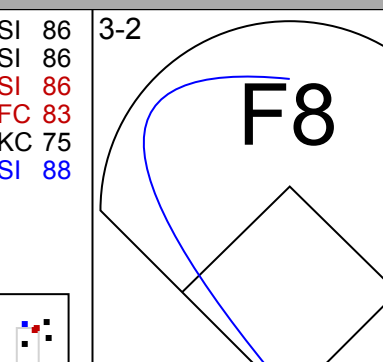
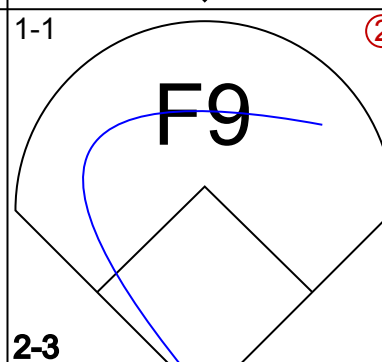
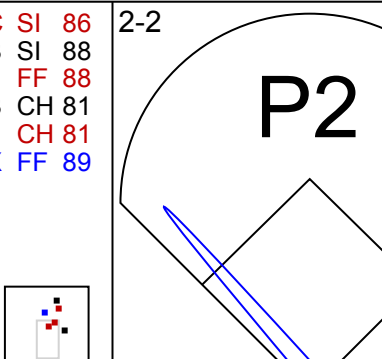
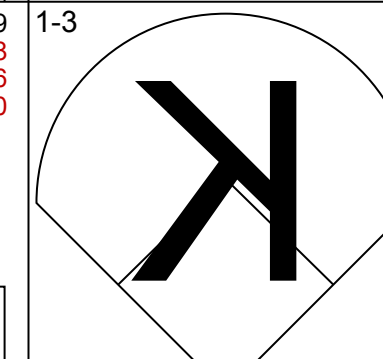
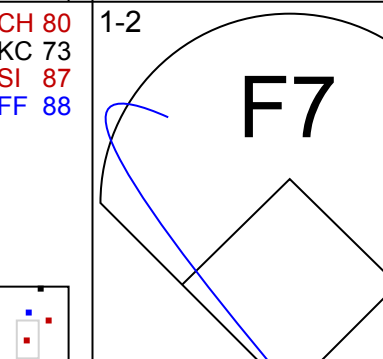
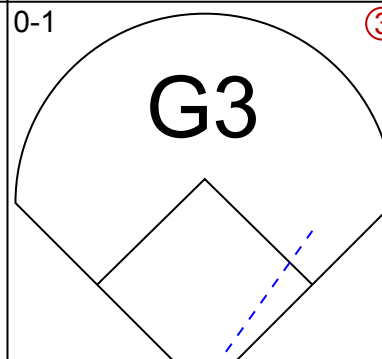
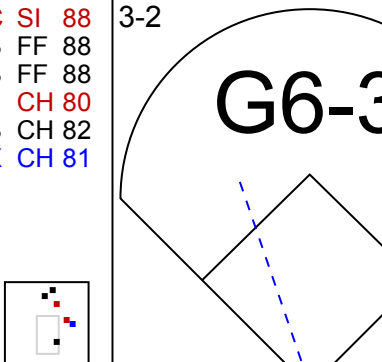
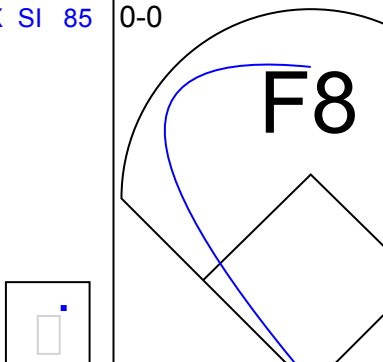
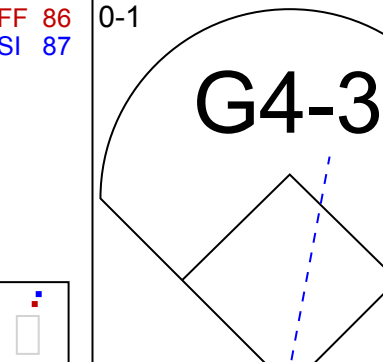
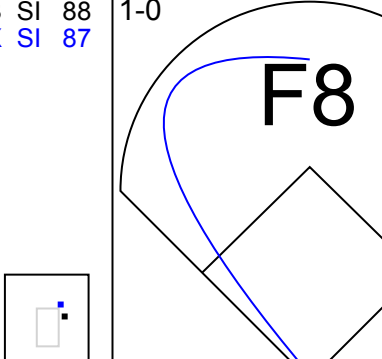
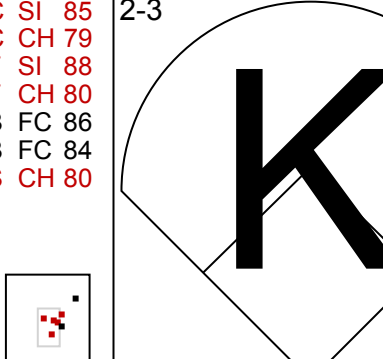
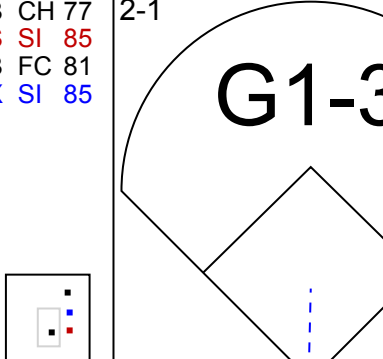
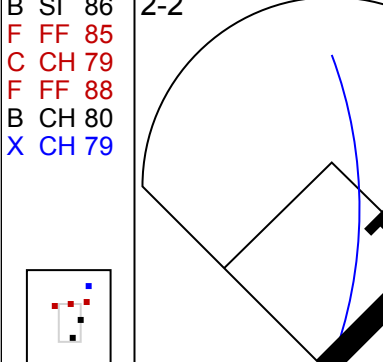
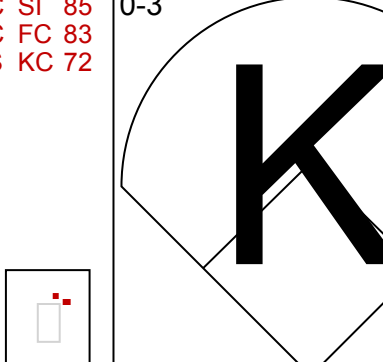
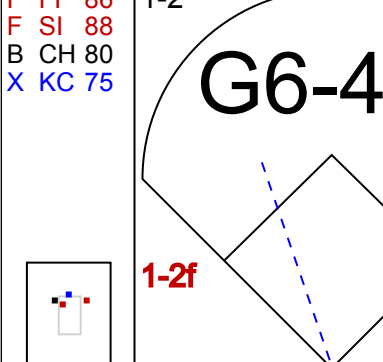
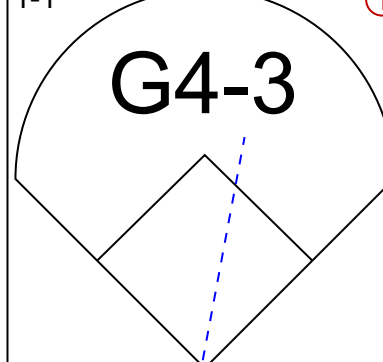
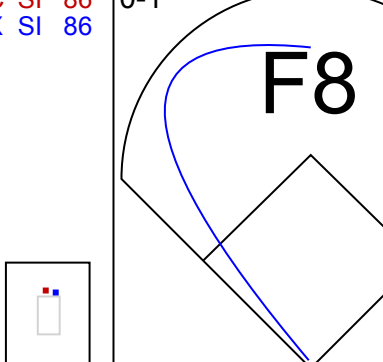
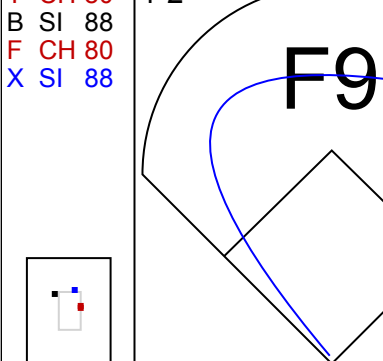
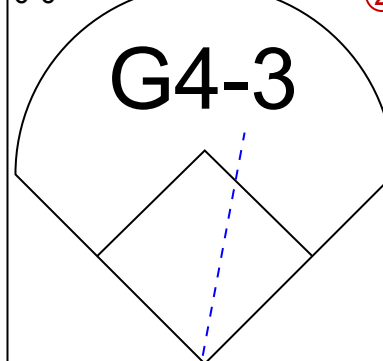
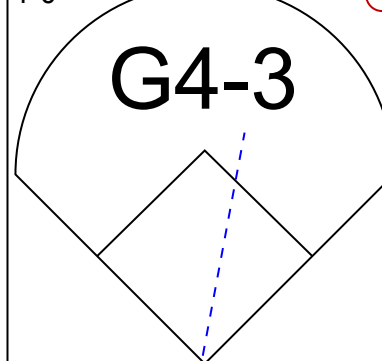
Batter	1	2	3	4	5	6	7	8	9	AB	R	H	RBI	BB	SO	LOB	BOTTOM										
51 Ichiro Suzuki, L OBP: 0.324, SLG: 0.309										5	0	0	0	0	1	2	<b>Tampa Bay Rays @ Seattle Mariners</b> Safeco Field, Seattle, WA Thu Jun 02 2011, 7:11 PM - 9:59 PM PDT Att: 16,393 - Partly Cloudy - 57 F										
26 Brendan Ryan, R OBP: 0.345, SLG: 0.338										4	0	1	0	1	1	0											
17 Justin Smoak, S OBP: 0.349, SLG: 0.464										5	1	1	1	0	1	3											
29 Jack Cust, L OBP: 0.369, SLG: 0.354										2	2	1	1	2	0	1											
21 Franklin Gutierrez, R OBP: 0.255, SLG: 0.295										3	1	0	0	1	0	1											
4 Adam Kennedy, L OBP: 0.329, SLG: 0.455										4	1	3	1	0	0	0											
30 Miguel Olivo, R OBP: 0.301, SLG: 0.349										4	0	1	0	0	0	4											
9 Chone Figgins, S OBP: 0.232, SLG: 0.256										4	1	1	1	0	2	4											
8 Carlos Peguero, L OBP: 0.227, SLG: 0.429										4	2	2	4	0	1	2											
<b>Inning Stats</b>	R: 0 E: 0 K: 2 S: 8	H: 4 LOB: 0 BB: 0 P: 10	R: 5 E: 1 K: 0 S: 20	H: 4 LOB: 0 BB: 0 P: 34	R: 1 E: 0 K: 2 S: 18	H: 1 LOB: 2 BB: 2 P: 31	R: 2 E: 0 K: 0 S: 11	H: 2 LOB: 1 BB: 1 P: 18	R: 0 E: 0 K: 2 S: 18	H: 2 LOB: 2 BB: 0 P: 24	R: 0 E: 0 K: 0 S: 5	H: 1 LOB: 0 BB: 0 P: 8	R: 0 E: 0 K: 0 S: 15	H: 0 LOB: 0 BB: 0 P: 21	R: 0 E: 1 K: 0 S: 14	H: 0 LOB: 2 BB: 1 P: 25	1B: 4 2B: 2 3B: 0 HR: 4	SF: 0 SAC: 0 DP: 1 HBP: 0	WP: 0 PB: 0 SB: 0 CS: 0	PA: 39							
<b>PITCHER</b>	IP	WLS	BF	H	R	ER	SO	BB	IBB	HBP	BLK	WP	HR	S	P	ERA	WHIP										
33 James Shields, R ERA: 2.77	4.0	L	23	7	8	7	4	3	0	0	0	0	4	57	93	15.75	2.500										
37 Juan Cruz, R ERA: 3.5	3.0		11	3	0	0	2	0	0	0	0	0	0	38	53	0.00	1.000										
27 César Ramos, L ERA: 3.63	1.0		5	0	0	0	0	1	0	0	0	0	0	14	25	0.00	1.000										

AB	35
R	2
H	8
RBI	2
BB	2
SO	13
LOB	18



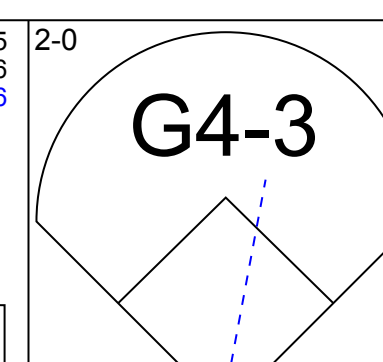
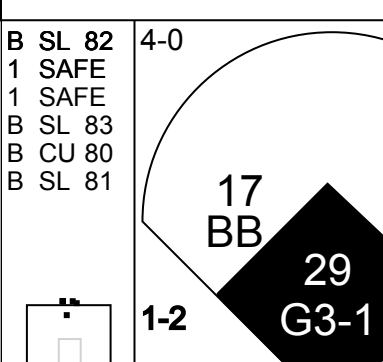
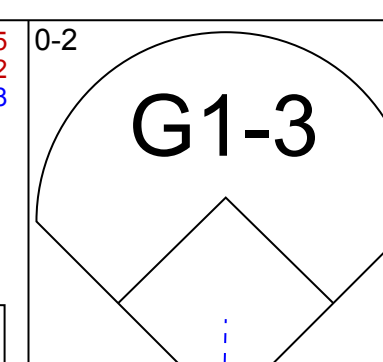
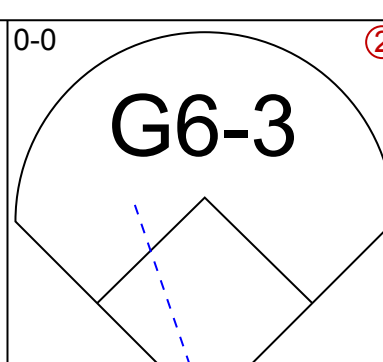
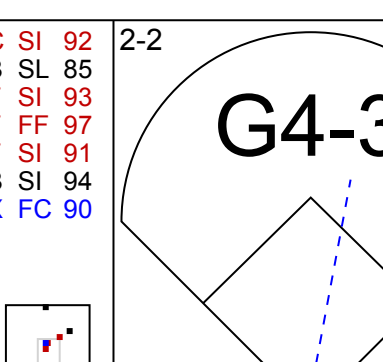
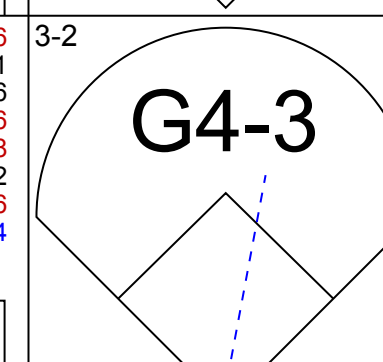
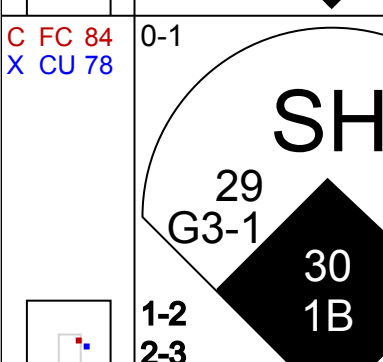
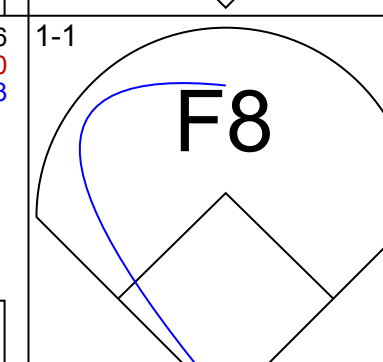
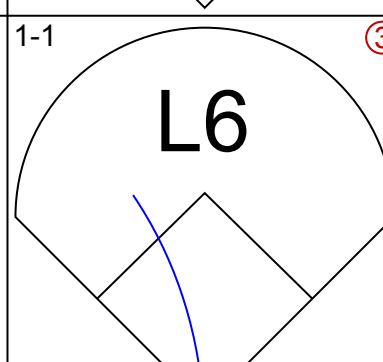
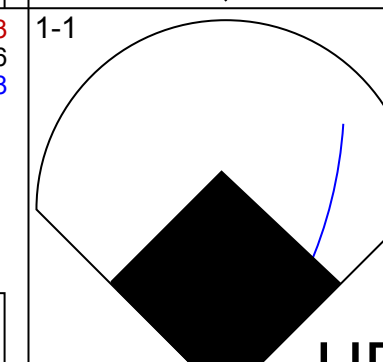
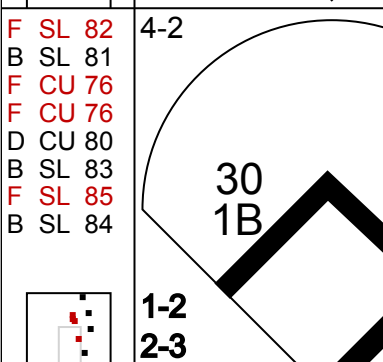
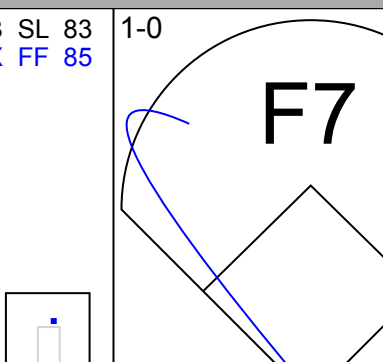
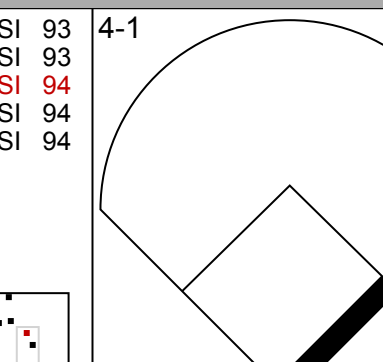
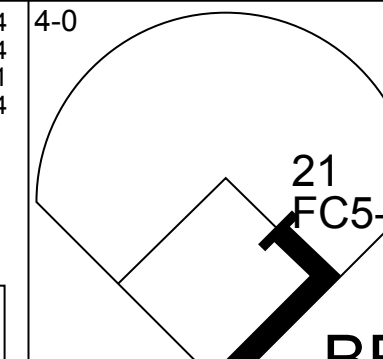
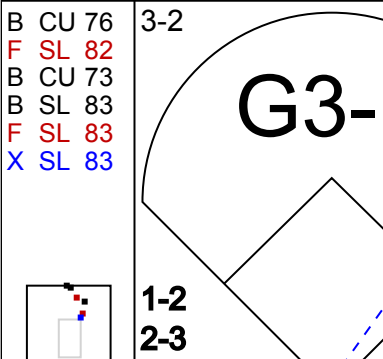
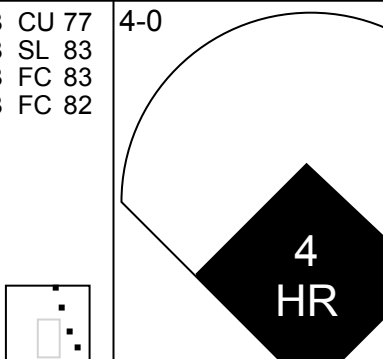
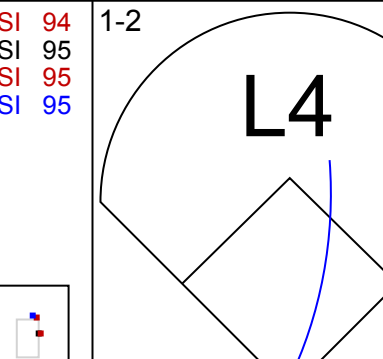
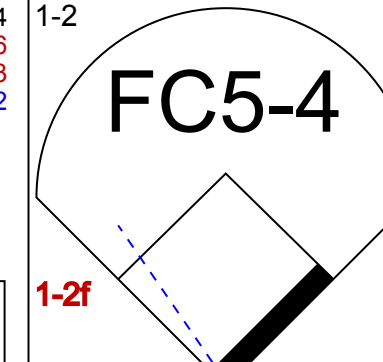
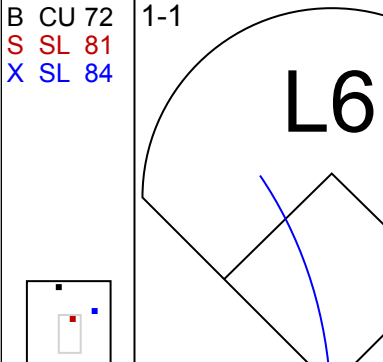
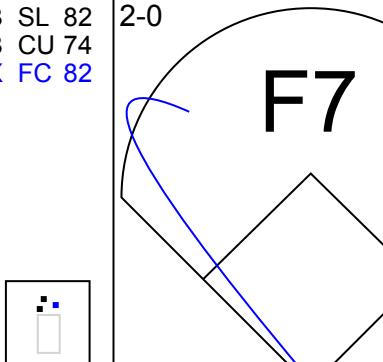
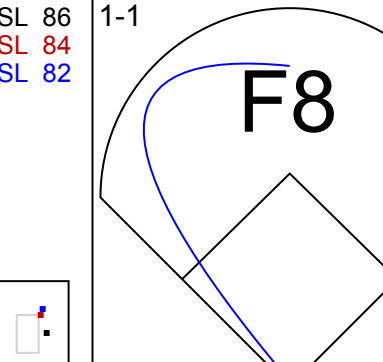
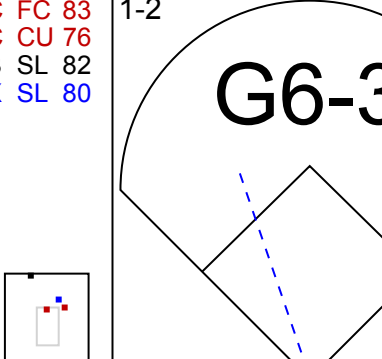
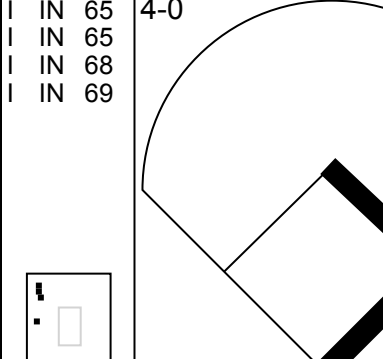
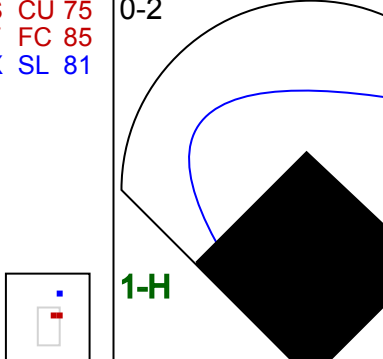
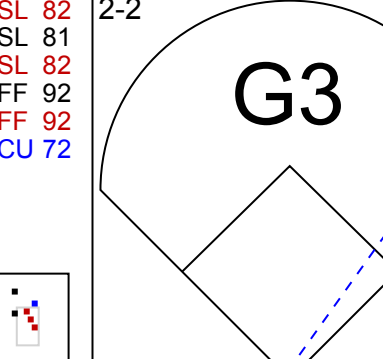
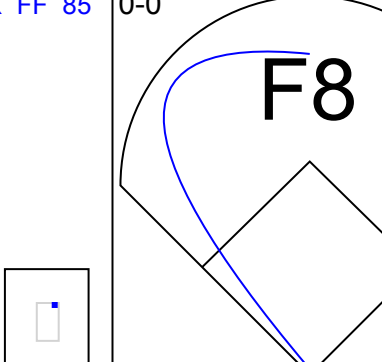
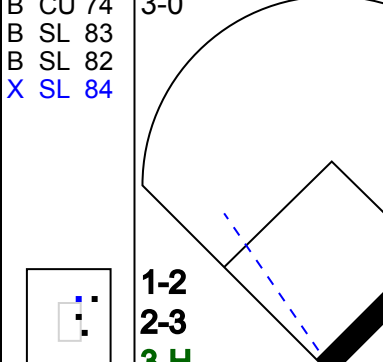
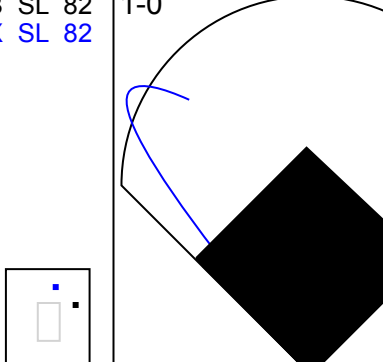
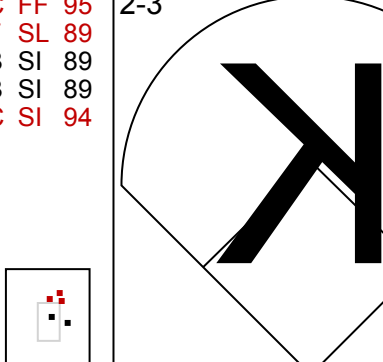
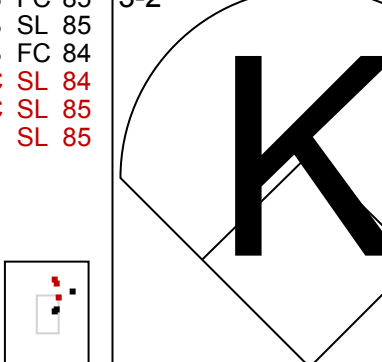
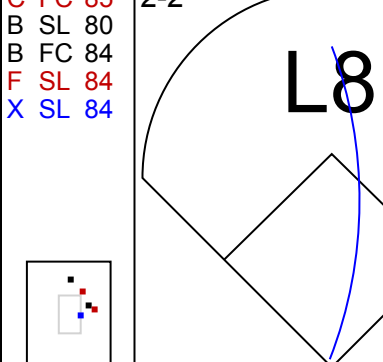
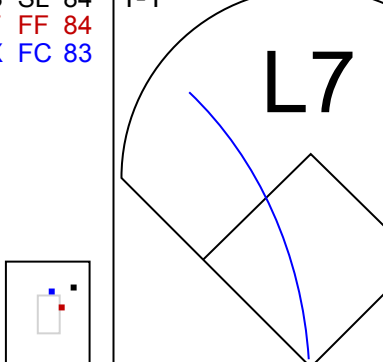
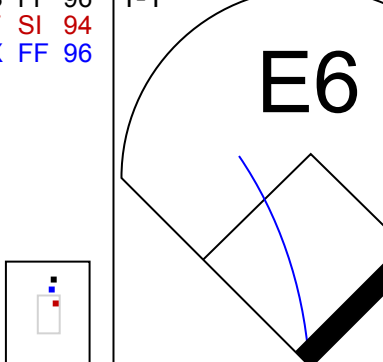
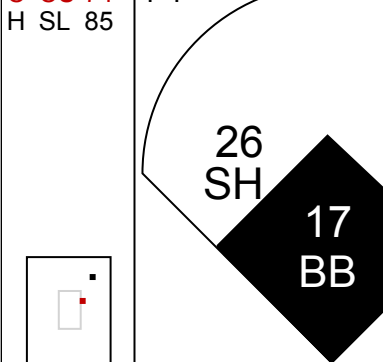
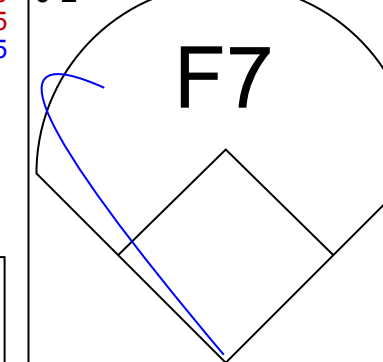
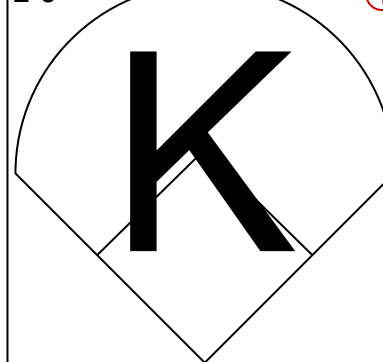
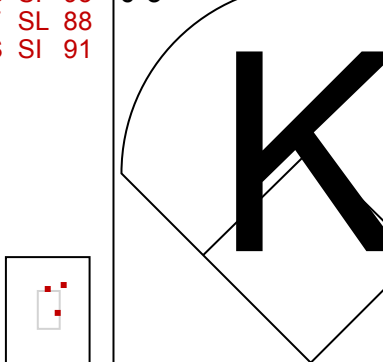
AB	35
R	8
H	10
RBI	8
BB	4
SO	6
LOB	17



Batter	1	2	3	4	5	6	7	8	9	AB	R	H	RBI	BB	SO	LOB	TOP			
22 Johnny Damon, L (1, 10) OBP: 0.317, SLG: 0.414										3	0	1	0	1	1	0	<p>Tampa Bay Rays @ Seattle Mariners</p> <p>Safeco Field, Seattle, WA</p> <p>Fri Jun 03 2011, 7:11 PM - 9:33 PM PDT</p> <p>Att: 24,482 - Clear - 64 F</p>			
18 Ben Zobrist, S (1, 4) OBP: 0.328, SLG: 0.474										4	0	2	0	0	0	1				
3 Evan Longoria, R (1, 5) OBP: 0.348, SLG: 0.423										4	0	0	0	0	0	3				
20 Matt Joyce, L (1, 9) OBP: 0.414, SLG: 0.627										4	0	0	0	0	1	3				
2 B.J. Upton, R (1, 8) OBP: 0.321, SLG: 0.393										3	0	0	0	0	0	0				
1 Sean Rodriguez, R (1, 6) OBP: 0.318, SLG: 0.425										3	0	0	0	0	1	0				
45 Felipe Lopez, S (1, 3) OBP: 0.295, SLG: 0.322										3	0	1	0	0	1	0				
28 John Jaso, L (1, 2) OBP: 0.270, SLG: 0.354										3	0	0	0	0	0	1				
16 Justin Ruggiano, R (1, 7) OBP: 0.267, SLG: 0.333										3	0	0	0	0	0	0				
<b>Inning Stats</b>	R: 0 E: 0 K: 1 S: 11	H: 0 LOB: 0 BB: 0 P: 13	R: 0 E: 0 K: 0 S: 8	H: 0 LOB: 0 BB: 0 P: 14	R: 0 E: 0 K: 0 S: 10	H: 1 LOB: 0 BB: 0 P: 14	R: 0 E: 0 K: 1 S: 13	H: 1 LOB: 1 BB: 0 P: 21	R: 0 E: 0 K: 0 S: 6	H: 0 LOB: 0 BB: 0 P: 12	R: 0 E: 0 K: 0 S: 8	H: 0 LOB: 0 BB: 0 P: 12	R: 0 E: 0 K: 1 S: 7	H: 0 LOB: 0 BB: 0 P: 9	R: 0 E: 0 K: 0 S: 8	H: 2 LOB: 2 BB: 0 P: 11	1B: 4 2B: 0 3B: 0 HR: 0	SF: 0 SAC: 0 DP: 1 HBP: 0	WP: 1 PB: 0 SB: 1 CS: 0	PA: 31
<b>PITCHER</b> 38 Jason Vargas, L (1, 1) ERA: 3.96	IP: 9.0 WLS: W BF: 31 H: 4 R: 0 ER: 0 SO: 4 BB: 1 IBB: 0 HBP: 0 BLK: 0 WP: 1 HR: 0 S: 78 P: 115 ERA: 0.00 WHIP: 0.556															<b>PITCHER</b>				

AB	30
R	0
H	4
RBI	0
BB	1
SO	4
LOB	8



Batter	1	2	3	4	5	6	7	8	9	AB	R	H	RBI	BB	SO	LOB	BOTTOM			
51 Ichiro Suzuki, L (1, 9) OBP: 0.322, SLG: 0.304										4	1	0	0	1	0	1	<p>Tampa Bay Rays @ Seattle Mariners</p> <p>Safeco Field, Seattle, WA</p> <p>Fri Jun 03 2011, 7:11 PM - 9:33 PM PDT</p> <p>Att: 24,482 - Clear - 64 F</p>			
26 Brendan Ryan, R (1, 6) OBP: 0.339, SLG: 0.331										3	1	0	0	0	0	0				
17 Justin Smoak, S (1, 3) OBP: 0.357, SLG: 0.481										2	1	1	2	2	0	0				
29 Jack Cust, L (1, 10) OBP: 0.372, SLG: 0.350										2	1	0	1	2	0	3				
21 Franklin Gutierrez, R (1, 8) OBP: 0.235, SLG: 0.271										4	0	0	0	0	0	5				
4 Adam Kennedy, L (1, 4) OBP: 0.333, SLG: 0.474										3	1	1	2	1	0	1				
30 Miguel Olivo, R (1, 2) OBP: 0.305, SLG: 0.371										4	1	2	2	0	1	0				
9 Chone Figgins, S (1, 5) OBP: 0.228, SLG: 0.251										4	0	0	0	0	1	3				
8 Carlos Peguero, L (1, 7) OBP: 0.229, SLG: 0.409										3	1	0	0	0	2	1				
<b>Inning Stats</b>	R: 1 E: 0 K: 0 S: 11	H: 1 LOB: 1 BB: 1 P: 22	R: 0 E: 0 K: 1 S: 7	H: 0 LOB: 0 BB: 0 P: 11	R: 3 E: 0 K: 0 S: 16	H: 1 LOB: 3 BB: 3 P: 38	R: 0 E: 0 K: 0 S: 8	H: 0 LOB: 0 BB: 0 P: 9	R: 3 E: 0 K: 0 S: 8	H: 2 LOB: 0 BB: 1 P: 17	R: 0 E: 0 K: 1 S: 9	H: 0 LOB: 0 BB: 0 P: 12	R: 0 E: 0 K: 0 S: 10	H: 0 LOB: 1 BB: 1 P: 18	R: 0 E: 1 K: 2 S: 13	H: 0 LOB: 1 BB: 0 P: 18	1B: 1 2B: 0 3B: 0 HR: 3	SF: 0 SAC: 1 DP: 0 HBP: 1	WP: 0 PB: 0 SB: 0 CS: 0	PA: 37
<b>PITCHER</b> 21 Andy Sonnanstine, R (1, 1) ERA: 5.68	IP: 5.0 WLS: L BF: 26 H: 4 R: 7 ER: 7 SO: 7 BB: 4 IBB: 1 HBP: 0 BLK: 0 WP: 0 HR: 3 S: 50 P: 97 ERA: 12.60 WHIP: 1.600															<b>PITCHER</b>				
36 Adam Russell, R (6, 1) ERA: 2.61	IP: 1.2 WLS: 0 BF: 6 H: 0 R: 0 ER: 0 SO: 1 BB: 1 IBB: 0 HBP: 0 BLK: 0 WP: 0 HR: 0 S: 15 P: 24 ERA: 0.00 WHIP: 0.600																			
27 Cesar Ramos, L (7, 1) ERA: 0.57	IP: 0.1 WLS: 0 BF: 1 H: 0 R: 0 ER: 0 SO: 0 BB: 0 IBB: 0 HBP: 0 BLK: 0 WP: 0 HR: 0 S: 4 P: 6 ERA: 0.00 WHIP: 0.000																			
43 Kyle Farnsworth, R (8, 1) ERA: 1.42	IP: 1.0 WLS: 0 BF: 4 H: 0 R: 0 ER: 0 SO: 2 BB: 0 IBB: 0 HBP: 0 BLK: 0 WP: 0 HR: 13 S: 18 P: 18 ERA: 0.00 WHIP: 0.000																			

AB	29
R	7
H	4
RBI	7
BB	6
SO	4
LOB	14





Batter	1	2	3	4	5	6	7	8	9	AB	R	H	RBI	BB	SO	LOB	TOP										
22 Johnny Damon, L (1,10) OBP: 0.321, SLG: 0.418										5	1	2	0	0	0	0											
18 Ben Zobrist, S (1,4) OBP: 0.332, SLG: 0.477										4	2	2	1	0	0	1											
20 Matt Joyce, L (1,9) OBP: 0.408, SLG: 0.614										4	1	1	1	1	0	2											
2 B.J. Upton, R (1,8) OBP: 0.323, SLG: 0.386										4	1	1	1	0	1	1											
45 Felipe Lopez, S (1,5) OBP: 0.255, SLG: 0.330										4	0	1	1	0	1	1											
15 Reid Brignac, L (8,6) OBP: 0.202, SLG: 0.175										0	0	0	0	0	0	0											
1 Sean Rodriguez, R (1,6) OBP: 0.313, SLG: 0.415										3	1	1	0	0	2	1											
3 Evan Longoria, R (8,PH) OBP: 0.356, SLG: 0.430										1	0	1	1	0	0	0											
11 Casey Kotchman, L (1,3) OBP: 0.400, SLG: 0.457										4	0	1	0	0	2	1											
10 Kelly Shoppach, R (1,2) OBP: 0.250, SLG: 0.247										3	0	2	1	0	1	0											
28 John Jaso, L (9,PH) OBP: 0.276, SLG: 0.350										1	0	0	0	0	0	0											
5 Sam Fuld, L (1,7) OBP: 0.284, SLG: 0.347										4	0	0	0	0	0	3											
<b>Inning Stats</b>	R: 0 E: 0 K: 0 S: 6	H: 1 LOB: 0 BB: 0 P: 9	R: 1 E: 0 K: 1 S: 12	H: 3 LOB: 2 BB: 0 P: 18	R: 2 E: 0 K: 1 S: 13	H: 3 LOB: 1 BB: 0 P: 20	R: 0 E: 0 K: 1 S: 9	H: 1 LOB: 0 BB: 0 P: 14	R: 0 E: 0 K: 2 S: 10	H: 0 LOB: 0 BB: 0 P: 16	R: 0 E: 0 K: 2 S: 10	H: 0 LOB: 0 BB: 0 P: 16	R: 3 E: 0 K: 0 S: 11	H: 4 LOB: 1 BB: 0 P: 20	R: 0 E: 0 K: 0 S: 7	H: 0 LOB: 0 BB: 0 P: 8	1B: 8 2B: 4 3B: 0 HR: 0	SF: 0 SAC: 0 DP: 1 HBP: 0	WP: 1 PB: 0 SB: 0 CS: 0	PA: 38							
<b>PITCHER</b>	IP	WLS	BF	H	R	ER	SO	BB	IBB	HBP	BLK	WP	HR	S	P	ERA	WHIP										
45 Erik Bedard, L (1,1) ERA: 3.46	7.0		27	8	3	3	7	0	0	0	0	1	0	70	111	3.86	1.143										
50 Jamey Wright, R (8,1) ERA: 2.7	1.0	W	7	4	3	3	0	0	0	0	0	0	0	11	20	27.00	4.000										
43 Brandon League, R (9,1) ERA: 4.68	1.0	S	3	0	0	0	0	0	0	0	0	0	0	7	8	0.00	0.000										

Tampa Bay Rays @ Seattle Mariners  
Safeco Field, Seattle, WA  
Sun Jun 05 2011, 1:12 PM - 4:06 PM PDT  
Att: 28,955 - Partly Cloudy - 66 F

AB 37  
R 6  
H 12  
RBI 6  
BB 0  
SO 7  
LOB 10



Batter	1	2	3	4	5	6	7	8	9	AB	R	H	RBI	BB	SO	LOB	BOTTOM										
51 Ichiro Suzuki, L (1,9) OBP: 0.318, SLG: 0.309										5	1	2	2	0	1	1											
26 Brendan Ryan, R (1,6) OBP: 0.324, SLG: 0.315										4	0	0	1	0	0	3											
17 Justin Smoak, S (1,3) OBP: 0.357, SLG: 0.479										3	0	1	0	1	0	0											
2 Jack Wilson, R (6,PR) OBP: 0.288, SLG: 0.288										0	1	0	0	0	0	0											
29 Jack Cust, L (1,10) OBP: 0.367, SLG: 0.341										4	1	1	0	0	1	1											
4 Adam Kennedy, L (1,4) OBP: 0.331, SLG: 0.462										3	2	1	1	1	0	0											
30 Miguel Olivo, R (1,2) OBP: 0.308, SLG: 0.406										4	1	1	3	0	2	1											
8 Carlos Peguero, L (1,7) OBP: 0.263, SLG: 0.437										2	2	1	0	0	0	0											
21 Franklin Gutierrez, R (8,8) OBP: 0.218, SLG: 0.250										1	0	0	0	0	0	1											
9 Chone Figgins, S (1,5) OBP: 0.225, SLG: 0.248										4	0	1	0	0	0	3											
56 Greg Halman, R (1,8) OBP: 0.750, SLG: 1.250										4	1	3	2	0	0	0											
<b>Inning Stats</b>	R: 0 E: 0 K: 1 S: 11	H: 0 LOB: 0 BB: 0 P: 15	R: 0 E: 0 K: 1 S: 6	H: 0 LOB: 0 BB: 0 P: 12	R: 3 E: 0 K: 0 S: 16	H: 3 LOB: 1 BB: 0 P: 24	R: 0 E: 0 K: 1 S: 7	H: 0 LOB: 0 BB: 0 P: 10	R: 0 E: 0 K: 0 S: 3	H: 0 LOB: 0 BB: 0 P: 5	R: 0 E: 0 K: 1 S: 6	H: 0 LOB: 0 BB: 0 P: 10	R: 2 E: 0 K: 0 S: 20	H: 2 LOB: 1 BB: 1 P: 32	R: 4 E: 0 K: 0 S: 23	H: 6 LOB: 3 BB: 1 P: 40	1B: 8 2B: 0 3B: 2 HR: 1	SF: 0 SAC: 1 DP: 0 HBP: 1	WP: 0 PB: 0 SB: 0 CS: 0	PA: 38							
<b>PITCHER</b>	IP	WLS	BF	H	R	ER	SO	BB	IBB	HBP	BLK	WP	HR	S	P	ERA	WHIP										
40 Wade Davis, R (1,1) ERA: 4.71	7.0		28	5	5	5	4	1	0	1	0	0	0	69	108	6.43	0.857										
39 J.P. Howell, L (8,1) ERA: 18.9	0.1	L	4	2	3	3	0	1	0	0	0	0	0	11	19	81.00	9.000										
62 Joel Peralta, R (8,1) ERA: 3.77	0.1		2	1	1	1	0	0	0	0	0	0	1	6	10	27.00	3.000										
36 Adam Russell, R (8,1) ERA: 2.57	0.1		4	3	0	0	0	0	0	0	0	0	0	6	11	0.00	9.000										

Tampa Bay Rays @ Seattle Mariners  
Safeco Field, Seattle, WA  
Sun Jun 05 2011, 1:12 PM - 4:06 PM PDT  
Att: 28,955 - Partly Cloudy - 66 F

AB 34  
R 9  
H 11  
RBI 9  
BB 2  
SO 4  
LOB 10





Batter	1	2	3	4	5	6	7	8	9	AB	R	H	RBI	BB	SO	LOB	TOP			
51 Ichiro Suzuki, L (1,9) OBP: 0.313, SLG: 0.303	G4-3		F7		G4-3		G6-3			4	0	0	0	0	0	3	<b>Seattle Mariners @ Chicago White Sox</b> U.S. Cellular Field, Chicago, IL Tue Jun 07 2011, 8:11 PM - 10:35 PM EDT Att: 21,337 - Clear - 93 F			
1 Luis Antonio Rodriguez, S (1,6) OBP: 0.260, SLG: 0.354	17 WP 2B				B5-3			G4-3		3	0	1	0	1	0	0				
17 Justin Smoak, S (1,3) OBP: 0.349, SLG: 0.464	K2-3		G4-3			G3-1		L8		4	0	0	0	0	1	3				
29 Jack Cust, L (1,10)	L4				K		K			3	0	0	0	1	2	1				
4 Adam Kennedy, L (1,4)		G3				F7		F8		3	1	0	0	1	0	1				
21 Franklin Gutierrez, R (1,8) OBP: 0.238, SLG: 0.297	L3						G6-3			4	0	2	0	0	0	0				
30 Miguel Olivo, R (1,2) OBP: 0.296, SLG: 0.390							G6-3			3	0	0	1	0	1	1				
9 Chone Figgins, S (1,5) OBP: 0.227, SLG: 0.245								G4-6-3		4	0	1	0	0	1	2				
8 Carlos Peguero, L (1,7) OBP: 0.278, SLG: 0.446										3	0	2	0	0	0	0				
<b>Inning Stats</b>	R: 0 H: 1 E: 0 K: 1 S: 11	H: 1 LOB: 1 BB: 0 P: 15	R: 0 H: 0 E: 0 K: 1 S: 6	H: 0 LOB: 0 BB: 0 P: 7	R: 0 H: 1 E: 0 K: 0 S: 12	H: 1 LOB: 2 BB: 1 P: 20	R: 1 H: 1 E: 0 K: 2 S: 10	H: 1 LOB: 1 BB: 0 P: 18	R: 0 H: 0 E: 0 K: 1 S: 5	H: 0 LOB: 0 BB: 0 P: 8	R: 0 H: 2 E: 0 K: 0 S: 11	H: 2 LOB: 2 BB: 0 P: 16	R: 0 H: 0 E: 0 K: 0 S: 10	H: 0 LOB: 1 BB: 1 P: 19	R: 0 H: 1 E: 0 K: 0 S: 7	H: 1 LOB: 0 BB: 0 P: 8	1B: 5 2B: 1 3B: 0 HR: 0	SF: 1 SAC: 0 DP: 1 HBP: 0	WP: 1 PB: 0 SB: 0 CS: 0	PA: 35
<b>PITCHER</b>	IP WLS BF H R ER SO BB IBB HBP BLK WP HR S P ERA WHIP	IP WLS BF H R ER SO BB IBB HBP BLK WP HR S P ERA WHIP																		
41 Philip Humber, R (1,1) ERA: 2.87	7.2	W	31	5	1	1	5	3	0	0	0	0	0	0	0	0	1.17	1.043		
49 Chris Sale, L (8,1) ERA: 4.44	1.1		4	1	0	0	0	0	0	0	0	0	0	0	0	9	12	0.00	0.750	

Batter	1	2	3	4	5	6	7	8	9	AB	R	H	RBI	BB	SO	LOB	BOTTOM			
1 Juan Pierre, L (1,7) OBP: 0.328, SLG: 0.310	K		FC3-2 11 3B	P4		CS		G4-3		4	1	0	0	0	1	4	<b>Seattle Mariners @ Chicago White Sox</b> U.S. Cellular Field, Chicago, IL Tue Jun 07 2011, 8:11 PM - 10:35 PM EDT Att: 21,337 - Clear - 93 F			
11 Omar Vizquel, S (1,6) OBP: 0.310, SLG: 0.367	G4-3				F7		P6			4	1	1	2	0	0	0				
20 Carlos Quentin, R (1,9) OBP: 0.372, SLG: 0.573										4	1	1	2	0	1	0				
51 Alex Rios, R (7,PR) OBP: 0.253, SLG: 0.301	K									0	0	0	0	0	0	0				
14 Paul Konerko, R (1,10)										3	1	2	1	1	1	0				
12 A.J. Pierzynski, L (1,2) OBP: 0.302, SLG: 0.348										4	0	1	0	0	0	2				
18 Brent Lillibridge, R (1,8) OBP: 0.379, SLG: 0.605										4	0	1	0	0	2	2				
23 Mark Teahen, L (1,3) OBP: 0.297, SLG: 0.298										4	0	0	0	0	0	1				
15 Gordon Beckham, R (1,4) OBP: 0.298, SLG: 0.364										3	0	0	0	1	1	1				
22 Brent Morel, R (1,5) OBP: 0.282, SLG: 0.331										3	1	2	0	0	0	0				
<b>Inning Stats</b>	R: 0 H: 0 E: 0 K: 2 S: 8	H: 0 LOB: 0 BB: 0 P: 14	R: 1 H: 1 E: 0 K: 1 S: 8	H: 1 LOB: 0 BB: 0 P: 10	R: 4 H: 3 E: 0 K: 1 S: 12	H: 3 LOB: 0 BB: 1 P: 23	R: 0 H: 2 E: 0 K: 0 S: 13	H: 2 LOB: 2 BB: 0 P: 15	R: 0 H: 0 E: 0 K: 1 S: 9	H: 0 LOB: 0 BB: 0 P: 11	R: 0 H: 0 E: 1 K: 0 S: 18	H: 0 LOB: 2 BB: 1 P: 28	R: 0 H: 0 E: 0 K: 1 S: 6	H: 0 LOB: 0 BB: 0 P: 8	R: 0 H: 0 E: 0 K: 1 S: 6	H: 0 LOB: 0 BB: 0 P: 8	1B: 5 2B: 0 3B: 1 HR: 2	SF: 0 SAC: 0 DP: 0 HBP: 0	WP: 0 PB: 0 SB: 0 CS: 1	PA: 36
<b>PITCHER</b>	IP WLS BF H R ER SO BB IBB HBP BLK WP HR S P ERA WHIP	IP WLS BF H R ER SO BB IBB HBP BLK WP HR S P ERA WHIP																		
34 Félix Hernández, R (1,1) ERA: 3.29	6.2	L	31	8	5	5	5	2	0	0	0	0	0	0	0	0	6.75	1.500		
46 Chris Ray, R (7,1) ERA: 6.06	1.1		4	0	0	0	1	0	0	0	0	0	0	0	0	10	15	0.00	0.000	

AB	31
R	1
H	6
RBI	1
BB	3
SO	5
LOB	11



AB	33
R	5
H	8
RBI	5
BB	2
SO	6
LOB	10






Batter	1	2	3	4	5	6	7	8	9	AB	R	H	RBI	BB	SO	LOB	TOP										
51 Ichiro Suzuki, L OBP: 0.306, SLG: 0.294	G4-3		K		G4-3			K2-3		4	0	0	0	0	2	1											
26 Brendan Ryan, R OBP: 0.328, SLG: 0.317	1B			K		K		1B		4	0	2	0	0	2	0											
4 Adam Kennedy, L OBP: 0.327, SLG: 0.439	P3			1B		1B		F7		4	0	2	0	0	0	2											
30 Miguel Olivo, R OBP: 0.292, SLG: 0.403	K			K		K		K		4	0	0	0	0	4	3											
21 Franklin Gutierrez, R OBP: 0.239, SLG: 0.279	L7			G1-3		K		G6-3		4	0	0	0	0	1	2											
20 Mike Carp, L OBP: 0.244, SLG: 0.333	BB					F7		L7		2	0	0	0	2	0	0											
56 Greg Halman, R OBP: 0.636, SLG: 0.818	L9					F9		K		4	1	1	0	0	1	2											
1 Luis Antonio Rodriguez, S OBP: 0.271, SLG: 0.292	F7					F9		P5		3	0	0	0	0	0	1											
2 Jack Wilson, R OBP: 0.274, SLG: 0.273	G2-3					K		P4		3	0	0	0	0	1	0											
<b>Inning Stats</b>	R: 0 E: 0 K: 1 S: 12	H: 1 LOB: 1 BB: 0 P: 18	R: 0 E: 0 K: 0 S: 9	H: 0 LOB: 0 BB: 1 P: 14	R: 0 E: 0 K: 1 S: 10	H: 0 LOB: 0 BB: 0 P: 15	R: 0 E: 0 K: 2 S: 14	H: 1 LOB: 1 BB: 0 P: 21	R: 0 E: 0 K: 3 S: 12	H: 1 LOB: 1 BB: 0 P: 16	R: 0 E: 0 K: 1 S: 8	H: 0 LOB: 0 BB: 0 P: 11	R: 0 E: 0 K: 1 S: 9	H: 1 LOB: 1 BB: 0 P: 12	R: 0 E: 0 K: 1 S: 12	H: 0 LOB: 1 BB: 1 P: 17	1B: 5 2B: 0 3B: 0 HR: 0	SF: 0 SAC: 0 DP: 0 HBP: 0	WP: 1 PB: 0 SB: 1 CS: 0	PA: 34							
<b>PITCHER</b>	IP	WLS	BF	H	R	ER	SO	BB	IBB	HBP	BLK	WP	HR	S	P	ERA	WHIP										
35 Justin Verlander, R ERA: 2.89	8.0	W	30	5	1	1	10	1	0	0	0	1	0	86	126	1.12	0.750										
46 Jose Valverde, R ERA: 2.89	1.0	S	4	0	0	0	1	1	0	0	0	0	0	12	17	0.00	1.000										

Seattle Mariners @ Detroit Tigers  
Comerica Park, Detroit, MI  
Thu Jun 09 2011, 7:07 PM - 9:23 PM EDT  
Att: 22,090 - Partly Cloudy - 69 F

AB 32  
R 1  
H 5  
RBI 0  
BB 2  
SO 11  
LOB 11



Batter	1	2	3	4	5	6	7	8	9	AB	R	H	RBI	BB	SO	LOB	BOTTOM										
14 Austin Jackson, R OBP: 0.302, SLG: 0.352	G3		K		G3-4			F8		4	0	0	0	0	1	2											
32 Don Kelly, L OBP: 0.303, SLG: 0.349	1B		F9		1B			G3-1		4	1	2	1	0	0	1											
26 Brennan Boesch, L OBP: 0.343, SLG: 0.462	BB				HR			G6-3		3	1	2	2	1	0	0											
57 Casper Wells, R OBP: 0.315, SLG: 0.433	BB				HR			G6-3		0	0	0	0	0	0	0											
24 Miguel Cabrera, R OBP: 0.435, SLG: 0.573	G5-3				L4			G5-3		4	0	0	0	0	0	3											
41 Victor Martinez, S OBP: 0.354, SLG: 0.477	F7				F8			G3-1		3	0	0	0	0	0	1											
12 Andy Dirks, L OBP: 0.322, SLG: 0.472	K				P2			F8		3	0	0	0	0	1	1											
27 Jhonny Peralta, R OBP: 0.372, SLG: 0.513	P4				1B			G6-3		3	1	1	0	0	0	0											
13 Alex Avila, L OBP: 0.359, SLG: 0.564					3B			BB		2	1	2	1	1	0	0											
25 Ryan Raburn, R OBP: 0.238, SLG: 0.330					3B			BB		3	0	0	0	0	1	3											
39 Ramon Santiago, S OBP: 0.291, SLG: 0.316	P3				K			G6-4-3		0	0	0	0	0	0	0											
<b>Inning Stats</b>	R: 0 E: 0 K: 0 S: 7	H: 1 LOB: 1 BB: 1 P: 14	R: 0 E: 0 K: 1 S: 8	H: 0 LOB: 0 BB: 0 P: 11	R: 0 E: 0 K: 1 S: 8	H: 1 LOB: 1 BB: 0 P: 10	R: 0 E: 0 K: 0 S: 6	H: 1 LOB: 1 BB: 0 P: 9	R: 4 E: 0 K: 1 S: 14	H: 4 LOB: 0 BB: 0 P: 16	R: 0 E: 0 K: 0 S: 8	H: 0 LOB: 0 BB: 0 P: 10	R: 0 E: 0 K: 0 S: 3	H: 0 LOB: 0 BB: 1 P: 8	R: 0 E: 0 K: 0 S: 7	H: 0 LOB: 0 BB: 0 P: 9	1B: 3 2B: 1 3B: 2 HR: 1	SF: 0 SAC: 0 DP: 2 HBP: 0	WP: 0 PB: 0 SB: 0 CS: 0	PA: 31							
<b>PITCHER</b>	IP	WLS	BF	H	R	ER	SO	BB	IBB	HBP	BLK	WP	HR	S	P	ERA	WHIP										
58 Doug Fister, R ERA: 3.4	8.0	L	31	7	4	4	3	2	0	0	0	0	1	61	87	4.50	1.125										

Seattle Mariners @ Detroit Tigers  
Comerica Park, Detroit, MI  
Thu Jun 09 2011, 7:07 PM - 9:23 PM EDT  
Att: 22,090 - Partly Cloudy - 69 F

AB 29  
R 4  
H 7  
RBI 4  
BB 2  
SO 3  
LOB 11





Batter	1	2	3	4	5	6	7	8	9	AB	R	H	RBI	BB	SO	LOB	TOP					
9 Chone Figgins, S OBP: 0.238, SLG: 0.256	G6-3		G6-3				P5			4	0	2	0	0	0	0						
26 Brendan Ryan, R OBP: 0.322, SLG: 0.310	G6-3		G6-3				G6-4-3		P6	4	0	0	0	0	0	3						
17 Justin Smoak, S OBP: 0.349, SLG: 0.478	HR		L4				P5		P3	4	1	1	1	0	0	1						
29 Jack Cust, L OBP: 0.358, SLG: 0.328	K						P5		K	4	0	0	0	0	2	0						
4 Adam Kennedy, L OBP: 0.331, SLG: 0.453	F8						F7		2B	4	0	2	0	0	0	0						
21 Franklin Gutierrez, R OBP: 0.240, SLG: 0.292	G1-3		G5-3				G6-3		B1	4	0	1	0	0	0	2						
8 Carlos Peguero, L OBP: 0.299, SLG: 0.500	G1-3						5 1B		HR	3	2	2	1	1	0	1						
56 Greg Halman, R OBP: 0.467, SLG: 0.600	G6-3						K		G4-3	4	0	0	0	0	2	4						
5 Chris Gimenez, R OBP: 0.318, SLG: 0.222			F9				F9		K	4	0	1	1	0	1	2						
<b>Inning Stats</b>	R: 1 H: 1 E: 0 K: 1 S: 10	L: 1 LOB: 0 BB: 0 P: 16	R: 0 H: 1 E: 0 K: 0 S: 7	L: 1 LOB: 1 BB: 0 P: 11	R: 0 H: 1 E: 0 K: 0 S: 8	L: 1 LOB: 1 BB: 0 P: 9	R: 0 H: 0 E: 0 K: 0 S: 6	L: 0 LOB: 0 BB: 0 P: 8	R: 1 H: 3 E: 0 K: 1 S: 14	L: 3 LOB: 1 BB: 0 P: 23	R: 0 H: 1 E: 0 K: 0 S: 10	L: 1 LOB: 1 BB: 0 P: 12	R: 1 H: 1 E: 0 K: 0 S: 8	L: 1 LOB: 0 BB: 0 P: 13	R: 0 H: 0 E: 0 K: 1 S: 6	L: 0 LOB: 2 BB: 0 P: 11	R: 0 H: 1 E: 0 K: 2 S: 10	L: 1 LOB: 2 BB: 1 P: 18	1B: 2 2B: 4 3B: 1 HR: 2	SF: 0 SAC: 0 DP: 1 HBP: 0	WP: 0 PB: 0 SB: 0 CS: 0	PA: 36
<b>PITCHER</b>	IP	WLS	BF	H	R	ER	SO	BB	IBB	HBP	BLK	WP	HR	S	P	ERA	WHIP					
31 Brad Penny, R ERA: 4.69	7.0	L	28	8	3	3	2	0	0	0	0	0	2	63	92	3.86	1.143					
49 Charlie Furbush, L ERA: 1.72	1.0		4	1	0	0	1	0	0	0	0	0	0	8	15	0.00	1.000					
62 Al Albuquerque, R ERA: 2.61	1.0		4	0	0	0	2	0	1	0	0	0	0	8	14	0.00	0.000					

Seattle Mariners @ Detroit Tigers  
Comerica Park, Detroit, MI  
Fri Jun 10 2011, 7:07 PM - 10:00 PM EDT  
Att: 30,511 - Cloudy - 62 F

AB 35  
R 3  
H 9  
RBI 3  
BB 1  
SO 5  
LOB 13



Batter	1	2	3	4	5	6	7	8	9	AB	R	H	RBI	BB	SO	LOB	BOTTOM					
14 Austin Jackson, R OBP: 0.306, SLG: 0.351	G6-4-3		G6-3					SH1-3		1	0	0	0	2	0	1						
57 Casper Wells, R OBP: 0.303, SLG: 0.414	G6-4-3							G3-1		3	0	0	0	0	2	2						
12 Andy Dirks, L OBP: 0.317, SLG: 0.463	G6-4-3							K		1	0	0	0	0	0	1						
26 Brennan Boesch, L OBP: 0.342, SLG: 0.458	K						G4-3		K	4	1	1	0	0	2	1						
24 Miguel Cabrera, R OBP: 0.429, SLG: 0.563	F9						F8		K	4	0	0	0	0	1	1						
41 Victor Martinez, S OBP: 0.352, SLG: 0.489	P6						HR		G6-3	4	1	1	2	0	0	0						
27 Jhonny Peralta, R OBP: 0.374, SLG: 0.510	K								K	3	0	1	0	1	2	0						
25 Ryan Raburn, R OBP: 0.235, SLG: 0.324									1B	3	0	0	0	0	3	1						
39 Ramon Santiago, S OBP: 0.287, SLG: 0.313	K								G4-3	1	0	0	0	0	0	1						
13 Alex Avila, L OBP: 0.354, SLG: 0.554	G6-3									3	0	0	0	0	0	0						
29 Danny Worth, R OBP: 0.500, SLG: 0.563										2	0	1	0	0	0	0						
32 Don Kelly, L OBP: 0.311, SLG: 0.357										1	0	1	0	0	0	0						
<b>Inning Stats</b>	R: 0 H: 0 E: 0 K: 1 S: 7	L: 0 LOB: 0 BB: 1 P: 13	R: 0 H: 0 E: 0 K: 1 S: 9	L: 0 LOB: 0 BB: 0 P: 12	R: 0 H: 1 E: 0 K: 1 S: 18	L: 1 LOB: 0 BB: 0 P: 25	R: 2 H: 2 E: 0 K: 2 S: 14	L: 2 LOB: 1 BB: 1 P: 25	R: 0 H: 0 E: 0 K: 1 S: 12	L: 0 LOB: 1 BB: 1 P: 21	R: 0 H: 0 E: 0 K: 0 S: 5	L: 0 LOB: 0 BB: 0 P: 8	R: 0 H: 0 E: 0 K: 2 S: 9	L: 0 LOB: 0 BB: 0 P: 16	R: 0 H: 1 E: 0 K: 1 S: 8	L: 1 LOB: 0 BB: 0 P: 10	R: 0 H: 1 E: 0 K: 1 S: 10	L: 1 LOB: 1 BB: 0 P: 12	1B: 3 2B: 1 3B: 0 HR: 1	SF: 0 SAC: 1 DP: 1 HBP: 0	WP: 0 PB: 0 SB: 0 CS: 0	PA: 34
<b>PITCHER</b>	IP	WLS	BF	H	R	ER	SO	BB	IBB	HBP	BLK	WP	HR	S	P	ERA	WHIP					
45 Erik Bedard, L ERA: 3.47	5.0		20	3	2	2	6	3	0	0	0	0	0	14	24	0.00	1.200					
46 Chris Ray, R ERA: 5.4	2.0	W	6	0	0	0	2	0	0	0	0	0	0	8	10	0.00	1.000					
39 David Pauley, R ERA: 0.96	1.0	H	4	1	0	0	1	0	0	0	0	0	0	10	10	0.00	1.000					
43 Brandon League, R ERA: 4.33	1.0	S	4	1	0	0	1	0	0	0	0	0	0	10	10	0.00	1.000					

Seattle Mariners @ Detroit Tigers  
Comerica Park, Detroit, MI  
Fri Jun 10 2011, 7:07 PM - 10:00 PM EDT  
Att: 30,511 - Cloudy - 62 F

AB 30  
R 2  
H 5  
RBI 2  
BB 3  
SO 10  
LOB 8




Batter	1	2	3	4	5	6	7	8	9	AB	R	H	RBI	BB	SO	LOB	TOP										
51 Ichiro Suzuki, L (1.9) OBP: 0.309, SLG: 0.305	P4		F9			SF7		G5-4-3		4	1	2	0	0	0	2	<b>Seattle Mariners @ Detroit Tigers</b> Comerica Park, Detroit, MI Sat Jun 11 2011, 7:06 PM - 9:28 PM EDT Att: 38,398 - Partly Cloudy - 74 F										
26 Brendan Ryan, R (1.6) OBP: 0.316, SLG: 0.305	L6		F8			SF7		G5-4-3		3	0	0	1	0	0	3											
17 Justin Smoak, S (1.3) OBP: 0.347, SLG: 0.474	K					F7				4	0	1	0	0	1	0											
4 Adam Kennedy, L (1.4) OBP: 0.324, SLG: 0.442		G4-3				F8				4	0	0	0	0	0	1											
30 Miguel Olivo, R (1.2) OBP: 0.287, SLG: 0.395		F8				L6				4	0	0	0	0	0	1											
8 Carlos Peguero, L (1.7) OBP: 0.289, SLG: 0.482			K			G4-3				3	0	0	0	0	1	0											
20 Mike Carp, L (1.10) OBP: 0.500, SLG: 0.375										2	0	1	0	1	1	0											
9 Chone Figgins, S (1.5) OBP: 0.238, SLG: 0.253										2	0	0	0	1	0	1											
56 Greg Halman, R (1.8) OBP: 0.444, SLG: 0.556										3	0	1	0	0	1	2											
<b>Inning Stats</b>	R: 0 H: 0 E: 0 K: 1 S: 8	WLS: 0 BF: 0 LOB: 0 P: 14	R: 0 H: 0 E: 0 K: 1 S: 10	WLS: 0 BF: 0 LOB: 0 P: 13	R: 0 H: 0 E: 0 K: 1 S: 14	WLS: 0 BF: 0 LOB: 2 P: 28	R: 0 H: 2 E: 0 K: 0 S: 6	WLS: 0 BF: 0 LOB: 0 P: 9	R: 0 H: 0 E: 0 K: 0 S: 6	WLS: 2 BF: 2 LOB: 0 P: 12	R: 1 H: 2 E: 0 K: 0 S: 10	WLS: 2 BF: 1 LOB: 1 P: 13	R: 0 H: 0 E: 0 K: 1 S: 8	WLS: 0 BF: 0 LOB: 0 P: 12	R: 0 H: 1 E: 0 K: 0 S: 4	WLS: 1 BF: 7 LOB: 0 P: 7		R: 0 H: 0 E: 0 K: 0 S: 7	WLS: 0 BF: 0 LOB: 0 P: 8	1B: 4 2B: 0 3B: 1 HR: 0	SF: 1 SAC: 0 DP: 1 HBP: 0	WP: 0 PB: 0 SB: 0 CS: 0	PA: 32				
<b>PITCHER</b>	IP	WLS	BF	H	R	ER	SO	BB	IBB	HBP	BLK	WP	HR	S	P	ERA	WHIP										
37 Max Scherzer, R (1.1) ERA: 4.39	7.0	W	26	4	1	1	4	2	0	0	0	0	0	62	101	1.29	0.857										
53 Joaquin Benoit, R (8.1) ERA: 5.01	1.0		3	1	0	0	0	0	0	0	0	0	0	4	7	0.00	1.000										
38 David Purcey, L (9.1) ERA: 2.7	1.0		3	0	0	0	0	0	0	0	0	0	0	7	8	0.00	0.000										

Batter	1	2	3	4	5	6	7	8	9	AB	R	H	RBI	BB	SO	LOB	BOTTOM										
14 Austin Jackson, R (1.8) OBP: 0.311, SLG: 0.372	F7					F9		G6-3		5	1	3	2	0	0	0	<b>Seattle Mariners @ Detroit Tigers</b> Comerica Park, Detroit, MI Sat Jun 11 2011, 7:06 PM - 9:28 PM EDT Att: 38,398 - Partly Cloudy - 74 F										
32 Don Kelly, L (1.5) OBP: 0.305, SLG: 0.348	F8					F8		G6-3		5	0	1	1	0	0	3											
26 Brennan Boesch, L (1.9) OBP: 0.349, SLG: 0.468										4	2	3	0	0	1	0											
57 Casper Wells, R (8.9) OBP: 0.299, SLG: 0.408			K							1	0	0	0	0	0	1											
24 Miguel Cabrera, R (1.3) OBP: 0.430, SLG: 0.560										3	1	1	0	0	0	2											
41 Victor Martinez, S (1.10) OBP: 0.360, SLG: 0.500										4	1	3	2	0	1	1											
12 Andy Dirks, L (1.7) OBP: 0.297, SLG: 0.431										4	0	0	0	0	0	4											
27 Jhonny Peralta, R (1.6) OBP: 0.372, SLG: 0.520										4	1	1	2	0	1	1											
13 Alex Avila, L (1.2) OBP: 0.356, SLG: 0.551										3	1	1	0	1	1	0											
39 Ramon Santiago, S (1.4) OBP: 0.286, SLG: 0.310										4	1	1	0	0	0	1											
<b>Inning Stats</b>	R: 2 H: 2 E: 1 K: 0 S: 9	WLS: 2 BF: 26 LOB: 1 P: 14	R: 1 H: 2 E: 0 K: 0 S: 11	WLS: 2 BF: 0 LOB: 0 P: 19	R: 0 H: 1 E: 0 K: 2 S: 9	WLS: 1 BF: 4 LOB: 1 P: 14	R: 0 H: 0 E: 0 K: 2 S: 8	WLS: 0 BF: 0 LOB: 0 P: 11	R: 0 H: 1 E: 0 K: 0 S: 7	WLS: 2 BF: 5 LOB: 1 P: 8	R: 3 H: 4 E: 0 K: 0 S: 20	WLS: 4 BF: 1 LOB: 1 P: 32	R: 0 H: 0 E: 0 K: 0 S: 10	WLS: 2 BF: 0 LOB: 1 P: 13	R: 1 H: 2 E: 0 K: 0 S: 7	WLS: 2 BF: 0 LOB: 1 P: 8	1B: 9 2B: 2 3B: 2 HR: 1	SF: 0 SAC: 0 DP: 1 HBP: 1	WP: 1 PB: 0 SB: 0 CS: 0	PA: 39							
<b>PITCHER</b>	IP	WLS	BF	H	R	ER	SO	BB	IBB	HBP	BLK	WP	HR	S	P	ERA	WHIP										
36 Michael Pineda, R (1.1) ERA: 2.72	1.1	L	26	6	6	5	4	1	0	1	0	0	0	18	26	5.40	2.400										
50 Jamey Wright, R (6.1) ERA: 3.1	1.2		8	4	1	1	0	0	0	0	0	0	0	7	8	9.00	2.000										
60 Jeff Gray, R (8.1) ERA: 2.84	1.0		5	2	1	1	0	0	0	0	0	0	0	7	8	9.00	2.000										


livebaseballscores.com

AB 29  
R 1  
H 5  
RBI 1  
BB 2  
SO 4  
LOB 10



livebaseballscores.com

AB 37  
R 8  
H 14  
RBI 7  
SO 4  
LOB 13









Batter	1	2	3	4	5	6	7	8	9	AB	R	H	RBI	BB	SO	LOB	TOP										
<b>2 Erick Aybar</b> , S (1, 6) OBP: 0.325, SLG: 0.408	F9		F9			F8		F8		4	0	1	1	0	0	0	<b>Los Angeles Angels @ Seattle Mariners</b> Safeco Field, Seattle, WA Wed Jun 15 2011, 7:11 PM - 9:58 PM PDT Att: 19,343 - Partly Cloudy - 61 F										
<b>48 Toni Hunter</b> , R (1, 9) OBP: 0.303, SLG: 0.360	G5-3		K			P6		L7		4	0	0	0	0	1	2											
<b>53 Bobby Abreu</b> , L (1, 10) OBP: 0.403, SLG: 0.383	K					F7		K		4	0	0	0	0	2	2											
<b>10 Vernon Wells</b> , R (1, 7) OBP: 0.235, SLG: 0.327		25 1B				F8				4	0	1	0	0	1	0											
<b>47 Howie Kendrick</b> , R (1, 4) OBP: 0.371, SLG: 0.486		F7				K				4	0	1	0	0	1	1											
<b>44 Mark Trumbo</b> , R (1, 3) OBP: 0.292, SLG: 0.453		F7								4	0	0	0	0	1	2											
<b>25 Peter Bourjos</b> , R (1, 8) <b>13 Maicer Izturis</b> , S (0, PH) OBP: 0.345, SLG: 0.396										2	1	2	0	1	0	0											
<b>46 Bobby Wilson</b> , R (1, 2) <b>16 Hank Conger</b> , L (0, PH) OBP: 0.259, SLG: 0.280										2	0	0	0	0	0	3											
<b>18 Andrew Romine</b> , S (1, 5) <b>39 Russell Branyan</b> , L (0, PH) OBP: 0.269, SLG: 0.280										0	0	0	0	0	1	0											
<b>Inning Stats</b>	R: 0 E: 0 K: 1 S: 11	H: 0 LOB: 0 BB: 0 P: 15	R: 0 E: 0 K: 0 S: 11	H: 2 LOB: 2 BB: 0 P: 16	R: 0 E: 0 K: 1 S: 8	H: 0 LOB: 0 BB: 0 P: 13	R: 0 E: 0 K: 1 S: 7	H: 0 LOB: 0 BB: 0 P: 10	R: 0 E: 0 K: 0 S: 10	H: 1 LOB: 1 BB: 0 P: 16	R: 0 E: 0 K: 0 S: 10	H: 0 LOB: 0 BB: 0 P: 14	R: 0 E: 0 K: 2 S: 10	H: 0 LOB: 0 BB: 0 P: 12	R: 1 E: 0 K: 1 S: 9	H: 1 LOB: 2 BB: 2 P: 19		R: 0 E: 0 K: 0 S: 8	H: 1 LOB: 1 BB: 0 P: 14	1B: 4 2B: 1 3B: 0 HR: 0	SF: 0 SAC: 0 DP: 0 HBP: 0	WP: 0 PB: 0 SB: 0 CS: 0	PA: 34				
<b>PITCHER</b>	IP	WLS	BF	H	R	ER	SO	BB	IBB	HBP	BLK	WP	HR	S	P	ERA	WHIP										
<b>45 Erik Bedard</b> , L (1, 1) ERA: 3.16	7.0	W	24	3	0	0	5	0	0	0	0	0	0	68	96	0.00	0.429										
<b>39 David Pauley</b> , R (0, 1) ERA: 1.14	1.0	H	6	1	1	1	1	2	0	0	0	0	0	9	19	9.00	3.000										
<b>43 Brandon League</b> , R (0, 1) ERA: 4.03	1.0	S	4	1	0	0	0	0	0	0	0	0	0	8	14	0.00	1.000										

Batter	1	2	3	4	5	6	7	8	9	AB	R	H	RBI	BB	SO	LOB	BOTTOM										
<b>51 Ichiro Suzuki</b> , L (1, 9) OBP: 0.320, SLG: 0.325	G4-3							G6-3		4	1	2	0	1	0	3	<b>Los Angeles Angels @ Seattle Mariners</b> Safeco Field, Seattle, WA Wed Jun 15 2011, 7:11 PM - 9:58 PM PDT Att: 19,343 - Partly Cloudy - 61 F										
<b>26 Brendan Ryan</b> , R (1, 6) OBP: 0.310, SLG: 0.300	P3		G6-3			F9		K		4	0	0	0	0	1	4											
<b>17 Justin Smoak</b> , S (1, 3) OBP: 0.347, SLG: 0.478						G3				2	0	1	0	2	0	1											
<b>8 Carlos Peguero</b> , L (1, 10) OBP: 0.284, SLG: 0.457	K					F7				4	0	1	2	0	1	3											
<b>30 Miguel Olivo</b> , R (1, 2) OBP: 0.277, SLG: 0.405	K					P4				4	0	0	0	0	2	5											
<b>20 Mike Carp</b> , L (1, 7) <b>56 Greg Halman</b> , R (0, 7) OBP: 0.409, SLG: 0.636						K				3	0	1	0	0	2	0											
<b>21 Franklin Gutierrez</b> , R (1, 8) OBP: 0.230, SLG: 0.265						K				1	1	1	1	0	0	0											
<b>9 Chone Figgins</b> , S (1, 5) OBP: 0.248, SLG: 0.266										3	1	2	0	1	0	0											
<b>2 Jack Wilson</b> , R (1, 4) OBP: 0.266, SLG: 0.265										3	0	1	0	0	0	1											
<b>Inning Stats</b>	R: 0 E: 0 K: 2 S: 14	H: 1 LOB: 2 BB: 1 P: 25	R: 0 E: 0 K: 2 S: 14	H: 2 LOB: 2 BB: 0 P: 21	R: 0 E: 0 K: 0 S: 7	H: 1 LOB: 1 BB: 0 P: 12	R: 0 E: 0 K: 1 S: 8	H: 0 LOB: 0 BB: 0 P: 11	R: 0 E: 0 K: 0 S: 12	H: 1 LOB: 1 BB: 0 P: 14	R: 0 E: 0 K: 1 S: 7	H: 1 LOB: 1 BB: 0 P: 10	R: 2 E: 0 K: 1 S: 18	H: 2 LOB: 2 BB: 2 P: 33	R: 1 E: 0 K: 0 S: 14	H: 1 LOB: 1 BB: 1 P: 23		1B: 4 2B: 4 3B: 0 HR: 1	SF: 0 SAC: 1 DP: 0 HBP: 0	WP: 0 PB: 0 SB: 2 CS: 0	PA: 37						
<b>PITCHER</b>	IP	WLS	BF	H	R	ER	SO	BB	IBB	HBP	BLK	WP	HR	S	P	ERA	WHIP										
<b>54 Ervin Santana</b> , R (1, 1) ERA: 4.25	6.2	L	31	8	2	2	7	1	2	0	0	0	0	77	121	2.70	1.350										
<b>63 Rich Thompson</b> , R (7, 1) ERA: 3.07	0.2		4	1	1	1	0	1	0	0	0	0	1	14	23	13.50	3.000										
<b>38 Bobby Cassevah</b> , R (0, 1) ERA:	0.2		2	0	0	0	0	0	0	0	0	0	0	3	5	0.00	0.000										

AB 32  
R 1  
H 5  
RBI 1  
BB 2  
SO 6  
LOB 13



AB 32  
R 3  
H 9  
RBI 3  
BB 4  
SO 7  
LOB 18









Batter	1	2	3	4	5	6	7	8	9	AB	R	H	RBI	BB	SO	LOB	TOP								
11 Jimmy Rollins, S OBP: 0.332, SLG: 0.373										4	0	0	0	0	0	0									
8 Shane Victorino, S OBP: 0.364, SLG: 0.513										4	0	0	0	0	1	0									
26 Chase Utley, L OBP: 0.364, SLG: 0.451										4	0	0	0	0	1	0									
6 Ryan Howard, L OBP: 0.348, SLG: 0.493										4	0	2	0	0	1	0									
10 Ben Francisco, R OBP: 0.341, SLG: 0.362										4	0	1	0	0	0	3									
51 Carlos Ruiz, R OBP: 0.354, SLG: 0.323										2	0	0	0	1	0	0									
29 Raul Ibanez, L OBP: 0.292, SLG: 0.402										3	0	0	0	0	1	2									
21 Wilson Valdez, R OBP: 0.292, SLG: 0.316										2	0	0	0	1	0	0									
7 Michael Martinez, S OBP: 0.215, SLG: 0.242										3	0	0	0	0	2	1									
<b>Inning Stats</b>	R: 0 E: 0 K: 2 S: 14	H: 1 LOB: 2 BB: 0 P: 21	R: 0 E: 0 K: 1 S: 7	H: 0 LOB: 1 BB: 1 P: 15	R: 0 E: 0 K: 0 S: 6	H: 0 LOB: 0 BB: 0 P: 9	R: 0 E: 0 K: 1 S: 14	H: 1 LOB: 1 BB: 0 P: 20	R: 0 E: 0 K: 0 S: 8	H: 0 LOB: 0 BB: 0 P: 9	R: 0 E: 0 K: 0 S: 5	H: 0 LOB: 0 BB: 0 P: 6	R: 0 E: 0 K: 1 S: 10	H: 0 LOB: 0 BB: 0 P: 14	R: 0 E: 0 K: 1 S: 9	H: 0 LOB: 0 BB: 0 P: 11	R: 0 E: 0 K: 0 S: 11	H: 1 LOB: 1 BB: 0 P: 14	1B: 3 2B: 1 3B: 0 HR: 0	SF: 0 SAC: 0 DP: 1 HBP: 0	WP: 1 PB: 1 SB: 0 CS: 0	PA: 32			
<b>PITCHER</b> 38 Jason Vargas, L ERA: 3.75	IP: 9.0 WLS: W BF: 32	H: 3 R: 0 ER: 0 SO: 6	BB: 2 IBB: 0 HBP: 0 BLK: 0	WP: 1 HR: 0 S: 84 P: 119	ERA: 0.00 WHIP: 0.556																				

Philadelphia Phillies @ Seattle Mariners  
Safeco Field, Seattle, WA  
Sun Jun 19 2011, 1:11 PM - 3:31 PM PDT  
Att: 45,470 - Cloudy - 61 F

AB	30
R	0
H	3
RBI	0
BB	2
SO	6
LOB	6



Batter	1	2	3	4	5	6	7	8	9	AB	R	H	RBI	BB	SO	LOB	BOTTOM									
51 Ichiro Suzuki, L OBP: 0.326, SLG: 0.334										4	1	2	0	0	1	0										
26 Brendan Ryan, R OBP: 0.314, SLG: 0.308										3	0	0	0	0	0	1										
17 Justin Smoak, S OBP: 0.362, SLG: 0.485										3	0	2	1	1	1	0										
30 Miguel Olivo, R OBP: 0.276, SLG: 0.410										4	0	1	0	0	1	3										
56 Greg Halman, R OBP: 0.414, SLG: 0.571										3	0	0	0	0	1	2										
13 Dustin Ackley, L OBP: 0.273, SLG: 0.727										3	1	1	0	0	1	0										
21 Franklin Gutierrez, R OBP: 0.221, SLG: 0.253										3	0	1	0	0	0	1										
20 Mike Carp, L OBP: 0.357, SLG: 0.261										2	0	0	0	0	1	1										
4 Adam Kennedy, L OBP: 0.313, SLG: 0.425										1	0	1	1	0	0	0										
9 Chone Figgins, S OBP: 0.241, SLG: 0.258										3	0	0	0	0	0	1										
<b>Inning Stats</b>	R: 0 E: 0 K: 0 S: 7	H: 1 LOB: 1 BB: 0 P: 11	R: 0 E: 0 K: 3 S: 14	H: 1 LOB: 0 BB: 0 P: 22	R: 0 E: 0 K: 1 S: 11	H: 0 LOB: 0 BB: 0 P: 16	R: 0 E: 0 K: 2 S: 11	H: 0 LOB: 0 BB: 0 P: 15	R: 0 E: 0 K: 0 S: 8	H: 0 LOB: 0 BB: 0 P: 13	R: 1 E: 0 K: 0 S: 20	H: 3 LOB: 2 BB: 0 P: 29	R: 1 E: 0 K: 0 S: 12	H: 2 LOB: 0 BB: 0 P: 17	R: 0 E: 0 K: 0 S: 9	H: 1 LOB: 1 BB: 1 P: 16	1B: 7 2B: 0 3B: 1 HR: 0	SF: 0 SAC: 1 DP: 2 HBP: 0	WP: 0 PB: 0 SB: 0 CS: 0	PA: 31						
<b>PITCHER</b> 35 Cole Hamels, L ERA: 2.51	IP: 6.1 WLS: L	R: 2 ER: 2 SO: 6	BB: 7 IBB: 2 HBP: 2 BLK: 6	WP: 0 HR: 0 S: 79 P: 118	ERA: 2.84 WHIP: 1.105																					
52 Jose Contreras, R ERA: 3.95	IP: 0.2	WLS: 1	R: 0 ER: 0 SO: 0	BB: 0 IBB: 0 HBP: 0 BLK: 0	WP: 0 HR: 0 S: 4 P: 5	ERA: 0.00 WHIP: 0.000																				
57 David Herndon, R ERA: 4.37	IP: 1.0	WLS: 4	R: 1 ER: 0 SO: 0	BB: 1 IBB: 0 HBP: 0 BLK: 0	WP: 0 HR: 0 S: 9 P: 16	ERA: 0.00 WHIP: 1.000																				

Philadelphia Phillies @ Seattle Mariners  
Safeco Field, Seattle, WA  
Sun Jun 19 2011, 1:11 PM - 3:31 PM PDT  
Att: 45,470 - Cloudy - 61 F

AB	29
R	2
H	8
RBI	2
BB	1
SO	6
LOB	9



Batter	1	2	3	4	5	6	7	8	9	AB	R	H	RBI	BB	SO	LOB	TOP			
51 Ichiro Suzuki, L OBP: 0.327, SLG: 0.336										5	1	2	0	0	0	2	<b>Seattle Mariners @ Washington Nationals</b> Nationals Park, Washington, DC Tue Jun 21 2011, 7:10 PM - 10:05 PM EDT Att: 21,502 - Cloudy - 85 F			
26 Brendan Ryan, R OBP: 0.315, SLG: 0.315										5	2	2	0	0	0	2				
4 Adam Kennedy, L OBP: 0.320, SLG: 0.435										5	1	3	2	0	0	2				
17 Justin Smoak, S OBP: 0.362, SLG: 0.481										4	0	1	0	1	0	3				
13 Dustin Ackley, L OBP: 0.267, SLG: 0.600										4	0	1	2	0	0	2				
8 Carlos Peguero, L OBP: 0.257, SLG: 0.410										4	0	0	0	0	2	4				
56 Greg Halman, R OBP: 0.414, SLG: 0.571										0	0	0	0	0	0	0				
21 Franklin Gutierrez, R OBP: 0.242, SLG: 0.274										4	1	3	0	0	0	0				
5 Chris Gimenez, R OBP: 0.313, SLG: 0.205										3	0	0	0	1	1	2				
58 Doug Fister, L OBP: 0.333, SLG: 0.333										3	0	1	1	0	1	2				
43 Brandon League, R OBP: 0.323, SLG: 0.352										0	0	0	0	0	0	0				
39 David Pauley, R OBP: 0.377, SLG: 0.467										0	0	0	0	0	0	0				
<b>Inning Stats</b>	R: 2 E: 0 K: 0 S: 14	H: 4 LOB: 1 BB: 0 P: 20	R: 0 E: 0 K: 0 S: 5	H: 1 LOB: 1 BB: 0 P: 7	R: 1 E: 0 K: 1 S: 8	H: 1 LOB: 1 BB: 1 P: 16	R: 1 E: 0 K: 1 S: 12	H: 2 LOB: 0 BB: 0 P: 21	R: 1 E: 1 K: 0 S: 13	H: 2 LOB: 1 BB: 0 P: 19	R: 0 E: 0 K: 1 S: 9	H: 0 LOB: 0 BB: 0 P: 12	R: 0 E: 0 K: 0 S: 9	H: 1 LOB: 1 BB: 0 P: 14	R: 0 E: 0 K: 1 S: 13	H: 1 LOB: 2 BB: 1 P: 19	1B: 11 2B: 3 3B: 0 HR: 0	SF: 0 SAC: 1 DP: 2 HBP: 0	WP: 0 PB: 0 CS: 2	PA: 40
<b>PITCHER</b>	IP WLS BF H R ER SO BB IBB HBP BLK WP HR S P ERA WHIP																			
61 Livan Hernandez, R ERA: 3.97	4.0	21	10	5	4	2	1	0	0	0	0	0	0	0	0	43	70	9.00	2.750	
52 Ryan Mattheus, R ERA: 3.68	2.0	6	0	0	0	1	0	0	0	0	0	0	0	0	18	25	0.00	0.000		
23 Collin Balester, R ERA: 3.68	2.0	9	2	0	0	1	1	0	0	0	0	0	0	22	33	0.00	1.500			
60 Todd Coffey, R ERA: 2.25	1.0	W	4	1	0	0	0	0	0	0	0	0	0	11	16	0.00	1.000			



Batter	1	2	3	4	5	6	7	8	9	AB	R	H	RBI	BB	SO	LOB	BOTTOM					
28 Javson Werth, R OBP: 0.334, SLG: 0.409										3	1	1	0	1	0	0	<b>Seattle Mariners @ Washington Nationals</b> Nationals Park, Washington, DC Tue Jun 21 2011, 7:10 PM - 10:05 PM EDT Att: 21,502 - Cloudy - 85 F					
2 Roger Bernadina, L OBP: 0.340, SLG: 0.409										3	0	1	1	1	1	1						
11 Ryan Zimmerman, R OBP: 0.377, SLG: 0.467										4	0	1	0	0	0	5						
19 Laynce Nix, L OBP: 0.317, SLG: 0.524										3	0	0	0	0	1	1						
15 Jerry Hairston, R OBP: 0.323, SLG: 0.352										1	1	1	1	0	0	0						
38 Michael Morse, R OBP: 0.355, SLG: 0.558										4	1	1	0	0	0	0						
8 Danny Espinosa, S OBP: 0.320, SLG: 0.467										4	1	1	1	0	1	0						
3 Wilson Ramos, R OBP: 0.325, SLG: 0.417										4	1	1	3	0	0	0						
61 Livan Hernandez, R ERA: 3.97										1	0	0	0	0	0	0						
52 Ryan Mattheus, R ERA: 3.68										0	0	0	0	0	0	0						
43 Brian Bixler, R OBP: 0.295, SLG: 0.192										0	0	0	0	0	0	0						
23 Collin Balester, R ERA: 3.68										0	0	0	0	0	0	0						
12 Matt Stairs, L OBP: 0.295, SLG: 0.140										1	0	0	0	0	0	0						
60 Todd Coffey, R ERA: 2.25										0	0	0	0	0	0	0						
20 Ian Desmond, R OBP: 0.275, SLG: 0.332										2	1	0	0	0	0	0						
<b>Inning Stats</b>	R: 0 E: 0 K: 0 S: 6	H: 1 LOB: 0 BB: 0 P: 7	R: 0 E: 0 K: 1 S: 8	H: 0 LOB: 0 BB: 0 P: 13	R: 0 E: 0 K: 0 S: 7	H: 0 LOB: 0 BB: 0 P: 9	R: 0 E: 0 K: 1 S: 9	H: 1 LOB: 1 BB: 0 P: 16	R: 0 E: 0 K: 0 S: 7	H: 0 LOB: 0 BB: 0 P: 9	R: 1 E: 0 K: 0 S: 8	H: 1 LOB: 1 BB: 1 P: 18	R: 0 E: 0 K: 1 S: 9	H: 0 LOB: 0 BB: 0 P: 12	R: 0 E: 0 K: 0 S: 11	H: 0 LOB: 0 BB: 0 P: 15	R: 5 E: 1 K: 0 S: 18	H: 4 LOB: 0 BB: 1 P: 29	1B: 6 2B: 0 3B: 0 HR: 1	SF: 0 SAC: 0 DP: 3 HBP: 1	WP: 0 PB: 0 CS: 0	PA: 34
<b>PITCHER</b>	IP WLS BF H R ER SO BB IBB HBP BLK WP HR S P ERA WHIP																					
58 Doug Fister, L ERA: 3.34	8.0	27	3	1	1	3	1	0	1	0	0	0	0	0	65	99	1.12	0.500				
43 Brandon League, R ERA: 3.62	0.2	5	2	3	2	0	1	0	0	0	0	0	0	15	25	27.00	4.500					
39 David Pauley, R ERA: 1.56	0.0	L	2	2	2	0	0	0	0	0	1	3	4	∞	∞	∞	∞					





Batter	1	2	3	4	5	6	7	8	9	AB	R	H	RBI	BB	SO	LOB	TOP					
51 Ichiro Suzuki, L (1,9) OBP: 0.325, SLG: 0.333	G4-3		G4-3					G3		4	0	1	0	0	0	0	<b>Seattle Mariners @ Washington Nationals</b> Nationals Park, Washington, DC Thu Jun 23 2011, 1:09 PM - 3:45 PM EDT Att: 21,161 - Overcast - 84 F					
13 Dustin Ackley, L (1,4) OBP: 0.200, SLG: 0.526	G5-3							G4-3		3	0	0	0	1	0	2						
4 Adam Kennedy, L (1,5) OBP: 0.313, SLG: 0.426	G3-1							G5-3		4	0	0	0	0	0	3						
17 Justin Smoak, S (1,3) OBP: 0.366, SLG: 0.488										3	0	2	0	1	0	1						
9 Chone Figgins, S (9, PR) OBP: 0.236, SLG: 0.254										0	0	0	0	0	0	0						
30 Miguel Olivo, R (1,2) OBP: 0.275, SLG: 0.404										4	0	0	0	0	2	3						
20 Mike Carp, L (1,7) OBP: 0.324, SLG: 0.214										3	0	0	0	1	1	2						
21 Franklin Gutierrez, R (1,8) OBP: 0.226, SLG: 0.255										3	0	0	0	0	1	3						
2 Jack Wilson, R (1,6) OBP: 0.256, SLG: 0.254										3	0	0	0	0	1	2						
36 Michael Pineda, R (1,1) OBP: 0.200, SLG: 0.200										2	0	1	0	0	1	0						
8 Carlos Peguero, L (8, PH) OBP: 0.254, SLG: 0.406										1	0	0	0	0	0	0						
39 David Pauley, R (8,1) OBP: 0.282, SLG: 0.347										0	0	0	0	0	0	0						
46 Chris Ray, R (9,1) OBP: 0.315, SLG: 0.524										0	0	0	0	0	0	0						
<b>Inning Stats</b>	R: 0 E: 0 K: 0 S: 5	H: 0 LOB: 0 BB: 0 P: 5	R: 0 E: 0 K: 0 S: 11	H: 0 LOB: 1 BB: 1 P: 18	R: 0 E: 0 K: 1 S: 9	H: 0 LOB: 0 BB: 0 P: 12	R: 0 E: 0 K: 0 S: 4	H: 0 LOB: 0 BB: 1 P: 10	R: 0 E: 0 K: 1 S: 8	H: 0 LOB: 0 BB: 0 P: 10	R: 0 E: 0 K: 1 S: 13	H: 2 LOB: 2 BB: 0 P: 18	R: 0 E: 0 K: 1 S: 11	H: 1 LOB: 2 BB: 1 P: 21	R: 0 E: 0 K: 0 S: 9	H: 0 LOB: 0 BB: 0 P: 14	R: 0 E: 0 K: 2 S: 12	H: 1 LOB: 1 BB: 0 P: 18	1B: 3 2B: 1 3B: 0 HR: 0	SF: 0 SAC: 0 DP: 1 HBP: 0	WP: 0 PB: 0 SB: 0 CS: 0	PA: 33
<b>PITCHER</b>	IP WLS BF H R ER SO BB IBB HBP BLK WP HR S P ERA WHIP	8.0 W 29 3 0 0 4 3 0 0 0 0 0 70 108 0.00 0.750	1.0 W 4 1 0 0 2 0 0 0 0 0 0 12 18 0.00 1.000	<b>PITCHER</b>										IP WLS BF H R ER SO BB IBB HBP BLK WP HR S P ERA WHIP	1.0 W 4 1 0 0 2 0 0 0 0 0 0 12 18 0.00 1.000							

AB	30
R	0
H	4
RBI	0
BB	3
SO	6
LOB	16




Batter	1	2	3	4	5	6	7	8	9	AB	R	H	RBI	BB	SO	LOB	BOTTOM					
2 Roger Bernadina, L (1,8) OBP: 0.331, SLG: 0.404	B2-3									4	0	1	0	0	2	0	<b>Seattle Mariners @ Washington Nationals</b> Nationals Park, Washington, DC Thu Jun 23 2011, 1:09 PM - 3:45 PM EDT Att: 21,161 - Overcast - 84 F					
28 Jayson Werth, R (1,9) OBP: 0.342, SLG: 0.412										2	0	1	0	2	0	0						
11 Ryan Zimmerman, R (1,5) OBP: 0.351, SLG: 0.418										4	0	0	0	0	0	4						
38 Michael Morse, R (1,3) OBP: 0.352, SLG: 0.546										4	0	2	0	0	2	0						
43 Brian Bixler, R (9, PR) OBP: 0.236, SLG: 0.194										0	0	0	0	0	0	0						
8 Danny Espinosa, S (1,4) OBP: 0.321, SLG: 0.464										4	1	1	0	0	2	3						
7 Ivan Rodriguez, R (1,2) OBP: 0.282, SLG: 0.347										3	0	0	0	0	1	4						
15 Jerry Hairston, R (1,7) OBP: 0.322, SLG: 0.349										4	0	1	0	0	1	3						
21 Jason Marquis, L (1,1) OBP: 0.229, SLG: 0.257										3	0	0	0	0	1	2						
36 Tyler Clippard, R (9,1) OBP: 0.315, SLG: 0.524										0	0	0	0	0	0	0						
19 Lavnce Nix, L (9, PH) OBP: 0.315, SLG: 0.524										0	0	0	1	0	0	0						
20 Ian Desmond, R (1,6) OBP: 0.269, SLG: 0.323										3	0	0	0	0	1	0						
<b>Inning Stats</b>	R: 0 E: 0 K: 0 S: 6	H: 1 LOB: 0 BB: 0 P: 8	R: 0 E: 0 K: 2 S: 10	H: 0 LOB: 0 BB: 0 P: 12	R: 0 E: 0 K: 1 S: 9	H: 0 LOB: 0 BB: 0 P: 13	R: 0 E: 0 K: 2 S: 17	H: 2 LOB: 3 BB: 1 P: 26	R: 0 E: 0 K: 1 S: 6	H: 0 LOB: 0 BB: 0 P: 8	R: 0 E: 0 K: 1 S: 9	H: 0 LOB: 0 BB: 0 P: 16	R: 0 E: 0 K: 2 S: 13	H: 1 LOB: 2 BB: 0 P: 14	R: 0 E: 0 K: 1 S: 10	H: 0 LOB: 1 BB: 1 P: 19	R: 1 E: 0 K: 0 S: 9	H: 2 LOB: 2 BB: 0 P: 11	1B: 4 2B: 3 3B: 0 HR: 0	SF: 1 SAC: 1 DP: 1 HBP: 0	WP: 1 PB: 0 SB: 0 CS: 0	PA: 35
<b>PITCHER</b>	IP WLS BF H R ER SO BB IBB HBP BLK WP HR S P ERA WHIP	7.0 L 26 4 0 0 0 1 0 0 0 0 0 10 19 0.00 1.000	1.0 L 5 2 1 1 0 0 0 0 0 0 0 9 11 13.50 3.000	<b>PITCHER</b>										IP WLS BF H R ER SO BB IBB HBP BLK WP HR S P ERA WHIP	1.0 L 5 2 1 1 0 0 0 0 0 0 9 11 13.50 3.000							



Batter	1	2	3	4	5	6	7	8	9	AB	R	H	RBI	BB	SO	LOB	TOP					
51 Ichiro Suzuki, L (1,9)										4	0	0	0	0	0	1						
26 Brendan Ryan, R (1,6)										3	0	0	0	1	0	0						
4 Adam Kennedy, L (1,5)										4	1	1	0	0	1	0						
17 Justin Smoak, S (1,3)										4	0	0	0	0	2	2						
13 Dustin Ackley, L (1,4)										2	2	0	0	2	1	0						
30 Miguel Olivo, R (1,2)										4	2	1	3	0	0	2						
8 Carlos Peguero, L (1,7)										4	0	1	0	0	2	0						
21 Franklin Gutierrez, R (1,8)										4	0	2	2	0	0	0						
34 Félix Hernández, R (1,1)										3	0	1	0	0	0	2						
29 Jack Cust, L (9,PH)										1	0	0	0	0	1	1						
43 Brandon League, R (9,1)										0	0	0	0	0	0	0						
<b>Inning Stats</b>	R: 0 E: 0 K: 0 S: 9	H: 0 LOB: 0 BB: 0 P: 16	R: 0 E: 0 K: 1 S: 6	H: 0 LOB: 0 BB: 0 P: 9	R: 0 E: 0 K: 1 S: 16	H: 1 LOB: 1 BB: 0 P: 20	R: 0 E: 0 K: 1 S: 7	H: 0 LOB: 0 BB: 0 P: 11	R: 0 E: 0 K: 1 S: 9	H: 0 LOB: 0 BB: 0 P: 10	R: 0 E: 0 K: 0 S: 12	H: 0 LOB: 0 BB: 0 P: 15	R: 3 E: 0 K: 0 S: 10	H: 3 LOB: 2 BB: 2 P: 20	R: 0 E: 0 K: 1 S: 6	H: 0 LOB: 0 BB: 0 P: 9	R: 2 E: 0 K: 2 S: 20	H: 2 LOB: 1 BB: 1 P: 28	1B: 5 2B: 0 3B: 0 HR: 1	SF: 0 SAC: 0 DP: 0 HBP: 0	WP: 0 PB: 0 SB: 0 CS: 0	PA: 36
<b>PITCHER</b>	IP WLS BF H R ER SO BB IBB HBP BLK WP HR S P ERA WHIP																					
47 Ricky Nolasco, R (1,1)	7.0 L 27 4 3 3 4 1 1 0 0 0 0 69 101 3.86 0.714																					
40 Mike Dunn, L (8,1)	2.0 9 2 2 2 3 1 0 0 0 0 1 26 37 9.00 1.500																					

Seattle Mariners @ Florida Marlins  
Safeco Field, Seattle, WA  
Fri Jun 24 2011, 7:10 PM - 9:49 PM PDT  
Att: 15,295 - Cloudy - 61 F


AB 33  
R 5  
H 6  
RBI 5  
BB 3  
SO 7  
LOB 8



Batter	1	2	3	4	5	6	7	8	9	AB	R	H	RBI	BB	SO	LOB	BOTTOM					
1 Emilio Bonifacio, S (1,8)										4	0	0	0	0	2	1						
20 Logan Morrison, L (1,7)										3	0	0	0	1	0	0						
15 Gaby Sanchez, R (1,3)										4	0	1	0	0	2	1						
2 Hanley Ramirez, R (1,6)										4	1	1	0	0	2	1						
29 Greg Dobbs, L (1,5)										3	0	0	0	1	0	2						
27 Giancarlo Stanton, R (1,9)										4	0	0	0	0	4	3						
14 John Buck, R (1,2)										2	0	0	0	0	1	0						
13 Omar Infante, R (1,4)										2	0	0	0	0	0	2						
47 Ricky Nolasco, R (1,1)										2	0	0	0	0	0	3						
11 Jose Lopez, R (7,PH)										1	0	0	0	0	0	1						
40 Mike Dunn, L (8,1)										0	0	0	0	0	0	0						
<b>Inning Stats</b>	R: 0 E: 0 K: 1 S: 8	H: 0 LOB: 0 BB: 1 P: 17	R: 0 E: 0 K: 1 S: 12	H: 0 LOB: 3 BB: 1 P: 24	R: 0 E: 0 K: 2 S: 7	H: 0 LOB: 0 BB: 0 P: 9	R: 1 E: 0 K: 2 S: 10	H: 1 LOB: 0 BB: 0 P: 14	R: 0 E: 0 K: 0 S: 9	H: 0 LOB: 0 BB: 0 P: 12	R: 0 E: 0 K: 2 S: 12	H: 1 LOB: 1 BB: 0 P: 14	R: 0 E: 0 K: 0 S: 10	H: 0 LOB: 0 BB: 0 P: 13	R: 0 E: 0 K: 2 S: 8	H: 0 LOB: 0 BB: 0 P: 12	R: 0 E: 0 K: 1 S: 8	H: 0 LOB: 0 BB: 0 P: 10	1B: 2 2B: 0 3B: 0 HR: 0	SF: 0 SAC: 0 DP: 0 HBP: 3	WP: 1 PB: 0 SB: 2 CS: 0	PA: 35
<b>PITCHER</b>	IP WLS BF H R ER SO BB IBB HBP BLK WP HR S P ERA WHIP																					
34 Félix Hernández, R (1,1)	8.0 W 31 2 1 1 10 2 0 0 0 0 76 115 1.12 0.500																					
43 Brandon League, R (9,1)	1.0 3 0 0 0 1 0 0 0 0 0 0 8 10 0.00 0.000																					

Seattle Mariners @ Florida Marlins  
Safeco Field, Seattle, WA  
Fri Jun 24 2011, 7:10 PM - 9:49 PM PDT  
Att: 15,295 - Cloudy - 61 F

AB 29  
R 1  
H 2  
RBI 0  
BB 2  
SO 11  
LOB 14






Batter	1	2	3	4	5	6	7	8	9	10	AB	R	H	RBI	BB	SO	LOB	TOP		
51 Ichiro Suzuki, L OBP: 0.319, SLG: 0.326	(1,9) C FF 89 3-2 F SI 81 1B B SI 82 1B F SI 83 1B X FF 91		B CU 74 3-1 F FF 89 1B B SI 81 1B F SI 82 1B X FF 91		C FF 91 0-1 X FS 82		S SL 88 2-3 C FF 94 1B B SI 81 1B F SI 82 1B X CH 88		1 SAFE 1-2 L SI 81 1B F SI 82 1B B SI 83 1B X CH 88			5	0	2	0	0	1	1		
26 Brendan Ryan, R OBP: 0.314, SLG: 0.307	(1,6) 1 SAFE 2-3 F FF 82 1B F SI 81 1B B SI 84 1B D SI 81 1B 1 SAFE 1B 1 SAFE 1B		F SL 82 0-1 X FF 92		X SI 92 0-0		B FF 95 4-1 B FF 94 1B S SL 86 1B B FF 94 1B		X SI 94 0-0			4	0	2	1	1	1	2		
4 Adam Kennedy, L OBP: 0.308, SLG: 0.410	(1,5) 1 SAFE 2-2 C FF 92 1B F SI 82 1B F SI 84 1B 1 SAFE 1B F SI 84 1B B SI 88 1B		F FF 91 1-3 F FF 91 1B F SI 82 1B F SI 86 1B S CU 77 1B		S FS 86 0-1 X FS 85		S SL 88 1-2 B FF 95 1B F SI 82 1B F SI 86 1B X CH 88		B CH 87 1-0 1 SAFE 1B B SI 84 1B 1 SAFE 1B B SI 84 1B B SI 84 1B			4	0	0	0	1	1	5		
17 Justin Smoak, S OBP: 0.357, SLG: 0.470	(1,3) B SI 93 2-3 C FF 94 1B C FF 94 1B C SI 94 1B		X FS 82 0-0		1 SAFE 3-2 F FF 93 1B B FS 85 1B B FS 85 1B F SI 93 1B X FF 93		F FF 93 3-3 B SI 93 1B F FF 94 1B F FF 94 1B B SI 90 1B B SI 88 1B		F CH 88 1-2 C CH 90 1B C CH 89 1B B FF 96 1B X CH 89			5	0	0	0	0	2	5		
13 Dustin Ackley, L OBP: 0.354, SLG: 0.567	(1,4) B SI 89 2-1 B SI 90 1B X SI 92 1B		S SI 90 0-2 F SI 84 1B X SL 88 1B		B FS 82 1-3 C SI 91 1B S SI 91 1B		F FF 94 2-2 F FF 94 1B F FF 94 1B B SI 89 1B B SI 88 1B X FF 94		B SI 76 2-1 C SI 91 1B C SI 91 1B X SI 92 1B			5	1	3	0	0	1	0		
30 Miguel Olivo, R OBP: 0.269, SLG: 0.401	(1,2) C FF 92 1-3 F SI 85 1B B FS 94 1B F SI 84 1B S SI 88 1B		X SI 92 0-0		C SI 92 4-2 B FS 94 1B F FF 92 1B F FF 92 1B B SI 86 1B		B SI 94 2-2 1 SAFE 1B S SI 94 1B F FF 94 1B B CH 87 1B 1 SAFE 1B X SI 84 1B		B SI 83 1-2 C SI 82 1B C SI 82 1B X SI 94 1B			4	0	0	0	1	1	3		
8 Carlos Peguero, L OBP: 0.268, SLG: 0.419	(1,7) B SI 93 2-2 B FS 85 1B H SI 94 1B		F FF 93 3-3 B FS 94 1B F SI 84 1B F SI 84 1B		B FS 84 1-0 X FF 92		I IN 77 4-0 I IN 79 1B I IN 78 1B		I IN 79 3-3 I IN 79 1B I IN 78 1B			3	0	0	0	1	2	2		
56 Greg Halman, R OBP: 0.387, SLG: 0.533	(10,7) H SI 94 3-2 B FS 85 1B F SI 84 1B		B SI 92 3-2 B FS 85 1B F SI 84 1B F SI 84 1B		C SL 82 1-1 X FF 92		B SI 95 2-1 C SI 94 1B X SI 95 1B		C SI 94 4-2 B SI 85 1B B SI 85 1B B SI 85 1B B SI 85 1B			4	0	0	0	1	0	4		
21 Franklin Gutierrez, R OBP: 0.235, SLG: 0.254	(1,8) B SI 92 3-2 B FS 85 1B F SI 84 1B F SI 84 1B		B FS 88 1-2 C FF 91 1B S SI 81 1B X FS 81 1B		S FF 91 0-2 S SI 92 1B X FF 94 1B		C FF 94 1-2 B FF 94 1B S SL 87 1B X SL 88 1B		B CH 85 4-2 C CH 85 1B F SI 95 1B B CH 86 1B B SI 94 1B			3	1	1	0	0	0	0		
58 Doug Fister, L OBP: 0.333, SLG: 0.500	(9, PH) F SI 90 2-2 C SI 91 1B X SI 92 1B		B FS 88 1-2 C FF 91 1B S SI 81 1B X FS 81 1B		S FF 91 0-2 S SI 92 1B X FF 94 1B		C FF 94 1-2 B FF 94 1B S SL 87 1B X SL 88 1B		B CH 85 4-2 C CH 85 1B F SI 95 1B B CH 86 1B B SI 94 1B			0	0	0	0	1	0	0		
20 Mike Dunn, L ERA: 3.18	(7, 1) L SI 87 2-2 B FS 88 1B F SI 88 1B X SI 92 1B		C SI 91 1-2 C SI 91 1B X CH 83 1B		L SI 89 1-2 B SI 89 1B B FC 87 1B X CU 75 1B		B SI 87 1-0 X SI 87 1B		B SI 87 1-0 X SI 87 1B			4	0	0	0	0	0	1		
46 Juan Carlos Oviedo, R ERA: 3.31	(9, 1) B SI 92 0-1 C SI 89 1B X SI 90 1B		B SI 90 1-2 F SI 91 1B X CU 75 1B		B SI 87 1-1 X SI 88 1B		B SI 87 2-2 B SI 88 1B F SI 88 1B F SI 88 1B F SI 88 1B F SI 88 1B F SI 88 1B		B SI 97 1-0 X SI 96 1B			5	0	2	1	0	0	1		
38 Randy Choate, L OBP: 0.253, SLG: 0.247	(10, 1) F SI 91 0-3 F SI 92 1B S FF 90 1B		C SI 90 0-1 X SI 89 1B		C SI 75 0-2 X SI 89 1B		H CU 75 1-0					3	0	1	0	0	1	1		
18 Wes Helms, R OBP: 0.253, SLG: 0.247	(10, PH) F SI 91 0-3 F SI 92 1B S FF 90 1B		C SI 90 0-1 X SI 89 1B		C SI 75 0-2 X SI 89 1B		H CU 75 1-0					4	0	1	0	0	0	3		
13 Omar Infante, R OBP: 0.302, SLG: 0.320	(1,4) C SI 89 0-1 X SI 90 1B		B SI 90 1-2 F SI 91 1B X CU 75 1B		B SI 87 1-1 X SI 88 1B		B SI 87 2-2 B SI 88 1B F SI 88 1B F SI 88 1B F SI 88 1B F SI 88 1B		B SI 97 1-0 X SI 96 1B			5	0	2	1	0	0	1		
15 Gaby Sanchez, R OBP: 0.376, SLG: 0.493	(1,3) F SI 91 0-3 F SI 92 1B S FF 90 1B		C SI 90 0-1 X SI 89 1B		C SI 75 0-2 X SI 89 1B		H CU 75 1-0					3	0	1	0	0	1	1		
2 Hanley Ramirez, R OBP: 0.309, SLG: 0.309	(1,6) B SI 90 2-2 C SI 91 1B F SI 91 1B X SI 92 1B		B SI 90 1-2 F SI 91 1B X CU 75 1B		B SI 87 1-1 X SI 88 1B		B SI 87 2-2 B SI 88 1B F SI 88 1B F SI 88 1B F SI 88 1B		B SI 97 1-0 X SI 96 1B			4	0	1	0	0	0	3		
29 Greg Dobbs, L OBP: 0.350, SLG: 0.395	(1,5) C SI 89 1-3 B CH 84 1B F SI 84 1B S FF 90 1B		C SI 89 1-3 B CH 84 1B F SI 84 1B S FF 90 1B		C SI 90 0-1 X SI 89 1B		F SI 86 1-2 C CH 80 1B B FC 85 1B X SI 89 1B		C CH 83 0-3 C FS 87 1B S CH 84 1B			4	0	0	0	0	2	1		
27 Giancarlo Stanton, R OBP: 0.332, SLG: 0.533	(1,9) C SI 91 2-2 F SI 92 1B B FC 88 1B X FC 88 1B		C SI 91 0-1 X SI 90 1B		C SI 91 0-1 X SI 90 1B		B SI 89 1-1 X SI 88 1B		X SI 89 0-0			4	0	2	0	0	0	0		
10 Dewayne Wise, L OBP: 0.308, SLG: 0.292	(1,8) B SI 90 3-1 C SI 90 1B B SI 89 1B		B SI 90 3-1 C SI 90 1B B SI 89 1B		C SI 89 2-2 C SI 89 1B B SI 89 1B X CH 82 1B X SI 89 1B		B SI 89 1-1 X SI 88 1B		X SI 89 0-1			4	0	1	0	0	0	1		
9 Brett Hayes, R OBP: 0.333, SLG: 0.480	(1,2) B SI 89 1-2 C SI 89 1B X SI 91 1B		B SI 89 1-2 C SI 89 1B X SI 91 1B		C SI 89 0-1 X SI 89 1B		C SI 87 1-3 C SI 87 1B F SI 89 1B B SI 88 1B		C SI 89 0-2 C SI 89 1B X SI 88 1B			2	0	0	0	0	2	2		
20 Logan Morrison, L ERA: 1.48	(8, PH) F SI 91 1-2 C SI 89 1B X SI 91 1B		B SI 89 1-2 C SI 89 1B X SI 91 1B		C SI 89 0-1 X SI 89 1B		C SI 87 1-3 C SI 87 1B F SI 89 1B B SI 88 1B		C SI 89 0-2 C SI 89 1B X SI 88 1B			2	0	0	0	0	1	0		
19 Anibal Sánchez, R OBP: 0.182, SLG: 0.129	(1,1) C SI 89 0-2 X SI 89 1B		C SI 89 0-2 X SI 89 1B		C SI 89 0-1 X SI 89 1B		C SI 87 1-3 C SI 87 1B F SI 89 1B B SI 88 1B		C SI 89 0-2 C SI 89 1B X SI 88 1B			2	0	0	0	0	0	0		
40 Mike Dunn, L ERA: 3.18	(7, 1) L SI 87 2-2 B FS 88 1B F SI 88 1B X SI 92 1B		C SI 91 1-2 C SI 91 1B X CH 83 1B		L SI 89 1-2 B SI 89 1B B FC 87 1B X CU 75 1B		B SI 87 1-0 X SI 87 1B		B SI 87 1-0 X SI 87 1B			0	0	0	0	0	0	0		
58 Ryan Webb, R ERA: 1.48	(8, 1) B SI 92 0-1 C SI 89 1B X SI 90 1B		B SI 90 1-2 F SI 91 1B X CU 75 1B		B SI 87 1-1 X SI 88 1B		B SI 87 2-2 B SI 88 1B F SI 88 1B F SI 88 1B F SI 88 1B		B SI 97 1-0 X SI 96 1B			0	0	0	0	0	0	0		
11 Jose Lopez, R OBP: 0.275, SLG: 0.276	(8, PH) F SI 91 0-3 F SI 92 1B S FF 90 1B		C SI 90 0-1 X SI 89 1B		C SI 75 0-2 X SI 89 1B		H CU 75 1-0					1	1	1	0	0	0	0		
14 John Buck, R OBP: 0.286, SLG: 0.370	(9, 2) B SI 90 2-2 C SI 91 1B F SI 91 1B X SI 92 1B		B SI 90 1-2 F SI 91 1B X CU 75 1B		B SI 87 1-1 X SI 88 1B		B SI 87 2-2 B SI 88 1B F SI 88 1B F SI 88 1B F SI 88 1B		B SI 97 1-0 X SI 96 1B			1	0	1	0	0	0	0		
Inning Stats	R: 0 E: 0 K: 2 S: 14	H: 1 LOB: 1 BB: 0 P: 23	R: 0 E: 0 K: 1 S: 13	H: 0 LOB: 1 BB: 0 P: 21	R: 0 E: 0 K: 1 S: 12	H: 1 LOB: 1 BB: 0 P: 17	R: 0 E: 0 K: 1 S: 8	H: 0 LOB: 1 BB: 1 P: 18	R: 0 E: 0 K: 1 S: 11	H: 0 LOB: 1 BB: 1 P: 19	R: 0 E: 0 K: 0 S: 13	H: 0 LOB: 2 BB: 1 P: 26	R: 0 E: 0 K: 0 S: 11	H: 0 LOB: 2 BB: 2 P: 21	R: 1 E: 0 K: 2 S: 15	H: 1 LOB: 1 BB: 1 P: 25	1B: 5 2B: 2 3B: 1 HR: 0	SF: 0 SAC: 0 DP: 0 HBP: 1	WP: 1 PB: 0 SB: 0 CS: 0	PA: 45
PITCHER	IP WLS BF H R ER SO	IP WLS BF H R ER SO	IP WLS BF H R ER SO	IP WLS BF H R ER SO	IP WLS BF H R ER SO	IP WLS BF H R ER SO	IP WLS BF H R ER SO	IP WLS BF H R ER SO	IP WLS BF H R ER SO	IP WLS BF H R ER SO	IP WLS BF H R ER SO	IP WLS BF H R ER SO	IP WLS BF H R ER SO	IP WLS BF H R ER SO	IP WLS BF H R ER SO	IP WLS BF H R ER SO	ERA WHIP	ERA WHIP		
19 Anibal Sánchez, R ERA: 2.82	(1,1) 6.0 0 2 14	(7, 1) 1.1 0 0 7	(8, 1) 0.2 0 0 5	(9, 1) 1.0 0 0 11	(10, 1) 0.0 L 1 4	(1,1) 6.0 0 2 14	(10, 1) 1.0 0 0 11	(10, 1) 1.0 0 0 11	(10, 1) 0.0 L 1 4	(10, 1) 0.0 L 1 4	(10, 1) 0.0 L 1 4	(10, 1) 0.0 L 1 4	(10, 1) 0.0 L 1 4	(10, 1) 0.0 L 1 4	(10, 1) 0.0 L 1 4	(10, 1) 0.0 L 1 4	1.50 1.167	1.50 1.167		
40 Mike Dunn, L ERA: 3.18	(7, 1) 1.1 0 0 7	(8, 1) 0.2 0 0 5	(9, 1) 1.0 0 0 11	(10, 1) 0.0 L 1 4	(10, 1) 0.0 L 1 4	(10, 1) 0.0 L 1 4	(10, 1) 0.0 L 1 4	(10, 1) 0.0 L 1 4	(10, 1) 0.0 L 1 4	(10, 1) 0.0 L 1 4	(10, 1) 0.0 L 1 4	(10, 1) 0.0 L 1 4	(10, 1) 0.0 L 1 4	(10, 1) 0.0 L 1 4	(10, 1) 0.0 L 1 4	(10, 1) 0.0 L 1 4	0.00 1.500	0.00 1.500		
58 Ryan Webb, R ERA: 3.07	(8, 1) 0.2 0 0 5	(9, 1) 1.0 0 0 11	(10, 1) 0.0 L 1 4	(10, 1) 0.0 L 1 4	(10, 1) 0.0 L 1 4	(10, 1) 0.0 L 1 4	(10, 1) 0.0 L 1 4	(10, 1) 0.0 L 1 4	(10, 1) 0.0 L 1 4	(10, 1) 0.0 L 1 4	(10, 1) 0.0 L 1 4	(10, 1) 0.0 L 1 4	(10, 1) 0.0 L 1 4	(10, 1) 0.0 L 1 4	(10, 1) 0.0 L 1 4	(10, 1) 0.0 L 1 4	0.00 0.000	0.00 0.000		
46 Juan Carlos Oviedo, R ERA: 3.31	(9, 1) 1.0 0 0 11	(10, 1) 0.0 L 1 4	(10, 1) 0.0 L 1 4	(10, 1) 0.0 L 1 4	(10, 1) 0.0 L 1 4	(10, 1) 0.0 L 1 4	(10, 1) 0.0 L 1 4	(10, 1) 0.0 L 1 4	(10, 1) 0.0 L 1 4	(10, 1) 0.0 L 1 4	(10, 1) 0.0 L 1 4	(10, 1) 0.0 L 1 4	(10, 1) 0.0 L 1 4	(10, 1) 0.0 L 1 4	(10, 1) 0.0 L 1 4	(10, 1) 0.0 L 1 4	0.00 2.000	0.00 2.000		
38 Randy Choate, L ERA: 1.25	(10, 1) 0.0 L 1 4	(10, 1) 0.0 L 1 4	(10, 1) 0.0 L 1 4	(10, 1) 0.0 L 1 4	(10, 1) 0.0 L 1 4	(10, 1) 0.0 L 1 4	(10, 1) 0.0 L 1 4	(10, 1) 0.0 L 1 4	(10, 1) 0.0 L 1 4	(10, 1) 0.0 L 1 4	(10, 1) 0.0 L 1 4	(10, 1) 0.0 L 1 4	(10, 1) 0.0 L 1 4	(10, 1) 0.0 L 1 4	(10, 1) 0.0 L 1 4	(10, 1) 0.0 L 1 4	∞ ∞	∞ ∞		
31 Steve Cishek, R ERA: 1.56	(10, 1) 1.0 0 0 7	(10, 1) 0.0 L 1 4	(10, 1) 0.0 L 1 4	(10, 1) 0.0 L 1 4	(10, 1) 0.0 L 1 4	(10, 1) 0.0 L 1 4	(10, 1) 0.0 L 1 4	(10, 1) 0.0 L 1 4	(10, 1) 0.0 L 1 4	(10, 1) 0.0 L 1 4	(10, 1) 0.0 L 1 4	(10, 1) 0.0 L 1 4	(10, 1) 0.0 L 1 4	(10, 1) 0.0 L 1 4	(10, 1) 0.0 L 1 4	(10, 1) 0.0 L 1 4	1.00 1.000	1.00 1.000		
19 Anibal Sánchez, R OBP: 0.328, SLG: 0.362	(1,7) L SI 87 2-2 B FS 88 1B F SI 88 1B X SI 92 1B		C SI 91 1-2 C SI 91 1B X CH 83 1B		L SI 89 1-2 B SI 89 1B B FC 87 1B X CU 75 1B		B SI 87 1-0 X SI 87 1B		B SI 87 1-0 X SI 87 1B			4	0	0	0	0	0	1		
46 Juan Carlos Oviedo, R ERA: 3.31	(9, 1) B SI 92 0-1 C SI 89 1B X SI 90 1B		B SI 90 1-2																	

Batter	1	2	3	4	5	6	7	8	9	AB	R	H	RBI	BB	SO	LOB	TOP										
22 Jason Heyward, L OBP: 0.322, SLG: 0.400	G4-3		K			P6		E6		4	0	1	0	0	1	1	<b>Atlanta Braves @ Seattle Mariners</b> Safeco Field, Seattle, WA Mon Jun 27 2011, 7:10 PM - 9:49 PM PDT Att: 26,485 - Roof Closed - 67 F										
28 Julio Lugo, R OBP: 0.143, SLG: 0.143	F7		CS	P4		K		E6		4	0	0	0	0	1												
16 Brian McCann, L OBP: 0.384, SLG: 0.528	HR			1B				FC3		4	2	3	1	0	0	2											
10 Chipper Jones, S OBP: 0.344, SLG: 0.424	K			K						4	0	0	0	0	2	2											
5 Freddie Freeman, L OBP: 0.334, SLG: 0.434	G6-3			F9						4	1	1	2	0	0	1											
26 Dan Uggla, R OBP: 0.241, SLG: 0.330	P6									4	0	0	0	0	0	0											
2 Alex Gonzalez, R OBP: 0.278, SLG: 0.370	G6-3									3	0	0	0	0	0	0											
13 Nate McLouth, L OBP: 0.341, SLG: 0.346			P6							3	0	0	0	0	0	0											
30 Wilkin Ramirez, R OBP: 0.273, SLG: 0.222										2	0	0	0	1	1	0											
1 Jordan Schafer, L OBP: 0.295, SLG: 0.316			BB							0	0	0	0	0	0	0											
<b>Inning Stats</b>	R: 1 E: 0 K: 1 S: 11	H: 1 LOB: 0 BB: 0 P: 15	R: 0 E: 0 K: 0 S: 11	H: 0 LOB: 0 BB: 0 P: 17	R: 0 E: 0 K: 1 S: 10	H: 0 LOB: 0 BB: 0 P: 18	R: 0 E: 0 K: 1 S: 8	H: 1 LOB: 1 BB: 0 P: 14	R: 0 E: 0 K: 0 S: 6	H: 0 LOB: 0 BB: 0 P: 9	R: 0 E: 0 K: 2 S: 11	H: 0 LOB: 0 BB: 0 P: 19	R: 2 E: 0 K: 0 S: 10	H: 2 LOB: 0 BB: 0 P: 14	R: 0 E: 1 K: 0 S: 9	H: 1 LOB: 2 BB: 0 P: 14	R: 0 E: 0 K: 0 S: 6	H: 0 LOB: 0 BB: 0 P: 11	1B: 2 2B: 1 3B: 0 HR: 2	SF: 0 SAC: 0 DP: 0 HBP: 0	WP: 0 PB: 0 SB: 0 CS: 1	PA: 34					
<b>PITCHER</b>	IP	WLS	BF	H	R	ER	SO	BB	IBB	HBP	BLK	WP	HR	S	P	ERA	WHIP										
45 Erik Bedard, L ERA: 3.0	7.0	L	25	4	3	3	5	1	0	0	0	0	2	67	106	3.86	0.714										
32 Aaron Laffey, L ERA: 1.95	1.0		5	1	0	0	0	0	0	0	0	0	0	9	14	0.00	1.000										
46 Chris Ray, R ERA: 5.32	1.0		3	0	0	0	0	0	0	0	0	0	0	6	11	0.00	0.000										

Batter	1	2	3	4	5	6	7	8	9	AB	R	H	RBI	BB	SO	LOB	BOTTOM										
51 Ichiro Suzuki, L OBP: 0.318, SLG: 0.325	K		1B					G6-3		4	0	1	0	0	2	1	<b>Atlanta Braves @ Seattle Mariners</b> Safeco Field, Seattle, WA Mon Jun 27 2011, 7:10 PM - 9:49 PM PDT Att: 26,485 - Roof Closed - 67 F										
26 Brendan Ryan, R OBP: 0.313, SLG: 0.303	K		F9							3	0	0	0	1	2	1											
4 Adam Kennedy, L OBP: 0.307, SLG: 0.422	G4-3			HR						4	1	1	1	0	1	1											
17 Justin Smoak, S OBP: 0.352, SLG: 0.463	G1-3			F7						4	0	0	0	0	1	0											
13 Dustin Ackley, L OBP: 0.378, SLG: 0.545										3	0	1	0	1	2	0											
30 Miguel Olivo, R OBP: 0.285, SLG: 0.394	P4									4	0	0	0	0	2	2											
20 Mike Carp, L OBP: 0.368, SLG: 0.290	K2-3									3	0	2	0	0	1	1											
21 Franklin Gutierrez, R OBP: 0.230, SLG: 0.248										3	0	0	0	0	1	3											
9 Chone Figgins, S OBP: 0.232, SLG: 0.249										3	0	0	0	0	1	1											
<b>Inning Stats</b>	R: 0 E: 0 K: 2 S: 12	H: 0 LOB: 0 BB: 0 P: 17	R: 0 E: 0 K: 1 S: 16	H: 0 LOB: 1 BB: 1 P: 22	R: 0 E: 0 K: 2 S: 14	H: 1 LOB: 1 BB: 0 P: 22	R: 1 E: 0 K: 2 S: 11	H: 1 LOB: 0 BB: 0 P: 16	R: 0 E: 0 K: 1 S: 9	H: 1 LOB: 1 BB: 0 P: 13	R: 0 E: 0 K: 1 S: 12	H: 0 LOB: 0 BB: 0 P: 17	R: 0 E: 0 K: 0 S: 6	H: 2 LOB: 1 BB: 0 P: 11	R: 0 E: 0 K: 1 S: 9	H: 0 LOB: 1 BB: 1 P: 17		R: 0 E: 0 K: 3 S: 10	H: 0 LOB: 0 BB: 0 P: 12	1B: 3 2B: 1 3B: 0 HR: 1	SF: 0 SAC: 0 DP: 1 HBP: 0	WP: 0 PB: 0 SB: 0 CS: 0	PA: 33				
<b>PITCHER</b>	IP	WLS	BF	H	R	ER	SO	BB	IBB	HBP	BLK	WP	HR	S	P	ERA	WHIP										
37 Brandon Beachy, R ERA: 3.04	6.0	W	22	3	1	1	9	1	0	0	0	0	0	3	5	0.00	6.000										
52 George Sherrill, L ERA: 2.25	0.1	H	3	2	0	0	0	0	0	0	0	0	0	3	5	0.00	6.000										
19 Scott Linebrink, R ERA: 3.34	0.2	H	1	0	0	0	0	0	0	0	0	0	0	3	6	0.00	0.000										
34 Eric O'Flaherty, L ERA: 1.24	1.0	H	4	0	0	0	1	1	0	0	0	0	0	9	17	0.00	1.000										
46 Craig Kimbrel, R ERA: 2.77	1.0	S	3	0	0	0	3	0	0	0	0	0	0	10	12	0.00	0.000										









Batter	1	2	3	4	5	6	7	8	9	AB	R	H	RBI	BB	SO	LOB	TOP					
13 Chris Denorfia, R OBP: 0.352, SLG: 0.437										4	0	0	0	0	0	1						
8 Jason Bartlett, R OBP: 0.313, SLG: 0.304										4	0	0	0	0	1	1						
7 Chase Headley, S OBP: 0.398, SLG: 0.498											4	0	3	0	0	0						
47 Ryan Ludwick, R OBP: 0.320, SLG: 0.400											4	0	0	0	0	1	3					
15 Jesus Guzman, R OBP: 0.303, SLG: 0.500										3	0	0	0	0	1	1						
24 Cameron Maybin, R OBP: 0.332, SLG: 0.405										3	0	2	0	0	0	0						
1 Orlando Hudson, S OBP: 0.333, SLG: 0.297										0	0	0	0	0	0	0						
14 Alberto Gonzalez, R OBP: 0.244, SLG: 0.282										3	0	0	0	0	2	1						
27 Anthony Rizzo, L OBP: 0.315, SLG: 0.350										3	0	1	0	0	1	1						
4 Nick Hundley, R OBP: 0.317, SLG: 0.345										3	0	1	0	0	1	1						
<b>Inning Stats</b>	R: 0 E: 0 K: 2 S: 10	H: 1 LOB: 1 BB: 0 P: 14	R: 0 E: 0 K: 2 S: 9	H: 0 LOB: 0 BB: 0 P: 9	R: 0 E: 0 K: 1 S: 7	H: 0 LOB: 0 BB: 0 P: 13	R: 0 E: 0 K: 0 S: 5	H: 0 LOB: 0 BB: 0 P: 8	R: 0 E: 0 K: 0 S: 7	H: 1 LOB: 0 BB: 0 P: 10	R: 0 E: 0 K: 0 S: 8	H: 1 LOB: 0 BB: 0 P: 10	R: 0 E: 0 K: 0 S: 4	H: 1 LOB: 0 BB: 0 P: 7	R: 0 E: 0 K: 2 S: 13	H: 1 LOB: 1 BB: 0 P: 19	R: 0 E: 0 K: 0 S: 12	H: 1 LOB: 1 BB: 0 P: 16	1B: 6 2B: 0 3B: 0 HR: 0	SF: 0 SAC: 0 DP: 1 HBP: 0	WP: 0 PB: 0 SB: 0 CS: 0	PA: 31
<b>PITCHER</b> 38 Jason Vargas, L ERA: 3.57	IP: 9.0 WLS: W BF: 31	H: 6 R: 0 ER: 0 SO: 7	BB: 0 IBB: 0 HBP: 0 BLK: 0	WP: 0 HR: 0 S: 75 P: 106	ERA: 0.00 WHIP: 0.667											IP: 9.0 WLS: W BF: 31	H: 6 R: 0 ER: 0 SO: 7	BB: 0 IBB: 0 HBP: 0 BLK: 0	WP: 0 HR: 0 S: 75 P: 106	ERA: 0.00 WHIP: 0.667		

San Diego Padres @ Seattle Mariners  
Safeco Field, Seattle, WA  
Fri Jul 01 2011, 7:10 PM - 9:36 PM PDT  
Att: 23,618 - Clear - 69 F

livebaseballscores.com

AB 31  
R 0  
H 6  
RBI 0  
BB 0  
SO 7  
LOB 9

Batter	1	2	3	4	5	6	7	8	9	AB	R	H	RBI	BB	SO	LOB	BOTTOM			
51 Ichiro Suzuki, L OBP: 0.317, SLG: 0.330										5	1	0	0	0	0	2				
26 Brendan Ryan, R OBP: 0.322, SLG: 0.313										4	2	2	0	1	0	1				
4 Adam Kennedy, L OBP: 0.310, SLG: 0.417										4	1	2	2	1	1	0				
17 Justin Smoak, S OBP: 0.347, SLG: 0.451										3	2	1	0	1	0	2				
29 Jack Cust, L OBP: 0.366, SLG: 0.345										2	0	1	2	2	1	1				
8 Carlos Peguero, L OBP: 0.263, SLG: 0.407									4	0	1	2	0	1	2					
21 Franklin Gutierrez, R OBP: 0.229, SLG: 0.240									3	0	0	0	1	1	3					
3 Josh Bard, S OBP: 0.375, SLG: 0.500									4	0	1	0	0	0	2					
9 Chone Figgins, S OBP: 0.233, SLG: 0.249										4	0	1	0	0	0	2				
<b>Inning Stats</b>	R: 1 E: 0 K: 1 S: 11	H: 2 LOB: 1 BB: 0 P: 18	R: 0 E: 0 K: 0 S: 6	H: 0 LOB: 0 BB: 0 P: 10	R: 3 E: 1 K: 1 S: 19	H: 2 LOB: 3 BB: 3 P: 35	R: 0 E: 0 K: 0 S: 9	H: 1 LOB: 0 BB: 0 P: 13	R: 1 E: 0 K: 0 S: 9	H: 2 LOB: 2 BB: 1 P: 18	R: 1 E: 0 K: 0 S: 8	H: 1 LOB: 1 BB: 1 P: 19	R: 0 E: 0 K: 1 S: 12	H: 1 LOB: 2 BB: 1 P: 22	R: 0 E: 0 K: 1 S: 8	H: 0 LOB: 0 BB: 0 P: 10	1B: 5 2B: 4 3B: 0 HR: 0	SF: 0 SAC: 0 DP: 0 HBP: 0	WP: 0 PB: 0 SB: 2 CS: 0	PA: 39
<b>PITCHER</b> 26 Dustin Moseley, R ERA: 3.07	IP: 4.2 WLS: L	H: 7 R: 5 ER: 2 SO: 2	BB: 4 IBB: 0 HBP: 0 BLK: 0	WP: 0 HR: 0 S: 53 P: 93	ERA: 3.86 WHIP: 2.357											IP: 4.2 WLS: L	H: 7 R: 5 ER: 2 SO: 2	BB: 4 IBB: 0 HBP: 0 BLK: 0	WP: 0 HR: 0 S: 53 P: 93	ERA: 3.86 WHIP: 2.357
45 Anthony Bass, R ERA: 2.45	IP: 2.1 WLS: 11	H: 2 R: 1 ER: 1 SO: 1	BB: 2 IBB: 0 HBP: 0 BLK: 0	WP: 0 HR: 0 S: 21 P: 42	ERA: 3.86 WHIP: 1.714											IP: 2.1 WLS: 11	H: 2 R: 1 ER: 1 SO: 1	BB: 2 IBB: 0 HBP: 0 BLK: 0	WP: 0 HR: 0 S: 21 P: 42	ERA: 3.86 WHIP: 1.714
34 Pat Neshek, R ERA: 3.27	IP: 1.0 WLS: 3	H: 0 R: 0 ER: 0 SO: 1	BB: 0 IBB: 0 HBP: 0 BLK: 0	WP: 0 HR: 0 S: 8 P: 10	ERA: 0.00 WHIP: 0.000											IP: 1.0 WLS: 3	H: 0 R: 0 ER: 0 SO: 1	BB: 0 IBB: 0 HBP: 0 BLK: 0	WP: 0 HR: 0 S: 8 P: 10	ERA: 0.00 WHIP: 0.000

San Diego Padres @ Seattle Mariners  
Safeco Field, Seattle, WA  
Fri Jul 01 2011, 7:10 PM - 9:36 PM PDT  
Att: 23,618 - Clear - 69 F

livebaseballscores.com

AB 33  
R 6  
H 9  
RBI 6  
BB 6  
SO 4  
LOB 15

Batter	1	2	3	4	5	6	7	8	9	AB	R	H	RBI	BB	SO	LOB	TOP	
25 Will Venable, L (1,9) OBP: 0.311, SLG: 0.310										4	0	0	0	0	2	1	<b>San Diego Padres @ Seattle Mariners</b> Safeco Field, Seattle, WA Sat Jul 02 2011, 7:10 PM - 9:19 PM PDT Att: 22,803 - Clear - 72 F	
8 Jason Bartlett, R (1,6) OBP: 0.309, SLG: 0.300										4	0	0	0	0	1	0		
7 Chase Headley, S (1,5) OBP: 0.399, SLG: 0.409										4	0	2	0	0	0	0		
47 Ryan Ludwick, R (1,10) OBP: 0.319, SLG: 0.398										4	0	1	0	0	1	1		
13 Chris Denorfia, R (1,7) OBP: 0.346, SLG: 0.428										4	0	0	0	0	2			
16 Kyle Phillips, L (1,2) OBP: 0.323, SLG: 0.400										4	0	1	0	0	1	0		
24 Cameron Maybin, R (1,8) OBP: 0.331, SLG: 0.400										3	1	0	0	1	1			
27 Anthony Rizzo, L (1,3) OBP: 0.316, SLG: 0.349										3	0	1	0	0	1			
14 Alberto Gonzalez, R (1,4) OBP: 0.246, SLG: 0.283										3	0	1	1	0	2			
<b>Inning Stats</b>	R: 0 H: 0 E: 0 K: 2 S: 7	H: 0 LOB: 0 BB: 0 P: 12	R: 0 H: 0 E: 0 K: 0 S: 7	H: 0 LOB: 0 BB: 0 P: 9	R: 0 H: 0 E: 0 K: 1 S: 8	H: 0 LOB: 0 BB: 0 P: 9	R: 0 H: 2 E: 0 K: 1 S: 14	H: 1 LOB: 1 BB: 1 P: 22	R: 0 H: 0 E: 0 K: 1 S: 6	H: 0 LOB: 0 BB: 0 P: 8	R: 0 H: 2 E: 0 K: 0 S: 8	H: 1 LOB: 1 BB: 0 P: 11	R: 0 H: 0 E: 0 K: 1 S: 10	H: 0 LOB: 0 BB: 0 P: 11	1B: 6 2B: 0 3B: 0 HR: 0	SF: 0 SAC: 0 DP: 0 HBP: 0	WP: 0 PB: 0 SB: 0 CS: 0	PA: 34
<b>PITCHER</b> 58 Doug Fister, R (1,1) ERA: 3.02	IP: 9.0 WLS: L BF: 34 H: 6 R: 1 ER: 1 SO: 7 BB: 1 IBB: 0 HBP: 0 BLK: 0 WP: 0 HR: 0 S: 82 P: 113 ERA: 1.00 WHIP: 0.778																	

AB	33
R	1
H	6
RBI	1
BB	1
SO	7
LOB	8



Batter	1	2	3	4	5	6	7	8	9	AB	R	H	RBI	BB	SO	LOB	BOTTOM				
51 Ichiro Suzuki, L (1,9) OBP: 0.313, SLG: 0.327										4	0	0	0	0	0	0	<b>San Diego Padres @ Seattle Mariners</b> Safeco Field, Seattle, WA Sat Jul 02 2011, 7:10 PM - 9:19 PM PDT Att: 22,803 - Clear - 72 F				
26 Brendan Ryan, R (1,6) OBP: 0.318, SLG: 0.308										4	0	0	0	0	2	0					
21 Franklin Gutierrez, R (1,8) OBP: 0.224, SLG: 0.234										3	0	0	0	0	0	1					
17 Justin Smoak, S (1,3) OBP: 0.344, SLG: 0.446										3	0	0	0	0	2	1					
56 Greg Halman, R (1,7) OBP: 0.410, SLG: 0.541										3	0	2	0	0	0	1					
29 Jack Cust, L (1,10) OBP: 0.381, SLG: 0.340										3	0	0	0	0	2	2					
3 Josh Bard, S (1,2) OBP: 0.273, SLG: 0.364										3	0	0	0	0	1	2					
9 Chone Figgins, S (1,5) OBP: 0.230, SLG: 0.246										3	0	0	0	0	1	0					
2 Jack Wilson, R (1,4) OBP: 0.252, SLG: 0.250										2	0	0	0	0	1	0					
4 Adam Kennedy, L (9,PH) OBP: 0.309, SLG: 0.415										1	0	0	0	0	0	0					
<b>Inning Stats</b>	R: 0 H: 0 E: 0 K: 1 S: 9	H: 1 LOB: 1 BB: 0 P: 15	R: 0 H: 0 E: 0 K: 2 S: 18	H: 0 LOB: 0 BB: 0 P: 24	R: 0 H: 0 E: 0 K: 2 S: 7	H: 0 LOB: 0 BB: 0 P: 8	R: 0 H: 0 E: 0 K: 1 S: 9	H: 0 LOB: 0 BB: 0 P: 16	R: 0 H: 1 LOB: 0 BB: 0 P: 16	R: 0 H: 0 E: 0 K: 0 S: 6	H: 0 LOB: 0 BB: 0 P: 8	R: 0 H: 0 E: 1 K: 1 S: 11	H: 0 LOB: 1 BB: 0 P: 15	R: 0 H: 0 E: 0 K: 1 S: 8	H: 0 LOB: 0 BB: 0 P: 8	R: 0 H: 0 E: 0 K: 0 S: 5	H: 0 LOB: 0 BB: 0 P: 10	1B: 1 2B: 1 3B: 0 HR: 0	SF: 0 SAC: 0 DP: 0 HBP: 0	WP: 0 PB: 0 SB: 1 CS: 1	PA: 29
<b>PITCHER</b> 52 Cory Luebke, L (1,1) ERA: 2.52 50 Chad Qualls, R (7,1) ERA: 2.93 37 Mike Adams, R (8,1) ERA: 1.21 21 Heath Bell, R (9,1) ERA: 2.31	IP: 6.0 WLS: W BF: 19 H: 2 R: 0 ER: 0 SO: 7 BB: 0 IBB: 0 HBP: 0 BLK: 0 WP: 0 HR: 0 S: 61 P: 87 ERA: 0.00 WHIP: 0.333																				

AB	29
R	0
H	2
RBI	0
BB	0
SO	9
LOB	7



Batter	1	2	3	4	5	6	7	8	9	AB	R	H	RBI	BB	SO	LOB	TOP										
25 Will Venable, L (1, 9) OBP: 0.315, SLG: 0.320	G1-3		G4-3 8 1-H					F7		4	0	2	1	0	0	0	<b>San Diego Padres @ Seattle Mariners</b> Safeco Field, Seattle, WA Sun Jul 03 2011, 1:11 PM - 3:31 PM PDT Att: 28,004 - Cloudy - 63 F										
8 Jason Bartlett, R (1, 6) OBP: 0.398, SLG: 0.297	G5-3		G4-3					G5-3		3	0	0	0	0	0	3											
7 Chase Headley, S (1, 5) OBP: 0.398, SLG: 0.407	K		P6					HBP		4	0	1	0	0	1	1											
47 Ryan Ludwick, R (1, 10) OBP: 0.318, SLG: 0.394	K			L6				1B		3	0	0	0	1	1	2											
13 Chris Denorfia, R (1, 7) OBP: 0.344, SLG: 0.421	G1-3			G5-3				F9		3	0	0	0	1	0	1											
24 Cameron Maybin, R (1, 8) OBP: 0.330, SLG: 0.395				G6-3				BB		3	0	0	0	1	1	4											
27 Anthony Rizzo, L (1, 3) OBP: 0.300, SLG: 0.328	K							K		4	0	0	0	0	2	1											
4 Nick Hundley, R (1, 2) OBP: 0.311, SLG: 0.338			F8					L7		3	0	0	0	0	0	0											
1 Orlando Hudson, S (9, PH) OBP: 0.332, SLG: 0.295								F7		1	0	0	0	0	1	0											
14 Alberto Gonzalez, R (1, 4) OBP: 0.255, SLG: 0.287								F8		2	1	1	0	0	0	0											
16 Kyle Phillips, L (9, PH) OBP: 0.317, SLG: 0.393			25 2B					K		1	0	0	0	0	1	0											
<b>Inning Stats</b>	R: 0 E: 0 K: 1 S: 8	H: 0 LOB: 0 BB: 0 P: 9	R: 0 E: 0 K: 2 S: 10	H: 0 LOB: 1 BB: 1 P: 16	R: 1 E: 0 K: 0 S: 10	H: 2 LOB: 1 BB: 0 P: 11	R: 0 E: 0 K: 0 S: 8	H: 0 LOB: 0 BB: 0 P: 10	R: 0 E: 0 K: 0 S: 8	H: 1 LOB: 2 BB: 0 P: 12	R: 0 E: 0 K: 0 S: 10	H: 0 LOB: 1 BB: 1 P: 18	R: 0 E: 0 K: 1 S: 10	H: 0 LOB: 0 BB: 0 P: 14	R: 0 E: 0 K: 1 S: 11	H: 1 LOB: 3 BB: 1 P: 17	R: 0 E: 0 K: 2 S: 8	H: 0 LOB: 0 BB: 0 P: 12	1B: 3 2B: 1 3B: 0 HR: 0	SF: 0 SAC: 0 DP: 0 HBP: 2	WP: 0 PB: 0 SB: 0 CS: 0	PA: 36					
<b>PITCHER</b>	IP	WLS	BF	H	R	ER	SO	BB	IBB	HBP	BLK	WP	HR	S	P	ERA	WHIP										
49 Blake Beavan, R (1, 1) ERA: 1.29	7.0	W	27	3	1	1	4	2	0	1	0	0	0	64	90	1.29	0.714										
39 David Pauley, R (8, 1) ERA: 1.41	1.0	H	6	1	0	0	1	1	0	1	0	0	0	11	17	0.00	2.000										
43 Brandon League, R (9, 1) ERA: 3.38	1.0	S	3	0	0	0	2	0	0	0	0	0	0	8	12	0.00	0.000										

Batter	1	2	3	4	5	6	7	8	9	AB	R	H	RBI	BB	SO	LOB	BOTTOM										
51 Ichiro Suzuki, L (1, 9) OBP: 0.318, SLG: 0.329	4 1B		4 BB 17 SF7 26 1B					G3		3	2	2	0	1	0	0	<b>San Diego Padres @ Seattle Mariners</b> Safeco Field, Seattle, WA Sun Jul 03 2011, 1:11 PM - 3:31 PM PDT Att: 28,004 - Cloudy - 63 F										
26 Brendan Ryan, R (1, 6) OBP: 0.320, SLG: 0.308	L8		17 SF7 4 BB 13 SF8					BB		3	1	1	0	1	1	3											
4 Adam Kennedy, L (1, 5) OBP: 0.312, SLG: 0.414	17 BB		2 SAFE B CU 78 B SL 81 D SL 82 B FC 91					L4		3	0	1	1	1	0	1											
17 Justin Smoak, S (1, 3) OBP: 0.343, SLG: 0.443	BB		3-2 SF7					P6		2	0	0	1	1	0	0											
13 Dustin Ackley, L (1, 4) OBP: 0.367, SLG: 0.558	F8		2-3 3-H					P3		3	0	1	1	0	0	2											
56 Greg Halman, R (1, 7) OBP: 0.372, SLG: 0.488	K		3-H F9					F7		4	0	0	0	0	3	4											
8 Carlos Peguero, L (1, 10) OBP: 0.265, SLG: 0.405	F7		3-3 K2-3					1B		3	0	1	0	0	1	0											
21 Franklin Gutierrez, R (1, 8) OBP: 0.219, SLG: 0.229	K		L8					K		3	0	0	0	0	2	1											
3 Josh Bard, S (1, 2) OBP: 0.214, SLG: 0.286	G3-1		K					L9		3	0	0	0	0	1	1											
<b>Inning Stats</b>	R: 1 E: 0 K: 1 S: 13	H: 2 LOB: 2 BB: 1 P: 24	R: 0 E: 0 K: 1 S: 8	H: 0 LOB: 0 BB: 0 P: 12	R: 2 E: 0 K: 0 S: 10	H: 2 LOB: 1 BB: 1 P: 20	R: 0 E: 0 K: 2 S: 10	H: 0 LOB: 0 BB: 0 P: 18	R: 0 E: 0 K: 0 S: 6	H: 0 LOB: 0 BB: 1 P: 14	R: 0 E: 0 K: 1 S: 8	H: 0 LOB: 0 BB: 0 P: 11	R: 0 E: 0 K: 2 S: 9	H: 1 LOB: 2 BB: 1 P: 15	R: 0 E: 0 K: 1 S: 11	H: 1 LOB: 1 BB: 0 P: 14		1B: 6 2B: 0 3B: 0 HR: 0	SF: 2 SAC: 0 DP: 0 HBP: 0	WP: 0 PB: 0 SB: 1 CS: 1	PA: 33						
<b>PITCHER</b>	IP	WLS	BF	H	R	ER	SO	BB	IBB	HBP	BLK	WP	HR	S	P	ERA	WHIP										
38 Mat Latos, R (1, 1) ERA: 4.26	6.0	L	24	4	3	3	3	3	0	0	0	0	0	55	99	4.50	1.167										
39 Ernesto Frieri, R (7, 1) ERA: 2.93	1.0		5	1	0	0	2	1	0	0	0	0	0	9	15	0.00	2.000										
44 Josh Spence, L (8, 1) ERA:	1.0		4	1	0	0	1	0	0	0	0	0	0	11	14	0.00	1.000										

AB 31  
R 1  
H 4  
RBI 1  
BB 3  
SO 7  
LOB 12



AB 27  
R 3  
H 6  
RBI 3  
BB 4  
SO 8  
LOB 12



Batter	1	2	3	4	5	6	7	8	9	AB	R	H	RBI	BB	SO	LOB	TOP							
51 Ichiro Suzuki, L OBP: 0.320, SLG: 0.331	G6-3			1B		K		1B		4	0	2	0	0	1	0	<b>Seattle Mariners @ Oakland Athletics</b> Oakland Coliseum, Oakland, CA Mon Jul 04 2011, 1:08 PM - 3:37 PM PDT Att. 15,566 - Sunny - 75 F							
26 Brendan Ryan, R OBP: 0.319, SLG: 0.307	K			G5-4-3			1B	F9		4	1	1	0	0	1	2								
4 Adam Kennedy, L OBP: 0.311, SLG: 0.408	K			G3			F7			3	0	0	0	1	1									
17 Justin Smoak, S OBP: 0.348, SLG: 0.449		K			BB		G4-3		BB	3	0	2	1	1	1	0								
13 Dustin Ackley, L OBP: 0.340, SLG: 0.511		G4-3			F7		G4-3		F8	4	0	0	0	0	0	4								
29 Jack Cust, L OBP: 0.358, SLG: 0.335				F7-4-3					K	3	0	0	0	1	2	3								
56 Greg Halman, R OBP: 0.340, SLG: 0.444				L9		G6-3			F8	4	0	0	0	0	1	4								
8 Carlos Peguero, L OBP: 0.267, SLG: 0.398				G3		G6-3		K		2	0	0	0	0	0	0								
21 Franklin Gutierrez, R OBP: 0.217, SLG: 0.227								K		1	0	0	0	0	1	0								
3 Josh Bard, S OBP: 0.235, SLG: 0.471				G4-3		HR		G6-3		3	1	1	1	0	0	0								
<b>Inning Stats</b>	R: 0 E: 0 K: 2 S: 8	H: 0 LOB: 0 BB: 0 P: 10	R: 0 E: 0 K: 2 S: 11	H: 0 LOB: 0 BB: 0 P: 15	R: 0 E: 0 K: 0 S: 6	H: 0 LOB: 0 BB: 0 P: 9	R: 0 E: 0 K: 0 S: 8	H: 1 LOB: 0 BB: 0 P: 12	R: 0 E: 0 K: 0 S: 4	H: 0 LOB: 0 BB: 1 P: 9	R: 1 E: 0 K: 1 S: 10	H: 1 LOB: 0 BB: 0 P: 13	R: 0 E: 0 K: 1 S: 14	H: 2 LOB: 2 BB: 1 P: 23	R: 0 E: 0 K: 1 S: 6	H: 1 LOB: 1 BB: 0 P: 11	R: 0 E: 0 K: 1 S: 13	H: 1 LOB: 2 BB: 1 P: 17	1B: 4 2B: 2 3B: 0 HR: 1	SF: 0 SAC: 0 DP: 2 HBP: 0	WP: 0 PB: 0 SB: 0 CS: 0	PA: 34		
<b>PITCHER</b>	IP WLS BF H R ER SO BB IBB HBP BLK WP HR S P ERA WHIP	IP WLS BF H R ER SO BB IBB HBP BLK WP HR S P ERA WHIP	IP WLS BF H R ER SO BB IBB HBP BLK WP HR S P ERA WHIP	IP WLS BF H R ER SO BB IBB HBP BLK WP HR S P ERA WHIP	IP WLS BF H R ER SO BB IBB HBP BLK WP HR S P ERA WHIP	IP WLS BF H R ER SO BB IBB HBP BLK WP HR S P ERA WHIP	IP WLS BF H R ER SO BB IBB HBP BLK WP HR S P ERA WHIP	IP WLS BF H R ER SO BB IBB HBP BLK WP HR S P ERA WHIP	IP WLS BF H R ER SO BB IBB HBP BLK WP HR S P ERA WHIP	IP WLS BF H R ER SO BB IBB HBP BLK WP HR S P ERA WHIP	IP WLS BF H R ER SO BB IBB HBP BLK WP HR S P ERA WHIP	IP WLS BF H R ER SO BB IBB HBP BLK WP HR S P ERA WHIP	IP WLS BF H R ER SO BB IBB HBP BLK WP HR S P ERA WHIP	IP WLS BF H R ER SO BB IBB HBP BLK WP HR S P ERA WHIP	IP WLS BF H R ER SO BB IBB HBP BLK WP HR S P ERA WHIP	IP WLS BF H R ER SO BB IBB HBP BLK WP HR S P ERA WHIP	IP WLS BF H R ER SO BB IBB HBP BLK WP HR S P ERA WHIP	IP WLS BF H R ER SO BB IBB HBP BLK WP HR S P ERA WHIP	IP WLS BF H R ER SO BB IBB HBP BLK WP HR S P ERA WHIP	IP WLS BF H R ER SO BB IBB HBP BLK WP HR S P ERA WHIP	IP WLS BF H R ER SO BB IBB HBP BLK WP HR S P ERA WHIP	IP WLS BF H R ER SO BB IBB HBP BLK WP HR S P ERA WHIP	IP WLS BF H R ER SO BB IBB HBP BLK WP HR S P ERA WHIP	IP WLS BF H R ER SO BB IBB HBP BLK WP HR S P ERA WHIP

AB	31
R	2
H	6
RBI	2
BB	3
SO	8
LOB	14



Batter	1	2	3	4	5	6	7	8	9	AB	R	H	RBI	BB	SO	LOB	BOTTOM							
19 Jemile Weeks, S OBP: 0.330, SLG: 0.433	G4-3		G3			P6		G4-3		4	0	0	0	0	0	1	<b>Seattle Mariners @ Oakland Athletics</b> Oakland Coliseum, Oakland, CA Mon Jul 04 2011, 1:08 PM - 3:37 PM PDT Att. 15,566 - Sunny - 75 F							
29 Scott Sizemore, R OBP: 0.358, SLG: 0.368	K		K			G3-6-1		G3		3	0	0	0	1	2	0								
4 Coco Crisp, S OBP: 0.307, SLG: 0.391	P5		P6			G3-6-1		BB		3	0	0	0	1	0	1								
55 Hideki Matsui, L OBP: 0.292, SLG: 0.343		BB		F7		G3-1		K		4	1	1	0	0	1	1								
22 Chris Carter, R OBP: 0.250, SLG: 0.211		BB		K		K		K2-3		3	0	0	0	1	3	1								
12 David DeJesus, L OBP: 0.317, SLG: 0.348			K		G4-3			F8		3	0	0	0	0	1	2								
28 Conor Jackson, R OBP: 0.333, SLG: 0.330	P3					K		F8		3	0	0	0	0	1	2								
8 Kurt Suzuki, R OBP: 0.288, SLG: 0.332						K		1B		3	0	2	1	0	1	0								
2 Cliff Pennington, S OBP: 0.294, SLG: 0.317					G3			F8		3	0	0	0	0	1	3								
<b>Inning Stats</b>	R: 0 E: 0 K: 1 S: 12	H: 2 LOB: 2 BB: 1 P: 18	R: 1 E: 0 K: 2 S: 18	H: 2 LOB: 1 BB: 1 P: 26	R: 0 E: 0 K: 1 S: 9	H: 0 LOB: 0 BB: 0 P: 15	R: 0 E: 0 K: 1 S: 7	H: 0 LOB: 0 BB: 0 P: 11	R: 0 E: 0 K: 2 S: 10	H: 0 LOB: 0 BB: 0 P: 14	R: 0 E: 0 K: 0 S: 4	H: 0 LOB: 0 BB: 1 P: 8	R: 0 E: 0 K: 1 S: 10	H: 0 LOB: 0 BB: 0 P: 16	R: 0 E: 0 K: 0 S: 11	H: 1 LOB: 1 BB: 0 P: 15		R: 0 E: 0 K: 2 S: 12	H: 0 LOB: 1 BB: 1 P: 18	1B: 3 2B: 0 3B: 0 HR: 0	SF: 0 SAC: 0 DP: 1 HBP: 0	WP: 0 PB: 0 SB: 1 CS: 0	PA: 32	
<b>PITCHER</b>	IP WLS BF H R ER SO BB IBB HBP BLK WP HR S P ERA WHIP	IP WLS BF H R ER SO BB IBB HBP BLK WP HR S P ERA WHIP	IP WLS BF H R ER SO BB IBB HBP BLK WP HR S P ERA WHIP	IP WLS BF H R ER SO BB IBB HBP BLK WP HR S P ERA WHIP	IP WLS BF H R ER SO BB IBB HBP BLK WP HR S P ERA WHIP	IP WLS BF H R ER SO BB IBB HBP BLK WP HR S P ERA WHIP	IP WLS BF H R ER SO BB IBB HBP BLK WP HR S P ERA WHIP	IP WLS BF H R ER SO BB IBB HBP BLK WP HR S P ERA WHIP	IP WLS BF H R ER SO BB IBB HBP BLK WP HR S P ERA WHIP	IP WLS BF H R ER SO BB IBB HBP BLK WP HR S P ERA WHIP	IP WLS BF H R ER SO BB IBB HBP BLK WP HR S P ERA WHIP	IP WLS BF H R ER SO BB IBB HBP BLK WP HR S P ERA WHIP	IP WLS BF H R ER SO BB IBB HBP BLK WP HR S P ERA WHIP	IP WLS BF H R ER SO BB IBB HBP BLK WP HR S P ERA WHIP	IP WLS BF H R ER SO BB IBB HBP BLK WP HR S P ERA WHIP	IP WLS BF H R ER SO BB IBB HBP BLK WP HR S P ERA WHIP	IP WLS BF H R ER SO BB IBB HBP BLK WP HR S P ERA WHIP	IP WLS BF H R ER SO BB IBB HBP BLK WP HR S P ERA WHIP	IP WLS BF H R ER SO BB IBB HBP BLK WP HR S P ERA WHIP	IP WLS BF H R ER SO BB IBB HBP BLK WP HR S P ERA WHIP	IP WLS BF H R ER SO BB IBB HBP BLK WP HR S P ERA WHIP	IP WLS BF H R ER SO BB IBB HBP BLK WP HR S P ERA WHIP	IP WLS BF H R ER SO BB IBB HBP BLK WP HR S P ERA WHIP	IP WLS BF H R ER SO BB IBB HBP BLK WP HR S P ERA WHIP


AB	29
R	1
H	3
RBI	1
BB	3
SO	10
LOB	11



Batter	1	2	3	4	5	6	7	8	9	10	AB	R	H	RBI	BB	SO	LOB	TOP					
51 Ichiro Suzuki, L OBP: 0.324, SLG: 0.333	(1, 10) G6-3		(1, 0) 1B			(2, 2) 1B		(2) G4-3		(4, 1) IBB	4	0	2	0	1	0	0	<b>Seattle Mariners @ Oakland Athletics</b> Oakland Coliseum, Oakland, CA Tue Jul 05 2011, 7:08 PM - 9:55 PM PDT Att: 11,153 - Clear - 67 F					
26 Brendan Ryan, R OBP: 0.317, SLG: 0.309	(1, 6) G3-1		(2) G6-3			(2) G1-3		(3) G4-3		(2) FC4-6	5	1	1	0	0	0	3						
4 Adam Kennedy, L OBP: 0.313, SLG: 0.410	(1, 5) G3-1									(2) 2B	4	0	1	1	1	2	1						
17 Justin Smoak, S OBP: 0.346, SLG: 0.444	(1, 3) K									(3) K	5	0	1	0	0	3	4						
13 Dustin Ackley, L OBP: 0.366, SLG: 0.580										(3) 1B	3	2	2	1	1	0	0						
30 Miguel Olivo, R OBP: 0.263, SLG: 0.393										(2) K	4	0	0	0	0	2	3						
8 Carlos Peguero, L OBP: 0.254, SLG: 0.389										(3) K2-3	3	0	0	1	0	2	2						
21 Franklin Gutierrez, R OBP: 0.218, SLG: 0.228										(3) G4-3	4	1	1	0	0	0	0						
56 Greg Halman, R OBP: 0.314, SLG: 0.408										(1) K	4	0	0	0	0	1	1						
<b>Inning Stats</b>	R: 0 E: 0 K: 1 S: 8	H: 1 LOB: 1 BB: 0 P: 15	R: 1 E: 1 K: 13 S: 13	H: 1 LOB: 0 BB: 0 P: 20	R: 0 E: 0 K: 0 S: 5	H: 1 LOB: 0 BB: 0 P: 7	R: 0 E: 0 K: 1 S: 7	H: 0 LOB: 0 BB: 0 P: 11	R: 0 E: 0 K: 1 S: 8	H: 0 LOB: 0 BB: 0 P: 12	R: 0 E: 0 K: 3 S: 15	H: 1 LOB: 2 BB: 1 P: 24	R: 0 E: 0 K: 3 S: 15	H: 1 LOB: 2 BB: 1 P: 24	R: 2 E: 1 K: 2 S: 20	H: 2 LOB: 1 BB: 1 P: 27	1B: 5 2B: 2 3B: 0 HR: 1		SF: 1 SAC: 0 DP: 1 HBP: 0	WP: 0 PB: 0 SB: 3 CS: 0	PA: 40		
<b>PITCHER</b>	IP WLS BF H R ER SO BB IBB HBP BLK WP HR S P ERA WHIP	53 Trevor Cahill, R ERA: 3.17	31 Brad Ziegler, R ERA: 1.76	56 Craig Breslow, L ERA: 3.09	33 Joey Devine, R ERA: 2.37	40 Andrew Bailey, R ERA: 1.35	<b>PITCHER</b>	IP WLS BF H R ER SO BB IBB HBP BLK WP HR S P ERA WHIP	53 Trevor Cahill, R ERA: 3.17	31 Brad Ziegler, R ERA: 1.76	56 Craig Breslow, L ERA: 3.09	33 Joey Devine, R ERA: 2.37	40 Andrew Bailey, R ERA: 1.35	53 Trevor Cahill, R ERA: 3.17	31 Brad Ziegler, R ERA: 1.76	56 Craig Breslow, L ERA: 3.09	33 Joey Devine, R ERA: 2.37	40 Andrew Bailey, R ERA: 1.35	53 Trevor Cahill, R ERA: 3.17	31 Brad Ziegler, R ERA: 1.76	56 Craig Breslow, L ERA: 3.09	33 Joey Devine, R ERA: 2.37	40 Andrew Bailey, R ERA: 1.35

Batter	1	2	3	4	5	6	7	8	9	10	AB	R	H	RBI	BB	SO	LOB	BOTTOM						
19 Jemile Weeks, S OBP: 0.336, SLG: 0.446	(1, 4) 1B										4	1	2	0	0	1	0	<b>Seattle Mariners @ Oakland Athletics</b> Oakland Coliseum, Oakland, CA Tue Jul 05 2011, 7:08 PM - 9:55 PM PDT Att: 11,153 - Clear - 67 F						
29 Scott Sizemore, R OBP: 0.353, SLG: 0.360	(1, 5) K									(2) SH2-4	3	0	0	0	0	2	1							
4 Coco Crisp, S OBP: 0.307, SLG: 0.389	(1, 8) G3									(3) 1B	4	0	1	1	0	0	0							
55 Hideki Matsui, L OBP: 0.292, SLG: 0.339	(1, 10) G4-3									(2) BB	3	0	0	0	1	0	0							
28 Conor Jackson, R OBP: 0.328, SLG: 0.324	(1, 3) K									(3) L7	4	0	0	0	0	2	1							
12 David DeJesus, L OBP: 0.316, SLG: 0.344	(1, 9) K									(1) B5-3	3	0	0	0	0	1	0							
8 Kurt Suzuki, R OBP: 0.291, SLG: 0.346	(1, 2) 1B									(2) G6-3	4	1	2	1	0	1	1							
15 Ryan Sweeney, L OBP: 0.362, SLG: 0.333	(1, 7) K									(3) K	4	0	1	0	0	3	1							
2 Cliff Pennington, S OBP: 0.291, SLG: 0.313	(1, 6) K									(3) FC6-4	3	0	0	0	0	1	1							
<b>Inning Stats</b>	R: 0 E: 0 K: 1 S: 7	H: 1 LOB: 0 BB: 0 P: 11	R: 0 E: 0 K: 2 S: 9	H: 0 LOB: 0 BB: 0 P: 13	R: 0 E: 0 K: 2 S: 10	H: 1 LOB: 0 BB: 0 P: 13	R: 0 E: 0 K: 1 S: 6	H: 0 LOB: 0 BB: 0 P: 9	R: 0 E: 0 K: 1 S: 15	H: 0 LOB: 1 BB: 0 P: 23	R: 0 E: 0 K: 1 S: 11	H: 0 LOB: 0 BB: 0 P: 16	R: 0 E: 0 K: 1 S: 12	H: 0 LOB: 0 BB: 0 P: 16	R: 1 E: 0 K: 0 S: 7	H: 2 LOB: 1 BB: 0 P: 21	R: 1 E: 0 K: 0 S: 7		H: 2 LOB: 1 BB: 0 P: 12	R: 0 E: 0 K: 1 S: 9	H: 0 LOB: 0 BB: 0 P: 10	1B: 4 2B: 2 3B: 0 HR: 1	SF: 0 SAC: 1 DP: 1 HBP: 1	WP: 0 PB: 0 SB: 1 CS: 3
<b>PITCHER</b>	IP WLS BF H R ER SO BB IBB HBP BLK WP HR S P ERA WHIP	34 Félix Hernández, R ERA: 3.22	43 Brandon League, R ERA: 3.44	50 Jamey Wright, R ERA: 3.09	<b>PITCHER</b>	IP WLS BF H R ER SO BB IBB HBP BLK WP HR S P ERA WHIP	34 Félix Hernández, R ERA: 3.22	43 Brandon League, R ERA: 3.44	50 Jamey Wright, R ERA: 3.09	34 Félix Hernández, R ERA: 3.22	43 Brandon League, R ERA: 3.44	50 Jamey Wright, R ERA: 3.09	34 Félix Hernández, R ERA: 3.22	43 Brandon League, R ERA: 3.44	50 Jamey Wright, R ERA: 3.09	34 Félix Hernández, R ERA: 3.22	43 Brandon League, R ERA: 3.44	50 Jamey Wright, R ERA: 3.09	34 Félix Hernández, R ERA: 3.22	43 Brandon League, R ERA: 3.44	50 Jamey Wright, R ERA: 3.09	34 Félix Hernández, R ERA: 3.22	43 Brandon League, R ERA: 3.44	50 Jamey Wright, R ERA: 3.09

**Seattle Mariners @ Oakland Athletics**  
 Oakland Coliseum, Oakland, CA  
 Tue Jul 05 2011, 7:08 PM - 9:55 PM PDT  
 Att: 11,153 - Clear - 67 F



**Seattle Mariners @ Oakland Athletics**  
 Oakland Coliseum, Oakland, CA  
 Tue Jul 05 2011, 7:08 PM - 9:55 PM PDT  
 Att: 11,153 - Clear - 67 F



**AB 36**  
**R 4**  
**H 8**  
**RBI 3**  
**BB 3**  
**SO 10**  
**LOB 14**

**AB 32**  
**R 2**  
**H 6**  
**RBI 2**  
**BB 1**  
**SO 11**  
**LOB 5**

Batter	1	2	3	4	5	6	7	8	9	AB	R	H	RBI	BB	SO	LOB	TOP			
51 Ichiro Suzuki, L (1, 9) OBP: 0.320, SLG: 0.330	F7		P4			P2			F7	4	0	0	0	0	0	1				
26 Brendan Ryan, R (1, 6) OBP: 0.313, SLG: 0.305	F8		G6-3			G1-3			G6-3	4	0	0	0	0	0	1				
4 Adam Kennedy, L (1, 10) OBP: 0.312, SLG: 0.407	F8		P6						P5	4	0	1	0	0	0	0				
17 Justin Smoak, S (1, 3) OBP: 0.342, SLG: 0.440		K				F7			F8	3	0	0	0	0	1	1				
13 Dustin Ackley, L (1, 4) OBP: 0.367, SLG: 0.566						K			P2	3	0	1	0	0	1	1				
8 Carlos Peguero, L (1, 7) OBP: 0.248, SLG: 0.381										3	0	0	0	0	3	2				
21 Franklin Gutierrez, R (1, 8) OBP: 0.214, SLG: 0.223										3	0	0	0	0	0	1				
3 Josh Bard, S (1, 2) OBP: 0.200, SLG: 0.400										3	0	0	0	0	0	0				
9 Chone Figgins, S (1, 5) OBP: 0.231, SLG: 0.244										2	0	0	0	1	0	0				
<b>Inning Stats</b>	R: 0 E: 0 K: 0 S: 10	H: 0 LOB: 0 BB: 0 P: 16	R: 0 E: 0 K: 2 S: 15	H: 1 LOB: 1 BB: 0 P: 18	R: 0 E: 0 K: 0 S: 10	H: 0 LOB: 0 BB: 0 P: 15	R: 0 E: 0 K: 0 S: 7	H: 0 LOB: 0 BB: 0 P: 13	R: 0 E: 0 K: 2 S: 11	H: 0 LOB: 1 BB: 0 P: 15	R: 0 E: 0 K: 1 S: 9	H: 0 LOB: 0 BB: 0 P: 14	R: 0 E: 0 K: 0 S: 5	H: 0 LOB: 0 BB: 0 P: 6	R: 0 E: 0 K: 0 S: 4	H: 0 LOB: 0 BB: 0 P: 8	1B: 2 2B: 0 3B: 0 HR: 0	SF: 0 SAC: 0 DP: 0 HBP: 0	WP: 0 PB: 0 SB: 0 CS: 0	PA: 30
<b>PITCHER</b>	IP WLS BF H R ER SO BB IBB HBP BLK WP HR S P ERA WHIP																			
52 Guillermo Moscoso, R (1, 1) ERA: 2.16	7.0 W 24 2 0 0 5 1 0 0 0 0 0 0 73 109 0.00 0.429																			
33 Joey Devine, R (8, 1) ERA: 2.25	1.0 H 3 0 0 0 0 0 0 0 0 0 0 0 5 6 0.00 0.000																			
40 Andrew Bailey, R (9, 1) ERA: 1.26	1.0 S 3 0 0 0 0 0 0 0 0 0 0 0 4 8 0.00 0.000																			

Seattle Mariners @ Oakland Athletics  
Oakland Coliseum, Oakland, CA  
Wed Jul 06 2011, 12:38 PM - 2:49 PM PDT  
Att: 19,491 - Sunny - 72 F

AB	29
R	0
H	2
RBI	0
BB	1
SO	5
LOB	7



Batter	1	2	3	4	5	6	7	8	9	AB	R	H	RBI	BB	SO	LOB	BOTTOM			
19 Jemile Weeks, S (1, 4) OBP: 0.333, SLG: 0.438	P4					G6-3			F9	4	0	1	0	0	0	1				
29 Scott Sizemore, R (1, 5) OBP: 0.356, SLG: 0.385										4	1	2	2	0	2	1				
4 Coco Crisp, S (1, 8) OBP: 0.306, SLG: 0.387										4	0	1	0	0	0	2				
55 Hideki Matsui, L (1, 10) OBP: 0.291, SLG: 0.335										3	0	0	0	1	1	3				
22 Chris Carter, R (1, 3) OBP: 0.217, SLG: 0.182										3	0	0	0	0	2	2				
15 Ryan Sweeney, L (8, 7) OBP: 0.362, SLG: 0.333										0	0	0	0	0	0	0				
28 Conor Jackson, R (1, 7) OBP: 0.323, SLG: 0.319										3	0	0	0	0	0	2				
12 David DeJesus, L (1, 9) OBP: 0.313, SLG: 0.340										3	0	0	0	0	1	0				
8 Kurt Suzuki, R (1, 2) OBP: 0.288, SLG: 0.342										3	0	0	0	0	0	0				
2 Cliff Pennington, S (1, 6) OBP: 0.291, SLG: 0.313										3	1	1	0	0	0	0				
<b>Inning Stats</b>	R: 1 E: 0 K: 1 S: 10	H: 2 LOB: 2 BB: 1 P: 16	R: 0 E: 0 K: 0 S: 8	H: 0 LOB: 0 BB: 0 P: 10	R: 0 E: 0 K: 1 S: 8	H: 1 LOB: 1 BB: 0 P: 10	R: 0 E: 0 K: 1 S: 10	H: 0 LOB: 0 BB: 0 P: 14	R: 1 E: 2 K: 1 S: 14	H: 2 LOB: 2 BB: 0 P: 21	R: 0 E: 1 K: 1 S: 8	H: 0 LOB: 0 BB: 0 P: 13	R: 0 E: 0 K: 0 S: 8	H: 0 LOB: 0 BB: 0 P: 11	R: 0 E: 0 K: 1 S: 8	H: 0 LOB: 0 BB: 0 P: 11	1B: 4 2B: 0 3B: 0 HR: 1	SF: 0 SAC: 0 DP: 0 HBP: 0	WP: 0 PB: 0 SB: 1 CS: 1	PA: 32
<b>PITCHER</b>	IP WLS BF H R ER SO BB IBB HBP BLK WP HR S P ERA WHIP																			
38 Jason Vargas, L (1, 1) ERA: 3.49	8.0 L 31 5 2 2 6 1 0 0 0 0 0 1 74 106 2.25 0.750																			

Seattle Mariners @ Oakland Athletics  
Oakland Coliseum, Oakland, CA  
Wed Jul 06 2011, 12:38 PM - 2:49 PM PDT  
Att: 19,491 - Sunny - 72 F

AB	30
R	2
H	5
RBI	2
BB	1
SO	6
LOB	11






Batter	1	2	3	4	5	6	7	8	9	AB	R	H	RBI	BB	SO	LOB	TOP					
51 Ichiro Suzuki, L (1,9) OBP: 0.320, SLG: 0.327	F9		26 2B		G5-3			G6-3		3	0	0	0	1	0	0	<b>Seattle Mariners @ Los Angeles Angels</b> Angel Stadium of Anaheim, Anaheim, CA Thu Jul 07 2011, 7:09 PM - 9:36 PM PDT Att: 41,223 - Clear - 80 F					
26 Brendan Ryan, R (1,6) OBP: 0.316, SLG: 0.311	K					F7				4	0	2	1	0	1	0						
4 Adam Kennedy, L (1,3) OBP: 0.307, SLG: 0.400	P5						G4-3			4	0	0	0	0	0	3						
17 Justin Smoak, S (1,10) OBP: 0.338, SLG: 0.434										4	0	0	0	0	0	3						
13 Dustin Ackley, L (1,4) OBP: 0.359, SLG: 0.544	K									4	0	1	0	0	1	0						
30 Miguel Olivo, R (1,2) OBP: 0.283, SLG: 0.391										4	0	1	0	0	0	1						
15 Kyle Seager, L (1,5)										4	0	0	0	0	2	2						
21 Franklin Gutierrez, R (1,8) OBP: 0.283, SLG: 0.232										3	1	2	0	0	0	0						
8 Carlos Peguero, L (1,7)										3	0	0	0	0	2	3						
<b>Inning Stats</b>	R: 0 E: 0 K: 1 S: 7	H: 0 LOB: 0 BB: 0 P: 10	R: 0 E: 0 K: 2 S: 8	H: 1 LOB: 1 BB: 0 P: 10	R: 1 E: 0 K: 1 S: 14	H: 2 LOB: 2 BB: 1 P: 25	R: 0 E: 0 K: 1 S: 7	H: 0 LOB: 0 BB: 0 P: 10	R: 0 E: 0 K: 0 S: 7	H: 0 LOB: 0 BB: 0 P: 11	R: 0 E: 0 K: 0 S: 8	H: 0 LOB: 0 BB: 0 P: 13	R: 0 E: 0 K: 1 S: 14	H: 2 LOB: 2 BB: 0 P: 20	R: 0 E: 0 K: 0 S: 6	H: 1 LOB: 1 BB: 0 P: 11	R: 0 E: 0 K: 0 S: 5	H: 0 LOB: 0 BB: 0 P: 6	1B: 5 2B: 1 3B: 0 HR: 0	SF: 0 SAC: 0 DP: 0 HBP: 0	WP: 1 PB: 0 SB: 1 CS: 1	PA: 34
<b>PITCHER</b> 36 Jered Weaver, R (1,1) ERA: 1.86	IP: 9.0 WLS: W BF: 34 H: 6 R: 1 ER: 1 SO: 6 BB: 1 IBB: 0 HBP: 0 BLK: 0 WP: 1 HR: 0 S: 76 P: 116 ERA: 1.00 WHIP: 0.778															<b>PITCHER</b>						

Batter	1	2	3	4	5	6	7	8	9	AB	R	H	RBI	BB	SO	LOB	BOTTOM			
13 Maicer Izturis, S (1,5) OBP: 0.338, SLG: 0.386	F8		53 1B					F8		5	1	0	0	0	1	4	<b>Seattle Mariners @ Los Angeles Angels</b> Angel Stadium of Anaheim, Anaheim, CA Thu Jul 07 2011, 7:09 PM - 9:36 PM PDT Att: 41,223 - Clear - 80 F			
48 Torii Hunter, R (1,9) OBP: 0.315, SLG: 0.377	G1-3		53 1B							4	1	2	0	0	0	0				
53 Bobby Abreu, L (1,10) OBP: 0.399, SLG: 0.375	L1		10 SF8							3	1	1	1	1	0	1				
10 Vernon Wells, R (1,7) OBP: 0.241, SLG: 0.398			47 2B							3	0	0	1	0	0	1				
47 Howie Kendrick, R (1,4) OBP: 0.364, SLG: 0.472	K									3	0	1	1	0	2	0				
2 Enck Aybar, S (1,6) OBP: 0.317, SLG: 0.426										4	1	2	0	0	0	2				
44 Mark Trumbo, R (1,3) OBP: 0.297, SLG: 0.453										3	0	0	0	0	0	2				
25 Peter Bourjos, R (1,8) OBP: 0.323, SLG: 0.397										4	0	3	1	0	0	2				
6 Alberto Callaspo, S (8,PR) OBP: 0.351, SLG: 0.348	P2									0	1	0	0	0	0	0				
5 Jeff Mathis, R (1,2) OBP: 0.241, SLG: 0.287										3	0	1	1	1	0	3				
<b>Inning Stats</b>	R: 0 E: 0 K: 0 S: 7	H: 0 LOB: 0 BB: 0 P: 11	R: 0 E: 0 K: 1 S: 13	H: 1 LOB: 2 BB: 0 P: 20	R: 3 E: 0 K: 0 S: 13	H: 3 LOB: 1 BB: 1 P: 25	R: 0 E: 0 K: 1 S: 14	H: 1 LOB: 1 BB: 0 P: 21	R: 0 E: 0 K: 0 S: 3	H: 1 LOB: 0 BB: 0 P: 4	R: 0 E: 0 K: 0 S: 12	H: 1 LOB: 2 BB: 0 P: 19	R: 0 E: 0 K: 0 S: 14	H: 0 LOB: 1 BB: 1 P: 21	R: 2 E: 0 K: 1 S: 12	H: 3 LOB: 2 BB: 0 P: 12	1B: 7 2B: 3 3B: 0 HR: 0	SF: 1 SAC: 0 DP: 1 HBP: 2	WP: 0 PB: 0 SB: 0 CS: 0	PA: 37
<b>PITCHER</b> 58 Doug Fister, R (1,1) ERA: 3.09	IP: 6.0 WLS: L BF: 27 H: 7 R: 3 ER: 3 SO: 2 BB: 1 IBB: 0 HBP: 0 BLK: 0 WP: 0 HR: 0 S: 62 P: 100 ERA: 4.50 WHIP: 1.333															<b>PITCHER</b>				
46 Chris Ray, R (7,1) ERA: 5.55	IP: 2.0 WLS: L BF: 10 H: 3 R: 2 ER: 2 SO: 1 BB: 1 IBB: 0 HBP: 0 BLK: 0 WP: 0 HR: 0 S: 26 P: 33 ERA: 9.00 WHIP: 2.000															<b>PITCHER</b>				

livebaseballscores.com



Batter	1	2	3	4	5	6	7	8	9	AB	R	H	RBI	BB	SO	LOB	TOP										
51 Ichiro Suzuki, L (1,9) OBP: 0.319, SLG: 0.326	G6-3		G3					G3		4	0	1	1	0	0	1	<b>Seattle Mariners @ Los Angeles Angels</b> Angel Stadium of Anaheim, Anaheim, CA Fri Jul 08 2011, 7:09 PM - 9:46 PM PDT Att: 40,161 - Clear - 72 F										
26 Brendan Ryan, R (1,6) OBP: 0.315, SLG: 0.311	G6-3		K					1B		3	0	1	1	0	1	1											
13 Dustin Ackley, L (1,4) OBP: 0.353, SLG: 0.525	K							K		4	1	1	0	0	2	2											
30 Miguel Olivo, R (1,2) OBP: 0.262, SLG: 0.388		G6-3						FC6-4		4	0	1	0	0	0	1											
17 Justin Smoak, S (1,3) OBP: 0.334, SLG: 0.429	F7		SF8					K		3	0	0	1	0	1	0											
29 Jack Cust, L (1,10) OBP: 0.353, SLG: 0.328	K		F9					G5-3		4	0	0	0	0	2	1											
21 Franklin Gutierrez, R (1,8) OBP: 0.224, SLG: 0.233			K					F8		4	1	1	0	0	1	1											
15 Kyle Seager, L (1,5) OBP: 0.333, SLG: 0.442			F7					BB		2	0	0	0	1	0	1											
56 Greg Halman, R (1,7) OBP: 0.333, SLG: 0.442			K					K2		3	1	2	0	0	1	1											
<b>Inning Stats</b>	R: 0 E: 0 K: 1 S: 7	H: 0 LOB: 0 BB: 0 P: 9	R: 0 E: 0 K: 1 S: 6	H: 0 LOB: 0 BB: 0 P: 13	R: 1 E: 0 K: 1 S: 13	H: 2 LOB: 1 BB: 0 P: 18	R: 1 E: 0 K: 1 S: 11	H: 2 LOB: 1 BB: 0 P: 21	R: 1 E: 0 K: 0 S: 11	H: 2 LOB: 0 BB: 0 P: 14	R: 0 E: 0 K: 1 S: 8	H: 0 LOB: 0 BB: 0 P: 14	R: 0 E: 0 K: 1 S: 9	H: 1 LOB: 1 BB: 0 P: 13	R: 0 E: 0 K: 1 S: 6	H: 0 LOB: 0 BB: 0 P: 11	1B: 6 2B: 2 HR: 0	SF: 2 SAC: 0 HBP: 0	WP: 0 PB: 0 SB: 2 CS: 0	PA: 34							
<b>PITCHER</b>	IP	WLS	BF	H	R	ER	SO	BB	IBB	HBP	BLK	WP	HR	S	P	ERA	WHIP										
54 Ervin Santana, R (1,1) ERA: 3.89	7.0		27	6	3	3	6	1	0	0	0	0	0	62	102	3.86	1.000										
37 Scott Downs, L (8,1) ERA: 1.52	1.0		4	1	0	0	1	0	0	0	0	0	0	9	13	0.00	1.000										
51 Jordan Walden, R (9,1) ERA: 2.87	1.0	W	3	0	0	0	1	0	0	0	0	0	0	6	11	0.00	0.000										

Batter	1	2	3	4	5	6	7	8	9	AB	R	H	RBI	BB	SO	LOB	BOTTOM										
2 Erick Aybar, S (1,6) OBP: 0.316, SLG: 0.433	HR		F7					F9		4	1	1	1	0	0	0	<b>Seattle Mariners @ Los Angeles Angels</b> Angel Stadium of Anaheim, Anaheim, CA Fri Jul 08 2011, 7:09 PM - 9:46 PM PDT Att: 40,161 - Clear - 72 F										
48 Torii Hunter, R (1,9) OBP: 0.315, SLG: 0.373	F9		G6-3					BB		3	0	0	0	1	0	0											
53 Bobby Abreu, L (1,10) OBP: 0.398, SLG: 0.372	F7		F7					BB		3	0	0	0	1	0	0											
10 Vernon Wells, R (1,7) OBP: 0.249, SLG: 0.415	1B							1B		4	1	3	1	0	0	0											
47 Howie Kendrick, R (1,4) OBP: 0.363, SLG: 0.469	1B		G6-3					FC5-2		4	0	1	0	0	0	4											
6 Alberto Callaspo, S (1,5) OBP: 0.350, SLG: 0.347	G1-3							FC6		4	0	1	0	0	0	5											
44 Mark Trumbo, R (1,3) OBP: 0.300, SLG: 0.464	L5		K					HR		4	1	2	1	0	1	1											
16 Hank Conger, L (1,2) OBP: 0.301, SLG: 0.370	G4-3		G4-3					HR		3	1	1	1	0	0	1											
27 Mike Trout, R (1,8) OBP: 0.353, SLG: 0.328	F9							L8		3	0	0	0	0	0	0											
<b>Inning Stats</b>	R: 1 E: 0 K: 0 S: 13	H: 3 LOB: 2 BB: 0 P: 24	R: 0 E: 0 K: 0 S: 9	H: 0 LOB: 0 BB: 0 P: 13	R: 0 E: 0 K: 0 S: 6	H: 0 LOB: 0 BB: 0 P: 10	R: 1 E: 0 K: 1 S: 16	H: 2 LOB: 1 BB: 0 P: 19	R: 0 E: 0 K: 0 S: 6	H: 0 LOB: 0 BB: 0 P: 11	R: 0 E: 1 K: 0 S: 11	H: 0 LOB: 0 BB: 0 P: 13	R: 1 E: 0 K: 0 S: 8	H: 2 LOB: 0 BB: 0 P: 14	R: 0 E: 0 K: 0 S: 12	H: 1 LOB: 3 BB: 2 P: 22	R: 1 E: 0 K: 0 S: 3	H: 1 LOB: 0 BB: 0 P: 4	1B: 5 2B: 0 3B: 0 HR: 4	SF: 0 SAC: 0 DP: 1 HBP: 0	WP: 0 PB: 0 SB: 0 CS: 1	PA: 34					
<b>PITCHER</b>	IP	WLS	BF	H	R	ER	SO	BB	IBB	HBP	BLK	WP	HR	S	P	ERA	WHIP										
49 Blake Beavan, R (1,1) ERA: 2.03	6.1		25	6	3	3	1	0	0	0	0	0	0	66	98	4.26	0.947										
50 Jamey Wright, R (7,1) ERA: 3.25	1.0	B	4	1	0	0	0	1	0	0	0	0	1	5	13	0.00	2.000										
32 Aaron Laffey, L (8,1) ERA: 1.87	0.0		2	1	0	0	0	1	0	0	0	0	0	6	10	∞	∞										
39 David Pauley, R (8,1) ERA: 1.55	0.2	L	3	1	1	1	0	0	0	0	0	0	1	7	9	13.50	1.500										





Batter	1	2	3	4	5	6	7	8	9	AB	R	H	RBI	BB	SO	LOB	TOP										
5 Ian Kinsler, R OBP: 0.365, SLG: 0.447	F9	F8		2B		P5			K	5	0	1	0	0	1	3											
1 Elvis Andrus, R OBP: 0.336, SLG: 0.354	G1-3		1B	F9						4	1	2	1	1	0	2											
32 Josh Hamilton, L OBP: 0.354, SLG: 0.548	HR									5	1	1	1	0	0	3											
29 Adrián Beltré, R OBP: 0.311, SLG: 0.493	G6-3		F8							4	0	0	0	0	0	1											
10 Michael Young, R OBP: 0.359, SLG: 0.485		K								4	0	2	1	0	1	0											
17 Nelson Cruz, R OBP: 0.296, SLG: 0.527		HR	K							3	1	1	1	1	2	1											
8 Yorvit Torrealba, R OBP: 0.299, SLG: 0.378										4	0	1	0	0	1	2											
25 Mike Napoli, R OBP: 0.353, SLG: 0.553										4	1	3	1	0	1	0											
23 Craig Gentry, R OBP: 0.341, SLG: 0.325										3	1	1	0	0	0	3											
9 Endy Chavez, L OBP: 0.363, SLG: 0.523										1	0	0	0	0	0	0											
<b>Inning Stats</b>	R: 1 E: 0 K: 0 S: 11	H: 1 LOB: 0 BB: 0 P: 16	R: 1 E: 0 K: 1 S: 16	H: 3 LOB: 2 BB: 0 P: 24	R: 1 E: 0 K: 1 S: 16	H: 2 LOB: 1 BB: 0 P: 24	R: 0 E: 0 K: 0 S: 10	H: 2 LOB: 2 BB: 0 P: 15	R: 0 E: 0 K: 1 S: 8	H: 1 LOB: 2 BB: 1 P: 14	R: 2 E: 0 K: 0 S: 8	H: 3 LOB: 0 BB: 0 P: 14	R: 0 E: 0 K: 1 S: 6	H: 0 LOB: 0 BB: 0 P: 6	R: 0 E: 0 K: 1 S: 8	H: 0 LOB: 0 BB: 0 P: 11	R: 0 E: 0 K: 1 S: 7	H: 0 LOB: 0 BB: 1 P: 17	1B: 6 2B: 3 3B: 0 HR: 3	SF: 0 SAC: 0 DP: 1 HBP: 0	WP: 0 PB: 0 SB: 2 CS: 1	PA: 40					
<b>PITCHER</b>	IP	WLS	BF	H	R	ER	SO	BB	IBB	HBP	BLK	WP	HR	S	P	ERA	WHIP										
38 Jason Vargas, L ERA: 3.68	6.0	L	30	12	5	5	3	0	1	0	0	0	3	69	107	7.50	2.000										
60 Jeff Gray, R ERA: 2.74	2.0		6	0	0	0	2	0	0	0	0	0	0	14	17	0.00	0.000										
46 Chris Ray, R ERA: 5.47	1.0		3	0	0	0	1	1	0	0	0	0	0	7	17	0.00	1.000										

Texas Rangers @ Seattle Mariners  
Safeco Field, Seattle, WA  
Thu Jul 14 2011, 7:11 PM - 9:33 PM PDT  
Att: 25,997 - Cloudy - 63 F

AB	37
R	5
H	12
RBI	5
BB	2
SO	6
LOB	15



Batter	1	2	3	4	5	6	7	8	9	AB	R	H	RBI	BB	SO	LOB	BOTTOM										
51 Ichiro Suzuki, L OBP: 0.314, SLG: 0.320	G2-3									4	0	0	0	0	0	2											
26 Brendan Ryan, R OBP: 0.308, SLG: 0.304	K									4	0	0	0	0	1	2											
13 Dustin Ackley, L OBP: 0.346, SLG: 0.507	G3									4	0	0	0	0	1	0											
30 Miguel Olivo, R OBP: 0.268, SLG: 0.394		G1-3								4	0	2	0	0	1	0											
17 Justin Smoak, S OBP: 0.326, SLG: 0.415		F9								4	0	1	0	0	0	1											
4 Adam Kennedy, L OBP: 0.307, SLG: 0.393										4	0	1	0	0	1	2											
21 Franklin Gutierrez, R OBP: 0.220, SLG: 0.224										2	0	0	0	1	0	2											
9 Chone Figgins, S OBP: 0.232, SLG: 0.245										3	0	1	0	0	2	0											
56 Greg Halman, R OBP: 0.313, SLG: 0.403										3	0	0	0	0	2	2											
<b>Inning Stats</b>	R: 0 E: 0 K: 1 S: 10	H: 0 LOB: 0 BB: 0 P: 13	R: 0 E: 0 K: 1 S: 6	H: 0 LOB: 0 BB: 0 P: 12	R: 0 E: 0 K: 2 S: 9	H: 0 LOB: 0 BB: 0 P: 12	R: 0 E: 0 K: 1 S: 8	H: 0 LOB: 0 BB: 0 P: 9	R: 0 E: 0 K: 0 S: 6	H: 0 LOB: 0 BB: 0 P: 7	R: 0 E: 0 K: 0 S: 12	H: 1 LOB: 2 BB: 1 P: 22	R: 0 E: 0 K: 0 S: 10	H: 2 LOB: 0 BB: 0 P: 16	R: 0 E: 0 K: 2 S: 8	H: 0 LOB: 2 BB: 0 P: 12	R: 0 E: 0 K: 0 S: 10	H: 2 LOB: 2 BB: 0 P: 15	1B: 5 2B: 0 3B: 0 HR: 0	SF: 0 SAC: 0 DP: 0 HBP: 0	WP: 0 PB: 0 SB: 0 CS: 0	PA: 33					
<b>PITCHER</b>	IP	WLS	BF	H	R	ER	SO	BB	IBB	HBP	BLK	WP	HR	S	P	ERA	WHIP										
45 Derek Holland, L ERA: 4.32	9.0	W	33	5	0	0	8	1	0	0	0	0	0	79	118	0.00	0.667										

Texas Rangers @ Seattle Mariners  
Safeco Field, Seattle, WA  
Thu Jul 14 2011, 7:11 PM - 9:33 PM PDT  
Att: 25,997 - Cloudy - 63 F

AB	32
R	0
H	5
RBI	0
BB	1
SO	8
LOB	11











Batter	1	2	3	4	5	6	7	8	9	10	11	12	13	14	AB	R	H	RBI	BB	SO	LOB						
51 Ichiro Suzuki, L OBP: 0.307, SLG: 0.311 (1, 9)	F7	F9				F8			K		FC6-4			G6-3	7	0	1	0	0	1	1						
26 Brendan Ryan, R OBP: 0.315, SLG: 0.321 (1, 6)															6	2	3	1	1	0	2						
13 Dustin Ackley, L OBP: 0.330, SLG: 0.462 (1, 4), (8, 3)															7	0	2	1	0	2	3						
30 Miguel Olivo, R OBP: 0.256, SLG: 0.373 (1, 2)															6	0	1	0	0	3	3						
17 Justin Smoak, S OBP: 0.323, SLG: 0.407 (1, 3)	F9														4	0	1	0	0	0	2						
2 Jack Wilson, R OBP: 0.267, SLG: 0.256 (8, 4)															2	0	1	0	0	0	0						
21 Franklin Gutierrez, R OBP: 0.223, SLG: 0.226 (1, 8)	FC6-4														4	0	0	0	1	1	3						
20 Mike Carp, L OBP: 0.354, SLG: 0.341 (1, 10)															6	1	3	0	0	0	3						
9 Chone Figgins, S OBP: 0.235, SLG: 0.243 (1, 5)															4	1	1	0	2	0	2						
56 Greg Halman, R OBP: 0.303, SLG: 0.411 (1, 7)															5	1	1	3	0	1	1						
<b>Inning Stats</b>	R: 1 E: 0 K: 0 S: 16	H: 3 LOB: 2 BB: 0 P: 24	R: 4 E: 0 K: 1 S: 18	H: 4 LOB: 0 BB: 1 P: 27	R: 0 E: 0 K: 0 S: 7	H: 0 LOB: 1 BB: 1 P: 13	R: 0 E: 0 K: 0 S: 8	H: 1 LOB: 2 BB: 0 P: 11	R: 0 E: 0 K: 0 S: 6	H: 0 LOB: 0 BB: 0 P: 11	R: 0 E: 0 K: 1 S: 8	H: 1 LOB: 0 BB: 0 P: 12	R: 0 E: 0 K: 1 S: 9	H: 0 LOB: 1 BB: 1 P: 14	R: 0 E: 0 K: 0 S: 11	H: 1 LOB: 0 BB: 1 P: 17	R: 0 E: 0 K: 2 S: 7	H: 0 LOB: 0 BB: 0 P: 11	R: 0 E: 0 K: 0 S: 9	H: 1 LOB: 1 BB: 0 P: 12	R: 0 E: 0 K: 2 S: 10	H: 0 LOB: 1 BB: 1 P: 17	1B: 9 2B: 3 3B: 0 HR: 2	SF: 0 SAC: 1 DP: 2 HBP: 1	WP: 1 PB: 0 SB: 1 CS: 1	PA: 58	
<b>PITCHER</b>	IP 7.0	WLS 31	BF 9	H 5	R 5	ER 5	SO 2	BB 0	IBB 0	HBP 0	BLK 0	WP 0	HR 2	S 71	P 109	ERA 6.43	WHIP 1.429										
27 Brett Cecil, L ERA: 5.59 (1, 1)															34 Marc Rzepczynski, L ERA: 2.75 (11, 1)												
57 Shawn Camp, R ERA: 4.1 (8, 1)															44 Casey Janssen, R ERA: 2.8 (14, 1)												
60 Jon Rauch, R ERA: 4.12 (9, 1)																											
54 Jason Frasca, R ERA: 3.12 (10, 1)																											
29 Octavio Dotel, R ERA: 3.33 (11, 1)																											

Seattle Mariners @ Toronto Blue Jays  
Rogers Centre, Toronto, ON  
Tue Jul 19 2011, 7:08 PM - 11:29 PM EDT  
Att: 15,957 - Partly Cloudy - 73 F

AB 51  
R 5  
H 14  
RBI 5  
BB 4  
SO 8  
LOB 20



Batter	1	2	3	4	5	6	7	8	9	10	11	12	13	14	AB	R	H	RBI	BB	SO	LOB						
5 Yunel Escobar, R OBP: 0.381, SLG: 0.448 (1, 6)															4	2	3	1	1	1	0						
11 Rajai Davis, R OBP: 0.293, SLG: 0.345 (10, 8)															2	1	1	0	0	0	0						
14 Eric Thames, L OBP: 0.346, SLG: 0.516 (1, 9)	F8														4	0	1	1	0	0	4						
6 John McDonald, R OBP: 0.294, SLG: 0.314 (10, 6)															1	0	0	1	0	0	0						
19 José Bautista, R OBP: 0.465, SLG: 0.691 (1, 10)															6	0	1	1	0	2	2						
26 Adam Lind, L OBP: 0.345, SLG: 0.509 (1, 3)															6	1	1	2	0	1	2						
10 Edwin Encarnación, R OBP: 0.306, SLG: 0.413 (1, 5)															4	0	1	0	2	0	0						
18 Mike McCoy, R OBP: 0.337, SLG: 0.301 (14, 5)															0	0	0	0	0	0	0						
45 Travis Snider, L OBP: 0.303, SLG: 0.381 (1, 8), (10, 7)															6	0	0	0	0	4	3						
2 Aaron Hill, R OBP: 0.278, SLG: 0.324 (1, 4)															5	1	2	0	1	0	0						
9 J.P. Arencibia, R OBP: 0.273, SLG: 0.408 (1, 2)															6	0	0	0	0	3	3						
16 Corey Patterson, L OBP: 0.289, SLG: 0.334 (1, 7), (10, 9)															5	1	2	0	1	0	0						
<b>Inning Stats</b>	R: 2 E: 0 K: 0 S: 11	H: 2 LOB: 0 BB: 0 P: 15	R: 0 E: 0 K: 1 S: 7	H: 0 LOB: 0 BB: 0 P: 12	R: 0 E: 0 K: 2 S: 10	H: 1 LOB: 1 BB: 0 P: 17	R: 0 E: 0 K: 0 S: 7	H: 0 LOB: 0 BB: 0 P: 13	R: 0 E: 1 K: 1 S: 14	H: 1 LOB: 1 BB: 1 P: 23	R: 0 E: 0 K: 1 S: 8	H: 1 LOB: 2 BB: 1 P: 16	R: 0 E: 0 K: 2 S: 12	H: 1 LOB: 1 BB: 2 P: 13	R: 0 E: 0 K: 0 S: 4	H: 0 LOB: 0 BB: 0 P: 8	R: 0 E: 0 K: 1 S: 7	H: 0 LOB: 2 BB: 2 P: 21	R: 1 E: 0 K: 0 S: 7	H: 0 LOB: 0 BB: 0 P: 13	1B: 9 2B: 2 3B: 0 HR: 1	SF: 2 SAC: 0 DP: 1 HBP: 0	WP: 0 PB: 0 SB: 4 CS: 2	PA: 57			
<b>PITCHER</b>	IP 6.1	WLS 28	BF 7	H 5	R 5	ER 5	SO 6	BB 2	IBB 0	HBP 0	BLK 0	WP 0	HR 1	S 66	P 102	ERA 7.11	WHIP 1.421										
36 Michael Pineda, R ERA: 3.24 (7, 1)															32 Aaron Laffey, L ERA: 1.82 (7, 1)												
60 Jeff Gray, R ERA: 2.36 (10, 1)															39 David Pauley, R ERA: 1.75 (13, 1)												
50 Jamey Wright, R ERA: 3.52 (13, 1)																											

Seattle Mariners @ Toronto Blue Jays  
Rogers Centre, Toronto, ON  
Tue Jul 19 2011, 7:08 PM - 11:29 PM EDT  
Att: 15,957 - Partly Cloudy - 73 F

AB 49  
R 6  
H 12  
RBI 6  
BB 5  
SO 11  
LOB 14



Batter	1	2	3	4	5	6	7	8	9	AB	R	H	RBI	BB	SO	LOB	TOP					
51 Ichiro Suzuki, L (1,9) OBP: 0.306, SLG: 0.310 56 Greg Halman, R (7,9) OBP: 0.299, SLG: 0.405										4	0	1	0	0	0	2						
26 Brendan Ryan, R (1,6) OBP: 0.322, SLG: 0.330										4	2	3	0	1	1	0						
13 Dustin Ackley, L (1,4) OBP: 0.343, SLG: 0.505										4	1	2	3	1	0	1						
17 Justin Smoak, S (1,10) OBP: 0.319, SLG: 0.401										5	0	0	0	0	3	5						
4 Adam Kennedy, L (1,3) OBP: 0.307, SLG: 0.400										5	2	2	1	0	0	4						
20 Mike Carp, L (1,7) OBP: 0.346, SLG: 0.333										4	0	1	0	0	0	4						
21 Franklin Gutierrez, R (1,8) OBP: 0.219, SLG: 0.222										4	0	0	0	0	2	2						
15 Kyle Seager, L (1,5) OBP: 0.240, SLG: 0.136										4	1	1	0	0	2	1						
3 Josh Bard, S (1,2) OBP: 0.267, SLG: 0.483										3	0	1	2	1	1	1						
<b>Inning Stats</b>	R: 0 E: 0 K: 1 S: 13	H: 1 LOB: 3 BB: 2 P: 26	R: 0 E: 0 K: 1 S: 9	H: 0 LOB: 1 BB: 1 P: 17	R: 0 E: 0 K: 1 S: 9	H: 0 LOB: 0 BB: 0 P: 13	R: 2 E: 0 K: 1 S: 13	H: 3 LOB: 1 BB: 0 P: 15	R: 0 E: 0 K: 1 S: 9	H: 1 LOB: 1 BB: 0 P: 11	R: 0 E: 0 K: 1 S: 8	H: 0 LOB: 0 BB: 0 P: 14	R: 1 E: 0 K: 1 S: 11	H: 2 LOB: 1 BB: 0 P: 14	R: 1 E: 0 K: 2 S: 13	H: 2 LOB: 1 BB: 0 P: 14	R: 2 E: 0 K: 0 S: 6	H: 2 LOB: 0 BB: 0 P: 9	1B: 6 2B: 3 HR: 2	SF: 0 SAC: 0 DP: 0 HBP: 0	WP: 0 PB: 0 SB: 1 CS: 0	PA: 41
<b>PITCHER</b>	IP WLS BF H R ER SO BB IBB HBP BLK WP HR S P ERA WHIP																					
23 Brandon Morrow, R (1,1) ERA: 4.34	7.0 W 31 7 3 3 7 3 0 0 0 0 0 0 1 13 14 3.86 1.429																					
50 Frank Francisco, R (8,1) ERA: 5.53	1.0 5 2 1 1 2 0 0 0 0 0 0 1 13 14 9.00 2.000																					
29 Octavio Dotel, R (9,1) ERA: 3.86	1.0 5 2 2 2 0 0 0 0 0 0 0 1 6 9 18.00 2.000																					

Seattle Mariners @ Toronto Blue Jays  
Rogers Centre, Toronto, ON  
Wed Jul 20 2011, 7:09 PM - 9:51 PM EDT  
Att: 18,093 - Clear - 84 F

AB	38
R	6
H	11
RBI	6
BB	3
SO	9
LOB	20



Batter	1	2	3	4	5	6	7	8	9	AB	R	H	RBI	BB	SO	LOB	BOTTOM			
5 Yunel Escobar, R (1,6) OBP: 0.380, SLG: 0.444 6 John McDonald, R (6,6) OBP: 0.268, SLG: 0.319										3	0	0	1	1	0	2				
14 Eric Thames, L (1,9) OBP: 0.341, SLG: 0.512										5	0	1	2	0	1	2				
19 José Bautista, R (1,10) OBP: 0.467, SLG: 0.690										3	1	1	0	2	0	0				
26 Adam Lind, L (1,3) OBP: 0.349, SLG: 0.519 18 Mike McCoy, R (8,5) OBP: 0.337, SLG: 0.301										4	2	2	1	1	0	4				
10 Edwin Encarnación, R (1,5) OBP: 0.311, SLG: 0.431										5	4	3	1	0	1	2				
45 Travis Snider, L (1,7) OBP: 0.306, SLG: 0.406										4	1	2	5	0	0	0				
2 Aaron Hill, R (1,4) OBP: 0.280, SLG: 0.321										3	1	0	0	1	0	1				
11 Rajai Davis, R (1,8) OBP: 0.268, SLG: 0.351										4	1	2	0	1	0	2				
8 José Molina, R (1,2) OBP: 0.388, SLG: 0.454										4	1	2	0	1	1	2				
<b>Inning Stats</b>	R: 0 E: 0 K: 0 S: 11	H: 0 LOB: 0 BB: 0 P: 15	R: 4 E: 0 K: 0 S: 16	H: 3 LOB: 3 BB: 4 P: 40	R: 1 E: 0 K: 0 S: 18	H: 3 LOB: 2 BB: 1 P: 25	R: 3 E: 0 K: 0 S: 11	H: 2 LOB: 2 BB: 2 P: 22	R: 0 E: 0 K: 0 S: 7	H: 1 LOB: 1 BB: 0 P: 7	R: 2 E: 0 K: 1 S: 13	H: 4 LOB: 2 BB: 0 P: 20	R: 1 E: 0 K: 1 S: 11	H: 1 LOB: 0 BB: 0 P: 20	R: 0 E: 0 K: 1 S: 9	H: 0 LOB: 0 BB: 0 P: 10	1B: 7 2B: 4 HR: 3	SF: 1 SAC: 0 DP: 0 HBP: 1	WP: 0 PB: 0 SB: 2 CS: 1	PA: 45
<b>PITCHER</b>	IP WLS BF H R ER SO BB IBB HBP BLK WP HR S P ERA WHIP																			
38 Jason Vargas, L (1,1) ERA: 3.94	3.0 L 19 4 2 3 3 0 2 0 1 0 0 0 1 11 22 15.00 3.333																			
50 Jamey Wright, R (4,1) ERA: 4.12	1.0 8 2 3 3 0 2 0 1 0 0 0 1 11 22 27.00 4.000																			
32 Aaron Laffey, L (5,1) ERA: 2.39	3.0 15 6 3 3 2 0 0 0 0 0 0 2 31 47 9.00 2.000																			
46 Chris Ray, R (8,1) ERA: 5.2	1.0 3 0 0 0 1 0 0 0 0 0 0 0 9 10 0.00 0.000																			

Seattle Mariners @ Toronto Blue Jays  
Rogers Centre, Toronto, ON  
Wed Jul 20 2011, 7:09 PM - 9:51 PM EDT  
Att: 18,093 - Clear - 84 F

AB	36
R	11
H	14
RBI	11
BB	7
SO	3
LOB	15






Batter	1	2	3	4	5	6	7	8	9	AB	R	H	RBI	BB	SO	LOB	TOP			
51 Ichiro Suzuki, L OBP: 0.313, SLG: 0.318										5	1	2	0	0	0	1				
26 Brendan Ryan, R OBP: 0.322, SLG: 0.329										5	0	1	0	0	0	1	2			
13 Dustin Ackley, L OBP: 0.333, SLG: 0.485										5	0	1	1	0	0	2				
30 Miguel Olivo, R OBP: 0.259, SLG: 0.386										4	1	2	0	0	0	1				
4 Adam Kennedy, L OBP: 0.304, SLG: 0.392										4	0	1	0	0	1	2				
17 Justin Smoak, S OBP: 0.320, SLG: 0.398										3	1	1	0	1	1	3				
20 Mike Carp, L OBP: 0.339, SLG: 0.388										4	1	1	3	0	1	2				
29 Jack Cust, L OBP: 0.350, SLG: 0.330										4	0	2	0	0	1	0				
56 Greg Halman, R OBP: 0.284, SLG: 0.385										4	0	0	0	0	1	2				
<b>Inning Stats</b>	R: 1 E: 0 K: 1 S: 15	H: 3 LOB: 2 BB: 0 P: 22	R: 0 E: 0 K: 1 S: 10	H: 0 LOB: 0 BB: 0 P: 14	R: 0 E: 0 K: 0 S: 5	H: 0 LOB: 0 BB: 0 P: 9	R: 0 E: 0 K: 0 S: 9	H: 1 LOB: 1 BB: 0 P: 12	R: 0 E: 0 K: 0 S: 9	H: 2 LOB: 2 BB: 0 P: 14	R: 0 E: 0 K: 2 S: 11	H: 1 LOB: 1 BB: 0 P: 16	R: 3 E: 0 K: 1 S: 15	H: 3 LOB: 1 BB: 1 P: 28	R: 0 E: 0 K: 1 S: 5	H: 0 LOB: 0 BB: 0 P: 7	1B: 7 2B: 3 3B: 0 HR: 1	SF: 0 SAC: 0 DP: 0 HBP: 0	WP: 1 PB: 0 SB: 3 CS: 0	PA: 39
<b>PITCHER</b>	IP WLS BF H R ER SO BB IBB HBP BLK WP HR S P ERA WHIP																			
41 John Lackey, R ERA: 6.28	(1, 1) 7.0 W 29 8 1 1 4 0 0 0 0 0 1 0 68 101 1.29 1.143																			
46 Franklin Morales, L ERA: 4.13	(8, 1) 0.2 6 3 3 3 1 1 0 0 0 0 0 1 14 25 40.50 6.000																			
51 Daniel Bard, R ERA: 1.89	(8, 1) 0.1 H 1 0 0 0 0 0 0 0 0 0 0 1 3 0.00 0.000																			
58 Jonathan Papelbon, R ERA: 3.76	(9, 1) 1.0 S 3 0 0 0 1 0 0 0 0 0 0 0 5 7 0.00 0.000																			

Seattle Mariners @ Boston Red Sox  
Fenway Park, Boston, MA  
Fri Jul 22 2011, 7:13 PM - 10:05 PM EDT  
Att: 38,048 - Clear - 100 F

livebaseballscores.com

AB 38  
R 4  
H 11  
RBI 4  
BB 1  
SO 6  
LOB 15




Batter	1	2	3	4	5	6	7	8	9	AB	R	H	RBI	BB	SO	LOB	BOTTOM			
2 Jacoby Ellsbury, L OBP: 0.376, SLG: 0.515										5	2	2	1	0	0	1				
15 Dustin Pedroia, R OBP: 0.403, SLG: 0.467										3	2	3	0	1	0	0				
28 Adrián González, L OBP: 0.405, SLG: 0.561										3	1	1	2	1	1	2				
20 Kevin Youkilis, R OBP: 0.401, SLG: 0.498										3	1	2	2	1	0	3				
60 Yamaico Navarro, R OBP: 0.240, SLG: 0.246										0	0	0	0	0	0	0				
34 David Ortiz, L OBP: 0.383, SLG: 0.555										3	0	1	1	1	0	3				
13 Carl Crawford, L OBP: 0.280, SLG: 0.384										4	0	1	0	0	0	2				
16 Josh Reddick, L OBP: 0.424, SLG: 0.651										4	0	1	0	0	0	1				
39 Jarrod Saltalamacchia, R OBP: 0.318, SLG: 0.448										4	1	1	0	0	2	2				
10 Marco Scutaro, R OBP: 0.330, SLG: 0.365										4	0	1	0	0	0	3				
<b>Inning Stats</b>	R: 1 E: 0 K: 0 S: 11	H: 2 LOB: 1 BB: 0 P: 18	R: 0 E: 0 K: 1 S: 9	H: 2 LOB: 1 BB: 0 P: 14	R: 1 E: 0 K: 1 S: 10	H: 2 LOB: 1 BB: 1 P: 17	R: 0 E: 0 K: 0 S: 7	H: 0 LOB: 0 BB: 0 P: 11	R: 0 E: 0 K: 0 S: 16	H: 2 LOB: 2 BB: 1 P: 26	R: 0 E: 0 K: 0 S: 8	H: 0 LOB: 0 BB: 1 P: 13	R: 5 E: 1 K: 0 S: 17	H: 5 LOB: 1 BB: 1 P: 28	R: 0 E: 0 K: 1 S: 12	H: 0 LOB: 0 BB: 0 P: 14	1B: 11 2B: 1 3B: 0 HR: 1	SF: 0 SAC: 0 DP: 4 HBP: 0	WP: 0 PB: 1 SB: 1 CS: 0	PA: 37
<b>PITCHER</b>	IP WLS BF H R ER SO BB IBB HBP BLK WP HR S P ERA WHIP																			
34 Félix Hernández, R ERA: 3.47	(1, 1) 6.1 L 30 11 6 6 2 4 0 0 0 0 0 0 71 117 8.53 2.368																			
60 Jeff Gray, R ERA: 2.63	(7, 1) 0.2 4 2 1 1 0 0 0 0 0 0 0 7 10 13.50 3.000																			
31 Josh Lueke, R ERA: 14.73	(8, 1) 1.0 3 0 0 0 1 0 0 0 0 0 0 0 12 14 0.00 0.000																			

Seattle Mariners @ Boston Red Sox  
Fenway Park, Boston, MA  
Fri Jul 22 2011, 7:13 PM - 10:05 PM EDT  
Att: 38,048 - Clear - 100 F

livebaseballscores.com



AB 33  
R 7  
H 13  
RBI 6  
BB 4  
SO 3  
LOB 17



Batter	1	2	3	4	5	6	7	8	9	AB	R	H	RBI	BB	SO	LOB	TOP						
51 Ichiro Suzuki, L (1,9) OBP: 0.314, SLG: 0.317	G5-3		F8			G4-3			P5	4	0	1	0	1	0	1	<b>Seattle Mariners @ Boston Red Sox</b> Fenway Park, Boston, MA Sat Jul 23 2011, 7:12 PM - 10:25 PM EDT Att: 38,115 - Clear - 91 F						
26 Brendan Ryan, R (1,6) OBP: 0.320, SLG: 0.327	K		F8			G4-3			P4	5	0	1	0	0	1	3							
13 Dustin Ackley, L (1,4) OBP: 0.345, SLG: 0.491						G4-3			K	5	0	3	0	0	1	3							
17 Justin Smoak, S (1,3) OBP: 0.319, SLG: 0.394						FC4-6				3	0	0	0	1	1	4							
9 Chone Figgins, S (8,PR) OBP: 0.236, SLG: 0.240	P6					K				0	0	0	0	0	0	0							
4 Adam Kennedy, L (1,5) OBP: 0.301, SLG: 0.387		P6				G3				3	0	0	0	0	0	3							
20 Mike Carp, L (1,7) OBP: 0.333, SLG: 0.434						G4-3				4	1	1	1	0	1	4							
29 Jack Cust, L (1,10) OBP: 0.349, SLG: 0.333										4	0	1	0	0	3	3							
21 Franklin Gutierrez, R (1,8) OBP: 0.219, SLG: 0.223										4	0	1	0	0	1	4							
3 Josh Bard, S (1,2) OBP: 0.243, SLG: 0.417										3	0	0	0	0	1	1							
30 Miguel Olivo, R (9,PH) OBP: 0.261, SLG: 0.389										1	0	1	0	0	0	0							
<b>Inning Stats</b>	R: 0 H: 1 E: 0 K: 1 S: 11	H: 1 LOB: 1 BB: 0 P: 16	R: 0 H: 0 E: 0 K: 2 S: 15	H: 1 LOB: 1 BB: 0 P: 23	R: 0 H: 0 E: 0 K: 0 S: 10	H: 0 LOB: 0 BB: 0 P: 11	R: 0 H: 1 E: 0 K: 0 S: 9	H: 1 LOB: 1 BB: 0 P: 11	R: 0 H: 0 E: 0 K: 2 S: 8	H: 0 LOB: 0 BB: 0 P: 12	R: 0 H: 2 E: 0 K: 1 S: 12	H: 2 LOB: 2 BB: 0 P: 14	R: 1 H: 2 E: 0 K: 1 S: 16	H: 2 LOB: 2 BB: 1 P: 31	R: 0 H: 1 E: 0 K: 1 S: 10	H: 1 LOB: 3 BB: 1 P: 19	R: 0 H: 1 E: 0 K: 1 S: 12	H: 1 LOB: 1 BB: 0 P: 17	1B: 7 2B: 1 3B: 0 HR: 1	SF: 0 SAC: 1 DP: 0 HBP: 0	WP: 1 PB: 0 SB: 2 CS: 0	PA: 39	
<b>PITCHER</b>	IP WLS BF H R ER SO BB IBB HBP BLK WP HR S P ERA WHIP	7.0 W 29 7 1 1 7 1 0 0 0 1 1 81 118 1.29 1.143	1.0 H 6 1 0 0 1 1 0 0 0 0 0 10 19 0.00 2.000	1.0 S 4 1 0 0 1 0 0 0 0 0 12 17 0.00 1.000																			

Batter	1	2	3	4	5	6	7	8	9	AB	R	H	RBI	BB	SO	LOB	BOTTOM						
2 Jacoby Ellsbury, L (1,8) OBP: 0.377, SLG: 0.515	G5-3		E7			L7				4	1	2	2	0	0	1	<b>Seattle Mariners @ Boston Red Sox</b> Fenway Park, Boston, MA Sat Jul 23 2011, 7:12 PM - 10:25 PM EDT Att: 38,115 - Clear - 91 F						
15 Dustin Pedroia, R (1,4) OBP: 0.404, SLG: 0.470			G6-3			K				4	0	2	0	0	1	1							
28 Adrián González, L (1,3) OBP: 0.406, SLG: 0.562			F7							3	0	1	0	1	1	2							
20 Kevin Youkilis, R (1,5) OBP: 0.396, SLG: 0.492						L4				4	0	0	0	0	1	4							
34 David Ortiz, L (1,10) OBP: 0.381, SLG: 0.554						F8				4	0	1	0	0	0	1							
13 Carl Crawford, L (1,7) OBP: 0.279, SLG: 0.382						G3				4	0	1	0	0	1	0							
16 Josh Reddick, L (1,9) OBP: 0.408, SLG: 0.622										4	0	0	0	0	0	2							
33 Jason Varitek, S (1,2) OBP: 0.317, SLG: 0.403										3	1	1	0	0	0	2							
10 Marco Scutaro, R (1,6) OBP: 0.335, SLG: 0.375										3	1	2	0	0	0	0							
<b>Inning Stats</b>	R: 0 H: 1 E: 0 K: 2 S: 11	H: 2 LOB: 1 BB: 0 P: 18	R: 0 H: 1 E: 1 K: 0 S: 8	H: 1 LOB: 1 BB: 0 P: 14	R: 0 H: 0 E: 0 K: 0 S: 5	H: 0 LOB: 0 BB: 0 P: 5	R: 0 H: 1 E: 0 K: 1 S: 8	H: 1 LOB: 1 BB: 0 P: 12	R: 3 H: 4 E: 0 K: 1 S: 24	H: 4 LOB: 2 BB: 1 P: 36	R: 0 H: 0 E: 0 K: 0 S: 5	H: 0 LOB: 0 BB: 0 P: 8	R: 0 H: 0 E: 0 K: 0 S: 5	H: 0 LOB: 0 BB: 0 P: 8	1B: 6 2B: 5 3B: 0 HR: 0	SF: 0 SAC: 0 DP: 1 HBP: 0		WP: 1 PB: 0 SB: 1 CS: 0	PA: 34				
<b>PITCHER</b>	IP WLS BF H R ER SO BB IBB HBP BLK WP HR S P ERA WHIP	6.2 L 28 9 3 3 4 0 0 0 0 0 0 2 2 4.05 1.350	0.0 1 1 0 0 0 0 0 0 0 0 0 0 2 2 ∞ ∞	1.1 5 0 0 0 0 1 0 0 0 0 1 0 9 17 0.00 0.750																			

livebaseballscorecards.com

Batter	1	2	3	4	5	6	7	8	9	AB	R	H	RBI	BB	SO	LOB	TOP					
51 Ichiro Suzuki, L (1.9) OBP: 0.315, SLG: 0.318	G1-3		F9		1 SAFE X KN 67				G4-3	5	1	2	0	0	0	1	<b>Seattle Mariners @ Boston Red Sox</b> Fenway Park, Boston, MA Sun Jul 24 2011, 1:41 PM - 4:40 PM EDT Att: 37,650 - Partly Cloudy - 77 F					
26 Brendan Ryan, R (1.6) OBP: 0.324, SLG: 0.342	30 HR HBP		L3		F KN 67 S KN 64 X KN 66				G6-3	4	2	2	5	0	0	1						
13 Dustin Ackley, L (1.4) OBP: 0.347, SLG: 0.505	F8		F8		C KN 67 B KN 65 T KN 66 F KN 68 S KN 64 X KN 66				F8	5	0	2	1	0	0	2						
30 Miguel Olivo, R (1.2) OBP: 0.260, SLG: 0.395	1-H HR		G5-3		X KN 67				F7	5	1	1	2	0	0	2						
17 Justin Smoak, S (1.3) OBP: 0.319, SLG: 0.396	20 1B 2B		F8		B KN 64 X KN 65				G4-3	4	0	1	0	0	0	0						
20 Mike Carp, L (1.7) OBP: 0.344, SLG: 0.439	2-H 1B		L9		B KN 66 S KN 64 X KN 66				K	4	0	2	0	0	1	0						
4 Adam Kennedy, L (1.5) OBP: 0.297, SLG: 0.382	K		G4-3		B KN 65 F KN 64 X KN 65				F8	4	0	0	0	0	2	1						
29 Jack Cust, L (1.10) OBP: 0.347, SLG: 0.332	K2-3		K		B KN 66 S KN 67 X KN 66				F7	4	1	1	0	0	2	1						
21 Franklin Gutierrez, R (1.8) OBP: 0.230, SLG: 0.231	F8		F8		B KN 66 X KN 66				51 1B 26 2B BB	3	3	2	0	1	0	0						
<b>Inning Stats</b>	R: 2 E: 0 K: 0 S: 17	H: 3 LOB: 2 BB: 0 P: 24	R: 0 E: 0 K: 2 S: 9	H: 0 LOB: 0 BB: 0 P: 11	R: 0 E: 0 K: 0 S: 8	H: 1 LOB: 1 BB: 0 P: 10	R: 0 E: 0 K: 0 S: 5	H: 0 LOB: 0 BB: 0 P: 8	R: 1 E: 0 K: 1 S: 8	H: 2 LOB: 1 BB: 1 P: 13	R: 0 E: 0 K: 1 S: 14	H: 0 LOB: 0 BB: 0 P: 18	R: 4 E: 0 K: 0 S: 14	H: 4 LOB: 0 BB: 0 P: 21	R: 0 E: 0 K: 1 S: 14	H: 1 LOB: 1 BB: 0 P: 19	R: 1 E: 0 K: 0 S: 16	H: 2 LOB: 1 BB: 0 P: 22	1B: 7 2B: 4 3B: 0 HR: 2	SF: 0 SAC: 0 DP: 0 HBP: 1	WP: 0 PB: 0 SB: 0 CS: 1	PA: 40
<b>PITCHER</b>	IP WLS BF H R ER SO BB IBB HBP BLK WP HR S P ERA WHIP																					
49 Tim Wakefield, R (1.1) ERA: 5.15	6.1 W 29 10 7 7 4 1 0 1 0 0 2 72 100 9.95 1.737																					
91 Alfredo Aceves, R (7.1) ERA: 3.44	2.2 11 3 1 1 1 0 0 0 0 0 0 33 46 3.38 1.125																					

AB	38
R	8
H	13
RBI	8
BB	1
SO	5
LOB	8



Batter	1	2	3	4	5	6	7	8	9	AB	R	H	RBI	BB	SO	LOB	BOTTOM			
2 Jacoby Ellsbury, L (1.8) OBP: 0.377, SLG: 0.516	15 WP 28 1B 2B		K		B SI 96 C SL 84 B SL 86 F FF 95 X FF 97				G5-3	5	1	2	1	0	1	1	<b>Seattle Mariners @ Boston Red Sox</b> Fenway Park, Boston, MA Sun Jul 24 2011, 1:41 PM - 4:40 PM EDT Att: 37,650 - Partly Cloudy - 77 F			
15 Dustin Pedroia, R (1.4) OBP: 0.402, SLG: 0.469	F8		G6-3		B FF 90 S SL 82 X FF 92				G5-3	5	1	1	0	0	0	3				
28 Adrián González, L (1.3) OBP: 0.408, SLG: 0.562	20 HR		G6-3		B FF 93 X FF 92				G3	5	2	3	2	0	0	2				
20 Kevin Youkilis, R (1.5) OBP: 0.398, SLG: 0.500	1-H HR		G6-3		C SL 80 X SL 86				K	3	2	1	2	1	1	1				
60 Yamaico Navarro, R (7.5) OBP: 0.231, SLG: 0.333	1-H HR		K		B FF 94 S SL 84 X FF 93				K	1	0	0	0	0	1	0				
34 David Ortiz, L (1.10) OBP: 0.381, SLG: 0.552	13 2B 39 1B		K		B FF 96 S SL 85 X FF 96				G3-1	5	2	2	0	0	1	1				
13 Carl Crawford, L (1.7) OBP: 0.288, SLG: 0.390	39 1B		16 CS		B CH 87 S SL 88 X FF 95				K	4	2	3	2	1	1	1				
16 Josh Reddick, L (1.9) OBP: 0.407, SLG: 0.621	K		K		S SL 82 B SL 84 X FF 90				L4	5	2	2	1	0	2	4				
39 Jarrod Saltalamacchia, R (1.2) OBP: 0.326, SLG: 0.454	2-H 1B		G3		B SI 89 S SL 86 X FF 97				15 FC5-4 2 1B	4	0	3	4	0	0	0				
10 Marco Scutaro, R (1.6) OBP: 0.329, SLG: 0.368	G4-3		G6-3		C SI 91 X SI 91				P4	4	0	0	0	0	0	4				
<b>Inning Stats</b>	R: 5 E: 0 K: 1 S: 22	H: 6 LOB: 1 BB: 0 P: 32	R: 0 E: 0 K: 1 S: 8	H: 0 LOB: 0 BB: 0 P: 14	R: 0 E: 0 K: 2 S: 10	H: 1 LOB: 1 BB: 0 P: 16	R: 0 E: 0 K: 0 S: 9	H: 0 LOB: 0 BB: 0 P: 14	R: 5 E: 0 K: 0 S: 18	H: 5 LOB: 1 BB: 1 P: 31	R: 1 E: 0 K: 2 S: 11	H: 2 LOB: 1 BB: 0 P: 18	R: 1 E: 0 K: 0 S: 12	H: 3 LOB: 2 BB: 0 P: 14	R: 0 E: 0 K: 1 S: 10	H: 0 LOB: 1 BB: 1 P: 18	1B: 12 2B: 4 3B: 0 HR: 1	SF: 0 SAC: 0 DP: 0 HBP: 0	WP: 1 PB: 0 SB: 0 CS: 1	PA: 43
<b>PITCHER</b>	IP WLS BF H R ER SO BB IBB HBP BLK WP HR S P ERA WHIP																			
36 Michael Pineda, R (1.1) ERA: 3.64	4.1 L 22 8 7 7 0 1 0 0 0 0 0 0 7 12 ∞ ∞																			
32 Aaron Laffey, L (5.1) ERA: 3.0	0.0 4 4 3 3 0 0 0 0 0 0 0 0 7 12 ∞ ∞																			
50 Jamey Wright, R (5.1) ERA: 4.17	1.2 7 2 1 1 2 0 0 0 0 0 0 0 18 28 5.40 1.200																			
31 Josh Lueke, R (7.1) ERA: 14.04	1.0 6 3 1 1 0 0 0 0 0 0 0 0 12 14 9.00 3.000																			
43 Brandon League, R (8.1) ERA: 3.26	1.0 4 0 0 0 1 1 0 0 0 0 0 0 10 18 0.00 1.000																			



Batter	1	2	3	4	5	6	7	8	9	AB	R	H	RBI	BB	SO	LOB	TOP			
51 Ichiro Suzuki, L (1, 9) OBP: 0.314, SLG: 0.318										3	1	1	1	0	1	0	<b>Seattle Mariners @ New York Yankees</b> Yankee Stadium, Bronx, NY Mon Jul 25 2011, 9:03 PM - 11:39 PM EDT Att: 44,365 - Cloudy - 70 F			
26 Brendan Ryan, R (1, 6) OBP: 0.323, SLG: 0.344										4	0	1	1	0	1	0				
13 Dustin Ackley, L (1, 4) OBP: 0.352, SLG: 0.509										3	0	1	0	1	0	0				
30 Miguel Olivo, R (1, 2) OBP: 0.257, SLG: 0.390										4	0	0	0	0	0	3				
4 Adam Kennedy, L (1, 5) OBP: 0.297, SLG: 0.380										4	1	1	0	0	1	3				
20 Mike Carp, L (1, 10) OBP: 0.338, SLG: 0.426										4	0	1	0	0	2	0				
17 Justin Smoak, S (1, 3) OBP: 0.320, SLG: 0.400										4	1	2	1	0	0	0				
21 Franklin Gutierrez, R (1, 8) OBP: 0.231, SLG: 0.231										4	0	1	0	0	0	2				
56 Greg Halman, R (1, 7) OBP: 0.274, SLG: 0.370										3	0	0	0	0	2	2				
<b>Inning Stats</b>	R: 0 E: 0 K: 2 S: 7	H: 0 LOB: 0 BB: 0 P: 11	R: 0 E: 0 K: 0 S: 10	H: 0 LOB: 0 BB: 0 P: 14	R: 1 E: 0 K: 0 S: 10	H: 2 LOB: 1 BB: 0 P: 17	R: 0 E: 0 K: 0 S: 8	H: 1 LOB: 1 BB: 0 P: 9	R: 0 E: 0 K: 1 S: 6	H: 0 LOB: 0 BB: 0 P: 8	R: 1 E: 0 K: 0 S: 11	H: 3 LOB: 2 BB: 0 P: 17	R: 1 E: 0 K: 2 S: 13	H: 2 LOB: 2 BB: 1 P: 17	R: 0 E: 0 K: 1 S: 9	H: 0 LOB: 0 BB: 0 P: 12		1B: 5 2B: 3 3B: 0 HR: 0	SF: 1 SAC: 0 DP: 0 HBP: 0	WP: 0 PB: 0 SB: 0 CS: 0
<b>PITCHER</b>	IP WLS BF H R ER SO BB IBB HBP BLK WP HR S P ERA WHIP																			
36 Freddy Garcia, R (1, 1) ERA: 3.23	7.2 W 32 8 3 3 5 1 0 0 0 0 0 0 68 98 3.52 1.174																			
48 Boone Logan, L (8, 1) ERA: 3.33	0.2 2 0 0 0 2 0 0 0 0 0 0 0 6 6 0.00 0.000																			
61 Steve Garrison, L (9, 1) ERA:	0.2 2 0 0 0 0 0 0 0 0 0 0 0 6 9 0.00 0.000																			

Batter	1	2	3	4	5	6	7	8	9	AB	R	H	RBI	BB	SO	LOB	BOTTOM			
2 Derek Jeter, R (1, 6) OBP: 0.337, SLG: 0.366										5	2	2	3	0	0	2	<b>Seattle Mariners @ New York Yankees</b> Yankee Stadium, Bronx, NY Mon Jul 25 2011, 9:03 PM - 11:39 PM EDT Att: 44,365 - Cloudy - 70 F			
14 Curtis Granderson, L (1, 8) OBP: 0.363, SLG: 0.565										2	1	1	2	1	0	1				
25 Mark Teixeira, S (1, 3) OBP: 0.342, SLG: 0.501										4	1	2	3	0	0	1				
24 Robinson Cano, L (1, 4) OBP: 0.336, SLG: 0.504										4	0	0	0	0	0	2				
60 Brandon Laird, R (8, 5) OBP: 0.375, SLG: 0.167										0	0	0	0	0	0	0				
33 Nick Swisher, S (1, 10) OBP: 0.370, SLG: 0.423										4	0	1	0	0	2	0				
55 Russell Martin, R (1, 2) OBP: 0.326, SLG: 0.369										4	1	0	0	0	0	1				
18 Andruw Jones, R (1, 9) ERA: 4.09										3	1	1	0	1	1	0				
27 Chris Dickerson, L (9, 9) OBP: 0.346, SLG: 0.375										0	0	0	0	0	0	0				
26 Eduardo Núñez, R (1, 5) OBP: 0.318, SLG: 0.400										4	2	2	1	0	0	1				
11 Brett Gardner, L (1, 7) OBP: 0.367, SLG: 0.412										4	2	2	1	0	0	1				
<b>Inning Stats</b>	R: 2 E: 0 K: 0 S: 17	H: 1 LOB: 1 BB: 1 P: 25	R: 0 E: 0 K: 1 S: 8	H: 0 LOB: 0 BB: 0 P: 15	R: 1 E: 0 K: 0 S: 9	H: 2 LOB: 1 BB: 0 P: 11	R: 5 E: 2 K: 1 S: 20	H: 4 LOB: 1 BB: 0 P: 33	R: 0 E: 0 K: 0 S: 8	H: 1 LOB: 1 BB: 1 P: 16	R: 1 E: 0 K: 0 S: 12	H: 1 LOB: 0 BB: 0 P: 15	R: 0 E: 0 K: 1 S: 9	H: 0 LOB: 0 BB: 0 P: 12	R: 1 E: 0 K: 0 S: 12	H: 2 LOB: 1 BB: 0 P: 17	1B: 5 2B: 3 3B: 1 HR: 2	SF: 2 SAC: 0 DP: 1 HBP: 0	WP: 1 PB: 0 SB: 0 CS: 0	PA: 38
<b>PITCHER</b>	IP WLS BF H R ER SO BB IBB HBP BLK WP HR S P ERA WHIP																			
38 Jason Vargas, L (1, 1) ERA: 4.09	4.0 L 22 7 8 4 2 1 0 0 0 0 0 0 20 31 4.50 1.500																			
46 Chris Ray, R (5, 1) ERA: 4.59	2.0 8 2 1 1 0 1 0 0 0 0 1 0 20 31 4.50 1.500																			
39 David Pauley, R (7, 1) ERA: 2.15	2.0 8 2 1 1 1 0 0 0 0 0 0 0 21 29 4.50 1.000																			

Batter	1	2	3	4	5	6	7	8	9	AB	R	H	RBI	BB	SO	LOB	TOP						
51 Ichiro Suzuki, L (1,9) OBP: 0.311, SLG: 0.315	L8			K			K	K		4	0	0	0	0	3	2	<b>Seattle Mariners @ New York Yankees</b> Yankee Stadium, Bronx, NY Tue Jul 26 2011, 7:08 PM - 10:19 PM EDT Att: 46,132 - Cloudy - 83 F						
26 Brendan Ryan, R (1,6) OBP: 0.322, SLG: 0.342	K			K			30 PB 1B		K	4	0	1	0	0	3	0							
13 Dustin Ackley, L (1,4) OBP: 0.341, SLG: 0.492	G3			K			K		L5	4	0	0	0	0	2	1							
30 Miguel Olivo, R (1,2) OBP: 0.254, SLG: 0.385		K				K			K	4	0	0	0	0	4	1							
17 Justin Smoak, S (1,3) OBP: 0.321, SLG: 0.398		K				K				2	1	0	0	1	2	0							
21 Franklin Gutierrez, R (1,8) OBP: 0.232, SLG: 0.229		G5-3				K				2	0	0	0	1	1	0							
20 Mike Carp, L (1,10) OBP: 0.338, SLG: 0.413				K2-3						2	0	0	0	1	2	0							
56 Greg Halman, R (1,7) OBP: 0.267, SLG: 0.361				G3						2	0	0	0	0	0	0							
4 Adam Kennedy, L (8,PH) OBP: 0.296, SLG: 0.379						P3			K	1	0	0	0	0	1	3							
9 Chone Figgins, S (1,5) OBP: 0.233, SLG: 0.237				G5-3					FC5	3	0	0	1	0	0	2							
<b>Inning Stats</b>	R: 0 E: 0 K: 1 S: 7	H: 0 LOB: 0 BB: 7	R: 0 E: 0 K: 2 S: 12	H: 0 LOB: 0 BB: 17	R: 0 E: 0 K: 1 S: 7	H: 0 LOB: 0 BB: 8	R: 0 E: 0 K: 3 S: 11	H: 0 LOB: 0 BB: 14	R: 0 E: 0 K: 1 S: 9	H: 0 LOB: 0 BB: 10	R: 0 E: 0 K: 3 S: 10	H: 1 LOB: 1 BB: 0	R: 1 E: 0 K: 2 S: 16	H: 0 LOB: 2 BB: 3 P: 35	R: 0 E: 0 K: 2 S: 9	H: 0 LOB: 0 BB: 11	1B: 1 2B: 0 3B: 0 HR: 0	SF: 0 SAC: 0 DP: 0 HBP: 0	WP: 0 PB: 1 CS: 0	PA: 31			
<b>PITCHER</b>	IP WLS BF H R ER SO BB IBB HBP BLK WP HR S P ERA WHIP																						
52 CC Sabathia, L (1,1) ERA: 2.56	7.0 W 25	1 1 1 14	3 0 0 0	0 0 0 0	0 0 0 0	0 0 10 17	1.29 0.571																
30 David Robertson, R (8,1) ERA: 1.54	1.0 H 3	0 0 0 2	0 0 0 0	0 0 0 0	0 0 10 17	0.00 0.000																	
42 Mariano Rivera, R (9,1) ERA: 1.83	1.0 S 3	0 0 0 2	0 0 0 0	0 0 0 0	0 0 9 11	0.00 0.000																	

Batter	1	2	3	4	5	6	7	8	9	AB	R	H	RBI	BB	SO	LOB	BOTTOM					
11 Brett Gardner, L (1,7) OBP: 0.366, SLG: 0.410	G4-3		G6-3				G6-3			4	0	1	0	0	0	1	<b>Seattle Mariners @ New York Yankees</b> Yankee Stadium, Bronx, NY Tue Jul 26 2011, 7:08 PM - 10:19 PM EDT Att: 46,132 - Cloudy - 83 F					
2 Derek Jeter, R (1,6) OBP: 0.333, SLG: 0.362	K			G5-3	G4-1			G6-3		4	0	0	1	0	1	2						
14 Curtis Granderson, L (1,8) OBP: 0.362, SLG: 0.570	K					HR		P5		4	1	1	1	0	2	2						
25 Mark Teixeira, S (1,3) OBP: 0.344, SLG: 0.509				P6			F7			4	1	2	1	0	0	0						
24 Robinson Cano, L (1,4) OBP: 0.333, SLG: 0.499				L9			G1-3			4	0	0	0	0	2	1						
33 Nick Swisher, S (1,9) OBP: 0.373, SLG: 0.424										2	1	1	0	1	0	1						
27 Chris Dickerson, L (9,9) OBP: 0.346, SLG: 0.375										0	0	0	0	0	0	0						
20 Jorge Posada, S (1,10) OBP: 0.310, SLG: 0.378										3	1	2	0	0	0	1						
12 Eric Chavez, L (1,5) OBP: 0.405, SLG: 0.417										3	0	1	1	0	0	1						
17 Francisco Cervelli, R (1,2) OBP: 0.295, SLG: 0.291										3	0	0	0	0	1	3						
<b>Inning Stats</b>	R: 0 E: 0 K: 2 S: 8	H: 1 LOB: 0 BB: 0 P: 15	R: 0 E: 0 K: 1 S: 8	H: 1 LOB: 0 BB: 0 P: 12	R: 0 E: 0 K: 0 S: 15	H: 1 LOB: 0 BB: 0 P: 20	R: 1 E: 0 K: 0 S: 8	H: 1 LOB: 0 BB: 0 P: 14	R: 2 E: 0 K: 2 S: 18	H: 4 LOB: 2 BB: 0 P: 24	R: 0 E: 0 K: 0 S: 6	H: 0 LOB: 1 BB: 1 P: 10	R: 0 E: 0 K: 0 S: 9	H: 0 LOB: 0 BB: 0 P: 13	R: 1 E: 0 K: 1 S: 8	H: 1 LOB: 0 BB: 0 P: 13	1B: 6 2B: 0 3B: 0 HR: 2	SF: 0 SAC: 0 DP: 1 HBP: 0	WP: 0 PB: 0 CS: 0	PA: 32		
<b>PITCHER</b>	IP WLS BF H R ER SO BB IBB HBP BLK WP HR S P ERA WHIP																					
58 Doug Fister, R (1,1) ERA: 3.33	7.0 L 28	7 3 3 1	0 0 0 0	0 0 0 0	0 0 1 8	3.86 1.143																
50 Jamey Wright, R (8,1) ERA: 4.29	1.0 4	1 1 1 1	0 0 0 0	0 0 1 8	9.00 1.000																	

AB	28
R	1
H	1
RBI	1
BB	3
SO	18
LOB	9



AB	31
R	4
H	8
RBI	4
BB	1
SO	6
LOB	12





Batter	1	2	3	4	5	6	7	8	9	AB	R	H	RBI	BB	SO	LOB	TOP										
51 Ichiro Suzuki, L (1.9) OBP: 0.317, SLG: 0.323	F7		13 3B				26 1B			5	2	4	0	0	0	0	<b>Seattle Mariners @ New York Yankees</b> Yankee Stadium, Bronx, NY Wed Jul 27 2011, 1:10 PM - 4:12 PM EDT Att: 47,090 - Partly Cloudy - 80 F										
26 Brendan Ryan, R (1.6) OBP: 0.321, SLG: 0.340	K		P4				17 BB			5	1	1	0	0	1	5											
13 Dustin Ackley, L (1.4) OBP: 0.351, SLG: 0.512	L8						20 3B			5	2	3	3	0	0	1											
17 Justin Smoak, S (1.3) OBP: 0.319, SLG: 0.393		P5	K2-3				20 3B			4	1	0	0	1	1	4											
4 Adam Kennedy, L (1.5) OBP: 0.297, SLG: 0.386		F9					K			5	1	2	1	0	1	3											
20 Mike Carp, L (1.7) OBP: 0.388, SLG: 0.471							21 2B			5	1	4	4	0	0	1											
56 Greg Halman, R (9.7) OBP: 0.267, SLG: 0.361										0	0	0	0	0	0	0											
21 Franklin Gutierrez, R (1.8) OBP: 0.234, SLG: 0.234										4	0	1	1	1	0	3											
29 Jack Cust, L (1.10) OBP: 0.344, SLG: 0.329										5	1	1	0	0	3	5											
3 Josh Bard, S (1.2) OBP: 0.244, SLG: 0.400										4	0	1	0	0	1	0											
<b>Inning Stats</b>	R: 0 E: 0 K: 1 S: 7	H: 0 LOB: 0 BB: 0 P: 12	R: 0 E: 0 K: 0 S: 13	H: 1 LOB: 2 BB: 1 P: 22	R: 1 E: 0 K: 1 S: 12	H: 2 LOB: 1 BB: 0 P: 18	R: 0 E: 0 K: 0 S: 10	H: 1 LOB: 0 BB: 0 P: 16	R: 1 E: 0 K: 0 S: 10	H: 4 LOB: 2 BB: 0 P: 12	R: 0 E: 0 K: 1 S: 13	H: 1 LOB: 1 BB: 0 P: 21	R: 5 E: 1 K: 2 S: 21	H: 4 LOB: 1 BB: 1 P: 34	R: 0 E: 0 K: 1 S: 7	H: 1 LOB: 0 BB: 0 P: 8	R: 2 E: 0 K: 1 S: 14	H: 3 LOB: 1 BB: 0 P: 18	1B: 11 2B: 5 3B: 2 HR: 0	SF: 0 SAC: 0 DP: 2 HBP: 0	WP: 0 PB: 0 SB: 2 CS: 0	PA: 44					
<b>PITCHER</b>	IP	WLS	BF	H	R	ER	SO	BB	IBB	HBP	BLK	WP	HR	S	P	ERA	WHIP										
65 Phil Hughes, R (1.1) ERA: 8.24	6.0	L	26	9	2	2	3	1	0	0	0	0	0	65	101	3.00	1.667										
53 Cory Wade, R (7.1) ERA: 1.93	0.1		3	2	2	1	0	0	0	0	0	0	0	6	8	27.00	6.000										
48 Boone Logan, L (7.1) ERA: 3.29	0.1		4	1	2	0	1	1	0	0	0	0	0	8	14	0.00	6.000										
38 Luis Ayala, R (7.1) ERA: 1.47	1.1		5	2	1	0	2	0	0	0	0	0	0	14	20	0.00	1.500										
64 Hector Noesi, R (9.1) ERA: 3.34	1.0		6	3	2	2	1	0	0	0	0	0	0	14	18	18.00	3.000										
<b>Batter</b>	<b>1</b>	<b>2</b>	<b>3</b>	<b>4</b>	<b>5</b>	<b>6</b>	<b>7</b>	<b>8</b>	<b>9</b>	<b>AB</b>	<b>R</b>	<b>H</b>	<b>RBI</b>	<b>BB</b>	<b>SO</b>	<b>LOB</b>	<b>BOTTOM</b>										
11 Brett Gardner, L (1.7) OBP: 0.367, SLG: 0.407			G4-3				G4-3			2	0	0	0	2	0	1	<b>Seattle Mariners @ New York Yankees</b> Yankee Stadium, Bronx, NY Wed Jul 27 2011, 1:10 PM - 4:12 PM EDT Att: 47,090 - Partly Cloudy - 80 F										
2 Derek Jeter, R (1.6) OBP: 0.330, SLG: 0.359										3	0	0	1	0	1	2											
14 Curtis Granderson, L (1.8) OBP: 0.361, SLG: 0.599										4	1	1	0	0	2	3											
25 Mark Teixeira, S (1.10) OBP: 0.343, SLG: 0.505										3	0	0	0	1	0	1											
24 Robinson Cano, L (1.4) OBP: 0.333, SLG: 0.496										4	0	1	1	0	0	2											
33 Nick Swisher, S (1.9) OBP: 0.374, SLG: 0.423										3	0	1	0	1	0	1											
55 Russell Martin, R (1.2) OBP: 0.325, SLG: 0.368										4	1	1	0	0	1	2											
20 Jorge Posada, S (1.3) OBP: 0.309, SLG: 0.380										4	0	1	0	0	0	1											
26 Eduardo Núñez, R (1.5) OBP: 0.317, SLG: 0.396										4	0	1	0	0	1	1											
<b>Inning Stats</b>	R: 0 E: 0 K: 1 S: 12	H: 0 LOB: 2 BB: 0 P: 24	R: 0 E: 0 K: 0 S: 5	H: 1 LOB: 0 BB: 0 P: 7	R: 0 E: 0 K: 1 S: 9	H: 0 LOB: 0 BB: 0 P: 13	R: 0 E: 1 K: 0 S: 10	H: 1 LOB: 1 BB: 0 P: 14	R: 1 E: 0 K: 1 S: 11	H: 2 LOB: 2 BB: 1 P: 22	R: 0 E: 0 K: 1 S: 8	H: 0 LOB: 1 BB: 1 P: 18	R: 0 E: 0 K: 1 S: 11	H: 1 LOB: 0 BB: 0 P: 14	R: 1 E: 0 K: 0 S: 11	H: 1 LOB: 0 BB: 0 P: 14		R: 0 E: 0 K: 0 S: 5	H: 0 LOB: 0 BB: 0 P: 6	1B: 4 2B: 2 3B: 0 HR: 0	SF: 1 SAC: 0 DP: 1 HBP: 0	WP: 0 PB: 0 SB: 2 CS: 0	PA: 36				
<b>PITCHER</b>	IP	WLS	BF	H	R	ER	SO	BB	IBB	HBP	BLK	WP	HR	S	P	ERA	WHIP										
34 Félix Hernández, R (1.1) ERA: 3.38	7.0	W	29	5	1	1	5	4	0	0	0	0	0	66	112	1.29	1.286										
60 Jeff Gray, R (8.1) ERA: 2.95	1.0		4	1	1	1	0	4	0	0	0	0	0	11	14	9.00	1.000										
43 Brandon League, R (9.1) ERA: 3.18	1.0		3	0	0	0	0	0	0	0	0	0	0	5	6	0.00	0.000										

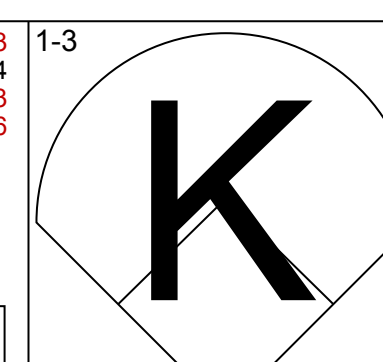
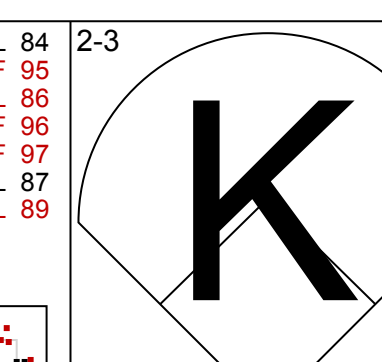
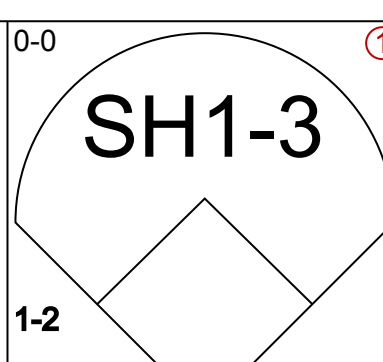
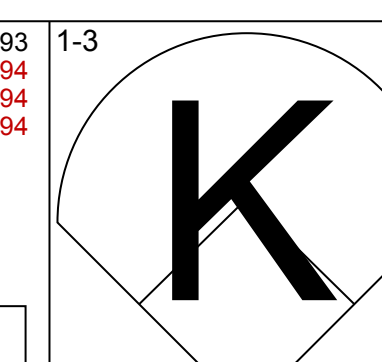
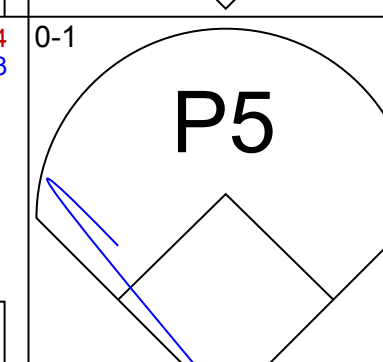
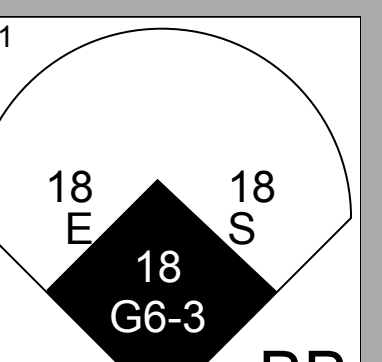
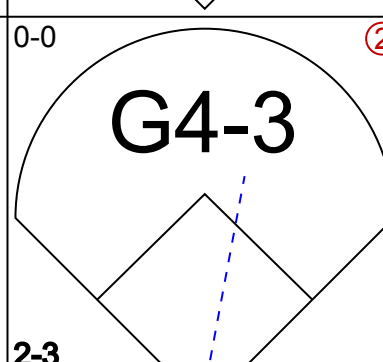
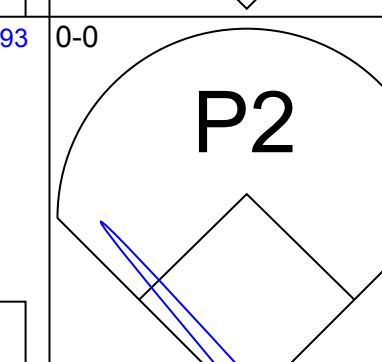
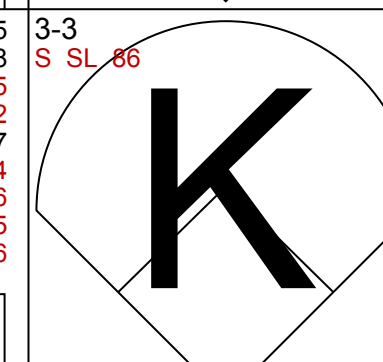
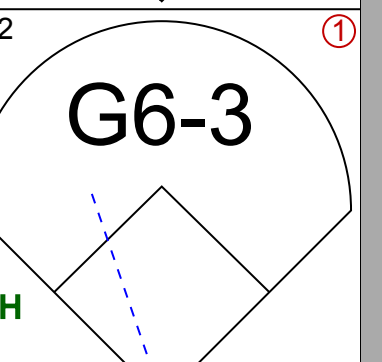
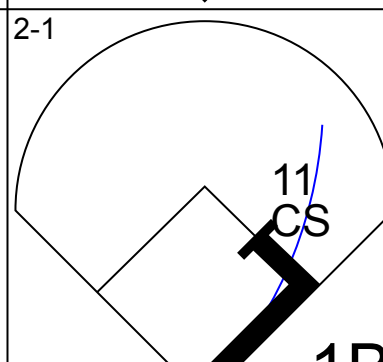
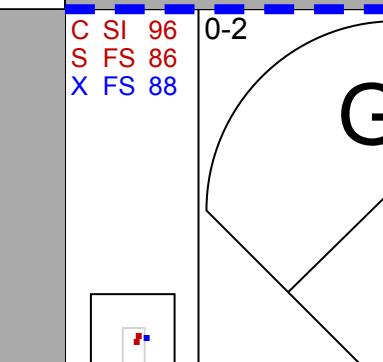

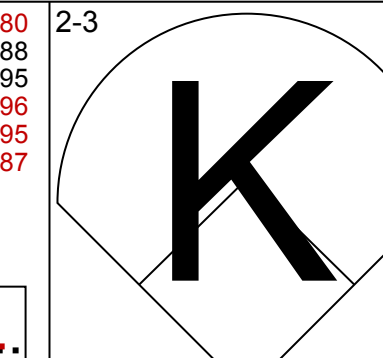
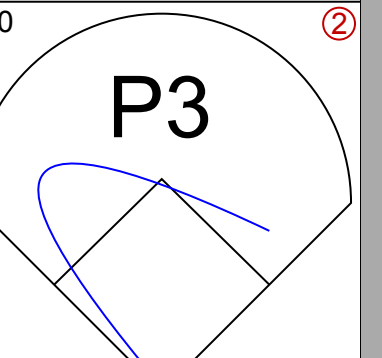
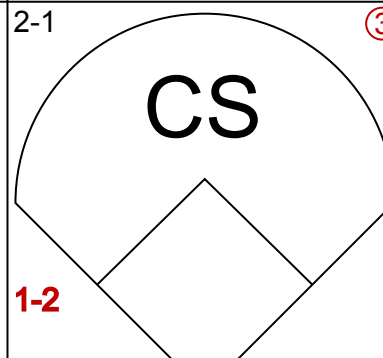
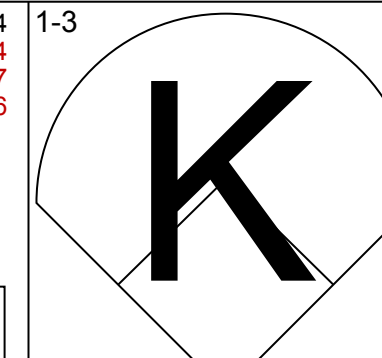
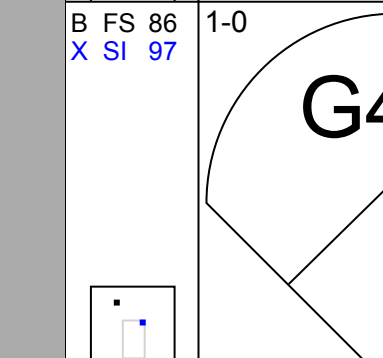

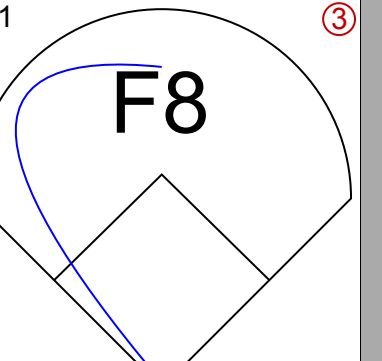
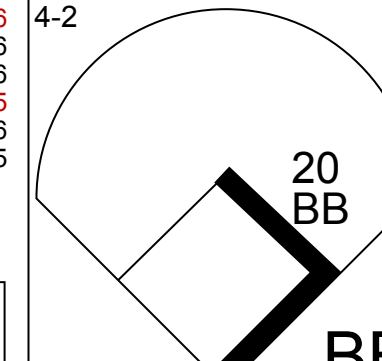
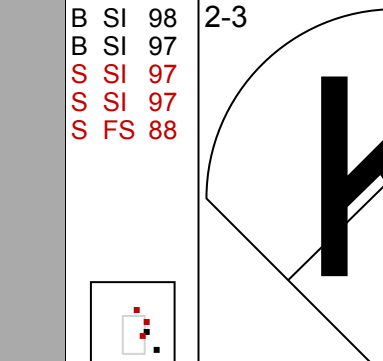

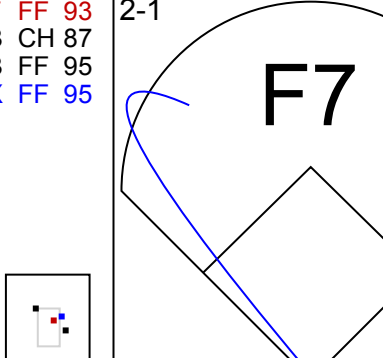
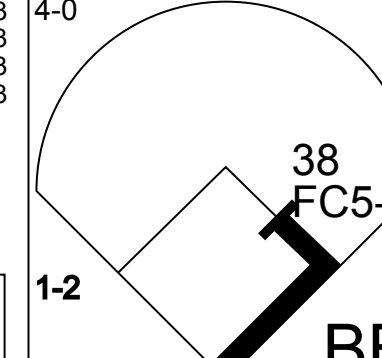

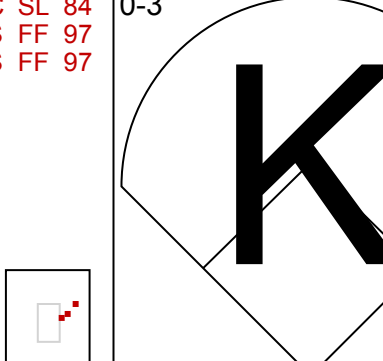
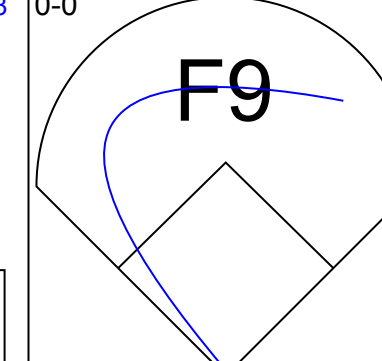
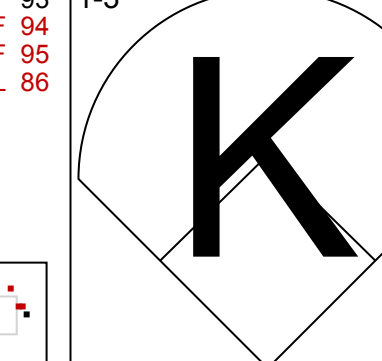
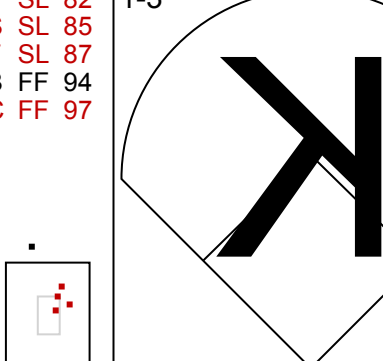
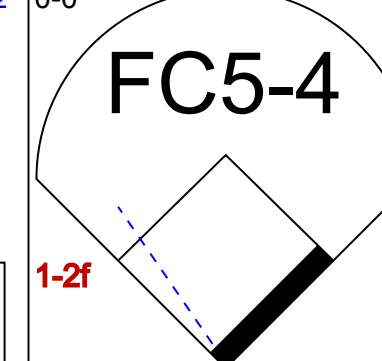

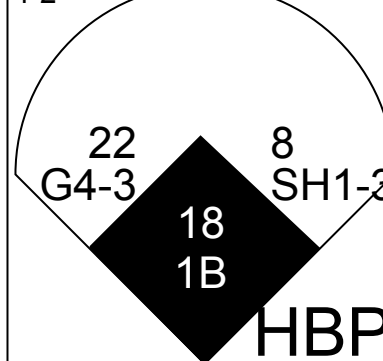
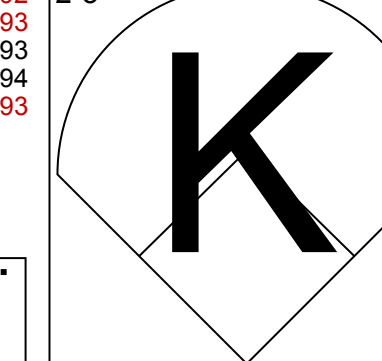
Batter	1	2	3	4	5	6	7	8	9	AB	R	H	RBI	BB	SO	LOB	TOP			
8 Desmond Jennings, R OBP: 0.545, SLG: 0.751	G5-3	G6-3 3 BLK 22 1B	G3-1		G6-3			G5-3		4	1	0	1	1	0	2	<b>Tampa Bay Rays @ Seattle Mariners</b> Safeco Field, Seattle, WA Fri Jul 29 2011, 7:11 PM - 10:11 PM PDT Att: 26,623 - Clear - 74 F			
22 Johnny Damon, L OBP: 0.325, SLG: 0.413	K	G6-3 3 BLK 18 HR				G3-1				3	1	1	2	2	1	0				
3 Evan Longoria, R OBP: 0.336, SLG: 0.451		G6-3				G6-3		K		4	0	0	1	1	2	5				
18 Ben Zobrist, S OBP: 0.372, SLG: 0.500						K		G3-1		5	1	2	2	0	1	4				
2 B.J. Upton, R OBP: 0.310, SLG: 0.401	G5-3									4	1	1	0	1	2	2				
11 Casey Kotchman, L OBP: 0.386, SLG: 0.451										5	2	3	1	0	0	1				
10 Kelly Shoppach, R OBP: 0.283, SLG: 0.322										5	0	1	1	0	3	2				
20 Matt Joyce, L OBP: 0.338, SLG: 0.506										3	1	0	0	1	1	2				
1 Sean Rodriguez, R OBP: 0.304, SLG: 0.364										3	1	2	0	1	0	0				
<b>Inning Stats</b>	R: 0 E: 0 K: 1 S: 9	H: 1 LOB: 2 BB: 1 P: 24	R: 8 E: 0 K: 2 S: 32	H: 5 LOB: 1 BB: 4 P: 57	R: 0 E: 0 K: 1 S: 9	H: 1 LOB: 2 BB: 1 P: 16	R: 0 E: 0 K: 1 S: 5	H: 0 LOB: 0 BB: 0 P: 6	R: 0 E: 0 K: 1 S: 6	H: 0 LOB: 1 BB: 0 P: 9	R: 0 E: 0 K: 1 S: 14	H: 1 LOB: 1 BB: 0 P: 16	R: 0 E: 0 K: 1 S: 13	H: 2 LOB: 2 BB: 1 P: 23	R: 0 E: 0 K: 2 S: 10	H: 0 LOB: 0 BB: 0 P: 14	1B: 7 2B: 2 3B: 0 HR: 1	SF: 0 SAC: 0 DP: 1 HBP: 0	WP: 0 PB: 0 SB: 0 CS: 0	PA: 43
<b>PITCHER</b>	IP WLS BF H R ER SO BB IBB HBP BLK WP HR S P ERA WHIP	IP WLS BF H R ER SO BB IBB HBP BLK WP HR S P ERA WHIP	IP WLS BF H R ER SO BB IBB HBP BLK WP HR S P ERA WHIP	IP WLS BF H R ER SO BB IBB HBP BLK WP HR S P ERA WHIP	IP WLS BF H R ER SO BB IBB HBP BLK WP HR S P ERA WHIP	IP WLS BF H R ER SO BB IBB HBP BLK WP HR S P ERA WHIP	IP WLS BF H R ER SO BB IBB HBP BLK WP HR S P ERA WHIP	IP WLS BF H R ER SO BB IBB HBP BLK WP HR S P ERA WHIP	IP WLS BF H R ER SO BB IBB HBP BLK WP HR S P ERA WHIP	IP WLS BF H R ER SO BB IBB HBP BLK WP HR S P ERA WHIP	IP WLS BF H R ER SO BB IBB HBP BLK WP HR S P ERA WHIP	IP WLS BF H R ER SO BB IBB HBP BLK WP HR S P ERA WHIP	IP WLS BF H R ER SO BB IBB HBP BLK WP HR S P ERA WHIP	IP WLS BF H R ER SO BB IBB HBP BLK WP HR S P ERA WHIP	IP WLS BF H R ER SO BB IBB HBP BLK WP HR S P ERA WHIP	IP WLS BF H R ER SO BB IBB HBP BLK WP HR S P ERA WHIP	IP WLS BF H R ER SO BB IBB HBP BLK WP HR S P ERA WHIP			
45 Erik Bedard, L ERA: 3.45	1.1	11	3	5	5	2	4	0	0	0	0	0	0	0	28	57	33.75	5.250		
32 Aaron Laffey, L ERA: 3.54	1.2	11	4	3	3	2	2	0	0	1	0	1	22	40	16.20	3.600				
50 Jamey Wright, R ERA: 4.0	3.0	9	1	0	0	2	0	0	0	0	0	0	20	29	0.00	0.333				
46 Chris Ray, R ERA: 4.88	2.0	9	2	0	0	2	1	0	0	0	0	0	27	39	0.00	1.500				
31 Josh Lueke, R ERA: 12.54	1.0	3	0	0	0	2	0	0	0	0	0	0	10	14	0.00	0.000				

AB	36
R	8
H	10
RBI	8
BB	7
SO	10
LOB	18



Batter	1	2	3	4	5	6	7	8	9	AB	R	H	RBI	BB	SO	LOB	BOTTOM					
51 Ichiro Suzuki, L OBP: 0.314, SLG: 0.320	G4-3		G4-3							4	0	0	0	0	1	3	<b>Tampa Bay Rays @ Seattle Mariners</b> Safeco Field, Seattle, WA Fri Jul 29 2011, 7:11 PM - 10:11 PM PDT Att: 26,623 - Clear - 74 F					
26 Brendan Ryan, R OBP: 0.320, SLG: 0.337	G6-3		G6-3							3	0	0	0	0	1	0						
13 Dustin Ackley, L OBP: 0.355, SLG: 0.508										3	0	1	0	1	0	1						
30 Miguel Olivo, R OBP: 0.251, SLG: 0.380										4	0	0	0	0	3	3						
20 Mike Carp, L OBP: 0.363, SLG: 0.451										3	0	0	0	1	1	1						
17 Justin Smoak, S OBP: 0.316, SLG: 0.388										4	0	0	0	0	3	2						
4 Adam Kennedy, L OBP: 0.297, SLG: 0.384										4	0	1	0	0	1	2						
21 Franklin Gutierrez, R OBP: 0.233, SLG: 0.231										3	0	0	0	0	2	1						
9 Chone Figgins, S OBP: 0.238, SLG: 0.239										2	0	1	0	1	0	0						
<b>Inning Stats</b>	R: 0 E: 0 K: 1 S: 9	H: 1 LOB: 1 BB: 0 P: 13	R: 0 E: 0 K: 1 S: 11	H: 0 LOB: 0 BB: 0 P: 15	R: 0 E: 0 K: 1 S: 10	H: 0 LOB: 1 BB: 1 P: 16	R: 0 E: 0 K: 3 S: 15	H: 0 LOB: 2 BB: 2 P: 29	R: 0 E: 0 K: 2 S: 8	H: 0 LOB: 0 BB: 0 P: 12	R: 0 E: 0 K: 2 S: 13	H: 0 LOB: 1 BB: 0 P: 18	R: 0 E: 0 K: 1 S: 13	H: 2 LOB: 2 BB: 0 P: 19	R: 0 E: 0 K: 0 S: 6	H: 0 LOB: 0 BB: 0 P: 6	R: 0 E: 0 K: 0 S: 7	H: 0 LOB: 0 BB: 0 P: 11	1B: 3 2B: 0 3B: 0 HR: 0	SF: 0 SAC: 0 DP: 0 HBP: 1	WP: 1 PB: 0 SB: 0 CS: 0	PA: 34
<b>PITCHER</b>	IP WLS BF H R ER SO BB IBB HBP BLK WP HR S P ERA WHIP	IP WLS BF H R ER SO BB IBB HBP BLK WP HR S P ERA WHIP	IP WLS BF H R ER SO BB IBB HBP BLK WP HR S P ERA WHIP	IP WLS BF H R ER SO BB IBB HBP BLK WP HR S P ERA WHIP	IP WLS BF H R ER SO BB IBB HBP BLK WP HR S P ERA WHIP	IP WLS BF H R ER SO BB IBB HBP BLK WP HR S P ERA WHIP	IP WLS BF H R ER SO BB IBB HBP BLK WP HR S P ERA WHIP	IP WLS BF H R ER SO BB IBB HBP BLK WP HR S P ERA WHIP	IP WLS BF H R ER SO BB IBB HBP BLK WP HR S P ERA WHIP	IP WLS BF H R ER SO BB IBB HBP BLK WP HR S P ERA WHIP	IP WLS BF H R ER SO BB IBB HBP BLK WP HR S P ERA WHIP	IP WLS BF H R ER SO BB IBB HBP BLK WP HR S P ERA WHIP	IP WLS BF H R ER SO BB IBB HBP BLK WP HR S P ERA WHIP	IP WLS BF H R ER SO BB IBB HBP BLK WP HR S P ERA WHIP	IP WLS BF H R ER SO BB IBB HBP BLK WP HR S P ERA WHIP	IP WLS BF H R ER SO BB IBB HBP BLK WP HR S P ERA WHIP						
34 Jeff Niemann, R ERA: 3.51	6.2	27	3	0	0	11	3	0	0	0	0	0	0	0	76	118	0.00	0.900				
39 J.P. Howell, L ERA: 9.0	0.1	1	0	0	0	0	0	0	0	0	0	3	4	0.00	0.000							
47 Brandon Gomes, R ERA: 3.1	2.0	6	0	0	0	0	0	0	0	0	0	13	17	0.00	0.000							

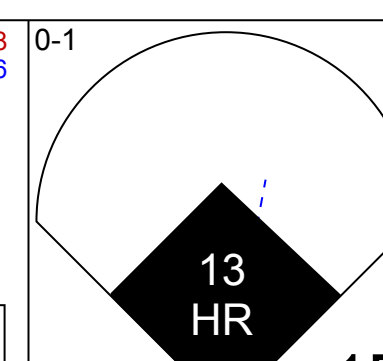
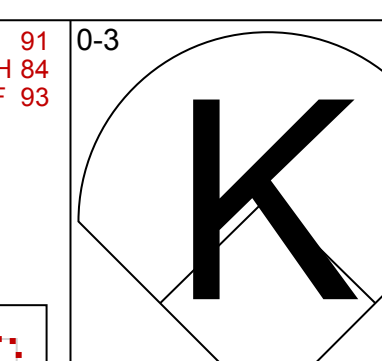
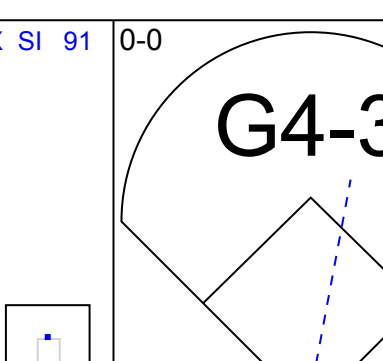
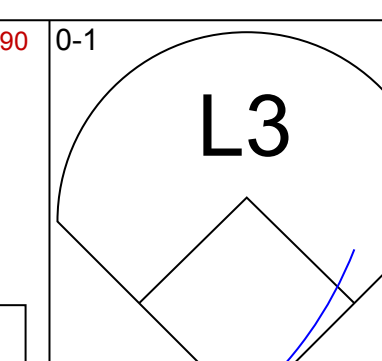
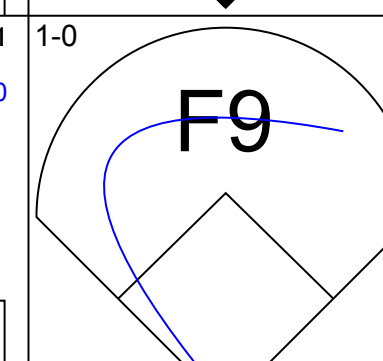
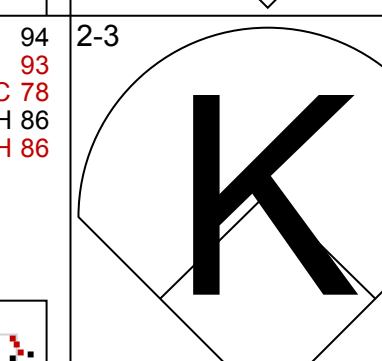
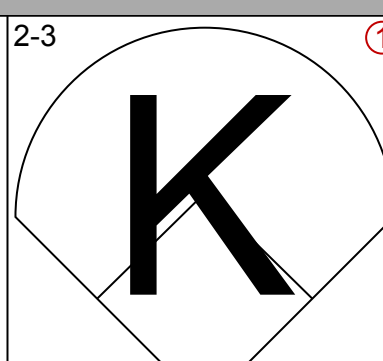
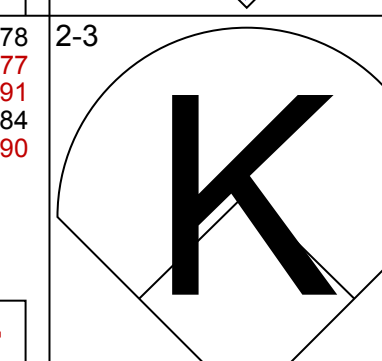
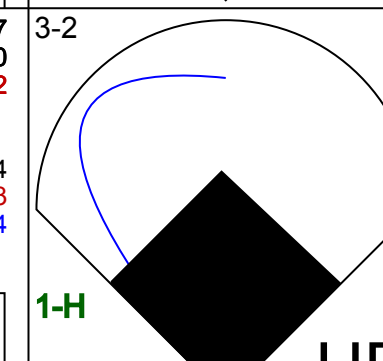
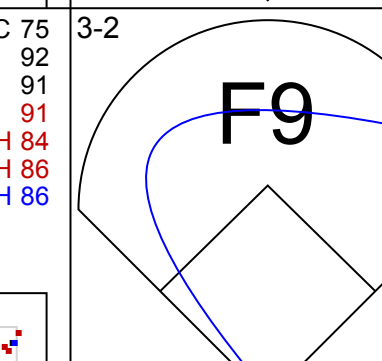
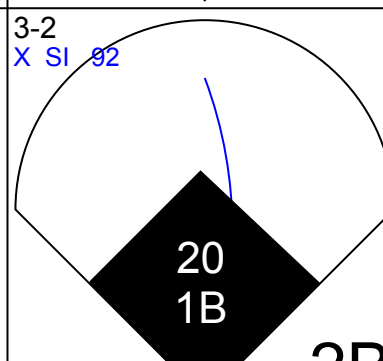
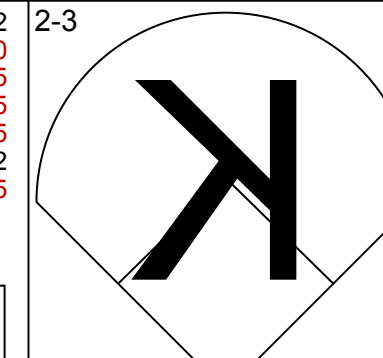
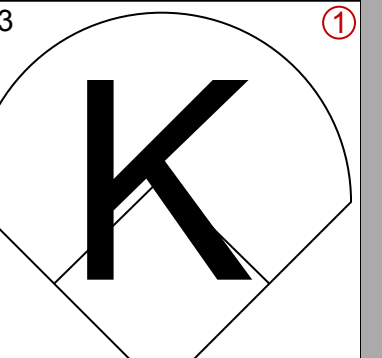
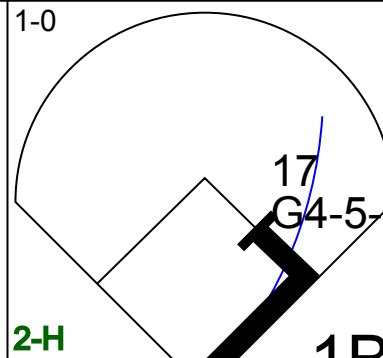
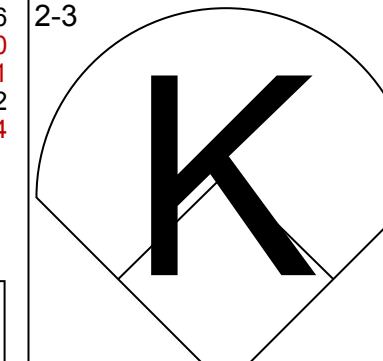
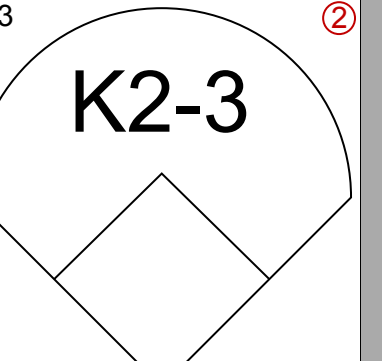
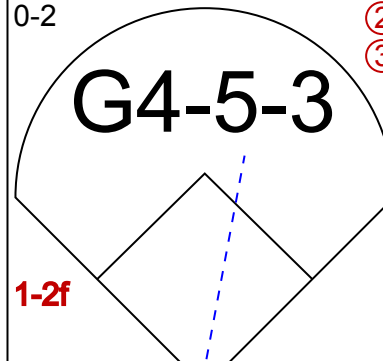
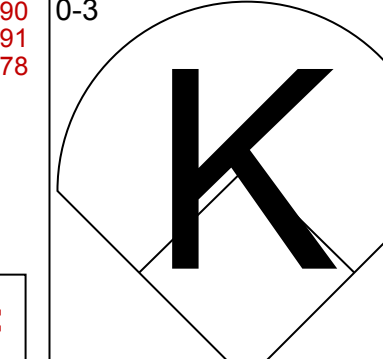
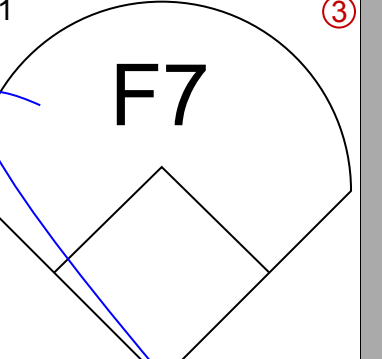
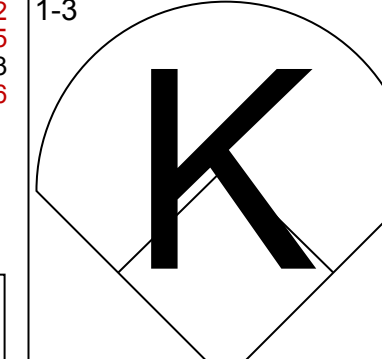
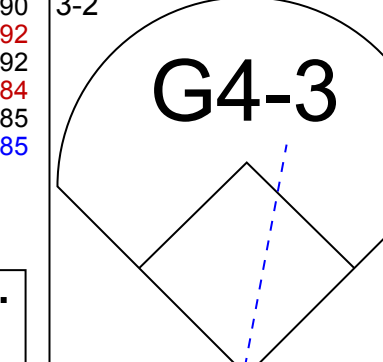
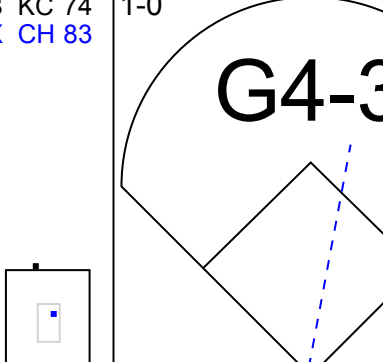
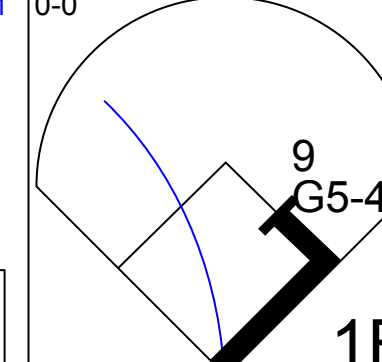
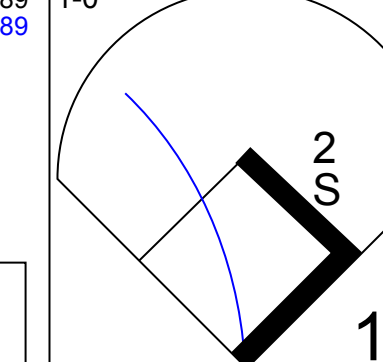
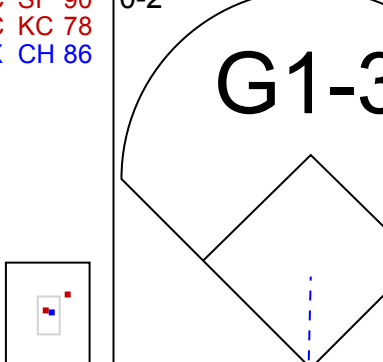
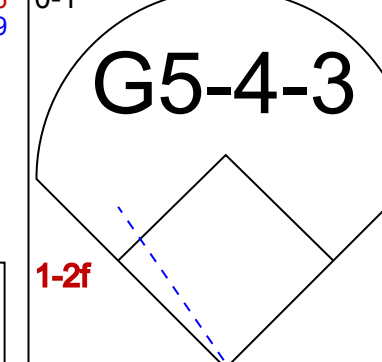
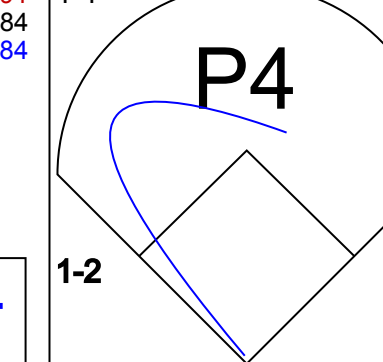
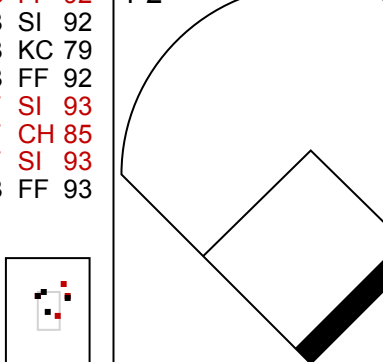
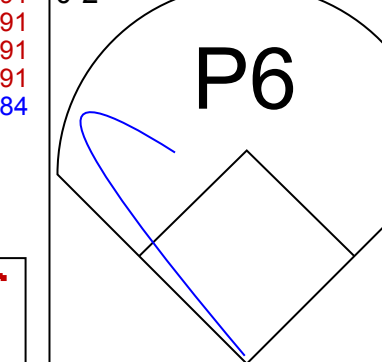


Batter	1	2	3	4	5	6	7	8	9	AB	R	H	RBI	BB	SO	LOB	TOP					
8 Desmond Jennings, R (1.7) OBP: 0.500, SLG: 0.655										3	0	0	0	0	3	0						
22 Johnny Damon, L (1.10) OBP: 0.325, SLG: 0.410										3	1	0	0	1	0	1						
18 Ben Zobrist, S (1.4) OBP: 0.371, SLG: 0.497										4	0	1	2	0	1	0						
11 Casey Kotchman, L (1.3) OBP: 0.383, SLG: 0.445										4	0	0	0	0	2	0						
3 Evan Longoria, R (1.5) OBP: 0.338, SLG: 0.448										2	0	0	0	2	1	0						
20 Matt Joyce, L (1.9) OBP: 0.336, SLG: 0.503										2	0	0	0	1	1	1						
2 B.J. Upton, R (1.8) OBP: 0.308, SLG: 0.398										3	0	0	0	0	2	3						
38 Robinson Chirinos, R (1.2) OBP: 0.250, SLG: 0.207										3	0	0	0	0	2	2						
1 Sean Rodriguez, R (1.6) OBP: 0.304, SLG: 0.361										2	1	0	0	0	1	0						
<b>Inning Stats</b>	R: 0 H: 0 E: 0 K: 2 S: 12	H: 0 LOB: 0 BB: 0 P: 16	R: 0 H: 0 E: 0 K: 3 S: 12	H: 0 LOB: 1 BB: 21 P: 1	R: 0 H: 0 E: 0 K: 2 S: 9	H: 0 LOB: 0 BB: 0 P: 13	R: 1 H: 0 E: 0 K: 0 S: 8	H: 0 LOB: 0 BB: 1 P: 17	R: 0 H: 0 E: 0 K: 2 S: 9	H: 0 LOB: 0 BB: 0 P: 12	R: 1 H: 1 E: 0 K: 0 S: 9	H: 1 LOB: 0 BB: 0 P: 17	R: 0 H: 0 E: 0 K: 1 S: 7	H: 0 LOB: 2 BB: 2 P: 16	R: 0 H: 0 E: 0 K: 2 S: 7	H: 0 LOB: 0 BB: 0 P: 10	R: 0 H: 0 E: 0 K: 1 S: 7	H: 0 LOB: 0 BB: 0 P: 10	1B: 1 2B: 0 3B: 0 HR: 0	SF: 0 SAC: 1 DP: 0 HBP: 1	WP: 0 PB: 0 SB: 1 CS: 1	PA: 33
<b>PITCHER</b>	IP	WLS	BF	H	R	ER	SO	BB	IBB	HBP	BLK	WP	HR	S	P	ERA	WHIP					
36 Michael Pineda, R (1.1) ERA: 3.53	6.1	W	24	1	2	1	10	4	0	1	0	0	0	64	110	1.42	0.789					
60 Jeff Gray, R (7.1) ERA: 2.7	1.2	H	5	0	0	0	2	0	0	0	0	0	0	9	12	0.00	0.000					
43 Brandon League, R (9.1) ERA: 3.1	1.0	S	3	0	0	0	1	0	0	0	0	0	0	7	10	0.00	0.000					

Tampa Bay Rays @ Seattle Mariners  
Safeco Field, Seattle, WA  
Sat Jul 30 2011, 1:13 PM - 3:36 PM PDT  
Att: 24,990 - Sunny - 66 F

AB 26  
R 2  
H 1  
RBI 2  
BB 4  
SO 13  
LOB 7



Batter	1	2	3	4	5	6	7	8	9	AB	R	H	RBI	BB	SO	LOB	BOTTOM				
51 Ichiro Suzuki, L (1.9) OBP: 0.313, SLG: 0.320										4	1	1	0	0	1	1					
26 Brendan Ryan, R (1.6) OBP: 0.317, SLG: 0.333										4	0	0	0	0	3	1					
13 Dustin Ackley, L (1.10) OBP: 0.362, SLG: 0.543										3	2	2	2	0	0	0					
20 Mike Carp, L (1.7) OBP: 0.361, SLG: 0.446										3	0	1	1	0	2	0					
17 Justin Smoak, S (1.3) OBP: 0.313, SLG: 0.385										3	0	0	0	0	2	1					
21 Franklin Gutierrez, R (1.8) OBP: 0.230, SLG: 0.227										3	0	0	0	0	2	0					
3 Josh Bard, S (1.2) OBP: 0.250, SLG: 0.395										3	0	1	0	0	0	0					
9 Chone Figgins, S (1.5) OBP: 0.239, SLG: 0.240										3	0	1	0	0	0	1					
2 Jack Wilson, R (1.4) OBP: 0.261, SLG: 0.248										2	0	0	0	1	0	1					
<b>Inning Stats</b>	R: 2 H: 2 E: 0 K: 2 S: 14	H: 1 LOB: 0 BB: 0 P: 22	R: 0 H: 0 E: 0 K: 1 S: 9	H: 0 LOB: 0 BB: 0 P: 14	R: 0 H: 0 E: 0 K: 2 S: 10	H: 0 LOB: 0 BB: 0 P: 15	R: 0 H: 0 E: 0 K: 0 S: 9	H: 0 LOB: 1 BB: 1 P: 14	R: 1 H: 2 E: 0 K: 1 S: 14	H: 2 LOB: 0 BB: 0 P: 20	R: 0 H: 1 E: 0 K: 1 S: 6	H: 1 LOB: 0 BB: 0 P: 7	R: 0 H: 0 E: 0 K: 1 S: 10	H: 0 LOB: 0 BB: 0 P: 12	R: 0 H: 0 E: 0 K: 1 S: 10	H: 0 LOB: 0 BB: 0 P: 12	1B: 4 2B: 1 3B: 0 HR: 1	SF: 0 SAC: 0 DP: 2 HBP: 0	WP: 0 PB: 0 SB: 1 CS: 0	PA: 29	
<b>PITCHER</b>	IP	WLS	BF	H	R	ER	SO	BB	IBB	HBP	BLK	WP	HR	S	P	ERA	WHIP				
53 Alex Cobb, R (1.1) ERA: 2.79	6.1	L	25	6	3	3	9	1	0	0	0	0	0	69	105	4.26	1.105				
39 J.P. Howell, L (7.1) ERA: 8.65	0.2		1	0	0	0	0	0	0	0	0	0	0	2	2	0.00	0.000				
62 Joel Peralta, R (8.1) ERA: 3.75	1.0		3	0	0	0	1	0	0	0	0	0	0	10	12	0.00	0.000				

Tampa Bay Rays @ Seattle Mariners  
Safeco Field, Seattle, WA  
Sat Jul 30 2011, 1:13 PM - 3:36 PM PDT  
Att: 24,990 - Sunny - 66 F

AB 28  
R 3  
H 6  
RBI 3  
BB 1  
SO 10  
LOB 5



Batter	1	2	3	4	5	6	7	8	9	AB	R	H	RBI	BB	SO	LOB	TOP			
8 Desmond Jennings, R OBP: 0.463, SLG: 0.576										4	1	0	0	1	1	1	<b>Tampa Bay Rays @ Seattle Mariners</b> Safeco Field, Seattle, WA Sun Jul 31 2011, 1:11 PM - 4:13 PM PDT Att: 20,387 - Roof Closed - 62 F			
5 Sam Fuld, L OBP: 0.293, SLG: 0.355										5	2	0	0	0	1	4				
3 Evan Longoria, R OBP: 0.342, SLG: 0.446										3	0	1	1	2	1	0				
18 Ben Zobrist, S OBP: 0.374, SLG: 0.501										5	1	3	3	0	1	2				
2 B.J. Upton, R OBP: 0.306, SLG: 0.394										4	0	0	0	1	0	4				
11 Casey Kotchman, L OBP: 0.374, SLG: 0.444										5	0	2	1	0	0	3				
10 Kelly Shoppach, R OBP: 0.281, SLG: 0.318										5	1	1	0	0	1	2				
20 Matt Joyce, L OBP: 0.337, SLG: 0.503										4	1	1	0	0	1	1				
1 Sean Rodriguez, R OBP: 0.311, SLG: 0.380										4	2	3	3	0	0	1				
<b>Inning Stats</b>	R: 1 H: 0 E: 0 K: 2 S: 14	H: 0 LOB: 1 BB: 0 P: 22	R: 0 H: 1 E: 0 K: 1 S: 7	H: 2 LOB: 2 BB: 1 P: 24	R: 2 H: 3 E: 0 K: 0 S: 14	H: 3 LOB: 0 BB: 0 P: 19	R: 1 H: 2 E: 0 K: 2 S: 15	H: 2 LOB: 1 BB: 0 P: 21	R: 2 H: 2 E: 0 K: 0 S: 18	H: 2 LOB: 2 BB: 2 P: 32	R: 0 H: 0 E: 0 K: 0 S: 7	H: 0 LOB: 0 BB: 0 P: 15	R: 1 H: 1 E: 0 K: 0 S: 13	H: 1 LOB: 1 BB: 1 P: 21	R: 0 H: 0 E: 0 K: 0 S: 8	H: 0 LOB: 0 BB: 0 P: 12	1B: 8 2B: 3 3B: 0 HR: 1	SF: 0 SAC: 0 DP: 1 HBP: 0	WP: 0 PB: 0 SB: 3 CS: 1	PA: 43
<b>PITCHER</b>	IP WLS BF H R ER SO BB IBB HBP BLK WP HR S P ERA WHIP																			
38 Jason Vargas, L ERA: 4.19	5.1 L 27 9 6 4 6 1 0 0 0 0 0 0 74 113 6.75 1.875																			
57 Dan Cortes, R ERA: 3.39	1.2 8 1 1 1 0 2 0 0 0 0 0 1 15 32 5.40 1.800																			
41 Charlie Furbush, L ERA: 3.78	1.0 5 1 1 1 0 1 0 0 0 0 0 1 13 21 9.00 2.000																			
31 Josh Lueke, R ERA: 11.32	1.0 3 0 0 0 0 0 0 0 0 0 0 0 8 12 0.00 0.000																			

Batter	1	2	3	4	5	6	7	8	9	AB	R	H	RBI	BB	SO	LOB	BOTTOM	
51 Ichiro Suzuki, L OBP: 0.311, SLG: 0.317										4	0	0	0	0	1	3	<b>Tampa Bay Rays @ Seattle Mariners</b> Safeco Field, Seattle, WA Sun Jul 31 2011, 1:11 PM - 4:13 PM PDT Att: 20,387 - Roof Closed - 62 F	
26 Brendan Ryan, R OBP: 0.313, SLG: 0.329									4	0	0	0	0	0	3			
13 Dustin Ackley, L OBP: 0.366, SLG: 0.534										2	0	0	0	2	2			
20 Mike Carp, L OBP: 0.356, SLG: 0.436										4	1	1	0	0	0	3		
30 Miguel Olivo, R OBP: 0.251, SLG: 0.379										4	0	1	0	0	2	0		
4 Adam Kennedy, L OBP: 0.293, SLG: 0.379										4	0	0	0	0	0	2		
33 Casper Wells, R OBP: 0.320, SLG: 0.444										4	0	1	1	0	1	1		
9 Chone Figgins, S OBP: 0.239, SLG: 0.240										4	0	1	0	0	0	2		
21 Franklin Gutierrez, R OBP: 0.236, SLG: 0.234										3	0	2	0	0	0	0		
<b>Inning Stats</b>	R: 0 H: 0 E: 0 K: 0 S: 13	H: 0 LOB: 0 BB: 0 P: 18	R: 0 H: 0 E: 0 K: 1 S: 11	H: 0 LOB: 0 BB: 0 P: 16	R: 0 H: 0 E: 0 K: 0 S: 9	H: 0 LOB: 1 BB: 1 P: 16	R: 0 H: 2 E: 0 K: 0 S: 15	H: 2 LOB: 2 BB: 0 P: 23	R: 1 H: 2 E: 0 K: 0 S: 11	H: 2 LOB: 1 BB: 0 P: 16	R: 0 H: 1 E: 0 K: 1 S: 10	H: 1 LOB: 2 BB: 1 P: 18	R: 0 H: 1 E: 0 K: 1 S: 8	H: 1 LOB: 1 BB: 0 P: 12	1B: 6 2B: 0 3B: 0 HR: 0	SF: 0 SAC: 0 DP: 0 HBP: 0	WP: 0 PB: 0 SB: 0 CS: 0	PA: 35
<b>PITCHER</b>	IP WLS BF H R ER SO BB IBB HBP BLK WP HR S P ERA WHIP																	
58 Jeremy Hellickson, R ERA: 3.15	7.0 W 27 5 1 1 2 1 0 0 0 0 0 0 8 109 1.29 0.857																	
57 Jake McGee, L ERA: 3.46	1.0 4 0 0 0 1 1 0 0 0 0 0 0 8 15 0.00 1.000																	
54 Mike Ekstrom, R ERA:	1.0 4 1 0 0 1 0 0 0 0 0 0 0 8 12 0.00 1.000																	

Batter	1	2	3	4	5	6	7	8	9	AB	R	H	RBI	BB	SO	LOB	TOP					
19 Jemile Weeks, S OBP: 0.325, SLG: 0.407										5	0	1	0	0	0	1						
4 Coco Crisp, S OBP: 0.335, SLG: 0.394										4	1	3	0	1	0	0						
55 Hideki Matsui, L OBP: 0.332, SLG: 0.400										4	0	2	1	0	0	1						
16 Josh Willingham, R OBP: 0.335, SLG: 0.457										5	0	1	0	0	0	2	5					
15 Ryan Sweeney, L OBP: 0.356, SLG: 0.373										4	0	1	0	0	1	4						
28 Conor Jackson, R OBP: 0.331, SLG: 0.356										4	0	0	0	0	0	4						
2 Cliff Pennington, S OBP: 0.314, SLG: 0.350										2	0	0	0	0	0	0						
28 Eric Sogard, L OBP: 0.412, SLG: 0.500										2	1	1	0	0	0	1						
8 Kurt Suzuki, R OBP: 0.289, SLG: 0.368										3	2	2	2	1	0	0						
29 Scott Sizemore, R OBP: 0.332, SLG: 0.343										4	0	0	0	0	2	2						
<b>Inning Stats</b>	R: 0 E: 0 K: 2 S: 19	H: 3 LOB: 3 BB: 0 P: 28	R: 0 E: 0 K: 0 S: 7	H: 0 LOB: 0 BB: 0 P: 10	R: 1 E: 0 K: 0 S: 11	H: 1 LOB: 1 BB: 1 P: 20	R: 0 E: 0 K: 0 S: 6	H: 0 LOB: 0 BB: 1 P: 12	R: 0 E: 0 K: 0 S: 5	H: 0 LOB: 0 BB: 0 P: 10	R: 0 E: 0 K: 0 S: 9	H: 0 LOB: 0 BB: 0 P: 13	R: 2 E: 0 K: 1 S: 14	H: 3 LOB: 1 BB: 0 P: 23	R: 0 E: 0 K: 1 S: 17	H: 1 LOB: 1 BB: 0 P: 25	R: 1 E: 0 K: 1 S: 10	H: 3 LOB: 2 BB: 0 P: 15	1B: 6 2B: 4 3B: 0 HR: 1	SF: 1 SAC: 0 DP: 0 HBP: 0	WP: 1 PB: 0 SB: 1 CS: 0	PA: 40
<b>PITCHER</b>	IP	WLS	BF	H	R	ER	SO	BB	IBB	HBP	BLK	WP	HR	S	P	ERA	WHIP					
49 Blake Beavan, R ERA: 3.24	6.2	W	29	7	3	3	3	2	0	0	0	0	0	70	113	4.05	1.350					
50 Jamey Wright, R ERA: 3.89	1.1		5	1	0	0	1	0	0	0	0	1	0	18	28	0.00	0.750					
43 Brandon League, R ERA: 3.24	1.0		6	3	1	1	1	0	0	0	0	0	1	10	15	9.00	3.000					

Oakland Athletics @ Seattle Mariners  
Safeco Field, Seattle, WA  
Mon Aug 01 2011, 7:11 PM - 10:14 PM PDT  
Att: 23,348 - Clear - 74 F

AB	37
R	4
H	11
RBI	3
BB	2
SO	5
LOB	18



Batter	1	2	3	4	5	6	7	8	9	AB	R	H	RBI	BB	SO	LOB	BOTTOM				
51 Ichiro Suzuki, L OBP: 0.310, SLG: 0.315										5	1	1	1	0	0	5					
26 Brendan Ryan, R OBP: 0.317, SLG: 0.336										5	1	3	1	0	0	1					
13 Dustin Ackley, L OBP: 0.373, SLG: 0.556										4	1	2	3	1	0	2					
20 Mike Carp, L OBP: 0.359, SLG: 0.427										4	0	1	0	1	1	3					
4 Adam Kennedy, L OBP: 0.288, SLG: 0.372										5	0	0	0	0	2	5					
30 Miguel Olivo, R OBP: 0.256, SLG: 0.382										5	0	3	1	0	0	0					
33 Casper Wells, R OBP: 0.331, SLG: 0.446										4	1	2	0	0	1	1					
9 Chone Figgins, S OBP: 0.241, SLG: 0.243										1	1	1	0	0	0	0					
17 Justin Smoak, S OBP: 0.318, SLG: 0.390										3	2	2	0	1	0	2					
21 Franklin Gutierrez, R OBP: 0.236, SLG: 0.239										4	1	1	1	0	1	4					
<b>Inning Stats</b>	R: 0 E: 0 K: 0 S: 8	H: 1 LOB: 2 BB: 1 P: 14	R: 5 E: 0 K: 0 S: 20	H: 5 LOB: 1 BB: 0 P: 28	R: 0 E: 0 K: 1 S: 9	H: 1 LOB: 2 BB: 1 P: 17	R: 1 E: 0 K: 1 S: 9	H: 4 LOB: 2 BB: 0 P: 11	R: 1 E: 0 K: 0 S: 14	H: 2 LOB: 2 BB: 1 P: 26	R: 0 E: 0 K: 2 S: 9	H: 0 LOB: 0 BB: 0 P: 13	R: 1 E: 0 K: 0 S: 9	H: 2 LOB: 1 BB: 0 P: 13	R: 0 E: 0 K: 1 S: 15	H: 1 LOB: 2 BB: 0 P: 21	1B: 11 2B: 4 3B: 1 HR: 0	SF: 0 SAC: 0 DP: 0 HBP: 1	WP: 1 PB: 0 SB: 0 CS: 0	PA: 44	
<b>PITCHER</b>	IP	WLS	BF	H	R	ER	SO	BB	IBB	HBP	BLK	WP	HR	S	P	ERA	WHIP				
53 Trevor Cahill, R ERA: 3.91	4.0	L	26	12	7	7	2	2	0	0	0	0	0	49	73	15.75	3.500				
59 Jordan Norberto, L ERA:	1.0		5	1	0	0	0	1	0	0	0	1	0	11	23	0.00	2.000				
13 Jerry Blevins, L ERA: 3.93	2.0		8	2	1	1	2	0	0	0	0	0	0	18	26	4.50	1.000				
57 Brian Fuentes, L ERA: 4.33	1.0		5	1	0	0	1	0	0	1	0	0	0	15	21	0.00	1.000				

Oakland Athletics @ Seattle Mariners  
Safeco Field, Seattle, WA  
Mon Aug 01 2011, 7:11 PM - 10:14 PM PDT  
Att: 23,348 - Clear - 74 F

AB	40
R	8
H	16
RBI	7
BB	3
SO	5
LOB	23



Batter	1	2	3	4	5	6	7	8	9	AB	R	H	RBI	BB	SO	LOB	TOP					
19 Jemile Weeks, S OBP: 0.318, SLG: 0.397										5	0	0	0	0	1	0						
4 Coco Crisp, S OBP: 0.331, SLG: 0.389										5	0	0	0	0	1	0						
55 Hideki Matsui, L OBP: 0.336, SLG: 0.407										4	0	3	0	0	0	0						
16 Josh Willingham, R OBP: 0.331, SLG: 0.451										4	0	0	0	0	3	3						
15 Ryan Sweeney, L OBP: 0.364, SLG: 0.378										3	0	2	0	1	1	0						
28 Conor Jackson, R OBP: 0.330, SLG: 0.352										3	0	0	0	1	1	4						
8 Kurt Suzuki, R OBP: 0.289, SLG: 0.365										3	0	0	0	1	2	5						
28 Eric Sogard, L OBP: 0.381, SLG: 0.444										4	1	1	0	0	1	4						
29 Scott Sizemore, R OBP: 0.331, SLG: 0.355										4	1	1	2	0	2	0						
<b>Inning Stats</b>	R: 0 H: 1 E: 0 K: 1 S: 10	H: 1 LOB: 1 BB: 0 P: 17	R: 0 H: 0 E: 0 K: 2 S: 10	H: 0 LOB: 1 BB: 1 P: 17	R: 0 H: 0 E: 0 K: 2 S: 8	H: 0 LOB: 0 BB: 0 P: 12	R: 0 H: 1 E: 0 K: 2 S: 15	H: 1 LOB: 2 BB: 1 P: 25	R: 0 H: 0 E: 0 K: 1 S: 9	H: 0 LOB: 0 BB: 0 P: 11	R: 0 H: 1 E: 0 K: 1 S: 9	H: 1 LOB: 2 BB: 1 P: 19	R: 2 H: 2 E: 0 K: 0 S: 11	H: 2 LOB: 0 BB: 0 P: 17	R: 0 H: 2 E: 1 K: 2 S: 14	H: 2 LOB: 3 BB: 0 P: 20	R: 0 H: 0 E: 0 K: 1 S: 10	H: 0 LOB: 0 BB: 0 P: 15	1B: 5 2B: 1 3B: 0 HR: 1	SF: 0 SAC: 0 DP: 0 HBP: 0	WP: 1 PB: 0 SB: 0 CS: 0	PA: 38
<b>PITCHER</b>	IP WLS BF H R ER SO BB IBB HBP BLK WP HR S P ERA WHIP	6.1 W 27 5 2 2 9 3 0 0 0 1 1 68 113 2.84 1.263	7.1 H 8 2 0 0 2 0 0 0 0 0 0 18 25 0.00 1.200	9.1 S 3 0 0 0 1 0 0 0 0 0 0 10 15 0.00 0.000	<b>PITCHER</b>										IP WLS BF H R ER SO BB IBB HBP BLK WP HR S P ERA WHIP							

Oakland Athletics @ Seattle Mariners  
Safeco Field, Seattle, WA  
Tue Aug 02 2011, 7:11 PM - 10:02 PM PDT  
Att: 22,589 - Clear - 74 F

AB 35  
R 2  
H 7  
RBI 2  
BB 3  
SO 12  
LOB 16



Batter	1	2	3	4	5	6	7	8	9	AB	R	H	RBI	BB	SO	LOB	BOTTOM			
51 Ichiro Suzuki, L OBP: 0.307, SLG: 0.313										4	0	0	0	0	0	2				
26 Brendan Ryan, R OBP: 0.316, SLG: 0.335										4	1	1	0	0	1	1				
13 Dustin Ackley, L OBP: 0.377, SLG: 0.565										3	1	1	0	1	1	2				
20 Mike Carp, L OBP: 0.354, SLG: 0.430										4	0	1	2	0	2	3				
4 Adam Kennedy, L OBP: 0.288, SLG: 0.369										3	1	0	0	1	1	1				
30 Miguel Olivo, R OBP: 0.253, SLG: 0.377										4	0	0	0	0	3	2				
17 Justin Smoak, S OBP: 0.318, SLG: 0.388										2	0	0	0	1	0	1				
15 Kyle Seager, L OBP: 0.231, SLG: 0.130										1	0	0	0	0	1	0				
33 Casper Wells, R OBP: 0.331, SLG: 0.468										3	1	1	2	0	1	1				
21 Franklin Gutierrez, R OBP: 0.242, SLG: 0.245										3	0	2	0	0	0	0				
<b>Inning Stats</b>	R: 2 H: 2 E: 0 K: 1 S: 13	H: 2 LOB: 1 BB: 1 P: 22	R: 0 H: 0 E: 0 K: 1 S: 9	H: 0 LOB: 0 BB: 0 P: 15	R: 0 H: 1 E: 0 K: 2 S: 11	H: 1 LOB: 1 BB: 0 P: 16	R: 0 H: 0 E: 0 K: 2 S: 11	H: 0 LOB: 1 BB: 1 P: 18	R: 0 H: 1 E: 1 K: 0 S: 13	H: 1 LOB: 2 BB: 0 P: 17	R: 2 H: 2 E: 0 K: 1 S: 18	H: 2 LOB: 1 BB: 1 P: 32	R: 0 H: 0 E: 0 K: 2 S: 14	H: 0 LOB: 0 BB: 0 P: 20	R: 0 H: 0 E: 0 K: 1 S: 7	H: 0 LOB: 0 BB: 0 P: 10	1B: 3 2B: 1 3B: 1 HR: 1	SF: 0 SAC: 0 DP: 0 HBP: 0	WP: 0 PB: 0 SB: 1 CS: 0	PA: 34
<b>PITCHER</b>	IP WLS BF H R ER SO BB IBB HBP BLK WP HR S P ERA WHIP	5.2 L 26 5 4 4 7 3 0 0 0 0 0 17 26 0.00 0.750	6.1 H 5 1 0 0 2 0 0 0 0 0 0 7 10 0.00 0.000	<b>PITCHER</b>										IP WLS BF H R ER SO BB IBB HBP BLK WP HR S P ERA WHIP						

Oakland Athletics @ Seattle Mariners  
Safeco Field, Seattle, WA  
Tue Aug 02 2011, 7:11 PM - 10:02 PM PDT  
Att: 22,589 - Clear - 74 F

AB 31  
R 4  
H 6  
RBI 4  
BB 3  
SO 10  
LOB 13



Batter	1	2	3	4	5	6	7	8	9	AB	R	H	RBI	BB	SO	LOB	TOP								
19 <b>Jemile Weeks, S</b> OBP: 0.312, SLG: 0.389										4	0	0	0	0	2	1									
4 <b>Coco Crisp, S</b> OBP: 0.330, SLG: 0.388										4	1	1	0	0	0	1									
55 <b>Hideki Matsui, L</b> OBP: 0.338, SLG: 0.407										3	1	1	0	1	0	0									
16 <b>Josh Willingham, R</b> OBP: 0.331, SLG: 0.458										4	1	1	3	0	0	1									
28 <b>Conor Jackson, R</b> OBP: 0.332, SLG: 0.357										4	1	2	0	0	1	0									
29 <b>Scott Sizemore, R</b> OBP: 0.337, SLG: 0.362										2	0	1	1	2	0	0									
7 <b>Adam Rosales, R</b> OBP: 0.175, SLG: 0.270										4	0	0	0	0	0	5									
15 <b>Ryan Sweeney, L</b> OBP: 0.357, SLG: 0.370										4	0	0	0	0	1	1									
11 <b>Landon Powell, S</b> OBP: 0.277, SLG: 0.256										3	0	1	0	0	1	0									
<b>Inning Stats</b>	R: 0 E: 0 K: 0 S: 8	H: 0 LOB: 0 BB: 0 P: 12	R: 0 E: 0 K: 1 S: 9	H: 0 LOB: 0 BB: 0 P: 13	R: 0 E: 0 K: 1 S: 7	H: 0 LOB: 0 BB: 0 P: 8	R: 0 E: 0 K: 1 S: 8	H: 0 LOB: 0 BB: 0 P: 11	R: 1 E: 0 K: 0 S: 12	H: 2 LOB: 0 BB: 0 P: 18	R: 0 E: 0 K: 1 S: 13	H: 1 LOB: 1 BB: 0 P: 22	R: 0 E: 0 K: 0 S: 12	H: 1 LOB: 2 BB: 2 P: 25	R: 0 E: 0 K: 1 S: 10	H: 0 LOB: 0 BB: 0 P: 14	R: 3 E: 0 K: 0 S: 14	H: 3 LOB: 1 BB: 1 P: 28	1B: 4 2B: 3 3B: 0 HR: 1	SF: 0 SAC: 0 DP: 2 HBP: 0	WP: 0 PB: 0 SB: 0 CS: 0	PA: 35			
<b>PITCHER</b>	IP	WLS	BF	H	R	ER	SO	BB	IBB	HBP	BLK	WP	HR	S	P	ERA	WHIP								
41 <b>Charlie Furbush, L</b> ERA: 3.52	5.0	W	16	2	1	1	3	0	0	0	0	0	0	44	62	1.80	0.400								
31 <b>Josh Lueke, R</b> ERA: 10.03	6.1	H	7	2	0	0	1	1	0	0	0	0	0	21	39	0.00	2.250								
50 <b>Jamey Wright, R</b> ERA: 3.75	7.1	H	5	0	0	0	1	1	0	0	0	0	0	14	22	0.00	0.600								
60 <b>Jeff Gray, R</b> ERA: 3.41	9.1	L	3	3	3	3	0	0	0	0	0	0	1	6	12	∞	∞								
57 <b>Dan Cortes, R</b> ERA: 3.0	9.1	H	2	0	0	0	0	1	0	0	0	0	0	3	7	0.00	3.000								
43 <b>Brandon League, R</b> ERA: 3.12	0.2	S	2	0	0	0	0	0	0	0	0	0	0	5	9	0.00	0.000								

Oakland Athletics @ Seattle Mariners  
Safeco Field, Seattle, WA  
Wed Aug 03 2011, 12:42 PM - 3:39 PM PDT  
Att: 29,770 - Partly Cloudy - 66 F

AB 32  
R 4  
H 7  
RBI 4  
BB 3  
SO 5  
LOB 9



Batter	1	2	3	4	5	6	7	8	9	AB	R	H	RBI	BB	SO	LOB	BOTTOM								
51 <b>Ichiro Suzuki, L</b> OBP: 0.310, SLG: 0.316										5	2	3	0	0	1	1									
26 <b>Brendan Ryan, R</b> OBP: 0.322, SLG: 0.338										3	1	2	0	2	0	1									
13 <b>Dustin Ackley, L</b> OBP: 0.377, SLG: 0.559										5	1	2	0	0	1	5									
20 <b>Mike Carp, L</b> OBP: 0.366, SLG: 0.440										5	2	3	2	0	0	3									
33 <b>Casper Wells, R</b> OBP: 0.340, SLG: 0.469										4	1	2	2	1	2	2									
21 <b>Franklin Gutierrez, R</b> OBP: 0.239, SLG: 0.242										3	0	0	1	0	1	2									
3 <b>Josh Bard, S</b> OBP: 0.271, SLG: 0.391										3	0	1	2	1	1	2									
2 <b>Jack Wilson, R</b> OBP: 0.260, SLG: 0.248										4	0	1	0	0	2	4									
56 <b>Greg Halman, R</b> OBP: 0.256, SLG: 0.345										4	0	0	0	0	3	3									
<b>Inning Stats</b>	R: 0 E: 0 K: 0 S: 7	H: 2 LOB: 1 BB: 0 P: 13	R: 0 E: 0 K: 2 S: 7	H: 0 LOB: 0 BB: 0 P: 12	R: 0 E: 0 K: 2 S: 12	H: 2 LOB: 2 BB: 1 P: 21	R: 2 E: 0 K: 2 S: 14	H: 2 LOB: 1 BB: 1 P: 23	R: 2 E: 0 K: 1 S: 13	H: 3 LOB: 1 BB: 0 P: 18	R: 0 E: 0 K: 2 S: 10	H: 0 LOB: 1 BB: 1 P: 16	R: 2 E: 1 K: 1 S: 21	H: 2 LOB: 2 BB: 1 P: 32	R: 1 E: 0 K: 1 S: 12	H: 3 LOB: 2 BB: 0 P: 16	1B: 14 2B: 0 3B: 0 HR: 0	SF: 0 SAC: 1 DP: 1 HBP: 0	WP: 0 PB: 0 SB: 1 CS: 1	PA: 41					
<b>PITCHER</b>	IP	WLS	BF	H	R	ER	SO	BB	IBB	HBP	BLK	WP	HR	S	P	ERA	WHIP								
47 <b>Gio González, L</b> ERA: 3.1	6.1	L	31	10	6	6	9	4	0	0	0	0	0	73	118	8.53	2.211								
64 <b>Trystan Magnuson, R</b> ERA: 7.0	0.2	L	4	1	0	0	1	0	0	0	0	0	0	11	17	0.00	1.500								
59 <b>Jordan Norberto, L</b> ERA: 4.5	8.1	L	6	3	1	1	1	0	0	0	0	0	0	12	16	9.00	3.000								

Oakland Athletics @ Seattle Mariners  
Safeco Field, Seattle, WA  
Wed Aug 03 2011, 12:42 PM - 3:39 PM PDT  
Att: 29,770 - Partly Cloudy - 66 F

AB 36  
R 7  
H 14  
RBI 7  
BB 4  
SO 11  
LOB 23



Batter	1	2	3	4	5	6	7	8	9	10	AB	R	H	RBI	BB	SO	LOB	TOP						
51 Ichiro Suzuki, L OBP: 0.312, SLG: 0.317	(1,9) B FF 88 2-1 X SI 88 K SI 88			B FF 87 1-0 X CU 72		C CU 72 2-2 B CH 80 1-0 F FF 87 1-0 F FF 87 1-0 F FF 87 1-0 F FF 87 1-0 X SL 77		B FF 87 1-0 X CU 72			4	0	2	0	0	0	1							
2 Jack Wilson, R OBP: 0.253, SLG: 0.241	(1,8) B FF 89 2-3 B FF 90 2-3 C FF 89 2-3 C FF 92 2-3			D FF 88 2-3 F SAFE 2-3 D SL 80 2-3 F FF 90 2-3 S FF 90 2-3		F FF 88 0-1 X SL 78		C FF 87 3-2 F SL 80 3-2 B FC 86 3-2 F FF 90 3-2 B CH 78 3-2 B SL 81 3-2 X FC 89 3-2			4	0	0	0	0	2	3							
13 Dustin Ackley, L OBP: 0.374, SLG: 0.551	(1,4) S SI 88 2-3 B FF 88 2-3 C CU 74 2-3 B SL 80 2-3 S CU 72 2-3			C CU 73 0-1 X CH 86		C SI 88 0-1 X CH 78		B FF 87 2-2 C CU 73 2-2 F SI 88 2-2 B SL 79 2-2 X CU 72 2-2			4	0	1	0	0	1	1							
20 Mike Carp, L OBP: 0.362, SLG: 0.432		S CU 71 1-1 B FF 88 1-1 X CU 71 1-1		S SAFE 2-3 B CH 80 2-3 F FF 89 2-3 B FF 88 2-3 X CH 78 2-3		B SI 83 1-0 X CH 78		B CU 72 1-0 X CH 78			4	0	1	0	0	1	2							
4 Adam Kennedy, L OBP: 0.367, SLG: 0.367		B FF 88 3-3 D SI 88 3-3 C CU 71 3-3 F FF 91 3-3 B CH 81 3-3 C SI 88 3-3		F CU 71 2-1 B SI 89 2-1 B CH 81 2-1 X FF 86 2-1		C FF 88 2-1 B SI 88 2-1 B CH 80 2-1 X SI 85 2-1		F FF 86 1-1 B FF 88 1-1 X SL 80 1-1		B FF 97 3-3 C FF 96 3-3 B FF 97 3-3 C FF 97 3-3	4	0	1	0	0	2	1							
30 Miguel Olivo, R OBP: 0.250, SLG: 0.373		B FF 88 3-2 B SI 81 3-2 S SL 80 3-2 B FF 91 3-2 X SL 80 3-2		B FF 89 2-0 D SL 78 2-0 X SL 77 2-0		F FF 86 1-1 B FF 88 1-1 X SL 80 1-1		B SL 84 2-1 B FF 97 2-1 F FF 95 2-1 X FF 96 2-1			4	0	0	0	0	0	1							
33 Casper Wells, R OBP: 0.338, SLG: 0.462			C SL 78 0-3 S SL 78 0-3		F FF 87 2-2 B SL 79 2-2 B FF 90 2-2 X SL 81 2-2		B FF 86 1-1 S SL 79 1-1 B SL 80 1-1 X SL 80 1-1		C FF 97 2-1 B SL 83 2-1 B FF 96 2-1 X FF 97 2-1	4	0	1	0	0	1	0								
21 Franklin Gutierrez, R OBP: 0.240, SLG: 0.228			C FF 89 0-3 S FF 87 0-3		B SL 77 2-0 B FF 88 2-0 X FF 88 2-0		C FF 88 4-2 F CH 80 4-2 B FF 86 4-2 B SL 80 4-2 F CH 79 4-2 B FF 91 4-2 F SAFE 4-2 F CH 79 4-2 B FF 89 4-2			2	0	0	0	1	1	0								
12 Trayvon Robinson, S OBP: 0.333, SLG: 0.333			C SI 89 1-3 F SI 88 1-3		F CH 80 1-2 C SI 87 1-2 F SI 88 1-2		S CH 79 3-2 B FF 87 3-2 B CH 77 3-2 X CH 79 3-2			3	0	1	0	0	1	2								
Inning Stats	R: 0 E: 0 K: 2 S: 8	H: 1 LOB: 0 BB: 0 P: 14	R: 0 E: 0 K: 3 S: 10	H: 1 LOB: 0 BB: 0 P: 17	R: 0 E: 0 K: 3 S: 9	H: 0 LOB: 0 BB: 0 P: 10	R: 0 E: 0 K: 2 S: 9	H: 1 LOB: 1 BB: 0 P: 14	R: 0 E: 0 K: 0 S: 6	H: 1 LOB: 1 BB: 0 P: 15	R: 0 E: 0 K: 0 S: 5	H: 0 LOB: 0 BB: 0 P: 8	R: 0 E: 0 K: 0 S: 11	H: 1 LOB: 1 BB: 1 P: 20	R: 0 E: 0 K: 0 S: 10	H: 1 LOB: 1 BB: 0 P: 17	R: 0 E: 0 K: 1 S: 7	H: 0 LOB: 0 BB: 0 P: 14	1B: 7 2B: 2 3B: 0 HR: 0	SF: 0 SAC: 0 DP: 3 HBP: 0	WP: 0 PB: 0 SB: 0 CS: 1	PA: 34		
PITCHER	IP 9.0	WLS 31	BF 7	H 0	R 0	ER 0	SO 8	BB 1	IBB 0	HBP 0	BLK 0	WP 0	HR 0	S 78	P 127	ERA 0.00	WHIP 0.889							
51 Jordan Walden, R ERA: 2.84	(10,1) 1.0	WLS 3	BF 0	H 0	R 0	ER 0	SO 1	BB 0	IBB 0	HBP 0	BLK 0	WP 0	HR 0	S 7	P 14	ERA 0.00	WHIP 0.000							

Seattle Mariners @ Los Angeles Angels  
 Angel Stadium of Anaheim, Anaheim, CA  
 Fri Aug 05 2011, 7:09 PM - 10:11 PM PDT  
 Att: 38,727 - Clear - 70 F

livebaseballscorecards.com

AB 33  
 R 0  
 H 7  
 RBI 0  
 BB 1  
 SO 9  
 LOB 11



WP: 0 PA: 34  
 PB: 0  
 SB: 0  
 CS: 1

Batter	1	2	3	4	5	6	7	8	9	10	AB	R	H	RBI	BB	SO	LOB	BOTTOM					
2 Erick Aybar, S OBP: 0.310, SLG: 0.416	(1,6) FC 83 1-1 X CH 78 1-1 X FF 85 1-1		X CH 78 0-0		X FC 82 0-0		B SI 86 2-2 B FF 89 2-2 F FF 90 2-2 X SL 81 2-2		L FS 91 1-3 F FS 91 1-3 F FS 91 1-3 F FS 90 1-3 S FS 80 1-3		5	0	0	0	0	1	0						
53 Bobby Abreu, L OBP: 0.371, SLG: 0.343	(1,10) B FF 85 3-2 B CH 79 3-2 S CH 80 3-2 B FC 84 3-2 X FC 84 3-2		C FF 88 4-2 C FF 83 4-2 B FF 87 4-2 B CH 80 4-2 B CH 80 4-2 F FF 88 4-2 F FC 85 4-2 B FF 88 4-2		B CH 79 2-1 C FF 84 2-1 B CH 79 2-1 X FF 87 2-1		S FF 91 1-3 B SI 89 1-3 S SL 82 1-3		C FF 84 1-3 B SI 89 1-3 F FS 89 1-3 C FF 84 1-3			4	0	0	0	1	2	0					
48 Tori Hunter, R OBP: 0.317, SLG: 0.397	(1,9) C SI 85 0-1 X CH 79 0-1		X CH 80 0-0		B FC 84 3-1 B FF 85 3-1 B CH 80 3-1 X FF 84 3-1		B FC 90 1-3 F CU 92 1-3 S CU 89 1-3		B SL 80 2-1 B FF 96 2-1 X FF 96 2-1		5	1	3	0	0	1	1						
10 Vernon Wells, R OBP: 0.248, SLG: 0.389	(1,7) X CH 79 0-0			B FF 84 1-2 C FF 86 1-2 X FF 87 1-2		X CH 80 0-0		C SI 91 2-2 B SL 82 2-2 B SI 91 2-2 X SI 91 2-2		B SL 79 2-2 B FF 96 2-2 B SL 80 2-2 X SL 81 2-2	5	0	1	1	0	0	2						
47 Howie Kendrick, R OBP: 0.358, SLG: 0.448	(1,4) C CH 78 1-1 B CH 79 1-1 X FC 83 1-1			C FF 84 1-1 B FF 86 1-1 X KC 73 1-1		B FC 83 1-0 X FC 83 1-0		C SL 85 1-3 B SI 91 1-3 F FF 86 1-3 S CU 81 1-3			4	0	2	0	0	1	0						
44 Mark Trumbo, R OBP: 0.301, SLG: 0.491	(1,3) C CH 79 3-2 B SI 86 3-2 S CH 79 3-2 C CH 80 3-2 C CH 80 3-2 X CH 80 3-2			B SI 86 2-2 B FF 87 2-2 F SAFE 2-2 S CH 79 2-2 X FF 84 2-2		B CH 79 1-3 C SI 83 1-3 X SI 92 1-3		B SI 92 2-1 C SI 83 2-1 X SI 92 2-1			4	0	3	0	0	1	1						
6 Alberto Callaspo, S OBP: 0.309, SLG: 0.365	(1,5) C SI 86 2-1 B FF 86 2-1 O CH 80 2-1 X CH 79 2-1			C FF 88 2-2 C CH 75 2-2 B FF 89 2-2 F SAFE 2-2 C CH 79 2-2 X FF 86 2-2		1 SAFE 2-2 F SAFE 2-2 B CH 78 2-2 F FC 84 2-2 X CH 79 2-2		B FC 89 4-2 C SI 91 4-2 1 SAFE 4-2 B CU 78 4-2 B CH 80 4-2			3	0	1	0	1	0	3						
25 Peter Bourjos, R OBP: 0.321, SLG: 0.406	(1,8) B SI 87 3-1 D FF 85 3-1 F FF 86 3-1 X CH 80 3-1			B FF 86 3-1 B CH 80 3-1 H FF 88 3-1		B SI 88 3-2 F CH 79 3-2 B CH 80 3-2 H FF 88 3-2 F FF 87 3-2 X FF 85 3-2		B SI 91 1-2 B SI 92 1-2 C SI 84 1-2 X CU 81 1-2			3	0	0	0	0	0	5						
5 Jeff Mathis, R OBP: 0.226, SLG: 0.259	(1,2) B SI 84 3-1 B CH 79 3-1 B FF 86 3-1 X FC 83 3-1			B SI 84 1-3 B FC 85 1-3 F FF 88 1-3 B CH 80 1-3 X FF 86 1-3		B CH 80 2-3 B FC 85 2-3 B CH 80 2-3 X FF 86 2-3		B FF 83 1-2 S FS 91 1-2 X FS 82 1-2			3	0	0	0	0	2	5						
13 Maicer Izturis, S OBP: 0.332, SLG: 0.383	(9,PH)										1	0	0	0	0	0	0						
46 Bobby Wilson, R OBP: 0.268, SLG: 0.265	(10,2)										0	0	0	0	0	0	0						
Inning Stats	R: 0 E: 0 K: 0 S: 8	H: 1 LOB: 1 BB: 0 P: 12	R: 0 E: 0 K: 0 S: 11	H: 1 LOB: 1 BB: 0 P: 20	R: 0 E: 0 K: 0 S: 8	H: 0 LOB: 1 BB: 1 P: 15	R: 0 E: 0 K: 1 S: 20	H: 2 LOB: 3 BB: 0 P: 30	R: 0 E: 0 K: 0 S: 6	H: 1 LOB: 1 BB: 0 P: 11	R: 0 E: 0 K: 2 S: 14	H: 0 LOB: 0 BB: 0 P: 13	R: 0 E: 0 K: 1 S: 14	H: 1 LOB: 2 BB: 1 P: 24	R: 0 E: 0 K: 2 S: 11	H: 2 LOB: 1 BB: 0 P: 9	1B: 8 2B: 2 3B: 0 HR: 0	SF: 0 SAC: 0 DP: 0 HBP: 1	WP: 1 PB: 0 SB: 0 CS: 0	PA: 40			
PITCHER	IP 6.0	WLS 27	BF 7	H 0	R 0	ER 0	SO 3	BB 1	IBB 0	HBP 1	BLK 0	WP 0	HR 0	S 67	P 111	ERA 0.00	WHIP 1.333						
32 Aaron Laffey, L ERA: 3.48	(7,1) 0.2	WLS 2	BF 0	H 0	R 0	ER 0	SO 1	BB 0	IBB 0	HBP 0	BLK 0	WP 0	HR 0	S 6	P 9	ERA 0.00	WHIP 0.000						
50 Jamey Wright, R ERA: 3.65	(7,1) 1.1	WLS 6	BF 1	H 0	R 0	ER 0	SO 2	BB 1	IBB 0	HBP 0	BLK 0	WP 0	HR 0	S 17	P 28	ERA 0.00	WHIP 1.500						
31 Josh Lueke, R ERA: 9.24	(9,1) 1.0	WLS 3	BF 0	H 0	R 0	ER 0	SO 2	BB 0	IBB 0	HBP 0	BLK 0	WP 0	HR 0	S 11	P 14	ERA 0.00	WHIP 0.000						
57 Dan Cortes, R ERA: 6.0	(10,1) 0.0	WLS L	BF 2	H 2	R 1	ER 1	SO 0	BB 0	IBB 0	HBP 0	BLK 0	WP 1	HR 0	S 5	P 9	ERA ∞	WHIP ∞						

Seattle Mariners @ Los Angeles Angels  
 Angel Stadium of Anaheim, Anaheim, CA  
 Fri Aug 05 2011, 7:09 PM - 10:11 PM PDT  
 Att: 38,727 - Clear - 70 F

livebaseballscorecards.com

AB 37  
 R 1  
 H 10  
 RBI 1  
 BB 2  
 SO 8  
 LOB 17





Batter	1	2	3	4	5	6	7	8	9	AB	R	H	RBI	BB	SO	LOB	TOP			
51 Ichiro Suzuki, L (1, 9) OBP: 0.311, SLG: 0.317										4	1	1	0	0	0	0				
2 Jack Wilson, R (1, 6) OBP: 0.260, SLG: 0.255										4	1	2	0	0	2	1				
13 Dustin Ackley, L (1, 4) OBP: 0.377, SLG: 0.544										2	1	0	0	2	0	1				
20 Mike Carp, L (1, 10) OBP: 0.358, SLG: 0.434										4	1	1	1	0	1	3				
4 Adam Kennedy, L (1, 3) OBP: 0.290, SLG: 0.370										3	0	1	2	0	1	0				
30 Miguel Olivo, R (1, 2) OBP: 0.253, SLG: 0.374										4	0	2	1	0	2	1				
21 Franklin Gutierrez, R (1, 8) OBP: 0.236, SLG: 0.235										4	0	0	0	0	1	3				
15 Kyle Seager, L (1, 5) OBP: 0.200, SLG: 0.111										4	0	0	0	0	0	0				
12 Trayvon Robinson, S (1, 7) OBP: 0.333, SLG: 0.833										3	1	1	1	0	1	0				
<b>Inning Stats</b>	R: 2 E: 0 K: 3 S: 19	H: 2 LOB: 1 BB: 1 P: 28	R: 0 E: 0 K: 0 S: 10	H: 0 LOB: 0 BB: 0 P: 15	R: 2 E: 0 K: 0 S: 17	H: 3 LOB: 2 BB: 0 P: 24	R: 0 E: 0 K: 1 S: 6	H: 0 LOB: 0 BB: 0 P: 9	R: 0 E: 0 K: 1 S: 8	H: 1 LOB: 0 BB: 0 P: 12	R: 1 E: 0 K: 0 S: 10	H: 2 LOB: 0 BB: 0 P: 14	R: 0 E: 0 K: 0 S: 7	H: 0 LOB: 0 BB: 1 P: 15	R: 0 E: 0 K: 2 S: 8	H: 0 LOB: 0 BB: 0 P: 12	1B: 4 2B: 3 3B: 0 HR: 1	SF: 0 SAC: 0 DP: 1 HBP: 1	WP: 0 PB: 0 SB: 1 CS: 1	PA: 36
<b>PITCHER</b>	IP WLS BF H R ER SO BB IBB HBP BLK WP HR S P ERA WHIP																			
52 Tyler Chatwood, R (1, 1) ERA: 4.1	6.1 L 27 7 5 5 6 1 0 1 0 0 1 74 106 7.11 1.263																			
49 Horacio Ramirez, L (7, 1) ERA: 11.25	0.2 2 1 0 0 0 0 0 0 0 0 0 4 6 0.00 1.500																			
38 Bobby Cassevah, R (8, 1) ERA: 2.55	2.0 6 0 0 0 2 1 0 0 0 0 0 0 15 27 0.00 0.500																			

Seattle Mariners @ Los Angeles Angels  
Angel Stadium of Anaheim, Anaheim, CA  
Sat Aug 06 2011, 6:08 PM - 8:40 PM PDT  
Att. 42,017 - Clear - 75 F


AB	32
R	5
H	8
RBI	5
BB	2
SO	8
LOB	9



Batter	1	2	3	4	5	6	7	8	9	AB	R	H	RBI	BB	SO	LOB	BOTTOM					
13 Maicer Izturis, S (1, 5) OBP: 0.331, SLG: 0.382										4	0	1	0	0	1	2						
2 Erick Aybar, S (1, 6) OBP: 0.307, SLG: 0.412										4	0	0	0	0	0	2						
48 Torii Hunter, R (1, 9) OBP: 0.319, SLG: 0.398										4	0	2	0	0	0	0						
53 Bobby Abreu, L (1, 10) OBP: 0.370, SLG: 0.345										4	0	1	0	0	1	1						
10 Vernon Wells, R (1, 7) OBP: 0.245, SLG: 0.384										4	0	0	0	0	0	2						
47 Howie Kendrick, R (1, 4) OBP: 0.356, SLG: 0.447										3	0	1	0	1	0	1						
44 Mark Trumbo, R (1, 3) OBP: 0.301, SLG: 0.488										4	1	1	0	0	0	2						
25 Peter Bourjos, R (1, 8) OBP: 0.321, SLG: 0.405										3	0	1	0	0	0	1						
46 Bobby Wilson, R (1, 2) OBP: 0.271, SLG: 0.288										3	0	1	1	0	0	2						
<b>Inning Stats</b>	R: 0 E: 0 K: 0 S: 10	H: 1 LOB: 0 BB: 0 P: 16	R: 0 E: 0 K: 0 S: 8	H: 1 LOB: 1 BB: 0 P: 11	R: 0 E: 0 K: 0 S: 9	H: 2 LOB: 1 BB: 0 P: 14	R: 0 E: 0 K: 0 S: 11	H: 1 LOB: 1 BB: 0 P: 15	R: 0 E: 0 K: 1 S: 11	H: 0 LOB: 1 BB: 0 P: 16	R: 0 E: 0 K: 0 S: 9	H: 1 LOB: 1 BB: 0 P: 12	R: 1 E: 0 K: 0 S: 7	H: 2 LOB: 1 BB: 0 P: 10	R: 0 E: 0 K: 1 S: 7	H: 0 LOB: 0 BB: 1 P: 9	R: 0 E: 0 K: 0 S: 8	H: 0 LOB: 0 BB: 0 P: 13	1B: 6 2B: 2 3B: 0 HR: 0	SF: 0 SAC: 0 DP: 2 HBP: 0	WP: 2 PB: 0 SB: 1 CS: 1	PA: 35
<b>PITCHER</b>	IP WLS BF H R ER SO BB IBB HBP BLK WP HR S P ERA WHIP																					
49 Blake Beavan, R (1, 1) ERA: 2.83	8.0 W 31 8 1 1 2 0 0 0 0 0 0 72 103 1.12 1.000																					
43 Brandon League, R (9, 1) ERA: 3.05	1.0 3 0 0 0 0 1 0 0 0 0 0 0 8 13 0.00 1.000																					

Seattle Mariners @ Los Angeles Angels  
Angel Stadium of Anaheim, Anaheim, CA  
Sat Aug 06 2011, 6:08 PM - 8:40 PM PDT  
Att. 42,017 - Clear - 75 F

AB	33
R	1
H	8
RBI	1
BB	1
SO	2
LOB	13



Batter	1	2	3	4	5	6	7	8	9	AB	R	H	RBI	BB	SO	LOB	TOP										
51 Ichiro Suzuki, L (1, 10) OBP: 0.311, SLG: 0.316	G4-3		13 WP 2 FC1-2 1B		L6			G4-3		4	0	1	0	0	0	1	<b>Seattle Mariners @ Los Angeles Angels</b> Angel Stadium of Anaheim, Anaheim, CA Sun Aug 07 2011, 12:37 PM - 2:44 PM PDT Att: 38,823 - Sunny - 75 F										
2 Jack Wilson, R (1, 6) OBP: 0.253, SLG: 0.248	G6-3		FC1-2 13 WP 1-2 3-H		G5-3			K		4	0	0	0	0	1	2											
13 Dustin Ackley, L (1, 4) OBP: 0.308, SLG: 0.529	G5-3		P6							4	0	0	0	0	0	2											
20 Mike Carp, L (1, 3) OBP: 0.372, SLG: 0.476		1B			G4-3					4	1	3	1	0	0	0											
33 Casper Wells, R (1, 9) OBP: 0.229, SLG: 0.449		K								4	0	0	0	0	2	2											
3 Josh Bard, S (1, 2) OBP: 0.269, SLG: 0.367		P6								3	0	0	0	1	2	1											
21 Franklin Gutierrez, R (1, 8) OBP: 0.237, SLG: 0.236		F7								3	0	1	0	0	0	1											
12 Trayvon Robinson, S (1, 7) OBP: 0.222, SLG: 0.556			G4-3							3	0	0	0	0	2	2											
15 Kyle Seager, L (1, 5) OBP: 0.242, SLG: 0.167										3	0	2	0	0	1	0											
<b>Inning Stats</b>	R: 0 E: 0 K: 0 S: 7	H: 0 LOB: 0 BB: 0 P: 9	R: 0 E: 0 K: 1 S: 10	H: 1 LOB: 1 BB: 0 P: 14	R: 0 E: 0 K: 1 S: 10	H: 2 LOB: 2 BB: 0 P: 14	R: 0 E: 0 K: 2 S: 10	H: 1 LOB: 2 BB: 1 P: 19	R: 0 E: 0 K: 1 S: 12	H: 0 LOB: 0 BB: 0 P: 17	R: 0 E: 0 K: 0 S: 9	H: 1 LOB: 0 BB: 0 P: 13	R: 0 E: 0 K: 2 S: 9	H: 0 LOB: 0 BB: 0 P: 14	R: 0 E: 0 K: 1 S: 8	H: 1 LOB: 0 BB: 0 P: 11	R: 1 E: 0 K: 1 S: 9	H: 1 LOB: 0 BB: 0 P: 13	1B: 6 2B: 0 3B: 0 HR: 1	SF: 0 SAC: 0 DP: 1 HBP: 0	WP: 1 PB: 0 SB: 0 CS: 1	PA: 34					
<b>PITCHER</b>	IP	WLS	BF	H	R	ER	SO	BB	IBB	HBP	BLK	WP	HR	S	P	ERA	WHIP										
54 Ervin Santana, R (1, 1) ERA: 3.21	8.1	W	31	7	1	1	7	1	0	0	0	1	1	78	115	1.08	0.960										
51 Jordan Walden, R (9, 1) ERA: 2.6	0.2	S	2	0	0	0	1	0	0	0	0	0	0	6	9	0.00	0.000										



Batter	1	2	3	4	5	6	7	8	9	AB	R	H	RBI	BB	SO	LOB	BOTTOM										
2 Erick Aybar, S (1, 6) OBP: 0.304, SLG: 0.408	G3		K			F9		K2-3		4	0	0	0	0	2	0	<b>Seattle Mariners @ Los Angeles Angels</b> Angel Stadium of Anaheim, Anaheim, CA Sun Aug 07 2011, 12:37 PM - 2:44 PM PDT Att: 38,823 - Sunny - 75 F										
47 Howie Kendrick, R (1, 4) OBP: 0.355, SLG: 0.446	F9									3	1	1	0	0	1	0											
48 Toni Hunter, R (1, 9) OBP: 0.319, SLG: 0.398	K									3	0	1	0	0	2	0											
53 Bobby Abreu, L (1, 10) OBP: 0.367, SLG: 0.342		K								3	0	0	0	0	2	2											
10 Vernon Wells, R (1, 7) OBP: 0.246, SLG: 0.383		K								3	0	1	1	0	1	0											
6 Alberto Callaspo, S (1, 5) OBP: 0.366, SLG: 0.362		F8								3	0	0	0	0	1	2											
44 Mark Trumbo, R (1, 3) OBP: 0.301, SLG: 0.495			HR							3	1	1	1	0	1	2											
25 Peter Bourjos, R (1, 8) OBP: 0.318, SLG: 0.402		P4								3	0	0	0	0	1	0											
46 Bobby Wilson, R (1, 2) OBP: 0.258, SLG: 0.273		G5-3								3	0	0	0	0	1	0											
<b>Inning Stats</b>	R: 0 E: 0 K: 1 S: 6	H: 0 LOB: 0 BB: 0 P: 7	R: 0 E: 0 K: 2 S: 9	H: 0 LOB: 0 BB: 0 P: 13	R: 1 E: 0 K: 1 S: 9	H: 1 LOB: 0 BB: 0 P: 14	R: 0 E: 0 K: 3 S: 11	H: 0 LOB: 0 BB: 0 P: 15	R: 0 E: 0 K: 1 S: 5	H: 0 LOB: 0 BB: 0 P: 7	R: 0 E: 0 K: 1 S: 12	H: 0 LOB: 0 BB: 0 P: 16	R: 1 E: 0 K: 1 S: 11	H: 3 LOB: 2 BB: 0 P: 17	R: 0 E: 0 K: 2 S: 7	H: 0 LOB: 0 BB: 0 P: 9	R: 0 E: 0 K: 2 S: 7	H: 0 LOB: 0 BB: 0 P: 9	1B: 3 2B: 0 3B: 0 HR: 1	SF: 0 SAC: 0 DP: 0 HBP: 0	WP: 0 PB: 0 SB: 0 CS: 0	PA: 28					
<b>PITCHER</b>	IP	WLS	BF	H	R	ER	SO	BB	IBB	HBP	BLK	WP	HR	S	P	ERA	WHIP										
34 Félix Hernández, R (1, 1) ERA: 3.31	8.0	L	28	4	2	2	12	0	0	0	0	0	1	70	98	2.25	0.500										



Batter	1	2	3	4	5	6	7	8	9	AB	R	H	RBI	BB	SO	LOB	TOP								
51 Ichiro Suzuki, L (1,9) OBP: 0.310, SLG: 0.316	G4-3		2B			F7		F9		4	1	1	0	0	0	0									
2 Jack Wilson, R (1,6) OBP: 0.259, SLG: 0.268	E3		2B			2B			G3-1	4	0	2	2	0	0	0									
13 Dustin Ackley, L (1,4) OBP: 0.300, SLG: 0.516	G6-4-3		K			G4-3			G1-3	4	0	0	0	0	1	3									
20 Mike Carp, L (1,3) OBP: 0.368, SLG: 0.477	G4-3				G1-3				2B	4	0	1	0	0	1	1									
30 Miguel Olivo, R (1,2) OBP: 0.250, SLG: 0.370	K				G1-6-3				2B	4	0	0	0	0	1	1									
33 Casper Wells, R (1,10) OBP: 0.322, SLG: 0.439	K				K2-3					3	0	0	0	0	3	0									
4 Adam Kennedy, L (1,5) OBP: 0.287, SLG: 0.367			F7			G4-3			G4-3	3	0	0	0	0	0	0									
21 Franklin Gutierrez, R (1,8) OBP: 0.243, SLG: 0.247			2B			1B		F7		3	1	2	0	0	0	0									
12 Trayvon Robinson, S (1,7) OBP: 0.167, SLG: 0.417	G6-3				G6-4-3			K		3	0	0	0	0	1	2									
<b>Inning Stats</b>	R: 0 E: 1 K: 0 S: 7	H: 0 LOB: 0 BB: 0 P: 10	R: 0 E: 0 K: 2 S: 8	H: 0 LOB: 0 BB: 0 P: 13	R: 2 E: 0 K: 1 S: 16	H: 3 LOB: 1 BB: 0 P: 31	R: 0 E: 0 K: 1 S: 8	H: 0 LOB: 0 BB: 0 P: 12	R: 0 E: 0 K: 1 S: 5	H: 1 LOB: 0 BB: 0 P: 9	R: 0 E: 0 K: 1 S: 11	H: 1 LOB: 1 BB: 0 P: 15	R: 0 E: 0 K: 1 S: 7	H: 0 LOB: 0 BB: 0 P: 12	R: 0 E: 0 K: 1 S: 7	H: 0 LOB: 0 BB: 0 P: 9	R: 0 E: 0 K: 0 S: 6	H: 1 LOB: 1 BB: 0 P: 9	1B: 2 2B: 4 3B: 0 HR: 0	SF: 0 SAC: 0 DP: 2 HBP: 0	WP: 0 PB: 0 SB: 0 CS: 0	PA: 32			
<b>PITCHER</b>	IP	WLS	BF	H	R	ER	SO	BB	IBB	HBP	BLK	WP	HR	S	P	ERA	WHIP								
54 Matt Harrison, L (1,1) ERA: 3.06	7.0	W	25	5	2	2	6	0	0	0	0	0	0	62	102	2.57	0.714								
57 Mark Lowe, R (8,1) ERA: 3.51	1.0		3	0	0	0	1	0	0	0	0	0	0	7	9	0.00	0.000								
56 Darren O'Day, R (9,1) ERA: 3.86	1.0		4	1	0	0	0	0	0	0	0	0	0	6	9	0.00	1.000								

Seattle Mariners @ Texas Rangers  
Rangers Ballpark in Arlington, Arlington, TX  
Mon Aug 08 2011, 8:09 PM - 10:50 PM EDT  
Att: 27,771 - Clear - 104 F

AB	32
R	2
H	6
RBI	2
BB	0
SO	7
LOB	7



Batter	1	2	3	4	5	6	7	8	9	AB	R	H	RBI	BB	SO	LOB	BOTTOM								
5 Ian Kinsler, R (1,4) OBP: 0.346, SLG: 0.422	F9			FC6-4						4	0	1	1	1	0	3									
12 Omar Quintanilla, L (9,4) OBP: 0.091, SLG: 0.215		P3								0	0	0	0	0	0	0									
1 Elvis Andrus, R (1,6) OBP: 0.333, SLG: 0.340	E6		G5-3			BB				5	0	1	0	0	1	7									
32 Josh Hamilton, L (1,8) OBP: 0.353, SLG: 0.526	G1-3					1B				3	2	1	0	2	0	2									
10 Michael Young, R (1,5) OBP: 0.370, SLG: 0.493	F8		G6-3			BB				5	1	1	0	0	1	3									
3 Andrés Blanco, S (8,5) OBP: 0.239, SLG: 0.338						1B				0	0	0	0	0	0	0									
17 Nelson Cruz, R (1,9) OBP: 0.314, SLG: 0.538						BB				4	3	3	2	1	0	0									
25 Mike Napoli, R (1,2) OBP: 0.388, SLG: 0.611	E5					BB				3	2	2	2	1	0	0									
2 Taylor Teagarden, R (8,2) OBP: 0.303, SLG: 0.323						1B				1	0	0	0	0	0	0									
8 Yorvit Torrealba, R (1,10) OBP: 0.311, SLG: 0.410	G4-3									5	1	3	1	0	0	2									
18 Mitch Moreland, L (1,3) OBP: 0.336, SLG: 0.437										4	0	3	2	1	0	1									
7 David Murphy, L (1,7) OBP: 0.317, SLG: 0.345										3	0	0	1	1	0	7									
<b>Inning Stats</b>	R: 0 E: 1 K: 0 S: 11	H: 1 LOB: 1 BB: 0 P: 18	R: 2 E: 1 K: 0 S: 13	H: 2 LOB: 2 BB: 1 P: 23	R: 0 E: 0 K: 0 S: 8	H: 2 LOB: 1 BB: 0 P: 10	R: 2 E: 0 K: 0 S: 13	H: 2 LOB: 1 BB: 1 P: 21	R: 3 E: 0 K: 0 S: 13	H: 3 LOB: 3 BB: 4 P: 33	R: 2 E: 0 K: 0 S: 13	H: 3 LOB: 2 BB: 1 P: 26	R: 0 E: 0 K: 2 S: 11	H: 1 LOB: 1 BB: 0 P: 18	R: 0 E: 0 K: 0 S: 9	H: 1 LOB: 1 BB: 0 P: 12	1B: 13 2B: 2 3B: 0 HR: 1	SF: 0 SAC: 0 DP: 1 HBP: 0	WP: 2 PB: 0 SB: 0 CS: 0	PA: 44					
<b>PITCHER</b>	IP	WLS	BF	H	R	ER	SO	BB	IBB	HBP	BLK	WP	HR	S	P	ERA	WHIP								
41 Charlie Furbush, L (1,1) ERA: 4.46	4.0	L	23	8	7	6	0	4	0	0	0	0	0	9	21	0.00	4.000								
50 Jamey Wright, R (5,1) ERA: 3.58	1.0		6	2	0	0	0	2	0	0	0	0	0	9	21	0.00	4.000								
54 Tom Wilhelmson, R (6,1) ERA: 5.68	3.0		15	5	2	2	2	1	0	0	0	2	0	33	56	6.00	2.000								

Seattle Mariners @ Texas Rangers  
Rangers Ballpark in Arlington, Arlington, TX  
Mon Aug 08 2011, 8:09 PM - 10:50 PM EDT  
Att: 27,771 - Clear - 104 F


AB	37
R	9
H	15
RBI	9
BB	7
SO	2
LOB	25






Batter	1	2	3	4	5	6	7	8	9	AB	R	H	RBI	BB	SO	LOB	TOP						
51 Ichiro Suzuki, L (1, 10) OBP: 0.310, SLG: 0.314										4	0	1	0	1	0	4	<b>Seattle Mariners @ Texas Rangers</b> Rangers Ballpark in Arlington, Arlington, TX Wed Aug 10 2011, 8:09 PM - 11:17 PM EDT Att: 30,087 - Clear - 102 F						
1 Luis Antonio Rodriguez, S (1, 6) OBP: 0.279, SLG: 0.353										4	0	1	0	1	1	5							
13 Dustin Ackley, L (1, 4) OBP: 0.368, SLG: 0.506										4	1	1	0	1	3	4							
20 Mike Carp, L (1, 3) OBP: 0.370, SLG: 0.491										4	2	2	2	1	0	4							
30 Miguel Olivo, R (1, 2) OBP: 0.249, SLG: 0.370										5	0	0	0	0	1	4							
21 Franklin Gutierrez, R (1, 8) OBP: 0.250, SLG: 0.259											5	1	2	0	0	2		1					
33 Casper Wells, R (1, 9) OBP: 0.338, SLG: 0.444											3	0	2	1	2	1		0					
15 Kyle Seager, L (1, 5) OBP: 0.214, SLG: 0.154											5	0	1	0	0	1		5					
12 Trayvon Robinson, S (1, 7) OBP: 0.200, SLG: 0.368										4	0	1	0	0	1	4							
<b>Inning Stats</b>	R: 0 E: 0 K: 1 S: 7	H: 1 LOB: 1 BB: 1 P: 13	R: 1 E: 1 K: 2 S: 18	H: 2 LOB: 3 BB: 1 P: 30	R: 2 E: 0 K: 1 S: 13	H: 3 LOB: 1 BB: 0 P: 19	R: 0 E: 0 K: 1 S: 10	H: 1 LOB: 1 BB: 0 P: 16	R: 0 E: 0 K: 0 S: 8	H: 0 LOB: 2 BB: 2 P: 20	R: 0 E: 0 K: 2 S: 11	H: 0 LOB: 1 BB: 1 P: 18	R: 1 E: 0 K: 1 S: 16	H: 3 LOB: 2 BB: 0 P: 21	R: 0 E: 0 K: 0 S: 6	H: 1 LOB: 2 BB: 1 P: 12		R: 0 E: 0 K: 2 S: 7	H: 0 LOB: 0 BB: 0 P: 12	1B: 8 2B: 2 3B: 0 HR: 1	SF: 0 SAC: 0 DP: 1 HBP: 0	WP: 0 PB: 0 SB: 1 CS: 0	PA: 44
<b>PITCHER</b>	IP WLS BF H R ER SO BB IBB HBP BLK WP HR S P ERA WHIP	IP WLS BF H R ER SO BB IBB HBP BLK WP HR S P ERA WHIP	IP WLS BF H R ER SO BB IBB HBP BLK WP HR S P ERA WHIP	IP WLS BF H R ER SO BB IBB HBP BLK WP HR S P ERA WHIP	IP WLS BF H R ER SO BB IBB HBP BLK WP HR S P ERA WHIP	IP WLS BF H R ER SO BB IBB HBP BLK WP HR S P ERA WHIP	IP WLS BF H R ER SO BB IBB HBP BLK WP HR S P ERA WHIP	IP WLS BF H R ER SO BB IBB HBP BLK WP HR S P ERA WHIP	IP WLS BF H R ER SO BB IBB HBP BLK WP HR S P ERA WHIP	IP WLS BF H R ER SO BB IBB HBP BLK WP HR S P ERA WHIP	IP WLS BF H R ER SO BB IBB HBP BLK WP HR S P ERA WHIP	IP WLS BF H R ER SO BB IBB HBP BLK WP HR S P ERA WHIP	IP WLS BF H R ER SO BB IBB HBP BLK WP HR S P ERA WHIP	IP WLS BF H R ER SO BB IBB HBP BLK WP HR S P ERA WHIP	IP WLS BF H R ER SO BB IBB HBP BLK WP HR S P ERA WHIP	IP WLS BF H R ER SO BB IBB HBP BLK WP HR S P ERA WHIP	IP WLS BF H R ER SO BB IBB HBP BLK WP HR S P ERA WHIP	IP WLS BF H R ER SO BB IBB HBP BLK WP HR S P ERA WHIP	IP WLS BF H R ER SO BB IBB HBP BLK WP HR S P ERA WHIP	IP WLS BF H R ER SO BB IBB HBP BLK WP HR S P ERA WHIP	IP WLS BF H R ER SO BB IBB HBP BLK WP HR S P ERA WHIP	IP WLS BF H R ER SO BB IBB HBP BLK WP HR S P ERA WHIP	IP WLS BF H R ER SO BB IBB HBP BLK WP HR S P ERA WHIP

AB	38
R	4
H	11
RBI	3
BB	6
SO	10
LOB	31



Batter	1	2	3	4	5	6	7	8	9	AB	R	H	RBI	BB	SO	LOB	BOTTOM						
5 Ian Kinsler, R (1, 4) OBP: 0.351, SLG: 0.435											3	1	2	2	2	0	2						
1 Elvis Andrus, R (1, 6) OBP: 0.332, SLG: 0.341												4	0	1	0	0	3						
32 Josh Hamilton, L (1, 8) OBP: 0.352, SLG: 0.530										4	1	1	1	0	0	1							
10 Michael Young, R (1, 5) OBP: 0.370, SLG: 0.494											4	0	2	0	0	0	0						
17 Nelson Cruz, R (1, 9) OBP: 0.318, SLG: 0.534											2	0	0	0	2	0	2						
25 Mike Napoli, R (1, 10) OBP: 0.390, SLG: 0.592											4	0	0	0	0	2	3						
8 Yorvit Torrealba, R (1, 2) OBP: 0.312, SLG: 0.412										4	1	2	0	0	1	2							
9 Endy Chavez, L (9, PR) OBP: 0.335, SLG: 0.473											0	0	0	0	0	0	0						
18 Mitch Moreland, L (1, 3) OBP: 0.338, SLG: 0.432										3	0	0	0	0	0	1							
7 David Murphy, L (1, 7) OBP: 0.313, SLG: 0.340										4	0	0	0	0	1	3							
<b>Inning Stats</b>	R: 0 E: 0 K: 0 S: 7	H: 1 LOB: 0 BB: 0 P: 9	R: 0 E: 0 K: 2 S: 12	H: 0 LOB: 1 BB: 1 P: 19	R: 0 E: 0 K: 0 S: 11	H: 0 LOB: 1 BB: 1 P: 21	R: 1 E: 0 K: 0 S: 8	H: 2 LOB: 0 BB: 0 P: 10	R: 2 E: 0 K: 0 S: 13	H: 3 LOB: 1 BB: 0 P: 22	R: 0 E: 0 K: 0 S: 9	H: 0 LOB: 1 BB: 1 P: 17	R: 0 E: 0 K: 1 S: 15	H: 0 LOB: 1 BB: 1 P: 23	R: 0 E: 0 K: 1 S: 9	H: 1 LOB: 0 BB: 0 P: 14	R: 0 E: 0 K: 0 S: 11	H: 1 LOB: 2 BB: 0 P: 15	1B: 5 2B: 2 3B: 0 HR: 2	SF: 0 SAC: 1 DP: 2 HBP: 0	WP: 1 PB: 0 SB: 1 CS: 0	PA: 37	
<b>PITCHER</b>	IP WLS BF H R ER SO BB IBB HBP BLK WP HR S P ERA WHIP	IP WLS BF H R ER SO BB IBB HBP BLK WP HR S P ERA WHIP	IP WLS BF H R ER SO BB IBB HBP BLK WP HR S P ERA WHIP	IP WLS BF H R ER SO BB IBB HBP BLK WP HR S P ERA WHIP	IP WLS BF H R ER SO BB IBB HBP BLK WP HR S P ERA WHIP	IP WLS BF H R ER SO BB IBB HBP BLK WP HR S P ERA WHIP	IP WLS BF H R ER SO BB IBB HBP BLK WP HR S P ERA WHIP	IP WLS BF H R ER SO BB IBB HBP BLK WP HR S P ERA WHIP	IP WLS BF H R ER SO BB IBB HBP BLK WP HR S P ERA WHIP	IP WLS BF H R ER SO BB IBB HBP BLK WP HR S P ERA WHIP	IP WLS BF H R ER SO BB IBB HBP BLK WP HR S P ERA WHIP	IP WLS BF H R ER SO BB IBB HBP BLK WP HR S P ERA WHIP	IP WLS BF H R ER SO BB IBB HBP BLK WP HR S P ERA WHIP	IP WLS BF H R ER SO BB IBB HBP BLK WP HR S P ERA WHIP	IP WLS BF H R ER SO BB IBB HBP BLK WP HR S P ERA WHIP	IP WLS BF H R ER SO BB IBB HBP BLK WP HR S P ERA WHIP	IP WLS BF H R ER SO BB IBB HBP BLK WP HR S P ERA WHIP	IP WLS BF H R ER SO BB IBB HBP BLK WP HR S P ERA WHIP	IP WLS BF H R ER SO BB IBB HBP BLK WP HR S P ERA WHIP	IP WLS BF H R ER SO BB IBB HBP BLK WP HR S P ERA WHIP	IP WLS BF H R ER SO BB IBB HBP BLK WP HR S P ERA WHIP	IP WLS BF H R ER SO BB IBB HBP BLK WP HR S P ERA WHIP	IP WLS BF H R ER SO BB IBB HBP BLK WP HR S P ERA WHIP

AB	32
R	3
H	8
RBI	3
BB	4
SO	4
LOB	17



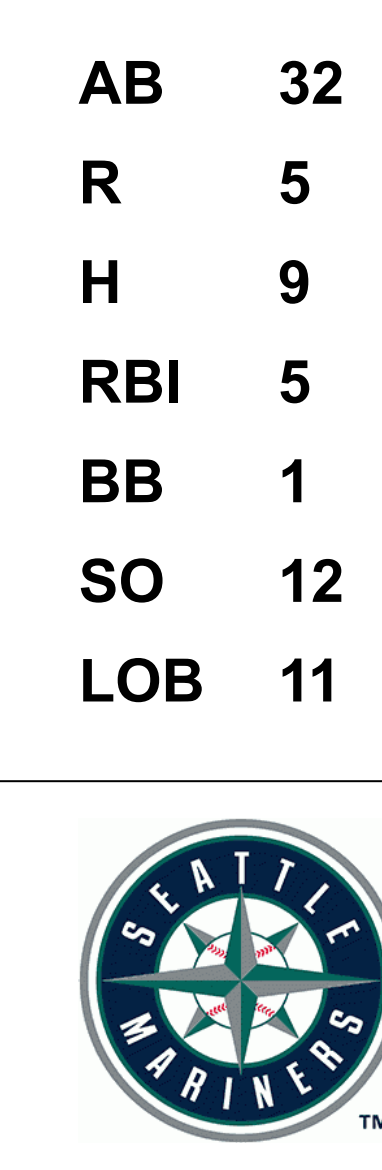


Batter	1	2	3	4	5	6	7	8	9	AB	R	H	RBI	BB	SO	LOB	TOP										
2 Jacoby Ellsbury, L (1, 8) OBP: 0.370, SLG: 0.511										3	1	2	2	1	0	0	<b>Boston Red Sox @ Seattle Mariners</b> Safeco Field, Seattle, WA Sat Aug 13 2011, 7:11 PM - 10:13 PM PDT Att: 41,331 - Partly Cloudy - 68 F										
13 Carl Crawford, L (1, 7) OBP: 0.292, SLG: 0.391										4	0	1	0	0	0	1											
28 Adrián González, L (1, 3) OBP: 0.412, SLG: 0.553										4	1	2	0	0	0	2											
15 Dustin Pedroia, R (1, 4) OBP: 0.401, SLG: 0.483										4	1	1	2	0	0	3											
34 David Ortiz, L (1, 10) OBP: 0.399, SLG: 0.560										2	0	1	0	2	0	0											
54 Darnell McDonald, R (8, PR) OBP: 0.273, SLG: 0.364										0	0	0	0	0	0	0											
16 Josh Reddick, L (1, 9) OBP: 0.383, SLG: 0.529										4	0	0	0	0	2	2											
3 Mike Aviles, R (1, 5) OBP: 0.275, SLG: 0.398										3	0	2	0	0	1	1											
12 Jed Lowrie, S (9, PH) OBP: 0.313, SLG: 0.402										4	0	0	0	0	0	4											
33 Jason Varitek, S (1, 2) OBP: 0.304, SLG: 0.397																											
10 Marco Scutaro, R (1, 6) OBP: 0.342, SLG: 0.380										3	1	1	0	0	0	1											
<b>Inning Stats</b>	R: 0 E: 0 K: 0 S: 8	H: 0 LOB: 0 BB: 0 P: 12	R: 0 E: 0 K: 0 S: 9	H: 0 LOB: 0 BB: 0 P: 11	R: 0 E: 0 K: 0 S: 8	H: 1 LOB: 0 BB: 0 P: 10	R: 0 E: 1 K: 0 S: 10	H: 1 LOB: 1 BB: 1 P: 16	R: 0 E: 0 K: 1 S: 9	H: 0 LOB: 0 BB: 1 P: 17	R: 4 E: 0 K: 1 S: 18	H: 6 LOB: 2 BB: 0 P: 24	R: 0 E: 0 K: 0 S: 11	H: 1 LOB: 1 BB: 0 P: 17	R: 0 E: 0 K: 2 S: 9	H: 0 LOB: 0 BB: 0 P: 14	1B: 7 2B: 1 3B: 1 HR: 2	SF: 0 SAC: 0 DP: 4 HBP: 0	WP: 0 PB: 0 SB: 0 CS: 1	PA: 36							
<b>PITCHER</b>	IP	WLS	BF	H	R	ER	SO	BB	IBB	HBP	BLK	WP	HR	S	P	ERA	WHIP										
34 Félix Hernández, R (1, 1) ERA: 3.38	7.0	W	29	9	4	4	2	2	0	0	0	0	2	73	107	5.14	1.571										
50 Jamey Wright, R (8, 1) ERA: 3.44	1.0	H	3	1	0	0	0	1	0	0	0	0	0	8	18	0.00	2.000										
43 Brandon League, R (9, 1) ERA: 2.91	1.0	S	3	0	0	0	2	0	0	0	0	0	0	9	14	0.00	0.000										

AB	32
R	4
H	10
RBI	4
BB	3
SO	4
LOB	14



Batter	1	2	3	4	5	6	7	8	9	AB	R	H	RBI	BB	SO	LOB	BOTTOM										
51 Ichiro Suzuki, L (1, 9) OBP: 0.308, SLG: 0.320										4	1	1	1	0	2	2	<b>Boston Red Sox @ Seattle Mariners</b> Safeco Field, Seattle, WA Sat Aug 13 2011, 7:11 PM - 10:13 PM PDT Att: 41,331 - Partly Cloudy - 68 F										
21 Franklin Gutierrez, R (1, 8) OBP: 0.261, SLG: 0.267										4	1	2	0	0	1	0											
13 Dustin Ackley, L (1, 4) OBP: 0.371, SLG: 0.506										4	1	1	0	0	2	2											
20 Mike Carp, L (1, 3) OBP: 0.382, SLG: 0.500										3	1	1	2	1	1	0											
29 Willy Mo Peña, R (1, 10) OBP: 0.180, SLG: 0.480										4	0	0	0	0	2	4											
33 Casper Wells, R (1, 7) OBP: 0.342, SLG: 0.466										4	1	2	2	0	2	0											
3 Josh Bard, S (1, 2) OBP: 0.255, SLG: 0.346										3	0	0	0	0	1	1											
1 Luis Antonio Rodríguez, S (1, 5) OBP: 0.278, SLG: 0.293										3	0	0	0	0	0	1											
2 Jack Wilson, R (1, 6) OBP: 0.276, SLG: 0.294										3	0	2	0	0	1	1											
<b>Inning Stats</b>	R: 5 E: 0 K: 1 S: 21	H: 5 LOB: 0 BB: 0 P: 34	R: 0 E: 0 K: 0 S: 10	H: 1 LOB: 0 BB: 0 P: 16	R: 0 E: 0 K: 1 S: 7	H: 0 LOB: 0 BB: 0 P: 9	R: 0 E: 0 K: 1 S: 6	H: 0 LOB: 0 BB: 0 P: 9	R: 0 E: 0 K: 3 S: 19	H: 2 LOB: 3 BB: 1 P: 31	R: 0 E: 0 K: 1 S: 12	H: 1 LOB: 1 BB: 0 P: 17	R: 0 E: 0 K: 3 S: 9	H: 0 LOB: 0 BB: 0 P: 13	R: 0 E: 0 K: 2 S: 9	H: 0 LOB: 0 BB: 0 P: 12		1B: 5 2B: 2 3B: 0 HR: 2	SF: 0 SAC: 0 DP: 1 HBP: 0	WP: 0 PB: 0 SB: 1 CS: 0	PA: 33						
<b>PITCHER</b>	IP	WLS	BF	H	R	ER	SO	BB	IBB	HBP	BLK	WP	HR	S	P	ERA	WHIP										
19 Josh Beckett, R (1, 1) ERA: 2.4	5.0	L	23	8	5	5	6	1	0	0	0	0	0	18	26	0.00	0.600										
32 Matt Albers, R (6, 1) ERA: 2.37	1.2		6	1	0	0	3	0	0	0	0	0	0	5	6	0.00	0.000										
46 Franklin Morales, L (7, 1) ERA: 4.15	0.2		2	0	0	0	1	0	0	0	0	0	0	7	10	0.00	0.000										
91 Alfredo Aceves, R (8, 1) ERA: 3.26	0.2		2	0	0	0	2	0	0	0	0	0	0	7	10	0.00	0.000										







Batter	1	2	3	4	5	6	7	8	9	AB	R	H	RBI	BB	SO	LOB	TOP										
5 Yuliel Escobar, R OBP: 0.378, SLG: 0.428										4	1	0	0	1	1	3											
14 Eric Thames, L OBP: 0.318, SLG: 0.490										5	1	2	2	0	0	1											
18 Mike McCoy, R OBP: 0.344, SLG: 0.338										0	0	0	0	0	0	0											
19 José Bautista, R OBP: 0.447, SLG: 0.632										4	1	1	0	1	1	1											
26 Adam Lind, L OBP: 0.312, SLG: 0.464										4	1	2	2	0	0	1											
10 Edwin Encarnación, R OBP: 0.340, SLG: 0.463										3	0	0	0	1	0	2											
28 Colby Rasmus, L OBP: 0.320, SLG: 0.409										4	0	1	0	0	2	1											
13 Brett Lawrie, R OBP: 0.378, SLG: 0.743										4	1	1	1	0	2	2											
2 Aaron Hill, R OBP: 0.275, SLG: 0.311										4	0	1	0	0	0	0											
9 J.P. Arencibia, R OBP: 0.275, SLG: 0.438										3	0	1	0	1	1	1											
<b>Inning Stats</b>	R: 2 E: 0 K: 2 S: 12	H: 1 LOB: 1 BB: 2 P: 22	R: 0 E: 0 K: 1 S: 12	H: 0 LOB: 0 BB: 1 P: 21	R: 2 E: 0 K: 1 S: 9	H: 1 LOB: 0 BB: 1 P: 17	R: 1 E: 0 K: 1 S: 13	H: 2 LOB: 1 BB: 0 P: 19	R: 0 E: 0 K: 0 S: 8	H: 1 LOB: 0 BB: 0 P: 12	R: 0 E: 0 K: 0 S: 6	H: 1 LOB: 0 BB: 0 P: 13	R: 0 E: 0 K: 0 S: 6	H: 0 LOB: 0 BB: 0 P: 9	R: 0 E: 0 K: 1 S: 8	H: 1 LOB: 1 BB: 0 P: 13	1B: 6 2B: 0 3B: 0 HR: 3	SF: 0 SAC: 0 DP: 1 HBP: 0	WP: 0 PB: 0 SB: 1 CS: 0	PA: 39							
<b>PITCHER</b>	IP	WLS	BF	H	R	ER	SO	BB	IBB	HBP	BLK	WP	HR	S	P	ERA	WHIP										
36 Michael Pineda, R ERA: 3.77	5.0		25	6	5	5	6	4	0	0	0	0	3	56	94	9.00	2.000										
57 Dan Cortes, R ERA: 3.0	2.0		7	2	0	0	0	0	0	0	0	0	0	14	25	0.00	1.000										
54 Tom Wilhelmson, R ERA: 5.27	1.0	W	3	0	0	0	0	0	0	0	0	0	0	6	9	0.00	0.000										
43 Brandon League, R ERA: 2.79	1.0	S	4	1	0	0	1	0	0	0	0	0	0	8	13	0.00	1.000										

Toronto Blue Jays @ Seattle Mariners  
Safeco Field, Seattle, WA  
Mon Aug 15 2011, 7:12 PM - 9:53 PM PDT  
Att: 27,017 - Partly Cloudy - 71 F

AB 35  
R 5  
H 9  
RBI 5  
BB 4  
SO 7  
LOB 12

Batter	1	2	3	4	5	6	7	8	9	AB	R	H	RBI	BB	SO	LOB	BOTTOM										
51 Ichiro Suzuki, L OBP: 0.308, SLG: 0.320										3	0	0	1	0	0	1											
21 Franklin Gutierrez, R OBP: 0.261, SLG: 0.271										4	0	1	0	0	0	1											
13 Dustin Ackley, L OBP: 0.366, SLG: 0.492										4	0	0	0	0	0	1											
20 Mike Carp, L OBP: 0.382, SLG: 0.538										4	2	2	2	0	1	1											
33 Casper Wells, R OBP: 0.355, SLG: 0.507										3	2	2	1	0	0	0											
30 Miguel Olivo, R OBP: 0.247, SLG: 0.363										4	0	1	0	0	1	2											
12 Trayvon Robinson, S OBP: 0.286, SLG: 0.451										4	1	3	1	0	1	0											
15 Kyle Seager, L OBP: 0.226, SLG: 0.163										3	1	0	0	1	1	3											
2 Jack Wilson, R OBP: 0.282, SLG: 0.299										3	0	2	1	0	1	0											
<b>Inning Stats</b>	R: 0 E: 0 K: 0 S: 12	H: 1 LOB: 1 BB: 0 P: 15	R: 3 E: 0 K: 0 S: 15	H: 2 LOB: 1 BB: 1 P: 26	R: 1 E: 0 K: 1 S: 11	H: 1 LOB: 0 BB: 0 P: 18	R: 0 E: 0 K: 1 S: 11	H: 1 LOB: 1 BB: 0 P: 17	R: 0 E: 0 K: 0 S: 7	H: 2 LOB: 1 BB: 0 P: 12	R: 0 E: 0 K: 1 S: 8	H: 0 LOB: 0 BB: 0 P: 11	R: 2 E: 0 K: 1 S: 15	H: 4 LOB: 1 BB: 0 P: 23	R: 0 E: 0 K: 1 S: 8	H: 0 LOB: 0 BB: 0 P: 11	1B: 5 2B: 3 3B: 0 HR: 3	SF: 1 SAC: 0 DP: 1 HBP: 1	WP: 0 PB: 0 SB: 0 CS: 1	PA: 35							
<b>PITCHER</b>	IP	WLS	BF	H	R	ER	SO	BB	IBB	HBP	BLK	WP	HR	S	P	ERA	WHIP										
37 Henderson Alvarez III, R ERA: 5.91	5.0		23	6	4	4	3	1	0	1	0	0	0	14	21	7.20	1.400										
51 Jesse Litsch, R ERA: 4.11	2.0	H	6	1	0	0	1	0	0	0	0	0	0	4	6	0.00	0.500										
43 Trevor Miller, L ERA: 4.15	0.1	B	2	1	1	1	0	0	0	0	0	0	1	4	6	27.00	3.000										
60 Jon Rauch, R ERA: 4.47	0.2	L	4	3	1	1	1	0	0	0	0	0	1	11	17	13.50	4.500										

Toronto Blue Jays @ Seattle Mariners  
Safeco Field, Seattle, WA  
Mon Aug 15 2011, 7:12 PM - 9:53 PM PDT  
Att: 27,017 - Partly Cloudy - 71 F

AB 32  
R 6  
H 11  
RBI 6  
BB 1  
SO 5  
LOB 9

Batter	1	2	3	4	5	6	7	8	9	AB	R	H	RBI	BB	SO	LOB	TOP								
5 Yuneel Escobar, R OBP: 0.376, SLG: 0.425	G5-3	G4-6-3	L8	L8	G6-3	L8	L8	L8	L8	5	0	1	0	0	0	1	<b>Toronto Blue Jays @ Seattle Mariners</b> Safeco Field, Seattle, WA Tue Aug 16 2011, 7:12 PM - 10:29 PM PDT Att: 23,106 - Clear - 73 F								
6 John McDonald, R OBP: 0.289, SLG: 0.352	G5-3	G4-6-3	L8	L8	G6-3	L8	L8	L8	L8	1	0	1	0	0	0	0									
14 Eric Thames, L OBP: 0.319, SLG: 0.486	G4-6-3	G4-6-3	F7	F7	F7	F7	F7	FC4-6	FC4-6	6	2	2	0	0	0	2									
19 José Bautista, R OBP: 0.453, SLG: 0.642	G4-3	G4-3	G4-3	G4-3	G4-3	G4-3	G4-3	G4-3	G4-3	2	3	2	2	3	0	0									
18 Mike McCoy, R OBP: 0.341, SLG: 0.333	G4-3	G4-3	G4-3	G4-3	G4-3	G4-3	G4-3	G4-3	G4-3	1	0	0	0	0	0	1									
26 Adam Lind, L OBP: 0.310, SLG: 0.461	G4-3	FC4-6	FC4-6	FC4-6	FC4-6	FC4-6	FC4-6	FC4-6	FC4-6	5	1	1	0	0	0	4									
10 Edwin Encarnación, R OBP: 0.346, SLG: 0.466	G4-3	G4-3	G4-3	G4-3	G4-3	G4-3	G4-3	G4-3	G4-3	2	3	1	0	3	0	0									
28 Colby Rasmus, L OBP: 0.319, SLG: 0.410	G4-3	G4-3	G4-3	G4-3	G4-3	G4-3	G4-3	G4-3	G4-3	4	1	1	4	0	0	2									
13 Brett Lawrie, R OBP: 0.429, SLG: 0.744	G4-3	G4-3	G4-3	G4-3	G4-3	G4-3	G4-3	G4-3	G4-3	4	2	3	1	1	0	1									
2 Aaron Hill, R OBP: 0.276, SLG: 0.321	G4-3	G4-3	G4-3	G4-3	G4-3	G4-3	G4-3	G4-3	G4-3	4	1	2	4	0	1	2									
9 J.P. Arencibia, R OBP: 0.274, SLG: 0.435	F8	F8	F8	F8	F8	F8	F8	F8	F8	5	0	1	1	0	1	2									
<b>Inning Stats</b>	R: 6 H: 4 E: 0 K: 0 S: 19	H: 4 LOB: 2 BB: 2 P: 36	R: 0 H: 1 E: 0 K: 0 S: 12	H: 1 LOB: 1 BB: 1 P: 21	R: 0 H: 0 E: 0 K: 1 S: 14	LOB: 1 BB: 0 P: 18	R: 0 H: 0 E: 0 K: 1 S: 5	H: 0 LOB: 0 BB: 0 P: 10	R: 4 H: 2 E: 0 K: 0 S: 22	H: 2 LOB: 1 BB: 3 P: 38	R: 3 H: 4 E: 0 K: 0 S: 15	H: 4 LOB: 2 BB: 1 P: 24	R: 0 H: 1 E: 0 K: 0 S: 8	H: 1 LOB: 1 BB: 0 P: 12	R: 0 H: 1 E: 0 K: 0 S: 13	H: 1 LOB: 1 BB: 0 P: 20	1B: 11 2B: 2 3B: 0 HR: 2	SF: 2 SAC: 0 DP: 1 HBP: 0	WP: 3 PB: 0 SB: 0 CS: 0	PA: 48					
<b>PITCHER</b>	IP WLS BF H R ER SO BB IBB HBP BLK WP HR S P ERA WHIP	IP WLS BF H R ER SO BB IBB HBP BLK WP HR S P ERA WHIP	IP WLS BF H R ER SO BB IBB HBP BLK WP HR S P ERA WHIP	IP WLS BF H R ER SO BB IBB HBP BLK WP HR S P ERA WHIP	IP WLS BF H R ER SO BB IBB HBP BLK WP HR S P ERA WHIP	IP WLS BF H R ER SO BB IBB HBP BLK WP HR S P ERA WHIP	IP WLS BF H R ER SO BB IBB HBP BLK WP HR S P ERA WHIP	IP WLS BF H R ER SO BB IBB HBP BLK WP HR S P ERA WHIP	IP WLS BF H R ER SO BB IBB HBP BLK WP HR S P ERA WHIP	IP WLS BF H R ER SO BB IBB HBP BLK WP HR S P ERA WHIP	IP WLS BF H R ER SO BB IBB HBP BLK WP HR S P ERA WHIP	IP WLS BF H R ER SO BB IBB HBP BLK WP HR S P ERA WHIP	IP WLS BF H R ER SO BB IBB HBP BLK WP HR S P ERA WHIP	IP WLS BF H R ER SO BB IBB HBP BLK WP HR S P ERA WHIP	IP WLS BF H R ER SO BB IBB HBP BLK WP HR S P ERA WHIP	IP WLS BF H R ER SO BB IBB HBP BLK WP HR S P ERA WHIP	IP WLS BF H R ER SO BB IBB HBP BLK WP HR S P ERA WHIP								
38 Jason Vargas, L ERA: 4.37	4.0	0	22	7	8	2	4	0	0	0	0	0	0	2	0	0	0	0	0	0	1	55	94	18.00	2.750
54 Tom Wilhelmsen, R ERA: 6.29	0.2	5	1	2	2	0	2	0	0	0	0	0	0	2	0	12	23	27.00	4.500						
32 Aaron Laffey, L ERA: 4.01	1.1	9	4	3	3	0	1	0	0	0	0	0	1	0	20	30	20.25	3.750							
31 Josh Lueke, R ERA: 8.44	3.0	12	3	0	0	0	0	0	0	0	0	1	0	28	43	0.00	1.000								
<b>Batter</b>	1	2	3	4	5	6	7	8	9	AB	R	H	RBI	BB	SO	LOB	BOTTOM								
51 Ichiro Suzuki, L OBP: 0.305, SLG: 0.317	P5	G4-3	G4-3	G4-3	B1-3	G4-3	G4-3	G4-3	G4-3	5	0	0	0	0	0	3	<b>Toronto Blue Jays @ Seattle Mariners</b> Safeco Field, Seattle, WA Tue Aug 16 2011, 7:12 PM - 10:29 PM PDT Att: 23,106 - Clear - 73 F								
21 Franklin Gutierrez, R OBP: 0.296, SLG: 0.266	K	K	K	G5-3	G6-3	K	K	K	K	5	0	0	0	0	3	0									
13 Dustin Ackley, L OBP: 0.372, SLG: 0.489	K	K	K	G4-3	G6-3	K	K	K	K	3	1	1	0	2	2	0									
20 Mike Carp, L OBP: 0.389, SLG: 0.537	K	K	K	K	K	K	K	K	K	4	2	2	0	1	1	2									
33 Casper Wells, R OBP: 0.351, SLG: 0.516	K	K	K	K	K	K	K	K	K	5	1	1	2	0	2	4									
30 Miguel Olivo, R OBP: 0.250, SLG: 0.372	K	K	K	K	K	K	K	K	K	2	2	1	1	1	1	0									
3 Josh Bard, S OBP: 0.263, SLG: 0.352	K	K	K	K	K	K	K	K	K	2	0	1	0	0	0	0									
12 Trayvon Robinson, S OBP: 0.303, SLG: 0.500	L1	L1	L1	L1	L1	L1	L1	L1	L1	5	1	2	2	0	1	2									
15 Kyle Seager, L OBP: 0.276, SLG: 0.192	L1	L1	L1	L1	L1	L1	L1	L1	L1	3	0	2	2	1	0	2									
2 Jack Wilson, R OBP: 0.282, SLG: 0.298	L1	L1	L1	L1	L1	L1	L1	L1	L1	4	0	1	0	0	0	4									
<b>Inning Stats</b>	R: 0 H: 0 E: 0 K: 2 S: 10	H: 0 LOB: 0 BB: 0 P: 14	R: 3 H: 2 E: 0 K: 0 S: 18	H: 2 LOB: 1 BB: 2 P: 29	R: 3 H: 4 E: 1 K: 1 S: 19	H: 4 LOB: 2 BB: 1 P: 27	R: 0 H: 0 E: 0 K: 1 S: 9	H: 0 LOB: 1 BB: 1 P: 14	R: 1 H: 3 E: 0 K: 2 S: 10	H: 3 LOB: 2 BB: 0 P: 16	R: 0 H: 0 E: 0 K: 0 S: 9	H: 0 LOB: 1 BB: 1 P: 16	R: 0 H: 0 E: 0 K: 0 S: 9	H: 0 LOB: 1 BB: 0 P: 15	R: 0 H: 0 E: 0 K: 2 S: 7	H: 0 LOB: 0 BB: 0 P: 10	R: 0 H: 2 E: 0 K: 2 S: 12	H: 2 LOB: 2 BB: 0 P: 22	1B: 8 2B: 1 3B: 0 HR: 2	SF: 0 SAC: 0 DP: 0 HBP: 1	WP: 0 PB: 0 SB: 0 CS: 0	PA: 44			
<b>PITCHER</b>	IP WLS BF H R ER SO BB IBB HBP BLK WP HR S P ERA WHIP	IP WLS BF H R ER SO BB IBB HBP BLK WP HR S P ERA WHIP	IP WLS BF H R ER SO BB IBB HBP BLK WP HR S P ERA WHIP	IP WLS BF H R ER SO BB IBB HBP BLK WP HR S P ERA WHIP	IP WLS BF H R ER SO BB IBB HBP BLK WP HR S P ERA WHIP	IP WLS BF H R ER SO BB IBB HBP BLK WP HR S P ERA WHIP	IP WLS BF H R ER SO BB IBB HBP BLK WP HR S P ERA WHIP	IP WLS BF H R ER SO BB IBB HBP BLK WP HR S P ERA WHIP	IP WLS BF H R ER SO BB IBB HBP BLK WP HR S P ERA WHIP	IP WLS BF H R ER SO BB IBB HBP BLK WP HR S P ERA WHIP	IP WLS BF H R ER SO BB IBB HBP BLK WP HR S P ERA WHIP	IP WLS BF H R ER SO BB IBB HBP BLK WP HR S P ERA WHIP	IP WLS BF H R ER SO BB IBB HBP BLK WP HR S P ERA WHIP	IP WLS BF H R ER SO BB IBB HBP BLK WP HR S P ERA WHIP	IP WLS BF H R ER SO BB IBB HBP BLK WP HR S P ERA WHIP	IP WLS BF H R ER SO BB IBB HBP BLK WP HR S P ERA WHIP	IP WLS BF H R ER SO BB IBB HBP BLK WP HR S P ERA WHIP								
59 Brad Mills, L ERA: 8.35	3.0	18	6	6	3	0	0	0	0	0	0	0	0	0	0	0	0	0	0	0	2	47	70	18.00	3.000
47 Luis Perez, L ERA: 3.71	4.0	18	3	1	1	3	2	0	1	0	0	0	0	37	61	2.25	1.250								
57 Shawn Camp, R ERA: 4.64	2.0	8	2	0	0	4	0	0	0	0	0	0	0	19	32	0.00	1.000								

Batter	1	2	3	4	5	6	7	8	9	AB	R	H	RBI	BB	SO	LOB	TOP			
5 Yuliel Escobar, R OBP: 0.375, SLG: 0.423	G6-3		G4-6-3 1B		F8		E5			4	0	1	0	0	0	0	<b>Toronto Blue Jays @ Seattle Mariners</b> Safeco Field, Seattle, WA Wed Aug 17 2011, 7:11 PM - 9:55 PM PDT Att: 26,588 - Clear - 72 F			
14 Eric Thames, L OBP: 0.317, SLG: 0.479	K		G4-6-3		F8		F8			3	0	0	0	1	1	3				
19 José Bautista, R OBP: 0.453, SLG: 0.639										3	1	1	0	1	2	1				
26 Adam Lind, L OBP: 0.310, SLG: 0.466	K				F8					4	1	1	3	0	1	2				
10 Edwin Encarnación, R OBP: 0.348, SLG: 0.473										3	1	1	1	0	0	0				
28 Colby Rasmus, L OBP: 0.318, SLG: 0.416										4	1	1	1	0	0	0				
13 Brett Lawrie, R OBP: 0.413, SLG: 0.690										3	0	0	0	1	0	0				
2 Aaron Hill, R OBP: 0.273, SLG: 0.318										4	0	0	0	0	0	1				
8 José Molina, R OBP: 0.379, SLG: 0.452										4	1	1	0	0	0	1				
<b>Inning Stats</b>	R: 0 H: 1 E: 0 K: 2 S: 15	H: 1 LOB: 1 BB: 0 P: 20	R: 1 H: 1 E: 0 K: 0 S: 13	H: 1 LOB: 0 BB: 0 P: 18	R: 3 H: 3 E: 0 K: 0 S: 11	H: 3 LOB: 0 BB: 1 P: 24	R: 1 H: 1 E: 0 K: 0 S: 10	H: 1 LOB: 0 BB: 0 P: 17	R: 0 H: 0 E: 0 K: 1 S: 10	H: 0 LOB: 1 BB: 1 P: 19	R: 0 H: 0 E: 1 K: 0 S: 7	H: 0 LOB: 1 BB: 0 P: 11	R: 0 H: 0 E: 0 K: 1 S: 9	H: 0 LOB: 0 BB: 0 P: 15	R: 0 H: 0 E: 0 K: 0 S: 8	H: 0 LOB: 1 BB: 1 P: 17		1B: 3 2B: 0 3B: 0 HR: 3	SF: 0 SAC: 0 DP: 1 HBP: 1	WP: 1 PB: 0 SB: 1 CS: 1
<b>PITCHER</b>	IP WLS BF H R ER SO BB IBB HBP BLK WP HR S P ERA WHIP	IP WLS BF H R ER SO BB IBB HBP BLK WP HR S P ERA WHIP	IP WLS BF H R ER SO BB IBB HBP BLK WP HR S P ERA WHIP	IP WLS BF H R ER SO BB IBB HBP BLK WP HR S P ERA WHIP	IP WLS BF H R ER SO BB IBB HBP BLK WP HR S P ERA WHIP	IP WLS BF H R ER SO BB IBB HBP BLK WP HR S P ERA WHIP	IP WLS BF H R ER SO BB IBB HBP BLK WP HR S P ERA WHIP	IP WLS BF H R ER SO BB IBB HBP BLK WP HR S P ERA WHIP	IP WLS BF H R ER SO BB IBB HBP BLK WP HR S P ERA WHIP	IP WLS BF H R ER SO BB IBB HBP BLK WP HR S P ERA WHIP	IP WLS BF H R ER SO BB IBB HBP BLK WP HR S P ERA WHIP	IP WLS BF H R ER SO BB IBB HBP BLK WP HR S P ERA WHIP	IP WLS BF H R ER SO BB IBB HBP BLK WP HR S P ERA WHIP	IP WLS BF H R ER SO BB IBB HBP BLK WP HR S P ERA WHIP	IP WLS BF H R ER SO BB IBB HBP BLK WP HR S P ERA WHIP	IP WLS BF H R ER SO BB IBB HBP BLK WP HR S P ERA WHIP	ERA WHIP	ERA WHIP	ERA WHIP	ERA WHIP
49 Blake Beavan, R ERA: 4.1	5.0	L	22	6	5	5	3	2	0	1	0	0	1	3	59	98	9.00	1.600		
57 Dan Cortes, R ERA: 2.25	2.0		7	0	0	0	0	0	0	0	0	0	0	0	12	18	0.00	0.000		
59 Chance Ruffin, R ERA: 3.86	1.0		3	0	0	0	1	0	0	0	0	0	0	9	15	0.00	0.000			
50 Jamey Wright, R ERA: 3.38	1.0		4	0	0	0	0	1	0	0	0	0	0	8	17	0.00	1.000			
<b>Batter</b>	<b>1</b>	<b>2</b>	<b>3</b>	<b>4</b>	<b>5</b>	<b>6</b>	<b>7</b>	<b>8</b>	<b>9</b>	<b>AB</b>	<b>R</b>	<b>H</b>	<b>RBI</b>	<b>BB</b>	<b>SO</b>	<b>LOB</b>	<b>BOTTOM</b>			
51 Ichiro Suzuki, L OBP: 0.304, SLG: 0.316	G6-3		P4				G6-3			4	1	1	0	0	0	3	<b>Toronto Blue Jays @ Seattle Mariners</b> Safeco Field, Seattle, WA Wed Aug 17 2011, 7:11 PM - 9:55 PM PDT Att: 26,588 - Clear - 72 F			
21 Franklin Gutierrez, R OBP: 0.256, SLG: 0.270	G6-3						G6-3			4	0	1	1	0	0	0				
13 Dustin Ackley, L OBP: 0.370, SLG: 0.481	K						K			3	0	0	0	1	3	0				
20 Mike Carp, L OBP: 0.386, SLG: 0.529							K			4	0	1	0	0	2	2				
33 Casper Wells, R OBP: 0.350, SLG: 0.509										2	0	0	0	0	2	1				
4 Adam Kennedy, L OBP: 0.285, SLG: 0.368										1	0	0	0	0	0	0				
12 Travon Robinson, S OBP: 0.270, SLG: 0.444										4	0	0	0	0	2	3				
15 Kyle Seager, L OBP: 0.274, SLG: 0.182										3	0	0	0	1	2	0				
3 Josh Bard, S OBP: 0.250, SLG: 0.333										3	0	0	0	0	1	1				
2 Jack Wilson, R OBP: 0.283, SLG: 0.295										2	0	0	0	1	1	1				
<b>Inning Stats</b>	R: 0 H: 0 E: 0 K: 1 S: 8	H: 0 LOB: 0 BB: 0 P: 12	R: 0 H: 0 E: 0 K: 3 S: 10	H: 0 LOB: 0 BB: 0 P: 12	R: 0 H: 0 E: 0 K: 1 S: 10	H: 0 LOB: 1 BB: 1 P: 16	R: 0 H: 1 E: 0 K: 2 S: 14	H: 1 LOB: 0 BB: 0 P: 22	R: 0 H: 0 E: 0 K: 2 S: 9	H: 2 LOB: 3 BB: 1 P: 34	R: 0 H: 0 E: 2 K: 0 S: 9	H: 0 LOB: 1 BB: 1 P: 16	R: 0 H: 0 E: 0 K: 1 S: 10	H: 0 LOB: 0 BB: 0 P: 12	R: 0 H: 0 E: 0 K: 0 S: 8	H: 0 LOB: 0 BB: 0 P: 10	1B: 2 2B: 1 3B: 0 HR: 0	SF: 0 SAC: 0 DP: 1 HBP: 1	WP: 1 PB: 0 SB: 0 CS: 0	PA: 34
<b>PITCHER</b>	IP WLS BF H R ER SO BB IBB HBP BLK WP HR S P ERA WHIP	IP WLS BF H R ER SO BB IBB HBP BLK WP HR S P ERA WHIP	IP WLS BF H R ER SO BB IBB HBP BLK WP HR S P ERA WHIP	IP WLS BF H R ER SO BB IBB HBP BLK WP HR S P ERA WHIP	IP WLS BF H R ER SO BB IBB HBP BLK WP HR S P ERA WHIP	IP WLS BF H R ER SO BB IBB HBP BLK WP HR S P ERA WHIP	IP WLS BF H R ER SO BB IBB HBP BLK WP HR S P ERA WHIP	IP WLS BF H R ER SO BB IBB HBP BLK WP HR S P ERA WHIP	IP WLS BF H R ER SO BB IBB HBP BLK WP HR S P ERA WHIP	IP WLS BF H R ER SO BB IBB HBP BLK WP HR S P ERA WHIP	IP WLS BF H R ER SO BB IBB HBP BLK WP HR S P ERA WHIP	IP WLS BF H R ER SO BB IBB HBP BLK WP HR S P ERA WHIP	IP WLS BF H R ER SO BB IBB HBP BLK WP HR S P ERA WHIP	IP WLS BF H R ER SO BB IBB HBP BLK WP HR S P ERA WHIP	IP WLS BF H R ER SO BB IBB HBP BLK WP HR S P ERA WHIP	IP WLS BF H R ER SO BB IBB HBP BLK WP HR S P ERA WHIP	ERA WHIP	ERA WHIP	ERA WHIP	ERA WHIP
23 Brandon Morrow, R ERA: 4.41	6.0	W	24	3	1	1	10	2	0	1	0	0	0	0	9	16	1.50	0.833		
51 Jesse Litsch, R ERA: 4.03	1.0		4	0	0	0	0	1	0	0	0	0	0	9	16	0.00	1.000			
44 Casey Janssen, R ERA: 2.37	1.0		3	0	0	0	1	0	0	0	0	0	0	10	12	0.00	0.000			
50 Frank Francisco, R ERA: 4.06	1.0		3	0	0	0	0	0	0	0	0	0	0	8	10	0.00	0.000			

Batter	1	2	3	4	5	6	7	8	9	AB	R	H	RBI	BB	SO	LOB	TOP			
51 Ichiro Suzuki, L (1,9)										4	0	2	0	0	0	1	<b>Seattle Mariners @ Tampa Bay Rays</b> Tropicana Field, St. Petersburg, FL Fri Aug 19 2011, 7:13 PM - 9:41 PM EDT Att: 14,884 - Dome - 72 F			
21 Franklin Gutierrez, R (1,8)										4	0	0	0	0	0	2				
4 Adam Kennedy, L (1,5)										4	0	0	0	0	2	2				
20 Mike Carp, L (1,3)										3	0	1	0	1	0	0				
33 Casper Wells, R (1,10)										4	0	1	0	0	3	3				
30 Miguel Olivo, R (1,2)										4	0	1	0	0	2	2				
1 Luis Antonio Rodriguez, Sr (6)										2	0	0	0	1	0	1				
13 Dustin Ackley, L (9,PH)										1	0	0	0	0	1	0				
15 Kyle Seager, L (1,4)										4	1	2	1	0	1	2				
12 Trayvon Robinson, S (1,7)										4	1	1	0	0	2	1				
<b>Inning Stats</b>	R: 0 E: 0 K: 1 S: 13	H: 0 LOB: 0 BB: 0 P: 16	R: 0 E: 0 K: 2 S: 13	H: 1 LOB: 2 BB: 1 P: 23	R: 1 E: 1 K: 1 S: 11	H: 1 LOB: 2 BB: 1 P: 19	R: 0 E: 0 K: 1 S: 10	H: 1 LOB: 1 BB: 0 P: 15	R: 0 E: 0 K: 1 S: 10	H: 1 LOB: 0 BB: 0 P: 12	R: 0 E: 0 K: 1 S: 9	H: 1 LOB: 1 BB: 0 P: 14	R: 0 E: 0 K: 1 S: 9	H: 1 LOB: 0 BB: 0 P: 14	R: 0 E: 0 K: 2 S: 9	H: 0 LOB: 0 BB: 0 P: 12	1B: 6 2B: 1 3B: 0 HR: 1	SF: 0 SAC: 0 DP: 1 HBP: 0	WP: 0 PB: 0 SB: 0 CS: 1	PA: 37
<b>PITCHER</b>	IP WLS BF H R ER SO BB IBB HBP BLK WP HR S P ERA WHIP	IP WLS BF H R ER SO BB IBB HBP BLK WP HR S P ERA WHIP	IP WLS BF H R ER SO BB IBB HBP BLK WP HR S P ERA WHIP	IP WLS BF H R ER SO BB IBB HBP BLK WP HR S P ERA WHIP	IP WLS BF H R ER SO BB IBB HBP BLK WP HR S P ERA WHIP	IP WLS BF H R ER SO BB IBB HBP BLK WP HR S P ERA WHIP	IP WLS BF H R ER SO BB IBB HBP BLK WP HR S P ERA WHIP	IP WLS BF H R ER SO BB IBB HBP BLK WP HR S P ERA WHIP	IP WLS BF H R ER SO BB IBB HBP BLK WP HR S P ERA WHIP	IP WLS BF H R ER SO BB IBB HBP BLK WP HR S P ERA WHIP	IP WLS BF H R ER SO BB IBB HBP BLK WP HR S P ERA WHIP	IP WLS BF H R ER SO BB IBB HBP BLK WP HR S P ERA WHIP	IP WLS BF H R ER SO BB IBB HBP BLK WP HR S P ERA WHIP	IP WLS BF H R ER SO BB IBB HBP BLK WP HR S P ERA WHIP	IP WLS BF H R ER SO BB IBB HBP BLK WP HR S P ERA WHIP	IP WLS BF H R ER SO BB IBB HBP BLK WP HR S P ERA WHIP	IP WLS BF H R ER SO BB IBB HBP BLK WP HR S P ERA WHIP			
40 Wade Davis, R (1,1)	7.0	30	7	2	1	8	2	0	0	0	0	0	0	0	0	0	1.29	1.286		
39 J.P. Howell, L (8,1)	0.1	1	0	0	0	0	0	0	0	0	0	0	0	0	0	3	5	0.00	0.000	
37 Juan Cruz, R (8,1)	0.2	W	2	1	0	1	0	0	0	0	0	0	0	0	6	9	0.00	1.500		
43 Kyle Farnsworth, R (9,1)	1.0	S	3	0	0	2	0	0	0	0	0	0	0	0	9	12	0.00	0.000		

Batter	1	2	3	4	5	6	7	8	9	AB	R	H	RBI	BB	SO	LOB	BOTTOM			
8 Desmond Jennings, R (1,7)										3	0	0	0	1	1	1	<b>Seattle Mariners @ Tampa Bay Rays</b> Tropicana Field, St. Petersburg, FL Fri Aug 19 2011, 7:13 PM - 9:41 PM EDT Att: 14,884 - Dome - 72 F			
22 Johnny Damon, L (1,10)										4	1	1	0	0	1	1				
3 Evan Longoria, R (1,5)										4	0	1	1	0	1	1				
18 Ben Zobrist, S (1,4)										3	0	1	1	1	1	1				
11 Casey Kotchman, L (1,3)										4	0	2	0	0	2	1				
2 B.J. Upton, R (1,8)										4	1	1	0	0	1	5				
20 Matt Joyce, L (1,9)										2	0	0	0	1	1	1				
28 John Jaso, L (1,2)										2	0	0	1	0	0	0				
1 Sean Rodriguez, R (1,6)										2	0	0	0	0	1	1				
5 Sam Fuld, L (8,PH)										1	1	1	0	0	0	0				
15 Reid Brignac, L (9,6)										0	0	0	0	0	0	0				
<b>Inning Stats</b>	R: 0 E: 0 K: 1 S: 7	H: 0 LOB: 0 BB: 0 P: 11	R: 0 E: 0 K: 1 S: 7	H: 0 LOB: 1 BB: 1 P: 13	R: 0 E: 0 K: 2 S: 7	H: 0 LOB: 0 BB: 0 P: 10	R: 0 E: 0 K: 2 S: 10	H: 0 LOB: 1 BB: 1 P: 18	R: 1 E: 0 K: 1 S: 11	H: 1 LOB: 1 BB: 1 P: 17	R: 0 E: 0 K: 0 S: 4	H: 0 LOB: 0 BB: 0 P: 5	R: 0 E: 0 K: 1 S: 8	H: 1 LOB: 1 BB: 0 P: 10	R: 2 E: 0 K: 1 S: 18	H: 5 LOB: 3 BB: 0 P: 25	1B: 7 2B: 0 3B: 0 HR: 0	SF: 0 SAC: 1 DP: 0 HBP: 0	WP: 0 PB: 0 SB: 3 CS: 1	PA: 34
<b>PITCHER</b>	IP WLS BF H R ER SO BB IBB HBP BLK WP HR S P ERA WHIP	IP WLS BF H R ER SO BB IBB HBP BLK WP HR S P ERA WHIP	IP WLS BF H R ER SO BB IBB HBP BLK WP HR S P ERA WHIP	IP WLS BF H R ER SO BB IBB HBP BLK WP HR S P ERA WHIP	IP WLS BF H R ER SO BB IBB HBP BLK WP HR S P ERA WHIP	IP WLS BF H R ER SO BB IBB HBP BLK WP HR S P ERA WHIP	IP WLS BF H R ER SO BB IBB HBP BLK WP HR S P ERA WHIP	IP WLS BF H R ER SO BB IBB HBP BLK WP HR S P ERA WHIP	IP WLS BF H R ER SO BB IBB HBP BLK WP HR S P ERA WHIP	IP WLS BF H R ER SO BB IBB HBP BLK WP HR S P ERA WHIP	IP WLS BF H R ER SO BB IBB HBP BLK WP HR S P ERA WHIP	IP WLS BF H R ER SO BB IBB HBP BLK WP HR S P ERA WHIP	IP WLS BF H R ER SO BB IBB HBP BLK WP HR S P ERA WHIP	IP WLS BF H R ER SO BB IBB HBP BLK WP HR S P ERA WHIP	IP WLS BF H R ER SO BB IBB HBP BLK WP HR S P ERA WHIP	IP WLS BF H R ER SO BB IBB HBP BLK WP HR S P ERA WHIP				
34 Félix Hernández, R (1,1)	8.0	L	33	7	3	3	9	3	0	0	0	0	0	0	0	0	3.38	1.250		

AB	34
R	2
H	8
RBI	1
BB	2
SO	11
LOB	14



AB	29
R	3
H	7
RBI	3
BB	3
SO	9
LOB	12



Batter	1	2	3	4	5	6	7	8	9	AB	R	H	RBI	BB	SO	LOB	TOP										
51 Ichiro Suzuki, L (1,9) OBP: 0.305, SLG: 0.317										4	0	1	0	0	0	1											
21 Franklin Gutierrez, R (1,8) OBP: 0.248, SLG: 0.261										4	0	0	0	0	1	2											
13 Dustin Ackley, L (1,4) OBP: 0.366, SLG: 0.479										4	0	1	0	0	0	2											
20 Mike Carp, L (1,3) OBP: 0.385, SLG: 0.517										4	0	1	0	0	0	3											
30 Miguel Olivo, R (1,2) OBP: 0.247, SLG: 0.367										4	0	0	0	0	1	1											
1 Luis Antonio Rodriguez, S (1,6) OBP: 0.287, SLG: 0.285										0	0	0	0	0	0	0											
4 Adam Kennedy, L (2,5) OBP: 0.282, SLG: 0.366										3	0	1	0	0	0	0											
29 Wily Mo Peña, R (1,10) OBP: 0.190, SLG: 0.466										4	0	1	0	0	1	2											
15 Kyle Seager, L (1,5) OBP: 0.286, SLG: 0.254										4	0	1	0	0	2	2											
12 Trayvon Robinson, S (1,7) OBP: 0.295, SLG: 0.452										2	0	1	0	1	1	2											
<b>Inning Stats</b>	R: 0 E: 0 K: 1 S: 7	H: 1 LOB: 1 BB: 0 P: 10	R: 0 E: 0 K: 1 S: 9	H: 1 LOB: 2 BB: 0 P: 14	R: 0 E: 0 K: 0 S: 6	H: 0 LOB: 0 BB: 0 P: 8	R: 0 E: 0 K: 0 S: 6	H: 1 LOB: 0 BB: 0 P: 9	R: 0 E: 0 K: 2 S: 9	H: 0 LOB: 1 BB: 1 P: 17	R: 0 E: 0 K: 0 S: 7	H: 0 LOB: 0 BB: 0 P: 14	R: 0 E: 0 K: 1 S: 9	H: 1 LOB: 1 BB: 0 P: 13	R: 0 E: 0 K: 0 S: 12	H: 2 LOB: 2 BB: 0 P: 17	R: 0 E: 0 K: 1 S: 17	H: 1 LOB: 1 BB: 0 P: 24	1B: 5 2B: 2 HR: 0	SF: 0 SAC: 0 HBP: 1	WP: 1 PB: 0 SB: 0 CS: 0	PA: 35					
<b>PITCHER</b>	IP	WLS	BF	H	R	ER	SO	BB	IBB	HBP	BLK	WP	HR	S	P	ERA	WHIP										
58 Jeremy Hellickson, R (1,1) ERA: 3.04	8.0	W	31	6	0	0	5	1	0	1	0	1	0	65	102	0.00	0.875										
62 Joel Peralta, R (9,1) ERA: 3.44	1.0		4	1	0	0	1	0	0	0	0	0	0	17	24	0.00	1.000										

Seattle Mariners @ Tampa Bay Rays  
Tropicana Field, St. Petersburg, FL  
Sat Aug 20 2011, 7:11 PM - 10:17 PM EDT  
Att: 20,148 - Dome - 72 F

AB	33
R	0
H	7
RBI	0
BB	1
SO	6
LOB	15



Batter	1	2	3	4	5	6	7	8	9	AB	R	H	RBI	BB	SO	LOB	BOTTOM										
8 Desmond Jennings, R (1,7) OBP: 0.395, SLG: 0.580										4	1	1	0	0	0	2											
22 Johnny Damon, L (1,10) OBP: 0.319, SLG: 0.403										5	2	3	1	0	0	3											
3 Evan Longoria, R (1,5) OBP: 0.328, SLG: 0.460										5	1	2	4	0	2	3											
18 Ben Zobrist, S (1,9) OBP: 0.376, SLG: 0.502										4	1	3	0	1	1	1											
2 B.J. Upton, R (1,8) OBP: 0.307, SLG: 0.397										4	0	0	0	1	2	5											
1 Sean Rodriguez, R (1,4) OBP: 0.300, SLG: 0.345										4	0	2	1	0	0	2											
11 Casey Kotchman, L (1,3) OBP: 0.391, SLG: 0.465										2	1	0	1	1	0	1											
10 Kelly Shoppach, R (1,2) OBP: 0.279, SLG: 0.313										3	1	1	0	0	1	1											
9 Elliot Johnson, S (1,6) OBP: 0.241, SLG: 0.329										4	1	1	1	0	1	4											
<b>Inning Stats</b>	R: 2 E: 0 K: 0 S: 11	H: 3 LOB: 0 BB: 0 P: 16	R: 0 E: 0 K: 2 S: 11	H: 1 LOB: 1 BB: 0 P: 16	R: 3 E: 0 K: 0 S: 19	H: 4 LOB: 3 BB: 1 P: 34	R: 0 E: 0 K: 2 S: 11	H: 0 LOB: 1 BB: 0 P: 17	R: 0 E: 0 K: 1 S: 6	H: 0 LOB: 0 BB: 0 P: 8	R: 0 E: 0 K: 0 S: 9	H: 0 LOB: 0 BB: 0 P: 14	R: 0 E: 0 K: 2 S: 15	H: 2 LOB: 2 BB: 0 P: 25	R: 3 E: 0 K: 0 S: 19	H: 3 LOB: 2 BB: 2 P: 38	1B: 9 2B: 2 3B: 1 HR: 1	SF: 1 SAC: 0 DP: 1 HBP: 2	WP: 1 PB: 1 SB: 3 CS: 0	PA: 41							
<b>PITCHER</b>	IP	WLS	BF	H	R	ER	SO	BB	IBB	HBP	BLK	WP	HR	S	P	ERA	WHIP										
41 Charlie Furbush, L (1,1) ERA: 4.64	3.0	L	18	8	5	2	3	0	0	1	0	0	0	41	66	15.00	2.667										
54 Tom Wilhelmson, R (4,1) ERA: 5.19	3.0		10	0	0	0	3	0	0	1	0	0	0	26	39	0.00	0.000										
59 Chance Ruffin, R (7,1) ERA: 3.18	1.0		5	2	0	0	2	0	0	0	0	0	0	15	25	0.00	2.000										
31 Josh Lueke, R (8,1) ERA: 9.72	0.2		7	3	3	3	0	2	0	0	0	1	0	13	29	40.50	7.500										
60 Jeff Gray, R (8,1) ERA: 3.95	0.1		1	0	0	0	0	0	0	0	0	0	0	6	9	0.00	0.000										

Seattle Mariners @ Tampa Bay Rays  
Tropicana Field, St. Petersburg, FL  
Sat Aug 20 2011, 7:11 PM - 10:17 PM EDT  
Att: 20,148 - Dome - 72 F

AB	35
R	8
H	13
RBI	8
BB	3
SO	7
LOB	22



Batter	1	2	3	4	5	6	7	8	9	AB	R	H	RBI	BB	SO	LOB	TOP					
51 Ichiro Suzuki, L OBP: 0.304, SLG: 0.316	G4-3	G5-3		G4-3-6-4			1B		K	5	0	1	0	0	1	3						
21 Franklin Gutierrez, R OBP: 0.251, SLG: 0.264	1B	K		1B			P4		G4-3	5	1	2	1	0	1	2						
13 Dustin Ackley, L OBP: 0.382, SLG: 0.477	1B			G3-1			FC3-6		K	5	1	2	0	0	1	2						
20 Mike Carp, L OBP: 0.382, SLG: 0.517	G4-3			2B			F7			4	0	1	1	0	1	2						
33 Casper Wells, R OBP: 0.351, SLG: 0.521	HR			G5-3			G6-3		1B	4	2	2	2	0	0	2						
4 Adam Kennedy, L OBP: 0.279, SLG: 0.361	G3-1			K			L4		F7	4	0	0	0	0	1	3						
29 Wily Mo Peña, R OBP: 0.210, SLG: 0.516				K					HR	4	2	2	2	0	2	2						
15 Kyle Seager, L OBP: 0.297, SLG: 0.269				1B					P4	4	1	2	0	0	1	0						
3 Josh Bard, S OBP: 0.250, SLG: 0.317				G4-3					K	3	0	0	1	1	2	1						
<b>Inning Stats</b>	R: 3 H: 3 E: 1 K: 0 S: 12	H: 3 R: 0 BB: 0 P: 19	R: 1 H: 2 E: 0 K: 1 S: 9	H: 2 R: 0 BB: 1 P: 14	R: 0 H: 2 E: 0 K: 2 S: 11	H: 2 R: 0 BB: 0 P: 17	R: 1 H: 2 E: 0 K: 0 S: 8	H: 2 R: 0 BB: 1 P: 16	R: 0 H: 0 E: 0 K: 1 S: 8	H: 0 R: 0 BB: 0 P: 11	R: 0 H: 0 E: 0 K: 3 S: 11	H: 0 R: 0 BB: 0 P: 16	R: 0 H: 1 E: 0 K: 0 S: 4	H: 1 R: 0 BB: 0 P: 7	R: 2 H: 2 E: 0 K: 1 S: 19	H: 2 R: 0 BB: 0 P: 22	R: 0 H: 0 E: 0 K: 2 S: 9	H: 0 R: 0 BB: 0 P: 13	1B: 9 2B: 1 3B: 0 HR: 2	SF: 0 SAC: 0 DP: 1 HBP: 0	WP: 0 PB: 0 SB: 0 CS: 0	PA: 39
<b>PITCHER</b>	IP	WLS	BF	H	R	ER	SO	BB	IBB	HBP	BLK	WP	HR	S	P	ERA	WHIP					
33 James Shields, R ERA: 3.05	7.1		34	12	7	7	7	1	0	0	0	0	2	71	110	8.59	1.773					
62 Joel Peralta, R ERA: 3.4	0.2		2	0	0	0	1	0	0	0	0	0	0	11	12	0.00	0.000					
43 Kyle Farnsworth, R ERA: 1.84	1.0	W	3	0	0	0	2	0	0	0	0	0	0	9	13	0.00	0.000					

Seattle Mariners @ Tampa Bay Rays  
Tropicana Field, St. Petersburg, FL  
Sun Aug 21 2011, 1:41 PM - 4:42 PM EDT  
Att: 17,226 - Dome - 72 F

AB	38
R	7
H	12
RBI	7
BB	1
SO	10
LOB	17



Batter	1	2	3	4	5	6	7	8	9	AB	R	H	RBI	BB	SO	LOB	BOTTOM					
8 Desmond Jennings, R OBP: 0.412, SLG: 0.592	K						1B			3	2	2	0	1	1	0						
22 Johnny Damon, L OBP: 0.319, SLG: 0.412	L3			P6			BB		HBP	5	1	2	4	0	0	2						
3 Evan Longoria, R OBP: 0.327, SLG: 0.456	K			K					HR	3	0	0	0	1	2	3						
18 Ben Zobrist, S OBP: 0.375, SLG: 0.501		1B					F8			3	1	1	1	0	1	2						
11 Casey Kotchman, L OBP: 0.388, SLG: 0.460		K					G6-3			4	0	0	0	0	1	4						
2 B.J. Upton, R OBP: 0.307, SLG: 0.394		F8					P4			3	1	0	0	1	1	1						
20 Matt Joyce, L OBP: 0.342, SLG: 0.489		1B					K			3	2	2	1	1	1	0						
28 John Jaso, L OBP: 0.301, SLG: 0.339		1B					1B			4	0	2	2	0	0	2						
15 Reid Brignac, L OBP: 0.225, SLG: 0.211							1B			2	0	0	0	0	0	2						
5 Sam Fuld, L OBP: 0.306, SLG: 0.367							P6			0	1	0	0	1	0	0						
1 Sean Rodriguez, R OBP: 0.302, SLG: 0.347										1	0	1	0	0	0	0						
<b>Inning Stats</b>	R: 0 H: 0 E: 0 K: 2 S: 12	H: 3 R: 0 BB: 0 P: 15	R: 2 H: 3 E: 0 K: 1 S: 16	H: 3 R: 0 BB: 1 P: 21	R: 0 H: 1 E: 0 K: 1 S: 8	H: 0 R: 0 BB: 0 P: 15	R: 0 H: 0 E: 0 K: 0 S: 7	H: 0 R: 0 BB: 0 P: 10	R: 0 H: 1 E: 0 K: 1 S: 9	H: 1 R: 0 BB: 0 P: 17	R: 1 H: 1 E: 0 K: 0 S: 12	H: 1 R: 0 BB: 0 P: 16	R: 4 H: 2 E: 0 K: 1 S: 15	H: 2 R: 0 BB: 4 P: 36	R: 0 H: 1 E: 0 K: 1 S: 7	H: 1 R: 0 BB: 3 P: 15	R: 1 H: 1 E: 0 K: 0 S: 1	H: 1 R: 0 BB: 0 P: 1	1B: 6 2B: 3 3B: 0 HR: 1	SF: 1 SAC: 0 DP: 0 HBP: 1	WP: 0 PB: 0 SB: 3 CS: 2	PA: 38
<b>PITCHER</b>	IP	WLS	BF	H	R	ER	SO	BB	IBB	HBP	BLK	WP	HR	S	P	ERA	WHIP					
36 Michael Pineda, R ERA: 3.73	6.0		23	6	3	2	5	0	0	0	0	0	0	64	94	3.00	1.000					
50 Jamey Wright, R ERA: 4.02	0.1	H	5	1	4	4	0	3	0	0	0	0	0	7	19	108.00	12.000					
60 Jeff Gray, R ERA: 3.96	0.0	B	2	1	0	0	0	0	1	0	0	0	0	2	9	∞	∞					
57 Dan Cortes, R ERA: 2.79	1.2	L	9	2	1	1	2	1	0	1	0	0	1	14	24	5.40	1.800					

Seattle Mariners @ Tampa Bay Rays  
Tropicana Field, St. Petersburg, FL  
Sun Aug 21 2011, 1:41 PM - 4:42 PM EDT  
Att: 17,226 - Dome - 72 F

AB	31
R	8
H	10
RBI	8
BB	5
SO	7
LOB	16



Batter	1	2	3	4	5	6	7	8	9	AB	R	H	RBI	BB	SO	LOB	TOP					
51 Ichiro Suzuki, L (1, 9) OBP: 0.307, SLG: 0.324										5	1	3	1	0	2	5						
21 Franklin Gutierrez, R (1, 8) OBP: 0.267, SLG: 0.260										4	0	0	1	0	1	2						
13 Dustin Ackley, L (1, 4) OBP: 0.367, SLG: 0.472										4	0	1	0	1	0	1						
20 Mike Carp, L (1, 3) OBP: 0.376, SLG: 0.503										4	0	0	0	0	2	4						
33 Casper Wells, R (1, 10) OBP: 0.354, SLG: 0.518										3	1	1	0	0	0	0						
4 Adam Kennedy, L (1, 5) OBP: 0.279, SLG: 0.360										4	0	1	0	0	0	2						
30 Miguel Olivo, R (1, 2) OBP: 0.250, SLG: 0.369										3	1	1	0	0	1	2	AB 32					
26 Brendan Ryan, R (1, 6) OBP: 0.322, SLG: 0.335										3	0	0	0	0	2	2	R 3					
12 Trayvon Robinson, S (1, 7) OBP: 0.298, SLG: 0.432										2	0	0	0	1	0	0	H 7					
<b>Inning Stats</b>	R: 1 E: 0 K: 1 S: 12	H: 1 LOB: 0 BB: 0 P: 18	R: 1 E: 1 K: 3 S: 23	H: 1 LOB: 2 BB: 1 P: 39	R: 0 E: 0 K: 1 S: 10	H: 1 LOB: 2 BB: 0 P: 16	R: 0 E: 0 K: 1 S: 10	H: 0 LOB: 0 BB: 0 P: 13	R: 0 E: 0 K: 0 S: 9	H: 2 LOB: 1 BB: 0 P: 12	R: 0 E: 0 K: 0 S: 7	H: 1 LOB: 1 BB: 0 P: 11	R: 0 E: 0 K: 0 S: 9	H: 1 LOB: 1 BB: 0 P: 10	R: 0 E: 0 K: 0 S: 7	H: 0 LOB: 0 BB: 0 P: 8	R: 1 E: 1 K: 2 S: 16	H: 0 LOB: 3 BB: 1 P: 32	1B: 5 2B: 1 3B: 0 HR: 1	SF: 1 SAC: 1 DP: 0 HBP: 4	WP: 0 PB: 0 SB: 2 CS: 1	PA: 40
<b>PITCHER</b>	IP WLS BF H R ER SO BB IBB HBP BLK WP HR S P ERA WHIP																					
55 Roberto Hernandez, R (1, 1) ERA: 4.76	6.0	26	6	2	1	6	1	0	2	0	0	0	1	71	109	1.50	1.167					
53 Rafael Perez, L (7, 1) ERA: 2.06	1.1	5	1	0	0	0	0	0	0	0	0	0	0	12	14	0.00	0.750					
52 Vinnie Pestano, R (8, 1) ERA: 2.59	0.2	2	0	0	0	0	0	0	0	0	0	0	0	4	4	0.00	0.000					
54 Chris Perez, R (9, 1) ERA: 3.0	1.0	L 7	0	1	0	2	1	0	2	0	0	0	0	16	32	0.00	1.000					

Seattle Mariners @ Cleveland Indians  
 Progressive Field, Cleveland, OH  
 Mon Aug 22 2011, 7:08 PM - 10:08 PM EDT  
 Att: 21,582 - Clear - 70 F

AB	32
R	3
H	7
RBI	2
BB	2
SO	8
LOB	18



Batter	1	2	3	4	5	6	7	8	9	AB	R	H	RBI	BB	SO	LOB	BOTTOM					
23 Michael Brantley, L (1, 7) OBP: 0.318, SLG: 0.384										4	0	0	0	0	0	6						
16 Jason Donald, R (1, 4) OBP: 0.302, SLG: 0.324										4	0	0	0	0	0	3						
13 Asdrubal Cabrera, S (1, 6) OBP: 0.347, SLG: 0.479										4	0	1	0	0	0	0						
41 Carlos Santana, S (1, 3) OBP: 0.350, SLG: 0.446										4	1	1	0	0	1	1						
1 Kosuke Fukudome, L (1, 9) OBP: 0.353, SLG: 0.359										4	0	0	0	0	1	1						
7 Matt LaPorta, R (1, 10) OBP: 0.293, SLG: 0.408										4	0	0	0	0	0	1						
9 Jack Hannahan, L (1, 5) OBP: 0.320, SLG: 0.338										3	1	1	0	0	0	1	AB 35					
6 Lou Marson, R (1, 2) OBP: 0.297, SLG: 0.318										3	0	3	1	0	0	0	R 2					
8 Lonnie Chisenhall, L (9, PH) OBP: 0.273, SLG: 0.372										1	0	1	0	0	0	0	H 9					
12 Ezequiel Carrera, L (1, 8) OBP: 0.300, SLG: 0.290										4	0	2	1	0	0	3	RBI 2					
<b>Inning Stats</b>	R: 0 E: 0 K: 0 S: 9	H: 0 LOB: 0 BB: 0 P: 14	R: 2 E: 2 K: 1 S: 21	H: 3 LOB: 3 BB: 0 P: 31	R: 0 E: 0 K: 1 S: 6	H: 0 LOB: 0 BB: 0 P: 8	R: 0 E: 0 K: 0 S: 13	H: 2 LOB: 2 BB: 0 P: 19	R: 0 E: 0 K: 0 S: 4	H: 1 LOB: 0 BB: 0 P: 6	R: 0 E: 0 K: 0 S: 8	H: 0 LOB: 0 BB: 0 P: 12	R: 0 E: 0 K: 0 S: 7	H: 1 LOB: 0 BB: 0 P: 12	R: 0 E: 0 K: 0 S: 6	H: 0 LOB: 0 BB: 0 P: 12	R: 0 E: 0 K: 0 S: 13	H: 2 LOB: 2 BB: 0 P: 20	1B: 8 2B: 2 3B: 0 HR: 0	SF: 0 SAC: 0 DP: 3 HBP: 1	WP: 0 PB: 0 SB: 1 CS: 0	PA: 36
<b>PITCHER</b>	IP WLS BF H R ER SO BB IBB HBP BLK WP HR S P ERA WHIP																					
38 Jason Vargas, L (1, 1) ERA: 4.18	7.0	28	7	2	0	0	1	0	0	0	0	0	0	68	102	0.00	1.000					
59 Chance Ruffin, R (8, 1) ERA: 2.7	1.0	W 3	0	0	0	0	0	0	0	0	0	6	12	0.00	0.000							
43 Brandon League, R (9, 1) ERA: 2.74	1.0	S 5	2	0	0	0	0	0	0	0	0	13	20	0.00	2.000							

Seattle Mariners @ Cleveland Indians  
 Progressive Field, Cleveland, OH  
 Mon Aug 22 2011, 7:08 PM - 10:08 PM EDT  
 Att: 21,582 - Clear - 70 F

AB	35
R	2
H	9
RBI	2
BB	0
SO	2
LOB	16



Batter	1	2	3	4	5	6	7	8	9	AB	R	H	RBI	BB	SO	LOB	TOP									
51 Ichiro Suzuki, L (1, 10) OBP: 0.310, SLG: 0.324	G3		L9		2-1 2B 1B		4-0 IBB		4-0 IBB	3	1	1	1	2	0	0										
21 Franklin Gutierrez, R (1, 8) OBP: 0.269, SLG: 0.266	1-2 13 G1-6-3 1B		1-3 K		0-1 2H 2B		2-2 G5-3		1-0 P2	5	0	2	1	0	1	4										
13 Dustin Ackley, L (1, 4) OBP: 0.359, SLG: 0.461	2-0 G1-6-3		1-1 F7		2-1 P6			2-2 F8	2-0 F8	5	0	0	0	0	0	4										
20 Mike Carp, L (1, 3) OBP: 0.368, SLG: 0.491		1-3 K		2-3 K		0-2 F7		2-2 F9		4	0	0	0	0	2	0										
33 Casper Wells, R (1, 9) OBP: 0.347, SLG: 0.506		1-0 G5-3		0-1 G3		1-3 K		1-3 K		4	0	0	0	0	2	0										
4 Adam Kennedy, L (1, 5) OBP: 0.278, SLG: 0.362		3-1 30 1B		0-0 G4-3		2-3 K			0-0 G3	4	1	1	0	0	1	0										
3 Josh Bard, S (9, 2) OBP: 0.250, SLG: 0.317										0	0	0	0	0	0	0										
30 Miguel Olivo, R (1, 2) OBP: 0.253, SLG: 0.371		1-0 15 1B							1-0 15 12 2B 1B	4	0	2	1	0	1	0										
26 Brendan Ryan, R (9, PR) OBP: 0.322, SLG: 0.335										0	1	0	0	0	0	0										
15 Kyle Seager, L (1, 6) OBP: 0.321, SLG: 0.310		1-2 1B							1-2 12 2B 1B	4	1	3	0	0	0	0										
12 Trayvon Robinson, S (1, 7) OBP: 0.314, SLG: 0.479									0-2 G3	4	1	2	2	0	0	3										
Inning Stats	R: 0 E: 0 K: 0 S: 5	H: 1 LOB: 0 BB: 0 P: 8	R: 1 E: 0 K: 1 S: 15	H: 3 LOB: 2 BB: 0 P: 22	R: 0 E: 0 K: 1 S: 7	H: 0 LOB: 0 BB: 0 P: 10	R: 0 E: 0 K: 1 S: 6	H: 0 LOB: 0 BB: 0 P: 8	R: 2 E: 0 K: 2 S: 9	H: 3 LOB: 1 BB: 0 P: 18	R: 0 E: 0 K: 2 S: 9	H: 0 LOB: 0 BB: 0 P: 12	R: 0 E: 0 K: 0 S: 9	H: 1 LOB: 2 BB: 1 P: 18	R: 0 E: 0 K: 1 S: 9	H: 0 LOB: 0 BB: 0 P: 14	R: 2 E: 0 K: 0 S: 11	H: 3 LOB: 2 BB: 1 P: 23	1B: 6 2B: 5 HR: 0	SF: 0 SAC: 0 DP: 1 HBP: 0	WP: 0 PB: 0 SB: 0 CS: 0	PA: 39				
PITCHER	IP	WLS	BF	H	R	ER	SO	BB	IBB	HBP	BLK	WP	HR	S	P	ERA	WHIP									
63 Justin Masterson, R (1, 1) ERA: 2.83	8.1		35	10	5	5	7	0	1	0	0	0	0	78	117	5.40	1.200									
54 Chris Perez, R (9, 1) ERA: 2.96	0.2	W	4	1	0	0	0	0	1	0	0	0	0	6	16	0.00	1.500									

Seattle Mariners @ Cleveland Indians  
 Progressive Field, Cleveland, OH  
 Tue Aug 23 2011, 1:05 PM - 3:56 PM EDT  
 Att: 22,805 - Partly Cloudy - 78 F

livebaseballscores.com

AB	37
R	5
H	11
RBI	5
BB	2
SO	7
LOB	11



Batter	1	2	3	4	5	6	7	8	9	AB	R	H	RBI	BB	SO	LOB	BOTTOM									
12 Ezequiel Carrera, L (1, 7) OBP: 0.314, SLG: 0.327	0-2 13 S 2B 1B		2-2 F7		1-2 2B		0-0 B2		3-2 13 E 17 HR 2B	5	2	3	0	0	0	1										
13 Adrúbal Cabrera, S (1, 6) OBP: 0.344, SLG: 0.414	3-2 F9		2-0 G4-3		2-2 P6		2-0 F9		0-0 FC4 17 HR	5	1	0	0	0	0	4										
17 Shin-Soo Choo, L (1, 9) OBP: 0.344, SLG: 0.377	0-3 K		2-2 2B		0-1 G1-3		4-1 41 1B BB		0-0 HR	4	1	2	3	1	1	2										
41 Carlos Santana, S (1, 2) OBP: 0.351, SLG: 0.445	4-2 2B BB		1-2 F9		3-1 P5		2-0 1B			3	0	1	1	1	0	1										
1 Kosuke Fukudome, L (1, 8) OBP: 0.357, SLG: 0.369	0-2 2B			3-1 8 1B 2B		3-2 8 2B 7 SF8 1B		0-2 G1-3		4	2	3	1	0	0	0										
8 Lonnie Chisenhall, L (1, 10) OBP: 0.290, SLG: 0.385	0-3 K		0-0 9 L4-3 1B		0-0 2B		1-0 7 SF8 2B		1-0 G6-3	4	0	2	1	0	1	2										
7 Matt LaPorta, R (1, 3) OBP: 0.292, SLG: 0.411		3-2 K		0-3 8 1B 2B		1-0 SF8		0-0 G1-3		3	0	1	1	0	2	1										
9 Jack Hannahan, L (1, 5) OBP: 0.319, SLG: 0.335		1-1 G4-3		2-1 L4-3		0-1 G4-1		4-2 2B		3	0	0	0	1	0	2										
2 Luis Valbuena, L (1, 4) OBP: 0.152, SLG: 0.125					2-1 G1-3		4-2 41 1B BB		2-2 FC4-6	3	1	0	0	1	0	2										
Inning Stats	R: 1 E: 0 K: 2 S: 19	H: 2 LOB: 2 BB: 1 P: 26	R: 0 E: 0 K: 1 S: 6	H: 0 LOB: 0 BB: 0 P: 10	R: 0 E: 0 K: 1 S: 10	H: 1 LOB: 1 BB: 0 P: 17	R: 1 E: 0 K: 1 S: 8	H: 2 LOB: 0 BB: 0 P: 13	R: 0 E: 0 K: 0 S: 13	H: 1 LOB: 1 BB: 0 P: 18	R: 1 E: 0 K: 0 S: 12	H: 2 LOB: 1 BB: 0 P: 19	R: 1 E: 0 K: 0 S: 6	H: 1 LOB: 2 BB: 2 P: 18	R: 0 E: 0 K: 0 S: 13	H: 1 LOB: 2 BB: 1 P: 20	R: 3 E: 1 K: 0 S: 5	H: 2 LOB: 0 BB: 0 P: 8	1B: 4 2B: 8 HR: 1	SF: 1 SAC: 0 DP: 1 HBP: 0	WP: 0 PB: 0 SB: 1 CS: 0	PA: 39				
PITCHER	IP	WLS	BF	H	R	ER	SO	BB	IBB	HBP	BLK	WP	HR	S	P	ERA	WHIP									
49 Blake Beavan, R (1, 1) ERA: 4.14	6.0		26	8	3	3	4	1	0	0	0	0	0	68	103	4.50	1.500									
57 Dan Cortes, R (7, 1) ERA: 3.48	0.2		4	0	1	1	0	2	0	0	0	0	0	5	15	13.50	3.000									
50 Jamey Wright, R (7, 1) ERA: 3.93	1.1		6	2	0	0	0	1	0	0	0	0	0	14	23	0.00	2.250									
43 Brandon League, R (9, 1) ERA: 3.1	0.0	L	3	2	3	2	0	0	0	0	0	0	1	5	8	∞	∞									

Seattle Mariners @ Cleveland Indians  
 Progressive Field, Cleveland, OH  
 Tue Aug 23 2011, 1:05 PM - 3:56 PM EDT  
 Att: 22,805 - Partly Cloudy - 78 F

livebaseballscores.com

AB	34
R	7
H	12
RBI	7
BB	4
SO	4
LOB	15





Batter	1	2	3	4	5	6	7	8	9	AB	R	H	RBI	BB	SO	LOB	TOP					
51 Ichiro Suzuki, L (1, 9) OBP: 0.312, SLG: 0.325	L4		FC6-4 21 2B 21 E	21 1B 13 1B IBB			21 1B 13 S 1B		G1-3	5	2	2	0	1	0	2						
21 Franklin Gutierrez, R (1, 8) OBP: 0.258, SLG: 0.276	P5		E7 13 1B 2B	13 1B 29 E 1B			F8 1B		BB	5	2	3	2	1	0	2						
13 Dustin Ackley, L (1, 4) OBP: 0.359, SLG: 0.457	L4		20 HR 29 E 1B	20 G1-3 29 E 1B			F8 1B		K	6	2	2	3	0	2	6						
20 Mike Carp, L (1, 3) OBP: 0.363, SLG: 0.500		K	G1-3	HR			F7		K	5	1	1	2	0	2	5						
29 Wily Mo Peña, R (1, 10) OBP: 0.194, SLG: 0.478	G6-3		F8	E8			G5-3		G5-3	5	0	0	0	0	0	0						
15 Kyle Seager, L (1, 5) OBP: 0.337, SLG: 0.382			F7	G4-3					HR	5	1	3	1	0	0	1						
26 Brendan Ryan, R (1, 6) OBP: 0.320, SLG: 0.336	G5-3			K			K		K	5	1	1	0	0	3	2						
3 Josh Bard, S (1, 2) OBP: 0.261, SLG: 0.313			51 FC6-4 21 2B 12 1B BB	12 2B 21 1B 1B			G4-3		G1-3	4	2	1	0	1	0	1						
12 Trayvon Robinson, S (1, 7) OBP: 0.357, SLG: 0.528			51 FC6-4 21 1B 13 1B 2B	21 1B 13 1B 2B			21 F8 51 1B 1B		G1-3	5	1	4	1	0	0	0						
<b>Inning Stats</b>	R: 0 E: 0 K: 0 S: 7	H: 0 LOB: 0 BB: 0 P: 9	R: 0 E: 0 K: 1 S: 8	H: 1 LOB: 1 BB: 0 P: 12	R: 5 E: 1 K: 0 S: 16	H: 4 LOB: 0 BB: 1 P: 31	R: 5 E: 1 K: 1 S: 24	H: 4 LOB: 1 BB: 1 P: 37	R: 1 E: 0 K: 0 S: 12	H: 3 LOB: 2 BB: 0 P: 19	R: 0 E: 0 K: 1 S: 10	H: 3 LOB: 3 BB: 0 P: 24	R: 1 E: 0 K: 1 S: 8	H: 1 LOB: 0 BB: 0 P: 13	R: 0 E: 0 K: 1 S: 13	H: 0 LOB: 1 BB: 1 P: 19	1B: 11 2B: 4 3B: 0 HR: 2	SF: 0 SAC: 0 DP: 0 HBP: 0	WP: 0 PB: 0 SB: 1 CS: 0	PA: 48		
<b>PITCHER</b>	IP WLS BF H R ER SO	IP WLS BF H R ER SO	IP WLS BF H R ER SO	IP WLS BF H R ER SO	IP WLS BF H R ER SO	IP WLS BF H R ER SO	IP WLS BF H R ER SO	IP WLS BF H R ER SO	IP WLS BF H R ER SO	IP WLS BF H R ER SO	IP WLS BF H R ER SO	IP WLS BF H R ER SO	IP WLS BF H R ER SO	IP WLS BF H R ER SO	IP WLS BF H R ER SO	IP WLS BF H R ER SO	ERA WHIP	ERA WHIP	ERA WHIP			
57 Zach McAllister, R (1, 1) ERA: 12.27	3.1 L 21 9 10 8 2																					
56 Frank Herrmann, R (4, 1) ERA: 5.08	2.2 13 4 1 1 1 0																					
37 Chad Durbin, R (7, 1) ERA: 5.43	2.0 10 4 1 1 3 0																					
49 Tony Sipp, L (9, 1) ERA: 2.56	1.0 4 0 0 0 1 1																					
<b>Batter</b>	<b>1</b>	<b>2</b>	<b>3</b>	<b>4</b>	<b>5</b>	<b>6</b>	<b>7</b>	<b>8</b>	<b>9</b>	<b>AB</b>	<b>R</b>	<b>H</b>	<b>RBI</b>	<b>BB</b>	<b>SO</b>	<b>LOB</b>	<b>BOTTOM</b>					
12 Ezequiel Carrera, L (1, 7) OBP: 0.318, SLG: 0.330	17 CS 1B		F8	P5					F7	5	0	2	1	0	0	3						
13 Adrián Cabrerá, S (1, 6) OBP: 0.343, SLG: 0.410	K		G6-3						K	4	0	0	0	1	2	4						
17 Shin-Soo Choo, L (1, 9) OBP: 0.347, SLG: 0.395	3B		HR						BB	4	1	2	2	1	1	3						
41 Carlos Santana, S (1, 3) OBP: 0.350, SLG: 0.441	BB		G1-3						F6	4	0	0	0	1	1	3						
47 Shelley Duncan, R (1, 10) OBP: 0.308, SLG: 0.434	F8			G3 16 1B 2B					L5	4	2	2	0	1	0	5						
1 Kosuke Fukudome, L (1, 8) OBP: 0.357, SLG: 0.377	HR		G3	G3 12 1B 1B					G4-3	5	2	2	1	0	1	2						
16 Jason Donald, R (1, 4) OBP: 0.292, SLG: 0.310	G6-3		G1-4-3 9 E 6 1B 1B						G5-3	5	1	1	1	0	1	3						
9 Jack Hannahan, L (1, 5) OBP: 0.327, SLG: 0.343	P2		E7 G1-4-3 6 1B 1B						1B	5	1	4	1	0	0	0						
6 Lou Marson, R (1, 2) OBP: 0.300, SLG: 0.313	G6-3		G1-4-3						F9	3	0	0	1	1	0	2						
<b>Inning Stats</b>	R: 0 E: 0 K: 1 S: 12	H: 2 LOB: 2 BB: 1 P: 20	R: 1 E: 0 K: 0 S: 8	H: 1 LOB: 0 BB: 0 P: 13	R: 1 E: 0 K: 0 S: 10	H: 1 LOB: 0 BB: 0 P: 13	R: 2 E: 1 K: 0 S: 19	H: 3 LOB: 1 BB: 0 P: 30	R: 0 E: 0 K: 1 S: 7	H: 0 LOB: 0 BB: 0 P: 9	R: 2 E: 0 K: 1 S: 18	H: 3 LOB: 3 BB: 1 P: 28	R: 0 E: 0 K: 3 S: 16	H: 1 LOB: 1 BB: 0 P: 20	R: 1 E: 0 K: 0 S: 13	H: 1 LOB: 3 BB: 3 P: 33	R: 0 E: 0 K: 0 S: 9	H: 1 LOB: 1 BB: 0 P: 15	1B: 8 2B: 2 3B: 1 HR: 2	SF: 0 SAC: 0 DP: 0 HBP: 1	WP: 0 PB: 0 SB: 0 CS: 1	PA: 45
<b>PITCHER</b>	IP WLS BF H R ER SO	IP WLS BF H R ER SO	IP WLS BF H R ER SO	IP WLS BF H R ER SO	IP WLS BF H R ER SO	IP WLS BF H R ER SO	IP WLS BF H R ER SO	IP WLS BF H R ER SO	IP WLS BF H R ER SO	IP WLS BF H R ER SO	IP WLS BF H R ER SO	IP WLS BF H R ER SO	IP WLS BF H R ER SO	IP WLS BF H R ER SO	IP WLS BF H R ER SO	IP WLS BF H R ER SO	ERA WHIP	ERA WHIP	ERA WHIP			
59 Anthony Vasquez, L (1, 1) ERA: 8.44	5.1 W 26 9 6 5 2																					
54 Tom Wilhelmson, R (6, 1) ERA: 4.74	1.2 8 2 0 0 4 0																					
59 Chance Ruffin, R (8, 1) ERA: 3.86	0.1 5 1 1 1 0 3																					
60 Jeff Gray, R (8, 1) ERA: 3.79	1.2 S 6 1 0 0 0																					

Seattle Mariners @ Cleveland Indians  
Progressive Field, Cleveland, OH  
Tue Aug 23 2011, 7:05 PM - 10:20 PM EDT  
Att: 22,590 - Partly Cloudy - 77 F

AB	45
R	12
H	17
RBI	9
BB	3
SO	7
LOB	19



Seattle Mariners @ Cleveland Indians  
Progressive Field, Cleveland, OH  
Tue Aug 23 2011, 7:05 PM - 10:20 PM EDT  
Att: 22,590 - Partly Cloudy - 77 F

AB	39
R	7
H	13
RBI	7
BB	5
SO	6
LOB	25



Batter	1	2	3	4	5	6	7	8	9	AB	R	H	RBI	BB	SO	LOB	TOP								
51 Ichiro Suzuki, L (1.9) OBP: 0.312, SLG: 0.325										6	1	2	1	0	0	2									
26 Brendan Ryan, R (1.6) OBP: 0.323, SLG: 0.342										5	1	2	2	1	1	1									
13 Dustin Ackley, L (1.4) OBP: 0.366, SLG: 0.460										5	1	3	0	1	2	3									
20 Mike Carp, L (1.3) OBP: 0.357, SLG: 0.488										6	0	1	0	0	4	8									
33 Casper Wells, R (1.7) OBP: 0.338, SLG: 0.492										5	0	0	0	0	2	6									
30 Miguel Olivo, R (1.2) OBP: 0.252, SLG: 0.368										5	1	1	1	0	0	0									
15 Kyle Seager, L (1.5) OBP: 0.375, SLG: 0.450										4	3	4	1	1	0	0									
29 Wily Mo Peña, R (1.10) OBP: 0.250, SLG: 0.557										3	2	3	4	1	0	0									
12 Trayvon Robinson, S (1.8) OBP: 0.350, SLG: 0.500										3	0	0	0	1	1	3									
21 Franklin Gutierrez, R (7.8) OBP: 0.257, SLG: 0.275										1	0	0	0	0	0	2									
<b>Inning Stats</b>	R: 0 E: 0 K: 3 S: 13	H: 1 LOB: 1 BB: 0 P: 18	R: 0 E: 0 K: 2 S: 10	H: 1 LOB: 2 BB: 1 P: 17	R: 0 E: 0 K: 0 S: 7	H: 2 LOB: 0 BB: 0 P: 9	R: 2 E: 0 K: 0 S: 10	H: 2 LOB: 0 BB: 0 P: 17	R: 4 E: 0 K: 1 S: 24	H: 5 LOB: 2 BB: 0 P: 31	R: 0 E: 0 K: 2 S: 14	H: 1 LOB: 2 BB: 1 P: 26	R: 3 E: 0 K: 1 S: 14	H: 2 LOB: 2 BB: 3 P: 27	R: 0 E: 0 K: 1 S: 9	H: 1 LOB: 2 BB: 0 P: 15	R: 0 E: 0 K: 0 S: 9	H: 1 LOB: 1 BB: 0 P: 12	1B: 10 2B: 4 3B: 1 HR: 1	SF: 0 SAC: 0 DP: 0 HBP: 1	WP: 1 PB: 0 SB: 1 CS: 0	PA: 49			
<b>PITCHER</b>	IP WLS BF H R ER SO BB IBB HBP BLK WP HR S P ERA WHIP	IP WLS BF H R ER SO BB IBB HBP BLK WP HR S P ERA WHIP	IP WLS BF H R ER SO BB IBB HBP BLK WP HR S P ERA WHIP	IP WLS BF H R ER SO BB IBB HBP BLK WP HR S P ERA WHIP	IP WLS BF H R ER SO BB IBB HBP BLK WP HR S P ERA WHIP	IP WLS BF H R ER SO BB IBB HBP BLK WP HR S P ERA WHIP	IP WLS BF H R ER SO BB IBB HBP BLK WP HR S P ERA WHIP	IP WLS BF H R ER SO BB IBB HBP BLK WP HR S P ERA WHIP	IP WLS BF H R ER SO BB IBB HBP BLK WP HR S P ERA WHIP	IP WLS BF H R ER SO BB IBB HBP BLK WP HR S P ERA WHIP	IP WLS BF H R ER SO BB IBB HBP BLK WP HR S P ERA WHIP	IP WLS BF H R ER SO BB IBB HBP BLK WP HR S P ERA WHIP	IP WLS BF H R ER SO BB IBB HBP BLK WP HR S P ERA WHIP	IP WLS BF H R ER SO BB IBB HBP BLK WP HR S P ERA WHIP	IP WLS BF H R ER SO BB IBB HBP BLK WP HR S P ERA WHIP	IP WLS BF H R ER SO BB IBB HBP BLK WP HR S P ERA WHIP	IP WLS BF H R ER SO BB IBB HBP BLK WP HR S P ERA WHIP	IP WLS BF H R ER SO BB IBB HBP BLK WP HR S P ERA WHIP	IP WLS BF H R ER SO BB IBB HBP BLK WP HR S P ERA WHIP	IP WLS BF H R ER SO BB IBB HBP BLK WP HR S P ERA WHIP	IP WLS BF H R ER SO BB IBB HBP BLK WP HR S P ERA WHIP	IP WLS BF H R ER SO BB IBB HBP BLK WP HR S P ERA WHIP	IP WLS BF H R ER SO BB IBB HBP BLK WP HR S P ERA WHIP	IP WLS BF H R ER SO BB IBB HBP BLK WP HR S P ERA WHIP	IP WLS BF H R ER SO BB IBB HBP BLK WP HR S P ERA WHIP

Seattle Mariners @ Cleveland Indians  
 Progressive Field, Cleveland, OH  
 Wed Aug 24 2011, 12:07 PM - 3:22 PM EDT  
 Att: 16,037 - Sunny - 77 F

AB	43
R	9
H	16
RBI	9
BB	5
SO	10
LOB	25



Batter	1	2	3	4	5	6	7	8	9	AB	R	H	RBI	BB	SO	LOB	BOTTOM								
12 Ezequiel Carrera, L (1.8) OBP: 0.322, SLG: 0.327										4	1	1	0	1	3	5									
46 Cord Phelps, S (1.4) OBP: 0.285, SLG: 0.294										5	0	0	0	0	0	2									
41 Carlos Santana, S (1.2) OBP: 0.347, SLG: 0.437										4	0	0	0	0	2	3									
6 Lou Marson, R (9.2) OBP: 0.298, SLG: 0.311										1	0	0	0	0	1	0									
47 Shelley Duncan, R (1.7) OBP: 0.319, SLG: 0.441										5	0	3	1	0	1	1									
1 Kosuke Fukudome, L (1.9) OBP: 0.356, SLG: 0.374										3	0	0	0	1	1	3									
8 Lonnie Chisenhall, L (1.10) OBP: 0.279, SLG: 0.388										4	1	1	0	0	2	3									
7 Matt LaPorta, R (1.3) OBP: 0.294, SLG: 0.412										4	0	2	0	0	1	1									
9 Jack Hannahan, L (1.5) OBP: 0.326, SLG: 0.342										4	0	1	1	0	3	2									
16 Jason Donald, R (1.6) OBP: 0.308, SLG: 0.326										4	0	2	0	0	2	1									
<b>Inning Stats</b>	R: 0 E: 1 K: 1 S: 15	H: 0 LOB: 3 BB: 2 P: 25	R: 0 E: 0 K: 3 S: 10	H: 0 LOB: 0 BB: 0 P: 14	R: 1 E: 0 K: 1 S: 12	H: 2 LOB: 1 BB: 0 P: 18	R: 1 E: 0 K: 2 S: 15	H: 2 LOB: 1 BB: 0 P: 18	R: 0 E: 0 K: 1 S: 9	H: 0 LOB: 1 BB: 0 P: 15	R: 0 E: 1 K: 2 S: 11	H: 2 LOB: 2 BB: 0 P: 16	R: 0 E: 1 K: 2 S: 14	H: 1 LOB: 0 BB: 0 P: 23	R: 0 E: 0 K: 3 S: 13	H: 2 LOB: 2 BB: 0 P: 18	R: 0 E: 0 K: 1 S: 8	H: 0 LOB: 0 BB: 0 P: 12	1B: 9 2B: 1 3B: 0 HR: 0	SF: 0 SAC: 0 DP: 0 HBP: 0	WP: 0 PB: 0 SB: 1 CS: 0	PA: 40			
<b>PITCHER</b>	IP WLS BF H R ER SO BB IBB HBP BLK WP HR S P ERA WHIP	IP WLS BF H R ER SO BB IBB HBP BLK WP HR S P ERA WHIP	IP WLS BF H R ER SO BB IBB HBP BLK WP HR S P ERA WHIP	IP WLS BF H R ER SO BB IBB HBP BLK WP HR S P ERA WHIP	IP WLS BF H R ER SO BB IBB HBP BLK WP HR S P ERA WHIP	IP WLS BF H R ER SO BB IBB HBP BLK WP HR S P ERA WHIP	IP WLS BF H R ER SO BB IBB HBP BLK WP HR S P ERA WHIP	IP WLS BF H R ER SO BB IBB HBP BLK WP HR S P ERA WHIP	IP WLS BF H R ER SO BB IBB HBP BLK WP HR S P ERA WHIP	IP WLS BF H R ER SO BB IBB HBP BLK WP HR S P ERA WHIP	IP WLS BF H R ER SO BB IBB HBP BLK WP HR S P ERA WHIP	IP WLS BF H R ER SO BB IBB HBP BLK WP HR S P ERA WHIP	IP WLS BF H R ER SO BB IBB HBP BLK WP HR S P ERA WHIP	IP WLS BF H R ER SO BB IBB HBP BLK WP HR S P ERA WHIP	IP WLS BF H R ER SO BB IBB HBP BLK WP HR S P ERA WHIP	IP WLS BF H R ER SO BB IBB HBP BLK WP HR S P ERA WHIP	IP WLS BF H R ER SO BB IBB HBP BLK WP HR S P ERA WHIP	IP WLS BF H R ER SO BB IBB HBP BLK WP HR S P ERA WHIP	IP WLS BF H R ER SO BB IBB HBP BLK WP HR S P ERA WHIP	IP WLS BF H R ER SO BB IBB HBP BLK WP HR S P ERA WHIP	IP WLS BF H R ER SO BB IBB HBP BLK WP HR S P ERA WHIP	IP WLS BF H R ER SO BB IBB HBP BLK WP HR S P ERA WHIP	IP WLS BF H R ER SO BB IBB HBP BLK WP HR S P ERA WHIP	IP WLS BF H R ER SO BB IBB HBP BLK WP HR S P ERA WHIP	IP WLS BF H R ER SO BB IBB HBP BLK WP HR S P ERA WHIP

Seattle Mariners @ Cleveland Indians  
 Progressive Field, Cleveland, OH  
 Wed Aug 24 2011, 12:07 PM - 3:22 PM EDT  
 Att: 16,037 - Sunny - 77 F

AB	38
R	2
H	10
RBI	2
BB	2
SO	16
LOB	21



Batter	1	2	3	4	5	6	7	8	9	AB	R	H	RBI	BB	SO	LOB	TOP										
1 Juan Pierre, L OBP: 0.336, SLG: 0.339										4	2	2	0	0	0	2											
18 Brent Lillibridge, R OBP: 0.340, SLG: 0.515										5	1	1	2	0	3	4											
14 Paul Konerko, R OBP: 0.398, SLG: 0.546										3	1	0	0	2	0	3											
51 Alex Rios, R OBP: 0.254, SLG: 0.323										5	0	2	1	0	1	3											
10 Alexei Ramirez, R OBP: 0.326, SLG: 0.397										4	0	1	1	0	0	2											
17 Tyler Flowers, R OBP: 0.386, SLG: 0.449										4	0	1	0	0	1	4											
30 Alejandro De Aza, L OBP: 0.339, SLG: 0.453										4	0	0	0	0	2	3											
22 Brent Morel, R OBP: 0.280, SLG: 0.328										3	0	1	0	1	1	0											
15 Gordon Beckham, R OBP: 0.335										3	0	0	0	1	0	1											
<b>Inning Stats</b>	R: 2 H: 3 E: 0 K: 2 S: 21	L: 3 LOB: 2 BB: 1 P: 35	R: 0 H: 0 E: 0 K: 0 S: 7	H: 0 LOB: 0 BB: 0 P: 12	R: 0 H: 1 E: 0 K: 1 S: 12	L: 1 LOB: 2 BB: 1 P: 23	R: 0 H: 0 E: 0 K: 1 S: 9	H: 0 LOB: 0 BB: 0 P: 15	R: 2 H: 2 E: 0 K: 0 S: 10	L: 2 LOB: 0 BB: 0 P: 18	R: 0 H: 1 E: 1 K: 1 S: 11	H: 1 LOB: 2 BB: 1 P: 15	R: 0 H: 0 E: 0 K: 1 S: 8	H: 0 LOB: 0 BB: 0 P: 10	R: 0 H: 0 E: 0 K: 1 S: 10	L: 0 LOB: 0 BB: 0 P: 21	1B: 6 2B: 1 3B: 0 HR: 1	SF: 0 SAC: 1 DP: 0 HBP: 0	WP: 0 PB: 1 SB: 1 CS: 1	PA: 40							
<b>PITCHER</b>	IP	WLS	BF	H	R	ER	SO	BB	IBB	HBP	BLK	WP	HR	S	P	ERA	WHIP										
41 Charlie Furbush, L ERA: 4.87	5.0	L	23	6	4	4	4	2	0	0	0	0	1	59	103	7.20	1.600										
54 Tom Wilhelmson, R ERA: 4.29	2.0		8	1	0	0	3	1	0	0	0	0	0	21	27	0.00	1.000										
60 Jeff Gray, R ERA: 3.6	2.0		9	1	0	0	1	1	0	0	0	0	0	18	31	0.00	1.000										

Chicago White Sox @ Seattle Mariners  
Safeco Field, Seattle, WA  
Fri Aug 26 2011, 7:11 PM - 10:16 PM PDT  
Att: 26,476 - Clear - 78 F

livebaseballscorecards.com

AB 35  
R 4  
H 8  
RBI 4  
BB 4  
SO 8  
LOB 22

Batter	1	2	3	4	5	6	7	8	9	AB	R	H	RBI	BB	SO	LOB	BOTTOM										
51 Ichiro Suzuki, L OBP: 0.313, SLG: 0.326										5	0	2	0	0	1	2											
21 Franklin Gutierrez, R OBP: 0.292, SLG: 0.279										4	0	2	0	1	1	3											
13 Dustin Ackley, L OBP: 0.367, SLG: 0.457										4	0	1	0	1	1	4											
20 Mike Carp, L OBP: 0.358, SLG: 0.483									4	0	1	0	1	2	4												
30 Miguel Olivo, R OBP: 0.254, SLG: 0.376										3	1	1	1	1	2	4											
15 Kyle Seager, L OBP: 0.370, SLG: 0.452									4	1	1	0	0	1	4												
29 Wily Mo Peña, R OBP: 0.237, SLG: 0.527									4	0	0	0	0	3	1												
26 Brendan Ryan, R OBP: 0.322, SLG: 0.341									4	0	1	0	0	2	0												
12 Trayvon Robinson, S OBP: 0.344, SLG: 0.483									4	0	1	1	0	2	0												
<b>Inning Stats</b>	R: 0 H: 1 E: 0 K: 0 S: 10	L: 1 LOB: 1 BB: 0 P: 15	R: 1 H: 1 E: 0 K: 2 S: 9	H: 1 LOB: 0 BB: 0 P: 10	R: 0 H: 1 E: 0 K: 2 S: 16	L: 1 LOB: 3 BB: 2 P: 27	R: 1 H: 3 E: 0 K: 1 S: 14	H: 3 LOB: 0 BB: 0 P: 24	R: 0 H: 1 E: 0 K: 2 S: 13	L: 1 LOB: 1 BB: 0 P: 18	R: 0 H: 0 E: 0 K: 1 S: 10	H: 0 LOB: 0 BB: 0 P: 14	R: 0 H: 2 E: 0 K: 3 S: 19	L: 2 LOB: 3 BB: 1 P: 28	R: 0 H: 0 E: 0 K: 2 S: 10	L: 0 LOB: 0 BB: 0 P: 13	R: 0 H: 1 E: 0 K: 2 S: 10	L: 1 LOB: 1 BB: 0 P: 15	1B: 8 2B: 1 3B: 0 HR: 1	SF: 0 SAC: 0 DP: 1 HBP: 0	WP: 0 PB: 0 SB: 1 CS: 0	PA: 40					
<b>PITCHER</b>	IP	WLS	BF	H	R	ER	SO	BB	IBB	HBP	BLK	WP	HR	S	P	ERA	WHIP										
44 Jake Peavy, R ERA: 4.93	6.0		27	7	2	2	8	3	0	0	0	0	1	72	108	3.00	1.667										
37 Matt Thornton, L ERA: 3.33	0.2	H	4	2	0	0	2	0	0	0	0	0	0	15	20	0.00	3.000										
26 Jesse Crain, R ERA: 2.3	1.1	H	5	0	0	0	3	1	0	0	0	0	0	14	21	0.00	0.750										
49 Chris Sale, L ERA: 2.61	1.0	S	4	1	0	0	2	0	0	0	0	0	0	10	15	0.00	1.000										

Chicago White Sox @ Seattle Mariners  
Safeco Field, Seattle, WA  
Fri Aug 26 2011, 7:11 PM - 10:16 PM PDT  
Att: 26,476 - Clear - 78 F

livebaseballscorecards.com

AB 36  
R 2  
H 10  
RBI 2  
BB 4  
SO 15  
LOB 22



Batter	1	2	3	4	5	6	7	8	9	AB	R	H	RBI	BB	SO	LOB	TOP										
1 Juan Pierre, L OBP: 0.337, SLG: 0.339 30 Alejandro De Aza, L OBP: 0.342, SLG: 0.493	G4-3		G4-3			G6-4-3		K		3	1	1	0	1	0	1	Chicago White Sox @ Seattle Mariners Safeco Field, Seattle, WA Sun Aug 28 2011, 1:11 PM - 3:56 PM PDT Att: 25,640 - Overcast - 62 F										
18 Brent Lillibridge, R OBP: 0.330, SLG: 0.494	B1-3		K			G6-4-3		K		5	0	1	1	0	2	2											
14 Paul Konerko, R OBP: 0.492, SLG: 0.546 56 Donny Lucy, R OBP: 0.200, SLG: 0.200	L4								G5-3	4	2	3	1	0	0	0											
51 Alex Rios, R OBP: 0.253, SLG: 0.321	G3								K	5	1	1	0	0	1	3											
10 Alexei Ramirez, R OBP: 0.325, SLG: 0.395	L6								F9	5	1	2	0	0	0	2											
24 Davan Vicedo, R OBP: 0.750, SLG: 1.667										3	2	2	3	1	1	1											
17 Tyler Flowers, R OBP: 0.375, SLG: 0.473	F8									4	1	1	4	0	1	2											
22 Brent Morel, R OBP: 0.274, SLG: 0.321			G6-3							4	0	0	0	0	1	1											
15 Gordon Beckham, R OBP: 0.293, SLG: 0.337			G4-3						F9	4	1	2	0	0	0	0											
<b>Inning Stats</b>	R: 0 E: 0 K: 0 S: 5	H: 0 LOB: 0 BB: 0 P: 5	R: 0 E: 0 K: 0 S: 11	H: 1 LOB: 1 BB: 0 P: 20	R: 0 E: 0 K: 1 S: 15	H: 1 LOB: 0 BB: 0 P: 20	R: 3 E: 0 K: 1 S: 12	H: 3 LOB: 0 BB: 0 P: 20	R: 0 E: 0 K: 0 S: 7	H: 0 LOB: 0 BB: 1 P: 11	R: 6 E: 0 K: 0 S: 22	H: 7 LOB: 2 BB: 0 P: 33	R: 0 E: 0 K: 2 S: 11	H: 1 LOB: 1 BB: 0 P: 16	R: 0 E: 0 K: 2 S: 9	H: 0 LOB: 0 BB: 0 P: 13	R: 0 E: 0 K: 1 S: 7	H: 0 LOB: 0 BB: 0 P: 12	1B: 10 2B: 1 3B: 0 HR: 2	SF: 0 SAC: 0 DP: 1 HBP: 0	WP: 0 PB: 0 SB: 0 CS: 0	PA: 41					
<b>PITCHER</b>	IP	WLS	BF	H	R	ER	SO	BB	IBB	HBP	BLK	WP	HR	S	P	ERA	WHIP										
38 Jason Vargas, L ERA: 4.52	5.2	L	28	10	9	9	2	2	0	0	0	0	2	66	101	14.29	2.118										
31 Josh Lueke, R ERA: 8.1	2.1		10	3	0	0	4	0	0	0	0	0	0	26	37	0.00	1.286										
43 Brandon League, R ERA: 3.04	1.0		3	0	0	0	1	0	0	0	0	0	0	7	12	0.00	0.000										

Batter	1	2	3	4	5	6	7	8	9	AB	R	H	RBI	BB	SO	LOB	BOTTOM										
51 Ichiro Suzuki, L OBP: 0.313, SLG: 0.326	L9					G4-3			G4-3	5	0	2	0	0	0	1	Chicago White Sox @ Seattle Mariners Safeco Field, Seattle, WA Sun Aug 28 2011, 1:11 PM - 3:56 PM PDT Att: 25,640 - Overcast - 62 F										
21 Franklin Gutierrez, R OBP: 0.265, SLG: 0.279			L9							3	0	2	0	0	0	1											
13 Dustin Ackley, L OBP: 0.359, SLG: 0.445										4	0	1	0	0	3	2											
33 Casper Wells, R OBP: 0.327, SLG: 0.473	P3									4	0	0	0	0	2	4											
4 Adam Kennedy, L OBP: 0.275, SLG: 0.358										4	0	0	0	0	0	3											
26 Brendan Ryan, R OBP: 0.322, SLG: 0.337										3	1	0	0	1	0	0											
15 Kyle Seager, L OBP: 0.364, SLG: 0.440										4	1	1	0	0	1	0											
3 Josh Bard, S OBP: 0.260, SLG: 0.353										4	1	1	3	0	0	1											
12 Trayvon Robinson, S OBP: 0.324, SLG: 0.453										4	0	0	0	0	2	1											
<b>Inning Stats</b>	R: 0 E: 0 K: 1 S: 11	H: 1 LOB: 1 BB: 0 P: 16	R: 0 E: 0 K: 0 S: 8	H: 0 LOB: 0 BB: 0 P: 12	R: 0 E: 0 K: 2 S: 7	H: 0 LOB: 0 BB: 0 P: 9	R: 0 E: 0 K: 0 S: 7	H: 0 LOB: 0 BB: 0 P: 12	R: 0 E: 0 K: 2 S: 12	H: 0 LOB: 1 BB: 0 P: 19	R: 0 E: 0 K: 0 S: 6	H: 0 LOB: 0 BB: 0 P: 9	R: 2 E: 0 K: 2 S: 23	H: 4 LOB: 3 BB: 0 P: 31	R: 1 E: 0 K: 1 S: 12	H: 1 LOB: 1 BB: 1 P: 23	1B: 6 2B: 0 3B: 0 HR: 1	SF: 0 SAC: 0 DP: 0 HBP: 1	WP: 1 PB: 0 SB: 1 CS: 0	PA: 37							
<b>PITCHER</b>	IP	WLS	BF	H	R	ER	SO	BB	IBB	HBP	BLK	WP	HR	S	P	ERA	WHIP										
34 Gavin Floyd, R ERA: 4.36	7.1	W	29	5	2	2	6	1	0	0	0	0	1	71	109	2.46	0.682										
77 Will Ohman, L ERA: 4.04	0.2		3	1	0	0	1	0	0	0	0	0	0	12	15	0.00	1.500										
52 Josh Kinney, R ERA: 3.38	0.1		3	1	1	1	0	1	0	0	0	0	0	8	17	27.00	6.000										
37 Matt Thornton, L ERA: 3.28	0.2		2	0	0	0	1	0	0	0	0	0	0	4	6	0.00	0.000										

Batter	1	2	3	4	5	6	7	8	9	AB	R	H	RBI	BB	SO	LOB	TOP										
13 Maicer Izturis, S OBP: 0.339, SLG: 0.389										4	0	2	0	0	1	0	<b>Los Angeles Angels @ Seattle Mariners</b> Safeco Field, Seattle, WA Mon Aug 29 2011, 7:11 PM - 9:50 PM PDT Att: 18,044 - Partly Cloudy - 69 F										
47 Howie Kendrick, R OBP: 0.355, SLG: 0.472										4	0	0	0	0	1	2											
53 Bobby Abreu, L OBP: 0.359, SLG: 0.356										4	0	0	0	0	0	1											
48 Torii Hunter, R OBP: 0.330, SLG: 0.420										4	1	1	0	0	1	1											
44 Mark Trumbo, R OBP: 0.296, SLG: 0.484										4	1	2	2	0	0	0											
10 Vernon Wells, R OBP: 0.245, SLG: 0.392										4	1	1	0	0	0	1											
2 Erick Aybar, S OBP: 0.296, SLG: 0.391										3	0	2	1	0	0	0											
25 Peter Bourjos, R OBP: 0.328, SLG: 0.442										3	0	1	0	0	0	2											
16 Hank Conger, L OBP: 0.283, SLG: 0.340										3	0	0	0	0	0	0											
<b>Inning Stats</b>	R: 0 H: 1 E: 0 K: 0 S: 10	H: 1 LOB: 1 BB: 0 P: 17	R: 0 H: 0 E: 0 K: 0 S: 8	H: 0 LOB: 0 BB: 0 P: 11	R: 0 H: 1 E: 0 K: 0 S: 6	H: 1 LOB: 0 BB: 0 P: 10	R: 3 H: 4 E: 0 K: 0 S: 16	H: 4 LOB: 1 BB: 0 P: 28	R: 0 H: 1 E: 0 K: 0 S: 9	H: 0 LOB: 0 BB: 0 P: 12	R: 0 H: 1 E: 0 K: 0 S: 8	H: 1 LOB: 0 BB: 0 P: 13	R: 0 H: 0 E: 0 K: 2 S: 9	H: 0 LOB: 0 BB: 0 P: 15	R: 0 H: 1 E: 0 K: 1 S: 10	H: 1 LOB: 1 BB: 0 P: 16	1B: 6 2B: 3 HR: 1	SF: 0 SAC: 0 DP: 2 HBP: 0	WP: 0 PB: 0 SB: 0 CS: 0	PA: 33							
<b>PITCHER</b>	IP	WLS	BF	H	R	ER	SO	BB	IBB	HBP	BLK	WP	HR	S	P	ERA	WHIP										
49 Blake Beavan, R ERA: 4.11	7.0		26	8	3	3	0	0	0	0	0	0	1	63	99	3.86	1.143										
54 Tom Wilhelmson, R ERA: 4.09	1.0	W	3	0	0	0	2	0	0	0	0	0	0	9	15	0.00	0.000										
43 Brandon League, R ERA: 2.98	1.0	S	4	1	0	0	1	0	0	0	0	0	0	10	16	0.00	1.000										

Batter	1	2	3	4	5	6	7	8	9	AB	R	H	RBI	BB	SO	LOB	BOTTOM										
51 Ichiro Suzuki, L OBP: 0.314, SLG: 0.331										4	2	2	0	0	1	0	<b>Los Angeles Angels @ Seattle Mariners</b> Safeco Field, Seattle, WA Mon Aug 29 2011, 7:11 PM - 9:50 PM PDT Att: 18,044 - Partly Cloudy - 69 F										
21 Franklin Gutierrez, R OBP: 0.265, SLG: 0.279										4	0	1	0	0	0	1											
13 Dustin Ackley, L OBP: 0.365, SLG: 0.465										3	1	3	2	0	0	0											
20 Mike Carp, L OBP: 0.348, SLG: 0.484										4	1	1	2	0	0	2											
30 Miguel Olivo, R OBP: 0.257, SLG: 0.382										4	1	2	0	0	0	0											
4 Adam Kennedy, L OBP: 0.275, SLG: 0.359										4	0	1	0	0	0	2											
33 Casper Wells, R OBP: 0.335, SLG: 0.471										1	0	0	0	3	1	1											
15 Kyle Seager, L OBP: 0.350, SLG: 0.426										3	0	0	1	0	1	4											
26 Brendan Ryan, R OBP: 0.319, SLG: 0.333										4	0	0	0	0	0	3											
<b>Inning Stats</b>	R: 1 H: 2 E: 0 K: 0 S: 5	H: 2 LOB: 0 BB: 0 P: 9	R: 1 H: 1 E: 0 K: 0 S: 8	H: 1 LOB: 1 BB: 1 P: 14	R: 0 H: 1 E: 0 K: 1 S: 10	H: 1 LOB: 0 BB: 0 P: 14	R: 0 H: 1 E: 0 K: 1 S: 10	H: 1 LOB: 1 BB: 0 P: 14	R: 1 H: 2 E: 0 K: 0 S: 11	H: 2 LOB: 1 BB: 0 P: 19	R: 0 H: 0 E: 0 K: 0 S: 10	H: 0 LOB: 0 BB: 1 P: 19	R: 0 H: 0 E: 0 K: 0 S: 6	H: 0 LOB: 0 BB: 0 P: 9	R: 2 H: 3 E: 0 K: 1 S: 15	H: 3 LOB: 2 BB: 1 P: 27	1B: 3 2B: 5 3B: 1 HR: 1	SF: 2 SAC: 0 DP: 0 HBP: 0	WP: 0 PB: 0 SB: 1 CS: 0	PA: 36							
<b>PITCHER</b>	IP	WLS	BF	H	R	ER	SO	BB	IBB	HBP	BLK	WP	HR	S	P	ERA	WHIP										
35 Joel Pineiro, R ERA: 5.33	6.0		26	7	3	3	2	2	0	0	0	0	0	54	89	4.50	1.500										
21 Hisanori Takahashi, L ERA: 4.07	1.2	L	9	3	2	2	1	0	1	0	0	0	1	19	33	10.80	1.800										
63 Rich Thompson, R ERA: 3.06	0.1		1	0	0	0	0	0	0	0	0	0	0	2	3	0.00	0.000										

AB	33
R	3
H	9
RBI	3
BB	0
SO	3
LOB	7



AB	31
R	5
H	10
RBI	5
BB	3
SO	3
LOB	13






Batter	1	2	3	4	5	6	7	8	9	AB	R	H	RBI	BB	SO	LOB	TOP					
2 Erick Aybar, S OBP: 0.296, SLG: 0.391	F7		K		F8			47 S 1B		4	0	1	0	0	1	1						
47 Howie Kendrick, R OBP: 0.351, SLG: 0.467	G4-3		1B			K		SAFE F CH 88 F FF 93 P FB 86 D CU 83 S CH 90		4	0	1	1	0	2	1						
53 Bobby Abreu, L OBP: 0.357, SLG: 0.356	K		G5-3			K				4	0	0	0	0	3	1						
48 Tori Hunter, R OBP: 0.330, SLG: 0.418		K			6 BB 6 S 1B					4	0	1	0	0	2	0						
44 Mark Trumbo, R OBP: 0.299, SLG: 0.481					K					4	0	1	0	0	1	1						
6 Alberto Callaspo, S OBP: 0.353, SLG: 0.365		F7			SAFE R CH 87 S CH 88 F FF 93 P FB 86 D CU 83 S CH 90					2	0	0	0	1	0	1						
25 Peter Bourjos, R OBP: 0.329, SLG: 0.442		FC6-4			G5-3					3	0	0	0	0	0	2						
27 Mike Trout, R OBP: 0.307, SLG: 0.515			5 SH5-3 47 1B 1B			F8				3	1	1	0	0	0	0						
5 Jeff Mathis, R OBP: 0.226, SLG: 0.258			SH5-3			G5-3				2	0	0	0	0	0	0						
<b>Inning Stats</b>	R: 0 E: 0 K: 1 S: 9	H: 0 LOB: 0 BB: 0 P: 10	R: 0 E: 0 K: 1 S: 7	H: 1 LOB: 1 BB: 0 P: 10	R: 1 E: 0 K: 1 S: 11	H: 2 LOB: 1 BB: 0 P: 15	R: 0 E: 0 K: 1 S: 15	H: 1 LOB: 1 BB: 1 P: 24	R: 0 E: 0 K: 0 S: 7	H: 0 LOB: 0 BB: 0 P: 11	R: 0 E: 0 K: 2 S: 8	H: 0 LOB: 0 BB: 0 P: 8	R: 0 E: 0 K: 0 S: 6	H: 0 LOB: 0 BB: 0 P: 8	R: 0 E: 0 K: 1 S: 9	H: 1 LOB: 1 BB: 0 P: 11	R: 0 E: 0 K: 2 S: 9	H: 0 LOB: 0 BB: 0 P: 12	1B: 5 2B: 0 3B: 0 HR: 0	SF: 0 SAC: 1 DP: 0 HBP: 0	WP: 0 PB: 0 SB: 3 CS: 0	PA: 32
<b>PITCHER</b> 34 Félix Hernández, R ERA: 3.27	IP: 9.0 WLS: W BF: 32 H: 5 R: 1 ER: 1 SO: 9 BB: 1 IBB: 0 HBP: 0 BLK: 0 WP: 0 HR: 0 S: 81 P: 109 ERA: 1.00 WHIP: 0.667																					

Los Angeles Angels @ Seattle Mariners  
Safeco Field, Seattle, WA  
Wed Aug 31 2011, 7:10 PM - 9:25 PM PDT  
Att: 18,524 - Cloudy - 68 F

AB 30  
R 1  
H 5  
RBI 1  
BB 1  
SO 9  
LOB 7



Batter	1	2	3	4	5	6	7	8	9	AB	R	H	RBI	BB	SO	LOB	BOTTOM	
51 Ichiro Suzuki, L OBP: 0.311, SLG: 0.327	L7		K			G6-3		F7		4	0	0	0	0	1	0		
21 Franklin Gutierrez, R OBP: 0.265, SLG: 0.276	G6-3		K			F9		13 1B 20 2B 1B		4	1	1	0	0	1	0		
13 Dustin Ackley, L OBP: 0.369, SLG: 0.464						K		20 2B 1B		3	1	1	0	1	1	0		
20 Mike Carp, L OBP: 0.354, SLG: 0.500					G4-3			33 E 15 1B 1B		4	0	2	2	0	1	1		
30 Miguel Olivo, R OBP: 0.262, SLG: 0.383		F8			F8			F9		3	0	0	0	1	0	1		
15 Kyle Seager, L OBP: 0.342, SLG: 0.426		2B			F8			33 E 1B		4	0	2	0	0	0	2		
33 Casper Wells, R OBP: 0.324, SLG: 0.454		G5-3			G6-3			E5		3	0	0	0	0	0	3		
26 Brendan Ryan, R OBP: 0.319, SLG: 0.330		F7			F9			G1-3		3	0	0	0	0	0	4		
12 Trayvon Robinson, S OBP: 0.301, SLG: 0.420			K			K		K		3	0	0	0	0	3	0		
<b>Inning Stats</b>	R: 0 E: 0 K: 1 S: 7	H: 0 LOB: 1 BB: 1 P: 14	R: 0 E: 0 K: 0 S: 9	H: 1 LOB: 0 BB: 0 P: 11	R: 0 E: 0 K: 3 S: 11	H: 0 LOB: 0 BB: 0 P: 16	R: 0 E: 0 K: 1 S: 7	H: 0 LOB: 0 BB: 0 P: 13	R: 0 E: 0 K: 1 S: 9	H: 0 LOB: 0 BB: 0 P: 13	R: 0 E: 0 K: 0 S: 14	H: 2 LOB: 3 BB: 0 P: 20	R: 2 E: 0 K: 1 S: 12	H: 3 LOB: 2 BB: 1 P: 21	1B: 4 2B: 2 3B: 0 HR: 0	SF: 0 SAC: 0 DP: 0 HBP: 0	WP: 0 PB: 0 SB: 0 CS: 0	PA: 33
<b>PITCHER</b> 24 Dan Haren, R ERA: 3.16 37 Scott Downs, L ERA: 1.45	IP: 7.2 WLS: L BF: 30 H: 7 R: 2 ER: 2 SO: 7 BB: 1 IBB: 0 HBP: 0 BLK: 0 WP: 0 HR: 0 S: 73 P: 107 ERA: 2.35 WHIP: 0.783																	

Los Angeles Angels @ Seattle Mariners  
Safeco Field, Seattle, WA  
Wed Aug 31 2011, 7:10 PM - 9:25 PM PDT  
Att: 18,524 - Cloudy - 68 F

AB 31  
R 2  
H 6  
RBI 2  
BB 2  
SO 7  
LOB 11






Batter	1	2	3	4	5	6	7	8	9	AB	R	H	RBI	BB	SO	LOB	TOP				
13 Maicer Izturis, S OBP: 0.341, SLG: 0.392 18 Andrew Romine, S OBP: 0.091, SLG: 0.091	2-2 25 HR HBP	1-1 F8			1-3 K		0-3 K2-3			1	1	0	0	0	0	0					
25 Peter Bourjos, R OBP: 0.330, SLG: 0.444	4-2 48 HR BB		2-3 K		1-3 K			1-1 47 SH5-3 48 FC5-2 2B		3	1	1	0	1	2	0					
47 Howie Kendrick, R OBP: 0.351, SLG: 0.473	0-3 K		0-0 HR		3-2 G5-3			0-0 SH5-3		3	1	1	1	0	1	2					
48 Tori Hunter, R OBP: 0.332, SLG: 0.423	1-2 HR		0-1 G1-3		4-2 44 G6-4-3 BB			0-1 FC5-2 44 CS		3	1	1	3	1	0	1					
44 Mark Trumbo, R OBP: 0.297, SLG: 0.477	0-1 G6-3		0-1 F8		1-1 G6-4-3			0-0 CS	0-0 G6-3	4	0	0	0	0	0	1					
10 Vernon Wells, R OBP: 0.252, SLG: 0.391	1-1 1B		3-2 F7		1-0 1B			1-0 P6		4	0	2	0	0	0	0					
6 Alberto Callaspo, S OBP: 0.354, SLG: 0.365	1-3 K		4-0 46 FC6-4 BB		1-0 F8			1-1 27 HBP 1B		3	0	1	0	1	1	2					
27 Mike Trout, R OBP: 0.304, SLG: 0.493		3-1 F9	1-1 F9		2-2 F9			3-1 HBP		3	0	0	0	0	0	1					
46 Bobby Wilson, R OBP: 0.270, SLG: 0.311 53 Bobby Abreu, L OBP: 0.359, SLG: 0.355 5 Jeff Mathis, R OBP: 0.226, SLG: 0.258		3-2 G4-3	1-1 FC6-4		0-3 K			2-3 K		3	0	0	0	0	1	1					
										1	0	0	0	0	1	2					
										0	0	0	0	0	0	0					
<b>Inning Stats</b>	R: 3 E: 0 K: 2 S: 20	H: 2 LOB: 1 P: 29	R: 0 E: 0 K: 0 S: 8	H: 0 LOB: 0 BB: 0 P: 15	R: 1 E: 0 K: 1 S: 8	H: 1 LOB: 0 BB: 0 P: 10	R: 0 E: 0 K: 0 S: 8	H: 0 LOB: 1 BB: 1 P: 17	R: 0 E: 0 K: 2 S: 9	H: 1 LOB: 1 BB: 1 P: 14	R: 0 E: 0 K: 2 S: 9	H: 0 LOB: 0 BB: 0 P: 11	R: 0 E: 0 K: 0 S: 5	H: 1 LOB: 0 BB: 0 P: 6	R: 0 E: 0 K: 1 S: 9	H: 1 LOB: 2 BB: 0 P: 16	1B: 3 2B: 1 3B: 0 HR: 2	SF: 0 SAC: 1 DP: 1 HBP: 2	WP: 0 PB: 0 SB: 0 CS: 1	PA: 37	
<b>PITCHER</b>	IP WLS BF H R ER SO BB IBB HBP BLK WP HR S P ERA WHIP	IP WLS BF H R ER SO BB IBB HBP BLK WP HR S P ERA WHIP	IP WLS BF H R ER SO BB IBB HBP BLK WP HR S P ERA WHIP	IP WLS BF H R ER SO BB IBB HBP BLK WP HR S P ERA WHIP	IP WLS BF H R ER SO BB IBB HBP BLK WP HR S P ERA WHIP	IP WLS BF H R ER SO BB IBB HBP BLK WP HR S P ERA WHIP	IP WLS BF H R ER SO BB IBB HBP BLK WP HR S P ERA WHIP	IP WLS BF H R ER SO BB IBB HBP BLK WP HR S P ERA WHIP	IP WLS BF H R ER SO BB IBB HBP BLK WP HR S P ERA WHIP	IP WLS BF H R ER SO BB IBB HBP BLK WP HR S P ERA WHIP	IP WLS BF H R ER SO BB IBB HBP BLK WP HR S P ERA WHIP	IP WLS BF H R ER SO BB IBB HBP BLK WP HR S P ERA WHIP	IP WLS BF H R ER SO BB IBB HBP BLK WP HR S P ERA WHIP	IP WLS BF H R ER SO BB IBB HBP BLK WP HR S P ERA WHIP	IP WLS BF H R ER SO BB IBB HBP BLK WP HR S P ERA WHIP	IP WLS BF H R ER SO BB IBB HBP BLK WP HR S P ERA WHIP	IP WLS BF H R ER SO BB IBB HBP BLK WP HR S P ERA WHIP	IP WLS BF H R ER SO BB IBB HBP BLK WP HR S P ERA WHIP	IP WLS BF H R ER SO BB IBB HBP BLK WP HR S P ERA WHIP	IP WLS BF H R ER SO BB IBB HBP BLK WP HR S P ERA WHIP	IP WLS BF H R ER SO BB IBB HBP BLK WP HR S P ERA WHIP

Los Angeles Angels @ Seattle Mariners  
Safeco Field, Seattle, WA  
Thu Sep 01 2011, 7:11 PM - 9:52 PM PDT  
Att: 19,468 - Clear - 65 F

livebaseballscores.com

AB 30  
R 4  
H 6  
RBI 4  
BB 3  
SO 8  
LOB 10




Batter	1	2	3	4	5	6	7	8	9	AB	R	H	RBI	BB	SO	LOB	BOTTOM				
51 Ichiro Suzuki, L OBP: 0.312, SLG: 0.330	0-0 G4-3		0-2 13 1B 2B		0-1 G3		3-2 1B			4	1	2	1	0	0	0					
21 Franklin Gutierrez, R OBP: 0.265, SLG: 0.275	1-0 F8		2-2 F9		4-2 13 S BB		2-3 K			3	0	0	0	1	1	3					
13 Dustin Ackley, L OBP: 0.371, SLG: 0.463	3-3 K		2-1 20 1B		4-2 20 G6-3 BB			2-2 L8		3	0	1	2	1	1	0					
20 Mike Carp, L OBP: 0.362, SLG: 0.500		4-2 15 BB	0-0 1B		1-0 G6-3			4-0 BB		2	0	1	0	2	2						
30 Miguel Olivo, R OBP: 0.259, SLG: 0.379		0-1 F8	0-3 K		0-2 L7			2-3 K		4	0	0	0	0	2	4					
15 Kyle Seager, L OBP: 0.339, SLG: 0.413		4-1 33 G5-4-3 BB	2-2 F7		1-1 G6-3			2-0 G4-3		3	0	0	0	1	0	3					
33 Casper Wells, R OBP: 0.318, SLG: 0.444		1-1 G5-4-3		0-3 K		0-0 F8			1-1 L9	4	0	0	0	0	1	2					
26 Brendan Ryan, R OBP: 0.320, SLG: 0.328			4-1 12 BB 51 2B BB		4-1 12 CS BB		0-0 G6-3		2-2 G4-3	2	1	0	0	2	0	0					
12 Trayvon Robinson, S OBP: 0.299, SLG: 0.403			4-2 51 2B 13 1B BB		3-3 K		0-3 K		3-3 K	3	1	0	0	1	3	1					
<b>Inning Stats</b>	R: 0 E: 0 K: 1 S: 5	H: 0 LOB: 0 BB: 0 P: 9	R: 0 E: 0 K: 0 S: 8	H: 0 LOB: 2 BB: 2 P: 17	R: 3 E: 0 K: 1 S: 19	H: 3 LOB: 2 BB: 2 P: 33	R: 0 E: 0 K: 2 S: 7	H: 0 LOB: 1 BB: 1 P: 14	R: 0 E: 0 K: 0 S: 4	H: 0 LOB: 0 BB: 0 P: 5	R: 0 E: 0 K: 2 S: 17	H: 1 LOB: 1 BB: 0 P: 22	R: 0 E: 0 K: 1 S: 7	H: 0 LOB: 1 BB: 1 P: 17	R: 0 E: 0 K: 1 S: 10	H: 0 LOB: 0 BB: 0 P: 16	1B: 3 2B: 1 3B: 0 HR: 0	SF: 0 SAC: 0 DP: 2 HBP: 0	WP: 0 PB: 0 SB: 1 CS: 1	PA: 36	
<b>PITCHER</b>	IP WLS BF H R ER SO BB IBB HBP BLK WP HR S P ERA WHIP	IP WLS BF H R ER SO BB IBB HBP BLK WP HR S P ERA WHIP	IP WLS BF H R ER SO BB IBB HBP BLK WP HR S P ERA WHIP	IP WLS BF H R ER SO BB IBB HBP BLK WP HR S P ERA WHIP	IP WLS BF H R ER SO BB IBB HBP BLK WP HR S P ERA WHIP	IP WLS BF H R ER SO BB IBB HBP BLK WP HR S P ERA WHIP	IP WLS BF H R ER SO BB IBB HBP BLK WP HR S P ERA WHIP	IP WLS BF H R ER SO BB IBB HBP BLK WP HR S P ERA WHIP	IP WLS BF H R ER SO BB IBB HBP BLK WP HR S P ERA WHIP	IP WLS BF H R ER SO BB IBB HBP BLK WP HR S P ERA WHIP	IP WLS BF H R ER SO BB IBB HBP BLK WP HR S P ERA WHIP	IP WLS BF H R ER SO BB IBB HBP BLK WP HR S P ERA WHIP	IP WLS BF H R ER SO BB IBB HBP BLK WP HR S P ERA WHIP	IP WLS BF H R ER SO BB IBB HBP BLK WP HR S P ERA WHIP	IP WLS BF H R ER SO BB IBB HBP BLK WP HR S P ERA WHIP	IP WLS BF H R ER SO BB IBB HBP BLK WP HR S P ERA WHIP	IP WLS BF H R ER SO BB IBB HBP BLK WP HR S P ERA WHIP	IP WLS BF H R ER SO BB IBB HBP BLK WP HR S P ERA WHIP	IP WLS BF H R ER SO BB IBB HBP BLK WP HR S P ERA WHIP	IP WLS BF H R ER SO BB IBB HBP BLK WP HR S P ERA WHIP	IP WLS BF H R ER SO BB IBB HBP BLK WP HR S P ERA WHIP

Los Angeles Angels @ Seattle Mariners  
Safeco Field, Seattle, WA  
Thu Sep 01 2011, 7:11 PM - 9:52 PM PDT  
Att: 19,468 - Clear - 65 F

livebaseballscores.com

AB 28  
R 3  
H 4  
RBI 3  
BB 8  
SO 8  
LOB 15



Batter	1	2	3	4	5	6	7	8	9	AB	R	H	RBI	BB	SO	LOB	TOP			
51 Ichiro Suzuki, L (1,9) OBP: 0.312, SLG: 0.330	E9 21 G4-3 1B	G4-3	G4-3	G4-3	G6-3	G6-3	G6-3	K	K	4	1	1	0	0	1	2	<b>Seattle Mariners @ Oakland Athletics</b> Oakland Coliseum, Oakland, CA Fri Sep 02 2011, 7:10 PM - 10:01 PM PDT Att: 14,972 - Clear - 69 F			
21 Franklin Gutierrez, R (1,8) OBP: 0.262, SLG: 0.272	G4-3	G4-3	P3	P3	G5-3	G5-3	G5-3	K	K	4	0	0	1	0	1	0				
13 Dustin Ackley, L (1,4) OBP: 0.370, SLG: 0.459	K	K	F7	F7	F7	F7	F7	K	K	4	0	1	0	0	2	0				
20 Mike Carp, L (1,3) OBP: 0.355, SLG: 0.490	K	K	P2	P2	P2	P2	P2	F7	F7	4	0	0	0	0	2	1				
17 Justin Smoak, S (1,10) OBP: 0.319, SLG: 0.388	F8	F8	F8	F8	K	K	K	K	K	4	0	2	0	0	1	0				
30 Miguel Olivo, R (1,2) OBP: 0.257, SLG: 0.375	F8	F8	K	K	K	K	K	F9	F9	4	0	0	0	0	2	3				
15 Kyle Seager, L (1,5) OBP: 0.336, SLG: 0.402	F8	F8	F8	F8	P6	P6	P6	F7	F7	3	1	0	0	1	0	1				
33 Casper Wells, R (1,7) OBP: 0.318, SLG: 0.448	P6	P6	P6	P6	F8	F8	F8	F8	F8	3	0	1	0	0	0	0				
26 Brendan Ryan, R (1,6) OBP: 0.320, SLG: 0.328	F8	F8	F8	F8	F9	F9	F9	F9	F9	3	0	1	1	0	0	0				
<b>Inning Stats</b>	R: 1 E: 1 K: 2 S: 12	H: 1 LOB: 0 BB: 0 P: 17	R: 1 E: 0 K: 0 S: 10	H: 2 LOB: 2 BB: 1 P: 15	R: 0 E: 0 K: 1 S: 16	H: 2 LOB: 2 BB: 0 P: 21	R: 0 E: 0 K: 0 S: 8	H: 0 LOB: 0 BB: 0 P: 16	R: 0 E: 0 K: 3 S: 10	H: 0 LOB: 0 BB: 0 P: 15	R: 0 E: 0 K: 0 S: 5	H: 0 LOB: 0 BB: 0 P: 6	R: 0 E: 0 K: 3 S: 10	H: 0 LOB: 0 BB: 0 P: 13	R: 0 E: 0 K: 0 S: 9	H: 1 LOB: 1 BB: 0 P: 16	1B: 5 2B: 1 3B: 0 HR: 0	SF: 0 SAC: 0 DP: 0 HBP: 0	WP: 0 PB: 0 SB: 0 CS: 0	PA: 34
<b>PITCHER</b>	IP WLS BF H R ER SO BB IBB HBP BLK WP HR S P ERA WHIP	IP WLS BF H R ER SO BB IBB HBP BLK WP HR S P ERA WHIP	IP WLS BF H R ER SO BB IBB HBP BLK WP HR S P ERA WHIP	IP WLS BF H R ER SO BB IBB HBP BLK WP HR S P ERA WHIP	IP WLS BF H R ER SO BB IBB HBP BLK WP HR S P ERA WHIP	IP WLS BF H R ER SO BB IBB HBP BLK WP HR S P ERA WHIP	IP WLS BF H R ER SO BB IBB HBP BLK WP HR S P ERA WHIP	IP WLS BF H R ER SO BB IBB HBP BLK WP HR S P ERA WHIP	IP WLS BF H R ER SO BB IBB HBP BLK WP HR S P ERA WHIP	IP WLS BF H R ER SO BB IBB HBP BLK WP HR S P ERA WHIP	IP WLS BF H R ER SO BB IBB HBP BLK WP HR S P ERA WHIP	IP WLS BF H R ER SO BB IBB HBP BLK WP HR S P ERA WHIP	IP WLS BF H R ER SO BB IBB HBP BLK WP HR S P ERA WHIP	IP WLS BF H R ER SO BB IBB HBP BLK WP HR S P ERA WHIP	IP WLS BF H R ER SO BB IBB HBP BLK WP HR S P ERA WHIP	IP WLS BF H R ER SO BB IBB HBP BLK WP HR S P ERA WHIP	IP WLS BF H R ER SO BB IBB HBP BLK WP HR S P ERA WHIP			
52 Guillermo Moscoso, R (1,1) ERA: 3.63	7.0 W 27 5 2 1 6 1 0 0 0 0 0 0 73 106 1.29 0.857	60 Fautino De Los Santos, R (6,1) ERA: 3.33	1.0 3 0 0 0 3 0 0 0 0 0 0 0 10 13 0.00 0.000	38 Andrew Carignan, R (9,1) ERA:	1.0 4 1 0 0 0 0 0 0 0 0 0 0 9 16 0.00 1.000															

AB	33
R	2
H	6
RBI	2
BB	1
SO	9
LOB	7



Batter	1	2	3	4	5	6	7	8	9	AB	R	H	RBI	BB	SO	LOB	BOTTOM			
19 Jemile Weeks, S (1,4) OBP: 0.339, SLG: 0.409	BB	BB	F7	F7	F7	BB	P5	P5	P5	3	1	1	0	2	0	1	<b>Seattle Mariners @ Oakland Athletics</b> Oakland Coliseum, Oakland, CA Fri Sep 02 2011, 7:10 PM - 10:01 PM PDT Att: 14,972 - Clear - 69 F			
4 Coco Crisp, S (1,8) OBP: 0.324, SLG: 0.387	F8	F8	G6-3	G6-3	G6-3	G4-3	G4-3	G3	G3	5	1	1	0	0	0	2				
55 Hideki Matsui, L (1,10) OBP: 0.324, SLG: 0.390	K	K	F7	F7	F7	F7	F7	G3-1	G3-1	4	3	2	3	1	1	1				
16 Josh Willingham, R (1,7) OBP: 0.332, SLG: 0.475	G6-3	G6-3	K	K	K	K	K	K	K	3	1	1	0	1	1	1				
29 Scott Sizemore, R (1,5) OBP: 0.343, SLG: 0.386	F9	F9	BB	BB	BB	BB	BB	BB	BB	3	1	2	1	2	0	0				
14 Brandon Allen, L (1,3) OBP: 0.328, SLG: 0.495	BB	BB	BB	BB	BB	BB	BB	G3	G3	4	0	1	1	1	2	6				
2 Cliff Pennington, S (1,6) OBP: 0.326, SLG: 0.375	P4	P4	P2	P2	P2	P2	P2	HR	HR	4	1	1	3	0	0	5				
8 Kurt Suzuki, R (1,2) OBP: 0.295, SLG: 0.391	P5	P5	P5	P5	P5	F7	F7	G5-3	G5-3	4	1	1	0	0	0	0				
23 Michael Taylor, R (1,9) OBP: 0.326, SLG: 0.375	F7	F7	F7	F7	F7	P6	P6	P6	P6	3	0	0	0	1	1	1				
<b>Inning Stats</b>	R: 0 E: 0 K: 1 S: 8	H: 0 LOB: 1 BB: 1 P: 14	R: 0 E: 0 K: 0 S: 10	H: 0 LOB: 1 BB: 1 P: 22	R: 4 E: 1 K: 1 S: 19	H: 5 LOB: 2 BB: 1 P: 33	R: 0 E: 0 K: 1 S: 9	H: 0 LOB: 0 BB: 0 P: 13	R: 1 E: 0 K: 1 S: 22	H: 1 LOB: 2 BB: 1 P: 33	R: 0 E: 0 K: 0 S: 9	H: 0 LOB: 1 BB: 1 P: 18	R: 4 E: 0 K: 1 S: 22	H: 3 LOB: 1 BB: 2 P: 37	R: 0 E: 0 K: 0 S: 10	H: 1 LOB: 2 BB: 1 P: 19	1B: 7 2B: 3 3B: 0 HR: 1	SF: 0 SAC: 0 DP: 1 HBP: 1	WP: 1 PB: 0 SB: 0 CS: 1	PA: 42
<b>PITCHER</b>	IP WLS BF H R ER SO BB IBB HBP BLK WP HR S P ERA WHIP	IP WLS BF H R ER SO BB IBB HBP BLK WP HR S P ERA WHIP	IP WLS BF H R ER SO BB IBB HBP BLK WP HR S P ERA WHIP	IP WLS BF H R ER SO BB IBB HBP BLK WP HR S P ERA WHIP	IP WLS BF H R ER SO BB IBB HBP BLK WP HR S P ERA WHIP	IP WLS BF H R ER SO BB IBB HBP BLK WP HR S P ERA WHIP	IP WLS BF H R ER SO BB IBB HBP BLK WP HR S P ERA WHIP	IP WLS BF H R ER SO BB IBB HBP BLK WP HR S P ERA WHIP	IP WLS BF H R ER SO BB IBB HBP BLK WP HR S P ERA WHIP	IP WLS BF H R ER SO BB IBB HBP BLK WP HR S P ERA WHIP	IP WLS BF H R ER SO BB IBB HBP BLK WP HR S P ERA WHIP	IP WLS BF H R ER SO BB IBB HBP BLK WP HR S P ERA WHIP	IP WLS BF H R ER SO BB IBB HBP BLK WP HR S P ERA WHIP	IP WLS BF H R ER SO BB IBB HBP BLK WP HR S P ERA WHIP	IP WLS BF H R ER SO BB IBB HBP BLK WP HR S P ERA WHIP	IP WLS BF H R ER SO BB IBB HBP BLK WP HR S P ERA WHIP				
38 Jason Vargas, L (1,1) ERA: 4.59	5.0 L 25 4 0 0 0 4 0 1 0 0 0 0 9 18 0.00 1.000	23 Shawn Kelley, R (6,1) ERA:	1.0 4 0 0 0 0 1 0 0 0 0 0 0 9 18 0.00 1.000	37 Cesar Jimenez, L (7,1) ERA: 81.0	0.1 4 2 3 3 1 1 0 0 0 1 0 13 23 81.00 9.000	60 Jeff Gray, R (7,1) ERA: 4.43	1.2 9 2 1 1 0 2 0 0 0 0 1 19 33 5.40 2.400													


AB	33
R	9
H	10
RBI	8
BB	8
SO	5
LOB	17



Batter	1	2	3	4	5	6	7	8	9	AB	R	H	RBI	BB	SO	LOB	TOP					
51 Ichiro Suzuki, L (1, 9) OBP: 0.312, SLG: 0.329	L8			G6-3		G6-3		K		4	0	1	0	0	1	1	Seattle Mariners @ Oakland Athletics Oakland Coliseum, Oakland, CA Sat Sep 03 2011, 1:08 PM - 3:30 PM PDT Att: 19,732 - Sunny - 64 F					
21 Franklin Gutierrez, R (1, 8) OBP: 0.259, SLG: 0.269	L8			F9		G6-3		F9		4	0	0	0	0	0	1						
13 Dustin Ackley, L (1, 4) OBP: 0.368, SLG: 0.456	P6			G6-3		K		G4-6-3		4	0	1	0	0	1	1						
20 Mike Carp, L (1, 10) OBP: 0.349, SLG: 0.480		G4-3		K		K		K		4	0	0	0	0	3	1						
17 Justin Smoak, S (1, 3) OBP: 0.317, SLG: 0.385		K		K		G4-3		K		3	0	0	0	0	2	0						
33 Casper Wells, R (1, 7) OBP: 0.314, SLG: 0.441		P4		K		K		K		3	0	0	0	0	2	0						
15 Kyle Seager, L (1, 5) OBP: 0.328, SLG: 0.391			F9		E6			F8		3	0	0	0	0	0	0						
3 Josh Bard, S (1, 2) OBP: 0.263, SLG: 0.352			K		G4-3			K		3	0	1	0	0	1	1						
26 Brendan Ryan, R (1, 6) OBP: 0.318, SLG: 0.326			F9		P2			F8		3	0	0	0	0	0	1						
<b>Inning Stats</b>	R: 0 E: 0 K: 0 S: 9	H: 0 LOB: 0 BB: 0 P: 11	R: 0 E: 0 K: 1 S: 6	H: 0 LOB: 0 BB: 0 P: 8	R: 0 E: 0 K: 1 S: 6	H: 0 LOB: 0 BB: 0 P: 7	R: 0 E: 0 K: 1 S: 10	H: 1 LOB: 1 BB: 0 P: 15	R: 0 E: 0 K: 2 S: 12	H: 0 LOB: 0 BB: 0 P: 19	R: 0 E: 0 K: 1 S: 7	H: 1 LOB: 1 BB: 0 P: 13	R: 0 E: 0 K: 2 S: 7	H: 0 LOB: 0 BB: 0 P: 11	R: 0 E: 0 K: 1 S: 10	H: 1 LOB: 1 BB: 0 P: 14	R: 0 E: 0 K: 1 S: 11	H: 0 LOB: 0 BB: 0 P: 16	1B: 3 2B: 0 3B: 0 HR: 0	SF: 0 SAC: 0 DP: 0 HBP: 0	WP: 0 PB: 0 SB: 1 CS: 0	PA: 31
<b>PITCHER</b> 32 Brandon McCarthy, R (1, 1) ERA: 3.41	IP: 9.0 WLS: W BF: 31 H: 3 R: 0 ER: 0 SO: 10 BB: 0 IBB: 0 HBP: 0 BLK: 0 WP: 0 HR: 0 S: 78 P: 114 ERA: 0.00 WHIP: 0.333															<b>PITCHER</b>						

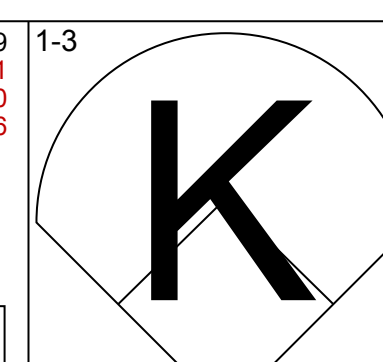
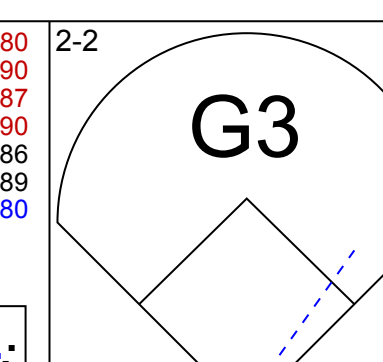
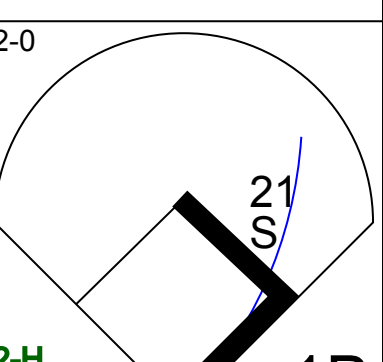
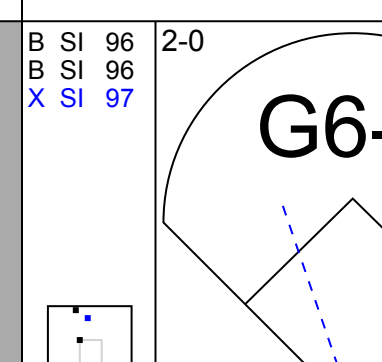
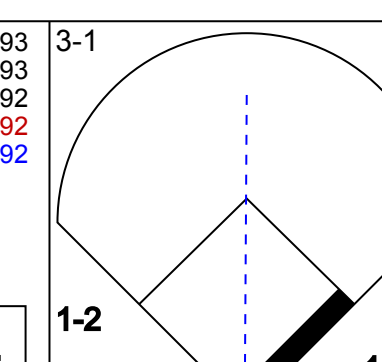
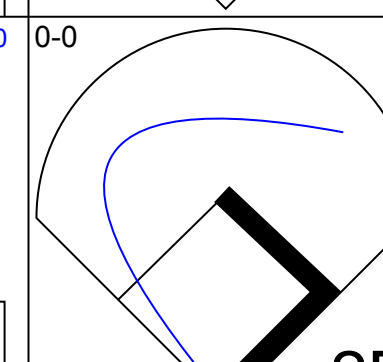
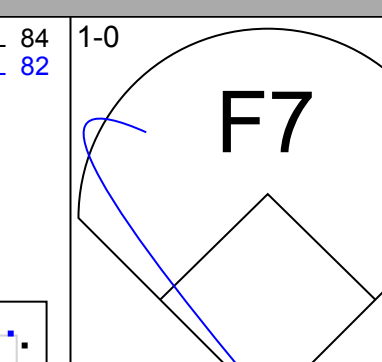
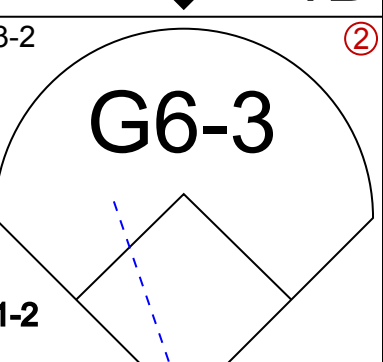
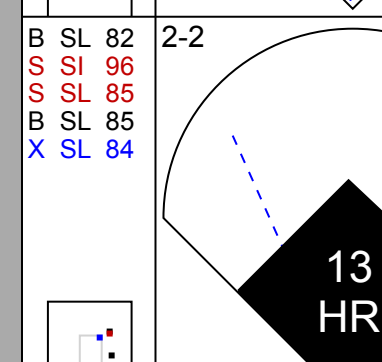
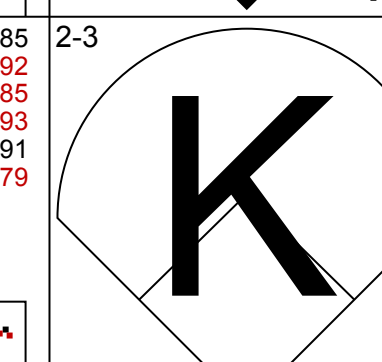
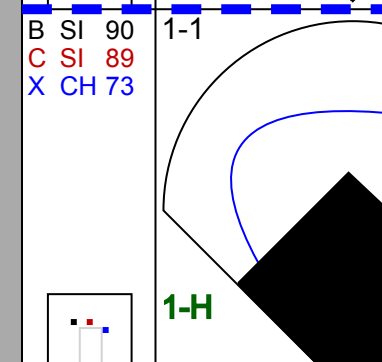

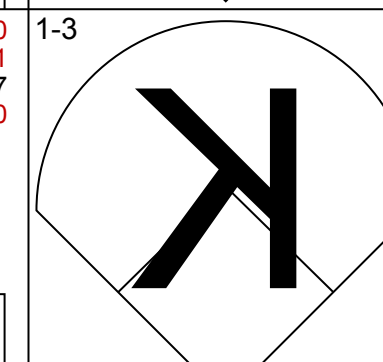
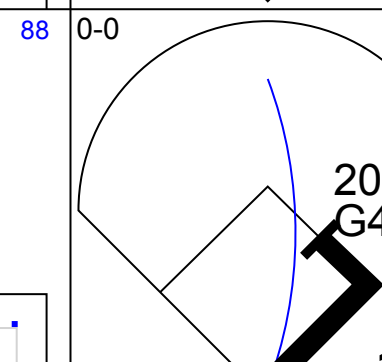
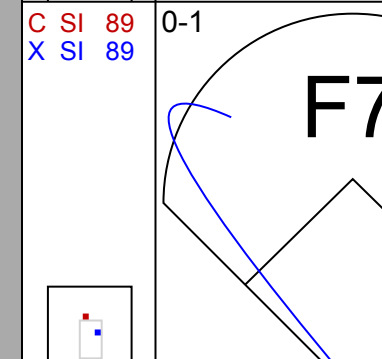
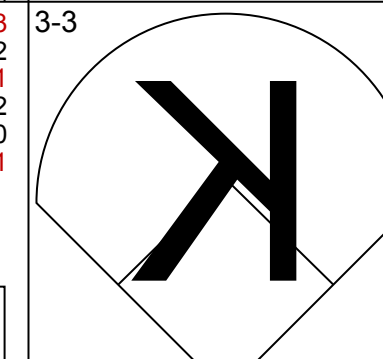
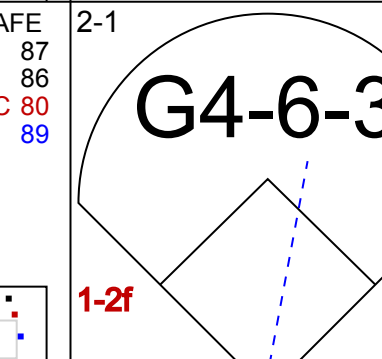
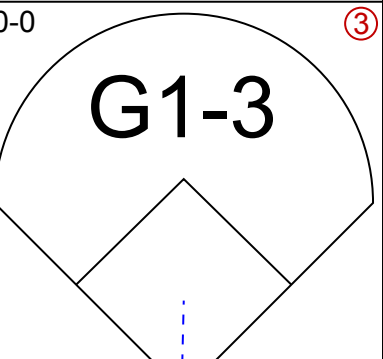
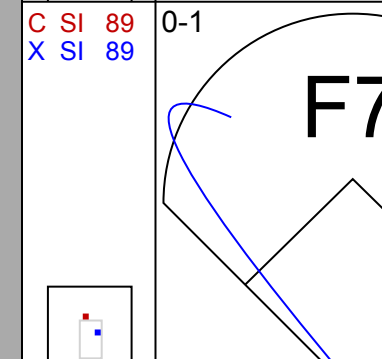


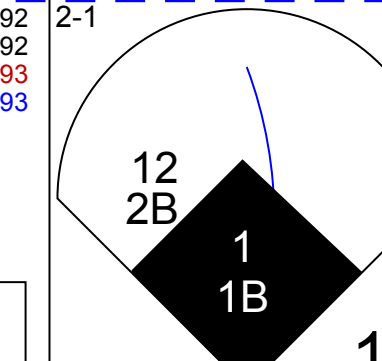
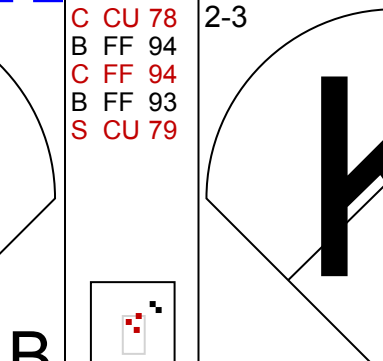

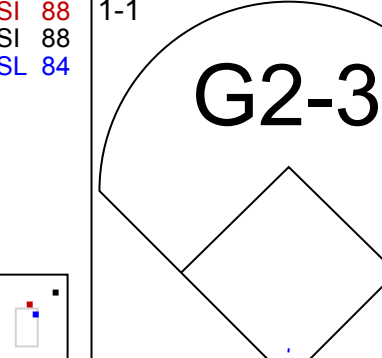
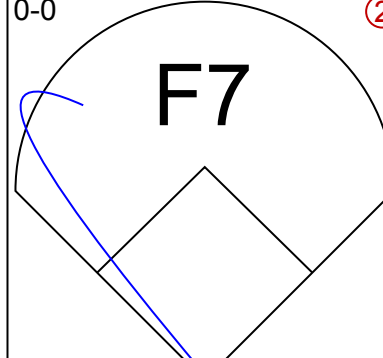
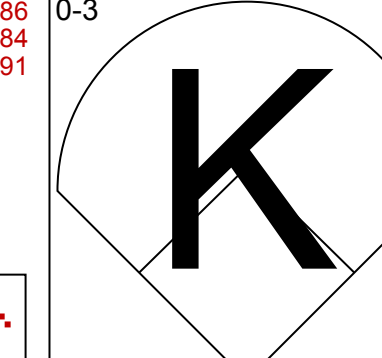
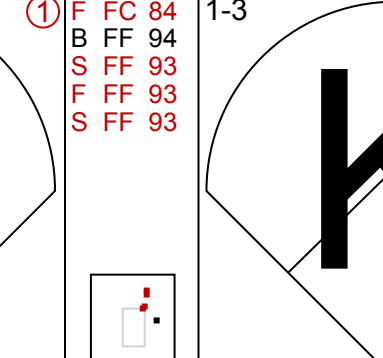

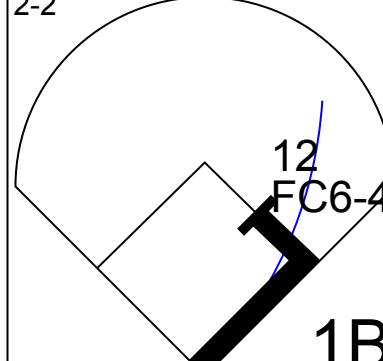
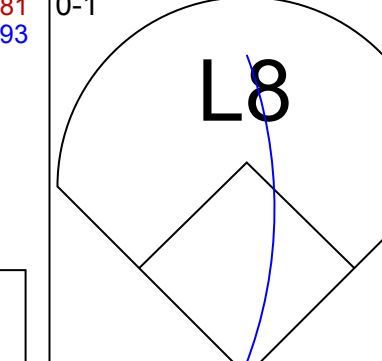
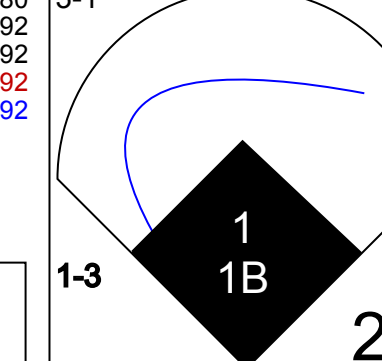

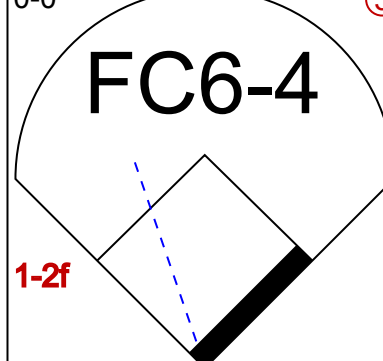
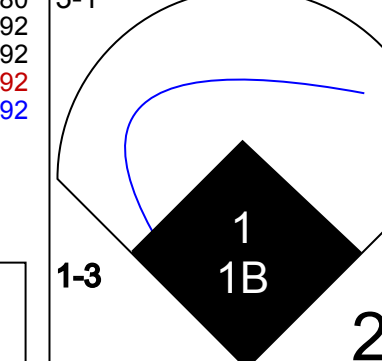
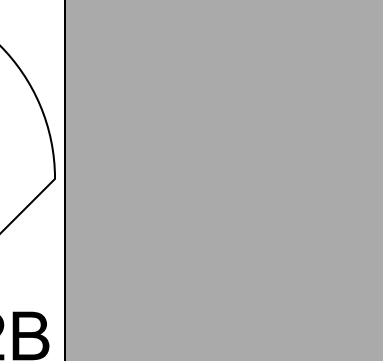

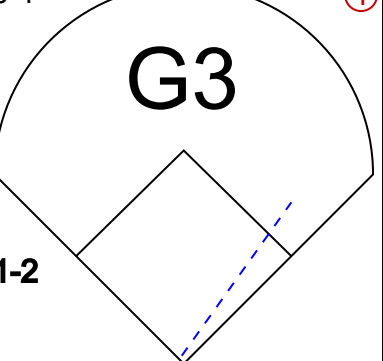
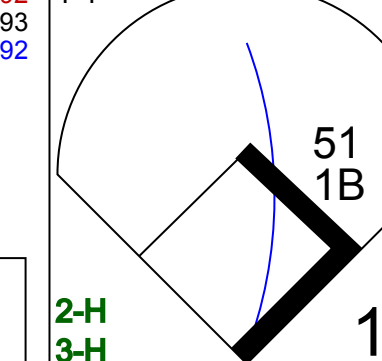
Batter	1	2	3	4	5	6	7	8	9	AB	R	H	RBI	BB	SO	LOB	BOTTOM			
19 Jemile Weeks, S (1, 4) OBP: 0.338, SLG: 0.407	G3			G4-3		G4-3		F7		4	0	1	0	0	0	1	Seattle Mariners @ Oakland Athletics Oakland Coliseum, Oakland, CA Sat Sep 03 2011, 1:08 PM - 3:30 PM PDT Att: 19,732 - Sunny - 64 F			
4 Coco Crisp, S (1, 8) OBP: 0.323, SLG: 0.385	G4-3			K		G6-3		K		2	0	0	0	0	1	2				
15 Ryan Sweeney, L (5, FH) OBP: 0.345, SLG: 0.339	G4-3			K		G6-3		K		2	0	1	0	0	0	0				
55 Hideki Matsui, L (1, 10) OBP: 0.325, SLG: 0.390	K			K		G4-3		K		3	1	1	0	1	1	0				
16 Josh Willingham, R (1, 7) OBP: 0.329, SLG: 0.471		K		F8		P5		K		4	0	0	0	0	2	4				
12 David DeJesus, L (1, 9) OBP: 0.317, SLG: 0.366		K		K		F7		F8		4	1	1	0	0	1	0				
14 Brandon Allen, L (1, 3) OBP: 0.325, SLG: 0.482		K		F9		K		K		3	0	0	0	1	2	2				
2 Cliff Pennington, S (1, 6) OBP: 0.326, SLG: 0.376			G3-1		K		K	L7		4	0	1	2	0	1	1				
8 Kurt Suzuki, R (1, 2) OBP: 0.297, SLG: 0.390			K		K		K	K		1	0	0	0	2	1	1				
29 Scott Sizemore, R (1, 5) OBP: 0.343, SLG: 0.396			P3		K		K	K		3	1	1	1	0	1	2				
<b>Inning Stats</b>	R: 0 E: 0 K: 1 S: 9	H: 0 LOB: 0 BB: 0 P: 13	R: 0 E: 0 K: 3 S: 11	H: 0 LOB: 0 BB: 0 P: 14	R: 0 E: 0 K: 1 S: 19	H: 1 LOB: 2 BB: 1 P: 29	R: 2 E: 0 K: 1 S: 12	H: 3 LOB: 1 BB: 0 P: 17	R: 1 E: 0 K: 0 S: 11	H: 1 LOB: 0 BB: 0 P: 18	R: 0 E: 0 K: 1 S: 8	H: 0 LOB: 1 BB: 1 P: 14	R: 0 E: 0 K: 2 S: 16	H: 1 LOB: 3 BB: 2 P: 31	R: 0 E: 0 K: 1 S: 8	H: 0 LOB: 0 BB: 0 P: 11	1B: 4 2B: 1 3B: 0 HR: 1	SF: 0 SAC: 0 DP: 0 HBP: 0	WP: 0 PB: 0 SB: 0 CS: 0	PA: 34
<b>PITCHER</b> 36 Michael Pineda, R (1, 1) ERA: 3.74 59 Chance Ruffin, R (7, 1) ERA: 4.09 54 Tom Wilhelmson, R (8, 1) ERA: 3.91	IP: 6.0 WLS: L BF: 25 H: 5 R: 3 ER: 3 SO: 7 BB: 2 IBB: 0 HBP: 0 BLK: 0 WP: 0 HR: 1 S: 70 P: 105 ERA: 4.50 WHIP: 1.167															<b>PITCHER</b>				

Seattle Mariners @ Oakland Athletics  
Oakland Coliseum, Oakland, CA  
Sat Sep 03 2011, 1:08 PM - 3:30 PM PDT  
Att: 19,732 - Sunny - 64 F



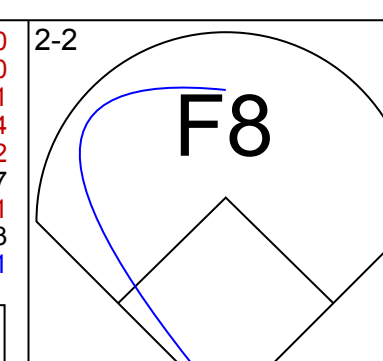
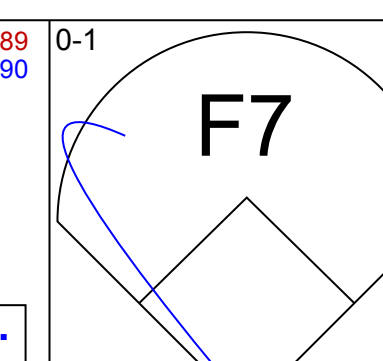
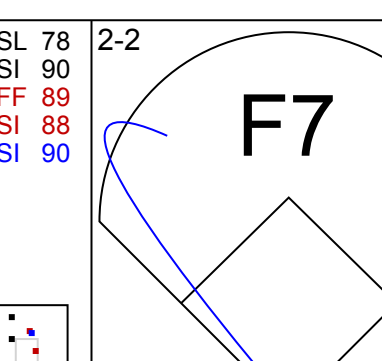
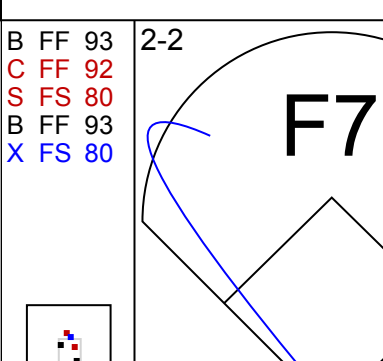
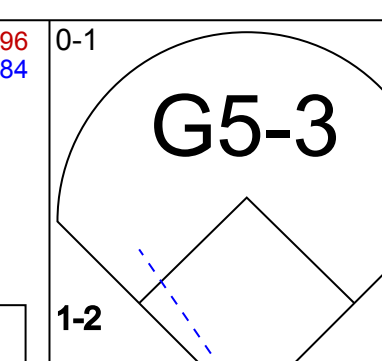
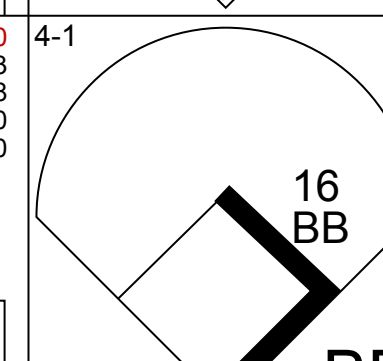
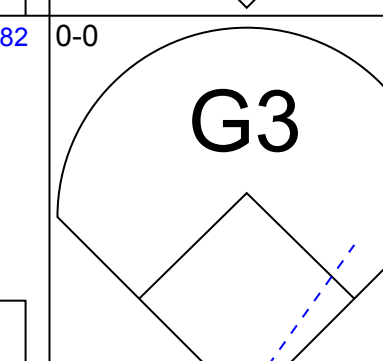
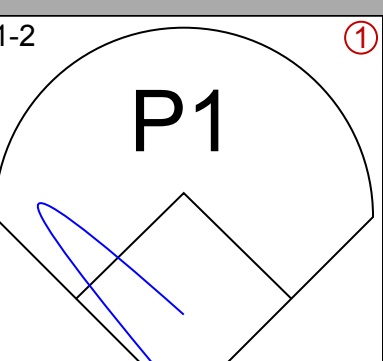
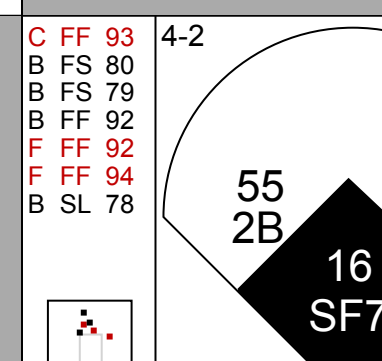
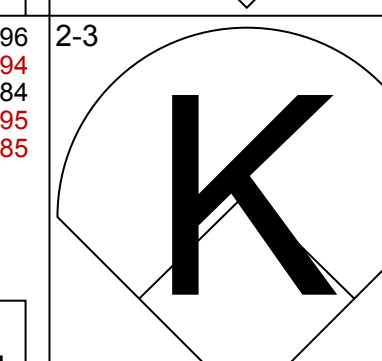
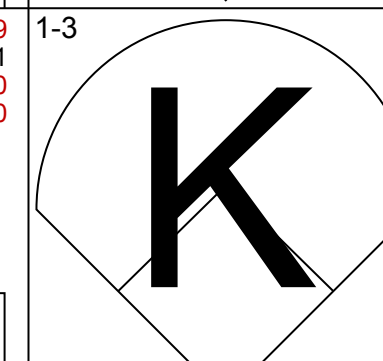
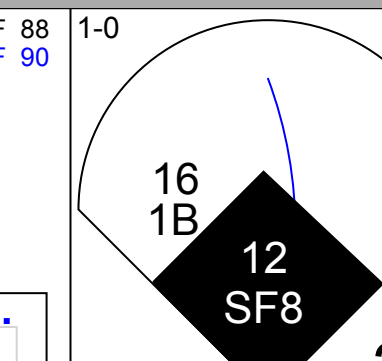

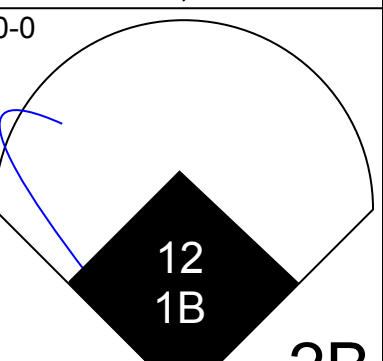
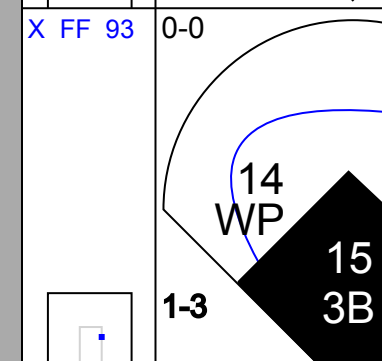
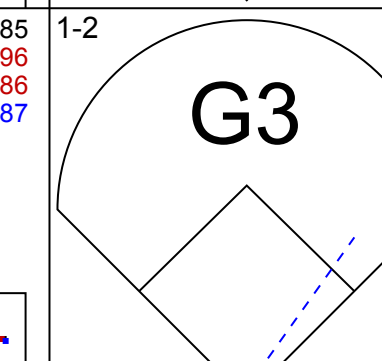
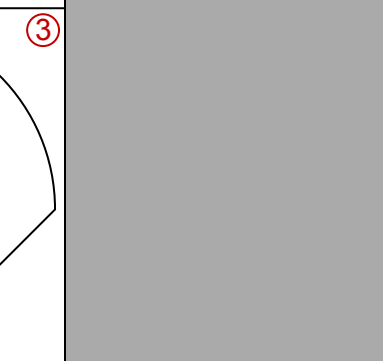
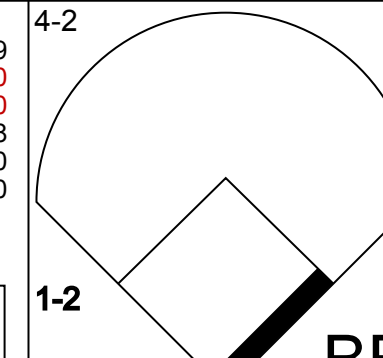
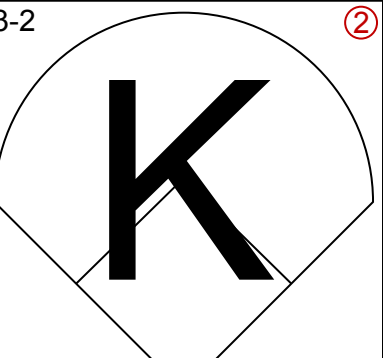
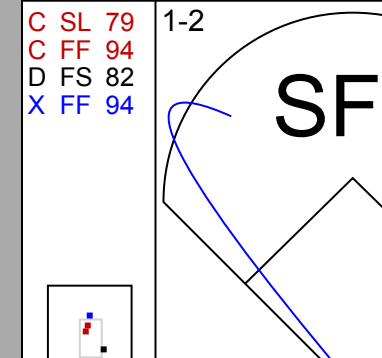
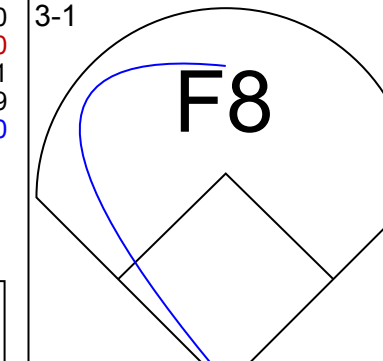
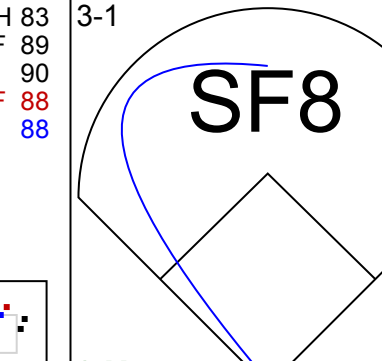
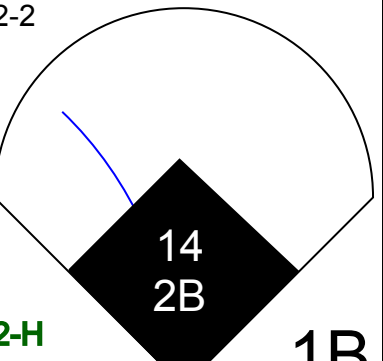
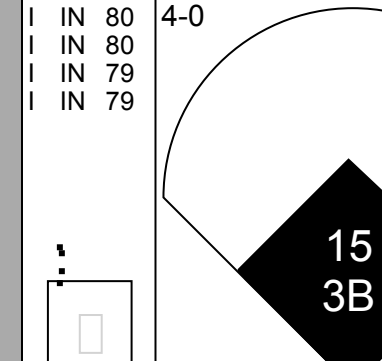



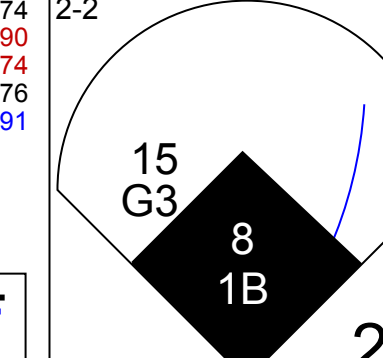

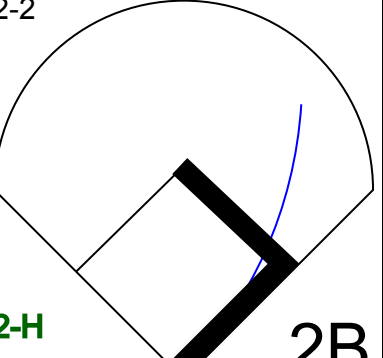


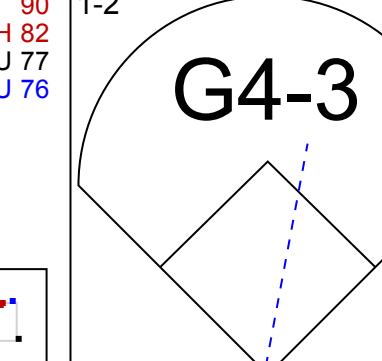
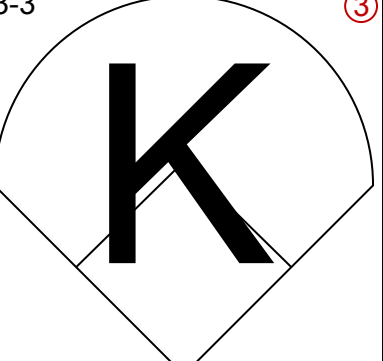
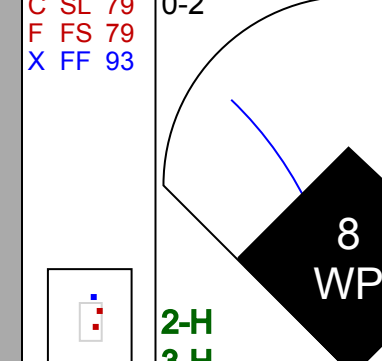


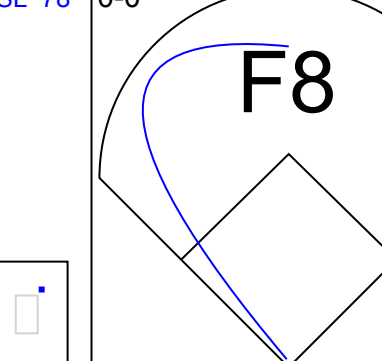
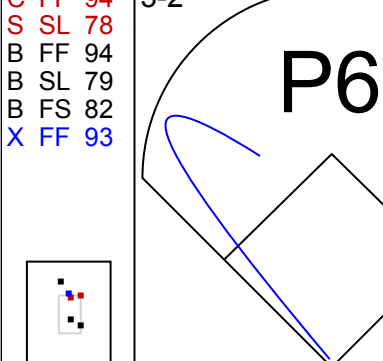


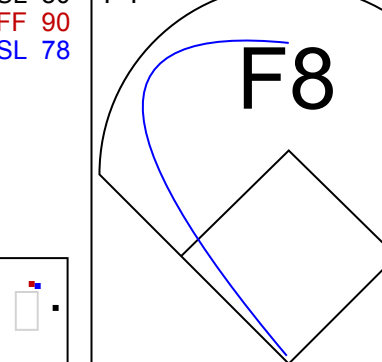
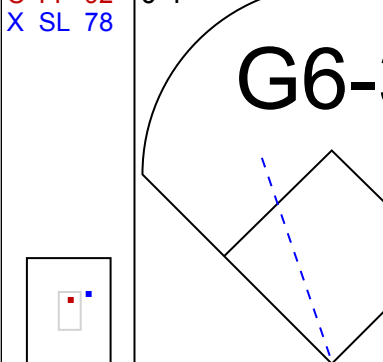
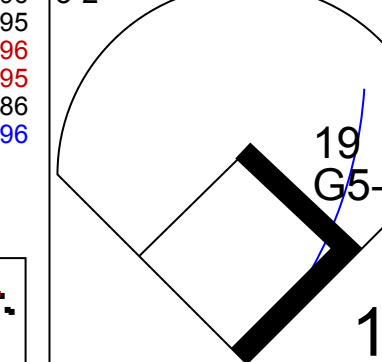
Seattle Mariners @ Oakland Athletics  
Oakland Coliseum, Oakland, CA  
Sat Sep 03 2011, 1:08 PM - 3:30 PM PDT  
Att: 19,732 - Sunny - 64 F



Batter	1	2	3	4	5	6	7	8	9	AB	R	H	RBI	BB	SO	LOB	TOP								
51 Ichiro Suzuki, L (1, 9) OBP: 0.312, SLG: 0.330										5	0	2	1	0	1	3	<b>Seattle Mariners @ Oakland Athletics</b> Oakland Coliseum, Oakland, CA Sun Sep 04 2011, 1:09 PM - 4:12 PM PDT Att: 19,384 - Sunny - 62 F								
21 Franklin Gutierrez, R (1, 8) OBP: 0.279, SLG: 0.359										4	1	2	0	0	0	1									
4 Adam Kennedy, L (8, PH) OBP: 0.000, SLG: 0.000										1	0	0	0	0	1	2									
5 Chris Gimenez, R (8, 7) OBP: 0.300, SLG: 0.195										0	0	0	0	0	0	0									
13 Dustin Ackley, L (1, 4) OBP: 0.372, SLG: 0.468										4	1	2	2	1	1	1									
20 Mike Carp, L (1, 10) OBP: 0.345, SLG: 0.478										5	0	1	0	0	1	4									
17 Justin Smoak, S (1, 3) OBP: 0.318, SLG: 0.385										5	1	2	0	0	1	1									
30 Miguel Olivo, R (1, 2) OBP: 0.254, SLG: 0.371										5	0	0	0	0	2	3									
15 Kyle Seager, L (1, 5) OBP: 0.333, SLG: 0.395										4	0	2	0	0	1	1									
33 Casper Wells, R (1, 7) OBP: 0.317, SLG: 0.441										0	0	0	0	0	0	0									
12 Trayvon Robinson, S (2, 7) OBP: 0.313, SLG: 0.419										2	2	1	0	1	0	1									
1 Luis Antonio Rodriguez, S (1, 6) OBP: 0.283, SLG: 0.281										4	0	1	2	0	1	4									
<b>Inning Stats</b>	R: 0 E: 0 K: 3 S: 10	H: 1 LOB: 1 BB: 0 P: 15	R: 0 E: 0 K: 0 S: 16	H: 2 LOB: 2 BB: 0 P: 28	R: 0 E: 0 K: 0 S: 4	H: 1 LOB: 0 BB: 0 P: 7	R: 0 E: 0 K: 1 S: 8	H: 0 LOB: 0 BB: 0 P: 13	R: 1 E: 0 K: 0 S: 7	H: 1 LOB: 2 BB: 2 P: 20	R: 0 E: 0 K: 0 S: 8	H: 1 LOB: 1 BB: 0 P: 11	R: 2 E: 0 K: 1 S: 11	H: 2 LOB: 0 BB: 0 P: 19	R: 2 E: 0 K: 2 S: 17	H: 4 LOB: 2 BB: 0 P: 28	R: 0 E: 0 K: 2 S: 15	H: 1 LOB: 1 BB: 0 P: 22	1B: 9 2B: 3 HR: 1	SF: 0 SAC: 0 HBP: 1	WP: 0 PB: 0 SB: 1 CS: 0	PA: 42			
<b>PITCHER</b>	IP WLS BF H R ER SO BB IBB HBP BLK WP HR S P ERA WHIP	5.0 W 22 5 1 1 4 2 0 1 0 0 0 45 83 1.80 1.400	1.0 H 4 1 0 0 0 0 0 0 0 0 0 8 11 0.00 1.000	0.2 H 3 1 1 1 1 0 0 0 0 0 0 7 14 13.50 1.500	0.1 H 2 1 1 1 0 0 0 0 0 0 1 4 5 27.00 3.000	1.0 H 7 4 2 2 2 0 0 0 0 0 0 17 28 18.00 4.000																			
53 Trevor Cahill, R (1, 1) ERA: 4.2																									
88 Josh Outman, L (6, 1) ERA: 3.23																									
60 Fautino De Los Santos, R (7, 1) ERA: 3.58																									
40 Brian Fuentes, L (7, 1) ERA: 4.1																									
50 Grant Balfour, R (8, 1) ERA: 2.3																									
<b>PITCHER</b>	IP WLS BF H R ER SO BB IBB HBP BLK WP HR S P ERA WHIP	1.0 S 4 1 0 0 2 0 0 0 0 0 0 15 22 0.00 1.000																							

AB	39
R	5
H	13
RBI	5
BB	2
SO	9
LOB	21



Batter	1	2	3	4	5	6	7	8	9	AB	R	H	RBI	BB	SO	LOB	BOTTOM								
19 Jemile Weeks, S (1, 4) OBP: 0.333, SLG: 0.401										5	0	0	0	0	0	3	<b>Seattle Mariners @ Oakland Athletics</b> Oakland Coliseum, Oakland, CA Sun Sep 04 2011, 1:09 PM - 4:12 PM PDT Att: 19,384 - Sunny - 62 F								
2 Cliff Pennington, S (1, 6) OBP: 0.327, SLG: 0.374										3	1	0	0	2	1	3									
55 Hideki Matsui, L (1, 7) OBP: 0.328, SLG: 0.399										5	3	3	0	0	1	2									
16 Josh Willingham, R (1, 10) OBP: 0.331, SLG: 0.471										2	0	1	1	1	1	1									
12 David DeJesus, L (1, 9) OBP: 0.319, SLG: 0.367										2	2	1	2	1	0	2									
14 Brandon Allen, L (1, 3) OBP: 0.331, SLG: 0.500										4	1	2	1	0	1	3									
15 Ryan Sweeney, L (1, 8) OBP: 0.343, SLG: 0.346										4	1	1	2	0	1	3									
8 Kurt Suzuki, R (1, 2) OBP: 0.297, SLG: 0.388										4	0	1	1	0	0	0									
29 Scott Sizemore, R (1, 5) OBP: 0.345, SLG: 0.395										3	0	1	0	1	0	0									
<b>Inning Stats</b>	R: 0 E: 0 K: 1 S: 15	H: 0 LOB: 2 BB: 2 P: 29	R: 1 E: 0 K: 0 S: 11	H: 2 LOB: 2 BB: 1 P: 19	R: 1 E: 0 K: 0 S: 8	H: 2 LOB: 1 BB: 0 P: 13	R: 0 E: 0 K: 0 S: 6	H: 0 LOB: 0 BB: 0 P: 9	R: 2 E: 0 K: 2 S: 20	H: 3 LOB: 1 BB: 0 P: 31	R: 0 E: 0 K: 0 S: 8	H: 0 LOB: 0 BB: 0 P: 13	R: 4 E: 0 K: 1 S: 16	H: 2 LOB: 0 BB: 2 P: 28	R: 0 E: 0 K: 1 S: 11	H: 1 LOB: 1 BB: 0 P: 17		1B: 4 2B: 5 3B: 1 HR: 0	SF: 2 SAC: 0 DP: 0 HBP: 0	WP: 2 PB: 0 SB: 0 CS: 0	PA: 39				
<b>PITCHER</b>	IP WLS BF H R ER SO BB IBB HBP BLK WP HR S P ERA WHIP	5.0 L 25 7 4 4 1 3 0 0 0 0 0 60 101 7.20 2.000	2.0 L 10 2 4 4 1 1 1 0 0 0 0 24 41 18.00 1.500	1.0 L 4 1 0 0 1 0 0 0 0 0 0 11 17 0.00 1.000																					
49 Blake Beavan, R (1, 1) ERA: 4.33																									
31 Josh Lueke, R (6, 1) ERA: 7.92																									
43 Brandon League, R (8, 1) ERA: 2.92																									
<b>PITCHER</b>	IP WLS BF H R ER SO BB IBB HBP BLK WP HR S P ERA WHIP																								



Batter	1	2	3	4	5	6	7	8	9	AB	R	H	RBI	BB	SO	LOB	TOP
51 Ichiro Suzuki, L (1, 9) OBP: 0.310, SLG: 0.327	G3-1	G4-3			F7	G1-3			L7	5	0	0	0	0	0	3	<b>Seattle Mariners @ Los Angeles Angels</b> Angel Stadium of Anaheim, Anaheim, CA Mon Sep 05 2011, 6:08 PM - 8:31 PM PDT Att: 35,497 - Partly Cloudy - 85 F
26 Brendan Ryan, R (1, 6) OBP: 0.317, SLG: 0.332	G5-3	K			HR				G4-3	5	1	1	1	0	2	2	
13 Dustin Ackley, L (1, 4) OBP: 0.374, SLG: 0.469	1B				1B				G5-3	4	1	2	0	0	1	0	
20 Mike Carp, L (1, 7) OBP: 0.348, SLG: 0.476	1B				F7				K	3	0	1	0	0	1	0	
17 Justin Smoak, S (1, 10) OBP: 0.377, SLG: 0.384	1B				F9				G5-3	4	0	1	1	0	0	2	
4 Adam Kennedy, L (1, 3) OBP: 0.275, SLG: 0.361		2B			F9				F7	4	1	1	0	0	0	2	
15 Kyle Seager, L (1, 5) OBP: 0.338, SLG: 0.398		P5			1B				F8	4	0	2	0	0	0	1	
3 Josh Bard, S (1, 2) OBP: 0.263, SLG: 0.347		1B			F8				G4-3	4	0	1	1	0	1	2	
12 Trayvon Robinson, S (1, 8) OBP: 0.321, SLG: 0.436		2B			K				P4	4	0	2	0	0	1	1	
					1B												
<b>Inning Stats</b>	R: 1 H: 3 E: 0 K: 0 S: 16	H: 3 R: 2 ER: 0 LOB: 2 P: 24	R: 0 H: 0 E: 0 K: 1 S: 12	H: 0 R: 2 ER: 0 LOB: 0 P: 17	R: 0 H: 1 E: 0 K: 1 S: 11	H: 2 R: 0 ER: 0 LOB: 2 P: 19	R: 0 H: 1 E: 0 K: 0 S: 13	H: 0 R: 0 ER: 0 LOB: 0 P: 9	R: 0 H: 1 E: 0 K: 1 S: 7	H: 0 R: 0 ER: 0 LOB: 0 P: 7	1B: 8 2B: 2 3B: 0 HR: 1	SF: 0 SAC: 0 DP: 0 HBP: 1	WP: 0 PB: 0 SB: 1 CS: 0	PA: 38			
<b>PITCHER</b>	IP WLS BF H R ER SO BB IBB HBP BLK WP HR S P ERA WHIP																
24 Dan Haren, R (1, 1) ERA: 3.2	6.0 W 28 10 3 3 3 0 0 1 0 0 1 68 109 4.50 1.667																
38 Bobby Cassevah, R (7, 1) ERA: 2.81	1.0 3 0 0 0 2 0 0 0 0 0 0 7 9 0.00 0.000																
21 Hisanori Takahashi, L (8, 1) ERA: 3.79	2.0 7 1 0 0 1 0 0 0 0 0 0 12 16 0.00 0.500																

AB	37
R	3
H	11
RBI	3
BB	0
SO	6
LOB	13



Batter	1	2	3	4	5	6	7	8	9	AB	R	H	RBI	BB	SO	LOB	BOTTOM
13 Maicer Izturis, S (1, 5) OBP: 0.340, SLG: 0.389	G4-3				F8				G3	3	1	0	0	0	0	2	<b>Seattle Mariners @ Los Angeles Angels</b> Angel Stadium of Anaheim, Anaheim, CA Mon Sep 05 2011, 6:08 PM - 8:31 PM PDT Att: 35,497 - Partly Cloudy - 85 F
25 Peter Bourjos, R (1, 8) OBP: 0.328, SLG: 0.446	G4-3				G6-3				G6-3	3	2	1	0	1	0	1	
47 Howie Kendrick, R (1, 4) OBP: 0.347, SLG: 0.468	G4-3				FC5				G6-3	4	1	0	0	0	1	2	
48 Torii Hunter, R (1, 9) OBP: 0.335, SLG: 0.422	E8				SF8				E1	3	1	0	1	0	0	0	
44 Mark Trumbo, R (1, 3) OBP: 0.297, SLG: 0.486	HR				E9				G5-3	4	1	2	3	0	0	1	
10 Vernon Wells, R (1, 10) OBP: 0.256, SLG: 0.402	P3				P5				F9	4	1	1	1	0	0	1	
27 Mike Trout, R (1, 7) OBP: 0.312, SLG: 0.470					G4-3				HR	4	0	0	0	0	2	1	
2 Erick Aybar, S (1, 6) OBP: 0.304, SLG: 0.400	G6-3				BB				P4	3	0	1	0	1	0	0	
5 Jeff Mathis, R (1, 2) OBP: 0.228, SLG: 0.256	G6-3				K				F9	4	0	1	0	0	1	2	
					1B												
<b>Inning Stats</b>	R: 3 H: 2 E: 1 K: 0 S: 13	H: 0 R: 0 ER: 0 LOB: 0 P: 20	R: 0 H: 0 E: 0 K: 1 S: 8	H: 0 R: 3 ER: 0 LOB: 1 P: 12	R: 3 H: 1 E: 2 K: 0 S: 12	H: 1 R: 0 ER: 1 LOB: 1 P: 27	R: 0 H: 0 E: 1 K: 1 S: 10	H: 0 R: 0 ER: 0 LOB: 0 P: 15	R: 0 H: 2 E: 0 K: 0 S: 14	H: 0 R: 1 ER: 1 LOB: 1 P: 12	R: 0 H: 1 E: 0 K: 1 S: 8	H: 1 R: 0 ER: 0 LOB: 1 P: 14	1B: 2 2B: 2 3B: 0 HR: 2	SF: 1 SAC: 0 DP: 0 HBP: 1	WP: 0 PB: 0 SB: 0 CS: 0	PA: 36	
<b>PITCHER</b>	IP WLS BF H R ER SO BB IBB HBP BLK WP HR S P ERA WHIP																
59 Anthony Vasquez, L (1, 1) ERA: 9.0	5.2 L 27 5 0 0 0 0 2 0 0 0 0 2 60 98 4.76 1.235																
23 Shawn Kelley, R (6, 1) ERA: 20.25	1.1 5 0 0 0 0 0 0 0 0 0 0 12 15 0.00 0.000																
37 Cesar Jimenez, L (8, 1) ERA: 20.25	1.0 4 1 0 0 1 0 0 0 0 0 0 8 14 0.00 1.000																

AB	32
R	7
H	6
RBI	5
BB	2
SO	4
LOB	10



Batter	1	2	3	4	5	6	7	8	9	AB	R	H	RBI	BB	SO	LOB	TOP			
51 Ichiro Suzuki, L (1,9) OBP: 0.311, SLG: 0.327	G1-3			G4-3		G6-3				4	0	1	0	1	0	2	<b>Seattle Mariners @ Los Angeles Angels</b> Angel Stadium of Anaheim, Anaheim, CA Tue Sep 06 2011, 7:07 PM - 9:54 PM PDT Att: 36,533 - Clear - 87 F			
26 Brendan Ryan, R (1,6) OBP: 0.316, SLG: 0.330	L1	F8		F7				K		5	0	1	0	0	1	5				
13 Dustin Ackley, L (1,4) OBP: 0.378, SLG: 0.477					P5	L4				4	0	2	0	1	0	2				
20 Mike Carp, L (1,10) OBP: 0.341, SLG: 0.465	G4-3			K		G1-3		K2-3	F8	5	0	0	0	0	2	4				
17 Justin Smoak, S (1,3) OBP: 0.318, SLG: 0.384				G3			G1-3			5	1	2	0	0	0	1				
30 Miguel Olivo, R (1,2) OBP: 0.256, SLG: 0.371				K					F8	5	0	2	0	0	1	2				
15 Kyle Seager, L (1,5) OBP: 0.333, SLG: 0.390						F9			G4-3	5	1	1	0	0	0	4				
12 Trayvon Robinson, S (1,7) OBP: 0.318, SLG: 0.432		SF8						K2-3		3	0	1	1	0	2	2				
55 Michael Saunders, L (1,8) OBP: 0.224, SLG: 0.243									F7	3	0	0	1	1	1	3				
<b>Inning Stats</b>	R: 0 E: 0 K: 0 S: 8	H: 1 LOB: 1 BB: 0 P: 12	R: 1 E: 2 K: 1 S: 12	H: 1 LOB: 3 BB: 1 P: 22	R: 0 E: 0 K: 2 S: 13	H: 1 LOB: 1 BB: 0 P: 20	R: 1 E: 1 K: 0 S: 10	H: 1 LOB: 1 BB: 0 P: 15	R: 0 E: 0 K: 1 S: 14	H: 2 LOB: 2 BB: 1 P: 24	R: 0 E: 0 K: 2 S: 13	H: 2 LOB: 2 BB: 0 P: 16	R: 0 E: 1 K: 1 S: 13	H: 1 LOB: 0 BB: 0 P: 11	R: 0 E: 0 K: 0 S: 6	H: 0 LOB: 0 BB: 0 P: 11		1B: 9 2B: 0 3B: 1 HR: 0	SF: 1 SAC: 0 DP: 0 HBP: 0	WP: 0 PB: 0 SB: 3 CS: 0
<b>PITCHER</b>	IP WLS BF H R ER SO BB IBB HBP BLK WP HR S P ERA WHIP																			
54 Ervin Santana, R (1,1) ERA: 3.18	6.0 L 30 7 2 0 4 2 0 0 0 0 0 0 69 110 0.00 1.500																			
43 Garrett Richards, R (7,1) ERA: 8.1	1.0 5 2 1 0 0 2 0 0 0 0 0 0 0 13 16 0.00 2.000																			
49 Horacio Ramirez, L (8,1) ERA: 9.55	0.1 2 1 0 0 0 0 0 0 0 0 0 0 6 8 0.00 3.000																			
63 Rich Thompson, R (8,1) ERA: 3.04	0.2 3 0 0 0 1 1 0 0 0 0 0 0 7 14 0.00 1.500																			
22 Trevor Bell, R (9,1) ERA: 3.28	1.0 3 0 0 0 0 0 0 0 0 0 0 0 6 11 0.00 0.000																			

AB 39  
R 2  
H 10  
RBI 2  
BB 3  
SO 7  
LOB 25



Batter	1	2	3	4	5	6	7	8	9	AB	R	H	RBI	BB	SO	LOB	BOTTOM					
13 Maicer Izturis, S (1,4) OBP: 0.339, SLG: 0.388	G4-3			G3						4	0	1	0	0	1	0	<b>Seattle Mariners @ Los Angeles Angels</b> Angel Stadium of Anaheim, Anaheim, CA Tue Sep 06 2011, 7:07 PM - 9:54 PM PDT Att: 36,533 - Clear - 87 F					
2 Erick Aybar, S (1,6) OBP: 0.304, SLG: 0.398	F9									3	0	0	0	1	1	2						
53 Bobby Abreu, L (1,10) OBP: 0.356, SLG: 0.363										4	0	1	0	0	1	1						
48 Torii Hunter, R (1,9) OBP: 0.336, SLG: 0.422										3	1	1	0	1	1	0						
44 Mark Trumbo, R (1,3) OBP: 0.295, SLG: 0.482	FC5-4									4	0	0	0	0	1	3						
6 Alberto Callaspo, S (1,5) OBP: 0.353, SLG: 0.364										4	0	1	1	0	0	0						
10 Vernon Wells, R (1,7) OBP: 0.254, SLG: 0.399										4	0	0	0	0	0	1						
25 Peter Bourjos, R (1,8) OBP: 0.326, SLG: 0.443										3	0	0	0	0	1	0						
46 Bobby Wilson, R (1,2) OBP: 0.267, SLG: 0.308										1	0	0	0	0	0	0						
27 Mike Trout, R (5,PH) OBP: 0.309, SLG: 0.464										1	0	0	0	0	1	1						
5 Jeff Mathis, R (6,2) OBP: 0.228, SLG: 0.256										0	0	0	0	0	0	0						
47 Howie Kendrick, R (7,PH) OBP: 0.348, SLG: 0.467										1	0	0	0	0	0	0						
16 Hank Conger, L (8,2) OBP: 0.283, SLG: 0.343										0	0	0	0	0	0	0						
<b>Inning Stats</b>	R: 0 E: 0 K: 0 S: 7	H: 1 LOB: 2 BB: 1 P: 13	R: 0 E: 0 K: 0 S: 8	H: 0 LOB: 0 BB: 0 P: 11	R: 0 E: 0 K: 1 S: 7	H: 0 LOB: 1 BB: 1 P: 16	R: 0 E: 0 K: 2 S: 8	H: 0 LOB: 0 BB: 0 P: 11	R: 0 E: 0 K: 0 S: 12	H: 1 LOB: 2 BB: 0 P: 13	R: 1 E: 1 K: 0 S: 10	H: 2 LOB: 1 BB: 0 P: 15	R: 0 E: 0 K: 1 S: 11	H: 0 LOB: 0 BB: 0 P: 16	R: 0 E: 0 K: 1 S: 9	H: 0 LOB: 0 BB: 0 P: 16	R: 0 E: 0 K: 0 S: 8	H: 0 LOB: 0 BB: 0 P: 13	1B: 3 2B: 1 3B: 0 HR: 0	SF: 0 SAC: 0 DP: 0 HBP: 0	WP: 0 PB: 1 SB: 1 CS: 0	PA: 34
<b>PITCHER</b>	IP WLS BF H R ER SO BB IBB HBP BLK WP HR S P ERA WHIP																					
34 Félix Hernández, R (1,1) ERA: 3.15	8.0 W 31 4 1 0 0 2 0 0 0 0 0 0 72 111 0.00 0.750																					
43 Brandon League, R (9,1) ERA: 2.87	1.0 S 3 0 0 0 0 0 0 0 0 0 0 0 8 13 0.00 0.000																					

AB 32  
R 1  
H 4  
RBI 1  
BB 2  
SO 7  
LOB 8



Batter	1	2	3	4	5	6	7	8	9	AB	R	H	RBI	BB	SO	LOB	TOP					
51 Ichiro Suzuki, L (1,9) OBP: 0.309, SLG: 0.324	0-1 C FF 92 X FC 88		2-1 B SI 91 F FC 92 X SI 91			1-0 B SI 91 X CH 84			1-3 C FF 99 B FF 97 S SL 83	4	0	0	0	0	1	0						
26 Brendan Ryan, R (1,6) OBP: 0.313, SLG: 0.327	2-2 B SI 92 C FC 88 B FC 89 F SI 92 X FC 90			2-1 B FC 86 C FC 86 B FC 88 X SI 92		0-1 F FC 86 X FC 86			0-0 X FF 99	4	0	0	0	0	0	0						
13 Dustin Ackley, L (1,4) OBP: 0.374, SLG: 0.471	1-0 B SI 92 X SI 92			1-1 C CH 82 B FF 92 X CH 83			1-2 B SI 91 C CH 82 F FC 97 F CU 79 X SI 92			3	0	0	0	0	0	0						
20 Mike Carp, L (1,7) OBP: 0.340, SLG: 0.460		4-1 C SI 90 B FF 91 B FC 88 B CH 84 B SI 92		2-2 B FC 87 C CH 82 F CH 83 X CU 80		0-1 C CH 81 X FC 88			0-1 C CH 81 X FC 88	2	0	0	0	1	0	0						
17 Justin Smoak, S (1,3) OBP: 0.316, SLG: 0.381		1-3 F SI 90 S FC 88 1 SAFE B CU 78 S CU 77		1-3 C CH 83 S FC 88 B FF 91 S CU 78		2-1 C CH 82 B CH 89 X CH 82			2-1 C CH 82 B CH 89 X CH 82	3	0	0	0	0	2	1						
30 Miguel Olivo, R (1,2) OBP: 0.254, SLG: 0.368		0-3 S FC 87 1 SAFE S SI 90 F CU 76 S FC 87		0-1 C FC 86 X SI 92				0-0 X FC 84	0-0 X FC 84	3	0	0	0	0	1	1						
29 Wily Mo Peña, R (1,10) OBP: 0.233, SLG: 0.482		1-1 S SL 84 B SI 91 X FC 85		0-1 F FC 87 X FC 87				2-2 C FC 84 B FC 86 S FC 86 X FC 88	2-2 C FC 84 B FC 86 S FC 86 X FC 88	3	0	0	0	0	0	1						
12 Trayvon Robinson, S (1,8) OBP: 0.319, SLG: 0.464			0-0 X SI 90			0-1 C FC 87 X CH 82			0-3 C FC 87 B SI 91 C SI 91	3	1	1	1	0	1	0						
16 Alex Liddi, R (1,5) OBP: 0.331, SLG: 0.387			0-2 C SI 91 X SI 91			2-3 S FC 87 B FC 88 S FC 88			0-1 C FF 98 X CH 90	2	0	0	0	0	1	0						
15 Kyle Seager, L (9,PH) OBP: 0.331, SLG: 0.387			0-2 C SI 91 X SI 91			2-3 S FC 87 B FC 88 S FC 88			0-1 C FF 98 X CH 90	1	0	0	0	0	0	0						
<b>Inning Stats</b>	R: 0 E: 0 K: 0 S: 6	H: 0 LOB: 0 BB: 0 P: 9	R: 0 E: 0 K: 2 S: 10	H: 0 LOB: 1 BB: 1 P: 16	R: 0 E: 0 K: 0 S: 6	H: 0 LOB: 0 BB: 0 P: 8	R: 0 E: 0 K: 0 S: 7	H: 0 LOB: 0 BB: 0 P: 12	R: 0 E: 0 K: 1 S: 7	H: 0 LOB: 0 BB: 0 P: 8	R: 1 E: 0 K: 1 S: 8	H: 1 LOB: 0 BB: 0 P: 11	R: 0 E: 0 K: 0 S: 8	H: 0 LOB: 0 BB: 0 P: 11	R: 0 E: 0 K: 1 S: 7	H: 0 LOB: 2 BB: 0 P: 9	R: 0 E: 0 K: 1 S: 6	H: 0 LOB: 0 BB: 0 P: 7	1B: 0 2B: 0 3B: 0 HR: 1	SF: 0 SAC: 0 DP: 0 HBP: 0	WP: 0 PB: 0 SB: 0 CS: 0	PA: 29
<b>PITCHER</b>	IP WLS BF H R ER SO BB IBB HBP BLK WP HR S P ERA WHIP	8.0 W 26 1 1 1 5 1 0 0 0 0 1 59 84 1.12 0.250	1.0 S 3 0 0 0 1 0 0 0 0 0 0 6 7 0.00 0.000											IP WLS BF H R ER SO BB IBB HBP BLK WP HR S P ERA WHIP								
57 Jerome Williams, R (1,1) ERA: 3.51																						
51 Jordan Walden, R (9,1) ERA: 2.55																						

Seattle Mariners @ Los Angeles Angels  
Angel Stadium of Anaheim, Anaheim, CA  
Wed Sep 07 2011, 7:08 PM - 9:09 PM PDT  
Att: 37,459 - Partly Cloudy - 87 F

AB 28  
R 1  
H 1  
RBI 1  
BB 1  
SO 6  
LOB 3



Batter	1	2	3	4	5	6	7	8	9	AB	R	H	RBI	BB	SO	LOB	BOTTOM			
13 Maicer Izturis, S (1,5) OBP: 0.341, SLG: 0.394	0-3 C FF 91 C FF 91 C FF 91		0-0 X FF 91			3-2 B CH 81 B CH 80 B FF 90 F FF 88 F FF 91 X FF 90			2-0 B FF 89 D CH 7 X SI 90	4	1	2	2	0	1	0				
25 Peter Bourjos, R (1,8) OBP: 0.328, SLG: 0.444	1-1 B SI 90 F FF 90 X FF 93		0-0 X FF 90			2-2 C CU 74 C SL 80 B CH 80 F CU 77 B FF 91 X CH 79			1-0 B FF 96 X FF 96	4	0	2	1	0	0	1				
47 Howie Kendrick, R (1,4) OBP: 0.343, SLG: 0.463	0-0 1 SAFE X FF 92			1-0 B SI 87 X SI 91				0-1 F CH 79 X FF 90	0-3 1 SAFE F FF 85 C CU 80 S CU 80	4	0	0	0	0	1	2				
48 Torii Hunter, R (1,10) OBP: 0.333, SLG: 0.419	2-2 B FF 92 1 SAFE F FF 92 F FF 93 B FF 92 X FF 93			0-3 C CH 81 F FF 92 S FF 92				2-2 C CH 79 B SI 90 B CH 79 X SI 89	0-0 X FF 96	4	0	0	0	0	1	3				
44 Mark Trumbo, R (1,3) OBP: 0.295, SLG: 0.481		1-1 C SI 88 B CH 81 X SI 91		2-0 B SI 92 B CU 74 X FF 91				2-2 C SI 89 B SI 92 F CU 74 B CU 74 X CH 76		3	0	1	0	0	0	0				
10 Vernon Wells, R (1,7) OBP: 0.252, SLG: 0.396		2-0 B FF 92 B FF 92 X FF 92				1-3 C CH 78 B CH 84 S CH 79 X CH 79			1-1 B FF 90 C CU 71 X CU 76	3	0	0	0	0	1	1				
27 Mike Trout, R (1,9) OBP: 0.299, SLG: 0.448		1-0 B SI 90 X FF 91				1-2 C FF 91 F FF 91 F FF 92 X FF 92			2-1 C SI 89 B CU 76 B FF 90 X SI 88	3	0	0	0	0	0	0				
2 Erick Aybar, S (1,6) OBP: 0.304, SLG: 0.397			1-2 B SI 91 L SI 88 X CH 81			0-0 X SI 88			1-1 B SI 91 X FF 91	3	1	1	0	0	0	0				
46 Bobby Wilson, R (1,2) OBP: 0.262, SLG: 0.301			2-2 B FF 90 F FF 91 F FF 92 F CU 76 B FF 92 F FF 92 F FF 92 F FF 90 B FF 90 X FF 91					1-0 B CH 78 X SI 88	4-0 1 SAFE B CH 76 1 SAFE B CH 76 B FF 89 B FF 90	2	0	0	0	0	0	0				
6 Alberto Callaspo, S (8,PH) OBP: 0.354, SLG: 0.364									1-2 1 SAFE B CH 76 1 SAFE B CH 76 B FF 89 B FF 90	0	0	0	0	1	0	0				
28 Jeremy Moore, L (8,PR) OBP: 0.228, SLG: 0.256									1-2 1 SAFE B CH 76 1 SAFE B CH 76 B FF 89 B FF 90	0	1	0	0	0	0	0				
5 Jeff Mathis, R (9,2) OBP: 0.228, SLG: 0.256									1-2 1 SAFE B CH 76 1 SAFE B CH 76 B FF 89 B FF 90	0	0	0	0	0	0	0				
<b>Inning Stats</b>	R: 0 E: 0 K: 1 S: 10	H: 1 LOB: 1 BB: 0 P: 13	R: 0 E: 0 K: 0 S: 4	H: 0 LOB: 0 BB: 0 P: 8	R: 0 E: 0 K: 0 S: 12	H: 1 LOB: 1 BB: 0 P: 15	R: 0 E: 0 K: 1 S: 5	H: 0 LOB: 0 BB: 0 P: 8	R: 0 E: 0 K: 0 S: 8	H: 0 LOB: 0 BB: 0 P: 10	R: 0 E: 0 K: 0 S: 10	H: 0 LOB: 0 BB: 0 P: 16	R: 0 E: 0 K: 0 S: 11	H: 1 LOB: 1 BB: 0 P: 16	R: 3 E: 1 K: 1 S: 10	H: 3 LOB: 2 BB: 1 P: 20	1B: 4 2B: 2 3B: 0 HR: 0	SF: 0 SAC: 0 DP: 0 HBP: 0	WP: 1 PB: 0 SB: 0 CS: 0	PA: 31
<b>PITCHER</b>	IP WLS BF H R ER SO BB IBB HBP BLK WP HR S P ERA WHIP	7.1 L 28 5 3 3 3 3 3 3 0 0 0 0 65 100 3.68 0.818	0.2 3 1 0 0 1 0 0 0 0 0 0 5 6 0.00 1.500											IP WLS BF H R ER SO BB IBB HBP BLK WP HR S P ERA WHIP						
41 Charlie Furbush, L (1,1) ERA: 4.84																				
54 Tom Wilhelmson, R (8,1) ERA: 3.8																				

Seattle Mariners @ Los Angeles Angels  
Angel Stadium of Anaheim, Anaheim, CA  
Wed Sep 07 2011, 7:08 PM - 9:09 PM PDT  
Att: 37,459 - Partly Cloudy - 87 F

AB 30  
R 3  
H 6  
RBI 3  
BB 1  
SO 4  
LOB 7







Batter	1	2	3	4	5	6	7	8	9	AB	R	H	RBI	BB	SO	LOB	TOP
4 Alex Gordon, L OBP: 0.372, SLG: 0.497										5	1	2	2	0	0	2	
53 Melky Cabrera, S OBP: 0.333, SLG: 0.466										5	1	1	0	0	2	3	
16 Billy Butler, R OBP: 0.368, SLG: 0.467										4	0	0	1	0	1	1	
35 Eric Hosmer, L OBP: 0.333, SLG: 0.457										4	0	2	0	0	0	0	
21 Jeff Francoeur, R OBP: 0.330, SLG: 0.470										4	0	1	0	0	1	2	
8 Mike Moustakas, L OBP: 0.282, SLG: 0.284										4	0	2	0	0	0	1	
9 Johnny Giavotella, R OBP: 0.255, SLG: 0.336										4	0	0	0	0	0	5	
13 Salvador Perez, R OBP: 0.330, SLG: 0.415										4	0	1	0	0	2	0	
2 Alcides Escobar, R OBP: 0.283, SLG: 0.329										3	1	1	0	0	0	1	
<b>Inning Stats</b>	R: 2 H: 4 E: 0 K: 1 S: 14	WLS: 1 BF: 28 LOB: 2 P: 16	R: 0 H: 1 E: 0 K: 0 S: 8	ER: 0 LOB: 1 BB: 0 P: 11	R: 0 H: 0 E: 0 K: 0 S: 7	IPB: 0 HBP: 0 BLK: 0 WP: 0	R: 0 H: 0 E: 0 K: 1 S: 10	HR: 1 S: 69 P: 93	ERA: 4.26 WHIP: 1.421		R: 0 H: 2 E: 0 K: 0 S: 14	LOB: 2 BB: 0 P: 22	R: 1 H: 2 E: 0 K: 2 S: 15	HR: 2 S: 21 P: 21	ERA: 0.00 WHIP: 0.000		
<b>PITCHER</b>	IP: 6.1 WLS: W BF: 28 LOB: 2 P: 16	H: 4 R: 3 ER: 3 SO: 3	H: 1 R: 0 ER: 0 SO: 0	H: 0 R: 0 ER: 0 SO: 0	H: 0 R: 0 ER: 0 SO: 0	BB: 0 IBB: 0 HBP: 0 BLK: 0	WP: 0 HR: 1 S: 69 P: 93	ERA: 4.26 WHIP: 1.421			IP: 1.2 WLS: L BF: 6 LOB: 1 P: 1	H: 1 R: 0 ER: 0 SO: 1	H: 1 R: 0 ER: 0 SO: 2	H: 2 R: 0 ER: 0 SO: 15	H: 2 R: 0 ER: 0 SO: 15	ERA: 0.00 WHIP: 0.000	

**Kansas City Royals @ Seattle Mariners**  
Safeco Field, Seattle, WA  
Fri Sep 09 2011, 7:10 PM - 10:09 PM PDT  
Att: 14,801 - Clear - 77 F

livebaseballscorecards.com

AB 37  
R 3  
H 10  
RBI 3  
BB 0  
SO 6  
LOB 15

Batter	1	2	3	4	5	6	7	8	9	AB	R	H	RBI	BB	SO	LOB	BOTTOM
51 Ichiro Suzuki, L OBP: 0.315, SLG: 0.340										5	1	4	2	0	0	0	
26 Brendan Ryan, R OBP: 0.313, SLG: 0.325										4	1	1	0	1	1	2	
13 Dustin Ackley, L OBP: 0.373, SLG: 0.461										4	0	0	0	1	1	4	
30 Miguel Olivo, R OBP: 0.258, SLG: 0.385										5	3	3	2	0	0	4	
17 Justin Smoak, S OBP: 0.319, SLG: 0.391										4	1	3	2	0	1	2	
29 Wily Mo Peña, R OBP: 0.244, SLG: 0.494										4	0	2	1	0	2	1	
33 Casper Wells, R OBP: 0.316, SLG: 0.438										4	0	1	0	0	2	3	
12 Trayvon Robinson, S OBP: 0.296, SLG: 0.429										4	0	0	0	0	2	2	
16 Alex Liddi, R OBP: 0.167, SLG: 0.333										4	1	1	0	0	3	2	
<b>Inning Stats</b>	R: 2 H: 3 E: 0 K: 1 S: 16	WLS: L BF: 19 LOB: 1 P: 23	R: 0 H: 0 E: 0 K: 2 S: 9	ER: 0 LOB: 0 BB: 0 P: 11	R: 2 H: 4 E: 0 K: 0 S: 13	H: 4 R: 0 ER: 0 SO: 0	R: 1 H: 2 E: 0 K: 1 S: 14	IPB: 0 HBP: 0 BLK: 0 WP: 0	R: 2 H: 3 E: 0 K: 3 S: 18	HR: 2 S: 45 P: 69	R: 0 H: 1 E: 0 K: 1 S: 12	LOB: 2 BB: 1 P: 22	R: 0 H: 1 E: 0 K: 3 S: 12	HR: 2 S: 19 P: 19	ERA: 13.50 WHIP: 2.700		
<b>PITCHER</b>	IP: 3.1 WLS: L BF: 13 LOB: 1 P: 4	H: 3 R: 2 ER: 2 SO: 5	H: 0 R: 0 ER: 0 SO: 0	H: 0 R: 2 ER: 2 SO: 5	H: 4 R: 0 ER: 0 SO: 0	BB: 0 IBB: 0 HBP: 0 BLK: 0	WP: 0 HR: 2 S: 45 P: 69	ERA: 13.50 WHIP: 2.700			IP: 2.0 WLS: L BF: 8 LOB: 1 P: 2	H: 1 R: 0 ER: 0 SO: 0	H: 1 R: 2 ER: 2 SO: 5	H: 1 R: 0 ER: 0 SO: 4	H: 1 R: 0 ER: 0 SO: 4	ERA: 6.75 WHIP: 1.875	

**Kansas City Royals @ Seattle Mariners**  
Safeco Field, Seattle, WA  
Fri Sep 09 2011, 7:10 PM - 10:09 PM PDT  
Att: 14,801 - Clear - 77 F

livebaseballscorecards.com

AB 38  
R 7  
H 15  
RBI 7  
BB 2  
SO 12  
LOB 20

Batter	1	2	3	4	5	6	7	8	9	AB	R	H	RBI	BB	SO	LOB	TOP			
4 Alex Gordon, L OBP: 0.371, SLG: 0.497										4	1	1	0	0	1	1	<b>Kansas City Royals @ Seattle Mariners</b> Safeco Field, Seattle, WA Sat Sep 10 2011, 7:10 PM - 9:14 PM PDT Att: 17,902 - Clear - 77 F			
53 Melky Cabrera, S OBP: 0.332, SLG: 0.464										4	0	1	0	0	0	1				
16 Billy Butler, R OBP: 0.366, SLG: 0.464										4	1	0	1	0	1	1				
35 Eric Hosmer, L OBP: 0.335, SLG: 0.462											4	1	1	2	0	0		0		
21 Jeff Francoeur, R OBP: 0.329, SLG: 0.474											4	1	1	1	0	2		0		
8 Mike Moustakas, L OBP: 0.282, SLG: 0.287											4	0	1	0	0	0		0		
13 Salvador Perez, R OBP: 0.327, SLG: 0.408											4	0	1	0	0	1		1		
17 Chris Getz, L OBP: 0.313, SLG: 0.282										2	0	0	0	1	2	2				
2 Alcides Escobar, R OBP: 0.282, SLG: 0.327										3	0	0	0	0	1	2				
<b>Inning Stats</b>	R: 3 E: 0 K: 1 S: 11	H: 2 LOB: 0 BB: 0 P: 14	R: 0 E: 0 K: 1 S: 10	H: 0 LOB: 1 BB: 1 P: 17	R: 0 E: 0 K: 1 S: 8	H: 0 LOB: 0 BB: 0 P: 13	R: 0 E: 0 K: 0 S: 8	H: 1 LOB: 1 BB: 0 P: 14	R: 0 E: 0 K: 0 S: 8	H: 0 LOB: 0 BB: 0 P: 10	R: 0 E: 0 K: 0 S: 8	H: 1 LOB: 1 BB: 0 P: 12	R: 0 E: 0 K: 1 S: 7	H: 1 LOB: 0 BB: 0 P: 13	R: 1 E: 0 K: 0 S: 9	H: 1 LOB: 0 BB: 0 P: 12	1B: 2 2B: 2 3B: 0 HR: 2	SF: 0 SAC: 0 DP: 0 HBP: 0	WP: 1 PB: 0 SB: 1 CS: 1	PA: 34
<b>PITCHER</b>	IP WLS BF H R ER SO BB IBB HBP BLK WP HR S P ERA WHIP	8.0 L 30 5 3 3 8 1 0 0 0 1 1 72 101 3.38 0.750	1.0 4 1 1 1 0 0 0 0 0 0 1 9 12 9.00 1.000																	

Batter	1	2	3	4	5	6	7	8	9	AB	R	H	RBI	BB	SO	LOB	BOTTOM					
51 Ichiro Suzuki, L OBP: 0.313, SLG: 0.338											4	0	0	0	3	0	<b>Kansas City Royals @ Seattle Mariners</b> Safeco Field, Seattle, WA Sat Sep 10 2011, 7:10 PM - 9:14 PM PDT Att: 17,902 - Clear - 77 F					
26 Brendan Ryan, R OBP: 0.311, SLG: 0.322											4	0	0	0	1	0						
13 Dustin Ackley, L OBP: 0.369, SLG: 0.456											3	1	1	1	0	1		0				
20 Mike Carp, L OBP: 0.339, SLG: 0.473											3	1	1	1	0	1		0				
17 Justin Smoak, S OBP: 0.319, SLG: 0.398											3	1	1	1	0	1		0				
4 Adam Kennedy, L OBP: 0.272, SLG: 0.359										3	0	0	0	0	3	0						
30 Miguel Olivo, R OBP: 0.256, SLG: 0.383											3	0	0	0	1	0						
15 Kyle Seager, L OBP: 0.315, SLG: 0.366										3	0	0	0	0	2	1						
55 Michael Saunders, L OBP: 0.221, SLG: 0.239											2	0	0	0	1	0		0				
12 Trayvon Robinson, S OBP: 0.263, SLG: 0.424											1	0	0	0	1	0						
<b>Inning Stats</b>	R: 0 E: 0 K: 0 S: 8	H: 0 LOB: 0 BB: 0 P: 14	R: 1 E: 0 K: 2 S: 15	H: 1 LOB: 0 BB: 0 P: 21	R: 0 E: 0 K: 3 S: 9	H: 0 LOB: 0 BB: 0 P: 13	R: 1 E: 0 K: 3 S: 14	H: 1 LOB: 0 BB: 0 P: 23	R: 0 E: 1 K: 1 S: 10	H: 0 LOB: 0 BB: 0 P: 11	R: 0 E: 0 K: 1 S: 9	H: 0 LOB: 0 BB: 0 P: 13	R: 0 E: 0 K: 1 S: 7	H: 0 LOB: 0 BB: 0 P: 13	R: 0 E: 0 K: 3 S: 10	H: 0 LOB: 0 BB: 0 P: 12	R: 0 E: 0 K: 2 S: 10	H: 0 LOB: 0 BB: 0 P: 14	1B: 0 2B: 1 3B: 0 HR: 2	SF: 0 SAC: 0 DP: 1 HBP: 0	WP: 0 PB: 0 SB: 0 CS: 0	PA: 29
<b>PITCHER</b>	IP WLS BF H R ER SO BB IBB HBP BLK WP HR S P ERA WHIP	7.0 W 23 2 2 2 11 0 0 0 0 0 0 10 108 2.57 0.286	1.0 H 3 0 0 3 0 0 0 0 0 0 0 10 12 0.00 0.000	1.0 S 3 0 0 2 0 0 0 0 0 0 0 10 14 0.00 0.000																		

AB 33  
R 4  
H 6  
RBI 4  
BB 1  
SO 8  
LOB 8



AB 29  
R 2  
H 2  
RBI 2  
BB 0  
SO 16  
LOB 1



Batter	1	2	3	4	5	6	7	8	9	AB	R	H	RBI	BB	SO	LOB	TOP					
4 Alex Gordon, L (1, 7) OBP: 0.371, SLG: 0.500										5	0	2	2	0	3	2	<b>Kansas City Royals @ Seattle Mariners</b> Safeco Field, Seattle, WA Sun Sep 11 2011, 1:13 PM - 3:46 PM PDT Att: 20,967 - Sunny - 73 F					
53 Melky Cabrera, S (1, 8) OBP: 0.333, SLG: 0.463										4	0	1	0	1	1	3						
16 Billy Butler, R (1, 10) OBP: 0.365, SLG: 0.462										4	0	1	0	0	0	4						
35 Eric Hosmer, L (1, 3)										4	0	1	0	0	0	4						
21 Jeff Francoeur, R (1, 9)										4	0	1	0	0	0	2						
24 Yamaico Navarro, R (1, 5) OBP: 0.298, SLG: 0.346										4	0	0	0	0	1	3						
27 Brayan Peña, S (1, 2)										4	1	1	0	0	0	1						
17 Chris Getz, L (1, 4) OBP: 0.313, SLG: 0.281										2	0	0	0	0	1	1						
2 Alcides Escobar, R (1, 6) OBP: 0.283, SLG: 0.328										4	1	2	0	0	1	2						
<b>Inning Stats</b>	R: 0 E: 0 K: 1 S: 8	H: 1 LOB: 0 BB: 0 P: 11	R: 0 E: 0 K: 0 S: 8	H: 0 LOB: 0 BB: 0 P: 10	R: 1 E: 0 K: 0 S: 11	H: 2 LOB: 1 BB: 0 P: 16	R: 0 E: 0 K: 0 S: 7	H: 1 LOB: 1 BB: 0 P: 9	R: 0 E: 0 K: 1 S: 15	H: 1 LOB: 2 BB: 0 P: 22	R: 0 E: 0 K: 0 S: 11	H: 1 LOB: 1 BB: 0 P: 13	R: 1 E: 1 K: 1 S: 14	H: 2 LOB: 3 BB: 1 P: 20	R: 0 E: 0 K: 2 S: 11	H: 1 LOB: 1 BB: 0 P: 16		R: 0 E: 0 K: 2 S: 11	H: 0 LOB: 0 BB: 0 P: 13	1B: 6 2B: 3 HR: 0	SF: 0 SAC: 1 HBP: 1	WP: 0 PB: 0 CS: 0
<b>PITCHER</b>	IP WLS BF H R ER SO BB IBB HBP BLK WP HR S P ERA WHIP	6.0 L 26 7 2 2 2 0 0 1 0 0 0 0 64 86 3.00 1.167	7.1 H 5 1 0 0 1 0 1 0 0 0 0 10 15 0.00 1.000	8.1 L 4 1 0 0 2 0 0 0 0 0 0 11 16 0.00 1.000	9.1 R 3 0 0 0 2 0 0 0 0 0 0 11 13 0.00 0.000	<b>PITCHER</b>										IP WLS BF H R ER SO BB IBB HBP BLK WP HR S P ERA WHIP						

Batter	1	2	3	4	5	6	7	8	9	AB	R	H	RBI	BB	SO	LOB	BOTTOM					
51 Ichiro Suzuki, L (1, 9) OBP: 0.313, SLG: 0.339										4	0	1	1	0	0	0	<b>Kansas City Royals @ Seattle Mariners</b> Safeco Field, Seattle, WA Sun Sep 11 2011, 1:13 PM - 3:46 PM PDT Att: 20,967 - Sunny - 73 F					
26 Brendan Ryan, R (1, 6) OBP: 0.310, SLG: 0.322										4	0	1	0	0	1	2						
13 Dustin Ackley, L (1, 4) OBP: 0.367, SLG: 0.453										4	0	1	0	0	2	1						
20 Mike Carp, L (1, 7) OBP: 0.333, SLG: 0.465										4	0	0	0	0	3	2						
17 Justin Smoak, S (1, 3) OBP: 0.318, SLG: 0.397										4	0	1	0	0	0	0						
12 Travon Robinson, S (8, PR) OBP: 0.260, SLG: 0.424										0	0	0	0	0	0	0						
30 Miguel Olivo, R (1, 10) OBP: 0.256, SLG: 0.381										4	0	1	0	0	2	1						
33 Casper Wells, R (1, 8) OBP: 0.316, SLG: 0.433										2	0	0	0	1	1	1						
3 Josh Bard, S (1, 2) OBP: 0.265, SLG: 0.346										3	0	1	0	0	1	2						
55 Michael Saunders, L (8, PR) OBP: 0.221, SLG: 0.239										0	1	0	0	0	0	0						
5 Chris Gimenez, R (9, 2) OBP: 0.263, SLG: 0.182										0	0	0	0	0	0	0						
16 Alex Liddi, R (1, 5) OBP: 0.125, SLG: 0.250										2	0	0	0	0	1	1						
15 Kyle Seager, L (8, PH) OBP: 0.313, SLG: 0.364										1	0	0	0	0	1	1						
<b>Inning Stats</b>	R: 0 E: 0 K: 2 S: 13	H: 1 LOB: 1 BB: 0 P: 23	R: 0 E: 0 K: 0 S: 11	H: 1 LOB: 0 BB: 0 P: 13	R: 0 E: 0 K: 0 S: 7	H: 0 LOB: 0 BB: 0 P: 9	R: 0 E: 0 K: 0 S: 8	H: 1 LOB: 0 BB: 0 P: 11	R: 0 E: 0 K: 3 S: 12	H: 0 LOB: 1 BB: 1 P: 17	R: 0 E: 0 K: 2 S: 14	H: 0 LOB: 0 BB: 0 P: 19	R: 0 E: 0 K: 2 S: 10	H: 0 LOB: 0 BB: 0 P: 13	R: 1 E: 0 K: 2 S: 13	H: 2 LOB: 2 BB: 0 P: 16	R: 0 E: 0 K: 1 S: 15	H: 1 LOB: 1 BB: 0 P: 22	1B: 5 2B: 2 HR: 0	SF: 0 SAC: 0 HBP: 0	WP: 1 PB: 0 CS: 0	PA: 33
<b>PITCHER</b>	IP WLS BF H R ER SO BB IBB HBP BLK WP HR S P ERA WHIP	5.0 H 6 0 0 0 4 0 0 0 0 0 0 24 32 0.00 0.000	6.1 L 5 2 1 1 2 0 0 0 0 0 0 13 16 9.00 2.000	8.1 R 4 1 0 0 1 0 0 0 0 0 0 15 22 0.00 1.000	<b>PITCHER</b>										IP WLS BF H R ER SO BB IBB HBP BLK WP HR S P ERA WHIP							

Batter	1	2	3	4	5	6	7	8	9	AB	R	H	RBI	BB	SO	LOB	TOP					
2 Derek Jeter, R OBP: 0.353, SLG: 0.386	G1-3		G5-3	G6-3			FC5-4			5	1	1	1	0	0	2						
14 Curtis Granderson, L OBP: 0.369, SLG: 0.562	K		G4-3	G3			2B			5	1	2	0	0	1	1						
25 Mark Teixeira, S OBP: 0.342, SLG: 0.498	K			HR	1B		K			5	1	2	1	0	2	4						
24 Robinson Canó, L OBP: 0.345, SLG: 0.529		F7		3B	1B		2B			5	1	3	3	0	1	1						
33 Nick Swisher, S OBP: 0.378, SLG: 0.450		K		1B	1B		P4			5	1	1	0	0	2	4						
12 Eric Chavez, L OBP: 0.333, SLG: 0.366	G4-3			SF8			K			3	0	0	1	0	1	1						
11 Brett Gardner, L OBP: 0.351, SLG: 0.379			G5-3	HR			L4			4	2	2	1	0	0	0						
41 Chris Dickerson, L OBP: 0.371, SLG: 0.485			G5-3	HR			K			4	1	2	2	0	1	0						
71 Austin Romine, R OBP: 0.250, SLG: 0.250			F8	F9			1B			4	1	1	0	0	0	3						
<b>Inning Stats</b>	R: 0 E: 0 K: 2 S: 11	H: 0 LOB: 0 BB: 0 P: 14	R: 0 E: 0 K: 1 S: 9	H: 0 LOB: 0 BB: 0 P: 14	R: 1 E: 0 K: 0 S: 10	H: 2 LOB: 1 BB: 0 P: 14	R: 5 E: 0 K: 0 S: 15	H: 5 LOB: 0 BB: 0 P: 24	R: 0 E: 0 K: 1 S: 7	H: 0 LOB: 0 BB: 0 P: 11	R: 3 E: 0 K: 2 S: 24	H: 4 LOB: 1 BB: 0 P: 38	R: 0 E: 1 K: 0 S: 5	H: 0 LOB: 1 BB: 0 P: 9	R: 0 E: 0 K: 2 S: 10	H: 1 LOB: 1 BB: 0 P: 13	1B: 9 2B: 3 3B: 0 HR: 2	SF: 1 SAC: 0 DP: 1 HBP: 0	WP: 0 PA: 41 SB: 0 CS: 1			
<b>PITCHER</b>	IP WLS BF H R ER SO BB IBB HBP BLK WP HR S P ERA WHIP	IP WLS BF H R ER SO BB IBB HBP BLK WP HR S P ERA WHIP	IP WLS BF H R ER SO BB IBB HBP BLK WP HR S P ERA WHIP	IP WLS BF H R ER SO BB IBB HBP BLK WP HR S P ERA WHIP	IP WLS BF H R ER SO BB IBB HBP BLK WP HR S P ERA WHIP	IP WLS BF H R ER SO BB IBB HBP BLK WP HR S P ERA WHIP	IP WLS BF H R ER SO BB IBB HBP BLK WP HR S P ERA WHIP	IP WLS BF H R ER SO BB IBB HBP BLK WP HR S P ERA WHIP	IP WLS BF H R ER SO BB IBB HBP BLK WP HR S P ERA WHIP	IP WLS BF H R ER SO BB IBB HBP BLK WP HR S P ERA WHIP	IP WLS BF H R ER SO BB IBB HBP BLK WP HR S P ERA WHIP	IP WLS BF H R ER SO BB IBB HBP BLK WP HR S P ERA WHIP	IP WLS BF H R ER SO BB IBB HBP BLK WP HR S P ERA WHIP	IP WLS BF H R ER SO BB IBB HBP BLK WP HR S P ERA WHIP	IP WLS BF H R ER SO BB IBB HBP BLK WP HR S P ERA WHIP	IP WLS BF H R ER SO BB IBB HBP BLK WP HR S P ERA WHIP	IP WLS BF H R ER SO BB IBB HBP BLK WP HR S P ERA WHIP					
34 Félix Hernández, R ERA: 3.3	6.0	L	26	9	6	6	4	0	0	0	0	0	0	0	0	0	0	2	64	94	9.00	1.500
57 Dan Cortes, R ERA: 5.91	0.1		5	4	3	3	1	0	0	0	0	0	0	0	0	0	0	0	20	31	81.00	12.000
37 Cesar Jimenez, L ERA: 9.0	1.2		6	0	0	0	1	0	0	0	0	0	0	0	0	0	0	0	9	16	0.00	0.000
31 Josh Lueke, R ERA: 7.62	1.0		4	1	0	0	2	0	0	0	0	0	0	0	0	0	0	0	10	13	0.00	1.000

**New York Yankees @ Seattle Mariners**  
 Safeco Field, Seattle, WA  
 Mon Sep 12 2011, 7:11 PM - 9:59 PM PDT  
 Att: 22,028 - Clear - 67 F

AB	40
R	9
H	14
RBI	9
BB	0
SO	8
LOB	16



Batter	1	2	3	4	5	6	7	8	9	AB	R	H	RBI	BB	SO	LOB	BOTTOM						
51 Ichiro Suzuki, L OBP: 0.312, SLG: 0.338	F7		FC6				K			5	0	1	1	0	1	1							
15 Kyle Seager, L OBP: 0.311, SLG: 0.368	P5		FC6				F7			4	0	1	0	0	0	2							
13 Dustin Ackley, L OBP: 0.367, SLG: 0.452				K						3	0	1	0	0	2	0							
1 Luis Antonio Rodriguez, S OBP: 0.290, SLG: 0.289				K						1	0	1	0	0	0	0							
20 Mike Carp, L OBP: 0.336, SLG: 0.463		G4-6-3		BB			L6			3	0	1	0	1	0	3							
17 Justin Smoak, S OBP: 0.320, SLG: 0.395		G4-6-3		K			BB			2	1	0	0	2	1	2							
30 Miguel Olivo, R OBP: 0.256, SLG: 0.389		F9		1B			F6			4	1	2	2	0	0	3							
12 Trayvon Robinson, S OBP: 0.262, SLG: 0.406		G4-3		F7			F8			4	0	0	0	0	1	5							
26 Brendan Ryan, R OBP: 0.312, SLG: 0.324			55 S				F9			3	1	1	0	1	0	0							
55 Michael Saunders, L OBP: 0.215, SLG: 0.233		F7		F8			K			4	0	0	0	0	1	2							
<b>Inning Stats</b>	R: 0 E: 0 K: 1 S: 7	H: 1 LOB: 0 BB: 0 P: 9	R: 0 E: 0 K: 0 S: 7	H: 1 LOB: 0 BB: 0 P: 10	R: 1 E: 0 K: 0 S: 18	H: 1 LOB: 1 BB: 1 P: 28	R: 0 E: 0 K: 2 S: 15	H: 1 LOB: 2 BB: 1 P: 26	R: 0 E: 0 K: 0 S: 6	H: 0 LOB: 0 BB: 0 P: 8	R: 0 E: 0 K: 0 S: 13	H: 2 LOB: 3 BB: 1 P: 18	R: 0 E: 0 K: 1 S: 10	H: 1 LOB: 0 BB: 1 P: 16	R: 0 E: 0 K: 0 S: 7	H: 0 LOB: 0 BB: 0 P: 9	1B: 5 2B: 2 3B: 0 HR: 1	SF: 0 SAC: 0 DP: 2 HBP: 0	WP: 1 PA: 37 SB: 0 CS: 0				
<b>PITCHER</b>	IP WLS BF H R ER SO BB IBB HBP BLK WP HR S P ERA WHIP	IP WLS BF H R ER SO BB IBB HBP BLK WP HR S P ERA WHIP	IP WLS BF H R ER SO BB IBB HBP BLK WP HR S P ERA WHIP	IP WLS BF H R ER SO BB IBB HBP BLK WP HR S P ERA WHIP	IP WLS BF H R ER SO BB IBB HBP BLK WP HR S P ERA WHIP	IP WLS BF H R ER SO BB IBB HBP BLK WP HR S P ERA WHIP	IP WLS BF H R ER SO BB IBB HBP BLK WP HR S P ERA WHIP	IP WLS BF H R ER SO BB IBB HBP BLK WP HR S P ERA WHIP	IP WLS BF H R ER SO BB IBB HBP BLK WP HR S P ERA WHIP	IP WLS BF H R ER SO BB IBB HBP BLK WP HR S P ERA WHIP	IP WLS BF H R ER SO BB IBB HBP BLK WP HR S P ERA WHIP	IP WLS BF H R ER SO BB IBB HBP BLK WP HR S P ERA WHIP	IP WLS BF H R ER SO BB IBB HBP BLK WP HR S P ERA WHIP	IP WLS BF H R ER SO BB IBB HBP BLK WP HR S P ERA WHIP	IP WLS BF H R ER SO BB IBB HBP BLK WP HR S P ERA WHIP	IP WLS BF H R ER SO BB IBB HBP BLK WP HR S P ERA WHIP	IP WLS BF H R ER SO BB IBB HBP BLK WP HR S P ERA WHIP						
65 Phil Hughes, R ERA: 6.0	6.0	W	25	5	1	1	3	3	0	0	0	0	0	0	0	0	0	1	1	19	29	9.00	2.000
41 Scott Proctor, R ERA: 6.49	2.0		9	3	2	2	3	1	0	0	0	0	0	0	0	0	0	0	7	9	0.00	0.000	
38 Luis Ayala, R ERA: 1.8	1.0		3	0	0	0	0	0	0	0	0	0	0	0	0	0	0	0	0	7	9	0.00	0.000

**New York Yankees @ Seattle Mariners**  
 Safeco Field, Seattle, WA  
 Mon Sep 12 2011, 7:11 PM - 9:59 PM PDT  
 Att: 22,028 - Clear - 67 F

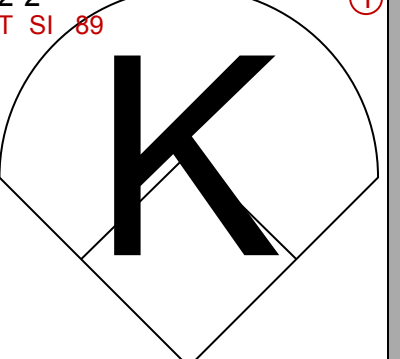
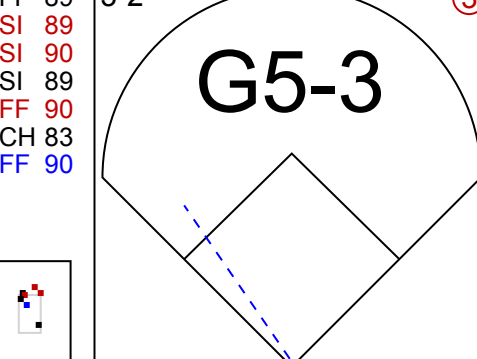
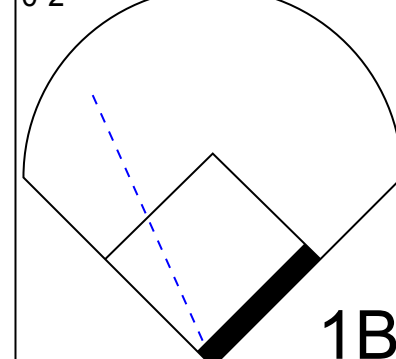
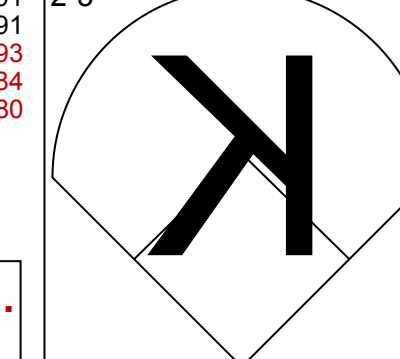
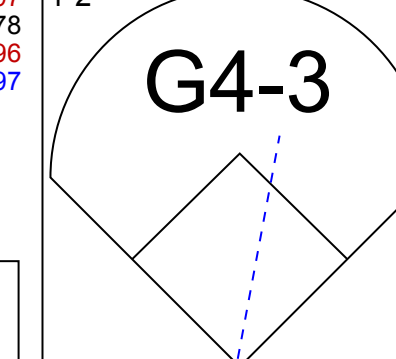
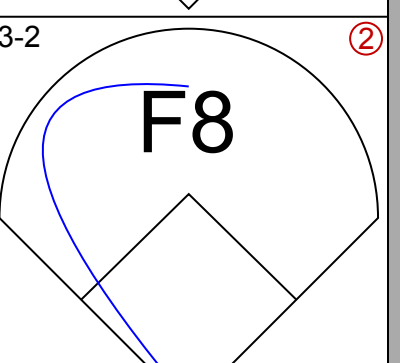
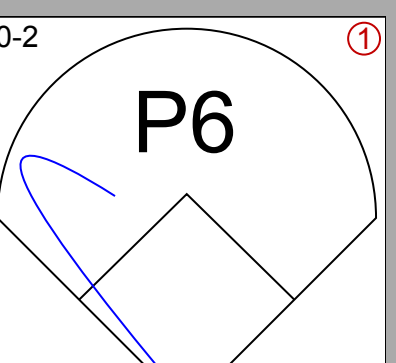
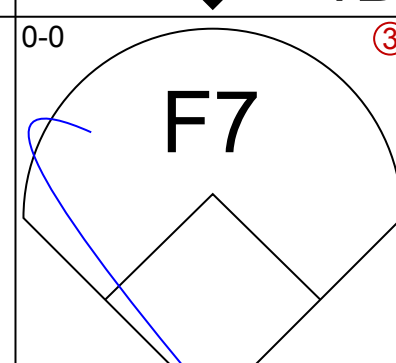
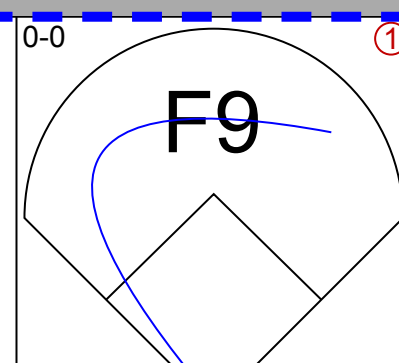
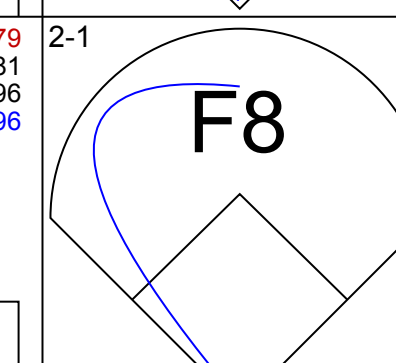
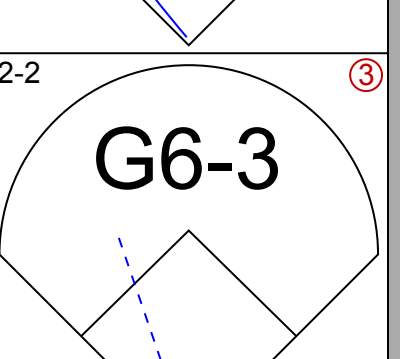
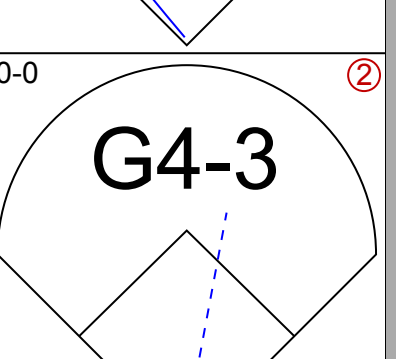
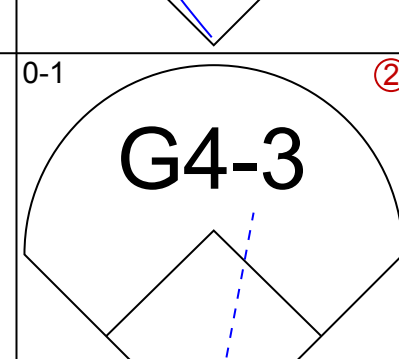
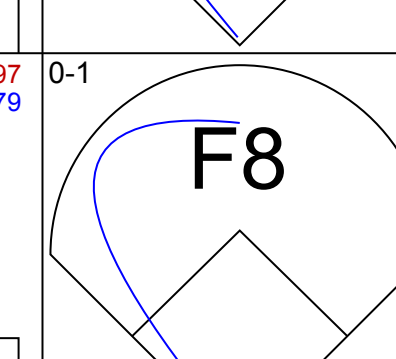
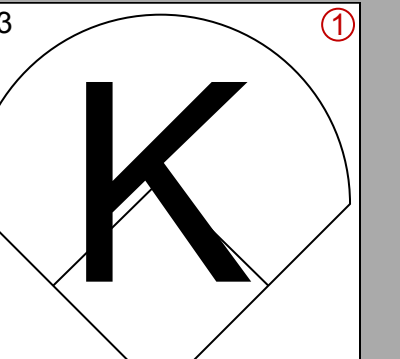
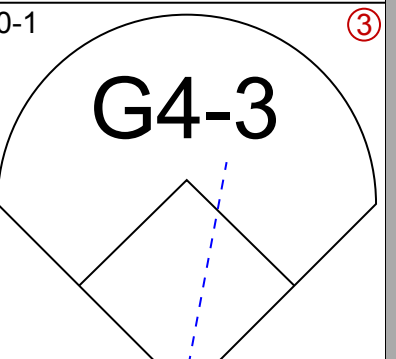
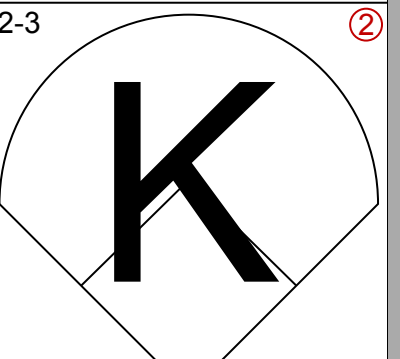
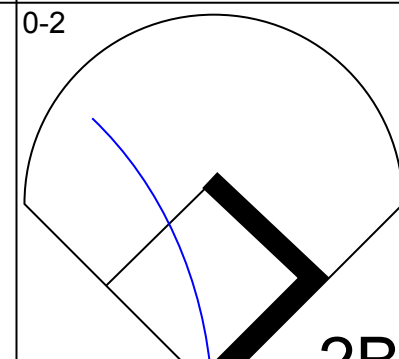
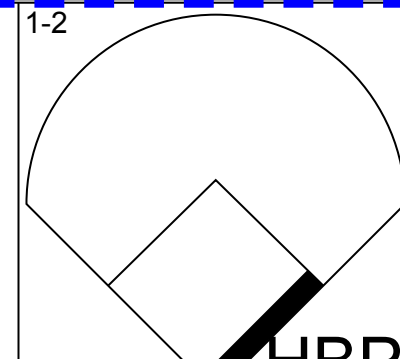
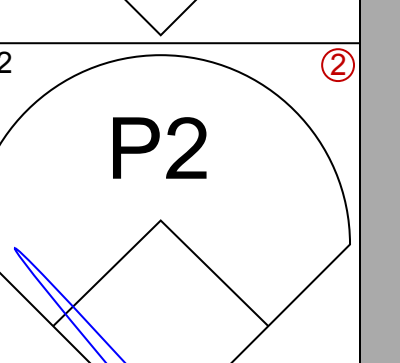
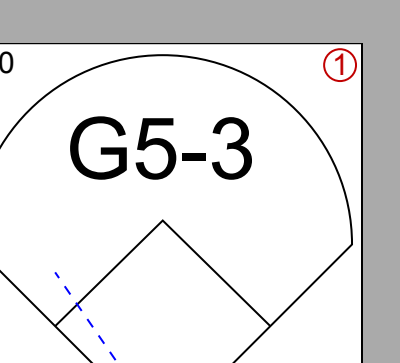
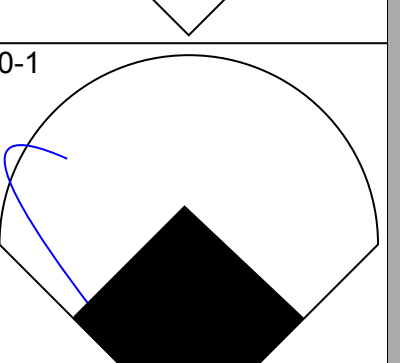
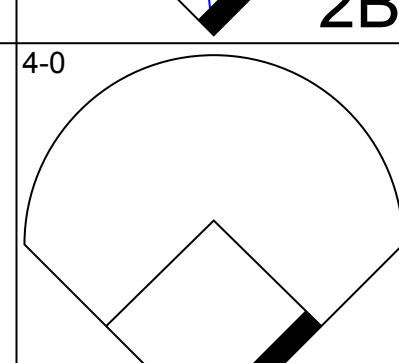
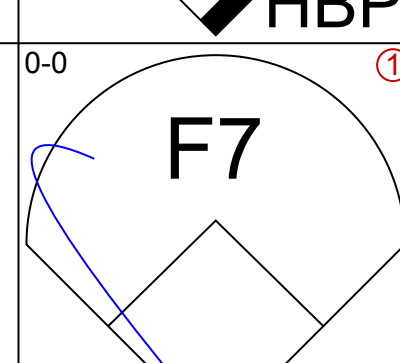
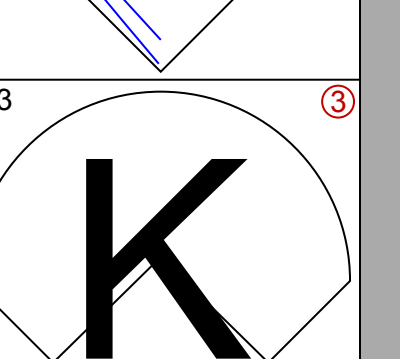
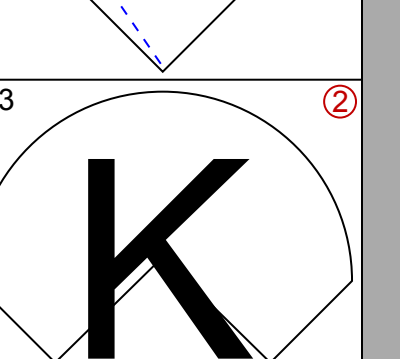
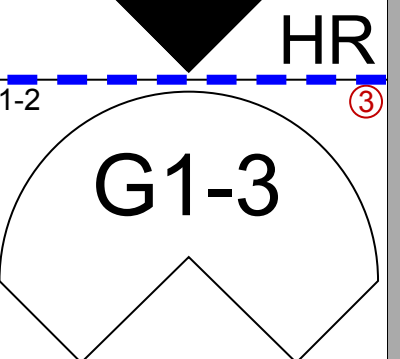
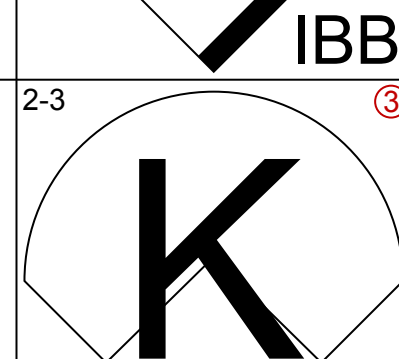
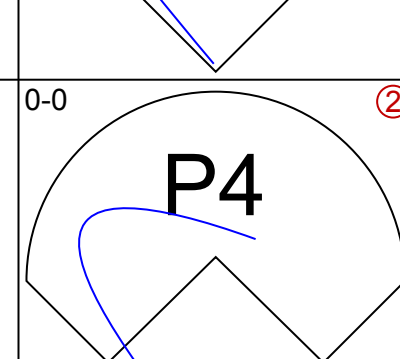
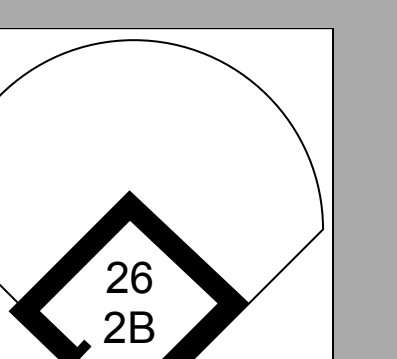
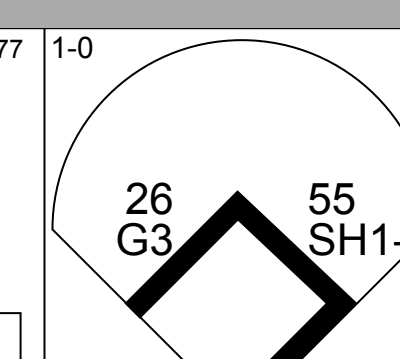
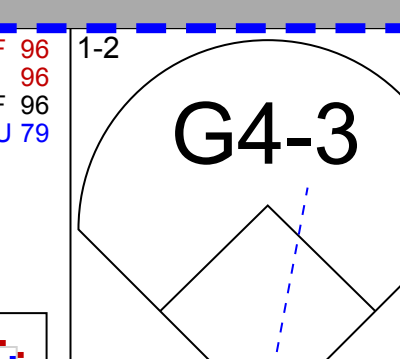
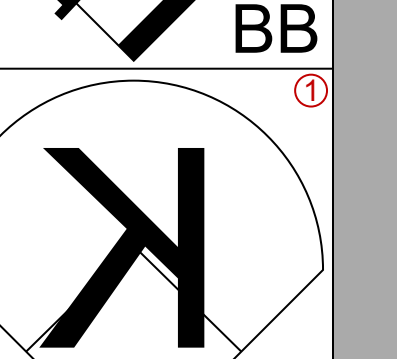
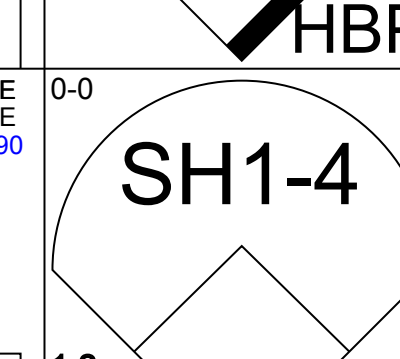
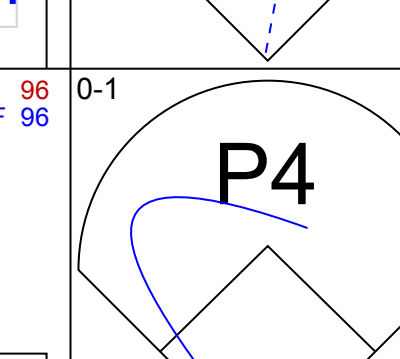
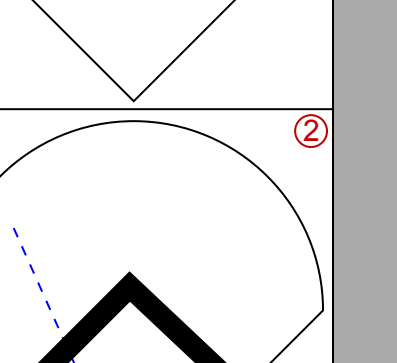
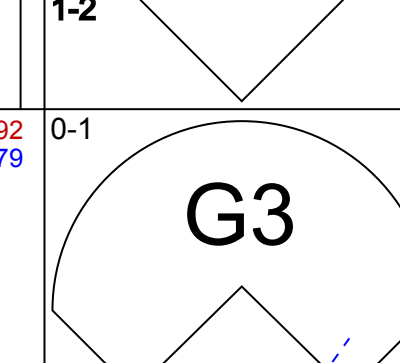
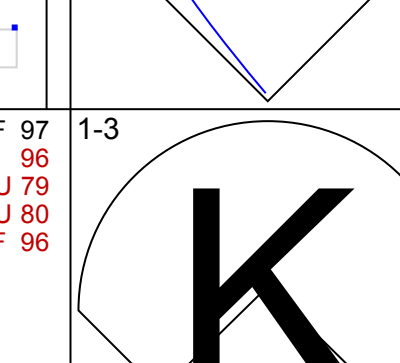
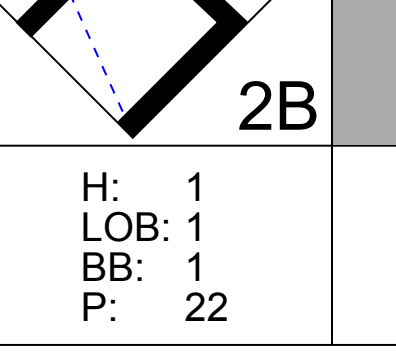
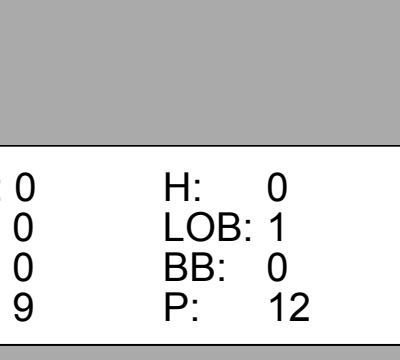
AB	33
R	3
H	8
RBI	3
BB	4
SO	6
LOB	18



Batter	1	2	3	4	5	6	7	8	9	AB	R	H	RBI	BB	SO	LOB	TOP										
2 Derek Jeter, R OBP: 0.353, SLG: 0.385			L3		L9			K		4	0	1	0	0	1	0	<b>New York Yankees @ Seattle Mariners</b> Safeco Field, Seattle, WA Tue Sep 13 2011, 7:10 PM - 9:58 PM PDT Att: 18,307 - Cloudy - 63 F										
33 Nick Swisher, S OBP: 0.377, SLG: 0.450 67 Greg Golson, R OBP: 0.500, SLG: 0.500	G1-6-3		L7			25 1B 24 FC4-6 2B		G4-3		4	1	1	0	0	0	1											
25 Mark Teixeira, S OBP: 0.342, SLG: 0.496	K		F8			24 FC4-6 1B		K		4	0	1	0	0	2	0											
24 Robinson Cano, L OBP: 0.346, SLG: 0.534		HR			G3-1	FC4-6 63 F8-4-3 1B				4	1	2	2	0	0	1											
63 Jesus Montero, R OBP: 0.412, SLG: 0.667		18 2B 26 WP 1B		FC6-4 18 2B		F8-4-3 1-2 2B				4	1	2	0	0	0	2											
18 Andrew Jones, R OBP: 0.354, SLG: 0.479 14 Curtis Granderson, L OBP: 0.389, SLG: 0.563				FC6-4 26 WP 2B						2	0	1	0	0	0	1											
55 Russell Martin, R OBP: 0.324, SLG: 0.413								G4-6-3 1B		3	0	0	0	0	2	4											
26 Eduardo Núñez, R OBP: 0.301, SLG: 0.362					P3			G5-3		3	0	0	0	0	1	1											
11 Brett Gardner, L OBP: 0.349, SLG: 0.377								B1-3		3	0	0	0	0	2	1											
<b>Inning Stats</b>	R: 0 E: 0 K: 1 S: 7	H: 1 LOB: 0 BB: 0 P: 10	R: 2 E: 0 K: 3 S: 15	H: 3 LOB: 1 BB: 0 P: 26	R: 0 E: 0 K: 0 S: 7	H: 0 LOB: 0 BB: 0 P: 12	R: 0 E: 0 K: 1 S: 9	H: 1 LOB: 1 BB: 0 P: 14	R: 0 E: 0 K: 1 S: 9	H: 0 LOB: 0 BB: 0 P: 15	R: 1 E: 0 K: 0 S: 8	H: 2 LOB: 0 BB: 0 P: 15	R: 0 E: 0 K: 0 S: 5	H: 1 LOB: 0 BB: 0 P: 8	R: 0 E: 0 K: 1 S: 6	H: 0 LOB: 0 BB: 0 P: 11		R: 0 E: 0 K: 1 S: 7	H: 1 LOB: 0 BB: 0 P: 8	1B: 5 2B: 4 3B: 0 HR: 1	SF: 0 SAC: 0 DP: 4 HBP: 0	WP: 1 SB: 0 CS: 0	PA: 32				
<b>PITCHER</b>	IP	WLS	BF	H	R	ER	SO	BB	IBB	HBP	BLK	WP	HR	S	P	ERA	WHIP										
41 Charlie Furbush, L ERA: 4.86	5.1	L	22	7	3	3	6	0	0	0	0	1	1	53	89	5.06	1.312										
23 Shawn Kelley, R ERA: 4.18	1.2		4	1	0	0	0	0	0	0	0	0	0	7	11	0.00	0.600										
54 Tom Wilhelmson, R ERA: 3.71	1.0		3	0	0	0	1	0	0	0	0	0	0	6	11	0.00	0.000										
43 Brandon League, R ERA: 2.77	1.0		3	1	0	0	1	0	0	0	0	0	0	7	8	0.00	1.000										


Batter	1	2	3	4	5	6	7	8	9	AB	R	H	RBI	BB	SO	LOB	BOTTOM										
51 Ichiro Suzuki, L OBP: 0.311, SLG: 0.337	K	G3		G3				K		5	0	1	0	0	2	1	<b>New York Yankees @ Seattle Mariners</b> Safeco Field, Seattle, WA Tue Sep 13 2011, 7:10 PM - 9:58 PM PDT Att: 18,307 - Cloudy - 63 F										
15 Kyle Seager, L OBP: 0.314, SLG: 0.371								G4-3		4	1	1	0	0	2	1											
13 Dustin Ackley, L OBP: 0.369, SLG: 0.450										3	0	1	0	1	1	1											
20 Mike Carp, L OBP: 0.335, SLG: 0.459										4	0	1	0	0	1	3											
17 Justin Smoak, S OBP: 0.324, SLG: 0.394 55 Michael Saunders, L OBP: 0.216, SLG: 0.253										1	0	0	0	2	1	2											
30 Miguel Olivo, R OBP: 0.256, SLG: 0.391										0	0	0	0	0	0	0											
4 Adam Kennedy, L OBP: 0.272, SLG: 0.356										3	1	1	1	0	1	3											
33 Casper Wells, R OBP: 0.312, SLG: 0.427 12 Trayvon Robinson, S OBP: 0.279, SLG: 0.402										3	0	0	0	0	3	2											
26 Brendan Ryan, R OBP: 0.313, SLG: 0.325 1 Luis Antonio Rodriguez, S OBP: 0.297, SLG: 0.295 29 Wily Mo Peña, R OBP: 0.242, SLG: 0.489										1	0	0	0	0	0	0											
										1	0	0	0	0	1	0											
<b>Inning Stats</b>	R: 0 E: 0 K: 2 S: 14	H: 1 LOB: 2 BB: 0 P: 24	R: 1 E: 0 K: 2 S: 11	H: 2 LOB: 1 BB: 0 P: 14	R: 1 E: 0 K: 1 S: 11	H: 1 LOB: 2 BB: 1 P: 26	R: 0 E: 0 K: 2 S: 9	H: 0 LOB: 0 BB: 0 P: 14	R: 0 E: 0 K: 2 S: 10	H: 0 LOB: 0 BB: 1 P: 17	R: 0 E: 0 K: 1 S: 8	H: 0 LOB: 0 BB: 0 P: 10	R: 0 E: 0 K: 3 S: 15	H: 1 LOB: 3 BB: 2 P: 30	R: 0 E: 0 K: 2 S: 8	H: 1 LOB: 0 BB: 0 P: 15	R: 0 E: 0 K: 2 S: 8	H: 1 LOB: 0 BB: 0 P: 15	1B: 4 2B: 2 3B: 0 HR: 0	SF: 1 SAC: 0 DP: 0 HBP: 2	WP: 2 SB: 0 CS: 1	PA: 39					
<b>PITCHER</b>	IP	WLS	BF	H	R	ER	SO	BB	IBB	HBP	BLK	WP	HR	S	P	ERA	WHIP										
34 A.J. Burnett, R ERA: 5.2	6.0	W	26	4	2	2	11	2	0	2	0	2	0	63	103	3.00	1.000										
29 Rafael Soriano, R ERA: 4.18	1.0	H	3	0	0	0	1	0	0	0	0	0	0	8	10	0.00	0.000										
30 David Robertson, R ERA: 1.17	1.0	H	6	1	0	0	3	1	1	0	0	0	0	15	30	0.00	2.000										
42 Mariano Rivera, R ERA: 2.05	1.0	S	3	1	0	0	2	0	0	0	0	0	0	8	15	0.00	1.000										

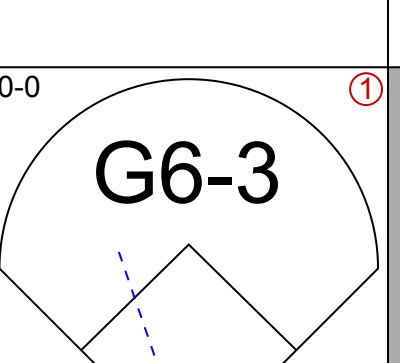
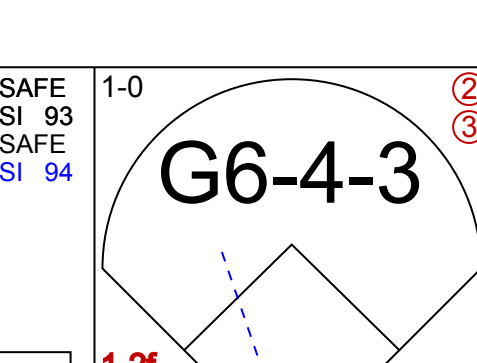
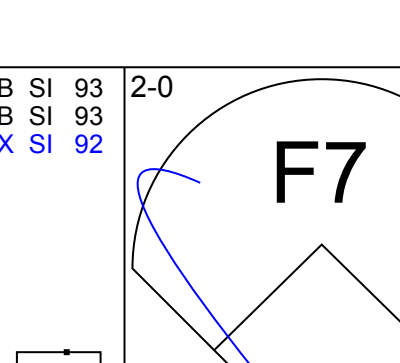
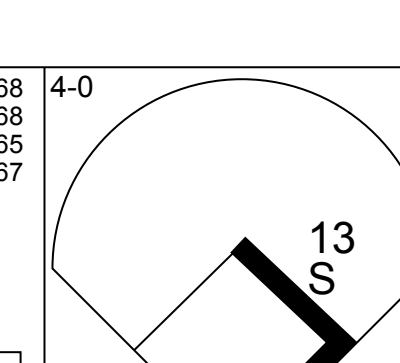
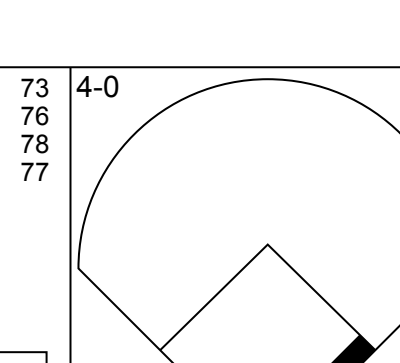
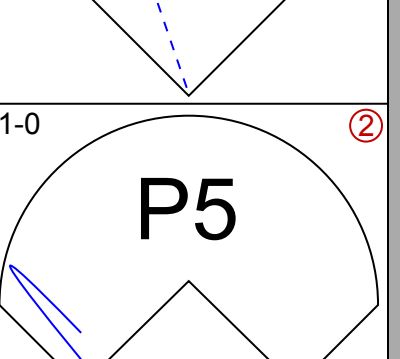
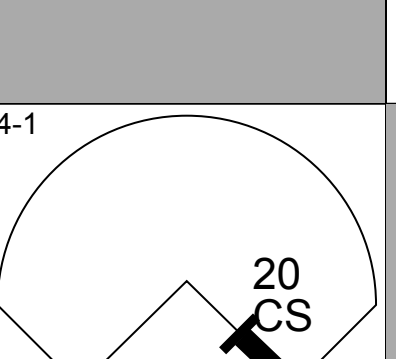
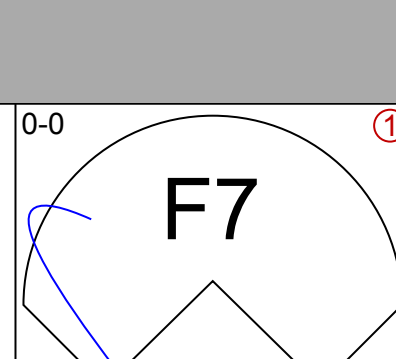
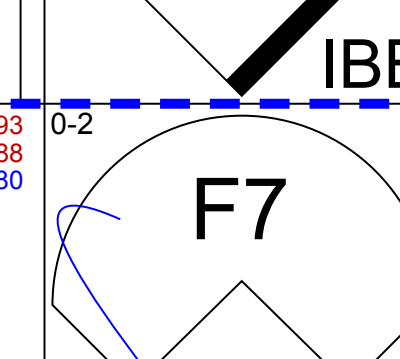
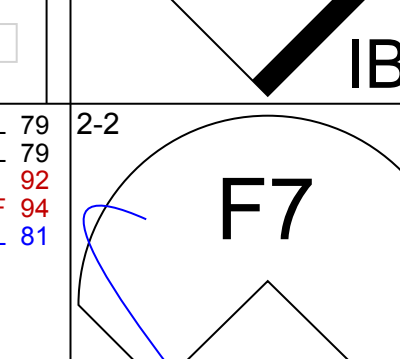
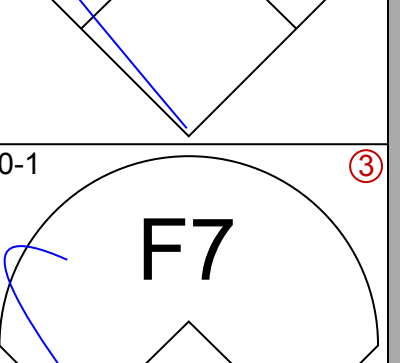
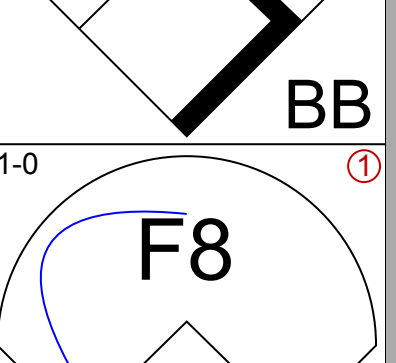
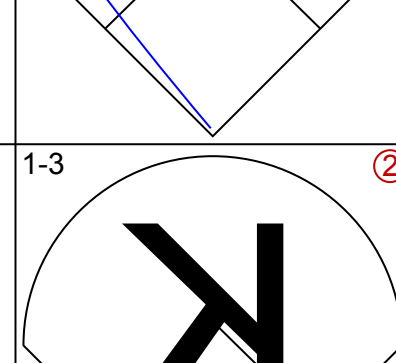
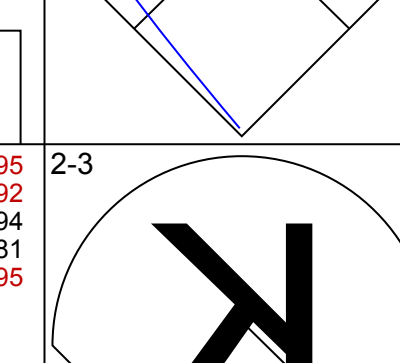
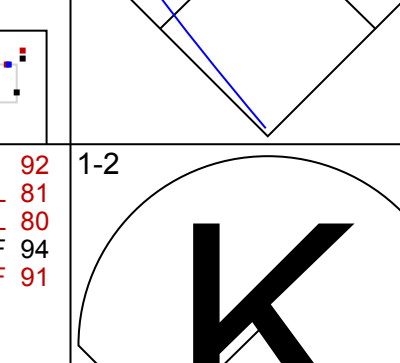
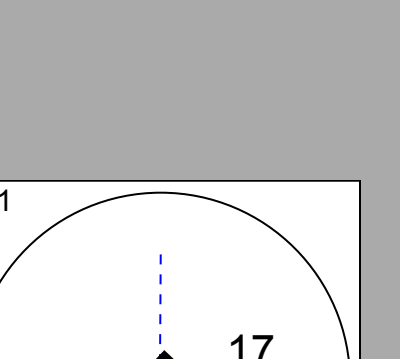
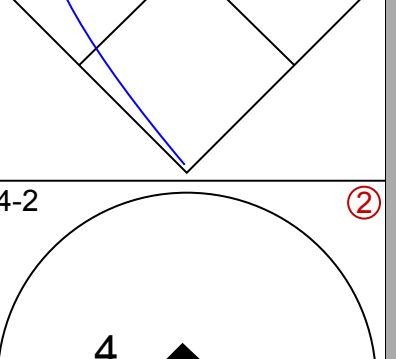
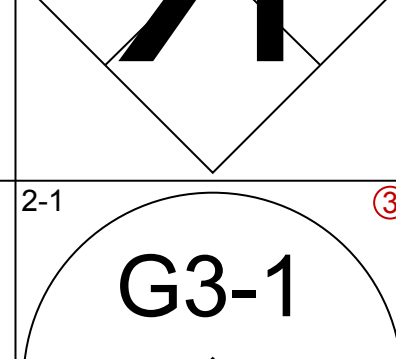
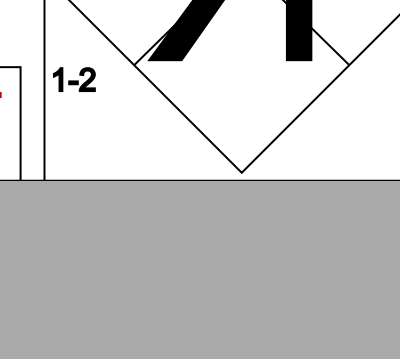
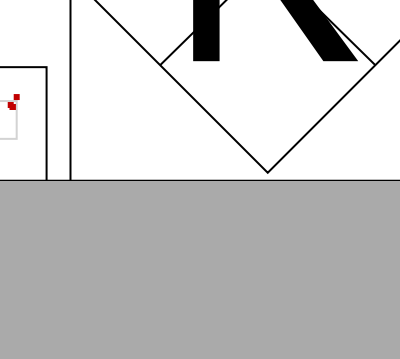
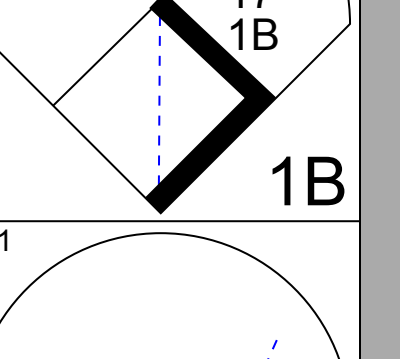
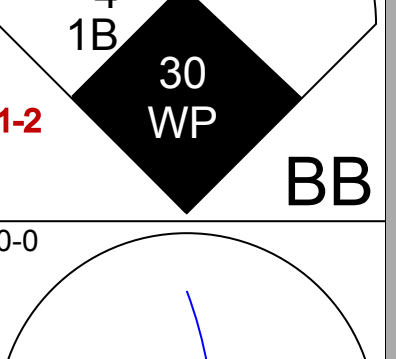
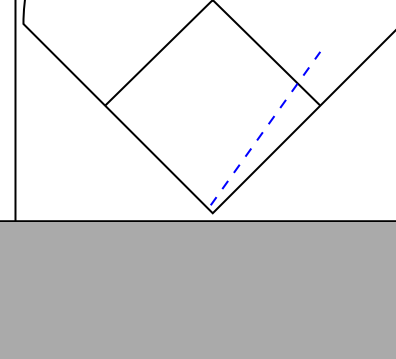


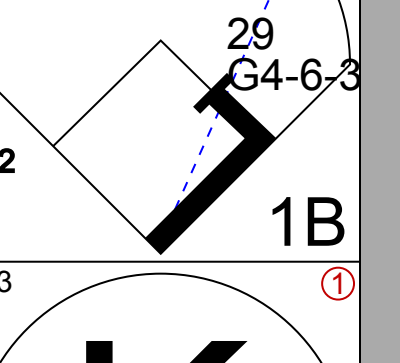
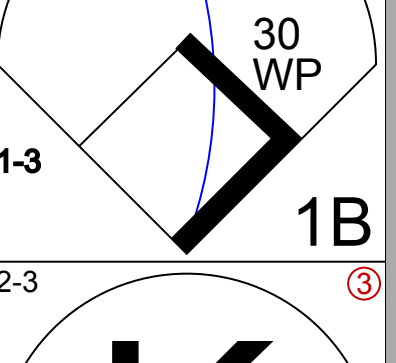



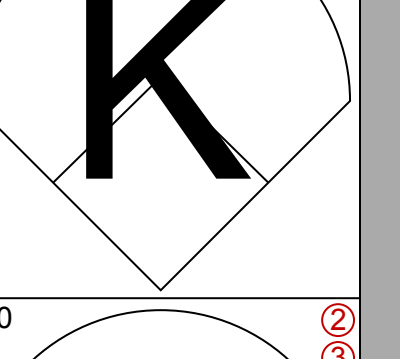
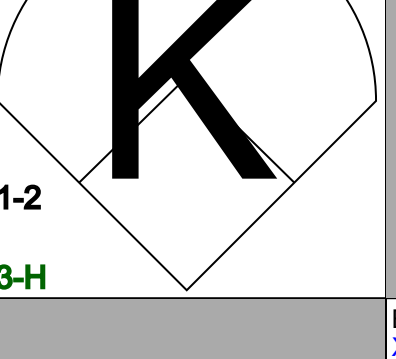











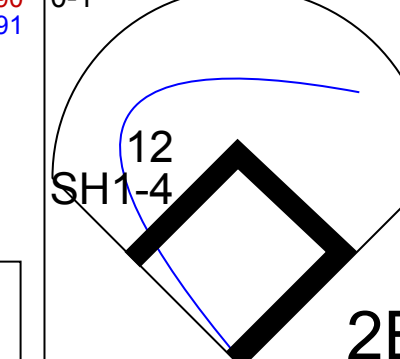
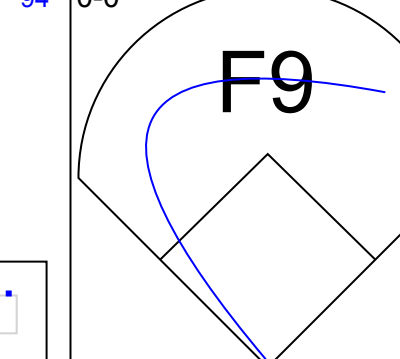



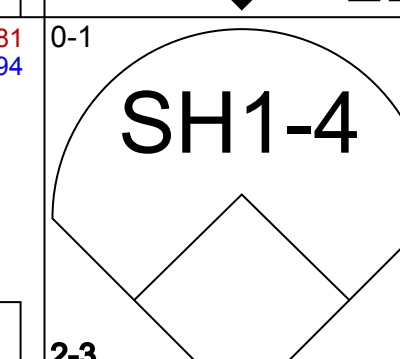
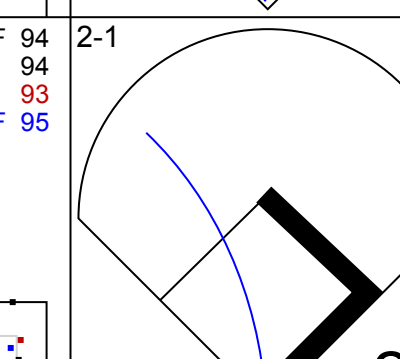

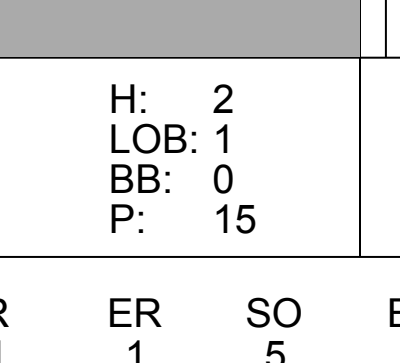
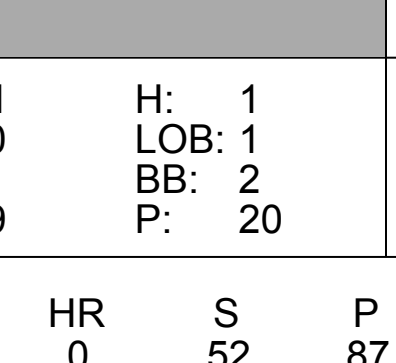
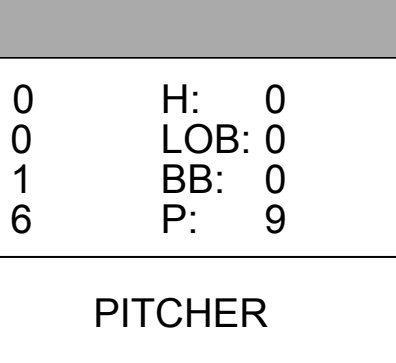
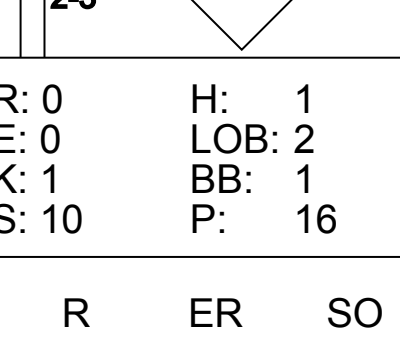
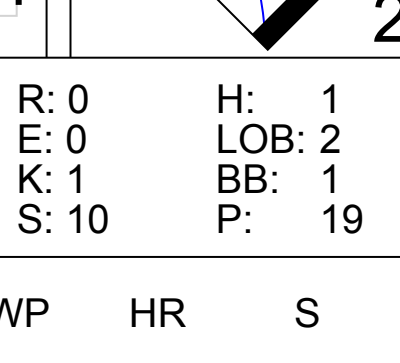


Batter	1	2	3	4	5	6	7	8	9	10	11	12	AB	R	H	RBI	BB	SO	LOB	TOP								
2 Derek Jeter, R OBP: 0.391, SLG: 0.383													5	0	1	0	0	2	3									
14 Curtis Granderson, L OBP: 0.367, SLG: 0.558													5	0	0	0	0	0	1									
25 Mark Teixeira, S OBP: 0.339, SLG: 0.492													5	0	0	0	0	0	0									
24 Robinson Cano, L OBP: 0.347, SLG: 0.534													4	0	1	0	0	2	0									
33 Nick Swisher, S OBP: 0.377, SLG: 0.455													4	1	1	1	1	0	1									
63 Jesus Montero, R OBP: 0.359, SLG: 0.571													5	0	0	0	0	3	3									
18 Andruw Jones, R OBP: 0.356, SLG: 0.476													1	0	0	0	1	0	0									
11 Brett Gardner, L OBP: 0.348, SLG: 0.375													2	0	0	0	0	0	1									
55 Russell Martin, R OBP: 0.322, SLG: 0.410													3	0	0	0	0	1	1									
26 Eduardo Núñez, R OBP: 0.301, SLG: 0.366													3	0	1	0	0	0	2									
12 Eric Chavez, L OBP: 0.331, SLG: 0.363													1	0	0	0	0	1	0									
<b>Inning Stats</b>	R: 0 E: 0 K: 1 S: 16	H: 0 LOB: 0 BB: 0 P: 23	R: 0 E: 0 K: 2 S: 11	H: 0 LOB: 0 BB: 0 P: 15	R: 0 E: 0 K: 1 S: 13	H: 1 LOB: 1 BB: 1 P: 22	R: 0 E: 0 K: 0 S: 6	H: 0 LOB: 0 BB: 0 P: 6	R: 0 E: 0 K: 1 S: 6	H: 0 LOB: 0 BB: 0 P: 6	R: 0 E: 0 K: 0 S: 10	H: 1 LOB: 1 BB: 0 P: 12	R: 0 E: 0 K: 0 S: 6	H: 0 LOB: 2 BB: 0 P: 9	R: 0 E: 0 K: 1 S: 9	H: 1 LOB: 2 BB: 1 P: 15	R: 0 E: 0 K: 0 S: 7	H: 0 LOB: 0 BB: 0 P: 10	R: 0 E: 0 K: 0 S: 9	H: 0 LOB: 0 BB: 0 P: 11	R: 0 E: 0 K: 0 S: 7	H: 0 LOB: 1 BB: 0 P: 12	1B: 1 2B: 2 3B: 0 HR: 1	SF: 0 SAC: 1 DP: 0 HBP: 2	WP: 0 PB: 0 CS: 0	PA: 43		
<b>PITCHER</b>	IP WLS BF H R ER SO BB IBB HBP BLK WP HR S P ERA WHIP	38 Jason Vargas, L ERA: 4.38	50 Jamey Wright, R ERA: 3.38	43 Brandon League, R ERA: 2.72	54 Tom Wilhelmson, R ERA: 3.45	35 Steve Delabar, R ERA:	<b>PITCHER</b>	IP WLS BF H R ER SO BB IBB HBP BLK WP HR S P ERA WHIP	26 G3 55 SH1-4	26 G3 55 SH1-4	26 G3 55 SH1-4	26 G3 55 SH1-4	26 G3 55 SH1-4	26 G3 55 SH1-4	26 G3 55 SH1-4	26 G3 55 SH1-4	26 G3 55 SH1-4	26 G3 55 SH1-4	26 G3 55 SH1-4	26 G3 55 SH1-4	26 G3 55 SH1-4	26 G3 55 SH1-4	26 G3 55 SH1-4	26 G3 55 SH1-4	26 G3 55 SH1-4	26 G3 55 SH1-4	26 G3 55 SH1-4	26 G3 55 SH1-4

New York Yankees @ Seattle Mariners  
Safeco Field, Seattle, WA  
Wed Sep 14 2011, 7:13 PM - 10:31 PM PDT  
Alt. 20.335 - Cloudy - 66 F


AB 38  
R 1  
H 4  
RBI 1  
BB 2  
SO 9  
LOB 12



Batter	1	2	3	4	5	6	7	8	9	10	11	12	AB	R	H	RBI	BB	SO	LOB	BOTTOM								
51 Ichiro Suzuki, L OBP: 0.312, SLG: 0.335													3	0	0	0	2	0	2									
15 Kyle Seager, L OBP: 0.310, SLG: 0.361													4	0	0	0	1	0	4									
13 Dustin Ackley, L OBP: 0.363, SLG: 0.443													5	0	0	0	0	3	5									
20 Mike Carp, L OBP: 0.340, SLG: 0.460													4	1	2	0	1	1	0									
17 Justin Smoak, S OBP: 0.325, SLG: 0.395													1	0	1	0	0	0	0									
4 Adam Kennedy, L OBP: 0.275, SLG: 0.369													3	0	2	0	0	1	0									
55 Michael Saunders, L OBP: 0.216, SLG: 0.253													0	0	0	0	0	0	0									
30 Miguel Olivo, R OBP: 0.255, SLG: 0.387													5	0	0	0	0	4	5									
29 Wily Mo Peña, R OBP: 0.229, SLG: 0.462														5	0	0	0	0	1	4								
1 Luis Antonio Rodriguez, Sr. OBP: 0.301, SLG: 0.354													5	1	3	1	0	0	0									
12 Trayvon Robinson, S OBP: 0.206, SLG: 0.314													2	0	1	0	1	0	1									
<b>Inning Stats</b>	R: 0 E: 0 K: 4 S: 4	H: 0 LOB: 0 BB: 0 P: 5	R: 0 E: 0 K: 1 S: 11	H: 2 LOB: 1 BB: 0 P: 15	R: 0 E: 0 K: 0 S: 11	H: 0 LOB: 0 BB: 1 P: 11	R: 1 E: 0 K: 0 S: 9	H: 1 LOB: 1 BB: 2 P: 20	R: 0 E: 0 K: 0 S: 6	H: 1 LOB: 1 BB: 0 P: 12	R: 0 E: 0 K: 2 S: 7	H: 0 LOB: 0 BB: 0 P: 7	R: 0 E: 0 K: 1 S: 10	H: 1 LOB: 2 BB: 1 P: 16	R: 0 E: 0 K: 1 S: 10	H: 1 LOB: 1 BB: 1 P: 19	R: 0 E: 0 K: 1 S: 7	H: 1 LOB: 1 BB: 0 P: 11	R: 0 E: 0 K: 0 S: 2	H: 1 LOB: 0 BB: 0 P: 4	1B: 5 2B: 3 3B: 0 HR: 1	SF: 0 SAC: 2 DP: 2 HBP: 0	WP: 1 PB: 0 SB: 1 CS: 1	PA: 44				
<b>PITCHER</b>	IP WLS BF H R ER SO BB IBB HBP BLK WP HR S P ERA WHIP	47 Iván Nova, R ERA: 3.51	30 David Robertson, R ERA: 1.16	29 Rafael Soriano, R ERA: 1.05	48 Boone Logan, L ERA: 2.82	53 Cory Wade, R ERA: 2.16	<b>PITCHER</b>	IP WLS BF H R ER SO BB IBB HBP BLK WP HR S P ERA WHIP	47 Iván Nova, R ERA: 3.51	30 David Robertson, R ERA: 1.16	29 Rafael Soriano, R ERA: 1.05	48 Boone Logan, L ERA: 2.82	53 Cory Wade, R ERA: 2.16	47 Iván Nova, R ERA: 3.51	30 David Robertson, R ERA: 1.16	29 Rafael Soriano, R ERA: 1.05	48 Boone Logan, L ERA: 2.82	53 Cory Wade, R ERA: 2.16	47 Iván Nova, R ERA: 3.51	30 David Robertson, R ERA: 1.16	29 Rafael Soriano, R ERA: 1.05	48 Boone Logan, L ERA: 2.82	53 Cory Wade, R ERA: 2.16	47 Iván Nova, R ERA: 3.51	30 David Robertson, R ERA: 1.16	29 Rafael Soriano, R ERA: 1.05	48 Boone Logan, L ERA: 2.82	53 Cory Wade, R ERA: 2.16

New York Yankees @ Seattle Mariners  
Safeco Field, Seattle, WA  
Wed Sep 14 2011, 7:13 PM - 10:31 PM PDT  
Alt. 20.335 - Cloudy - 66 F

AB 37  
R 2  
H 9  
RBI 1  
BB 5  
SO 10  
LOB 21



Batter	1	2	3	4	5	6	7	8	9	AB R H RBI BB SO LOB	TOP											
5 Ian Kinsler, R OBP: 0.348, SLG: 0.469										4 0 1 0 0 1 1	<b>Texas Rangers @ Seattle Mariners</b> Safeco Field, Seattle, WA Fri Sep 16 2011, 7:10 PM - 9:47 PM PDT Att: 17,593 - Partly Cloudy - G3 F											
1 Elvis Andrus, R OBP: 0.344, SLG: 0.354										4 0 1 0 0 2 2												
32 Josh Hamilton, L OBP: 0.344, SLG: 0.527										4 0 0 0 0 1 2												
10 Michael Young, R OBP: 0.375, SLG: 0.476										3 0 0 0 0 0 1												
29 Adrian Beltré, R OBP: 0.326, SLG: 0.528										3 0 0 0 0 1 1												
7 David Murphy, L OBP: 0.327, SLG: 0.409										3 0 0 0 0 0 0												
8 Yorvit Torrealba, R OBP: 0.305, SLG: 0.385										3 0 0 0 0 0 0												
18 Mitch Moreland, L OBP: 0.324, SLG: 0.419										3 0 0 0 0 1 0												
9 Endy Chavez, L OBP: 0.327, SLG: 0.435										3 0 2 0 0 0 0												
<b>Inning Stats</b>	R: 0 E: 0 K: 1 S: 6	H: 0 LOB: 0 BB: 0 P: 7	R: 0 E: 0 K: 0 S: 7	H: 0 LOB: 0 BB: 0 P: 10	R: 0 E: 0 K: 1 S: 11	H: 1 LOB: 1 BB: 0 P: 16	R: 0 E: 0 K: 0 S: 8	H: 1 LOB: 1 BB: 0 P: 14	R: 0 E: 0 K: 0 S: 10	H: 0 LOB: 0 BB: 0 P: 15	R: 0 E: 0 K: 0 S: 8	H: 2 LOB: 1 BB: 0 P: 12	R: 0 E: 0 K: 1 S: 8	H: 0 LOB: 0 BB: 0 P: 10	R: 0 E: 0 K: 0 S: 7	H: 0 LOB: 0 BB: 0 P: 11	R: 0 E: 0 K: 3 S: 12	H: 0 LOB: 0 BB: 0 P: 17	1B: 4 2B: 0 HR: 0	SF: 0 SAC: 0 DP: 1 HBP: 0	WP: 0 PB: 0 SB: 0 CS: 0	PA: 30
<b>PITCHER</b>	IP WLS BF H R ER SO BB IBB HBP BLK WP HR S P ERA WHIP											IP WLS BF H R ER SO BB IBB HBP BLK WP HR S P ERA WHIP										
49 Blake Beavan, R ERA: 3.92	8.0 W 27 4 0 0 3 0 0 0 0 0 0 65 95 0.00 0.500																					
43 Brandon League, R ERA: 2.67	1.0 3 0 0 0 3 0 0 0 0 0 0 12 17 0.00 0.000																					

Batter	1	2	3	4	5	6	7	8	9	AB R H RBI BB SO LOB	BOTTOM									
51 Ichiro Suzuki, L OBP: 0.311, SLG: 0.333										3 0 0 0 1 0 1	<b>Texas Rangers @ Seattle Mariners</b> Safeco Field, Seattle, WA Fri Sep 16 2011, 7:10 PM - 9:47 PM PDT Att: 17,593 - Partly Cloudy - G3 F									
26 Brendan Ryan, R OBP: 0.312, SLG: 0.324										4 1 1 0 0 2 1										
13 Dustin Ackley, L OBP: 0.362, SLG: 0.440										4 1 1 0 0 0 1										
30 Miguel Olivo, R OBP: 0.255, SLG: 0.386										4 0 1 0 0 2 1										
20 Mike Carp, L OBP: 0.338, SLG: 0.456										4 0 1 1 0 1 0										
29 Wily Mo Peña, R OBP: 0.240, SLG: 0.458										3 0 1 0 0 1 0										
15 Kyle Seager, L OBP: 0.304, SLG: 0.354										3 0 0 0 0 1 4										
12 Trayvon Robinson, S OBP: 0.282, SLG: 0.402										3 0 0 0 0 2 0										
33 Casper Wells, R OBP: 0.317, SLG: 0.442										2 2 1 1 1 0 0										
<b>Inning Stats</b>	R: 0 E: 0 K: 2 S: 11	H: 1 LOB: 1 BB: 0 P: 17	R: 0 E: 0 K: 1 S: 8	H: 1 LOB: 0 BB: 0 P: 13	R: 3 E: 1 K: 2 S: 24	H: 3 LOB: 3 BB: 1 P: 41	R: 0 E: 0 K: 2 S: 10	H: 0 LOB: 1 BB: 1 P: 20	R: 0 E: 0 K: 1 S: 7	H: 0 LOB: 0 BB: 0 P: 10	R: 1 E: 0 K: 0 S: 11	H: 1 LOB: 0 BB: 0 P: 22	R: 0 E: 0 K: 1 S: 5	H: 0 LOB: 0 BB: 0 P: 6	R: 0 E: 0 K: 1 S: 5	H: 0 LOB: 0 BB: 0 P: 6	1B: 5 2B: 0 3B: 0 HR: 1	SF: 0 SAC: 0 DP: 1 HBP: 1	WP: 1 PB: 0 SB: 0 CS: 0	PA: 33
<b>PITCHER</b>	IP WLS BF H R ER SO BB IBB HBP BLK WP HR S P ERA WHIP											IP WLS BF H R ER SO BB IBB HBP BLK WP HR S P ERA WHIP								
36 C.J. Wilson, L ERA: 2.97	6.1 L 28 6 4 1 8 2 0 0 1 0 0 1 70 116 1.42 1.263																			
57 Mark Lowe, R ERA: 3.69	0.2 2 0 0 0 0 0 0 0 0 0 0 6 12 0.00 0.000																			
39 Scott Feldman, R ERA: 3.54	1.0 3 0 0 0 1 0 0 0 0 0 0 5 6 0.00 0.000																			

Batter	1	2	3	4	5	6	7	8	9	AB	R	H	RBI	BB	SO	LOB	TOP					
5 Ian Kinsler, R OBP: 0.347, SLG: 0.466										4	1	0	0	1	1	3	<p><b>Texas Rangers @ Seattle Mariners</b> Safeco Field, Seattle, WA Sat Sep 17 2011, 4:10 PM - 7:06 PM PDT Att: 22,171 - Cloudy - 64 F</p>					
1 Elvis Andrus, R OBP: 0.320, SLG: 0.360										5	2	2	1	0	0	0						
32 Josh Hamilton, L OBP: 0.349, SLG: 0.539										5	1	4	3	0	1	0						
10 Michael Young, R OBP: 0.377, SLG: 0.476										2	0	1	1	2	0	0						
29 Adrián Beltré, R OBP: 0.328, SLG: 0.531										5	1	1	1	0	1	6						
25 Mike Napoli, R OBP: 0.413, SLG: 0.618										5	1	3	0	0	1	0						
17 Nelson Cruz, R OBP: 0.320, SLG: 0.526										5	0	1	0	0	2	3						
6 Esteban German, R OBP: 0.667, SLG: 2.000										0	0	0	0	0	0	0						
7 David Murphy, L OBP: 0.328, SLG: 0.408										4	1	1	0	1	0	3						
23 Craig Gentry, R OBP: 0.346, SLG: 0.331										4	1	1	0	1	0	3						
9 Endy Chavez, L OBP: 0.323, SLG: 0.433										3	0	1	1	0	0	3						
<b>Inning Stats</b>	R: 0 E: 0 K: 1 S: 12	H: 2 LOB: 2 BB: 0 P: 16	R: 1 E: 0 K: 0 S: 12	H: 2 LOB: 1 BB: 0 P: 18	R: 3 E: 0 K: 2 S: 15	H: 3 LOB: 0 BB: 0 P: 24	R: 3 E: 0 K: 0 S: 12	H: 2 LOB: 1 BB: 2 P: 23	R: 0 E: 0 K: 1 S: 13	H: 0 LOB: 1 BB: 0 P: 21	R: 0 E: 0 K: 1 S: 13	H: 1 LOB: 1 BB: 0 P: 23	R: 0 E: 0 K: 1 S: 8	H: 1 LOB: 2 BB: 1 P: 19	R: 0 E: 0 K: 0 S: 6	H: 1 LOB: 1 BB: 0 P: 10	1B: 8 2B: 3 3B: 0 HR: 3	SF: 1 SAC: 0 DP: 1 HBP: 0	WP: 0 PB: 0 SB: 0 CS: 0	PA: 44		
<b>PITCHER</b>	IP WLS BF H R ER SO BB IBB HBP BLK WP HR S P ERA WHIP	3.0 L 17 7 5 5 3 1 0 0 0 0 3 40 63 15.00 2.667	4.1 2.1 12 4 2 2 0 1 0 0 0 0 27 39 7.71 2.143	6.1 0.2 3 0 0 0 1 1 0 0 0 0 9 17 0.00 1.500	7.1 1.0 4 1 0 0 1 0 0 0 0 0 13 23 0.00 1.000	8.1 2.0 8 2 0 0 1 0 1 0 0 0 0 14 29 0.00 1.000																

Batter	1	2	3	4	5	6	7	8	9	AB	R	H	RBI	BB	SO	LOB	BOTTOM					
51 Ichiro Suzuki, L OBP: 0.313, SLG: 0.334										4	1	2	2	0	2	0	<p><b>Texas Rangers @ Seattle Mariners</b> Safeco Field, Seattle, WA Sat Sep 17 2011, 4:10 PM - 7:06 PM PDT Att: 22,171 - Cloudy - 64 F</p>					
15 Kyle Seager, L OBP: 0.309, SLG: 0.364										4	1	2	2	0	1	1						
13 Dustin Ackley, L OBP: 0.357, SLG: 0.434										4	0	0	0	0	2	3						
20 Mike Carp, L OBP: 0.337, SLG: 0.465										4	1	1	2	0	1	1						
4 Adam Kennedy, L OBP: 0.276, SLG: 0.359										3	1	1	0	0	0	0						
29 Willy Mo Peña, R OBP: 0.238, SLG: 0.454										1	0	0	0	0	0	0						
3 Josh Bard, S OBP: 0.296, SLG: 0.333										3	0	0	0	0	1	1						
30 Miguel Olivo, R OBP: 0.255, SLG: 0.385										1	0	0	0	0	0	0						
26 Brendan Ryan, R OBP: 0.313, SLG: 0.356										1	1	1	0	0	0	0						
1 Luis Antonio Rodríguez, S OBP: 0.293, SLG: 0.343										3	0	0	0	0	3	0						
12 Trayvon Robinson, S OBP: 0.281, SLG: 0.406										4	0	1	0	0	1	2						
55 Michael Saunders, L OBP: 0.217, SLG: 0.230										2	1	0	0	1	1	1						
16 Alex Liddi, R OBP: 0.111, SLG: 0.222										1	0	0	0	0	1	0						
<b>Inning Stats</b>	R: 0 E: 0 K: 1 S: 10	H: 1 LOB: 1 BB: 0 P: 15	R: 4 E: 0 K: 0 S: 15	H: 4 LOB: 1 BB: 1 P: 22	R: 0 E: 0 K: 1 S: 10	H: 0 LOB: 0 BB: 0 P: 17	R: 0 E: 0 K: 3 S: 9	H: 0 LOB: 0 BB: 0 P: 13	R: 2 E: 0 K: 2 S: 14	H: 2 LOB: 0 BB: 0 P: 16	R: 0 E: 0 K: 1 S: 11	H: 1 LOB: 1 BB: 0 P: 15	R: 0 E: 0 K: 3 S: 11	H: 0 LOB: 0 BB: 0 P: 15	R: 0 E: 0 K: 1 S: 7	H: 0 LOB: 0 BB: 0 P: 11	R: 0 E: 0 K: 2 S: 10	H: 0 LOB: 0 BB: 0 P: 16	1B: 5 2B: 2 3B: 0 HR: 1	SF: 0 SAC: 0 DP: 0 HBP: 0	WP: 0 PB: 0 SB: 0 CS: 0	PA: 36
<b>PITCHER</b>	IP WLS BF H R ER SO BB IBB HBP BLK WP HR S P ERA WHIP	5.2 W 26 8 6 6 7 1 0 0 0 0 0 0 14 19 0.00 0.000	8.1 1.1 H 4 0 0 0 3 0 0 0 0 0 0 0 3 5 0.00 0.000	8.1 0.1 H 1 0 0 0 1 0 0 0 0 0 0 0 3 5 0.00 0.000	8.1 0.2 H 2 0 0 0 0 0 0 0 0 0 0 0 4 6 0.00 0.000	9.1 1.0 S 3 0 0 0 2 0 0 0 0 0 0 0 10 16 0.00 0.000																

**Texas Rangers @ Seattle Mariners**  
Safeco Field, Seattle, WA  
Sat Sep 17 2011, 4:10 PM - 7:06 PM PDT  
Att: 22,171 - Cloudy - 64 F

AB 39  
R 7  
H 14  
RBI 7  
BB 4  
SO 6  
LOB 19

**Texas Rangers @ Seattle Mariners**  
Safeco Field, Seattle, WA  
Sat Sep 17 2011, 4:10 PM - 7:06 PM PDT  
Att: 22,171 - Cloudy - 64 F

AB 35  
R 6  
H 8  
RBI 6  
BB 1  
SO 13  
LOB 9



Batter	1	2	3	4	5	6	7	8	9	AB	R	H	RBI	BB	SO	LOB	TOP					
5 Ian Kinsler, R OBP: 0.347, SLG: 0.465	G5-3		G4-3			2B	1B		K	5	1	2	0	0	1	1						
1 Elvis Andrus, R OBP: 0.346, SLG: 0.365	F9			29 HR		10 G5-3	1B		2B	5	1	3	1	0	0	3						
32 Josh Hamilton, L OBP: 0.349, SLG: 0.536	1B			K		F7			G4-3	4	0	1	0	1	1	5						
10 Michael Young, R OBP: 0.374, SLG: 0.472	P4			F9		G5-3			L9	5	0	0	0	0	0	5						
29 Adrián Beltré, R OBP: 0.326, SLG: 0.536	G5-3			HR					F8	3	1	1	2	1	0	0						
25 Mike Napoli, R OBP: 0.411, SLG: 0.617	G2-3			G6-3			BB		7B	4	0	1	0	0	1	2						
7 David Murphy, L OBP: 0.330, SLG: 0.409	K					F9			1B	4	0	2	0	0	1	0						
17 Nelson Cruz, R OBP: 0.317, SLG: 0.521			K			G5-3			K	4	0	0	0	0	3	3						
9 Endy Chavez, L OBP: 0.325, SLG: 0.434				G4-3		G4-3			F7	4	0	2	0	0	0	0						
<b>Inning Stats</b>	R: 0 H: 1 E: 0 K: 0 S: 10	H: 1 LOB: 1 BB: 0 P: 16	R: 0 H: 0 E: 0 K: 1 S: 6	H: 0 LOB: 0 BB: 0 P: 9	R: 0 H: 1 E: 0 K: 1 S: 12	H: 1 LOB: 0 BB: 0 P: 18	R: 2 H: 2 E: 0 K: 1 S: 11	H: 2 LOB: 0 BB: 0 P: 12	R: 0 H: 0 E: 0 K: 0 S: 8	H: 0 LOB: 0 BB: 0 P: 11	R: 1 H: 2 E: 0 K: 1 S: 13	H: 2 LOB: 2 BB: 1 P: 23	R: 0 H: 3 E: 0 K: 1 S: 12	H: 3 LOB: 3 BB: 0 P: 17	R: 0 H: 2 E: 0 K: 1 S: 10	H: 2 LOB: 2 BB: 0 P: 13	R: 0 H: 1 E: 0 K: 1 S: 9	H: 1 LOB: 2 BB: 1 P: 15	1B: 8 2B: 3 3B: 0 HR: 1	SF: 0 SAC: 0 DP: 0 HBP: 0	WP: 0 PB: 0 SB: 0 CS: 0	PA: 40
<b>PITCHER</b>	IP	WLS	BF	H	R	ER	SO	BB	IBB	HBP	BLK	WP	HR	S	P	ERA	WHIP					
34 Félix Hernández, R ERA: 3.32	7.0	L	30	9	3	3	5	1	0	0	0	0	1	72	106	3.86	1.429					
23 Shawn Kelley, R ERA:	1.0		5	2	0	0	1	0	0	0	0	0	0	10	13	0.00	2.000					
35 Steve Delabar, R ERA:	1.0		5	1	0	0	1	0	1	0	0	0	0	9	15	0.00	1.000					

Texas Rangers @ Seattle Mariners  
Safeco Field, Seattle, WA  
Sun Sep 18 2011, 1:11 PM - 3:48 PM PDT  
Att: 21,487 - Roof Closed - 65 F

AB	38
R	3
H	12
RBI	3
BB	2
SO	7
LOB	19



Batter	1	2	3	4	5	6	7	8	9	AB	R	H	RBI	BB	SO	LOB	BOTTOM					
51 Ichiro Suzuki, L OBP: 0.312, SLG: 0.334	E3		G4-3			K				4	0	1	0	0	1	0						
1 Luis Antonio Rodríguez, S OBP: 0.308, SLG: 0.363	13B						1B		K	3	0	2	0	1	1	3						
13 Dustin Ackley, L OBP: 0.353, SLG: 0.428	G4-6-3						2B		K	4	0	0	0	0	2	4						
30 Miguel Olivo, R OBP: 0.253, SLG: 0.381	K					G1-3			K2-3	4	0	0	0	0	2	2						
20 Mike Carp, L OBP: 0.332, SLG: 0.458	K					K			F7	4	0	0	0	0	2	1						
29 Willy Mo Peña, R OBP: 0.248, SLG: 0.455	G6-3								P4	4	0	2	0	0	0	0						
12 Trayvon Robinson, S OBP: 0.280, SLG: 0.400	1B					L8			K	4	0	1	0	0	2	2						
16 Alex Liddi, R OBP: 0.154, SLG: 0.167	G5-3					G6-3			K	3	0	0	0	1	1	1						
55 Michael Saunders, L OBP: 0.213, SLG: 0.225						K			K	3	0	0	0	0	3	2						
<b>Inning Stats</b>	R: 0 H: 1 E: 1 K: 1 S: 14	H: 1 LOB: 1 BB: 0 P: 20	R: 0 H: 1 E: 0 K: 1 S: 12	H: 1 LOB: 0 BB: 0 P: 16	R: 0 H: 0 E: 0 K: 1 S: 13	H: 0 LOB: 1 BB: 1 P: 21	R: 0 H: 1 E: 0 K: 1 S: 7	H: 1 LOB: 1 BB: 0 P: 14	R: 0 H: 0 E: 0 K: 2 S: 7	H: 0 LOB: 0 BB: 0 P: 7	R: 0 H: 1 E: 0 K: 1 S: 13	H: 1 LOB: 1 BB: 0 P: 19	R: 0 H: 2 E: 0 K: 3 S: 13	H: 2 LOB: 3 BB: 1 P: 23	R: 0 H: 0 E: 0 K: 2 S: 8	H: 0 LOB: 0 BB: 0 P: 8	R: 0 H: 0 E: 0 K: 2 S: 8	H: 0 LOB: 0 BB: 0 P: 11	1B: 5 2B: 1 3B: 0 HR: 0	SF: 0 SAC: 0 DP: 1 HBP: 0	WP: 0 PB: 0 SB: 0 CS: 0	PA: 35
<b>PITCHER</b>	IP	WLS	BF	H	R	ER	SO	BB	IBB	HBP	BLK	WP	HR	S	P	ERA	WHIP					
54 Matt Harrison, L ERA: 3.42	6.2	W	28	6	0	0	9	2	0	0	0	0	0	76	116	0.00	1.200					
19 Koji Uehara, R ERA: 2.51	0.1	H	1	0	0	0	1	0	0	0	0	0	0	3	4	0.00	0.000					
37 Mike Adams, R ERA: 1.44	1.0	H	3	0	0	0	2	0	0	0	0	0	0	8	8	0.00	0.000					
30 Neftali Feliz, R ERA: 2.93	1.0	S	3	0	0	0	2	0	0	0	0	0	0	8	11	0.00	0.000					

Texas Rangers @ Seattle Mariners  
Safeco Field, Seattle, WA  
Sun Sep 18 2011, 1:11 PM - 3:48 PM PDT  
Att: 21,487 - Roof Closed - 65 F

AB	33
R	0
H	6
RBI	0
BB	2
SO	14
LOB	15



Batter	1	2	3	4	5	6	7	8	9	AB	R	H	RBI	BB	SO	LOB	TOP	
51 Ichiro Suzuki, L (1, 9) OBP: 0.313, SLG: 0.336										5	1	2	1	0	1	1		
1 Luis Antonio Rodriguez, S (1, 6) OBP: 0.306, SLG: 0.352										3	2	0	0	1	0	1		
20 Mike Carp, L (1, 3) OBP: 0.253, SLG: 0.474										4	2	2	5	0	1	1		
30 Miguel Olivo, R (1, 2) OBP: 0.253, SLG: 0.380										4	1	1	0	0	2	2		
15 Kyle Seager, L (1, 4) OBP: 0.314, SLG: 0.368										4	1	2	1	0	0	0		
29 Wily Mo Peña, R (1, 10) OBP: 0.275, SLG: 0.461										1	2	1	1	3	0	0		
16 Alex Liddi, R (1, 5) OBP: 0.235, SLG: 0.438										4	2	2	2	0	0	3		
12 Trayvon Robinson, S (1, 8) OBP: 0.279, SLG: 0.395										4	1	1	2	0	1	1		
5 Chris Gimenez, R (1, 7) OBP: 0.281, SLG: 0.170										3	0	0	0	1	0	2		
<b>Inning Stats</b>	R: 0 E: 0 K: 1 S: 14	H: 1 LOB: 1 BB: 0 P: 18	R: 2 E: 0 K: 0 S: 15	H: 1 LOB: 1 BB: 2 P: 26	R: 9 E: 1 K: 1 S: 28	H: 6 LOB: 0 BB: 2 P: 49	R: 0 E: 0 K: 0 S: 6	H: 0 LOB: 1 BB: 1 P: 13	R: 0 E: 0 K: 1 S: 10	H: 0 LOB: 0 BB: 0 P: 13	R: 1 E: 0 K: 1 S: 12	H: 3 LOB: 1 BB: 0 P: 19	R: 0 E: 0 K: 1 S: 8	H: 0 LOB: 0 BB: 0 P: 13				
<b>PITCHER</b>	IP WLS BF H R ER SO BB IBB HBP BLK WP HR S P ERA WHIP																<b>PITCHER</b>	IP WLS BF H R ER SO BB IBB HBP BLK WP HR S P ERA WHIP
31 David Huff, L (1, 1) ERA: 4.2	2.2 L 19 7 9 7 1 3 0 0 0 0 1 51 80 23.62 3.750																	
37 Chad Durbin, R (3, 1) ERA: 5.0	2.1 10 1 2 0 2 2 0 0 0 0 1 22 39 0.00 1.286																	
56 Frank Herrmann, R (6, 1) ERA: 5.47	1.0 5 3 1 1 1 0 0 0 0 0 0 12 19 9.00 3.000																	
50 Nick Hagadone, L (7, 1) ERA: 6.75	1.0 3 0 0 0 1 0 0 0 0 0 0 8 13 0.00 0.000																	

Seattle Mariners @ Cleveland Indians  
Progressive Field, Cleveland, OH  
Mon Sep 19 2011, 4:07 PM - 6:32 PM EDT  
Att: 15,354 - Overcast - 64 F

AB 32  
R 12  
H 11  
RBI 12  
BB 5  
SO 5  
LOB 11



WP: 0 PA: 37  
PB: 0  
SB: 0  
CS: 0

Batter	1	2	3	4	5	6	7	8	9	AB	R	H	RBI	BB	SO	LOB	BOTTOM	
1 Kosuke Fukudome, L (1, 9) OBP: 0.347, SLG: 0.368										4	0	0	0	0	2	0		
16 Jason Donald, R (1, 4) OBP: 0.328, SLG: 0.387										4	2	3	0	0	1	0		
13 Asdrubal Cabrera, S (1, 6) OBP: 0.333, SLG: 0.458										4	2	3	3	0	0	1		
41 Carlos Santana, S (1, 3) OBP: 0.352, SLG: 0.461										4	2	2	1	0	2	1		
48 Travis Hafner, L (1, 10) OBP: 0.359, SLG: 0.433										3	0	1	2	0	0	0		
47 Shelley Duncan, R (1, 7) OBP: 0.335, SLG: 0.500										2	0	0	0	1	1	1		
24 Grady Sizemore, L (1, 8) OBP: 0.286, SLG: 0.427										3	0	1	0	0	1	1		
4 Trevor Crowe, S (7, 8) OBP: 0.348, SLG: 0.300										0	0	0	0	0	0	0		
8 Lonnie Chisenhall, L (1, 5) OBP: 0.272, SLG: 0.417										3	0	1	0	0	2	0		
6 Lou Marson, R (1, 2) OBP: 0.309, SLG: 0.309										3	0	0	0	0	2	3		
<b>Inning Stats</b>	R: 3 E: 0 K: 1 S: 18	H: 5 LOB: 3 BB: 1 P: 27	R: 1 E: 0 K: 1 S: 9	H: 2 LOB: 0 BB: 0 P: 15	R: 0 E: 0 K: 2 S: 9	H: 0 LOB: 0 BB: 0 P: 16	R: 0 E: 0 K: 3 S: 11	H: 0 LOB: 0 BB: 0 P: 17	R: 2 E: 0 K: 1 S: 14	H: 3 LOB: 1 BB: 0 P: 20	R: 0 E: 0 K: 2 S: 8	H: 0 LOB: 0 BB: 0 P: 10	R: 0 E: 0 K: 1 S: 7	H: 1 LOB: 0 BB: 0 P: 11				
<b>PITCHER</b>	IP WLS BF H R ER SO BB IBB HBP BLK WP HR S P ERA WHIP																<b>PITCHER</b>	IP WLS BF H R ER SO BB IBB HBP BLK WP HR S P ERA WHIP
41 Charlie Furbush, L (1, 1) ERA: 5.22	5.0 W 25 10 6 6 3 1 0 0 0 0 2 61 95 10.80 2.200																	
31 Josh Lueke, R (6, 1) ERA: 7.07	2.0 6 1 0 0 3 0 0 0 0 0 0 15 21 0.00 0.500																	

Seattle Mariners @ Cleveland Indians  
Progressive Field, Cleveland, OH  
Mon Sep 19 2011, 4:07 PM - 6:32 PM EDT  
Att: 15,354 - Overcast - 64 F

AB 30  
R 6  
H 11  
RBI 6  
BB 1  
SO 11  
LOB 7



WP: 0 PA: 31  
PB: 0  
SB: 0  
CS: 1

Batter	1	2	3	4	5	6	7	8	9	AB	R	H	RBI	BB	SO	LOB	TOP							
51 Ichiro Suzuki, L (1,9) OBP: 0.312, SLG: 0.338										5	1	1	0	0	1	0								
15 Kyle Seager, L (1,6) OBP: 0.316, SLG: 0.371										4	2	1	1	1	0	0								
13 Dustin Ackley, L (1,4) OBP: 0.357, SLG: 0.429										4	0	2	0	1	1	2								
20 Mike Carp, L (1,7) OBP: 0.346, SLG: 0.492										5	0	5	1	0	0	0								
29 Wily Mo Peña, R (1,10) OBP: 0.263, SLG: 0.439										5	0	0	0	0	2	9								
4 Adam Kennedy, L (1,3) OBP: 0.275, SLG: 0.358										4	0	1	1	0	1	1								
17 Justin Smoak, S (9,PH) OBP: 0.329, SLG: 0.394										1	0	0	0	0	1	2								
55 Michael Saunders, L (9,8) OBP: 0.213, SLG: 0.225										0	0	0	0	0	0	0								
30 Miguel Olivo, R (1,2) OBP: 0.295, SLG: 0.386										4	1	2	0	0	0	2								
16 Alex Liddi, R (1,5) OBP: 0.238, SLG: 0.550										4	1	1	2	0	1	1								
12 Trayvon Robinson, S (1,8) OBP: 0.270, SLG: 0.381										4	0	0	0	0	3	1								
<b>Inning Stats</b>	R: 2 H: 3 E: 0 K: 1 S: 12	H: 3 LOB: 1 BB: 0 P: 21	R: 0 H: 0 E: 0 K: 2 S: 10	H: 0 LOB: 0 BB: 0 P: 15	R: 0 H: 2 E: 0 K: 0 S: 11	LOB: 2 BB: 0 P: 15	R: 0 H: 1 E: 0 K: 1 S: 9	H: 1 LOB: 1 BB: 0 P: 14	R: 0 H: 2 E: 0 K: 0 S: 10	LOB: 2 BB: 0 P: 19	R: 2 H: 2 E: 0 K: 0 S: 10	H: 2 LOB: 0 BB: 0 P: 14	R: 1 H: 2 E: 1 K: 1 S: 15	H: 2 LOB: 2 BB: 1 P: 26	R: 0 H: 0 E: 0 K: 2 S: 10	H: 0 LOB: 0 BB: 0 P: 14	R: 0 H: 1 E: 0 K: 2 S: 13	H: 2 LOB: 2 BB: 1 P: 22	1B: 6 2B: 5 3B: 1 HR: 1	SF: 0 SAC: 0 DP: 0 HBP: 0	WP: 0 PB: 0 SB: 0 CS: 0	PA: 42		
<b>PITCHER</b>	IP WLS BF H R ER SO BB IBB HBP BLK WP HR S P ERA WHIP	5.1 0 26 10 4 4 5 0 0 0 0 0 1 61 94 6.75 1.875	6.1 1 27 7 2 1 1 1 1 0 0 0 0 0 15 25 6.75 2.250	7.1 1 27 4 0 0 2 0 0 0 0 0 0 0 13 29 0.00 0.000	9.1 1.0 5 1 0 0 2 1 0 0 0 0 0 0 13 22 0.00 2.000																			

Seattle Mariners @ Minnesota Twins  
Target Field, Minneapolis, MN  
Tue Sep 20 2011, 7:11 PM - 10:09 PM CDT  
Att: 35,995 - Cloudy - 65 F

livebaseballscores.com

AB 40  
R 5  
H 13  
RBI 5  
BB 2  
SO 10  
LOB 18

Batter	1	2	3	4	5	6	7	8	9	AB	R	H	RBI	BB	SO	LOB	BOTTOM						
11 Ben Revere, L (1,8) OBP: 0.311, SLG: 0.298										5	1	4	1	0	0	1							
24 Trevor Plouffe, R (1,6) OBP: 0.295, SLG: 0.376										4	1	2	1	0	1	2							
5 Michael Cuddyer, R (1,9) OBP: 0.348, SLG: 0.460										5	1	2	0	0	1	5							
27 Chris Parmelee, L (1,3) OBP: 0.458, SLG: 0.619										4	0	2	1	1	0	4							
22 Danny Valencia, R (1,5) OBP: 0.298, SLG: 0.392										5	0	0	0	0	1	7							
38 Luke Hughes, R (1,4) OBP: 0.291, SLG: 0.344										4	0	0	0	0	2	4							
26 Brian Dinkelman, L (1,10) OBP: 0.412, SLG: 0.375										4	1	1	0	0	0	1							
63 Joe Benson, R (1,7) OBP: 0.261, SLG: 0.386										3	0	0	0	1	1	1							
41 Drew Butera, R (1,2) OBP: 0.189, SLG: 0.221										3	0	0	0	0	2								
23 Rene Tosoni, L (9,PH) OBP: 0.242, SLG: 0.259										1	0	1	0	0	0	0							
<b>Inning Stats</b>	R: 2 H: 3 E: 0 K: 1 S: 19	H: 3 LOB: 1 BB: 0 P: 28	R: 0 H: 0 E: 0 K: 0 S: 6	H: 0 LOB: 1 BB: 1 P: 11	R: 0 H: 1 E: 0 K: 1 S: 13	H: 1 LOB: 2 BB: 1 P: 19	R: 1 H: 2 E: 0 K: 1 S: 13	H: 2 LOB: 1 BB: 0 P: 20	R: 1 H: 2 E: 1 K: 0 S: 10	LOB: 1 BB: 0 P: 15	R: 0 H: 1 E: 0 K: 1 S: 10	H: 1 LOB: 0 BB: 0 P: 16	R: 0 H: 1 E: 0 K: 0 S: 8	H: 1 LOB: 0 BB: 0 P: 10	R: 0 H: 0 E: 1 K: 1 S: 8	H: 0 LOB: 0 BB: 0 P: 10	R: 0 H: 2 E: 1 K: 1 S: 12	H: 2 LOB: 3 BB: 0 P: 18	1B: 9 2B: 3 3B: 0 HR: 0	SF: 0 SAC: 1 DP: 1 HBP: 0	WP: 0 PB: 0 SB: 2 CS: 0	PA: 41	
<b>PITCHER</b>	IP WLS BF H R ER SO BB IBB HBP BLK WP HR S P ERA WHIP	6.0 0 29 9 4 3 4 2 0 0 0 0 0 0 8 10 4.50 1.833	1.0 0 3 1 0 0 0 0 0 0 0 0 0 0 8 10 0.00 1.000	1.0 0 3 0 0 0 1 0 0 0 0 0 0 0 8 10 0.00 0.000	1.0 0 6 2 0 0 1 0 0 0 0 0 0 0 12 18 0.00 2.000																		

Seattle Mariners @ Minnesota Twins  
Target Field, Minneapolis, MN  
Tue Sep 20 2011, 7:11 PM - 10:09 PM CDT  
Att: 35,995 - Cloudy - 65 F

livebaseballscores.com

AB 38  
R 4  
H 12  
RBI 3  
BB 2  
SO 6  
LOB 27

Batter	1	2	3	4	5	6	7	8	9	AB	R	H	RBI	BB	SO	LOB	TOP										
51 Ichiro Suzuki, L (1,9) OBP: 0.313, SLG: 0.341	F7			E6		15 2B	1B			4	1	2	1	0	0	0	<b>Seattle Mariners @ Minnesota Twins</b> Target Field, Minneapolis, MN Wed Sep 21 2011, 7:11 PM - 9:58 PM CDT Att: 36,263 - Overcast - 54 F										
15 Kyle Seager, L (1,6) OBP: 0.315, SLG: 0.374	K2-3			P5		13 2B	2B			4	1	1	1	0	1	3											
13 Dustin Ackley, L (1,4) OBP: 0.355, SLG: 0.430	K			P6						4	0	1	1	0	2	1											
20 Mike Carp, L (8,3) OBP: 0.345, SLG: 0.489		P4		F7		G4-3				4	0	1	0	0	0	2											
17 Justin Smoak, S (1,10) OBP: 0.325, SLG: 0.394	F7			G4-3						3	0	1	0	0	0	0											
29 Willy Mo Peña, R (7, PR) OBP: 0.261, SLG: 0.435							SH1-4			1	1	0	0	0	1	1											
30 Miguel Olivo, R (1,2) OBP: 0.255, SLG: 0.384	P3			F8						4	1	1	0	0	0	1											
4 Adam Kennedy, L (1,3) OBP: 0.274, SLG: 0.356				F8						2	0	0	0	0	0	0											
55 Michael Saunders, L (8,8) OBP: 0.212, SLG: 0.224										1	0	0	0	0	0	0											
16 Alex Liddi, R (1,5) OBP: 0.200, SLG: 0.458		K								4	0	0	0	0	4	3											
12 Trayvon Robinson, S (8,7) OBP: 0.289, SLG: 0.377				K		L8				4	1	1	2	0	1	0											
<b>Inning Stats</b>	R: 0 H: 0 E: 0 K: 2 S: 11	H: 0 LOB: 0 BB: 0 P: 16	R: 0 H: 0 E: 0 K: 0 S: 5	H: 0 LOB: 0 BB: 0 P: 5	R: 0 H: 0 E: 0 K: 2 S: 10	H: 0 LOB: 0 BB: 0 P: 15	R: 0 H: 0 E: 1 K: 0 S: 7	H: 0 LOB: 1 BB: 0 P: 8	R: 0 H: 0 E: 0 K: 0 S: 6	H: 0 LOB: 0 BB: 0 P: 8	R: 2 H: 3 E: 0 K: 1 S: 15	H: 3 LOB: 1 BB: 0 P: 22	R: 3 H: 4 E: 0 K: 1 S: 16	H: 4 LOB: 2 BB: 0 P: 21	R: 0 H: 1 E: 0 K: 2 S: 9	H: 1 LOB: 1 BB: 0 P: 12	R: 0 H: 0 E: 0 K: 1 S: 7	H: 0 LOB: 0 BB: 0 P: 10	1B: 5 2B: 3 3B: 0 HR: 0	SF: 0 SAC: 1 DP: 0 HBP: 0	WP: 0 PB: 0 SB: 0 CS: 0	PA: 36					
<b>PITCHER</b>	IP	WLS	BF	H	R	ER	SO	BB	IBB	HBP	BLK	WP	HR	S	P	ERA	WHIP										
59 Kevin Slowey, R (1,1) ERA: 6.54	6.2	L	27	6	5	5	6	0	0	0	0	0	0	65	87	6.75	0.900										
54 Phil Dumrat, L (7,1) ERA: 3.95	0.2		4	2	0	0	1	0	0	0	0	0	0	10	15	0.00	3.000										
31 Alex Burnett, R (8,1) ERA: 5.36	0.2		2	0	0	0	1	0	0	0	0	0	4	5	0.00	0.000											
30 Scott Baker, R (9,1) ERA: 3.19	1.0		3	0	0	0	1	0	0	0	0	0	0	7	10	0.00	0.000										

AB	35
R	5
H	8
RBI	5
BB	0
SO	9
LOB	11



Batter	1	2	3	4	5	6	7	8	9	AB	R	H	RBI	BB	SO	LOB	BOTTOM										
2 Denard Span, L (1,8) OBP: 0.328, SLG: 0.338	G6-3			G3		11 WP				3	0	0	0	0	0	3	<b>Seattle Mariners @ Minnesota Twins</b> Target Field, Minneapolis, MN Wed Sep 21 2011, 7:11 PM - 9:58 PM CDT Att: 36,263 - Overcast - 54 F										
23 Rene Tosoni, L (5,7) OBP: 0.245, SLG: 0.268	G6-3					FC1-2				2	0	1	0	0	0	1											
11 Ben Revere, L (1,7) OBP: 0.310, SLG: 0.297	5 1B			G1-3		G6-3				5	1	1	0	0	0	3											
5 Michael Cuddyer, R (1,10) OBP: 0.350, SLG: 0.461	27 1B			G6-3		27 1B				5	1	3	0	0	1	0											
27 Chris Parmelee, L (1,3) OBP: 0.491, SLG: 0.630	27 1B					24 G1-2-3				4	0	3	1	1	1	0											
38 Luke Hughes, R (9, PR) OBP: 0.291, SLG: 0.344	24 1B					24 WP				0	0	0	0	0	0	0											
22 Danny Valencia, R (1,5) OBP: 0.297, SLG: 0.389	1B			BB		24 G1-2-3				4	0	0	0	1	0	5											
24 Trevor Plouffe, R (1,6) OBP: 0.300, SLG: 0.384	F7			P3		24 BB				4	0	0	0	1	0	5											
26 Brian Dinkelman, L (1,4) OBP: 0.411, SLG: 0.377	K					26 WP				5	2	3	1	0	1	5											
63 Joe Benson, R (1,9) OBP: 0.260, SLG: 0.396	63 2B			G1-2-3		26 1B				5	0	2	1	0	0	5											
32 René Rivera, R (1,2) OBP: 0.204, SLG: 0.202	P2			G2-3		20 G3				5	0	2	1	0	0	5											
20 Matt Tolbert, S (8, PH) OBP: 0.246, SLG: 0.268						20 WP				2	0	0	0	1	2	1											
41 Drew Butera, R (9,2) OBP: 0.189, SLG: 0.221										1	0	0	0	0	0	0											
<b>Inning Stats</b>	R: 1 H: 3 E: 0 K: 1 S: 12	H: 3 LOB: 2 BB: 0 P: 20	R: 0 H: 1 E: 0 K: 1 S: 13	H: 1 LOB: 0 BB: 0 P: 20	R: 0 H: 0 E: 0 K: 0 S: 9	H: 0 LOB: 1 BB: 1 P: 15	R: 1 H: 2 E: 0 K: 0 S: 16	H: 2 LOB: 2 BB: 1 P: 26	R: 0 H: 2 E: 0 K: 0 S: 10	H: 2 LOB: 2 BB: 1 P: 18	R: 0 H: 1 E: 0 K: 1 S: 9	H: 1 LOB: 1 BB: 0 P: 16	R: 0 H: 0 E: 0 K: 2 S: 9	H: 0 LOB: 0 BB: 0 P: 15	R: 1 H: 2 E: 0 K: 0 S: 11	H: 2 LOB: 1 BB: 0 P: 14	R: 1 H: 3 E: 0 K: 0 S: 12	H: 3 LOB: 2 BB: 0 P: 17	1B: 11 2B: 3 3B: 0 HR: 0	SF: 0 SAC: 0 DP: 1 HBP: 0	WP: 4 PB: 0 SB: 1 CS: 0	PA: 43					
<b>PITCHER</b>	IP	WLS	BF	H	R	ER	SO	BB	IBB	HBP	BLK	WP	HR	S	P	ERA	WHIP										
36 Michael Pineda, R (1,1) ERA: 3.74	4.0		20	6	2	2	2	2	0	0	0	1	0	50	81	4.50	2.000										
60 Jeff Gray, R (5,1) ERA: 4.53	0.2		4	2	0	0	0	1	0	0	0	1	0	7	14	0.00	4.500										
37 Cesar Jimenez, L (5,1) ERA: 5.4	1.1	W	5	1	0	0	1	0	0	0	0	1	0	12	20	0.00	0.750										
23 Shawn Kelley, R (7,1) ERA: 4.53	1.0	H	3	0	0	0	2	0	0	0	0	0	0	9	15	0.00	0.000										
54 Tom Wilhelm, R (8,1) ERA: 3.52	1.0	H	5	2	1	1	0	0	0	0	0	1	0	11	14	9.00	2.000										

AB	40
R	4
H	14
RBI	4
BB	3
SO	5
LOB	26





Batter	1	2	3	4	5	6	7	8	9	AB	R	H	RBI	BB	SO	LOB	TOP										
51 Ichiro Suzuki, L (1,9) OBP: 0.312, SLG: 0.339	G1-3		G1-3					FC1-6		4	1	1	1	0	0	2	<b>Seattle Mariners @ Texas Rangers</b> Rangers Ballpark in Arlington, Arlington, TX Fri Sep 23 2011, 8:10 PM - 10:47 PM EDT Att. 43,874 - Clear - 79 F										
12 Trayvon Robinson, S (1,8) OBP: 0.263, SLG: 0.359	G6-3			K				FC4-6		3	0	0	0	1	1												
13 Dustin Ackley, L (1,4) OBP: 0.355, SLG: 0.427	G4-3			P2				F7		3	0	0	1	0	0												
30 Miguel Olivo, R (1,2) OBP: 0.254, SLG: 0.383		G6-3			F7				P2	3	0	0	1	0	0												
20 Mike Carp, L (1,7) OBP: 0.338, SLG: 0.476		G4-3				G2-3			K	4	0	0	0	0	1												
17 Justin Smoak, S (1,10) OBP: 0.328, SLG: 0.397 29 Willy Mo Peña, R (9,FR) OBP: 0.259, SLG: 0.431			P4							3	0	0	0	1	0												
15 Kyle Seager, L (1,6) OBP: 0.308, SLG: 0.365					F8					4	0	0	0	0	0												
16 Alex Liddi, R (1,5) OBP: 0.250, SLG: 0.462										2	1	1	0	1	1												
5 Chris Gimenez, R (1,3) OBP: 0.317, SLG: 0.212 4 Adam Kennedy, L (8,PH) OBP: 0.276, SLG: 0.357			G5-3							2	1	1	0	0	0												
										1	0	1	0	0	0												
<b>Inning Stats</b>	R: 0 E: 0 K: 0 S: 9	H: 0 LOB: 0 BB: 0 P: 14	R: 0 E: 0 K: 0 S: 7	H: 0 LOB: 0 BB: 0 P: 13	R: 0 E: 0 K: 0 S: 11	H: 1 LOB: 1 BB: 0 P: 16	R: 0 E: 0 K: 1 S: 7	H: 0 LOB: 0 BB: 0 P: 9	R: 0 E: 0 K: 0 S: 7	H: 0 LOB: 0 BB: 0 P: 11	R: 3 E: 0 K: 0 S: 17	H: 2 LOB: 1 BB: 2 P: 27	R: 0 E: 0 K: 1 S: 8	H: 0 LOB: 0 BB: 0 P: 10	R: 0 E: 0 K: 0 S: 7	H: 1 LOB: 1 BB: 0 P: 12	R: 0 E: 0 K: 1 S: 8	H: 0 LOB: 2 BB: 1 P: 15	1B: 4 2B: 0 3B: 0 HR: 0	SF: 2 SAC: 0 DP: 0 HBP: 0	WP: 0 PB: 0 SB: 0 CS: 0	PA: 34					
<b>PITCHER</b>	IP	WLS	BF	H	R	ER	SO	BB	IBB	HBP	BLK	WP	HR	S	P	ERA	WHIP										
54 Matt Harrison, L (1,1) ERA: 3.46	6.0	W	23	3	3	3	1	2	0	0	0	0	0	58	90	4.50	0.833										
28 Darren Oliver, L (7,1) ERA: 2.12	0.2	H	2	0	0	0	0	0	0	0	0	0	0	5	7	0.00	0.000										
19 Koji Uehara, R (7,1) ERA: 2.44	0.1	H	1	0	0	0	1	0	0	0	0	0	0	3	3	0.00	0.000										
37 Mike Adams, R (8,1) ERA: 1.51	1.0	H	4	1	0	0	0	0	0	0	0	0	0	7	12	0.00	1.000										
30 Neftali Feliz, R (9,1) ERA: 2.53	1.0	S	4	0	0	0	1	1	0	0	0	0	0	8	15	0.00	1.000										

AB	29
R	3
H	4
RBI	3
BB	3
SO	3
LOB	7



Batter	1	2	3	4	5	6	7	8	9	AB	R	H	RBI	BB	SO	LOB	BOTTOM										
5 Ian Kinsler, R (1,4) OBP: 0.349, SLG: 0.466	G6-4-3	G5-4-3		F9						3	0	1	0	1	0	3	<b>Seattle Mariners @ Texas Rangers</b> Rangers Ballpark in Arlington, Arlington, TX Fri Sep 23 2011, 8:10 PM - 10:47 PM EDT Att. 43,874 - Clear - 79 F										
1 Elvis Andrus, R (1,6) OBP: 0.343, SLG: 0.359	G6-4-3		G4-3	G4-3						3	0	0	0	1	0	1											
32 Josh Hamilton, L (1,8) OBP: 0.349, SLG: 0.547	F8									4	1	1	1	0	0	2											
10 Michael Young, R (1,3) OBP: 0.378, SLG: 0.476		29 HR								4	1	2	0	0	0	2											
29 Adrián Beltré, R (1,5) OBP: 0.327, SLG: 0.545			F8							4	1	1	2	0	0	1											
25 Mike Napoli, R (1,2) OBP: 0.417, SLG: 0.612	F8		F9							3	0	1	0	1	0	1											
17 Nelson Cruz, R (1,10) OBP: 0.315, SLG: 0.514										4	1	2	0	0	0	2											
7 David Murphy, L (1,7) OBP: 0.326, SLG: 0.402										3	0	0	0	1	2	2											
23 Craig Gentry, R (1,9) OBP: 0.345, SLG: 0.349										2	1	1	2	0	0	0											
<b>Inning Stats</b>	R: 2 E: 0 K: 0 S: 7	H: 3 LOB: 2 BB: 1 P: 30	R: 1 E: 0 K: 0 S: 13	H: 2 LOB: 1 BB: 0 P: 23	R: 2 E: 0 K: 1 S: 13	H: 2 LOB: 0 BB: 0 P: 20	R: 0 E: 0 K: 0 S: 6	H: 1 LOB: 0 BB: 0 P: 12	R: 0 E: 0 K: 0 S: 8	H: 1 LOB: 2 BB: 1 P: 14	R: 0 E: 0 K: 1 S: 17	H: 0 LOB: 1 BB: 1 P: 27	R: 0 E: 0 K: 1 S: 17	H: 0 LOB: 1 BB: 1 P: 27	1B: 5 2B: 1 3B: 0 HR: 3	SF: 0 SAC: 0 DP: 3 HBP: 1	WP: 1 PB: 0 SB: 0 CS: 0	PA: 35									
<b>PITCHER</b>	IP	WLS	BF	H	R	ER	SO	BB	IBB	HBP	BLK	WP	HR	S	P	ERA	WHIP										
59 Anthony Vasquez, L (1,1) ERA: 8.89	3.1	L	18	7	5	5	1	2	0	0	0	0	0	18	31	13.50	2.700										
31 Josh Lueke, R (4,1) ERA: 6.46	2.2		8	1	0	0	0	0	0	0	0	0	0	18	31	0.00	0.375										
50 Jamey Wright, R (7,1) ERA: 3.21	1.0		5	1	0	0	0	1	0	0	0	1	0	7	14	0.00	2.000										
59 Chance Ruffin, R (8,1) ERA: 3.0	1.0		4	0	0	0	1	1	0	0	0	0	0	17	27	0.00	1.000										

AB	30
R	5
H	9
RBI	5
BB	4
SO	2
LOB	14



Batter	1	2	3	4	5	6	7	8	9	AB	R	H	RBI	BB	SO	LOB	TOP										
51 Ichiro Suzuki, L (1.9) OBP: 0.310, SLG: 0.337	G4-3		G4-6-3		G6-3			G3-1		4	0	0	0	0	0	3	<b>Seattle Mariners @ Texas Rangers</b> Rangers Ballpark in Arlington, Arlington, TX Sat Sep 24 2011, 4:11 PM - 6:49 PM EDT Att: 40,242 - Sunny - 92 F										
15 Kyle Seager, L (1.6) OBP: 0.312, SLG: 0.364	F8			13 2B 20 SF8	1B			F8		3	1	1	0	1	0	0											
13 Dustin Ackley, L (1.4) OBP: 0.354, SLG: 0.428	K			20 SF8 17 1B	2B			F8		4	1	1	0	0	1	1											
20 Mike Carp, L (1.7) OBP: 0.333, SLG: 0.471	L6			SF8				G6-3		3	0	0	1	0	0	0											
17 Justin Smoak, S (1.10) OBP: 0.327, SLG: 0.396	K							F8		4	0	1	1	0	2	0											
30 Miguel Olivo, R (1.2) OBP: 0.252, SLG: 0.380	G6-3							G5-3		4	0	0	0	0	1	1											
4 Adam Kennedy, L (1.3) OBP: 0.276, SLG: 0.357										3	0	1	0	0	2	1											
12 Trayvon Robinson, S (1.8) OBP: 0.257, SLG: 0.351										3	0	0	0	0	3	1											
16 Alex Liddi, R (1.5) OBP: 0.290, SLG: 0.464										2	1	1	0	0	0	0											
4 Adam Kennedy, L (1.3) OBP: 0.276, SLG: 0.357										3	0	1	0	0	2	1											
<b>Inning Stats</b>	R: 0 E: 0 K: 1 S: 8	H: 0 LOB: 0 BB: 0 P: 13	R: 0 E: 0 K: 1 S: 10	H: 0 LOB: 0 BB: 0 P: 15	R: 0 E: 0 K: 1 S: 8	H: 1 LOB: 1 BB: 0 P: 13	R: 2 E: 0 K: 2 S: 12	H: 3 LOB: 1 BB: 0 P: 17	R: 1 E: 0 K: 1 S: 17	H: 1 LOB: 1 BB: 1 P: 30	R: 0 E: 0 K: 0 S: 8	H: 0 LOB: 0 BB: 0 P: 13	R: 0 E: 0 K: 2 S: 8	H: 0 LOB: 0 BB: 0 P: 12	R: 0 E: 0 K: 0 S: 6	H: 0 LOB: 0 BB: 0 P: 8	R: 0 E: 0 K: 1 S: 8	H: 0 LOB: 0 BB: 0 P: 11	1B: 4 2B: 1 3B: 0 HR: 0	SF: 1 SAC: 0 DP: 1 HBP: 1	WP: 1 PB: 0 SB: 2 CS: 0	PA: 33					
<b>PITCHER</b>	IP	WLS	BF	H	R	ER	SO	BB	IBB	HBP	BLK	WP	HR	S	P	ERA	WHIP										
41 Alexi Ogando, R (1.1) ERA: 3.54	2.0		6	0	0	0	2	0	0	0	0	0	0	18	28	0.00	0.000										
39 Scott Feldman, R (3.1) ERA: 3.94	4.0	W	18	5	3	3	4	1	0	1	0	1	0	45	73	6.75	1.500										
22 Yoshinori Tateyama, R (7.1) ERA: 4.6	1.0		3	0	0	0	2	0	0	0	0	0	0	8	12	0.00	0.000										
56 Darren O'Day, R (8.1) ERA: 5.17	1.0		3	0	0	0	0	0	0	0	0	0	0	6	8	0.00	0.000										
44 Michael Kirkman, L (9.1) ERA: 6.84	1.0		3	0	0	0	1	0	0	0	0	0	0	8	11	0.00	0.000										
<b>Batter</b>	1	2	3	4	5	6	7	8	9	AB	R	H	RBI	BB	SO	LOB	BOTTOM										
6 Esteban German, R (1.4) OBP: 0.625, SLG: 1.143	G6-4-3		E6		G6-4-3			F9		5	1	3	1	0	0	1	<b>Seattle Mariners @ Texas Rangers</b> Rangers Ballpark in Arlington, Arlington, TX Sat Sep 24 2011, 4:11 PM - 6:49 PM EDT Att: 40,242 - Sunny - 92 F										
9 Endy Chavez, L (1.7) OBP: 0.323, SLG: 0.426	G1-6-3		G6-4-3		G4-6-3			F7		5	1	2	1	0	0	4											
7 David Murphy, L (1.10) OBP: 0.327, SLG: 0.402	G1-6-3							G3		5	1	2	2	0	0	3											
10 Michael Young, R (1.5) OBP: 0.380, SLG: 0.477								F7		3	0	2	0	1	0	0											
18 Mitch Moreland, L (1.3) OBP: 0.321, SLG: 0.415	G4-3							G4-3		4	0	0	0	0	1	5											
15 Matt Treanor, R (1.2) OBP: 0.338, SLG: 0.292										4	0	0	0	0	2	2											
27 Leonys Martin, L (1.8) OBP: 0.429, SLG: 0.571										4	2	2	0	0	0	2											
23 Craig Gentry, R (1.9) OBP: 0.342, SLG: 0.341										3	1	0	0	0	2	1											
3 Andrés Blanco, S (1.6) OBP: 0.263, SLG: 0.356										4	1	3	1	0	0	0											
<b>Inning Stats</b>	R: 0 E: 0 K: 0 S: 12	H: 2 LOB: 2 BB: 1 P: 17	R: 1 E: 0 K: 1 S: 7	H: 2 LOB: 1 BB: 0 P: 9	R: 0 E: 0 K: 1 S: 13	H: 2 LOB: 2 BB: 0 P: 16	R: 6 E: 1 K: 1 S: 23	H: 6 LOB: 2 BB: 0 P: 30	R: 0 E: 0 K: 0 S: 6	H: 1 LOB: 1 BB: 0 P: 12	R: 0 E: 0 K: 0 S: 8	H: 0 LOB: 0 BB: 0 P: 11	R: 0 E: 0 K: 2 S: 10	H: 0 LOB: 0 BB: 0 P: 15	R: 0 E: 0 K: 0 S: 8	H: 1 LOB: 1 BB: 0 P: 12		1B: 12 2B: 2 3B: 0 HR: 0	SF: 0 SAC: 0 DP: 3 HBP: 1	WP: 0 PB: 0 SB: 0 CS: 0	PA: 39						
<b>PITCHER</b>	IP	WLS	BF	H	R	ER	SO	BB	IBB	HBP	BLK	WP	HR	S	P	ERA	WHIP										
34 Félix Hernández, R (1.1) ERA: 3.47	3.1	L	22	12	7	5	2	1	0	1	0	0	0	48	61	13.50	3.900										
60 Jeff Gray, R (4.1) ERA: 4.29	2.2		10	1	0	0	1	0	0	0	0	0	0	21	34	0.00	0.375										
23 Shawn Kelley, R (7.1) ERA:	2.0		7	1	0	0	2	0	0	0	0	0	0	18	27	0.00	0.500										





Batter	1	2	3	4	5	6	7	8	9	AB	R	H	RBI	BB	SO	LOB	TOP										
19 Jemile Weeks, S OBP: 0.343, SLG: 0.423										4	1	1	0	0	1	1											
4 Coco Crisp, S OBP: 0.317, SLG: 0.384										4	1	1	0	0	0	1											
55 Hideki Matsui, L OBP: 0.321, SLG: 0.376										4	0	2	1	0	1	1											
16 Josh Willingham, R OBP: 0.333, SLG: 0.475										4	0	0	1	0	2	2											
29 Scott Sizemore, R OBP: 0.337, SLG: 0.387										4	0	1	0	0	2	2											
8 Kurt Suzuki, R OBP: 0.303, SLG: 0.387										4	0	1	0	0	1	2											
22 Chris Carter, R OBP: 0.163, SLG: 0.122										3	0	0	0	0	1	0											
23 Michael Taylor, R OBP: 0.323, SLG: 0.308										3	0	0	0	0	2	0											
7 Adam Rosales, R OBP: 0.154, SLG: 0.190										3	0	1	0	0	1	0											
<b>Inning Stats</b>	R: 1 H: 2 E: 0 K: 2 S: 13	H: 2 LOB: 1 BB: 0 P: 19	R: 0 H: 1 E: 0 K: 0 S: 10	H: 1 LOB: 0 BB: 0 P: 13	R: 0 H: 0 E: 0 K: 2 S: 11	H: 0 LOB: 0 BB: 0 P: 14	R: 0 H: 1 E: 0 K: 2 S: 11	H: 0 LOB: 1 BB: 0 P: 14	R: 0 H: 0 E: 0 K: 1 S: 7	H: 0 LOB: 0 BB: 0 P: 10	R: 0 H: 0 E: 0 K: 1 S: 8	H: 0 LOB: 0 BB: 0 P: 9	R: 0 H: 1 E: 0 K: 1 S: 9	H: 1 LOB: 1 BB: 0 P: 13	R: 1 H: 2 E: 0 K: 1 S: 15	H: 2 LOB: 1 BB: 0 P: 18	1B: 5 2B: 2 HR: 0	SF: 0 SAC: 0 DP: 0 HBP: 0	WP: 0 PB: 0 SB: 2 CS: 0	PA: 33							
<b>PITCHER</b>	IP	WLS	BF	H	R	ER	SO	BB	IBB	HBP	BLK	WP	HR	S	P	ERA	WHIP										
38 Jason Vargas, L ERA: 4.25	8.0	W	28	5	1	1	10	0	0	0	0	0	0	79	105	1.12	0.625										
43 Brandon League, R ERA: 2.79	1.0	S	5	2	1	1	1	0	0	0	0	0	0	15	18	9.00	2.000										

Oakland Athletics @ Seattle Mariners  
Safeco Field, Seattle, WA  
Mon Sep 26 2011, 7:11 PM - 9:23 PM PDT  
Att: 17,067 - Roof Closed - 61 F

AB	33
R	2
H	7
RBI	2
BB	0
SO	11
LOB	9



Batter	1	2	3	4	5	6	7	8	9	AB	R	H	RBI	BB	SO	LOB	BOTTOM										
51 Ichiro Suzuki, L OBP: 0.310, SLG: 0.337										4	0	1	0	0	2	1											
1 Luis Antonio Rodriguez, S OBP: 0.301, SLG: 0.330										4	0	0	0	0	0	1											
13 Dustin Ackley, L OBP: 0.353, SLG: 0.426										4	1	1	0	0	1	0											
20 Mike Carp, L OBP: 0.334, SLG: 0.479										4	1	1	0	0	1	0											
17 Justin Smoak, S OBP: 0.326, SLG: 0.400										4	1	1	3	0	0	0											
30 Miguel Olivo, R OBP: 0.254, SLG: 0.390										3	1	2	1	0	0	0											
12 Trayvon Robinson, S OBP: 0.297, SLG: 0.345										3	0	1	0	0	1	1											
16 Alex Liddi, R OBP: 0.289, SLG: 0.543										3	0	1	0	0	0	1											
55 Michael Saunders, L OBP: 0.211, SLG: 0.222										3	0	0	0	0	1	2											
<b>Inning Stats</b>	R: 0 H: 0 E: 0 K: 1 S: 10	H: 0 LOB: 0 BB: 0 P: 14	R: 0 H: 0 E: 0 K: 0 S: 6	H: 0 LOB: 0 BB: 0 P: 12	R: 0 H: 1 E: 0 K: 0 S: 15	H: 1 LOB: 1 BB: 0 P: 20	R: 0 H: 0 E: 0 K: 2 S: 10	H: 0 LOB: 0 BB: 0 P: 11	R: 1 H: 2 E: 0 K: 0 S: 10	H: 2 LOB: 1 BB: 0 P: 14	R: 3 H: 4 E: 0 K: 2 S: 16	H: 4 LOB: 1 BB: 0 P: 24	R: 0 H: 1 E: 0 K: 1 S: 11	H: 1 LOB: 1 BB: 0 P: 13	R: 0 H: 0 E: 0 K: 0 S: 4	H: 0 LOB: 0 BB: 0 P: 6	1B: 4 2B: 2 HR: 2	SF: 0 SAC: 0 DP: 0 HBP: 0	WP: 0 PB: 0 SB: 0 CS: 0	PA: 32							
<b>PITCHER</b>	IP	WLS	BF	H	R	ER	SO	BB	IBB	HBP	BLK	WP	HR	S	P	ERA	WHIP										
32 Brandon McCarthy, R ERA: 3.32	8.0	L	32	8	4	4	6	0	0	0	0	0	2	82	114	4.50	1.000										

Oakland Athletics @ Seattle Mariners  
Safeco Field, Seattle, WA  
Mon Sep 26 2011, 7:11 PM - 9:23 PM PDT  
Att: 17,067 - Roof Closed - 61 F

AB	32
R	4
H	8
RBI	4
BB	0
SO	6
LOB	6



Batter	1	2	3	4	5	6	7	8	9	AB	R	H	RBI	BB	SO	LOB	TOP								
19 <b>Jemile Weeks, S</b> OBP: 0.341, SLG: 0.423	G6-3			P5		G4-1		F8		5	0	1	0	0	0	3									
4 <b>Coco Crisp, S</b> OBP: 0.317, SLG: 0.381 58 <b>Jai Miller, R</b> OBP: 0.250, SLG: 0.250		G5-3		K		G5-3		K		3	1	0	0	1	1	2									
55 <b>Hideki Matsui, L</b> OBP: 0.322, SLG: 0.377			G6-3				G6-3		K2-3	5	2	2	0	0	1	0									
16 <b>Josh Willingham, R</b> OBP: 0.333, SLG: 0.479									G6-3	4	2	1	3	1	2	1									
12 <b>David DeJesus, L</b> OBP: 0.323, SLG: 0.376										4	1	2	0	0	2	1									
29 <b>Scott Sizemore, R</b> OBP: 0.340, SLG: 0.397										3	1	2	3	1	0	1									
8 <b>Kurt Suzuki, R</b> OBP: 0.301, SLG: 0.385										3	0	0	1	0	0	2									
14 <b>Brandon Allen, L</b> OBP: 0.278, SLG: 0.379										4	0	1	0	0	0	2									
28 <b>Eric Sogard, L</b> OBP: 0.243, SLG: 0.329										4	0	1	0	0	1	1									
<b>Inning Stats</b>	R: 3 E: 0 K: 0 S: 13	H: 3 LOB: 1 BB: 1 P: 21	R: 0 E: 0 K: 0 S: 7	H: 1 LOB: 1 BB: 0 P: 8	R: 2 E: 0 K: 0 S: 13	H: 2 LOB: 1 BB: 1 P: 23	R: 0 E: 0 K: 2 S: 9	H: 0 LOB: 0 BB: 0 P: 12	R: 2 E: 0 K: 2 S: 16	H: 2 LOB: 0 BB: 0 P: 22	R: 0 E: 0 K: 0 S: 8	H: 1 LOB: 1 BB: 0 P: 13	R: 0 E: 0 K: 2 S: 8	H: 0 LOB: 0 BB: 0 P: 12	R: 0 E: 0 K: 0 S: 9	H: 1 LOB: 2 BB: 1 P: 17	R: 0 E: 0 K: 2 S: 11	H: 0 LOB: 0 BB: 0 P: 14	1B: 7 2B: 1 3B: 0 HR: 2	SF: 1 SAC: 0 DP: 0 HBP: 0	WP: 1 PB: 0 SB: 1 CS: 0	PA: 40			
<b>PITCHER</b>	IP	WLS	BF	H	R	ER	SO	BB	IBB	HBP	BLK	WP	HR	S	P	ERA	WHIP								
49 <b>Blake Beavan, R</b> ERA: 4.27	5.0	L	25	8	7	7	4	2	0	0	0	1	2	58	86	12.60	2.000								
50 <b>Jamey Wright, R</b> ERA: 3.16	1.0		4	1	0	0	0	0	0	0	0	0	0	8	13	0.00	1.000								
37 <b>Cesar Jimenez, L</b> ERA: 5.4	1.0		3	0	0	0	2	0	0	0	0	0	0	8	12	0.00	0.000								
23 <b>Shawn Kelley, R</b> ERA:	1.0		5	1	0	0	0	1	0	0	0	0	0	9	17	0.00	2.000								
54 <b>Tom Wilhelmson, R</b> ERA: 3.41	1.0		3	0	0	0	2	0	0	0	0	0	0	11	14	0.00	0.000								
<b>Batter</b>	<b>1</b>	<b>2</b>	<b>3</b>	<b>4</b>	<b>5</b>	<b>6</b>	<b>7</b>	<b>8</b>	<b>9</b>	<b>AB</b>	<b>R</b>	<b>H</b>	<b>RBI</b>	<b>BB</b>	<b>SO</b>	<b>LOB</b>	<b>BOTTOM</b>								
51 <b>Ichiro Suzuki, L</b> OBP: 0.310, SLG: 0.337			G4-3			G3		G4-3		4	0	1	0	0	0	0									
1 <b>Luis Antonio Rodriguez, S</b> OBP: 0.299, SLG: 0.333										4	0	1	0	0	1	0									
13 <b>Dustin Ackley, L</b> OBP: 0.352, SLG: 0.422										3	0	0	0	1	2	2									
20 <b>Mike Carp, L</b> OBP: 0.330, SLG: 0.472										4	0	0	0	0	0	3									
17 <b>Justin Smoak, S</b> OBP: 0.326, SLG: 0.400										3	0	1	0	0	1	0									
30 <b>Miguel Olivo, R</b> OBP: 0.253, SLG: 0.388										3	0	0	0	0	1	2									
15 <b>Kyle Seager, L</b> OBP: 0.316, SLG: 0.385										3	0	1	0	0	0	2									
16 <b>Alex Liddi, R</b> OBP: 0.268, SLG: 0.500										3	0	0	0	0	1	1									
55 <b>Michael Saunders, L</b> OBP: 0.297, SLG: 0.217										3	0	0	0	0	2	0									
<b>Inning Stats</b>	R: 0 E: 0 K: 1 S: 9	H: 2 LOB: 0 BB: 0 P: 15	R: 0 E: 0 K: 0 S: 7	H: 0 LOB: 0 BB: 0 P: 11	R: 0 E: 0 K: 2 S: 9	H: 0 LOB: 0 BB: 0 P: 13	R: 0 E: 0 K: 0 S: 9	H: 0 LOB: 0 BB: 0 P: 13	R: 0 E: 0 K: 1 S: 13	H: 1 LOB: 1 BB: 0 P: 20	R: 0 E: 0 K: 2 S: 8	H: 0 LOB: 0 BB: 0 P: 12	R: 0 E: 0 K: 1 S: 13	H: 1 LOB: 2 BB: 1 P: 18	R: 0 E: 0 K: 0 S: 7	H: 0 LOB: 0 BB: 0 P: 10	R: 0 E: 0 K: 1 S: 7	H: 0 LOB: 0 BB: 0 P: 9	1B: 3 2B: 1 3B: 0 HR: 0	SF: 0 SAC: 0 DP: 1 HBP: 0	WP: 0 PB: 0 SB: 0 CS: 0	PA: 31			
<b>PITCHER</b>	IP	WLS	BF	H	R	ER	SO	BB	IBB	HBP	BLK	WP	HR	S	P	ERA	WHIP								
53 <b>Trevor Cahill, R</b> ERA: 4.16	7.0	W	25	4	0	0	7	1	0	0	0	0	0	68	102	0.00	0.714								
56 <b>Craig Breslow, L</b> ERA: 3.79	1.0		3	0	0	0	0	0	0	0	0	0	0	7	10	0.00	0.000								
13 <b>Jerry Blewins, L</b> ERA: 2.86	1.0		3	0	0	0	1	0	0	0	0	0	0	7	9	0.00	0.000								

Oakland Athletics @ Seattle Mariners  
Safeco Field, Seattle, WA  
Tue Sep 27 2011, 7:11 PM - 9:39 PM PDT  
Att: 18,409 - Clear - 64 F

AB	36
R	7
H	10
RBI	7
BB	3
SO	8
LOB	13



Oakland Athletics @ Seattle Mariners  
Safeco Field, Seattle, WA  
Tue Sep 27 2011, 7:11 PM - 9:39 PM PDT  
Att: 18,409 - Clear - 64 F

AB	30
R	0
H	4
RBI	0
BB	1
SO	8
LOB	10



Batter	1	2	3	4	5	6	7	8	9	AB	R	H	RBI	BB	SO	LOB	TOP					
4 Coco Crisp, S OBP: 0.314, SLG: 0.379	G5-3	L7			K		K2-3			4	0	0	0	0	2	2						
23 Michael Taylor, R OBP: 0.314, SLG: 0.300	1B FC5-4		G4-3		K			G1-3		4	0	1	0	0	1	0						
19 Jemile Weeks, S OBP: 0.340, SLG: 0.421	FC5-4		F8		K			1B 55 C1-6-3		4	0	1	0	0	1	1						
16 Josh Willingham, R OBP: 0.332, SLG: 0.477	F8									2	0	0	0	0	1	1						
55 Hideki Matsui, L OBP: 0.321, SLG: 0.375			K							2	0	0	0	0	0	1						
29 Scott Sizemore, R OBP: 0.342, SLG: 0.399		2B 58 HR								3	1	1	0	1	1	0						
22 Chris Carter, R OBP: 0.174, SLG: 0.136	K									3	0	1	0	0	1	1						
14 Brandon Allen, L OBP: 0.277, SLG: 0.377	K									1	0	0	0	0	1	0						
58 Jai Miller, R OBP: 0.250, SLG: 0.500	HR									4	1	1	2	0	2	2						
11 Landon Powell, S OBP: 0.246, SLG: 0.225	1B 7 G6-3									3	0	1	0	0	1	2						
7 Adam Rosales, R OBP: 0.162, SLG: 0.197	G6-3									3	0	1	0	0	1	3						
<b>Inning Stats</b>	R: 0 E: 0 K: 0 S: 8	H: 1 LOB: 1 BB: 0 P: 12	R: 2 E: 0 K: 1 S: 18	H: 3 LOB: 1 BB: 0 P: 31	R: 0 E: 0 K: 1 S: 10	H: 0 LOB: 0 BB: 0 P: 16	R: 0 E: 0 K: 2 S: 18	H: 1 LOB: 2 BB: 1 P: 25	R: 0 E: 0 K: 3 S: 9	H: 0 LOB: 0 BB: 0 P: 15	R: 0 E: 0 K: 2 S: 14	H: 1 LOB: 1 BB: 0 P: 20	R: 0 E: 0 K: 0 S: 9	H: 1 LOB: 0 BB: 0 P: 12	R: 0 E: 0 K: 3 S: 9	H: 0 LOB: 0 BB: 0 P: 12	1B: 5 2B: 1 3B: 0 HR: 1	SF: 0 SAC: 0 DP: 1 HBP: 0	WP: 0 PB: 0 SB: 1 CS: 0	PA: 34		
<b>PITCHER</b>	IP	WLS	BF	H	R	ER	SO	BB	IBB	HBP	BLK	WP	HR	S	P	ERA	WHIP					
59 Anthony Vasquez, L ERA: 8.9	2.0	L	10	4	2	2	1	0	0	0	0	0	0	26	43	9.00	2.000					
31 Josh Lueke, R ERA: 6.09	2.0		8	1	0	0	3	1	0	0	0	0	0	28	41	0.00	1.000					
59 Chance Ruffin, R ERA: 4.08	2.0		6	0	0	0	3	0	0	0	0	0	0	16	26	0.00	0.000					
35 Steve Delabar, R ERA: 2.57	1.0		4	1	0	0	2	0	0	0	0	0	0	14	20	0.00	1.000					
54 Tom Wilhelmson, R ERA: 3.31	1.0		3	1	0	0	0	0	0	0	0	0	0	9	12	0.00	1.000					
<b>PITCHER</b>	IP	WLS	BF	H	R	ER	SO	BB	IBB	HBP	BLK	WP	HR	S	P	ERA	WHIP					
23 Shawn Kelley, R ERA:	1.0		3	0	0	0	3	0	0	0	0	0	0	9	12	0.00	0.000					

Oakland Athletics @ Seattle Mariners  
Safeco Field, Seattle, WA  
Wed Sep 28 2011, 7:10 PM - 9:32 PM PDT  
Att: 20,180 - Clear - 57 F

AB 33  
R 2  
H 7  
RBI 2  
BB 1  
SO 12  
LOB 13



Batter	1	2	3	4	5	6	7	8	9	AB	R	H	RBI	BB	SO	LOB	BOTTOM					
51 Ichiro Suzuki, L OBP: 0.310, SLG: 0.335	F8		BB 13 FC1-6		F7			K		3	0	0	0	1	1	0						
12 Trayvon Robinson, S OBP: 0.250, SLG: 0.339	K		B1				K	K		4	0	0	0	0	3	2						
13 Dustin Ackley, L OBP: 0.348, SLG: 0.417	K		FC1-6				K			4	0	0	0	0	2	2						
17 Justin Smoak, S OBP: 0.323, SLG: 0.396	P3		F7				K			4	0	0	0	0	1	2						
20 Mike Carp, L OBP: 0.326, SLG: 0.466	G4-3						G4-3			4	0	0	0	0	1	0						
4 Adam Kennedy, L OBP: 0.277, SLG: 0.355	BB 16		K				K			2	0	0	0	1	2	0						
16 Alex Liddi, R OBP: 0.295, SLG: 0.525	BB 15 FC4-6		K							2	0	1	0	1	1	0						
15 Kyle Seager, L OBP: 0.312, SLG: 0.379	FC4-6				L1		G4-3			3	0	0	0	0	0	3						
5 Chris Gimenez, R OBP: 0.314, SLG: 0.271			BB 51 FC1-6 13		K			G5-3		3	0	1	0	0	1	0						
<b>Inning Stats</b>	R: 0 E: 0 K: 2 S: 10	H: 0 LOB: 0 BB: 0 P: 13	R: 0 E: 0 K: 0 S: 10	H: 0 LOB: 2 BB: 2 P: 22	R: 0 E: 0 K: 0 S: 6	H: 1 LOB: 1 BB: 1 P: 13	R: 0 E: 0 K: 2 S: 9	H: 0 LOB: 0 BB: 0 P: 13	R: 0 E: 0 K: 1 S: 5	H: 0 LOB: 0 BB: 0 P: 7	R: 0 E: 0 K: 3 S: 9	H: 0 LOB: 0 BB: 0 P: 15	R: 0 E: 0 K: 1 S: 8	H: 1 LOB: 1 BB: 0 P: 11	R: 0 E: 0 K: 2 S: 10	H: 0 LOB: 0 BB: 0 P: 15	R: 0 E: 0 K: 1 S: 10	H: 0 LOB: 0 BB: 0 P: 13	1B: 1 2B: 1 3B: 0 HR: 0	SF: 0 SAC: 0 DP: 0 HBP: 0	WP: 0 PB: 0 SB: 0 CS: 0	PA: 32
<b>PITCHER</b>	IP	WLS	BF	H	R	ER	SO	BB	IBB	HBP	BLK	WP	HR	S	P	ERA	WHIP					
47 Gio González, L ERA: 3.12	8.0	W	29	2	0	0	11	3	0	0	0	0	0	10	109	0.00	0.625					
40 Andrew Bailey, R ERA: 3.24	1.0	S	3	0	0	0	1	0	0	0	0	0	0	10	13	0.00	0.000					

Oakland Athletics @ Seattle Mariners  
Safeco Field, Seattle, WA  
Wed Sep 28 2011, 7:10 PM - 9:32 PM PDT  
Att: 20,180 - Clear - 57 F

AB 29  
R 0  
H 2  
RBI 0  
BB 3  
SO 12  
LOB 9

