Seattle Mariners - 2014

San Diego Padres @ Seattle Mariners

Peoria Stadium, Peoria, AZ

Thu Feb 27 2014, 3:04 PM - 5:36 PM EST

Att. 4,868 - Partly Cloudy - 74 F

livebaseballscorecards.com

Batter	1	2	3	4	5	6	7	8	9	AB	R	H	RBI	BB	SO	LOB
24 Cameron Maybin, R (1, 8) 27 Rey Fuentes, L (5, 9)	C SI 90 X SI 91 0-1 ① G6-3		S SL 79 B SI 91 B SI 91 B SL 80 B SI 90 4-1 5 1B BB		C CU 83 F CU 82 1 SAFE 1 SAFE B SI 92 C CU 83 1-3 ③ K 1-2			F FF 89 B FF 89 X FF 90 1-1 ① G4-3 2-3		2 0 0 0 1 1 1 1 0 0 0 0 0 1					
5 Alexi Amarista, L (1, 5) OBP: 0.667, SLG: 0.500 73 Cory Spangenberg, L (6, PR) (6, 4)	B SI 90 B SI 90 C SI 90 X CH 78 2-1 ② G4-3		1 SAFE C SL 80 S SI 91 X SI 90 0-2 23 S 1-3 1B			B FF 91 F FF 91 B SI 93 F SI 90 B SI 92 F SI 90 B FF 90 4-2 64 S BB		F SL 84 B FF 91 B FF 91 X FF 90 2-1 ② G6-3 3-H		2 0 1 0 1 0 0 1 0 0 1 0 0 0					
23 Yonder Alonso, L (1, 3) OBP: 0.333, SLG: 0.333 74 Jace Peterson, L (6, 6)	C SI 90 B SL 80 B CH 81 X SI 89 2-1 1B		C SL 81 S SI 89 F SI 90 F CH 83 1 SAFE B SI 90 B SL 83 2 SAFE S CU 73 2-3 ③ K 1-2			C SI 91 B SL 86 X FF 91 1-1 ① L8		B FF 86 B FF 88 F FF 88 B FF 89 X FF 85 3-1 ③ F9		3 0 1 0 0 1 3 1 0 0 0 0 0 0					
9 Jedd Gyorko, R (1, 4) 3 Alberto Gonzalez, R (6, 5)	F SL 85 B SI 91 F SL 79 B SI 92 X SL 84 2-2 ③ G4-3			C SI 89 C SI 89 X SL 82 0-2 ① G4-3		B FF 90 C FF 91 F FF 92 S SL 87 1-3 ② K			B FF 94 B FF 93 B FF 93 C SI 93 C FC 91 F FC 92 S FC 92 3-3 ① K	3 0 0 0 0 1 2 1 0 0 0 0 1 0					
21 Xavier Nady, R (1, 10) OBP: 0.500, SLG: 0.500 64 Rymer Liriano, R (6, PH) (6, 10)		B SI 89 F SI 88 X SI 90 1-1 ① 78 G3-6 1B		B SL 82 B SI 90 S SI 90 X SI 90 2-1 ② G3-1		B FF 92 F FF 91 F FF 92 S SL 85 1-3 ③ K 1-2			S FF 96 B CU 78 X SI 94 1-1 ② F9	2 0 1 0 0 0 0 2 0 0 0 0 1 1					
78 Alex Dickerson, L (1, 7) 82 Daniel Robertson, R (7, 7)		C SI 87 F CH 78 F CH 79 F SI 91 X SL 81 0-2 ① ② G3-6 1-2f		T CH 81 B SI 91 B SI 90 X CH 84 2-1 ③ G4-3			C SI 95 F FF 94 B FF 96 B CU 78 X FF 95 2-2 ① P6		C FF 94 B FC 92 B FC 91 X FF 95 2-1 ③ G4-3	3 0 0 0 0 0 1 1 0 0 0 0 0 0					
88 Kyle Blanks, R (1, 9) 70 Austin Hedges, R (5, 2)		B SI 92 B SI 90 B SI 91 S SI 90 T SI 92 T SI 92 3-2 ③ K			X SI 91 0-0 ① L8		C FF 94 F FF 93 F FF 97 B CU 77 S CU 78 1-3 ② K			2 0 0 0 0 1 0 1 0 0 0 0 1 0					
15 Ryan Jackson, R (1, 6) 14 Tommy Medica, R (6, 3)			C SI 90 X SI 91 0-1 ① G3		B SI 92 B CU 82 S SI 92 C CU 83 B CU 83 X SI 93 3-2 ② G6-3		C SI 94 S FF 93 X SI 95 0-2 ③ G3-1			2 0 0 0 0 0 0 1 0 0 0 0 0 0					
44 René Rivera, R (1, 2) OBP: 0.500, SLG: 0.500 68 Rico Noel, R (5, PR) OBP: 1.000, SLG: 2.000 (5, 8)			C SL 80 B SI 91 X SL 80 1-1 ② G6-3		B SI 92 B SI 93 F SI 92 X SI 92 2-1 24 S 1B			B FF 85 F FF 86 B SL 79 X FF 88 2-1 27 G4-3 73 G6-3 2B		2 0 1 0 0 0 0 1 1 1 0 0 0 0					
Inning Stats	R: 0 E: 0 K: 0 S: 9 H: 1 LOB: 1 BB: 0 P: 15	R: 0 E: 0 K: 1 S: 10 H: 1 LOB: 0 BB: 0 P: 14	R: 0 E: 0 K: 1 S: 13 H: 1 LOB: 2 BB: 1 P: 20	R: 0 E: 0 K: 0 S: 7 H: 0 LOB: 0 BB: 0 P: 11	R: 0 E: 0 K: 1 S: 9 H: 1 LOB: 2 BB: 0 P: 15	R: 0 E: 0 K: 2 S: 11 H: 0 LOB: 2 BB: 1 P: 18	R: 0 E: 0 K: 1 S: 10 H: 0 LOB: 0 BB: 0 P: 13	R: 1 E: 0 K: 0 S: 8 H: 1 LOB: 0 BB: 0 P: 16	R: 0 E: 0 K: 1 S: 8 H: 0 LOB: 0 BB: 0 P: 14	1B: 4 2B: 1 3B: 0 HR: 0 SF: 0 SAC: 0 DP: 1 HBP: 0						

TOP

AB	31
R	1
H	5
RBI	1
BB	2
SO	7
LOB	9

WP: 0 PB: 0 SB: 3 CS: 0 PA: 33

PITCHER		IP	WLS	BF	H	R	ER	SO	BB	IBB	HBP	BLK	WP	HR	S	P	ERA	WHIP
50 Erasmo Ramírez, R	(1, 1)	2.0	W	7	2	0	0	1	0	0	0	0	0	0	19	29	0.00	1.000
ERA:																		
49 Blake Beavan, R	(3, 1)	2.0	H	8	1	0	0	1	1	0	0	0	0	0	20	31	0.00	1.000
ERA:																		
26 Logan Kensing, R	(5, 1)	1.0	H	4	1	0	0	1	0	0	0	0	0	0	9	15	0.00	1.000
ERA:																		
44 Lucas Luetge, L	(6, 1)	1.0	H	4	0	0	0	2	1	0	0	0	0	0	11	18	0.00	1.000
ERA:																		
54 Tom Wilhelmsen, R	(7, 1)	1.0		3	0	0	0	1	0	0	0	0	0	0	10	13	0.00	0.000
ERA:																		

PITCHER		IP	WLS	BF	H	R	ER	SO	BB	IBB	HBP	BLK	WP	HR	S	P	ERA	WHIP
97 Joe Beimel, L	(8, 1)	1.0		4	1	1	1	0	0	0	0	0	0	0	8	16	9.00	1.000
ERA: 9.0																		
40 Danny Farquhar, R	(9, 1)	1.0		3	0	0	0	1	0	0	0	0	0	0	8	14	0.00	0.000
ERA:																		

Batter	1	2	3	4	5	6	7	8	9	AB	R	H	RBI	BB	SO	LOB
36 Abraham Almonte, S (1, 8) 16 Cole Gillespie, R (6, 9) OBP: 0.500, SLG: 0.500	C SI 83 B FF 84 B SL 77 B FF 84 B SL 84 4-1 15 FC4-6 BB	X CH 78 0-0 ③ G6-3			C SL 85 B FF 94 B FF 94 B FF 93 B FF 94 4-1 15 E BB	C FF 87 B SL 78 X FF 88 1-1 E4 1-2 2-H 1B		S FF 94 X FF 93 0-1 ③ F9		1 2	0 0	0 1	0 0	2 0	0 0	0 1
15 Kyle Seager, L (1, 5) 75 Nate Tenbrink, L (6, 5)	C FF 85 B FF 87 B FF 85 1 SAFE X FF 86 2-1 ① FC4-6 22 1B 20 SF8 1-2f	C SI 90 B FF 90 X FF 90 1-1 ① G4-3			C FF 93 S CH 86 X FF 93 0-2 ② G6-3 1-3	B SL 78 X FF 88 1-0 ③ G4-3				3 1	1 0	0 0	0 0	0 0	0 0	2 2
22 Robinson Canó, L (1, 4) OBP: 1.000, SLG: 1.000 1 Carlos Triunfel, R (3, PR) OBP: 0.500, SLG: 0.500 (4, 4)	X SL 76 0-0 17 2B 1-3 1B	B SI 91 B FF 89 B SI 90 B FF 90 4-0 20 1B BB			D SL 84 B FF 92 B FF 93 C FF 93 X FF 93 3-1 ③ P3		B FF 89 F FF 90 X FF 91 1-1 79 2B 79 E 1B			1 2	1 1	1 1	0 0	1 0	0 0	0 1
20 Logan Morrison, L (1, 10) OBP: 0.667, SLG: 1.000 79 Burt Reynolds, R (6, PR) OBP: 1.000, SLG: 2.000 (7, 10)	X FF 87 0-0 ② SF8 3-H	X SI 90 0-0 17 G3-6-1 1-2 1B				B FF 88 C FF 88 X FF 88 1-1 63 E 39 1B 1B	C FF 91 B SL 76 S SL 80 X FF 90 1-2 E7 63 L5-4 1-H 2B			2 1	0 1	2 1	1 1	0 0	0 0	0 0
17 Justin Smoak, S (1, 3) OBP: 0.500, SLG: 1.000 63 Jesus Montero, R (6, 3)	B SL 77 B CH 77 D FF 86 C FF 85 X SI 80 3-1 1-H 2B	D SI 90 F FF 90 F SI 90 F SI 89 X CH 84 1-2 ②③ G3-6-1 1-2f				B CH 81 B FF 88 1 SAFE X CH 85 2-0 E1 74 FC6-4 39 1B 35 1B 1-2	B SL 80 F FF 90 F FF 90 D SL 82 B SL 79 X FF 91 3-2 ①② L5-4 2-2			2 2	0 1	1 0	1 0	0 0	0 0	2 2
55 Michael Saunders, L (1, 9) 99 James Jones, L (5, 9) (6, 8)	C FF 86 B CU 66 X FF 88 1-1 ③ G4-3		S SI 90 F SI 90 B CH 85 F CH 84 B FF 90 S FF 91 2-3 ① K			B FF 86 F FF 87 S SL 78 S SL 79 1-3 ① K	C FF 91 X SL 80 0-1 ③ F7			2 2	0 0	0 0	0 0	0 0	1 1	1 2
13 Dustin Ackley, L (1, 7) OBP: 0.500, SLG: 1.000 39 Xavier Avery, L (5, 7) OBP: 1.000, SLG: 1.000		B FF 85 C FF 84 B SL 78 B FF 86 X FF 85 3-1 5 F8 3 SF8 2B	B CU 76 X FF 90 1-0 ② G4-3			C FF 87 B SL 78 F FF 87 X SL 78 1-2 74 FC6-4 1-2 2-H 1B		B FF 90 B FF 92 B FF 92 C FF 91 F FF 92 B FF 92 4-2 BB		2 1	1 0	1 1	0 1	0 1	0 0	0 0
5 Brad Miller, L (1, 6) 74 Chris Taylor, R (6, 6)		C FF 86 X FF 87 0-1 ① F8 2-3	C CU 77 S CU 85 B FF 91 B FF 92 X FF 92 2-2 ③ G4-3			X SL 80 0-0 ② FC6-4 16 1B 35 1B 16 E 1-2f 2-3		F FF 93 C FF 92 B FF 93 S CU 76 1-3 ① K		2 2	0 1	0 0	0 0	0 1	0 1	1 3
3 Mike Zunino, R (1, 2) 35 Humberto Quintero, R (6, 2) OBP: 0.500, SLG: 0.500		B SL 78 X SL 80 1-0 ② SF8 3-H			C FF 92 F FF 94 B FF 93 X SL 85 1-2 ① L9	B CH 86 B SL 81 X CH 86 2-0 16 E 1-2 3-H 1B		D CU 76 F FF 92 X FF 93 1-1 ② F9		1 2	0 0	0 1	1 1	0 0	0 0	0 1
Inning Stats	R: 2 E: 0 K: 0 S: 9 H: 2 LOB: 1 BB: 1 P: 19	R: 1 E: 0 K: 0 S: 6 H: 1 LOB: 0 BB: 0 P: 10	R: 0 E: 0 K: 0 S: 7 H: 1 LOB: 2 BB: 1 P: 13	R: 0 E: 0 K: 1 S: 8 H: 0 LOB: 0 BB: 0 P: 13	R: 0 E: 0 K: 0 S: 9 H: 0 LOB: 1 BB: 1 P: 17	R: 3 E: 2 K: 1 S: 14 H: 4 LOB: 2 BB: 0 P: 23	R: 1 E: 1 K: 0 S: 10 H: 2 LOB: 0 BB: 0 P: 15	R: 0 E: 0 K: 1 S: 9 H: 0 LOB: 1 BB: 1 P: 15		1B: 7 2B: 4 3B: 0 HR: 0 SF: 2 SAC: 0 DP: 2 HBP: 0					

PITCHER	IP	WLS	BF	H	R	ER	SO	BB	IBB	HBP	BLK	WP	HR	S	P	ERA	WHIP
53 Eric Stults, L (1, 1) ERA: 13.5	2.0	L	10	3	3	3	0	1	0	0	0	0	0	15	29	13.50	2.000
39 Donn Roach, R (3, 1) ERA:	2.0		7	1	0	0	1	1	0	0	0	0	0	15	26	0.00	1.000
59 Anthony Carter, R (5, 1) ERA:	1.0		4	0	0	0	0	1	0	0	0	0	0	9	17	0.00	1.000
57 Patrick Schuster, L (6, 1) ERA: 9.0	1.0		8	4	3	1	1	0	0	0	0	0	0	14	23	9.00	4.000
40 Tony Sipp, L (7, 1) ERA:	1.0		4	2	1	0	0	0	0	0	0	0	0	10	15	0.00	2.000

PITCHER	IP	WLS	BF	H	R	ER	SO	BB	IBB	HBP	BLK	WP	HR	S	P	ERA	WHIP
58 Blaine Boyer, R (8, 1) ERA:	1.0		4	0	0	0	1	1	0	0	0	0	0	9	15	0.00	1.000

BOTTOM

San Diego Padres @ Seattle Mariners

Peoria Stadium, Peoria, AZ

Thu Feb 27 2014, 3:04 PM - 5:36 PM EST

Att. 4,868 - Partly Cloudy - 74 F

livebaseballscorecards.com

AB	31
R	7
H	10
RBI	5
BB	4
SO	3
LOB	18

Seattle Mariners @ San Diego Padres

Peoria Stadium, Peoria, AZ

Fri Feb 28 2014, 3:04 PM - 8:08 PM EST

Att. 3,204 - Partly Cloudy - 73 F

livebaseballscorecards.com

TOP

Batter	1	2	3	4	5	6	7	8	9	AB	R	H	RBI	BB	SO	LOB
9 Endy Chavez, L (1, 8) OBP: 0.333, SLG: 0.333	C SI 95 B SI 95 B SI 95 B SI 95 X SI 95 3-1 E6 69 WP 6 1B		C CH 79 X SL 85 0-1 ② F8		C SI 96 S CH 86 F SI 96 X CH 86 0-2 6 S 1B	B FF 92 X FF 92 1-0 ② G4-3		B SI 95 B SI 93 X SI 87 2-0 2-H 3-H HR	S SI 90 F CH 85 B FF 91 B SI 90 X FF 91 2-2 72 FC6-4 2-3 3-H 1B	3	0	1	0	0	0	0
99 James Jones, L (5, 8) OBP: 0.400, SLG: 1.000										3	1	2	4	0	0	1
6 Nick Franklin, S (1, 6) OBP: 0.667, SLG: 1.667	1 SAFE X SI 96 0-0 69 WP 1-2 1B		C SI 88 X SI 89 0-1 HR		1 SAFE F SI 94 C CH 85 1 SAFE B CH 85 1 SAFE F SI 95 F CH 85 B SI 96 2-3 ② S CH 86 K 1-2	B CH 83 X FF 92 1-0 ③ F9		B SI 93 F FF 94 B CU 78 B SI 92 B SI 94 4-1 72 66 1B BB	B FF 91 F SI 89 B FF 92 T SI 91 S CH 85 2-3 ② K	3	1	2	1	0	1	1
74 Chris Taylor, R (5, 6)										2	1	0	0	1	1	3
69 Ty Kelly, S (1, 4)	C SI 95 B SI 95 B CH 85 F SI 96 F SI 97 S CH 84 2-3 ① K 1-2 2-3		C CH 79 C SI 89 C SL 85 0-3 ③ K		B SI 94 B CH 86 X SI 97 2-0 ③ G4-3		F FF 89 B FF 89 B SI 80 X FF 89 2-1 ① G4-3	C FF 92 X SI 92 0-1 66 1B 1-2 1B	X FF 92 0-0 ③ FC6-4 1-2f	3	0	0	0	0	2	3
72 Gabriel Noriega, R (6, 4) OBP: 0.333, SLG: 0.333										3	0	1	0	0	0	2
27 Corey Hart, R (1, 10) OBP: 0.667, SLG: 0.500	B SI 96 B FF 96 B CH 86 C FF 95 F SI 94 S SI 97 3-3 ② K			B FF 96 S FF 95 C FC 89 B FF 90 B FF 95 B FF 95 4-2 55 2B 7 G6-3 BB		C FF 91 X CH 83 0-1 63 E 39 1B 63 1B 1B	B CH 79 C FF 90 F FF 89 F SL 76 F FF 90 B SL 78 X FF 89 2-2 ② G6-3	B FF 92 F FF 92 B SI 93 X SI 91 2-1 ② F7	2	1	1	0	1	1	2
36 Abraham Almonte, S (6, PR) (6, 10)										2	1	0	0	0	0	2
63 Jesus Montero, R (1, 3) OBP: 0.200, SLG: 0.200	F SI 97 X SI 96 0-1 ③ G6-3			C FF 95 X FF 94 0-1 ① F9		1 SAFE F FF 91 C FF 92 X FF 92 0-2 E9 39 1B 7 BLK 1-3 1B	C FF 90 B SL 77 F FF 89 B FF 90 B SI 82 F FF 90 X FF 90 3-2 1B	C FF 91 B FF 90 B FF 91 F FF 91 D CH 83 X FF 90 3-2 1-3 2-H 1B		3	1	1	0	0	0	3
66 Ji Man Choi, L (6, 3) OBP: 1.000, SLG: 1.000										2	0	2	1	0	0	0
55 Michael Saunders, L (1, 9) OBP: 0.250, SLG: 0.500		B CH 83 B SI 92 F SI 91 X SI 95 2-1 ① G4-3		F FF 94 C FF 94 B FF 95 X FF 95 1-2 4 WP 1-3 2B		X FF 93 0-0 7 BLK 7 S 2 1B 1-3 3-H 1B	C SL 75 B FF 89 B FF 89 C FF 89 B FF 88 F FF 90 X FF 90 3-2 F7	C FF 91 B FF 91 X FF 91 1-1 G4-3		2	0	1	0	0	0	0
39 Xavier Avery, L (5, 9) OBP: 0.600, SLG: 0.500										3	1	1	1	0	0	3
7 Stefen Romero, R (1, 7)		B FF 95 X SI 94 1-0 ② P4		X FF 96 0-0 ② G6-3 3-H	C SL 83 1 SAFE B CH 84 B FF 93 F FF 94 F SI 95 D CH 85 S SL 82 3-3 ① K 1-3 3-H			F SI 93 B FF 93 B CH 87 F FF 94 F SI 95 X CU 80 2-2 2 2B 99 HR 1B	B FF 93 B FF 92 C FF 92 S SI 90 B SL 84 X SI 89 3-2 67 FC5-4 1B	3	0	0	1	0	1	2
16 Cole Gillespie, R (6, 7) OBP: 0.750, SLG: 0.750										2	1	2	0	0	0	0
4 John Buck, R (1, 2)		B SI 95 B SI 93 F SI 94 B SI 94 C SI 93 X SI 94 3-2 ③ G4-3		B SL 90 B FF 95 X FF 95 2-1 ③ G5-3 2-3	C FF 92 B FF 92 C FF 92 X CH 84 1-2 75 WP 75 HR 3-H 1B			B FF 93 C SI 94 D CH 86 F FF 93 F FF 95 X CH 78 2-2 1-3 99 HR 2B	B SI 89 F SI 90 X SI 90 1-1 ① FC5-4 75 2B 1-2f 99 1B	2	0	0	0	0	0	1
2 Jesús Sucre, R (5, 2) OBP: 1.000, SLG: 1.500										2	2	2	1	0	0	0
67 John Hicks, R (8, 2)										1	1	0	0	0	0	1
8 Willie Bloomquist, R (1, 5)			C SI 89 F SI 89 X SL 84 0-2 ① F9		B SI 95 C SI 95 F SI 95 X SI 95 1-2 ① G4-3	B FF 92 X FF 92 1-0 1-H HR		C SI 94 S CH 85 S SI 94 0-3 ① K	X FF 91 0-0 99 1B 1-3 2B	2	0	0	0	0	0	0
75 Nate Tenbrink, L (5, 5) OBP: 0.500, SLG: 1.500										3	1	2	2	0	1	2

	AB	R	H	RBI	BB	SO	LOB
	46	12	18	11	2	7	26

Inning Stats	1	2	3	4	5	6	7	8	9
	R: 0 E: 1 K: 2 S: 12 H: 1 LOB: 2 BB: 0 P: 20	R: 0 E: 0 K: 0 S: 6 H: 0 LOB: 0 BB: 0 P: 12	R: 1 E: 0 K: 1 S: 10 H: 1 LOB: 0 BB: 0 P: 10	R: 1 E: 0 K: 0 S: 10 H: 1 LOB: 1 BB: 1 P: 17	R: 0 E: 0 K: 1 S: 13 H: 1 LOB: 1 BB: 0 P: 18	R: 5 E: 1 K: 1 S: 15 H: 5 LOB: 1 BB: 0 P: 22	R: 0 E: 0 K: 0 S: 15 H: 1 LOB: 1 BB: 0 P: 25	R: 4 E: 0 K: 1 S: 22 H: 5 LOB: 2 BB: 1 P: 38	R: 1 E: 0 K: 1 S: 13 H: 3 LOB: 2 BB: 0 P: 21

1B: 12	SF: 0	WP: 3	PA: 48
2B: 3	SAC: 0	PB: 0	
3B: 0	DP: 0	SB: 2	
HR: 3	HBP: 0	CS: 0	

PITCHER		IP	WLS	BF	H	R	ER	SO	BB	IBB	HBP	BLK	WP	HR	S	P	ERA	WHIP
34 Andrew Cashner, R ERA:	(1, 1)	2.0		8	1	0	0	2	0	0	0	0	1	0	18	32	0.00	0.500
46 Tim Stauffer, R ERA: 9.0	(3, 1)	1.0		4	1	1	1	1	0	0	0	0	0	1	10	10	9.00	1.000
66 Joe Ross, R ERA: 9.0	(4, 1)	1.0	L	5	1	1	1	0	1	0	0	0	1	0	10	17	9.00	2.000
56 Joaquín Benoit, R ERA:	(5, 1)	1.0		4	1	0	0	1	0	0	0	0	0	0	13	18	0.00	1.000
77 Leonel Campos, R ERA: 45.0	(6, 1)	1.0		8	5	5	5	1	0	0	0	1	1	1	15	22	45.00	5.000
60 Juan Pablo Oramas, L ERA:	(7, 1)	1.0		4	1	0	0	0	0	0	0	0	0	0	15	25	0.00	1.000
43 Joe Wieland, R ERA: 54.0	(8, 1)	0.2		7	4	4	4	1	1	0	0	0	0	1	17	29	54.00	7.500
71 Kevin Quackenbush, R ERA:	(8, 1)	0.1		2	1	0	0	0	0	0	0	0	0	0	5	9	0.00	3.000
76 Dennis O'Grady, R ERA: 9.0	(9, 1)	1.0		6	3	1	1	1	0	0	0	0	0	0	13	21	9.00	3.000

Batter	1	2	3	4	5	6	7	8	9	AB	R	H	RBI	BB	SO	LOB
68 Rico Noel, R (1, 8) OBP: 0.333, SLG: 0.667 67 Jonathan Galvez, R (6, PH) (7, 5)	B FF 90 B FA 90 C FF 91 S CH 85 B FF 92 X FF 92 3-2 F9 ①		D FF 92 1 SAFE S CH 86 F FF 91 B CH 85 F CH 86 X CH 87 2-2 G4-3 ② 1-3 3-H			X FF 89 0-0 P4 ①		C FF 92 F FF 92 B FF 91 B SI 92 C SL 85 2-3 K ③		2 2	0 0	0 0	0 0	0 0	1 2
12 Seth Smith, L (1, 10) 43 Joe Wieland, R (8, 1) 71 Kevin Quackenbush, R (8, 1) 76 Dennis O'Grady, R (9, 1) 79 Cody Decker, R (9, PH)	C FF 92 X FF 93 0-1 G4-3 ②		F FF 90 B CH 86 C CH 85 S CH 86 1-3 K ③			C FF 90 B SL 81 B SL 79 C FF 90 B FF 91 1 SAFE F FF 90 X FF 90 3-2 G4-3 ② 1-2			B FF 96 B FF 96 X FF 94 2-0 G5-3 ①	3 0 0 0 1	0 0 0 0 0	0 0 0 0 0	0 0 0 0 0	0 0 0 0 0	1 0 0 0 0	2 0 0 0 0
21 Xavier Nady, R (1, 3) OBP: 0.250, SLG: 0.250 14 Tommy Medica, R (6, 3) OBP: 0.333, SLG: 0.333	F FF 92 B CU 80 B FF 94 C CH 87 X FF 94 2-2 G5-3 ③			X FF 90 0-0 F8 ①		B FF 90 F FF 90 C CU 75 D FF 91 X SL 79 2-2 G6-3 ③			B FF 97 B FF 96 C FF 94 X FF 96 2-1 89 1B 1B	2 2	0 0	0 1	0 0	0 0	0 0	0 1
88 Kyle Blanks, R (1, 7) 63 Yeison Asencio, R (6, 9) 89 Stephen Carmon, L (8, 4) OBP: 1.000, SLG: 1.000		X FF 92 0-0 G5-3 ①		X FF 90 0-0 G6-3 ②			C FF 92 B FF 91 B CH 80 F SI 91 S SL 82 2-3 K ①		X FF 95 0-0 74 G4-6-3 1-2 1B	2 1 1	0 0 0	0 0 1	0 0 0	0 0 0	0 1 0	0 0 0
4 Nick Hundley, R (1, 2) 74 Jace Peterson, L (6, 6)		B FF 93 C FF 92 C FF 93 S FF 93 1-3 K ②		C FF 89 B FF 92 B CH 80 X FF 90 2-1 L7 ③			B SI 91 C CH 79 B SL 80 F SI 91 B CH 81 X SI 90 3-2 G3 ②		X FF 95 0-0 G4-6-3 1-2f ②③	2 2	0 0	0 0	0 0	1 0	0 0	0 2
64 Rymer Liriano, R (1, 9) 27 Rey Fuentes, L (6, 7) (7, 8)		X FF 93 0-0 L8 ③			C SI 94 B CU 85 S SI 94 B CU 84 2-3 K ①		B SI 91 B SI 92 C SI 90 B CH 80 F SI 90 X SI 92 3-2 G1-3 ③			2 1	0 0	0 0	0 0	1 0	0 0	0 0
15 Ryan Jackson, R (1, 6) OBP: 0.250, SLG: 0.500 (6, 5) 82 Daniel Robertson, R (7, 7)			C FF 91 X FF 90 0-1 3 WP 68 E 2B		B SI 93 X SI 94 1-0 G5-3 ②			C SI 93 C FF 93 B FF 93 F SL 86 B SL 85 B FF 93 C SI 92 3-3 K ①		2 1	1 0	1 0	0 0	0 1	0 0	0 0
3 Alberto Gonzalez, R (1, 5) 83 Rocky Gale, R (6, 2) OBP: 1.000, SLG: 1.000			B FF 91 2 SAFE F SL 86 B CH 86 F FF 91 D SL 88 S CH 89 3-3 K ① 2-3		X SI 94 0-0 L8 ③			B CU 84 X FF 93 1-0 1B		2 1	0 0	0 1	0 0	0 0	1 0	1 0
73 Cory Spangenberg, L (1, 4) OBP: 0.667, SLG: 0.500 78 Alex Dickerson, L (8, 9)			B FF 92 D CH 87 S CH 86 B CH 87 B FF 91 4-1 68 G4-3 68 E BB			C FF 90 B FF 90 B SL 80 X FF 90 2-1 12 G4-3 1B		F FF 92 B FF 93 B SI 88 F FF 92 C SL 84 2-3 K ②		1 1	0 0	1 0	0 0	1 0	0 1	0 1
Inning Stats	R: 0 E: 0 K: 0 S: 8 H: 0 LOB: 0 BB: 0 P: 13	R: 0 E: 0 K: 1 S: 5 H: 0 LOB: 0 BB: 0 P: 6	R: 1 E: 1 K: 2 S: 13 H: 1 LOB: 1 BB: 1 P: 23	R: 0 E: 0 K: 0 S: 4 H: 0 LOB: 0 BB: 0 P: 6	R: 0 E: 0 K: 1 S: 5 H: 0 LOB: 0 BB: 0 P: 8	R: 0 E: 0 K: 0 S: 10 H: 1 LOB: 1 BB: 0 P: 17	R: 0 E: 0 K: 1 S: 9 H: 0 LOB: 0 BB: 0 P: 17	R: 0 E: 0 K: 3 S: 11 H: 1 LOB: 1 BB: 0 P: 19	R: 0 E: 0 K: 0 S: 5 H: 2 LOB: 0 BB: 0 P: 9	1B: 4 2B: 1 3B: 0 HR: 0 SF: 0 SAC: 0 DP: 1 HBP: 0						

PITCHER		IP	WLS	BF	H	R	ER	SO	BB	IBB	HBP	BLK	WP	HR	S	P	ERA	WHIP
65 James Paxton, L ERA:	(1, 1)	2.0		6	0	0	0	1	0	0	0	0	0	0	13	19	0.00	0.000
52 Ramon E Ramirez, R ERA: 9.0	(3, 1)	1.0	W	5	1	1	1	2	1	0	0	0	1	0	13	23	9.00	2.000
68 Nick Hill, L ERA:	(4, 1)	1.0	H	3	0	0	0	0	0	0	0	0	0	0	4	6	0.00	0.000
31 Yoervis Medina, R ERA:	(5, 1)	1.0	H	3	0	0	0	1	0	0	0	0	0	0	5	8	0.00	0.000
41 Charlie Furbush, L ERA:	(6, 1)	1.0		4	1	0	0	0	0	0	0	0	0	0	10	17	0.00	1.000

PITCHER		IP	WLS	BF	H	R	ER	SO	BB	IBB	HBP	BLK	WP	HR	S	P	ERA	WHIP
83 Zach Miner, R ERA:	(7, 1)	1.0		3	0	0	0	1	0	0	0	0	0	0	9	17	0.00	0.000
73 Carson Smith, R ERA:	(8, 1)	1.0		4	1	0	0	3	0	0	0	0	0	0	11	19	0.00	1.000
71 Dominic Leone, R ERA:	(9, 1)	1.0		4	2	0	0	0	0	0	0	0	0	0	5	9	0.00	2.000

BOTTOM

Mariners @ San Diego Padres

Peoria Stadium, Peoria, AZ

Fri Feb 28 2014, 3:04 PM - 8:08 PM EST

Att. 3,204 - Partly Cloudy - 73 F

livebaseballscorecards.com

AB	31
R	1
H	5
RBI	0
BB	1
SO	8
LOB	10

1B: 4	SF: 0	WP: 1	PA: 32
2B: 1	SAC: 0	PB: 0	
3B: 0	DP: 1	SB: 0	
HR: 0	HBP: 0	CS: 0	

Los Angeles Angels @ Seattle Mariners

Peoria Stadium, Peoria, AZ

Sat Mar 01 2014, 3:08 PM - 5:39 PM EST

Att. 5,913 - Cloudy - 61 F

livebaseballscorecards.com

Batter	1	2	3	4	5	6	7	8	9	AB	R	H	RBI	BB	SO	LOB
56 Kole Calhoun, L (1, 9) OBP: 0.429, SLG: 0.333	C SI 88 F CH 80 B SI 90 B SI 90 X SL 82 2-2 44 G4-3 3 G3 1B		B SL 77 1 SAFE B FC 91 C FF 90 1 SAFE F FC 89 X SL 77 2-2 ① P4		C SI 94 X FA 88 0-1 ③ G6-3		B FF 94 3 SAFE F FF 93 X FF 93 1-1 ② F7			3	0	1	0	0	0	1
87 Matt Long, L (5, 9) (7, 8) OBP: 0.667, SLG: 1.000										1	0	0	0	0	0	1
3 JB Shuck, L (1, 7) OBP: 0.600, SLG: 1.000	B SI 88 F SI 87 S CH 80 X SI 90 1-2 ① G3 1-2		B CU 78 C FF 91 B FC 93 F FC 90 F SL 79 F SL 78 X CU 79 2-2 1-2 1B			C FF 89 X FF 90 0-1 13 E 13 FC3 12 2B 1B	C CH 84 D CH 85 F CH 84 B FF 93 X SL 84 2-2 3-H 2B			2	0	1	0	0	0	1
10 Grant Green, R (5, 4) OBP: 1.000, SLG: 1.500										2	1	2	1	0	0	0
44 Ian Stewart, L (1, 5) OBP: 0.200, SLG: 0.200	X SI 89 0-0 ② G4-3 2-3		C SL 78 B FF 90 C FF 92 B SL 79 F FF 91 C SL 79 2-3 ② K			X FF 90 0-0 FC3 12 2B 84 SF9 1-3	X FF 93 0-0 ③ G6-3			2	0	0	0	0	1	3
13 Luis Jimenez, R (6, PH) (6, 5)										2	1	0	0	0	0	2
16 Hank Conger, L (1, 2) 22 John Hester, R (7, 2)	C SI 89 F SL 81 B SI 91 X SL 82 1-2 ③ P6		B FF 93 X FF 92 1-0 ③ P5			B FF 89 C CH 82 B FF 89 F FF 84 S FF 90 2-3 ① K				3	0	0	0	0	1	5
										0	0	0	0	0	0	0
77 Carlos Pena, L (1, 3) 12 Tommy Field, R (5, 6) OBP: 1.000, SLG: 2.000		B SI 86 B SI 88 B SI 89 S SI 87 B SI 89 4-1 0 G5-3 BB		B FF 91 S FF 91 B SL 79 X FF 92 2-1 ① F7		B FF 89 1 SAFE B FF 89 X FF 89 2-0 84 SF9 1-3 3-H 2B				1	0	0	0	1	0	0
										1	0	1	1	0	0	0
48 Chad Tracy, L (1, 10) OBP: 0.250, SLG: 0.250		C SL 79 C SI 88 F CH 80 B SL 78 F SI 88 F SL 79 C SI 88 1-3 ① K		B FC 92 S FC 90 B FF 92 X FF 90 2-1 0 G4-6-3 1B		B SI 82 C FC 86 B FF 89 S CH 80 B CU 72 X FF 89 3-2 ② SF9 2-3 3-H				2	0	1	0	0	1	1
84 C.J. Cron, R (6, PH) (6, 10)										0	0	0	1	0	0	0
0 Collin Cowgill, R (1, 8)		C SL 79 C SI 87 X SL 78 0-2 ② G5-3 1-2		F SI 92 B FF 93 X FF 94 1-1 ② ③ G4-6-3 1-2f		B FF 90 F FF 89 X FF 88 1-1 ③ G6-3				3	0	0	0	0	0	3
86 Zach Borenstein, L (7, 7)										0	0	0	0	0	0	0
7 Andrew Romine, S (1, 6)		C CH 80 B SI 86 X SI 87 1-1 ③ L7			C FF 93 B CU 81 X SI 95 1-1 ① G4-3		B FF 92 S FF 93 X FF 93 1-1 19 G6-3 10 2B 2B			2	0	0	0	0	0	1
0 Brennan Boesch, L (5, 7) (7, 9) OBP: 0.667, SLG: 1.000										1	1	1	0	0	0	0
18 John McDonald, R (1, 4) OBP: 0.667, SLG: 0.500			B FF 93 B FF 93 B FF 92 B FF 94 4-0 3 1B BB		B SI 96 C CH 88 C SL 89 X FF 95 1-2 ② P4		2 SAFE B FF 92 B FF 93 X FF 92 2-0 ① G6-3 2-3			1	0	0	0	1	0	0
19 Efren Navarro, L (5, 3)										1	0	0	0	0	0	1
Inning Stats	R: 0 E: 0 K: 0 S: 10 H: 1 LOB: 1 BB: 0 P: 14	R: 0 E: 0 K: 1 S: 12 H: 0 LOB: 1 BB: 1 P: 18	R: 0 E: 0 K: 1 S: 13 H: 1 LOB: 2 BB: 1 P: 24	R: 0 E: 0 K: 0 S: 6 H: 1 LOB: 0 BB: 0 P: 11	R: 0 E: 0 K: 0 S: 7 H: 0 LOB: 0 BB: 0 P: 9	R: 2 E: 1 K: 1 S: 12 H: 2 LOB: 1 BB: 0 P: 20	R: 1 E: 0 K: 0 S: 9 H: 2 LOB: 1 BB: 0 P: 15			1B: 4 2B: 3 3B: 0 HR: 0 SF: 1 SAC: 0 DP: 1 HBP: 0						

TOP	
AB	27
R	3
H	7
RBI	3
BB	2
SO	3
LOB	19

WP: 0 PB: 0 SB: 0 CS: 0 PA: 30

PITCHER		IP	WLS	BF	H	R	ER	SO	BB	IBB	HBP	BLK	WP	HR	S	P	ERA	WHIP
58 Scott Baker, R ERA:	(1, 1)	2.0	W	8	1	0	0	1	1	0	0	0	0	0	22	32	0.00	1.000
81 Roenis Elías, L ERA:	(3, 1)	1.1	H	7	2	0	0	1	1	0	0	0	0	0	17	32	0.00	2.250
45 Hector Noesí, R ERA:	(4, 1)	1.2		4	0	0	0	0	0	0	0	0	0	0	9	12	0.00	0.000
77 James Gillheeney, L ERA:	(6, 1)	1.0		6	2	2	0	1	0	0	0	0	0	0	12	20	0.00	2.000
82 Stephen Kohlscheen, R ERA: 9.0	(7, 1)	1.0	S	5	2	1	1	0	0	0	0	0	0	0	9	15	9.00	2.000

PITCHER	IP	WLS	BF	H	R	ER	SO	BB	IBB	HBP	BLK	WP	HR	S	P	ERA	WHIP

BOTTOM

Los Angeles Angels @ Seattle Mariners

Peoria Stadium, Peoria, AZ

Sat Mar 01 2014, 3:08 PM - 5:39 PM EST

Att. 5,913 - Cloudy - 61 F

livebaseballscorecards.com

Batter	1	2	3	4	5	6	7	8	9	AB	R	H	RBI	BB	SO	LOB
36 Abraham Almonte, S (1, 8) 99 James Jones, L (5, 8) OBP: 0.333, SLG: 0.833	B FC 89 L FC 90 S FC 88 B FC 90 F SL 82 C FC 91 2-3 K ①	C CU 75 S SL 86 D SL 82 F SL 86 B CH 85 S FF 91 2-3 K ③		X SI 86 0-0 B1-3 ②		C FF 95 X FA 90 0-1 L9 ③				3 0 0 0 0 2 2 1 0 0 0 0 0 0						
39 Xavier Avery, L (1, 9) OBP: 0.500, SLG: 0.429 16 Cole Gillespie, R (7, 9) OBP: 0.800, SLG: 0.750	C FC 90 B FF 90 F FC 91 F FC 90 S FC 88 1-3 K ②		C CU 72 B SL 86 B CU 75 B FC 89 X FC 88 3-1 22 E, 22 1B 1B	C SI 85 B CU 85 F SI 96 B SI 96 B SI 95 F SI 96 X SI 96 3-2 F7 ③			B B FF 89 S FC 82 F SI 88 B B 4-2 75 2B BB			3 1 1 0 0 1 0 0 0 0 0 1 0 0						
22 Robinson Canó, L (1, 4) OBP: 0.800, SLG: 0.750 75 Nate Tenbrink, L (5, PR) OBP: 0.600, SLG: 1.600 (6, 5)	B FC 90 B FC 90 F FC 90 S CU 75 C FC 90 2-3 K ③		1 SAFE 1 SAFE B SI 88 B FF 90 1 SAFE X FF 89 2-0 20 1B, 17 BB, 13 2B 1-H 1B		B SI 84 F SI 83 X SI 85 1-1 17 1B, 20 2B 1B		F FF 90 X FF 88 0-1 1-3 2B			3 1 2 1 0 1 0 1 1 1 0 0 0 0						
17 Justin Smoak, S (1, 3) OBP: 0.800, SLG: 1.250 66 Ji Man Choi, L (5, PR) OBP: 0.667, SLG: 0.667 (6, 3)		C FC 89 F FF 89 X FF 89 0-2 20 G4-3, 5 FC1 2B	B SI 90 C CU 74 B SI 89 F FF 90 F CU 72 B CU 79 1 SAFE B CH 72 4-2 20 1B, 13 2B 1-2 BB		X SI 82 0-0 20 2B, 13 A4 D8 1-2 1B		B FC 82 B FC 82 B FF 87 C FF 88 F FF 87 S FC 80 3-3 K ①			2 1 2 0 1 0 0 1 0 0 0 0 1 2						
20 Logan Morrison, L (1, 10) OBP: 0.667, SLG: 1.000 69 Ty Kelly, S (5, PR) (6, 10) 63 Jesus Montero, R (7, PH) OBP: 0.167, SLG: 0.167		C FC 89 B SL 81 B SL 81 X FC 90 2-1 G4-3 ① 2-3	F SI 89 X FF 89 0-1 13 2B, 5 FC4-2 1-2 2-3 1B		B SL 73 C SI 84 X SL 75 1-1 13 A4 D8 1-3 2-H 2B		B CU 72 F FC 83 B CH 74 F FC 83 F CU 74 S CH 74 2-3 K ②			3 0 2 1 0 0 1 0 0 0 0 0 0 0 1 0 0 0 0 1 2						
13 Dustin Ackley, L (1, 7) OBP: 0.600, SLG: 1.000 7 Stefen Romero, R (6, 7)		D SL 81 B FC 90 F FC 90 D SL 82 B FC 90 4-1 3 1B, 5 FC1, 1 SF8 BB	C FF 89 B CH 72 S CH 72 X CH 72 1-2 5 FC4-2 1-3 2-H 3-H 2B		S SL 74 S SL 75 B SI 84 B SI 84 F SL 72 C SL 72 2-3 ① ② K 2-3 3-H		C CH 73 F FF 85 D CU 75 B 2-2			2 1 1 1 1 1 3 1 0 0 0 0 0 2						
5 Brad Miller, L (1, 6) 74 Chris Taylor, R (6, 6)		B FC 90 C FC 89 B CU 75 1 SAFE 1 SAFE X FC 89 2-1 FC1 3 1B 1-2 3-H	X SI 89 0-0 FC4-2 ② 2-3 3-H		B SI 81 C SI 81 X SL 76 1-1 P3 ③					3 0 0 1 0 0 6 0 0 0 0 0 0 0						
3 Mike Zunino, R (1, 2) OBP: 0.250, SLG: 0.333 70 Manny Piña, R (6, 2)		C FF 90 2 SAFE B CH 85 S FC 90 B FC 91 F CU 80 X FF 90 2-2 1-2 2-3 1B	X FF 92 0-0 F7 ③			B SI 94 X SI 94 1-0 F9 ①				2 0 1 0 0 0 2 1 0 0 0 0 0 0						
1 Carlos Triunfel, R (1, 5) OBP: 0.200, SLG: 0.250 (6, 4)		X FF 89 0-0 SF8 ② 3-H		X SI 96 0-0 L8 ①		C CU 82 X FA 94 0-1 F9 ②				2 0 0 1 0 0 0						
Inning Stats	R: 0 E: 0 K: 3 S: 11 H: 0 LOB: 0 BB: 0 P: 16	R: 2 E: 0 K: 1 S: 17 H: 2 LOB: 2 BB: 1 P: 29	R: 2 E: 1 K: 0 S: 13 H: 4 LOB: 2 BB: 1 P: 23	R: 0 E: 0 K: 0 S: 6 H: 0 LOB: 0 BB: 0 P: 9	R: 1 E: 0 K: 1 S: 11 H: 3 LOB: 3 BB: 0 P: 16	R: 0 E: 0 K: 0 S: 5 H: 0 LOB: 0 BB: 0 P: 6	R: 0 E: 0 K: 2 S: 13 H: 1 LOB: 2 BB: 1 P: 24			1B: 6 2B: 4 3B: 0 HR: 0 SF: 1 SAC: 0 DP: 0 HBP: 0				WP: 0 PB: 0 SB: 0 CS: 0 PA: 33		

	AB	29
	R	5
	H	10
	RBI	5
	BB	3
	SO	7
	LOB	20

PITCHER		IP	WLS	BF	H	R	ER	SO	BB	IBB	HBP	BLK	WP	HR	S	P	ERA	WHIP
33 C.J. Wilson, L ERA: 13.5	(1, 1)	2.0	L	11	3	3	3	4	1	0	0	0	0	0	30	50	13.50	2.000
88 Mike Morin, R ERA: 9.0	(3, 1)	1.0		6	3	1	1	0	1	0	0	0	0	0	11	18	9.00	4.000
40 Kevin Jepsen, R ERA:	(4, 1)	1.0		3	0	0	0	0	0	0	0	0	0	0	6	9	0.00	0.000
64 Clay Rapada, L ERA: 9.0	(5, 1)	1.0		5	3	1	1	1	0	0	0	0	0	0	11	16	9.00	3.000
58 Michael Kohn, R ERA:	(6, 1)	1.0		3	0	0	0	0	0	0	0	0	0	0	5	6	0.00	0.000

PITCHER		IP	WLS	BF	H	R	ER	SO	BB	IBB	HBP	BLK	WP	HR	S	P	ERA	WHIP
37 Wade LeBlanc, L ERA:	(7, 1)	0.2		5	1	0	0	2	1	0	0	0	0	0	13	24	0.00	3.000

Seattle Mariners @ Cleveland Indians

Goodyear Ballpark, Goodyear, AZ

Sun Mar 02 2014, 3:08 PM - 6:06 PM EST

Att. 4,199 - Sunny - 64 F

TOP

livebaseballscorecards.com

Batter	1	2	3	4	5	6	7	8	9	AB	R	H	RBI	BB	SO	LOB
36 Abraham Almonte, S (1, 8) OBP: 0.273, SLG: 0.222	1-0 6 F9 22 G4-3 2B		0-0 ② P4		0-0 ③ G6-3			0-0 ① P5		3	1	1	0	0	0	0
9 Endy Chavez, L (5, 8) OBP: 0.250, SLG: 0.250										1	0	0	0	0	0	1
6 Nick Franklin, S (1, 6) OBP: 0.333, SLG: 0.833	0-0 ① F9 2-3		0-0 ③ G3			0-0 ① F8		1-0 ② G5-3 1-2		3	0	0	0	0	0	1
74 Chris Taylor, R (6, 6)										1	0	0	0	0	0	1
22 Robinson Canó, L (1, 4) OBP: 0.571, SLG: 0.500	0-0 ② G4-3 3-H			0-0 ① G3		0-0 ② F8		0-0 ③ F7		2	0	0	1	0	0	0
66 Ji Man Choi, L (4, 3) OBP: 0.400, SLG: 0.400										2	0	0	0	0	0	1
27 Corey Hart, R (1, 10) OBP: 0.500, SLG: 0.600	0-0 E5			0-0 55 G4-1 13 HR 2B		0-3 ③ K			0-0 ① G4-3	3	1	1	0	0	1	0
39 Xavier Avery, L (9, PH) OBP: 0.444, SLG: 0.375										1	0	0	0	0	0	0
55 Michael Saunders, L (1, 9) OBP: 0.167, SLG: 0.333	0-0 ③ P2			0-0 ② G4-1 2-3			0-0 ① G6-3		0-0 ② P6	2	0	0	0	0	0	2
99 James Jones, L (6, 9) OBP: 0.250, SLG: 0.625										2	0	0	0	0	0	0
13 Dustin Ackley, L (1, 7) OBP: 0.625, SLG: 1.286		0-0 ① G3-1		3-1 HR 3-H			0-0 1B		0-0 ③ G5-3	3	1	2	2	0	0	0
16 Cole Gillespie, R (7, 7) OBP: 0.667, SLG: 0.600										1	0	0	0	0	0	0
75 Nate Tenbrink, L (1, 3) OBP: 0.375, SLG: 1.000		0-0 ② F9		0-3 ③ K			0-3 ② K			3	0	0	0	0	2	1
(4, 5)										0	0	0	0	0	0	0
69 Ty Kelly, S (7, 5)																
4 John Buck, R (1, 2) OBP: 0.250, SLG: 0.250		0-0 ③ G6-3			0-0 8 G6-4-3 1B		0-0 ③ F9			2	0	1	0	0	0	0
35 Humberto Quintero, R (5, 2) OBP: 0.333, SLG: 0.333										1	0	0	0	0	0	1
8 Willie Bloomquist, R (1, 5)			0-3 ① K		0-0 ①② G6-4-3 1-2f			0-0 74 WP 1B		2	0	0	0	0	1	1
(4, 4)																
72 Gabriel Noriega, R (5, 4) OBP: 0.500, SLG: 0.500										1	0	1	0	0	0	0

Inning Stats										
	R: 1 H: 1 E: 1 LOB: 1 K: 0 BB: 0 S: 5 P: 6	R: 0 H: 0 E: 0 LOB: 0 K: 0 BB: 0 S: 3 P: 3	R: 0 H: 0 E: 0 LOB: 0 K: 1 BB: 0 S: 5 P: 5	R: 2 H: 2 E: 0 LOB: 0 K: 1 BB: 0 S: 8 P: 11	R: 0 H: 1 E: 0 LOB: 0 K: 0 BB: 0 S: 3 P: 3	R: 0 H: 0 E: 0 LOB: 0 K: 1 BB: 0 S: 5 P: 5	R: 0 H: 1 E: 0 LOB: 1 K: 1 BB: 0 S: 6 P: 6	R: 0 H: 1 E: 0 LOB: 1 K: 0 BB: 0 S: 4 P: 5	R: 0 H: 0 E: 0 LOB: 0 K: 0 BB: 0 S: 3 P: 3	1B: 3 SF: 0 2B: 2 SAC: 0 3B: 0 DP: 1 HR: 1 HBP: 0	WP: 1 PA: 33 PB: 0 SB: 0 CS: 0

PITCHER		IP	WLS	BF	H	R	ER	SO	BB	IBB	HBP	BLK	WP	HR	S	P	ERA	WHIP
54 Aaron Harang, R ERA: 3.0	(1, 1)	2.0		8	1	1	1	0	0	0	0	0	0	0	8	9	4.50	0.500
47 Trevor Bauer, R ERA: 6.0	(3, 1)	2.0		8	2	2	2	2	0	0	0	0	0	1	13	16	9.00	1.000
27 Bryan Shaw, R ERA:	(5, 1)	1.0		3	1	0	0	0	0	0	0	0	0	0	3	3	0.00	1.000
50 Nick Hagadone, L ERA:	(6, 1)	1.0		3	0	0	0	1	0	0	0	0	0	0	5	5	0.00	0.000
61 Colt Hynes, L ERA: 10.8	(7, 1)	1.0	W	4	1	0	0	1	0	0	0	0	0	0	6	6	0.00	1.000

PITCHER		IP	WLS	BF	H	R	ER	SO	BB	IBB	HBP	BLK	WP	HR	S	P	ERA	WHIP
36 Preston Guilmet, R ERA:	(8, 1)	1.0	H	4	1	0	0	0	0	0	0	0	1	0	4	5	0.00	1.000
77 Travis Banwart, R ERA:	(9, 1)	1.0	S	3	0	0	0	0	0	0	0	0	0	0	3	3	0.00	0.000

AB	33
R	3
H	6
RBI	3
BB	0
SO	4
LOB	9

BOTTOM

Seattle Mariners @ Cleveland Indians

Goodyear Ballpark, Goodyear, AZ

Sun Mar 02 2014, 3:08 PM - 6:06 PM EST

Att. 4,199 - Sunny - 64 F

livebaseballscorecards.com

Batter	1	2	3	4	5	6	7	8	9	AB	R	H	RBI	BB	SO	LOB
24 Michael Bourn, L (1, 8) OBP: 0.200, SLG: 0.200	F7		G3		33 FC6-4 1B (1-3)	G1		K		3	0	1	0	0	0	0
6 Nyjer Morgan, L (6, 8) OBP: 0.333, SLG: 0.300										2	0	0	0	0	1	1
33 Nick Swisher, S (1, 3)	F8		L4		FC6-4 22 3B (1-2f, 3-H)		26 1B 67 HR 1B	G4-3		3	1	0	1	0	0	1
1 David Adams, R (6, 5) OBP: 0.571, SLG: 0.400										2	1	1	0	0	0	0
22 Jason Kipnis, L (1, 4) OBP: 0.429, SLG: 0.600	41 WP BB			G4-3	41 E 3B (1-H)		P5			2	1	1	1	1	0	0
30 Elliot Johnson, S (6, 4) OBP: 0.333, SLG: 1.333										1	0	0	0	0	0	1
41 Carlos Santana, S (1, 5) OBP: 0.200, SLG: 0.200	F8 (1-2)			G6-3	E4 23 1B (3-H)		K			3	0	0	0	0	0	1
74 Jesús Aguilar, R (6, 3)										1	0	0	0	0	1	1
23 Michael Brantley, L (1, 7) OBP: 0.800, SLG: 0.750		1B		13 S 1B	1B (1-2)		67 HR 1B (1-3)			3	0	3	0	0	0	0
26 Matt Carson, R (6, 7) OBP: 0.167, SLG: 0.167										1	1	1	0	0	0	0
13 Asdrúbal Cabrera, S (1, 6)		K		4-0 BB (1-2)	P6		2-1 HR (1-H, 3-H)			2	0	0	0	1	1	3
67 Francisco Lindor, S (6, 6) OBP: 0.333, SLG: 0.833										1	1	1	3	0	0	0
8 Lonnie Chisenhall, L (1, 10) OBP: 0.500, SLG: 0.333		L5		F8		1B	BB			3	0	1	0	0	0	3
72 Tyler Naquin, L (7, PH) OBP: 0.429, SLG: 0.800										0	0	0	0	1	0	0
(8, 10)																
10 Yan Gomes, R (1, 2)		G4-3			24 1B 33 FC6-4 BB	K	G6-3			1	1	0	0	1	0	1
12 Matt Treanor, R (6, 2)										2	0	0	0	0	1	2
7 David Murphy, L (1, 9)			L1		K	F9		G3-1		2	0	0	0	0	1	1
75 Carlos Moncrief, L (6, 9) OBP: 0.286, SLG: 0.167										2	0	0	0	0	0	1
Inning Stats	R: 0 E: 0 K: 0 S: 3 H: 0 LOB: 1 BB: 1 P: 8	R: 0 E: 0 K: 1 S: 6 H: 1 LOB: 1 BB: 0 P: 6	R: 0 E: 0 K: 0 S: 3 H: 0 LOB: 0 BB: 0 P: 3	R: 0 E: 0 K: 0 S: 4 H: 1 LOB: 2 BB: 1 P: 8	R: 3 E: 1 K: 1 S: 9 H: 3 LOB: 2 BB: 1 P: 13	R: 0 E: 0 K: 1 S: 6 H: 1 LOB: 1 BB: 0 P: 6	R: 3 E: 0 K: 1 S: 9 H: 3 LOB: 1 BB: 1 P: 15	R: 0 E: 0 K: 1 S: 5 H: 0 LOB: 0 BB: 0 P: 5		1B: 7 2B: 0 3B: 1 HR: 1	SF: 0 SAC: 0 DP: 0 HBP: 0						

	AB	34
	R	6
	H	9
	RBI	5
	BB	4
	SO	5
	LOB	16

WP: 1 PB: 0 SB: 1 CS: 0 PA: 38

PITCHER	IP	WLS	BF	H	R	ER	SO	BB	IBB	HBP	BLK	WP	HR	S	P	ERA	WHIP
28 Randy Wolf, L (1, 1) ERA:	2.0		8	1	0	0	1	1	0	0	0	1	0	9	14	0.00	1.000
78 Andrew Carraway, R (3, 1) ERA:	1.0	H	3	0	0	0	0	0	0	0	0	0	0	3	3	0.00	0.000
97 Joe Beimel, L (4, 1) ERA: 4.5	1.0	H	5	1	0	0	0	1	0	0	0	0	0	4	8	0.00	2.000
54 Tom Wilhelmsen, R (5, 1) ERA: 10.8	0.2	B	6	2	3	2	1	1	0	0	0	0	0	7	11	27.00	4.500
80 Jonathan Arias, R (5, 1) ERA:	0.1		2	1	0	0	0	0	0	0	0	0	0	2	2	0.00	3.000

PITCHER	IP	WLS	BF	H	R	ER	SO	BB	IBB	HBP	BLK	WP	HR	S	P	ERA	WHIP
44 Lucas Luetge, L (6, 1) ERA:	1.0		4	1	0	0	1	0	0	0	0	0	0	6	6	0.00	1.000
38 Logan Bawcom, R (7, 1) ERA: 40.5	0.2	L	6	3	3	3	1	1	0	0	0	0	1	8	14	40.50	6.000
71 Dominic Leone, R (7, 1) ERA:	0.1		1	0	0	0	0	0	0	0	0	0	0	1	1	0.00	0.000
40 Danny Farquhar, R (8, 1) ERA:	1.0		3	0	0	0	1	0	0	0	0	0	0	5	5	0.00	0.000

Batter	1	2	3	4	5	6	7	8	9	AB	R	H	RBI	BB	SO	LOB
19 Charlie Blackmon, L (1, 9) OBP: 0.250, SLG: 0.500 16 Tim Wheeler, L (6, 7) OBP: 0.333, SLG: 0.400	C SI 89 X SI 90 0-1 G4-3		B SL 79 X SI 90 1-0 1 1B 2B		C FF 92 1 SAFE 1 SAFE X CH 87 0-1 G6-3			B SI 92 S CH 80 S CH 82 T CH 82 1-2 K		3 1 1 0 0 0 1 1 0 0 0 0 1 0						
1 Brandon Barnes, R (1, 8) OBP: 0.571, SLG: 0.571 7 Matt McBride, R (6, 9) OBP: 0.429, SLG: 0.600	C SI 89 F SL 81 X SI 92 0-2 6 G6-4-3 1B		F SI 91 B SL 81 X SL 80 1-1 6 S 2-H 1B			C FF 89 S SI 90 F FF 91 F CH 83 X FF 91 0-2 G6-3		C SL 77 C SI 92 B SL 81 B FF 93 B CU 74 F SI 92 F SL 80 S SI 91 3-3 K		3 0 2 1 0 0 0 1 0 0 0 0 1 0						
6 Corey Dickerson, L (1, 7) OBP: 0.500, SLG: 0.700 (6, 8)	F SI 90 1 SAFE X SI 85 0-1 G6-4-3 1-2f		1 SAFE P PO 82 D CH 83 C SI 91 X CH 83 2-1 G6-3 1-2			B FF 91 C FF 91 X FC 88 1-1 2B			F SI 88 C SL 78 F SL 76 X SI 88 0-2 1B	4 0 2 0 0 0 2						
8 Michael McKenry, R (1, 2) OBP: 0.167, SLG: 0.333 70 Tom Murphy, R (6, PH) OBP: 0.500, SLG: 1.500 (6, 2)		B SI 89 C SI 90 X SI 90 1-1 P3		B FF 91 F FF 91 X FF 90 1-1 F8		B FF 90 C SI 82 C SL 76 X SI 82 1-2 2B			B SI 89 F SI 88 B SI 88 B SI 87 F SL 87 F SI 88 X SI 88 3-2 L8	2 0 0 0 0 0 0 2 0 1 0 0 0 1						
36 Ben Paulsen, L (1, 3) OBP: 0.200, SLG: 0.400		B SI 90 S SI 90 X FF 89 1-1 3B		C FF 92 X FF 91 0-1 F7		B FF 90 X FF 91 1-0 L8			D SL 87 X SI 88 1-0 F8	4 0 1 0 0 0 2						
67 Kent Matthes, R (1, 10) 50 Dustin Garneau, R (9, PH)		C SL 80 X SI 90 0-1 P1		C FF 91 B CH 86 X CH 86 1-1 G5-3			B CH 88 X CH 86 1-0 G6-3		B SI 88 F SI 87 S SL 79 F SL 88 D SL 77 F SI 89 B SL 79 X SI 89 3-2 G5-3	3 0 0 0 0 0 1 1 0 0 0 0 0 1						
4 Ryan Wheeler, L (1, 5) OBP: 0.400, SLG: 0.556 78 Angelys Nina, R (8, 5)		D CH 85 F CH 84 S SI 90 X SI 92 1-2 L6			B FF 89 C FF 91 S CH 84 B CH 87 X CH 86 2-2 G3-1		B CH 86 B SI 88 F CH 86 B SI 89 F FF 89 B CH 87 4-2 23 G6-4-3 BB			2 0 0 0 1 0 1 0 0 0 0 0 0 0						
23 Charlie Culberson, R (1, 4) OBP: 0.125, SLG: 0.250 95 Michael Benjamin, R (7, 4)			B SL 78 F SI 89 X SI 90 1-1 F8		B FF 92 F SL 87 F FF 91 B SL 87 X CH 86 2-2 F8		B SI 86 F CH 86 X FF 88 1-1 G6-4-3 1-2f			3 0 0 0 0 0 1 0 0 0 0 0 0 0						
65 Cristhian Adames, S (1, 6) OBP: 0.286, SLG: 0.286 76 Rosell Herrera, S (6, 6)			C SI 89 F SI 89 F SI 91 F SL 81 F SI 92 B CU 74 B CH 83 F FF 89 B SL 79 3-2 X SI 90 G6-3		C FF 91 T CH 86 B CH 88 B CH 86 B CH 87 X CH 85 3-2 1B			F SI 92 F CH 81 C SL 82 0-3 K		2 0 1 0 0 0 0 1 0 0 0 0 1 0						
Inning Stats	R: 0 E: 0 K: 0 S: 7 H: 1 LOB: 0 BB: 0 P: 7	R: 0 E: 0 K: 0 S: 9 H: 1 LOB: 1 BB: 0 P: 12	R: 1 E: 0 K: 0 S: 15 H: 2 LOB: 1 BB: 0 P: 22	R: 0 E: 0 K: 0 S: 6 H: 0 LOB: 0 BB: 0 P: 8	R: 0 E: 0 K: 0 S: 11 H: 1 LOB: 1 BB: 0 P: 18	R: 0 E: 0 K: 0 S: 11 H: 2 LOB: 1 BB: 0 P: 14	R: 0 E: 0 K: 0 S: 5 H: 0 LOB: 0 BB: 1 P: 11	R: 0 E: 0 K: 3 S: 11 H: 0 LOB: 0 BB: 0 P: 15	R: 0 E: 0 K: 0 S: 14 H: 1 LOB: 1 BB: 0 P: 21	1B: 4 2B: 3 3B: 1 HR: 0 SF: 0 SAC: 0 DP: 2 HBP: 0						

TOP

Colorado Rockies @ Seattle Mariners

Peoria Stadium, Peoria, AZ

Mon Mar 03 2014, 3:07 PM - 5:58 PM EST

Att. 3,527 - Sunny - 71 F

livebaseballscorecards.com

AB	32
R	1
H	8
RBI	1
BB	1
SO	3
LOB	10

PITCHER		IP	WLS	BF	H	R	ER	SO	BB	IBB	HBP	BLK	WP	HR	S	P	ERA	WHIP
49 Blake Beavan, R ERA: 1.8	(1, 1)	3.0		12	4	1	1	0	0	0	0	0	0	0	31	41	3.00	1.333
52 Ramon E Ramirez, R ERA: 3.0	(4, 1)	2.0	W	7	1	0	0	0	0	0	0	0	0	0	17	26	0.00	0.500
64 Anthony Fernandez, L ERA:	(6, 1)	1.0		4	2	0	0	0	0	0	0	0	0	0	11	14	0.00	2.000
61 Mark Rogers, R ERA:	(7, 1)	1.0		3	0	0	0	0	1	0	0	0	0	0	5	11	0.00	1.000
83 Zach Miner, R ERA:	(8, 1)	1.0		3	0	0	0	3	0	0	0	0	0	0	11	15	0.00	0.000

PITCHER		IP	WLS	BF	H	R	ER	SO	BB	IBB	HBP	BLK	WP	HR	S	P	ERA	WHIP
30 Bobby LaFromboise, L ERA:	(9, 1)	1.0		4	1	0	0	0	0	0	0	0	0	0	14	21	0.00	1.000

BOTTOM

Colorado Rockies @ Seattle Mariners

Peoria Stadium, Peoria, AZ

Mon Mar 03 2014, 3:07 PM - 5:58 PM EST

Att. 3,527 - Sunny - 71 F

livebaseballscorecards.com

Batter	1	2	3	4	5	6	7	8	9	AB	R	H	RBI	BB	SO	LOB
36 Abraham Almonte, S (1, 8) OBP: 0.214, SLG: 0.167 78 Leon Landry, L (6, 8)	F FF 92 B FF 92 L FF 92 F SL 82 S SL 83 1-3 K ①		B SI 90 S FS 81 B FS 82 X SI 88 2-1 F9 ①		B SI 95 X SI 94 1-0 G1-3 ① 1-2	B SI 87 F SI 88 X SI 88 1-1 G6-3 ① 1-2	C CH 81 B FF 92 X FF 91 1-1 G6-3 ③			3 2	0 0	0 0	0 0	0 0	1 0	1 3
6 Nick Franklin, S (1, 6) OBP: 0.333, SLG: 0.778 82 Tyler Smith, R (5, PR) OBP: 0.500, SLG: 1.500 (6, 6)	X FF 93 0-0 G4-3 ②		S FS 82 B SI 92 F FS 82 X SI 90 1-2 F7 ②		C SI 94 B FA 90 X FF 94 1-1 22 1B 2-H 2B	B SL 78 X SI 88 1-0 81 E 2-H 3B		C FF 90 F FF 92 C SL 84 0-3 K ①		3 2	0 2	1 1	1 1	0 0	0 1	0 0
22 Robinson Canó, L (1, 4) OBP: 0.600, SLG: 0.556 81 Ketel Marte, S (5, PR) (6, 4)	C FF 92 C SL 83 B FF 93 F FF 93 X SL 83 1-2 1B		B SI 89 C SI 88 B SI 89 F FS 84 X FS 83 2-2 G4-3 ③		B SI 94 X SI 93 1-0 17 E 13 2B 2-H 1B	B SI 90 B SI 88 F SI 87 X SI 88 2-1 E6 3-H		C SL 83 B FF 93 F FF 92 T FF 93 1-2 K ②		3 2	0 1	2 0	1 1	0 0	0 1	0 0
17 Justin Smoak, S (1, 3) OBP: 0.625, SLG: 0.833 83 Jeff Zimmerman, L (5, PR) OBP: 0.500, SLG: 0.500 (6, 3)	C FF 93 B CH 85 X FF 92 1-1 L9 ③			C ST 83 X SI 91 0-1 P5 ① 1 SAFE C FA 90 B FA 89 F FF 93 B SI 94 B SL 91 B FA 89 4-2 27 BB 13 2B 1-3 BB		C SL 77 T SI 86 1 SAFE F SI 87 S SI 86 0-3 K ②		C FF 94 B CH 83 F CH 82 B FF 94 F SL 86 X CH 82 2-2 1B		2 2	0 1	0 1	0 1	1 0	0 1	1 1
27 Corey Hart, R (1, 10) OBP: 0.556, SLG: 0.500 69 Ty Kelly, S (5, PR) (6, 10) 78 Jack Reinheimer, R (8, PH) (9, 10)		C FF 90 F CU 76 B SL 82 F SL 82 B FF 93 S SL 82 2-3 K ①		B ST 83 B ST 81 C SI 91 B ST 82 B SI 91 4-1 39 FC3-6 13 1B 8 S BB	B SI 92 B FA 90 B FA 92 B SI 93 4-0 13 2B 1-2 BB	C SL 78 B SL 78 X SI 88 1-1 F7 ③		B SL 81 F FF 91 B SL 81 C FF 90 B FF 92 F FF 90 X SL 81 3-2 G4-3 ③		1 1 1	1 1 0	0 0 0	0 0 0	2 0 0	1 0 0	0 1 1
13 Dustin Ackley, L (1, 7) OBP: 0.636, SLG: 1.200 79 Dario Pizzano, L (6, 7)		C FF 93 B FF 93 B SL 82 F FF 92 F FF 93 X SL 84 2-2 F7 ②	C SI 92 B CH 88 B SI 92 X ST 83 2-1 39 FC3-6 1-2 1B	B FF 93 C FF 93 C FF 93 B SI 95 B SI 92 X SI 92 3-2 39 G6-3 1-H 2-H 3-H 2B		C FF 93 C CH 83 X FF 95 0-2 G4-3 ①				3 1	0 0	2 0	3 0	0 0	0 0	0 0
39 Xavier Avery, L (1, 9) OBP: 0.417, SLG: 0.300 97 Jabari Blash, R (6, 9)		B FF 93 F FF 93 C SL 82 B SL 84 B FF 94 D SL 83 4-2 8 1B BB	F SI 92 B SI 93 X SI 92 1-1 FC3-6 8 S 1-2f 2-3	B CH 87 C SI 94 B FA 88 F FF 93 F FA 89 B CH 87 F FF 93 X SI 93 3-2 G6-3 2-3		C FF 94 B FF 95 B SL 84 S FF 94 B FF 93 B FF 93 4-2 76 1B BB				2 0	0 0	0 0	0 0	1 1	0 0	4 0
8 Willie Bloomquist, R (1, 5) OBP: 0.143, SLG: 0.143 79 D.J. Peterson, R (6, 5)		1 SAFE 1 SAFE B FF 89 X FF 92 1-0 1-2 1B	B ST 84 B ST 84 B ST 82 X SI 92 3-0 G5-3 ③ 1-2 3-H	B SI 87 B SI 88 B SL 77 C SI 86 X SI 88 3-1 P2 ③		C CH 82 X SL 84 0-1 F9 ②				3 1	0 0	1 0	0 0	0 0	0 0	4 1
35 Humberto Quintero, R (1, 2) OBP: 0.400, SLG: 0.400 76 Mike Dowd, R (6, 2) OBP: 1.000, SLG: 1.000		F FF 92 X FF 92 0-1 G4-3 ③			X SI 94 0-0 36 G1-3 6 2B 1B	F SI 86 S SI 87 X SL 77 0-2 82 WP 78 G6-3 82 3B 1B	B FF 93 B FF 92 X SI 92 2-0 1-2 1B			2 2	1 1	1 2	0 0	0 0	0 0	2 0

Inning Stats	1	2	3	4	5	6	7	8	9
	R: 0 E: 0 K: 1 S: 11 H: 1 LOB: 1 BB: 0 P: 14	R: 0 E: 0 K: 1 S: 13 H: 1 LOB: 2 BB: 1 P: 22	R: 0 E: 0 K: 0 S: 8 H: 0 LOB: 0 BB: 0 P: 13	R: 1 E: 0 K: 0 S: 8 H: 1 LOB: 1 BB: 1 P: 18	R: 5 E: 0 K: 0 S: 17 H: 4 LOB: 3 BB: 2 P: 37	R: 2 E: 1 K: 1 S: 14 H: 2 LOB: 1 BB: 0 P: 19	R: 0 E: 0 K: 0 S: 10 H: 1 LOB: 2 BB: 1 P: 17	R: 0 E: 0 K: 2 S: 14 H: 1 LOB: 1 BB: 0 P: 20	

1B: 8 2B: 2 3B: 1 HR: 0	SF: 0 SAC: 0 DP: 0 HBP: 0	WP: 1 PB: 0 SB: 2 CS: 0	PA: 41
---	---	---	---

PITCHER		IP	WLS	BF	H	R	ER	SO	BB	IBB	HBP	BLK	WP	HR	S	P	ERA	WHIP
30 Brett Anderson, L ERA:	(1, 1)	2.0		9	2	0	0	2	1	0	0	0	0	0	24	36	0.00	1.500
59 Wilton Lopez, R ERA:	(3, 1)	1.0		3	0	0	0	0	0	0	0	0	0	0	8	13	0.00	0.000
0 Adam Ottavino, R ERA: 4.5	(4, 1)	1.0	B	5	1	1	1	0	1	0	0	0	0	0	8	18	9.00	2.000
62 Rob Scahill, R ERA: 27.0	(5, 1)	0.2	L	8	4	5	5	0	2	0	0	0	0	0	15	32	67.50	9.000
46 Greg Burke, R ERA: 7.71	(5, 1)	1.1		7	2	2	2	1	0	0	0	0	1	0	16	24	13.50	1.500

PITCHER		IP	WLS	BF	H	R	ER	SO	BB	IBB	HBP	BLK	WP	HR	S	P	ERA	WHIP
55 Jon Gray, R ERA:	(7, 1)	2.0		9	2	0	0	2	1	0	0	0	0	0	24	37	0.00	1.500

AB	36
R	8
H	11
RBI	7
BB	5
SO	5
LOB	19

Seattle Mariners @ Cincinnati Reds

Goodyear Ballpark, Goodyear, AZ

Mon Mar 03 2014, 3:06 PM - 5:53 PM EST

Att. 2,252 - Sunny - 68 F

TOP

livebaseballscorecards.com

Batter	1	2	3	4	5	6	7	8	9	AB	R	H	RBI	BB	SO	LOB
9 Endy Chavez, L (1, 8) OBP: 0.143, SLG: 0.143	F9		G4-3			G4-3	74 HR 1B 1-2 2-3		B5	3	0	0	0	0	0	0
99 James Jones, L (6, 8) OBP: 0.300, SLG: 0.600										2	1	1	0	0	0	0
5 Brad Miller, L (1, 6) OBP: 0.250, SLG: 0.571	BBBB 4-0 20 S BB			CCC 0-3 K		SX 0-1 HR	BBX 2-0 HR 1-H 2-H 3-H		G6-3	2	1	1	1	1	1	0
74 Chris Taylor, R (6, 6) OBP: 0.250, SLG: 0.571										2	1	1	4	0	0	0
20 Logan Morrison, L (1, 3) OBP: 0.556, SLG: 0.750	BCCC 1-3 K 1-2			SSS 0-3 K		0-0 7 FC5 55 BB 1B	0-0 2B		G4-3	3	0	1	0	0	2	1
66 Ji Man Choi, L (6, PR) OBP: 0.429, SLG: 0.571										2	0	1	0	0	0	0
(6, 3)																
63 Jesus Montero, R (1, 10) OBP: 0.111, SLG: 0.111	P6			G5-3		SSS 0-3 K	F9			3	0	0	0	0	1	2
16 Cole Gillespie, R (7, PH) OBP: 0.571, SLG: 0.500										1	0	0	0	0	0	2
(7, 10)																
55 Michael Saunders, L (1, 9) OBP: 0.333, SLG: 0.375		B2-3			7 G6-4-3 1B	BBBB 4-0 7 FC5 1-2 BB	4-0 BB			2	0	1	0	1	0	0
79 Burt Reynolds, R (6, PR) OBP: 1.000, SLG: 2.000										0	0	0	0	1	0	0
(6, 7)																
7 Stefen Romero, R (1, 7)		CCC 0-3 K			G6-4-3 1-2f	FC5 1-2 2-3f	F9			4	0	0	0	0	1	5
(6, 9)																
75 Nate Tenbrink, L (1, 5) OBP: 0.455, SLG: 0.909		SSS 0-3 K			3 2B 3 S 1B		99 1B 1 HBP 74 HR 1B		G6-3	3	1	2	0	0	1	0
97 Ramon Morla, R (7, PR)										1	1	0	0	0	0	0
(7, 5)																
3 Mike Zunino, R (1, 2) OBP: 0.333, SLG: 0.600			SSS 0-3 K		BX 1-0 1-H 2B		0-0 F8		CCC 0-3 K	2	0	1	1	0	1	0
2 Jesús Sucre, R (5, 2) OBP: 0.500, SLG: 0.750										2	0	0	0	0	1	1
1 Carlos Triunfel, R (1, 4) OBP: 0.250, SLG: 0.167			P4		SSS 0-3 K	H 1-0 99 1B 74 HR HBP 1-2			G6-3	2	0	0	0	0	1	1
72 Gabriel Noriega, R (7, PR) OBP: 0.400, SLG: 0.400										1	1	0	0	0	0	0
(7, 4)																
Inning Stats	R: 0 E: 0 K: 1 S: 5 H: 0 LOB: 1 BB: 1 P: 10	R: 0 E: 0 K: 2 S: 7 H: 0 LOB: 0 BB: 0 P: 7	R: 0 E: 0 K: 1 S: 5 H: 0 LOB: 0 BB: 0 P: 5	R: 0 E: 0 K: 2 S: 7 H: 0 LOB: 0 BB: 0 P: 7	R: 1 E: 0 K: 1 S: 7 H: 3 LOB: 1 BB: 0 P: 8	R: 1 E: 0 K: 1 S: 8 H: 2 LOB: 2 BB: 1 P: 12	R: 4 E: 0 K: 0 S: 7 H: 4 LOB: 2 BB: 1 P: 14	R: 0 E: 0 K: 1 S: 5 H: 0 LOB: 0 BB: 0 P: 5	R: 0 E: 0 K: 0 S: 3 H: 0 LOB: 0 BB: 0 P: 3	1B: 5 2B: 2 3B: 0 HR: 2	SF: 0 SAC: 0 DP: 1 HBP: 1						

AB	35
R	6
H	9
RBI	6
BB	3
SO	9
LOB	12

WP: 0 PB: 0 SB: 2 CS: 0 PA: 39

PITCHER		IP	WLS	BF	H	R	ER	SO	BB	IBB	HBP	BLK	WP	HR	S	P	ERA	WHIP
31 Alfredo Simon, R ERA:	(1, 1)	3.0		10	0	0	0	4	1	0	0	0	0	0	17	22	0.00	0.333
54 Aroldis Chapman, L ERA: 3.0	(4, 1)	2.0		8	3	1	1	3	0	0	0	0	0	0	14	15	4.50	1.500
78 Chad Rogers, R ERA: 13.5	(6, 1)	1.1	L	12	6	5	5	1	1	0	1	0	0	2	13	20	33.75	5.250
74 Ismael Guillón, L ERA: 9.0	(7, 1)	1.2		6	0	0	0	1	1	0	0	0	0	0	7	11	0.00	0.600
84 Drew Hayes, R ERA:	(9, 1)	1.0		3	0	0	0	0	0	0	0	0	0	0	3	3	0.00	0.000

PITCHER	IP	WLS	BF	H	R	ER	SO	BB	IBB	HBP	BLK	WP	HR	S	P	ERA	WHIP

Seattle Mariners @ Cincinnati Reds

Goodyear Ballpark, Goodyear, AZ

Mon Mar 03 2014, 3:06 PM - 5:53 PM EST

Att. 2,252 - Sunny - 68 F

livebaseballscorecards.com

BOTTOM

Batter	1	2	3	4	5	6	7	8	9	AB	R	H	RBI	BB	SO	LOB
6 Billy Hamilton, S (1, 8) OBP: 0.455, SLG: 0.444	G3-1		25 1B 19 1B 1B	CS 1-2	25 E 25 SF7 BB		G4-3		K	2	2	1	0	1	0	0
90 Bryson Smith, R (6, 8)										2	0	0	0	0	1	0
25 Skip Schumaker, L (1, 7) OBP: 0.545, SLG: 0.667	19 WP 2B		4 E 19 1B 1-3 1B		SF7 1-H		K			2	1	2	1	0	0	0
77 Yorman Rodriguez, R (6, 7) OBP: 0.222, SLG: 0.125										1	0	0	0	0	1	0
19 Joey Votto, L (1, 3) OBP: 0.200, SLG: 0.200	G4-3 2-3		4 E 28 E 1-2 3-H 1B		4 F9 2B		2B			2	1	1	1	0	0	1
50 Neftali Soto, R (5, 3) OBP: 0.583, SLG: 0.917										2	0	2	0	0	0	0
4 Brandon Phillips, R (1, 4) OBP: 0.182, SLG: 0.300	G6-3		E3 28 E 28 E 1-3 2-H		F9 2-3		K			3	1	0	0	0	0	3
23 Donald Lutz, L (6, 9) OBP: 0.500, SLG: 1.000										1	0	0	0	0	1	1
28 Chris Heisey, R (1, 9) OBP: 0.273, SLG: 0.636		G1-4-3	E5 1-H 3-H		P3			E5 82 G3-6-1		3	0	0	0	0	0	1
76 Argenis Diaz, R (6, 4) OBP: 0.143, SLG: 0.286										1	0	0	0	0	0	0
29 Brayan Peña, S (1, 2) OBP: 0.333, SLG: 0.375		G3-1	G4-3			2B		G3-6-1 1-2f		2	0	0	0	0	0	1
82 Rossmel Perez, L (6, 2) OBP: 0.143, SLG: 0.286										2	0	1	0	0	0	1
2 Zack Cozart, R (1, 6) OBP: 0.556, SLG: 0.667		K		6 CS 1B	L8			G6-3		2	0	1	0	0	1	0
81 Rey Navarro, S (6, 6) OBP: 0.400, SLG: 0.250										2	0	0	0	0	0	1
71 Max Ramirez, R (1, 10) OBP: 0.286, SLG: 0.333			K	F9	27 G6-4-3 BB				K	2	0	0	0	0	1	1
37 Corky Miller, R (6, PH) (7, 10)										1	0	0	0	1	1	0
7 Ramon Santiago, S (1, 5) OBP: 0.333, SLG: 0.143			F9	K		G6-4-3 1-2f			K	2	0	0	0	0	1	1
27 Chris Nelson, R (6, 5) OBP: 0.182, SLG: 0.400										2	0	0	0	0	1	2

Inning Stats	1	2	3	4	5	6	7	8	9
	R: 0 H: 1 E: 0 LOB: 1 K: 0 BB: 0 S: 4 P: 5	R: 0 H: 0 E: 0 LOB: 0 K: 1 BB: 0 S: 5 P: 5	R: 4 H: 3 E: 2 LOB: 1 K: 1 BB: 0 S: 10 P: 10	R: 0 H: 1 E: 0 LOB: 0 K: 1 BB: 0 S: 6 P: 6	R: 1 H: 1 E: 0 LOB: 1 K: 0 BB: 1 S: 4 P: 9	R: 0 H: 1 E: 0 LOB: 1 K: 0 BB: 1 S: 3 P: 7	R: 0 H: 1 E: 0 LOB: 1 K: 2 BB: 0 S: 8 P: 8	R: 0 H: 0 E: 1 LOB: 0 K: 0 BB: 0 S: 3 P: 3	R: 0 H: 0 E: 0 LOB: 0 K: 3 BB: 0 S: 9 P: 9

AB	34
R	5
H	8
RBI	2
BB	2
SO	8
LOB	13

1B: 4	SF: 1
2B: 4	SAC: 0
3B: 0	DP: 2
HR: 0	HBP: 0

WP: 1 PA: 38
PB: 0
SB: 0
CS: 1

PITCHER	IP	WLS	BF	H	R	ER	SO	BB	IBB	HBP	BLK	WP	HR	S	P	ERA	WHIP
50 Erasmo Ramírez, R (1, 1) ERA: 1.93	2.2		12	4	3	1	2	0	0	0	0	1	0	16	17	3.38	1.500
57 Chance Ruffin, R (3, 1) ERA:	1.1		6	1	1	0	1	0	0	0	0	0	0	9	9	0.00	0.750
41 Charlie Furbush, L (5, 1) ERA: 4.5	1.0		5	1	1	1	0	1	0	0	0	0	0	4	9	9.00	2.000
26 Logan Kensing, R (6, 1) ERA:	2.0	W	8	2	0	0	2	1	0	0	0	0	0	11	15	0.00	1.500
31 Yoervis Medina, R (8, 1) ERA:	1.0	H	3	0	0	0	0	0	0	0	0	0	0	3	3	0.00	0.000

PITCHER	IP	WLS	BF	H	R	ER	SO	BB	IBB	HBP	BLK	WP	HR	S	P	ERA	WHIP
68 Nick Hill, L (9, 1) ERA:	1.0	S	3	0	0	0	3	0	0	0	0	0	0	9	9	0.00	0.000

Batter	1	2	3	4	5	6	7	8	9	AB	R	H	RBI	BB	SO	LOB
5 Brad Miller, L (1, 6) OBP: 0.333, SLG: 0.500	G4-3		15 1B / 15 E / 1-3 2-H / 1B		K		BB / 15 FC4-6 / 1-2		K	3	1	1	1	1	1	0
74 Chris Taylor, R (7, PR)(7, 6) OBP: 0.222, SLG: 0.500	K		E9 / 1-H / 3-H / 1B		K		FC4-6 / 1-2f			1	0	0	0	0	1	2
15 Kyle Seager, L (1, 5) OBP: 0.143, SLG: 0.143	K		K		G6-3			K		4	0	1	1	0	2	2
72 Gabriel Noriega, R (7, 5) OBP: 0.400, SLG: 0.400		G6-3	F7	K		F8		F8		0	0	0	0	0	0	0
7 Stefen Romero, R (1, 7) 79 Burt Reynolds, R (8, 7) OBP: 1.000, SLG: 2.000	L6		K					G4-1		4	0	0	0	0	3	0
17 Justin Smoak, S (1, 3) OBP: 0.455, SLG: 0.556		K		K		K			G4-3	4	0	0	0	0	1	0
66 Ji Man Choi, L (6, 3) OBP: 0.375, SLG: 0.500				G1-3		G5-3				0	0	0	0	0	0	0
20 Logan Morrison, L (1, 10) OBP: 0.385, SLG: 0.500							G6-3		F7	4	1	2	0	0	0	0
16 Cole Gillespie, R (1, 9) OBP: 0.364, SLG: 0.300			3 2B / 81 / FC6-2-5 / 1B	3 E / 3 WP / 1B			G4-3			3	0	1	0	0	0	0
97 Jabari Blash, R (9, 9)										0	0	0	0	0	0	0
99 James Jones, L (1, 8) OBP: 0.357, SLG: 0.571										4	1	2	0	0	0	0
3 Mike Zunino, R (1, 2) OBP: 0.500, SLG: 1.000			5 1B / 1-3 / 2B	1 SAFE B X / 1-H / 2B			G4-3		81 1B / 1B	2	1	2	0	0	0	0
4 John Buck, R (6, 2) OBP: 0.333, SLG: 0.333										2	0	1	0	0	0	0
69 Ty Kelly, S (9, PR)										0	0	0	0	0	0	0
67 John Hicks, R (9, 2)										0	0	0	0	0	0	0
81 Ketel Marte, S (1, 4) OBP: 0.333, SLG: 0.200			FC6-2-5 / 5 1B / 15 1B / 3-H	K			BB / 5 S		1-2 / 1B	3	1	1	0	1	1	3
Inning Stats	R: 0 H: 0 E: 0 LOB: 0 K: 1 BB: 0 S: 5 P: 5	R: 0 H: 0 E: 0 LOB: 0 K: 2 BB: 0 S: 7 P: 7	R: 3 H: 4 E: 1 LOB: 1 K: 1 BB: 0 S: 9 P: 9	R: 1 H: 2 E: 1 LOB: 1 K: 2 BB: 0 S: 9 P: 10	R: 0 H: 0 E: 0 LOB: 0 K: 2 BB: 0 S: 7 P: 7	R: 0 H: 0 E: 0 LOB: 0 K: 1 BB: 0 S: 5 P: 5	R: 0 H: 0 E: 0 LOB: 2 K: 0 BB: 2 S: 3 P: 11	R: 0 H: 0 E: 0 LOB: 0 K: 1 BB: 0 S: 5 P: 5	R: 0 H: 2 E: 0 LOB: 2 K: 1 BB: 0 S: 7 P: 7	1B: 6 SF: 0 2B: 2 SAC: 0 3B: 0 DP: 0 HR: 0 HBP: 0							

PITCHER		IP	WLS	BF	H	R	ER	SO	BB	IBB	HBP	BLK	WP	HR	S	P	ERA	WHIP
0 Brian Wilson, R ERA:	(1, 1)	1.0		3	0	0	0	1	0	0	0	0	0	0	5	5	0.00	0.000
74 Kenley Jansen, R ERA:	(2, 1)	1.0		3	0	0	0	2	0	0	0	0	0	0	7	7	0.00	0.000
56 J.P. Howell, L ERA: 9.0	(3, 1)	1.0	L	7	4	3	2	1	0	0	0	0	0	0	9	9	18.00	4.000
28 Jamey Wright, R ERA: 4.5	(4, 1)	1.0		5	2	1	1	2	0	0	0	0	1	0	9	10	9.00	2.000
54 Chris Perez, R ERA:	(5, 1)	1.0		3	0	0	0	2	0	0	0	0	0	0	7	7	0.00	0.000

PITCHER		IP	WLS	BF	H	R	ER	SO	BB	IBB	HBP	BLK	WP	HR	S	P	ERA	WHIP
44 Chris Withrow, R ERA: 5.4	(6, 1)	2.0		8	0	0	0	1	2	0	0	0	0	0	8	16	0.00	1.000
78 Red Patterson, R ERA:	(8, 1)	2.0		8	2	0	0	2	0	0	0	0	0	0	12	12	0.00	1.000

Seattle Mariners @ Los Angeles Dodgers

Camelback Ranch, Glendale, AZ

Tue Mar 04 2014, 3:06 PM - 5:42 PM EST

Att. 5,027 - Partly Cloudy - 73 F

TOP

livebaseballscorecards.com

AB	35
R	4
H	8
RBI	2
BB	2
SO	11
LOB	9

WP: 1 PA: 37
PB: 0
SB: 1
CS: 0

Batter	1	2	3	4	5	6	7	8	9	AB	R	H	RBI	BB	SO	LOB
66 Yasiel Puig, R (1, 9) OBP: 0.231, SLG: 0.455	x 0-0 13 G6-4-3 2B		x 0-0 F9 ②			C C C 0-3 K ①		C B F B X 2-2 HR		2	0	1	0	0	0	0
91 Trayvon Robinson, S (6, 9) OBP: 0.500, SLG: 2.000										2	1	1	1	0	1	0
25 Carl Crawford, L (1, 7) OBP: 0.429, SLG: 0.200	B B B B 4-0 13 G6-4-3 BB		x 0-0 G1-3 ③			x 0-0 G1-3 ②		C C C 0-3 K ①		1	0	0	0	1	0	0
37 Mike Baxter, L (6, 7) OBP: 0.231, SLG: 0.250										2	0	0	0	0	1	0
13 Hanley Ramirez, R (1, 10) OBP: 0.214, SLG: 0.154	x 0-0 G6-4-3 ① ② 1-2f 2-3			x 0-0 17 G4-6-3 16 BB 1B		B B B B 4-0 65 WP BB		x 0-0 F9 ②		3	0	1	0	1	0	2
16 Andre Ethier, L (1, 8) OBP: 0.462, SLG: 0.417	S S S 0-3 K ③			B B B B 4-0 17 G4-6-3 1-2 BB		B B B B 4-0 1-2 BB		x 0-0 G3 ③		1	0	0	0	1	1	1
65 Joc Pederson, L (6, 8) OBP: 0.385, SLG: 0.500										1	0	0	0	1	0	0
17 A.J. Ellis, R (1, 2) OBP: 0.222, SLG: 0.125		x 0-0 F9 ①		x 0-0 G4-6-3 ① ② 1-2f 2-3		x 0-0 F9 ③			x 0-0 L9 ①	2	0	0	0	0	0	2
26 Tim Federowicz, R (6, 2) OBP: 0.100, SLG: 0.100										2	0	0	0	0	0	2
5 Juan Uribe, R (1, 5) OBP: 0.333, SLG: 0.583		x 0-0 73 G4-3 73 WP 1B		x 0-0 G6-3 ③			x 0-0 G6-3 ①		x 0-0 G3 ②	2	0	1	0	0	0	1
35 Brendan Harris, R (6, 5) OBP: 0.273, SLG: 0.222										2	0	0	0	0	0	0
73 Clint Robinson, L (1, 3) OBP: 0.429, SLG: 0.643	B x 1-0 G4-3 ② 1-3				x 0-0 P5 ①		x 0-0 P6 ②		x 0-0 G3-1 ③	2	0	0	0	0	0	1
33 Scott Van Slyke, R (6, 3) OBP: 0.250, SLG: 0.100										2	0	0	0	0	0	0
10 Justin Turner, R (1, 6) OBP: 0.385, SLG: 0.500		x 0-0 G6-3 ③			x 0-0 G6-3 ②		x 0-0 1B			2	0	0	0	0	0	1
72 Miguel Rojas, R (6, 6) OBP: 0.400, SLG: 0.400										1	0	1	0	0	0	0
18 Chone Figgins, S (1, 4) OBP: 0.267, SLG: 0.154			x 0-0 G4-3 ①		x 0-0 P4 ③		x 0-0 G4-3 ③			2	0	0	0	0	0	0
9 Dee Strange-Gordon, L (6, 4) OBP: 0.308, SLG: 0.583										1	0	0	0	0	0	1
Inning Stats	R: 0 H: 1 E: 0 LOB: 1 K: 1 BB: 1 S: 5 P: 9	R: 0 H: 1 E: 0 LOB: 1 K: 0 BB: 0 S: 4 P: 5	R: 0 H: 0 E: 0 LOB: 0 K: 0 BB: 0 S: 3 P: 3	R: 0 H: 1 E: 0 LOB: 1 K: 0 BB: 1 S: 3 P: 7	R: 0 H: 0 E: 0 LOB: 0 K: 0 BB: 0 S: 3 P: 3	R: 0 H: 0 E: 0 LOB: 2 K: 1 BB: 2 S: 5 P: 13	R: 0 H: 1 E: 0 LOB: 1 K: 0 BB: 0 S: 4 P: 4	R: 1 H: 1 E: 0 LOB: 0 K: 1 BB: 0 S: 8 P: 10	R: 0 H: 0 E: 0 LOB: 0 K: 0 BB: 0 S: 3 P: 3	1B: 3 SF: 0 2B: 1 SAC: 0 3B: 0 DP: 2 HR: 1 HBP: 0						

PITCHER	IP	WLS	BF	H	R	ER	SO	BB	IBB	HBP	BLK	WP	HR	S	P	ERA	WHIP
34 Félix Hernández, R (1, 1) ERA:	2.0	W	8	2	0	0	1	1	0	0	0	1	0	9	14	0.00	1.500
45 Hector Noesí, R (3, 1) ERA:	2.0	H	7	1	0	0	0	1	0	0	0	0	0	6	10	0.00	1.000
77 James Gillheeney, L (5, 1) ERA:	1.0		3	0	0	0	0	0	0	0	0	0	0	3	3	0.00	0.000
80 Jonathan Arias, R (6, 1) ERA:	1.0		5	0	0	0	1	2	0	0	0	1	0	5	13	0.00	2.000
78 Andrew Carraway, R (7, 1) ERA:	1.0		4	1	0	0	0	0	0	0	0	0	0	4	4	0.00	1.000

PITCHER	IP	WLS	BF	H	R	ER	SO	BB	IBB	HBP	BLK	WP	HR	S	P	ERA	WHIP
82 Stephen Kohlscheen, R (8, 1) ERA: 9.0	1.0		4	1	1	1	1	0	0	0	0	0	1	8	10	9.00	1.000
71 Dominic Leone, R (9, 1) ERA:	1.0	S	3	0	0	0	0	0	0	0	0	0	0	3	3	0.00	0.000

BOTTOM

Seattle Mariners @ Los Angeles Dodgers

Camelback Ranch, Glendale, AZ

Tue Mar 04 2014, 3:06 PM - 5:42 PM EST

Att. 5,027 - Partly Cloudy - 73 F

livebaseballscorecards.com

AB	30
R	1
H	5
RBI	1
BB	4
SO	3
LOB	11

WP: 2 PA: 34
PB: 0
SB: 0
CS: 0

Cleveland Indians @ Seattle Mariners

Peoria Stadium, Peoria, AZ

Wed Mar 05 2014, 3:08 PM - 6:07 PM EST

Att. 4,704 - Cloudy - 74 F

TOP

livebaseballscorecards.com

Batter	1	2	3	4	5	6	7	8	9	AB	R	H	RBI	BB	SO	LOB
30 Elliot Johnson, S (1, 6) OBP: 0.500, SLG: 1.200 80 Joey Wendle, L (7, 4) OBP: 0.167, SLG: 0.167	B FF 93 C FF 93 S FF 93 X FF 95 1-2 ① F8		B CU 79 C FF 93 X CH 88 1-1 ② G6-3		X FF 90 0-0 ② F8		X SL 90 0-0 9 HR 2-H 3B		B FF 93 C FC 89 F FC 89 B CU 74 X CU 77 2-2 E9 67 2B	4 1	1 1	1 0	1 0	0 0	0 0	1 0
9 Ryan Raburn, R (1, 10) OBP: 0.636, SLG: 1.333 67 Francisco Lindor, S (9, PH) OBP: 0.333, SLG: 0.778 (9, 10)	C FF 93 B CU 79 B CU 80 C FF 94 B FF 94 F FF 95 F FF 95 X FF 95 3-2 1B		B CH 88 X FF 94 1-0 ③ G6-3		C CU 73 C SL 87 H CU 74 1-2 1-2 HBP		X SI 90 0-0 3-H HR		C FC 89 B SI 94 B FC 88 X SI 93 2-1 75 E 75 3B 2-H 2B	3 1	1 1	2 1	2 1	0 0	0 0	0 0
11 Jeff Francoeur, R (1, 9) OBP: 0.364, SLG: 0.400 75 Carlos Moncrief, L (5, 9) OBP: 0.333, SLG: 0.455	C FF 93 F CH 88 F FF 95 X CU 82 0-2 ② L4			C FF 91 B FF 95 F FF 94 B FF 96 B FF 96 X FF 95 3-2 8 1B 26 G6-4-3 2B	B FF 90 C SL 87 X SL 87 1-1 ③ G5-3		C SL 83 S SL 82 S SL 83 0-3 ② K		B FF 92 B FC 90 2 SAFE X FC 89 2-0 76 1B 2-H 3B	3 2	1 1	1 1	0 1	0 0	0 1	3 0
8 Lonnie Chisenhall, L (1, 5) OBP: 0.429, SLG: 0.273 76 Ryan Rohlinger, R (6, 5) OBP: 0.429, SLS: 0.500	C FF 95 B CH 88 X FF 95 1-1 ③ G5-3			F FF 94 S FF 93 X FF 96 0-2 26 G6-4-3 2-3 1B		B FF 91 F SI 90 X SL 85 1-1 ① G3	B SL 85 B SI 90 B FF 90 B SL 87 4-0 BB		B FF 92 C FF 92 S CU 75 X FF 95 1-2 74 G3-1 26 BB 3-H 1B	3 1	0 0	1 1	0 1	0 0	0 0	1 0
26 Matt Carson, R (1, 7) OBP: 0.200, SLG: 0.214		C FF 91 S FF 92 B FF 93 B CU 80 X FF 94 2-2 1 G5-3 2B		F FF 94 X FF 92 0-1 ①② G6-4-3 1-2f 3-H		B SI 92 B CH 84 B SI 89 C FF 90 F FF 90 F SL 86 F SL 91 S SL 86 3-3 ② K	X FF 90 0-0 ③ F9		B FC 88 F SI 92 S FC 89 D CU 75 B FC 89 B FC 87 4-2 74 G3-1 1-2 BB	4 0	0 1	1 0	0 1	1 1	1 2	2 2
74 Jesús Aguilar, R (1, 3)		C FF 93 B FA 89 C CH 87 S CU 81 1-3 ① K		S FF 95 B FF 94 B SL 89 B FF 95 C FF 92 F SL 89 B FF 96 4-2 1 FC6-4 BB		S SL 86 C FF 89 X CU 74 0-2 ③ P6		C FF 87 F FF 87 B CH 78 X CH 79 1-2 ① G6-3	B SI 88 C SL 80 X SL 78 1-1 ② G3-1 1-2 2-3	4 0	0 0	0 0	1 1	1 1	3 3	4 3
1 David Adams, R (1, 4) OBP: 0.313, SLG: 0.286 40 Justin Sellers, R (7, 6) OBP: 0.500, SLG: 0.500		F FF 93 X FF 94 0-1 ② G5-3 2-3		S FF 92 X FF 92 0-1 ③ FC6-4 1-2f			B SI 89 C FF 90 F SL 82 B FF 90 X SL 84 2-2 57 E 2B	C FF 86 S CH 80 X FF 88 0-2 72 SI 08 1B	S SL 79 C SL 78 D SL 76 F SI 90 F SL 76 T SL 77 1-2 ③ K	3 2	1 0	1 1	0 0	0 1	0 2	2 2
6 Nyjer Morgan, L (1, 8) OBP: 0.333, SLG: 0.214 72 Tyler Naquin, L (7, 8) OBP: 0.545, SLG: 0.714		S FF 94 S FA 89 D CU 83 B FF 96 F FF 95 X CU 82 2-2 ③ G4-3			X SI 89 0-0 ① B2-3		B SL 89 X SL 89 1-0 ① P5	1 SAFE B FF 89 C FF 87 S SL 78 B SL 79 B FF 89 F FF 89 F FF 87 F FF 86 3-3 ②③ C FF 88 K 1-2		3 1	0 0	0 0	0 0	0 1	0 1	2 1
12 Matt Treanor, R (1, 2) 57 Luke Carlin, S (6, 2) OBP: 0.143, SLG: 0.143			B FF 93 B FF 93 C FF 93 X FF 93 2-1 ① G5-3		C SI 89 S SL 87 H FF 94 1-2 9 HBP HBP		C FF 89 D SL 84 C SL 90 X SL 83 1-2 E5 30 3B 2-H		B SI 93 C FF 90 X FC 89 1-1 ① G6-3	1 2	0 1	0 0	0 0	0 0	0 0	0 0

Inning Stats	1	2	3	4	5	6	7	8	9
	R: 0 E: 0 K: 0 S: 14	H: 1 LOB: 1 BB: 0 P: 19	R: 0 E: 0 K: 1 S: 12	H: 1 LOB: 1 BB: 0 P: 17	R: 0 E: 0 K: 0 S: 5	H: 0 LOB: 0 BB: 0 P: 9	R: 1 E: 0 K: 0 S: 13	H: 2 LOB: 1 BB: 1 P: 20	R: 0 E: 0 K: 0 S: 8	H: 0 LOB: 2 BB: 0 P: 11	R: 0 E: 0 K: 1 S: 10	H: 0 LOB: 0 BB: 0 P: 14	R: 4 E: 1 K: 1 S: 13	H: 3 LOB: 1 BB: 1 P: 21	R: 0 E: 0 K: 1 S: 12	H: 1 LOB: 0 BB: 0 P: 16	R: 3 E: 2 K: 1 S: 20	H: 3 LOB: 2 BB: 1 P: 34

	AB	38
	R	8
	H	11
	RBI	6
	BB	3
	SO	5
	LOB	17

	1B: 4	SF: 0	WP: 0	PA: 43
	2B: 4	SAC: 0	PB: 0	
	3B: 2	DP: 1	SB: 0	
	HR: 1	HBP: 2	CS: 0	

PITCHER		IP	WLS	BF	H	R	ER	SO	BB	IBB	HBP	BLK	WP	HR	S	P	ERA	WHIP
65 James Paxton, L ERA:	(1, 1)	3.0		11	2	0	0	1	0	0	0	0	0	0	31	45	0.00	0.667
37 Brandon Maurer, R ERA: 4.5	(4, 1)	2.0		10	2	1	1	0	1	0	2	0	0	0	21	31	4.50	1.500
44 Lucas Luetge, L ERA: 7.36	(6, 1)	1.2	B	10	3	4	3	2	1	0	0	0	0	1	22	34	16.20	2.400
84 Stephen Shackleford, R ERA:	(7, 1)	0.1		1	0	0	0	0	0	0	0	0	0	0	1	1	0.00	0.000
97 Joe Beimel, L ERA: 3.0	(8, 1)	1.0		3	1	0	0	1	0	0	0	0	0	0	12	16	0.00	1.000

PITCHER		IP	WLS	BF	H	R	ER	SO	BB	IBB	HBP	BLK	WP	HR	S	P	ERA	WHIP
40 Danny Farquhar, R ERA: 7.71	(9, 1)	0.1	L	6	3	3	2	0	1	0	0	0	0	0	13	25	54.00	12.000
30 Bobby LaFromboise, L ERA:	(9, 1)	0.2		2	0	0	0	1	0	0	0	0	0	0	7	9	0.00	0.000

Cleveland Indians @ Seattle Mariners

Peoria Stadium, Peoria, AZ

Wed Mar 05 2014, 3:08 PM - 6:07 PM EST

Att. 4,704 - Cloudy - 74 F

livebaseballscorecards.com

BOTTOM

Batter	1	2	3	4	5	6	7	8	9	AB	R	H	RBI	BB	SO	LOB
36 Abraham Almonte, S (1, 8) OBP: 0.235, SLG: 0.400	HR			M CU 80 B FF 92 B SL 87 X SL 87 2-1 ③ G3			X FF 97 0-0 ① G4-3			3	1	1	1	0	0	3
99 James Jones, L (7, 8) OBP: 0.333, SLG: 0.533	X FF 93 0-0 ③ 1-2* FC6-4									1	0	0	0	0	0	0
15 Kyle Seager, L (1, 5) OBP: 0.200, SLG: 0.300	C FF 91 B FF 90 B CH 83 F FF 90 F FF 91 F CU 75 B FF 92 X FF 90	3-2 22 1B 55 BB 2B	C FF 92 B SL 78 B FF 92 C FF 93 X FF 94 2-2 ① F8		X FC 91 0-0 ① G4-3		C FF 95 C FF 97 B FF 97 F FF 97 B SL 86 B FF 96 F FF 94 S FF 94 3-3 ② K			3	1	1	0	0	0	0
69 Ty Kelly, S (6, 4)										1	0	0	0	0	1	0
22 Robinson Canó, L (1, 4) OBP: 0.538, SLG: 0.500	B CU 75 B FF 92 C FF 91 F FF 92 B CH 84 X SL 81	3-2 55 BB 6 1B 17 BB 2-3 1B	B FF 93 X FF 94 1-0 ② G6-3		C FC 91 X FF 89 0-1 ② G4-3		B FF 97 X FF 95 1-0 ③ L8			3	1	1	0	0	0	0
1 Carlos Triunfel, R (6, 5) OBP: 0.222, SLG: 0.143										1	0	0	0	0	0	0
17 Justin Smoak, S (1, 3) OBP: 0.429, SLG: 0.455	B FF 90 S FF 90 S CH 83 B FF 92 F CH 82 B CU 73 B FF 88	4-2 55 BB 6 1B 1-2 BB	C FF 92 B SL 78 B SL 79 B FF 94 S FF 92 S FF 92 3-3 ③ K		C FC 92 B FF 89 B FC 92 F FC 90 B CU 78 S FC 91 3-3 ③ K			B FF 96 B FF 96 X FF 95 2-0 ① G6-3		2	1	0	0	1	2	0
63 Jesus Montero, R (7, 3) OBP: 0.100, SLG: 0.100										1	0	0	0	0	0	0
20 Logan Morrison, L (1, 10) OBP: 0.313, SLG: 0.400	C FF 91 B CH 83 B SI 92 F FF 89 C FF 91 2-3 ① K		C FF 90 B SI 91 B SL 81 C FF 90 C SL 81 2-3 ① K			X FF 90 0-0 E9 55 G4-3		F FF 97 X FF 97 0-1 ② F7		3	1	0	0	0	2	3
66 Ji Man Choi, L (8, PH) OBP: 0.333, SLG: 0.444										1	0	0	0	0	0	0
(9, 10)																
13 Dustin Ackley, L (1, 7) OBP: 0.500, SLG: 0.923	F FF 92 F FF 90 B FF 91 B FF 92 D CU 75 F FF 90 S FF 90 3-3 ② K		B SL 81 B FF 91 B FF 91 C FF 91 X FF 90 3-1 ② G4-3			B FF 90 B FF 90 X FF 90 2-0 ① P6		S SL 83 X SL 83 0-1 ③ G6-3		3	0	0	0	0	1	4
7 Stefen Romero, R (7, 7)										1	0	0	0	0	0	0
55 Michael Saunders, L (1, 9) OBP: 0.333, SLG: 0.300	B FF 92 D FF 92 B FF 94 B FF 93 4-0 3 WP 6 1B 1-2 2-3 3-H BB		B FF 90 C SL 83 F FF 90 F SL 82 X SL 79 1-2 ③ G3-1			C FF 90 B FF 91 X FF 90 1-1 ② G4-3 3-H			B FF 92 B FF 92 C FF 91 F FF 91 C SL 82 2-3 ① K	2	0	0	2	1	0	0
39 Xavier Avery, L (7, 9) OBP: 0.385, SLG: 0.273										1	0	0	0	0	1	0
6 Nick Franklin, S (1, 6) OBP: 0.333, SLG: 0.667	B FF 93 F FF 95 B FF 94 X FF 92 2-1 ① 3 WP 1-2 2-H 3-H 1B			X SL 88 0-0 ① B1-3		B FF 90 X FF 90 1-0 E4 3 S			F FF 90 X FF 91 0-1 ② G6-3	3	0	1	2	0	0	0
74 Chris Taylor, R (7, 6) OBP: 0.200, SLG: 0.444										1	0	0	0	0	0	0
3 Mike Zunino, R (1, 2) OBP: 0.455, SLG: 0.778	B SL 80 C FF 94 B FF 94 B FF 93 C FF 94 F FF 94 B FF 94 4-2 36 FC6-4 1-2 2-3 BB			C SI 92 B FF 92 B FF 92 C SL 87 C CU 80 2-3 ② K		D FS 82 1 SAFE 1 SAFE B FF 91 B FF 91 X FF 89 3-0 ③ P3 1-2			B CH 80 X FF 90 1-0 ③ G6-3	2	0	0	0	1	1	1
35 Humberto Quintero, R (7, 2) OBP: 0.333, SLG: 0.333										1	0	0	0	0	0	0

Inning Stats																																
	R: 4 E: 0 K: 2 S: 25	H: 4 LOB: 3 BB: 3 P: 51		R: 0 E: 0 K: 1 S: 7	H: 0 LOB: 0 BB: 0 P: 13		R: 0 E: 0 K: 1 S: 10	H: 0 LOB: 0 BB: 0 P: 16		R: 0 E: 0 K: 1 S: 6	H: 0 LOB: 0 BB: 0 P: 10		R: 0 E: 0 K: 1 S: 6	H: 0 LOB: 0 BB: 0 P: 9		R: 1 E: 2 K: 0 S: 6	H: 0 LOB: 1 BB: 0 P: 13		R: 0 E: 0 K: 1 S: 7	H: 0 LOB: 0 BB: 0 P: 11		R: 0 E: 0 K: 0 S: 5	H: 0 LOB: 0 BB: 0 P: 7		R: 0 E: 0 K: 1 S: 6	H: 0 LOB: 0 BB: 0 P: 9	1B: 2 2B: 1 3B: 0 HR: 1	SF: 0 SAC: 0 DP: 0 HBP: 0	WP: 1 PB: 0 SB: 1 CS: 0	PA: 36

PITCHER		IP	WLS	BF	H	R	ER	SO	BB	IBB	HBP	BLK	WP	HR	S	P	ERA	WHIP
77 Travis Banwart, R	(1, 1)	0.2		6	3	4	4	2	1	0	0	0	0	1	19	35	54.00	6.000
ERA: 21.6																		
50 Nick Hagadone, L	(1, 1)	1.1		7	1	0	0	1	2	0	0	0	1	0	13	29	0.00	2.250
ERA:																		
61 Colt Hynes, L	(3, 1)	1.0		3	0	0	0	1	0	0	0	0	0	0	10	16	0.00	0.000
ERA: 6.75																		
48 Scott Atchison, R	(4, 1)	1.0		3	0	0	0	1	0	0	0	0	0	0	6	10	0.00	0.000
ERA:																		
27 Bryan Shaw, R	(5, 1)	1.0		3	0	0	0	1	0	0	0	0	0	0	6	9	0.00	0.000
ERA:																		

PITCHER		IP	WLS	BF	H	R	ER	SO	BB	IBB	HBP	BLK	WP	HR	S	P	ERA	WHIP
53 David Aardsma, R	(6, 1)	1.0		5	0	1	0	0	0	0	0	0	0	0	6	13	0.00	0.000
ERA: 6.0																		
49 Blake Wood, R	(7, 1)	1.0		3	0	0	0	1	0	0	0	0	0	0	7	11	0.00	0.000
ERA: 3.0																		
73 Austin Adams, R	(8, 1)	1.0	W	3	0	0	0	0	0	0	0	0	0	0	5	7	0.00	0.000
ERA:																		
88 Josh Outman, L	(9, 1)	1.0	S	3	0	0	0	1	0	0	0	0	0	0	6	9	0.00	0.000
ERA:																		

AB	33
R	5
H	4
RBI	5
BB	3
SO	8
LOB	11

Batter	1	2	3	4	5	6	7	8	9	AB	R	H	RBI	BB	SO	LOB
9 Endy Chavez, L (1, 8) OBP: 0.182, SLG: 0.182	C X 0-1 ① F7		X 0-0 ① B3-4	X 0-0 ③ F8			X 0-0 79 1B 16 1B 1-2 1B		X 0-0 7 S 7 3B 1B	4	0	1	0	0	0	1
99 James Jones, L (7, PR) OBP: 0.375, SLG: 0.563 (7, 8)										1	2	1	0	0	0	0
7 Stefen Romero, R (1, 7) OBP: 0.059, SLG: 0.176	X 0-0 E3 27 S 15 1B		X 0-0 ② G5-3		C C C 0-3 ① K		X 0-0 ② F4		B X 1-0 16 1B 1-H 3B	5	1	1	1	0	1	2
15 Kyle Seager, L (1, 5) OBP: 0.308, SLG: 0.333	X 0-0 27 S 1-2 1B		B B B B 4-0 BB		S S S 0-3 ② K		X 0-0 16 1B 63 1B 1-3 2-H 1B		X 0-0 ① G5-3	2	0	1	0	1	1	0
79 D.J. Peterson, R (5, 5) OBP: 0.333, SLG: 0.333										2	1	1	1	0	0	1
27 Corey Hart, R (1, 10) OBP: 0.417, SLG: 0.333	C S S 0-3 ② K 1-2 2-3		X 0-0 ③ G6-3		S S S 0-3 ③ K	X 0-0 63 1B 1-2 3-H 1B			X 0-0 63 CS 3-H 1B	3	0	0	0	0	2	3
16 Cole Gillespie, R (7, PH) OBP: 0.462, SLG: 0.417 (7, 10)										2	0	2	2	0	0	0
63 Jesus Montero, R (1, 3) OBP: 0.267, SLG: 0.214	B B B B 4-0 BB			X 0-0 39 SH1-4 5 BB 4 SF8 1B		X 0-0 ① F8	X 0-0 1-3 2-H 1B		C S S 0-3 ② ③ K2-3 1-2	4	1	2	1	1	1	1
5 Brad Miller, L (1, 6) OBP: 0.333, SLG: 0.417	S S T 0-2 ③ K			B B B B 4-0 39 SH1-4 8 2B 1-2 BB		S S S 0-3 ② K2-3	X 0-0 ③ F9			2	1	0	0	1	2	3
74 Chris Taylor, R (6, 6) OBP: 0.182, SLG: 0.400										1	0	0	0	0	0	2
39 Xavier Avery, L (1, 9) OBP: 0.313, SLG: 0.214		X 0-0 ① B1-3		X 0-0 ① SH1-4 1-2 2-3		X 0-0 ③ L9		X 0-0 ① F7		3	0	0	0	0	0	0
4 John Buck, R (1, 2) OBP: 0.333, SLG: 0.286		X 0-0 ② G5-3		X 0-0 ② SF8 3-H			B B B B 4-0 8 FC6-4 BB	X 0-0 ② G4-3		1	0	0	1	1	0	0
76 Mike Dowd, R (7, PR) OBP: 0.667, SLG: 0.667 (7, 2)										1	0	0	0	0	0	0
8 Willie Bloomquist, R (1, 4) OBP: 0.200, SLG: 0.300		X 0-0 ③ F9		X 0-0 2-H 2B			X 0-0 ① FC6-4 9 1B 79 1B 1-2f	X 0-0 ③ G5-3		3	0	1	1	0	0	1
82 Tyler Smith, R (7, PR) OBP: 0.333, SLG: 1.000 (7, 4)										1	1	0	0	0	0	0
Inning Stats	R: 0 H: 1 E: 1 LOB: 3 K: 2 BB: 1 S: 10 P: 14	R: 0 H: 0 E: 0 LOB: 0 K: 0 BB: 0 S: 3 P: 3	R: 0 H: 0 E: 0 LOB: 1 K: 0 BB: 1 S: 3 P: 7	R: 2 H: 2 E: 0 LOB: 1 K: 0 BB: 1 S: 5 P: 9	R: 0 H: 0 E: 0 LOB: 0 K: 3 BB: 0 S: 9 P: 9	R: 0 H: 0 E: 0 LOB: 0 K: 1 BB: 0 S: 5 P: 5	R: 3 H: 4 E: 0 LOB: 2 K: 0 BB: 1 S: 7 P: 11	R: 0 H: 0 E: 0 LOB: 0 K: 0 BB: 0 S: 3 P: 3	R: 2 H: 3 E: 0 LOB: 0 K: 1 BB: 0 S: 7 P: 8	1B: 8 SF: 1 2B: 1 SAC: 1 3B: 1 DP: 0 HR: 0 HBP: 0						

PITCHER		IP	WLS	BF	H	R	ER	SO	BB	IBB	HBP	BLK	WP	HR	S	P	ERA	WHIP
50 John Danks, L ERA:	(1, 1)	3.0		13	1	0	0	2	2	0	0	0	0	0	16	24	0.00	1.000
43 Mitchell Boggs, R ERA: 9.0	(4, 1)	1.0	B	6	2	2	2	0	1	0	0	0	0	0	5	9	18.00	3.000
52 Jake Petricka, R ERA: 6.0	(5, 1)	1.0		3	0	0	0	3	0	0	0	0	0	0	9	9	0.00	0.000
68 Scott Snodgress, L ERA: 9.0	(6, 1)	2.0	L	11	4	3	3	1	1	0	0	0	0	0	12	16	13.50	2.500
46 Donnie Veal, L ERA:	(8, 1)	1.0		3	0	0	0	0	0	0	0	0	0	0	3	3	0.00	0.000
86 Cody Winiarski, R ERA: 9.0	(9, 1)	1.0		5	3	2	2	1	0	0	0	0	0	0	7	8	18.00	3.000

TOP

Seattle Mariners @ Chicago White Sox

Camelback Ranch, Glendale, AZ

Thu Mar 06 2014, 3:12 PM - 5:50 PM EST

Att. 2,994 - Cloudy - 77 F

livebaseballscorecards.com

AB	35
R	7
H	10
RBI	7
BB	4
SO	7
LOB	14

1B: 8 SF: 1
2B: 1 SAC: 1
3B: 1 DP: 0
HR: 0 HBP: 0

WP: 0 PA: 41
PB: 0
SB: 3
CS: 1

BOTTOM

Seattle Mariners @ Chicago White Sox

Camelback Ranch, Glendale, AZ

Thu Mar 06 2014, 3:12 PM - 5:50 PM EST

Att. 2,994 - Cloudy - 77 F

livebaseballscorecards.com

Batter	1	2	3	4	5	6	7	8	9	AB	R	H	RBI	BB	SO	LOB
1 Adam Eaton, L (1, 8) OBP: 0.636, SLG: 0.556	1B		15 G1-3 15 S 2-3 1B		22 WP 1B		P2		G5-3	3	0	3	0	0	0	0
18 Blake Tekotte, L (6, 8)										2	0	0	0	0	0	0
15 Gordon Beckham, R (1, 4) OBP: 0.286, SLG: 0.308	F8		G1-3 1-3 3-H		F9		5 FC5-4 1B		K	3	0	0	0	0	0	3
28 Leury García, S (7, 4) OBP: 0.333, SLG: 0.200										2	0	1	0	0	1	0
(8, 6)																
22 Matt Davidson, R (1, 5) OBP: 0.182, SLG: 0.200	F8		P6		P4 1-2		FC5-4 1-2f			3	0	0	0	0	0	3
5 Marcus Semien, R (6, 5) OBP: 0.250, SLG: 0.182										1	0	0	0	0	0	1
44 Adam Dunn, L (1, 3) OBP: 0.250, SLG: 0.250	F9			G3-1		24 E 14 1B 77 FC6-4 1B	F7			3	0	1	0	0	0	1
76 Andy Wilkins, L (6, PR) OBP: 0.625, SLG: 1.000										1	1	0	0	0	0	1
(7, 3)																
14 Paul Konerko, R (1, 10) OBP: 0.400, SLG: 0.400		G6-3		K		77 FC6-4 24 E 17 FC5-4 1-2 1B		K		3	0	1	0	0	1	0
87 Joey DeMichele, L (6, PR)										0	1	0	0	0	0	0
(7, 10)																
21 Tyler Flowers, R (8, PH) OBP: 0.273, SLG: 0.500										1	0	0	0	0	1	0
(9, 10)																
24 Dayan Viciedo, R (1, 7) OBP: 0.364, SLG: 0.400		G6-3		77 1B 2B		FC4 1-2 2-3		K		3	1	1	0	0	0	2
95 Courtney Hawkins, R (7, 7)						77 FC6-4				1	0	0	0	0	1	0
77 Yolmer Sánchez, S (1, 6) OBP: 0.500, SLG: 0.500		F7		17 S 2-H 1B		FC6-4 17 FC5-4 1-2f 2-3 3-H		73 FC6-4 1B		4	0	2	2	0	0	2
(8, 4)																
17 Adrian Nieto, S (1, 2) OBP: 0.167, SLG: 0.167			L8	F7 1-2		FC5-4 82 FC4-6 1-2f 3-H		FC6-4 1-2f		3	0	0	1	0	0	2
73 Miguel Gonzalez, R (7, 2)										1	0	0	0	0	0	1
82 Keenyn Walker, S (1, 9) OBP: 0.167, SLG: 0.333			1 1B 15 S 2B		F8	FC4-6 1-2f			K	4	1	1	0	0	1	1

	AB	38
	R	4
	H	10
	RBI	3
	BB	0
	SO	5
	LOB	17

Inning Stats									
	R: 0 E: 0 K: 0 S: 4	H: 1 LOB: 1 BB: 0 P: 4	R: 0 E: 0 K: 0 S: 3	H: 0 LOB: 0 BB: 0 P: 3	R: 1 E: 0 K: 0 S: 6	H: 2 LOB: 1 BB: 0 P: 6	R: 1 E: 0 K: 1 S: 8	H: 2 LOB: 1 BB: 0 P: 8	R: 0 E: 0 K: 0 S: 4	H: 1 LOB: 1 BB: 0 P: 5
	R: 2 E: 1 K: 0 S: 6	H: 2 LOB: 1 BB: 0 P: 6	R: 0 E: 0 K: 0 S: 4	H: 1 LOB: 1 BB: 0 P: 4	R: 0 E: 0 K: 2 S: 8	H: 1 LOB: 1 BB: 0 P: 8	R: 0 E: 0 K: 2 S: 7	H: 0 LOB: 0 BB: 0 P: 7		

	1B: 8	SF: 0	WP: 1	PA: 38
	2B: 2	SAC: 0	PB: 0	
	3B: 0	DP: 0	SB: 3	
	HR: 0	HBP: 0	CS: 0	

PITCHER		IP	WLS	BF	H	R	ER	SO	BB	IBB	HBP	BLK	WP	HR	S	P	ERA	WHIP
58 Scott Baker, R ERA: 1.8	(1, 1)	3.0		12	3	1	1	0	0	0	0	0	0	0	13	13	3.00	1.000
56 Fernando Rodney, R ERA: 9.0	(4, 1)	1.0	B	5	2	1	1	1	0	0	0	0	0	0	8	8	9.00	2.000
81 Roenis Elías, L ERA: 2.08	(5, 1)	3.0	W	14	4	2	1	0	0	0	0	0	1	0	14	15	3.00	1.333
54 Tom Wilhelmsen, R ERA: 6.75	(8, 1)	1.0	H	4	1	0	0	2	0	0	0	0	0	0	8	8	0.00	1.000
83 Zach Miner, R ERA:	(9, 1)	1.0	S	3	0	0	0	2	0	0	0	0	0	0	7	7	0.00	0.000

PITCHER		IP	WLS	BF	H	R	ER	SO	BB	IBB	HBP	BLK	WP	HR	S	P	ERA	WHIP

Cincinnati Reds @ Seattle Mariners

Peoria Stadium, Peoria, AZ

Fri Mar 07 2014, 3:07 PM - 6:23 PM EST

Att. 5,721 - Sunny - 73 F

livebaseballscorecards.com

TOP

Batter	1	2	3	4	5	6	7	8	9	AB	R	H	RBI	BB	SO	LOB
6 Billy Hamilton, S (1, 8) OBP: 0.471, SLG: 0.429 92 Junior Arias, R (6, PH) (6, 8)	C FF 87 X FF 88 0-1 G4-3	C CH 77 C CU 68 X CU 70 0-2 G1-3			L FF 92 B SL 89 B CH 85 B FF 91 B FF 92 4-1 4 S 30 S 4 1B BB	1 SAFE C SI 93 0-1 CS 1-2	F FF 94 B FF 94 B CU 82 S FF 94 C SL 85 2-3 K		F FF 95 X FF 90 0-1 G4-3	2 1 0 0 1 0 1 2 0 0 0 0 1 0						
30 Jason Bourgeois, R (1, 10) 91 Jesse Winker, L (7, PH) OBP: 0.500, SLG: 1.000 (7, 10)	C FC 87 F CH 79 F FC 87 X SL 78 0-2 L8		B FC 86 F FC 87 F CU 68 T FC 88 1-2 K		B FF 92 C FF 92 B SL 85 B SL 85 2 SAFE B FF 91 4-1 4 S 4 1B 1-2 BB		F FF 92 B SI 89 B SI 89 B FF 94 X SI 92 3-1 36 G6-3 2B		F FC 92 B FF 95 B FA 88 X FC 90 2-1 P6	2 1 0 0 1 1 0 2 0 1 0 0 0 0						
4 Brandon Phillips, R (1, 4) OBP: 0.353, SLG: 0.600 36 Henry Alejandro Rodriguez, L (2, 4) OBP: 0.143, SLG: 0.077 87 Juan Perez, L (7, 4)	C FF 87 C FC 88 B FC 89 F SL 79 B FC 88 B CU 71 F FF 90 D FC 82 4-2 28 HR BB	C SL 79 X CU 68 0-1			C FF 92 B SL 86 X CH 88 1-1 28 HR 1-H 2-H 1B		X FF 93 0-0 G6-3 2-3		B FC 95 X FF 91 1-0 E6	2 3 2 3 1 0 0 1 0 0 0 0 0 1 1 0 0 0 0 0 0						
28 Chris Heisey, R (1, 9) OBP: 0.316, SLG: 0.895 69 Juan Duran, R (6, 9) OBP: 0.133, SLG: 0.071	X FC 88 0-0 1-H HR	X FF 87 0-0 F8			C CH 84 F FF 91 D SL 86 X FF 92 1-2 1-H HR		B CU 82 C SL 82 X FF 95 1-1 G1-3		B FF 96 1 SAFE F FC 90 B FC 90 B SL 89 S FF 95 S FF 95 3-3 K	3 2 2 4 0 0 0 2 0 0 0 0 1 2						
50 Neftali Soto, R (1, 3) OBP: 0.450, SLG: 0.850	B FC 87 X FC 79 1-0 G6-3	C CU 68 X FC 88 0-1 G4-3			B FF 92 X FF 91 1-0 F8			B FF 89 C CH 79 C SL 82 B FF 92 F SI 82 F FF 94 X FF 93 2-2 76 3B 2B		4 1 1 0 0 0 0						
94 Travis Mattair, R (1, 5) OBP: 0.300, SLG: 0.300		T FC 86 S FC 86 X FC 86 0-2 G5-3		C FF 92 F FF 92 S SL 87 0-3 K	B SL 86 X FF 92 1-0 F9			S SL 78 C FF 89 X SL 81 0-2 G5-3		4 0 0 0 0 1 1						
7 Ramon Santiago, S (1, 6) OBP: 0.188, SLG: 0.071 76 Argenis Diaz, R (6, PH) OBP: 0.250, SLG: 0.500 (6, 6)		X FF 87 0-0 F8		C FF 92 C CH 86 F CH 85 F FF 92 B CH 88 X FF 93 1-2 G3		C SI 94 X SI 94 0-1 L8		B CH 78 C CH 77 D SL 81 B SL 79 C FF 91 X SL 80 3-2 82 1B 2-H 3B		2 0 0 0 0 0 0 2 1 1 1 0 0 0						
37 Corky Miller, R (1, 2) 82 Rossmel Perez, L (6, 2) OBP: 0.182, SLG: 0.273		B FF 87 B FC 77 C FF 88 B CU 69 C FF 88 F FF 89 B FC 88 4-2 70 3B BB		S SL 85 X FF 91 0-1 F7		F SI 93 C CU 84 F CU 84 B SI 94 B CU 84 S SI 93 2-3 K		C FF 91 X FF 91 0-1 23 G6-4-3 3-H 1B		2 1 0 0 1 1 0 1 0 1 1 0 0 0						
70 Kristopher Negrón, R (1, 7) OBP: 0.200, SLG: 0.286 23 Donald Lutz, L (6, PH) OBP: 0.375, SLG: 0.643 (6, 7)		B FF 87 X FF 88 1-0 1-H 3B			F FF 92 B SL 86 B FF 92 X FF 92 2-1 L7	C SI 93 B CH 86 C CU 84 X SI 92 1-2 92 CS 1B		S SL 82 B SL 80 S FF 91 B SL 82 X FF 92 2-2 G6-4-3 1-2f		2 0 1 1 0 0 0 2 0 1 0 0 0 1						
Inning Stats	R: 2 E: 0 K: 0 S: 12 H: 1 LOB: 0 BB: 1 P: 17	R: 1 E: 0 K: 0 S: 11 H: 1 LOB: 1 BB: 1 P: 16	R: 1 E: 0 K: 1 S: 8 H: 1 LOB: 0 BB: 0 P: 9	R: 0 E: 0 K: 1 S: 10 H: 0 LOB: 0 BB: 0 P: 11	R: 4 E: 0 K: 0 S: 11 H: 2 LOB: 0 BB: 2 P: 25	R: 0 E: 0 K: 1 S: 10 H: 1 LOB: 0 BB: 0 P: 13	R: 0 E: 0 K: 1 S: 8 H: 1 LOB: 1 BB: 0 P: 14	R: 2 E: 0 K: 0 S: 16 H: 3 LOB: 0 BB: 0 P: 23	R: 0 E: 1 K: 1 S: 8 H: 0 LOB: 1 BB: 0 P: 14	1B: 3 2B: 2 3B: 2 HR: 3 SF: 0 SAC: 0 DP: 1 HBP: 0						

	AB	36
	R	10
	H	10
	RBI	10
	BB	4
	SO	5
	LOB	6

WP: 0 PB: 0 SB: 3 CS: 1 PA: 41

PITCHER		IP	WLS	BF	H	R	ER	SO	BB	IBB	HBP	BLK	WP	HR	S	P	ERA	WHIP
28 Randy Wolf, L ERA: 7.2	(1, 1)	3.0		14	3	4	4	1	2	0	0	0	0	2	31	42	12.00	1.667
52 Ramon E Ramirez, R ERA: 8.31	(4, 1)	1.1		7	1	3	3	1	2	0	0	0	0	0	16	28	20.25	2.250
38 Logan Bawcom, R ERA: 27.0	(5, 1)	0.2		3	1	1	1	0	0	0	0	0	0	1	5	8	13.50	1.500
31 Yoervis Medina, R ERA:	(6, 1)	1.0		3	1	0	0	1	0	0	0	0	0	0	10	13	0.00	1.000
73 Carson Smith, R ERA:	(7, 1)	1.0		4	1	0	0	1	0	0	0	0	0	0	8	14	0.00	1.000

PITCHER		IP	WLS	BF	H	R	ER	SO	BB	IBB	HBP	BLK	WP	HR	S	P	ERA	WHIP
68 Nick Hill, L ERA: 6.0	(8, 1)	1.0	L	5	3	2	2	0	0	0	0	0	0	0	16	23	18.00	3.000
71 Dominic Leone, R ERA:	(9, 1)	1.0		4	0	0	0	1	0	0	0	0	0	0	8	14	0.00	0.000

Batter	1	2	3	4	5	6	7	8	9	AB	R	H	RBI	BB	SO	LOB
36 Abraham Almonte, S (1, 8) OBP: 0.190, SLG: 0.316	C FF 94 X CH 83 0-1 ① G4-3	C CU 80 B FF 92 F SI 85 B FC 88 X SI 84 2-2 ③ G3-1		B FF 95 S SI 78 C FF 94 B CH 79 X FF 94 2-2 ③ G6-3		B FF 88 B FF 87 C FF 90 F FF 87 X FF 90 2-2 ② G4-3	X FF 96 0-0 ② F8		X FF 95 0-0 ② G3-1	4	0	0	0	0	0	2
99 James Jones, L (7, 8) OBP: 0.333, SLG: 0.500										2	0	0	0	0	0	0
15 Kyle Seager, L (1, 5) OBP: 0.438, SLG: 0.385	B SI 94 C SI 94 B SI 84 B CH 83 B SI 94 4-1 6 2B BB		S CH 83 X FF 93 0-1 17 1B 6 G1-3 1B		B FF 91 C FF 93 C CU 79 B FF 94 B FF 95 B FF 93 4-2 17 1B 6 BB 27 G5-3 BB	S CH 83 X SL 83 0-1 HR	B FF 97 C SL 83 B FF 96 B FF 96 F FF 96 X FF 97 3-2 1B		S FF 95 F FF 95 S CU 85 0-3 K 81 WP	1	1	1	0	2	0	0
79 D.J. Peterson, R (6, 5) OBP: 0.500, SLG: 1.000										3	1	2	1	0	1	0
74 Chris Taylor, R (9, PR) OBP: 0.182, SLG: 0.400										0	0	0	0	0	0	0
6 Nick Franklin, S (1, 6) OBP: 0.400, SLG: 0.714	C SI 94 B SI 94 1 SAFE B SI 84 X SI 93 2-1 1-3 2B		X SI 93 0-0 ① G1-3 1-2		B FF 93 1 SAFE D CH 79 F FF 93 B CH 76 B FF 92 4-1 27 G5-3 20 WP 17 1B 1-2 BB	B FF 89 B CH 82 B FF 90 C FF 89 B FF 88 4-1 63 E 63 2B BB	F FF 94 1 SAFE B FF 95 X FF 95 1-1 ③ F9		1 SAFE 1 SAFE S FF 94 S FF 96 B CU 83 T FF 96 1-2 ③ K 1-3	2	1	1	0	1	0	1
81 Ketel Marte, S (6, 4) OBP: 0.333, SLG: 0.143										2	1	0	0	1	1	2
17 Justin Smoak, S (1, 3) OBP: 0.471, SLG: 0.500	C SL 82 F FF 93 B FF 94 S SI 85 1-3 ② K		X SI 94 0-0 20 BB 2-3 1B		B CU 79 B FF 92 S FF 92 X FF 93 2-1 20 WP 27 G5-3 13 1B 1-2 2-3 1B	1 SAFE B FF 88 B FF 89 X FF 89 2-0 7 3B 1-H 2B		B SL 88 S SL 87 C SL 86 B SI 92 B X FF 97 3-2 16 1B 2B		3	1	2	0	0	1	2
63 Jesus Montero, R (6, 3) OBP: 0.353, SLG: 0.438										2	1	2	1	0	0	0
69 Ty Kelly, S (8, PR)										0	1	0	0	0	0	0
66 Ji Man Choi, L (9, 3) OBP: 0.333, SLG: 0.444										0	0	0	0	0	0	0
27 Corey Hart, R (1, 9) OBP: 0.333, SLG: 0.250	B FF 94 C FF 94 F FC 88 C FC 89 1-3 ③ K		X SI 93 0-0 ② P6		B FF 92 S CH 78 X FC 78 1-1 ① G5-3 1-2 2-3 3-H	F FF 90 X SI 90 0-1 2-H 16 2B 3B		C FF 96 F FF 96 X SL 86 0-2 ① L7		3	0	0	1	0	1	6
7 Stefen Romero, R (6, 7) OBP: 0.105, SLG: 0.316										2	1	1	1	0	0	1
20 Logan Morrison, L (1, 10) OBP: 0.368, SLG: 0.412		C SI 94 B FF 93 S CH 84 F FF 94 X FF 94 1-2 1 BB 1B	B CH 84 C SL 81 B FF 93 B FF 92 B SI 94 4-1 1-2 BB		D CU 79 C SL 77 F FF 92 X CH 76 1-2 ② F8 2-3 3-H	B FF 88 B FF 89 B FF 88 B FF 89 4-0 16 2B BB		S FF 96 B FF 90 B FF 91 C FF 90 T SL 87 2-2 ② K		2	0	1	0	1	0	1
39 Xavier Avery, L (6, PH) OBP: 0.333, SLG: 0.200										1	1	0	0	1	1	1
13 Dustin Ackley, L (1, 7) OBP: 0.471, SLG: 0.813		C CU 80 C CU 80 B FF 93 C SI 84 1-3 ① K	C SI 94 S SI 85 S SI 87 0-3 ③ K		B FF 92 C CH 76 X FF 93 1-1 3-H 1B	B FF 94 X FF 94 1-0 1-H 3-H 2B		X FF 97 0-0 35 E 2-H 1B		3	0	1	1	0	2	4
16 Cole Gillespie, R (6, 9) OBP: 0.533, SLG: 0.571										2	0	2	3	0	0	0
3 Mike Zunino, R (1, 2) OBP: 0.357, SLG: 0.583		X SI 93 0-0 ② F8		C FF 93 B FF 93 S CH 77 B FC 79 C FF 94 2-3 ① K	C SI 92 F SL 89 B FF 92 X SL 88 1-2 ③ L8	X FF 96 0-0 ③ G6-3		S SL 88 F SL 86 B FF 93 F SL 88 B FF 98 F SL 89 S SL 84 2-3 ③ K 1-3		3	0	0	0	0	1	2
35 Humberto Quintero, R (6, 2) OBP: 0.250, SLG: 0.250										2	0	0	0	0	1	3
1 Carlos Triunfel, R (1, 4) OBP: 0.214, SLG: 0.091		C FF 92 B SL 86 B SI 92 C FC 88 B SL 87 B SI 94 4-2 1-2 BB		B FF 94 B FF 94 X FF 94 2-0 ② L6		X FF 89 0-0 ① P5	B FF 95 M SL 83 B SL 82 C FF 95 B FF 96 C SL 83 3-3 ① K		C FF 94 B CU 81 F FF 93 X CU 82 1-2 ① G6-3	4	0	0	0	1	1	0
(1, 4) (6, 6)																
Inning Stats	R: 0 E: 0 K: 2 S: 11 H: 1 LOB: 2 BB: 1 P: 19	R: 0 E: 0 K: 1 S: 13 H: 1 LOB: 2 BB: 1 P: 21	R: 0 E: 0 K: 1 S: 9 H: 2 LOB: 3 BB: 1 P: 13	R: 0 E: 0 K: 1 S: 7 H: 0 LOB: 0 BB: 0 P: 13	R: 3 E: 0 K: 0 S: 15 H: 2 LOB: 1 BB: 2 P: 29	R: 5 E: 0 K: 0 S: 12 H: 4 LOB: 1 BB: 2 P: 25	R: 0 E: 0 K: 1 S: 9 H: 1 LOB: 1 BB: 0 P: 16	R: 1 E: 0 K: 2 S: 15 H: 2 LOB: 2 BB: 0 P: 22	R: 0 E: 0 K: 2 S: 10 H: 0 LOB: 2 BB: 0 P: 12	1B: 7 2B: 4 3B: 1 HR: 1	SF: 0 SAC: 0 DP: 0 HBP: 0					

BOTTOM

Cincinnati Reds @ Seattle Mariners

Peoria Stadium, Peoria, AZ

Fri Mar 07 2014, 3:07 PM - 6:23 PM EST

Att. 5,721 - Sunny - 73 F

livebaseballscorecards.com

AB	41
R	9
H	13
RBI	8
BB	7
SO	10
LOB	25

WP: 4 PA: 48
PB: 0
SB: 0
CS: 0

PITCHER		IP	WLS	BF	H	R	ER	SO	BB	IBB	HBP	BLK	WP	HR	S	P	ERA	WHIP
41 Brett Marshall, R ERA:	(1, 1)	3.0		16	4	0	0	4	3	0	0	0	0	0	33	53	0.00	2.333
74 Ismael Guillón, L ERA: 11.57	(4, 1)	1.2		9	2	3	3	1	2	0	0	0	1	0	19	38	16.20	2.400
98 Pedro Villarreal, R ERA:	(5, 1)	0.1		1	0	0	0	0	0	0	0	0	0	0	3	4	0.00	0.000
67 Daniel Corcino, R ERA: 58.5	(6, 1)	0.2		7	3	5	5	0	2	0	0	0	0	1	10	22	67.50	7.500
85 Michael Lorenzen, R ERA: 5.4	(6, 1)	1.1	W	6	2	0	0	1	0	0	0	0	0	0	11	19	0.00	1.500

PITCHER		IP	WLS	BF	H	R	ER	SO	BB	IBB	HBP	BLK	WP	HR	S	P	ERA	WHIP
80 Jumbo Díaz, R ERA: 3.0	(8, 1)	1.0	H	5	2	1	1	2	0	0	0	0	0	0	15	22	9.00	2.000
73 Carlos Contreras, R ERA: 3.0	(9, 1)	1.0	S	4	0	0	0	2	0	0	0	0	2	0	10	12	0.00	0.000

Batter	1	2	3	4	5	6	7	8	9	AB	R	H	RBI	BB	SO	LOB
36 Abraham Almonte, S (1, 8) OBP: 0.208, SLG: 0.318 39 Xavier Avery, L (6, 7) OBP: 0.350, SLG: 0.235	0-0 15 1B 1B		0-0 ① G4-3	0-0 ③ FC6-4 1-2f			0-0 15 PB 1-2 1B		0-0 ① G5-3	3 2	0 0	1 1	0 0	0 0	0 0	1 0
15 Kyle Seager, L (1, 5) OBP: 0.400, SLG: 0.353 84 Patrick Kivlehan, R (7, 5)	1 SAFE 0-0 ① 6 L9-3 1-2 1B		0-0 ② G3		0-0 ① L8		C S S 0-3 ① K 1-2 2-3		F F C 0-3 ② K	4 1	0 0	1 0	0 0	0 0	1 1	2 0
6 Nick Franklin, S (1, 6) OBP: 0.368, SLG: 0.667 74 Chris Taylor, R (7, 6) OBP: 0.167, SLG: 0.364	0-0 ② ③ L9-3 1-1		0-0 17 HR 2B		0-0 ② G4-3		0-0 ② G3		0-0 ③ G5-3	4 1	1 0	1 0	0 0	0 0	0 0	3 0
17 Justin Smoak, S (1, 10) OBP: 0.524, SLG: 0.688		B B B B 4-0 63 HR BB	B B X 2-0 2-H HR		B B B B 4-0 63 FC5-4 BB		C F C 0-3 ③ K			2	2	1	2	2	1	2
63 Jesus Montero, R (1, 3) OBP: 0.381, SLG: 0.750		B C F X 1-2 1-H HR	0-0 ③ G1-3		0-0 ③ FC5-4 1-2f			B B X 2-0 HR		4	2	2	3	0	0	1
7 Stefen Romero, R (1, 7) OBP: 0.182, SLG: 0.545 16 Cole Gillespie, R (6, 9) OBP: 0.563, SLG: 0.571	F B C X 1-2 HR			0-0 ① 1 WP 1 1B 2B		0-0 ① F8		B B B B 4-0 99 E 81 G4-3 BB		3 0	2 1	2 0	1 0	0 1	0 0	0 0
99 James Jones, L (1, 9) OBP: 0.273, SLG: 0.409 (6, 8)	X 0-0 ① G1-3			X 0-0 ① L9		X 0-0 ② G3		C F C 0-3 ① K 1-3		4	0	0	0	0	1	2
1 Carlos Triunfel, R (1, 4) OBP: 0.235, SLG: 0.143 81 Ketel Marte, S (6, 4) OBP: 0.300, SLG: 0.125	X 0-0 ② P3			B X 1-0 36 FC6-4 2-H 1B		C F T 0-2 ③ K		X 0-0 ② G4-3 3-H		3 1	0 0	1 0	1 1	0 0	1 0	0 0
35 Humberto Quintero, R (1, 2) OBP: 0.200, SLG: 0.200 96 Tyler Marlette, R (6, 2)	X 0-0 ③ L8			X 0-0 ② F9			B B B B 4-0 15 PB 39 1B BB	C C C 0-3 ③ K		2 1	0 0	0 0	0 0	0 1	0 1	1 0
Inning Stats	R: 0 E: 0 K: 0 S: 3 H: 2 LOB: 0 BB: 0 P: 3	R: 3 E: 0 K: 0 S: 9 H: 2 LOB: 0 BB: 1 P: 15	R: 2 E: 0 K: 0 S: 5 H: 2 LOB: 0 BB: 0 P: 7	R: 1 E: 0 K: 0 S: 5 H: 2 LOB: 1 BB: 0 P: 6	R: 0 E: 0 K: 0 S: 3 H: 0 LOB: 1 BB: 1 P: 7	R: 0 E: 0 K: 1 S: 5 H: 0 LOB: 0 BB: 0 P: 5	R: 0 E: 0 K: 2 S: 8 H: 1 LOB: 2 BB: 1 P: 12	R: 2 E: 0 K: 2 S: 8 H: 1 LOB: 0 BB: 1 P: 14	R: 0 E: 0 K: 1 S: 5 H: 0 LOB: 0 BB: 0 P: 5	1B: 4 2B: 3 3B: 0 HR: 4 SF: 0 SAC: 0 DP: 1 HBP: 0						

PITCHER	IP	WLS	BF	H	R	ER	SO	BB	IBB	HBP	BLK	WP	HR	S	P	ERA	WHIP
61 Josh Beckett, R (1, 1) ERA: 9.0	3.0	L	14	6	5	5	0	1	0	0	0	0	3	17	25	15.00	2.333
28 Jamey Wright, R (4, 1) ERA: 4.5	2.0		9	2	1	1	0	1	0	0	0	1	0	8	13	4.50	1.500
60 José Domínguez, R (6, 1) ERA:	2.0		8	1	0	0	3	1	0	0	0	0	0	13	17	0.00	1.000
44 Chris Withrow, R (8, 1) ERA: 6.23	1.0		5	1	2	1	2	1	0	0	0	0	1	8	14	9.00	2.000
75 Paco Rodríguez, L (9, 1) ERA:	1.0		3	0	0	0	1	0	0	0	0	0	0	5	5	0.00	0.000

PITCHER	IP	WLS	BF	H	R	ER	SO	BB	IBB	HBP	BLK	WP	HR	S	P	ERA	WHIP

TOP

Seattle Mariners @ Los Angeles Dodgers

Camelback Ranch, Glendale, AZ

Sat Mar 08 2014, 9:08 PM - 12:25 AM EST

Att. 13,427 - Clear - 78 F

livebaseballscorecards.com

AB	35
R	8
H	10
RBI	8
BB	4
SO	6
LOB	12

WP: 1 PB: 1 SB: 0 CS: 0 PA: 39

Batter	1	2	3	4	5	6	7	8	9	AB	R	H	RBI	BB	SO	LOB
9 Dee Strange-Gordon, L (1, 4) OBP: 0.320, SLG: 0.409 72 Miguel Rojas, R (8, 4) OBP: 0.467, SLG: 0.429	0-0 25 E 25 S 33 1B 1B	0-3 K			0-0 E1 25 G4-3 13 F7-2		0-0 88 BB 35 S 1B		4-0 88 WP 35 WP BB	4 0	1 0	2 0	0 0	0 1	1 0	1 0
25 Carl Crawford, L (1, 7) OBP: 0.333, SLG: 0.077 37 Mike Baxter, L (8, 7) OBP: 0.286, SLG: 0.300	B 2 SAFE 4-0 33 1B 73 E 1-3 BB	0-0 G3			0-0 G4-3 2-3		0-0 F9		0-3 K	3 1	1 0	0 0	0 0	1 0	0 1	3 1
13 Hanley Ramirez, R (1, 6) OBP: 0.217, SLG: 0.286 35 Brendan Harris, R (7, 6) OBP: 0.294, SLG: 0.214	0-0 P3		0-0 L8		0-0 F7-2 3-H		4-1 88 BB 1-2 BB		1-0 L4 1-2	3 1	0 0	0 0	0 1	0 0	0 1	3 1
33 Scott Van Slyke, R (1, 9) OBP: 0.286, SLG: 0.333 88 Jon Garcia, R (7, 9)	0-0 73 E 73 E 1-2 3-H 1B		0-0 L8			0-0 F8 1-2 2-3	4-0 BB		4-0 2-3 BB	3 0	1 0	1 0	1 0	0 2	0 0	0 0
73 Clint Robinson, L (1, 3) OBP: 0.350, SLG: 0.500 95 Aaron Bates, R (7, 3) OBP: 0.333, SLG: 0.667	0-0 E3 1-H 2-H		0-0 P3			0-0 65 HR 1B	0-3 K		0-0 F9	3 2	1 0	1 0	0 0	0 0	0 1	0 5
5 Juan Uribe, R (1, 5) OBP: 0.273, SLG: 0.429 88 Daniel Mayora, R (7, 5)	0-0 L8			0-0 G6-3		0-0 F8		0-0 G6-3		3 1	0 0	0 0	0 0	0 0	0 0	2 0
65 Joc Pederson, L (1, 8) OBP: 0.400, SLG: 0.688 91 Jacob Scavuzzo, R (7, 8)	0-0 G5-3			0-0 2B		3-2 1-H HR		0-0 L5		3 1	1 0	2 0	2 0	0 0	0 0	1 0
26 Tim Federowicz, R (1, 2) OBP: 0.167, SLG: 0.176 31 Drew Butera, R (7, 2) OBP: 0.250, SLG: 0.286		0-3 K		0-3 K		0-0 G6-3		4-0 BB		3 0	0 0	0 0	0 1	0 0	2 0	1 0
7 Alex Guerrero, R (1, 10) OBP: 0.304, SLG: 0.409		0-0 1B		0-0 P2			0-3 K	0-0 F9		4	0	1	0	0	1	2
Inning Stats	R: 3 H: 2 E: 2 LOB: 1 K: 0 BB: 1 S: 6 P: 10	R: 0 H: 1 E: 0 LOB: 1 K: 2 BB: 0 S: 8 P: 8	R: 0 H: 0 E: 0 LOB: 0 K: 0 BB: 0 S: 3 P: 3	R: 0 H: 1 E: 0 LOB: 1 K: 1 BB: 0 S: 6 P: 6	R: 0 H: 0 E: 1 LOB: 0 K: 0 BB: 0 S: 3 P: 3	R: 2 H: 2 E: 0 LOB: 0 K: 0 BB: 0 S: 8 P: 11	R: 0 H: 1 E: 0 LOB: 3 K: 2 BB: 2 S: 9 P: 17	R: 0 H: 0 E: 0 LOB: 1 K: 0 BB: 1 S: 3 P: 7	R: 0 H: 0 E: 0 LOB: 2 K: 1 BB: 2 S: 5 P: 14	1B: 5 SF: 0 2B: 2 SAC: 0 3B: 0 DP: 1 HR: 1 HBP: 0						WP: 2 PA: 41 PB: 0 SB: 2 CS: 0	

PITCHER	IP	WLS	BF	H	R	ER	SO	BB	IBB	HBP	BLK	WP	HR	S	P	ERA	WHIP
49 Blake Beavan, R (1, 1) ERA: 2.25	3.0	W	14	3	3	1	2	1	0	0	0	0	0	17	21	3.00	1.333
26 Logan Kensing, R (4, 1) ERA:	2.0	H	7	1	0	0	1	0	0	0	0	0	0	9	9	0.00	0.500
Andrew Carraway, R (6, 1) ERA: 4.91	1.2	H	9	3	2	2	1	1	0	0	0	0	1	14	21	10.80	2.400
Jonathan Arias, R (7, 1) ERA:	1.1	H	6	0	0	0	1	2	0	0	0	0	0	6	14	0.00	1.500
40 Danny Farquhar, R (9, 1) ERA: 5.4	1.0	S	5	0	0	0	1	2	0	0	0	2	0	5	14	0.00	2.000

PITCHER	IP	WLS	BF	H	R	ER	SO	BB	IBB	HBP	BLK	WP	HR	S	P	ERA	WHIP

BOTTOM

Seattle Mariners @ Los Angeles Dodgers

Camelback Ranch, Glendale, AZ

Sat Mar 08 2014, 9:08 PM - 12:25 AM EST

Att. 13,427 - Clear - 78 F

livebaseballscorecards.com

AB	35
R	5
H	7
RBI	3
BB	6
SO	6
LOB	20

Seattle Mariners @ San Francisco Giants

Scottsdale Stadium, Scottsdale, AZ

Sat Mar 08 2014, 3:06 PM - 6:18 PM EST

Att. 12,123 - Sunny - 74 F

TOP

livebaseballscorecards.com

Batter	1	2	3	4	5	6	7	8	9	AB	R	H	RBI	BB	SO	LOB
9 Endy Chavez, L (1, 8) OBP: 0.267, SLG: 0.267	5 HR 1B	F7	2-H 3-H 1B			G4-3		69 BB 81 1B 82 BB 1B	81 1B 82 FC5-4 1B	4	1	2	2	0	0	0
78 Leon Landry, L (6, 8) OBP: 0.500, SLG: 0.500										2	2	2	0	0	0	0
5 Brad Miller, L (1, 6) OBP: 0.316, SLG: 0.563	1-H HR	K	F7			P6		82 BB 69 BB 66 1B 1-2 1B	82 FC5-4 1-3 1B	4	1	1	2	0	1	1
81 Ketel Marte, S (6, 6) OBP: 0.455, SLG: 0.333										2	1	2	0	0	0	0
69 Ty Kelly, S (1, 4) OBP: 0.273, SLG: 0.222	55 HR 2B		20 E 55 1B BB	G5-3		K		82 BB 66 1B 1-2 2-3 BB	K	4	3	1	0	2	2	2
27 Corey Hart, R (1, 10) OBP: 0.263, SLG: 0.188	P6		K	K			F9	66 1B 97 1B 1-2 2-3 3-H BB	FC5-4 1-2f 3-H	4	0	0	0	0	2	2
82 Tyler Smith, R (8, PH) OBP: 0.400, SLG: 0.750										1	1	0	2	1	0	1
(8, 10)																
(9, 6)																
20 Logan Morrison, L (1, 3) OBP: 0.348, SLG: 0.381	F8		E1 8 1B 55 1B 1-2	G4-3			55 BB 13 3B 1B	97 1B 79 SF9 1-3 2-H 3-H 1B	G4-3	4	1	1	0	0	0	2
66 Ji Man Choi, L (7, PR) OBP: 0.364, SLG: 0.455										2	2	1	2	0	0	1
(7, 3)																
55 Michael Saunders, L (1, 9) OBP: 0.438, SLG: 0.615	2-H HR		8 1B 4 E 1-2 2-H 1B		G6-3		13 3B 1-2 BB	2 FC4-6 1-3 3-H 1B		3	3	2	3	1	0	0
97 Jabari Blash, R (7, 9) OBP: 1.000, SLG: 1.000										1	0	1	1	0	0	0
13 Dustin Ackley, L (1, 7) OBP: 0.524, SLG: 0.950			F8		8 G1-3 2B		79 1B 1-H 2-H 3B	P6		4	1	3	2	0	0	2
79 Dario Pizzano, L (7, 7)	8 FC6-4 1B									1	0	0	0	0	0	2
8 Willie Bloomquist, R (1, 5) OBP: 0.231, SLG: 0.308	FC6-4 1-2f		4 E 9 1B 1-3 2-H 1B		G1-3 2-3		2 G4-6-3 3-H 1B	SF9 3-H		3	1	1	1	0	0	2
79 D.J. Peterson, R (5, 5) OBP: 0.500, SLG: 1.000										1	0	1	2	0	0	0
Chance Ruffin, R (9, 1)										0	0	0	0	0	0	0
4 John Buck, R (1, 2) OBP: 0.250, SLG: 0.200		G5-3	E7 9 1B 1-3 3-H		F8		G4-6-3 1-2f	FC4-6 1-2f		3	1	0	0	0	0	2
2 Jesús Sucre, R (5, 2) OBP: 0.333, SLG: 0.500										2	0	0	0	0	0	2

	AB	45
	R	18
	H	18
	RBI	17
	BB	4
	SO	5
	LOB	19

Inning Stats										
	R: 4 E: 0 K: 0 S: 11	H: 5 LOB: 1 BB: 0 P: 14	R: 0 E: 0 K: 1 S: 5	H: 0 LOB: 0 BB: 0 P: 5	R: 5 E: 2 K: 1 S: 10	H: 3 LOB: 1 BB: 1 P: 14	R: 0 E: 0 K: 1 S: 5	H: 0 LOB: 0 BB: 0 P: 5	R: 0 E: 0 K: 0 S: 4	H: 1 LOB: 1 BB: 0 P: 4
	R: 0 E: 0 K: 1 S: 5	H: 0 LOB: 0 BB: 0 P: 5	R: 3 E: 0 K: 0 S: 5	H: 3 LOB: 1 BB: 1 P: 9	R: 5 E: 0 K: 0 S: 7	H: 4 LOB: 1 BB: 2 P: 15	R: 1 E: 0 K: 1 S: 7	H: 2 LOB: 1 BB: 0 P: 7	1B: 13 2B: 2 3B: 1 HR: 2	SF: 1 SAC: 0 DP: 1 HBP: 0
	WP: 0 PB: 0 SB: 0 CS: 0	PA: 50								

PITCHER		IP	WLS	BF	H	R	ER	SO	BB	IBB	HBP	BLK	WP	HR	S	P	ERA	WHIP
32 Ryan Vogelsong, R ERA: 7.36	(1, 1)	2.1	L	15	6	7	5	2	1	0	0	0	0	2	21	28	19.29	3.000
52 Yusmeiro Petit, R ERA: 12.6	(3, 1)	2.2		12	3	2	0	1	0	0	0	0	0	0	14	14	0.00	1.125
41 Jeremy Affeldt, L ERA:	(6, 1)	1.0		3	0	0	0	1	0	0	0	0	0	0	5	5	0.00	0.000
49 Javier López, L ERA: 9.0	(7, 1)	1.0		6	3	3	3	0	1	0	0	0	0	0	5	9	27.00	4.000
54 Sergio Romo, R ERA: 33.0	(8, 1)	0.0		5	3	5	5	0	2	0	0	0	0	0	3	11	∞	∞

PITCHER		IP	WLS	BF	H	R	ER	SO	BB	IBB	HBP	BLK	WP	HR	S	P	ERA	WHIP
51 Jake Dunning, R ERA: 3.0	(8, 1)	1.0		4	1	0	0	0	0	0	0	0	0	0	4	4	0.00	1.000
60 Mason Tobin, R ERA: 12.0	(9, 1)	1.0		5	2	1	1	1	0	0	0	0	0	0	7	7	9.00	2.000

BOTTOM

Seattle Mariners @ San Francisco Giants

Scottsdale Stadium, Scottsdale, AZ

Sat Mar 08 2014, 3:06 PM - 6:18 PM EST

Att. 12,123 - Sunny - 74 F

livebaseballscorecards.com

Batter	1	2	3	4	5	6	7	8	9	AB	R	H	RBI	BB	SO	LOB
7 Grégor Blanco, L (1, 8) OBP: 0.235, SLG: 0.333	P4		G1-3			L7	K			2	0	0	0	0	0	0
56 Gary Brown, R (6, 8) OBP: 0.438, SLG: 0.250										2	0	0	0	0	1	2
9 Brandon Belt, L (1, 3) OBP: 0.467, SLG: 0.571	K			K		67 2B BB	K			2	0	0	0	0	2	0
71 Mark Minicozzi, R (6, 3) OBP: 0.526, SLG: 0.800										1	1	0	0	1	1	1
28 Buster Posey, R (1, 2) OBP: 0.250, SLG: 0.250	F9			K		10 1B 1-H 2-H 2B		F9		1	0	0	0	0	0	0
67 Andrew Susac, R (4, 2) OBP: 0.273, SLG: 0.400				K						3	0	1	2	0	1	0
48 Pablo Sandoval, S (1, 5) OBP: 0.389, SLG: 0.533		G3-1		1B		L6		10 G6-4-3 1B		2	0	1	0	0	0	0
79 Chris Dominguez, R (6, 5) OBP: 0.429, SLG: 0.200										2	0	1	0	0	0	1
10 Tony Abreu, S (1, 10) OBP: 0.278, SLG: 0.278		K		G6-3		2-3 1B		G6-4-3 1-2f		4	0	1	0	0	1	2
2 Juan Carlos Perez, R (1, 7) OBP: 0.522, SLG: 0.611		BB			G5-3	F7			F9	1	0	0	0	1	0	0
80 Ryan Lollis, L (6, 7)										2	0	0	0	0	0	2
22 Roger Kieschnick, L (1, 9) OBP: 0.222, SLG: 0.067	F9				K		21 1B 77 SF8 BB		G3	2	1	0	0	1	1	1
86 Jarrett Parker, L (8, 9)										1	0	0	0	0	0	0
21 Nick Noonan, L (1, 4) OBP: 0.222, SLG: 0.176			G6-3		F8		1-3 1B		G4-3	4	0	1	0	0	0	0
6 Ehire Adrianza, S (1, 6) OBP: 0.333, SLG: 0.714			G3			67 2B 2B	SF8 3-H			2	1	1	0	0	0	0
77 Juan Ciriaco, R (7, 6)										0	0	0	1	0	0	0
Inning Stats	R: 0 E: 0 K: 1 S: 5 H: 0 LOB: 0 BB: 0 P: 5	R: 0 E: 0 K: 1 S: 5 H: 0 LOB: 1 BB: 1 P: 9	R: 0 E: 0 K: 0 S: 3 H: 0 LOB: 0 BB: 0 P: 3	R: 0 E: 0 K: 2 S: 8 H: 1 LOB: 1 BB: 0 P: 8	R: 0 E: 0 K: 1 S: 5 H: 0 LOB: 0 BB: 0 P: 5	R: 2 E: 0 K: 0 S: 6 H: 3 LOB: 2 BB: 1 P: 10	R: 1 E: 0 K: 2 S: 8 H: 1 LOB: 1 BB: 1 P: 12	R: 0 E: 0 K: 0 S: 3 H: 1 LOB: 0 BB: 0 P: 3	R: 0 E: 0 K: 0 S: 3 H: 0 LOB: 0 BB: 0 P: 3	1B: 4 2B: 2 3B: 0 HR: 0	SF: 1 SAC: 0 DP: 1 HBP: 0			WP: 0 PB: 0 SB: 0 CS: 0	PA: 35		

	AB	31
	R	3
	H	6
	RBI	3
	BB	3
	SO	7
	LOB	9

PITCHER		IP	WLS	BF	H	R	ER	SO	BB	IBB	HBP	BLK	WP	HR	S	P	ERA	WHIP
50 Erasmo Ramírez, R ERA: 1.04	(1, 1)	4.0	W	14	1	0	0	4	1	0	0	0	0	0	21	25	0.00	0.500
45 Hector Noesí, R ERA: 3.18	(5, 1)	2.0		10	3	2	2	1	1	0	0	0	0	0	11	15	9.00	2.000
97 Joe Beimel, L ERA: 4.5	(7, 1)	1.0		5	1	1	1	2	1	0	0	0	0	0	8	12	9.00	2.000
84 Stephen Shackleford, R ERA:	(8, 1)	1.0		3	1	0	0	0	0	0	0	0	0	0	3	3	0.00	1.000
Chance Ruffin, R ERA:	(9, 1)	1.0		3	0	0	0	0	0	0	0	0	0	0	3	3	0.00	0.000

PITCHER	IP	WLS	BF	H	R	ER	SO	BB	IBB	HBP	BLK	WP	HR	S	P	ERA	WHIP

Texas Rangers @ Seattle Mariners

Peoria Stadium, Peoria, AZ

Sun Mar 09 2014, 4:06 PM - 7:17 PM EDT

Att. 10,291 - Sunny - 75 F

TOP

livebaseballscorecards.com

Batter	1	2	3	4	5	6	7	8	9	AB	R	H	RBI	BB	SO	LOB
13 Jurickson Profar, S (1, 10) OBP: 0.375, SLG: 0.483	B SI 92 C SI 91 C CU 80 B SI 93 B SI 92 B SI 89 4-2 BB		C CU 79 X FF 91 0-1 F7 ①	B SL 83 C FF 91 S CU 74 F FF 90 B SL 85 F FF 92 F CU 74 X SL 86 2-2 G5-3 ①	B SI 92 C CH 78 B FF 92 S CH 82 F CH 81 B SL 82 X SI 90 3-2 P6 ③			S SI 93 X SI 93 0-1 G4-3 ①		4	0	0	0	1	0	2
1 Elvis Andrus, R (1, 6) OBP: 0.353, SLG: 0.471 3 Luis Sardinas, S (7, 6) OBP: 0.286, SLG: 0.357	C SI 92 B CH 88 C SI 89 F SI 92 F SI 90 C SI 92 1-3 K ①		C FF 91 B CU 80 B SL 85 X SI 92 2-1 84 2B 1B	B CH 84 X FF 92 1-0 G4-3 ②		X FF 91 0-0 F9 ①		B CH 90 F SI 94 X SI 94 1-1 G5-3 ②		4 1	1 0	1 0	0 0	0 0	1 0	1 0
84 Prince Fielder, L (1, 3) OBP: 0.318, SLG: 0.545 6 Kevin Kouzmanoff, R (7, 3) OBP: 0.435, SLG: 0.500	X SI 92 0-0 F9 ②		B SI 89 S SI 89 X SI 91 1-1 15 WP 9 2B 1-H 2B	B FF 91 C SL 84 X FF 92 2-1 G4-3 ③		B SI 90 B SL 81 F SI 91 C CH 81 F CH 82 X SI 92 2-2 F9 ②		C CU 76 B FA 92 X FF 92 1-1 G6-3 ③		4 1	1 0	1 0	1 0	0 0	0 0	1 0
15 Michael Choice, R (1, 9) OBP: 0.320, SLG: 0.542 64 Brad Snyder, L (7, 9) OBP: 0.250, SLG: 0.231	1 SAFE C SI 91 C CU 83 T SI 90 0-2 FC ③		C SL 84 F SI 89 S CH 84 0-3 FC 35 WP 9 2B 2-3		H SI 93 1-0 65 F9 35 1B 61 1B HBP	C SL 76 B SI 91 F SL 82 X FF 92 1-2 HR			C FF 92 B SI 87 F FF 87 H FF 92 2-2 63 CS HBP	3 0	3 0	1 0	1 0	0 0	0 0	2 0
35 James Adduci, L (1, 7) OBP: 0.333, SLG: 0.333 63 Bryan Petersen, L (7, 7) OBP: 0.222, SLG: 0.188		B SI 92 S SI 92 X SI 91 2-0 65 E 61 2B 1B	S SL 84 F FF 91 D SL 86 B SL 86 X FF 91 2-2 G4-3 ② 1-2		B SI 93 B SI 94 C SI 92 X SI 95 2-1 61 S 61 1B 1-2 1B	B SI 92 C CH 83 B CH 83 F SI 92 F SL 81 B FF 92 S CH 79 3-3 K ③			C FF 92 F SL 86 B FF 93 D SL 86 B FF 93 S FF 92 3-3 K ① ② 1-2	4 1	2 0	2 0	0 0	0 0	1 1	2 1
9 Adam Rosales, R (1, 5) OBP: 0.231, SLG: 0.250 12 Josh Wilson, R (7, PH) OBP: 0.167, SLG: 0.222 (7, 5)		C CU 83 F SI 91 X CU 82 0-2 F8 ①	D SL 86 X FF 91 1-0 65 1B 2-H 3-H 2B		C SI 95 S CH 83 S CH 82 0-3 K ①		F SI 93 B SI 95 F FF 96 C CU 76 1-3 K ①		B SL 87 F FF 92 F FF 93 B SL 87 X FF 92 2-2 E5	3 2	1 0	1 0	2 0	0 0	1 1	3 0
65 Kensuke Tanaka, L (1, 4) OBP: 0.429, SLG: 0.273 73 Rougned Odor, L (7, PH) OBP: 0.308, SLG: 0.182 (7, 4)		B SI 92 T SI 88 F SI 89 F SI 92 B FF 93 C SI 92 2-3 K ② 1-3	C SI 90 X SL 84 0-1 61 1B 2-H 1B		S SI 95 F SI 96 X CH 83 0-2 F9 ② 2-3		C SI 95 B SI 94 B CH 87 X SI 94 2-1 L9 ②		1 SAFE X SI 91 0-0 G4-3 ③	3 2	0 0	1 0	1 0	0 0	1 0	3 1
61 Robinson Chirinos, R (1, 2) OBP: 0.429, SLG: 0.462 58 Pat Cantwell, R (8, 2)		C SI 94 S CH 86 D SI 91 F SI 89 X SI 93 1-2 3-H 2B	X SI 90 0-0 1-2 1B		B SI 96 B SI 96 B SI 94 C SI 96 F SI 94 F CH 84 X SI 96 3-2 2 BB 1-H 3-H 1B		B CU 76 X FF 91 1-0 1B			4 0	0 0	4 0	3 0	0 0	0 0	0 0
2 Leonys Martin, L (1, 8) OBP: 0.353, SLG: 0.308 43 Engel Beltre, L (7, PH) OBP: 0.333, SLG: 0.286 (7, 8)		B SI 93 S SI 89 X SI 93 1-1 G3 ③	B SL 85 X SL 85 1-0 G4-3 ③		S CH 83 B SI 95 F SI 93 B SI 94 B SI 94 B CH 82 4-2 1-2 BB		F FF 93 F CH 86 F SI 95 X SI 94 0-2 G4-3 ③			2 1	0 0	0 0	0 0	1 0	0 0	3 1
Inning Stats	R: 0 E: 0 K: 1 S: 11 H: 0 LOB: 1 BB: 1 P: 16	R: 1 E: 0 K: 1 S: 14 H: 2 LOB: 1 BB: 0 P: 20	R: 4 E: 0 K: 0 S: 17 H: 5 LOB: 2 BB: 0 P: 24	R: 0 E: 0 K: 0 S: 9 H: 0 LOB: 0 BB: 0 P: 14	R: 2 E: 0 K: 1 S: 18 H: 2 LOB: 2 BB: 1 P: 31	R: 1 E: 0 K: 1 S: 12 H: 1 LOB: 0 BB: 0 P: 18	R: 0 E: 0 K: 1 S: 10 H: 1 LOB: 1 BB: 0 P: 14	R: 0 E: 0 K: 0 S: 6 H: 0 LOB: 0 BB: 0 P: 8	R: 0 E: 1 K: 1 S: 9 H: 0 LOB: 1 BB: 0 P: 16	1B: 7 2B: 4 3B: 0 HR: 1 SF: 0 SAC: 0 DP: 1 HBP: 2						

	AB	39
	R	8
	H	11
	RBI	8
	BB	2
	SO	6
	LOB	20

WP: 2 PA: 43
PB: 0
SB: 1
CS: 1

PITCHER	IP	WLS	BF	H	R	ER	SO	BB	IBB	HBP	BLK	WP	HR	S	P	ERA	WHIP
34 Félix Hernández, R (1, 1) ERA: 8.31	2.1		13	4	4	4	4	1	0	0	0	1	0	34	48	15.43	2.143
44 Lucas Luetge, L (3, 1) ERA: 6.75	1.2		8	3	1	1	0	0	0	0	0	1	0	17	26	5.40	1.800
56 Fernando Rodney, R (5, 1) ERA: 16.2	0.2		6	2	2	2	1	1	0	1	0	0	0	14	24	27.00	4.500
83 Zach Miner, R (5, 1) ERA: 2.08	1.1		5	1	1	1	1	0	0	0	0	0	1	16	25	6.75	0.750
54 Tom Wilhelmsen, R (7, 1) ERA: 3.86	2.0	W	7	1	0	0	1	0	0	0	0	0	0	16	22	0.00	0.500

PITCHER	IP	WLS	BF	H	R	ER	SO	BB	IBB	HBP	BLK	WP	HR	S	P	ERA	WHIP
38 Logan Bawcom, R (9, 1) ERA: 15.43	1.0	S	4	0	0	0	1	0	0	1	0	0	0	9	16	0.00	0.000

Texas Rangers @ Seattle Mariners

Peoria Stadium, Peoria, AZ

Sun Mar 09 2014, 4:06 PM - 7:17 PM EDT

Att. 10,291 - Sunny - 75 F

livebaseballscorecards.com

BOTTOM

Batter	1	2	3	4	5	6	7	8	9	AB	R	H	RBI	BB	SO	LOB
13 Dustin Ackley, L (1, 7) OBP: 0.500, SLG: 0.870 39 Xavier Avery, L (7, 8) OBP: 0.364, SLG: 0.263	C SI 87 X SI 89 0-1 G4-3 ①		B CH 86 X SI 90 1-0 L7 ①	C SI 90 X FF 87 0-1 1-H 1B ③			C FF 92 C CH 85 C FF 90 0-3 K ②	M CH 79 F SI 91 X CH 82 0-2 69 G3-1 69 S 2-H 1B		3 2	0 0	1 1	0 1	0 0	0 1	2 0
8 Willie Bloomquist, R (1, 4) OBP: 0.375, SLG: 0.438 69 Ty Kelly, S (5, PR) OBP: 0.231, SLG: 0.182 (6, 4)	C FF 89 X CH 84 0-1 15 FC3-6 1B		D FF 88 X FF 92 1-0 15 1B 1-2 2-H 1B ②		C SI 88 X SI 90 0-1 15 FC4-6 1B		C SL 82 S CH 84 B FF 92 C FF 92 1-3 K ③	1 SAFE 1 SAFE B SI 90 1 SAFE S CH 77 X SI 90 1-1 G3-1 1-3 ②		3 2	0 0	3 0	0 0	0 0	0 1	0 1
15 Kyle Seager, L (1, 5) OBP: 0.391, SLG: 0.350 1 Carlos Triunfel, R (5, PR) OBP: 0.263, SLG: 0.188 (6, 5)	D SI 87 D CH 85 X SI 88 2-0 FC3-6 17 CS 1-2f ②		B CU 78 B SI 87 C SI 92 B FF 88 F SI 92 F SI 93 X SI 93 3-2 1-3 2-H 1B		B FF 86 X FF 87 1-0 FC4-6 1-2f ①			99 1B 66 BB 76 2B 1B G5-3		3 2	0 1	1 1	1 0	0 0	0 0	2 1
17 Justin Smoak, S (1, 3) OBP: 0.458, SLG: 0.579 66 Ji Man Choi, L (6, 3) OBP: 0.417, SLG: 0.455	B CH 84 1-0 CS 1-2 ③	X SI 87 0-0 L8 ①	C CU 78 B CU 78 X SI 91 1-1 G4-3 ③		1 SAFE B FF 87 B FF 87 C FF 87 S CH 80 S CH 81 2-3 K ②			B FF 92 B FF 94 C FF 93 D CH 85 B FF 93 4-1 99 1B 76 2B 1-2 BB		3 0	0 1	0 0	0 0	0 1	1 0	3 0
27 Corey Hart, R (1, 9) OBP: 0.273, SLG: 0.167 7 Stefen Romero, R (6, 9) OBP: 0.174, SLG: 0.522 (7, 7)		C FF 88 C FF 89 B FF 88 S SL 83 1-3 K ②	S FF 91 B FF 90 S SI 90 B SL 86 B CU 79 B SL 85 4-2 20 2B BB	C FF 87 B FF 87 S CH 80 D SL 81 S CH 82 2-3 K ③			B FF 94 F FF 93 T FF 89 S SL 89 1-3 K ①		2 1	1 0	0 0	0 0	1 0	2 1	1 2
20 Logan Morrison, L (1, 10) OBP: 0.385, SLG: 0.435 99 James Jones, L (8, PH) OBP: 0.304, SLG: 0.435 (9, 10)		B FF 88 B CH 85 F FF 87 B CH 83 B FF 88 4-1 BB	X SI 92 0-0 3 G4-3 55 SF7 1-H 2B		F FF 90 X SL 86 0-1 G3-1 ①			C FF 94 F SL 88 F FF 93 B FF 94 F CH 87 F FF 95 B CH 85 X FF 94 2-2 76 2B 16 3B 1-2 2-3 1B		2 1	1 1	1 1	1 0	1 0	0 0	0 0
3 Mike Zunino, R (1, 2) OBP: 0.313, SLG: 0.500 76 Mike Dowd, R (6, 2) OBP: 0.600, SLG: 0.800		B FF 87 C FF 88 F SL 79 B FF 89 X SL 83 2-2 F8 ③	F SI 92 X SI 92 0-1 G4-3 2-3 ①		F FC 92 F FC 91 S SL 84 0-3 K ②			C CH 79 X SI 91 0-1 16 3B 1-3 2-H 3-H 2B		2 2	0 1	0 1	0 2	0 0	0 1	2 0
55 Michael Saunders, L (1, 8) OBP: 0.421, SLG: 0.600 16 Cole Gillespie, R (7, 9) OBP: 0.588, SLG: 0.733			C SI 91 B SI 91 B SL 87 F SI 88 B SI 92 F FF 88 X SL 88 3-2 5 1B 8 1B 1B	X CU 79 0-0 SF7 3-H ②	C SL 84 B SL 84 B FF 90 B SL 86 F SL 88 C FC 90 3-3 K ③			F SI 90 B CH 79 X CH 80 1-1 74 2B 2-H 3-H 3B		2 1	0 1	1 1	1 2	0 0	1 0	0 0
5 Brad Miller, L (1, 6) OBP: 0.364, SLG: 0.579 74 Chris Taylor, R (8, 6) OBP: 0.231, SLG: 0.500			1 SAFE B SI 90 1 SAFE X SI 92 1-0 8 1B 15 1B 1-2 1B	B FF 92 C SI 90 X SI 87 1-1 13 BLK 13 1B 1B			B SL 81 B FF 90 C FF 91 S SL 82 S CH 84 2-3 K ①	S SI 91 X SI 90 0-1 39 PB 39 1B 3-H 2B		3 1	1 1	2 1	0 1	0 0	1 0	0 0
Inning Stats	R: 0 E: 0 K: 0 S: 5 H: 1 LOB: 0 BB: 0 P: 8	R: 0 E: 0 K: 1 S: 8 H: 0 LOB: 1 BB: 1 P: 15	R: 1 E: 0 K: 0 S: 13 H: 4 LOB: 2 BB: 0 P: 23	R: 2 E: 0 K: 0 S: 10 H: 3 LOB: 2 BB: 1 P: 15	R: 0 E: 0 K: 2 S: 9 H: 1 LOB: 1 BB: 0 P: 14	R: 0 E: 0 K: 2 S: 8 H: 0 LOB: 0 BB: 0 P: 11	R: 0 E: 0 K: 3 S: 9 H: 0 LOB: 0 BB: 0 P: 12	R: 6 E: 0 K: 1 S: 26 H: 6 LOB: 1 BB: 1 P: 37		1B: 11 2B: 3 3B: 1 HR: 0 SF: 1 SAC: 0 DP: 0 HBP: 0				WP: 0 PB: 1 SB: 1 CS: 1 PA: 40	

	AB	35
	R	9
	H	15
	RBI	9
	BB	3
	SO	9
	LOB	14

PITCHER		IP	WLS	BF	H	R	ER	SO	BB	IBB	HBP	BLK	WP	HR	S	P	ERA	WHIP
48 Colby Lewis, R ERA: 6.75	(1, 1)	2.0		7	1	0	0	1	1	0	0	0	0	0	13	23	0.00	1.000
23 Nick Tepesch, R ERA: 5.4	(3, 1)	2.0		13	8	3	3	0	1	0	0	1	0	0	25	40	13.50	4.500
22 Rafael Perez, L ERA:	(5, 1)	1.0		3	0	0	0	2	0	0	0	0	0	0	7	12	0.00	0.000
56 Neal Cotts, L ERA: 20.25	(6, 1)	1.0		3	0	0	0	2	0	0	0	0	0	0	8	11	0.00	0.000
44 Jason Frasor, R ERA:	(7, 1)	1.0		3	0	0	0	3	0	0	0	0	0	0	9	12	0.00	0.000

PITCHER		IP	WLS	BF	H	R	ER	SO	BB	IBB	HBP	BLK	WP	HR	S	P	ERA	WHIP
23 Chi Chi González, R ERA: 81.0	(8, 1)	0.1		4	2	3	3	1	1	0	0	0	0	0	12	19	81.00	9.000
57 Cory Burns, R ERA: 24.3	(8, 1)	0.2	L	6	4	3	3	0	0	0	0	0	0	0	14	18	40.50	6.000

Batter	1	2	3	4	5	6	7	8	9	AB	R	H	RBI	BB	SO	LOB
23 Norichika Aki, L (1, 9) OBP: 0.292, SLG: 0.364 7 Carlos Peguero, L (6, PH) OBP: 0.313, SLG: 0.286 (6, 9)	C FF 91 S CH 84 X FF 94 0-2 35 G4-6-3 1B	B SI 84 B CH 81 F FF 85 B CH 83 X SI 90 3-1 G3 C FF 90 B FF 90 B SL 90 B SI 90 F FF 89 2-2 FC6-4 1-2f	B SI 94 B SI 93 B SI 94 B SI 94 4-0 9 E BB	B FF 92 B CH 86 C FF 91 B CH 85 X FF 92 3-1 G3		3 0 1 0 0 0 3 1 0 0 0 1 0 0										
14 Omar Infante, R (1, 4) OBP: 0.429, SLG: 0.417 9 Johnny Giavotella, R (6, PH) OBP: 0.333, SLG: 0.600 (6, 4)	B FF 92 B SI 92 X FF 90 2-0 F9	B SL 84 C SL 87 S CH 84 X FF 95 1-2 35 1B 16 1B 1B C FF 92 S CH 84 B SL 85 F SL 84 B FF 93 B SL 84 S FF 93 3-3 K 4 WP	C SI 94 X SI 94 0-1 E7 50 G6-4-3 1-2 3-H	B SI 89 B SI 89 B SI 89 C SI 89 F SI 90 X SI 90 3-2 50 SF8 3B		3 1 1 0 0 1 1 2 1 1 0 0 0 1										
35 Eric Hosmer, L (1, 3) OBP: 0.310, SLG: 0.500 50 Ramon Hernandez, R (6, PH) OBP: 0.500, SLG: 0.500 (6, 3)	1 SAFE X SI 90 0-0 G4-6-3 1-2f	C CH 82 B SL 86 X CH 80 1-1 16 1B 4 2B 1-3 1B B FF 92 B FF 92 F FF 92 F CH 86 B FF 94 X FF 92 3-2 P6	X SI 94 0-0 G6-4-3 1-2f	B SI 90 F SI 89 X SL 77 1-1 SF8 3-H		3 1 1 0 0 0 2 1 0 0 1 0 0 2										
16 Billy Butler, R (1, 10) OBP: 0.407, SLG: 0.500 38 Brian Fletcher, R (6, PH) (6, 10)	C FF 89 B CU 74 B CU 75 B FF 93 X FF 91 3-1 4 G4-3 8 1B 2B	D SL 84 F SL 85 X CH 87 1-1 4 2B 1-2 3-H 1B D CH 85 B FF 92 F FF 92 B CH 88 S FF 92 X FF 92 3-2 F8	C SI 94 B CU 84 F CU 84 F CU 84 S SI 94 1-3 K	B SI 88 F SI 87 F SL 80 B SL 75 S SI 88 2-3 K		3 2 2 1 0 0 1 2 0 0 0 0 2 1										
4 Alex Gordon, L (1, 7) OBP: 0.417, SLG: 0.696 64 Jimmy Paredes, S (6, 7) OBP: 0.154, SLG: 0.083	B SI 93 C CH 83 X SI 90 1-1 G4-3 2-3	F SI 91 B SL 81 C CU 79 X FF 91 1-2 32 PB 8 1B 1-H 2-H 2B C FF 94 B FA 88 S FF 93 S SI 88 1-3 K 1-2	S CH 85 B SI 93 C CH 86 C CU 84 1-3 K	B SI 86 B SI 86 B SL 86 C SL 87 X SI 88 3-1 E5		3 1 1 2 0 1 2 2 0 0 0 0 1 0										
13 Salvador Perez, R (1, 2) OBP: 0.450, SLG: 0.722 32 Adam Moore, R (3, PH) OBP: 0.308, SLG: 0.182 (3, 2)	D CU 73 F FF 92 B FF 92 F SL 88 S SL 90 2-3 K	B FF 91 B FF 90 S FF 91 B FF 92 C FF 89 F SI 92 B SI 91 4-2 8 1B 1 BB 2-3 BB	F FF 91 C CH 82 S CH 85 0-3 K	B SI 93 C SI 92 X CH 86 1-1 F7		F SI 88 D SL 79 S SI 87 B SL 76 F SI 88 S SL 79 2-3 K		1 0 0 0 0 1 1 3 1 0 0 1 2 1								
8 Mike Moustakas, L (1, 5) OBP: 0.536, SLG: 0.913 19 Danny Valencia, R (6, 5) OBP: 0.261, SLG: 0.300	C CH 83 X FF 92 0-1 45 FC5-4 3-H 1B	B FF 90 X SI 89 1-0 1 BB 45 BB 1-3 3-H 1B	F SI 91 X CH 87 0-1 F9	B CU 84 B SI 94 B SI 93 C SI 94 X SI 93 3-1 L8				3 0 2 2 0 0 0 1 0 0 0 0 0 0								
45 Jason Donald, R (1, 6) OBP: 0.455, SLG: 0.368 37 Pedro Ciriaco, R (6, 6) OBP: 0.474, SLG: 0.789	B SI 90 S CH 84 B SL 88 X FF 90 2-1 FC5-4 1-2f	B FF 91 B FF 90 B FF 91 C FF 89 B FF 89 4-1 1 BB 1-2 BB	X FF 93 0-0 L9	C FF 91 F CH 89 X CH 87 0-2 L4		2 0 0 0 1 0 1 1 0 0 0 0 0 0										
1 Jarrod Dyson, L (1, 8) OBP: 0.429, SLG: 0.313 27 Justin Maxwell, R (6, PH) OBP: 0.348, SLG: 0.652 (6, 8)	B FF 88 B FF 90 C FF 85 B CH 79 B FF 90 X FF 90 3-2 F9 C FF 90 B FF 90 B CH 79 B SI 90 F FF 90 F FF 89 4-2 23 FC6-4 1-2 2-3 3-H BB	X SI 95 0-0 9 E 3B	F SL 84 B FF 92 C SL 86 B CH 88 C SL 87 2-3 K			1 0 0 1 1 0 0 2 1 1 0 0 1 0										
Inning Stats	R: 0 E: 0 K: 0 S: 5 H: 1 LOB: 0 BB: 0 P: 7	R: 1 E: 0 K: 1 S: 11 H: 2 LOB: 1 BB: 0 P: 19	R: 5 E: 0 K: 0 S: 25 H: 5 LOB: 3 BB: 3 P: 50	R: 0 E: 0 K: 2 S: 13 H: 0 LOB: 1 BB: 0 P: 23	R: 0 E: 0 K: 1 S: 6 H: 0 LOB: 0 BB: 0 P: 6	R: 1 E: 1 K: 1 S: 8 H: 1 LOB: 1 BB: 1 P: 13	R: 0 E: 0 K: 1 S: 7 H: 0 LOB: 0 BB: 0 P: 12	R: 0 E: 0 K: 1 S: 8 H: 0 LOB: 0 BB: 0 P: 13	R: 1 E: 1 K: 2 S: 14 H: 1 LOB: 1 BB: 0 P: 25	1B: 6 2B: 2 3B: 2 HR: 0 SF: 1 SAC: 0 DP: 2 HBP: 0						

TOP

Kansas City Royals @ Seattle Mariners

Peoria Stadium, Peoria, AZ

Mon Mar 10 2014, 4:06 PM - 6:55 PM EDT

Att. 4,983 - Sunny - 73 F

livebaseballscorecards.com

AB	37
R	8
H	10
RBI	7
BB	4
SO	9
LOB	16

WP: 2 PB: 1 SB: 0 CS: 0 PA: 42

PITCHER		IP	WLS	BF	H	R	ER	SO	BB	IBB	HBP	BLK	WP	HR	S	P	ERA	WHIP
37 Brandon Maurer, R ERA: 9.64	(1, 1)	2.2	L	13	6	4	4	1	0	0	0	0	0	0	28	47	13.50	2.250
84 Stephen Shackleford, R ERA: 10.8	(3, 1)	0.1		6	2	2	2	0	3	0	0	0	0	0	13	29	54.00	15.000
Stephen Kohlscheen, R ERA: 4.5	(4, 1)	2.0		7	0	0	0	3	0	0	0	0	2	0	19	29	0.00	0.000
31 Yoervis Medina, R ERA:	(6, 1)	2.0		8	1	1	0	2	1	0	0	0	0	0	15	25	0.00	1.000
52 Ramon E Ramirez, R ERA: 6.75	(8, 1)	1.0		3	0	0	0	1	0	0	0	0	0	0	8	13	0.00	0.000

PITCHER		IP	WLS	BF	H	R	ER	SO	BB	IBB	HBP	BLK	WP	HR	S	P	ERA	WHIP
30 Bobby LaFromboise, L ERA: 3.38	(9, 1)	1.0		5	1	1	1	2	0	0	0	0	0	0	14	25	9.00	1.000

Batter	1	2	3	4	5	6	7	8	9	AB	R	H	RBI	BB	SO	LOB
36 Abraham Almonte, S (1, 8) OBP: 0.185, SLG: 0.280 78 Leon Landry, L (6, 8) OBP: 0.400, SLG: 0.400	F FF 91 X SI 93 0-1 E6 22 1B 17 SF8		B SI 92 S KC 78 B KC 78 F FC 88 S CH 84 2-3 ② K		X SI 91 0-0 ③ G3			B FF 90 C FF 90 B SL 78 F FF 90 F SL 80 F FF 91 S SL 79 2-3 ① K		3 1	1 0	0 0	0 0	0 0	1 1	1 0
15 Kyle Seager, L (1, 5) OBP: 0.346, SLG: 0.304 78 Jack Reinheimer, R (7, 5)	C SI 91 1 SAFE X CH 85 0-1 ① P6		B FC 79 X SI 93 1-0 ③ F7			C SI 91 B CH 84 C CU 80 B CU 81 S FF 91 2-3 ① K		B FF 89 F CH 85 F CH 85 B SL 81 X FF 90 2-2 ② F8		3 1	0 0	0 0	0 0	0 0	1 0	1 0
22 Robinson Canó, L (1, 4) OBP: 0.625, SLG: 0.600 81 Ketel Marte, S (6, PR) OBP: 0.385, SLG: 0.273 (7, 4)	1 SAFE X SI 92 0-0 1-3 1B			B KC 77 B KC 78 F FC 86 X KC 78 2-1 17 2B 6 K 1B		C SI 92 B CH 84 X SI 92 1-1 17 G4-3 1B		B CH 85 F CH 86 B SL 79 F CH 85 S SL 78 2-3 ③ K		3 1	0 0	3 0	0 0	0 0	0 1	0 0
17 Justin Smoak, S (1, 10) OBP: 0.444, SLG: 0.619 97 Jabari Blash, R (9, PH) OBP: 0.667, SLG: 0.500	S CH 85 B CH 84 S CH 84 B FC 90 D CH 86 F CH 86 X FF 95 3-2 ② SF8 3-H			X FC 88 0-0 99 1B 1-3 2B		C FF 90 F FF 91 B SL 82 F SL 80 1 SAFE 1 SAFE X SI 92 1-2 ② G4-3 1-2			F FF 88 S SL 76 S SL 77 0-3 ① K	2 1	1 0	1 0	1 0	0 0	0 1	1 0
6 Nick Franklin, S (1, 6) OBP: 0.364, SLG: 0.600 74 Chris Taylor, R (6, PR) OBP: 0.214, SLG: 0.462 (7, 6)	C FF 94 S KC 79 X FC 89 0-2 ③ P5			S CH 85 S CH 84 3 SAFE B CH 86 S CH 86 1-3 ①② K 3-H		B CH 85 B SI 92 B SI 91 B SI 92 4-0 BB			B SI 88 X SI 88 1-0 ② F9	2 1	0 0	0 0	0 0	1 0	1 0	3 0
99 James Jones, L (1, 9) OBP: 0.296, SLG: 0.407		C FF 91 S FC 87 S CH 83 0-3 ① K		X FF 94 0-0 39 CS 2-H 1B		C SI 91 B SL 83 B SI 92 F SL 83 X SL 83 2-2 ③ G4-3			C SI 89 B SI 90 X SI 90 1-1 ③ G4-3	4	0	1	1	0	1	2
39 Xavier Avery, L (1, 7) OBP: 0.320, SLG: 0.227		F FF 94 B CH 84 F CH 84 B FC 88 B SI 92 X CH 84 3-2 ② G4-3		B KC 78 1 SAFE C FF 88 B SI 93 2-1 ③ CS 1-2	C FF 92 B KC 79 S CH 83 B FC 86 F CH 81 F CH 83 B SI 93 S CH 84 3-3 ① K		B FF 90 B FF 89 B FF 89 C FF 89 X FF 90 3-1 ① G1-3		3	0	0	0	0	1	0
83 Jeff Zimmerman, L (1, 3) OBP: 0.200, SLG: 0.200		X FF 92 0-0 ③ F7			C SI 93 S CH 83 S CH 82 0-3 ② K2-3		C CH 83 B CH 82 B CU 73 X FF 89 2-1 ② G4-3		3	0	0	0	0	1	0
4 John Buck, R (1, 2) OBP: 0.286, SLG: 0.333 76 Mike Dowd, R (6, 2) OBP: 0.500, SLG: 0.667			C FF 92 C FC 85 X CH 81 0-2 ① G4-3		B FC 86 C FC 87 C KC 78 F FC 88 B CH 84 X FC 87 2-2 2B		B SL 83 X SL 84 1-0 ③ L8		2 1	0 0	1 0	0 0	0 0	0 0	0 0
Inning Stats	R: 1 E: 1 K: 0 S: 12 H: 1 LOB: 1 BB: 0 P: 15	R: 0 E: 0 K: 1 S: 7 H: 0 LOB: 0 BB: 0 P: 10	R: 0 E: 0 K: 1 S: 7 H: 0 LOB: 0 BB: 0 P: 10	R: 1 E: 0 K: 1 S: 8 H: 3 LOB: 0 BB: 0 P: 13	R: 0 E: 0 K: 2 S: 13 H: 1 LOB: 1 BB: 0 P: 18	R: 0 E: 0 K: 1 S: 12 H: 1 LOB: 2 BB: 1 P: 22	R: 0 E: 0 K: 0 S: 5 H: 0 LOB: 0 BB: 0 P: 11	R: 0 E: 0 K: 2 S: 11 H: 0 LOB: 0 BB: 0 P: 17	R: 0 E: 0 K: 1 S: 6 H: 0 LOB: 0 BB: 0 P: 8	1B: 4 2B: 2 3B: 0 HR: 0 SF: 1 SAC: 0 DP: 0 HBP: 0						WP: 0 PB: 0 SB: 0 CS: 1 PA: 34	

BOTTOM

Kansas City Royals @ Seattle Mariners

Peoria Stadium, Peoria, AZ

Mon Mar 10 2014, 4:06 PM - 6:55 PM EDT

Att. 4,983 - Sunny - 73 F

livebaseballscorecards.com

AB	31
R	2
H	6
RBI	2
BB	1
SO	9
LOB	8

PITCHER		IP	WLS	BF	H	R	ER	SO	BB	IBB	HBP	BLK	WP	HR	S	P	ERA	WHIP
33 James Shields, R ERA: 1.04	(1, 1)	4.2	W	18	5	2	1	5	0	0	0	0	0	0	46	65	1.93	1.071
43 Aaron Crow, R ERA:	(5, 1)	1.1		6	1	0	0	1	1	0	0	0	0	0	13	23	0.00	1.500
60 Jon Rauch, R ERA: 9.0	(7, 1)	1.0		3	0	0	0	0	0	0	0	0	0	0	5	11	0.00	0.000
67 Francisley Bueno, L ERA: 3.6	(8, 1)	1.0		3	0	0	0	2	0	0	0	0	0	0	11	17	0.00	0.000
39 P.J. Walters, R ERA:	(9, 1)	1.0		3	0	0	0	1	0	0	0	0	0	0	6	8	0.00	0.000

PITCHER	IP	WLS	BF	H	R	ER	SO	BB	IBB	HBP	BLK	WP	HR	S	P	ERA	WHIP

Batter	1	2	3	4	5	6	7	8	9	AB	R	H	RBI	BB	SO	LOB
5 Brad Miller, L (1, 6) OBP: 0.385, SLG: 0.652	G3	1-2 1B			7 G2-3 3B		G3			4	1	2	0	0	0	0
81 Ketel Marte, S (7, 6) OBP: 0.417, SLG: 0.300										0	0	0	0	0	0	0
8 Willie Bloomquist, R (1, 4) OBP: 0.300, SLG: 0.350	L4	F9			L6		G4-3			4	0	0	0	0	0	3
78 Jack Reinheimer, R (7, 4)										0	0	0	0	0	0	0
7 Stefen Romero, R (1, 7) OBP: 0.222, SLG: 0.556	2B		1B		G2-3 3-H			K		4	0	2	1	0	1	0
79 Dario Pizzano, L (8, 7)										0	0	0	0	0	0	0
20 Logan Morrison, L (1, 3) OBP: 0.333, SLG: 0.370	L7		K		G4-3			F7		4	0	0	0	0	1	2
66 Ji Man Choi, L (8, 3) OBP: 0.417, SLG: 0.455										0	0	0	0	0	0	0
63 Jesus Montero, R (1, 10) OBP: 0.360, SLG: 0.652		K	K			BB		K		3	0	0	0	1	3	1
55 Michael Saunders, L (1, 9) OBP: 0.409, SLG: 0.556		3 2B 9 FC4 1B	K			K			G6-3	3	1	1	0	0	2	2
(6, 8)										1	0	0	0	0	0	0
78 Leon Landry, L (8, 8) OBP: 0.400, SLG: 0.400																
3 Mike Zunino, R (1, 2) OBP: 0.316, SLG: 0.529		9 FC4 1 SF8 1-3 2B		F7	K	K			G6-3	3	1	1	0	0	1	1
2 Jesús Sucre, R (6, 2) OBP: 0.286, SLG: 0.429										1	0	0	0	0	0	0
9 Endy Chavez, L (1, 8) OBP: 0.222, SLG: 0.222		FC4 5 1B 2-3 3-H		G6-3	K	K			69 CS BB	3	0	0	1	0	1	2
97 Jabari Blash, R (6, 9) OBP: 1.000, SLG: 1.000										0	0	0	0	1	0	0
1 Carlos Triunfel, R (1, 5) OBP: 0.227, SLG: 0.167		SF8 3-H		G5-3			K		CS 1-2	2	0	0	1	0	1	0
69 Ty Kelly, S (7, 5) OBP: 0.231, SLG: 0.182										0	0	0	0	0	0	0
Inning Stats	R: 0 E: 0 K: 0 S: 4 H: 1 LOB: 1 BB: 0 P: 4	R: 2 E: 0 K: 1 S: 9 H: 3 LOB: 2 BB: 0 P: 9	R: 0 E: 0 K: 3 S: 10 H: 1 LOB: 1 BB: 0 P: 10	R: 0 E: 0 K: 0 S: 3 H: 0 LOB: 0 BB: 0 P: 3	R: 1 E: 0 K: 0 S: 4 H: 1 LOB: 0 BB: 0 P: 4	R: 0 E: 0 K: 3 S: 9 H: 0 LOB: 1 BB: 1 P: 13	R: 0 E: 0 K: 1 S: 5 H: 0 LOB: 0 BB: 0 P: 5	R: 0 E: 0 K: 2 S: 7 H: 0 LOB: 0 BB: 0 P: 7	R: 0 E: 0 K: 0 S: 2 H: 0 LOB: 0 BB: 1 P: 6	1B: 3 2B: 2 3B: 1 HR: 0	SF: 1 SAC: 0 DP: 0 HBP: 0						

TOP

Seattle Mariners @ Arizona Diamondbacks

Salt River Fields at Talking Stick, Scottsdale, AZ

Mon Mar 10 2014, 10:11 PM - 1:08 AM EDT

Att. 11,071 - Clear - 77 F

livebaseballscorecards.com

AB	32
R	3
H	6
RBI	3
BB	2
SO	10
LOB	11

WP: 0 PB: 0 SB: 0 CS: 1 PA: 36

PITCHER		IP	WLS	BF	H	R	ER	SO	BB	IBB	HBP	BLK	WP	HR	S	P	ERA	WHIP
46 Patrick Corbin, L ERA: 4.85	(1, 1)	5.0		22	6	3	3	4	0	0	0	0	0	0	30	30	5.40	1.200
38 Will Harris, R ERA: 1.5	(6, 1)	2.0		7	0	0	0	4	1	0	0	0	0	0	14	18	0.00	0.500
54 Joe Thatcher, L ERA: 1.93	(8, 1)	1.0		3	0	0	0	2	0	0	0	0	0	0	7	7	0.00	0.000
47 Joe Paterson, L ERA: 5.4	(9, 1)	1.0		3	0	0	0	0	1	0	0	0	0	0	2	6	0.00	1.000

PITCHER	IP	WLS	BF	H	R	ER	SO	BB	IBB	HBP	BLK	WP	HR	S	P	ERA	WHIP

Seattle Mariners @ Arizona Diamondbacks

Salt River Fields at Talking Stick, Scottsdale, AZ

Mon Mar 10 2014, 10:11 PM - 1:08 AM EDT

Att. 11,071 - Clear - 77 F

BOTTOM

Batter	1	2	3	4	5	6	7	8	9	AB	R	H	RBI	BB	SO	LOB
11 AJ Pollock, R (1, 8) OBP: 0.469, SLG: 0.750 19 Tony Campana, L (7, 8) OBP: 0.269, SLG: 0.208	K2-3		FC6-4		2 PB, 44 SF8, 2B		1 G4-3, 1 S, BB		K	3 1	1 0	1 0	0 0	0 1	1 1	1 0
2 Aaron Hill, R (1, 4) OBP: 0.310, SLG: 0.308 1 Didi Gregorius, L (7, 6) OBP: 0.250, SLG: 0.273	2B		44 G4-6-3, 1B		BB		G4-3			2 1	0 0	2 0	0 0	1 0	0 0	0 1
44 Paul Goldschmidt, R (1, 10) OBP: 0.290, SLG: 0.269 27 Matt Tuiasosopo, R (7, PH) OBP: 0.138, SLG: 0.115 (8, 10)	G1-3		G4-6-3		SF8		K			2 1	0 0	0 0	1 0	0 0	0 1	3 1
14 Martín Prado, R (1, 5) OBP: 0.500, SLG: 0.692 21 Mike Jacobs, L (7, 3) OBP: 0.200, SLG: 0.263	G4-3			12 G6-3, 15 G5-3, 2B	K		P3			3 1	1 0	1 0	0 0	0 0	1 0	2 1
12 Eric Chavez, L (1, 3) OBP: 0.182, SLG: 0.286 76 Andy Marte, R (7, 5) OBP: 0.313, SLG: 0.400		G6-3		G6-3	K			L5		3 1	0 0	0 0	0 0	0 0	1 0	1 0
15 Mark Trumbo, R (1, 7) OBP: 0.391, SLG: 0.571 7 David Peralta, L (7, 7) OBP: 0.667, SLG: 0.500		26 WP, 1B		G5-3	K			G4-3		3 1	0 0	1 0	1 0	0 0	1 0	0 0
26 Miguel Montero, L (1, 2) OBP: 0.250, SLG: 0.333 24 Henry Blanco, R (7, 2) OBP: 0.167, SLG: 0.167	K			G3-1	8 BB, 1B			K		3 1	0 0	1 0	0 0	0 0	1 1	1 0
8 Gerardo Parra, L (1, 9) OBP: 0.467, SLG: 0.435 25 Breland Almadova, R (7, 9) OBP: 0.333, SLG: 0.333	G3-1				11 2B, 2 PB, 1B	BB			G1-3	2 1	1 0	1 0	0 0	1 0	0 0	1 0
4 Cliff Pennington, S (1, 6) OBP: 0.280, SLG: 0.217 (7, 4) 4 Kevin Medrano, L (8, 4)			11 FC6-4, 1B		K	G3-1			G4-3	3 1	0 0	1 0	0 0	0 0	1 0	3 0

Inning Stats	1	2	3	4	5	6	7	8	9
	R: 0 H: 1 E: 0 LOB: 1 K: 1 BB: 0 S: 6 P: 6	R: 0 H: 1 E: 0 LOB: 1 K: 1 BB: 0 S: 6 P: 7	R: 0 H: 2 E: 0 LOB: 1 K: 0 BB: 0 S: 4 P: 4	R: 1 H: 1 E: 0 LOB: 0 K: 0 BB: 0 S: 4 P: 4	R: 2 H: 2 E: 0 LOB: 1 K: 2 BB: 1 S: 9 P: 13	R: 0 H: 1 E: 0 LOB: 2 K: 2 BB: 1 S: 8 P: 12	R: 0 H: 0 E: 0 LOB: 1 K: 1 BB: 1 S: 5 P: 10	R: 0 H: 0 E: 0 LOB: 0 K: 1 BB: 0 S: 5 P: 5	R: 0 H: 0 E: 0 LOB: 0 K: 1 BB: 0 S: 5 P: 5

1B: 5	SF: 1	WP: 1 PA: 37
2B: 3	SAC: 0	PB: 1
3B: 0	DP: 1	SB: 1
HR: 0	HBP: 0	CS: 0

livebaseballscorecards.com

AB	33
R	3
H	8
RBI	2
BB	3
SO	9
LOB	15

PITCHER		IP	WLS	BF	H	R	ER	SO	BB	IBB	HBP	BLK	WP	HR	S	P	ERA	WHIP
65 James Paxton, L ERA: 1.0	(1, 1)	4.0		16	5	1	1	2	0	0	0	0	1	0	20	21	2.25	1.250
James Gillheeney, L ERA: 3.86	(5, 1)	0.1	H	4	2	2	1	1	1	0	0	0	0	0	5	9	27.00	9.000
73 Carson Smith, R ERA:	(5, 1)	1.2	B	7	1	0	0	3	1	0	0	0	0	0	12	16	0.00	1.200
Chance Ruffin, R ERA:	(7, 1)	1.0		4	0	0	0	1	1	0	0	0	0	0	5	10	0.00	1.000
71 Dominic Leone, R ERA:	(8, 1)	2.0		6	0	0	0	2	0	0	0	0	0	0	10	10	0.00	0.000

PITCHER	IP	WLS	BF	H	R	ER	SO	BB	IBB	HBP	BLK	WP	HR	S	P	ERA	WHIP

Batter	1	2	3	4	5	6	7	8	9	AB	R	H	RBI	BB	SO	LOB
99 James Jones, L (1, 8) OBP: 0.258, SLG: 0.355	G3		K		P6		G3-1 2-3	F7	F9	4	0	0	0	0	1	1
78 Leon Landry, L (7, 8) OBP: 0.250, SLG: 0.250										2	0	0	0	0	0	4
74 Chris Taylor, R (1, 5) OBP: 0.263, SLG: 0.412	K		17 FC6-4 1B			6 1B 22 S BB	K	F9		4	1	1	0	1	2	4
22 Robinson Canó, L (1, 4) OBP: 0.632, SLG: 0.588	17 FC6-4 1B		F7			6 1B 13 BLK 1-2 BB		63 1B 97 E 1B	82 1B 84 HBP 81 SF 1B	2	0	1	0	1	0	1
78 Jack Reinheimer, R (6, PR) OBP: 0.500, SLG: 0.500 (6, 4)										2	3	2	0	0	0	0
17 Justin Smoak, S (1, 3) OBP: 0.400, SLG: 0.542	FC6-4 1-2f		FC6-4 1-2f			F8		FC4 97 E 63 1B 39 BB 1-2	82 1B 81 SF 1-2 HBP	3	0	0	0	0	0	4
84 Patrick Kivlehan, R (6, 3)										1	2	0	0	0	0	1
63 Jesus Montero, R (1, 10) OBP: 0.345, SLG: 0.593		G4-3		K		P4		39 BB 97 E 76 HBP 1-2 2-3 1B	81 SF 39 1B 1-2 2-3 1B	4	0	1	0	0	1	2
82 Tyler Smith, R (8, PR) OBP: 0.500, SLG: 0.800 (8, 10)										1	2	1	0	0	0	0
6 Nick Franklin, S (1, 6) OBP: 0.360, SLG: 0.565		G6-3		K		13 BLK 1-3 2-H 1B	K	SF 39 1B 76 SF8 1-2 2-H 3-H		3	0	1	1	0	1	0
81 Ketel Marte, S (6, 6) OBP: 0.333, SLG: 0.250										1	1	0	1	0	1	3
13 Dustin Ackley, L (1, 7) OBP: 0.481, SLG: 0.846				G1-3		P3 1-2 3-H		E4 76 HBP 39 BB 1-2 2-3 3-H	K	3	1	1	0	0	0	1
97 Jabari Blash, R (6, 9) OBP: 0.500, SLG: 0.250		7 E 2B								2	0	0	1	0	1	4
7 Stefen Romero, R (1, 9) OBP: 0.233, SLG: 0.533 (6, 7)		E7 2-H 1B			G5-3		K 99 G3-1 2B	76 HBP 1-2 2-3 3-H BB	1-3 2-H 1B	3	0	1	0	0	1	0
39 Xavier Avery, L (7, 7) OBP: 0.370, SLG: 0.261										1	0	1	2	1	0	0
35 Humberto Quintero, R (1, 2) OBP: 0.231, SLG: 0.308		G6-3			L5			HBP	SF8 3-H	3	0	1	0	0	0	1
76 Mike Dowd, R (8, PH) OBP: 0.500, SLG: 0.667 (8, 2)										0	0	0	2	0	0	0
Inning Stats	R: 0 E: 0 K: 1 S: 6 H: 1 LOB: 1 BB: 0 P: 6	R: 1 E: 1 K: 0 S: 5 H: 2 LOB: 1 BB: 0 P: 5	R: 0 E: 0 K: 1 S: 6 H: 1 LOB: 1 BB: 0 P: 6	R: 0 E: 0 K: 2 S: 7 H: 0 LOB: 0 BB: 0 P: 7	R: 0 E: 0 K: 0 S: 3 H: 0 LOB: 0 BB: 0 P: 3	R: 2 E: 0 K: 0 S: 4 H: 1 LOB: 2 BB: 2 P: 12	R: 0 E: 0 K: 2 S: 8 H: 1 LOB: 1 BB: 0 P: 8	R: 3 E: 2 K: 1 S: 9 H: 2 LOB: 3 BB: 1 P: 14	R: 4 E: 1 K: 1 S: 9 H: 3 LOB: 1 BB: 0 P: 10	1B: 9 2B: 2 3B: 0 HR: 0 SF: 2 SAC: 0 DP: 0 HBP: 2	WP: 0 PB: 0 SB: 1 CS: 0 PA: 46					

PITCHER		IP	WLS	BF	H	R	ER	SO	BB	IBB	HBP	BLK	WP	HR	S	P	ERA	WHIP
33 C.J. Wilson, L ERA: 2.45	(1, 1)	5.0		19	4	1	0	4	0	0	0	0	0	0	27	27	0.00	0.800
40 Kevin Jepsen, R ERA: 4.5	(6, 1)	1.0		6	1	2	2	0	2	0	0	1	0	0	4	12	18.00	3.000
59 Fernando Salas, R ERA:	(7, 1)	1.0	H	4	1	0	0	2	0	0	0	0	0	0	8	8	0.00	1.000
63 Nick Maronde, L ERA: 2.7	(8, 1)	0.1	L	6	2	3	0	1	1	0	0	0	0	0	7	11	0.00	9.000
39 Yoslan Herrera, R ERA:	(8, 1)	0.2		3	0	0	0	0	0	0	1	0	0	0	2	3	0.00	0.000

PITCHER		IP	WLS	BF	H	R	ER	SO	BB	IBB	HBP	BLK	WP	HR	S	P	ERA	WHIP
64 Clay Rapada, L ERA: 10.8	(9, 1)	0.1		6	3	4	3	1	0	0	1	0	0	0	7	8	81.00	9.000
36 Jeremy Berg, R ERA:	(9, 1)	0.2		2	0	0	0	0	0	0	0	0	0	0	2	2	0.00	0.000

TOP

Seattle Mariners @ Los Angeles Angels

Tempe Diablo Stadium, Tempe, AZ

Tue Mar 11 2014, 4:10 PM - 7:36 PM EDT

Att. 6,280 - Sunny - 75 F

livebaseballscorecards.com

AB	39
R	10
H	11
RBI	7
BB	3
SO	8
LOB	26

BOTTOM

Batter	1	2	3	4	5	6	7	8	9	AB	R	H	RBI	BB	SO	LOB
3 JB Shuck, L (1, 7) OBP: 0.231, SLG: 0.261	F8	G3 1-2	P5			BBB 4-0 BB		G6-3		3	0	0	0	1	0	2
85 Shawn O'Malley, S (7, 7) OBP: 0.286, SLG: 0.167										0	0	0	0	0	0	0
44 Ian Stewart, L (8, PH) OBP: 0.300, SLG: 0.278										1	0	0	0	0	0	1
57 Andy Workman, R (9, 7) OBP: 1.000, SLG: 2.000										0	0	0	0	0	0	0
27 Mike Trout, R (1, 8) OBP: 0.429, SLG: 0.700	F9	5 2B 2-H 2B		F9		P2			CCC K	3	1	1	1	0	0	0
0 Collin Cowgill, R (6, 8) OBP: 0.308, SLG: 0.583										2	0	0	0	0	1	1
5 Albert Pujols, R (1, 3) OBP: 0.292, SLG: 0.238	47 HBP 6 HBP HBP	2-H 2B		F7		CCC K			48 E 48 DI 41 1B 1B	2	0	1	1	0	0	0
12 Tommy Field, R (6, 6) OBP: 0.583, SLG: 0.636										2	1	1	0	0	1	1
6 David Freese, R (1, 10) OBP: 0.278, SLG: 0.071	47 HBP 1-2 HBP	F9		F8			G6-3		B X E6 41 1B 1-3	3	0	0	0	0	0	1
48 Chad Tracy, L (9, PH) OBP: 0.176, SLG: 0.176										1	0	0	0	0	0	1
47 Howie Kendrick, R (1, 4) OBP: 0.550, SLG: 0.471	1-2 2-3 HBP		2 WP 16 SH1-3 2 FC4 1B		BBB 4-0 2 BB BB		G5-3		SSS K	1	1	1	0	1	0	0
7 Andrew Romine, S (6, 4) OBP: 0.381, SLG: 0.471										2	0	0	0	0	1	2
16 Hank Conger, L (1, 2) OBP: 0.158, SLG: 0.111	F8		SH1-3 1-2		F9		G5-3		1-3 3-H 1B	3	0	0	0	0	0	4
41 Luis Martinez, R (8, 2) OBP: 0.200, SLG: 0.200										1	0	1	1	0	0	0
2 Erick Aybar, S (1, 6) OBP: 0.409, SLG: 0.133		E5 10 G4-3 87 1B	B X FC4 10 F9 87 2B 2-H		BBB 4-0 10 F8-6-3 1-2 BB			SSS K	F7	2	2	0	1	1	0	0
77 Carlos Pena, L (6, 3) OBP: 0.250, SLG: 0.222										2	0	0	0	0	1	2
10 Grant Green, R (1, 5) OBP: 0.360, SLG: 0.560		G4-3 2-3	F9 1-2		F8-6-3 1-1			G6-3		4	0	0	0	0	0	4
87 Matt Long, L (1, 9) OBP: 0.560, SLG: 0.792		3 G3 27 2B 3-H 1B	2-H 2B			F7		1B		4	1	3	2	0	0	0
Inning Stats	R: 0 H: 0 E: 0 LOB: 3 K: 0 BB: 0 S: 3 P: 6	R: 3 H: 3 E: 1 LOB: 1 K: 0 BB: 0 S: 7 P: 7	R: 2 H: 2 E: 0 LOB: 1 K: 0 BB: 0 S: 6 P: 7	R: 0 H: 0 E: 0 LOB: 0 K: 0 BB: 0 S: 3 P: 3	R: 0 H: 0 E: 0 LOB: 1 K: 0 BB: 2 S: 2 P: 10	R: 0 H: 0 E: 0 LOB: 1 K: 1 BB: 1 S: 5 P: 9	R: 0 H: 0 E: 0 LOB: 0 K: 0 BB: 0 S: 3 P: 3	R: 0 H: 1 E: 0 LOB: 1 K: 1 BB: 0 S: 6 P: 6	R: 1 H: 2 E: 1 LOB: 2 K: 2 BB: 0 S: 10 P: 11	1B: 5 SF: 0 2B: 4 SAC: 1 3B: 0 DP: 1 HR: 0 HBP: 3						

PITCHER		IP	WLS	BF	H	R	ER	SO	BB	IBB	HBP	BLK	WP	HR	S	P	ERA	WHIP
58 Scott Baker, R ERA: 3.38	(1, 1)	3.0		19	5	5	2	0	0	0	3	0	1	0	16	20	6.00	1.667
84 Emilio Pagán, R ERA:	(4, 1)	1.0		3	0	0	0	0	0	0	0	0	0	0	3	3	0.00	0.000
81 Roenis Elías, L ERA: 1.23	(5, 1)	3.0	W	11	0	0	0	1	3	0	0	0	0	0	10	22	0.00	1.000
Jonathan Arias, R ERA:	(8, 1)	1.0	H	4	1	0	0	1	0	0	0	0	0	0	6	6	0.00	1.000
40 Danny Farquhar, R ERA: 4.15	(9, 1)	1.0		6	2	1	0	2	0	0	0	0	0	0	10	11	0.00	2.000

PITCHER	IP	WLS	BF	H	R	ER	SO	BB	IBB	HBP	BLK	WP	HR	S	P	ERA	WHIP

Seattle Mariners @ Los Angeles Angels

Tempe Diablo Stadium, Tempe, AZ

Tue Mar 11 2014, 4:10 PM - 7:36 PM EDT

Att. 6,280 - Sunny - 75 F

livebaseballscorecards.com

AB	36
R	6
H	8
RBI	6
BB	3
SO	4
LOB	19

WP: 1 PA: 43
PB: 0
SB: 0
CS: 0

Batter	1	2	3	4	5	6	7	8	9	10	AB	R	H	RBI	BB	SO	LOB
43 Emilio Bonifácio, S (1, 4) OBP: 0.261, SLG: 0.455 Arismendy Alcántara, S (6, 4)	B FC 87 B FC 87 C FC 88 F SL 78 F FC 87 S CU 68 2-3 K ①		C CU 70 X CH 76 0-1 G6-3 ① 1-2		B CH 79 B SI 92 X SI 92 2-0 21 S 1B	C FF 91 X FF 90 0-1 G4-3 ③		B CH 85 B CH 86 B SI 92 C SI 92 B SI 91 4-1 1-2 2-3 BB			4 0 1 0 0 1 2 0 0 0 0 1 0 0						
21 Junior Lake, R (1, 8) OBP: 0.200, SLG: 0.167 78 Albert Almora Jr., R (6, 8) OBP: 0.545, SLG: 0.636	X FC 88 0-0 66 CS 1B		B SL 78 F SL 78 F FC 85 S SL 80 1-3 K ②		C SI 92 B CH 79 F CH 80 X SI 94 1-2 F9 ③ 1-2		B CH 87 S FF 90 B CH 88 S CH 89 X CH 89 2-2 BB 30 1B 1B	D CU 83 C SI 92 F SI 92 S CU 82 1-3 K ②			3 0 1 0 0 1 2 2 1 1 0 0 1 3						
66 Casper Wells, R (1, 9) OBP: 0.071, SLG: 0.077 Jorge Soler, R (5, 9) OBP: 0.364, SLG: 0.444 7 Brett Jackson, L (8, PH) OBP: 0.417, SLG: 0.125 (8, 9)	B CU 68 C FC 88 1 SAFE B CH 77 S CH 77 B FC 88 S CH 77 3-3 1-2 K ②③		D CU 70 X CH 77 1-0 G5-3 ③			C FF 90 F FF 91 B SL 80 X FF 91 1-2 F9 ①	1 SAFE B CH 88 D CH 89 B FF 90 F SI 90 B CH 89 4-1 G4-6-3 30 1B 1-2 BB	B CH 86 B SI 91 B CH 86 C SI 91 F SI 92 C CU 82 3-3 K ③			2 0 0 0 0 1 2 1 0 0 0 1 0 0 1 0 0 0 0 1 3						
30 Mike Olt, R (1, 10) OBP: 0.333, SLG: 0.762 27 Josh Vitters, R (7, PR) OBP: 0.333, SLG: 0.200 (7, 10)		X FC 86 0-0 HR		C FC 86 C FC 86 B SL 78 F SL 78 B SL 76 B CH 76 X CH 76 3-2 F7 ①		B CH 85 X FF 91 1-0 HR	B CH 84 B CH 85 F FF 90 B FF 89 X CH 89 3-1 1-2 2-H G4-6-3 1B		B SI 95 X FF 94 1-0 F8 ①		4 2 3 3 0 0 0 1 0 0 0 0 0 0						
70 Javier Báez, R (1, 6) OBP: 0.333, SLG: 0.857 Logan Watkins, L (6, 6) OBP: 0.154, SLG: 0.154		X FC 86 0-0 G4-3 ①		C CU 69 C CU 62 B FC 89 B FC 88 X SL 77 2-2 HR		S CU 74 S CU 76 F SL 80 F FF 90 F FF 91 B CU 75 F FF 88 C FF 91 1-3 K ②	X SI 91 0-0 G4-6-3 ①② 1-2f 2-3		X SI 94 0-0 G4-3 ②		3 1 1 1 0 1 0 2 0 0 0 0 0 2						
51 Ryan Kalish, L (1, 7) OBP: 0.353, SLG: 0.214 32 Eli Whiteside, R (6, 2)		C FC 85 B SL 78 X FC 86 1-1 61 S 60 1B 1B		B SL 77 B SL 79 B FC 89 C FC 87 X FC 87 3-1 G6-3 ②		C FF 90 B SL 79 F SL 79 F FF 91 F FF 92 B CU 77 X FF 91 2-2 E3 60 E 38 2B	X SI 91 0-0 P4 ③		C CH 90 B CU 78 T SI 94 B CH 91 C CU 77 2-3 K ③		3 1 1 0 0 0 0 2 0 0 0 0 1 2						
60 Chris Valaika, R (1, 3) OBP: 0.222, SLG: 0.278 28 Chris Coghlan, L (6, 3) OBP: 0.211, SLG: 0.222		X CU 69 0-0 61 G4-6-3 1-2 1B		C FC 86 B FC 87 X SL 81 1-1 L6 ③		1 SAFE 1 SAFE B FF 90 B FF 91 X FF 92 2-0 E4 61 BB 38 2B 1-3		X SI 92 0-0 BB 2B		S FF 91 S SL 86 B SL 88 S SL 85 1-3 K ①	3 1 1 0 0 0 1 2 0 1 0 0 1 0						
61 Christian Villanueva, R (1, 5) OBP: 0.333, SLG: 0.308 77 Kris Bryant, R (6, 5) OBP: 0.250, SLG: 0.727		C FC 86 B SL 77 B CH 76 X FC 87 2-1 G4-6-3 ②③ 1-2f 2-3			B SI 92 S SI 92 X CH 79 1-1 P3 ①	B FA 90 D CH 84 B FA 91 C FF 91 F CH 90 B FF 93 4-2 38 2B 1-2 BB		C CU 80 B SI 90 S CU 81 S CU 83 1-3 K ①		B SL 84 B SI 90 B SI 90 C SI 89 X FF 90 3-1 G6-3 ②	2 1 0 0 1 0 2 2 0 0 0 0 1 1						
38 John Baker, L (1, 2) OBP: 0.385, SLG: 0.538 Matt Szczur, R (6, PR) OBP: 0.333, SLG: 0.143 (6, 7)		X FC 86 0-0 43 G6-3 1B			C SI 92 B SI 94 X SI 93 1-1 L7 ②	B FF 91 D CH 85 X FF 90 2-0 1-H 2-H 3-H 2B		B SI 92 B CU 80 C SI 92 B CU 82 C SI 91 B CU 81 4-2 BB		X FF 90 0-0 F8 ③	3 0 2 3 0 0 0 1 0 0 0 1 0 0						
Inning Stats	R: 0 H: 1 E: 0 LOB: 0 K: 2 BB: 0 S: 8 P: 13	R: 1 H: 3 E: 0 LOB: 1 K: 0 BB: 0 S: 7 P: 10	R: 0 H: 1 E: 0 LOB: 1 K: 1 BB: 0 S: 7 P: 9	R: 1 H: 1 E: 0 LOB: 0 K: 0 BB: 0 S: 11 P: 20	R: 0 H: 1 E: 0 LOB: 1 K: 0 BB: 0 S: 8 P: 13	R: 4 H: 2 E: 2 LOB: 1 K: 1 BB: 1 S: 22 P: 35	R: 1 H: 2 E: 0 LOB: 2 K: 0 BB: 1 S: 8 P: 17	R: 0 H: 1 E: 0 LOB: 3 K: 3 BB: 2 S: 13 P: 26	R: 0 H: 0 E: 0 LOB: 0 K: 1 BB: 0 S: 5 P: 8	R: 0 H: 0 E: 0 LOB: 0 K: 1 BB: 0 S: 6 P: 10	1B: 7 SF: 0 2B: 2 SAC: 0 3B: 0 DP: 2 HR: 3 HBP: 0						

PITCHER		IP	WLS	BF	H	R	ER	SO	BB	IBB	HBP	BLK	WP	HR	S	P	ERA	WHIP
28 Randy Wolf, L ERA: 6.0	(1, 1)	4.0		16	6	2	2	3	0	0	0	0	0	2	33	52	4.50	1.500
56 Fernando Rodney, R ERA: 10.13	(5, 1)	1.0	H	4	1	0	0	0	0	0	0	0	0	0	8	13	0.00	1.000
41 Charlie Furbush, L ERA: 6.75	(6, 1)	0.2	B	4	1	2	1	1	0	0	0	0	0	1	16	21	13.50	1.500
52 Ramon E Ramirez, R ERA: 7.94	(6, 1)	0.1		7	3	3	1	0	2	0	0	0	0	0	12	29	27.00	15.000
Logan Kensing, R ERA:	(7, 1)	2.0		8	1	0	0	3	2	0	0	0	0	0	15	28	0.00	1.500

PITCHER		IP	WLS	BF	H	R	ER	SO	BB	IBB	HBP	BLK	WP	HR	S	P	ERA	WHIP
54 Tom Wilhelmsen, R ERA: 3.18	(9, 1)	1.0		3	0	0	0	1	0	0	0	0	0	0	5	8	0.00	0.000
44 Lucas Luetge, L ERA: 5.68	(10, 1)	1.0	W	3	0	0	0	1	0	0	0	0	0	0	6	10	0.00	0.000

TOP

Chicago Cubs @ Seattle Mariners

Peoria Stadium, Peoria, AZ

Wed Mar 12 2014, 10:09 PM - 1:54 AM EDT

Att. 8,933 - Cloudy - 76 F

livebaseballscorecards.com

AB	41
R	7
H	12
RBI	7
BB	4
SO	9
LOB	20

WP: 0	PA: 45		
PB: 0			
SB: 2			
CS: 1			

Chicago Cubs @ Seattle Mariners

Peoria Stadium, Peoria, AZ

Wed Mar 12 2014, 10:09 PM - 1:54 AM EDT

Att. 8,933 - Cloudy - 76 F

livebaseballscorecards.com

Batter	1	2	3	4	5	6	7	8	9	10	AB	R	H	RBI	BB	SO	LOB
36 Abraham Almonte, S (1, 8) OBP: 0.212, SLG: 0.267	C SI 91 B SI 92 B SI 83 X SI 91 2-1 G6-3 ①	C CU 74 B CU 78 B SI 93 C CU 75 D SI 94 B CU 75 4-2 15 G6-4-3 1-2 2-3 BB		B FC 87 S CH 79 C SL 80 X CH 78 1-2 G5-3 ③		X SI 92 0-0 FC6-4 ② 1-2f 2-3		X CH 83 0-0 F9 ③		F FF 90 B FF 88 B FF 92 X FF 91 2-1 8 1B 69 1B 1B	5	1	1	0	1	0	2
15 Kyle Seager, L (1, 5) OBP: 0.345, SLG: 0.280 8 Willie Bloomquist, R (6, 5) OBP: 0.304, SLG: 0.348	B SI 90 B SI 92 B SI 90 B 4-0 22 S 22 2B BB	C SI 92 F CU 77 F SI 93 D SL 80 B CU 77 D CU 77 X SI 92 3-2 ② ③ G6-4-3 1-2f			C SI 92 X SI 93 0-1 G4-3 ①	C SI 91 F SI 93 F SI 92 X CU 80 0-2 P3 ③			B SL 82 S FF 89 B CU 73 X FF 90 2-1 F8 ①	1 SAFE F FF 91 X SI 91 0-1 69 1B 1-3 1B	2 3	1 0	0 1	0 0	1 0	0 0	3 3
22 Robinson Canó, L (1, 4) OBP: 0.682, SLG: 0.737 69 Ty Kelly, S (5, PR) OBP: 0.313, SLG: 0.231 (6, 4)	C SI 90 D SI 92 1 SAFE B SI 89 S SI 91 X CU 76 2-2 17 F9 1-H 2B	S CU 75 B SI 92 B SI 91 B CU 75 B FF 90 4-1 17 G4-6-3 BB			X SI 92 0-0 17 F8 2B		B SI 90 C SI 89 B FS 87 X SI 91 2-1 G3 ①		B SL 81 B FF 89 B FF 89 C FF 88 B FF 89 4-1 63 2B 99 1B BB	B FA 88 C CH 87 B FF 92 C CH 86 X FF 92 2-2 1-2 3-H 1B	2 2	0 1	2 1	1 1	1 1	0 0	0 0
17 Justin Smoak, S (1, 3) OBP: 0.364, SLG: 0.481 63 Jesus Montero, R (6, 3) OBP: 0.355, SLG: 0.621	C SI 93 S SI 92 B SI 95 F SI 93 D CU 77 B SI 92 X SI 92 3-2 ② F9 2-3	T SI 91 X SI 92 0-1 ① ② G4-6-3 1-2f			B FC 89 B SI 92 X FC 91 2-0 ② F8 2-3		B SI 91 X SI 93 1-0 ② G5-3		C FF 88 X CU 74 0-1 99 1B 4 1B 1-3 2B		3 2	0 1	0 1	0 0	0 0	0 0	3 0
20 Logan Morrison, L (1, 10) OBP: 0.353, SLG: 0.345 39 Xavier Avery, L (9, PH) OBP: 0.357, SLG: 0.250 (10, 10)	B SI 93 B SI 93 B SI 92 C SI 92 X SI 92 3-1 ③ G4-3	B CU 76 C SI 82 B SI 91 B CU 76 C SI 91 B SI 92 4-2 BB			B SI 91 X FC 91 1-0 ③ P5		S SI 90 C CU 80 B SI 91 B FS 87 B SI 90 F FC 90 B SI 94 4-2 99 FC5 7 1B BB		F SL 83 B SL 82 F FF 90 F FF 90 T SL 83 1-2 ② K		2 1	0 0	0 0	0 0	2 0	0 1	3 2
13 Dustin Ackley, L (1, 7) OBP: 0.500, SLG: 0.821 7 Stefen Romero, R (7, 7) OBP: 0.281, SLG: 0.548		B SI 90 B CH 83 C SI 91 B SI 91 F SI 90 B SI 91 4-2 55 G3 5 1B BB	B FF 92 F FF 91 F FF 92 F CU 80 C FC 88 1-3 ③ K			B SI 89 C FF 90 S SI 90 X FS 88 1-2 55 2B 1B	X SI 92 0-0 1-2 1B		B SL 83 S FF 89 B FF 91 B FF 90 B FF 90 4-1 99 1B 4 1B BB		2 1	2 1	1 1	0 0	1 1	1 0	1 0
55 Michael Saunders, L (1, 9) OBP: 0.400, SLG: 0.571 99 James Jones, L (6, PR) OBP: 0.273, SLG: 0.364 (7, 9)		1 SAFE B SI 90 B SI 92 X SI 90 2-0 ① G3 1-2		C FF 87 S SL 80 X CU 72 0-2 ① F8		B SI 91 B SI 89 X FC 89 2-0 36 FC6-4 1-H 2B	C CU 80 B SI 90 X SI 92 1-1 ③ FC5 2-3f		X SL 82 0-0 4 1B 1-2 2-3 3-H 1B		3 2	0 0	1 1	1 1	0 0	0 0	1 2
3 Mike Zunino, R (1, 2) OBP: 0.333, SLG: 0.500 4 John Buck, R (6, 2) OBP: 0.294, SLG: 0.333		H SI 90 1-0 36 BB 5 1B HBP		S FF 87 S SL 80 S SL 80 0-3 ② K		X SI 92 0-0 ① L9		C CU 73 C FF 91 S SL 82 0-3 ① K	S SI 89 B SI 90 S CH 80 B FF 90 X SI 92 2-2 1-2 2-H 3-H 1B		1 3	0 0	0 1	0 2	0 0	1 1	0 1
5 Brad Miller, L (1, 6) OBP: 0.429, SLG: 0.800 74 Chris Taylor, R (7, 6) OBP: 0.238, SLG: 0.368		B SI 92 B SI 91 X SI 90 2-0 36 BB 1-2 2-H 1B		S SL 81 S SL 80 F SL 82 B CU 73 B FC 86 F CU 73 F SL 79 X FC 88 2-2 HR		S CU 80 B SI 92 F SI 91 F SI 92 X 1-2 CI 36 FC6-4		B FF 91 F FF 90 S SL 83 B SL 83 F FF 91 B CH 83 S SL 83 3-3 ② K	B CH 80 C CU 80 B SI 90 B CH 80 C CH 79 S CH 81 3-3 ③ K		2 2	1 0	2 0	2 0	0 2	0 2	0 2
Inning Stats	R: 1 H: 1 E: 0 LOB: 1 K: 0 BB: 1 S: 11 P: 25	R: 1 H: 1 E: 0 LOB: 2 K: 0 BB: 2 S: 10 P: 26	R: 0 H: 0 E: 0 LOB: 1 K: 1 BB: 2 S: 9 P: 18	R: 1 H: 1 E: 0 LOB: 0 K: 1 BB: 0 S: 15 P: 18	R: 0 H: 1 E: 0 LOB: 2 K: 0 BB: 0 S: 5 P: 8	R: 1 H: 2 E: 1 LOB: 3 K: 0 BB: 0 S: 14 P: 18	R: 0 H: 1 E: 0 LOB: 2 K: 0 BB: 1 S: 9 P: 17	R: 0 H: 0 E: 0 LOB: 0 K: 2 BB: 0 S: 8 P: 11	R: 3 H: 3 E: 0 LOB: 2 K: 2 BB: 2 S: 17 P: 33	R: 1 H: 3 E: 0 LOB: 2 K: 0 BB: 0 S: 7 P: 11						

PITCHER		IP	WLS	BF	H	R	ER	SO	BB	IBB	HBP	BLK	WP	HR	S	P	ERA	WHIP
55 James McDonald, R	(1, 1)	2.2		14	2	2	2	0	5	0	1	0	0	0	26	64	6.75	2.625
ERA: 12.71																		
83 Hunter Cervenka, L	(3, 1)	0.1		1	0	0	0	1	0	0	0	0	0	0	4	5	0.00	0.000
ERA:																		
40 James Russell, L	(4, 1)	1.0		4	1	1	1	1	0	0	0	0	0	1	15	18	9.00	1.000
ERA: 9.0																		
71 Dallas Beeler, R	(5, 1)	3.0		15	4	1	1	0	1	0	0	0	0	0	28	43	3.00	1.667
ERA: 3.86																		
67 Tsuyoshi Wada, L	(8, 1)	1.2	H	9	2	3	3	3	2	0	0	0	0	0	19	33	16.20	2.400
ERA: 7.36																		

PITCHER		IP	WLS	BF	H	R	ER	SO	BB	IBB	HBP	BLK	WP	HR	S	P	ERA	WHIP
90 Frank Batista, R	(9, 1)	0.1	B	2	1	0	0	1	0	0	0	0	0	0	6	11	0.00	3.000
ERA: 10.13																		
73 Marcus Hatley, R	(10, 1)	0.0	L	3	3	1	1	0	0	0	0	0	0	0	7	11	∞	∞
ERA: 3.0																		

BOTTOM

AB	38
R	8
H	13
RBI	8
BB	8
SO	6
LOB	23

1B: 8	SF: 0	WP: 0	PA: 48
2B: 4	SAC: 0	PB: 0	
3B: 0	DP: 2	SB: 1	
HR: 1	HBP: 1	CS: 0	

Batter	1	2	3	4	5	6	7	8	9	AB	R	H	RBI	BB	SO	LOB
9 Endy Chavez, L (1, 8) OBP: 0.273, SLG: 0.238	BBBB 4-0 8 E 22 G3 BB	x 0-0 ② FC4-6 8 22 1B 1B 1-2f 2-3		x 0-0 ② FC3-6 8 FC6-4 1-2f		x 0-0 1-2 2-H 1B			x 0-0 ① L6	3	2	1	1	1	0	3
99 James Jones, L (6, PR) OBP: 0.265, SLG: 0.353 (6, 8)										1	0	0	0	0	0	1
8 Willie Bloomquist, R (1, 5) OBP: 0.296, SLG: 0.333	BX 1-0 ① F9 1-3	x 0-0 22 1B 1-2 3-H 1B		x 0-0 ③ FC6-4 1-2f		x 0-0 ②③ L3-6 2-2			x 0-0 ② FC3-6 78 1B 1-2f	4	0	1	1	0	0	4
69 Ty Kelly, S (6, 5) OBP: 0.294, SLG: 0.214										1	0	0	0	0	0	1
22 Robinson Canó, L (1, 4) OBP: 0.654, SLG: 0.696	x 0-0 ② G3 3-H	x 0-0 1-2 2-H 1B			x 0-0 ① G6-3		x 0-0 20 G6-4-3 1B		x 0-0 84 FC6-4 1-2 1B	4	0	2	2	0	0	0
78 Jack Reinheimer, R (7, PR) OBP: 0.600, SLG: 0.600 (7, 4)										1	0	1	0	0	0	0
17 Justin Smoak, S (1, 10) OBP: 0.351, SLG: 0.484	x 0-0 2B	x 0-0 ③ G4-3			SFS 0-3 ② K		x 0-0 ① L7		x 0-0 ③ FC6-4 1-2f	4	0	1	0	0	1	3
84 Patrick Kivlehan, R (9, PH) (9, 10)										1	0	0	0	0	0	2
20 Logan Morrison, L (1, 3) OBP: 0.368, SLG: 0.455	SFC 0-3 ③ K		x 0-0 6 G4-6-3 1B		x 0-0 HR		x 0-0 ②③ G6-4-3 1-2f			4	1	2	1	0	1	2
63 Jesus Montero, R (7, 3) OBP: 0.355, SLG: 0.621										0	0	0	0	0	0	0
6 Nick Franklin, S (1, 6) OBP: 0.345, SLG: 0.500		BBBB 4-0 13 1B 55 1B BB	x 0-0 ①② G4-6-3 1-2f		x 0-0 ③ G3-1			SSS 0-3 ① K		3	1	0	0	1	1	1
74 Chris Taylor, R (8, 6) OBP: 0.238, SLG: 0.368										0	0	0	0	0	0	0
13 Dustin Ackley, L (1, 7) OBP: 0.485, SLG: 0.774		x 0-0 9 FC4-6 55 1B 8 1B 1-3 1B	x 0-0 ③ F8			x 0-0 E1 55 G1-3 9 1B		x 0-0 ② G4-3		3	2	1	0	0	0	0
39 Xavier Avery, L (7, 7) OBP: 0.345, SLG: 0.240										1	0	0	0	0	0	0
55 Michael Saunders, L (1, 9) OBP: 0.393, SLG: 0.542		x 0-0 9 FC4-6 1-2 3-H 1B		x 0-0 ① L7		x 0-0 ① G1-3 1-2		x 0-0 ③ G6-3		3	0	1	1	0	0	1
16 Cole Gillespie, R (7, 9) OBP: 0.556, SLG: 0.688										1	0	0	0	0	0	0
3 Mike Zunino, R (1, 2) OBP: 0.375, SLG: 0.500		x 0-0 ① F4		x 0-0 9 FC3-6 1B		BBBB 4-0 8 L3-6 9 1B BB			x 0-0 69 FC3-6 1B	2	0	1	0	1	0	2
35 Humberto Quintero, R (6, 2) OBP: 0.286, SLG: 0.357										1	0	1	0	0	0	0
Inning Stats	R: 1 E: 0 K: 1 S: 6 H: 1 LOB: 1 BB: 1 P: 11	R: 3 E: 0 K: 0 S: 7 H: 4 LOB: 2 BB: 1 P: 11	R: 0 E: 0 K: 0 S: 3 H: 1 LOB: 0 BB: 0 P: 3	R: 0 E: 0 K: 0 S: 4 H: 1 LOB: 1 BB: 0 P: 4	R: 1 E: 0 K: 1 S: 6 H: 1 LOB: 0 BB: 0 P: 6	R: 1 E: 1 K: 0 S: 4 H: 1 LOB: 1 BB: 1 P: 8	R: 0 E: 0 K: 0 S: 3 H: 1 LOB: 1 BB: 0 P: 3	R: 0 E: 0 K: 1 S: 5 H: 0 LOB: 0 BB: 0 P: 5	R: 0 E: 0 K: 0 S: 5 H: 2 LOB: 2 BB: 0 P: 5	1B: 10 2B: 2 3B: 0 HR: 1 SF: 0 SAC: 0 DP: 3 HBP: 0						

PITCHER		IP	WLS	BF	H	R	ER	SO	BB	IBB	HBP	BLK	WP	HR	S	P	ERA	WHIP
25 Archie Bradley, R ERA: 4.32	(1, 1)	2.0	L	13	5	4	4	1	2	0	0	0	0	0	13	22	18.00	3.500
24 Bryan Woodall, R ERA: 3.0	(3, 1)	3.0		11	3	1	1	1	0	0	0	0	0	1	13	13	3.00	1.000
Willy Paredes, R ERA:	(6, 1)	1.0		5	1	1	0	0	1	0	0	0	0	0	4	8	0.00	2.000
59 Oliver Pérez, L ERA:	(7, 1)	1.0		3	1	0	0	0	0	0	0	0	0	0	3	3	0.00	1.000
38 Will Harris, R ERA: 1.29	(8, 1)	1.0		3	0	0	0	1	0	0	0	0	0	0	5	5	0.00	0.000

PITCHER		IP	WLS	BF	H	R	ER	SO	BB	IBB	HBP	BLK	WP	HR	S	P	ERA	WHIP
30 David Hernandez, R ERA: 1.23	(9, 1)	1.0		5	2	0	0	0	0	0	0	0	0	0	5	5	0.00	2.000

TOP

Seattle Mariners @ Arizona Diamondbacks

Salt River Fields at Talking Stick, Scottsdale, AZ

Thu Mar 13 2014, 4:11 PM - 7:01 PM EDT

Att. 12,611 - Cloudy - 76 F

livebaseballscorecards.com

AB	37
R	6
H	12
RBI	6
BB	3
SO	3
LOB	20

1B: 10 SF: 0
2B: 2 SAC: 0
3B: 0 DP: 3
HR: 1 HBP: 0

WP: 0 PA: 40
PB: 0
SB: 0
CS: 0

Batter	1	2	3	4	5	6	7	8	9	AB	R	H	RBI	BB	SO	LOB
8 Gerardo Parra, L (1, 9) OBP: 0.405, SLG: 0.367	G3		K		F8		FC5-4 1-2f		G5-3	3	0	0	0	0	1	1
49 Shelley Duncan, R (7, 7) OBP: 0.308, SLG: 0.318										2	0	0	0	0	0	2
2 Aaron Hill, R (1, 10) OBP: 0.361, SLG: 0.485	K		1B		F9			7 G6-3 76 G6-3 2B		3	0	1	0	0	1	1
34 Rudy Flores, L (8, PH) OBP: 0.429, SLG: 0.857 (9, 10)										1	1	1	0	0	0	0
44 Paul Goldschmidt, R (1, 3) OBP: 0.250, SLG: 0.229	1B		K			G5-3		G6-3 2-3		3	0	1	0	0	1	1
7 David Peralta, L (7, 9) OBP: 0.500, SLG: 0.333										1	0	0	0	0	0	1
12 Eric Chavez, L (1, 5) OBP: 0.200, SLG: 0.333	F9			15 F9 11 G5-3 2B		K		G6-3 3-H		3	1	1	0	0	1	1
76 Andy Marte, R (7, 5) OBP: 0.333, SLG: 0.550										1	0	0	1	0	0	0
15 Mark Trumbo, R (1, 7) OBP: 0.344, SLG: 0.517		K		F9 2-3		K		1B		3	0	0	0	0	2	1
Nick Ahmed, R (7, 4) OBP: 0.182, SLG: 0.200										1	0	1	0	0	0	0
11 AJ Pollock, R (1, 8) OBP: 0.459, SLG: 0.788	2B		G5-3 3-H				L7	G3		2	0	1	1	0	0	0
19 Tony Campana, L (7, 8) OBP: 0.286, SLG: 0.194										2	0	0	0	0	0	1
1 Didi Gregorius, L (1, 6) OBP: 0.281, SLG: 0.300	P5		G4-3				9 1B BB		9 G6-3 3B	2	0	0	0	0	0	1
16 Chris Owings, R (7, 6) OBP: 0.350, SLG: 0.405										1	1	1	0	1	0	0
9 Tuffy Gosewisch, R (1, 2) OBP: 0.308, SLG: 0.462	L3				4 FC3-6 1B		49 FC5-4 1-2 1B		G6-3 3-H	4	0	2	1	0	0	1
4 Cliff Pennington, S (1, 4) OBP: 0.303, SLG: 0.367			F9		FC3-6 1-2f		F6		G3	2	0	0	0	0	0	1
21 Mike Jacobs, L (7, 3) OBP: 0.179, SLG: 0.192										2	0	0	0	0	0	2
Inning Stats	R: 0 E: 0 K: 1 S: 6 H: 1 LOB: 1 BB: 0 P: 6	R: 0 E: 0 K: 1 S: 6 H: 1 LOB: 1 BB: 0 P: 6	R: 0 E: 0 K: 2 S: 8 H: 1 LOB: 1 BB: 0 P: 8	R: 1 E: 0 K: 0 S: 4 H: 1 LOB: 0 BB: 0 P: 4	R: 0 E: 0 K: 0 S: 4 H: 1 LOB: 1 BB: 0 P: 4	R: 0 E: 0 K: 2 S: 7 H: 0 LOB: 0 BB: 0 P: 7	R: 0 E: 0 K: 0 S: 4 H: 1 LOB: 2 BB: 1 P: 8	R: 1 E: 0 K: 0 S: 5 H: 2 LOB: 1 BB: 0 P: 5	R: 1 E: 0 K: 0 S: 4 H: 1 LOB: 0 BB: 0 P: 4	1B: 5 2B: 3 3B: 1 HR: 0	SF: 0 SAC: 0 DP: 0 HBP: 0						

PITCHER	IP	WLS	BF	H	R	ER	SO	BB	IBB	HBP	BLK	WP	HR	S	P	ERA	WHIP
49 Blake Beavan, R (1, 1) ERA: 2.13	4.2	W	19	5	1	1	4	0	0	0	0	0	0	27	27	1.93	1.071
45 Hector Noesí, R (5, 1) ERA: 2.25	2.1		9	1	0	0	2	1	0	0	0	0	0	12	16	0.00	0.857
31 Yoervis Medina, R (8, 1) ERA: 1.5	1.0		5	2	1	1	0	0	0	0	0	0	0	5	5	9.00	2.000
83 Zach Miner, R (9, 1) ERA: 3.38	1.0		4	1	1	1	0	0	0	0	0	0	0	4	4	9.00	1.000

PITCHER	IP	WLS	BF	H	R	ER	SO	BB	IBB	HBP	BLK	WP	HR	S	P	ERA	WHIP

BOTTOM

Seattle Mariners @ Arizona Diamondbacks

Salt River Fields at Talking Stick, Scottsdale, AZ

Thu Mar 13 2014, 4:11 PM - 7:01 PM EDT

Att. 12,611 - Cloudy - 76 F

livebaseballscorecards.com

AB	36
R	3
H	9
RBI	3
BB	1
SO	6
LOB	14

WP: 0 PA: 37
PB: 0
SB: 0
CS: 0

Batter	1	2	3	4	5	6	7	8	9	10	AB	R	H	RBI	BB	SO	LOB
36 Abraham Almonte, S (1, 8) OBP: 0.189, SLG: 0.242	G6-3		SF8 3-H		P6			K		F7	3	0	0	1	0	1	2
78 Leon Landry, L (8, 8) OBP: 0.222, SLG: 0.222											1	0	0	0	0	0	1
15 Kyle Seager, L (1, 5) OBP: 0.313, SLG: 0.250	G4-3		K			F9		7 G6-3 7 S BB		CS 1-2	3	0	0	0	0	1	0
69 Ty Kelly, S (6, 5) OBP: 0.333, SLG: 0.214											0	0	0	0	1	0	0
7 Stefen Romero, R (1, 9) OBP: 0.278, SLG: 0.600	HR			G4-3		K		G6-3 1-3			4	1	1	1	0	1	1
79 Dario Pizzano, L (8, 7)											0	0	0	0	0	0	0
27 Corey Hart, R (1, 3) OBP: 0.240, SLG: 0.143	G6-3			K		F8		G5-3			3	0	0	0	0	1	0
83 Jeff Zimmerman, L (6, 3) OBP: 0.167, SLG: 0.167											1	0	0	0	0	0	1
16 Cole Gillespie, R (1, 10) OBP: 0.455, SLG: 0.550		G6-3		P4			K		K		4	0	0	0	0	2	0
13 Dustin Ackley, L (1, 7) OBP: 0.472, SLG: 0.735		G4-3			4 1B 78 G5-2-3 1B		G4-3		K		3	0	1	0	0	0	0
97 Jabari Blash, R (7, 7) OBP: 0.429, SLG: 0.200 (8, 9)											1	0	0	0	0	1	0
4 John Buck, R (1, 2) OBP: 0.316, SLG: 0.353		K			78 G5-2-3 5 BB 1-3 1B		5 1B		G6-3		2	0	1	0	0	1	0
35 Humberto Quintero, R (5, 2) OBP: 0.313, SLG: 0.375											2	0	1	0	0	0	0
5 Brad Miller, L (1, 6) OBP: 0.484, SLG: 0.889			36 SF8 3B		78 G5-2-3 1-2 BB		1-2 1B			F7	2	1	2	0	1	0	0
74 Chris Taylor, R (7, 6) OBP: 0.227, SLG: 0.350											1	0	0	0	0	0	0
78 Jack Reinheimer, R (1, 4) OBP: 0.444, SLG: 0.444			K		G5-2-3 1-2 2-3 3-Hf		G4-3			69 CS 1B	4	0	1	0	0	1	6

TOP

Seattle Mariners @ Colorado Rockies

Salt River Fields at Talking Stick, Scottsdale, AZ

Fri Mar 14 2014, 9:44 PM - 12:40 AM EDT

Att. 12,063 - Partly Cloudy - 72 F

livebaseballscorecards.com

AB	34
R	2
H	7
RBI	2
BB	2
SO	9
LOB	11

Inning Stats	1	2	3	4	5	6	7	8	9	10	1B: 5	SF: 1	WP: 0	PA: 38
R:	1	0	1	0	0	0	0	0	0	0	2B: 0	SAC: 0	PB: 0	
E:	0	0	0	0	0	0	0	0	0	0	3B: 1	DP: 1	SB: 1	
K:	0	1	2	1	0	1	1	1	2	3	HR: 1	HBP: 0	CS: 1	
BB:	0	0	0	0	1	0	0	1	0	0				
H:	1	0	1	0	2	0	2	0	0	1				
LOB:	0	0	0	0	2	0	2	1	0	0				
P:	6	5	8	5	8	5	7	10	7	4				
S:	5	5	8	5	4	5	7	5	7	3				

PITCHER		IP	WLS	BF	H	R	ER	SO	BB	IBB	HBP	BLK	WP	HR	S	P	ERA	WHIP
56 Franklin Morales, L ERA: 3.97	(1, 1)	4.0		14	2	2	2	4	0	0	0	0	0	1	23	24	4.50	0.500
32 LaTroy Hawkins, R ERA: 4.5	(5, 1)	1.0		5	2	0	0	0	1	0	0	0	0	0	4	8	0.00	3.000
49 Rex Brothers, L ERA:	(6, 1)	1.0		3	0	0	0	1	0	0	0	0	0	0	5	5	0.00	0.000
59 Wilton Lopez, R ERA: 2.7	(7, 1)	1.0		5	2	0	0	1	0	0	0	0	0	0	7	7	0.00	2.000
61 Brooks Brown, R ERA: 5.4	(8, 1)	1.0		4	0	0	0	1	1	0	0	0	0	0	5	10	0.00	1.000
35 Chad Bettis, R ERA:	(9, 1)	1.0		3	0	0	0	2	0	0	0	0	0	0	7	7	0.00	0.000
95 Leuris Gomez, R ERA:	(10, 1)	1.0		3	1	0	0	0	0	0	0	0	0	0	3	4	0.00	1.000

Batter	1	2	3	4	5	6	7	8	9	10	AB	R	H	RBI	BB	SO	LOB
19 Charlie Blackmon, L (1, 9) OBP: 0.226, SLG: 0.345	S S S 0-3 K ①		x 0-0 F8 ②			x 0-0 G4-3 ① 2-3		x 0-0 SF7 ① 3-H		x 0-0 G4-3 ①	4	0	0	1	0	1	1
1 Brandon Barnes, R (1, 8) OBP: 0.417, SLG: 0.441	x 0-0 G6-3 ②		x 0-0 G6-3 ③			S S S 0-3 K ②		x 0-0 1-2 1B		x 0-0 G1-3 ②	5	0	1	0	0	1	1
4 Ryan Wheeler, L (1, 5) OBP: 0.406, SLG: 0.600	S S S 0-3 K ③			x 0-0 3 G6-4-3 1B		S S S 0-3 K ③		x 0-0 F8 ②		B B B 4-0 16 HBP 1B BB	4	0	1	0	1	2	3
3 Michael Cuddyer, R (1, 3) OBP: 0.269, SLG: 0.217 Kyle Parker, R (8, 3) OBP: 0.296, SLG: 0.500		x 0-0 58 E BB 1B		x 0-0 ①② G6-4-3 1-2f			x 0-0 G6-3 2B	S S S 0-3 K ③		x 0-0 16 HBP 1-2 1B	3 2	1 0	2 1	0 0	0 0	0 1	1 2
26 Jason Pridie, L (1, 7) OBP: 0.367, SLG: 0.385 16 Tim Wheeler, L (8, 7) OBP: 0.429, SLG: 0.565		x 0-0 F9 ①		x 0-0 G3-1 ③			x 0-0 F7 ①		x 0-0 G5-3 ①	H 1-0 1-2 2-3 HBP	3 1	0 0	0 0	0 0	0 0	0 0	2 0
Kent Matthes, R (1, 10) OBP: 0.333, SLG: 0.500		B B B 4-0 58 FC5-4 1-2 BB			x 0-0 G6-3 ①		x 0-0 G6-3 ② 2-3		x 0-0 50 CS 1B	S S S 0-3 K ③	4	0	1	0	1	1	4
58 Jordan Pacheco, R (1, 2) OBP: 0.444, SLG: 0.286 50 Dustin Garneau, R (7, 2) OBP: 0.250, SLG: 0.214		x 0-0 FC5-4 ② 1-2f 2-H			x 0-0 F8 ②		x 0-0 G5-3 ③		P H 2-0 BB 1-2 HBP ②		2 1	0 0	0 0	0 0	0 0	0 0	1 1
23 Charlie Culberson, R (1, 6) OBP: 0.313, SLG: 0.484 Cristhian Adames, S (8, 6) OBP: 0.280, SLG: 0.217		x 0-0 B2-3 ③			x 0-0 G5-3 ③			B B B 4-0 9 1B 19 SF7 BB	B B B 4-0 1-2 BB		2 0	0 1	0 0	0 0	0 2	0 0	1 0
9 DJ LeMahieu, R (1, 4) OBP: 0.379, SLG: 0.320 80 Jose Rivera, R (9, 4)			x 0-0 G6-3 ①			x 0-0 19 G4-3 2B		x 0-0 1 1B 1-3 1B	x 0-0 G6-3 ③		3 1	0 0	2 0	0 0	0 0	0 0	0 2
Inning Stats	R: 0 H: 0 E: 0 LOB: 0 K: 2 BB: 0 S: 7 P: 7	R: 1 H: 1 E: 1 LOB: 1 K: 0 BB: 1 S: 4 P: 8	R: 0 H: 0 E: 0 LOB: 0 K: 0 BB: 0 S: 3 P: 3	R: 0 H: 1 E: 0 LOB: 0 K: 0 BB: 0 S: 3 P: 3	R: 0 H: 0 E: 0 LOB: 0 K: 0 BB: 0 S: 3 P: 3	R: 0 H: 1 E: 0 LOB: 1 K: 2 BB: 0 S: 8 P: 8	R: 0 H: 1 E: 0 LOB: 1 K: 0 BB: 0 S: 4 P: 4	R: 1 H: 2 E: 0 LOB: 2 K: 1 BB: 1 S: 7 P: 11	R: 0 H: 1 E: 0 LOB: 2 K: 0 BB: 1 S: 4 P: 9	R: 0 H: 1 E: 0 LOB: 3 K: 1 BB: 1 S: 6 P: 11	1B: 6 SF: 1 2B: 2 SAC: 0 3B: 0 DP: 1 HR: 0 HBP: 2						

PITCHER	IP	WLS	BF	H	R	ER	SO	BB	IBB	HBP	BLK	WP	HR	S	P	ERA	WHIP
34 Félix Hernández, R (1, 1) ERA: 4.32	4.0		14	2	1	0	2	1	0	0	0	0	0	17	21	0.00	0.750
50 Erasmo Ramírez, R (5, 1) ERA: 1.42	4.0	B	17	4	1	1	3	1	0	0	0	0	0	22	26	2.25	1.250
73 Carson Smith, R (9, 1) ERA:	1.0		5	1	0	0	0	1	0	1	0	0	0	4	9	0.00	2.000
71 Dominic Leone, R (10, 1) ERA:	1.0		6	1	0	0	1	1	0	1	0	0	0	6	11	0.00	2.000

PITCHER	IP	WLS	BF	H	R	ER	SO	BB	IBB	HBP	BLK	WP	HR	S	P	ERA	WHIP

BOTTOM

Seattle Mariners @ Colorado Rockies

Salt River Fields at Talking Stick, Scottsdale, AZ

Fri Mar 14 2014, 9:44 PM - 12:40 AM EDT
Att. 12,063 - Partly Cloudy - 72 F

livebaseballscorecards.com

AB	35
R	2
H	8
RBI	1
BB	4
SO	6
LOB	19

COLORADO ROCKIES

WP: 0 PA: 42
PB: 0
SB: 0
CS: 1

Batter	1	2	3	4	5	6	7	8	9	AB	R	H	RBI	BB	SO	LOB
13 Joaquin Arias, R (1, 5) OBP: 0.355, SLG: 0.367 Joe Panik, L (7, PH) OBP: 0.167, SLG: 0.333 (7, 4)	C FF 90 B FF 92 B FF 92 X FF 92 2-1 29 WP 10 1B 29 E 1B	B FF 94 X FF 94 1-0 ② G6-3		1 SAFE 1 SAFE B FF 93 X FF 92 1-0 ③ F9		C SI 90 X SI 91 0-1 ① G4-3 1-3	B CH 89 S FF 94 X CH 86 1-1 WP 2-H 3-H 2B		C FF 90 B FF 92 X FC 87 1-1 ② L5	4 2	1 0	1 1	0 2	0 0	0 0	3 1
10 Tony Abreu, S (1, 4) OBP: 0.235, SLG: 0.188 (7, 5) 76 Rando Moreno, S (8, 6) OBP: 1.000, SLG: 1.000	B FF 91 B FF 92 X FF 91 2-0 29 E 29 WP 14 SF8 1-2 1B	C CU 80 B CH 87 S CU 80 S CU 81 1-3 ③ K2-3			B SI 91 H SI 92 2-0 9 2B 29 G4-3 HBP	F FF 87 B FF 90 F SL 81 F SL 79 X FF 91 1-2 ② G5-3	S FF 88 F FF 90 B CH 77 B SI 89 B CH 74 S FA 88 3-3 ② K		C CH 82 B FC 89 F CU 74 X FF 93 1-2 12 BLK 1B 1-3 1B	4 1	2 0	1 1	0 0	0 0	2 0	4 0
9 Brandon Belt, L (1, 3) OBP: 0.333, SLG: 0.423 Chris Dominguez, R (5, 3) OBP: 0.429, SLG: 0.300	C CU 78 C FF 92 B CU 81 B FF 94 S FF 94 2-3 K ①		B CU 79 B FF 91 B FF 92 C FF 93 X FF 94 3-1 ① G6-3		B CH 79 1 SAFE F SI 91 S SI 91 X CH 81 1-2 29 G4-3 14 1B 1-3 2B	B CH 87 F SI 89 C CU 76 X CU 78 1-2 ③ P6 3-H	B CU 74 B FF 88 B FF 89 B FF 92 4-0 2-3 BB		X FC 89 0-0 12 BLK 1-2 3-H 1B	3 2	1 0	1 1	0 1	0 1	1 0	2 0
29 Héctor Sánchez, S (1, 2) OBP: 0.250, SLG: 0.286 84 Chuckie Jones, R (7, PR) 12 Guillermo Quiroz, R (7, PH) OBP: 0.308, SLG: 0.250 (7, 2) (8, 2)	S CU 79 X FF 93 0-1 E4 14 WP 1-3 2-H		C FF 92 B CH 87 X CH 87 1-1 1B		X SI 94 0-0 ① G4-3 2-3 3-H		14 2B 88 E 1B 1-1 G5-3		F FC 91 B FF 91 C FF 90 F CU 75 B FC 88 X FC 88 2-2 ③ G5-3 1-2 2-3	4 0 2	0 1 0	2 0 0	2 0 0	0 0 0	0 0 0	2 0 4
14 Brandon Hicks, R (1, 6) OBP: 0.455, SLG: 0.704 (8, 5)	B FF 92 B FA 91 F FF 91 X CH 86 2-1 ② SF8 1-2 3-H		C FF 92 B FF 93 B FF 93 F FF 93 S CU 80 2-3 ② K		B SI 93 C CH 80 S CH 81 X SI 94 1-2 88 S 2 1B 3-H 1B		B FF 91 X FF 91 1-0 1B 1-3 2B	B FF 89 B FF 89 B FF 92 C FF 90 X FF 89 3-1 ① F9		4	2	2	2	0	1	1
88 Tyler Colvin, L (1, 10) OBP: 0.154, SLG: 0.231 95 Blake Miller, R (8, PH) OBP: 0.333, SLG: 0.333 (8, 10)	B CU 78 B FF 92 B FF 91 C FF 92 X FF 91 3-1 ③ P4		S CU 80 S FA 89 X CU 81 0-2 ③ G4-3		S CH 80 B SI 95 B CH 89 F FF 90 1 SAFE S CH 84 2-3 ② K 1-2		B FF 96 X SI 95 1-0 E9 93 2B 1B 3-H	C CU 78 B CU 76 B FF 89 B FF 89 F SI 89 F CH 86 F CU 75 X SI 88 3-2 ② F8		4 1	1 0	0 0	0 0	0 0	1 0	5 0
2 Juan Carlos Perez, R (1, 7) OBP: 0.409, SLG: 0.553		B FF 90 C FA 91 X CH 86 1-1 HR		C FF 90 B CU 77 X FF 91 1-1 CS 2B	B FF 90 X FF 90 1-0 E 2-H 1B		C FF 96 F CH 90 S CU 77 0-3 ① K	B CU 77 F FF 88 B SI 89 B SL 75 F SI 89 F SI 89 F FF 89 X CU 74 3-2 ③ F7		5	1	3	2	0	1	2
Roger Kieschnick, L (1, 9) OBP: 0.294, SLG: 0.172		C FF 92 F FA 88 B CU 80 B CU 80 B FF 93 C FF 93 3-3 ① K		F FF 90 D CH 87 S CU 80 B FF 94 B CU 79 B FF 94 4-2 ① 79 FC6-4 2-3 BB	S CH 89 B FF 90 B CH 85 D CH 90 S FF 89 F FF 90 X FF 92 3-2 ③ P3 1-3		D CH 86 B CH 86 C FF 94 S FA 91 B CU 78 X FF 91 3-2 93 2B 1-2 2-H 2B 1B		X FC 86 0-0 ① F9	4	1	1	1	1	1	1
79 Darren Ford, R (1, 8) OBP: 0.500, SLG: 0.250 93 Elliott Blair, R (6, 8) OBP: 1.000, SLG: 2.000		F FF 93 B FF 94 B FF 93 F FF 94 F FF 94 B CU 79 X FF 94 3-2 E1 1B		B FF 93 B FF 93 X FF 92 2-0 ② FC6-4 1-2f		L FF 91 B FF 91 B FF 91 B FF 91 B FF 91 4-1 13 G4-3 13 S WP BB	B FF 93 C FF 94 S CU 76 D CU 78 X FF 95 2-2 1-3 2-H 2B		C FF 93 B FC 89 F FC 92 B FF 93 B FC 89 B FC 88 4-2 76 1B 1B BB	2 1	1 2	1 1	0 1	1 1	0 0	1 0
Inning Stats	R: 2 H: 2 E: 1 LOB: 1 K: 1 BB: 0 S: 12 P: 23	R: 1 H: 2 E: 1 LOB: 1 K: 2 BB: 0 S: 13 P: 22	R: 0 H: 1 E: 0 LOB: 1 K: 1 BB: 0 S: 10 P: 16	R: 0 H: 1 E: 0 LOB: 1 K: 0 BB: 1 S: 6 P: 14	R: 3 H: 3 E: 0 LOB: 1 K: 1 BB: 0 S: 15 P: 25	R: 1 H: 0 E: 0 LOB: 0 K: 0 BB: 1 S: 10 P: 16	R: 5 H: 5 E: 1 LOB: 2 K: 2 BB: 1 S: 19 P: 36	R: 0 H: 0 E: 0 LOB: 0 K: 0 BB: 0 S: 12 P: 21	R: 1 H: 2 E: 0 LOB: 2 K: 0 BB: 1 S: 13 P: 21	1B: 10 SF: 1 2B: 5 SAC: 0 3B: 0 DP: 0 HR: 1 HBP: 1						

PITCHER		IP	WLS	BF	H	R	ER	SO	BB	IBB	HBP	BLK	WP	HR	S	P	ERA	WHIP
65 James Paxton, L ERA: 2.08	(1, 1)	4.0		19	6	3	2	4	1	0	0	0	2	1	41	75	4.50	1.750
56 Fernando Rodney, R ERA: 18.0	(5, 1)	0.1	L	4	2	3	3	0	0	0	1	0	0	0	7	11	81.00	6.000
52 Ramon E Ramirez, R ERA: 7.11	(5, 1)	0.2		3	1	0	0	1	0	0	0	0	0	0	8	14	0.00	1.500
41 Charlie Furbush, L ERA: 7.36	(6, 1)	1.0		4	0	1	1	0	1	0	0	0	1	0	10	16	9.00	1.000
54 Tom Wilhelmsen, R ERA: 9.0	(7, 1)	0.1		7	5	5	4	1	0	0	0	0	0	0	14	23	108.00	15.000

PITCHER		IP	WLS	BF	H	R	ER	SO	BB	IBB	HBP	BLK	WP	HR	S	P	ERA	WHIP
Jonathan Arias, R ERA:	(7, 1)	1.2		6	0	0	0	1	1	0	0	0	1	0	17	34	0.00	0.600
40 Danny Farquhar, R ERA: 5.06	(9, 1)	1.0		6	2	1	1	0	1	0	0	1	0	0	13	21	9.00	3.000

TOP

San Francisco Giants @ Seattle Mariners

Peoria Stadium, Peoria, AZ

Sat Mar 15 2014, 4:09 PM - 7:51 PM EDT

Att. 11,777 - Sunny - 82 F

livebaseballscorecards.com

AB	43
R	13
H	16
RBI	11
BB	4
SO	7
LOB	26

WP: 4 PA: 49
PB: 0
SB: 2
CS: 1

Batter	1	2	3	4	5	6	7	8	9	AB	R	H	RBI	BB	SO	LOB
36 Abraham Almonte, S (1, 8) OBP: 0.225, SLG: 0.361 9 Endy Chavez, L (6, 8) OBP: 0.250, SLG: 0.217	B FF 87 X SI 88 1-0 G6-3 ①		B FF 88 C SL 75 B FF 92 B FF 87 X FF 88 3-1 HR	B SI 91 B SI 88 X SI 91 2-0 17 G4-3 27 E 1B		X SI 90 0-0 G4-3 ①		C FF 92 C FF 91 B FF 92 X SL 80 1-2 FC1-6 ② 83 3B 1-2f		3 2 2 1 0 0 0 2 1 0 0 0 0 1						
15 Kyle Seager, L (1, 5) OBP: 0.278, SLG: 0.219 83 Leury Bonilla, R (7, 5) OBP: 1.000, SLG: 3.000	B FF 91 B FF 90 C FF 88 X FF 91 2-1 G3 ②		B SL 75 S FF 93 B SL 75 F FF 93 X FF 92 2-2 G3 ①	1 SAFE B SI 89 B SI 90 C SI 88 S SI 90 1 SAFE S SI 90 2-3 K ①		S CH 82 B FF 91 F CH 83 F SI 92 F SI 92 F CH 85 X SI 91 1-2 G3 ②		C FF 92 F FF 94 F FF 92 B FF 85 F SL 78 X FF 93 1-2 1-H 3B		4 0 0 0 0 1 1 1 0 1 1 0 0 0						
17 Justin Smoak, S (1, 3) OBP: 0.366, SLG: 0.486 83 Jeff Zimmerman, L (7, 3) OBP: 0.143, SLG: 0.143	C CH 81 S FF 91 B FF 93 B FF 91 X FF 91 2-2 1B		X FF 91 0-0 27 BB 20 1B 1B	B FF 89 1 SAFE B SI 90 S SI 89 S SI 90 F SI 84 X SI 92 2-2 G4-3 ② 1-2		B SL 81 C CH 83 B SI 89 S SI 90 F SI 90 X SI 89 3-2 G4-3 ③		C FF 92 X FF 92 0-1 G4-3 ③		4 1 2 0 0 0 1 1 0 0 0 0 0 1						
27 Corey Hart, R (1, 10) OBP: 0.276, SLG: 0.167 80 Patrick Brady, R (7, PR) (8, 10)	B FF 90 B CH 81 C FF 91 F FF 91 F FF 92 S FF 91 2-3 K ③		C FF 92 B SI 82 B CH 80 B FF 92 B FF 91 4-1 6 BB 20 1B 55 1B 1-2 BB	C FF 90 B SI 91 B SL 78 F FF 88 X SI 93 2-2 E9 2-H			B SI 95 C SI 95 F SI 94 B CU 85 B CU 85 X SI 94 3-2 97 G4-3 1B	F SI 94 F SI 93 C SL 88 0-3 K ①	3 1 1 0 1 1 1 1 0 0 0 0 1 0						
20 Logan Morrison, L (1, 9) OBP: 0.366, SLG: 0.444 97 Jabari Blash, R (5, 9) OBP: 0.444, SLG: 0.286		X FF 92 0-0 F9 ①	B CU 74 B FF 92 B FF 92 F FF 89 X FF 91 3-1 6 BB 55 1B 1-2 2-H 1B	B SI 90 B SI 89 X SI 90 2-0 G3 ③			X FF 95 0-0 G4-3 ① 1-2		X SI 94 0-0 82 FC5-4 BB 1B	3 1 1 1 0 0 1 2 0 1 0 0 0 1						
3 Mike Zunino, R (1, 2) OBP: 0.370, SLG: 0.455 Mike Dowd, R (6, 2) OBP: 0.500, SLG: 0.571		C FF 92 C CH 82 F SL 75 B SL 76 B FF 92 B FF 91 B FF 90 4-2 8 FC5 6 1B BB	C SL 75 S SL 74 C FF 93 0-3 K ②		B FF 93 B FF 93 X FF 94 2-0 F9 ①		F SI 95 F SI 96 C CU 87 0-3 K ②		B FF 90 B FF 89 B SI 92 C SI 92 B SI 91 4-1 82 FC5-4 1-2 BB	2 0 0 0 1 1 2 1 0 0 0 1 1 2						
6 Nick Franklin, S (1, 6) OBP: 0.364, SLG: 0.483 82 Tyler Smith, R (8, 6) OBP: 0.429, SLG: 0.667		C FF 91 F FF 92 F FF 91 B SI 81 B FF 91 F FF 91 X SL 76 2-2 8 FC5 1-2 1B	B FF 92 B FF 92 D FF 91 B FF 89 4-0 55 1B 1-2 2-3 BB		B FF 94 C SL 83 S FF 94 X FF 95 1-2 E1		F SI 96 B SI 95 C CU 81 S SI 95 1-3 K ③		F SI 92 X SL 85 0-1 FC5-4 ② 1-2f 2-3	3 0 1 0 1 1 2 1 0 0 0 0 0 2						
55 Michael Saunders, L (1, 7) OBP: 0.387, SLG: 0.519 16 Cole Gillespie, R (8, 7) OBP: 0.458, SLG: 0.545		D FF 92 X FF 92 1-0 F7 ②	B CH 81 F FF 88 X FF 90 1-1 1-3 2-H 3-H 1B		B FF 92 1 SAFE F FF 92 X CH 83 1-1 L9 ②			X FF 92 0-0 69 FC3-6 1B	B SL 85 F SI 91 X FF 88 1-1 F8 ③	3 0 1 2 0 0 3 2 0 1 0 0 0 2						
8 Willie Bloomquist, R (1, 4) OBP: 0.267, SLG: 0.300 69 Ty Kelly, S (6, 4) OBP: 0.316, SLG: 0.200		C CU 74 B SL 75 B FF 93 X FF 91 2-1 FC5 ③ 1-2 2-3f	X SL 81 0-0 F8 ③	C FF 92 X CH 82 0-1 P2 ③				B FF 92 B FF 92 F FF 91 X FF 92 2-1 FC3-6 ① 9 FC1-6 1-2f		3 0 0 0 0 0 5 1 0 0 0 0 0 1						
Inning Stats	R: 0 E: 0 K: 1 S: 10 H: 1 LOB: 1 BB: 0 P: 17	R: 0 E: 0 K: 0 S: 12 H: 1 LOB: 2 BB: 1 P: 21	R: 4 E: 0 K: 1 S: 15 H: 4 LOB: 2 BB: 2 P: 32	R: 1 E: 1 K: 1 S: 12 H: 1 LOB: 1 BB: 0 P: 22	R: 0 E: 1 K: 0 S: 8 H: 0 LOB: 1 BB: 0 P: 12	R: 0 E: 0 K: 0 S: 10 H: 0 LOB: 0 BB: 0 P: 14	R: 0 E: 0 K: 2 S: 10 H: 1 LOB: 2 BB: 0 P: 14	R: 1 E: 0 K: 0 S: 13 H: 2 LOB: 1 BB: 0 P: 17	R: 0 E: 0 K: 1 S: 9 H: 1 LOB: 2 BB: 1 P: 14	1B: 9 2B: 0 3B: 1 HR: 1 SF: 0 SAC: 0 DP: 0 HBP: 0	WP: 0 PB: 0 SB: 0 CS: 0 PA: 44					

PITCHER		IP	WLS	BF	H	R	ER	SO	BB	IBB	HBP	BLK	WP	HR	S	P	ERA	WHIP
82 Edwin Escobar, L ERA: 5.19	(1, 1)	2.2		16	5	4	4	2	3	0	0	0	0	1	34	66	13.50	3.000
Daryl Maday, R ERA:	(3, 1)	0.1	B	2	1	0	0	0	0	0	0	0	0	0	3	4	0.00	3.000
73 Kameron Loe, R ERA: 3.38	(4, 1)	1.0	W	5	1	1	0	1	0	0	0	0	0	0	12	22	0.00	1.000
87 Adam Reifer, R ERA: 2.25	(5, 1)	1.0	H	4	0	0	0	0	0	0	0	0	0	0	8	12	0.00	0.000
51 Jake Dunning, R ERA: 1.42	(6, 1)	1.0	H	3	0	0	0	0	0	0	0	0	0	0	10	14	0.00	0.000

PITCHER		IP	WLS	BF	H	R	ER	SO	BB	IBB	HBP	BLK	WP	HR	S	P	ERA	WHIP
57 Juan Gutierrez, R ERA: 1.5	(7, 1)	1.0		4	1	0	0	2	0	0	0	0	0	0	10	14	0.00	1.000
94 Tom Vessella, L ERA: 9.0	(8, 1)	1.0		5	2	1	1	0	0	0	0	0	0	0	13	17	9.00	2.000
70 George Kontos, R ERA: 3.6	(9, 1)	1.0		5	1	0	0	1	1	0	0	0	0	0	9	14	0.00	2.000

BOTTOM

San Francisco Giants @ Seattle Mariners

Peoria Stadium, Peoria, AZ

Sat Mar 15 2014, 4:09 PM - 7:51 PM EDT

Att. 11,777 - Sunny - 82 F

livebaseballscorecards.com

AB	40
R	6
H	11
RBI	5
BB	4
SO	6
LOB	26

Batter	1	2	3	4	5	6	7	8	9	AB	R	H	RBI	BB	SO	LOB
36 Abraham Almonte, S (1, 8) OBP: 0.233, SLG: 0.385	G3			B3-4		2-H 2B			P6	3	0	1	0	0	0	0
9 Endy Chavez, L (5, 8) OBP: 0.269, SLG: 0.280		15 G4-3 2B								2	0	1	1	0	0	0
15 Kyle Seager, L (1, 5) OBP: 0.275, SLG: 0.222	17 1B 55 1B 1B	G4-3 2-3		K		K			K	4	1	1	0	0	2	2
97 Ramon Morla, R (6, 5)										1	0	0	0	0	1	0
27 Corey Hart, R (1, 10) OBP: 0.242, SLG: 0.143	K	P3			K		F7		K	4	0	0	0	0	2	2
79 Dario Pizzano, L (9, PH)										1	0	0	0	0	1	0
(9, 10)																
17 Justin Smoak, S (1, 3) OBP: 0.386, SLG: 0.486	55 1B 13 1B 1-2 1B		55 1B BB		F9		L3			2	1	1	0	1	0	0
20 Logan Morrison, L (5, 3) OBP: 0.357, SLG: 0.432										1	0	0	0	0	0	0
55 Michael Saunders, L (1, 9) OBP: 0.412, SLG: 0.533	13 1B 1-2 2-H 1B		1-3 1B		F8		G5-3			3	0	2	1	0	0	0
16 Cole Gillespie, R (6, 9) OBP: 0.440, SLG: 0.522										1	0	0	0	0	0	0
13 Dustin Ackley, L (1, 7) OBP: 0.462, SLG: 0.703	3 BB 1-3 2-H 1B		K			E3 8 WP 8 SF7		G5-3		3	0	1	1	0	1	2
99 Jordy Lara, R (6, PR)										1	1	0	0	0	0	0
(6, 7)																
3 Mike Zunino, R (1, 2) OBP: 0.400, SLG: 0.435	1-2 BB		K			8 WP 9 2B BB		G3-1		1	1	0	0	2	1	2
35 Humberto Quintero, R (6, 2) OBP: 0.294, SLG: 0.353										1	0	0	0	0	0	0
5 Brad Miller, L (1, 6) OBP: 0.441, SLG: 0.800	K		G4-3			K		HR		3	0	0	0	0	2	7
82 Tyler Smith, R (6, 6) OBP: 0.500, SLG: 1.143										1	1	1	1	0	0	0
8 Willie Bloomquist, R (1, 4) OBP: 0.242, SLG: 0.281		G6-3		K		1-2 2-H SF7		G4-3		2	0	0	1	0	1	0
81 Ketel Marte, S (6, 4) OBP: 0.313, SLG: 0.231										1	0	0	0	0	0	0
Inning Stats	R: 2 E: 0 K: 2 S: 11 H: 4 LOB: 3 BB: 1 P: 15	R: 0 E: 0 K: 0 S: 4 H: 1 LOB: 1 BB: 0 P: 4	R: 0 E: 0 K: 2 S: 8 H: 1 LOB: 2 BB: 1 P: 12	R: 0 E: 0 K: 2 S: 7 H: 0 LOB: 0 BB: 0 P: 7	R: 0 E: 0 K: 1 S: 5 H: 0 LOB: 0 BB: 0 P: 5	R: 2 E: 1 K: 2 S: 9 H: 1 LOB: 1 BB: 1 P: 14	R: 0 E: 0 K: 0 S: 3 H: 0 LOB: 0 BB: 0 P: 3	R: 1 E: 0 K: 0 S: 4 H: 1 LOB: 0 BB: 0 P: 5	R: 0 E: 0 K: 2 S: 7 H: 0 LOB: 0 BB: 0 P: 7	1B: 5 2B: 2 3B: 0 HR: 1 SF: 1 SAC: 0 DP: 0 HBP: 0							

TOP

Seattle Mariners @ Los Angeles Angels

Tempe Diablo Stadium, Tempe, AZ

Sun Mar 16 2014, 4:12 PM - 7:02 PM EDT

Att. 9,628 - Sunny - 80 F

livebaseballscorecards.com

AB	35
R	5
H	8
RBI	5
BB	3
SO	11
LOB	15

WP: 1 PB: 0 SB: 0 CS: 0 PA: 39

PITCHER		IP	WLS	BF	H	R	ER	SO	BB	IBB	HBP	BLK	WP	HR	S	P	ERA	WHIP
33 C.J. Wilson, L ERA: 2.81	(1, 1)	5.0	L	25	6	4	2	7	3	0	0	0	0	0	36	48	3.60	1.800
46 Cory Rasmus, R ERA:	(6, 1)	2.0		7	1	0	0	2	0	0	0	0	1	0	11	12	0.00	0.500
59 Fernando Salas, R ERA: 3.0	(8, 1)	1.0		4	1	1	1	0	0	0	0	0	0	1	4	5	9.00	1.000
58 Michael Kohn, R ERA: 4.76	(9, 1)	1.0		3	0	0	0	2	0	0	0	0	0	0	7	7	0.00	0.000

PITCHER	IP	WLS	BF	H	R	ER	SO	BB	IBB	HBP	BLK	WP	HR	S	P	ERA	WHIP

Batter	1	2	3	4	5	6	7	8	9	AB	R	H	RBI	BB	SO	LOB
56 Kole Calhoun, L (1, 9) (6, 3) OBP: 0.395, SLG: 0.314	C C C 0-3 ① K		B B B B 4-0 BB			x 0-0 6 S 6 1B 1B		x 0-0 ② G5-3		2	1	1	0	1	1	0
13 Luis Jimenez, R (8, PH) (9, 3) OBP: 0.300, SLG: 0.400										1	0	0	0	0	0	0
27 Mike Trout, R (1, 8) OBP: 0.429, SLG: 0.727	x 0-0 ② G5-3		x 0-0 ③ F9			x 0-0 ① P3		x 0-0 1B		3	0	0	0	0	0	2
8 Yorvit Torrealba, R (7, 2) OBP: 0.200, SLG: 0.200										1	0	1	0	0	0	0
5 Albert Pujols, R (1, 3) OBP: 0.351, SLG: 0.323	x 0-0 ③ G6-3			x 0-0 ① F9		x 0-0 ② P5		x 0-0 ③ G3		2	0	0	0	0	0	0
48 Chad Tracy, L (6, 7) OBP: 0.240, SLG: 0.320										2	0	0	0	0	0	2
6 David Freese, R (1, 5) OBP: 0.375, SLG: 0.231		B B B B 4-0 47 G6-4-3 BB		x 0-0 ② G6-3		B x 1-0 47 FC6-4 1-H 1B			B B B B 4-0 18 S 77 E BB	2	0	1	1	1	0	0
87 Matt Long, L (6, PR) (7, 8) OBP: 0.487, SLG: 0.722										0	1	0	0	1	0	0
47 Howie Kendrick, R (1, 4) OBP: 0.424, SLG: 0.483		x 0-0 ① ② G6-4-3 1-2f		x 0-0 ③ G6-3		x 0-0 ③ FC6-4 1-2f			x 0-0 ① P2	3	0	0	0	0	0	2
10 Grant Green, R (7, 4) OBP: 0.343, SLG: 0.515										1	0	0	0	0	0	1
2 Erick Aybar, S (1, 6) OBP: 0.441, SLG: 0.444		x 0-0 1B			x 0-0 17 SF8 3B		x 0-0 ① G3		S S S 0-3 ② K 1-2	3	1	2	0	0	0	0
18 John McDonald, R (8, 6) OBP: 0.476, SLG: 0.444										1	0	0	0	0	1	1
17 Chris Iannetta, R (1, 10) OBP: 0.481, SLG: 0.632		x 0-0 ③ F8			x 0-0 ① SF8 3-H		S S S 0-3 ② K		x 0-0 E4 44 1B 2-H	1	0	0	1	0	0	1
77 Carlos Pena, L (7, PH) (8, 10) OBP: 0.241, SLG: 0.222										2	0	0	0	0	1	0
16 Hank Conger, L (1, 2) OBP: 0.185, SLG: 0.154			x 0-0 ① F9		x 0-0 ② G5-3		C C C 0-3 ③ K		x 0-0 0 S 1-3 1B	2	0	0	0	0	0	0
44 Ian Stewart, L (7, 5) OBP: 0.387, SLG: 0.308										2	0	1	0	0	1	0
7 Andrew Romine, S (9, PR) OBP: 0.296, SLG: 0.348										0	0	0	0	0	0	0
0 Collin Cowgill, R (1, 7) (6, 9) OBP: 0.316, SLG: 0.559			S S S 0-3 ② K		x 0-0 ③ G6-3			S S S 0-3 ① K	B x 1-0 ③ L8 1-2	2	0	0	0	0	1	0
0 Brennan Boesch, L (7, 9) OBP: 0.304, SLG: 0.409										2	0	0	0	0	1	2
Inning Stats	R: 0 H: 0 E: 0 LOB: 0 K: 1 BB: 0 S: 5 P: 5	R: 0 H: 1 E: 0 LOB: 1 K: 0 BB: 1 S: 3 P: 7	R: 0 H: 0 E: 0 LOB: 1 K: 1 BB: 1 S: 5 P: 9	R: 0 H: 0 E: 0 LOB: 0 K: 0 BB: 0 S: 3 P: 3	R: 1 H: 1 E: 0 LOB: 0 K: 0 BB: 0 S: 4 P: 4	R: 1 H: 2 E: 0 LOB: 1 K: 0 BB: 0 S: 5 P: 6	R: 0 H: 0 E: 0 LOB: 0 K: 2 BB: 0 S: 7 P: 7	R: 0 H: 1 E: 0 LOB: 1 K: 1 BB: 0 S: 6 P: 6	R: 1 H: 1 E: 1 LOB: 3 K: 1 BB: 1 S: 7 P: 12	1B: 5 SF: 1 2B: 0 SAC: 0 3B: 1 DP: 1 HR: 0 HBP: 0							

PITCHER		IP	WLS	BF	H	R	ER	SO	BB	IBB	HBP	BLK	WP	HR	S	P	ERA	WHIP
81 Roenis Elías, L ERA: 1.46	(1, 1)	5.0	W	18	2	1	1	2	2	0	0	0	0	0	20	28	1.80	0.800
83 Zach Miner, R ERA: 3.68	(6, 1)	2.0	H	8	2	1	1	2	0	0	0	0	0	0	12	13	4.50	1.000
44 Lucas Luetge, L ERA: 4.91	(8, 1)	1.0	H	4	1	0	0	1	0	0	0	0	0	0	6	6	0.00	1.000
31 Yoervis Medina, R ERA: 1.29	(9, 1)	1.0	S	6	1	1	0	1	1	0	0	0	0	0	7	12	0.00	2.000

PITCHER	IP	WLS	BF	H	R	ER	SO	BB	IBB	HBP	BLK	WP	HR	S	P	ERA	WHIP

BOTTOM

Seattle Mariners @ Los Angeles Angels

Tempe Diablo Stadium, Tempe, AZ

Sun Mar 16 2014, 4:12 PM - 7:02 PM EDT

Att. 9,628 - Sunny - 80 F

livebaseballscorecards.com

AB	32
R	3
H	6
RBI	2
BB	3
SO	6
LOB	11

WP: 0	PA: 36		
PB: 0			
SB: 3			
CS: 0			

San Diego Padres @ Seattle Mariners

Peoria Stadium, Peoria, AZ

Tue Mar 18 2014, 10:10 PM - 1:36 AM EDT

Att. 8,033 - Partly Cloudy - 77 F

TOP

livebaseballscorecards.com

Batter	1	2	3	4	5	6	7	8	9	AB	R	H	RBI	BB	SO	LOB
2 Everth Cabrera, S (1, 6) OBP: 0.333, SLG: 0.395 74 Jace Peterson, L (7, 5) OBP: 0.258, SLG: 0.185	C FC 86 C CU 69 F FC 87 B SL 79 B FC 88 B CH 77 X FC 88 3-2 ① G5-3		C SL 79 S CH 78 F FC 88 B CU 68 B FC 79 B CU 70 B FC 88 4-2 13 S BB			F SI 89 B SI 91 C CH 78 B CH 80 B SI 94 B CH 83 4-2 13 1B 9 2B BB		X SI 92 0-0 ① G6-3	1 SAFE B FF 94 C FF 91 B FF 91 X FF 91 2-1 ② L9	1 2	1 0	0 0	0 0	2 0	0 0	0 1
13 Chris Denorfia, R (1, 9) OBP: 0.233, SLG: 0.207 11 Alex Castellanos, R (6, PR) OBP: 0.324, SLG: 0.419 (6, 9)	B FC 87 B FC 87 B CH 79 B FC 87 4-0 BB		1 SAFE 1 SAFE 1 SAFE B CU 70 B CU 68 B FC 86 C FF 86 C FF 86 X CH 78 3-2 ③ G6-3 1-2			F SI 92 1 SAFE B CH 84 B SI 93 S CH 81 F SI 94 X CH 81 2-2 9 2B 18 PB 1-2 1B		B SI 93 S SI 93 B SL 90 F FF 94 B CU 81 B SI 94 4-2 3 1B 18 2B BB	B FF 91 B FF 90 F FF 90 F FC 88 X CU 83 2-2 ③ F9 1-2	2 1	0 2	1 0	0 0	1 1	0 0	1 1
9 Jedd Gyorko, R (1, 4) OBP: 0.250, SLG: 0.395 3 Alberto Gonzalez, R (7, 4) OBP: 0.120, SLG: 0.083	D FF 87 C FF 87 1 SAFE 1 SAFE 1 SAFE F CU 70 S FC 89 1-3 ② K			X SL 79 0-0 ① G5-3		X SI 93 0-0 18 PB 1-3 2-H 2B		B FF 92 C FF 91 X SI 93 1-1 18 2B 1-2 1B		3 1	0 1	1 1	1 1	0 0	1 0	1 0
18 Carlos Quentin, R (1, 10) OBP: 0.190, SLG: 0.400 89 Stephen Carmon, L (8, PR) OBP: 1.000, SLG: 1.000 (8, 10)	B CU 69 B FC 86 C FC 87 X CU 69 2-1 ③ G1			C SL 80 B CU 70 X FC 86 1-1 2B		B CH 89 B SI 94 F SI 94 B CH 83 F SI 95 S SI 95 3-3 ① K 2-3 3-H		B FF 94 F FF 94 B FF 94 B SI 94 F SI 95 X SI 94 3-2 88 G6-3 1-H 2-H 2B		4 0	0 0	2 0	2 0	0 0	1 0	3 0
23 Yonder Alonso, L (1, 3) OBP: 0.351, SLG: 0.622 88 Kyle Blanks, R (5, 3) OBP: 0.395, SLG: 0.452		B FC 86 F FC 87 B FC 87 C SL 77 X FC 88 2-2 ① 1B		F FC 87 C CU 69 F FC 88 F FC 88 D CU 70 D CU 72 D CU 71 X CU 79 3-2 ② F8		B SI 95 C CH 82 X SI 93 1-1 ② P3		B SI 94 X SI 94 1-0 ② G6-3 2-3		2 2	0 0	1 0	0 0	0 0	0 0	1 3
21 Xavier Nady, R (1, 7) OBP: 0.314, SLG: 0.500 12 Seth Smith, L (6, PH) OBP: 0.320, SLG: 0.304 (6, 7)		C FF 88 S SL 79 B FC 87 F FC 88 B CU 70 C CU 70 2-3 ② K		C CU 69 F FC 86 B FC 87 X CU 69 1-2 ③ P2		C SI 96 C CH 81 B SI 96 C SI 95 1-3 ③ K		T SI 94 B SI 94 C CH 86 F CH 87 B SI 95 B SI 93 X CH 87 3-2 ③ G3-1		2 2	0 0	0 0	0 0	0 0	1 1	1 4
25 Will Venable, L (1, 8) OBP: 0.212, SLG: 0.188 87 Mallex Smith, L (7, 8)		B SL 76 B FC 88 B FC 88 C FC 86 F SL 78 X SL 78 3-2 ③ G4-3			C FF 89 X CU 78 0-1 ① F8		F SI 94 B SI 94 F SI 94 B FA 90 X FA 88 2-2 ① G4-3		B FF 95 F FF 95 B FF 95 S FF 95 B FF 94 B FC 94 4-2 70 S 70 1B BB	3 0	0 1	0 0	0 0	0 1	0 0	0 0
44 René Rivera, R (1, 2) OBP: 0.375, SLG: 0.500 70 Austin Hedges, R (8, 2) OBP: 0.368, SLG: 0.294			B FC 86 S SL 76 B CH 77 X FC 87 2-1 ① G6-3		B FF 90 B FF 90 B FF 90 C FF 89 F FF 90 F FF 92 C CU 77 3-3 ② K		B FF 89 C FA 88 F SI 94 F FA 89 X FF 94 1-2 ② G6-3		D FF 97 X FF 93 1-0 5 FC4-6 1-H 1B	3 1	0 0	0 1	0 1	0 0	1 0	0 0
15 Ryan Jackson, R (1, 5) OBP: 0.289, SLG: 0.375 5 Alexi Amarista, L (5, 5) OBP: 0.242, SLG: 0.313 (7, 6)			C FF 87 C FC 85 B FC 87 C FF 87 1-3 ② K		C FF 90 B FF 91 C CU 77 X FF 90 1-2 ③ G6-3		B SI 90 X SI 93 1-0 ③ F7		C FF 93 F FF 94 1 SAFE F FF 95 B SL 83 F FF 93 X SL 90 1-2 ① FC4-6 11 S 1-2f	2 2	0 0	0 0	0 0	0 0	1 0	0 1
Inning Stats	R: 0 E: 0 K: 1 S: 9 H: 0 LOB: 1 BB: 1 P: 19	R: 0 E: 0 K: 1 S: 10 H: 1 LOB: 0 BB: 0 P: 17	R: 0 E: 0 K: 1 S: 11 H: 0 LOB: 1 BB: 1 P: 21	R: 0 E: 0 K: 0 S: 11 H: 1 LOB: 1 BB: 0 P: 16	R: 0 E: 0 K: 1 S: 9 H: 0 LOB: 0 BB: 0 P: 13	R: 2 E: 0 K: 2 S: 15 H: 2 LOB: 2 BB: 1 P: 26	R: 0 E: 0 K: 0 S: 8 H: 0 LOB: 0 BB: 0 P: 12	R: 2 E: 0 K: 0 S: 13 H: 2 LOB: 2 BB: 1 P: 25	R: 1 E: 0 K: 0 S: 13 H: 1 LOB: 1 BB: 1 P: 23	1B: 4 2B: 3 3B: 0 HR: 0 SF: 0 SAC: 0 DP: 0 HBP: 0						

	AB	33
	R	5
	H	7
	RBI	4
	BB	5
	SO	6
	LOB	17

WP: 0 PB: 1 SB: 3 CS: 0 PA: 38

PITCHER		IP	WLS	BF	H	R	ER	SO	BB	IBB	HBP	BLK	WP	HR	S	P	ERA	WHIP
28 Randy Wolf, L ERA: 4.15	(1, 1)	4.0		15	2	0	0	3	2	0	0	0	0	0	41	73	0.00	1.000
41 Charlie Furbush, L ERA: 5.79	(5, 1)	1.0	H	3	0	0	0	1	0	0	0	0	0	0	9	13	0.00	0.000
56 Fernando Rodney, R ERA: 15.75	(6, 1)	1.0	B	6	2	2	1	2	1	0	0	0	0	0	15	26	9.00	3.000
45 Hector Noesí, R ERA: 3.6	(7, 1)	2.0		9	2	2	2	0	1	0	0	0	0	0	21	37	9.00	1.500
45 Hector Noesí, R ERA: 3.6	(8, 1)	2.0		9	2	2	2	0	1	0	0	0	0	0	21	37	9.00	1.500

PITCHER		IP	WLS	BF	H	R	ER	SO	BB	IBB	HBP	BLK	WP	HR	S	P	ERA	WHIP
71 Dominic Leone, R ERA: 1.23	(9, 1)	1.0	B	5	1	1	1	0	1	0	0	0	0	0	13	23	9.00	2.000

Batter	1	2	3	4	5	6	7	8	9	AB	R	H	RBI	BB	SO	LOB
36 Abraham Almonte, S (1, 8) OBP: 0.234, SLG: 0.357	C SI 91 X CH 85 0-1 G6-3		B CH 90 T SI 91 X CU 78 1-1 F8		F CH 86 B CU 74 F CU 74 F CH 88 F SL 81 F CH 88 B CH 86 B CH 81 F CH 82 3-2 X CH 87 L6		1 SAFE B FF 92 B FF 92 S FC 85 B FF 94 B FF 93 4-1 55 BB 20 S 1-3 BB	F FF 91 D SL 79 X FF 91 1-1 8 WP 8 E 2-H 1B		3	0	0	0	1	0	0
9 Endy Chavez, L (8, 8) OBP: 0.296, SLG: 0.308										1	1	1	1	0	0	0
15 Kyle Seager, L (1, 5) OBP: 0.250, SLG: 0.200	B SI 92 C SI 91 F SI 92 B CH 91 F CH 87 B FF 92 F SI 93 X SI 92 3-2 F7		B CU 79 F SL 84 B SI 91 S CH 86 S SI 92 2-3 K		C FF 89 X FF 90 0-1 G4-3		C FF 92 B SI 92 T FF 93 B FC 86 S FC 83 2-3 K	C SL 77 F FF 90 1 SAFE B SL 76 B CH 72 F FF 90 B FF 91 X FF 91 3-2 E2 1-H		4	0	0	0	0	2	2
8 Willie Bloomquist, R (8, 5) OBP: 0.265, SLG: 0.303										1	1	1	1	0	0	0
20 Logan Morrison, L (1, 10) OBP: 0.340, SLG: 0.390	C CH 86 C CH 87 F SL 85 B SI 93 S SI 93 1-3 K		X SL 85 0-0 G4-3		C FF 91 B SI 90 C FF 90 B SL 83 B SI 91 X FF 90 3-2 E6		B FC 80 B FC 84 B FC 86 S FC 94 B FF 94 4-1 55 BB 1-2 BB	C FF 91 C SL 80 C FF 90 0-3 K		4	0	0	0	1	2	0
(8, 3)																
83 Leury Bonilla, R (9, 3) OBP: 1.000, SLG: 3.000										0	0	0	0	0	0	0
17 Justin Smoak, S (1, 3) OBP: 0.354, SLG: 0.450		C CH 86 B SI 91 F SI 92 C CH 84 1-3 K		C CH 89 C CU 78 B CU 77 X CH 89 1-2 G3	C FF 91 B CU 76 F SI 91 B SI 91 X SI 91 2-2 L7		C FC 83 S FC 85 X FC 86 0-2 SF8 3-H		C SI 92 F SI 92 B SI 92 X SI 93 1-2 55 FC5-4 1B	3	0	0	1	0	1	1
45 Hector Noesí, R (8, 1)										0	0	0	0	0	0	0
71 Dominic Leone, R (9, 1)										0	0	0	0	0	0	0
16 Cole Gillespie, R (9, PH) OBP: 0.462, SLG: 0.542										1	0	1	0	0	0	0
27 Corey Hart, R (1, 9) OBP: 0.250, SLG: 0.161		F SI 92 F SI 90 B SI 92 B SI 92 X CH 85 2-2 13 1B 1B		C SL 81 C SL 82 C CH 90 0-3 K		B SI 87 C SI 88 S CH 81 S CH 82 1-3 K	F SI 92 B FF 94 F FC 83 B FC 86 F FC 86 B FF 92 F FC 84 F FF 95 B FF 94 4-2 7 FC6-4 1-2 2-3 BB		C CH 84 B SI 92 C SI 92 B SL 84 X SI 92 2-2 FC5-4 6 S 1-2f	3	0	1	0	0	2	0
55 Michael Saunders, L (7, 9) OBP: 0.417, SLG: 0.516										1	0	0	0	1	0	1
13 Dustin Ackley, L (1, 7) OBP: 0.476, SLG: 0.692		X SI 92 0-0 1-2 1B		B CH 88 B CH 91 X SI 91 2-0 E6 3 BB 6 S		B SI 89 B SI 88 B SI 87 B SI 86 4-0 BB	B FF 93 X FC 84 1-0 FC6-4 1-2f		C SI 92 X SL 84 0-1 F9	2	0	1	0	1	0	0
7 Stefen Romero, R (7, 7) OBP: 0.263, SLG: 0.568										2	0	0	0	0	0	4
6 Nick Franklin, S (1, 6) OBP: 0.342, SLG: 0.424		C SI 91 C SI 92 F CH 86 D CH 86 S CH 86 1-3 K		1 SAFE 1 SAFE B SI 90 B SI 91 S SI 91 B CH 86 C SI 92 B CH 86 4-2 3 BB 1-2 BB		X CH 84 0-0 F8		C FF 89 F FF 90 X SL 78 0-2 G5-3	B SI 91 B CH 86 B SI 91 F FF 92 X SI 93 3-1 L7 1-2	4	0	0	0	1	1	4
3 Mike Zunino, R (1, 2) OBP: 0.394, SLG: 0.400		C SI 92 B CH 85 X CH 85 1-1 L1		S CH 84 B SI 91 B SI 91 B CH 86 F SI 90 F SI 91 F SI 92 B CH 84 4-2 5 FC5-4 1-2 2-3 BB		C SI 87 S CH 81 1 SAFE S CH 82 0-3 K		C SL 77 S SL 78 B FF 89 B SL 80 C SL 80 2-3 K		2	0	0	0	1	1	3
4 John Buck, R (7, 2) OBP: 0.300, SLG: 0.333										1	0	0	0	0	1	0
5 Brad Miller, L (1, 4) OBP: 0.474, SLG: 0.912			B CH 85 X CH 83 1-0 HR	X CH 89 0-0 FC5-4 1-2f			F FF 92 B CH 84 X CH 84 1-1 36 WP 17 SF8 1B	X FF 90 0-0 9 1B 2B		4	3	3	1	0	0	3
Inning Stats	R: 0 E: 0 K: 1 S: 11 H: 0 LOB: 0 BB: 0 P: 15	R: 0 E: 0 K: 2 S: 13 H: 2 LOB: 2 BB: 0 P: 18	R: 1 E: 0 K: 1 S: 7 H: 1 LOB: 0 BB: 0 P: 11	R: 0 E: 1 K: 1 S: 14 H: 0 LOB: 3 BB: 2 P: 25	R: 0 E: 1 K: 0 S: 15 H: 0 LOB: 1 BB: 0 P: 23	R: 0 E: 0 K: 2 S: 7 H: 0 LOB: 1 BB: 1 P: 12	R: 1 E: 0 K: 1 S: 16 H: 1 LOB: 3 BB: 3 P: 32	R: 3 E: 1 K: 2 S: 16 H: 3 LOB: 0 BB: 0 P: 22	R: 0 E: 0 K: 0 S: 10 H: 1 LOB: 1 BB: 0 P: 16	1B: 6 2B: 1 3B: 0 HR: 1 SF: 1 SAC: 0 DP: 0 HBP: 0						

PITCHER		IP	WLS	BF	H	R	ER	SO	BB	IBB	HBP	BLK	WP	HR	S	P	ERA	WHIP
55 Josh Johnson, R ERA: 3.38	(1, 1)	4.1		19	3	1	1	5	2	0	0	0	0	1	52	79	2.08	1.154
71 Kevin Quackenbush, R ERA: 3.18	(5, 1)	0.2		3	0	0	0	0	0	0	0	0	0	0	8	13	0.00	0.000
16 Huston Street, R ERA:	(6, 1)	1.0	H	4	0	0	0	2	1	0	0	0	0	0	7	12	0.00	1.000
54 Alex Torres, L ERA: 13.5	(7, 1)	1.0	B	7	1	1	1	1	3	0	0	0	1	0	16	32	9.00	4.000
40 Tony Sipp, L ERA: 2.25	(8, 1)	1.0	B	6	3	3	2	2	0	0	0	0	1	0	16	22	18.00	3.000

PITCHER		IP	WLS	BF	H	R	ER	SO	BB	IBB	HBP	BLK	WP	HR	S	P	ERA	WHIP
33 Dale Thayer, R ERA: 3.0	(9, 1)	1.0		4	1	0	0	0	0	0	0	0	0	0	10	16	0.00	1.000

BOTTOM

San Diego Padres @ Seattle Mariners

Peoria Stadium, Peoria, AZ

Tue Mar 18 2014, 10:10 PM - 1:36 AM EDT

Att. 8,033 - Partly Cloudy - 77 F

livebaseballscorecards.com

AB	36
R	5
H	8
RBI	4
BB	6
SO	10
LOB	18

Batter	1	2	3	4	5	6	7	8	9	AB	R	H	RBI	BB	SO	LOB
2 Scooter Gennett, L (1, 4) OBP: 0.233, SLG: 0.366	B SI 88 B SI 90 X SI 89 2-0 G4-3		B SI 87 B SI 87 C SI 88 X SI 87 2-1 G4-3		B SI 88 X SI 88 1-0 F9	B FF 90 S CH 84 B FF 89 X FF 89 2-1 L8		B FC 88 F FC 87 S CH 84 X CU 75 1-2 G4-3		4 0 0 0 0 0 0						
91 Nick Shaw, L (8, PH) (8, 4)										1 0 0 0 0 0 0						
1 Logan Schafer, L (1, 8) OBP: 0.422, SLG: 0.537	B SI 89 L SI 90 C SI 90 F SI 86 F CU 73 F SI 90 B CH 82 F FF 86 F SI 91 2-2 X CU 74 HR		L SI 88 X SI 88 0-1 F8		C SL 78 B SL 78 S CH 85 F SI 90 F SI 89 F SI 90 B SL 79 F SI 87 F SI 90 3-2 F SI 85 B CH 82 X SI 89 F9		F FF 96 B CU 76 X FF 92 1-1 24 S 15 1B 1B		C FF 91 X FF 91 0-1 F9	4 2 2 1 0 0 0						
97 Chadwin Stang, R (8, 8)										1 0 0 0 0 0 0						
18 Khris Davis, R (1, 7) OBP: 0.298, SLG: 0.512	X SI 88 0-0 24 FC3-6 1B		B SL 80 B SI 89 X SI 88 2-0 HR		C SI 91 B CU 74 T SL 79 T SI 91 1-2 K		X FF 92 0-0 F9		C SI 92 B FF 87 F FF 93 X FF 87 1-2 G5-3	4 1 2 1 0 1 1						
95 Michael Reed, R (8, 7)										1 0 0 0 0 0 0						
24 Lyle Overbay, L (1, 3) OBP: 0.314, SLG: 0.143	1 SAFE C SI 89 B CH 83 X SI 89 1-1 FC3-6 1-2f		S SL 79 B SI 88 B CH 86 C SL 78 F SI 90 T SI 90 2-2 K			X SI 88 0-0 G4-3	B FF 91 C FF 95 1 SAFE S CU 76 B FF 95 D CU 76 S FF 92 3-3 K 1-2		C SI 92 B SI 88 F FF 87 C SL 84 1-3 K	5 0 0 0 0 3 2						
45 Alfredo Figaro, R (9, 1)										0 0 0 0 0 0 0						
7 Mark Reynolds, R (1, 9) OBP: 0.341, SLG: 0.474	C SL 79 S SL 79 B SL 80 B SI 90 S SL 79 2-3 K			C SI 88 B SI 89 B SI 89 S SL 78 X SL 81 2-2 HR		B SI 88 C SL 77 S SL 78 X SI 89 1-2 21 WP 12 SH3-4 2B	S CH 86 D FA 92 F CH 87 D CU 78 X FF 96 2-2 21 BB 2-H 1B			3 2 2 1 0 1 1						
15 Caleb Gindl, L (7, PH) OBP: 0.233, SLG: 0.341										1 0 1 1 0 0 0						
(7, 9)																
21 Juan Francisco, L (1, 5) OBP: 0.469, SLG: 0.731		B SI 88 B SI 90 B SI 89 B SI 88 4-0 BB		X SI 88 0-0 HR		B CH 82 B SL 79 B SI 89 B SI 90 4-0 12 SH3-4 14 1B 2-3 BB	B SI 95 B FF 94 B FF 94 C FF 92 F SI 93 F SI 97 D SI 94 4-2 1-2 BB			1 2 1 1 3 0 0						
13 Will Smith, R (7, 1)										0 0 0 0 0 0 0						
47 Rob Wooten, R (8, 1)										0 0 0 0 0 0 0						
96 Nick Ramirez, L (9, 3) OBP: 0.200, SLG: 0.200										0 0 0 0 0 0 0						
12 Martín Maldonado, R (1, 2) OBP: 0.190, SLG: 0.189		C SI 90 X SI 89 0-1 F8		C SL 79 C SL 79 B SL 81 X SI 89 1-2 G5-3		X SL 78 0-0 SH3-4 1-2 3-H	B FF 95 X SI 94 1-0 G5-3			3 0 0 1 0 0 3						
66 Robinzon Diaz, R (8, 2) OBP: 0.286, SLG: 0.167										0 0 0 0 0 0 0						
14 Jeff Bianchi, R (1, 6) OBP: 0.405, SLG: 0.486		C SI 90 S CH 80 S SL 80 0-3 K		X SI 88 0-0 38 B2-4 1B		S SL 81 B SL 80 F SI 89 X SL 79 1-2 38 HR 2-H 1B		L FF 92 B FC 90 S FF 92 F CU 75 C FF 96 1-3 K		4 1 2 1 0 2 1						
3 Elian Herrera, S (8, 6) OBP: 0.333, SLG: 0.500										0 0 0 0 0 0 0						
38 Wily Peralta, R (1, 1) OBP: 0.250, SLG: 1.000		B SI 89 X SI 89 1-0 L9		1 SAFE L SL 80 1 SAFE X SL 80 0-1 B2-4 1-1f		X FF 90 0-0 2-H HR		X FF 94 0-0 B1		3 1 1 2 0 0 2						
65 Irving Falu, S (7, 5) OBP: 0.320, SLG: 0.375										1 0 0 0 0 0 0						
Inning Stats	R: 1 E: 0 K: 1 S: 15 H: 2 LOB: 1 BB: 0 P: 22	R: 0 E: 0 K: 1 S: 6 H: 0 LOB: 1 BB: 1 P: 11	R: 1 E: 0 K: 1 S: 9 H: 1 LOB: 0 BB: 0 P: 15	R: 2 E: 0 K: 0 S: 10 H: 3 LOB: 0 BB: 0 P: 13	R: 0 E: 0 K: 1 S: 13 H: 0 LOB: 0 BB: 0 P: 18	R: 4 E: 0 K: 0 S: 11 H: 3 LOB: 0 BB: 1 P: 19	R: 1 E: 0 K: 1 S: 13 H: 2 LOB: 2 BB: 1 P: 24	R: 0 E: 0 K: 1 S: 8 H: 0 LOB: 0 BB: 0 P: 10	R: 0 E: 0 K: 1 S: 8 H: 0 LOB: 0 BB: 0 P: 10	1B: 5 2B: 2 3B: 0 HR: 5 SF: 0 SAC: 1 DP: 1 HBP: 0						

TOP

Milwaukee Brewers @ Seattle Mariners

Peoria Stadium, Peoria, AZ

Wed Mar 19 2014, 4:09 PM - 7:01 PM EDT

Att. 9,198 - Sunny - 78 F

livebaseballscorecards.com

AB	36
R	9
H	11
RBI	9
BB	3
SO	7
LOB	10

WP: 1 PA: 40
PB: 0
SB: 1
CS: 0

PITCHER		IP	WLS	BF	H	R	ER	SO	BB	IBB	HBP	BLK	WP	HR	S	P	ERA	WHIP
49 Blake Beavan, R ERA: 4.91	(1, 1)	5.2	L	26	8	7	7	4	2	0	0	0	1	4	61	93	11.12	1.765
52 Ramon E Ramirez, R ERA: 8.1	(6, 1)	0.1		2	1	1	1	0	0	0	0	0	0	1	3	5	27.00	3.000
54 Tom Wilhelmsen, R ERA: 9.0	(7, 1)	1.0		6	2	1	1	1	1	0	0	0	0	0	13	24	9.00	3.000
40 Danny Farquhar, R ERA: 4.26	(8, 1)	1.0		3	0	0	0	1	0	0	0	0	0	0	8	10	0.00	0.000
73 Carson Smith, R ERA:	(9, 1)	1.0		3	0	0	0	1	0	0	0	0	0	0	8	10	0.00	0.000

PITCHER	IP	WLS	BF	H	R	ER	SO	BB	IBB	HBP	BLK	WP	HR	S	P	ERA	WHIP

Milwaukee Brewers @ Seattle Mariners

Peoria Stadium, Peoria, AZ

Wed Mar 19 2014, 4:09 PM - 7:01 PM EDT

Att. 9,198 - Sunny - 78 F

livebaseballscorecards.com

BOTTOM

Batter	1	2	3	4	5	6	7	8	9	AB	R	H	RBI	BB	SO	LOB
36 Abraham Almonte, S (1, 8) OBP: 0.216, SLG: 0.326 9 Endy Chavez, L (7, 8) OBP: 0.321, SLG: 0.333	X SI 93 0-0 ① B2		C SI 94 B CH 83 X SI 93 1-1 ① G3-1 C SI 91 F CH 82 B SI 95 S SL 84 1-3 ② K			C SL 84 F CH 85 B SI 97 S SL 86 1-3 ③ K			B SI 97 X FF 96 1-0 80 G4-3, 5 BB, 1B	4 1	0 0	0 1	0 0	0 0	2 0	0 0
5 Brad Miller, L (1, 6) OBP: 0.512, SLG: 1.000	C SI 95 X SI 96 0-1 ② L8		C SL 82 X SL 83 0-1 22 1B, 3B	X SL 85 0-0 1B			X FF 92 0-0 22 G5-3, 3B		C CH 85 D SI 96 B CH 86 B FF 96 B FF 95 4-1 1-2 80 G4-3, BB	4	2	3	0	1	0	0
22 Robinson Canó, L (1, 4) OBP: 0.600, SLG: 0.630 80 Patrick Brady, R (8, 4)	F SI 96 F SI 97 F SL 89 B FA 88 B SI 96 B SI 98 X SI 97 3-2 ③ G6-3		C SI 96 B SI 96 F SL 85 X SL 87 1-2 17 2B, 3H, 1B	X SI 94 0-0 ③ L7			B FF 92 X FF 92 1-0 ① G5-3, 3H		B SI 95 X FF 96 1-0 ①② G4-3 1-2f 2-3	4 1	1 0	1 0	2 0	0 0	0 0	1 2
17 Justin Smoak, S (1, 3) OBP: 0.346, SLG: 0.455 40 Danny Farquhar, R (8, 1) 73 Carson Smith, R (9, 1) 6 Nick Franklin, S (9, PH) OBP: 0.333, SLG: 0.412		B SI 94 X SI 94 1-0 ① G4-3	D SI 96 S CH 85 S CH 86 1 SAFE 1 SAFE D CH 86 F SI 95 X SI 96 2-2 15 G4-3, 1-H, 2B	B SL 81 B SI 91 X SI 92 2-0 ① L7		C CU 73 B FF 91 X SL 79 1-1 ② P6		B SI 98 C SI 95 X FF 96 1-1 ③ G4-3	4 0 0 1	0 0 0 0	1 0 0 0	1 0 0 0	0 0 0 0	0 0 0 0	0 0 0 1
15 Kyle Seager, L (1, 5) OBP: 0.271, SLG: 0.295 83 Leury Bonilla, R (8, 5) OBP: 1.000, SLG: 3.000		B SL 82 X SI 95 1-0 55 WP, 20 1B, 55 SF7, 1B	D SL 81 X SI 93 1-0 ② G4-3 2-3	C SL 82 B CH 83 B CH 84 C SI 95 X SI 96 2-2 ② L8		B CU 74 C CU 75 B FF 92 B SL 80 C FF 93 X FF 93 3-2 HR			4 0	2 0	2 0	1 0	0 0	0 0	1 0
20 Logan Morrison, L (1, 10) OBP: 0.353, SLG: 0.386 (8, 3)		X SI 95 0-0 55 WP, 13 1B, 1-2, 1B	D SI 92 B CH 84 B SI 94 S SI 92 B SI 93 4-1 55 BB, BB	X SI 95 0-0 ③ G4-3		S SL 80 B SL 80 B FF 93 X FF 93 2-1 ③ G3			3	1	1	0	1	0	0
55 Michael Saunders, L (1, 9) OBP: 0.400, SLG: 0.485 79 Dario Pizzano, L (9, 9)		S CH 83 F SI 94 B SL 88 B SL 88 X SI 96 2-2 ② SF7, 1-2, 2-H	B SI 93 S SI 95 B SI 95 S SI 96 B SI 94 B SI 96 4-2 1-2, BB	B SI 93 C SI 94 X SI 92 1-1 ① G3			C SL 84 X SI 90 0-1 ① G4-3		2 0	0 0	0 0	1 0	1 0	0 0	0 0
13 Dustin Ackley, L (1, 7) OBP: 0.467, SLG: 0.667 7 Stefen Romero, R (7, 7) OBP: 0.256, SLG: 0.553		B SL 84 X SI 95 1-0 2-H, 1B	F SL 83 F CH 85 X CH 85 0-2 ③ L3			C SL 82 B SI 94 F SI 94 X SL 84 1-2 ② L7		S SL 84 S SL 83 C SI 90 0-3 ② K	3 1	0 0	1 0	1 0	0 0	0 1	3 0
3 Mike Zunino, R (1, 2) OBP: 0.389, SLG: 0.500 35 Humberto Quintero, R (7, 2) OBP: 0.278, SLG: 0.333		C SI 95 X SI 96 0-1 ③ F9		X SI 92 0-0 ① P4		C SL 83 B SI 96 B SL 86 C SI 95 F SI 97 B SI 96 X SI 96 3-2 HR		B SL 85 X SL 84 1-0 ③ G6-3	3 1	1 0	1 0	1 0	0 0	0 0	1 0
Inning Stats	R: 0 E: 0 K: 0 S: 7 H: 0 LOB: 0 BB: 0 P: 10	R: 2 E: 0 K: 0 S: 9 H: 3 LOB: 1 BB: 0 P: 14	R: 2 E: 0 K: 0 S: 18 H: 3 LOB: 3 BB: 2 P: 31	R: 0 E: 0 K: 1 S: 6 H: 1 LOB: 1 BB: 0 P: 7	R: 0 E: 0 K: 0 S: 5 H: 0 LOB: 0 BB: 0 P: 9	R: 1 E: 0 K: 1 S: 12 H: 1 LOB: 0 BB: 0 P: 18	R: 2 E: 0 K: 0 S: 9 H: 2 LOB: 0 BB: 0 P: 16	R: 0 E: 0 K: 1 S: 6 H: 0 LOB: 0 BB: 0 P: 7	R: 0 E: 0 K: 0 S: 5 H: 1 LOB: 1 BB: 1 P: 12	1B: 6 2B: 1 3B: 2 HR: 2 SF: 1 SAC: 0 DP: 1 HBP: 0						

	AB	36
	R	7
	H	11
	RBI	7
	BB	3
	SO	3
	LOB	9

WP: 1 PB: 0 SB: 0 CS: 0 PA: 40

PITCHER		IP	WLS	BF	H	R	ER	SO	BB	IBB	HBP	BLK	WP	HR	S	P	ERA	WHIP
38 Wily Peralta, R ERA: 5.21	(1, 1)	6.0	W	28	8	5	5	2	2	0	0	0	1	1	57	89	7.50	1.667
13 Will Smith, L ERA: 2.61	(7, 1)	1.0		5	2	2	2	0	0	0	0	0	0	1	9	16	18.00	2.000
47 Rob Wooten, R ERA: 4.82	(8, 1)	1.0	H	3	0	0	0	1	0	0	0	0	0	0	6	7	0.00	0.000
45 Alfredo Figaro, R ERA: 2.0	(9, 1)	1.0	S	4	1	0	0	0	1	0	0	0	0	0	5	12	0.00	2.000

PITCHER	IP	WLS	BF	H	R	ER	SO	BB	IBB	HBP	BLK	WP	HR	S	P	ERA	WHIP

Seattle Mariners @ Chicago Cubs

Cubs Park, Mesa, AZ

Thu Mar 20 2014, 7:11 PM - 7:25 PM EDT

Att. 15,243 - Partly Cloudy - 82 F

livebaseballscorecards.com

Batter	1	2	3	4	5	6	7	8	9	AB	R	H	RBI	BB	SO	LOB
36 Abraham Almonte, S (1, 8) OBP: 0.218, SLG: 0.320	K		F7		15 WP 15 SF7 1B	G6-3			FC4-6 8 G5-4-3 1-2f 2-H	4	1	1	0	0	1	2
9 Endy Chavez, L (6, 8) OBP: 0.310, SLG: 0.321										1	0	0	1	0	0	1
15 Kyle Seager, L (1, 5) OBP: 0.269, SLG: 0.283	G3-1		22 WP BB		SF7 1-H		P5		G5-4-3 1-2f	2	0	0	1	1	0	0
8 Willie Bloomquist, R (7, 4) OBP: 0.257, SLG: 0.294										1	0	0	0	0	0	1
22 Robinson Canó, L (1, 4) OBP: 0.618, SLG: 0.633	17 S 1B		1-2 BB		1B		G4-3			3	0	2	0	1	0	0
83 Leury Bonilla, R (7, 5) OBP: 1.000, SLG: 3.000										0	0	0	0	0	0	0
17 Justin Smoak, S (1, 3) OBP: 0.321, SLG: 0.417	K 1-2		G4-3		K		G4-3			4	0	0	0	0	2	4
7 Stefen Romero, R (9, 3) OBP: 0.256, SLG: 0.553										0	0	0	0	0	0	0
27 Corey Hart, R (1, 10) OBP: 0.250, SLG: 0.171		K	K	K		13 2B 4 SF8 1B		G5-3		4	1	1	0	0	2	0
20 Logan Morrison, L (1, 9) OBP: 0.327, SLG: 0.354		G1-3	K	K		F7		P5		4	0	0	0	0	1	1
99 Austin Wilson, R (8, 9)										0	0	0	0	0	0	0
13 Dustin Ackley, L (1, 7) OBP: 0.490, SLG: 0.696										4	0	3	0	0	0	0
80 Patrick Brady, R (8, 4)	1B	1B	1B	1B		4 SF8 1-3 2B		P2		0	0	0	0	0	0	0
6 Nick Franklin, S (1, 6) OBP: 0.349, SLG: 0.405		K	F8			4 SF8 BB			9 WP 35 FC4 9 FC4-6 1B	3	1	1	0	1	1	2
4 John Buck, R (1, 2) OBP: 0.261, SLG: 0.300			K		L9	SF8 1-2 2-3 3-H			FC4 9 FC4-6 1-2	2	0	0	1	0	1	0
35 Humberto Quintero, R (7, 2) OBP: 0.263, SLG: 0.316										1	0	0	0	0	0	1

TOP

	AB	33
	R	3
	H	8
	RBI	3
	BB	3
	SO	8
	LOB	12

Inning Stats																		
	R: 0	H: 1	R: 0	H: 1	R: 0	H: 0	R: 0	H: 1	R: 1	H: 2	R: 1	H: 2	R: 0	H: 0	R: 0	H: 0	R: 1	H: 1
	E: 0	LOB: 1	E: 0	LOB: 1	E: 0	LOB: 2	E: 0	LOB: 1	E: 0	LOB: 2	E: 0	LOB: 0	E: 0	LOB: 0	E: 0	LOB: 0	E: 0	LOB: 0
	K: 2	BB: 0	K: 2	BB: 0	K: 1	BB: 2	K: 2	BB: 0	K: 1	BB: 0	K: 0	BB: 1	K: 0	BB: 0	S: 3	BB: 0	K: 0	BB: 0
	S: 8	P: 10	S: 8	P: 8	S: 5	P: 13	S: 8	P: 8	S: 7	P: 8	S: 5	P: 9	S: 3	P: 3	S: 3	P: 3	S: 4	P: 5

	1B: 7	SF: 2	WP: 3	PA: 38
	2B: 1	SAC: 0	PB: 0	
	3B: 0	DP: 1	SB: 1	
	HR: 0	HBP: 0	CS: 0	

PITCHER		IP	WLS	BF	H	R	ER	SO	BB	IBB	HBP	BLK	WP	HR	S	P	ERA	WHIP
29 Jeff Samardzija, R ERA: 5.5	(1, 1)	5.1	L	24	6	2	2	8	2	0	0	0	2	0	38	49	3.38	1.500
40 James Russell, L ERA: 3.38	(6, 1)	0.2		4	1	0	0	0	1	0	0	0	0	0	3	7	0.00	3.000
Arodys Vizcaíno, R ERA:	(7, 1)	1.0		3	0	0	0	0	0	0	0	0	0	0	3	3	0.00	0.000
50 Blake Parker, R ERA: 9.0	(8, 1)	1.0		3	0	0	0	0	0	0	0	0	0	0	3	3	0.00	0.000
52 Justin Grimm, R ERA: 7.2	(9, 1)	1.0		4	1	1	1	0	0	0	0	0	1	0	4	5	9.00	1.000

PITCHER	IP	WLS	BF	H	R	ER	SO	BB	IBB	HBP	BLK	WP	HR	S	P	ERA	WHIP

Seattle Mariners @ Chicago Cubs

Cubs Park, Mesa, AZ

Thu Mar 20 2014, 7:11 PM - 7:25 PM EDT

Att. 15,243 - Partly Cloudy - 82 F

BOTTOM

Batter	1	2	3	4	5	6	7	8	9	AB	R	H	RBI	BB	SO	LOB
21 Junior Lake, R (1, 7) OBP: 0.182, SLG: 0.194	P5		15 FC4-5-6-4 2B			K		K		3	0	1	0	0	1	0
28 Chris Coghlan, L (7, 7) OBP: 0.258, SLG: 0.276										1	0	0	0	0	1	1
15 Darwin Barney, R (1, 4) OBP: 0.342, SLG: 0.441	L8		FC4-5-6-4 2-3			K			G5-3	3	0	0	0	0	1	1
60 Chris Valaika, R (7, 4) OBP: 0.219, SLG: 0.250										1	0	0	0	0	0	0
19 Nate Schierholtz, L (1, 9) OBP: 0.342, SLG: 0.394	30 1B 30 S 1B			F7		F8			G4-3	3	0	1	0	0	0	0
Arodys Vizcaíno, R (7, 1)										0	0	0	0	0	0	0
51 Ryan Kalish, L (8, 8) OBP: 0.419, SLG: 0.346										1	0	0	0	0	0	0
30 Mike Olt, R (1, 5) OBP: 0.297, SLG: 0.618	1-3 1B			G1-3			F9		G5-3	3	0	1	0	0	0	0
86 Jonathan Mota, R (8, 5) OBP: 0.333, SLG: 1.333										1	0	0	0	0	0	0
6 Ryan Sweeney, L (1, 8) OBP: 0.121, SLG: 0.094	L3			K			K			3	0	0	0	0	2	2
32 Eli Whiteside, R (8, 2)										0	0	0	0	0	0	0
5 Welington Castillo, R (1, 2) OBP: 0.333, SLG: 0.286		F8			1B		F8			3	0	1	0	0	0	0
50 Blake Parker, R (8, 1)										0	0	0	0	0	0	0
92 Lars Anderson, L (9, 3)										0	0	0	0	0	0	0
8 Donnie Murphy, R (1, 6) OBP: 0.289, SLG: 0.353		4 G6-4-3 HBP			K			G5-3		2	0	0	0	0	1	1
4 Ryan Roberts, R (1, 3) OBP: 0.355, SLG: 0.407		G6-4-3 1-2f			F8			BB		2	0	0	0	1	0	2
52 Justin Grimm, R (9, 1)										0	0	0	0	0	0	0
29 Jeff Samardzija, R (1, 1)			F9		P4			K		2	0	0	0	0	0	1
40 James Russell, L (6, 1)										0	0	0	0	0	0	0
54 Darnell McDonald, R (7, 9) OBP: 0.407, SLG: 0.364										1	0	0	0	0	1	1
Inning Stats	R: 0 H: 2 E: 0 LOB: 2 K: 0 BB: 0 S: 5 P: 6	R: 0 H: 0 E: 0 LOB: 0 K: 0 BB: 0 S: 2 P: 4	R: 0 H: 1 E: 0 LOB: 0 K: 0 BB: 0 S: 3 P: 3	R: 0 H: 0 E: 0 LOB: 0 K: 1 BB: 0 S: 5 P: 5	R: 0 H: 1 E: 0 LOB: 1 K: 1 BB: 0 S: 6 P: 6	R: 0 H: 0 E: 0 LOB: 0 K: 2 BB: 0 S: 7 P: 7	R: 0 H: 0 E: 0 LOB: 0 K: 1 BB: 0 S: 5 P: 5	R: 0 H: 0 E: 0 LOB: 1 K: 2 BB: 1 S: 7 P: 11	R: 0 H: 0 E: 0 LOB: 0 K: 0 BB: 0 S: 3 P: 3	1B: 3 SF: 0 2B: 2 SAC: 0 3B: 0 DP: 2 HR: 0 HBP: 1						

PITCHER	IP	WLS	BF	H	R	ER	SO	BB	IBB	HBP	BLK	WP	HR	S	P	ERA	WHIP
50 Erasmo Ramírez, R (1, 1) ERA: 0.96	6.0	W	21	4	0	0	4	0	0	1	0	0	0	28	31	0.00	0.667
97 Joe Beimel, L (7, 1) ERA: 3.6	1.0	H	3	0	0	0	1	0	0	0	0	0	0	5	5	0.00	0.000
56 Fernando Rodney, R (8, 1) ERA: 12.6	1.0	H	4	0	0	0	2	1	0	0	0	0	0	7	11	0.00	1.000
31 Yoervis Medina, R (9, 1) ERA: 1.13	1.0	S	3	0	0	0	0	0	0	0	0	0	0	3	3	0.00	0.000

livebaseballscorecards.com

AB	29
R	0
H	4
RBI	0
BB	1
SO	7
LOB	9

WP: 0 PA: 31
PB: 0
SB: 1
CS: 0

TOP

San Diego Padres @ Seattle Mariners

Peoria Stadium, Peoria, AZ

Fri Mar 21 2014, 10:08 PM - 1:11 AM EDT

Att. 12,084 - Partly Cloudy - 80 F

livebaseballscorecards.com

Batter	1	2	3	4	5	6	7	8	9	AB	R	H	RBI	BB	SO	LOB
25 Will Venable, L (1, 8) OBP: 0.250, SLG: 0.282	B FF 90 X FF 90 1-0 G6-3	P PO 79 C FF 94 X CU 81 1-1 1-3 3-H 2B		X FA 91 0-0 L8		B SI 83 C SL 82 B SI 90 X CH 81 2-1 1B 3-H 2B		C SL 82 B SI 94 X FF 94 1-1 G5-3 3-H		4	0	2	2	0	0	2
70 Austin Hedges, R (7, 2) OBP: 0.350, SLG: 0.278										1	0	0	1	0	0	0
Chase Headley, S (1, 5) OBP: 0.167, SLG: 0.167	B FA 90 C FF 92 C CH 87 C CU 79 1-3 K	D FA 88 F FF 93 F CH 88 S FA 88 1-3 K			X SI 90 0-0 L7	C SL 82 B SI 91 B CH 83 B SI 90 X SI 91 3-1 14 P3-1 2-3 1B		B SI 93 S SI 93 B SI 89 S FF 94 C SL 85 2-3 K		4	0	1	0	0	2	2
11 Alex Castellanos, R (6, PR) OBP: 0.324, SLG: 0.394										1	0	0	0	0	1	0
(6, 5)																
(7, 8)																
18 Carlos Quentin, R (1, 10) OBP: 0.185, SLG: 0.320	F FF 94 X FF 93 0-1 G4-3		S CH 86 F FA 88 B FF 94 S CU 79 1-3 K		B SI 91 S SL 80 B SL 80 F SI 91 X CH 81 2-2 F8	C FC 87 B CU 74 D FC 88 X SI 92 2-1 P3-1 1-1f			C SI 92 B SI 87 F SI 94 X CH 85 1-2 G5-3	3	0	0	0	0	1	0
14 Tommy Medica, R (6, PH) OBP: 0.411, SLG: 0.611										2	0	0	0	0	0	2
(6, 10)																
21 Xavier Nady, R (1, 7) OBP: 0.308, SLG: 0.500		C FA 88 B FF 90 B CH 84 F FF 90 X FF 92 2-2 L8	C CU 80 F CH 87 B FF 95 F FF 95 B FA 90 X FF 95 2-2 G4-3		B CU 74 F SI 90 B SI 91 X SL 80 2-1 23 1B 2B		B FF 92 B FC 88 F SI 90 S FC 89 B FF 93 F FF 89 S CU 74 3-3 K		C FF 87 S SI 88 B FF 92 1-3 K	4	1	1	0	0	1	0
87 Josh VanMeter, L (7, 4) OBP: 0.500, SLG: 0.500										1	0	0	0	0	1	0
23 Yonder Alonso, L (1, 3) OBP: 0.375, SLG: 0.625		B CU 77 B CU 78 X FF 92 2-0 8 BB 88 1B 15 1B 1B	B FF 91 B FF 94 C FF 94 X FF 95 2-1 G4-3		B CH 82 X SI 91 1-0 88 S 2-H 1B		S FC 89 F FC 88 B CU 74 B FF 94 X FC 87 2-2 F9		X FF 93 0-0 F8	3	1	2	1	0	0	0
92 Hunter Renfroe, R (6, 9)										2	0	0	0	0	0	0
88 Kyle Blanks, R (1, 9) OBP: 0.413, SLG: 0.553		B FF 92 X FF 93 1-0 8 BB 15 1B 1-2 1B		B FF 93 B CH 86 B FF 93 C FF 93 B FF 91 4-1 5 E BB	B SI 91 C SL 82 B SI 92 S CH 82 D CH 83 S SI 91 3-3 K 1-2		B CU 74 C CU 73 B CH 88 S FF 94 B FF 94 X CU 74 3-2 2B			3	1	2	0	1	1	1
(6, 3)																
8 Yasmani Grandal, S (1, 2) OBP: 0.333, SLG: 0.250		B FF 92 B FF 91 F FF 92 B FF 93 F FF 94 F FF 93 F FF 94 B FF 94 4-2 15 1B 25 2B 1-2 2-3 BB		X FA 88 0-0 L8		S SI 88 B CH 81 C CU 80 X SI 90 1-2 F8 X FC 87 0-0 G3-1			3	1	0	0	1	0	2
87 Mason Smith, R (7, 7)										0	0	0	0	0	0	0
5 Alexi Amarista, L (1, 4) OBP: 0.263, SLG: 0.378		F FF 94 B CU 81 F CU 81 C FF 95 1-3 K		C CU 80 B FA 89 C FA 89 B FF 92 B CH 87 1 SAFE F FF 95 X FA 89 3-2 FC6 1-3		B CH 82 C CU 73 B SI 90 X CH 81 2-1 15 E 1B		B SI 92 F CH 86 B FC 89 F FF 92 F CU 74 B FF 91 X FC 88 3-2 15 G4-3 70 G5-3 2B		3	1	1	0	0	1	4
3 Alberto Gonzalez, R (7, 5) OBP: 0.154, SLG: 0.160										1	1	1	0	0	0	0
15 Ryan Jackson, R (1, 6) OBP: 0.310, SLG: 0.417		X FF 94 0-0 25 2B 1-3 2-H 3-H 1B		B FA 88 C FF 95 D FF 93 X FA 89 2-1 F9		1 SAFE 1 SAFE X SI 89 0-0 E8 25 2B 1-H 2B		B FF 90 X FF 90 1-0 G4-3 2-3		4	1	2	3	0	0	3

Inning Stats																								
	R: 0	H: 0	R: 3	H: 4	R: 0	H: 0	R: 0	H: 0	R: 1	H: 2	R: 2	H: 4	R: 0	H: 1	R: 1	H: 1	R: 0	H: 0	1B: 6	SF: 0	WP: 0	PA: 41
	E: 0	LOB: 0	E: 0	LOB: 2	E: 0	LOB: 0	E: 1	LOB: 2	E: 0	LOB: 1	E: 1	LOB: 2	E: 0	LOB: 1	E: 0	LOB: 0	E: 0	LOB: 0	2B: 7	SAC: 0	PB: 0	
	K: 1	BB: 0	K: 2	BB: 1	K: 1	BB: 0	K: 0	BB: 1	K: 1	BB: 0	K: 0	BB: 0	K: 1	BB: 0	K: 1	BB: 0	K: 1	BB: 0	3B: 0	DP: 1	SB: 1	
	S: 6	P: 8	S: 19	P: 30	S: 9	P: 14	S: 9	P: 18	S: 10	P: 18	S: 12	P: 22	S: 11	P: 19	S: 10	P: 17	S: 7	P: 9	HR: 0	HBP: 0	CS: 0	

PITCHER		IP	WLS	BF	H	R	ER	SO	BB	IBB	HBP	BLK	WP	HR	S	P	ERA	WHIP
65 James Paxton, L ERA: 3.18	(1, 1)	4.0	L	19	4	3	3	4	2	0	0	0	0	0	43	70	6.75	1.500
83 Zach Miner, R ERA: 6.23	(5, 1)	1.1		10	6	3	3	1	0	0	0	0	0	0	20	36	20.25	4.500
40 Danny Farquhar, R ERA: 4.32	(6, 1)	2.0		7	2	1	1	1	0	0	0	0	0	0	18	32	4.50	1.000
73 Carson Smith, R ERA:	(8, 1)	1.2		5	0	0	0	2	0	0	0	0	0	0	12	17	0.00	0.000

PITCHER	IP	WLS	BF	H	R	ER	SO	BB	IBB	HBP	BLK	WP	HR	S	P	ERA	WHIP

AB	39
R	7
H	12
RBI	7
BB	2
SO	8
LOB	16

BOTTOM

Batter	1	2	3	4	5	6	7	8	9	AB	R	H	RBI	BB	SO	LOB
36 Abraham Almonte, S (1, 8) OBP: 0.224, SLG: 0.308 78 Leon Landry, L (6, 8) OBP: 0.273, SLG: 0.273	B SI 90 X SI 92 1-0 G4-3		C SI 90 F SI 92 C CU 78 0-3 K		B CU 79 C CU 79 B CH 83 F CU 79 F SI 93 B SI 94 B CH 82 4-2 5 2B BB		C CH 78 F SI 87 C CH 81 0-3 K		B FF 88 C FF 89 F SL 89 X FF 90 1-2 82 G5-4-3 2-3 1B	2 2	1 0	0 1	0 0	1 0	1 1	0 0
5 Brad Miller, L (1, 6) OBP: 0.522, SLG: 1.000 Chris Taylor, R (5, PR) OBP: 0.208, SLG: 0.318 (6, 6)	F SI 92 C SI 94 B SI 94 B SI 94 B SI 85 X SI 93 3-2 22 2B 1B		B SI 94 C CH 82 T SI 93 B CU 80 S SI 94 2-3 K		1 SAFE X SI 92 0-0 1-H 2B		S CH 81 B CH 82 C SI 88 B CH 79 S CH 82 2-3 K		C FF 88 C SL 78 S SL 79 0-3 K	3 2	1 0	2 0	1 0	0 0	1 2	0 2
22 Robinson Canó, L (1, 4) OBP: 0.611, SLG: 0.656 82 Tyler Smith, R (4, 4) OBP: 0.545, SLG: 1.000	**B SI 92** **1 SAFE** **1 SAFE** **B SI 92** **C SI 92** **F SI 84** 1 SAFE B CH 82 F SI 93 3-2 1 SAFE X SI 85 1-H 2B		C SI 93 X CU 80 0-1 G4-3		C SI 92 F SI 92 B SI 93 H CH 81 2-2 HBP			C SI 89 X CH 83 0-1 1B 83 1B 1B	B SL 82 B FF 89 X SL 89 2-0 G5-4-3 1-2f	2 2	0 0	1 1	1 0	0 0	0 0	0 2
20 Logan Morrison, L (1, 3) OBP: 0.316, SLG: 0.340 83 Leury Bonilla, R (4, PR) OBP: 0.667, SLG: 1.333 (5, 3)	C SI 92 B SI 93 B SI 93 B SI 92 C SI 92 F SI 92 C SI 93 3-3 K		C SI 91 B CU 77 X SI 92 1-1 E4		B CU 78 B SI 92 B SI 91 C SI 90 X SI 92 3-1 L9			B SI 88 X CH 79 1-0 1B 1-2 1B		2 2	0 0	0 1	0 0	0 0	1 0	1 2
15 Kyle Seager, L (1, 5) OBP: 0.259, SLG: 0.271 79 D.J. Peterson, R (5, 5) OBP: 0.400, SLG: 0.778	B CH 83 X SI 92 1-0 G3			**B SI 92** **1 SAFE** **B SI 91** 1 SAFE X SI 94 2-0 P6		C SI 89 B CH 84 X SI 89 1-1 F8		C SI 88 F CH 79 B CH 79 C SI 90 1-3 K		2 2	0 0	0 0	0 0	0 0	0 1	2 2
55 Michael Saunders, L (1, 9) OBP: 0.405, SLG: 0.471 Cole Gillespie, R (5, 9) OBP: 0.464, SLG: 0.538		B SI 91 C SI 91 B SI 93 B SI 92 B SI 93 4-1 BB		**1 SAFE** **C CU 78** 1 SAFE 1 SAFE S CH 82 1 SAFE X SI 84 0-2 F8		C CU 79 F CH 85 B CH 82 F SI 91 S FC 85 1-3 K		X SI 88 0-0 1-2 2-3 1B	1 2	0 0	0 1	0 0	1 0	0 1	1 0
13 Dustin Ackley, L (1, 10) OBP: 0.471, SLG: 0.667 69 Ty Kelly, S (6, PH) OBP: 0.333, SLG: 0.188 (7, 10)		1 SAFE 1 SAFE C SI 92 D CU 79 1 SAFE X SI 92 1-1 F8		B SI 92 C SI 92 B CH 83 1 SAFE F SI 93 C SI 92 2-3 K		B SI 96 C SI 94 C SI 94 F SI 96 B SI 96 B CH 86 B SI 96 4-2 BB		C CH 78 D CH 84 S CH 78 F SI 90 C CH 83 1-3 K	2 1	0 0	0 0	0 1	0 1	1 1	2 3
7 Stefen Romero, R (1, 7) OBP: 0.244, SLG: 0.525 99 Austin Wilson, R (6, 7)		C CU 78 X CU 78 0-1 F7			C SI 91 S CH 82 B SI 92 F SI 83 S SI 93 1-3 K	B SI 94 F SI 94 B CH 84 S SL 88 B SI 96 S SL 89 3-3 K		B CU 73 D CH 79 B SI 89 C SI 89 X SI 89 3-1 G5-3	2 2	0 0	0 0	0 0	0 0	1 1	1 4
3 Mike Zunino, R (1, 2) OBP: 0.368, SLG: 0.467 Mike Dowd, R (7, 2) OBP: 0.500, SLG: 0.667		D CU 80 1 SAFE C SI 93 B SI 92 1 SAFE F SI 93 S SI 85 2-3 K			B CU 79 X SI 92 1-0 P6		C SI 87 X SI 87 0-1 F8		F CH 87 X SL 81 0-1 78 1B 2B	2 2	0 0	0 1	0 0	0 0	1 0	1 0
Inning Stats	R: 1 E: 0 K: 1 S: 13 H: 2 LOB: 1 BB: 0 P: 24	R: 0 E: 0 K: 1 S: 8 H: 0 LOB: 1 BB: 1 P: 15	R: 0 E: 0 K: 2 S: 8 H: 0 LOB: 0 BB: 0 P: 10	R: 0 E: 1 K: 1 S: 9 H: 0 LOB: 1 BB: 0 P: 14	R: 1 E: 0 K: 1 S: 13 H: 1 LOB: 2 BB: 1 P: 24	R: 0 E: 0 K: 2 S: 13 H: 0 LOB: 1 BB: 1 P: 22	R: 0 E: 0 K: 2 S: 8 H: 0 LOB: 0 BB: 0 P: 10	R: 0 E: 0 K: 2 S: 13 H: 3 LOB: 3 BB: 0 P: 19	R: 0 E: 0 K: 1 S: 9 H: 2 LOB: 1 BB: 0 P: 12	1B: 5 2B: 3 3B: 0 HR: 0 SF: 0 SAC: 0 DP: 1 HBP: 1						WP: 0 PB: 0 SB: 0 CS: 0 PA: 39	

PITCHER		IP	WLS	BF	H	R	ER	SO	BB	IBB	HBP	BLK	WP	HR	S	P	ERA	WHIP
22 Ian Kennedy, R ERA: 5.59	(1, 1)	5.2	W	24	3	2	2	7	2	0	1	0	0	0	57	95	3.18	0.882
56 Joaquín Benoit, R ERA:	(6, 1)	0.1		2	0	0	0	1	1	0	0	0	0	0	7	14	0.00	3.000
16 Huston Street, R ERA:	(7, 1)	1.0		3	0	0	0	2	0	0	0	0	0	0	8	10	0.00	0.000
46 Tim Stauffer, R ERA: 2.57	(8, 1)	1.0		6	3	0	0	2	0	0	0	0	0	0	13	19	0.00	3.000
57 Patrick Schuster, L ERA: 2.25	(9, 1)	1.0		4	2	0	0	1	0	0	0	0	0	0	9	12	0.00	2.000

PITCHER	IP	WLS	BF	H	R	ER	SO	BB	IBB	HBP	BLK	WP	HR	S	P	ERA	WHIP

San Diego Padres @ Seattle Mariners

Peoria Stadium, Peoria, AZ

Fri Mar 21 2014, 10:08 PM - 1:11 AM EDT

Att. 12,084 - Partly Cloudy - 80 F

livebaseballscorecards.com

AB	35
R	2
H	8
RBI	2
BB	3
SO	13
LOB	23

Seattle Mariners @ Colorado Rockies

Salt River Fields at Talking Stick, Scottsdale, AZ

Sat Mar 22 2014, 4:11 PM - 6:46 PM EDT

Att. 12,540 - Partly Cloudy - 71 F

TOP

livebaseballscorecards.com

Batter	1	2	3	4	5	6	7	8	9	AB	R	H	RBI	BB	SO	LOB
36 Abraham Almonte, S (1, 8) OBP: 0.222, SLG: 0.316	0-0 22 FC1-5 2B	0-0 G3		0-0 F9		0-0 G5-3 1-2			0-3 K	5	0	1	0	0	1	4
43 Aaron Barbosa, L (9, 8)										0	0	0	0	0	0	0
5 Brad Miller, L (1, 6) OBP: 0.520, SLG: 1.000	0-3 K		0-0 22 G6-3 15 G4-3 2B	0-0 G4-6-3 1-2f		0-0 2-H 2B			0-0 F8	4	1	2	1	0	1	3
82 Tyler Smith, R (7, 6) OBP: 0.500, SLG: 0.900										1	0	0	0	0	0	0
22 Robinson Canó, L (1, 4) OBP: 0.550, SLG: 0.583	0-0 FC1-5 15 1B 2-3		0-0 G6-3 2-3		0-0 L7	0-0 L7			0-3 K	4	0	0	0	0	0	3
78 Brock Hebert, R (6, 4)										1	0	0	0	0	1	0
15 Kyle Seager, L (1, 5) OBP: 0.259, SLG: 0.269	0-0 1-2 1B		0-0 G4-3 3-H		0-0 G3-1		0-0 G1			4	0	1	1	0	0	0
78 Jack Reinheimer, R (7, 5) OBP: 0.444, SLG: 0.444										0	0	0	0	0	0	0
3 Mike Zunino, R (1, 10) OBP: 0.381, SLG: 0.500	0-0 G6-3		0-0 2B		0-0 17 1B 1B		0-0 F8			4	0	2	0	0	0	2
17 Justin Smoak, S (1, 3) OBP: 0.350, SLG: 0.490		B B S X 2-1 HR	B B B 4-0 BB		0-0 1-3 1B		0-0 F9			3	1	2	1	1	0	0
84 Patrick Kivlehan, R (7, 3)										0	0	0	0	0	0	0
13 Dustin Ackley, L (1, 7) OBP: 0.455, SLG: 0.635		0-0 B3	0-0 G1-3		0-0 L7			0-0 35 CS 1B		4	0	1	0	0	0	4
79 Dario Pizzano, L (8, 7)										0	0	0	0	0	0	0
Cole Gillespie, R (1, 9) OBP: 0.469, SLG: 0.533		0-0 35 G5-3 1B		0-0 35 1B 1B		0-0 L9			0-0 F9	4	0	2	0	0	0	1
35 Humberto Quintero, R (1, 2) OBP: 0.304, SLG: 0.348		0-0 G5-3 1-2		0-0 5 G4-6-3 1-2 1B		0-0 36 G5-3 5 2B 1B			S X 0-1 G5-3 1-2	4	1	2	0	0	0	2

	AB	38
	R	3
	H	13
	RBI	3
	BB	1
	SO	3
	LOB	19

Inning Stats																		
	R: 0	H: 2	R: 1	H: 2	R: 1	H: 2	R: 0	H: 2	R: 0	H: 2	R: 1	H: 2	R: 0	H: 0	R: 0	H: 1	R: 0	H: 0
	E: 0	LOB: 2	E: 0	LOB: 1	E: 0	LOB: 2	E: 0	LOB: 1	E: 0	LOB: 2	E: 0	LOB: 1	E: 0	LOB: 0	E: 0	LOB: 0	E: 0	LOB: 0
	K: 1	BB: 0	K: 0	BB: 0	K: 0	BB: 1	K: 0	BB: 0	K: 0	BB: 0	K: 0	BB: 0	K: 0	BB: 0	K: 0	BB: 0	K: 2	BB: 0
	S: 7	P: 7	S: 6	P: 8	S: 5	P: 9	S: 4	P: 4	S: 5	P: 5	S: 5	P: 5	S: 3	P: 3	S: 4	P: 4	S: 7	P: 7

	1B: 8	SF: 0	WP: 0	PA: 39
	2B: 4	SAC: 0	PB: 0	
	3B: 0	DP: 1	SB: 0	
	HR: 1	HBP: 0	CS: 1	

PITCHER		IP	WLS	BF	H	R	ER	SO	BB	IBB	HBP	BLK	WP	HR	S	P	ERA	WHIP
30 Brett Anderson, L	(1, 1)	6.0		30	12	3	3	1	1	0	0	0	0	1	32	38	4.50	2.167
ERA: 3.27																		
32 LaTroy Hawkins, R	(7, 1)	1.0		3	0	0	0	0	0	0	0	0	0	0	3	3	0.00	0.000
ERA: 3.86																		
59 Wilton Lopez, R	(8, 1)	1.0		3	1	0	0	0	0	0	0	0	0	0	4	4	0.00	1.000
ERA: 2.08																		
35 Chad Bettis, R	(9, 1)	1.0	W	3	0	0	0	2	0	0	0	0	0	0	7	7	0.00	0.000
ERA:																		

PITCHER	IP	WLS	BF	H	R	ER	SO	BB	IBB	HBP	BLK	WP	HR	S	P	ERA	WHIP

Batter	1	2	3	4	5	6	7	8	9	AB	R	H	RBI	BB	SO	LOB
19 Charlie Blackmon, L (1, 8) OBP: 0.255, SLG: 0.400 66 Rafael Ynoa, S (7, 6) OBP: 0.267, SLG: 0.214	C C C 0-3 K ①		S S S 0-3 K ③		S S S 0-3 K ③		S 3 SAFE S S 0-3 K ② ③ 1-2 3-H			3 0 0 0 0 3 1 1 0 0 0 0 1 2						
1 Brandon Barnes, R (1, 9) OBP: 0.396, SLG: 0.500	X 0-0 F8 ②			X 0-0 G5-4-3 3 2 S 20 HR 1B		X 0-0 G4-3 ①		S S S 0-3 K2-3 ①		4 1 1 0 0 1 0						
2 Troy Tulowitzki, R (1, 6) OBP: 0.333, SLG: 0.455 36 Ben Paulsen, L (7, 3) OBP: 0.262, SLG: 0.366	X 0-0 P3 ③			B B B B 4-0 3 G5-4-3 1-2 BB		B B B B 4-0 3 1B BB		S S S 0-3 K ②		1 0 0 0 2 0 0 1 0 0 0 0 1 0						
3 Michael Cuddyer, R (1, 3) OBP: 0.263, SLG: 0.257 67 David Dahl, L (7, 8)		X 0-0 20 G4-3 2B		X 0-0 G5-4-3 ① ② 1-2f 2-3		X 0-0 20 G6-4-3 1-3 1B		S S S 0-3 K ③		3 0 2 0 0 0 2 1 0 0 0 0 1 0						
20 Wilin Rosario, R (1, 2) OBP: 0.313, SLG: 0.548 32 LaTroy Hawkins, R (7, 1) 59 Wilton Lopez, R (8, 1) 35 Chad Bettis, R (9, 1) 79 Will Swanner, R (9, PH)		X 0-0 G4-3 ① 2-3		X 0-0 3-H HR		X 0-0 G6-4-3 ② ③ 1-2f			X 0-0 G5-3 ①	3 1 1 2 0 0 3 0 0 0 0 0 0 0 0 0 0 0 0 0 0 0 0 0 0 0 0 0 1 0 0 0 0 0 0						
23 Charlie Culberson, R (1, 5) OBP: 0.289, SLG: 0.415		X 0-0 P3 ②		X 0-0 G5-3 ③			H 1-0 9 72 1B 1B HBP		X 0-0 26 2B 1B	3 2 1 0 0 0 1						
26 Jason Pridie, L (1, 7) OBP: 0.465, SLG: 0.556		X 0-0 G6-3 ③			X 0-0 3B		X 0-0 F7 ①		X 0-0 1-H 2B	4 0 2 1 0 0 2						
9 DJ LeMahieu, R (1, 4) OBP: 0.375, SLG: 0.361 82 Drew Garcia, S (9, 4)			X 0-0 F9 ①		X 0-0 G3-1-3 ①		X 0-0 72 1B 66 CS 1-2 1B			3 0 1 0 0 0 1 0 0 0 0 0 0 0						
30 Brett Anderson, L (1, 1) OBP: 0.250, SLG: 0.250 72 Jackson Williams, R (7, 2) OBP: 0.435, SLG: 0.421			S S S 0-3 K ②		X 0-0 G1-3 ②		X 0-0 66 CS 1-3 2-H 1B			2 0 0 0 0 1 1 1 0 1 1 0 0 0						
Inning Stats	R: 0 H: 0 E: 0 LOB: 0 K: 1 BB: 0 S: 5 P: 5	R: 0 H: 1 E: 0 LOB: 1 K: 0 BB: 0 S: 4 P: 4	R: 0 H: 0 E: 0 LOB: 0 K: 2 BB: 0 S: 7 P: 7	R: 2 H: 2 E: 0 LOB: 0 K: 0 BB: 1 S: 4 P: 8	R: 0 H: 1 E: 0 LOB: 1 K: 1 BB: 1 S: 6 P: 6	R: 0 H: 1 E: 0 LOB: 1 K: 0 BB: 1 S: 3 P: 7	R: 1 H: 2 E: 0 LOB: 1 K: 1 BB: 0 S: 6 P: 7	R: 0 H: 0 E: 0 LOB: 0 K: 3 BB: 0 S: 9 P: 9	R: 1 H: 2 E: 0 LOB: 1 K: 0 BB: 0 S: 3 P: 3	1B: 5 SF: 0 2B: 2 SAC: 0 3B: 1 DP: 2 HR: 1 HBP: 1						

PITCHER		IP	WLS	BF	H	R	ER	SO	BB	IBB	HBP	BLK	WP	HR	S	P	ERA	WHIP
81 Roenis Elías, L ERA: 2.04	(1, 1)	5.1		21	4	2	2	4	2	0	0	0	0	1	27	35	3.38	1.125
54 Tom Wilhelmsen, R ERA: 9.39	(6, 1)	0.2	H	3	1	1	1	0	0	0	1	0	0	0	2	3	13.50	1.500
97 Joe Beimel, L ERA: 3.38	(7, 1)	0.1	H	2	1	0	0	0	0	0	0	0	0	0	2	2	0.00	3.000
71 Dominic Leone, R ERA: 1.0	(7, 1)	1.2	B	5	1	0	0	4	0	0	0	0	0	0	13	13	0.00	0.600
41 Charlie Furbush, L ERA: 7.2	(9, 1)	0.1	L	3	2	1	1	0	0	0	0	0	0	0	3	3	27.00	6.000

PITCHER	IP	WLS	BF	H	R	ER	SO	BB	IBB	HBP	BLK	WP	HR	S	P	ERA	WHIP

BOTTOM

Seattle Mariners @ Colorado Rockies

Salt River Fields at Talking Stick, Scottsdale, AZ

Sat Mar 22 2014, 4:11 PM - 6:46 PM EDT

Att. 12,540 - Partly Cloudy - 71 F

livebaseballscorecards.com

AB	31
R	4
H	9
RBI	4
BB	2
SO	8
LOB	13

Seattle Mariners @ Oakland Athletics

Phoenix Municipal Stadium, Phoenix, AZ

Sat Mar 22 2014, 4:08 PM - 6:57 PM EDT

Att. 7,250 - Partly Cloudy - 81 F

TOP

livebaseballscorecards.com

Batter	1	2	3	4	5	6	7	8	9	AB	R	H	RBI	BB	SO	LOB
9 Endy Chavez, L (1, 8) OBP: 0.333, SLG: 0.375 99 Gabriel Guerrero, R (6, PR) (6, 9)	6 1B 2B	P4			G4-3	6 BB 1B		BB		4 0	1 0	2 0	0 0	0 1	0 0	0 0
6 Nick Franklin, S (1, 6) OBP: 0.375, SLG: 0.400	7 1B 20 1B 2-H 1B	K			7 WP 7 1B BB	7 FC6-4 1-2 BB		K		3	2	1	1	2	2	1
7 Stefen Romero, R (1, 7) OBP: 0.283, SLG: 0.556 (7, 3)	79 BB 20 1B 1-3 1B		F8		20 HR 1-H 1B	FC6-4 1-2f			2B	5	1	3	1	0	0	3
20 Logan Morrison, L (1, 3) OBP: 0.328, SLG: 0.407 78 Leon Landry, L (7, 7) OBP: 0.333, SLG: 0.273	79 BB 1-2 3-H 1B	G4-3			HR 1-H	F9			HBP 79 G1-4-3	4 0	1 0	2 0	3 0	0 0	0 0	0 0
55 Michael Saunders, L (1, 9) OBP: 0.404, SLG: 0.447 (6, 8)	F8		79 WP BB		K	1B			F7	4	0	1	0	1	1	4
79 D.J. Peterson, R (1, 5) OBP: 0.333, SLG: 0.538	1-2 2-3 BB		F9 1-2		F8		K		G1-4-3 1-2f	4	0	0	0	1	1	4
99 Austin Wilson, R (1, 10)	K			G4-3		G4-3	K			4	0	0	0	0	2	4
8 Willie Bloomquist, R (1, 4) OBP: 0.231, SLG: 0.263	K			K		L3		G4-3		4	0	0	0	0	2	3
4 John Buck, R (1, 2) OBP: 0.259, SLG: 0.292		K		G5-3		9 1B 1B		P4		4	0	1	0	0	1	0
Inning Stats	R: 2 E: 0 K: 2 S: 11 H: 4 LOB: 3 BB: 1 P: 15	R: 0 E: 0 K: 2 S: 7 H: 0 LOB: 0 BB: 0 P: 7	R: 0 E: 0 K: 0 S: 3 H: 0 LOB: 1 BB: 1 P: 8	R: 0 E: 0 K: 1 S: 5 H: 0 LOB: 0 BB: 0 P: 5	R: 3 E: 0 K: 1 S: 7 H: 2 LOB: 0 BB: 1 P: 14	R: 0 E: 0 K: 0 S: 5 H: 2 LOB: 3 BB: 1 P: 9	R: 0 E: 0 K: 2 S: 8 H: 1 LOB: 1 BB: 0 P: 8	R: 0 E: 0 K: 1 S: 5 H: 0 LOB: 1 BB: 1 P: 9	R: 0 E: 0 K: 0 S: 3 H: 1 LOB: 1 BB: 0 P: 4	1B: 7 2B: 2 3B: 0 HR: 1 SF: 0 SAC: 0 DP: 1 HBP: 1						

	AB	36
	R	5
	H	10
	RBI	5
	BB	5
	SO	9
	LOB	19

PITCHER	IP	WLS	BF	H	R	ER	SO	BB	IBB	HBP	BLK	WP	HR	S	P	ERA	WHIP
26 Scott Kazmir, L (1, 1) ERA: 2.38	4.1		20	4	3	3	5	3	0	0	0	1	0	27	40	6.23	1.615
61 Dan Otero, R (5, 1) ERA: 5.06	0.2	W	4	2	2	2	1	0	0	0	0	1	1	6	9	27.00	3.000
50 Joe Savery, L (6, 1) ERA:	1.0	H	6	2	0	0	0	1	0	0	0	0	0	5	9	0.00	3.000
68 Arnold Leon, R (7, 1) ERA: 2.13	3.0	S	12	2	0	0	3	1	0	1	0	0	0	16	21	0.00	1.000

PITCHER	IP	WLS	BF	H	R	ER	SO	BB	IBB	HBP	BLK	WP	HR	S	P	ERA	WHIP

WP: 2 PB: 0 SB: 0 CS: 0 PA: 42

BOTTOM

Seattle Mariners @ Oakland Athletics

Phoenix Municipal Stadium, Phoenix, AZ

Sat Mar 22 2014, 4:08 PM - 6:57 PM EDT

Att. 7,250 - Partly Cloudy - 81 F

livebaseballscorecards.com

Batter	1	2	3	4	5	6	7	8	9	AB	R	H	RBI	BB	SO	LOB
19 Billy Burns, S (1, 7) OBP: 0.382, SLG: 0.350 (7, 8) 74 Chad Oberacker, L (9, 8) OBP: 0.333, SLG: 0.333	0-0 3B	0-0 10 BB 1-2 2-3 1B		BBBB 4-0 10 S BB	0-0 L7 ③			0-0 G6-3 ①		4 0	0 0	2 0	0 0	1 0	0 0	1 0
10 Daric Barton, L (1, 3) OBP: 0.500, SLG: 0.480 Jose Martinez, R (7, 4) OBP: 0.231, SLG: 0.231	0-0 P5 ①	BBBB 4-0 1-2 2-3 3-H BB		B 1-0 P5 ② 1-2		0-0 G3-1 ①		0-0 F9 ②		3 1	0 0	0 0	1 0	1 0	0 0	2 0
16 Josh Reddick, L (1, 9) OBP: 0.341, SLG: 0.450 Hiroyuki Nakajima, R (7, 5) OBP: 0.500, SLG: 0.400	0-0 P2 ②	0-0 L9 ③		BBBB 4-0 BB		0-0 F7 ②		0-0 G6-3 ③		3 1	0 0	0 0	0 0	1 0	0 0	4 0
36 Derek Norris, R (1, 2) OBP: 0.471, SLG: 0.742 86 Tyler Ladendorf, R (7, 6) OBP: 0.333, SLG: 0.333	0-0 L6 ③		0-0 18 F8 21 HR 2B	0-0 F9 ③		0-0 1B				4 0	1 0	2 0	0 0	0 0	0 0	3 0
18 Alberto Callaspo, S (1, 5) OBP: 0.357, SLG: 0.297 Josh Whitaker, R (7, 9)		0-0 P2 ①	0-0 F8 ① 2-3		BBBB 4-0 21 HR BB	0-0 L3 ③				3 0	1 0	0 0	0 0	1 0	0 0	2 0
21 Stephen Vogt, L (1, 10) OBP: 0.452, SLG: 0.737		0-0 F7 ②	BBBSSX 3-2 3-H HR		SSX 0-2 1-H HR		0-0 G1-3 ①			4 0	2 0	2 0	4 0	0 0	0 0	0 0
29 Sam Fuld, L (1, 8) OBP: 0.389, SLG: 0.511 7 Nate Freiman, R (7, 3) OBP: 0.333, SLG: 0.421	BBBB 4-0 15 1B 28 1B BB	0-0 F8 ②		BBBB 4-0 15 FC6 BB			0-0 F9 ②			1 1	1 0	0 0	0 0	2 0	0 0	0 0
15 Jake Elmore, R (1, 6) OBP: 0.388, SLG: 0.349 Jake Goebbert, L (7, 7) OBP: 0.263, SLG: 0.188	0-0 19 1B 28 1B 10 BB 1-3 1B	0-0 G4-3 ③			0-0 FC6 ① 1-2f		0-0 1B			3 1	1 0	1 1	0 0	0 0	0 0	1 0
28 Eric Sogard, L (1, 4) OBP: 0.302, SLG: 0.256 35 Chris Gimenez, R (7, 2) OBP: 0.310, SLG: 0.240	0-0 10 BB 19 1B 1-2 3-H 1B			0-0 F7 ①	0-0 P4 ②		0-0 L6 ③			3 1	0 0	1 0	1 0	0 0	0 0	1 1
Inning Stats	R: 0 E: 0 K: 0 S: 4 H: 1 LOB: 1 BB: 0 P: 4	R: 2 E: 0 K: 0 S: 6 H: 3 LOB: 3 BB: 2 P: 14	R: 2 E: 0 K: 0 S: 7 H: 2 LOB: 0 BB: 0 P: 10	R: 0 E: 0 K: 0 S: 3 H: 0 LOB: 2 BB: 2 P: 12	R: 2 E: 0 K: 0 S: 6 H: 1 LOB: 1 BB: 2 P: 14	R: 0 E: 0 K: 0 S: 4 H: 1 LOB: 1 BB: 0 P: 4	R: 0 E: 0 K: 0 S: 4 H: 1 LOB: 1 BB: 0 P: 4	R: 0 E: 0 K: 0 S: 3 H: 0 LOB: 0 BB: 0 P: 3		1B: 5 2B: 1 3B: 1 HR: 2	SF: 0 SAC: 0 DP: 0 HBP: 0						

	AB	33
	R	6
	H	9
	RBI	6
	BB	6
	SO	0
	LOB	15

WP: 0 PB: 0 SB: 1 CS: 0 PA: 39

PITCHER		IP	WLS	BF	H	R	ER	SO	BB	IBB	HBP	BLK	WP	HR	S	P	ERA	WHIP
58 Scott Baker, R ERA: 6.75	(1, 1)	4.0	L	25	7	6	6	0	6	0	0	0	0	2	23	51	13.50	3.250
45 Hector Noesí, R ERA: 2.77	(5, 1)	3.0		11	2	0	0	0	0	0	0	0	0	0	11	11	0.00	0.667
44 Lucas Luetge, L ERA: 4.32	(8, 1)	1.0		3	0	0	0	0	0	0	0	0	0	0	3	3	0.00	0.000

PITCHER	IP	WLS	BF	H	R	ER	SO	BB	IBB	HBP	BLK	WP	HR	S	P	ERA	WHIP

Oakland Athletics @ Seattle Mariners

Peoria Stadium, Peoria, AZ

Sun Mar 23 2014, 4:07 PM - 6:33 PM EDT

Att. 9,512 - Sunny - 80 F

TOP

livebaseballscorecards.com

Batter	1	2	3	4	5	6	7	8	9	AB	R	H	RBI	BB	SO	LOB
19 Billy Burns, S (1, 8) OBP: 0.389, SLG: 0.359 77 Johnni Turbo, R (7, 8)	C FF 88 B CU 68 X FF 88 1-1 G6-3		C FF 86 B CH 78 S FC 78 T FC 88 1-2 K		B FC 85 1 SAFE X FF 86 1-0 1-2 1B		C CH 80 X SI 96 0-1 2-3 1B			4 0	0 0	2 0	0 0	0 0	1 0	0 0
1 Nick Punto, S (1, 6) OBP: 0.413, SLG: 0.390 Conner Crumbliss, L (7, 4) OBP: 0.200, SLG: 0.400	B FF 88 C FF 87 F FC 88 B FF 88 F SI 88 B CU 71 X FF 88 3-2 F8			C FF 87 B CU 68 F CU 68 F FC 89 F SL 78 B FC 78 B FC 77 F CH 78 F FF 88 4-2 20 HR BB	B CU 69 C FC 88 C FC 87 B FF 88 F FF 88 X FC 88 2-2 P6		C SI 94 C SI 94 B SI 94 S CH 83 1-3 K			3 0	1 0	0 0	0 0	1 0	1 0	4 0
20 Josh Donaldson, R (1, 5) OBP: 0.333, SLG: 0.488 97 Matt Olson, L (8, 3)	S CU 69 B FC 87 B CH 78 X CH 78 2-1 G6-3			1 SAFE C FC 85 1 SAFE 1 SAFE B CU 70 B CU 68 X CH 78 2-1 1-H HR		X SL 78 0-0 P2		B SI 94 B SI 94 X SI 94 2-0 L8		4 0	1 0	1 0	2 0	0 0	0 0	0 0
52 Yoenis Cespedes, R (1, 7) OBP: 0.208, SLG: 0.265 74 Chad Oberacker, L (8, 7) OBP: 0.333, SLG: 0.333		B FF 87 X FC 77 1-0 F8		B CU 69 B FC 87 B FC 88 C FF 88 B CH 79 4-1 36 L5-3 BB		C FF 87 C CU 69 X FF 88 0-2 36 HR 1B		B CU 84 B SI 94 B SI 93 C SI 93 X SI 93 3-1 HR		3 0	1 0	2 0	1 0	1 0	0 0	0 0
36 Derek Norris, R (1, 10) OBP: 0.447, SLG: 0.771		C FF 87 X SL 78 0-1 G1-3		C CU 69 B CU 67 X CU 68 1-1 L5-3 1-1		C FF 85 1 SAFE 1 SAFE X CH 78 0-1 1-2 HR		X SI 94 0-0 F9		4 0	1 0	1 0	1 0	0 0	0 0	1 0
23 Michael Taylor, R (1, 9) OBP: 0.381, SLG: 0.589 Dusty Coleman, R (8, 6)		B FF 87 C FC 86 C CU 68 B FC 86 X SI 89 2-2 1B		X FF 87 0-0 G6-3		C SL 79 X CU 69 0-1 L5		B SI 94 F SI 93 B CU 84 B SI 93 X SI 94 3-1 G4-3		4 0	0 0	1 0	0 0	0 0	0 0	0 0
10 Daric Barton, L (1, 3) OBP: 0.486, SLG: 0.444 Bobby Crocker, R (8, 9)		B FC 86 X FC 88 1-0 L4			C FC 86 F FC 86 B CU 70 X FC 87 1-2 G5-3		B SI 90 B SI 90 B SI 91 B SI 90 4-0 19 1B 15 SH1-3 BB		S SI 91 B CH 85 S SI 92 S CU 76 1-3 K2-3	2 1	0 0	0 0	0 0	1 0	0 1	1 0
15 Jake Elmore, R (1, 4) OBP: 0.392, SLG: 0.356 (7, 6) Renato Núñez, R (8, 5)			B FF 86 C FF 86 X CU 68 1-1 G6-3		B CH 77 X CH 77 1-0 19 1B 1B		S SI 91 X CH 80 0-1 1-2 SH1-3		S SI 91 B CU 76 S SI 90 S SL 87 1-3 K2-3	2 1	0 0	1 0	0 0	0 0	0 1	0 0
21 Stephen Vogt, L (1, 2) OBP: 0.413, SLG: 0.667			B FC 86 C SL 78 B FF 86 X FF 88 2-1 G4-3		1 SAFE B CU 70 X FC 86 1-0 L8		B SI 94 C CH 81 X SI 94 1-1 F8		B SI 91 B SI 91 T SI 90 S SL 86 B CU 76 X SL 86 3-2 F9	4	0	0	0	0	0	2

	AB	32
	R	4
	H	8
	RBI	4
	BB	3
	SO	4
	LOB	8

Inning Stats	1	2	3	4	5	6	7	8	9
	R: 0 E: 0 K: 0 S: 8	H: 0 LOB: 0 BB: 0 P: 14	R: 0 E: 0 K: 0 S: 7	H: 1 LOB: 1 BB: 0 P: 11	R: 0 E: 0 K: 1 S: 7	H: 0 LOB: 0 BB: 0 P: 11	R: 2 E: 0 K: 0 S: 14	H: 1 LOB: 0 BB: 2 P: 25	R: 0 E: 0 K: 0 S: 10	H: 2 LOB: 2 BB: 0 P: 16	R: 1 E: 0 K: 0 S: 8	H: 2 LOB: 0 BB: 0 P: 8	R: 0 E: 0 K: 1 S: 9	H: 1 LOB: 2 BB: 1 P: 15	R: 1 E: 0 K: 0 S: 6	H: 1 LOB: 0 BB: 0 P: 14	R: 0 E: 0 K: 2 S: 9	H: 0 LOB: 0 BB: 0 P: 14

1B: 5	SF: 0
2B: 1	SAC: 1
3B: 0	DP: 1
HR: 3	HBP: 0

WP: 0	PA: 36
PB: 0	
SB: 0	
CS: 0	

PITCHER		IP	WLS	BF	H	R	ER	SO	BB	IBB	HBP	BLK	WP	HR	S	P	ERA	WHIP
28 Randy Wolf, L ERA: 4.26	(1, 1)	6.0		24	6	3	3	1	2	0	0	0	0	2	54	85	4.50	1.333
56 Fernando Rodney, R ERA: 10.5	(7, 1)	1.0		5	1	0	0	1	1	0	0	0	0	0	9	15	0.00	2.000
31 Yoervis Medina, R ERA: 2.0	(8, 1)	1.0		4	1	1	1	0	0	0	0	0	0	1	6	14	9.00	1.000
44 Lucas Luetge, L ERA: 3.86	(9, 1)	1.0	W	3	0	0	0	2	0	0	0	0	0	0	9	14	0.00	0.000

PITCHER		IP	WLS	BF	H	R	ER	SO	BB	IBB	HBP	BLK	WP	HR	S	P	ERA	WHIP

BOTTOM

Oakland Athletics @ Seattle Mariners

Peoria Stadium, Peoria, AZ

Sun Mar 23 2014, 4:07 PM - 6:33 PM EDT

Att. 9,512 - Sunny - 80 F

Batter	1	2	3	4	5	6	7	8	9	AB	R	H	RBI	BB	SO	LOB
36 Abraham Almonte, S (1, 8) OBP: 0.209, SLG: 0.295	B SI 88 B SI 90 B SI 91 C SI 90 C SI 91 X SI 91 3-2 G4-3 ①			B SI 91 C SI 91 B SI 91 X SI 90 2-1 F7 ①		L FF 90 C FF 93 B FF 95 X KC 77 1-2 L9 ②		X FF 89 0-0 G4-3 ② 1-2		4	0	0	0	0	0	1
5 Brad Miller, L (1, 6) OBP: 0.491, SLG: 0.938 6 Nick Franklin, S (8, 6) OBP: 0.367, SLG: 0.390	F SI 91 F CH 84 C CH 86 0-3 K ②			X CH 83 0-0 F9 ②		B KC 77 B KC 76 F FF 94 F FF 93 S FF 96 2-3 K ③		C CU 70 D CU 70 F FF 89 F FF 90 D CU 71 S CU 70 2-3 K ③		3 1	0 0	0 0	0 0	0 0	2 1	0 1
22 Robinson Canó, L (1, 4) OBP: 0.512, SLG: 0.538 82 Tyler Smith, R (8, 4) OBP: 0.538, SLG: 0.909	C SI 92 B CU 73 S CU 71 B SI 92 B SI 92 X SL 87 3-2 G4-3 ③			B CU 69 C CH 83 X CH 83 1-1 G4-3 ③			C FF 91 X FF 90 0-1 G5-3 ①		C FF 88 F CU 69 F CU 69 X CU 70 0-2 17 1B 15 2B 1B	3 1	0 1	0 1	0 0	0 0	0 0	0 0
17 Justin Smoak, S (1, 3) OBP: 0.359, SLG: 0.491 9 Endy Chavez, L (9, PR) OBP: 0.333, SLG: 0.375		F SI 91 B SI 91 F CH 83 F SI 93 F SL 86 B CU 71 X SI 92 2-2 G3 ①			C CH 82 F SL 85 B CU 69 F CH 83 B SI 92 F SL 87 B SI 92 S SI 92 3-3 K ①		X FF 90 0-0 20 1B 1B		B CU 70 B FF 89 F FF 88 C FF 89 X 2-2 15 2B 7 HR 1B 1-3	4 0	0 1	2 0	0 0	0 0	1 0	0 0
15 Kyle Seager, L (1, 5) OBP: 0.258, SLG: 0.286		B CH 84 X CH 84 1-0 G1-3 ②			B SI 93 C SI 92 F CH 86 B CU 72 X SI 93 2-2 F8 ②		B FF 90 1 SAFE C FF 90 S CU 71 S CU 72 1-3 K ②		C FF 90 B FF 90 X FF 89 1-1 7 HR 2B 1-3 3-H	4	1	1	1	0	1	1
20 Logan Morrison, L (1, 9) OBP: 0.344, SLG: 0.439 7 Stefen Romero, R (8, 9) OBP: 0.298, SLG: 0.630		B SI 91 X SI 91 1-0 G4-3 ③			F SI 93 B SL 87 X SI 93 1-1 13 HR 2B		C CU 70 X FF 91 0-1 1-3 1B		C CU 72 D CU 71 B FF 89 F CU 70 F CU 70 F FF 90 X FF 89 2-2 2-H 3-H HR	3 1	1 1	2 1	0 3	0 0	0 0	0 0
13 Dustin Ackley, L (1, 7) OBP: 0.448, SLG: 0.673			X SI 90 0-0 L9 ①		C CH 83 F CU 69 X SL 85 0-2 2-H HR		C FF 90 X CU 70 0-1 G4-3 ③			3	1	1	2	0	0	2
55 Michael Saunders, L (1, 10) OBP: 0.400, SLG: 0.425			B SI 91 C SI 91 B SI 91 B CH 84 B SI 92 4-1 3 K BB		C FF 92 B FF 94 X FF 93 1-1 L7 ③			X FF 89 0-0 G4-3 ①		2	0	0	0	1	0	0
3 Mike Zunino, R (1, 2) OBP: 0.364, SLG: 0.472 4 John Buck, R (8, 2) OBP: 0.286, SLG: 0.292			1 SAFE 1 SAFE 1 SAFE S CH 86 S SL 86 S SL 86 0-3 K ② ③ 1-2			B FF 89 B FF 90 F FF 92 X FF 90 2-1 G5-3 ①		B FF 90 B FF 88 B FF 89 B FF 88 4-0 36 G4-3 BB		2 0	0 0	0 0	0 0	0 1	1 0	1 0
Inning Stats	R: 0 H: 0 E: 0 LOB: 0 K: 1 BB: 0 S: 9 P: 15	R: 0 H: 0 E: 0 LOB: 0 K: 0 BB: 0 S: 7 P: 11	R: 0 H: 0 E: 0 LOB: 0 K: 1 BB: 1 S: 5 P: 9	R: 0 H: 0 E: 0 LOB: 0 K: 0 BB: 0 S: 5 P: 8	R: 2 H: 2 E: 0 LOB: 0 K: 1 BB: 0 S: 15 P: 22	R: 0 H: 0 E: 0 LOB: 0 K: 1 BB: 0 S: 8 P: 13	R: 0 H: 2 E: 0 LOB: 2 K: 1 BB: 0 S: 10 P: 11	R: 0 H: 0 E: 0 LOB: 1 K: 1 BB: 1 S: 6 P: 12	R: 4 H: 4 E: 0 LOB: 1 K: 0 BB: 0 S: 14 P: 19	1B: 4 2B: 2 3B: 0 HR: 2	SF: 0 SAC: 0 DP: 0 HBP: 0			WP: 0 PB: 0 SB: 0 CS: 0		PA: 33	

livebaseballscorecards.com

	AB	31
	R	6
	H	8
	RBI	6
	BB	2
	SO	6
	LOB	6

PITCHER		IP	WLS	BF	H	R	ER	SO	BB	IBB	HBP	BLK	WP	HR	S	P	ERA	WHIP
25 Josh Lindblom, R ERA: 4.02	(1, 1)	4.2		16	2	2	2	3	1	0	0	0	0	1	39	62	3.86	0.643
56 Fernando Abad, L ERA: 3.48	(5, 1)	1.1		4	0	0	0	1	0	0	0	0	0	0	10	16	0.00	0.000
58 Evan Scribner, R ERA: 5.91	(7, 1)	2.0	L	13	6	4	4	2	1	0	0	0	0	1	30	42	18.00	3.500

PITCHER		IP	WLS	BF	H	R	ER	SO	BB	IBB	HBP	BLK	WP	HR	S	P	ERA	WHIP

Chicago White Sox @ Seattle Mariners

Peoria Stadium, Peoria, AZ

Mon Mar 24 2014, 4:09 PM - 6:58 PM EDT

Att. 7,587 - Sunny - 79 F

TOP

livebaseballscorecards.com

Batter	1	2	3	4	5	6	7	8	9	AB	R	H	RBI	BB	SO	LOB
30 Alejandro De Aza, L (1, 8) OBP: 0.386, SLG: 0.512 18 Blake Tekotte, L (7, 8) OBP: 0.296, SLG: 0.462	C SI 90 F SI 90 X FF 86 0-2 ① P4	B SI 86 F SI 89 S CH 83 B CH 84 X SI 87 2-2 ② F9			X SI 85 0-0 ② P5		C SI 94 X CH 87 0-1 ②③ F7 1-2			4 0 0 0 0 0 1 0 0 0 0 0 0 0						
26 Avisaíl García, R (1, 9) OBP: 0.281, SLG: 0.364 Denis Phipps, R (8, 9)	X SI 90 0-0 ② G6-3	C SI 90 S CH 83 B SL 81 F SL 79 F SI 90 F CH 83 S SL 80 1-3 ③ K			X SI 86 0-0 ③ G6-3			B FF 91 C FF 91 S SL 79 S SL 80 1-3 ① K		4 0 0 0 0 2 0 0 0 0 0 0 0 0						
12 Conor Gillaspie, L (1, 5) OBP: 0.327, SLG: 0.596 Alex Liddi, R (6, 5) OBP: 0.200, SLG: 0.480	C SI 90 F SI 87 X CU 73 0-2 ③ G6-3		B SI 88 F SI 88 B CH 83 F SI 90 B CH 82 X SI 89 3-2 ① G4-3			C CH 85 F CU 72 B SI 89 B CH 84 F FF 90 F SL 80 X SI 90 2-2 14 HR 2B		F FF 86 B CU 77 S SL 79 B FF 92 S SL 79 2-3 ② K		3 1 1 0 0 0 0 1 0 0 0 0 1 0						
79 José Abreu, R (1, 3) OBP: 0.311, SLG: 0.477 96 Dan Black, S (6, 3) OBP: 0.375, SLG: 0.500		C SI 90 B FF 86 S CH 84 S SL 81 1-3 ① K	B CU 71 B SI 90 B SI 90 X SI 89 3-0 ② G5-3			S CH 84 X CH 84 0-1 ① G6-3		C CU 74 B CU 77 F FF 90 B SL 79 B SL 80 C FF 92 3-3 ③ K		3 0 0 0 0 1 1 1 0 0 0 0 1 0						
14 Paul Konerko, R (1, 10) OBP: 0.310, SLG: 0.359 95 Courtney Hawkins, R (9, PH) (9, 10)		C SI 91 F SI 91 X SL 79 0-2 24 1B 24 E 1B	B CH 84 F SI 88 B CH 84 C SI 90 F SL 81 X SI 90 2-2 ③ G5-3			B SI 90 B CH 84 C CH 84 F SI 90 X CH 86 2-2 2-H HR			B FF 90 S FF 90 B SL 79 S FF 90 S SL 80 2-3 ① K	3 2 2 2 0 0 0 1 0 0 0 0 1 0						
24 Dayan Viciedo, R (1, 7) OBP: 0.347, SLG: 0.413 90 Jaime Pedroza, S (9, PR) (9, 6)		C SI 91 B CH 85 X SI 91 1-1 E9 10 1B 1-H 1B		B SI 88 S CU 72 B CH 84 B SI 90 X SI 90 3-1 ① G6-3		B FF 96 B FF 94 X FF 95 2-0 ② F9			B FC 90 S FF 94 S FF 94 X SI 95 1-2 2B	4 1 2 0 0 0 0 0 0 0 0 0 0 0						
10 Alexei Ramirez, R (1, 6) OBP: 0.260, SLG: 0.320 28 Leury García, S (6, 6) OBP: 0.351, SLG: 0.250 (9, 7)		C SL 81 F CU 74 X SI 90 0-2 21 1B 5 HR 3-H 1B		X SI 90 0-0 ② F9		C CU 76 S SI 96 S FF 92 0-3 ③ K			C CU 93 F CU 76 X FC 91 0-2 ② G6-3	3 1 1 1 0 1 0 1 0 0 0 0 0 1						
21 Tyler Flowers, R (1, 2) OBP: 0.275, SLG: 0.405 17 Adrian Nieto, S (7, 2) OBP: 0.318, SLG: 0.350		C CU 73 X SI 91 0-1 5 HR 1-2 1B		C FF 86 B CH 83 F CU 72 B SL 80 X SI 90 2-2 ③ L1			S CU 76 B SI 95 F FF 94 S FF 92 1-3 ① K		C CU 74 B FC 90 C FC 89 D CU 75 B FC 88 F FC 90 F FC 89 C FF 93 3-3 ③ K	3 1 1 0 0 1 0 1 0 0 0 0 1 1						
5 Marcus Semien, R (1, 4) OBP: 0.442, SLG: 0.500 83 Micah Johnson, L (7, 4) OBP: 0.407, SLG: 0.400		C SI 91 F CH 85 B SL 83 X SI 90 1-2 1-H 2-H HR			C SI 88 B CU 72 F CH 86 S SL 80 1-3 ① K		C FF 96 B FF 92 X CH 90 1-1 30 CS 1B			3 1 2 3 0 1 0 0 0 0 0 0 0 0						
Inning Stats	R: 0 E: 0 K: 0 S: 7 H: 0 LOB: 0 BB: 0 P: 7	R: 5 E: 1 K: 2 S: 25 H: 5 LOB: 0 BB: 0 P: 31	R: 0 E: 0 K: 0 S: 8 H: 0 LOB: 0 BB: 0 P: 16	R: 0 E: 0 K: 0 S: 6 H: 0 LOB: 0 BB: 0 P: 11	R: 0 E: 0 K: 1 S: 5 H: 0 LOB: 0 BB: 0 P: 6	R: 2 E: 0 K: 1 S: 14 H: 2 LOB: 0 BB: 0 P: 20	R: 0 E: 0 K: 1 S: 7 H: 1 LOB: 0 BB: 0 P: 9	R: 0 E: 0 K: 3 S: 9 H: 0 LOB: 0 BB: 0 P: 15	R: 0 E: 0 K: 2 S: 14 H: 1 LOB: 1 BB: 0 P: 20	1B: 5 2B: 2 3B: 0 HR: 2 SF: 0 SAC: 0 DP: 0 HBP: 0						

	AB	35
	R	7
	H	9
	RBI	6
	BB	0
	SO	10
	LOB	4

WP: 0 PA: 35
PB: 0
SB: 0
CS: 1

PITCHER		IP	WLS	BF	H	R	ER	SO	BB	IBB	HBP	BLK	WP	HR	S	P	ERA	WHIP
49 Blake Beavan, R ERA: 6.46	(1, 1)	5.1	L	23	7	7	7	3	0	0	0	0	0	2	61	85	11.81	1.312
54 Tom Wilhelmsen, R ERA: 7.71	(6, 1)	1.2		5	1	0	0	2	0	0	0	0	0	0	11	15	0.00	0.600
41 Charlie Furbush, L ERA: 5.68	(8, 1)	1.1		4	0	0	0	4	0	0	0	0	0	0	12	20	0.00	0.000
40 Danny Farquhar, R ERA: 4.0	(9, 1)	0.2		3	1	0	0	1	0	0	0	0	0	0	11	15	0.00	1.500

PITCHER	IP	WLS	BF	H	R	ER	SO	BB	IBB	HBP	BLK	WP	HR	S	P	ERA	WHIP

BOTTOM

Chicago White Sox @ Seattle Mariners

Peoria Stadium, Peoria, AZ

Mon Mar 24 2014, 4:09 PM - 6:58 PM EDT

Att. 7,587 - Sunny - 79 F

livebaseballscorecards.com

Batter	1	2	3	4	5	6	7	8	9	AB	R	H	RBI	BB	SO	LOB
36 Abraham Almonte, S (1, 8) OBP: 0.222, SLG: 0.292	B FF 90 C FF 90 B SL 88 B FF 91 C FF 91 X SL 89 3-2 G1-3 ①		X SL 86 0-0 L9 ①		X FF 90 0-0 22 1B 1-2 1B		B FF 93 B FF 92 B FF 92 C FF 92 B FF 91 4-1 5 BB 22 2B 1-2 BB	B FS 85 S FS 84 X FS 86 1-1 G3 ③		4	1	1	0	1	0	1
5 Brad Miller, L (1, 6) OBP: 0.474, SLG: 0.882 Chris Taylor, R (7, PR) OBP: 0.200, SLG: 0.304 (8, 6)	B FF 89 B FF 92 X FF 91 2-0 G3-1 ②		B FF 90 B FF 90 X SL 87 2-0 G3 ②		C FF 88 X CU 74 0-1 F9 ① 2-3		B CU 77 F FF 92 F FF 92 B CU 76 B CU 75 B FF 93 4-2 22 2B 1-2 2-3 BB		B SL 85 F SI 90 B SL 85 X SI 90 2-1 G4-3 ①	3 1	0 1	0 1	0 0	1 0	0 0	2 0
22 Robinson Canó, L (1, 4) OBP: 0.511, SLG: 0.558 82 Tyler Smith, R (7, PR) OBP: 0.571, SLG: 0.917 (8, 4)	B SL 87 F FF 90 X FF 92 1-1 G4-3 ③		B FF 88 B FF 90 C FF 90 B CH 82 F SL 87 X FF 88 3-2 E3		C FF 89 X FF 90 0-1 15 G4-6-3 1-2 3-H 1B		B FF 93 X FF 92 1-0 7 G6-3 1-H 2-H 3-H 2B		F SI 91 B FS 84 B FS 85 X SI 91 2-1 79 G6-4-3 1B	4 1	0 0	2 1	4 0	0 0	0 0	0 0
15 Kyle Seager, L (1, 5) OBP: 0.242, SLG: 0.267 79 D.J. Peterson, R (8, 5) OBP: 0.313, SLG: 0.500		B FF 88 C FF 90 F SL 87 F CH 80 B FF 91 S FF 91 2-3 K ① C CU 73 X FF 89 0-1 G3 ③		F SL 86 B SL 85 X FF 89 1-1 G4-6-3 ②③ 1-2f		F FF 91 C CU 76 C CU 77 0-3 K ①		X SI 90 0-0 G6-4-3 ②③ 1-2f	4 1	0 0	0 0	0 0	2 0	5 1
7 Stefen Romero, R (1, 10) OBP: 0.294, SLG: 0.592 (8, 3)		C FF 91 S FF 89 H FF 90 1-2 20 1B 13 2B HBP	S SL 86 F FF 88 B SL 87 F FF 90 S FF 92 1-3 K ①		F FF 87 S SL 85 B SL 86 S SL 86 1-3 K ①		B CH 80 X CH 81 1-0 G6-3 ② 2-3			3	1	0	0	0	2	2
20 Logan Morrison, L (1, 3) OBP: 0.368, SLG: 0.441 41 Charlie Furbush, L (8, 1) 40 Danny Farquhar, R (9, 1)		B CH 88 X FF 91 1-0 13 2B 55 G3 1-3 1B	B FF 90 F FF 88 B CU 74 B CH 82 B FF 88 4-1 13 FC5-4 BB		C CU 73 F CU 74 B FF 89 B CU 71 B FF 91 B SL 87 4-2 13 FC4-6 BB		C CU 75 B CU 76 F FF 92 F CU 79 X FF 92 1-2 G3 ③			2 0 0	1 0 0	1 0 0	0 0 0	2 0 0	0 0 0	3 0 0
13 Dustin Ackley, L (1, 7) OBP: 0.443, SLG: 0.672 9 Endy Chavez, L (7, 7) OBP: 0.324, SLG: 0.364		F FF 91 X CH 80 0-1 55 G3 1-3 3-H 2B	B CH 86 C SL 86 X FF 90 1-1 FC5-4 ② 1-2f		X FF 89 0-0 FC4-6 ② 1-2f			C FF 92 L CU 77 X FF 91 0-2 G4-3 ①		3 1	0 0	1 0	1 0	0 0	0 0	2 0
55 Michael Saunders, L (1, 9) OBP: 0.389, SLG: 0.432		F SL 88 B CU 74 F SL 88 D SL 88 X FF 92 2-2 G3 ② 2-3 3-H	C FF 89 C CU 73 B FF 89 X CH 87 1-2 G3 ③			F FF 89 B CU 71 B FF 89 F SL 85 X FF 89 2-2 G4-3 ③		B CU 76 X FF 93 1-0 2B		4	0	1	1	0	0	3
3 Mike Zunino, R (1, 2) OBP: 0.383, SLG: 0.474 35 Humberto Quintero, R (8, 2) OBP: 0.292, SLG: 0.333		B SL 88 S CH 87 B FF 91 F CH 87 C FF 89 2-3 K ③		C SL 86 B SL 87 B CH 87 S CH 86 B FF 90 B SL 88 4-2 5 F9 36 1B 22 1B BB		X FF 93 0-0 5 BB 36 BB 22 2B 1B		B SI 90 S SI 91 S FS 85 S FS 86 1-3 K ②		2 1	2 0	1 0	0 0	1 0	1 1	1 1
Inning Stats	R: 0 E: 0 K: 0 S: 6 H: 0 LOB: 0 BB: 0 P: 12	R: 2 E: 0 K: 2 S: 15 H: 2 LOB: 1 BB: 0 P: 23	R: 0 E: 1 K: 0 S: 7 H: 0 LOB: 1 BB: 0 P: 12	R: 0 E: 0 K: 1 S: 10 H: 0 LOB: 1 BB: 1 P: 17	R: 1 E: 0 K: 0 S: 9 H: 2 LOB: 1 BB: 1 P: 14	R: 0 E: 0 K: 1 S: 9 H: 0 LOB: 1 BB: 1 P: 16	R: 3 E: 0 K: 1 S: 13 H: 2 LOB: 3 BB: 2 P: 24	R: 0 E: 0 K: 1 S: 9 H: 1 LOB: 1 BB: 0 P: 12	R: 0 E: 0 K: 0 S: 5 H: 1 LOB: 0 BB: 0 P: 9	1B: 5 2B: 3 3B: 0 HR: 0 SF: 0 SAC: 0 DP: 2 HBP: 1						WP: 0 PB: 0 SB: 0 CS: 0 PA: 40	

	AB	34
	R	6
	H	8
	RBI	6
	BB	5
	SO	6
	LOB	21

PITCHER		IP	WLS	BF	H	R	ER	SO	BB	IBB	HBP	BLK	WP	HR	S	P	ERA	WHIP
45 Erik Johnson, R ERA: 6.35	(1, 1)	6.0	W	26	4	3	3	4	3	0	1	0	0	0	56	94	4.50	1.167
46 Donnie Veal, L ERA: 4.32	(7, 1)	1.1		9	3	3	3	1	2	0	0	0	0	0	17	29	20.25	3.750
57 Zach Putnam, R ERA: 1.86	(8, 1)	1.2	S	5	1	0	0	1	0	0	0	0	0	0	10	16	0.00	0.600

PITCHER	IP	WLS	BF	H	R	ER	SO	BB	IBB	HBP	BLK	WP	HR	S	P	ERA	WHIP

Batter	1	2	3	4	5	6	7	8	9	AB	R	H	RBI	BB	SO	LOB
36 Abraham Almonte, S (1, 8) OBP: 0.237, SLG: 0.304 55 Michael Saunders, L (6, 8) OBP: 0.382, SLG: 0.422	C SI 81 X SL 80 0-1 7 1B 7 WP 17 1B 1B	B SI 83 C CH 76 X FF 88 1-1 ③ L4	F SL 83 F SL 83 B SI 85 B SI 85 X CH 76 2-2 5 CS 3-H 1B			C FF 88 X FF 88 0-1 ① G6-3			C FF 94 S SL 83 B CU 82 X CH 87 1-2 ① G2-3	4 1	1 0	2 0	1 0	0 0	0 0	0 0
5 Brad Miller, L (1, 6) OBP: 0.492, SLG: 0.909 82 Tyler Smith, R (6, PR) OBP: 0.600, SLG: 0.923 (6, 6) (7, 4)	B SI 82 S SL 79 L SL 79 X CU 74 1-2 ① F9		B SI 84 1-1 C SI 82 X SL 81 7 HR 2B 1 SAFE 1-2 ③ S SL 79 F SI 84 B SI 86 CS 1-2	B CU 72 B CU 74 B CU 74 C SI 82 X SI 83 3-1 7 1B 2B		B FF 90 B SL 79 X FF 90 2-0 7 G6-4-3 1B			B FF 94 X FF 94 1-0 7 G4-6-3 1B	4 1	2 0	3 1	0 0	0 0	0 0	1 0
7 Stefen Romero, R (1, 9) OBP: 0.321, SLG: 0.648 (7, 3)	1 SAFE 1 SAFE B CH 74 X SL 81 1-1 17 1B 1-3 1B		F SL 82 X SL 82 0-1 2-H HR	S CH 75 B CH 75 F SI 86 X FF 87 1-2 2-H 1B		F FF 89 B FA 87 X CH 86 1-1 ②③ G6-4-3 1-2f			B FF 94 S CU 82 C SL 80 B SL 81 B FF 94 1 SAFE X FF 94 3-2 ②③ G4-6-3 1-2f	5	1	3	3	0	0	2
17 Justin Smoak, S (1, 3) OBP: 0.382, SLG: 0.517 Chris Taylor, R (7, PR) OBP: 0.200, SLG: 0.304 (7, 6)	F FF 85 X CH 75 0-1 1-2 3-H 1B		B CU 72 C CU 73 B CH 75 B SI 85 B SL 82 4-1 20 FC4-6 BB	B SL 81 F CH 76 D CH 74 S SL 81 D CH 76 1 SAFE X CH 75 3-2 ① F9			X FF 90 0-0 15 CS 2B			3	0	2	1	1	0	1
20 Logan Morrison, L (1, 10) OBP: 0.347, SLG: 0.413	B SL 81 F SL 80 F SL 80 C SI 86 1-3 ② K		B SI 86 B FF 85 C SI 84 F SL 80 X SI 84 2-2 ① FC4-6 6 1B 15 BB 13 1B 1-2f	C CU 74 X SI 83 0-1 ② P4			S FF 89 F FF 89 B SL 82 S SL 82 1-3 ① K			0	0	0	0	2	5	
15 Kyle Seager, L (1, 5) OBP: 0.243, SLG: 0.254 79 D.J. Peterson, R (7, 5) OBP: 0.313, SLG: 0.500	B SI 85 S SL 81 C CU 76 2 SAFE D CU 76 X CU 76 2-2 ③ F8		C EP 71 B SI 85 B SL 81 B FF 87 B CU 76 4-1 13 1B 6 1B 13 E 1-2 BB	C SI 86 B CH 76 B CU 75 B SL 81 S SL 80 F SI 85 X CU 75 3-2 ③ G3			2 SAFE B SL 80 C SL 80 B FF 90 F FF 89 C SL 83 2-3 ②③ K 2-3			0	0	0	0	1	1	4
6 Nick Franklin, S (1, 4) OBP: 0.358, SLG: 0.378 (7, 9)		C FF 82 F SL 82 B CH 74 X CH 74 1-2 ① G6-3	X CU 74 0-0 13 E 3 G6-3 1-2 2-3 1B		C FF 89 F CH 85 B SL 82 B SL 81 B CH 86 F FF 89 X FF 90 3-2 ① G6-3			B FF 94 B FF 92 C FF 94 X FF 95 2-1 ① G3		4 1	1 0	1 0	0 0	0 0	0 0	0 0
13 Dustin Ackley, L (1, 7) OBP: 0.438, SLG: 0.656 8 Willie Bloomquist, R (5, 7) OBP: 0.225, SLG: 0.256		C SI 82 B SI 83 S CH 75 B EP 69 B SI 85 S SI 84 3-3 ② K	X SL 80 0-0 E4 3 G6-3 36 1B 1-3 2-H 3-H 1B		F FF 88 C SL 79 S SL 82 0-3 ② K			B FF 94 B FF 96 B FF 96 C FF 94 F FF 96 F FF 97 C FC 90 3-3 ② K		3 1	1 0	1 0	1 0	0 0	2 1	0 0
3 Mike Zunino, R (1, 2) OBP: 0.380, SLG: 0.537 4 John Buck, R (7, 2) OBP: 0.276, SLG: 0.280		X FF 84 0-0 HR	C FF 85 F SL 82 B SI 86 X CH 75 1-2 ② G6-3 2-3 3-H		F FF 89 F FF 89 B CH 83 S CH 83 1-3 ③ K			S FF 95 B FF 96 B FF 96 B FC 89 F FF 96 C FF 97 3-3 ③ K		3 1	1 0	1 0	2 0	0 0	1 1	1 0
Inning Stats	R: 1 H: 3 E: 0 LOB: 2 K: 1 BB: 0 S: 15 P: 20	R: 1 H: 1 E: 0 LOB: 0 K: 1 BB: 0 S: 9 P: 14	R: 6 H: 5 E: 1 LOB: 0 K: 0 BB: 2 S: 19 P: 34	R: 1 H: 2 E: 0 LOB: 1 K: 0 BB: 0 S: 14 P: 24	R: 0 H: 0 E: 0 LOB: 0 K: 2 BB: 0 S: 10 P: 14	R: 0 H: 1 E: 0 LOB: 1 K: 0 BB: 0 S: 5 P: 8	R: 0 H: 1 E: 0 LOB: 1 K: 2 BB: 0 S: 7 P: 10	R: 0 H: 0 E: 0 LOB: 0 K: 2 BB: 0 S: 9 P: 17	R: 0 H: 1 E: 0 LOB: 0 K: 0 BB: 0 S: 7 P: 12	1B: 9 2B: 3 3B: 0 HR: 2	SF: 0 SAC: 0 DP: 2 HBP: 0					WP: 1 PB: 0 SB: 0 CS: 2	PA: 40

PITCHER		IP	WLS	BF	H	R	ER	SO	BB	IBB	HBP	BLK	WP	HR	S	P	ERA	WHIP
52 Bruce Chen, L ERA: 7.27	(1, 1)	4.0	L	24	11	9	8	2	2	0	0	0	1	2	57	92	18.00	3.250
67 Francisley Bueno, L ERA: 1.64	(5, 1)	3.0		9	2	0	0	4	0	0	0	0	0	0	22	32	0.00	0.667
17 Wade Davis, R ERA: 3.38	(8, 1)	1.0		3	0	0	0	2	0	0	0	0	0	0	9	17	0.00	0.000
56 Greg Holland, R ERA: 3.0	(9, 1)	1.0		3	1	0	0	0	0	0	0	0	0	0	7	12	0.00	1.000

PITCHER	IP	WLS	BF	H	R	ER	SO	BB	IBB	HBP	BLK	WP	HR	S	P	ERA	WHIP

TOP

Seattle Mariners @ Kansas City Royals

Surprise Stadium, Surprise, AZ

Tue Mar 25 2014, 9:07 PM - 11:50 PM EDT

Att. 8,296 - Cloudy - 84 F

livebaseballscorecards.com

AB	37
R	9
H	14
RBI	8
BB	2
SO	8
LOB	14

Seattle Mariners @ Kansas City Royals

Surprise Stadium, Surprise, AZ

Tue Mar 25 2014, 9:07 PM - 11:50 PM EDT

Att. 8,296 - Cloudy - 84 F

BOTTOM

Batter	1	2	3	4	5	6	7	8	9	AB	R	H	RBI	BB	SO	LOB
23 Norichika Aoki, L (1, 9) OBP: 0.356, SLG: 0.389	C SI 92 B CU 79 B CU 81 B FF 92 X SI 92 3-1 16 1B 4 2B 1B		X SI 90 0-0 ① G5-3		X FF 92 0-0 3-H 2B		C FF 93 C CU 83 B CH 86 B SI 93 C SI 92 2-3 ③		C FF 91 X CH 86 0-1 ③ G4-3 1-2	5	1	2	1	0	1	1
2 Alcides Escobar, R (1, 6) OBP: 0.350, SLG: 0.500	C SI 92 B SI 89 S SI 89 X SI 92 1-2 ① F8		C SI 91 C SL 83 S SI 89 0-3 ② K		C CU 82 D SI 88 X SI 88 1-1 ③ G5-3			B FF 93 X FF 93 1-0 E6 50 G5-4-3		4	0	0	0	0	1	2
35 Eric Hosmer, L (1, 3) OBP: 0.339, SLG: 0.474 50 Ramon Hernandez, R (4, 3) OBP: 0.440, SLG: 0.429	D CU 81 C SI 93 B FF 92 S SI 89 C SI 93 2-3 ② K		C SI 91 B SI 89 S SI 89 B FF 92 B SL 84 C FF 93 3-3 ③ K			X FF 95 0-0 ① G4-3		B SI 93 X FF 92 1-0 ① ② G5-4-3 1-2f		2	0	0	0	0	2	1
										2	0	0	0	0	0	1
16 Billy Butler, R (1, 10) OBP: 0.424, SLG: 0.439	B SI 93 B SL 85 X SI 93 2-0 4 2B 1-2 1B			B FF 90 C SI 90 X CU 82 1-1 ① G3		C FC 91 B FF 95 C SL 89 B SL 85 C FF 94 2-3 ② K		B SI 93 F FF 94 C SL 83 S CU 85 1-3 ③ K		4	1	1	0	0	2	0
4 Alex Gordon, L (1, 7) OBP: 0.377, SLG: 0.564	C SI 89 X CU 80 0-1 1-H 2-H 2B			B SI 92 B SI 91 X SI 91 2-0 ② F9		B FF 96 B FF 94 C FC 92 B FF 90 B FF 93 4-1 13 2B BB			F FF 91 B CH 86 B FF 92 B FF 91 F FF 91 X FF 92 3-2 HR	3	2	2	3	1	0	0
13 Salvador Perez, R (1, 2) OBP: 0.396, SLG: 0.625 1 Jarrod Dyson, L (9, PR) OBP: 0.468, SLG: 0.444	C SI 92 S SI 88 D SI 89 B SI 90 X SI 92 2-2 ③ G6-3			B CU 78 B CU 79 T SI 90 S SL 83 S SI 90 2-3 ③ K		C SL 89 X FF 94 0-1 1-H 2B			X FF 91 0-0 6 G6-3 8 S 37 1B 1B	4	0	2	1	0	1	1
										4	0	1	0	0	0	0
8 Mike Moustakas, L (1, 5) OBP: 0.525, SLG: 0.796			X SI 92 0-0 ① G1-3		C SI 90 C CH 87 B FF 91 F SI 92 S SI 89 1-3 ① K	F FF 94 F SL 87 F FC 91 B FF 94 D SL 88 D FF 94 C FF 95 3-3 ③ K			B FF 91 B FF 91 X FF 90 2-0 ① F7 1-2	4	0	0	0	0	2	2
6 Lorenzo Cain, R (1, 8) OBP: 0.410, SLG: 0.481			B SI 92 B SI 92 C SI 91 S SL 84 S SI 90 2-3 ② K		C SL 84 X CU 80 0-1 37 G4-3 23 2B 2B		B SI 93 C SI 94 F SI 93 X CU 84 1-2 ① L3		C FF 90 F CH 86 F CH 86 F FF 90 X SL 86 0-2 ② G6-3 2-3	4	1	1	0	0	1	2
37 Pedro Ciriaco, R (1, 4) OBP: 0.235, SLG: 0.380			C SI 93 X FF 92 0-1 ③ F9		F SI 92 S SI 89 X FF 91 0-2 ② G4-3 2-3		C FF 94 S CU 84 X SI 92 0-2 ② G3		S FF 90 X FF 91 0-1 23 DI 3-H 1B	4	0	1	1	0	0	1
Inning Stats	R: 2 H: 3 E: 0 LOB: 1 K: 1 BB: 0 S: 14 P: 24		R: 0 H: 0 E: 0 LOB: 0 K: 1 BB: 0 S: 6 P: 8	R: 0 H: 0 E: 0 LOB: 0 K: 2 BB: 0 S: 7 P: 10	R: 0 H: 0 E: 0 LOB: 0 K: 1 BB: 0 S: 6 P: 11	R: 1 H: 2 E: 0 LOB: 1 K: 1 BB: 0 S: 12 P: 14	R: 1 H: 1 E: 0 LOB: 1 K: 2 BB: 1 S: 11 P: 20	R: 0 H: 0 E: 0 LOB: 0 K: 1 BB: 0 S: 9 P: 12	R: 0 H: 0 E: 1 LOB: 0 K: 1 BB: 0 S: 5 P: 8	R: 2 H: 3 E: 0 LOB: 2 K: 0 BB: 0 S: 14 P: 19	1B: 4 SF: 0 2B: 4 SAC: 0 3B: 0 DP: 1 HR: 1 HBP: 0						

livebaseballscorecards.com

AB	36
R	6
H	9
RBI	6
BB	1
SO	10
LOB	11

PITCHER	IP	WLS	BF	H	R	ER	SO	BB	IBB	HBP	BLK	WP	HR	S	P	ERA	WHIP
34 Félix Hernández, R (1, 1) ERA: 4.73	5.0	W	20	5	3	3	6	0	0	0	0	0	0	45	67	5.40	1.000
71 Dominic Leone, R (6, 1) ERA: 1.8	1.0		5	1	1	1	2	1	0	0	0	0	0	11	20	9.00	2.000
31 Yoervis Medina, R (7, 1) ERA: 1.8	1.0		3	0	0	0	1	0	0	0	0	0	0	9	12	0.00	0.000
73 Carson Smith, R (8, 1) ERA:	1.0		3	0	0	0	1	0	0	0	0	0	0	5	8	0.00	0.000
52 Ramon E Ramirez, R (9, 1) ERA: 9.39	1.0		6	3	2	2	0	0	0	0	0	0	1	14	19	18.00	3.000

PITCHER	IP	WLS	BF	H	R	ER	SO	BB	IBB	HBP	BLK	WP	HR	S	P	ERA	WHIP

Seattle Mariners @ Texas Rangers

Surprise Stadium, Surprise, AZ

Wed Mar 26 2014, 3:13 PM - 5:39 PM EDT

Att. 7,621 - Overcast - 73 F

TOP

livebaseballscorecards.com

Batter	1	2	3	4	5	6	7	8	9	AB	R	H	RBI	BB	SO	LOB
9 Endy Chavez, L (1, 8) OBP: 0.316, SLG: 0.351	L9		5 BB 1B		G4-3		B2			4	0	1	0	0	0	1
5 Brad Miller, L (1, 6) OBP: 0.500, SLG: 0.895 Chris Taylor, R (6, PR) OBP: 0.192, SLG: 0.292 (6, 6)	K		1-2 BB			22 FC4-6 1B	K 2-3			2 1	0 0	1 0	0 0	1 0	1 0	0 1
22 Robinson Canó, L (1, 10) OBP: 0.480, SLG: 0.522 97 Jabari Blash, R (6, PR) OBP: 0.400, SLG: 0.250 (6, 10)	K		F7			FC4-6 17 HR 1-2f	K			3 1	0 1	0 0	0 0	0 0	1 1	3 2
17 Justin Smoak, S (1, 3) OBP: 0.380, SLG: 0.557 7 Stefen Romero, R (6, 3) OBP: 0.316, SLG: 0.636		F8		F7		HR 1-H		FC8		3 1	1 0	1 0	2 0	0 0	0 0	0 0
55 Michael Saunders, L (1, 9) OBP: 0.390, SLG: 0.429 78 Leon Landry, L (8, 9) OBP: 0.333, SLG: 0.273		F7		1B		6 1B 13 1B 1B		G3-1		4 0	1 0	2 0	0 0	0 0	0 0	0 0
6 Nick Franklin, S (1, 4) OBP: 0.368, SLG: 0.408 82 Tyler Smith, R (8, 4) OBP: 0.600, SLG: 0.923		2B		F7		13 CS 1B 1-3		G4-3		4 0	0 0	2 0	0 0	0 0	0 0	1 0
13 Dustin Ackley, L (1, 7) OBP: 0.433, SLG: 0.641 Nate Tenbrink, L (6, PR) OBP: 0.500, SLG: 0.917 (6, 7)	G3-1		G3			1-2 3-H 1B			8 L3 1B	3 1	0 0	1 1	1 0	0 0	0 0	2 0
8 Willie Bloomquist, R (1, 5) OBP: 0.227, SLG: 0.256			F9		4 G6-4-3 1B	F9			L3 1-1	4	0	1	0	0	0	2
4 John Buck, R (1, 2) OBP: 0.281, SLG: 0.321 John Hicks, R (7, PR) 35 Humberto Quintero, R (7, 2) OBP: 0.280, SLG: 0.320			K	G6-4-3 1-2f			WP 2B		P6	3 0 1	0 0 0	1 0 0	0 0 0	0 0 0	1 0 0	1 0 0
Inning Stats	R: 0 E: 0 K: 2 S: 9 H: 0 LOB: 0 BB: 0 P: 13	R: 0 E: 0 K: 0 S: 11 H: 1 LOB: 1 BB: 0 P: 19	R: 0 E: 0 K: 1 S: 11 H: 1 LOB: 2 BB: 1 P: 18	R: 0 E: 0 K: 0 S: 9 H: 1 LOB: 1 BB: 0 P: 15	R: 0 E: 0 K: 0 S: 6 H: 1 LOB: 0 BB: 0 P: 7	R: 3 E: 0 K: 0 S: 18 H: 5 LOB: 1 BB: 0 P: 27	R: 0 E: 0 K: 2 S: 10 H: 1 LOB: 2 BB: 0 P: 15	R: 0 E: 0 K: 0 S: 6 H: 0 LOB: 0 BB: 0 P: 9	R: 0 E: 0 K: 0 S: 8 H: 1 LOB: 0 BB: 0 P: 12	1B: 8 2B: 3 3B: 0 HR: 1	SF: 0 SAC: 0 DP: 2 HBP: 0					

AB	35
R	3
H	11
RBI	3
BB	1
SO	5
LOB	13

WP: 1 PB: 0 SB: 0 CS: 1 PA: 36

PITCHER		IP	WLS	BF	H	R	ER	SO	BB	IBB	HBP	BLK	WP	HR	S	P	ERA	WHIP
48 Colby Lewis, R ERA: 8.0	(1, 1)	5.0		19	4	0	0	3	1	0	0	0	0	0	46	72	0.00	1.000
39 Daniel McCutchen, R ERA: 8.31	(6, 1)	1.0	W	7	5	3	3	0	0	0	0	0	0	1	18	27	27.00	5.000
56 Neal Cotts, L ERA: 8.1	(7, 1)	1.0	H	4	1	0	0	2	0	0	0	0	1	0	10	15	0.00	1.000
41 Alexi Ogando, R ERA: 5.84	(8, 1)	1.0	H	3	0	0	0	0	0	0	0	0	0	0	6	9	0.00	0.000
28 Joakim Soria, R ERA: 1.0	(9, 1)	1.0	S	3	1	0	0	0	0	0	0	0	0	0	8	12	0.00	1.000

PITCHER		IP	WLS	BF	H	R	ER	SO	BB	IBB	HBP	BLK	WP	HR	S	P	ERA	WHIP

Batter	1	2	3	4	5	6	7	8	9	AB	R	H	RBI	BB	SO	LOB
17 Shin-Soo Choo, L (1, 7) OBP: 0.262, SLG: 0.283	C SI 89 C SI 90 B SL 88 3-3 K ①		F SI 90 B SL 81 F SL 87 F SI 92 B SL 82 F SI 92 F SL 82 F SI 92 X SL 85 2-2 F9 ② 2-3			C FF 88 S SL 79 X CU 77 0-2 L9 ① 1-2	F SL 72 C CH 79 F FF 88 X SL 69 0-2 E5 G6-3 2-3 3-H			1	0	0	0	0	1	0
1 Elvis Andrus, R (3, PH) OBP: 0.340, SLG: 0.326										1	0	0	0	0	0	1
6 Jose Cardona, R (4, 7)										2	0	0	0	0	0	2
12 Josh Wilson, R (1, 4) OBP: 0.298, SLG: 0.340	C FF 91 B SL 88 X SL 87 1-1 F9 ②		F SI 93 X SL 82 0-1 L5 ③			X FF 89 0-0 82 1B 6 HR 1B 2-3	X SL 79 0-0 G6-3 ② 1-2			3	1	1	0	0	0	1
Kensuke Tanaka, L (7, 4) OBP: 0.310, SLG: 0.200										1	0	0	0	0	0	2
84 Prince Fielder, L (1, 3) OBP: 0.286, SLG: 0.508	X SI 90 0-0 G4-3 ③			B SI 90 B CH 76 F SI 90 S SL 86 S CH 79 2-3 K ①		S FF 89 X FF 90 0-1 6 HR 1B 1-2 3-H	B FF 90 C FF 89 X SL 80 1-1 L9 ③			1	0	0	0	0	0	0
82 Joe Jackson, L (4, 3) OBP: 0.333, SLG: 0.333										3	1	1	1	0	1	2
29 Adrian Beltré, R (1, 5) OBP: 0.318, SLG: 0.282		F SL 86 B SL 86 F SI 90 S SL 81 1-3 K2-3 ①		C SL 85 X SL 81 0-1 F9 ②		X FF 89 0-0 HR 1-H 2-H		B FC 91 F FC 88 B FC 88 S FC 88 X FF 94 2-2 20 G4-3 35 G3 1B		1	0	0	0	0	1	0
6 Kevin Kouzmanoff, R (4, 5) OBP: 0.429, SLG: 0.540										3	1	2	3	0	0	0
Alex Rios, R (1, 9) OBP: 0.333, SLG: 0.425		C SI 87 B SL 80 B SI 90 F SL 87 F CH 80 F SL 87 B SI 92 F SL 86 S SL 87 3-3 K ②		C CU 79 F CH 82 B SI 92 S SL 86 1-3 K ③		S CU 78 X CU 78 0-1 F8 ②		B FC 89 C FC 86 X FC 86 1-1 G3 ① 1-2		1	0	0	0	0	1	0
35 James Adduci, L (4, 9) OBP: 0.320, SLG: 0.469										3	0	0	0	0	1	1
18 Mitch Moreland, L (1, 10) OBP: 0.447, SLG: 0.371		B CU 79 C CH 78 C SI 91 X SL 85 1-2 1B			C SI 89 B CU 79 X CH 77 1-1 F7 ①	B FF 90 C FF 89 B SL 78 X FF 89 2-1 P5 ③		C CH 82 C FC 87 X CU 76 0-2 G4-3 ② 2-3		1	0	1	0	0	0	0
20 Jordan Brown, L (5, PH) (6, 10)										3	0	0	0	0	0	1
7 J.P. Arencibia, R (1, 2) OBP: 0.231, SLG: 0.353		C SI 91 B SL 87 S SL 86 S CH 82 1-3 K ③			B SI 92 X SL 80 1-0 P2 ②		X FF 87 0-0 75 SH5-3 6 E 2B	C CU 75 S FC 89 B FF 94 S CU 75 1-3 K ③		2	0	0	0	0	1	1
61 Robinson Chirinos, R (6, 2) OBP: 0.500, SLG: 0.690										2	1	1	0	0	1	1
2 Leonys Martin, L (1, 8) OBP: 0.373, SLG: 0.386			B SI 89 C SI 89 X SI 88 1-1 G3-1 ①		B SL 80 X CU 78 1-0 FC6 ③		B FF 86 B FF 85 C SI 86 B FF 87 B SI 86 4-1 6 E 75 SH5-3 BB			1	0	0	0	0	0	0
15 Michael Choice, R (4, 8) OBP: 0.391, SLG: 0.672										1	0	0	0	1	0	0
9 Adam Rosales, R (1, 6) OBP: 0.217, SLG: 0.214			X SI 90 0-0 1 WP 2B			B SI 90 S SL 86 C CU 78 B SI 92 B CU 79 X SI 91 3-2 12 1B 6 WP 82 1B 1B	X FF 86 0-0 SH5-3 ① 1-2 2-3			2	1	2	0	0	0	0
75 Isiah Kiner-Falefa, R (7, 6)										0	0	0	0	0	0	0
Inning Stats	R: 0 E: 0 K: 1 S: 8 H: 0 LOB: 0 BB: 0 P: 12	R: 0 E: 0 K: 3 S: 15 H: 1 LOB: 1 BB: 0 P: 21	R: 0 E: 0 K: 0 S: 12 H: 1 LOB: 1 BB: 0 P: 15	R: 0 E: 0 K: 2 S: 8 H: 0 LOB: 0 BB: 0 P: 11	R: 0 E: 0 K: 0 S: 4 H: 0 LOB: 0 BB: 0 P: 7	R: 4 E: 0 K: 0 S: 14 H: 4 LOB: 0 BB: 0 P: 19	R: 1 E: 1 K: 0 S: 10 H: 1 LOB: 2 BB: 1 P: 15	R: 0 E: 0 K: 1 S: 11 H: 1 LOB: 1 BB: 0 P: 15		1B: 5 2B: 2 3B: 0 HR: 1 SF: 0 SAC: 1 DP: 0 HBP: 0						

PITCHER		IP	WLS	BF	H	R	ER	SO	BB	IBB	HBP	BLK	WP	HR	S	P	ERA	WHIP
50 Erasmo Ramírez, R ERA: 1.14	(1, 1)	5.0		18	3	1	1	6	0	0	0	0	1	0	50	72	1.80	0.600
41 Charlie Furbush, L ERA: 8.59	(6, 1)	1.0	L	6	3	3	3	0	0	0	0	0	1	1	11	13	27.00	3.000
97 Joe Beimel, L ERA: 2.84	(7, 1)	1.0		6	1	1	0	0	1	0	0	0	0	0	10	15	0.00	2.000
40 Danny Farquhar, R ERA: 3.6	(8, 1)	1.0		4	1	0	0	1	0	0	0	0	0	0	11	15	0.00	1.000

PITCHER	IP	WLS	BF	H	R	ER	SO	BB	IBB	HBP	BLK	WP	HR	S	P	ERA	WHIP

BOTTOM

Seattle Mariners @ Texas Rangers

Surprise Stadium, Surprise, AZ

Wed Mar 26 2014, 3:13 PM - 5:39 PM EDT

Att. 7,621 - Overcast - 73 F

livebaseballscorecards.com

AB	32
R	5
H	8
RBI	4
BB	1
SO	7
LOB	12

WP: 2 PA: 34
PB: 0
SB: 0
CS: 0

Batter	1	2	3	4	5	6	7	8	9	AB	R	H	RBI	BB	SO	LOB
1 Brandon Barnes, R (1, 9) OBP: 0.357, SLG: 0.444	C FC 92 F FF 93 F CU 81 S FF 92 0-3 ① K		B SL 76 S FC 91 S SL 83 B SL 85 S CU 78 2-3 ① K		X FF 92 0-0 S 3 G6-3 1B		C SI 94 S CU 84 F SI 93 B CU 85 S CU 86 1-3 ③ K2-3			4	0	1	0	0	3	1
3 Michael Cuddyer, R (1, 3) OBP: 0.245, SLG: 0.261 0 Adam Ottavino, S (8, 1) 60 Manny Corpas, R (9, 1)	C FF 92 X SL 85 0-1 ② G5-3		B FF 92 C FF 90 T CU 78 X SL 79 1-2 ② G5-3		1 SAFE S FC 92 S CH 82 B CU 81 B FC 91 1 SAFE F FC 92 X CH 84 2-2 ② G6-3 1-2			S SI 90 F CH 84 X SI 94 0-2 ① G4-3		4 0 0	0 0 0	0 0 0	0 0 0	0 0 0	0 0 0	2 0 0
2 Troy Tulowitzki, R (1, 6) OBP: 0.415, SLG: 0.655 54 Tommy Kahnle, R (5, 1) 35 Chad Bettis, R (7, 1) Matt McBride, R (8, PH) OBP: 0.400, SLG: 0.472 (8, 3)	C FF 93 B CU 80 X FF 85 1-1 1B		F FF 91 X FF 92 0-1 5 1B 3-H 2B		B CU 77 B CH 84 C FC 84 B FF 92 C CH 84 B FF 85 4-2 S BB			B SI 94 S SI 92 B SI 92 X SI 94 2-1 ② G6-3		2 0 0 1	1 0 0 0	2 0 0 0	1 0 0 0	1 0 0 0	0 0 0 0	0 0 0 0
5 Carlos González, L (1, 7) OBP: 0.490, SLG: 0.643 59 Wilton Lopez, R (3, 1) Josh Rutledge, R (5, PH) OBP: 0.333, SLG: 0.462 (5, 6)	F FF 93 S FC 90 S SL 78 0-3 ③ K		B CU 77 X SL 77 1-0 20 2-4 2-H 1B		B FF 91 S FC 92 B CU 80 B FF 91 C FC 92 C FC 91 3-3 ③ K 1-2 2-3			B SI 91 F SI 93 B SI 94 X SI 93 2-1 72 BB 1B		2 0 2	0 0 0	1 0 1	1 0 0	0 0 0	1 0 1	1 0 2
20 Wilin Rosario, R (1, 2) OBP: 0.275, SLG: 0.462 72 Jackson Williams, R (7, 2) OBP: 0.393, SLG: 0.348		B FF 92 S CH 82 S FF 92 B SL 86 B FF 92 S SL 80 3-3 ① K	D CH 85 1-0 ③ 2-4 1-2	X FF 90 0-0 ① F9		X SI 94 0-0 ① G1-3		B SI 94 B SI 94 B SI 93 B SI 92 4-0 1-2 BB		3 0	0 0	0 0	0 0	0 1	1 0	0 0
28 Nolan Arenado, R (1, 5) OBP: 0.407, SLG: 0.685 23 Charlie Culberson, R (7, 5) OBP: 0.302, SLG: 0.396		B FF 93 B FF 91 B FC 91 F FF 90 B FC 92 4-1 13 1B BB	C CU 76 X CU 76 0-1 ② F9			B SI 94 F SI 94 F CU 83 X CU 84 1-2 ② G4-3		S SI 93 X SI 94 0-1 ③ G1-3		2 1	0 0	0 0	0 0	1 0	0 0	0 2
13 Drew Stubbs, R (1, 8) OBP: 0.412, SLG: 0.500		B CU 77 B FF 91 X FF 90 2-0 9 G4-3 1-2 1B	B FF 92 C FF 90 C CH 84 F FC 92 F SL 80 X FC 85 1-2 3B			C SI 94 B CU 83 F CH 85 C CU 84 1-3 ③ K			F SI 94 B SI 95 X CH 90 1-1 ① G4-3	4	0	2	0	0	1	0
9 DJ LeMahieu, R (1, 4) OBP: 0.400, SLG: 0.444		X FF 92 0-0 ② ③ G4-3 1-2f	B CU 76 C SL 83 X FF 91 1-1 ③ G4-3				B SI 92 F SI 93 X CU 82 1-1 ① G6-3		C SI 95 B CU 77 B SI 92 B SI 95 B SI 94 4-1 6 G6-4-3 BB	3	0	0	0	1	0	3
27 Tyler Chatwood, R (1, 1) OBP: 0.500, SLG: 1.500 6 Corey Dickerson, L (3, PR) OBP: 0.375, SLG: 0.525 (3, 7)			B FC 90 X FF 89 1-0 2 2B 3B		C FC 91 S SL 78 B SL 79 F FF 91 X SL 78 1-2 ① G1-5-3		B SI 94 S SI 93 B CH 86 S CU 84 B SI 94 F SI 94 F SI 94 F CU 85 F SI 94 3-3 ② C CU 84 K		F SI 94 1 SAFE X CH 85 0-1 ② ③ G6-4-3 1-2f	1 3	0 1	1 0	0 0	0 0	0 1	0 1

Inning Stats	1	2	3	4	5	6	7	8	9
	R: 0 E: 0 K: 2 S: 11	H: 1 LOB: 1 BB: 0 P: 12	R: 0 E: 0 K: 1 S: 6	H: 1 LOB: 1 BB: 1 P: 15	R: 2 E: 0 K: 1 S: 10	H: 3 LOB: 2 BB: 0 P: 16	R: 0 E: 0 K: 0 S: 10	H: 1 LOB: 1 BB: 0 P: 12	R: 0 E: 0 K: 1 S: 14	H: 1 LOB: 2 BB: 1 P: 24	R: 0 E: 0 K: 1 S: 7	H: 0 LOB: 0 BB: 0 P: 9	R: 0 E: 0 K: 2 S: 13	H: 0 LOB: 0 BB: 0 P: 18	R: 0 E: 0 K: 0 S: 9	H: 1 LOB: 2 BB: 1 P: 17	R: 0 E: 0 K: 0 S: 5	H: 0 LOB: 0 BB: 1 P: 10

PITCHER	IP	WLS	BF	H	R	ER	SO	BB	IBB	HBP	BLK	WP	HR	S	P	ERA	WHIP
29 Roenis Elías, L (1, 1) ERA: 2.38	5.0		23	7	2	2	5	2	0	0	0	0	0	51	79	3.60	1.800
31 Yoervis Medina, R (6, 1) ERA: 1.5	2.0		6	0	0	0	3	0	0	0	0	0	0	20	27	0.00	0.000
56 Fernando Rodney, R (8, 1) ERA: 9.0	1.0		5	1	0	0	0	1	0	0	0	0	0	9	17	0.00	2.000
54 Tom Wilhelmsen, R (9, 1) ERA: 6.97	1.0	W	3	0	0	0	0	1	0	0	0	0	0	5	10	0.00	1.000

PITCHER	IP	WLS	BF	H	R	ER	SO	BB	IBB	HBP	BLK	WP	HR	S	P	ERA	WHIP

TOP

Colorado Rockies @ Seattle Mariners

Peoria Stadium, Peoria, AZ

Fri Mar 28 2014, 10:08 PM - 12:52 AM EDT

Att. 9,466 - Cloudy - 75 F

livebaseballscorecards.com

AB	32
R	2
H	8
RBI	2
BB	4
SO	8
LOB	12

1B: 5	SF: 0	WP: 0	PA: 36
2B: 1	SAC: 0	PB: 0	
3B: 2	DP: 2	SB: 2	
HR: 0	HBP: 0	CS: 0	

Batter	1	2	3	4	5	6	7	8	9	AB	R	H	RBI	BB	SO	LOB
36 Abraham Almonte, S (1, 8) OBP: 0.253, SLG: 0.310	C SI 89 B SI 92 B SI 90 B SI 90 B SI 91 4-1 5 FC6-4 BB			C SI 90 S SI 91 B FS 84 F SI 91 X FF 92 1-2 5 L1-3 1B		B CH 80 B SL 82 C FF 90 B FF 90 C FF 91 F FF 91 F FF 92 F FF 92 F CH 84 3-2 F FF 92 F FF 90 X FF 91 ② P6			B SI 88 B SI 89 C SI 90 B SI 90 C SI 89 X SI 90 3-2 E6 82 2B 1-2	2 1	0 1	1 0	0 0	1 0	0 0	0 1
9 Endy Chavez, L (7, 8) OBP: 0.308, SLG: 0.342																
5 Brad Miller, L (1, 6) OBP: 0.478, SLG: 0.850	B SI 91 X SI 91 1-0 ① FC6-4 22 G6-4-3 1-2f			B SI 89 1 SAFE S SI 89 F FS 84 B SI 90 X SI 91 2-2 ① ② L1-3 1-1		C CH 79 S CH 80 B SI 91 X CU 80 1-2 ③ P6			D SI 90 X SI 90 1-0 81 SH3-4 1-H 2-H 1B 2B	3 1	0 1	0 1	0 2	0 0	0 0	2 0
82 Tyler Smith, R (8, 6) OBP: 0.625, SLG: 1.000																
22 Robinson Canó, L (1, 4) OBP: 0.472, SLG: 0.531	X SI 93 0-0 ② ③ G6-4-3 1-2f			B FS 86 B FS 86 T FS 84 F SI 92 F SI 94 X SI 92 2-2 2B			S SI 95 S FA 90 S SI 95 0-3 ① K		S SI 91 X SL 82 0-1 ① SH3-4 2-3	3 0	0 0	1 0	0 0	0 0	1 0	1 0
81 Ketel Marte, S (8, 4) OBP: 0.313, SLG: 0.231																
17 Justin Smoak, S (1, 3) OBP: 0.365, SLG: 0.531		C SI 91 B FF 92 F SI 92 S FF 93 1-3 ① K		S FS 85 S SI 90 B FS 84 X FS 84 1-2 ③ G3-1			B CU 80 C SI 96 C FF 95 B SI 91 B SI 96 S SI 96 3-3 ② K		S SI 91 B SI 91 D SL 81 B SI 91 I IN 77 4-1 1B IBB	3 0	0 0	0 0	0 1	0 0	2 0	1 0
7 Stefen Romero, R (8, 3) OBP: 0.328, SLG: 0.636																
15 Kyle Seager, L (1, 5) OBP: 0.247, SLG: 0.258		B SI 91 C SI 92 X CU 80 1-1 ② F7			B FF 93 C FF 92 B SI 85 F FF 93 X FF 92 2-2 55 L7 20 1B 1B		C FF 96 B SI 92 S FF 95 B SI 90 B FA 91 X SI 96 3-2 ③ F8		X SI 90 0-0 1-2 3-H 1B	3 1	0 0	1 1	0 1	0 0	0 0	0 0
Nate Tenbrink, L (8, 5) OBP: 0.538, SLG: 0.923																
20 Logan Morrison, L (1, 10) OBP: 0.347, SLG: 0.409		B SI 93 C SI 93 F SI 94 X FF 93 1-2 ③ F8			B SI 91 C CH 83 X FF 92 1-1 1-2 1B			B SI 91 B SI 91 F SI 91 C ST 82 X FF 92 2-2 ① P6		3	0	1	0	0	0	0
13 Dustin Ackley, L (1, 7) OBP: 0.420, SLG: 0.621		C SI 90 B FS 85 B FS 84 X SI 90 2-1 ① G1-3		C FF 92 X FF 91 0-1 ① F7				B SI 92 F SI 91 B ST 81 X SI 91 2-1 ② L7		2 1	0 0	0 0	0 0	0 0	0 0	2 0
8 Willie Bloomquist, R (8, 7) OBP: 0.222, SLG: 0.250																
55 Michael Saunders, L (1, 9) OBP: 0.371, SLG: 0.404		S SI 91 F SI 91 X SI 93 0-2 ② G3		C SI 92 B CH 85 F SL 84 B FF 92 F SL 82 X CH 85 2-2 ② ③ L7 2-3				B SI 93 F CH 86 C ST 81 B ST 84 X SI 92 2-2 ③ G6-3		3	0	0	0	0	0	2
3 Mike Zunino, R (1, 2) OBP: 0.365, SLG: 0.512		X FS 82 0-0 ③ F8				B SL 82 X FF 92 1-0 ① G6-3			B SI 90 B SI 90 F SI 90 B SI 91 B SI 91 4-1 9 E 82 2B BB	2 0 0	0 0 1	0 0 0	0 0 0	0 1 0	0 0 0	0 0 0
4 John Buck, R (8, 2) OBP: 0.303, SLG: 0.321																
John Hicks, R (9, PR)																
Inning Stats	R: 0 E: 0 K: 0 S: 3 H: 0 LOB: 0 BB: 1 P: 8	R: 0 E: 0 K: 1 S: 8 H: 0 LOB: 0 BB: 0 P: 11	R: 0 E: 0 K: 0 S: 6 H: 0 LOB: 0 BB: 0 P: 8	R: 0 E: 0 K: 0 S: 14 H: 2 LOB: 1 BB: 0 P: 20	R: 0 E: 0 K: 0 S: 11 H: 2 LOB: 2 BB: 0 P: 16	R: 0 E: 0 K: 0 S: 13 H: 0 LOB: 0 BB: 0 P: 18	R: 0 E: 0 K: 2 S: 9 H: 0 LOB: 0 BB: 0 P: 15	R: 0 E: 0 K: 0 S: 8 H: 0 LOB: 0 BB: 0 P: 14	R: 3 E: 1 K: 0 S: 9 H: 2 LOB: 2 BB: 2 P: 21	1B: 4 2B: 3 3B: 0 HR: 0 SF: 0 SAC: 1 DP: 2 HBP: 0						

PITCHER	IP	WLS	BF	H	R	ER	SO	BB	IBB	HBP	BLK	WP	HR	S	P	ERA	WHIP
27 Tyler Chatwood, R (1, 1) ERA: 4.2	2.0		6	0	0	0	1	1	0	0	0	0	0	11	19	0.00	0.500
59 Wilton Lopez, R (3, 1) ERA: 1.54	2.0	H	7	2	0	0	0	0	0	0	0	0	0	20	28	0.00	1.000
54 Tommy Kahnle, R (5, 1) ERA: 0.77	2.0	H	7	2	0	0	0	0	0	0	0	0	0	24	34	0.00	1.000
35 Chad Bettis, R (7, 1) ERA: 0.9	1.0	H	3	0	0	0	2	0	0	0	0	0	0	9	15	0.00	0.000
0 Adam Ottavino, R (8, 1) ERA: 2.38	1.0	H	3	0	0	0	0	0	0	0	0	0	0	8	14	0.00	0.000

PITCHER	IP	WLS	BF	H	R	ER	SO	BB	IBB	HBP	BLK	WP	HR	S	P	ERA	WHIP
60 Manny Corpas, R (9, 1) ERA: 3.52	0.1	L	6	2	3	2	0	1	1	0	0	0	0	9	21	54.00	9.000

BOTTOM

Colorado Rockies @ Seattle Mariners

Peoria Stadium, Peoria, AZ

Fri Mar 28 2014, 10:08 PM - 12:52 AM EDT

Att. 9,466 - Cloudy - 75 F

livebaseballscorecards.com

AB	28
R	3
H	6
RBI	3
BB	3
SO	3
LOB	9

WP: 0 PB: 0 SB: 0 CS: 0 PA: 32

Batter	1	2	3	4	5	6	7	8	9	AB	R	H	RBI	BB	SO	LOB
36 Abraham Almonte, S (1, 8) OBP: 0.256, SLG: 0.301 55 Michael Saunders, L (4, 8) OBP: 0.375, SLG: 0.407	B X 1-0 ① F7	B B B 4-0 1-2 2-3 BB		B 1 SAFE X 1-0 ② ③ G5-3 1-2		X 0-0 ③ G3-1			X 0-0 81 E 81 S 1B	2 0 0 0 1 0 1 2 0 1 0 0 0 3						
5 Brad Miller, L (1, 6) OBP: 0.478, SLG: 0.836 8 Willie Bloomquist, R (3, 4) OBP: 0.217, SLG: 0.244 81 Ketel Marte, S (5, 4) OBP: 0.278, SLG: 0.200	B B B B 4-0 BB	X 0-0 ③ G3			X 0-0 ① G5-3		X 0-0 ① F7		B X 1-0 E5 1-3	1 0 0 0 1 0 3 1 0 0 0 0 0 0 2 0 0 0 0 0 1						
22 Robinson Canó, L (1, 4) OBP: 0.455, SLG: 0.510 Nate Tenbrink, L (3, 5) OBP: 0.438, SLG: 0.750	S S S 0-3 ② K		X 0-0 ① F8		S S S 0-3 ② K		S S S 0-3 ② K		X 0-0 ③ F7	2 0 0 0 0 1 1 3 0 0 0 0 2 2						
27 Corey Hart, R (1, 10) OBP: 0.233, SLG: 0.158 69 Ty Kelly, S (7, PH) OBP: 0.318, SLG: 0.176 (7, 10)	X 0-0 ③ G5-3		X 0-0 E6 7 1B		X 0-0 ③ F8		X 0-0 ③ G6-3			3 0 0 0 0 0 1 1 0 0 0 0 0 0						
17 Justin Smoak, S (1, 3) OBP: 0.368, SLG: 0.523 20 Logan Morrison, L (3, 3) OBP: 0.338, SLG: 0.397		B B B B 4-0 7 BB 15 1B BB	S S S 0-3 ② K			X 0-0 ① G3		X 0-0 ① G3-1		1 1 0 0 1 1 1 2 0 0 0 0 0 0						
7 Stefen Romero, R (1, 9) OBP: 0.361, SLG: 0.643 78 Leon Landry, L (6, PR) OBP: 0.308, SLG: 0.250 (6, 9)		B B B B 4-0 15 1B 13 FC3-2 1-2 BB	X 0-0 1-2 1B			B B B B 4-0 78 2B BB		X 0-0 ② P5		1 0 1 0 2 0 0 1 0 0 0 0 0 0						
15 Kyle Seager, L (1, 5) OBP: 0.253, SLG: 0.265 78 Jack Reinheimer, R (3, 6) OBP: 0.455, SLG: 0.545		X 0-0 36 BB 13 FC3-2 1-3 2-H 1B	X 0-0 ③ G3			X 0-0 1-3 2B		X 0-0 ③ G6-3		2 0 1 1 0 0 2 2 0 1 0 0 0 0						
3 Mike Zunino, R (1, 2) OBP: 0.345, SLG: 0.478 4 John Buck, R (6, 2) OBP: 0.294, SLG: 0.310		S S S 0-3 ① K		S S S 0-3 ① K		X 0-0 ② F9			S S S 0-3 ① K	3 0 0 0 0 2 5 1 0 0 0 0 1 0						
13 Dustin Ackley, L (1, 7) OBP: 0.408, SLG: 0.603 97 Jabari Blash, R (4, PR) OBP: 0.417, SLG: 0.222 (4, 7)		X 0-0 ② FC3-2 36 BB 1-2 3-H		X 0-0 E6 36 CS		B B B 4-0 BB			X 0-0 ② F9	2 0 0 0 0 0 2 1 0 0 0 1 0 0						
Inning Stats	R: 0 H: 0 E: 0 LOB: 1 K: 1 BB: 1 S: 5 P: 10	R: 1 H: 1 E: 0 LOB: 3 K: 1 BB: 3 S: 6 P: 18	R: 0 H: 1 E: 1 LOB: 2 K: 1 BB: 0 S: 7 P: 7	R: 0 H: 0 E: 1 LOB: 1 K: 1 BB: 0 S: 5 P: 6	R: 0 H: 0 E: 0 LOB: 0 K: 1 BB: 0 S: 5 P: 5	R: 0 H: 1 E: 0 LOB: 3 K: 0 BB: 2 S: 4 P: 12	R: 0 H: 0 E: 0 LOB: 0 K: 1 BB: 0 S: 5 P: 5	R: 0 H: 0 E: 0 LOB: 0 K: 0 BB: 0 S: 3 P: 3	R: 0 H: 1 E: 1 LOB: 2 K: 1 BB: 0 S: 7 P: 8	1B: 3 SF: 0 2B: 1 SAC: 0 3B: 0 DP: 0 HR: 0 HBP: 0						

PITCHER		IP	WLS	BF	H	R	ER	SO	BB	IBB	HBP	BLK	WP	HR	S	P	ERA	WHIP
56 Franklin Morales, L ERA: 2.1	(1, 1)	5.1		25	3	1	1	5	5	0	0	0	0	0	30	52	1.69	1.500
Greg Burke, R ERA: 5.19	(6, 1)	0.2		3	0	0	0	0	1	0	0	0	0	0	2	6	0.00	1.500
37 Nick Masset, R ERA: 13.5	(7, 1)	1.0	W	3	0	0	0	1	0	0	0	0	0	0	5	5	0.00	0.000
61 Brooks Brown, R ERA: 3.86	(8, 1)	1.0	H	3	0	0	0	0	0	0	0	0	0	0	3	3	0.00	0.000
47 Chris Martin, R ERA: 3.48	(9, 1)	1.0	S	5	1	0	0	1	0	0	0	0	0	0	7	8	0.00	1.000

PITCHER	IP	WLS	BF	H	R	ER	SO	BB	IBB	HBP	BLK	WP	HR	S	P	ERA	WHIP

TOP

Seattle Mariners @ Colorado Rockies

Salt River Fields at Talking Stick, Scottsdale, AZ

Sat Mar 29 2014, 3:13 PM - 6:09 PM EDT

Att. 12,617 - Sunny - 80 F

livebaseballscorecards.com

AB	33
R	1
H	4
RBI	1
BB	6
SO	7
LOB	22



WP: 0 PA: 39
PB: 0
SB: 1
CS: 1

BOTTOM

Seattle Mariners @ Colorado Rockies

Salt River Fields at Talking Stick, Scottsdale, AZ

Sat Mar 29 2014, 3:13 PM - 6:09 PM EDT

Att. 12,617 - Sunny - 80 F

livebaseballscorecards.com

Batter	1	2	3	4	5	6	7	8	9	AB	R	H	RBI	BB	SO	LOB
19 Charlie Blackmon, L (1, 8) OBP: 0.271, SLG: 0.364	E6 3 S		3 F8 1-2 1B		13 FC5-4 1B		K			3	0	2	0	0	0	0
65 Denzel Richardson, R (4, 9) (6, 9)										1	0	0	0	0	1	0
3 Michael Cuddyer, R (1, 9) OBP: 0.235, SLG: 0.250	K 1-2		F8 1-2 2-3		FC5-4 1-2f		1 1B 2B			2	0	0	0	0	1	3
13 Drew Stubbs, R (4, 8) OBP: 0.415, SLG: 0.521										2	1	1	0	0	0	1
Jose Monzon, R (8, 7)										0	0	0	0	0	0	0
5 Carlos González, L (1, 7) OBP: 0.471, SLG: 0.614	F9		K			33 FC3-6 23 1B 76 1B 1B	23 FC4 2-H 1B			2	0	0	0	0	1	3
1 Brandon Barnes, R (4, 7) OBP: 0.379, SLG: 0.464										2	1	2	1	0	0	0
(8, 8)																
2 Troy Tulowitzki, R (1, 6) OBP: 0.405, SLG: 0.633	F9			P4		33 FC3-6 1-2 1B	FC4 1-2f			1	0	0	0	0	0	1
23 Charlie Culberson, R (3, 6) OBP: 0.304, SLG: 0.392										3	0	1	0	0	0	1
Emerson Jimenez, L (8, 6)										0	0	0	0	0	0	0
33 Justin Morneau, L (1, 3) OBP: 0.250, SLG: 0.314		P6		28 2B 1B		FC3-6 76 1B 1-2f 2-3		E5 76 FC4-6		3	0	1	0	0	0	2
Miguel Dilone, L (6, PR) (7, 3)										1	0	0	0	0	0	0
28 Nolan Arenado, R (1, 5) OBP: 0.410, SLG: 0.696		P4		6 L3-6 1-3 2B		1-2 3-H 1B		FC4-6 6 CS 1-2f		2	0	1	0	0	0	0
76 Cesar Galvez, S (5, 5) OBP: 0.500, SLG: 0.500										2	0	1	1	0	0	1
6 Corey Dickerson, L (1, 10) OBP: 0.368, SLG: 0.500	F9			L3-6 2-2		K		BB 1-2		3	0	0	0	1	1	4
58 Jordan Pacheco, R (1, 2) OBP: 0.364, SLG: 0.586			G5-3		P3	L9		K		3	0	0	0	0	0	2
72 Jackson Williams, R (7, 2) OBP: 0.379, SLG: 0.333										1	0	0	0	0	1	1
9 DJ LeMahieu, R (1, 4) OBP: 0.404, SLG: 0.435			3 F8 19 1B HBP		P4		G6-3			1	0	0	0	0	0	0
51 Wilson Soriano, R (6, 4)										1	0	0	0	0	0	0
Inning Stats	R: 0 E: 1 K: 1 S: 6 H: 0 LOB: 1 BB: 0 P: 6	R: 0 E: 0 K: 0 S: 3 H: 0 LOB: 0 BB: 0 P: 3	R: 0 E: 0 K: 1 S: 6 H: 1 LOB: 2 BB: 0 P: 8	R: 0 E: 0 K: 0 S: 4 H: 2 LOB: 1 BB: 0 P: 4	R: 0 E: 0 K: 0 S: 4 H: 1 LOB: 1 BB: 0 P: 4	R: 1 E: 0 K: 1 S: 8 H: 3 LOB: 2 BB: 0 P: 8	R: 1 E: 0 K: 1 S: 7 H: 2 LOB: 1 BB: 0 P: 7	R: 0 E: 1 K: 1 S: 5 H: 0 LOB: 1 BB: 1 P: 9		1B: 7 2B: 3 3B: 0 HR: 0	SF: 0 SAC: 0 DP: 1 HBP: 1						

AB	33
R	2
H	9
RBI	2
BB	1
SO	5
LOB	19

WP: 0 PB: 0 SB: 1 CS: 1 PA: 35

PITCHER		IP	WLS	BF	H	R	ER	SO	BB	IBB	HBP	BLK	WP	HR	S	P	ERA	WHIP
53 Chris Young, R ERA: 2.4	(1, 1)	4.2		19	4	0	0	2	0	0	1	0	0	0	22	24	0.00	0.857
Stephen Kohlscheen, R ERA: 4.15	(5, 1)	0.1		1	0	0	0	0	0	0	0	0	0	0	1	1	0.00	0.000
41 Charlie Furbush, L ERA: 9.0	(6, 1)	0.2	B	5	3	1	1	1	0	0	0	0	0	0	7	7	13.50	4.500
96 Mayckol Guaipe, R ERA:	(6, 1)	0.1		1	0	0	0	0	0	0	0	0	0	0	1	1	0.00	0.000
97 Joe Beimel, L ERA: 3.68	(7, 1)	1.0	L	5	2	1	1	1	0	0	0	0	0	0	7	7	9.00	2.000

PITCHER		IP	WLS	BF	H	R	ER	SO	BB	IBB	HBP	BLK	WP	HR	S	P	ERA	WHIP
40 Danny Farquhar, R ERA: 3.27	(8, 1)	1.0		4	0	0	0	1	1	0	0	0	0	0	5	9	0.00	1.000

Batter	1	2	3	4	5	6	7	8	9	AB	R	H	RBI	BB	SO	LOB
36 Abraham Almonte, S (1, 8) OBP: 0.400, SLG: 0.600	C SI 85 F FF 87 B CU 70 F SI 89 B SI 86 B CU 72 X SI 86 3-2 5 CS 1B		C FF 86 B SI 87 X CU 69 1-1 ② G4-3		C SI 83 B CH 76 X CU 71 1-1 ③ L8		C FF 93 D CH 88 X CH 88 1-1 3-H 2B		F SI 95 B FF 94 S CH 86 S FF 94 1-3 ② K	5	0	2	1	0	1	1
5 Brad Miller, L (1, 6) OBP: 0.200, SLG: 0.200	B SI 86 1 SAFE 1 SAFE B SI 87 C CH 80 B SI 87 X SI 86 3-1 ①② P5 1-2		B FF 86 F CU 68 X CH 76 1-1 ③ P4			C CU 68 X CU 69 0-1 ① G4-3	B FF 92 C FF 93 F FF 93 X CH 87 1-2 ② P5		X SI 94 0-0 22 2B 17 HR 1B	5	1	1	0	0	0	2
22 Robinson Canó, L (1, 4) OBP: 0.600, SLG: 0.750	B CU 71 C SI 87 B CH 77 S CH 78 B SI 89 X SI 87 3-2 ③ G6-3			B SI 85 X CU 70 1-0 1B		S CH 76 X CH 76 0-1 ② L5	I IN 71 I IN 73 I IN 72 I IN 75 4-0 IBB		B SI 94 C SI 92 X CH 85 1-1 1-3 17 HR 2B	4	1	2	0	1	0	0
17 Justin Smoak, S (1, 3) OBP: 0.600, SLG: 1.500		B FF 86 B SI 88 C CH 77 C SI 85 B SL 80 F SI 87 X FF 86 3-2 15 E 55 SF9 2B		S CH 77 F FF 85 S SL 78 0-3 ① K		B SI 84 C SI 84 B SI 84 T CU 69 B FF 87 B CU 69 4-2 20 BB 15 2B BB	C FF 94 X FF 93 0-1 ③ F8		F SI 94 B SI 94 X SI 93 1-1 2-H 3-H HR	4	3	2	3	1	1	3
20 Logan Morrison, L (1, 10)		F SI 86 C CH 78 B FF 85 C SI 86 1-3 ① K		F CU 68 C SI 84 S FF 85 0-3 ② K		B CH 77 S CT 77 B SI 84 B CU 67 B CH 78 4-1 1-2 15 2B BB		S FF 93 F FF 94 B CH 87 B CH 88 S FF 96 2-3 ① K	C SI 93 B CH 88 B SI 92 B SI 94 B SI 93 4-1 55 BB 15 S 13 3B BB	3	1	0	0	2	3	2
15 Kyle Seager, L (1, 5) OBP: 0.600, SLG: 0.667		C CU 69 B SI 86 X CH 77 1-1 E4 2-3		T SI 86 X SI 87 0-1 ③ G1-3		D CH 77 X SI 84 1-0 ③ 1-H 2-H 2B		B FF 95 B FF 94 F FF 94 B FF 94 C FF 96 B FF 94 4-2 BB	B CH 85 C SI 92 B SI 92 F SI 91 F CH 86 B SI 92 B SI 91 4-2 55 BB 13 3B 1-2 BB	3	1	1	1	2	0	2
55 Michael Saunders, L (1, 9)		B SI 85 X SI 87 1-0 ② SF9 3-H			B SI 86 F CU 68 C SI 86 S SL 80 1-3 ① K		C SI 83 B CH 77 B SI 84 X SI 83 2-1 ① F8	X FF 93 0-0 ② F9	C FF 91 B SL 83 F FF 90 B SL 82 B SL 82 B SL 82 4-2 13 3B 1-2 2-3 BB	3	1	0	1	1	1	1
13 Dustin Ackley, L (1, 7) OBP: 0.600, SLG: 1.000		B SI 87 B CH 78 X FF 86 2-0 ③ F8			B CU 68 B CU 66 B SI 84 B CH 81 4-0 BB		X SI 82 0-0 3 3B 1B	C FF 94 F FF 95 F FF 94 S FF 94 0-3 ③ K	C FF 91 C FF 91 B FF 92 X SL 83 1-2 1-H 2-H 3-H 3B	4	1	2	3	1	1	2
3 Mike Zunino, R (1, 2) OBP: 0.200, SLG: 0.600			B FF 86 F FF 86 T FF 87 C FF 88 1-3 ① K		F FF 85 S SL 79 1 SAFE B FF 86 S SL 78 1-3 ② K		X SL 78 0-0 1-H 36 2B 3B		K 0-3 ③ K	5	1	1	1	0	4	2

Inning Stats																								
	R: 0	H: 1	R: 1	H: 1	R: 0	H: 0	R: 0	H: 1	R: 0	H: 0	R: 1	H: 1	R: 2	H: 3	R: 0	H: 0	R: 6	H: 4	1B: 4	SF: 1	WP: 0	PA: 45
	E: 0	LOB: 0	E: 1	LOB: 1	E: 0	LOB: 0	E: 0	LOB: 1	E: 0	LOB: 1	E: 0	LOB: 2	E: 0	LOB: 2	E: 0	LOB: 1	E: 0	LOB: 1	2B: 4	SAC: 0	PB: 0	
	K: 0	BB: 0	K: 1	BB: 0	K: 1	BB: 0	K: 2	BB: 0	K: 2	BB: 1	K: 0	BB: 1	K: 0	BB: 1	K: 2	BB: 1	K: 3	BB: 3	3B: 2	DP: 0	SB: 1	
	S: 9	P: 18	S: 11	P: 19	S: 7	P: 10	S: 9	P: 10	S: 8	P: 15	S: 8	P: 17	S: 11	P: 19	S: 10	P: 16	S: 25	P: 43	HR: 1	HBP: 0	CS: 1	

PITCHER		IP	WLS	BF	H	R	ER	SO	BB	IBB	HBP	BLK	WP	HR	S	P	ERA	WHIP
36 Jered Weaver, R ERA: 4.26	(1, 1)	6.1	L	27	6	4	3	6	3	0	0	0	0	0	56	95	4.26	1.421
59 Fernando Salas, R ERA:	(7, 1)	0.2		4	1	0	0	0	0	1	0	0	0	0	7	13	0.00	1.500
58 Michael Kohn, R ERA:	(8, 1)	1.0		4	0	0	0	2	1	0	0	0	0	0	10	16	0.00	1.000
40 Kevin Jepsen, R ERA: 67.5	(9, 1)	0.2		7	3	5	5	2	2	0	0	0	0	1	17	30	67.50	7.500
63 Nick Maronde, L ERA: 27.0	(9, 1)	0.1		3	1	1	1	1	1	0	0	0	0	0	8	13	27.00	6.000

PITCHER	IP	WLS	BF	H	R	ER	SO	BB	IBB	HBP	BLK	WP	HR	S	P	ERA	WHIP

Seattle Mariners @ Los Angeles Angels

Angel Stadium of Anaheim, Anaheim, CA

Mon Mar 31 2014, 7:16 PM - 10:31 PM PDT

Att. 44,152 - Partly Cloudy - 60 F

TOP

livebaseballscorecards.com

AB	36
R	10
H	11
RBI	10
BB	8
SO	11
LOB	15

BOTTOM

Seattle Mariners @ Los Angeles Angels

Angel Stadium of Anaheim, Anaheim, CA

Mon Mar 31 2014, 7:16 PM - 10:31 PM PDT

Att. 44,152 - Partly Cloudy - 60 F

livebaseballscorecards.com

Batter	1	2	3	4	5	6	7	8	9	AB	R	H	RBI	BB	SO	LOB
56 Kole Calhoun, L (1, 9) OBP: 0.250, SLG: 0.250	B SI 92 B SI 92 X SI 93 2-0 27 HR 1B		1 SAFE C CH 89 1 SAFE C CU 82 S CH 90 0-3 ① K		B CH 91 B CH 88 X SI 92 2-0 ① L9		1 SAFE F FF 92 B FF 91 X FF 92 1-1 ② F9			4	1	1	0	0	1	2
27 Mike Trout, R (1, 8) OBP: 0.500, SLG: 1.250	B SI 92 T SI 92 1 SAFE X SL 86 1-1 1-H HR		B SI 93 C SI 93 X FF 93 1-1 ② F9		C SI 92 B CH 90 S SI 92 F SI 90 F FF 92 B SI 92 F FF 93 B CH 90 S CH 90 3-3 ② K		C SI 90 1 SAFE X SI 90 0-1 1-2 1B			4	1	2	2	0	1	1
5 Albert Pujols, R (1, 3) OBP: 0.250, SLG: 0.500	C SI 93 B SI 93 B CH 90 S CH 90 X FF 94 2-2 ① P2		1 SAFE S SL 86 D CH 91 S CH 91 D CU 83 1 SAFE F CU 82 X FF 93 2-2 32 WP 1-H 2B		B CU 81 S CH 90 C SL 84 B CH 90 S SI 90 2-3 ③ K		C FF 94 B CU 76 X FF 96 1-1 ③ L8			4	0	1	1	0	1	2
32 Josh Hamilton, L (1, 7) OBP: 0.500, SLG: 0.333	C SI 93 S CH 90 C FF 94 0-3 ② K		S CH 91 B CH 91 B SI 93 D SI 90 B SI 92 4-1 6 S 2-3 BB			X SI 92 0-0 6 WP 1B		B CH 87 B FF 95 X FF 92 2-0 ① F8		3	0	1	0	1	1	0
6 David Freese, R (1, 5)	B SI 94 F CH 90 X SL 87 1-1 ③ G6-3		F SI 93 D CH 90 B CH 90 C SI 93 D SI 91 S CH 91 3-3 ③ K 1-2			1 SAFE B CH 89 X FF 92 1-0 ① G5-3 1-2		B FF 94 C FF 94 B CU 77 C FF 94 F FF 93 B FF 96 S FF 95 3-3 ② K		4	0	0	0	0	2	3
28 Raul Ibanez, L (1, 10)		C SI 92 S CU 82 B FF 92 B CU 82 C FF 93 2-3 ① K		C CU 79 S CH 89 F SL 84 S FF 91 0-3 ① K		S CH 89 F FF 92 B SL 86 D CH 90 T CH 90 2-2 ② K		B SI 95 S CH 88 B FF 96 X CH 88 2-1 ③ G4-3		4	0	0	0	0	3	1
47 Howie Kendrick, R (1, 4)		C SI 93 X CU 83 0-1 ② G6-3		F FF 92 B SI 94 B SL 86 C SL 85 H SI 93 3-2 HBP		B SL 85 T CH 89 F FF 92 S CH 90 1-3 ③ K		C FC 87 S CU 74 B CU 74 F FF 94 B FC 90 B FF 94 X FC 90 3-2 ① G6-3		3	0	0	0	0	1	1
17 Chris Iannetta, R (1, 2)		S SI 94 B FF 93 B SI 93 S CH 91 X SI 93 2-2 ③ P3		F SI 92 S CH 90 S CH 89 0-3 ② K			X FF 95 0-0 ① P3		F FC 88 S FC 88 S FF 93 0-3 ② K	4	0	0	0	0	2	1
2 Erick Aybar, S (1, 6) OBP: 0.250, SLG: 0.250			B SI 93 C SI 92 B CU 81 C CH 89 B FF 93 F CH 90 X FF 93 3-2 E5 5 2B	1 SAFE S CH 88 C CU 80 C CH 88 0-3 ③ K			C FF 95 X SI 95 0-1 27 1B 1B		B FC 89 B FC 88 B FF 92 C FC 91 C FC 88 F FC 88 X FC 90 3-2 ③ G3	4	1	1	0	0	1	1
Inning Stats	R: 2 E: 0 K: 1 S: 11 H: 2 LOB: 0 BB: 0 P: 17	R: 0 E: 0 K: 1 S: 8 H: 0 LOB: 0 BB: 0 P: 12	R: 1 E: 1 K: 2 S: 17 H: 1 LOB: 2 BB: 1 P: 30	R: 0 E: 0 K: 3 S: 12 H: 0 LOB: 1 BB: 0 P: 15	R: 0 E: 0 K: 2 S: 10 H: 0 LOB: 0 BB: 0 P: 17	R: 0 E: 0 K: 2 S: 8 H: 1 LOB: 1 BB: 0 P: 12	R: 0 E: 0 K: 0 S: 9 H: 2 LOB: 2 BB: 0 P: 11	R: 0 E: 0 K: 1 S: 7 H: 0 LOB: 0 BB: 0 P: 14	R: 0 E: 0 K: 1 S: 11 H: 0 LOB: 0 BB: 0 P: 17	1B: 4 2B: 1 3B: 0 HR: 1 SF: 0 SAC: 0 DP: 0 HBP: 1						

	AB	34
	R	3
	H	6
	RBI	3
	BB	1
	SO	13
	LOB	12

WP: 2 PA: 36
PB: 0
SB: 1
CS: 0

PITCHER		IP	WLS	BF	H	R	ER	SO	BB	IBB	HBP	BLK	WP	HR	S	P	ERA	WHIP
34 Félix Hernández, R ERA: 3.0	(1, 1)	6.0	W	25	4	3	2	11	1	0	1	0	2	1	66	103	3.00	0.833
31 Yoervis Medina, R ERA:	(7, 1)	0.1	H	2	1	0	0	0	0	0	0	0	0	0	3	3	0.00	3.000
41 Charlie Furbush, L ERA:	(7, 1)	0.1	H	2	1	0	0	0	0	0	0	0	0	0	4	5	0.00	3.000
54 Tom Wilhelmsen, R ERA:	(7, 1)	1.1	H	4	0	0	0	1	0	0	0	0	0	0	9	17	0.00	0.000
40 Danny Farquhar, R ERA:	(9, 1)	1.0		3	0	0	0	1	0	0	0	0	0	0	11	17	0.00	0.000

PITCHER	IP	WLS	BF	H	R	ER	SO	BB	IBB	HBP	BLK	WP	HR	S	P	ERA	WHIP

Batter	1	2	3	4	5	6	7	8	9	AB	R	H	RBI	BB	SO	LOB
36 Abraham Almonte, S (1, 8) OBP: 0.300, SLG: 0.500	C FF 91 B SI 91 C CH 85 B SI 92 F CH 86 X FF 92 2-2 ① G4-3		C CU 74 X CH 84 0-1 17 2B 1-3 2-H 2B		B SI 90 C FF 90 C SI 90 B CU 78 T FF 92 2-2 ② K		B SI 91 B SI 91 C SI 92 C SL 81 B SI 92 S CH 84 3-3 ① K		S FF 94 T FF 95 F FF 95 X CH 89 0-2 ② G1 2-3	5	1	1	1	0	2	1
5 Brad Miller, L (1, 6) OBP: 0.300, SLG: 0.900	C FF 90 F SI 91 B CU 80 B CU 79 F FF 92 B FF 91 C FF 91 3-3 ② K		S SL 81 S FF 92 B SL 82 F FF 91 B SL 82 S SL 81 2-3 ② K		C FC 88 X SI 92 0-1 HR		B SI 93 C SL 82 F SI 91 B CH 85 B CH 85 X FF 92 3-2 ② F8		X CH 89 0-0 3-H HR	5	2	2	3	0	2	2
22 Robinson Canó, L (1, 4) OBP: 0.600, SLG: 0.571	C FF 92 B FC 87 S FF 91 F SI 91 X FF 92 1-2 ③ L7		I IN 72 I IN 71 I IN 70 I IN 71 4-0 17 2B IBB		B CU 78 B FC 87 C FF 91 B SL 82 B FF 91 4-1 BB		C SI 93 C SI 92 B FF 91 B SI 92 X SL 84 2-2 1B		B FF 95 S FF 96 C SL 83 F FF 96 F FF 96 S SL 86 1-3 ③ K	3	1	1	0	2	1	0
17 Justin Smoak, S (1, 3) OBP: 0.556, SLG: 1.125		C CU 75 B SI 90 B CH 85 C CU 76 F FC 88 X FF 92 2-2 15 CS 1B	B SL 80 C CU 76 X FF 91 1-1 1-H 2-H 3-H 2B		B SI 90 F SI 90 B FF 90 F CH 83 B FC 88 S SL 82 3-3 ③ K		S SL 83 X SI 91 0-1 ③ G4-3			4	0	2	3	0	1	2
27 Corey Hart, R (1, 10) OBP: 0.250, SLG: 0.250		B CH 85 C FF 90 B SL 82 F CU 76 X FF 90 2-2 ① F7	B SI 91 F CH 85 F SL 80 X FF 91 1-2 ③ F8			B FF 89 X SI 90 1-0 7 WP 13 2B 1B		B FF 91 C FF 91 B CH 84 C SL 83 B SI 91 F SL 82 F FF 92 S CH 83 3-3 ① K		4	1	1	0	0	1	2
15 Kyle Seager, L (1, 5) OBP: 0.333, SLG: 0.286		D CU 76 C FF 90 B FF 90 F FF 92 S SL 83 2-3 ② ③ K 1-2		C FF 90 C FF 90 B SI 92 B FF 91 S CU 78 2-3 ① K		1 SAFE F CU 77 F FF 90 B SI 90 1 SAFE B SL 82 F FF 90 C FF 91 2-3 ① K		C SL 81 B SI 92 B SI 92 X SL 81 2-1 ② G1-3		4	0	0	0	0	3	2
7 Stefen Romero, R (1, 9) 55 Michael Saunders, L (8, 9)			B SI 89 B CH 84 X FF 90 2-0 ① F9 B SI 90 C CU 76 X FF 90 1-1 ② F9			S SL 81 S CU 75 B SL 80 B SI 92 D SI 92 F CU 77 S SL 81 3-3 ② K 1-2		B FF 92 B FF 92 C FF 92 B SL 83 X FF 91 3-1 ③ L5		4 0 0 0 0 1 1 0 0 0 0 0 0 0						
13 Dustin Ackley, L (1, 7) OBP: 0.667, SLG: 1.000			B FF 91 X FF 91 1-0 4 1B 36 2B 1B B CU 76 F FF 91 X SI 93 1-1 ③ L7			D CU 76 C CU 75 S SL 82 X FF 91 1-2 2-H 2B			C FF 95 F FF 95 B CH 89 B CH 91 F FF 95 B SL 83 F FF 94 B FF 95 4-2 36 G1 4 S 5 HR BB	3	2	2	1	1	0	0
4 John Buck, R (1, 2) OBP: 0.250, SLG: 0.250			C FF 89 F SL 80 1 SAFE B FF 91 X FF 91 1-2 36 2B 17 2B 1-2 1B		B CH 82 S SL 82 B FF 90 X SI 90 2-1 ① G4-3	X SL 82 0-0 ③ G1-3			1 SAFE B FF 93 1 SAFE F FF 93 B SL 81 F FF 94 F FF 93 S SL 80 2-3 ① K 1-2	4	1	1	0	0	1	2
Inning Stats	R: 0 E: 0 K: 1 S: 12 H: 0 LOB: 0 BB: 0 P: 18	R: 0 E: 0 K: 1 S: 10 H: 1 LOB: 0 BB: 0 P: 16	R: 4 E: 0 K: 1 S: 16 H: 4 LOB: 1 BB: 1 P: 28	R: 0 E: 0 K: 1 S: 7 H: 0 LOB: 0 BB: 0 P: 11	R: 1 E: 0 K: 2 S: 11 H: 1 LOB: 1 BB: 1 P: 22	R: 1 E: 0 K: 2 S: 13 H: 2 LOB: 1 BB: 0 P: 20	R: 0 E: 0 K: 1 S: 11 H: 1 LOB: 1 BB: 0 P: 19	R: 0 E: 0 K: 1 S: 9 H: 0 LOB: 0 BB: 0 P: 17	R: 2 E: 0 K: 2 S: 18 H: 1 LOB: 0 BB: 1 P: 25	1B: 5 2B: 3 3B: 0 HR: 2 SF: 0 SAC: 0 DP: 0 HBP: 0						

PITCHER	IP	WLS	BF	H	R	ER	SO	BB	IBB	HBP	BLK	WP	HR	S	P	ERA	WHIP
33 C.J. Wilson, L (1, 1) ERA: 9.53	5.2	L	26	8	6	6	8	1	1	0	0	1	1	68	114	9.53	1.588
52 Matt Shoemaker, R (6, 1) ERA:	2.1		8	1	0	0	2	0	0	0	0	0	0	21	37	0.00	0.429
58 Michael Kohn, R (9, 1) ERA: 9.0	1.0		5	1	2	2	2	1	0	0	0	0	1	18	25	18.00	2.000

PITCHER	IP	WLS	BF	H	R	ER	SO	BB	IBB	HBP	BLK	WP	HR	S	P	ERA	WHIP

TOP

Seattle Mariners @ Los Angeles Angels

Angel Stadium of Anaheim, Anaheim, CA

Tue Apr 01 2014, 7:12 PM - 10:15 PM PDT

Att. 43,567 - Partly Cloudy - 59 F

livebaseballscorecards.com

AB	36
R	8
H	10
RBI	8
BB	3
SO	12
LOB	12

1B: 5	SF: 0	WP: 1	PA: 39
2B: 3	SAC: 0	PB: 0	
3B: 0	DP: 0	SB: 1	
HR: 2	HBP: 0	CS: 1	

Batter	1	2	3	4	5	6	7	8	9	AB	R	H	RBI	BB	SO	LOB
56 Kole Calhoun, L (1, 9) OBP: 0.125, SLG: 0.125	B FF 90 F FF 90 X FF 90 1-1 ① F7		X SI 90 0-0 ② FC3-6 27 HBP 1-2f	C CH 80 C SL 87 F CH 81 S FF 93 0-3 ③ K			F SI 92 F CU 82 S CH 82 0-3 ③ K			4	0	0	0	0	2	3
27 Mike Trout, R (1, 8) OBP: 0.375, SLG: 0.714	C SI 90 B SL 87 X SI 91 1-1 ② G6-3		C CH 80 B SL 88 B SI 93 H CH 80 3-1 HBP 1-2		B SI 90 X SI 90 1-0 ① G5-3			B SI 94 C SI 94 C SI 95 B CU 77 C CU 77 2-3 ① K		3	0	0	0	0	1	0
5 Albert Pujols, R (1, 3) OBP: 0.250, SLG: 0.500	B SI 90 X FF 92 1-0 ③ G5-3		C FF 92 X SL 88 0-1 ③ L8		B CU 80 C SL 86 F SI 90 B SL 83 S SL 86 2-3 ② K			B FF 95 B SL 91 X FF 94 2-0 6 E 2B		4	1	1	0	0	1	2
32 Josh Hamilton, L (1, 7) OBP: 0.625, SLG: 0.667		B SI 90 S CH 79 B CH 81 B CU 80 F CH 77 X SL 85 3-2 47 G5-3 6 1B 1B	X FF 89 0-0 28 HR 2B	B CH 80 X CH 78 1-0 ③ G1-3			D CU 77 B CH 86 S CH 86 B CH 86 F CH 87 D CU 79 4-2 6 FC6-4 BB		3	1	2	0	1	0	0
6 David Freese, R (1, 5) OBP: 0.125, SLG: 0.125		C SI 91 B SL 88 S FF 91 D CU 83 X SI 91 2-2 1-2 1B	F FF 91 C SI 89 B CH 79 D CU 82 F FF 92 B SL 87 X SL 86 3-2 ① P3			B SI 88 C SL 84 B FF 89 X SI 88 2-1 ① G6-3		B FF 94 B SI 94 F FF 94 X FF 93 2-1 ② FC6-4 28 PO 1-2f 2-H		4	0	1	0	0	0	2
28 Raul Ibanez, L (1, 10) OBP: 0.250, SLG: 0.625		C SI 93 T CH 80 B SI 93 B CH 80 S CH 80 2-3 ① K	X FF 89 0-0 2-H HR			C CH 78 S CH 79 S CH 82 0-3 ② K		1 SAFE 0-0 ③ PO 1-2	C CH 80 X CH 80 0-1 16 G4-6-3 1B	4	1	2	2	0	2	2
47 Howie Kendrick, R (1, 4)		B SI 92 X SI 91 1-0 ② ③ G5-3 2-3f	F FF 91 X CU 82 0-1 E6 16 1B			B CU 80 X SI 92 1-0 ③ G6-3			B SI 92 C SI 92 C SI 94 S CH 83 1-3 ① K	4	0	0	0	0	1	3
16 Hank Conger, L (1, 2) OBP: 0.500, SLG: 0.500			C CU 78 S CH 80 B CH 80 B FF 92 F CH 81 X SL 88 2-2 2 FC3-6 1B	F SI 91 F CH 80 B CH 80 1 SAFE B SL 88 X CH 79 2-2 1-2 1B			X CU 78 0-0 ① P6		B CH 82 B SI 95 C SI 92 X SI 92 2-1 ② ③ G4-6-3 1-2f	4	0	2	0	0	0	1
2 Erick Aybar, S (1, 6) OBP: 0.143, SLG: 0.143			1 SAFE L SI 91 F SI 90 B CH 79 1 SAFE X CH 79 1-2 ① FC3-6 56 FC3-6 1-2f	B SI 91 C SI 89 S CH 80 T SL 88 1-2 ② K			C SI 90 S CH 80 B CH 82 X SL 85 1-2 ② G6-3			3	0	0	0	0	1	3
Inning Stats	R: 0 E: 0 K: 0 S: 5 H: 0 LOB: 0 BB: 0 P: 8	R: 0 E: 0 K: 1 S: 10 H: 2 LOB: 1 BB: 0 P: 18	R: 0 E: 0 K: 0 S: 11 H: 1 LOB: 2 BB: 0 P: 17	R: 2 E: 1 K: 2 S: 18 H: 3 LOB: 2 BB: 0 P: 24	R: 0 E: 0 K: 1 S: 5 H: 0 LOB: 0 BB: 0 P: 9	R: 0 E: 0 K: 1 S: 6 H: 0 LOB: 0 BB: 0 P: 9	R: 0 E: 0 K: 1 S: 7 H: 0 LOB: 0 BB: 0 P: 8	R: 1 E: 1 K: 1 S: 8 H: 1 LOB: 0 BB: 1 P: 18	R: 0 E: 0 K: 1 S: 7 H: 1 LOB: 0 BB: 0 P: 10	1B: 5 2B: 2 3B: 0 HR: 1 SF: 0 SAC: 0 DP: 2 HBP: 1						WP: 0 PB: 0 SB: 0 CS: 0 PA: 36	

BOTTOM

Seattle Mariners @ Los Angeles Angels

Angel Stadium of Anaheim, Anaheim, CA

Tue Apr 01 2014, 7:12 PM - 10:15 PM PDT

Att. 43,567 - Partly Cloudy - 59 F

livebaseballscorecards.com

AB	33
R	3
H	8
RBI	2
BB	1
SO	8
LOB	16

PITCHER	IP	WLS	BF	H	R	ER	SO	BB	IBB	HBP	BLK	WP	HR	S	P	ERA	WHIP
50 Erasmo Ramírez, R (1, 1) ERA: 2.57	7.0	W	28	6	2	2	6	0	0	1	0	0	1	62	93	2.57	0.857
54 Tom Wilhelmsen, R (8, 1) ERA:	0.2		4	1	1	0	1	1	0	0	0	0	0	8	18	0.00	3.000
97 Joe Beimel, L (8, 1) ERA:	0.1	H	0	0	0	0	0	0	0	0	0	0	0	0	0	0.00	0.000
56 Fernando Rodney, R (9, 1) ERA:	1.0		3	1	0	0	1	0	0	0	0	0	0	7	10	0.00	1.000

PITCHER	IP	WLS	BF	H	R	ER	SO	BB	IBB	HBP	BLK	WP	HR	S	P	ERA	WHIP

Seattle Mariners @ Los Angeles Angels

Angel Stadium of Anaheim, Anaheim, CA

Wed Apr 02 2014, 7:07 PM - 9:45 PM PDT

Att. 38,007 - Clear - 57 F

TOP

livebaseballscorecards.com

Batter	1	2	3	4	5	6	7	8	9	AB	R	H	RBI	BB	SO	LOB
36 Abraham Almonte, S (1, 8) OBP: 0.333, SLG: 0.385	B SI 90 B SI 90 C SI 91 B FF 91 B FF 91 4-1 22 BB BB		B FF 89 X SI 90 1-0 ② B5-3		D FC 81 F SI 88 C CH 79 B FC 83 F SI 90 X FC 85 2-2 ①② G5-3 1-2 2-3f	B FF 92 B FF 91 B FF 92 C FF 91 B FF 92 4-1 BB		C SL 81 B FF 89 F FF 90 F SL 81 B FF 90 F FF 90 S SL 81 2-3 ③ K		3	0	0	0	2	1	3
5 Brad Miller, L (1, 6) OBP: 0.333, SLG: 0.800	B SI 90 C FF 91 C FF 91 B CU 78 1 SAFE C SI 91 2-3 ① K		X SI 90 0-0 22 1B 2B		S CU 75 X CU 75 0-1 E7 2-H 1B	C KC 82 F CH 88 F FF 92 B FF 91 F FF 88 S FF 93 1-3 ③ K			F SI 94 B SI 94 S SI 94 B SI 94 F SI 94 S FF 93 2-3 ① K	5	1	2	1	0	3	2
22 Robinson Canó, L (1, 4) OBP: 0.600, SLG: 0.545	B SI 91 B SI 91 D CH 83 B FF 91 4-0 1-2 BB		X SI 90 0-0 2-H 1B		B SI 90 X SI 89 1-0 ③ G5-3		B FF 91 B SL 83 S FF 91 X FF 90 2-1 1B		F SI 94 C CH 88 X SI 94 0-2 ② F8	4	0	2	1	1	0	1
17 Justin Smoak, S (1, 3) OBP: 0.500, SLG: 1.077	D CH 82 B FF 91 C SI 91 S FF 91 C FF 93 2-3 ② K		B CH 82 B SI 90 X FF 90 2-0 ③ F8			B FF 90 B CH 82 B FF 90 C FF 90 X FF 91 3-1 27 7 1B 2B 1B	B FF 91 F FF 91 B CH 87 T FF 92 S FF 91 2-3 ① K		F CH 88 F CH 88 X FF 94 0-2 HR	5	2	2	1	0	2	4
27 Corey Hart, R (1, 10) OBP: 0.333, SLG: 0.667	B SI 93 B CH 83 B SI 92 S SI 91 C SI 91 F SI 94 X FC 87 3-2 ③ F9			B FC 82 F SI 89 S SI 91 S CH 84 1-3 ① K		B SI 89 S CH 82 F FF 91 X CH 80 1-2 7 2B 3 HR 1-2 1B	X FF 91 0-0 ② F8		F SI 94 C SI 94 B SL 85 B SI 94 F FF 94 B FF 95 X SI 94 3-2 HR	5	2	2	1	0	1	3
7 Stefen Romero, R (1, 9) OBP: 0.286, SLG: 0.429 55 Michael Saunders, L (6, 9)		B FF 86 X FF 88 1-0 ① P4		C CH 83 X SI 92 0-1 13 G4-6-3 1B		X FF 93 0-0 3 HR 1-3 2-H 2B	C FF 91 B FF 91 F SL 83 B FF 90 D SL 83 X FF 90 3-2 ③ L6		X FF 94 0-0 ③ F7	3 2	1 0	2 0	1 0	0 0	0 0	0 1
13 Dustin Ackley, L (1, 7) OBP: 0.462, SLG: 0.636		B SI 89 C SI 90 X SI 91 1-1 ② G4-3	B SI 90 B SI 90 C SI 90 1 SAFE 1 SAFE X FF 90 2-1 ②③ G4-6-3 1-2f		X CH 86 0-0 ① G1-3		B SI 88 F SI 87 B FF 89 C FF 90 X FF 90 2-2 ① L7		4	0	0	0	0	0	3
3 Mike Zunino, R (1, 2) OBP: 0.333, SLG: 0.889		C SI 89 F FF 91 B FF 92 S CH 84 1-3 ③ K	B CH 82 C SI 88 F FF 88 X CH 81 1-2 36 G5-3 8 BB 1B		X KC 86 0-0 2-H 3-H HR		S SI 88 F SI 89 B SI 88 X SL 81 1-2 ② G1-3		4	1	2	3	0	1	0
8 Willie Bloomquist, R (1, 5) OBP: 0.500, SLG: 0.333			B FF 85 C SI 89 X CH 83 1-1 ① F8		B FF 86 B CH 81 B FF 88 C FF 88 B FF 88 4-1 36 G5-3 5 E 1-2 BB	C FF 92 F KC 85 F FF 93 B CH 87 S FF 92 1-3 ② K		X SI 87 0-0 1B	3	1	1	0	1	1	0

Inning Stats																				
	R: 0 E: 0 K: 2 S: 11	H: 0 LOB: 2 BB: 2 P: 26	R: 0 E: 0 K: 1 S: 6	H: 0 LOB: 0 BB: 0 P: 9	R: 1 E: 0 K: 0 S: 6	H: 2 LOB: 1 BB: 0 P: 10	R: 0 E: 0 K: 1 S: 7	H: 1 LOB: 0 BB: 0 P: 10	R: 1 E: 1 K: 0 S: 11	H: 2 LOB: 1 BB: 1 P: 19	R: 4 E: 0 K: 2 S: 18	H: 4 LOB: 1 BB: 1 P: 28	R: 0 E: 0 K: 1 S: 9	H: 1 LOB: 1 BB: 0 P: 16	R: 0 E: 0 K: 1 S: 12	H: 1 LOB: 1 BB: 0 P: 17	R: 2 E: 0 K: 1 S: 15	H: 2 LOB: 0 BB: 0 P: 20	1B: 8 2B: 2 3B: 0 HR: 3	SF: 0 SAC: 0 DP: 2 HBP: 0	WP: 0 PB: 0 SB: 0 CS: 0	PA: 42

	AB	38
	R	8
	H	13
	RBI	8
	BB	4
	SO	9
	LOB	17

PITCHER		IP	WLS	BF	H	R	ER	SO	BB	IBB	HBP	BLK	WP	HR	S	P	ERA	WHIP
53 Héctor Santiago, L ERA: 7.2	(1, 1)	5.0	L	23	7	4	4	4	3	0	0	0	0	0	46	83	7.20	2.000
59 Fernando Salas, R ERA: 10.8	(6, 1)	1.0		6	2	2	2	2	1	0	0	0	0	1	13	19	18.00	3.000
63 Nick Maronde, L ERA: 6.75	(7, 1)	1.0		4	1	0	0	1	0	0	0	0	0	0	9	16	0.00	1.000
38 Joe Smith, R ERA:	(8, 1)	1.0		4	1	0	0	1	0	0	0	0	0	0	12	17	0.00	1.000
49 Ernesto Frieri, R ERA: 18.0	(9, 1)	1.0		5	2	2	2	1	0	0	0	0	0	2	15	20	18.00	2.000

PITCHER		IP	WLS	BF	H	R	ER	SO	BB	IBB	HBP	BLK	WP	HR	S	P	ERA	WHIP

Batter	1	2	3	4	5	6	7	8	9	AB	R	H	RBI	BB	SO	LOB
56 Kole Calhoun, L (1, 9) OBP: 0.167, SLG: 0.250	C FC 91 B FF 92 X FF 92 1-1 5 G5-4-3 2B	B FF 95 X FC 89 1-0 ③ L4			C FF 93 C FC 88 B KC 82 F FF 95 X FC 90 1-2 ① G3			B FF 94 C FF 94 T FF 95 S FF 90 1-3 K 27 3B	4	1	1	0	0	1	0
27 Mike Trout, R (1, 8) OBP: 0.500, SLG: 1.000	B FF 92 B FF 92 B FF 94 B FF 93 4-0 5 G5-4-3 BB			F FF 94 B CH 88 F FF 94 B FF 96 B FF 96 F FF 97 X FF 97 3-2 2B		B FF 96 B CH 88 C FF 96 F FF 96 F KC 82 X FF 97 2-2 ② L9			B FF 94 C FF 93 F FF 94 D SL 89 D CH 88 F FF 94 X FF 94 3-2 1-H 6 SF9 3B	3	1	2	1	1	0	0
5 Albert Pujols, R (1, 3) OBP: 0.167, SLG: 0.333	C FF 92 S CH 88 B FF 95 X FC 89 1-2 ① ② G5-4-3 1-2f 2-3			C FF 95 D CH 90 B FF 96 S FF 95 B KC 81 S FF 96 3-3 ① K		F FF 96 S FF 96 F KC 82 X FF 98 0-2 ③ L7			S SL 89 F CH 89 X FF 94 0-2 ① L8	4	0	0	0	0	1	4
6 David Freese, R (1, 5) OBP: 0.167, SLG: 0.100	B FF 94 D CH 88 X FF 94 2-0 ③ L8			B FF 96 B CH 89 D KC 82 C CH 90 C KC 81 D KC 83 4-2 BB			B FF 93 B FF 93 C FF 94 X FF 94 2-1 ① G6-3		B FF 93 B SL 89 B FF 94 C FF 94 X FF 94 3-1 ② SF9 3-H	2	0	0	1	1	0	1
32 Josh Hamilton, L (1, 7) OBP: 0.417, SLG: 0.400		C FC 89 S FC 89 S KC 81 0-3 ① K2-3		B FC 89 B FF 96 F FC 89 F KC 82 D KC 83 S FC 90 3-3 ② K			B FC 90 C FF 96 F FC 89 F KC 83 S KC 83 1-3 ② K		F FF 94 B FF 95 B CH 90 B FF 95 F FF 95 S CH 88 3-3 ③ K	4	0	0	0	0	4	2
47 Howie Kendrick, R (1, 4)		B FF 94 X FF 94 1-0 ② G6-3		C FF 96 S KC 83 B FF 98 T FC 91 1-2 ③ K			C FF 96 X FF 97 0-1 ③ G1-3			3	0	0	0	0	1	2
28 Raul Ibanez, L (1, 10) OBP: 0.182, SLG: 0.455		L FC 90 T KC 82 F FC 91 B FF 96 F FC 90 S KC 83 1-3 ③ K2-3			B FC 88 C FC 88 F FF 94 S KC 82 1-3 ① K			C FF 87 C SL 78 B FF 89 F CU 72 X SL 79 1-2 ① G5-3		3	0	0	0	0	2	0
17 Chris Iannetta, R (1, 2)			F FF 92 B FF 94 X FF 94 1-1 ① G5-3		F FF 94 B FF 94 F FF 96 S KC 83 1-3 ② K			X FF 86 0-0 ② F9		3	0	0	0	0	1	0
2 Erick Aybar, S (1, 6) OBP: 0.100, SLG: 0.100			B FF 95 C FF 93 X CH 89 1-1 ② B5-3		F FF 95 S CH 89 C FF 97 0-3 ③ K			C FF 85 X SI 84 0-1 ③ G1-3		3	0	0	0	0	1	0
Inning Stats	R: 0 H: 1 E: 0 LOB: 1 K: 0 BB: 1 S: 6 P: 14	R: 0 H: 0 E: 0 LOB: 0 K: 2 BB: 0 S: 9 P: 11	R: 0 H: 0 E: 0 LOB: 0 K: 0 BB: 0 S: 5 P: 8	R: 0 H: 1 E: 0 LOB: 2 K: 3 BB: 1 S: 15 P: 29	R: 0 H: 0 E: 0 LOB: 0 K: 3 BB: 0 S: 9 P: 11	R: 0 H: 0 E: 0 LOB: 0 K: 0 BB: 0 S: 12 P: 15	R: 0 H: 0 E: 0 LOB: 0 K: 1 BB: 0 S: 8 P: 11	R: 0 H: 0 E: 0 LOB: 0 K: 0 BB: 0 S: 7 P: 8	R: 2 H: 1 E: 0 LOB: 0 K: 2 BB: 0 S: 15 P: 25	1B: 0 SF: 1 2B: 2 SAC: 0 3B: 1 DP: 1 HR: 0 HBP: 0						

PITCHER		IP	WLS	BF	H	R	ER	SO	BB	IBB	HBP	BLK	WP	HR	S	P	ERA	WHIP
65 James Paxton, L	(1, 1)	7.0	W	24	2	0	0	9	2	0	0	0	0	0	64	99	0.00	0.571
ERA:																		
97 Joe Beimel, L	(8, 1)	1.0		3	0	0	0	0	0	0	0	0	0	0	7	8	0.00	0.000
ERA:																		
45 Hector Noesí, R	(9, 1)	1.0		5	1	2	2	2	0	0	0	0	1	0	15	25	18.00	1.000
ERA: 18.0																		

PITCHER	IP	WLS	BF	H	R	ER	SO	BB	IBB	HBP	BLK	WP	HR	S	P	ERA	WHIP

BOTTOM

Seattle Mariners @ Los Angeles Angels

Angel Stadium of Anaheim, Anaheim, CA

Wed Apr 02 2014, 7:07 PM - 9:45 PM PDT

Att. 38,007 - Clear - 57 F

livebaseballscorecards.com

AB	29
R	2
H	3
RBI	2
BB	2
SO	11
LOB	9

WP: 1	PA: 32		
PB: 0			
SB: 0			
CS: 0			

Batter	1	2	3	4	5	6	7	8	9	10	11	12	AB	R	H	RBI	BB	SO	LOB
36 Abraham Almonte, S (1, 8) OBP: 0.400, SLG: 0.412	B SI 91 C FC 88 C CU 74 X CU 75 1-2 E3 5 F8 22 G4-3		C FC 88 F FC 87 X FC 89 0-2 ② G6-3 2-3		X FC 86 0-0 1-3 3-H 1B		B KC 76 B SI 91 B FF 92 B FF 90 4-0 BB			X FF 92 0-0 22 S 1B			4	1	2	1	1	0	1
5 Brad Miller, L (1, 6) OBP: 0.250, SLG: 0.600	B SI 91 X SI 91 1-0 ① F8 2-3		B CU 74 C FC 87 X FC 88 1-1 ③ L9		D CU 73 X SI 92 1-0 ②③ G4-3-2 3-Hf		C KC 76 S KC 77 S FF 94 0-3 ③ K			B FF 94 B FF 94 S FF 92 F FF 92 F FF 94 X FF 93 2-2 ② L9			5	0	0	0	0	1	6
22 Robinson Canó, L (1, 4) OBP: 0.500, SLG: 0.438	F FC 89 C FC 88 B FC 88 B SI 92 F CU 75 B FF 89 X FC 89 3-2 ② G4-3 3-H			C SI 92 B CU 73 B FC 87 X SI 91 2-1 17 FC4-6 1B		F CU 74 B CH 82 F FC 87 S CH 83 1-3 ① K		C KC 74 F KC 76 F KC 75 X KC 78 0-2 ① G4-3		B FF 94 F FF 94 F FF 94 1 SAFE T FF 94 1-2 ③ K 1-2			5	0	1	1	0	2	1
17 Justin Smoak, S (1, 3) OBP: 0.421, SLG: 0.824	B CU 75 F SI 92 X FC 88 1-1 ③ G3-1			C SI 90 D FC 87 1 SAFE F FC 87 X CU 72 1-2 ① FC4-6 15 FC6 1-2f		B CU 75 B FC 87 B SI 91 C SI 91 S SI 91 B FC 88 4-2 15 BB		B SI 90 F SI 90 S CH 74 S FF 92 1-3 ② K			B SI 86 F CH 75 B SI 86 X CH 75 2-1 ① P5		4	0	0	0	1	1	1
27 Corey Hart, R (1, 10) OBP: 0.214, SLG: 0.429		C FC 86 S FC 87 B CU 74 B CU 75 X FC 87 2-2 ① G5-3		B FF 91 C SI 89 B FC 86 X FC 87 2-1 ② F8		C FC 86 S FC 86 C FC 88 0-3 ② K		C KC 73 B CH 73 B CH 73 X SI 91 2-1 ③ G2-3			C SI 86 S SL 80 X SL 80 0-2 ② G5-3		5	0	0	0	0	1	2
15 Kyle Seager, L (1, 5) OBP: 0.286, SLG: 0.182		C SI 91 S FC 87 B FC 88 B CH 84 B FF 92 C FC 88 3-3 ② K		B SI 91 F SI 90 X SI 90 1-1 ③ FC6 1-2f		S CH 83 B SI 90 B CH 83 B FC 87 B SI 90 4-1 1-2 BB			F FF 92 C FF 93 X CU 81 0-2 ① F7		C SI 88 B SI 87 B CH 78 S SL 80 B SL 80 F SL 80 S CH 77 3-3 ③ K		4	0	0	0	1	2	1
20 Logan Morrison, L (1, 9) OBP: 0.375, SLG: 0.167 55 Michael Saunders, L (7, 9)		C FF 92 B FC 90 C FC 88 S CU 75 1-3 ③ K	B FC 86 X SI 90 1-0 13 1B 36 1B 1B		C CH 83 B FC 86 F SI 91 B SI 91 X CH 83 2-2 ③ L7				X FF 94 0-0 ② L7			B FF 92 S FF 92 C FF 93 B FF 94 B FF 93 X FF 93 3-2 ① F7	3 2	1 0	1 0	0 0	0 0	1 0	2 0
13 Dustin Ackley, L (1, 7) OBP: 0.389, SLG: 0.500			C CH 82 B FC 86 X SI 90 1-1 ① G6-3		C FC 86 X FC 86 0-1 36 1B 5 1-3 G4-3-2 1B		F FF 92 S SI 92 C SI 93 0-3 ① K		B FF 94 X FF 93 1-0 ③ F8			C FF 93 B FF 93 X KC 80 1-1 ② G4-3	5	0	1	0	0	1	0
3 Mike Zunino, R (1, 2) OBP: 0.286, SLG: 0.714			S FC 88 T FC 87 X CU 74 0-2 36 G6-3 2B		D CU 74 1 SAFE B FC 87 X FC 86 2-0 ① F9		B SI 90 X SI 90 1-0 ② G5-3			F FF 92 F FF 92 X CU 81 0-2 ① G5-3		B SI 93 S SI 93 B SI 93 C KC 80 B FF 93 X FF 93 3-2 ③ F7	5	0	1	0	0	0	2
Inning Stats	R: 1 H: 0 E: 1 LOB: 0 K: 0 BB: 0 S: 10 P: 16	R: 0 H: 0 E: 0 LOB: 0 K: 2 BB: 0 S: 9 P: 15	R: 0 H: 1 E: 0 LOB: 1 K: 0 BB: 0 S: 10 P: 12	R: 0 H: 1 E: 0 LOB: 1 K: 0 BB: 0 S: 9 P: 15	R: 1 H: 3 E: 0 LOB: 1 K: 0 BB: 0 S: 6 P: 10	R: 0 H: 0 E: 0 LOB: 2 K: 2 BB: 2 S: 12 P: 23	R: 0 H: 0 E: 0 LOB: 1 K: 2 BB: 1 S: 7 P: 12	R: 0 H: 0 E: 0 LOB: 0 K: 1 BB: 0 S: 9 P: 12	R: 0 H: 0 E: 0 LOB: 0 K: 0 BB: 0 S: 5 P: 6	R: 0 H: 1 E: 0 LOB: 1 K: 1 BB: 0 S: 11 P: 14	R: 0 H: 0 E: 0 LOB: 0 K: 1 BB: 0 S: 9 P: 14	R: 0 H: 0 E: 0 LOB: 0 K: 0 BB: 0 S: 8 P: 15	1B: 5 SF: 0 2B: 2 SAC: 0 3B: 0 DP: 1 HR: 0 HBP: 0						

PITCHER	IP	WLS	BF	H	R	ER	SO	BB	IBB	HBP	BLK	WP	HR	S	P	ERA	WHIP
60 Jesse Chavez, R (1, 1) ERA: 1.5	6.0		25	5	2	1	4	2	0	0	0	0	0	56	91	1.50	1.167
56 Fernando Abad, L (7, 1) ERA:	2.0		7	0	0	0	3	1	0	0	0	0	0	16	24	0.00	0.500
62 Sean Doolittle, L (9, 1) ERA:	2.0		7	1	0	0	1	0	0	0	0	0	0	16	20	0.00	0.500
44 Luke Gregerson, R (11, 1) ERA: 2.7	1.0		3	0	0	0	1	0	0	0	0	0	0	9	14	0.00	0.000
13 Drew Pomeranz, L (12, 1) ERA:	1.0	W	3	0	0	0	0	0	0	0	0	0	0	8	15	0.00	0.000

PITCHER	IP	WLS	BF	H	R	ER	SO	BB	IBB	HBP	BLK	WP	HR	S	P	ERA	WHIP

Seattle Mariners @ Oakland Athletics

O.co Coliseum, Oakland, CA

Thu Apr 03 2014, 10:09 PM - 2:08 AM EDT

Att. 11,236 - Partly Cloudy - 55 F

TOP

livebaseballscorecards.com

AB	42
R	2
H	6
RBI	2
BB	3
SO	9
LOB	16

WP: 0 PA: 45
PB: 0
SB: 1
CS: 0

Batter	1	2	3	4	5	6	7	8	9	10	11	12	AB	R	H	RBI	BB	SO	LOB
4 Coco Crisp, S (1, 8) OBP: 0.500, SLG: 0.667	C FF 91 B SI 92 B CH 83 F FF 92 B CU 80 F FF 92 B FF 93 4-2 20 L5-3 BB		B FF 91 B CH 83 C FF 91 X FF 90 2-1 ② P5			C FF 92 C CH 85 T CU 83 0-2 ① K		B CH 88 C FF 90 B FF 90 F FF 89 B FF 91 B FF 90 4-2 8 G4-6-3 52 3B 20 S BB		C FC 86 B CU 74 F FC 87 F FF 94 B CU 72 B FC 88 F FC 87 B FC 88 4-2 8 BB BB		F FF 91 X FF 93 0-1 HR	3	2	1	1	3	1	0
20 Josh Donaldson, R (1, 5) OBP: 0.158, SLG: 0.111	B SI 91 1 SAFE 1 SAFE C FF 91 1 SAFE B SI 91 C FF 92 B CU 79 1 SAFE 3-2 ①② X FF 92 L5-3 1-1		B CH 84 B FF 90 B FF 91 C FF 90 X FF 91 3-1 ③ G6-3			C FF 92 S CU 83 B FF 92 T CU 83 1-2 ② K		1 SAFE B FF 91 B FF 94 B FF 92 B FF 94 4-0 8 G4-6-3 1-2 BB		1 SAFE 1 SAFE C FC 86 1 SAFE P PO 83 B FC 86 F FC 91 B CU 73 F FC 87 3-3 C FC 87 K			4	0	0	0	1	2	2
8 Jed Lowrie, S (1, 6) OBP: 0.389, SLG: 0.286	C FF 92 B CH 85 F FF 92 B CU 80 B FF 92 B CU 78 4-2 BB			F FF 89 X CH 82 0-1 ① G5-3		B FF 92 F FF 93 B CH 86 B CU 82 X FF 92 3-1 ③ G6-3		F FF 93 F CH 86 F CU 78 B CH 88 X SI 95 1-2 ①② G4-6-3 1-2f 2-3		B FC 87 B FC 85 S FC 86 B SI 91 B FC 85 4-1 1-2 BB			3	0	0	0	2	0	2
52 Yoenis Cespedes, R (1, 10) OBP: 0.333, SLG: 0.438	B FF 91 C CU 77 B SI 91 F FF 91 B FF 92 F FF 92 C FF 92 3-3 ③ K			X FF 91 0-0 ② P3			C FF 92 B CU 84 C CU 83 F CU 84 X CU 83 1-2 ① G5-3	X FF 94 0-0 3B 3-H		B FC 86 F FC 87 S CU 73 X CU 74 1-2 ② F7			5	0	1	1	0	1	3
36 Derek Norris, R (1, 2) OBP: 0.444, SLG: 0.375 5 John Jaso, L (8, PH) OBP: 0.375, SLG: 0.333 (9, 2)		X FF 91 0-0 ① G5-3		C CH 82 X FF 90 0-1 ③ L8			B FF 92 B CU 83 B FF 93 B FF 93 4-0 1 1B 18 BB BB	B SI 95 S CH 96 D CU 77 T CH 87 O CH 88 B SI 94 4-2 BB		D CU 69 X FF 87 1-0 ③ L9			2	0	0	0	1	0	0
18 Alberto Callaspo, S (1, 3) 10 Daric Barton, L (7, PR) OBP: 0.250, SLG: 0.143 (8, 3) 37 Brandon Moss, L (8, PH) OBP: 0.400, SLG: 0.385 (9, 3)	B FF 91 B SI 91 F FF 91 B CH 84 F FF 90 F FF 92 B FF 92 4-2 BB		C FF 90 B CH 84 B CH 82 X FF 90 2-1 ① P6				B FF 92 C FF 93 1 SAFE F FF 92 D CU 83 B FF 93 B FF 93 4-2 1 1B 1-2 BB	S CH 86 C CU 76 X CU 78 0-2 ③ G5-3		F SL 79 B SL 76 B CU 70 F FF 87 B FF 88 C FF 89 3-3 ① K		1 0 2	1 0 0	0 0 0	0 0 0	2 0 1	0 0 2	0 0 2
16 Josh Reddick, L (1, 9) OBP: 0.222, SLG: 0.125	B CU 77 S FF 91 B CU 77 1 SAFE S FF 89 B FF 90 X CU 78 3-2 ② L8		S FF 90 C CU 78 F CU 77 S CU 78 0-3 ② K			C FF 89 B CU 78 X FF 90 1-1 ② L9		B FC 87 C FC 87 F SI 91 B CU 73 C FC 89 2-3 ① K		C SL 76 X SL 77 0-1 1B			5	0	1	0	0	2	3
1 Nick Punto, S (1, 4) OBP: 0.273, SLG: 0.200	1 SAFE C FF 91 S CH 82 S CH 84 0-3 ③ K		C FF 91 C FF 92 B FF 91 B CH 85 B CU 78 X FF 90 3-2 29 3B 29 S 1B				B FF 91 C FF 90 C CU 78 F FF 91 B FF 90 X CU 78 2-2 1-2 2-3 1B	C FC 87 F SI 92 F FF 94 S CU 74 0-3 ② K		1 SAFE B SI 84 X SI 84 1-0 ② F9			5	1	2	0	0	2	2
29 Sam Fuld, L (1, 7) OBP: 0.400, SLG: 0.778			C FF 89 B SI 90 X CU 76 1-1 ① F8			F FF 90 B CU 76 B CU 77 C CU 76 F CU 77 X CH 88 2-2 ③ 1-H 3B	C FF 91 S SL 79 S CU 78 0-3 ③ K		C FC 87 S SI 92 B CU 74 B FC 89 F FC 88 X FC 88 2-2 ③ F7		1 SAFE 1 SAFE C FF 88 X CU 72 0-1 ③ L3		5	0	1	1	0	1	4
Inning Stats	R: 0 H: 0 E: 0 LOB: 1 K: 1 BB: 2 S: 12 P: 26	R: 0 H: 0 E: 0 LOB: 1 K: 1 BB: 1 S: 10 P: 17	R: 0 H: 0 E: 0 LOB: 0 K: 0 BB: 0 S: 6 P: 12	R: 0 H: 0 E: 0 LOB: 0 K: 0 BB: 0 S: 5 P: 5	R: 1 H: 2 E: 0 LOB: 1 K: 1 BB: 0 S: 13 P: 20	R: 0 H: 0 E: 0 LOB: 0 K: 2 BB: 0 S: 8 P: 12	R: 0 H: 1 E: 0 LOB: 3 K: 1 BB: 2 S: 15 P: 27	R: 1 H: 1 E: 0 LOB: 2 K: 0 BB: 3 S: 12 P: 25	R: 0 H: 0 E: 0 LOB: 0 K: 2 BB: 0 S: 11 P: 15	R: 0 H: 0 E: 0 LOB: 2 K: 1 BB: 2 S: 14 P: 26	R: 0 H: 1 E: 0 LOB: 1 K: 1 BB: 0 S: 8 P: 12	R: 1 H: 1 E: 0 LOB: 0 K: 0 BB: 0 S: 2 P: 2	1B: 3 SF: 0 2B: 1 SAC: 0 3B: 2 DP: 2 HR: 1 HBP: 0		WP: 0 PA: 46 PB: 0 SB: 2 CS: 0				

PITCHER	IP	WLS	BF	H	R	ER	SO	BB	IBB	HBP	BLK	WP	HR	S	P	ERA	WHIP
29 Roenis Elías, L (1, 1) ERA: 1.8	5.0		18	2	1	1	3	3	0	0	0	0	0	46	80	1.80	1.000
31 Yoervis Medina, R (6, 1) ERA:	1.1	H	6	0	0	0	2	2	0	0	0	0	0	14	27	0.00	1.500
41 Charlie Furbush, L (7, 1) ERA: 9.0	0.2	H	4	1	1	1	1	1	0	0	0	0	0	11	18	13.50	3.000
54 Tom Wilhelmsen, R (8, 1) ERA:	1.0	B	5	1	0	0	0	2	0	0	0	0	0	10	19	0.00	3.000
40 Danny Farquhar, R (9, 1) ERA:	1.2		7	0	0	0	3	2	0	0	0	0	0	24	39	0.00	1.200

PITCHER	IP	WLS	BF	H	R	ER	SO	BB	IBB	HBP	BLK	WP	HR	S	P	ERA	WHIP
97 Joe Beimel, L (10, 1) ERA:	1.1		5	1	0	0	1	0	0	0	0	0	0	9	14	0.00	0.750
45 Hector Noesí, R (12, 1) ERA: 27.0	0.0	L	1	1	1	1	0	0	0	0	0	0	1	2	2	∞	∞

Seattle Mariners @ Oakland Athletics

O.co Coliseum, Oakland, CA

Thu Apr 03 2014, 10:09 PM - 2:08 AM EDT

Att. 11,236 - Partly Cloudy - 55 F

livebaseballscorecards.com

BOTTOM

AB	36
R	3
H	6
RBI	3
BB	10
SO	10
LOB	20

Batter	1	2	3	4	5	6	7	8	9	AB	R	H	RBI	BB	SO	LOB
36 Abraham Almonte, S (1, 8) OBP: 0.375, SLG: 0.524	B FF 87 C FF 87 C FF 89 B CH 81 S FF 89 2-3 ① K		C CH 81 S FF 88 B FF 89 B FF 89 1 SAFE S SI 89 2-3 ③ K		B CH 80 X FF 87 1-0 HR		B SI 92 X SI 93 1-0 ③ L9			4	1	1	1	0	2	1
5 Brad Miller, L (1, 6) OBP: 0.250, SLG: 0.583	F FF 89 T SI 90 B FF 90 S SI 89 1-3 ② K			C CH 80 B CH 79 S FF 88 T FF 89 1-2 ① K	B SI 89 T CH 80 X FF 87 1-1 2B			X SI 93 0-0 ① G6-3		4	0	1	0	0	2	0
22 Robinson Canó, L (1, 4) OBP: 0.542, SLG: 0.474	C FF 90 X SI 90 0-1 ③ F8			C CH 81 B SI 88 X FF 88 1-1 27 FC5-4 1B	I IN 48 I IN 47 4-0 IBB			C SI 93 X SI 93 0-1 1B		3	0	2	0	1	0	0
17 Justin Smoak, S (1, 3) OBP: 0.348, SLG: 0.667		B FF 88 B CH 80 F FF 88 B FF 89 F FF 89 F SI 89 X FF 90 3-2 ① G4-3		C SI 88 B FF 89 S SL 81 X FF 88 1-2 ② F8	B CH 80 B CH 79 X FF 88 2-0 ③ P4			C CU 79 F SI 93 1 SAFE B SI 94 1 SAFE F CU 80 D SI 94 S CU 81 2-3 ② K		4	0	0	0	0	1	4
27 Corey Hart, R (1, 10) OBP: 0.167, SLG: 0.333		C CH 84 B SL 81 B FF 89 C SL 80 S FF 90 2-3 ② K		X FF 88 0-0 ③ FC5-4 1-2f		C FF 88 B SL 80 X FF 88 0-2 ① G5-3		T SI 94 F SI 94 B SI 94 1 SAFE B CU 82 S SI 94 2-3 ③ K		4	0	0	0	0	2	2
15 Kyle Seager, L (1, 5) OBP: 0.278, SLG: 0.267		B SI 89 B CH 82 C SI 89 F SL 82 F FF 90 F SI 90 B SL 82 F FF 89 F FF 90 3-3 ③ K S CH 82			X FF 86 0-0 13 WP 13 HR 2B	B CH 81 B CH 81 F FF 88 X FF 88 2-1 ② P5			C CH 88 C CH 89 X CU 70 0-2 ① G5-3	4	1	1	0	0	1	0
20 Logan Morrison, L (1, 9) OBP: 0.364, SLG: 0.222 55 Michael Saunders, L (8, 9)			C SI 87 F CH 80 F FF 89 B SL 81 X SL 82 1-2 1B		B CH 80 X FF 87 1-0 ① P3	S FF 87 X FF 86 0-1 ③ P5			F CH 89 B CH 88 F CH 89 X CU 70 1-2 ② F7	3 1	0 0	1 0	0 0	0 0	0 0	1 0
13 Dustin Ackley, L (1, 7) OBP: 0.364, SLG: 0.600			B FF 88 1 SAFE 1 SAFE B FF 87 1 SAFE X FF 86 2-0 ① P6		C CH 80 F FF 86 B SL 80 B FF 88 X SI 88 2-2 2-H HR		B FF 92 X FF 91 1-0 ① F8		B CH 90 C CH 89 B CH 89 B CH 88 X CH 88 3-1 ③ G6-3	4	1	1	2	0	0	1
3 Mike Zunino, R (1, 2) OBP: 0.235, SLG: 0.588			S FF 88 1 SAFE S FF 87 S FF 89 0-3 ② K		X FF 88 0-0 ② F8		C FF 91 F SI 91 F KC 80 B FF 93 F SI 92 B KC 81 B FF 93 F SI 93 F SI 92 3-2 X FF 92 ② F8			3	0	0	0	0	1	1
Inning Stats	R: 0 E: 0 K: 2 S: 8 H: 0 LOB: 0 BB: 0 P: 11	R: 0 E: 0 K: 2 S: 14 H: 0 LOB: 0 BB: 0 P: 22	R: 0 E: 0 K: 2 S: 11 H: 1 LOB: 1 BB: 0 P: 16	R: 0 E: 0 K: 1 S: 9 H: 1 LOB: 1 BB: 0 P: 12	R: 3 E: 0 K: 0 S: 10 H: 4 LOB: 2 BB: 1 P: 21	R: 0 E: 0 K: 0 S: 7 H: 0 LOB: 0 BB: 0 P: 9	R: 0 E: 0 K: 0 S: 10 H: 0 LOB: 0 BB: 0 P: 15	R: 0 E: 0 K: 2 S: 10 H: 1 LOB: 1 BB: 0 P: 14	R: 0 E: 0 K: 0 S: 8 H: 0 LOB: 0 BB: 0 P: 12	1B: 3 2B: 2 3B: 0 HR: 2 SF: 0 SAC: 0 DP: 0 HBP: 0						

PITCHER		IP	WLS	BF	H	R	ER	SO	BB	IBB	HBP	BLK	WP	HR	S	P	ERA	WHIP
67 Dan Straily, R ERA: 4.5	(1, 1)	6.0	L	25	6	3	3	7	0	1	0	0	1	2	59	91	4.50	1.000
13 Drew Pomeranz, L ERA:	(7, 1)	1.0		3	0	0	0	0	0	0	0	0	0	0	10	15	0.00	0.000
45 Jim Johnson, R ERA: 22.5	(8, 1)	1.0		4	1	0	0	2	0	0	0	0	0	0	10	14	0.00	1.000
58 Evan Scribner, R ERA:	(9, 1)	1.0		3	0	0	0	0	0	0	0	0	0	0	8	12	0.00	0.000

PITCHER	IP	WLS	BF	H	R	ER	SO	BB	IBB	HBP	BLK	WP	HR	S	P	ERA	WHIP

TOP

Seattle Mariners @ Oakland Athletics

O.co Coliseum, Oakland, CA

Sat Apr 05 2014, 4:08 PM - 6:30 PM EDT

Att. 30,290 - Partly Cloudy - 66 F

livebaseballscorecards.com

AB	34
R	3
H	7
RBI	3
BB	1
SO	9
LOB	10

PA: 35

WP: 1
PB: 0
SB: 0
CS: 0

Batter	1	2	3	4	5	6	7	8	9	AB	R	H	RBI	BB	SO	LOB
4 Coco Crisp, S (1, 8) OBP: 0.500, SLG: 0.750	F CH 90 B CU 80 F CU 78 F FF 92 T CH 88 1-2 ① K			C CU 78 B CH 88 S CH 87 X FF 91 1-2 ① G4-3		B CH 89 X SI 91 1-0 3B		B CU 79 F CH 91 B CH 89 B CH 88 B CH 91 4-1 BB		3	0	1	0	1	1	0
20 Josh Donaldson, R (1, 5) OBP: 0.130, SLG: 0.091	C SI 91 X SI 92 0-1 ② G6-3			B SL 84 B SL 84 B CH 91 C CH 91 F SI 91 S CH 89 3-3 ② K		C SL 84 F CH 89 B SI 92 S CH 89 1-3 ② K		C SI 92 X SL 84 0-1 ③ L9		4	0	0	0	0	2	2
8 Jed Lowrie, S (1, 6) OBP: 0.409, SLG: 0.500	C CU 79 F SI 92 F FF 92 S CH 89 0-3 ③ K			C CU 79 B CU 80 X CH 89 1-1 37 2B 1B		F CH 89 X CU 80 0-1 ③ P6			B CH 90 X CU 79 1-0 HR	4	1	2	1	0	1	1
37 Brandon Moss, L (1, 10) OBP: 0.421, SLG: 0.471		C CH 90 F CH 88 S FF 91 0-3 ① K		B CU 78 S CU 78 C SI 91 B CH 91 X FF 91 2-2 1-3 2B			F CH 91 B CH 89 X CU 79 1-1 ① F7		X SI 92 0-0 52 WP 1B	4	0	2	0	0	1	0
52 Yoenis Cespedes, R (1, 7) OBP: 0.273, SLG: 0.350		B SI 92 C SI 91 X CH 88 1-1 ② G5-3		C FF 89 S SL 84 S FF 89 0-3 ③ K			X SL 83 0-0 ② G5-3		F CH 89 B SL 85 F CH 89 F CH 89 X CH 89 1-2 ① F9 1-2	4	0	0	0	0	1	3
5 John Jaso, L (1, 2) OBP: 0.333, SLG: 0.300		C SI 92 C CU 80 S CH 90 0-3 ③ K			B CH 90 X CH 90 1-0 ① F8		C SI 92 C CU 80 B CH 89 F CH 88 X CU 80 1-2 1B		F SI 91 F SI 91 B SI 94 F CH 80 B SI 95 D CH 81 C SI 94 3-3 ② K	4	0	1	0	0	2	1
16 Josh Reddick, L (1, 9) OBP: 0.182, SLG: 0.100			F CH 90 B CH 88 F SI 91 C FF 91 1-3 ① K		C CH 90 X CU 79 0-1 ② G4-3		B CH 88 X CH 91 1-0 ③ G5-3		C SI 94 S CH 81 D CH 81 B SI 95 S SI 95 2-3 ③ K	4	0	0	0	0	2	2
10 Daric Barton, L (1, 3) OBP: 0.182, SLG: 0.100			B SI 91 X FF 92 1-0 ② G6-3		C CH 91 B CU 81 B CU 78 X CH 91 2-1 ③ L8			B SI 90 B CH 90 C CH 90 X CH 90 2-1 ① L9		3	0	0	0	0	0	0
28 Eric Sogard, L (1, 4)			B SI 91 X SI 91 1-0 ③ L7		C CH 90 B CU 79 F CH 88 X SI 91 1-2 ① F8			C CH 91 X CU 78 0-1 ② L3		3	0	0	0	0	0	0
Inning Stats	R: 0 E: 0 K: 2 S: 10 H: 0 LOB: 0 BB: 0 P: 11	R: 0 E: 0 K: 2 S: 8 H: 0 LOB: 0 BB: 0 P: 9	R: 0 E: 0 K: 1 S: 5 H: 0 LOB: 0 BB: 0 P: 8	R: 0 E: 0 K: 2 S: 14 H: 2 LOB: 2 BB: 0 P: 21	R: 0 E: 0 K: 0 S: 5 H: 0 LOB: 0 BB: 0 P: 8	R: 0 E: 0 K: 1 S: 9 H: 1 LOB: 1 BB: 0 P: 12	R: 0 E: 0 K: 0 S: 8 H: 1 LOB: 1 BB: 0 P: 11	R: 0 E: 0 K: 0 S: 7 H: 0 LOB: 1 BB: 1 P: 13	R: 1 E: 0 K: 2 S: 13 H: 2 LOB: 1 BB: 0 P: 20	1B: 3 2B: 1 3B: 1 HR: 1 SF: 0 SAC: 0 DP: 0 HBP: 0						

PITCHER	IP	WLS	BF	H	R	ER	SO	BB	IBB	HBP	BLK	WP	HR	S	P	ERA	WHIP
34 Félix Hernández, R (1, 1) ERA: 1.88	8.1	W	32	6	1	1	8	1	0	0	0	1	1	72	101	1.08	0.840
56 Fernando Rodney, R (9, 1) ERA:	0.2	S	2	0	0	0	2	0	0	0	0	0	0	7	12	0.00	0.000

PITCHER	IP	WLS	BF	H	R	ER	SO	BB	IBB	HBP	BLK	WP	HR	S	P	ERA	WHIP

BOTTOM

Seattle Mariners @ Oakland Athletics

O.co Coliseum, Oakland, CA

Sat Apr 05 2014, 4:08 PM - 6:30 PM EDT

Att. 30,290 - Partly Cloudy - 66 F

livebaseballscorecards.com

AB	33
R	1
H	6
RBI	1
BB	1
SO	10
LOB	9

Batter	1	2	3	4	5	6	7	8	9	AB	R	H	RBI	BB	SO	LOB
36 Abraham Almonte, S (1, 8) OBP: 0.379, SLG: 0.480	B FF 91 B FF 92 C FF 91 B SI 91 B FF 91 4-1 17 WP 5 G1-3 BB	X SL 86 0-0 5 1B 1-3 2-H 1B		S FF 92 D CU 81 X SI 92 1-1 ③ F7			B CH 76 S SI 86 S SL 81 X SL 80 1-2 ② G3 2-3		C SI 94 B SI 94 F CH 88 B SI 95 C CU 82 2-3 ③ K	4	0	1	1	1	1	4
5 Brad Miller, L (1, 6) OBP: 0.250, SLG: 0.536	X FF 92 0-0 ① G1-3 1-2	C SL 87 1 SAFE B CU 80 B SI 92 B CU 79 X SL 85 3-1 ③ 1-3 3-H 1B			C SI 92 X CU 81 0-1 ① G1-3		X SL 80 0-0 ③ F9			4	0	1	1	0	0	2
22 Robinson Canó, L (1, 4) OBP: 0.500, SLG: 0.478	C SI 90 D CU 80 F SI 92 X SL 86 1-2 ② F7		S SI 92 B CH 88 B SI 92 B SI 92 X FF 92 3-1 17 WP 17 1B 2B		C FF 93 B SI 90 S CH 86 F SI 93 F FF 92 X CU 81 1-2 ② G3-1			X FF 92 0-0 ① L4		4	1	1	0	0	0	1
17 Justin Smoak, S (1, 3) OBP: 0.370, SLG: 0.625	D CU 79 B FF 92 C SL 85 C CU 80 D CU 81 F CU 79 B FF 92 4-2 2-3 BB		B CU 80 B SI 92 B FF 92 X SI 91 3-0 20 FC4-6 2-H 1B		S CH 89 B CH 87 S CU 81 B CU 82 S CU 82 2-3 ③ K			B FF 92 X FF 93 1-0 ② F9		3	0	1	1	1	1	0
20 Logan Morrison, L (1, 10) OBP: 0.267, SLG: 0.154	B FF 92 C SL 85 C SL 85 C CU 80 1-3 ③ K		B CH 86 B SI 92 X SI 92 2-0 ① FC4-6 15 L4-3 1-2f			B SI 91 X CH 89 1-0 ① P5		X FF 94 0-0 ③ F9		4	0	0	0	0	1	3
15 Kyle Seager, L (1, 5) OBP: 0.273, SLG: 0.222		C CH 88 B CH 87 F SL 84 F CU 80 B FF 92 B CU 78 T FF 92 3-2 ① K	C SI 92 F SL 87 X FF 92 0-2 ②③ L4-3 1-1			B CH 85 B SL 81 B SI 91 C FF 91 C FF 92 X FF 92 3-2 ② G1			B SI 94 C SI 92 B CH 88 B SI 93 C SI 94 F SI 94 B SI 94 4-2 55 1B BB	3	0	0	0	1	1	1
13 Dustin Ackley, L (1, 7) OBP: 0.346, SLG: 0.542		C CH 88 B CH 86 F SI 92 X CU 81 1-2 55 E 36 1B 1B		C SI 91 S FF 92 B FF 92 X FF 93 1-2 ① F8		B FF 92 X SI 91 1-0 ③ G4-3			C SI 94 B CH 86 X SI 94 1-1 ① F8	4	1	1	0	0	0	1
55 Michael Saunders, L (1, 9) OBP: 0.214, SLG: 0.250		1 SAFE B CH 87 F SI 90 F SI 92 B CH 86 1 SAFE X CH 86 2-2 FC3 36 1B 5 1B 1-2	C FF 93 C SL 86 B CU 81 B CU 80 X FF 93 2-2 ② L7				B SI 87 F SI 87 C SL 80 X SL 80 1-2 36 G3 2B		C SI 94 B SI 93 X CH 88 1-1 1-2 1B	4	1	2	0	0	0	1
3 Mike Zunino, R (1, 2) OBP: 0.238, SLG: 0.524		C CU 79 B FF 93 B CH 88 X CU 79 2-1 ② L8		X FF 93 0-0 1B			F SL 79 S CU 72 D SL 81 T SL 80 1-2 ① K		S SI 94 F SI 94 B SI 94 C CU 81 1-3 ② K	4	0	1	0	0	2	5
Inning Stats	R: 0 E: 0 K: 1 S: 11 H: 0 LOB: 2 BB: 2 P: 21	R: 2 E: 1 K: 1 S: 15 H: 3 LOB: 2 BB: 0 P: 26	R: 1 E: 0 K: 0 S: 7 H: 2 LOB: 0 BB: 0 P: 15	R: 0 E: 0 K: 0 S: 9 H: 1 LOB: 1 BB: 0 P: 13	R: 0 E: 0 K: 1 S: 10 H: 0 LOB: 0 BB: 0 P: 13	R: 0 E: 0 K: 0 S: 5 H: 0 LOB: 0 BB: 0 P: 10	R: 0 E: 0 K: 1 S: 10 H: 1 LOB: 1 BB: 0 P: 13	R: 0 E: 0 K: 0 S: 3 H: 0 LOB: 0 BB: 0 P: 4	R: 0 E: 0 K: 2 S: 13 H: 1 LOB: 2 BB: 1 P: 22	1B: 6 2B: 3 3B: 0 HR: 0 SF: 0 SAC: 0 DP: 1 HBP: 0						

PITCHER	IP	WLS	BF	H	R	ER	SO	BB	IBB	HBP	BLK	WP	HR	S	P	ERA	WHIP
54 Sonny Gray, R (1, 1) ERA: 0.75	6.0	W	25	6	3	1	3	2	0	0	0	2	0	57	98	1.50	1.333
44 Luke Gregerson, R (7, 1) ERA: 2.08	1.0	H	4	1	0	0	1	0	0	0	0	0	0	10	13	0.00	1.000
62 Sean Doolittle, L (8, 1) ERA:	1.0	H	3	0	0	0	0	0	0	0	0	0	0	3	4	0.00	0.000
45 Jim Johnson, R (9, 1) ERA: 15.0	1.0	S	5	1	0	0	2	1	0	0	0	0	0	13	22	0.00	2.000

PITCHER	IP	WLS	BF	H	R	ER	SO	BB	IBB	HBP	BLK	WP	HR	S	P	ERA	WHIP

TOP

Seattle Mariners @ Oakland Athletics

O.co Coliseum, Oakland, CA

Sun Apr 06 2014, 4:09 PM - 7:04 PM EDT

Att. 32,852 - Partly Cloudy - 68 F

livebaseballscorecards.com

AB	34
R	3
H	8
RBI	3
BB	3
SO	6
LOB	18

WP: 2 PA: 37
PB: 0
SB: 0
CS: 0

BOTTOM

Seattle Mariners @ Oakland Athletics

O.co Coliseum, Oakland, CA

Sun Apr 06 2014, 4:09 PM - 7:04 PM EDT

Att. 32,852 - Partly Cloudy - 68 F

livebaseballscorecards.com

Batter	1	2	3	4	5	6	7	8	9	AB	R	H	RBI	BB	SO	LOB
4 Coco Crisp, S (1, 8) OBP: 0.455, SLG: 0.600	C FF 89 F SL 85 B CH 79 X SL 86 1-2 F7 ①		X SL 87 0-0 F8 ①		B SL 86 C SL 85 B FF 90 1 SAFE B SI 89 F SL 86 F SL 86 F SI 91 F CU 78 4-2 B CH 78 20 1B 20 WP 8 FC 1-2 BB		B FF 92 B FC 88 F FC 88 S FF 94 D SL 80 C FF 93 3-3 K ①			3	1	0	0	1	1	2
20 Josh Donaldson, R (1, 5) OBP: 0.148, SLG: 0.115	B FF 90 X FF 91 1-0 F9 ②		F SL 87 1 SAFE B CU 79 X FF 91 1-1 FC3-6 8 1B ② 37 HR 1-2f		B SL 86 C FF 90 S CU 79 B CU 80 F FF 91 B SL 84 F SI 89 X SI 90 3-2 8 FC 1-3 1B 2-H		D FC 89 B FF 93 F FF 94 S SL 81 F FF 93 F FF 95 X SL 83 2-2 G6-3 ② 2-3			4	1	1	1	0	0	2
8 Jed Lowrie, S (1, 6) OBP: 0.462, SLG: 0.526	C SI 89 B FF 91 F SL 87 B CH 80 B SI 90 B SI 90 4-2 BB		B SI 92 X SL 86 1-0 37 HR ① 1-2 1B		B FF 86 B FF 84 F FF 85 X FF 86 2-1 FC ① 1-2 3-H		D FC 90 F FF 94 C FF 94 B FF 94 B FF 94 B FC 87 4-2 BB			2	1	1	1	2	0	1
37 Brandon Moss, L (1, 10) OBP: 0.391, SLG: 0.571	B SL 85 F SI 89 F SL 85 1 SAFE D CH 78 B CU 79 S SI 90 3-3 K ③		B CH 77 C SI 91 B SI 89 X SI 90 2-1 HR ② 1-H 2-H		X FF 85 0-0 P4 ②		B FF 94 S FC 87 F FF 93 B SL 81 X FF 94 2-2 P5 ③			4	1	1	3	0	1	4
52 Yoenis Cespedes, R (1, 7) OBP: 0.308, SLG: 0.478		B FF 90 B SL 85 C FF 91 F FF 91 B SL 87 B SI 92 4-2 29 CS 5 1B BB	S SL 87 X CU 79 0-1 G5-3 ③		B FF 84 B FF 85 S FF 85 F FF 84 F FF 86 D SL 80 F FF 86 S FF 86 3-3 K ③			X FF 93 0-0 HR		3	1	1	1	1	1	1
5 John Jaso, L (1, 2) OBP: 0.313, SLG: 0.286 36 Derek Norris, R (9, 2) OBP: 0.444, SLG: 0.375		C FF 90 C SI 91 1 SAFE B CH 78 X CH 80 1-2 1B	X SI 89 0-0 L7 ①		X FF 84 0-0 G3 ①			S FF 92 C CU 83 S CU 82 0-3 K ①		4 0	0 0	1 0	0 0	0 0	1 0	0 0
29 Sam Fuld, L (1, 9) OBP: 0.357, SLG: 0.615		B SI 90 C SI 87 B SL 86 F SI 90 X SI 92 2-2 F8 ① ② 2-3	C SL 86 X FF 92 0-1 1B ②		B FF 84 B FF 86 X FF 86 2-0 G3 ②			B FF 92 X FF 93 1-0 G6-3 ②		4	0	1	0	0	0	2
10 Daric Barton, L (1, 3) OBP: 0.133, SLG: 0.071		B SI 91 X SI 88 1-0 F7 ③	B SI 89 S SL 85 X CH 78 1-1 G6-3 ③		B FF 84 B FF 86 C FF 84 C FF 86 T FF 87 2-2 K ③			B FF 93 B FF 92 F FF 92 F FF 93 S CU 84 2-3 K ③		4	0	0	0	0	2	1
28 Eric Sogard, L (1, 4) OBP: 0.417, SLG: 0.400			B FF 90 B SI 88 C SI 89 F SI 90 B FF 90 F FF 89 F SI 89 X FF 88 3-2 20 FC3-6 1B		B CU 76 B SI 88 C FF 88 T FF 89 X SL 85 2-2 20 WP 4 S 20 1B 1B		B FF 94 F FF 93 X FC 87 1-1 20 G6-3 2B			3	1	3	0	0	0	0
Inning Stats	R: 0 E: 0 K: 1 S: 9 H: 0 LOB: 1 BB: 1 P: 18	R: 0 E: 0 K: 0 S: 9 H: 1 LOB: 1 BB: 1 P: 17	R: 3 E: 0 K: 0 S: 13 H: 3 LOB: 0 BB: 0 P: 20	R: 0 E: 0 K: 0 S: 5 H: 1 LOB: 0 BB: 0 P: 6	R: 2 E: 0 K: 1 S: 21 H: 2 LOB: 1 BB: 1 P: 35	R: 0 E: 0 K: 1 S: 5 H: 0 LOB: 0 BB: 0 P: 9	R: 0 E: 0 K: 1 S: 15 H: 1 LOB: 2 BB: 1 P: 27	R: 1 E: 0 K: 2 S: 8 H: 1 LOB: 0 BB: 0 P: 11		1B: 6 2B: 1 3B: 0 HR: 2 SF: 1 SAC: 0 DP: 0 HBP: 0						

	AB	31
	R	6
	H	9
	RBI	6
	BB	4
	SO	6
	LOB	13

PITCHER	IP	WLS	BF	H	R	ER	SO	BB	IBB	HBP	BLK	WP	HR	S	P	ERA	WHIP
50 Erasmo Ramírez, R (1, 1) ERA: 5.73	4.0	L	20	7	5	5	1	3	0	0	0	1	1	49	83	11.25	2.500
53 Chris Young, R (5, 1) ERA:	2.0		6	0	0	0	2	0	0	0	0	0	0	13	22	0.00	0.000
52 Dominic Leone, R (7, 1) ERA:	1.0		5	1	0	0	1	1	0	0	0	0	0	15	27	0.00	2.000
31 Yoervis Medina, R (8, 1) ERA: 3.38	1.0		4	1	1	1	2	0	0	0	0	0	1	8	11	9.00	1.000

PITCHER	IP	WLS	BF	H	R	ER	SO	BB	IBB	HBP	BLK	WP	HR	S	P	ERA	WHIP

Batter	1	2	3	4	5	6	7	8	9	AB	R	H	RBI	BB	SO	LOB
56 Kole Calhoun, L (1, 9) OBP: 0.235, SLG: 0.406	C FF 90 S CH 86 X FC 89 0-2 G6-3		C FF 92 S KC 80 S KC 81 0-3 K			S FC 87 X FC 89 0-1 5 WP 1B		C FC 91 F CU 77 B CU 77 S FC 90 1-3 K		4	0	1	0	0	2	0
27 Mike Trout, R (1, 8) OBP: 0.371, SLG: 0.581	C FF 92 F FF 94 B FF 95 X FF 95 1-2 5 HR 1B		C FF 94 B CH 87 S FF 95 X KC 82 1-2 G4-3			B FF 92 1 SAFE C FF 93 C FF 94 1 SAFE D CU 84 S CU 83 2-3 K		C FF 95 F CH 87 B CU 79 B FF 94 S FF 96 2-3 K		4	1	1	0	0	2	1
5 Albert Pujols, R (1, 3) OBP: 0.286, SLG: 0.438	B FF 93 X FF 92 1-0 1-H HR		C FF 94 B KC 83 B FC 89 B FF 94 X FF 95 3-1 G5-3			C FF 93 F FF 93 B CU 83 F CU 84 1 SAFE D CU 85 B FF 93 B CU 83 4-2 6 G5-4-3 1-2 BB			B SI 94 B SI 92 B SI 94 C SI 94 B SI 93 4-1 6 BB	2	1	1	2	2	0	0
6 David Freese, R (1, 5) OBP: 0.276, SLG: 0.320 7 Collin Cowgill, R (9, PR) OBP: 0.250, SLG: 0.500	C FF 93 X CH 86 0-1 HR			C FF 93 B FF 93 B FF 94 F FF 93 B KC 82 S FF 95 3-3 K		B FF 94 B FF 93 S FF 93 X FF 94 2-1 G5-4-3 1-2f			C SI 93 B CH 82 F SI 94 B CH 83 B SI 95 B SI 94 4-2 1-2 BB	3 0	1 0	1 0	1 0	1 0	1 0	2 0
32 Josh Hamilton, L (1, 7) OBP: 0.545, SLG: 0.741 44 Ian Stewart, L (9, PH) OBP: 0.143, SLG: 0.429	B FC 88 X FF 94 1-0 F7			C KC 80 F FC 90 S FC 90 0-3 K			C SI 93 X CH 84 0-1 G6-3		C CH 84 B CH 83 S SI 96 S SI 97 1-3 K	3 1	0 0	0 0	0 0	0 0	1 1	0 2
47 Howie Kendrick, R (1, 4) OBP: 0.294, SLG: 0.313	X FF 92 0-0 L9			F FF 94 B KC 82 F FF 96 S KC 84 1-3 K			C FC 88 B CU 77 X FC 89 1-1 G4-3		B SI 96 S SI 95 S CH 85 S CH 85 1-3 K	4	0	0	0	0	2	2
28 Raul Ibanez, L (1, 10) OBP: 0.250, SLG: 0.308		S FF 91 B FC 87 B CH 88 X FC 91 2-1 G3			X KC 86 0-0 G4-3		B SI 94 C FC 89 B SI 94 B FC 89 B SI 93 4-1 BB		C CH 82 X SI 96 0-1 F7	3	0	0	0	1	0	2
17 Chris Iannetta, R (1, 2) OBP: 0.167, SLG: 0.190		F FF 94 B FF 94 B KC 78 F FF 93 X FF 94 2-2 P3			B FF 93 X FC 93 1-0 G5-3		F FC 90 X FC 90 0-1 P4			3	0	0	0	0	0	1
2 Erick Aybar, S (1, 6) OBP: 0.226, SLG: 0.250		X FF 94 0-0 G1-3			B FF 93 B FF 92 B FF 95 C FF 94 X FF 94 3-1 L9			C FC 90 B FC 91 X SI 94 1-1 L7		3	0	0	0	0	0	0
Inning Stats	R: 3 E: 0 K: 0 S: 11 H: 3 LOB: 0 BB: 0 P: 14	R: 0 E: 0 K: 0 S: 6 H: 0 LOB: 0 BB: 0 P: 10	R: 0 E: 0 K: 1 S: 8 H: 0 LOB: 0 BB: 0 P: 12	R: 0 E: 0 K: 3 S: 9 H: 0 LOB: 0 BB: 0 P: 13	R: 0 E: 0 K: 0 S: 4 H: 0 LOB: 0 BB: 0 P: 8	R: 0 E: 0 K: 1 S: 10 H: 1 LOB: 1 BB: 1 P: 18	R: 0 E: 0 K: 0 S: 7 H: 0 LOB: 1 BB: 1 P: 12	R: 0 E: 0 K: 2 S: 8 H: 0 LOB: 0 BB: 0 P: 12	R: 0 E: 0 K: 2 S: 11 H: 0 LOB: 2 BB: 2 P: 21	1B: 2 2B: 0 3B: 0 HR: 2 SF: 0 SAC: 0 DP: 1 HBP: 0						

TOP

Los Angeles Angels @ Seattle Mariners

Safeco Field, Seattle, WA

Tue Apr 08 2014, 7:13 PM - 10:11 PM PDT

Att. 45,661 - Roof Closed - 56 F

livebaseballscorecards.com

AB	30
R	3
H	4
RBI	3
BB	4
SO	9
LOB	10

WP: 1 PA: 34
PB: 0
SB: 0
CS: 0

PITCHER		IP	WLS	BF	H	R	ER	SO	BB	IBB	HBP	BLK	WP	HR	S	P	ERA	WHIP
65 James Paxton, L ERA: 2.25	(1, 1)	5.0	W	19	4	3	3	4	0	0	0	0	0	2	40	59	5.40	0.800
31 Yoervis Medina, R ERA: 2.45	(6, 1)	1.0	H	3	0	0	0	1	1	0	0	0	1	0	8	16	0.00	1.000
40 Danny Farquhar, R ERA:	(7, 1)	1.2	H	6	0	0	0	1	1	0	0	0	0	0	12	19	0.00	0.600
54 Tom Wilhelmsen, R ERA:	(8, 1)	0.1	H	1	0	0	0	1	0	0	0	0	0	0	3	5	0.00	0.000
56 Fernando Rodney, R ERA:	(9, 1)	1.0	S	5	0	0	0	2	2	0	0	0	0	0	11	21	0.00	2.000

PITCHER	IP	WLS	BF	H	R	ER	SO	BB	IBB	HBP	BLK	WP	HR	S	P	ERA	WHIP

Batter	1	2	3	4	5	6	7	8	9	AB	R	H	RBI	BB	SO	LOB
36 Abraham Almonte, S (1, 8) OBP: 0.324, SLG: 0.400	C SI 93 C SI 94 S SI 95 0-3 ① K		C SI 93 B SI 94 F SI 93 C SI 93 1-3 ② K	D SI 91 B SI 91 T SI 92 C SI 92 F SI 91 B SI 92 F SI 92 X SI 92 3-2 ② F7		B FF 92 F FF 92 C FF 91 B CH 88 S FF 92 2-3 ② K		X SI 92 0-0 ② F8		5	0	0	0	0	3	3
5 Brad Miller, L (1, 6) OBP: 0.242, SLG: 0.469	B SI 95 C SI 94 F SI 94 F CU 82 B SI 95 F SI 95 B CU 81 B SI 96 4-2 22 G4-6-3 BB		C SI 92 F SI 94 S SI 94 0-3 ③ K 22 BB 17 1B	1 SAFE B SI 90 F SI 92 B SI 92 F SI 92 C CH 84 2-3 ③ K		B FF 93 B FF 92 X FF 92 2-0 ③ F7		S CH 83 S CH 85 S CH 85 0-3 ③ K		4	1	0	0	1	3	3
22 Robinson Canó, L (1, 4) OBP: 0.469, SLG: 0.423	B SI 93 F SI 94 X FC 87 1-1 ② ③ G4-6-3 1-2f		B SI 93 B SI 93 B SI 92 B SI 92 4-0 17 1B 27 HR 1-2 BB		B SI 90 F SI 90 X FC 84 1-1 ① G4-3		F FF 92 B CH 87 B FF 92 X KC 85 2-1 ① G3-1			3	1	0	0	1	0	1
17 Justin Smoak, S (1, 3) OBP: 0.387, SLG: 0.643		B SI 93 B SI 94 X CU 46 2-0 ① F9	B SI 93 C SI 93 T SI 94 X SI 94 1-2 27 HR 1-3 2-H 1B		B FC 82 S CH 85 B CH 84 X SI 92 2-1 15 BB 2B		B KC 85 C FF 93 F FF 88 C FF 87 1-3 ② K			4	1	2	1	0	1	0
27 Corey Hart, R (1, 10) OBP: 0.227, SLG: 0.636		F SI 95 C CH 87 T SI 95 0-2 ② K	C SI 93 F FC 85 F SI 94 F CU 79 X SI 95 0-2 1-H 3-H HR		B SL 81 B FF 95 B FF 95 C SI 95 X FF 95 3-1 E7 15 BB		B KC 84 B KC 85 X FF 93 2-0 HR			4	2	2	4	0	1	1
15 Kyle Seager, L (1, 5) OBP: 0.385, SLG: 0.316		C SI 94 C CU 78 B FC 84 F SI 95 F CU 79 B CU 80 B SI 95 B SI 95 4-2 7 HBP BB	X SI 92 0-0 2B		S CH 87 S CH 86 B FF 95 B FF 95 B CH 84 B FF 95 4-2 1-2 2-3 BB		B FF 92 C CH 87 B FF 93 B CH 88 B KC 86 4-1 55 CS BB			1	0	1	0	3	0	0
7 Stefen Romero, R (1, 9) OBP: 0.300, SLG: 0.333 55 Michael Saunders, L (7, 9) OBP: 0.267, SLG: 0.308		F SI 94 H SI 93 1-1 1-2 HBP	C SI 92 X FC 85 0-1 ③ P3		B FF 96 S FF 95 X FF 95 1-1 ② F6		1 SAFE B FF 91 B SI 91 F FF 91 S SL 82 1 SAFE 1 SAFE 2-2 ③ CS 1-2	X 0-0 3 1B 1B		2 1	0 0	0 1	0 0	0 0	0 0	4 0
13 Dustin Ackley, L (1, 7) OBP: 0.300, SLG: 0.464		B SI 91 C FF 91 B SI 93 C SI 92 B FF 93 S SI 94 3-3 ③ K		C SI 87 F CU 79 B SI 91 X SI 92 1-2 ① P2	X FF 96 0-0 ③ F7			B FF 90 L CH 88 X FF 89 1-1 ① F7		4	0	0	0	0	1	6
3 Mike Zunino, R (1, 2) OBP: 0.280, SLG: 0.520			B SI 91 F SI 91 B SI 87 F SI 94 X SI 95 2-2 ① F8	C CH 85 B SI 92 S SI 91 B FF 92 B CH 85 X SI 92 3-2 1B		B FF 92 B FF 91 X FF 91 2-0 ① F9		B SI 93 F SI 91 1 SAFE X SI 92 1-1 1-2 1B		4	0	2	0	0	0	0
Inning Stats	R: 0 E: 0 K: 1 S: 9 H: 0 LOB: 0 BB: 1 P: 14	R: 0 E: 0 K: 2 S: 12 H: 0 LOB: 2 BB: 1 P: 22	R: 4 E: 0 K: 2 S: 20 H: 3 LOB: 1 BB: 1 P: 28	R: 0 E: 0 K: 1 S: 14 H: 1 LOB: 1 BB: 0 P: 23	R: 0 E: 1 K: 0 S: 11 H: 1 LOB: 3 BB: 1 P: 22	R: 0 E: 0 K: 1 S: 5 H: 0 LOB: 0 BB: 0 P: 11	R: 1 E: 0 K: 1 S: 9 H: 1 LOB: 0 BB: 1 P: 20	R: 0 E: 0 K: 1 S: 9 H: 2 LOB: 2 BB: 0 P: 11		1B: 4 2B: 2 3B: 0 HR: 2	SF: 0 SAC: 0 DP: 1 HBP: 1					

BOTTOM

Los Angeles Angels @ Seattle Mariners

Safeco Field, Seattle, WA

Tue Apr 08 2014, 7:13 PM - 10:11 PM PDT

Att. 45,661 - Roof Closed - 56 F

livebaseballscorecards.com

AB	32
R	5
H	8
RBI	5
BB	5
SO	9
LOB	18

WP: 1 PA: 39
PB: 0
SB: 0
CS: 1

PITCHER		IP	WLS	BF	H	R	ER	SO	BB	IBB	HBP	BLK	WP	HR	S	P	ERA	WHIP
53 Héctor Santiago, L ERA: 7.71	(1, 1)	4.1	L	22	5	4	4	6	3	0	1	0	1	1	59	94	8.31	1.846
58 Michael Kohn, R ERA: 4.91	(5, 1)	0.2		4	0	0	0	0	1	0	0	0	0	0	7	15	0.00	1.500
59 Fernando Salas, R ERA: 6.23	(6, 1)	1.2		7	1	1	1	2	1	0	0	0	0	1	12	27	5.40	1.200
63 Nick Maronde, L ERA: 3.0	(7, 1)	0.2		2	1	0	0	0	0	0	0	0	0	0	5	8	0.00	1.500
40 Kevin Jepsen, R ERA: 19.29	(8, 1)	0.2		3	1	0	0	1	0	0	0	0	0	0	6	7	0.00	1.500

PITCHER	IP	WLS	BF	H	R	ER	SO	BB	IBB	HBP	BLK	WP	HR	S	P	ERA	WHIP

Batter	1	2	3	4	5	6	7	8	9	AB	R	H	RBI	BB	SO	LOB
7 Collin Cowgill, R (1, 7) OBP: 0.250, SLG: 0.375	B FF 92 F FF 91 X CH 85 1-1 P2		B FF 92 1 SAFE S CH 84 C FF 93 B FF 94 B FF 93 S FF 92 3-3 K		1 SAFE S FF 92 B CH 86 F FF 91 B CU 80 T CH 86 2-2 K		C SI 84 1 SAFE 1 SAFE B CH 78 C SI 85 X CH 79 1-2 27 FC5 1B 1-2			4	0	1	0	0	2	2
27 Mike Trout, R (1, 8) OBP: 0.333, SLG: 0.514	B FF 93 C CH 86 B FF 93 X CH 85 2-1 G2-3		F CH 86 F FF 94 B FF 93 X CH 87 1-2 FC5-4 5 HR 1-2f		B FF 92 C FF 92 S FF 92 X CU 81 1-2 FC5-4 1-2f		X SI 93 0-0 FC5 1-2 2-3f			4	1	0	0	0	0	4
5 Albert Pujols, R (1, 10) OBP: 0.308, SLG: 0.528	B SI 92 B FF 92 B FF 93 C FF 93 F FF 93 F FF 94 X CH 86 3-2 1B		S CH 86 1 SAFE X CH 86 0-1 1-H HR		B FF 92 F FF 92 B FF 92 F FF 92 D CU 80 X FF 93 3-2 P3			X SI 93 0-0 F9		4	1	2	2	0	0	1
6 David Freese, R (1, 5) OBP: 0.273, SLG: 0.286	X FF 92 0-0 F9		B FF 93 C FF 92 B FF 93 B CH 86 F FF 92 B FF 93 4-2 BB			C FF 94 B FC 90 F FF 94 B SL 85 C FF 94 2-3 K		B SI 94 C SI 94 C CU 82 D CU 85 F CU 84 C CU 84 2-3 K		3	0	0	0	1	2	1
47 Howie Kendrick, R (1, 4) OBP: 0.289, SLG: 0.306		C FF 92 B FF 93 X CH 86 1-1 56 G3 1B	C FF 92 B SI 92 B CU 79 X FF 92 2-1 L9			C FF 95 S FC 91 B SL 84 B FF 95 X FC 90 2-2 G4-3		B SI 94 B SI 94 X SI 94 2-0 G6-3		4	0	1	0	0	0	1
56 Kole Calhoun, L (1, 9) OBP: 0.237, SLG: 0.389		1 SAFE B FF 93 F FF 92 B CU 78 F FF 93 B CU 80 1 SAFE X CU 77 3-2 G3 1-2		C SI 90 B CU 77 C CU 77 X CU 79 1-2 L9		F FF 97 B FF 96 X FC 90 1-1 P6			C SL 80 X FF 92 0-1 44 S 1B	4	0	1	0	0	0	1
17 Chris Iannetta, R (1, 2) OBP: 0.143, SLG: 0.160		F FF 93 B CH 84 B CH 86 X FF 93 2-1 G5-3		B CH 85 B FF 91 B FF 92 C FF 92 F FF 92 F FF 94 X FF 93 3-2 G5-3			F FC 90 B FF 94 B FF 95 X FF 93 2-1 P4		B FF 91 B FF 92 X SI 90 2-0 F8	4	0	0	0	0	0	2
44 Ian Stewart, L (1, 3) OBP: 0.091, SLG: 0.273		F FF 92 X CU 78 0-1 G4-3		S SI 92 B SI 91 S CU 80 X CU 80 1-2 G1-3			F SI 87 B FF 91 S CU 71 F FF 90 C SL 80 1-3 K		C SL 80 1 SAFE B SL 80 S SL 79 1 SAFE 1 SAFE S SL 82 1-3 K 1-2	4	0	0	0	0	2	2
8 John McDonald, R (1, 6) OBP: 0.556, SLG: 0.500			C FF 91 B FF 93 B CH 86 F FF 92 H CU 82 3-2 27 FC5-4 HBP		C FF 91 B FF 92 S CH 85 X CH 86 1-2 27 FC5-4 1B		C SI 86 F SI 86 B CU 70 F SI 86 X FF 88 1-2 27 FC5 7 1B 1B		F SI 91 B FF 91 S SL 80 B SL 81 B CU 78 X SL 81 3-2 F8	3	0	2	0	0	0	1

Inning Stats	1	2	3	4	5	6	7	8	9
	R: 0 E: 0 K: 0 S: 9 H: 1 LOB: 1 BB: 0 P: 15	R: 0 E: 0 K: 0 S: 9 H: 1 LOB: 1 BB: 0 P: 15	R: 2 E: 0 K: 1 S: 14 H: 1 LOB: 1 BB: 1 P: 27	R: 0 E: 0 K: 0 S: 10 H: 0 LOB: 0 BB: 0 P: 15	R: 0 E: 0 K: 1 S: 12 H: 1 LOB: 1 BB: 0 P: 19	R: 0 E: 0 K: 1 S: 8 H: 0 LOB: 0 BB: 0 P: 13	R: 0 E: 0 K: 1 S: 14 H: 2 LOB: 2 BB: 0 P: 19	R: 0 E: 0 K: 1 S: 6 H: 0 LOB: 0 BB: 0 P: 10	R: 0 E: 0 K: 1 S: 9 H: 1 LOB: 1 BB: 0 P: 15

1B: 6	SF: 0	WP: 0	PA: 36
2B: 0	SAC: 0	PB: 0	
3B: 0	DP: 0	SB: 1	
HR: 1	HBP: 1	CS: 0	

PITCHER		IP	WLS	BF	H	R	ER	SO	BB	IBB	HBP	BLK	WP	HR	S	P	ERA	WHIP
29 Roenis Elías, L ERA: 2.7	(1, 1)	5.0	L	21	4	2	2	2	1	0	1	0	0	0	54	91	3.60	1.000
52 Dominic Leone, R ERA:	(6, 1)	1.1		4	0	0	0	1	0	0	0	0	0	0	10	17	0.00	0.000
97 Joe Beimel, L ERA:	(7, 1)	0.1		3	2	0	0	1	0	0	0	0	0	0	11	14	0.00	6.000
31 Yoervis Medina, R ERA: 1.8	(7, 1)	1.1		4	0	0	0	1	0	0	0	0	0	0	7	11	0.00	0.000
41 Charlie Furbush, L ERA: 4.5	(9, 1)	1.0		4	1	0	0	1	0	0	0	0	0	0	9	15	0.00	1.000

PITCHER	IP	WLS	BF	H	R	ER	SO	BB	IBB	HBP	BLK	WP	HR	S	P	ERA	WHIP

TOP

Los Angeles Angels @ Seattle Mariners

Safeco Field, Seattle, WA

Wed Apr 09 2014, 7:11 PM - 10:04 PM PDT

Att. 16,437 - Clear - 56 F

livebaseballscorecards.com

AB	34
R	2
H	7
RBI	2
BB	1
SO	6
LOB	15

BOTTOM

Los Angeles Angels @ Seattle Mariners

Safeco Field, Seattle, WA

Wed Apr 09 2014, 7:11 PM - 10:04 PM PDT

Att. 16,437 - Clear - 56 F

livebaseballscorecards.com

Batter	1	2	3	4	5	6	7	8	9	AB	R	H	RBI	BB	SO	LOB
36 Abraham Almonte, S (1, 8) OBP: 0.342, SLG: 0.394	B SI 97 B FF 98 B FF 96 C FF 97 B FF 98 4-1 17 BB BB		B SI 97 B FC 96 B SI 95 C FF 96 X FF 95 3-1 22 G3 5 E 1B		F SI 96 B CU 81 C SL 86 F SI 96 B CU 81 F FF 96 F SL 88 C SI 96 2-3 ③ K			B SI 88 B FF 90 C SI 88 F FF 90 B FF 90 C SI 88 3-3 ② K		3	0	1	0	1	2	0
5 Brad Miller, L (1, 6) OBP: 0.216, SLG: 0.417	C FF 98 F FF 97 B CU 81 T SL 88 1-2 ① K		X SI 95 0-0 FC6 22 G3 1-2			B SL 86 X SI 95 1-0 E4 22 FC4-6		B SL 80 C SI 87 F SI 89 T FF 90 1-2 ③ K		4	0	0	0	0	2	2
22 Robinson Canó, L (1, 4) OBP: 0.417, SLG: 0.367	B SI 96 F FC 96 F SI 96 S FC 97 1-3 ② K		B SI 97 D CU 81 X SI 96 2-0 ② G3 1-2 2-3			D SI 95 S SI 95 B SI 95 X SI 96 2-1 ① FC4-6 17 G6-5-3 1-2f			C SI 95 X FF 95 0-1 ① G6-3	4	0	0	0	0	1	4
17 Justin Smoak, S (1, 3) OBP: 0.400, SLG: 0.600	B SI 97 B SI 97 S SI 96 B SI 97 F SI 97 D SL 89 4-2 1-2 BB		C CU 80 B FC 96 F SI 96 D SL 89 S CU 83 2-3 ③ K			B SI 96 B SI 96 X SI 95 2-0 ② ③ G6-5-3 1-2f			B FF 96 B CH 87 B SI 96 B SI 95 4-0 BB	2	0	0	0	2	1	3
27 Corey Hart, R (1, 10) OBP: 0.231, SLG: 0.560	X FF 97 0-0 ③ L7			B SL 88 B SL 87 C SL 87 S FC 96 F SL 88 B CU 80 F FF 96 F SI 96 X FF 96 3-2 ① F7			B SI 95 B FF 95 B SL 87 B SI 95 4-0 BB		C SL 81 F SI 94 D SL 85 B SL 83 C SL 84 2-3 ② K	3	0	0	0	1	1	3
15 Kyle Seager, L (1, 5) OBP: 0.333, SLG: 0.261		C SI 96 B SI 97 C SI 97 T SL 88 1-2 ① K		C SI 97 F FF 97 B CU 81 B CU 80 X FF 96 2-2 ② L8			X SI 95 0-0 ① P6		F SI 95 F FF 94 B FF 95 X SI 95 1-2 ③ G4-3	4	0	0	0	0	1	2
20 Logan Morrison, L (1, 9) OBP: 0.222, SLG: 0.125		B FF 97 B SI 97 B SI 98 C FF 96 C SI 97 X SI 98 3-2 ② G3		B FF 96 B SI 96 X SI 95 2-0 ③ G4-3			B SI 96 B CU 79 F SI 96 X SI 96 2-1 ② F7			3	0	0	0	0	0	1
13 Dustin Ackley, L (1, 7) OBP: 0.273, SLG: 0.419		B SI 97 B SI 95 C SI 96 X FF 96 2-1 ③ L7			S SI 95 S SL 88 B SI 95 X SI 95 1-2 ① G1-3		X SI 96 0-0 ③ G4-3			3	0	0	0	0	0	1
3 Mike Zunino, R (1, 2) OBP: 0.250, SLG: 0.464			B SL 88 C SI 96 S SL 88 S SL 88 1-3 ① K2-3		B SI 96 C SL 88 S SL 88 X SL 88 1-2 ② F8			S SI 88 B SI 88 X SI 88 1-1 ① G5-3		3	0	0	0	0	1	0

Inning Stats	1	2	3	4	5	6	7	8	9
	R: 0 E: 0 K: 2 S: 10 H: 0 LOB: 2 BB: 2 P: 20	R: 0 E: 0 K: 1 S: 8 H: 0 LOB: 0 BB: 0 P: 14	R: 0 E: 1 K: 2 S: 10 H: 1 LOB: 2 BB: 0 P: 18	R: 0 E: 0 K: 0 S: 10 H: 0 LOB: 0 BB: 0 P: 17	R: 0 E: 0 K: 1 S: 12 H: 0 LOB: 0 BB: 0 P: 16	R: 0 E: 1 K: 0 S: 4 H: 0 LOB: 0 BB: 0 P: 9	R: 0 E: 0 K: 0 S: 4 H: 0 LOB: 1 BB: 1 P: 10	R: 0 E: 0 K: 2 S: 8 H: 0 LOB: 0 BB: 0 P: 13	R: 0 E: 0 K: 1 S: 8 H: 0 LOB: 1 BB: 1 P: 15

1B: 1	SF: 0	WP: 0
2B: 0	SAC: 0	PB: 0
3B: 0	DP: 1	SB: 0
HR: 0	HBP: 0	CS: 0

PA: 33

AB	29
R	0
H	1
RBI	0
BB	4
SO	9
LOB	16

PITCHER		IP	WLS	BF	H	R	ER	SO	BB	IBB	HBP	BLK	WP	HR	S	P	ERA	WHIP
Garrett Richards, R ERA: 0.75	(1, 1)	7.0	W	26	1	0	0	6	3	0	0	0	0	0	58	104	0.00	0.571
38 Joe Smith, R ERA:	(8, 1)	1.0	H	3	0	0	0	2	0	0	0	0	0	0	8	13	0.00	0.000
49 Ernesto Frieri, R ERA: 6.0	(9, 1)	1.0	S	4	0	0	0	1	1	0	0	0	0	0	8	15	0.00	1.000

PITCHER	IP	WLS	BF	H	R	ER	SO	BB	IBB	HBP	BLK	WP	HR	S	P	ERA	WHIP

Oakland Athletics @ Seattle Mariners

Safeco Field, Seattle, WA

Fri Apr 11 2014, 7:11 PM - 10:19 PM PDT

Att. 38,968 - Partly Cloudy - 60 F

TOP

livebaseballscorecards.com

Batter	1	2	3	4	5	6	7	8	9	AB	R	H	RBI	BB	SO	LOB
29 Sam Fuld, L (1, 8) OBP: 0.273, SLG: 0.433	B SI 91 B SI 93 F SI 92 C SI 94 X FF 94 2-2 ① G3			C CU 80 S CH 89 S FF 92 0-3 ① K	S CH 90 F CU 82 C FF 94 0-3 ③ K			B SI 91 B SL 86 B SI 90 B FF 89 4-0 37 1B 8 BB 52 FC5-4 1-2 BB	C CH 83 S CH 84 S CH 86 0-3 ③ K	3	1	0	0	1	2	2
4 Coco Crisp, S (9, PH) OBP: 0.435, SLG: 0.563										1	0	0	0	0	1	1
8 Jed Lowrie, S (1, 6) OBP: 0.455, SLG: 0.387	B SI 94 B CU 81 F SI 93 F SI 94 B SI 92 X CH 91 3-2 ② G3			X CH 90 0-0 20 1B 1B	B SI 91 X CH 91 1-0 ① L8			B FC 89 S FC 89 B SI 93 B FC 90 F FC 91 F FC 89 B FC 90 4-2 52 FC5-4 37 1B 18 WP 1-2 2-3 3-H BB		3	1	1	1	1	0	0
20 Josh Donaldson, R (1, 5) OBP: 0.239, SLG: 0.356	B SI 93 C SL 85 X SI 93 1-1 ③ F8			B FF 89 F SI 92 B FF 94 S CH 90 X FF 93 2-2 1-2 1B	C SL 84 B CH 89 C SI 92 X CH 89 2-2 ② F9			C FC 90 D CU 77 F FC 90 B FF 94 C FC 92 2-3 ① K		4	0	1	0	0	1	3
37 Brandon Moss, L (1, 9) OBP: 0.366, SLG: 0.474		F SI 92 S CH 89 F FF 89 B FF 94 C FF 94 1-3 ① K		B CU 83 C SI 92 S SI 93 S CH 91 1-3 ② K	B SI 92 C SI 94 X FF 93 1-1 ③ F9			B SL 79 X SI 91 1-0 52 FC5-4 1-2 2-3 3-H 1B		4	0	1	1	0	2	2
52 Yoenis Cespedes, R (1, 7) OBP: 0.273, SLG: 0.425		F F CH 90 F FF 94 B SI 91 X FF 93 1-2 ② F7		F SI 93 D CH 87 S SL 87 D CH 89 S CH 91 2-3 ③ K			C SL 83 S SL 84 F CH 89 S CH 90 0-3 ① K	B SI 92 X FF 92 1-0 ② FC5-4 18 WP 1-2f 2-3 3-H		4	0	0	1	0	2	4
18 Alberto Callaspo, S (1, 10) OBP: 0.480, SLG: 0.636		B SI 94 F SI 93 C CU 81 B FF 93 X CH 91 2-2 ③ G4-3			X CH 90 0-0 28 E 2B		B CU 80 C SI 92 B CH 89 C SI 92 B FF 93 F SI 92 C FF 94 3-3 ② K	C FF 92 B SI 90 X FF 91 1-1 ③ P3 1-2 3-H		4	0	1	0	0	1	1
36 Derek Norris, R (1, 2) OBP: 0.348, SLG: 0.571			C SI 93 B SL 86 B SL 86 S SI 92 S CH 91 2-3 ① K	C FF 93 D SL 86 X SI 92 1-1 ① G5-3			B SL 85 C CH 91 S SL 84 S CH 91 1-3 ③ K		C SI 89 B CH 82 X SI 94 1-1 2B	3	0	0	0	0	2	1
5 John Jaso, L (9, PH) OBP: 0.300, SLG: 0.333										1	0	1	0	0	0	0
10 Daric Barton, L (1, 3) OBP: 0.250, SLG: 0.100			C SI 93 C FF 94 F SI 93 B CH 91 S CU 82 1-3 ② K	S CU 82 B CH 90 B FF 93 F SI 93 B FF 93 S CH 91 3-3 ② K				S SI 91 H CU 82 1-1 28 1B 8 BB HBP	B SI 94 X SI 94 1-0 ① P6	3	1	0	0	0	2	2
28 Eric Sogard, L (1, 4) OBP: 0.348, SLG: 0.300			C SI 94 X CH 90 0-1 ③ G3	B SI 93 C CU 81 X SI 92 1-1 E4 2-3				B SI 91 X CH 88 1-0 8 BB 29 BB 37 1B 1-3 1B	B SI 96 C CH 82 C CH 84 B SI 96 S CH 83 2-3 ② K	4	1	1	0	0	1	2

	AB	34
	R	4
	H	6
	RBI	3
	BB	2
	SO	14
	LOB	18

Inning Stats																														
	R: 0	H: 0		R: 0	H: 0		R: 0	H: 0		R: 0	H: 2		R: 0	H: 1		R: 0	H: 0		R: 0	H: 0		R: 4	H: 2		R: 0	H: 1		1B: 4	SF: 0		WP: 1	PA: 37
	E: 0	LOB: 0		E: 0	LOB: 0		E: 0	LOB: 2		E: 0	LOB: 0		E: 1	LOB: 2		E: 0	LOB: 0		E: 0	LOB: 0		E: 0	LOB: 1		E: 0	LOB: 1		2B: 2	SAC: 0		PB: 0	
	K: 0	BB: 0		K: 1	BB: 0		K: 2	BB: 0		K: 3	BB: 0		K: 2	BB: 0		K: 0	BB: 0		K: 3	BB: 0		K: 1	BB: 2		K: 2	BB: 0		3B: 0	DP: 0		SB: 0	
	S: 8	P: 14		S: 11	P: 15		S: 9	P: 12		S: 13	P: 18		S: 11	P: 16		S: 6	P: 10		S: 11	P: 15		S: 12	P: 27		S: 9	P: 13		HR: 0	HBP: 1		CS: 0	

PITCHER	IP	WLS	BF	H	R	ER	SO	BB	IBB	HBP	BLK	WP	HR	S	P	ERA	WHIP
34 Félix Hernández, R (1, 1) ERA: 2.11	7.0	W	27	4	2	2	11	0	0	1	0	0	0	71	104	2.57	0.571
44 Lucas Luetge, L (8, 1) ERA:	0.0		1	0	0	0	0	1	0	0	0	0	0	0	4	∞	∞
40 Danny Farquhar, R (8, 1) ERA: 1.93	0.1		2	0	0	0	1	1	0	0	0	0	0	6	12	0.00	3.000
41 Charlie Furbush, L (8, 1) ERA: 3.38	0.2	H	3	1	2	2	0	0	0	0	0	1	0	4	7	27.00	1.500
56 Fernando Rodney, R (9, 1) ERA:	1.0	S	4	1	0	0	2	0	0	0	0	0	0	9	13	0.00	1.000

PITCHER	IP	WLS	BF	H	R	ER	SO	BB	IBB	HBP	BLK	WP	HR	S	P	ERA	WHIP

Oakland Athletics @ Seattle Mariners

Safeco Field, Seattle, WA

Fri Apr 11 2014, 7:11 PM - 10:19 PM PDT

Att. 38,968 - Partly Cloudy - 60 F

BOTTOM

livebaseballscorecards.com

Batter	1	2	3	4	5	6	7	8	9	AB	R	H	RBI	BB	SO	LOB
36 Abraham Almonte, S (1, 8) OBP: 0.326, SLG: 0.395	X FF 86 0-0 5 1B 22 E 2B	B SI 86 1 SAFE B SI 84 C SI 85 X FF 86 2-1 ② L7		X FF 86 0-0 E6 2-H		B FF 93 F FF 94 B KC 81 F FF 93 B KC 83 F SI 93 X SI 92 3-2 ① P3		C SI 95 B SI 90 C SI 94 B CH 89 F SI 96 B SI 96 F SI 96 S SI 96 3-3 ② K		5	1	1	0	0	1	1
5 Brad Miller, L (1, 6) OBP: 0.238, SLG: 0.488	X CU 77 0-0 27 HBP 22 E 2-3 1B	1 SAFE X SI 86 0-0 ③ P3		1 SAFE 1 SAFE C FF 85 X SI 87 0-1 ③ G4-3		X FF 94 0-0 HR		C CU 81 C CU 80 B SI 96 B SI 90 B SI 96 C SI 95 3-3 ③ K		5	1	2	1	0	1	2
22 Robinson Canó, L (1, 4) OBP: 0.400, SLG: 0.353	X FF 85 0-0 E3 27 HBP 1-2 3-H		C CU 74 T FF 86 F CU 74 B FF 86 F FC 86 C SI 86 1-3 ① K		F SI 86 B CH 78 F SI 86 X CU 76 1-2 ① G4-3	C KC 82 X KC 82 0-1 1B				4	0	1	1	0	1	1
17 Justin Smoak, S (1, 3) OBP: 0.359, SLG: 0.529	C FF 87 B SI 87 D CH 82 X SI 85 2-1 ① L8		C CU 75 F CH 80 B FF 86 F CU 73 S CU 72 1-3 ② K		B SI 87 F CH 80 B FF 87 F CH 82 X FF 87 2-2 ② F8	B FF 95 C SI 93 S FF 94 D KC 82 S FF 95 2-3 ② K				4	0	0	0	0	2	3
27 Corey Hart, R (1, 10) OBP: 0.267, SLG: 0.536	F FF 87 B FF 87 T CH 81 D CH 80 H FF 86 3-2 1-2 2-3 HBP		C CH 81 B FF 87 S CU 76 B SI 86 F CU 74 X CH 80 2-2 ③ G4-3		X CU 76 0-0 15 1B 1B	B FF 93 B SI 93 S FF 93 X SI 93 2-1 ③ F9				3	0	1	0	0	0	1
15 Kyle Seager, L (1, 5) OBP: 0.324, SLG: 0.259	F CU 75 B FF 87 B FC 86 B CH 82 T FF 87 X FF 86 3-2 ② F6			C CU 74 F FF 85 S CU 74 0-3 ① K	C FF 85 C FF 87 B FF 87 D CU 76 B SI 87 X SI 87 3-2 1-3 1B		B SI 94 X CH 87 1-0 ① G3			4	0	1	0	0	1	3
7 Stefen Romero, R (1, 9) OBP: 0.214, SLG: 0.231 55 Michael Saunders, L (8, 9) OBP: 0.267, SLG: 0.308	F FF 87 F CH 82 T CH 79 0-2 ③ K			C CU 74 B FF 86 B CH 80 F CH 82 F FF 87 S CU 74 2-3 ② K	C FF 87 B SI 87 B FF 87 S CH 81 1 SAFE B FF 87 S CH 81 3-3 ③ K		C CU 79 B CU 80 S SI 94 B SI 95 S CU 81 2-3 ② K			4 0	0 0	0 0	0 0	0 0	4 0	5 0
13 Dustin Ackley, L (1, 7) OBP: 0.324, SLG: 0.486		C FF 84 X FF 84 0-1 1B		B SI 87 X FF 88 1-0 3 E 2B		X CH 81 0-0 3 HR 1B		S SI 95 C CU 81 B CH 88 F SI 95 F SI 96 S CU 83 1-3 ③ K		4	2	3	0	0	1	0
3 Mike Zunino, R (1, 2) OBP: 0.281, SLG: 0.563		B FF 86 D CH 81 S SI 86 1 SAFE S CH 80 S CH 79 2-3 ① K		X CH 81 0-0 E5 36 E 2-H 1B		B FF 86 F SI 86 D CH 80 1 SAFE F SI 85 X FF 86 2-2 1-H HR		S SI 93 F SI 92 X SI 95 0-2 ① G5-3		4	2	2	2	0	1	1
Inning Stats	R: 1 E: 1 K: 1 S: 13 H: 2 LOB: 3 BB: 0 P: 21	R: 0 E: 0 K: 1 S: 8 H: 1 LOB: 1 BB: 0 P: 12	R: 0 E: 0 K: 2 S: 13 H: 0 LOB: 0 BB: 0 P: 17	R: 2 E: 2 K: 2 S: 12 H: 2 LOB: 1 BB: 0 P: 15	R: 0 E: 0 K: 1 S: 13 H: 2 LOB: 2 BB: 0 P: 22	R: 3 E: 0 K: 1 S: 16 H: 4 LOB: 1 BB: 0 P: 25	R: 0 E: 0 K: 2 S: 9 H: 0 LOB: 0 BB: 0 P: 13	R: 0 E: 0 K: 2 S: 11 H: 0 LOB: 0 BB: 0 P: 17		1B: 7 2B: 2 3B: 0 HR: 2	SF: 0 SAC: 0 DP: 0 HBP: 1			WP: 0 PB: 0 SB: 0 CS: 0	PA: 38	

	AB	37
	R	6
	H	11
	RBI	4
	BB	0
	SO	12
	LOB	17

PITCHER		IP	WLS	BF	H	R	ER	SO	BB	IBB	HBP	BLK	WP	HR	S	P	ERA	WHIP
57 Tommy Milone, L ERA: 5.4	(1, 1)	5.0	L	27	9	5	3	7	0	0	1	0	0	1	63	93	5.40	1.800
13 Drew Pomeranz, L ERA: 2.25	(6, 1)	1.0		5	2	1	1	1	0	0	0	0	0	1	12	19	9.00	2.000
45 Jim Johnson, R ERA: 11.81	(7, 1)	2.0		6	0	0	0	4	0	0	0	0	0	0	20	30	0.00	0.000

PITCHER	IP	WLS	BF	H	R	ER	SO	BB	IBB	HBP	BLK	WP	HR	S	P	ERA	WHIP

Oakland Athletics @ Seattle Mariners

Safeco Field, Seattle, WA

Sat Apr 12 2014, 6:12 PM - 9:20 PM PDT

Att. 22,061 - Clear - 59 F

TOP

livebaseballscorecards.com

Batter	1	2	3	4	5	6	7	8	9	AB	R	H	RBI	BB	SO	LOB
4 Coco Crisp, S (1, 8) OBP: 0.444, SLG: 0.526 3 Craig Gentry, R (9, PH) (9, 8)	B FF 90 X FF 89 1-0 20 HR 1B	B CU 81 B CH 80 B FF 91 B FF 90 4-0 20 FC6-4 37 SF3 8 BB BB	C SL 88 F CH 80 1 SAFE S CH 80 0-3 ③ K			1 SAFE C FF 92 C FF 92 B FF 94 D CH 87 F CH 87 F SL 81 B SL 82 X FF 93 3-2 ① G4-3 1-3		C SI 84 B CU 71 F CH 79 X SI 88 1-2 ③ F9	3 1	2 0	1 0	0 0	1 0	1 0	2 0
8 Jed Lowrie, S (1, 6) OBP: 0.458, SLG: 0.364	F FF 90 B CH 80 F FF 91 F CH 81 1 SAFE S FF 93 1-3 ① K	B FF 91 B CH 80 F FF 91 B FF 91 B FF 91 4-1 20 FC6-4 1-2 BB	B FF 89 F SI 90 B CU 79 B CH 78 B FF 88 4-1 37 G3-5-3 BB			B FF 94 F FF 93 T FF 94 F FF 96 F SL 83 B FF 95 F FF 95 X CH 88 2-2 ② G5-3			2	0	0	0	2	1	2
20 Josh Donaldson, R (1, 5) OBP: 0.240, SLG: 0.408	B FF 91 B SL 88 X SL 89 2-0 1-H HR	B CU 82 B FF 93 C FF 92 F CH 81 F FF 93 F SL 89 X CU 82 2-2 ① FC6-4 52 1B 1-2f 2-3	F CU 80 B FF 92 1 SAFE 1 SAFE B FF 91 S FF 92 X CH 80 2-2 ① F7			D SL 84 D SL 83 S FC 90 F FC 90 D SL 85 S SL 84 3-3 ③ K			4	1	1	2	0	1	4
37 Brandon Moss, L (1, 3) OBP: 0.333, SLG: 0.439 10 Daric Barton, L (9, 3) OBP: 0.250, SLG: 0.100	B CH 81 B FF 91 F FF 91 S CH 80 B CH 82 S CH 80 3-3 ② K	S CH 81 S CH 80 B CH 82 B SI 93 X CH 81 2-2 ② SF3 3-H	X SL 88 0-0 ② ③ G3-5-3 1-2f					S FF 90 C CU 71 X CU 71 0-2 ① F8		3 0	0 0	0 0	1 0	0 0	1 0	1 0
52 Yoenis Cespedes, R (1, 7) OBP: 0.271, SLG: 0.409	B SL 87 C CU 79 X CH 81 1-1 ③ F8	C FF 93 B FF 93 X SL 87 1-1 1-3 1B			S FF 95 B FC 90 X SL 82 1-1 ① L7-6-3			C SI 86 S CH 80 X CH 81 0-2 ② F9		4	0	1	0	0	0	0
18 Alberto Callaspo, S (1, 10) OBP: 0.483, SLG: 0.640		S FF 90 B CH 83 F CH 80 B FF 92 B SL 87 X CH 80 3-2 5 G3 2B	B CH 79 F SI 91 B CU 78 X CH 79 2-1 ③ G3		C FF 96 B SL 84 X FF 95 1-1 ② G6-3			B SI 88 C SI 84 B SI 87 S CH 80 B CH 80 D SI 85 4-2 BB		3	0	1	0	1	0	2
5 John Jaso, L (1, 2) OBP: 0.348, SLG: 0.381 36 Derek Norris, R (8, PH) OBP: 0.333, SLG: 0.545 (8, 2)		B FF 92 X FF 91 1-0 ① G3 2-3	B FF 91 T FF 88 C CH 79 X SL 86 1-2 16 FC3-6 1B		C FF 96 B CH 88 B FF 95 X FF 95 2-1 1B			1 SAFE B SI 85 C SI 85 X SI 86 1-1 ③ P6		3 1	0 0	2 0	0 0	0 0	0 0	1 1
16 Josh Reddick, L (1, 9) OBP: 0.143, SLG: 0.091		C FF 93 B FF 93 S SL 89 F CH 81 F FF 93 F FF 93 X CU 82 1-2 ② F8	F FF 91 B CH 78 B FF 91 F SI 91 X CH 78 2-2 ① FC3-6 1-2f		C FF 94 C FF 95 B FF 96 F FF 96 X SL 85 1-2 ③ F8			B FF 89 X FF 88 1-0 ① F8		4	0	0	0	0	0	3
28 Eric Sogard, L (1, 4) OBP: 0.333, SLG: 0.261		B FF 94 B CH 80 S FF 93 X CH 83 2-1 ③ P4	B FF 92 1 SAFE C FF 92 F CH 81 1 SAFE B CH 79 X CH 80 2-2 ② P3			C FF 92 F FC 86 B FC 89 B FC 88 F CH 86 B FF 93 B FF 93 4-2 4 G4-3 4 S BB		L FF 89 B SL 82 B SL 79 B FF 88 C FF 87 F FF 88 X FF 87 3-2 ② L7		3	0	0	0	1	0	2

	AB	R	H	RBI	BB	SO	LOB
	31	3	6	3	5	4	18

| Inning Stats | | | | |

Oakland Athletics @ Seattle Mariners

Safeco Field, Seattle, WA

Sat Apr 12 2014, 6:12 PM - 9:20 PM PDT

Att. 22,061 - Clear - 59 F

livebaseballscorecards.com

Batter	1	2	3	4	5	6	7	8	9	AB	R	H	RBI	BB	SO	LOB
36 Abraham Almonte, S (1, 8) OBP: 0.319, SLG: 0.381	C SI 94 B CH 87 X FF 95 1-1 5 1B 22 G5-3 1B		M FF 93 C CU 81 B CU 79 B CU 81 B FF 93 S SI 95 3-3 ② K		F SI 95 B CU 82 C CU 81 S CU 83 1-3 ③ K2-3		B CU 79 F FF 95 C CU 82 F CU 83 S CU 83 1-3 ③ K2-3			4	1	1	0	0	3	2
5 Brad Miller, L (1, 6) OBP: 0.239, SLG: 0.467	1 SAFE B SI 93 C SI 93 D CU 81 F SI 92 B FF 94 1 SAFE X SI 92 3-2 22 G5-3 1-3 1B		B FF 95 C CU 80 X CU 80 1-1 ③ G1-3			C FF 95 B CU 77 T CU 80 B FF 95 S CU 81 2-3 ① K		X CU 82 0-0 ① P6		4	0	1	0	0	1	0
22 Robinson Canó, L (1, 4) OBP: 0.386, SLG: 0.342	B CU 81 B CH 86 X SI 94 2-0 ① G5-3 1-2 3-H			B SI 93 B FF 95 C FF 95 S CU 81 C FF 96 2-3 ① K		B FF 96 B FF 95 X FF 94 2-0 17 E 1B		B FF 94 F FF 95 B FF 96 F FF 95 X FF 95 2-2 ② F7		4	0	1	1	0	1	1
17 Justin Smoak, S (1, 3) OBP: 0.326, SLG: 0.474	B CU 80 B FF 93 C FF 91 C SI 94 C FF 95 2-3 ② K			C FF 94 X SL 86 0-1 ② G6-3		B FF 94 B SL 87 S FF 94 1 SAFE F CU 82 F CU 83 T CU 82 2-2 ② K 1-2		C FF 95 F FF 94 S FF 95 0-3 ③ K		4	0	0	0	0	3	2
15 Kyle Seager, L (1, 5) OBP: 0.316, SLG: 0.233	D SL 87 X SI 92 1-0 ③ F7			B SL 85 B FF 95 B SI 94 C FF 94 B FF 95 4-1 20 1B BB	X CU 81 0-0 ③ P5				B CU 82 B FF 94 C FF 93 C FF 94 X FF 94 2-2 ① F8	3	0	0	0	1	0	2
20 Logan Morrison, L (1, 10) 8 Willie Bloomquist, R (9, PH) OBP: 0.600, SLG: 0.500		X SI 92 0-0 ① G4-3		B FF 95 C SL 87 X SL 85 1-1 1-3 1B			X FF 94 0-0 ① G1-3		C SL 81 B CU 75 F SI 89 X SL 82 1-2 13 1B 1B	3 1	0 0	1 1	0 0	0 0	0 0	0 0
13 Dustin Ackley, L (1, 7) OBP: 0.341, SLG: 0.513		C FF 94 F SI 91 F CU 83 X CU 82 0-2 ② F8		C CU 82 B CH 88 C CU 82 S FF 96 1-3 ③ K			B FF 94 B FF 93 X FF 93 2-0 55 G3-1 2B		C SI 88 B SL 81 X SL 82 1-1 1-2 1B	4	0	2	0	0	1	2
55 Michael Saunders, L (1, 9) OBP: 0.211, SLG: 0.235		B FF 94 S FF 93 X FF 92 1-1 ③ L6			C FF 94 C CU 81 B CU 83 T CU 83 1-2 ① K		F CU 80 B FF 95 X CU 81 1-1 ② G3-1 2-3		C FF 89 T SI 88 S SL 82 0-3 ② K	4	0	0	0	0	2	3
4 John Buck, R (1, 2) OBP: 0.250, SLG: 0.143			C FF 93 X CU 79 0-1 ① G5-3		B FF 96 B SI 93 C FF 95 B FF 95 X FF 94 3-1 ② G6-3		B CU 82 B FF 94 B FF 95 S FF 95 B FF 95 4-1 BB		X SL 82 0-0 ③ G6-3	3	0	0	0	1	0	2
Inning Stats	R: 1 H: 2 E: 0 LOB: 1 K: 1 BB: 0 S: 10 P: 19	R: 0 H: 0 E: 0 LOB: 0 K: 0 BB: 0 S: 7 P: 8	R: 0 H: 0 E: 0 LOB: 0 K: 1 BB: 0 S: 7 P: 11	R: 0 H: 1 E: 0 LOB: 2 K: 2 BB: 1 S: 11 P: 19	R: 0 H: 0 E: 0 LOB: 0 K: 2 BB: 0 S: 8 P: 13	R: 0 H: 1 E: 1 LOB: 1 K: 2 BB: 0 S: 9 P: 15	R: 0 H: 1 E: 0 LOB: 2 K: 1 BB: 1 S: 9 P: 17	R: 0 H: 0 E: 0 LOB: 0 K: 1 BB: 0 S: 7 P: 9	R: 0 H: 2 E: 0 LOB: 2 K: 1 BB: 0 S: 12 P: 16	1B: 6 SF: 0 2B: 1 SAC: 0 3B: 0 DP: 0 HR: 0 HBP: 0						

	AB	34
	R	1
	H	7
	RBI	1
	BB	2
	SO	11
	LOB	14

WP: 0 PA: 36
PB: 0
SB: 0
CS: 0

PITCHER		IP	WLS	BF	H	R	ER	SO	BB	IBB	HBP	BLK	WP	HR	S	P	ERA	WHIP
54 Sonny Gray, R ERA: 0.95	(1, 1)	7.0	W	28	5	1	1	9	2	0	0	0	0	0	61	102	1.29	1.000
62 Sean Doolittle, L ERA: 1.35	(8, 1)	1.1	H	4	0	0	0	1	0	0	0	0	0	0	10	14	0.00	0.000
44 Luke Gregerson, R ERA: 1.59	(9, 1)	0.2	S	4	2	0	0	1	0	0	0	0	0	0	9	11	0.00	3.000

PITCHER	IP	WLS	BF	H	R	ER	SO	BB	IBB	HBP	BLK	WP	HR	S	P	ERA	WHIP

Batter	1	2	3	4	5	6	7	8	9	AB	R	H	RBI	BB	SO	LOB
4 Coco Crisp, S (1, 8) OBP: 0.452, SLG: 0.522	C FF 85 C FF 86 B CU 70 C FF 87 1-3 K ①	F FF 88 C FF 88 1 SAFE 1 SAFE D CU 71 1 SAFE B SL 79 X FF 87 2-2 G3-1 ③			C FF 85 F SL 79 B CU 68 F FF 87 X FF 87 1-2 5 F8 5 S 1B		1 SAFE 1 SAFE B FF 94 F FF 94 B CU 84 X SI 94 2-1 1-2 1B		C C B CU 75 X 1-2 L7 ①	4	0	2	0	0	1	2
3 Craig Gentry, R (8, 8)										1	0	0	0	0	0	0
5 John Jaso, L (1, 2) OBP: 0.357, SLG: 0.360	B FF 87 X FF 87 1-0 37 1B 1B		B FF 86 F FF 85 B FF 86 B FF 86 F FF 86 F FF 87 B FF 87 4-2 37 F9 37 WP BB		B FF 85 C FF 86 B FF 82 X FF 86 2-1 F8 ② 1-3		B FF 93 B FF 96 C FF 95 C FF 95 S CU 86 2-3 K ②		B SL 88 F C SL 85 S CU 76 1-3 K ②	4	0	1	0	1	2	3
20 Josh Donaldson, R (1, 10) OBP: 0.236, SLG: 0.444	T FF 86 F FF 87 X FF 86 0-2 F8 ②		B SL 78 F FF 85 B SL 78 D SL 79 X FF 86 3-1 F7 ①		X FF 86 0-0 G6-3 ③		C CU 85 X CU 86 0-1 G6-3 ③		C X SI 86 0-1 HR	5	1	1	1	0	0	5
37 Brandon Moss, L (1, 3) OBP: 0.333, SLG: 0.432	C FF 86 F FF 86 B FF 88 F FF 86 1 SAFE F SL 80 X FF 86 1-2 1-2 1B		C SL 78 B FF 83 X FF 86 1-1 F9 ② 1-3			B FF 84 X FF 85 1-0 F9 ①		B SI 90 B FF 92 B FF 93 C FF 92 B FF 91 4-1 52 HR BB	B X 1-0 G6-3 ③	3	0	1	0	0	0	1
8 Jed Lowrie, S (8, PH) OBP: 0.469, SLG: 0.364										0	0	0	0	1	0	0
10 Daric Barton, L (8, PR) OBP: 0.240, SLG: 0.095										1	1	0	0	0	0	0
(8, 3)																
52 Yoenis Cespedes, R (1, 7) OBP: 0.288, SLG: 0.468	F FF 86 S FF 87 X FF 87 0-2 G6-3 ③		B FF 87 F FF 86 S FF 86 F SL 78 X FF 86 1-2 F8 ③			B SL 76 B FF 86 B FF 86 C FF 85 S FF 85 B FF 86 4-2 BB		B FF 92 C FF 92 1 SAFE B SL 81 S FF 93 1 SAFE F SL 79 X SL 81 2-2 1-H HR		3	1	1	2	1	0	3
18 Alberto Callaspo, S (1, 5) OBP: 0.424, SLG: 0.552		B FF 87 C FF 86 B FF 87 X FF 86 2-1 G3 ①		B FF 86 X FF 85 1-0 P4 ①		1 SAFE C FF 85 B SL 78 X FF 85 1-1 F8 ②		S FF 92 C FF 92 S FF 93 0-3 K ①		4	0	0	0	0	1	2
16 Josh Reddick, L (1, 9) OBP: 0.179, SLG: 0.111		C FF 86 F FF 87 B FF 87 B FF 87 F FF 88 B SL 81 B FF 88 4-2 28 F9 1 1B BB		B FF 86 B FF 86 C FF 86 B FF 87 X FF 86 3-1 P6 ②		X FF 85 0-0 F8 ③		S FF 92 X FF 92 0-1 1B		3	0	1	0	1	0	1
1 Nick Punto, S (1, 6) OBP: 0.409, SLG: 0.235		B FF 86 1 SAFE B FF 86 S FF 85 X FF 86 2-1 1-2 1B		B FF 86 C FF 87 F SL 79 F FF 87 S SL 80 1-3 K ③			B FF 95 B FF 93 B D FF 94 4-0 28 FC3-6 BB	B FF 91 C FF 91 X SL 80 1-1 F7 ②		3	0	1	0	1	1	1
28 Eric Sogard, L (1, 4) OBP: 0.290, SLG: 0.222		C FF 86 D SL 80 S SL 80 X FF 87 1-2 F9 ② 2-3			X FF 83 0-0 F9 ①		1 SAFE B FF 94 C FF 95 1 SAFE X FF 95 1-1 FC3-6 ① 4 1B 1-2f	B SL 80 C FF 91 1 SAFE X SL 79 1-1 P4 ③		4	0	0	0	0	0	4
Inning Stats	R: 0 E: 0 K: 1 S: 15 H: 2 LOB: 2 BB: 0 P: 18	R: 0 E: 0 K: 0 S: 13 H: 1 LOB: 2 BB: 1 P: 24	R: 0 E: 0 K: 0 S: 11 H: 0 LOB: 1 BB: 1 P: 20	R: 0 E: 0 K: 1 S: 7 H: 0 LOB: 0 BB: 0 P: 12	R: 0 E: 0 K: 0 S: 8 H: 1 LOB: 1 BB: 0 P: 11	R: 0 E: 0 K: 0 S: 6 H: 0 LOB: 1 BB: 1 P: 12	R: 0 E: 0 K: 1 S: 9 H: 1 LOB: 2 BB: 1 P: 18	R: 2 E: 0 K: 1 S: 14 H: 2 LOB: 1 BB: 1 P: 22	R: 1 E: 0 K: 1 S: 9 H: 1 LOB: 0 BB: 0 P: 12	1B: 6 2B: 0 3B: 0 HR: 2	SF: 0 SAC: 0 DP: 0 HBP: 0	WP: 1 PB: 0 SB: 1 CS: 0	PA: 40			

PITCHER		IP	WLS	BF	H	R	ER	SO	BB	IBB	HBP	BLK	WP	HR	S	P	ERA	WHIP
53 Chris Young, R ERA:	(1, 1)	6.0		25	4	0	0	2	3	0	0	0	1	0	60	97	0.00	1.167
31 Yoervis Medina, R ERA: 1.5	(7, 1)	1.0		5	1	0	0	1	1	0	0	0	0	0	9	18	0.00	2.000
41 Charlie Furbush, L ERA: 7.36	(8, 1)	1.0	L	6	2	2	2	1	1	0	0	0	0	1	14	22	18.00	3.000
44 Lucas Luetge, L ERA: 18.0	(9, 1)	1.0		4	1	1	1	1	0	0	0	0	0	1	9	12	9.00	1.000

PITCHER	IP	WLS	BF	H	R	ER	SO	BB	IBB	HBP	BLK	WP	HR	S	P	ERA	WHIP

TOP

Oakland Athletics @ Seattle Mariners

Safeco Field, Seattle, WA

Sun Apr 13 2014, 1:11 PM - 3:55 PM PDT

Att. 22,628 - Sunny - 62 F

livebaseballscorecards.com

AB	35
R	3
H	8
RBI	3
BB	5
SO	5
LOB	22

Batter	1	2	3	4	5	6	7	8	9	AB	R	H	RBI	BB	SO	LOB
36 Abraham Almonte, S (1, 8) OBP: 0.294, SLG: 0.348	C FF 90 S CH 79 B CH 78 B SI 94 S CH 78 2-3 ① K			B CH 77 B CH 79 C SI 91 X FF 93 2-1 ① F8		B CU 74 C CH 75 B CH 78 S S CH 78 2-3 ② K			C X CU 81 0-1 ① G6-3	4	0	0	0	0	2	0
5 Brad Miller, L (1, 6) OBP: 0.240, SLG: 0.449	F SI 94 S SI 94 F SL 84 S SL 83 0-3 ② K			B CU 76 B CU 75 C FF 92 S SL 83 X SL 82 2-2 27 FC5-4 22 1B 1B		B SL 80 F SI 91 X FC 86 1-1 ③ F9			B C CU 82 S FF 95 F S 1-3 ② K	4	0	1	0	0	2	0
22 Robinson Canó, L (1, 4) OBP: 0.396, SLG: 0.357	B FF 94 F SI 94 S FC 85 B FF 96 X SI 95 2-2 ③ F7			C SI 92 X SL 82 0-1 27 FC5-4 1-2 1B			B FF 92 C FF 96 X FF 94 1-1 ① L6		F F F X 0-2 1B	4	0	2	0	0	0	0
27 Corey Hart, R (1, 10) OBP: 0.235, SLG: 0.469		C SI 92 C FC 87 S SI 94 0-3 ① K		X CH 80 0-0 ② FC5-4 1-2f 2-3			X FF 90 0-0 E7 17 FC4-6		C S B F CU 80 D CU 81 S CU 80 2-3 ③ K	4	0	0	0	0	2	3
17 Justin Smoak, S (1, 3) OBP: 0.304, SLG: 0.439		C SI 92 S CH 78 B CH 79 B SL 83 F CH 79 F SI 94 F CH 80 X FF 93 2-2 ② G5-3		C SI 92 F FC 87 B FF 93 F FC 89 S CH 78 1-3 ③ K			X SI 90 0-0 ② FC4-6 1-2f			3	0	0	0	0	1	3
7 Stefen Romero, R (1, 9) OBP: 0.188, SLG: 0.200 20 Logan Morrison, L (7, PH) OBP: 0.227, SLG: 0.150 (8, 9)		S SI 94 C CU 78 B FF 93 B CH 78 F CH 77 S SI 95 2-3 ③ K			C CU 76 B CH 78 X FC 87 1-1 ① P4		B FF 91 B CH 83 X SI 91 2-0 ③ P3			2 1	0 0	0 0	0 0	0 0	1 0	0 1
15 Kyle Seager, L (1, 5) OBP: 0.293, SLG: 0.212			C SI 91 S FF 92 B SL 83 F FF 93 F SL 80 S SL 82 1-3 ① K		F SI 90 F FF 92 X SI 92 0-2 ② F8			C CH 77 B SI 88 S SL 82 B SL 82 F CH 76 X CH 74 2-2 ① G1-3		3	0	0	0	0	1	0
3 Mike Zunino, R (1, 2) OBP: 0.257, SLG: 0.514			C CU 76 S CH 80 S CH 78 0-3 ② K		F SI 91 B SI 92 B FC 86 S CH 78 S CH 80 2-3 ③ K			F SL 82 F FF 89 X SL 82 0-2 ② F8		3	0	0	0	0	2	0
8 Willie Bloomquist, R (1, 7) OBP: 0.375, SLG: 0.286			C SI 93 F SL 82 B SI 95 X SI 94 1-2 ③ G4-3			F FC 85 X SI 89 0-1 ① G4-3		B SI 88 X SI 87 1-0 ③ P3		3	0	0	0	0	0	0
Inning Stats	R: 0 E: 0 K: 2 S: 10 H: 0 LOB: 0 BB: 0 P: 14	R: 0 E: 0 K: 2 S: 13 H: 0 LOB: 0 BB: 0 P: 17	R: 0 E: 0 K: 2 S: 11 H: 0 LOB: 0 BB: 0 P: 13	R: 0 E: 0 K: 1 S: 12 H: 2 LOB: 2 BB: 0 P: 17	R: 0 E: 0 K: 1 S: 8 H: 0 LOB: 0 BB: 0 P: 11	R: 0 E: 0 K: 1 S: 7 H: 0 LOB: 0 BB: 0 P: 10	R: 0 E: 1 K: 0 S: 5 H: 0 LOB: 1 BB: 0 P: 8	R: 0 E: 0 K: 0 S: 8 H: 0 LOB: 0 BB: 0 P: 11	R: 0 E: 0 K: 2 S: 14 H: 1 LOB: 1 BB: 0 P: 17	1B: 3 2B: 0 3B: 0 HR: 0 SF: 0 SAC: 0 DP: 0 HBP: 0						

PITCHER		IP	WLS	BF	H	R	ER	SO	BB	IBB	HBP	BLK	WP	HR	S	P	ERA	WHIP
26 Scott Kazmir, L ERA: 1.4	(1, 1)	6.0		20	2	0	0	9	0	0	0	0	0	0	61	82	0.00	0.333
56 Fernando Abad, L ERA:	(7, 1)	0.1		1	0	0	0	0	0	0	0	0	0	0	2	3	0.00	0.000
61 Dan Otero, R ERA: 1.5	(7, 1)	0.2	W	3	0	0	0	0	0	0	0	0	0	0	3	5	0.00	0.000
44 Luke Gregerson, R ERA: 1.35	(8, 1)	1.0	H	3	0	0	0	0	0	0	0	0	0	0	8	11	0.00	0.000
62 Sean Doolittle, L ERA: 1.17	(9, 1)	1.0	S	4	1	0	0	2	0	0	0	0	0	0	14	17	0.00	1.000

PITCHER	IP	WLS	BF	H	R	ER	SO	BB	IBB	HBP	BLK	WP	HR	S	P	ERA	WHIP

BOTTOM

Oakland Athletics @ Seattle Mariners

Safeco Field, Seattle, WA

Sun Apr 13 2014, 1:11 PM - 3:55 PM PDT

Att. 22,628 - Sunny - 62 F

livebaseballscorecards.com

AB	31
R	0
H	3
RBI	0
BB	0
SO	11
LOB	7

Seattle Mariners @ Texas Rangers

Globe Life Park in Arlington, Arlington, TX

Mon Apr 14 2014, 8:08 PM - 11:08 PM EDT

Att. 23,081 - Partly Cloudy - 52 F

TOP

livebaseballscorecards.com

Batter	1	2	3	4	5	6	7	8	9	AB	R	H	RBI	BB	SO	LOB
36 Abraham Almonte, S (1, 8) OBP: 0.286, SLG: 0.333	K		L9		G3-1	5 E 1B		G3		5	0	1	0	0	1	0
5 Brad Miller, L (1, 6) OBP: 0.236, SLG: 0.426	F7		1B		L9	E2		K		5	0	1	0	0	1	2
22 Robinson Canó, L (1, 4) OBP: 0.377, SLG: 0.348	G6-3		F7			55 3B 1B SF8			G6-3	4	1	1	1	0	0	1
27 Corey Hart, R (1, 10) OBP: 0.231, SLG: 0.417 7 Stefen Romero, R (9, PR) OBP: 0.188, SLG: 0.200 (9, 10)		K		G1-3		P4 K			55 FC4-6 BB	4 0	0 0	0 0	0 0	1 0	2 0	3 0
20 Logan Morrison, L (1, 9) OBP: 0.227, SLG: 0.150 55 Michael Saunders, L (1, 9) OBP: 0.250, SLG: 0.364		K		15 CS 1B		15 1B 3B	G3		FC4-6	0 5	0 1	0 2	0 1	0 0	0 1	0 1
15 Kyle Seager, L (1, 5) OBP: 0.326, SLG: 0.243		17 1B 1B		HBP		17 E 13 1B 1B	G4-3		K	4	1	2	1	0	1	1
17 Justin Smoak, S (1, 3) OBP: 0.320, SLG: 0.467		1B		G4-3		FC5 13 E 13 1B 3 1B	2B			4	1	2	0	0	0	2
13 Dustin Ackley, L (1, 7) OBP: 0.333, SLG: 0.488		F8			G3	E9 36 1B 3 1B 5 E	G4-3			4	1	1	1	0	0	3
3 Mike Zunino, R (1, 2) OBP: 0.282, SLG: 0.590			K		HR	5 E 36 1B 22 SF8			G2-3	4	2	2	2	0	1	0

	AB	39
	R	7
	H	12
	RBI	6
	BB	1
	SO	7
	LOB	13

Inning Stats	1	2	3	4	5	6	7	8	9	1B: 9	SF: 1	WP: 0	PA: 42
	R: 0 E: 0 K: 1 S: 7 H: 0 LOB: 0 BB: 0 P: 10	R: 0 E: 0 K: 2 S: 18 H: 2 LOB: 2 BB: 0 P: 28	R: 0 E: 0 K: 1 S: 9 H: 1 LOB: 1 BB: 0 P: 16	R: 0 E: 0 K: 0 S: 7 H: 1 LOB: 1 BB: 0 P: 12	R: 1 E: 0 K: 0 S: 9 H: 1 LOB: 0 BB: 0 P: 16	R: 6 E: 3 K: 1 S: 21 H: 6 LOB: 2 BB: 0 P: 30	R: 0 E: 0 K: 0 S: 8 H: 1 LOB: 1 BB: 0 P: 13	R: 0 E: 0 K: 1 S: 10 H: 0 LOB: 0 BB: 0 P: 16	R: 0 E: 0 K: 1 S: 10 H: 0 LOB: 1 BB: 1 P: 20	2B: 1 3B: 1 HR: 1	SAC: 0 DP: 0 HBP: 1	PB: 0 SB: 0 CS: 1	

PITCHER		IP	WLS	BF	H	R	ER	SO	BB	IBB	HBP	BLK	WP	HR	S	P	ERA	WHIP
48 Colby Lewis, R ERA: 6.75	(1, 1)	5.1	L	24	8	4	4	4	0	0	1	0	0	1	56	89	6.75	1.500
32 Pedro Figueroa, L ERA: 6.75	(6, 1)	0.1		6	3	3	0	0	0	0	0	0	0	0	11	17	0.00	9.000
19 Hector Noesí, R ERA: 8.1	(6, 1)	2.1		8	1	0	0	2	0	0	0	0	0	0	22	35	0.00	0.429
37 Shawn Tolleson, R ERA: 1.59	(9, 1)	1.0		4	0	0	0	1	1	0	0	0	0	0	10	20	0.00	1.000

PITCHER	IP	WLS	BF	H	R	ER	SO	BB	IBB	HBP	BLK	WP	HR	S	P	ERA	WHIP

Seattle Mariners @ Texas Rangers

Globe Life Park in Arlington, Arlington, TX

Mon Apr 14 2014, 8:08 PM - 11:08 PM EDT

Att. 23,081 - Partly Cloudy - 52 F

livebaseballscorecards.com

BOTTOM

Batter	1	2	3	4	5	6	7	8	9	AB	R	H	RBI	BB	SO	LOB
17 Shin-Soo Choo, L (1, 7) OBP: 0.441, SLG: 0.378	B FF 90 F FF 91 F CH 84 B CU 79 F FF 91 B CU 78 F FF 92 F FF 91 B CU 75 4-2 G5-4-3 1 1B BB		C FF 92 B CH 85 1 SAFE B FF 90 S FF 92 F CU 78 B FF 92 F FF 92 1 SAFE 3-2 X FF 82 ①② G4-6-3 1-2f			B FF 90 C FF 91 C SI 90 B CU 78 X CU 77 2-2 ② G4-3		C FF 94 B FF 93 S CH 86 B CU 84 B CU 83 D FF 94 4-2 BB		2	0	0	0	2	0	1
1 Elvis Andrus, R (1, 6) OBP: 0.321, SLG: 0.392	B FF 90 B CH 83 1 SAFE C FF 90 1 SAFE 1 SAFE X FF 90 2-1 G5-4-3 1-2 1B		B CH 87 C CH 85 X FF 93 1-1 ③ F8			C FF 92 B CH 86 C CU 77 S CU 79 1-3 ③ K		F FF 94 C CU 82 F CU 83 B FF 93 X CU 84 1-2 ③ L9		4	0	1	0	0	1	1
Alex Rios, R (1, 9) OBP: 0.327, SLG: 0.400	C FF 92 X CH 85 0-1 ①② G5-4-3 1-2f 2-3			C FF 92 B FF 92 C FF 92 F CH 86 F CH 86 F FF 92 F CU 80 S FF 92 1-3 ① K			B FF 89 F FF 89 B CH 83 X FF 90 2-1 ① G6-3		C FC 88 F FF 93 B CU 76 X FC 88 1-2 84 1B 1B	4	0	1	0	0	1	2
84 Prince Fielder, L (1, 3) OBP: 0.263, SLG: 0.235	C FF 92 B CU 78 F FF 91 C CU 78 1-3 ③ K			C FF 92 B FF 93 C CU 79 X CU 79 1-2 ② G4-3			X FF 91 0-0 6 1B 2B		B FC 88 F FC 88 F FC 89 X CU 75 1-2 1-2 1B	4	1	2	0	0	1	1
6 Kevin Kouzmanoff, R (1, 5) OBP: 0.474, SLG: 0.438		C FF 91 B FF 92 C CH 85 F CU 80 F FF 92 B FF 93 X FF 93 2-2 ① G1-3		X FF 93 0-0 ③ F9			C FF 91 X CH 85 0-1 2-H 1B		F FC 86 F FC 88 D CU 75 F FF 93 F FF 89 B FC 92 F FC 88 B FC 88 X FC 88 3-2 ① F6	4	0	1	1	0	0	2
15 Michael Choice, R (1, 10) OBP: 0.273, SLG: 0.368 35 James Adduci, L (9, PH) OBP: 0.375, SLG: 0.500		C FF 93 C CH 87 F CH 87 B FF 92 X CU 80 1-2 1B			B FF 92 B CH 84 B FF 91 C FF 91 F FF 92 F FF 92 B CH 85 4-2 7 G6-4-3 BB		C CH 85 S FF 91 B CH 87 D CU 80 F FF 91 B FF 92 S FF 92 3-3 ② FC		B FC 88 F FF 91 F FC 88 S CU 77 1-3 ② K	2 1	0 0	1 0	0 0	1 0	0 1	1 2
7 J.P. Arencibia, R (1, 2) OBP: 0.120, SLG: 0.125 18 Mitch Moreland, L (7, PH) OBP: 0.243, SLG: 0.429 61 Robinson Chirinos, R (8, 2) OBP: 0.261, SLG: 0.350		B FF 92 B FF 91 F FF 92 X CH 85 2-1 ② F9			1 SAFE D FF 91 S FF 91 X CH 85 1-1 ①② G6-4-3 1-2f		B FF 94 D FF 93 X FF 93 2-0 ③ F7		C FC 87 X FC 89 0-1 ③ F9	2 1 1	0 0 0	0 0 0	0 0 0	0 0 0	0 0 0	2 1 2
2 Leonys Martin, L (1, 8) OBP: 0.348, SLG: 0.268		X FF 93 0-0 ③ B5-3			B FF 91 S FF 92 S CU 80 B CU 79 S FF 92 2-3 ③ K			C FF 93 B CU 82 B CU 83 F FF 92 B CU 82 D FF 93 4-2 12 G5-4-3 BB		2	0	0	0	1	1	1
12 Josh Wilson, R (1, 4) OBP: 0.333, SLG: 0.375			B FF 92 F FF 91 X CH 86 1-1 17 G4-6-3 1B			C FF 90 X FF 90 0-1 ① L8		B FF 93 X FF 93 1-0 ①② G5-4-3 1-2f		3	0	1	0	0	0	1

Inning Stats	1	2	3	4	5	6	7	8	9
	R: 0 E: 0 K: 1 S: 12 H: 1 LOB: 1 BB: 1 P: 19	R: 0 E: 0 K: 0 S: 12 H: 1 LOB: 1 BB: 0 P: 17	R: 0 E: 0 K: 0 S: 9 H: 1 LOB: 0 BB: 0 P: 14	R: 0 E: 0 K: 1 S: 11 H: 0 LOB: 0 BB: 0 P: 13	R: 0 E: 0 K: 1 S: 9 H: 0 LOB: 0 BB: 1 P: 16	R: 0 E: 0 K: 1 S: 8 H: 0 LOB: 0 BB: 0 P: 11	R: 1 E: 0 K: 0 S: 10 H: 2 LOB: 1 BB: 0 P: 17	R: 0 E: 0 K: 0 S: 9 H: 0 LOB: 1 BB: 2 P: 19	R: 0 E: 0 K: 1 S: 17 H: 2 LOB: 2 BB: 0 P: 23

| | | |

Batter	1	2	3	4	5	6	7	8	9	AB	R	H	RBI	BB	SO	LOB
36 Abraham Almonte, S (1, 8) OBP: 0.283, SLG: 0.327	B FF 91 B FF 90 C FF 91 S FF 90 C FF 91 2-3 ① K		X FF 89 0-0 ② G5-3		C FF 89 X FF 88 0-1 1B			C FF 88 B CU 77 F FF 91 F FF 90 X FF 90 1-2 ① G1-3		4	0	1	0	0	1	0
5 Brad Miller, L (1, 6) OBP: 0.254, SLG: 0.411	F FF 90 B FF 91 S SI 91 S SL 84 1-3 ② K		B SI 89 C SL 82 S SL 84 H SL 84 2-2 HBP		B CU 79 C SL 80 1 SAFE X SL 83 1-1 ③ B1			H CU 78 1-0 27 1B HBP		2	0	0	0	0	1	1
22 Robinson Canó, L (1, 4) OBP: 0.368, SLG: 0.340	B FF 89 X FF 90 1-0 27 1B 1B		X FF 90 0-0 ③ G4-3			B CU 74 B SI 89 X FF 91 2-0 ① G6-3		C SL 82 X CU 75 0-1 ② FC8		4	0	1	0	0	0	2
27 Corey Hart, R (1, 10) OBP: 0.256, SLG: 0.425 55 Michael Saunders, L (8, PR) OBP: 0.250, SLG: 0.364 (8, 10)	B FF 90 X FF 91 1-0 1-2 1B			B FF 89 X FF 90 1-0 ① F8		B CU 77 X SI 91 1-0 ② G6-3		B SL 81 C FF 93 1 SAFE X SL 81 1-1 1-2 1B		4 0	0 0	2 0	0 0	0 0	0 0	0 0
7 Stefen Romero, R (1, 9) OBP: 0.211, SLG: 0.222 13 Dustin Ackley, L (8, PH) OBP: 0.326, SLG: 0.477 (8, 7)	B FF 90 C FF 91 B CU 75 X FF 90 2-1 ③ G6-3			F FF 90 C FF 90 B CU 76 X FF 90 1-2 17 FC4 1B		F FF 90 X FF 90 0-1 ③ G1-3		C FF 94 S FF 95 F FF 95 B FF 95 B SL 84 X FF 95 2-2 ③ F7		3 1	0 0	1 0	0 0	0 0	0 0	2 2
15 Kyle Seager, L (1, 5) OBP: 0.300, SLG: 0.220		F FF 89 B SI 88 X SI 90 1-1 ① G3		C SL 82 B FF 91 X FF 90 1-1 ② P4			B SL 83 X SI 89 1-0 ① G3		C FF 91 B SL 89 C FF 92 X FF 92 1-2 ① FC8	4	0	0	0	0	0	1
17 Justin Smoak, S (1, 3) OBP: 0.315, SLG: 0.449		C FF 89 S FF 90 B FF 90 X FF 90 1-2 ② G6-3		1 SAFE D CU 77 B FF 89 1 SAFE F FF 90 X FF 90 2-1 ③ FC4 1-2f			C SI 90 B CU 76 B CU 76 X FF 90 2-1 ② G6-3		F FF 91 S SL 88 F SL 87 X SI 92 0-2 1B	4	0	1	0	0	0	1
8 Willie Bloomquist, R (1, 7) OBP: 0.333, SLG: 0.273 (8, 9)		B FF 89 C SI 91 F CU 76 B FF 90 X FF 90 2-2 ③ G4-3			B FF 89 B FF 90 C FF 90 F FF 90 F FF 92 F FF 90 X FF 91 2-2 ① G6-3		B CU 76 X FF 89 1-0 1B		B SL 87 S FF 90 T SL 87 X SL 86 1-2 ② L9	4	0	1	0	0	0	1
3 Mike Zunino, R (1, 2) OBP: 0.256, SLG: 0.535			B FF 88 X FF 89 1-0 ① G4-3		F FF 90 F FF 88 X FF 90 0-2 ② F8		F FF 90 X FF 90 0-1 ③ G6-3		D FF 90 X FF 90 1-0 ③ L7	4	0	0	0	0	0	2
Inning Stats	R: 0 E: 0 K: 2 S: 10 H: 2 LOB: 2 BB: 0 P: 17	R: 0 E: 0 K: 0 S: 8 H: 0 LOB: 0 BB: 0 P: 12	R: 0 E: 0 K: 0 S: 5 H: 0 LOB: 1 BB: 0 P: 8	R: 0 E: 0 K: 0 S: 8 H: 1 LOB: 1 BB: 0 P: 13	R: 0 E: 0 K: 0 S: 12 H: 1 LOB: 1 BB: 0 P: 15	R: 0 E: 0 K: 0 S: 4 H: 0 LOB: 0 BB: 0 P: 7	R: 0 E: 0 K: 0 S: 6 H: 1 LOB: 1 BB: 0 P: 10	R: 0 E: 0 K: 0 S: 12 H: 1 LOB: 2 BB: 0 P: 17	R: 0 E: 0 K: 0 S: 11 H: 1 LOB: 1 BB: 0 P: 14	1B: 7 2B: 0 3B: 0 HR: 0 SF: 0 SAC: 0 DP: 0 HBP: 2						

PITCHER		IP	WLS	BF	H	R	ER	SO	BB	IBB	HBP	BLK	WP	HR	S	P	ERA	WHIP
46 Robbie Ross Jr., L ERA: 1.0	(1, 1)	7.2	W	30	5	0	0	2	0	0	2	0	0	0	59	90	0.00	0.652
41 Alexi Ogando, R ERA: 4.91	(8, 1)	0.1	H	2	1	0	0	0	0	0	0	0	0	0	6	9	0.00	3.000
56 Neal Cotts, L ERA: 4.5	(9, 1)	1.0		4	1	0	0	0	0	0	0	0	0	0	11	14	0.00	1.000

PITCHER	IP	WLS	BF	H	R	ER	SO	BB	IBB	HBP	BLK	WP	HR	S	P	ERA	WHIP

TOP

Seattle Mariners @ Texas Rangers

Globe Life Park in Arlington, Arlington, TX

Tue Apr 15 2014, 8:08 PM - 10:29 PM EDT

Att. 26,628 - Clear - 63 F

livebaseballscorecards.com

AB	34
R	0
H	7
RBI	0
BB	0
SO	2
LOB	12

WP: 0	PA: 36		
PB: 0			
SB: 0			
CS: 0			

Batter	1	2	3	4	5	6	7	8	9	AB	R	H	RBI	BB	SO	LOB
17 Shin-Soo Choo, L (1, 7) OBP: 0.429, SLG: 0.367	C SI 87 B CH 83 B FF 87 X FF 86 2-1 ① F8		X SI 87 0-0 1 G6-4-3 1B 1-2		B FF 94 C FF 95 S FF 95 X FF 95 1-2 ③ G1-3			X SI 95 0-0 ① L7		4	0	1	0	0	0	0
1 Elvis Andrus, R (1, 6) OBP: 0.333, SLG: 0.418	B SI 86 B SI 86 C SI 86 B SL 76 C SI 86 X SI 86 3-2 CS 1B		F SL 78 C SI 88 B SL 78 X SL 78 1-2 ①② G6-4-3 1-2f 2-3			C FF 94 X FC 89 0-1 ① L6		C CU 78 B FF 95 S SL 92 X CU 78 1-2 6 2B 2B		4	1	2	0	0	0	2
Alex Rios, R (1, 9) OBP: 0.322, SLG: 0.389	B SL 82 F CH 84 B SL 77 B SI 86 X SI 86 3-1 ②③ G6-3 1-2		B SL 78 B SI 87 B SL 78 C SI 86 F SI 86 F SI 89 X SL 79 3-2 ③ F7			X FF 94 0-0 84 CS 1B		B CU 77 X FF 95 1-0 ② L9		4	0	1	0	0	0	3
84 Prince Fielder, L (1, 3) OBP: 0.279, SLG: 0.296		B SI 85 S SL 76 X SI 87 1-1 HR		C SI 85 C SI 86 B SI 88 F SI 87 B SI 87 S SL 76 2-3 ① K		1 SAFE C FF 94 B FF 95 C FF 95 S SL 83 1-3 ②③ K 1-2		I IN 74 I IN 74 I IN 75 I IN 74 4-0 6 2B IBB		3	2	1	1	1	2	1
6 Kevin Kouzmanoff, R (1, 5) OBP: 0.522, SLG: 0.750		C SI 87 X CH 82 0-1 HR		B SI 86 X SI 87 1-0 ② F9			X SI 83 0-0 18 SH5-3 2B	D CU 77 X SL 90 1-0 1-H 2-H 18 1B 2B		4	2	3	3	0	0	0
18 Mitch Moreland, L (1, 10) OBP: 0.275, SLG: 0.447		C SI 86 B CU 71 B CU 72 F SI 87 X SI 87 2-2 ① G3		C SI 87 B SI 87 X SI 87 1-1 1B			X FF 86 0-0 ① SH5-3 2-3	B FF 95 S CH 86 S FF 94 D CU 79 B CH 87 X FF 95 3-2 2-H 1B		3	0	2	1	0	0	0
16 Donnie Murphy, R (1, 4) OBP: 0.306, SLG: 0.310		B SI 86 C SI 86 S SL 78 B SL 77 X FF 87 2-2 ② F9		B SL 77 S SI 87 X SI 86 1-1 ③ G1-3			P PO 80 B SI 84 P PO 79 P PO 78 4-0 BB	C FF 95 B FF 95 F SI 93 S SL 91 1-3 ③ K		3	0	0	0	1	1	2
2 Leonys Martin, L (1, 8) OBP: 0.333, SLG: 0.256 15 Michael Choice, R (7, PH) OBP: 0.261, SLG: 0.350 (8, 8)		C SI 86 B SL 76 B SI 87 B SI 86 X SI 87 3-1 ③ F9			L FF 93 X FF 94 0-1 ① G5-3		1 SAFE 1 SAFE S SI 84 1 SAFE F SI 84 S CH 78 0-3 ② FC			2 1	0 0	0 0	0 0	0 0	0 0	0 2
61 Robinson Chirinos, R (1, 2) OBP: 0.269, SLG: 0.348			C SI 86 X FF 86 0-1 1 17 G6-4-3 1B 1B		B FC 89 F FC 89 F SI 94 B SL 83 B FF 94 S FF 95 3-3 ② K		X SI 85 0-0 ③ G4-3			3	0	1	0	0	1	2
Inning Stats	R: 0 E: 0 K: 0 S: 7 H: 1 LOB: 0 BB: 0 P: 15	R: 2 E: 0 K: 0 S: 12 H: 2 LOB: 0 BB: 0 P: 20	R: 0 E: 0 K: 0 S: 10 H: 2 LOB: 1 BB: 0 P: 14	R: 0 E: 0 K: 1 S: 9 H: 1 LOB: 1 BB: 0 P: 14	R: 0 E: 0 K: 1 S: 8 H: 0 LOB: 0 BB: 0 P: 12	R: 0 E: 0 K: 1 S: 6 H: 1 LOB: 0 BB: 0 P: 7	R: 0 E: 0 K: 0 S: 9 H: 1 LOB: 2 BB: 1 P: 10	R: 3 E: 0 K: 1 S: 12 H: 3 LOB: 1 BB: 1 P: 23		1B: 6 2B: 3 3B: 0 HR: 2	SF: 0 SAC: 1 DP: 1 HBP: 0		WP: 0 PB: 0 SB: 0 CS: 2	PA: 34	

PITCHER		IP	WLS	BF	H	R	ER	SO	BB	IBB	HBP	BLK	WP	HR	S	P	ERA	WHIP
49 Blake Beavan, R ERA: 4.5	(1, 1)	4.0	L	16	6	2	2	1	0	0	0	0	0	2	38	63	4.50	1.500
52 Dominic Leone, R ERA:	(5, 1)	2.0		6	1	0	0	2	0	0	0	0	0	0	14	19	0.00	0.500
97 Joe Beimel, L ERA:	(7, 1)	1.0		5	1	0	0	1	1	0	0	0	0	0	9	10	0.00	2.000
54 Tom Wilhelmsen, R ERA: 6.23	(8, 1)	1.0		7	3	3	3	1	0	1	0	0	0	0	12	23	27.00	3.000

PITCHER	IP	WLS	BF	H	R	ER	SO	BB	IBB	HBP	BLK	WP	HR	S	P	ERA	WHIP

BOTTOM

Seattle Mariners @ Texas Rangers

Globe Life Park in Arlington, Arlington, TX

Tue Apr 15 2014, 8:08 PM - 10:29 PM EDT

Att. 26,628 - Clear - 63 F

livebaseballscorecards.com

AB	31
R	5
H	11
RBI	5
BB	2
SO	4
LOB	12

Batter	1	2	3	4	5	6	7	8	9	AB	R	H	RBI	BB	SO	LOB
36 Abraham Almonte, S (1, 8) OBP: 0.297, SLG: 0.339	C FF 90 C FF 93 B ST 82 B ST 81 B ST 79 X ST 80 3-2 15 S 1B	B FF 92 F FF 92 X FF 93 1-1 E7 1-3 2-H 1B		C ST 79 B FS 88 C FS 88 D SI 90 S FF 96 2-3 ② K			C FF 91 F FS 87 S SI 89 0-3 ① K			4	0	2	1	0	2	2
5 Brad Miller, L (1, 6) OBP: 0.238, SLG: 0.383	X FF 92 0-0 ① L8	X ST 80 0-0 ③ G4-3		C ST 78 B CU 62 B FS 87 C ST 79 B FF 95 X ST 81 3-2 ③ F9 1-2 2-3			C ST 78 B FS 87 S ST 80 B FF 90 X ST 77 2-2 ② G4-3			4	0	0	0	0	0	5
22 Robinson Canó, L (1, 4) OBP: 0.344, SLG: 0.315	C FF 95 B FF 94 B FF 95 1 SAFE B FF 94 C FF 95 X FF 94 3-2 ② L8		C ST 76 B FS 86 X FF 90 1-1 ① G4-3		F SI 90 S FS 86 F FC 89 S FF 92 0-3 ① K		C FF 94 X CU 67 0-1 ③ F9			4	0	0	0	0	1	1
15 Kyle Seager, L (1, 5) OBP: 0.296, SLG: 0.222	C FF 92 B SI 93 C ST 80 F FF 95 D FS 88 X ST 81 2-2 ③ G3-1 1-2		C ST 78 B FF 91 X FF 92 1-1 1B		B FF 93 X ST 79 1-0 ② G4-3			X SL 80 0-0 ① F7		4	0	1	0	0	0	1
55 Michael Saunders, L (1, 9) OBP: 0.250, SLG: 0.320		X FF 92 0-0 ① L9	D FS 88 B ST 78 B FF 93 X SI 92 3-0 ② F7		B ST 78 B ST 92 B FF 92 C FF 90 B FF 92 4-1 6 S BB			C SL 81 F CH 86 B FF 90 S FF 92 1-3 ② K		3	0	0	0	1	1	1
6 Nick Franklin, S (1, 10) OBP: 0.250, SLG: 0.750		X FF 91 0-0 3 1B 3B	1 SAFE C ST 80 D FC 90 1 SAFE S ST 79 C FF 92 1-3 ③ K		1 SAFE C ST 80 P FF 84 F ST 80 B ST 77 B ST 78 S ST 81 3-3 ③ K 1-2			X CH 86 0-0 ③ G6-3		4	1	1	0	0	2	2
17 Justin Smoak, S (1, 3) OBP: 0.310, SLG: 0.434		B ST 80 C ST 80 F FF 94 S FF 93 1-3 ② K		C ST 77 B FS 83 B FF 93 X ST 77 2-1 5 PB 3 1B 1B		C ST 75 S FF 93 S SI 89 0-3 ① K			C SI 95 B CH 88 F CH 88 X SI 96 1-2 ① F8	4	0	1	0	0	2	1
13 Dustin Ackley, L (1, 7) OBP: 0.320, SLG: 0.447		B ST 80 B ST 80 B ST 80 C FF 95 B FF 94 4-1 3 1B 36 1B BB		L SI 90 S FS 88 S FS 90 0-3 ① K		B FF 92 C ST 78 B FF 93 X ST 76 2-1 ② L8			B SL 86 F SI 95 B SI 96 X SI 94 2-1 ② G4-3	3	1	0	0	1	1	1
3 Mike Zunino, R (1, 2) OBP: 0.277, SLG: 0.532		C FF 94 X ST 80 0-1 36 E 36 1B 1-2 3-H 1B		X SI 92 0-0 5 PB 1-2 1B		F SI 93 B FF 94 B SI 93 X ST 79 2-1 ③ F7			B SL 85 F SI 94 S SI 95 B SI 94 X SI 95 2-2 ③ G6-3	4	0	2	1	0	0	0
Inning Stats	R: 0 E: 0 K: 0 S: 11 H: 1 LOB: 1 BB: 0 P: 19	R: 2 E: 1 K: 1 S: 11 H: 3 LOB: 2 BB: 1 P: 17	R: 0 E: 0 K: 1 S: 8 H: 1 LOB: 1 BB: 0 P: 14	R: 0 E: 0 K: 2 S: 12 H: 2 LOB: 2 BB: 0 P: 19	R: 0 E: 0 K: 2 S: 10 H: 0 LOB: 1 BB: 1 P: 17	R: 0 E: 0 K: 1 S: 7 H: 0 LOB: 0 BB: 0 P: 11	R: 0 E: 0 K: 1 S: 8 H: 0 LOB: 0 BB: 0 P: 10	R: 0 E: 0 K: 1 S: 5 H: 0 LOB: 0 BB: 0 P: 6	R: 0 E: 0 K: 0 S: 8 H: 0 LOB: 0 BB: 0 P: 13	1B: 6 2B: 0 3B: 1 HR: 0 SF: 0 SAC: 0 DP: 0 HBP: 0						

PITCHER	IP	WLS	BF	H	R	ER	SO	BB	IBB	HBP	BLK	WP	HR	S	P	ERA	WHIP
11 Yu Darvish, R (1, 1) ERA: 0.82	7.0		30	7	2	2	8	2	0	0	0	0	0	67	107	2.57	1.286
44 Jason Frasor, R (8, 1) ERA:	1.0		3	0	0	0	1	0	0	0	0	0	0	5	6	0.00	0.000
32 Pedro Figueroa, L (9, 1) ERA: 5.68	1.0	W	3	0	0	0	0	0	0	0	0	0	0	8	13	0.00	0.000

PITCHER	IP	WLS	BF	H	R	ER	SO	BB	IBB	HBP	BLK	WP	HR	S	P	ERA	WHIP

TOP

Seattle Mariners @ Texas Rangers

Globe Life Park in Arlington, Arlington, TX

Wed Apr 16 2014, 8:09 PM - 10:54 PM EDT

Att. 27,396 - Clear - 67 F

livebaseballscorecards.com

AB	34
R	2
H	7
RBI	2
BB	2
SO	9
LOB	14

Seattle Mariners @ Texas Rangers

Globe Life Park in Arlington, Arlington, TX

Wed Apr 16 2014, 8:09 PM - 10:54 PM EDT

Att. 27,396 - Clear - 67 F

BOTTOM

livebaseballscorecards.com

Batter	1	2	3	4	5	6	7	8	9	AB	R	H	RBI	BB	SO	LOB
17 Shin-Soo Choo, L (1, 7) OBP: 0.418, SLG: 0.358	C SI 91 B SI 92 F CU 81 X FF 92 1-2 ① G3		C CU 81 S CH 90 X FF 93 0-2 1 1B 1B		C CH 89 C SI 92 B CH 90 T CH 89 1-2 ③ K			F SL 80 C FF 92 B SL 81 B FF 91 F FF 92 C FF 91 2-3 ② K		4	0	1	0	0	2	0
1 Elvis Andrus, R (1, 6) OBP: 0.328, SLG: 0.407	C FF 92 B FF 93 C SL 86 S CH 91 1-3 ② K		X SI 92 0-0 1-2 1B			C CH 91 B CH 88 B SL 83 X SI 91 2-1 ① G5-3		B FF 93 C FF 94 C CU 83 B CU 84 C CU 83 2-3 ③ K		4	0	1	0	0	2	0
Alex Rios, R (1, 9) OBP: 0.317, SLG: 0.397	C SI 93 C SL 85 B CH 90 X CH 90 1-2 2B		C SL 84 B CH 90 B SL 84 B FF 92 F FF 89 C SI 92 3-3 ③ K			X FF 91 0-0 ② L8			B SI 91 F SI 94 B CH 83 X SI 94 2-1 ① F9	4	0	1	0	0	1	2
84 Prince Fielder, L (1, 3) OBP: 0.262, SLG: 0.276	C SI 92 X CH 90 0-1 ③ G4-3			B CH 90 X CH 90 1-0 ① P6		B CH 89 C FF 92 X CH 89 1-1 ③ L9			B SI 96 B SI 96 C SI 95 S SI 96 F SI 94 B CH 84 S CH 84 3-3 ② K	4	0	0	0	0	1	1
6 Kevin Kouzmanoff, R (1, 5) OBP: 0.481, SLG: 0.667		B FF 92 C FF 92 B SL 83 X FF 92 2-1 ① G3		S CH 91 B SL 84 T CU 82 S CH 89 1-3 ② K			S SL 83 B SL 83 B SL 84 F SI 93 S CH 88 2-3 ① K		B CH 82 X SI 96 1-0 16 E 18 BB 2 WP 1B	4	1	1	0	0	2	0
18 Mitch Moreland, L (1, 10) OBP: 0.295, SLG: 0.425		C FF 93 B CH 90 S CU 82 X FF 93 1-2 ② G6-3		B SI 91 B CH 89 S SI 92 C CU 81 B FF 92 D CH 90 4-2 12 FC6-4 1 BB			S CH 91 C SI 92 F SL 82 X SI 93 0-2 ② G6-3		B SI 96 B SI 94 B SI 95 C SI 96 C FF 92 B SI 96 4-2 2 WP 16 E 2 1B 1-2 BB	2	1	0	0	2	0	0
12 Josh Wilson, R (1, 4) OBP: 0.296, SLG: 0.333 16 Donnie Murphy, R (9, PH) OBP: 0.297, SLG: 0.300	S SL 85 C CU 80 B CH 91 S CH 90 1-3 ③ K		X SI 92 0-0 ③ FC6-4 1-2f				S SL 85 F SL 83 B CH 89 F CH 90 X CU 80 1-2 ③ P4		B FF 93 X SI 94 1-0 2 1B 2 WP FC6 1-2 2-3	3 1	0 0	0 0	0 0	0 0	1 0	1 2
2 Leonys Martin, L (1, 8) OBP: 0.346, SLG: 0.319			C CU 78 F CH 91 B CH 90 C FF 92 1-3 ① K		L CH 90 F CU 79 S CH 88 0-3 ① K			C CU 79 B CH 88 X SI 92 1-1 15 SF7 3B	B FF 97 B SI 94 X SI 94 2-0 1-3 2-H 3-H 1B	4	1	2	1	0	2	0
61 Robinson Chirinos, R (1, 2) OBP: 0.250, SLG: 0.320 35 James Adduci, L (8, PH) OBP: 0.375, SLG: 0.500 15 Michael Choice, R (8, PH) OBP: 0.250, SLG: 0.350 7 J.P. Arencibia, R (9, 2) OBP: 0.120, SLG: 0.125			C SI 92 B SL 85 S CU 81 B CH 91 B SI 91 S SI 93 3-3 ② K		C SL 82 F CU 80 F SI 92 F CH 90 X SI 92 0-2 ② G5-3			B FF 91 C FF 92 F FF 92 B FF 91 B FF 92 X FF 90 3-2 ① SF7 3-H		2 0 0 0	0 0 0 0	0 0 0 0	0 0 1 0	1 0 0 0	0 0 0 0	0 0 0 0
Inning Stats	R: 0 H: 1 E: 0 LOB: 1 K: 1 BB: 0 S: 11 P: 14	R: 0 H: 0 E: 0 LOB: 0 K: 1 BB: 0 S: 8 P: 12	R: 0 H: 2 E: 0 LOB: 2 K: 3 BB: 0 S: 13 P: 20	R: 0 H: 0 E: 0 LOB: 1 K: 1 BB: 1 S: 7 P: 13	R: 0 H: 0 E: 0 LOB: 0 K: 2 BB: 0 S: 11 P: 12	R: 0 H: 0 E: 0 LOB: 0 K: 0 BB: 0 S: 5 P: 8	R: 0 H: 0 E: 0 LOB: 0 K: 1 BB: 0 S: 11 P: 14	R: 1 H: 1 E: 0 LOB: 0 K: 2 BB: 0 S: 12 P: 20	R: 2 H: 2 E: 1 LOB: 2 K: 1 BB: 1 S: 11 P: 24	1B: 4 2B: 1 3B: 1 HR: 0	SF: 1 SAC: 0 DP: 0 HBP: 0			WP: 1 PB: 0 SB: 0 CS: 0	PA: 35		

PITCHER	IP	WLS	BF	H	R	ER	SO	BB	IBB	HBP	BLK	WP	HR	S	P	ERA	WHIP
34 Félix Hernández, R (1, 1) ERA: 1.91	7.0		26	4	1	1	9	1	0	0	0	0	0	68	96	1.29	0.714
41 Charlie Furbush, L (8, 1) ERA: 6.23	0.2	H	2	0	0	0	1	0	0	0	0	0	0	7	12	0.00	0.000
31 Yoervis Medina, R (8, 1) ERA: 1.17	0.1	H	1	0	0	0	1	0	0	0	0	0	0	3	5	0.00	0.000
56 Fernando Rodney, R (9, 1) ERA:	0.2	L	6	2	2	0	1	1	0	0	0	1	0	11	24	0.00	4.500

PITCHER	IP	WLS	BF	H	R	ER	SO	BB	IBB	HBP	BLK	WP	HR	S	P	ERA	WHIP

AB	32
R	3
H	6
RBI	2
BB	2
SO	12
LOB	6

Seattle Mariners @ Texas Rangers

Globe Life Park in Arlington, Arlington, TX

Thu Apr 17 2014, 2:07 PM - 5:35 PM EDT

Att. 29,024 - Drizzle - 57 F

TOP

livebaseballscorecards.com

Batter	1	2	3	4	5	6	7	8	9	AB	R	H	RBI	BB	SO	LOB
36 Abraham Almonte, S (1, 8) OBP: 0.290, SLG: 0.328	C FF 91 B CU 81 C FF 93 B FF 93 C FF 94 2-3 ① K		X FF 94 0-0 ① 5 BB 22 HR 1B D CU 78 B CH 86 C CH 85 X FF 91 2-1 ③ F8			B SI 91 B SI 90 C SI 92 C SI 90 X SI 92 2-2 ① F7		C FF 94 B SI 93 S SI 93 X FF 94 1-2 ② F7		5	1	1	0	0	1	2
5 Brad Miller, L (1, 6) OBP: 0.265, SLG: 0.406	B CU 80 F FF 94 B FF 92 F FF 93 F FF 94 F CU 83 B CH 88 X FF 93 3-2 22 G4-3 1B		B CH 86 B FF 92 B FF 92 C FF 92 F FF 93 B FF 92 4-2 1-2 22 HR BB	C FF 92 F FF 93 X CU 80 0-2 22 L3-6 2B		C SL 84 S SL 85 F SL 86 F SI 94 F SI 92 X SL 84 0-2 ② G4-3		B SI 93 X SI 93 1-0 ③ F8		4	1	2	0	1	0	1
22 Robinson Canó, L (1, 10) OBP: 0.333, SLG: 0.356	F FF 92 X FF 93 0-1 ② G4-3 1-2		C FF 94 X CH 89 0-1 1-H 2-H HR	B FF 91 C CH 87 X CH 86 1-1 ① ② L3-6 2-2		B SL 87 X SL 86 1-0 ③ G4-3			C FF 90 F FF 89 X CU 71 0-2 ① G5-3	5	1	1	3	0	0	2
27 Corey Hart, R (1, 9) OBP: 0.313, SLG: 0.535	C FF 93 C FF 94 F CU 83 B FF 94 B CU 83 B CU 83 F CU 82 F FF 95 B FF 92 4-2 BB		B CU 83 B FF 96 S FF 95 B FF 95 S FF 95 X FF 94 3-2 HR	C FF 92 F CU 81 X CU 81 0-2 2B			C FF 91 F FF 90 F CH 85 B FF 92 B FF 92 B SL 86 B SL 85 4-2 BB		B FF 90 B CH 87 F FF 90 F FF 90 X CU 69 1-2 ② G5-3	3	1	2	1	2	0	0
15 Kyle Seager, L (1, 5) OBP: 0.288, SLG: 0.204	C CU 81 B FF 94 B FF 94 F FF 93 F CU 82 X FF 95 2-2 ③ F7		B CU 82 B FF 94 C FF 94 F FF 93 X CU 81 2-2 ① G6-3	B CH 84 B CH 86 B CH 85 B FF 92 4-0 BB			D CH 87 C FF 92 F FF 92 B CH 86 X FF 92 2-2 ① F8		C FF 90 B CH 87 F FF 90 F FC 93 F CU 69 F FC 91 F FC 91 S CU 70 1-3 ③ K	4	0	0	0	1	1	3
6 Nick Franklin, S (1, 4) OBP: 0.250, SLG: 0.429		S FF 92 C FF 93 C FF 95 0-3 ① K	B FF 93 B CU 82 B FF 93 B FF 93 4-0 17 1B 13 2B BB	C CH 86 S FF 92 F CH 87 X CU 80 0-2 ③ F8			B SL 81 B FF 92 S FF 91 C FF 92 F CH 85 C FF 91 2-3 ② K			3	1	0	0	1	2	3
17 Justin Smoak, S (1, 3) OBP: 0.306, SLG: 0.421		B FF 96 X FF 95 1-0 ② L3	1 SAFE F FF 93 1 SAFE X FF 94 0-1 1-3 13 2B 1B		T CH 86 F FF 93 B FF 93 X CH 88 1-2 ① L9		X SL 82 0-0 ③ G4-3			4	1	1	0	0	0	1
13 Dustin Ackley, L (1, 7) OBP: 0.333, SLG: 0.471		C FF 94 X FF 95 0-1 1B	F FF 91 X FF 91 0-1 1-H 3-H 2B		B SL 88 C SI 94 B SL 84 F SI 93 X SI 94 2-2 ② G4-3			C FF 93 C CH 87 B FF 94 X SL 84 1-2 ① F7		4	0	2	2	0	0	0
4 John Buck, R (1, 2) OBP: 0.250, SLG: 0.182		B FF 92 B CU 82 X FF 93 2-0 ③ P3	F SL 88 F SL 87 F FF 92 B FF 91 D CH 85 F FF 92 S CH 85 2-3 ② K		F CH 82 X SI 92 0-1 ③ F9			X SL 79 0-0 1B		4	0	1	0	0	1	2
Inning Stats	R: 0 E: 0 K: 1 S: 19 H: 1 LOB: 2 BB: 1 P: 30	R: 0 E: 0 K: 1 S: 7 H: 1 LOB: 1 BB: 0 P: 10	R: 6 E: 0 K: 1 S: 22 H: 5 LOB: 1 BB: 2 P: 39	R: 0 E: 0 K: 0 S: 12 H: 2 LOB: 2 BB: 1 P: 17	R: 0 E: 0 K: 0 S: 8 H: 0 LOB: 0 BB: 0 P: 11	R: 0 E: 0 K: 0 S: 10 H: 0 LOB: 0 BB: 0 P: 13	R: 0 E: 0 K: 1 S: 11 H: 0 LOB: 1 BB: 1 P: 19	R: 0 E: 0 K: 0 S: 8 H: 1 LOB: 1 BB: 0 P: 11	R: 0 E: 0 K: 1 S: 13 H: 0 LOB: 0 BB: 0 P: 15	1B: 5 2B: 4 3B: 0 HR: 2 SF: 0 SAC: 0 DP: 1 HBP: 0						

AB	36
R	6
H	10
RBI	6
BB	5
SO	5
LOB	14

WP: 0 PB: 0 SB: 0 CS: 0 PA: 41

PITCHER		IP	WLS	BF	H	R	ER	SO	BB	IBB	HBP	BLK	WP	HR	S	P	ERA	WHIP
52 Tanner Scheppers, R ERA: 9.82	(1, 1)	2.1		16	6	6	6	2	3	0	0	0	0	2	39	66	23.14	3.857
19 Hector Noesí, R ERA: 5.06	(3, 1)	2.0		9	3	0	0	1	1	0	0	0	0	0	24	34	0.00	2.000
32 Pedro Figueroa, L ERA: 4.5	(5, 1)	1.2	W	5	0	0	0	0	0	0	0	0	0	0	15	20	0.00	0.000
44 Jason Frasor, R ERA:	(7, 1)	1.0	H	4	0	0	0	1	1	0	0	0	0	0	11	19	0.00	1.000
41 Alexi Ogando, R ERA: 4.32	(8, 1)	1.0	H	4	1	0	0	0	0	0	0	0	0	0	8	11	0.00	1.000

PITCHER		IP	WLS	BF	H	R	ER	SO	BB	IBB	HBP	BLK	WP	HR	S	P	ERA	WHIP
28 Joakim Soria, R ERA: 6.0	(9, 1)	1.0	S	3	0	0	0	1	0	0	0	0	0	0	13	15	0.00	0.000

Batter	1	2	3	4	5	6	7	8	9	AB	R	H	RBI	BB	SO	LOB
17 Shin-Soo Choo, L (1, 7) OBP: 0.417, SLG: 0.414	C FF 88 X FF 91 0-1 G1-3 ①	C CU 80 B CH 80 F FF 92 B SI 93 X CH 78 2-2 HR ③	B FF 92 C FF 92 F FF 93 B SL 82 S SL 80 2-3 K		C CU 69 B CH 77 F CU 71 F CU 71 S FF 88 1-3 K ③ 3-H			B FF 92 X SI 96 1-0 1 E, 1 FC1 1B		5	1	2	1	0	2	1
1 Elvis Andrus, R (1, 6) OBP: 0.333, SLG: 0.413	C FF 90 B CU 81 C FF 90 B FF 92 B FF 91 X FF 91 3-2 6 2B 2B	B CU 78 B FF 90 B SI 88 C FF 89 S FF 90 B FF 92 4-2 1B S BB		B CH 90 B FC 86 F FF 92 C FC 87 C FF 94 2-3 K ①		B FF 92 F FC 87 F FC 89 X FC 89 1-2 G6-3 ①		B SI 95 1 SAFE F FF 95 C SL 92 F SI 96 1 SAFE P PO 85 F SL 91 B SI 96 3-2 X FF 94 FC1 S 1-3		4	1	1	0	1	1	1
Alex Rios, R (1, 9) OBP: 0.324, SLG: 0.397	B FF 91 B SI 90 S CH 78 B SI 90 S CH 78 F CH 79 S CH 81 3-3 K ②	B SL 87 X FF 90 1-0 1-3 1B		B FC 88 B FC 86 F FF 93 B FF 94 X FF 91 3-1 84 E, 84 S 1B		C FF 93 B CU 74 C CU 74 B FF 92 F FC 89 X FF 92 2-2 F9 ②		B FF 95 F SL 92 S SI 95 B CU 78 B FF 95 S SL 90 3-3 K ① 1-2		5	0	2	0	0	2	3
84 Prince Fielder, L (1, 3) OBP: 0.271, SLG: 0.262	I IN 73 I IN 72 I IN 74 I IN 75 4-0 6 2B 18 1B IBB	B SI 91 B SI 89 X SI 90 2-0 G4-3 ③		C FF 92 S CH 83 F FF 94 X SL 81 0-2 P4 ② 1-3		B FC 88 F FC 88 S CU 73 X CU 75 1-2 G4-3 ③		I IN 70 I IN 71 I IN 69 I IN 72 4-0 6 G4-3 IBB		3	1	0	0	2	0	3
6 Kevin Kouzmanoff, R (1, 5) OBP: 0.469, SLG: 0.690	C CU 80 F CU 82 B FF 92 F FF 91 F CU 82 F CH 80 B CU 81 X CU 81 2-2 18 1B 2B 1-3 2-H		C CU 78 B SL 86 B FF 90 X FF 88 2-1 18 2B 2B	F FC 88 X SL 80 0-1 G6-3 ③			C FC 88 B CU 74 X FC 88 1-1 F9 ①	F FF 91 F SL 91 B SI 97 B SL 92 D CU 78 X SL 92 3-2 G4-3 ②③ 1-2f		5	2	2	1	0	0	4
18 Mitch Moreland, L (1, 10) OBP: 0.333, SLG: 0.465	S CH 79 S CH 80 D CH 81 F CH 79 B SI 90 X CH 80 2-2 2-H 3-H 1B		C FF 94 F FF 94 F FF 94 X FC 88 0-2 2 SH1-4 7 G6-3 2B 2-H		B FF 87 S FF 88 B SL 76 C FF 87 B CU 71 F FF 87 F FF 87 F FF 88 B FF 87 4-2 2 SH5-4 16 1B 7 G4-3 BB		B CU 73 B FC 88 X FC 89 2-0 L9 ②			3	2	2	3	1	0	0
16 Donnie Murphy, R (1, 4) OBP: 0.341, SLG: 0.333	B FF 91 B SL 86 C FF 91 X FF 91 2-1 G6-3 ③		B SI 91 B SI 92 B FC 88 B FF 93 4-0 2 SH1-4 BB		1 SAFE F SI 83 X SI 85 0-1 7 G4-3 2 SH5-4 17 WP 1-2 1B		B FC 88 X FC 88 1-0 2 1B 1B			3	1	2	0	1	0	1
2 Leonys Martin, L (1, 8) OBP: 0.352, SLG: 0.327		L FF 90 C CU 79 F CH 80 S FF 92 0-3 K ① M CH 86 2 SAFE M FC 91 2 SAFE X CH 85 0-2 SH1-4 ① 1-2 2-3			X FF 88 0-0 SH5-4 ① 1-2 2-3		1 SAFE B FC 88 C FC 88 X FC 89 1-1 1-3 1B			2	0	1	0	0	1	0
7 J.P. Arencibia, R (1, 2) OBP: 0.103, SLG: 0.107		X FF 91 0-0 F9 ② D FF 92 X FC 87 1-0 G6-3 ② 3-H			X CH 80 0-0 G4-3 ② 2-3 3-H		T FC 88 F CU 74 F CU 74 B FF 93 X CU 74 1-2 F7 ③			4	0	0	2	0	0	4
Inning Stats	R: 3 H: 3 E: 0 LOB: 1 K: 1 BB: 1 S: 21 P: 37	R: 1 H: 2 E: 0 LOB: 2 K: 1 BB: 1 S: 12 P: 21	R: 2 H: 2 E: 0 LOB: 1 K: 1 BB: 1 S: 13 P: 22	R: 0 H: 1 E: 0 LOB: 1 K: 1 BB: 0 S: 11 P: 16	R: 2 H: 1 E: 0 LOB: 0 K: 1 BB: 1 S: 13 P: 18	R: 0 H: 0 E: 0 LOB: 0 K: 0 BB: 0 S: 10 P: 14	R: 0 H: 2 E: 0 LOB: 2 K: 0 BB: 0 S: 10 P: 16	R: 0 H: 1 E: 1 LOB: 2 K: 1 BB: 1 S: 13 P: 26		1B: 7 SF: 0 2B: 4 SAC: 2 3B: 0 DP: 1 HR: 1 HBP: 0						WP: 1 PA: 41 PB: 0 SB: 3 CS: 0	

BOTTOM

Seattle Mariners @ Texas Rangers

Globe Life Park in Arlington, Arlington, TX

Thu Apr 17 2014, 2:07 PM - 5:35 PM EDT

Att. 29,024 - Drizzle - 57 F

livebaseballscorecards.com

AB	34
R	8
H	12
RBI	7
BB	5
SO	6
LOB	17

PITCHER		IP	WLS	BF	H	R	ER	SO	BB	IBB	HBP	BLK	WP	HR	S	P	ERA	WHIP
50 Erasmo Ramírez, R ERA: 7.5	(1, 1)	2.0		14	6	5	5	2	1	1	0	0	0	1	35	62	22.50	3.500
52 Dominic Leone, R ERA: 1.08	(3, 1)	2.0		9	2	1	1	2	1	0	0	0	0	0	22	34	4.50	1.500
97 Joe Beimel, L ERA: 2.57	(5, 1)	1.0	L	5	1	2	2	1	1	0	0	0	1	0	13	18	18.00	2.000
40 Danny Farquhar, R ERA: 1.17	(6, 1)	2.0		8	2	0	0	0	0	0	0	0	0	0	20	30	0.00	1.000
54 Tom Wilhelmsen, R ERA: 5.06	(8, 1)	1.0		5	1	0	0	1	0	1	0	0	0	0	13	26	0.00	1.000

PITCHER	IP	WLS	BF	H	R	ER	SO	BB	IBB	HBP	BLK	WP	HR	S	P	ERA	WHIP

Seattle Mariners @ Miami Marlins

Marlins Park, Miami, FL

Fri Apr 18 2014, 7:13 PM - 10:23 PM EDT

Att. 21,388 - Roof Closed - 78 F

livebaseballscorecards.com

Batter	1	2	3	4	5	6	7	8	9	AB	R	H	RBI	BB	SO	LOB
36 Abraham Almonte, S (1, 8) OBP: 0.297, SLG: 0.377	B FF 96 C FF 96 B SL 89 S FF 97 F SL 90 F SI 98 B FF 98 F FF 97 T FF 98 3-2 K ①	C FF 94 B CU 76 S SL 86 S FF 96 1-3 K ①	X FF 95 0-0 5 G3 3B	X FF 95 0-0 5 E 27 1B 2B	B CH 82 B CH 81 X FF 89 2-0 G3 ③		5	2	2	0	0	2	2
5 Brad Miller, L (1, 6) OBP: 0.247, SLG: 0.377	F FF 96 X FF 96 0-1 F7 ②	C FF 96 X CH 87 0-1 G4-3 ②	X SL 87 0-0 G3 ① 3-H	X SL 89 0-0 E4 27 1B 2-3	C SL 80 F SI 91 F SI 90 B SI 90 X SL 81 1-2 F8 ①		5	0	0	1	0	0	1
22 Robinson Canó, L (1, 4) OBP: 0.324, SLG: 0.344	B CU 77 S FF 97 F SL 89 X FF 96 1-2 1B	C FF 96 B FF 96 X SL 88 1-1 G4-3 ③	X CU 76 0-0 G3-1 ②	D SL 88 X SL 86 1-0 P6 ②	B SL 81 B SL 80 F SI 90 F SL 81 F SI 90 F SI 90 B SL 80 S SI 90 3-3 K ②		5	0	1	0	0	1	2
27 Corey Hart, R (1, 3) OBP: 0.321, SLG: 0.521 (8, 9)	F FF 96 C FF 96 B SL 88 F FF 96 F FF 96 F SL 86 B SL 86 F FF 95 B FF 96 3-2 L9 ③	F FF 86 1 SAFE F FF 95 F FF 95 X SI 96	C FF 94 F SL 86 B SL 87 X FF 95 1-2 15 2B 1B	X SL 88 0-0 G5-3 ③	C SL 79 F FF 92 X SL 80 0-2 1-2 3-H 1B		B SL 79 S SL 79 X SI 90 1-1 G5-3 ③	5	0	2	1	0	0	1
55 Michael Saunders, L (1, 9) OBP: 0.281, SLG: 0.321 41 Charlie Furbush, L (7, 1) 17 Justin Smoak, S (8, 3) OBP: 0.306, SLG: 0.421		C FF 95 B FF 95 B FF 94 X FF 95 2-1 13 1B 13 E 1B	C SL 85 B FF 95 F FF 95 X FF 94 1-2 F8 ①	B CU 76 B FF 95 C FF 93 F FF 96 B SL 86 B FF 96 4-2 13 G4-6-3 15 1B BB	F FF 92 B CH 83 B CH 82 F FF 92 B FF 94 F FF 90 X SL 79 3-2 G4-3 ③		3	1	1	0	1	0	3
										0	0	0	0	0	0	0
										0	0	0	0	0	0	0
15 Kyle Seager, L (1, 5) OBP: 0.302, SLG: 0.245		F FF 94 F CU 75 B FF 95 1 SAFE X FF 94 1-2 F8 ①	X SL 85 0-0 1-3 2B	B CU 76 D CH 87 C FF 93 F CH 87 X FF 95 2-2 13 G4-6-3 1-2 1B	C CU 73 B CH 82 B FF 91 S CH 81 S CH 81 2-3 K ①		4	0	2	0	0	1	1
13 Dustin Ackley, L (1, 7) OBP: 0.328, SLG: 0.455		B FF 94 1 SAFE 1 SAFE B FF 95 C FF 95 F FF 94 D SL 87 X FF 95 3-2 E9 1-H 1B	C FF 97 F CU 76 T FF 96 0-2 K ②	C SL 84 B FF 96 F FF 95 X FF 95 1-2 G4-6-3 ①② 1-2f 2-3	F FF 90 B CU 74 B FF 92 X FF 91 2-1 F9 ②		4	1	1	0	0	1	4
3 Mike Zunino, R (1, 2) OBP: 0.294, SLG: 0.540		X SL 88 0-0 G5-3 ②	B FF 97 I IN 70 I IN 78 I IN 81 4-0 IBB	C SL 86 S FF 98 F FF 98 F SL 88 S SL 86 0-3 K ③	S FF 93 S SL 82 X SL 81 0-2 99 1B 2B		3	0	1	0	1	1	1
53 Chris Young, R (1, 1) 6 Nick Franklin, S (4, PH) OBP: 0.222, SLG: 0.375 97 Joe Beimel, L (4, 1) 54 Tom Wilhelmsen, R (6, 1) 7 Stefen Romero, R (7, PH) OBP: 0.200, SLG: 0.211 99 James Jones, L (7, 9) OBP: 1.000, SLG: 1.000 31 Yoervis Medina, R (8, 1)		C FF 96 C FF 96 X FF 97 0-2 G1-3 ③	C FF 97 X SL 88 0-1 G3-1 ③			C FF 94 C SL 87 B SL 88 X FF 95 1-2 F9 ① 2-3	C FF 92 B FF 92 F SL 78 B FF 92 F FF 90 X FF 92 2-2 1B		1 1 0 0 1 1 0	0 0 0 0 0 0 0	0 0 0 0 0 0 1	0 0 0 0 0 0 0	0 3 0 0 0 0 0	0 0 0 0 0 0 0	0 0 0 0 0 0 0

Inning Stats	1	2	3	4	5	6	7	8	9
R:	0	2	0	0	1	0	1	0	0
E:	0	1	0	0	0	0	1	0	0
K:	1	0	1	1	0	1	0	1	1
S:	21	12	7	12	4	13	13	13	11
H:	1	2	0	2	1	1	2	2	0
LOB:	1	0	0	3	0	1	0	0	0
BB:	0	0	0	1	0	1	0	0	0
P:	28	18	9	18	4	20	18	21	16

1B:	7
2B:	3
3B:	1
HR:	0
SF:	0
SAC:	0
DP:	1
HBP:	0

WP:	0
PB:	0
SB:	0
CS:	0
PA:	40

AB	38
R	4
H	11
RBI	2
BB	2
SO	6
LOB	18

PITCHER		IP	WLS	BF	H	R	ER	SO	BB	IBB	HBP	BLK	WP	HR	S	P	ERA	WHIP
24 Nathan Eovaldi, R ERA: 3.55	(1, 1)	6.0		26	7	3	1	4	1	1	0	0	0	0	69	97	1.50	1.333
40 Mike Dunn, L ERA: 8.53	(7, 1)	0.2	H	4	1	1	0	0	0	0	0	0	0	0	6	8	0.00	1.500
44 AJ Ramos, R ERA: 1.17	(7, 1)	1.1	B	7	3	0	0	1	0	0	0	0	0	0	20	31	0.00	2.250
31 Steve Cishek, R ERA:	(9, 1)	1.0	W	3	0	0	0	1	0	0	0	0	0	0	11	16	0.00	0.000

PITCHER		IP	WLS	BF	H	R	ER	SO	BB	IBB	HBP	BLK	WP	HR	S	P	ERA	WHIP

Seattle Mariners @ Miami Marlins

Marlins Park, Miami, FL

Fri Apr 18 2014, 7:13 PM - 10:23 PM EDT

Att. 21,388 - Roof Closed - 78 F

BOTTOM

livebaseballscorecards.com

Batter	1	2	3	4	5	6	7	8	9	AB	R	H	RBI	BB	SO	LOB
21 Christian Yelich, L (1, 7) OBP: 0.403, SLG: 0.415	C FF 84 B FF 86 B FF 86 X FF 86 2-1 G4-3 ①	C FF 84 D SL 78 C FF 85 B FF 85 D SL 78 X FF 85 3-2 1-3 46 1B 1B		X FF 90 0-0 13 G4-3 2B		B CU 76 B FF 94 X FF 92 2-0 L8 ②			1 SAFE B FF 93 1 SAFE X FF 94 1-0 1-2 13 E 27 HR 1B	5	1	3	0	0	0	0
13 Marcell Ozuna, R (1, 8) OBP: 0.358, SLG: 0.492	B FF 86 F FF 86 S FF 86 X FF 86 1-2 27 1B 2B	B SL 80 S FF 86 B FF 86 B FF 85 X FF 85 3-1 SF8 ② 3-H		X CH 79 0-0 G4-3 ② 2-3		C SL 90 B CU 77 C SL 89 B CU 77 X FF 94 2-2 F9 ③			B FF 93 C FF 94 D FF 93 B FF 93 X FF 94 3-1 FC1 1-2 2-3 27 HR	4	2	1	1	0	0	3
27 Giancarlo Stanton, R (1, 9) OBP: 0.390, SLG: 0.657	B FF 86 X FF 86 1-0 9 WP 9 E 2-H 1B	I I IN 60 I IN 61 I IN 63 4-0 46 1B IBB		I IN 65 I IN 68 I IN 67 I IN 69 4-0 IBB			C SI 90 X SI 88 0-1 9 G4-6-3 1B		B FF 93 F FF 94 S CU 85 X CU 85 1-2 1-H 2-H 3-H HR	3	2	3	5	2	0	0
46 Garrett Jones, L (1, 3) OBP: 0.311, SLG: 0.354	C FF 84 B FF 85 X CH 80 1-1 L9 ②	C FF 84 D SL 79 T FF 85 B FF 84 X SL 78 2-2 1-2 2-H 1B		C CU 70 C FF 90 D CU 73 S SL 77 1-3 K ③			X FF 90 0-0 F7 ①			4	0	1	0	0	1	4
9 Casey McGehee, R (1, 5) OBP: 0.366, SLG: 0.413	F FF 86 B SL 80 X FF 85 1-1 E5 1-H 1B		C FF 83 F FF 85 B SL 79 B SL 80 X FF 85 2-2 G6-3 ①		B SI 85 F SI 85 C CH 80 S CH 78 1-3 K ①		C FF 92 1 SAFE X SI 90 0-1 G4-6-3 1-2f ② ③			4	0	1	1	0	1	1
39 Jarrod Saltalamacchia, S (1, 2) OBP: 0.407, SLG: 0.500	S FF 85 B FF 84 B FF 85 B FF 85 B FF 84 4-1 BB		B FF 85 B FF 85 X FF 84 2-0 HR		X SI 85 0-0 32 HBP 1B			S FF 90 F SI 89 B FF 91 X SL 80 1-2 L6 ①		3	1	2	1	1	0	0
32 Derek Dietrich, L (1, 4) OBP: 0.421, SLG: 0.600 10 Jeff Baker, R (8, PH) OBP: 0.243, SLG: 0.138 (9, 4)	F FF 85 C FF 85 B SL 79 X FF 86 1-2 F7 ③		C FF 84 C SL 77 B SL 78 X FF 85 1-2 G4-3 ②		1 SAFE H FF 90 1-0 3 FC4 1-2 HBP ②			C FF 95 B CU 85 C CU 84 F CU 86 F CU 85 S CU 85 1-3 K ②		2 1	0 0	0 0	0 0	0 0	0 1	2 0
3 Adeiny Hechavarría, R (1, 6) OBP: 0.329, SLG: 0.400		F FF 85 S SL 78 B SL 78 F FF 86 B SL 79 B FF 86 F FF 86 B FF 86 4-2 24 CS BB	C FF 84 B SL 78 S SL 79 B FF 85 X SL 78 2-2 G1-3 ③		C SI 85 F CH 80 1 SAFE F CH 80 X SI 86 0-2 FC4 ③ 1-2f			F FF 94 X FF 95 0-1 L9 ③		3	0	0	0	1	0	1
24 Nathan Eovaldi, R (1, 1) OBP: 0.286, SLG: 0.286 29 Greg Dobbs, L (6, PH) OBP: 0.100, SLG: 0.100 40 Mike Dunn, L (7, 1) 44 AJ Ramos, R (7, 1) 31 Steve Cishek, R (9, 1) 5 Reed Johnson, R (9, PH) OBP: 0.278, SLG: 0.313		B FF 83 F FF 85 X FF 86 1-1 21 1B 13 SF8 1-2 1B		C SI 84 S SI 86 S SI 86 0-3 K ①		B FF 94 S FF 94 B CH 86 X SI 94 2-1 F8 ①			X FF 95 0-0 13 E 21 1B 27 HR 1B	2 1 0 0 0 0	1 0 0 0 0 1	1 0 0 0 0 1	0 0 0 0 0 0	0 0 0 0 0 0	1 0 0 0 0 0	0 0 0 0 0 0
Inning Stats	R: 2 E: 1 K: 0 S: 14 H: 3 LOB: 2 BB: 1 P: 25	R: 1 E: 0 K: 0 S: 14 H: 3 LOB: 2 BB: 2 P: 31	R: 1 E: 0 K: 0 S: 10 H: 1 LOB: 0 BB: 0 P: 17	R: 0 E: 0 K: 2 S: 8 H: 1 LOB: 2 BB: 1 P: 13	R: 0 E: 0 K: 1 S: 8 H: 1 LOB: 1 BB: 0 P: 10	R: 0 E: 0 K: 0 S: 6 H: 0 LOB: 0 BB: 0 P: 12	R: 0 E: 0 K: 0 S: 5 H: 1 LOB: 0 BB: 0 P: 5	R: 0 E: 0 K: 1 S: 10 H: 0 LOB: 0 BB: 0 P: 12	R: 4 E: 1 K: 0 S: 7 H: 3 LOB: 0 BB: 0 P: 12	1B: 9 2B: 2 3B: 0 HR: 2 SF: 1 SAC: 0 DP: 1 HBP: 1						

AB	33
R	8
H	13
RBI	8
BB	4
SO	4
LOB	11

WP: 1 PB: 0 SB: 0 CS: 1 PA: 39

PITCHER		IP	WLS	BF	H	R	ER	SO	BB	IBB	HBP	BLK	WP	HR	S	P	ERA	WHIP
53 Chris Young, R ERA: 3.27	(1, 1)	3.0		17	7	4	4	0	2	1	0	0	1	1	38	73	12.00	3.000
97 Joe Beimel, L ERA: 2.0	(4, 1)	2.0		9	2	0	0	3	0	1	1	0	0	0	16	23	0.00	1.000
54 Tom Wilhelmsen, R ERA: 4.26	(6, 1)	1.0		3	0	0	0	0	0	0	0	0	0	0	6	12	0.00	0.000
41 Charlie Furbush, L ERA: 4.76	(7, 1)	1.1		4	1	0	0	0	0	0	0	0	0	0	8	9	0.00	0.750
31 Yoervis Medina, R ERA: 4.32	(8, 1)	0.2	L	6	3	4	3	1	0	0	0	0	0	1	14	20	40.50	4.500

PITCHER	IP	WLS	BF	H	R	ER	SO	BB	IBB	HBP	BLK	WP	HR	S	P	ERA	WHIP

Batter	1	2	3	4	5	6	7	8	9	AB	R	H	RBI	BB	SO	LOB
36 Abraham Almonte, S (1, 8) OBP: 0.282, SLG: 0.356	X FF 95 0-0 ① B1-3			C CH 87 X SI 94 0-1 ① L9			B CH 86 B CH 88 C SI 92 X CH 88 2-1 ① P3		X CH 87 0-0 ③ G4-3	4	0	0	0	0	0	1
5 Brad Miller, L (1, 6) OBP: 0.237, SLG: 0.361	B SI 95 C SI 94 B SL 86 F SI 93 S SI 91 2-3 ② K			B SI 95 B CH 89 C SI 93 F CH 89 F CH 90 C SI 95 2-3 ② K			B FF 94 S CH 88 X SI 93 1-1 ② F8			3	0	0	0	0	2	0
22 Robinson Canó, L (1, 4) OBP: 0.311, SLG: 0.328	F SI 95 X EP 62 0-1 ③ G1-3			B SI 95 S SL 88 B SI 95 X SI 95 2-1 ③ G5-3			B CH 89 C SI 93 B SI 94 X CH 89 2-1 ③ F9			3	0	0	0	0	0	0
17 Justin Smoak, S (1, 3) OBP: 0.292, SLG: 0.400		B SI 92 B SI 93 X SI 93 2-0 ① G1-6-3			C CH 86 B FF 94 S SI 94 X SI 90 1-2 ① G4-3			B SI 93 F CH 88 X CH 88 1-1 ① G4-3		3	0	0	0	0	0	0
55 Michael Saunders, L (1, 9) OBP: 0.257, SLG: 0.290		C FF 95 B CH 90 F SI 93 B SI 90 S SI 91 2-3 ② K			F SL 84 X SI 95 0-1 ② G1-3			B CH 88 B SI 92 X SI 93 2-0 ② P6		3	0	0	0	0	1	0
15 Kyle Seager, L (1, 5) OBP: 0.288, SLG: 0.232 56 Fernando Rodney, R (8, 1)		C SI 96 C SI 90 B SI 90 C SI 96 1-3 ③ K			B SI 94 B SI 93 X SI 94 2-0 ③ G3			B CH 88 F SI 92 X FF 94 1-1 ③ L8		3 0	0 0	0 0	0 0	0 0	1 0	0 0
13 Dustin Ackley, L (1, 7) OBP: 0.328, SLG: 0.448			C FF 94 C SI 94 X SI 91 0-2 ① G3-1			X SI 94 0-0 3 G5-4-3 1B			F CH 86 X CH 88 0-1 ① G4-3	3	0	1	0	0	0	0
3 Mike Zunino, R (1, 2) OBP: 0.296, SLG: 0.547			X SI 96 0-0 ② G5-3			C FF 94 F SI 93 B SL 83 F SL 80 F CH 89 X SI 93 1-2 ①② G5-4-3 1-2f			X SL 81 0-0 6 G4-3 2B	3	0	1	0	0	0	1
29 Roenis Elías, L (1, 1) 40 Danny Farquhar, R (6, 1) 6 Nick Franklin, S (8, 5) OBP: 0.200, SLG: 0.333			C SI 95 C SI 95 B SI 91 F SI 91 F SI 95 B EP 61 B SI 95 X SI 94 3-2 ③ G5-3			B SI 94 F SI 92 C CH 88 X SI 94 1-2 ③ G6-3			C SI 93 X CH 88 0-1 ② G4-3 2-3	2 0 1	0 0 0	0 0 0	0 0 0	0 0 0	0 0 1	0 0 1
Inning Stats	R: 0 E: 0 K: 1 S: 6 H: 0 LOB: 0 BB: 0 P: 8	R: 0 E: 0 K: 2 S: 7 H: 0 LOB: 0 BB: 0 P: 12	R: 0 E: 0 K: 0 S: 9 H: 0 LOB: 0 BB: 0 P: 12	R: 0 E: 0 K: 1 S: 8 H: 0 LOB: 0 BB: 0 P: 12	R: 0 E: 0 K: 0 S: 6 H: 0 LOB: 0 BB: 0 P: 9	R: 0 E: 0 K: 0 S: 9 H: 1 LOB: 0 BB: 0 P: 11	R: 0 E: 0 K: 0 S: 6 H: 0 LOB: 0 BB: 0 P: 11	R: 0 E: 0 K: 0 S: 5 H: 0 LOB: 0 BB: 0 P: 9	R: 0 E: 0 K: 0 S: 6 H: 1 LOB: 1 BB: 0 P: 6	1B: 1 2B: 1 3B: 0 HR: 0 SF: 0 SAC: 0 DP: 1 HBP: 0						

PITCHER	IP	WLS	BF	H	R	ER	SO	BB	IBB	HBP	BLK	WP	HR	S	P	ERA	WHIP
37 Henderson Alvarez III, R (1, 1) ERA: 2.66	9.0	W	28	2	0	0	4	0	0	0	0	0	0	62	90	0.00	0.222

PITCHER	IP	WLS	BF	H	R	ER	SO	BB	IBB	HBP	BLK	WP	HR	S	P	ERA	WHIP

TOP

Seattle Mariners @ Miami Marlins

Marlins Park, Miami, FL

Sat Apr 19 2014, 7:11 PM - 9:30 PM EDT

Att. 24,003 - Roof Closed - 77 F

livebaseballscorecards.com

AB	28
R	0
H	2
RBI	0
BB	0
SO	4
LOB	3

WP: 0 PA: 28
PB: 0
SB: 0
CS: 0

Seattle Mariners @ Miami Marlins

Marlins Park, Miami, FL

Sat Apr 19 2014, 7:11 PM - 9:30 PM EDT
Att. 24,003 - Roof Closed - 77 F

livebaseballscorecards.com

Batter	1	2	3	4	5	6	7	8	9	AB	R	H	RBI	BB	SO	LOB
21 Christian Yelich, L (1, 7) OBP: 0.416, SLG: 0.426	C FF 92 C FF 91 B CU 80 S CU 79 1-3 K ①		B FF 90 B FF 90 X FF 90 2-0 E8 9 1B 2B	B CU 78 F FF 90 B CU 76 B CU 78 B FF 89 4-1 13 FC5-4 2-3 3-H BB		C CU 77 B CU 75 B FF 90 B CU 76 C FF 90 B CU 77 4-2 13 HR 1-2 BB		C SI 95 B CH 84 T SI 95 X CH 84 1-2 F7 ②		3	2	1	0	2	1	1
13 Marcell Ozuna, R (1, 8) OBP: 0.375, SLG: 0.537	B FF 92 B CH 86 B FF 92 B FF 92 4-0 39 BLK 27 BB BB		F CH 85 B CH 84 B CU 76 C FF 90 F CU 79 B FF 91 S CH 86 3-3 K ①	1 SAFE F CH 84 B CH 86 X FF 89 1-1 FC5-4 1-2f ③		S FF 91 D CH 86 B CH 86 S FF 90 X FF 91 2-2 1-H 2-H HR		B SI 97 B SI 96 X SI 95 2-0 27 WP 2-H 1B		4	1	2	4	1	1	3
27 Giancarlo Stanton, R (1, 9) OBP: 0.390, SLG: 0.630	B FF 92 B FF 92 C CU 78 B FF 92 S FF 93 1 SAFE F CU 79 B FF 92 4-2 39 BLK 1-2 BB		I IN 55 I IN 63 I IN 60 I IN 59 4-0 9 1B IBB		C FF 90 B FF 91 X CU 78 1-1 G5-3 ①	B FC 88 B FF 92 C FC 89 B FC 90 C FC 90 S CU 76 3-3 K ③		B SI 97 T FF 97 F FF 98 B FF 97 S CH 85 2-3 K ③ 1-2		3	0	0	0	2	2	1
9 Casey McGehee, R (1, 5) OBP: 0.360, SLG: 0.403	C FF 91 X CH 85 0-1 L7 ②		C CH 84 X FF 91 0-1 39 G6-4-3 1-2 3-H 1B		C FF 91 C CH 85 B FF 91 B CU 79 B FF 91 X CH 85 3-2 G4-3 ②		X FC 88 0-0 G1-3 ①			4	0	1	1	0	0	2
39 Jarrod Saltalamacchia, S (1, 2) OBP: 0.397, SLG: 0.472	C FF 92 S CH 87 S CU 80 0-3 K ③ 1-2 2-3		S FF 91 D CH 86 B CU 77 S CH 86 F FF 92 X CU 78 2-2 G6-4-3 ②③ 1-2f		B CH 85 X FF 91 1-0 F8 ③		C FC 88 B SI 92 B FC 88 F FC 90 B CU 76 B FC 90 4-2 BB			3	0	0	0	1	1	4
10 Jeff Baker, R (1, 3) OBP: 0.220, SLG: 0.121		C FF 91 B FF 91 B CH 87 X FF 92 2-1 G6-3 ①		X FF 89 0-0 F8 ①		S CH 82 C FF 90 F CH 84 C CH 85 0-3 K ①	B FC 88 B FC 88 F FC 91 X FC 89 2-1 F8 ②			4	0	0	0	0	1	1
3 Adeiny Hechavarría, R (1, 6) OBP: 0.351, SLG: 0.435		B FF 92 B FF 92 C FF 92 X FF 92 2-1 17 L8 2B		C FF 91 B CU 78 B CH 85 S CH 84 B FF 92 X FF 91 3-2 37 SH3 17 1B 21 PB 1B		C FF 90 X CH 85 0-1 17 G5-3 37 1B 1B	C FC 89 F CU 75 S FF 94 0-3 K ③			4	2	3	0	0	1	1
17 Donovan Solano, R (1, 4) OBP: 0.273, SLG: 0.273		B FF 92 B FF 92 B FF 92 C FF 92 X FF 92 3-1 L8 ② 2-3		C CH 84 F CU 77 B CU 77 1 SAFE 1 SAFE F FF 92 X CH 84 1-2 21 PB 37 SH3 1-2 1B		1 SAFE F FF 90 F CH 84 1 SAFE X CU 77 0-2 G5-3 ② 1-2		B FF 93 B SI 94 X SI 93 2-0 37 SH3 13 1B 1B		4	1	2	0	0	0	2
37 Henderson Alvarez III, R (1, 1) OBP: 0.333, SLG: 0.333		S CU 77 S CH 85 S CU 79 0-3 K2-3 ③		X FF 90 0-0 SH3 ② 1-2 2-3		X CH 83 0-0 21 BB 13 HR 2-H 1B		X SI 96 0-0 SH3 ① 1-2		2	1	1	1	0	1	1
Inning Stats	R: 0 E: 0 K: 2 S: 11 H: 0 LOB: 2 BB: 2 P: 20	R: 0 E: 0 K: 1 S: 9 H: 1 LOB: 1 BB: 0 P: 16	R: 1 E: 1 K: 1 S: 11 H: 2 LOB: 1 BB: 1 P: 22	R: 1 E: 0 K: 0 S: 12 H: 2 LOB: 2 BB: 1 P: 21	R: 0 E: 0 K: 0 S: 6 H: 0 LOB: 0 BB: 0 P: 11	R: 4 E: 0 K: 2 S: 18 H: 3 LOB: 0 BB: 1 P: 27	R: 0 E: 0 K: 1 S: 8 H: 0 LOB: 1 BB: 1 P: 14	R: 1 E: 0 K: 1 S: 9 H: 2 LOB: 1 BB: 0 P: 16		1B: 7 2B: 2 3B: 0 HR: 1 SF: 0 SAC: 2 DP: 1 HBP: 0					

	AB	31
	R	7
	H	10
	RBI	6
	BB	6
	SO	8
	LOB	16

WP: 1 PA: 39
PB: 1
SB: 0
CS: 0

PITCHER	IP	WLS	BF	H	R	ER	SO	BB	IBB	HBP	BLK	WP	HR	S	P	ERA	WHIP
29 Roenis Elías, L (1, 1) ERA: 3.22	5.2	L	29	8	6	4	5	4	1	0	1	0	1	64	111	6.35	2.118
40 Danny Farquhar, R (6, 1) ERA: 1.0	1.1		5	0	0	0	2	1	0	0	0	0	0	11	20	0.00	0.750
56 Fernando Rodney, R (8, 1) ERA: 1.69	1.0		5	2	1	1	1	0	0	0	0	1	0	9	16	9.00	2.000

PITCHER	IP	WLS	BF	H	R	ER	SO	BB	IBB	HBP	BLK	WP	HR	S	P	ERA	WHIP

Batter	1	2	3	4	5	6	7	8	9	AB	R	H	RBI	BB	SO	LOB
36 Abraham Almonte, S (1, 8) OBP: 0.268, SLG: 0.338	C FF 88 C FF 87 S SL 81 0-3 K		X CH 83 0-0 G4-3 2-3			C FF 93 S FF 96 C FF 96 0-3 K		X FF 95 0-0 F9		4	0	0	0	0	2	1
8 Willie Bloomquist, R (1, 5) OBP: 0.250, SLG: 0.200	C FF 89 F SI 88 S FF 89 0-3 K		B FF 89 C FF 89 S SL 83 B SI 90 F FF 90 X SI 90 2-2 F7			F FF 94 S FF 96 B SL 88 B FF 95 X FF 94 2-2 F8		C FF 95 S FF 96 S FF 95 0-3 K		4	0	0	0	0	2	1
22 Robinson Cano, L (1, 4) OBP: 0.321, SLG: 0.352	B SI 89 X SI 87 1-0 G3			B FF 87 C CH 85 X FF 87 1-1 27 F9 13 SF8 2B		X FF 94 0-0 27 CS 1B		C SL 88 F FF 95 B FF 96 B FF 96 B SL 86 X FF 94 3-2 G4-3		4	1	2	0	0	0	0
27 Corey Hart, R (1, 9) OBP: 0.333, SLG: 0.558 5 Brad Miller, L (9, PR) OBP: 0.237, SLG: 0.361		B FF 89 C FF 87 F SI 88 B SL 83 B SI 89 F FF 90 X FF 90 3-2 13 G4-3 17 SF9 2B		F FF 89 X FF 89 0-1 F9 2-3		S SL 90 C CH 88 B SL 91 1-2 CS 1-2	B CH 86 S FF 95 X FF 95 1-1 F7		C SI 92 B SL 82 X SI 91 1-1 13 G6-3 2B	4 0	1 0	2 0	0 0	0 0	0 0	1 0
13 Dustin Ackley, L (1, 7) OBP: 0.308, SLG: 0.426		C FF 89 B FF 89 F FF 89 B FF 88 B FF 90 F SL 83 X CH 85 3-2 G4-3 2-3		B FF 88 C FF 88 F FF 88 F CH 83 X CH 83 1-2 SF8 3-H			C SL 81 S SL 79 S SL 82 0-3 K		B SI 89 B SI 90 F SI 90 B SL 79 F SI 89 X SI 90 3-2 G6-3 2-3	3	0	0	1	0	1	2
17 Justin Smoak, S (1, 3) OBP: 0.304, SLG: 0.403		F FF 88 B FF 88 X FF 88 1-1 SF9 3-H		X CH 83 0-0 G3-1			B FF 93 X FF 92 1-0 4 BB 6 BB 1B		C SL 80 B SI 90 B SL 80 C SL 79 F SL 79 B SL 81 F SL 80 B SL 79 4-2 BB	2	0	1	1	1	0	0
6 Nick Franklin, S (1, 6) OBP: 0.214, SLG: 0.250		X CH 84 0-0 F7			B CH 86 X CH 83 1-0 G3-1		C FF 93 B FF 93 D SL 82 B FF 92 F FF 94 F FF 92 F FF 93 B 4-2 4 BB 1-2 BB		B SI 89 B SL 79 S SI 90 F SI 90 S SI 89 2-3 K	3	0	0	0	1	1	3
4 John Buck, R (1, 2) OBP: 0.333, SLG: 0.231 55 Michael Saunders, L (9, PH) OBP: 0.250, SLG: 0.281			F FF 88 X SL 81 0-1 36 G4-3 37 SH3 1B		F FF 88 F FF 89 B CH 84 S SL 82 1-3 K		D SL 84 B B S F B 4-2 1-2 2-3 BB		S SL 82 B SL 81 B SI 91 F SL 80 D SL 81 S SI 90 3-3 K	2 1	0 0	1 0	0 0	1 0	1 1	0 3
37 Brandon Maurer, R (1, 1) 52 Dominic Leone, R (5, 1) 97 Joe Beimel, L (6, 1) 7 Stefen Romero, R (7, PH) OBP: 0.200, SLG: 0.211 15 Kyle Seager, L (7, PH) OBP: 0.284, SLG: 0.228 40 Danny Farquhar, R (7, 1) 41 Charlie Furbush, L (7, 1) 54 Tom Wilhelmsen, R (8, 1)			B FF 87 M FF 88 X FF 87 1-1 SH3 1-2		C FF 87 X FF 89 0-1 L9		C SL 84 C SL 85 T SL 84 0-2 K			1 0 0 0 1 0 0 0 0	0 0 0 0 0 0 0 0 0	0 0 0 0 0 0 0 0 0	0 0 0 0 0 0 0 0 0	0 0 0 0 1 0 0 0 0	0 0 0 0 3 0 0 0 0	0 0 0 0 3 0 0 0 0

Seattle Mariners @ Miami Marlins

Marlins Park, Miami, FL

Sun Apr 20 2014, 1:11 PM - 4:10 PM EDT

Att. 20,228 - Cloudy - 78 F

TOP

livebaseballscorecards.com

AB	29
R	2
H	6
RBI	2
BB	3
SO	9
LOB	14

Inning Stats	1	2	3	4	5	6	7	8	9
	R: 0 E: 0 K: 2 S: 7	H: 0 LOB: 0 BB: 0 P: 8	R: 1 E: 0 K: 0 S: 11	H: 1 LOB: 0 BB: 0 P: 18	R: 0 E: 0 K: 0 S: 9	H: 1 LOB: 1 BB: 0 P: 12	R: 1 E: 0 K: 0 S: 9	H: 1 LOB: 0 BB: 0 P: 11	R: 0 E: 0 K: 1 S: 6	H: 0 LOB: 0 BB: 0 P: 8	R: 0 E: 0 K: 1 S: 9	H: 1 LOB: 0 BB: 0 P: 12	R: 0 E: 0 K: 2 S: 15	H: 1 LOB: 3 BB: 2 P: 25	R: 0 E: 0 K: 1 S: 7	H: 0 LOB: 0 BB: 0 P: 10	R: 0 E: 0 K: 2 S: 15	H: 1 LOB: 3 BB: 1 P: 28

| | | |

Seattle Mariners @ Miami Marlins

Marlins Park, Miami, FL

Sun Apr 20 2014, 1:11 PM - 4:10 PM EDT

Att. 20,228 - Cloudy - 78 F

BOTTOM

livebaseballscorecards.com

Batter	1	2	3	4	5	6	7	8	9	AB	R	H	RBI	BB	SO	LOB
21 Christian Yelich, L (1, 7) OBP: 0.407, SLG: 0.431	C FF 90 F FF 92 B FF 94 C CH 85 1-3 ① K			B CU 74 B SI 90 S CH 85 C SL 89 T SL 90 2-2 ① K		C FF 94 F FC 88 X SL 81 0-2 ① G5-3		C SL 79 B SL 81 X FF 90 1-1 9 BB 46 FC3 2B		4	1	1	0	0	2	0
13 Marcell Ozuna, R (1, 8) OBP: 0.382, SLG: 0.522	F FF 93 B FF 94 C SL 90 B FF 97 B SL 91 F FF 96 B CH 87 4-2 27 G6-4-3 BB			B SL 90 X CH 85 1-0 ② G6-3		C FC 89 B FF 92 B SI 92 B FC 89 B FF 93 4-1 9 1B BB		C FF 92 B CU 74 D SL 91 B SI 94 S SL 90 X CU 77 3-2 ① F7		2	0	0	0	2	0	1
27 Giancarlo Stanton, R (1, 9) OBP: 0.384, SLG: 0.605	C FF 94 X SL 91 0-1 ② ③ G6-4-3 1-2f			S CH 86 F FF 96 S FF 92 0-3 ③ K		C FF 94 S FC 89 B FF 93 S SI 91 1-3 ② K		I IN 67 I IN 68 I IN 68 I IN 68 4-0 46 FC3 9 BB 3 SF9 IBB		3	1	0	0	1	2	2
9 Casey McGehee, R (1, 5) OBP: 0.367, SLG: 0.400		B SL 88 X FF 92 1-0 ① L8			C SL 87 S CH 84 B FF 95 B SL 90 X CH 86 2-2 ① F9	1 SAFE C FC 89 B FF 94 F FF 94 X FC 88 1-2 1-3 1B		B FF 93 B CH 90 B FF 94 C CH 90 B FF 94 4-1 3 SF9 46 FC3 1-2 2-3 BB		3	0	1	0	1	0	0
46 Garrett Jones, L (1, 3) OBP: 0.308, SLG: 0.348		B FF 91 B CH 85 C FF 92 S CH 86 F CH 86 B SL 90 S CH 87 3-3 ② K			B SI 91 C CU 75 F CH 86 B CU 77 B FF 95 F CH 86 X SL 89 3-2 3 BB 17 1B 1B	X SL 80 0-0 ③ G3-4-1		X CH 86 0-0 FC3 1-2 2-3 3-H		4	1	1	1	0	1	4
3 Adeiny Hechavarría, R (1, 6) OBP: 0.346, SLG: 0.423		B CU 76 X SL 91 1-0 ③ F8			B FF 92 D SL 88 B FF 90 B FF 91 4-0 17 1B 1-2 BB		B FF 92 F FC 88 L FC 90 X CU 75 1-2 ① G3	D FF 91 B FF 93 B FF 92 C FF 92 X FF 93 3-1 ② SF9 2-3 3-H		2	0	0	1	1	0	0
17 Donovan Solano, R (1, 4) OBP: 0.267, SLG: 0.267			B FF 90 B SL 90 X FF 92 2-0 ① G5-3		B SL 88 B FF 91 C FF 91 X SL 89 2-1 1-3 2-H 1B		B FF 93 B FC 87 C FC 88 B FC 88 F FC 88 X FC 89 3-2 ② P3	C FF 94 B CU 76 F SL 89 F FF 93 X CU 76 1-2 ③ L8		4	0	1	1	0	0	2
6 Jeff Mathis, R (1, 2) OBP: 0.417, SLG: 0.222			C FF 94 S FF 95 X FF 95 0-2 ② G6-3		S FC 86 C FC 88 S FC 88 0-3 ② K		B FC 88 F FC 89 B CU 73 B FC 88 B FC 88 4-1 10 FC6-4 BB			2	0	0	0	1	1	2
45 Kevin Slowey, R (1, 1) 5 Reed Johnson, R (5, PH) OBP: 0.333, SLG: 0.364 26 Arquimedes Caminero, R (8, 1) 43 Dan Jennings, L (7, 1) 49 Carlos Marmol, R (1, 1) 29 Greg Dobbs, L (7, PH) OBP: 0.250, SLG: 0.500 10 Jeff Baker, R (7, PH) OBP: 0.118, SLG: 0.118 40 Mike Dunn, L (8, 1) 31 Steve Cishek, R (9, 1)			B FF 93 C FF 92 X FF 93 1-1 ③ G6-3		C FC 89 D SL 81 B FF 93 S FC 88 F FC 89 X FF 94 2-2 ③ G6-3		B SI 88 X FF 90 1-0 ③ FC6-4 1-2f			1 0 0 0 0 0 0 1 0 0 0 0 0 2 0 0 0 0 0 0 0 0 0 0 0 0 0 0 0 0 0 0 0 0 0 0 0 0 0 0 0 0 1 0 0 0 0 0 1 0 0 0 0 0 0 0 0 0 0 0 0 0 0						
Inning Stats	R: 0 E: 0 K: 1 S: 8 H: 0 LOB: 0 BB: 1 P: 13	R: 0 E: 0 K: 1 S: 6 H: 0 LOB: 0 BB: 0 P: 11	R: 0 E: 0 K: 0 S: 6 H: 0 LOB: 0 BB: 0 P: 9	R: 0 E: 0 K: 2 S: 7 H: 0 LOB: 0 BB: 0 P: 10	R: 1 E: 0 K: 1 S: 16 H: 2 LOB: 2 BB: 1 P: 29	R: 0 E: 0 K: 1 S: 11 H: 1 LOB: 2 BB: 1 P: 17	R: 0 E: 0 K: 0 S: 8 H: 0 LOB: 1 BB: 1 P: 17	R: 2 E: 0 K: 0 S: 13 H: 1 LOB: 2 BB: 2 P: 29		1B: 3 2B: 1 3B: 0 HR: 0 SF: 1 SAC: 0 DP: 1 HBP: 0				WP: 0 PB: 0 SB: 0 CS: 0 PA: 34		

	AB	27
	R	3
	H	4
	RBI	3
	BB	6
	SO	6
	LOB	14

MIAMI

PITCHER		IP	WLS	BF	H	R	ER	SO	BB	IBB	HBP	BLK	WP	HR	S	P	ERA	WHIP
37 Brandon Maurer, R ERA: 2.08	(1, 1)	4.1		16	2	1	1	4	2	0	0	0	0	0	36	63	2.08	0.923
52 Dominic Leone, R ERA: 0.93	(5, 1)	1.1		6	1	0	0	2	1	0	0	0	0	0	17	25	0.00	1.500
97 Joe Beimel, L ERA: 1.93	(6, 1)	0.1	H	1	0	0	0	0	0	0	0	0	0	0	1	1	0.00	0.000
40 Danny Farquhar, R ERA: 0.93	(7, 1)	0.2	H	3	0	0	0	0	1	0	0	0	0	0	7	15	0.00	1.500
41 Charlie Furbush, L ERA: 6.0	(7, 1)	0.1	H	2	1	1	1	0	0	0	0	0	0	0	3	5	27.00	3.000

PITCHER		IP	WLS	BF	H	R	ER	SO	BB	IBB	HBP	BLK	WP	HR	S	P	ERA	WHIP
54 Tom Wilhelmsen, R ERA: 4.91	(8, 1)	1.0	L	6	0	1	1	0	1	1	0	0	0	0	11	26	9.00	1.000

Batter	1	2	3	4	5	6	7	8	9	AB	R	H	RBI	BB	SO	LOB
27 Jose Altuve, R (1, 4) OBP: 0.341, SLG: 0.354	B SI 92 C SI 92 C SL 85 B CH 91 B CH 91 B SI 94 4-2 15 F7-6-4 BB			B SL 84 F CH 91 B SI 92 X SL 84 2-1 G5-3 ①		X CH 91 0-0 21 E 15 SF7 2B	F SL 83 B SI 92 X CH 87 1-1 G3 ②		X SL 92 0-0 G6-3 ②	4	1	1	0	1	0	0
21 Dexter Fowler, S (1, 8) OBP: 0.265, SLG: 0.333	C SI 94 D CH 90 1 SAFE X FF 92 1-1 F7 ①			F SI 91 B CU 82 F CU 80 B FF 93 X CH 89 2-2 15 S 1B		B CH 86 X CH 90 1-0 FC2 4 S 18 1B 2-3	B SI 91 B CH 91 F CH 90 B CU 82 S CH 91 C SI 92 3-3 K ③		B SL 87 C FF 95 B CH 87 X FF 95 2-1 G6-3 ③	5	1	1	0	0	1	2
15 Jason Castro, L (1, 2) OBP: 0.309, SLG: 0.404	B CU 80 1 SAFE B CH 90 F FF 93 F SI 92 X SI 93 2-2 ②③ F7-6-4 1-1			B CH 89 B CH 89 F SI 93 X SI 93 2-1 ② G6-3 1-2		B CU 81 1 SAFE B CH 90 B CH 88 S CH 88 X SI 92 3-1 ① SF7 3-H		X FF 95 0-0 ① L8		3	0	0	1	0	0	2
4 George Springer, R (1, 9) OBP: 0.259, SLG: 0.269		B SI 92 C SL 84 X CH 91 1-1 ① P3		F SI 93 X SL 86 0-1 ③ G6-3		1 SAFE C SI 92 1 SAFE S CH 89 B SI 93 1 SAFE S CH 89 1-3 ② K 1-2		B FF 95 C FF 95 S CH 88 X FF 96 1-2 ② F9		4	0	0	0	0	1	2
18 Marc Krauss, L (1, 3) OBP: 0.239, SLG: 0.333 14 Jesus Guzman, R (8, 3) OBP: 0.237, SLG: 0.389		C SI 93 B CU 80 B CU 81 X SI 93 2-1 ② F7			C FF 91 B CU 81 S CU 80 C FF 93 1-3 ① K	B CU 80 D SI 92 F FF 92 C SI 92 X FF 92 2-2 8 3B 2-H 1B		C FF 96 B CH 88 X SL 88 1-1 HR		4 0	2 0	2 0	2 0	0 0	1 0	0 0
8 Alex Presley, L (1, 7) OBP: 0.213, SLG: 0.378		X SI 93 0-0 ③ F8			C SI 92 B CH 90 X CH 89 1-1 E8 30 HR 1B	B SI 91 X CH 92 1-0 30 2B 1-H 3B		C FF 96 X CU 78 0-1 30 BB 1B		4	2	3	1	0	0	0
30 Matt Dominguez, R (1, 10) OBP: 0.268, SLG: 0.400			C SI 92 X CU 80 0-1 ① G5-3		C SL 84 B SI 92 S CH 87 B FF 93 X CH 90 2-2 2-H HR	X SI 92 0-0 3-H 2B		B SL 92 S CH 88 D CH 88 F FF 96 B FF 97 F FF 93 B FF 96 4-2 1-2 BB		3	1	2	3	1	0	0
9 Marwin Gonzalez, S (1, 5) OBP: 0.286, SLG: 0.400			X SI 92 0-0 ② L8		X SI 93 0-0 ② G5-3	C CU 80 X CH 89 0-1 ③ G4-3		B CH 88 X SI 95 1-0 ③ G6-3		4	0	0	0	0	0	3
6 Jonathan Villar, S (1, 6) OBP: 0.258, SLG: 0.383			B CU 80 C SI 92 F CH 90 F FF 93 B CH 91 C CH 90 2-3 ③ K		B CU 80 X SI 92 1-0 ③ G6-3		S CH 87 C CU 78 B SL 83 X CH 88 1-2 ① L8		B FF 94 X SI 93 1-0 ① L7	4	0	0	0	0	1	0
Inning Stats	R: 0 E: 0 K: 0 S: 7 H: 0 LOB: 0 BB: 1 P: 14	R: 0 E: 0 K: 0 S: 5 H: 0 LOB: 0 BB: 0 P: 8	R: 0 E: 0 K: 1 S: 7 H: 0 LOB: 0 BB: 0 P: 9	R: 0 E: 0 K: 0 S: 9 H: 1 LOB: 1 BB: 0 P: 15	R: 2 E: 1 K: 1 S: 10 H: 2 LOB: 0 BB: 0 P: 15	R: 4 E: 1 K: 1 S: 14 H: 4 LOB: 1 BB: 0 P: 22	R: 0 E: 0 K: 1 S: 8 H: 0 LOB: 0 BB: 0 P: 13	R: 1 E: 0 K: 0 S: 12 H: 2 LOB: 2 BB: 1 P: 19	R: 0 E: 0 K: 0 S: 4 H: 0 LOB: 0 BB: 0 P: 7	1B: 4 2B: 3 3B: 1 HR: 2 SF: 1 SAC: 0 DP: 1 HBP: 0						

TOP

Houston Astros @ Seattle Mariners

Safeco Field, Seattle, WA

Mon Apr 21 2014, 7:11 PM - 9:59 PM PDT

Att. 14,630 - Cloudy - 54 F

livebaseballscorecards.com

AB	35
R	7
H	9
RBI	7
BB	2
SO	4
LOB	9

PITCHER	IP	WLS	BF	H	R	ER	SO	BB	IBB	HBP	BLK	WP	HR	S	P	ERA	WHIP
34 Félix Hernández, R (1, 1) ERA: 2.04	7.0	L	29	7	6	2	4	1	0	0	0	0	1	60	96	2.57	1.143
54 Tom Wilhelmsen, R (8, 1) ERA: 4.82	2.0		9	2	1	1	0	1	0	0	0	0	1	16	26	4.50	1.500

PITCHER	IP	WLS	BF	H	R	ER	SO	BB	IBB	HBP	BLK	WP	HR	S	P	ERA	WHIP

BOTTOM

Batter	1	2	3	4	5	6	7	8	9	AB	R	H	RBI	BB	SO	LOB
36 Abraham Almonte, S (1, 8) OBP: 0.267, SLG: 0.346	C FF 88 X SI 89 0-1 ① G1-3		B FF 90 C FF 90 B CH 80 S CH 81 B SI 90 X FF 90 3-2 ③ G6-3		B FF 89 S CH 80 B CH 80 X FF 90 2-1 2-H 3-H 2B		B SI 92 B SI 91 C SI 92 B SI 92 C SI 91 S SI 92 3-3 ③ K			4	0	1	2	0	1	0
13 Dustin Ackley, L (1, 7) OBP: 0.290, SLG: 0.400	C FF 89 B FC 86 B SL 80 C SI 91 F SL 79 C SI 90 2-3 ② K			B FC 84 C SI 88 F SI 89 F SI 89 B SL 78 C SI 90 2-3 ① K	C SI 90 S SL 80 S SL 80 0-3 ② K			C SI 89 B SI 89 B SI 91 X SI 90 2-1 ① P5		4	0	0	0	0	3	1
22 Robinson Canó, L (1, 4) OBP: 0.329, SLG: 0.351	B FC 85 B SL 78 S SI 90 X SI 90 2-1 ③ L8			S FC 85 F SI 90 B SI 90 B SL 80 F SI 90 B SI 90 B SL 82 4-2 17 FC6-4 27 1B BB	B SI 89 C SL 80 F SI 89 S SL 81 2-3 ③ K			X SI 89 0-0 27 FC6-4 1B		3	0	1	0	1	1	1
27 Corey Hart, R (1, 10) OBP: 0.328, SLG: 0.536		C FF 88 S SI 88 B SL 79 X CH 78 1-2 ① G4-3		C FF 90 F CH 79 X FF 87 0-2 17 FC6-4 1-2 1B	C SI 86 B CH 79 S CH 79 S CH 79 1-3 ① K			S CH 86 B SI 91 D CH 86 S SI 91 X SI 92 2-2 ② FC6-4 1-2f		4	0	1	0	0	1	1
17 Justin Smoak, S (1, 3) OBP: 0.288, SLG: 0.379		B FC 85 F CH 78 B FF 90 X CH 79 2-1 ② G6-3		B FC 86 S FF 89 F CH 79 D CH 80 F SI 89 B CH 79 X SI 90 3-2 ② FC6-4 1-2f 2-3	B FF 87 B CH 79 B FF 88 C SI 88 F SI 88 X SI 88 3-2 ② F9			C CH 81 B SI 90 S CH 81 B SI 91 C SI 91 2-3 ③ K		4	0	0	0	0	1	3
7 Stefen Romero, R (1, 9) OBP: 0.250, SLG: 0.304		F SI 90 F CH 78 F FF 90 B SL 80 X SI 90 1-2 1B		S CH 78 X FF 90 0-1 ③ P3	F SI 88 F FF 90 X SL 79 0-2 2B				C FF 95 C FF 95 S FF 96 0-3 ① K	4	0	2	0	0	1	2
15 Kyle Seager, L (1, 5) OBP: 0.282, SLG: 0.230		C SI 89 X SI 90 0-1 ③ G3			C SI 89 B SL 79 C SI 89 B FC 87 B SL 80 X SI 90 3-2 3 2B 36 2B 1B	C SI 89 S SL 80 D SL 80 B SI 88 B SI 89 F SI 89 X SI 89 3-2 ③ G4-3			C FF 96 B FF 95 B CH 78 F FF 94 B KC 78 C FF 96 3-3 ② K	4	1	1	0	0	1	2
3 Mike Zunino, R (1, 2) OBP: 0.293, SLG: 0.544			C SI 88 F SI 89 S SL 80 0-3 ① K		B FF 89 B SI 90 B SI 90 C SI 89 C CH 81 X FF 90 3-2 36 2B 1-3 2B		S SI 93 B SI 92 B SI 93 F SI 91 S SL 85 2-3 ① K		S FF 97 B KC 81 C FF 96 B FF 95 B FF 96 S FF 94 3-3 ③ K	4	1	1	0	0	3	0
5 Brad Miller, L (1, 6) OBP: 0.228, SLG: 0.347			B SL 78 C SI 90 S SL 78 C SI 91 1-3 ② K		S SL 81 C SI 90 D SL 80 S SL 80 1-3 ① K		X SI 92 0-0 ② G5-3			3	0	0	0	0	2	2
Inning Stats	R: 0 E: 0 K: 1 S: 8 H: 0 LOB: 0 BB: 0 P: 12	R: 0 E: 0 K: 0 S: 11 H: 1 LOB: 1 BB: 0 P: 15	R: 0 E: 0 K: 2 S: 9 H: 0 LOB: 0 BB: 0 P: 13	R: 0 E: 0 K: 1 S: 16 H: 1 LOB: 2 BB: 1 P: 25	R: 2 E: 0 K: 3 S: 17 H: 3 LOB: 1 BB: 0 P: 28	R: 0 E: 0 K: 1 S: 13 H: 1 LOB: 1 BB: 0 P: 20	R: 0 E: 0 K: 2 S: 7 H: 0 LOB: 0 BB: 0 P: 12	R: 0 E: 0 K: 1 S: 9 H: 1 LOB: 1 BB: 0 P: 15	R: 0 E: 0 K: 3 S: 9 H: 0 LOB: 0 BB: 0 P: 15	1B: 4 2B: 3 3B: 0 HR: 0 SF: 0 SAC: 0 DP: 0 HBP: 0						

PITCHER		IP	WLS	BF	H	R	ER	SO	BB	IBB	HBP	BLK	WP	HR	S	P	ERA	WHIP
60 Dallas Keuchel, L ERA: 3.38	(1, 1)	6.0	W	25	6	2	2	8	1	0	0	0	0	0	74	113	3.00	1.167
50 Chad Qualls, R ERA: 7.5	(7, 1)	1.0		3	0	0	0	2	0	0	0	0	0	0	7	12	0.00	0.000
37 Matt Albers, R ERA: 0.9	(8, 1)	1.0		4	1	0	0	1	0	0	0	0	0	0	9	15	0.00	1.000
35 Josh Fields, R ERA: 2.25	(9, 1)	1.0		3	0	0	0	3	0	0	0	0	0	0	9	15	0.00	0.000

PITCHER	IP	WLS	BF	H	R	ER	SO	BB	IBB	HBP	BLK	WP	HR	S	P	ERA	WHIP

Houston Astros @ Seattle Mariners

Safeco Field, Seattle, WA

Mon Apr 21 2014, 7:11 PM - 9:59 PM PDT

Att. 14,630 - Cloudy - 54 F

livebaseballscorecards.com

AB	34
R	2
H	7
RBI	2
BB	1
SO	14
LOB	12

WP: 0 PA: 35
PB: 0
SB: 0
CS: 0

Houston Astros @ Seattle Mariners

Safeco Field, Seattle, WA

Tue Apr 22 2014, 7:11 PM - 10:12 PM PDT

Att. 10,466 - Cloudy - 51 F

TOP

livebaseballscorecards.com

Batter	1	2	3	4	5	6	7	8	9	AB	R	H	RBI	BB	SO	LOB
27 Jose Altuve, R (1, 4) OBP: 0.333, SLG: 0.337	X FF 93 0-0 ① F9		B SL 89 B SL 88 B FF 92 C FF 91 F SI 91 F FF 92 B SI 92 4-2 21 S BB		B CU 78 B FF 91 F SI 91 X SL 85 2-1 ① F8		X SL 81 0-0 ② L8		C SI 94 F FF 95 X CU 85 0-2 ① G6-3	4	0	0	0	1	0	1
21 Dexter Fowler, S (1, 8) OBP: 0.274, SLG: 0.328	C FF 94 B CH 82 B CH 80 B FF 92 F FF 91 F FF 93 B FF 93 4-2 15 HR BB		B SI 92 F CH 80 C SI 91 S CH 80 1-3 ① K 1-2		B FF 93 X CH 76 1-0 ② G4-3		X FF 93 0-0 ③ G4-3		B FF 94 X FF 95 1-0 4 BB 1B	4	1	1	0	1	1	2
15 Jason Castro, L (1, 2) OBP: 0.329, SLG: 0.459	S SI 92 F SI 93 1 SAFE X SI 94 0-2 1-H HR		B CH 79 F SI 92 F SL 89 D CH 81 F SI 94 D CU 81 F FF 93 B SI 91 4-2 BB		C CH 81 B SL 86 B FF 92 X FF 90 2-1 ③ F7			B FC 88 C FC 88 S SI 92 B CU 75 X FC 90 2-2 8 1B 14 1B 23 1B 1B	B FF 96 B FF 94 X FF 95 2-0 ② F7	4	2	2	2	1	0	1
4 George Springer, R (1, 9) OBP: 0.250, SLG: 0.233	B SL 89 B SL 89 X FF 94 2-0 ② G5-3		F SI 92 S SL 88 F SI 92 D SL 88 F FF 92 D CH 82 S SL 86 2-3 ② K			S CU 77 S SL 87 F SI 91 B FF 93 S CH 79 1-3 ① K		F FC 88 D CU 74 F FC 89 S FF 93 1-3 ① K	1 SAFE D CU 86 B FF 94 B FF 95 F SI 94 B FF 94 4-1 1-2 BB	4	0	0	0	1	3	3
18 Marc Krauss, L (1, 3) OBP: 0.224, SLG: 0.311 14 Jesus Guzman, R (7, 3) OBP: 0.250, SLG: 0.395	B FF 92 C CH 80 S SI 92 B CH 82 S CH 80 2-3 ③ K		C SI 91 C CH 81 F CH 80 B FF 94 D CH 82 F SI 93 S SI 89 2-3 ③ K			F SL 88 F CH 80 B FF 92 S SI 92 1-3 ② K		1 SAFE 1 SAFE C FC 86 C FC 89 D CU 74 X FF 93 1-2 23 1B 8 1B 1B	B FF 95 S FF 95 S CU 86 D CU 87 S CU 85 2-3 ③ K	3 2	0 0	0 1	0 0	0 0	3 1	2 2
8 Alex Presley, L (1, 7) OBP: 0.235, SLG: 0.388		L FF 91 S SL 87 X CH 80 0-2 ① G6-3		B FF 92 B SI 90 B FF 90 C FF 89 X SI 86 3-1 1B		X SI 93 0-0 ③ F7		C FC 88 B SI 93 F FC 88 X FC 90 1-2 2-3 23 1B 1B		4	0	2	0	0	0	0
23 Chris Carter, R (1, 10) OBP: 0.264, SLG: 0.279		S FF 92 S CU 80 X CU 81 0-2 HR		C SI 92 B SI 91 F SL 88 X SI 93 1-2 ① P3			F FF 94 B FC 89 B FF 94 S FC 87 C FF 95 2-3 ① K	B FC 88 F FC 88 S CU 76 D CU 76 X FF 94 2-2 1-2 2-3 3-H 1B		4	1	2	2	0	1	1
30 Matt Dominguez, R (1, 5) OBP: 0.267, SLG: 0.435		X FF 93 0-0 ② F8		1 SAFE 1 SAFE B SL 88 X FF 92 1-0 ② F7			B FF 94 X FF 94 1-0 HR	C FC 91 S FC 90 F CU 75 B FC 90 F CU 76 D CU 78 F FC 89 X FF 92 2-2 ② P2		4	1	1	1	0	0	4
6 Jonathan Villar, S (1, 6) OBP: 0.257, SLG: 0.375		B FF 89 S FF 92 S SI 93 S CH 79 1-3 ③ K		S SI 93 S CH 81 B CH 82 C SL 88 1-3 ③ K			B FC 88 X FC 88 1-0 E8 1B	B FC 88 B FC 88 C FC 89 F FC 89 F CU 78 B FC 90 X FC 89 3-2 ③ G1-3		4	0	1	0	0	2	4
Inning Stats	R: 2 E: 0 K: 1 S: 11 H: 1 LOB: 0 BB: 1 P: 19	R: 1 E: 0 K: 1 S: 10 H: 1 LOB: 0 BB: 0 P: 11	R: 0 E: 0 K: 3 S: 20 H: 0 LOB: 2 BB: 2 P: 33	R: 0 E: 0 K: 1 S: 9 H: 1 LOB: 1 BB: 0 P: 15	R: 0 E: 0 K: 0 S: 5 H: 0 LOB: 0 BB: 0 P: 10	R: 0 E: 0 K: 2 S: 8 H: 0 LOB: 0 BB: 0 P: 10	R: 1 E: 1 K: 1 S: 7 H: 2 LOB: 1 BB: 0 P: 11	R: 1 E: 0 K: 1 S: 25 H: 4 LOB: 3 BB: 0 P: 37	R: 0 E: 0 K: 1 S: 9 H: 1 LOB: 2 BB: 1 P: 18	1B: 7 2B: 0 3B: 0 HR: 3 SF: 0 SAC: 0 DP: 0 HBP: 0						

PITCHER	IP	WLS	BF	H	R	ER	SO	BB	IBB	HBP	BLK	WP	HR	S	P	ERA	WHIP
50 Erasmo Ramírez, R (1, 1) ERA: 6.75	6.0	L	24	3	3	3	8	3	0	0	0	0	2	63	98	4.50	1.000
52 Dominic Leone, R (7, 1) ERA: 1.69	1.0		5	2	1	1	1	0	0	0	0	0	1	7	11	9.00	2.000
40 Danny Farquhar, R (8, 1) ERA: 1.69	1.0		7	4	1	1	1	0	0	0	0	0	0	25	37	9.00	4.000
31 Yoervis Medina, R (9, 1) ERA: 3.86	1.0		5	1	0	0	1	1	0	0	0	0	0	9	18	0.00	2.000

PITCHER	IP	WLS	BF	H	R	ER	SO	BB	IBB	HBP	BLK	WP	HR	S	P	ERA	WHIP

AB	37
R	5
H	10
RBI	5
BB	4
SO	11
LOB	20

WP: 0 PA: 41
PB: 0
SB: 1
CS: 0

Batter	1	2	3	4	5	6	7	8	9	AB	R	H	RBI	BB	SO	LOB
36 Abraham Almonte, S (1, 8) OBP: 0.267, SLG: 0.341	C FF 91 B FF 94 B CH 86 F FF 93 B FC 86 F FF 93 S FC 89 3-3 ① K			B CU 71 B FC 85 C FF 91 C FF 91 B FC 85 F FF 90 X FF 93 3-2 22 1B 1B		S FC 88 B CU 75 F FF 91 B FC 87 B CU 75 C FC 86 3-3 ② K		C FF 95 F FF 95 D SL 88 F FF 94 D SL 89 S FF 96 2-3 ② K		4	0	1	0	0	3	1
13 Dustin Ackley, L (1, 7) OBP: 0.274, SLG: 0.377	B FF 94 S FF 93 S FF 93 B CU 75 C SI 94 2-3 ② K			C FF 92 C FF 92 1 SAFE S FC 87 0-3 ① K		F FF 92 F FC 85 F FF 92 S CU 75 0-3 ③ K		X FF 95 0-0 ③ G1-3		4	0	0	0	0	3	2
22 Robinson Canó, L (1, 4) OBP: 0.326, SLG: 0.346	B FF 93 C FF 93 F FC 89 F FF 94 F FC 88 S FF 93 1-3 ③ K			S CU 73 B FF 92 F FF 93 X FF 91 1-2 1B			F FC 83 B CU 73 F CU 73 S CU 73 1-3 ① K		B FF 94 B FF 93 C FF 93 F CH 77 S KC 78 2-3 ① K	4	0	1	0	0	3	0
27 Corey Hart, R (1, 10) OBP: 0.323, SLG: 0.517		X FF 92 0-0 ① 1B		C FC 84 S CU 73 X FF 91 0-2 ② F7			B CU 73 X FC 84 1-0 ② G4-3		C KC 77 B FF 93 S FF 93 F FF 94 B KC 78 F FF 94 X KC 79 2-2 ② L8	4	0	1	0	0	0	2
15 Kyle Seager, L (1, 5) OBP: 0.280, SLG: 0.219		C FF 92 X FC 88 0-1 ② G3		C CU 73 F FC 85 D CU 73 S CU 74 1-3 ③ K			C SI 86 B CU 77 B CU 78 S FF 87 B FF 87 B SI 88 4-2 17 HR BB		F FF 95 B FF 94 C KC 75 X KC 79 1-2 ③ G3	3	1	0	0	1	1	2
17 Justin Smoak, S (1, 3) OBP: 0.289, SLG: 0.420		C FF 89 B CU 74 X FF 93 1-1 ③ F7			C CU 73 B FF 90 X FF 91 1-1 ① F7		C SI 86 B CU 76 B SI 87 F SI 86 X CU 78 2-2 1-H HR			3	1	1	2	0	0	0
55 Michael Saunders, L (1, 9) OBP: 0.237, SLG: 0.265 6 Nick Franklin, S (7, PH) OBP: 0.200, SLG: 0.231 (8, 9)			C FC 85 F FF 91 B FF 92 S FC 86 1-3 ① K		B SI 92 X FC 88 1-0 E6 3 CS		X FF 94 0-0 ③ G6-3			2 1	0 0	0 0	0 0	0 0	1 0	0 0
3 Mike Zunino, R (1, 2) OBP: 0.279, SLG: 0.517			C FC 86 B FF 93 F CU 72 S FF 94 1-3 ② K		B FC 83 S SI 92 S FC 84 B FF 91 D CU 75 S FC 84 3-3 ② ③ K 1-2			F FF 95 X SL 86 0-1 ① P4		3	0	0	0	0	2	1
5 Brad Miller, L (1, 6) OBP: 0.232, SLG: 0.359			B FF 93 C FF 93 F FC 86 B FF 94 S FF 93 2-3 ③ K			B CU 71 C FF 90 B CU 73 X FC 86 2-1 ① P5		C FF 95 X FF 95 0-1 2B		3	0	1	0	0	1	0
Inning Stats	R: 0 E: 0 K: 3 S: 12 H: 0 LOB: 0 BB: 0 P: 18	R: 0 E: 0 K: 0 S: 5 H: 1 LOB: 0 BB: 0 P: 6	R: 0 E: 0 K: 3 S: 9 H: 0 LOB: 0 BB: 0 P: 13	R: 0 E: 0 K: 2 S: 16 H: 2 LOB: 2 BB: 0 P: 21	R: 0 E: 1 K: 1 S: 6 H: 0 LOB: 1 BB: 0 P: 11	R: 0 E: 0 K: 2 S: 9 H: 0 LOB: 0 BB: 0 P: 14	R: 2 E: 0 K: 1 S: 10 H: 1 LOB: 0 BB: 1 P: 18	R: 0 E: 0 K: 1 S: 9 H: 1 LOB: 1 BB: 0 P: 11	R: 0 E: 0 K: 1 S: 11 H: 0 LOB: 0 BB: 0 P: 16	1B: 3 2B: 2 3B: 0 HR: 1 SF: 0 SAC: 0 DP: 1 HBP: 0						

PITCHER		IP	WLS	BF	H	R	ER	SO	BB	IBB	HBP	BLK	WP	HR	S	P	ERA	WHIP
31 Collin McHugh, R ERA:	(1, 1)	6.2	W	22	3	0	0	12	0	0	0	0	0	0	61	89	0.00	0.450
44 Raul Valdes, L ERA: 40.5	(7, 1)	0.0		2	1	2	2	0	1	0	0	0	0	1	5	11	∞	∞
45 Anthony Bass, R ERA: 2.45	(7, 1)	1.1	H	5	1	0	0	1	0	0	0	0	0	0	10	12	0.00	0.750
35 Josh Fields, R ERA: 2.0	(9, 1)	1.0	S	3	0	0	0	1	0	0	0	0	0	0	11	16	0.00	0.000

PITCHER	IP	WLS	BF	H	R	ER	SO	BB	IBB	HBP	BLK	WP	HR	S	P	ERA	WHIP

BOTTOM

Houston Astros @ Seattle Mariners

Safeco Field, Seattle, WA

Tue Apr 22 2014, 7:11 PM - 10:12 PM PDT

Att. 10,466 - Cloudy - 51 F

livebaseballscorecards.com

AB	31
R	2
H	5
RBI	2
BB	1
SO	14
LOB	8

Batter	1	2	3	4	5	6	7	8	9	AB	R	H	RBI	BB	SO	LOB
27 Jose Altuve, R (1, 4) OBP: 0.316, SLG: 0.318	C FF 84 B FF 86 F SL 79 X SL 81 1-2 ① F8		B FF 85 1 SAFE 1 SAFE X FF 85 1-0 ② P6		X FF 84 0-0 ① F7		C FF 84 B SL 76 X FF 84 1-1 ② G6-3 2-3		C SI 95 B SI 97 S SI 96 F CH 86 X SI 96 1-2 ② G5-3	5	0	0	0	0	0	4
21 Dexter Fowler, S (1, 8) OBP: 0.295, SLG: 0.329	B FF 85 C FF 86 B FF 85 F FF 85 X SL 79 2-2 15 CS 1B		C FF 86 B FF 86 B FF 85 F FF 85 B SL 76 B FF 85 4-2 15 2B 1-2 BB		B FF 83 C FF 85 C SL 79 C SL 78 1-3 ② K		B FF 84 X FF 85 1-0 ③ F7		S SI 96 B CH 85 F SI 95 F FF 98 D CH 84 F SI 95 F SI 97 F CH 83 D CH 85 4-2 B CH 84 BB	3	1	1	0	2	1	1
15 Jason Castro, L (1, 2) OBP: 0.321, SLG: 0.455	B FF 85 B FF 86 F FF 87 B FF 86 X FF 87 3-1 ②③ P5 1-2		B FF 85 C FF 85 X FF 85 1-1 1-H 2-H 2B		C FF 84 B SL 78 X FF 85 1-1 ③ F7			S FF 91 B CU 78 B SL 79 X FF 93 2-1 ① L8	B SI 97 C SI 97 B S B SI 94 C CH 85 3-3 ③ K	5	0	1	2	0	1	3
4 George Springer, R (1, 9) OBP: 0.250, SLG: 0.212		X FF 85 0-0 ① P5	B SL 77 B FF 86 F FF 86 B FF 85 B FF 84 4-1 BB			B SL 76 X FF 84 1-0 ① P4		X FF 92 0-0 ② F9		3	0	0	0	1	0	0
18 Marc Krauss, L (1, 3) OBP: 0.231, SLG: 0.298 14 Jesus Guzman, R (8, PH) OBP: 0.268, SLG: 0.395 (8, 3)		B FF 84 B SL 79 F FF 86 C FF 86 B FF 87 B FF 86 4-2 23 BLK BB	X FF 85 0-0 ③ F8			C FF 83 B FF 84 C SL 75 X SL 77 1-2 ② F8		C FF 92 B FF 93 B FF 92 B SL 80 B FF 92 4-1 8 1B BB		2	0	0	0	1	0	2
										0	0	0	0	1	0	0
8 Alex Presley, L (1, 7) OBP: 0.236, SLG: 0.377		B FF 85 B FF 85 F FF 84 C FF 85 1 SAFE B SL 80 S FF 85 3-3 ② K		X FF 84 0-0 ① F8		C FF 84 B SL 77 F FF 84 B SL 76 S SL 78 2-3 ③ K		1 SAFE 1 SAFE F FF 92 C SL 79 X SL 80 0-2 1-2 1B		4	0	1	0	0	2	1
23 Chris Carter, R (1, 10) OBP: 0.276, SLG: 0.328		S FF 86 C SL 79 B FF 86 B SL 79 S FF 85 2-3 ③ K 1-2		S FF 83 B FF 84 C SL 76 F SL 78 B FF 85 B SL 76 F FF 86 F FF 86 B FF 86 4-2 BB			F FF 82 S FF 84 B SL 78 B SL 78 B FF 85 X FF 84 3-2 HR	B FF 92 S FF 91 S FF 91 C FF 92 1-3 ③ K		3	1	1	1	1	2	3
30 Matt Dominguez, R (1, 5) OBP: 0.278, SLG: 0.431 9 Marwin Gonzalez, S (9, PR) OBP: 0.286, SLG: 0.400 (9, 5)			C FF 85 B SL 78 B SL 79 F FF 86 B SL 80 B FF 87 4-2 21 BB 15 2B BB	B FF 84 F FF 84 C SL 79 X SL 77 1-2 ② F9			X FF 84 0-0 ① P6		B SI 93 S SI 96 S SI 96 B CH 83 X SI 95 2-2 6 SH1-3 1B	3	1	1	0	1	0	1
										0	0	0	0	0	0	0
6 Jonathan Villar, S (1, 6) OBP: 0.260, SLG: 0.388			C FF 86 D CH 81 B FF 86 B FF 86 S FF 85 S FF 84 3-3 ① K	C FF 84 F FF 84 S CH 80 0-3 ③ K			C FF 84 B CH 79 B FF 85 X FF 85 2-1 27 G6-3 2B		B SI 93 X SI 92 1-0 ① SH1-3 1-2	3	0	1	0	0	2	2

Inning Stats	1	2	3	4	5	6	7	8	9
	R: 0 E: 0 K: 0 S: 8	H: 1 LOB: 0 BB: 0 P: 14	R: 0 E: 0 K: 2 S: 9	H: 0 LOB: 1 BB: 1 P: 18	R: 2 E: 0 K: 1 S: 12	H: 1 LOB: 2 BB: 3 P: 29	R: 0 E: 0 K: 1 S: 12	H: 0 LOB: 1 BB: 1 P: 17	R: 0 E: 0 K: 1 S: 6	H: 0 LOB: 0 BB: 0 P: 8	R: 0 E: 0 K: 1 S: 7	H: 0 LOB: 0 BB: 0 P: 11	R: 1 E: 0 K: 0 S: 9	H: 2 LOB: 1 BB: 0 P: 16	R: 0 E: 0 K: 1 S: 10	H: 1 LOB: 2 BB: 1 P: 17	R: 0 E: 0 K: 1 S: 17	H: 1 LOB: 2 BB: 1 P: 28

	1B: 3	SF: 0	WP: 0	PA: 39
	2B: 2	SAC: 1	PB: 0	
	3B: 0	DP: 0	SB: 0	
	HR: 1	HBP: 0	CS: 1	

PITCHER		IP	WLS	BF	H	R	ER	SO	BB	IBB	HBP	BLK	WP	HR	S	P	ERA	WHIP
53 Chris Young, R ERA: 3.5	(1, 1)	7.0		29	4	3	3	6	5	0	0	1	0	1	63	113	3.86	1.286
41 Charlie Furbush, L ERA: 5.14	(8, 1)	1.0		5	1	0	0	1	1	0	0	0	0	0	10	17	0.00	2.000
56 Fernando Rodney, R ERA: 1.42	(9, 1)	1.0	W	5	1	0	0	1	1	0	0	0	0	0	17	28	0.00	2.000

PITCHER	IP	WLS	BF	H	R	ER	SO	BB	IBB	HBP	BLK	WP	HR	S	P	ERA	WHIP

TOP

Houston Astros @ Seattle Mariners

Safeco Field, Seattle, WA

Wed Apr 23 2014, 12:43 PM - 3:32 PM PDT

Att. 13,739 - Cloudy - 53 F

livebaseballscorecards.com

AB	31
R	3
H	6
RBI	3
BB	7
SO	8
LOB	17

Batter	1	2	3	4	5	6	7	8	9	AB	R	H	RBI	BB	SO	LOB
36 Abraham Almonte, S (1, 8) OBP: 0.255, SLG: 0.326	X FF 94 0-0 ① F8		F FF 95 X FF 97 0-1 ③ G4-3			F FF 93 B FF 95 B KC 77 S FF 94 F FF 93 S 2-3 ① K		C SI 93 B SL 86 S SL 84 B SI 93 F SL 85 B SI 94 S SI 91 3-3 ② K		4	0	0	0	0	2	1
5 Brad Miller, L (1, 6) OBP: 0.221, SLG: 0.341	C SI 96 S SI 95 C KC 80 0-3 ② K			F FF 94 T FC 94 F FC 95 B FF 94 X FF 94 1-2 ① G4-3		C KC 79 X FF 93 0-1 ② F7		C SI 94 F SL 87 S SL 89 0-3 ③ K		4	0	0	0	0	2	0
22 Robinson Canó, L (1, 4) OBP: 0.333, SLG: 0.354	C KC 76 X KC 79 0-1 ③ G5-3			B FF 95 B FF 94 X FF 94 2-0 27 BB 1B		B FF 94 F FC 94 X FF 94 1-1 ③ F7			B KC 76 S FF 93 X FF 94 1-1 27 1B 15 HR 1B	4	1	2	0	0	0	0
27 Corey Hart, R (1, 10) OBP: 0.333, SLG: 0.508 55 Michael Saunders, L (9, PR) OBP: 0.237, SLG: 0.265		C FF 93 B FF 92 X KC 79 1-1 ① L3		C KC 80 S FF 94 B FC 97 B FF 96 B FF 96 F FF 96 B FC 96 4-2 17 G4-6-3 1-2 BB			C FF 95 B FF 94 F FF 92 F FF 94 C FF 93 1-3 ①		X FF 93 0-0 15 HR 1-2 1B	3 0	0 1	1 0	0 0	1 0	1 0	0 0
17 Justin Smoak, S (1, 3) OBP: 0.288, SLG: 0.411		C FF 94 S FF 95 B FF 95 F FF 93 X FF 96 1-2 ② G6-3		X FF 95 0-0 ② ③ G4-6-3 1-2f			C KC 78 C KC 79 X FF 94 0-2 15 HR 1B		C KC 76 F FF 94 S CH 79 0-3 ① K	4	1	1	0	0	1	4
15 Kyle Seager, L (1, 5) OBP: 0.304, SLG: 0.328		C FF 96 B FF 95 X FF 95 1-1 ③ P6			B FF 95 B FF 93 C FF 94 B KC 78 F FF 94 B FF 94 4-2 13 G6-3 6 1B BB		C KC 77 S FF 94 F FF 94 B KC 78 F FF 93 B FC 92 B KC 78 F FF 94 F FF 94 3-2 F FF 92 X FF 94 1-H HR		X FF 95 0-0 1-H 2-H HR	3	2	2	5	1	0	0
6 Nick Franklin, S (1, 9) OBP: 0.222, SLG: 0.250			B FF 94 C FF 96 C KC 79 B FF 93 F FF 94 F FF 96 S FF 96 2-3 ① K		C FF 95 X KC 79 0-1 13 G6-3 1-2 1B		B KC 78 F FF 94 B KC 80 X FC 92 2-1 ② F8			3	0	1	0	0	1	0
13 Dustin Ackley, L (1, 7) OBP: 0.276, SLG: 0.366			B KC 80 C FF 95 F FF 96 F B FF 96 B KC 80 B FC 94 4-2 BB		C FF 96 C FF 94 X KC 81 0-2 ① ② G6-3 1-2f 2-3		S SI 86 X SI 88 0-1 ③ F7			2	0	0	0	1	0	2
3 Mike Zunino, R (1, 2) OBP: 0.266, SLG: 0.492			S FC 94 B KC 78 F KC 78 X KC 79 1-2 ② F7		B KC 81 C SI 95 S FF 95 F FF 95 F FF 94 X FC 94 1-2 ③ F9			S SL 85 F SL 85 B SI 94 X SL 88 1-2 ① F9		3	0	0	0	0	0	2
Inning Stats	R: 0 E: 0 K: 1 S: 6 H: 0 LOB: 0 BB: 0 P: 6	R: 0 E: 0 K: 0 S: 8 H: 0 LOB: 0 BB: 0 P: 11	R: 0 E: 0 K: 1 S: 13 H: 0 LOB: 1 BB: 1 P: 20	R: 0 E: 0 K: 0 S: 9 H: 1 LOB: 1 BB: 1 P: 16	R: 0 E: 0 K: 0 S: 12 H: 1 LOB: 1 BB: 1 P: 17	R: 0 E: 0 K: 1 S: 8 H: 0 LOB: 0 BB: 0 P: 11	R: 2 E: 0 K: 1 S: 19 H: 2 LOB: 0 BB: 0 P: 25	R: 0 E: 0 K: 2 S: 10 H: 0 LOB: 0 BB: 0 P: 14	R: 3 E: 0 K: 1 S: 7 H: 3 LOB: 1 BB: 0 P: 8	1B: 5 2B: 0 3B: 0 HR: 2	SF: 0 SAC: 0 DP: 2 HBP: 0	WP: 0 PB: 0 SB: 0 CS: 0	PA: 33				

PITCHER		IP	WLS	BF	H	R	ER	SO	BB	IBB	HBP	BLK	WP	HR	S	P	ERA	WHIP
48 Jarred Cosart, R ERA: 6.12	(1, 1)	6.2		25	4	2	2	4	3	0	0	0	0	1	73	104	2.70	1.050
44 Raul Valdes, L ERA: 27.0	(7, 1)	0.1	H	1	0	0	0	0	0	0	0	0	0	0	2	2	0.00	0.000
50 Chad Qualls, R ERA: 6.43	(8, 1)	1.0	H	3	0	0	0	2	0	0	0	0	0	0	10	14	0.00	0.000
35 Josh Fields, R ERA: 4.82	(9, 1)	0.1	L	4	3	3	3	1	0	0	0	0	0	1	7	8	81.00	9.000

PITCHER	IP	WLS	BF	H	R	ER	SO	BB	IBB	HBP	BLK	WP	HR	S	P	ERA	WHIP

BOTTOM

Houston Astros @ Seattle Mariners

Safeco Field, Seattle, WA

Wed Apr 23 2014, 12:43 PM - 3:32 PM PDT

Att. 13,739 - Cloudy - 53 F

livebaseballscorecards.com

AB	30
R	5
H	7
RBI	5
BB	3
SO	7
LOB	9

Batter	1	2	3	4	5	6	7	8	9	AB	R	H	RBI	BB	SO	LOB
15 Michael Choice, R (1, 7) OBP: 0.326, SLG: 0.297	C FF 93 S FF 93 S CU 81 0-3 FC		B CU 78 F SI 93 B CH 88 C FF 93 X CU 80 2-2 FC5-3		C FF 92 C CU 78 B CU 80 B FF 92 B CU 79 X FF 93 3-2 FC4-3		C FF 94 C SL 84 X SI 94 0-2 FC3		F SI 97 B SI 96 B SI 98 F SI 96 D CH 85 B SI 96 4-2 1 BB 1-2 2-3 3-H BB	4	0	0	1	1	0	0
1 Elvis Andrus, R (1, 6) OBP: 0.330, SLG: 0.341	C FF 94 C SI 94 F FF 94 F SI 90 B FF 94 B SI 89 X FF 94 2-2 F9			B FF 91 C CH 84 B SI 91 F CH 86 F FF 92 B CU 80 B CU 80 4-2 29 2B BB	C FF 92 X FF 93 0-1 L9		C FC 89 F FF 95 B SL 84 B FF 95 X FC 91 2-2 G6-3		B SI 96 D SI 96 B SI 95 C SI 96 C SI 96 D SI 96 4-2 29 L3 1-2 2-3 3-H BB	3	1	0	1	2	0	0
29 Adrian Beltré, R (1, 5) OBP: 0.368, SLG: 0.394	C FF 94 C SI 89 S CU 82 0-3 K			C SI 93 X FF 93 0-1 16 BB 1-H 2B	C FF 91 X CH 85 0-1 L9			X FF 96 0-0 G5-3	C SI 98 B CH 85 X SI 97 1-1 L3 1-1	5	0	1	1	0	1	3
84 Prince Fielder, L (1, 3) OBP: 0.340, SLG: 0.345		L FF 93 B SI 91 S CU 80 S CU 80 1-3 K	C SI 93 B CU 79 X SI 91 1-1 P6		X SI 90 0-0 2B 7 WP 1B			B FF 95 B FF 94 X FF 95 2-0 G5-4-3 1B		4	1	2	0	0	1	1
Alex Rios, R (1, 9) OBP: 0.367, SLG: 0.462		B FF 94 F CH 87 B FF 93 F CH 88 X FF 94 2-2 16 G1-4-3 1B	C CH 86 D CU 79 D CH 88 B CU 78 B CH 87 4-1 16 BB		C FF 92 B CH 87 F FF 92 F CU 79 F CU 80 X CH 85 1-2 7 WP 1-3 2B			X FF 95 0-0 G5-4-3 1-2f		3	0	2	0	1	0	1
16 Donnie Murphy, R (1, 10) OBP: 0.311, SLG: 0.346 18 Mitch Moreland, L (9, PH) OBP: 0.328, SLG: 0.426		C FF 94 B CH 88 F SI 93 B CU 80 X FF 93 2-2 G1-4-3 1-2f		B CH 85 B FF 92 D FF 91 B FF 91 4-0 1-2 2-3 BB	B FF 92 B FF 91 X FF 91 2-0 G5-3				C SI 92 X SI 94 0-1 3 FC5-4 1B	2 1	0 0	0 1	0 0	1 0	0 0	3 0
7 J.P. Arencibia, R (1, 2) OBP: 0.171, SLG: 0.156 3 Luis Sardinas, S (9, PH) OBP: 0.500, SLG: 0.333			C SI 92 X SI 92 0-1 2 SH1-4 12 WP 2B	B CU 80 T FF 91 C CU 78 B FF 92 S CH 87 2-3 K	C SL 82 B FC 89 B FC 89 B FF 95 B FF 95 4-1 2-3 3-H BB				C SI 93 B CH 83 B SI 96 X SI 94 2-1 FC5-4 2 1B 1-2f 15 BB	2 1	1 1	1 0	0 0	1 0	1 0	3 1
2 Leonys Martin, L (1, 8) OBP: 0.363, SLG: 0.411			L CU 79 B CU 79 X FF 93 1-1 SH1-4 2-3	C CU 78 C SI 90 F CU 79 B CU 78 F FF 90 S CU 79 1-3 K	S FF 93 F FC 87 F SL 82 F FF 94 C FF 95 0-3 K				B SI 95 B SI 94 X SI 94 2-0 15 BB 12 S 1 BB 1-3 1B	3	1	1	0	0	2	5
12 Josh Wilson, R (1, 4) OBP: 0.348, SLG: 0.349			C CU 79 B CH 88 X FF 94 1-1 G5-3 3-H		B FF 92 S FF 91 F CH 86 S CU 80 1-3 K		B FF 92 X FC 90 1-0 G4-3		S SI 96 S SI 96 H SI 97 1-2 1 BB 15 BB 1-2 HBP	3	0	0	0	0	1	0
Inning Stats	R: 0 E: 0 K: 1 S: 11 H: 0 LOB: 0 BB: 0 P: 13	R: 0 E: 0 K: 1 S: 9 H: 1 LOB: 0 BB: 0 P: 14	R: 1 E: 0 K: 0 S: 9 H: 1 LOB: 0 BB: 0 P: 13	R: 1 E: 0 K: 2 S: 16 H: 1 LOB: 3 BB: 3 P: 32	R: 0 E: 0 K: 1 S: 8 H: 0 LOB: 0 BB: 0 P: 12	R: 1 E: 0 K: 1 S: 15 H: 2 LOB: 2 BB: 1 P: 22	R: 0 E: 0 K: 0 S: 7 H: 0 LOB: 0 BB: 0 P: 10	R: 0 E: 0 K: 0 S: 3 H: 1 LOB: 0 BB: 0 P: 5	R: 2 E: 0 K: 0 S: 13 H: 2 LOB: 2 BB: 2 P: 27	1B: 5 2B: 4 3B: 0 HR: 0 SF: 0 SAC: 1 DP: 3 HBP: 1						

TOP

Texas Rangers @ Seattle Mariners

Safeco Field, Seattle, WA

Fri Apr 25 2014, 7:10 PM - 10:06 PM PDT

Att. 31,145 - Partly Cloudy - 55 F

livebaseballscorecards.com

AB	31
R	5
H	8
RBI	3
BB	6
SO	6
LOB	17

WP: 2 PA: 39
PB: 0
SB: 1
CS: 0

PITCHER		IP	WLS	BF	H	R	ER	SO	BB	IBB	HBP	BLK	WP	HR	S	P	ERA	WHIP
29 Roenis Elías, L ERA: 3.54	(1, 1)	5.2		24	5	3	3	6	3	0	0	0	1	0	62	96	4.76	1.412
52 Dominic Leone, R ERA: 1.5	(6, 1)	1.1		5	0	0	0	1	1	0	0	0	1	0	13	20	0.00	0.750
31 Yoervis Medina, R ERA: 3.48	(8, 1)	1.0	W	3	1	0	0	0	0	0	0	0	0	0	3	5	0.00	1.000
56 Fernando Rodney, R ERA: 3.68	(9, 1)	1.0	S	7	2	2	2	0	2	0	1	0	0	0	13	27	18.00	4.000

PITCHER		IP	WLS	BF	H	R	ER	SO	BB	IBB	HBP	BLK	WP	HR	S	P	ERA	WHIP

Texas Rangers @ Seattle Mariners

Safeco Field, Seattle, WA

Fri Apr 25 2014, 7:10 PM - 10:06 PM PDT

Att. 31,145 - Partly Cloudy - 55 F

livebaseballscorecards.com

BOTTOM

Batter	1	2	3	4	5	6	7	8	9	AB	R	H	RBI	BB	SO	LOB
36 Abraham Almonte, S (1, 8) OBP: 0.263, SLG: 0.323	B FF 90 B FF 91 B SI 90 C FF 90 S FF 91 X SI 91 3-2 22 G5-4-3 1B		B FF 92 B FF 92 C FF 92 F SI 92 B SL 84 X FF 92 3-2 ② FC1-6 8 1B 1-2f		C FF 90 B CH 85 H CH 84 2-1 8 1B 22 2B HBP		L FF 92 B FF 93 X SL 82 1-1 ② G4-3	C SL 82 B SI 94 X SI 94 1-1 ③ F8		4	1	1	0	0	0	2
8 Willie Bloomquist, R (1, 6) OBP: 0.300, SLG: 0.263	C SI 91 F FF 91 F FF 92 X CU 78 0-2 ① L9		1 SAFE B SI 91 F FF 92 1 SAFE B FF 92 1 SAFE 1 SAFE X FF 92 2-1 1-2 1B		F FF 90 T FF 91 F FF 90 B FF 90 X CU 76 1-2 22 2B 1B		C SI 93 B CH 88 S FF 92 B FF 92 F FF 90 F FF 92 F FF 92 C FF 92 2-3 ③ K			4	1	2	0	0	1	1
22 Robinson Canó, L (1, 4) OBP: 0.340, SLG: 0.372	C FF 91 X FF 92 0-1 ②③ G5-4-3 1-2f		C FF 93 F FF 92 B FF 90 F SI 92 X SI 92 1-2 ③ G6-3		F FF 92 B FF 91 F FF 91 B FF 92 B FF 91 X FF 91 3-2 1-H 2-H 2B			X SI 88 0-0 7 1B 27 PB 17 2B 1B		4	1	2	2	0	0	3
27 Corey Hart, R (1, 10) OBP: 0.329, SLG: 0.485 55 Michael Saunders, L (8, PR) OBP: 0.237, SLG: 0.265 (9, 10)		C SI 92 B SI 91 B CH 85 S FF 91 X FF 93 2-2 ① L3	C FF 91 X CH 84 0-1 ① G5-3		X FF 90 0-0 ③ L8			C FF 92 B SL 89 F CH 82 B SL 88 F FF 92 B FF 93 H SL 88 4-2 7 1B 17 2B 1-2 HBP		3 0	0 1	0 0	0 0	0 0	0 0	1 0
7 Stefen Romero, R (1, 9) OBP: 0.286, SLG: 0.370		B FF 91 F FF 91 X FF 93 1-1 2B	F FF 91 S CH 85 S CH 84 0-3 ② K		C FF 89 B FF 90 B SL 82 X FC 90 2-1 ① L5			X FF 90 0-0 17 2B 15 1B 1-2 2-3 1B		4	1	2	0	0	1	0
17 Justin Smoak, S (1, 3) OBP: 0.298, SLG: 0.421		C CU 76 S SI 92 S SL 85 0-3 ② K	C CU 74 H CH 83 1-1 HBP		C CU 72 S SL 81 B FF 89 S SL 84 1-3 ② K2-3			F FF 92 B SL 89 B FF 92 F SI 93 B SL 85 X FF 93 3-2 15 1B 13 WP 1-3 2-H 3-H 2B		3	1	1	2	0	2	1
15 Kyle Seager, L (1, 5) OBP: 0.313, SLG: 0.338		C FF 92 B SI 91 X FF 92 1-1 FC7	B FF 91 C FF 90 B FF 91 C SI 90 T SL 84 2-2 K		B SI 91 F FF 90 S SL 81 B FF 92 X SL 84 2-2 1B			F FF 92 C SL 86 F SL 85 F FF 92 X SL 88 0-2 13 WP 2-3 3-H 1B		4	0	2	1	0	1	2
16 Cole Gillespie, R (1, 7) OBP: 0.333, SLG: 0.333 13 Dustin Ackley, L (8, PH) OBP: 0.273, SLG: 0.361 (9, 7)			C FF 91 C SL 86 F SL 87 B CU 78 F SI 92 B CH 87 F FF 92 X FF 92 2-2 ① G1-3		C FF 91 B FF 90 X FF 90 1-1 3 CS 1B	X SI 90 0-0 ③ L9		B FF 94 C SI 93 T CH 85 F FF 96 B CH 88 B FF 95 S FF 94 3-3 ① K 1-2 3-H		3 1	0 0	1 0	0 0	0 0	0 1	1 2
3 Mike Zunino, R (1, 2) OBP: 0.265, SLG: 0.470			F FF 90 H FF 91 1-1 36 FC1-6 HBP		B FF 89 F FF 91 B FF 89 B FF 89 F FF 90 S FF 91 3-3 ①② K 1-2		X FF 92 0-0 ① F8	X FF 94 0-0 ② P6		3	0	0	0	0	1	2
Inning Stats	R: 0 E: 0 K: 0 S: 9 H: 1 LOB: 0 BB: 0 P: 12	R: 0 E: 0 K: 1 S: 10 H: 1 LOB: 1 BB: 0 P: 14	R: 0 E: 0 K: 0 S: 16 H: 1 LOB: 2 BB: 0 P: 25	R: 0 E: 0 K: 2 S: 9 H: 0 LOB: 1 BB: 0 P: 12	R: 2 E: 0 K: 1 S: 14 H: 3 LOB: 1 BB: 0 P: 24	R: 0 E: 0 K: 1 S: 9 H: 1 LOB: 1 BB: 0 P: 14	R: 0 E: 0 K: 1 S: 9 H: 0 LOB: 0 BB: 0 P: 12	R: 4 E: 0 K: 1 S: 20 H: 4 LOB: 1 BB: 0 P: 31		1B: 8 2B: 4 3B: 0 HR: 0 SF: 0 SAC: 0 DP: 2 HBP: 4						

	AB	33
	R	6
	H	11
	RBI	5
	BB	0
	SO	7
	LOB	15

WP: 1 PB: 1 SB: 0 CS: 1 PA: 37

PITCHER		IP	WLS	BF	H	R	ER	SO	BB	IBB	HBP	BLK	WP	HR	S	P	ERA	WHIP
46 Robbie Ross Jr., L ERA: 2.45	(1, 1)	6.0		26	7	2	2	5	0	0	3	0	0	0	67	101	3.00	1.167
44 Jason Frasor, R ERA:	(7, 1)	1.0	H	3	0	0	0	1	0	0	0	0	0	0	9	12	0.00	0.000
56 Neal Cotts, L ERA: 7.88	(8, 1)	0.0	L	5	4	4	4	0	0	0	1	0	0	0	13	20	∞	∞
41 Alexi Ogando, R ERA: 4.76	(8, 1)	1.0		3	0	0	0	1	0	0	0	0	1	0	7	11	0.00	0.000

PITCHER		IP	WLS	BF	H	R	ER	SO	BB	IBB	HBP	BLK	WP	HR	S	P	ERA	WHIP

Batter	1	2	3	4	5	6	7	8	9	AB	R	H	RBI	BB	SO	LOB
15 Michael Choice, R (1, 7) OBP: 0.314, SLG: 0.286	C FF 92 B SI 93 X SL 86 1-1 ① FC1-3		B SL 85 X SI 92 1-0 ② FC4-3		B CU 80 X CH 91 1-0 84 G1-3 1-2 2-3 3-H 1B		B FF 96 S CU 80 1 SAFE B FF 96 D CU 80 S FF 96 C FF 97 3-3 ② FC		C SI 86 F CH 81 B CH 80 X SI 85 1-2 ② FC4-3 2-3	5	0	1	1	0	0	2
1 Elvis Andrus, R (1, 6) OBP: 0.333, SLG: 0.352	C SI 92 B FF 92 B SI 92 B SL 86 B SI 93 4-1 84 L4-3 BB		C SI 93 C CU 82 S SI 93 0-3 ③ K		S SL 84 B CH 88 D CH 88 B SL 83 X SI 91 3-1 ① SF9 2-3 3-H		C CU 80 C FF 97 X FF 97 0-2 ③ G3-1		B CH 80 B SI 85 B SI 84 C SI 83 X SI 84 3-1 84 1B 3-H 2B	3	1	1	1	1	1	1
84 Prince Fielder, L (1, 10) OBP: 0.343, SLG: 0.341	B SI 94 F SI 94 1 SAFE X SI 93 1-1 ②③ L4-3 1-1			B FF 91 F SL 85 F FF 93 B FF 94 X CU 82 2-2 ① G4-3	F CH 89 X CH 88 0-1 ② G1-3 1-2			B FF 92 F SL 80 H SL 79 2-1 FC6-4 29 1B 18 SF7 HBP	X CU 70 0-0 29 1B 2-H 1B	4	1	1	1	0	0	3
29 Adrián Beltré, R (1, 5) OBP: 0.395, SLG: 0.405		F FF 93 F CU 81 B CH 91 B CH 90 F FF 93 F SL 87 F SI 94 B SI 93 F SL 87 4-2 F CU 82 B SI 92 18 F7 1B BB		B SI 93 B SI 94 S SI 93 B SL 84 F SI 93 F FF 93 X CU 82 3-2 ② G5-3	C SL 86 S CH 88 F SL 84 X FF 92 0-2 ③ G5-3			B SI 95 F SI 95 B SI 94 B FF 95 X FF 95 3-1 FC6-4 1-2 1B	X SI 83 0-0 1-2 1B	4	0	2	0	1	0	2
Alex Rios, R (1, 9) OBP: 0.359, SLG: 0.448		B SL 86 B SI 93 X SI 93 2-0 16 S 1-2 1B		B SI 92 C SL 85 C SI 93 X FF 92 1-2 ③ L9		C CU 77 S SL 84 F CH 88 B SL 83 S CH 89 1-3 ① K		D CU 86 X SI 95 1-0 ① FC6-4 16 FC6-4 1-2f 2-3	C FC 88 D CU 75 X FC 88 1-1 ③ G1-6-3	5	0	1	0	0	1	4
18 Mitch Moreland, L (1, 3) OBP: 0.323, SLG: 0.421		S SI 93 S CU 82 B SI 94 B SI 94 D CU 82 F SI 95 X FF 94 3-2 ① F7 2-3			B CH 91 X CH 90 1-0 2 1B 16 1B 61 BB 1B		B CU 79 F CH 91 B CU 79 B FF 91 F CH 91 X FF 92 3-2 ② G3	B FF 95 X FF 95 1-0 ② SF7 3-H		3	1	1	1	0	0	2
16 Donnie Murphy, R (1, 4) OBP: 0.308, SLG: 0.339		C SL 84 S CU 82 D CH 91 S SL 87 1-3 ② K 1-2			1 SAFE B SL 83 F CH 90 X CH 88 1-1 61 BB 2 1B 15 1B 1-2 1B		C CH 92 S SL 85 F CH 90 X SL 84 0-2 ③ G5-3	1 SAFE B CU 85 X FF 95 1-0 ③ FC6-4 1-1f		4	1	1	0	0	1	3
2 Leonys Martin, L (1, 8) OBP: 0.369, SLG: 0.416		C SL 94 S CU 82 D SL 85 F CH 91 T CH 91 1-2 ③ K			X CH 92 0-0 15 1B 61 BB 1 SF9 1-2 2-3 1B		C FF 95 B SI 97 S CH 88 C CU 79 1-3 ① K		X FF 88 0-0 15 FC4-3 61 SH1-3 1 WP 1B	4	2	2	0	0	2	2
61 Robinson Chirinos, R (1, 2) OBP: 0.294, SLG: 0.370			B CH 91 F CH 91 S SL 84 B FF 92 B CH 91 F SI 92 X SI 92 3-2 ① F7		B SL 83 B SI 93 B CH 91 B CH 91 4-0 1 SF9 15 1B 1-2 2-3 3-H BB		T FF 96 S FF 96 F CU 80 B FF 98 X CU 80 1-2 1B		1 SAFE X SI 87 0-0 ① SH1-3 1-2	2	0	1	1	1	0	0
Inning Stats	R: 0 E: 0 K: 0 S: 5 H: 0 LOB: 0 BB: 1 P: 11	R: 0 E: 0 K: 2 S: 19 H: 1 LOB: 2 BB: 1 P: 30	R: 0 E: 0 K: 1 S: 8 H: 0 LOB: 0 BB: 0 P: 12	R: 0 E: 0 K: 0 S: 10 H: 0 LOB: 0 BB: 0 P: 16	R: 3 E: 0 K: 0 S: 13 H: 4 LOB: 2 BB: 1 P: 23	R: 0 E: 0 K: 1 S: 11 H: 0 LOB: 0 BB: 0 P: 15	R: 0 E: 0 K: 1 S: 13 H: 1 LOB: 1 BB: 0 P: 18	R: 1 E: 0 K: 0 S: 6 H: 1 LOB: 1 BB: 0 P: 14	R: 2 E: 0 K: 0 S: 11 H: 4 LOB: 2 BB: 0 P: 16	1B: 10 2B: 2 3B: 0 HR: 0 SF: 2 SAC: 1 DP: 1 HBP: 1						

PITCHER		IP	WLS	BF	H	R	ER	SO	BB	IBB	HBP	BLK	WP	HR	S	P	ERA	WHIP
34 Félix Hernández, R ERA: 2.4	(1, 1)	6.0		25	5	3	3	4	3	0	0	0	0	0	66	107	4.50	1.333
54 Tom Wilhelmsen, R ERA: 4.35	(7, 1)	1.0		4	1	0	0	2	0	0	0	0	0	0	13	18	0.00	1.000
41 Charlie Furbush, L ERA: 6.43	(8, 1)	0.0	L	1	0	1	1	0	0	0	1	0	0	0	1	3	∞	∞
31 Yoervis Medina, R ERA: 3.18	(8, 1)	1.0		4	1	0	0	0	0	0	0	0	0	0	5	11	0.00	1.000
97 Joe Beimel, L ERA: 3.6	(9, 1)	0.2		6	4	2	2	0	0	0	0	0	1	0	9	13	27.00	6.000

PITCHER		IP	WLS	BF	H	R	ER	SO	BB	IBB	HBP	BLK	WP	HR	S	P	ERA	WHIP
40 Danny Farquhar, R ERA: 1.64	(9, 1)	0.1		1	0	0	0	0	0	0	0	0	0	0	2	3	0.00	0.000

TOP

Texas Rangers @ Seattle Mariners

Safeco Field, Seattle, WA

Sat Apr 26 2014, 6:11 PM - 9:23 PM PDT

Att. 30,038 - Cloudy - 56 F

livebaseballscorecards.com

AB	34
R	6
H	11
RBI	5
BB	3
SO	5
LOB	19

WP: 1	PA: 41					
PB: 0						
SB: 1						
CS: 0						

Texas Rangers @ Seattle Mariners

Safeco Field, Seattle, WA

Sat Apr 26 2014, 6:11 PM - 9:23 PM PDT

Att. 30,038 - Cloudy - 56 F

BOTTOM

Batter	1	2	3	4	5	6	7	8	9	AB	R	H	RBI	BB	SO	LOB
55 Michael Saunders, L (1, 9) OBP: 0.244, SLG: 0.351 7 Stefen Romero, R (7, PH) OBP: 0.300, SLG: 0.379 (8, 9)	L CH 86 B SI 89 F CH 83 B FF 88 F CU 77 B CH 85 X FF 89 3-2 HR		C FF 88 C CU 75 B SL 81 X CH 83 1-2 ① FC7	B CH 84 1 SAFE F FF 87 C FF 89 F FF 90 C SL 83 1-3 ③ K			X SI 92 0-0 22 FC3-6 1B		B SL 80 C FC 89 F FC 91 X CU 72 1-2 ② F8	3 2	1 0	1 1	1 0	0 0	1 0	2 0
36 Abraham Almonte, S (1, 8) OBP: 0.250, SLG: 0.306	F FF 89 B FF 90 B CU 75 F FF 89 B CU 78 S FF 90 3-3 ① K		B CU 75 C CH 83 X FF 90 1-1 ② F8		C FF 86 C SL 81 S SL 84 0-3 ① K		1 SAFE X FF 90 0-0 ① B2		B FF 92 B FF 89 B FC 91 C FC 90 C FC 90 S FF 92 3-3 ③ K	5	0	0	0	0	3	1
22 Robinson Canó, L (1, 4) OBP: 0.347, SLG: 0.371	B FF 87 X CU 76 1-0 ② G3-1		B CU 76 B CH 84 B FF 89 B FF 89 4-0 BB		B FF 88 B CH 84 C FF 89 X FF 88 2-1 27 S 1B		X SI 93 0-0 ② FC3-6 1-2f			3	0	1	0	1	0	1
27 Corey Hart, R (1, 10) OBP: 0.325, SLG: 0.464	F FF 91 B SI 90 F SL 83 X FF 90 1-2 ③ G1-3		C SL 82 D SL 83 1 SAFE T SL 81 S SL 84 1-3 ③ K		T FF 90 F FF 90 F SL 84 F FF 91 C FF 90 0-3 ② K 1-2		I IN 78 I IN 78 I IN 78 I IN 76 4-0 IBB			3	0	0	0	1	2	2
15 Kyle Seager, L (1, 5) OBP: 0.322, SLG: 0.387		L CH 85 B SI 87 B CU 74 X SI 88 2-1 HR		X CU 74 0-0 17 1B 3 SF9 1B	B SI 90 C SI 89 C SL 83 X SL 84 1-2 ③ FC7		C SL 82 S FF 94 B FF 95 B FF 95 B FF 93 S SL 83 3-3 ③ K			4	2	2	1	0	1	3
17 Justin Smoak, S (1, 3) OBP: 0.307, SLG: 0.418		C FF 88 F FF 89 B SL 80 C SL 84 1-3 ① K		C SI 87 B SL 80 F CH 80 1 SAFE X CU 77 1-2 3 SF9 13 BB 1-3 1B		B CU 76 C FF 87 S CH 84 B SL 84 F SL 83 F SL 83 F FF 91 B FF 89 B SL 85 4-2 BB			B FF 93 F FC 93 B SL 88 S SL 87 S SL 88 2-3 ① K		3	0	1	0	1	2	0
13 Dustin Ackley, L (1, 7) OBP: 0.272, SLG: 0.347		B CH 83 X CH 83 1-0 ② F8		B SI 89 B SI 88 B FF 89 B FF 89 4-0 1-2 BB		B SI 93 C FF 92 C SI 95 C SL 84 1-3 ① K			S FF 92 C SL 89 B FF 93 B SL 85 S FC 92 2-3 ② K	3	0	0	0	1	2	1
3 Mike Zunino, R (1, 2) OBP: 0.264, SLG: 0.456		H FF 89 1-0 HBP		B FF 90 F FF 89 B SI 91 X SL 83 2-1 ① SF9 2-3 3-H		X FF 94 0-0 ② L6			C FF 94 B FF 96 S FF 95 F FF 96 B FF 95 S SL 84 2-3 ③ K	2	0	0	1	0	1	1
5 Brad Miller, L (1, 6) OBP: 0.211, SLG: 0.326		B SI 87 X SI 88 1-0 ③ FC7		X SI 89 0-0 ② FC7		C SI 93 X SL 83 0-1 ③ B1-3			B FF 91 C FC 89 X CH 84 1-1 ① G4-3	4	0	0	0	0	0	4
Inning Stats	R: 1 E: 0 K: 1 S: 11 H: 1 LOB: 0 BB: 0 P: 19	R: 1 E: 0 K: 1 S: 7 H: 1 LOB: 1 BB: 0 P: 13	R: 0 E: 0 K: 1 S: 8 H: 0 LOB: 1 BB: 1 P: 15	R: 1 E: 0 K: 1 S: 11 H: 2 LOB: 2 BB: 1 P: 19	R: 0 E: 0 K: 2 S: 13 H: 1 LOB: 1 BB: 0 P: 16	R: 0 E: 0 K: 1 S: 11 H: 0 LOB: 1 BB: 1 P: 16	R: 0 E: 1 K: 1 S: 6 H: 1 LOB: 2 BB: 1 P: 13	R: 0 E: 0 K: 3 S: 10 H: 0 LOB: 0 BB: 0 P: 16	R: 0 E: 0 K: 1 S: 8 H: 0 LOB: 0 BB: 0 P: 13	1B: 4 2B: 0 3B: 0 HR: 2	SF: 1 SAC: 0 DP: 0 HBP: 1	WP: 0 PB: 0 SB: 1 CS: 0	PA: 38			

livebaseballscorecards.com

AB	32
R	3
H	6
RBI	3
BB	4
SO	12
LOB	15

PITCHER		IP	WLS	BF	H	R	ER	SO	BB	IBB	HBP	BLK	WP	HR	S	P	ERA	WHIP
48 Colby Lewis, R ERA: 4.6	(1, 1)	5.0		24	5	3	3	6	3	0	1	0	0	2	55	91	5.40	1.600
49 Aaron Poreda, L ERA:	(6, 1)	2.0	W	8	1	0	0	2	0	1	0	0	0	0	12	20	0.00	0.500
56 Neal Cotts, L ERA: 7.27	(8, 1)	0.2	H	2	0	0	0	2	0	0	0	0	0	0	6	10	0.00	0.000
41 Alexi Ogando, R ERA: 4.63	(8, 1)	0.1	H	1	0	0	0	1	0	0	0	0	0	0	4	6	0.00	0.000
28 Joakim Soria, R ERA: 3.6	(9, 1)	1.0	S	3	0	0	0	1	0	0	0	0	0	0	8	13	0.00	0.000

PITCHER	IP	WLS	BF	H	R	ER	SO	BB	IBB	HBP	BLK	WP	HR	S	P	ERA	WHIP

Texas Rangers @ Seattle Mariners

Safeco Field, Seattle, WA

Sun Apr 27 2014, 1:13 PM - 4:22 PM PDT

Att. 26,300 - Cloudy - 52 F

livebaseballscorecards.com

Batter	1	2	3	4	5	6	7	8	9	AB	R	H	RBI	BB	SO	LOB
15 Michael Choice, R (1, 7) OBP: 0.321, SLG: 0.304	C FF 92 B FF 94 C SL 89 X SL 91 1-2 ① FC3		C SL 86 B CH 87 F FF 96 B FF 96 B SL 91 X SL 90 3-2 ① FC8	B SL 88 F FF 95 F FF 92 X FF 96 1-2 1 WP 2-H 2B			B FF 96 B FF 95 S FF 95 B FF 96 F FF 95 B FF 96 4-2 84 G4-3 BB		B SI 96 B SI 96 B SI 96 C SI 94 C SI 96 X SI 95 3-2 ② FC9	4	0	1	1	1	0	0
1 Elvis Andrus, R (1, 6) OBP: 0.327, SLG: 0.337	C FF 92 B FF 93 X SL 89 1-1 ② G4-3		B CU 73 X FF 96 1-0 ② G4-3	B SL 87 S SI 91 B SI 93 B SI 92 B SI 92 4-1 2-3 BB			F FF 95 D CU 80 F FF 96 1 SAFE F FF 95 1 SAFE 1 SAFE X FF 96 1-2 ① L8		C SI 96 C SI 97 S CH 86 0-3 ③ K	4	0	0	0	1	1	1
84 Prince Fielder, L (1, 3) OBP: 0.339, SLG: 0.330	F FF 93 B FF 94 S CH 86 B FF 92 S CH 86 2-3 ③ K		B CU 75 F CH 87 B FF 96 B SI 94 C FF 94 B SI 88 4-2 BB	B SL 87 C SI 90 B SL 86 F SI 90 X SL 86 2-2 ③ G1-3			X FF 98 0-0 ② G4-3 1-2			3	0	0	0	1	1	3
29 Adrián Beltré, R (1, 5) OBP: 0.383, SLG: 0.415		C FF 92 B CU 77 F SL 91 F FF 97 B FF 96 F SL 94 X CH 85 2-2 1B 18 1B 2B	F FF 95 C FF 96 X FF 95 0-2 ③ P6		C SI 90 X FF 92 0-1 ① G6-3		B FF 95 S FF 96 C FF 96 F SI 97 X CU 81 1-2 ③ F7			4	1	1	0	0	0	2
Alex Rios, R (1, 9) OBP: 0.364, SLG: 0.450		B SL 90 B FF 91 B SL 92 C FF 94 X FF 94 3-1 18 1B 18 E 2-3 1B		F FF 92 B CU 75 B FF 93 X SL 89 2-1 18 2B 2 1B 1B	C SI 90 C CU 75 B FF 90 F SL 88 F FF 91 B CU 76 X SL 88 2-2 ② L7			B FC 90 X SI 91 1-0 ① G4-3		4	2	2	0	0	0	0
18 Mitch Moreland, L (1, 10) OBP: 0.333, SLG: 0.443		F FF 93 F CH 84 P PO 87 D SI 87 X FF 96 2-2 E9 2 G3-4-3 1-H 3-H 1B		1 SAFE P PO 85 C CH 87 S CH 82 B SL 89 B CH 86 F FF 94 1 SAFE F SL 90 3-2 1 SAFE X CH 84 1-3 2 1B 2B	B SL 85 C SI 90 C SI 89 F SL 85 S SL 85 1-3 ③ K			C FF 92 B CU 76 C FC 91 B CU 76 F FC 91 F FF 94 F FC 90 B CU 78 S FC 93 3-3 ② K		4	1	2	1	0	2	0
61 Robinson Chirinos, R (1, 2) OBP: 0.291, SLG: 0.360		L SL 92 F FF 94 C FF 96 0-3 ① K 3-H	C CU 73 X FF 92 0-1 ① F9			S FF 92 B FF 92 X FF 92 1-1 ① F9		C FC 91 S FC 91 B FF 94 B FC 90 X FC 91 2-2 1B		4	0	1	0	0	1	3
2 Leonys Martin, L (1, 8) OBP: 0.364, SLG: 0.407		X CH 86 0-0 ② G3-4-3 2-3	D CH 84 F FF 95 X FF 93 1-1 12 S 15 2B 2-H 3-H 1B			B SL 81 S FF 92 C FF 92 B SL 82 S FF 92 2-3 ② K		B SI 93 S FC 90 S SI 95 X FC 91 1-2 ③ G6-3		4	1	1	2	0	1	2
12 Josh Wilson, R (1, 4) OBP: 0.320, SLG: 0.319		X FF 92 0-0 ③ P6		1 SAFE C FF 93 F SL 90 D CU 75 D SL 91 S FF 91 2-3 ② K 1-2		F FF 93 F FF 92 B FF 92 F FF 92 T FF 91 1-2 ③ K			C SI 93 C SI 95 S SI 96 0-3 ① K	4	0	0	0	0	3	2
Inning Stats	R: 0 E: 0 K: 1 S: 8 H: 0 LOB: 0 BB: 0 P: 12	R: 2 E: 1 K: 1 S: 16 H: 3 LOB: 1 BB: 0 P: 22	R: 0 E: 0 K: 0 S: 9 H: 0 LOB: 1 BB: 1 P: 17	R: 3 E: 0 K: 1 S: 22 H: 4 LOB: 2 BB: 1 P: 36	R: 0 E: 0 K: 1 S: 11 H: 0 LOB: 0 BB: 0 P: 14	R: 0 E: 0 K: 2 S: 9 H: 0 LOB: 0 BB: 0 P: 13	R: 0 E: 0 K: 0 S: 11 H: 0 LOB: 1 BB: 1 P: 17	R: 0 E: 0 K: 1 S: 13 H: 1 LOB: 1 BB: 0 P: 20	R: 0 E: 0 K: 2 S: 9 H: 0 LOB: 0 BB: 0 P: 12	1B: 5 2B: 3 3B: 0 HR: 0 SF: 0 SAC: 0 DP: 0 HBP: 0	WP: 1 PB: 0 SB: 1 CS: 0 PA: 38					

TOP	
AB	35
R	5
H	8
RBI	4
BB	3
SO	9
LOB	13

PITCHER	IP	WLS	BF	H	R	ER	SO	BB	IBB	HBP	BLK	WP	HR	S	P	ERA	WHIP
37 Brandon Maurer, R (1, 1) ERA: 6.75	3.2		19	7	5	5	3	1	0	0	0	0	0	51	77	12.27	2.182
44 Lucas Luetge, L (4, 1) ERA: 7.71	1.1		5	0	0	0	1	1	0	0	0	1	0	15	24	0.00	0.750
41 Charlie Furbush, L (6, 1) ERA: 5.63	1.0		3	0	0	0	2	0	0	0	0	0	0	9	13	0.00	0.000
54 Tom Wilhelmsen, R (7, 1) ERA: 3.97	1.0		4	0	0	0	0	1	0	0	0	0	0	11	17	0.00	1.000
40 Danny Farquhar, R (8, 1) ERA: 1.5	1.0	W	4	1	0	0	1	0	0	0	0	0	0	13	20	0.00	1.000

PITCHER	IP	WLS	BF	H	R	ER	SO	BB	IBB	HBP	BLK	WP	HR	S	P	ERA	WHIP
56 Fernando Rodney, R (9, 1) ERA: 3.24	1.0	S	3	0	0	0	2	0	0	0	0	0	0	9	12	0.00	0.000

Texas Rangers @ Seattle Mariners

Safeco Field, Seattle, WA

Sun Apr 27 2014, 1:13 PM - 4:22 PM PDT

Att. 26,300 - Cloudy - 52 F

livebaseballscorecards.com

BOTTOM

Batter	1	2	3	4	5	6	7	8	9	AB	R	H	RBI	BB	SO	LOB
55 Michael Saunders, L (1, 8) OBP: 0.267, SLG: 0.333	C SI 89 F SI 89 B FC 84 B FC 84 S SI 91 2-3 ① **K**			B FF 88 C SI 88 F SI 88 B FC 80 B SI 89 B SI 91 4-2 7 FC1-6 BB	X SI 89 0-0 ③ **P3**		B CH 84 S CH 84 B FF 94 B FF 94 B FF 95 4-1 BB			2	0	0	0	2	1	0
7 Stefen Romero, R (1, 9) OBP: 0.265, SLG: 0.333	C FF 91 S SI 91 B FF 91 B FF 91 B CH 81 F FF 92 X SI 90 3-2 ② **G4-3**			F CH 80 X SI 89 0-1 ① **FC1-6** 22 2B 1-2f		C CU 75 B CH 79 X CH 80 1-1 ① **G5-3**	1 SAFE 1 SAFE C FF 91 F SL 81 B FF 92 1 SAFE F FF 93 X SL 81 1-2 ③ **L9**			4	1	0	0	0	0	2
22 Robinson Canó, L (1, 4) OBP: 0.353, SLG: 0.387	B FF 92 C FF 91 F SI 91 F FF 93 B FC 86 S SI 91 2-3 ③ **K**			X CU 77 0-0 16 1B 1-H 2B		B FF 91 X SI 89 1-0 17 L9 27 HBP 16 WP 1B		F FF 94 C FF 96 S FF 96 0-3 ① **K**		4	1	2	1	0	2	0
27 Corey Hart, R (1, 10) OBP: 0.333, SLG: 0.451		B SI 87 X SI 87 1-0 ① **G5-3**		B CH 79 B SI 88 B SI 89 F SI 89 B SI 90 4-1 16 1B BB		F CH 81 B SI 90 F SI 88 1 SAFE F SI 89 B CH 78 H SI 90 3-2 16 WP 1-2 HBP		C SL 82 S SL 84 C SL 84 0-3 ② **K**		2	0	0	0	1	1	0
17 Justin Smoak, S (1, 3) OBP: 0.304, SLG: 0.422		B FF 91 B CH 80 C SI 88 B SI 89 X SI 89 3-1 ② **F8**		B SI 88 D CH 80 C SI 90 B SI 91 S SI 91 F SI 91 C SI 91 3-3 ② **K**		B CH 80 B CH 80 C SI 89 X SI 90 2-1 ② **L9** 2-3		S CH 86 C CH 88 B FF 94 X FF 95 1-2 13 1B 15 HR 2B		4	1	1	0	0	1	4
16 Cole Gillespie, R (1, 7) OBP: 0.333, SLG: 0.333 13 Dustin Ackley, L (8, PH) OBP: 0.280, SLG: 0.355 (9, 7)		B FF 91 F SI 90 F FF 92 B FF 93 X FF 91 2-2 ③ **G4-3**		X SI 92 0-0 1-2 2-3 1B		B CU 79 C CH 81 B SI 90 X CH 80 2-1 ③ **FC7** 1-2 3-H		X FF 95 0-0 15 HR 2-3 1B		3 1	0 1	1 1	0 0	0 0	0 0	1 0
15 Kyle Seager, L (1, 5) OBP: 0.330, SLG: 0.468			C FF 90 F SI 89 B CH 80 X SI 90 1-2 ① **G3**	C SI 84 B FF 92 B SI 90 C SI 90 S SI 90 2-3 ③ **K**			B FF 92 X FF 94 1-0 **HR**	B CH 89 X CH 86 1-0 1-H 3-H **HR**		4	2	2	4	0	1	3
4 John Buck, R (1, 2) OBP: 0.316, SLG: 0.188			B SI 89 B SI 89 F SI 90 B SI 92 C SI 90 F SI 92 X SI 92 3-2 ② **L4**		X SI 86 0-0 ① **G4-3**		B FF 94 F FF 94 B FF 94 F FF 94 F FF 94 B FC 85 X FF 94 3-2 ① **FC7**	B FF 96 C FF 95 B SL 84 S SL 82 F SL 84 B B SL 83 4-2 BB		3	0	0	0	1	0	0
8 Willie Bloomquist, R (1, 6) OBP: 0.250, SLG: 0.217			B FF 92 C SI 90 X SI 92 1-1 ③ **G6-3**		B FF 88 F SI 88 X FF 89 1-1 ② **F8**		C SL 82 F FF 94 B SL 81 B FF 94 S FF 94 2-3 ② **K**	B FF 93 F FF 92 F FF 94 B SI 94 S SL 83 2-3 ③ **K**		4	0	0	0	0	2	1
Inning Stats	R: 0 E: 0 K: 2 S: 11 H: 0 LOB: 0 BB: 0 P: 18	R: 0 E: 0 K: 0 S: 6 H: 0 LOB: 0 BB: 0 P: 12	R: 0 E: 0 K: 0 S: 9 H: 0 LOB: 0 BB: 0 P: 14	R: 1 E: 0 K: 2 S: 14 H: 2 LOB: 3 BB: 2 P: 27	R: 0 E: 0 K: 0 S: 4 H: 0 LOB: 0 BB: 0 P: 5	R: 1 E: 0 K: 0 S: 10 H: 1 LOB: 1 BB: 0 P: 19	R: 1 E: 0 K: 1 S: 13 H: 1 LOB: 1 BB: 1 P: 24	R: 3 E: 0 K: 3 S: 17 H: 3 LOB: 1 BB: 1 P: 25		1B: 3 2B: 2 3B: 0 HR: 2 SF: 0 SAC: 0 DP: 0 HBP: 1	WP: 1 PB: 0 SB: 0 CS: 0 PA: 36					

	AB	31
	R	6
	H	7
	RBI	5
	BB	4
	SO	8
	LOB	11

PITCHER		IP	WLS	BF	H	R	ER	SO	BB	IBB	HBP	BLK	WP	HR	S	P	ERA	WHIP
54 Matt Harrison, L ERA: 3.0	(1, 1)	6.0		24	3	2	2	4	2	0	1	0	1	0	54	95	3.00	0.833
37 Shawn Tolleson, R ERA: 3.6	(7, 1)	1.0	H	5	1	1	1	1	1	0	0	0	0	1	13	24	9.00	2.000
41 Alexi Ogando, R ERA: 6.39	(8, 1)	1.0	L	7	3	3	3	3	1	0	0	0	0	1	17	25	27.00	4.000

PITCHER	IP	WLS	BF	H	R	ER	SO	BB	IBB	HBP	BLK	WP	HR	S	P	ERA	WHIP

Batter	1	2	3	4	5	6	7	8	9	AB	R	H	RBI	BB	SO	LOB
36 Abraham Almonte, S (1, 8) OBP: 0.248, SLG: 0.301	F FF 88 S CH 82 C CH 82 0-3 ① K		F SL 80 B SL 80 F FF 88 B SL 80 C SI 86 2-3 ② K		X CH 81 0-0 22 G3 27 2B 1-2 1B	C KC 80 C KC 80 D KC 80 F FF 95 D SV 82 S KC 82 2-3 ② K		F FF 89 F SI 89 B FF 90 B CH 83 X CH 83 2-2 ① G1-3		5	1	1	0	0	3	4
7 Stefen Romero, R (1, 9) OBP: 0.231, SLG: 0.289 55 Michael Saunders, L (8, 9) OBP: 0.267, SLG: 0.333	B SI 87 F SI 87 B CH 84 F FF 88 B CH 83 X FF 89 3-2 ② P3		B SL 80 C SL 80 B FF 89 C FF 89 B SI 89 X FF 90 3-2 ③ F9		B SI 88 F FF 89 S CH 84 F CH 84 F SI 89 F SL 82 F FF 90 B CH 85 S SI 89 2-3 ① K	S FF 95 S FF 97 B FF 97 F KC 83 F FF 97 X KC 83 1-2 ③ G6-3		S SL 82 X SL 82 0-1 ② G1-3		5	0	0	0	0	1	7
										0	0	0	0	0	0	0
22 Robinson Canó, L (1, 4) OBP: 0.346, SLG: 0.378	B FF 88 C SL 80 S SI 88 S SI 89 1-3 ③ K			X SI 87 0-0 ① G3-1	F SI 89 X SI 89 0-1 ② G3 1-2 2-3 3-H		F FF 94 S FF 94 F SV 82 F FF 96 X FF 94 0-2 27 S 13 1B 1B	C SI 90 B CH 86 F SI 91 S SL 82 1-3 ③ K		5	1	1	1	0	2	2
27 Corey Hart, R (1, 10) OBP: 0.337, SLG: 0.453		C SL 80 B SI 87 S CH 82 X SI 88 1-2 ① F9		B FF 88 C FF 89 S CH 82 F FF 90 H SL 83 2-2 16 2B HBP	X FF 89 0-0 17 1B 2B 2-H 3-H		S FF 95 1 SAFE B FF 95 S KC 83 S SV 82 1-3 ① K 1-2		C SI 87 B SL 78 X SL 78 1-1 ① F9	4	1	1	2	0	1	1
17 Justin Smoak, S (1, 3) OBP: 0.309, SLG: 0.420		C SI 88 B FF 90 B FF 88 X SI 88 2-1 ② F8		S SI 88 S SI 89 S SI 88 0-3 ② K	C FF 90 X SI 89 0-1 2-H 1B		B KC 80 C FF 95 C KC 81 B SV 85 F FF 97 C SV 84 2-3 ② K		F SI 87 B CH 82 X CH 82 1-1 13 1B 1B	5	0	2	1	0	2	2
16 Cole Gillespie, R (1, 7) OBP: 0.333, SLG: 0.444 13 Dustin Ackley, L (7, PH) OBP: 0.298, SLG: 0.372 (7, 7)		C SI 88 S CH 83 B FF 90 B CH 82 B SI 88 X FF 89 3-2 ③ G6-3		F SI 89 B SI 89 B SL 80 X SI 88 2-1 1-3 2B	C FF 89 B FF 89 S CH 82 X SI 88 1-2 ③ F9		B FF 96 S FF 95 B FF 95 B FF 95 F FF 95 F FF 95 X FF 97 3-2 15 1B 3 1B 2-H 1B		B SI 89 B CH 82 C SI 88 X SI 88 2-1 1-2 1B	3	0	1	0	0	0	1
										2	1	2	1	0	0	0
15 Kyle Seager, L (1, 5) OBP: 0.333, SLG: 0.458			C FF 87 B SL 79 X FF 87 1-1 ① G5-3	S SL 81 B SL 80 B SI 90 C SL 81 F SI 90 S SL 80 2-3 ③ K		S FF 88 H SI 87 1-1 8 S 3 1B HBP	S SI 90 1 SAFE B SI 90 T CH 83 F SI 90 X CH 85 1-2 3 1B 1-3 1B		C SI 88 X SI 88 0-1 ② F6	4	0	1	0	0	1	4
3 Mike Zunino, R (1, 2) OBP: 0.299, SLG: 0.479			S FF 87 S FF 88 X CH 82 0-2 8 1B 1B		C FF 89 S SI 88 B SI 87 X SI 88 1-2 8 1B 22 G3 1B	S SL 81 X SI 86 0-1 1-2 1B	B SL 80 F CH 83 B SI 90 X SI 89 2-1 1-3 3-H 1B		B FF 88 S SL 78 F SL 77 S SL 78 1-3 ③ K	5	1	4	1	0	1	2
8 Willie Bloomquist, R (1, 6) OBP: 0.286, SLG: 0.259			B SI 87 F FF 88 X FF 89 1-1 1-2 1B		C FF 89 S SL 80 B SI 88 B CH 83 X SL 81 2-2 22 G3 36 1B 27 2B 1-3 1B	B FF 92 B FF 92 F FF 93 F FF 94 F KC 80 C KC 82 2-3 ① K 2-3	C FF 91 F SI 91 F FF 90 F FF 92 B CH 84 X FF 91 1-2 ③ G4-3			4	1	2	0	0	1	4

Inning Stats																						
	R: 0	H: 0	R: 0	H: 0	R: 0	H: 2	R: 0	H: 1	R: 4	H: 5	R: 0	H: 1	R: 2	H: 4	R: 0	H: 0	R: 0	H: 2	1B: 13	SF: 0	WP: 0	PA: 44
	E: 0	LOB: 0	E: 0	LOB: 0	E: 0	LOB: 2	E: 0	LOB: 2	E: 0	LOB: 1	E: 0	LOB: 2	E: 0	LOB: 2	E: 0	LOB: 0	E: 0	LOB: 2	2B: 2	SAC: 0	PB: 0	
	K: 2	BB: 0	K: 0	BB: 0	K: 1	BB: 0	K: 2	BB: 0	K: 1	BB: 0	K: 2	BB: 0	K: 2	BB: 0	K: 1	BB: 0	K: 1	BB: 0	3B: 0	DP: 0	SB: 2	
	S: 9	P: 13	S: 8	P: 14	S: 13	P: 20	K: 2 S: 13	P: 19	S: 22	P: 28	S: 16	P: 22	S: 27	P: 37	S: 8	P: 11	S: 11	P: 16	HR: 0	HBP: 2	CS: 0	

PITCHER		IP	WLS	BF	H	R	ER	SO	BB	IBB	HBP	BLK	WP	HR	S	P	ERA	WHIP
52 CC Sabathia, L ERA: 5.11	(1, 1)	5.0	L	26	9	4	4	6	0	0	2	0	0	0	68	98	7.20	1.800
68 Dellin Betances, R ERA: 2.03	(6, 1)	1.2		7	2	2	2	4	0	0	0	0	0	0	29	40	10.80	1.200
38 Preston Claiborne, R ERA: 1.69	(7, 1)	1.1		6	2	0	0	1	0	0	0	0	0	0	19	26	0.00	1.500
63 Chris Leroux, R ERA:	(9, 1)	1.0		5	2	0	0	1	0	0	0	0	0	0	11	16	0.00	2.000

PITCHER	IP	WLS	BF	H	R	ER	SO	BB	IBB	HBP	BLK	WP	HR	S	P	ERA	WHIP

TOP

Seattle Mariners @ New York Yankees

Yankee Stadium, Bronx, NY

Tue Apr 29 2014, 7:09 PM - 10:41 PM EDT

Att. 37,484 - Rain - 46 F

livebaseballscorecards.com

AB	42
R	6
H	15
RBI	6
BB	0
SO	12
LOB	27

Batter	1	2	3	4	5	6	7	8	9	AB	R	H	RBI	BB	SO	LOB
11 Brett Gardner, L (1, 8) OBP: 0.347, SLG: 0.349	C FF 83 F FF 85 B FF 86 X CH 81 1-2 ① L5		B FF 83 X FF 84 1-0 34 S 1B 1-2		F FF 83 B SL 76 C FF 85 B CH 78 F FF 85 C FF 85 2-3 ① K		C SL 80 B SL 82 F FF 89 C SL 79 1-3 ③ K		B SI 94 B SI 92 C SI 90 B SI 94 X SI 93 3-1 36 DI 1B 2-3 3-H	5	0	2	1	0	2	0
2 Derek Jeter, R (1, 6) OBP: 0.352, SLG: 0.309	X FF 85 0-0 ② F8		B FF 84 D FF 84 S FF 86 C FF 86 X SL 78 2-2 ① F8		C FF 85 C FF 85 B SL 79 X SL 78 1-2 ② G5-3			B FC 88 C FC 88 X FC 89 1-1 36 HBP 1B	C CH 82 F SI 92 S CH 81 0-3 ② K	5	0	1	0	0	1	4
36 Carlos Beltrán, S (1, 9) OBP: 0.311, SLG: 0.516	C FF 85 F FF 84 F FF 85 C FF 87 0-3 ③ K		C FF 86 B FF 86 F CH 80 B FF 86 X FF 86 2-2 ② F9 2-3		B FF 85 C FF 86 X CH 80 1-1 ③ L8			C FC 88 B SI 93 S FC 89 H CU 74 2-2 HBP 1-2	D SI 94 C CH 82 F CH 81 F SI 96 B CH 82 D SI 94 C SI 92 3-3 ③ K 1-2	4	0	0	0	0	2	4
34 Brian McCann, L (1, 2) OBP: 0.267, SLG: 0.353		C FF 83 F FF 84 B FF 85 F FF 85 C CU 70 1-3 ① K	B FF 85 B FF 85 X FF 85 2-0 ③ P2 1-2 3-H			B FF 84 C FF 85 X FF 84 1-1 ① G4-3		C FC 89 F FC 90 F FF 94 S CU 76 0-3 ① K		4	0	0	0	0	2	3
12 Alfonso Soriano, R (1, 10) OBP: 0.286, SLG: 0.433		B FF 85 B FF 86 B FF 85 C FF 84 F FF 85 X FF 85 3-2 ② P6		S FF 84 X SL 77 0-1 ① G5-3		B FF 84 B FF 85 F FF 84 B FF 85 C FF 84 X FF 84 3-2 ② P2		B FC 89 F FC 89 B FC 92 F FC 89 S CU 77 2-3 ② K		4	0	0	0	0	1	2
25 Mark Teixeira, S (1, 3) OBP: 0.375, SLG: 0.487		C FF 84 B FF 86 X FF 86 1-1 HR		B FF 84 B FF 84 F FF 84 B FF 84 X FF 84 3-1 ② P5		B FF 84 B FF 84 X FF 84 1-1 E3		B FC 88 B FC 88 F FC 88 X FC 89 2-1 ③ G3		4	1	1	1	0	0	2
26 Yangervis Solarte, S (1, 5) OBP: 0.404, SLG: 0.461		B FF 84 B FF 85 C FF 84 B FF 85 B FF 85 4-1 BB		F FF 84 B FF 85 F CH 79 B SL 76 X SL 76 2-2 2B		F FF 89 B FF 90 F FF 90 B FF 91 D SL 79 X FF 90 3-2 ③ P6			C SI 90 C SI 92 S FF 94 0-3 ① K	3	0	1	0	1	1	1
31 Ichiro Suzuki, L (1, 7) OBP: 0.386, SLG: 0.405		C FF 84 S CH 80 1 SAFE F SL 79 B FF 84 F FF 84 X CH 80 1-2 ③ F7		B FF 84 B FF 85 B FF 84 C FF 83 B FF 84 4-1 BB			B FF 90 C FF 89 B SL 80 B FF 90 X FF 89 3-1 14 G6-4-3 1B		B SI 92 B SI 91 X SI 92 2-0 14 2B 11 1B 1B	3	1	2	0	1	0	1
14 Brian Roberts, S (1, 4) OBP: 0.321, SLG: 0.292			C FF 82 F FF 84 B FF 85 F SL 76 B FF 85 F SL 77 B FF 85 F FF 85 F FF 85 4-2 36 F9 11 1B 34 E BB	B FF 85 B FF 85 X FF 84 2-0 ③ F7			B FF 88 F FF 90 B FF 89 B FF 89 C FF 89 X FF 90 3-2 ①② G6-4-3 1-2f		F SI 94 B CH 80 B SI 94 C CH 81 X FF 94 2-2 11 1B 2B 1-3	3	1	1	0	1	0	3
Inning Stats	R: 0 E: 0 K: 1 S: 8 H: 0 LOB: 0 BB: 0 P: 9	R: 1 E: 0 K: 1 S: 15 H: 1 LOB: 1 BB: 1 P: 25	R: 1 E: 0 K: 0 S: 15 H: 1 LOB: 1 BB: 1 P: 26	R: 0 E: 0 K: 0 S: 9 H: 1 LOB: 2 BB: 1 P: 20	R: 0 E: 0 K: 1 S: 9 H: 0 LOB: 0 BB: 0 P: 13	R: 0 E: 1 K: 0 S: 10 H: 0 LOB: 1 BB: 0 P: 18	R: 0 E: 0 K: 1 S: 8 H: 1 LOB: 0 BB: 0 P: 15	R: 0 E: 0 K: 2 S: 13 H: 1 LOB: 2 BB: 0 P: 20	R: 1 E: 0 K: 3 S: 16 H: 3 LOB: 2 BB: 0 P: 26	1B: 5 2B: 2 3B: 0 HR: 1 SF: 0 SAC: 0 DP: 1 HBP: 1						

PITCHER	IP	WLS	BF	H	R	ER	SO	BB	IBB	HBP	BLK	WP	HR	S	P	ERA	WHIP
53 Chris Young, R (1, 1) ERA: 3.04	5.2	W	24	3	2	1	3	3	0	0	0	0	1	63	105	1.59	1.059
41 Charlie Furbush, L (6, 1) ERA: 4.82	1.1	H	4	1	0	0	1	0	0	0	0	0	0	11	21	0.00	0.750
40 Danny Farquhar, R (8, 1) ERA: 1.38	1.0		5	1	0	0	2	0	0	1	0	0	0	13	20	0.00	1.000
56 Fernando Rodney, R (9, 1) ERA: 3.86	1.0		6	3	1	1	3	0	0	0	0	0	0	16	26	9.00	3.000

PITCHER	IP	WLS	BF	H	R	ER	SO	BB	IBB	HBP	BLK	WP	HR	S	P	ERA	WHIP

BOTTOM

Seattle Mariners @ New York Yankees

Yankee Stadium, Bronx, NY

Tue Apr 29 2014, 7:09 PM - 10:41 PM EDT

Att. 37,484 - Rain - 46 F

livebaseballscorecards.com

AB	35
R	3
H	8
RBI	2
BB	3
SO	9
LOB	20

WP: 0 PA: 39
PB: 0
SB: 1
CS: 0

Batter	1	2	3	4	5	6	7	8	9	AB	R	H	RBI	BB	SO	LOB
55 Michael Saunders, L (1, 8) (8, 9) OBP: 0.306, SLG: 0.395	B SI 89 C SI 89 F FS 86 S FS 86 1-3 ① K		C SI 89 B FS 85 C SL 84 F FS 86 B SI 91 1 SAFE 1 SAFE X SI 91 2-2 22 FC6-4 1-3 1B	F FS 86 B FF 91 X FS 86 1-1 1-3 2-H 2B			C FF 94 B SI 94 F FF 94 X SL 80 1-2 7 CS 1B			4	0	3	1	0	1	0
7 Stefen Romero, R (1, 9) OBP: 0.233, SLG: 0.286 36 Abraham Almonte, S (8, 8) OBP: 0.248, SLG: 0.301	C SI 90 C SL 83 X SL 83 0-2 22 2B 1B		B SI 91 B SL 84 F SI 91 F SI 92 D FS 88 S SI 92 3-3 ① K	F SI 92 F FS 86 X FS 87 0-2 ③ F8			B SL 85 1 SAFE S SL 86 B FF 94 C FF 94 F SL 87 B CU 83 T FF 95 3-2 ② ③ K 1-2			4	1	1	0	0	2	5
										0	0	0	0	0	0	0
22 Robinson Canó, L (1, 4) OBP: 0.342, SLG: 0.382	B SI 90 X FF 90 1-0 1-H 2B		B SI 92 B SI 92 B FS 86 X SI 91 3-0 ② FC6-4 27 FC5-4 1-2f 3-H		X SI 89 0-0 ① G4-3			C FF 94 S CU 82 B CH 86 B FF 94 B CU 81 F CH 85 X CU 82 3-2 ① G3		4	0	1	2	0	0	1
27 Corey Hart, R (1, 10) OBP: 0.322, SLG: 0.430	X SI 90 0-0 ② G5-3		B SL 84 1 SAFE C SL 83 1 SAFE X SI 91 1-1 ③ FC5-4 1-2f		B SL 80 C SL 80 F SI 90 B SL 83 S FS 85 2-3 ② K			F SL 86 S SL 86 B SL 85 X SL 85 1-2 ② F8		4	0	0	0	0	1	2
15 Kyle Seager, L (1, 5) OBP: 0.330, SLG: 0.448	F CU 77 B FS 85 D FS 86 B SL 84 X FS 86 3-1 ③ L8			B SI 90 X FS 85 1-0 13 BB 5 1B 1B	X FS 85 0-0 ③ G4-3			S CU 82 B FF 94 B CU 81 X CH 85 2-1 ③ G3		4	1	1	0	0	0	1
17 Justin Smoak, S (1, 3) OBP: 0.297, SLG: 0.402		X SI 90 0-0 ① G4-3		D FS 85 B FS 85 C SL 82 1 SAFE C SI 90 X SI 90 2-2 ① L9		B SI 89 X SI 89 1-0 ① L4			C SL 80 S SL 83 B SL 83 X SL 84 1-2 ① G4-3	4	0	0	0	0	0	1
13 Dustin Ackley, L (1, 7) OBP: 0.307, SLG: 0.370		C SI 89 X FS 86 0-1 3 CS 1B	C SL 81 1 SAFE S FS 85 B SI 91 1 SAFE B SL 84 B FS 86 F SI 90 F SI 91 4-2 5 1B 55 2B 1-2 BB		B FS 88 C SI 89 C SL 82 B FS 85 C SI 91 2-3 ② K			B FF 90 F FF 91 B FF 92 X SL 81 2-1 ② F7		3	1	1	0	1	1	0
3 Mike Zunino, R (1, 2) OBP: 0.284, SLG: 0.455		S SL 82 1 SAFE F SI 90 B FF 90 B SL 84 1 SAFE F SI 91 B SL 84 F SI 90 3-3 S SL 84 ② ③ K 1-2	S SL 84 F SI 92 S FS 87 0-3 ② K		S SL 82 B SI 91 S CU 78 B FS 87 F CU 79 S SL 83 2-3 ③ K			B SL 81 X SL 80 1-0 ③ F8		4	0	0	0	0	3	3
5 Brad Miller, L (1, 6) OBP: 0.215, SLG: 0.326			X SI 89 0-0 E6 55 1B 22 FC6-4	F FS 86 D FS 87 F SI 91 X FS 87 1-2 55 2B 1-2 2-H 1B			X SI 94 0-0 ① F8			3	1	1	1	0	0	0
Inning Stats	R: 1 E: 0 K: 1 S: 10 H: 2 LOB: 1 BB: 0 P: 15	R: 0 E: 0 K: 1 S: 8 H: 1 LOB: 1 BB: 0 P: 11	R: 1 E: 1 K: 1 S: 11 H: 1 LOB: 1 BB: 0 P: 20	R: 2 E: 0 K: 1 S: 19 H: 3 LOB: 2 BB: 1 P: 28	R: 0 E: 0 K: 1 S: 5 H: 0 LOB: 0 BB: 0 P: 7	R: 0 E: 0 K: 2 S: 8 H: 0 LOB: 0 BB: 0 P: 13	R: 0 E: 0 K: 1 S: 8 H: 1 LOB: 0 BB: 0 P: 12	R: 0 E: 0 K: 0 S: 9 H: 0 LOB: 0 BB: 0 P: 15	R: 0 E: 0 K: 0 S: 6 H: 0 LOB: 0 BB: 0 P: 10	1B: 6 2B: 3 3B: 0 HR: 0 SF: 0 SAC: 0 DP: 1 HBP: 0						

PITCHER		IP	WLS	BF	H	R	ER	SO	BB	IBB	HBP	BLK	WP	HR	S	P	ERA	WHIP
18 Hiroki Kuroda, R ERA: 5.14	(1, 1)	6.0	L	26	7	4	3	7	1	0	0	0	0	0	61	94	4.50	1.333
48 Matt Thornton, L ERA: 1.69	(7, 1)	0.1		2	1	0	0	0	0	0	0	0	0	0	4	5	0.00	3.000
43 Adam Warren, R ERA: 1.72	(7, 1)	1.2		4	0	0	0	1	0	0	0	0	0	0	13	22	0.00	0.000
27 Shawn Kelley, R ERA: 2.19	(9, 1)	1.0		3	0	0	0	0	0	0	0	0	0	0	6	10	0.00	0.000

PITCHER	IP	WLS	BF	H	R	ER	SO	BB	IBB	HBP	BLK	WP	HR	S	P	ERA	WHIP

TOP

Seattle Mariners @ New York Yankees

Yankee Stadium, Bronx, NY

Thu May 01 2014, 7:10 PM - 9:57 PM EDT

Att. 43,121 - Partly Cloudy - 75 F

livebaseballscorecards.com

AB	34
R	4
H	8
RBI	4
BB	1
SO	8
LOB	13

Batter	1	2	3	4	5	6	7	8	9	AB	R	H	RBI	BB	SO	LOB
22 Jacoby Ellsbury, L (1, 8) OBP: 0.364, SLG: 0.474	B FF 92 S FF 92 B FF 91 X FF 92 2-1 HR		C FF 92 F CU 80 C CU 79 0-3 ① K		C FF 93 B CU 79 C CU 78 F CU 80 B FF 93 B CU 79 F FF 93 C CU 78 3-3 ③ K		C CU 77 C FF 90 B CU 78 B CU 77 X CU 79 2-2 ③ F8			4	1	1	1	0	2	0
2 Derek Jeter, R (1, 6) OBP: 0.347, SLG: 0.306	C SI 93 B SI 93 C FF 93 S CU 80 1-3 ① K		B FF 94 X FF 93 1-0 36 G5-4-3 1B			C SI 92 B CH 86 C FF 92 F CU 79 B FF 92 S CU 81 2-3 ① K		C FF 95 B FF 96 F FF 95 S CU 86 1-3 ① K		4	0	1	0	0	3	0
36 Carlos Beltrán, S (1, 9) OBP: 0.299, SLG: 0.495	C FF 94 B CH 88 B CH 87 F FF 93 S SI 94 2-3 ② K		X CH 87 0-0 ②③ G5-4-3 1-2f			C CU 79 F SI 92 X CU 80 0-2 ② F9		B FF 95 F FF 96 B FF 95 X FF 95 2-1 ② P6		4	0	0	0	0	1	1
12 Alfonso Soriano, R (1, 10) OBP: 0.284, SLG: 0.426	C FF 94 C CH 88 S CU 80 0-3 ③ K			X SI 93 0-0 ① G1-3		F SI 92 C CH 89 B CU 79 X FF 93 1-2 25 FC4 34 1B 1B		B FF 95 X FF 95 1-0 ③ F8		4	1	1	0	0	1	0
25 Mark Teixeira, S (1, 3) OBP: 0.385, SLG: 0.476		B FF 92 F FF 91 X CH 87 1-1 34 G6-5-3 1B		C SI 92 C SI 93 F CU 80 B CU 80 F FF 93 B CU 80 B CH 88 B FF 93 4-2 BB		C SI 92 D CH 88 F CU 80 F CU 79 X SI 92 1-2 FC4 34 1B 1-2			B SI 93 B SI 96 C CH 82 X SI 95 2-1 ① F7	3	0	1	0	1	0	1
34 Brian McCann, L (1, 2) OBP: 0.266, SLG: 0.348		F FF 92 B CU 80 B CU 79 B CU 78 X FF 92 3-1 ①② G6-5-3 1-2f		B CU 77 B CU 77 X FF 92 2-0 ② F8		C CU 78 B CU 78 X SI 90 1-1 26 FC5-4 1-2 2-H 1B			B SI 97 C CH 83 F CH 83 B FF 97 B CH 82 F SI 96 X SI 97 3-2 ② G3	4	0	1	1	0	0	2
26 Yangervis Solarte, S (1, 5) OBP: 0.402, SLG: 0.456 31 Ichiro Suzuki, L (9, PH) OBP: 0.400, SLG: 0.419		B FF 94 B FF 93 C FF 93 X FF 93 2-1 14 FC5 11 BB 1B		C SI 92 F CH 86 F CU 80 B FF 92 S CU 81 1-3 ③ K		X SI 92 0-0 ③ FC5-4 1-2f			B CH 85 B SI 97 X SI 94 2-0 11 DI 1B	3 1	0 0	1 1	0 0	0 0	1 0	3 0
11 Brett Gardner, L (1, 7) OBP: 0.343, SLG: 0.337		B CU 79 C FF 92 B FF 91 C FF 93 B CU 80 B CU 79 4-2 14 FC5 1-2 BB			C FF 92 C CU 78 S CU 79 0-3 ① K		F SI 89 X CU 78 0-1 ① L5		C SI 96 B CH 84 S CH 83 C SI 98 1-3 ③ K 1-2	3	0	0	0	1	2	1
14 Brian Roberts, S (1, 4) OBP: 0.310, SLG: 0.280		C FF 93 X CH 88 0-1 ③ FC5 1-2 2-3f			C SI 92 T CH 87 B FF 93 S CU 80 1-3 ② K		B SI 91 C FF 91 B CH 87 S CH 87 B CU 81 F CU 80 S FF 93 3-3 ② K			3	0	0	0	0	2	2
Inning Stats	R: 1 H: 1 E: 0 LOB: 0 K: 3 BB: 0 S: 11 P: 16	R: 0 H: 2 E: 0 LOB: 2 K: 0 BB: 1 S: 10 P: 20	R: 0 H: 1 E: 0 LOB: 0 K: 1 BB: 0 S: 5 P: 6	R: 0 H: 0 E: 0 LOB: 1 K: 1 BB: 1 S: 10 P: 17	R: 0 H: 0 E: 0 LOB: 0 K: 3 BB: 0 S: 11 P: 15	R: 1 H: 2 E: 0 LOB: 2 K: 1 BB: 0 S: 17 P: 22	R: 0 H: 0 E: 0 LOB: 0 K: 1 BB: 0 S: 9 P: 14	R: 0 H: 0 E: 0 LOB: 0 K: 1 BB: 0 S: 6 P: 10	R: 0 H: 1 E: 0 LOB: 1 K: 1 BB: 0 S: 10 P: 18	1B: 6 2B: 0 3B: 0 HR: 1	SF: 0 SAC: 0 DP: 2 HBP: 0			WP: 0 PB: 0 SB: 0 CS: 0	PA: 35		

PITCHER	IP	WLS	BF	H	R	ER	SO	BB	IBB	HBP	BLK	WP	HR	S	P	ERA	WHIP
29 Roenis Elías, L (1, 1) ERA: 3.34	7.0	W	28	6	2	2	10	2	0	0	0	0	1	73	110	2.57	1.143
31 Yoervis Medina, R (8, 1) ERA: 2.92	1.0	H	3	0	0	0	1	0	0	0	0	0	0	6	10	0.00	0.000
56 Fernando Rodney, R (9, 1) ERA: 3.48	1.0	S	4	1	0	0	1	0	0	0	0	0	0	10	18	0.00	1.000

PITCHER	IP	WLS	BF	H	R	ER	SO	BB	IBB	HBP	BLK	WP	HR	S	P	ERA	WHIP

BOTTOM

Seattle Mariners @ New York Yankees

Yankee Stadium, Bronx, NY

Thu May 01 2014, 7:10 PM - 9:57 PM EDT

Att. 43,121 - Partly Cloudy - 75 F

livebaseballscorecards.com

AB	33
R	2
H	7
RBI	2
BB	2
SO	12
LOB	10

Seattle Mariners @ Houston Astros

Minute Maid Park, Houston, TX

Fri May 02 2014, 7:12 PM - 11:14 PM CDT

Att. 15,771 - Partly Cloudy - 80 F

TOP

livebaseballscorecards.com

Batter	1	2	3	4	5	6	7	8	9	10	11	AB	R	H	RBI	BB	SO	LOB
55 Michael Saunders, L (1, 9) OBP: 0.315, SLG: 0.383	C FF 92 X FF 93 0-1 F7 ①		X FF 93 0-0 G3-6 1-2f ②③			X ST 82 0-0 27 1B 5 G3 15 2B 1B	C FF 92 B CH 88 B CH 88 C FF 93 B FF 94 B FF 94 4-2 5 1B BB		F SL 86 B SI 92 B SI 93 C SI 92 1 SAFE 2-2 CS ③ 1-2	C FF 93 B FC 94 F SL 87 X FC 95 1-2 G6-3 ①		4	1	1	0	1	0	1
5 Brad Miller, L (1, 6) OBP: 0.224, SLG: 0.330	C FF 93 C CH 83 S KC 76 0-3 K ②			C FF 93 F FF 93 X KC 78 0-2 27 G6-4-3 1B		B CH 80 X FF 93 1-0 G3 ① 1-2	C FF 92 S FF 92 X FF 94 0-2 1-3 1B			F SL 86 X CH 88 0-1 F8 ②		5	0	2	0	0	1	1
22 Robinson Canó, L (1, 4) OBP: 0.336, SLG: 0.368	B SL 83 C FF 93 B FF 94 X FF 94 2-1 G6-3 ③			C FF 92 C FF 92 X FF 93 0-2 F7 ①		B KC 77 D FF 94 B FF 91 B FF 94 4-0 27 1B 15 2B BB	F SL 81 F FF 92 F SL 82 X FF 92 0-2 L1 ③			F SL 87 B FC 95 C FC 96 B SL 88 F FC 96 X FC 95 2-2 G4-3 ③		4	1	0	0	1	0	3
27 Corey Hart, R (1, 10) OBP: 0.316, SLG: 0.417		B FF 92 C FF 92 B ST 82 F FF 93 F FF 94 F KC 77 X FF 93 2-2 F8 ①		X FF 92 0-0 G6-4-3 1-2f ②③		C FF 92 F FF 93 X ST 82 0-2 15 2B 1-2 2-3 1B		B FF 91 C FF 92 B SL 76 S FF 92 S CH 76 2-3 K ①			X FC 94 0-0 F9 ①	5	0	1	0	0	1	1
15 Kyle Seager, L (1, 5) OBP: 0.333, SLG: 0.457		B ST 84 C FF 93 B CH 83 B CH 84 F FF 93 C FF 94 3-3 K ②			F FF 92 B CH 82 B CH 83 X FF 93 2-1 13 S 3 HR 1B	D CH 83 C FF 92 B FF 93 B KC 77 X FF 93 3-1 1-3 2-H 3-H 2B		B FF 93 C FF 93 B SL 81 B FF 92 X FF 93 3-1 G3 ②		C FC 95 B CH 88 C FC 95 S FC 94 1-3 K ②	5	1	2	2	0	2	0
17 Justin Smoak, S (1, 3) OBP: 0.292, SLG: 0.385		B FF 95 B FF 93 B FF 93 B FF 94 4-0 BB			C ST 84 F FF 93 S KC 78 0-3 K ①	C FF 93 F KC 77 S KC 79 0-3 K ②		B CH 78 F FF 93 F FF 93 S SL 77 1-3 K ③		B CH 88 S FC 95 B FC 95 B FC 95 F FC 93 F CH 89 X FF 96 3-2 G6-3 ③		4	0	0	0	1	3	3
13 Dustin Ackley, L (1, 7) OBP: 0.293, SLG: 0.353		B FF 93 B FF 93 B FF 93 C FF 92 T FF 93 S FF 92 3-3 K ③			B FF 93 C CH 80 S FF 92 2 SAFE D KC 78 X FF 92 2-2 G5-3 ② 1-2	B FF 93 C KC 76 X KC 77 1-1 G3 ③			X FF 91 0-0 P6 ①			4	0	0	0	0	1	4
3 Mike Zunino, R (1, 2) OBP: 0.294, SLG: 0.494			F FF 93 B ST 82 F ST 81 F KC 77 B CH 81 F FF 94 S KC 76 2-3 K ①		B ST 82 S ST 85 B FF 93 C FF 92 X KC 76 2-2 2-H HR		B FF 92 B FF 93 F FF 93 F CU 81 F FF 94 F FF 95 S CU 81 2-3 K ①		C SI 94 S SL 85 X SL 86 0-2 55 CS 1B		4	1	2	2	0	2	0
36 Abraham Almonte, S (1, 8) OBP: 0.248, SLG: 0.292			B FF 93 F FF 93 B FF 93 B CH 82 B FF 92 4-1 55 G3-6 BB		F FF 92 X ST 85 0-1 G6-3 ③		X FF 92 0-0 P4 ②		C SI 94 F SL 85 C SI 94 0-3 K ②			3	0	0	0	1	1	1
Inning Stats	R: 0 E: 0 K: 1 S: 7 H: 0 LOB: 0 BB: 0 P: 9	R: 0 E: 0 K: 2 S: 11 H: 0 LOB: 1 BB: 1 P: 23	R: 0 E: 0 K: 1 S: 7 H: 0 LOB: 0 BB: 1 P: 13	R: 0 E: 0 K: 0 S: 7 H: 1 LOB: 0 BB: 0 P: 7	R: 2 E: 0 K: 1 S: 13 H: 2 LOB: 0 BB: 0 P: 19	R: 2 E: 0 K: 1 S: 12 H: 3 LOB: 2 BB: 1 P: 21	R: 0 E: 0 K: 1 S: 15 H: 1 LOB: 2 BB: 1 P: 21	R: 0 E: 0 K: 2 S: 8 H: 0 LOB: 0 BB: 0 P: 14	R: 0 E: 0 K: 1 S: 9 H: 1 LOB: 0 BB: 0 P: 11	R: 0 E: 0 K: 0 S: 9 H: 0 LOB: 0 BB: 0 P: 12	R: 0 E: 0 K: 1 S: 8 H: 0 LOB: 0 BB: 0 P: 12	1B: 6 2B: 1 3B: 0 HR: 1	SF: 0 SAC: 0 DP: 2 HBP: 0					

	AB	38
	R	4
	H	8
	RBI	4
	BB	4
	SO	11
	LOB	14

WP: 0 PB: 0 SB: 1 CS: 1 PA: 43

PITCHER		IP	WLS	BF	H	R	ER	SO	BB	IBB	HBP	BLK	WP	HR	S	P	ERA	WHIP
41 Brad Peacock, R ERA: 5.96	(1, 1)	6.0		25	6	4	4	6	3	0	0	0	0	1	57	92	6.00	1.500
68 José Cisnero, R ERA:	(7, 1)	0.2		4	1	0	0	1	1	0	0	0	0	0	11	17	0.00	3.000
29 Tony Sipp, L ERA:	(7, 1)	1.2		5	0	0	0	2	0	0	0	0	0	0	13	19	0.00	0.000
50 Chad Qualls, R ERA: 5.0	(9, 1)	0.2		2	1	0	0	1	0	0	0	0	0	0	8	10	0.00	1.500
45 Anthony Bass, R ERA: 4.02	(10, 1)	2.0	W	6	0	0	0	1	0	0	0	0	0	0	17	24	0.00	0.000

PITCHER	IP	WLS	BF	H	R	ER	SO	BB	IBB	HBP	BLK	WP	HR	S	P	ERA	WHIP

Batter	1	2	3	4	5	6	7	8	9	10	11	AB	R	H	RBI	BB	SO	LOB
27 Jose Altuve, R (1, 4) OBP: 0.341, SLG: 0.388	X SI 90 0-0 21 G4-3 2B		C FF 91 B FF 91 X SL 83 1-1 21 15 E 1B	1 SAFE P PO 87 C SL 83 X FF 91 1-1 ② G5-3 1-2		B FF 97 B CU 80 C FF 94 B FF 96 C CU 79 D CU 79 4-2 21 S 2-3 BB	F CU 85 B FF 95 X CU 84 1-1 ③ G6-3			B FF 92 F FF 92 B SL 79 S FF 92 F FF 93 X SI 92 2-2 22 SH 21 4 1B 1B	5	2	3	0	1	0	3
21 Dexter Fowler, S (1, 8) OBP: 0.308, SLG: 0.361	F FF 91 C CH 88 X CU 81 0-2 ① G4-3 2-3		F FF 91 B CH 87 C CH 88 1 SAFE X FF 92 1-2 15 E 18 1B 1B	X CU 80 0-0 ③ G4-3		B SI 96 C FF 94 S CH 88 D CU 81 S FF 96 2-3 ③ K 1-2			B FC 90 B FC 91 C FF 93 F FC 92 S CU 78 2-3 ① K		1 SAFE B SI 91 X FF 92 1-0 4 1B 22 SH 1-2 1B	6	1	2	0	0	2	4
15 Jason Castro, L (1, 2) OBP: 0.333, SLG: 0.419 28 L.J. Hoes, R (9, PR) OBP: 0.224, SLG: 0.227 22 Carlos Corporán, S (10, 2) OBP: 0.188, SLG: 0.367	C CH 89 F FF 92 B FF 93 D CH 90 B SL 83 F CH 89 C FF 93 3-3 ② K		F SI 92 X CH 89 0-1 E8 18 1B 1-2 2-H	F FF 91 H FF 90 1-1 4 G2-3 18 1B HBP	C SI 89 F FF 90 S SL 80 0-3 ① K2-3		B FC 91 B FC 91 S FC 90 F FC 91 X CU 77 2-2 18 BB 1B	L FF 91 B SI 91 X SI 91 1-1 SH 4 1B 1-2 2-3	4	1	1	0	0	2	2
4 George Springer, R (1, 9) OBP: 0.254, SLG: 0.213	C SL 84 B FF 92 S CH 88 S SI 93 1-3 ③ K		C SL 84 F FF 92 S CH 89 0-3 ① K	B CU 81 S FF 91 X CH 88 1-1 ① G2-3 1-2	S FC 90 B FC 92 S FF 96 C FF 96 1-3 ② K		B FF 96 C FF 94 F FC 91 B FF 97 S FF 96 2-3 ③ K		S FC 90 F CU 76 D CU 78 B FF 95 S FC 92 2-3 ② K		B SL 81 X SI 92 1-0 1-2 2-3 3-H 1B	6	0	1	1	0	4	5
18 Marc Krauss, L (1, 10) OBP: 0.262, SLG: 0.281		C FF 90 B CH 91 F CU 79 B FF 92 B FF 93 F FF 92 F FF 93 F FF 93 B CH 89 4-2 8 G4-3 BB	X FF 92 0-0 1-2 2-H 1B	B CH 88 B FF 91 C CH 87 F CU 79 B SI 92 X FF 92 3-2 ② 2-H 1B		B FF 96 C FF 94 F FC 91 B FF 97 S FF 96 2-3 ③ K			B FC 89 F FC 89 B SI 94 S FC 91 B FC 92 B FC 90 4-2 14 FC6-4 1-2 BB		3	0	2	2	2	1	0
14 Jesus Guzman, R (1, 3) OBP: 0.254, SLG: 0.350		B FF 92 1 SAFE C CU 83 B CH 88 S SI 92 S CU 81 2-3 ① K	C SL 84 F FF 91 D CH 88 F FF 92 S CH 88 1-3 ② K	B FF 90 C FF 91 C CU 78 F FF 91 B CH 88 B SL 83 X FF 91 3-2 ③ P5			S FF 95 F FF 95 C CU 85 0-3 ① K	X FC 90 0-0 ③ FC6-4 1-2f			5	0	0	0	0	3	5
8 Alex Presley, L (1, 7) OBP: 0.247, SLG: 0.343		B FF 92 B FF 92 X FF 92 2-0 ② G4-3 1-2	X FF 92 0-0 ③ F9			B FF 95 C FF 95 X CH 88 1-1 ① L9	B FF 95 B FF 96 C FF 96 B FF 95 B FF 95 4-1 30 1B 6 G1-3 BB		B SI 91 T FF 92 B FF 94 X FC 90 2-1 ① F8		4	1	0	0	1	0	3
30 Matt Dominguez, R (1, 5) OBP: 0.311, SLG: 0.404 9 Marwin Gonzalez, S (8, PR) OBP: 0.280, SLG: 0.375 (9, 5)		B SL 84 B SI 92 B SI 92 C FF 92 B SL 84 4-1 BB	X FF 91 0-0 ① L7	C CU 81 X FF 96 0-1 ② G5-3			X FF 95 0-0 6 G1-3 1-3 1B		C FF 94 F FC 90 F CU 79 F FF 95 S CU 77 0-3 ② K		3 1	0 0	1 0	0 0	1 0	0 1	0 0
6 Jonathan Villar, S (1, 6) OBP: 0.305, SLG: 0.448		C CH 88 C CU 80 F CH 89 C FF 93 0-3 ③ K	B FF 91 C SI 91 B CU 78 C FF 92 B CH 88 B FF 91 4-2 27 S BB	B FF 95 B FF 95 X FF 95 2-0 E8 27 S 1B			1 SAFE P PO 84 B CU 85 1 SAFE F FF 95 1 SAFE C FF 96 X FF 95 2-2 ② G1-3 1-2 3-H		C FF 94 C FC 91 S FF 95 0-3 ③ K		4	0	1	1	1	2	3
Inning Stats	R: 0 E: 0 S: 11 H: 1 LOB: 1 BB: 0 P: 15	R: 0 E: 0 K: 2 S: 14 H: 0 LOB: 2 BB: 2 P: 26	R: 2 E: 1 K: 2 S: 16 H: 3 LOB: 2 BB: 0 P: 19	R: 0 E: 0 K: 0 S: 7 H: 0 LOB: 1 BB: 1 P: 11	R: 1 E: 0 K: 0 S: 10 H: 1 LOB: 0 BB: 0 P: 18	R: 0 E: 1 K: 1 S: 10 H: 1 LOB: 2 BB: 1 P: 19	R: 0 E: 0 K: 3 S: 9 H: 0 LOB: 0 BB: 0 P: 12	R: 1 E: 0 K: 1 S: 11 H: 1 LOB: 2 BB: 1 P: 17	R: 0 E: 0 K: 2 S: 12 H: 1 LOB: 2 BB: 1 P: 22	R: 0 E: 0 K: 2 S: 10 H: 0 LOB: 0 BB: 0 P: 12	R: 1 E: 0 K: 0 S: 8 H: 3 LOB: 3 BB: 0 P: 13	1B: 10 2B: 1 3B: 0 HR: 0	SF: 0 SAC: 1 DP: 0 HBP: 1	WP: 0 PB: 0 SB: 3 CS: 0	PA: 49			

PITCHER	IP	WLS	BF	H	R	ER	SO	BB	IBB	HBP	BLK	WP	HR	S	P	ERA	WHIP
34 Félix Hernández, R (1, 1) ERA: 2.53	5.0		24	5	3	2	6	3	0	1	0	0	0	58	89	3.60	1.600
54 Tom Wilhelmsen, R (6, 1) ERA: 3.65	1.0	H	5	1	0	0	1	1	0	0	0	0	0	10	19	0.00	2.000
97 Joe Beimel, L (7, 1) ERA: 3.48	0.1	H	1	0	0	0	1	0	0	0	0	0	0	3	3	0.00	0.000
52 Dominic Leone, R (7, 1) ERA: 1.42	0.2	H	2	0	0	0	2	0	0	0	0	0	0	6	9	0.00	0.000
31 Yoervis Medina, R (8, 1) ERA: 3.38	1.0	B	5	1	1	1	1	1	0	0	0	0	0	11	17	9.00	2.000

PITCHER	IP	WLS	BF	H	R	ER	SO	BB	IBB	HBP	BLK	WP	HR	S	P	ERA	WHIP
40 Danny Farquhar, R (9, 1) ERA: 1.2	2.0		8	1	0	0	4	1	0	0	0	0	0	8	22	0.00	1.000
41 Charlie Furbush, L (11, 1) ERA: 5.79	0.0	L	4	3	1	1	0	0	0	0	0	0	0	8	13	∞	∞

Seattle Mariners @ Houston Astros

Minute Maid Park, Houston, TX

Fri May 02 2014, 7:12 PM - 11:14 PM CDT

Att. 15,771 - Partly Cloudy - 80 F

livebaseballscorecards.com

AB	41
R	5
H	11
RBI	4
BB	6
SO	15
LOB	25

Seattle Mariners @ Houston Astros

Minute Maid Park, Houston, TX

Sat May 03 2014, 3:12 PM - 6:36 PM CDT

Att. 15,798 - Roof Closed - 73 F

TOP

livebaseballscorecards.com

Batter	1	2	3	4	5	6	7	8	9	AB	R	H	RBI	BB	SO	LOB
55 Michael Saunders, L (1, 8) OBP: 0.322, SLG: 0.404	X FF 89 0-0 ① B1-3		B FC 85 X SI 88 1-0 7 FC6-4 1B			X FC 85 0-0 ① G4-3	X FF 92 0-0 7 1B 22 1B 2B 1-3 2-H 3-H	C CH 77 B FF 94 1 SAFE B CH 76 X FF 91 2-1 ② F8		5	1	2	2	0	0	1
7 Stefen Romero, R (1, 9) OBP: 0.250, SLG: 0.340	B FF 88 X SI 89 1-0 ② G5-3		B CH 80 X CH 80 1-0 ③ FC6-4 1-2f			B SI 89 B CH 79 F SI 88 X SI 88 2-1 22 1B 3B	C FF 93 X CU 80 0-1 22 1B 1B 2-3 3-H	B FF 94 B FF 91 C FF 90 F FF 92 S FF 94 2-3 ③ K		5	1	2	1	0	1	2
22 Robinson Canó, L (1, 4) OBP: 0.339, SLG: 0.369	F FF 90 F SI 89 B FF 87 X SI 90 1-2 ③ G4-3			C SL 76 X FC 86 0-1 ① L7		B SI 89 X SI 89 1-0 27 G3 1B 3-H	B FF 91 B FF 91 X FF 91 2-0 ① 15 E 1B 1-3 3-H		C FC 90 S CH 86 F FC 90 C SI 93 0-3 ① K	5	1	2	2	0	1	0
27 Corey Hart, R (1, 10) OBP: 0.300, SLG: 0.393		C SI 88 B FC 85 F CH 79 B CH 79 B SI 89 F SI 89 X SI 90 3-2 ① G6-3		X SI 89 0-0 ② G5-3		D CH 80 C SI 89 X CH 81 1-1 ② G3 1-2	B FF 92 X FF 91 1-0 ② F7		X FC 90 0-0 ② G6-3	5	0	0	0	0	0	2
15 Kyle Seager, L (1, 5) OBP: 0.327, SLG: 0.454		B SI 90 B FC 86 F SI 89 B SI 90 F SI 89 X SI 91 3-2 ② G3-1		C FC 87 B SL 79 B SI 89 B SI 89 F SI 90 S SI 90 3-3 ③ K		B SI 90 C SI 90 S SL 80 F SL 80 B SI 92 F SI 91 X SL 80 2-2 ③ G3-1	X SI 84 0-0 E6 17 HR 2B 1-H		F FC 88 X CH 85 0-1 ③ F7	5	1	1	1	0	1	1
17 Justin Smoak, S (1, 3) OBP: 0.309, SLG: 0.434		X SI 89 0-0 2B			B FF 89 B CH 78 X FF 89 2-0 ① G4-3		B SI 90 B SI 89 B SI 89 B FF 89 4-0 5 BB 16 BB 3 BB BB			3	2	2	2	1	0	0
16 Cole Gillespie, R (1, 7) OBP: 0.308, SLG: 0.333		C SI 90 B CH 80 B SI 90 C SI 89 D CH 80 X SI 90 3-2 ③ G4-3			X SI 88 0-0 ② G6-3		B SI 90 B SI 89 B SI 89 B SI 88 4-0 3 BB 5 BB 55 2B 1-2 BB F SI 86 K CH 79 0-1 ③ L8			3	1	0	0	1	0	1
5 Brad Miller, L (1, 6) OBP: 0.228, SLG: 0.323			B FC 86 C SI 89 S SL 78 F SL 78 S SL 79 1-3 ① K		B SL 79 C SI 89 F SI 88 1-2 CI		B FF 88 M SI 88 L SI 88 D SL 79 D SL 80 B SI 89 4-2 3 BB 55 2B 1-2 2-3 BB	X FF 94 0-0 ① F9		2	1	0	0	1	1	0
3 Mike Zunino, R (1, 2) OBP: 0.303, SLG: 0.482			S SI 89 S CH 80 S CH 79 0-3 ② K		F CH 79 D SI 89 B CH 78 C SI 90 X CH 78 2-2 ③ G5-3		B FF 92 S FF 91 B FF 92 B CU 80 B FF 91 4-1 55 2B 7 1B 1-2 2-3 3-H BB	C FF 94 B CH 78 B FF 94 F FF 93 B FF 94 B FF 94 4-2 BB		2	1	0	1	2	1	1
Inning Stats	R: 0 E: 0 K: 0 S: 5 H: 0 LOB: 0 BB: 0 P: 7	R: 0 E: 0 K: 0 S: 11 H: 1 LOB: 1 BB: 0 P: 20	R: 0 E: 0 K: 2 S: 9 H: 1 LOB: 1 BB: 0 P: 12	R: 0 E: 0 K: 1 S: 6 H: 0 LOB: 0 BB: 0 P: 9	R: 0 E: 1 K: 0 S: 7 H: 0 LOB: 1 BB: 0 P: 12	R: 1 E: 0 K: 0 S: 11 H: 2 LOB: 1 BB: 0 P: 17	R: 8 E: 1 K: 0 S: 12 H: 5 LOB: 0 BB: 4 P: 31	R: 0 E: 0 K: 1 S: 8 H: 0 LOB: 1 BB: 1 P: 16	R: 0 E: 0 K: 1 S: 7 H: 0 LOB: 0 BB: 0 P: 7	1B: 4 2B: 3 3B: 1 HR: 1 SF: 0 SAC: 0 DP: 0 HBP: 0						

	AB	35
	R	9
	H	9
	RBI	9
	BB	5
	SO	5
	LOB	8

WP: 0 PA: 41
PB: 0
SB: 0
CS: 0

PITCHER		IP	WLS	BF	H	R	ER	SO	BB	IBB	HBP	BLK	WP	HR	S	P	ERA	WHIP
60 Dallas Keuchel, L ERA: 3.96	(1, 1)	6.0	L	26	4	4	4	3	3	0	0	0	0	0	51	91	6.00	1.167
68 José Cisnero, R ERA: 7.36	(7, 1)	0.2	B	5	3	2	2	0	1	0	0	0	0	0	6	13	27.00	6.000
44 Raul Valdes, L ERA: 12.27	(7, 1)	0.1		3	2	3	3	0	0	0	0	0	0	1	4	4	81.00	6.000
35 Josh Fields, R ERA: 8.74	(8, 1)	1.0		4	0	0	0	1	1	0	0	0	0	0	8	16	0.00	1.000
36 Jerome Williams, R ERA: 6.35	(9, 1)	1.0		3	0	0	0	1	0	0	0	0	0	0	7	7	0.00	0.000

PITCHER	IP	WLS	BF	H	R	ER	SO	BB	IBB	HBP	BLK	WP	HR	S	P	ERA	WHIP

Seattle Mariners @ Houston Astros

Minute Maid Park, Houston, TX

Sat May 03 2014, 3:12 PM - 6:36 PM CDT

Att. 15,798 - Roof Closed - 73 F

livebaseballscorecards.com

BOTTOM

Batter	1	2	3	4	5	6	7	8	9	AB	R	H	RBI	BB	SO	LOB
27 Jose Altuve, R (1, 4) OBP: 0.343, SLG: 0.387	C SI 86 F SI 87 X SL 79 0-2 15 G3 1B		X SL 80 0-0 ① SF8 3-H		X SL 82 0-0 ③ L4		B FC 91 B FC 89 B FF 94 C FF 93 C FF 95 B FC 91 4-2 21 S 21 E BB	B SI 94 F SI 93 F CH 82 F SI 96 F SI 96 X SI 96 1-2 ③ F9		3	1	1	1	1	0	4
21 Dexter Fowler, S (1, 8) OBP: 0.313, SLG: 0.356	X SI 87 0-0 ① F7		S SL 81 C SI 87 B SI 84 X FS 84 1-2 ② G6-3			C FS 82 B SL 80 F FS 82 S FS 84 1-3 ① K	B FF 93 C FC 91 F FC 89 B SL 84 B FF 95 F FF 93 X FF 95 3-2 E6 15 CS 1-H 1B		B SI 94 C SI 94 B CH 83 F SI 94 H 3-2 HBP	4	0	1	0	0	1	1
15 Jason Castro, L (1, 2) OBP: 0.318, SLG: 0.396	F SI 87 C SL 81 X FS 83 0-2 ② G3 1-2		T FF 90 X FS 84 0-1 ③ G3			S SI 87 B FS 83 F SL 83 F FF 89 X FS 84 1-2 ② L7	1 SAFE C FF 89 S FF 90 1 SAFE 1 SAFE B FF 89 1-2 ③ CS 1-2	B SI 89 F SI 90 F CU 72 B SL 80 B FF 90 F FF 89 X SI 89 3-2 ① G3	S SI 96 C CH 85 B CH 84 B B SI 96 T CH 84 3-2 ① K	5	0	0	0	0	1	2
30 Matt Dominguez, R (1, 5) OBP: 0.315, SLG: 0.408	C SI 88 S SL 82 B FS 83 B SI 89 F FF 89 F SL 80 F FF 90 S FS 84 2-3 ③ K			B SL 80 B SL 82 B SI 87 B FF 88 4-0 18 G5-4-3 BB		X SI 88 0-0 ③ G4-3		B FF 95 X FF 94 1-0 18 G1-3 23 3B 2B	B SI 98 F CH 87 F SI 97 F SI 96 C CH 83 1-3 ② K	4	1	1	0	1	2	2
18 Marc Krauss, L (1, 3) OBP: 0.243, SLG: 0.258		B FS 85 C FF 86 B FS 86 C FS 86 S FS 82 2-3 ① K		D SI 87 B SI 88 C FF 86 X SI 88 2-1 ①② G5-4-3 1-2f			C FF 88 B FS 82 B SL 80 X SI 88 2-1 ① F7	B CU 84 X FF 94 1-0 ② G1-3 2-3	B SI 97 B FF 95 X SI 96 2-0 ③ F9	5	0	0	0	0	1	3
23 Chris Carter, R (1, 10) OBP: 0.279, SLG: 0.393		C FS 86 B SL 80 S SL 80 B SL 80 F FF 88 F FS 82 X FS 84 2-2 ② L5		B SL 83 B SI 88 C FF 88 F SL 82 X FS 83 2-2 ③ F7			C FF 86 B CU 72 X CU 72 1-1 HR	B FF 95 D CU 84 F FF 95 S CU 84 X CU 86 2-2 8 1B 3-H 3B		4	2	2	2	0	0	0
8 Alex Presley, L (1, 9) OBP: 0.247, SLG: 0.338		C FF 87 B SI 87 X SI 88 1-1 ③ G6-3			X FF 88 0-0 ① G4-3		C SI 88 B FS 83 X SI 87 1-1 ② F7	B FF 95 X FF 95 1-0 6 BB 9 HBP 3-H 1B		4	0	1	1	0	0	0
9 Marwin Gonzalez, S (1, 7) OBP: 0.379, SLG: 0.481			X FS 86 0-0 6 3B 1B		B SL 83 B SI 89 X FF 89 2-0 6 G1-3 2B		F FF 87 B FS 84 X SI 88 1-1 6 HR 1B	1 SAFE H CU 85 1-0 6 BB 1-2 HBP		3	2	3	0	0	0	0
6 Jonathan Villar, S (1, 6) OBP: 0.323, SLG: 0.511			X FS 84 0-0 27 SF8 1-H 3B		X SL 82 0-0 ② G1-3 2-3		B FF 94 X FF 94 1-0 1-H HR	F FF 92 B FF 93 B CU 85 B FF 93 B FF 94 4-1 1-2 2-3 BB		3	2	2	3	1	0	1
Inning Stats	R: 0 E: 0 K: 1 S: 13 H: 1 LOB: 1 BB: 0 P: 15	R: 0 E: 0 K: 1 S: 10 H: 0 LOB: 0 BB: 0 P: 15	R: 2 E: 0 K: 0 S: 8 H: 2 LOB: 0 BB: 0 P: 9	R: 0 E: 0 K: 0 S: 5 H: 0 LOB: 0 BB: 1 P: 13	R: 0 E: 0 K: 0 S: 4 H: 1 LOB: 1 BB: 0 P: 6	R: 0 E: 0 K: 1 S: 8 H: 0 LOB: 0 BB: 0 P: 10	R: 4 E: 1 K: 0 S: 17 H: 4 LOB: 0 BB: 1 P: 31	R: 2 E: 0 K: 0 S: 16 H: 3 LOB: 3 BB: 1 P: 30	R: 0 E: 0 K: 2 S: 10 H: 0 LOB: 1 BB: 0 P: 19	1B: 5 2B: 2 3B: 2 HR: 2	SF: 1 SAC: 0 DP: 1 HBP: 2	WP: 0 PB: 0 SB: 1 CS: 1	PA: 42					

	AB	35
	R	8
	H	11
	RBI	7
	BB	3
	SO	5
	LOB	13

PITCHER	IP	WLS	BF	H	R	ER	SO	BB	IBB	HBP	BLK	WP	HR	S	P	ERA	WHIP
18 Hisashi Iwakuma, R (1, 1) ERA: 5.4	6.2	W	26	6	4	4	3	1	0	0	0	0	1	56	81	5.40	1.050
52 Dominic Leone, R (7, 1) ERA: 2.13	0.0		3	2	2	1	0	1	0	0	0	0	1	7	15	∞	∞
97 Joe Beimel, L (7, 1) ERA: 3.27	0.2	H	1	0	0	0	0	0	0	0	0	0	0	6	10	0.00	0.000
31 Yoervis Medina, R (8, 1) ERA: 4.61	0.1	H	6	3	2	2	0	1	0	1	0	0	0	7	17	54.00	12.000
56 Fernando Rodney, R (8, 1) ERA: 3.09	1.1	S	5	0	0	0	2	0	0	1	0	0	0	15	25	0.00	0.000

PITCHER	IP	WLS	BF	H	R	ER	SO	BB	IBB	HBP	BLK	WP	HR	S	P	ERA	WHIP

Batter	1	2	3	4	5	6	7	8	9	AB	R	H	RBI	BB	SO	LOB
55 Michael Saunders, L (1, 8) OBP: 0.328, SLG: 0.404	C FF 91 B FF 92 S FC 88 F CU 74 X FC 87 1-2 8 E 22 G3 1B		D CU 73 F FF 91 B CH 84 F FF 91 S CU 73 2-3 ① K	B FF 92 S FF 92 X FF 91 1-1 8 FC5-4 2-H 1B		B FF 89 S CH 84 B SI 90 B SI 90 C FC 87 C SI 92 3-3 ① K		X FF 90 0-0 ② F8		5	1	2	1	0	2	3
8 Willie Bloomquist, R (1, 6) OBP: 0.273, SLG: 0.281	B FF 91 1 SAFE F FC 85 F CU 74 S CU 72 1-3 ① K 1-3		B CU 72 P PO 88 F FC 85 S CU 73 F FF 91 X FC 86 2-2 22 3B 2-H 3-H 2B	X FC 84 0-0 ② FC5-4 1-2f		F CU 77 F SI 91 F SL 81 B FF 91 B FF 91 X FC 87 2-2 ② G1-3		1 SAFE 1 SAFE B SL 79 T FF 90 F SL 80 X SI 90 1-2 ③ G6-3		5	1	1	2	0	1	3
22 Robinson Canó, L (1, 4) OBP: 0.341, SLG: 0.388	F FC 87 B FF 91 X CH 85 1-1 ② G3 3-H		F CU 73 F FF 91 D CU 74 F FC 86 B CH 82 X CU 72 2-2 27 1B 2-H 3B	C FF 89 F FC 86 F FC 86 1 SAFE F FF 91 X FC 86 0-2 ③ G1-3		X FF 92 0-0 ③ G4-3			X SI 88 0-0 27 FC6-4 1B	5	1	2	2	0	0	1
27 Corey Hart, R (1, 10) OBP: 0.305, SLG: 0.394 36 Abraham Almonte, S (9, PR) OBP: 0.248, SLG: 0.292 (9, 10)	C FF 93 C FC 87 F FF 92 C FC 86 0-3 ③ K		S FF 90 B FC 84 B FF 92 X FF 90 2-1 17 1B 3-H 1B		C FF 91 X SL 80 0-1 7 HBP 15 BB 13 BB 1B	F SI 90 S FC 87 B SI 92 B SL 82 X FF 91 2-2 ① P4			1 SAFE D SI 89 X SI 88 1-0 ① FC6-4 17 S 1-2f	5 0	1 0	2 0	1 0	0 0	1 0	1 0
15 Kyle Seager, L (1, 5) OBP: 0.322, SLG: 0.436		X FF 91 0-0 ① F7	B FF 90 X CH 82 1-0 ② F8		B FC 87 B SI 90 B CH 84 B FC 88 4-0 13 BB 7 HBP 1-2 BB	B CH 86 B SI 90 C FC 87 F FF 92 F CH 84 X SL 79 2-2 ② G4-3			1 SAFE S FC 83 F SI 90 1 SAFE S CU 73 0-3 ② K	4	0	0	0	1	1	2
17 Justin Smoak, S (1, 3) OBP: 0.304, SLG: 0.423		C FC 88 B CH 84 S CH 83 X CH 84 1-2 ② G5-3	C CU 72 X FF 90 0-1 1-3 1B	B FF 92 F FF 92 F CH 84 F SI 92 S FC 90 1-3 ① K		X FF 91 0-0 ③ F7			1 SAFE S FC 83 B FC 82 F SI 90 X FC 81 1-2 ③ F8 1-2	5	0	1	0	0	1	3
7 Stefen Romero, R (1, 9) OBP: 0.269, SLG: 0.360	F FC 88 B CU 74 F FF 92 B FF 90 S CU 74 2-3 ③ K	S FC 85 B FC 88 X FC 85 1-1 ③ F9	C FC 89 B SI 92 S FC 87 F CU 78 H FF 92 2-2 13 BB 1-2 2-3 HBP					C FF 90 X CU 78 0-1 13 G4-3 4 1B 2B		3	1	1	0	0	1	2
13 Dustin Ackley, L (1, 7) OBP: 0.302, SLG: 0.345		B FF 90 B CH 82 C FF 90 F FC 87 B FF 92 F FC 87 F FF 90 B FF 92 4-2 4 2B 8 2B BB	B FF 90 F FC 83 B FF 90 X FC 85 2-1 ① L4	B FC 89 S FC 90 S CH 85 B FC 89 B CH 84 B SI 92 4-2 4 G4-3 1-2 2-3 3-H BB				B SI 90 C FC 87 X FC 87 1-1 ① G4-3 2-3		2	1	0	1	2	0	1
4 John Buck, R (1, 2) OBP: 0.391, SLG: 0.400		B FC 86 F FF 91 X FC 86 1-1 8 2B 1-3 2B	C FF 92 B CU 73 B FF 91 F FF 91 B CU 74 F FF 91 X FF 91 3-2 55 1B 2B	C FF 91 F SI 91 X SL 80 0-2 ② ③ G4-3 1-2f				F FF 91 X FC 89 0-1 3-H 1B		4	2	3	1	0	0	3
Inning Stats	R: 1 E: 1 K: 2 S: 13 H: 1 LOB: 0 BB: 0 P: 16	R: 0 E: 0 K: 1 S: 7 H: 0 LOB: 0 BB: 0 P: 10	R: 4 E: 0 K: 1 S: 25 H: 5 LOB: 2 BB: 1 P: 39	R: 1 E: 0 K: 0 S: 14 H: 2 LOB: 1 BB: 0 P: 20	R: 1 E: 0 K: 1 S: 14 H: 1 LOB: 2 BB: 2 P: 25	R: 0 E: 0 K: 1 S: 8 H: 0 LOB: 0 BB: 0 P: 13	R: 0 E: 0 K: 0 S: 8 H: 0 LOB: 0 BB: 0 P: 12	R: 1 E: 0 K: 0 S: 10 H: 2 LOB: 1 BB: 0 P: 12	R: 0 E: 0 K: 1 S: 8 H: 1 LOB: 2 BB: 0 P: 10	1B: 7 2B: 4 3B: 1 HR: 0 SF: 0 SAC: 0 DP: 1 HBP: 1						

TOP

Seattle Mariners @ Houston Astros

Minute Maid Park, Houston, TX

Sun May 04 2014, 1:14 PM - 4:42 PM CDT

Att. 24,996 - Roof Closed - 73 F

livebaseballscorecards.com

AB	38
R	8
H	12
RBI	8
BB	3
SO	7
LOB	19

WP: 0 PA: 42
PB: 0
SB: 1
CS: 0

PITCHER		IP	WLS	BF	H	R	ER	SO	BB	IBB	HBP	BLK	WP	HR	S	P	ERA	WHIP
31 Collin McHugh, R ERA: 2.79	(1, 1)	4.0	L	21	8	6	5	4	1	0	0	0	0	0	59	85	11.25	2.250
36 Jerome Williams, R ERA: 6.0	(5, 1)	4.0		17	3	2	2	2	2	0	1	0	0	0	40	62	4.50	1.250
38 Darin Downs, L ERA:	(9, 1)	1.0		4	1	0	0	1	0	0	0	0	0	0	8	10	0.00	1.000

PITCHER	IP	WLS	BF	H	R	ER	SO	BB	IBB	HBP	BLK	WP	HR	S	P	ERA	WHIP

BOTTOM

Seattle Mariners @ Houston Astros

Minute Maid Park, Houston, TX

Sun May 04 2014, 1:14 PM - 4:42 PM CDT

Att. 24,996 - Roof Closed - 73 F

Batter	1	2	3	4	5	6	7	8	9	AB	R	H	RBI	BB	SO	LOB
27 Jose Altuve, R (1, 4) OBP: 0.345, SLG: 0.391	B SL 90 S SL 86 F FF 92 B FF 94 C FF 95 2-3 ① K		C FF 91 B SL 89 C FF 90 F SL 91 X FF 96 1-2 ② P3		B CU 71 B SL 89 B SL 92 B SL 87 4-0 30 PB 21 1B BB		C FF 95 B FF 93 X SI 95 1-1 ② G5-3		X FC 89 0-0 21 G3 15 1B 2B	4	1	1	0	1	1	0
21 Dexter Fowler, S (1, 8) OBP: 0.308, SLG: 0.349	X FF 90 0-0 ② G4-3		F SI 92 B SL 89 X CH 84 1-1 ③ F9		B CH 88 C SL 90 1 SAFE C SL 89 X SL 90 1-2 30 PB 1-2 1B		B FF 94 C FF 96 C SL 90 B FF 96 B SL 91 F FF 92 X SI 96 3-2 ③ L1		B FF 94 2 SAFE S FF 94 B FF 94 B FC 90 F FC 89 F FC 91 X FC 90 3-2 ② G3 2-3	5	0	1	0	0	0	1
15 Jason Castro, L (1, 2) OBP: 0.330, SLG: 0.400 28 L.J. Hoes, R (9, PR) OBP: 0.224, SLG: 0.227	B FF 92 C CH 83 C FF 93 B SL 91 B FF 94 B CH 84 4-2 BB			F SL 89 C CU 71 B FF 91 B FF 93 S FF 94 2-3 ① K	X FF 92 0-0 ① F7			X FF 92 0-0 30 2B 18 1B 1B	C FC 91 C FC 91 B FC 93 B FF 96 B FC 92 F CU 77 X FC 92 3-2 3-H 1B	4 0	1 0	2 0	1 0	1 0	1 0	2 0
30 Matt Dominguez, R (1, 10) OBP: 0.310, SLG: 0.408	C FF 93 F FF 91 B FF 96 X SL 91 1-2 ③ P6			X SL 88 0-0 ② F8	F SL 87 B FF 92 B SL 87 F FF 91 S FF 94 2-3 ② 1-2 2-3 K			B SL 80 F SI 91 B SL 79 B SI 91 X SI 92 3-1 18 1B 1-3 2B	1 SAFE B FC 89 S FC 90 F FC 90 S FF 96 1-3 ③ K	5	1	1	0	0	2	4
8 Alex Presley, L (1, 7) OBP: 0.263, SLG: 0.403 14 Jesus Guzman, R (8, PH) OBP: 0.254, SLG: 0.350 18 Marc Krauss, L (8, PH) OBP: 0.254, SLG: 0.270 (9, 7)		B CH 86 B FF 89 C FF 88 S FF 92 B FF 93 F FF 94 F SL 90 X FF 94 3-2 HR		C FF 91 B CH 85 T CH 84 X FF 95 1-2 4 1B 23 2B 2B	B CH 83 X FF 88 1-0 ③ F8			X FC 88 0-0 2-H 3-H 1B		3 0 1	2 0 0	2 0 1	1 0 2	0 0 0	0 0 0	2 0 0
4 George Springer, R (1, 9) OBP: 0.254, SLG: 0.215		C SL 90 C SL 90 X SL 91 0-2 ① F9		B SL 89 D FF 92 X FF 94 2-0 23 2B 2-3 1B		B FF 93 F FF 95 F FF 96 S FF 94 1-3 ① K		B FC 88 X FC 89 1-0 ① F8		4	1	1	0	0	1	1
23 Chris Carter, R (1, 3) OBP: 0.278, SLG: 0.398		F FF 94 B FF 93 B FF 92 X SL 91 2-1 ② P6		B FF 93 X SL 89 1-0 1-H 3-H 2B		C FF 95 S SI 96 X FF 97 0-2 ② G1-3		B FC 89 S FC 89 X CU 77 1-1 ② F9		4	0	1	2	0	0	1
9 Marwin Gonzalez, S (1, 5) OBP: 0.333, SLG: 0.419		B FF 90 B CH 81 C FF 92 C FF 92 F CU 74 B CU 77 F FF 94 X SL 93 3-2 ③ G1-3		B FF 92 F FF 91 B SL 92 X CH 84 2-1 ③ F9		B FF 94 B FF 95 B SI 96 C FF 93 X FF 94 3-1 ③ F8		F FF 92 F FC 93 D CU 76 C FC 90 1-3 ③ K		4	0	0	0	0	1	2
6 Jonathan Villar, S (1, 6) OBP: 0.320, SLG: 0.532			C FF 92 B CU 74 X FF 91 1-1 ① G4-3		B SL 89 C FF 89 X CH 87 1-1 HR		C FF 95 B FF 93 F FF 95 B CU 78 B SI 96 F FF 95 F FF 94 S SI 95 3-3 ① K2-3		B FF 92 C FC 88 C FC 90 X CU 77 1-2 ① G3-1	4	1	1	1	0	1	0
Inning Stats	R: 0 E: 0 K: 1 S: 9 H: 0 LOB: 1 BB: 1 P: 16	R: 1 E: 0 K: 0 S: 15 H: 1 LOB: 0 BB: 0 P: 23	R: 0 E: 0 K: 0 S: 8 H: 0 LOB: 0 BB: 0 P: 11	R: 2 E: 0 K: 1 S: 11 H: 3 LOB: 1 BB: 0 P: 19	R: 1 E: 0 K: 1 S: 10 H: 2 LOB: 2 BB: 1 P: 19	R: 0 E: 0 K: 1 S: 8 H: 0 LOB: 0 BB: 0 P: 12	R: 0 E: 0 K: 1 S: 11 H: 0 LOB: 0 BB: 0 P: 18	R: 2 E: 0 K: 1 S: 10 H: 3 LOB: 1 BB: 0 P: 16	R: 1 E: 0 K: 1 S: 15 H: 2 LOB: 1 BB: 0 P: 23	1B: 5 2B: 4 3B: 0 HR: 2 SF: 0 SAC: 0 DP: 0 HBP: 0						

livebaseballscorecards.com

AB	38
R	7
H	11
RBI	7
BB	2
SO	7
LOB	13

WP: 0 PB: 1 SB: 0 CS: 0 PA: 40

PITCHER	IP	WLS	BF	H	R	ER	SO	BB	IBB	HBP	BLK	WP	HR	S	P	ERA	WHIP
37 Brandon Maurer, R (1, 1) ERA: 6.92	5.0	W	23	6	4	4	3	2	0	0	0	0	2	53	88	7.20	1.600
54 Tom Wilhelmsen, R (6, 1) ERA: 3.14	2.0	H	6	0	0	0	2	0	0	0	0	0	0	19	30	0.00	0.000
41 Charlie Furbush, L (8, 1) ERA: 7.71	0.0		2	2	2	2	0	0	0	0	0	0	0	3	6	∞	∞
40 Danny Farquhar, R (8, 1) ERA: 1.59	2.0	S	9	3	1	1	2	0	0	0	0	0	0	22	33	4.50	1.500

PITCHER	IP	WLS	BF	H	R	ER	SO	BB	IBB	HBP	BLK	WP	HR	S	P	ERA	WHIP

Seattle Mariners @ Oakland Athletics

O.co Coliseum, Oakland, CA

Mon May 05 2014, 10:08 PM - 12:43 AM EDT

Att. 11,019 - Clear - 59 F

TOP

livebaseballscorecards.com

Batter	1	2	3	4	5	6	7	8	9	AB	R	H	RBI	BB	SO	LOB
55 Michael Saunders, L (1, 8) (8, 7) (9, 9) OBP: 0.333, SLG: 0.403	C SI 89 C SL 81 F CU 73 X SI 91 0-2 7 27 1B 1B	X CU 74 0-0 ③ L9			B SI 87 B SI 88 S CU 78 F SI 88 X SL 80 2-2 ② L9	F SI 89 X SL 84 0-1 ③ 1-3 1B			B SI 92 X CH 84 1-0 ② G1-3	5	1	2	0	0	0	1
7 Stefen Romero, R (1, 9) (9, 7) OBP: 0.281, SLG: 0.418	B SI 88 B SI 88 X SI 88 2-0 27 1B 15 G3-4-3 1-2 1B	B SI 86 X CH 76 1-0 ① F7	C SI 87 X CH 75 0-1 HR		C SI 89 B SI 91 X FF 90 1-1 ① F9		B SL 83 F SL 82 B SI 92 S SL 82 S FF 93 2-3 ③ K		5	2	2	1	0	1	0
22 Robinson Canó, L (1, 4) OBP: 0.338, SLG: 0.383	C CU 79 S SL 81 D SL 81 C SI 90 1-3 ① K	B SI 88 B SL 79 X SI 88 2-0 ② G3-1	B SL 82 X SI 89 1-0 27 HBP 1B		F FF 93 F SI 90 X FF 92 0-2 ② G4-3				4	0	1	0	0	1	2
27 Corey Hart, R (1, 10) OBP: 0.312, SLG: 0.392	B SI 90 X CH 77 1-0 15 G3-4-3 1-3 2-H 1B	B SL 84 S CH 78 S CH 77 X CH 74 1-2 ③ F9	F FC 85 H SL 83 1-1 1-2 HBP		B FF 92 B SI 90 F SI 93 C KC 77 B CH 79 X KC 77 3-2 ③ L5				3	0	1	1	0	0	0
15 Kyle Seager, L (1, 5) OBP: 0.311, SLG: 0.419	B SI 88 X SL 81 1-0 ② G3-4-3 1-2 3-H	B FC 86 B SI 88 C CU 76 B CU 78 X SI 88 3-1 ① G4-3	S SL 79 F SI 89 X SL 80 0-2 ③ G4-3				C SI 93 C CH 86 B CH 86 S FF 94 1-3 ① K		4	0	0	1	0	1	3
16 Cole Gillespie, R (1, 7) OBP: 0.313, SLG: 0.333 99 James Jones, L (8, PH) OBP: 0.500, SLG: 0.500 (8, 8)	B SI 89 S CH 78 F SI 89 B SI 91 D CH 76 S CH 77 3-3 ③ K			B SI 86 C SI 87 X CU 72 1-1 ② F9		C SI 85 C SI 87 B CU 76 F CH 75 X CH 74 1-2 5 WP 5 1B 1B		F FF 94 X CH 86 0-1 ② G3		3 1	1 0	1 0	0 0	0 0	1 0	1 0
17 Justin Smoak, S (1, 3) OBP: 0.311, SLG: 0.430		B FC 86 C SI 87 X CH 77 1-1 ① F9		B SI 87 B SL 82 B CH 77 B SI 87 4-0 BB		X CH 76 0-0 ① P3		T FF 94 C FF 94 B SL 84 X CH 85 1-2 2B		3	0	1	0	1	0	1
5 Brad Miller, L (1, 6) OBP: 0.238, SLG: 0.323		B SI 88 B CU 77 C SI 88 B SL 79 B SI 88 4-1 3 G5-3 BB		C SI 88 F SI 89 S SL 81 0-3 K		S SL 80 S CU 78 1 SAFE F CU 78 F SI 89 D SL 80 X SL 80 1-2 3 S 3 FC5-2 1-H 1B		B SL 83 X FF 94 1-0 ③ G4-3		3	0	1	1	1	1	2
3 Mike Zunino, R (1, 2) OBP: 0.290, SLG: 0.460		1 SAFE 1 SAFE 1 SAFE C FC 86 D CH 76 B CH 77 X FC 86 2-1 ② G5-3 1-2			C SI 85 B CH 74 B SL 84 C CH 76 F CH 77 B CH 76 X SI 88 3-2 ① G3	1 SAFE 1 SAFE S CH 75 D CH 75 S SI 88 D CH 76 B SI 90 X CH 77 3-2 ② FC5-2 55 1B 1-H			B FF 92 B FF 91 X FF 91 2-0 ① L7	4	0	0	0	0	0	2
Inning Stats	R: 2 E: 0 K: 2 S: 13 H: 3 LOB: 1 BB: 0 P: 21	R: 0 E: 0 K: 0 S: 6 H: 0 LOB: 1 BB: 1 P: 13	R: 0 E: 0 K: 0 S: 5 H: 0 LOB: 0 BB: 0 P: 9	R: 0 E: 0 K: 1 S: 7 H: 0 LOB: 1 BB: 1 P: 15	R: 1 E: 0 K: 0 S: 14 H: 2 LOB: 2 BB: 0 P: 21	R: 1 E: 0 K: 0 S: 15 H: 3 LOB: 2 BB: 0 P: 20	R: 0 E: 0 K: 0 S: 8 H: 0 LOB: 0 BB: 0 P: 12	R: 0 E: 0 K: 1 S: 9 H: 1 LOB: 1 BB: 0 P: 12	R: 0 E: 0 K: 1 S: 5 H: 0 LOB: 0 BB: 0 P: 10	1B: 7 2B: 1 3B: 0 HR: 1 SF: 0 SAC: 0 DP: 0 HBP: 1						

	AB	35
	R	4
	H	9
	RBI	4
	BB	2
	SO	5
	LOB	12

WP: 1 PA: 38
PB: 0
SB: 2
CS: 0

PITCHER		IP	WLS	BF	H	R	ER	SO	BB	IBB	HBP	BLK	WP	HR	S	P	ERA	WHIP
26 Scott Kazmir, L ERA: 2.64	(1, 1)	6.0	L	28	8	4	4	3	2	0	1	0	1	1	60	99	6.00	1.667
56 Fernando Abad, L ERA:	(7, 1)	1.0		3	0	0	0	0	0	0	0	0	0	0	8	12	0.00	0.000
48 Ryan Cook, R ERA: 1.54	(8, 1)	2.0		7	1	0	0	2	0	0	0	0	0	0	14	22	0.00	0.500

PITCHER	IP	WLS	BF	H	R	ER	SO	BB	IBB	HBP	BLK	WP	HR	S	P	ERA	WHIP

Seattle Mariners @ Oakland Athletics

O.co Coliseum, Oakland, CA

Mon May 05 2014, 10:08 PM - 12:43 AM EDT

Att. 11,019 - Clear - 59 F

BOTTOM

Batter	1	2	3	4	5	6	7	8	9	AB	R	H	RBI	BB	SO	LOB
4 Coco Crisp, S (1, 8) OBP: 0.349, SLG: 0.404	X FF 83 0-0 ① F7			B FF 83 C FF 84 F FF 84 X FF 85 1-2 ① F7		C FF 83 B FF 85 F FF 84 X CH 79 1-2 ② G4-3		X FF 87 0-0 1B		4	0	1	0	0	0	0
8 Jed Lowrie, S (1, 6) OBP: 0.400, SLG: 0.417	C FF 83 B FF 84 X FF 85 1-1 ② F9			F FF 85 X FF 86 0-1 20 G5-3 37 HR 1B		C FF 84 B SL 77 F FF 84 B SL 78 F SL 78 X FF 85 2-2 ③ P4		F FF 94 D CH 86 X FF 93 1-1 ③ F8		4	1	1	0	0	0	1
20 Josh Donaldson, R (1, 5) OBP: 0.353, SLG: 0.507	C FF 85 B FF 86 F FF 85 C SL 78 1-3 ③ K			X FF 84 0-0 ② G5-3 1-2			X FF 84 0-0 18 G6-4-3 37 BB 1B		C SI 92 C SI 94 B CH 81 X SI 93 1-2 ① G6-3	4	0	1	0	0	1	1
37 Brandon Moss, L (1, 7) OBP: 0.362, SLG: 0.455 (8, 9)		M FF 83 F FF 84 F FF 86 C FF 86 0-3 ① K		B FF 85 F FF 86 F FF 86 F FF 86 B FF 86 X FF 86 2-2 2-H HR			C FF 85 S CH 79 F CH 77 B FF 84 F CH 78 B FF 84 F FF 84 F CH 78 B FF 84 4-2 F FF 85 B FF 85 1-2 18 G6-4-3 BB		C SI 94 C CH 81 S CH 82 0-3 ② K	3	1	1	2	1	2	0
18 Alberto Callaspo, S (1, 10) OBP: 0.333, SLG: 0.369		C FF 85 S FF 85 B FF 85 B FF 85 B FF 86 B FF 86 4-2 5 G4-6-3 BB		B FF 84 B FF 85 F FF 84 X FF 85 2-1 ③ G6-3			D FF 91 B FF 89 C FF 90 X FF 91 2-1 ① ② G6-4-3 1-2f 2-3		C SI 93 X CH 81 0-1 ③ G3-1	3	0	0	0	1	0	2
5 John Jaso, L (1, 2) OBP: 0.354, SLG: 0.358 36 Derek Norris, R (7, PH) OBP: 0.466, SLG: 0.548 (8, 2)	B FF 84 C FF 84 X FF 85 1-1 ② ③ G4-6-3 1-2f				X FF 84 0-0 ① F8		B FC 87 C FF 92 C SL 82 B FF 94 B FC 88 B SL 80 4-2 BB			2 0	0 0	0 0	0 0	0 1	0 0	1 0
3 Craig Gentry, R (1, 9) OBP: 0.365, SLG: 0.404 16 Josh Reddick, L (7, PH) OBP: 0.284, SLG: 0.301 52 Yoenis Cespedes, R (7, PH) OBP: 0.345, SLG: 0.485 (8, 7)			B FF 84 S FF 84 X FF 85 1-1 ① G5-3		B FF 83 B FF 85 X FF 84 2-0 ② G6-3		1 SAFE 1 SAFE C SI 84 D CH 79 X CH 79 1-1 ③ P4			2 0 1	0 0 0	0 0 0	0 0 0	0 0 0	0 0 0	0 0 2
10 Daric Barton, L (1, 3) OBP: 0.211, SLG: 0.157			C FF 83 C FF 85 X FF 87 0-2 ② P5		C FF 83 X SL 78 0-1 ③ F9			B SI 87 C FF 88 X FF 88 1-1 ① G6-3		3	0	0	0	0	0	0
28 Eric Sogard, L (1, 4) OBP: 0.286, SLG: 0.239 1 Nick Punto, S (8, PH) OBP: 0.273, SLG: 0.233 (9, 4)			C FF 85 B FF 86 F FF 86 F SL 79 B FF 86 F FF 86 X SL 78 2-2 ③ P6			B FF 82 X FF 82 1-0 ① F7		B SI 86 B SI 84 B SI 85 C FF 86 X FF 86 3-1 ② G5-3		2 1	0 0	0 0	0 0	0 0	0 0	0 0
Inning Stats	R: 0 E: 0 K: 1 S: 6 H: 0 LOB: 0 BB: 0 P: 8	R: 0 E: 0 K: 1 S: 8 H: 0 LOB: 0 BB: 1 P: 13	R: 0 E: 0 K: 0 S: 10 H: 0 LOB: 0 BB: 0 P: 13	R: 2 E: 0 K: 0 S: 12 H: 2 LOB: 0 BB: 0 P: 17	R: 0 E: 0 K: 0 S: 4 H: 0 LOB: 0 BB: 0 P: 6	R: 0 E: 0 K: 0 S: 8 H: 0 LOB: 0 BB: 0 P: 12	R: 0 E: 0 K: 0 S: 15 H: 1 LOB: 2 BB: 2 P: 26	R: 0 E: 0 K: 1 S: 7 H: 1 LOB: 1 BB: 0 P: 12	R: 0 E: 0 K: 1 S: 8 H: 0 LOB: 0 BB: 0 P: 9	1B: 3 2B: 0 3B: 0 HR: 1	SF: 0 SAC: 0 DP: 2 HBP: 0					

livebaseballscorecards.com

AB	29
R	2
H	4
RBI	2
BB	3
SO	3
LOB	7

WP: 0 PB: 0 SB: 0 CS: 0 PA: 32

PITCHER	IP	WLS	BF	H	R	ER	SO	BB	IBB	HBP	BLK	WP	HR	S	P	ERA	WHIP
53 Chris Young, R (1, 1) ERA: 3.03	6.0	W	22	3	2	2	2	2	0	0	0	0	1	57	82	3.00	0.833
41 Charlie Furbush, L (7, 1) ERA: 7.2	0.2	H	1	0	0	0	0	0	0	0	0	0	0	2	4	0.00	0.000
52 Dominic Leone, R (7, 1) ERA: 2.13	0.0		1	0	0	0	0	1	0	0	0	0	0	2	6	∞	∞
97 Joe Beimel, L (7, 1) ERA: 3.0	1.0	H	4	1	0	0	0	0	0	0	0	0	0	7	12	0.00	1.000
31 Yoervis Medina, R (8, 1) ERA: 4.5	0.1	H	1	0	0	0	0	0	0	0	0	0	0	2	3	0.00	0.000

PITCHER	IP	WLS	BF	H	R	ER	SO	BB	IBB	HBP	BLK	WP	HR	S	P	ERA	WHIP
56 Fernando Rodney, R (9, 1) ERA: 2.84	1.0	S	3	0	0	0	1	0	0	0	0	0	0	8	9	0.00	0.000

Batter	1	2	3	4	5	6	7	8	9	AB	R	H	RBI	BB	SO	LOB
55 Michael Saunders, L (1, 9) OBP: 0.324, SLG: 0.388	C SI 90 B FC 88 C FC 87 F FC 88 S CH 85 1-3 K ①	B CU 74 F SI 90 X FC 88 1-1 G4-3 ②		C FC 88 B SI 90 B CH 83 X FC 88 2-1 L1 ③			C CU 82 B CU 81 S FF 92 S CU 81 1-3 K ①		B SI 94 C SI 93 1 SAFE 1 SAFE X CH 86 1-1 E1 27 FC6-4 17 1B 1-3 1B	5	1	1	0	0	2	1
99 James Jones, L (1, 8) OBP: 0.429, SLG: 0.429	C FC 87 X FC 88 0-1 27 F9 22 1B 17 WP 1B	S CH 84 X CH 84 0-1 G6-3 ③			C CU 73 X CH 83 0-1 22 G3-6-3 1B		T FF 93 C FF 92 F FF 94 S CU 84 0-3 K ②		C SI 94 T SI 94 B SI 92 F CH 87 S SI 94 1-3 K ①	5	1	2	0	0	2	2
22 Robinson Canó, L (1, 4) OBP: 0.348, SLG: 0.387	X SI 90 0-0 17 WP 17 2B 1-2 1B		C FC 86 X CH 84 0-1 17 G3 27 F8 1B		F FC 86 1 SAFE X FC 87 0-1 G3-6-3 ①② 1-2f		S FF 93 F FF 93 F FF 94 S FF 92 0-3 K ③		I IN 75 I IN 77 I IN 74 I IN 73 4-0 27 FC6-4 IBB	4	1	2	0	1	1	1
27 Corey Hart, R (1, 10) OBP: 0.298, SLG: 0.373 16 Cole Gillespie, R (9, PR) OBP: 0.313, SLG: 0.333 (9, 10)	B FF 90 B FC 88 C FC 88 X SI 91 2-1 F9 ② 2-3		B SI 90 B FC 88 C SI 90 X FC 88 2-1 F8 ① 1-2		C CU 75 F FF 91 C CU 75 0-3 K ③			T SL 81 S SL 81 B SL 80 B SL 81 X SI 88 2-2 G5-3 ①	S SI 94 F SI 94 X SI 94 0-2 FC6-4 17 S 17 1B 1-2f 2-3 3-H ②	5 0	0 1	0 0	1 0	0 0	1 0	5 0
17 Justin Smoak, S (1, 3) OBP: 0.315, SLG: 0.438	B FC 88 X SI 90 1-0 13 1B 1-H 3-H 2B		B FC 88 F CH 84 S FC 87 B SI 91 F FC 87 F FC 86 F CH 83 B SI 91 X FC 86 3-2 G3 ② 2-3			B FC 87 B FC 87 C FF 90 B FC 87 C SI 91 C SI 90 3-3 K ①		B SI 88 C FF 89 B CH 76 F SI 88 F SL 80 B SL 81 S SI 88 3-3 K ②	B SI 93 C SI 94 B CU 80 X SI 94 2-1 15 2B 1-H 3-H 1B	5	2	2	3	0	2	1
15 Kyle Seager, L (1, 5) OBP: 0.331, SLG: 0.444	D CU 75 F FC 86 B CH 82 B FC 87 B FC 87 4-1 13 1B BB		B CH 84 M CH 84 X FC 87 1-1 F7 ③			H CU 76 1-0 13 1B 3 SF9 HBP		F SL 80 B CH 77 B FF 86 F SI 86 X SL 80 2-2 3 FC5 2B	C SI 93 X SI 93 0-1 1-H 2B	3	1	2	1	1	0	1
13 Dustin Ackley, L (1, 7) OBP: 0.327, SLG: 0.356	B CU 71 B CH 83 C FC 87 C FC 87 X CU 75 2-2 1-3 2-H 1B			B FC 86 C SI 89 B SI 90 B CH 84 B FF 90 4-1 3 G6-3 BB		C FC 88 B SI 90 1 SAFE B SI 90 1 SAFE B FC 86 X FC 87 3-1 3 SF9 1-3 1B		I IN 65 I IN 64 I IN 67 I IN 63 4-0 3 FC5 IBB	C SI 87 B FF 87 X CH 80 1-1 G4-3 ③	3	0	2	1	2	0	2
3 Mike Zunino, R (1, 2) OBP: 0.278, SLG: 0.444	C FC 89 F FC 88 1 SAFE D CU 76 F FC 88 X FC 87 1-2 G4-3 ③			1 SAFE B SI 90 1 SAFE B FC 86 C SI 89 C FC 86 B CH 82 F FC 87 1 SAFE 3-2 F FC 87 X FC 88 G6-3 ① 1-2		S CU 74 C CH 83 D CU 75 X FC 88 1-2 SF9 ② 1-2 3-H		C SL 80 X SL 80 0-1 FC5 ③ 1-2 2-3f		3	0	0	1	0	0	5
5 Brad Miller, L (1, 6) OBP: 0.239, SLG: 0.314		F SI 90 B CH 83 F FC 86 X CH 84 1-2 G4-3 ①		X CH 83 0-0 F7 ②		C CU 81 C CU 80 T FF 92 0-2 K ③			B SI 92 B CU 78 B SI 93 B SI 92 4-0 55 E 55 1B 27 FC6-4 BB	3	1	0	0	1	1	2
Inning Stats	R: 3 E: 0 K: 1 S: 18 H: 4 LOB: 2 BB: 1 P: 29	R: 0 E: 0 K: 0 S: 7 H: 0 LOB: 0 BB: 0 P: 9	R: 0 E: 0 K: 0 S: 12 H: 1 LOB: 1 BB: 0 P: 18	R: 0 E: 0 K: 0 S: 9 H: 0 LOB: 1 BB: 1 P: 18	R: 0 E: 0 K: 1 S: 7 H: 1 LOB: 0 BB: 0 P: 7	R: 1 E: 0 K: 2 S: 11 H: 1 LOB: 1 BB: 0 P: 19	R: 0 E: 0 K: 3 S: 11 H: 0 LOB: 0 BB: 0 P: 12	R: 0 E: 0 K: 1 S: 12 H: 1 LOB: 2 BB: 1 P: 23	R: 4 E: 1 K: 1 S: 15 H: 3 LOB: 2 BB: 2 P: 28	1B: 8 2B: 3 3B: 0 HR: 0 SF: 1 SAC: 0 DP: 1 HBP: 1						

PITCHER		IP	WLS	BF	H	R	ER	SO	BB	IBB	HBP	BLK	WP	HR	S	P	ERA	WHIP
60 Jesse Chavez, R ERA: 2.47	(1, 1)	5.2	L	26	7	4	4	3	2	0	1	0	1	0	61	97	6.35	1.588
62 Sean Doolittle, L ERA: 4.6	(6, 1)	1.1		4	0	0	0	4	0	0	0	0	0	0	14	15	0.00	0.000
44 Luke Gregerson, R ERA: 2.55	(8, 1)	1.0		5	1	0	0	1	0	1	0	0	0	0	12	23	0.00	1.000
45 Jim Johnson, R ERA: 6.91	(9, 1)	0.2		7	3	4	4	1	1	1	0	0	0	0	13	25	54.00	6.000
61 Dan Otero, R ERA: 2.93	(9, 1)	0.1		1	0	0	0	0	0	0	0	0	0	0	2	3	0.00	0.000

PITCHER	IP	WLS	BF	H	R	ER	SO	BB	IBB	HBP	BLK	WP	HR	S	P	ERA	WHIP

TOP

Seattle Mariners @ Oakland Athletics

O.co Coliseum, Oakland, CA

Tue May 06 2014, 10:08 PM - 1:28 AM EDT

Att. 12,106 - Clear - 63 F

livebaseballscorecards.com

AB	36
R	8
H	11
RBI	7
BB	5
SO	9
LOB	20

WP: 1 PA: 43
PB: 0
SB: 1
CS: 0

Seattle Mariners @ Oakland Athletics

O.co Coliseum, Oakland, CA

Tue May 06 2014, 10:08 PM - 1:28 AM EDT

Att. 12,106 - Clear - 63 F

livebaseballscorecards.com

BOTTOM

Batter	1	2	3	4	5	6	7	8	9	AB	R	H	RBI	BB	SO	LOB
4 Coco Crisp, S (1, 8) OBP: 0.351, SLG: 0.404	B FF 92 B FF 92 B FF 92 C FF 92 X FF 91 3-1 1B	S CH 86 C CU 78 D CU 80 F CH 86 X FF 93 1-2 ③ G6-3			C SI 90 F CU 78 B CU 80 B CU 80 B FF 92 F FF 91 X CH 87 3-2 ① G1-3		C FF 92 B FF 93 B FF 92 X FF 93 2-1 8 FC3-6 1-2 1B		C FF 96 B FF 96 S CU 77 F FF 95 X CU 78 1-2 ② G4-3	5	0	2	0	0	0	1
8 Jed Lowrie, S (1, 6) OBP: 0.393, SLG: 0.403	C FF 92 B CH 86 B CH 84 X FF 92 2-1 ① F8		B FF 91 F SI 90 F CH 85 B CU 80 B CU 80 X CH 86 3-2 ① G5-3		S FF 92 F FF 92 S CU 80 0-3 ② K		C FF 92 X FC 88 0-1 ② FC3-6 20 FC5-4 1-2f 2-3		C FF 95 B CH 88 B CH 89 C FF 93 F FF 95 F CU 78 B FF 95 B FF 95 4-2 20 DI BB	4	0	0	0	1	1	3
20 Josh Donaldson, R (1, 5) OBP: 0.348, SLG: 0.493	1 SAFE C FF 92 F CH 86 D CU 78 1 SAFE 1 SAFE B CH 86 X FF 91 2-2 ② L9		B CU 79 B FF 92 B CH 85 C FF 92 B FF 92 4-1 52 FC4-6 BB		B SI 92 S CH 86 F FF 93 X CU 80 1-2 ③ G5-3		B FC 89 B FF 92 X FC 88 2-0 ③ FC5-4 1-2f		C CU 79 B FF 95 F FF 94 B FF 94 S FF 94 2-3 ③ K 1-2	4	0	0	0	1	1	4
52 Yoenis Cespedes, R (1, 7) OBP: 0.342, SLG: 0.505	X SI 92 0-0 ③ L4		B CH 86 C FF 92 F CU 78 X CU 79 1-2 ② FC4-6 36 FC6-4 1-2f			C FF 91 S SI 91 B CH 88 F FF 92 F CU 80 X CU 80 1-2 HR		B FC 86 S FF 93 B FF 93 F FF 93 C FF 93 2-3 ① K		4	1	1	1	0	1	2
36 Derek Norris, R (1, 2) OBP: 0.455, SLG: 0.530		B SI 92 B FF 92 C FF 92 C CH 87 S CH 88 2-3 ① K X FF 93 0-0 ③ FC6-4 1-2f				X FF 93 0-0 18 G5-4-3 1B		X FC 88 0-0 ② F8		4	0	1	0	0	1	1
18 Alberto Callaspo, S (1, 10) OBP: 0.331, SLG: 0.358 28 Eric Sogard, L (8, PR) OBP: 0.286, SLG: 0.239 (9, 10)		B FF 92 B CU 77 X FF 91 2-0 ② P5		B FF 89 F FF 90 B CH 85 F FF 91 T CU 79 2-2 ① K		B CH 86 C FF 92 X CH 87 1-1 ①② G5-4-3 1-2f		B FF 93 B FF 92 C FF 93 F FF 94 B FF 94 F FF 94 F FF 94 B FF 95 4-2 3 1B BB	3 0	0 0	0 0	0 0	1 0	1 0	1 0
3 Craig Gentry, R (1, 9) OBP: 0.375, SLG: 0.400		B FF 93 C CH 87 B CU 78 B FF 92 C FF 92 B FF 92 4-2 1 WP 37 1B 1 1B BB		C CU 77 X SI 91 0-1 E6		C SI 92 B CH 88 B FF 92 B SI 92 F FF 92 C CU 81 3-3 ③ K		C FC 86 C FF 92 1 SAFE 1 SAFE B SL 80 X FC 88 1-2 1-2 1B	3	1	1	0	1	1	0
37 Brandon Moss, L (1, 3) OBP: 0.358, SLG: 0.447		B CU 77 X SI 90 1-0 1 WP 1 1B 1-2 1B		B CU 77 F SI 90 S CU 77 X CU 78 1-2 ② F8			C CU 77 C SI 91 B CU 80 C CU 78 1-3 ① K	C SL 79 S SL 81 C FF 92 0-3 ③ K		4	1	1	0	0	2	3
1 Nick Punto, S (1, 4) OBP: 0.286, SLG: 0.238		C FF 92 B FF 92 X CH 86 1-1 1-H 2-H 1B		C FF 92 C CU 78 S CU 81 0-3 ③ K			B FF 92 B SI 91 B FF 92 B FF 91 4-0 8 FC3-6 4 1B BB		C FF 95 B SI 95 S CH 87 X CU 79 1-2 ① L3	3	0	1	2	1	1	1

	AB	34
	R	3
	H	7
	RBI	3
	BB	5
	SO	9
	LOB	16

Inning Stats	1	2	3	4	5	6	7	8	9
	R: 0 E: 0 K: 0 S: 8	H: 1 LOB: 1 BB: 0 P: 15	R: 2 E: 0 K: 1 S: 13	H: 2 LOB: 1 BB: 1 P: 24	R: 0 E: 0 K: 0 S: 8	H: 0 LOB: 1 BB: 1 P: 16	R: 0 E: 1 K: 2 S: 11	H: 0 LOB: 1 BB: 0 P: 14	R: 0 E: 0 K: 1 S: 10	H: 0 LOB: 0 BB: 0 P: 14	R: 1 E: 0 K: 1 S: 11	H: 2 LOB: 0 BB: 0 P: 16	R: 0 E: 0 K: 1 S: 8	H: 1 LOB: 2 BB: 1 P: 17	R: 0 E: 0 K: 2 S: 14	H: 1 LOB: 2 BB: 1 P: 21	R: 0 E: 0 K: 1 S: 14	H: 0 LOB: 1 BB: 1 P: 22

	1B: 6	SF: 0
	2B: 0	SAC: 0
	3B: 0	DP: 1
	HR: 1	HBP: 0

	WP: 1	PA: 39
	PB: 0	
	SB: 0	
	CS: 0	

PITCHER		IP	WLS	BF	H	R	ER	SO	BB	IBB	HBP	BLK	WP	HR	S	P	ERA	WHIP
29 Roenis Elías, L ERA: 3.48	(1, 1)	6.1	W	27	5	3	3	6	3	0	0	0	1	1	64	107	4.26	1.263
52 Dominic Leone, R ERA: 1.93	(7, 1)	1.1	H	7	2	0	0	1	1	0	0	0	0	0	16	27	0.00	2.250
41 Charlie Furbush, L ERA: 6.97	(8, 1)	0.1	H	1	0	0	0	1	0	0	0	0	0	0	3	3	0.00	0.000
54 Tom Wilhelmsen, R ERA: 2.93	(9, 1)	1.0		4	0	0	0	1	1	0	0	0	0	0	14	22	0.00	1.000

PITCHER	IP	WLS	BF	H	R	ER	SO	BB	IBB	HBP	BLK	WP	HR	S	P	ERA	WHIP

Batter	1	2	3	4	5	6	7	8	9	10	AB	R	H	RBI	BB	SO	LOB
55 Michael Saunders, L (1, 9) (8, 8) OBP: 0.329, SLG: 0.380	S FF 88 F FF 88 F SL 80 B FF 90 B FF 89 X FF 88 2-2 F7 ①		B FF 84 B FF 88 X FF 86 2-0 P4 ①		X FF 87 0-0 F8 ③			B SI 89 B KC 78 B FF 91 B FF 90 4-0 7 BB 22 1B BB		C SI 93 B CH 86 C FF 93 X FF 94 1-2 7 SH5-4 7 S 17 1B 1B	4	2	1	0	1	0	0
99 James Jones, L (1, 8) OBP: 0.500, SLG: 0.444 7 Stefen Romero, R (8, PH) (8, 9) OBP: 0.293, SLG: 0.418	F FF 89 B CH 80 S FF 87 B FF 89 F FF 88 F SL 82 F FF 88 B FF 88 F FF 88 3-2 X CH 80 G4-3 ②		B CU 71 X FF 87 1-0 22 G4-6-3 1B			B CH 83 B CH 78 B CH 84 B FF 86 4-0 22 G6-3 22 S 17 SF8-3-5 BB		1 SAFE B SL 82 D SL 80 C SI 87 F SI 88 1 SAFE D SL 81 B SL 81 4-2 22 1B 1-2 BB		B SL 84 B FF 93 C FF 92 B FF 94 X FF 92 3-1 SH5-4 1-3 ①	2 0	1 0	1 0	0 0	1 1	0 0	0 0
22 Robinson Canó, L (1, 4) OBP: 0.350, SLG: 0.383	X FF 88 0-0 F9 ③		B CH 80 C FF 86 1 SAFE C FF 86 B FF 87 X CH 80 2-2 G4-6-3 1-2f ② ③			F FF 85 D FF 87 S CH 81 F CH 81 X FF 88 1-2 G6-3 1-3 ①		B SI 88 D SI 88 F SI 88 D SI 87 X SI 88 3-1 1-2 2-H 1B		I IN 68 I IN 76 I IN 73 I IN 69 4-0 17 1B 15 1B IBB	4	1	1	1	1	0	2
27 Corey Hart, R (1, 10) OBP: 0.303, SLG: 0.396		X FF 88 0-0 HR		C FF 86 S FF 86 B SL 80 X SL 79 1-2 L7 ①		S SL 80 B FF 88 B SL 80 B FF 88 B SL 79 4-1 17 SF8-3-S 17 S BB		B SL 81 S FF 89 B SI 87 X SL 82 2-1 L7 ②		S SL 82 B SL 83 F SL 82 T SL 83 1-2 K ②	4	1	1	1	1	1	4
17 Justin Smoak, S (1, 3) OBP: 0.310, SLG: 0.431		B SI 87 S CH 80 B CH 80 S CH 80 S CH 81 2-3 K ①		C CU 71 F SL 81 B CH 81 X CH 80 1-2 G6-3 ②		F FF 87 S CH 81 D CH 82 X FF 87 1-2 SF8-3-5 1-3 3-H ② ③		C FF 93 C FF 93 B CU 80 F FF 94 F FF 94 X CU 81 1-2 F9 ③		B FF 88 X CH 80 1-0 15 1B 1-2 3-H 1B	4	0	1	2	0	1	2
15 Kyle Seager, L (1, 5) OBP: 0.341, SLG: 0.455		C CU 72 B CH 80 B FF 88 B CH 79 C FF 87 B CH 80 4-2 13 FC4-6 BB		C FF 88 B CU 71 S FF 86 X FF 88 1-2 F8 ③			X FF 90 0-0 G4-3 ①		F FF 90 X FF 91 0-1 8 L8 2B	C CH 79 B CH 81 B SI 89 S SI 89 B SI 90 X SI 89 3-2 1-2 2-H 1B	4	0	2	1	1	0	0
13 Dustin Ackley, L (1, 7) OBP: 0.311, SLG: 0.337		C CU 72 X FF 88 0-1 FC4-6 5 BB 1-2f ②	B CU 70 C CH 83 B FF 87 F CH 78 X SL 79 2-2 F7 ①				B FF 91 C FF 93 C KC 77 S SI 92 1-3 K ②		B CU 82 L FF 93 X FF 93 1-1 L5 ①	F CU 76 B FF 90 X CH 81 1-1 G1-3 ③	5	0	0	0	0	1	4
5 Brad Miller, L (1, 6) OBP: 0.241, SLG: 0.308 8 Willie Bloomquist, R (9, PH) (9, 6) OBP: 0.265, SLG: 0.273		S FF 88 1 SAFE B FF 88 1 SAFE B FF 88 B CH 80 C FF 88 B FF 88 4-2 1-2 BB	B CH 79 T CH 79 C FF 86 S FF 88 1-3 K ②				B KC 77 C KC 76 X KC 78 1-1 G3 ③		X FF 93 0-0 L8 2-3 ②		2 1	0 0	0 0	0 0	1 0	1 0	0 1
3 Mike Zunino, R (1, 2) OBP: 0.277, SLG: 0.468		B SL 81 C SL 80 S FF 89 B FF 89 B SL 80 S SL 80 3-3 K ③	F FF 86 X CU 72 0-1 HR					B SI 88 S SI 87 X SI 90 1-1 G4-3 ①	B CU 81 B FF 94 S FF 94 C FF 94 S FF 94 2-3 K ③		4	1	1	1	0	2	3
Inning Stats	R: 0 H: 0 E: 0 LOB: 0 K: 0 BB: 0 S: 12 P: 17	R: 1 H: 1 E: 0 LOB: 2 K: 2 BB: 2 S: 13 P: 26	R: 0 H: 1 E: 0 LOB: 0 K: 0 BB: 0 S: 5 P: 10	R: 0 H: 0 E: 0 LOB: 0 K: 0 BB: 0 S: 9 P: 12	R: 1 H: 1 E: 0 LOB: 0 K: 1 BB: 0 S: 9 P: 12	R: 1 H: 0 E: 0 LOB: 0 K: 0 BB: 2 S: 8 P: 18	R: 0 H: 0 E: 0 LOB: 0 K: 1 BB: 0 S: 6 P: 8	R: 1 H: 1 E: 0 LOB: 2 K: 0 BB: 2 S: 13 P: 28	R: 0 H: 1 E: 0 LOB: 1 K: 1 BB: 0 S: 8 P: 11	R: 2 H: 3 E: 0 LOB: 2 K: 1 BB: 1 S: 14 P: 28	1B: 5 SF: 1 2B: 2 SAC: 1 3B: 0 DP: 2 HR: 2 HBP: 0						

PITCHER		IP	WLS	BF	H	R	ER	SO	BB	IBB	HBP	BLK	WP	HR	S	P	ERA	WHIP
67 Dan Straily, R ERA: 4.93	(1, 1)	6.0		23	3	3	3	3	4	0	0	0	0	2	56	95	4.50	1.167
56 Fernando Abad, L ERA: 0.61	(7, 1)	1.1		5	0	1	1	1	1	0	0	0	0	0	8	15	6.75	0.750
44 Luke Gregerson, R ERA: 2.5	(8, 1)	0.1	B	3	1	0	0	0	1	0	0	0	0	0	6	15	0.00	6.000
62 Sean Doolittle, L ERA: 4.24	(8, 1)	1.1		5	1	0	0	1	0	0	0	0	0	0	13	17	0.00	0.750
48 Ryan Cook, R ERA: 2.92	(10, 1)	0.2	L	4	1	2	2	1	0	1	0	0	0	0	8	17	27.00	1.500

PITCHER		IP	WLS	BF	H	R	ER	SO	BB	IBB	HBP	BLK	WP	HR	S	P	ERA	WHIP
61 Dan Otero, R ERA: 2.87	(10, 1)	0.1		3	2	0	0	0	0	0	0	0	0	0	6	11	0.00	6.000

TOP

Seattle Mariners @ Oakland Athletics

O.co Coliseum, Oakland, CA

Wed May 07 2014, 3:38 PM - 7:00 PM EDT

Sunny - 57 F

livebaseballscorecards.com

AB	34
R	6
H	8
RBI	6
BB	7
SO	6
LOB	16

WP: 0 PA: 43
PB: 0
SB: 3
CS: 0

Batter	1	2	3	4	5	6	7	8	9	10	AB	R	H	RBI	BB	SO	LOB
4 Coco Crisp, S (1, 8) OBP: 0.354, SLG: 0.406 3 Craig Gentry, R (4, PH) OBP: 0.367, SLG: 0.407 (5, 8)	C CH 90 X FF 90 0-1 5 CS 1B	C FF 90 F CU 80 X CU 82 0-2 ① G3-1	C SL 84 B SI 91 B CH 87 C SI 92 B FF 92 F SI 92 X SI 92 3-2 ③ L7 1-2			X CH 89 0-0 5 1B 20 SF8 1-3 2B	C FC 88 F CU 76 T FF 93 0-2 ③ K		C SI 94 B CH 81 B SI 95 C SI 94 F CH 82 F SI 93 C SI 94 2-3 ③ K	2 0 1 0 0 0 0 4 1 1 0 0 2 4					
5 John Jaso, L (1, 2) OBP: 0.369, SLG: 0.366	1 SAFE C FF 91 X CU 78 0-1 ① 37 1B 1-2 1B	X FF 92 0-0 ② G4-3	B FF 91 S SI 91 C CH 87 B FF 91 B CU 81 X FF 91 3-2 ① F8			B CU 80 F CH 87 X CH 91 1-1 37 3B 2-3 3-H 1B	F FF 94 H CH 88 1-1 52 FC6-4 20 WP HBP			4 1 2 1 0 0 0						
20 Josh Donaldson, R (1, 5) OBP: 0.350, SLG: 0.489	C SI 90 F CH 89 X SI 92 0-2 ② F8	B SI 92 C SL 82 F FF 91 F CH 88 B CU 81 B CH 89 F FF 92 B FF 92 4-2 BB	C CH 90 X CH 87 0-1 37 G5-6-3 1B		S SL 83 T CH 88 D CH 88 X SI 92 1-2 ① SF8 3-H		S CU 82 C CU 83 S FF 94 0-3 ① K 1-2		3 0 1 1 1 1 2						
37 Brandon Moss, L (1, 7) OBP: 0.368, SLG: 0.467	B CH 88 X SI 92 1-0 52 FC6-4 1-2 1B	X CH 88 0-0 ③ G5-3	B CH 87 S CH 88 X CH 88 1-1 ②③ G5-6-3 1-2f		S CU 81 B CH 88 D CH 89 F CH 87 X FF 92 2-2 1-H 3B	I IN 71 I IN 73 I IN 74 I IN 73 4-0 52 FC6-4 IBB			4 0 2 1 1 0 2						
52 Yoenis Cespedes, R (1, 10) OBP: 0.336, SLG: 0.491	S SL 84 B FF 92 F CH 88 X SL 83 1-2 ③ FC6-4 1-2f	C CH 90 B FF 90 X CH 90 1-1 16 G3 8 E 10 G4-3 1B	X CH 90 0-0 ① L8	B FC 87 F FC 89 B FF 93 D FC 89 F FC 90 S CU 77 3-3 ② K		B FF 92 X FF 93 1-0 ② FC6-4 1-2f 2-3			5 1 1 0 0 1 5						
8 Jed Lowrie, S (1, 6) OBP: 0.380, SLG: 0.387	F FF 90 C FF 91 X CH 88 0-2 ① G6-3	B CH 87 C CU 79 X CH 88 1-1 FC6 10 G4-3 16 G3 1-2	C CH 89 X FF 91 0-1 ② F7	X FC 89 0-0 ③ F8		D FF 94 X FF 93 1-0 ③ F9			5 0 0 0 0 0 4						
16 Josh Reddick, L (1, 9) OBP: 0.280, SLG: 0.296	B FF 91 F CH 90 B CU 79 B SI 91 X SI 91 3-1 ② L8	F CH 88 L FF 90 B CH 89 X CH 88 1-2 ① G3 1-2 2-3	B FF 91 C CU 78 X FF 90 1-1 1B	X FC 87 0-0 ① L8				X SI 93 0-0 ① L7	5 0 1 0 0 0 2						
10 Daric Barton, L (1, 3) OBP: 0.226, SLG: 0.164	S FF 91 C CU 80 B SI 91 B CH 88 X FF 92 2-2 1B	C CU 80 X SI 92 0-1 ② G4-3 2-3 3-H	X CH 90 0-0 ③ L6	C FF 91 F FC 88 B FF 94 B CU 76 B FC 90 F FC 89 B CU 75 4-2 BB				X SI 92 0-0 ② F7	4 0 1 1 1 0 2						
28 Eric Sogard, L (1, 4) OBP: 0.305, SLG: 0.268	C SI 92 X CH 89 0-1 ③ G4-3	C FF 92 B CH 88 B CH 87 B CH 88 B SI 91 4-1 3 S BB					X CH 90 0-0 3 2B 5 1B 1B	C FC 88 F FC 88 F FF 93 B FF 93 F FC 90 D CU 76 B FC 90 1 SAFE X FC 89 3-2 ② F7		C SI 92 X SI 94 0-1 2B	4 1 2 0 1 0 2					
Inning Stats	R: 0 H: 3 E: 0 LOB: 2 K: 0 BB: 0 S: 11 P: 13	R: 0 H: 1 E: 0 LOB: 1 K: 0 BB: 0 S: 10 P: 15	R: 0 H: 0 E: 0 LOB: 1 K: 0 BB: 1 S: 9 P: 13	R: 1 H: 1 E: 1 LOB: 2 K: 0 BB: 1 S: 14 P: 24	R: 0 H: 1 E: 0 LOB: 0 K: 0 BB: 0 S: 7 P: 11	R: 0 H: 1 E: 0 LOB: 1 K: 0 BB: 0 S: 6 P: 7	R: 3 H: 4 E: 0 LOB: 1 K: 1 BB: 0 S: 14 P: 21	R: 0 H: 0 E: 0 LOB: 1 K: 1 BB: 1 S: 12 P: 19	R: 0 H: 0 E: 0 LOB: 2 K: 1 BB: 1 S: 6 P: 13	R: 0 H: 1 E: 0 LOB: 1 K: 1 BB: 0 S: 9 P: 11	1B: 9 SF: 1 2B: 2 SAC: 0 3B: 1 DP: 1 HR: 0 HBP: 1	WP: 1 PA: 46 PB: 0 SB: 1 CS: 1					

PITCHER	IP	WLS	BF	H	R	ER	SO	BB	IBB	HBP	BLK	WP	HR	S	P	ERA	WHIP
34 Félix Hernández, R (1, 1) ERA: 2.73	6.1		31	11	4	3	0	2	0	0	0	0	0	67	97	4.26	2.053
40 Danny Farquhar, R (7, 1) ERA: 1.45	1.2		6	0	0	0	2	1	0	0	0	0	0	16	26	0.00	0.600
31 Yoervis Medina, R (9, 1) ERA: 4.2	1.0	W	5	0	0	0	1	0	1	1	0	1	0	6	13	0.00	0.000
56 Fernando Rodney, R (10, 1) ERA: 2.63	1.0	S	4	1	0	0	1	0	0	0	0	0	0	9	11	0.00	1.000

PITCHER	IP	WLS	BF	H	R	ER	SO	BB	IBB	HBP	BLK	WP	HR	S	P	ERA	WHIP

BOTTOM

Seattle Mariners @ Oakland Athletics

O.co Coliseum, Oakland, CA

Wed May 07 2014, 3:38 PM - 7:00 PM EDT

Sunny - 57 F

livebaseballscorecards.com

AB	40
R	4
H	12
RBI	4
BB	4
SO	4
LOB	23

Batter	1	2	3	4	5	6	7	8	9	AB	R	H	RBI	BB	SO	LOB
55 Michael Saunders, L (1, 8) (7, 9) OBP: 0.313, SLG: 0.360	C FF 92 F FF 92 S KC 81 0-3 K ①		X FF 91 0-0 F7 ②			B FF 88 X SI 88 1-0 G3 ①		C SI 89 B SI 90 X SI 90 1-1 G3 ③		4	0	0	0	0	1	0
7 Stefen Romero, R (1, 9) (7, 7) OBP: 0.279, SLG: 0.397 13 Dustin Ackley, L (9, PH) OBP: 0.308, SLG: 0.333	T FF 91 S FF 92 B SI 92 C KC 82 1-3 K ②		C SI 89 S CH 85 C KC 80 0-3 K ③			T FF 90 B SL 80 X SL 80 1-1 F8 ②			C SI 92 B CH 86 S SI 94 F SI 94 X SI 94 1-2 F7 ①	3 1	0 0	0 0	0 0	0 0	2 0	0 0
22 Robinson Canó, L (1, 10) OBP: 0.347, SLG: 0.379	S FF 92 B SI 92 B KC 82 B FF 92 F FF 93 F FF 93 F SI 92 X FF 92 3-2 17 E 1B			F SI 88 F SI 88 F SI 89 S KC 79 0-3 K ①		X SI 90 0-0 F7 ③			B CH 87 C SI 94 F CH 88 B FF 93 F CU 81 F CH 88 B SI 95 X SI 95 3-2 G4-3 ②	4	0	1	0	0	1	0
17 Justin Smoak, S (1, 3) OBP: 0.316, SLG: 0.429	B FF 92 X FF 93 1-0 E5 16 FC5-4 1-2			C CH 84 S SI 89 X SI 90 0-2 1B			C FF 89 H FF 89 1-1 99 FC6-4 HBP		B SI 94 C SI 94 X SI 93 1-1 F8 ③	3	0	1	0	0	0	1
16 Cole Gillespie, R (1, 7) OBP: 0.278, SLG: 0.294 99 James Jones, L (7, PH) OBP: 0.455, SLG: 0.400 (7, 8)	T FF 91 F FF 92 F FF 93 B KC 82 B SI 91 X FF 92 2-2 FC5-4 ③ 1-2f			X SI 89 0-0 F9 ②			C SI 88 B CH 81 F SI 88 X CH 81 1-2 FC6-4 ① 15 1B 1-2f			2 1	0 0	0 0	0 0	0 0	0 0	3 1
15 Kyle Seager, L (1, 5) OBP: 0.341, SLG: 0.452		B FF 90 C FF 90 B SI 91 B FF 89 X FF 90 3-1 P4 ①		B KC 79 C FF 91 X KC 79 1-1 G4-3 ③			C SI 88 C SL 81 B FF 89 B CH 81 X SI 88 2-2 8 G4-6-3 1-2 1B			3	0	1	0	0	0	1
8 Willie Bloomquist, R (1, 4) OBP: 0.243, SLG: 0.250		B SI 90 B SI 90 C FF 91 C FF 91 F FF 91 X FF 91 2-2 G4-3 ② 2-2	X FF 89 0-0 G1-3 ①			X SL 81 0-0 G4-6-3 ②③ 1-2f				3	0	0	0	0	0	2
4 John Buck, R (1, 2) OBP: 0.346, SLG: 0.348		F FF 91 B KC 80 B CH 86 X FF 91 2-1 G5-3 ③	C SI 89 B KC 78 B CH 85 F SI 89 S KC 80 2-3 K ②					F FF 89 B CU 76 S SL 79 B FF 90 F SI 88 X SI 89 2-2 G4-3 ①		3	0	0	0	0	1	0
5 Brad Miller, L (1, 6) OBP: 0.235, SLG: 0.299			B KC 80 B SI 90 F FF 90 F FF 91 B FF 91 X FF 91 3-2 P3 ①		B KC 79 F SI 89 X KC 80 1-1 G4-3 ③			C SI 90 S SL 81 X CH 84 0-2 G1-3 ②		3	0	0	0	0	0	0
Inning Stats	R: 0 H: 1 E: 1 LOB: 2 K: 2 BB: 0 S: 16 P: 23	R: 0 H: 0 E: 0 LOB: 0 K: 0 BB: 0 S: 8 P: 15	R: 0 H: 0 E: 0 LOB: 0 K: 1 BB: 0 S: 7 P: 10	R: 0 H: 1 E: 0 LOB: 1 K: 1 BB: 0 S: 10 P: 11	R: 0 H: 0 E: 0 LOB: 0 K: 1 BB: 0 S: 6 P: 9	R: 0 H: 0 E: 0 LOB: 0 K: 0 BB: 0 S: 4 P: 6	R: 0 H: 1 E: 0 LOB: 1 K: 0 BB: 0 S: 8 P: 12	R: 0 H: 0 E: 0 LOB: 0 K: 0 BB: 0 S: 9 P: 12	R: 0 H: 0 E: 0 LOB: 0 K: 0 BB: 0 S: 11 P: 16	1B: 3 SF: 0 2B: 0 SAC: 0 3B: 0 DP: 1 HR: 0 HBP: 1						

TOP

Seattle Mariners @ Oakland Athletics

O.co Coliseum, Oakland, CA

Wed May 07 2014, 7:34 PM - 9:55 PM EDT

Att. 17,337 - Cloudy - 58 F

livebaseballscorecards.com

AB	30
R	0
H	3
RBI	0
BB	0
SO	5
LOB	8

WP: 0 PA: 31
PB: 0
SB: 0
CS: 0

PITCHER		IP	WLS	BF	H	R	ER	SO	BB	IBB	HBP	BLK	WP	HR	S	P	ERA	WHIP
13 Drew Pomeranz, L ERA: 1.45	(1, 1)	5.0	W	18	2	0	0	5	0	0	0	0	0	0	47	68	0.00	0.400
61 Dan Otero, R ERA: 2.41	(6, 1)	3.0	H	10	1	0	0	0	0	0	1	0	0	0	21	30	0.00	0.333
45 Jim Johnson, R ERA: 6.46	(9, 1)	1.0	S	3	0	0	0	0	0	0	0	0	0	0	11	16	0.00	0.000

PITCHER	IP	WLS	BF	H	R	ER	SO	BB	IBB	HBP	BLK	WP	HR	S	P	ERA	WHIP

Batter	1	2	3	4	5	6	7	8	9	AB	R	H	RBI	BB	SO	LOB
3 Craig Gentry, R (1, 8) OBP: 0.359, SLG: 0.397	C FF 91 F FF 90 B FF 91 B SL 88 F FF 92 X FF 92 2-2 ① F8		B SL 88 X FF 92 1-0 8 1B 8 1B 1B		C CU 79 F FF 92 F SL 87 F SL 88 B FF 93 X SL 87 1-2 ② F8		C FF 93 X SL 90 0-1 ③ G4-3			4	1	1	0	0	0	1
8 Jed Lowrie, S (1, 6) OBP: 0.383, SLG: 0.391	B FF 90 B CH 77 F FF 90 X FF 91 2-1 1B		1 SAFE 1 SAFE F SI 92 B SI 90 B FF 93 C FF 90 X FF 92 3-2 1-H 1B		B CH 79 C FF 93 B CH 78 F FF 92 B CH 78 F FF 92 X FF 93 3-2 ③ F9			X FF 94 0-0 ① L7		4	0	2	1	0	0	0
20 Josh Donaldson, R (1, 10) OBP: 0.341, SLG: 0.476	B SL 88 S FF 92 B SL 88 F FF 92 S FF 92 2-3 ② K		B FF 93 B SL 87 C FF 92 X SL 88 2-1 ③ F9			B SI 89 F SI 89 C CU 79 B FF 92 B SL 88 C FF 92 3-3 ① K		F SL 92 F FF 94 C CU 78 0-3 ② K		4	0	0	0	0	3	2
37 Brandon Moss, L (1, 3) OBP: 0.357, SLG: 0.450	F CH 80 S FF 93 S CH 82 0-3 ③ K			C SI 88 S CH 79 X CH 80 0-2 ① F8		B SI 91 X CH 78 1-0 ② L8		B SI 96 C CH 86 C SL 88 B CH 87 X SI 95 2-2 ③ G5-3		4	0	0	0	0	1	1
52 Yoenis Cespedes, R (1, 7) OBP: 0.344, SLG: 0.518		B CU 77 B FF 91 B FF 91 C FF 90 X FF 91 3-1 ① F9		B CU 79 B FF 92 X SL 86 2-0 HR		B FF 89 C FF 91 S CH 81 B CU 81 B SI 93 B FF 91 4-2 BB				2	1	1	1	1	0	0
16 Josh Reddick, L (1, 9) OBP: 0.273, SLG: 0.287		C FF 92 F FF 92 X CU 83 0-2 ② F7		B FF 91 X FF 90 1-0 ② F8		B SI 90 B FF 89 B FF 91 F FF 89 F FF 90 X FF 92 3-2 ③ P2				3	0	0	0	0	0	1
36 Derek Norris, R (1, 2) OBP: 0.463, SLG: 0.536		C FF 91 B FF 93 X SL 88 1-1 ③ G6-3		B FF 93 C FF 90 X SL 88 1-1 18 1B 1B			B FF 94 X FF 94 1-0 28 G4-3 18 S 1B			3	0	2	0	0	0	0
18 Alberto Callaspo, S (1, 5) OBP: 0.331, SLG: 0.358			C FF 90 F FF 92 X SL 88 0-2 ① L6	X FF 91 0-0 ③ 1-2 1B			C SI 93 F FF 95 T CH 87 0-2 ① K 1-2			3	0	1	0	0	1	1
28 Eric Sogard, L (1, 4) OBP: 0.294, SLG: 0.257			C FF 92 F SI 93 B FF 93 B FF 93 B FF 91 F FF 92 F FF 92 C FF 92 3-3 ② K		F FF 91 B CU 79 F FF 90 B CH 79 F SL 86 F FF 91 X FF 90 2-2 ① L1-3		B FF 94 B SI 92 C FF 93 X FF 91 2-1 ② G4-3 2-3			3	0	0	0	0	1	1
Inning Stats	R: 0 E: 0 K: 2 S: 12 H: 1 LOB: 1 BB: 0 P: 18	R: 0 E: 0 K: 0 S: 7 H: 0 LOB: 0 BB: 0 P: 11	R: 1 E: 0 K: 1 S: 15 H: 2 LOB: 1 BB: 0 P: 24	R: 1 E: 0 K: 0 S: 8 H: 3 LOB: 1 BB: 0 P: 12	R: 0 E: 0 K: 0 S: 14 H: 0 LOB: 0 BB: 0 P: 20	R: 0 E: 0 K: 1 S: 9 H: 0 LOB: 1 BB: 1 P: 20	R: 0 E: 0 K: 1 S: 8 H: 1 LOB: 1 BB: 0 P: 11	R: 0 E: 0 K: 1 S: 7 H: 0 LOB: 0 BB: 0 P: 9		1B: 6 2B: 0 3B: 0 HR: 1 SF: 0 SAC: 0 DP: 0 HBP: 0				WP: 0 PB: 0 SB: 1 CS: 0 PA: 31		

PITCHER	IP	WLS	BF	H	R	ER	SO	BB	IBB	HBP	BLK	WP	HR	S	P	ERA	WHIP
50 Erasmo Ramírez, R (1, 1) ERA: 6.0	6.0	L	24	6	2	2	4	1	0	0	0	0	1	65	105	3.00	1.167
54 Tom Wilhelmsen, R (7, 1) ERA: 2.6	2.0		7	1	0	0	2	0	0	0	0	0	0	15	20	0.00	0.500

PITCHER	IP	WLS	BF	H	R	ER	SO	BB	IBB	HBP	BLK	WP	HR	S	P	ERA	WHIP

BOTTOM

Seattle Mariners @ Oakland Athletics

O.co Coliseum, Oakland, CA

Wed May 07 2014, 7:34 PM - 9:55 PM EDT

Att. 17,337 - Cloudy - 58 F

livebaseballscorecards.com

AB	30
R	2
H	7
RBI	2
BB	1
SO	6
LOB	7

Batter	1	2	3	4	5	6	7	8	9	AB	R	H	RBI	BB	SO	LOB
23 Norichika Aoki, L (1, 9) OBP: 0.331, SLG: 0.346	C SI 90 B FF 90 B SI 89 B SI 90 X SI 90 3-1 ① L7		C SL 82 B SI 89 B FS 85 X SI 91 2-1 ③ G4-3			B SI 86 X SI 88 1-0 1B			B SI 93 X SI 90 1-0 ① SH1-4 1-2	3	0	1	0	0	0	0
35 Eric Hosmer, L (1, 3) OBP: 0.360, SLG: 0.431	X SI 90 0-0 16 G1-3 1B			C SL 80 B SI 89 B FS 84 X SI 89 2-1 16 G5-4-3 1B		1 SAFE C SI 88 D FS 84 B SI 88 F SI 88 S FF 90 2-3 ③ K			D CH 84 B SI 94 C SI 95 B SI 95 B CH 82 4-1 13 FC6-4 BB	3	0	2	0	1	1	1
16 Billy Butler, R (1, 10) OBP: 0.295, SLG: 0.314	D SL 84 B SI 90 B SI 89 F FF 89 C SL 81 X SI 90 3-2 ② G1-3 1-2			B SI 88 F FF 90 D SL 82 F SI 89 X FS 85 2-2 ①② G5-4-3 1-2f			B CU 72 F SI 85 S SL 79 F SI 86 S SL 79 1-3 ① K		S SI 96 F SI 94 F SI 96 S CH 84 0-3 ② K	4	0	0	0	0	2	4
13 Salvador Perez, R (1, 2) OBP: 0.306, SLG: 0.415	B SL 82 X SI 91 1-0 ③ G6-3			C SL 82 S SL 80 X FS 85 0-2 ③ G4-3			B SI 88 X SI 89 1-0 ② G6-3		B SI 95 X SI 93 1-0 ③ FC6-4 1-2f	4	0	0	0	0	0	3
4 Alex Gordon, L (1, 7) OBP: 0.296, SLG: 0.366		F FF 88 B SL 80 S FS 85 S FS 84 1-3 ① K			C SI 87 F SL 79 S FS 84 0-3 ① K		X SI 89 0-0 19 CS 1B			3	0	1	0	0	2	0
19 Danny Valencia, R (1, 4) OBP: 0.270, SLG: 0.361		X SI 89 0-0 ② G5-3			C SL 78 S SL 79 B SL 78 F FF 90 F FS 85 B SL 78 S FF 91 2-3 ② K		1 SAFE B CU 72 C SI 88 B SL 78 2-1 ③ CS 1-2	F SI 86 S SL 80 B SL 78 T FS 84 1-2 ① K		3	0	0	0	0	2	0
6 Lorenzo Cain, R (1, 8) OBP: 0.386, SLG: 0.396		C SI 88 S SL 81 B SL 82 B SI 85 X SI 90 2-2 ③ G3-1			C SI 89 X SI 89 0-1 ③ G4-3			S SL 82 B SI 88 S FS 84 S FS 84 1-3 ② K		3	0	0	0	0	1	0
8 Mike Moustakas, L (1, 5) OBP: 0.219, SLG: 0.314			B SI 88 B SI 88 F FF 89 F SI 89 X SI 86 2-2 ① G4-3			C SL 80 B SI 87 X FS 85 1-1 ① L3		X SI 87 0-0 ③ G4-3		3	0	0	0	0	0	0
2 Alcides Escobar, R (1, 6) OBP: 0.328, SLG: 0.373			B SL 83 X SI 89 1-0 ② F7			C SL 82 F SI 88 B SL 80 X FS 85 1-2 ② L6			B SI 94 B SI 94 B SI 93 B SI 93 4-0 23 SH1-4 BB	2	0	0	0	1	0	0
Inning Stats	R: 0 H: 1 E: 0 LOB: 1 K: 0 BB: 0 S: 7 P: 14	R: 0 H: 0 E: 0 LOB: 0 K: 1 BB: 0 S: 7 P: 10	R: 0 H: 0 E: 0 LOB: 0 K: 0 BB: 0 S: 6 P: 11	R: 0 H: 1 E: 0 LOB: 0 K: 0 BB: 0 S: 8 P: 12	R: 0 H: 0 E: 0 LOB: 0 K: 2 BB: 0 S: 10 P: 12	R: 0 H: 1 E: 0 LOB: 1 K: 1 BB: 0 S: 9 P: 14	R: 0 H: 1 E: 0 LOB: 0 K: 1 BB: 0 S: 7 P: 11	R: 0 H: 0 E: 0 LOB: 0 K: 2 BB: 0 S: 7 P: 9	R: 0 H: 0 E: 0 LOB: 2 K: 1 BB: 2 S: 7 P: 17	1B: 4 SF: 0 2B: 0 SAC: 1 3B: 0 DP: 1 HR: 0 HBP: 0						

TOP

Kansas City Royals @ Seattle Mariners

Safeco Field, Seattle, WA

Thu May 08 2014, 7:12 PM - 9:35 PM PDT

Att. 12,577 - Roof Closed - 57 F

livebaseballscorecards.com

AB	28
R	0
H	4
RBI	0
BB	2
SO	8
LOB	8

PITCHER	IP	WLS	BF	H	R	ER	SO	BB	IBB	HBP	BLK	WP	HR	S	P	ERA	WHIP
18 Hisashi Iwakuma, R (1, 1) ERA: 2.45	8.0	W	26	4	0	0	7	0	0	0	0	0	0	61	93	0.00	0.500
56 Fernando Rodney, R (9, 1) ERA: 2.45	1.0	S	5	0	0	0	1	2	0	0	0	0	0	7	17	0.00	2.000

PITCHER	IP	WLS	BF	H	R	ER	SO	BB	IBB	HBP	BLK	WP	HR	S	P	ERA	WHIP

WP: 0 PA: 32
PB: 0
SB: 0
CS: 1

BOTTOM

Kansas City Royals @ Seattle Mariners

Safeco Field, Seattle, WA

Thu May 08 2014, 7:12 PM - 9:35 PM PDT

Att. 12,577 - Roof Closed - 57 F

livebaseballscorecards.com

Batter	1	2	3	4	5	6	7	8	9	AB	R	H	RBI	BB	SO	LOB
55 Michael Saunders, L (1, 8) (8, 9) OBP: 0.314, SLG: 0.351	B FF 95 B FF 93 B FF 93 B FF 94 4-0 BB		X SI 94 0-0 ① SH1-3 2-3		B CU 76 F FF 94 B CU 79 F FF 93 C CH 85 2-3 ② K			B FF 99 X CH 89 1-0 ① G4-3		2	0	0	0	1	1	0
7 Stefen Romero, R (1, 9) (8, 7) OBP: 0.262, SLG: 0.371	1 SAFE B SI 94 B FF 95 C FF 95 B SI 94 F FF 94 X SI 96 3-2 ① F9		B CU 79 S CU 80 F FF 96 B CH 84 S CU 78 2-3 ② K		B FF 94 B CH 84 B FF 93 F FF 92 F FF 92 X FF 94 3-2 ③ G5-3			F SI 99 B CU 82 B CH 91 X FF 98 2-1 ② P5		4	0	0	0	0	1	2
22 Robinson Canó, L (1, 4) OBP: 0.345, SLG: 0.370	C FF 97 1 SAFE X CU 79 0-1 ② F7		I I I I 4-0 27 1B IBB			F FF 92 B FF 94 X FF 92 1-1 ① F7		B FF 99 B FF 100 F FF 99 F FF 99 F CH 91 F CH 89 F FF 101 X FF 99 2-2 ③ G5-3		3	0	0	0	1	0	1
27 Corey Hart, R (1, 10) OBP: 0.303, SLG: 0.394	B FF 98 B CU 77 F FF 96 S CH 86 F FF 96 X SI 95 2-2 ③ F8		B CU 77 X CU 80 1-0 1-3 3-H 1B			X SI 93 0-0 ② F8				3	0	1	1	0	0	1
17 Justin Smoak, S (1, 3) OBP: 0.309, SLG: 0.418		F SI 96 F SI 96 B CU 79 X CU 79 1-2 ① G5-3	X SI 96 0-0 ③ L8			X FF 94 0-0 ③ P3				3	0	0	0	0	0	2
15 Kyle Seager, L (1, 5) OBP: 0.341, SLG: 0.444		C FF 96 B FF 96 M CU 78 F SI 97 X CU 79 1-2 ② F7		B CU 76 F SI 94 C CU 77 B FF 95 X FF 94 2-2 ① L8			F FF 94 B FF 93 H CU 75 2-1 99 SH1-3 HBP			2	0	0	0	0	0	0
16 Cole Gillespie, R (1, 7) OBP: 0.300, SLG: 0.278 99 James Jones, L (7, PH) (8, 8) OBP: 0.455, SLG: 0.400		B FF 94 B SI 93 C FF 93 B FF 95 B SI 94 4-1 BB		B FF 93 B CH 86 B FF 93 C FF 93 X FF 93 3-1 ② G6-3			B FF 98 1 SAFE X FF 97 1-0 ① SH1-3 1-2			1 0	0 0	0 0	0 0	1 0	0 0	0 0
5 Brad Miller, L (1, 6) OBP: 0.229, SLG: 0.291	S SI 92 F FF 93 S FF 96 0-3 ③ K		T FF 95 B FF 95 B CU 79 B FF 93 F FF 93 X FF 95 3-2 ③ P6				B CH 87 C CH 89 F FF 100 F CU 81 F CH 90 F FF 99 X CH 89 1-2 ② L8			3	0	0	0	0	1	2
3 Mike Zunino, R (1, 2) OBP: 0.279, SLG: 0.474			X SI 92 0-0 55 SH1-3 27 1B 2B		C CU 78 B CH 83 C CU 77 C FF 95 1-3 ① K		B CH 89 X FF 99 1-0 ③ G5-3			3	1	1	0	0	1	1

AB	24
R	1
H	2
RBI	1
BB	3
SO	4
LOB	9

Inning Stats	1	2	3	4	5	6	7	8	9
	R: 0 E: 0 K: 0 S: 9 H: 0 LOB: 1 BB: 1 P: 18	R: 0 E: 0 K: 1 S: 11 H: 0 LOB: 1 BB: 1 P: 17	R: 1 E: 0 K: 1 S: 7 H: 2 LOB: 2 BB: 1 P: 14	R: 0 E: 0 K: 0 S: 8 H: 0 LOB: 0 BB: 0 P: 16	R: 0 E: 0 K: 2 S: 9 H: 0 LOB: 0 BB: 0 P: 15	R: 0 E: 0 K: 0 S: 4 H: 0 LOB: 0 BB: 0 P: 5	R: 0 E: 0 K: 0 S: 9 H: 0 LOB: 1 BB: 0 P: 14	R: 0 E: 0 K: 0 S: 9 H: 0 LOB: 0 BB: 0 P: 14	

| | | | |

Batter	1	2	3	4	5	6	7	8	9	AB	R	H	RBI	BB	SO	LOB
23 Norichika Aoki, L (1, 9) OBP: 0.336, SLG: 0.351	C CH 86 X FF 90 0-1 35 1B 16 FC5-4 1B		1 SAFE P PO 83 X FF 92 1-0 ① SH5-3 1-3		F CH 88 C CH 82 X FF 95 0-2 ② G1-3		C CH 88 X CH 85 0-1 35 1B 1B	C SL 81 D F FF 92 F FF 93 B SL 80 F SL 80 F FF 92 F SL 80 F 2-2 ③ X FF 92 L7		4	1	2	0	0	0	3
35 Eric Hosmer, L (1, 3) OBP: 0.368, SLG: 0.440	1 SAFE B CH 88 X CH 83 1-0 16 FC5-4 1-3 1B		F CH 84 X SI 94 0-1 ② SF7 3-H		C CU 75 X CH 86 0-1 ③ G4-3		B CH 84 C FF 91 C FF 93 X SL 90 1-2 1-3 1B		F FF 95 X CH 87 0-1 9 WP 4 1B 1B	4	0	3	1	0	0	0
16 Billy Butler, R (1, 10) OBP: 0.292, SLG: 0.309	X FF 91 0-0 ① FC5-4 13 G6-4-3 1-2f 3-H		X CH 90 0-0 ③ G6-3			F CH 88 B FF 92 B FF 93 F SL 88 B FF 94 X FF 94 3-2 4 F8 13 1B 9 FC5-4 1B	X FF 94 0-0 ③ G4-3		C FF 92 F FF 96 D CU 78 B FF 92 S CU 78 2-3 ① K	5	1	1	1	0	1	4
13 Salvador Perez, R (1, 2) OBP: 0.319, SLG: 0.425 12 Brett Hayes, R (8, 2)	B SL 86 C CH 87 F SL 86 F SL 93 X FF 94 1-2 ② ③ G6-4-3 1-2f			B SI 90 C SL 83 X SL 88 1-1 9 FC6 4 1B 9 E 1B		C SL 87 B CH 88 B FF 92 X SL 87 2-1 9 FC5-4 1-2 1B		B SL 89 X FF 93 1-0 4 1B 6 1B 1B	X FF 93 0-0 ② L7	4 1	2 0	3 0	0 0	0 0	0 1	1 1
4 Alex Gordon, L (1, 7) OBP: 0.306, SLG: 0.375		C CH 87 B CU 72 X CH 84 1-1 ① F8		B FF 91 X CH 82 1-0 9 E 6 G6-4-3 1-2 1B		F CH 81 B SI 92 B CH 82 F FF 88 F FF 93 X CH 85 2-2 ① F8 2-3		B CH 83 F FF 90 F CH 82 F SL 91 X FF 93 1-2 2 BB 6 1B 1-2 1B	X CH 87 0-0 9 WP 1-2 1B	5	1	3	0	0	0	2
9 Johnny Giavotella, R (1, 4) OBP: 0.222, SLG: 0.250		C CH 87 C FF 93 X FF 92 0-2 6 1B 1B		B FF 92 X SL 88 1-0 FC6 6 G6-4-3 1-3 2-H		B SI 91 S CH 86 X SL 88 1-1 ② FC5-4 1-2f 3-H		C FF 92 X FF 92 0-1 ① F8	S FF 91 B FF 96 B CU 79 F FF 96 S CU 79 2-3 ③ K 1-2 2-3	5	0	1	1	0	1	6
6 Lorenzo Cain, R (1, 8) OBP: 0.393, SLG: 0.404		B SL 89 B FF 91 X CH 88 2-0 8 G6-3 1-2 1B		B FF 90 X FF 94 1-0 ① ② G6-4-3 1-2f 3-H		1 SAFE B SI 89 F SL 88 1 SAFE 1 SAFE X SL 90 1-1 ③ F8		C FF 93 X FF 91 0-1 2 BB 1-2 2-H 1B		4	0	2	1	0	0	2
8 Mike Moustakas, L (1, 5) OBP: 0.212, SLG: 0.302		C CH 88 F CH 83 F CH 83 X FF 94 0-2 ② ③ G6-3 1-2f		L CH 84 B CU 73 X SI 93 1-1 ③ G4-3			B CH 88 X CH 83 1-0 ① F7	C SL 80 D SL 81 F FF 92 F FF 93 X SL 80 1-2 ② F9		4	0	0	0	0	0	4
2 Alcides Escobar, R (1, 6) OBP: 0.333, SLG: 0.372			B FF 90 S SL 86 X SL 88 1-1 23 SH5-3 23 S 35 SF7 1B		C SL 88 F SL 88 X FF 95 0-2 ① L9		B SL 88 F SL 87 C FF 93 X SL 91 1-2 ② G1-3	B SI 91 D FF 93 B FF 91 C FF 92 B FF 92 4-1 1-2 2-3 BB		3	1	1	0	1	0	0
Inning Stats	R: 1 H: 2 E: 0 LOB: 0 K: 0 BB: 0 S: 8 P: 10	R: 0 H: 2 E: 0 LOB: 1 K: 0 BB: 0 S: 10 P: 13	R: 1 H: 1 E: 0 LOB: 0 K: 0 BB: 0 S: 7 P: 8	R: 2 H: 2 E: 1 LOB: 0 K: 0 BB: 0 S: 7 P: 12	R: 0 H: 0 E: 0 LOB: 0 K: 0 BB: 0 S: 8 P: 8	R: 1 H: 2 E: 0 LOB: 1 K: 0 BB: 0 S: 13 P: 22	R: 0 H: 2 E: 0 LOB: 2 K: 0 BB: 0 S: 10 P: 13	R: 1 H: 3 E: 0 LOB: 3 K: 0 BB: 1 S: 22 P: 31	R: 0 H: 2 E: 0 LOB: 2 K: 2 BB: 0 S: 10 P: 14	1B: 16 SF: 1 2B: 0 SAC: 1 3B: 0 DP: 3 HR: 0 HBP: 0						

PITCHER		IP	WLS	BF	H	R	ER	SO	BB	IBB	HBP	BLK	WP	HR	S	P	ERA	WHIP
37 Brandon Maurer, R ERA: 6.2	(1, 1)	7.1	L	34	14	6	4	0	0	0	0	0	0	0	72	97	4.91	1.909
41 Charlie Furbush, L ERA: 6.55	(8, 1)	0.2		3	0	0	0	0	1	0	0	0	0	0	13	20	0.00	1.500
54 Tom Wilhelmsen, R ERA: 2.45	(9, 1)	1.0		5	2	0	0	2	0	0	0	0	1	0	10	14	0.00	2.000

PITCHER	IP	WLS	BF	H	R	ER	SO	BB	IBB	HBP	BLK	WP	HR	S	P	ERA	WHIP

TOP

Kansas City Royals @ Seattle Mariners

Safeco Field, Seattle, WA

Fri May 09 2014, 7:12 PM - 9:57 PM PDT

Att. 20,858 - Partly Cloudy - 54 F

livebaseballscorecards.com

AB	39
R	6
H	16
RBI	4
BB	1
SO	2
LOB	23

WP: 1	PA: 42				
PB: 0					
SB: 1					
CS: 0					

Batter	1	2	3	4	5	6	7	8	9	AB	R	H	RBI	BB	SO	LOB
55 Michael Saunders, L (1, 8) (9, 9) OBP: 0.300, SLG: 0.333	C FF 87 B SI 88 F CH 80 F CH 80 B SI 90 X FF 90 2-2 ① G5-3		1 SAFE 1 SAFE C SI 87 F SI 88 B FF 87 X KC 77 1-2 ③ P6			F SI 87 F SI 88 F FF 88 B CH 80 B CH 80 F CH 80 B SI 87 X SI 88 3-2 ② L8		B SI 92 C SL 80 X SI 92 1-1 ② F7		4	0	0	0	0	0	2
7 Stefen Romero, R (1, 9) OBP: 0.250, SLG: 0.354 99 James Jones, L (8, PH) OBP: 0.500, SLG: 0.545 (9, 8)	S CH 81 S CH 82 B CH 81 X CH 80 1-2 ② G5-3			C SI 86 S CH 79 B FF 87 B FF 87 S CH 80 2-3 ① K		B KC 76 S CH 80 F CH 80 S CH 80 1-3 ③ K		C SI 92 C SL 80 X SL 82 0-2 1-H E9 2B		3 1	0 0	0 1	0 0	0 0	2 0	0 0
22 Robinson Canó, L (1, 4) OBP: 0.342, SLG: 0.367	B SI 88 C SI 89 F CH 81 B CH 82 X FF 88 2-2 ③ G1-3			B FF 86 C SI 87 X KC 76 1-1 ② G4-3			X SI 86 0-0 27 HBP 1B	F FF 92 S SL 82 B SI 94 B SI 95 B SL 82 X FF 94 3-2 ③ L8		4	0	1	0	0	0	1
27 Corey Hart, R (1, 10) OBP: 0.310, SLG: 0.387		C FF 87 F KC 74 B CH 80 B FF 88 F CH 81 S CH 82 2-3 ① K		B KC 77 X CH 80 1-0 ③ G1-3			C SI 85 F CH 80 F CH 81 H FF 88 1-2 13 FC4-6 1-2 HBP		B FF 92 B FF 92 B FF 93 B FF 92 4-0 17 1B BB	2	0	0	0	1	1	0
17 Justin Smoak, S (1, 3) OBP: 0.307, SLG: 0.413		B SI 88 C FF 88 X CH 81 1-1 ② G5-3			C KC 74 F CH 80 B FF 88 X CH 80 1-2 ① L9		X CH 80 0-0 ① L9		B CH 84 C FF 92 B FF 93 B FF 92 X FF 92 3-1 1-2 13 G4-6-3 1B	4	0	1	0	0	0	2
8 Willie Bloomquist, R (1, 5) OBP: 0.220, SLG: 0.225		C SI 88 B SI 87 S CH 80 B CH 80 S FF 88 2-3 ③ K			B SI 87 X CH 81 1-0 ② L8		B SI 87 F SI 87 X CH 81 1-1 ② L8		C FF 93 C CU 74 F FF 94 X CU 73 0-2 ① L9	4	0	0	0	0	1	4
13 Dustin Ackley, L (1, 7) OBP: 0.306, SLG: 0.330		B FF 88 F SI 87 B KC 74 C CH 78 X SI 87 2-2 ① L7			C KC 77 B FF 88 B CH 81 X FF 88 2-1 1B		D KC 77 F FF 88 X SI 88 1-1 ③ FC4-6 1-2f		B CU 74 B FF 93 B FF 92 C FF 92 X FF 93 3-1 ②③ G4-6-3 1-2f	4	0	1	0	0	0	4
3 Mike Zunino, R (1, 2) OBP: 0.280, SLG: 0.470		B KC 76 S CH 80 B CH 80 X FF 87 2-1 5 FC4-6 1B			C CH 81 C KC 76 B SI 89 B SI 89 F CH 82 S CH 81 2-3 ③ K			X SI 92 0-0 ① G5-3		3	0	1	0	0	1	1
5 Brad Miller, L (1, 6) OBP: 0.231, SLG: 0.286		C FF 87 B CH 81 X SI 88 1-1 ② FC4-6 1-2f				F KC 73 S SI 86 S CH 80 0-3 ① K		C FF 92 B FF 92 B SI 92 B SI 92 F SI 92 B SI 92 4-2 99 2B 99 E BB		2	1	0	0	1	1	1
Inning Stats	R: 0 E: 0 K: 0 S: 10 H: 0 LOB: 0 BB: 0 P: 15	R: 0 E: 0 K: 2 S: 9 H: 0 LOB: 0 BB: 0 P: 14	R: 0 E: 0 K: 0 S: 10 H: 1 LOB: 1 BB: 0 P: 16	R: 0 E: 0 K: 1 S: 6 H: 0 LOB: 0 BB: 0 P: 10	R: 0 E: 0 K: 1 S: 10 H: 1 LOB: 1 BB: 0 P: 16	R: 0 E: 0 K: 2 S: 11 H: 0 LOB: 0 BB: 0 P: 15	R: 0 E: 0 K: 0 S: 9 H: 1 LOB: 2 BB: 0 P: 12	R: 1 E: 1 K: 0 S: 11 H: 1 LOB: 1 BB: 1 P: 19	R: 0 E: 0 K: 0 S: 8 H: 1 LOB: 1 BB: 1 P: 18	1B: 4 2B: 1 3B: 0 HR: 0	SF: 0 SAC: 0 DP: 1 HBP: 1					

PITCHER		IP	WLS	BF	H	R	ER	SO	BB	IBB	HBP	BLK	WP	HR	S	P	ERA	WHIP
51 Jason Vargas, L ERA: 3.04	(1, 1)	7.0	W	25	3	0	0	6	0	0	1	0	0	0	65	98	0.00	0.429
43 Aaron Crow, R ERA:	(8, 1)	1.0		5	1	1	0	0	1	0	0	0	0	0	11	19	0.00	2.000
55 Tim Collins, L ERA: 10.38	(9, 1)	1.0		4	1	0	0	0	1	0	0	0	0	0	8	18	0.00	2.000

PITCHER	IP	WLS	BF	H	R	ER	SO	BB	IBB	HBP	BLK	WP	HR	S	P	ERA	WHIP

BOTTOM

Kansas City Royals @ Seattle Mariners

Safeco Field, Seattle, WA

Fri May 09 2014, 7:12 PM - 9:57 PM PDT

Att. 20,858 - Partly Cloudy - 54 F

livebaseballscorecards.com

AB	31
R	1
H	5
RBI	0
BB	2
SO	6
LOB	15

WP: 0	PA: 34		
PB: 0			
SB: 0			
CS: 0			

Batter	1	2	3	4	5	6	7	8	9	AB	R	H	RBI	BB	SO	LOB
23 Norichika Aoki, L (1, 9) OBP: 0.327, SLG: 0.341	B FF 85 X FF 85 1-0 ① G1-3		C FF 84 B SL 76 F FF 87 X SL 79 1-2 ③ G5-3			B FF 87 C FF 87 B SL 78 B FF 87 C FF 87 F FF 87 X FF 87 3-2 ② L7			C SI 93 B SI 96 F SI 95 X SI 96 1-2 ① G6-3	4	0	0	0	0	0	0
35 Eric Hosmer, L (1, 3) OBP: 0.358, SLG: 0.428	B FF 85 C FF 84 F FF 85 B CU 72 B FF 88 F FF 87 X FF 87 3-2 ② F7			B FF 84 B FF 86 C FF 84 B FF 86 X FF 86 3-1 ① P5		C FF 88 B CU 68 B FF 87 X FF 87 2-1 ③ G6-3			C SI 94 X SI 97 0-1 ② G4-3	4	0	0	0	0	0	0
16 Billy Butler, R (1, 10) OBP: 0.298, SLG: 0.315 27 Justin Maxwell, R (9, PR) OBP: 0.219, SLG: 0.172	C FF 85 F FF 87 B FF 85 X SL 80 1-2 ③ G5-3			B SL 77 X FF 87 1-0 1B			C FF 85 C SL 77 X FF 86 1-2 ① L9		C SI 95 F SI 96 B SI 97 X CH 84 1-2 13 FC6 1B	4 0	0 0	2 0	0 0	0 0	0 0	0 0
13 Salvador Perez, R (1, 2) OBP: 0.317, SLG: 0.420		C FF 84 X FF 84 0-1 ① G6-3		F FF 84 X SL 77 0-1 ② P3			F FF 86 X FF 86 0-1 1B		B SI 96 B SI 95 X SI 95 2-0 ③ FC6 1-2f	4	0	1	0	0	0	2
4 Alex Gordon, L (1, 7) OBP: 0.300, SLG: 0.367		C FF 84 C CU 69 B CU 71 S FF 87 1-3 ② K		B FF 85 D FF 85 X FF 85 2-0 ③ L8			X FF 85 0-0 ② F9			3	0	0	0	0	1	2
9 Johnny Giavotella, R (1, 4) OBP: 0.167, SLG: 0.182		C FF 84 C FF 85 B SL 79 B FF 86 S SL 79 2-3 ③ K			B SL 76 B FF 84 X FF 85 2-0 ① G5-3		X FF 85 0-0 ③ F7			3	0	0	0	0	1	1
6 Lorenzo Cain, R (1, 8) OBP: 0.375, SLG: 0.383			C FF 83 F FF 85 B FF 85 B SL 79 C FF 85 2-3 ① K		B FF 85 F FF 85 B FF 85 X FF 86 2-1 ② F8			B FF 85 X FF 85 1-0 ① P6		3	0	0	0	0	1	0
8 Mike Moustakas, L (1, 5) OBP: 0.215, SLG: 0.321			B FF 85 X CH 80 1-0 2 SF7 3B		C FF 86 B CU 70 F FF 87 X SL 77 1-2 ③ P6			B FF 85 C FF 85 S FF 86 X FF 87 1-2 ② F7		3	1	1	0	0	0	0
2 Alcides Escobar, R (1, 6) OBP: 0.326, SLG: 0.366			C FF 83 B FF 84 X FF 83 1-1 ② SF7 3-H			C FF 84 B SL 78 F FF 86 F SL 79 X FF 87 1-2 ① L7		C FF 85 X SL 78 0-1 ③ L7		2	0	0	1	0	0	0
Inning Stats	R: 0 E: 0 K: 0 S: 8 H: 0 LOB: 0 BB: 0 P: 13	R: 0 E: 0 K: 2 S: 8 H: 0 LOB: 0 BB: 0 P: 11	R: 1 E: 0 K: 1 S: 9 H: 1 LOB: 0 BB: 0 P: 14	R: 0 E: 0 K: 0 S: 6 H: 1 LOB: 1 BB: 0 P: 12	R: 0 E: 0 K: 0 S: 6 H: 0 LOB: 0 BB: 0 P: 11	R: 0 E: 0 K: 0 S: 10 H: 0 LOB: 0 BB: 0 P: 16	R: 0 E: 0 K: 0 S: 7 H: 1 LOB: 1 BB: 0 P: 8	R: 0 E: 0 K: 0 S: 6 H: 0 LOB: 0 BB: 0 P: 8	R: 0 E: 0 K: 0 S: 9 H: 1 LOB: 1 BB: 0 P: 13	1B: 3 2B: 0 3B: 1 HR: 0 SF: 1 SAC: 0 DP: 0 HBP: 0						

PITCHER	IP	WLS	BF	H	R	ER	SO	BB	IBB	HBP	BLK	WP	HR	S	P	ERA	WHIP
53 Chris Young, R (1, 1) ERA: 2.63	8.0	W	27	3	1	1	3	0	0	0	0	0	0	60	93	1.12	0.375
56 Fernando Rodney, R (9, 1) ERA: 2.3	1.0	S	4	1	0	0	0	0	0	0	0	0	0	9	13	0.00	1.000

PITCHER	IP	WLS	BF	H	R	ER	SO	BB	IBB	HBP	BLK	WP	HR	S	P	ERA	WHIP

TOP

Kansas City Royals @ Seattle Mariners

Safeco Field, Seattle, WA

Sat May 10 2014, 6:11 PM - 8:28 PM PDT

Att. 29,359 - Cloudy - 58 F

livebaseballscorecards.com

AB	30
R	1
H	4
RBI	1
BB	0
SO	3
LOB	5

BOTTOM

Kansas City Royals @ Seattle Mariners

Safeco Field, Seattle, WA

Sat May 10 2014, 6:11 PM - 8:28 PM PDT

Att. 29,359 - Cloudy - 58 F

livebaseballscorecards.com

Batter	1	2	3	4	5	6	7	8	9	AB	R	H	RBI	BB	SO	LOB
99 James Jones, L (1, 8) OBP: 0.563, SLG: 0.538	B SI 96 F SI 96 B X SI 95 2-1 ① G5-3		F FF 98 B CU 83 B SI 98 F FF 97 F SI 99 B SI 99 B SI 97 4-2 BB		B CU 79 X SI 96 1-0 22 BB 1B		B SI 98 B FC 94 B SI 97 B SI 95 4-0 22 1B BB			2	0	1	0	2	0	0
5 Brad Miller, L (1, 6) OBP: 0.224, SLG: 0.276	F FF 95 C CH 88 S CU 84 0-3 ② K2-3		B FF 98 1 SAFE X CH 85 1-0 ② F7		F CU 80 F CH 84 B SI 98 S CU 84 1-3 ② K		1 SAFE F FF 92 F CH 82 1 SAFE B CH 82 D CU 73 1 SAFE X FF 92 2-2 ② F8			4	0	0	0	0	2	3
22 Robinson Canó, L (1, 4) OBP: 0.353, SLG: 0.373	B FF 92 X SI 96 1-0 27 FC5-4 1B		1 SAFE S FF 98 B SI 99 X CH 87 1-1 ③ G4-3		F CU 82 B FF 98 B SI 96 B CH 88 1 SAFE C FF 96 F FF 98 F SI 98 D CH 85 4-2 **1-2** BB		F FF 94 X FF 93 0-1 **1-2** 27 2-4 1B			3	0	2	0	1	0	1
27 Corey Hart, R (1, 10) OBP: 0.308, SLG: 0.383	X 0-0 ③ FC5-4 **1-2f**			B SI 96 C FF 96 X CU 82 1-1 17 HR 1B	F SI 96 S CH 85 D CH 87 F SI 99 B CH 86 D CU 85 S CH 89 3-3 ③ K		F FF 93 F CH 84 D CU 75 1-2 ③ 2-4 **1-2**	F FF 100 X SI 98 0-1 ① G6-3		4	1	1	0	0	1	3
17 Justin Smoak, S (1, 3) OBP: 0.306, SLG: 0.431		B SI 96 X CH 86 1-0 ① G4-3		B CU 82 C CH 85 X SI 96 1-1 **1-H** HR		B FF 97 B SI 98 X FF 98 2-0 ① F7		B FF 98 S CH 90 S CH 90 S CH 90 1-3 ② K		4	1	1	2	0	1	0
4 John Buck, R (1, 2) OBP: 0.333, SLG: 0.333		X 0-0 13 WP 1B	C FF 94 X CH 87 0-1 ① G5-3			C SI 97 B CU 83 B CU 86 F SI 96 X CH 87 2-2 ② G6-3		S CU 81 S CH 89 B FF 100 S CU 80 1-3 ③ K		4	0	1	0	0	1	0
13 Dustin Ackley, L (1, 7) OBP: 0.316, SLG: 0.363		B B CH 85 C S SI 97 F SI 97 D CU 86 X FF 100 3-2 ② F8 **1-2**		B CU 79 B FF 95 B SI 93 B FF 96 4-0 7 G4-6-3 BB		F FF 98 B FF 98 X CH 86 1-1 HR				2	1	1	1	1	0	1
55 Michael Saunders, L (1, 9) OBP: 0.297, SLG: 0.329 7 Stefen Romero, R (4, 9) OBP: 0.243, SLG: 0.343		D CH 88 F CH 88 F B FF 100 B CU 86 X CH 88 3-2 ③ G3		X SI 95 0-0 ② ③ G4-6-3 **1-2f**		S FF 98 F SI 97 X SI 98 0-2 ③ L9				1 2	0 0	0 0	0 0	0 0	0 0	1 1
8 Willie Bloomquist, R (1, 5) OBP: 0.205, SLG: 0.209			C SI 93 X SI 98 0-1 ① L3		B FF 98 B SI 96 X FF 96 2-0 ① F9		X SI 95 0-0 ① G3-1			3	0	0	0	0	0	0
Inning Stats	R: 0 E: 0 K: 1 S: 7 H: 1 LOB: 1 BB: 0 P: 10	R: 0 E: 0 K: 0 S: 9 H: 1 LOB: 1 BB: 0 P: 16	R: 0 E: 0 K: 0 S: 8 H: 0 LOB: 1 BB: 1 P: 14	R: 2 E: 0 K: 0 S: 7 H: 2 LOB: 0 BB: 1 P: 13	R: 0 E: 0 K: 2 S: 13 H: 1 LOB: 2 BB: 1 P: 24	R: 1 E: 0 K: 0 S: 9 H: 1 LOB: 0 BB: 0 P: 14	R: 0 E: 0 K: 0 S: 8 H: 1 LOB: 2 BB: 1 P: 15	R: 0 E: 0 K: 2 S: 8 H: 0 LOB: 0 BB: 0 P: 10		1B: 5 2B: 0 3B: 0 HR: 2 SF: 0 SAC: 0 DP: 1 HBP: 0						

	AB	29
	R	3
	H	7
	RBI	3
	BB	4
	SO	5
	LOB	10

WP: 1 PB: 0 SB: 0 CS: 0 PA: 33

PITCHER		IP	WLS	BF	H	R	ER	SO	BB	IBB	HBP	BLK	WP	HR	S	P	ERA	WHIP
30 Yordano Ventura, R ERA: 2.34	(1, 1)	6.1	L	28	6	3	3	3	4	0	0	0	1	2	54	96	4.26	1.579
55 Tim Collins, L ERA: 9.0	(7, 1)	0.2		3	1	0	0	0	0	0	0	0	0	0	7	10	0.00	1.500
40 Kelvin Herrera, R ERA: 1.59	(8, 1)	1.0		3	0	0	0	2	0	0	0	0	0	0	8	10	0.00	0.000

PITCHER		IP	WLS	BF	H	R	ER	SO	BB	IBB	HBP	BLK	WP	HR	S	P	ERA	WHIP

Batter	1	2	3	4	5	6	7	8	9	AB	R	H	RBI	BB	SO	LOB
23 Norichika Aoki, L (1, 9) OBP: 0.323, SLG: 0.336	C F F B X 1-2 35 G6-3 1B	C B B F B C 3-3 ③ K		B CU 77 L FF 92 S CU 78 B CU 79 B FF 94 F CU 77 1 SAFE X CU 79 3-2 E3 16 1B 1-2 3-H		B FF 96 S FF 96 B FF 95 F FF 96 F F SL 84 C FF 97 2-3 ③ K		B FF 89 C FF 90 F FF 90 B SL 82 X FF 89 2-2 ② L7		5	0	1	1	0	2	1
35 Eric Hosmer, L (1, 3) OBP: 0.360, SLG: 0.440	X 0-0 ① ② G6-3 1-2f	B S B X 2-1 19 1B 2B	C CU 79 C FF 93 D CU 78 F FF 93 F CU 80 F FF 94 S CU 79 1-3 ② K		B FC 89 B FC 90 C FF 91 C FF 92 B CU 79 X FF 91 3-2 4 BB 6 SF8 2B	B SL 82 C FF 89 B CU 70 C FF 88 F FF 89 B FF 91 S FF 88 3-3 ③ K			5	1	2	0	0	2	3
16 Billy Butler, R (1, 10) OBP: 0.295, SLG: 0.311	C B C F C 1-3 ③ K	S X 0-1 ① P6	X CU 78 0-0 1-2 2-3 1B			F FC 90 F FC 91 T CU 78 0-2 ① K	F X FF 95 0-1 ① G6-3			5	0	1	0	0	2	2
19 Danny Valencia, R (1, 5) OBP: 0.310, SLG: 0.375		C X 0-1 6 E 4 1B 2 HR 1B	C B X 1-1 2-3 1B	F CH 87 C CU 78 D CU 81 B FF 93 X CH 89 2-2 ③ G1-3		B FC 90 B FC 91 F FC 90 F FF 94 B CU 78 B FF 93 4-2 6 SF8 4 BB 9 HR BB	B CU 86 C FF 96 C CU 85 B CU 85 C CU 87 2-3 ② K			4	2	2	0	1	1	3
4 Alex Gordon, L (1, 7) OBP: 0.316, SLG: 0.378		C F F B X 1-2 6 E 2 HR 1B 1-2	X 0-0 ② P5		C FF 92 C CU 77 B FF 93 X CU 81 1-2 6 G5-4-3 1B		F FC 91 B CU 76 F FC 89 F CU 76 F FF 96 B FC 92 F FF 96 B FF 93 B FF 92 4-2 9 HR BB 1-2 2-3		C X 0-1 E9 1B	4	2	3	0	1	0	2
6 Lorenzo Cain, R (1, 8) OBP: 0.348, SLG: 0.359		X 0-0 FC5 2 HR 1-2 2-3	B X 1-0 ③ F9		1 SAFE 1 SAFE B CH 85 X CH 85 1-0 ① ② G5-4-3 1-2f		B FC 91 S FC 90 B CU 76 X FC 91 2-1 ② SF8 2-3 3-H		F CU 86 F FF 96 D CU 87 S CU 86 1-3 ③ K	4	1	0	1	0	1	6
9 Johnny Giavotella, R (1, 4) OBP: 0.250, SLG: 0.429		C S D S 1-3 ① K		B CH 83 B FF 90 B FF 90 C FF 90 B FF 91 4-1 12 E 2 1B 23 E BB	C FF 94 F CU 80 X SI 94 0-2 ③ G4-3		X FC 91 0-0 1-H 3-H HR			3	2	1	3	1	1	3
2 Alcides Escobar, R (1, 6) OBP: 0.331, SLG: 0.394		X 0-0 1-H 2-H 3-H HR		D CH 86 1 SAFE B CH 85 B FF 92 C FF 91 F FF 92 X FF 93 3-2 16 1B 23 E 1-2 1B		C FC 91 S SL 83 B SL 82 F FF 96 B SL 84 B FF 96 F FF 96 X FF 96 3-2 ① L8	C CU 77 X FC 89 0-1 ③ F8			4	1	2	4	0	0	0
12 Brett Hayes, R (1, 2)		S X 0-1 ② P2		M CH 86 2 SAFE 1 SAFE F CH 86 1 SAFE S CU 79 0-3 ① K 2-3		B FC 90 C F FC 90 S FF 97 1-3 ② K		B SI 85 C SI 86 X FF 86 1-1 ① F7		4	0	0	0	0	2	2
Inning Stats	R: 0 E: 0 K: 1 S: 9 H: 1 LOB: 0 BB: 0 P: 11	R: 4 E: 1 K: 2 S: 16 H: 3 LOB: 0 BB: 0 P: 21	R: 0 E: 0 K: 0 S: 8 H: 2 LOB: 2 BB: 0 P: 12	R: 1 E: 2 K: 2 S: 21 H: 2 LOB: 3 BB: 1 P: 34	R: 0 E: 0 K: 0 S: 7 H: 1 LOB: 0 BB: 0 P: 9	R: 0 E: 0 K: 2 S: 13 H: 0 LOB: 0 BB: 0 P: 19	R: 4 E: 0 K: 1 S: 18 H: 2 LOB: 0 BB: 2 P: 31	R: 0 E: 0 K: 1 S: 9 H: 0 LOB: 0 BB: 0 P: 15	R: 0 E: 1 K: 2 S: 10 H: 1 LOB: 1 BB: 0 P: 13	1B: 8 2B: 2 3B: 0 HR: 2	SF: 1 SAC: 0 DP: 2 HBP: 0					

TOP

Kansas City Royals @ Seattle Mariners

Safeco Field, Seattle, WA

Sun May 11 2014, 1:12 PM - 4:12 PM PDT

Att. 30,447 - Partly Cloudy - 60 F

livebaseballscorecards.com

AB	38
R	9
H	12
RBI	9
BB	3
SO	11
LOB	22

PITCHER		IP	WLS	BF	H	R	ER	SO	BB	IBB	HBP	BLK	WP	HR	S	P	ERA	WHIP
29 Roenis Elías, L ERA: 3.69	(1, 1)	5.0		25	9	5	3	5	1	0	0	0	0	1	61	87	5.40	2.000
52 Dominic Leone, R ERA: 1.8	(6, 1)	1.0	H	3	0	0	0	2	0	0	0	0	0	0	13	19	0.00	0.000
40 Danny Farquhar, R ERA: 3.2	(7, 1)	1.0	L	7	2	4	4	1	2	0	0	0	0	1	18	31	36.00	4.000
97 Joe Beimel, L ERA: 2.77	(8, 1)	1.0		3	0	0	0	1	0	0	0	0	0	0	9	15	0.00	0.000
31 Yoervis Medina, R ERA: 3.94	(9, 1)	1.0		4	1	0	0	2	0	0	0	0	0	0	10	13	0.00	1.000

PITCHER	IP	WLS	BF	H	R	ER	SO	BB	IBB	HBP	BLK	WP	HR	S	P	ERA	WHIP

WP: 0	PB: 0	SB: 0	CS: 0
PA: 42			

BOTTOM

Kansas City Royals @ Seattle Mariners

Safeco Field, Seattle, WA

Sun May 11 2014, 1:12 PM - 4:12 PM PDT

Att. 30,447 - Partly Cloudy - 60 F

livebaseballscorecards.com

Batter	1	2	3	4	5	6	7	8	9	AB	R	H	RBI	BB	SO	LOB
99 James Jones, L (1, 8) OBP: 0.476, SLG: 0.500	K		B1-3		2B		G4-3		G6-3	5	1	1	0	0	1	2
5 Brad Miller, L (1, 6) OBP: 0.223, SLG: 0.281	E4 27 PO		22 L3-6 2-H 3-H		P6		G3-1		G1-3	5	0	1	2	0	0	1
22 Robinson Canó, L (1, 4) OBP: 0.350, SLG: 0.370	L8		L3-6 2-2		L5		27 FC6-4 1B			4	0	1	0	0	0	3
27 Corey Hart, R (1, 10) OBP: 0.306, SLG: 0.378	PO 1-2	L8		F9	17 BB 2-H 1B		FC6-4 1-2f			4	0	1	1	0	0	1
17 Justin Smoak, S (1, 3) OBP: 0.311, SLG: 0.429		L8		15 HR 1B	BB 1-2			G4-3		3	1	1	0	1	0	0
15 Kyle Seager, L (1, 5) OBP: 0.338, SLG: 0.463		K		HR 1-H	G3			K		4	1	1	2	0	2	2
13 Dustin Ackley, L (1, 7) OBP: 0.331, SLG: 0.434			HR	HR		K		1B		4	2	3	2	0	1	0
7 Stefen Romero, R (1, 9) OBP: 0.260, SLG: 0.348 55 Michael Saunders, L (8, PH) OBP: 0.293, SLG: 0.325 16 Cole Gillespie, R (9, 9) OBP: 0.300, SLG: 0.278			3 1B 5 2B HBP	G3	3 G1-4-3 1B			K		2 1 0	1 0 0	1 0 0	0 0 0	0 1 0	0 1 0	0 1 0
3 Mike Zunino, R (1, 2) OBP: 0.279, SLG: 0.462			99 B1-3 5 2B 1-3 1B	G1-3	G1-4-3 1-2f				K	4	1	1	0	0	1	1

| Inning Stats | | | |

Batter	1	2	3	4	5	6	7	8	9	AB	R	H	RBI	BB	SO	LOB
7 David DeJesus, L (1, 10) OBP: 0.358, SLG: 0.458	C SI 93 B SI 94 B CU 81 B CH 89 C SI 94 X FF 94 3-2 ① F9		B SI 94 C SI 93 X CH 90 1-1 ③ G4-3			B SI 93 X SI 92 1-0 1B	C FF 96 B CH 88 F SI 96 F CU 78 F CU 80 F FF 97 B CH 88 B FF 97 F FF 97 3-2 X FF 97 2-H 2B		C FF 96 D SI 95 B SI 94 F SI 95 C CU 85 2-3 ③ K	5	0	2	1	0	1	1
18 Ben Zobrist, S (1, 4) OBP: 0.360, SLG: 0.374 5 Brandon Guyer, R (6, 9) OBP: 0.194, SLG: 0.200	F SI 94 B CU 82 B CU 81 X SI 93 2-1 ② P6			B SI 92 X SI 92 1-0 ① L8		B CH 88 F CH 89 F CU 81 C FF 93 1-3 ② K	C SI 91 X SL 91 0-1 ③ G3			3	0	0	0	0	1	1
										1	0	0	0	0	0	1
20 Matt Joyce, L (1, 7) OBP: 0.376, SLG: 0.429	F SI 94 S CH 90 S CH 91 0-3 ③ K			S CH 88 S CU 82 B FF 93 B SI 94 X FF 93 2-2 ② G4-3		S CH 89 S CU 82 S CH 89 0-3 ③ K		B FF 95 B CH 86 B FF 96 C FF 96 C FF 95 X SI 97 3-2 ① G5-3		4	0	0	0	0	2	1
3 Evan Longoria, R (1, 5) OBP: 0.335, SLG: 0.417 1 Sean Rodríguez, R (6, 4) OBP: 0.316, SLG: 0.585		B FF 90 C CH 91 B SL 85 F FF 92 X CH 90 2-2 ① G5-3		B SI 93 B CH 89 B SI 93 C SI 93 X CH 91 3-1 ③ F7			C CH 92 S SL 84 B CH 89 X SL 84 1-2 9 1B 11 1B 24 2B 1B	B SI 93 S FF 95 B SI 93 F FF 96 F CU 79 F FF 96 F FF 96 S CU 80 2-3 ② K		2	0	0	0	0	0	0
										2	1	1	0	0	1	0
21 James Loney, L (1, 3) OBP: 0.390, SLG: 0.422 11 Logan Forsythe, R (6, 5) OBP: 0.263, SLG: 0.265		S SI 93 B CU 80 C CU 81 F FF 94 B CH 91 F CH 90 B SI 94 F CH 90 X SI 94 3-2 ② G4-3			C CU 79 F CH 89 X FF 93 0-2 11 FC6-4 1B		B SI 92 C SI 93 S SL 84 X SI 93 1-2 9 1B 24 2B 1-2 1B	C FF 96 S SI 92 C CU 79 0-3 ③ K		2	0	1	0	0	0	0
										2	1	1	0	0	1	0
9 Wil Myers, R (1, 9) OBP: 0.317, SLG: 0.392 (6, 3)		B SL 85 B SL 85 S SI 93 C CH 90 B CH 91 X SI 94 3-2 8 FC6 1B			C SL 84 C FF 93 B CH 90 C SI 93 1-3 ① K		B SL 85 B SI 93 C SI 93 F CH 90 X SI 94 2-2 24 2B 1-2 2-3 1B		X SI 95 0-0 ① G5-3	4	1	2	0	0	1	1
8 Desmond Jennings, R (1, 8) OBP: 0.351, SLG: 0.429		C SI 94 X SL 85 0-1 ③ FC6 1-2f			B SI 93 F SL 84 T CH 90 S CH 90 1-3 ② K		B CH 89 S CH 91 F CH 89 B CH 88 S CH 90 2-3 ① K		C SI 95 C SI 95 B CU 86 X CU 84 1-2 ② G6-3	4	0	0	0	0	2	5
11 Yunel Escobar, R (1, 6) OBP: 0.313, SLG: 0.338		C CH 91 B SL 84 C SL 83 B CH 90 X CU 80 2-2 24 L4-3 1B			B SL 85 X SI 93 1-0 ③ FC6-4 1-2f		B CH 90 C SI 93 S CH 90 B CH 91 F CH 90 F SI 94 S CH 90 2-3 ② K		S SI 96 B SI 96 F SI 96 B CU 84 B CU 85 F CU 86 B FF 96 4-2 24 1B 24 1B BB	3	1	1	0	1	1	4
24 Ryan Hanigan, R (1, 2) OBP: 0.347, SLG: 0.422		C SI 93 S CH 89 X CH 90 0-2 ① ② L4-3 1-1				X SI 92 0-0 ① G5-3	B SL 85 B SI 94 F SI 94 B SL 85 X SI 93 3-1 7 2B 1-H 2-H 3-H 2B		C SI 95 X SI 95 0-1 1-H 1B	4	1	2	4	0	0	1
Inning Stats	R: 0 E: 0 K: 1 S: 8 H: 0 LOB: 0 BB: 0 P: 13	R: 0 E: 0 K: 0 S: 14 H: 1 LOB: 1 BB: 0 P: 22	R: 0 E: 0 K: 0 S: 8 H: 1 LOB: 0 BB: 0 P: 11	R: 0 E: 0 K: 0 S: 6 H: 0 LOB: 0 BB: 0 P: 12	R: 0 E: 0 K: 2 S: 10 H: 1 LOB: 1 BB: 0 P: 13	R: 0 E: 0 K: 2 S: 8 H: 1 LOB: 1 BB: 0 P: 10	R: 4 E: 0 K: 2 S: 28 H: 5 LOB: 1 BB: 0 P: 42	R: 0 E: 0 K: 2 S: 12 H: 0 LOB: 0 BB: 0 P: 17	R: 1 E: 0 K: 1 S: 12 H: 1 LOB: 1 BB: 1 P: 19	1B: 8 2B: 3 3B: 0 HR: 0 SF: 0 SAC: 0 DP: 1 HBP: 0						

TOP

Tampa Bay Rays @ Seattle Mariners

Safeco Field, Seattle, WA

Mon May 12 2014, 7:12 PM - 10:20 PM PDT

Att. 12,392 - Clear - 76 F

livebaseballscorecards.com

AB	36
R	5
H	10
RBI	5
BB	1
SO	10
LOB	15

PITCHER		IP	WLS	BF	H	R	ER	SO	BB	IBB	HBP	BLK	WP	HR	S	P	ERA	WHIP
34 Félix Hernández, R ERA: 3.03	(1, 1)	6.2	W	27	8	4	4	7	0	0	0	0	0	0	73	111	5.40	1.200
54 Tom Wilhelmsen, R ERA: 2.29	(7, 1)	1.1		5	1	0	0	2	0	0	0	0	0	0	21	29	0.00	0.750
31 Yoervis Medina, R ERA: 4.24	(9, 1)	1.0		5	1	1	1	1	1	0	0	0	0	0	12	19	9.00	2.000

PITCHER	IP	WLS	BF	H	R	ER	SO	BB	IBB	HBP	BLK	WP	HR	S	P	ERA	WHIP

Tampa Bay Rays @ Seattle Mariners

Safeco Field, Seattle, WA

Mon May 12 2014, 7:12 PM - 10:20 PM PDT

Att. 12,392 - Clear - 76 F

BOTTOM

livebaseballscorecards.com

Batter	1	2	3	4	5	6	7	8	9	AB	R	H	RBI	BB	SO	LOB
99 James Jones, L (1, 8) OBP: 0.462, SLG: 0.522	B FF 90 X FF 91 1-0 7 E 2B	1 SAFE B SL 82 1 SAFE B SI 91 F SI 90 X SI 90 2-1 FC1 7 2B 22 SF7 1-3	X SI 88 0-0 22 1B 27 1B 1B		B FF 88 F SL 82 C CU 69 B SL 84 X SL 83 2-2 ② G3			F SI 91 X FS 78 0-1 ① L9		5	3	2	0	0	0	1
7 Stefen Romero, R (1, 9) OBP: 0.282, SLG: 0.419	C FF 92 C CH 85 X FF 92 0-2 E9 22 2B 1B 2-H	D CU 71 X FF 90 1-0 15 1B 2B 1-3 3-H	B CH 84 X CH 83 1-0 ① F9		S CH 84 F CU 69 S SL 84 0-3 ③ K			C SL 74 X SL 73 0-1 HR		5	3	3	3	0	1	1
22 Robinson Canó, L (1, 4) OBP: 0.354, SLG: 0.383 8 Willie Bloomquist, R (7, 4) OBP: 0.200, SLG: 0.205	X FF 93 0-0 27 1B 2B 2-H	F SL 83 X SL 83 0-1 ① SF7 3-H	B CU 68 D SL 82 X SL 83 2-0 27 1B 1B 1-2			C SL 80 F FF 88 X SL 82 0-2 ① L7		B FF 92 F SI 93 F SI 93 C FF 94 1-3 ② K		3 1	1 0	2 0	2 0	0 0	0 1	0 0
27 Corey Hart, R (1, 10) OBP: 0.319, SLG: 0.385 16 Cole Gillespie, R (8, PH) OBP: 0.333, SLG: 0.316 (9, 10)	F CH 86 X FF 91 0-1 ① 1B 2-H	B SL 83 C CU 70 B CH 83 B CH 86 D CH 84 4-1 15 1B 13 E BB	B CH 84 X CH 85 1-0 17 G5-4-3 1B 1-3 2-H			C SL 81 B CU 70 S CH 84 B CU 67 S SL 83 2-3 ② K		B FF 94 C FF 93 C FS 79 F FF 93 X FS 80 1-2 17 HR 1B		3 1	1 1	2 1	2 1	1 0	1 0	0 0
17 Justin Smoak, S (1, 3) OBP: 0.307, SLG: 0.442	S FF 91 B CU 69 X SL 84 1-1 ② G1-3	X FF 91 0-0 ② L9	F FF 90 X SL 83 0-1 ②③ G5-4-3 1-2f			B CU 68 C CH 84 B CU 68 F CH 84 B SL 82 T SL 83 3-2 ③ K		S FS 79 F FF 94 X FS 81 0-2 HR 1-H		5	1	1	2	0	1	4
15 Kyle Seager, L (1, 5) OBP: 0.340, SLG: 0.460	C SL 85 S SL 85 X SL 85 0-2 1B	B CU 69 F FF 89 X FF 90 1-1 13 E 1B 1-3 2-H		B SL 83 B SL 83 T SL 83 F SL 83 C CU 70 2-3 ① K			B SL 79 F SI 87 C CU 68 B CU 68 S CU 68 2-3 ① K	B FS 78 C SI 94 F SI 94 F FF 94 B FS 81 X SL 77 2-2 ③ L7		5	0	2	1	0	2	0
13 Dustin Ackley, L (1, 7) OBP: 0.320, SLG: 0.418	C SI 91 C SL 84 X SL 84 0-2 ③ G1-3	C SL 82 B CU 68 B CU 70 S SL 83 X SL 84 2-2 E3 3 BB 1-3 3-H	S CU 70 B SL 84 X SL 84 1-1 ② G4-3				C SL 80 B CU 68 B FF 88 F SL 81 B SL 82 X SL 83 3-2 ② L7			4	0	0	0	0	0	2
3 Mike Zunino, R (1, 2) OBP: 0.296, SLG: 0.491		C CU 70 B CH 84 X FF 92 1-1 HR C SL 83 B FF 89 B CU 69 C CU 69 F SL 83 B CU 66 F SL 83 D CH 84 1-2 4-2 BB	B CH 85 S CH 85 F CU 70 B SL 85 X CH 83 2-2 ③ L7				C SL 75 B SL 77 C FF 94 B FS 80 B FF 94 B SI 95 4-2 BB			2	1	1	1	2	0	0
5 Brad Miller, L (1, 6) OBP: 0.216, SLG: 0.272		C FF 91 X FF 91 0-1 E5 99 C 99 FC1 7 2B X SL 84 0-0 ③ G3			B FF 88 F FF 88 F FF 90 S SL 83 1-3 ① K		C FF 94 X FS 80 0-1 ③ G3			4	1	0	0	0	1	4
Inning Stats	R: 3 E: 1 K: 0 S: 15 H: 5 LOB: 1 BB: 0 P: 17	R: 5 E: 3 K: 0 S: 22 H: 3 LOB: 3 BB: 2 P: 37	R: 1 E: 0 K: 0 S: 6 H: 3 LOB: 1 BB: 0 P: 10	R: 0 E: 0 K: 1 S: 8 H: 0 LOB: 0 BB: 0 P: 13	R: 0 E: 0 K: 2 S: 9 H: 0 LOB: 0 BB: 0 P: 12	R: 0 E: 0 K: 2 S: 9 H: 0 LOB: 0 BB: 0 P: 14	R: 0 E: 0 K: 1 S: 10 H: 0 LOB: 1 BB: 1 P: 19	R: 3 E: 0 K: 1 S: 18 H: 3 LOB: 0 BB: 0 P: 22		1B: 8 2B: 3 3B: 0 HR: 3 SF: 1 SAC: 0 DP: 1 HBP: 0					

	AB	38
	R	12
	H	14
	RBI	11
	BB	3
	SO	7
	LOB	12

WP: 0 PA: 42
PB: 0
SB: 0
CS: 0

PITCHER		IP	WLS	BF	H	R	ER	SO	BB	IBB	HBP	BLK	WP	HR	S	P	ERA	WHIP
27 Cesár Ramos, L ERA: 3.71	(1, 1)	6.2	L	34	11	9	5	6	2	0	0	0	0	1	75	114	6.75	1.950
52 Josh Lueke, R ERA: 5.09	(7, 1)	1.1		8	3	3	3	1	1	0	0	0	0	2	22	30	20.25	3.000

PITCHER	IP	WLS	BF	H	R	ER	SO	BB	IBB	HBP	BLK	WP	HR	S	P	ERA	WHIP

Batter	1	2	3	4	5	6	7	8	9	AB	R	H	RBI	BB	SO	LOB
9 Wil Myers, R (1, 9) OBP: 0.309, SLG: 0.382	C SI 87 B SI 88 X SL 81 1-1 ① F7		C SI 89 F SI 89 S SI 85 0-3 ③ K			B SL 77 X SI 88 1-0 ① G1-3		D SL 81 B SI 89 C SL 82 S SI 90 B FS 85 F FS 86 C SL 80 3-3 ③ K		4	0	0	0	0	2	1
7 David DeJesus, L (1, 10) OBP: 0.363, SLG: 0.500	B SI 87 X SI 87 1-0 2B			X SI 87 0-0 ① P5		C SL 79 B FS 83 B SI 88 F SI 89 X FS 85 2-2 ② G1-3			C SI 93 C CH 79 B CH 82 B SI 97 F SI 96 X CH 82 2-2 HR	4	1	2	1	0	0	0
3 Evan Longoria, R (1, 5) OBP: 0.327, SLG: 0.406	C SL 82 F SI 89 F FS 84 B SL 79 X SI 89 1-2 ② L9			C SI 89 B FS 86 F SI 89 S FS 84 1-3 ② K		X SI 88 0-0 ③ G5-3			C SI 96 C SI 96 C CH 83 0-3 ① K	4	0	0	0	0	2	1
18 Ben Zobrist, S (1, 4) OBP: 0.352, SLG: 0.364	C SL 82 X FS 85 0-1 ③ G4-3			F SI 90 C SL 79 F FS 85 B SL 80 B FF 91 X SI 90 2-2 ③ F7			X SI 88 0-0 ① F8		C SI 96 X CH 82 0-1 ② P2	4	0	0	0	0	0	1
21 James Loney, L (1, 3) OBP: 0.386, SLG: 0.417 1 Sean Rodríguez, R (9, PR) OBP: 0.316, SLG: 0.585 (9, 3)		C SI 87 B SL 79 X FS 83 1-1 ① G4-3			C SI 87 B FS 84 F SL 79 X FS 84 1-2 ① G4-3		B SL 79 F FS 82 F CU 73 B FS 84 B SI 90 X FS 85 3-2 ② G4-3		C SI 94 F SI 96 B CH 82 B SI 97 F SI 97 B CH 82 F SI 96 X SI 97 3-2 8 1B 20 1B 1B	4 0	0 1	1 0	0 0	0 0	0 0	0 0
8 Desmond Jennings, R (1, 8) OBP: 0.348, SLG: 0.423		C SI 87 C SI 88 X FS 84 0-2 ② G5-3			C SI 87 X SL 79 0-1 ② G6-3		C SI 88 B SI 89 X SI 89 1-1 ③ G5-3		X SI 96 0-0 20 1B 1-2 1B	4	0	1	0	0	0	0
20 Matt Joyce, L (1, 7) OBP: 0.387, SLG: 0.440		L SI 89 B SL 78 B SL 81 X SI 88 2-1 ③ F7			X SI 88 0-0 11 1B 1B			B FS 84 S SI 88 B FS 84 F SI 90 X SI 86 2-2 11 FC6-4 1B	D CH 84 X SI 97 1-0 11 BB 1B 1-3 2-H	4	0	3	1	0	0	0
11 Yunel Escobar, R (1, 6) OBP: 0.318, SLG: 0.338			S CU 72 B SI 88 S SL 79 C SL 79 1-3 ① K		B SL 80 C SI 87 F SI 88 1 SAFE X FS 84 1-2 1B			C SL 82 1 SAFE B SI 90 F SI 90 B SL 80 X SI 90 2-2 ① FC6-4 1-2f	B SI 93 B SI 96 B SI 95 B SI 96 4-0 1-2 BB	3	0	1	0	1	1	1
28 José Molina, R (1, 2) OBP: 0.167, SLG: 0.130 24 Ryan Hanigan, R (8, PH) OBP: 0.340, SLG: 0.413 (8, 2)			B SI 88 C SI 89 F SL 80 F FS 84 S SL 78 1-3 ② K		C SI 88 S FS 85 F FS 85 X SL 79 0-2 ③ P4			1 SAFE C SI 90 X SI 89 0-1 ② L7	C FC 90 F CU 76 S FF 94 0-3 ③ K	2 2	0 0	0 0	0 0	0 0	1 1	2 4
Inning Stats	R: 0 H: 1 E: 0 LOB: 1 K: 0 BB: 0 S: 9 P: 12	R: 0 H: 0 E: 0 LOB: 0 K: 0 BB: 0 S: 7 P: 10	R: 0 H: 0 E: 0 LOB: 0 K: 3 BB: 0 S: 10 P: 12	R: 0 H: 0 E: 0 LOB: 0 K: 1 BB: 0 S: 8 P: 11	R: 0 H: 2 E: 0 LOB: 2 K: 0 BB: 0 S: 13 P: 15	R: 0 H: 0 E: 0 LOB: 0 K: 0 BB: 0 S: 5 P: 8	R: 0 H: 0 E: 0 LOB: 0 K: 0 BB: 0 S: 6 P: 10	R: 0 H: 1 E: 0 LOB: 1 K: 1 BB: 0 S: 12 P: 19	R: 2 H: 4 E: 0 LOB: 3 K: 2 BB: 1 S: 19 P: 29	1B: 6 SF: 0 2B: 1 SAC: 0 3B: 0 DP: 0 HR: 1 HBP: 0					WP: 0 PA: 36 PB: 0 SB: 0 CS: 0	

PITCHER	IP	WLS	BF	H	R	ER	SO	BB	IBB	HBP	BLK	WP	HR	S	P	ERA	WHIP
18 Hisashi Iwakuma, R (1, 1) ERA: 1.59	8.0		28	4	0	0	5	0	0	0	0	0	0	70	97	0.00	0.500
56 Fernando Rodney, R (9, 1) ERA: 3.31	0.2	L	7	4	2	2	1	1	0	0	0	0	1	16	26	27.00	7.500
40 Danny Farquhar, R (9, 1) ERA: 3.15	0.1		1	0	0	0	1	0	0	0	0	0	0	3	3	0.00	0.000

PITCHER	IP	WLS	BF	H	R	ER	SO	BB	IBB	HBP	BLK	WP	HR	S	P	ERA	WHIP

TOP

Tampa Bay Rays @ Seattle Mariners

Safeco Field, Seattle, WA

Tue May 13 2014, 7:12 PM - 9:59 PM PDT

Att. 13,446 - Clear - 75 F

livebaseballscorecards.com

AB	35
R	2
H	8
RBI	2
BB	1
SO	7
LOB	10

Tampa Bay Rays @ Seattle Mariners

Safeco Field, Seattle, WA

Tue May 13 2014, 7:12 PM - 9:59 PM PDT

Att. 13,446 - Clear - 75 F

livebaseballscorecards.com

BOTTOM

Batter	1	2	3	4	5	6	7	8	9	AB	R	H	RBI	BB	SO	LOB
99 James Jones, L (1, 8) OBP: 0.433, SLG: 0.519	C FF 93 S FF 94 X SI 95 0-2 7 G3 22 G3-4 2B	C KC 82 X FC 87 0-1 ② F8	C SI 95 S SI 94 C SI 96 0-3 ③ K	X SI 93 0-0 ② B3						4	1	1	0	0	1	1
7 Stefen Romero, R (1, 9) OBP: 0.268, SLG: 0.397	D CH 86 B FF 94 C CH 87 F SI 94 X SI 96 2-2 ① G3 2-3	S CH 87 B FC 87 X FC 86 1-1 ③ G4-3				X KC 80 0-0 ① G5-3		X CH 85 0-0 ③ F7		4	0	0	0	0	0	1
22 Robinson Canó, L (1, 4) OBP: 0.357, SLG: 0.392	C SI 95 S SI 94 F SI 95 B SI 96 F SI 96 B SI 96 X FC 89 2-2 ② G3-4 3-H			F SI 94 F SI 94 B FC 86 B SI 95 B FC 87 F SI 96 X SI 96 3-2 2B		C SI 93 X SI 94 0-1 27 G6-3 27 WP 1B			C SI 93 B SI 94 S FC 85 B FF 94 B SI 94 C SI 95 3-3 ① K	4	0	2	1	0	1	0
27 Corey Hart, R (1, 10) OBP: 0.310, SLG: 0.373	B CH 88 F CH 87 C FC 88 C SI 96 1-3 ③ K			C FC 87 F FC 87 F SI 95 F FC 88 S SI 96 0-3 ① K		C SI 94 B SI 95 1 SAFE B FC 87 C SI 95 X SI 96 2-2 ② G6-3 1-3			B CH 84 X SI 94 1-0 ② F7	4	0	0	0	0	2	2
17 Justin Smoak, S (1, 3) OBP: 0.299, SLG: 0.430		X CH 86 0-0 ① G6-3		C FC 88 B FC 88 B CH 87 F CH 86 B SI 96 S SI 95 3-3 ② K		S SI 95 X SI 95 0-1 ③ P6			C SI 94 F SI 94 B SI 95 S SI 96 1-3 ③ K	4	0	0	0	0	2	2
15 Kyle Seager, L (1, 5) OBP: 0.333, SLG: 0.450		C KC 81 B FC 87 B FC 87 X SI 95 2-1 ② F7		X FC 87 0-0 ③ P6			B KC 79 F KC 78 S SI 94 C SI 95 1-3 ① K			3	0	0	0	0	1	1
13 Dustin Ackley, L (1, 7) OBP: 0.328, SLG: 0.434		C SI 95 X KC 82 0-1 2B			B KC 81 F SI 93 C SI 94 C SI 95 1-3 ① K		B KC 82 B SI 96 X SI 94 2-0 3 A4 D8 1B			3	0	2	0	0	1	0
3 Mike Zunino, R (1, 2) OBP: 0.297, SLG: 0.495		C SI 95 C SI 96 T SI 95 0-2 ③ K			S FC 88 S FC 87 F SI 96 B SI 95 X CH 87 1-2 2B		B SI 95 1 SAFE 1 SAFE 1 SAFE C FC 86 S KC 82 F SI 95 C SI 95 1-3 ②③ K 1-2			3	0	1	0	0	2	2
5 Brad Miller, L (1, 6) OBP: 0.212, SLG: 0.266			X SI 94 0-0 ① G4-3		B SI 95 C SI 94 F SI 95 C SI 96 1-3 ② K			C FF 93 F SI 92 C SI 95 0-3 ① K		3	0	0	0	0	2	1

Inning Stats	1	2	3	4	5	6	7	8	9
	R: 1 E: 0 K: 1 S: 14 H: 1 LOB: 0 BB: 0 P: 19	R: 0 E: 0 K: 1 S: 8 H: 1 LOB: 1 BB: 0 P: 10	R: 0 E: 0 K: 0 S: 5 H: 0 LOB: 0 BB: 0 P: 6	R: 0 E: 0 K: 2 S: 13 H: 1 LOB: 1 BB: 0 P: 19	R: 0 E: 0 K: 3 S: 13 H: 1 LOB: 1 BB: 0 P: 16	R: 0 E: 0 K: 0 S: 8 H: 1 LOB: 1 BB: 0 P: 10	R: 0 E: 0 K: 2 S: 8 H: 1 LOB: 0 BB: 0 P: 12	R: 0 E: 0 K: 1 S: 5 H: 0 LOB: 0 BB: 0 P: 5	R: 0 E: 0 K: 2 S: 7 H: 0 LOB: 0 BB: 0 P: 12

1B: 2 SF: 0 WP: 1 PA: 32
2B: 4 SAC: 0 PB: 0
3B: 0 DP: 0 SB: 0
HR: 0 HBP: 0 CS: 0

	AB	32
	R	1
	H	6
	RBI	1
	BB	0
	SO	12
	LOB	10

PITCHER	IP	WLS	BF	H	R	ER	SO	BB	IBB	HBP	BLK	WP	HR	S	P	ERA	WHIP
14 David Price, L (1, 1) ERA: 4.02	9.0	W	32	6	1	1	12	0	0	0	0	1	0	81	109	1.00	0.667

PITCHER	IP	WLS	BF	H	R	ER	SO	BB	IBB	HBP	BLK	WP	HR	S	P	ERA	WHIP

Tampa Bay Rays @ Seattle Mariners

Safeco Field, Seattle, WA

Wed May 14 2014, 12:44 PM - 4:05 PM PDT

Att. 20,951 - Sunny - 74 F

TOP

livebaseballscorecards.com

Batter	1	2	3	4	5	6	7	8	9	AB	R	H	RBI	BB	SO	LOB
20 Matt Joyce, L (1, 7) OBP: 0.383, SLG: 0.429	B SI 89 C SI 89 B SI 95 C SI 89 X CH 85 2-2 G3 ①		C CU 74 L SI 95 B CU 76 B CH 87 B CH 85 X SL 93 3-2 G4-3 ②		B SI 96 B FF 95 C FF 96 X FF 95 2-1 B2-3 ①		I IN 74 I IN 78 I IN 80 I IN 81 4-0 1 FC6-4 IBB			3	0	0	0	1	0	0
18 Ben Zobrist, S (1, 4) OBP: 0.352, SLG: 0.364 1 Sean Rodríguez, R (5, 4) OBP: 0.310, SLG: 0.574	X CH 88 0-0 P6 ②		B FF 93 B FF 93 X SI 93 2-0 F7 ③		C FF 97 C FF 97 B FF 98 B SL 83 F FF 99 X FF 97 2-2 7 CS 1B		S SI 98 X SI 100 0-1 FC6-4 ③ 1-2f			3 1	0 0	1 0	0 0	0 0	0 0	0 2
7 David DeJesus, L (1, 10) OBP: 0.359, SLG: 0.485	C SI 91 B CU 74 B SI 89 B SI 93 B SI 90 4-1 BB			C CH 81 F FF 92 B CU 74 B FF 94 C SL 89 2-3 K ①	B FF 98 C FF 95 B FF 96 F FF 94 S FF 98 2-3 K ②③ 1-2			L C SL 81 S SL 81 0-3 K ①		3	0	0	0	1	3	1
3 Evan Longoria, R (1, 5) OBP: 0.331, SLG: 0.405	C FF 92 F SI 90 F FF 92 1 SAFE F FF 91 1 SAFE B FF 95 F SL 92 D CH 83 3-3 K ③			B CU 74 F FF 89 B CU 75 X CH 85 2-1 21 FC4-6 1B		S FF 96 S SL 84 B FF 99 C FF 97 1-3 K ①		B FF 94 C SL 81 B SL 81 B B SL 81 4-1 BB		3	0	1	0	1	2	1
21 James Loney, L (1, 3) OBP: 0.377, SLG: 0.406		S SI 91 C FF 92 B SI 92 S SI 95 1-3 K ①		F FF 92 B FF 94 F SI 90 X FF 96 1-2 FC4-6 8 BB 9 BB 11 BB ② 1-2f		C FF 98 B FF 97 F FF 98 B FF 97 B FF 96 F FF 96 S FF 96 3-3 K ②		B SL 80 C FF 91 1 SAFE B F SI 91 S SL 82 2-3 K ②		4	1	0	0	0	3	2
9 Wil Myers, R (1, 9) OBP: 0.314, SLG: 0.387		B SI 91 X SL 87 1-0 2B		B CU 71 F SL 88 B B SL 86 B SI 90 4-1 11 BB 8 BB 24 WP 1-2 BB		C FF 97 B SL 84 F FC 90 B FF 96 C SL 84 2-3 K ③		C SL 82 B FF 93 F SI 80 1 SAFE B FF 95 1 SAFE S SL 82 2-3 K ③		3	1	1	0	1	2	1
8 Desmond Jennings, R (1, 8) OBP: 0.346, SLG: 0.414		F SI 89 B SL 90 B SL 88 C CH 81 X FF 95 2-2 F9 ②		F SL 89 C CU 72 B SL 92 B CU 74 F CU 75 B SL 93 F SL 92 D CH 82 4-2 24 WP 11 BB 1-2 2-3 BB			X SI 95 0-0 G6-3 ①		C B FC 90 X FC 90 1-1 F9 ①	3	0	0	0	1	0	1
11 Yunel Escobar, R (1, 6) OBP: 0.316, SLG: 0.331		B CU 70 S SL 89 X SI 90 1-1 G6-3 ③		C F SL 93 B FF 95 B CU 77 F SL 93 F FF 97 B SL 91 F B 4-2 24 WP 1-2 2-3 3-H BB			F SI 96 B SI 96 B FF 95 X SI 98 2-1 E6		B FC 90 X 1-0 G5-3 ②	3	0	0	1	1	0	1
24 Ryan Hanigan, R (1, 2) OBP: 0.327, SLG: 0.396			B SI 90 C CU 74 S SL 89 B CU 75 X SI 96 2-2 F9 ①	C FF 95 B SL 83 S FC 90 S FF 97 1-3 K ③ 1-2 2-3 3-H			F SI 98 F SI 97 B FF 96 B CU 79 B FF 97 F SI 98 S SI 96 3-3 K ②		B FF 95 C SI 92 F FC 90 S CU 77 1-3 K2-3 ③	4	0	0	0	0	3	3

	AB	R	H	RBI	BB	SO	LOB
	30	**2**	**3**	**1**	**6**	**13**	**12**

Inning Stats	1	2	3	4	5	6	7	8	9	1B	SF	WP	PA
	R: 0 E: 0 K: 1 S: 12 H: 0 LOB: 1 BB: 1 P: 21	R: 0 E: 0 K: 1 S: 9 H: 1 LOB: 1 BB: 0 P: 14	R: 0 E: 0 K: 0 S: 7 H: 0 LOB: 0 BB: 0 P: 14	R: 2 E: 0 K: 2 S: 21 H: 1 LOB: 2 BB: 3 P: 39	R: 0 E: 0 K: 1 S: 9 H: 1 LOB: 1 BB: 0 P: 15	R: 0 E: 0 K: 3 S: 10 H: 0 LOB: 0 BB: 0 P: 16	R: 0 E: 1 K: 1 S: 9 H: 0 LOB: 2 BB: 1 P: 18	R: 0 E: 0 K: 3 S: 10 H: 0 LOB: 1 BB: 1 P: 18	R: 0 E: 0 K: 1 S: 6 H: 0 LOB: 0 BB: 0 P: 9	1B: 2 2B: 2 3B: 0 HR: 0	SF: 0 SAC: 0 DP: 1 HBP: 0	WP: 1 PB: 0 SB: 0 CS: 1	PA: 36

PITCHER	IP	WLS	BF	H	R	ER	SO	BB	IBB	HBP	BLK	WP	HR	S	P	ERA	WHIP
37 Brandon Maurer, R (1, 1) ERA: 6.0	3.2	L	17	2	2	2	3	4	0	0	0	0	0	46	84	4.91	1.636
52 Dominic Leone, R (4, 1) ERA: 1.56	2.1		7	1	0	0	5	0	0	0	0	1	0	22	35	0.00	0.429
54 Tom Wilhelmsen, R (7, 1) ERA: 2.18	1.0		5	0	0	0	1	0	1	0	0	0	0	9	18	0.00	0.000
41 Charlie Furbush, L (8, 1) ERA: 6.0	1.0		4	0	0	0	3	1	0	0	0	0	0	10	18	0.00	1.000
40 Danny Farquhar, R (9, 1) ERA: 3.0	1.0		3	0	0	0	1	0	0	0	0	0	0	6	9	0.00	0.000

PITCHER	IP	WLS	BF	H	R	ER	SO	BB	IBB	HBP	BLK	WP	HR	S	P	ERA	WHIP

Batter	1	2	3	4	5	6	7	8	9	AB	R	H	RBI	BB	SO	LOB
99 James Jones, L (1, 8) OBP: 0.441, SLG: 0.500	B SI 92 B SI 91 C SI 92 F SI 92 B CU 70 B SI 94 4-2 7 FC3-6 BB		B CU 68 C SI 93 S FF 92 X FS 88 1-2 ③ G3			B CU 69 F SI 94 X SI 94 1-1 1B			B C B SI 92 C X SL 86 2-2 ① G3	3	0	1	0	1	0	0
7 Stefen Romero, R (1, 9) OBP: 0.256, SLG: 0.378	1 SAFE C SI 92 C SI 92 X FS 86 0-2 ① FC3-6 27 CS 1-2f			C SI 90 B SI 90 F FC 85 B FF 92 B SI 92 F SI 94 S FF 92 3-3 ① K		1 SAFE B FF 93 1 SAFE B SI 94 1 SAFE S SI 94 S SI 94 1 SAFE S SI 94 2-3 ③ K			C B F FF 90 B SL 87 S 2-3 ② K	4	0	0	0	0	3	2
22 Robinson Canó, L (1, 4) OBP: 0.355, SLG: 0.385	C CU 69 X FS 86 0-1 ② F8			C SI 93 B SI 93 X SI 93 1-1 ② F7			B FF 97 C FF 97 B SI 98 B FF 97 F FF 97 B FF 99 4-2 17 G5-4-3 BB		B SL 87 X FF 92 1-0 ③ L7	3	0	0	0	1	0	1
27 Corey Hart, R (1, 10) OBP: 0.303, SLG: 0.364	B FC 86 1 SAFE B SL 84 F FF 91 B SI 92 3-1 ③ CS 1-2	S SL 84 C SI 92 B SL 84 S FF 88 1-3 ① K		B FC 86 B SI 93 F FF 93 X FF 88 2-1 ③ G6-3			X FF 96 0-0 ① P5			3	0	0	0	0	1	1
17 Justin Smoak, S (1, 3) OBP: 0.294, SLG: 0.421		B FS 86 C CU 69 S SI 91 B CU 71 X SI 88 2-2 ② G3			B CU 67 B SI 93 B SI 92 C SI 92 C SI 91 X SI 93 3-2 ① P4		S FF 97 F FF 96 B SI 99 B FF 100 F FF 96 B FF 97 F FF 98 X FF 97 3-2 ②③ G5-4-3 1-2f			3	0	0	0	0	0	1
15 Kyle Seager, L (1, 5) OBP: 0.333, SLG: 0.443		B CU 70 B CU 69 B SI 94 B SI 94 4-0 BB			B CU 67 X SI 93 1-0 ② F7			C CU 76 X FS 82 0-1 ① G3		2	0	0	0	1	0	0
13 Dustin Ackley, L (1, 7) OBP: 0.328, SLG: 0.440		C FF 93 C CU 70 B SI 94 F FS 87 S SI 92 1-3 ③ K			C CU 70 X CU 70 0-1 ③ F7			C FF 92 F CU 79 B FF 90 X FS 82 1-2 2B		3	0	1	0	0	1	1
4 John Buck, R (1, 2) OBP: 0.303, SLG: 0.300			B SL 83 S FF 91 F FC 85 B FC 87 B CU 70 S SI 92 3-3 ① K			F CU 70 S FC 87 B FC 86 B FC 87 S FF 90 2-3 ① K		B CU 80 F FF 92 C FF 92 B CU 79 B FS 82 S FS 83 3-3 ② K		3	0	0	0	0	3	1
5 Brad Miller, L (1, 6) OBP: 0.209, SLG: 0.262 55 Michael Saunders, L (8, PH) OBP: 0.290, SLG: 0.321 8 Willie Bloomquist, R (9, 6) OBP: 0.200, SLG: 0.205			B SI 92 B FF 91 C FS 85 F FS 85 F SI 93 B SI 92 F SI 93 T SI 93 3-2 ② K			B CU 70 B SI 93 S FF 93 S FF 94 F SI 94 B SI 94 X SI 93 3-2 ② F7		B CU 80 B CU 79 F FF 90 B FS 84 C CU 79 X FS 82 3-2 ③ G6-3	2 1 0	0 0 0	0 0 0	0 0 0	0 0 0	1 0 0	0 1 0
Inning Stats	R: 0 E: 0 K: 0 S: 8 H: 0 LOB: 0 BB: 1 P: 15	R: 0 E: 0 K: 2 S: 10 H: 0 LOB: 1 BB: 1 P: 18	R: 0 E: 0 K: 2 S: 11 H: 0 LOB: 0 BB: 0 P: 18	R: 0 E: 0 K: 1 S: 8 H: 0 LOB: 0 BB: 0 P: 14	R: 0 E: 0 K: 0 S: 6 H: 0 LOB: 0 BB: 0 P: 10	R: 0 E: 0 K: 2 S: 12 H: 1 LOB: 1 BB: 0 P: 20	R: 0 E: 0 K: 0 S: 8 H: 0 LOB: 0 BB: 1 P: 15	R: 0 E: 0 K: 1 S: 11 H: 1 LOB: 1 BB: 0 P: 18	R: 0 E: 0 K: 1 S: 7 H: 0 LOB: 0 BB: 0 P: 12	1B: 1 2B: 1 3B: 0 HR: 0 SF: 0 SAC: 0 DP: 1 HBP: 0						

PITCHER		IP	WLS	BF	H	R	ER	SO	BB	IBB	HBP	BLK	WP	HR	S	P	ERA	WHIP
23 Jake Odorizzi, R ERA: 4.89	(1, 1)	6.0	W	20	1	0	0	7	2	0	0	0	0	0	55	95	0.00	0.500
57 Jake McGee, L ERA: 1.59	(7, 1)	1.0	H	3	0	0	0	0	1	0	0	0	0	0	8	15	0.00	1.000
62 Joel Peralta, R ERA: 6.19	(8, 1)	1.0	H	4	1	0	0	1	0	0	0	0	0	0	11	18	0.00	1.000
50 Grant Balfour, R ERA: 4.7	(9, 1)	1.0	S	3	0	0	0	1	0	0	0	0	0	0	7	12	0.00	0.000

PITCHER	IP	WLS	BF	H	R	ER	SO	BB	IBB	HBP	BLK	WP	HR	S	P	ERA	WHIP

BOTTOM

Tampa Bay Rays @ Seattle Mariners

Safeco Field, Seattle, WA

Wed May 14 2014, 12:44 PM - 4:05 PM PDT

Att. 20,951 - Sunny - 74 F

livebaseballscorecards.com

AB	27
R	0
H	2
RBI	0
BB	3
SO	9
LOB	8

Batter	1	2	3	4	5	6	7	8	9	AB	R	H	RBI	BB	SO	LOB
99 James Jones, L (1, 8) OBP: 0.410, SLG: 0.457	C FF 91 B FF 92 X SI 90 1-1 G4-3 ①	C SI 90 B SI 91 1 SAFE F CH 84 B FF 90 F CH 84 1 SAFE X SI 91 2-2 G5-3 ③			X CH 82 0-0 L9 ②		C SI 90 X SI 90 0-1 55 1B 1B	B FF 90 C FF 90 1 SAFE S FF 90 F FF 92 1 SAFE 1 SAFE F FF 92 1 SAFE 1-3 C SL 88 K ③		5	0	1	0	0	1	2
55 Michael Saunders, L (1, 9) OBP: 0.316, SLG: 0.341	B FF 91 B FF 92 F SI 91 X SI 93 2-1 17 BB 22 FC6 1B		C CH 84 B FF 90 B FF 91 S CH 84 X CH 83 2-2 G4-3 ①		C SI 92 B FF 90 B CH 83 F FF 91 B FF 91 B FF 91 4-2 22 2B BB		C FF 89 F SI 90 B SI 90 D CH 83 X FF 91 2-2 1-3 1B		B FF 94 X FF 94 1-0 22 G4-3 22 WP 1B	4	1	3	0	1	0	0
22 Robinson Canó, L (1, 4) OBP: 0.356, SLG: 0.391	B FF 91 D SI 90 X SI 92 2-0 FC6 17 BB 1-2		X CU 78 0-0 1B		B SI 92 B SI 88 X SI 91 2-0 1-H 2B		D FF 91 X CH 82 1-0 G4-3 ③		C SL 84 F SL 86 F FF 94 F FF 93 B SL 84 F SL 84 B SL 84 F FF 94 X FF 92 2-2 G4-3 ① 1-3	5	0	2	1	0	0	4
27 Corey Hart, R (1, 10) OBP: 0.293, SLG: 0.351	C FF 92 S SI 91 S FF 92 0-3 K ②		S SL 85 C SL 82 B SL 85 B SL 85 F FF 90 1 SAFE D FF 92 X FF 91 3-2 F7 ②		C SL 85 C FF 92 F SL 84 B FF 92 B FF 91 S SL 84 2-3 K ③			B SI 89 C CH 81 X FF 91 1-1 F9 ①	B SL 83 X SL 84 1-0 P3 ②	5	0	0	0	0	2	5
17 Justin Smoak, S (1, 3) OBP: 0.297, SLG: 0.416	B CH 84 B FF 91 B FF 92 B FF 92 4-0 1-2 2-3 BB		C FF 89 F SI 91 D FF 91 X CH 84 1-2 G1-3 ③			X CH 82 0-0 G3-1 ①		C FF 90 S SL 80 B SL 80 X FF 92 1-2 15 BB 13 3B 1B	D SL 85 C FF 92 X SL 84 1-1 G1-3 ③	4	1	1	0	1	0	2
15 Kyle Seager, L (1, 5) OBP: 0.331, SLG: 0.433	F CH 83 B FF 92 F SI 92 C FF 92 1-3 K ③			B CH 81 X SI 91 1-0 G4-3 ①		C FF 91 B CH 84 X FF 91 1-1 F9 ②		B SL 79 S SL 79 B SI 89 B SI 91 B FF 90 4-1 1-2 13 3B BB		3	1	0	0	1	1	3
13 Dustin Ackley, L (1, 7) OBP: 0.326, SLG: 0.450		B FF 90 X SI 90 1-0 G1-3 ①		B SI 90 B CH 82 X SI 92 2-0 G4-3 ②		C CH 84 B SI 91 X SI 90 1-1 G1-3 ③		C FF 90 X SI 90 0-1 1-H 2-H 3 SF8 3B		4	1	1	2	0	0	0
3 Mike Zunino, R (1, 2) OBP: 0.287, SLG: 0.482		B FF 92 X SL 85 1-0 G6-3 ②		C FF 91 B SL 86 S SI 91 B SL 81 S SL 84 2-3 K ③			S SL 83 X SI 89 0-1 G5-3 ①	X SL 88 0-0 3-H SF8 ②		3	0	0	1	0	1	0
5 Brad Miller, L (1, 6) OBP: 0.217, SLG: 0.263		X SI 92 0-0 1B			B FF 88 X FF 91 1-0 F8 ①		X FF 90 0-0 G6-3 ②	B SL 86 C SL 87 B FF 93 F SL 87 B FF 93 B FF 92 4-2 BB		3	0	1	0	1	0	0
Inning Stats	R: 0 E: 0 K: 2 S: 11 H: 1 LOB: 3 BB: 1 P: 21	R: 0 E: 0 K: 0 S: 7 H: 1 LOB: 1 BB: 0 P: 11	R: 0 E: 0 K: 0 S: 11 H: 1 LOB: 1 BB: 0 P: 17	R: 0 E: 0 K: 1 S: 5 H: 0 LOB: 0 BB: 0 P: 10	R: 1 E: 0 K: 1 S: 9 H: 1 LOB: 1 BB: 1 P: 18	R: 0 E: 0 K: 0 S: 5 H: 0 LOB: 0 BB: 0 P: 7	R: 0 E: 0 K: 0 S: 9 H: 2 LOB: 2 BB: 0 P: 12	R: 3 E: 0 K: 1 S: 16 H: 2 LOB: 1 BB: 2 P: 27	R: 0 E: 0 K: 0 S: 11 H: 1 LOB: 1 BB: 0 P: 16	1B: 7 2B: 1 3B: 1 HR: 0 SF: 1 SAC: 0 DP: 0 HBP: 0						

PITCHER		IP	WLS	BF	H	R	ER	SO	BB	IBB	HBP	BLK	WP	HR	S	P	ERA	WHIP
44 Kyle Gibson, R ERA: 4.2	(1, 1)	7.0	W	30	6	1	1	4	2	0	0	0	0	0	57	96	1.29	1.143
56 Caleb Thielbar, L ERA: 4.38	(8, 1)	0.1		4	2	3	3	0	1	0	0	0	0	0	8	14	81.00	9.000
50 Casey Fien, R ERA: 2.12	(8, 1)	0.2	H	3	0	0	0	1	1	0	0	0	0	0	8	13	0.00	1.500
15 Glen Perkins, L ERA: 3.72	(9, 1)	1.0	S	4	1	0	0	0	0	0	0	0	1	0	11	16	0.00	1.000

PITCHER	IP	WLS	BF	H	R	ER	SO	BB	IBB	HBP	BLK	WP	HR	S	P	ERA	WHIP

TOP

Seattle Mariners @ Minnesota Twins

Target Field, Minneapolis, MN

Fri May 16 2014, 7:12 PM - 9:53 PM CDT

Att. 27,275 - Cloudy - 51 F

livebaseballscorecards.com

AB	36
R	4
H	9
RBI	4
BB	4
SO	5
LOB	16

WP: 1	PA: 41		
PB: 0			
SB: 0			
CS: 0			

Seattle Mariners @ Minnesota Twins

Target Field, Minneapolis, MN

Fri May 16 2014, 7:12 PM - 9:53 PM CDT

Att. 27,275 - Cloudy - 51 F

BOTTOM

livebaseballscorecards.com

Batter	1	2	3	4	5	6	7	8	9	AB	R	H	RBI	BB	SO	LOB
2 Brian Dozier, R (1, 4) OBP: 0.369, SLG: 0.463	C FF 82 X FF 84 0-1 L1 ①		B SL 76 F FF 85 B SL 77 F FF 83 X FF 82 2-2 7 G3 24 2B 2B 3-H		B SL 74 X FF 83 1-0 HR	C CH 77 X SL 76 0-1 F9 ②		C FF 94 C SL 89 S CU 77 0-3 K2-3 ③		5	2	2	2	0	1	5
7 Joe Mauer, L (1, 3) OBP: 0.391, SLG: 0.372	C FF 82 X SL 76 0-1 F7 ②		C FF 83 C SL 78 X FF 83 0-2 G3 ② 2-3		B FF 83 C FF 84 X FF 84 1-1 2B	C SL 74 F CH 78 F SL 75 X FF 84 0-2 G1-3 ③				4	0	1	0	0	0	4
24 Trevor Plouffe, R (1, 5) OBP: 0.333, SLG: 0.406	B FF 83 X FF 83 1-0 F9 ③		B FF 85 D SL 77 X FF 84 2-0 2B 3-H		C SL 75 X FF 82 0-1 P6 ②		F SL 81 B SL 75 X SL 75 1-1 E6 27 L3			4	0	1	1	0	0	1
27 Chris Parmelee, L (1, 9) OBP: 0.323, SLG: 0.483		C FF 84 B FF 84 B SL 77 B FF 85 X FF 85 3-1 F8 ①	B SL 76 C FF 83 F SL 78 B SL 77 X FF 84 2-2 F8 ③		C SL 74 F CH 76 B FF 83 X SL 75 1-2 F7 ③		B CH 77 B FF 82 B FF 82 C SL 81 X FF 84 3-1 L3 ①② 1-1			4	0	0	0	0	0	3
8 Kurt Suzuki, R (1, 2) OBP: 0.390, SLG: 0.424		C FF 83 C FF 83 X FF 84 0-2 L6 ②		C FF 83 C SL 76 X SL 77 0-2 G5-3 ①		C SL 80 B SL 74 X FF 82 1-1 32 1B 5 1B 2B	B FF 82 X FF 82 1-0 L5 ③			4	1	1	0	0	0	0
13 Jason Kubel, L (1, 7) OBP: 0.340, SLG: 0.349		B FF 83 C FF 84 X FF 85 1-1 1B		B FF 84 B FF 83 F FF 84 F CH 79 X SL 76 2-2 G5-3 ②		X FF 82 0-0 F8 ①		C FF 89 C FF 89 X SL 80 0-2 L5 ①		4	0	1	0	0	0	1
43 Josmil Pinto, R (1, 10) OBP: 0.371, SLG: 0.456		B FF 84 F FF 84 X SL 77 1-1 P6 ③		C SL 77 C SL 76 F FF 84 B SL 78 X SL 77 1-2 HR		B CH 82 D SL 75 B FF 82 C FF 82 B FF 82 4-1 5 1B 32 1B BB		C SI 87 X SI 86 0-1 5 2B 1B		3	1	2	1	1	0	1
32 Aaron Hicks, S (1, 8) OBP: 0.321, SLG: 0.261			X FF 83 0-0 5 F9 2 2B 2B	B FF 84 B CH 79 X FF 84 2-0 F8 ③		C FF 84 D CH 78 X CH 79 1-1 5 1B 1-2 2-3 1B		S SI 86 D SI 86 C CH 80 B CH 80 B FF 88 1 SAFE X SI 85 3-2 L9 ②		4	1	2	0	0	0	1
5 Eduardo Escobar, S (1, 6) OBP: 0.373, SLG: 0.544			B FF 82 B FF 84 X FF 83 2-0 F9 ① 2-3		C FF 82 B CH 77 C SL 74 X FF 83 1-2 G4-3 ①	C CH 78 X FF 83 0-1 1-2 2-3 3-H 1B		X SI 87 0-0 1-3 2B		4	0	2	1	0	0	1
Inning Stats	R: 0 E: 0 K: 0 S: 5 H: 0 LOB: 0 BB: 0 P: 6	R: 0 E: 0 K: 0 S: 9 H: 1 LOB: 1 BB: 0 P: 14	R: 2 E: 0 K: 0 S: 12 H: 3 LOB: 1 BB: 0 P: 20	R: 1 E: 0 K: 0 S: 11 H: 1 LOB: 0 BB: 0 P: 16	R: 1 E: 0 K: 0 S: 11 H: 2 LOB: 1 BB: 0 P: 15	R: 1 E: 0 K: 0 S: 14 H: 3 LOB: 3 BB: 1 P: 20	R: 0 E: 1 K: 0 S: 5 H: 0 LOB: 0 BB: 0 P: 10	R: 0 E: 0 K: 1 S: 12 H: 2 LOB: 2 BB: 0 P: 15		1B: 4 2B: 7 3B: 0 HR: 2 SF: 0 SAC: 0 DP: 1 HBP: 0				WP: 0 PB: 0 SB: 0 CS: 0 PA: 37		

	AB	36
	R	5
	H	12
	RBI	5
	BB	1
	SO	1
	LOB	17

PITCHER		IP	WLS	BF	H	R	ER	SO	BB	IBB	HBP	BLK	WP	HR	S	P	ERA	WHIP
53 Chris Young, R ERA: 3.22	(1, 1)	7.0	L	32	10	5	5	0	1	0	0	0	0	2	67	101	6.43	1.571
97 Joe Beimel, L ERA: 2.63	(8, 1)	0.2		4	2	0	0	0	0	0	0	0	0	0	9	12	0.00	3.000
54 Tom Wilhelmsen, R ERA: 2.14	(8, 1)	0.1		1	0	0	0	1	0	0	0	0	0	0	3	3	0.00	0.000

PITCHER	IP	WLS	BF	H	R	ER	SO	BB	IBB	HBP	BLK	WP	HR	S	P	ERA	WHIP

Batter	1	2	3	4	5	6	7	8	9	AB	R	H	RBI	BB	SO	LOB
99 James Jones, L (1, 8) OBP: 0.395, SLG: 0.487	B FC 86 C FC 88 T FC 88 X CU 81 1-2 ① G5-3		B FC 90 1 SAFE B FC 88 B FC 88 C FC 88 C FC 87 X FC 89 3-2 55 SF9 1-H 3B		X FC 90 0-0 ③ G3-1			B FF 90 C FF 90 F CH 87 X FF 92 1-2 ① L5		4	1	1	1	0	0	0
55 Michael Saunders, L (1, 9) OBP: 0.314, SLG: 0.374	B FF 90 B FC 88 C FC 88 X FC 89 2-1 ② G4-3		F CU 78 B FF 90 F FF 91 X CU 82 1-2 ② SF9 3-H			B FC 88 X FC 88 1-0 ① F8		B SI 91 X CH 86 1-0 HR		3	1	1	2	0	0	0
22 Robinson Canó, L (1, 4) OBP: 0.354, SLG: 0.388	S FC 89 F CU 82 B FC 91 F FC 92 B FC 91 X CU 82 2-2 ③ F7		B FC 90 C FC 89 F FC 90 X FC 90 1-2 ③ F8			F CU 78 X FC 89 0-1 1B		B FF 91 B SI 91 X FF 90 2-0 ② F8		4	0	1	0	0	0	0
27 Corey Hart, R (1, 10) OBP: 0.292, SLG: 0.355		B FC 88 C FC 87 C FC 88 F FC 90 F CU 80 S CU 80 1-3 ① K		C CU 81 S CU 80 B CU 81 B FC 90 X FC 88 2-2 E5 17 WP		F CU 77 B FC 90 F FC 89 F CU 80 X CU 80 1-2 ② F9		X FF 91 0-0 2B		4	0	1	0	0	1	1
15 Kyle Seager, L (1, 5) OBP: 0.323, SLG: 0.420		C FF 90 B CH 84 B FC 90 C FF 89 X CU 81 2-2 ② G3-1		F FC 89 F FC 90 S CU 81 0-3 ① K		B CH 82 1 SAFE F FC 90 D CH 82 X FC 89 2-1 ③ P6		C FF 91 F CH 86 F SI 92 S CH 87 0-3 ③ K		4	0	0	0	0	2	3
17 Justin Smoak, S (1, 3) OBP: 0.308, SLG: 0.428 16 Cole Gillespie, R (9, PR) OBP: 0.333, SLG: 0.316		C FC 90 B FF 86 B CU 80 S FF 91 B FF 90 B FF 91 4-2 13 PB BB		F FC 89 F FC 90 B CU 83 C CU 81 1-3 ② K 1-2			B SI 91 B CH 83 X FF 89 2-0 13 F8 2B		X SI 92 0-0 1B	3 0	0 0	2 0	0 0	1 0	1 0	1 0
13 Dustin Ackley, L (1, 7) OBP: 0.316, SLG: 0.435		B FC 90 B FC 87 B FC 89 C FC 89 X FC 88 3-1 ③ G4-3 1-2		B FC 90 C FC 90 X CU 79 1-1 ③ G4-3			C FF 90 C SI 91 B SI 90 X SL 82 1-2 ① F8 2-3		C FF 92 B FF 93 F FF 94 X FF 94 1-2 ① F7	4	0	0	0	0	0	4
3 Mike Zunino, R (1, 2) OBP: 0.286, SLG: 0.470			C FC 89 C CU 80 S CU 81 0-3 ① K		F FC 89 B CU 78 X FC 89 1-1 ① F8		B SI 92 B SI 90 B CH 85 B SI 90 4-0 7 G1-6-3 BB		B FF 92 F FF 93 F FF 92 F SL 86 S SL 85 1-3 ② K	3	0	0	0	1	2	1
5 Brad Miller, L (1, 6) OBP: 0.221, SLG: 0.261 7 Stefen Romero, R (7, PH) OBP: 0.253, SLG: 0.373 8 Willie Bloomquist, R (7, 6) OBP: 0.196, SLG: 0.200			C FC 90 B CH 83 F FC 90 B CH 85 F CU 80 B CU 80 F FC 89 B FC 89 4-2 99 3B BB		C FC 90 X FC 90 0-1 ② G3-1		F SI 89 B SI 90 X SI 89 1-1 ② ③ G1-6-3 1-2f		F FF 93 1 SAFE B FF 94 X FF 94 1-1 ③ F8	1 1 1	1 0 0	0 0 0	0 0 0	1 0 0	0 0 0	0 2 1
Inning Stats	R: 0 E: 0 K: 0 S: 9 H: 0 LOB: 0 BB: 0 P: 14	R: 0 E: 0 K: 1 S: 12 H: 0 LOB: 1 BB: 1 P: 22	R: 2 E: 0 K: 1 S: 16 H: 1 LOB: 0 BB: 1 P: 25	R: 0 E: 1 K: 2 S: 11 H: 0 LOB: 1 BB: 0 P: 15	R: 0 E: 0 K: 0 S: 5 H: 0 LOB: 0 BB: 0 P: 6	R: 0 E: 0 K: 0 S: 9 H: 1 LOB: 1 BB: 0 P: 13	R: 0 E: 0 K: 0 S: 6 H: 1 LOB: 1 BB: 1 P: 14	R: 1 E: 0 K: 1 S: 10 H: 2 LOB: 1 BB: 0 P: 14	R: 0 E: 0 K: 1 S: 10 H: 1 LOB: 1 BB: 0 P: 13	1B: 2 2B: 2 3B: 1 HR: 1	SF: 1 SAC: 0 DP: 1 HBP: 0					

PITCHER		IP	WLS	BF	H	R	ER	SO	BB	IBB	HBP	BLK	WP	HR	S	P	ERA	WHIP
21 Samuel Deduno, R ERA: 3.53	(1, 1)	6.0	W	23	2	2	2	4	2	0	0	0	1	0	62	95	3.00	0.667
52 Brian Duensing, L ERA: 1.5	(7, 1)	1.0	H	4	1	0	0	0	1	0	0	0	0	0	6	14	0.00	2.000
61 Jared Burton, R ERA: 5.71	(8, 1)	1.0	H	5	2	1	1	1	0	0	0	0	0	1	10	14	9.00	2.000
15 Glen Perkins, L ERA: 3.54	(9, 1)	1.0	S	4	1	0	0	1	0	0	0	0	0	0	10	13	0.00	1.000

PITCHER	IP	WLS	BF	H	R	ER	SO	BB	IBB	HBP	BLK	WP	HR	S	P	ERA	WHIP

TOP

Seattle Mariners @ Minnesota Twins

Target Field, Minneapolis, MN

Sat May 17 2014, 6:12 PM - 8:38 PM CDT

Att. 29,717 - Partly Cloudy - 65 F

livebaseballscorecards.com

AB	32
R	3
H	6
RBI	3
BB	3
SO	6
LOB	13

WP: 1 PA: 36
PB: 1
SB: 0
CS: 0

Batter	1	2	3	4	5	6	7	8	9	AB	R	H	RBI	BB	SO	LOB
2 Brian Dozier, R (1, 4) OBP: 0.377, SLG: 0.485	B FF 90 X FF 90 1-0 24 G5-3 8 2B 1B		C SI 90 F CH 85 B FF 92 F CU 79 B FF 92 F CU 79 H FF 93 3-2 7 G6-4-3 HBP		F CH 85 X CU 78 0-1 1-H 3-H HR			C FF 94 B FF 95 C CU 84 C CU 85 1-3 ① K		3	2	2	3	0	1	0
7 Joe Mauer, L (1, 3) OBP: 0.382, SLG: 0.362	C FF 92 X FF 92 0-1 ① L7		C CU 77 1 SAFE S CU 78 B CU 77 B FF 93 1 SAFE F CU 80 X FF 91 2-2 ①② G6-4-3 1-2f		B FF 91 B FF 91 C FF 91 B FF 91 X FF 91 3-1 ② F8			C FF 96 F FF 95 B CU 85 B CU 85 X CU 84 2-2 ② G1-3		4	0	0	0	0	0	2
24 Trevor Plouffe, R (1, 5) OBP: 0.326, SLG: 0.396	C FF 92 B CH 87 X CH 86 1-1 ② G5-3 1-2		X FF 92 0-0 ③ P4		B CH 87 S FF 91 F FF 90 S CU 79 1-3 ③ K			B FF 95 C FF 95 F FF 95 X CU 85 1-2 ③ L9		4	0	0	0	0	1	1
8 Kurt Suzuki, R (1, 10) OBP: 0.388, SLG: 0.430	C FF 92 C CU 78 X CU 78 0-2 2-H 2B			B SI 90 C FF 90 X CH 85 1-1 ① L5		B FF 90 F FF 89 F CH 84 F CU 79 B FF 91 X SI 91 2-2 ① L8				3	0	1	1	0	0	0
43 Josmil Pinto, R (1, 2) OBP: 0.362, SLG: 0.443	F FF 92 F SI 91 B FF 92 B FF 92 F FF 92 F FF 92 T FF 93 2-2 ③ K			F FF 92 X SI 93 0-1 ② G1-3		F FF 91 B FF 91 F CH 86 C FF 93 1-3 ② K				3	0	0	0	0	2	1
20 Chris Colabello, R (1, 9) OBP: 0.281, SLG: 0.380 27 Chris Parmelee, L (7, 9) OBP: 0.323, SLG: 0.483		B FF 90 X SI 90 1-0 ① G5-3		C FF 93 X CH 87 0-1 ③ G4-3		X FF 92 0-0 ③ F9				3 0	0 0	0 0	0 0	0 0	0 0	0 0
9 Eduardo Núñez, R (1, 7) OBP: 0.357, SLG: 0.423		B FF 92 F FF 91 F CH 87 B CU 82 X SI 92 2-2 32 WP 32 BLK 1B			C FF 91 B FF 92 B SI 91 S CH 86 B CH 86 X FF 92 3-2 ① F8		F FF 90 X CH 86 0-1 ① G6-3			3	0	1	0	0	0	0
32 Aaron Hicks, S (1, 8) OBP: 0.330, SLG: 0.266		S FF 92 B CH 85 B FF 92 B CH 86 B FF 91 4-1 5 K 1-3 BB			B SI 92 B FF 92 X FF 92 2-0 5 1B 2 HR 1B		X FF 91 0-0 ② G5-3			2	1	1	0	1	0	0
5 Eduardo Escobar, S (1, 6) OBP: 0.372, SLG: 0.537		F CH 85 F FF 92 F FF 92 S CU 81 0-3 ②③ K 1-2			C FF 92 X CH 85 0-1 2 HR 1-3 1B		B FF 92 X FF 91 1-0 ③ F7			3	1	1	0	0	1	2
Inning Stats	R: 1 E: 0 K: 1 S: 13 H: 2 LOB: 1 BB: 0 P: 17	R: 0 E: 0 K: 1 S: 9 H: 1 LOB: 2 BB: 1 P: 16	R: 0 E: 0 K: 0 S: 9 H: 0 LOB: 0 BB: 0 P: 14	R: 0 E: 0 K: 0 S: 6 H: 0 LOB: 0 BB: 0 P: 7	R: 3 E: 0 K: 1 S: 13 H: 3 LOB: 0 BB: 0 P: 22	R: 0 E: 0 K: 1 S: 8 H: 0 LOB: 0 BB: 0 P: 11	R: 0 E: 0 K: 0 S: 4 H: 0 LOB: 0 BB: 0 P: 5	R: 0 E: 0 K: 1 S: 9 H: 0 LOB: 0 BB: 0 P: 13		1B: 4 2B: 1 3B: 0 HR: 1 SF: 0 SAC: 0 DP: 1 HBP: 1						

PITCHER		IP	WLS	BF	H	R	ER	SO	BB	IBB	HBP	BLK	WP	HR	S	P	ERA	WHIP
29 Roenis Elías, L ERA: 3.88	(1, 1)	7.0	L	27	6	4	4	4	1	0	1	1	1	1	62	92	5.14	1.000
31 Yoervis Medina, R ERA: 4.0	(8, 1)	1.0		3	0	0	0	1	0	0	0	0	0	0	9	13	0.00	0.000

PITCHER	IP	WLS	BF	H	R	ER	SO	BB	IBB	HBP	BLK	WP	HR	S	P	ERA	WHIP

BOTTOM

Seattle Mariners @ Minnesota Twins

Target Field, Minneapolis, MN

Sat May 17 2014, 6:12 PM - 8:38 PM CDT

Att. 29,717 - Partly Cloudy - 65 F

livebaseballscorecards.com

AB	28
R	4
H	6
RBI	4
BB	1
SO	5
LOB	6

WP: 1 PA: 30
PB: 0
SB: 0
CS: 0

Batter	1	2	3	4	5	6	7	8	9	AB	R	H	RBI	BB	SO	LOB
99 James Jones, L (1, 8) OBP: 0.396, SLG: 0.465	C SI 87 C FS 78 X SL 79 0-2 ① P3		C CU 72 F SL 82 S FS 80 0-3 ② K2-3		C SL 82 S FF 90 F FS 79 F SL 81 X CU 75 0-2 55 S, 55 3B 1B	F FF 91 B FF 91 B FF 91 F FF 91 F FF 93 F FF 93 B FF 92 B FF 92 4-2 1-2 2-3 BB		F SI 95 B SI 94 F SI 94 S SI 95 1-3 ② K		4	1	1	0	1	2	1
55 Michael Saunders, L (1, 9) OBP: 0.318, SLG: 0.411	B SI 89 S SL 81 X FF 90 1-1 2B		C CU 73 C SL 79 B FS 78 X FF 90 1-2 ③ F7		C FF 90 B FF 90 1 SAFE 1 SAFE 1 SAFE B SL 84 S SL 81 B FF 89 X SL 80 3-2 1-H 22 2B 3B	D SL 78 B SI 90 X SI 88 2-0 ② ③ SF9-3-4 2-3 3-H		B SI 94 X SI 94 1-0 ③ G1-3		4	1	2	2	0	0	1
22 Robinson Canó, L (1, 4) OBP: 0.366, SLG: 0.406	B FF 89 B SL 77 C SL 78 X FF 89 2-1 ② P6			B SL 82 B CU 71 B FF 88 C FF 88 X SI 88 3-1 17 L9 15 1B 27 BB 1B	D FS 81 X SI 89 1-0 17 G4-1 3-H 2B		B SL 79 X SI 88 1-0 7 FC4-6 1B		F FF 89 B CU 76 S CH 80 X FF 91 1-2 17 G3 15 WP 7 SH5-3 1B	5	2	4	1	0	0	1
27 Corey Hart, R (1, 10) OBP: 0.295, SLG: 0.353 7 Stefen Romero, R (4, PR) OBP: 0.247, SLG: 0.365 (4, 10)	C SL 80 S SL 80 D SL 81 B SL 80 F SL 78 X FF 90 2-2 ③ F9			B SI 87 B SL 81 D SL 82 B FF 90 4-0 15 1B 1-2 BB	B SL 80 X FF 90 1-0 ① F9		B SI 89 C SI 89 B SI 90 B CH 79 F SI 88 1 SAFE X FF 88 3-2 ① FC4-6 1-2f 17 2B		S SI 88 B SI 89 X SI 89 1-1 ① SH5-3 1-2	1 2	0 1	0 0	0 0	1 0	0 0	1 2
17 Justin Smoak, S (1, 3) OBP: 0.310, SLG: 0.429		B FS 78 B SI 89 B SI 88 C FF 88 F SI 89 F FF 90 B SI 90 4-2 13 FC4-6 BB		C FS 77 B SI 89 F SL 82 D SL 81 X FF 90 2-2 ① L9 2-3	B SI 89 C FF 90 F FF 90 X CU 73 1-2 ② G4-1 2-3		1 SAFE 1 SAFE B CU 70 B CH 82 B SI 88 C SI 90 S FF 90 X FF 90 3-2 1-H 2B		B SI 90 X SI 89 1-0 ② G3 2-3	4	0	1	1	1	0	4
15 Kyle Seager, L (1, 5) OBP: 0.319, SLG: 0.413		F FF 90 B CU 71 C CU 70 X SI 90 1-2 ① L8		S CU 73 X FC 91 0-1 3 WP 1-2 2-3 3-H 1B	B SL 78 F FS 77 B FF 90 F CU 73 X FS 80 2-2 ③ F8		F FF 90 D SL 81 F SL 80 F FF 92 C SI 88 1-3 ② K		B CH 82 B SI 89 S SI 89 X SI 89 2-1 ③ G3 3-H	5	0	1	1	0	1	3
13 Dustin Ackley, L (1, 7) OBP: 0.314, SLG: 0.430		F SI 89 S SL 82 X SL 80 0-2 ② FC4-6 3 FC6-4 1-2f		1 SAFE 1 SAFE B SI 89 C SI 88 B SL 83 1 SAFE B SI 87 C FF 88 S SL 79 3-3 ② K	F FF 91 X FF 92 0-1 99 BB 3 G2-3 55 SF9-3-4 1B		B SL 80 C SL 80 F SI 89 F SL 80 S FF 92 1-3 ③ K			4	1	1	0	0	2	5
3 Mike Zunino, R (1, 2) OBP: 0.292, SLG: 0.466		S SL 82 C SI 90 X SL 82 0-2 ③ FC6-4 1-2f		C SL 81 B SL 80 F SL 83 D SL 81 F SL 81 B FF 92 B SL 83 4-2 1-2 BB	C FF 92 B SL 81 B SL 81 1 SAFE F FF 91 X SL 82 2-2 ① G2-3 1-2			F SI 94 B SL 81 C SI 93 F SI 94 F SL 82 B SL 82 X SI 94 2-2 5 SH3-4 1B		3	0	1	0	1	0	2
5 Brad Miller, L (1, 6) OBP: 0.223, SLG: 0.257			B FF 88 S FS 78 X SL 78 1-1 ① G4-3	C FF 92 F FF 91 D FS 80 C SL 80 1-3 ③ K	F FF 92 S FF 91 B FF 92 B FF 93 B FF 91 F FF 91 B FF 92 4-2 55 SF9-3-4 99 BB BB			X SI 95 0-0 ① SH3-4 1-2		2	0	0	0	1	1	3
Inning Stats	R: 0 E: 0 K: 0 S: 11 H: 1 LOB: 1 BB: 0 P: 16	R: 0 E: 0 K: 0 S: 12 H: 0 LOB: 1 BB: 1 P: 17	R: 0 E: 0 K: 1 S: 8 H: 0 LOB: 0 BB: 0 P: 10	R: 1 E: 0 K: 2 S: 16 H: 2 LOB: 3 BB: 2 P: 33	R: 2 E: 0 K: 0 S: 16 H: 3 LOB: 1 BB: 0 P: 24	R: 1 E: 0 K: 0 S: 13 H: 1 LOB: 1 BB: 2 P: 25	R: 1 E: 0 K: 2 S: 15 H: 2 LOB: 1 BB: 0 P: 24	R: 0 E: 0 K: 1 S: 10 H: 1 LOB: 1 BB: 0 P: 14	R: 1 E: 0 K: 0 S: 8 H: 1 LOB: 0 BB: 0 P: 13	1B: 7 2B: 4 3B: 1 HR: 0 SF: 1 SAC: 2 DP: 1 HBP: 0						

PITCHER		IP	WLS	BF	H	R	ER	SO	BB	IBB	HBP	BLK	WP	HR	S	P	ERA	WHIP
47 Ricky Nolasco, R ERA: 5.5	(1, 1)	5.0	L	24	6	3	3	3	3	0	0	0	1	0	63	100	5.40	1.800
51 Anthony Swarzak, R ERA: 5.48	(6, 1)	0.1		4	1	1	1	0	2	0	0	0	0	0	12	22	27.00	9.000
56 Caleb Thielbar, L ERA: 4.5	(6, 1)	1.2		6	2	1	1	2	0	0	0	0	0	0	16	27	5.40	1.200
59 Michael Tonkin, R ERA: 5.84	(8, 1)	1.0		4	1	0	0	1	0	0	0	0	0	0	10	14	0.00	1.000
54 Matt Guerrier, R ERA: 4.5	(9, 1)	1.0		4	1	1	1	0	0	0	0	0	1	0	8	13	9.00	1.000

PITCHER	IP	WLS	BF	H	R	ER	SO	BB	IBB	HBP	BLK	WP	HR	S	P	ERA	WHIP

TOP

Seattle Mariners @ Minnesota Twins

Target Field, Minneapolis, MN

Sun May 18 2014, 1:14 PM - 4:15 PM CDT

Att. 32,511 - Partly Cloudy - 69 F

livebaseballscorecards.com

AB	34
R	6
H	11
RBI	5
BB	5
SO	6
LOB	23

WP: 2 PA: 42
PB: 0
SB: 2
CS: 0

Seattle Mariners @ Minnesota Twins

Target Field, Minneapolis, MN

Sun May 18 2014, 1:14 PM - 4:15 PM CDT

Att. 32,511 - Partly Cloudy - 69 F

livebaseballscorecards.com

Batter	1	2	3	4	5	6	7	8	9	AB	R	H	RBI	BB	SO	LOB
2 Brian Dozier, R (1, 4) OBP: 0.374, SLG: 0.479	B SI 91 X SI 90 1-0 ① F8		L SL 84 C CH 88 S CH 89 0-3 ① K		C SL 83 B SL 86 X FF 93 1-1 7 G5-4-3 1B			B SL 84 X SL 83 1-0 ① B1-3		4	0	1	0	0	1	2
7 Joe Mauer, L (1, 3) OBP: 0.373, SLG: 0.352	B SI 91 C CH 91 X CH 87 1-1 ② G5-3		B CH 89 C CU 80 C FF 93 B SI 93 B CH 90 S CH 89 3-3 ② K2-3 1-2 2-3		B SI 92 C CH 88 X CU 80 1-1 ②③ G5-4-3 1-2f			B SI 92 C SI 94 S CU 80 F FF 94 X SI 94 1-2 ② G4-3		4	0	0	0	0	1	3
24 Trevor Plouffe, R (1, 10) OBP: 0.330, SLG: 0.399	B FF 92 X FF 92 1-0 27 WP 1B		B SL 85 X SL 86 1-0 2-H 3-H 1B			B SL 83 B SL 83 X SI 92 2-0 ① G5-3		B SL 83 B SI 92 C SI 92 B CH 90 X SI 93 3-1 ③ F9		4	0	2	2	0	0	0
27 Chris Parmelee, L (1, 9) OBP: 0.286, SLG: 0.424	S CU 80 S CU 81 D CH 89 D CH 90 X CH 90 2-2 ③ G4-3 1-2		C SI 93 X CU 81 0-1 ③ F7			C SI 93 B CH 90 B CH 88 F FF 92 B FF 89 F FF 92 X FF 94 3-2 ② L7			C SI 93 B SI 93 F CH 81 F SI 95 B CH 82 B SI 94 S SI 94 3-3 ① K	4	0	0	0	0	1	2
8 Kurt Suzuki, R (1, 2) OBP: 0.378, SLG: 0.416		C FF 90 X SL 83 0-1 ① G6-3		C CU 81 S FF 90 X CH 87 0-2 ① G1-3		F SI 93 F SL 84 X CH 90 0-2 ③ G5-3			C SI 95 X CH 82 0-1 ② G6-3	4	0	0	0	0	0	0
13 Jason Kubel, L (1, 7) OBP: 0.345, SLG: 0.354		C FF 91 B FF 91 F CH 88 B FF 92 C CU 80 2-3 ② K		F CH 90 X CH 88 0-1 ② G5-3			B CU 78 X FF 92 1-0 32 1B 1B		B SI 95 C SI 94 X SI 94 1-1 1B	4	0	2	0	0	1	0
5 Eduardo Escobar, S (1, 5) OBP: 0.367, SLG: 0.523		X FF 93 0-0 ③ F7		B FF 91 C FF 90 C CU 80 X CH 89 1-2 1B			C CH 88 F CH 88 S CH 90 0-3 ① K		B SI 93 B SI 92 C SI 93 C CH 82 B FF 95 X CH 84 3-2 ③ G4-3	4	0	1	0	0	1	2
32 Aaron Hicks, S (1, 8) OBP: 0.339, SLG: 0.271			B FF 90 B SI 92 B SI 92 B FF 92 4-0 7 WP 39 1B 24 1B BB	1 SAFE 1 SAFE C CU 78 F CH 88 1 SAFE F FF 92 X CH 89 0-2 ③ G4-3			C CU 80 X FF 93 0-1 39 G4-3 1-2 1B			2	1	1	0	1	0	1
39 Danny Santana, S (1, 6) OBP: 0.444, SLG: 0.500			C FF 93 X CH 88 0-1 7 WP 24 1B 1-2 1B		L FF 92 F CU 79 B CH 89 T FF 92 1-2 ① K		S CH 88 D CH 88 X SI 94 1-1 ②③ G4-3 1-2f			3	1	1	0	0	1	2
Inning Stats	R: 0 E: 0 K: 0 S: 7 H: 1 LOB: 1 BB: 0 P: 12	R: 0 E: 0 K: 1 S: 6 H: 0 LOB: 0 BB: 0 P: 8	R: 2 E: 0 K: 2 S: 11 H: 2 LOB: 1 BB: 1 P: 19	R: 0 E: 0 K: 0 S: 12 H: 1 LOB: 1 BB: 0 P: 13	R: 0 E: 0 K: 1 S: 7 H: 1 LOB: 0 BB: 0 P: 10	R: 0 E: 0 K: 0 S: 8 H: 0 LOB: 0 BB: 0 P: 13	R: 0 E: 0 K: 1 S: 8 H: 2 LOB: 1 BB: 0 P: 10	R: 0 E: 0 K: 0 S: 7 H: 0 LOB: 0 BB: 0 P: 12	R: 0 E: 0 K: 1 S: 11 H: 1 LOB: 1 BB: 0 P: 18	1B: 8 2B: 0 3B: 0 HR: 0 SF: 0 SAC: 0 DP: 2 HBP: 0	WP: 2 PB: 0 SB: 0 CS: 0 PA: 34					

PITCHER	IP	WLS	BF	H	R	ER	SO	BB	IBB	HBP	BLK	WP	HR	S	P	ERA	WHIP
34 Félix Hernández, R (1, 1) ERA: 2.94	8.0	W	30	7	2	2	5	1	0	0	0	2	0	66	97	2.25	1.000
56 Fernando Rodney, R (9, 1) ERA: 3.12	1.0		4	1	0	0	1	0	0	0	0	0	0	11	18	0.00	1.000

PITCHER	IP	WLS	BF	H	R	ER	SO	BB	IBB	HBP	BLK	WP	HR	S	P	ERA	WHIP

AB	33
R	2
H	8
RBI	2
BB	1
SO	6
LOB	12

Seattle Mariners @ Texas Rangers

Globe Life Park in Arlington, Arlington, TX

Tue May 20 2014, 8:08 PM - 11:01 PM EDT

Att. 43,706 - Clear - 84 F

TOP

livebaseballscorecards.com

Batter	1	2	3	4	5	6	7	8	9	AB	R	H	RBI	BB	SO	LOB
99 James Jones, L (1, 8) OBP: 0.377, SLG: 0.438	C FF 87 S FF 90 B FF 88 X SL 83 1-2 G4-3 ①		X FF 86 0-0 55 1B / 15 1B / 1-2 1B B FF 88 B CU 75 X FF 88 2-0 22 BB / 15 1B / 1-3 2-H 1B ②	C FF 88 F FF 88 X SL 83 0-2 F5 ① X CU 75 0-0 F7 ②		B FF 87 C FF 86 L FF 88 T SL 82 1-2 K ① B CH 83 B FF 88 X FF 88 2-0 F8 ②		X FF 94 0-0 F8 ② C FF 94 B SL 81 S FF 94 F FF 95 F FF 95 B SI 93 F FF 94 F SL 83 B CH 87 3-2 X FF 94 G4-3 ③		5	1	1	0	0	1	2
55 Michael Saunders, L (1, 9) OBP: 0.313, SLG: 0.400	B SI 87 C FF 89 F CU 75 C FF 90 1-3 K ②									5	1	1	1	0	1	2
22 Robinson Canó, L (1, 4) OBP: 0.372, SLG: 0.408	B SI 88 B SL 82 B SI 89 C FF 89 C FF 90 X FF 91 3-2 17 S / 1B		C FF 86 B CU 76 B FF 87 B CH 83 B SI 88 4-1 15 1B / 6 SF7 / 1-2 BB	F FF 88 B FF 87 B SI 88 X CU 77 2-1 17 BB / 1-3 2-H 1B		C FF 89 X FF 88 0-1 F7 ③			B FF 93 F FF 93 X SI 93 1-1 G6-3 ①	4	1	2	1	1	0	0
17 Justin Smoak, S (1, 3) OBP: 0.307, SLG: 0.419	C SI 88 1 SAFE D CU 77 D CH 82 X CH 82 2-1 G4-3 ③ 1-2		C CU 76 S SL 82 B SL 84 F FF 90 F SL 85 S FF 90 1-3 K ①	B FF 88 B CH 83 S CH 83 B FF 88 B SI 87 4-1 1-2 BB			C FF 95 S SL 84 F SL 82 B FF 94 B FF 97 S SL 83 2-3 K ①		C CH 87 S SI 93 X SI 94 0-2 L5 ②	4	0	0	0	1	2	4
15 Kyle Seager, L (1, 5) OBP: 0.327, SLG: 0.426		F SI 87 X FF 89 0-1 B5-3 ① C FF 89 X FF 89 0-1 13 1B / 1B F SI 86 B SI 88 B FF 87 1 SAFE 1 SAFE X CH 82 2-1 1-3 1B ②	C SL 82 X CU 78 0-1 1-3 2-H 3-H 1B B SL 83 1 SAFE X SI 87 1-0 SF7 ② 3-H B CH 84 X CU 76 1-0 G4-3 ③	B SL 82 X CH 83 1-0 F8 ③	C FF 86 X SL 82 0-1 5 S / 1B F FF 86 T FF 87 B FF 87 1 SAFE C FF 89 1-3 K ①		B SL 82 F FF 94 B FF 94 C SL 83 B SL 84 F SL 83 X FF 94 3-2 6 CS / 2B C FF 96 S SL 83 B SL 80 H SL 83 2-2 13 2B / 2-3 HBP ② B FF 95 C FF 94 X FF 96 1-1 1-H 2B		B FF 96 C SI 94 B SI 94 F FC 94 B SI 95 X FF 94 3-2 1B B FF 93 D SI 93 B FF 93 C FF 92 F FF 92 F FF 93 S FF 93 3-3 K ③	5 3	0 1	3 2	2 1	0 0	0 1	3 1
13 Dustin Ackley, L (1, 7) OBP: 0.319, SLG: 0.439										4	0	2	1	0	1	2
3 Mike Zunino, R (1, 2) OBP: 0.291, SLG: 0.455	C FF 89 C FF 89 F FF 90 B FF 88 F FF 89 S FF 91 1-3 K ③			F CH 83 H FF 87 1-1 5 BB / 22 1B / HBP	S FF 89 C FF 87 D SL 83 B CH 84 T FF 90 2-2 K ②		F FF 95 F FF 95 B FF 94 D SL 84 S FF 95 2-3 K ③			3	1	0	0	0	3	3
5 Brad Miller, L (1, 6) OBP: 0.230, SLG: 0.259			B FF 88 S CH 86 S FF 89 B FF 88 X FF 90 2-2 99 1B / 55 1B / 1B	B FF 87 B CU 74 C SI 89 C FF 89 D CU 78 B FF 87 4-2 22 1B / 1-2 BB	C CU 76 F FF 88 X FF 89 0-2 F8 ③ 1-2			C FF 93 X FF 94 0-1 P3 ①		3	1	1	0	1	0	1
Inning Stats	R: 0 E: 0 K: 1 S: 11 H: 1 LOB: 1 BB: 0 P: 18	R: 0 E: 0 K: 1 S: 11 H: 2 LOB: 1 BB: 0 P: 14	R: 4 E: 0 K: 1 S: 15 H: 4 LOB: 1 BB: 1 P: 26	R: 1 E: 0 K: 0 S: 11 H: 1 LOB: 3 BB: 2 P: 23	R: 0 E: 0 K: 2 S: 11 H: 1 LOB: 1 BB: 0 P: 14	R: 0 E: 0 K: 1 S: 6 H: 0 LOB: 0 BB: 0 P: 9	R: 1 E: 0 K: 2 S: 15 H: 2 LOB: 1 BB: 0 P: 25	R: 0 E: 0 K: 0 S: 10 H: 0 LOB: 0 BB: 0 P: 13	R: 0 E: 0 K: 1 S: 12 H: 1 LOB: 1 BB: 0 P: 19	1B: 10 2B: 2 3B: 0 HR: 0 SF: 1 SAC: 0 DP: 0 HBP: 2						

	AB	36
	R	6
	H	12
	RBI	6
	BB	3
	SO	9
	LOB	18

	WP: 0	PA: 42
	PB: 0	
	SB: 2	
	CS: 1	

PITCHER		IP	WLS	BF	H	R	ER	SO	BB	IBB	HBP	BLK	WP	HR	S	P	ERA	WHIP
48 Colby Lewis, R ERA: 5.4	(1, 1)	6.0	L	30	9	5	5	6	3	0	1	0	0	0	65	104	7.50	2.000
49 Aaron Poreda, L ERA: 3.0	(7, 1)	1.0		5	2	1	1	2	0	0	1	0	0	0	15	25	9.00	2.000
41 Alexi Ogando, R ERA: 6.86	(8, 1)	2.0		7	1	0	0	1	0	0	0	0	0	0	22	32	0.00	0.500

PITCHER		IP	WLS	BF	H	R	ER	SO	BB	IBB	HBP	BLK	WP	HR	S	P	ERA	WHIP

Seattle Mariners @ Texas Rangers

Globe Life Park in Arlington, Arlington, TX

Tue May 20 2014, 8:08 PM - 11:01 PM EDT

Att. 43,706 - Clear - 84 F

livebaseballscorecards.com

BOTTOM

Batter	1	2	3	4	5	6	7	8	9	AB	R	H	RBI	BB	SO	LOB
19 Daniel Robertson, R (1, 8) OBP: 0.188, SLG: 0.133	C SI 86 X SI 87 0-1 L8		C SL 80 F FF 90 B SI 85 B SL 77 F SL 77 F FF 89 F SI 85 X FF 90 2-2 L9			B CU 72 F SI 86 B SL 79 C SI 88 F FS 83 B FS 84 C SI 89 3-3 K		C CU 76 F SI 88 X CU 71 0-2 P2		4	0	0	0	0	1	0
1 Elvis Andrus, R (1, 6) OBP: 0.309, SLG: 0.329	C SI 87 B SL 80 C SL 80 B FS 84 X SI 88 2-2 G6-3			B FF 88 C CU 71 B SI 88 B SI 87 B SL 81 4-1 29 1B 1B BB		B SI 89 X CU 72 1-0 17 G3 1B		C SI 86 X CU 71 0-1 P6		3	1	1	0	1	0	0
17 Shin-Soo Choo, L (1, 7) OBP: 0.424, SLG: 0.460	C SI 88 B FS 84 C SI 88 X FF 88 1-2 L9			B SI 88 1 SAFE X SI 86 1-0 P6		X FS 84 0-0 G3 1-2			C SL 80 X SL 81 0-1 G4-3	4	0	0	0	0	0	2
29 Adrian Beltré, R (1, 5) OBP: 0.323, SLG: 0.429		B FS 86 X SI 86 1-0 HR		B SI 85 X SI 89 1-0 1B 1-2 1B		B SI 90 C FS 84 D SL 81 X SI 90 2-1 G6-3			B FC 89 C FC 90 S SI 93 F CU 74 F CU 76 F FF 94 B FF 94 B FC 90 X SI 94 3-2 F8	4	1	2	1	0	0	1
Alex Rios, R (1, 9) OBP: 0.332, SLG: 0.448		C FF 87 B SL 81 X SI 88 1-1 G5-3		C SI 89 X SL 82 0-1 18 G4-6-3 1-2 2-H 1B			B FF 86 F SI 86 F FS 82 B SL 79 X FS 83 2-2 F7		C CU 74 X SI 93 0-1 G5-3	4	0	1	1	0	0	0
18 Mitch Moreland, L (1, 3) OBP: 0.333, SLG: 0.441	X SI 88 0-0 15 FC4-3 1B			S FS 85 B FS 84 F SI 89 X SI 85 1-2 G4-6-3 1-2f			B CU 71 B SI 86 X SI 87 2-0 1B			3	0	2	0	0	0	2
15 Michael Choice, R (1, 10) OBP: 0.298, SLG: 0.281	B SL 81 X SI 89 1-0 FC4-3 1-2		B SI 87 F SI 88 S SL 78 C SL 79 1-3 FC				B SI 86 C SL 80 X SI 88 1-1 FC8			3	0	0	0	0	0	2
61 Robinson Chirinos, R (1, 2) OBP: 0.271, SLG: 0.307			C SI 85 X SL 80 0-1 B1-3		B SL 80 C SI 88 F CU 71 B FS 84 S FF 89 2-3 K		B SL 82 C SI 88 B SI 88 F SL 79 X FS 84 2-2 G5-3			3	0	0	0	0	1	1
12 Rougned Odor, L (1, 4) OBP: 0.207, SLG: 0.286			B FF 87 B SI 87 X SI 87 2-0 G6-3		C SI 87 F CU 71 B FS 83 X FS 84 1-2 G5-3			C SI 86 B FS 82 F FS 82 X FF 88 1-2 P5		3	0	0	0	0	0	0
Inning Stats	R: 0 E: 0 K: 0 S: 8 H: 0 LOB: 0 BB: 0 P: 11	R: 1 E: 0 K: 0 S: 5 H: 2 LOB: 0 BB: 0 P: 8	R: 0 E: 0 K: 0 S: 9 H: 0 LOB: 0 BB: 0 P: 13	R: 1 E: 0 K: 0 S: 8 H: 2 LOB: 1 BB: 1 P: 15	R: 0 E: 0 K: 1 S: 9 H: 0 LOB: 0 BB: 0 P: 13	R: 0 E: 0 K: 1 S: 8 H: 1 LOB: 1 BB: 0 P: 14	R: 0 E: 0 K: 0 S: 9 H: 1 LOB: 1 BB: 0 P: 16	R: 0 E: 0 K: 0 S: 8 H: 0 LOB: 0 BB: 0 P: 9	R: 0 E: 0 K: 0 S: 10 H: 0 LOB: 0 BB: 0 P: 13	1B: 5 2B: 0 3B: 0 HR: 1 SF: 0 SAC: 0 DP: 2 HBP: 0						

	AB	31
	R	2
	H	6
	RBI	2
	BB	1
	SO	2
	LOB	8

PITCHER	IP	WLS	BF	H	R	ER	SO	BB	IBB	HBP	BLK	WP	HR	S	P	ERA	WHIP
18 Hisashi Iwakuma, R (1, 1) ERA: 1.76	8.0	W	29	6	2	2	3	1	0	0	0	0	1	64	99	2.25	0.875
41 Charlie Furbush, L (9, 1) ERA: 5.84	0.1		1	0	0	0	0	0	0	0	0	0	0	2	2	0.00	0.000
40 Danny Farquhar, R (9, 1) ERA: 2.91	0.2		2	0	0	0	0	0	0	0	0	0	0	8	11	0.00	0.000

PITCHER	IP	WLS	BF	H	R	ER	SO	BB	IBB	HBP	BLK	WP	HR	S	P	ERA	WHIP

Batter	1	2	3	4	5	6	7	8	9	AB	R	H	RBI	BB	SO	LOB
99 James Jones, L (1, 8) OBP: 0.386, SLG: 0.471	F SI 89 F FF 89 B FF 88 X SL 84 1-2 ① G4-3			F SL 84 F FF 90 B CU 78 F FF 90 B SL 84 F FF 89 X FF 90 2-2 55 1B 3B	B CU 77 C SL 83 X SI 90 1-1 ③ F7			B SL 88 B FF 89 B FF 90 C FF 90 B FF 89 4-1 55 SH1-3 BB		3	1	1	0	1	0	1
55 Michael Saunders, L (1, 9) OBP: 0.313, SLG: 0.398	B SI 89 X SI 90 1-0 ② G4-3			F SL 83 B FF 89 X SI 89 1-1 22 HR 1B		C FF 88 B FF 90 C CU 76 F SL 84 F FF 91 X SL 84 1-2 ① F7		X FF 90 0-0 ① SH1-3 1-2		3	1	1	1	0	0	0
22 Robinson Canó, L (1, 10) OBP: 0.374, SLG: 0.433	F SI 90 F FF 90 B CU 77 B FF 90 F SL 84 X CU 78 2-2 ③ G6-3			3-H B FF 89 B SI 90 S SI 90 C SL 84 1 SAFE X SI 90 2-2 1-H HR		X CH 84 0-0 2B		B FF 92 C FF 93 B SL 89 C SL 88 S FF 92 2-3 ② K		4	1	2	2	0	1	1
15 Kyle Seager, L (1, 5) OBP: 0.326, SLG: 0.421		C CH 82 B SL 84 S CH 83 B SI 90 B SL 82 X SI 90 3-2 17 G4-5-3 1B		C SL 84 F FF 89 B CU 78 C SL 85 1-3 ① K		X SI 90 0-0 ② L7		C SL 89 F FF 92 S SL 86 0-3 ③ K2-3		4	0	1	0	0	2	2
17 Justin Smoak, S (1, 3) OBP: 0.301, SLG: 0.409		C SI 89 C SI 89 F SI 90 F FF 90 F CU 77 B FF 90 1 SAFE B SI 90 X SL 86 2-2 ①② G4-5-3 1-2f		B CU 77 B CH 85 C SL 85 B SI 90 F SI 91 X FF 91 3-2 ② G3-1		C SI 90 C SI 89 C CU 77 B FF 91 S SL 86 1-3 ③ K			X CH 82 0-0 ① G6-3	4	0	0	0	0	1	2
6 Nick Franklin, S (1, 4) (7, 6) OBP: 0.259, SLG: 0.261		B CH 85 B SI 90 C SL 86 S SI 91 X SL 86 2-2 ③ F7		B CH 84 B SI 91 C SI 91 X FF 91 2-1 ③ G4-3			B CU 75 C SL 84 B FF 89 X SI 89 2-1 ① G4-3		C FC 89 C FC 92 B CU 70 C CH 86 1-3 ② K	4	0	0	0	0	1	0
13 Dustin Ackley, L (1, 7) OBP: 0.318, SLG: 0.430			C SI 89 F SL 84 F FF 90 T CU 78 0-2 ① K		C CU 74 F SL 83 B FF 89 X FF 89 1-2 ① L1-3		B SI 90 B SI 89 C SL 85 F SL 84 B CU 78 B SL 84 4-2 7 G5-3 4 BB BB		B FF 90 C FF 90 B CH 86 B FF 90 X FC 90 3-1 ③ G6-3	3	0	0	0	1	1	0
4 John Buck, R (1, 2) OBP: 0.306, SLG: 0.281			C SI 91 B SL 85 C SL 85 B FF 91 B SI 91 X SI 91 3-2 ② G6-3		X SI 89 0-0 E5 5 G1-3		1 SAFE 1 SAFE 1 SAFE B FF 87 B SI 91 F SI 90 B SI 90 B SI 91 4-1 1-2 BB			2	0	0	0	1	0	0
5 Brad Miller, L (1, 6) OBP: 0.227, SLG: 0.255 7 Stefen Romero, R (7, PH) OBP: 0.244, SLG: 0.360 8 Willie Bloomquist, R (7, 4) OBP: 0.196, SLG: 0.200			C SI 90 B SI 91 B CH 86 C SI 90 T FF 92 2-2 ③ K		X SI 89 0-0 ② G1-3 1-2		B FF 91 X FF 92 1-0 ②③ G5-3 2-3f			2 1 0	0 0 0	0 0 0	0 0 0	0 0 0	1 0 0	1 2 0

TOP

Seattle Mariners @ Texas Rangers

Globe Life Park in Arlington, Arlington, TX

Wed May 21 2014, 2:08 PM - 4:53 PM EDT

Att. 43,654 - Partly Cloudy - 82 F

livebaseballscorecards.com

AB	30
R	3
H	5
RBI	3
BB	3
SO	7
LOB	9

Inning Stats	1	2	3	4	5	6	7	8	9
	R: 0 E: 0 K: 0 S: 8	H: 0 LOB: 0 BB: 0 P: 12	R: 0 E: 0 K: 0 S: 12	H: 1 LOB: 0 BB: 0 P: 19	R: 0 E: 0 K: 2 S: 10	H: 0 LOB: 0 BB: 0 P: 15	R: 3 E: 0 K: 1 S: 18	H: 3 LOB: 0 BB: 0 P: 29	R: 0 E: 1 K: 0 S: 7	H: 0 LOB: 1 BB: 0 P: 9	R: 0 E: 0 K: 1 S: 11	H: 1 LOB: 1 BB: 0 P: 13	R: 0 E: 0 K: 0 S: 6	H: 0 LOB: 1 BB: 2 P: 17	R: 0 E: 0 K: 2 S: 8	H: 0 LOB: 1 BB: 1 P: 14	R: 0 E: 0 K: 1 S: 6	H: 0 LOB: 0 BB: 0 P: 10

| | | |

Seattle Mariners @ Texas Rangers

Globe Life Park in Arlington, Arlington, TX

Wed May 21 2014, 2:08 PM - 4:53 PM EDT

Att. 43,654 - Partly Cloudy - 82 F

BOTTOM

livebaseballscorecards.com

Batter	1	2	3	4	5	6	7	8	9	AB	R	H	RBI	BB	SO	LOB
19 Daniel Robertson, R (1, 7) OBP: 0.200, SLG: 0.111	B FF 84 F FF 85 B FF 86 B FF 86 B FF 85 4-1 1 HR BB	C FF 84 X SL 78 0-1 ① L8		X FF 86 0-0 ② B1-3		F FF 85 1 SAFE B FF 84 F FF 86 D SL 79 1 SAFE X FF 85 2-2 ② FC6-4 1 CS 1-2f				3	1	0	0	1	0	1
1 Elvis Andrus, R (1, 6) OBP: 0.308, SLG: 0.345	B FF 84 1 SAFE C FF 84 B FF 84 1 SAFE X FF 84 2-1 1-H HR	B FF 85 F SL 76 B FF 85 B FF 85 X FF 85 3-1 ② L7		C FF 86 B SL 78 X SL 78 1-1 ③ G4-3		1 SAFE C FF 85 0-1 ③ CS 1-2	B FF 86 B SL 77 X FF 85 2-0 ① P2			4	1	1	2	0	0	0
17 Shin-Soo Choo, L (1, 10) OBP: 0.432, SLG: 0.486	C FF 85 B CH 79 B FF 85 X FF 86 2-1 29 1B 1B	C SL 79 C FF 85 H SL 78 1-2 29 1B HBP			C SL 76 F FF 86 X SL 79 0-2 HR		C SL 82 B FF 90 B FF 90 S FF 89 C FF 90 2-3 ② K			3	2	2	1	0	1	0
29 Adrian Beltré, R (1, 5) OBP: 0.328, SLG: 0.431	C FF 85 X SL 78 0-1 18 FC4-6 1B 1-2 1B	1 SAFE C FF 86 S FF 85 X FF 85 0-2 1-2 1B			B SL 78 F FF 85 B SL 78 F FF 87 X SL 78 2-2 ① F9		C FC 91 B FF 94 B FC 90 B FF 94 X FC 89 3-1 ③ F8			4	0	2	0	0	0	0
Alex Rios, R (1, 9) OBP: 0.335, SLG: 0.449	C FF 84 S SL 78 X SL 78 0-2 18 FC4-6 1-2 2-H 1B	B FF 85 B FF 85 B FF 85 F FF 84 X FF 86 3-1 ③ F9			B FF 85 X FF 86 1-0 ② F8			C FF 96 S SL 89 F FF 97 X CU 79 0-2 18 G4-3 18 S 1B		4	0	2	1	0	0	2
18 Mitch Moreland, L (1, 3) OBP: 0.330, SLG: 0.429	C SL 77 X SL 78 0-1 ① FC4-6 60 BB 1-2f 2-3		C FF 84 X SL 76 0-1 ① P6		B FF 86 B FF 87 B FF 85 B FF 86 4-0 BB			1 SAFE C SI 94 B SI 96 B CH 87 F FF 96 F CU 79 X FF 96 2-2 ① G4-3 1-3		3	0	0	0	1	0	3
60 Chris Gimenez, R (1, 2)	B SL 78 D SL 77 B FF 86 C FF 84 B FF 85 4-1 1-2 BB		B FF 84 F FF 85 X FF 85 1-1 ② F9		X FF 85 0-0 ③ F8			P PO 81 B SI 97 P PO 76 C FF 96 X SI 97 3-1 ② G5-3		3	0	0	0	1	0	2
15 Michael Choice, R (1, 8) OBP: 0.287, SLG: 0.269 2 Leonys Martin, L (9, 8) OBP: 0.333, SLG: 0.359	C FF 85 F SL 78 B SL 79 S FF 86 1-3 ② FC	B SL 77 B FF 86 X FF 86 2-0 ③ FC8				B FF 85 X FF 85 1-0 ① FC3		B FF 93 S SI 98 F FF 98 X SL 90 1-2 ③ FC7		4 0	0 0	0 0	0 0	0 0	0 0	4 0
3 Luis Sardinas, S (1, 4) OBP: 0.353, SLG: 0.313	F SL 78 B FF 87 D SL 80 B FF 86 X FF 86 3-1 ③ G3			C FF 85 C SL 76 B FF 86 B SL 78 X FF 85 2-2 ① F8		C FF 84 C SL 80 F FF 87 X SL 80 0-2 19 FC6-4 1B				3	0	1	0	0	0	3

Inning Stats	1	2	3	4	5	6	7	8	9
	R: 3 E: 0 K: 0 S: 18	H: 4 LOB: 3 BB: 2 P: 34	R: 0 E: 0 K: 0 S: 11	H: 1 LOB: 2 BB: 0 P: 18	R: 0 E: 0 K: 0 S: 5	H: 0 LOB: 0 BB: 0 P: 8	R: 0 E: 0 K: 0 S: 6	H: 0 LOB: 0 BB: 0 P: 9	R: 1 E: 0 K: 0 S: 8	H: 1 LOB: 1 BB: 1 P: 15	R: 0 E: 0 K: 1 S: 9	H: 1 LOB: 0 BB: 0 P: 12	R: 0 E: 0 K: 0 S: 6	H: 0 LOB: 0 BB: 0 P: 13	R: 0 E: 0 K: 0 S: 15	H: 1 LOB: 1 BB: 0 P: 19

AB	31
R	4
H	8
RBI	4
BB	3
SO	1
LOB	15

1B: 6 2B: 0 3B: 0 HR: 2	SF: 0 SAC: 0 DP: 0 HBP: 1	WP: 0 PB: 0 SB: 1 CS: 1	PA: 36

PITCHER		IP	WLS	BF	H	R	ER	SO	BB	IBB	HBP	BLK	WP	HR	S	P	ERA	WHIP
53 Chris Young, R ERA: 3.53	(1, 1)	6.1	L	29	7	4	4	1	3	0	1	0	0	2	58	99	5.68	1.579
97 Joe Beimel, L ERA: 2.57	(7, 1)	0.1		1	0	0	0	1	0	0	0	0	0	0	3	5	0.00	0.000
52 Dominic Leone, R ERA: 1.53	(7, 1)	0.1		1	0	0	0	0	0	0	0	0	0	0	2	5	0.00	0.000
54 Tom Wilhelmsen, R ERA: 2.05	(8, 1)	1.0		4	1	0	0	0	0	0	0	0	0	0	15	19	0.00	1.000

PITCHER	IP	WLS	BF	H	R	ER	SO	BB	IBB	HBP	BLK	WP	HR	S	P	ERA	WHIP

Batter	1	2	3	4	5	6	7	8	9	AB	R	H	RBI	BB	SO	LOB
27 Jose Altuve, R (1, 4) OBP: 0.352, SLG: 0.433	X SI 93 0-0 HR	X CH 87 0-0 G5-3			B CH 82 B FF 92 X FF 92 2-0 F7		B SL 85 C FF 96 X FC 92 1-1 21 S 1B			4	1	2	1	0	0	2
21 Dexter Fowler, S (1, 8) OBP: 0.375, SLG: 0.380	B SI 93 F FF 93 B CH 86 B FF 94 B FF 93 4-1 BB		B CU 75 B SI 92 C FF 92 B CH 86 B FF 93 4-1 30 1B BB		C CU 75 F CH 85 X FF 93 0-2 L4		B FF 96 C SI 95 S FC 90 B FF 97 F FF 97 X FC 89 2-2 G4-3 1-2			2	0	0	0	2	0	1
30 Matt Dominguez, R (1, 5) OBP: 0.308, SLG: 0.426	1 SAFE B SI 93 C CH 86 D CU 79 C FF 93 1 SAFE B FF 93 S FF 92 3-3 K		1 SAFE 1 SAFE X CH 86 0-0 1-2 1B		F CH 85 S CH 86 B SI 93 B CU 80 B FF 93 X CH 85 3-2 G2-3			B CU 85 C FF 95 S CU 86 B CU 86 S SI 94 2-3 K		4	0	1	0	0	2	1
15 Jason Castro, L (1, 2) OBP: 0.310, SLG: 0.405	D CU 78 F FF 93 B CU 78 X FF 92 2-1 F7		C FF 93 C CU 78 D CU 80 S FF 93 1-3 K			B CU 78 F FF 91 B SI 92 S FF 92 F CU 80 T FF 93 2-2 K		B SI 96 F SI 95 S CU 86 S CU 85 1-3 K		4	0	0	0	0	3	3
23 Chris Carter, R (1, 10) OBP: 0.275, SLG: 0.384	F SI 92 S FF 92 S CH 86 0-3 K		B CH 86 F SI 87 F FF 93 B CU 80 D CH 88 S FF 94 3-3 K			B FF 93 B CH 85 B CH 85 B FF 92 4-0 BB		F SI 96 S CU 86 C SI 95 0-3 K		3	0	0	0	1	3	3
14 Jesus Guzman, R (1, 3) OBP: 0.273, SLG: 0.308 18 Marc Krauss, L (9, PH) OBP: 0.291, SLG: 0.315		X FF 91 0-0 28 BB 1B	B CH 87 F SI 93 C CU 79 B CU 81 X SI 94 2-2 L9			C FC 89 C FF 95 C FF 96 0-3 K			B SI 91 B SI 92 C SI 93 X SI 93 2-1 G6-3	3 1	0 0	1 0	0 0	0 0	1 0	3 0
28 L.J. Hoes, R (1, 7) OBP: 0.301, SLG: 0.359 9 Marwin Gonzalez, S (9, PH) OBP: 0.306, SLG: 0.370		C CH 84 B CH 84 C FF 93 D CU 81 B SI 94 B CH 87 4-2 1-2 BB		B SI 90 B CH 84 B FF 91 C FF 91 X FF 91 3-1 L9		B SL 83 S FF 95 F FC 89 C FF 95 1-3 K			B CH 82 C SI 94 C CH 83 B SI 96 X CH 83 2-2 G3-1	2 1	0 0	0 0	0 0	1 0	1 0	1 0
6 Jonathan Villar, S (1, 6) OBP: 0.266, SLG: 0.396		C CU 77 B FF 93 S SI 93 B CU 80 B FF 94 X SI 94 3-2 L5		S CU 78 B CU 78 F FF 93 X CH 87 1-2 G6-3			F SI 93 X FC 90 0-1 G4-3		B SI 96 C SI 93 B CH 84 X SI 95 2-1 G4-3	4	0	0	0	0	0	2
8 Alex Presley, L (1, 9) OBP: 0.220, SLG: 0.316		C CU 78 D CU 79 C SI 94 B CU 80 B CU 80 C CU 78 3-3 K		C SI 93 B SI 92 S FF 93 B CU 80 F FF 94 F CU 81 B CU 79 F FF 92 X FF 93 3-2 F8			C SI 94 F CH 89 X FF 96 0-2 G6-3			3	0	0	0	0	1	2

Inning Stats	1	2	3	4	5	6	7	8	9
	R: 1 E: 0 K: 2 S: 10 H: 1 LOB: 1 BB: 1 P: 19	R: 0 E: 0 K: 1 S: 10 H: 1 LOB: 2 BB: 1 P: 20	R: 0 E: 0 K: 2 S: 11 H: 1 LOB: 2 BB: 1 P: 21	R: 0 E: 0 K: 0 S: 11 H: 0 LOB: 0 BB: 0 P: 18	R: 0 E: 0 K: 0 S: 7 H: 0 LOB: 0 BB: 0 P: 12	R: 0 E: 0 K: 3 S: 10 H: 0 LOB: 1 BB: 1 P: 17	R: 0 E: 0 K: 0 S: 11 H: 1 LOB: 1 BB: 0 P: 14	R: 0 E: 0 K: 3 S: 9 H: 0 LOB: 0 BB: 0 P: 12	R: 0 E: 0 K: 0 S: 7 H: 0 LOB: 0 BB: 0 P: 13

1B: 3 SF: 0 WP: 0 PA: 35
2B: 0 SAC: 0 PB: 0
3B: 0 DP: 0 SB: 1
HR: 1 HBP: 0 CS: 0

PITCHER		IP	WLS	BF	H	R	ER	SO	BB	IBB	HBP	BLK	WP	HR	S	P	ERA	WHIP
29 Roenis Elías, L ERA: 3.68	(1, 1)	5.1		23	3	1	1	6	4	0	0	0	0	1	53	100	1.69	1.312
52 Dominic Leone, R ERA: 1.4	(6, 1)	1.2	W	6	1	0	0	2	0	0	0	0	0	0	17	21	0.00	0.600
31 Yoervis Medina, R ERA: 3.79	(8, 1)	1.0	H	3	0	0	0	3	0	0	0	0	0	0	9	12	0.00	0.000
56 Fernando Rodney, R ERA: 2.95	(9, 1)	1.0	S	3	0	0	0	0	0	0	0	0	0	0	7	13	0.00	0.000

PITCHER	IP	WLS	BF	H	R	ER	SO	BB	IBB	HBP	BLK	WP	HR	S	P	ERA	WHIP

TOP

Houston Astros @ Seattle Mariners

Safeco Field, Seattle, WA

Thu May 22 2014, 7:10 PM - 10:19 PM PDT

Att. 13,836 - Cloudy - 71 F

livebaseballscorecards.com

AB	31
R	1
H	4
RBI	1
BB	4
SO	11
LOB	18

Houston Astros @ Seattle Mariners

Safeco Field, Seattle, WA

Thu May 22 2014, 7:10 PM - 10:19 PM PDT

Att. 13,836 - Cloudy - 71 F

BOTTOM

livebaseballscorecards.com

Batter	1	2	3	4	5	6	7	8	9	AB	R	H	RBI	BB	SO	LOB
99 James Jones, L (1, 8) OBP: 0.400, SLG: 0.472 16 Cole Gillespie, R (7, PH) OBP: 0.318, SLG: 0.300 (8, 9)	C FF 96 B SI 95 B SI 95 B FF 97 B FF 96 4-1 55 1B 22 SF8 BB		B SI 96 C SI 95 B KC 80 X FF 95 2-1 55 G1-6-3 1B		X FF 95 0-0 ③ L7		C CH 77 B SL 78 B FF 93 B FF 93 X FF 92 3-1 ② F3			2 1	1 0	1 0	0 0	1 0	0 0	0 3
55 Michael Saunders, L (1, 9) OBP: 0.319, SLG: 0.402 (8, 8)	B FF 96 C FF 96 B FC 96 B FF 96 X FF 96 3-1 15 G5-3 1-3 1B		B KC 80 X SI 95 1-0 ①② G1-6-3 1-2f			C FF 94 B FF 94 S FF 94 F KC 81 C SI 94 1-3 ① K	S SL 81 D SL 83 F SI 94 D SL 85 D SL 82 X SI 93 3-2 22 WP 1-2 2-H 3-H 1B			4	0	2	2	0	1	1
22 Robinson Canó, L (1, 4) OBP: 0.372, SLG: 0.428	F KC 80 B KC 80 B SI 95 X KC 80 2-1 ① SF8 3-H		B SI 96 C CH 84 F SI 94 B FF 96 S CH 87 2-3 ③ K			C FF 93 B FC 94 X CH 84 1-1 ② G4-3	B SL 82 I IN 65 I IN 64 I IN 66 4-0 1-2 2-3 IBB			2	0	0	1	1	1	0
15 Kyle Seager, L (1, 5) OBP: 0.330, SLG: 0.416	B KC 81 C SI 94 X SI 95 1-1 ② G5-3 1-2			B SI 92 C SI 95 B KC 79 B FF 94 B FF 95 4-1 13 FC1-5 17 G4-3 BB		B KC 79 B KC 79 B FF 94 C FF 94 C SI 94 B SI 93 4-2 BB	C SI 92 F SI 92 X SI 94 0-2 ③ F8			2	0	0	0	2	0	4
17 Justin Smoak, S (1, 3) OBP: 0.294, SLG: 0.399	B KC 80 C KC 80 B SI 95 F KC 80 D SI 92 X SI 95 3-2 ③ L7			C KC 79 X SI 94 0-1 ① G4-3 1-2		B KC 79 C FF 94 B FF 95 S KC 79 S SI 95 2-3 ③ K		B FF 96 F FF 96 C KC 81 F KC 80 S FF 96 1-3 ① K		4	0	0	0	0	2	3
13 Dustin Ackley, L (1, 7) OBP: 0.316, SLG: 0.424		C FF 95 X SI 95 0-1 ① G4-3		C KC 80 B FF 95 B CH 82 B FF 94 X FF 94 3-1 ② FC1-5 2-3			B FF 92 X SI 92 1-0 6 WP 7 1B 55 1B 1B	X FF 97 0-0 ② G6-3		4	1	1	0	0	0	1
7 Stefen Romero, R (1, 10) OBP: 0.266, SLG: 0.371		X FF 96 0-0 1B		X SI 95 0-0 ③ F8			1 SAFE 1 SAFE C KC 76 F KC 77 B SI 94 X SI 94 1-2 6 WP 55 1B 1-2 1B	B KC 81 S FF 96 B FF 97 F FF 96 F KC 82 F FF 96 B KC 82 F FF 97 B FF 96 4-2 BB		3	1	2	0	1	0	1
6 Nick Franklin, S (1, 6) OBP: 0.258, SLG: 0.231		1 SAFE S FF 95 C FF 96 B KC 80 F SI 95 F KC 80 F KC 81 S FF 95 1-3 ② K			B SI 94 C FF 94 B KC 78 C KC 80 B FF 94 T FF 93 3-2 ① K		B KC 76 B KC 76 B SI 92 C FC 94 C KC 79 B KC 79 4-2 22 WP 55 1B 1-2 2-3 BB	S FF 94 1 SAFE C FF 94 S FF 95 0-3 ③ K		3	0	0	0	1	3	2
3 Mike Zunino, R (1, 2) OBP: 0.285, SLG: 0.444		X SI 95 0-0 ③ F9			C KC 80 F SI 95 B SI 93 X SI 94 1-2 ② F8		C KC 78 B FF 95 B FF 96 S FF 95 S FC 94 2-3 ① K			3	0	0	0	0	1	4
Inning Stats	R: 1 E: 0 K: 0 S: 10 H: 1 LOB: 1 BB: 1 P: 23	R: 0 E: 0 K: 1 S: 10 H: 1 LOB: 1 BB: 0 P: 11	R: 0 E: 0 K: 1 S: 6 H: 1 LOB: 0 BB: 0 P: 11	R: 0 E: 0 K: 0 S: 6 H: 0 LOB: 1 BB: 1 P: 13	R: 0 E: 0 K: 1 S: 7 H: 0 LOB: 0 BB: 0 P: 11	R: 0 E: 0 K: 2 S: 11 H: 0 LOB: 1 BB: 1 P: 19	R: 2 E: 0 K: 1 S: 17 H: 3 LOB: 3 BB: 2 P: 35	R: 0 E: 0 K: 2 S: 13 H: 0 LOB: 1 BB: 1 P: 18		1B: 6 2B: 0 3B: 0 HR: 0 SF: 1 SAC: 0 DP: 1 HBP: 0						

	AB	28
	R	3
	H	6
	RBI	3
	BB	6
	SO	8
	LOB	19

WP: 2 PB: 0 SB: 0 CS: 0 PA: 35

PITCHER		IP	WLS	BF	H	R	ER	SO	BB	IBB	HBP	BLK	WP	HR	S	P	ERA	WHIP
48 Jarred Cosart, R ERA: 4.39	(1, 1)	6.1	L	27	5	3	3	6	4	0	0	0	1	0	59	105	4.26	1.421
29 Tony Sipp, L ERA:	(7, 1)	0.2		4	1	0	0	0	0	1	0	0	1	0	8	18	0.00	1.500
35 Josh Fields, R ERA: 8.82	(8, 1)	1.0		4	0	0	0	2	1	0	0	0	0	0	13	18	0.00	1.000

PITCHER	IP	WLS	BF	H	R	ER	SO	BB	IBB	HBP	BLK	WP	HR	S	P	ERA	WHIP

Batter	1	2	3	4	5	6	7	8	9	AB	R	H	RBI	BB	SO	LOB
27 Jose Altuve, R (1, 4) OBP: 0.359, SLG: 0.444	C SI 93 X FF 93 0-1 G5-3		B CH 91 X SL 86 1-0 21 S 2-H 1B		X SI 93 0-0 2B			C CH 89 B CH 89 X SL 84 1-1 21 G1-6-3 1B		4	0	3	1	0	0	0
21 Dexter Fowler, S (1, 8) OBP: 0.372, SLG: 0.377	F SI 94 X SI 92 0-1 1B		1 SAFE P PO 90 S CH 89 B CH 88 B SI 93 C CH 88 C FF 94 3-3 ② 1-2 K		F CU 82 S CH 90 D SL 82 D CH 90 B CH 91 F CH 90 F CU 82 C FF 95 3-3 ③ K			S CH 89 C CU 80 F CH 89 B CH 89 X CH 90 1-2 ②③ G1-6-3 1-2f		4	0	1	0	0	2	3
15 Jason Castro, L (1, 2) OBP: 0.302, SLG: 0.395	1 SAFE S SI 94 S SL 84 S FF 95 0-3 ② K		F CU 81 S CH 90 S CU 82 0-3 ③ K2-3			S CU 79 F CH 89 X CH 90 0-2 ① G1-3			B SL 81 B SL 80 S FF 92 S SL 81 X SL 81 2-2 ① L9	4	0	0	0	0	2	2
30 Matt Dominguez, R (1, 10) OBP: 0.302, SLG: 0.416	S CH 86 1 SAFE X SI 94 0-1 ③ L9			B SL 84 B FF 91 C SI 92 C SI 92 S CH 90 2-3 ① K		C SI 93 X CH 90 0-1 ② G5-3			C CU 75 S FC 92 F SI 94 S CU 75 0-3 ② K2-3	4	0	0	0	0	2	1
18 Marc Krauss, L (1, 3) OBP: 0.280, SLG: 0.301		B SI 94 B FF 93 B SI 92 C SI 93 F SI 93 X SI 95 3-2 ① G3-1		B CU 80 S SI 93 F CU 81 B SI 93 F SI 94 C SI 94 2-3 ② K		X SI 93 0-0 ③ F8			C SI 95 B CH 86 C FC 91 X SI 96 1-2 ③ L9	4	0	0	0	0	1	0
8 Alex Presley, L (1, 9) OBP: 0.223, SLG: 0.316		B SI 94 F SI 94 C CU 82 X CH 91 1-2 ② G6-3		B SI 94 X SI 93 1-0 1B			C CU 80 C CU 81 X SI 92 0-2 ① G5-3			3	0	1	0	0	0	0
28 L.J. Hoes, R (1, 7) OBP: 0.289, SLG: 0.343		C SI 94 S SL 86 B CH 87 S SL 86 1-3 ③ K		S SL 85 X SL 82 0-1 ③ G3			C SL 85 B CH 91 S CH 90 B CH 90 F SL 85 B SI 92 F SI 92 S FF 93 3-3 ② K			3	0	0	0	0	2	1
9 Marwin Gonzalez, S (1, 5) OBP: 0.308, SLG: 0.354			C SI 93 B CU 81 C CU 81 B FF 94 B CU 82 F CH 92 B FF 95 4-2 27 WP 6 G5-3 27 1B BB		C SI 93 B CU 82 X CH 89 1-1 ① G4-3		X CH 89 0-0 ③ G3			2	1	0	0	1	0	0
6 Jonathan Villar, S (1, 6) OBP: 0.261, SLG: 0.388			S CH 89 L CU 81 X FF 94 0-2 ① G5-3 1-2		C SI 92 B CH 90 C CU 81 C FF 94 1-3 ② K			X SI 92 0-0 ① F8		3	0	0	0	0	1	1

Inning Stats	1	2	3	4	5	6	7	8	9
R:	0	0	1	0	0	0	0	0	0
E:	0	0	0	0	0	0	0	0	0
K:	1	1	2	2	2	0	1	0	1
S:	9	9	14	10	11	6	9	7	10
H:	1	0	1	1	1	0	0	1	0
LOB:	1	0	1	1	1	0	0	0	0
BB:	0	0	1	0	0	0	0	0	0
P:	9	14	21	15	16	6	12	9	13

1B: 4	SF: 0	WP: 1	PA: 32
2B: 1	SAC: 0	PB: 0	
3B: 0	DP: 1	SB: 1	
HR: 0	HBP: 0	CS: 0	

PITCHER		IP	WLS	BF	H	R	ER	SO	BB	IBB	HBP	BLK	WP	HR	S	P	ERA	WHIP
34 Félix Hernández, R ERA: 2.75	(1, 1)	8.0	W	29	5	1	1	9	1	0	0	0	1	0	75	102	1.12	0.750
41 Charlie Furbush, L ERA: 5.68	(9, 1)	0.1		1	0	0	0	0	0	0	0	0	0	0	3	5	0.00	0.000
40 Danny Farquhar, R ERA: 2.82	(9, 1)	0.2		2	0	0	0	1	0	0	0	0	0	0	7	8	0.00	0.000

PITCHER	IP	WLS	BF	H	R	ER	SO	BB	IBB	HBP	BLK	WP	HR	S	P	ERA	WHIP

TOP

Houston Astros @ Seattle Mariners

Safeco Field, Seattle, WA

Fri May 23 2014, 7:10 PM - 9:50 PM PDT

Att. 21,192 - Partly Cloudy - 69 F

livebaseballscorecards.com

AB	31
R	1
H	5
RBI	1
BB	1
SO	10
LOB	8

Batter	1	2	3	4	5	6	7	8	9	AB	R	H	RBI	BB	SO	LOB
99 James Jones, L (1, 8) OBP: 0.391, SLG: 0.456	C FF 88 B FF 88 X FF 88 1-1 F8 ①	B CU 76 1 SAFE C SI 87 X SI 87 1-1 G4-3 ③		X SI 87 0-0 1-2 1B		L SI 87 X SI 86 0-1 B1-3 ②				4	0	1	0	0	0	1
7 Stefen Romero, R (1, 10) OBP: 0.265, SLG: 0.359	B FF 88 F FF 88 X CH 79 1-1 G5-3 ②		M SI 87 F CH 78 C FF 89 0-3 K ① X CH 78 0-0 P6 ③			B CH 76 T SI 86 F FF 89 B SI 89 F SI 88 B CH 77 B SI 88 4-2 22 CS BB				3	0	0	0	1	1	2
22 Robinson Canó, L (1, 4) OBP: 0.374, SLG: 0.429	F FF 90 B FF 89 B CU 76 X FF 90 2-1 17 2B 15 1B 1B		F SI 88 F SI 88 X FF 89 0-2 1B		B SI 87 X SI 87 1-0 F7 ①	S FC 84 C SI 90 1 SAFE 0-2 CS ③ 1-2	X SI 89 0-0 F9 ①			4	1	2	0	0	0	0
17 Justin Smoak, S (1, 3) OBP: 0.298, SLG: 0.407	X FF 88 0-0 15 1B 1-3 2B		B CH 78 B SI 88 1 SAFE B CH 77 C SI 86 C SI 88 X SI 88 3-2 F8 ②		C CH 76 B CH 77 F CH 77 B FF 88 X CU 77 2-2 G6-3 ②		C CU 72 B SI 91 X SI 90 1-1 15 BLK 15 1B 1B			4	2	2	0	0	0	1
15 Kyle Seager, L (1, 5) OBP: 0.339, SLG: 0.420	B CU 76 C FF 88 B CU 76 F FF 89 B CU 78 F CU 78 X FF 90 3-2 2-H 3-H 1B		X SI 89 0-0 F7 ③		C CH 78 B CU 80 F CH 75 B CU 78 B CH 79 H CH 77 4-2 HBP		B CU 72 C FC 86 X FC 86 1-1 16 G5-4-3 1-H 1B			3	0	2	3	0	0	1
16 Cole Gillespie, R (1, 9) OBP: 0.308, SLG: 0.261	F FF 88 B FF 88 X FF 88 1-1 L9 ③ 3-H			B SI 88 S CH 77 C SI 87 F CU 76 B CH 79 F SI 89 B FF 89 B SI 88 4-2 3 1B 8 SF9 BB	F SI 88 B CH 77 X SI 85 1-1 G4-3 ③		X SI 89 0-0 G5-4-3 ②③ 1-2f			3	1	0	0	1	0	3
13 Dustin Ackley, L (1, 7) OBP: 0.314, SLG: 0.420		F FF 88 X FF 88 0-1 1B	F SI 88 1 SAFE B CU 76 X SI 86 1-1 P5 ①			B CH 76 C SI 87 X CU 76 1-1 G4-3 ①		B SI 93 B SI 92 X SI 91 2-0 L7 ①		4	0	1	0	0	0	1
3 Mike Zunino, R (1, 2) OBP: 0.291, SLG: 0.453		1 SAFE F CH 78 X CH 79 0-1 L8 ①		X CH 77 0-0 99 1B 1-3 1B		C CU 77 X SI 87 0-1 8 HR 2B		X SL 86 0-0 F7 ②		4	1	2	0	0	0	1
8 Willie Bloomquist, R (1, 6) OBP: 0.200, SLG: 0.271		1 SAFE L SI 87 X SI 87 0-1 P3 ②	1 SAFE B SI 86 B SI 86 1 SAFE X SI 86 2-0 SF9 ② 3-H			X SI 86 0-0 2-H HR		B SI 94 S SI 92 F SL 85 F SL 86 B SI 93 F SL 85 C SI 93 2-3 K ③		3	1	1	3	0	1	1
Inning Stats	R: 2 H: 3 E: 0 LOB: 1 K: 0 BB: 0 S: 13 P: 21	R: 0 H: 1 E: 0 LOB: 1 K: 0 BB: 0 S: 8 P: 9	R: 0 H: 1 E: 0 LOB: 1 K: 1 BB: 0 S: 10 P: 13	R: 1 H: 2 E: 0 LOB: 2 K: 0 BB: 1 S: 10 P: 17	R: 0 H: 0 E: 0 LOB: 1 K: 0 BB: 0 S: 8 P: 16	R: 2 H: 2 E: 0 LOB: 0 K: 0 BB: 1 S: 12 P: 17	R: 1 H: 2 E: 0 LOB: 0 K: 0 BB: 0 S: 6 P: 8	R: 0 H: 0 E: 0 LOB: 0 K: 1 BB: 0 S: 7 P: 11		1B: 8 SF: 1 2B: 2 SAC: 0 3B: 0 DP: 1 HR: 1 HBP: 1				WP: 0 PA: 37 PB: 0 SB: 0 CS: 1		

BOTTOM

Houston Astros @ Seattle Mariners

Safeco Field, Seattle, WA

Fri May 23 2014, 7:10 PM - 9:50 PM PDT

Att. 21,192 - Partly Cloudy - 69 F

livebaseballscorecards.com

AB	32
R	6
H	11
RBI	6
BB	2
SO	2
LOB	11

PITCHER		IP	WLS	BF	H	R	ER	SO	BB	IBB	HBP	BLK	WP	HR	S	P	ERA	WHIP
99 Rudy Owens, L ERA: 7.94	(1, 1)	5.2	L	29	9	5	5	1	2	0	1	0	0	1	59	91	7.94	1.941
38 Darin Downs, L ERA: 1.5	(6, 1)	1.1		4	2	1	1	0	0	0	0	1	0	0	8	10	6.75	1.500
50 Chad Qualls, R ERA: 3.07	(8, 1)	1.0		3	0	0	0	1	0	0	0	0	0	0	7	11	0.00	0.000

PITCHER	IP	WLS	BF	H	R	ER	SO	BB	IBB	HBP	BLK	WP	HR	S	P	ERA	WHIP

Batter	1	2	3	4	5	6	7	8	9	AB	R	H	RBI	BB	SO	LOB
27 Jose Altuve, R (1, 4) OBP: 0.364, SLG: 0.445	B SL 91 B SL 93 B C FF 95 B FF 96 4-1 4 HR BB		C SL 87 B CU 74 X SL 90 1-1 ② P4		X FF 92 0-0 4 HR 1-H 1B	S CU 76 C SI 94 X CU 78 0-2 4 WP 1-2 2-3 1B		B FF 93 S FC 88 B FC 89 X FF 93 2-1 ① P5		4	2	2	1	1	0	0
9 Marwin Gonzalez, S (8, 4) OBP: 0.308, SLG: 0.354										0	0	0	0	0	0	0
4 George Springer, R (1, 9) OBP: 0.329, SLG: 0.431	1 SAFE X SI 93 0-0 1-H HR		B SI 96 C SL 92 B FF 93 S SL 92 X FF 96 2-2 ③ F9		1 SAFE 1 SAFE P PO 91 F FF 91 1 SAFE X FF 90 1-1 1-H HR	B CU 76 B SL 88 B FF 94 C FF 92 X SL 86 3-1 ① G6-3 1-2 2-H 3-H		S FC 89 X FC 88 0-1 ② G4-3		5	2	2	5	0	0	1
21 Dexter Fowler, S (1, 8) OBP: 0.368, SLG: 0.368	B CU 75 B SI 96 F SI 95 B CH 86 X FF 97 3-1 ① F7			C CU 74 C CH 83 B SI 95 C FF 96 1-3 ① K	B FF 94 B SI 95 B FF 95 C FF 93 B FF 95 4-1 30 S 18 1B BB	C FF 92 X CU 78 0-1 ② L4		B SI 95 B CH 88 X FF 95 2-0 ③ G3-1		4	1	0	0	1	1	1
15 Jason Castro, L (1, 2) OBP: 0.299, SLG: 0.389	B FF 97 B CH 87 X SI 95 2-0 ② F7			F FF 90 C SI 95 S FF 96 0-3 ② K	1 SAFE 1 SAFE B SI 94 S FF 93 1 SAFE B FF 95 C FF 94 X SL 89 2-2 ② P5	S CU 77 B SI 94 B SI 93 B FF 92 T FF 92 C FF 94 3-3 ③ K			S CU 79 X SL 80 0-1 23 E5 1B	5	0	1	0	0	2	2
30 Matt Dominguez, R (1, 5) OBP: 0.304, SLG: 0.412	C CU 74 B FF 91 B CU 75 S SI 95 F FF 96 B SL 90 X SL 92 3-2 ③ L8			C CU 74 T SL 91 F FF 97 B SL 92 B SI 95 X CU 76 2-2 1B	C SL 89 B SL 88 D SI 95 D SI 97 B SL 90 4-1 18 1B 1-2 BB		B SI 85 X SI 85 1-0 ① P4		S SL 80 S SI 92 T FF 93 0-2 ① K	4	0	1	0	1	1	1
18 Marc Krauss, L (1, 3) OBP: 0.282, SLG: 0.302		B CH 88 C CH 88 C CH 81 B SI 92 X CH 84 2-2 ① L8		X SI 89 0-0 ③ F7	C FF 96 X FF 95 0-1 1-3 2-H 1B		C SI 87 B SI 87 B CU 71 X SI 84 2-1 ② G4-3		B FF 92 F FF 92 X FF 92 1-1 ② F9	3	0	1	1	0	0	1
14 Jesus Guzman, R (7, PH) OBP: 0.267, SLG: 0.301										2	0	0	0	0	0	1
(7, 3)																
23 Chris Carter, R (1, 10) OBP: 0.278, SLG: 0.391		X CH 88 0-0 ② P3			8 1B 6 FC4 2B		B CH 78 F SI 86 X CH 78 1-1 8 1B 1B		B SL 81 C FF 93 B FF 93 S FF 92 B SL 81 F FF 92 F SI 91 F FF 92 X FF 93 3-2 E5 1-2	5	1	2	0	0	0	3
8 Alex Presley, L (1, 7) OBP: 0.238, SLG: 0.322	C FF 90 B CU 71 B FF 93 F FF 92 B CU 74 F FF 96 X CH 86 3-2 ③ F9		B SI 91 F CH 88 X CH 88 1-1 6 FC4 2-3 1B	B FF 94 B SI 94 B SI 94 C FF 94 C FF 93 F FF 94 F FF 94 B FF 95 4-2 27 1B 6 BB 4 WP BB	C SL 81 C SI 89 X SI 90 0-2 1-2 1B		F SL 79 B SI 92 D SL 80 X FF 91 2-1 ③ P3	4	1	2	0	1	0	2
6 Jonathan Villar, S (1, 6) OBP: 0.261, SLG: 0.380		X CH 88 0-0 ① L7			X CH 88 0-0 ① FC4 27 1B 27 1B 1-2f 3-H	F FF 92 C CU 76 B FF 94 D CU 77 B FF 92 B FF 93 4-2 4 WP 27 1B 4 G6-3 1-2 BB	C SI 86 B SI 87 S SL 78 F SI 87 B CH 79 X SI 86 2-2 ③ L8			3	2	0	1	1	0	3

TOP

Houston Astros @ Seattle Mariners

Safeco Field, Seattle, WA

Sat May 24 2014, 7:12 PM - 10:29 PM PDT

Att. 21,585 - Partly Cloudy - 65 F

livebaseballscorecards.com

AB	39
R	9
H	11
RBI	8
BB	5
SO	4
LOB	15

Inning Stats	1	2	3	4	5	6	7	8	9
	R: 2 E: 0 K: 0 S: 9	H: 1 LOB: 0 BB: 1 P: 21	R: 0 E: 0 K: 0 S: 8	H: 0 LOB: 0 BB: 0 P: 13	R: 0 E: 0 K: 0 S: 6	H: 0 LOB: 0 BB: 0 P: 9	R: 0 E: 0 K: 2 S: 11	H: 1 LOB: 1 BB: 0 P: 14	R: 5 E: 0 K: 0 S: 23	H: 5 LOB: 2 BB: 2 P: 37	R: 2 E: 0 K: 1 S: 16	H: 1 LOB: 1 BB: 2 P: 30	R: 0 E: 0 K: 0 S: 13	H: 2 LOB: 2 BB: 0 P: 19	R: 0 E: 0 K: 0 S: 5	H: 0 LOB: 0 BB: 0 P: 9	R: 0 E: 1 K: 1 S: 15	H: 1 LOB: 2 BB: 0 P: 21

1B: 8	SF: 0	WP: 1
2B: 1	SAC: 0	PB: 0
3B: 0	DP: 0	SB: 1
HR: 2	HBP: 0	CS: 0

PA: 44

PITCHER		IP	WLS	BF	H	R	ER	SO	BB	IBB	HBP	BLK	WP	HR	S	P	ERA	WHIP
37 Brandon Maurer, R ERA: 6.99	(1, 1)	4.1	L	20	6	6	6	2	1	0	0	0	0	2	46	72	12.46	1.615
54 Tom Wilhelmsen, R ERA: 3.04	(5, 1)	1.2		11	2	3	3	1	4	0	0	0	1	0	27	52	16.20	3.600
97 Joe Beimel, L ERA: 2.4	(7, 1)	1.0		5	2	0	0	0	0	0	0	0	0	0	13	19	0.00	2.000
52 Dominic Leone, R ERA: 1.33	(8, 1)	1.0		3	0	0	0	0	0	0	0	0	0	0	5	9	0.00	0.000
41 Charlie Furbush, L ERA: 5.27	(9, 1)	1.0		5	1	0	0	1	0	0	0	0	0	0	15	21	0.00	1.000

PITCHER	IP	WLS	BF	H	R	ER	SO	BB	IBB	HBP	BLK	WP	HR	S	P	ERA	WHIP

Houston Astros @ Seattle Mariners

Safeco Field, Seattle, WA

Sat May 24 2014, 7:12 PM - 10:29 PM PDT

Att. 21,585 - Partly Cloudy - 65 F

livebaseballscorecards.com

Batter	1	2	3	4	5	6	7	8	9	AB	R	H	RBI	BB	SO	LOB
99 James Jones, L (1, 8) OBP: 0.377, SLG: 0.435	C SI 89 C FF 90 F SI 92 B KC 79 X KC 80 1-2 G4-3 ①	B SI 90 B FF 89 C SI 89 T FF 90 X SI 90 2-2 7 S 1B			C SI 91 C SI 91 S KC 81 0-3 K2-3 ②		C SI 89 F SI 91 C FC 83 0-3 K ①		X FF 96 0-0 G4-3 ③	5	0	1	0	0	2	1
7 Stefen Romero, R (1, 10) OBP: 0.265, SLG: 0.347	B FF 91 B CH 81 B SI 90 C FF 89 F SI 91 B FF 90 4-2 17 1B 22 1B 15 FC3 BB	1 SAFE B SI 90 1 SAFE 1 SAFE C CH 81 X KC 80 1-1 G6-3 ③ 1-2			B CH 82 C SI 90 S CH 82 S SI 91 1-3 K ③		B SI 91 C CH 85 X SI 91 1-1 P3 ②			3	1	0	0	1	1	2
22 Robinson Canó, L (1, 4) OBP: 0.377, SLG: 0.431 6 Nick Franklin, S (8, 6) OBP: 0.258, SLG: 0.231	C FF 91 X KC 79 0-1 15 FC3 17 1B 15 E 1-2 1B		C SI 89 C SI 90 F SI 90 S CH 82 0-3 K ①			B CH 83 X SI 89 1-0 4 1B 15 1B 55 FC3-4-6 1B	X SI 92 0-0 G4-3 ③			4 0	2 0	2 0	0 0	0 0	1 0	1 0
17 Justin Smoak, S (1, 3) OBP: 0.297, SLG: 0.403	D KC 80 C SI 91 X SI 91 1-1 15 E 1-2 2-3 1B		B SI 90 X SI 90 1-0 P4 ②			C KC 80 F CH 80 B SI 90 D KC 80 X SI 90 2-2 F9 ①		S SI 92 S CH 85 F FC 86 F FC 86 F CH 85 F FC 86 B SI 91 B CH 86 F SI 91 2-3 S FC 86 K ①		4	0	1	0	0	1	1
15 Kyle Seager, L (1, 5) OBP: 0.342, SLG: 0.435	B KC 80 F SI 91 X KC 79 1-1 FC3 1-2 2-H 3-H		C SI 90 X FF 91 0-1 P6 ③			X KC 78 0-0 55 FC3-4-6 4 1B 1-2 1B		X SI 92 0-0 4 G5-3 3B		4	1	2	1	0	0	1
4 John Buck, R (1, 2) OBP: 0.300, SLG: 0.278	B KC 80 B SI 91 X CH 80 2-0 F9 ②		B CH 81 C SI 89 B KC 79 F CH 81 F SI 90 F SI 90 F FF 91 S KC 79 2-3 K ①			C SI 90 C CH 80 D CH 80 X SI 92 1-2 55 FC3-4-6 1-2 2-3 1B		C FF 95 F KC 80 X KC 77 0-2 G5-3 ② 3-H		4	0	1	1	0	1	2
55 Michael Saunders, L (1, 9) OBP: 0.309, SLG: 0.387	C SI 92 F CH 82 B KC 80 T KC 81 1-2 K ③		C SI 90 C SI 91 S CH 81 0-3 K ②			C CH 81 S CH 81 B SI 91 X KC 80 1-2 FC3-4-6 1-2f 2-3 3-H ②		F CH 80 X CH 80 0-1 F7 ③		4	0	0	1	0	2	4
13 Dustin Ackley, L (1, 7) OBP: 0.306, SLG: 0.408		C SI 90 C SI 90 S CH 82 0-3 K ①		B CH 80 C SI 89 X SI 90 1-1 P2 ③		F CH 82 T FF 91 X SI 91 0-2 G4-3 ③			F SI 93 C FF 94 F FF 94 B SI 95 B FF 94 T SL 84 2-2 K ①	4	0	0	0	0	2	2
8 Willie Bloomquist, R (1, 6) OBP: 0.204, SLG: 0.269 (8, 4)		C FF 90 B KC 81 F SI 91 F SI 92 B SI 91 C KC 80 2-3 K ②			C SI 90 F SI 90 F SI 92 F SI 91 B KC 81 X CH 81 1-2 P3 ①		X SI 90 0-0 1B		B SI 93 S FF 95 X FF 95 1-1 G6-3 ②	4	0	1	0	0	1	0
Inning Stats	R: 2 E: 1 K: 1 S: 16 H: 2 LOB: 2 BB: 1 P: 26	R: 0 E: 0 K: 2 S: 12 H: 1 LOB: 1 BB: 0 P: 17	R: 0 E: 0 K: 1 S: 7 H: 0 LOB: 0 BB: 0 P: 8	R: 0 E: 0 K: 2 S: 11 H: 0 LOB: 0 BB: 0 P: 14	R: 0 E: 0 K: 2 S: 11 H: 0 LOB: 0 BB: 0 P: 13	R: 1 E: 0 K: 0 S: 14 H: 3 LOB: 2 BB: 0 P: 19	R: 0 E: 0 K: 1 S: 7 H: 1 LOB: 1 BB: 0 P: 8	R: 1 E: 0 K: 1 S: 14 H: 1 LOB: 0 BB: 0 P: 16	R: 0 E: 0 K: 1 S: 7 H: 0 LOB: 0 BB: 0 P: 10	1B: 7 2B: 0 3B: 1 HR: 0	SF: 0 SAC: 0 DP: 0 HBP: 0					

	AB	36
	R	4
	H	8
	RBI	3
	BB	1
	SO	11
	LOB	14

PITCHER		IP	WLS	BF	H	R	ER	SO	BB	IBB	HBP	BLK	WP	HR	S	P	ERA	WHIP
39 Brett Oberholtzer, L ERA: 5.32	(1, 1)	6.0	W	26	6	3	2	8	1	0	0	0	0	0	71	97	3.00	1.167
38 Darin Downs, L ERA: 2.45	(7, 1)	1.1		6	2	1	1	2	0	0	0	0	0	0	16	19	6.75	1.500
35 Josh Fields, R ERA: 8.47	(8, 1)	0.2		2	0	0	0	0	0	0	0	0	0	0	5	5	0.00	0.000
44 Kyle Farnsworth, R ERA: 3.66	(9, 1)	1.0		3	0	0	0	1	0	0	0	0	0	0	7	10	0.00	0.000

PITCHER	IP	WLS	BF	H	R	ER	SO	BB	IBB	HBP	BLK	WP	HR	S	P	ERA	WHIP

Batter	1	2	3	4	5	6	7	8	9	AB	R	H	RBI	BB	SO	LOB
27 Jose Altuve, R (1, 4) OBP: 0.366, SLG: 0.447	C X 0-1 G6-3		1 SAFE F FF 87 D FS 85 S FF 87 X FF 89 1-2 F8 1-2			B SL 82 X SI 88 1-0 4 HR 1B		B FC 90 F FC 90 F CU 76 F SI 94 X FC 90 1-2 4 G6-4-3 1B		4	1	2	0	0	0	1
4 George Springer, R (1, 9) OBP: 0.327, SLG: 0.448	X 0-0 F9		F SL 79 B SI 88 C SI 90 S FS 84 1-3 K			F SI 90 F FS 84 D SI 86 X SL 78 1-2 1-H HR		1 SAFE 1 SAFE X FC 89 0-0 G6-4-3 1-2f		4	1	1	2	0	1	1
21 Dexter Fowler, S (1, 8) OBP: 0.366, SLG: 0.366	B SI 85 C FS 86 C SL 80 B FS 83 B SI 88 S FS 83 3-3 K			B SI 87 F FS 83 C SI 87 B FF 90 X FF 89 2-2 15 G4-6-3 1B		F FF 89 X FS 83 0-1 F8		F SI 92 B FC 90 F FC 89 B CU 76 S FC 90 2-3 K		4	0	1	0	0	2	0
15 Jason Castro, L (1, 10) OBP: 0.298, SLG: 0.385		B SI 86 B SL 79 B SI 87 F FF 88 F FF 88 X FS 85 3-2 30 FC5-4 1B		C SL 82 B SI 89 X FS 85 1-1 G4-6-3 1-2f		F SI 89 B SL 80 B SL 80 F SI 89 C SI 87 2-3 K			X FF 95 0-0 L9	4	0	1	0	0	1	1
30 Matt Dominguez, R (1, 5) OBP: 0.308, SLG: 0.420		C SL 79 X FS 84 0-1 FC5-4 8 1B 18 1B 1-2f		B SL 80 C SI 89 C FF 89 S FS 85 1-3 K			C SI 88 B SI 88 C SI 89 B SI 85 X SI 89 2-2 18 HR 2B		B CU 84 C FF 94 S CU 85 B CU 84 B CU 85 X SI 94 3-2 8 BB 1B	4	1	2	0	0	1	1
18 Marc Krauss, L (1, 3) OBP: 0.289, SLG: 0.340 14 Jesus Guzman, R (9, 3) OBP: 0.267, SLG: 0.301		C SI 87 B SI 89 F FS 84 F FS 84 X FS 84 1-2 8 1B 1-2 1B			C FF 88 C SL 81 C SI 89 0-3 K		B SL 81 X SI 89 1-0 2-H HR		B FF 94 F FF 94 C CU 85 F SI 95 B CU 85 X FF 95 2-2 P4	4 0	1 0	2 0	2 0	0 0	1 0	1 0
8 Alex Presley, L (1, 7) OBP: 0.246, SLG: 0.323		B SI 88 X SL 81 1-0 22 G4-6-3 1-2 2-3 1B			X SI 88 0-0 F7		C CU 72 F FS 84 F SI 88 X CU 73 0-2 F7		C FF 95 B SI 94 B FF 95 S SI 95 F SI 96 D CU 85 F CU 85 B FF 95 4-2 1-2 BB	3	0	1	0	1	0	0
22 Carlos Corporán, S (1, 2) OBP: 0.207, SLG: 0.377		B SI 86 D SI 89 X SI 90 2-0 G4-6-3 1-2f			C SI 88 B FS 85 X SI 89 1-1 F7		F SI 89 B CU 73 X FS 84 1-1 G3		B SI 95 F SI 95 S FF 95 D CU 86 B FF 94 X SI 94 3-2 G4-3	4	0	0	0	0	0	5
9 Marwin Gonzalez, S (1, 6) OBP: 0.309, SLG: 0.353			C FF 87 X CU 71 0-1 27 CS 1B			C SI 87 B SI 86 F SL 81 X FS 85 1-2 G4-3	C SI 88 B SL 80 B SI 89 F SL 82 F FF 90 F FS 86 S SI 86 2-3 K			3	0	1	0	0	1	0

Inning Stats	1	2	3	4	5	6	7	8	9
	R: 0 E: 0 K: 1 S: 6 H: 0 LOB: 0 BB: 0 P: 9	R: 0 E: 0 K: 0 S: 11 H: 3 LOB: 2 BB: 0 P: 18	R: 0 E: 0 K: 1 S: 8 H: 1 LOB: 0 BB: 0 P: 10	R: 0 E: 0 K: 1 S: 8 H: 1 LOB: 0 BB: 0 P: 12	R: 0 E: 0 K: 1 S: 6 H: 0 LOB: 0 BB: 0 P: 7	R: 2 E: 0 K: 1 S: 12 H: 2 LOB: 0 BB: 0 P: 17	R: 2 E: 0 K: 1 S: 15 H: 2 LOB: 0 BB: 0 P: 21	R: 0 E: 0 K: 1 S: 8 H: 1 LOB: 0 BB: 0 P: 11	R: 0 E: 0 K: 0 S: 15 H: 1 LOB: 2 BB: 1 P: 27

1B: 8 SF: 0 WP: 0 PA: 35
2B: 1 SAC: 0 PB: 0
3B: 0 DP: 3 SB: 0
HR: 2 HBP: 0 CS: 1

PITCHER	IP	WLS	BF	H	R	ER	SO	BB	IBB	HBP	BLK	WP	HR	S	P	ERA	WHIP
18 Hisashi Iwakuma, R (1, 1) ERA: 2.39	7.0	L	27	9	4	4	6	0	0	0	0	0	2	66	94	5.14	1.286
40 Danny Farquhar, R (8, 1) ERA: 2.7	1.0		3	1	0	0	1	0	0	0	0	0	0	8	11	0.00	1.000
31 Yoervis Medina, R (9, 1) ERA: 3.6	1.0		5	1	0	0	0	1	0	0	0	0	0	15	27	0.00	2.000

PITCHER IP WLS BF H R ER SO BB IBB HBP BLK WP HR S P ERA WHIP

TOP

Houston Astros @ Seattle Mariners

Safeco Field, Seattle, WA

Sun May 25 2014, 1:11 PM - 3:39 PM PDT

Att. 26,839 - Roof Closed - 61 F

livebaseballscorecards.com

AB	34
R	4
H	11
RBI	4
BB	1
SO	7
LOB	10

BOTTOM

Houston Astros @ Seattle Mariners

Safeco Field, Seattle, WA

Sun May 25 2014, 1:11 PM - 3:39 PM PDT

Att. 26,839 - Roof Closed - 61 F

Batter	1	2	3	4	5	6	7	8	9	AB	R	H	RBI	BB	SO	LOB
99 James Jones, L (1, 8) OBP: 0.356, SLG: 0.409	C SI 89 B SI 90 B FC 86 X SI 89 2-1 G3		C SI 90 B SI 89 X SL 79 1-1 G1-3			B SI 89 B SL 79 C SI 89 L FC 85 S SL 81 2-3 K2-3			C SI 89 B SL 79 X FC 85 1-1 G1-3	4	0	0	0	0	1	0
7 Stefen Romero, R (1, 10) OBP: 0.255, SLG: 0.333	F SI 89 B SI 89 X SL 78 1-1 G3-1		X CH 78 0-0 F8			B CH 77 C CH 78 B CH 77 X SI 90 2-1 G3-1			B SI 90 B SI 89 C SI 89 X CH 79 2-1 G5-3	4	0	0	0	0	0	0
22 Robinson Canó, L (1, 4) OBP: 0.370, SLG: 0.422	C SI 89 B SI 89 C SI 91 B SL 80 X SI 91 2-2 G1-3		X FF 90 0-0 L6			B SI 90 C SL 79 F SI 90 B SL 80 S SL 82 2-3 K			X FC 85 0-0 F8	4	0	0	0	0	1	0
17 Justin Smoak, S (1, 3) OBP: 0.293, SLG: 0.397		C SI 89 B SL 79 C SI 89 B FF 90 F SL 78 C SI 90 2-3 K		B FC 84 C SI 88 B SL 80 B SI 90 X CH 80 3-1 F7			C SI 89 B SL 79 B SI 89 B FC 86 X SI 89 3-1 L3			3	0	0	0	0	1	0
15 Kyle Seager, L (1, 5) OBP: 0.342, SLG: 0.433		C FF 90 C SL 79 F SI 89 B SI 90 S SL 78 1-3 K		S SL 80 X SI 91 0-1 G4-3			C SI 90 B SL 79 X SI 90 1-1 3 G4-3 1B			3	0	1	0	0	1	0
3 Mike Zunino, R (1, 2) OBP: 0.292, SLG: 0.450		X SI 89 0-0 16 1B 55 1B 16 E 1B		S CH 79 S CH 79 X CH 77 0-2 G6-3			F CH 79 B CH 79 X SI 88 1-1 G4-3 1-2f			3	1	1	0	0	0	1
55 Michael Saunders, L (1, 9) OBP: 0.310, SLG: 0.386		C SI 90 B SI 90 X SL 78 1-1 16 E 1-2 1B			X SL 78 0-0 F7			C SI 88 B SI 89 B SI 89 F SI 88 S SL 80 2-3 K		3	0	1	0	0	1	0
16 Cole Gillespie, R (1, 7) OBP: 0.310, SLG: 0.269		C FC 85 B SL 77 S SI 90 D SL 80 B CH 79 X CH 79 3-2 E1 1-3 2-H 1B			B SI 89 C SI 89 B SL 78 S SI 89 S SL 79 2-3 K2-3			C CH 78 B FC 84 S CH 79 B SI 79 B SI 90 X CH 78 3-2 G3-1		3	0	1	0	0	1	0
5 Brad Miller, L (1, 6) OBP: 0.223, SLG: 0.250		X SI 89 0-0 G4-3			C SI 90 B SL 79 B SI 90 X SI 89 2-1 L1			B SL 78 F SI 89 X SL 79 1-1 G5-3		3	0	0	0	0	0	2
Inning Stats	R: 0 E: 0 K: 0 S: 7 H: 0 LOB: 0 BB: 0 P: 12	R: 1 E: 1 K: 2 S: 15 H: 3 LOB: 2 BB: 0 P: 22	R: 0 E: 0 K: 0 S: 4 H: 0 LOB: 0 BB: 0 P: 5	R: 0 E: 0 K: 0 S: 7 H: 0 LOB: 0 BB: 0 P: 10	R: 0 E: 0 K: 1 S: 6 H: 0 LOB: 0 BB: 0 P: 10	R: 0 E: 0 K: 2 S: 8 H: 0 LOB: 0 BB: 0 P: 14	R: 0 E: 0 K: 0 S: 6 H: 1 LOB: 0 BB: 0 P: 11	R: 0 E: 0 K: 1 S: 8 H: 0 LOB: 0 BB: 0 P: 14	R: 0 E: 0 K: 0 S: 5 H: 0 LOB: 0 BB: 0 P: 8	1B: 4 2B: 0 3B: 0 HR: 0 SF: 0 SAC: 0 DP: 1 HBP: 0						

PITCHER	IP	WLS	BF	H	R	ER	SO	BB	IBB	HBP	BLK	WP	HR	S	P	ERA	WHIP
60 Dallas Keuchel, L (1, 1) ERA: 2.55	9.0	W	30	4	1	0	6	0	0	0	0	0	0	66	106	0.00	0.444

PITCHER	IP	WLS	BF	H	R	ER	SO	BB	IBB	HBP	BLK	WP	HR	S	P	ERA	WHIP

AB	30
R	1
H	4
RBI	0
BB	0
SO	6
LOB	3

WP: 0 PA: 30
PB: 0
SB: 0
CS: 0

livebaseballscorecards.com

Batter	1	2	3	4	5	6	7	8	9	AB	R	H	RBI	BB	SO	LOB
47 Howie Kendrick, R (1, 4) OBP: 0.379, SLG: 0.415	B FF 86 F FF 86 C FF 86 B SL 80 X FF 88 2-2 ① F9		1 SAFE C FF 86 1 SAFE F SL 80 X FF 87 0-2 ③ G4-3			1 SAFE B SL 78 F FF 86 S FF 84 B CH 79 X CH 79 2-2 ② FC6-4 1-2f		B FC 91 B FC 91 C SI 92 C CU 75 F S CU 76 2-3 ③ K2-3		4	0	0	0	0	1	2
27 Mike Trout, R (1, 8) OBP: 0.368, SLG: 0.537	B FF 86 C FF 87 X FF 86 1-1 ② F9			C FF 86 B SL 80 S FF 86 X SL 80 1-2 ① L9		F FF 86 B FF 84 F FF 85 1 SAFE S SL 79 1-3 ③ K			C B SI 97 C SI 95 B SI 96 X CH 83 2-2 5 G6-4-3 1B	4	0	1	0	0	1	1
5 Albert Pujols, R (1, 3) OBP: 0.329, SLG: 0.540	C FF 86 S SL 80 S SL 79 0-3 ③ K			C FF 87 B FF 86 X FF 88 1-1 ② F7			B C SL 78 B FF 84 F FF 86 X FF 87 2-2 HR		C SI 97 B CH 85 X 1-1 ①② G6-4-3 1-2f	4	1	1	1	0	1	1
6 David Freese, R (1, 5) OBP: 0.267, SLG: 0.284		B FF 86 F FF 86 B SL 79 F FF 87 B SL 79 B FF 88 4-2 2 L3 BB		S SL 80 S SL 79 B FF 88 B FF 87 X SL 80 2-2 ③ F8			C SL 77 B SL 79 X FF 86 1-1 ① P3		S X SI 95 0-1 ③ G6-3	3	0	0	0	1	0	0
28 Raul Ibanez, L (1, 7) OBP: 0.278, SLG: 0.279		B FF 86 S CH 78 F SL 80 S CH 79 1-3 ① K			F CH 78 S SL 79 B FF 86 S SL 80 1-3 ① K		B SL 77 B CH 79 B FF 86 C FF 84 B CH 79 4-1 BB			2	0	0	0	1	2	1
2 Erick Aybar, S (1, 6) OBP: 0.300, SLG: 0.402		1 SAFE X FF 86 0-0 ②③ L3 1-1			B SL 79 F FF 87 X CH 79 1-1 ② G3		X SI 91 0-0 ② F8			3	0	0	0	0	0	2
20 C.J. Cron, R (1, 10) OBP: 0.322, SLG: 0.464			B FF 86 C FF 87 B SL 80 F FF 86 F FF 88 F SL 80 B SL 80 X FF 88 3-2 ① F9		C SL 79 B FF 86 B SL 79 X FF 87 2-1 ③ F8		D SL 79 B FF 92 F FF 92 F FF 92 B SI 92 X FF 91 3-2 ③ L8			3	0	0	0	0	0	1
16 Hank Conger, L (1, 2) 17 Chris Iannetta, R (8, PH) OBP: 0.366, SLG: 0.451 (8, 2)			B FF 87 C FF 87 S SL 80 F SL 81 B FF 89 B SL 80 F FF 87 C FF 88 3-3 ② K			B FF 86 F CH 79 B SL 80 F FF 88 X SL 80 2-2 ① F9		X CU 75 0-0 ① F8		2 1	0 0	0 0	0 0	0 0	1 0	0 0
56 Kole Calhoun, L (1, 9) OBP: 0.263, SLG: 0.413			B FF 87 B FF 87 B FF 87 B FF 85 4-0 BB			B FF 87 S SL 80 X CH 79 1-1 47 FC6-4 1B		B FC 89 C FC 90 B SI 93 B FC 90 X FC 90 3-1 ② F8		2	0	1	0	1	0	0
Inning Stats	R: 0 H: 0 E: 0 LOB: 0 K: 1 BB: 0 S: 8 P: 11	R: 0 H: 0 E: 0 LOB: 0 K: 1 BB: 1 S: 6 P: 11	R: 0 H: 0 E: 0 LOB: 1 K: 1 BB: 1 S: 13 P: 23	R: 0 H: 0 E: 0 LOB: 0 K: 0 BB: 0 S: 8 P: 12	R: 0 H: 0 E: 0 LOB: 0 K: 1 BB: 0 S: 7 P: 11	R: 0 H: 1 E: 0 LOB: 1 K: 1 BB: 0 S: 11 P: 17	R: 1 H: 1 E: 0 LOB: 1 K: 0 BB: 1 S: 10 P: 20	R: 0 H: 0 E: 0 LOB: 0 K: 1 BB: 0 S: 7 P: 12	R: 0 H: 1 E: 0 LOB: 0 K: 0 BB: 0 S: 7 P: 10	1B: 2 SF: 0 2B: 1 SAC: 0 3B: 0 DP: 2 HR: 1 HBP: 0						

TOP

Los Angeles Angels @ Seattle Mariners

Safeco Field, Seattle, WA

Mon May 26 2014, 1:13 PM - 3:52 PM PDT

Att. 22,710 - Partly Cloudy - 64 F

livebaseballscorecards.com

AB	28
R	1
H	3
RBI	1
BB	3
SO	6
LOB	8

PITCHER		IP	WLS	BF	H	R	ER	SO	BB	IBB	HBP	BLK	WP	HR	S	P	ERA	WHIP
53 Chris Young, R ERA: 3.3	(1, 1)	6.1	W	23	2	1	1	5	3	0	0	0	0	1	59	98	1.42	0.789
41 Charlie Furbush, L ERA: 5.02	(7, 1)	0.2		2	0	0	0	0	0	0	0	0	0	0	4	7	0.00	0.000
40 Danny Farquhar, R ERA: 2.59	(8, 1)	1.0		3	0	0	0	1	0	0	0	0	0	0	7	12	0.00	0.000
56 Fernando Rodney, R ERA: 2.79	(9, 1)	1.0		3	1	0	0	0	0	0	0	0	0	0	7	10	0.00	1.000

PITCHER	IP	WLS	BF	H	R	ER	SO	BB	IBB	HBP	BLK	WP	HR	S	P	ERA	WHIP

Batter	1	2	3	4	5	6	7	8	9	AB	R	H	RBI	BB	SO	LOB
99 James Jones, L (1, 8) OBP: 0.351, SLG: 0.400	C SI 94 F SI 93 B FF 95 X CU 77 1-2 55 1B 22 1B 1B	X 0-0 E6 55 S 55 3B 3-H		S SI 93 S FF 92 S FF 93 0-3 ② K			X FF 90 0-0 ② F7			4	2	1	0	0	1	0
55 Michael Saunders, L (1, 9) OBP: 0.323, SLG: 0.410	X SI 93 0-0 22 1B 17 G5-3 1-2 1B	B B X 2-0 22 1B 1-H 3B		C CU 76 S CU 78 T SI 92 0-2 ③ K			C FF 92 B SI 93 B CU 76 B SI 92 F FF 92 B FF 92 4-2 BB			3	2	2	1	1	1	0
22 Robinson Canó, L (1, 4) OBP: 0.377, SLG: 0.429	F FF 93 S SI 92 F FF 93 X CU 79 0-2 17 G5-3 1-3 2-H 1B	F CU 78 B SI 93 B SI 91 B FF 92 X SI 92 3-1 17 S 3-H 1B			B SI 92 C FF 93 X FF 92 1-1 17 G4-6-3 1B		1 SAFE 1 SAFE C CU 73 X CU 76 0-1 ③ G3			4	0	3	2	0	0	1
17 Justin Smoak, S (1, 3) OBP: 0.297, SLG: 0.392	C SI 93 B SI 93 X CH 86 1-1 ① G5-3 1-2 3-H	B SI 94 B CH 86 B SI 94 B SI 92 4-0 1-2 BB			1 SAFE C CU 76 S SI 93 X CU 77 0-2 ①② G4-6-3 1-2f			B CH 85 B CH 84 F FF 93 B FF 96 B SI 96 4-1 15 WP BB		2	0	0	1	2	0	2
3 Mike Zunino, R (1, 2) OBP: 0.284, SLG: 0.437	S CH 86 F SI 94 C CU 80 0-3 ② K	C CU 78 F SI 93 C CU 78 0-3 ③ K			B FF 93 B FF 93 F FF 94 X FF 93 2-1 ③ F8			S SI 94 S SI 96 S 0-3 ① K		4	0	0	0	0	3	4
15 Kyle Seager, L (1, 5) OBP: 0.340, SLG: 0.425	C CU 78 C CU 79 B FF 93 F FF 94 F CU 79 B CU 78 B SI 92 S CU 77 3-3 ③ K		X SI 92 0-0 ① L3			X SI 93 0-0 ① P4		B CH 87 B FF 94 B CH 86 I IN 82 4-0 7 F7 1-2 IBB		3	0	0	0	1	1	1
7 Stefen Romero, R (1, 10) OBP: 0.245, SLG: 0.320		B T SI 93 X CH 85 1-1 ① G4-3	C SI 91 F CU 77 C CU 77 0-3 ② K			C FF 92 B CH 86 C CH 85 S FF 93 1-3 ② K		B SI 95 F F FF 95 B SI 96 1 SAFE X SL 79 2-2 ②③ F7 1-2		4	0	0	0	0	2	2
13 Dustin Ackley, L (1, 7) OBP: 0.307, SLG: 0.407		B FF 94 X FF 93 1-0 6 G6-3 6 S 99 E 1B	C FF 92 X CU 77 0-1 ③ G6-3			B FF 93 B CU 77 X FF 90 2-0 ③ L8				3	1	1	0	0	0	0
6 Nick Franklin, S (1, 6) OBP: 0.235, SLG: 0.207		D CH 86 1 SAFE B CH 87 C SI 92 B CU 78 X 3-1 ② G6-3 1-3		B SI 92 B SI 92 C SI 90 B SI 92 F FF 93 X SI 93 3-2 ① F9			B CH 83 F FF 91 F CU 76 T FF 92 1-2 ① K			3	0	0	0	0	1	1
Inning Stats	R: 2 E: 0 K: 2 S: 18 H: 3 LOB: 1 BB: 0 P: 23	R: 3 E: 1 K: 1 S: 12 H: 3 LOB: 2 BB: 1 P: 26	R: 0 E: 0 K: 1 S: 6 H: 0 LOB: 0 BB: 0 P: 6	R: 0 E: 0 K: 2 S: 9 H: 0 LOB: 0 BB: 0 P: 12	R: 0 E: 0 K: 0 S: 7 H: 1 LOB: 0 BB: 0 P: 10	R: 0 E: 0 K: 1 S: 5 H: 0 LOB: 0 BB: 0 P: 8	R: 0 E: 0 K: 1 S: 8 H: 0 LOB: 1 BB: 1 P: 13	R: 0 E: 0 K: 1 S: 7 H: 0 LOB: 1 BB: 2 P: 17		1B: 6 2B: 0 3B: 1 HR: 0 SF: 0 SAC: 0 DP: 1 HBP: 0						

PITCHER	IP	WLS	BF	H	R	ER	SO	BB	IBB	HBP	BLK	WP	HR	S	P	ERA	WHIP
45 Tyler Skaggs, L (1, 1) ERA: 3.97	7.0	L	30	7	5	2	8	2	0	0	0	0	0	65	98	2.57	1.286
58 Michael Kohn, R (8, 1) ERA: 2.01	1.0		4	0	0	0	1	1	1	0	0	1	0	7	17	0.00	1.000

PITCHER	IP	WLS	BF	H	R	ER	SO	BB	IBB	HBP	BLK	WP	HR	S	P	ERA	WHIP

BOTTOM

Los Angeles Angels @ Seattle Mariners

Safeco Field, Seattle, WA

Mon May 26 2014, 1:13 PM - 3:52 PM PDT

Att. 22,710 - Partly Cloudy - 64 F

livebaseballscorecards.com

AB	30
R	5
H	7
RBI	4
BB	4
SO	9
LOB	11

WP: 1	PB: 0	SB: 3	CS: 0	PA: 34		

Batter	1	2	3	4	5	6	7	8	9	AB	R	H	RBI	BB	SO	LOB
47 Howie Kendrick, R (1, 4) OBP: 0.371, SLG: 0.405	B SI 90 C SI 90 S CH 84 B CH 84 X SI 92 2-2 ① G1-4-3	B CU 77 X SI 91 1-0 ③ F9		T CH 84 F CU 77 D CU 80 X SI 92 1-2 ①② G6-4-3 1-2f 2-3 3-H			S SI 91 X CU 78 0-1 ① G3 2-3		B FF 95 F FF 95 X CU 78 1-1 ① G5-3	5	0	0	0	0	0	4
27 Mike Trout, R (1, 8) OBP: 0.368, SLG: 0.534	B CH 84 S CH 85 F FF 91 B SI 92 S CU 79 2-3 ② K		C CH 82 B SI 90 C SI 90 B FF 92 F SI 92 B CH 85 B CH 83 4-2 6 1B BB	B SI 91 X CH 86 1-0 ③ F9			C SI 94 F SI 95 F FF 95 D SL 84 B SL 82 X FF 95 2-2 ② SF9 3-H		X SL 92 0-0 1B	3	0	1	1	1	1	1
5 Albert Pujols, R (1, 3) OBP: 0.326, SLG: 0.529	F SI 91 X SI 92 0-1 ③ G6-3		B SI 91 1 SAFE C CH 84 F FF 91 B SI 92 X SI 92 2-2 ① P5		B SI 90 X SI 90 1-0 ① P3		B FC 89 B SL 83 B FC 90 B FF 95 4-0 BB		C SL 86 F SI 95 S FF 95 0-3 ② K	4	0	0	0	1	1	2
6 David Freese, R (1, 5) OBP: 0.274, SLG: 0.301 28 Raul Ibanez, L (9, PH) OBP: 0.276, SLG: 0.276 8 John McDonald, R (9, 5) OBP: 0.324, SLG: 0.267		C CH 88 X SI 90 0-1 20 2B 2B	D CH 85 1 SAFE F SI 91 C CH 85 1 SAFE D CU 78 B CH 86 F SI 92 X CH 86 3-2 2 FC4-6 1-3 1B		C SI 92 B CH 85 X SI 91 1-1 ② L9		B FF 94 F SI 94 D SL 84 C SI 93 C FF 96 2-3 ③ K		1 SAFE X CH 87 0-0 ③ L4	4 1 0	1 0 0	2 0 0	0 0 0	0 0 0	1 0 0	1 1 0
20 C.J. Cron, R (1, 10) OBP: 0.333, SLG: 0.533		C SI 90 C CH 84 X CU 78 0-2 2 2B 2-H 2B	C SI 91 F SI 91 S CH 86 0-3 ② K		C SI 92 F SI 92 B SI 91 F CH 88 S CU 82 1-3 ③ K			F SI 95 S SL 88 X FF 96 0-2 HR		4	2	2	2	0	2	2
2 Erick Aybar, S (1, 6) OBP: 0.300, SLG: 0.404		L SI 91 X CH 85 0-1 17 2B 2-H 2B	B SI 92 X CH 85 1-0 ③ FC4-6 1-2f		B SI 90 X FF 90 1-0 ① L7			B FF 97 F CH 88 F SI 97 B CU 80 S CU 78 2-3 ① K		4	1	1	1	0	1	2
10 Grant Green, R (1, 7) OBP: 0.404, SLG: 0.510 56 Kole Calhoun, L (8, PH) OBP: 0.259, SLG: 0.408 (8, 9)		B SI 91 F SI 90 B CU 78 X SI 91 2-1 ① L9		F SI 90 X CH 84 0-1 7 1B 17 HBP 47 G6-4-3 1B		B CH 84 F SI 91 C CU 76 C CU 79 1-3 ② K		B SI 97 B SI 96 X SI 95 2-0 ② G4-3		3 1	1 0	1 0	0 0	0 0	1 0	1 0
17 Chris Iannetta, R (1, 2) OBP: 0.378, SLG: 0.467		B CH 85 B CH 84 X SI 91 2-0 2-H 2B		H CU 78 1-0 47 G6-4-3 7 1B 1-2 HBP		C CU 76 S CH 85 B CU 80 X SI 91 1-2 ③ G5-3		C CU 78 B SL 90 X SI 96 1-1 7 S 1B		3	0	2	1	0	0	0
7 Collin Cowgill, R (1, 9) OBP: 0.369, SLG: 0.377 (8, 7)		B CU 77 B SI 90 C SI 90 C CH 87 B SI 92 S CH 85 3-3 ② K		X SI 91 0-0 47 G6-4-3 1-2 2-3 1B			B SI 90 X CH 85 1-0 47 G3 27 SF9 2B	B SL 90 S FF 96 C CU 76 S CU 79 1-3 ③ K 1-2		4	1	2	0	0	2	2
Inning Stats	R: 0 E: 0 K: 1 S: 8 H: 0 LOB: 0 BB: 0 P: 12	R: 3 E: 0 K: 1 S: 14 H: 4 LOB: 1 BB: 0 P: 22	R: 0 E: 0 K: 1 S: 14 H: 1 LOB: 2 BB: 1 P: 24	R: 1 E: 0 K: 0 S: 7 H: 2 LOB: 1 BB: 0 P: 10	R: 0 E: 0 K: 1 S: 7 H: 0 LOB: 0 BB: 0 P: 10	R: 0 E: 0 K: 1 S: 7 H: 0 LOB: 0 BB: 0 P: 10	R: 1 E: 0 K: 1 S: 10 H: 1 LOB: 1 BB: 1 P: 19	R: 1 E: 0 K: 2 S: 12 H: 2 LOB: 1 BB: 0 P: 18	R: 0 E: 0 K: 1 S: 7 H: 1 LOB: 1 BB: 0 P: 8	1B: 5 2B: 5 3B: 0 HR: 1 SF: 1 SAC: 0 DP: 1 HBP: 1						

PITCHER	IP	WLS	BF	H	R	ER	SO	BB	IBB	HBP	BLK	WP	HR	S	P	ERA	WHIP
29 Roenis Elías, L (1, 1) ERA: 4.02	6.1	L	28	8	5	5	5	1	0	1	0	0	0	60	92	7.11	1.421
52 Dominic Leone, R (7, 1) ERA: 1.29	0.2		3	0	0	0	1	1	0	0	0	0	0	7	15	0.00	1.500
54 Tom Wilhelmsen, R (8, 1) ERA: 3.16	2.0		9	3	1	1	3	0	0	0	0	0	1	19	26	4.50	1.500

PITCHER	IP	WLS	BF	H	R	ER	SO	BB	IBB	HBP	BLK	WP	HR	S	P	ERA	WHIP

TOP

Los Angeles Angels @ Seattle Mariners

Safeco Field, Seattle, WA

Tue May 27 2014, 7:11 PM - 10:13 PM PDT

Att. 13,064 - Clear - 64 F

livebaseballscorecards.com

AB	36
R	6
H	11
RBI	5
BB	2
SO	9
LOB	16

Batter	1	2	3	4	5	6	7	8	9	AB	R	H	RBI	BB	SO	LOB
99 James Jones, L (1, 8) OBP: 0.329, SLG: 0.373	B SI 84 F FF 84 S CU 68 F SI 88 B SI 86 S CU 68 2-3 K ①		C SI 86 S CU 70 B SI 85 B SI 86 X CH 77 2-2 F7 ②	B SI 85 C CU 70 S SI 85 X CU 70 1-2 P5 ③ 1-2 2-3 3-H		1 SAFE S CU 65 C SI 85 S CU 75 0-3 K ③ 1-2			C SI 96 B FF 95 X FF 96 1-1 G6-3 ②	5	0	0	0	0	2	3
55 Michael Saunders, L (1, 9) OBP: 0.326, SLG: 0.405	X SI 86 0-0 L9 ②		C CU 70 B SI 85 X CH 79 1-1 1B	F SI 85 C SI 86 B FF 86 B SI 85 B SI 86 S CU 70 3-3 K ①			B CH 86 C SI 86 C SI 87 F SL 77 F SI 86 X CH 86 1-2 P6 ①		C FF 95 B SL 83 C SL 83 B FF 94 B FF 95 B FF 95 4-2 22 DI 22 1B BB	4	1	1	0	1	1	0
22 Robinson Canó, L (1, 10) OBP: 0.377, SLG: 0.428	C CU 68 X CU 68 0-1 G6-3 ③		C CH 79 C SI 86 1 SAFE D SL 77 1 SAFE B FF 85 X CU 71 2-2 G6-3 ③		S CH 78 X FF 86 0-1 L6 ②		F FF 90 B SI 91 F SI 91 B CH 86 F SI 93 F CH 87 B FF 92 X SI 93 3-2 17 G5-6-3 1B		C FF 94 X SI 96 0-1 17 DI 1-H 1B	5	0	2	1	0	0	1
17 Justin Smoak, S (1, 3) OBP: 0.304, SLG: 0.408 16 Cole Gillespie, R (9, PR) OBP: 0.310, SLG: 0.269		B FF 84 C CU 69 F CH 78 B SI 86 B SL 77 F CH 77 C SI 85 3-3 K ①	C CU 70 B SI 84 X FF 85 1-1 HR	C SI 86 B SL 79 C SI 86 B FF 86 F CH 79 F CH 75 B CH 79 B CU 72 4-2 15 1B BB			B FF 91 C CH 86 S CH 87 X CH 87 1-2 G5-6-3 ②③ 1-2f		B SL 82 B SL 80 B SL 81 B FF 94 4-0 1-3 BB	3 0	1 0	1 0	1 0	2 0	1 0	1 0
15 Kyle Seager, L (1, 5) OBP: 0.342, SLG: 0.424		C SI 85 B SL 77 C SI 86 B CH 79 F CU 69 F FC 89 S CH 79 2-3 K ②	F CH 80 X CU 72 0-1 13 FC4-6 1B	S CU 71 B SI 84 F SI 85 X SL 78 1-2 1-2 1B				B SI 87 B SI 88 C SI 88 C SL 79 B SL 80 X SI 90 3-2 L1 ①	F FF 95 F SI 95 X FF 95 0-2 F8 ③	5	0	2	0	0	1	2
13 Dustin Ackley, L (1, 7) OBP: 0.311, SLG: 0.412		C CU 69 X CH 80 0-1 6 1B 2B	B FF 86 B SI 84 X CU 68 2-0 ① FC4-6 6 1B 99 WP 1-2f	B SI 85 X SI 85 1-0 ③ G4-3				F SI 88 B SI 91 B SI 88 F SI 88 B SL 80 F SI 88 B SI 90 4-2 BB		3	2	1	0	1	0	3
6 Nick Franklin, S (1, 4) OBP: 0.263, SLG: 0.242		B SI 86 B CU 69 X CH 80 2-0 2-H 1B	C SI 84 F CU 70 B FC 85 X CH 80 1-2 99 WP 5 BB 1-3 1B			C SI 85 X CU 72 0-1 ① F8		B SI 88 F SI 87 X SI 89 1-1 ② L8	4	0	2	1	0	0	1
3 Mike Zunino, R (1, 2) OBP: 0.276, SLG: 0.424		1 SAFE F FF 86 B CH 79 D SL 79 X FF 87 2-1 P6 ③	X SL 78 0-0 P4 ②			B CH 80 X CU 71 1-0 P6 ②		B SI 88 S SI 89 B SI 89 C SL 80 F SI 90 S SL 79 2-3 K ③	4	0	0	0	0	1	4
5 Brad Miller, L (1, 6) OBP: 0.230, SLG: 0.247			X SI 85 0-0 F7 ①	B FF 86 B CU 70 B CU 71 B CH 80 4-0 99 WP 1-2 BB		B SI 85 B CU 71 C SI 85 C SI 84 B CH 76 B SI 86 4-2 99 S BB			B FF 95 C FF 94 X SL 80 1-1 F7 ①	2	0	0	0	2	0	0
Inning Stats	R: 0 E: 0 K: 1 S: 7 H: 0 LOB: 0 BB: 0 P: 9	R: 1 E: 0 K: 2 S: 14 H: 2 LOB: 1 BB: 0 P: 23	R: 0 E: 0 K: 0 S: 9 H: 1 LOB: 1 BB: 0 P: 14	R: 2 E: 0 K: 0 S: 12 H: 3 LOB: 2 BB: 1 P: 21	R: 0 E: 0 K: 1 S: 13 H: 1 LOB: 2 BB: 1 P: 22	R: 0 E: 0 K: 1 S: 8 H: 0 LOB: 1 BB: 0 P: 13	R: 0 E: 0 K: 0 S: 13 H: 1 LOB: 0 BB: 0 P: 18	R: 0 E: 0 K: 1 S: 12 H: 0 LOB: 1 BB: 1 P: 22	R: 1 E: 0 K: 0 S: 11 H: 1 LOB: 2 BB: 2 P: 21	1B: 7 2B: 1 3B: 0 HR: 1 SF: 0 SAC: 0 DP: 1 HBP: 0						

PITCHER		IP	WLS	BF	H	R	ER	SO	BB	IBB	HBP	BLK	WP	HR	S	P	ERA	WHIP
36 Jered Weaver, R ERA: 2.99	(1, 1)	6.0	W	28	7	3	3	5	3	0	0	0	1	1	63	102	4.50	1.667
24 Sean Burnett, L ERA: 13.5	(7, 1)	0.1	H	1	0	0	0	0	0	0	0	0	0	0	5	6	0.00	0.000
59 Fernando Salas, R ERA: 2.49	(7, 1)	0.2	H	2	1	0	0	0	0	0	0	0	0	0	8	12	0.00	1.500
38 Joe Smith, R ERA: 2.14	(8, 1)	1.0	H	4	0	0	0	1	1	0	0	0	0	0	12	22	0.00	1.000
49 Ernesto Frieri, R ERA: 4.43	(9, 1)	1.0	S	6	1	1	1	0	2	0	0	0	0	0	11	21	9.00	3.000

PITCHER	IP	WLS	BF	H	R	ER	SO	BB	IBB	HBP	BLK	WP	HR	S	P	ERA	WHIP

BOTTOM

Los Angeles Angels @ Seattle Mariners

Safeco Field, Seattle, WA

Tue May 27 2014, 7:11 PM - 10:13 PM PDT

Att. 13,064 - Clear - 64 F

livebaseballscorecards.com

AB	35
R	4
H	9
RBI	3
BB	6
SO	6
LOB	15

Batter	1	2	3	4	5	6	7	8	9	AB	R	H	RBI	BB	SO	LOB
47 Howie Kendrick, R (1, 4) OBP: 0.368, SLG: 0.402	B SI 92 C SI 92 X SL 86 1-1 G6-3 ①			C CU 79 B SI 92 X SL 85 1-1 6 CS 27 BB 1B		B CH 88 C SI 92 B CH 88 1 SAFE B CH 89 X SI 93 3-1 G6-4-3 ①② 1-2f			C SI 93 B CU 82 X CH 89 1-1 L8 ②	4	0	1	0	0	0	1
27 Mike Trout, R (1, 8) OBP: 0.371, SLG: 0.531	C SI 94 F FF 92 B SI 94 F SI 94 B SI 94 T FF 95 2-2 K ②			D CH 90 F CH 89 F FF 94 B FF 94 B FF 94 F SI 93 B SI 94 4-2 1-2 BB		B SI 92 B SI 93 B SI 94 C SI 92 X FF 92 3-1 P3 ③			B SI 94 X SI 92 1-0 5 DI 5 2B 1B	3	1	1	0	1	1	0
5 Albert Pujols, R (1, 3) OBP: 0.325, SLG: 0.529	B SI 94 C SI 94 B SI 94 C CU 82 S SI 93 2-3 K ③			B SI 94 F CH 90 S CH 91 F CH 90 X SL 85 1-2 F7 ①			C SL 84 B CH 89 C SI 92 F CU 80 F CH 89 X CH 90 1-2 F8 ①		C SL 86 D CH 91 D SL 86 X SI 93 2-1 1-H 2B	4	0	1	1	0	1	2
6 David Freese, R (1, 5) OBP: 0.266, SLG: 0.291		F SI 92 C SI 92 T SI 94 0-2 K ①		S CH 90 B SI 94 S CH 90 S CH 91 1-3 K ②③ 2-3			C SI 92 B SI 93 X CU 81 1-1 G3-1 ②		C SI 93 C SI 94 X CH 83 0-2 L6 ③	4	0	0	0	0	2	3
28 Raul Ibanez, L (1, 10) OBP: 0.270, SLG: 0.270		B SI 93 B CH 89 C SI 93 F CU 81 S FF 94 2-3 K ②			C CU 79 X CH 87 0-1 P3 ①		B SI 92 X CH 90 1-0 G5-3 ③			3	0	0	0	0	1	0
2 Erick Aybar, S (1, 6) OBP: 0.300, SLG: 0.403		X SI 94 0-0 L7 ③			B CH 88 C SI 93 B CU 79 X CH 89 2-1 56 S 1B			C CH 86 B CU 79 C CU 80 B SI 93 X SL 84 2-2 G4-3 ①		3	0	1	0	0	0	0
56 Kole Calhoun, L (1, 9) OBP: 0.250, SLG: 0.392			B SI 92 B SI 92 X SI 92 2-0 G1-3 ①		F CH 88 S CU 82 F FF 94 B FF 94 D CH 91 S CH 91 2-3 K ② 1-2			F CU 80 X CH 90 0-1 G5-3 ②		3	0	0	0	0	1	1
16 Hank Conger, L (1, 2) OBP: 0.350, SLG: 0.486			X SI 93 0-0 F8 ②		D SL 82 B CH 90 B CH 89 X SI 93 3-0 L8 ③			B CH 89 B SI 93 C SI 92 C CU 81 C FF 93 2-3 K ③		3	0	0	0	0	1	1
7 Collin Cowgill, R (1, 7) OBP: 0.368, SLG: 0.371			B SI 93 C SI 92 B SL 84 S SL 84 C SI 94 2-3 K ③			B SL 84 B SI 92 B SI 93 B SI 92 4-0 47 G6-4-3 1 BB			C SL 84 S CH 88 S CH 91 0-3 K2-3 ①	2	0	0	0	1	2	0
Inning Stats	R: 0 E: 0 K: 2 S: 9 H: 0 LOB: 0 BB: 0 P: 14	R: 0 E: 0 K: 2 S: 7 H: 0 LOB: 0 BB: 0 P: 9	R: 0 E: 0 K: 1 S: 5 H: 0 LOB: 0 BB: 0 P: 9	R: 0 E: 0 K: 1 S: 12 H: 1 LOB: 1 BB: 1 P: 19	R: 0 E: 0 K: 1 S: 9 H: 1 LOB: 1 BB: 0 P: 16	R: 0 E: 0 K: 0 S: 4 H: 0 LOB: 0 BB: 1 P: 14	R: 0 E: 0 K: 0 S: 8 H: 0 LOB: 0 BB: 0 P: 11	R: 0 E: 0 K: 1 S: 8 H: 0 LOB: 0 BB: 0 P: 12	R: 1 E: 0 K: 1 S: 11 H: 2 LOB: 1 BB: 0 P: 15	1B: 3 2B: 1 3B: 0 HR: 0 SF: 0 SAC: 0 DP: 1 HBP: 0						

PITCHER	IP	WLS	BF	H	R	ER	SO	BB	IBB	HBP	BLK	WP	HR	S	P	ERA	WHIP
34 Félix Hernández, R (1, 1) ERA: 2.57	8.2	W	30	4	1	1	9	2	0	0	0	0	0	70	116	1.04	0.692
56 Fernando Rodney, R (9, 1) ERA: 2.75	0.1	S	1	0	0	0	0	0	0	0	0	0	0	3	3	0.00	0.000

PITCHER	IP	WLS	BF	H	R	ER	SO	BB	IBB	HBP	BLK	WP	HR	S	P	ERA	WHIP

TOP

Los Angeles Angels @ Seattle Mariners

Safeco Field, Seattle, WA

Wed May 28 2014, 7:11 PM - 9:40 PM PDT

Att. 13,895 - Roof Closed - 63 F

livebaseballscorecards.com

AB	29
R	1
H	4
RBI	1
BB	2
SO	9
LOB	8

WP: 0 PA: 31
PB: 0
SB: 1
CS: 1

Batter	1	2	3	4	5	6	7	8	9	AB	R	H	RBI	BB	SO	LOB
99 James Jones, L (1, 8) OBP: 0.326, SLG: 0.367	B FC 90 C SI 90 X SI 91 1-1 7 CS 1B		C FF 90 S CU 76 F CU 75 B SI 91 S CU 78 1-3 K 7 FC5-4			B CU 74 C CU 76 X CU 76 1-1 ① G4-3		S CU 78 S CU 79 B CU 79 B SI 92 X CU 78 2-2 ② G5-3		4	0	1	0	0	1	0
7 Stefen Romero, R (1, 9) OBP: 0.254, SLG: 0.321 55 Michael Saunders, L (8, PR) OBP: 0.326, SLG: 0.405 (9, 9)	1 SAFE B SI 89 S CH 83 1 SAFE S CU 74 B SL 83 X FF 92 2-2 ①② L9 1-2		1 SAFE C SI 88 X CU 74 0-1 ① FC5-4 22 G3-6-3 1-2f			C SI 91 B FF 91 S CU 77 B CU 77 X CH 87 2-2 22 G3-6-3 1B		C CH 86 H FF 91 1-1 HBP		3 0	0 0	1 0	0 0	0 0	0 0	2 0
22 Robinson Canó, L (1, 4) OBP: 0.371, SLG: 0.420	B SI 93 X SI 92 1-0 ③ G1-3		X SI 90 0-0 ②③ G3-6-3 1-2f			D CU 77 S SI 91 C SI 91 X SI 90 1-2 ②③ G3-6-3 1-2f		1 SAFE C CH 86 B SI 96 1 SAFE F SI 96 S CU 84 1-3 ③ K		4	0	0	0	0	1	3
17 Justin Smoak, S (1, 3) OBP: 0.305, SLG: 0.406		C SI 91 S SL 82 B SI 90 B SI 91 X SL 82 2-2 4 G5-3 15 BB 3 1B 1B	F SI 91 B FF 91 F SI 90 F CU 77 S SL 82 1-3 ① K				B CH 85 B FC 87 C CU 78 C SI 92 C SI 92 2-3 ① K			3	1	1	0	0	2	0
15 Kyle Seager, L (1, 5) OBP: 0.342, SLG: 0.420		B FF 90 B FF 90 B SI 91 B SI 91 4-0 4 G5-3 3 1B 1-2 BB	X SI 91 0-0 ② L4				B CU 77 B SI 91 C SI 92 B CU 79 C SI 91 X SI 92 3-2 ② G4-3			2	1	0	0	1	0	0
4 John Buck, R (1, 10) OBP: 0.302, SLG: 0.263		C CU 75 X FF 90 0-1 ① G5-3 1-2 2-3	C CH 85 B CH 88 C CU 77 F SI 91 F SL 81 B CU 77 F SI 91 B SI 92 X CH 86 3-2 ③ P4				C SI 91 B SI 92 B FF 92 B SI 91 B FF 91 4-1 BB			2	0	0	0	1	0	2
13 Dustin Ackley, L (1, 7) OBP: 0.306, SLG: 0.404		B CU 75 C CU 77 C SI 91 B SL 83 X CU 76 2-2 ② P5			B FF 90 B SI 89 X SI 88 2-0 ① P5		B CU 77 D CU 76 S FC 87 C FF 90 X FF 88 2-2 ③ G1-3			3	0	0	0	0	0	3
3 Mike Zunino, R (1, 2) OBP: 0.284, SLG: 0.451		B CH 85 B CU 76 B CU 76 C SI 91 X SI 91 3-1 2-H 3-H 1B			C SI 91 B SL 81 B FF 90 X CH 86 2-1 ② F9			X SI 90 0-0 HR		3	1	2	3	0	0	0
6 Nick Franklin, S (1, 6) OBP: 0.244, SLG: 0.222		B SI 91 F CH 85 X SI 91 1-1 ③ F9			C SI 90 S FC 88 B CU 77 C SI 90 1-3 ③ K			B CH 85 B CH 85 B SI 91 C SI 90 F SI 91 C SI 91 3-3 ① K		3	0	0	0	0	2	1
Inning Stats	R: 0 E: 0 K: 0 S: 6 H: 1 LOB: 0 BB: 0 P: 10	R: 2 E: 0 K: 0 S: 12 H: 2 LOB: 1 BB: 1 P: 24	R: 0 E: 0 K: 1 S: 7 H: 0 LOB: 0 BB: 0 P: 8	R: 0 E: 0 K: 1 S: 11 H: 0 LOB: 0 BB: 0 P: 15	R: 0 E: 0 K: 1 S: 6 H: 0 LOB: 0 BB: 0 P: 11	R: 0 E: 0 K: 0 S: 8 H: 1 LOB: 0 BB: 0 P: 12	R: 0 E: 0 K: 1 S: 10 H: 0 LOB: 1 BB: 1 P: 21	R: 1 E: 0 K: 2 S: 11 H: 1 LOB: 1 BB: 0 P: 18		1B: 4 2B: 0 3B: 0 HR: 1 SF: 0 SAC: 0 DP: 2 HBP: 1						

PITCHER		IP	WLS	BF	H	R	ER	SO	BB	IBB	HBP	BLK	WP	HR	S	P	ERA	WHIP
33 C.J. Wilson, L ERA: 3.05	(1, 1)	7.2	L	29	5	3	3	5	2	0	1	0	1	1	68	115	3.52	0.913
40 Kevin Jepsen, R ERA: 4.41	(8, 1)	0.1		1	0	0	0	1	0	0	0	0	0	0	3	4	0.00	0.000

PITCHER	IP	WLS	BF	H	R	ER	SO	BB	IBB	HBP	BLK	WP	HR	S	P	ERA	WHIP

BOTTOM

Los Angeles Angels @ Seattle Mariners

Safeco Field, Seattle, WA

Wed May 28 2014, 7:11 PM - 9:40 PM PDT

Att. 13,895 - Roof Closed - 63 F

livebaseballscorecards.com

AB	27
R	3
H	5
RBI	3
BB	2
SO	6
LOB	11

WP: 1 PA: 30
PB: 0
SB: 0
CS: 1

Los Angeles Angels @ Seattle Mariners

Safeco Field, Seattle, WA

Thu May 29 2014, 7:12 PM - 10:20 PM PDT

Att. 11,657 - Partly Cloudy - 62 F

livebaseballscorecards.com

Batter	1	2	3	4	5	6	7	8	9	AB	R	H	RBI	BB	SO	LOB
56 Kole Calhoun, L (1, 9) OBP: 0.278, SLG: 0.410	C SI 89 B SI 90 B CH 84 B SI 91 C B 4-2 2 1B 27 SF9 BB		B SI 94 B SI 93 X SI 92 2-0 2 FC5-4 1B	1 SAFE B CH 85 B SI 92 B CH 85 1 SAFE C SI 91 C SI 91 F SI 93 B FF 93 4-2 2 WP 2 HR 1-2 BB		B SI 93 C FC 90 F FC 93 F SL 82 X SI 95 1-2 2 1B 27 1B 2B		B SI 88 B SI 88 C SI 87 F SI 88 X SI 89 2-2 ① G4-3	C SI 92 S CU 75 X CU 74 0-2 ③ G1	4	3	2	0	2	0	1
2 Erick Aybar, S (1, 6) OBP: 0.307, SLG: 0.423	X 0-0 47 S 1-3 1B		L CH 83 F CH 84 1 SAFE X SI 94 0-2 ① FC5-4 27 BB 1-2f	C SL 88 B CU 72 D CH 85 F FF 94 F SI 94 B SI 94 X SI 95 3-2 1-H 2-H HR		C SL 81 X FF 94 0-1 27 1B 2-3 1B		C SI 86 C CU 68 B CH 79 X SL 77 1-2 ② G5-3		5	1	3	3	0	0	1
27 Mike Trout, R (1, 8) OBP: 0.380, SLG: 0.538	F SL 91 B FF 95 F B X SI 96 2-2 ① SF9 3-H		1 SAFE B SI 94 C SL 90 B SI 94 B SI 90 B SL 92 4-1 1-2 BB	C SL 91 C CU 75 B SI 95 X SL 91 1-2 E5 1B		X FC 90 0-0 1-2 3-H 1B		B SI 92 B SI 94 F FC 90 B CU 76 X FC 91 3-1 6 1B 1B		3	0	3	2	1	0	0
6 David Freese, R (1, 5) OBP: 0.263, SLG: 0.287 7 Collin Cowgill, R (8, PR) OBP: 0.368, SLG: 0.371 (8, 7)	1 SAFE C SI 92 X SL 88 0-1 ② P4		C SI 94 X SL 90 0-1 ② P3	S SL 85 X SI 89 0-1 ③ G5-3		B FF 94 F FC 90 F SI 95 D SL 83 S FF 93 2-3 ② K		F FC 89 X SI 92 0-1 1-2 1B		5 0	0 0	1 0	0 0	0 0	1 0	6 0
47 Howie Kendrick, R (1, 4) OBP: 0.361, SLG: 0.392	F SI 97 B C SL 90 F SL 94 B X SI 96 2-2 ③ F9 1-2		B FF 93 F SL 91 X SI 95 1-1 ③ G6-3		B SI 93 F SI 94 F SI 94 F FF 96 S SL 84 1-3 ① K	F FF 93 X SL 83 0-1 ③ G4-3		B FC 89 C CU 75 X FC 90 1-1 ③ G3-1		5	0	0	0	0	1	7
28 Raul Ibanez, L (1, 10) OBP: 0.268, SLG: 0.282		B FF 94 S CH 85 C CU 72 B SI 95 X CH 86 2-2 ① P6		F FF 91 B CH 87 S SL 92 B CU 76 S SI 95 2-3 ① K	B FC 91 B SI 94 X SI 94 2-0 3B		C FF 87 X SL 79 0-1 ① F8		F FC 90 X CH 85 0-1 ① G1-3	5	0	1	0	0	1	0
20 C.J. Cron, R (1, 3) OBP: 0.353, SLG: 0.585		C FF 96 B SL 92 X SI 96 1-1 E6 16 BB		C SL 91 B SL 92 X FF 96 1-1 10 1B 3B	B SL 84 B FF 95 X FC 91 2-0 ② P6		X SI 87 0-0 16 BB 1B		X FC 91 0-0 8 1B 2B	5	2	3	0	0	0	1
16 Hank Conger, L (1, 2) OBP: 0.353, SLG: 0.467		B SI 90 B CH 83 B FF 93 B FF 93 4-0 10 G5-4-3 1-2 BB		F CH 85 S CU 74 B SL 90 C FF 95 1-3 ② K	B FF 95 C FC 90 F FF 94 F SL 83 B SI 95 F SI 96 F FC 91 X SL 83 2-2 ③ G4-3		1 SAFE B SI 84 B SI 86 C SI 85 1 SAFE B SI 86 B SI 84 4-1 10 G4-6-3 1-2 BB		B CU 75 X FC 89 1-0 ② F8	3	0	0	0	2	1	3
10 Grant Green, R (1, 7) OBP: 0.393, SLG: 0.491 8 John McDonald, R (8, 5) OBP: 0.343, SLG: 0.290		F SI 95 B SI 90 X SI 93 1-1 ② ③ G5-4-3 1-2f		C SL 90 X SL 92 0-1 2 WP 56 BB 2 HR 3-H 1B		C FC 88 X SL 82 0-1 ① G5-3	C SI 86 D CH 79 X SI 86 1-1 ② ③ G4-6-3 1-2f		D CU 76 X FC 90 1-0 2-H 1B	4 1	1 0	1 1	1 1	0 0	0 0	4 0

	AB	40
	R	7
	H	15
	RBI	7
	BB	5
	SO	4
	LOB	23

Inning Stats	1	2	3	4	5	6	7	8	9
	R: 1 E: 0 K: 0 S: 12	R: 0 E: 1 K: 0 S: 7	R: 0 E: 0 K: 0 S: 9	R: 4 E: 1 K: 2 S: 22	R: 0 E: 0 K: 1 S: 12	R: 1 E: 0 K: 1 S: 14	R: 0 E: 0 K: 0 S: 6	R: 0 E: 0 K: 0 S: 12	R: 1 E: 0 K: 0 S: 8
	H: 1 LOB: 1 BB: 1 P: 20	H: 0 LOB: 1 BB: 1 P: 15	H: 1 LOB: 2 BB: 1 P: 16	H: 4 LOB: 1 BB: 1 P: 34	H: 1 LOB: 1 BB: 0 P: 19	H: 3 LOB: 2 BB: 0 P: 17	H: 1 LOB: 1 BB: 1 P: 11	H: 2 LOB: 2 BB: 0 P: 19	H: 2 LOB: 1 BB: 0 P: 10

	1B: 10	SF: 1
	2B: 2	SAC: 0
	3B: 2	DP: 2
	HR: 1	HBP: 0

	WP: 1	PA: 46
	PB: 0	
	SB: 1	
	CS: 0	

PITCHER		IP	WLS	BF	H	R	ER	SO	BB	IBB	HBP	BLK	WP	HR	S	P	ERA	WHIP
37 Brandon Maurer, R ERA: 7.52	(1, 1)	4.0	L	22	6	5	5	2	4	0	0	0	1	1	50	85	11.25	2.500
52 Dominic Leone, R ERA: 1.57	(5, 1)	2.0		10	4	1	1	2	0	0	0	0	0	0	26	36	4.50	2.000
97 Joe Beimel, L ERA: 2.16	(7, 1)	1.2		6	1	0	0	0	1	0	0	0	0	0	12	20	0.00	1.200
40 Danny Farquhar, R ERA: 2.81	(8, 1)	1.1		8	4	1	1	0	0	0	0	0	0	0	14	20	6.75	3.000

PITCHER	IP	WLS	BF	H	R	ER	SO	BB	IBB	HBP	BLK	WP	HR	S	P	ERA	WHIP

Batter	1	2	3	4	5	6	7	8	9	AB	R	H	RBI	BB	SO	LOB
99 James Jones, L (1, 8) OBP: 0.333, SLG: 0.386	C SI 90 B KC 76 C KC 77 F SL 79 X SI 92 1-2 ① F8			B SI 89 F KC 77 F KC 76 B KC 77 X KC 79 2-2 55 HR 2B		C KC 76 1 SAFE F SI 90 1 SAFE X CH 86 0-2 6 WP 1-2 1B		C SI 90 B SI 90 F SL 79 C SL 79 1-3 ② K		4	1	2	0	0	1	1
6 Nick Franklin, S (1, 4) OBP: 0.222, SLG: 0.200	F SI 92 B SL 79 B CH 85 F SL 82 F SI 93 T 2-2 ② K			B SI 89 S CH 82 S SI 90 D CH 84 S CH 84 2-3 ① K		F SI 89 F SI 91 B SI 91 B CH 85 F CH 85 B FF 90 S CH 85 3-3 ① K 1-2 2-3		F SI 89 B SL 80 C SL 79 F SI 90 S SI 91 1-3 ③ K		4	0	0	0	0	4	4
55 Michael Saunders, L (1, 9) OBP: 0.331, SLG: 0.431	B F SI 93 B KC 77 C KC 78 S CH 85 2-3 ③ K			X KC 76 0-0 ② 2-H HR		D CH 85 S SI 95 B SI 96 D SI 96 F FF 95 X SI 95 3-2 ② SF7 3-H			C FF 92 C SI 92 B SI 92 F SI 93 B SI 92 B CH 86 B FF 92 4-2 15 HR BB	2	2	1	3	1	1	0
17 Justin Smoak, S (1, 3) OBP: 0.299, SLG: 0.398		X SI 89 0-0 ① G6-3		C SI 89 X SI 88 0-1 ② F8		X SI 95 0-0 ③ F7			C FF 91 T FF 91 B FF 92 D CH 87 B SI 93 F SI 92 S SI 93 3-3 ① K	4	0	0	0	0	1	2
15 Kyle Seager, L (1, 5) OBP: 0.340, SLG: 0.433		C FF 90 B SI 91 B KC 75 X SL 80 2-1 ② G4-3		F KC 76 B CH 83 F SI 90 B SI 90 B FF 90 S CH 84 3-3 ③ K			B SL 78 B SI 91 C SI 91 X SI 91 2-1 ① G4-3		C CH 86 D CH 87 F FF 92 B FF 92 X CH 88 2-2 1-H HR	4	1	1	2	0	1	0
7 Stefen Romero, R (1, 10) OBP: 0.246, SLG: 0.309		B SI 91 X SI 92 1-0 ③ F8			X SL 79 0-0 ① G1-3		C SI 92 S SL 82 T CH 74 0-2 ② K		C FF 94 B SI 93 C SL 80 B FF 95 X SI 95 2-2 ② L4	4	0	0	0	0	1	0
13 Dustin Ackley, L (1, 7) OBP: 0.299, SLG: 0.394			C SI 88 C SI 89 B SI 90 B CH 84 X CH 85 2-2 ① G4-3		B SI 88 X SI 88 1-0 ② G6-3		B SL 78 B SI 90 S SI 92 F SI 90 X SI 89 2-2 ③ F7		L SI 95 B SL 82 F FF 94 F SL 83 S FF 95 1-3 ③ K	4	0	0	0	0	1	0
3 Mike Zunino, R (1, 2) OBP: 0.278, SLG: 0.441			C KC 75 B SL 83 X SI 90 1-1 ② L6		X SI 90 0-0 ③ P4			C SL 79 B SI 89 S SI 88 B SI 88 F SI 90 X SI 89 2-2 ① G5-3		3	0	0	0	0	0	0
5 Brad Miller, L (1, 6) OBP: 0.238, SLG: 0.255			B KC 76 B CH 82 C SI 91 F CH 83 B SI 94 T CH 84 3-2 ③ K			B KC 74 B SL 79 X SI 89 2-0 6 WP 99 1B 55 SF7 1B		C SL 79 B SI 88 B SL 79 X SI 90 2-1 1B		3	1	2	0	0	1	0
Inning Stats	R: 0 E: 0 K: 2 S: 11 H: 0 LOB: 0 BB: 0 P: 16	R: 0 E: 0 K: 0 S: 4 H: 0 LOB: 0 BB: 0 P: 7	R: 0 E: 0 K: 1 S: 8 H: 0 LOB: 0 BB: 0 P: 14	R: 2 E: 0 K: 2 S: 12 H: 2 LOB: 0 BB: 0 P: 19	R: 0 E: 0 K: 0 S: 3 H: 0 LOB: 0 BB: 0 P: 4	R: 1 E: 0 K: 1 S: 12 H: 2 LOB: 1 BB: 0 P: 20	R: 0 E: 0 K: 1 S: 8 H: 0 LOB: 0 BB: 0 P: 12	R: 0 E: 0 K: 2 S: 13 H: 1 LOB: 1 BB: 0 P: 19	R: 2 E: 0 K: 2 S: 17 H: 1 LOB: 0 BB: 1 P: 29	1B: 3 2B: 1 3B: 0 HR: 2 SF: 1 SAC: 0 DP: 0 HBP: 0						

PITCHER		IP	WLS	BF	H	R	ER	SO	BB	IBB	HBP	BLK	WP	HR	S	P	ERA	WHIP
52 Matt Shoemaker, R ERA: 3.54	(1, 1)	5.1	W	20	4	3	3	6	0	0	0	0	1	1	46	73	5.06	0.750
40 Kevin Jepsen, R ERA: 4.24	(6, 1)	0.2	H	2	0	0	0	0	0	0	0	0	0	0	4	7	0.00	0.000
64 Mike Morin, R ERA: 1.42	(7, 1)	1.0	H	3	0	0	0	1	0	0	0	0	0	0	8	12	0.00	0.000
38 Joe Smith, R ERA: 2.05	(8, 1)	1.0	H	4	1	0	0	2	0	0	0	0	0	0	13	19	0.00	1.000
59 Fernando Salas, R ERA: 3.27	(9, 1)	0.1		3	1	2	2	1	1	0	0	0	0	1	10	19	54.00	6.000

PITCHER		IP	WLS	BF	H	R	ER	SO	BB	IBB	HBP	BLK	WP	HR	S	P	ERA	WHIP
49 Ernesto Frieri, R ERA: 4.3	(9, 1)	0.2	S	2	0	0	0	1	0	0	0	0	0	0	7	10	0.00	0.000

BOTTOM

Los Angeles Angels @ Seattle Mariners

Safeco Field, Seattle, WA

Thu May 29 2014, 7:12 PM - 10:20 PM PDT

Att. 11,657 - Partly Cloudy - 62 F

livebaseballscorecards.com

AB	32
R	5
H	6
RBI	5
BB	1
SO	11
LOB	7

WP: 1 PB: 0 SB: 0 CS: 0

PA: 34

Detroit Tigers @ Seattle Mariners

Safeco Field, Seattle, WA

Fri May 30 2014, 7:12 PM - 10:15 PM PDT

Att. 29,000 - Clear - 67 F

TOP

livebaseballscorecards.com

Batter	1	2	3	4	5	6	7	8	9	AB	R	H	RBI	BB	SO	LOB
3 Ian Kinsler, R (1, 4) OBP: 0.345, SLG: 0.460	F SI 88 F SL 81 B SL 82 S SI 89 1-3 **K** ①		C SL 80 F CU 72 F FS 85 F SI 90 F SL 78 F SL 78 F SI 90 B SI 85 F SI 89 1-3 S FS 84 **K** ②		C SI 86 C SL 83 X SI 90 0-2 41 HR 48 G5-3 1B		C SL 80 X SI 94 0-1 **F7** ①			4	1	1	0	0	2	0
48 Torii Hunter, R (1, 9) OBP: 0.310, SLG: 0.478	F SI 89 S SI 87 S FS 83 0-3 **K** ②		X SI 89 0-0 24 HR 1B		B SI 89 X SI 89 1-0 **G5-3** ② 1-2		B FF 93 F SL 80 B FF 92 C SI 92 F SL 81 F SI 92 F SL 81 S FF 92 2-3 **K** ②			4	1	1	0	0	2	1
24 Miguel Cabrera, R (1, 3) OBP: 0.374, SLG: 0.556	C SI 89 B FS 84 B SI 88 F SI 90 X FS 85 2-2 14 E 41 1B 1B		X SI 90 0-0 1-H HR		I IN 56 I IN 59 I IN 58 I IN 58 4-0 41 HR IBB		C SI 92 X SI 93 0-1 **G6-3** ③			3	2	2	2	1	0	0
41 Victor Martinez, S (1, 10) OBP: 0.400, SLG: 0.617	C SL 80 X SI 89 0-1 14 E 1-2 1B		B FS 84 B SL 81 C SI 89 C FS 85 X CU 73 2-2 **F8** ③		B FS 84 D CU 73 C SI 86 C SL 83 F FS 85 F SL 82 F SI 86 F SI 91 F FS 85 2-2 X SL 82 1-H 2-H HR			C SI 96 F SI 96 X SI 96 0-2 **G5-3** ①		4	1	2	3	0	0	0
14 Austin Jackson, R (1, 8) OBP: 0.308, SLG: 0.386	C SL 80 C SI 90 D SL 81 F FS 85 2 SAFE D SI 86 X SI 90 2-2 **G6-3** ③ 1-2 2-3			F FS 84 X SL 78 0-1 **L9** ① C SI 86 B CU 71 X SI 87 1-1 **L8** ③				C CU 84 X SI 96 0-1 **F9** ②		4	0	0	0	0	0	2
13 Alex Avila, L (1, 2) OBP: 0.336, SLG: 0.382		X FS 85 0-0 **G4-3** ①		S FS 83 B SI 89 F FS 84 B FS 84 B FS 84 F FS 84 B SI 90 4-2 **BB**		B FS 79 B CU 70 X FS 84 2-0 **G3-1** ①		B FF 96 C FF 95 B FF 95 F SI 94 B CU 85 C CU 85 3-3 **K** ③		3	0	0	0	1	1	0
9 Nick Castellanos, R (1, 5) OBP: 0.280, SLG: 0.360		B SL 79 X SI 86 1-0 17 G4-3 2B		C SL 79 C SI 89 B FS 84 F SL 79 C SI 88 1-3 **K** ②		C FS 85 B CU 75 F FS 81 B SL 77 S SI 89 2-3 **K** ②			F SI 95 B SI 96 B CU 77 S SI 96 S SI 97 2-3 **K** ①	4	0	1	0	0	3	1
17 Andrew Romine, S (1, 6) OBP: 0.259, SLG: 0.250		C SI 89 D FS 84 F SI 89 X FS 84 1-2 **G4-3** ② ③ 2-3		C SI 87 X CU 72 0-1 **G3** ③		B CU 69 X FS 85 1-0 20 CS 1B			X SI 96 0-0 **G3-1** ②	4	0	1	0	0	0	2
20 Rajai Davis, R (1, 7) OBP: 0.337, SLG: 0.433			X SI 86 0-0 **G1-3** ①		L SL 79 B SL 79 X SI 88 1-1 **G4-3** ①	F SI 86 C SL 78 0-2 **CS** ③ 1-2	X SI 92 0-0 HR		S SL 89 F CU 77 C SI 97 0-3 **K** ③	4	1	1	1	0	1	0
Inning Stats	R: 0 E: 1 K: 2 S: 15 H: 2 LOB: 2 BB: 0 P: 20	R: 0 E: 0 K: 0 S: 5 H: 1 LOB: 1 BB: 0 P: 7	R: 2 E: 0 K: 1 S: 15 H: 2 LOB: 0 BB: 0 P: 18	R: 0 E: 0 K: 1 S: 11 H: 0 LOB: 1 BB: 1 P: 16	R: 3 E: 0 K: 0 S: 16 H: 2 LOB: 0 BB: 1 P: 25	R: 0 E: 0 K: 1 S: 7 H: 1 LOB: 0 BB: 0 P: 12	R: 1 E: 0 K: 1 S: 12 H: 1 LOB: 0 BB: 0 P: 14	R: 0 E: 0 K: 1 S: 8 H: 0 LOB: 0 BB: 0 P: 11	R: 0 E: 0 K: 2 S: 7 H: 0 LOB: 0 BB: 0 P: 9	1B: 5 2B: 1 3B: 0 HR: 3	SF: 0 SAC: 0 DP: 0 HBP: 0	WP: 0 PB: 0 SB: 0 CS: 1	PA: 37				

	AB	34
	R	6
	H	9
	RBI	6
	BB	2
	SO	9
	LOB	6

PITCHER	IP	WLS	BF	H	R	ER	SO	BB	IBB	HBP	BLK	WP	HR	S	P	ERA	WHIP
18 Hisashi Iwakuma, R (1, 1) ERA: 3.09	6.0	L	26	8	5	5	5	1	1	0	0	0	2	69	98	7.50	1.500
41 Charlie Furbush, L (7, 1) ERA: 5.28	1.0		4	1	1	1	1	0	0	0	0	0	1	12	14	9.00	1.000
31 Yoervis Medina, R (8, 1) ERA: 3.43	1.0		3	0	0	0	1	0	0	0	0	0	0	8	11	0.00	0.000
54 Tom Wilhelmsen, R (9, 1) ERA: 3.04	1.0		3	0	0	0	2	0	0	0	0	0	0	7	9	0.00	0.000

PITCHER	IP	WLS	BF	H	R	ER	SO	BB	IBB	HBP	BLK	WP	HR	S	P	ERA	WHIP

BOTTOM

Detroit Tigers @ Seattle Mariners

Safeco Field, Seattle, WA

Fri May 30 2014, 7:12 PM - 10:15 PM PDT

Att. 29,000 - Clear - 67 F

Batter	1	2	3	4	5	6	7	8	9	AB	R	H	RBI	BB	SO	LOB
9 Endy Chavez, L (1, 7) OBP: 0.250, SLG: 0.500	C SI 92 B SI 92 X SI 93 1-1 ① P4		B CH 84 C CH 84 X SL 88 1-1 ② L7		B SL 87 F SL 87 F CU 79 X CU 80 1-2 2B			C CH 83 B SI 93 F SI 94 B SI 94 X CU 78 2-2 ② P4		4	0	1	0	0	0	0
99 James Jones, L (1, 8) OBP: 0.340, SLG: 0.391	F SI 92 B SI 93 X CH 84 1-1 55 S 1B		C SI 94 C CU 79 B SI 94 F CU 79 F CH 85 B FF 94 C SI 94 2-3 ③ K		X CH 86 0-0 ③ G4-3			C SI 92 F SL 85 F SI 94 F CU 79 X SI 93 0-2 55 WP 55 2B 1B		4	1	2	0	0	1	1
55 Michael Saunders, L (1, 9) OBP: 0.329, SLG: 0.433	1 SAFE 1 SAFE 1 SAFE B CH 84 1 SAFE S CH 84 1 SAFE B FF 94 C SI 95 3-3 ② K 1-2			C CH 84 B CH 84 B SL 88 C CH 84 T SI 95 2-2 ① K		S SI 94 B SI 93 B SI 94 S CH 84 X CH 86 2-2 ① F8		1 SAFE B SI 93 F SI 93 B FF 94 X CU 78 2-1 1-H 2B		4	0	1	1	0	2	1
17 Justin Smoak, S (1, 3) OBP: 0.298, SLG: 0.392	B CU 80 B SI 95 B CH 85 C SI 94 X FF 95 3-1 ③ L9			B SI 95 B SI 94 C CH 86 B SI 96 F SI 96 B SL 88 4-2 15 HR BB		C CU 80 B SI 95 B SL 89 F SI 96 F CU 81 F SI 95 C CH 87 2-3 ② K		C FF 92 F FF 93 B FF 95 S CU 80 1-3 ③ K		3	1	0	0	1	2	2
15 Kyle Seager, L (1, 5) OBP: 0.343, SLG: 0.456		C SI 93 B CU 80 F SI 93 B SI 94 B CH 84 X SI 95 3-2 3 G1-3 13 FC6-2 2B		D CH 86 X SI 95 1-0 1-H HR		B SL 88 C CH 85 F SL 89 B SI 98 X CU 83 2-2 ③ F7			C SI 93 B CU 79 C CU 79 B SI 95 B SL 85 S SL 82 3-3 ① K	4	1	2	2	0	1	0
3 Mike Zunino, R (1, 2) OBP: 0.284, SLG: 0.435		X FF 94 0-0 ① G1-3 2-3		S SL 88 S SL 88 H SI 95 1-2 6 CS HBP			F SL 86 B CU 79 S SL 85 S SL 86 1-3 ① K		B FF 95 C SL 84 B CU 81 B SL 85 F FF 95 F FF 94 F SL 83 D CU 79 4-2 BB	2	0	0	0	1	1	1
13 Dustin Ackley, L (1, 10) OBP: 0.292, SLG: 0.384		C SI 94 B SL 89 B CU 81 F CH 86 X SI 97 2-2 ② FC6-2 3-H		T FF 94 F CH 84 C SL 89 0-3 ② K			X CH 83 0-0 ② F7		C SI 92 F SI 93 F SI 96 B CU 79 C FF 94 1-3 ② K	4	0	0	0	0	2	3
6 Nick Franklin, S (1, 4) OBP: 0.204, SLG: 0.182	1 SAFE 1 SAFE T SI 94 1 SAFE B CU 78 F CH 85 X CU 81 1-2 ③ L8			S SI 94 B SL 89 S SI 96 1-2 ③ CS 1-2	B SI 92 C CH 82 X CH 84 1-1 ① G3		B SI 92 C SI 92 B FF 93 X SL 88 2-1 ③ G4-3		C SI 93 B SI 93 F CU 78 X SL 87 1-2 ③ L8	4	0	0	0	0	0	2
5 Brad Miller, L (1, 6) OBP: 0.234, SLG: 0.250			X FF 92 0-0 ① P5		F SI 92 B SL 88 F SI 94 C CU 80 1-3 ② K			C SI 92 B SI 92 C SL 86 B CU 79 F SL 85 X CH 84 2-2 ① G3-1		3	0	0	0	0	1	0
Inning Stats	R: 0 E: 0 K: 1 S: 9 H: 1 LOB: 1 BB: 0 P: 17	R: 0 E: 0 K: 0 S: 10 H: 1 LOB: 1 BB: 0 P: 16	R: 0 E: 0 K: 1 S: 8 H: 0 LOB: 0 BB: 0 P: 11	R: 2 E: 0 K: 2 S: 13 H: 1 LOB: 0 BB: 1 P: 22	R: 0 E: 0 K: 1 S: 9 H: 1 LOB: 1 BB: 0 P: 12	R: 0 E: 0 K: 1 S: 11 H: 0 LOB: 0 BB: 0 P: 17	R: 0 E: 0 K: 1 S: 6 H: 0 LOB: 0 BB: 0 P: 9	R: 1 E: 0 K: 1 S: 17 H: 2 LOB: 1 BB: 0 P: 24	R: 0 E: 0 K: 2 S: 14 H: 0 LOB: 1 BB: 1 P: 23	1B: 2 2B: 3 3B: 0 HR: 1	SF: 0 SAC: 0 DP: 0 HBP: 1			WP: 1 PB: 0 SB: 1 CS: 1	PA: 36		

PITCHER		IP	WLS	BF	H	R	ER	SO	BB	IBB	HBP	BLK	WP	HR	S	P	ERA	WHIP
35 Justin Verlander, R ERA: 3.99	(1, 1)	7.2	W	29	5	3	3	7	1	0	1	0	0	1	78	120	3.52	0.783
46 Ian Krol, L ERA: 2.41	(8, 1)	0.1		2	1	0	0	1	0	0	0	0	1	0	5	8	0.00	3.000
44 Joba Chamberlain, R ERA: 2.7	(9, 1)	1.0	S	4	0	0	0	2	1	0	0	0	0	0	14	23	0.00	1.000

PITCHER	IP	WLS	BF	H	R	ER	SO	BB	IBB	HBP	BLK	WP	HR	S	P	ERA	WHIP

livebaseballscorecards.com

AB	32
R	3
H	6
RBI	3
BB	2
SO	10
LOB	10

Batter	1	2	3	4	5	6	7	8	9	AB	R	H	RBI	BB	SO	LOB
3 Ian Kinsler, R (1, 4) OBP: 0.338, SLG: 0.450	C FF 86 B SL 80 F FF 86 X SL 80 1-2 ① F9		B FF 88 F FF 87 1 SAFE B FF 87 X FF 86 2-1 ③ F8		C SL 80 B FF 87 B FF 87 B FF 87 C SL 80 F SL 80 X SL 79 3-2 ③ F7		B FF 95 X FF 94 1-0 ③ L7		S SI 96 C CH 85 F SI 98 B SI 98 X CH 85 1-2 ③ FC6-4 1-2f	5	0	0	0	0	0	7
48 Torii Hunter, R (1, 9) OBP: 0.304, SLG: 0.467	C FF 87 B FF 86 B FF 87 F FF 87 S SL 80 2-3 ② K			C SL 80 F FF 87 X FF 88 0-2 ① F9		B FF 86 F FF 86 B FF 88 S FF 87 F FF 88 S SL 81 2-3 ① K		B SI 96 S SI 95 F SI 95 S CU 86 1-3 ① K		4	0	0	0	0	3	0
24 Miguel Cabrera, R (1, 3) OBP: 0.377, SLG: 0.569	F FF 86 X FF 88 0-1 ③ P3			C SL 80 C SL 81 X FF 89 0-2 HR		C SL 81 B SL 80 S FF 82 B SL 80 S SL 79 2-3 ② K		C SI 95 X SI 95 0-1 1B		4	1	2	1	0	1	0
41 Victor Martinez, S (1, 10) OBP: 0.393, SLG: 0.604		C FF 86 B FF 88 X FF 88 1-1 ① L7		B FF 88 C FF 81 F FF 88 F FF 82 B FF 83 B FF 89 F FF 89 F FF 86 X FF 86 3-2 ② F7		F FF 87 F FF 87 B SL 82 X FF 87 1-2 ③ F7		B SI 94 X SI 96 1-0 ② L9		4	0	0	0	0	0	1
14 Austin Jackson, R (1, 8) OBP: 0.307, SLG: 0.389		B FF 87 F FF 86 F SL 79 B SL 80 B FF 88 S FF 87 3-3 ② K		B FF 87 S FF 87 T FF 88 B SL 81 F FF 87 B SL 80 F FF 87 X FF 87 3-2 ③ F8			C CH 78 B FF 86 F FF 86 F SL 80 X FF 87 1-2 13 G4-3 9 WP 2B	B SI 96 C SI 95 T SI 95 B CU 88 S CU 87 2-3 ③ K		4	1	1	0	0	2	1
13 Alex Avila, L (1, 2) OBP: 0.333, SLG: 0.373 29 Danny Worth, R (9, PR) OBP: 0.209, SLG: 0.200		B FF 88 F FF 87 C FF 88 X SL 81 1-2 ③ L7			F FF 87 F FF 87 B CU 71 C SL 80 1-3 ① K		C CU 78 X CU 78 0-1 ① G4-3 2-3		B SI 94 F SI 94 B SI 96 B SI 94 B SI 94 4-1 32 1B BB	3 0	0 0	0 0	0 0	1 0	1 0	1 0
9 Nick Castellanos, R (1, 5) OBP: 0.281, SLG: 0.356 32 Don Kelly, L (7, PR) OBP: 0.356, SLG: 0.328 (7, 5)			B FF 87 C FF 87 S SL 79 B SL 78 C FF 88 2-3 ① K		S SL 79 X FF 88 0-1 ② P3		B FC 89 S FF 95 C SI 96 F SI 97 B FC 90 B SI 96 B FC 89 4-2 20 1B BB 3-H		C SI 93 X SI 94 0-1 3 FC6-4 1B 1-2	2 1	0 0	0 1	0 0	1 0	1 0	0 0
17 Andrew Romine, S (1, 6) OBP: 0.258, SLG: 0.259			B FF 87 C FF 87 F FF 88 X SL 79 1-2 ② G3		X FF 87 0-0 2B		B SI 95 B SI 93 X SI 93 2-0 ② F7		M SI 91 B SI 95 L SI 94 S CH 84 1-3 ① K	4	0	1	0	0	1	3
20 Rajai Davis, R (1, 7) OBP: 0.347, SLG: 0.434			B FF 88 B FF 87 B FF 87 C FF 86 B FF 87 4-1 BB		B SL 79 C FF 87 D SL 80 B FF 87 F FF 86 B FF 87 4-2 BB		B FF 94 F SI 93 X SI 94 1-1 1-2 1B		C CH 84 S CH 84 B CH 84 B SI 98 F CH 85 F SI 97 F SI 96 F CH 84 B SI 97 3-3 ② K	2	0	1	0	2	1	2

Detroit Tigers @ Seattle Mariners

Safeco Field, Seattle, WA

Sat May 31 2014, 7:12 PM - 10:29 PM PDT

Att. 37,142 - Clear - 71 F

TOP

livebaseballscorecards.com

AB	33
R	2
H	6
RBI	1
BB	4
SO	10
LOB	15

Inning Stats										
	R: 0 E: 0 K: 1 S: 8	H: 0 LOB: 0 BB: 0 P: 11	R: 0 E: 0 K: 1 S: 8	H: 0 LOB: 0 BB: 0 P: 13	R: 0 E: 0 K: 1 S: 9	H: 0 LOB: 1 BB: 1 P: 18	R: 1 E: 0 K: 0 S: 17	H: 1 LOB: 0 BB: 0 P: 23	R: 0 E: 0 K: 1 S: 13	H: 1 LOB: 2 BB: 1 P: 21
	R: 0 E: 0 K: 2 S: 10	H: 0 LOB: 0 BB: 0 P: 15	R: 1 E: 0 K: 0 S: 13	H: 2 LOB: 2 BB: 1 P: 22	R: 0 E: 0 K: 2 S: 9	H: 1 LOB: 1 BB: 0 P: 13	R: 0 E: 0 K: 2 S: 17	H: 1 LOB: 2 BB: 1 P: 26	1B: 3 2B: 2 3B: 0 HR: 1	SF: 0 SAC: 0 DP: 0 HBP: 0

WP: 1 PA: 37
PB: 0
SB: 0
CS: 0

PITCHER	IP	WLS	BF	H	R	ER	SO	BB	IBB	HBP	BLK	WP	HR	S	P	ERA	WHIP
53 Chris Young, R (1, 1) ERA: 3.27	6.0	W	23	3	2	2	6	2	0	0	0	0	1	69	106	3.00	0.833
41 Charlie Furbush, L (7, 1) ERA: 5.17	0.1	H	1	0	0	0	0	0	0	0	0	0	0	2	2	0.00	0.000
52 Dominic Leone, R (7, 1) ERA: 1.52	0.2	H	4	1	0	0	0	1	0	0	0	1	0	7	15	0.00	3.000
31 Yoervis Medina, R (8, 1) ERA: 3.27	1.0	H	4	1	0	0	2	0	0	0	0	0	0	9	13	0.00	1.000
56 Fernando Rodney, R (9, 1) ERA: 2.61	1.0	S	5	1	0	0	2	1	0	0	0	0	0	17	26	0.00	2.000

PITCHER	IP	WLS	BF	H	R	ER	SO	BB	IBB	HBP	BLK	WP	HR	S	P	ERA	WHIP

Batter	1	2	3	4	5	6	7	8	9	AB	R	H	RBI	BB	SO	LOB
8 Willie Bloomquist, R (1, 4) OBP: 0.224, SLG: 0.286	C SI 88 X SI 90 0-1 ① F9	F FC 85 D FC 84 F SI 90 D KC 80 D KC 78 X SI 90 3-2 1-2 2-H 1B		F SI 89 B SI 90 B KC 77 X SI 90 2-1 9 WP 1-H 1B			B SI 92 X SL 84 1-0 ② G6-3			4	0	2	2	0	0	0
9 Endy Chavez, L (1, 8) (6, 9) OBP: 0.125, SLG: 0.250	B SI 90 B SI 90 B SI 89 C SI 89 S SI 90 X SI 91 3-2 ② G6-3	B FC 84 X SI 90 1-0 ③ G4-3		B SI 89 S KC 77 D FC 83 S KC 78 F KC 78 F KC 78 B FC 82 X KC 77 3-2 ③ G3 2-3			C SI 93 F SL 86 X SI 93 0-2 ③ G1-3			4	0	0	0	0	0	3
3 Mike Zunino, R (1, 10) OBP: 0.283, SLG: 0.427	B SI 90 B SI 90 F SI 90 F SI 90 B KC 80 F KC 80 B SI 91 4-2 BB		B KC 80 C SI 88 F KC 76 B FC 84 X SI 89 2-2 ① L8		C SI 96 C SI 96 B SL 85 X SL 83 1-2 ① L4			C SL 85 S SL 85 F SL 85 B SI 94 S SL 86 1-3 ① K		3	0	0	0	1	1	0
17 Justin Smoak, S (1, 3) OBP: 0.297, SLG: 0.389	X SI 88 0-0 ③ P3		B SI 89 C SI 89 F SI 90 F FC 83 B KC 77 B KC 78 F SI 90 F KC 77 C SI 90 3-3 ② K		C SI 98 C FF 97 F SI 97 B FF 97 B FF 97 X SI 98 2-2 15 G4-6-3 1B			C SI 93 B CU 78 C CU 79 X SI 95 1-2 ② G4-3		4	0	1	0	0	1	1
15 Kyle Seager, L (1, 5) OBP: 0.341, SLG: 0.452		L SI 88 C KC 77 B FC 86 B KC 79 C KC 78 2-3 ① K	S KC 81 X SI 91 0-1 1B		C SI 97 F CH 89 F SL 84 X FF 97 0-2 ② ③ G4-6-3 1-2f			B CU 80 F SI 94 F CU 80 S CU 81 1-3 ③ K		4	0	1	0	0	2	1
7 Stefen Romero, R (1, 9) OBP: 0.250, SLG: 0.313 99 James Jones, L (6, 8) OBP: 0.337, SLG: 0.386		F SI 90 B FC 85 S FC 82 B KC 80 F SI 91 X KC 79 2-2 4 1B 16 1B 1B	B SI 89 B KC 77 C SI 88 B SI 89 F SI 88 C KC 78 3-3 ③ K			C SI 95 X SL 83 0-1 ① L4				2 1	1 0	1 0	0 0	0 0	1 0	1 0
4 John Buck, R (1, 2) OBP: 0.304, SLG: 0.268		C KC 79 F SI 91 1 SAFE B SI 91 D KC 78 1 SAFE F SI 90 X SI 91 2-2 16 1B 8 1B 1-3 1B		C SI 87 C SI 88 F SI 90 X KC 78 1-2 ① G5-3		C SI 96 B SI 97 B SL 82 C SI 95 B SL 84 F FF 96 S SL 85 3-3 ② K			3	1	1	0	0	1	0
16 Cole Gillespie, R (1, 7) OBP: 0.344, SLG: 0.310		D SI 90 B KC 78 F SI 90 S FC 83 D FC 85 X KC 78 3-2 8 1B 1-2 3-H 1B		C SI 88 B KC 79 F SI 89 F KC 77 B SI 92 B KC 78 F SI 90 X SI 89 3-2 8 S 8 1B 1B		C SL 84 T SL 83 F SI 98 B SL 84 C SL 84 1-3 ③ K			3	1	2	1	0	1	0
6 Nick Franklin, S (1, 6) OBP: 0.192, SLG: 0.170		C SI 90 B KC 78 S FC 82 D FC 83 F KC 78 B SI 91 T KC 77 3-2 ② K		1 SAFE B SI 88 F SI 88 S KC 78 S KC 77 1-3 ② K			B SI 92 S SI 92 B SL 84 C SL 84 S SL 86 2-3 ① K2-3			3	0	0	0	0	3	3
Inning Stats	R: 0 E: 0 K: 0 S: 9 H: 0 LOB: 1 BB: 1 P: 16	R: 2 E: 0 K: 2 S: 22 H: 4 LOB: 2 BB: 0 P: 38	R: 0 E: 0 K: 2 S: 14 H: 1 LOB: 1 BB: 0 P: 22	R: 1 E: 0 K: 1 S: 19 H: 2 LOB: 1 BB: 0 P: 29	R: 0 E: 0 K: 0 S: 11 H: 1 LOB: 0 BB: 0 P: 14	R: 0 E: 0 K: 2 S: 10 H: 0 LOB: 0 BB: 0 P: 14	R: 0 E: 0 K: 1 S: 7 H: 0 LOB: 0 BB: 0 P: 10	R: 0 E: 0 K: 2 S: 10 H: 0 LOB: 0 BB: 0 P: 13		1B: 8 2B: 0 3B: 0 HR: 0 SF: 0 SAC: 0 DP: 1 HBP: 0						

PITCHER		IP	WLS	BF	H	R	ER	SO	BB	IBB	HBP	BLK	WP	HR	S	P	ERA	WHIP
33 Drew Smyly, L ERA: 4.1	(1, 1)	4.0	L	20	7	3	3	5	1	0	0	0	1	0	64	105	6.75	2.000
57 Evan Reed, R ERA: 3.57	(5, 1)	2.0		6	1	0	0	2	0	0	0	0	0	0	21	28	0.00	0.500
62 Al Alburquerque, R ERA: 3.04	(7, 1)	1.1		4	0	0	0	2	0	0	0	0	0	0	11	15	0.00	0.000
46 Ian Krol, L ERA: 2.33	(8, 1)	0.2		2	0	0	0	1	0	0	0	0	0	0	6	8	0.00	0.000

PITCHER	IP	WLS	BF	H	R	ER	SO	BB	IBB	HBP	BLK	WP	HR	S	P	ERA	WHIP

BOTTOM

Detroit Tigers @ Seattle Mariners

Safeco Field, Seattle, WA

Sat May 31 2014, 7:12 PM - 10:29 PM PDT

Att. 37,142 - Clear - 71 F

livebaseballscorecards.com

AB	31
R	3
H	8
RBI	3
BB	1
SO	10
LOB	9

1B: 8 SF: 0
2B: 0 SAC: 0
3B: 0 DP: 1
HR: 0 HBP: 0

WP: 1 PA: 32
PB: 0
SB: 1
CS: 0

Batter	1	2	3	4	5	6	7	8	9	AB	R	H	RBI	BB	SO	LOB
20 Rajai Davis, R (1, 7) OBP: 0.339, SLG: 0.423	C SI 92 F SI 92 X CU 80 0-2 ① G5-3		B CH 87 X SI 92 1-0 ② L3			B SI 92 C CH 84 S CU 78 F CU 80 F SI 94 B SI 93 X CU 80 2-2 ① P2		X CU 76 0-0 ②③ G5-4-3 1-2f		4	0	0	0	0	0	1
3 Ian Kinsler, R (1, 4) OBP: 0.332, SLG: 0.442	F SI 92 X CH 87 0-1 ② L8		B CU 78 B CH 86 X SI 93 2-0 ③ G5-3			B SI 94 F CU 79 B SI 93 C CH 88 S CU 81 2-3 ② K			B SI 92 C CH 84 F CH 85 F CU 80 F CU 79 X SI 93 1-2 ① F8	4	0	0	0	0	1	0
24 Miguel Cabrera, R (1, 3) OBP: 0.370, SLG: 0.558	B SI 93 B SI 92 S CH 87 F SI 94 S CU 81 2-3 ③ K			B CH 83 B CH 83 B SI 92 X SI 92 3-0 ① F8		B SI 93 B SI 94 C SI 93 X CH 87 2-1 ③ G6-3			C SI 94 B SI 95 X CU 80 1-1 ② G4-3	4	0	0	0	0	1	0
41 Victor Martinez, S (1, 10) OBP: 0.390, SLG: 0.595		B SI 90 B CH 85 B SI 91 B SI 91 4-0 9 1B BB		C CU 78 C CH 85 F CU 80 B CH 87 F SI 93 B CH 86 X CU 80 2-2 ② G1-6-3			B SI 91 F SI 92 B CH 86 B SI 93 X SI 92 3-1 ① F9		X SI 94 0-0 ③ F8	3	0	0	0	1	0	0
48 Torii Hunter, R (1, 9) OBP: 0.304, SLG: 0.465		C SI 91 F CU 78 S SI 92 0-3 ① K		C SI 94 B SI 93 X CU 81 1-1 ③ G1-3			X CH 86 0-0 1B			3	0	1	0	0	1	1
14 Austin Jackson, R (1, 8) OBP: 0.303, SLG: 0.383		C SI 92 S CH 86 B CH 84 B SI 92 D CU 79 1 SAFE S CH 84 3-3 ② K			B SI 92 B SI 91 T SI 91 C CH 85 B FF 93 C CU 78 3-3 ① K		X CH 86 0-0 ② F9			3	0	0	0	0	2	2
9 Nick Castellanos, R (1, 5) OBP: 0.282, SLG: 0.355		C CU 77 X SI 92 0-1 1-2 1B			S CH 86 C CU 78 B SI 94 F SI 93 C CU 80 1-3 ② K		C CU 78 B CH 84 1 SAFE X FF 92 1-1 ③ F7			3	0	1	0	0	1	1
50 Bryan Holaday, R (1, 2) OBP: 0.300, SLG: 0.277		C FF 92 X CH 86 0-1 ③ G1-3			F SI 93 X CH 88 0-1 1B			B SI 89 F SI 90 B FF 91 C CU 76 S CU 80 2-3 ① K		3	0	1	0	0	1	2
29 Danny Worth, R (1, 6) OBP: 0.217, SLG: 0.190			F SI 92 F SI 92 S CH 86 0-3 ① K		C CU 77 B FF 93 S CU 79 X CU 80 1-2 ③ G5-3			B SI 92 C CH 84 H SI 92 2-1 20 G5-4-3 HBP		2	0	0	0	0	1	1
Inning Stats	R: 0 H: 0 E: 0 LOB: 0 K: 1 BB: 0 S: 8 P: 10	R: 0 H: 1 E: 0 LOB: 2 K: 2 BB: 1 S: 10 P: 17	R: 0 H: 0 E: 0 LOB: 0 K: 1 BB: 0 S: 5 P: 8	R: 0 H: 0 E: 0 LOB: 0 K: 0 BB: 0 S: 8 P: 14	R: 0 H: 1 E: 0 LOB: 1 K: 2 BB: 0 S: 12 P: 17	R: 0 H: 0 E: 0 LOB: 0 K: 1 BB: 0 S: 10 P: 16	R: 0 H: 1 E: 0 LOB: 1 K: 0 BB: 0 S: 6 P: 10	R: 0 H: 0 E: 0 LOB: 0 K: 1 BB: 0 S: 5 P: 9	R: 0 H: 0 E: 0 LOB: 0 K: 0 BB: 0 S: 8 P: 10	1B: 3 SF: 0 2B: 0 SAC: 0 3B: 0 DP: 1 HR: 0 HBP: 1				WP: 0 PA: 31 PB: 0 SB: 0 CS: 0		

TOP

Detroit Tigers @ Seattle Mariners

Safeco Field, Seattle, WA

Sun Jun 01 2014, 1:11 PM - 3:57 PM PDT

Att. 31,407 - Partly Cloudy - 63 F

livebaseballscorecards.com

AB	29
R	0
H	3
RBI	0
BB	1
SO	8
LOB	8

PITCHER		IP	WLS	BF	H	R	ER	SO	BB	IBB	HBP	BLK	WP	HR	S	P	ERA	WHIP
29 Roenis Elías, L ERA: 3.53	(1, 1)	9.0	W	31	3	0	0	8	1	0	1	0	0	0	72	111	0.00	0.444

PITCHER	IP	WLS	BF	H	R	ER	SO	BB	IBB	HBP	BLK	WP	HR	S	P	ERA	WHIP

Detroit Tigers @ Seattle Mariners

Safeco Field, Seattle, WA

Sun Jun 01 2014, 1:11 PM - 3:57 PM PDT

Att. 31,407 - Partly Cloudy - 63 F

livebaseballscorecards.com

Batter	1	2	3	4	5	6	7	8	9	AB	R	H	RBI	BB	SO	LOB
9 Endy Chavez, L (1, 10) OBP: 0.250, SLG: 0.417	B FF 91 X FF 93 1-0 55 2B 2B		1 SAFE C FF 93 B CU 78 C FF 91 D CU 78 D CH 85 X FF 92 3-2 17 CS 1-3 1B		C CH 84 F CU 78 X CU 77 0-2 ② P6		C SI 95 F SI 92 X SI 96 0-2 E5 99 1B			4	1	2	0	0	0	1
99 James Jones, L (1, 8) OBP: 0.343, SLG: 0.391 16 Cole Gillespie, R (8, 9) OBP: 0.344, SLG: 0.310	M FF 92 S FF 93 S CU 78 0-3 ① K2-3		C CH 84 1 SAFE S FF 94 D CU 77 1 SAFE 1 SAFE B FF 95 X CH 84 2-2 ① F8		X CH 85 0-0 55 S 2-H 1B		F SI 94 B SI 92 B SL 79 1 SAFE 1 SAFE 1 SAFE F SI 93 X SL 79 2-2 1-2 1B			4 0	0 0	2 0	1 0	0 0	1 0	3 0
55 Michael Saunders, L (1, 9) OBP: 0.327, SLG: 0.435 (8, 8)	B CH 84 F FF 93 F CU 77 B FF 95 X FF 94 2-2 2-H 2B		1 SAFE F CU 78 F FF 92 B FF 97 S CH 82 1-3 ② K		F FF 92 B FF 91 S CU 79 B FF 95 X CU 79 2-2 ③ F8 1-2		D SL 80 F SI 95 X SI 94 1-1 ③ G4-3			4	0	1	1	0	1	5
17 Justin Smoak, S (1, 3) OBP: 0.292, SLG: 0.381	B CH 84 S CH 84 X FF 94 1-1 ② P6		B FF 93 C FF 94 F FF 95 F CH 84 B CU 76 B FF 92 3-2 ③ CS 1-2 3-H	X FF 93 0-0 ① F8		B FF 90 B CH 82 X FF 92 2-0 ① F8		B SI 94 B CH 85 F SI 92 B CH 85 S SI 94 F SL 81 F SI 95 S SI 96 3-3 ① K		4	0	0	0	0	1	1
15 Kyle Seager, L (1, 5) OBP: 0.344, SLG: 0.453	C CU 78 B FF 92 T CH 84 F FF 95 B CU 78 F CH 87 X CU 78 2-2 ③ F8			B FF 91 C FF 91 X FF 92 1-1 ② P6		B CU 75 C CH 80 B FF 91 B CU 77 X FF 92 3-1 3 G6-3 1B		C SL 81 C SI 93 B SL 80 B SL 81 X SI 94 2-2 1B		4	0	2	0	0	0	1
3 Mike Zunino, R (1, 2) OBP: 0.276, SLG: 0.416		F FF 92 S SL 86 B SL 86 F SL 87 C FF 94 1-3 ① K	C CU 75 C FF 92 F SL 86 B FF 94 X CH 83 1-2 ③ L8		B FF 91 C FF 91 X CH 82 1-1 ②③ G6-3 1-2f			X SI 94 0-0 ② F8		4	0	0	0	0	1	2
13 Dustin Ackley, L (1, 7) OBP: 0.291, SLG: 0.381		B FF 92 C FF 93 F CU 78 S CH 86 1-3 ② K		B FF 91 F CH 82 B FF 93 X FF 92 2-1 8 S 8 2B 1B		F FF 91 B FF 92 B CU 76 X FF 92 2-1 ① F7		C FF 94 F KC 82 B KC 81 S SI 95 1-3 ③ K		4	1	1	0	0	2	1
5 Brad Miller, L (1, 6) OBP: 0.235, SLG: 0.271		F FF 93 B CU 77 C CU 78 B FF 94 B FF 93 S CH 86 3-3 ③ K		1 SAFE 1 SAFE F FF 90 F FF 92 1 SAFE 1 SAFE B FF 94 B CU 77 S FF 90 2-3 ① K		B CH 81 X CH 83 1-0 HR				3	1	1	1	0	2	1
8 Willie Bloomquist, R (1, 4) OBP: 0.246, SLG: 0.322			B FF 92 F SL 85 C FF 93 B FF 94 X CH 85 2-2 9 1B 17 CS 1B		1 SAFE P PO 88 S FF 91 B SL 85 F SL 85 X FF 94 2-2 99 1B 1-H 2B		C FF 90 B SL 84 F CH 82 F SL 85 F CU 73 C SL 85 1-3 ② K			3	1	2	1	0	1	0
Inning Stats	R: 1 E: 0 K: 1 S: 14 H: 2 LOB: 1 BB: 0 P: 20	R: 0 E: 0 K: 3 S: 10 H: 0 LOB: 0 BB: 0 P: 15	R: 0 E: 0 K: 1 S: 15 H: 2 LOB: 1 BB: 0 P: 26	R: 0 E: 0 K: 0 S: 7 H: 0 LOB: 0 BB: 0 P: 9	R: 2 E: 0 K: 1 S: 16 H: 3 LOB: 1 BB: 0 P: 23	R: 0 E: 0 K: 0 S: 5 H: 1 LOB: 0 BB: 0 P: 11	R: 1 E: 1 K: 1 S: 16 H: 2 LOB: 2 BB: 0 P: 23	R: 0 E: 0 K: 2 S: 12 H: 1 LOB: 1 BB: 0 P: 18		1B: 7 2B: 3 3B: 0 HR: 1 SF: 0 SAC: 0 DP: 1 HBP: 0					WP: 0 PB: 0 SB: 2 CS: 2 PA: 35	

PITCHER		IP	WLS	BF	H	R	ER	SO	BB	IBB	HBP	BLK	WP	HR	S	P	ERA	WHIP
37 Max Scherzer, R ERA: 3.2	(1, 1)	6.2	L	27	9	4	4	7	0	0	0	0	0	1	75	116	5.40	1.350
40 Phil Coke, L ERA: 6.5	(7, 1)	0.2		5	2	0	0	1	0	0	0	0	0	0	16	24	0.00	3.000
49 Corey Knebel, R ERA: 7.36	(8, 1)	0.2		2	0	0	0	1	0	0	0	0	0	0	4	5	0.00	0.000

PITCHER	IP	WLS	BF	H	R	ER	SO	BB	IBB	HBP	BLK	WP	HR	S	P	ERA	WHIP

Seattle Mariners @ New York Yankees

Yankee Stadium, Bronx, NY

Mon Jun 02 2014, 7:09 PM - 10:04 PM EDT

Att. 41,539 - Clear - 77 F

livebaseballscorecards.com

Batter	1	2	3	4	5	6	7	8	9	AB	R	H	RBI	BB	SO	LOB
99 James Jones, L (1, 8) OBP: 0.330, SLG: 0.375	B FF 90 X FF 90 1-0 ① G6-3	C SL 87 C SL 88 F SI 92 S KC 82 0-3 ③ K			C FF 88 B SL 86 F SL 85 F KC 79 B FF 91 C FF 91 2-3 ② K		L FF 92 B FF 93 L FF 93 X FF 95 1-2 ① SH5-4 1-2 2-3		F FF 91 X FF 92 0-1 ② F8	4	0	0	0	0	2	2
55 Michael Saunders, L (1, 9) OBP: 0.322, SLG: 0.449	C FF 90 B SL 87 B SL 87 X FF 90 2-1 ② F7		C SL 85 X CH 81 0-1 ① F9		B KC 80 B SL 87 C FF 91 B CH 84 F FC 91 X SI 92 3-2 ③ G4-3		X SI 95 0-0 E3 22 FC3-6 2-H 3-H		C FS 85 B SL 84 X SI 93 1-1 HR	5	1	1	1	0	0	0
22 Robinson Canó, L (1, 4) OBP: 0.376, SLG: 0.418	B FF 91 B SI 90 B SI 91 C FF 91 B SI 90 4-1 BB		B FF 90 B CH 82 B CH 82 B FF 90 4-0 17 CS BB			C SL 86 B FF 90 X CH 83 1-1 ① G6-3	B FF 96 X FF 95 1-0 ② FC3-6 1-2f		C CH 83 B FF 93 C CH 84 X SI 92 1-2 17 1B 15 HR 1B	3	1	1	0	2	0	1
17 Justin Smoak, S (1, 3) OBP: 0.290, SLG: 0.377	C KC 80 F CH 83 C SL 88 0-3 ③ K		1 SAFE B KC 80 B CH 81 C SL 87 C SL 87 C SI 91 2-3 ② ③ K 1-2			X CH 82 0-0 ② F7	1 SAFE F FF 94 S FC 89 D FC 91 S FF 96 1-3 ③ K		X SI 92 0-0 15 HR 1B 1-3	5	1	1	0	0	3	3
15 Kyle Seager, L (1, 5) OBP: 0.355, SLG: 0.503		F FF 89 B SI 90 X SL 86 1-1 3 1B 3B	C KC 79 B KC 80 B CH 82 B CH 82 X FC 90 3-1 13 FC4-6 3B		C FF 89 B SI 90 B SL 87 X CH 84 2-1 ③ L9		B FC 91 B FC 91 B CH 85 C FC 91 C SL 83 X FF 93 3-2 2B	C FS 87 C CH 82 X FF 92 0-2 1-H 3-H HR	5	3	4	3	0	0	0
3 Mike Zunino, R (1, 2) OBP: 0.286, SLG: 0.424		B SL 87 B SI 90 S SL 88 X SL 87 2-1 5 F8 13 1B 3-H 1B	B SI 90 H FF 89 2-0 13 FC4-6 HBP				X KC 79 0-0 9 SH 5 1B 2B	F FF 93 C FF 92 B SI 92 F SL 82 S SL 83 1-3 ① K	B FF 93 B FF 93 X FF 92 2-0 ③ F7	4	1	2	1	0	1	1
13 Dustin Ackley, L (1, 10) OBP: 0.296, SLG: 0.380		X SI 91 0-0 1-2 1B	B SL 88 X CH 83 1-0 ① FC4-6 9 CS 1-2f 3-H				S CH 81 B SL 87 B SL 88 F FC 91 B KC 80 B SL 87 4-2 9 SH 5 1B BB	X FF 93 0-0 ② F9		3	1	1	1	1	0	2
9 Endy Chavez, L (1, 7) OBP: 0.200, SLG: 0.333		C FC 91 B SL 87 B FC 90 B FF 91 C FC 90 X FC 91 3-2 ① F5	B CH 83 1 SAFE C SL 88 1 SAFE 1 SAFE B SL 87 X FC 90 2-1 ② ③ L3 1-2				X FF 90 0-0 SH 99 SH5-4 5 1B 55 E 1-2 2-3	F SI 93 C FF 93 X SL 83 0-2 ③ G3-1		3	1	0	0	0	0	4
5 Brad Miller, L (1, 6) OBP: 0.236, SLG: 0.270		F KC 81 D KC 81 B SL 86 B FC 91 X FF 90 3-1 ② F8 2-3			X SI 88 0-0 ① G6-3		F SL 85 X KC 80 0-1 99 SH5-4 55 E 1B 1-2 2-H 3-H		B FF 93 B SI 91 S FF 93 C SL 82 X CH 81 2-2 ① G3	4	1	1	2	0	0	2
Inning Stats	R: 0 E: 0 K: 1 S: 7 H: 0 LOB: 1 BB: 1 P: 14	R: 1 E: 0 K: 1 S: 14 H: 3 LOB: 2 BB: 0 P: 23	R: 0 E: 0 K: 1 S: 5 H: 0 LOB: 0 BB: 1 P: 11	R: 1 E: 0 K: 0 S: 5 H: 1 LOB: 0 BB: 0 P: 13	R: 0 E: 0 K: 1 S: 8 H: 0 LOB: 0 BB: 0 P: 13	R: 0 E: 0 K: 0 S: 5 H: 0 LOB: 0 BB: 0 P: 8	R: 4 E: 1 K: 1 S: 14 H: 2 LOB: 1 BB: 1 P: 21	R: 0 E: 0 K: 1 S: 11 H: 1 LOB: 1 BB: 0 P: 15	R: 4 E: 0 K: 0 S: 15 H: 4 LOB: 0 BB: 0 P: 21	1B: 5 2B: 2 3B: 2 HR: 2 SF: 0 SAC: 2 DP: 0 HBP: 1	WP: 0 PB: 0 SB: 0 CS: 2 PA: 42					

PITCHER		IP	WLS	BF	H	R	ER	SO	BB	IBB	HBP	BLK	WP	HR	S	P	ERA	WHIP
41 David Phelps, R ERA: 3.72	(1, 1)	6.0	L	27	6	6	4	4	3	0	1	0	0	0	50	92	6.00	1.500
48 Matt Thornton, L ERA: 4.09	(7, 1)	1.0		4	0	0	0	1	0	0	0	0	0	0	8	11	0.00	0.000
91 Alfredo Aceves, R ERA: 6.52	(8, 1)	2.0		11	5	4	4	1	0	0	0	0	0	2	26	36	18.00	2.500

PITCHER	IP	WLS	BF	H	R	ER	SO	BB	IBB	HBP	BLK	WP	HR	S	P	ERA	WHIP

TOP	
AB	36
R	10
H	11
RBI	8
BB	3
SO	6
LOB	15

BOTTOM

Batter	1	2	3	4	5	6	7	8	9	AB	R	H	RBI	BB	SO	LOB
11 Brett Gardner, L (1, 7) OBP: 0.348, SLG: 0.383	C SI 92 B SI 92 B CU 80 C SI 92 B FF 93 F FF 93 F FF 94 X FF 94 3-2 ① G6-3		F SI 92 F CH 89 F FF 94 B SI 94 X CH 90 1-2 ①② L6-3 1-1		B SI 90 B CH 88 F SI 92 F FF 93 X CU 82 2-2 ① G4-3			C CU 78 B FF 92 C FF 93 F SL 80 X SL 81 1-2 ① F7		4	0	0	0	0	0	1
2 Derek Jeter, R (1, 6) OBP: 0.330, SLG: 0.319	B SI 94 F SI 93 S SL 86 S CH 90 1-3 ② K		C SI 93 S SL 85 B FF 93 F FF 93 B FF 93 F FF 93 B CH 90 F SI 94 X SI 93 3-2 ③ G4-3		B SL 84 X SI 92 1-0 ② G4-3			C SL 79 X FF 93 0-1 ② L7		4	0	0	0	0	1	0
22 Jacoby Ellsbury, L (1, 8) OBP: 0.342, SLG: 0.385	B FF 93 X SI 93 1-0 1B			C CU 79 S CH 89 B FF 93 C FF 93 1-3 ① K	X SI 93 0-0 ③ G6-3			C FF 92 X SL 81 0-1 1B		4	0	2	0	0	1	0
34 Brian McCann, L (1, 2) OBP: 0.291, SLG: 0.377	C CU 81 D CH 90 X CH 89 1-1 ③ G3			S CU 80 B CH 90 S CH 89 X FF 93 1-2 26 2B 31 1B 1B		X FF 91 0-0 ① G1-3		C FF 92 B FF 91 S SL 80 C SL 80 1-3 ③ K		4	1	1	0	0	1	2
26 Yangervis Solarte, S (1, 5) OBP: 0.366, SLG: 0.464		B SI 92 X SI 92 1-0 1B		F CH 90 B CH 90 X CH 89 1-1 31 1B 1-3 2B		B SI 91 B CH 88 C FF 92 B CU 79 X FF 92 3-1 ② F9			C SI 85 B SI 86 X SI 86 1-1 ① L8	4	1	2	0	0	0	0
12 Alfonso Soriano, R (1, 10) OBP: 0.256, SLG: 0.399		C SI 92 S SL 87 S CH 90 0-3 ① K		F SL 86 S CH 90 S CH 91 0-3 ② K		S SL 84 B CH 90 F SI 92 B SL 83 S CH 90 2-3 ③ K			B SI 84 S SI 84 F CH 80 X CH 78 1-2 ② G4-3	4	0	0	0	0	3	3
31 Ichiro Suzuki, L (1, 9) OBP: 0.370, SLG: 0.356		C CH 90 S CU 82 B FF 94 D CH 90 S FF 94 2-3 ② K		C CU 80 B SI 95 D CH 90 B CH 90 X SI 93 3-1 14 1B 33 1B 2-H 3-H 1B			C SI 91 B CH 87 C CU 78 B FF 92 F FF 93 B CU 81 X FF 93 3-2 ① L7		C FF 88 B SL 83 C FF 90 B FF 91 S FF 89 2-3 ③ K	4	0	1	2	0	2	1
14 Brian Roberts, S (1, 4) OBP: 0.313, SLG: 0.360		F SI 93 D CU 82 F CU 82 F CH 91 F FF 94 B FF 94 X CH 90 2-2 ③ G4-3		F CH 90 X SI 93 0-1 33 1B 1-2 1B				B SI 93 C FF 94 B CU 80 C CU 80 S CH 90 2-3 ② K		3	0	1	0	0	1	1
33 Kelly Johnson, L (1, 3) OBP: 0.288, SLG: 0.405			F SI 92 X CU 80 0-1 11 L6-3 1B	X SI 93 0-0 ③ 1-2 2-H 1B				S CH 88 S CU 81 F CH 90 B CH 90 F CH 90 B FF 94 B CU 81 S CH 90 3-3 ③ K		3	0	2	0	0	1	0
Inning Stats	R: 0 E: 0 K: 1 S: 11 H: 1 LOB: 1 BB: 0 P: 17	R: 0 E: 0 K: 2 S: 12 H: 1 LOB: 1 BB: 0 P: 17	R: 0 E: 0 K: 0 S: 12 H: 1 LOB: 0 BB: 0 P: 16	R: 2 E: 0 K: 2 S: 16 H: 5 LOB: 2 BB: 0 P: 22	R: 0 E: 0 K: 0 S: 5 H: 0 LOB: 0 BB: 0 P: 8	R: 0 E: 0 K: 1 S: 6 H: 0 LOB: 0 BB: 0 P: 11	R: 0 E: 0 K: 2 S: 12 H: 0 LOB: 0 BB: 0 P: 20	R: 0 E: 0 K: 1 S: 11 H: 1 LOB: 1 BB: 0 P: 13	R: 0 E: 0 K: 1 S: 8 H: 0 LOB: 0 BB: 0 P: 12	1B: 8 2B: 2 3B: 0 HR: 0 SF: 0 SAC: 0 DP: 1 HBP: 0						

PITCHER	IP	WLS	BF	H	R	ER	SO	BB	IBB	HBP	BLK	WP	HR	S	P	ERA	WHIP
34 Félix Hernández, R (1, 1) ERA: 2.57	7.0	W	27	8	2	2	8	0	0	0	0	0	0	74	111	2.57	1.143
41 Charlie Furbush, L (8, 1) ERA: 4.86	1.0		4	1	0	0	1	0	0	0	0	0	0	11	13	0.00	1.000
97 Joe Beimel, L (9, 1) ERA: 2.04	1.0		3	0	0	0	1	0	0	0	0	0	0	8	12	0.00	0.000

PITCHER	IP	WLS	BF	H	R	ER	SO	BB	IBB	HBP	BLK	WP	HR	S	P	ERA	WHIP

Seattle Mariners @ New York Yankees

Yankee Stadium, Bronx, NY

Mon Jun 02 2014, 7:09 PM - 10:04 PM EDT

Att. 41,539 - Clear - 77 F

livebaseballscorecards.com

AB	34
R	2
H	9
RBI	2
BB	0
SO	10
LOB	8

Seattle Mariners @ Atlanta Braves

Turner Field, Atlanta, GA

Tue Jun 03 2014, 7:12 PM - 10:19 PM EDT

Att. 36,503 - Partly Cloudy - 85 F

TOP

livebaseballscorecards.com

Batter	1	2	3	4	5	6	7	8	9	AB	R	H	RBI	BB	SO	LOB
99 James Jones, L (1, 8) OBP: 0.330, SLG: 0.374 16 Cole Gillespie, R (6, PH) OBP: 0.364, SLG: 0.310 52 Dominic Leone, R (6, 1) 8 Willie Bloomquist, R (8, PH) OBP: 0.242, SLG: 0.317 40 Danny Farquhar, R (8, 1) 56 Fernando Rodney, R (9, 1)	C FF 92 B CH 86 F FF 93 B FF 93 X FF 93 2-2 ① G1-3	X CH 82 0-0 ③ 2-H 1B		C FC 86 B CH 85 S FC 86 S FF 91 1-3 ① K		F SI 94 B FF 93 B SI 91 B CH 79 D SI 94 4-1 BB		C SI 90 F SI 91 S KC 81 0-3 ② K		3	0	1	1	0	1	0
										0	0	0	0	1	0	0
										0	0	0	0	0	0	0
										1	0	0	0	0	1	0
										0	0	0	0	0	0	0
										0	0	0	0	0	0	0
55 Michael Saunders, L (1, 9) OBP: 0.325, SLG: 0.447	X FF 93 0-0 22 1B 1B		B SI 92 F CH 86 X FF 92 1-1 22 2B 15 FC1-5 1B	C CH 86 B FF 92 C FC 86 S FF 92 1-3 ② K		F SI 91 B SI 91 F SI 94 B SI 93 F SI 92 S SI 93 2-3 ② K		C KC 80 B KC 81 B SI 90 B KC 79 F SI 90 X KC 80 3-2 ③ L9		5	0	2	0	0	2	3
22 Robinson Canó, L (1, 4) OBP: 0.380, SLG: 0.427	X SI 93 0-0 1-3 1B		B FF 89 X CU 79 1-0 1-3 2B	F SI 92 F CU 82 B FF 93 B FF 92 F SI 94 F FC 87 B FC 86 X SI 94 3-2 ③ F7		B SI 93 X SI 94 1-0 ③ G4-3			F FF 94 F FF 95 X FF 94 0-2 1B	5	0	3	0	0	0	3
15 Kyle Seager, L (1, 5) OBP: 0.347, SLG: 0.490	C CU 81 S FC 84 T FC 87 0-2 ② K		C CU 78 X FC 85 0-1 ① FC1-5 13 FC6 3-H		B FC 85 X SI 90 1-0 ① G4-3		B KC 79 C KC 80 F SI 92 C KC 81 1-3 ① K		C FF 93 X CU 80 0-1 ① F7	5	0	0	0	0	2	5
17 Justin Smoak, S (1, 3) OBP: 0.284, SLG: 0.368	1 SAFE B FF 92 X CH 85 1-0 ③ P6		B FF 92 B FF 92 B FC 86 X FF 92 3-0 ② P5		C FF 92 B CU 81 S FF 90 B FF 91 S FF 92 2-3 ② K		F SI 92 X CH 84 0-1 ② L8		1 SAFE D CU 79 1 SAFE F FF 93 C FF 93 F FF 94 S CU 81 1-3 ② K	5	0	0	0	0	2	5
13 Dustin Ackley, L (1, 7) OBP: 0.293, SLG: 0.375		B FF 90 C SI 91 B FF 91 X SI 91 2-1 ① G1-3	F FC 87 D FC 87 X SI 93 1-1 ③ FC6 1-2f		X FF 92 0-0 ③ G4-3		C KC 81 B KC 81 B KC 78 B SI 92 T SI 92 X KC 80 3-2 4 HR 1B		C FF 94 B FF 93 F FF 93 1 SAFE D CU 80 X FF 94 2-2 ③ G4-3	5	1	1	0	0	0	3
4 John Buck, R (1, 2) OBP: 0.340, SLG: 0.378		C FF 93 B CU 82 F FF 92 B FF 92 B FF 93 F FF 94 F FF 94 X SI 93 3-2 E5 5 1B		C CU 80 B FF 91 S FF 92 B FF 92 F CU 81 B FC 85 X FF 93 3-2 5 BB 7 HR 1B		X FF 91 0-0 9 SH5-4 5 1B 1B	1 SAFE C CH 84 B SI 92 B SI 92 X CH 84 2-1 1-H HR			4	3	3	2	0	0	0
5 Brad Miller, L (1, 6) OBP: 0.247, SLG: 0.278		X FF 93 0-0 50 SH3-4 99 1B 2-H 1B		B CH 84 F SI 91 B FF 92 F FC 86 B CH 86 F SI 92 B FF 92 4-2 7 HR 1-2 BB		1 SAFE B FC 84 X FC 86 1-0 9 SH5-4 1-2 1B	B SI 91 X SI 92 1-0 ③ G4-3			3	2	2	1	1	0	0
50 Erasmo Ramírez, R (1, 1) 7 Stefen Romero, R (4, PH) OBP: 0.256, SLG: 0.345 54 Tom Wilhelmsen, R (4, 1) 9 Endy Chavez, L (6, PH) OBP: 0.188, SLG: 0.313 (6, 8)		B FF 89 L FF 90 X FF 91 1-1 ② SH3-4 1-2		B FF 92 X FF 91 1-0 1-H 2-H HR		B CH 81 B SI 90 L SI 88 X SI 90 2-1 ① SH5-4 1-2 2-3		C KC 80 X SI 90 0-1 ① G5-3		0	0	0	0	0	0	0
										1	1	1	3	0	0	0
										0	0	0	0	0	0	0
										1	0	0	0	0	0	0

	AB	38
	R	7
	H	13
	RBI	7
	BB	2
	SO	8
	LOB	19

Inning Stats	1	2	3	4	5	6	7	8	9
	R: 0 E: 0 K: 1 S: 9	H: 2 LOB: 2 BB: 0 P: 12	R: 2 E: 1 K: 0 S: 11	H: 2 LOB: 1 BB: 0 P: 17	R: 0 E: 0 K: 0 S: 8	H: 2 LOB: 2 BB: 0 P: 14	R: 3 E: 0 K: 2 S: 19	H: 2 LOB: 0 BB: 1 P: 32	R: 0 E: 0 K: 1 S: 5	H: 0 LOB: 0 BB: 0 P: 8
	R: 0 E: 0 K: 1 S: 10	H: 2 LOB: 3 BB: 1 P: 20	R: 2 E: 0 K: 1 S: 11	H: 2 LOB: 0 BB: 0 P: 18	R: 0 E: 0 K: 1 S: 8	H: 0 LOB: 0 BB: 0 P: 11	R: 0 E: 0 K: 1 S: 12	H: 1 LOB: 1 BB: 0 P: 15		

	1B: 10	SF: 0	WP: 0	PA: 42
	2B: 1	SAC: 2	PB: 0	
	3B: 0	DP: 0	SB: 0	
	HR: 2	HBP: 0	CS: 0	

PITCHER		IP	WLS	BF	H	R	ER	SO	BB	IBB	HBP	BLK	WP	HR	S	P	ERA	WHIP
32 Gavin Floyd, R ERA: 2.8	(1, 1)	5.0		26	10	5	3	4	1	0	0	0	0	1	54	86	5.40	2.200
43 Luis Avilán, L ERA: 4.26	(6, 1)	1.0		4	0	0	0	1	1	0	0	0	0	0	8	17	0.00	1.000
40 Alex Wood, L ERA: 3.51	(7, 1)	2.0	L	8	2	2	2	2	0	0	0	0	0	1	19	29	9.00	1.000
38 Anthony Varvaro, R ERA: 2.66	(9, 1)	1.0		4	1	0	0	1	0	0	0	0	0	0	12	15	0.00	1.000

PITCHER	IP	WLS	BF	H	R	ER	SO	BB	IBB	HBP	BLK	WP	HR	S	P	ERA	WHIP

Seattle Mariners @ Atlanta Braves

Turner Field, Atlanta, GA

Tue Jun 03 2014, 7:12 PM - 10:19 PM EDT

Att. 36,503 - Partly Cloudy - 85 F

BOTTOM

Batter	1	2	3	4	5	6	7	8	9	AB	R	H	RBI	BB	SO	LOB
22 Jason Heyward, L (1, 9) OBP: 0.336, SLG: 0.364	C FF 90 B FF 91 B FF 91 X FF 89 2-1 2 1B 5 1B 2B	B SI 91 C CH 79 F SI 91 B CH 80 X SL 86 2-2 ② G3		X SI 95 0-0 ① L6		B SI 96 F CH 90 B FF 96 F FF 94 F FF 95 X FF 96 2-2 ② G4-3			B SI 92 B SI 93 C SI 92 C CH 81 B SI 96 F CH 81 C CH 83 3-3 ① K	5	1	1	0	0	1	0
2 B.J. Upton, R (1, 8) OBP: 0.296, SLG: 0.357	B SL 86 F FF 91 X SL 87 1-1 5 1B 5 S 24 HR 2-3 1B	X CU 79 0-0 HR		C FF 96 B SL 88 B SI 96 F SI 96 S CU 79 2-3 ② K		S FF 96 T FC 92 F FF 94 C SL 84 0-3 ③ K			B SI 96 F SI 93 B CH 82 C SI 95 S CH 83 2-3 ② K	5	2	2	1	0	3	0
5 Freddie Freeman, L (1, 3) OBP: 0.389, SLG: 0.507	B CH 78 B SI 92 X CH 79 2-0 8 WP 24 HR 1-3 3-H 1B	F FF 92 B CU 80 B CH 81 X SI 91 2-1 ③ L6		B FF 96 S CH 89 B CH 89 B SL 88 F SI 97 F CH 88 B SL 89 4-2 BB			S CH 89 B FF 96 C CH 88 F FF 96 B CH 90 S CH 89 2-3 ① K		F SI 96 B CH 82 B CH 82 X SI 96 2-1 ③ L7	4	1	1	1	1	1	0
8 Justin Upton, R (1, 7) OBP: 0.373, SLG: 0.563	C FF 92 D CU 81 F SI 92 S CH 81 1-3 ① K 1-2		C FF 89 X SI 89 0-1 ① G1-3	C FF 91 1 SAFE F SI 96 S CU 78 0-3 ③ K			F FF 94 B FC 91 C FC 91 B SL 86 F SL 85 C FF 94 2-3 ② K			4	0	0	0	0	3	3
24 Evan Gattis, R (1, 2) OBP: 0.314, SLG: 0.548	X SL 86 0-0 2-H 3-H HR		B CU 78 B CH 79 B CH 78 F FF 92 C FF 92 F SI 92 F CH 80 X SI 92 3-2 23 2B 1B		S SL 88 B CU 77 B SL 87 F FF 95 B CU 79 B CU 78 4-2 7 FC1-5 23 1B BB		F FF 96 B FC 90 S SL 84 B FF 95 S SL 85 2-3 ③ K2-3			3	1	2	3	1	1	0
23 Chris Johnson, R (1, 5) OBP: 0.274, SLG: 0.336	B FF 91 X FF 91 1-0 ② G4-3		X SL 87 0-0 1-3 2B	B SI 95 F SI 95 X SL 88 1-1 7 FC1-5 1-2 1B				B FF 93 S FC 89 S FC 90 B CU 76 B FC 91 X FC 91 3-2 ① L7		4	0	2	0	0	0	0
7 Tommy La Stella, L (1, 4) OBP: 0.476, SLG: 0.421	B FF 91 X SI 90 1-0 E8 1B		C CH 80 S FF 92 S CH 80 0-3 ② K		S FF 94 C FF 95 X FF 95 0-2 ① FC1-5 19 G6-4-3 1-2 2-3f			B SI 92 X SI 93 1-0 19 WP 1B		4	0	2	0	0	1	4
19 Andrelton Simmons, R (1, 6) OBP: 0.296, SLG: 0.392	B CU 76 F CH 78 S CH 80 D CH 80 F SL 84 S CH 79 2-3 ③ K		I IN 76 I IN 77 I IN 76 I IN 75 4-0 IBB		F SL 88 X SI 94 0-1 ②③ G6-4-3 1-2f			B FC 89 B FC 87 X FC 89 2-0 ② P3 1-2		3	0	0	0	1	1	4
32 Gavin Floyd, R (1, 1) OBP: 0.100, SLG: 0.100 43 Luis Avilán, L (6, 1) 17 Jordan Schafer, L (6, PH) OBP: 0.206, SLG: 0.194 40 Alex Wood, R (7, 1) 4 Ryan Doumit, S (8, PH) OBP: 0.224, SLG: 0.277 38 Anthony Varvaro, R (9, 1)		B FF 91 C FF 90 X SL 83 1-1 ① G6-3	S CU 77 S CU 78 D CU 79 S CU 79 1-3 ③ K			X FF 95 0-0 ① B3		B FC 89 C CH 85 S CH 82 S CH 85 1-3 ③ K		2 0 1 0 1 0	0 0 0 0 0 0	0 0 0 0 1 0	0 0 0 0 0 0	1 0 0 0 1 0	3 0 0 0 1 0	0 0 0 0 1 0

livebaseballscorecards.com

AB	36
R	5
H	10
RBI	5
BB	3
SO	13
LOB	15

Inning Stats	1	2	3	4	5	6	7	8	9
	R: 4 E: 1 K: 2 S: 15	H: 5 LOB: 1 BB: 0 P: 25	R: 1 E: 0 K: 0 S: 8	H: 1 LOB: 0 BB: 0 P: 13	R: 0 E: 0 K: 2 S: 14	H: 2 LOB: 3 BB: 1 P: 22	R: 0 E: 0 K: 2 S: 10	H: 0 LOB: 1 BB: 1 P: 16	R: 0 E: 0 K: 0 S: 9	H: 1 LOB: 1 BB: 1 P: 14	R: 0 E: 0 K: 1 S: 9	H: 0 LOB: 0 BB: 0 P: 11	R: 0 E: 0 K: 3 S: 11	H: 0 LOB: 0 BB: 0 P: 17	R: 0 E: 0 K: 1 S: 8	H: 1 LOB: 1 BB: 0 P: 15	R: 0 E: 0 K: 2 S: 9	H: 0 LOB: 0 BB: 0 P: 16

| | | | |

Batter	1	2	3	4	5	6	7	8	9	AB	R	H	RBI	BB	SO	LOB
8 Willie Bloomquist, R (1, 3) OBP: 0.254, SLG: 0.313 56 Fernando Rodney, R (9, 1)	C SI 90 B SI 91 X FF 91 1-1 ① G6-3		B FF 92 B CH 85 I IN 73 I IN 71 4-0 IBB		F SI 89 C SL 83 S KC 81 0-3 ① K		F CH 82 F SI 89 X KC 80 0-2 ② F9		F SL 86 B FF 97 X SL 84 1-1 9 1B 1B	4 0	0 0	1 0	0 0	1 0	1 0	2 0
9 Endy Chavez, L (1, 8) OBP: 0.190, SLG: 0.286 (8, 9)	C FF 91 X SI 90 0-1 ② G3		B KC 81 F FF 92 X KC 82 1-1 ③ G3		C SI 90 X KC 81 0-1 ② B2		C KC 79 S KC 81 X KC 80 0-2 ③ G6-3		S FF 96 B SL 84 X FF 96 1-1 1-3 1B	5	0	1	0	0	0	4
22 Robinson Canó, L (1, 4) OBP: 0.377, SLG: 0.422	X SI 91 0-0 ③ G4-3			B SL 83 X SI 89 1-0 7 1B 16 1B 1B	B SL 83 C CH 84 B SI 90 F SL 84 T FF 91 2-2 ③ K			X SI 92 0-0 ① G6-3	B SL 86 B FF 96 F FF 96 D SL 86 X FF 96 3-1 ③ L5	5	1	1	0	0	1	3
7 Stefen Romero, R (1, 9) OBP: 0.264, SLG: 0.368 99 James Jones, L (8, PR) OBP: 0.330, SLG: 0.374 (8, 8)		C SI 89 B SI 90 S KC 79 B SL 85 B SI 91 C FF 92 3-3 ① K		B SI 90 S SI 89 S SI 91 B SI 90 F FF 91 B CH 83 X SL 84 3-2 16 1B 1-2 1B		X CH 83 0-0 ① G3		B SI 91 X SI 93 1-0 15 1B 3B		4 0 0	0 1 0	2 0 0	0 0 0	0 0 0	1 0 0	0 0 0
15 Kyle Seager, L (1, 5) OBP: 0.345, SLG: 0.485		B FF 92 B SI 90 X FF 91 2-0 ② G3		B CH 84 X SI 91 1-0 ① F8		F FF 89 B CH 83 F CH 82 C SI 90 1-3 ② K		X SI 92 0-0 3-H 1B		4	0	1	1	0	1	2
3 Mike Zunino, R (1, 2) OBP: 0.285, SLG: 0.420		F FF 92 B FF 91 B SI 90 C SL 84 B FF 90 S FF 92 3-3 ③ K		B FF 91 F FF 90 F SI 90 B SI 91 S FF 91 2-3 ② K		B KC 79 X SI 90 1-0 1B		B SL 81 S FF 96 D SL 84 1 SAFE 1 SAFE F SI 95 S FF 95 2-3 ② K		4	0	1	0	0	3	4
16 Cole Gillespie, R (1, 7) OBP: 0.378, SLG: 0.333			C SL 84 X FF 91 0-1 5 WP 1B	C SI 91 B CH 84 B FF 92 C SI 91 D KC 82 X SI 90 3-2 1-3 2-H 1B		C CH 84 B SI 90 B CH 84 F SI 90 S KC 80 2-3 ③ K		1 SAFE B FF 96 B FF 94 C FF 94 C FF 95 1 SAFE C FF 96 2-3 ③ K		4	0	2	1	0	2	3
5 Brad Miller, L (1, 6) OBP: 0.247, SLG: 0.273			C KC 79 B KC 81 B SL 84 F FF 91 B KC 81 C KC 80 3-3 ① K 1-2	B FF 90 C SI 90 B KC 79 C SI 91 F SL 84 S SI 89 2-3 ③ K			B KC 77 C SI 87 C SL 82 B FF 89 F SL 84 B SI 89 B SL 84 4-2 18 SH5-4 BB		F FF 95 S FF 95 S SL 86 0-3 ① K	3	0	0	0	1	3	3
18 Hisashi Iwakuma, R (1, 1) 31 Yoervis Medina, R (8, 1) 17 Justin Smoak, S (9, PH) OBP: 0.283, SLG: 0.366 (9, 3)			C FF 92 T SI 91 T SI 91 0-2 ② K		B FF 88 C FF 88 B SI 88 C FF 89 B FF 90 B FF 89 4-2 BB		X FF 87 0-0 ① SH5-4 1-2		S FF 96 X FF 96 0-1 ② F8	1 0 1	0 0 0	0 0 0	0 0 0	1 0 0	1 0 0	1 0 0
Inning Stats	R: 0 E: 0 K: 0 S: 5 H: 0 LOB: 0 BB: 0 P: 6	R: 0 E: 0 K: 2 S: 7 H: 0 LOB: 0 BB: 0 P: 15	R: 0 E: 0 K: 2 S: 10 H: 1 LOB: 2 BB: 1 P: 18	R: 1 E: 0 K: 2 S: 16 H: 3 LOB: 2 BB: 0 P: 28	R: 0 E: 0 K: 2 S: 10 H: 0 LOB: 1 BB: 1 P: 16	R: 0 E: 0 K: 2 S: 8 H: 1 LOB: 1 BB: 0 P: 12	R: 0 E: 0 K: 0 S: 10 H: 0 LOB: 1 BB: 1 P: 14	R: 1 E: 0 K: 2 S: 9 H: 2 LOB: 2 BB: 0 P: 14	R: 0 E: 0 K: 1 S: 11 H: 2 LOB: 2 BB: 0 P: 16	1B: 8 2B: 0 3B: 1 HR: 0	SF: 0 SAC: 1 DP: 0 HBP: 0					

PITCHER		IP	WLS	BF	H	R	ER	SO	BB	IBB	HBP	BLK	WP	HR	S	P	ERA	WHIP
36 Mike Minor, L ERA: 3.07	(1, 1)	7.0	L	29	5	1	1	10	2	1	0	0	1	0	66	109	1.29	1.000
43 Luis Avilán, L ERA: 4.66	(8, 1)	0.1		3	2	1	1	0	0	0	0	0	0	0	3	4	27.00	6.000
59 Shae Simmons, R ERA:	(8, 1)	0.2		2	0	0	0	2	0	0	0	0	0	0	6	10	0.00	0.000
48 David Carpenter, R ERA: 3.75	(9, 1)	1.0		5	2	0	0	1	0	0	0	0	0	0	11	16	0.00	2.000

PITCHER IP WLS BF H R ER SO BB IBB HBP BLK WP HR S P ERA WHIP

TOP

Seattle Mariners @ Atlanta Braves

Turner Field, Atlanta, GA

Wed Jun 04 2014, 12:13 PM - 3:03 PM EDT

Att. 26,960 - Cloudy - 84 F

livebaseballscorecards.com

AB	35
R	2
H	9
RBI	2
BB	3
SO	13
LOB	22

1B: 8	SF: 0	WP: 1	PA: 39
2B: 0	SAC: 1	PB: 0	
3B: 1	DP: 0	SB: 0	
HR: 0	HBP: 0	CS: 0	

Batter	1	2	3	4	5	6	7	8	9	AB	R	H	RBI	BB	SO	LOB
22 Jason Heyward, L (1, 9) OBP: 0.339, SLG: 0.366	B FF 86 X SI 86 1-0 8 1B 1B		F SI 86 C FS 82 F FS 82 F FF 89 X FS 84 0-2 ① G6-3			B FS 83 X SI 89 1-0 2 FC5-4 1B		B FF 95 C FF 95 B CU 84 B FF 95 X SI 94 3-1 ② G3		4	0	2	0	0	0	0
2 B.J. Upton, R (1, 8) OBP: 0.291, SLG: 0.350	M SI 86 F CU 76 B SL 79 T FS 85 1-2 ① K		C SI 88 B SL 80 C SI 89 B FS 84 F FF 89 X SL 79 2-2 ② G6-3			X SL 81 0-0 ① FC5-4 1-2f		B CU 84 X FF 95 1-0 ③ P4		4	0	0	0	0	1	2
5 Freddie Freeman, L (1, 3) OBP: 0.382, SLG: 0.498	C FF 88 F FS 84 B FS 83 S FF 88 1-3 ② K		S SI 89 B CU 72 F FS 84 B FF 91 B FS 84 F SI 89 S FS 84 3-3 ③ K			S FS 83 1 SAFE F FS 84 1 SAFE D FS 83 B SI 89 F SI 90 S FS 85 2-3 ② K			B SI 95 C SI 93 X SI 96 1-1 ① F7	4	0	0	0	0	3	2
8 Justin Upton, R (1, 7) OBP: 0.371, SLG: 0.557	S SL 80 D SL 77 F SI 89 F FS 84 F SL 80 1 SAFE F FS 83 B FF 89 X SI 90 2-2 24 FC5-4 1-3 1B			X SI 88 0-0 ① G6-3		B SI 89 X SI 90 1-0 ③ L3			B SI 96 B SI 94 C SI 94 X SI 96 2-1 ② G6-3	4	0	1	0	0	0	1
24 Evan Gattis, R (1, 2) OBP: 0.313, SLG: 0.540	B SL 81 S FS 85 X SL 78 1-1 ③ FC5-4 1-2f			C SL 81 S FS 84 T FS 83 0-2 ② K			S FS 82 X SL 80 0-1 23 G4-6-3 1B		C SI 97 S CH 82 F CH 84 F SI 97 S CH 82 0-3 ③ K	4	0	1	0	0	2	2
23 Chris Johnson, R (1, 5) OBP: 0.275, SLG: 0.336		B FF 88 C SL 77 X SI 88 1-1 7 G1-3 1B		C SL 78 C SI 90 B FS 83 F FS 84 C SI 90 1-3 ③ K			X SI 89 0-0 ①② G4-6-3 1-2f			3	0	1	0	0	1	1
7 Tommy La Stella, L (1, 4) OBP: 0.458, SLG: 0.409		C FF 88 B FS 83 B FS 85 F SI 90 B FS 84 X FS 85 3-2 ① G1-3 1-2			B SI 87 F SI 88 B FS 84 S SI 88 X SI 87 2-2 ① G3-1		C SL 79 B SI 89 X SI 90 1-1 19 FC5-4 1B			3	0	1	0	0	0	1
19 Andrelton Simmons, R (1, 6) OBP: 0.292, SLG: 0.386		X SL 78 0-0 ② P4			F SL 79 B SL 79 F SI 90 X FS 85 1-2 ② G6-3		F SL 80 F FS 84 1 SAFE X SI 88 0-2 ③ FC5-4 1-2f			3	0	0	0	0	0	2
36 Mike Minor, R (1, 1) OBP: 0.143, SLG: 0.143 43 Luis Avilán, L (8, 1) 59 Shae Simmons, R (8, 1) 4 Ryan Doumit, S (8, PH) OBP: 0.221, SLG: 0.273 48 David Carpenter, R (9, 1)		C SL 80 F SI 91 B FS 84 F SL 80 F FF 91 S FS 86 1-3 ③ K			F SI 90 X SL 82 0-1 ③ G5-3			S FF 95 C FF 94 B CU 86 B CU 85 F FF 95 B FF 95 S CU 85 3-3 ① K		2 0 0 1 0	0 0 0 0 0	0 0 0 0 0	0 0 0 0 0	1 0 0 1 0	0 0 0 0 0	1 0 0 0 0
Inning Stats	R: 0 H: 2 E: 0 LOB: 2 K: 2 BB: 0 S: 15 P: 21	R: 0 H: 1 E: 0 LOB: 1 K: 1 BB: 0 S: 12 P: 17	R: 0 H: 0 E: 0 LOB: 0 K: 1 BB: 0 S: 13 P: 18	R: 0 H: 0 E: 0 LOB: 0 K: 2 BB: 0 S: 8 P: 9	R: 0 H: 0 E: 0 LOB: 0 K: 0 BB: 0 S: 8 P: 11	R: 0 H: 1 E: 0 LOB: 1 K: 1 BB: 0 S: 7 P: 11	R: 0 H: 2 E: 0 LOB: 1 K: 0 BB: 0 S: 8 P: 9	R: 0 H: 0 E: 0 LOB: 0 K: 1 BB: 0 S: 7 P: 14	R: 0 H: 0 E: 0 LOB: 0 K: 1 BB: 0 S: 9 P: 12							

PITCHER	IP	WLS	BF	H	R	ER	SO	BB	IBB	HBP	BLK	WP	HR	S	P	ERA	WHIP
18 Hisashi Iwakuma, R (1, 1) ERA: 2.66	7.0	W	26	6	0	0	7	0	0	0	0	0	0	71	96	0.00	0.857
31 Yoervis Medina, R (8, 1) ERA: 3.13	1.0	H	3	0	0	0	1	0	0	0	0	0	0	7	14	0.00	0.000
56 Fernando Rodney, R (9, 1) ERA: 2.38	1.0	S	3	0	0	0	1	0	0	0	0	0	0	9	12	0.00	0.000

PITCHER	IP	WLS	BF	H	R	ER	SO	BB	IBB	HBP	BLK	WP	HR	S	P	ERA	WHIP

BOTTOM

Seattle Mariners @ Atlanta Braves

Turner Field, Atlanta, GA

Wed Jun 04 2014, 12:13 PM - 3:03 PM EDT
Att. 26,960 - Cloudy - 84 F

livebaseballscorecards.com

AB	32
R	0
H	6
RBI	0
BB	0
SO	9
LOB	12

1B: 6	SF: 0	WP: 0	PA: 32
2B: 0	SAC: 0	PB: 0	
3B: 0	DP: 1	SB: 0	
HR: 0	HBP: 0	CS: 0	

Seattle Mariners @ Tampa Bay Rays

Tropicana Field, St. Petersburg, FL

Fri Jun 06 2014, 7:12 PM - 10:27 PM EDT

Att. 14,577 - Dome - 72 F

livebaseballscorecards.com

Batter	1	2	3	4	5	6	7	8	9	AB	R	H	RBI	BB	SO	LOB
99 James Jones, L (1, 8) OBP: 0.318, SLG: 0.359	C FF 86 B CU 73 F SI 87 F FF 88 F CH 73 X CU 73 1-2 ① G5-3		F FF 87 F FF 89 B FF 89 F FS 80 F CU 74 F SI 88 S FF 87 1-3 ② K		F FF 87 B FF 84 B FF 88 S FF 86 B FC 86 X FS 83 3-2 ③ G6-3			C CU 77 B FS 82 X FS 82 1-1 ② G3		4	0	0	0	0	1	4
55 Michael Saunders, L (1, 9) OBP: 0.321, SLG: 0.441 13 Dustin Ackley, L (4, 7) OBP: 0.290, SLG: 0.371	B SI 88 B SI 88 X FS 81 2-0 ② F9		B SI 87 S FF 87 S FF 86 S FF 87 1-3 ③ K			B CU 72 C CU 74 B CU 75 S FS 80 T SI 88 2-2 ① K		C CU 78 S FS 83 B FF 90 F FS 82 B FS 84 X CU 79 2-2 ③ P5		2 2	0 0	0 0	0 0	0 0	1 1	2 0
22 Robinson Canó, L (1, 4) OBP: 0.379, SLG: 0.423	B FF 88 B SI 88 B FS 82 C FF 86 C FS 82 S FF 88 3-3 ③ K			B CU 76 F FF 86 S FF 87 X FF 89 1-2 ① F8		B FC 84 S FF 87 F FS 83 X SI 89 1-2 1B			B FF 89 X FF 90 1-0 17 PB 15 G4-3 1B	4	0	2	0	0	1	0
4 John Buck, R (1, 2) OBP: 0.315, SLG: 0.347		C FF 88 X CH 74 0-1 ① G1-3		C CU 75 B FF 89 S FF 89 S FF 88 1-3 ② K		B FS 80 S FF 89 B FF 87 C SI 88 B CU 74 X FF 87 3-2 ② P3			S CU 82 S FF 91 D CU 81 T FF 92 1-2 ① K	4	0	0	0	0	2	2
15 Kyle Seager, L (1, 5) OBP: 0.339, SLG: 0.476		B FF 87 X FF 86 1-0 ② F8		B CU 76 C FF 88 X FF 87 1-1 ③ L4		F SI 88 B FF 89 B FS 81 F FF 88 F FF 89 B CU 75 F FS 83 S CH 74 3-3 ③ K			C CU 81 C FF 90 B FC 91 X CU 82 1-2 ② G4-3 1-2	4	0	0	0	0	1	2
17 Justin Smoak, S (1, 3) OBP: 0.282, SLG: 0.361		C CU 74 X FF 90 0-1 ③ G6-3			B CU 75 B CU 73 C FS 83 B FF 88 B FF 88 4-1 16 1B BB		F FF 94 C CU 78 S FF 96 0-3 ① K		B CU 81 C CU 82 B CU 81 B CU 82 C FF 91 S FF 90 3-3 ③ K 2-3	3	0	0	0	1	2	1
7 Stefen Romero, R (1, 10) OBP: 0.266, SLG: 0.367			C CU 72 T CU 75 B SI 90 B CU 74 X CU 75 2-2 16 2B 1B		C CU 74 F FF 88 B FF 89 C FF 85 1-3 ① K		C SI 96 B FF 96 S FF 96 F FF 96 B FF 96 C SI 97 2-3 ② K			3	0	1	0	0	2	1
16 Cole Gillespie, R (1, 7) OBP: 0.400, SLG: 0.389 (4, 9)			F FF 89 C FF 89 B FF 89 B FF 90 X CH 70 2-2 1-3 2B		B FF 86 B CU 72 C FF 84 S FF 88 F CU 74 B FF 88 X FF 88 3-2 1-2 1B		S FF 95 B CU 79 S SI 96 F FF 97 B FF 97 C FF 96 2-3 ③ K			3	0	2	0	0	1	0
5 Brad Miller, L (1, 6) OBP: 0.243, SLG: 0.268			B SI 88 F FF 88 L FC 85 S FS 80 1-3 ① K		X FF 89 0-0 ② P2			C FF 90 F CU 78 S FS 82 0-3 ① K		3	0	0	0	0	2	4
Inning Stats	R: 0 E: 0 K: 1 S: 9 H: 0 LOB: 0 BB: 0 P: 15	R: 0 E: 0 K: 0 S: 5 H: 0 LOB: 0 BB: 0 P: 6	R: 0 E: 0 K: 3 S: 18 H: 2 LOB: 2 BB: 0 P: 25	R: 0 E: 0 K: 1 S: 8 H: 0 LOB: 0 BB: 0 P: 11	R: 0 E: 0 K: 1 S: 12 H: 1 LOB: 2 BB: 1 P: 23	R: 0 E: 0 K: 2 S: 14 H: 1 LOB: 1 BB: 0 P: 23	R: 0 E: 0 K: 3 S: 11 H: 0 LOB: 0 BB: 0 P: 15	R: 0 E: 0 K: 1 S: 9 H: 0 LOB: 0 BB: 0 P: 12	R: 0 E: 0 K: 2 S: 10 H: 1 LOB: 1 BB: 0 P: 16	1B: 4 2B: 1 3B: 0 HR: 0 SF: 0 SAC: 0 DP: 0 HBP: 0						

TOP	
AB	32
R	0
H	5
RBI	0
BB	1
SO	14
LOB	16

WP: 0 PB: 1 SB: 0 CS: 0 PA: 33

PITCHER		IP	WLS	BF	H	R	ER	SO	BB	IBB	HBP	BLK	WP	HR	S	P	ERA	WHIP
40 Erik Bedard, L ERA: 3.61	(1, 1)	6.0	W	23	4	0	0	8	1	0	0	0	0	0	66	103	0.00	0.833
57 Jake McGee, L ERA: 1.63	(7, 1)	1.0	H	3	0	0	0	3	0	0	0	0	0	0	11	15	0.00	0.000
62 Joel Peralta, R ERA: 4.33	(8, 1)	1.0		3	0	0	0	1	0	0	0	0	0	0	9	12	0.00	0.000
50 Grant Balfour, R ERA: 4.76	(9, 1)	1.0		4	1	0	0	2	0	0	0	0	0	0	10	16	0.00	1.000

PITCHER	IP	WLS	BF	H	R	ER	SO	BB	IBB	HBP	BLK	WP	HR	S	P	ERA	WHIP

Seattle Mariners @ Tampa Bay Rays

Tropicana Field, St. Petersburg, FL

Fri Jun 06 2014, 7:12 PM - 10:27 PM EDT

Att. 14,577 - Dome - 72 F

livebaseballscorecards.com

Batter	1	2	3	4	5	6	7	8	9	AB	R	H	RBI	BB	SO	LOB
7 David DeJesus, L (1, 10) OBP: 0.344, SLG: 0.438	C FF 83 B FF 85 F FF 86 B CU 71 F FF 86 X SL 79 2-2 P5 ①		C FF 83 X CH 78 0-1 G4-3 ① B FF 86 F FF 87 F CH 78 B CU 70 B FF 87 F FF 87 F FF 87 B FF 88 4-2 BB			X SI 87 0-0 B3 ① B FF 94 B SL 90 T FF 96 H SL 88 3-1 18 WP HBP				3	0	0	0	1	0	0
18 Ben Zobrist, S (1, 4) OBP: 0.332, SLG: 0.378	C FF 85 B CU 70 X FF 86 1-1 P5 ②		B FF 84 B FF 85 C FF 85 F CH 79 F FF 86 B SL 79 X FF 86 3-2 F8 ② B FF 85 1 SAFE F FF 85 S CH 78 1 SAFE S CH 78 1-3 K ③			C SI 85 X CU 67 0-1 21 FC3-6 2B B SI 96 B FF 95 X SL 88 2-0 L6 ② 1-2 2-3 3-H				5	0	1	0	0	1	3
3 Evan Longoria, R (1, 5) OBP: 0.336, SLG: 0.393	S FF 85 F SL 78 B SL 79 C FF 85 1-3 K ③		X FF 85 0-0 8 BB 2B		C FF 84 S SL 79 B SL 79 B SL 79 F FF 84 F SL 79 F CH 78 X FF 86 2-2 21 1B 8 1B 1B	I IN 68 I IN 69 I IN 72 I IN 67 4-0 21 FC3-6 IBB B SL 87 F SI 95 B SL 84 D CU 75 F SL 87 D CU 77 4-2 BB				3	1	2	0	2	1	0
21 James Loney, L (1, 3) OBP: 0.347, SLG: 0.375		B FF 84 B FF 86 X FF 85 2-0 8 SH3-4 2B	B FF 84 B SL 78 D FF 84 I IN 62 4-0 8 BB IBB		C FF 84 F CH 77 F FF 84 B CH 78 F CH 78 1 SAFE X FF 85 1-2 20 FC4-6 8 1B 11 1B 1-3 1B	X SI 87 0-0 FC3-6 8 BB ② 1-2f 2-3 C FF 93 F CU 76 X FF 94 0-2 G4-3 ③				4	1	2	0	1	0	5
8 Desmond Jennings, R (1, 8) OBP: 0.332, SLG: 0.381		B FF 85 X FF 84 1-0 SH3-4 ① 2-3	B SL 77 C SL 77 F FF 85 D SL 78 B SL 79 B FF 85 4-2 1-2 2-3 BB		B SL 77 1 SAFE X SL 77 1-0 20 FC4-6 1B 1-2 3-H	1 SAFE 1 SAFE B SI 85 S SI 85 B CH 79 1 SAFE D CH 78 B CH 77 4-1 1-2 BB		B FF 93 X FF 93 1-0 P4 ①		2	0	1	1	2	0	0
20 Matt Joyce, L (1, 7) OBP: 0.361, SLG: 0.405 1 Sean Rodríguez, R (6, PH) OBP: 0.273, SLG: 0.505 (7, 7)		X FF 84 0-0 P5 ② B SL 85 X SI 83 1-0 F9 ③	C FF 86 C SL 82 D SL 80 X FF 87 1-2 G3 ③		C FF 83 F CH 84 X CH 79 0-2 FC4-6 ① 1-2f 2-3			S SL 85 C SL 84 S CU 76 0-3 K ②		3 2	0 0	0 0	0 0	0 1	0 3	6 3
11 Yunel Escobar, R (1, 6) OBP: 0.325, SLG: 0.336		C SL 78 B FF 86 B SL 79 D SL 79 T FF 86 B FF 87 4-2 39 BB BB		X FF 86 0-0 P3 ① B SL 78 F FF 84 1 SAFE P PO 79 1 SAFE X SL 78 2-1 1-2 3-H 1B		B SI 96 F SI 95 B SL 88 X FF 95 2-1 28 SH1-4 18 WP 39 1B 1B S FF 94 B CU 76 X SL 83 1-1 G6-3 ③				4	1	2	1	1	0	0
39 Kevin Kiermaier, L (1, 9) OBP: 0.457, SLG: 0.844		B SL 78 F FF 86 B FF 86 B FF 86 B FF 85 4-1 1-2 BB		C FF 85 B SL 78 B FF 87 X FF 86 2-1 28 WP 28 SF7 2B X CH 79 0-0 F5 ②		1 SAFE C FF 95 1 SAFE B FF 95 X FF 95 1-1 18 WP 28 SH1-4 1-2 1B				3	1	2	0	1	0	2
28 José Molina, R (1, 2) OBP: 0.189, SLG: 0.136		X FF 86 0-0 P6 ③		S SL 78 X SL 78 0-1 SF7 ② 2-H B FF 85 F FF 85 C SL 78 S SL 78 1-3 K ③		B FF 96 D FF 94 M FF 94 L FF 94 X FF 96 2-2 SH1-4 ① 1-2 2-3				2	0	0	1	0	1	5
Inning Stats	R: 0 E: 0 K: 1 S: 9 H: 0 LOB: 0 BB: 0 P: 13	R: 0 E: 0 K: 0 S: 7 H: 1 LOB: 3 BB: 2 P: 18	R: 0 E: 0 K: 0 S: 12 H: 1 LOB: 3 BB: 2 P: 24	R: 1 E: 0 K: 1 S: 12 H: 1 LOB: 1 BB: 1 P: 19	R: 2 E: 0 K: 1 S: 22 H: 4 LOB: 2 BB: 0 P: 28	R: 0 E: 0 K: 0 S: 6 H: 1 LOB: 3 BB: 2 P: 15	R: 1 E: 0 K: 0 S: 14 H: 2 LOB: 3 BB: 1 P: 28	R: 0 E: 0 K: 1 S: 6 H: 0 LOB: 0 BB: 0 P: 8		1B: 6 2B: 4 3B: 0 HR: 0 SF: 1 SAC: 2 DP: 0 HBP: 1				WP: 2 PB: 0 SB: 0 CS: 0 PA: 43	

BOTTOM

AB	31
R	4
H	10
RBI	3
BB	8
SO	4
LOB	24

PITCHER	IP	WLS	BF	H	R	ER	SO	BB	IBB	HBP	BLK	WP	HR	S	P	ERA	WHIP
53 Chris Young, R (1, 1) ERA: 3.42	5.0	L	27	7	3	3	3	4	1	0	0	1	0	62	102	5.40	2.200
97 Joe Beimel, L (6, 1) ERA: 1.93	1.0		6	1	0	0	0	1	1	0	0	0	0	6	15	0.00	2.000
54 Tom Wilhelmsen, R (7, 1) ERA: 2.93	2.0		10	2	1	1	1	1	0	1	0	1	0	20	36	4.50	1.500

PITCHER	IP	WLS	BF	H	R	ER	SO	BB	IBB	HBP	BLK	WP	HR	S	P	ERA	WHIP

Batter	1	2	3	4	5	6	7	8	9	AB	R	H	RBI	BB	SO	LOB
9 Endy Chavez, L (1, 7) OBP: 0.231, SLG: 0.360	B FF 90 C SI 90 F FF 91 X CH 85 1-2 2B		C KC 80 X KC 81 0-1 99 1B 1B	B KC 80 C FF 92 X FF 91 1-1 ② SF8 3-H	C FF 88 F FF 89 D FF 89 X SL 82 1-2 ③ G6-3			B SL 84 C CH 83 F FF 92 F FF 93 F SL 81 B FF 94 F FF 94 B FF 93 S CH 83 3-3 ③ K		4	0	2	1	0	1	1
99 James Jones, L (1, 8) OBP: 0.313, SLG: 0.352	C FF 92 B FF 91 F FF 91 B CH 86 F CH 87 T CH 86 2-2 ① K		X CH 87 0-0 3 FC5-4 1-2 1B	C KC 80 X CH 85 0-1 ③ G1		B FF 87 F FF 88 B FF 88 X FF 89 2-1 ① G4-3			B FF 90 B FF 90 F FF 90 F FF 90 X CH 82 2-2 ① F9	5	0	1	0	0	1	2
22 Robinson Canó, L (1, 4) OBP: 0.379, SLG: 0.420	C KC 81 S CH 86 B FF 92 H FF 92 2-2 HBP		F CH 87 F CH 87 S KC 82 0-3 ① K		F FF 91 X FF 90 0-1 3 1B 15 BB 13 2B 1B	F FF 89 S SL 82 F SL 80 X FF 89 0-2 ② G4-3			C FF 92 C CH 83 X CH 84 0-2 ② G3	4	1	1	0	0	1	2
15 Kyle Seager, L (1, 5) OBP: 0.336, SLG: 0.467	X FF 91 0-0 ② F8		C SI 92 B CH 88 X CH 86 1-1 ② F9		B FF 90 B FF 91 B FF 91 B FF 91 4-0 3 1B 13 2B 1-2 BB	F SL 80 B SL 81 B FF 89 X FF 90 2-1 ③ G3-1			S CH 83 C FF 93 X CH 85 0-2 ③ F8	4	1	0	0	1	0	4
3 Mike Zunino, R (1, 2) OBP: 0.284, SLG: 0.416	X KC 81 0-0 ③ G4-3		C SI 92 F CH 87 B FF 93 F FF 92 D CH 88 X CH 88 2-2 ③ FC5-4 1-2f		S KC 81 B KC 81 B FF 90 X CH 88 2-1 13 2B 1-2 2-3 1B		F FF 89 F CH 81 F SL 84 X FF 89 0-2 ① F8			4	1	1	0	0	0	4
13 Dustin Ackley, L (1, 10) OBP: 0.294, SLG: 0.379		B FF 91 B SI 91 C FF 90 X CH 87 2-1 ① G4-3		C FF 91 B FF 92 X CH 86 1-1 5 1B 8 1B 1B	S KC 82 C SI 92 X KC 82 0-2 16 G6-3 8 2B 1-H 2-H 3-H 2B		X FF 88 0-0 ② G3			4	2	2	3	0	0	0
16 Cole Gillespie, R (1, 9) OBP: 0.386, SLG: 0.450		C KC 80 X FF 91 0-1 HR	1 SAFE X FF 91 0-0 ① F9	X FF 92 0-0 ① G6-3 2-3			C FF 92 F FF 92 F SL 81 X SL 82 0-2 ③ G5-3			4	1	1	1	0	0	2
5 Brad Miller, L (1, 6) OBP: 0.243, SLG: 0.267		C KC 81 F CH 87 X CH 85 0-2 ② G4-3	1 SAFE B KC 81 C FF 92 1 SAFE 1 SAFE X CH 86 1-1 8 1B 9 SF8 1-3 1B	D SL 82 S SL 82 S SL 80 S SL 81 1-3 ② K			B FF 92 S FF 91 B FF 91 C FF 91 B SL 82 S FF 92 3-3 ① K		4	1	1	0	0	2	1
8 Willie Bloomquist, R (1, 3) OBP: 0.268, SLG: 0.338 17 Justin Smoak, S (9, 3) OBP: 0.282, SLG: 0.361		C SI 91 B FF 91 X CH 86 1-1 ③ L9	B FF 92 F FF 91 X FF 92 1-1 1-3 3-H 1B	C FF 89 X CU 68 0-1 3-H 2B				T FF 93 C FF 93 B FF 93 B SL 81 F FF 92 X FF 92 2-2 ② G4-3		4 0 2 2 0 0 0 0 0 0 0 0 0 0						
Inning Stats	R: 0 E: 0 K: 1 S: 11 H: 1 LOB: 2 BB: 0 P: 16	R: 1 E: 0 K: 0 S: 9 H: 1 LOB: 0 BB: 0 P: 12	R: 0 E: 0 K: 1 S: 12 H: 2 LOB: 2 BB: 0 P: 15	R: 2 E: 0 K: 0 S: 11 H: 3 LOB: 1 BB: 0 P: 15	R: 4 E: 0 K: 1 S: 16 H: 4 LOB: 1 BB: 1 P: 24	R: 0 E: 0 K: 0 S: 8 H: 0 LOB: 0 BB: 0 P: 12	R: 0 E: 0 K: 0 S: 9 H: 0 LOB: 0 BB: 0 P: 9	R: 0 E: 0 K: 2 S: 13 H: 0 LOB: 0 BB: 0 P: 21	R: 0 E: 0 K: 0 S: 9 H: 0 LOB: 0 BB: 0 P: 11	1B: 7 2B: 3 3B: 0 HR: 1 SF: 1 SAC: 0 DP: 0 HBP: 1						

TOP

Seattle Mariners @ Tampa Bay Rays

Tropicana Field, St. Petersburg, FL

Sat Jun 07 2014, 4:34 PM - 7:19 PM EDT

Att. 23,996 - Dome - 72 F

livebaseballscorecards.com

AB	37
R	7
H	11
RBI	7
BB	1
SO	5
LOB	16

PITCHER		IP	WLS	BF	H	R	ER	SO	BB	IBB	HBP	BLK	WP	HR	S	P	ERA	WHIP
53 Alex Cobb, R ERA: 4.39	(1, 1)	4.1	L	25	10	7	7	2	1	0	1	0	0	1	51	72	14.54	2.538
27 Cesár Ramos, L ERA: 4.21	(5, 1)	2.1		8	1	0	0	1	0	0	0	0	0	0	21	27	0.00	0.429
49 Kirby Yates, R ERA:	(7, 1)	1.1		4	0	0	0	2	0	0	0	0	0	0	17	25	0.00	0.000
46 Juan Carlos Oviedo, R ERA: 2.25	(9, 1)	1.0		3	0	0	0	0	0	0	0	0	0	0	9	11	0.00	0.000

PITCHER		IP	WLS	BF	H	R	ER	SO	BB	IBB	HBP	BLK	WP	HR	S	P	ERA	WHIP

WP: 0	PA: 40
PB: 0	
SB: 0	
CS: 0	

Seattle Mariners @ Tampa Bay Rays

Tropicana Field, St. Petersburg, FL

Sat Jun 07 2014, 4:34 PM - 7:19 PM EDT

Att. 23,996 - Dome - 72 F

BOTTOM

Batter	1	2	3	4	5	6	7	8	9	AB	R	H	RBI	BB	SO	LOB
8 Desmond Jennings, R (1, 8) OBP: 0.331, SLG: 0.383	B FF 91 X FF 90 1-0 P3 ①		B CH 83 C CH 83 C CU 77 B FF 92 S CU 78 2-3 K ①		B FF 91 X SI 91 1-0 G6-3 ③			B CH 84 X FF 91 1-0 1 G4-3 3 HR 2B		4	1	1	0	0	1	0
1 Sean Rodríguez, R (1, 7) OBP: 0.262, SLG: 0.484	X FF 90 0-0 F9 ②		B CU 77 F FF 92 S CH 86 B CU 78 X SI 91 2-2 G6-3 ②			B SI 90 B CH 81 C FF 90 C FF 90 S CU 78 2-3 K ①		C CU 78 B FF 90 F CH 86 B CH 87 X CU 78 2-2 G4-3 ② 2-3		4	0	0	0	0	1	1
3 Evan Longoria, R (1, 5) OBP: 0.335, SLG: 0.402	C SI 91 S CH 86 S CH 84 0-3 K ③		B FF 91 X CH 85 1-0 G5-3 ③			B SI 91 C FF 91 B CU 77 F CH 84 X FF 91 2-2 F9 ②		B FF 91 B SI 91 X FF 91 2-0 3-H HR		4	1	1	2	0	1	0
18 Ben Zobrist, S (1, 10) OBP: 0.326, SLG: 0.370		X SI 90 0-0 F8 ①		B CU 75 B SI 90 C CH 83 X FF 91 2-1 F9 ①		X FF 91 0-0 P3 ③		B FC 89 C FC 88 X CU 74 1-1 P6 ③		4	0	0	0	0	0	0
21 James Loney, L (1, 3) OBP: 0.345, SLG: 0.386		X FF 91 0-0 HR		B SI 90 B CU 78 F SI 91 C CU 78 S CU 79 2-3 K ②			C CU 75 X CH 89 0-1 P6 ①		B SI 91 X SI 91 1-0 F8 ①	4	1	1	1	0	1	0
11 Yunel Escobar, R (1, 6) OBP: 0.332, SLG: 0.343		B CU 75 F FF 91 B CH 87 B FF 91 B FF 92 4-1 11 1B 43 SH1-2-3 BB		X FF 92 0-0 11 WP 2B			C CH 84 B CU 79 B FF 89 T CH 86 B FF 92 B CU 79 4-2 11 F9 BB		C SI 94 B SI 92 X CH 79 1-1 F8 ②	2	1	1	0	2	0	0
11 Logan Forsythe, R (1, 4) OBP: 0.250, SLG: 0.248 20 Matt Joyce, L (9, PH) OBP: 0.360, SLG: 0.402		X SI 90 0-0 43 SH1-2-3 1-3 1B		C CU 77 B CH 85 C CU 78 S CU 80 1-3 K ③ 2-3			C SI 90 B CH 85 X FF 91 1-1 F9 ② 1-2		C CH 79 S SI 95 T FF 95 0-2 K ③	3 1	0 0	1 0	0 0	0 0	1 1	2 0
43 Ali Solis, R (1, 2)		X CH 84 0-0 SH1-2-3 ② 1-2 3-H			S SI 89 B SI 90 X CH 83 1-1 G5-3 ①		F CH 84 S CU 77 F CU 80 B CH 85 B FF 91 X CH 87 2-2 F9 ③			2	0	0	1	0	0	1
39 Kevin Kiermaier, L (1, 9) OBP: 0.421, SLG: 0.771		B CU 78 C FF 90 B CU 78 X FF 91 2-1 L3 ③			B CU 78 C SI 89 B CU 78 C SI 89 X CU 78 2-2 G3 ②			C CU 76 S CU 76 B CU 79 B CU 76 F FF 92 X CU 78 2-2 F7 ①		3	0	0	0	0	0	1
Inning Stats	R: 0 E: 0 K: 1 S: 5 H: 0 LOB: 0 BB: 0 P: 6	R: 2 E: 0 K: 0 S: 7 H: 2 LOB: 1 BB: 1 P: 13	R: 0 E: 0 K: 1 S: 7 H: 0 LOB: 0 BB: 0 P: 12	R: 0 E: 0 K: 2 S: 9 H: 1 LOB: 1 BB: 0 P: 14	R: 0 E: 0 K: 0 S: 6 H: 0 LOB: 0 BB: 0 P: 10	R: 0 E: 0 K: 1 S: 7 H: 0 LOB: 0 BB: 0 P: 11	R: 0 E: 0 K: 0 S: 10 H: 0 LOB: 1 BB: 1 P: 17	R: 2 E: 0 K: 0 S: 11 H: 2 LOB: 0 BB: 0 P: 19	R: 0 E: 0 K: 1 S: 6 H: 0 LOB: 0 BB: 0 P: 8	1B: 1 2B: 2 3B: 0 HR: 2	SF: 0 SAC: 1 DP: 0 HBP: 0			WP: 1 PB: 0 SB: 0 CS: 0	PA: 34		

livebaseballscorecards.com

	AB	31
	R	4
	H	5
	RBI	4
	BB	2
	SO	6
	LOB	5

PITCHER	IP	WLS	BF	H	R	ER	SO	BB	IBB	HBP	BLK	WP	HR	S	P	ERA	WHIP
29 Roenis Elías, L (1, 1) ERA: 3.64	7.2	W	30	5	4	4	5	2	0	0	0	1	2	60	99	4.70	0.913
40 Danny Farquhar, R (8, 1) ERA: 2.67	0.1	H	1	0	0	0	0	0	0	0	0	0	0	2	3	0.00	0.000
56 Fernando Rodney, R (9, 1) ERA: 2.28	1.0	S	3	0	0	0	1	0	0	0	0	0	0	6	8	0.00	0.000

PITCHER	IP	WLS	BF	H	R	ER	SO	BB	IBB	HBP	BLK	WP	HR	S	P	ERA	WHIP

Batter	1	2	3	4	5	6	7	8	9	AB	R	H	RBI	BB	SO	LOB
9 Endy Chavez, L (1, 7) OBP: 0.258, SLG: 0.367	B FF 92 B SI 92 C FF 92 X FF 93 2-1 ① P5		C CH 85 B SL 87 S CH 86 X SI 95 1-2 ② G4-3		B SI 93 C SL 84 X SL 86 1-1 99 FC1-2 1-2 2-3 1B		C SI 97 B FF 97 B SI 97 X SI 98 2-1 ③ G4-3		C SL 83 C FF 92 X FF 92 0-2 99 3B 1-2 3-H 1B	5	1	2	1	0	0	1
99 James Jones, L (1, 8) OBP: 0.317, SLG: 0.372	B FF 93 C FF 93 X CH 85 1-1 ② G4-3		B FF 95 B CH 87 X FF 94 2-0 1B		S FF 94 C SI 95 B SI 96 B SI 96 X FF 94 2-2 ② FC1-2 1-2 2-3 3-Hf			C CU 77 B FF 91 X CU 78 1-1 ① G6-3	C FC 91 F SL 83 X CU 80 0-2 15 E 1-H 2-H 3B	5	1	2	2	0	0	3
22 Robinson Canó, L (1, 4) OBP: 0.379, SLG: 0.417	C FF 95 X FF 95 0-1 ③ G4-3		X FF 96 0-0 ③ L6		B SI 96 B SL 87 B SI 97 C SI 95 X FF 96 3-1 ③ L7			X CU 79 0-0 3 S 1B	B FC 90 B FF 92 B FC 91 C FC 90 B FF 91 4-1 15 E BB	4	1	1	0	1	0	4
15 Kyle Seager, L (1, 5) OBP: 0.333, SLG: 0.465		B FF 93 C SI 93 C SI 94 B FF 96 B SL 85 X SI 94 3-2 ① F9		F FF 96 F SI 95 X SL 87 0-2 ① L8		C SL 84 B CH 87 S CH 86 F SL 87 X FF 96 1-2 ① L9		1 SAFE B CU 77 B FS 81 B CU 76 C FF 90 F FF 91 F FF 91 F FS 81 F FF 91 3-2 1 SAFE X FF 90 ② F7	B CU 81 C CU 80 F FC 90 X FF 92 1-2 1-H 3-H 2B	5	0	1	2	0	0	1
3 Mike Zunino, R (1, 2) OBP: 0.282, SLG: 0.406		B SL 84 H FF 95 2-0 16 1B HBP		B SL 84 C SL 83 F SL 86 F FF 97 C FF 97 1-3 ② K		X SL 83 0-0 ② G5-3		B FS 82 B FS 82 F CU 78 S FS 80 B FF 92 F FS 81 F FS 81 S FF 91 3-3 ③ K 1-2	X SL 84 0-0 ③ G6-3	4	0	0	0	0	2	2
13 Dustin Ackley, L (1, 10) OBP: 0.289, SLG: 0.371		L SI 91 F SI 94 C FF 95 0-3 ② K		B SL 85 X FF 96 1-0 ③ F7		B FF 94 B CH 85 X FF 95 2-0 ③ F7			C FC 90 B FF 90 C FF 92 S FF 92 1-3 ① K	4	0	0	0	0	2	1
16 Cole Gillespie, R (1, 9) OBP: 0.396, SLG: 0.455		C SI 94 X FF 96 0-1 5 FC4-6 1-2 1B			C SL 84 S FF 95 X FF 96 0-2 ① F8		B FF 95 S FF 94 B FF 95 S FF 94 X FF 95 2-2 5 SH1-4 1B		C CU 82 C CU 81 S FF 92 0-3 ② K	4	0	2	0	0	1	0
5 Brad Miller, L (1, 6) OBP: 0.250, SLG: 0.282		B SI 96 C SI 94 X SI 96 1-1 ③ FC4-6 1-2f			B SL 86 C CH 86 C SL 86 B SI 96 B SI 94 B SI 95 4-2 9 1B 8 1B 99 FC1-2 BB		B FF 94 X FF 91 1-0 ① SH1-4 1-2		F FF 91 C FF 92 F FF 92 X CU 80 0-2 9 1B 3B	2	1	1	0	1	0	2
8 Willie Bloomquist, R (1, 3) OBP: 0.280, SLG: 0.338 17 Justin Smoak, S (9, 3) OBP: 0.282, SLG: 0.361			C FF 95 S SL 85 B SL 88 F SL 84 F FF 96 F FF 96 X FF 97 1-2 ① G5-3		B FF 94 X SI 93 1-0 99 FC1-2 9 1B 1-2 1B		B SI 96 B SI 95 S SI 95 B SI 96 S FF 96 S SI 96 3-3 ② K		B CU 82 B SL 83 B CU 82 C FF 92 B FF 92 4-1 9 1B 99 3B BB	3 0	1 0	1 0	0 0	1 0	1 0	1 0
Inning Stats	R: 0 H: 0 E: 0 LOB: 0 K: 0 BB: 0 S: 6 P: 9	R: 0 H: 1 E: 0 LOB: 2 K: 1 BB: 0 S: 10 P: 16	R: 0 H: 1 E: 0 LOB: 1 K: 0 BB: 0 S: 11 P: 15	R: 0 H: 0 E: 0 LOB: 0 K: 1 BB: 0 S: 8 P: 10	R: 0 H: 2 E: 0 LOB: 3 K: 0 BB: 1 S: 13 P: 24	R: 0 H: 0 E: 0 LOB: 0 K: 0 BB: 0 S: 6 P: 9	R: 0 H: 1 E: 0 LOB: 1 K: 1 BB: 0 S: 9 P: 17	R: 0 H: 1 E: 0 LOB: 1 K: 1 BB: 0 S: 14 P: 21	R: 5 H: 4 E: 1 LOB: 1 K: 2 BB: 2 S: 22 P: 32	1B: 7 SF: 0 2B: 1 SAC: 1 3B: 2 DP: 0 HR: 0 HBP: 1						

PITCHER		IP	WLS	BF	H	R	ER	SO	BB	IBB	HBP	BLK	WP	HR	S	P	ERA	WHIP
22 Chris Archer, R ERA: 3.42	(1, 1)	6.1		26	5	0	0	2	1	0	1	0	0	0	58	90	0.00	0.947
57 Jake McGee, L ERA: 1.59	(7, 1)	0.2		2	0	0	0	1	0	0	0	0	0	0	5	10	0.00	0.000
62 Joel Peralta, R ERA: 4.18	(8, 1)	1.0		4	1	0	0	1	0	0	0	0	0	0	14	21	0.00	1.000
50 Grant Balfour, R ERA: 6.46	(9, 1)	1.0	L	9	4	5	5	2	2	0	0	0	0	0	22	32	45.00	6.000

PITCHER	IP	WLS	BF	H	R	ER	SO	BB	IBB	HBP	BLK	WP	HR	S	P	ERA	WHIP

TOP

Seattle Mariners @ Tampa Bay Rays

Tropicana Field, St. Petersburg, FL

Sun Jun 08 2014, 1:42 PM - 4:50 PM EDT

Att. 18,158 - Dome - 72 F

livebaseballscorecards.com

AB	36
R	5
H	10
RBI	5
BB	3
SO	6
LOB	15

BOTTOM

Seattle Mariners @ Tampa Bay Rays

Tropicana Field, St. Petersburg, FL

Sun Jun 08 2014, 1:42 PM - 4:50 PM EDT

Att. 18,158 - Dome - 72 F

livebaseballscorecards.com

Batter	1	2	3	4	5	6	7	8	9	AB	R	H	RBI	BB	SO	LOB
8 Desmond Jennings, R (1, 8) OBP: 0.333, SLG: 0.382	L SI 90 B CU 82 B SL 83 F CH 90 S CU 80 2-3 K2-3 ①		B SL 82 C CH 90 B CU 78 X FF 91 2-1 3 S 1B		C SI 92 F CH 88 S CH 88 0-3 K ③			F FF 95 C CU 84 B CU 85 B CU 84 B FF 95 B CU 84 4-2 39 L4-3 BB		3	0	1	0	1	2	0
39 Kevin Kiermaier, L (1, 9) OBP: 0.405, SLG: 0.718	C SI 91 B CU 78 F CH 88 X FF 92 1-2 3 WP 1B		C CU 79 1 SAFE F CH 88 S CH 89 0-3 K ②			X CU 78 0-0 B5-3 ①		B FF 94 X FF 95 1-0 L4-3 ②③ 1-1		4	0	1	0	0	1	2
3 Evan Longoria, R (1, 5) OBP: 0.330, SLG: 0.396	S SI 91 B CH 88 X CH 88 1-1 G5-3 ② 1-2		B SL 84 C FF 92 C CU 80 S CH 90 1-3 K ③ 1-2			B CH 88 B SL 83 C CU 82 S SI 90 B CU 81 F CH 90 S CH 89 3-3 K ②			B FF 94 F FF 93 X FC 89 1-1 G4-3 ①	4	0	0	0	0	2	2
21 James Loney, L (1, 3) OBP: 0.340, SLG: 0.379	C CU 78 B CH 88 B CH 88 S CH 88 C FF 93 2-3 K ③			C CH 90 B CU 78 F CU 78 S CH 88 1-3 K ①		B CU 80 X SI 92 1-0 G4-3 ③			B CU 76 F FF 91 C FF 92 S SL 81 1-3 K ②	4	0	0	0	0	3	1
18 Ben Zobrist, S (1, 4) OBP: 0.324, SLG: 0.367		X CH 90 0-0 F7 ①		C CU 78 C FF 92 B CH 89 S CH 89 1-3 K ②			B FF 90 B CH 86 C FF 91 B CU 79 X SI 91 3-1 20 WP 20 S 1B		C FF 92 F FF 93 B FF 92 S SL 79 1-3 K ③	4	0	1	0	0	2	0
7 David DeJesus, L (1, 10) OBP: 0.349, SLG: 0.445		B CH 90 C CU 79 B CU 79 B FF 90 B SI 91 4-1 BB		X FF 92 0-0 2B			1 SAFE B CH 87 F FF 91 F CU 80 F FF 93 C FF 93 1-3 K ①			2	0	1	0	1	1	1
20 Matt Joyce, L (1, 7) OBP: 0.354, SLG: 0.395		X CH 88 0-0 L6 ②		B CU 79 C CH 88 B CU 81 S CH 88 X FF 93 2-2 P5 ③			1 SAFE D CH 88 S CU 81 F CU 80 B CH 89 S CH 89 2-3 K ② 1-3			3	0	0	0	0	1	3
11 Yunel Escobar, R (1, 6) OBP: 0.328, SLG: 0.338		F CH 91 B FF 92 B CH 88 S SL 82 C FF 92 2-3 K ③			C SI 90 C CH 87 B CH 86 B CH 89 S CH 88 2-3 K ①		S CH 89 D CH 89 S SL 84 D CH 90 S CH 90 2-3 K ③			3	0	0	0	0	3	2
28 José Molina, R (1, 2) OBP: 0.186, SLG: 0.133 11 Logan Forsythe, R (8, PH) OBP: 0.248, SLG: 0.245 43 Ali Solis, R (9, 2)			C CH 90 B SI 91 F CH 86 S CH 88 1-3 K ①		C SL 82 F FF 91 F FF 93 S CU 79 0-3 K ②			X FF 95 0-0 G5-3 ①		2 1 0	0 0 0	0 0 0	0 0 0	0 0 0	2 0 0	0 0 0
Inning Stats	R: 0 E: 0 K: 2 S: 11 H: 1 LOB: 1 BB: 0 P: 17	R: 0 E: 0 K: 1 S: 6 H: 0 LOB: 1 BB: 1 P: 12	R: 0 E: 0 K: 3 S: 11 H: 1 LOB: 1 BB: 0 P: 15	R: 0 E: 0 K: 2 S: 10 H: 1 LOB: 1 BB: 0 P: 14	R: 0 E: 0 K: 3 S: 10 H: 0 LOB: 0 BB: 0 P: 12	R: 0 E: 0 K: 1 S: 6 H: 0 LOB: 0 BB: 0 P: 10	R: 0 E: 0 K: 3 S: 12 H: 1 LOB: 1 BB: 0 P: 20	R: 0 E: 0 K: 0 S: 4 H: 0 LOB: 0 BB: 1 P: 9	R: 0 E: 0 K: 2 S: 8 H: 0 LOB: 0 BB: 0 P: 11	1B: 3 2B: 2 3B: 0 HR: 0 SF: 0 SAC: 0 DP: 1 HBP: 0						

	AB	30
	R	0
	H	4
	RBI	0
	BB	2
	SO	17
	LOB	11

WP: 2 PA: 32
PB: 0
SB: 2
CS: 0

PITCHER		IP	WLS	BF	H	R	ER	SO	BB	IBB	HBP	BLK	WP	HR	S	P	ERA	WHIP
34 Félix Hernández, R ERA: 2.39	(1, 1)	7.0		26	4	0	0	15	1	0	0	0	2	0	66	100	0.00	0.714
31 Yoervis Medina, R ERA: 3.0	(8, 1)	1.0	W	3	0	0	0	0	1	0	0	0	0	0	4	9	0.00	1.000
52 Dominic Leone, R ERA: 1.38	(9, 1)	0.1		1	0	0	0	0	0	0	0	0	0	0	2	3	0.00	0.000
41 Charlie Furbush, L ERA: 4.67	(9, 1)	0.2		2	0	0	0	2	0	0	0	0	0	0	6	8	0.00	0.000

PITCHER		IP	WLS	BF	H	R	ER	SO	BB	IBB	HBP	BLK	WP	HR	S	P	ERA	WHIP

Seattle Mariners @ Tampa Bay Rays

Tropicana Field, St. Petersburg, FL

Mon Jun 09 2014, 1:11 PM - 4:22 PM EDT

Att. 10,400 - Dome - 72 F

TOP

livebaseballscorecards.com

Batter	1	2	3	4	5	6	7	8	9	AB	R	H	RBI	BB	SO	LOB
8 Willie Bloomquist, R (1, 3) OBP: 0.291, SLG: 0.347 17 Justin Smoak, S (9, 3) OBP: 0.282, SLG: 0.361	C SI 91 X KC 76 0-1 P3 ①		X CH 84 0-0 99 1B 22 2B 1-2 1B		X KC 76 0-0 22 BB 1B		C SI 92 C FC 86 S SI 92 0-3 K ③			4 0	1 0	2 0	0 0	0 0	1 0	0 0
99 James Jones, L (1, 8) OBP: 0.331, SLG: 0.385	C SI 92 F SI 91 X SI 93 0-2 22 G4-3 22 S 1B		X SI 92 0-0 22 2B 7 G4-3 1-2 2-3 1B		1 SAFE C SI 91 B SI 92 1 SAFE X SI 93 1-1 B3 ②			C KC 83 F KC 76 F SI 92 B SI 92 B SI 91 F FC 85 X SI 92 2-2 22 FC3-6 1B		4	1	3	0	0	0	1
22 Robinson Canó, L (1, 4) OBP: 0.381, SLG: 0.421	B SI 93 S SI 93 X SI 92 1-1 G4-3 ② 1-3		C SI 92 F SI 94 X SI 94 0-2 7 G4-3 1-3 2-H 3-H 2B		B FC 86 C SI 93 B SI 93 B SI 94 B SI 94 4-1 1-2 BB			1 SAFE 1 SAFE 1 SAFE 1 SAFE B SI 90 C SI 92 B SI 92 F FC 85 F SI 92 2-2 X CH 84 FC3-6 ① 1-2f		3	0	1	2	1	0	2
7 Stefen Romero, R (1, 7) OBP: 0.258, SLG: 0.355 9 Endy Chavez, L (8, 7) OBP: 0.258, SLG: 0.367	B CH 85 S CH 85 T SI 93 C FC 87 1-3 K ③		S CH 84 B SI 93 F KC 78 B SI 94 B SI 93 X FC 88 3-2 G4-3 ② 2-3 3-H		C FC 86 S SI 93 S SI 94 0-3 K ③			C FC 86 B FC 85 S FC 84 C SI 92 1-3 K ②		4 0	0 0	0 0	1 0	0 0	3 0	5 0
3 Mike Zunino, R (1, 2) OBP: 0.276, SLG: 0.397		B CH 83 S SI 91 F KC 76 B FC 87 C SI 92 2-3 K ①	C SI 93 B SI 93 F FC 88 S SI 94 1-3 K ③			F SI 90 C SI 91 B FC 86 S CH 85 1-3 K ①		C CH 84 F FC 87 B SI 92 B SI 92 F FC 87 S SI 93 2-3 K ③		4	0	0	0	0	4	2
15 Kyle Seager, L (1, 5) OBP: 0.328, SLG: 0.457		B KC 78 C SI 92 F SI 93 X FC 86 1-2 G4-3 ②		S KC 76 F FC 85 B SI 92 F KC 78 X SI 92 1-2 L4 ①		X FC 84 0-0 F8 ②			S SL 82 S FF 90 B SL 79 B SL 81 F FF 89 F FF 90 C CH 82 2-3 K ①	4	0	0	0	0	1	0
16 Cole Gillespie, R (1, 9) OBP: 0.365, SLG: 0.417		B KC 77 S CH 85 X SI 93 1-1 F9 ③		B CH 84 B CH 85 S SI 93 F SI 93 B SI 93 X FC 87 3-2 G6-3 ②		C FC 85 X KC 77 0-1 F8 ③			S CH 79 B FF 93 F FF 93 X FF 94 1-2 F8 ②	4	0	0	0	0	0	0
4 John Buck, R (1, 10) OBP: 0.310, SLG: 0.340			X SI 91 0-0 99 1B 8 1B 22 2B 1B	B SI 93 B CH 85 C CH 85 F SI 93 F FC 88 B KC 79 X CH 85 3-2 G6-3 ③			C KC 75 B FC 84 B SI 91 B FC 84 F SI 91 S FC 86 3-3 K ①		C CH 80 X SL 84 0-1 L9 ③	4	1	1	0	0	1	0
5 Brad Miller, L (1, 6) OBP: 0.246, SLG: 0.277			B SI 92 X SI 92 1-0 F7 ①		S SI 89 C SI 91 C SI 92 0-3 K ①		S KC 77 B SI 92 B SI 91 X SI 92 2-1 F7 ②			3	0	0	0	0	1	1

Inning Stats	1	2	3	4	5	6	7	8	9
	R: 0 E: 0 K: 1 S: 10 H: 1 LOB: 1 BB: 0 P: 12	R: 0 E: 0 K: 1 S: 8 H: 0 LOB: 0 BB: 0 P: 12	R: 3 E: 0 K: 1 S: 13 H: 4 LOB: 1 BB: 0 P: 18	R: 0 E: 0 K: 0 S: 11 H: 0 LOB: 0 BB: 0 P: 18	R: 0 E: 0 K: 2 S: 10 H: 1 LOB: 2 BB: 1 P: 15	R: 0 E: 0 K: 1 S: 6 H: 0 LOB: 0 BB: 0 P: 7	R: 0 E: 0 K: 2 S: 8 H: 0 LOB: 0 BB: 0 P: 13	R: 0 E: 0 K: 2 S: 16 H: 1 LOB: 1 BB: 0 P: 23	R: 0 E: 0 K: 1 S: 10 H: 0 LOB: 0 BB: 0 P: 13

	AB	34
	R	3
	H	7
	RBI	3
	BB	1
	SO	11
	LOB	11

1B: 6 SF: 0
2B: 1 SAC: 0
3B: 0 DP: 0
HR: 0 HBP: 0

WP: 0 PA: 35
PB: 0
SB: 1
CS: 0

PITCHER		IP	WLS	BF	H	R	ER	SO	BB	IBB	HBP	BLK	WP	HR	S	P	ERA	WHIP
14 David Price, L ERA: 3.97	(1, 1)	8.0	L	32	7	3	3	10	1	0	0	0	0	0	82	118	3.38	1.000
27 Cesár Ramos, L ERA: 4.18	(9, 1)	0.1		1	0	0	0	1	0	0	0	0	0	0	5	7	0.00	0.000
26 Brad Boxberger, R ERA: 2.61	(9, 1)	0.2		2	0	0	0	0	0	0	0	0	0	0	5	6	0.00	0.000

PITCHER	IP	WLS	BF	H	R	ER	SO	BB	IBB	HBP	BLK	WP	HR	S	P	ERA	WHIP

BOTTOM

Seattle Mariners @ Tampa Bay Rays

Tropicana Field, St. Petersburg, FL

Mon Jun 09 2014, 1:11 PM - 4:22 PM EDT

Att. 10,400 - Dome - 72 F

Batter	1	2	3	4	5	6	7	8	9	AB	R	H	RBI	BB	SO	LOB
8 Desmond Jennings, R (1, 8) OBP: 0.331, SLG: 0.376	B FF 92 B FF 91 C SL 90 B FF 91 B FF 91 4-1 21 BB BB		C CU 79 S CH 79 T FF 94 0-2 ① K	B CU 80 B CH 80 B FF 92 C FF 92 F FF 92 X CU 81 3-2 ③ G4-3			S FC 89 C FF 94 S CU 75 0-3 ① K		B SI 93 B SI 93 C SI 93 X SI 95 2-1 ③ G4-3	4	0	0	0	1	2	2
39 Kevin Kiermaier, L (1, 9) OBP: 0.413, SLG: 0.714	X FF 91 0-0 ① F7		C CH 80 B SL 87 B FF 93 B CH 77 B FF 91 4-1 21 WP BB		B CH 75 B FF 91 B FF 89 C FF 90 F FF 89 X FF 91 3-2 ① P6		B FF 94 X FC 90 1-0 3 WP 2B			3	0	1	0	1	0	1
3 Evan Longoria, R (1, 5) OBP: 0.329, SLG: 0.391	C CU 78 1 SAFE C FF 93 X CU 81 0-2 ② L9		S SI 92 1 SAFE 1 SAFE B CH 81 F FF 92 1 SAFE S CU 82 1-3 ② K		S CU 77 B CU 80 S CH 79 X FF 93 1-2 ② G6-3		S FC 90 B FC 91 F FC 94 B FF 95 B CU 77 B CU 76 4-2 21 G4-3 2-3 BB			3	0	0	0	1	1	2
21 James Loney, L (1, 3) OBP: 0.346, SLG: 0.385	1 SAFE B FF 93 B FF 92 F FF 93 B CH 79 B SI 91 4-1 1-2 BB		B CH 80 B CU 78 C CH 78 B FF 92 C CH 79 D CH 80 4-2 1-2 BB		X CH 79 0-0 19 S 2B		B FC 90 F SI 93 X FF 94 1-1 ②③ G4-3 1-2f			2	0	1	0	2	0	2
18 Ben Zobrist, S (1, 4) OBP: 0.323, SLG: 0.362	C CH 76 X FF 93 0-1 ③ F8		C CH 79 D CU 79 B CH 79 B FF 92 X FF 91 3-1 ③ G3		B CU 78 B FF 92 B CH 79 C FF 90 B FF 91 4-1 BB			C CU 75 F CH 83 B CH 85 X FF 94 1-2 ① G4-3		3	0	0	0	1	0	4
7 David DeJesus, L (1, 10) OBP: 0.351, SLG: 0.446 19 Jerry Sands, R (5, PH) OBP: 0.125, SLG: 0.125 (6, 10)		C FF 92 B CH 79 C CH 79 X FF 94 1-2 ① L4		X FF 91 0-0 20 1B 1B	F SI 84 B SI 84 F SI 84 B CH 78 1 SAFE S CH 77 2-3 ③ K 2-3			F FC 90 B FC 93 C FC 90 C CU 77 1-3 ② K		2 2	0 0	1 0	0 0	0 2	0 2	0 2
20 Matt Joyce, L (1, 7) OBP: 0.352, SLG: 0.392		C CH 80 S CU 81 B CH 81 F FF 94 S CH 80 1-3 ② K		B CH 76 B FF 91 1 SAFE 1 SAFE F FF 90 S CH 77 X CH 79 2-2 1-2 1B		C SL 77 C FF 89 B FF 91 F CU 68 X FF 87 1-2 ① G6-3		C FF 93 S CH 86 B CH 85 B CU 76 X FC 91 2-2 ③ P6		4	0	1	0	0	1	0
11 Yunel Escobar, R (1, 6) OBP: 0.327, SLG: 0.336		X FF 94 0-0 1B		B CU 78 B SI 92 C FF 92 F FF 93 S CH 82 2-3 ① K		C FF 94 B FF 94 S SL 84 B SL 83 X FF 94 2-2 ② G6-3			C SI 92 C SI 94 B FF 95 B SI 94 B CH 80 X SI 93 3-2 ① G6-3	4	0	1	0	0	1	2
28 José Molina, R (1, 2) OBP: 0.180, SLG: 0.129 11 Logan Forsythe, R (9, PH) OBP: 0.246, SLG: 0.243		C CU 79 X CU 81 0-1 ③ F8		C CU 79 B FF 93 S SI 92 S FF 92 1-3 ② K		F FF 94 B SL 83 S FF 95 S FF 94 1-3 ③ K			C SI 94 X CH 78 0-1 ② G5-3	3 1	0 0	0 0	0 0	0 0	2 0	3 0
Inning Stats	R: 0 E: 0 K: 0 S: 8 H: 0 LOB: 2 BB: 2 P: 16	R: 0 E: 0 K: 1 S: 10 H: 1 LOB: 1 BB: 0 P: 12	R: 0 E: 0 K: 2 S: 11 H: 0 LOB: 2 BB: 2 P: 23	R: 0 E: 0 K: 2 S: 13 H: 2 LOB: 2 BB: 0 P: 21	R: 0 E: 0 K: 1 S: 11 H: 1 LOB: 2 BB: 1 P: 21	R: 0 E: 0 K: 1 S: 10 H: 0 LOB: 0 BB: 0 P: 14	R: 0 E: 0 K: 1 S: 8 H: 1 LOB: 1 BB: 1 P: 14	R: 0 E: 0 K: 1 S: 9 H: 0 LOB: 0 BB: 0 P: 13	R: 0 E: 0 K: 0 S: 7 H: 0 LOB: 0 BB: 0 P: 12	1B: 3 2B: 2 3B: 0 HR: 0 SF: 0 SAC: 0 DP: 1 HBP: 0						

PITCHER	IP	WLS	BF	H	R	ER	SO	BB	IBB	HBP	BLK	WP	HR	S	P	ERA	WHIP
50 Erasmo Ramírez, R (1, 1) ERA: 5.97	4.2		23	4	0	0	5	5	0	0	0	1	0	50	88	0.00	1.929
97 Joe Beimel, L (5, 1) ERA: 1.86	0.2	W	2	0	0	0	1	0	0	0	0	0	0	7	10	0.00	0.000
52 Dominic Leone, R (6, 1) ERA: 1.35	0.2	H	2	0	0	0	1	0	0	0	0	0	0	6	9	0.00	0.000
40 Danny Farquhar, R (7, 1) ERA: 2.48	2.0	H	7	1	0	0	2	1	0	0	0	1	0	17	27	0.00	1.000
56 Fernando Rodney, R (9, 1) ERA: 2.19	1.0	S	3	0	0	0	0	0	0	0	0	0	0	7	12	0.00	0.000

PITCHER	IP	WLS	BF	H	R	ER	SO	BB	IBB	HBP	BLK	WP	HR	S	P	ERA	WHIP

livebaseballscorecards.com

AB	31
R	0
H	5
RBI	0
BB	6
SO	9
LOB	18

WP: 2 PA: 37
PB: 0
SB: 1
CS: 0

New York Yankees @ Seattle Mariners

Safeco Field, Seattle, WA

Tue Jun 10 2014, 7:13 PM - 10:00 PM PDT

Att. 28,405 - Cloudy - 66 F

TOP

livebaseballscorecards.com

Batter	1	2	3	4	5	6	7	8	9	AB	R	H	RBI	BB	SO	LOB
11 Brett Gardner, L (1, 7) OBP: 0.340, SLG: 0.391	B FF 88 C SI 86 F SL 79 B FS 85 F SI 88 F FS 85 S FF 90 2-3 K ①	B SI 88 F SI 89 C SL 82 F SI 90 1 SAFE D FS 85 F FF 91 B SI 89 S FS 84 3-3 1-2 K ②③			C FF 85 B CU 74 X SI 88 1-1 2 BB 1B			B FS 83 F SI 88 B FF 86 B FS 83 X SI 89 3-1 F8 ①		4	0	1	0	0	2	1
2 Derek Jeter, R (1, 6) OBP: 0.319, SLG: 0.310	B SI 87 B SL 81 X SI 89 2-0 25 1B 36 2B 1B		B SL 79 C SI 89 B SI 89 F SL 83 X SI 89 2-2 G4-3 ①		C SI 89 B SL 80 B SI 89 F SL 83 B SI 91 B SI 91 4-2 1-2 BB			X SL 83 0-0 22 1B 2B		3	2	2	0	1	0	0
22 Jacoby Ellsbury, L (1, 8) OBP: 0.351, SLG: 0.406	C SI 88 X FS 84 0-1 L7 ②		B CU 71 X SI 89 1-0 L1-3 ②		C SL 83 F SI 87 C FF 92 0-3 K ③			C SI 92 C SL 81 X SI 93 0-2 25 L4-3 2-H 1B		4	0	1	1	0	1	3
25 Mark Teixeira, S (1, 3) OBP: 0.361, SLG: 0.457	C SI 88 C SL 81 B FS 85 B SI 91 F FS 84 X SI 89 2-2 36 2B 34 1B 1-2 1B		X FS 84 0-0 L9 ③			C SI 87 B SL 86 B FS 85 B SI 88 F SI 89 T SI 88 3-2 K ①		1 SAFE X SI 92 0-0 L4-3 ②③ 1-1		4	1	1	0	0	1	1
36 Carlos Beltrán, S (1, 10) OBP: 0.277, SLG: 0.411	C SL 80 X SL 79 0-1 34 1B 1-3 2-H 2B			B FS 84 X SL 86 1-0 G5-3 ①		B CU 74 F SI 90 B SI 89 F FS 85 X FF 91 2-2 34 G3-6-3 1B			C SI 90 B SL 80 S FF 92 S SL 82 1-3 K ①	4	0	2	1	0	1	0
34 Brian McCann, L (1, 2) OBP: 0.282, SLG: 0.363	C SI 88 B FS 85 X FS 84 1-1 2-3 3-H 1B			B CU 71 C SI 89 X CU 73 1-1 G1-3 ②		C CU 73 X CU 75 0-1 G3-6-3 ②③ 1-2f			X FF 92 0-0 G4-3 ②	4	0	1	1	0	0	1
26 Yangervis Solarte, S (1, 5) OBP: 0.366, SLG: 0.451	C SI 88 X SI 89 0-1 G4-3 ③			F SL 79 X FS 85 0-1 G4-3 ③			C SI 87 B FS 84 C SL 85 X FS 85 1-2 G4-3 ①		B FF 92 C FF 92 B FF 93 H SL 81 3-1 HBP	3	0	0	0	0	0	2
31 Ichiro Suzuki, L (1, 9) OBP: 0.364, SLG: 0.346		C SI 87 C FF 90 B FF 90 X SI 86 1-2 L7 ①			X CU 71 0-0 L7 ①		C CU 75 B SI 89 X SI 88 1-1 G4-3 ②		C SL 80 C SL 81 B SL 80 C SL 81 1-3 K ③	4	0	0	0	0	1	1
14 Brian Roberts, S (1, 4) OBP: 0.317, SLG: 0.346		C SI 87 F SI 90 B CU 74 B SI 90 F FS 84 B SI 90 B SI 91 4-2 11 CS BB			B SI 87 B FS 84 B SI 88 C SI 88 X SI 87 3-1 G3-1 ②		B SI 87 C SI 88 F CU 74 S FS 85 1-3 K ③			2	0	0	0	1	1	0
Inning Stats	R: 2 E: 0 K: 1 S: 18 H: 4 LOB: 2 BB: 0 P: 25	R: 0 E: 0 K: 1 S: 12 H: 0 LOB: 1 BB: 1 P: 20	R: 0 E: 0 K: 0 S: 5 H: 0 LOB: 0 BB: 0 P: 8	R: 0 E: 0 K: 0 S: 5 H: 0 LOB: 0 BB: 0 P: 7	R: 0 E: 0 K: 1 S: 10 H: 1 LOB: 2 BB: 1 P: 18	R: 0 E: 0 K: 1 S: 8 H: 1 LOB: 0 BB: 0 P: 13	R: 0 E: 0 K: 1 S: 8 H: 0 LOB: 0 BB: 0 P: 11	R: 1 E: 0 K: 0 S: 7 H: 2 LOB: 0 BB: 0 P: 10	R: 0 E: 0 K: 2 S: 8 H: 0 LOB: 1 BB: 0 P: 13	1B: 6 2B: 4 3B: 0 HR: 0 SF: 0 SAC: 0 DP: 3 HBP: 1						

	AB	32
	R	3
	H	8
	RBI	3
	BB	2
	SO	7
	LOB	9

WP: 0 PA: 35
PB: 0
SB: 0
CS: 1

PITCHER		IP	WLS	BF	H	R	ER	SO	BB	IBB	HBP	BLK	WP	HR	S	P	ERA	WHIP
18 Hisashi Iwakuma, R ERA: 2.79	(1, 1)	7.1	L	29	7	3	3	5	2	0	0	0	0	0	69	108	3.68	1.227
41 Charlie Furbush, L ERA: 4.26	(8, 1)	1.2		6	1	0	0	2	0	0	1	0	0	0	12	17	0.00	0.600

PITCHER		IP	WLS	BF	H	R	ER	SO	BB	IBB	HBP	BLK	WP	HR	S	P	ERA	WHIP

Batter	1	2	3	4	5	6	7	8	9	AB	R	H	RBI	BB	SO	LOB
8 Willie Bloomquist, R (1, 3) OBP: 0.277, SLG: 0.329	C FF 88 X SI 87 0-1 ① P3		X SI 86 0-0 ② P3		B SL 83 B SI 89 C CU 76 X CH 84 2-1 ③ F8		S KC 84 B FF 98 B FF 98 F KC 84 F FF 98 S FF 99 2-3 ③ K			4	0	0	0	0	1	2
99 James Jones, L (1, 8) OBP: 0.320, SLG: 0.372	C SI 89 S SL 83 F SL 82 B SI 88 X CU 76 1-2 ② L4		C CU 77 B FF 89 X SI 88 1-1 ③ G4-3			C SI 88 S FF 90 B SL 82 F SI 90 S CU 78 1-3 ① K2-3		B FF 94 B SI 93 F FF 93 F FF 94 X SL 87 2-2 ① G4-3		4	0	0	0	0	1	0
22 Robinson Canó, L (1, 4) OBP: 0.383, SLG: 0.426	C SI 90 T FF 90 X SL 80 0-2 16 1B 2B			F SL 82 B SI 89 F FF 90 X SI 90 1-2 ① G3		X SI 90 0-0 ② L8		B SI 94 C SI 95 X CH 87 1-1 1B		4	1	2	0	0	0	0
16 Cole Gillespie, R (1, 10) OBP: 0.389, SLG: 0.429 9 Endy Chavez, L (6, PH) OBP: 0.242, SLG: 0.344 (7, 10)	C SL 81 B CH 84 B SI 88 B SL 83 X SI 88 3-1 15 CS 1B 2-H			B CU 77 F FF 90 B SL 82 B CH 84 F FF 90 F SI 89 B SL 84 4-2 15 1B BB		B SV 80 F FF 94 B SV 82 X FF 96 2-1 ③ G4-3		1 SAFE C CH 86 S CU 81 B FF 94 F CU 82 X CU 82 1-2 ② P4		1 2	0 0	1 0	1 0	1 0	0 0	0 1
15 Kyle Seager, L (1, 5) OBP: 0.327, SLG: 0.453	C SL 83 S SL 83 1 SAFE F SL 83 B FF 90 1-2 CS 1-2	C SI 89 F SL 82 B FF 90 B SL 80 B SI 89 X SL 80 3-2 ① L9		B SI 88 B SI 86 B CU 77 C SI 86 S SI 88 X SI 87 3-2 3 F7 1B 1-3			X FF 95 0-0 ① L4-3	B FF 95 X CH 87 1-0 ③ P4		4	0	1	0	0	0	1
3 Mike Zunino, R (1, 2) OBP: 0.281, SLG: 0.401		C SI 88 B SL 83 F FF 89 B FF 89 F SL 82 X CH 84 2-2 55 WP 2B	B FF 89 F SI 88 X SL 83 1-1 ② F7 1-2				C FF 96 B FF 98 B SV 82 B SV 83 H SV 80 4-1 55 WP 13 1B HBP		F FC 90 F KC 83 B FC 93 B FC 91 B FC 91 T FC 92 3-2 ① K	3	1	1	0	0	1	2
55 Michael Saunders, L (1, 9) OBP: 0.313, SLG: 0.429		D CU 77 B SL 82 T SL 81 F SL 82 B SL 81 S SL 79 3-3 ② K 2-3	F SI 90 X SL 82 0-1 ③ F8				C SV 84 F SV 84 B SV 86 B FF 98 S SV 86 2-3 ② K 1-2		C FC 93 F FC 92 B KC 83 S KC 85 1-3 ② K	4	0	0	0	0	3	4
13 Dustin Ackley, L (1, 7) OBP: 0.293, SLG: 0.370		C SL 84 C FF 90 X SI 89 0-2 ③ L8			C SL 80 F SI 88 F SI 88 F SI 90 B FF 90 B SL 83 B SL 81 X FF 90 3-2 ① F7		C SV 83 B SV 82 F FF 99 X SV 84 1-2 5 1B 2-H		C FC 92 B FC 94 B FC 93 B FC 93 B FC 94 4-1 BB	3	0	1	1	1	0	1
5 Brad Miller, L (1, 6) OBP: 0.247, SLG: 0.278 4 John Buck, R (9, PH) OBP: 0.305, SLG: 0.333			B SL 80 B SL 81 C SI 88 F SI 88 F SL 81 X SI 88 2-2 ① L6		B SI 90 X SL 83 1-0 ② G6-3		X FF 98 0-0 1-2 1B		S KC 83 S KC 82 B FF 93 S KC 83 1-3 ③ K	3 1	0 0	1 0	0 0	0 0	0 1	0 1
Inning Stats	R: 1 H: 2 E: 0 LOB: 0 K: 0 BB: 0 S: 14 P: 19	R: 0 H: 1 E: 0 LOB: 1 K: 1 BB: 0 S: 13 P: 21	R: 0 H: 0 E: 0 LOB: 0 K: 0 BB: 0 S: 7 P: 10	R: 0 H: 1 E: 0 LOB: 2 K: 0 BB: 1 S: 13 P: 22	R: 0 H: 0 E: 0 LOB: 0 K: 0 BB: 0 S: 8 P: 14	R: 0 H: 0 E: 0 LOB: 0 K: 1 BB: 0 S: 7 P: 10	R: 1 H: 2 E: 0 LOB: 2 K: 2 BB: 0 S: 13 P: 22	R: 0 H: 1 E: 0 LOB: 1 K: 0 BB: 0 S: 10 P: 15	R: 0 H: 0 E: 0 LOB: 1 K: 3 BB: 1 S: 10 P: 19	1B: 5 2B: 2 3B: 0 HR: 0	SF: 0 SAC: 0 DP: 0 HBP: 1			WP: 2 PB: 0 SB: 0 CS: 1	PA: 37		

PITCHER	IP	WLS	BF	H	R	ER	SO	BB	IBB	HBP	BLK	WP	HR	S	P	ERA	WHIP
57 Vidal Nuño, L (1, 1) ERA: 4.97	5.2		21	4	1	1	2	1	0	0	0	1	0	60	92	1.59	0.882
68 Dellin Betances, R (6, 1) ERA: 1.69	1.1	W	7	2	1	1	2	0	0	1	0	1	0	15	26	6.75	1.500
43 Adam Warren, R (8, 1) ERA: 2.31	1.0	H	4	1	0	0	0	0	0	0	0	0	0	10	15	0.00	1.000
30 David Robertson, R (9, 1) ERA: 3.68	1.0	S	4	0	0	0	3	1	0	0	0	0	0	10	19	0.00	1.000

PITCHER	IP	WLS	BF	H	R	ER	SO	BB	IBB	HBP	BLK	WP	HR	S	P	ERA	WHIP

BOTTOM

New York Yankees @ Seattle Mariners

Safeco Field, Seattle, WA

Tue Jun 10 2014, 7:13 PM - 10:00 PM PDT

Att. 28,405 - Cloudy - 66 F

livebaseballscorecards.com

AB	33
R	2
H	7
RBI	2
BB	2
SO	7
LOB	12

New York Yankees @ Seattle Mariners

Safeco Field, Seattle, WA

Wed Jun 11 2014, 7:13 PM - 9:55 PM PDT

Att. 28,434 - Partly Cloudy - 71 F

livebaseballscorecards.com

Batter	1	2	3	4	5	6	7	8	9	AB	R	H	RBI	BB	SO	LOB
11 Brett Gardner, L (1, 7) OBP: 0.345, SLG: 0.392	C FF 85 C FF 86 B FF 87 F SL 80 F FF 86 F FF 85 X SL 81 1-2 ① L7		B SL 77 D FF 84 B FF 84 C FF 84 B FF 85 4-1 25 FC3-6 22 1B 1-2 BB		C FF 85 F CH 79 X CH 79 0-2 22 1B 25 HR 1B		S SL 84 T FF 96 B CH 90 B FF 96 S CU 79 2-3 ① K2-3		C FF 89 B SL 79 B FF 88 F FF 88 B FF 89 X FF 88 3-2 22 FC6 1B	4	1	2	0	1	1	0
2 Derek Jeter, R (1, 6) OBP: 0.321, SLG: 0.312	F FF 86 S SL 79 B FF 86 B SL 80 X FF 86 2-2 22 S 1B		B FF 86 X FF 85 1-0 ① B2		1 SAFE B FF 85 X FF 85 1-0 ① L8		F FF 96 F FF 97 B SL 88 X SI 98 1-2 22 E 22 S 1B		1 SAFE 1 SAFE X SI 85 0-0 ② L9	5	0	2	0	0	0	4
22 Jacoby Ellsbury, L (1, 8) OBP: 0.356, SLG: 0.408	1 SAFE B FF 85 F FF 85 B SL 78 B FF 86 F FF 86 S FF 84 3-3 ② K 1-2		B FF 86 C FF 85 X SL 78 1-1 25 FC3-6 1-2 2-H 1B		X SL 78 0-0 25 HR 1-2 1B		B SI 97 S CH 90 B CH 91 B SI 97 B SI 97 4-1 BB 1-3		1 SAFE C SL 80 B FF 89 C FF 88 1 SAFE F CU 72 F FF 87 X FF 89 1-2 ③ FC6 1-2f	4	1	2	1	1	1	2
25 Mark Teixeira, S (1, 3) OBP: 0.364, SLG: 0.474	B FF 85 S SL 79 C FF 85 F SL 78 B SL 79 D FF 86 F FF 86 B SL 79 4-2 BB		B FF 84 D FF 85 X FF 85 2-0 ② FC3-6 1-2f 2-3		F FF 85 X FF 85 0-1 HR 1-H 2-H		C SL 87 F SI 96 S CU 79 0-3 ② K			3	1	1	3	1	1	4
36 Carlos Beltrán, S (1, 10) OBP: 0.270, SLG: 0.400	F SL 78 B FF 86 D SL 78 F FF 86 S SL 79 1-3 ③ K		B FF 85 B FF 86 B FF 86 C FF 85 X FF 86 3-1 ③ P5		C SL 76 F SL 75 B CH 80 B CH 78 X FF 85 2-2 ② P5		F FF 96 B CH 88 1 SAFE X CU 78 1-1 ③ G4-3			4	0	0	0	0	1	6
34 Brian McCann, L (1, 2) OBP: 0.281, SLG: 0.361		B FF 84 X FF 85 1-0 ① G5-3		B SL 76 F FF 85 F FF 85 B CU 69 B FF 85 X FF 86 3-2 ① F8	C SL 78 B FF 86 F SL 78 B CU 68 F FF 86 X FF 86 2-2 ③ G4-3			F SI 96 B CU 78 S CH 89 X CU 79 1-2 26 G4-6-3 1B		4	0	1	0	0	0	0
26 Yangervis Solarte, S (1, 5) OBP: 0.360, SLG: 0.442		B FF 85 C SL 78 C FF 86 X SL 79 1-2 ② P5		X FF 85 0-0 ② F9		C FF 95 X SL 87 0-1 ① G3-1		X SI 96 0-0 ① ② G4-6-3 1-2f		4	0	0	0	0	0	1
31 Ichiro Suzuki, L (1, 9) OBP: 0.361, SLG: 0.342		B FF 86 F FF 85 B SL 78 B FF 86 X FF 85 3-1 ③ P5		C FF 86 C SL 78 X FF 86 0-2 1B	B CU 76 F CH 89 B CH 90 X FF 97 2-1 ② G4-3		C CH 89 B SI 96 B CH 90 X FF 96 2-1 ③ G4-3			4	0	1	0	0	0	0
14 Brian Roberts, S (1, 4) OBP: 0.316, SLG: 0.344			X FF 84 0-0 11 BB 22 1B 1B	B FF 84 C FF 86 T SL 77 1 SAFE 1 SAFE F SL 78 1 SAFE B CH 78 X FF 86 2-2 ③ L7		C SI 96 F FF 96 S CU 79 0-3 ③ K			S SI 84 F SI 86 F CH 78 B CH 78 B SL 76 X SI 84 2-2 ① L9	4	1	1	0	0	1	1
Inning Stats	R: 0 E: 0 K: 2 S: 20 H: 1 LOB: 2 BB: 1 P: 31	R: 0 E: 0 K: 0 S: 6 H: 0 LOB: 0 BB: 0 P: 11	R: 1 E: 0 K: 0 S: 8 H: 2 LOB: 2 BB: 1 P: 19	R: 0 E: 0 K: 0 S: 11 H: 1 LOB: 1 BB: 0 P: 16	R: 3 E: 0 K: 0 S: 14 H: 3 LOB: 0 BB: 0 P: 19	R: 0 E: 0 K: 1 S: 7 H: 0 LOB: 0 BB: 0 P: 9	R: 0 E: 0 K: 2 S: 12 H: 1 LOB: 2 BB: 1 P: 20	R: 0 E: 0 K: 0 S: 6 H: 1 LOB: 0 BB: 0 P: 9	R: 0 E: 0 K: 0 S: 14 H: 1 LOB: 1 BB: 0 P: 20	1B: 9 2B: 0 3B: 0 HR: 1	SF: 0 SAC: 0 DP: 1 HBP: 0			WP: 0 PB: 0 SB: 2 CS: 0	PA: 39		

	AB	36
	R	4
	H	10
	RBI	4
	BB	3
	SO	5
	LOB	18

PITCHER		IP	WLS	BF	H	R	ER	SO	BB	IBB	HBP	BLK	WP	HR	S	P	ERA	WHIP
53 Chris Young, R ERA: 3.68	(1, 1)	5.0	L	24	7	4	4	2	2	0	0	0	0	1	59	96	7.20	1.800
54 Tom Wilhelmsen, R ERA: 2.67	(6, 1)	3.0		11	2	0	0	3	1	0	0	0	0	0	25	38	0.00	1.000
97 Joe Beimel, L ERA: 1.77	(9, 1)	1.0		4	1	0	0	0	0	0	0	0	0	0	14	20	0.00	1.000

PITCHER	IP	WLS	BF	H	R	ER	SO	BB	IBB	HBP	BLK	WP	HR	S	P	ERA	WHIP

Batter	1	2	3	4	5	6	7	8	9	AB	R	H	RBI	BB	SO	LOB
9 Endy Chavez, L (1, 9) OBP: 0.216, SLG: 0.306	C FF 90 F FS 87 X FF 91 0-2 ① G6-3			C CU 73 S FS 86 S FS 88 0-3 ① K		C CU 74 B FF 92 F SI 89 S SI 89 1-3 ② K2-3			F FF 88 B FS 87 X FS 85 1-1 ① G6-3	4	0	0	0	0	2	0
99 James Jones, L (1, 8) OBP: 0.326, SLG: 0.376	B SI 92 C SL 80 S FS 84 X SI 90 1-2 ② F8			L SI 91 X FS 86 0-1 22 FC6-4 1B		B FF 91 F SI 90 B SL 83 T SI 91 C FF 94 2-3 ③ K			C SI 91 B SL 80 X SI 90 1-1 22 HR 1B	4	1	2	0	0	1	0
22 Robinson Canó, L (1, 4) OBP: 0.381, SLG: 0.436	F SL 83 X FF 92 0-1 ③ G4-3			B SI 91 1 SAFE S FS 85 X FF 93 1-1 ② FC6-4 15 1B 1-2f			B FF 91 X FF 88 1-0 ① G3-1		X SI 90 0-0 1-H HR	4	1	1	2	0	0	1
15 Kyle Seager, L (1, 5) OBP: 0.329, SLG: 0.452		X SI 90 0-0 ① G1-3		1 SAFE B SL 83 C SI 91 B FS 88 B SI 91 X SI 93 3-1 1-2 1B			B SI 90 B SI 90 B SI 90 B FF 92 4-0 20 G4-6-3 BB		B SI 91 F SI 91 L FS 87 B FS 89 F FS 88 C FF 94 2-3 ② K	3	0	1	0	1	1	0
20 Logan Morrison, L (1, 3) OBP: 0.192, SLG: 0.125		C FF 92 B SL 82 X SL 82 1-1 ② G4-3		S FS 87 S FS 87 D FS 88 F FF 95 S FS 87 1-3 ③ K			C SI 90 X SI 90 0-1 ②③ G4-6-3 1-2f		C SL 82 S FS 88 B FF 95 B FS 89 C FF 95 2-3 ③ K	4	0	0	0	0	2	3
13 Dustin Ackley, L (1, 7) OBP: 0.288, SLG: 0.365		B FF 89 X SI 92 1-0 ③ G3-1			B SI 90 C FS 87 F FS 83 X SL 84 1-2 ① F7			F FF 92 B FF 92 F FF 91 B FS 89 X SI 93 2-2 ① G6-3		3	0	0	0	0	0	0
3 Mike Zunino, R (1, 2) OBP: 0.281, SLG: 0.406			S SL 82 B SI 90 F FF 91 S SI 90 1-3 ① K		B FF 91 T SL 83 B FF 91 F SI 91 B FS 88 S SL 85 3-3 ② K			S SI 91 X SI 91 0-1 5 1B 2B		3	0	1	0	0	2	0
5 Brad Miller, L (1, 6) OBP: 0.249, SLG: 0.279			B SI 90 X SI 90 1-0 ② G3		T FF 93 C FF 92 S SI 90 0-3 ③ K			F FF 88 D FS 88 X SI 89 1-1 16 L4-3 2-3 1B		3	0	1	0	0	1	0
16 Cole Gillespie, R (1, 10) OBP: 0.368, SLG: 0.404			C FF 89 B SL 83 C FS 85 F SL 86 S SI 89 1-3 ③ K			B SI 91 F SI 89 C SL 82 B FS 88 T SL 83 2-2 ① K		C SI 91 B SI 89 X SI 91 1-1 ②③ L4-3 1-1		3	0	0	0	0	2	2
Inning Stats	R: 0 E: 0 K: 0 S: 8 H: 0 LOB: 0 BB: 0 P: 9	R: 0 E: 0 K: 0 S: 4 H: 0 LOB: 0 BB: 0 P: 6	R: 0 E: 0 K: 2 S: 8 H: 0 LOB: 0 BB: 0 P: 11	R: 0 E: 0 K: 2 S: 13 H: 2 LOB: 2 BB: 0 P: 18	R: 0 E: 0 K: 2 S: 9 H: 0 LOB: 0 BB: 0 P: 13	R: 0 E: 0 K: 3 S: 9 H: 0 LOB: 0 BB: 0 P: 14	R: 0 E: 0 K: 0 S: 3 H: 0 LOB: 0 BB: 1 P: 8	R: 0 E: 0 K: 0 S: 9 H: 2 LOB: 1 BB: 0 P: 13	R: 2 E: 0 K: 2 S: 12 H: 2 LOB: 0 BB: 0 P: 18	1B: 4 2B: 2 3B: 0 HR: 1 SF: 0 SAC: 0 DP: 2 HBP: 0						

PITCHER	IP	WLS	BF	H	R	ER	SO	BB	IBB	HBP	BLK	WP	HR	S	P	ERA	WHIP
19 Masahiro Tanaka, R (1, 1) ERA: 2.02	9.0	W	32	6	2	2	11	1	0	0	0	0	1	75	110	2.00	0.778

PITCHER	IP	WLS	BF	H	R	ER	SO	BB	IBB	HBP	BLK	WP	HR	S	P	ERA	WHIP

BOTTOM

New York Yankees @ Seattle Mariners

Safeco Field, Seattle, WA

Wed Jun 11 2014, 7:13 PM - 9:55 PM PDT

Att. 28,434 - Partly Cloudy - 71 F

livebaseballscorecards.com

AB	31
R	2
H	6
RBI	2
BB	1
SO	11
LOB	6

WP: 0 PB: 0 SB: 0 CS: 0 PA: 32

Batter	1	2	3	4	5	6	7	8	9	AB	R	H	RBI	BB	SO	LOB
11 Brett Gardner, L (1, 7) (7, 8) OBP: 0.340, SLG: 0.386	B FF 92 C FF 92 B FF 92 X SI 92 2-1 G3 ① C SI 90 B CU 78 C CU 77 B CU 80 F FF 93 B CU 79 C CU 78 3-3 K ③			D CU 78 C SI 90 B SI 88 2 SAFE B FF 91 X SI 91 3-1 SH1-3 ① 1-2 2-3		B CH 86 B SI 95 C SI 95 B CH 88 X FC 92 3-1 G3-1 ② 2-3			B CU 79 C SI 92 C SI 92 X SL 82 1-2 G4-3 ①	4	0	0	0	0	1	1
2 Derek Jeter, R (1, 6) OBP: 0.331, SLG: 0.320	X SI 92 0-0 22 HR 1B		X FF 91 0-0 22 BB 12 2B 1B	F FF 94 X FF 95 0-1 2-H 3-H 1B		C FF 92 B SL 84 F FF 95 B SL 84 F FC 91 F FF 96 B SI 96 B FF 96 4-2 BB			B SI 94 F FF 93 B SL 81 X FF 93 2-1 G1-3 ②	4	2	3	2	1	0	0
22 Jacoby Ellsbury, L (1, 8) OBP: 0.358, SLG: 0.419 31 Ichiro Suzuki, L (7, 9) OBP: 0.366, SLG: 0.348	B CH 85 C FF 92 D CU 78 X SI 92 2-1 1-H HR		1 SAFE D CU 78 B CH 88 B CH 88 B FF 91 4-0 1-2 12 2B BB	X FF 95 0-0 F7 ②		B FF 96 F FC 88 X SI 95 1-1 P6 ③			C FF 94 C FF 93 X SL 83 0-2 25 1B 1B	3 1	2 0	1 1	2 0	1 0	0 0	3 0
25 Mark Teixeira, S (1, 3) OBP: 0.365, SLG: 0.468	B CH 86 B SI 92 B CH 85 C FF 92 F FF 92 F FF 92 B CU 78 4-2 36 1B BB		C CH 85 S CH 87 X FF 93 0-2 F9 ①	D SI 92 X FF 96 1-0 G6-3 ③			C FC 90 S CH 84 B SI 94 B CU 76 B FF 92 S FC 90 3-3 K ①		C FF 93 B SL 81 X SI 94 1-1 1-2 1B	4	0	1	0	1	1	3
12 Alfonso Soriano, R (1, 9) (7, 7) OBP: 0.254, SLG: 0.396	X CH 84 0-0 F8 ②		C CH 86 F FF 92 B CU 80 X CH 87 1-2 26 S 1-H 2-H 2B		S SL 82 S SL 81 S SL 83 0-3 K ①		C CU 76 B FC 89 S CU 76 S CU 76 1-3 K ②		S FF 94 S SL 82 S SL 82 0-3 K ③	5	0	1	2	0	3	3
36 Carlos Beltrán, S (1, 10) OBP: 0.269, SLG: 0.396	B SI 91 D CH 84 B FF 92 F FF 91 X SI 91 3-1 1-2 1B		F SI 93 B FF 93 S CU 79 C CU 80 1-3 K ②		X SI 94 0-0 G1-3 ②		C FC 89 B CH 85 C FC 89 B FF 94 F CU 76 X FC 90 2-2 G3-1 ③			4	0	1	0	0	1	1
26 Yangervis Solarte, S (1, 5) OBP: 0.354, SLG: 0.434	B FF 91 X SI 91 1-0 L7 ③		C CH 86 B FF 91 F CU 79 S CU 80 1-3 K ③ 2-3		C SI 94 X FC 87 0-1 G4-3 ③			C FF 95 C CU 85 B CU 85 S CU 86 1-3 K ①		4	0	0	0	0	2	3
14 Brian Roberts, S (1, 4) OBP: 0.315, SLG: 0.339		B FF 90 C CH 83 X CH 83 1-1 L4 ①		B SI 89 B FF 90 C FF 90 F CH 84 B CU 77 B FF 91 4-2 11 SH1-3 66 1B 2 1B BB		T SI 94 X CH 88 0-1 G4-3 ①		C FF 95 F SI 95 B SI 95 B CU 84 F FF 95 B CU 85 F SI 95 S FF 96 3-3 K ②		3	1	0	0	1	1	0
66 John Ryan Murphy, R (1, 2) OBP: 0.333, SLG: 0.397		S SI 92 C CU 78 B CU 79 S CU 79 1-3 K ②		1 SAFE X SI 90 0-0 11 SH1-3 2 1B 1-2 1B		C FC 91 F FF 94 X SL 82 0-2 11 G3-1 2B		C FF 95 C CU 84 B FF 95 X CU 86 1-2 L7 ③		4	1	2	0	0	1	0
Inning Stats	R: 2 E: 0 K: 0 S: 12 H: 3 LOB: 2 BB: 1 P: 24	R: 0 E: 0 K: 2 S: 9 H: 0 LOB: 0 BB: 0 P: 14	R: 2 E: 0 K: 2 S: 13 H: 2 LOB: 1 BB: 1 P: 20	R: 2 E: 0 K: 0 S: 9 H: 2 LOB: 1 BB: 1 P: 17	R: 0 E: 0 K: 1 S: 6 H: 0 LOB: 0 BB: 0 P: 6	R: 0 E: 0 K: 0 S: 13 H: 1 LOB: 2 BB: 1 P: 21	R: 0 E: 0 K: 2 S: 10 H: 0 LOB: 0 BB: 0 P: 16	R: 0 E: 0 K: 2 S: 11 H: 0 LOB: 0 BB: 0 P: 16	R: 0 E: 0 K: 1 S: 13 H: 2 LOB: 2 BB: 0 P: 17	1B: 7 2B: 2 3B: 0 HR: 1	SF: 0 SAC: 1 DP: 0 HBP: 0			WP: 0 PB: 0 SB: 1 CS: 0	PA: 41		

TOP

New York Yankees @ Seattle Mariners

Safeco Field, Seattle, WA

Thu Jun 12 2014, 7:12 PM - 10:06 PM PDT

Att. 40,596 - Partly Cloudy - 63 F

livebaseballscorecards.com

AB	36
R	6
H	10
RBI	6
BB	4
SO	10
LOB	14

PITCHER		IP	WLS	BF	H	R	ER	SO	BB	IBB	HBP	BLK	WP	HR	S	P	ERA	WHIP
29 Roenis Elías, L ERA: 4.13	(1, 1)	3.1	L	19	6	6	6	4	3	0	0	0	0	1	39	70	16.20	2.700
52 Dominic Leone, R ERA: 1.23	(4, 1)	2.2		11	2	0	0	1	1	0	0	0	0	0	23	32	0.00	1.125
40 Danny Farquhar, R ERA: 2.4	(7, 1)	1.0		3	0	0	0	2	0	0	0	0	0	0	10	16	0.00	0.000
31 Yoervis Medina, R ERA: 2.88	(8, 1)	1.0		3	0	0	0	2	0	0	0	0	0	0	11	16	0.00	0.000
41 Charlie Furbush, L ERA: 4.05	(9, 1)	1.0		5	2	0	0	1	0	0	0	0	0	0	13	17	0.00	2.000

PITCHER	IP	WLS	BF	H	R	ER	SO	BB	IBB	HBP	BLK	WP	HR	S	P	ERA	WHIP

Batter	1	2	3	4	5	6	7	8	9	AB	R	H	RBI	BB	SO	LOB
9 Endy Chavez, L (1, 9) OBP: 0.195, SLG: 0.275	C FF 90 F SI 91 B CH 84 S CH 84 1-3 K ①		C FF 89 1 SAFE X SL 85 0-1 P3 ①		F CH 83 B SL 85 S CH 83 X SI 91 1-2 G6-3 ②			X FF 88 0-0 G4-3 ①		4	0	0	0	0	1	2
99 James Jones, L (1, 8) OBP: 0.324, SLG: 0.372	B FF 90 C SI 91 F SI 90 X CH 83 1-2 G3 ②		X SL 84 0-0 B3 ②		C SI 91 B FF 92 D SL 85 X FF 91 2-1 2-H 1B			C SL 83 B SL 84 X FF 89 1-1 P6 ②		4	0	1	1	0	0	1
22 Robinson Canó, L (1, 4) OBP: 0.387, SLG: 0.436	C FF 90 B FF 91 X CH 84 1-1 1B		C SL 84 B FF 91 1 SAFE F SL 86 H FF 91 2-2 1-3 HBP		X SL 86 0-0 F8 ③			B FF 94 F SI 94 C FF 95 F FF 97 B SI 94 B SI 95 F FF 96 B SI 96 4-2 BB		2	0	1	0	1	0	1
15 Kyle Seager, L (1, 5) OBP: 0.324, SLG: 0.444	B SL 85 C SL 86 1 SAFE C FF 91 T CH 84 1-2 K ③		C CH 84 B FF 91 B CH 85 F SL 87 C SI 92 2-3 K ③			F SL 84 B CH 82 C SL 85 X SI 90 1-2 F7 ①		X SI 95 0-0 F9 ③		4	0	0	0	0	2	4
7 Stefen Romero, R (1, 10) OBP: 0.250, SLG: 0.344		X FF 90 0-0 P5 ①		F FF 90 S SL 86 B SL 87 S SL 85 1-3 K ①		B CH 83 B FF 90 F FF 91 S SL 85 X CH 84 2-2 F8 ②			C SL 81 B SL 82 X SL 82 1-1 F9 ①	4	0	0	0	0	1	0
13 Dustin Ackley, L (1, 7) OBP: 0.288, SLG: 0.367		C SI 90 S CH 84 S CH 83 0-3 K ②		X SI 91 0-0 G5-3 ②		X SI 90 0-0 F8 ③			C FF 91 B SL 80 F FF 90 X SL 84 1-2 20 2B 2B	4	1	1	0	0	1	0
20 Logan Morrison, L (1, 3) OBP: 0.233, SLG: 0.321		X SL 84 0-0 HR		C SI 90 S CH 83 S CH 84 0-3 K ③			X SI 88 0-0 G4-3 ①		B SL 83 C FF 92 C SL 84 B FF 93 D SL 84 F SL 82 X SL 82 3-2 2-H 2B	4	1	2	2	0	1	0
3 Mike Zunino, R (1, 2) OBP: 0.276, SLG: 0.397		B SL 86 S SL 87 X SI 91 1-1 F8 ③		S FF 90 X SL 84 0-1 P4 ①			B SI 89 F SL 84 X SI 90 1-1 F8 ②		C KC 82 S KC 81 F KC 81 F KC 82 S FC 91 0-3 K ②	4	0	0	0	0	1	1
5 Brad Miller, L (1, 6) OBP: 0.254, SLG: 0.289			C CH 83 B FF 90 X SI 90 1-1 22 E 1B	F FF 90 S SL 85 F SI 92 B CH 84 X CH 83 1-2 99 1B 2B			F SI 90 X SL 84 0-1 P5 ③		C KC 82 T FC 92 S KC 84 0-3 K2-3 ③	4	1	2	0	0	1	1
Inning Stats	R: 0 E: 0 K: 2 S: 11 H: 1 LOB: 1 BB: 0 P: 15	R: 1 E: 0 K: 1 S: 7 H: 1 LOB: 0 BB: 0 P: 8	R: 0 E: 1 K: 1 S: 10 H: 1 LOB: 2 BB: 0 P: 15	R: 0 E: 0 K: 2 S: 7 H: 0 LOB: 0 BB: 0 P: 8	R: 1 E: 0 K: 0 S: 12 H: 2 LOB: 1 BB: 0 P: 16	R: 0 E: 0 K: 0 S: 7 H: 0 LOB: 0 BB: 0 P: 10	R: 0 E: 0 K: 0 S: 5 H: 0 LOB: 0 BB: 0 P: 6	R: 0 E: 0 K: 0 S: 8 H: 0 LOB: 1 BB: 1 P: 13	R: 1 E: 0 K: 2 S: 17 H: 2 LOB: 1 BB: 0 P: 22	1B: 3 2B: 3 3B: 0 HR: 1	SF: 0 SAC: 0 DP: 0 HBP: 1			WP: 0 PB: 0 SB: 0 CS: 0	PA: 36		

PITCHER	IP	WLS	BF	H	R	ER	SO	BB	IBB	HBP	BLK	WP	HR	S	P	ERA	WHIP
39 Chase Whitley, R (1, 1) ERA: 2.41	7.2	W	29	5	2	2	6	0	0	1	0	0	1	62	82	2.35	0.652
48 Matt Thornton, L (8, 1) ERA: 3.65	0.1		2	0	0	0	0	1	0	0	0	0	0	5	9	0.00	3.000
27 Shawn Kelley, R (9, 1) ERA: 4.02	0.1		3	2	1	1	0	0	0	0	0	0	0	9	14	27.00	6.000
30 David Robertson, R (9, 1) ERA: 3.57	0.2	S	2	0	0	0	2	0	0	0	0	0	0	8	8	0.00	0.000

PITCHER	IP	WLS	BF	H	R	ER	SO	BB	IBB	HBP	BLK	WP	HR	S	P	ERA	WHIP

BOTTOM

New York Yankees @ Seattle Mariners

Safeco Field, Seattle, WA

Thu Jun 12 2014, 7:12 PM - 10:06 PM PDT

Att. 40,596 - Partly Cloudy - 63 F

livebaseballscorecards.com

AB	34
R	3
H	7
RBI	3
BB	1
SO	8
LOB	10

Batter	1	2	3	4	5	6	7	8	9	AB	R	H	RBI	BB	SO	LOB
15 Michael Choice, R (1, 10) OBP: 0.266, SLG: 0.335	B SI 92 C CH 91 C SL 85 X CU 80 1-2 FC5-3		C SL 84 B CH 91 S CH 90 C FF 94 1-3 FC			C SL 86 C FF 94 S CH 91 0-3 FC			C SL 84 B CH 89 S SL 85 B CH 90 S CH 91 2-3 FC	4	0	0	0	0	0	0
1 Elvis Andrus, R (1, 6) OBP: 0.313, SLG: 0.349	X SI 93 0-0 17 FC3-6 1B			C CU 80 B SL 87 X SL 84 1-1 L9			B CH 88 B SI 92 B FF 92 C SI 92 C SI 92 X FF 93 3-2 F8		B SL 86 C SI 93 B CU 81 C SI 94 X FF 93 2-2 17 S 29 FC6-4 1B	4	1	2	0	0	0	0
17 Shin-Soo Choo, L (1, 7) OBP: 0.398, SLG: 0.407 19 Daniel Robertson, R (9, 7) OBP: 0.257, SLG: 0.219	F SI 94 1 SAFE B FF 94 X CU 80 1-1 FC3-6 29 FC6-4 1-2f			B CH 89 B CH 89 S CH 90 C CU 80 X SI 94 2-2 L7			B CH 89 B CU 79 C SI 93 X CU 80 2-1 29 G6-3 29 WP 1B		B SI 93 B SI 93 C SI 93 B CH 89 S SI 93 D CH 90 4-2 29 FC6-4 1-3 BB	3 0	0 0	1 0	0 0	1 0	0 0	1 0
29 Adrian Beltré, R (1, 5) OBP: 0.365, SLG: 0.498	F FF 93 X SL 86 0-1 FC6-4 1-2f			C CH 90 B CU 82 B SL 83 C CH 91 B CH 91 F FF 94 F FF 93 X SL 85 3-2 G6-3			S SL 86 B CH 91 B CH 91 C SL 85 F SI 93 X CH 91 2-2 G6-3 1-3		F SI 93 F CH 82 F SI 94 X SI 96 0-2 FC6-4 1-2f 3-H	4	0	0	1	0	0	3
Alex Rios, R (1, 9) OBP: 0.362, SLG: 0.479		X FF 92 0-0 61 G1-4-3 1B			B CH 91 S SL 83 X CH 88 1-1 G5-3		C SI 94 S CH 91 S CH 90 0-3 K		B SI 94 F CH 81 X SI 95 1-1 G4-3	4	0	1	0	0	1	2
64 Brad Snyder, L (1, 3) OBP: 0.273, SLG: 0.111		1 SAFE B CH 88 B CH 88 S SI 93 C CU 81 C FF 94 2-3 K			C CU 80 X CU 81 0-1 L8			C CH 86 F CH 87 B CH 88 B CH 88 B FF 93 B CH 89 4-2 61 SH1-4 BB		2	0	0	0	1	1	1
61 Robinson Chirinos, R (1, 2) OBP: 0.267, SLG: 0.371		1 SAFE F CH 89 X SL 86 0-1 G1-4-3 1-2f			B SI 93 B SI 92 X SI 92 2-0 G6-3			B SL 83 X SI 92 1-0 SH1-4 1-2		2	0	0	0	0	0	1
2 Leonys Martin, L (1, 8) OBP: 0.310, SLG: 0.357			C CU 78 F SI 93 F SI 94 S FF 94 0-3 K			M CU 79 X CH 88 0-1 G3-1		C CU 79 X CH 89 0-1 L5		3	0	0	0	0	1	1
12 Rougned Odor, L (1, 4) OBP: 0.321, SLG: 0.463			C SI 94 C CU 81 X CH 90 0-2 G4-3			B SI 93 B CH 88 C CH 89 C CU 81 F FF 94 B FF 94 F FF 93 X CH 90 3-2 G6-3		S CH 89 F CU 81 X CH 90 0-2 L8		3	0	0	0	0	0	1
Inning Stats	R: 0 E: 0 K: 0 S: 8 H: 1 LOB: 1 BB: 0 P: 10	R: 0 E: 0 K: 1 S: 6 H: 1 LOB: 0 BB: 0 P: 8	R: 0 E: 0 K: 1 S: 10 H: 0 LOB: 0 BB: 0 P: 11	R: 0 E: 0 K: 0 S: 10 H: 0 LOB: 0 BB: 0 P: 16	R: 0 E: 0 K: 0 S: 5 H: 0 LOB: 0 BB: 0 P: 8	R: 0 E: 0 K: 0 S: 10 H: 0 LOB: 0 BB: 0 P: 13	R: 0 E: 0 K: 1 S: 12 H: 1 LOB: 1 BB: 0 P: 19	R: 0 E: 0 K: 0 S: 8 H: 0 LOB: 1 BB: 1 P: 13	R: 1 E: 1 K: 0 S: 14 H: 1 LOB: 1 BB: 1 P: 23	1B: 4 2B: 0 3B: 0 HR: 0 SF: 0 SAC: 1 DP: 1 HBP: 0						

PITCHER	IP	WLS	BF	H	R	ER	SO	BB	IBB	HBP	BLK	WP	HR	S	P	ERA	WHIP
34 Félix Hernández, R (1, 1) ERA: 2.29	8.1	L	30	4	1	1	6	2	0	0	0	1	0	77	114	1.08	0.720
56 Fernando Rodney, R (9, 1) ERA: 2.13	0.2		2	0	0	0	0	0	0	0	0	0	0	6	7	0.00	0.000

PITCHER	IP	WLS	BF	H	R	ER	SO	BB	IBB	HBP	BLK	WP	HR	S	P	ERA	WHIP

TOP

Texas Rangers @ Seattle Mariners

Safeco Field, Seattle, WA

Fri Jun 13 2014, 7:12 PM - 9:40 PM PDT

Att. 22,039 - Overcast - 60 F

livebaseballscorecards.com

AB	29
R	1
H	4
RBI	1
BB	2
SO	3
LOB	10

WP: 1	PA: 32		
PB: 0			
SB: 2			
CS: 0			

BOTTOM

Texas Rangers @ Seattle Mariners

Safeco Field, Seattle, WA

Fri Jun 13 2014, 7:12 PM - 9:40 PM PDT

Att. 22,039 - Overcast - 60 F

livebaseballscorecards.com

Batter	1	2	3	4	5	6	7	8	9	AB	R	H	RBI	BB	SO	LOB
99 James Jones, L (1, 8) OBP: 0.314, SLG: 0.361	C SI 90 B SI 90 S FF 91 B FF 91 F SL 87 X FF 92 2-2 ① L9			B SI 91 B CH 85 B SI 91 C FF 90 X SI 92 3-1 ① L8		B SL 86 X SL 85 1-0 ③ F9			B CH 84 C FF 90 B FF 91 F FF 91 S FC 91 2-3 ① K	4	0	0	0	0	1	1
15 Kyle Seager, L (1, 5) OBP: 0.323, SLG: 0.438	B SI 90 B CH 86 X SI 91 2-0 ② G5-3			C CU 79 X FF 92 0-1 ② F8			B CH 82 C SL 85 B CU 78 F SL 85 B CU 80 B SL 83 4-2 22 FC1-6 BB		C FC 91 B CU 72 F CH 86 F FF 94 B CU 68 X CH 85 2-2 ② G6-3	3	0	0	0	1	0	0
22 Robinson Canó, L (1, 4) OBP: 0.381, SLG: 0.429	F SI 91 B FF 92 S CU 79 S SI 92 1-3 ③ K			C SI 91 S CU 80 B SI 93 B SL 85 T SL 87 2-2 ③ K			B CU 77 B SI 91 C SI 91 X SI 90 2-1 ① FC1-6 13 PB 20 BB 1-2f		C FC 92 B FC 91 X CH 86 1-1 ③ G1-3	4	0	0	0	0	2	1
20 Logan Morrison, L (1, 3) OBP: 0.242, SLG: 0.300		B SI 88 X SI 90 1-0 ① F9			C CU 78 B FF 91 B SL 86 X SI 93 2-1 ① F7		D CU 79 1 SAFE B SI 92 B SL 86 C SI 91 B SI 91 4-1 13 PB BB 1-2			2	0	0	0	1	0	0
7 Stefen Romero, R (1, 10) OBP: 0.246, SLG: 0.338 9 Endy Chavez, L (7, PH) OBP: 0.190, SLG: 0.268 (8, 10)		B SI 91 X FF 91 1-0 ② P4			C FF 92 F SI 92 T SL 86 0-2 ② K		F CH 84 B SI 93 F FF 93 C SI 92 1-3 ② K			2 1	0 0	0 0	0 0	0 0	1 1	0 2
13 Dustin Ackley, L (1, 7) OBP: 0.284, SLG: 0.362		C SI 92 F FF 92 X SI 93 0-2 ③ G6-3			X SI 87 0-0 ③ G1-3		B FF 93 S CH 87 C FF 93 B FF 92 B FF 92 S CH 86 3-3 ③ K 1-2 2-3			3	0	0	0	0	1	2
3 Mike Zunino, R (1, 2) OBP: 0.282, SLG: 0.406			X SI 91 0-0 5 FC4 1B			B FF 91 X FF 92 1-0 16 G4-3 2B		S FF 92 B FC 89 B FF 93 S FC 88 S FF 93 2-3 ① K		3	0	2	0	0	1	0
5 Brad Miller, L (1, 6) OBP: 0.250, SLG: 0.284			X SI 91 0-0 ① FC4 16 CS 1-2f			C SI 90 B SI 92 L SI 91 D CU 79 S SI 91 2-3 ① K		X FF 92 0-0 ② P5		3	0	0	0	0	1	2
16 Cole Gillespie, R (1, 9) OBP: 0.350, SLG: 0.382			1 SAFE C FF 91 1 SAFE B FF 90 S SL 88 B FF 94 C SL 86 2-3 ② ③ K 1-2			B SL 86 X SL 87 1-0 ② G4-3 2-3		X FC 88 0-0 ③ L8		3	0	0	0	0	1	2
Inning Stats	R: 0 E: 0 K: 1 S: 8 H: 0 LOB: 0 BB: 0 P: 13	R: 0 E: 0 K: 0 S: 5 H: 0 LOB: 0 BB: 0 P: 7	R: 0 E: 0 K: 1 S: 5 H: 1 LOB: 0 BB: 0 P: 7	R: 0 E: 0 K: 1 S: 7 H: 0 LOB: 0 BB: 0 P: 12	R: 0 E: 0 K: 1 S: 6 H: 0 LOB: 0 BB: 0 P: 8	R: 0 E: 0 K: 1 S: 6 H: 1 LOB: 1 BB: 0 P: 11	R: 0 E: 0 K: 2 S: 11 H: 0 LOB: 2 BB: 2 P: 25	R: 0 E: 0 K: 1 S: 5 H: 0 LOB: 0 BB: 0 P: 7	R: 0 E: 0 K: 1 S: 9 H: 0 LOB: 0 BB: 0 P: 14	1B: 1 2B: 1 3B: 0 HR: 0		SF: 0 SAC: 0 DP: 0 HBP: 0		WP: 0 PB: 1 SB: 0 CS: 1		PA: 30

	AB	28
	R	0
	H	2
	RBI	0
	BB	2
	SO	9
	LOB	10

PITCHER		IP	WLS	BF	H	R	ER	SO	BB	IBB	HBP	BLK	WP	HR	S	P	ERA	WHIP
23 Nick Tepesch, R ERA: 3.94	(1, 1)	6.1		22	2	0	0	5	2	0	0	0	0	0	42	73	0.00	0.632
44 Jason Frasor, R ERA: 1.54	(7, 1)	0.2		2	0	0	0	2	0	0	0	0	0	0	6	10	0.00	0.000
37 Shawn Tolleson, R ERA: 3.0	(8, 1)	1.0	W	3	0	0	0	1	0	0	0	0	0	0	5	7	0.00	0.000
28 Joakim Soria, R ERA: 1.88	(9, 1)	1.0	S	3	0	0	0	1	0	0	0	0	0	0	9	14	0.00	0.000

PITCHER	IP	WLS	BF	H	R	ER	SO	BB	IBB	HBP	BLK	WP	HR	S	P	ERA	WHIP

Batter	1	2	3	4	5	6	7	8	9	AB	R	H	RBI	BB	SO	LOB
2 Leonys Martin, L (1, 8) OBP: 0.316, SLG: 0.359	C FF 89 B SI 91 B SI 91 B SI 90 C SI 89 B SI 91 4-2 1 CS BB		C SI 90 S CH 81 B SI 91 B CH 79 B CU 79 F SI 91 F CH 78 X SI 89 3-2 ② P6		C SI 91 B CH 79 C CH 78 X SI 92 1-2 1 S 1B		L SI 88 B CU 70 X SI 87 1-1 ② B2		F SI 96 F CH 83 X SI 97 0-2 1 S 2-H 1B	4	0	2	1	1	0	0
1 Elvis Andrus, R (1, 10) OBP: 0.311, SLG: 0.346	1 SAFE B FF 91 F CU 81 1 SAFE B SI 89 F SI 90 S CH 79 2-3 ① ② K 1-2		C CU 77 B CH 79 C SI 91 S CH 81 1-3 ③ K		1 SAFE D CU 80 B SI 90 X CH 76 2-0 ③ G5-3 1-2		B SI 84 X SI 83 1-0 1B		B CH 83 B SI 96 C SI 95 F CH 84 F SI 94 F SI 96 F SI 96 S CH 83 2-3 ③ K 2-3	5	0	1	0	0	3	3
17 Shin-Soo Choo, L (1, 7) OBP: 0.400, SLG: 0.406 19 Daniel Robertson, R (9, 7) OBP: 0.257, SLG: 0.219	B SI 91 C CH 79 B SI 92 S SI 92 F CH 81 F SI 93 B SI 92 B CH 80 4-2 BB			B CU 76 S CH 77 T SI 90 X SI 90 1-2 ① G6-3	B CU 74 B SI 93 C FC 90 X FC 90 2-1 29 2B 1B		1 SAFE 1 SAFE C SL 78 B SL 78 F SI 87 1 SAFE 1 SAFE X SL 76 1-2 ③ F7			3	1	1	0	1	0	1
										0	0	0	0	0	0	0
29 Adrian Beltré, R (1, 5) OBP: 0.363, SLG: 0.498	B SI 91 D CH 81 F CH 81 C CU 81 F CH 80 S FF 92 2-3 ③ K			S SL 84 C CH 81 B SI 93 X SI 93 1-2 ② G6-3	D SI 90 B FC 90 B FC 89 C FF 93 1 SAFE 1 SAFE X FC 90 3-1 61 HR 1-H 2B			B SI 95 C CU 85 X SI 95 1-1 ① P6		4	1	1	1	0	1	1
Alex Rios, R (1, 9) OBP: 0.361, SLG: 0.475		C SI 90 S CH 80 F CH 80 B SI 91 X SI 92 1-2 ① G6-3		C SI 92 B CH 81 B SI 92 B SI 92 X SL 84 2-2 64 BB 1B	C FC 90 D CU 76 F SI 93 C FC 91 1-3 ① K			F FF 95 S CU 86 B CU 85 F CU 86 B SI 94 C CU 86 2-3 ② K		4	0	1	0	0	2	1
64 Brad Snyder, L (1, 3) OBP: 0.333, SLG: 0.091		S CU 78 B CU 79 S CH 79 B CH 81 F SI 92 B CH 80 B CH 79 4-2 61 2B BB		B CH 78 S SI 88 B SI 90 1 SAFE F CH 76 B CH 81 B CH 78 4-2 1-2 BB	F FC 90 D CU 76 F FC 91 D CU 76 B FC 89 C FC 90 3-3 ② K			C FF 95 B SI 95 C CU 86 X SI 95 1-2 ③ G1-3		2	0	0	0	2	1	1
61 Robinson Chirinos, R (1, 2) OBP: 0.273, SLG: 0.406		C SI 90 X CU 80 0-1 ② 1-H 2B		X CU 80 0-0 ③ F9	B FC 90 F FC 90 T FC 90 X CU 77 1-2 2-H HR				C SI 92 F SI 94 F SI 96 B CH 81 B SI 95 F CH 82 X SI 94 2-2 ① G5-3	4	1	2	2	0	0	2
3 Luis Sardinas, S (1, 6) OBP: 0.352, SLG: 0.320		B CH 80 B SI 91 S CH 78 S CH 78 X CH 80 2-2 ③ G3			C SI 89 F CU 74 T SI 91 0-2 ① K	B SI 93 S CH 85 F SI 91 S CH 86 1-3 ③ K			C SI 93 B CH 78 X SI 96 1-1 12 G1-3 2 1B 1B	4	1	1	0	0	2	1
12 Rougned Odor, L (1, 4) OBP: 0.307, SLG: 0.440			X SI 90 0-0 ① F7		C SI 88 X CU 75 0-1 ② G4-3		B SI 86 B SI 87 F SI 86 C SI 87 X SL 75 2-2 ① P6		X SI 93 0-0 ② G1-3 1-2	4	0	0	0	0	0	1
Inning Stats	R: 0 E: 0 K: 2 S: 13 H: 0 LOB: 1 BB: 2 P: 25	R: 0 E: 0 K: 0 S: 12 H: 1 LOB: 1 BB: 1 P: 19	R: 0 E: 0 K: 1 S: 9 H: 0 LOB: 0 BB: 0 P: 13	R: 0 E: 0 K: 0 S: 12 H: 1 LOB: 2 BB: 1 P: 20	R: 0 E: 0 K: 1 S: 9 H: 1 LOB: 1 BB: 0 P: 12	R: 3 E: 0 K: 3 S: 16 H: 3 LOB: 0 BB: 0 P: 27	R: 0 E: 0 K: 0 S: 9 H: 1 LOB: 1 BB: 0 P: 14	R: 0 E: 0 K: 1 S: 9 H: 0 LOB: 0 BB: 0 P: 13	R: 1 E: 0 K: 1 S: 17 H: 2 LOB: 1 BB: 0 P: 22	1B: 6 2B: 3 3B: 0 HR: 1 SF: 0 SAC: 0 DP: 1 HBP: 0						

PITCHER	IP	WLS	BF	H	R	ER	SO	BB	IBB	HBP	BLK	WP	HR	S	P	ERA	WHIP
50 Erasmo Ramírez, R (1, 1) ERA: 5.27	5.0		20	3	0	0	4	4	0	0	0	0	0	55	89	0.00	1.400
40 Danny Farquhar, R (6, 1) ERA: 3.19	1.0	B	6	3	3	3	3	0	0	0	0	0	1	16	27	27.00	3.000
97 Joe Beimel, L (7, 1) ERA: 1.69	1.0		4	1	0	0	0	0	0	0	0	0	0	9	14	0.00	1.000
31 Yoervis Medina, R (8, 1) ERA: 2.77	1.0		3	0	0	0	1	0	0	0	0	0	0	9	13	0.00	0.000
56 Fernando Rodney, R (9, 1) ERA: 2.39	1.0	L	5	2	1	1	1	0	0	0	0	0	0	17	22	9.00	2.000

PITCHER	IP	WLS	BF	H	R	ER	SO	BB	IBB	HBP	BLK	WP	HR	S	P	ERA	WHIP

TOP

Texas Rangers @ Seattle Mariners

Safeco Field, Seattle, WA

Sat Jun 14 2014, 7:12 PM - 10:45 PM PDT

Att. 27,700 - Cloudy - 61 F

livebaseballscorecards.com

AB	34
R	4
H	9
RBI	4
BB	4
SO	9
LOB	11

PA: 38

WP: 0
PB: 0
SB: 2
CS: 1

Texas Rangers @ Seattle Mariners

Safeco Field, Seattle, WA

Sat Jun 14 2014, 7:12 PM - 10:45 PM PDT

Att. 27,700 - Cloudy - 61 F

livebaseballscorecards.com

BOTTOM

Batter	1	2	3	4	5	6	7	8	9	AB	R	H	RBI	BB	SO	LOB
99 James Jones, L (1, 8) OBP: 0.317, SLG: 0.362	C FF 90 B SI 91 S SL 81 X CU 76 1-2 E1 16 G1-6-3		X SL 81 0-0 16 G5-4-3 1B		S SL 81 D SL 79 1 SAFE F SL 81 X SL 79 1-2 ③ G5-3		S CH 79 B FF 93 1 SAFE B FC 86 X CH 80 2-1 22 1B 16 E 1-2 1B		C FF 90 X SL 83 0-1 L1 ②	5	0	2	0	0	0	1
16 Cole Gillespie, R (1, 7) OBP: 0.328, SLG: 0.356 9 Endy Chavez, L (9, PH) OBP: 0.186, SLG: 0.262	B SI 90 X SI 90 1-0 ① ② G1-6-3 1-2f		B SI 92 B SI 92 X SI 92 2-0 ② ③ G5-4-3 1-2f			C SI 89 B CH 80 C SI 90 B SL 81 B SI 91 F SI 91 F SI 91 X SI 92 3-2 ① L8	X FC 87 0-0 FC4 22 1B 1-2 2-3		C CH 82 S FC 90 F FC 91 X CU 72 0-2 ③ P4	4 1	0 0	0 0	0 0	0 0	0 0	6 0
22 Robinson Canó, L (1, 4) OBP: 0.383, SLG: 0.430	C SI 92 B SI 92 B CH 82 F SI 92 F SI 93 X SI 93 2-2 ③ G4-3			F SL 82 B CH 81 X SI 91 1-1 ① G4-3		B SI 90 B FF 92 X SI 91 2-0 63 1B 4 1B 1B	F SI 88 F SI 91 F SL 88 B SL 88 X SL 86 1-2 1-2 2-3 3-H 1B			4	1	2	1	0	0	0
63 Jesus Montero, R (1, 10) OBP: 0.333, SLG: 0.333 13 Dustin Ackley, L (6, PR) OBP: 0.282, SLG: 0.360 (7, 10)		B SI 90 B SI 91 C SI 91 X SI 90 2-1 ① G3-1		C SI 91 B SL 83 X CH 82 1-1 ② G6-3		C SI 91 F SL 83 X SL 82 0-2 4 1B 1-2 1B	X SL 88 0-0 ② F5			3 1	0 0	1 0	0 0	0 0	0 0	0 3
20 Logan Morrison, L (1, 3) OBP: 0.216, SLG: 0.265		X FF 91 0-0 ② F7		C SI 91 B SL 82 C SL 82 B SI 90 B CU 77 X SI 92 3-2 ③ G1-3		C SL 82 S SI 91 B SI 91 S SL 82 1-3 ② K	F SL 86 F SI 90 B FF 92 S SL 89 1-3 ③ K			4	0	0	0	0	2	5
4 John Buck, R (1, 2) OBP: 0.317, SLG: 0.345		C SI 92 B FF 91 B FF 92 F SI 92 C SI 93 2-3 ③ K			F SI 91 B FF 90 F SI 91 X SI 92 1-2 15 1B 7 SF7 1B	F CH 82 X SI 92 0-1 1-2 2-H 1B		B SI 90 C SL 87 B SL 88 S FF 91 F SL 86 B SL 84 F SL 86 C SI 91 3-3 ① K		4	1	2	1	0	2	0
15 Kyle Seager, L (1, 5) OBP: 0.326, SLG: 0.439			C SL 81 B CU 74 C SI 90 B SI 91 F SL 81 X SI 93 2-2 8 1B 8 S 1B		B FF 90 X SI 89 1-0 8 FC6-5 7 SF7 1-3 1B	B SL 83 B SL 83 C SL 81 C SI 91 F SL 83 S SL 81 2-3 ③ K		B SL 82 C SL 82 F SL 82 S SL 84 1-3 ② K		4	0	2	0	0	2	2
7 Stefen Romero, R (1, 9) OBP: 0.239, SLG: 0.331			B SI 91 B SI 92 X SI 91 2-0 ① F8		B SI 91 B CH 81 F SI 90 B FF 90 X SI 91 3-1 ① SF7 1-2 3-H		B FF 91 B FF 92 C FF 91 B FF 92 F FF 91 C FC 85 3-3 ① K	B FF 90 C SI 91 F SI 93 S SI 90 1-3 ③ K		3	0	0	1	0	2	1
8 Willie Bloomquist, R (1, 6) OBP: 0.287, SLG: 0.337			C SI 92 1 SAFE B SI 92 S SL 83 X SI 92 1-2 1-3 1B		C CU 74 D CH 81 X SI 91 1-1 ② FC6-5 2-3		F FF 91 C FF 92 B FF 92 B FF 93 X FC 87 2-2 16 E 99 1B 22 1B 1B		B SL 76 T FF 89 C FF 90 B FF 90 S FF 90 2-3 ① K	4	1	2	0	0	1	1
Inning Stats	R: 0 E: 1 K: 0 S: 8 H: 0 LOB: 0 BB: 0 P: 12	R: 0 E: 0 K: 1 S: 6 H: 0 LOB: 0 BB: 0 P: 10	R: 0 E: 0 K: 0 S: 10 H: 3 LOB: 2 BB: 0 P: 17	R: 0 E: 0 K: 0 S: 7 H: 0 LOB: 0 BB: 0 P: 12	R: 1 E: 0 K: 0 S: 11 H: 2 LOB: 1 BB: 0 P: 18	R: 1 E: 0 K: 2 S: 18 H: 3 LOB: 2 BB: 0 P: 26	R: 1 E: 1 K: 2 S: 17 H: 3 LOB: 3 BB: 0 P: 26	R: 0 E: 0 K: 3 S: 11 H: 0 LOB: 0 BB: 0 P: 16	R: 0 E: 0 K: 1 S: 9 H: 0 LOB: 0 BB: 0 P: 11	1B: 11 2B: 0 3B: 0 HR: 0 SF: 1 SAC: 0 DP: 2 HBP: 0						

	AB	37
	R	3
	H	11
	RBI	3
	BB	0
	SO	9
	LOB	19

PITCHER		IP	WLS	BF	H	R	ER	SO	BB	IBB	HBP	BLK	WP	HR	S	P	ERA	WHIP
47 Joe Saunders, L ERA: 3.46	(1, 1)	6.0		25	8	2	2	3	0	0	0	0	0	0	60	95	3.00	1.333
37 Shawn Tolleson, R ERA: 3.24	(7, 1)	0.1	H	4	2	1	1	1	0	0	0	0	0	0	9	16	27.00	6.000
56 Neal Cotts, L ERA: 3.67	(7, 1)	1.2	W	6	1	0	0	4	0	0	0	0	0	0	19	26	0.00	0.600
28 Joakim Soria, R ERA: 1.8	(9, 1)	1.0	S	3	0	0	0	1	0	0	0	0	0	0	9	11	0.00	0.000

PITCHER	IP	WLS	BF	H	R	ER	SO	BB	IBB	HBP	BLK	WP	HR	S	P	ERA	WHIP

WP: 0 PA: 38
PB: 0
SB: 1
CS: 0

Texas Rangers @ Seattle Mariners

Safeco Field, Seattle, WA

Sun Jun 15 2014, 1:11 PM - 3:57 PM PDT

Att. 39,196 - Roof Closed - 60 F

livebaseballscorecards.com

Batter	1	2	3	4	5	6	7	8	9	AB	R	H	RBI	BB	SO	LOB
2 Leonys Martin, L (1, 8) OBP: 0.315, SLG: 0.357	X SI 86 0-0 ① P4		B SL 81 F FS 84 C SI 89 B SI 90 B SI 86 X FS 84 3-2 ① 1 FC4-6 1B		C SL 79 B SI 89 X SL 79 1-1 ③ G3-1			F SI 85 X FS 85 0-1 ② G4-3 1-2		4	0	1	0	0	0	1
1 Elvis Andrus, R (1, 6) OBP: 0.310, SLG: 0.345	B SI 86 B FS 84 C SI 85 C FS 86 S FS 82 2-3 ② K		F SI 88 1 SAFE B SI 89 B SI 90 X SI 90 2-1 ② FC4-6 1-2f			B SL 79 F SI 88 B SI 88 B SL 80 C SI 89 X SI 89 3-2 17 CS 1B		B SL 82 S SI 86 X SI 90 1-1 ③ G3-1		4	0	1	0	0	1	2
17 Shin-Soo Choo, L (1, 7) OBP: 0.394, SLG: 0.398	S SI 87 B FS 82 F SL 79 X FS 83 1-2 ③ G2-3		1 SAFE B FS 84 C SI 90 P PO 87 F SI 91 F FS 86 1 SAFE B FS 85 S FS 85 3-3 ③ K			B FS 85 C SI 89 B SI 86 B SL 80 X SI 89 3-1 ① ② F7 1-2			C SL 80 C SI 93 B SL 82 C SI 93 1-3 ① K	4	0	0	0	0	2	2
29 Adrián Beltré, R (1, 5) OBP: 0.357, SLG: 0.488		B SI 86 C FS 82 X SI 88 1-1 ① G6-3		B SI 88 S FS 83 X SI 89 1-1 ① L7		X FS 86 0-0 ③ G5-3			B FF 94 B FF 92 F FF 93 B SI 91 F SI 92 X SL 80 3-2 ② L8	4	0	0	0	0	0	0
Alex Rios, R (1, 9) OBP: 0.356, SLG: 0.468		C SL 78 X SI 87 0-1 ② G5-3		C SL 79 X SI 89 0-1 ② G5-3			C SL 80 B FS 85 X FS 85 1-1 ① G5-3		C FF 92 F FF 93 X SL 81 0-2 ③ L7	4	0	0	0	0	0	0
64 Brad Snyder, L (1, 3) OBP: 0.389, SLG: 0.429		X SI 87 0-0 HR		B SI 90 B FS 86 X SI 89 2-0 1B			C FS 85 B SI 89 S FS 85 B SI 92 X FS 86 2-2 ② G3-1			3	1	2	1	0	0	0
60 Chris Gimenez, R (1, 2) OBP: 0.417, SLG: 0.489		C SI 88 B CU 75 X FS 82 1-1 1B		C SL 77 F SI 89 D SL 80 D FS 85 X SI 90 2-2 ③ L1-3			C SI 88 C SL 80 F FS 85 B SL 79 S FS 86 1-3 ③ K			3	0	1	0	0	1	1
3 Luis Sardinas, S (1, 4) OBP: 0.351, SLG: 0.321		C FS 81 F SI 88 B FS 82 B FS 82 C SI 89 2-3 ③ K			C SI 87 B SL 81 X SL 78 1-1 ① G3-1			B SI 88 C FS 84 B SL 78 X SI 89 2-1 2 G4-3 1B		3	0	1	0	0	1	1
16 Donnie Murphy, R (1, 10) OBP: 0.283, SLG: 0.296			C CU 75 S SI 87 F SI 89 S FS 83 0-3 ① K		B SL 77 S SI 89 X SI 86 1-1 ② F7			C SL 81 P PO 86 S FS 85 B FS 86 S SI 89 2-3 ① K		3	0	0	0	0	2	1
Inning Stats	R: 0 E: 0 K: 1 S: 7 H: 0 LOB: 0 BB: 0 P: 10	R: 1 E: 0 K: 1 S: 10 H: 2 LOB: 1 BB: 0 P: 14	R: 0 E: 0 K: 2 S: 14 H: 1 LOB: 1 BB: 0 P: 21	R: 0 E: 0 K: 0 S: 8 H: 1 LOB: 1 BB: 0 P: 13	R: 0 E: 0 K: 0 S: 6 H: 0 LOB: 0 BB: 0 P: 9	R: 0 E: 0 K: 0 S: 6 H: 1 LOB: 0 BB: 0 P: 12	R: 0 E: 0 K: 1 S: 9 H: 0 LOB: 0 BB: 0 P: 13	R: 0 E: 0 K: 1 S: 10 H: 1 LOB: 1 BB: 0 P: 14	R: 0 E: 0 K: 1 S: 9 H: 0 LOB: 0 BB: 0 P: 13	1B: 5 2B: 0 3B: 0 HR: 1 SF: 0 SAC: 0 DP: 0 HBP: 0						

PITCHER	IP	WLS	BF	H	R	ER	SO	BB	IBB	HBP	BLK	WP	HR	S	P	ERA	WHIP
18 Hisashi Iwakuma, R (1, 1) ERA: 2.59	8.0	W	29	6	1	1	6	0	0	0	0	0	1	70	106	1.12	0.750
41 Charlie Furbush, L (9, 1) ERA: 3.86	1.0		3	0	0	0	1	0	0	0	0	0	0	9	13	0.00	0.000

PITCHER	IP	WLS	BF	H	R	ER	SO	BB	IBB	HBP	BLK	WP	HR	S	P	ERA	WHIP

AB	32
R	1
H	6
RBI	1
BB	0
SO	7
LOB	8

WP: 0 PB: 0 SB: 0 CS: 1 PA: 32

Batter	1	2	3	4	5	6	7	8	9	AB	R	H	RBI	BB	SO	LOB
9 Endy Chavez, L (1, 9) OBP: 0.208, SLG: 0.298	C FF 91 X FF 91 0-1 2B		C CU 75 B CH 84 X CH 83 1-1 ① G4-1		B CH 83 C FF 91 S SL 83 F SL 85 B SI 91 X SI 91 2-2 22 BB 15 2B 1B		C SL 82 X SI 91 0-1 ① L7	B SL 72 C SI 79 F SL 72 X SI 80 1-2 ③ G5-3		5	1	2	0	0	0	2
99 James Jones, L (1, 8) OBP: 0.322, SLG: 0.362	B SI 92 B FF 91 X SI 91 2-0 ① B5		C SL 84 F FF 92 B CU 76 B FF 92 F FF 92 B SI 93 X SI 92 3-2 22 G2-3 1B		1 SAFE C FF 90 B SI 89 1 SAFE C CH 83 F FF 91 X CU 75 1-2 ① P6		B SI 91 F SL 83 B FF 90 B SL 85 B SL 84 4-1 22 G4-6-3 BB			3	0	1	0	1	0	2
22 Robinson Canó, L (1, 10) OBP: 0.381, SLG: 0.425 (9, 4)	B FF 92 X CH 84 1-0 ② G2-3		1 SAFE B SI 90 C FF 90 1 SAFE B SI 90 D CU 76 C FF 90 1 SAFE X SI 92 3-2 ② G2-3 1-2		B FF 91 B FF 90 B CH 83 B FF 89 4-0 15 2B 1-2 BB		F SI 90 F SI 92 F FF 92 X SI 91 0-2 ② ③ G4-6-3 1-2f			3	1	0	0	1	0	3
20 Logan Morrison, L (1, 3) OBP: 0.200, SLG: 0.243 4 John Buck, R (6, 3) OBP: 0.328, SLG: 0.356 16 Cole Gillespie, R (8, PR) OBP: 0.328, SLG: 0.356 41 Charlie Furbush, L (9, 1)	C FF 92 X SI 91 0-1 ③ L7		B SI 91 X FF 91 1-0 ③ G5-3		S CH 83 X SI 91 0-1 ② F6			X SI 91 0-0 15 2B 1B		3 1 0 0	0 0 1 0	0 1 0 0	0 0 0 0	0 0 0 0	0 0 0 0	4 0 0 0
15 Kyle Seager, L (1, 5) OBP: 0.336, SLG: 0.457		B SI 91 B CH 84 C FF 92 X FF 92 2-1 3 CS 1B		T CU 75 X CH 84 0-1 8 1B 13 G4-3 1B	C CH 84 B SI 92 X FF 91 1-1 1-H 2-H 2B			X SL 82 0-0 3 1B 1-H 13 1B 2B		4	1	4	3	0	0	0
3 Mike Zunino, R (1, 2) OBP: 0.281, SLG: 0.403		C FF 91 B SI 91 1 SAFE C SI 91 B SI 91 1 SAFE B CU 77 S SI 90 3-3 ① ② K 1-2		F SL 83 F FF 91 F FF 91 S CU 76 0-3 ① K	X FF 90 0-0 ③ F9			X SI 90 0-0 8 SH1-3 13 1B 5 SF7 2-3 1B		4	1	1	0	0	2	3
13 Dustin Ackley, L (1, 7) OBP: 0.286, SLG: 0.368		C CU 76 F FF 91 B SI 91 F FF 92 F CU 77 F FF 92 X SI 92 1-2 8 1B 2B		X CH 83 0-0 ② G4-3 1-2	C CU 74 B CH 84 C FF 90 X SI 92 1-2 ① F7			B SI 91 C SL 82 X SI 90 1-1 5 SF7 8 SH1-3 1-2 3-H 1B		4	0	2	1	0	0	1
8 Willie Bloomquist, R (1, 4) OBP: 0.300, SLG: 0.349 (9, 3)		B FF 91 D SL 85 F FF 92 B SL 83 X SI 92 3-1 2-3 1B		D SL 83 F FF 90 B FF 90 X CH 83 2-1 2-3 1B	S SL 84 C SI 91 C FF 92 0-3 ② K			L SI 79 C SI 78 X SI 78 0-2 ① SH1-3 1-2 2-3		3	0	2	0	0	1	0
5 Brad Miller, L (1, 6) OBP: 0.245, SLG: 0.280		B CU 75 C CH 84 D SI 92 X SI 92 2-1 ③ P6		C FF 91 F FF 91 X CU 76 0-2 ③ F9	B FF 90 X CH 85 1-0 ③ F9			B SI 78 L SI 78 D SI 78 X SI 79 2-1 ② SF7 2-3 3-H		3	0	0	1	0	0	4
Inning Stats	R: 0 E: 0 K: 0 S: 6 H: 1 LOB: 1 BB: 0 P: 9	R: 0 E: 0 K: 1 S: 15 H: 3 LOB: 2 BB: 0 P: 26	R: 0 E: 0 K: 0 S: 10 H: 1 LOB: 1 BB: 0 P: 18	R: 0 E: 0 K: 1 S: 12 H: 2 LOB: 2 BB: 0 P: 14	R: 2 E: 0 K: 0 S: 13 H: 2 LOB: 1 BB: 1 P: 21	R: 0 E: 0 K: 1 S: 7 H: 0 LOB: 0 BB: 0 P: 9	R: 0 E: 0 K: 0 S: 7 H: 0 LOB: 0 BB: 1 P: 11	R: 3 E: 0 K: 0 S: 13 H: 4 LOB: 2 BB: 0 P: 17		1B: 9 2B: 5 3B: 0 HR: 0 SF: 1 SAC: 1 DP: 2 HBP: 0						

PITCHER		IP	WLS	BF	H	R	ER	SO	BB	IBB	HBP	BLK	WP	HR	S	P	ERA	WHIP
22 Nick Martinez, R ERA: 4.44	(1, 1)	6.0	L	27	9	2	2	3	1	0	0	0	0	0	63	97	3.00	1.667
46 Robbie Ross Jr., L ERA: 5.34	(7, 1)	1.0		7	4	3	3	0	1	0	0	0	0	0	12	17	27.00	5.000
39 Ben Rowen, R ERA:	(8, 1)	1.0		3	0	0	0	0	0	0	0	0	0	0	8	11	0.00	0.000

PITCHER	IP	WLS	BF	H	R	ER	SO	BB	IBB	HBP	BLK	WP	HR	S	P	ERA	WHIP

BOTTOM

Texas Rangers @ Seattle Mariners

Safeco Field, Seattle, WA

Sun Jun 15 2014, 1:11 PM - 3:57 PM PDT

Att. 39,196 - Roof Closed - 60 F

livebaseballscorecards.com

AB	33
R	5
H	13
RBI	5
BB	2
SO	3
LOB	19

WP: 0	PA: 37		
PB: 0			
SB: 0			
CS: 1			

Batter	1	2	3	4	5	6	7	8	9	AB	R	H	RBI	BB	SO	LOB
25 Will Venable, L (1, 9) OBP: 0.279, SLG: 0.293	C FF 84 S FF 86 B FF 86 S FF 86 1-3 ① K		C FF 86 F FF 87 B FF 88 F SL 80 S FF 88 1-3 ② K			C FF 86 B FF 87 S CH 78 F FF 87 X SL 79 1-2 12 E 1B		X SI 97 B CU 79 B CH 88 F FF 95 S CH 89 X CU 78 0-0 ② G6-3 2-3		4	0	1	0	0	2	1
12 Seth Smith, L (1, 7) OBP: 0.395, SLG: 0.500	C FF 85 X FF 86 0-1 18 1B 1B		C FF 87 B CH 80 T FF 87 C CU 70 1-3 ③ K			1 SAFE B FF 86 C FF 86 F CH 79 B CU 69 F FF 86 F CH 80 T FF 85 2-2 ① K 1-2		B CU 79 B CH 88 F FF 95 S CH 89 X CU 78 2-2 ③ L9		4	0	1	0	0	2	2
18 Carlos Quentin, R (1, 10) OBP: 0.312, SLG: 0.379	B FF 85 B FF 86 F FF 85 F FF 86 X SL 78 2-2 1-2 1B			X FF 85 0-0 ① P6		B FF 86 X FF 86 1-0 ② F8			F FF 96 F SL 88 X FF 97 0-2 HR	4	1	2	1	0	0	1
7 Chase Headley, S (1, 5) OBP: 0.288, SLG: 0.342	B FF 85 C FF 85 B CH 81 F FF 86 S CH 80 2-3 ② K			L FF 86 B CH 80 X FF 87 1-1 ② B1-3		B FF 85 X FF 85 1-0 ③ F8			X SI 96 0-0 ① G3-1	4	0	0	0	0	1	3
23 Yonder Alonso, L (1, 3) OBP: 0.250, SLG: 0.341	B FF 86 C FF 86 F FF 86 X SL 80 1-2 ③ P5			B FF 86 F FF 87 F CH 80 X FF 87 1-2 ③ P6			X SI 86 0-0 ① G3		C SL 87 B CH 89 B FF 96 B FF 95 C FF 95 F FF 96 S SI 97 3-3 ② K	4	0	0	0	0	1	2
8 Yasmani Grandal, S (1, 2) OBP: 0.291, SLG: 0.385		C FF 86 B FF 87 B CH 79 B FF 86 B FF 85 4-1 24 G6-4-3 BB			B FF 87 B FF 86 C FF 87 B FF 86 C FF 86 F FF 87 X FF 87 3-2 1B		B SI 84 C SI 84 B CH 77 B SI 84 B SI 83 4-1 24 G1-4-3 BB		B CU 79 C FF 96 F CH 89 B CU 80 X CH 91 2-2 ③ G1-3	2	0	1	0	2	0	0
24 Cameron Maybin, R (1, 8) OBP: 0.317, SLG: 0.405		C FF 85 X SL 79 0-1 ①② G6-4-3 1-2f			S FF 86 B FF 85 B FF 86 B FF 87 X FF 86 3-1 ① F7		B SI 84 C SI 86 F SI 86 D CH 79 F CH 78 X SI 86 2-2 ②③ G1-4-3 1-2f			3	0	0	0	0	0	3
2 Everth Cabrera, S (1, 6) OBP: 0.260, SLG: 0.306		B FF 86 B FF 86 C FF 87 X FF 87 2-1 ③ L7			C FF 86 F SL 80 B FF 86 C FF 86 1-3 ② K			B SI 84 C SI 86 B CH 79 F SI 86 F SI 84 B SI 86 F SI 86 B SI 85 4-2 25 G6-3 13 PB BB		2	0	0	0	1	1	1
5 Alexi Amarista, L (1, 4) OBP: 0.258, SLG: 0.267			B FF 85 C FF 85 B FF 87 C FF 86 X FF 86 2-2 ① F8		B SL 77 B FF 86 X FF 85 2-0 ③ P2			B FF 95 B SL 89 B SI 96 C FF 95 F SI 96 F FF 97 F SL 90 X FF 97 3-2 ① G5-3 1-2		2	0	0	0	0	0	1
13 Chris Denorfia, R (8, PH) OBP: 0.305, SLG: 0.352										1	0	0	0	0	0	1
3 Jace Peterson, L (8, 4) OBP: 0.158, SLG: 0.111										0	0	0	0	0	0	0
Inning Stats	R: 0 E: 0 K: 2 S: 14 H: 2 LOB: 2 BB: 0 P: 20	R: 0 E: 0 K: 0 S: 5 H: 0 LOB: 0 BB: 1 P: 11	R: 0 E: 0 K: 2 S: 10 H: 0 LOB: 0 BB: 0 P: 14	R: 0 E: 0 K: 0 S: 6 H: 0 LOB: 0 BB: 0 P: 8	R: 0 E: 0 K: 1 S: 10 H: 1 LOB: 1 BB: 0 P: 19	R: 0 E: 1 K: 1 S: 11 H: 1 LOB: 1 BB: 0 P: 16	R: 0 E: 0 K: 0 S: 6 H: 0 LOB: 0 BB: 1 P: 12	R: 0 E: 0 K: 0 S: 13 H: 0 LOB: 1 BB: 1 P: 22	R: 1 E: 0 K: 1 S: 11 H: 1 LOB: 0 BB: 0 P: 16	1B: 4 2B: 0 3B: 0 HR: 1 SF: 0 SAC: 0 DP: 2 HBP: 0						

PITCHER		IP	WLS	BF	H	R	ER	SO	BB	IBB	HBP	BLK	WP	HR	S	P	ERA	WHIP
53 Chris Young, R ERA: 3.4	(1, 1)	6.0	W	22	4	0	0	6	1	0	0	0	0	0	56	88	0.00	0.833
97 Joe Beimel, L ERA: 1.61	(7, 1)	1.0		4	0	0	0	0	2	0	0	0	0	0	10	20	0.00	2.000
54 Tom Wilhelmsen, R ERA: 2.78	(8, 1)	2.0		7	1	1	1	1	0	0	0	0	0	1	20	30	4.50	0.500

PITCHER	IP	WLS	BF	H	R	ER	SO	BB	IBB	HBP	BLK	WP	HR	S	P	ERA	WHIP

TOP

San Diego Padres @ Seattle Mariners

Safeco Field, Seattle, WA

Mon Jun 16 2014, 7:13 PM - 9:57 PM PDT

Att. 17,512 - Partly Cloudy - 64 F

livebaseballscorecards.com

AB	30
R	1
H	5
RBI	1
BB	3
SO	7
LOB	15

1B: 4	SF: 0	WP: 0	PA: 33		
2B: 0	SAC: 0	PB: 1			
3B: 0	DP: 2	SB: 0			
HR: 1	HBP: 0	CS: 0			

Batter	1	2	3	4	5	6	7	8	9	AB	R	H	RBI	BB	SO	LOB
9 Endy Chavez, L (1, 9) OBP: 0.245, SLG: 0.300	C FF 92 X SI 93 0-1 99 FC2-6 1B	B FF 94 B SL 84 B SI 93 C SI 92 B SL 84 4-1 99 FC6-4 BB		B SI 93 B SI 91 B SI 92 C SI 93 B SL 86 4-1 22 FC4-6 99 1B BB	C SI 93 F SL 86 C SI 92 0-3 ③ K			F FF 92 X FF 91 0-1 ② L7		3	0	1	0	2	1	3
99 James Jones, L (1, 8) OBP: 0.318, SLG: 0.356	X FF 92 0-0 ① FC2-6 22 S 15 HR 1-2f	1 SAFE B SL 86 1 SAFE 1 SAFE X SI 92 1-0 ② FC6-4 22 S 22 2B 1-2f		B SI 92 1 SAFE C SI 92 X SI 93 1-1 22 FC4-6 1B 1-2		B SI 90 B SL 83 C SL 86 B SI 91 X SI 91 3-1 ① G1-3		C CH 84 B FC 85 C CH 83 F FF 91 X FC 84 1-2 ③ L7		5	2	1	0	0	0	2
22 Robinson Canó, L (1, 4) OBP: 0.382, SLG: 0.428	B SI 94 B SL 84 C SL 85 D SI 92 B SI 94 4-1 15 HR BB 1-3	1 SAFE S SL 87 B SI 94 1 SAFE F SI 93 B SI 93 X SL 86 2-2 63 WP 2B 1-H		B SI 94 C SL 86 X SI 94 1-1 ② FC4-6 1-2f 2-3		B SI 92 C SL 86 C SI 92 S SL 89 1-3 ② K				3	1	1	1	1	1	2
15 Kyle Seager, L (1, 5) OBP: 0.342, SLG: 0.469	D FF 93 B SI 92 B SL 86 X SI 93 3-0 1-H 3-H HR	B SI 94 B SL 84 B SL 86 C FF 94 S SL 85 D SI 94 4-2 63 WP BB		D SL 86 X SL 87 1-0 ③ G4-3		B SI 94 C SL 86 B SL 86 B SI 94 F SL 83 B SL 87 4-2 63 S BB				2	1	1	3	2	0	2
63 Jesus Montero, R (1, 10) OBP: 0.286, SLG: 0.286	C FF 94 C SL 86 S SL 87 0-3 ② K	S SL 87 B CH 86 B SL 88 D SI 93 F SI 93 S SL 87 3-3 ③ K 1-2 2-3			C SI 91 C SI 93 X SL 86 0-2 5 BB 13 HBP 1B	B SI 91 F SI 92 D SI 93 S SI 91 X SI 93 2-2 ③ G4-3 1-2				4	0	1	0	0	2	3
20 Logan Morrison, L (1, 3) OBP: 0.227, SLG: 0.250	L SI 94 B FF 95 X SI 94 1-1 1B		B FF 92 F SL 85 B FF 95 B SI 93 B SI 92 4-1 3 G6-3 BB		F SL 84 S SI 92 D SI 92 S SL 87 1-3 ① K		C SI 92 B SL 83 B SI 92 X SI 90 2-1 ① G4-3			3	0	1	0	1	1	1
3 Mike Zunino, R (1, 2) OBP: 0.276, SLG: 0.395	S SL 88 D SL 88 F SI 93 S SL 87 1-3 ③ K		1 SAFE X SI 91 0-0 ①② G6-3 1-2f		S SI 92 S SL 86 B SI 93 X SL 88 1-2 ② L8		B SI 93 F SI 93 S SL 84 S SI 94 1-3 ② K			4	0	0	0	0	2	3
13 Dustin Ackley, L (1, 7) OBP: 0.286, SLG: 0.362		C SI 92 B SL 86 X FF 93 1-1 ① P6	B SI 94 F SL 84 X SI 94 1-1 ③ F8		H SI 92 1-0 5 BB HBP 1-2		B CU 75 F SI 92 F SL 82 B SI 94 X SI 94 2-2 ③ L8			3	0	0	0	0	0	0
5 Brad Miller, L (1, 6) OBP: 0.250, SLG: 0.296		C SL 85 X SL 86 0-1 HR		F FF 92 X SI 93 0-1 ① G1-3	B SI 92 B FF 93 B SL 85 B SI 92 4-0 1-2 2-3 BB			C FF 93 C FF 93 B FF 92 S FC 86 1-3 ① K		3	1	1	1	1	1	0
Inning Stats	R: 3 H: 3 E: 0 LOB: 1 K: 2 BB: 1 S: 13 P: 22	R: 2 H: 2 E: 0 LOB: 2 K: 1 BB: 2 S: 14 P: 29	R: 0 H: 0 E: 0 LOB: 0 K: 0 BB: 1 S: 4 P: 9	R: 0 H: 1 E: 0 LOB: 2 K: 0 BB: 1 S: 8 P: 15	R: 0 H: 1 E: 0 LOB: 3 K: 2 BB: 1 S: 12 P: 19	R: 0 H: 0 E: 0 LOB: 1 K: 1 BB: 1 S: 10 P: 20	R: 0 H: 0 E: 0 LOB: 0 K: 1 BB: 0 S: 8 P: 13	R: 0 H: 0 E: 0 LOB: 0 K: 1 BB: 0 S: 9 P: 11		1B: 4 SF: 0 2B: 1 SAC: 0 3B: 0 DP: 1 HR: 2 HBP: 1					WP: 1 PA: 38 PB: 0 SB: 4 CS: 0	

PITCHER		IP	WLS	BF	H	R	ER	SO	BB	IBB	HBP	BLK	WP	HR	S	P	ERA	WHIP
38 Tyson Ross, R ERA: 3.27	(1, 1)	5.2	L	31	7	5	5	6	7	0	1	0	1	2	58	109	7.94	2.471
58 Blaine Boyer, R ERA:	(6, 1)	1.1		4	0	0	0	1	0	0	0	0	0	0	11	18	0.00	0.000
54 Alex Torres, L ERA: 1.86	(8, 1)	1.0		3	0	0	0	1	0	0	0	0	0	0	9	11	0.00	0.000

PITCHER	IP	WLS	BF	H	R	ER	SO	BB	IBB	HBP	BLK	WP	HR	S	P	ERA	WHIP

BOTTOM

San Diego Padres @ Seattle Mariners

Safeco Field, Seattle, WA

Mon Jun 16 2014, 7:13 PM - 9:57 PM PDT

Att. 17,512 - Partly Cloudy - 64 F

livebaseballscorecards.com

AB	30
R	5
H	7
RBI	5
BB	7
SO	8
LOB	16

Batter	1	2	3	4	5	6	7	8	9	AB	R	H	RBI	BB	SO	LOB
13 Chris Denorfia, R (1, 7) OBP: 0.298, SLG: 0.343	B SI 92 C SI 91 C CH 86 X SI 92 1-2 ① L9		B CH 87 C CH 86 X SI 93 1-1 ③ G5-3			X FF 90 0-0 ① F9		C FC 89 D SL 83 S FF 95 X SI 95 1-2 ③ FC6-4 1-2f		4	0	0	0	0	0	1
2 Everth Cabrera, S (1, 6) OBP: 0.260, SLG: 0.305	C SI 93 C SI 92 C CU 79 0-3 ② K			M CH 84 B SI 92 F SI 92 B CH 86 X SI 92 2-2 ① 18 HBP 1B		B CH 84 C FF 91 C SI 92 S CU 78 1-3 ② K			X FC 89 0-0 ① G2-3	4	0	1	0	0	2	0
18 Carlos Quentin, R (1, 10) OBP: 0.309, SLG: 0.362	F SI 93 F CH 88 X CH 88 0-2 ③ G5-3			C CH 84 F SI 92 D CH 87 1 SAFE 1 SAFE 1 SAFE H CU 80 2-2 1-2 HBP		C CU 76 B CH 86 B CH 86 F SI 91 F CU 80 S CH 85 2-3 ③ K			C FC 89 B FF 94 S FC 90 B CU 76 F FC 91 X CU 74 2-2 ② P5	3	0	0	0	0	1	0
7 Chase Headley, S (1, 5) OBP: 0.288, SLG: 0.340		B SI 91 X SI 91 1-0 ① F8		D SI 92 X CH 85 1-0 ① L8			B CU 74 B SI 90 C SI 90 X CH 84 2-1 14 G4-3 1B		B FC 91 S FC 89 B CH 86 X FC 90 2-1 ③ L4	4	0	1	0	0	0	2
14 Tommy Medica, R (1, 3) OBP: 0.282, SLG: 0.448		C SI 92 S CH 86 F CU 79 T SI 93 0-2 ② K		C CH 86 B SI 92 F CH 86 F SI 92 D CH 88 B CU 80 F CH 87 S CU 79 3-3 ② K			X CH 85 0-0 ①② G4-3 1-2f			3	0	0	0	0	2	3
44 René Rivera, R (1, 2) OBP: 0.288, SLG: 0.461		F SI 92 B SI 93 X CH 88 1-1 HR		B SI 93 C SI 92 C CU 79 X CH 88 1-2 ③ G5-3			C SI 92 B CH 84 B SI 92 B SI 92 C SI 91 S CU 79 3-3 ③ K			3	1	1	1	0	1	2
24 Cameron Maybin, R (1, 8) OBP: 0.310, SLG: 0.395		C FF 92 B CU 80 X CH 86 1-1 ③ G5-3			X CH 84 0-0 ① G6-3			C FC 89 C SI 94 B FF 95 B SL 83 X FF 94 2-2 ① G5-3		3	0	0	0	0	0	0
25 Will Venable, L (1, 9) OBP: 0.275, SLG: 0.289			B CH 89 F SI 91 B CU 78 S FF 92 X CU 78 2-2 ① G4-3		B FF 91 C CU 76 C CU 77 X CU 78 1-2 ② G3			C SI 94 S SI 94 S CH 88 0-3 ② K		3	0	0	0	0	1	0
5 Alexi Amarista, L (1, 4) OBP: 0.259, SLG: 0.268			F SI 92 S FF 93 B SI 91 X CU 78 1-2 ② L7		B SI 90 F FF 92 X SI 93 1-1 ③ B1-3			B SI 95 B SI 94 C SI 94 B SI 96 S SI 95 F FF 96 X SI 96 3-2 13 FC6-4 1B		3	0	1	0	0	0	0
Inning Stats	R: 0 E: 0 K: 1 S: 9 H: 0 LOB: 0 BB: 0 P: 10	R: 1 E: 0 K: 1 S: 9 H: 1 LOB: 0 BB: 0 P: 12	R: 0 E: 0 K: 0 S: 8 H: 0 LOB: 0 BB: 0 P: 12	R: 0 E: 0 K: 1 S: 14 H: 1 LOB: 2 BB: 0 P: 23	R: 0 E: 0 K: 0 S: 6 H: 0 LOB: 0 BB: 0 P: 8	R: 0 E: 0 K: 2 S: 8 H: 0 LOB: 0 BB: 0 P: 11	R: 0 E: 0 K: 1 S: 6 H: 1 LOB: 0 BB: 0 P: 11	R: 0 E: 0 K: 1 S: 13 H: 1 LOB: 1 BB: 0 P: 19	R: 0 E: 0 K: 0 S: 7 H: 0 LOB: 0 BB: 0 P: 11	1B: 3 2B: 0 3B: 0 HR: 1 SF: 0 SAC: 0 DP: 1 HBP: 1						

PITCHER		IP	WLS	BF	H	R	ER	SO	BB	IBB	HBP	BLK	WP	HR	S	P	ERA	WHIP
29 Roenis Elías, L ERA: 3.91	(1, 1)	7.0	W	24	3	1	1	6	0	0	1	0	0	1	60	87	1.29	0.429
52 Dominic Leone, R ERA: 1.19	(8, 1)	1.0		4	1	0	0	1	0	0	0	0	0	0	13	19	0.00	1.000
40 Danny Farquhar, R ERA: 3.09	(9, 1)	1.0		3	0	0	0	0	0	0	0	0	0	0	7	11	0.00	0.000

PITCHER	IP	WLS	BF	H	R	ER	SO	BB	IBB	HBP	BLK	WP	HR	S	P	ERA	WHIP

TOP

San Diego Padres @ Seattle Mariners

Safeco Field, Seattle, WA

Tue Jun 17 2014, 12:42 PM - 3:23 PM PDT

Att. 19,896 - Partly Cloudy - 60 F

livebaseballscorecards.com

AB	30
R	1
H	4
RBI	1
BB	0
SO	7
LOB	8

WP: 0 PA: 31
PB: 0
SB: 0
CS: 0

BOTTOM

San Diego Padres @ Seattle Mariners

Safeco Field, Seattle, WA

Tue Jun 17 2014, 12:42 PM - 3:23 PM PDT

Att. 19,896 - Partly Cloudy - 60 F

livebaseballscorecards.com

Batter	1	2	3	4	5	6	7	8	9	AB	R	H	RBI	BB	SO	LOB
99 James Jones, L (1, 8) OBP: 0.327, SLG: 0.364	C FF 86 C FF 89 F FF 90 B FF 90 B FF 90 X CH 83 2-2 7 FC1-6 1B	1 SAFE B FF 88 1 SAFE X SI 87 1-0 1-2 1B			B CU 66 C SI 87 X SL 82 1-1 22 WP 7 S 22 HR 1B		C SI 90 B SI 90 C SI 91 S CH 82 1-3 ② K2-3 B SI 92 S SI 91 C SI 91 X SI 90 1-2 ③ L7			5	1	3	0	0	1	0
7 Stefen Romero, R (1, 9) OBP: 0.240, SLG: 0.336	1 SAFE C FF 88 C FF 88 B FF 89 1 SAFE X CH 82 1-2 ① FC1-6 22 FC6-4 1-2f	D CU 69 C SI 88 F SI 88 F CU 72 T FF 89 1-2 ② K			D CH 79 1 SAFE 1 SAFE 1 SAFE B CH 80 F FF 87 B FF 89 S CH 79 3-2 X CH 79 ① L7 1-2		B CU 74 F SL 86 F SI 90 B CH 80 X CH 80 2-2 4 BB 15 2B 2B			4	1	1	0	0	1	4
22 Robinson Canó, L (1, 4) OBP: 0.384, SLG: 0.438	F FF 88 D CU 68 1 SAFE F FF 90 X FF 90 1-2 ② FC6-4 4 BB 1-2f	B SL 82 X SL 81 1-0 ③ G1-3			C SL 81 B FF 89 B CU 68 B FF 89 X SL 82 3-1 2-H HR		I IN 80 I IN 81 I IN 80 I IN 82 4-0 4 BB 15 2B IBB			3	2	1	2	1	0	3
4 John Buck, R (1, 10) OBP: 0.338, SLG: 0.344	B CH 80 B FF 88 B CH 81 S FF 88 F CH 80 B SI 89 4-2 1-2 BB		T SI 86 F SL 81 F FF 89 S FF 88 0-3 ① K		C CH 79 B FF 88 X FF 88 1-1 ② G6-3		D CH 80 C SI 90 D CH 80 S SL 85 F SL 85 F FF 91 B SL 84 F SL 85 B FF 90 4-2 15 2B 1-2 2-3 BB			2	0	0	0	2	1	0
15 Kyle Seager, L (1, 5) OBP: 0.341, SLG: 0.470	X SL 84 0-0 ③ G3-1		C SL 83 X FF 89 0-1 ② P5		C FF 89 S CH 80 B FF 91 F FF 90 B CH 80 B SL 83 F CH 79 X CH 79 3-2 ③ L9		B SI 91 B SI 91 F SI 90 S CH 81 F CH 81 X FF 92 2-2 1-3 2-H 3-H 2B			4	0	1	2	0	0	2
3 Mike Zunino, R (1, 2) OBP: 0.275, SLG: 0.389		S CH 79 B FF 89 T FF 89 B FF 90 F CH 81 S FF 89 2-3 ① K	C FF 88 B SI 88 B SI 88 S CH 81 S FF 91 2-3 ③ K			F FF 91 B SL 86 B CU 75 X SI 90 2-1 ① G6-3	S SL 86 S SL 85 D SL 85 H SL 86 2-2 16 FC5-4 HBP			3	0	0	0	0	2	0
16 Cole Gillespie, R (1, 7) OBP: 0.309, SLG: 0.333		C FF 86 B CH 82 B FF 89 B CH 81 F SI 88 F FF 89 X CH 81 3-2 E3 63 HR	B FF 86 B CH 79 C FF 85 B FF 86 C SI 85 F SI 87 F FF 88 C SI 88 3-3 ① K			B SI 92 F SI 91 F FF 91 C SL 86 1-3 ② K	B SL 86 B SI 90 C FF 90 F FF 91 F SI 91 F CH 80 X SL 85 2-2 ③ FC5-4 1-2f			4	1	0	0	0	2	3
63 Jesus Montero, R (1, 3) OBP: 0.300, SLG: 0.600 20 Logan Morrison, L (7, 3) OBP: 0.222, SLG: 0.244		F FF 88 B FF 89 B FF 88 1 SAFE X CH 79 2-1 1-H HR	C CU 65 B FF 89 C FF 89 X FF 89 1-2 ② G6-3			C CU 75 F SI 91 X SL 84 0-2 ③ G5-3		B SI 91 B SI 90 X SI 90 2-0 ① P2		3 1	1 0	1 0	2 0	0 0	0 0	0 0
5 Brad Miller, L (1, 6) OBP: 0.250, SLG: 0.295		B FF 89 C SL 82 F FF 89 B FF 88 X FF 88 2-2 99 1B 1B	F SI 89 X FF 89 0-1 ③ P5				F SI 90 X CH 81 0-1 ① L8	B SI 92 B SI 92 X SI 91 2-0 ② G4-3		4	0	1	0	0	0	0

| Inning Stats | | | |

Batter	1	2	3	4	5	6	7	8	9	AB	R	H	RBI	BB	SO	LOB
9 Endy Chavez, L (1, 9) OBP: 0.246, SLG: 0.296	C SI 92 X SI 94 0-1 22 CS 1B	B FF 97 F FF 97 X SI 96 1-1 ③ G4-3			C SI 94 B SL 86 S CH 87 X FF 96 1-2 ① G6-3		X CH 81 0-0 ① F9			4	0	1	0	0	0	2
99 James Jones, L (1, 8) OBP: 0.319, SLG: 0.355	C SI 94 B SI 95 L SI 93 F SI 96 1 SAFE S FF 97 1-3 ① K		C FF 94 B FF 94 X SI 94 1-1 ① G2-3		B SI 94 T FF 94 C SL 86 F SI 96 X SL 85 1-2 ② L9		B CH 86 C CH 84 F CH 88 X SL 82 1-2 ② L8			4	0	0	0	0	1	1
22 Robinson Canó, L (1, 4) OBP: 0.386, SLG: 0.437	1 SAFE 1 SAFE B SI 92 B CH 86 B SI 95 C FF 94 B FF 95 4-1 ② 1-2 BB		X CH 85 0-0 ② G3		F FF 93 F CH 88 X FF 96 0-2 1B		C CH 83 X CH 83 0-1 ③ G4-3			3	0	1	0	1	0	0
15 Kyle Seager, L (1, 5) OBP: 0.336, SLG: 0.462	C SI 93 B CH 86 B CH 86 X SI 94 2-1 ③ F8		B CH 85 C CH 84 C FF 96 S SL 87 1-3 ③ K		S CH 85 B SI 94 B SL 85 B CH 86 X FF 96 3-1 ③ F8			X CH 84 0-0 ① G4-3		4	0	0	0	0	1	2
20 Logan Morrison, L (1, 3) OBP: 0.224, SLG: 0.267		C CH 84 X SI 93 0-1 ① F9		X SI 94 0-0 ① F7		C CH 84 C FF 94 X SI 96 0-2 3 PB 2B		B CH 82 S CH 83 S CH 84 F FF 96 F FF 96 B CH 86 F CH 85 S SL 90 2-3 ② K		4	0	1	0	0	1	0
3 Mike Zunino, R (1, 2) OBP: 0.279, SLG: 0.388		B FF 94 B FF 92 B SI 89 C SI 91 C SI 92 F SI 93 H SI 94 4-2 13 1B 5 1B HBP		C FF 94 X SI 94 0-1 5 E 5 1B 1B		B FF 96 F SI 95 C FF 97 X FF 97 1-2 ① F8 2-3		S CH 84 S SL 88 B SL 90 S CH 84 1-3 ③ K		3	1	1	0	0	1	1
13 Dustin Ackley, L (1, 7) OBP: 0.285, SLG: 0.360		B SI 91 X SI 91 1-0 34 SH3-4 5 1B 1-3 1B		B CH 86 C FF 95 X FF 96 1-1 ② F7		F SI 97 B FF 97 F FF 97 X FF 97 1-2 ② G4-3			C SI 89 X CH 81 0-1 ① G6-3	4	0	1	0	0	0	2
5 Brad Miller, L (1, 6) OBP: 0.259, SLG: 0.300		B SI 96 X CH 87 1-0 34 SH3-4 1-2 3-H 1B		B SI 95 F FF 95 X FF 96 1-1 E8 1-3 1B		I IN 61 I IN 63 I IN 63 I IN 66 4-0 IBB			S SI 88 F SI 89 B SL 84 F SI 90 T SL 83 1-2 ② K	3	0	2	1	1	1	0
34 Félix Hernández, R (1, 1) 41 Charlie Furbush, L (8, 1) 31 Yoervis Medina, R (8, 1) 4 John Buck, R (9, PH) OBP: 0.333, SLG: 0.339		X FF 97 0-0 ② SH3-4 1-2 2-3		B FF 97 X SI 95 1-0 ③ G3		X SI 95 0-0 ③ G1-3			B SI 90 X SL 83 1-0 ③ F9	2 0 0 1	0 0 0 0	0 0 0 0	0 0 0 0	0 0 0 0	0 0 0 0	4 0 0 0
Inning Stats	R: 0 E: 0 K: 1 S: 9 H: 1 LOB: 1 BB: 1 P: 16	R: 1 E: 0 K: 0 S: 10 H: 2 LOB: 2 BB: 0 P: 17	R: 0 E: 0 K: 1 S: 6 H: 0 LOB: 0 BB: 0 P: 8	R: 0 E: 1 K: 0 S: 8 H: 2 LOB: 2 BB: 0 P: 11	R: 0 E: 0 K: 0 S: 12 H: 1 LOB: 1 BB: 0 P: 17	R: 0 E: 0 K: 0 S: 10 H: 1 LOB: 2 BB: 1 P: 16	R: 0 E: 0 K: 0 S: 6 H: 0 LOB: 0 BB: 0 P: 7	R: 0 E: 0 K: 2 S: 10 H: 0 LOB: 0 BB: 0 P: 13	R: 0 E: 0 K: 1 S: 7 H: 0 LOB: 0 BB: 0 P: 9	1B: 6 2B: 1 3B: 0 HR: 0	SF: 0 SAC: 1 DP: 0 HBP: 1					

PITCHER	IP	WLS	BF	H	R	ER	SO	BB	IBB	HBP	BLK	WP	HR	S	P	ERA	WHIP
34 Andrew Cashner, R (1, 1) ERA: 2.36	7.0		30	7	1	1	2	1	1	1	0	0	0	61	92	1.29	1.143
56 Joaquín Benoit, R (8, 1) ERA: 1.47	1.0	W	3	0	0	0	2	0	0	0	0	0	0	10	13	0.00	0.000
16 Huston Street, R (9, 1) ERA: 1.0	1.0	S	3	0	0	0	1	0	0	0	0	0	0	7	9	0.00	0.000

PITCHER	IP	WLS	BF	H	R	ER	SO	BB	IBB	HBP	BLK	WP	HR	S	P	ERA	WHIP

TOP

Seattle Mariners @ San Diego Padres

Petco Park, San Diego, CA

Wed Jun 18 2014, 7:15 PM - 9:55 PM PDT

Att. 27,523 - Clear - 67 F

livebaseballscorecards.com

AB	32
R	1
H	7
RBI	1
BB	2
SO	5
LOB	12

BOTTOM

Seattle Mariners @ San Diego Padres

Petco Park, San Diego, CA

Wed Jun 18 2014, 7:15 PM - 9:55 PM PDT

Att. 27,523 - Clear - 67 F

livebaseballscorecards.com

Batter	1	2	3	4	5	6	7	8	9	AB	R	H	RBI	BB	SO	LOB
12 Seth Smith, L (1, 9) (9, 7) OBP: 0.392, SLG: 0.495	C CH 90 C CU 79 X FF 93 0-2 1B		B CU 79 B CU 82 C SI 93 C CU 80 S CH 91 2-3 ③ K2-3			D CU 80 X CH 89 1-0 ② G4-3 2-3		C FF 92 B FF 93 F SL 82 B SL 80 F FF 93 F FF 92 X SL 83 2-2 ② F8		4	0	1	0	0	1	2
13 Chris Denorfia, R (1, 8) (9, 9) OBP: 0.297, SLG: 0.341	B SI 92 F FF 92 C SL 83 S CH 89 1-3 ① K			C SI 92 X SL 84 0-1 ① G4-3		B CU 82 B CH 90 S CH 91 S SL 84 X CH 90 2-2 ③ G6-3 3-H		B FF 95 X FF 96 1-0 18 DI 2-3 1B		4	0	1	0	0	1	1
18 Carlos Quentin, R (1, 7) OBP: 0.294, SLG: 0.342 16 Huston Street, R (9, 1)	F SL 83 B FF 93 S CH 89 D CH 90 S CH 89 2-3 ② K			X SI 92 0-0 ② G6-3			X CH 91 0-0 ① G6-3	S CU 86 S CU 86 B FF 95 B CU 84 B CU 85 F CU 86 X FF 95 3-2 ③ G6-3 1-2		4 0	0 0	0 0	0 0	0 0	1 0	3 0
7 Chase Headley, S (1, 5) OBP: 0.288, SLG: 0.340	S CU 82 1 SAFE B SI 93 D CH 90 F SI 93 F CH 90 D CU 82 F CH 90 C FF 94 3-3 ③ K			C FF 93 C CU 81 B SI 91 B CH 90 S CU 81 2-3 ③ K			S CU 79 B CH 88 B CU 79 B SI 92 X FF 91 3-1 44 S 1B			3	0	1	0	0	2	1
8 Yasmani Grandal, S (1, 3) OBP: 0.285, SLG: 0.376		B SI 92 F SI 92 B SI 91 C CU 80 X FF 93 2-2 ① F7			C CU 79 C SI 92 B CH 89 B CU 80 S CH 90 2-3 ① K		C CH 88 B CU 80 B CU 81 S CH 89 F FF 92 C CU 80 2-3 ② K			3	0	0	0	0	2	1
44 René Rivera, R (1, 2) OBP: 0.281, SLG: 0.448		C SL 83 S SL 84 B CH 89 S CH 90 1-3 ② K			S SL 84 B SI 93 F SL 83 S CH 89 1-3 ② K		B SL 85 D SL 85 B SI 92 X SI 92 3-0 ③ G5-3 1-2			3	0	0	0	0	2	1
2 Everth Cabrera, S (1, 6) OBP: 0.261, SLG: 0.305		B SI 93 X SI 92 1-0 ③ L6			C FF 93 C CU 79 B CH 90 F CH 90 X FF 94 1-2 ③ G6-3			C FF 93 B FF 94 B SL 82 F FF 93 B FF 94 X SI 92 3-2 5 SH1-4 14 1B 1B		3	1	1	0	0	0	0
5 Alexi Amarista, L (1, 4) OBP: 0.263, SLG: 0.272			C CU 78 X FF 92 0-1 ① G4-3			C CU 79 B CH 88 F CH 88 B FF 93 F CU 81 X FF 92 2-2 12 G4-3 34 SH3-4 13 WP 1B		B FF 93 X FF 92 1-0 ① SH1-4 1-2		2	1	1	0	0	0	0
34 Andrew Cashner, R (1, 1) OBP: 0.105, SLG: 0.105 56 Joaquín Benoit, R (8, 1) 14 Tommy Medica, R (8, PH) OBP: 0.292, SLG: 0.456 24 Cameron Maybin, R (9, 8) OBP: 0.310, SLG: 0.395			B SI 93 L SI 92 M SL 84 B CH 90 S CH 91 2-3 ② K			1 SAFE B SL 84 L FF 92 1 SAFE X CH 90 1-1 ① SH3-4 1-2		C CU 75 S CU 76 2 SAFE F CU 77 X SL 81 0-2 13 1B 2-H 1B		1 0 1 0	0 0 0 0	0 0 1 0	0 0 1 0	0 0 0 0	1 0 0 0	0 0 0 0
Inning Stats	R: 0 E: 0 K: 3 S: 14 H: 1 LOB: 1 BB: 0 P: 20	R: 0 E: 0 K: 1 S: 7 H: 0 LOB: 0 BB: 0 P: 11	R: 0 E: 0 K: 2 S: 8 H: 0 LOB: 0 BB: 0 P: 12	R: 0 E: 0 K: 1 S: 6 H: 0 LOB: 0 BB: 0 P: 8	R: 0 E: 0 K: 2 S: 10 H: 0 LOB: 0 BB: 0 P: 14	R: 1 E: 0 K: 0 S: 10 H: 1 LOB: 0 BB: 0 P: 16	R: 0 E: 0 K: 1 S: 8 H: 1 LOB: 1 BB: 0 P: 16	R: 1 E: 0 K: 0 S: 18 H: 3 LOB: 2 BB: 0 P: 28		1B: 6 2B: 0 3B: 0 HR: 0 SF: 0 SAC: 2 DP: 0 HBP: 0						

AB	28
R	2
H	6
RBI	1
BB	0
SO	10
LOB	9

WP: 1 PA: 30
PB: 0
SB: 1
CS: 0

PITCHER	IP	WLS	BF	H	R	ER	SO	BB	IBB	HBP	BLK	WP	HR	S	P	ERA	WHIP
34 Félix Hernández, R (1, 1) ERA: 2.22	7.0		24	3	1	1	10	0	0	0	0	1	0	63	97	1.29	0.429
41 Charlie Furbush, L (8, 1) ERA: 4.15	0.2	L	4	2	1	1	0	0	0	0	0	0	0	13	19	13.50	3.000
31 Yoervis Medina, R (8, 1) ERA: 2.73	0.1		2	1	0	0	0	0	0	0	0	0	0	5	9	0.00	3.000

PITCHER	IP	WLS	BF	H	R	ER	SO	BB	IBB	HBP	BLK	WP	HR	S	P	ERA	WHIP

Batter	1	2	3	4	5	6	7	8	9	AB	R	H	RBI	BB	SO	LOB
9 Endy Chavez, L (1, 9) OBP: 0.246, SLG: 0.293	C SI 92 B FF 91 X SI 92 1-1 99 1B 1B		B SI 91 X SI 90 1-0 ② F7		1 SAFE D SI 92 C SI 91 1 SAFE X SI 92 1-1 FC1 22 1B 1-2		C CU 73 B FF 91 X CU 74 1-1 ③ G1-3			4	0	1	0	0	0	1
99 James Jones, L (1, 8) OBP: 0.317, SLG: 0.352	B SI 93 B SI 92 C SI 92 1 SAFE C CU 75 X CU 75 2-2 15 G4-6-3 1-2 1B		F SI 91 S CU 74 B SI 90 F FF 92 X CU 74 1-2 ③ G4-3		D CU 74 F SI 91 B SI 91 C CU 74 S CU 74 2-3 ② K			C FF 94 B CH 84 B FF 94 F CH 82 X CH 85 2-2 ① G6-3		4	0	1	0	0	1	2
22 Robinson Canó, L (1, 4) OBP: 0.391, SLG: 0.442	C SI 92 F CU 75 B FF 92 S CU 75 1-3 ① K			X SI 91 0-0 20 FC6-5 1B	B SI 92 X SI 92 1-0 1-3 2-H 1B			S FF 95 B CH 86 F FF 96 F SL 89 B FF 94 X FF 95 2-2 1B		4	0	3	1	0	1	2
15 Kyle Seager, L (1, 5) OBP: 0.331, SLG: 0.455	B SI 91 X SI 92 1-0 ②③ G4-6-3 1-2f			X SI 91 0-0 ① F7	C SI 91 S CU 74 F CU 74 F CU 73 1 SAFE S CU 73 0-3 ③ K			B SI 93 C FF 94 D CH 84 X FF 94 2-1 ② F7		4	0	0	0	0	1	6
20 Logan Morrison, L (1, 3) OBP: 0.226, SLG: 0.265		L SI 90 X SI 90 0-1 13 FC6-4 1B		L SI 91 F SI 91 B CU 73 X CU 74 1-2 ② FC6-5 4 S 1-2f		C SI 90 B CU 73 C CU 73 C SI 90 1-3 ① K		C FF 93 F CU 95 F SI 95 X CH 85 0-2 ③ G4-3		4	0	1	0	0	1	2
4 John Buck, R (1, 2) OBP: 0.329, SLG: 0.323		C FF 93 B CH 84 C FF 92 S SL 82 1-3 ① K		B FF 91 B FF 91 B FF 92 B SI 91 4-0 1-2 BB		C SI 90 B SL 80 X SI 91 1-1 ② G5-3			X SI 88 0-0 ① F9	3	0	0	0	1	1	1
13 Dustin Ackley, L (1, 7) OBP: 0.284, SLG: 0.363		B SI 92 S SI 92 X SI 93 1-1 ② FC6-4 1-2f		B SI 90 C CU 74 B SI 91 C CU 74 B CU 74 S CU 74 3-3 ③ K		B CU 74 X SI 90 1-0 ③ G1-3			B SI 88 C SI 89 B SI 89 X SI 88 2-1 5 1B 2B	4	0	1	0	0	1	3
5 Brad Miller, L (1, 6) OBP: 0.263, SLG: 0.301		X SI 92 0-0 ③ G1-3			B SI 91 C SI 89 F CH 83 B CH 84 B CU 74 B CU 74 4-2 9 E 22 1B BB		X SI 89 0-0 ① L8		C SI 88 X CH 82 0-1 63 G6-3 2-3 1B	3	1	1	0	1	0	1
50 Erasmo Ramírez, R (1, 1) 7 Stefen Romero, R (7, PH) OBP: 0.238, SLG: 0.333 52 Dominic Leone, R (7, 1) 97 Joe Beimel, L (7, 1) 56 Fernando Rodney, R (8, 1) 63 Jesus Montero, R (9, PH) OBP: 0.273, SLG: 0.545			C FF 89 X FF 89 0-1 ① G1-3		1 SAFE B CU 72 B FF 90 C FF 89 L FF 91 T FF 90 2-2 ① K		C FF 90 F CU 73 B SL 78 B FF 91 X CU 74 2-2 ② G6-3		X SL 84 0-0 ②③ G6-3 1-2f	2 1 0 0 0 1	0 0 0 0 0 0	0 0 0 0 0 0	0 0 0 0 0 0	0 0 0 0 0 0	1 0 0 0 0 0	1 0 0 0 0 2
Inning Stats	R: 0 E: 0 K: 1 S: 9 H: 2 LOB: 1 BB: 0 P: 14	R: 0 E: 0 K: 1 S: 8 H: 1 LOB: 1 BB: 0 P: 10	R: 0 E: 0 K: 0 S: 7 H: 0 LOB: 0 BB: 0 P: 9	R: 0 E: 0 K: 1 S: 8 H: 1 LOB: 2 BB: 1 P: 16	R: 1 E: 1 K: 3 S: 16 H: 1 LOB: 2 BB: 1 P: 26	R: 0 E: 0 K: 1 S: 6 H: 0 LOB: 0 BB: 0 P: 9	R: 0 E: 0 K: 0 S: 6 H: 0 LOB: 0 BB: 0 P: 9	R: 0 E: 0 K: 0 S: 13 H: 1 LOB: 1 BB: 0 P: 19	R: 0 E: 0 K: 0 S: 6 H: 2 LOB: 1 BB: 0 P: 8	1B: 7 2B: 1 3B: 0 HR: 0 SF: 0 SAC: 0 DP: 2 HBP: 0						

PITCHER		IP	WLS	BF	H	R	ER	SO	BB	IBB	HBP	BLK	WP	HR	S	P	ERA	WHIP
45 Jesse Hahn, R ERA: 2.16	(1, 1)	7.0	W	28	5	1	0	7	2	0	0	0	0	0	60	93	0.00	1.000
56 Joaquín Benoit, R ERA: 1.42	(8, 1)	1.0	H	4	1	0	0	0	0	0	0	0	0	0	13	19	0.00	1.000
16 Huston Street, R ERA: 0.96	(9, 1)	1.0	S	4	2	0	0	0	0	0	0	0	0	0	6	8	0.00	2.000

PITCHER	IP	WLS	BF	H	R	ER	SO	BB	IBB	HBP	BLK	WP	HR	S	P	ERA	WHIP

TOP

Seattle Mariners @ San Diego Padres

Petco Park, San Diego, CA

Thu Jun 19 2014, 3:43 PM - 6:24 PM PDT

Att. 18,755 - Sunny - 73 F

livebaseballscorecards.com

AB	34
R	1
H	8
RBI	1
BB	2
SO	7
LOB	21

SEATTLE MARINERS™

BOTTOM

Seattle Mariners @ San Diego Padres

Petco Park, San Diego, CA

Thu Jun 19 2014, 3:43 PM - 6:24 PM PDT

Att. 18,755 - Sunny - 73 F

livebaseballscorecards.com

Batter	1	2	3	4	5	6	7	8	9	AB	R	H	RBI	BB	SO	LOB
25 Will Venable, L (1, 9) OBP: 0.274, SLG: 0.288	C FF 88 X CH 78 0-1 2 SH2-3 1B		B FF 90 X FF 90 1-0 ① F7		1 SAFE 1 SAFE 1 SAFE X SI 92 0-0 ③ G6-3		C FF 88 D SL 81 X SL 82 1-1 ② G3-1 1-2 2-3			4	0	1	0	0	0	3
2 Everth Cabrera, S (1, 6) OBP: 0.262, SLG: 0.306	X FF 90 0-0 ① SH2-3 1-2		C FF 90 C CU 80 B CH 82 X SL 83 1-2 ② G3-1			B SI 91 X SI 91 1-0 ① G6-3	C CH 79 X CH 80 0-1 2-H 3-H 1B			3	0	1	2	0	0	0
12 Seth Smith, L (1, 7) OBP: 0.386, SLG: 0.485 56 Joaquín Benoit, R (8, 1) 16 Huston Street, R (9, 1)	C CH 78 B FF 91 X FF 92 1-1 ② P5		X SI 91 0-0 ③ G4-3			C SI 91 C CU 78 X CH 81 0-2 ② G3-1	C SI 88 D SL 81 S SL 80 B SL 79 S FF 88 2-3 ③ K			4 0 0	0 0 0	0 0 0	0 0 0	0 0 0	1 0 0	3 0 0
7 Chase Headley, S (1, 5) OBP: 0.283, SLG: 0.333	B CU 78 B CH 80 S CH 80 C SI 92 F CH 80 F FF 94 X CH 82 2-2 ③ G4-3			C SI 89 B CU 78 B CH 78 X FF 90 2-1 ① F7		X SI 92 0-0 ③ G5-3		F SI 94 X CH 81 0-1 ① G5-3		4	0	0	0	0	0	1
8 Yasmani Grandal, S (1, 2) OBP: 0.284, SLG: 0.368		B FF 90 B CH 77 F SI 89 B FF 89 F CH 77 B CH 78 4-2 14 BB BB		C FF 91 C CU 78 F CH 80 F CU 82 S FF 92 0-3 ② K			X SI 94 0-0 ① G4-3	C SI 94 B SI 95 F CH 81 F FF 96 B CH 82 S FF 97 2-3 ② K		3	0	0	0	1	2	0
14 Tommy Medica, R (1, 3) OBP: 0.303, SLG: 0.479		C SI 90 B CU 82 B SI 91 1 SAFE B SI 91 B FF 91 4-1 1-2 BB		X CU 82 0-0 ③ L7			C FF 95 X FC 90 0-1 24 3B 3B	C SI 96 S CH 82 F CH 82 X SI 96 0-2 ③ P3		3	1	1	0	1	0	0
24 Cameron Maybin, R (1, 8) OBP: 0.318, SLG: 0.418		C SI 92 C CU 81 D SL 84 X CU 82 1-2 ① F6			B FF 91 C FF 91 C SI 92 X CU 82 1-2 5 FC3-6 1B		B FF 96 C FF 96 X FF 97 1-1 13 1B 3-H 3B			3	1	2	1	0	0	2
5 Alexi Amarista, L (1, 4) OBP: 0.259, SLG: 0.268 18 Carlos Quentin, R (7, PH) OBP: 0.302, SLG: 0.342 3 Jace Peterson, L (7, PR) OBP: 0.158, SLG: 0.111 (8, 4)		F CH 78 F SI 92 B FF 93 X CH 80 1-2 ② F8			C SI 91 B FF 91 X CH 77 1-1 ① FC3-6 1-2f		S SL 82 D SL 83 B FC 91 B FC 90 B FF 95 4-1 25 G3-1 13 1B 2 1B BB			2 0 0	0 0 1	0 0 0	0 0 0	0 1 0	0 0 0	3 0 0
45 Jesse Hahn, R (1, 1) OBP: 0.250, SLG: 0.250 13 Chris Denorfia, R (7, PH) OBP: 0.301, SLG: 0.345 (8, 7)		B CU 81 S FF 92 F FF 94 S CU 81 1-3 ③ K			1 SAFE L FF 90 L CH 75 M CH 79 0-3 ② K		1 SAFE B FC 92 M FC 91 1 SAFE 1 SAFE P PO 88 X FC 91 2-1 25 G3-1 2 1B 1-2 3-H 1B			2 1	0 1	0 1	0 1	0 0	2 0	3 0
Inning Stats	R: 0 E: 0 K: 0 S: 10 H: 1 LOB: 1 BB: 0 P: 13	R: 0 E: 0 K: 1 S: 12 H: 0 LOB: 2 BB: 2 P: 23	R: 0 E: 0 K: 0 S: 5 H: 0 LOB: 0 BB: 0 P: 7	R: 0 E: 0 K: 1 S: 8 H: 0 LOB: 0 BB: 0 P: 10	R: 0 E: 0 K: 1 S: 9 H: 1 LOB: 1 BB: 0 P: 11	R: 0 E: 0 K: 0 S: 5 H: 0 LOB: 0 BB: 0 P: 6	R: 4 E: 0 K: 1 S: 16 H: 4 LOB: 2 BB: 1 P: 25	R: 0 E: 0 K: 1 S: 10 H: 0 LOB: 0 BB: 0 P: 12		1B: 4 2B: 0 3B: 2 HR: 0 SF: 0 SAC: 1 DP: 0 HBP: 0					WP: 0 PB: 0 SB: 0 CS: 0	PA: 33

PITCHER	IP	WLS	BF	H	R	ER	SO	BB	IBB	HBP	BLK	WP	HR	S	P	ERA	WHIP
50 Erasmo Ramírez, R (1, 1) ERA: 4.62	6.0		22	2	0	0	3	2	0	0	0	0	0	49	70	0.00	0.667
52 Dominic Leone, R (7, 1) ERA: 2.35	0.1	L	5	3	4	4	0	1	0	0	0	0	0	9	15	108.00	12.000
97 Joe Beimel, L (7, 1) ERA: 1.57	0.2		3	1	0	0	1	0	0	0	0	0	0	7	10	0.00	1.500
56 Fernando Rodney, R (8, 1) ERA: 2.3	1.0		3	0	0	0	1	0	0	0	0	0	0	10	12	0.00	0.000

PITCHER	IP	WLS	BF	H	R	ER	SO	BB	IBB	HBP	BLK	WP	HR	S	P	ERA	WHIP

AB	29
R	4
H	6
RBI	4
BB	3
SO	5
LOB	15

Batter	1	2	3	4	5	6	7	8	9	AB	R	H	RBI	BB	SO	LOB
9 Endy Chavez, L (1, 9) OBP: 0.258, SLG: 0.317	B FF 93 B FF 94 C FF 93 B FC 89 F FF 93 X FF 95 3-2 99 SH1-3 22 1B 2B		C FF 92 X FC 89 0-1 ② B2		B KC 79 F FC 88 X KC 80 1-1 ① G3-1		B FF 92 B FC 87 C FF 92 X FC 87 2-1 99 G4-6-3 1B		C FF 97 X FF 96 0-1 ② G6-3	5	1	2	0	0	0	0
99 James Jones, L (1, 8) OBP: 0.327, SLG: 0.362	X FF 94 0-0 ① SH1-3 2-3		C FF 94 X CH 85 0-1 22 BB 1B		B KC 80 C FC 87 B FF 93 S FC 88 X FF 92 2-2 22 S 22 2B 1B		1 SAFE X KC 80 0-0 ①② G4-6-3 1-2f		C SL 85 C SL 87 B FF 95 X FF 95 1-2 15 BB 22 BB 20 1B 1B	4	2	3	0	0	0	1
22 Robinson Canó, L (1, 4) OBP: 0.397, SLG: 0.448	F FC 89 B SI 94 S CH 87 F CH 87 B SI 89 D SI 96 X SI 90 3-2 3-H 1B		B FF 94 1 SAFE D FC 89 1 SAFE B SI 94 C FF 93 1 SAFE B FF 93 4-1 1-2 BB		B KC 80 B SI 92 C FF 94 X FC 87 2-1 15 WP 20 HR 1-H 2B		B CH 86 F KC 81 B FF 93 C FF 93 B FF 93 S CH 86 3-3 ③ K		B FF 95 B FF 94 B SL 84 B FF 96 4-0 15 BB 20 1B 1-2 BB	3	1	2	2	2	1	0
15 Kyle Seager, L (1, 10) OBP: 0.329, SLG: 0.448	L SI 93 X KC 82 0-1 ② F9		C FC 90 T FF 95 B FF 93 S FF 95 1-3 ③ K		C KC 81 B CH 86 B FF 92 F FF 94 F FF 93 S FF 92 2-3 ② K 2-3			B KC 82 X FF 95 1-0 ① P5	B FF 95 B SL 85 B FF 96 C FF 95 S SL 84 B SL 85 4-2 20 1B 1-2 2-3 BB	4	0	0	0	1	2	4
20 Logan Morrison, L (1, 3) OBP: 0.241, SLG: 0.333	B FF 94 X FC 89 1-0 ③ F9			X KC 79 0-0 ① B2-3	B KC 81 F KC 81 S SI 88 D CH 86 F CH 87 B CH 86 X FF 94 3-2 3-H HR			B FF 94 C FF 96 C FF 96 F FF 97 B KC 87 B KC 88 F FC 93 F FF 98 F FF 97 3-2 ② F FF 97 T FF 96 K	X FF 96 0-0 ③ 1-3 2-H 3-H 1B	5	1	2	3	0	1	1
13 Dustin Ackley, L (1, 7) OBP: 0.284, SLG: 0.358		B FF 94 C FF 92 F FF 93 B SI 94 X CH 87 2-2 ① G3		C SI 93 F KC 80 B SI 93 B SI 93 F FF 93 X FC 89 2-2 ② F7	B KC 81 B FC 90 C CH 85 X CH 87 2-1 ③ G3			B FF 95 C FC 92 F FF 96 B FF 96 B FC 92 F FC 90 F FF 97 F FF 96 B FF 97 4-2 BB		3	0	0	0	1	0	0
3 Mike Zunino, R (1, 2) OBP: 0.279, SLG: 0.400		C FC 90 C KC 81 T FF 95 0-2 ② K		F SI 92 X CH 87 0-1 HR		C FF 92 B FC 86 B FC 86 F SI 92 X FC 85 2-2 ① F7		C KC 85 F FC 92 P PO 86 S FF 97 1-3 ③ K		4	1	1	1	0	2	1
5 Brad Miller, L (1, 6) OBP: 0.267, SLG: 0.319		X FF 94 0-0 ③ G4-3		X FF 94 0-0 1B		S KC 79 S KC 80 X KC 79 0-2 ② F9			C FF 95 C SL 86 F FS 88 B FS 89 X SL 85 1-2 HR	4	1	2	1	0	0	0
8 Willie Bloomquist, R (1, 5) OBP: 0.287, SLG: 0.333			B FF 93 X FF 91 1-0 ① F7	C FC 88 X KC 80 0-1 ③ G5-3		X KC 79 0-0 ③ G5-3			C SL 85 F FF 95 B FF 97 S SL 85 1-3 ① K	4	0	0	0	0	1	1
Inning Stats	R: 1 E: 0 K: 0 S: 11 H: 2 LOB: 1 BB: 0 P: 18	R: 0 E: 0 K: 1 S: 7 H: 0 LOB: 0 BB: 0 P: 9	R: 0 E: 0 K: 1 S: 9 H: 1 LOB: 2 BB: 1 P: 15	R: 1 E: 0 K: 0 S: 10 H: 2 LOB: 1 BB: 0 P: 12	R: 3 E: 0 K: 1 S: 17 H: 3 LOB: 0 BB: 0 P: 29	R: 0 E: 0 K: 0 S: 7 H: 0 LOB: 0 BB: 0 P: 9	R: 0 E: 0 K: 1 S: 6 H: 1 LOB: 0 BB: 0 P: 11	R: 0 E: 0 K: 2 S: 18 H: 0 LOB: 1 BB: 1 P: 26	R: 2 E: 0 K: 1 S: 15 H: 3 LOB: 2 BB: 2 P: 26	1B: 7 2B: 2 3B: 0 HR: 3 SF: 0 SAC: 1 DP: 1 HBP: 0						

TOP

Seattle Mariners @ Kansas City Royals

Kauffman Stadium, Kansas City, MO

Fri Jun 20 2014, 7:14 PM - 10:43 PM CDT

Att. 38,475 - Clear - 89 F

livebaseballscorecards.com

AB	36
R	7
H	12
RBI	7
BB	4
SO	7
LOB	8

PITCHER		IP	WLS	BF	H	R	ER	SO	BB	IBB	HBP	BLK	WP	HR	S	P	ERA	WHIP
33 James Shields, R ERA: 3.7	(1, 1)	7.0		30	9	5	5	4	1	0	0	0	1	2	67	103	6.43	1.429
17 Wade Davis, R ERA: 1.11	(8, 1)	1.0		4	0	0	0	2	1	0	0	0	0	0	18	26	0.00	1.000
56 Greg Holland, R ERA: 1.88	(9, 1)	1.0	L	7	3	2	2	1	2	0	0	0	0	1	15	26	18.00	5.000

PITCHER	IP	WLS	BF	H	R	ER	SO	BB	IBB	HBP	BLK	WP	HR	S	P	ERA	WHIP

Batter	1	2	3	4	5	6	7	8	9	AB	R	H	RBI	BB	SO	LOB
1 Jarrod Dyson, L (1, 8) OBP: 0.346, SLG: 0.316	C SI 87 C SI 88 B FS 84 F FS 83 C FF 89 1-3 ① K		C SL 80 B CU 70 X SI 89 1-1 14 CS 1B		X FS 84 0-0 ② G4-3 1-2		C FF 94 X CH 86 0-1 ① G4-3		C SI 92 F SI 96 B CH 81 F SI 98 F CH 82 X CH 83 1-2 23 FC6-4 35 1B 1B	5	0	2	0	0	1	1
14 Omar Infante, R (1, 4) OBP: 0.294, SLG: 0.356	C SL 80 C SI 88 S FS 84 0-3 ② K		1 SAFE 1 SAFE P PO 85 1-0 ③ CS 1-2	C SI 88 B SI 85 F SI 89 B FS 85 B SL 78 F SI 91 S SI 86 3-3 ① K	B FS 84 F FS 86 S SL 78 D SI 86 B FF 92 B SI 86 4-2 BB		B SL 88 B CU 77 C FF 94 F FF 95 C SL 87 2-3 ② K		C SI 94 B CH 83 F SI 95 F SI 96 B CH 83 T SI 97 2-2 ① K	4	0	0	0	1	4	1
35 Eric Hosmer, L (1, 3) OBP: 0.298, SLG: 0.368	B FF 88 C SL 79 F SI 89 S FF 87 1-3 ③ K			X SI 90 0-0 16 G1-4-3 1B	C FF 87 X FS 85 0-1 ③ G4-3		B CH 87 B CH 88 F FF 94 S CH 89 X CU 79 2-2 ③ F8		C CH 85 X SI 98 0-1 23 FC6-4 1-2 1B	5	0	2	0	0	1	2
16 Billy Butler, R (1, 10) OBP: 0.333, SLG: 0.369 37 Pedro Ciriaco, R (8, PR) OBP: 0.250, SLG: 0.279 (9, 10) 23 Norichika Aoki, L (9, PH) OBP: 0.326, SLG: 0.324		C SI 88 X SI 88 0-1 1B		C SL 80 X FS 85 0-1 ②③ G1-4-3 1-2f		C SI 88 B SI 90 X SI 86 1-1 4 1B 13 1B 1B		C CU 75 X FF 92 0-1 13 F8 4 1B 1B	C SI 96 B SI 97 S CH 84 F CH 86 F SI 96 X SI 96 1-2 ② FC6-4 1-2f 2-3	4 0 1	1 0 0	3 0 0	0 0 0	0 0 0	0 0 0	1 0 2
4 Alex Gordon, L (1, 7) OBP: 0.368, SLG: 0.457		C SL 79 S FS 84 X FF 89 0-2 ① F8			C SI 88 B SL 80 S SI 85 S SI 86 2-3 ① K	B SI 90 X SI 90 1-0 13 1B 6 FC6-4 1-2 1B		C FC 91 B CH 85 B FC 90 S FC 91 B CU 74 X FC 90 3-2 13 F8 1-2 1B	C SI 97 S CH 84 S CH 84 0-3 ③ K	5	1	2	0	0	2	3
13 Salvador Perez, R (1, 2) OBP: 0.331, SLG: 0.441		X SL 79 0-0 ② F9			C SI 90 F FS 85 X FS 83 0-2 HR	C FF 96 F FF 95 B FF 94 F SL 80 X FF 94 1-2 6 FC6-4 1-3 2-H 1B		C CU 75 X FC 91 0-1 ① F8 1-2 2-3		4	1	2	2	0	0	3
6 Lorenzo Cain, R (1, 9) OBP: 0.354, SLG: 0.420		B SI 88 S FS 84 B SL 77 F SI 90 B FS 85 X FS 85 3-2 ③ G6-3			X SI 89 0-0 8 HR 2B	S FC 88 D FC 90 F FF 95 B FF 94 X FF 94 2-2 ① FC6-4 8 G6-3 1-2f 3-H		I IN 51 I I IN 47 I 4-0 IBB		3	1	1	1	1	0	2
8 Mike Moustakas, L (1, 5) OBP: 0.246, SLG: 0.369			C SL 80 F SI 88 F SL 87 B SI 86 X FS 84 1-2 ① P6		B FS 85 B SI 89 F SI 89 X SL 82 2-1 HR 2-H	1 SAFE 1 SAFE X FF 87 0-0 ② G6-3 1-2		C FF 92 S FF 93 X SL 83 0-2 ② P4		4	1	1	2	0	0	4
2 Alcides Escobar, R (1, 6) OBP: 0.330, SLG: 0.398			F SL 78 X SL 80 0-1 ② B2		B SL 79 F SL 79 S FS 84 X FF 91 1-2 1 G4-3 1B	B SL 84 X FF 95 1-0 ③ P3		C SL 82 F FF 92 B SL 83 D FF 94 F FF 94 F SL 81 S FF 94 2-3 ③ K		4	0	1	0	0	1	4
Inning Stats	R: 0 E: 0 K: 3 S: 10 H: 0 LOB: 0 BB: 0 P: 12	R: 0 E: 0 K: 0 S: 9 H: 1 LOB: 1 BB: 0 P: 12	R: 0 E: 0 K: 0 S: 9 H: 1 LOB: 0 BB: 0 P: 11	R: 0 E: 0 K: 1 S: 7 H: 1 LOB: 0 BB: 0 P: 10	R: 3 E: 0 K: 1 S: 17 H: 4 LOB: 2 BB: 1 P: 26	R: 2 E: 0 K: 0 S: 12 H: 3 LOB: 1 BB: 0 P: 18	R: 0 E: 0 K: 1 S: 8 H: 0 LOB: 0 BB: 0 P: 12	R: 0 E: 0 K: 1 S: 15 H: 2 LOB: 3 BB: 1 P: 24	R: 0 E: 0 K: 2 S: 19 H: 2 LOB: 2 BB: 0 P: 23	1B: 11 2B: 1 3B: 0 HR: 2 SF: 0 SAC: 0 DP: 1 HBP: 0						WP: 0 PB: 0 SB: 0 CS: 1 PA: 42	

PITCHER	IP	WLS	BF	H	R	ER	SO	BB	IBB	HBP	BLK	WP	HR	S	P	ERA	WHIP
18 Hisashi Iwakuma, R (1, 1) ERA: 3.04	5.0		23	9	5	5	5	1	0	0	0	0	2	55	76	9.00	2.000
52 Dominic Leone, R (6, 1) ERA: 2.32	0.1	B	2	1	0	0	0	0	0	0	0	0	0	7	10	0.00	3.000
97 Joe Beimel, L (6, 1) ERA: 1.54	0.1		1	0	0	0	0	0	0	0	0	0	0	1	1	0.00	0.000
54 Tom Wilhelmsen, R (6, 1) ERA: 2.68	1.1		4	0	0	0	1	0	0	0	0	0	0	9	14	0.00	0.000
40 Danny Farquhar, R (8, 1) ERA: 3.06	0.1		4	2	0	0	0	0	1	0	0	0	0	7	14	0.00	6.000

PITCHER	IP	WLS	BF	H	R	ER	SO	BB	IBB	HBP	BLK	WP	HR	S	P	ERA	WHIP
41 Charlie Furbush, L (8, 1) ERA: 4.03	0.2	W	2	0	0	0	1	0	0	0	0	0	0	8	10	0.00	0.000
56 Fernando Rodney, R (9, 1) ERA: 2.22	1.0	S	5	2	0	0	2	0	0	0	0	0	0	19	23	0.00	2.000

BOTTOM

Seattle Mariners @ Kansas City Royals

Kauffman Stadium, Kansas City, MO

Fri Jun 20 2014, 7:14 PM - 10:43 PM CDT

Att. 38,475 - Clear - 89 F

livebaseballscorecards.com

AB	39
R	5
H	14
RBI	5
BB	2
SO	9
LOB	23

Seattle Mariners @ Kansas City Royals

Kauffman Stadium, Kansas City, MO

Sat Jun 21 2014, 1:12 PM - 3:53 PM CDT

Att. 21,640 - Cloudy - 91 F

livebaseballscorecards.com

TOP

Batter	1	2	3	4	5	6	7	8	9	AB	R	H	RBI	BB	SO	LOB
99 James Jones, L (1, 8) OBP: 0.326, SLG: 0.359	C FF 86 F SI 88 X CH 81 0-2 E6 22 G4-3 22 BLK		C FF 86 B KC 74 F CH 81 X FF 88 1-2 16 1B 1-2 1B		1 SAFE C KC 73 1 SAFE F FF 88 X FF 88 0-2 ① ② G4-6-3 1-2f			C SI 86 B KC 73 X KC 73 1-1 ① G3		4	0	1	0	0	0	1
16 Cole Gillespie, R (1, 7) OBP: 0.306, SLG: 0.328	C SI 87 1 SAFE 1 SAFE 1 SAFE X CH 80 0-1 ① P3		L FF 87 L X FF 89 0-2 20 G4-6-3 1-3 2-H 1B		B FF 87 C FF 87 X CH 81 1-1 ③ P4			C KC 73 B FF 87 F FF 88 X CH 79 1-2 ② F9		4	0	1	1	0	0	1
22 Robinson Canó, L (1, 4) OBP: 0.392, SLG: 0.442	C FF 88 D CH 82 B FF 89 F CH 82 X SI 89 2-2 ② G4-3 1-3		B FF 88 3 SAFE X FF 87 1-0 ① P6			C FF 86 B KC 74 X CH 80 1-1 ① G4-3		X FF 88 0-0 ③ F7		4	0	0	0	0	0	3
20 Logan Morrison, L (1, 3) OBP: 0.226, SLG: 0.310	S SI 89 X KC 75 0-1 ③ F8		B FF 88 F FF 89 X SI 89 1-1 ② ③ G4-6-3 1-2f			C FF 88 B CH 83 X FF 89 1-1 ② G3			F FF 87 F FF 88 B KC 75 B CH 79 S CH 81 2-3 ① K2-3	4	0	0	0	0	1	3
4 John Buck, R (1, 2) OBP: 0.312, SLG: 0.304		C FF 87 F CH 80 C FF 89 0-3 ① K	C KC 74 X CH 81 0-1 ① G6-3		C KC 75 S FF 88 B FF 88 X KC 76 1-2 ③ G6-3			S CH 80 B CH 79 C KC 74 X FF 88 1-2 ② F8		4	0	0	0	0	1	0
15 Kyle Seager, L (1, 5) OBP: 0.331, SLG: 0.453		C KC 75 L CH 81 B FF 89 B CH 82 X SI 88 2-2 ② G5-3	B KC 76 B CH 80 X FF 89 2-0 1B				X SI 87 0-0 ① G3		B CH 81 X FF 88 1-0 7 1B 13 1B 2B	4	1	2	0	0	0	0
7 Stefen Romero, R (1, 9) OBP: 0.245, SLG: 0.338 9 Endy Chavez, L (9, 9) OBP: 0.258, SLG: 0.317		B FF 88 F CH 80 X CH 81 1-1 1B	B SI 88 S CH 81 B FF 87 1 SAFE X CH 80 2-1 ② F8				B FF 86 C FF 87 B KC 76 S CH 79 X FF 89 2-2 ② F9		C FF 88 B CH 81 B FF 88 F CH 81 X FF 88 2-2 13 1B 5 CS 2-3 1B	4 0	0 0	2 0	0 0	0 0	0 0	1 0
63 Jesus Montero, R (1, 10) OBP: 0.286, SLG: 0.500 13 Dustin Ackley, L (7, PR) OBP: 0.287, SLG: 0.361 (7, 10)		C KC 76 S CH 81 F FF 89 X FF 89 0-2 ③ G3	X CH 81 0-0 ③ G4-3				C CH 79 S FF 88 F CH 77 X FF 88 0-2 1B		C SI 89 D KC 77 B CH 82 F FF 89 F SI 89 X FF 89 2-2 1-3 3-H 1B	3 1	0 0	1 1	0 1	0 0	0 0	2 0
5 Brad Miller, L (1, 6) OBP: 0.272, SLG: 0.324			F SI 87 X SI 88 0-1 99 1B 16 1B 1B		B CH 79 B FF 87 F SI 87 B CH 81 X SI 88 3-1 99 G4-6-3 1B		C FF 86 S KC 73 1 SAFE X FF 88 0-2 ③ G5-3		B FF 100 B FF 98 C FF 98 F CH 90 B FF 99 3-2 ③ CS 3-H	3	1	2	0	0	0	1

Inning Stats																																		
	R: 0	E: 1	K: 0	S: 10	H: 0	LOB: 1	BB: 0	P: 12	R: 0	E: 0	K: 1	S: 12	H: 1	LOB: 1	BB: 0	P: 15	R: 1	E: 0	K: 0	S: 11	H: 3	LOB: 1	BB: 0	P: 14	R: 0	E: 0	K: 0	S: 6	H: 1	LOB: 1	BB: 0	P: 10
	R: 0	E: 0	K: 0	S: 7	H: 1	LOB: 1	BB: 0	P: 11	R: 0	E: 0	K: 0	S: 7	H: 0	LOB: 0	BB: 0	P: 10	R: 0	E: 0	K: 0	S: 11	H: 1	LOB: 1	BB: 0	P: 13	R: 0	E: 0	K: 0	S: 6	H: 0	LOB: 0	BB: 0	P: 8
	R: 1	E: 0	K: 1	S: 16	H: 3	LOB: 1	BB: 0	P: 27	1B: 9	2B: 1	3B: 0	HR: 0	SF: 0	SAC: 0	DP: 2	HBP: 0	WP: 0	PB: 0	SB: 0	CS: 1	PA: 36													

PITCHER	IP	WLS	BF	H	R	ER	SO	BB	IBB	HBP	BLK	WP	HR	S	P	ERA	WHIP
51 Jason Vargas, L (1, 1) ERA: 3.16	8.2	L	35	10	2	2	2	0	0	0	1	0	0	84	115	2.08	1.154
40 Kelvin Herrera, R (9, 1) ERA: 2.3	0.1		0	0	0	0	0	0	0	0	0	0	0	2	5	0.00	0.000

PITCHER	IP	WLS	BF	H	R	ER	SO	BB	IBB	HBP	BLK	WP	HR	S	P	ERA	WHIP

AB	35
R	2
H	10
RBI	2
BB	0
SO	2
LOB	12

Batter	1	2	3	4	5	6	7	8	9	AB	R	H	RBI	BB	SO	LOB
1 Jarrod Dyson, L (1, 8) OBP: 0.342, SLG: 0.307	B FF 83 F FF 84 B FF 84 B FF 85 C FF 84 X FF 85 3-2 ① F8			X FF 83 0-0 ① B5-3		X FF 83 0-0 ② F7			B SI 97 B CH 82 C SI 95 B CH 83 B SI 95 4-1 35 G4-6-3 BB	3	0	0	0	1	0	0
35 Eric Hosmer, L (1, 3) OBP: 0.294, SLG: 0.363	C FF 84 X FF 86 0-1 ② L8			C FF 85 B CU 68 X FF 86 1-1 ② F8		F FF 84 B CU 67 F FF 86 B SL 78 F FF 86 F SL 78 S FF 86 2-3 ③ K			X SI 97 0-0 ②③ G4-6-3 1-2f	4	0	0	0	0	1	1
16 Billy Butler, R (1, 10) OBP: 0.330, SLG: 0.365	C FF 86 B SL 79 X SL 80 1-1 ③ F8			F FF 85 C SL 80 X SL 78 0-2 ③ G3-1			S SL 77 F SL 78 X FF 86 0-2 ① P3			3	0	0	0	0	0	0
4 Alex Gordon, L (1, 7) OBP: 0.371, SLG: 0.469		B FF 83 S CH 77 B FF 85 B FF 86 X FF 85 3-1 ① F9			C FF 83 B CH 77 F FF 85 B CH 76 F FF 85 B CH 77 X FF 85 3-2 HR		C CH 76 B SL 79 B FF 86 F FF 85 B SL 80 F SL 78 F FF 86 F FF 84 B SL 78 4-2 13 G6-4-3 BB			2	1	1	1	1	0	0
13 Salvador Perez, R (1, 2) OBP: 0.331, SLG: 0.440		B SL 78 F SL 77 C FF 85 F SL 79 F FF 86 F SL 78 S SL 76 1-3 ② K			X FF 84 0-0 ① 1B		1 SAFE 1 SAFE X SL 78 0-0 ②③ G6-4-3 1-2f			3	0	1	0	0	1	1
27 Justin Maxwell, R (1, 9) OBP: 0.229, SLG: 0.188		C FF 84 B SL 75 S SL 75 X SL 74 1-2 ③ P4			B SL 74 F FF 84 B SL 79 F FF 85 B SL 77 F FF 86 F FF 84 X SL 77 3-2 1B			C FF 95 F FF 95 B CU 86 F CU 86 B FF 94 C CU 86 2-3 ① K		3	0	1	0	0	1	0
8 Mike Moustakas, L (1, 5) OBP: 0.243, SLG: 0.363			C FF 84 S FF 85 X CU 69 0-2 ① G5-3		B FF 84 C FF 84 F FF 84 B SL 78 F FF 85 F FF 84 1 SAFE 1 SAFE B FF 84 3-2 ② F7			S FF 95 B FF 95 F FF 95 X FF 95 1-2 ② G6-3		3	0	0	0	0	0	1
2 Alcides Escobar, R (1, 6) OBP: 0.326, SLG: 0.394			C FF 84 F FF 86 F FF 86 X SL 76 0-2 ② L9		F FF 84 S SL 77 1 SAFE F SL 77 X FF 84 0-2 ③ P6			F FF 94 B CU 85 F FF 94 S CU 87 1-3 ③ K		3	0	0	0	0	1	1
37 Pedro Ciriaco, R (1, 4) OBP: 0.239, SLG: 0.267 14 Omar Infante, R (9, PH) OBP: 0.292, SLG: 0.355			B FF 86 B FF 86 C FF 84 X FF 83 2-1 ③ G6-3			F SL 76 L FF 84 F SL 78 X SL 78 0-2 ① F7			B SI 93 C CH 81 B SI 96 C SI 94 S CH 82 2-3 ① K	2 1	0 0	0 0	0 0	0 0	0 1	0 0
Inning Stats	R: 0 E: 0 K: 0 S: 7 H: 0 LOB: 0 BB: 0 P: 11	R: 0 E: 0 K: 1 S: 11 H: 0 LOB: 0 BB: 0 P: 16	R: 0 E: 0 K: 0 S: 9 H: 0 LOB: 0 BB: 0 P: 11	R: 0 E: 0 K: 0 S: 6 H: 0 LOB: 0 BB: 0 P: 7	R: 1 E: 0 K: 0 S: 20 H: 3 LOB: 1 BB: 0 P: 29	R: 0 E: 0 K: 1 S: 10 H: 0 LOB: 0 BB: 0 P: 12	R: 0 E: 0 K: 0 S: 9 H: 0 LOB: 0 BB: 1 P: 13	R: 0 E: 0 K: 2 S: 10 H: 0 LOB: 0 BB: 0 P: 14	R: 0 E: 0 K: 1 S: 5 H: 0 LOB: 0 BB: 1 P: 11	1B: 2 2B: 0 3B: 0 HR: 1 SF: 0 SAC: 0 DP: 2 HBP: 0						

PITCHER	IP	WLS	BF	H	R	ER	SO	BB	IBB	HBP	BLK	WP	HR	S	P	ERA	WHIP
53 Chris Young, R (1, 1) ERA: 3.23	7.0		23	3	1	1	2	1	0	0	0	0	1	72	99	1.29	0.571
31 Yoervis Medina, R (8, 1) ERA: 2.63	1.0	W	3	0	0	0	2	0	0	0	0	0	0	10	14	0.00	0.000
56 Fernando Rodney, R (9, 1) ERA: 2.15	1.0	S	3	0	0	0	1	1	0	0	0	0	0	5	11	0.00	1.000

PITCHER	IP	WLS	BF	H	R	ER	SO	BB	IBB	HBP	BLK	WP	HR	S	P	ERA	WHIP

BOTTOM

Seattle Mariners @ Kansas City Royals

Kauffman Stadium, Kansas City, MO

Sat Jun 21 2014, 1:12 PM - 3:53 PM CDT

Att. 21,640 - Cloudy - 91 F

livebaseballscorecards.com

AB	27
R	1
H	3
RBI	1
BB	2
SO	5
LOB	4

1B: 2 2B: 0 3B: 0 HR: 1	SF: 0 SAC: 0 DP: 2 HBP: 0	WP: 0 PB: 0 SB: 0 CS: 0	PA: 29

Batter	1	2	3	4	5	6	7	8	9	AB	R	H	RBI	BB	SO	LOB
9 Endy Chavez, L (1, 9) OBP: 0.243, SLG: 0.299	C FF 94 X SI 94 0-1 ① F8		C SI 97 B FF 95 X CU 82 1-1 ② G4-3 2-3		S CH 87 S CU 85 B FF 98 F FF 97 T CU 84 1-2 ③ K		B FF 94 F CH 87 F FF 98 X CU 85 1-2 ② F7			4	0	0	0	0	1	4
99 James Jones, L (1, 8) OBP: 0.318, SLG: 0.351	B SI 95 F SI 94 C CU 82 S CU 84 1-3 ② K2-3		F CU 83 B FF 98 S FF 99 F FF 99 S CU 85 1-3 ③ K			B FF 97 C CH 86 B FF 94 S FF 98 X FF 99 2-2 ① G6-3	F CH 86 C FF 99 B CH 89 B FF 100 X CU 87 2-2 ③ G4-3			4	0	0	0	0	2	3
22 Robinson Canó, L (1, 10) OBP: 0.390, SLG: 0.437	X FF 98 0-0 ③ G4-3			C SI 97 F FF 99 F CU 86 S FF 100 0-3 ① K		F FF 101 B CH 87 B FF 99 F SI 99 F CU 86 B CU 86 F FF 100 B FF 100 4-2 BB		B SI 90 F SL 78 S SL 77 F SI 88 S SI 91 1-3 ① K		3	0	0	0	1	2	0
20 Logan Morrison, L (1, 3) OBP: 0.227, SLG: 0.295		B FF 96 B CH 86 C FF 93 B FF 98 B FF 93 4-1 BB 15 SH1-3		F FF 99 F FF 97 B CU 85 B CU 83 F CU 86 B FF 100 X FF 99 3-2 ② F7		F FF 97 1 SAFE X CH 87 0-1 ② P6		C SL 78 X SL 78 0-1 ② G5-3		3	0	0	0	1	0	1
15 Kyle Seager, L (1, 5) OBP: 0.328, SLG: 0.448		X SI 96 0-0 ① SH1-3 1-2		C CU 84 S CU 85 C CU 84 0-3 ③ K		B CH 87 X FF 99 1-0 ③ G4-3		C SL 80 B SL 79 X SI 87 1-1 ③ F7		3	0	0	0	0	1	1
3 Mike Zunino, R (1, 2) OBP: 0.283, SLG: 0.421		B FF 97 X SI 96 1-0 ② P3			X SI 96 0-0 8 2B 2B		C FF 95 B CU 84 F CU 84 F FF 100 X CU 86 1-2 HR		F FF 92 B SI 92 F SI 92 F SL 83 S SL 83 1-3 ① K	4	2	2	1	0	1	1
13 Dustin Ackley, L (1, 7) OBP: 0.286, SLG: 0.359		B FF 98 B SI 97 S SI 96 C FF 95 F CU 84 X CH 88 2-2 ③ L4			B SI 98 X SI 96 1-0 ① F8		C CH 87 B FF 95 X CH 88 1-1 8 FC1-5 5 1B 1B		X SI 93 0-0 ② G4-3	4	0	1	0	0	0	2
5 Brad Miller, L (1, 6) OBP: 0.276, SLG: 0.327			S FF 97 B FF 98 B FF 98 S FF 94 S FF 98 2-3 ① K		C FF 98 B SI 94 S FF 97 X CU 85 1-2 ② F8		X SI 95 0-0 8 FC1-5 1B 1-2		X SI 92 0-0 8 PO 1B	4	0	2	0	0	1	1
8 Willie Bloomquist, R (1, 4) OBP: 0.299, SLG: 0.366			C SI 97 X CU 80 0-1 9 G4-3 2B		B FF 98 X SI 98 1-0 2-H 2B		B FF 98 X FF 92 1-0 ① FC1-5 1-2 2-3f		B SI 91 1 SAFE B FF 91 F SI 92 1 SAFE B SI 92 1 SAFE 3-1 ③ PO 1-2	3	0	2	1	0	0	2
Inning Stats	R: 0 E: 0 K: 1 S: 6 H: 0 LOB: 0 BB: 0 P: 7	R: 0 E: 0 K: 0 S: 7 H: 0 LOB: 1 BB: 1 P: 14	R: 0 E: 0 K: 2 S: 11 H: 1 LOB: 1 BB: 0 P: 15	R: 0 E: 0 K: 2 S: 11 H: 0 LOB: 0 BB: 0 P: 14	R: 1 E: 0 K: 1 S: 10 H: 2 LOB: 1 BB: 0 P: 14	R: 0 E: 0 K: 0 S: 10 H: 0 LOB: 1 BB: 1 P: 17	R: 1 E: 0 K: 0 S: 14 H: 3 LOB: 2 BB: 0 P: 20	R: 0 E: 0 K: 1 S: 8 H: 0 LOB: 0 BB: 0 P: 10	R: 0 E: 0 K: 1 S: 7 H: 1 LOB: 0 BB: 0 P: 11	1B: 3 2B: 3 3B: 0 HR: 1 SF: 0 SAC: 1 DP: 0 HBP: 0						

PITCHER		IP	WLS	BF	H	R	ER	SO	BB	IBB	HBP	BLK	WP	HR	S	P	ERA	WHIP
30 Yordano Ventura, R ERA: 3.2	(1, 1)	7.0	L	29	6	2	2	6	2	0	0	0	0	1	69	101	2.57	1.143
67 Francisley Bueno, L ERA: 1.59	(8, 1)	1.0		3	0	0	0	1	0	0	0	0	0	0	8	10	0.00	0.000
43 Aaron Crow, R ERA: 2.7	(9, 1)	1.0		3	1	0	0	1	0	0	0	0	0	0	7	11	0.00	1.000

PITCHER	IP	WLS	BF	H	R	ER	SO	BB	IBB	HBP	BLK	WP	HR	S	P	ERA	WHIP

TOP

Seattle Mariners @ Kansas City Royals

Kauffman Stadium, Kansas City, MO

Sun Jun 22 2014, 1:13 PM - 4:07 PM CDT

Att. 23,278 - Partly Cloudy - 90 F

livebaseballscorecards.com

AB	32
R	2
H	7
RBI	2
BB	2
SO	8
LOB	15

WP: 0	PA: 36		
PB: 0			
SB: 0			
CS: 0			

Batter	1	2	3	4	5	6	7	8	9	AB	R	H	RBI	BB	SO	LOB
6 Lorenzo Cain, R (1, 8) OBP: 0.352, SLG: 0.413	B FF 91 B FF 91 B FF 91 C FF 91 F FF 92 B CU 78 4-2 BB	F FF 92 S CH 87 B FF 92 S CU 80 1-3 K ③			B SI 94 C FF 93 X FF 93 1-1 G5-3 ②		S CU 88 S FF 95 F CU 86 B FF 95 F FF 95 B CU 87 X CU 87 2-2 F8 ③			3	0	0	0	1	1	3
14 Omar Infante, R (1, 4) OBP: 0.296, SLG: 0.355	X SI 91 0-0 F9 ①		C CH 85 B CH 85 X SI 92 1-1 P3 ①		C SI 93 B CU 79 B CU 80 S CH 88 B FF 94 B CU 81 4-2 BB			B FF 95 C FF 94 X FF 94 1-1 16 BLK 1B		3	0	1	0	1	0	1
35 Eric Hosmer, L (1, 3) OBP: 0.290, SLG: 0.358	C FF 91 X CU 78 0-1 F8 ②		B CU 80 B CU 79 B FF 92 C FF 93 S FF 93 X FF 94 3-2 G4-3 ②		X FF 92 0-0 F9 ③			X SL 82 0-0 L4 ①		4	0	0	0	0	0	3
16 Billy Butler, R (1, 10) OBP: 0.329, SLG: 0.363	1 SAFE 1 SAFE X FF 90 0-0 F9 ③		C FF 93 S FA 88 X CU 81 0-2 1B ③			B CH 85 C FF 92 C FF 93 S CH 88 1-3 K ①		B FC 91 B FC 90 X SI 93 2-0 L4 ② 1-2		4	0	1	0	0	1	2
4 Alex Gordon, L (1, 7) OBP: 0.370, SLG: 0.465		C FF 90 B CU 79 B FF 93 B FF 91 F FF 92 X SI 92 3-2 19 L8 13 1B 27 SF8 1B		C CU 79 F FF 92 B FF 93 F CU 81 X CU 80 1-2 F8 ①		B CU 80 C FF 93 X CU 80 1-1 F7 ②		C FC 90 C CH 84 S CH 86 0-3 K ③		4	1	1	0	0	1	1
13 Salvador Perez, R (1, 2) OBP: 0.333, SLG: 0.441		1 SAFE X CH 86 0-0 2 HBP 1-2 1B		B SI 94 X SI 94 1-0 1B		B FF 94 C FF 94 B FF 93 X CH 89 2-1 G1-3 ③			F SI 95 B SI 95 X SI 95 1-1 G5-3 ①	4	0	2	0	0	0	0
19 Danny Valencia, R (1, 5) OBP: 0.291, SLG: 0.333 1 Jarrod Dyson, L (9, PH) OBP: 0.339, SLG: 0.304	C SI 93 B CH 87 D CH 86 B SI 92 F FF 92 X FF 93 3-2 L8 ① 2-3		B CH 88 B FF 92 B CH 87 C FF 92 F FF 92 F CH 87 S CH 87 3-3 K ②			X CH 86 0-0 G6-3 ①			B CH 81 C SI 95 X CH 84 1-1 G5-3 ②	3 1	0 0	0 0	0 0	1 0	0 0	3 0
27 Justin Maxwell, R (1, 9) OBP: 0.237, SLG: 0.206 8 Mike Moustakas, L (9, PH) OBP: 0.246, SLG: 0.366	X CH 87 0-0 SF8 ② 3-H		C CU 79 S CH 88 F FF 93 S CU 81 0-3 K ③			C FF 92 S CH 88 X CU 82 0-2 37 B1-3 1B			B SI 97 C SI 97 X SI 97 1-1 1B	2 1	0 0	1 1	1 0	0 0	1 0	1 0
2 Alcides Escobar, R (1, 6) OBP: 0.327, SLG: 0.392 37 Pedro Ciriaco, R (7, 6) OBP: 0.229, SLG: 0.255	S FF 94 H CU 81 1-1 1-2 HBP				C SI 93 B CH 87 B CH 87 F FF 92 B CU 80 S CH 87 3-3 K ①		X CH 85 0-0 B1-3 ② 1-2		S CH 83 S SI 97 S CH 84 0-3 K ③	1 2	0 0	0 0	0 0	0 0	1 1	0 2
Inning Stats	R: 0 E: 0 K: 0 S: 6 H: 0 LOB: 1 BB: 1 P: 10	R: 1 E: 0 K: 1 S: 12 H: 2 LOB: 2 BB: 0 P: 20	R: 0 E: 0 K: 0 S: 8 H: 1 LOB: 1 BB: 0 P: 12	R: 0 E: 0 K: 2 S: 13 H: 1 LOB: 1 BB: 0 P: 18	R: 0 E: 0 K: 1 S: 8 H: 0 LOB: 1 BB: 1 P: 16	R: 0 E: 0 K: 1 S: 7 H: 0 LOB: 0 BB: 0 P: 11	R: 0 E: 0 K: 0 S: 10 H: 1 LOB: 1 BB: 1 P: 12	R: 0 E: 0 K: 1 S: 7 H: 1 LOB: 1 BB: 0 P: 10	R: 0 E: 0 K: 1 S: 9 H: 1 LOB: 1 BB: 0 P: 12	1B: 7 2B: 0 3B: 0 HR: 0	SF: 1 SAC: 0 DP: 0 HBP: 1			WP: 0 PB: 0 SB: 0 CS: 0	PA: 36		

PITCHER		IP	WLS	BF	H	R	ER	SO	BB	IBB	HBP	BLK	WP	HR	S	P	ERA	WHIP
29 Roenis Elías, L ERA: 3.74	(1, 1)	6.2	W	27	5	1	1	5	2	0	1	0	0	0	59	92	1.35	1.050
31 Yoervis Medina, R ERA: 2.6	(7, 1)	0.1	H	2	1	0	0	0	0	0	0	0	0	0	7	10	0.00	3.000
41 Charlie Furbush, L ERA: 3.97	(8, 1)	0.1	H	1	0	0	0	0	0	0	0	0	0	0	1	1	0.00	0.000
40 Danny Farquhar, R ERA: 3.0	(8, 1)	0.2	H	2	0	0	0	1	0	0	0	1	0	0	4	6	0.00	0.000
56 Fernando Rodney, R ERA: 2.08	(9, 1)	1.0	S	4	1	0	0	1	0	0	0	0	0	0	9	12	0.00	1.000

PITCHER	IP	WLS	BF	H	R	ER	SO	BB	IBB	HBP	BLK	WP	HR	S	P	ERA	WHIP

BOTTOM

Seattle Mariners @ Kansas City Royals

Kauffman Stadium, Kansas City, MO

Sun Jun 22 2014, 1:13 PM - 4:07 PM CDT

Att. 23,278 - Partly Cloudy - 90 F

livebaseballscorecards.com

AB	32
R	1
H	7
RBI	1
BB	2
SO	7
LOB	16

Boston Red Sox @ Seattle Mariners

Safeco Field, Seattle, WA

Mon Jun 23 2014, 7:11 PM - 10:07 PM PDT

Att. 26,860 - Partly Cloudy - 69 F

TOP

livebaseballscorecards.com

Batter	1	2	3	4	5	6	7	8	9	AB	R	H	RBI	BB	SO	LOB
26 Brock Holt, L (1, 9) OBP: 0.361, SLG: 0.426	C SI 92 C CU 81 S CH 90 0-3 ① K2-3		F CH 91 X CH 88 0-1 ① L3		F SI 93 C FF 94 X SI 94 0-2 ③ G3-1			B SI 95 C FF 96 F CH 89 B SI 95 F FF 97 F FF 96 T CH 90 2-2 ① K		4	0	0	0	0	2	0
2 Xander Bogaerts, R (1, 5) OBP: 0.343, SLG: 0.396	C SI 93 X SL 85 0-1 ② G5-3		B SI 92 C CH 91 B SI 92 X SL 84 2-1 ② G1-3			B SL 85 C CH 91 B CH 88 C SI 92 B CH 89 C SI 92 3-3 ① K		B FF 96 B SI 94 C FF 96 C SI 92 F SL 86 F FF 95 S SL 86 2-3 ② K		4	0	0	0	0	2	0
15 Dustin Pedroia, R (1, 4) OBP: 0.338, SLG: 0.382 10 Jonathan Herrera, S (8, 4) OBP: 0.298, SLG: 0.286	C SI 92 X CH 89 0-1 E6 34 1B 1B		F SL 84 B SI 92 F FF 93 X FF 93 1-2 ③ G4-3			C SI 93 F FF 93 B FF 92 F FF 93 X CH 91 2-2 1B		S FF 96 F SI 96 X FF 96 1-2 ③ F9		4 0	1 0	2 0	0 0	0 0	0 0	0 0
34 David Ortiz, L (1, 10) OBP: 0.354, SLG: 0.478	B CU 81 F CH 89 X CH 89 1-1 12 2B 2-H 1B			F SI 92 B SI 93 X CU 80 1-1 ① F7		T CH 89 B SI 93 X FF 93 1-1 ② P6			F FF 95 B CH 88 B CH 90 X FF 95 2-1 29 FC4-6 5 HBP 40 SF8 1B	4	1	2	1	0	0	1
12 Mike Napoli, R (1, 3) OBP: 0.386, SLG: 0.453 5 Jonny Gomes, R (8, 7) OBP: 0.340, SLG: 0.369	B SI 93 X SI 92 1-0 1-3 2B			B SL 84 X SL 83 1-0 HR		B SI 92 D CH 90 F SI 93 B FF 93 F SI 93 X FF 93 3-2 ③ P4			H SL 87 1-0 29 FC4-6 1-2 HBP	3 0	1 0	2 0	1 0	0 0	0 0	1 0
29 Daniel Nava, S (1, 7) OBP: 0.294, SLG: 0.298 (8, 3)	B SI 93 C CU 80 B CH 89 F CH 89 X FF 94 2-2 ③ L7			F FF 92 C FF 93 C SI 94 0-3 ② K			B CU 80 B CU 79 X SI 92 2-0 7 G6-3 7 WP 1B		F SI 96 D SL 87 X SI 95 1-1 ① FC4-6 1-2f 2-3	4	0	1	0	0	1	4
40 A.J. Pierzynski, L (1, 2) OBP: 0.285, SLG: 0.364		X CH 91 0-0 ① L7		B CU 80 X CH 88 1-0 ③ G4-3			F CH 89 D CU 81 S CU 80 B SI 93 C FF 93 2-3 ① K		B SI 96 X FF 94 1-0 ② SF8 3-H	3	0	0	1	0	1	1
7 Stephen Drew, L (1, 6) OBP: 0.182, SLG: 0.190		C CH 91 F CU 80 B FF 93 B CH 90 S CH 89 2-3 ② K			C CH 91 B CU 79 S CH 88 B FF 94 B CU 82 C FF 93 3-3 ① K		B CH 89 S SI 94 B CU 81 X SI 92 2-1 ② G6-3 1-3		C FF 96 B CU 78 S CH 88 C FF 95 1-3 ③ K	4	0	0	0	0	3	2
25 Jackie Bradley Jr., L (1, 8) OBP: 0.290, SLG: 0.295		B SI 93 X SI 92 1-0 ③ F7			C SI 92 X CU 81 0-1 ② G5-3		S CH 89 D CH 90 D CH 90 C SI 93 B SI 93 X SI 94 3-2 ③ P6			3	0	0	0	0	0	1

	AB	33
	R	3
	H	7
	RBI	3
	BB	0
	SO	9
	LOB	10

Inning Stats	1	2	3	4	5	6	7	8	9	1B: 5	SF: 1	WP: 1	PA: 35
	R: 1 E: 1 K: 1 S: 13	R: 0 E: 0 K: 1 S: 5	R: 0 E: 0 K: 0 S: 7	R: 1 E: 0 K: 1 S: 7	R: 0 E: 0 K: 1 S: 8	R: 0 E: 0 K: 1 S: 12	R: 0 E: 0 K: 1 S: 9	R: 0 E: 0 K: 2 S: 13	R: 1 E: 0 K: 1 S: 8	2B: 1 3B: 0 HR: 1	SAC: 0 DP: 0 HBP: 1	PB: 0 SB: 0 CS: 0	
	H: 3 LOB: 2 BB: 0 P: 17	H: 0 LOB: 0 BB: 0 P: 8	H: 0 LOB: 0 BB: 0 P: 10	H: 1 LOB: 0 BB: 0 P: 10	H: 0 LOB: 0 BB: 0 P: 11	H: 1 LOB: 1 BB: 0 P: 21	H: 1 LOB: 1 BB: 0 P: 18	H: 0 LOB: 0 BB: 0 P: 18	H: 1 LOB: 1 BB: 0 P: 14				

PITCHER		IP	WLS	BF	H	R	ER	SO	BB	IBB	HBP	BLK	WP	HR	S	P	ERA	WHIP
34 Félix Hernández, R ERA: 2.24	(1, 1)	7.0	W	27	6	2	2	6	0	0	0	0	1	1	61	95	2.57	0.857
52 Dominic Leone, R ERA: 2.25	(8, 1)	1.0		3	0	0	0	2	0	0	0	0	0	0	13	18	0.00	0.000
54 Tom Wilhelmsen, R ERA: 2.84	(9, 1)	1.0		5	1	1	1	1	0	0	1	0	0	0	8	14	9.00	1.000

PITCHER	IP	WLS	BF	H	R	ER	SO	BB	IBB	HBP	BLK	WP	HR	S	P	ERA	WHIP

Batter	1	2	3	4	5	6	7	8	9	AB	R	H	RBI	BB	SO	LOB
9 Endy Chavez, L (1, 9) OBP: 0.257, SLG: 0.338	C FF 91 F SI 93 F FC 86 X SI 94 0-2 99 G4-6-3 1B		C FF 94 B CH 86 S CH 85 X SI 94 1-2 ③ G6-3	C CU 79 X CU 80 0-1 1-H 2-H 3-H 3B		B SL 80 X SI 89 1-0 ③ L8	C SL 85 B SI 91 D CH 79 B CH 77 F FF 90 F SL 83 B SL 83 4-2 1-2 BB			4	0	2	3	0	0	0
16 Cole Gillespie, R (7, PH) OBP: 0.315, SLG: 0.328	(8, 7)									0	0	0	0	1	0	0
99 James Jones, L (1, 8) OBP: 0.315, SLG: 0.352	C FF 93 C FF 92 B SI 94 F SI 94 X FC 86 1-2 ① ② G4-6-3 1-2f			C SI 92 X SI 93 F FF 94 X FF 94 X CU 91 1-2 G4-3 B1-3		X SI 88 X SL 80 0-1 22 1B 2B	F FF 89 B SI 88 3-2 ① G4-3			5	1	1	0	0	0	5
22 Robinson Canó, L (1, 4) OBP: 0.390, SLG: 0.440	X SI 94 0-0 ③ G5-3			B FF 95 X CU 79 1-0 15 1B 2B	B SI 89 B SI 88 F SI 88 C SI 89 B SI 90 X SI 90 3-2 ① P6		X SI 89 0-0 15 WP 15 1B 2-H 1B	X SL 85 0-0 ① G4-3		5	2	2	1	0	0	0
15 Kyle Seager, L (1, 5) OBP: 0.332, SLG: 0.454		C SI 94 S FF 94 T FF 95 0-2 ① K		X FF 93 0-0 20 1B 13 FC3-6 2-H 1B	C SI 90 B SI 91 B SI 90 F SI 89 X SI 90 2-2 20 WP 20 1B 2B		C SL 79 B SI 90 C SL 80 X SL 81 1-2 20 HR 1-H 1B	B FF 88 X SL 86 1-0 ② L9		5	3	3	2	0	1	0
20 Logan Morrison, L (1, 3) OBP: 0.282, SLG: 0.431		B FF 94 X SI 94 1-0 HR		B CU 78 B CU 79 F CU 78 X SI 92 2-1 13 FC3-6 3 BB 5 WP 1-3 1B	C SI 90 F SI 89 B SL 82 F SI 89 F CH 79 B SI 91 B SI 90 X CH 78 3-2 2-H 1B		C SI 88 B SI 88 B SI 81 B SI 88 X SI 88 3-1 1-H HR	B SI 88 B SI 88 B SI 88 C FF 89 B SL 85 4-1 BB		4	3	4	4	1	0	0
3 Mike Zunino, R (1, 2) OBP: 0.285, SLG: 0.423		C SI 94 F FF 94 F FF 94 F SI 94 F FF 94 B SI 94 F FF 94 S FC 84 1-3 ② K		B SI 93 D FC 86 D SI 92 F SI 92 B SI 93 4-1 13 FC3-6 1-2 BB	C CU 77 F CH 79 C SI 90 0-3 ② K		B SI 87 B CH 76 F SI 86 B SI 87 X SI 86 3-1 5 FC4-6 2B	B SI 89 F SL 87 X SI 88 1-1 ③ F9		4	0	1	0	1	2	2
13 Dustin Ackley, L (1, 7) OBP: 0.286, SLG: 0.354		C FF 93 X SI 93 0-1 ③ G6-3		B SI 92 F CU 79 F SI 91 B FF 93 F FC 85 F FC 85 F FC 85 F FF 94 F CH 85 3-2 ② FC3-6 8 1B 5 WP 9 3B 1-2f 2-3 3-H	C CU 77 B SI 91 C SI 90 1 SAFE S SL 83 1-3 ③ K		C SI 88 B SI 88 B SI 88 D FF 89 B SI 88 4-1 5 FC4-6 BB			3	1	0	1	1	1	3
7 Stefen Romero, R (7, PR) OBP: 0.245, SLG: 0.338	(8, 9)									0	0	0	0	0	0	0
5 Brad Miller, L (1, 6) OBP: 0.276, SLG: 0.323			S SI 93 B SI 94 C CU 79 B SI 95 S SI 94 2-3 ① K	B FC 84 B CU 79 B CU 78 C SI 91 B SI 90 4-1 8 1B 9 3B 1-2 3-H BB		F SI 88 B SL 81 B SL 81 F SI 89 S SL 82 2-3 ① K	C CU 74 X SI 89 0-1 ① FC4-6 16 BB 1-2f 2-3			3	1	0	0	1	2	2
8 Willie Bloomquist, R (1, 10) OBP: 0.297, SLG: 0.361			C SI 92 X SI 94 0-1 ② G4-3	X SI 91 0-0 9 3B 1-2 2-3 1B		B CU 76 B SI 90 S SI 90 F SI 90 B SI 89 X SI 89 3-2 ② F9	F SL 86 B SL 84 S CH 78 S FF 90 1-3 ② K			4	1	1	0	0	1	2
Inning Stats	R: 0 E: 0 K: 0 S: 9 H: 1 LOB: 0 BB: 0 P: 10	R: 1 E: 0 K: 2 S: 13 H: 1 LOB: 0 BB: 0 P: 15	R: 0 E: 0 K: 1 S: 8 H: 0 LOB: 0 BB: 0 P: 11	R: 6 E: 0 K: 0 S: 24 H: 5 LOB: 1 BB: 2 P: 39	R: 1 E: 0 K: 2 S: 17 H: 2 LOB: 1 BB: 0 P: 26	R: 0 E: 0 K: 1 S: 7 H: 0 LOB: 0 BB: 0 P: 13	R: 4 E: 0 K: 1 S: 22 H: 5 LOB: 3 BB: 2 P: 41	R: 0 E: 0 K: 0 S: 5 H: 0 LOB: 1 BB: 1 P: 11		1B: 7 2B: 4 3B: 1 HR: 2 SF: 0 SAC: 0 DP: 1 HBP: 0						

BOTTOM

Boston Red Sox @ Seattle Mariners

Safeco Field, Seattle, WA

Mon Jun 23 2014, 7:11 PM - 10:07 PM PDT

Att. 26,860 - Partly Cloudy - 69 F

livebaseballscorecards.com

AB	37
R	12
H	14
RBI	11
BB	5
SO	7
LOB	14

WP: 3 PA: 42
PB: 0
SB: 0
CS: 0

PITCHER		IP	WLS	BF	H	R	ER	SO	BB	IBB	HBP	BLK	WP	HR	S	P	ERA	WHIP
41 John Lackey, R ERA: 3.45	(1, 1)	3.2	L	19	7	7	7	3	2	0	0	0	1	1	53	74	17.18	2.455
55 Chris Capuano, L ERA: 4.55	(4, 1)	2.1		13	6	5	5	3	0	0	0	0	2	1	33	52	19.29	2.571
32 Craig Breslow, L ERA: 3.86	(7, 1)	2.0		10	1	0	0	1	3	0	0	0	0	0	19	40	0.00	2.000

PITCHER	IP	WLS	BF	H	R	ER	SO	BB	IBB	HBP	BLK	WP	HR	S	P	ERA	WHIP

Boston Red Sox @ Seattle Mariners

Safeco Field, Seattle, WA

Tue Jun 24 2014, 7:11 PM - 10:24 PM PDT

Att. 20,015 - Clear - 75 F

TOP

livebaseballscorecards.com

Batter	1	2	3	4	5	6	7	8	9	AB	R	H	RBI	BB	SO	LOB
26 Brock Holt, L (1, 9) OBP: 0.362, SLG: 0.448	B FF 90 B FF 90 C FF 89 X SI 90 2-1 ① F7	B FF 92 B CH 77 C SI 90 B CU 76 F FF 88 X SI 91 3-2 ③ L7		D CH 78 B SI 89 X SI 88 2-0 1-H HR		B SI 86 B SI 86 C SI 86 F SI 86 F SI 88 X SI 88 2-2 2B		B FF 91 C SL 80 1 SAFE C SL 80 S SL 81 1-3 ② K		5	1	2	2	0	1	2
15 Dustin Pedroia, R (1, 4) OBP: 0.336, SLG: 0.377	B CU 78 B FF 92 B SI 90 C SI 90 C SI 91 B SI 93 4-2 29 BB 34 BB BB		C CU 74 X SL 84 0-1 ① L3	B CU 77 C SI 91 C SI 91 S CU 82 1-3 ③ K		D FF 92 C SI 93 D CU 76 F FC 91 S FF 95 2-3 ③ K		B SI 95 B SI 94 X SI 94 2-0 ③ F8		4	0	0	0	1	2	2
34 David Ortiz, L (1, 10) OBP: 0.355, SLG: 0.473	C CH 78 B CH 80 C CU 78 B FF 93 B SI 93 B CU 79 4-2 29 BB 1-2 BB		B SI 90 B SI 91 C SI 90 B CU 77 B SI 90 4-1 12 1B BB		X CH 76 0-0 ① F9		B FF 91 C CH 86 X SI 91 1-1 ① P6		C SI 94 S SI 94 F CU 85 S CU 86 0-3 ① K	3	0	0	0	2	1	0
12 Mike Napoli, R (1, 3) OBP: 0.391, SLG: 0.454	C SI 92 B SI 93 B CU 81 S SI 92 B SL 84 C SI 91 3-3 ② K		D SI 91 B CU 81 C SI 90 F SI 91 X CH 79 2-2 1-2 1B	C SI 83 C SI 92 X SI 92 0-2 29 BB 1B			C FC 91 B CU 78 B SI 94 F FC 91 B FC 91 4-2 29 1B BB		B SI 94 C SI 94 C CU 86 X CU 86 1-2 ② G2-3	4	0	2	0	1	1	2
29 Daniel Nava, S (1, 7) OBP: 0.305, SLG: 0.298	C CH 77 B SI 92 D SI 92 B CH 77 B SI 89 4-1 1-2 2-3 BB		F SI 88 B CH 78 C CH 76 F FF 92 F CU 77 X CH 78 1-2 ② P5	F CU 76 B CH 79 B CH 77 B SI 92 C SI 90 B SI 91 4-2 2 FC6-4 1-2 BB			C FC 90 D CH 86 F FC 90 F SI 95 X CU 76 1-2 1-3 1B		F SI 95 X SI 95 0-1 ③ G6-3	3	0	1	0	2	0	2
40 A.J. Pierzynski, L (1, 2) OBP: 0.280, SLG: 0.357	X CH 79 0-0 ③ G4-3		B CU 78 B SI 91 X CH 77 2-0 ③ F9	C SI 86 B FF 89 F SI 89 S SL 78 1-3 ② K			X SL 80 0-0 ② P5			4	0	0	0	0	1	9
2 Xander Bogaerts, R (1, 5) OBP: 0.342, SLG: 0.394		B SI 89 F SI 89 X CU 76 1-1 ① P3		B CU 76 C CU 77 B CH 79 F SI 90 X SI 91 2-2 25 FC3-6 1B	C SI 84 D SI 86 C SI 86 X CH 81 1-2 ③ FC6-4 1-2f		B SL 80 S FF 92 X SI 94 1-1 ③ P3			4	0	1	0	0	0	4
7 Stephen Drew, L (1, 6) OBP: 0.170, SLG: 0.178 10 Jonathan Herrera, S (8, PH) OBP: 0.295, SLG: 0.282 (8, 6)		C SI 90 C CU 78 X CH 80 0-2 ② G4-3		B SI 89 X SI 88 1-0 ① F8		F SI 86 B SL 77 X SI 86 1-1 ① G4-3		C SI 90 B SI 91 S SL 81 F SI 92 S FF 92 1-3 ① K		3 1	0 0	0 0	0 0	0 1	0 0	1 0
25 Jackie Bradley Jr., L (1, 8) OBP: 0.293, SLG: 0.298		C SI 92 B CH 80 B CH 80 X FF 90 2-1 1B		B SI 91 B SI 89 C SI 88 X SI 89 2-1 ② FC3-6 26 HR 1-2f		X SI 88 0-0 ② F8		C SL 81 F CU 78 B SL 80 F FF 93 X SI 92 1-2 1B		4	1	2	0	0	0	1
Inning Stats	R: 0 E: 0 K: 1 S: 11 H: 0 LOB: 3 BB: 3 P: 28	R: 0 E: 0 K: 0 S: 10 H: 1 LOB: 1 BB: 0 P: 16	R: 0 E: 0 K: 0 S: 12 H: 1 LOB: 2 BB: 1 P: 21	R: 2 E: 0 K: 1 S: 10 H: 2 LOB: 0 BB: 0 P: 18	R: 0 E: 0 K: 1 S: 12 H: 1 LOB: 2 BB: 1 P: 18	R: 0 E: 0 K: 1 S: 10 H: 1 LOB: 1 BB: 0 P: 15	R: 0 E: 0 K: 0 S: 11 H: 1 LOB: 2 BB: 1 P: 18	R: 0 E: 0 K: 2 S: 12 H: 1 LOB: 1 BB: 0 P: 17	R: 0 E: 0 K: 1 S: 9 H: 0 LOB: 0 BB: 0 P: 10	1B: 6 2B: 1 3B: 0 HR: 1	SF: 0 SAC: 0 DP: 0 HBP: 0					

	AB	35
	R	2
	H	8
	RBI	2
	BB	6
	SO	7
	LOB	23

		WP: 0	PA: 41
		PB: 0	
		SB: 0	
		CS: 0	

PITCHER		IP	WLS	BF	H	R	ER	SO	BB	IBB	HBP	BLK	WP	HR	S	P	ERA	WHIP
50 Erasmo Ramírez, R ERA: 4.58	(1, 1)	4.1		23	5	2	2	2	5	0	0	0	0	1	49	93	4.15	2.308
97 Joe Beimel, L ERA: 1.46	(5, 1)	1.1	W	5	1	0	0	1	0	0	0	0	0	0	13	18	0.00	0.750
40 Danny Farquhar, R ERA: 2.94	(6, 1)	0.2		4	1	0	0	1	1	0	0	0	0	0	11	19	0.00	3.000
41 Charlie Furbush, L ERA: 3.75	(7, 1)	1.1		5	1	0	0	2	0	0	0	0	0	0	14	18	0.00	0.750
31 Yoervis Medina, R ERA: 2.48	(8, 1)	1.1		4	0	0	0	1	0	0	0	0	0	0	10	13	0.00	0.000

PITCHER	IP	WLS	BF	H	R	ER	SO	BB	IBB	HBP	BLK	WP	HR	S	P	ERA	WHIP

Batter	1	2	3	4	5	6	7	8	9	AB	R	H	RBI	BB	SO	LOB
9 Endy Chavez, L (1, 9) OBP: 0.278, SLG: 0.382	B FS 86 C SI 88 L SI 89 X CH 80 1-2 99 BB 15 2B 1B	B SI 91 C FC 87 B CH 83 C FC 87 B SI 91 X CH 82 3-2 1-H 3B			C SI 88 X FC 85 0-1 99 FC3-6 1B	B FF 89 B FF 89 F FF 89 X FF 89 2-1 ③ F8		C SI 92 F FS 85 F SI 92 X SI 90 0-2 ③ L8		5	1	3	1	0	0	1
99 James Jones, L (1, 8) OBP: 0.314, SLG: 0.346	B SI 88 B CH 82 B SI 90 1 SAFE C SI 88 B SI 89 4-1 15 2B 20 SF8 1-2 BB	C SI 91 F SI 91 B SI 92 B SI 91 F SI 88 F SI 90 F CH 83 C SI 88 2-3 ③ K			B FC 85 B SI 89 X SI 89 2-0 ① FC3-6 22 1B 15 HR 1-2f		B FF 89 F FF 89 B CH 82 B FF 88 C FF 88 X FF 91 3-2 E6 20 S 15 S			3	2	0	0	1	1	2
22 Robinson Canó, L (1, 4) OBP: 0.389, SLG: 0.437	C SI 91 B SI 90 B FF 87 B FC 87 X SI 90 3-1 ① F8		X FS 86 0-0 ① P5		1 SAFE B SI 89 1 SAFE F SI 90 1 SAFE X SI 89 1-1 15 HR 1-3 1B		C FF 89 1 SAFE F CH 82 X FF 88 0-2 ① F8			4	1	1	0	0	0	3
15 Kyle Seager, L (1, 5) OBP: 0.334, SLG: 0.469	X FC 88 0-0 20 SF8 1-3 2-H 2B		C SI 88 B FC 87 B FC 86 X SI 89 2-1 ② F7		F SI 90 X FC 87 0-1 1-H 3-H HR		B CH 81 C FC 87 X FF 90 1-1 ② F8 1-2			4	1	2	4	0	0	1
20 Logan Morrison, L (1, 3) OBP: 0.280, SLG: 0.426	X SI 91 0-0 ② SF8 2-3 3-H		X FC 87 0-0 1B		C CU 78 B SI 90 B CH 82 F SI 90 B FC 88 F CH 82 F CU 80 F SI 90 X SI 90 3-2 ② F7		B FF 89 X FF 90 1-0 ③ F8 2-3			3	0	1	1	0	0	1
3 Mike Zunino, R (1, 2) OBP: 0.289, SLG: 0.438	B SI 91 S FC 87 S FC 88 C SI 92 1-3 ③ K		B FC 86 X FC 86 1-0 ③ F7		X SI 90 0-0 HR			C SL 87 F SL 82 X SL 80 0-2 13 PB 5 1B 1B		4	2	2	1	0	1	2
13 Dustin Ackley, L (1, 7) OBP: 0.281, SLG: 0.348		C SI 89 F SI 90 X CH 82 0-2 ① L9	C SI 88 B SI 89 B FC 85 X FC 86 2-1 ① G4-3		X CU 78 0-0 ③ P4			C FF 92 T SI 90 B SI 92 F FF 92 T FF 92 1-2 ① K 1-2		4	0	0	0	0	1	1
5 Brad Miller, L (1, 6) OBP: 0.279, SLG: 0.323		B SI 90 B CH 82 B FF 87 C SI 88 F SI 90 B FC 87 4-2 9 3B BB	X CH 82 0-0 ② F7			C FF 89 F CU 74 B CU 76 C CH 81 1-3 ① K		F SI 92 X FF 91 0-1 2-H 1B		3	1	1	1	1	1	0
4 John Buck, R (1, 10) OBP: 0.296, SLG: 0.288		S FC 87 B SI 91 B SI 91 C FC 87 T SI 91 2-2 ② K	T SI 90 B SI 90 X SI 90 1-1 ③ P4			B FF 90 X FF 90 1-0 ② P4		C SL 86 B SL 89 F SI 91 F SI 91 T SI 91 1-2 ② K		4	0	0	0	0	2	2
Inning Stats	R: 2 E: 0 K: 1 S: 11 H: 2 LOB: 1 BB: 1 P: 20	R: 1 E: 0 K: 2 S: 17 H: 1 LOB: 1 BB: 1 P: 28	R: 0 E: 0 K: 0 S: 5 H: 1 LOB: 1 BB: 0 P: 8	R: 0 E: 0 K: 0 S: 5 H: 0 LOB: 0 BB: 0 P: 8	R: 4 E: 0 K: 0 S: 15 H: 4 LOB: 0 BB: 0 P: 21	R: 0 E: 0 K: 1 S: 6 H: 0 LOB: 0 BB: 0 P: 10	R: 0 E: 1 K: 0 S: 9 H: 0 LOB: 1 BB: 0 P: 14	R: 1 E: 0 K: 2 S: 18 H: 2 LOB: 1 BB: 0 P: 20		1B: 6 2B: 1 3B: 1 HR: 2 SF: 1 SAC: 0 DP: 0 HBP: 0				WP: 0 PB: 1 SB: 2 CS: 0 PA: 37	

PITCHER		IP	WLS	BF	H	R	ER	SO	BB	IBB	HBP	BLK	WP	HR	S	P	ERA	WHIP
44 Jake Peavy, R ERA: 4.93	(1, 1)	5.0	L	25	8	7	7	3	2	0	0	0	0	2	53	85	12.60	2.000
22 Felix Doubront, L ERA: 4.99	(6, 1)	2.0		7	0	0	0	1	0	0	0	0	0	0	15	24	0.00	0.000
54 Edward Mujica, R ERA: 5.86	(8, 1)	1.0		5	2	1	0	2	0	0	0	0	0	0	18	20	0.00	2.000

PITCHER	IP	WLS	BF	H	R	ER	SO	BB	IBB	HBP	BLK	WP	HR	S	P	ERA	WHIP

BOTTOM

Boston Red Sox @ Seattle Mariners

Safeco Field, Seattle, WA

Tue Jun 24 2014, 7:11 PM - 10:24 PM PDT

Att. 20,015 - Clear - 75 F

livebaseballscorecards.com

AB	34
R	8
H	10
RBI	8
BB	2
SO	6
LOB	13

Batter	1	2	3	4	5	6	7	8	9	AB	R	H	RBI	BB	SO	LOB
26 Brock Holt, L (1, 3) OBP: 0.363, SLG: 0.446	B SI 88 C SI 89 B SL 80 S SI 90 B SI 86 F SI 90 F SI 91 X SI 87 3-2 ① G6-3		D SL 82 F FS 85 F SI 87 B FF 89 X SI 87 2-2 29 1B; 34 1B; 2-3 1B		C SI 89 B CU 76 X FF 90 1-1 15 BB; 29 1B; 34 G6-3 1B		C SI 96 B CU 78 F CH 88 B CU 79 B CH 88 F FF 96 F SI 97 S CU 80 3-3 ② K2-3		C SL 92 C CH 86 B FF 97 S SL 91 1-3 ③ K	5	2	2	0	0	2	0
29 Daniel Nava, S (1, 9) OBP: 0.317, SLG: 0.313	C SI 89 B FF 90 X FS 86 1-1 ② L8		F SI 86 B FF 92 F SI 90 X FS 86 1-2 34 1B; 1-2 3-H 1B		C FS 83 X SI 89 0-1 34 G6-3; 15 BB; 1-2 1B		C CH 88 X SI 98 0-1 1B			4	0	3	1	0	0	0
15 Dustin Pedroia, R (1, 4) OBP: 0.338, SLG: 0.377	C SI 91 X SL 83 0-1 34 HR 1B		C SI 90 X SL 85 0-1 ① F9		B SI 88 D SL 85 B SI 89 C SI 89 C SI 89 D SL 83 4-2 34 G6-3; 1-2 2-3 BB		B SL 88 F FF 94 B SI 95 X SL 87 2-1 ③ P6			3	1	1	0	1	0	3
34 David Ortiz, L (1, 10) OBP: 0.357, SLG: 0.484	B SI 90 B FS 85 X SI 92 2-0 1-H HR		B SI 87 B FC 87 B SI 87 C SI 86 S SI 89 X FF 89 3-2 1-3 2-H 1B		F SI 96 X SI 98 0-1 ① ② G6-3; 1-2f 2-3 3-H			C FF 97 S CH 86 S FF 93 0-3 ① K		4	1	2	3	0	1	2
5 Jonny Gomes, R (1, 7) OBP: 0.333, SLG: 0.360	C SI 88 S SL 83 S SL 82 0-3 ③ K		S SL 85 S SL 84 F SL 85 T SI 91 0-2 ② K		B SL 88 F SI 97 S FF 96 S CU 80 1-3 ③ K			S SL 92 B SL 90 C SL 89 B SI 99 C FF 99 2-3 ② K		4	0	0	0	0	4	3
40 A.J. Pierzynski, L (1, 2) OBP: 0.284, SLG: 0.360		C SI 88 B SL 82 X FS 85 1-1 ① G4-3	C SI 86 B FS 85 C SL 83 F SI 86 S SI 91 1-3 ③ K			S CH 89 F SL 88 B FF 96 F CU 79 X CH 90 1-2 ① 1B		X SL 89 0-0 1B		4	0	2	0	0	1	2
2 Xander Bogaerts, R (1, 5) OBP: 0.338, SLG: 0.388		C SL 81 F SI 88 X FS 86 0-2 ② G1-3		B SI 88 X SL 84 1-0 ① F7		S SL 89 F FF 96 F SL 89 S CU 79 0-3 ② K		C FF 96 S SL 89 B FF 98 F FF 98 S SL 90 1-3 ③ K		4	0	0	0	0	2	1
7 Stephen Drew, L (1, 6) OBP: 0.157, SLG: 0.163		B SI 90 B SI 89 F SI 90 B FS 85 X SI 91 3-1 ③ G4-3		B SI 88 S FS 85 C CU 75 X FS 86 1-2 ② G3		S FF 96 B CH 88 S CH 89 X SI 98 1-2 ③ G6-3			X FF 94 0-0 ① G4-3	4	0	0	0	0	0	0
25 Jackie Bradley Jr., L (1, 8) OBP: 0.292, SLG: 0.302			B SI 89 X SI 89 1-0 26 1B; 29 1B; 2B	B SI 89 C SI 90 F SL 82 F FS 84 X SI 91 1-2 ③ F8			C SI 96 X CH 88 0-1 ① G3		B CH 86 S CH 85 F SL 91 F FF 98 X CH 84 1-2 ② F9	4	1	1	0	0	0	0

Inning Stats	1	2	3	4	5	6	7	8	9
	R: 2 E: 0 K: 1 S: 13	R: 0 E: 0 K: 0 S: 7	R: 2 E: 0 K: 2 S: 20	R: 0 E: 0 K: 0 S: 8	R: 1 E: 0 K: 1 S: 11	R: 0 E: 0 K: 1 S: 11	R: 0 E: 0 K: 1 S: 11	R: 0 E: 0 K: 3 S: 11	R: 0 E: 0 K: 1 S: 8
	H: 2 LOB: 0 BB: 0 P: 19	H: 0 LOB: 0 BB: 0 P: 11	H: 4 LOB: 2 BB: 0 P: 28	H: 0 LOB: 0 BB: 0 P: 11	H: 2 LOB: 1 BB: 1 P: 17	H: 1 LOB: 0 BB: 0 P: 13	H: 1 LOB: 1 BB: 0 P: 16	H: 1 LOB: 1 BB: 0 P: 14	H: 0 LOB: 0 BB: 0 P: 10

PITCHER	IP	WLS	BF	H	R	ER	SO	BB	IBB	HBP	BLK	WP	HR	S	P	ERA	WHIP
18 Hisashi Iwakuma, R (1, 1) ERA: 3.48	4.0	L	21	8	5	5	3	1	0	0	0	0	1	54	80	11.25	2.250
54 Tom Wilhelmsen, R (5, 1) ERA: 2.63	3.0		9	2	0	0	3	0	0	0	0	0	0	27	35	0.00	0.667
37 Brandon Maurer, R (8, 1) ERA: 7.08	2.0		7	1	0	0	4	0	0	0	0	0	0	19	24	0.00	0.500

PITCHER	IP	WLS	BF	H	R	ER	SO	BB	IBB	HBP	BLK	WP	HR	S	P	ERA	WHIP

TOP

Boston Red Sox @ Seattle Mariners

Safeco Field, Seattle, WA

Wed Jun 25 2014, 7:13 PM - 9:51 PM PDT

Att. 27,333 - Partly Cloudy - 75 F

livebaseballscorecards.com

AB	36
R	5
H	11
RBI	4
BB	1
SO	10
LOB	11

1B: 9	SF: 0	WP: 0	PA: 37
2B: 1	SAC: 0	PB: 0	
3B: 0	DP: 1	SB: 0	
HR: 1	HBP: 0	CS: 0	

BOTTOM

Boston Red Sox @ Seattle Mariners

Safeco Field, Seattle, WA

Wed Jun 25 2014, 7:13 PM - 9:51 PM PDT

Att. 27,333 - Partly Cloudy - 75 F

livebaseballscorecards.com

Batter	1	2	3	4	5	6	7	8	9	AB	R	H	RBI	BB	SO	LOB
9 Endy Chavez, L (1, 10) OBP: 0.280, SLG: 0.380 8 Willie Bloomquist, R (8, PH) OBP: 0.294, SLG: 0.357 (9, 10)	B SI 92 X FF 92 1-0 G1-3 ①		C FF 92 X SI 88 0-1 P4 ①			C CU 76 B CU 77 B FF 89 X FC 89 2-1 99 1B 1B		S FF 94 B SL 82 B SL 83 F FF 95 C SL 84 2-3 K ②		3 1	0 0	1 0	0 0	0 0	0 1	0 0
99 James Jones, L (1, 8) OBP: 0.314, SLG: 0.346 16 Cole Gillespie, R (8, PH) OBP: 0.311, SLG: 0.324 (9, 8)	C SI 94 B CU 77 F FC 89 B SI 92 X FC 88 2-2 G3 ②		C FC 88 B FF 94 X FC 88 1-1 P6 ②			1 SAFE 1 SAFE X FF 92 0-0 15 G6-3 1-2 1B		C SL 82 S SL 84 F FF 96 F SL 85 B SL 83 S SI 96 1-3 K ③		3 1	0 0	1 0	0 0	0 0	0 1	0 0
22 Robinson Canó, L (1, 4) OBP: 0.384, SLG: 0.431	C FF 92 F CU 79 X SI 93 0-2 L6 ③		B FC 89 B CU 77 X FC 88 2-0 P6 ③			B FC 89 X FC 89 1-0 L9 ①			B FS 81 X FS 80 1-0 G4-3 ①	4	0	0	0	0	0	2
15 Kyle Seager, L (1, 5) OBP: 0.340, SLG: 0.484		C FF 92 X CH 84 0-1 HR		X FC 90 0-0 1B ①		D CH 84 B FF 92 T FC 89 S FS 87 X FF 92 2-2 G6-3 ②③ 1-2f			B FS 81 C FS 80 B FS 81 X FS 80 2-1 20 BB 1B	4	1	3	1	0	0	2
20 Logan Morrison, L (1, 3) OBP: 0.291, SLG: 0.423		B CU 78 S FC 90 F FC 89 X CU 79 1-2 3 HR 1B	B SI 93 X FS 85 1-0 L9 ②				F FC 89 S FS 86 F SI 93 B FS 87 B FS 84 F FS 87 B FC 89 S FC 89 3-3 K ①		B SI 89 B FS 80 D FS 80 S SI 89 B FS 79 4-1 1-2 BB	3	1	1	0	1	1	0
3 Mike Zunino, R (1, 2) OBP: 0.288, SLG: 0.448		B FC 90 S SI 92 X FC 89 1-1 1-H HR	F SI 93 X CU 79 0-1 F8 ③				F SI 92 B FC 90 S FC 90 F SI 92 S FS 84 1-3 K ②		C SI 89 F SI 89 B FS 81 S SI 89 1-3 K ②	4	1	1	2	0	2	2
13 Dustin Ackley, L (1, 7) OBP: 0.277, SLG: 0.342		C SI 93 X SI 93 0-1 G4-3 ①			B SI 92 B SI 93 X SI 93 2-0 F8 ①		F SI 93 X SI 92 0-1 F8 ③		S FS 81 D FS 81 B FS 81 X FS 80 2-1 G3-1 ③	4	0	0	0	0	0	2
5 Brad Miller, L (1, 6) OBP: 0.280, SLG: 0.336		C SI 92 F SI 93 X FF 93 0-2 F7 ②			C CU 78 B FC 88 X FF 90 1-1 G3 ②			X SI 91 0-0 HR		3	1	1	1	0	0	0
7 Stefen Romero, R (1, 9) OBP: 0.240, SLG: 0.331		X SI 94 0-0 L8 ③			S FF 90 S FS 84 X SI 93 0-2 F8 ③			X FC 88 0-0 L7 ①		3	0	0	0	0	0	0
Inning Stats	R: 0 E: 0 K: 0 S: 7 H: 0 LOB: 0 BB: 0 P: 10	R: 3 E: 0 K: 0 S: 13 H: 3 LOB: 0 BB: 0 P: 15	R: 0 E: 0 K: 0 S: 5 H: 0 LOB: 0 BB: 0 P: 8	R: 0 E: 0 K: 0 S: 4 H: 1 LOB: 0 BB: 0 P: 5	R: 0 E: 0 K: 0 S: 6 H: 0 LOB: 0 BB: 0 P: 9	R: 0 E: 0 K: 0 S: 7 H: 2 LOB: 1 BB: 0 P: 12	R: 0 E: 0 K: 0 S: 11 H: 0 LOB: 0 BB: 0 P: 15	R: 1 E: 0 K: 2 S: 10 H: 1 LOB: 0 BB: 0 P: 13	R: 0 E: 0 K: 1 S: 9 H: 1 LOB: 2 BB: 1 P: 19	1B: 5 2B: 0 3B: 0 HR: 3 SF: 0 SAC: 0 DP: 1 HBP: 0						

	AB	33
	R	4
	H	8
	RBI	4
	BB	1
	SO	5
	LOB	8

WP: 0 PA: 34
PB: 0
SB: 0
CS: 0

PITCHER		IP	WLS	BF	H	R	ER	SO	BB	IBB	HBP	BLK	WP	HR	S	P	ERA	WHIP
11 Clay Buchholz, R ERA: 6.75	(1, 1)	7.1	W	27	7	4	4	2	0	0	0	0	0	3	55	76	4.91	0.955
30 Andrew Miller, L ERA: 2.61	(8, 1)	0.2	H	2	0	0	0	2	0	0	0	0	0	0	8	11	0.00	0.000
19 Koji Uehara, R ERA: 1.26	(9, 1)	1.0	S	5	1	0	0	1	1	0	0	0	0	0	9	19	0.00	2.000

PITCHER	IP	WLS	BF	H	R	ER	SO	BB	IBB	HBP	BLK	WP	HR	S	P	ERA	WHIP

Batter	1	2	3	4	5	6	7	8	9	AB	R	H	RBI	BB	SO	LOB
24 Michael Bourn, L (1, 8) OBP: 0.325, SLG: 0.381	B FF 85 B FF 85 C FF 85 X FF 86 2-1 G3 ①		X FF 86 0-0 13 HBP 1-3 1B		B SL 78 X FF 85 1-0 2B		B SI 93 C FC 89 B CH 84 B FC 90 C FC 89 X FC 90 3-2 E3 ③ 1-3		C CH 81 D CH 83 X CH 82 1-1 2-H 1B	5	0	3	1	0	0	1
13 Asdrúbal Cabrera, S (1, 6) OBP: 0.315, SLG: 0.399	C FF 85 B FF 87 F SL 79 B FF 86 F FF 87 S FF 86 2-3 K ②		B FF 85 S FF 86 F CH 80 F SL 80 H SL 80 2-2 1-2 HBP		B FF 85 X FF 85 1-0 F9 ②			F SI 94 X FF 95 0-1 G4-3 ①	C SI 94 F SI 95 B SI 95 X CH 84 1-2 P6 ③	4	0	0	0	0	1	2
23 Michael Brantley, L (1, 7) OBP: 0.389, SLG: 0.519	C FF 87 F FF 87 B FF 88 B FF 86 F FF 86 F CH 80 X FF 86 2-2 L6 ③		C FF 86 B CH 79 F CH 80 F SL 79 B FF 87 X SL 80 2-2 SF7 ② 3-H		C SL 78 F FF 86 B FF 85 F CH 78 F CH 78 F FF 86 X SL 79 1-2 F8 ③			B CU 85 C FF 95 X CU 86 1-1 G3-1 ②		3	0	0	1	0	0	1
41 Carlos Santana, S (1, 3) OBP: 0.362, SLG: 0.396		C FF 85 F FF 86 F SL 80 S SL 80 0-3 K ①	C FF 85 B SL 80 F FF 86 F SL 79 B FF 86 F FF 86 X SL 78 2-2 L3 ③			C SI 84 B SI 85 B SI 84 B SI 83 S SI 83 S SI 84 3-3 K ①		S SI 95 C CU 87 B CU 86 B CU 85 B FF 95 B FF 95 4-2 22 2B BB		3	0	0	0	1	2	2
22 Jason Kipnis, L (1, 4) OBP: 0.333, SLG: 0.374		C FF 87 B FF 86 B FF 87 C SL 79 F FF 88 X FF 86 2-2 2B		B FF 84 B FF 85 B FF 85 C FF 84 X FF 86 3-1 G4-3 ①		C SL 87 C SL 81 B FF 89 T SL 78 1-2 K ②		B SL 79 B SL 81 X FF 92 2-0 1-3 2B		4	0	2	0	0	1	0
8 Lonnie Chisenhall, L (1, 5) OBP: 0.405, SLG: 0.565		F FF 85 B SL 79 F FF 85 S SL 79 1-3 K ②		C SL 78 X FF 86 0-1 2B		B SL 78 X SI 86 1-0 G4-3 ③		C SL 81 S SL 82 F SL 81 F SI 93 X SL 81 0-2 G4-3 ③		4	0	1	0	0	1	3
10 Yan Gomes, R (1, 2) OBP: 0.312, SLG: 0.412		B FF 86 C FF 86 X SL 80 1-1 F9 ③		C FF 86 F SL 80 X SL 78 0-2 L5 ②			B FC 88 S FC 89 S FF 95 S CU 76 1-3 K ①		C SI 92 S CH 82 B SI 96 C SI 95 1-3 K ①	4	0	0	0	0	2	2
33 Nick Swisher, S (1, 10) OBP: 0.287, SLG: 0.326			X FF 86 0-0 G1-3 ①	B SL 77 C FF 85 C SL 78 B SL 78 X FF 86 2-2 F7 ③			B FC 89 C FC 90 B CH 85 B FC 90 B FC 89 4-1 24 E3 24 E BB		C CH 82 S SI 96 X SI 97 0-2 7 G4-3 24 1B 1B	3	1	1	0	1	0	1
7 David Murphy, L (1, 9) OBP: 0.314, SLG: 0.375			B FF 86 B FF 86 B FF 86 C FF 86 C FF 87 B FF 86 4-2 24 1B 23 SF7 BB		C FF 84 B SL 77 C FF 86 B SL 78 C FF 86 2-3 K ①		B FC 89 S CH 84 X FC 91 1-1 F7 ②		X SI 93 0-0 G4-3 ② 1-2	3	1	0	0	1	1	2
Inning Stats	R: 0 E: 0 K: 1 S: 11 H: 0 LOB: 0 BB: 0 P: 17	R: 0 E: 0 K: 2 S: 13 H: 1 LOB: 1 BB: 0 P: 17	R: 1 E: 0 K: 0 S: 16 H: 1 LOB: 2 BB: 1 P: 26	R: 0 E: 0 K: 0 S: 10 H: 1 LOB: 1 BB: 0 P: 15	R: 0 E: 0 K: 1 S: 11 H: 1 LOB: 1 BB: 0 P: 16	R: 0 E: 0 K: 2 S: 7 H: 0 LOB: 0 BB: 0 P: 12	R: 0 E: 1 K: 1 S: 9 H: 0 LOB: 2 BB: 1 P: 18	R: 0 E: 0 K: 0 S: 12 H: 1 LOB: 2 BB: 1 P: 19	R: 1 E: 0 K: 1 S: 12 H: 2 LOB: 1 BB: 0 P: 15	1B: 3 2B: 4 3B: 0 HR: 0 SF: 1 SAC: 0 DP: 0 HBP: 1						

Cleveland Indians @ Seattle Mariners

Safeco Field, Seattle, WA

Fri Jun 27 2014, 7:12 PM - 10:17 PM PDT

Att. 28,084 - Partly Cloudy - 66 F

TOP

livebaseballscorecards.com

AB	33
R	2
H	7
RBI	2
BB	3
SO	8
LOB	14

PITCHER		IP	WLS	BF	H	R	ER	SO	BB	IBB	HBP	BLK	WP	HR	S	P	ERA	WHIP
53 Chris Young, R ERA: 3.15	(1, 1)	5.0	W	21	4	1	1	4	1	0	1	0	0	0	61	91	1.80	1.000
97 Joe Beimel, L ERA: 1.4	(6, 1)	1.0	H	3	0	0	0	2	0	0	0	0	0	0	7	12	0.00	0.000
40 Danny Farquhar, R ERA: 2.86	(7, 1)	1.0	H	4	0	0	0	1	1	0	0	0	0	0	9	18	0.00	1.000
31 Yoervis Medina, R ERA: 2.43	(8, 1)	0.2	H	3	0	0	0	0	1	0	0	0	0	0	6	11	0.00	1.500
41 Charlie Furbush, L ERA: 3.7	(8, 1)	0.1	H	2	1	0	0	0	0	0	0	0	0	0	6	8	0.00	3.000

PITCHER		IP	WLS	BF	H	R	ER	SO	BB	IBB	HBP	BLK	WP	HR	S	P	ERA	WHIP
56 Fernando Rodney, R ERA: 2.3	(9, 1)	1.0	S	5	2	1	1	1	0	0	0	0	0	0	12	15	9.00	2.000

Batter	1	2	3	4	5	6	7	8	9	AB	R	H	RBI	BB	SO	LOB
9 Endy Chavez, L (1, 10) OBP: 0.291, SLG: 0.422	B SI 91 C SI 92 C CH 86 B CH 84 B SI 92 X SI 92 3-2 15 S 15 1B 1B	B CH 85 F FC 88 X ST 82 1-1 ③ P6		B FF 94 C FC 88 C KC 81 S KC 80 1-3 ③ K2-3			B SI 94 C FF 94 X FC 87 1-1 HR			4	2	2	1	0	1	4
99 James Jones, L (1, 8) OBP: 0.313, SLG: 0.344	C FF 91 X SI 92 0-1 L8 ①		B FF 94 B FF 94 C FF 93 F FF 94 X CH 87 2-2 22 G1-6-3 1B		C SI 94 B FC 86 X CH 85 1-1 ① P6		C FF 89 C SL 78 S SL 80 0-3 ② K2-3			4	0	1	0	0	1	1
22 Robinson Canó, L (1, 4) OBP: 0.379, SLG: 0.425	B CH 81 C SI 92 B CH 82 S SI 92 X KC 75 2-2 ② L8		1 SAFE B SI 94 C CH 87 1 SAFE F FC 86 X ST 83 1-2 ① ② G1-6-3 1-2f		B CH 86 F SI 95 F ST 81 S KC 80 1-3 ② K		C SI 89 X SL 79 0-1 ③ P5			4	0	0	0	0	1	2
15 Kyle Seager, L (1, 5) OBP: 0.345, SLG: 0.491	D CH 83 C FC 87 B SI 92 D CH 88 X FF 93 3-1 1-H 1B		B FC 88 C CH 86 F FC 86 F KC 79 F FF 95 B KC 77 S KC 79 2-3 ③ K		C CH 89 B KC 76 S FF 94 B KC 79 X ST 82 2-2 2B			C FF 89 C FF 90 F SL 80 F FF 90 B SL 78 F SL 79 F SI 90 X SL 79 1-2 20 1B 1B		4	0	3	1	0	1	0
20 Logan Morrison, L (1, 3) OBP: 0.301, SLG: 0.427	C CH 87 B CH 84 1 SAFE F FF 92 B FC 84 1 SAFE F FF 93 X KC 76 2-2 ③ G3			C CH 85 B FC 85 C SI 94 B KC 78 F FF 95 X FC 88 2-2 3 F7-6-3 1B	S CH 85 X CH 85 0-1 ③ L8			B SI 88 F SI 89 1 SAFE B SL 78 X SI 88 2-1 1-3 1B		4	0	2	0	0	0	2
3 Mike Zunino, R (1, 2) OBP: 0.283, SLG: 0.440		B FC 86 X SI 93 1-0 ① P3		F FF 94 X KC 81 0-1 ① ② F7-6-3 1-1		F FC 85 F ST 82 S KC 78 0-3 ① K		B SI 91 X SI 91 1-0 ① P4		4	0	0	0	0	1	3
55 Michael Saunders, L (1, 9) OBP: 0.317, SLG: 0.437		B CH 86 B SI 93 F SI 93 S CH 84 X FF 94 2-2 5 G3-1 2B		B CH 85 X FC 88 1-0 13 WP 5 1B 1B		C CH 88 C CH 85 B KC 79 B SI 94 X KC 78 2-2 ② G4-3		X FF 95 0-0 ② P5		4	1	2	0	0	0	2
13 Dustin Ackley, L (1, 7) OBP: 0.280, SLG: 0.339		B CH 88 B CH 87 D SI 93 B SI 93 4-0 5 G3-1 BB		B CH 88 B CH 84 F FF 94 B FC 87 F SI 94 F FF 94 B KC 77 4-2 5 1B 1-2 BB		B CH 87 B CH 84 X SI 94 2-0 ③ G4-3		B FF 96 F FF 94 X FF 95 1-1 ③ F7		2	0	0	0	2	0	2
5 Brad Miller, L (1, 6) OBP: 0.281, SLG: 0.336		C CH 88 X FC 88 0-1 ② G3-1 1-2 2-3		X FC 87 0-0 1-2 2-H 1B			B CH 86 C FF 93 S SI 94 B KC 78 C KC 78 2-3 ① K			3	0	1	1	0	1	2
Inning Stats	R: 1 E: 0 K: 0 S: 14 H: 2 LOB: 1 BB: 0 P: 24	R: 0 E: 0 K: 0 S: 8 H: 1 LOB: 2 BB: 1 P: 16	R: 0 E: 0 K: 1 S: 11 H: 1 LOB: 0 BB: 0 P: 16	R: 1 E: 0 K: 1 S: 14 H: 3 LOB: 2 BB: 1 P: 22	R: 0 E: 0 K: 1 S: 10 H: 1 LOB: 1 BB: 0 P: 14	R: 0 E: 0 K: 1 S: 7 H: 0 LOB: 0 BB: 0 P: 11	R: 1 E: 0 K: 2 S: 10 H: 1 LOB: 0 BB: 0 P: 13	R: 0 E: 0 K: 0 S: 13 H: 2 LOB: 2 BB: 0 P: 18		1B: 8 2B: 3 3B: 0 HR: 1 SF: 0 SAC: 0 DP: 2 HBP: 0		WP: 1 PB: 0 SB: 1 CS: 0 PA: 35		

PITCHER		IP	WLS	BF	H	R	ER	SO	BB	IBB	HBP	BLK	WP	HR	S	P	ERA	WHIP
47 Trevor Bauer, R ERA: 4.39	(1, 1)	6.1	L	28	9	3	3	5	2	0	0	0	1	1	69	111	4.26	1.737
57 Kyle Crockett, L ERA: 2.7	(7, 1)	0.2		4	2	0	0	1	0	0	0	0	0	0	14	17	0.00	3.000
52 Vinnie Pestano, R ERA: 8.31	(8, 1)	0.1		1	0	0	0	0	0	0	0	0	0	0	1	2	0.00	0.000
50 Nick Hagadone, L ERA: 6.0	(8, 1)	0.2		2	0	0	0	0	0	0	0	0	0	0	3	4	0.00	0.000

PITCHER	IP	WLS	BF	H	R	ER	SO	BB	IBB	HBP	BLK	WP	HR	S	P	ERA	WHIP

BOTTOM

Cleveland Indians @ Seattle Mariners

Safeco Field, Seattle, WA

Fri Jun 27 2014, 7:12 PM - 10:17 PM PDT

Att. 28,084 - Partly Cloudy - 66 F

livebaseballscorecards.com

AB	33
R	3
H	11
RBI	3
BB	2
SO	6
LOB	18

Cleveland Indians @ Seattle Mariners

Safeco Field, Seattle, WA

Sat Jun 28 2014, 7:11 PM - 9:34 PM PDT

Att. 23,012 - Partly Cloudy - 67 F

TOP

livebaseballscorecards.com

Batter	1	2	3	4	5	6	7	8	9	AB	R	H	RBI	BB	SO	LOB
24 Michael Bourn, L (1, 8) OBP: 0.324, SLG: 0.383	B SI 91 B SI 91 F SI 91 X SI 92 2-1 G4-3		B FF 91 X SI 90 1-0 P6		B CU 78 B FF 91 B FF 91 C FF 90 F FF 90 X FF 91 3-2 13 BLK 13 SF7 1-H 2B		B SI 95 C SI 94 C CH 89 T CH 89 1-2 K 1-2			4	1	1	1	0	1	1
13 Asdrúbal Cabrera, S (1, 6) OBP: 0.314, SLG: 0.401	X SI 92 0-0 23 1B 2B		X CH 86 0-0 G5-3		C CH 85 F FF 91 F CU 79 F CH 85 X FF 91 0-2 SF7 2-H			C FF 96 C CH 84 B SL 91 B FF 96 S CH 86 2-3 K		3	1	1	1	0	1	0
23 Michael Brantley, L (1, 7) OBP: 0.387, SLG: 0.515	C CU 78 B CU 78 S SI 92 X CU 79 1-2 41 2B 2-H 1B		B FF 92 B FF 92 F FF 92 B FF 92 X SI 92 3-1 G4-3		C SI 92 B CU 79 X FF 90 1-1 G4-3			B SI 97 C SL 90 X CH 87 1-1 P6		4	1	1	1	0	0	0
41 Carlos Santana, S (1, 10) OBP: 0.360, SLG: 0.398	B SI 92 D CH 87 X SI 92 2-0 2-H 2B			C SI 90 B CH 84 S CH 85 X FF 92 1-2 G4-3		F FF 89 B CH 84 B CH 83 C FF 90 S CU 79 2-3 K		S SL 88 S CH 87 F SL 91 S SI 98 0-3 K		4	0	1	1	0	2	0
22 Jason Kipnis, L (1, 4) OBP: 0.336, SLG: 0.371	C FF 91 B FF 92 S CU 79 B CU 81 D CU 80 B SI 92 4-2 10 G1-4-3 BB			B FF 92 B CU 78 C FF 91 B CU 79 C FF 91 F FF 92 B CU 78 4-2 BB		B FF 90 C FF 90 F FF 90 X CU 79 1-2 G5-3			C SI 94 C CU 76 X SL 87 0-2 G3	2	0	0	0	2	0	0
10 Yan Gomes, R (1, 2) OBP: 0.311, SLG: 0.421	B SI 92 B FF 92 F SI 91 S CH 86 X CH 86 2-2 G1-4-3 1-2f			1 SAFE F FF 92 B CH 85 T FF 92 X FF 92 1-2 F9		F SI 91 B CH 85 B CU 77 B FF 91 F FF 90 X FF 92 3-2 HR			S SL 86 S SI 95 F CU 79 F SL 87 X SI 95 0-2 G4-3	4	1	1	1	0	0	3
33 Nick Swisher, S (1, 3) OBP: 0.283, SLG: 0.320		C SI 91 X CH 86 0-1 G1-3		C SI 92 D CH 86 B FF 91 X CH 86 2-1 G6-3		X SI 91 0-0 F9			B SI 97 S SL 88 B SL 88 F FF 96 S CU 79 2-3 K	4	0	0	0	0	1	1
9 Ryan Raburn, R (1, 9) OBP: 0.252, SLG: 0.254		B SI 92 B SI 92 S CH 86 B CH 86 X SI 92 3-1 G5-3			C SI 90 B CU 78 F CH 83 B CU 80 S CH 85 2-3 K		B SI 94 S FC 90 F FF 95 X SL 84 1-2 G5-3			3	0	0	0	0	1	0
4 Mike Aviles, R (1, 5) OBP: 0.286, SLG: 0.354		C SI 92 C FF 92 B CU 81 B CH 88 B CU 80 X CH 87 3-2 F8			B FF 91 X SI 91 1-0 24 2B 1B		C SL 84 B FC 92 B FF 95 X FF 94 2-1 24 CS 1B			3	1	2	0	0	0	0
Inning Stats	R: 2 E: 0 K: 0 S: 12 H: 3 LOB: 1 BB: 1 P: 23	R: 0 E: 0 K: 0 S: 7 H: 0 LOB: 0 BB: 0 P: 13	R: 0 E: 0 K: 0 S: 4 H: 0 LOB: 0 BB: 0 P: 8	R: 0 E: 0 K: 0 S: 11 H: 0 LOB: 1 BB: 1 P: 19	R: 2 E: 0 K: 1 S: 14 H: 2 LOB: 0 BB: 0 P: 21	R: 1 E: 0 K: 1 S: 10 H: 1 LOB: 0 BB: 0 P: 16	R: 0 E: 0 K: 1 S: 8 H: 1 LOB: 0 BB: 0 P: 12	R: 0 E: 0 K: 2 S: 9 H: 0 LOB: 0 BB: 0 P: 12	R: 0 E: 0 K: 1 S: 11 H: 0 LOB: 0 BB: 0 P: 13	1B: 3 2B: 3 3B: 0 HR: 1 SF: 1 SAC: 0 DP: 1 HBP: 0						

	AB	31
	R	5
	H	7
	RBI	5
	BB	2
	SO	6
	LOB	5

WP: 0 PB: 0 SB: 0 CS: 1 PA: 34

PITCHER		IP	WLS	BF	H	R	ER	SO	BB	IBB	HBP	BLK	WP	HR	S	P	ERA	WHIP
29 Roenis Elías, L ERA: 3.96	(1, 1)	6.0	L	25	6	5	5	2	2	0	0	1	0	1	58	100	7.50	1.333
52 Dominic Leone, R ERA: 2.18	(7, 1)	1.0		3	1	0	0	1	0	0	0	0	0	0	8	12	0.00	1.000
37 Brandon Maurer, R ERA: 6.88	(8, 1)	1.0		3	0	0	0	2	0	0	0	0	0	0	9	12	0.00	0.000
54 Tom Wilhelmsen, R ERA: 2.57	(9, 1)	1.0		3	0	0	0	1	0	0	0	0	0	0	11	13	0.00	0.000

PITCHER	IP	WLS	BF	H	R	ER	SO	BB	IBB	HBP	BLK	WP	HR	S	P	ERA	WHIP

Cleveland Indians @ Seattle Mariners

Safeco Field, Seattle, WA

Sat Jun 28 2014, 7:11 PM - 9:34 PM PDT

Att. 23,012 - Partly Cloudy - 67 F

livebaseballscorecards.com

BOTTOM

Batter	1	2	3	4	5	6	7	8	9	AB	R	H	RBI	BB	SO	LOB
9 Endy Chavez, L (1, 10) OBP: 0.278, SLG: 0.402	C SI 86 B FF 88 B FC 85 C FF 89 F CH 81 X FC 87 2-2 ① F8			B CH 81 C FF 88 F SI 89 B CU 76 X FF 90 2-2 ① F7		B CH 82 B FF 90 B FF 88 C FF 87 X FF 87 3-1 ③ L8			C FF 90 S CU 77 B CH 82 B FC 86 X CU 77 2-2 ③ G3	4	0	0	0	0	0	0
99 James Jones, L (1, 8) OBP: 0.308, SLG: 0.339	C FF 89 S FC 87 B FC 86 F CU 75 F FF 90 X FC 86 1-2 ② L6			X CH 82 0-0 ② B1-3			C SI 86 C CU 74 T FC 85 0-2 ① K			3	0	0	0	0	1	0
22 Robinson Canó, L (1, 4) OBP: 0.376, SLG: 0.421	C FF 89 B CH 83 F FC 87 C FF 91 1-3 ③ K			S FF 90 C CU 76 B FF 90 B CU 76 F FF 90 S CU 77 2-3 ③ K			X CH 82 0-0 ② G3-1			3	0	0	0	0	2	0
15 Kyle Seager, L (1, 5) OBP: 0.345, SLG: 0.490		B FF 88 B FF 87 C FF 88 X FC 85 2-1 ① L9			C FF 89 X FF 90 0-1 55 WP 1B		B FF 89 C CH 82 F FF 87 B CU 77 F FC 86 B CH 82 S CU 76 3-3 ③ K			3	0	1	0	0	1	0
20 Logan Morrison, L (1, 3) OBP: 0.291, SLG: 0.410		F FF 89 B CH 82 F CH 82 X FC 87 1-2 ② G6-3			1 SAFE F FC 85 1 SAFE B FF 88 X CH 80 1-1 ① L8			C FF 89 B FF 90 C FC 86 F CU 76 B CH 80 B CU 77 C FF 89 3-3 ① K		3	0	0	0	0	1	1
3 Mike Zunino, R (1, 2) OBP: 0.280, SLG: 0.434		B SI 91 S FC 86 S FF 91 S FC 86 1-3 ③ K			B FC 85 1 SAFE S FF 89 S FC 85 F SI 89 S CU 75 1-3 ② K			S FF 91 F FC 87 T SI 86 0-2 ② K		3	0	0	0	0	3	1
55 Michael Saunders, L (1, 9) OBP: 0.312, SLG: 0.429			X FF 89 0-0 ① B1-3		C FF 87 T CU 75 B CU 76 C FF 90 1-3 ③ K 1-3			C SI 90 S FC 86 S CU 79 0-3 ③ K		3	0	0	0	0	2	1
13 Dustin Ackley, L (1, 7) OBP: 0.277, SLG: 0.335			C SI 90 X CH 83 0-1 ② F9			B FF 88 C FC 84 F SI 89 X CU 76 1-2 ① G3-1			C SI 88 B CU 76 B FC 85 F FF 89 B FF 90 X FF 89 3-2 ① G3-1	3	0	0	0	0	0	0
5 Brad Miller, L (1, 6) OBP: 0.277, SLG: 0.332			B FF 90 F FF 90 B FF 90 X FF 88 2-1 ③ F7			B FF 89 C FC 85 S CH 81 C CU 76 1-3 ② K			B CH 81 X SI 89 1-0 ② F8	3	0	0	0	0	1	0
Inning Stats	R: 0 E: 0 K: 1 S: 12 H: 0 LOB: 0 BB: 0 P: 16	R: 0 E: 0 K: 1 S: 8 H: 0 LOB: 0 BB: 0 P: 12	R: 0 E: 0 K: 0 S: 5 H: 0 LOB: 0 BB: 0 P: 7	R: 0 E: 0 K: 1 S: 8 H: 0 LOB: 0 BB: 0 P: 12	R: 0 E: 0 K: 2 S: 11 H: 1 LOB: 1 BB: 0 P: 14	R: 0 E: 0 K: 1 S: 8 H: 0 LOB: 0 BB: 0 P: 13	R: 0 E: 0 K: 2 S: 8 H: 0 LOB: 0 BB: 0 P: 11	R: 0 E: 0 K: 3 S: 10 H: 0 LOB: 0 BB: 0 P: 13	R: 0 E: 0 K: 0 S: 7 H: 0 LOB: 0 BB: 0 P: 13	1B: 1 2B: 0 3B: 0 HR: 0	SF: 0 SAC: 0 DP: 0 HBP: 0					

	AB	28
	R	0
	H	1
	RBI	0
	BB	0
	SO	11
	LOB	3

WP: 1 PA: 28
PB: 0
SB: 0
CS: 0

PITCHER	IP	WLS	BF	H	R	ER	SO	BB	IBB	HBP	BLK	WP	HR	S	P	ERA	WHIP
43 Josh Tomlin, R (1, 1) ERA: 3.78	9.0	W	28	1	0	0	11	0	0	0	0	1	0	77	111	0.00	0.111

PITCHER	IP	WLS	BF	H	R	ER	SO	BB	IBB	HBP	BLK	WP	HR	S	P	ERA	WHIP

Batter	1	2	3	4	5	6	7	8	9	AB	R	H	RBI	BB	SO	LOB
24 Michael Bourn, L (1, 8) OBP: 0.319, SLG: 0.377	B SI 92 X SI 92 1-0 ① F7		B SI 93 B CH 88 X SI 92 2-0 ③ G5-3			B SI 93 C SI 93 S CU 81 B FF 93 B CU 81 T FF 94 3-2 ② K			C SI 91 X SI 94 0-1 ① L5	4	0	0	0	0	1	0
22 Jason Kipnis, L (1, 4) OBP: 0.331, SLG: 0.364	C SI 92 S CU 81 C FF 93 0-3 ② K			C CU 79 B CH 87 X CH 88 1-1 ① G4-3		C SI 94 F SI 93 B FF 94 X SI 91 1-2 ③ G4-3			B SI 91 C CH 80 F CH 78 S SI 96 1-3 ② K	4	0	0	0	0	2	0
23 Michael Brantley, L (1, 7) OBP: 0.386, SLG: 0.510	B SI 93 T CH 88 B CU 81 B CU 80 B SI 94 4-1 BB			B SI 92 B SI 92 X SI 92 2-0 ② L6			C CU 79 X CH 88 0-1 ① G6-3		C CH 82 B CH 82 B SI 96 X SI 94 2-1 ③ G3-1	3	0	0	0	1	0	0
41 Carlos Santana, S (1, 10) OBP: 0.360, SLG: 0.394	C CU 81 X CH 89 0-1 ③ G5-3			F CU 80 B CH 90 X CH 88 1-1 ③ F7			B SI 93 B CU 80 F SI 93 B CU 81 B SI 93 4-1 8 G4-3 BB			2	0	0	0	1	0	1
8 Lonnie Chisenhall, L (1, 5) OBP: 0.404, SLG: 0.562		C SI 91 X CH 87 0-1 ① F8			C SI 91 X CU 79 0-1 7 L5-3 1B		F SI 93 X CH 90 0-1 ② G4-3 1-2			3	0	1	0	0	0	1
7 David Murphy, L (1, 9) OBP: 0.311, SLG: 0.370		B SI 91 C SI 91 C CU 79 B SI 92 F CH 88 S CH 89 2-3 ② K			F SI 92 B CH 87 B CH 88 1 SAFE C SI 92 X SI 93 2-2 ①② L5-3 1-1		C CU 80 B CH 90 F CU 81 C FF 94 1-3 ③ K			3	0	0	0	0	2	2
33 Nick Swisher, S (1, 3) OBP: 0.284, SLG: 0.318		B SI 93 C SI 92 B CU 82 S CH 89 B FF 94 X CH 90 3-2 ③ G1-3			C CU 80 B CH 89 B CH 89 B SI 93 F SI 92 B FF 93 4-2 BB			F SI 91 B CU 80 C CH 88 F CH 90 B CH 90 B CH 90 C SI 93 3-3 ① K		2	0	0	0	1	1	0
53 George Kottaras, L (1, 2) OBP: 0.455, SLG: 0.882			C CH 90 T CH 87 B CH 88 B CH 89 B CU 80 C FF 94 3-3 ① K		C SI 92 C CU 81 D CH 88 S CH 89 1-3 ③ K			F SI 94 C CU 80 B CH 90 B CU 81 C SI 94 2-3 ② K		3	0	0	0	0	3	1
4 Mike Aviles, R (1, 6) OBP: 0.281, SLG: 0.348			S SI 92 X SL 85 0-1 ② G6-3			C SL 82 F SL 83 B CH 89 F FF 93 F SI 93 S CU 81 1-3 ① K		B SL 86 B SL 84 X SI 93 2-0 ③ P3		3	0	0	0	0	1	0
Inning Stats	R: 0 H: 0 E: 0 LOB: 1 K: 1 BB: 1 S: 7 P: 12	R: 0 H: 0 E: 0 LOB: 0 K: 1 BB: 0 S: 9 P: 14	R: 0 H: 0 E: 0 LOB: 0 K: 1 BB: 0 S: 6 P: 11	R: 0 H: 0 E: 0 LOB: 0 K: 0 BB: 0 S: 5 P: 9	R: 0 H: 1 E: 0 LOB: 1 K: 1 BB: 1 S: 10 P: 17	R: 0 H: 0 E: 0 LOB: 0 K: 2 BB: 0 S: 11 P: 16	R: 0 H: 0 E: 0 LOB: 1 K: 1 BB: 1 S: 8 P: 13	R: 0 H: 0 E: 0 LOB: 0 K: 2 BB: 0 S: 8 P: 15	R: 0 H: 0 E: 0 LOB: 0 K: 1 BB: 0 S: 7 P: 10	1B: 1 SF: 0 2B: 1 SAC: 0 3B: 0 DP: 1 HR: 0 HBP: 0						

TOP

Cleveland Indians @ Seattle Mariners

Safeco Field, Seattle, WA

Sun Jun 29 2014, 1:11 PM - 3:28 PM PDT

Att. 26,171 - Cloudy - 65 F

livebaseballscorecards.com

AB	27
R	0
H	1
RBI	0
BB	3
SO	10
LOB	5

PITCHER	IP	WLS	BF	H	R	ER	SO	BB	IBB	HBP	BLK	WP	HR	S	P	ERA	WHIP
34 Félix Hernández, R (1, 1) ERA: 2.1	8.0	W	27	1	0	0	9	3	0	0	0	0	0	64	107	0.00	0.500
56 Fernando Rodney, R (9, 1) ERA: 2.23	1.0	S	3	0	0	0	1	0	0	0	0	0	0	7	10	0.00	0.000

PITCHER	IP	WLS	BF	H	R	ER	SO	BB	IBB	HBP	BLK	WP	HR	S	P	ERA	WHIP

WP: 0 PA: 30
PB: 0
SB: 0
CS: 0

Batter	1	2	3	4	5	6	7	8	9	AB	R	H	RBI	BB	SO	LOB
8 Willie Bloomquist, R (1, 6) OBP: 0.292, SLG: 0.353	C SI 91 C SL 82 B SI 92 B SI 92 X SI 92 2-2 22 FC1-6 1B	X SI 92 0-0 ③ FC6-4 1-2f			C SI 92 B SL 83 X SI 90 1-1 ③ G6-3		S FF 95 C FF 96 B FF 96 S FF 95 1-3 ② K			4	0	1	0	0	1	3
55 Michael Saunders, L (1, 8) (7, 9) OBP: 0.305, SLG: 0.418	B SI 92 C SI 92 F SI 92 S SI 92 1-3 ① K	C CU 76 B SL 86 F SI 92 S CH 82 1-3 ① K		L CH 81 S CH 82 X SI 92 0-2 E1 22 HR	C FF 96 T CU 79 S FF 97 0-3 ③ K				4	1	0	0	0	3	3
22 Robinson Canó, L (1, 4) OBP: 0.377, SLG: 0.432	B SI 93 X SI 92 1-0 ② FC1-6 3 BB 15 1B 1-2f	B SI 93 B CH 82 X SI 93 2-0 ② G5-3		B SI 91 B CH 82 X CH 83 2-0 3-H HR				C SI 92 B SL 83 X SI 92 1-1 15 1B 3 1B		4	2	2	2	0	0	1
15 Kyle Seager, L (1, 5) OBP: 0.347, SLG: 0.490	B SI 93 C SI 92 X SL 85 1-1 3 BB 1-2 1B	C CU 76 F CH 82 B SI 94 B SI 93 X CH 83 2-2 ③ G3		B CU 74 C SI 91 B SI 91 S CH 82 X CH 82 2-2 ① L7				B SI 92 X SI 93 1-0 ① 1-3 1B		4	0	2	0	0	0	0
3 Mike Zunino, R (1, 2) OBP: 0.283, SLG: 0.433	C SI 92 B SI 91 B SI 92 B SL 84 F SI 92 F SL 84 F SL 86 B SI 92 4-2 1-2 2-3 BB	X SI 91 0-0 ① G6-3		B SI 90 S CH 81 F SI 91 F SL 83 S SL 82 1-3 ② K				F SI 92 S SI 93 D SL 82 X SI 93 1-2 20 G4-6-3 3-H 1B		3	0	1	1	1	1	0
20 Logan Morrison, L (1, 3) OBP: 0.289, SLG: 0.402	C SI 92 B SI 92 F SI 93 B SI 93 S CH 82 2-3 ③ K	C SI 92 B CU 77 C CH 83 S SL 87 1-3 ② K2-3		X CU 75 0-0 7 FC6-4 1B				S SI 93 F SL 84 B SI 93 X SL 84 1-2 ②③ G4-6-3 1-2f		4	0	1	0	0	2	4
7 Stefen Romero, R (1, 9) OBP: 0.236, SLG: 0.324 99 James Jones, L (7, 8) OBP: 0.308, SLG: 0.339		F SI 91 S SL 83 F SL 84 X SI 91 0-2 ① L9	F CH 81 B CH 82 X SI 91 1-1 ③ L9	F SL 81 B SI 89 S CH 80 X CH 80 1-2 ③ FC6-4 1-2f						3 0	0 0	0 0	0 0	0 0	0 0	1 0
4 John Buck, R (1, 10) OBP: 0.298, SLG: 0.289 13 Dustin Ackley, L (7, PR) OBP: 0.277, SLG: 0.335 (8, 10)		X SI 92 0-0 ② G4-3			B CU 74 X CH 80 1-0 ① F7		X CH 85 0-0 16 SH1-3 1B			3 0	0 0	1 0	0 0	0 0	0 0	0 0
16 Cole Gillespie, R (1, 7) OBP: 0.316, SLG: 0.329		C SI 92 B CH 81 B SI 92 F SI 92 X SI 91 2-2 8 FC6-4 1B			B SI 92 X SI 90 1-0 ② G4-3		1 SAFE X FF 93 0-0 ① SH1-3 1-2			2	0	1	0	0	0	0
Inning Stats	R: 0 E: 1 K: 2 S: 16 H: 2 LOB: 3 BB: 1 P: 27	R: 0 E: 0 K: 0 S: 9 H: 1 LOB: 1 BB: 0 P: 11	R: 0 E: 0 K: 1 S: 7 H: 0 LOB: 0 BB: 0 P: 12	R: 0 E: 0 K: 1 S: 6 H: 0 LOB: 0 BB: 0 P: 8	R: 0 E: 0 K: 0 S: 4 H: 0 LOB: 0 BB: 0 P: 7	R: 2 E: 1 K: 1 S: 15 H: 2 LOB: 1 BB: 0 P: 21	R: 0 E: 0 K: 2 S: 8 H: 1 LOB: 2 BB: 0 P: 9	R: 1 E: 0 K: 0 S: 9 H: 3 LOB: 0 BB: 0 P: 13		1B: 8 2B: 0 3B: 0 HR: 1 SF: 0 SAC: 1 DP: 1 HBP: 0				WP: 0 PB: 0 SB: 0 CS: 0 PA: 33		

BOTTOM

Cleveland Indians @ Seattle Mariners

Safeco Field, Seattle, WA

Sun Jun 29 2014, 1:11 PM - 3:28 PM PDT

Att. 26,171 - Cloudy - 65 F

livebaseballscorecards.com

AB	31
R	3
H	9
RBI	3
BB	1
SO	7
LOB	12

PITCHER		IP	WLS	BF	H	R	ER	SO	BB	IBB	HBP	BLK	WP	HR	S	P	ERA	WHIP
58 TJ House, L ERA: 4.28	(1, 1)	6.0	L	26	6	2	1	5	1	0	0	0	0	1	58	87	1.50	1.167
44 John Axford, R ERA: 3.69	(7, 1)	1.0		3	0	0	0	2	0	0	0	0	0	0	7	8	0.00	0.000
35 Marc Rzepczynski, L ERA: 3.99	(8, 1)	1.0		4	3	1	1	0	0	0	0	0	0	0	9	13	9.00	3.000

PITCHER	IP	WLS	BF	H	R	ER	SO	BB	IBB	HBP	BLK	WP	HR	S	P	ERA	WHIP

TOP

Seattle Mariners @ Houston Astros

Minute Maid Park, Houston, TX

Mon Jun 30 2014, 7:12 PM - 10:18 PM CDT

Att. 17,340 - Roof Closed - 73 F

livebaseballscorecards.com

Batter	1	2	3	4	5	6	7	8	9	AB	R	H	RBI	BB	SO	LOB
9 Endy Chavez, L (1, 10) OBP: 0.284, SLG: 0.396	B FF 92 B FF 91 B FC 85 B FF 92 4-0 22 F8 BB		B FF 93 B FF 92 C FC 82 B FF 94 X FC 86 3-1 ① G4-3	B FF 92 X FF 91 1-0 ③ L8			B FF 94 F FF 94 X CH 85 1-1 99 1B 22 HR 1B		C SI 91 B CH 85 B CH 85 X SI 92 2-1 ① G4-3	4	1	1	0	1	0	0
99 James Jones, L (1, 8) OBP: 0.320, SLG: 0.351	C FF 92 C FC 85 1 SAFE F CU 73 X FC 85 0-2 ① F7		B FC 87 X FC 85 1-0 15 S 22 S 1B		C FF 91 C CU 71 X CU 71 0-2 15 S 1B		F FF 94 B FF 93 T FF 95 X CH 85 1-2 22 HR 1-3 1B		C FC 87 F FF 92 X SL 83 0-2 15 BB 22 1B 20 1B 1B	5	2	4	0	0	0	1
22 Robinson Canó, L (1, 4) OBP: 0.378, SLG: 0.441	C CU 71 B CH 82 B FF 92 B FF 91 X FC 83 3-1 ② F8 1-2		B FF 92 C FF 93 1 SAFE B FF 92 C CU 72 S CU 72 2-3 ② K 1-2		B FC 83 C FF 91 X FF 90 1-1 ① F7		B FF 94 D FF 96 X FF 95 2-0 1-H 3-H HR		X FC 87 0-0 20 1B 15 BB 3 G5-3 1-2 1B	5	2	2	3	0	1	3
15 Kyle Seager, L (1, 5) OBP: 0.345, SLG: 0.483	S CU 71 F CH 83 S FF 92 0-3 ③ K		B FF 93 B CU 71 F FF 92 F CU 72 D CU 72 S FC 83 3-3 ③ K 2-3		1 SAFE 1 SAFE F FF 91 1 SAFE C CU 70 F FF 90 F CH 84 P PO 78 F CU 72 1-2 ② T FF 90 K 1-2		C FF 95 B CH 84 F FF 93 B SL 86 F FC 92 X CH 86 2-2 ① G1-3		B FC 88 B CH 86 B SI 92 B FF 91 4-0 3 G5-3 20 1B 1-2 2-3 BB	4	0	0	0	1	3	3
20 Logan Morrison, L (1, 3) OBP: 0.305, SLG: 0.400		B FF 92 B FF 92 S FC 84 B CH 85 B FF 92 4-1 3 HR BB	S FF 92 B CH 84 X FF 92 1-1 ① G6-3	F CU 71 B CH 83 B CU 70 B FF 91 I 4-1 IBB			X FF 95 0-0 ② L8		C SL 80 X CH 85 0-1 3 G5-3 1-2 2-3 3-H 1B	3	1	1	1	2	0	0
3 Mike Zunino, R (1, 2) OBP: 0.282, SLG: 0.441		B FF 93 F FF 92 S FC 83 X FC 84 1-2 1-H HR	S FC 83 T FF 93 S CU 73 0-3 K 55 HR	B FF 90 S FC 82 C FF 91 S CU 72 1-3 ③ K			S SL 85 B FF 94 C FC 93 F SL 86 X FF 94 1-2 ③ F8		S FC 90 C SI 92 B FF 92 X FC 90 1-2 ② G5-3 1-2 2-3 3-H	5	2	1	3	0	2	4
55 Michael Saunders, L (1, 9) OBP: 0.307, SLG: 0.432		B FF 93 B FF 93 C CU 71 B CU 72 B FF 92 4-1 13 CS BB	B CU 71 X FF 90 1-0 1-H HR		C FF 90 S CH 83 B FF 91 B CU 72 B CH 85 X CU 71 3-2 ① G3			B FC 89 F FC 88 S CH 85 S SL 80 1-3 ① K	C FC 89 D CH 86 X FC 88 1-1 ③ L7	4	1	1	2	1	1	2
13 Dustin Ackley, L (1, 7) OBP: 0.273, SLG: 0.329		C FF 91 D CH 84 1 SAFE T FC 82 F FC 86 S CU 72 1-3 ① ② K 1-2	C FC 84 F FF 92 S CU 72 0-3 ② K		B CU 71 F FF 91 F CH 85 B FF 91 X CU 71 2-2 ② G4-3			B FC 87 B FF 92 F FC 90 C SI 93 B SL 83 C FC 88 3-3 ② K		4	0	0	0	0	3	1
5 Brad Miller, L (1, 6) OBP: 0.277, SLG: 0.343		F FF 93 B CU 71 X FC 84 1-1 ③ P4	B CU 70 C FF 92 X FC 86 1-1 HR		B CU 70 C FF 92 B CH 84 F CU 70 X CU 73 2-2 ③ L7			F FF 92 F FC 87 F FF 92 B SI 93 X SL 81 1-2 ③ G4-3		4	1	1	1	0	0	0

	AB	38
	R	10
	H	11
	RBI	10
	BB	5
	SO	10
	LOB	14

Inning Stats	1	2	3	4	5	6	7	8	9
	R: 0 E: 0 K: 1 S: 9	H: 0 LOB: 1 BB: 1 P: 16	R: 2 E: 0 K: 1 S: 11	H: 1 LOB: 0 BB: 2 P: 22	R: 0 E: 0 K: 2 S: 9	H: 1 LOB: 1 BB: 0 P: 18	R: 3 E: 0 K: 2 S: 12	H: 2 LOB: 0 BB: 0 P: 16	R: 0 E: 0 K: 2 S: 16	H: 1 LOB: 2 BB: 1 P: 22
	R: 0 E: 0 K: 0 S: 9	H: 0 LOB: 0 BB: 0 P: 16	R: 3 E: 0 K: 0 S: 15	H: 3 LOB: 0 BB: 0 P: 22	R: 0 E: 0 K: 2 S: 10	H: 0 LOB: 0 BB: 0 P: 15	R: 2 E: 0 K: 0 S: 13	H: 3 LOB: 2 BB: 1 P: 21	1B: 7 2B: 0 3B: 0 HR: 4	SF: 0 SAC: 0 DP: 0 HBP: 0

WP: 1 PB: 0 SB: 3 CS: 1 PA: 43

PITCHER		IP	WLS	BF	H	R	ER	SO	BB	IBB	HBP	BLK	WP	HR	S	P	ERA	WHIP
31 Collin McHugh, R ERA: 3.22	(1, 1)	6.0	L	27	5	5	5	8	3	1	0	0	1	3	66	110	7.50	1.333
61 Josh Zeid, R ERA: 5.4	(7, 1)	1.0		6	3	3	3	0	0	0	0	0	0	1	15	22	27.00	3.000
36 Jerome Williams, R ERA: 6.04	(8, 1)	2.0		10	3	2	2	2	1	0	0	0	0	0	23	36	9.00	2.000

PITCHER	IP	WLS	BF	H	R	ER	SO	BB	IBB	HBP	BLK	WP	HR	S	P	ERA	WHIP

Seattle Mariners @ Houston Astros

Minute Maid Park, Houston, TX

Mon Jun 30 2014, 7:12 PM - 10:18 PM CDT

Att. 17,340 - Roof Closed - 73 F

BOTTOM

livebaseballscorecards.com

Batter	1	2	3	4	5	6	7	8	9	AB	R	H	RBI	BB	SO	LOB
27 Jose Altuve, R (1, 4) OBP: 0.385, SLG: 0.448	C FF 94 F FF 94 X FF 95 0-2 ① G4-3		C FF 94 C CU 74 X FF 92 0-2 ① G4-3		H FF 94 1-0 4 S HBP			X FF 95 0-0 ① G1-3		3	0	0	0	0	0	0
8 Alex Presley, L (1, 8) OBP: 0.289, SLG: 0.339	C FF 94 B FS 88 F FS 88 F FF 96 F FF 95 F CU 75 B FS 88 X FF 94 2-2 4 HR 1B		B CU 74 F FF 95 X FC 87 1-1 1B		C FF 94 F FF 94 D FS 87 1 SAFE S FS 87 1-3 ② K			B CH 88 X SI 97 1-0 ② G4-3		4	1	2	0	0	1	1
4 George Springer, R (1, 9) OBP: 0.353, SLG: 0.482	B FF 94 B FC 90 X FF 94 2-0 1-H HR		F FC 87 C CU 75 F FF 94 C FF 95 0-3 ② K		1 SAFE B CU 75 B FF 94 C FS 88 F FS 88 B CU 76 S CU 76 3-3 ③ 1-2 K			B SL 91 B FF 93 B FF 96 C SL 90 C SL 92 B CU 80 4-2 21 S BB		3	1	1	2	1	2	2
21 Jon Singleton, L (1, 3) OBP: 0.288, SLG: 0.374	B FF 95 B FS 90 S FF 94 B FF 95 B FF 93 4-1 30 G5-4-3 BB		C FF 94 S FF 94 P PO 84 X FS 88 1-2 ③ G4-3			B FF 92 B FS 88 S FF 93 B FS 89 B FF 94 4-1 30 G1-4-3 BB		D FF 96 S FF 96 S CH 90 X SL 90 1-2 ③ G3 1-2		2	0	0	0	2	0	2
30 Matt Dominguez, R (1, 5) OBP: 0.291, SLG: 0.386	D FF 92 C FF 94 X CU 74 1-1 ②③ G5-4-3 1-2f			B CU 74 B FF 95 B FF 95 C FF 94 C FF 95 F FF 96 X CU 75 3-2 15 FC3-6 1B		1 SAFE C FC 91 X CU 74 0-1 ①② G1-4-3 1-2f			C FF 95 S CH 87 X CH 90 0-2 ① G4-3	4	0	1	0	0	0	2
15 Jason Castro, L (1, 2) OBP: 0.297, SLG: 0.359		B FC 91 C CU 71 X FS 87 1-1 ① G3-1		X FS 88 0-0 ① FC3-6 1-2f	C FS 87 B FF 94 F FS 87 F CU 74 S FF 94 1-3 ③ K			B SI 97 S SI 97 B CH 89 B FF 97 B FF 95 4-1 14 2B 9 G4-3 BB		3	1	0	0	1	1	1
14 Jesus Guzman, R (1, 10) OBP: 0.290, SLG: 0.290		B FF 93 B FF 95 C FF 94 C CU 74 S CU 75 2-3 ② K		B FF 94 B CU 74 X FF 94 2-0 ② L5			C FF 94 F SL 86 X CU 78 0-2 ① G4-3		B SL 92 X FF 96 1-0 9 G4-3 1-3 2B	4	0	1	0	0	1	1
9 Marwin Gonzalez, S (1, 6) OBP: 0.324, SLG: 0.392		B FF 96 B FF 95 X FF 94 2-0 HR		S FS 89 X FS 88 0-1 ③ L7			X FF 96 0-0 ② G4-3		X CH 88 0-0 ② G4-3 2-3 3-H	4	1	1	2	0	0	2
0 L.J. Hoes, R (1, 7) OBP: 0.255, SLG: 0.310		C FF 95 B CU 74 B CU 74 X FF 95 2-1 ③ G1-3			C FF 93 T FS 89 B CU 77 B FF 95 F FF 95 B FS 89 S FF 96 3-3 ① K		B CU 78 S FF 96 B SL 87 C FF 96 X FF 95 2-2 ③ F9		F FF 97 B CU 77 X FF 95 1-1 ③ G5-3	4	0	0	0	0	1	1

Inning Stats										
	R: 2	H: 2	R: 1	H: 1	R: 0	H: 1	R: 0	H: 1	R: 0	H: 0
	E: 0	LOB: 0	E: 0	LOB: 0	E: 0	LOB: 1	E: 0	LOB: 1	E: 0	LOB: 0
	K: 0	BB: 1	K: 1	BB: 0	K: 1	BB: 0	K: 0	BB: 1	K: 3	BB: 0
	S: 13	P: 22	S: 8	P: 15	S: 13	P: 14	S: 8	P: 13	S: 10	P: 18

Inning Stats										
	R: 0	H: 0	R: 0	H: 0	R: 1	H: 1	1B: 3	SF: 0	WP: 0	PA: 36
	E: 0	LOB: 0	E: 0	LOB: 1	E: 0	LOB: 1	2B: 1	SAC: 0	PB: 0	
	K: 1	BB: 1	K: 0	BB: 1	K: 0	BB: 1	3B: 0	DP: 2	SB: 2	
	S: 7	P: 12	S: 7	P: 13	S: 8	P: 14	HR: 2	HBP: 1	CS: 0	

PITCHER	IP	WLS	BF	H	R	ER	SO	BB	IBB	HBP	BLK	WP	HR	S	P	ERA	WHIP
32 Taijuan Walker, R (1, 1) ERA: 4.5	6.0	W	24	5	3	3	6	2	0	1	0	0	2	59	94	4.50	1.167
54 Tom Wilhelmsen, R (7, 1) ERA: 2.6	3.0	S	12	1	1	1	0	2	0	0	0	0	0	22	36	3.00	1.000

PITCHER	IP	WLS	BF	H	R	ER	SO	BB	IBB	HBP	BLK	WP	HR	S	P	ERA	WHIP

AB	31
R	4
H	6
RBI	4
BB	4
SO	6
LOB	12

TOP

Seattle Mariners @ Houston Astros

Minute Maid Park, Houston, TX

Tue Jul 01 2014, 7:11 PM - 10:46 PM CDT

Att. 17,504 - Roof Closed - 73 F

livebaseballscorecards.com

Batter	1	2	3	4	5	6	7	8	9	AB	R	H	RBI	BB	SO	LOB
9 Endy Chavez, L (1, 10) OBP: 0.300, SLG: 0.404	B FC 93 C FC 94 B FF 93 B FC 94 B FF 93 4-1 99 1B 22 1B BB	X FC 94 0-0 ② FC5-4 99 1B 1-2f 2-3		C FF 93 X FC 93 0-1 2B		B FC 92 C FC 92 B FC 91 L FF 92 X FF 93 2-2 ① FC1-6 99 FC3-2 22 2B 1-2f 2-3	C SI 92 B SI 93 B SL 78 B SI 92 B SI 92 4-1 99 3B BB	C SI 93 B CH 85 X SI 93 1-1 ② G1-6-3 1-2 2-3		3	3	1	0	2	0	4
16 Cole Gillespie, R (8, PH) OBP: 0.312, SLG: 0.324 (8, 10)										1	0	0	0	0	0	2
99 James Jones, L (1, 8) OBP: 0.325, SLG: 0.365	C FC 93 B FC 93 X FC 93 1-1 22 1B 15 G6-3 1-2 1B	D KC 80 F FC 93 1 SAFE F FC 93 B FF 95 X KC 79 2-2 1-2 3-H 1B		B CH 80 B FC 93 B FC 93 C FC 92 X FF 93 3-1 ② F8		B KC 76 1 SAFE B FC 93 X FC 93 2-0 ② FC3-2 22 2B 1-2 3-H	C SL 79 C SI 93 X SL 79 0-2 8 G6-3 1-H 3B	B SL 81 S SI 92 S SI 92 S SI 93 1-3 ③ K		6	3	3	2	0	1	5
22 Robinson Canó, L (1, 4) OBP: 0.379, SLG: 0.445	C FC 94 X KC 79 0-1 20 F9 15 G6-3 1-3 2-H 1B	B FF 94 B FC 94 C FC 94 X FF 94 2-1 ③ G6-3		B KC 78 X FC 94 1-0 ③ G6-3		D CH 84 C CH 83 B KC 80 F FC 93 B KC 79 X FF 94 3-2 15 2B 1-H 2-H 2B	X SI 92 0-0 ① G6-3 3-H		X FF 95 0-0 ① L8	4	1	2	3	0	0	3
8 Willie Bloomquist, R (7, PH) OBP: 0.287, SLG: 0.346 (7, 4)										2	0	0	1	0	0	0
15 Kyle Seager, L (1, 5) OBP: 0.350, SLG: 0.498	B KC 77 C FF 94 X FF 94 1-1 ① G6-3 1-2 3-H	B FC 93 C FC 92 B CH 83 X FC 92 2-1 ① F8	F FF 92 X KC 78 0-1 20 FC6-4 1B	F SI 89 X FC 84 0-1 20 2B 2-H 2B	B SL 80 B SI 93 B SI 93 B SI 94 4-0 BB		C FF 95 S CH 86 F CH 86 X FF 93 0-2 HR	5	2	3	3	1	0	1
20 Logan Morrison, L (1, 3) OBP: 0.307, SLG: 0.407	C KC 78 T FC 93 B KC 79 X KC 77 1-2 ② F9 2-3	C KC 78 X KC 78 0-1 55 BB 1B	C KC 78 S CH 83 F FC 94 X FC 94 0-2 ① FC6-4 3 1-2f	B CU 72 D SI 89 X SI 89 2-0 3 2B 2-H 2B	S SL 82 S SL 82 D SL 82 X SL 81 1-2 F9		B FF 95 C FF 95 B FC 95 F FF 94 F FF 95 X CH 85 2-2 ② G6-3	6	1	2	1	0	0	3
3 Mike Zunino, R (1, 2) OBP: 0.279, SLG: 0.438	C KC 78 F FC 93 T FC 94 0-2 ③ K	B FF 94 F FC 94 C KC 78 B KC 81 S FC 94 2-3 ② K	X FF 93 0-0 ② FC5-4-6 2-3	B SI 90 B CH 82 S SI 89 S SI 90 X FC 84 2-2 55 1B 2-H 2B	X SI 93 0-0 ③ F9		F CH 88 F SL 87 S SL 86 0-3 ③ K	6	1	1	1	0	3	4
55 Michael Saunders, L (1, 9) OBP: 0.315, SLG: 0.434	C FC 93 C FC 93 B FC 94 B FF 94 S KC 79 2-3 ① K2-3	B FF 94 C FC 94 1 SAFE S CH 84 B FC 93 F FF 94 B CH 82 B FC 94 4-2 1-2 BB	X KC 78 0-0 ③ G4-3	X FC 84 0-0 13 2B 2-H 1B			C SI 91 F SL 78 B SI 93 X SL 80 1-2 16 G1-6-3 13 1B 1B	4	1	2	1	1	1	1
13 Dustin Ackley, L (1, 7) OBP: 0.283, SLG: 0.340	C FC 93 B FF 94 C CH 83 F FF 94 B FC 93 B KC 79 X KC 78 3-2 9 5 FC5-4 99 1B 1B	C FF 93 B CH 83 D CH 83 X FC 92 2-1 ③ F8	C FF 92 C CU 87 X KC 77 B CH 83 B CH 80 B FC 93 4-2 9 5 FC1-6 1B 99 FC3-2 BB C CU 73 B CU 73 B CH 83 F FC 94 X SI 93 2-2 1-H 2B			S SL 80 B SI 93 B SI 92 F SL 80 X SI 92 2-2 16 G1-6-3 1-2 1B		4	1	3	1	1	0	2
5 Brad Miller, L (1, 6) OBP: 0.279, SLG: 0.342	B FC 93 C FC 93 B CH 84 C FF 94 D KC 79 B FC 93 4-2 9 FC5-4 1-2 BB	X FC 92 0-0 ① G4-3	C KC 77 X FF 94 0-1 9 FC1-6 1-2 1B C CU 73 B CU 73 B FC 94 F FC 94 B SI 90 S SI 89 F SI 93 X SI 89 3-2 ③ F9			C SI 92 F SL 82 F SL 81 S SL 81 0-3 ① K		4	0	1	0	1	1	3

| | | | | | | | | | |

BOTTOM

Seattle Mariners @ Houston Astros

Minute Maid Park, Houston, TX

Tue Jul 01 2014, 7:11 PM - 10:46 PM CDT

Att. 17,504 - Roof Closed - 73 F

livebaseballscorecards.com

Batter	1	2	3	4	5	6	7	8	9	AB	R	H	RBI	BB	SO	LOB
27 Jose Altuve, R (1, 4) OBP: 0.387, SLG: 0.450 6 Enrique Hernández, R (7, 4) OBP: 1.000, SLG: 1.500	X SI 88 0-0 4 FC5-4 30 1B 8 1B 1B	F SI 91 X FS 86 0-1 ③ G1-3			B SI 86 X FF 91 1-0 1B		B FF 97 X FF 96 1-0 1-3 3-H 2B		S SL 90 F FF 98 B FF 98 X SL 92 1-2 21 BB 4 1B 1B	3 2	1 0	2 2	0 1	0 0	0 0	1 0
8 Alex Presley, L (1, 8) OBP: 0.292, SLG: 0.340	1 SAFE C SI 88 C SL 83 F FS 84 F FF 89 B FS 83 1 SAFE F FS 84 X FF 90 1-2 4 FC5-4 1-2 1B	X FF 89 0-0 1B			B SL 84 1 SAFE X FF 90 1-0 ② L9		B FF 94 C FC 88 S FC 88 C FC 96 1-3 ① K		C FF 96 D SL 89 B CH 86 X FF 96 2-1 ② F8	5	0	2	0	0	1	4
4 George Springer, R (1, 9) OBP: 0.350, SLG: 0.476	F FF 90 D FS 84 X FS 85 1-1 ① FC5-4 30 1B 1-2f 2-3		D SL 84 C SI 90 X SL 83 1-1 ① F8		1 SAFE P PO 88 S SL 84 B SI 86 C SI 91 F SI 86 S FS 84 2-3 ③ K		S SL 86 S FF 96 B FF 97 S SL 86 1-3 ② K		X SL 92 0-0 21 BB 1-2 1B	5	0	1	0	0	2	6
21 Jon Singleton, L (1, 3) OBP: 0.294, SLG: 0.362	B FF 90 B FS 84 C FS 86 C SI 85 T FS 85 2-2 ② K		1 SAFE C FS 86 X SI 90 0-1 ② F7			B FF 89 C SI 89 C SI 85 B CU 74 X SI 86 2-2 ① G3	B FF 96 S FC 88 B FF 96 B FF 96 B FF 96 4-1 BB		C FF 97 D SL 91 B FF 96 B FF 97 F FF 95 B SL 92 4-2 1-2 2-3 BB	3	0	0	0	2	1	3
30 Matt Dominguez, R (1, 5) OBP: 0.291, SLG: 0.386 14 Jesus Guzman, R (7, PH) OBP: 0.286, SLG: 0.286 (8, 5)	F SL 83 D SI 86 X SL 80 1-1 1-3 3-H 1B		F FF 90 B FF 89 S FF 91 S FF 87 1-3 ③ K			C SI 89 X SL 80 0-1 ② F7	C SL 83 S SL 84 X FC 92 0-2 ③ G2-3		F FF 97 X FF 97 0-1 ③ P3	3 2	0 0	1 0	1 0	0 0	1 0	1 6
15 Jason Castro, L (1, 2) OBP: 0.296, SLG: 0.357 22 Carlos Corporán, S (9, 2) OBP: 0.287, SLG: 0.435	S FS 84 S FS 84 F FS 83 S FF 92 0-3 ③ K			B FF 90 X FF 90 1-0 ① F7		X FF 90 0-0 1B		B FF 96 F FF 96 X CH 87 1-1 ① G3-1		4 0	0 0	1 0	0 0	0 0	1 0	2 0
23 Chris Carter, R (1, 10) OBP: 0.263, SLG: 0.399		C FF 90 C SL 81 B SL 85 F FF 92 F SL 82 F SI 87 F SL 79 B SI 86 F FF 91 2-3 ① S SI 86 K	C SL 83 B FF 92 B FF 91 X SI 91 2-1 ② G4-3		S SL 82 B FF 90 B FS 85 X FF 91 2-1 ③ G6-3		B FF 97 C SL 92 F SL 92 X FF 98 1-2 ② F9		4	0	0	0	0	1	1
13 Domingo Santana, R (1, 7)		F SL 84 F FF 91 S SI 87 0-3 ② K	F FF 92 C SI 87 S SI 86 0-3 ③ K			S FF 95 C SL 83 B SL 83 F FF 96 B FF 94 B SL 84 X FF 95 3-2 E6 9 1B 6 2B	C SL 88 C SL 90 F FF 98 S SL 89 0-3 ③ K		4	1	0	0	0	3	0
9 Marwin Gonzalez, S (1, 6) OBP: 0.330, SLG: 0.396		C FF 90 X SL 83 0-1 1B	C SI 90 X FS 86 0-1 ① G3-1			C FF 95 F FC 88 X FF 94 0-2 6 2B 1-3 1B		C FF 95 F CH 85 B SL 90 B SL 90 X FF 97 2-2 ① L7	4	0	2	0	0	0	0

Inning Stats	1	2	3	4	5	6	7	8	9
	R: 1 E: 0 K: 2 S: 18 H: 3 LOB: 2 BB: 0 P: 23	R: 0 E: 0 K: 2 S: 15 H: 1 LOB: 1 BB: 0 P: 17	R: 0 E: 0 K: 1 S: 8 H: 1 LOB: 1 BB: 0 P: 10	R: 0 E: 0 K: 1 S: 6 H: 0 LOB: 0 BB: 0 P: 9	R: 0 E: 0 K: 1 S: 9 H: 1 LOB: 1 BB: 0 P: 12	R: 0 E: 0 K: 0 S: 8 H: 1 LOB: 1 BB: 0 P: 12	R: 1 E: 1 K: 2 S: 18 H: 2 LOB: 3 BB: 1 P: 28	R: 0 E: 0 K: 1 S: 9 H: 0 LOB: 0 BB: 0 P: 11	R: 0 E: 0 K: 0 S: 13 H: 2 LOB: 3 BB: 1 P: 22

1B: 10	SF: 0
2B: 1	SAC: 0
3B: 0	DP: 0
HR: 0	HBP: 0
WP: 0	PA: 41
PB: 0	
SB: 0	
CS: 0	

AB	39
R	2
H	11
RBI	2
BB	2
SO	10
LOB	24

PITCHER	IP	WLS	BF	H	R	ER	SO	BB	IBB	HBP	BLK	WP	HR	S	P	ERA	WHIP
18 Hisashi Iwakuma, R (1, 1) ERA: 3.33	6.0	W	25	7	1	1	7	0	0	0	0	0	0	64	83	1.50	1.167
52 Dominic Leone, R (7, 1) ERA: 2.12	1.0		7	2	1	0	2	1	0	0	0	0	0	18	28	0.00	3.000
37 Brandon Maurer, R (8, 1) ERA: 6.51	2.0		9	2	0	0	1	1	0	0	0	0	0	22	33	0.00	1.500

PITCHER	IP	WLS	BF	H	R	ER	SO	BB	IBB	HBP	BLK	WP	HR	S	P	ERA	WHIP

Seattle Mariners @ Houston Astros

Minute Maid Park, Houston, TX

Wed Jul 02 2014, 1:11 PM - 3:57 PM CDT

Att. 17,209 - Roof Closed - 73 F

TOP

livebaseballscorecards.com

Batter	1	2	3	4	5	6	7	8	9	AB	R	H	RBI	BB	SO	LOB
9 Endy Chavez, L (1, 10) OBP: 0.286, SLG: 0.384	B FF 91 C FF 92 F FF 92 B CH 79 S FF 92 2-3 K		B CH 79 B FF 91 C FF 91 X FF 91 2-1 F7			C ST 83 C CH 76 F ST 84 B FF 92 S KC 79 1-3 K2-3	C FC 93 S SL 86 X SL 85 0-2 G1-3		B SI 91 B SI 91 X SI 91 2-0 G4-3	5	0	0	0	0	2	0
99 James Jones, L (1, 8) OBP: 0.322, SLG: 0.361	B FF 92 C FF 91 S FF 92 F FF 92 B FF 92 X FF 93 2-2 P5		B KC 74 S FF 93 S FF 93 B FF 93 F FF 93 X FF 93 2-2 G4-3			C KC 77 B FF 93 S FF 93 F FF 94 B FF 93 F FF 93 X FF 93 2-2 15 BB 22 HBP 20 WP 1B	C SL 84 B SL 85 S FC 93 S SL 88 1-3 K		X SI 92 0-0 G6-3	5	1	1	0	0	1	0
22 Robinson Canó, L (1, 4) OBP: 0.382, SLG: 0.447	C FF 93 B FF 93 B FF 93 F FF 92 B KC 75 B FF 92 4-2 15 1B BB		C FF 93 B FF 93 X FF 92 1-1 G4-3			1 SAFE F FF 91 H FF 93 1-1 20 WP 15 BB 20 2B 1-2 HBP	B SL 85 C FC 94 B FC 95 B SL 85 X FC 93 3-1 15 1B 2B		C SI 93 F SI 93 B SL 87 X SL 87 1-2 P6	3	2	1	0	1	0	0
15 Kyle Seager, L (1, 5) OBP: 0.355, SLG: 0.500	C CH 81 D CH 80 F FF 90 X KC 78 1-2 1-3 1B			X FF 91 0-0 F8		B FF 92 B CH 80 B CH 78 D FF 94 4-0 20 WP 20 2B 1-2 2-3 BB	F FC 94 B CH 87 B CH 86 X FC 94 2-1 2-H 1B			3	1	2	1	1	0	0
20 Logan Morrison, L (1, 3) OBP: 0.305, SLG: 0.411	C FF 92 B FF 93 B KC 76 S FF 92 B FF 91 C CH 80 3-3 K			C FF 92 B FF 92 S FF 92 S ST 84 1-3 K		D FF 92 B ST 86 X FF 92 2-0 4 1B 1-H 2-H 3-H 2B	1 SAFE B FC 94 X FC 94 1-0 G4-3			4	1	1	2	0	2	3
4 John Buck, R (1, 2) OBP: 0.307, SLG: 0.300		X FF 90 0-0 F9		X ST 84 0-0 1B		D FF 90 C FF 91 B FF 91 C CH 77 B FF 92 X ST 84 3-2 13 1B 2-H 1B		B FF 92 S FF 92 T FF 93 B FF 93 S CH 79 2-3 K		4	0	2	1	0	1	0
55 Michael Saunders, L (1, 9) OBP: 0.309, SLG: 0.424		B FF 91 B FF 92 X FF 92 2-0 F7			X FF 91 0-0 B1-3	S FC 92 B FC 93 C FC 92 C FC 94 1-3 K		F FF 93 C SL 82 B SL 82 F SL 82 B SL 83 B FF 93 X SL 81 3-2 G3		4	0	0	0	0	1	1
13 Dustin Ackley, L (1, 7) OBP: 0.289, SLG: 0.351		C FF 92 B FF 92 C KC 76 F FF 92 X FF 92 1-2 1B			C FF 93 S CH 78 F ST 84 F FF 93 B CH 77 S FF 93 1-3 K	D FC 94 X FC 94 1-0 1-2 1B		B SL 82 C FF 93 B SL 83 X FF 93 2-1 2B		4	0	3	0	0	1	0
5 Brad Miller, L (1, 6) OBP: 0.275, SLG: 0.336		C KC 76 B FF 92 B FF 92 1 SAFE X FF 92 2-1 F9			C KC 78 B FF 93 F CH 78 S ST 84 1-3 K	X SL 86 0-0 G3-1		B FF 93 C SL 82 B SL 80 F FF 93 C SL 82 2-3 K		4	0	0	0	0	2	4
Inning Stats	R: 0 E: 0 K: 2 S: 15 H: 1 LOB: 2 BB: 1 P: 27	R: 0 E: 0 K: 0 S: 8 H: 1 LOB: 1 BB: 0 P: 13	R: 0 E: 0 K: 0 S: 8 H: 0 LOB: 0 BB: 0 P: 13	R: 0 E: 0 K: 1 S: 5 H: 1 LOB: 1 BB: 0 P: 6	R: 0 E: 0 K: 2 S: 9 H: 0 LOB: 0 BB: 0 P: 11	R: 4 E: 0 K: 2 S: 19 H: 4 LOB: 2 BB: 1 P: 34	R: 1 E: 0 K: 1 S: 11 H: 2 LOB: 1 BB: 0 P: 18	R: 0 E: 0 K: 2 S: 12 H: 1 LOB: 1 BB: 0 P: 21	R: 0 E: 0 K: 0 S: 5 H: 0 LOB: 0 BB: 0 P: 8	1B: 7 2B: 3 3B: 0 HR: 0	SF: 0 SAC: 0 DP: 0 HBP: 1	WP: 1 PB: 0 SB: 0 CS: 0	PA: 39				

	AB	36
	R	5
	H	10
	RBI	4
	BB	2
	SO	10
	LOB	8

PITCHER		IP	WLS	BF	H	R	ER	SO	BB	IBB	HBP	BLK	WP	HR	S	P	ERA	WHIP
41 Brad Peacock, R ERA: 4.38	(1, 1)	5.1	L	24	6	4	4	6	2	0	1	0	1	0	59	97	6.75	1.500
45 Anthony Bass, R ERA: 4.58	(6, 1)	1.2		8	3	1	1	2	0	0	0	0	0	0	16	25	5.40	1.800
29 Tony Sipp, L ERA: 1.54	(8, 1)	1.0		4	1	0	0	2	0	0	0	0	0	0	12	21	0.00	1.000
50 Chad Qualls, R ERA: 1.84	(9, 1)	1.0		3	0	0	0	0	0	0	0	0	0	0	5	8	0.00	0.000

PITCHER	IP	WLS	BF	H	R	ER	SO	BB	IBB	HBP	BLK	WP	HR	S	P	ERA	WHIP

Batter	1	2	3	4	5	6	7	8	9	AB	R	H	RBI	BB	SO	LOB
27 Jose Altuve, R (1, 4) OBP: 0.383, SLG: 0.445	C FF 86 F SL 80 B SL 81 B SL 81 T FF 87 2-2 ① K		S FF 87 S SL 80 T SL 80 0-2 ② K			B FF 86 B FF 86 C FF 86 C SL 80 B SL 79 X FF 86 3-2 ① F8		X FF 94 0-0 ③ FC6-4 1-2f		4	0	0	0	0	2	1
8 Alex Presley, L (1, 8) OBP: 0.286, SLG: 0.333	C FF 86 X FF 87 0-1 ② F7		B FF 87 C FF 87 F FF 87 X SL 81 1-2 ③ L9			F FF 87 B CH 78 C FF 87 X CH 78 1-2 ② G3			C SI 92 C SI 95 B FF 96 B CH 82 X SI 95 2-2 ① G6-3	4	0	0	0	0	0	0
4 George Springer, R (1, 9) OBP: 0.346, SLG: 0.469	S FF 87 B SL 81 C SL 80 X CU 69 1-2 ③ L7			S SL 79 B SL 80 B FF 87 X SL 78 2-1 ① F8		C SL 79 F FF 86 B FF 86 F CH 77 B SL 81 S SL 78 2-3 ③ K			C CH 80 S FF 97 B CH 84 F FF 97 C CH 83 1-3 ② K	4	0	0	0	0	2	0
21 Jon Singleton, L (1, 3) OBP: 0.283, SLG: 0.347		C FF 86 C FF 87 S FF 86 0-3 ① K		B FF 88 F FF 87 C SL 80 X FF 88 1-2 ② P4			C FF 86 S CH 76 F FF 86 X SL 80 0-2 ① L9		B SI 95 B SI 95 B CH 83 C FF 96 X SI 96 3-1 ③ G4-3	4	0	0	0	0	1	0
30 Matt Dominguez, R (1, 5) OBP: 0.289, SLG: 0.382		C FF 87 F FF 88 B SL 78 B SL 80 B FF 88 T SL 80 3-2 ② K		X FF 87 0-0 ③ F9			S SL 79 F FF 86 X FF 86 0-2 ② L6			3	0	0	0	0	1	0
22 Carlos Corporán, S (1, 2) OBP: 0.289, SLG: 0.425		B FF 87 C FF 87 S FF 87 F FF 88 B FF 88 F SL 79 B SL 79 F FF 87 B FF 86 4-2 BB			C FF 86 B SL 80 B FF 87 B FF 88 C FF 86 X FF 87 3-2 ① F7		X FF 87 0-0 ③ P4			2	0	0	0	1	0	0
13 Domingo Santana, R (1, 7)		S SL 78 1 SAFE F FF 86 C SL 79 0-3 ③ K			B FF 87 C SL 78 F FF 88 B SL 79 F SL 80 B FF 87 S SL 80 3-3 ② K			C FC 90 B FC 89 C FC 91 S FF 95 1-3 ① K		3	0	0	0	0	3	1
6 Enrique Hernández, R (1, 10) OBP: 0.600, SLG: 1.400			C SL 78 X FF 88 0-1 ① P3		C SL 80 B SL 80 C SL 76 X FF 87 1-2 HR			C FC 92 B CU 76 B FC 91 C FC 91 F FF 94 F CU 76 X FC 90 2-2 ② G5-3		3	1	1	1	0	0	0
9 Marwin Gonzalez, S (1, 6) OBP: 0.339, SLG: 0.431			C FF 87 C FF 88 X FF 87 0-2 HR		B FF 87 B FF 87 C FF 87 S SL 80 S SL 78 2-3 ③ K			B FF 94 C FC 89 X FC 91 1-1 27 FC6-4 1B		3	1	2	1	0	1	0
Inning Stats	R: 0 H: 0 E: 0 LOB: 0 K: 1 BB: 0 S: 8 P: 11	R: 0 H: 0 E: 0 LOB: 1 K: 3 BB: 1 S: 14 P: 21	R: 1 H: 1 E: 0 LOB: 0 K: 1 BB: 0 S: 11 P: 12	R: 0 H: 0 E: 0 LOB: 0 K: 0 BB: 0 S: 6 P: 9	R: 1 H: 1 E: 0 LOB: 0 K: 2 BB: 0 S: 13 P: 22	R: 0 H: 0 E: 0 LOB: 0 K: 1 BB: 0 S: 10 P: 16	R: 0 H: 0 E: 0 LOB: 0 K: 0 BB: 0 S: 8 P: 8	R: 0 H: 1 E: 0 LOB: 1 K: 1 BB: 0 S: 11 P: 15	R: 0 H: 0 E: 0 LOB: 0 K: 1 BB: 0 S: 9 P: 15	1B: 1 SF: 0 2B: 0 SAC: 0 3B: 0 DP: 0 HR: 2 HBP: 0						

PITCHER	IP	WLS	BF	H	R	ER	SO	BB	IBB	HBP	BLK	WP	HR	S	P	ERA	WHIP
53 Chris Young, R (1, 1) ERA: 3.11	7.0	W	24	2	2	2	8	1	0	0	0	0	2	70	99	2.57	0.429
40 Danny Farquhar, R (8, 1) ERA: 2.8	0.2	H	3	1	0	0	1	0	0	0	0	0	0	10	14	0.00	1.500
31 Yoervis Medina, R (8, 1) ERA: 2.4	0.1	H	1	0	0	0	0	0	0	0	0	0	0	1	1	0.00	0.000
56 Fernando Rodney, R (9, 1) ERA: 2.16	1.0	S	3	0	0	0	1	0	0	0	0	0	0	9	15	0.00	0.000

PITCHER	IP	WLS	BF	H	R	ER	SO	BB	IBB	HBP	BLK	WP	HR	S	P	ERA	WHIP

BOTTOM

Seattle Mariners @ Houston Astros

Minute Maid Park, Houston, TX

Wed Jul 02 2014, 1:11 PM - 3:57 PM CDT

Att. 17,209 - Roof Closed - 73 F

livebaseballscorecards.com

AB	30
R	2
H	3
RBI	2
BB	1
SO	10
LOB	2

Batter	1	2	3	4	5	6	7	8	9	AB	R	H	RBI	BB	SO	LOB
8 Willie Bloomquist, R (1, 6) OBP: 0.295, SLG: 0.352	C SI 94 C SI 96 B CH 88 S CH 88 1-3 K ①		B CH 86 B CH 86 F SI 96 F SI 96 F SI 96 F SL 81 X CH 87 2-2 G6-3 ③ 1-2			X SI 95 0-0 22 WP 1-2 1B			F CH 84 F CH 85 B CH 86 X CH 87 1-2 22 2B 27 SF9 1B	4	1	2	0	0	1	1
99 James Jones, L (1, 8) OBP: 0.317, SLG: 0.354	B SI 96 X SI 97 1-0 G3-1 ②			B SL 78 C SI 94 B SI 94 F SI 94 C SL 80 2-3 K ①		S SL 81 D SL 82 C SL 79 S SL 80 1-3 K ②			B SI 94 F SI 93 S SI 95 S SL 81 1-3 K ①	4	0	0	0	0	3	3
22 Robinson Canó, L (1, 4) OBP: 0.381, SLG: 0.448	C SI 97 F SI 95 B SL 83 S SL 83 1-3 K ③			B SI 95 X CH 87 1-0 L8 ②		C SI 96 B SI 92 F SL 82 B SL 82 S SL 84 2-3 K ③ 1-2 2-3			F SL 80 F SI 96 B SL 82 D SL 83 F SL 81 F SI 96 D SL 82 X SI 95 3-2 27 E 1-3 2B	4	0	1	0	0	2	2
27 Corey Hart, R (1, 10) OBP: 0.288, SLG: 0.345		B SI 93 C CH 86 T SI 95 B CH 87 S SI 95 2-3 K ①		S CH 86 B SI 96 X CH 87 1-1 F9 ③			B CH 83 B SI 94 X SI 94 2-0 G5-3 ①		B SI 96 X CH 88 1-0 SF9 ② 2-3 3-H	3	0	0	1	0	1	0
15 Kyle Seager, L (1, 5) OBP: 0.354, SLG: 0.497		C SL 79 B SI 96 S SL 80 B SL 82 X SI 95 2-2 1B ②			S CH 85 X CH 85 0-1 G3 ①		C SI 96 S SI 95 B SL 81 B SL 81 S CH 86 2-3 K ②		C SL 80 X SL 80 0-1 G2-3 ③	4	0	1	0	0	1	1
3 Mike Zunino, R (1, 2) OBP: 0.276, SLG: 0.433		S SI 95 S CH 86 X SI 95 0-2 G4-3 ③			S CH 86 B CH 86 X CH 84 1-1 P4 ②		S SI 96 B SI 96 B SI 97 X CH 86 2-1 G6-3 ③			3	0	0	0	0	0	0
20 Logan Morrison, L (1, 3) OBP: 0.306, SLG: 0.408			X SI 91 0-0 8 WP 1B		X CH 87 0-0 G4-3 ③			B SL 77 X SL 77 1-0 P5 ①		3	0	1	0	0	0	0
55 Michael Saunders, L (1, 9) OBP: 0.309, SLG: 0.422			M SI 94 S SL 82 D SL 84 S SL 80 1-3 K ①			C SI 92 B SI 95 X SL 79 1-1 22 WP 8 1B 1B		C SI 93 S CH 84 C CH 85 0-3 K ②		3	0	1	0	0	2	1
13 Dustin Ackley, L (1, 7) OBP: 0.286, SLG: 0.346			1 SAFE B SL 81 C SI 95 1 SAFE B SI 95 F CH 88 S SL 83 2-3 K ②			C SI 92 C SI 95 B SI 94 F SL 82 C SI 93 1-3 K ①		X CH 82 0-0 L9 ③		3	0	0	0	0	2	2
Inning Stats	R: 0 E: 0 K: 2 S: 7 H: 0 LOB: 0 BB: 0 P: 10	R: 0 E: 0 K: 1 S: 9 H: 1 LOB: 0 BB: 0 P: 13	R: 0 E: 0 K: 2 S: 12 H: 1 LOB: 1 BB: 0 P: 17	R: 0 E: 0 K: 1 S: 6 H: 0 LOB: 0 BB: 0 P: 10	R: 0 E: 0 K: 0 S: 5 H: 0 LOB: 0 BB: 0 P: 6	R: 0 E: 0 K: 3 S: 13 H: 2 LOB: 2 BB: 0 P: 18	R: 0 E: 0 K: 1 S: 6 H: 0 LOB: 0 BB: 0 P: 12	R: 0 E: 0 K: 1 S: 5 H: 0 LOB: 0 BB: 0 P: 6	R: 1 E: 1 K: 1 S: 14 H: 2 LOB: 1 BB: 0 P: 20	1B: 5 2B: 1 3B: 0 HR: 0 SF: 1 SAC: 0 DP: 0 HBP: 0						

PITCHER	IP	WLS	BF	H	R	ER	SO	BB	IBB	HBP	BLK	WP	HR	S	P	ERA	WHIP
49 Chris Sale, L (1, 1) ERA: 2.16	9.0	W	32	6	1	1	12	0	0	0	0	2	0	77	112	1.00	0.667

PITCHER	IP	WLS	BF	H	R	ER	SO	BB	IBB	HBP	BLK	WP	HR	S	P	ERA	WHIP

TOP

Seattle Mariners @ Chicago White Sox

U.S. Cellular Field, Chicago, IL

Fri Jul 04 2014, 7:12 PM - 9:39 PM EDT

Att. 30,297 - Clear - 69 F

livebaseballscorecards.com

AB	31
R	1
H	6
RBI	1
BB	0
SO	12
LOB	10

PA: 32

WP: 2
PB: 0
SB: 0
CS: 0

Batter	1	2	3	4	5	6	7	8	9	AB	R	H	RBI	BB	SO	LOB
1 Adam Eaton, L (1, 8) OBP: 0.348, SLG: 0.377	B FF 92 X FF 92 1-0 G3		B CU 77 C FF 92 B CU 81 B FF 93 B FF 92 4-1 15 S BB		F FF 91 S CU 78 X CU 79 0-2 79 HR 1-3 2-H 2B		F SI 95 F CH 87 F FF 96 X CH 89 0-2 F7			3	1	1	1	1	0	0
15 Gordon Beckham, R (1, 4) OBP: 0.314, SLG: 0.411	B SI 93 C FF 92 X CH 87 1-1 L8		C FF 93 B FF 93 C FF 93 T CU 81 1-2 K 1-2		X CH 86 0-0 SF7 3-H		B SL 85 B FF 92 B FF 96 C FF 95 X FF 96 3-1 G4-3			3	0	0	1	0	1	1
79 José Abreu, R (1, 3) OBP: 0.330, SLG: 0.629	C FF 94 S CU 81 B CH 87 B FF 94 F CU 82 B CU 82 C CU 81 3-3 K		S CH 87 B CH 86 X FF 94 1-1 F9		X FF 92 0-0 2-H HR		B SL 86 F FF 97 S SL 86 F SL 85 B FF 96 F SL 84 F FF 97 X SL 83 2-2 P2			4	1	1	2	0	1	1
24 Dayan Viciedo, R (1, 7) OBP: 0.303, SLG: 0.422		F FF 92 B CH 87 X CH 87 1-1 10 1B 1B		C SI 92 B CU 80 B FF 93 X CH 87 2-1 HR	B FF 91 B SI 92 F FF 92 B FF 91 X FF 92 3-1 1B			X SI 91 0-0 14 HR 1B		4	2	4	1	0	0	0
10 Alexei Ramirez, R (1, 6) OBP: 0.326, SLG: 0.419		X SI 94 0-0 1-2 1B		F FF 93 B FF 93 S CH 88 B CU 82 X CH 87 2-2 G5-3	S CH 86 F FF 91 B CU 80 F CH 86 B FF 90 1 SAFE F CH 87 X FF 90 2-2 F7			C SI 90 D SL 82 C SI 91 C FF 93 1-3 K		4	0	1	0	0	1	2
14 Paul Konerko, R (1, 10) OBP: 0.264, SLG: 0.392		B CH 87 S CH 87 D CH 88 X FF 93 2-1 F4		C FF 93 F FF 93 S CU 81 0-3 K	C CH 87 F FF 91 F CU 80 D CH 85 B SI 92 B CH 86 S CH 86 3-3 K			B FF 93 X FF 92 1-0 1-H HR		4	1	1	2	0	2	3
12 Conor Gillaspie, L (1, 5) OBP: 0.353, SLG: 0.421		C CU 80 S CU 80 B CU 80 S CU 80 1-3 K		F FF 94 B CU 81 S CU 80 S CU 80 1-3 K		X FF 86 0-0 G6-3		C SL 81 F SL 82 X FF 93 0-2 G5-3		4	0	0	0	0	2	2
25 Moisés Sierra, R (1, 9) OBP: 0.227, SLG: 0.289		S CH 86 B CU 80 X CH 85 1-1 F9			B FF 91 F FF 91 X CH 86 1-1 21 HBP 1 2B 1B	C SI 84 S SI 83 B CH 80 X CU 70 1-2 L5		C FF 92 C SL 81 F SL 82 B FF 92 B SL 83 S SL 82 2-3 K2-3		4	1	1	0	0	1	2
21 Tyler Flowers, R (1, 2) OBP: 0.291, SLG: 0.316			B FF 91 X CH 85 1-0 G5-3		C FF 92 T FF 91 H CU 81 1-2 1 2B 15 SF7 1-2 HBP	B SI 84 C SI 85 B SI 85 S SI 84 F CH 79 X SI 84 2-2 G4-3				2	1	0	0	0	0	0
Inning Stats	R: 0 E: 0 K: 1 S: 7 H: 0 LOB: 0 BB: 0 P: 12	R: 0 E: 0 K: 1 S: 10 H: 2 LOB: 2 BB: 0 P: 15	R: 0 E: 0 K: 1 S: 7 H: 0 LOB: 1 BB: 1 P: 14	R: 1 E: 0 K: 2 S: 11 H: 1 LOB: 0 BB: 0 P: 16	R: 4 E: 0 K: 1 S: 20 H: 4 LOB: 1 BB: 0 P: 30	R: 0 E: 0 K: 0 S: 8 H: 0 LOB: 0 BB: 0 P: 11	R: 0 E: 0 K: 0 S: 12 H: 0 LOB: 0 BB: 0 P: 17	R: 2 E: 0 K: 2 S: 12 H: 2 LOB: 0 BB: 0 P: 16		1B: 5 2B: 1 3B: 0 HR: 3 SF: 1 SAC: 0 DP: 0 HBP: 1					WP: 0 PB: 0 SB: 1 CS: 0 PA: 35	

BOTTOM

Seattle Mariners @ Chicago White Sox

U.S. Cellular Field, Chicago, IL

Fri Jul 04 2014, 7:12 PM - 9:39 PM EDT

Att. 30,297 - Clear - 69 F

livebaseballscorecards.com

AB	32
R	7
H	9
RBI	7
BB	1
SO	8
LOB	11

PITCHER		IP	WLS	BF	H	R	ER	SO	BB	IBB	HBP	BLK	WP	HR	S	P	ERA	WHIP
29 Roenis Elías, L ERA: 4.19	(1, 1)	5.0	L	24	7	5	5	6	1	0	1	0	0	2	55	87	9.00	1.600
97 Joe Beimel, L ERA: 1.35	(6, 1)	1.0		3	0	0	0	0	0	0	0	0	0	0	8	11	0.00	0.000
52 Dominic Leone, R ERA: 2.06	(7, 1)	1.0		3	0	0	0	0	0	0	0	0	0	0	12	17	0.00	0.000
41 Charlie Furbush, L ERA: 4.26	(8, 1)	1.0		5	2	2	2	2	0	0	0	0	0	1	12	16	18.00	2.000

PITCHER	IP	WLS	BF	H	R	ER	SO	BB	IBB	HBP	BLK	WP	HR	S	P	ERA	WHIP

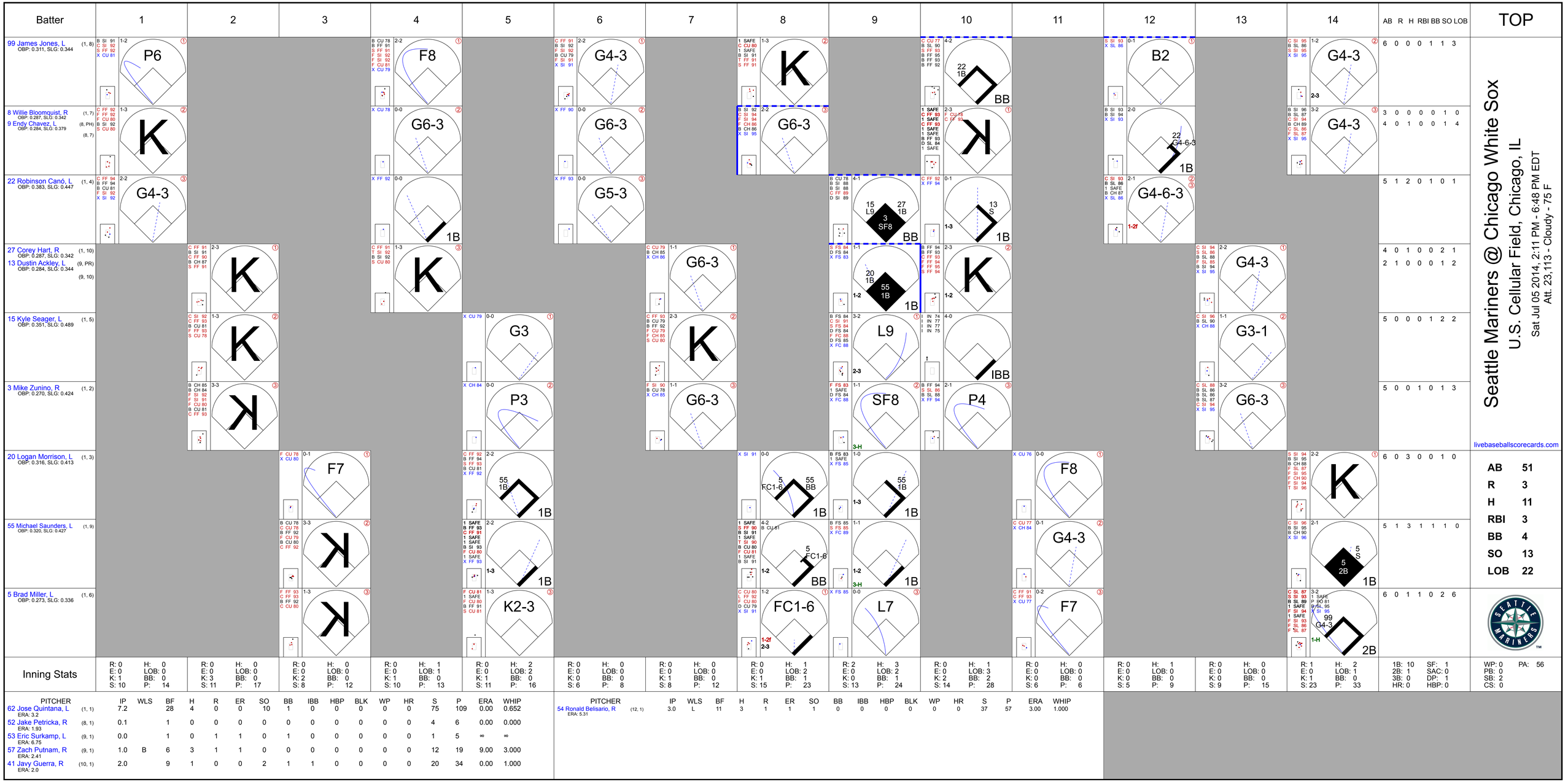

Seattle Mariners @ Chicago White Sox

U.S. Cellular Field, Chicago, IL

Sat Jul 05 2014, 2:11 PM - 6:48 PM EDT
Att. 23,113 - Cloudy - 75 F

livebaseballscorecards.com

Batter	1	2	3	4	5	6	7	8	9	10	11	12	13	14	AB	R	H	RBI	BB	SO	LOB
99 James Jones, L (1, 8) OBP: 0.311, SLG: 0.344	P6			F8		G4-3		K		22 1B BB		B2		G4-3 2-3	6	0	0	0	1	1	3
8 Willie Bloomquist, R (1, 7) OBP: 0.287, SLG: 0.342	K			G6-3		G6-3		G6-3		K		22 G4-6-3 1B		G4-3	3	0	0	0	0	1	0
9 Endy Chavez, L (8, PH) OBP: 0.284, SLG: 0.379 (8, 7)															4	0	1	0	0	1	4
22 Robinson Canó, L (1, 4) OBP: 0.383, SLG: 0.447	G4-3			1B		G5-3			15 L9 3 SF8 27 1B BB	13 S 1B		G4-6-3 1-2f			5	1	2	0	1	0	1
27 Corey Hart, R (1, 10) OBP: 0.287, SLG: 0.342		K		K			G6-3		20 1B 55 1B 1B	K			G4-3		4	0	1	0	0	2	1
13 Dustin Ackley, L (9, PR) OBP: 0.284, SLG: 0.344 (9, 10)															2	1	0	0	0	1	2
15 Kyle Seager, L (1, 5) OBP: 0.351, SLG: 0.489		K			G3		K		L9	IBB			G3-1		5	0	0	0	1	2	2
3 Mike Zunino, R (1, 2) OBP: 0.270, SLG: 0.424		K			P3		G6-3		SF8	P4			G6-3		5	0	0	1	0	1	3
20 Logan Morrison, L (1, 3) OBP: 0.316, SLG: 0.413			F7		55 1B 1B			5 FC1-6 55 BB 1B	55 1B 1B		F8			K	6	0	3	0	0	1	0
55 Michael Saunders, L (1, 9) OBP: 0.320, SLG: 0.427		K			1B			5 FC1-6 BB	1B		G4-3			5 S 5 2B 1B	5	1	3	1	1	1	0
5 Brad Miller, L (1, 6) OBP: 0.273, SLG: 0.336		K			K2-3			FC1-6 1-2f 2-3	L7		F7			99 G4-3 2B	6	0	1	1	0	2	6

Inning Stats	1	2	3	4	5	6	7	8	9	10	11	12	13	14	TOP
	R: 0 E: 0 K: 1 S: 10	H: 0 LOB: 0 BB: 0 P: 14	R: 0 E: 0 K: 3 S: 11	H: 0 LOB: 0 BB: 0 P: 17	R: 0 E: 0 K: 2 S: 8	H: 0 LOB: 0 BB: 0 P: 12	R: 0 E: 0 K: 1 S: 10	H: 1 LOB: 1 BB: 0 P: 13	R: 0 E: 0 K: 1 S: 11	H: 2 LOB: 2 BB: 0 P: 16	R: 0 E: 0 K: 0 S: 6	H: 0 LOB: 0 BB: 0 P: 8	R: 0 E: 0 K: 1 S: 8	H: 0 LOB: 0 BB: 0 P: 12	R: 0 E: 0 K: 1 S: 15	H: 1 LOB: 2 BB: 1 P: 23	R: 2 E: 0 K: 0 S: 13	H: 3 LOB: 2 BB: 1 P: 24	R: 0 E: 0 K: 2 S: 14	H: 1 LOB: 3 BB: 2 P: 28	R: 0 E: 0 K: 0 S: 6	H: 0 LOB: 0 BB: 0 P: 6	R: 0 E: 0 K: 0 S: 5	H: 1 LOB: 0 BB: 0 P: 9	R: 0 E: 0 K: 0 S: 9	H: 0 LOB: 0 BB: 0 P: 15	R: 1 E: 0 K: 1 S: 23	H: 2 LOB: 1 BB: 0 P: 33	1B: 10 2B: 1 3B: 0 HR: 0	SF: 1 SAC: 0 DP: 1 HBP: 0	WP: 0 PB: 0 SB: 2 CS: 0	PA: 56

PITCHER	IP	WLS	BF	H	R	ER	SO	BB	IBB	HBP	BLK	WP	HR	S	P	ERA	WHIP
62 Jose Quintana, L (1, 1) ERA: 3.2	7.2		28	4	0	0	10	1	0	0	0	0	0	75	109	0.00	0.652
52 Jake Petricka, R (8, 1) ERA: 1.93	0.1		1	0	0	0	0	0	0	0	0	0	0	4	6	0.00	0.000
53 Eric Surkamp, L (9, 1) ERA: 6.75	0.0		1	0	1	1	0	1	0	0	0	0	0	1	5	∞	∞
57 Zach Putnam, R (9, 1) ERA: 2.41	1.0	B	6	3	1	1	0	0	0	0	0	0	0	12	19	9.00	3.000
41 Javy Guerra, R (10, 1) ERA: 2.0	2.0		9	1	0	0	2	1	1	0	0	0	0	20	34	0.00	1.000

PITCHER	IP	WLS	BF	H	R	ER	SO	BB	IBB	HBP	BLK	WP	HR	S	P	ERA	WHIP
54 Ronald Belisario, R (12, 1) ERA: 5.31	3.0	L	11	3	1	1	1	0	0	0	0	0	0	37	57	3.00	1.000

AB	51
R	3
H	11
RBI	3
BB	4
SO	13
LOB	22

BOTTOM

Seattle Mariners @ Chicago White Sox

U.S. Cellular Field, Chicago, IL

Sat Jul 05 2014, 2:11 PM - 6:48 PM EDT

Att. 23,113 - Cloudy - 75 F

livebaseballscorecards.com

	AB	R	H	RBI	BB	SO	LOB
1 Adam Eaton, L (1, 9) OBP: 0.344, SLG: 0.373	6	0	1	0	0	2	1
15 Gordon Beckham, R (1, 4) OBP: 0.307, SLG: 0.402	6	0	0	0	0	2	2
79 José Abreu, R (1, 3) OBP: 0.326, SLG: 0.621	4	0	0	0	0	1	1
28 Leury García, S (9, PR) (10, 9) OBP: 0.238, SLG: 0.275	2	0	1	0	0	1	0
44 Adam Dunn, L (1, 10) OBP: 0.359, SLG: 0.425	5	0	0	0	1	3	3
10 Alexei Ramirez, R (1, 6) OBP: 0.320, SLG: 0.412	6	0	0	0	0	2	3
12 Conor Gillaspie, L (1, 5) OBP: 0.354, SLG: 0.427	4	1	1	0	1	0	0
24 Dayan Viciedo, R (1, 9) OBP: 0.303, SLG: 0.424	3	0	1	1	0	1	0
25 Moisés Sierra, R (8, PR) (9, 9) OBP: 0.227, SLG: 0.289	0	1	0	0	0	0	0
14 Paul Konerko, R (9, PH) (10, 3) OBP: 0.260, SLG: 0.385	2	0	0	0	0	0	2
30 Alejandro De Aza, L (1, 7) OBP: 0.293, SLG: 0.343	5	0	0	0	0	2	1
21 Tyler Flowers, R (1, 2) OBP: 0.285, SLG: 0.311	4	0	0	1	0	1	0

AB	47
R	2
H	4
RBI	2
BB	2
SO	15
LOB	13

Inning Stats	1	2	3	4	5	6	7	8	9	10	11	12	13	14
	R: 0 E: 0 K: 1 S: 11	R: 0 E: 0 K: 1 S: 11	R: 0 E: 0 K: 1 S: 8	R: 0 E: 0 K: 1 S: 11	R: 0 E: 0 K: 1 S: 8	R: 0 E: 0 K: 0 S: 4	R: 0 E: 0 K: 2 S: 10	R: 2 E: 0 K: 1 S: 13	R: 0 E: 1 K: 1 S: 10	R: 0 E: 0 K: 1 S: 7	R: 0 E: 0 K: 2 S: 12	R: 0 E: 0 K: 0 S: 5	R: 0 E: 0 K: 2 S: 7	R: 0 E: 0 K: 1 S: 11
	H: 1 LOB: 1 BB: 0 P: 16	H: 0 LOB: 0 BB: 0 P: 15	H: 0 LOB: 0 BB: 0 P: 10	H: 0 LOB: 0 BB: 0 P: 10	H: 0 LOB: 1 BB: 1 P: 19	H: 0 LOB: 0 BB: 0 P: 6	H: 0 LOB: 0 BB: 0 P: 16	H: 2 LOB: 1 BB: 0 P: 16	H: 0 LOB: 2 BB: 1 P: 24	H: 0 LOB: 0 BB: 0 P: 8	H: 1 LOB: 1 BB: 0 P: 17	H: 0 LOB: 0 BB: 0 P: 7	H: 0 LOB: 0 BB: 0 P: 11	H: 0 LOB: 0 BB: 0 P: 15

	1B	SF	WP	PA
	2	1	2	50
	3B	SAC	PB	
	1	0	0	
	HR	DP	SB	
	0	0	0	
		HBP	CS	
		0	0	

PITCHER	IP	WLS	BF	H	R	ER	SO	BB	IBB	HBP	BLK	WP	HR	S	P	ERA	WHIP
34 Félix Hernández, R (1, 1) ERA: 2.11	8.0		29	3	2	2	8	1	0	0	0	1	0	76	108	2.25	0.500
31 Yoervis Medina, R (9, 1) ERA: 2.32	1.0		5	0	0	0	1	0	1	0	0	1	0	10	24	0.00	0.000
41 Charlie Furbush, L (10, 1) ERA: 4.21	0.1		1	0	0	0	0	0	0	0	0	0	0	2	2	0.00	0.000
40 Danny Farquhar, R (10, 1) ERA: 2.68	1.2		6	1	0	0	3	0	0	0	0	0	0	17	23	0.00	0.600
54 Tom Wilhelmsen, R (12, 1) ERA: 2.49	2.0	W	6	0	0	0	2	0	0	0	0	0	0	12	18	0.00	0.000

PITCHER	IP	WLS	BF	H	R	ER	SO	BB	IBB	HBP	BLK	WP	HR	S	P	ERA	WHIP
56 Fernando Rodney, R (4, 1) ERA: 2.1	1.0	S	3	0	0	0	1	0	0	0	0	0	0	11	15	0.00	0.000

Seattle Mariners @ Chicago White Sox

U.S. Cellular Field, Chicago, IL

Sun Jul 06 2014, 2:10 PM - 4:59 PM EDT

Att. 23,257 - Overcast - 83 F

TOP

livebaseballscorecards.com

Batter	1	2	3	4	5	6	7	8	9	AB	R	H	RBI	BB	SO	LOB
9 Endy Chavez, L (1, 8) OBP: 0.277, SLG: 0.368	C FF 92 X FF 93 0-1 G4-3		C FF 93 S FF 93 F CU 80 S CH 88 0-3 K		B FF 92 1 SAFE F FF 92 X CH 86 1-1 SH2-3 1-2		B CH 87 X FF 93 1-0 F9 2-3			3	0	0	0	0	1	3
55 Michael Saunders, L (1, 9) OBP: 0.318, SLG: 0.420	B FF 93 B FF 92 F FF 93 X FF 94 2-1 P5		B FF 94 B CH 88 X CH 87 2-0 G1-3		F CH 87 X CH 86 0-1 G1-3		B SL 82 B SL 82 C FF 90 B FF 90 B FF 90 4-1 1-2 BB			3	0	0	0	1	0	2
22 Robinson Canó, L (1, 4) OBP: 0.381, SLG: 0.443	F FF 94 C FF 94 X CH 88 0-2 F7			C CH 86 F FF 92 F CU 80 F FF 94 T CH 89 0-2 K		B CH 86 B CH 88 B FF 90 B FF 92 4-0 15 S BB	B CU 77 C FF 89 X CU 78 1-1 F8			3	0	0	0	1	1	3
27 Corey Hart, R (1, 10) OBP: 0.292, SLG: 0.342		X FF 92 0-0 15 WP 1B		B SL 89 B SL 86 B FF 93 C FF 93 S CH 88 B SL 89 4-2 20 F9 15 E BB		C FF 92 D SL 87 1 SAFE D CH 86 S CH 86 D FF 93 1 SAFE S CH 87 3-3 K		B SI 95 X SI 96 1-0 L8		3	0	1	0	1	1	1
15 Kyle Seager, L (1, 5) OBP: 0.347, SLG: 0.483		B CH 86 C FF 91 B FF 92 F CH 87 X FF 94 2-2 P5 1-2		X SI 93 0-0 E4 1-2		F FF 94 C FF 93 1 SAFE B FF 93 D CH 88 D CH 88 F FF 94 S CH 87 3-3 K 1-2		C CH 87 B SL 89 C SI 96 X SL 90 1-2 G4-3		4	0	0	0	0	1	3
20 Logan Morrison, L (1, 3) OBP: 0.305, SLG: 0.398		X CH 87 0-0 G1-3		X CH 87 0-0 F9 2-3		S CH 87 B FF 94 B CH 87 S FF 94 X CH 87 2-2 L8		C CH 87 F CH 88 X SL 88 0-2 G3-1		4	0	0	0	0	0	4
4 John Buck, R (1, 2) OBP: 0.293, SLG: 0.286		F FF 93 F FF 93 S CH 87 0-3 K2-3		1 SAFE S SL 88 B FF 93 1 SAFE S CH 87 1 SAFE D CH 88 X CH 88 2-2 L4			F FF 92 X FF 94 0-1 G4-3		B SI 95 T SI 94 C SI 96 C SI 96 1-3 K	4	0	0	0	0	2	3
13 Dustin Ackley, L (1, 7) OBP: 0.287, SLG: 0.346			X FF 93 0-0 5 G5-3 1B		S FF 92 B CH 87 X SL 89 1-1 F8		B CU 79 B FF 92 X CH 87 2-0 9 F9 5 1B 1B		C CH 88 B SI 97 S CH 87 F CH 89 S SI 98 1-3 K	4	0	2	0	0	1	0
5 Brad Miller, L (1, 6) OBP: 0.276, SLG: 0.339			X CH 86 0-0 G5-3 1-2		F FF 93 B CH 88 X CH 87 1-1 9 SH2-3 1B		L FF 93 1 SAFE X FF 92 0-1 55 BB 1-2 1B		B SI 97 C SI 96 B CH 88 X SI 96 2-1 L7	4	0	2	0	0	0	1

Inning Stats	1	2	3	4	5	6	7	8	9
	R: 0 E: 0 K: 0 S: 7 H: 0 LOB: 0 BB: 0 P: 9	R: 0 E: 0 K: 1 S: 8 H: 1 LOB: 1 BB: 0 P: 10	R: 0 E: 0 K: 1 S: 7 H: 1 LOB: 1 BB: 0 P: 9	R: 0 E: 1 K: 1 S: 12 H: 0 LOB: 2 BB: 1 P: 18	R: 0 E: 0 K: 0 S: 8 H: 1 LOB: 1 BB: 0 P: 11	R: 0 E: 0 K: 2 S: 10 H: 0 LOB: 1 BB: 1 P: 22	R: 0 E: 0 K: 0 S: 9 H: 2 LOB: 3 BB: 1 P: 17	R: 0 E: 0 K: 0 S: 7 H: 0 LOB: 0 BB: 0 P: 9	R: 0 E: 0 K: 2 S: 9 H: 0 LOB: 0 BB: 0 P: 13

	AB	32
	R	0
	H	5
	RBI	0
	BB	3
	SO	7
	LOB	20

	1B: 5	SF: 0	WP: 1	PA: 36
	2B: 0	SAC: 1	PB: 0	
	3B: 0	DP: 0	SB: 1	
	HR: 0	HBP: 0	CS: 0	

PITCHER		IP	WLS	BF	H	R	ER	SO	BB	IBB	HBP	BLK	WP	HR	S	P	ERA	WHIP
48 Hector Noesí, R ERA: 4.9	(1, 1)	6.2	W	28	5	0	0	5	2	0	0	0	1	0	58	88	0.00	1.050
53 Eric Surkamp, L ERA: 6.0	(7, 1)	0.1	H	2	0	0	0	0	1	0	0	0	0	0	3	8	0.00	3.000
52 Jake Petricka, R ERA: 1.85	(8, 1)	2.0	S	6	0	0	0	2	0	0	0	0	0	0	16	22	0.00	0.000

PITCHER	IP	WLS	BF	H	R	ER	SO	BB	IBB	HBP	BLK	WP	HR	S	P	ERA	WHIP

Batter	1	2	3	4	5	6	7	8	9	AB	R	H	RBI	BB	SO	LOB
1 Adam Eaton, L (1, 8) OBP: 0.340, SLG: 0.367	C FF 93 B FF 92 B FF 95 B FF 94 X FF 93 3-1 G4-3 ①	X CU 73 0-0 F7 ③		C CU 72 X FF 93 0-1 G5-3 ③			C FF 95 C CH 84 B SL 89 F FF 98 X SI 89 1-2 F7 ①			4	0	0	0	0	0	2
15 Gordon Beckham, R (1, 4) OBP: 0.302, SLG: 0.395	C FF 94 F CU 75 F FF 96 C FF 93 0-3 K ②		F FF 94 B FS 88 F FF 94 B FC 91 X CU 75 2-2 G5-3 ①		B FF 94 C FC 90 F FF 95 S SL 84 1-3 K		X FF 97 0-0 G4-3 ②			4	0	0	0	0	2	0
12 Conor Gillaspie, L (1, 5) OBP: 0.361, SLG: 0.427 28 Leury García, S (5, PR) OBP: 0.235, SLG: 0.272 (6, 5)	C FF 94 B CU 76 B FF 96 B FF 94 B FF 93 4-1 79 1B 44 WP BB		F FF 92 B FC 91 B FS 87 B FF 93 B FF 92 4-1 79 WP BB		H FF 94 1-0 44 BB HBP		C FF 98 F CH 86 F FF 98 S CU 79 0-3 K ③			0 1	1 0	0 0	0 0	2 0	0 1	0 0
79 José Abreu, R (1, 3) OBP: 0.325, SLG: 0.616	B FF 94 B FF 93 B FS 88 C FF 94 F FC 91 X FS 89 3-2 44 WP 1-3 1B		F FF 93 1 SAFE C CU 73 F FC 90 F FC 90 S CU 75 0-3 K ② 1-2		B FC 89 B FF 93 X SL 84 2-0 P4 ②			X FF 97 0-0 L4 ①		4	0	1	0	0	1	2
44 Adam Dunn, L (1, 10) OBP: 0.365, SLG: 0.423	B FF 95 B FF 95 C FF 92 F FC 91 B FF 93 B FF 94 4-2 10 FC6-4 1-2 3-H BB		B FF 92 B FF 92 B FS 87 I IN 72 4-0 IBB		1 SAFE B FF 94 B FF 95 S FF 94 1 SAFE B FF 94 B FF 96 4-1 10 FC5-4 1-2 BB			C FF 97 B FF 97 C SL 92 B FF 98 T SL 91 2-2 K ②		1	0	0	0	3	1	0
10 Alexei Ramirez, R (1, 6) OBP: 0.320, SLG: 0.408	C CU 74 B FF 95 X CU 75 1-1 FC6-4 ③ 1-2f		B CU 73 C FC 89 F FS 87 F FC 89 F CU 75 F FF 94 S CU 73 1-3 K ③		X SL 83 0-0 FC5-4 ③ 1-2f			B SL 91 B SL 90 B FF 97 B FF 96 4-0 BB		3	0	0	0	1	1	6
24 Dayan Viciedo, R (1, 9) OBP: 0.303, SLG: 0.420 25 Moisés Sierra, R (9, 9) OBP: 0.227, SLG: 0.289		B FC 89 C CU 72 F FF 93 X CU 73 1-2 F8 ①		B FC 88 B FC 91 F FS 89 B CU 72 B FF 93 4-1 17 G1-5-3 BB		B FC 89 S FF 94 F FF 94 B SL 84 X SL 84 2-2 G5-3 ①		F FF 94 B CH 88 1 SAFE S SL 90 X SL 90 1-2 G1-3 ③		3 0	0 0	0 0	0 0	1 0	0 0	1 0
30 Alejandro De Aza, L (1, 7) OBP: 0.290, SLG: 0.339		S FS 87 F FF 92 F FS 86 X FF 93 0-2 F7 ②		C FF 93 C FS 87 X FS 86 0-2 F9 ①		B CH 88 F CH 87 S SI 95 B FC 91 S SL 84 2-3 K2-3 ②				3	0	0	0	0	1	1
17 Adrian Nieto, S (1, 2) OBP: 0.319, SLG: 0.306		C FF 92 B FS 86 C FF 93 B CU 76 B FF 94 F FF 94 X FF 92 3-2 2B		F FC 90 X FS 85 0-1 G1-5-3 ② 1-2		B FC 88 C SI 94 B SI 95 C FC 90 S SL 84 2-3 K ③				3	0	1	0	0	1	1
Inning Stats	R: 1 E: 0 K: 1 S: 14 H: 1 LOB: 2 BB: 2 P: 29	R: 0 E: 0 K: 0 S: 12 H: 1 LOB: 1 BB: 0 P: 16	R: 0 E: 0 K: 2 S: 15 H: 0 LOB: 2 BB: 2 P: 26	R: 0 E: 0 K: 0 S: 8 H: 0 LOB: 1 BB: 1 P: 12	R: 0 E: 0 K: 1 S: 6 H: 0 LOB: 2 BB: 1 P: 14	R: 0 E: 0 K: 2 S: 9 H: 0 LOB: 0 BB: 0 P: 15	R: 0 E: 0 K: 1 S: 9 H: 0 LOB: 0 BB: 0 P: 10	R: 0 E: 0 K: 1 S: 7 H: 0 LOB: 1 BB: 1 P: 14		1B: 1 2B: 1 3B: 0 HR: 0 SF: 0 SAC: 0 DP: 0 HBP: 1			WP: 2 PB: 0 SB: 0 CS: 0 PA: 34	

PITCHER	IP	WLS	BF	H	R	ER	SO	BB	IBB	HBP	BLK	WP	HR	S	P	ERA	WHIP
32 Taijuan Walker, R (1, 1) ERA: 3.6	4.0	L	19	2	1	1	3	4	1	0	0	2	0	49	83	2.25	1.500
52 Dominic Leone, R (5, 1) ERA: 1.95	2.0		8	0	0	0	3	1	0	1	0	0	0	15	29	0.00	0.500
37 Brandon Maurer, R (7, 1) ERA: 6.18	2.0		7	0	0	0	2	1	0	0	0	0	0	16	24	0.00	0.500

PITCHER	IP	WLS	BF	H	R	ER	SO	BB	IBB	HBP	BLK	WP	HR	S	P	ERA	WHIP

BOTTOM

Seattle Mariners @ Chicago White Sox

U.S. Cellular Field, Chicago, IL

Sun Jul 06 2014, 2:10 PM - 4:59 PM EDT

Att. 23,257 - Overcast - 83 F

livebaseballscorecards.com

AB	26
R	1
H	2
RBI	0
BB	7
SO	8
LOB	13

Batter	1	2	3	4	5	6	7	8	9	AB	R	H	RBI	BB	SO	LOB
2 Brian Dozier, R (1, 4) OBP: 0.341, SLG: 0.414	S SI 88 B SL 80 B SI 89 C SL 81 X SI 86 2-2 1B		C SL 80 F FS 85 B SI 90 C FF 91 1-3 ② K			B SI 89 F SI 88 L SL 81 S SL 80 1-3 ① K		C SI 94 C CU 76 S CU 76 0-3 ② K		4	0	1	0	0	3	0
5 Eduardo Escobar, S (1, 6) OBP: 0.304, SLG: 0.387	1 SAFE B SI 88 X FS 84 1-0 ① F8		B SI 88 C SI 90 F SL 81 B SI 86 F FS 85 F SI 91 S FS 85 2-3 ③ K			C SI 88 X CU 74 0-1 ② F8		C FC 90 B CH 87 B FC 90 F FC 90 F FF 94 S CU 77 2-3 ③ K		4	0	0	0	0	2	1
24 Trevor Plouffe, R (1, 5) OBP: 0.315, SLG: 0.404	1 SAFE C SI 88 C SI 90 D SL 81 F SI 90 S FS 85 1-3 ② K			S SL 80 B SI 91 B SI 91 S SL 84 S SI 87 2-3 ① K		F SI 90 B FS 85 X SI 91 1-1 ③ G1-4-3			F SI 93 S CH 80 B SI 97 B SI 95 B CH 82 S CH 82 3-3 ① K	4	0	0	0	0	3	1
17 Kendrys Morales, S (1, 3) OBP: 0.245, SLG: 0.295 27 Chris Parmelee, L (7, PR) OBP: 0.291, SLG: 0.394 (7, 3)	X SL 80 0-0 ③ G3			C SI 86 B SI 92 F SI 92 X SI 86 1-2 E3			C SI 88 B FS 84 S FS 86 F FS 85 B FF 91 X SI 87 2-2 31 2B 1B		B SI 94 F SI 96 B SI 96 C CH 81 F CH 82 S SI 96 2-3 ② K	3 1	0 0	1 0	0 0	0 0	0 1	1 0
16 Josh Willingham, R (1, 7) OBP: 0.369, SLG: 0.435		C SI 87 F SL 79 F FS 85 B SL 80 F FS 85 S FF 91 1-3 ① K		C SI 89 F FS 85 B SL 82 X SI 91 1-2 ② F8			B SI 90 T FS 86 B SI 90 S SI 86 B FF 92 X SI 91 3-2 ① F9		C CH 82 S SI 96 X SI 97 0-2 ③ P6	4	0	0	0	0	1	2
31 Oswaldo Arcia, L (1, 9) OBP: 0.317, SLG: 0.395		B SI 90 X FS 86 1-0 1B		B SI 90 C SI 91 C SL 84 C SI 92 1-3 ③ K			D SL 84 B SI 90 S SI 91 X SI 90 2-1 1-3 2B			3	0	2	0	0	1	1
20 Chris Colabello, R (1, 10) OBP: 0.289, SLG: 0.426		C SI 89 B SI 90 F FS 84 D SI 85 S FF 91 2-3 ② K	C SL 79 C SL 79 B FF 91 S SI 91 1-3 ① K				X SL 84 0-0 ② G5-3			3	0	0	0	0	2	3
1 Sam Fuld, L (1, 8) OBP: 0.301, SLG: 0.344		C SI 90 X SI 90 0-1 ③ P6		B SI 88 C SL 82 C SI 90 F SI 90 B SI 87 X SI 90 2-2 ② G4-3			D SI 87 B SI 86 C SI 86 F SI 87 F SL 88 B SI 86 T SI 88 3-2 ③ K			3	0	0	0	0	1	3
26 Eric Fryer, R (1, 2) OBP: 0.158, SLG: 0.158 8 Kurt Suzuki, R (8, PH) OBP: 0.361, SLG: 0.398 (8, 2)			C SI 87 X SL 79 0-1 ① G6-3		B SI 89 B SI 90 C SI 89 X SI 90 2-1 ③ L8			C FC 90 X FC 91 0-1 ① G4-3		2 1	0 0	0 0	0 0	0 0	0 0	0 0
Inning Stats	R: 0 E: 0 K: 1 S: 9 H: 1 LOB: 1 BB: 0 P: 13	R: 0 E: 0 K: 2 S: 11 H: 1 LOB: 1 BB: 0 P: 15	R: 0 E: 0 K: 2 S: 10 H: 0 LOB: 0 BB: 0 P: 13	R: 0 E: 1 K: 2 S: 12 H: 0 LOB: 1 BB: 0 P: 17	R: 0 E: 0 K: 1 S: 9 H: 0 LOB: 0 BB: 0 P: 14	R: 0 E: 0 K: 1 S: 7 H: 0 LOB: 0 BB: 0 P: 9	R: 0 E: 0 K: 1 S: 14 H: 2 LOB: 2 BB: 0 P: 24	R: 0 E: 0 K: 2 S: 9 H: 0 LOB: 0 BB: 0 P: 11	R: 0 E: 0 K: 2 S: 10 H: 0 LOB: 0 BB: 0 P: 15	1B: 3 2B: 1 3B: 0 HR: 0 SF: 0 SAC: 0 DP: 0 HBP: 0						

PITCHER	IP	WLS	BF	H	R	ER	SO	BB	IBB	HBP	BLK	WP	HR	S	P	ERA	WHIP
18 Hisashi Iwakuma, R (1, 1) ERA: 3.07	7.0	W	26	4	0	0	10	0	0	0	0	0	0	72	105	0.00	0.571
40 Danny Farquhar, R (8, 1) ERA: 2.61	1.0	H	3	0	0	0	2	0	0	0	0	0	0	9	11	0.00	0.000
56 Fernando Rodney, R (9, 1) ERA: 2.04	1.0	S	3	0	0	0	2	0	0	0	0	0	0	10	15	0.00	0.000

PITCHER	IP	WLS	BF	H	R	ER	SO	BB	IBB	HBP	BLK	WP	HR	S	P	ERA	WHIP

TOP

Minnesota Twins @ Seattle Mariners

Safeco Field, Seattle, WA

Mon Jul 07 2014, 7:11 PM - 9:45 PM PDT

Att. 18,562 - Clear - 80 F

livebaseballscorecards.com

AB	32
R	0
H	4
RBI	0
BB	0
SO	14
LOB	12

Batter	1	2	3	4	5	6	7	8	9	AB	R	H	RBI	BB	SO	LOB
55 Michael Saunders, L (1, 9) OBP: 0.322, SLG: 0.435	C FF 91 F FF 91 B SL 87 X SL 87 1-2 ① L4	B SI 90 X SI 91 1-0 ② F7			C SI 91 B CU 80 B CU 78 B SL 87 B FF 89 4-1 22 1B BB		C FC 91 B CU 76 B CU 76 B SL 87 S FF 90 F SI 89 X SI 89 3-2 HR			3	1	1	1	1	0	2
99 James Jones, L (1, 8) OBP: 0.310, SLG: 0.342	C FF 91 B FF 89 X CH 86 1-1 22 BB 1B	B FF 89 C SL 88 S SI 91 X CU 76 1-2 ③ G4-3			B FF 91 X FF 90 1-0 ② P5		L SL 89 B CU 75 L CU 80 B SI 90 X SL 85 2-2 ③ F8			4	0	1	0	0	0	3
22 Robinson Canó, L (1, 4) OBP: 0.383, SLG: 0.442	B SL 88 B FF 90 B SI 90 B SI 91 4-0 **1-2** BB	X SL 87 0-0 ① L7			B SI 91 B CH 84 X CH 84 2-0 **1-3** 1B			X SI 92 0-0 ① G4-3		3	0	1	0	1	0	0
27 Corey Hart, R (1, 10) OBP: 0.285, SLG: 0.333	X SI 91 0-0 ② P4	C SI 90 X CU 79 0-1 ② F9			C SL 86 F SL 86 D CU 80 X CU 79 1-2 ③ G6-3			C SI 92 B SI 94 F SI 93 S CU 75 1-3 ② K		4	0	0	0	0	1	4
15 Kyle Seager, L (1, 5) OBP: 0.343, SLG: 0.477	C FF 90 F CH 85 S CU 77 0-3 ③ K	B FF 91 B CH 86 B CH 85 X SI 90 3-0 ③ F9				B SL 88 B SL 88 X SI 89 2-0 ① F7		S SL 82 B SL 84 B FF 94 C SL 82 C FF 93 2-3 ③ K		4	0	0	0	0	2	2
20 Logan Morrison, L (1, 3) OBP: 0.298, SLG: 0.387		B FF 90 C SI 89 F SL 88 X CU 76 1-2 ① G4-3		F SL 88 C SI 90 X SL 85 0-2 ① F7		B CH 84 X CH 86 1-0 ② F7				3	0	0	0	0	0	0
3 Mike Zunino, R (1, 2) OBP: 0.271, SLG: 0.435		F SL 88 S SL 85 B SL 86 B SI 91 F SI 91 B SL 86 X SI 90 3-2 HR		B CU 79 S CU 80 X SL 86 1-1 ② F9		X SI 91 0-0 ③ G6-3				3	1	1	1	0	0	0
13 Dustin Ackley, L (1, 7) OBP: 0.288, SLG: 0.346		B SI 92 B FF 89 F FF 92 X CH 86 2-1 5 BB 1B		X CH 85 0-0 ③ G3			C CU 78 B CH 84 B SL 87 S SL 87 B CU 77 X SL 88 3-2 ① L9			3	0	1	0	0	0	0
5 Brad Miller, L (1, 6) OBP: 0.277, SLG: 0.336		**B FF 91** **B CH 85** **C SL 89** 1 SAFE 1 SAFE B CH 86 F SL 90 F SI 90 F SL 87 4-2 B SL 86 **1-2** BB			C FF 89 X CH 83 0-1 ① F7		C SL 88 B CH 84 B SL 88 X CH 86 2-1 ② G4-3			2	0	0	0	1	0	0
Inning Stats	R: 0 E: 0 K: 1 S: 9 H: 1 LOB: 2 BB: 1 P: 15	R: 1 E: 0 K: 0 S: 17 H: 2 LOB: 2 BB: 1 P: 29	R: 0 E: 0 K: 0 S: 4 H: 0 LOB: 0 BB: 0 P: 7	R: 0 E: 0 K: 0 S: 6 H: 0 LOB: 0 BB: 0 P: 7	R: 0 E: 0 K: 0 S: 8 H: 1 LOB: 2 BB: 1 P: 16	R: 0 E: 0 K: 0 S: 3 H: 0 LOB: 0 BB: 0 P: 6	R: 1 E: 0 K: 0 S: 12 H: 1 LOB: 0 BB: 0 P: 22	R: 0 E: 0 K: 2 S: 7 H: 0 LOB: 0 BB: 0 P: 10		1B: 3 2B: 0 3B: 0 HR: 2	SF: 0 SAC: 0 DP: 0 HBP: 0			WP: 0 PB: 0 SB: 0 CS: 0	PA: 32

PITCHER		IP	WLS	BF	H	R	ER	SO	BB	IBB	HBP	BLK	WP	HR	S	P	ERA	WHIP
30 Kevin Correia, R ERA: 4.79	(1, 1)	7.0	L	29	5	2	2	1	3	0	0	0	0	2	59	102	2.57	1.143
52 Brian Duensing, L ERA: 2.62	(8, 1)	1.0		3	0	0	0	2	0	0	0	0	0	0	7	10	0.00	0.000

PITCHER	IP	WLS	BF	H	R	ER	SO	BB	IBB	HBP	BLK	WP	HR	S	P	ERA	WHIP

BOTTOM

Minnesota Twins @ Seattle Mariners

Safeco Field, Seattle, WA

Mon Jul 07 2014, 7:11 PM - 9:45 PM PDT

Att. 18,562 - Clear - 80 F

livebaseballscorecards.com

AB	29
R	2
H	5
RBI	2
BB	3
SO	3
LOB	11

Minnesota Twins @ Seattle Mariners

Safeco Field, Seattle, WA

Tue Jul 08 2014, 7:12 PM - 9:45 PM PDT

Att. 15,553 - Clear - 83 F

TOP

livebaseballscorecards.com

Batter	1	2	3	4	5	6	7	8	9	AB	R	H	RBI	BB	SO	LOB
2 Brian Dozier, R (1, 4) OBP: 0.338, SLG: 0.411	B FF 85 C FF 86 X FF 86 1-1 ① L7		1 SAFE 1 SAFE C FF 84 1 SAFE B SL 78 F FF 85 1 SAFE S SL 78 1-3 ② K 1-2		B SL 78 T SL 80 X SL 79 1-1 ③ F8			1 SAFE C SI 94 F SI 95 1 SAFE F CU 86 B CU 86 F SI 95 1 SAFE B CU 85 3-2 ① SF7 B FF 84 X FF 95 1-2 3-H		3	0	0	1	0	1	1
9 Eduardo Núñez, R (1, 5) OBP: 0.337, SLG: 0.451	B FF 86 X FF 85 1-0 8 S 1B		B SL 78 C FF 86 F SL 79 X SL 79 1-2 ③ F9			C SL 78 M FF 85 S SL 79 0-3 ① K		X FF 95 0-0 ② G6-3 2-3		4	0	1	0	0	1	2
8 Kurt Suzuki, R (1, 2) OBP: 0.356, SLG: 0.392	C FF 85 C SL 78 B FF 85 X FF 85 1-2 ② P3 1-2			B SL 78 X FF 86 1-0 ① F8		X FF 86 0-0 ② P6		F FF 95 B CU 84 B FF 95 F SI 95 X SI 95 2-2 ③ G6-3		4	0	0	0	0	0	2
17 Kendrys Morales, S (1, 10) OBP: 0.254, SLG: 0.312 26 Eric Fryer, R (9, PR) OBP: 0.158, SLG: 0.158 (9, 10)	C FF 85 S CH 78 F FF 85 F CH 77 F FF 86 F CH 77 B SL 80 F FF 85 X SL 79 1-2 ③ F8			C FF 86 F FF 87 B CH 78 X FF 87 1-2 2B		B CH 77 F FF 86 F CH 77 B SL 80 F CH 79 X FF 87 2-2 ③ F8			B SI 85 T SI 84 X SI 85 1-1 31 G4-6-3 16 1B 1B	4 0	0 0	2 0	0 0	0 0	0 0	1 0
16 Josh Willingham, R (1, 7) OBP: 0.367, SLG: 0.430		C FF 85 C FF 85 B SL 78 B SL 80 F FF 85 C SL 80 2-3 ① K		B SL 79 F FF 86 C SL 78 B SL 80 B SL 78 X SL 78 3-2 ② F7			F FF 86 S SL 78 S SL 78 0-3 ① K		1 SAFE 1 SAFE B SI 84 C SI 84 C SI 84 X CH 79 1-2 31 G4-6-3 1B	4	0	1	0	0	2	1
31 Oswaldo Arcia, L (1, 9) OBP: 0.310, SLG: 0.384		B FF 86 B FF 86 F FF 86 F FF 86 B CH 78 T FF 86 3-2 ② K		C SL 78 X SL 79 0-1 ③ F7			X FF 85 0-0 ② F9		X SI 89 0-0 ① ② G4-6-3 1-2f 2-3	4	0	0	0	0	1	3
20 Chris Colabello, R (1, 3) OBP: 0.294, SLG: 0.424		F FF 87 X FF 86 0-1 ③ F7			X FF 86 0-0 5 G4-6-3 1B		S SL 78 B SL 78 B SL 78 S SL 79 S SL 79 2-3 ③ K		I IN 64 I IN 67 I IN 65 I IN 64 4-0 IBB	3	0	1	0	1	1	0
5 Eduardo Escobar, S (1, 6) OBP: 0.303, SLG: 0.382			C FF 85 B FF 85 B CH 78 F FF 86 X FF 85 2-2 ① G1-3		C FF 85 X CH 78 0-1 ① ② G4-6-3 1-2f			B FF 85 B FF 86 B FF 85 C FF 84 B FF 84 4-1 1 1B 2 SF7 BB	C SI 83 1 SAFE B CH 79 S CH 80 1 SAFE S CH 80 1-3 ③ K	3	1	0	0	1	1	3
1 Sam Fuld, L (1, 8) OBP: 0.314, SLG: 0.377			C FF 86 X FF 86 0-1 2 S 1B		B FF 86 B FF 86 C FF 86 B FF 86 F FF 86 X FF 87 3-2 HR			B FF 85 F FF 84 1 SAFE 1 SAFE F CH 77 1 SAFE 1 SAFE P PO 81 X CH 80 2-2 9 G6-3 2 S 1B 1-3		3	1	3	1	0	0	0
Inning Stats	R: 0 E: 0 K: 0 S: 14 H: 1 LOB: 1 BB: 0 P: 18	R: 0 E: 0 K: 2 S: 9 H: 0 LOB: 0 BB: 0 P: 14	R: 0 E: 0 K: 1 S: 11 H: 1 LOB: 1 BB: 0 P: 15	R: 0 E: 0 K: 0 S: 9 H: 1 LOB: 1 BB: 0 P: 14	R: 1 E: 0 K: 0 S: 8 H: 2 LOB: 0 BB: 0 P: 12	R: 0 E: 0 K: 1 S: 8 H: 0 LOB: 0 BB: 0 P: 10	R: 0 E: 0 K: 2 S: 7 H: 0 LOB: 0 BB: 0 P: 9	R: 1 E: 0 K: 0 S: 14 H: 1 LOB: 1 BB: 1 P: 24	R: 0 E: 0 K: 1 S: 9 H: 2 LOB: 2 BB: 1 P: 16	1B: 6 2B: 1 3B: 0 HR: 1 SF: 1 SAC: 0 DP: 2 HBP: 0						

	AB	32
	R	2
	H	8
	RBI	2
	BB	2
	SO	7
	LOB	13

WP: 0 PA: 35
PB: 0
SB: 3
CS: 0

PITCHER		IP	WLS	BF	H	R	ER	SO	BB	IBB	HBP	BLK	WP	HR	S	P	ERA	WHIP
53 Chris Young, R ERA: 3.08	(1, 1)	7.0	L	27	6	2	2	6	1	0	0	0	0	1	71	102	2.57	1.000
31 Yoervis Medina, R ERA: 2.25	(8, 1)	1.0		3	0	0	0	0	0	0	0	0	0	0	9	14	0.00	0.000
97 Joe Beimel, L ERA: 1.3	(9, 1)	1.0		5	2	0	0	1	0	1	0	0	0	0	9	16	0.00	2.000

PITCHER	IP	WLS	BF	H	R	ER	SO	BB	IBB	HBP	BLK	WP	HR	S	P	ERA	WHIP

Minnesota Twins @ Seattle Mariners

Safeco Field, Seattle, WA

Tue Jul 08 2014, 7:12 PM - 9:45 PM PDT

Att. 15,553 - Clear - 83 F

livebaseballscorecards.com

BOTTOM

Batter	1	2	3	4	5	6	7	8	9	AB	R	H	RBI	BB	SO	LOB
55 Michael Saunders, L (1, 9) OBP: 0.325, SLG: 0.436	C SI 92 B FF 92 F SI 94 C FC 90 1-3 ① K		F SI 94 F FF 94 B KC 79 X KC 78 1-2 99 1B 1B		C FF 94 B FF 94 T FF 94 F FC 90 B FC 90 B SI 94 X FC 90 3-2 ③ F7			C SI 90 X FF 90 0-1 99 1B 1B		4	0	2	0	0	1	0
99 James Jones, L (1, 8) OBP: 0.313, SLG: 0.345	B SI 94 B SI 93 F FF 93 X SI 94 2-1 ② L7		X FF 93 0-0 1-2 1B			C FF 92 B KC 78 X KC 76 1-1 ① L7		F SI 91 X FF 92 0-1 22 G4-3 1-2 1B		4	0	2	0	0	0	0
22 Robinson Canó, L (1, 4) OBP: 0.381, SLG: 0.440	F SI 94 X FF 95 0-1 1B		X FF 94 0-0 ③ L7			C KC 76 F SI 92 B FC 89 X FC 90 1-2 ② G4-3		C SI 94 X SL 88 0-1 ②③ G4-3 1-2f		4	0	1	0	0	0	4
15 Kyle Seager, L (1, 5) OBP: 0.342, SLG: 0.474	C FF 93 F SI 94 C FC 91 0-3 ③ K			C KC 76 F SI 92 F FF 93 B FC 90 X FC 89 1-2 ① F7		B KC 76 B SI 92 X SI 93 2-0 1B			X SI 94 0-0 ① P5	4	0	1	0	0	1	1
20 Logan Morrison, L (1, 3) OBP: 0.296, SLG: 0.391		F SI 93 F SI 93 B FC 90 F FC 91 S KC 78 1-3 ① K2-3		X FF 94 0-0 2B		B SI 93 F SI 92 B FF 93 F SI 93 S FC 89 2-3 ③ K			B SI 94 C SI 94 F FF 95 X FF 94 1-2 ② L6	4	0	1	0	0	2	1
27 Corey Hart, R (1, 10) OBP: 0.286, SLG: 0.333 9 Endy Chavez, L (7, PR) OBP: 0.277, SLG: 0.368 (8, 10) 8 Willie Bloomquist, R (9, PH) OBP: 0.284, SLG: 0.339		S SI 94 F SI 95 B KC 81 X SI 95 1-2 ② G6-3	F FF 93 F SI 93 B FC 89 X FF 94 1-2 ② P2				C FF 92 X SI 93 0-1 13 G4-6-3 1B	C SI 94 X SL 84 0-1 ③ G6-3		3 0 1	0 0 0	1 0 0	0 0 0	0 0 0	0 0 0	1 0 0
13 Dustin Ackley, L (1, 7) OBP: 0.285, SLG: 0.342		T FF 94 X SI 95 0-1 ③ P6	B SI 94 S SI 94 F FF 94 T FC 91 1-2 ③ K				S SI 92 F FF 92 B FC 87 B FC 89 1 SAFE X FC 89 2-2 ①② G4-6-3 1-2f			3	0	0	0	0	1	2
3 Mike Zunino, R (1, 2) OBP: 0.268, SLG: 0.430			S FF 92 C SI 93 S SI 94 0-3 ① K		T SI 93 S FF 94 B FF 94 S SI 94 1-3 ① K		F FF 93 B KC 79 F SI 93 F KC 77 T FF 93 1-2 ③ K			3	0	0	0	0	3	1
5 Brad Miller, L (1, 6) OBP: 0.274, SLG: 0.332			B SI 94 F FF 93 X SI 94 1-1 ② F7		X SI 93 0-0 ② F8			X FF 89 0-0 ① P4		3	0	0	0	0	0	0

	AB	33
	R	0
	H	8
	RBI	0
	BB	0
	SO	8
	LOB	10

Inning Stats																																		
	R: 0	H: 1		R: 0	H: 0		R: 0	H: 2		R: 0	H: 1		R: 0	H: 0		R: 0	H: 1		R: 0	H: 1		R: 0	H: 2		R: 0	H: 0		1B: 7	SF: 0		WP: 0	PA: 33	
	E: 0	LOB: 1		E: 0	LOB: 0		E: 0	LOB: 2		E: 0	LOB: 1		E: 0	LOB: 0		E: 0	LOB: 1		E: 0	LOB: 1		E: 0	LOB: 1		E: 0	LOB: 0		2B: 1	SAC: 0		PB: 0		
	K: 2	BB: 0		K: 1	BB: 0		K: 1	BB: 0		K: 1	BB: 0		K: 1	BB: 0		K: 1	BB: 0		K: 0	BB: 0		K: 0	BB: 0		K: 0	BB: 0		3B: 0	DP: 2		SB: 0		
	S: 10	P: 13		S: 9	P: 11		S: 10	P: 12		S: 11	P: 14		S: 8	P: 12		S: 9	P: 15		S: 9	P: 12		S: 7	P: 7		S: 6	P: 7		HR: 0	HBP: 0		CS: 0		

PITCHER		IP	WLS	BF	H	R	ER	SO	BB	IBB	HBP	BLK	WP	HR	S	P	ERA	WHIP
45 Phil Hughes, R ERA: 3.7	(1, 1)	7.1	W	29	8	0	0	8	0	0	0	0	0	0	71	94	0.00	1.091
50 Casey Fien, R ERA: 2.41	(8, 1)	0.2	H	1	0	0	0	0	0	0	0	0	0	0	2	2	0.00	0.000
15 Glen Perkins, L ERA: 3.13	(9, 1)	1.0	S	3	0	0	0	0	0	0	0	0	0	0	6	7	0.00	0.000

PITCHER	IP	WLS	BF	H	R	ER	SO	BB	IBB	HBP	BLK	WP	HR	S	P	ERA	WHIP

Minnesota Twins @ Seattle Mariners

Safeco Field, Seattle, WA

Wed Jul 09 2014, 7:11 PM - 10:21 PM PDT

Att. 16,460 - Clear - 75 F

TOP

livebaseballscorecards.com

Batter	1	2	3	4	5	6	7	8	9	AB	R	H	RBI	BB	SO	LOB
2 Brian Dozier, R (1, 4) OBP: 0.338, SLG: 0.416	C SI 92 X SI 93 0-1 17 2B 2B	1 SAFE C CH 86 X CH 86 0-1 17 SF9 1-3 2B		C CH 86 C CU 79 X CU 80 0-2 ① FC6-4 9 1B 17 E 1-2f	B SL 86 B SI 92 C SI 90 C SI 90 X SL 84 2-2 ②③ G5-3 2-3f			C SI 94 X SL 88 0-1 ① G5-3		5	2	2	0	0	0	3
9 Eduardo Núñez, R (1, 6) OBP: 0.330, SLG: 0.438	B SI 94 L CH 87 B CH 86 B SI 93 S CH 86 F CH 86 C CU 80 3-3 ① K	F SI 92 F CH 86 F CU 80 X SI 92 0-2 ① P5		1 SAFE 1 SAFE C CH 86 1 SAFE F SI 92 X CU 81 0-2 24 BB 17 E 1-3 1B		S SI 94 F SI 92 S FF 95 0-3 ① K		C SL 87 S SL 89 F SI 98 B FF 96 B SL 90 F CH 87 B CU 75 F FF 98 X SL 88 3-2 ② G6-3		5	1	1	0	0	2	3
24 Trevor Plouffe, R (1, 5) OBP: 0.316, SLG: 0.400	F SI 93 B CU 79 B CH 86 X SI 92 2-1 ② F7	I IN 61 I IN 64 I IN 60 I IN 60 4-0 16 PB IBB		1 SAFE C SI 92 B SL 86 C SI 91 D SL 86 B FF 93 B SI 92 4-2 17 E 16 SF7 1-2 BB		S SI 94 B FC 91 S FC 86 B SL 83 C FF 93 2-3 ② K		C SI 97 B FF 99 F SL 90 B SI 98 X CH 86 2-2 ③ G5-3		3	1	0	0	2	1	1
17 Kendrys Morales, S (1, 10) OBP: 0.252, SLG: 0.319	X SI 93 0-0 2-H 2B	X CH 87 0-0 ② SF9 2-3 3-H		B FF 92 D CH 85 F SI 92 D FF 93 X SI 92 3-1 E3 1-3 2-H 3-H		S CH 88 F SI 94 F FC 91 X SI 95 0-2 ③ F7			S CH 87 X SI 96 0-1 ① L7	4	0	1	3	0	0	1
16 Josh Willingham, R (1, 7) OBP: 0.364, SLG: 0.424 27 Chris Parmelee, L (8, 7) OBP: 0.289, SLG: 0.391	C CH 87 B FF 92 B CH 86 X SI 93 2-1 ③ F8	B CH 87 S CH 86 F FF 93 D CU 82 B CU 80 X CH 87 3-2 ③ G6-3 1-2		B SI 92 B SL 86 X SI 92 2-0 ② SF7 3-H			C SI 93 B FC 87 C SI 93 B SL 83 B SI 95 B FF 93 4-2 20 1B BB		F SI 96 S CH 85 S CU 78 0-3 ② K	2 1	0 0	0 0	1 0	1 0	0 1	3 0
31 Oswaldo Arcia, L (1, 9) OBP: 0.307, SLG: 0.374		B SI 92 B SI 92 F SI 92 B CU 78 S SI 92 B SI 93 4-2 8 1B 20 2B BB	B FF 92 C SI 92 B CU 79 F SI 92 B CU 78 S CU 80 3-3 ① K	C FF 92 B SL 85 F SI 92 S SL 83 1-3 ③ K			F SI 92 F SI 94 B FC 87 F FC 87 S CH 87 1-3 ① K		B SI 96 X CH 86 1-0 ③ G4-3	4	1	0	0	1	3	2
8 Kurt Suzuki, R (1, 2) OBP: 0.358, SLG: 0.394 26 Eric Fryer, R (8, 2) OBP: 0.158, SLG: 0.158		B FF 93 F CH 86 B CH 87 F FF 93 F CU 80 D CH 86 F FF 92 1 SAFE X CH 85 3-2 20 2B 1-3 1B	F SI 94 S CH 87 F SI 93 B CU 80 X CU 81 1-2 ② P4		B SI 91 C SL 85 B SL 85 X SI 93 2-1 2 G5-3 1 WP 1B		B SI 97 B FF 95 X FF 97 2-0 ② F9			4 0	1 0	2 0	0 0	0 0	0 0	1 0
20 Chris Colabello, R (1, 3) OBP: 0.298, SLG: 0.432		B SI 93 X SI 92 1-0 1 1B 1-H 3-H 2B	F CH 87 B CH 88 F SI 93 C CU 82 1-3 ③ K		F SI 91 S SL 86 X SI 92 0-2 ① L9		F SI 96 B SL 87 B SL 89 X SI 97 2-1 1-2 1B			4	1	2	2	0	1	1
1 Sam Fuld, L (1, 8) OBP: 0.324, SLG: 0.378		C FF 91 B CU 79 X SI 91 1-1 2 2B 17 SF9 2-H 1B		B FF 92 B SI 92 C SI 92 B SI 92 C SI 92 F FF 93 F CU 79 B FF 93 4-2 2 FC6-4 BB	C SI 90 B CU 73 B FF 91 B SI 90 B FF 90 4-1 1-2 BB		B SI 97 C CH 85 F SI 97 T SL 87 1-2 ③ K			2	1	1	1	2	1	2
Inning Stats	R: 1 E: 0 K: 1 S: 11 H: 2 LOB: 1 BB: 0 P: 18	R: 4 E: 0 K: 0 S: 20 H: 4 LOB: 2 BB: 2 P: 36	R: 0 E: 0 K: 2 S: 10 H: 0 LOB: 0 BB: 0 P: 15	R: 3 E: 1 K: 1 S: 18 H: 1 LOB: 1 BB: 2 P: 32	R: 0 E: 0 K: 0 S: 9 H: 1 LOB: 1 BB: 1 P: 17	R: 0 E: 0 K: 2 S: 10 H: 0 LOB: 0 BB: 0 P: 12	R: 0 E: 0 K: 2 S: 12 H: 1 LOB: 2 BB: 1 P: 22	R: 0 E: 0 K: 0 S: 11 H: 0 LOB: 0 BB: 0 P: 16	R: 0 E: 0 K: 1 S: 6 H: 0 LOB: 0 BB: 0 P: 7	1B: 5 2B: 4 3B: 0 HR: 0 SF: 2 SAC: 0 DP: 1 HBP: 0	WP: 1 PB: 1 SB: 0 CS: 0 PA: 42					

	AB	34
	R	8
	H	9
	RBI	7
	BB	6
	SO	9
	LOB	17

PITCHER		IP	WLS	BF	H	R	ER	SO	BB	IBB	HBP	BLK	WP	HR	S	P	ERA	WHIP
29 Roenis Elías, L ERA: 4.54	(1, 1)	3.1	L	20	7	7	6	3	2	1	0	0	0	0	51	83	16.20	2.700
46 Stephen Pryor, R ERA:	(4, 1)	1.2		8	1	1	0	1	2	0	0	0	1	0	17	35	0.00	1.800
52 Dominic Leone, R ERA: 1.88	(6, 1)	1.1		5	0	0	0	3	1	0	0	0	0	0	16	23	0.00	0.750
37 Brandon Maurer, R ERA: 5.79	(7, 1)	2.2		9	1	0	0	2	0	0	0	0	0	0	23	34	0.00	0.375

PITCHER	IP	WLS	BF	H	R	ER	SO	BB	IBB	HBP	BLK	WP	HR	S	P	ERA	WHIP

BOTTOM

Minnesota Twins @ Seattle Mariners

Safeco Field, Seattle, WA

Wed Jul 09 2014, 7:11 PM - 10:21 PM PDT

Att. 16,460 - Clear - 75 F

livebaseballscorecards.com

Batter	1	2	3	4	5	6	7	8	9	AB	R	H	RBI	BB	SO	LOB
9 Endy Chavez, L (1, 7) OBP: 0.282, SLG: 0.369	C FF 91 B SI 90 S CH 84 F CH 84 X SI 90 1-2 15 WP 22 G3-4-1 1B		B SI 90 C CH 83 L SI 91 X SL 84 1-2 ① L9		C SI 90 B CH 83 X CH 82 1-1 99 1B 1B		C SI 87 B SI 89 C SL 77 B SI 91 X SI 89 2-2 ① L7		C SI 89 B SI 90 X CH 82 1-1 ① G5-3	5	0	2	0	0	0	1
99 James Jones, L (1, 8) OBP: 0.311, SLG: 0.342	B SI 91 F SI 90 X CH 84 1-1 ① F8		B SI 93 B CH 84 C SI 90 B SI 92 S SI 89 F SI 88 X SI 92 3-2 ② G4-3		B SI 90 B SI 92 X SI 91 2-0 1-2 1B		C SI 89 T SL 77 B SI 92 C SI 90 1-3 ② K		B SI 90 X SI 89 1-0 ② G1-3	5	0	1	0	0	1	2
22 Robinson Canó, L (1, 4) OBP: 0.384, SLG: 0.445	1 SAFE X SI 91 0-0 ② G3-4-1 1-2		B SI 92 C SI 89 B CH 83 X SI 92 2-1 15 1B 1B		C SI 84 F SI 91 S SL 84 0-3 ② K		B SL 76 F SI 89 F SI 90 B SL 79 X SL 77 2-2 15 1B 1-H 2B		B SI 91 X SI 91 1-0 15 WP 1B	5	0	3	1	0	1	3
15 Kyle Seager, L (1, 5) OBP: 0.345, SLG: 0.474	B CH 83 C SI 93 B SI 92 B CH 84 B SI 93 4-1 2-3 BB		X SI 92 0-0 1-2 1B		B CH 84 S CH 82 B SI 91 X FF 93 2-1 ③ F7		B SI 88 B SI 89 X SI 88 2-0 2-3 1B		B CH 81 B SI 89 B SI 90 C SI 90 X SI 90 3-1 ③ L9 1-2	4	0	2	0	1	0	3
20 Logan Morrison, L (1, 3) OBP: 0.287, SLG: 0.378	B SI 92 X SI 91 1-0 ③ L8		X SI 92 0-0 ③ P2			B SI 90 X SI 88 1-0 ① G3-1	C SI 88 F SL 78 B SI 91 F SI 91 F SL 78 B SI 90 F FF 89 F SI 89 B SL 80 3-3 C SI 88 ③ K			4	0	0	0	0	1	6
27 Corey Hart, R (1, 10) OBP: 0.285, SLG: 0.331		C CU 81 X SI 91 0-1 1B		B SI 91 B SI 89 F SI 90 X SI 92 2-1 ① L3		B SL 83 C SL 82 B SI 91 X SL 84 2-1 ② F8		C SL 85 B CH 87 X SL 85 1-1 ① P5		4	0	1	0	0	0	0
55 Michael Saunders, L (1, 9) OBP: 0.329, SLG: 0.438		B SI 91 C SI 91 F SI 91 F CH 83 B SI 92 S SL 84 2-3 ① K		B SI 88 F SI 88 B CH 82 X SI 90 2-1 ② G4-3		B SI 91 B SI 88 F SI 91 B SI 92 X SI 92 3-1 1B		B SL 85 B SI 92 X SI 92 2-0 5 DI 1B		4	0	2	0	0	1	1
3 Mike Zunino, R (1, 2) OBP: 0.266, SLG: 0.426 2 Jesús Sucre, R (6, 2)		B SL 84 S SL 84 S SI 91 F SL 84 F SI 91 S SL 84 1-3 ② K		B SL 84 C SI 91 B SL 84 S SI 91 X SI 94 2-2 ③ G4-3		B SI 92 X SL 83 1-0 ③ L7		S FF 92 B SI 92 F CH 87 F FF 93 B FF 92 X SL 85 2-2 ② F7		2	0	0	0	0	1	1
										2	0	0	0	0	0	2
5 Brad Miller, L (1, 6) OBP: 0.273, SLG: 0.331		B SI 91 C CH 82 X SI 87 1-1 ③ G4-3			B SI 89 X SI 90 1-0 ① G6-3		B SI 88 B SI 88 C SI 88 S SI 87 B SL 76 X SI 86 3-2 22 2B 1B	D CH 87 C SI 92 X CH 88 1-1 ③ G4-3 1-2		4	1	1	0	0	0	2

Inning Stats																								
	R: 0	H: 1	R: 0	H: 1	R: 0	H: 2	R: 0	H: 0	R: 0	H: 2	R: 0	H: 1	R: 1	H: 3	R: 0	H: 1	R: 0	H: 1	1B: 11	SF: 0	WP: 2	PA: 40
	E: 0	LOB: 2	E: 0	LOB: 1	E: 0	LOB: 2	E: 0	LOB: 0	E: 0	LOB: 2	E: 0	LOB: 1	E: 0	LOB: 2	E: 0	LOB: 1	E: 0	LOB: 1	2B: 1	SAC: 0	PB: 0	
	K: 0	BB: 1	K: 2	BB: 0	K: 0	BB: 0	K: 0	BB: 0	K: 1	BB: 0	K: 0	BB: 0	K: 2	BB: 0	K: 0	BB: 0	K: 0	BB: 0	3B: 0	DP: 0	SB: 0	
	S: 9	P: 16	S: 13	P: 17	S: 11	P: 17	S: 7	P: 13	S: 9	P: 15	S: 6	P: 13	S: 20	P: 33	S: 9	P: 15	S: 6	P: 12	HR: 0	HBP: 0	CS: 0	

PITCHER	IP	WLS	BF	H	R	ER	SO	BB	IBB	HBP	BLK	WP	HR	S	P	ERA	WHIP
44 Kyle Gibson, R (1, 1) ERA: 3.92	6.0	W	26	7	0	0	3	1	0	0	0	1	0	55	91	0.00	1.333
56 Caleb Thielbar, L (7, 1) ERA: 2.97	1.0		6	3	1	1	2	0	0	0	0	0	0	20	33	9.00	3.000
61 Jared Burton, R (8, 1) ERA: 5.0	1.0		4	1	0	0	0	0	0	0	0	0	0	9	15	0.00	1.000
54 Matt Guerrier, R (9, 1) ERA: 2.52	1.0		4	1	0	0	0	0	0	0	0	1	0	6	12	0.00	1.000

PITCHER	IP	WLS	BF	H	R	ER	SO	BB	IBB	HBP	BLK	WP	HR	S	P	ERA	WHIP

AB	39
R	1
H	12
RBI	1
BB	1
SO	5
LOB	21

Batter	1	2	3	4	5	6	7	8	9	AB	R	H	RBI	BB	SO	LOB
2 Brian Dozier, R (1, 4) OBP: 0.337, SLG: 0.413	B FF 96 C SI 96 B SL 86 F FF 96 X CU 79 2-2 G4-3		C FF 94 S FF 95 F FF 96 1 SAFE F CU 82 X FF 95 0-2 8 S 8 SF8 1-2 1B		B FC 90 D SI 91 F FC 90 F FC 89 X CU 76 2-2 F9		C FF 93 B SL 84 F FC 90 B SL 83 S FF 95 2-3 K		C SL 86 C SL 86 X SL 84 0-2 G6-4-3 1-2f	5	1	1	0	0	1	2
8 Kurt Suzuki, R (1, 2) OBP: 0.362, SLG: 0.397	F FF 96 B SL 87 C SL 89 B CU 79 B FF 97 F FF 96 F SI 97 B CU 78 4-2 BB		B FF 95 S FF 94 B FF 96 S FF 96 F FF 95 X SL 84 2-2 SF8 1-H 2-H		D FC 90 S SI 93 X FC 91 1-1 27 1B 17 2B 1-2 1B		B FF 94 B SL 85 X FF 94 2-0 G4-3		B FF 92 B SI 92 S SL 86 F SL 87 X SL 86 2-2 1B	3	1	2	1	1	0	0
27 Chris Parmelee, L (1, 3) OBP: 0.300, SLG: 0.402	B SI 95 X CH 88 1-0 L9		B FF 95 C FF 94 B CH 86 B FF 94 C FF 93 B FF 94 4-2 BB		X FC 90 0-0 17 2B 1-2 1B		B SI 94 F SI 94 X CH 88 1-1 2B		B SL 86 X SL 85 1-0 F8	4	1	2	0	1	0	2
17 Kendrys Morales, S (1, 10) OBP: 0.252, SLG: 0.325	S SI 98 X SI 96 0-1 G6-3		B FC 89 X FC 90 1-0 L9		B CH 79 D SI 86 X SI 85 2-0 1-H 2-H 2B		F SI 95 F CH 87 X FF 96 0-2 G4-3			4	0	1	2	0	0	3
16 Josh Willingham, R (1, 7) OBP: 0.362, SLG: 0.415		C FF 96 S FF 96 S FF 96 0-3 K	X FC 89 0-0 P4	I IN 66 I IN 67 I IN 69 I IN 68 4-0 IBB				X FF 93 0-0 F9		3	0	0	0	1	1	0
31 Oswaldo Arcia, L (1, 9) OBP: 0.306, SLG: 0.371		B SI 97 B CH 88 B FF 95 X FF 94 3-0 G4-3	B FC 90 X FC 90 1-0 G4-3	B FF 88 B FF 86 X SI 87 2-0 G3				C SI 93 X SL 82 0-1 1B		4	0	1	0	0	0	2
24 Trevor Plouffe, R (1, 5) OBP: 0.316, SLG: 0.398		C FF 96 C SL 85 S SI 96 0-3 K	C FC 90 B CU 76 B CU 75 X FC 90 2-1 1B		B SI 84 C SI 83 F SI 84 F SL 78 F CH 79 F SI 85 B FF 88 F SI 84 X CH 80 2-2 G1-3			X SI 92 0-0 F9		4	0	1	0	0	1	1
5 Eduardo Escobar, S (1, 6) OBP: 0.298, SLG: 0.376			F FF 94 C CU 76 B FF 94 S CH 87 1-3 K	C FC 89 B CH 84 F FF 93 X CU 75 1-2 G4-3		X SI 84 0-0 F9		1 SAFE B SI 92 X FF 93 1-0 L7		4	0	0	0	0	1	2
1 Sam Fuld, L (1, 8) OBP: 0.333, SLG: 0.380			B FF 94 B FF 95 C FF 94 B FF 95 B FF 95 4-1 8 S 2 1B 8 E BB	B FC 90 C FF 93 B CH 83 X FC 90 2-1 8 CS 1B		B SL 80 B SI 86 C SI 87 F SI 87 X FF 87 2-2 G1-3			B SI 93 B FF 92 B FF 91 B FF 91 4-0 2 G6-4-3 BB	2	1	1	0	2	0	0

| Inning Stats | | | |

Batter	1	2	3	4	5	6	7	8	9	AB	R	H	RBI	BB	SO	LOB
9 Endy Chavez, L (1, 7) (9, 9) OBP: 0.287, SLG: 0.371	C SI 87 B SI 89 X CH 82 1-1 F9 ①		C SI 88 B FF 87 C SI 88 X CH 81 1-2 P4 ①		B CU 72 X SI 87 1-0 15 BB, 22 1B, 1B		C SI 90 C SL 85 F SI 94 X SI 95 0-2 22 1B, 99 1B, 15 SF7-5-6, 1B		X FF 94 0-0 L7 ②	5	1	2	0	0	0	1
99 James Jones, L (1, 8) OBP: 0.317, SLG: 0.348	C SI 89 F CH 84 B FF 90 B FF 89 F CH 82 F FF 90 X SL 80 2-2 15 PO, 1B		B SI 88 1 SAFE F FF 87 F FF 88 B FF 90 F CH 80 X FF 89 2-2 F8 ②		C SI 88 1 SAFE B FF 87 X FF 89 1-1 P5 ②		B SI 92 C SI 91 F SI 92 X SL 82 1-2 15 SF7-5-6, 22 1B, 1B		C SI 94 X FF 95 0-1 1B	5	0	3	0	0	0	2
22 Robinson Canó, L (1, 4) OBP: 0.387, SLG: 0.447	1 SAFE B SI 88 C FF 88 1 SAFE 1 SAFE F SI 90 B CH 82 1 SAFE B CH 80 3-2 X FF 89 F8 ②		X CH 82 0-0 15 BB 1-3 1B		B SI 88 B FF 89 X SI 88 2-0 15 BB 1-2 1B		C FF 92 S SL 84 D SL 84 F FF 93 F SL 82 B SI 93 F CU 73 X SL 83 2-2 1-2 2-3 1B		C SI 94 F SL 83 D SL 84 X FF 94 1-2 G1-6-3 ③	5	0	3	0	0	0	2
15 Kyle Seager, L (1, 5) OBP: 0.350, SLG: 0.485	B SI 88 1 SAFE 1 SAFE 1-0 PO ③ 1-2	B CH 83 B SI 88 X SI 88 2-0 HR	B CU 74 F SI 89 C FF 91 B FF 90 D CH 83 F CH 83 F FF 91 F SL 80 B FF 90 4-2 1-2 BB		B CH 81 D CH 82 C SL 80 F FF 89 B FF 90 B SL 79 4-2 1-2 2-3 BB		C FF 92 X SI 94 0-1 SF7-5-6 ②③ 2-3 3-H			1	1	1	2	2	0	0
27 Corey Hart, R (1, 10) OBP: 0.284, SLG: 0.329		B SL 79 S FF 88 F FF 89 S SL 80 1-3 K ① C SL 80 D SL 81 B SL 81 C SL 79 F FF 90 B FF 91 S SL 78 3-3 K ③			B FF 88 B FF 90 X FF 88 2-0 G3-1 ③			B SI 94 X FF 94 1-0 1B		4	0	1	0	0	2	6
20 Logan Morrison, L (1, 3) OBP: 0.278, SLG: 0.366		B FF 87 X SI 87 1-0 G3-1 ②		C CU 74 F CH 82 F FF 90 F FF 90 B SL 81 B FF 90 X CH 83 2-2 G4-3 ①		C SI 93 B SI 94 X SI 95 1-1 L5 ①		C FF 93 X SL 88 0-1 L9 ①	4	0	0	0	0	0	1
55 Michael Saunders, L (1, 9) OBP: 0.327, SLG: 0.434 13 Dustin Ackley, L (8, PH) OBP: 0.285, SLG: 0.342 (9, 7)		B CU 72 B SL 79 B SI 89 C FF 87 X SI 88 3-1 1B		C FF 89 B CH 82 F CU 74 F FF 90 C FF 89 1-3 K ②		B SI 95 B SI 93 X SI 91 2-0 G2-3 ②		B FF 94 F FF 94 C SL 89 C FF 94 1-3 K ②	3 1	0 0	1 0	0 0	0 0	1 1	0 1
3 Mike Zunino, R (1, 2) OBP: 0.262, SLG: 0.420		F SL 79 F SL 79 S FF 91 0-3 K ③		B CU 74 S SL 81 S FF 89 X SL 82 1-2 F8 ③		C SL 87 B SL 86 B SI 94 S SI 94 C SI 96 2-3 K ③		C CU 80 S SL 88 X SI 94 0-2 F9 ③	4	0	0	0	0	2	2
8 Willie Bloomquist, R (1, 6) OBP: 0.283, SLG: 0.336			C FF 86 X SL 79 0-1 22 1B, 1B		C FF 87 B SI 88 X SL 82 1-1 F9 ①		B SI 93 C SI 92 B SL 88 F SI 94 X SI 95 2-2 G6-3 ①		B FF 94 C FF 94 X FF 94 1-1 F8 ①	4	0	1	0	0	0	0
Inning Stats	R: 0 H: 1 E: 0 LOB: 0 K: 0 BB: 0 S: 10 P: 17	R: 1 H: 2 E: 0 LOB: 1 K: 2 BB: 0 S: 10 P: 17	R: 0 H: 2 E: 0 LOB: 3 K: 1 BB: 1 S: 19 P: 29	R: 0 H: 0 E: 0 LOB: 0 K: 1 BB: 0 S: 12 P: 16	R: 0 H: 2 E: 0 LOB: 3 K: 0 BB: 1 S: 10 P: 21	R: 0 H: 0 E: 0 LOB: 0 K: 1 BB: 0 S: 6 P: 11	R: 1 H: 3 E: 0 LOB: 1 K: 0 BB: 0 S: 18 P: 23	R: 0 H: 1 E: 0 LOB: 1 K: 1 BB: 0 S: 9 P: 11	R: 0 H: 1 E: 0 LOB: 1 K: 0 BB: 0 S: 8 P: 10	1B: 11 2B: 1 3B: 0 HR: 1	SF: 1 SAC: 0 DP: 1 HBP: 0			WP: 0 PB: 0 SB: 0 CS: 0	PA: 40		

BOTTOM

Minnesota Twins @ Seattle Mariners

Safeco Field, Seattle, WA

Thu Jul 10 2014, 7:12 PM - 10:21 PM PDT

Att. 14,530 - Clear - 81 F

livebaseballscorecards.com

AB	36
R	2
H	12
RBI	2
BB	2
SO	6
LOB	15

PITCHER		IP	WLS	BF	H	R	ER	SO	BB	IBB	HBP	BLK	WP	HR	S	P	ERA	WHIP
63 Yohan Pino, R ERA: 4.39	(1, 1)	5.0	W	23	7	1	1	4	2	0	0	0	0	1	61	100	1.80	1.800
51 Anthony Swarzak, R ERA: 4.2	(6, 1)	1.1	H	5	1	1	1	1	0	0	0	0	0	0	13	20	6.75	0.750
52 Brian Duensing, L ERA: 2.57	(7, 1)	0.2	H	3	2	0	0	0	0	0	0	0	0	0	11	14	0.00	3.000
50 Casey Fien, R ERA: 2.35	(8, 1)	1.0	H	4	1	0	0	1	0	0	0	0	0	0	9	11	0.00	1.000
15 Glen Perkins, L ERA: 3.05	(9, 1)	1.0	S	4	1	0	0	0	0	0	0	0	0	0	8	10	0.00	1.000

PITCHER	IP	WLS	BF	H	R	ER	SO	BB	IBB	HBP	BLK	WP	HR	S	P	ERA	WHIP

Batter	1	2	3	4	5	6	7	8	9	AB	R	H	RBI	BB	SO	LOB
5 John Jaso, L (1, 10) OBP: 0.352, SLG: 0.452	B SI 94 X SI 92 1-0 ① F8		B CU 80 X SI 92 1-0 ① G6-3		F CH 90 B CH 90 C SI 94 B FF 94 X CU 82 2-2 20 WP 2B		X SI 94 0-0 ③ F8			4	0	1	0	0	0	0
21 Stephen Vogt, L (1, 9) OBP: 0.407, SLG: 0.564	C SI 94 C CU 81 F FF 94 X SI 91 0-2 HR		C SI 93 C CU 81 B FF 93 X FF 94 1-2 ② G5-3		B CH 90 B SI 94 S SI 94 B CU 81 B CH 90 4-1 BB			B SI 92 X CH 88 1-0 20 G5-4-3 1B		3	1	2	1	1	0	0
20 Josh Donaldson, R (1, 5) OBP: 0.321, SLG: 0.457	X SI 94 0-0 37 G1-3 8 1B 1B		C FF 94 X SL 85 0-1 ③ G6-3		S CH 90 C SI 93 D CH 90 B CH 90 B SI 91 X FF 94 3-2 ③ F9 2-3			C SI 93 D SI 91 S SI 93 X CH 90 1-2 ①② G5-4-3 1-2f		4	1	1	0	0	0	3
37 Brandon Moss, L (1, 7) OBP: 0.351, SLG: 0.518	F SI 93 B CH 90 C CU 82 F FF 95 X CU 82 1-2 ② G1-3 1-2			C CU 80 B CH 89 F CH 90 T FF 94 1-2 ① K		F SI 93 F CH 88 B CH 90 S CH 90 1-3 ① K2-3		B CH 90 S CH 90 F CU 82 F SI 91 X SI 91 1-2 ③ G4-3		4	0	0	0	0	2	1
8 Jed Lowrie, S (1, 6) OBP: 0.322, SLG: 0.345	C CU 82 X CH 90 0-1 2-H 1B			B SI 93 B SI 94 X SI 94 2-0 1B		B SI 93 C SI 93 F FF 93 T FF 94 1-2 ② K			C SI 94 B SI 96 F CH 83 X SI 96 1-2 ① P4	4	0	2	1	0	1	0
36 Derek Norris, R (1, 2) OBP: 0.407, SLG: 0.485	C SI 93 F CH 90 B FF 95 C SL 84 1-3 ③ K			F CH 90 F SI 94 S SI 91 0-3 ② K		B SL 86 C SL 85 B CH 90 C SI 94 B SI 91 B FF 93 4-2 BB			B SI 94 C SI 95 B SI 94 F SI 93 F FF 95 B CH 84 F SI 95 B CH 83 4-2 52 L9 52 WP BB	2	0	0	0	2	2	2
7 Alberto Callaspo, S (1, 3) OBP: 0.308, SLG: 0.309 35 Nate Freiman, R (2, 3) OBP: 0.286, SLG: 0.462 52 Yoenis Cespedes, R (9, PH) OBP: 0.306, SLG: 0.452		F SI 91 X CH 87 0-1 ① G6-3		S SI 94 F SI 93 D SI 92 S SI 92 1-3 ③ K		C SI 94 S CH 90 1 SAFE S SI 91 0-3 ③ K			B SI 94 B SI 94 B SI 95 F SI 95 F CH 84 F SI 96 F SI 96 X SI 96 3-2 ② L9 1-3	1 2 1	0 0 0	0 0 0	0 0 0	0 0 0	0 2 0	0 2 1
1 Nick Punto, S (1, 4) OBP: 0.305, SLG: 0.276		F SI 92 F FF 93 C SI 94 0-3 ② K			C SI 92 C CU 80 B SI 91 X SI 91 1-2 ① G3-1		C CU 80 C CH 88 S FF 94 0-3 ① K		F SI 96 F SI 95 B SI 96 B SI 96 B CH 84 C SI 96 3-3 ③ K	4	0	0	0	0	3	1
3 Craig Gentry, R (1, 8) OBP: 0.340, SLG: 0.316		X SI 93 0-0 ③ G5-3			C SL 83 X FF 93 0-1 ② F9		X SI 93 0-0 ② P4			3	0	0	0	0	0	0

Inning Stats	1	2	3	4	5	6	7	8	9
	R: 2 E: 0 K: 1 S: 15	R: 0 E: 0 K: 1 S: 6	R: 0 E: 0 K: 0 S: 6	R: 0 E: 0 K: 3 S: 10	R: 0 E: 0 K: 0 S: 12	R: 0 E: 0 K: 3 S: 11	R: 0 E: 0 K: 1 S: 5	R: 0 E: 0 K: 0 S: 8	R: 0 E: 0 K: 1 S: 15
	H: 3 LOB: 1 BB: 0 P: 18	H: 0 LOB: 0 BB: 0 P: 6	H: 0 LOB: 0 BB: 0 P: 8	H: 1 LOB: 1 BB: 0 P: 14	H: 1 LOB: 2 BB: 1 P: 22	H: 0 LOB: 1 BB: 1 P: 17	H: 0 LOB: 0 BB: 0 P: 5	H: 1 LOB: 0 BB: 0 P: 11	H: 0 LOB: 1 BB: 1 P: 26

1B: 4 SF: 0 WP: 2 PA: 35
2B: 1 SAC: 0 PB: 0
3B: 0 DP: 1 SB: 0
HR: 1 HBP: 0 CS: 0

PITCHER	IP	WLS	BF	H	R	ER	SO	BB	IBB	HBP	BLK	WP	HR	S	P	ERA	WHIP
34 Félix Hernández, R (1, 1) ERA: 2.12	8.0	W	31	6	2	2	9	2	0	0	0	1	1	73	101	2.25	1.000
56 Fernando Rodney, R (9, 1) ERA: 1.98	1.0	S	4	0	0	0	1	1	0	0	0	1	0	15	26	0.00	1.000

PITCHER	IP	WLS	BF	H	R	ER	SO	BB	IBB	HBP	BLK	WP	HR	S	P	ERA	WHIP

TOP

Oakland Athletics @ Seattle Mariners

Safeco Field, Seattle, WA

Fri Jul 11 2014, 7:11 PM - 9:31 PM PDT

Att. 32,971 - Clear - 77 F

livebaseballscorecards.com

AB	32
R	2
H	6
RBI	2
BB	3
SO	10
LOB	10

Oakland Athletics @ Seattle Mariners

Safeco Field, Seattle, WA

Fri Jul 11 2014, 7:11 PM - 9:31 PM PDT

Att. 32,971 - Clear - 77 F

BOTTOM

Batter	1	2	3	4	5	6	7	8	9	AB	R	H	RBI	BB	SO	LOB
9 Endy Chavez, L (1, 9) OBP: 0.278, SLG: 0.361	C SI 93 B SL 86 X FF 92 1-1 ① L7		B FF 93 B FS 86 F SI 95 X FS 86 2-1 ② SF8 3-H			C SL 88 B FF 95 X SI 94 1-1 ② L8		1 SAFE C SL 88 X SI 96 0-1 ②③ G4-6-3 1-2f		3	0	0	1	0	0	1
99 James Jones, L (1, 8) OBP: 0.317, SLG: 0.352	C SI 94 B FF 92 S SL 86 C SI 95 1-3 ② K		C FF 93 S FS 88 B SI 96 S FS 86 1-3 ③ K			B FS 84 X FC 92 1-0 22 2B				3	1	1	0	0	2	0
22 Robinson Canó, L (1, 4) OBP: 0.389, SLG: 0.452	F SI 94 F FC 92 F FF 95 S FS 85 0-3 ③ K			X SL 85 0-0 15 G4-6-3 1B		X FC 94 0-0 2-H 2B				3	0	2	1	0	1	0
20 Logan Morrison, L (1, 10) OBP: 0.279, SLG: 0.389		C SI 95 B FF 92 B FS 86 F SI 95 B FC 92 F SI 95 F SI 97 X SI 95 3-2 HR		B SI 93 X SI 93 1-0 ① L7		X FS 86 0-0 ③ G3				3	1	1	1	0	0	2
15 Kyle Seager, L (1, 5) OBP: 0.347, SLG: 0.480		B SL 87 B SI 94 X SI 94 2-0 ① G3		1 SAFE C SI 94 B FC 92 X SI 95 1-1 ②③ G4-6-3 1-2f			X FS 84 0-0 ① G3-1			3	0	0	0	0	0	1
17 Justin Smoak, S (1, 3) OBP: 0.279, SLG: 0.356		C SL 87 B FC 94 F FS 86 F FF 96 B SL 85 F FF 94 F FS 86 F FF 96 B SL 89 3-2 ② G6-3 X SI 86			C SL 84 B FF 94 F FS 85 C SI 96 1-3 ① K		B SI 95 C FC 92 B FS 86 X SI 95 2-1 ② F8			3	0	0	0	0	1	0
13 Dustin Ackley, L (1, 7) OBP: 0.282, SLG: 0.338		C SL 86 B FF 93 F FF 95 B FS 86 X SI 95 2-2 ③ G3			C FC 91 C FC 92 B FS 85 F FF 96 X FS 86 1-2 ② G3		C FC 92 B FF 96 S FS 85 B SI 97 S SL 87 2-3 ③ K			3	0	0	0	0	1	0
5 Brad Miller, L (1, 6) OBP: 0.274, SLG: 0.335			F SI 94 B FC 92 B FS 84 X SI 95 2-1 3 G4-3 9 SF8 2B		X FS 85 0-0 ③ G1-3			C FS 85 S FF 94 X FS 86 0-2 ① G4-3		3	1	1	0	0	0	0
3 Mike Zunino, R (1, 2) OBP: 0.263, SLG: 0.417			X SL 88 0-0 ① G4-3 2-3			S SL 85 B FF 95 X SL 86 1-1 ① F8		B FF 95 B FF 95 B FF 96 C FF 94 F FF 95 F SI 95 H FS 85 4-2 9 G4-6-3 HBP		2	0	0	0	0	0	1
Inning Stats	R: 0 E: 0 K: 2 S: 9 H: 0 LOB: 0 BB: 0 P: 11	R: 1 E: 0 K: 0 S: 16 H: 1 LOB: 0 BB: 0 P: 26	R: 1 E: 0 K: 1 S: 8 H: 1 LOB: 0 BB: 0 P: 13	R: 0 E: 0 K: 0 S: 4 H: 1 LOB: 0 BB: 0 P: 6	R: 0 E: 0 K: 1 S: 8 H: 0 LOB: 0 BB: 0 P: 10	R: 1 E: 0 K: 0 S: 7 H: 2 LOB: 1 BB: 0 P: 10	R: 0 E: 0 K: 1 S: 6 H: 0 LOB: 0 BB: 0 P: 10	R: 0 E: 0 K: 0 S: 8 H: 0 LOB: 0 BB: 0 P: 12		1B: 1 2B: 3 3B: 0 HR: 1	SF: 1 SAC: 0 DP: 2 HBP: 1					

PITCHER	IP	WLS	BF	H	R	ER	SO	BB	IBB	HBP	BLK	WP	HR	S	P	ERA	WHIP
29 Jeff Samardzija, R (1, 1) ERA: 2.78	8.0	L	28	5	3	3	5	0	0	1	0	0	1	66	98	3.38	0.625

PITCHER	IP	WLS	BF	H	R	ER	SO	BB	IBB	HBP	BLK	WP	HR	S	P	ERA	WHIP

livebaseballscorecards.com

AB	26
R	3
H	5
RBI	3
BB	0
SO	5
LOB	5

WP: 0 PA: 28
PB: 0
SB: 0
CS: 0

Batter	1	2	3	4	5	6	7	8	9	AB	R	H	RBI	BB	SO	LOB
5 John Jaso, L (1, 10) OBP: 0.351, SLG: 0.448	B FF 88 F FF 90 F SI 89 B SL 80 S FS 86 2-3 ① **K**		F SI 88 C SL 80 X FF 90 0-2 ② **P5**			X FS 83 0-0 ② **G4-3**			C FF 89 X SL 81 0-1 **37 HR 1B**	4	1	1	0	0	1	0
21 Stephen Vogt, L (1, 3) OBP: 0.402, SLG: 0.552	B SI 89 B FS 85 C SI 90 S FS 85 C FF 91 2-3 ② **K**		B SL 82 C SI 90 F SL 80 B FF 90 X FS 85 2-2 ③ **L8**			B FF 88 C SI 88 C SL 81 X FS 86 1-2 **1B**			B SI 89 C FS 84 F SL 86 S FF 90 1-3 ① **K**	4	0	1	0	0	2	1
52 Yoenis Cespedes, R (1, 7) OBP: 0.303, SLG: 0.447	C SI 90 F SL 80 F SI 92 F FS 85 S FS 84 0-3 ③ **K**			X SL 82 0-0 **E6 20 G5-4-3**		C SI 90 B SI 90 B SL 80 B FS 85 F FF 92 X SI 86 3-2 ③ **F9**			X FF 91 0-0 ② **F9**	4	0	0	0	0	1	2
37 Brandon Moss, L (1, 9) OBP: 0.350, SLG: 0.524		B SI 89 B FS 84 F SI 90 B SL 82 X SI 90 3-1 ① **L7**		B SI 89 X FS 85 1-0 ① **F9**			C SI 90 B FF 86 S SL 85 B SI 86 F FS 85 B FS 86 S FF 91 3-3 ① **K**		X FF 91 0-0 **1-H HR**	4	1	1	2	0	1	1
20 Josh Donaldson, R (1, 5) OBP: 0.320, SLG: 0.454		B FF 91 X SL 82 1-0 **8 1B 1B**		1 SAFE B SI 89 X FS 85 1-0 ② ③ **G5-4-3** **1-2f**			C SI 89 B FS 84 X CU 73 1-1 ② **P4**		X FF 96 0-0 ③ **L9**	4	0	1	0	0	0	1
8 Jed Lowrie, S (1, 6) OBP: 0.322, SLG: 0.344		B SI 89 C SI 90 X SI 90 1-1 **1-2 1B**			C SI 87 X SL 81 0-1 ① **L8**		B SI 89 X FS 84 1-0 ③ **F7**			3	0	1	0	0	0	0
36 Derek Norris, R (1, 2) OBP: 0.402, SLG: 0.477		C SL 83 S SI 90 B FS 85 C SI 86 1-3 ② **K**			B CU 73 X SI 90 1-0 ② **G6-3**			B CU 73 C SI 87 B SL 82 F SI 89 F SL 79 F SI 86 S SI 86 2-3 ① **K**		3	0	0	0	0	2	2
28 Eric Sogard, L (1, 4) OBP: 0.256, SLG: 0.218		C SL 82 F SI 92 S FS 85 0-3 ③ **K**			F SI 88 X FS 83 0-1 ③ **G1-3**			C SI 90 L SL 81 B FF 91 X SL 86 1-2 ② **P5**		3	0	0	0	0	1	2
3 Craig Gentry, R (1, 8) OBP: 0.335, SLG: 0.311			B FF 88 C SI 89 X SL 80 1-1 ① **F9**			C SI 88 X SL 80 0-1 ① **L4**		B SI 87 F SL 80 C SI 90 B FS 85 F SI 90 X FS 85 2-2 ③ **G5-3**		3	0	0	0	0	0	0
Inning Stats	R: 0 E: 0 K: 3 S: 11 H: 0 LOB: 0 BB: 0 P: 15	R: 0 E: 0 K: 2 S: 11 H: 2 LOB: 2 BB: 0 P: 17	R: 0 E: 0 K: 0 S: 8 H: 0 LOB: 0 BB: 0 P: 11	R: 0 E: 1 K: 0 S: 3 H: 0 LOB: 0 BB: 0 P: 5	R: 0 E: 0 K: 0 S: 5 H: 0 LOB: 0 BB: 0 P: 6	R: 0 E: 0 K: 0 S: 9 H: 1 LOB: 1 BB: 0 P: 13	R: 0 E: 0 K: 1 S: 7 H: 0 LOB: 0 BB: 0 P: 12	R: 0 E: 0 K: 1 S: 12 H: 0 LOB: 0 BB: 0 P: 17	R: 2 E: 0 K: 1 S: 8 H: 2 LOB: 0 BB: 0 P: 9	1B: 4 2B: 0 3B: 0 HR: 1 SF: 0 SAC: 0 DP: 1 HBP: 0						

PITCHER	IP	WLS	BF	H	R	ER	SO	BB	IBB	HBP	BLK	WP	HR	S	P	ERA	WHIP
18 Hisashi Iwakuma, R (1, 1) ERA: 2.98	8.2	W	31	5	2	2	8	0	0	0	0	0	1	73	104	2.08	0.577
31 Yoervis Medina, R (9, 1) ERA: 2.23	0.1		1	0	0	0	0	0	0	0	0	0	0	1	1	0.00	0.000

PITCHER	IP	WLS	BF	H	R	ER	SO	BB	IBB	HBP	BLK	WP	HR	S	P	ERA	WHIP

TOP

Oakland Athletics @ Seattle Mariners

Safeco Field, Seattle, WA

Sat Jul 12 2014, 7:12 PM - 9:53 PM PDT

Att. 39,204 - Clear - 86 F

livebaseballscorecards.com

AB	32
R	2
H	5
RBI	2
BB	0
SO	8
LOB	9

WP: 0 PA: 32
PB: 0
SB: 0
CS: 0

Batter	1	2	3	4	5	6	7	8	9	AB	R	H	RBI	BB	SO	LOB
9 Endy Chavez, L (1, 9) OBP: 0.290, SLG: 0.366	C SI 90 X FF 91 0-1 ① P5	B CU 75 B FF 91 B SI 92 C FF 92 B SI 93 4-1 1-2 2-3 BB		C SI 92 F SI 93 F CU 78 D CU 78 B FC 90 B CH 85 X FC 91 3-2 1-2 1B		B SI 92 C FF 91 S CH 86 F SI 92 X CU 78 1-2 ② G3-1		X SI 95 0-0 ② 99 WP 22 HR 2-H 1B		4	1	2	0	1	0	0
99 James Jones, L (1, 8) OBP: 0.319, SLG: 0.354	C SI 91 B SI 90 X CH 85 1-1 ② L6	B FF 91 B FF 92 X FC 91 2-0 ③ G5-3		B FC 92 B CH 86 F FC 91 B SI 93 C FF 90 F FC 91 C SI 94 3-3 ③ K		S CH 85 C CU 78 B CH 87 X SI 93 1-2 2B		B SI 93 D CU 81 C SI 94 B SI 94 B SI 95 4-1 22 HR 2-3 BB		4	1	1	0	1	1	5
22 Robinson Canó, L (1, 4) OBP: 0.392, SLG: 0.463	X SI 92 0-0 1B		X SI 91 0-0 ① G3-1		C CU 75 X FF 91 0-1 15 HR 1B	X SI 93 0-0 ③ F8		C CH 88 X SI 93 0-1 1-H 3-H HR		5	2	3	3	0	0	1
20 Logan Morrison, L (1, 3) OBP: 0.277, SLG: 0.382	B FC 90 C FF 90 C FC 88 S CH 85 1-3 ③ K		B SI 93 S CH 86 C CH 86 X FF 92 1-2 1B		B SI 93 B FF 91 X SI 92 2-0 ① P5		C KC 73 B KC 78 X KC 73 1-1 ① G6-3	X SI 93 0-0 ③ G5-3		5	0	1	0	0	1	2
15 Kyle Seager, L (1, 5) OBP: 0.348, SLG: 0.493		C FC 87 C CU 75 T SI 92 0-2 ① K	B SI 92 B FF 92 F SI 93 1 SAFE X SI 91 2-1 ② L8		X FF 91 0-0 1-H HR		C FF 93 F CH 70 F SI 95 X SI 94 0-2 27 G4-3 2B			4	1	2	2	0	1	1
27 Corey Hart, R (1, 10) OBP: 0.289, SLG: 0.339		B FC 89 X FC 89 1-0 13 1B 2B	C SI 94 S CU 77 X FF 91 0-2 ③ G6-3		S CU 77 X CU 76 0-1 13 FC4-6 1B		C FF 97 B SL 86 X FF 98 1-1 ② G4-3 2-3			4	1	2	0	0	0	2
13 Dustin Ackley, L (1, 7) OBP: 0.281, SLG: 0.337		X CH 84 0-0 9 BB 5 BB 2-H 1B	X FF 90 0-0 ① G4-3		B SI 92 B FC 91 F SI 91 1 SAFE 1 SAFE C SI 92 F FF 91 D CU 77 X CH 84 3-2 ② FC4-6 1-2f		B FF 98 F SI 96 B FF 97 F CH 89 F FF 97 X SL 86 2-2 ③ L5			4	0	1	1	0	0	2
5 Brad Miller, L (1, 6) OBP: 0.276, SLG: 0.333 8 Willie Bloomquist, R (5, 6) OBP: 0.287, SLG: 0.339		1 SAFE C SI 91 B FC 88 F FF 91 B CH 86 B FF 91 1 SAFE B FC 91 4-2 9 BB 1-2 BB	B FF 94 S SI 93 F FC 91 B CU 79 C CH 86 2-3 ② K		C SI 93 1 SAFE B FC 90 1 SAFE T CH 84 B FF 90 1 SAFE D CH 86 1 SAFE 3-3 S FC 91 K			X SI 93 0-0 2 SH3-4 9 1B 1B	1 2	0 0	0 1	0 0	1 1	1 0	0 1
2 Jesús Sucre, R (1, 2) OBP: 0.200, SLG: 0.200		S CU 77 F CH 86 S FF 91 0-3 ② K	C SI 94 S CU 79 B CU 80 B CH 87 F SI 94 X FC 92 2-2 9 1B 1B			X SI 92 0-0 ① G4-3		X SI 93 0-0 ① SH3-4 1-2		3	0	1	0	0	1	2
Inning Stats	R: 0 E: 0 K: 1 S: 8 H: 1 LOB: 1 BB: 0 P: 10	R: 1 E: 0 K: 2 S: 12 H: 2 LOB: 3 BB: 2 P: 23	R: 0 E: 0 K: 0 S: 9 H: 1 LOB: 1 BB: 0 P: 12	R: 0 E: 0 K: 2 S: 16 H: 2 LOB: 2 BB: 2 P: 26	R: 2 E: 0 K: 1 S: 13 H: 3 LOB: 1 BB: 0 P: 21	R: 0 E: 0 K: 0 S: 9 H: 1 LOB: 1 BB: 0 P: 11	R: 0 E: 0 K: 0 S: 12 H: 1 LOB: 1 BB: 0 P: 16	R: 3 E: 0 K: 0 S: 7 H: 3 LOB: 0 BB: 1 P: 11		1B: 9 2B: 3 3B: 0 HR: 2 SF: 0 SAC: 1 DP: 0 HBP: 0			WP: 1 PB: 0 SB: 0 CS: 0	PA: 40		

PITCHER		IP	WLS	BF	H	R	ER	SO	BB	IBB	HBP	BLK	WP	HR	S	P	ERA	WHIP
60 Jesse Chavez, R ERA: 3.14	(1, 1)	5.2	L	29	10	3	3	6	2	0	0	0	0	1	66	102	4.76	2.118
56 Fernando Abad, L ERA: 1.89	(6, 1)	0.2		3	1	0	0	0	0	0	0	0	0	0	7	8	0.00	1.500
48 Ryan Cook, R ERA: 3.29	(7, 1)	0.2		2	0	0	0	0	0	0	0	0	0	0	6	9	0.00	0.000
45 Jim Johnson, R ERA: 6.18	(8, 1)	1.0		6	3	3	3	0	1	0	0	0	1	1	7	11	27.00	4.000

PITCHER	IP	WLS	BF	H	R	ER	SO	BB	IBB	HBP	BLK	WP	HR	S	P	ERA	WHIP

BOTTOM

Oakland Athletics @ Seattle Mariners

Safeco Field, Seattle, WA

Sat Jul 12 2014, 7:12 PM - 9:53 PM PDT

Att. 39,204 - Clear - 86 F

livebaseballscorecards.com

AB	36
R	6
H	14
RBI	6
BB	3
SO	6
LOB	16

Batter	1	2	3	4	5	6	7	8	9	AB	R	H	RBI	BB	SO	LOB
5 John Jaso, L (1, 2) OBP: 0.353, SLG: 0.447	C FF 85 B FF 86 B FF 86 B FF 85 X FF 84 3-1 G6-3		B CH 77 S FF 86 X CH 78 1-1 P6		B FF 84 S CH 78 B FF 86 B FF 85 X FF 85 3-1 1-2 2-H 1B		B FC 89 D CH 84 C FC 89 F FC 89 H SI 93 3-2 1-2 HBP			3	0	1	1	0	0	1
21 Stephen Vogt, L (1, 3) OBP: 0.388, SLG: 0.532	B FF 84 C FF 85 B FF 86 B FF 85 X FF 85 3-1 F9			C FF 84 B CH 77 F FF 85 B SL 80 X FF 86 2-2 F7	C FF 84 D CH 77 F CH 78 X FF 86 1-2 G6-3		B SL 81 C SL 81 X SI 92 1-1 F7			4	0	0	0	0	0	4
52 Yoenis Cespedes, R (1, 10) OBP: 0.299, SLG: 0.442	C FF 84 S SL 79 X SL 79 0-2 F7			C SL 78 B SL 78 X CH 78 1-1 P4		C SL 78 B FF 85 B SL 77 B FF 85 C FF 85 X SL 76 3-2 F7		B SI 95 F SL 89 C SI 97 F FF 99 B SI 98 X SL 89 2-2 G5-3		4	0	0	0	0	0	0
37 Brandon Moss, L (1, 9) OBP: 0.349, SLG: 0.530		C FF 84 B CH 78 X CH 78 1-1 G4-3		B CH 77 F FF 86 B FF 87 F CH 79 F FF 86 S SL 77 2-3 K		B FF 85 B FF 85 X FF 84 2-0 HR		S SI 97 C CH 87 B CU 77 F SL 92 C SL 89 1-3 K		4	1	1	1	0	2	0
20 Josh Donaldson, R (1, 5) OBP: 0.317, SLG: 0.449		X FF 84 0-0 L8			B SL 76 B SL 77 X FF 84 2-0 F7	B SL 76 X SL 76 1-0 F7		C SL 93 F SL 90 B FF 100 B SI 98 X SL 92 2-2 L9		4	0	0	0	0	0	0
8 Jed Lowrie, S (1, 6) OBP: 0.321, SLG: 0.346		C FF 84 C CH 78 X SL 79 0-2 G3			X FF 84 0-0 3 1B 2B	F SL 74 B SL 78 F FF 84 X FF 85 1-2 P6			X SI 85 0-0 P4	4	1	1	0	0	0	0
1 Nick Punto, S (1, 4) OBP: 0.304, SLG: 0.294			C FF 84 B SL 78 F FF 85 F SL 80 T FF 85 1-2 K		C FF 84 X CH 77 0-1 L8		X FC 89 0-0 L7		C SI 85 B SI 85 B SI 85 X SI 83 2-1 HR	4	1	1	1	0	1	1
12 Andy Parrino, S (1, 7) OBP: 0.455, SLG: 0.556			C FF 85 S CH 78 F FF 86 B SL 78 B FF 87 X SL 79 2-2 3 F9 2B		B FF 84 S FF 84 B FF 86 S FF 85 S FF 87 F FF 86 F CH 78 B FF 85 B CH 78 4-2 3 1B 5 1B BB		B FC 89 B SI 92 X FC 90 2-0 5 HBP 1B		B SI 85 X SI 85 1-0 G6-3	3	1	2	0	1	0	0
3 Craig Gentry, R (1, 8) OBP: 0.333, SLG: 0.309			X FF 84 0-0 F9 2-3		B FF 85 X FF 84 1-0 5 1B 1-2 2-H 1B		1 SAFE C FC 88 D CU 74 F FC 88 1 SAFE 1 SAFE F SI 93 1 SAFE S FF 94 1-3 K		S CH 81 S CH 81 B SI 86 B CH 82 B SI 86 X SI 86 3-2 G4-3	4	0	1	1	0	1	2
Inning Stats	R: 0 E: 0 K: 0 S: 7 H: 0 LOB: 0 BB: 0 P: 13	R: 0 E: 0 K: 0 S: 6 H: 0 LOB: 0 BB: 0 P: 7	R: 0 E: 0 K: 1 S: 11 H: 1 LOB: 1 BB: 0 P: 15	R: 0 E: 0 K: 1 S: 9 H: 0 LOB: 0 BB: 0 P: 14	R: 2 E: 0 K: 0 S: 15 H: 3 LOB: 2 BB: 1 P: 26	R: 1 E: 0 K: 0 S: 8 H: 1 LOB: 0 BB: 0 P: 15	R: 0 E: 0 K: 1 S: 10 H: 1 LOB: 2 BB: 0 P: 17	R: 0 E: 0 K: 1 S: 11 H: 0 LOB: 0 BB: 0 P: 16	R: 1 E: 0 K: 0 S: 7 H: 1 LOB: 0 BB: 0 P: 13	1B: 3 2B: 2 3B: 0 HR: 2 SF: 0 SAC: 0 DP: 0 HBP: 1						

PITCHER		IP	WLS	BF	H	R	ER	SO	BB	IBB	HBP	BLK	WP	HR	S	P	ERA	WHIP
53 Chris Young, R ERA: 3.15	(1, 1)	6.0	L	24	5	3	3	2	1	0	0	0	0	1	56	90	4.50	1.000
40 Danny Farquhar, R ERA: 2.88	(7, 1)	0.2		4	1	0	0	1	0	0	1	0	0	0	8	14	0.00	1.500
41 Charlie Furbush, L ERA: 4.0	(7, 1)	0.1		1	0	0	0	0	0	0	0	0	0	0	2	3	0.00	0.000
37 Brandon Maurer, R ERA: 5.65	(8, 1)	1.0		3	0	0	0	1	0	0	0	0	0	0	11	16	0.00	0.000
97 Joe Beimel, L ERA: 1.5	(9, 1)	1.0		4	1	1	1	0	0	0	0	0	0	1	7	13	9.00	1.000

PITCHER	IP	WLS	BF	H	R	ER	SO	BB	IBB	HBP	BLK	WP	HR	S	P	ERA	WHIP

TOP

Oakland Athletics @ Seattle Mariners

Safeco Field, Seattle, WA

Sun Jul 13 2014, 1:12 PM - 3:54 PM PDT

Att. 25,944 - Sunny - 74 F

livebaseballscorecards.com

AB	34
R	4
H	7
RBI	4
BB	1
SO	4
LOB	8

Oakland Athletics @ Seattle Mariners

Safeco Field, Seattle, WA

Sun Jul 13 2014, 1:12 PM - 3:54 PM PDT

Att. 25,944 - Sunny - 74 F

livebaseballscorecards.com

Batter	1	2	3	4	5	6	7	8	9	AB	R	H	RBI	BB	SO	LOB
9 Endy Chavez, L (1, 9) OBP: 0.289, SLG: 0.362	P6		G3		F9			99 G6-3 1B		4	0	1	0	0	0	0
99 James Jones, L (1, 8) OBP: 0.318, SLG: 0.352	22 E 22 G1-3 1B		K2-3			G3-1		G6-3 1-2		4	1	1	0	0	1	1
22 Robinson Canó, L (1, 4) OBP: 0.393, SLG: 0.462	G1-3 1-H			15 1B 1B		G5-3		IBB		3	0	1	1	1	0	0
15 Kyle Seager, L (1, 5) OBP: 0.350, SLG: 0.493	K			20 FC1-6 1-3 1B		20 1B 1B		P6		4	0	2	0	0	1	2
20 Logan Morrison, L (1, 10) OBP: 0.276, SLG: 0.378		K		FC1-6 13 S 1-2f		1-2 1B			K	4	0	1	0	0	2	2
17 Justin Smoak, S (1, 3) OBP: 0.274, SLG: 0.350		G4-3		P5			L4		P4	4	0	0	0	0	0	2
13 Dustin Ackley, L (1, 7) OBP: 0.282, SLG: 0.335 8 Willie Bloomquist, R (9, PH) OBP: 0.285, SLG: 0.336		BB		K 1-2			G6-3		K	2 1	0 0	0 0	0 0	1 0	1 0	2 0
5 Brad Miller, L (1, 6) OBP: 0.273, SLG: 0.330		P2			G3		F8			3	0	0	0	0	0	1
3 Mike Zunino, R (1, 2) OBP: 0.260, SLG: 0.412			G6-3		K			F8		3	0	0	0	0	1	0

	AB	32
	R	1
	H	6
	RBI	1
	BB	2
	SO	7
	LOB	10

Inning Stats																		
	R: 1	H: 1	R: 0	H: 0	R: 0	H: 0	R: 0	H: 2	R: 0	H: 0	R: 0	H: 2	R: 0	H: 0	R: 0	H: 1	R: 0	H: 0
	E: 1	LOB: 0	E: 0	LOB: 1	E: 0	LOB: 0	E: 0	LOB: 2	E: 0	LOB: 0	E: 0	LOB: 1	E: 0	LOB: 0	E: 0	LOB: 2	E: 0	LOB: 0
	K: 1	BB: 0	K: 1	BB: 1	K: 1	BB: 0	K: 1	BB: 0	K: 0	BB: 0	K: 0	BB: 0	K: 0	BB: 0	K: 0	BB: 1	K: 2	BB: 0
	S: 8	P: 12	S: 12	P: 18	S: 9	P: 10	S: 14	P: 19	S: 6	P: 11	S: 9	P: 16	S: 4	P: 7	S: 9	P: 17	S: 10	P: 15

	1B: 6	SF: 0
	2B: 0	SAC: 0
	3B: 0	DP: 0
	HR: 0	HBP: 0

	WP: 0	PA: 34
	PB: 0	
	SB: 1	
	CS: 0	

PITCHER		IP	WLS	BF	H	R	ER	SO	BB	IBB	HBP	BLK	WP	HR	S	P	ERA	WHIP
54 Sonny Gray, R ERA: 2.79	(1, 1)	7.2	W	30	6	1	0	5	1	1	0	0	0	0	70	108	0.00	0.913
62 Sean Doolittle, L ERA: 2.89	(8, 1)	1.1	S	4	0	0	0	2	0	0	0	0	0	0	11	17	0.00	0.000

PITCHER	IP	WLS	BF	H	R	ER	SO	BB	IBB	HBP	BLK	WP	HR	S	P	ERA	WHIP

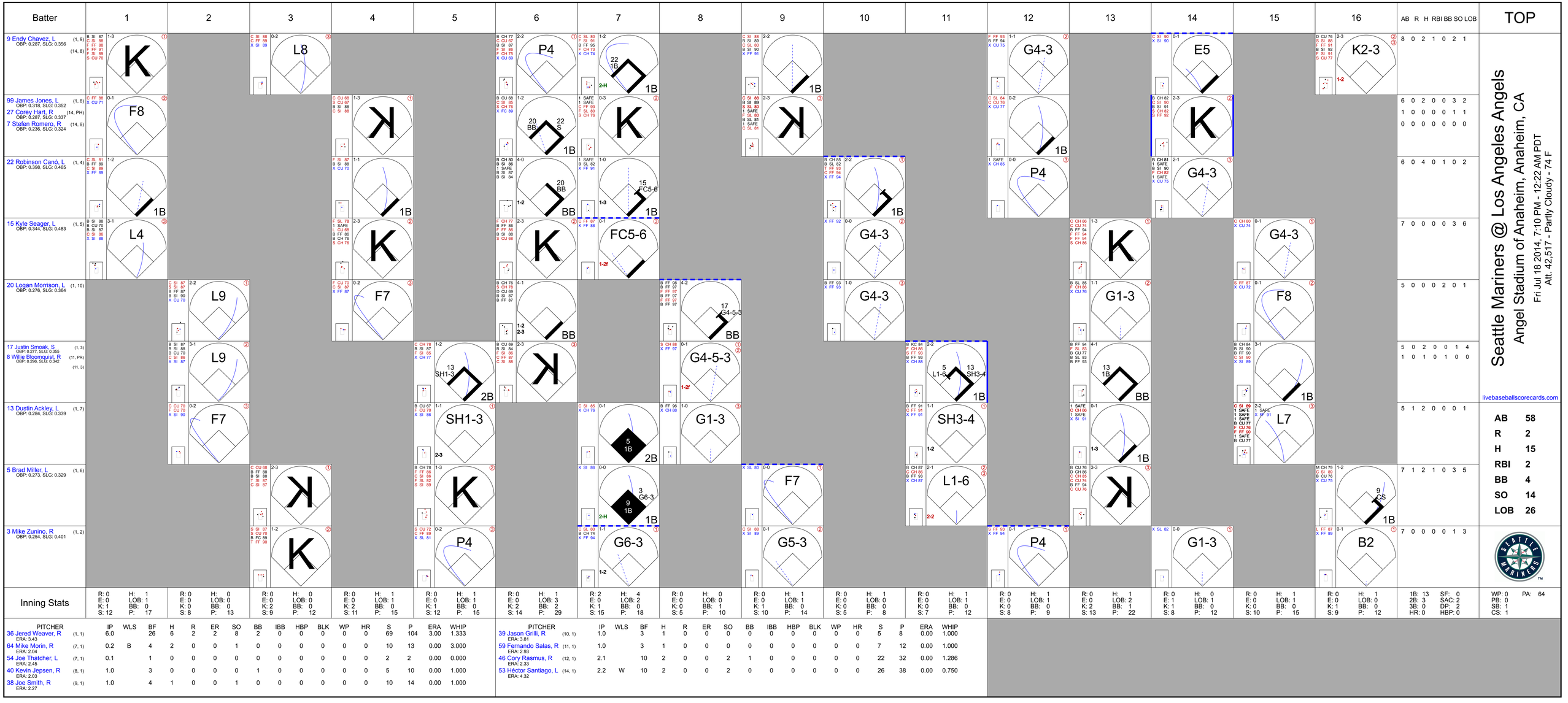
Batter
1
2
3
4
5
6
7
8
9
10
11
12
13
14
15
16
AB R H RBI BB SO LOB
TOP
9 Endy Chavez, L (1, 9) OBP: 0.287, SLG: 0.356
(14, 8)
99 James Jones, L (1, 8) OBP: 0.318, SLG: 0.352
27 Corey Hart, R (14, PH) OBP: 0.287, SLG: 0.337
7 Stefen Romero, R (14, 9) OBP: 0.236, SLG: 0.324
22 Robinson Canó, L (1, 4) OBP: 0.398, SLG: 0.465
15 Kyle Seager, L (1, 5) OBP: 0.344, SLG: 0.483
20 Logan Morrison, L (1, 10) OBP: 0.276, SLG: 0.364
17 Justin Smoak, S (1, 3) OBP: 0.277, SLG: 0.355
8 Willie Bloomquist, R (11, PR) OBP: 0.296, SLG: 0.342
(11, 3)
13 Dustin Ackley, L (1, 7) OBP: 0.284, SLG: 0.339
5 Brad Miller, L (1, 6) OBP: 0.273, SLG: 0.329
3 Mike Zunino, R (1, 2) OBP: 0.254, SLG: 0.401
Inning Stats
Seattle Mariners @ Los Angeles Angels
Angel Stadium of Anaheim, Anaheim, CA
Fri Jul 18 2014, 7:10 PM - 12:22 AM PDT
Att. 42,517 - Partly Cloudy - 74 F
livebaseballscorecards.com
AB 58
R 2
H 15
RBI 2
BB 4
SO 14
LOB 26
1B: 13 SF: 0
2B: 3 SAC: 2
3B: 0 DP: 2
HR: 0 HBP: 0
WP: 0 PA: 64
PB: 0
SB: 1
CS: 1
PITCHER IP WLS BF H R ER SO BB IBB HBP BLK WP HR S P ERA WHIP
36 Jered Weaver, R (1, 1) ERA: 3.43 6.0 26 6 2 2 8 2 0 0 0 0 0 0 69 104 3.00 1.333
64 Mike Morin, R (7, 1) ERA: 2.04 0.2 B 4 2 0 0 1 0 0 0 0 0 0 10 13 0.00 3.000
54 Joe Thatcher, L (7, 1) ERA: 2.45 0.1 1 0 0 0 0 0 0 0 0 0 0 2 2 0.00 0.000
40 Kevin Jepsen, R (8, 1) ERA: 2.03 1.0 3 0 0 0 0 1 0 0 0 0 0 0 5 10 0.00 1.000
38 Joe Smith, R (9, 1) ERA: 2.27 1.0 4 1 0 0 0 1 0 0 0 0 0 0 10 14 0.00 1.000
PITCHER IP WLS BF H R ER SO BB IBB HBP BLK WP HR S P ERA WHIP
39 Jason Grilli, R (10, 1) ERA: 3.81 1.0 3 1 0 0 0 0 0 0 0 0 0 0 5 8 0.00 1.000
59 Fernando Salas, R (11, 1) ERA: 2.93 1.0 3 1 0 0 0 0 0 0 0 0 0 0 7 12 0.00 1.000
46 Cory Rasmus, R (12, 1) ERA: 2.33 2.1 10 2 0 0 0 2 1 0 0 0 0 0 22 32 0.00 1.286
53 Héctor Santiago, L (14, 1) ERA: 4.32 2.2 W 10 2 0 0 0 2 0 0 0 0 0 0 26 38 0.00 0.750

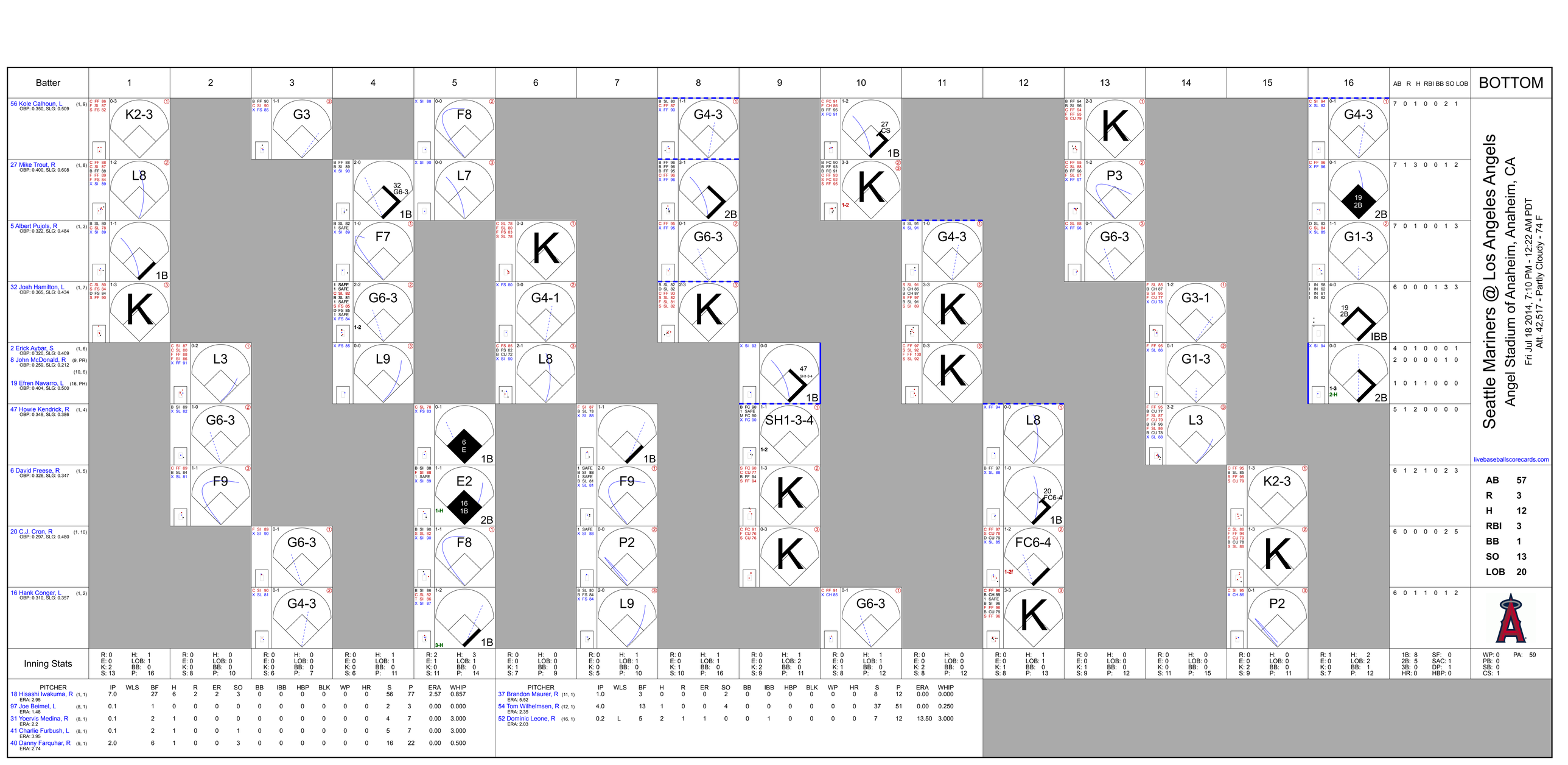

Inning	Pitcher	IP	H	R	ER	BB	SO	HR	P	ERA	WHIP
1	Kole Calhoun, L	0.2	1	0	0	0	1	0	13	0.00	0.000
2	Kole Calhoun, L	1.0	0	0	0	0	2	0	16	0.00	0.000
3	Kole Calhoun, L	1.0	0	0	0	0	2	0	14	0.00	0.000
4	Kole Calhoun, L	1.0	1	0	0	0	1	0	11	0.00	0.000
5	Kole Calhoun, L	1.0	3	1	1	0	1	0	14	9.00	3.000
6	Kole Calhoun, L	1.0	0	0	0	0	1	0	9	0.00	0.000
7	Kole Calhoun, L	1.0	1	0	0	0	1	0	10	0.00	0.000
8	Kole Calhoun, L	1.0	1	0	0	0	1	0	16	0.00	0.000
9	Kole Calhoun, L	1.0	2	0	0	0	2	0	11	0.00	0.000
10	Kole Calhoun, L	1.0	1	0	0	0	2	0	12	0.00	0.000
11	Kole Calhoun, L	1.0	0	0	0	0	2	0	12	0.00	0.000
12	Kole Calhoun, L	1.0	1	0	0	0	1	0	13	0.00	0.000
13	Kole Calhoun, L	1.0	0	0	0	0	1	0	12	0.00	0.000
14	Kole Calhoun, L	1.0	0	0	0	0	0	0	15	0.00	0.000
15	Kole Calhoun, L	1.0	0	0	0	0	2	0	9	0.00	0.000
16	Kole Calhoun, L	1.0	0	0	0	0	0	0	11	0.00	0.000
17	Kole Calhoun, L	1.0	0	0	0	0	1	0	9	0.00	0.000
18	Hisashi Iwakuma, R	7.0	6	2	2	0	3	0	27	2.95	0.857
97	Joe Beimel, L	0.1	0	0	0	0	0	0	1	0.00	0.000
31	Yoervis Medina, R	0.1	1	0	0	0	0	0	2	0.00	3.000
41	Charlie Furbush, L	0.1	1	0	0	0	0	0	2	0.00	3.000
40	Danny Farquhar, R	2.0	1	0	0	0	3	0	6	0.00	0.500
37	Brandon Maurer, R	1.0	3	0	0	0	2	0	8	0.00	0.000
54	Tom Wilhelmsen, R	4.0	1	0	0	0	4	0	37	0.00	0.250
52	Dominic Leone, R	0.2	5	2	1	1	0	0	7	13.50	3.000

Inning	AB	R	H	RBI	BB	SO	LOB
1	7	0	1	0	0	2	1
2	7	1	3	0	0	1	2
3	7	0	1	0	0	1	3
4	6	0	0	0	1	3	3
5	4	0	1	0	0	0	1
6	2	0	0	0	0	1	0
7	1	0	1	1	0	0	0
8	5	1	2	0	0	0	0
9	6	1	2	1	0	2	3
10	6	0	0	0	0	2	5
11	6	0	1	1	0	1	2
12	6	0	1	1	0	2	3
13	6	0	1	1	0	2	3
14	6	0	1	1	0	2	3
15	6	0	1	1	0	2	3
16	6	0	1	1	0	1	2
17	6	0	1	1	0	1	2
18	6	0	1	1	0	2	3

1B: 8	2B: 5	3B: 0	HR: 0
SF: 0	SAC: 1	DP: 1	HBP: 0
WP: 0	PB: 0	CS: 1	

Batter	1	2	3	4	5	6	7	8	9	10	11	12	AB	R	H	RBI	BB	SO	LOB
99 James Jones, L (1, 8) OBP: 0.315, SLG: 0.348	C FF 98 S SL 88 S SL 90 0-3 K			C SL 88 S CU 80 B CU 78 S FF 98 1-3 K		B SI 97 B SI 97 C SI 97 X SI 97 2-1 B2		C SL 88 S SL 88 F SL 87 B CU 77 B FC 96 X SL 87 2-2 1B			B CU 84 C FF 97 B FF 98 X CH 88 2-1 P6	B SL 78 B FF 89 C FF 93 F FF 93 X CH 74 2-2 F6	6	0	1	0	0	2	4
7 Stefen Romero, R (1, 9) OBP: 0.233, SLG: 0.314	X FF 98 0-0 L8			C SL 88 F FF 98 B SL 88 B SL 88 C SL 88 2-3 K		F FF 98 F SL 85 B CU 76 B SL 86 B SL 86 F FF 97 H SL 85 4-2 1-2 HBP			F SL 83 G SI 91 X SL 84 0-2 F8		C CU 84 S CU 85 B FF 99 C FF 98 1-3 K	X SL 81 0-0 FC5 1-2 2-3f	5	0	0	0	0	2	3
22 Robinson Canó, L (1, 4) OBP: 0.394, SLG: 0.459	B SL 88 S SI 98 B SL 88 B SI 98 S SL 88 X SL 88 3-2 G3-1			C SI 97 F CU 78 B SL 90 S FF 98 1-3 K		F SL 86 X FF 97 0-1 G6-3			B SI 91 X SL 84 1-0 G5-3		F FF 98 C CU 85 B FF 97 X CU 84 1-2 G6-3		5	0	0	0	0	1	2
15 Kyle Seager, L (1, 5) OBP: 0.344, SLG: 0.484		C SI 96 B SI 98 X SL 87 1-1 G6-3			B SI 98 C SL 86 B SL 86 F FF 98 B SL 87 X SI 97 3-2 G3-1		B SI 96 C SL 87 S SL 89 B CU 77 F FF 96 X SL 86 2-2 F7		C SI 91 B SL 84 F CH 82 B CH 82 F SI 91 F SI 91 B CH 82 X SI 90 3-2 1B			B FF 88 F FF 88 B SL 78 X FF 87 2-1 20 2B 2B	5	1	2	0	0	0	0
20 Logan Morrison, L (1, 3) OBP: 0.280, SLG: 0.368 8 Willie Bloomquist, R (12, PR) OBP: 0.296, SLG: 0.342 3 Mike Zunino, R (12, 2) OBP: 0.254, SLG: 0.401		B FF 98 X FF 98 1-0 G3-1			X FF 98 0-0 G3		C SL 86 B CU 76 B FF 96 F FF 97 B CU 82 D FF 97 4-2 BB		B SI 90 F CH 82 1 SAFE F CH 82 S SI 91 1-3 K			F FF 87 B SL 80 X FF 87 1-1 9 1B 17 1B 2-H 2B	4 0 0	0 1 0	1 0 0	1 0 0	1 0 0	1 0 0	1 0 0
27 Corey Hart, R (1, 10) OBP: 0.281, SLG: 0.329 9 Endy Chavez, L (12, PH) OBP: 0.292, SLG: 0.360 (12, 10)		B FC 98 X FF 97 1-0 L3			B SL 86 B SL 87 X SL 86 2-0 G6-3		S SL 85 C SL 85 1 SAFE C FF 97 0-3 K			X SI 88 0-0 G5-3		X CH 74 0-0 17 1B 13 S 2-3 1B	4 1	0 0	0 1	0 0	0 0	1 0	1 0
13 Dustin Ackley, L (1, 7) OBP: 0.286, SLG: 0.344			C SI 98 B SL 87 F SI 97 X SI 98 1-2 G3			B SL 86 X SI 96 1-0 5 G3 2 1B 2B	X FF 96 0-0 P5			B SL 79 C SL 80 X FF 89 1-1 1B		D FF 93 B SL 81 C SI 93 T SI 93 B FF 93 S CH 74 3-3 K 1-2	5	1	2	0	0	1	4
5 Brad Miller, L (1, 6) OBP: 0.272, SLG: 0.324			X SI 98 0-0 G6-3			S SL 86 M SL 88 X SL 88 0-2 G3 2-3		C SI 97 F SL 87 B SL 89 B SI 96 C SL 87 2-3 K		X SI 87 0-0 F8		I IN 69 I IN 67 I IN 68 I IN 67 4-0 7 FC5 17 1B IBB	4	0	0	0	1	1	2
2 Jesús Sucre, R (1, 2) OBP: 0.222, SLG: 0.222 17 Justin Smoak, S (12, PH) OBP: 0.280, SLG: 0.358 (12, 3)			C FF 98 F SL 87 F SL 87 X SL 88 0-2 F8			X SL 86 0-0 7 HBP 3-H 1B		F FF 97 S FF 97 S FF 97 0-3 K		1 SAFE C SI 88 S SL 81 S SL 81 0-3 K		B SL 80 C SL 78 B CH 72 C FF 93 X CH 74 2-2 1-2 2-3 3-H 7 FC5 1B	4 1	0 0	1 1	1 1	0 0	2 0	1 0
Inning Stats	R: 0 E: 0 K: 1 S: 7 H: 0 LOB: 0 BB: 0 P: 10	R: 0 E: 0 K: 0 S: 4 H: 0 LOB: 0 BB: 0 P: 7	R: 0 E: 0 K: 0 S: 8 H: 0 LOB: 0 BB: 0 P: 9	R: 0 E: 0 K: 3 S: 9 H: 0 LOB: 0 BB: 0 P: 13	R: 0 E: 0 K: 0 S: 5 H: 0 LOB: 0 BB: 0 P: 10	R: 1 E: 0 K: 0 S: 12 H: 2 LOB: 2 BB: 0 P: 19	R: 0 E: 0 K: 1 S: 10 H: 0 LOB: 1 BB: 1 P: 16	R: 0 E: 0 K: 2 S: 10 H: 1 LOB: 1 BB: 0 P: 14	R: 0 E: 0 K: 1 S: 12 H: 1 LOB: 1 BB: 0 P: 17	R: 0 E: 0 K: 1 S: 7 H: 1 LOB: 1 BB: 0 P: 8	R: 0 E: 0 K: 1 S: 8 H: 0 LOB: 0 BB: 0 P: 12	R: 2 E: 0 K: 1 S: 15 H: 4 LOB: 3 BB: 1 P: 29	1B: 6 2B: 3 3B: 0 HR: 0 SF: 0 SAC: 0 DP: 0 HBP: 1						

TOP

Seattle Mariners @ Los Angeles Angels

Angel Stadium of Anaheim, Anaheim, CA

Sat Jul 19 2014, 6:09 PM - 10:15 PM PDT

Att. 40,231 - Partly Cloudy - 73 F

livebaseballscorecards.com

AB	44
R	3
H	9
RBI	3
BB	2
SO	11
LOB	18

WP: 0 PB: 0 SB: 1 CS: 0 PA: 47

PITCHER		IP	WLS	BF	H	R	ER	SO	BB	IBB	HBP	BLK	WP	HR	S	P	ERA	WHIP
Garrett Richards, R ERA: 2.47	(1, 1)	8.0		28	3	1	1	7	1	0	1	0	0	0	65	98	1.12	0.500
16 Huston Street, R ERA: 1.06	(9, 1)	1.0		4	1	0	0	1	0	0	0	0	0	0	12	17	0.00	1.000
38 Joe Smith, R ERA: 2.22	(10, 1)	1.0		4	1	0	0	1	0	0	0	0	0	0	7	8	0.00	1.000
40 Kevin Jepsen, R ERA: 1.98	(11, 1)	1.0		3	0	0	0	1	0	0	0	0	0	0	8	12	0.00	0.000
54 Joe Thatcher, L ERA: 3.16	(12, 1)	0.0	L	2	2	2	2	0	0	0	0	0	0	0	4	7	∞	∞

PITCHER		IP	WLS	BF	H	R	ER	SO	BB	IBB	HBP	BLK	WP	HR	S	P	ERA	WHIP
64 Mike Morin, R ERA: 1.98	(12, 1)	1.0		6	2	0	0	1	0	1	0	0	0	0	11	22	0.00	2.000

Batter	1	2	3	4	5	6	7	8	9	10	11	12	AB	R	H	RBI	BB	SO	LOB
56 Kole Calhoun, L (1, 9) OBP: 0.343, SLG: 0.498	B SI 92 F SI 91 B CU 79 S CU 81 C CH 90 2-3 K ①		C CU 80 C CH 90 X FF 94 0-2 G6-3 ③			B CU 78 C CU 80 B CH 90 C CH 90 F CU 80 X CH 90 2-2 F7 ②		1 SAFE M FF 95 1 SAFE B FF 94 1 SAFE X FF 95 1-1 FC3-6 5 WP ① 1-2f		F SI 93 1 SAFE S CH 82 X SI 94 0-2 G4-6-3 ①② 1-2f			5	0	0	0	0	1	2
27 Mike Trout, R (1, 8) OBP: 0.398, SLG: 0.605	C SI 92 B FF 93 C FF 93 F CH 90 B FF 94 F FF 94 F SI 94 X FF 94 2-2 P4 ②			B SI 92 C FF 92 F CH 90 B CH 90 B FF 93 F FF 94 X SI 93 3-2 32 G4-3 2B		C FF 94 B SI 91 C FF 93 B FF 94 S CH 90 2-3 K ③		B FF 95 B CU 86 1 SAFE 1 SAFE X FF 95 2-0 P4 ②		B SI 96 B CH 82 F SI 94 F SI 94 B CH 82 F SI 96 C CH 83 3-3 K ③			5	0	1	0	0	2	1
5 Albert Pujols, R (1, 3) OBP: 0.323, SLG: 0.480	C SI 93 X SL 84 0-1 G5-3 ③			C SL 84 X CH 90 0-1 G6-3 ①			B SI 93 B SL 85 F SI 93 S SI 93 B SI 92 F SI 91 F CH 90 F FF 94 F SI 92 4-2 F CU 82 B SI 94 47 1B 32 BB 47 E BB		B FF 96 B CU 87 1 IN 75 1 IN 81 4-0 1-2 IBB		F FF 95 B SL 84 F FC 92 X SL 83 1-2 G6-3 ①		3	1	0	0	2	0	1
32 Josh Hamilton, L (1, 10) OBP: 0.366, SLG: 0.430		B SI 92 S CU 79 X CH 88 1-1 G4-3 ①		X CU 80 0-0 G4-3 ② 2-3			B CU 80 B CH 88 B CH 88 T SI 93 B CH 89 4-1 47 E 6 FC5-2-5 1-2 BB	B CU 71 X FF 88 1-0 F8 ③		B CH 87 B FF 92 X FF 96 2-0 6 CS 1B			4	0	1	0	1	0	3
47 Howie Kendrick, R (1, 4) OBP: 0.352, SLG: 0.390		B SI 92 S SL 84 B CH 89 B FF 93 B SI 92 4-1 19 L6 6 S BB		C SL 86 B CH 90 S CH 90 S SI 92 1-3 K ③			X SI 93 0-0 E6 19 G3-1 6 FC5-2-5 1-3 2-H 1B		B FF 97 S SL 87 X FF 98 1-1 2B		B FF 96 C FF 96 S SL 84 D SL 86 C FF 97 2-3 K ②		4	0	2	0	1	2	2
6 David Freese, R (1, 5) OBP: 0.328, SLG: 0.357	B SI 92 C SI 92 1 SAFE S SI 92 B CH 89 D CH 90 B FF 94 4-2 1-2 BB		B SL 83 C SI 92 F SI 92 B FF 93 S CH 90 2-3 K ①				B SI 93 D CH 88 C CH 90 X SI 92 2-1 FC5-2-5 19 G3-1 ① 1-2 3-H		S SL 88 F FF 97 D SL 89 B FF 98 C SL 90 2-3 K ①		S FF 96 B FF 97 B FF 96 2-1 CS ③ 1-2	C SL 84 X FF 93 0-1 HR	4	1	1	1	2	3
19 Efren Navarro, L (1, 7) OBP: 0.365, SLG: 0.447	C SI 92 F CU 81 F CH 89 B CH 90 B SI 94 X FF 94 2-2 L6 ②③ 2-2			C CU 80 X SI 94 0-1 F8 ②			F CH 89 X CH 89 0-1 G3-1 ② 1-2 2-3		B CH 84 B SL 90 F SL 90 C CH 86 F SL 91 X CH 88 2-2 P5 ②			C SL 82 B SL 81 C SL 82 B SL 84 X FF 93 2-2 L6 ①	5	0	0	0	0	5	
17 Chris Iannetta, R (1, 2) OBP: 0.383, SLG: 0.420			C SI 91 B CU 80 C CU 80 S CH 89 1-3 K ①		C CU 80 B SL 85 C CH 90 S SI 92 1-3 K ③		F CH 90 S SI 91 D SI 92 S CH 90 1-3 K ③		B SL 89 C SL 90 S SL 90 0-3 K ③			B SL 84 B FF 93 X FF 92 2-0 G5-3 ②	5	0	0	0	0	4	3
8 John McDonald, R (1, 6) OBP: 0.274, SLG: 0.204 10 Grant Green, R (12, PH) OBP: 0.329, SLG: 0.413			F SI 92 C SL 84 S CH 90 0-3 K ②			C CU 78 B SI 92 B CU 82 F SI 92 F CH 90 S SI 91 2-3 K2-3 ①		H FF 95 1-0 56 FC3-6 HBP		B SI 93 C SI 93 B SI 94 B SI 94 4-1 56 G4-6-3 BB		B SL 82 B SL 82 C FF 92 B FF 93 F FF 93 F FF 93 X FF 93 3-2 G5-3 ③	2 1	0 0	0 0	0 0	1 0	2 0	0 0
Inning Stats	R: 0 H: 0 E: 0 LOB: 0 K: 1 BB: 0 S: 11 P: 15	R: 0 H: 0 E: 0 LOB: 1 K: 0 BB: 2 S: 9 P: 20	R: 0 H: 0 E: 0 LOB: 0 K: 2 BB: 0 S: 9 P: 10	R: 0 H: 1 E: 0 LOB: 1 K: 1 BB: 0 S: 10 P: 14	R: 0 H: 0 E: 0 LOB: 0 K: 2 BB: 0 S: 8 P: 11	R: 0 H: 0 E: 0 LOB: 0 K: 2 BB: 0 S: 11 P: 17	R: 1 H: 1 E: 1 LOB: 2 K: 1 BB: 2 S: 16 P: 27	R: 0 H: 0 E: 0 LOB: 2 K: 0 BB: 1 S: 4 P: 13	R: 0 H: 1 E: 0 LOB: 1 K: 2 BB: 0 S: 12 P: 17	R: 0 H: 0 E: 0 LOB: 0 K: 1 BB: 1 S: 8 P: 15	R: 0 H: 1 E: 0 LOB: 0 K: 1 BB: 0 S: 8 P: 15	R: 1 H: 1 E: 0 LOB: 0 K: 0 BB: 0 S: 10 P: 17	1B: 2 2B: 3 3B: 0 HR: 1	SF: 0 SAC: 0 DP: 2 HBP: 1	WP: 1 PB: 0 SB: 1 CS: 1	PA: 46			

PITCHER	IP	WLS	BF	H	R	ER	SO	BB	IBB	HBP	BLK	WP	HR	S	P	ERA	WHIP
34 Félix Hernández, R (1, 1) ERA: 2.02	7.0		26	2	1	0	9	4	0	0	0	0	0	74	114	0.00	0.857
31 Yoervis Medina, R (8, 1) ERA: 2.16	0.2		4	0	0	0	0	0	1	1	0	1	0	3	11	0.00	0.000
97 Joe Beimel, L (8, 1) ERA: 1.47	0.1		1	0	0	0	0	0	0	0	0	0	0	1	2	0.00	0.000
37 Brandon Maurer, R (9, 1) ERA: 5.4	1.0		4	1	0	0	2	0	0	0	0	0	0	12	17	0.00	1.000
56 Fernando Rodney, R (10, 1) ERA: 1.93	1.0		3	0	0	0	1	1	0	0	0	0	0	8	15	0.00	1.000

PITCHER	IP	WLS	BF	H	R	ER	SO	BB	IBB	HBP	BLK	WP	HR	S	P	ERA	WHIP
52 Dominic Leone, R (11, 1) ERA: 2.2	1.0	W	4	2	1	1	1	0	0	0	0	0	1	10	17	9.00	2.000
41 Charlie Furbush, L (12, 1) ERA: 3.81	1.0	S	3	0	0	0	0	0	0	0	0	0	0	8	15	0.00	0.000

BOTTOM

Seattle Mariners @ Los Angeles Angels

Angel Stadium of Anaheim, Anaheim, CA

Sat Jul 19 2014, 6:09 PM - 10:15 PM PDT

Att. 40,231 - Partly Cloudy - 73 F

livebaseballscorecards.com

AB	38
R	2
H	5
RBI	1
BB	6
SO	13
LOB	20

Batter	1	2	3	4	5	6	7	8	9	AB	R	H	RBI	BB	SO	LOB
9 Endy Chavez, L (1, 8) OBP: 0.289, SLG: 0.355	C FF 93 B FF 93 X FF 93 1-1 ① F8	C FF 92 C CU 78 S CU 78 0-3 ② K			F CH 84 B CU 76 B FF 92 X FF 92 2-1 ② L7		B CH 86 X FF 93 1-0 8 S 1B 3-H		B SL 78 B FC 86 X FF 85 2-0 ③ FC6-4 1-2f	5	0	1	1	0	1	2
8 Willie Bloomquist, R (1, 4) OBP: 0.287, SLG: 0.331	B FF 94 C FF 94 C FF 93 B FF 94 B CU 79 S FF 93 3-3 ② K	C FF 93 S SI 94 F SI 94 S FF 94 0-3 ③ K			F FF 92 F FF 92 F FF 93 B FF 93 B FF 93 B FF 93 X FF 92 3-2 ③ F8		1 SAFE B FF 92 B FF 93 F FF 94 C FF 93 B SL 83 X SL 81 3-2 ③ G6-3 1-2			4	0	0	0	0	2	1
15 Kyle Seager, L (1, 5) OBP: 0.346, SLG: 0.493	B FF 94 X FF 94 1-0 HR		C FF 92 C CU 78 B CU 78 X FF 93 1-2 17 CS 1B			S CH 85 C FF 94 B CU 80 S CU 78 1-3 ① K		X KC 82 0-0 ① G6-3		4	1	2	1	0	1	0
7 Stefen Romero, R (1, 9) OBP: 0.234, SLG: 0.312	B FF 93 S SI 93 X CH 87 1-1 17 1B 17 WP 27 1B 1B		X SI 94 0-0 ① F9			C FF 93 S CU 79 B CU 78 S FF 95 1-3 ② K		C FF 92 S FF 92 X KC 85 0-2 ② P4		4	1	1	0	0	1	1
17 Justin Smoak, S (1, 3) OBP: 0.279, SLG: 0.356	B CU 80 F FF 93 X CU 80 1-1 27 1B 13 1B 1-3 1B		C SI 94 B CH 87 B FF 94 X FF 93 2-1 ②③ G4-3 1-2			S CH 87 X SI 95 0-1 ③ G6-3		B FF 92 C KC 82 B FF 92 F CH 87 F FF 92 S CH 87 2-3 ③ K		4	1	1	0	0	1	1
27 Corey Hart, R (1, 10) OBP: 0.287, SLG: 0.331 99 James Jones, L (7, PR) OBP: 0.313, SLG: 0.346 (7, 10)	F SI 94 X FF 93 0-1 13 1B 1-3 3-H 1B			X CH 86 0-0 ① F7			B SI 92 B CH 87 C FF 92 B FF 92 B FF 92 4-1 13 G4-3 3 2B BB		C FF 86 S SL 79 B FF 87 F SL 78 X SL 80 1-2 ① G5-3	2 1	0 1	1 0	1 0	1 0	0 0	0 0
13 Dustin Ackley, L (1, 7) OBP: 0.285, SLG: 0.343	C CU 78 F FF 93 X CU 78 0-2 1-2 3-H 1B			B FF 93 C FF 92 X SI 93 1-1 ② F7			1 SAFE 1 SAFE B FF 93 D CH 86 1 SAFE C FF 92 X FF 92 2-1 ① G4-3 1-2		B SL 77 X FF 87 1-0 ② G6-3	4	0	1	1	0	0	1
3 Mike Zunino, R (1, 2) OBP: 0.257, SLG: 0.406	B FF 92 C CU 78 B FF 92 S FF 92 B CU 78 F CU 78 F SI 93 F CU 81 X FF 93 3-2 ③ F7			C FF 94 B SI 93 C FF 93 B CU 79 B SI 95 X FF 92 3-2 ③ P3			F SI 93 B SI 93 S CH 86 B CU 80 F SI 94 X FF 94 2-2 5 G4-3 9 1B 2-H 2B		C FF 86 B FF 87 X FF 86 1-1 5 1B 1B	4	1	2	1	0	0	2
5 Brad Miller, L (1, 6) OBP: 0.272, SLG: 0.323		X SI 92 0-0 ① F8			B FF 92 X CH 84 1-0 ① F9		B CU 78 S CU 79 B CU 78 F FF 93 F CU 80 X CU 80 2-2 ② G4-3 2-3		X FF 86 0-0 9 FC6-4 1-2 1B	4	0	1	0	0	0	2
Inning Stats	R: 3 H: 5 E: 0 LOB: 2 K: 1 BB: 0 S: 21 P: 31	R: 0 H: 0 E: 0 LOB: 0 K: 2 BB: 0 S: 8 P: 8	R: 0 H: 1 E: 0 LOB: 0 K: 0 BB: 0 S: 6 P: 9	R: 0 H: 0 E: 0 LOB: 0 K: 0 BB: 0 S: 6 P: 10	R: 0 H: 0 E: 0 LOB: 0 K: 0 BB: 0 S: 7 P: 13	R: 0 H: 0 E: 0 LOB: 0 K: 2 BB: 0 S: 8 P: 10	R: 2 H: 2 E: 0 LOB: 2 K: 0 BB: 1 S: 15 P: 29	R: 0 H: 0 E: 0 LOB: 0 K: 1 BB: 0 S: 8 P: 10	R: 0 H: 2 E: 0 LOB: 2 K: 0 BB: 0 S: 9 P: 14	1B: 8 SF: 0 2B: 1 SAC: 0 3B: 0 DP: 0 HR: 1 HBP: 0						

TOP

Seattle Mariners @ Los Angeles Angels

Angel Stadium of Anaheim, Anaheim, CA

Sun Jul 20 2014, 12:40 PM - 3:55 PM PDT

Att. 37,128 - Overcast - 77 F

livebaseballscorecards.com

AB	36
R	5
H	10
RBI	5
BB	1
SO	6
LOB	10

WP: 1 PA: 37
PB: 0
SB: 1
CS: 1

PITCHER		IP	WLS	BF	H	R	ER	SO	BB	IBB	HBP	BLK	WP	HR	S	P	ERA	WHIP
45 Tyler Skaggs, L ERA: 4.65	(1, 1)	6.2		28	8	5	5	5	1	0	0	0	1	1	68	104	6.75	1.350
39 Jason Grilli, R ERA: 3.77	(7, 1)	0.1		1	0	0	0	0	0	0	0	0	0	0	3	6	0.00	0.000
59 Fernando Salas, R ERA: 2.84	(8, 1)	1.0		3	0	0	0	1	0	0	0	0	0	0	8	10	0.00	0.000
54 Joe Thatcher, L ERA: 3.04	(9, 1)	1.0	W	5	2	0	0	0	0	0	0	0	0	0	9	14	0.00	2.000

PITCHER	IP	WLS	BF	H	R	ER	SO	BB	IBB	HBP	BLK	WP	HR	S	P	ERA	WHIP

Batter	1	2	3	4	5	6	7	8	9	AB	R	H	RBI	BB	SO	LOB
56 Kole Calhoun, L (1, 9) OBP: 0.348, SLG: 0.513	B FF 84 S FF 86 F FF 86 B SL 80 B SL 80 X FF 86 3-2 32 2B 1B		C FF 84 X SL 78 0-1 HR	B FF 83 S CH 78 X CH 77 1-1 1-2 1B			C FF 96 F FF 96 C CU 87 0-3 ①	F SI 96 X CH 84 0-1 ③ F8		5	2	3	1	0	1	1
27 Mike Trout, R (1, 8) OBP: 0.400, SLG: 0.612	B FF 86 C FF 85 C SL 77 B SL 80 1 SAFE S FF 86 2-3 ① K		B FF 85 X FF 84 1-0 HR	C SL 76 S SL 78 C SL 79 0-3 ③			B FF 96 X FF 96 1-0 5 HBP 47 1B 1B		B SI 94 B SI 95 B SI 95 C SI 95 B SI 94 4-1 5 2B BB	4	3	2	1	1	2	3
5 Albert Pujols, R (1, 10) OBP: 0.326, SLG: 0.483	B FF 85 1 SAFE B FF 86 C FF 85 F SL 80 S SL 80 2-3 ② K		C SL 77 X SL 79 0-1 ① G5-3		S SL 77 S SL 76 X SL 79 0-2 47 G6-4-3 32 1B 1B		1 SAFE H FF 96 1-0 47 1B 1-2 HBP		B SI 94 C CH 84 X SI 96 1-1 32 1B 6 1-H G6-2-3 2B	4	0	2	1	0	1	1
32 Josh Hamilton, L (1, 7) OBP: 0.372, SLG: 0.440	F SL 78 X CH 79 0-1 1-H 2B		F SL 77 F SL 79 B SL 78 F FF 85 F SL 78 B CH 77 B SL 78 X SL 79 3-2 ② G4-3		X SL 76 0-0 47 G6-4-3 1-2 1B		C FF 95 S FF 94 S FF 96 0-3 ② K		S CH 83 S SI 97 B SI 97 B SI 97 X CH 85 2-2 6 G6-2-3 47 IBB 10 1B 2-3 1B	5	1	3	1	0	1	2
47 Howie Kendrick, R (1, 4) OBP: 0.355, SLG: 0.394	F FF 84 B SL 78 B SL 78 X FF 85 2-1 ③ F9		X FF 84 0-0 2B		S SL 77 F SL 77 F SL 78 B FF 86 X SL 78 1-2 ① ② G6-4-3 1-2f 2-3		C CU 86 C CU 86 D CU 87 F CU 86 X FF 96 1-2 1-2 2-H 1B		I IN 70 I IN 69 I IN 68 I IN 66 4-0 10 1B 6 G6-2-3 1-2 IBB	4	0	2	1	1	0	3
6 David Freese, R (1, 5) OBP: 0.322, SLG: 0.350		C FF 86 B FF 85 C SL 79 S SL 79 1-3 ① K	C CH 78 X FF 83 0-1 ③ L7		X SL 78 0-0 ③ G6-3		D CU 86 B FF 95 C FF 94 X FF 96 2-1 ③ G4-3		X SI 96 0-0 ① ② G6-2-3 1-2 2-3 3-Hf	5	0	0	0	0	1	7
19 Efren Navarro, L (1, 3) OBP: 0.386, SLG: 0.471		B FF 85 B FF 86 C FF 86 X FF 87 2-1 2B	C SL 76 B SL 75 S CH 77 B CH 76 X SL 77 2-2 ① P6		B SL 77 B CH 78 C FF 86 C FF 86 F CH 79 C FF 86 2-3 ① K		C FF 87 B FF 88 F FF 88 B FF 89 F FF 89 X SL 76 2-2 1B		I IN 65 I IN 67 I IN 66 I IN 62 4-0 10 1B IBB	4	0	2	0	1	1	0
10 Grant Green, R (1, 6) OBP: 0.321, SLG: 0.400		B FF 85 F FF 85 B SL 78 F FF 86 F SL 78 S SL 78 2-3 ② K	C SL 77 B SL 78 C FF 84 X SL 78 1-2 ② G6-3		B SL 78 X FF 86 1-0 ② F9		1 SAFE 1 SAFE C SI 83 1 SAFE S SI 83 F CH 81 X CH 80 0-2 ① F9		C SI 96 B CH 84 S CH 84 X SI 98 1-2 1-2 2-3 3-H 1B	5	0	1	1	0	1	2
24 Hank Conger, L (1, 2) OBP: 0.311, SLG: 0.356 17 Chris Iannetta, R (8, PH) OBP: 0.381, SLG: 0.417 (9, 2)		C SL 79 F SL 78 F FF 85 F SL 80 S SL 78 0-3 ③ K	B CH 76 X CH 78 1-0 56 1B 1B		T SL 80 B CH 78 B SL 77 F FF 86 B SL 80 X FF 87 3-2 ③ G5-3		1 SAFE F SI 94 B SI 95 C CH 81 C FF 97 1-3 ② K			3 1	0 0	1 0	0 0	0 0	1 1	1 1
Inning Stats	R: 1 E: 0 K: 2 S: 13 H: 2 LOB: 1 BB: 0 P: 22	R: 0 E: 0 K: 3 S: 14 H: 1 LOB: 1 BB: 0 P: 19	R: 2 E: 0 K: 0 S: 13 H: 3 LOB: 1 BB: 0 P: 17	R: 0 E: 0 K: 1 S: 12 H: 2 LOB: 2 BB: 0 P: 17	R: 0 E: 0 K: 0 S: 9 H: 2 LOB: 1 BB: 0 P: 10	R: 0 E: 0 K: 1 S: 8 H: 0 LOB: 0 BB: 0 P: 14	R: 1 E: 0 K: 2 S: 13 H: 2 LOB: 2 BB: 0 P: 18	R: 0 E: 0 K: 1 S: 13 H: 1 LOB: 1 BB: 0 P: 16	R: 2 E: 0 K: 0 S: 10 H: 3 LOB: 3 BB: 3 P: 26	1B: 10 2B: 4 3B: 0 HR: 2 SF: 0 SAC: 0 DP: 2 HBP: 1						

PITCHER		IP	WLS	BF	H	R	ER	SO	BB	IBB	HBP	BLK	WP	HR	S	P	ERA	WHIP
53 Chris Young, R ERA: 3.22	(1, 1)	6.0		27	10	3	3	7	0	0	0	0	0	2	69	99	4.50	1.667
31 Yoervis Medina, R ERA: 2.36	(7, 1)	1.0	H	6	2	1	1	2	0	0	1	0	0	0	13	18	9.00	2.000
97 Joe Beimel, L ERA: 1.45	(8, 1)	0.1	H	2	1	0	0	0	0	0	0	0	0	0	8	10	0.00	3.000
56 Fernando Rodney, R ERA: 2.33	(8, 1)	1.1	L	9	3	2	2	1	1	2	0	0	0	0	15	32	13.50	3.000

PITCHER	IP	WLS	BF	H	R	ER	SO	BB	IBB	HBP	BLK	WP	HR	S	P	ERA	WHIP

BOTTOM

Seattle Mariners @ Los Angeles Angels

Angel Stadium of Anaheim, Anaheim, CA

Sun Jul 20 2014, 12:40 PM - 3:55 PM PDT

Att. 37,128 - Overcast - 77 F

livebaseballscorecards.com

AB	40
R	6
H	16
RBI	6
BB	3
SO	10
LOB	21

WP: 0 PA: 44
PB: 0
SB: 0
CS: 0

Batter	1	2	3	4	5	6	7	8	9	AB	R	H	RBI	BB	SO	LOB
3 Curtis Granderson, L (1, 9) OBP: 0.343, SLG: 0.411	B SI 92 C SI 91 S CU 81 B CU 80 S SI 93 2-3 K		C SI 93 B CU 78 B CU 77 X SI 92 2-1 L9 1-3		C FF 90 C CU 77 C CU 77 0-3 K		C FF 92 B SL 80 F SI 92 B CU 78 S SL 80 2-3 K		C FC 90 B CH 84 S CH 85 F SI 93 D CH 84 S FC 90 2-3 K	5	0	0	0	0	4	3
28 Daniel Murphy, L (1, 4) OBP: 0.337, SLG: 0.409	F SI 93 C CH 88 B CU 80 F FF 93 X CU 80 1-2 29 FC6-4 1B		B SI 93 F FF 93 B SI 92 F CH 86 S CU 80 2-3 K		C SI 91 X CH 84 0-1 G4-3		C SL 82 C SI 93 1 SAFE F SL 81 B SL 82 X SI 93 1-2 L7		C FC 90 B CH 86 B FC 91 X FC 90 2-1 1-H 1B	5	0	2	1	0	1	2
5 David Wright, R (1, 5) OBP: 0.339, SLG: 0.410	1 SAFE F SI 92 F FF 93 C SI 93 0-3 K		F CH 87 X FF 92 0-1 29 BLK 3-H 1B		B CH 85 B CH 84 F FF 92 X SI 92 2-1 1B		B SL 88 C FF 96 B SL 88 B CH 86 X FF 96 3-1 F8		B FC 91 F FC 91 S SI 95 F CU 76 F FF 94 X CU 78 1-2 L8	5	0	2	1	0	1	3
29 Eric Campbell, R (1, 3) OBP: 0.373, SLG: 0.430	C FF 92 D CH 88 1 SAFE X CH 88 1-1 FC6-4 1-2f		B CH 87 1 SAFE F SI 92 S CH 86 1 SAFE F CU 80 B CH 85 B FF 92 3-2 X CH 86 F8 1-2		F SI 92 F CU 78 D CH 86 F FF 91 B CU 80 B CH 86 S CH 86 3-3 K			X FF 93 0-0 L9		4	0	0	0	0	1	3
21 Lucas Duda, L (1, 10) OBP: 0.355, SLG: 0.475		B FF 92 S FF 92 S CH 86 S CU 81 1-3 K	X SI 91 0-0 F9		B FF 91 S FF 90 B CH 84 F FF 91 C CU 77 2-3 K		B SL 90 C FF 95 C CH 86 F CU 78 B SL 92 X SL 90 2-2 1B		4	0	1	0	0	2	0
7 Travis d'Arnaud, R (1, 2) OBP: 0.296, SLG: 0.354		C FF 94 X FF 93 0-1 1B	C SI 93 B CH 86 F CH 86 B CU 81 X CH 84 2-2 1 BB 1B		B FF 94 B SL 82 X SI 94 2-0 F7		C SL 89 B FF 96 S FF 96 F FF 96 C SL 91 1-3 K		4	0	2	0	0	1	1
1 Chris Young, R (1, 7) OBP: 0.292, SLG: 0.357 9 Kirk Nieuwenhuis, L (8, 7) OBP: 0.333, SLG: 0.537		B FF 93 X CH 86 1-0 P3	B SI 92 B FF 91 B SI 91 4-0 1-2 BB		B FF 95 S SL 84 B SI 96 X SL 84 2-1 1B		F SI 96 C FF 96 D FF 96 X SL 89 1-2 G4-3		3 0	0 0	1 0	0 0	1 0	0 0	2 0
12 Juan Lagares, R (1, 8) OBP: 0.320, SLG: 0.396		B FF 93 B SI 92 X SI 93 2-0 F9	C SI 91 S CH 84 B CH 86 S CU 80 1-3 K		B FF 94 C FF 94 F FC 91 X FF 96 1-2 G4-3			C SI 89 F SI 94 F CU 73 B CU 75 F FC 91 X FF 94 1-2 28 WP 28 1B	4	1	1	0	0	1	4
11 Rubén Tejada, R (1, 6) OBP: 0.355, SLG: 0.293			C FF 92 B SI 92 S CH 86 F SI 93 B CH 86 B SI 93 B CH 87 4-2 3 L9 3 WP 5 1B BB	C SI 93 S CH 86 X CU 80 0-2 P3		C FC 89 F SL 85 F FF 94 B FF 95 B SL 84 X FF 95 2-2 1B		D FC 88 F FC 90 C FF 91 C CU 75 1-3 K	3	1	1	0	1	1	3
Inning Stats	R: 0 E: 0 K: 2 S: 12 H: 1 LOB: 1 BB: 0 P: 16	R: 0 E: 0 K: 1 S: 7 H: 1 LOB: 1 BB: 0 P: 11	R: 1 E: 0 K: 1 S: 14 H: 1 LOB: 1 BB: 1 P: 25	R: 0 E: 0 K: 1 S: 10 H: 1 LOB: 2 BB: 1 P: 17	R: 0 E: 0 K: 2 S: 11 H: 1 LOB: 1 BB: 0 P: 16	R: 0 E: 0 K: 1 S: 9 H: 1 LOB: 1 BB: 0 P: 16	R: 0 E: 0 K: 1 S: 13 H: 1 LOB: 1 BB: 0 P: 21	R: 0 E: 0 K: 1 S: 12 H: 1 LOB: 1 BB: 0 P: 16	R: 1 E: 0 K: 2 S: 19 H: 2 LOB: 1 BB: 0 P: 26	1B: 10 2B: 0 3B: 0 HR: 0 SF: 0 SAC: 0 DP: 0 HBP: 0						

PITCHER	IP	WLS	BF	H	R	ER	SO	BB	IBB	HBP	BLK	WP	HR	S	P	ERA	WHIP
29 Roenis Elías, L (1, 1) ERA: 4.41	5.1	W	23	5	1	1	8	2	0	0	1	1	0	57	90	1.69	1.312
52 Dominic Leone, R (6, 1) ERA: 2.16	0.2	H	4	2	0	0	0	0	0	0	0	0	0	10	17	0.00	3.000
41 Charlie Furbush, L (7, 1) ERA: 3.72	0.2	H	2	0	0	0	1	0	0	0	0	0	0	7	10	0.00	0.000
37 Brandon Maurer, R (7, 1) ERA: 5.24	1.1	H	5	1	0	0	1	0	0	0	0	0	0	14	21	0.00	0.750
40 Danny Farquhar, R (9, 1) ERA: 2.89	1.0		5	2	1	1	2	0	0	0	0	1	0	19	26	9.00	2.000

PITCHER	IP	WLS	BF	H	R	ER	SO	BB	IBB	HBP	BLK	WP	HR	S	P	ERA	WHIP

TOP

New York Mets @ Seattle Mariners

Safeco Field, Seattle, WA

Mon Jul 21 2014, 7:11 PM - 10:03 PM PDT

Att. 21,943 - Clear - 73 F

livebaseballscorecards.com

AB	37
R	2
H	10
RBI	2
BB	2
SO	12
LOB	21

WP: 2 PA: 39
PB: 0
SB: 0
CS: 0

BOTTOM

New York Mets @ Seattle Mariners

Safeco Field, Seattle, WA

Mon Jul 21 2014, 7:11 PM - 10:03 PM PDT

Att. 21,943 - Clear - 73 F

livebaseballscorecards.com

Batter	1	2	3	4	5	6	7	8	9	AB	R	H	RBI	BB	SO	LOB
8 Willie Bloomquist, R (1, 6) OBP: 0.299, SLG: 0.349	C SI 89 B SI 90 X SI 88 1-1 22 S 15 1B 1B		B CU 71 X SI 88 1-0 22 G5-3 99 1B 15 1B 1B	X CU 74 0-0 1-3 2-H 2B		S FF 88 1 SAFE B FF 88 C FF 89 C FF 87 1-3 ② K		C SI 91 S SL 79 S CU 75 0-3 ③ K		5	2	3	1	0	2	2
99 James Jones, L (1, 8) OBP: 0.313, SLG: 0.345	C SI 90 F FF 89 S FC 90 0-3 ① K		C FF 86 1 SAFE X SI 88 0-1 15 1B 22 G5-3 1-2 1B	X FC 87 0-0 ③ G6-3		C CU 74 0-1 ③ CS 1-2	X SI 92 0-0 ① B4-3			4	0	1	0	0	1	3
22 Robinson Canó, L (1, 4) OBP: 0.392, SLG: 0.459	C SI 92 C SI 91 S CU 77 0-3 ② K 1-2		B SI 90 C FF 89 X FC 88 1-1 ① G5-3 1-2 2-3		X SI 87 0-0 ① G4-3		X SI 92 0-0 2B			4	0	1	0	0	1	3
15 Kyle Seager, L (1, 5) OBP: 0.348, SLG: 0.493	B SI 91 C SI 92 C FF 89 F CU 76 B SI 91 X SI 91 2-2 7 1B 2-H 1B		B FC 87 F CU 74 B FF 90 X SI 88 2-1 7 G6-4-3 2-3 3-H 1B		B FF 88 C FF 89 X SL 86 1-1 ② G3		B FF 94 X SI 92 1-0 ② F7			4	0	2	2	0	0	1
7 Stefen Romero, R (1, 9) OBP: 0.240, SLG: 0.317 9 Endy Chavez, L (8, 9) OBP: 0.289, SLG: 0.355	S SI 91 1 SAFE B CH 84 F SI 89 F SI 89 1 SAFE F SI 90 X CU 76 1-2 ③ 1-3 1B		B CU 73 C CU 73 B SI 88 C SI 89 F CU 76 X FF 87 2-2 ②③ G6-4-3 1-2f		F FF 89 B FC 87 B CU 74 X SI 88 2-1 27 WP 17 BB 1B		B SI 91 F SI 89 X SI 89 1-1 ③ P3			4 0	0 0	2 0	0 0	0 0	0 0	3 0
17 Justin Smoak, S (1, 3) OBP: 0.279, SLG: 0.352		B SI 88 C FF 89 F SI 89 X FF 87 1-2 ① G1-3		X SI 87 0-0 ① G5-3	B SI 86 B SI 87 D CH 83 B SI 87 4-0 1-2 BB			C CU 75 B FS 78 B FF 89 B SL 80 C FF 89 X SL 81 3-2 ① G4-3		3	0	0	0	1	0	0
27 Corey Hart, R (1, 10) OBP: 0.291, SLG: 0.337 5 Brad Miller, L (8, PR) OBP: 0.272, SLG: 0.323 (9, 10)		C SI 90 B FF 90 X SI 91 1-1 ② G6-3		C SI 87 B FF 89 B FC 86 F SI 88 B CU 75 B SI 88 4-2 13 1B 8 2B BB	C SI 88 B CU 74 B SI 88 X FC 87 2-1 ③ L6 2-3			B SI 89 C SL 79 F CU 74 B SI 90 X FC 89 2-2 13 2B 2B		3 0	1 1	1 0	0 0	1 0	0 0	2 0
13 Dustin Ackley, L (1, 7) OBP: 0.291, SLG: 0.352		C SI 90 S SI 88 S SI 90 0-3 ③ K		C SI 88 B SI 88 X FC 88 1-1 8 2B 1-2 1B		B FC 85 S FF 87 X SI 88 1-1 99 CS 1B		C SI 91 F SI 88 D FC 88 F SL 81 B SI 91 X FF 90 2-2 2-H 2B		4	0	3	1	0	1	0
3 Mike Zunino, R (1, 2) OBP: 0.257, SLG: 0.415			X SI 86 0-0 HR	C SI 88 D CU 74 B SI 88 F FC 87 C SI 89 2-3 ② K		C SI 88 S CU 74 S CU 74 0-3 ① K		F CU 75 C SI 91 C SL 79 0-3 ② K		4	1	1	1	0	3	4
Inning Stats	R: 1 E: 0 K: 2 S: 17 H: 3 LOB: 2 BB: 0 P: 21	R: 0 E: 0 K: 1 S: 8 H: 0 LOB: 0 BB: 0 P: 10	R: 2 E: 0 K: 0 S: 12 H: 4 LOB: 1 BB: 0 P: 18	R: 1 E: 0 K: 1 S: 10 H: 2 LOB: 2 BB: 1 P: 17	R: 0 E: 0 K: 0 S: 7 H: 1 LOB: 2 BB: 1 P: 16	R: 0 E: 0 K: 2 S: 9 H: 1 LOB: 0 BB: 0 P: 11	R: 0 E: 0 K: 0 S: 5 H: 1 LOB: 1 BB: 0 P: 7	R: 1 E: 0 K: 2 S: 16 H: 2 LOB: 1 BB: 0 P: 23		1B: 9 2B: 4 3B: 0 HR: 1 SF: 0 SAC: 0 DP: 1 HBP: 0						

	AB	35
	R	5
	H	14
	RBI	5
	BB	2
	SO	8
	LOB	18

WP: 1 PA: 38
PB: 0
SB: 1
CS: 1

PITCHER		IP	WLS	BF	H	R	ER	SO	BB	IBB	HBP	BLK	WP	HR	S	P	ERA	WHIP
49 Jonathon Niese, L ERA: 3.13	(1, 1)	6.0	L	28	11	4	4	6	2	0	0	0	1	1	63	93	6.00	2.167
66 Josh Edgin, L ERA: 1.62	(7, 1)	0.2		3	1	0	0	0	0	0	0	0	0	0	3	4	0.00	1.500
16 Daisuke Matsuzaka, R ERA: 3.61	(7, 1)	1.1		6	2	1	1	2	0	0	0	0	0	0	18	26	6.75	1.500

PITCHER	IP	WLS	BF	H	R	ER	SO	BB	IBB	HBP	BLK	WP	HR	S	P	ERA	WHIP

Batter	1	2	3	4	5	6	7	8	9	AB	R	H	RBI	BB	SO	LOB
22 Eric Young Jr., S (1, 7) OBP: 0.312, SLG: 0.303	B SI 89 C SI 89 F SI 90 X CH 80 1-2 G4-3	B CH 82 X SI 90 1-0 G1-3 1-2 2-3			L CH 78 X CH 78 0-1 G4-6-3 1-2f		F SI 91 C CU 78 B CH 80 F CH 80 S SI 91 1-3 K			4	0	0	0	0	1	3
28 Daniel Murphy, L (1, 4) OBP: 0.336, SLG: 0.408	C SI 90 B CU 79 F CH 82 X SI 92 1-2 F7	X CH 80 0-0 F7			C SI 90 F SI 90 B CH 80 X SI 91 1-2 1B		F SI 92 F CU 78 B CH 81 X CU 79 1-2 G5-3			4	0	1	0	0	0	2
5 David Wright, R (1, 5) OBP: 0.338, SLG: 0.406	B SI 91 B SI 92 F SI 91 B SL 83 B SI 90 4-1 BB		S CU 82 S CU 82 B CU 82 B FF 91 X CU 82 2-2 L4		B SI 90 B SI 90 F FF 90 C CH 78 1 SAFE X CH 79 2-2 G1-3			X FF 95 0-0 G6-3		3	0	0	0	1	0	1
21 Lucas Duda, L (1, 3) OBP: 0.357, SLG: 0.485	C SI 91 S CH 79 C CH 82 0-3 K		B CH 80 X SI 90 1-0 F8			X SI 90 0-0 7 S 1B		B FF 94 B FF 94 B FF 94 C FF 94 X FF 94 3-1 HR		4	1	2	1	0	1	1
53 Bobby Abreu, L (1, 10) OBP: 0.346, SLG: 0.366		C SI 89 B CU 78 X SI 91 1-1 7 3B 1B	C SI 92 B SI 92 F SI 90 S CH 81 2-3 K			B SI 90 S CH 77 C SI 89 X SI 91 1-2 F7		C SL 86 B CH 86 T SL 85 B SI 95 F CH 86 F SL 86 F FF 94 F CU 76 B CU 79 3-2 X FF 95 G1-3		4	1	1	0	0	1	1
7 Travis d'Arnaud, R (1, 2) OBP: 0.300, SLG: 0.364		C SI 91 S SL 84 X SL 83 0-2 1-H 11 1B 3B		T SI 90 S SL 83 B CU 79 B SI 88 S CH 78 2-3 K		B SI 90 S CH 78 B SI 89 H CH 76 3-1 1-2 HBP		C SI 95 X SL 85 0-1 F9		3	1	1	1	0	1	0
9 Kirk Nieuwenhuis, L (1, 9) OBP: 0.328, SLG: 0.509	B SI 91 S CH 79 S CH 79 D CH 79 S CH 80 2-3 K	B SI 91 S CH 79 F CH 79 B CH 79 F SI 89 F CH 81 S SI 90 2-3 K		B SI 91 F CH 79 B CH 79 F SI 89 B FF 91 F CH 81 S SI 90 2-3 K		F CH 78 F SI 91 B SI 91 F CH 78 B FF 91 D CH 80 S CH 80 3-3 K			B FF 93 B CH 85 F SI 93 B CH 86 S SI 94 B SI 94 4-2 12 G5-4-3 BB	3	0	0	0	1	3	3
12 Juan Lagares, R (1, 8) OBP: 0.319, SLG: 0.391	S SI 91 F CU 79 F SI 91 F CH 80 F FF 92 B SI 92 D CH 82 D CH 81 D CU 82 4-2 22 G1-3 11 1B BB		S CU 83 F SL 84 B SI 92 S CH 81 1-3 K		C CH 80 D CH 80 B SI 80 F CH 80 S CH 79 1-3 K			C SL 82 F SL 84 X CU 75 0-2 G5-4-3 1-2f		3	0	0	0	1	2	3
11 Rubén Tejada, R (1, 6) OBP: 0.357, SLG: 0.293	F SI 89 X CU 77 0-1 22 G1-3 1-2 3-H 1B			B SI 88 C SI 89 H CH 78 2-1 22 G4-6-3 HBP			C SI 90 F CU 81 S CH 79 0-3 K		T SI 94 B FF 94 F SL 86 B CU 78 S FF 94 2-3 K	3	0	1	1	0	2	0
Inning Stats	R: 0 E: 0 K: 1 S: 10 H: 0 LOB: 1 BB: 1 P: 16	R: 2 E: 0 K: 1 S: 17 H: 3 LOB: 2 BB: 1 P: 25	R: 0 E: 0 K: 1 S: 7 H: 0 LOB: 0 BB: 0 P: 12	R: 0 E: 0 K: 3 S: 10 H: 0 LOB: 0 BB: 0 P: 15	R: 0 E: 0 K: 0 S: 9 H: 1 LOB: 1 BB: 0 P: 14	R: 0 E: 0 K: 2 S: 12 H: 1 LOB: 2 BB: 0 P: 20	R: 0 E: 0 K: 2 S: 10 H: 0 LOB: 0 BB: 0 P: 12	R: 1 E: 0 K: 0 S: 12 H: 1 LOB: 0 BB: 0 P: 18	R: 0 E: 0 K: 1 S: 8 H: 0 LOB: 0 BB: 1 P: 14	1B: 4 2B: 0 3B: 1 HR: 1 SF: 0 SAC: 0 DP: 2 HBP: 2						

PITCHER	IP	WLS	BF	H	R	ER	SO	BB	IBB	HBP	BLK	WP	HR	S	P	ERA	WHIP
50 Erasmo Ramírez, R (1, 1) ERA: 4.35	7.0	L	29	5	2	2	10	2	0	2	0	0	0	75	114	2.57	1.000
54 Tom Wilhelmsen, R (8, 1) ERA: 2.43	2.0		7	1	1	1	1	1	0	0	0	0	1	20	32	4.50	1.000

PITCHER	IP	WLS	BF	H	R	ER	SO	BB	IBB	HBP	BLK	WP	HR	S	P	ERA	WHIP

TOP

New York Mets @ Seattle Mariners

Safeco Field, Seattle, WA

Tue Jul 22 2014, 7:11 PM - 9:59 PM PDT

Att. 18,681 - Cloudy - 65 F

livebaseballscorecards.com

AB	31
R	3
H	6
RBI	3
BB	3
SO	11
LOB	14

WP: 0 PA: 36
PB: 0
SB: 1
CS: 0

Batter	1	2	3	4	5	6	7	8	9	AB	R	H	RBI	BB	SO	LOB
9 Endy Chavez, L (1, 9) OBP: 0.288, SLG: 0.352	C FF 93 S SI 94 X CH 84 0-2 99 FC4-6 1B		C SI 94 S SI 94 F FF 94 X SI 94 0-2 ③ G6-3		S FF 94 F SI 93 F FF 95 F FF 95 F SI 94 X CU 80 0-2 ③ G4-3			C SI 95 X SI 97 0-1 ① F8		4	0	1	0	0	0	1
99 James Jones, L (1, 8) OBP: 0.308, SLG: 0.340	C SI 94 B SI 93 1 SAFE X CH 84 1-1 ① FC4-6 22 S 1-2f			B CU 78 C SI 92 F SL 87 F SI 94 S FF 94 1-3 ① K		B SI 92 C SL 86 F SI 92 F SL 85 B SL 88 X SL 86 2-2 ① F8		C SL 87 B SI 97 F SI 97 B SI 98 S SI 97 2-3 ② K		4	0	0	0	0	2	1
22 Robinson Canó, L (1, 4) OBP: 0.388, SLG: 0.454	1 SAFE F SI 92 C SI 93 F SI 94 1 SAFE F FF 94 B SL 88 F CU 80 B CH 85 3-3 ② B SL 87 S CH 86 K 1-2			C SI 93 C SL 88 S CH 85 0-3 ② K		B SL 88 B SL 87 F CH 85 X SI 93 2-1 ② L7		S SI 98 F SI 97 B SI 98 F SL 88 F FF 98 X SI 97 1-2 ③ G1-3		4	0	0	0	0	2	1
15 Kyle Seager, L (1, 5) OBP: 0.349, SLG: 0.492	C FF 94 B SI 94 B SL 88 S CH 84 S CH 86 2-3 ③ K			S CU 80 B CH 84 F FF 94 B CH 84 B FF 95 B FF 95 4-2 BB		B FF 93 C FF 92 F SL 88 X CH 85 1-2 1B			C CU 75 B CU 78 S SL 83 X CH 89 1-2 ① G4-3	3	0	1	0	1	1	1
27 Corey Hart, R (1, 10) OBP: 0.291, SLG: 0.331 7 Stefen Romero, R (9, PR) OBP: 0.240, SLG: 0.317		C SL 86 X SI 93 0-1 ① F8		C FF 93 D FF 93 S SL 88 T FF 93 1-2 ③ K		C SL 88 S SL 87 F SL 88 1 SAFE F CU 79 F FF 95 C FF 93 0-3 ③ K			B SL 84 B SL 83 B SI 93 C FC 93 B FF 93 4-1 20 G1-6-3 BB	3 0	0 0	0 0	0 0	1 0	2 0	2 0
20 Logan Morrison, L (1, 3) OBP: 0.273, SLG: 0.358		C FF 93 B FF 93 X CU 80 1-1 ② G5-3			X FF 93 0-0 ① P5		C FF 92 B FF 92 B CH 84 X CH 83 2-1 ① G4-3		C FF 93 X SI 92 0-1 ②③ G1-6-3 1-2f	4	0	0	0	0	0	1
8 Willie Bloomquist, R (1, 6) OBP: 0.299, SLG: 0.348		B SL 88 C SL 88 X SI 93 1-1 ③ G5-3			C SI 92 C FF 94 X SI 93 0-2 13 E 1B		X SL 86 0-0 ② G6-3			3	1	1	0	0	0	0
13 Dustin Ackley, L (1, 7) OBP: 0.295, SLG: 0.358			C FF 92 F SI 93 X SI 93 0-2 ① L5		B FF 93 C SL 88 X SL 88 1-1 E4 1-H 2B		C SI 94 B SL 88 X SI 93 1-1 1B			3	0	2	1	0	0	0
3 Mike Zunino, R (1, 2) OBP: 0.255, SLG: 0.411			C FF 94 B SI 93 X FF 94 1-1 ② G6-3		B FF 94 B SI 93 B SI 92 F SI 94 X SI 93 3-1 ② F7		B SI 93 F FF 93 S SL 88 B FF 94 S CH 87 2-3 ③ K			3	0	0	0	0	1	2
Inning Stats	R: 0 E: 0 K: 2 S: 14 H: 1 LOB: 1 BB: 0 P: 20	R: 0 E: 0 K: 0 S: 6 H: 0 LOB: 0 BB: 0 P: 8	R: 0 E: 0 K: 0 S: 9 H: 0 LOB: 0 BB: 0 P: 10	R: 0 E: 0 K: 3 S: 12 H: 0 LOB: 1 BB: 1 P: 18	R: 1 E: 1 K: 0 S: 14 H: 2 LOB: 1 BB: 0 P: 18	R: 0 E: 0 K: 1 S: 15 H: 1 LOB: 1 BB: 0 P: 20	R: 0 E: 0 K: 1 S: 8 H: 1 LOB: 1 BB: 0 P: 13	R: 0 E: 0 K: 1 S: 11 H: 0 LOB: 0 BB: 0 P: 14	R: 0 E: 0 K: 0 S: 6 H: 0 LOB: 1 BB: 1 P: 11	1B: 4 2B: 1 3B: 0 HR: 0 SF: 0 SAC: 0 DP: 1 HBP: 0					WP: 0 PB: 0 SB: 1 CS: 0	PA: 33	

BOTTOM

New York Mets @ Seattle Mariners

Safeco Field, Seattle, WA

Tue Jul 22 2014, 7:11 PM - 9:59 PM PDT

Att. 18,681 - Cloudy - 65 F

livebaseballscorecards.com

AB	31
R	1
H	5
RBI	1
BB	2
SO	8
LOB	9

PITCHER		IP	WLS	BF	H	R	ER	SO	BB	IBB	HBP	BLK	WP	HR	S	P	ERA	WHIP
48 Jacob deGrom, R ERA: 3.01	(1, 1)	7.0	W	27	5	1	1	7	1	0	0	0	0	0	78	107	1.29	0.857
27 Jeurys Familia, R ERA: 1.94	(8, 1)	1.0	H	3	0	0	0	1	0	0	0	0	0	0	11	14	0.00	0.000
58 Jenrry Mejia, R ERA: 3.8	(9, 1)	1.0	S	3	0	0	0	0	1	0	0	0	0	0	6	11	0.00	1.000

PITCHER	IP	WLS	BF	H	R	ER	SO	BB	IBB	HBP	BLK	WP	HR	S	P	ERA	WHIP

Batter	1	2	3	4	5	6	7	8	9	AB	R	H	RBI	BB	SO	LOB
22 Eric Young Jr., S (1, 7) OBP: 0.318, SLG: 0.303	B FF 92 B FF 92 B FF 93 B FF 93 4-0 28 S 28 2B BB		F FF 93 F FF 93 B FC 90 B CU 75 S FF 94 2-3 ① K		B SI 92 B FF 92 B FF 92 B SI 92 4-0 1-2 BB		S FF 95 F FF 96 F CH 88 X SL 84 0-2 28 BB 5 1B 1B		F FC 88 X CH 83 0-1 ② G4-3	3	2	1	0	2	1	0
28 Daniel Murphy, L (1, 4) OBP: 0.337, SLG: 0.409	1 SAFE T SI 92 X FF 92 0-1 5 F8 1-H 2B		X FF 94 0-0 ② F7		C CU 72 B SI 94 X FS 85 1-1 ③ G4-3		B FF 93 B SI 93 1 SAFE 1 SAFE B SI 93 C FF 93 B FF 93 4-1 21 G1-3 5 1B 1-2 BB		C FC 89 B CH 86 B SI 94 C FC 89 S CU 76 2-3 ③ K	4	0	1	1	1	1	2
5 David Wright, R (1, 5) OBP: 0.340, SLG: 0.407	B SI 94 C FF 91 C FS 88 X CU 75 1-2 ① F8 2-3		B FF 95 S FF 92 B FS 90 F FF 94 C FF 96 2-3 ③ K			C CU 72 B SI 94 C SI 94 X FF 95 1-2 53 BB 21 BB 1 FC5-2 1B	C SL 82 F SI 95 D CH 88 B FF 96 X SL 83 2-2 21 G1-3 1-2 2-H 1B			4	0	2	1	0	1	1
21 Lucas Duda, L (1, 3) OBP: 0.358, SLG: 0.482	C FF 91 S FF 94 B SI 94 T CU 74 1-2 ② K			B FF 92 C FS 87 B FF 94 B FF 93 B FF 93 4-1 53 G4-6-3 BB		T FF 92 F FF 94 B FF 93 1 SAFE B CU 73 F FF 93 B FF 94 B FS 84 4-2 1 FC5-2 12 SF8 53 BB 1-2 BB	B SI 86 X SI 86 1-0 ② G1-3 1-2 2-3			2	1	0	0	2	1	3
53 Bobby Abreu, L (1, 10) OBP: 0.351, SLG: 0.360	F FF 94 B SI 93 B FS 88 B FF 91 B FF 93 4-1 BB			B FF 92 B FF 92 C FF 92 B FF 93 X FF 92 3-1 ①② G4-6-3 1-2f		B FF 92 B FF 91 B FF 92 B SI 93 4-0 1 FC5-2 1-2 2-3 BB	C SI 86 F SI 88 B SL 78 B SI 89 X SI 88 2-2 ③ G1-3			2	0	0	0	2	0	3
1 Chris Young, R (1, 9) OBP: 0.287, SLG: 0.350	C FF 92 B CU 75 B FF 92 X FF 94 2-1 ③ P4			B SI 94 F FC 90 B SI 94 F SI 94 F FF 94 F FF 94 X FF 94 2-2 ③ P6		B SL 82 C SL 82 X FF 94 1-1 ① FC5-2 20 FC5-4 1-2 2-3 3-Hf		F SI 82 B SI 85 B CH 78 F SI 84 F CH 81 S CH 78 2-3 ① K		4	0	0	0	0	1	5
12 Juan Lagares, R (1, 8) OBP: 0.313, SLG: 0.386		F FF 93 C CU 75 S FF 94 0-3 ① K			X SI 92 0-0 ① B5-3	X SL 83 0-0 ② SF8 3-H		B SI 84 B SI 85 F SI 83 F SI 87 X CH 80 2-2 ② F8		3	0	0	1	0	1	0
20 Anthony Recker, R (1, 2) OBP: 0.244, SLG: 0.333		C FF 95 C FF 95 C CU 75 0-3 ② K			C SI 93 X CU 74 0-1 ② G1-3	B FF 94 X CH 86 1-0 ③ FC5-4 1-2f		X FC 88 0-0 ③ P6		4	0	0	0	0	1	2
11 Rubén Tejada, R (1, 6) OBP: 0.358, SLG: 0.292 29 Eric Campbell, R (5, PR) OBP: 0.367, SLG: 0.422 (5, 6)		B FF 94 B FF 94 F FF 94 F FF 95 X FF 96 2-2 ③ G1-3			B FF 93 F FF 93 C CU 74 F FF 96 F FF 95 F FF 94 H FF 94 2-2 22 BB HBP		F FF 95 B FF 95 B FC 91 B FF 94 S SI 95 T FF 94 3-2 ① K		B FC 88 X SI 92 1-0 ① G6-3	1 2	0 0	0 0	0 0	0 0	0 1	0 0
Inning Stats	R: 1 E: 0 K: 1 S: 11 H: 1 LOB: 2 BB: 2 P: 23	R: 0 E: 0 K: 2 S: 9 H: 0 LOB: 0 BB: 0 P: 11	R: 0 E: 0 K: 2 S: 7 H: 0 LOB: 0 BB: 0 P: 11	R: 0 E: 0 K: 0 S: 8 H: 0 LOB: 0 BB: 1 P: 17	R: 0 E: 0 K: 0 S: 10 H: 0 LOB: 2 BB: 1 P: 17	R: 1 E: 0 K: 0 S: 10 H: 1 LOB: 2 BB: 2 P: 21	R: 1 E: 0 K: 1 S: 16 H: 2 LOB: 2 BB: 1 P: 28	R: 0 E: 0 K: 1 S: 8 H: 0 LOB: 0 BB: 0 P: 12	R: 0 E: 0 K: 1 S: 6 H: 0 LOB: 0 BB: 0 P: 9	1B: 3 2B: 1 3B: 0 HR: 0 SF: 1 SAC: 0 DP: 1 HBP: 1						

TOP

New York Mets @ Seattle Mariners

Safeco Field, Seattle, WA

Wed Jul 23 2014, 12:43 PM - 3:48 PM PDT

Att. 36,224 - Roof Closed - 62 F

livebaseballscorecards.com

AB	29
R	3
H	4
RBI	3
BB	7
SO	8
LOB	16

WP: 0 PB: 0 SB: 1 CS: 0 PA: 38

PITCHER		IP	WLS	BF	H	R	ER	SO	BB	IBB	HBP	BLK	WP	HR	S	P	ERA	WHIP
32 Taijuan Walker, R ERA: 3.6	(1, 1)	5.0	L	23	2	2	2	5	6	0	1	0	0	0	51	94	3.60	1.600
52 Dominic Leone, R ERA: 2.3	(6, 1)	1.1		7	2	1	1	1	1	0	0	0	0	0	16	27	6.75	2.250
97 Joe Beimel, L ERA: 1.39	(7, 1)	1.1		4	0	0	0	1	0	0	0	0	0	0	11	18	0.00	0.000
40 Danny Farquhar, R ERA: 2.8	(8, 1)	1.1		4	0	0	0	1	0	0	0	0	0	0	7	10	0.00	0.000

PITCHER	IP	WLS	BF	H	R	ER	SO	BB	IBB	HBP	BLK	WP	HR	S	P	ERA	WHIP

New York Mets @ Seattle Mariners

Safeco Field, Seattle, WA

Wed Jul 23 2014, 12:43 PM - 3:48 PM PDT

Att. 36,224 - Roof Closed - 62 F

BOTTOM

livebaseballscorecards.com

Batter	1	2	3	4	5	6	7	8	9	AB	R	H	RBI	BB	SO	LOB
9 Endy Chavez, L (1, 9) OBP: 0.280, SLG: 0.342	C SI 87 B SI 89 B SL 83 C SI 86 F FF 89 B SI 89 X SI 88 3-2 ① F8			C SI 85 F SL 84 F SI 90 X FF 92 0-2 ① G6-3			B SI 89 X SI 88 1-0 ① P5	C SI 95 D SI 96 S SI 96 F SI 97 S SL 87 1-3 ③ K		4	0	0	0	0	1	1
99 James Jones, L (1, 8) OBP: 0.304, SLG: 0.335	C SI 88 B SI 90 B SI 90 X SI 89 2-1 ② G6-3			C SI 88 F FF 92 F SI 90 X SI 89 0-2 ② G4-3			F FF 90 C SI 88 S SI 91 0-3 ② K		B CU 80 C CH 88 C FF 93 S SL 85 1-3 ① K	4	0	0	0	0	2	0
22 Robinson Canó, L (1, 4) OBP: 0.389, SLG: 0.455	F SI 89 B SI 88 B SI 88 B CH 82 X SI 88 3-1 ③ G4-3			X SI 88 0-0 ③ G4-3			B SI 88 C SI 89 B SI 90 F SI 89 X SI 92 2-2 1B		C SI 95 S CU 81 B SI 94 X SI 90 1-2 27 1B 1B	4	0	2	0	0	0	0
15 Kyle Seager, L (1, 5) OBP: 0.346, SLG: 0.486		C SI 88 B SI 89 F SI 88 F SI 91 B SI 88 S SL 84 2-3 ① K			B CH 80 X SI 88 1-0 ① F9		1 SAFE X CH 80 0-0 ③ G4-3		B CU 80 C CH 89 X SI 91 1-1 ② L7	4	0	0	0	0	1	2
27 Corey Hart, R (1, 10) OBP: 0.295, SLG: 0.332 7 Stefen Romero, R (9, PR) OBP: 0.240, SLG: 0.317		B SL 83 C SI 88 B SI 87 F SL 83 S SI 90 2-3 ② K			B SI 88 C SI 87 X SI 91 1-1 ② F9			B SI 85 F SI 86 B SI 87 S SL 83 B SL 82 F SI 88 F SI 87 B SL 82 4-2 13 1B 5 2B BB	B SL 84 S SL 86 X SI 94 1-1 1-2 1B	3 0	1 0	1 0	0 0	1 0	1 0	0 0
20 Logan Morrison, L (1, 3) OBP: 0.267, SLG: 0.349		B SI 88 C SI 88 X SI 88 1-1 ③ F7			F SI 90 B SI 89 C SI 87 F SI 89 S FF 92 1-3 ③ K			F SI 85 C SI 86 B CH 80 F SI 87 X SI 86 1-2 ① F7	B SI 94 S CH 88 S CH 89 S SL 87 1-3 ③ K	4	0	0	0	0	2	3
13 Dustin Ackley, L (1, 7) OBP: 0.295, SLG: 0.358			B SI 87 C CH 80 C SI 88 B SL 83 F FF 90 B SL 84 X SL 82 3-2 ① F8		B SI 88 C SI 88 X SI 89 1-1 ① L8			B SI 85 X SI 85 1-0 5 2B 8 G6-3 1-2 1B		3	1	1	0	0	0	0
5 Brad Miller, L (1, 6) OBP: 0.272, SLG: 0.326			C SI 90 B SI 90 T SI 89 F FF 91 X SI 88 1-2 ② P5		C SI 88 F FF 91 X SI 89 0-2 ② G3-1			C SI 90 X SI 90 0-1 8 G6-3 1-3 2-H 2B		3	0	1	1	0	0	0
2 Jesús Sucre, R (1, 2) OBP: 0.182, SLG: 0.182 8 Willie Bloomquist, R (8, PH) OBP: 0.297, SLG: 0.346 3 Mike Zunino, R (9, 2) OBP: 0.255, SLG: 0.411			C SL 83 B SL 84 S SL 84 C SI 88 1-3 ③ K		B SI 88 X SI 86 1-0 ③ G5-3			S SL 86 S SL 87 X SL 87 0-2 ② G6-3 2-3 3-H		2 1 0	0 0 0	0 0 0	0 1 0	0 0 0	1 0 0	0 1 0
Inning Stats	R: 0 E: 0 K: 0 S: 8 H: 0 LOB: 0 BB: 0 P: 16	R: 0 E: 0 K: 2 S: 9 H: 0 LOB: 0 BB: 0 P: 14	R: 0 E: 0 K: 1 S: 11 H: 0 LOB: 0 BB: 0 P: 16	R: 0 E: 0 K: 0 S: 9 H: 0 LOB: 0 BB: 0 P: 9	R: 0 E: 0 K: 1 S: 7 H: 0 LOB: 0 BB: 0 P: 10	R: 0 E: 0 K: 0 S: 6 H: 0 LOB: 0 BB: 0 P: 8	R: 0 E: 0 K: 1 S: 8 H: 1 LOB: 1 BB: 0 P: 11	R: 2 E: 0 K: 1 S: 18 H: 2 LOB: 1 BB: 1 P: 25	R: 0 E: 0 K: 2 S: 13 H: 2 LOB: 2 BB: 0 P: 18	1B: 4 2B: 1 3B: 0 HR: 0 SF: 0 SAC: 0 DP: 0 HBP: 0				WP: 0 PB: 0 SB: 0 CS: 0	PA: 33	

	AB	32
	R	2
	H	5
	RBI	2
	BB	1
	SO	8
	LOB	7

PITCHER		IP	WLS	BF	H	R	ER	SO	BB	IBB	HBP	BLK	WP	HR	S	P	ERA	WHIP
40 Bartolo Colon, R ERA: 4.03	(1, 1)	7.1	W	26	3	2	2	5	1	0	0	0	0	0	69	101	2.46	0.545
27 Jeurys Familia, R ERA: 1.92	(8, 1)	0.2	H	2	0	0	0	1	0	0	0	0	0	0	7	8	0.00	0.000
58 Jenrry Mejia, R ERA: 3.74	(9, 1)	1.0	S	5	2	0	0	2	0	0	0	0	0	0	13	18	0.00	2.000

PITCHER	IP	WLS	BF	H	R	ER	SO	BB	IBB	HBP	BLK	WP	HR	S	P	ERA	WHIP

Batter	1	2	3	4	5	6	7	8	9	AB	R	H	RBI	BB	SO	LOB
21 Nick Markakis, L (1, 9) OBP: 0.348, SLG: 0.392	F SI 87 F SL 77 B SI 90 F FS 82 X SI 90 1-2 ① G5-3		B SI 88 C FS 85 C FF 90 D FS 85 X SI 86 2-2 27 HR 1-3 2-H 1B	B FS 83 C SI 88 T SL 81 X FS 84 1-2 ③ G1-3			C SI 89 B FS 85 B SI 90 B FS 84 C SI 90 X SI 87 3-2 ③ L6			4	1	1	1	0	0	1
27 Delmon Young, R (1, 10) OBP: 0.344, SLG: 0.455	B CU 76 X SI 88 1-0 1B		X SL 79 0-0 1-H 3-H HR		C SI 87 S FS 85 F FS 84 F SI 90 X SI 89 0-2 ① P4			C SI 93 S CU 84 F CU 84 X CU 84 0-2 ① G5-3		4	1	2	3	0	0	0
10 Adam Jones, R (1, 8) OBP: 0.321, SLG: 0.489	B SI 88 X SI 88 1-0 ② P4		S SI 87 F SI 86 B SI 89 X FS 84 1-2 ① G6-3		X SI 89 0-0 ② F9			B SI 93 B SI 94 F SI 94 S CU 85 2-3 ② K		4	0	0	0	0	1	1
23 Nelson Cruz, R (1, 7) OBP: 0.340, SLG: 0.542 9 David Lough, L (8, PR) OBP: 0.278, SLG: 0.314 (8, 7)	C SI 87 D FS 83 S SI 89 F SL 78 D FS 84 X SI 91 2-2 ③ G6-3		X SI 89 0-0 ② F8		C SL 80 S FS 84 S FS 85 0-3 ③ K			X SI 94 0-0 19 S 1B		4 0	0 0	1 0	0 0	0 0	1 0	1 0
19 Chris Davis, L (1, 3) OBP: 0.312, SLG: 0.392		B SI 86 F SL 79 F SI 88 B FS 83 B SI 90 F FS 85 C SI 91 3-3 ① K	F SL 80 B SI 89 X FS 85 1-1 2 FC5-4 1B			B FS 83 F SI 88 F FS 84 X SI 89 1-2 ① F7		F FF 94 B SI 95 B SI 94 X SI 96 2-1 ③ F7 1-2		4	0	1	0	0	1	1
2 J.J. Hardy, R (1, 6) OBP: 0.309, SLG: 0.371		C SI 87 C SL 79 F FS 84 S FS 84 0-3 ② K	C SI 88 B SI 88 X SL 82 1-1 ③ FC5-4 1-2f			C SL 80 B SI 89 B SL 80 X SI 88 2-1 ② F8			B SI 91 B FF 91 C FF 91 F FF 92 F FF 92 C SL 81 2-3 ① K	4	0	0	0	0	2	1
6 Jonathan Schoop, R (1, 4) OBP: 0.249, SLG: 0.329		C SI 88 X SI 90 0-1 ③ G6-3		F SI 87 F SI 88 B FS 83 F FS 83 S FF 89 1-3 ① K		C SI 89 F FS 84 F FS 84 X SI 89 0-2 ③ F9			C SL 82 F SL 82 T SI 93 0-2 ② K	4	0	0	0	0	2	0
3 Ryan Flaherty, L (1, 5) OBP: 0.284, SLG: 0.335			X FF 88 0-0 36 1B 21 1B 1B	B SL 80 F FS 85 S FS 82 S FS 84 1-3 ② K			C SL 80 F FS 84 X SI 90 0-2 ① G1-3		B FF 92 C SL 80 B SL 80 F FF 92 S SI 92 2-3 ③ K	4	1	1	0	0	2	0
36 Caleb Joseph, R (1, 2) OBP: 0.274, SLG: 0.305			B SL 80 1 SAFE X SI 88 1-0 21 1B 27 HR 1-2 1B	X SL 78 0-0 1B			C SI 88 C SL 79 F FS 84 X FS 83 0-2 ② G5-3			3	1	2	0	0	0	0

TOP

Baltimore Orioles @ Seattle Mariners
Safeco Field, Seattle, WA
Thu Jul 24 2014, 7:12 PM - 9:54 PM PDT
Att. 19,621 - Cloudy - 62 F

livebaseballscorecards.com

	AB	R	H	RBI	BB	SO	LOB
	35	4	8	4	0	9	5

Inning Stats	1	2	3	4	5	6	7	8	9
R	0	0	4	0	0	0	0	0	0
E	0	0	0	0	0	0	0	0	0
K	0	2	0	2	1	0	0	1	3
S	10	10	14	11	9	9	10	10	10
H	1	0	5	1	0	0	0	1	0
LOB	1	0	1	1	0	0	0	2	0
BB	0	0	0	0	0	0	0	0	0
P	15	13	20	14	9	12	13	14	14

	1B	SF	WP	PA
	7	0	0	35
	2B: 0	SAC: 0	PB: 0	
	3B: 0	DP: 0	SB: 1	
	HR: 1	HBP: 0	CS: 0	

PITCHER	IP	WLS	BF	H	R	ER	SO	BB	IBB	HBP	BLK	WP	HR	S	P	ERA	WHIP
18 Hisashi Iwakuma, R (1, 1) ERA: 3.09	7.0	L	28	7	4	4	5	0	0	0	0	0	1	73	96	5.14	1.000
31 Yoervis Medina, R (8, 1) ERA: 2.29	1.0		4	1	0	0	1	0	0	0	0	0	0	10	14	0.00	1.000
41 Charlie Furbush, L (9, 1) ERA: 3.6	1.0		3	0	0	0	3	0	0	0	0	0	0	10	14	0.00	0.000

PITCHER	IP	WLS	BF	H	R	ER	SO	BB	IBB	HBP	BLK	WP	HR	S	P	ERA	WHIP

Baltimore Orioles @ Seattle Mariners

Safeco Field, Seattle, WA

Thu Jul 24 2014, 7:12 PM - 9:54 PM PDT

Att. 19,621 - Cloudy - 62 F

BOTTOM

livebaseballscorecards.com

Batter	1	2	3	4	5	6	7	8	9	AB	R	H	RBI	BB	SO	LOB
99 James Jones, L (1, 8) OBP: 0.303, SLG: 0.331	BB		G5-3		G1-3			L7		3	0	0	0	1	0	1
7 Stefen Romero, R (1, 9) OBP: 0.240, SLG: 0.315	G3-1 1-3		K			G5-3		1B		4	0	1	0	0	1	1
22 Robinson Canó, L (1, 4) OBP: 0.386, SLG: 0.450	FC1-2 3-H			G2-3		G4-3		G6-3		4	0	0	0	0	0	2
27 Corey Hart, R (1, 3) OBP: 0.295, SLG: 0.332 9 Endy Chavez, L (9, PH) OBP: 0.278, SLG: 0.340	L9			G4-3 1B		F9			G1-3	3 1	0 0	1 0	0 0	0 0	0 0	1 0
15 Kyle Seager, L (1, 5) OBP: 0.345, SLG: 0.484		G3		F8			1B		L6	4	0	1	0	0	0	1
63 Jesus Montero, R (1, 10) OBP: 0.235, SLG: 0.412 20 Logan Morrison, L (9, PH) OBP: 0.265, SLG: 0.346		F8		FC5-4 1-2f			K		K	3 1	0 0	0 0	0 0	0 0	1 0	2 0
13 Dustin Ackley, L (1, 7) OBP: 0.295, SLG: 0.358		1B			F8		F7			3	0	1	0	0	0	1
3 Mike Zunino, R (1, 2) OBP: 0.252, SLG: 0.406		L9			G5-3		G4-3			3	0	0	0	0	0	2
1 Chris Taylor, R (1, 6) OBP: 0.333, SLG: 0.333			P3		1B			K		3	0	1	0	0	1	0
Inning Stats	R: 0 E: 0 K: 0 S: 10 H: 0 LOB: 1 BB: 1 P: 16	R: 0 E: 0 K: 0 S: 10 H: 1 LOB: 1 BB: 0 P: 15	R: 0 E: 0 K: 1 S: 8 H: 0 LOB: 0 BB: 0 P: 10	R: 0 E: 0 K: 0 S: 12 H: 1 LOB: 1 BB: 0 P: 17	R: 0 E: 0 K: 0 S: 9 H: 1 LOB: 1 BB: 0 P: 14	R: 0 E: 0 K: 0 S: 7 H: 0 LOB: 0 BB: 0 P: 9	R: 0 E: 0 K: 1 S: 10 H: 1 LOB: 1 BB: 0 P: 13	R: 0 E: 0 K: 1 S: 12 H: 1 LOB: 1 BB: 0 P: 15	R: 0 E: 0 K: 1 S: 12 H: 0 LOB: 0 BB: 0 P: 19	1B: 5 2B: 0 3B: 0 HR: 0 SF: 0 SAC: 0 DP: 0 HBP: 0	WP: 0 PB: 0 SB: 1 CS: 0 PA: 33					

	AB	32
	R	0
	H	5
	RBI	0
	BB	1
	SO	4
	LOB	11

PITCHER	IP	WLS	BF	H	R	ER	SO	BB	IBB	HBP	BLK	WP	HR	S	P	ERA	WHIP
16 Wei-Yin Chen, L (1, 1) ERA: 3.92	8.0	W	30	5	0	0	3	1	0	0	0	0	0	78	109	0.00	0.750
56 Darren O'Day, R (9, 1) ERA: 1.02	1.0		3	0	0	0	1	0	0	0	0	0	0	12	19	0.00	0.000

PITCHER	IP	WLS	BF	H	R	ER	SO	BB	IBB	HBP	BLK	WP	HR	S	P	ERA	WHIP

Batter	1	2	3	4	5	6	7	8	9	10	AB	R	H	RBI	BB	SO	LOB
21 Nick Markakis, L (1, 9) OBP: 0.348, SLG: 0.393	F SI 91 T SI 92 X SI 93 0-2 G6-3 ①		B CU 81 F SI 92 B CU 80 B SI 93 X CH 90 3-1 G4-3 ② 2-3			C CU 78 X SI 91 0-1 2B		C FF 97 B CH 86 B SL 89 X CH 88 2-1 L9 ③			4	0	1	0	0	0	1
28 Steve Pearce, R (1, 7) OBP: 0.368, SLG: 0.533 9 David Lough, L (10, 7) OBP: 0.278, SLG: 0.314	C SI 92 F CU 80 S CH 90 0-3 K ②		B SL 84 F CH 89 C SI 94 D CH 90 S CH 90 2-3 K ③			F CH 87 D SI 93 S SL 84 D CH 90 D CH 90 S CH 89 3-3 K ②			B SI 93 B SI 94 C CH 81 F CH 81 S SI 97 2-3 K ①		4 0	0 0	0 0	0 0	0 0	4 0	2 0
10 Adam Jones, R (1, 8) OBP: 0.320, SLG: 0.487	F SI 93 B SI 93 X SI 92 1-1 23 CS 1B			C FF 92 S SL 85 B CH 89 B CH 90 S CH 89 2-3 K ①		F SL 85 X CH 90 0-1 G5-3 ③			T SI 93 F SI 96 B SI 96 F CH 84 F SI 96 X CH 83 1-2 L7 ②		4	0	1	0	0	1	1
23 Nelson Cruz, R (1, 10) OBP: 0.340, SLG: 0.546	B SI 93 B SL 86 C SL 85 2-1 CS ③ 1-2	X SI 91 0-0 HR		X CH 89 0-0 L7 ②			X CH 87 0-0 G5-3 ①		B SI 96 C CH 83 F SI 96 B CH 83 X SI 96 2-2 G5-3 ③		4	1	1	1	0	0	0
19 Chris Davis, L (1, 3) OBP: 0.311, SLG: 0.400		B FF 91 B CH 88 S CH 89 T CH 88 B SI 93 C CH 88 3-3 K ①		B SI 92 F CH 88 C CU 80 B FF 93 B FF 93 C FF 93 3-3 K ③			B SI 91 F CU 79 X CU 80 1-1 G5-3 ②			B SL 82 S SI 91 C FF 93 X SL 83 1-2 HR	4	1	1	1	0	2	0
2 J.J. Hardy, R (1, 6) OBP: 0.309, SLG: 0.370		C SI 92 C CU 80 B CH 89 F CH 88 F CH 89 B FF 92 F CH 89 C SI 93 2-3 K ②			C CU 78 B SL 84 S SL 83 B CH 89 C CU 80 2-3 K ①		B SL 83 S SL 83 B CH 90 X CH 89 2-1 1B			C FF 90 X FC 90 0-1 G1-3 ①	4	0	1	0	0	2	0
3 Ryan Flaherty, L (1, 5) OBP: 0.278, SLG: 0.327		C CU 79 B CU 82 S CH 89 B SI 94 B CH 90 X FF 93 3-2 G3 ③			B CU 78 C CU 78 X SI 92 1-1 G1-3 ②		1 SAFE C CU 79 S CH 89 B CH 90 S CU 81 1-3 K ③			T FC 88 F CH 84 B FF 94 S CU 75 1-3 K ②	4	0	0	0	0	2	1
36 Caleb Joseph, R (1, 2) OBP: 0.273, SLG: 0.311			C SI 92 B SL 85 C SL 84 B CH 90 X CH 89 2-2 21 G4-3 2B		C SI 91 S CH 89 B FF 92 B CH 90 F CH 90 X CH 90 2-2 G6-3 ③			C FF 95 B SL 89 B FF 97 B SL 88 F FF 96 F SI 97 F SI 97 F FF 98 X FF 97 3-2 F7 ①		B FC 88 X SI 93 1-0 G5-3 ③	4	0	1	0	0	0	0
6 Jonathan Schoop, R (1, 4) OBP: 0.247, SLG: 0.326			B CU 77 L CH 88 L CH 88 S CH 90 1-3 K ①			C SI 91 X SL 84 0-1 G5-3 ①		S SL 90 B FF 97 B SL 90 F SL 90 X FF 98 2-2 G6-3 ②			3	0	0	0	0	1	1
Inning Stats	R: 0 E: 0 K: 1 S: 9 H: 1 LOB: 0 BB: 0 P: 12	R: 1 E: 0 K: 2 S: 13 H: 1 LOB: 0 BB: 0 P: 21	R: 0 E: 0 K: 2 S: 11 H: 1 LOB: 1 BB: 0 P: 19	R: 0 E: 0 K: 2 S: 7 H: 0 LOB: 0 BB: 0 P: 12	R: 0 E: 0 K: 1 S: 9 H: 0 LOB: 0 BB: 0 P: 14	R: 0 E: 0 K: 1 S: 9 H: 1 LOB: 1 BB: 0 P: 12	R: 0 E: 0 K: 1 S: 8 H: 1 LOB: 1 BB: 0 P: 12	R: 0 E: 0 K: 0 S: 11 H: 0 LOB: 0 BB: 0 P: 18	R: 0 E: 0 K: 1 S: 11 H: 0 LOB: 0 BB: 0 P: 16	R: 1 E: 0 K: 1 S: 9 H: 1 LOB: 0 BB: 0 P: 12	1B: 2 2B: 2 3B: 0 HR: 2 SF: 0 SAC: 0 DP: 0 HBP: 0						

PITCHER	IP	WLS	BF	H	R	ER	SO	BB	IBB	HBP	BLK	WP	HR	S	P	ERA	WHIP
34 Félix Hernández, R (1, 1) ERA: 1.99	7.0		25	5	1	1	10	0	0	0	0	0	1	66	102	1.29	0.714
37 Brandon Maurer, R (8, 1) ERA: 5.13	1.0		3	0	0	0	0	0	0	0	0	0	0	11	18	0.00	0.000
56 Fernando Rodney, R (9, 1) ERA: 2.27	1.0		3	0	0	0	1	0	0	0	0	0	0	11	16	0.00	0.000
41 Charlie Furbush, L (10, 1) ERA: 3.9	0.0	L	1	1	1	1	0	0	0	0	0	0	1	3	4	∞	∞
40 Danny Farquhar, R (10, 1) ERA: 2.74	1.0		3	0	0	0	1	0	0	0	0	0	0	6	8	0.00	0.000

PITCHER	IP	WLS	BF	H	R	ER	SO	BB	IBB	HBP	BLK	WP	HR	S	P	ERA	WHIP

TOP

Baltimore Orioles @ Seattle Mariners

Safeco Field, Seattle, WA

Fri Jul 25 2014, 7:11 PM - 10:24 PM PDT

Att. 34,792 - Clear - 71 F

livebaseballscorecards.com

AB	35
R	2
H	6
RBI	2
BB	0
SO	12
LOB	6

1B: 2 SF: 0
2B: 2 SAC: 0
3B: 0 DP: 0
HR: 2 HBP: 0

WP: 0 PA: 36
PB: 0
SB: 0
CS: 1

Baltimore Orioles @ Seattle Mariners

Safeco Field, Seattle, WA

Fri Jul 25 2014, 7:11 PM - 10:24 PM PDT

Att. 34,792 - Clear - 71 F

livebaseballscorecards.com

Batter	1	2	3	4	5	6	7	8	9	10	AB	R	H	RBI	BB	SO	LOB
9 Endy Chavez, L (1, 9) (8, 8) OBP: 0.286, SLG: 0.346	C FF 93 B FF 96 B FF 95 S FS 82 X FF 96 2-2 21 G3 22 1B 1B		F FF 96 X FF 95 0-1 ① SH1-3 1-2		C SL 82 X FF 94 0-1 ② 99 S 99 1B 1-2 1B		S FS 83 D FS 84 2 SAFE S FF 95 F FF 97 S FF 97 1-3 ② K			C SI 97 S SI 96 X SI 96 0-2 ① G1-3	3	0	2	0	0	1	2
27 Corey Hart, R (10, PH) OBP: 0.294, SLG: 0.330											1	0	0	0	0	0	0
99 James Jones, L (1, 8) OBP: 0.303, SLG: 0.331	1 SAFE B FF 92 C FF 94 1 SAFE X FF 94 1-1 ① L7		B FS 83 B FF 96 X FF 95 2-0 ② L7 2-3		B FF 94 B FS 82 X FF 96 2-0 ③ 1-H 1B		B CU 79 S SL 85 F SL 91 X SL 86 1-2 ③ F7			B SI 96 C SI 96 F SI 97 F SI 97 S SI 97 1-3 ② K	3	0	1	0	0	0	2
7 Stefen Romero, R (7, PH) OBP: 0.237, SLG: 0.311 (8, 9)											2	0	0	0	0	1	2
22 Robinson Canó, L (1, 4) OBP: 0.386, SLG: 0.455	B FF 93 B FF 95 T FF 95 X FF 97 2-1 21 G3 1-2 1B		B FS 83 C FF 97 X FS 83 1-1 ③ G3			B FS 81 X FS 80 1-0 21 SF9 3B		F SL 85 T FF 92 F FF 92 F SL 88 B FF 92 F FF 92 B FF 93 T CU 79 2-2 ① K		B SI 97 B SL 84 X SI 95 2-0 ③ G1-3	5	1	2	0	0	1	1
21 Kendrys Morales, S (1, 10) OBP: 0.253, SLG: 0.318	X FF 96 0-0 ② G3 1-2 2-3			B FF 95 B FS 79 X FF 95 2-0 ① F8		X FS 84 0-0 ① SF9 3-H		F FF 92 B CH 84 C FF 93 S FF 93 1-3 ② K			3	0	0	1	0	1	2
15 Kyle Seager, L (1, 5) OBP: 0.346, SLG: 0.489	D FS 84 D FS 84 C FF 97 S FS 84 B FS 85 S FS 85 3-3 ③ K			C SL 80 X FF 96 0-1 13 G4-3 2B		B FF 96 B FF 95 S FS 80 X FS 81 2-1 ② L3		C FF 92 X FF 92 0-1 2B			4	0	2	0	0	1	2
13 Dustin Ackley, L (1, 7) OBP: 0.292, SLG: 0.353		B FF 95 B FF 94 B FF 93 C FF 93 F FF 96 X FF 95 3-2 ① L3		C FF 96 D FF 96 X FS 83 1-1 ② G4-3 2-3		F FF 95 X FF 96 0-1 ③ G4-3		B SL 84 C SL 84 C SL 83 F FF 92 F SL 85 B SL 84 B FF 91 S SL 85 3-3 ③ K			4	0	0	0	0	1	2
20 Logan Morrison, L (1, 3) OBP: 0.259, SLG: 0.338		C FF 94 S FS 83 B FF 98 B FF 96 B FS 84 X FF 95 3-2 ② G4-3		F FS 82 F FS 83 F FF 97 B FF 97 B FS 84 F FF 98 F FF 96 C FF 96 2-3 ③ K			B FF 93 X FF 93 1-0 ① F7		X FF 90 0-0 ① P2		4	0	0	0	0	1	1
3 Mike Zunino, R (1, 2) OBP: 0.252, SLG: 0.404		X FF 96 0-0 ③ G6-3			S SL 81 B FF 94 B FF 91 B FF 95 X FF 94 3-1 ① F9		B FF 94 X FF 93 1-0 5 BB 1B		B SI 86 S SL 80 S SL 79 B SL 79 F SI 86 T FF 88 2-2 ② K		4	0	1	0	0	1	0
5 Brad Miller, L (1, 6) OBP: 0.278, SLG: 0.325			C FF 92 B FF 95 F FF 95 B FF 97 B FF 96 F FF 94 B FF 96 4-2 99 L7 9 SH1-3 BB		B FF 93 B FF 95 F FF 92 B FF 93 F FF 93 B FF 95 4-2 9 1B BB		1 SAFE B FF 93 1 SAFE S FF 94 B FF 96 C FF 94 B FF 96 B FF 96 4-2 1-2 BB		C SI 88 B FF 87 F SI 87 S FF 87 1-3 ③ K		1	0	0	0	3	1	0
Inning Stats	R: 0 H: 2 E: 0 LOB: 2 K: 1 BB: 0 S: 11 P: 19	R: 0 H: 0 E: 0 LOB: 0 K: 0 BB: 0 S: 7 P: 13	R: 0 H: 0 E: 0 LOB: 1 K: 0 BB: 1 S: 8 P: 15	R: 0 H: 1 E: 0 LOB: 1 K: 1 BB: 0 S: 11 P: 16	R: 0 H: 2 E: 0 LOB: 2 K: 0 BB: 1 S: 7 P: 16	R: 1 H: 1 E: 0 LOB: 0 K: 0 BB: 0 S: 6 P: 9	R: 0 H: 1 E: 0 LOB: 2 K: 1 BB: 1 S: 11 P: 19	R: 0 H: 1 E: 0 LOB: 1 K: 3 BB: 0 S: 16 P: 22	R: 0 H: 0 E: 0 LOB: 0 K: 2 BB: 0 S: 8 P: 11	R: 0 H: 0 E: 0 LOB: 0 K: 1 BB: 0 S: 8 P: 11	1B: 5 SF: 1 2B: 2 SAC: 1 3B: 1 DP: 0 HR: 0 HBP: 0						

AB	34
R	1
H	8
RBI	1
BB	3
SO	9
LOB	14

WP: 0 PA: 39
PB: 0
SB: 1
CS: 0

PITCHER		IP	WLS	BF	H	R	ER	SO	BB	IBB	HBP	BLK	WP	HR	S	P	ERA	WHIP
39 Kevin Gausman, R ERA: 3.67	(1, 1)	6.2		28	7	1	1	3	3	0	0	0	0	0	58	103	1.35	1.500
17 Brian Matusz, L ERA: 4.25	(7, 1)	1.2		6	1	0	0	3	0	0	0	0	0	0	20	27	0.00	0.600
56 Darren O'Day, R ERA: 1.0	(9, 1)	0.2	W	2	0	0	0	2	0	0	0	0	0	0	7	10	0.00	0.000
53 Zack Britton, L ERA: 1.74	(10, 1)	1.0	S	3	0	0	0	1	0	0	0	0	0	0	8	11	0.00	0.000

PITCHER	IP	WLS	BF	H	R	ER	SO	BB	IBB	HBP	BLK	WP	HR	S	P	ERA	WHIP

Baltimore Orioles @ Seattle Mariners

Safeco Field, Seattle, WA

Sat Jul 26 2014, 1:17 PM - 4:01 PM PDT

Att. 36,936 - Sunny - 67 F

TOP

livebaseballscorecards.com

Batter	1	2	3	4	5	6	7	8	9	AB	R	H	RBI	BB	SO	LOB
21 Nick Markakis, L (1, 9) OBP: 0.348, SLG: 0.390	B FF 84 C FF 85 F FF 86 B CU 69 T FF 87 2-2 ① K		B FF 85 C FF 86 B CH 79 B FF 86 B FF 86 4-1 27 1B BB		C FF 86 B CH 78 F FF 86 B FF 87 B CH 79 B FF 86 4-2 27 2B BB			B FC 87 S SI 91 B CH 83 X FC 90 2-1 ① G4-3	X SI 95 0-0 ② L7	3	0	0	0	2	1	1
27 Delmon Young, R (1, 10) OBP: 0.348, SLG: 0.465	X FF 84 0-0 ② P3		1 SAFE C FF 84 D SL 78 X SL 77 1-1 1-2 1B		X FF 85 0-0 1-3 2B			X FC 90 0-0 ② G1-3	C SI 95 F SI 95 0-2 1-2 ③ CS	4	0	2	0	0	0	0
10 Adam Jones, R (1, 8) OBP: 0.320, SLG: 0.483	C FF 86 C FF 84 F FF 86 X SL 79 0-2 ③ G6-3		X FF 85 0-0 ③ F9		S FF 86 C SL 79 X FF 86 0-2 ③ G4-3			B SI 93 B SI 90 S SI 91 H SI 95 3-1 19 WP 23 BB 19 E HBP		3	1	0	0	0	0	4
23 Nelson Cruz, R (1, 7) OBP: 0.341, SLG: 0.544		C FF 84 S SL 77 B FF 84 F SL 78 F SL 79 B FF 86 C FF 86 2-3 ① K		C FF 83 S CH 78 B SL 80 H FF 85 2-2 HBP		C SL 77 B SL 76 S FF 86 X SL 79 1-2 ① P4		B FC 90 B CU 77 B SI 93 B SI 92 4-0 19 WP 19 E 1-2 BB		2	1	0	0	1	1	0
19 Chris Davis, L (1, 3) OBP: 0.311, SLG: 0.396		B FF 85 C FF 85 B FF 86 F FF 86 B SL 79 B SL 79 4-2 BB		B FF 84 C FF 84 C FF 84 1 SAFE F FF 85 X CH 79 1-2 ① P6		F FF 85 B FF 88 S CH 79 B FF 86 F SL 78 F FF 86 B CH 79 T SL 78 3-2 ② K		B FF 88 X SI 89 1-0 E5 2 1B 1-H 2-H		3	1	0	0	1	1	1
2 J.J. Hardy, R (1, 6) OBP: 0.308, SLG: 0.368		C FF 84 S SL 79 S SL 78 0-3 ② K		B FF 84 B FF 85 B FF 85 C FF 84 X FF 85 3-1 ② P4		B FF 84 B FF 85 B FF 85 C FF 83 F FF 84 S SL 76 3-3 ③ K		C SI 95 S CU 86 F CU 86 D CU 87 X CU 86 1-2 2-H 1B		4	0	1	1	0	2	2
13 Manny Machado, R (1, 5) OBP: 0.312, SLG: 0.416		C FF 84 S SL 78 B FF 84 B SL 78 S FF 85 2-3 ③ K		S SL 77 X FF 85 0-1 ③ P5			C SL 76 B FF 85 C FF 84 F SL 77 S SL 77 1-3 ① K	S SI 95 F FF 95 F SI 96 D CU 86 X SI 94 1-2 ③ G1-3		4	0	0	0	0	2	3
3 Ryan Flaherty, L (1, 4) OBP: 0.272, SLG: 0.320			B FF 85 X FF 85 1-0 ① P4		X FF 84 0-0 ① B5-3		B FF 85 F FF 84 F CH 78 X CH 78 1-2 ② P3		F SI 94 B SI 96 C CH 80 F CH 83 F FF 97 B SI 96 F SI 96 C SI 96 2-3 ① K	4	0	0	0	0	1	0
40 Nick Hundley, R (1, 2) OBP: 0.250, SLG: 0.338 9 David Lough, L (9, PH) OBP: 0.284, SLG: 0.314			C FF 86 B FF 86 B SL 77 X FF 86 2-1 ② F7		C FF 83 F FF 86 C FF 86 0-3 ② K		C SL 78 B SL 77 B FF 85 F SL 77 X FF 86 2-2 ③ P5		B SI 96 B SI 95 B SI 93 C SI 94 B SI 94 4-1 27 CS BB	3 0	0 0	0 0	0 0	0 1	1 0	0 0
Inning Stats	R: 0 E: 0 K: 1 S: 8 H: 0 LOB: 0 BB: 0 P: 10	R: 0 E: 0 K: 3 S: 13 H: 0 LOB: 1 BB: 1 P: 21	R: 0 E: 0 K: 0 S: 7 H: 1 LOB: 2 BB: 1 P: 15	R: 0 E: 0 K: 0 S: 10 H: 0 LOB: 1 BB: 0 P: 16	R: 0 E: 0 K: 1 S: 10 H: 1 LOB: 2 BB: 1 P: 14	R: 0 E: 0 K: 2 S: 11 H: 0 LOB: 0 BB: 0 P: 18	R: 0 E: 0 K: 1 S: 10 H: 0 LOB: 0 BB: 0 P: 14	R: 3 E: 1 K: 0 S: 13 H: 1 LOB: 1 BB: 1 P: 25	R: 0 E: 0 K: 1 S: 10 H: 0 LOB: 0 BB: 1 P: 16	1B: 2 2B: 1 3B: 0 HR: 0 SF: 0 SAC: 0 DP: 0 HBP: 2						

	AB	30
	R	3
	H	3
	RBI	1
	BB	5
	SO	9
	LOB	11

WP: 1 PA: 38
PB: 0
SB: 0
CS: 1

PITCHER		IP	WLS	BF	H	R	ER	SO	BB	IBB	HBP	BLK	WP	HR	S	P	ERA	WHIP
53 Chris Young, R ERA: 3.04	(1, 1)	7.0	W	27	2	0	0	8	3	0	1	0	0	0	69	108	0.00	0.714
40 Danny Farquhar, R ERA: 2.7	(8, 1)	0.2		4	0	2	0	0	1	0	1	0	0	0	4	13	0.00	1.500
97 Joe Beimel, L ERA: 1.39	(8, 1)	0.0		1	0	0	0	0	0	0	0	0	1	0	1	2	∞	∞
31 Yoervis Medina, R ERA: 2.27	(8, 1)	0.1	H	2	1	1	0	0	0	0	0	0	0	0	8	10	0.00	3.000
56 Fernando Rodney, R ERA: 2.21	(9, 1)	1.0	S	3	0	0	0	1	1	0	0	0	0	0	10	16	0.00	1.000

PITCHER	IP	WLS	BF	H	R	ER	SO	BB	IBB	HBP	BLK	WP	HR	S	P	ERA	WHIP

BOTTOM

Baltimore Orioles @ Seattle Mariners

Safeco Field, Seattle, WA

Sat Jul 26 2014, 1:17 PM - 4:01 PM PDT

Att. 36,936 - Sunny - 67 F

livebaseballscorecards.com

Batter	1	2	3	4	5	6	7	8	9	AB	R	H	RBI	BB	SO	LOB
99 James Jones, L (1, 8) OBP: 0.299, SLG: 0.326	C FF 93 B SI 93 S SL 89 S SL 87 1-3 ① K		M CH 86 L SL 88 B SI 94 F SL 87 B FF 94 C SI 93 2-3 ① K	B SI 92 C SL 85 X SL 84 1-1 ③ G4-3			X SI 91 0-0 ① B3			4	0	0	0	0	2	1
13 Dustin Ackley, L (1, 7) OBP: 0.294, SLG: 0.361	C SI 93 X SI 95 0-1 ② P4		C SL 87 F SI 94 X SI 94 0-2 21 HBP 15 1B 1-3 2B		C CH 83 X SI 93 0-1 22 2B 2B		C SI 91 B SI 92 F SI 92 X SL 85 1-2 ② G4-3			4	2	2	0	0	0	0
22 Robinson Canó, L (1, 4) OBP: 0.389, SLG: 0.457	B FF 94 B CH 87 B FF 93 B SI 94 4-0 21 BB BB		I IN 62 I IN 61 I IN 64 I IN 64 4-0 15 1B 21 HBP 20 1B IBB		C FF 93 F SI 93 B SI 93 F SI 94 F SI 94 X SL 88 1-2 2-H 2B		X SI 92 0-0 ③ G4-3			2	1	1	1	2	0	0
21 Kendrys Morales, S (1, 10) OBP: 0.265, SLG: 0.321	B SI 93 C SL 87 B SI 94 B SI 94 F CH 88 F SL 88 B FF 94 4-2 1-2 BB		B FF 94 S SL 87 C CH 88 H SL 88 2-2 15 1B 20 1B 1-2 2-3 3-H HBP		F SI 93 F SI 93 F SI 93 D SL 86 X SL 85 1-2 ① P5			B SI 91 X SI 91 1-0 15 L4-3 1B		2	0	1	1	1	0	1
15 Kyle Seager, L (1, 5) OBP: 0.345, SLG: 0.487	B CH 87 B SI 93 C SL 86 F CH 87 S SL 87 2-3 ③ K		B SI 94 F SI 93 B FC 94 B SL 87 X SI 94 3-1 20 1B 1-2 2-3 3-H 1B		C SI 93 X SI 94 0-1 ② F9			X SI 91 0-0 ① ② L4-3 1-1		4	0	1	1	0	1	4
27 Corey Hart, R (1, 9) OBP: 0.290, SLG: 0.325 7 Stefen Romero, R (7, 9) OBP: 0.236, SLG: 0.310		B FF 92 C FF 92 F SL 87 F SL 86 B FF 94 B FF 93 S SL 88 3-3 ① K	F SI 94 C SI 94 B SI 95 C FF 94 1-3 ② K		F SL 87 F SL 85 B SL 86 D SL 84 X FF 93 2-2 ③ G6-3			C SL 85 S SL 86 S FF 95 0-3 ③ K		3 1	0 0	0 0	0 0	0 0	2 1	4 0
20 Logan Morrison, L (1, 3) OBP: 0.260, SLG: 0.338		C FF 94 B SI 93 X FF 94 1-1 ② L8	C SI 94 C SI 95 X SI 95 0-2 ③ 1-2 2-H 3-H 1B			F SI 91 X SI 91 0-1 ① G6-3				3	0	1	1	0	0	0
5 Brad Miller, L (1, 6) OBP: 0.276, SLG: 0.323 1 Chris Taylor, R (6, PH) OBP: 0.250, SLG: 0.250 (7, 6)		B CH 86 B SI 93 C SI 94 X CH 86 2-1 ③ G3		B SI 91 B CH 84 C SI 92 F SI 93 F SL 86 S SI 94 2-3 ① K		C SI 90 X SI 91 0-1 ② G6-3				2 1	0 0	0 0	0 0	0 0	1 0	0 0
2 Jesús Sucre, R (1, 2) OBP: 0.214, SLG: 0.214			C FF 92 X SL 86 0-1 13 2B 21 HBP 1B	X SL 86 0-0 ② G5-3		C SI 91 X SI 92 0-1 ③ G5-3				3	1	1	0	0	0	0
Inning Stats	R: 0 E: 0 K: 2 S: 11 H: 0 LOB: 2 BB: 2 P: 22	R: 0 E: 0 K: 1 S: 8 H: 0 LOB: 0 BB: 0 P: 14	R: 3 E: 0 K: 2 S: 19 H: 4 LOB: 2 BB: 1 P: 31	R: 0 E: 0 K: 1 S: 7 H: 0 LOB: 0 BB: 0 P: 10	R: 1 E: 0 K: 0 S: 16 H: 2 LOB: 1 BB: 0 P: 20	R: 0 E: 0 K: 0 S: 6 H: 0 LOB: 0 BB: 0 P: 6	R: 0 E: 0 K: 0 S: 5 H: 0 LOB: 0 BB: 0 P: 6	R: 0 E: 0 K: 1 S: 5 H: 1 LOB: 0 BB: 0 P: 6		1B: 4 2B: 4 3B: 0 HR: 0 SF: 0 SAC: 0 DP: 1 HBP: 1				WP: 0 PB: 0 SB: 0 CS: 0 PA: 33	

	AB	29
	R	4
	H	7
	RBI	4
	BB	3
	SO	7
	LOB	10

PITCHER		IP	WLS	BF	H	R	ER	SO	BB	IBB	HBP	BLK	WP	HR	S	P	ERA	WHIP
25 Bud Norris, R ERA: 3.94	(1, 1)	5.0	L	24	6	4	4	6	2	1	1	0	0	0	61	97	7.20	1.600
66 T.J. McFarland, L ERA: 3.15	(6, 1)	2.2		8	1	0	0	0	0	0	0	0	0	0	13	15	0.00	0.375
35 Brad Brach, R ERA: 3.31	(8, 1)	0.1		1	0	0	0	1	0	0	0	0	0	0	3	3	0.00	0.000

PITCHER	IP	WLS	BF	H	R	ER	SO	BB	IBB	HBP	BLK	WP	HR	S	P	ERA	WHIP

Batter	1	2	3	4	5	6	7	8	9	10	AB	R	H	RBI	BB	SO	LOB
21 Nick Markakis, L (1, 9) OBP: 0.347, SLG: 0.387	C SI 92 C SI 93 F SI 93 F CU 80 B CU 78 S FF 93 1-3 K ①		B FF 93 C CU 78 X FF 92 1-1 P5 ①		C CU 78 B FF 92 B CU 78 B FF 92 F SI 91 D CU 79 4-2 28 1B 1-2 BB		C CH 87 B SI 98 F SI 96 T SL 88 1-2 K ③		C SI 95 D CH 82 B SI 95 X SI 94 2-1 G4-6-3 ①② 1-2f		4	0	0	0	1	2	3
28 Steve Pearce, R (1, 7) OBP: 0.366, SLG: 0.528 9 David Lough, L (8, 7) OBP: 0.281, SLG: 0.311	B FF 93 C FF 93 F FF 94 C CU 80 1-3 K ②		S CH 86 S CH 85 B CH 86 X FF 94 1-2 G5-4-3 ②③ 1-2f		B CH 86 B CH 85 C SI 92 X CH 87 2-1 10 FC5-4 1-2 2-3 1B			F FF 96 C SL 89 S SI 98 0-3 K ①	X SI 92 0-0 L4 ③		4 1	0 0	1 0	0 0	0 0	2 0	2 0
10 Adam Jones, R (1, 8) OBP: 0.321, SLG: 0.487	B FF 93 S CH 87 B CU 78 S CH 86 F FF 94 S CU 81 2-3 K ③			S CH 85 X CH 85 0-1 F8 ①	D CH 88 F FF 93 X FF 92 1-1 FC5-4 ③ 1-2f			X SL 90 0-0 2 BB 13 1B 2B	X SI 95 0-0 19 BB 13 SF8 2B		5	2	2	0	0	1	3
23 Nelson Cruz, R (1, 10) OBP: 0.344, SLG: 0.541		C FF 92 B CH 86 F FF 92 X CH 84 1-2 F9 ①		S CH 86 B CH 86 B SI 94 S CH 87 B CU 82 B CH 86 4-2 BB		S FF 96 B FF 96 C SI 96 X SL 86 1-2 P3 ①		I IN 72 I IN 79 I IN 78 I IN 80 4-0 13 1B 2 BB IBB	D CU 87 C CU 86 B SI 96 B CU 87 S SI 96 D CU 88 4-2 19 BB BB		2	0	0	0	3	0	0
19 Chris Davis, L (1, 3) OBP: 0.309, SLG: 0.391		B CU 78 B FF 92 C FF 92 T CH 86 C CU 80 2-3 K ②		S FF 93 T CU 78 S CU 79 0-3 K ②		S SI 98 B CH 88 B CH 90 X SI 98 2-1 L6 ②		S CH 87 B SL 89 F CH 88 D CH 88 S FF 98 2-3 K ②	B FF 97 B SI 94 B FF 96 B FF 96 4-0 1-2 2-3 BB		4	0	0	0	1	3	3
2 J.J. Hardy, R (1, 6) OBP: 0.309, SLG: 0.370		B FF 94 B FF 93 X SI 93 2-0 L8 ③		B CH 88 C FF 93 B FF 93 C CH 87 1 SAFE C CU 81 2-3 K ③		B SL 89 C FF 97 F FF 96 X CU 78 1-2 2B		B FF 97 B SL 90 S SI 97 B FF 98 B SI 98 4-1 13 1B 1-2 2-3 BB	C SI 96 X FF 95 0-1 F4 ①		4	0	1	0	1	1	4
13 Manny Machado, R (1, 5) OBP: 0.314, SLG: 0.417			B FF 92 B CH 84 X SI 93 2-0 36 2B 6 1B 1B		C FF 92 T FF 92 B CU 79 X CU 79 1-2 F8 ①	B CU 76 B FF 96 T FF 96 F SL 86 S FF 97 2-3 K ③		X SL 89 0-0 1-2 2-3 3-H 1B	C SI 96 S FF 96 X FF 95 0-2 SF8 ② 3-H		4	1	2	2	0	1	1
36 Caleb Joseph, R (1, 2) OBP: 0.271, SLG: 0.315			F FF 92 X SI 93 0-1 6 1B 1-3 2B		C CH 86 S CH 85 B FF 93 B CU 82 F CU 81 X SI 93 2-2 G6-3 ②		X FF 96 0-0 B1 ①	S FF 97 B FF 97 B SL 89 B SL 91 F FF 97 T FF 98 3-2 K ③		B SI 96 C CU 86 X FF 96 1-1 P2 ③	5	0	1	0	0	1	5
6 Jonathan Schoop, R (1, 4) OBP: 0.253, SLG: 0.329			X CH 87 0-0 28 G5-4-3 2-3 3-H 1B		B SI 93 F FF 93 B CH 87 B FF 93 B FF 93 4-1 28 1B 21 BB BB		C FF 96 S FF 96 S FF 96 0-3 K ②		C FF 95 F SL 90 F FF 97 X SL 90 0-2 21 G4-6-3 1B		3	0	2	1	1	1	0
Inning Stats	R: 0 E: 0 K: 3 S: 12 H: 0 LOB: 0 BB: 0 P: 16	R: 0 E: 0 K: 1 S: 7 H: 0 LOB: 0 BB: 0 P: 12	R: 1 E: 0 K: 0 S: 9 H: 3 LOB: 1 BB: 0 P: 13	R: 0 E: 0 K: 2 S: 10 H: 0 LOB: 1 BB: 1 P: 16	R: 0 E: 0 K: 0 S: 14 H: 1 LOB: 3 BB: 2 P: 28	R: 0 E: 0 K: 1 S: 11 H: 1 LOB: 1 BB: 0 P: 17	R: 0 E: 0 K: 2 S: 7 H: 0 LOB: 0 BB: 0 P: 8	R: 1 E: 0 K: 3 S: 12 H: 2 LOB: 3 BB: 2 P: 25	R: 0 E: 0 K: 0 S: 7 H: 1 LOB: 0 BB: 0 P: 9	R: 1 E: 0 K: 0 S: 10 H: 1 LOB: 2 BB: 2 P: 19	1B: 5 2B: 4 3B: 0 HR: 0	SF: 1 SAC: 0 DP: 2 HBP: 0			WP: 0 PB: 0 SB: 0 CS: 0	PA: 44		

PITCHER	IP	WLS	BF	H	R	ER	SO	BB	IBB	HBP	BLK	WP	HR	S	P	ERA	WHIP
29 Roenis Elías, L (1, 1) ERA: 4.31	5.0		21	4	1	1	6	3	0	0	0	0	0	52	85	1.80	1.400
54 Tom Wilhelmsen, R (6, 1) ERA: 2.34	2.0		7	1	0	0	3	0	0	0	0	0	0	18	25	0.00	0.500
37 Brandon Maurer, R (8, 1) ERA: 5.21	1.0		8	3	1	1	3	1	1	0	0	0	0	16	29	9.00	4.000
56 Fernando Rodney, R (9, 1) ERA: 2.16	1.0		2	0	0	0	0	0	0	0	0	0	0	3	5	0.00	0.000
31 Yoervis Medina, R (10, 1) ERA: 2.45	1.0	L	6	1	1	1	0	2	0	0	0	0	0	10	19	9.00	3.000

PITCHER	IP	WLS	BF	H	R	ER	SO	BB	IBB	HBP	BLK	WP	HR	S	P	ERA	WHIP

TOP

Baltimore Orioles @ Seattle Mariners

Safeco Field, Seattle, WA

Sun Jul 27 2014, 1:13 PM - 4:32 PM PDT

Att. 26,523 - Sunny - 72 F

livebaseballscorecards.com

AB	36
R	3
H	9
RBI	3
BB	7
SO	12
LOB	21

Baltimore Orioles @ Seattle Mariners

Safeco Field, Seattle, WA

Sun Jul 27 2014, 1:13 PM - 4:32 PM PDT

Att. 26,523 - Sunny - 72 F

livebaseballscorecards.com

Batter	1	2	3	4	5	6	7	8	9	10	AB	R	H	RBI	BB	SO	LOB
99 James Jones, L (1, 8) OBP: 0.294, SLG: 0.320	P5	L4		F8			K		K		5	0	0	0	0	2	4
13 Dustin Ackley, L (1, 7) OBP: 0.299, SLG: 0.365	1B		15 BB 1B	FC5 1-2 2-3f			22 WP 1B		K		5	0	3	0	0	1	2
22 Robinson Canó, L (1, 4) OBP: 0.389, SLG: 0.454	F9		P6		L9		1-2 BB		21 FC5-4 BB		3	0	0	0	2	0	2
21 Kendrys Morales, S (1, 10) OBP: 0.257, SLG: 0.311	G5-3		F8		F9		P3		FC5-4 1-2f		5	0	0	0	0	0	5
15 Kyle Seager, L (1, 5) OBP: 0.346, SLG: 0.484		1B	1-2 BB		F8		K			K	4	0	1	0	1	2	2
27 Corey Hart, R (1, 9) OBP: 0.288, SLG: 0.321		20 FC6-5 1B	F8			K		F8		K	5	0	1	0	0	2	2
20 Logan Morrison, L (1, 3) OBP: 0.258, SLG: 0.329		FC6-5 3 1B 1 2B 1-2f		F7		BB		G3-1		K	4	1	0	0	1	1	1
3 Mike Zunino, R (1, 2) OBP: 0.259, SLG: 0.419		1 2B 1-3 1B		13 FC5 1 1B		F7		HR			4	1	3	1	0	0	1
1 Chris Taylor, R (1, 6) OBP: 0.375, SLG: 0.500		3-H 2B		13 FC5 1-2 1B		L7		K			4	0	2	1	0	1	1

Inning Stats																						
	R: 0	H: 1	R: 1	H: 4	R: 0	H: 1	R: 0	H: 2	R: 0	H: 0	R: 0	H: 0	R: 0	H: 1	R: 1	H: 1	R: 0	H: 0	R: 0	H: 0	1B: 8	SF: 0
	E: 0	LOB: 1	E: 0	LOB: 2	E: 0	LOB: 2	E: 0	LOB: 2	E: 0	LOB: 0	E: 0	LOB: 1	E: 0	LOB: 2	E: 0	LOB: 0	E: 0	LOB: 1	E: 0	LOB: 0	2B: 1	SAC: 0
	K: 0	BB: 0	K: 0	BB: 0	K: 0	BB: 1	K: 0	BB: 0	K: 0	BB: 0	K: 1	BB: 1	K: 2	BB: 1	K: 1	BB: 0	K: 2	BB: 1	K: 3	BB: 0	3B: 0	DP: 0
	S: 12	P: 21	S: 15	P: 21	S: 9	P: 17	S: 5	P: 8	S: 5	P: 8	S: 9	P: 15	S: 12	P: 21	S: 8	P: 12	S: 10	P: 17	S: 9	P: 12	HR: 1	HBP: 0

PITCHER		IP	WLS	BF	H	R	ER	SO	BB	IBB	HBP	BLK	WP	HR	S	P	ERA	WHIP
50 Miguel González, R ERA: 3.77	(1, 1)	6.0		27	8	1	1	1	2	0	0	0	0	0	55	90	1.50	1.667
17 Brian Matusz, L ERA: 4.14	(7, 1)	1.0		5	1	0	0	2	1	0	0	0	1	0	12	21	0.00	2.000
56 Darren O'Day, R ERA: 1.17	(8, 1)	1.0	B	4	1	1	1	1	0	0	0	0	0	1	8	12	9.00	1.000
66 T.J. McFarland, L ERA: 3.07	(9, 1)	1.0	W	4	0	0	0	2	1	0	0	0	0	0	10	17	0.00	1.000
53 Zack Britton, L ERA: 1.71	(10, 1)	1.0	S	3	0	0	0	3	0	0	0	0	0	0	9	12	0.00	0.000

PITCHER	IP	WLS	BF	H	R	ER	SO	BB	IBB	HBP	BLK	WP	HR	S	P	ERA	WHIP

AB	39
R	2
H	10
RBI	2
BB	4
SO	9
LOB	20

WP: 1 PA: 43
PB: 0
SB: 0
CS: 0

Seattle Mariners @ Cleveland Indians

Progressive Field, Cleveland, OH

Tue Jul 29 2014, 7:08 PM - 10:21 PM EDT

Att. 15,713 - Cloudy - 68 F

TOP

livebaseballscorecards.com

Batter	1	2	3	4	5	6	7	8	9	AB	R	H	RBI	BB	SO	LOB
13 Dustin Ackley, L (1, 7) OBP: 0.303, SLG: 0.372	C FF 93 X FF 93 0-1 F9		C CH 84 X ST 80 0-1 22 1B 1B	X CH 89 0-0 1 2B 2-H 3-H 2B		C SL 80 S FF 96 C SL 81 0-3 K		C FF 89 D SL 80 1 SAFE B FF 88 1 SAFE 1 SAFE F FF 87 F SL 78 X FF 90 2-2 1-2 1B		5	1	3	2	0	1	0
1 Chris Taylor, R (1, 6) OBP: 0.385, SLG: 0.500	B FF 93 B FC 85 F FF 93 H FF 92 3-1 HBP		D FC 87 X FF 94 1-0 F9	B FC 86 X FF 94 1-0 2-H 2B		B FF 94 X FF 94 1-0 F7		B SL 89 C SL 86 X FF 95 1-1 F9		4	0	1	1	0	0	3
22 Robinson Canó, L (1, 4) OBP: 0.390, SLG: 0.452	B FF 93 C FF 92 F FC 86 X KC 76 1-2 F8		B CH 81 X FC 90 1-0 1-2 1B	I IN 54 I IN 55 I IN 54 I IN 56 4-0 IBB			B SL 80 X FF 96 1-0 G4-3		C FF 94 F CU 77 B FF 95 B CU 79 B FF 95 F FF 95 X FF 95 3-2 G6-3	4	0	1	0	1	0	1
21 Kendrys Morales, S (1, 10) OBP: 0.250, SLG: 0.302	B FF 92 1 SAFE 1 SAFE X FC 83 1-0 P5		F FF 94 B SI 94 S FF 95 S KC 80 1-3 K	F CH 81 B FF 94 X FF 94 1-1 G4-3			C SL 81 B FF 96 B FF 94 F FF 95 F FF 95 S FF 94 2-3 K		C FF 95 C CU 77 S FF 95 0-3 K	5	0	0	0	0	3	5
15 Kyle Seager, L (1, 5) OBP: 0.347, SLG: 0.488		B CH 87 B FF 93 B FF 93 C FF 93 X CH 89 3-1 G4-3	C FC 86 X FC 87 1-1 P6	C CH 83 X FC 85 0-1 3 HBP 27 2B 1B			C FF 94 B CH 81 B FF 94 B SL 79 B FF 94 X FF 94 3-1 3B		C FF 96 F FF 96 F FF 96 X FF 96 0-2 G4-3	5	1	2	0	0	0	0
3 Mike Zunino, R (1, 2) OBP: 0.265, SLG: 0.435		F FF 94 X FC 84 0-1 20 L9 2B	X FF 94 0-0 HR	F CH 89 H FF 94 1-1 27 2B 13 2B 1-2 HBP			S SL 88 S SL 87 B CU 82 S SL 86 1-3 K			3	2	2	1	0	1	1
20 Logan Morrison, L (1, 3) OBP: 0.258, SLG: 0.333		S FF 93 C SI 94 D CH 85 D KC 78 F ST 81 X FF 95 2-2 L9 2-3	C FF 93 C FF 96 F FF 96 B SL 82 C FF 96 1-3 K	B FC 88 S FF 95 B FF 95 X FF 95 2-1 L4				C FF 90 F FF 90 F FF 91 F SL 80 B SL 80 F FF 91 X FF 91 1-2 9 FC3-5 2B		4	0	1	0	0	1	3
27 Corey Hart, R (1, 9) OBP: 0.288, SLG: 0.327 9 Endy Chavez, L (7, 9) OBP: 0.284, SLG: 0.344		C CH 89 B ST 82 C FF 94 X KC 78 1-2 P3		D FC 85 B CH 89 X FF 95 2-0 13 2B 1-3 2-H 2B	X FF 96 0-0 F9			B SL 78 B FF 88 C FF 88 X SL 77 2-1 FC3-5 13 1B 2-3		3 1	1 0	1 0	1 0	0 0	0 0	1 1
99 James Jones, L (1, 8) OBP: 0.290, SLG: 0.316			B CH 86 C FF 93 B FC 86 F FF 94 B KC 79 F FF 95 F FF 95 S FC 86 3-3 K	C FC 87 S CH 82 B FF 94 B KC 79 F FF 95 S KC 80 2-3 K2-3		C FF 94 B SL 81 F FF 93 F FF 95 X SL 80 1-2 G6-3		1 SAFE 1 SAFE L FF 88 C FF 89 S SL 80 0-3 K		4	0	0	0	0	3	3
Inning Stats	R: 0 E: 0 K: 0 S: 7 H: 0 LOB: 1 BB: 0 P: 12	R: 0 E: 0 K: 0 S: 11 H: 1 LOB: 1 BB: 0 P: 17	R: 0 E: 0 K: 2 S: 12 H: 2 LOB: 2 BB: 0 P: 18	R: 4 E: 0 K: 1 S: 14 H: 4 LOB: 4 BB: 1 P: 27	R: 1 E: 0 K: 1 S: 8 H: 1 LOB: 0 BB: 0 P: 10	R: 0 E: 0 K: 1 S: 8 H: 0 LOB: 0 BB: 0 P: 10	R: 0 E: 0 K: 2 S: 10 H: 1 LOB: 1 BB: 0 P: 17	R: 0 E: 0 K: 1 S: 17 H: 2 LOB: 2 BB: 0 P: 23	R: 0 E: 0 K: 1 S: 11 H: 0 LOB: 0 BB: 0 P: 14	1B: 4 2B: 5 3B: 1 HR: 1 SF: 0 SAC: 0 DP: 0 HBP: 2	WP: 0 PB: 0 SB: 0 CS: 0 PA: 41					

PITCHER		IP	WLS	BF	H	R	ER	SO	BB	IBB	HBP	BLK	WP	HR	S	P	ERA	WHIP
47 Trevor Bauer, R ERA: 4.25	(1, 1)	4.1	L	24	8	5	5	3	0	1	2	0	0	1	47	78	10.38	1.846
50 Nick Hagadone, L ERA: 2.79	(5, 1)	2.1		8	1	0	0	3	0	0	0	0	0	0	20	29	0.00	0.429
59 Carlos Carrasco, R ERA: 3.6	(7, 1)	0.1		1	0	0	0	1	0	0	0	0	0	0	3	4	0.00	0.000
57 Kyle Crockett, L ERA: 1.56	(8, 1)	0.2		4	2	0	0	1	0	0	0	0	0	0	15	20	0.00	3.000
44 John Axford, R ERA: 3.32	(8, 1)	1.1		4	0	0	0	1	0	0	0	0	0	0	13	17	0.00	0.000

PITCHER	IP	WLS	BF	H	R	ER	SO	BB	IBB	HBP	BLK	WP	HR	S	P	ERA	WHIP

BOTTOM

Seattle Mariners @ Cleveland Indians

Progressive Field, Cleveland, OH

Tue Jul 29 2014, 7:08 PM - 10:21 PM EDT

Att. 15,713 - Cloudy - 68 F

livebaseballscorecards.com

Batter	1	2	3	4	5	6	7	8	9	AB	R	H	RBI	BB	SO	LOB
22 Jason Kipnis, L (1, 4) OBP: 0.325, SLG: 0.347	C FF 87 C SI 88 T FF 89 0-2 ① K		B FS 84 F SI 90 X FS 84 1-1 ①② G4-6-3 1-2f		C FF 90 B SL 77 F SI 91 X SI 87 1-2 ② G3 2-3 3-H			L FF 91 S FF 91 S SL 84 0-3 ① K		4	0	0	1	0	2	2
13 Asdrúbal Cabrera, S (1, 6) OBP: 0.308, SLG: 0.390	X FF 88 0-0 ② F8		C SL 81 C SI 91 S FS 86 0-3 ③ K		B SL 81 B FS 85 X SI 91 2-0 ③ G4-3			B FF 92 X FF 93 1-0 1B		4	0	1	0	0	1	1
23 Michael Brantley, L (1, 8) OBP: 0.375, SLG: 0.501	B FF 88 B SL 81 B SI 88 B FF 89 4-0 41 1B BB			B SI 87 X FS 85 1-0 ① L7		B FS 84 X SI 88 1-0 ① G3-1		C SL 81 S SL 82 S FF 92 0-3 ② K		3	0	0	0	1	1	1
41 Carlos Santana, S (1, 3) OBP: 0.370, SLG: 0.453	C SI 89 B FS 84 C FS 83 1 SAFE X FS 85 1-2 1B			C FF 90 B FF 86 C SI 89 F CU 75 B FF 91 F SI 85 F SI 90 F FF 87 F SI 87 2-2 ② G5-3 X SI 86		B SI 89 F SI 90 S CU 74 B FF 89 C FF 91 2-3 ② K		B FF 95 X FF 94 1-0 ③ F7		4	0	1	0	0	1	1
8 Lonnie Chisenhall, L (1, 5) OBP: 0.380, SLG: 0.477	C FF 88 X FS 86 0-1 ③ G3-1			C FF 90 F FF 87 S FF 91 0-3 ③ K		F SI 89 F FF 88 F SI 86 B FF 91 X FS 86 1-2 ③ L7			C SI 92 X SI 93 0-1 ① F9	4	0	0	0	0	1	2
33 Nick Swisher, S (1, 10) OBP: 0.278, SLG: 0.337		B SI 87 S FF 89 B SL 81 S SI 90 S SI 86 2-3 ① K			B SI 89 X SI 88 1-0 7 G3 10 1B 2B		F SL 79 B FS 83 S SL 81 B FF 91 B FS 85 F FS 86 F FF 90 X SI 89 3-2 ① F8		C SI 94 B CH 81 C CH 81 B FF 95 B SI 95 X CH 83 3-2 1B	4	1	2	0	0	1	0
7 David Murphy, L (1, 9) OBP: 0.313, SLG: 0.364		C SI 90 X FS 85 0-1 ② G1-3			B SL 82 B FS 84 F SI 89 C SL 83 X SI 86 2-2 ① G3 2-3		B SL 81 B SI 89 X FF 87 2-0 2B		C SI 96 F SI 94 F FF 95 D CH 82 B SI 96 F SI 95 B SI 95 S SI 95 3-3 ② K	4	0	1	0	0	1	2
10 Yan Gomes, R (1, 2) OBP: 0.323, SLG: 0.466		C SL 79 X SL 82 0-1 ③ F9			X SL 81 0-0 38 2B 22 G3 1B 3-H		X SI 90 0-0 ② L8		C CH 83 B CH 83 C CH 82 S FF 97 1-3 ③ K	4	1	1	1	0	1	2
38 Chris Dickerson, L (1, 7) OBP: 0.396, SLG: 0.489			B FF 88 C SI 88 F SL 82 B FS 86 B SI 90 X SI 90 3-2 22 G4-6-3 1B		B FS 84 C SI 90 F FS 86 F FS 86 X SI 87 1-2 22 G3 1-3 2B		S SI 86 F FF 88 D SI 86 F FF 91 S FC 87 1-3 ③ K			3	0	2	0	0	1	1
Inning Stats	R: 0 E: 0 K: 1 S: 9 H: 1 LOB: 2 BB: 1 P: 14	R: 0 E: 0 K: 1 S: 7 H: 0 LOB: 0 BB: 0 P: 9	R: 0 E: 0 K: 1 S: 8 H: 1 LOB: 0 BB: 0 P: 12	R: 0 E: 0 K: 1 S: 12 H: 0 LOB: 0 BB: 0 P: 15	R: 2 E: 0 K: 0 S: 13 H: 3 LOB: 1 BB: 0 P: 20	R: 0 E: 0 K: 1 S: 8 H: 0 LOB: 0 BB: 0 P: 12	R: 0 E: 0 K: 1 S: 11 H: 1 LOB: 1 BB: 0 P: 17	R: 0 E: 0 K: 2 S: 8 H: 1 LOB: 1 BB: 0 P: 10	R: 0 E: 0 K: 2 S: 13 H: 1 LOB: 1 BB: 0 P: 20	1B: 5 2B: 3 3B: 0 HR: 0	SF: 0 SAC: 0 DP: 1 HBP: 0			WP: 0 PB: 0 SB: 0 CS: 0	PA: 35		

PITCHER	IP	WLS	BF	H	R	ER	SO	BB	IBB	HBP	BLK	WP	HR	S	P	ERA	WHIP
18 Hisashi Iwakuma, R (1, 1) ERA: 3.06	7.0	W	27	6	2	2	6	1	0	0	0	0	0	68	99	2.57	1.000
41 Charlie Furbush, L (8, 1) ERA: 3.82	0.2	H	3	1	0	0	2	0	0	0	0	0	0	7	8	0.00	1.500
31 Yoervis Medina, R (8, 1) ERA: 2.43	0.1	H	1	0	0	0	0	0	0	0	0	0	0	1	2	0.00	0.000
56 Fernando Rodney, R (9, 1) ERA: 2.11	1.0	S	4	1	0	0	2	0	0	0	0	0	0	13	20	0.00	1.000

PITCHER	IP	WLS	BF	H	R	ER	SO	BB	IBB	HBP	BLK	WP	HR	S	P	ERA	WHIP

Seattle Mariners @ Cleveland Indians

Progressive Field, Cleveland, OH

Wed Jul 30 2014, 7:08 PM - 9:18 PM EDT

Att. 14,863 - Clear - 72 F

TOP

livebaseballscorecards.com

Batter	1	2	3	4	5	6	7	8	9	AB	R	H	RBI	BB	SO	LOB
13 Dustin Ackley, L (1, 7) OBP: 0.300, SLG: 0.367	C SI 93 C SL 88 X SI 94 0-2 F7			C SL 87 C CH 86 F CU 82 S CU 83 0-3 K		X CU 81 0-0 F7			B CH 83 S SL 90 B CU 82 C SI 95 X SL 90 2-2 G4-3	4	0	0	0	0	1	0
9 Endy Chavez, L (1, 9) OBP: 0.279, SLG: 0.338	C SI 94 F SI 95 F SI 95 X SL 89 0-2 G4-3			C SI 94 C CU 82 X SI 94 0-2 F8			C CU 81 X SL 89 0-1 L7			3	0	0	0	0	0	0
22 Robinson Canó, L (1, 4) OBP: 0.389, SLG: 0.451	X SI 95 0-0 G4-3			B SI 93 F SL 88 F SI 95 X SL 90 1-2 E9 1B			C CH 85 F SI 94 B CU 85 S CU 84 1-3 K			3	0	1	0	0	1	0
21 Kendrys Morales, S (1, 10) OBP: 0.246, SLG: 0.297		C SI 92 X SI 94 0-1 L7		X SI 92 0-0 G3			B SI 94 C SL 88 B SI 94 C SL 88 S CU 84 2-3 K			3	0	0	0	0	1	1
15 Kyle Seager, L (1, 5) OBP: 0.346, SLG: 0.487		C SI 94 C CH 87 B SI 94 F SI 94 F SL 90 F SI 95 B CU 85 X SI 94 2-2 20 G3-6 1B			C CU 82 S SL 88 B CU 84 B SI 94 S SL 90 2-3 K			B SL 90 X SI 93 1-0 G6-3		3	0	1	0	0	1	0
20 Logan Morrison, L (1, 3) OBP: 0.259, SLG: 0.333		C SL 89 S SL 89 F SL 88 B SI 93 X SI 94 1-2 G3-6 1-2f			B SL 88 X SI 93 1-0 3 G5-4-3 1B			C SI 92 F SL 90 C CU 83 0-3 K		3	0	1	0	0	1	1
3 Mike Zunino, R (1, 2) OBP: 0.262, SLG: 0.430			B SI 94 F SI 93 C SI 94 F SL 89 S CU 84 1-3 K		X SI 92 0-0 G5-4-3 1-2f			X SL 87 0-0 G5-3		3	0	0	0	0	1	1
5 Brad Miller, L (1, 6) OBP: 0.274, SLG: 0.320			X SI 94 0-0 L5			C CH 84 B SL 88 X CH 86 1-1 G4-3			C CU 82 X SL 88 0-1 G3	3	0	0	0	0	0	0
99 James Jones, L (1, 8) OBP: 0.287, SLG: 0.313			C SI 93 B SL 90 S CH 85 S CU 84 1-3 K			C SI 93 S SL 88 S CU 84 0-3 K2-3			X SI 93 0-0 G5-3	3	0	0	0	0	2	0
Inning Stats	R: 0 E: 0 K: 0 S: 8 H: 0 LOB: 0 BB: 0 P: 8	R: 0 E: 0 K: 0 S: 12 H: 1 LOB: 0 BB: 0 P: 15	R: 0 E: 0 K: 2 S: 8 H: 0 LOB: 0 BB: 0 P: 10	R: 0 E: 1 K: 1 S: 11 H: 1 LOB: 1 BB: 0 P: 12	R: 0 E: 0 K: 1 S: 5 H: 1 LOB: 0 BB: 0 P: 8	R: 0 E: 0 K: 1 S: 6 H: 0 LOB: 0 BB: 0 P: 7	R: 0 E: 0 K: 2 S: 8 H: 0 LOB: 0 BB: 0 P: 11	R: 0 E: 0 K: 1 S: 5 H: 0 LOB: 0 BB: 0 P: 6	R: 0 E: 0 K: 0 S: 6 H: 0 LOB: 0 BB: 0 P: 8	1B: 3 2B: 0 3B: 0 HR: 0	SF: 0 SAC: 0 DP: 2 HBP: 0					

AB	28
R	0
H	3
RBI	0
BB	0
SO	8
LOB	3

WP: 0 PB: 0 SB: 0 CS: 0 PA: 28

PITCHER	IP	WLS	BF	H	R	ER	SO	BB	IBB	HBP	BLK	WP	HR	S	P	ERA	WHIP
28 Corey Kluber, R (1, 1) ERA: 2.61	9.0	W	28	3	0	0	8	0	0	0	0	0	0	69	85	0.00	0.333

PITCHER	IP	WLS	BF	H	R	ER	SO	BB	IBB	HBP	BLK	WP	HR	S	P	ERA	WHIP

BOTTOM

Seattle Mariners @ Cleveland Indians

Progressive Field, Cleveland, OH

Wed Jul 30 2014, 7:08 PM - 9:18 PM EDT

Att. 14,863 - Clear - 72 F

livebaseballscorecards.com

Batter	1	2	3	4	5	6	7	8	9	AB	R	H	RBI	BB	SO	LOB
22 Jason Kipnis, L (1, 4) OBP: 0.321, SLG: 0.343	X FF 92 0-0 ① F7			C CU 80 B CH 88 F CH 88 B CH 90 F CU 82 B CH 90 X CH 89 3-2 ① G4-3	F CU 81 B SI 91 D CH 90 F SI 93 S CH 90 2-3 ③ K 1-2			C FF 86 C FF 89 B FF 90 B SL 78 B FF 89 X FF 87 3-2 ① F8		4	0	0	0	0	1	2
Asdrúbal Cabrera, S (1, 6) OBP: 0.305, SLG: 0.386	B SI 92 C CU 80 F CU 80 X FF 92 1-2 ② G4-3			F SI 94 S CH 90 F FF 94 S SI 91 0-3 ② K		B CH 90 C SI 91 F CU 79 F CH 90 B SI 91 X CH 89 2-2 ① G4-3		C SI 85 B SI 84 B SI 86 X SI 84 2-1 ② P4		4	0	0	0	0	1	0
23 Michael Brantley, L (1, 8) OBP: 0.374, SLG: 0.498	C SI 93 B CU 80 X CH 89 1-1 ③ G4-1			B CU 82 B CH 89 C SI 94 C CU 81 B FF 94 F FF 94 C FF 94 3-3 ③ K		C SI 92 B FF 93 F CH 88 B CH 89 B CU 82 D FF 93 4-2 BB		X SL 79 0-0 ③ G4-3		3	0	0	0	1	1	0
41 Carlos Santana, S (1, 3) OBP: 0.370, SLG: 0.451		X FF 92 0-0 ① F7			C CU 80 B CH 88 B SI 93 B CU 82 F FF 93 B FF 94 4-2 8 2B 7 FC3-2 BB	F SI 92 X CH 88 0-1 ② P2				2	0	0	0	1	0	1
8 Lonnie Chisenhall, L (1, 5) OBP: 0.380, SLG: 0.478		C SI 92 X CH 89 0-1 ② F7			L FF 92 B CH 88 B CH 89 C CH 89 X FF 94 2-2 7 FC3-2 10 2B 1-3 2B	1 SAFE B CU 79 F SI 91 F CH 89 X CH 89 1-2 ③ G5-3				3	1	1	0	0	0	1
33 Nick Swisher, S (1, 10) OBP: 0.281, SLG: 0.340		C SI 93 S CU 82 X SI 93 0-2 ③ F7			B CU 81 X CH 88 1-0 7 FC3-2 10 2B 1B		X SI 91 0-0 7 G4-3 1B			3	1	2	0	0	0	0
7 David Murphy, L (1, 9) OBP: 0.310, SLG: 0.361			B SI 91 C SI 92 X CU 80 1-1 ① G4-3		B CH 90 X SI 93 1-0 ① FC3-2 10 2B 38 FC3-2 1-2 2-3 3-Hf		C CH 88 C CU 81 F CH 89 X CH 88 0-2 ① G4-3 1-2			3	0	0	0	0	0	4
10 Yan Gomes, R (1, 2) OBP: 0.323, SLG: 0.468			C SI 93 B CH 89 B CH 90 S CH 90 X FF 94 2-2 ② F9		B CH 90 C SI 94 D SI 91 X SI 94 2-1 38 FC3-2 1-3 2-H 3-H 2B		B SL 86 X SI 91 1-0 ② G5-3			3	0	1	2	0	0	1
38 Chris Dickerson, L (1, 7) OBP: 0.375, SLG: 0.460			C CU 81 B CH 90 B CH 90 F CU 79 S CH 90 2-3 ③ K		S CU 82 D CH 89 X CH 90 1-1 ② FC3-2 22 S 2-3 3-H		B CU 81 B CH 89 S CH 89 S CU 80 B CH 90 S CH 89 3-3 ③ K			3	0	0	0	0	2	3

	AB	28
	R	2
	H	4
	RBI	2
	BB	2
	SO	5
	LOB	12

Inning Stats																								
	R: 0 E: 0 K: 0 S: 6	H: 0 LOB: 0 BB: 0 P: 8	R: 0 E: 0 K: 0 S: 6	H: 0 LOB: 0 BB: 0 P: 6	R: 0 E: 0 K: 1 S: 8	H: 0 LOB: 0 BB: 0 P: 13	R: 0 E: 0 K: 2 S: 12	H: 0 LOB: 0 BB: 0 P: 18	R: 2 E: 0 K: 1 S: 14	H: 3 LOB: 2 BB: 1 P: 27	R: 0 E: 0 K: 0 S: 11	H: 0 LOB: 1 BB: 1 P: 18	R: 0 E: 0 K: 1 S: 9	H: 1 LOB: 1 BB: 0 P: 13	R: 0 E: 0 K: 0 S: 6	H: 0 LOB: 0 BB: 0 P: 11	1B: 2 2B: 2 3B: 0 HR: 0	SF: 0 SAC: 0 DP: 0 HBP: 0	WP: 0 PB: 0 SB: 1 CS: 0	PA: 30				

PITCHER	IP	WLS	BF	H	R	ER	SO	BB	IBB	HBP	BLK	WP	HR	S	P	ERA	WHIP
34 Félix Hernández, R (1, 1) ERA: 2.01	7.0	L	27	4	2	2	5	2	0	0	0	0	0	66	103	2.57	0.857
97 Joe Beimel, L (8, 1) ERA: 1.35	1.0		3	0	0	0	0	0	0	0	0	0	0	6	11	0.00	0.000

PITCHER	IP	WLS	BF	H	R	ER	SO	BB	IBB	HBP	BLK	WP	HR	S	P	ERA	WHIP

Seattle Mariners @ Cleveland Indians

Progressive Field, Cleveland, OH

Thu Jul 31 2014, 7:09 PM - 10:40 PM EDT

Att. 16,336 - Partly Cloudy - 76 F

TOP

livebaseballscorecards.com

Batter	1	2	3	4	5	6	7	8	9	AB	R	H	RBI	BB	SO	LOB
13 Dustin Ackley, L (1, 7) OBP: 0.301, SLG: 0.375	G4-3		HR	BB		FC4			K	4	1	1	2	1	1	1
1 Chris Taylor, R (1, 6) OBP: 0.389, SLG: 0.471	22 G6-3 1B		22 2B 1B	G4-3			K		K	5	1	2	0	0	2	2
22 Robinson Canó, L (1, 4) OBP: 0.389, SLG: 0.453	G6-3		21 G3 2B		21 S 1B		G6-3		L8	5	0	2	1	0	0	1
21 Kendrys Morales, S (1, 10) OBP: 0.246, SLG: 0.301		15 1B 20 SF9 2B	G3		K		G6-3			4	1	1	0	0	1	2
15 Kyle Seager, L (1, 5) OBP: 0.348, SLG: 0.486		27 FC6-4 1B	F8		P5			3 HR BB		3	1	1	0	1	0	2
3 Mike Zunino, R (1, 2) OBP: 0.262, SLG: 0.438		P3	F8		K			1-H HR		4	1	1	2	0	1	4
20 Logan Morrison, L (1, 3) OBP: 0.259, SLG: 0.333		SF9 3-H	13 BB 1B			K2-3		L9		3	0	1	1	0	1	0
27 Corey Hart, R (1, 9) OBP: 0.283, SLG: 0.320 99 James Jones, L (8, 8) OBP: 0.287, SLG: 0.313		FC6-4 1-2f		L7		G4-3		K		4 0	0 0	0 0	0 0	0 0	1 0	2 0
9 Endy Chavez, L (1, 8) OBP: 0.284, SLG: 0.342 (8, 9)			13 HR 1B	P4		13 FC4 1B		K		4	1	2	0	0	1	1

	AB	36
	R	6
	H	11
	RBI	6
	BB	2
	SO	8
	LOB	15

Inning Stats																								
	R: 0	H: 1	R: 1	H: 2	R: 3	H: 4	R: 0	H: 1	R: 0	H: 1	R: 0	H: 1	R: 0	H: 0	R: 2	H: 1	R: 0	H: 0	1B: 7	SF: 1	WP: 0	PA: 39
	E: 0	LOB: 0	E: 0	LOB: 1	E: 0	LOB: 1	E: 0	LOB: 2	E: 0	LOB: 1	E: 0	LOB: 0	E: 0	LOB: 0	E: 0	LOB: 0	E: 0	LOB: 0	2B: 2	SAC: 0	PB: 0	
	K: 0	BB: 0	K: 0	BB: 0	K: 0	BB: 1	K: 0	BB: 1	K: 2	BB: 0	K: 1	BB: 0	K: 1	BB: 0	K: 2	BB: 1	K: 2	BB: 0	3B: 0	DP: 1	SB: 1	
	S: 11	P: 14	S: 14	P: 17	S: 15	P: 25	S: 10	P: 17	S: 17	P: 25	S: 11	P: 15	S: 10	P: 18	S: 11	P: 20	S: 10	P: 14	HR: 2	HBP: 0	CS: 0	

PITCHER		IP	WLS	BF	H	R	ER	SO	BB	IBB	HBP	BLK	WP	HR	S	P	ERA	WHIP
34 Zach McAllister, R ERA: 5.91	(1, 1)	3.1		17	8	4	4	0	0	0	0	0	0	1	46	64	10.80	2.400
50 Nick Hagadone, L ERA: 2.45	(4, 1)	1.1		6	1	0	0	1	1	0	0	0	0	0	18	28	0.00	1.500
48 Scott Atchison, R ERA: 2.87	(5, 1)	1.0		4	1	0	0	2	0	0	0	0	0	0	11	16	0.00	1.000
35 Marc Rzepczynski, L ERA: 3.38	(6, 1)	1.1		4	0	0	0	1	0	0	0	0	0	0	13	23	0.00	0.000
27 Bryan Shaw, R ERA: 2.94	(8, 1)	0.2	L	4	1	2	2	1	1	0	0	0	0	1	7	14	27.00	3.000

PITCHER		IP	WLS	BF	H	R	ER	SO	BB	IBB	HBP	BLK	WP	HR	S	P	ERA	WHIP
57 Kyle Crockett, L ERA: 1.5	(8, 1)	0.2		2	0	0	0	2	0	0	0	0	0	0	7	9	0.00	0.000
37 Cody Allen, R ERA: 1.97	(9, 1)	0.2		2	0	0	0	1	0	0	0	0	0	0	7	11	0.00	0.000

Batter	1	2	3	4	5	6	7	8	9	AB	R	H	RBI	BB	SO	LOB
22 Jason Kipnis, L (1, 4) OBP: 0.322, SLG: 0.356	B FF 84 B FF 83 C FF 84 F FF 84 X FF 84 2-2 11 SH1-3 23 1B 2B		B FF 83 B FF 83 B FF 84 C FF 82 C FF 83 F FF 84 X FF 84 3-2 1-H HR		B FF 83 C SL 77 X CH 77 1-1 ① P4		C FF 91 B SL 82 X FF 92 1-1 ① L6	C FF 96 F FF 95 S SL 90 0-3 ③ K		5	2	2	2	0	1	0
11 José Ramírez, S (1, 6) OBP: 0.220, SLG: 0.208	B FF 82 X FF 82 1-0 ① SH1-3 2-3		C SL 74 C SL 79 X SL 77 0-2 ① F8		B FF 84 X FF 84 1-0 ② F8		B SL 81 F FF 92 S FF 92 B SL 82 X FF 91 2-2 23 WP 41 1B 1B		B SI 90 C SI 91 B CH 81 X SI 91 2-1 ① G4-3	4	1	1	0	0	0	0
23 Michael Brantley, L (1, 8) OBP: 0.378, SLG: 0.504	B FF 84 X FF 85 1-0 41 G4-3 3-H 1B		B SL 76 X CH 78 1-0 41 SF9 3B		B SL 78 F FF 84 F SL 77 B SL 77 B CH 77 B SL 78 4-2 41 S BB		B SL 81 B FF 92 B FF 91 B FF 91 4-0 8 L1-3 41 1B 1-2 BB		F SI 92 F SI 95 F FF 97 B CH 84 S CH 84 1-3 ② K	3	1	2	1	2	1	0
41 Carlos Santana, S (1, 3) OBP: 0.370, SLG: 0.451	1 SAFE C SL 78 B SL 77 B FF 83 B FF 83 F FF 82 X FF 83 3-2 ② G4-3 1-2		C SL 77 B FF 85 X SL 78 1-1 ② SF9 3-H		C FF 83 X SL 77 0-1 ③ F9 1-2		T FC 88 B CH 83 C SI 93 X SI 94 1-2 8 L1-3 1-2 2-H 1B		C CH 82 S CH 83 X FF 97 0-2 1B	4	0	2	2	0	0	2
8 Lonnie Chisenhall, L (1, 5) OBP: 0.374, SLG: 0.471	C FF 83 T FF 83 S FF 84 0-3 ③ K		S FF 85 X FF 85 0-1 ③ P4		B FF 85 B FF 85 B FF 84 C FF 83 C FF 84 F SL 77 F SL 78 F FF 85 F SL 78 3-2 ① F7		S FC 90 X CH 85 0-1 ② L1-3 1-2 2-3		S CH 83 F SI 97 S CH 84 0-3 ③ K	5	0	0	0	0	2	4
33 Nick Swisher, S (1, 10) OBP: 0.283, SLG: 0.343		B FF 82 B FF 83 C FF 83 X FF 84 2-1 ① F7		S SL 75 S SL 77 F FF 85 X SL 77 0-2 ① F8		C FF 84 B CH 78 F CH 79 F FF 85 B SL 78 X SL 78 2-2 2B	B CH 80 B SI 87 C CH 81 D SI 86 B CH 81 4-1 BB			3	0	1	0	1	0	0
7 David Murphy, L (1, 9) OBP: 0.313, SLG: 0.363		B FF 83 B FF 84 C FF 83 X FF 84 2-1 10 G6-4-3 1B		B FF 84 B SL 78 B FF 85 C FF 83 X FF 84 3-1 ② P2		B SI 94 B SI 96 C FC 92 X FF 93 2-1 1B	F FF 88 X FF 89 0-1 ③ G4-3			4	0	2	0	0	0	3
10 Yan Gomes, R (1, 2) OBP: 0.322, SLG: 0.469	C FF 83 F SL 76 F FF 83 X SL 77 0-2 ②③ G6-4-3 1-2f			S CL 76 S SL 79 B SL 78 X FF 86 1-2 2B		S SL 87 F FF 94 F SL 84 S SL 87 0-3 ② K		B SL 90 C FF 96 B FF 96 X FF 96 2-1 ① F9		4	0	1	0	0	1	3
38 Chris Dickerson, L (1, 7) OBP: 0.375, SLG: 0.460 4 Mike Aviles, R (3, 7) OBP: 0.285, SLG: 0.336			B FF 85 B FF 84 B FF 85 C FF 84 F FF 84 B FF 85 4-2 22 HR BB	C SL 77 X SL 77 0-1 ③ P3		D FF 94 B FC 87 F FF 96 X FF 96 2-1 ③ G4-3		B FF 97 B SL 90 C FF 97 B SL 93 F FF 97 F FF 96 X FF 96 3-2 ② G6-3		0 3	0 1	0 0	0 0	0 1	0 0	0 3
Inning Stats	R: 1 H: 2 E: 0 LOB: 1 K: 1 BB: 0 S: 11 P: 18	R: 0 H: 1 E: 0 LOB: 0 K: 0 BB: 0 S: 8 P: 12	R: 3 H: 2 E: 0 LOB: 0 K: 0 BB: 1 S: 14 P: 23	R: 0 H: 1 E: 0 LOB: 1 K: 0 BB: 0 S: 11 P: 15	R: 0 H: 0 E: 0 LOB: 1 K: 0 BB: 1 S: 7 P: 13	R: 0 H: 2 E: 0 LOB: 2 K: 1 BB: 0 S: 22 P: 31	R: 1 H: 2 E: 0 LOB: 3 K: 0 BB: 2 S: 13 P: 25	R: 0 H: 0 E: 0 LOB: 0 K: 2 BB: 0 S: 9 P: 14	R: 0 H: 1 E: 0 LOB: 1 K: 0 BB: 0 S: 12 P: 15	1B: 6 SF: 1 2B: 3 SAC: 1 3B: 1 DP: 1 HR: 1 HBP: 0						WP: 1 PA: 41 PB: 0 SB: 1 CS: 0

PITCHER		IP	WLS	BF	H	R	ER	SO	BB	IBB	HBP	BLK	WP	HR	S	P	ERA	WHIP
53 Chris Young, R ERA: 3.19	(1, 1)	5.1		24	7	4	4	1	2	0	0	0	0	1	65	100	6.75	1.688
52 Dominic Leone, R ERA: 2.27	(6, 1)	0.2		3	1	0	0	1	0	0	0	0	0	0	8	12	0.00	1.500
41 Charlie Furbush, L ERA: 4.06	(7, 1)	0.1		3	1	1	1	0	1	0	0	0	1	0	5	12	27.00	6.000
40 Danny Farquhar, R ERA: 2.68	(7, 1)	0.1		2	1	0	0	0	0	0	0	0	0	0	5	6	0.00	3.000
97 Joe Beimel, L ERA: 1.34	(7, 1)	0.1	W	2	0	0	0	0	1	0	0	0	0	0	3	7	0.00	3.000

PITCHER		IP	WLS	BF	H	R	ER	SO	BB	IBB	HBP	BLK	WP	HR	S	P	ERA	WHIP
37 Brandon Maurer, R ERA: 5.11	(8, 1)	1.0	H	3	0	0	0	1	0	0	0	0	0	0	9	14	0.00	0.000
56 Fernando Rodney, R ERA: 2.06	(9, 1)	1.0	S	4	1	0	0	2	0	0	0	0	0	0	12	15	0.00	1.000

BOTTOM

Seattle Mariners @ Cleveland Indians

Progressive Field, Cleveland, OH

Thu Jul 31 2014, 7:09 PM - 10:40 PM EDT

Att. 16,336 - Partly Cloudy - 76 F

livebaseballscorecards.com

AB	35
R	5
H	11
RBI	5
BB	4
SO	5
LOB	15

Seattle Mariners @ Baltimore Orioles

Oriole Park at Camden Yards, Baltimore, MD

Fri Aug 01 2014, 7:10 PM - 9:37 PM EDT

Att. 39,487 - Cloudy - 78 F

TOP

livebaseballscorecards.com

Batter	1	2	3	4	5	6	7	8	9	AB	R	H	RBI	BB	SO	LOB
16 Austin Jackson, R (1, 8) OBP: 0.331, SLG: 0.395	B FF 93 F FF 93 S FF 94 1-3 ① K		B SI 93 C FF 92 X CU 73 1-1 ③ L4		F CH 85 S FF 92 S FF 94 0-3 ③ K			B FF 94 B SL 81 F SI 93 B FF 94 F SI 93 B FF 93 4-2 13 FC4-6 BB		3	0	0	0	1	2	1
13 Dustin Ackley, L (1, 7) OBP: 0.301, SLG: 0.373	B SI 93 S FF 93 X SI 93 1-1 ② G4-3			C SL 81 S SL 84 B FF 92 B FF 93 B SL 83 S FF 93 3-3 ① K		B FF 91 C FF 91 F SL 82 F FF 92 X SL 82 1-2 21 G5-3 22 G3 1B		B SL 82 C SL 83 X SL 83 1-1 ② FC4-6 22 E 22 S 1-2f		4	0	1	0	0	1	1
22 Robinson Canó, L (1, 4) OBP: 0.392, SLG: 0.454	C FF 94 F SL 83 F FF 94 X SI 94 0-2 1B			F FF 93 B FF 93 X SL 82 1-1 21 2B 1B		C FF 93 X SI 93 0-1 ① G3 1-2		B FF 95 C FF 95 F FF 93 B SL 84 B FF 93 D SL 84 4-2 21 FC6-4 BB 1-3		3	1	2	0	1	0	1
21 Kendrys Morales, S (1, 3) OBP: 0.246, SLG: 0.306	F SI 93 B CH 84 S FF 92 F FF 93 X FF 92 1-2 ③ F9			B CH 85 C CH 84 X FF 93 1-1 1-H 2B		C SI 92 C SL 84 B SL 83 B FF 93 B SL 83 X FF 93 3-2 ② G5-3 2-3		S SL 84 D FF 95 B SL 84 F SL 83 X FF 94 2-2 ③ FC6-4 1-2f		4	0	1	1	0	0	4
15 Kyle Seager, L (1, 5) OBP: 0.345, SLG: 0.481		X FF 92 0-0 ① G3		C SL 83 B FF 93 C CU 73 S SL 84 1-3 ② K		B SL 85 C CU 70 F SI 91 S SL 83 1-3 ③ K			S SI 95 B SI 96 B SL 83 X SI 97 2-1 ① G6-3	4	0	0	0	0	2	2
28 Chris Denorfia, R (1, 9) OBP: 0.289, SLG: 0.313		C SI 91 B FF 93 S CU 73 B FF 94 X CH 82 2-2 ② G6-3		C FF 92 X CU 73 0-1 ③ L9			B CU 71 X CH 82 1-0 ① L7		B SI 96 S SI 96 X SI 96 1-1 ② G4-3	4	0	0	0	0	0	1
27 Corey Hart, R (1, 10) OBP: 0.278, SLG: 0.314		B FF 93 F FF 93 B SL 84 F FF 93 X FF 93 2-2 ③ F8			X FF 91 0-0 ① F8		C FF 93 C SL 82 X FF 93 0-2 ② G6-3		X FF 96 0-0 ③ F7	4	0	0	0	0	0	0
3 Mike Zunino, R (1, 2) OBP: 0.260, SLG: 0.434			F FF 92 S CH 83 S SL 85 0-3 ① K		B SI 91 C FF 92 S SL 82 B FF 93 S SL 82 2-3 ② K		X SI 92 0-0 ③ G6-3			3	0	0	0	0	2	0
1 Chris Taylor, R (1, 6) OBP: 0.381, SLG: 0.500			C FF 93 S FF 94 C FF 94 0-3 ② K		B CH 83 F FF 92 C SL 83 B FF 93 F FF 93 F FF 93 B CH 83 X FF 93 3-2 2B			C SL 82 C SL 81 F FF 94 X FF 93 0-2 ① F9		3	0	1	0	0	1	0
Inning Stats	R: 0 E: 0 K: 1 S: 13 H: 1 LOB: 1 BB: 0 P: 16	R: 0 E: 0 K: 0 S: 7 H: 0 LOB: 0 BB: 0 P: 11	R: 0 E: 0 K: 2 S: 8 H: 0 LOB: 0 BB: 0 P: 9	R: 1 E: 0 K: 2 S: 12 H: 2 LOB: 1 BB: 0 P: 18	R: 0 E: 0 K: 2 S: 12 H: 1 LOB: 1 BB: 0 P: 17	R: 0 E: 0 K: 1 S: 12 H: 1 LOB: 1 BB: 0 P: 17	R: 0 E: 0 K: 0 S: 5 H: 0 LOB: 0 BB: 0 P: 6	R: 0 E: 0 K: 0 S: 13 H: 0 LOB: 2 BB: 2 P: 24	R: 0 E: 0 K: 0 S: 5 H: 0 LOB: 0 BB: 0 P: 8	1B: 3 2B: 2 3B: 0 HR: 0 SF: 0 SAC: 0 DP: 0 HBP: 0						

	AB	32
	R	1
	H	5
	RBI	1
	BB	2
	SO	8
	LOB	10

WP: 0 PA: 34
PB: 0
SB: 1
CS: 0

PITCHER		IP	WLS	BF	H	R	ER	SO	BB	IBB	HBP	BLK	WP	HR	S	P	ERA	WHIP
16 Wei-Yin Chen, L ERA: 3.76	(1, 1)	7.1	W	28	5	1	1	8	1	0	0	0	0	0	75	104	1.23	0.818
48 Andrew Miller, L ERA: 2.3	(8, 1)	0.2	H	3	0	0	0	0	1	0	0	0	0	0	7	14	0.00	1.500
53 Zack Britton, L ERA: 1.62	(9, 1)	1.0	S	3	0	0	0	0	0	0	0	0	0	0	5	8	0.00	0.000

PITCHER		IP	WLS	BF	H	R	ER	SO	BB	IBB	HBP	BLK	WP	HR	S	P	ERA	WHIP

Batter	1	2	3	4	5	6	7	8	9	AB	R	H	RBI	BB	SO	LOB
21 Nick Markakis, L (1, 9) OBP: 0.343, SLG: 0.386	B FF 91 B FF 91 B FF 91 C FF 92 X FF 93 3-1 10 G5-4-3 1B		B CU 80 B SI 93 C CH 87 X CU 78 2-1 13 1B 2-3 1B		C CH 86 X CU 79 0-1 ③ L8		C CH 88 X SI 97 0-1 ③ G5-3			4	0	2	0	0	0	0
13 Manny Machado, R (1, 5) OBP: 0.313, SLG: 0.427	F FF 93 S CH 86 S CH 86 0-3 ① K		X CH 85 0-0 1-2 3-H 1B			X SI 91 0-0 10 E 2 1B 2B		C SL 88 X SL 88 0-1 23 F7-3 1B		4	1	3	1	0	1	1
10 Adam Jones, R (1, 8) OBP: 0.316, SLG: 0.489	X CH 86 0-0 ②③ G5-4-3 1-2f		S SI 93 B CU 78 S SI 93 S CU 80 1-3 ③ K			B CU 77 X CH 85 1-0 E6 2 1B 2-3		F SL 86 X FF 94 0-1 ① F8		4	0	0	0	0	1	5
23 Nelson Cruz, R (1, 10) OBP: 0.335, SLG: 0.523		B SI 92 C CH 85 X CH 85 1-1 ① G5-3	B SI 92 B SI 91 C CH 86 B CH 85 X FF 93 3-1 2 WP 2B			B CH 83 B CH 84 S CH 84 F CH 82 C FF 91 2-3 ① K		B FF 95 B SL 87 C CU 76 X SL 85 2-1 ②③ F7-3 1-1		4	0	1	0	0	1	3
19 Chris Davis, L (1, 3) OBP: 0.308, SLG: 0.386		C FF 93 S CU 78 X CU 78 0-2 ② P6	S CU 78 S FF 93 B CU 80 X CU 79 1-2 ① F9			B CU 78 S CH 85 F CU 77 B CU 79 C FF 92 2-3 ② K				3	0	0	0	0	1	3
2 J.J. Hardy, R (1, 6) OBP: 0.307, SLG: 0.363		C FF 93 B SI 93 X FF 93 1-1 ③ G6-3	B CH 85 S CH 86 S FF 93 B CU 80 B FF 93 F CH 87 F CH 87 B FF 93 4-2 27 G6-4-3 2-3 BB			D CH 87 B CH 86 C CH 87 B CU 80 F CH 86 X FF 94 3-2 1-3 3-H 1B				2	0	1	1	1	0	0
27 Delmon Young, R (1, 7) OBP: 0.357, SLG: 0.474 9 David Lough, L (8, 7) OBP: 0.283, SLG: 0.320			X SI 93 0-0 21 1B 13 1B 2B	B CH 86 B FF 93 S CH 87 X CH 86 2-1 ②③ G6-4-3 1-2f		X SL 89 0-0 ③ G4-3				3 0	1 0	1 0	0 0	0 0	0 0	4 0
36 Caleb Joseph, R (1, 2) OBP: 0.268, SLG: 0.309			C FF 93 F FF 93 D CU 80 F FF 93 F FF 92 S CU 80 1-3 ① K		C SI 92 B SI 93 F FF 92 F CU 80 F CH 87 B FF 92 S FF 94 2-3 ① K		B FF 94 B FF 95 X FF 94 2-0 ① P3			3	0	0	0	0	2	1
6 Jonathan Schoop, R (1, 4) OBP: 0.248, SLG: 0.321			S CH 87 F FF 93 S CU 79 0-3 ② K		X SI 93 0-0 ② G1-3		C FF 96 X FF 95 0-1 ② P3			3	0	0	0	0	1	1
Inning Stats	R: 0 E: 0 K: 1 S: 6 H: 1 LOB: 0 BB: 0 P: 9	R: 0 E: 0 K: 0 S: 7 H: 0 LOB: 0 BB: 0 P: 9	R: 1 E: 0 K: 3 S: 15 H: 3 LOB: 2 BB: 0 P: 19	R: 0 E: 0 K: 0 S: 11 H: 1 LOB: 1 BB: 1 P: 21	R: 0 E: 0 K: 1 S: 8 H: 0 LOB: 0 BB: 0 P: 10	R: 1 E: 1 K: 2 S: 12 H: 2 LOB: 2 BB: 0 P: 20	R: 0 E: 0 K: 0 S: 5 H: 0 LOB: 0 BB: 0 P: 7	R: 0 E: 0 K: 0 S: 6 H: 1 LOB: 0 BB: 0 P: 8		1B: 5 2B: 4 3B: 0 HR: 0 SF: 0 SAC: 0 DP: 3 HBP: 0						

PITCHER	IP	WLS	BF	H	R	ER	SO	BB	IBB	HBP	BLK	WP	HR	S	P	ERA	WHIP
29 Roenis Elías, L (1, 1) ERA: 4.19	5.2	L	24	7	2	1	7	1	0	0	0	1	0	58	87	1.59	1.412
54 Tom Wilhelmsen, R (6, 1) ERA: 2.25	2.1		7	1	0	0	0	0	0	0	0	0	0	12	16	0.00	0.429

PITCHER	IP	WLS	BF	H	R	ER	SO	BB	IBB	HBP	BLK	WP	HR	S	P	ERA	WHIP

BOTTOM

Seattle Mariners @ Baltimore Orioles

Oriole Park at Camden Yards, Baltimore, MD

Fri Aug 01 2014, 7:10 PM - 9:37 PM EDT

Att. 39,487 - Cloudy - 78 F

livebaseballscorecards.com

AB	30
R	2
H	8
RBI	2
BB	1
SO	7
LOB	18

Seattle Mariners @ Baltimore Orioles

Oriole Park at Camden Yards, Baltimore, MD

Sat Aug 02 2014, 7:08 PM - 10:45 PM EDT

Att. 36,508 - Overcast - 78 F

TOP

livebaseballscorecards.com

Batter	1	2	3	4	5	6	7	8	9	AB	R	H	RBI	BB	SO	LOB
16 Austin Jackson, R (1, 8) OBP: 0.334, SLG: 0.396	C FF 89 B SI 89 C CU 77 B FF 90 X FF 91 2-2 ① L4	B FF 90 S FF 90 B SL 86 X FF 91 2-1 ① G5-3	C SL 85 B FF 91 X FF 91 1-1 13 2B 22 HR 1B	C FF 93 F FF 92 B FF 93 B SL 86 F FF 94 F FF 94 B FS 86 B FF 94 4-2 BB	C SI 96 F SI 94 B FF 98 X CU 84 1-2 22 HBP 21 1B 13 1B 1B	4	2	2	0	1	0	0
13 Dustin Ackley, L (1, 7) OBP: 0.305, SLG: 0.389	F FF 90 S FF 90 X FF 91 0-2 ② P6	C SL 86 B FF 90 C FF 91 F CH 86 B CH 85 X FF 91 2-2 HR	C FF 89 1 SAFE X CH 84 0-1 22 HR 1-3 2B	B FF 90 C FF 90 F FF 91 B SL 85 C SL 84 2-3 ② K	1 SAFE B SI 91 F SI 91 F SI 90 1 SAFE X SI 91 1-2 22 HBP 21 1B 1-2 1B	5	3	3	1	0	1	1
22 Robinson Canó, L (1, 4) OBP: 0.393, SLG: 0.460	B CU 75 C FF 91 X FF 91 1-1 ③ G4-3	B FF 91 B SL 83 C FF 90 X SL 85 2-1 ② F9	F SL 86 B FF 91 X CH 84 1-1 2-H 3-H HR	C FF 91 F SL 84 1 SAFE B FF 92 F FF 91 F SL 86 1 SAFE F FF 92 X SL 85 1-2 ③ F8	F SI 90 H SI 91 1-1 21 1B 1-2 2-3 HBP	4	1	1	3	0	0	1
21 Kendrys Morales, S (1, 3) OBP: 0.250, SLG: 0.308	C SI 89 S SL 87 F FF 90 S CH 85 0-3 ① K	F CU 75 X FF 90 0-1 ③ G6-3	C SI 91 B CU 78 B FF 91 X SI 90 2-1 ② G4-3	C CU 77 F SI 90 B SL 85 X SL 85 1-2 20 BB 1B	X SI 90 0-0 1-2 2-H 3-H 1B	5	0	2	2	0	1	0
15 Kyle Seager, L (1, 5) OBP: 0.341, SLG: 0.475	B FF 92 C FF 90 B CU 78 B SL 85 X FF 91 3-1 ② F8	C CH 84 B FF 89 B SL 86 L CH 83 F FF 91 B CH 85 X SI 91 3-2 ① L8	C CU 75 C CU 75 X CU 76 0-2 ③ G5-3	B SL 86 B FF 91 B SL 84 C FF 90 X FF 91 3-1 ① P5	B SL 86 S SI 90 B SL 84 X SI 89 2-1 ③ F8	5	0	0	0	0	0	3
20 Logan Morrison, L (1, 10) OBP: 0.264, SLG: 0.333	S FF 90 B FF 92 B SL 86 X FF 91 2-1 1 1B	C SI 91 B FF 92 S SL 86 X CH 84 1-2 ② G3-1	B FF 93 C FF 93 B FS 85 F FF 94 F FF 93 F FF 94 X SL 84 2-2 ① F7	C FF 91 C CU 78 B FF 92 D SL 85 B FF 91 F FF 90 B FF 91 4-2 1 G5-4-3 1-2 BB	3	0	1	0	1	0	0
1 Chris Taylor, R (1, 6) OBP: 0.400, SLG: 0.500	C FF 90 F FF 90 F FF 90 F SL 85 F SI 91 F CU 75 B FF 91 B CU 78 B CU 76 3-2 X FF 91 9 BB 1-3 1B	X FF 91 0-0 1B	X SL 84 0-0 ② P6	B SI 94 X SI 96 1-0 ② ③ G5-4-3 1-2f	4	0	2	0	0	0	2
9 Endy Chavez, L (1, 9) OBP: 0.283, SLG: 0.335	B FF 90 1 SAFE B SL 83 F FF 91 B CH 82 B FF 91 4-1 2 FC6-4 1-2 BB	1 SAFE 1 SAFE C CU 76 X SI 90 0-1 ③ G4-3	C FF 94 B SL 84 X FF 94 1-1 ③ G6-3	B SI 96 F SI 96 B FF 96 X SI 96 2-1 ① G1-3	3	0	0	0	1	0	1
2 Jesús Sucre, R (1, 2) OBP: 0.167, SLG: 0.167	C CU 75 X SI 91 0-1 ③ FC6-4 1-2f	B FF 90 C FF 90 B SL 86 F FF 90 X FF 90 2-2 ① L8	B FF 91 X FF 93 1-0 ① P4	B FF 96 B CU 83 F SI 96 C FF 96 X CU 84 2-2 ② F9	4	0	0	0	0	0	3
Inning Stats	R: 0 H: 0 E: 0 LOB: 0 K: 0 BB: 0 S: 8 P: 11	R: 0 H: 2 E: 0 LOB: 3 K: 1 BB: 1 S: 18 P: 30	R: 1 H: 1 E: 0 LOB: 0 K: 0 BB: 0 S: 10 P: 16	R: 0 H: 1 E: 0 LOB: 1 K: 0 BB: 0 S: 10 P: 14	R: 3 H: 3 E: 0 LOB: 0 K: 0 BB: 0 S: 14 P: 20	R: 0 H: 0 E: 0 LOB: 0 K: 0 BB: 0 S: 8 P: 11	R: 0 H: 0 E: 0 LOB: 1 K: 1 BB: 1 S: 14 P: 22	R: 0 H: 1 E: 0 LOB: 1 K: 0 BB: 1 S: 9 P: 18	R: 2 H: 3 E: 0 LOB: 2 K: 0 BB: 0 S: 15 P: 24	1B: 8 SF: 0 2B: 1 SAC: 0 3B: 0 DP: 1 HR: 2 HBP: 1						

AB	37
R	6
H	11
RBI	6
BB	3
SO	2
LOB	11

WP: 0 PA: 41
PB: 0
SB: 0
CS: 0

PITCHER	IP	WLS	BF	H	R	ER	SO	BB	IBB	HBP	BLK	WP	HR	S	P	ERA	WHIP
50 Miguel González, R (1, 1) ERA: 3.93	5.0	L	23	7	4	4	1	1	0	0	0	0	2	60	91	7.20	1.600
35 Brad Brach, R (6, 1) ERA: 3.12	1.1		5	0	0	0	0	1	0	0	0	0	0	13	21	0.00	0.750
17 Brian Matusz, L (7, 1) ERA: 3.92	1.0		5	1	0	0	1	1	0	0	0	0	0	17	28	0.00	2.000
29 Tommy Hunter, R (8, 1) ERA: 3.86	1.1		4	1	1	1	0	0	0	0	0	0	0	9	15	6.75	0.750
66 T.J. McFarland, L (9, 1) ERA: 3.27	0.1		4	2	1	1	0	0	0	1	0	0	0	7	11	27.00	6.000

PITCHER	IP	WLS	BF	H	R	ER	SO	BB	IBB	HBP	BLK	WP	HR	S	P	ERA	WHIP

Seattle Mariners @ Baltimore Orioles

Oriole Park at Camden Yards, Baltimore, MD

Sat Aug 02 2014, 7:08 PM - 10:45 PM EDT

Att. 36,508 - Overcast - 78 F

livebaseballscorecards.com

Batter	1	2	3	4	5	6	7	8	9	AB	R	H	RBI	BB	SO	LOB
21 Nick Markakis, L (1, 9) OBP: 0.345, SLG: 0.385	B FF 93 B FF 94 C FF 95 B FF 95 B FF 95 4-1 13 2B 10 G4-3 BB	C FF 96 B FF 93 D KC 83 C FF 96 X FF 91 2-2 ③ L7			C FC 90 B KC 80 B FF 97 B FF 96 D FF 95 4-1 BB		C CH 86 B SL 89 F FF 96 B FF 97 S SL 90 2-3 ③ K		C SI 95 B CH 81 X CH 83 1-1 1-3 1B	3	1	1	0	2	1	3
13 Manny Machado, R (1, 5) OBP: 0.317, SLG: 0.433	B FF 95 C FF 94 X CH 87 1-1 10 G4-3 1-3 2B		C FF 94 C FC 91 X KC 82 0-2 10 G6-4-3 1B		1 SAFE X FC 90 0-0 ② F9			C CU 86 B CU 86 C CU 85 F FF 95 X FF 95 1-2 E1 1B	C SI 94 C CH 81 X SI 96 0-2 ③ G4-3	5	0	3	0	0	0	3
10 Adam Jones, R (1, 8) OBP: 0.314, SLG: 0.484	S KC 80 X FF 96 0-1 ① G4-3 2-3 3-H		B FF 95 B FF 96 F FF 94 X FF 95 2-1 ①② G6-4-3 1-2f		S FC 91 B FF 96 F FF 94 X SL 85 1-2 ③ F8			F CU 85 F CU 85 F CU 85 D CU 85 S FF 94 1-3 ① K		4	0	0	1	0	1	4
23 Nelson Cruz, R (1, 10) OBP: 0.332, SLG: 0.518	C FF 95 S KC 82 S KC 83 0-3 ② K		B FF 97 B FF 96 F FF 97 B FF 98 F FF 97 S FF 98 3-3 ③ K			B FC 91 C FC 91 S SL 85 F FF 94 B SL 84 F SL 83 X FF 95 2-2 ① P4		B CU 87 S CU 84 B FF 95 S CU 86 B FF 94 S CU 85 3-3 ② K		4	0	0	0	0	3	2
27 Delmon Young, R (1, 7) OBP: 0.349, SLG: 0.464 19 Chris Davis, L (8, PH) OBP: 0.307, SLG: 0.385 (9, 3)	C FF 95 F KC 82 F KC 82 F FF 96 D KC 82 D CH 87 D CH 88 S KC 82 3-3 ③ K			B FF 94 X FC 90 1-0 ① G6-3		B FC 92 C FC 90 X FC 91 1-1 ② G5-3		C SL 81 B FF 93 S CU 78 X CU 78 1-2 ③ F9		3 1	0 0	0 0	0 0	0 0	1 0	1 1
2 J.J. Hardy, R (1, 6) OBP: 0.306, SLG: 0.362		B FF 92 B FF 93 C FF 93 C FF 93 X FF 96 2-2 36 L1-3 28 E 1B		C FF 96 C FF 95 B FF 98 S KC 82 2-3 ② K		C FC 92 C FF 94 B SL 86 C FF 94 1-3 ③ K			C SI 91 X FF 95 0-1 ① G4-3	4	0	1	0	0	2	0
28 Steve Pearce, R (1, 3) OBP: 0.361, SLG: 0.504 (9, 7)		B FF 95 C FF 93 F FF 95 F FF 96 D CH 87 1 SAFE D KC 82 F FF 95 F FF 96 3-2 X FF 85 G5-3 1-2		F FF 96 B FF 98 F FF 97 F KC 82 S KC 82 1-3 ③ K			B FF 94 B SL 89 C FF 96 S SL 90 X FF 97 2-2 ① F8		B SI 93 B SI 94 B SI 92 C SI 92 B SI 94 4-1 9 G1-3 3 1B BB	3	1	0	0	1	1	1
36 Caleb Joseph, R (1, 2) OBP: 0.276, SLG: 0.345 9 David Lough, L (9, PH) OBP: 0.281, SLG: 0.317		X FF 96 0-0 ② L1-3 2-3			C FF 94 B FC 90 B FF 95 X FF 95 2-1 HR		C SL 87 B FF 95 S CH 85 B FF 98 B SL 90 X FF 97 3-2 6 F9 2B		C SI 93 S CH 81 X SI 95 0-2 ② G1-3 1-2	3 1	1 0	2 0	1 0	0 0	0 0	1 1
6 Jonathan Schoop, R (1, 4) OBP: 0.248, SLG: 0.319 3 Ryan Flaherty, L (9, PH) OBP: 0.275, SLG: 0.316		B KC 80 F FF 96 B FF 96 D FF 96 B FF 96 4-1 BB			C FF 96 B FC 92 X FF 96 1-1 ① G6-3		B SL 88 F SL 87 B FF 97 X SL 88 2-1 ② F9 2-3		C CH 79 X SI 95 0-1 21 1B 2-H 1B	2 1	0 0	0 1	0 1	1 0	0 0	1 0
Inning Stats	R: 1 E: 0 K: 2 S: 13 H: 1 LOB: 1 BB: 1 P: 21	R: 0 E: 1 K: 0 S: 14 H: 1 LOB: 2 BB: 1 P: 25	R: 0 E: 0 K: 1 S: 8 H: 1 LOB: 0 BB: 0 P: 13	R: 0 E: 0 K: 2 S: 8 H: 0 LOB: 0 BB: 0 P: 12	R: 1 E: 0 K: 0 S: 9 H: 1 LOB: 1 BB: 1 P: 17	R: 0 E: 0 K: 1 S: 10 H: 0 LOB: 0 BB: 0 P: 14	R: 0 E: 0 K: 1 S: 11 H: 1 LOB: 1 BB: 0 P: 20	R: 0 E: 1 K: 2 S: 14 H: 1 LOB: 1 BB: 0 P: 20	R: 1 E: 0 K: 0 S: 13 H: 2 LOB: 2 BB: 1 P: 18	1B: 5 2B: 2 3B: 0 HR: 1 SF: 0 SAC: 0 DP: 1 HBP: 0						

	AB	R	H	RBI	BB	SO	LOB
	34	3	8	3	4	9	18

PITCHER	IP	WLS	BF	H	R	ER	SO	BB	IBB	HBP	BLK	WP	HR	S	P	ERA	WHIP
65 James Paxton, L (1, 1) ERA: 2.76	4.1		19	4	2	2	5	3	0	0	0	0	1	48	83	4.15	1.615
52 Dominic Leone, R (5, 1) ERA: 2.18	1.2	W	5	0	0	0	1	0	0	0	0	0	0	14	19	0.00	0.000
37 Brandon Maurer, R (7, 1) ERA: 5.01	1.0	H	4	1	0	0	1	0	0	0	0	0	0	11	20	0.00	1.000
31 Yoervis Medina, R (8, 1) ERA: 2.39	0.2	H	3	1	0	0	2	0	0	0	0	0	0	11	16	0.00	1.500
41 Charlie Furbush, L (8, 1) ERA: 4.02	0.1	H	1	0	0	0	0	0	0	0	0	0	0	3	4	0.00	0.000

PITCHER	IP	WLS	BF	H	R	ER	SO	BB	IBB	HBP	BLK	WP	HR	S	P	ERA	WHIP
56 Fernando Rodney, R (9, 1) ERA: 2.22	1.0		6	2	1	1	0	1	0	0	0	0	0	13	18	9.00	3.000

WP: 0	PA: 38
PB: 0	
SB: 0	
CS: 0	

Seattle Mariners @ Baltimore Orioles

Oriole Park at Camden Yards, Baltimore, MD

Sun Aug 03 2014, 1:37 PM - 4:10 PM EDT

Att. 35,217 - Overcast - 72 F

livebaseballscorecards.com

Batter	1	2	3	4	5	6	7	8	9	AB	R	H	RBI	BB	SO	LOB
16 Austin Jackson, R (1, 8) OBP: 0.331, SLG: 0.392	G4-3		K			G4-3			G6-3	4	0	0	0	0	1	0
13 Dustin Ackley, L (1, 7) OBP: 0.301, SLG: 0.384	B2-3		P4			G4-3			G4-3	4	0	0	0	0	0	0
22 Robinson Canó, L (1, 4) OBP: 0.393, SLG: 0.459	1B		P6			P4			BB	3	0	1	0	1	0	0
21 Kendrys Morales, S (1, 10) OBP: 0.250, SLG: 0.307	G6-3			G4-3			15 G4-6-3 1B		K	4	0	1	0	0	1	2
15 Kyle Seager, L (1, 5) OBP: 0.341, SLG: 0.474		20 28 1B S 1B		F8			G4-6-3 1-2f			3	0	1	0	0	0	1
28 Chris Denorfia, R (1, 9) OBP: 0.286, SLG: 0.310		K 1-2		L8			G4-3			3	0	0	0	0	1	1
20 Logan Morrison, L (1, 3) OBP: 0.265, SLG: 0.333		2-3 1B			F7			K		3	0	1	0	0	1	0
3 Mike Zunino, R (1, 2) OBP: 0.257, SLG: 0.429		K			K			F7		3	0	0	0	0	2	2
5 Brad Miller, L (1, 6) OBP: 0.272, SLG: 0.318		K			K			K2-3		2	0	0	0	0	2	2
1 Chris Taylor, R (8, PH) OBP: 0.385, SLG: 0.480 (8, 6)										1	0	0	0	0	1	0

Inning Stats	1	2	3	4	5	6	7	8	9
	R: 0 E: 0 K: 0 S: 9	R: 0 E: 0 K: 3 S: 16	R: 0 E: 0 K: 1 S: 9	R: 0 E: 0 K: 0 S: 8	R: 0 E: 0 K: 2 S: 10	R: 0 E: 0 K: 0 S: 5	R: 0 E: 0 K: 0 S: 8	R: 0 E: 0 K: 2 S: 7	R: 0 E: 0 K: 1 S: 9
	H: 1 LOB: 1 BB: 0 P: 15	H: 2 LOB: 2 BB: 0 P: 26	H: 0 LOB: 0 BB: 0 P: 15	H: 0 LOB: 0 BB: 0 P: 11	H: 0 LOB: 0 BB: 0 P: 14	H: 0 LOB: 0 BB: 0 P: 7	H: 1 LOB: 0 BB: 0 P: 13	H: 0 LOB: 0 BB: 0 P: 10	H: 0 LOB: 1 BB: 1 P: 16

1B: 4 SF: 0
2B: 0 SAC: 0
3B: 0 DP: 1
HR: 0 HBP: 0

WP: 0 PA: 31
PB: 0
SB: 1
CS: 0

TOP	
AB	30
R	0
H	4
RBI	0
BB	1
SO	9
LOB	8

PITCHER		IP	WLS	BF	H	R	ER	SO	BB	IBB	HBP	BLK	WP	HR	S	P	ERA	WHIP
30 Chris Tillman, R ERA: 3.78	(1, 1)	7.0	W	24	4	0	0	6	0	0	0	0	0	0	65	101	0.00	0.571
48 Andrew Miller, L ERA: 2.25	(8, 1)	1.0	H	3	0	0	0	2	0	0	0	0	0	0	7	10	0.00	0.000
53 Zack Britton, L ERA: 1.59	(9, 1)	1.0	S	4	0	0	0	1	1	0	0	0	0	0	9	16	0.00	1.000

PITCHER	IP	WLS	BF	H	R	ER	SO	BB	IBB	HBP	BLK	WP	HR	S	P	ERA	WHIP

Seattle Mariners @ Baltimore Orioles

Oriole Park at Camden Yards, Baltimore, MD

Sun Aug 03 2014, 1:37 PM - 4:10 PM EDT

Att. 35,217 - Overcast - 72 F

livebaseballscorecards.com

BOTTOM

Batter	1	2	3	4	5	6	7	8	9	AB	R	H	RBI	BB	SO	LOB
21 Nick Markakis, L (1, 9) OBP: 0.349, SLG: 0.397	C SI 86 B FS 83 S SL 80 B FC 85 B FF 90 X SI 85 3-2 HR		B SI 89 C SI 90 X SI 88 1-1 1B			C FF 89 B CU 74 C SL 83 X FS 85 1-2 2B		C SI 90 B SI 90 C FF 88 F SI 90 X FF 88 1-2 ② P4		4	1	3	1	0	0	1
13 Manny Machado, R (1, 5) OBP: 0.320, SLG: 0.432	C SI 88 C SL 82 S FF 89 0-3 ① K		X SL 85 0-0 ③ P5			F SI 91 D FS 85 B SI 92 S SL 80 B SL 80 B FF 92 4-2 BB		B SL 80 B FF 89 C FF 91 X SL 82 2-1 1-2 1B		3	0	1	0	1	1	1
10 Adam Jones, R (1, 8) OBP: 0.311, SLG: 0.480	C SL 82 S FS 85 S SI 86 0-3 ② K			X SI 90 0-0 ① F9		B FS 85 X FS 84 1-0 ② L5		X FC 89 0-0 ③ L8		4	0	0	0	0	1	4
27 Delmon Young, R (1, 10) OBP: 0.342, SLG: 0.455	C SL 83 C CU 71 F SL 78 B FF 90 S FS 85 1-3 ③ K			C SL 83 F FS 84 F SL 79 B FF 91 F FF 91 S SL 78 1-3 ② K		F FS 86 B SL 80 X SI 86 1-1 ③ G5-3				3	0	0	0	0	2	2
19 Chris Davis, L (1, 3) OBP: 0.304, SLG: 0.382		B SL 78 C SI 88 B FS 84 B SL 82 X SI 88 3-1 ① G4-3		B SL 80 B FS 85 C CU 72 C CU 73 B FF 91 C FF 92 3-3 ③ K			F SI 88 F CU 75 B FF 91 X FS 85 1-2 ① F7			3	0	0	0	0	1	0
2 J.J. Hardy, R (1, 6) OBP: 0.304, SLG: 0.359		C SI 88 X FF 88 0-1 ② F7			C FF 89 S SL 80 B FS 85 F FF 92 B SL 79 S SI 91 2-3 ① K		C SL 81 X FF 90 0-1 ② L8			3	0	0	0	0	1	0
9 David Lough, L (1, 7) OBP: 0.282, SLG: 0.318		F SI 88 F FS 84 B SI 85 X SI 89 1-2 3 CS 1B			C CU 74 C SI 90 X CU 74 0-2 ② G4-3		X SI 89 0-0 ③ F8			3	0	1	0	0	0	0
3 Ryan Flaherty, L (1, 4) OBP: 0.270, SLG: 0.311		C SL 82 1 SAFE B SL 81 1-1 ③ CS 1-2	X SI 88 0-0 ① G6-3		C SI 90 B CU 75 F FS 85 B CU 74 S SI 86 2-3 ③ K			F CU 73 B SI 90 S SL 88 B FS 85 X FS 86 2-2 ① F7		3	0	0	0	0	1	0
40 Nick Hundley, R (1, 2) OBP: 0.266, SLG: 0.331			C SL 83 B SL 79 F FF 90 X SI 86 1-2 ② G1-3			X SL 82 0-0 ① G4-3		C SI 90 F SI 91 B SL 80 B SL 80 B FS 85 B SL 80 4-2 13 1B BB		2	0	0	0	1	0	0
Inning Stats	R: 1 E: 0 K: 3 S: 13 H: 1 LOB: 0 BB: 0 P: 17	R: 0 E: 0 K: 0 S: 8 H: 1 LOB: 0 BB: 0 P: 13	R: 0 E: 0 K: 0 S: 7 H: 1 LOB: 1 BB: 0 P: 9	R: 0 E: 0 K: 2 S: 9 H: 0 LOB: 0 BB: 0 P: 13	R: 0 E: 0 K: 2 S: 10 H: 0 LOB: 0 BB: 0 P: 14	R: 0 E: 0 K: 0 S: 9 H: 1 LOB: 2 BB: 1 P: 16	R: 0 E: 0 K: 0 S: 6 H: 0 LOB: 0 BB: 0 P: 7	R: 0 E: 0 K: 0 S: 12 H: 1 LOB: 2 BB: 1 P: 21		1B: 3 2B: 1 3B: 0 HR: 1	SF: 0 SAC: 0 DP: 0 HBP: 0		WP: 0 PB: 0 SB: 0 CS: 1	PA: 31		

	AB	28
	R	1
	H	5
	RBI	1
	BB	2
	SO	7
	LOB	8

PITCHER		IP	WLS	BF	H	R	ER	SO	BB	IBB	HBP	BLK	WP	HR	S	P	ERA	WHIP
18 Hisashi Iwakuma, R ERA: 2.94	(1, 1)	7.2	L	29	5	1	1	7	2	0	0	0	0	1	73	109	1.17	0.913
40 Danny Farquhar, R ERA: 2.66	(8, 1)	0.1		1	0	0	0	0	0	0	0	0	0	0	1	1	0.00	0.000

PITCHER	IP	WLS	BF	H	R	ER	SO	BB	IBB	HBP	BLK	WP	HR	S	P	ERA	WHIP

Batter	1	2	3	4	5	6	7	8	9	AB	R	H	RBI	BB	SO	LOB
1 Emilio Bonifácio, S (1, 8) OBP: 0.321, SLG: 0.370	C SI 92 X FF 93 0-1 ① F8		C SI 91 F CU 80 F SI 92 X SI 92 0-2 7 S 1B		B CU 80 C CU 79 X CH 88 1-1 ③ G3			C CH 89 X CU 82 0-1 ③ G6-3		4	0	1	0	0	0	0
7 Tommy La Stella, L (1, 4) OBP: 0.365, SLG: 0.357	C SI 92 C CU 80 B SI 94 B CH 89 S CH 90 2-3 ② K		B SI 92 C CU 80 1 SAFE 1 SAFE S CH 88 B CH 89 B CU 81 D CH 89 4-2 1-2 BB			C SI 91 C FF 91 C SI 92 0-3 ① K			B SI 91 B SI 90 C SI 92 X CH 80 2-1 5 G4-3 8 G6-3 2B	3	1	1	0	1	2	0
5 Freddie Freeman, L (1, 3) OBP: 0.367, SLG: 0.467	C CU 81 X CH 90 0-1 ③ G3		C SI 93 S CU 80 T SI 93 0-2 ② K			X CU 80 0-0 ② F8			C SI 93 S CH 80 X CH 81 0-2 ① G4-3 2-3	4	0	0	0	0	1	3
8 Justin Upton, R (1, 7) OBP: 0.353, SLG: 0.501		C SI 92 X SL 85 0-1 23 1B 2B	C SI 93 X CH 89 0-1 ③ G3			B SI 92 C CU 80 S SI 92 B SI 91 S CH 90 2-3 ③ K			X SI 94 0-0 ② G6-3 3-H	4	1	1	1	0	1	2
22 Jason Heyward, L (1, 9) OBP: 0.356, SLG: 0.394		D CH 90 S CH 88 S CU 81 D CH 89 S CU 80 2-3 ① K		C CH 89 B CH 86 F CU 78 F CH 89 B CH 88 F CH 89 F CU 81 F SI 93 C SI 94 2-3 ① K			B CH 87 X CH 90 1-0 24 G5-4-3 1B		C SI 94 S CH 81 B SI 96 X CH 82 1-2 1B	4	0	2	0	0	2	1
24 Evan Gattis, R (1, 10) OBP: 0.334, SLG: 0.522		S CH 89 D SL 87 D CH 90 F CH 90 C CH 90 2-3 ② K		C CU 80 F SI 93 B CH 90 X CU 80 1-2 ② F8			X CH 88 0-0 ①② G5-4-3 1-2f		C CH 83 C CH 80 F CH 81 S SI 97 0-3 ③ K	4	0	0	0	0	2	3
23 Chris Johnson, R (1, 5) OBP: 0.302, SLG: 0.390		B SL 86 B SI 92 S SI 93 X CH 90 2-1 11 FC6-4 2-H 1B		X SI 92 0-0 ③ G5-3			C SL 85 F CH 90 B FF 92 X SI 93 1-2 ③ G5-3			3	0	1	1	0	0	0
11 Gerald Laird, R (1, 2) OBP: 0.306, SLG: 0.292		X SI 91 0-0 ③ FC6-4 1-2f			B CH 89 C CH 89 C SL 84 X CH 88 1-2 ① F8			C CH 90 T SL 84 S CH 90 0-3 ① K		3	0	0	0	0	1	1
19 Andrelton Simmons, R (1, 6) OBP: 0.297, SLG: 0.340 14 Ramiro Pena, S (4, 6) OBP: 0.280, SLG: 0.318			C SI 91 B SL 86 C CH 90 X CH 88 1-2 ① G6-3		C SI 91 C CU 79 F FF 92 B CH 90 F CH 89 X CU 80 1-2 ② F8			C CU 81 F CH 89 B CH 90 X CH 90 1-2 ② G3-1		1 2	0 0	0 0	0 0	0 0	0 0	0 0	0 0
Inning Stats	R: 0 E: 0 K: 1 S: 7 H: 0 LOB: 0 BB: 0 P: 9	R: 1 E: 0 K: 2 S: 11 H: 2 LOB: 1 BB: 0 P: 17	R: 0 E: 0 K: 1 S: 14 H: 1 LOB: 2 BB: 1 P: 19	R: 0 E: 0 K: 1 S: 11 H: 0 LOB: 0 BB: 0 P: 14	R: 0 E: 0 K: 0 S: 10 H: 0 LOB: 0 BB: 0 P: 13	R: 0 E: 0 K: 2 S: 7 H: 0 LOB: 0 BB: 0 P: 9	R: 0 E: 0 K: 0 S: 5 H: 1 LOB: 0 BB: 0 P: 7	R: 0 E: 0 K: 1 S: 8 H: 0 LOB: 0 BB: 0 P: 9	R: 1 E: 0 K: 1 S: 13 H: 2 LOB: 1 BB: 0 P: 16	1B: 4 2B: 2 3B: 0 HR: 0 SF: 0 SAC: 0 DP: 1 HBP: 0						

PITCHER	IP	WLS	BF	H	R	ER	SO	BB	IBB	HBP	BLK	WP	HR	S	P	ERA	WHIP
34 Félix Hernández, R (1, 1) ERA: 1.97	8.0	W	28	4	1	1	8	1	0	0	0	0	0	73	97	1.12	0.625
56 Fernando Rodney, R (9, 1) ERA: 2.36	1.0	S	5	2	1	1	1	0	0	0	0	0	0	13	16	9.00	2.000

PITCHER	IP	WLS	BF	H	R	ER	SO	BB	IBB	HBP	BLK	WP	HR	S	P	ERA	WHIP

TOP

Atlanta Braves @ Seattle Mariners

Safeco Field, Seattle, WA

Tue Aug 05 2014, 7:11 PM - 9:40 PM PDT

Att. 24,496 - Clear - 74 F

livebaseballscorecards.com

AB	32
R	2
H	6
RBI	2
BB	1
SO	9
LOB	10

PA: 33

Atlanta Braves @ Seattle Mariners

Safeco Field, Seattle, WA

Tue Aug 05 2014, 7:11 PM - 9:40 PM PDT

Att. 24,496 - Clear - 74 F

BOTTOM

Batter	1	2	3	4	5	6	7	8	9	AB	R	H	RBI	BB	SO	LOB
16 Austin Jackson, R (1, 8) OBP: 0.330, SLG: 0.391	C SI 89 B SI 89 F CH 82 B SI 90 F SI 89 X SI 91 2-2 ① G5-3		F SI 89 S KC 79 2 SAFE D KC 78 B SI 88 B SI 90 S KC 79 3-3 ① K	B KC 80 B SI 88 X CH 82 2-0 2-H 1B		X CH 82 0-0 ②③ G1-4-3 1-2f				4	0	1	1	0	1	2
13 Dustin Ackley, L (1, 7) OBP: 0.298, SLG: 0.380	C SI 90 C SI 90 B CH 81 B CH 81 X SI 90 2-2 ② G1-3		C KC 79 X KC 79 0-1 ② L8	B SI 89 1 SAFE X SI 88 1-0 ③ F7			B SI 90 C SI 90 B SI 89 F SI 90 F SI 90 B CU 78 X SI 90 3-2 ① P6			4	0	0	0	0	0	2
22 Robinson Canó, L (1, 4) OBP: 0.392, SLG: 0.457	B SI 89 C SI 90 X CH 82 1-1 ③ G3		C SI 89 F SI 89 B SI 91 B KC 81 X SI 90 2-2 ③ L8		X SI 87 0-0 ① F8		C SL 82 C SI 91 X SI 91 0-2 21 G6-4-3 1B			4	0	1	0	0	0	1
21 Kendrys Morales, S (1, 10) OBP: 0.250, SLG: 0.302		B KC 80 C SI 89 B KC 78 X SI 89 2-1 ① P6		C KC 78 B SI 89 F SI 88 X SI 88 1-2 ① G4-3	B SI 87 B CH 80 B SI 87 B SI 87 4-0 15 BB BB		C SI 91 X CH 82 0-1 ②③ G6-4-3 1-2f			3	0	0	0	1	0	1
15 Kyle Seager, L (1, 5) OBP: 0.342, SLG: 0.472		B KC 80 C SI 89 B SI 89 T CH 81 B SI 89 X CH 82 3-2 ② F7		H CH 80 1-0 28 1B 20 1B HBP	B SI 89 B KC 78 B SI 89 B SI 88 4-0 1-2 BB			C FF 95 C SL 86 S SL 86 0-3 ① K		2	1	0	0	1	1	0
28 Chris Denorfia, R (1, 9) OBP: 0.289, SLG: 0.310 9 Endy Chavez, L (9, 9) OBP: 0.283, SLG: 0.335		B KC 79 B CH 82 B SI 88 C SI 88 B SI 88 4-1 20 BB BB		C CH 82 X KC 79 0-1 20 1B 1 E 1-2 1B	B CH 82 C SI 88 C SI 89 S KC 79 1-3 ② K			C SL 87 F SI 96 B SL 86 B SL 85 B FF 95 S SI 96 3-3 ② K		3 0	1 0	1 0	0 0	1 0	2 0	2 0
20 Logan Morrison, L (1, 3) OBP: 0.270, SLG: 0.333		1 SAFE 1 SAFE B SI 88 F CH 80 B SI 87 B SI 89 B SI 89 4-1 1-2 BB		F SI 88 B SI 89 X KC 79 1-1 1 E 1-3 2-H 1B	B KC 79 X SI 88 1-0 ③ L3			C FF 96 B SI 96 T FF 95 X SI 97 1-2 ③ G3		3	1	1	1	1	0	2
3 Mike Zunino, R (1, 2) OBP: 0.258, SLG: 0.429		F SI 88 B KC 78 F CH 81 S KC 79 1-3 ③ K		S KC 79 B SI 88 D KC 79 S KC 79 D KC 80 S CH 82 3-3 ② K		B KC 78 F SI 87 F KC 78 B SI 89 B SI 90 X CH 81 3-2 16 G1-4-3 1B				3	0	1	0	0	2	4
1 Chris Taylor, R (1, 6) OBP: 0.379, SLG: 0.500			B SI 86 S SI 87 C KC 78 X KC 78 1-2 2B	B CH 82 X CH 82 1-0 E4 16 1B 2-H 3-H		S CH 81 B SI 90 F SI 88 C SI 90 1-3 ① K				3	1	1	0	0	1	1
Inning Stats	R: 0 E: 0 K: 0 S: 9 H: 0 LOB: 0 BB: 0 P: 14	R: 0 E: 0 K: 1 S: 10 H: 0 LOB: 2 BB: 2 P: 24	R: 0 E: 0 K: 1 S: 11 H: 1 LOB: 1 BB: 0 P: 17	R: 4 E: 1 K: 1 S: 13 H: 3 LOB: 1 BB: 0 P: 23	R: 0 E: 0 K: 1 S: 5 H: 0 LOB: 2 BB: 2 P: 15	R: 0 E: 0 K: 1 S: 7 H: 1 LOB: 0 BB: 0 P: 11	R: 0 E: 0 K: 0 S: 9 H: 1 LOB: 0 BB: 0 P: 12	R: 0 E: 0 K: 2 S: 9 H: 0 LOB: 0 BB: 0 P: 13		1B: 5 2B: 1 3B: 0 HR: 0 SF: 0 SAC: 0 DP: 2 HBP: 1				WP: 0 PB: 0 SB: 0 CS: 0 PA: 34		

livebaseballscorecards.com

AB	29
R	4
H	6
RBI	2
BB	4
SO	7
LOB	15

PITCHER		IP	WLS	BF	H	R	ER	SO	BB	IBB	HBP	BLK	WP	HR	S	P	ERA	WHIP
40 Alex Wood, L ERA: 3.2	(1, 1)	6.0	L	28	5	4	1	5	4	0	1	0	0	0	55	104	1.50	1.500
51 James Russell, L ERA: 3.25	(7, 1)	1.0		3	1	0	0	0	0	0	0	0	0	0	9	12	0.00	1.000
48 David Carpenter, R ERA: 3.79	(8, 1)	1.0		3	0	0	0	2	0	0	0	0	0	0	9	13	0.00	0.000

PITCHER	IP	WLS	BF	H	R	ER	SO	BB	IBB	HBP	BLK	WP	HR	S	P	ERA	WHIP

Batter	1	2	3	4	5	6	7	8	9	AB	R	H	RBI	BB	SO	LOB
1 Emilio Bonifácio, S (1, 7) OBP: 0.319, SLG: 0.367	C FF 83 B FF 84 B FF 85 F FF 84 F SL 78 F FF 85 X SL 78 2-2 ① G4-3		X SL 78 0-0 7 BB, 5 2B, 1-2 2-3 1B		C FF 84 B SL 77 B FF 84 X FF 84 2-1 ① F8		B SI 93 B SI 93 C SI 92 F SI 93 X SI 95 2-2 ① G6-3		B FF 96 C SI 97 X SI 96 1-1 ② F7	5	1	1	0	0	0	0
7 Tommy La Stella, L (1, 4) OBP: 0.362, SLG: 0.351	C FF 85 B FF 85 X SL 78 1-1 ② F8		B FF 85 B FF 86 F FF 86 B FF 87 B FF 87 4-1 5 2B, 1-2 2-3 3-H BB		C FF 84 F FF 86 F FF 87 B SL 78 B FF 86 B CH 79 X FF 86 3-2 ② L8		C SI 95 B SI 95 X FF 94 1-1 ② F7		X SI 96 0-0 ③ L7	4	0	0	1	1	0	0
5 Freddie Freeman, L (1, 3) OBP: 0.370, SLG: 0.472	B FF 84 F SL 78 B FF 85 B FF 85 F SL 77 T FF 85 3-2 ③ K		S CH 79 X FF 86 0-1 ② 1-H 2-H 3-H 2B		C FF 85 S CH 78 B FF 86 F SL 78 B FF 86 F SL 79 F CH 78 B FF 86 X SL 80 3-2 1B		X SI 95 0-0 1B			4	0	3	2	0	1	0
8 Justin Upton, R (1, 10) OBP: 0.350, SLG: 0.496		S FF 84 B SL 78 B SL 76 C SL 77 S FF 86 2-3 ① K	F SL 78 F SL 78 F FF 86 B FF 86 S SL 79 1-3 ③ K		B FF 84 F FF 85 B SL 77 C SL 77 S FF 85 2-3 ③ K		C SI 95 D SI 93 D FC 92 S SI 96 S FF 96 2-3 ③ K			4	0	0	0	0	4	3
22 Jason Heyward, L (1, 9) OBP: 0.357, SLG: 0.395		X FF 85 0-0 ② G4-3		B FF 84 B CH 84 X FF 84 2-0 2 2B, 1B		C SI 88 T SL 78 B SI 90 X CU 72 1-2 2 BB, 1B		C SI 92 B SL 83 C SL 82 X SI 93 1-2 ① G4-3		4	0	2	0	0	0	0
23 Chris Johnson, R (1, 5) OBP: 0.300, SLG: 0.386		C FF 84 T FF 87 F FF 86 B SL 79 C SL 77 1-3 ③ K		S SL 76 1 SAFE S SL 78 X SL 76 0-2 ① P3		C B SL 84 B SI 95 S SI 96 B FF 95 S SL 89 3-3 ① K		X SI 93 0-0 ② G5-3		4	0	0	0	0	2	2
24 Evan Gattis, R (1, 2) OBP: 0.337, SLG: 0.522			C FF 85 X SL 78 0-1 1 1B, 14 1B, 7 BB, 1B	D SL 78 S FF 84 B SL 79 T SL 78 F SL 76 F FF 85 F FF 85 1 SAFE X SL 78 2-2 ② P6		T SI 96 S SL 88 C CU 76 0-3 ② K		B SL 80 F SI 92 S SI 92 X SL 82 1-2 1B		4	1	2	0	0	1	2
2 B.J. Upton, R (1, 8) OBP: 0.281, SLG: 0.327			B FF 84 C FF 84 S SL 78 B FF 85 S SL 77 2-3 ① K	X SL 77 0-0 1-3 2B		B SI 96 B SI 94 S FF 94 B SI 96 B FF 95 4-1 1-2 BB		B CU 86 F SI 96 S SI 96 D CU 87 C CU 85 2-3 ③ K		3	0	1	0	1	2	2
14 Ramiro Pena, S (1, 6) OBP: 0.279, SLG: 0.315			D FF 84 X FF 85 1-0 7 BB, 1 1B, 5 2B, 1-2 1B	B SL 78 C FF 85 X SL 78 1-1 ③ G4-3		X SI 96 0-0 ③ G4-3			B SI 95 F SI 96 X SI 96 1-1 ① F7	4	1	1	0	0	0	4

Inning Stats	1	2	3	4	5	6	7	8	9	1B: 8	SF: 0	WP: 0	PA: 38
	R: 0 E: 0 K: 1 S: 10	R: 0 E: 0 K: 2 S: 8	R: 3 E: 0 K: 2 S: 14	R: 0 E: 0 K: 0 S: 13	R: 0 E: 0 K: 1 S: 15	R: 0 E: 0 K: 2 S: 11	R: 0 E: 0 K: 1 S: 9	R: 0 E: 0 K: 1 S: 10	R: 0 E: 0 K: 0 S: 5	2B: 2 3B: 0 HR: 0	SAC: 0 DP: 0 HBP: 0	PB: 0 SB: 0 CS: 0	
	H: 0 LOB: 0 BB: 0 P: 16	H: 0 LOB: 0 BB: 0 P: 11	H: 4 LOB: 1 BB: 1 P: 22	H: 2 LOB: 2 BB: 0 P: 18	H: 1 LOB: 1 BB: 0 P: 25	H: 1 LOB: 2 BB: 1 P: 19	H: 1 LOB: 1 BB: 0 P: 14	H: 1 LOB: 1 BB: 0 P: 14	H: 0 LOB: 0 BB: 0 P: 7				

PITCHER		IP	WLS	BF	H	R	ER	SO	BB	IBB	HBP	BLK	WP	HR	S	P	ERA	WHIP
53 Chris Young, R ERA: 3.27	(1, 1)	5.0	W	22	7	3	3	6	1	0	0	0	0	0	60	92	5.40	1.600
97 Joe Beimel, L ERA: 1.34	(6, 1)	0.0		1	1	0	0	0	0	0	0	0	0	0	3	4	∞	∞
54 Tom Wilhelmsen, R ERA: 2.21	(6, 1)	1.0	H	4	0	0	0	2	1	0	0	0	0	0	8	15	0.00	1.000
52 Dominic Leone, R ERA: 2.14	(7, 1)	1.0	H	4	1	0	0	1	0	0	0	0	0	0	9	14	0.00	1.000
41 Charlie Furbush, L ERA: 3.94	(8, 1)	0.2		3	1	0	0	0	0	0	0	0	0	0	7	9	0.00	1.500

PITCHER		IP	WLS	BF	H	R	ER	SO	BB	IBB	HBP	BLK	WP	HR	S	P	ERA	WHIP
31 Yoervis Medina, R ERA: 2.31	(8, 1)	1.1		4	0	0	0	1	0	0	0	0	0	0	8	12	0.00	0.000

TOP

Atlanta Braves @ Seattle Mariners

Safeco Field, Seattle, WA

Wed Aug 06 2014, 12:43 PM - 3:34 PM PDT

Att. 30,770 - Sunny - 67 F

livebaseballscorecards.com

AB	36
R	3
H	10
RBI	3
BB	2
SO	10
LOB	13

Atlanta Braves @ Seattle Mariners

Safeco Field, Seattle, WA

Wed Aug 06 2014, 12:43 PM - 3:34 PM PDT

Att. 30,770 - Sunny - 67 F

livebaseballscorecards.com

BOTTOM

Batter	1	2	3	4	5	6	7	8	9	AB	R	H	RBI	BB	SO	LOB
16 Austin Jackson, R (1, 8) OBP: 0.329, SLG: 0.388	C SI 91 C SI 92 B SI 93 S SL 82 1-3 **K** ①	1 SAFE X SL 81 0-0 L4 ③		F FF 89 B SI 88 X CH 80 1-1 G6-3 ②		C SI 88 B CU 73 B SI 87 B CH 79 X SI 87 3-1 G6-3 ③		C SI 96 B CH 88 X SI 96 1-1 1B		5	0	1	0	0	1	1
13 Dustin Ackley, L (1, 7) OBP: 0.299, SLG: 0.389	B SI 90 C SI 90 X SL 82 1-1 22 BB 15 1B 1B		C SI 90 C CU 73 B SL 82 X SL 79 1-2 HR	X SI 91 0-0 F8 ③			B FF 90 B SI 88 T SI 90 F SL 81 B SL 83 S CH 82 3-3 **K** ①	1 SAFE C SI 95 1 SAFE B SI 94 X SI 93 1-1 G4-3 ③		5	2	2	1	0	1	1
22 Robinson Canó, L (1, 4) OBP: 0.395, SLG: 0.463	B SI 90 B SL 82 C SI 92 F SI 92 B CU 74 B FF 92 4-2 15 1B **1-2** BB		B SI 90 C SI 89 S CU 75 B FF 92 X CU 74 2-2 F8 ①		B CU 73 B SL 80 C FF 89 X CU 74 2-1 15 1B 1 SF7 2B		C SI 90 B FF 88 S SL 82 B CU 76 X SL 84 2-2 21 1B 2B			3	2	2	0	1	0	0
21 Kendrys Morales, S (1, 10) OBP: 0.255, SLG: 0.303	B CH 82 B FF 91 B SI 89 C SI 91 X SI 89 3-1 L7 ②		C SI 92 B CH 82 S SL 82 F CH 83 S SL 83 1-3 **K** ②		B CH 82 S SL 80 B CH 81 B FF 91 B SI 88 4-1 15 1B BB		C CH 82 C CH 81 F CU 76 X SI 90 0-2 1 BB **2-H** 1B			3	0	1	1	1	1	2
15 Kyle Seager, L (1, 5) OBP: 0.346, SLG: 0.475	F SI 90 X SI 93 0-1 **1-2** **2-H** 1B		C SI 90 S CH 82 F FF 93 X CU 72 0-2 1 1B 20 HR 1B		D SL 80 F CH 82 X SI 90 1-1 20 G4-6-3 **1-2** **2-3** 1B		C SL 83 X FF 88 0-1 F7 ②			4	1	3	1	0	0	1
1 Chris Taylor, R (1, 6) OBP: 0.394, SLG: 0.500	C FF 92 S CU 76 B CU 74 D SL 82 S SI 93 2-3 **K** ③		F SI 93 1 SAFE X FF 91 0-1 **1-2** 20 HR 1B		D SL 83 B SI 90 X SI 89 2-0 SF7 ① **3-H**		C CU 80 C FF 93 B CU 80 B FF 95 B FF 93 F FF 93 B FF 94 4-2 **1-2** BB			2	1	1	1	1	1	2
20 Logan Morrison, L (1, 3) OBP: 0.270, SLG: 0.348		B SI 90 F CH 83 F SI 92 C SL 81 1-3 **K** ①	F CH 83 X SI 91 0-1 **1-H** **2-H** HR		X CH 83 0-0 G4-6-3 ② ③ **1-2f**		X CH 86 0-0 G5-3 ③			4	1	1	3	0	1	4
9 Endy Chavez, L (1, 9) OBP: 0.282, SLG: 0.333		B SI 88 C SI 92 X SI 90 1-1 1B	C SI 92 X CU 76 0-1 P4 ③			F CH 83 F CH 80 F CU 74 F SI 88 F SL 80 F SL 80 F CU 73 X SI 91 0-2 G6-3 ①		C FF 96 F SI 95 B CU 77 T FF 97 1-2 **K** ①		4	0	1	0	0	1	0
2 Jesús Sucre, R (1, 2) OBP: 0.136, SLG: 0.136		1 SAFE F SI 88 X CU 75 0-1 P6 ②		C SI 91 F SI 91 B SI 91 B CU 73 T SL 81 2-2 **K** ①		B CU 73 C SI 88 X SL 82 1-2 L1 ②		B SI 97 C SI 96 F SI 98 S CU 75 1-3 **K** ②		4	0	0	0	0	2	1
Inning Stats	R: 1 H: 2 E: 0 LOB: 2 K: 2 BB: 1 S: 14 P: 25	R: 0 H: 1 E: 0 LOB: 1 K: 1 BB: 0 S: 8 P: 10	R: 4 H: 4 E: 0 LOB: 0 K: 1 BB: 0 S: 20 P: 24	R: 0 H: 0 E: 0 LOB: 0 K: 1 BB: 0 S: 6 P: 9	R: 1 H: 2 E: 0 LOB: 1 K: 0 BB: 1 S: 7 P: 16	R: 0 H: 0 E: 0 LOB: 0 K: 0 BB: 0 S: 13 P: 17	R: 1 H: 2 E: 0 LOB: 2 K: 1 BB: 1 S: 16 P: 25	R: 0 H: 1 E: 0 LOB: 1 K: 2 BB: 0 S: 10 P: 14		1B: 8 SF: 1 2B: 2 SAC: 0 3B: 0 DP: 1 HR: 2 HBP: 0				WP: 0 PA: 38 PB: 0 SB: 0 CS: 0		

	AB	34
	R	7
	H	12
	RBI	7
	BB	3
	SO	8
	LOB	12

PITCHER		IP	WLS	BF	H	R	ER	SO	BB	IBB	HBP	BLK	WP	HR	S	P	ERA	WHIP
49 Julio Teheran, R ERA: 2.92	(1, 1)	6.0	L	28	9	6	6	5	2	0	0	0	0	2	68	101	9.00	1.833
51 James Russell, L ERA: 3.44	(7, 1)	0.2		4	2	1	1	1	0	0	0	0	0	0	12	17	13.50	3.000
38 Anthony Varvaro, R ERA: 2.89	(7, 1)	0.1		2	0	0	0	0	1	0	0	0	0	0	4	8	0.00	3.000
58 Juan Jaime, R ERA: 2.45	(8, 1)	1.0		4	1	0	0	2	0	0	0	0	0	0	10	14	0.00	1.000

PITCHER	IP	WLS	BF	H	R	ER	SO	BB	IBB	HBP	BLK	WP	HR	S	P	ERA	WHIP

Batter	1	2	3	4	5	6	7	8	9	AB	R	H	RBI	BB	SO	LOB
28 Leury García, S (1, 8) OBP: 0.215, SLG: 0.235	C SI 92 X SI 92 0-1 ① L8		X SI 93 0-0 ③ G6-3			C SI 91 B FF 92 F CH 84 C CU 79 1-3 ① K		B FC 89 X FC 89 1-0 10 2B 1B	F FC 88 F CH 85 B FF 93 D CH 85 S FC 89 2-3 ③ K	5	1	1	0	0	2	2
10 Alexei Ramirez, R (1, 6) OBP: 0.326, SLG: 0.425	C SI 93 X CH 86 0-1 ② B2-3			S CH 86 T CH 86 B FF 93 F CH 85 B CU 82 F SI 93 S CH 84 2-3 ① K		C SI 92 B CH 86 X CH 86 1-1 ② G4-3		X FC 89 0-0 1-H 2B		4	0	1	1	0	1	0
79 José Abreu, R (1, 3) OBP: 0.362, SLG: 0.616	F SI 93 B CH 87 F SI 93 F CU 80 X SI 93 1-2 ③ G5-3			C SI 93 B CU 80 B SI 93 S CH 86 X CU 81 2-2 ② G5-3		S CH 87 S CU 78 F SI 93 F CU 81 H SI 92 1-2 24 HR HBP		F FC 90 H SI 93 1-1 HBP		2	1	0	0	0	0	0
24 Dayan Viciedo, R (1, 7) OBP: 0.286, SLG: 0.406		B SI 92 F SI 92 F CH 86 B SI 92 F CU 80 X SI 92 2-2 ① F9		B CU 78 F CH 87 X SI 93 1-1 ③ G5-3		B CH 86 F SI 92 X CU 78 1-1 1-H HR		T FC 90 X CU 76 0-1 ② L7		4	1	1	2	0	0	2
14 Paul Konerko, R (1, 10) OBP: 0.278, SLG: 0.376		B SI 93 F SI 92 B SI 92 B CH 86 B SI 92 4-1 BB			B FF 92 C CH 84 B SI 93 X SI 92 2-1 ① P4	C SI 95 S SL 88 C FF 96 0-3 ③ K		X FC 89 0-0 ③ P3		3	0	0	0	1	1	2
12 Conor Gillaspie, L (1, 5) OBP: 0.363, SLG: 0.450		C SI 91 F CH 85 F CU 79 B SI 92 S CU 80 1-3 ② K			B CU 77 S CH 85 C CU 78 X SI 92 1-2 2B		C SI 91 F FF 93 F SL 87 B SI 96 X CH 86 1-2 ① F9		C FC 88 S CH 85 S CH 85 0-3 ① K	4	0	1	0	0	2	1
21 Tyler Flowers, R (1, 2) OBP: 0.304, SLG: 0.371		B CH 84 B CH 84 C SI 92 B SI 93 S SI 91 C SI 92 3-3 ③ K			B SI 93 X CH 86 1-0 ② G6-3	F SI 94 S FF 97 B SL 87 F SI 97 B CH 88 F FF 96 B FF 96 X SI 96 3-2 ② P2			B CU 76 F FC 88 B FC 91 F SI 94 F SI 94 X FC 90 2-2 ② G5-3	4	0	0	0	0	1	2
25 Moisés Sierra, R (1, 9) OBP: 0.262, SLG: 0.345			C SI 90 C SI 91 C SI 93 0-3 ① K		F SI 93 B CU 81 S CH 86 B CU 81 B SI 93 F CH 87 B SI 93 4-2 BB	C SL 88 B SL 88 X FF 97 1-1 ③ F8			S FC 89 B CU 78 X FC 90 1-1 E6 15 1B	3	0	0	0	1	1	0
15 Gordon Beckham, R (1, 4) OBP: 0.269, SLG: 0.350			B CH 86 B SI 92 B SI 90 C SI 92 F SI 92 X CH 86 3-2 ② G5-3		B CH 85 B CH 86 C SI 92 X SI 92 2-1 ③ P3			B FC 87 S FC 92 F FC 89 S SI 94 1-3 ① K	X FC 88 0-0 1-2 1B	4	0	1	0	0	1	2
Inning Stats	R: 0 E: 0 K: 0 S: 8 H: 0 LOB: 0 BB: 0 P: 9	R: 0 E: 0 K: 2 S: 12 H: 0 LOB: 1 BB: 1 P: 22	R: 0 E: 0 K: 1 S: 7 H: 0 LOB: 0 BB: 0 P: 10	R: 0 E: 0 K: 1 S: 10 H: 0 LOB: 0 BB: 0 P: 15	R: 0 E: 0 K: 0 S: 11 H: 1 LOB: 2 BB: 1 P: 21	R: 2 E: 0 K: 2 S: 14 H: 1 LOB: 0 BB: 0 P: 18	R: 0 E: 0 K: 0 S: 11 H: 0 LOB: 0 BB: 0 P: 16	R: 1 E: 0 K: 1 S: 9 H: 2 LOB: 2 BB: 0 P: 12	R: 0 E: 1 K: 2 S: 13 H: 1 LOB: 2 BB: 0 P: 18	1B: 2 2B: 2 3B: 0 HR: 1 SF: 0 SAC: 0 DP: 0 HBP: 2						

PITCHER	IP	WLS	BF	H	R	ER	SO	BB	IBB	HBP	BLK	WP	HR	S	P	ERA	WHIP
29 Roenis Elías, L (1, 1) ERA: 4.14	5.2	W	22	2	2	2	5	2	0	1	0	0	1	59	92	3.18	0.706
37 Brandon Maurer, R (6, 1) ERA: 4.88	1.1	H	4	0	0	0	1	0	0	0	0	0	0	14	19	0.00	0.000
40 Danny Farquhar, R (8, 1) ERA: 2.74	2.0		11	3	1	1	3	0	0	1	0	0	0	22	30	4.50	1.500

PITCHER	IP	WLS	BF	H	R	ER	SO	BB	IBB	HBP	BLK	WP	HR	S	P	ERA	WHIP

TOP

Chicago White Sox @ Seattle Mariners

Safeco Field, Seattle, WA

Thu Aug 07 2014, 7:10 PM - 10:18 PM PDT

Att. 18,740 - Partly Cloudy - 74 F

livebaseballscorecards.com

AB	33
R	3
H	5
RBI	3
BB	2
SO	9
LOB	11

PA: 37

Batter	1	2	3	4	5	6	7	8	9	AB	R	H	RBI	BB	SO	LOB
16 Austin Jackson, R (1, 8) OBP: 0.330, SLG: 0.387	B SI 87 X SI 89 1-0 F9 ①		C SI 90 1 SAFE C FC 86 S FC 86 0-3 K ①		B CU 75 F FC 86 F SI 90 B CH 82 B SI 90 X SI 90 3-2 L6 ①	B SL 84 B SI 95 F SI 94 B FF 95 F SI 95 F SI 96 D SI 96 4-2 13 1B 21 WP BB	C FF 92 B FF 92 C SI 91 B FC 85 X SI 92 2-2 1-2 2-3 13 G4-3 1B			4	1	1	0	1	1	1
13 Dustin Ackley, L (1, 7) OBP: 0.303, SLG: 0.398	C SI 90 B SI 90 B CH 83 B CH 82 X SI 90 3-1 HR		1 SAFE B CH 81 B CH 81 X CU 76 2-0 1-2 P5 ②		C SI 90 B CH 82 B SI 90 B SI 90 B FC 87 4-1 22 HR BB	C SI 95 F SL 84 B SI 97 X SI 96 1-2 21 WP 1-3 2-H 3-H 1B	C FF 97 D SL 85 X FF 98 1-1 1-2 2-3 3-H G4-3 ②			4	2	2	4	1	0	3
22 Robinson Canó, L (1, 4) OBP: 0.400, SLG: 0.473 5 Brad Miller, L (7, PH) OBP: 0.271, SLG: 0.316 (8, 4)	C SI 90 X FC 88 0-1 21 G1-6-3 1B		I IN 69 I IN 65 I IN 63 I IN 62 4-0 IBB		1 SAFE B SI 89 B FC 86 B SI 89 C SI 88 X FC 86 3-1 1-H HR	I IN 68 I IN 74 I IN 73 I IN 70 4-0 21 WP IBB	D FF 98 X FF 97 1-0 P6 ③			2 1	1 0	2 0	2 0	2 0	0 0	0 2
21 Kendrys Morales, S (1, 10) OBP: 0.254, SLG: 0.296	C SI 90 1 SAFE X SI 90 0-1 1-2f G1-6-3 ②③		C FC 86 X CU 78 0-1 L3 ③		B CH 81 F SI 90 X CH 82 1-1 G3 ②	C CH 82 F FF 95 B CH 86 X CH 85 1-2 1-2 2-3 3-H G6-3 ③		H FF 99 1-0 15 HR HBP		4	1	0	0	0	0	5
15 Kyle Seager, L (1, 5) OBP: 0.348, SLG: 0.482		C SL 84 B SI 90 C CU 77 B SL 82 B SI 92 X SI 91 3-2 20 FC6-4 1B		C CU 75 B CH 83 C CH 81 F CU 77 B FC 88 X CU 78 2-2 G6-3 ① S CH 82 X CH 82 0-1 G4-3 ③			C FC 86 B CU 80 B CU 79 F FC 83 B CU 79 F SI 93 B FF 93 4-2 20 2B BB	B FF 97 X FF 96 1-0 1-H HR		4	2	2	2	1	0	0
20 Logan Morrison, L (1, 3) OBP: 0.273, SLG: 0.351		B CH 81 X SI 89 1-0 1-2f FC6-4 ①	B CU 75 S CH 81 B CH 82 X CH 82 2-1 G4-3 ②			B SI 89 B SI 88 B SI 88 C SI 87 B SI 89 4-1 9 SH2-4 3 HBP 13 1B BB	C SI 93 B SI 92 F FF 92 X CU 75 1-2 3 F8 9 1B 1-H 2B	C FF 98 X SL 84 0-1 L7 ①		4	2	1	1	1	0	1
3 Mike Zunino, R (1, 2) OBP: 0.260, SLG: 0.426		C FC 87 S FC 88 S FC 88 0-3 K ②	S FC 86 F CU 78 B CH 82 B CH 82 F FC 87 X SL 84 2-2 9 HR 1B			B SI 89 B FC 85 H SI 89 3-0 9 SH2-4 1-2 13 1B HBP	X FC 85 0-0 2-3 F8 ①	C SL 85 S SL 83 B FF 98 F SL 84 S SL 84 1-3 K ②		4	2	1	0	0	2	2
9 Endy Chavez, L (1, 9) OBP: 0.293, SLG: 0.357		C SI 90 B SI 90 B CH 82 X FC 87 2-1 F8 ③	C CU 75 B CH 82 X CU 77 1-1 1-H HR			X SL 83 0-0 1-2 2-3 SH2-4 ①	D SI 88 C FF 92 F FF 93 X FF 93 1-2 16 1B 1 E 13 G4-3 3-H 1B	B FF 98 B SI 90 B FF 96 C FF 96 B FF 96 4-1 BB		3	2	2	3	1	0	1
1 Chris Taylor, R (1, 6) OBP: 0.368, SLG: 0.457			F FC 86 B FC 86 X SI 90 1-1 13 BLK 1B	B FC 86 S SI 89 C CH 82 B FC 87 S SI 90 2-3 K ③		F SI 94 X SL 83 0-1 G5-3 ②	C FC 87 F CU 78 D CU 81 D SI 87 X SI 91 2-2 FC5 13 G4-3 16 1B 1-2	X FF 96 0-0 F9 ③		5	0	1	0	0	1	4
Inning Stats	R: 1 E: 0 K: 0 S: 7 H: 2 LOB: 0 BB: 0 P: 11	R: 0 E: 0 K: 1 S: 9 H: 1 LOB: 1 BB: 0 P: 15	R: 0 E: 0 K: 1 S: 8 H: 1 LOB: 2 BB: 1 P: 15	R: 2 E: 0 K: 1 S: 15 H: 2 LOB: 0 BB: 0 P: 24	R: 2 E: 0 K: 0 S: 10 H: 1 LOB: 0 BB: 1 P: 21	R: 3 E: 0 K: 0 S: 13 H: 1 LOB: 2 BB: 3 P: 30	R: 3 E: 1 K: 0 S: 19 H: 3 LOB: 2 BB: 1 P: 31	R: 2 E: 0 K: 1 S: 9 H: 1 LOB: 1 BB: 1 P: 16		1B: 7 2B: 1 3B: 0 HR: 4 SF: 0 SAC: 1 DP: 1 HBP: 2					WP: 1 PB: 0 SB: 0 CS: 0 PA: 45	

PITCHER		IP	WLS	BF	H	R	ER	SO	BB	IBB	HBP	BLK	WP	HR	S	P	ERA	WHIP
67 Scott Carroll, R ERA: 4.81	(1, 1)	5.0	L	25	7	7	7	3	2	1	1	1	0	3	50	94	12.60	1.800
53 Eric Surkamp, L ERA: 7.71	(6, 1)	0.1		1	0	0	0	0	0	0	0	0	0	0	1	1	0.00	0.000
40 Daniel Webb, R ERA: 3.83	(6, 1)	0.2		5	1	1	1	0	1	1	0	0	1	0	11	21	13.50	3.000
64 André Rienzo, R ERA: 6.82	(7, 1)	0.1		6	3	3	2	0	1	0	0	0	0	0	16	26	54.00	12.000
39 Maikel Cleto, R ERA: 5.82	(7, 1)	1.2		8	1	2	2	1	1	0	1	0	0	1	12	21	10.80	1.200

PITCHER	IP	WLS	BF	H	R	ER	SO	BB	IBB	HBP	BLK	WP	HR	S	P	ERA	WHIP

BOTTOM

Chicago White Sox @ Seattle Mariners

Safeco Field, Seattle, WA

Thu Aug 07 2014, 7:10 PM - 10:18 PM PDT

Att. 18,740 - Partly Cloudy - 74 F

livebaseballscorecards.com

AB	35
R	13
H	12
RBI	12
BB	7
SO	4
LOB	19

Chicago White Sox @ Seattle Mariners

Safeco Field, Seattle, WA

Fri Aug 08 2014, 7:14 PM - 9:54 PM PDT

Att. 23,223 - Clear - 74 F

TOP

livebaseballscorecards.com

Batter	1	2	3	4	5	6	7	8	9	AB	R	H	RBI	BB	SO	LOB
1 Adam Eaton, L (1, 8) OBP: 0.370, SLG: 0.401	C FS 86 B SI 86 C SI 86 F FS 83 F SI 88 F FS 82 B FS 84 F SI 89 X SI 88 2-2 G5-3 ①		B SI 88 F SI 89 B FS 85 B SI 89 F SI 89 1 SAFE S SI 90 3-3 K ①② 1-2		F SI 89 B SL 82 T FS 84 S SI 91 1-3 K ③			C SL 83 F SI 94 B FF 93 X SL 84 1-2 1B		1	0	0	0	0	0	0
28 Leury García, S (1, 8) OBP: 0.218, SLG: 0.237								C SI 95 C SI 95 C CU 86 0-3 K ③		3	0	1	0	0	2	2
10 Alexei Ramirez, R (1, 6) OBP: 0.323, SLG: 0.422	X SI 87 0-0 P2 ②		C SI 90 X SI 90 0-1 G5-3 ③			C SI 88 B FS 83 F SL 78 X SL 77 1-2 G6-3 ①				4	0	0	0	0	1	1
79 José Abreu, R (1, 3) OBP: 0.361, SLG: 0.612	C SI 88 X FS 83 0-1 1B ①			C SI 87 X SI 87 0-1 F9 ①		B SL 80 S SL 82 B FS 85 X SL 79 2-1 F7 ②			X SI 93 0-0 G4-3 ①	4	0	1	0	0	0	0
44 Adam Dunn, L (1, 10) OBP: 0.345, SLG: 0.423	B SL 80 X SI 89 1-0 G2-3 ③			B SI 87 C FS 84 S FS 84 B SI 89 X FS 84 2-2 L5 ②		F SI 89 B FS 83 C FS 85 F FS 83 F SI 91 B FC 86 X FS 84 2-2 G5-3 ③			B SI 92 C SI 92 S CH 79 X CH 80 1-2 G6-3 ②	4	0	0	0	0	0	1
24 Dayan Viciedo, R (1, 9) OBP: 0.285, SLG: 0.412 (8, 7)		C SL 81 S FS 81 S SI 89 0-3 K ①		X SI 88 0-0 HR			B SL 80 B SI 86 C SL 79 F FS 83 X FS 82 2-2 G4-3 ①		B CH 81 F SI 93 B SI 95 F SI 94 F SI 94 X CH 82 2-2 F7 ③	4	1	1	1	0	1	0
12 Conor Gillaspie, L (1, 5) OBP: 0.362, SLG: 0.449		C SI 89 X FS 83 0-1 1B		C CU 72 B SI 89 B SL 86 X SI 89 2-1 F7 ③			X CU 71 0-0 F7 ②			3	0	1	0	0	0	0
15 Gordon Beckham, R (1, 4) OBP: 0.267, SLG: 0.347		C SI 88 X SI 88 0-1 F7 ②			C SL 81 X SI 88 0-1 L3 ①		B SL 78 C SL 80 F SI 87 B SI 90 F SL 78 F SI 90 X SL 79 2-2 G4-1 ③			3	0	0	0	0	0	1
30 Alejandro De Aza, L (1, 7) OBP: 0.310, SLG: 0.359		F SI 88 C FS 83 B FS 83 F SI 90 F SI 89 F SI 90 D FS 82 X SI 90 2-2 F8 ③			B CU 72 X SI 88 1-0 P6 ②			B SL 81 S SI 92 S SI 92 B SI 93 S SL 82 2-3 K ①		2	0	0	0	0	0	1
25 Moisés Sierra, R (8, PH) OBP: 0.260, SLG: 0.343 (8, 9)										1	0	0	0	0	1	0
17 Adrian Nieto, S (1, 2) OBP: 0.337, SLG: 0.369			F SI 88 B FS 84 X SI 89 1-1 28 CS 1B		C SI 88 X FS 84 0-1 1B			F SI 92 B SI 93 S SI 93 C SI 93 1-3 K ②		3	0	2	0	0	1	0

Inning Stats	1	2	3	4	5	6	7	8	9
	R: 0 E: 0 K: 0 S: 11	H: 1 LOB: 1 BB: 0 P: 14	R: 0 E: 0 K: 1 S: 13	H: 1 LOB: 1 BB: 0 P: 15	R: 0 E: 0 K: 1 S: 7	H: 1 LOB: 0 BB: 0 P: 11	R: 1 E: 0 K: 0 S: 8	H: 1 LOB: 0 BB: 0 P: 12	R: 0 E: 0 K: 1 S: 8	H: 1 LOB: 1 BB: 0 P: 10	R: 0 E: 0 K: 0 S: 10	H: 0 LOB: 0 BB: 0 P: 15	R: 0 E: 0 K: 0 S: 9	H: 0 LOB: 0 BB: 0 P: 13	R: 0 E: 0 K: 3 S: 12	H: 1 LOB: 1 BB: 0 P: 16	R: 0 E: 0 K: 0 S: 8	H: 0 LOB: 0 BB: 0 P: 11

AB	32
R	1
H	6
RBI	1
BB	0
SO	6
LOB	6

| | | | | | | | | | |

BOTTOM

Chicago White Sox @ Seattle Mariners

Safeco Field, Seattle, WA

Fri Aug 08 2014, 7:14 PM - 9:54 PM PDT

Att. 23,223 - Clear - 74 F

Batter	1	2	3	4	5	6	7	8	9	AB	R	H	RBI	BB	SO	LOB
16 Austin Jackson, R (1, 8) OBP: 0.331, SLG: 0.388	C FF 91 C FF 91 B FF 92 S CU 81 1-3 K ①		F CU 82 1 SAFE 1 SAFE B CH 85 T SI 93 C SI 92 1-3 K ②		C CU 80 X SI 91 0-1 21 SF9 13 SH1-3 1-2 1B	C SI 94 B SI 94 F SI 94 X SI 95 1-2 1-2 2-3 1B				4	0	2	0	0	2	2
13 Dustin Ackley, L (1, 7) OBP: 0.301, SLG: 0.395	B FF 92 C SI 92 F SI 92 C SI 93 1-3 K ②		C CU 83 F SI 92 1 SAFE B SI 90 X SI 93 1-2 F7 ③		C SI 90 X CU 83 0-1 ① SH1-3 1-2 2-3	X SI 95 0-0 F7 ③				3	0	0	0	0	1	5
22 Robinson Canó, L (1, 4) OBP: 0.401, SLG: 0.472	C FF 93 B CU 82 B SI 93 X SI 93 2-1 G6-3 ③			S SI 92 C SI 92 B CU 81 X CU 81 1-2 L6 ① I IN 67 I IN 68 I IN 70 4-0 IBB			C SL 84 S SL 87 B FF 96 B CH 89 X SL 86 2-2 15 S 1B			3	0	1	0	1	0	0
21 Kendrys Morales, S (1, 10) OBP: 0.249, SLG: 0.292		B SI 91 C SI 91 B SI 91 F FF 92 X SI 93 2-2 L7 ①		C CU 78 B CH 84 X CH 85 1-1 F7 ② X FF 91 0-0 SF9 2-3 3-H ②			C SI 95 B CH 87 S CH 86 1 SAFE S SI 95 1-3 K ①			3	0	0	1	0	1	1
15 Kyle Seager, L (1, 5) OBP: 0.345, SLG: 0.477		C SI 93 B SI 92 B SI 91 X SI 92 2-1 F8 ②		B CU 81 B SI 92 X SI 92 2-0 P4 ③ X CU 81 0-0 F9 ③			C SI 95 B CH 87 B SI 96 C SI 95 B SL 88 S SI 95 3-3 K ② 1-2			4	0	0	0	0	1	3
28 Chris Denorfia, R (1, 9) OBP: 0.288, SLG: 0.307		F SI 92 B CH 84 C SI 92 C SI 92 1-3 K ③			B CU 80 B SI 90 B SI 90 B FF 90 4-0 20 E 3 HR BB	X SI 89 0-0 G6-3 ① F SI 94 B SI 96 C SI 94 B SL 88 X SI 96 2-2 G6-3 ③				3	1	0	0	1	1	1
20 Logan Morrison, L (1, 3) OBP: 0.277, SLG: 0.354			C FF 92 X SI 92 0-1 1 1B 1 PB 1B		C CU 82 B CU 82 1 SAFE F SI 92 B CU 81 F SI 91 1 SAFE X SI 91 2-2 E5 3 HR 1-2	C CU 81 B SI 90 X CH 83 1-1 16 1B 1 1B 1B		X FS 85 0-0 G3 ①		4	1	2	0	0	0	1
3 Mike Zunino, R (1, 2) OBP: 0.260, SLG: 0.433			C SI 92 D CH 84 F CH 85 B SI 92 1 SAFE F SI 92 F CU 82 X SI 92 2-2 L8 ①		B SI 91 B CH 86 X SI 91 2-0 1-H 2-H HR	1 SAFE B CH 86 B CH 85 X SI 90 2-0 F7 ②		B FC 88 S FS 85 B FC 88 F FS 85 X FS 85 2-2 F8 ②		4	1	1	3	0	0	2
1 Chris Taylor, R (1, 6) OBP: 0.405, SLG: 0.487			1 SAFE C CU 81 F SI 92 B SI 92 D CU 81 X FF 92 2-2 1-3 1B		C CU 79 F SI 91 B FF 91 B CU 81 X SI 91 2-2 13 SH1-3 16 1B 21 SF9 1B	X CU 80 0-0 16 1B 1-2 1B		S FS 85 X FS 84 0-1 G6-3 ③		4	1	3	0	0	0	0
Inning Stats	R: 0 E: 0 K: 2 S: 8 H: 0 LOB: 0 BB: 0 P: 12	R: 0 E: 0 K: 1 S: 8 H: 0 LOB: 0 BB: 0 P: 13	R: 0 E: 0 K: 1 S: 16 H: 2 LOB: 2 BB: 0 P: 22	R: 0 E: 0 K: 0 S: 6 H: 0 LOB: 0 BB: 0 P: 10	R: 4 E: 1 K: 0 S: 14 H: 3 LOB: 2 BB: 2 P: 28	R: 0 E: 0 K: 0 S: 9 H: 3 LOB: 3 BB: 0 P: 13	R: 0 E: 0 K: 2 S: 12 H: 1 LOB: 1 BB: 0 P: 20	R: 0 E: 0 K: 0 S: 6 H: 0 LOB: 0 BB: 0 P: 8		1B: 8 2B: 0 3B: 0 HR: 1 SF: 1 SAC: 1 DP: 0 HBP: 0					WP: 0 PB: 1 SB: 1 CS: 0 PA: 36	

livebaseballscorecards.com

	AB	32
	R	4
	H	9
	RBI	4
	BB	2
	SO	6
	LOB	15

PITCHER		IP	WLS	BF	H	R	ER	SO	BB	IBB	HBP	BLK	WP	HR	S	P	ERA	WHIP
62 Jose Quintana, L ERA: 3.04	(1, 1)	5.2	L	27	7	4	2	4	1	1	0	0	0	1	57	93	3.18	1.412
54 Ronald Belisario, R ERA: 6.08	(6, 1)	1.1		6	2	0	0	2	0	0	0	0	0	0	16	25	0.00	1.500
57 Zach Putnam, R ERA: 2.29	(8, 1)	1.0		3	0	0	0	0	0	0	0	0	0	0	6	8	0.00	0.000

PITCHER	IP	WLS	BF	H	R	ER	SO	BB	IBB	HBP	BLK	WP	HR	S	P	ERA	WHIP

Batter	1	2	3	4	5	6	7	8	9	10	AB	R	H	RBI	BB	SO	LOB
28 Leury García, S (1, 5) OBP: 0.213, SLG: 0.231 12 Conor Gillaspie, L (8, PH) OBP: 0.363, SLG: 0.450 (8, 5)	C FF 94 B FF 95 F FF 94 B KC 82 S FF 96 2-3 K			F FF 95 X CH 88 0-1 ① G6-3		B FF 96 B FF 96 F FF 94 1 SAFE F FF 96 S CH 88 2-3 ② K 1-2		B CH 84 B SL 88 B CH 84 C CH 85 F SL 88 S FF 96 3-3 ② K		C CH 83 X CH 84 0-1 1-3 3-H 1B	3 2	0 0	0 1	0 1	0 0	2 1	1 1
30 Alejandro De Aza, L (1, 8) OBP: 0.309, SLG: 0.357 (10, 7)	F FF 95 F FF 96 B KC 83 S KC 82 1-3 ② K2-3			B SI 92 C FF 95 X KC 81 1-1 79 G1-4-3 1B		C KC 82 C FF 96 X KC 84 0-2 ③ G4-3		S CH 86 S SL 88 F SL 88 B SI 98 X CU 87 1-2 ③ G4-3		C SI 96 B SI 95 F CH 83 X SI 96 1-2 ③ L8	5	0	1	0	0	1	4
79 José Abreu, R (1, 10) OBP: 0.363, SLG: 0.613	B FF 92 C FF 94 F FF 94 S KC 84 1-3 ③ K			S CH 87 F FF 96 X KC 84 0-2 ②③ G1-4-3 1-2f			X SI 95 0-0 24 F9 10 2B		C CU 85 C CU 86 B FF 95 X CU 86 1-2 10 G5-4-3 1B		4	1	2	0	0	1	1
24 Dayan Viciedo, R (1, 7) OBP: 0.283, SLG: 0.408 (10, 9)		B FF 93 X FF 94 1-0 ① F8			B FF 94 S CH 87 T FF 95 X CH 88 1-2 ① G4-3		B CH 87 X FF 94 1-0 ① F9 2-3		X SI 95 0-0 ① F9		4	0	0	0	0	0	2
10 Alexei Ramirez, R (1, 6) OBP: 0.324, SLG: 0.425		C FF 94 B CH 88 B FF 95 X SI 95 2-1 ② G5-3			C FF 94 X FF 96 0-1 14 1B 14 S 1B		B CH 86 S CH 87 X CH 87 1-1 3-H 2B		F SI 96 X SI 95 0-1 ②③ G5-4-3 1-2f		4	0	2	1	0	0	1
14 Paul Konerko, R (1, 3) OBP: 0.277, SLG: 0.373		X FF 95 0-0 ③ G4-3			C FF 96 B CH 88 S CH 87 D KC 83 F FF 96 B FF 96 X FF 97 3-2 21 G4-6-3 1-3 1B		S SL 87 D SI 96 S SL 87 B SL 86 X FF 97 2-2 ② P4			B SI 94 B CH 80 C SI 93 F SI 93 S CH 81 2-3 ① K	4	0	1	0	0	1	1
21 Tyler Flowers, R (1, 2) OBP: 0.303, SLG: 0.369			S FF 93 C FF 94 B FF 95 X KC 81 1-2 ① G6-3		X CH 87 0-0 ②③ G4-6-3 1-2f		B FF 96 C FF 96 X SL 88 1-1 ③ G6-3			X SI 95 0-0 20 FC3-6 1B	4	0	1	0	0	0	3
25 Moisés Sierra, R (1, 9) OBP: 0.261, SLG: 0.342 20 Jordan Danks, L (10, PH) OBP: 0.224, SLG: 0.190 (10, 8)			C FF 94 B CH 88 X FF 95 1-1 ② G5-3			F SI 96 B CH 89 F CH 87 B KC 84 F FF 97 F KC 82 X FF 98 2-2 ① G4-3		X FF 94 0-0 15 SH3-4 1B		C CH 79 S CH 81 X CH 81 0-2 ② FC3-6 15 E 15 S 12 1B 1-2f	3 1	0 1	1 0	0 0	0 0	0 1	0 1
15 Gordon Beckham, R (1, 4) OBP: 0.267, SLG: 0.347			C FF 96 X CH 88 0-1 ③ G5-3			B SI 96 T FF 97 F CH 89 X KC 82 1-2 28 WP 1B		X FF 94 0-0 ① SH3-4 1-2		1 SAFE B SI 94 B SI 95 B SI 95 X SI 96 3-0 E6 12 1B 1-3	3	0	1	0	0	0	1
Inning Stats	R: 0 E: 0 K: 3 S: 9 H: 0 LOB: 0 BB: 0 P: 13	R: 0 E: 0 K: 0 S: 4 H: 0 LOB: 0 BB: 0 P: 7	R: 0 E: 0 K: 0 S: 7 H: 0 LOB: 0 BB: 0 P: 9	R: 0 E: 0 K: 0 S: 8 H: 1 LOB: 0 BB: 0 P: 9	R: 0 E: 0 K: 0 S: 10 H: 2 LOB: 1 BB: 0 P: 14	R: 0 E: 0 K: 1 S: 14 H: 1 LOB: 1 BB: 0 P: 19	R: 1 E: 0 K: 0 S: 9 H: 2 LOB: 1 BB: 0 P: 14	R: 0 E: 0 K: 1 S: 9 H: 1 LOB: 1 BB: 0 P: 13	R: 0 E: 0 K: 0 S: 6 H: 1 LOB: 0 BB: 0 P: 7	R: 1 E: 1 K: 1 S: 13 H: 2 LOB: 2 BB: 0 P: 19	1B: 8 2B: 2 3B: 0 HR: 0	SF: 0 SAC: 1 DP: 3 HBP: 0				WP: 1 PB: 0 SB: 2 CS: 0	PA: 38	

PITCHER	IP	WLS	BF	H	R	ER	SO	BB	IBB	HBP	BLK	WP	HR	S	P	ERA	WHIP
65 James Paxton, L (1, 1) ERA: 2.38	6.1		23	6	1	1	4	0	0	0	0	1	0	56	77	1.42	0.947
37 Brandon Maurer, R (7, 1) ERA: 4.73	1.2		6	1	0	0	1	0	0	0	0	0	0	14	21	0.00	0.600
31 Yoervis Medina, R (9, 1) ERA: 2.23	1.0		3	1	0	0	0	0	0	0	0	0	0	6	7	0.00	1.000
56 Fernando Rodney, R (10, 1) ERA: 2.27	1.0	L	6	2	1	0	1	0	0	0	0	0	0	13	19	0.00	2.000

PITCHER	IP	WLS	BF	H	R	ER	SO	BB	IBB	HBP	BLK	WP	HR	S	P	ERA	WHIP

TOP

Chicago White Sox @ Seattle Mariners

Safeco Field, Seattle, WA

Sat Aug 09 2014, 6:28 PM - 9:17 PM PDT

Att. 40,122 - Clear - 78 F

livebaseballscorecards.com

AB	37
R	2
H	10
RBI	2
BB	0
SO	6
LOB	16

Batter	1	2	3	4	5	6	7	8	9	10	AB	R	H	RBI	BB	SO	LOB
16 Austin Jackson, R (1, 8) OBP: 0.328, SLG: 0.384	X SI 92 0-0 ① F9			C SI 93 S SL 88 B FF 94 S CH 87 1-3 ① K	C CU 80 S SL 87 X FF 94 0-2 ③ G4-3			B SL 90 T FF 95 B CU 78 S SL 89 T SL 88 2-2 ② K			4	0	0	0	0	2	1
13 Dustin Ackley, L (1, 7) OBP: 0.301, SLG: 0.393	C FF 94 B SI 94 X SI 94 1-1 ② P6			C CH 88 F CH 89 X SI 95 0-2 ② F8		B CH 88 C CH 88 X CH 89 1-1 15 CS 1B		C FF 95 S SL 90 S CU 78 0-3 ③ K			4	0	1	0	0	1	1
22 Robinson Canó, L (1, 4) OBP: 0.398, SLG: 0.467	F SI 96 B SI 95 X SI 95 1-1 ③ F7			C CU 81 X CH 88 0-1 E4 21 1B 15 2B		X SI 93 0-0 ① F8			B FF 89 C CH 88 F FF 95 B FF 92 X CH 88 2-2 ① G6-3		4	1	0	0	0	0	1
21 Kendrys Morales, S (1, 3) OBP: 0.253, SLG: 0.296 28 Chris Denorfia, R (9, PR) OBP: 0.288, SLG: 0.307 56 Fernando Rodney, R (10, 1)		F SI 94 F FF 94 S CH 89 0-3 ① K		B CH 88 S CH 87 B CH 87 1 SAFE C CH 87 X FF 94 2-2 15 2B 1-3 1B		1 SAFE C SI 92 B SI 93 F CH 86 1 SAFE F CH 86 1 SAFE D CU 81 X SI 94 2-2 ② F9			F FF 93 X SL 93 0-1 15 G6-3 1B		4 0 0	0 0 0	2 0 0	0 0 0	0 0 0	1 0 0	1 0 0
15 Kyle Seager, L (1, 5) OBP: 0.345, SLG: 0.478		B SI 95 B SI 95 C FF 94 F FF 95 F SI 95 B CH 89 X CH 89 3-2 ② G6-3		X CH 88 0-0 1-3 3-H 2B		1 SAFE B SI 93 1-0 ③ CS 1-2	B SI 93 C SI 94 F SL 88 F SI 94 B CU 81 B CH 88 X SI 94 3-2 ① P5		B SL 82 C SL 82 1 SAFE X SI 90 1-1 ②③ G6-3 1-2f		4	0	1	1	0	0	1
3 Mike Zunino, R (1, 2) OBP: 0.263, SLG: 0.433		F FF 95 B CH 88 S CH 89 S CH 89 1-3 ③ K		D SL 89 S CH 88 B SI 95 B FF 95 C CH 88 B CH 88 4-2 BB			B CH 88 S SL 88 F SL 89 F CH 88 X SI 94 1-2 20 G4-6-3 1B			B SI 92 C SI 94 B SI 97 F SI 96 X CH 87 2-2 ① F9	3	0	1	0	1	1	0
20 Logan Morrison, L (1, 10) (10, 3) OBP: 0.276, SLG: 0.352		B CH 88 C SI 94 X FF 95 1-1 ① F8	C SI 95 T SI 95 B SI 95 X CH 88 1-2 ③ G3				X SI 92 0-0 ②③ G4-6-3 1-2f			B SI 96 X SI 96 1-0 1 G6-4-3 1B	4	0	1	0	0	0	4
1 Chris Taylor, R (1, 6) OBP: 0.391, SLG: 0.465		S FF 96 X FF 95 0-1 ② P4			X SL 88 0-0 ① G5-3			C SL 87 S SL 88 X SL 89 0-2 9 SH1-4 1B		X SI 95 0-0 ②③ G6-4-3 1-2f	4	0	1	0	0	0	1
9 Endy Chavez, L (1, 9) OBP: 0.290, SLG: 0.353		B SI 95 C SI 94 C FF 96 B CU 82 S CH 89 2-3 ③ K			C FF 94 X CU 82 0-1 ② F7			1 SAFE L SI 94 1 SAFE B SI 93 X SI 94 1-1 ① SH1-4 1-2			2	0	0	0	0	1	0
Inning Stats	R: 0 H: 0 E: 0 LOB: 0 K: 0 BB: 0 S: 5 P: 7	R: 0 H: 0 E: 0 LOB: 0 K: 2 BB: 0 S: 10 P: 14	R: 0 H: 0 E: 0 LOB: 0 K: 1 BB: 0 S: 7 P: 10	R: 1 H: 2 E: 1 LOB: 3 K: 1 BB: 1 S: 17 P: 25	R: 0 H: 0 E: 0 LOB: 0 K: 0 BB: 0 S: 6 P: 6	R: 0 H: 1 E: 0 LOB: 0 K: 0 BB: 0 S: 7 P: 11	R: 0 H: 1 E: 0 LOB: 0 K: 0 BB: 0 S: 9 P: 13	R: 0 H: 1 E: 0 LOB: 1 K: 2 BB: 0 S: 11 P: 14	R: 0 H: 1 E: 0 LOB: 1 K: 0 BB: 0 S: 7 P: 10	R: 0 H: 1 E: 0 LOB: 0 K: 0 BB: 0 S: 5 P: 8	1B: 6 SF: 0 2B: 1 SAC: 1 3B: 0 DP: 3 HR: 0 HBP: 0						

PITCHER	IP	WLS	BF	H	R	ER	SO	BB	IBB	HBP	BLK	WP	HR	S	P	ERA	WHIP
48 Hector Noesí, R (1, 1) ERA: 4.67	7.1		27	5	1	0	4	1	0	0	0	0	0	66	92	0.00	0.818
41 Javy Guerra, R (8, 1) ERA: 3.23	1.0		4	1	0	0	2	0	0	0	0	0	0	11	15	0.00	1.000
53 Eric Surkamp, L (9, 1) ERA: 7.3	0.2	W	1	0	0	0	0	0	0	0	0	0	0	2	3	0.00	0.000
52 Jake Petricka, R (10, 1) ERA: 2.02	1.0	S	3	1	0	0	0	0	0	0	0	0	0	5	8	0.00	1.000

PITCHER	IP	WLS	BF	H	R	ER	SO	BB	IBB	HBP	BLK	WP	HR	S	P	ERA	WHIP

BOTTOM

Chicago White Sox @ Seattle Mariners

Safeco Field, Seattle, WA

Sat Aug 09 2014, 6:28 PM - 9:17 PM PDT

Att. 40,122 - Clear - 78 F

livebaseballscorecards.com

AB	33
R	1
H	7
RBI	1
BB	1
SO	6
LOB	10

WP: 0 PA: 36
PB: 0
SB: 0
CS: 1

Batter	1	2	3	4	5	6	7	8	9	AB	R	H	RBI	BB	SO	LOB
30 Alejandro De Aza, L (1, 7) OBP: 0.311, SLG: 0.357	B SI 88 S SI 89 F SI 90 F SI 91 B CH 80 B SI 91 B SI 91 4-2 79 G6-4-3 BB		C SI 92 X CH 82 0-1 ③ G1-3			B SI 95 B SI 93 F SI 94 F FF 95 X FF 96 2-2 10 G5-3 1B		X SI 95 0-0 ③ F7		3	0	1	0	1	0	1
10 Alexei Ramirez, R (1, 6) OBP: 0.324, SLG: 0.423	C SI 91 X SI 91 0-1 ① L8			X SI 90 0-0 ① F8		B FC 92 S FC 91 1 SAFE X SI 94 1-1 ①② G5-3 1-2			C SI 92 B CH 81 S SI 96 B SI 96 X SI 95 2-2 79 1B 12 1B 1B	4	1	1	0	0	0	2
79 José Abreu, R (1, 10) OBP: 0.362, SLG: 0.610	B SI 90 S CH 80 X SI 92 1-1 ②③ G6-4-3 1-2f			S SI 92 S CU 81 S FF 92 0-3 ② K		S FC 93 S SI 96 S SL 86 0-3 ③ K			C SI 95 S SI 95 F SI 95 X SI 96 0-2 21 HBP 12 1B 1-2 1B	4	0	1	0	0	2	1
44 Adam Dunn, L (1, 3) OBP: 0.346, SLG: 0.424		C SI 90 B SI 91 B CH 81 S CH 79 F SI 91 X SI 91 2-2 24 G4-6-3 1B		C SI 91 C SL 89 B CH 82 B CH 82 B SI 93 X CH 80 3-2 1B			B SI 96 B FF 95 C SI 96 B SL 88 X FF 95 3-1 ① F7		C SI 96 B CH 81 B SI 96 C SI 97 S CH 84 2-3 ① K	4	0	2	0	0	1	2
24 Dayan Viciedo, R (1, 9) OBP: 0.280, SLG: 0.404		B SI 90 F CH 80 S SI 92 B SI 93 F CU 80 F CH 81 X SI 92 2-2 ①② G4-6-3 1-2f		X SL 88 0-0 ③ F8			B SL 89 C FF 97 F SL 87 S FF 96 1-3 ② K		F SI 97 F SI 98 S SI 98 0-3 ② K	4	0	0	0	0	2	4
12 Conor Gillaspie, L (1, 5) OBP: 0.362, SLG: 0.447 28 Leury García, S (9, PR) OBP: 0.213, SLG: 0.231		C CH 81 B SI 92 F CH 80 F SI 94 X SL 84 1-2 ③ F8			B SI 90 X CH 77 1-0 ① P6		B SI 96 C FF 96 F SL 87 B CU 79 X FF 96 2-2 ③ L8		C SI 98 X SI 97 0-1 21 HBP 1-2 2-H 1B	4 0	0 0	1 0	1 0	0 0	0 0	0 0
21 Tyler Flowers, R (1, 2) OBP: 0.308, SLG: 0.380			C SI 90 X CU 78 0-1 ① G6-3		C SL 88 B SI 92 H CH 80 2-1 20 1B HBP			F SI 94 B SL 87 X SL 86 1-1 HR	S CH 84 S CH 84 B SI 97 B SI 98 H CH 84 3-2 1-2 2-3 HBP	2	1	1	1	0	0	0
20 Jordan Danks, L (1, 8) OBP: 0.245, SLG: 0.217			S SI 92 F SI 92 F CH 80 B CU 82 X CH 82 1-2 1B		F SI 91 S SI 92 B SI 91 F SL 86 X SI 91 1-2 15 G5-4-3 1B			B FF 95 F SI 94 F SI 95 X SI 96 1-2 F7	S SI 98 S CH 86 S CH 84 0-3 ③ K	4	0	2	0	0	1	3
15 Gordon Beckham, R (1, 4) OBP: 0.265, SLG: 0.344			F SI 92 C SI 91 1 SAFE B SI 92 D CH 82 S SI 91 2-3 ② K		B SL 86 F CH 79 B CU 78 F FC 92 D SL 85 X SI 92 3-2 ②③ G5-4-3 1-2f			B SI 96 B FF 95 F SI 95 B FF 96 X FF 93 3-1 ② F7		3	0	0	0	0	1	3
Inning Stats	R: 0 E: 0 K: 0 S: 7 H: 0 LOB: 0 BB: 1 P: 12	R: 0 E: 0 K: 0 S: 13 H: 1 LOB: 0 BB: 0 P: 18	R: 0 E: 0 K: 1 S: 11 H: 1 LOB: 1 BB: 0 P: 14	R: 0 E: 0 K: 1 S: 8 H: 1 LOB: 1 BB: 0 P: 11	R: 0 E: 0 K: 0 S: 9 H: 1 LOB: 1 BB: 0 P: 16	R: 0 E: 0 K: 1 S: 8 H: 1 LOB: 0 BB: 0 P: 11	R: 0 E: 0 K: 1 S: 8 H: 0 LOB: 0 BB: 0 P: 14	R: 1 E: 0 K: 0 S: 8 H: 1 LOB: 0 BB: 0 P: 13	R: 1 E: 0 K: 3 S: 20 H: 3 LOB: 3 BB: 0 P: 27	1B: 8 2B: 0 3B: 0 HR: 1 SF: 0 SAC: 0 DP: 3 HBP: 2						

PITCHER	IP	WLS	BF	H	R	ER	SO	BB	IBB	HBP	BLK	WP	HR	S	P	ERA	WHIP
50 Erasmo Ramírez, R (1, 1) ERA: 4.06	4.1		17	4	0	0	2	1	0	1	0	0	0	45	65	0.00	1.154
52 Dominic Leone, R (5, 1) ERA: 2.06	1.2	W	4	1	0	0	1	0	0	0	0	0	0	11	17	0.00	0.600
54 Tom Wilhelmsen, R (7, 1) ERA: 2.29	2.0	H	7	1	1	1	1	0	0	0	0	0	1	16	27	4.50	0.500
56 Fernando Rodney, R (9, 1) ERA: 2.4	1.0	S	7	3	1	1	3	0	0	1	0	0	0	20	27	9.00	3.000

PITCHER	IP	WLS	BF	H	R	ER	SO	BB	IBB	HBP	BLK	WP	HR	S	P	ERA	WHIP

TOP

Chicago White Sox @ Seattle Mariners

Safeco Field, Seattle, WA

Sun Aug 10 2014, 1:13 PM - 4:01 PM PDT

Att. 27,236 - Sunny - 75 F

livebaseballscorecards.com

AB	32
R	2
H	9
RBI	2
BB	1
SO	7
LOB	16

Batter	1	2	3	4	5	6	7	8	9	AB	R	H	RBI	BB	SO	LOB
16 Austin Jackson, R (1, 8) OBP: 0.332, SLG: 0.390	C SI 88 X SI 90 0-1 13 G3-6 1B	C CU 75 B FC 86 F FC 86 B SI 91 F FC 87 X CH 83 2-2 1-H 2-H 3-H 2B			F FC 83 X SI 90 0-1 ① G6-3		B CU 73 S CH 81 F FC 85 F FC 87 B SI 91 F FC 86 B SI 90 X FC 87 3-2 13 L9 2-H 1B			4	0	3	4	0	0	0
13 Dustin Ackley, L (1, 7) OBP: 0.297, SLG: 0.389	C SI 88 F CU 74 X CH 80 0-2 ①② G3-6 1-2f	B CH 82 X FC 87 1-0 ③ G4-3			C FF 90 C SI 90 F CU 74 B SI 90 X SI 90 1-2 ② G3		C SI 88 C SL 82 X CU 78 0-2 ② L9 2-3			4	0	0	0	0	0	3
22 Robinson Canó, L (1, 4) OBP: 0.399, SLG: 0.465	B SI 89 B FF 90 B FC 84 C SI 89 F SI 90 F SI 92 B CH 82 4-2 BB		F FC 83 C SI 90 B SI 87 B SI 92 F SI 91 X FC 86 2-2 ① F9		C FC 85 X CU 73 0-1 ③ F8		I IN 78 I IN 80 I IN 82 I IN 81 4-0 IBB			2	0	0	0	2	0	0
21 Kendrys Morales, S (1, 10) OBP: 0.249, SLG: 0.290	B CH 82 S CH 79 X FC 86 1-1 ③ G1-3		C SI 90 C CU 74 B CH 82 X CH 82 1-2 ② G6-3			C FC 84 X CH 80 0-1 ① G5-3	B CH 86 C FF 96 X SI 96 1-1 ③ F8			4	0	0	0	0	0	3
15 Kyle Seager, L (1, 5) OBP: 0.342, SLG: 0.473		C FC 84 B SI 90 F SI 91 X FF 91 1-2 ① L5	S CH 81 X FC 86 0-1 ③ G4-3			C CH 80 B SI 90 B FC 87 B CH 80 X SI 90 3-1 ② P5		C SI 94 S SL 85 X SI 96 0-2 ① F7		4	0	0	0	0	0	0
28 Chris Denorfia, R (1, 9) OBP: 0.291, SLG: 0.309		C SI 89 F CH 81 S FC 87 0-3 ② K		C FC 85 C CH 80 X CH 80 0-2 ① G2-3		S SI 89 C FF 91 B FF 90 X FC 86 1-2 1B		S SL 84 C SI 97 X SL 85 0-2 20 G6-3 1B		4	0	2	0	0	1	0
20 Logan Morrison, L (1, 3) OBP: 0.276, SLG: 0.350		C SI 90 X SI 90 0-1 2 1B 1 1B 16 2B 1B		B FC 86 F CH 80 X FC 85 1-1 ② G6-3		X SI 88 0-0 ③ L3		X SI 97 0-0 ②③ G6-3 1-2f		4	1	1	0	0	0	2
1 Chris Taylor, R (1, 6) OBP: 0.429, SLG: 0.511		D CH 82 1 SAFE C CH 81 S FC 86 D CH 79 1 SAFE F SI 90 F CH 79 B FC 87 3-2 X CH 82 2 1B 16 2B 1-2 1B		B CU 72 S SI 90 B FC 85 X CH 81 2-1 2B			B FC 82 B FC 82 F SI 87 B CU 72 F FF 89 B SI 89 4-2 2 SH1-3 16 1B BB			2	2	2	0	1	0	0
2 Jesús Sucre, R (1, 2) OBP: 0.167, SLG: 0.167		S FC 86 D CH 82 X FC 86 1-1 16 2B 1-2 2-3 1B		B CU 73 S CH 81 F CH 81 F FC 87 X CH 81 1-2 ③ F8			1 SAFE D SI 88 L 1 SAFE X CH 81 1-1 ① SH1-3 1-2			2	1	1	0	0	0	1
Inning Stats	R: 0 E: 0 K: 0 S: 10 H: 1 LOB: 1 BB: 1 P: 15	R: 3 E: 0 K: 1 S: 20 H: 4 LOB: 1 BB: 0 P: 28	R: 0 E: 0 K: 0 S: 9 H: 0 LOB: 0 BB: 0 P: 12	R: 0 E: 0 K: 0 S: 11 H: 1 LOB: 1 BB: 0 P: 15	R: 0 E: 0 K: 0 S: 8 H: 0 LOB: 0 BB: 0 P: 9	R: 0 E: 0 K: 0 S: 8 H: 1 LOB: 1 BB: 0 P: 12	R: 1 E: 0 K: 0 S: 14 H: 1 LOB: 2 BB: 2 P: 27	R: 0 E: 0 K: 0 S: 7 H: 1 LOB: 0 BB: 0 P: 7		1B: 7 2B: 2 3B: 0 HR: 0 SF: 0 SAC: 1 DP: 2 HBP: 0				WP: 0 PB: 0 SB: 0 CS: 0 PA: 34		

BOTTOM

Chicago White Sox @ Seattle Mariners

Safeco Field, Seattle, WA

Sun Aug 10 2014, 1:13 PM - 4:01 PM PDT

Att. 27,236 - Sunny - 75 F

livebaseballscorecards.com

AB	30
R	4
H	9
RBI	4
BB	3
SO	1
LOB	9

PITCHER		IP	WLS	BF	H	R	ER	SO	BB	IBB	HBP	BLK	WP	HR	S	P	ERA	WHIP
50 John Danks, L ERA: 4.96	(1, 1)	6.1	L	28	8	4	4	1	2	0	0	0	0	0	75	108	5.68	1.579
53 Eric Surkamp, L ERA: 7.11	(7, 1)	0.1		2	0	0	0	0	0	1	0	0	0	0	3	7	0.00	0.000
40 Daniel Webb, R ERA: 3.74	(7, 1)	1.1		4	1	0	0	0	0	0	0	0	0	0	9	10	0.00	0.750

PITCHER	IP	WLS	BF	H	R	ER	SO	BB	IBB	HBP	BLK	WP	HR	S	P	ERA	WHIP

Batter	1	2	3	4	5	6	7	8	9	AB	R	H	RBI	BB	SO	LOB
66 Munenori Kawasaki, L (1, 6) OBP: 0.314, SLG: 0.306	C SI 93 F FF 93 X CH 90 0-2 G1-3			B CU 78 B CU 78 B CH 90 C SI 92 C SI 92 X FF 92 3-2 G4-3		F SI 93 C SI 93 B CH 90 F SI 93 F CH 89 B SI 93 B CH 90 S FF 93 3-3 K 53 FC4-6			C FC 89 C CH 86 B SI 95 X FC 91 1-2 L5	4	0	0	0	0	1	0
53 Melky Cabrera, S (1, 10) OBP: 0.371, SLG: 0.476	B SI 94 C CU 79 X CH 88 1-1 G1-3			C CU 80 X CH 90 0-1 G6-3		C CU 80 X CH 89 0-1 FC4-6 1-2f			B CU 77 F FC 89 S CH 86 F SI 95 F CH 86 X CU 77 1-2 L8	4	0	0	0	0	0	1
19 José Bautista, R (1, 9) OBP: 0.412, SLG: 0.518 14 Nolan Reimold, R (7, PH) OBP: 0.313, SLG: 0.463 (7, 9)	B SI 93 B SI 92 B SI 94 C SI 92 S CH 89 X CH 90 3-2 F8			F CH 90 B SL 87 B SL 85 C SI 92 F SI 93 X CH 90 2-2 HR			B SI 91 C SI 91 C SL 85 T CH 90 1-2 K		B FC 90 S SI 94 B SI 95 S FC 90 F FF 95 B CU 76 S FC 90 3-3 K	2	1	1	1	0	0	0
										2	0	0	0	0	2	0
28 Colby Rasmus, L (1, 8) OBP: 0.289, SLG: 0.446		X SI 92 0-0 30 FC4-5 2B		L CU 80 B CH 90 B CH 89 S CU 79 C FF 93 2-3 K			B CU 79 B CU 79 B SI 93 F SI 92 X SI 92 3-1 1B			3	0	2	0	0	1	0
30 Dioner Navarro, S (1, 2) OBP: 0.314, SLG: 0.391 22 Josh Thole, L (7, PH) OBP: 0.345, SLG: 0.297 (7, 2)		X CH 88 0-0 FC4-5 15 G5-4-3 2-3			C CU 79 S SI 91 B FF 92 S CU 80 1-3 K		S CH 89 B CU 80 C CU 79 S CH 90 1-3 K			2	0	0	0	0	1	1
										1	0	0	0	0	1	1
15 Danny Valencia, R (1, 5) OBP: 0.333, SLG: 0.386		B SL 85 C SI 93 S CH 89 D CH 89 F CH 89 F CH 90 F CH 90 X CU 82 2-2 G5-4-3 1-2f			S SL 84 B CH 89 C SI 92 X FF 93 1-2 P4		C SL 84 X CH 90 0-1 G1-3			3	0	0	0	0	0	2
47 Juan Francisco, L (1, 3) OBP: 0.296, SLG: 0.471			C CU 79 B CH 89 F CH 89 X FF 93 1-2 F8		B CU 80 F CH 89 C CU 80 X CH 90 1-2 G6-3			B SI 87 F SI 87 C SI 88 B SI 90 S SI 89 2-3 K		3	0	0	0	0	1	0
18 Steve Tolleson, R (1, 4) OBP: 0.305, SLG: 0.375			C SI 94 B SL 86 B SI 93 C SL 85 S CH 90 2-3 K2-3			C SL 84 S CH 88 S CH 89 0-3 K		X SI 85 0-0 G5-3		3	0	0	0	0	2	0
8 Anthony Gose, L (1, 7) OBP: 0.332, SLG: 0.293			C CU 80 X SI 93 0-1 G5-3			B CH 88 F SI 92 F CU 81 C FF 94 1-3 K		F SI 88 C SI 89 S SL 78 0-3 K		3	0	0	0	0	2	0
Inning Stats	R: 0 E: 0 K: 0 S: 8 H: 0 LOB: 0 BB: 0 P: 12	R: 0 E: 0 K: 0 S: 8 H: 1 LOB: 0 BB: 0 P: 10	R: 0 E: 0 K: 1 S: 8 H: 0 LOB: 0 BB: 0 P: 11	R: 1 E: 0 K: 1 S: 12 H: 1 LOB: 0 BB: 0 P: 19	R: 0 E: 0 K: 1 S: 9 H: 0 LOB: 0 BB: 0 P: 12	R: 0 E: 0 K: 3 S: 13 H: 0 LOB: 1 BB: 0 P: 17	R: 0 E: 0 K: 2 S: 10 H: 1 LOB: 1 BB: 0 P: 15	R: 0 E: 0 K: 2 S: 7 H: 0 LOB: 0 BB: 0 P: 9	R: 0 E: 0 K: 1 S: 12 H: 0 LOB: 0 BB: 0 P: 17	1B: 1 2B: 1 3B: 0 HR: 1	SF: 0 SAC: 0 DP: 1 HBP: 0			WP: 0 PB: 1 SB: 0 CS: 0	PA: 30	

TOP

Toronto Blue Jays @ Seattle Mariners

Safeco Field, Seattle, WA

Mon Aug 11 2014, 7:10 PM - 9:53 PM PDT

Att. 41,168 - Partly Cloudy - 81 F

livebaseballscorecards.com

AB	30
R	1
H	3
RBI	1
BB	0
SO	11
LOB	5

PITCHER		IP	WLS	BF	H	R	ER	SO	BB	IBB	HBP	BLK	WP	HR	S	P	ERA	WHIP
34 Félix Hernández, R ERA: 1.95	(1, 1)	7.0	W	24	3	1	1	8	0	0	0	0	0	1	68	96	1.29	0.429
97 Joe Beimel, L ERA: 1.3	(8, 1)	1.0		3	0	0	0	2	0	0	0	0	0	0	7	9	0.00	0.000
40 Danny Farquhar, R ERA: 2.68	(9, 1)	1.0		3	0	0	0	1	0	0	0	0	0	0	12	17	0.00	0.000

PITCHER	IP	WLS	BF	H	R	ER	SO	BB	IBB	HBP	BLK	WP	HR	S	P	ERA	WHIP

Batter	1	2	3	4	5	6	7	8	9	AB	R	H	RBI	BB	SO	LOB
16 Austin Jackson, R (1, 8) OBP: 0.330, SLG: 0.386	C SI 91 C SL 84 X SI 92 0-2 ① G4-3		X SI 92 0-0 ② P4		B SL 82 S SL 85 C SL 83 B SI 94 S FF 94 2-3 ② K	B FF 88 B FC 80 C FF 88 B FF 88 B FF 87 4-1 13 S, 13 1B BB	D CH 79 T FF 87 S CH 79 B FF 88 S FF 86 2-3 ③ K			4	1	0	0	1	2	3
13 Dustin Ackley, L (1, 7) OBP: 0.296, SLG: 0.386	B FF 91 C SI 92 F FF 93 B SI 92 B CH 86 X SI 92 3-2 ② P3		B CH 86 F FF 93 X SI 94 1-1 ③ G3		C CH 86 B CH 86 F FF 94 B SI 92 F SI 95 F SL 85 S SL 84 2-3 ③ K	B FF 88 C FF 89 F FF 88 B CU 72 X FF 89 2-2 22 2B, 1-H, 3-H 1B		C FF 86 C CH 78 X CU 70 0-2 ① G1		5	1	1	2	0	1	2
22 Robinson Canó, L (1, 4) OBP: 0.402, SLG: 0.476 1 Chris Taylor, R (8, 6) OBP: 0.420, SLG: 0.500	B FF 92 B FF 92 C FF 91 X SI 93 2-1 ③ G5-3			F FF 91 B FF 94 B FF 94 C FF 94 B SI 94 B FF 94 4-2 21 2B, 15 SF8 BB		S FF 90 X SI 91 1-0 HR C FC 83 B CU 72 S FF 87 F FF 88 A CH 79 1-2 2-H 2B		B CH 79 F FF 87 B FF 88 S CH 79 F FF 88 B CH 80 X FF 86 3-2 ② F9		3 1	2 0	2 0	2 0	1 0	0 0	0 0
21 Kendrys Morales, S (1, 10) OBP: 0.248, SLG: 0.293		C FF 90 F FF 93 S FF 92 0-3 ① K		F FF 91 C CH 85 B FF 93 F SL 85 D SL 84 1 SAFE 1 SAFE F FF 93 1 SAFE 2-2 X SI 91, 15 SF8, 3 1B, 1-3 2B		S CH 84 X SI 93 0-1 ③ G4-3 B FF 88 S CH 80 X FF 87 1-1 F9		B CU 73 S CH 79 C FF 88 C CU 73 1-3 ③ K		5	1	1	0	0	2	1
15 Kyle Seager, L (1, 5) OBP: 0.343, SLG: 0.472		C SI 92 X CH 86 0-1 ② L7		D CH 85 D CH 87 B SI 93 X FF 92 3-0 ① SF8, 2-3, 3-H		C FF 92 B FF 92 B CH 84 S CH 85 B SL 87 B SI 93 4-2 3 3B BB B FF 88 B FF 87 F FF 88 B FF 87 B FF 87 4-1 20 HBP, 3 BB, 99 FC6-4 BB				1	2	0	1	2	0	0
3 Mike Zunino, R (1, 2) OBP: 0.268, SLG: 0.441		X SI 92 0-0 ③ P3		F SI 92 X SI 93 0-1 3-H 1B		C FF 91 B SI 92 X FF 93 1-1 1-H 9 2B 3B B FF 86 B CH 79 B FF 86 B FF 85 4-0 99 FC6-4, 20 HBP, 5 SF7, 1-2 BB				3	2	2	2	1	0	0
20 Logan Morrison, L (1, 3) OBP: 0.280, SLG: 0.350			X CH 84 0-0 5 SH1-4, 9 1B 1B	B FF 91 F CH 85 S SI 93 F SL 85 X CH 85 1-2 ② F7		F FF 93 B SI 92 F SI 92 S SL 84 1-3 ② K C FF 86 F CU 72 F CU 72 B FF 87 B FF 88 H CU 70 3-2 99 FC6-4, 1-2, 2-3 HBP				3	0	1	0	0	1	2
9 Endy Chavez, L (1, 9) OBP: 0.296, SLG: 0.364 99 James Jones, L (7, PH) OBP: 0.286, SLG: 0.312 (8, 9)			C SI 90 B FF 91 X FF 90 1-1 5 SH1-4, 1-2 1B	1 SAFE F FF 91 B CH 85 X CH 85 1-1 ③ G4-3		F CH 84 F FF 92 X FF 92 0-2 5 3B, 3-H 2B F FF 87 B FF 88 B FF 87 F FF 87 X FF 87 2-2 ① FC6-4, 1-2f, 2-3, 3-H				3 1	1 0	2 0	1 0	0 1	0 0	1 2
5 Brad Miller, L (1, 6) OBP: 0.272, SLG: 0.324 (8, 4)			B SI 91 S SI 91 X SI 90 1-1 ① SH1-4, 1-2, 2-3		B FF 91 F SI 90 B SI 91 F SI 91 B SI 91 S FF 93 3-3 ① K	C FF 88 S FC 84 B FC 82 B FF 90 X FF 88 2-2 13 1B, 2-H 3B X FF 87 0-0 ② SF7, 3-H				2	1	1	2	0	1	0
Inning Stats	R: 0 E: 0 K: 0 S: 8 H: 0 LOB: 0 BB: 0 P: 13	R: 0 E: 0 K: 1 S: 6 H: 0 LOB: 0 BB: 0 P: 6	R: 0 E: 0 K: 0 S: 8 H: 2 LOB: 2 BB: 0 P: 11	R: 2 E: 0 K: 0 S: 16 H: 2 LOB: 1 BB: 1 P: 27	R: 0 E: 0 K: 3 S: 11 H: 0 LOB: 0 BB: 0 P: 18	R: 7 E: 0 K: 1 S: 27 H: 6 LOB: 1 BB: 2 P: 44	R: 2 E: 0 K: 1 S: 11 H: 0 LOB: 1 BB: 2 P: 26	R: 0 E: 0 K: 1 S: 10 H: 0 LOB: 0 BB: 0 P: 14		1B: 4 2B: 3 3B: 2 HR: 1	SF: 2 SAC: 1 DP: 0 HBP: 1			WP: 0 PB: 0 SB: 1 CS: 0	PA: 40	

PITCHER		IP	WLS	BF	H	R	ER	SO	BB	IBB	HBP	BLK	WP	HR	S	P	ERA	WHIP
36 Drew Hutchison, R ERA: 4.6	(1, 1)	5.2	L	26	7	6	6	5	2	0	0	0	0	1	62	95	9.53	1.588
Brad Mills, L ERA: 9.15	(6, 1)	2.1		14	3	5	5	2	3	0	1	0	0	0	35	64	19.29	2.571

PITCHER	IP	WLS	BF	H	R	ER	SO	BB	IBB	HBP	BLK	WP	HR	S	P	ERA	WHIP

BOTTOM

Blue Jays @ Seattle Mariners

Safeco Field, Seattle, WA

Mon Aug 11 2014, 7:10 PM - 9:53 PM PDT

Att. 41,168 - Partly Cloudy - 81 F

Toronto Blue Jays

livebaseballscorecards.com

AB	31
R	11
H	10
RBI	11
BB	5
SO	7
LOB	11

Batter	1	2	3	4	5	6	7	8	9	AB	R	H	RBI	BB	SO	LOB
7 José Reyes, S (1, 6) OBP: 0.337, SLG: 0.408	B FF 83 B FF 85 B FF 85 B FF 84 4-0 53 2B BB		B FF 83 X FF 84 1-0 ② P4		C SL 79 B FF 86 X FF 85 1-1 ③ F8			F FF 96 S CH 86 X SL 89 0-2 53 1B 19 2B 1B		3	2	1	0	1	0	2
53 Melky Cabrera, S (1, 7) OBP: 0.372, SLG: 0.479	1 SAFE C FF 84 C FF 84 F SL 78 P PO 80 1 SAFE 1 SAFE F FF 84 X CH 77 1-2 19 F9 1-H 2B		C FF 84 X FF 84 0-1 ③ F8			C CH 77 B FF 85 B SL 77 F FF 86 X SL 79 2-2 ① F8		F FF 96 C SL 90 X SI 96 0-2 19 2B 14 SF7 1-3 1B		4	1	2	1	0	0	0
19 José Bautista, R (1, 9) OBP: 0.410, SLG: 0.518	L FF 84 S FF 85 F FF 86 X SL 76 0-2 ① F9 2-3			B SL 75 B SL 77 C FF 86 S FF 86 X FF 85 2-2 ① L7		B FF 87 X FF 86 1-0 ② G3-1		B SL 90 F FF 97 B SL 87 B FF 96 S FF 97 F FF 97 X SL 90 3-2 14 SF7 1-3 3-H 2B		4	0	1	1	0	0	1
26 Adam Lind, L (1, 10) OBP: 0.383, SLG: 0.481 14 Nolan Reimold, R (8, PH) OBP: 0.306, SLG: 0.463 (8, 10)	B FF 86 F FF 86 F FF 86 S FF 87 1-3 ② K			B FF 85 F FF 85 F SL 76 F SL 77 X FF 86 1-2 ② G6-3		C FF 85 B CH 76 B CH 76 S FF 86 X SL 78 2-2 ③ G4-3		C SI 85 C SI 86 X CH 80 0-2 ② SF7 2-3 3-H		3 0	0 0	0 0	0 1	0 0	1 0	1 0
30 Dioner Navarro, S (1, 2) OBP: 0.311, SLG: 0.386	B FF 86 B FF 87 F FF 86 F FF 86 F SL 79 F SL 79 F FF 87 F SL 78 X FF 84 2-2 ③ P5			L FF 85 B FF 86 X FF 85 1-1 ③ G6-3			F SI 91 X SI 92 1-1 ① F9	B CH 79 X SI 85 1-0 ③ P6		4	0	0	0	0	0	2
28 Colby Rasmus, L (1, 8) OBP: 0.286, SLG: 0.439		C FF 82 F FF 84 C SL 75 0-3 ① K			F FF 85 B SL 77 X FF 86 1-1 ① F9		S SL 82 S SI 93 B FF 94 F SI 93 S SL 83 1-3 ② K		C CH 79 C CH 79 S CH 80 0-3 ① K	4	0	0	0	0	3	0
15 Danny Valencia, R (1, 5) OBP: 0.331, SLG: 0.389 (7, 3)		C FF 84 X FF 84 0-1 ② P5			C SL 76 S SL 78 S SL 78 0-3 ② K		C SI 91 C SI 93 X SI 93 0-2 2B		C SI 94 B CH 80 B SI 95 S SI 94 F SI 95 B CH 81 X SI 95 3-2 ② G1-3	4	0	1	0	0	1	0
47 Juan Francisco, L (1, 3) OBP: 0.297, SLG: 0.475 18 Steve Tolleson, R (7, PH) OBP: 0.303, SLG: 0.372 (7, 5) 8 Anthony Gose, L (9, PH) OBP: 0.335, SLG: 0.293		C FF 83 B FF 84 C SL 77 X FF 85 1-2 ③ F8			B FF 85 T FF 86 C SL 77 B FF 86 F FF 86 F SL 78 F FF 86 F SL 80 X FF 85 2-2 2B		S SL 82 X SI 92 0-1 ③ F9		C SI 95 B CH 81 B SI 95 B SI 95 S SI 94 B SI 95 4-2 66 DI BB	2 1 0	0 0 0	1 0 0	0 0 0	0 0 1	0 0 0	0 1 0
66 Munenori Kawasaki, L (1, 4) OBP: 0.312, SLG: 0.300			C FF 83 B FF 84 B SL 75 B FF 84 C FF 84 X FF 85 3-2 ① P4		B FF 85 B FF 86 B FF 85 C FF 85 B FF 87 4-1 BB			B SL 82 C SI 91 C SL 82 S SL 83 1-3 ① K	C SI 95 X SI 96 0-1 ③ L7 1-2	3	0	0	0	1	1	1
Inning Stats	R: 1 E: 0 K: 1 S: 20 H: 1 LOB: 1 BB: 1 P: 27	R: 0 E: 0 K: 1 S: 8 H: 0 LOB: 0 BB: 0 P: 9	R: 0 E: 0 K: 0 S: 6 H: 0 LOB: 0 BB: 0 P: 10	R: 0 E: 0 K: 0 S: 9 H: 0 LOB: 0 BB: 0 P: 13	R: 0 E: 0 K: 1 S: 15 H: 1 LOB: 2 BB: 1 P: 23	R: 0 E: 0 K: 0 S: 7 H: 0 LOB: 0 BB: 0 P: 12	R: 0 E: 0 K: 1 S: 11 H: 1 LOB: 1 BB: 0 P: 13	R: 2 E: 0 K: 1 S: 17 H: 3 LOB: 1 BB: 0 P: 22	R: 0 E: 0 K: 1 S: 11 H: 0 LOB: 1 BB: 1 P: 18	1B: 2 2B: 4 3B: 0 HR: 0 SF: 1 SAC: 0 DP: 0 HBP: 0						

TOP

Toronto Blue Jays @ Seattle Mariners

Safeco Field, Seattle, WA

Tue Aug 12 2014, 7:12 PM - 9:52 PM PDT

Att. 26,076 - Roof Closed - 75 F

livebaseballscorecards.com

AB	32
R	3
H	6
RBI	3
BB	3
SO	6
LOB	8

PITCHER		IP	WLS	BF	H	R	ER	SO	BB	IBB	HBP	BLK	WP	HR	S	P	ERA	WHIP
53 Chris Young, R ERA: 3.2	(1, 1)	6.0	W	22	2	1	1	3	2	0	0	0	0	0	65	94	1.50	0.667
41 Charlie Furbush, L ERA: 3.71	(7, 1)	1.1		5	1	0	0	2	0	0	0	0	0	0	14	17	0.00	0.750
37 Brandon Maurer, R ERA: 5.06	(8, 1)	0.0		3	3	1	1	0	0	0	0	0	0	0	10	13	∞	∞
97 Joe Beimel, L ERA: 1.27	(8, 1)	0.2	H	2	0	1	1	0	0	0	0	0	0	0	4	5	13.50	0.000
56 Fernando Rodney, R ERA: 2.36	(9, 1)	1.0	S	4	0	0	0	1	1	0	0	0	0	0	11	18	0.00	1.000

PITCHER	IP	WLS	BF	H	R	ER	SO	BB	IBB	HBP	BLK	WP	HR	S	P	ERA	WHIP

Batter	1	2	3	4	5	6	7	8	9	AB	R	H	RBI	BB	SO	LOB
16 Austin Jackson, R (1, 8) OBP: 0.330, SLG: 0.385	C FF 92 B CU 79 F SI 92 C SI 93 1-3 ① K		F SI 93 F SI 92 X CU 78 0-2 E8 1-H 1B		B SI 93 C FF 94 3 SAFE 1 SAFE B SI 93 F SI 93 D CH 86 F FF 93 X SI 93 3-2 ② FC3-2-5-2 13 1B 1-3 3-H		C SI 93 B SI 94 B SI 93 X SI 92 2-1 ③ G6-3		4	1	1	0	0	1	2
13 Dustin Ackley, L (1, 7) OBP: 0.296, SLG: 0.385	C SI 92 F SI 93 B SI 93 X SI 93 1-2 ② L7		X SI 93 0-0 ③ G3		B FF 94 C SI 92 B FF 93 X SI 93 2-1 22 S 2-H 3-H 1B			B SI 91 C SI 93 B SL 79 X SI 92 2-1 ① G3		4	0	1	2	0	0	1
22 Robinson Canó, L (1, 4) OBP: 0.398, SLG: 0.471	S FF 93 X SI 93 0-1 ③ G2-3			X SL 86 0-0 ① G6-3	C SI 94 B FF 92 B SI 92 F SI 93 1 SAFE X SI 93 2-2 ③ G4-3 1-2			X SI 92 0-0 ② G4-3		4	0	0	0	0	0	1
21 Kendrys Morales, S (1, 10) OBP: 0.252, SLG: 0.315 99 James Jones, L (8, PR) OBP: 0.286, SLG: 0.312 (9, 10)		B SI 93 B SI 93 C SI 92 B FF 93 F SI 94 X SI 94 3-2 ① G5-3		C SI 92 B CU 79 C CU 78 B CH 86 F SI 93 B FF 93 F FF 93 F SI 93 X FF 94 3-2 ② F8		C SI 92 B CH 84 B SI 92 X FF 92 2-1 HR		B CH 82 B SI 92 X SI 92 2-0 15 WP 15 E 2B		4 0	1 1	2 0	1 0	0 0	0 0	0 0
15 Kyle Seager, L (1, 5) OBP: 0.344, SLG: 0.479		X SI 93 0-0 ② F9		B SL 86 X SL 85 1-0 HR		C FF 93 C CU 78 B FF 92 B CU 80 X CU 78 2-2 28 CS 1B		C SI 92 B SL 80 X SI 92 1-1 E1 2-H		4	1	2	1	0	0	0
28 Chris Denorfia, R (1, 9) OBP: 0.287, SLG: 0.305		B FF 93 C SI 93 X SI 92 1-1 ③ L8		B FF 92 C FF 92 B CH 86 B SI 92 X FF 92 3-1 ③ F8		S SI 92 B CH 84 S FF 92 F CU 79 X CH 86 1-2 ① ② L5 1-2		X CH 80 0-0 ③ G4-3		4	0	0	0	0	0	2
3 Mike Zunino, R (1, 2) OBP: 0.266, SLG: 0.437			B SI 92 F SI 93 X SI 92 1-1 ① G6-3		C CU 77 B FF 92 B FF 92 F FF 92 X SI 94 2-2 ① L9	F SI 92 B CH 85 B CH 85 X SI 92 2-1 ③ L7				3	0	0	0	0	0	0
20 Logan Morrison, L (1, 3) OBP: 0.285, SLG: 0.359			B FF 92 F FF 92 C SI 93 X SI 94 1-2 16 1B 16 E 1B		B FF 93 B FF 92 X FF 91 2-0 1 WP 16 FC3-2-5-2 2B		F SI 92 B SI 93 B SI 93 F SI 94 B SL 80 S SI 93 3-3 ① K			3	1	2	0	0	1	0
1 Chris Taylor, R (1, 6) OBP: 0.415, SLG: 0.479			F SI 93 C SI 92 B CU 78 B SI 92 F FF 92 X CH 85 2-2 ② F8		C CU 78 B CU 79 B SI 93 F SI 93 B FF 93 B SI 94 4-2 16 FC3-2-5-2 13 1B 2-3 BB		F SI 93 B CH 83 S CH 82 S SI 94 1-3 ② K			2	1	0	0	1	1	1
Inning Stats	R: 0 E: 0 K: 1 S: 8 H: 0 LOB: 0 BB: 0 P: 10	R: 0 E: 0 K: 0 S: 6 H: 0 LOB: 0 BB: 0 P: 10	R: 1 E: 1 K: 0 S: 13 H: 2 LOB: 1 BB: 0 P: 17	R: 1 E: 0 K: 0 S: 10 H: 1 LOB: 0 BB: 0 P: 17	R: 2 E: 0 K: 0 S: 15 H: 2 LOB: 1 BB: 1 P: 30	R: 1 E: 0 K: 0 S: 11 H: 2 LOB: 0 BB: 0 P: 18	R: 0 E: 0 K: 2 S: 8 H: 0 LOB: 0 BB: 0 P: 14	R: 1 E: 1 K: 0 S: 7 H: 1 LOB: 1 BB: 0 P: 12		1B: 4 2B: 2 3B: 0 HR: 2	SF: 0 SAC: 0 DP: 0 HBP: 0		WP: 2 PB: 0 SB: 1 CS: 1	PA: 33		

PITCHER		IP	WLS	BF	H	R	ER	SO	BB	IBB	HBP	BLK	WP	HR	S	P	ERA	WHIP
48 J.A. Happ, L ERA: 4.2	(1, 1)	6.0	L	25	7	5	4	1	1	0	0	0	1	2	63	102	6.00	1.333
62 Aaron Loup, L ERA: 2.96	(7, 1)	2.0		8	1	1	0	2	0	0	0	0	1	0	15	26	0.00	0.500

PITCHER	IP	WLS	BF	H	R	ER	SO	BB	IBB	HBP	BLK	WP	HR	S	P	ERA	WHIP

BOTTOM

Toronto Blue Jays @ Seattle Mariners

Safeco Field, Seattle, WA

Tue Aug 12 2014, 7:12 PM - 9:52 PM PDT
Att. 26,076 - Roof Closed - 75 F

livebaseballscorecards.com

AB	32
R	6
H	8
RBI	4
BB	1
SO	3
LOB	7

Batter	1	2	3	4	5	6	7	8	9	AB	R	H	RBI	BB	SO	LOB
7 José Reyes, S (1, 6) OBP: 0.338, SLG: 0.411	F FF 87 B SL 79 B SI 88 F SI 88 S FS 85 2-3 ① K		X FS 83 0-0 2B		B CU 72 B SI 90 C SI 91 X SI 87 2-1 1B		S FC 90 F FC 89 B SI 94 S CU 76 1-3 ③ K			4	0	2	0	0	2	2
53 Melky Cabrera, S (1, 7) OBP: 0.370, SLG: 0.475	X SI 88 0-0 ② L8		X CU 75 0-0 ③ G1-4-3		F FS 85 C SI 90 B FF 91 X SI 91 1-2 ③ G4-3			C FF 95 B SI 95 S SI 94 S FF 96 1-3 ① K		4	0	0	0	0	1	2
19 José Bautista, R (1, 9) OBP: 0.409, SLG: 0.516	C SI 88 B SL 81 C FS 82 X SL 78 1-2 E6 1B			B SI 90 X SI 85 1-0 ① F9		C SL 81 B SL 81 C SI 86 F SI 92 B SI 86 B SI 86 S SL 80 3-3 ① K		C SI 95 C CU 84 S CU 86 0-3 ② K		4	0	1	0	0	2	0
26 Adam Lind, L (1, 3) OBP: 0.385, SLG: 0.481	B FS 86 B SL 81 S FS 84 B FS 84 X SI 91 3-1 ③ G6-3			C SI 89 C CU 74 X FF 87 0-2 66 WP 28 1B 1B		C CU 74 B FS 84 F SI 86 F FF 92 B FF 92 X SI 86 2-2 ② G4-3		B FF 95 S SI 94 X FF 94 1-1 1B		4	0	2	0	0	0	1
30 Dioner Navarro, S (1, 10) (7, 2) OBP: 0.308, SLG: 0.382		X SI 88 0-0 ① G6-3		D FS 85 B SI 90 S SI 90 B FS 85 X SI 91 3-1 ② F7		F SI 90 B CU 72 B SI 91 F SI 91 X SI 86 2-2 ③ G1-3		B FF 94 B SI 94 C SI 95 X SI 95 2-1 ③ G3		4	0	0	0	0	0	2
28 Colby Rasmus, L (1, 8) OBP: 0.285, SLG: 0.437		C SL 79 B FS 85 B SI 87 X SI 91 2-1 ② G6-3		D FS 85 D CU 73 X SI 91 2-0 66 WP 1-2 1B			B SI 86 F FF 88 F CU 74 F SI 92 B SI 86 X SI 91 2-2 ① L7		C CH 78 F SI 93 S CH 80 0-3 ① K	4	0	1	0	0	1	0
66 Munenori Kawasaki, L (1, 4) OBP: 0.316, SLG: 0.301		S FF 89 B SL 82 X SI 88 1-1 ③ G4-3		C SL 83 B FS 86 B SI 92 S SI 92 D SI 87 T SI 93 3-2 ③ K 1-2 2-3			B SI 90 B SI 90 C SI 89 B SI 90 B SI 89 4-1 47 FC4-6 BB		F SI 92 B CH 79 X SI 93 1-1 8 DI 1B	3	0	1	0	1	1	2
47 Juan Francisco, L (1, 5) OBP: 0.293, SLG: 0.468			S SI 89 F FS 84 B FF 91 B FS 84 S FS 85 2-3 ① K		F SI 90 F FS 85 B FS 85 T FF 92 1-2 ① K		B CU 73 X SI 85 1-0 ② FC4-6 15 BB 1-2f		C SI 92 F SI 95 F CH 82 F SI 95 F SI 95 X CH 81 0-2 ② F8	4	0	0	0	0	2	2
22 Josh Thole, L (1, 2) OBP: 0.339, SLG: 0.291 15 Danny Valencia, R (7, PH) OBP: 0.335, SLG: 0.389 27 Brett Cecil, R (7, 1) 8 Anthony Gose, L (9, PH) OBP: 0.333, SLG: 0.291			C SI 89 B SL 82 F SI 89 F FS 84 F SI 91 X CU 73 1-2 ② F8		C SI 90 B FS 86 X SI 90 1-1 ② L6		C SL 80 B FF 91 D SL 82 B FF 91 D SL 81 4-1 BB 1-2		F SI 96 C CH 82 S CH 81 0-3 ③ K 1-2	2 0 0 1	0 0 0 0	0 0 0 0	0 1 0 0	0 0 0 1	0 0 0 1	0 0 0 1

TOP

Toronto Blue Jays @ Seattle Mariners

Safeco Field, Seattle, WA

Wed Aug 13 2014, 7:12 PM - 9:51 PM PDT

Att. 32,368 - Partly Cloudy - 70 F

livebaseballscorecards.com

AB	34
R	0
H	7
RBI	0
BB	2
SO	10
LOB	12

Inning Stats	1	2	3	4	5	6	7	8	9
	R: 0 E: 1 K: 1 S: 9	R: 0 E: 0 K: 0 S: 5	R: 0 E: 0 K: 1 S: 10	R: 0 E: 0 K: 1 S: 10	R: 0 E: 0 K: 1 S: 10	R: 0 E: 0 K: 1 S: 11	R: 0 E: 0 K: 1 S: 10	R: 0 E: 0 K: 2 S: 10	R: 0 E: 0 K: 2 S: 14
	H: 1 LOB: 1 BB: 0 P: 15	H: 0 LOB: 0 BB: 0 P: 8	H: 1 LOB: 1 BB: 0 P: 13	H: 2 LOB: 2 BB: 0 P: 19	H: 1 LOB: 1 BB: 0 P: 15	H: 0 LOB: 0 BB: 0 P: 18	H: 0 LOB: 2 BB: 2 P: 22	H: 1 LOB: 1 BB: 0 P: 14	H: 1 LOB: 1 BB: 0 P: 15

1B: 6	SF: 0	WP: 1
2B: 1	SAC: 0	PA: 36
3B: 0	DP: 0	PB: 0
HR: 0	HBP: 0	SB: 0
		CS: 0

PITCHER		IP	WLS	BF	H	R	ER	SO	BB	IBB	HBP	BLK	WP	HR	S	P	ERA	WHIP
18 Hisashi Iwakuma, R	(1, 1)	6.2	W	26	5	0	0	5	1	0	0	0	1	0	61	101	0.00	0.900
ERA: 2.72																		
41 Charlie Furbush, L	(7, 1)	0.0		1	0	0	0	0	1	0	0	0	0	0	1	5	∞	∞
ERA: 3.71																		
40 Danny Farquhar, R	(7, 1)	0.1	H	1	0	0	0	1	0	0	0	0	0	0	3	4	0.00	0.000
ERA: 2.66																		
31 Yoervis Medina, R	(8, 1)	1.0	H	4	1	0	0	2	0	0	0	0	0	0	10	14	0.00	1.000
ERA: 2.18																		
56 Fernando Rodney, R	(9, 1)	1.0	S	4	1	0	0	2	0	0	0	0	0	0	14	15	0.00	1.000
ERA: 2.31																		

PITCHER	IP	WLS	BF	H	R	ER	SO	BB	IBB	HBP	BLK	WP	HR	S	P	ERA	WHIP

BOTTOM

Toronto Blue Jays @ Seattle Mariners

Safeco Field, Seattle, WA

Wed Aug 13 2014, 7:12 PM - 9:51 PM PDT

Att. 32,368 - Partly Cloudy - 70 F

livebaseballscorecards.com

Batter	1	2	3	4	5	6	7	8	9	AB	R	H	RBI	BB	SO	LOB
16 Austin Jackson, R (1, 8) OBP: 0.329, SLG: 0.384	C FF 81 B KN 76 B KN 73 F KN 73 F KN 76 F KN 77 X KN 78 2-2 21 HR 1B	C EP 63 B KN 77 B KN 76 B KN 77 X FF 82 3-1 ③ F8			C KN 76 1 SAFE B KN 78 X KN 76 1-1 ①② G6-4-3 1-2f		X SI 93 0-0 ② F9			4	1	1	0	0	0	1
13 Dustin Ackley, L (1, 7) OBP: 0.298, SLG: 0.385	1 SAFE C KN 74 X KN 78 0-1 ① F8		B KN 74 B KN 71 C KN 72 B KN 74 F KN 80 B KN 78 4-2 22 FC3-6 BB		C KN 77 B KN 74 X KN 76 1-1 22 1B 1B		B SI 91 B SI 90 C FF 93 B CU 85 F SI 94 X CU 84 3-2 ③ G3			3	0	1	0	1	0	1
22 Robinson Canó, L (1, 4) OBP: 0.397, SLG: 0.469	C KN 76 X EP 64 0-1 ② L8		C KN 78 B KN 78 F KN 78 X KN 80 1-2 ① FC3-6 21 1B 1-2f		F KN 77 X KN 79 0-1 21 PB 1-3 1B			B FC 91 F SI 92 S CU 85 X CU 84 1-2 ① F8		4	0	1	0	0	0	2
21 Kendrys Morales, S (1, 10) OBP: 0.261, SLG: 0.333	1 SAFE B KN 77 S KN 77 1 SAFE F KN 77 X KN 78 1-2 1-H HR		X EP 66 0-0 15 G4-6-3 1-3 1B		B KN 78 D KN 73 B KN 78 I 4-0 1-2 IBB			S CH 86 C CU 84 X SI 93 0-2 ② G6-3		3	1	2	2	1	0	0
15 Kyle Seager, L (1, 5) OBP: 0.344, SLG: 0.476	C KN 76 B KN 78 B KN 71 C KN 77 B KN 78 B KN 76 4-2 20 WP 28 1B BB		C KN 77 B KN 79 X KN 79 1-1 ②③ G4-6-3 1-2f		B KN 76 C KN 75 X KN 80 1-1 ③ G3-1			B SI 93 C CU 84 C CU 84 S FF 94 1-3 ③ K		3	0	0	0	1	1	5
28 Chris Denorfia, R (1, 9) OBP: 0.291, SLG: 0.309	C FF 81 S KN 75 F KN 78 X KN 77 0-2 20 WP 1-2 1B			B KN 81 C KN 79 X EP 64 1-1 ① L4		C FF 82 B KN 77 B KN 76 C KN 81 X KN 72 2-2 20 CS 1B				3	0	2	0	0	0	0
20 Logan Morrison, L (1, 3) OBP: 0.281, SLG: 0.354	B KN 76 F KN 79 X KN 78 1-1 ③ L9 1-2 2-3			C KN 81 S KN 70 F KN 79 F KN 73 S KN 78 0-3 ② K		1 SAFE C KN 76 F KN 78 1 SAFE 1 SAFE X KN 79 0-2 ①② G2-3 1-2				3	0	0	0	0	1	3
3 Mike Zunino, R (1, 2) OBP: 0.264, SLG: 0.433		C KN 76 F EP 64 B KN 78 B KN 78 S KN 77 2-3 ① K		B KN 77 C EP 64 X KN 79 1-1 ③ P3		C KN 79 X KN 78 0-1 ③ F8				3	0	0	0	0	1	0
5 Brad Miller, L (1, 6) OBP: 0.273, SLG: 0.323 1 Chris Taylor, R (7, PH) (8, 6) OBP: 0.407, SLG: 0.469		C KN 76 F KN 72 F KN 79 B EP 59 X KN 79 1-2 ② L9			S KN 71 B KN 78 F KN 72 B KN 80 B KN 76 B KN 82 4-2 16 G6-4-3 BB		B SI 91 S CU 84 B CU 84 B CH 86 T FF 93 F CU 84 S CU 84 3-3 ① K			1 1	0 0	0 0	0 0	1 0	0 1	0 0
Inning Stats	R: 2 E: 0 K: 0 S: 20 H: 3 LOB: 2 BB: 1 P: 28	R: 0 E: 0 K: 1 S: 9 H: 0 LOB: 0 BB: 0 P: 15	R: 0 E: 0 K: 0 S: 8 H: 1 LOB: 1 BB: 1 P: 14	R: 0 E: 0 K: 1 S: 9 H: 0 LOB: 0 BB: 0 P: 11	R: 0 E: 0 K: 0 S: 10 H: 2 LOB: 3 BB: 2 P: 21	R: 0 E: 0 K: 0 S: 8 H: 1 LOB: 0 BB: 0 P: 10	R: 0 E: 0 K: 1 S: 8 H: 0 LOB: 0 BB: 0 P: 14	R: 0 E: 0 K: 1 S: 9 H: 0 LOB: 0 BB: 0 P: 11		1B: 6 2B: 0 3B: 0 HR: 1 SF: 0 SAC: 0 DP: 2 HBP: 0						

	AB	28
	R	2
	H	7
	RBI	2
	BB	4
	SO	4
	LOB	12

WP: 1 PA: 32
PB: 1
SB: 0
CS: 1

PITCHER		IP	WLS	BF	H	R	ER	SO	BB	IBB	HBP	BLK	WP	HR	S	P	ERA	WHIP
43 R.A. Dickey, R ERA: 3.95	(1, 1)	6.0	L	26	7	2	2	2	3	1	0	0	1	1	64	99	3.00	1.667
27 Brett Cecil, L ERA: 3.69	(7, 1)	2.0		6	0	0	0	2	0	0	0	0	0	0	17	25	0.00	0.000

PITCHER	IP	WLS	BF	H	R	ER	SO	BB	IBB	HBP	BLK	WP	HR	S	P	ERA	WHIP

Batter	1	2	3	4	5	6	7	8	9	AB	R	H	RBI	BB	SO	LOB
16 Austin Jackson, R (1, 8) OBP: 0.326, SLG: 0.379	B FF 91 F FF 92 C SL 86 B SI 93 F FF 92 F SI 92 B SL 87 X FF 93 3-2 G4-3 ①	C CU 77 S FF 92 D CU 77 B SL 86 X CU 76 2-2 G6-4-3 ① ② 1-2f 2-3 3-H		X SL 86 0-0 FC5-4 13 CS ②			B FF 94 B FF 94 C FF 92 B FF 94 X FF 93 3-1 G5-3 ①		S FF 92 S FF 92 1 SAFE 1 SAFE S FF 94 0-3 K ② ③ 1-2 3-H	5	0	0	0	0	1	4
13 Dustin Ackley, L (1, 7) OBP: 0.297, SLG: 0.383	C FF 90 X CU 78 0-1 22 S 1B	C CU 78 B FF 91 F FF 91 D CU 78 X SI 90 2-2 G4-3 ③		S CH 81 C FF 90 B SI 90 1-2 CS ③ 1-2	C FF 88 B SL 86 F CU 76 B FF 90 X SI 90 2-2 F8 ①		C FF 93 B FF 93 X CH 84 1-1 F8 ②			4	0	1	0	0	0	1
22 Robinson Canó, L (1, 4) OBP: 0.398, SLG: 0.476 99 James Jones, L (8, 9) OBP: 0.286, SLG: 0.312	C SI 90 B FF 91 B FF 91 1 SAFE S CH 83 F SI 92 T SL 89 2-2 K ② 1-2		X CU 76 0-0 HR	C CH 80 B CH 80 X SL 86 1-1 21 E 15 1B 1B			F FF 94 X FF 95 0-1 G1-5-3 ③			4 0	2 0	2 0	1 0	0 0	1 0	1 0
21 Kendrys Morales, S (1, 10) OBP: 0.256, SLG: 0.327	C CU 76 B FF 93 X CH 82 1-1 L8 ③		C FF 89 B SL 87 X CH 80 1-1 G5-3 ①		C SI 89 X SI 89 0-1 FC6 3 G5-3 15 1B 1-2			B FF 92 F CH 84 X CH 83 1-1 G6-3 ①		4	0	0	0	0	0	2
15 Kyle Seager, L (1, 5) OBP: 0.345, SLG: 0.476		C FF 89 B SL 88 X CH 82 1-1 3 HBP 20 1B 1B	B CU 77 F CH 80 F CU 78 B SI 89 X CH 80 2-2 G3-1 ②		X CH 80 0-0 1-2 2-H 1B			B FF 92 B FF 93 C FF 94 C CH 82 C CH 86 2-3 K ②		4	1	2	1	0	1	0
3 Mike Zunino, R (1, 2) OBP: 0.264, SLG: 0.429		1 SAFE C SI 90 B SI 90 1 SAFE 1 SAFE S SL 87 F SI 91 H SI 90 2-2 20 1B 9 1B 1-2 HBP	B CU 76 F SL 85 S SL 85 C SI 90 1-3 K ③		S SI 88 F SI 88 X SL 84 0-2 G5-3 ② ③ 2-3f			F FF 94 S SL 81 B CH 82 B FF 94 S SL 79 2-3 K ③		3	1	0	0	0	2	2
20 Logan Morrison, L (1, 3) OBP: 0.285, SLG: 0.361		B CH 81 B CH 81 X SI 89 2-0 1 1B 9 1B 16 G6-4-3 1-3 2-H 1B	F SI 89 F FF 91 B CU 79 B CU 78 B SI 90 X CH 80 3-2 9 G3 1 1B 2B	F CH 79 T CH 78 F SI 89 X CH 80 0-2 F9 ①				F FF 92 X FF 93 0-1 G6-3 ①	4	2	2	1	0	0	0
9 Endy Chavez, L (1, 9) OBP: 0.296, SLG: 0.363 5 Brad Miller, L (8, 4) OBP: 0.275, SLG: 0.332		B FF 91 X CH 82 1-0 16 G6-4-3 1 1B 1-2 3-H 1B	X SI 90 0-0 G3 ① 2-3	B SI 89 C SI 88 B SL 89 B CH 81 F FF 88 F CH 82 X SI 89 3-2 G4-3 ②				T FF 92 S CU 78 B CU 79 B FF 94 B CU 76 X FF 93 3-2 16 CS 3B	3 1	0 1	1 1	1 0	0 0	0 0	1 0
1 Chris Taylor, R (1, 6) OBP: 0.431, SLG: 0.481		X SI 89 0-0 16 G6-4-3 1-2 2-3 1B	P PO 86 B CU 78 X SL 86 2-0 16 FC5-4 3-H 1B			C SI 88 F CU 74 B SI 90 B CH 82 C SI 90 2-3 K ③		C FF 91 B CH 84 B FF 92 B CH 85 F FF 91 F CH 84 F FF 92 B FF 93 4-2 16 CS BB	3	0	2	1	1	1	0
Inning Stats	R: 0 E: 0 K: 1 S: 13 H: 1 LOB: 1 BB: 0 P: 19	R: 3 E: 0 K: 0 S: 14 H: 4 LOB: 1 BB: 0 P: 24	R: 1 E: 0 K: 1 S: 9 H: 1 LOB: 0 BB: 0 P: 13	R: 1 E: 0 K: 0 S: 9 H: 2 LOB: 0 BB: 0 P: 14	R: 1 E: 1 K: 0 S: 11 H: 2 LOB: 1 BB: 0 P: 14	R: 0 E: 0 K: 1 S: 11 H: 0 LOB: 0 BB: 0 P: 16	R: 0 E: 0 K: 0 S: 6 H: 0 LOB: 0 BB: 0 P: 10	R: 0 E: 0 K: 2 S: 8 H: 0 LOB: 0 BB: 0 P: 13	R: 1 E: 0 K: 1 S: 12 H: 1 LOB: 0 BB: 1 P: 19	1B: 8 2B: 1 3B: 1 HR: 1 SF: 0 SAC: 0 DP: 2 HBP: 1						

PITCHER		IP	WLS	BF	H	R	ER	SO	BB	IBB	HBP	BLK	WP	HR	S	P	ERA	WHIP
21 Rick Porcello, R ERA: 3.28	(1, 1)	6.0	L	27	10	6	5	3	0	0	1	0	0	1	67	100	7.50	1.667
54 Melvin Mercedes, R ERA:	(7, 1)	2.0		6	0	0	0	2	0	0	0	0	0	0	14	23	0.00	0.000
46 Ian Krol, L ERA: 4.78	(9, 1)	1.0		4	1	1	1	1	1	0	0	0	0	0	12	19	9.00	2.000

PITCHER	IP	WLS	BF	H	R	ER	SO	BB	IBB	HBP	BLK	WP	HR	S	P	ERA	WHIP

Seattle Mariners @ Detroit Tigers

Comerica Park, Detroit, MI

Fri Aug 15 2014, 7:10 PM - 10:00 PM EDT

Att. 42,385 - Clear - 76 F

TOP

livebaseballscorecards.com

AB	35
R	7
H	11
RBI	5
BB	1
SO	6
LOB	11

WP: 0 PA: 38
PB: 0
SB: 1
CS: 3

Seattle Mariners @ Detroit Tigers

Comerica Park, Detroit, MI

Fri Aug 15 2014, 7:10 PM - 10:00 PM EDT

Att. 42,385 - Clear - 76 F

BOTTOM

livebaseballscorecards.com

Batter	1	2	3	4	5	6	7	8	9	AB	R	H	RBI	BB	SO	LOB
20 Rajai Davis, R (1, 8) OBP: 0.326, SLG: 0.417	B FF 92 B FF 92 C FF 92 B FF 92 C FF 93 X FF 94 3-2 ① G6-3		B FF 93 C FF 94 B CH 85 B FF 96 X FF 94 3-1 3 G6-3 3B		B CH 87 F FF 94 D CH 86 C FF 94 S KC 80 2-3 ② K			B FF 93 C FF 91 X FC 89 1-1 ① G5-3		4	1	1	0	0	1	1
3 Ian Kinsler, R (1, 4) OBP: 0.317, SLG: 0.422	B FF 94 X FF 93 1-0 ② G6-3		C FF 94 D KC 79 F FF 96 D KC 80 F FF 96 D KC 82 F KC 81 X FF 96 3-2 ② G6-3 3-H		F CH 85 B FF 95 X FF 94 1-1 ③ G5-3			B FC 90 C FF 94 F FF 95 B SL 86 X FF 95 2-2 ② F9		4	0	0	1	0	0	1
24 Miguel Cabrera, R (1, 3) OBP: 0.370, SLG: 0.512	F FF 94 B KC 81 B FF 95 X CH 86 2-1 41 E 2B		F FF 95 X FF 92 0-1 2B			B CH 84 C FF 94 B FF 94 F FF 95 S KC 81 2-3 ① K		B FF 95 B FC 90 F FF 94 S FC 92 B FF 94 B FF 95 4-2 41 WP 41 1B BB		3	1	2	0	1	1	0
41 Victor Martinez, S (1, 10) OBP: 0.388, SLG: 0.546	D FF 93 C CH 86 F FF 94 B KC 80 X KC 82 2-2 E6 48 FC6-4 2-3		D CH 87 X FF 95 1-0 ③ G6-3			C FF 96 C CH 87 F CH 87 B KC 81 X FF 96 1-2 ② L6		S SI 94 D FF 94 S CH 88 B CH 89 F SI 94 X FF 95 2-2 1-H 1B		4	0	1	1	0	0	2
48 Torii Hunter, R (1, 9) OBP: 0.309, SLG: 0.448	X FF 94 0-0 ③ FC6-4 1-2f			B FF 93 X FF 94 1-0 ① G6-3		B CH 86 B FF 96 C FF 95 F FF 95 B KC 81 D KC 80 4-2 28 E BB		C FC 89 S SL 85 F SL 83 S FF 94 0-3 ③ K		3	0	0	0	1	1	3
28 J.D. Martinez, R (1, 7) OBP: 0.347, SLG: 0.561		C FF 92 C FF 93 B KC 81 F FF 94 B KC 82 F FF 94 F FF 96 X CH 86 2-2 50 G6-4-3 1B		B CH 85 X FF 93 1-0 ② F9		F FF 95 1 SAFE S FF 96 D KC 82 F FF 97 F KC 81 F KC 80 X FF 97 1-2 ③ L8 1-3			C FC 89 F FC 91 B FF 95 B CU 76 X FC 90 2-2 ① F7	4	0	1	0	0	0	1
9 Nick Castellanos, R (1, 5) OBP: 0.311, SLG: 0.415		F FF 94 B FF 94 F FF 94 D KC 82 X FF 95 2-2 ① F9		F CH 85 S FF 95 X KC 80 0-2 ③ L5			F FF 96 S SL 87 B SL 88 C CU 79 1-3 ① K		X FC 89 0-0 ② G5-3	4	0	0	0	0	1	1
50 Bryan Holaday, R (1, 2) OBP: 0.286, SLG: 0.266	1 SAFE B FF 94 B FF 95 B FF 95 C FF 93 X FF 94 3-1 ②③ G6-4-3 1-2f				B FF 93 X FF 92 1-0 ① F9		C FF 96 X FF 96 0-1 ② P3	C FC 90 S CU 76 S CU 78 0-3 ③ K		4	0	0	0	0	1	1
30 Eugenio Suárez, R (1, 6) OBP: 0.314, SLG: 0.365			C FF 94 X FF 94 0-1 ① G6-3		B FF 92 B FF 93 C FF 92 X FF 93 2-1 1B		C FF 96 C SL 90 F FF 96 C CU 79 0-3 ③ K			3	0	1	0	0	1	0

Inning Stats	1	2	3	4	5	6	7	8	9
	R: 0 E: 1 K: 0 S: 10	H: 1 LOB: 2 BB: 0 P: 18	R: 0 E: 0 K: 0 S: 11	H: 1 LOB: 0 BB: 0 P: 18	R: 1 E: 0 K: 0 S: 12	H: 2 LOB: 1 BB: 0 P: 19	R: 0 E: 0 K: 0 S: 5	H: 0 LOB: 0 BB: 0 P: 7	R: 0 E: 0 K: 1 S: 8	H: 1 LOB: 1 BB: 0 P: 14	R: 0 E: 1 K: 1 S: 15	H: 0 LOB: 1 BB: 1 P: 23	R: 0 E: 0 K: 2 S: 9	H: 0 LOB: 0 BB: 0 P: 10	R: 1 E: 0 K: 1 S: 15	H: 1 LOB: 1 BB: 1 P: 24	R: 0 E: 0 K: 1 S: 7	H: 0 LOB: 0 BB: 0 P: 9

1B: 3	SF: 0
2B: 2	SAC: 0
3B: 1	DP: 1
HR: 0	HBP: 0
WP: 1	PA: 35
PB: 0	
SB: 0	
CS: 0	

AB	33
R	2
H	6
RBI	2
BB	2
SO	6
LOB	10

PITCHER	IP	WLS	BF	H	R	ER	SO	BB	IBB	HBP	BLK	WP	HR	S	P	ERA	WHIP
65 James Paxton, L (1, 1) ERA: 2.2	6.0	W	24	5	1	1	2	1	0	0	0	0	0	61	99	1.50	1.000
54 Tom Wilhelmsen, R (7, 1) ERA: 2.25	1.0		3	0	0	0	2	0	0	0	0	0	0	9	10	0.00	0.000
52 Dominic Leone, R (8, 1) ERA: 2.2	1.0		5	1	1	1	1	1	0	0	0	1	0	15	24	9.00	2.000
40 Danny Farquhar, R (9, 1) ERA: 2.61	1.0		3	0	0	0	1	0	0	0	0	0	0	7	9	0.00	0.000

PITCHER	IP	WLS	BF	H	R	ER	SO	BB	IBB	HBP	BLK	WP	HR	S	P	ERA	WHIP

Batter	1	2	3	4	5	6	7	8	9	AB	R	H	RBI	BB	SO	LOB
16 Austin Jackson, R (1, 8) OBP: 0.325, SLG: 0.381	B FF 92 F FF 92 B SI 92 X CH 85 2-1 F9 ①			C CH 84 X SI 91 0-1 13 F8 22 G3 2B		C CH 85 B KC 80 C CH 84 B SI 94 B FC 87 F CH 86 F FF 94 X CH 85 3-2 G6-3 ③		F CH 86 C FC 87 F FF 95 D FC 88 S CH 86 1-3 K ②		4	1	1	0	0	1	3
13 Dustin Ackley, L (1, 7) OBP: 0.294, SLG: 0.379	C SI 93 F SI 93 B SI 94 B CH 86 F SI 94 B SI 94 S CH 87 3-3 K ②			B KC 80 C SI 92 B CH 84 X SI 93 2-1 F8 ① 2-3			C SI 93 C FC 86 B SI 93 S CH 86 1-3 K ①	X SI 93 0-0 FC6-4 ③ 1-2f		4	0	0	0	0	2	4
22 Robinson Canó, L (1, 4) OBP: 0.397, SLG: 0.474	C SI 93 B KC 82 C SI 93 B SI 95 X SI 95 2-2 G6-3 ③			B SI 93 D CH 86 X CH 85 2-0 G3 ② 3-H			B SI 93 F KC 81 X SI 93 1-1 G4-3 ②		B FF 92 X SI 92 1-0 21 G1-3 9 1B 1B	4	1	1	1	0	0	0
21 Kendrys Morales, S (1, 10) OBP: 0.260, SLG: 0.328		B SI 91 B CH 84 B CH 85 C FF 92 B SI 92 4-1 28 G6-4-3 BB		B CH 85 C CH 84 X KC 80 1-1 G5-3 ③			F FF 93 B SI 94 X CH 85 1-1 1B		X CU 82 0-0 G1-3 ① 1-3	3	0	1	0	1	0	1
28 Chris Denorfia, R (1, 9) OBP: 0.288, SLG: 0.305 9 Endy Chavez, L (9, PH) OBP: 0.300, SLG: 0.367		C SI 93 F SI 93 F SI 94 X CH 86 0-2 G6-4-3 ①② 1-2f			C SI 93 C FC 87 X CH 86 0-2 G6-3 ①		C CH 84 D KC 80 X FF 94 1-1 F9 ③		B CU 83 B CU 82 C FF 92 S SL 89 F SL 88 F FF 93 B SL 89 X FF 93 3-2 15 G3-6 3-H 1B	3 1	0 0	0 1	0 1	0 0	0 0	2 0
15 Kyle Seager, L (1, 5) OBP: 0.344, SLG: 0.473		C SI 94 B FC 88 B FC 86 X SI 93 2-1 L4 ③			C SI 93 X SI 94 0-1 G4-3 ②			B SI 90 B SI 90 B SI 91 C SI 90 B SI 92 4-1 1 BB 20 1B BB	X SI 93 0-0 G3-6 ②③ 1-2f	3	0	0	0	1	0	1
3 Mike Zunino, R (1, 2) OBP: 0.261, SLG: 0.425			F SI 91 F KC 79 S KC 79 0-3 K ①		C FC 88 B CH 85 S FF 94 F FC 88 S SI 94 1-3 K ③			C CH 85 B KC 83 F CH 85 S SI 94 1-3 K ①		3	0	0	0	0	3	1
20 Logan Morrison, L (1, 3) OBP: 0.286, SLG: 0.361			C SI 92 B FF 94 X SI 93 1-1 G4-3 ②			C FF 92 B KC 78 X SI 93 1-1 G4-3 ①		X SI 92 0-0 1 BB 1-2 1B		3	0	1	0	0	0	0
1 Chris Taylor, R (1, 6) OBP: 0.426, SLG: 0.463			C SI 94 X CH 84 0-1 L8 ③			B FC 87 B SI 92 F SI 93 C SI 93 S FC 88 2-3 K ②		B CH 85 B SI 93 C FF 93 S CH 85 B SI 93 B CH 86 4-2 13 FC6-4 1-2 2-3 BB		2	0	0	0	1	1	0
Inning Stats	R: 0 E: 0 K: 1 S: 9 H: 0 LOB: 0 BB: 0 P: 16	R: 0 E: 0 K: 0 S: 7 H: 0 LOB: 0 BB: 1 P: 13	R: 0 E: 0 K: 1 S: 7 H: 0 LOB: 0 BB: 0 P: 8	R: 1 E: 0 K: 0 S: 7 H: 1 LOB: 0 BB: 0 P: 12	R: 0 E: 0 K: 1 S: 9 H: 0 LOB: 0 BB: 0 P: 10	R: 0 E: 0 K: 1 S: 10 H: 0 LOB: 0 BB: 0 P: 16	R: 0 E: 0 K: 1 S: 9 H: 1 LOB: 1 BB: 0 P: 13	R: 0 E: 0 K: 2 S: 12 H: 1 LOB: 3 BB: 2 P: 22	R: 1 E: 0 K: 0 S: 8 H: 2 LOB: 0 BB: 0 P: 12	1B: 4 2B: 1 3B: 0 HR: 0	SF: 0 SAC: 0 DP: 2 HBP: 0					

Seattle Mariners @ Detroit Tigers

Comerica Park, Detroit, MI

Sat Aug 16 2014, 7:10 PM - 10:04 PM EDT

Att. 43,833 - Cloudy - 82 F

TOP

livebaseballscorecards.com

AB	30
R	2
H	5
RBI	2
BB	3
SO	7
LOB	12

WP: 0 PB: 0 SB: 0 CS: 0 PA: 33

PITCHER		IP	WLS	BF	H	R	ER	SO	BB	IBB	HBP	BLK	WP	HR	S	P	ERA	WHIP
14 David Price, L ERA: 3.12	(1, 1)	8.0	W	29	3	1	1	7	3	0	0	0	0	0	70	110	1.12	0.750
36 Joe Nathan, R ERA: 5.2	(9, 1)	1.0	S	4	2	1	1	0	0	0	0	0	0	0	8	12	9.00	2.000

PITCHER	IP	WLS	BF	H	R	ER	SO	BB	IBB	HBP	BLK	WP	HR	S	P	ERA	WHIP

Batter	1	2	3	4	5	6	7	8	9	AB	R	H	RBI	BB	SO	LOB
3 Ian Kinsler, R (1, 4) OBP: 0.316, SLG: 0.420	F SI 91 C FF 92 F FF 93 B SL 86 F SI 90 S SI 91 1-3 **K** ①	F SL 85 B SI 93 1 SAFE F CH 89 P PO 88 F FF 94 F SI 93 S SI 90 2-3 **K** ③		C SI 91 B CH 88 F FF 91 X FF 92 1-2 **G1-3** ③		B FF 96 X SL 88 1-0 **F8** ③ 1-2 2-3		X SI 84 0-0 **1B**		5	0	1	0	0	2	3
61 Ezequiel Carrera, L (1, 8) OBP: 0.276, SLG: 0.370	X SI 93 0-0 **F7** ②		B CU 78 B FF 91 X SI 92 2-0 **F9** ①		C CU 76 L CH 87 B FF 91 X CH 88 1-2 **F7** ①		B FF 95 C FF 95 S CH 86 F CU 77 F FF 96 B SL 87 X CH 87 2-2 **P4** ①	1 SAFE C FF 87 X FF 87 0-1 **F7** ②		5	0	0	0	0	0	1
24 Miguel Cabrera, R (1, 3) OBP: 0.373, SLG: 0.514	C SI 94 B SI 93 T SI 91 B SI 91 B SI 91 X FF 91 3-2 41 1B **1B**		C CH 89 B SL 86 B SL 86 F SI 92 F FF 94 H CH 90 3-2 48 1B **HBP**		C CH 89 F SL 86 X CU 81 0-2 **G1-3** ②		B SL 89 F FF 97 B FF 89 X SL 89 2-1 28 1B **2B**	1 SAFE B SI 85 B SI 83 X SI 84 2-0 **F8** ③		4	1	2	0	0	0	1
41 Victor Martinez, S (1, 10) OBP: 0.391, SLG: 0.547	B FF 93 X SI 93 1-0 48 FC6-4 **1B** 1-2		B CH 88 B SI 92 C SI 92 C CU 80 X FF 93 2-2 **F7** ②		C CU 77 C CH 89 B CU 80 F CH 90 X CH 88 1-2 48 FC5-4 **1B**		I IN 67 I IN 72 I IN 74 I IN 76 4-0 28 1B 9 1B **IBB**			3	1	2	0	1	0	1
48 Torii Hunter, R (1, 9) OBP: 0.308, SLG: 0.446	B CH 90 B SL 86 C SI 93 F CH 90 F SI 95 X CH 90 2-2 **FC6-4** ③ 1-2f		C CU 79 C SI 92 X SI 93 0-2 28 FC4 **1B** 1-2		X SL 83 0-0 **FC5-4** ③ 1-2f		S FF 95 D SL 87 C SL 88 S FF 96 1-3 **K** ②			4	0	1	0	0	1	5
28 J.D. Martinez, R (1, 7) OBP: 0.349, SLG: 0.560 20 Rajai Davis, R (9, 7) OBP: 0.326, SLG: 0.417		F SI 92 B SL 84 B SL 86 X SI 93 2-1 13 1B 13 S 30 FC5-4 **1B**	B SL 84 S CH 90 X SL 83 1-1 **FC4** ③ 1-2f			B FF 95 X FF 94 1-0 **F8** ① 1-2	C SL 88 B SL 86 S SL 90 X FF 97 1-2 9 1B **1B** 2-H			4 0	1 0	2 0	1 0	0 0	0 0	2 0
9 Nick Castellanos, R (1, 5) OBP: 0.313, SLG: 0.424 32 Don Kelly, L (9, 5) OBP: 0.321, SLG: 0.290		C CH 88 F CH 88 S FF 93 0-3 **K** ①	X CH 90 0-0 **HR**			X FF 95 0-0 **E6** 3 PB 30 1B	S SL 87 B SL 88 B SL 86 B FF 95 F FF 96 F FF 96 X SL 90 3-2 **1B** 1-3 2-H			4 0	1 0	2 0	2 0	0 0	1 0	1 0
13 Alex Avila, L (1, 2) OBP: 0.324, SLG: 0.384		C CU 80 S CH 89 D CH 90 B SI 94 D FF 94 F CH 90 X FF 94 3-2 30 FC5-4 **1B** 1-3	C CU 77 B CH 87 C CU 78 X CH 88 1-2 **G6-3** ①			B FF 93 B CH 86 S FF 95 X SI 94 2-1 **F7** ②	C FF 87 C SL 80 B FF 89 D SL 80 1 SAFE B FF 88 S FF 88 3-3 **K** ③			4	0	1	0	0	1	3
30 Eugenio Suárez, R (1, 6) OBP: 0.313, SLG: 0.362		C SL 86 S CH 90 B SI 90 B SI 90 B SL 86 F SI 94 X SI 93 3-2 **FC5-4** ② 1-2f 3-H	X SL 82 0-0 **G6-3** ②			C SL 87 C FF 96 X SL 88 0-2 3 PB **1B** 1-2		X SI 84 0-0 **G6-3** ①		4	0	1	1	0	0	1
Inning Stats	R: 0 E: 0 K: 1 S: 14 H: 2 LOB: 2 BB: 0 P: 21	R: 1 E: 0 K: 2 S: 19 H: 2 LOB: 1 BB: 0 P: 28	R: 0 E: 0 K: 0 S: 12 H: 1 LOB: 2 BB: 0 P: 20	R: 1 E: 0 K: 0 S: 8 H: 1 LOB: 0 BB: 0 P: 10	R: 0 E: 0 K: 0 S: 11 H: 1 LOB: 1 BB: 0 P: 13	R: 0 E: 1 K: 0 S: 8 H: 1 LOB: 2 BB: 0 P: 12	R: 2 E: 0 K: 2 S: 20 H: 3 LOB: 2 BB: 1 P: 36	R: 0 E: 0 K: 0 S: 5 H: 1 LOB: 1 BB: 0 P: 7		1B: 10 2B: 1 3B: 0 HR: 1 SF: 0 SAC: 0 DP: 0 HBP: 1						

PITCHER		IP	WLS	BF	H	R	ER	SO	BB	IBB	HBP	BLK	WP	HR	S	P	ERA	WHIP
34 Félix Hernández, R ERA: 1.99	(1, 1)	5.0	L	23	7	2	2	3	0	0	1	0	0	1	64	92	3.60	1.400
37 Brandon Maurer, R ERA: 5.24	(6, 1)	1.2		11	4	2	2	1	0	1	0	0	0	0	25	42	10.80	2.400
97 Joe Beimel, L ERA: 1.23	(7, 1)	1.1		5	1	0	0	1	0	0	0	0	0	0	8	13	0.00	0.750

PITCHER	IP	WLS	BF	H	R	ER	SO	BB	IBB	HBP	BLK	WP	HR	S	P	ERA	WHIP

BOTTOM

Seattle Mariners @ Detroit Tigers

Comerica Park, Detroit, MI

Sat Aug 16 2014, 7:10 PM - 10:04 PM EDT

Att. 43,833 - Cloudy - 82 F

livebaseballscorecards.com

AB	37
R	4
H	12
RBI	4
BB	1
SO	5
LOB	18

Seattle Mariners @ Detroit Tigers

Comerica Park, Detroit, MI

Sun Aug 17 2014, 1:12 PM - 4:29 PM EDT

Att. 41,181 - Sunny - 75 F

TOP

livebaseballscorecards.com

Batter	1	2	3	4	5	6	7	8	9	AB	R	H	RBI	BB	SO	LOB
16 Austin Jackson, R (1, 8) OBP: 0.326, SLG: 0.381	B FF 91 F FF 90 B CH 82 X FF 92 2-1 ① F8	C FF 90 B FF 91 B FF 90 F FF 90 X FF 89 2-2 13 S 1B		B CH 80 C FF 89 B FF 90 C CH 80 X FF 92 2-2 ② G4-3		C CU 80 X SI 93 0-1 13 G3-1 21 E 2-3 1B		C SI 93 C SI 92 X SI 94 0-2 ① G4-3	X SI 95 0-0 ③ FC6-4 1-2f	5	1	2	0	0	0	0
99 James Jones, L (8, 8) OBP: 0.285, SLG: 0.311										1	0	0	0	0	0	1
13 Dustin Ackley, L (1, 7) OBP: 0.293, SLG: 0.375	B FF 92 B FF 93 B FF 93 B FF 93 4-0 22 1B 21 1B 22 BLK BB	B FF 88 1 SAFE C FF 89 1 SAFE 1 SAFE C SL 79 X CH 82 1-2 ③ F7 1-2		C SL 81 B SL 78 S SL 78 B FF 92 X CH 82 2-2 ③ G3-1		C SI 94 1 SAFE X CH 88 0-1 ② G3-1 1-2 3-H		C SL 80 B SI 94 F SL 80 S FF 94 1-3 ② K		4	1	0	1	1	1	2
22 Robinson Canó, L (1, 4) OBP: 0.400, SLG: 0.476	C FF 92 B FF 93 1 SAFE B FF 91 X CH 83 2-1 21 1B 15 SF8 1-3 1B		B CU 77 F FF 90 B FF 90 X FF 89 2-1 20 1B 28 1B 1 WP 1B		C FF 90 C FF 91 F FF 91 F FF 91 X CH 82 0-2 ① G4-3	I IN 73 I IN 77 I IN 76 I IN 76 4-0 21 E 15 1B IBB		X SI 93 0-0 E5 21 1B 15 1B		3	3	2	0	1	0	0
5 Brad Miller, L (8, PH) OBP: 0.275, SLG: 0.331 (8, 4)										1	1	0	0	0	0	0
21 Kendrys Morales, S (1, 10) OBP: 0.267, SLG: 0.330	F CH 82 B FF 92 X CH 84 1-1 28 1B 1-3 3-H 1B		X FF 88 0-0 ① F8		B FF 90 B CH 82 B FF 88 B FF 90 4-0 15 FC3-6 BB	B CH 87 B CH 87 C SI 94 B CH 88 F SI 95 X SI 94 3-2 E7 15 1B 1-3 2-H		C SI 92 S CH 83 F SI 93 X FF 94 0-2 15 1B 1-2 1B		4	0	2	1	1	0	2
15 Kyle Seager, L (1, 5) OBP: 0.345, SLG: 0.473	C FF 91 F FF 91 B SL 84 D SL 83 B FF 92 F FF 93 X FF 92 3-2 ② SF8 3-H		C CU 77 B SL 78 1 SAFE X FF 91 1-1 ② F8		B FF 90 X FF 92 1-0 ② FC3-6 28 3B 1-2f	D FC 85 B FC 84 C FF 89 C FF 89 F CU 78 X FC 86 2-2 1-2 3-H 1B		D SL 82 F SI 93 B SL 80 D SL 82 X SI 92 3-1 1-3 2-H 1B		4	1	2	3	0	0	2
28 Chris Denorfia, R (1, 9) OBP: 0.293, SLG: 0.318	C FF 91 X FF 92 0-1 1-2 1B		1 SAFE 1 SAFE 1 SAFE C CH 79 C FF 89 D CH 82 X CH 81 1-2 1 WP 20 1B 1-2 1B		B FF 90 C CH 82 1 SAFE S FF 91 F FF 92 X FF 91 1-2 1-H 3B	B CH 79 C FF 90 C FF 90 S CH 78 1-3 ③ K		B SI 92 C CH 83 X CH 84 1-1 ③ G6-3		5	0	3	1	0	1	4
20 Logan Morrison, L (1, 3) OBP: 0.288, SLG: 0.362	B SL 79 C FF 90 C SL 80 X FF 90 1-2 ③ G2-3		B SL 80 B FF 91 X FF 91 2-0 1 WP 1-2 2-3 1B		F FF 92 X SL 79 0-1 ③ P6		X FC 84 0-0 ① P5		C SL 84 B SL 86 B SI 93 F SL 86 X SI 94 2-2 99 FC6-4 1B	5	0	2	0	0	0	3
1 Chris Taylor, R (1, 6) OBP: 0.409, SLG: 0.458		X FF 89 0-0 ① F8	S CH 81 C FF 91 B FF 91 B CH 83 S FF 90 2-3 ③ K 1-2 2-3 3-H			X SI 92 0-0 16 1B 13 G3-1 2B	C FF 89 B FF 89 B CH 78 X CH 80 2-1 F9		B SL 85 B SL 85 C SI 93 S SL 86 S SL 86 2-3 ① K	5	1	1	0	0	2	3
2 Jesús Sucre, R (1, 2) OBP: 0.138, SLG: 0.138		C FF 89 X FF 91 0-1 ② L3		B FF 88 X CH 82 1-0 ① G6-3		L SI 94 B SI 94 S SI 95 S SI 94 1-3 ① K	B FF 89 C FF 89 X CH 80 1-1 ③ G6-3		C SI 94 F SL 87 F SL 87 C SI 95 0-3 ② K	5	0	0	0	0	2	2
Inning Stats	R: 2 E: 0 K: 0 S: 15 H: 3 LOB: 2 BB: 1 P: 28	R: 0 E: 0 K: 0 S: 9 H: 1 LOB: 1 BB: 0 P: 12	R: 1 E: 0 K: 1 S: 12 H: 3 LOB: 2 BB: 0 P: 20	R: 0 E: 0 K: 0 S: 7 H: 0 LOB: 0 BB: 0 P: 12	R: 1 E: 0 K: 0 S: 12 H: 1 LOB: 1 BB: 1 P: 18	R: 3 E: 1 K: 2 S: 18 H: 3 LOB: 2 BB: 1 P: 29	R: 0 E: 0 K: 0 S: 5 H: 0 LOB: 0 BB: 0 P: 8	R: 1 E: 1 K: 1 S: 15 H: 2 LOB: 2 BB: 0 P: 20	R: 0 E: 0 K: 2 S: 11 H: 1 LOB: 1 BB: 0 P: 15	1B: 12 2B: 1 3B: 1 HR: 0 SF: 1 SAC: 0 DP: 0 HBP: 0						

	AB	42
	R	8
	H	14
	RBI	6
	BB	3
	SO	6
	LOB	19

WP: 1 PB: 0 SB: 1 CS: 0 PA: 46

PITCHER		IP	WLS	BF	H	R	ER	SO	BB	IBB	HBP	BLK	WP	HR	S	P	ERA	WHIP
58 Robbie Ray, L ERA: 5.68	(1, 1)	5.0	L	25	8	4	4	1	2	0	0	1	1	0	55	90	7.20	2.000
49 Jim Johnson, R ERA: 7.24	(6, 1)	0.2		6	2	3	1	1	0	1	0	0	0	0	11	19	13.50	3.000
65 Blaine Hardy, L ERA: 1.95	(6, 1)	1.1		5	1	0	0	1	0	0	0	0	0	0	12	18	0.00	0.750
40 Phil Coke, L ERA: 4.4	(8, 1)	1.0		6	2	1	0	1	0	0	0	0	0	0	15	20	0.00	2.000
62 Al Alburquerque, R ERA: 2.8	(9, 1)	1.0		4	1	0	0	2	0	0	0	0	0	0	11	15	0.00	1.000

PITCHER		IP	WLS	BF	H	R	ER	SO	BB	IBB	HBP	BLK	WP	HR	S	P	ERA	WHIP

BOTTOM

Seattle Mariners @ Detroit Tigers

Comerica Park, Detroit, MI

Sun Aug 17 2014, 1:12 PM - 4:29 PM EDT

Att. 41,181 - Sunny - 75 F

Batter	1	2	3	4	5	6	7	8	9	AB	R	H	RBI	BB	SO	LOB
3 Ian Kinsler, R (1, 4)	B FF 83 B FF 84 B FF 84 C FF 83 F FF 84 X FF 85 3-2 F7 ①		B SL 76 B SL 77 C FF 85 X FF 84 2-1 P3 ② 1-3		1 SAFE B FF 84 F FF 85 1 SAFE 1 SAFE B FF 84 1 SAFE X FF 85 2-1 F9 ②			C FC 88 B FF 94 S FC 89 S FF 95 1-3 K ①		3	0	0	0	0	0	3
30 Eugenio Suárez, R (8, PH) (9, 6) OBP: 0.311, SLG: 0.360										1	0	0	0	0	1	0
61 Ezequiel Carrera, L (1, 8) OBP: 0.242, SLG: 0.323	C FF 83 C SL 77 C FF 85 0-3 K ②		B SL 76 F FF 86 S FF 86 F FF 84 S SL 76 1-3 K ③		C FF 85 B FF 86 X FF 86 1-1 F9 ③ 1-2			C SI 94 C FC 90 S CH 85 0-3 K ②		4	0	0	0	0	3	3
24 Miguel Cabrera, R (1, 10) OBP: 0.372, SLG: 0.511	C SL 76 S SL 78 B SL 78 F FF 85 X SL 76 1-2 F8 ③			B FF 84 C FF 84 B FF 86 S SL 77 B FF 84 X SL 76 3-2 L8 ①		C SL 74 B SL 76 F FF 85 S SL 75 1-3 K ①		F SI 94 B FC 90 B FC 89 F FC 90 B CU 77 B FC 92 4-2 41 2B BB		3	1	0	0	1	1	0
41 Victor Martinez, S (1, 3) OBP: 0.392, SLG: 0.549		C FF 83 F FF 85 B SL 77 B SL 77 F FF 84 F FF 86 F CH 80 F FF 85 X SL 78 2-2 G4-3 ①		C FF 85 B SL 78 B SL 78 F FF 85 X FF 84 2-2 1B		C FF 84 X FF 84 0-1 F9 ②		X SI 94 1-H 0-0 2B		4	0	2	1	0	0	0
28 J.D. Martinez, R (1, 9) OBP: 0.347, SLG: 0.559		X FF 85 0-0 9 F9 2B		F SL 77 X SL 76 0-1 F7 ②		B FF 84 S SL 76 X FF 85 1-1 F8 ③		C FC 90 B SI 91 F SI 95 B FF 94 X FC 89 2-2 F9 ③		4	0	1	0	0	0	2
9 Nick Castellanos, R (1, 5) OBP: 0.310, SLG: 0.420		C SL 75 D SL 77 F SL 77 B FF 85 X SL 77 2-2 F9 ② 2-3		X FF 84 0-0 F8 ③			C FF 95 S SL 86 X CU 76 0-2 G5-3 ①		F FF 95 C CU 84 B CU 84 X FF 96 1-2 L8 ①	4	0	0	0	0	0	2
13 Alex Avila, L (1, 2) OBP: 0.329, SLG: 0.384		C SL 76 D SL 78 B FF 85 F FF 85 S SL 77 2-3 K ③			B FF 83 X FF 84 1-0 20 FC5-4 17 1B 1B		S SI 96 B SI 96 S SI 96 B CU 76 B SI 96 F FF 95 F SI 96 B SI 96 4-2 32 FC4 BB		B FF 95 B FF 95 B FF 95 B FF 95 4-0 17 BB BB	2	0	1	0	2	1	1
17 Andrew Romine, S (1, 6) (9, 4) OBP: 0.268, SLG: 0.276			B FF 83 S FF 84 B FF 85 B FF 85 C FF 83 F FF 85 X FF 85 3-2 F8 ①		B FF 82 B FF 83 C FF 83 F FF 84 X FF 84 3-2 20 FC5-4 1B 1-2		T SI 93 C SI 94 F FF 96 F CU 76 F SI 95 B CU 77 B SI 94 B SL 87 S FF 94 3-3 K ②		B FF 95 B FF 95 B FF 95 C FF 95 B FF 95 4-1 32 G4-6-3 BB 1-2	3	0	1	0	1	1	1
20 Rajai Davis, R (1, 7) OBP: 0.327, SLG: 0.416			B SL 77 B FF 85 B FF 85 B FF 85 4-0 3 S BB		C FF 85 S SL 76 F SL 76 B FF 85 F SL 75 B SL 77 X SL 74 2-2 FC5-4 61 S ① 1-2f 2-3		C SI 95 B SI 95 F CH 88 X SI 96 1-2 FC4 ③ 1-2f		C FF 95 X FF 94 0-1 G4-6-3 ②③ 1-2f	1	0	0	0	1	0	2
32 Don Kelly, L (7, 7) OBP: 0.317, SLG: 0.286										2	0	0	0	0	0	3

Inning Stats	1	2	3	4	5	6	7	8	9
	R: 0 E: 0 K: 1 S: 10	H: 0 LOB: 0 BB: 0 P: 14	R: 0 E: 0 K: 1 S: 14	H: 1 LOB: 1 BB: 0 P: 20	R: 0 E: 0 K: 1 S: 10	H: 0 LOB: 1 BB: 1 P: 20	R: 0 E: 0 K: 0 S: 9	H: 1 LOB: 1 BB: 0 P: 14	R: 0 E: 0 K: 0 S: 13	H: 2 LOB: 2 BB: 0 P: 22	R: 0 E: 0 K: 1 S: 7	H: 0 LOB: 0 BB: 0 P: 9	R: 0 E: 0 K: 1 S: 16	H: 0 LOB: 1 BB: 1 P: 24	R: 1 E: 0 K: 2 S: 12	H: 1 LOB: 1 BB: 1 P: 19	R: 0 E: 0 K: 0 S: 6	H: 0 LOB: 1 BB: 2 P: 15

| | | | | | | | | | |

Batter	1	2	3	4	5	6	7	8	9	AB	R	H	RBI	BB	SO	LOB
16 Austin Jackson, R (1, 8) OBP: 0.323, SLG: 0.377	B SI 91 C FF 89 X FF 91 1-1 ① L7		C CH 85 B FC 90 X CH 86 1-1 ② F7			B FF 87 C SI 91 X SI 90 1-1 ① G6-3		B FF 97 C SL 87 F FF 96 B FF 96 S SL 87 2-3 ① K		4	0	0	0	0	1	2
13 Dustin Ackley, L (1, 7) OBP: 0.298, SLG: 0.384	B SI 92 C FF 92 B FF 90 X FC 88 2-1 1B		C CU 78 X FF 90 0-1 2B			B SI 90 C SI 90 X SI 91 1-1 ② F8		C FF 95 C SL 85 F FF 96 X FF 98 0-2 1-3 2-H 2B		4	0	3	1	0	0	0
22 Robinson Canó, L (1, 4) OBP: 0.396, SLG: 0.471	X SI 91 0-0 ② F8		B FF 89 X CH 85 1-0 ③ G3-1			C FF 90 B SI 92 X CH 84 1-1 ③ G4-3		F SL 89 S SL 88 S SL 86 0-3 ② K		4	0	0	0	0	1	4
21 Kendrys Morales, S (1, 3) OBP: 0.267, SLG: 0.326 56 Fernando Rodney, R (8, 1)	B CH 86 1 SAFE B CH 85 S FF 89 B SI 91 X SI 90 3-1 ③ G6-3			B CH 83 C SI 90 B SI 91 B FF 91 B SI 90 4-1 3 G6-4-3 BB			C SI 89 B FF 89 B SI 91 F SI 90 S SL 83 2-3 ① K	F FF 96 D SL 87 B SL 88 F FF 98 S SL 89 2-3 ③ K		3 0	0 0	0 0	0 0	1 0	2 0	3 0
15 Kyle Seager, L (1, 5) OBP: 0.346, SLG: 0.472		B SI 91 C SI 92 B FF 89 F CH 85 B SI 93 F FF 90 B SI 93 4-2 BB		X SI 90 0-0 ① F7			C SI 91 S SL 83 F SL 84 B CH 83 X FF 90 1-2 1B		B FF 90 B FF 90 C FF 91 C FS 87 F FF 92 B FF 91 X FF 91 3-2 ① G4-3	3	0	1	0	1	0	1
3 Mike Zunino, R (1, 2) OBP: 0.259, SLG: 0.420		C FC 87 S SI 90 1 SAFE X FC 89 0-2 ① P2		C SI 92 C SI 92 B CH 85 B SI 90 X FF 90 2-2 ② ③ G6-4-3 1-2f			S CH 83 B FF 88 C SI 90 F CH 83 B SI 90 S SI 90 2-3 ② K		B FF 92 C FF 91 F FS 86 F SL 79 F FF 92 F FF 91 C SL 78 1-3 ② K	4	0	0	0	0	2	3
20 Logan Morrison, L (1, 9) OBP: 0.291, SLG: 0.361 (8, 3)		X FF 89 0-0 ② P6			C SI 92 B CH 85 B CH 83 C FF 91 B SI 93 F FF 89 B SI 92 4-2 1 CS BB		X SI 90 0-0 ③ G4-3		B FF 91 B FF 90 C FF 91 X FS 87 2-1 5 DI 1B	3	0	1	0	1	0	2
1 Chris Taylor, R (1, 6) OBP: 0.406, SLG: 0.443 5 Brad Miller, L (9, PH) OBP: 0.274, SLG: 0.330		X SI 90 0-0 ③ G5-3			D FF 88 F FF 89 1 SAFE S SI 90 C SI 92 1-3 ① ② K 1-2			C SI 91 C SI 91 B CH 85 B SI 91 F FF 90 H SI 91 3-2 9 1B 13 2B HBP	C FF 91 F FF 90 B FF 90 X SL 78 1-2 ③ P5 1-2	2 1	1 0	0 0	0 0	0 0	1 0	2 1
29 Roenis Elías, L (1, 1) 52 Dominic Leone, R (5, 1) 54 Tom Wilhelmsen, R (7, 1) 9 Endy Chávez, L (8, PH) OBP: 0.304, SLG: 0.370 41 Charlie Furbush, L (8, 1) 28 Chris Denorfia, R (8, 9) OBP: 0.293, SLG: 0.318			B SI 91 C FF 92 B FF 90 F SI 91 X FF 90 2-2 ① G5-3		C FF 91 S CH 84 S SL 80 0-3 ③ K			C FF 96 B FF 97 B FF 96 X FF 94 2-1 13 2B 1-2 1B		2 0 0 1 0 0	0 0 0 0 0 0	0 0 0 1 0 0	0 0 0 0 0 0	1 0 0 0 0 0	0 0 0 0 0 0	0 0 0 0 0 0
Inning Stats	R: 0 E: 0 K: 0 S: 7 H: 1 LOB: 1 BB: 0 P: 13	R: 0 E: 0 K: 0 S: 8 H: 0 LOB: 1 BB: 1 P: 12	R: 0 E: 0 K: 0 S: 8 H: 1 LOB: 1 BB: 0 P: 12	R: 0 E: 0 K: 0 S: 5 H: 0 LOB: 0 BB: 1 P: 11	R: 0 E: 0 K: 2 S: 9 H: 0 LOB: 0 BB: 1 P: 14	R: 0 E: 0 K: 0 S: 6 H: 0 LOB: 0 BB: 0 P: 9	R: 0 E: 0 K: 2 S: 12 H: 1 LOB: 1 BB: 0 P: 17	R: 1 E: 0 K: 3 S: 18 H: 2 LOB: 2 BB: 0 P: 27	R: 0 E: 0 K: 1 S: 15 H: 1 LOB: 1 BB: 0 P: 22	1B: 4 2B: 2 3B: 0 HR: 0 SF: 0 SAC: 0 DP: 1 HBP: 1						

PITCHER		IP	WLS	BF	H	R	ER	SO	BB	IBB	HBP	BLK	WP	HR	S	P	ERA	WHIP
31 Jerome Williams, R ERA: 5.91	(1, 1)	7.0	W	26	3	1	1	4	3	0	1	0	0	0	58	94	1.29	0.857
53 Ken Giles, R ERA: 1.27	(8, 1)	1.0		5	2	0	0	3	0	0	0	0	0	0	15	21	0.00	2.000
58 Jonathan Papelbon, R ERA: 1.58	(9, 1)	1.0	S	4	1	0	0	1	0	0	0	0	0	0	15	22	0.00	1.000

PITCHER	IP	WLS	BF	H	R	ER	SO	BB	IBB	HBP	BLK	WP	HR	S	P	ERA	WHIP

TOP

Seattle Mariners @ Philadelphia Phillies

Citizens Bank Park, Philadelphia, PA

Mon Aug 18 2014, 7:07 PM - 9:59 PM EDT

Att. 28,102 - Partly Cloudy - 83 F

livebaseballscorecards.com

AB	31
R	1
H	6
RBI	1
BB	3
SO	8
LOB	18

WP: 0	PA: 35																	
PB: 0																		
SB: 0																		
CS: 1																		

Seattle Mariners @ Philadelphia Phillies

Citizens Bank Park, Philadelphia, PA

Mon Aug 18 2014, 7:07 PM - 9:59 PM EDT

Att. 28,102 - Partly Cloudy - 83 F

livebaseballscorecards.com

BOTTOM

Batter	1	2	3	4	5	6	7	8	9	AB	R	H	RBI	BB	SO	LOB
2 Ben Revere, L (1, 8) OBP: 0.332, SLG: 0.371	B FF 90 C FF 91 B FF 92 X FF 92 2-1 ① F7		B FF 91 F CH 85 X CU 78 1-1 ① G3	C FF 93 B CU 80 B FF 92 X FF 92 2-1 26 HBP 51 BB 1B	C FF 95 S SL 84 X SL 84 0-2 ③ G4-3			S SL 84 C SL 84 F SL 84 F FF 93 X FF 93 0-2 51 S 1B		5	0	2	0	0	0	0
51 Carlos Ruiz, R (1, 2) OBP: 0.360, SLG: 0.362	C FF 92 B CH 87 B CH 86 F FF 92 B CU 78 B FF 93 4-2 6 BB BB		B FF 93 C FF 93 B SI 93 F CH 86 B CH 87 F FF 92 F CH 88 F FF 93 B CU 80 4-2 6 3 2B BB	B FF 93 D CH 87 F FF 92 B CH 86 1 SAFE F FF 93 B CH 86 4-2 26 HBP 1-2 BB		C FF 94 C SL 84 B SL 85 X FF 95 1-2 ① F9		B SL 82 C FF 92 X SI 90 1-1 ② F9 1-2	2	1	0	0	3	0	1
26 Chase Utley, L (1, 4) OBP: 0.356, SLG: 0.441	C FF 92 C CH 86 F CU 79 C CU 78 0-3 ② K		B CU 77 X FF 92 1-0 ② F8	C CU 79 H CU 77 1-1 1-2 2-3 HBP		C FF 95 C FF 96 B SI 94 B SL 84 B FF 94 X SL 81 3-2 ② G6-3		C CH 82 F SI 96 X CH 81 0-2 ③ G4-3		4	0	0	0	0	1	3
6 Ryan Howard, L (1, 3) OBP: 0.304, SLG: 0.373	B FF 92 B FF 92 S FF 91 B CU 77 F FF 93 F FF 93 B FF 92 4-2 3 FC5-4 BB 1-2		B FF 93 B FF 93 T FF 92 B CH 86 F FF 92 B CU 77 4-2 3 2B BB 1-2	B FF 92 X FF 92 1-0 ③ G3		S FF 95 X FF 95 0-1 1B				2	0	1	0	2	0	3
3 Marlon Byrd, R (1, 9) OBP: 0.320, SLG: 0.473	B CH 86 X FF 92 1-0 ③ FC5-4 1-2f		X SI 92 0-0 1-3 2-H 2B		C SL 82 B FF 95 S FF 94 S FF 95 1-3 ① K	C SL 83 X FF 96 0-1 ③ F9				4	0	1	1	0	1	3
18 Darin Ruf, R (1, 7) OBP: 0.377, SLG: 0.465 58 Jonathan Papelbon, R (9, 1)		C SI 91 B SI 92 B CH 87 B FF 93 X FF 92 3-1 1B	B CH 87 S CH 87 B CH 87 B CH 87 B CH 87 4-1 BB		C FF 95 S SL 85 X SL 86 0-2 4 HR 2B		S FF 96 C SL 87 T CU 78 0-2 ① K			3 0	1 0	2 0	0 0	1 0	1 0	0 0
25 Cody Asche, L (1, 5) OBP: 0.308, SLG: 0.386		F FF 92 S CH 86 B CU 80 F CH 86 C FF 93 1-3 ① K	B CU 79 C FF 93 S CU 79 B CU 80 S CU 81 2-3 ③ K		B SI 93 B FF 95 S CH 87 B FF 91 D CH 87 4-1 4 HR BB		B SI 96 X SI 96 1-0 4 G4-3 1B			3	1	1	0	1	2	4
4 Andrés Blanco, S (1, 6) OBP: 0.333, SLG: 0.500		X FF 93 0-0 ② F8		C FF 92 B CH 86 X CH 87 1-1 ① G5-3	B FF 94 C FF 93 X CH 88 1-1 1-H 2-H HR		X SI 95 0-0 ② ③ G4-3 1-2f			4	1	1	3	0	0	2
31 Jerome Williams, R (1, 1) 53 Ken Giles, R (8, 1) 24 Grady Sizemore, L (8, 7) OBP: 0.304, SLG: 0.360		B FF 92 S CH 83 S CH 84 B CH 83 X FF 92 2-2 ③ G4-3		C FF 92 S CH 87 S CU 79 0-3 ② K	C FF 93 B FF 93 B FF 92 F FF 93 S SL 84 2-3 ② K			C FF 93 S SL 84 B SL 84 F SL 84 F FF 94 C FF 93 1-3 ① K		3 0 1	0 0 0	0 0 0	0 0 0	0 0 0	2 0 1	1 0 0
Inning Stats	R: 0 E: 0 K: 1 S: 12 H: 0 LOB: 2 BB: 2 P: 23	R: 0 E: 0 K: 1 S: 10 H: 1 LOB: 1 BB: 0 P: 16	R: 1 E: 0 K: 1 S: 15 H: 1 LOB: 3 BB: 3 P: 31	R: 0 E: 0 K: 1 S: 11 H: 1 LOB: 3 BB: 1 P: 20	R: 3 E: 0 K: 2 S: 15 H: 2 LOB: 0 BB: 1 P: 23	R: 0 E: 0 K: 0 S: 10 H: 1 LOB: 1 BB: 0 P: 14	R: 0 E: 0 K: 1 S: 5 H: 1 LOB: 0 BB: 0 P: 6	R: 0 E: 0 K: 1 S: 15 H: 1 LOB: 1 BB: 0 P: 17		1B: 5 2B: 2 3B: 0 HR: 1	SF: 0 SAC: 0 DP: 1 HBP: 1			WP: 0 PB: 0 SB: 1 CS: 0	PA: 39	

	AB	31
	R	4
	H	8
	RBI	4
	BB	7
	SO	8
	LOB	17

PITCHER		IP	WLS	BF	H	R	ER	SO	BB	IBB	HBP	BLK	WP	HR	S	P	ERA	WHIP
29 Roenis Elías, L ERA: 4.09	(1, 1)	4.0	L	22	3	1	1	4	6	0	1	0	0	0	48	90	2.25	2.250
52 Dominic Leone, R ERA: 2.65	(5, 1)	2.0		10	3	3	3	2	1	0	0	0	0	1	25	37	13.50	2.000
54 Tom Wilhelmsen, R ERA: 2.18	(7, 1)	1.0		3	1	0	0	1	0	0	0	0	0	0	5	6	0.00	1.000
41 Charlie Furbush, L ERA: 3.63	(8, 1)	0.2		3	1	0	0	1	0	0	0	0	0	0	12	14	0.00	1.500
56 Fernando Rodney, R ERA: 2.29	(8, 1)	0.1		1	0	0	0	0	0	0	0	0	0	0	3	3	0.00	0.000

PITCHER	IP	WLS	BF	H	R	ER	SO	BB	IBB	HBP	BLK	WP	HR	S	P	ERA	WHIP

Seattle Mariners @ Philadelphia Phillies

Citizens Bank Park, Philadelphia, PA

Tue Aug 19 2014, 7:08 PM - 10:13 PM EDT

Att. 31,592 - Cloudy - 82 F

livebaseballscorecards.com

Batter	1	2	3	4	5	6	7	8	9	AB	R	H	RBI	BB	SO	LOB
16 Austin Jackson, R (1, 8) OBP: 0.324, SLG: 0.378	B SI 92 B SI 91 B FF 92 B FF 91 4-0 22 S 13 S 22 G4-3 BB		B FF 91 C KC 81 X KC 81 1-1 ① G4-3		S KC 80 X KC 81 0-1 13 G4-3 2B		C SI 91 B CH 86 X KC 81 1-1 ② L8		C FF 88 B FF 89 B FF 88 C FF 88 B FF 89 F CH 80 F FF 89 F FF 89 S CH 80 3-3 ② K	4	1	1	0	1	1	0
13 Dustin Ackley, L (1, 7) 41 Charlie Furbush, L (9, 1) 31 Yoervis Medina, R (9, 1) 56 Fernando Rodney, R (9, 1) OBP: 0.301, SLG: 0.386	B KC 78 1 SAFE B SI 91 B SI 92 B FF 92 4-0 22 G4-3 22 S 20 1B 1-2 BB		C CH 87 F KC 80 X KC 82 0-2 2B		B SI 93 B SI 93 B SI 92 C FF 92 X CH 86 3-1 ② G4-3 2-3		B KC 80 C SI 92 F KC 81 C SI 92 1-3 ③ K		C SL 82 B CH 79 S SL 81 B CH 80 B FF 89 F FF 90 B SL 81 4-2 22 1B BB	3 0 0 0	1 0 0 0	1 0 0 0	0 0 0 0	2 0 0 0	1 0 0 0	1 0 0 0
22 Robinson Canó, L (1, 4) OBP: 0.397, SLG: 0.470	C SI 92 B SI 93 X KC 80 1-1 ① G4-3 1-3 2-H		S KC 82 C KC 82 C SI 93 0-3 ② K		B SI 93 S KC 81 X KC 82 1-1 ③ G4-3			B CH 86 H KC 82 2-0 9 G3 15 S 3 1B HBP	X FF 88 0-0 1-2 1B	4	1	1	1	0	1	3
15 Kyle Seager, L (1, 5) OBP: 0.344, SLG: 0.476	B SI 93 C KC 81 F KC 82 S KC 83 1-3 ② K		C SI 92 B SI 93 T CH 87 B SI 93 S KC 83 2-3 ③ K2-3			B SI 90 B KC 78 B SI 91 X SI 91 3-0 HR		C SI 92 S SI 92 B SI 92 F SI 92 F KC 81 S KC 82 1-3 ① K 1-2	C FF 89 S SL 82 B SL 81 B FF 90 X SL 82 2-2 ③ G6-3	5	1	1	1	0	3	5
20 Logan Morrison, L (1, 3) OBP: 0.295, SLG: 0.361	C KC 82 F KC 82 B KC 82 X KC 83 1-2 9 CS 3-H 1B			B KC 81 C SI 91 X CH 86 1-1 ① F9		C SI 92 X KC 83 0-1 ① G4-3		B SI 92 B SI 92 C SI 92 B KC 80 B SI 91 4-1 9 G3 3 1B BB		3	1	1	1	1	0	0
9 Endy Chavez, L (1, 9) OBP: 0.297, SLG: 0.362	B SI 92 1-0 ③ CS 1-2	C SI 90 X SI 91 0-1 ① G4-3		X SI 92 0-0 ② F7		B KC 80 B SI 91 X SI 91 2-0 ② F9		B SI 91 B CH 86 C SI 91 B SI 92 X SI 92 3-1 ② G3 1-2 2-3		4	0	0	0	0	0	2
3 Mike Zunino, R (1, 2) OBP: 0.264, SLG: 0.422		C KC 79 C SI 92 B KC 83 S SI 91 1-3 ② K		X SI 93 0-0 1B		H SI 91 1-0 HBP		C KC 80 B SI 92 B SI 92 F KC 81 X SI 92 2-2 2-H 3-H 1B		3	0	2	2	0	1	0
5 Brad Miller, L (1, 6) OBP: 0.274, SLG: 0.327		B SI 92 B KC 79 S CH 86 B KC 80 B SI 91 4-1 BB		C SI 92 B SI 92 X SI 93 1-1 ③ G4-3		C CH 85 B CH 86 B KC 80 C KC 80 B KC 81 C KC 79 3-3 ③ K		X FF 95 0-0 ③ G4-3		3	0	0	0	1	1	3
18 Hisashi Iwakuma, R (1, 1) 28 Chris Denorfia, R (9, PH) (9, 7) OBP: 0.292, SLG: 0.317		C KC 79 B SI 90 B SI 92 C SI 92 X SI 92 2-2 ③ G4-3			C SI 90 C SI 90 F SI 90 F FF 90 C KC 80 0-3 ① K		C SI 89 B SI 89 C SI 91 B KC 81 F SI 90 T SI 91 2-2 ① K		C FF 88 B SL 81 F FF 88 B CH 79 S CH 80 2-3 ① K	3 1	0 0	0 0	0 0	0 0	2 1	1 0
Inning Stats	R: 2 E: 0 K: 1 S: 8 H: 1 LOB: 0 BB: 2 P: 20	R: 0 E: 0 K: 1 S: 9 H: 0 LOB: 1 BB: 1 P: 16	R: 0 E: 0 K: 2 S: 11 H: 1 LOB: 1 BB: 0 P: 14	R: 0 E: 0 K: 0 S: 6 H: 1 LOB: 1 BB: 0 P: 8	R: 0 E: 0 K: 1 S: 11 H: 1 LOB: 1 BB: 0 P: 15	R: 1 E: 0 K: 1 S: 7 H: 1 LOB: 1 BB: 0 P: 16	R: 0 E: 0 K: 2 S: 9 H: 0 LOB: 0 BB: 0 P: 13	R: 2 E: 0 K: 1 S: 12 H: 1 LOB: 1 BB: 1 P: 24	R: 0 E: 0 K: 2 S: 16 H: 1 LOB: 2 BB: 1 P: 27	1B: 4 2B: 2 3B: 0 HR: 1 SF: 0 SAC: 0 DP: 0 HBP: 2	WP: 0 PB: 0 SB: 4 CS: 1 PA: 41					

PITCHER	IP	WLS	BF	H	R	ER	SO	BB	IBB	HBP	BLK	WP	HR	S	P	ERA	WHIP
34 A.J. Burnett, R (1, 1) ERA: 4.42	7.2	L	34	6	5	5	9	4	0	2	0	0	1	72	125	5.87	1.304
43 Mario Hollands, L (8, 1) ERA: 4.2	0.1		1	0	0	0	0	0	0	0	0	0	0	1	1	0.00	0.000
56 Cesar Jimenez, L (9, 1) ERA:	1.0		5	1	0	0	2	1	0	0	0	0	0	16	27	0.00	2.000

PITCHER	IP	WLS	BF	H	R	ER	SO	BB	IBB	HBP	BLK	WP	HR	S	P	ERA	WHIP

AB	33
R	5
H	7
RBI	5
BB	5
SO	11
LOB	15

Batter	1	2	3	4	5	6	7	8	9	AB	R	H	RBI	BB	SO	LOB
2 Ben Revere, L (1, 8) OBP: 0.329, SLG: 0.368	C SI 88 F SI 88 C FS 84 0-3 ① K		C SI 90 X FS 85 0-1 ② G6-3		B FS 84 B FS 84 X SI 89 2-0 ③ G3			B SI 87 B SI 89 C FF 89 F SI 89 B FF 91 X FF 90 3-2 ③ G3		4	0	0	0	0	1	1
11 Jimmy Rollins, S (1, 6) OBP: 0.316, SLG: 0.380	C SI 88 F FS 83 X FS 84 0-2 1B		C SI 89 C SL 82 S FF 90 0-3 ③ K			X SI 89 0-0 ① F8			C SL 81 B FF 92 F SL 81 B SL 81 B FF 92 F FF 93 F SL 82 F FF 93 B FF 93 4-2 26 FC6-4 BB	3	0	1	0	1	1	0
26 Chase Utley, L (1, 4) OBP: 0.353, SLG: 0.437	B SI 88 F SI 88 C SL 83 X FF 90 1-2 ② P6			C SI 88 X SL 81 0-1 ① F7		C CU 73 B FS 83 T SI 89 X FS 85 1-2 ② G5-3			B SL 82 C SL 81 X CU 78 1-1 ① FC6-4 3 1B 9 WP 1-2f	4	1	0	0	0	0	2
6 Ryan Howard, L (1, 3) OBP: 0.304, SLG: 0.374	C SI 90 B FS 83 1 SAFE F FS 84 S FF 92 1-3 ③ K			B SL 81 B FS 85 F SI 88 T SI 91 F FF 92 F FS 83 F SI 85 X FF 92 2-2 2B		F SI 89 X SI 85 0-1 ③ G5-3			C CU 78 S SL 82 S SL 82 0-3 ② K	4	0	1	0	0	2	2
3 Marlon Byrd, R (1, 9) OBP: 0.319, SLG: 0.471		F SL 80 C SI 88 S SL 78 0-3 ① K		B SL 84 F FS 84 F SL 79 B SI 86 F SI 91 F SL 81 S SI 86 2-3 ② K			F SL 81 S SL 83 B FF 90 S SL 78 1-3 ① K		C FF 95 X FF 96 0-1 9 WP 9 DI 9 2B 1-3 1B	4	1	1	0	0	3	1
9 Domonic Brown, L (1, 7) OBP: 0.278, SLG: 0.337		X SI 89 0-0 ② G1-3		B FS 86 C SI 91 F FS 85 D FS 85 B SI 92 S SI 86 3-3 ③ K			F SI 88 C CU 71 C FF 91 0-3 ② K		C FF 96 F FF 96 B CU 87 B CU 85 X FF 96 2-2 1-H 3-H 2B	4	0	1	1	0	2	1
51 Carlos Ruiz, R (1, 2) OBP: 0.362, SLG: 0.362		C SI 88 X SI 90 0-1 1B			B SL 80 C SL 82 C SI 89 S FS 85 1-3 ① K2-3		X SI 88 0-0 ③ L8		S FF 96 B CU 86 B CU 85 H SI 95 3-1 HBP	3	0	1	0	0	1	0
25 Cody Asche, L (1, 5) OBP: 0.307, SLG: 0.384		B CU 72 X FS 83 1-0 ③ G3			X SL 82 0-0 1B			C SI 87 X FS 82 0-1 ① G4-3	C CH 80 B CH 80 B SI 94 S CH 82 S SI 96 2-3 ③ K	4	0	1	0	0	1	3
34 A.J. Burnett, R (1, 1) OBP: 0.173, SLG: 0.180 43 Mario Hollands, L (8, 1) 24 Grady Sizemore, L (8, PH) OBP: 0.304, SLG: 0.359 56 Cesar Jimenez, L (9, 1)			C SI 87 B SL 80 C SI 89 B SL 81 F SI 90 B SI 90 X SI 90 3-2 ① G5-3		C SI 89 M SL 84 B SI 85 L SL 83 1-3 ② K			C SI 89 F CU 71 F FF 90 S FS 84 0-3 ② K		2 0 1 0	0 0 0 0	0 0 0 0	0 0 0 0	1 0 0 0	1 0 0 0	1 0 0 0
Inning Stats	R: 0 E: 0 K: 2 S: 12 H: 1 LOB: 1 BB: 0 P: 14	R: 0 E: 0 K: 1 S: 7 H: 1 LOB: 1 BB: 0 P: 8	R: 0 E: 0 K: 1 S: 9 H: 0 LOB: 0 BB: 0 P: 12	R: 0 E: 0 K: 2 S: 16 H: 1 LOB: 1 BB: 0 P: 23	R: 0 E: 0 K: 2 S: 8 H: 1 LOB: 1 BB: 0 P: 12	R: 0 E: 0 K: 0 S: 6 H: 0 LOB: 0 BB: 0 P: 7	R: 0 E: 0 K: 2 S: 7 H: 0 LOB: 0 BB: 0 P: 8	R: 0 E: 0 K: 1 S: 9 H: 0 LOB: 0 BB: 0 P: 12	R: 2 E: 0 K: 2 S: 19 H: 2 LOB: 2 BB: 1 P: 31	1B: 4 2B: 2 3B: 0 HR: 0 SF: 0 SAC: 0 DP: 0 HBP: 1					WP: 1 PB: 0 SB: 0 CS: 0	PA: 35	

PITCHER		IP	WLS	BF	H	R	ER	SO	BB	IBB	HBP	BLK	WP	HR	S	P	ERA	WHIP
18 Hisashi Iwakuma, R ERA: 2.57	(1, 1)	8.0	W	28	4	0	0	11	0	0	0	0	0	0	74	96	0.00	0.500
41 Charlie Furbush, L ERA: 3.82	(9, 1)	0.2		3	0	1	1	1	1	0	0	0	0	0	10	15	13.50	1.500
31 Yoervis Medina, R ERA: 2.34	(9, 1)	0.0		3	2	1	1	0	0	0	1	0	1	0	6	11	∞	∞
56 Fernando Rodney, R ERA: 2.28	(9, 1)	0.1	S	1	0	0	0	1	0	0	0	0	0	0	3	5	0.00	0.000

PITCHER	IP	WLS	BF	H	R	ER	SO	BB	IBB	HBP	BLK	WP	HR	S	P	ERA	WHIP

BOTTOM

Seattle Mariners @ Philadelphia Phillies

Citizens Bank Park, Philadelphia, PA

Tue Aug 19 2014, 7:08 PM - 10:13 PM EDT

Att. 31,592 - Cloudy - 82 F

livebaseballscorecards.com

AB	33
R	2
H	6
RBI	1
BB	1
SO	13
LOB	11

Batter	1	2	3	4	5	6	7	8	9	AB	R	H	RBI	BB	SO	LOB
16 Austin Jackson, R (1, 8) OBP: 0.323, SLG: 0.376	B FF 93 F FF 93 X FF 94 1-1 G4-3		C FF 94 X CH 86 0-1 1 1B 1B	C FF 93 B FF 95 F FF 94 F CU 79 B CU 81 F FF 94 F FF 95 C FF 93 2-3 K 2-3 3-H		S SL 83 D SL 83 X SI 97 1-1 G4-3			C FF 89 B FF 90 X FF 91 1-1 F8	5	0	1	0	0	1	2
1 Chris Taylor, R (1, 6) OBP: 0.397, SLG: 0.431 5 Brad Miller, L (9, PH) OBP: 0.273, SLG: 0.326	C FF 93 X FF 94 0-1 F8		B FF 92 1 SAFE 1 SAFE X FF 93 1-0 1-2 1B		C FF 91 B CU 77 B CH 84 S CH 84 X CH 85 2-2 G5-3		B SI 96 B SI 96 C SI 96 S SI 98 S SI 98 2-3 K		B FS 85 F FF 91 B FF 90 C FS 86 C FF 92 2-3 K	4 1	0 0	1 0	0 0	0 0	1 1	0 0
22 Robinson Canó, L (1, 4) OBP: 0.397, SLG: 0.469	C FF 93 F FF 94 B FF 94 F FF 95 X FF 94 1-2 F7		X FF 94 0-0 L7		C CU 77 X FC 90 0-1 15 WP 21 1B 1B		C SL 85 S SL 85 S SL 85 0-3 K		B FS 87 X FF 91 1-0 1B	5	0	2	0	0	1	2
21 Kendrys Morales, S (1, 3) OBP: 0.273, SLG: 0.342		B FF 92 B FF 93 C FF 92 B FF 91 X FF 93 3-1 HR	B FF 94 S CH 87 B FF 94 F CH 87 B FF 93 X CH 86 3-2 G6-3		S CH 84 B FF 94 X FF 93 1-1 15 WP 1-2 1B		B SI 98 B SL 86 C SI 98 B SI 98 F SI 98 B SL 86 4-2 BB		C FS 87 S FF 92 C FF 92 0-3 K	4	1	2	1	1	1	3
15 Kyle Seager, L (1, 5) OBP: 0.344, SLG: 0.473		B FF 94 C FF 93 S FC 89 X FF 92 1-2 G4-3		B FC 89 B FF 92 B FF 93 C FF 93 F FC 89 F FF 91 B FF 91 4-2 28 E 28 1B 20 2B BB	C FF 93 B CU 80 B FF 94 F FC 88 F CH 86 X CH 86 2-2 L3 1-2 2-3		C SL 85 C SI 98 C SI 98 0-3 K			3	1	0	0	1	1	3
28 Chris Denorfia, R (1, 7) OBP: 0.292, SLG: 0.316		B FF 93 B FF 94 B FF 94 C FF 93 F FF 94 S CH 86 3-3 K		S CH 85 X CH 85 0-1 E5 20 2B 2 CS 1-3 1B	X FC 89 0-0 G6-3			F FF 96 C FF 97 B SL 87 S FF 97 1-3 K		4	0	1	0	0	2	2
20 Logan Morrison, L (1, 9) OBP: 0.298, SLG: 0.368		B FC 90 C FF 94 X FF 94 1-1 1B		B FF 94 B FF 94 C FF 90 S CH 86 F CH 86 X FF 95 2-2 2 1B 16 WP 1-3 3-H 2B		X SI 95 0-0 P6		B SL 83 F FF 95 B FF 96 F FF 94 B SL 86 F FF 97 C FF 98 3-3 K		4	1	2	1	0	1	0
2 Jesús Sucre, R (1, 2) OBP: 0.182, SLG: 0.212 3 Mike Zunino, R (8, PR) OBP: 0.264, SLG: 0.422 (8, 2)		C FF 92 F SI 93 B FF 93 B FF 93 D CH 86 S CH 85 3-3 K		C FF 94 B FF 94 D FF 91 X FF 93 2-1 16 WP 65 SH5-4 2-3 3-H 1B		C SI 95 F SI 94 B SI 97 S SL 86 1-3 K		B FF 98 B FF 95 X FF 95 2-0 2B	4 0	0 0	2 0	0 0	0 0	2 0	1 0
65 James Paxton, L (1, 1) 54 Tom Wilhelmsen, R (5, 1) 9 Endy Chavez, L (6, PH) OBP: 0.301, SLG: 0.371 97 Joe Beimel, L (6, 1) 37 Brandon Maurer, R (7, 1) 13 Dustin Ackley, L (8, PH) OBP: 0.300, SLG: 0.385 40 Danny Farquhar, R (8, 1)			B FF 93 C FF 93 B FF 94 C FF 94 C FF 94 2-3 K	B FF 92 B FF 89 C FF 92 L FF 92 X FF 94 2-2 SH5-4 1-2		B SL 85 B SI 96 X SI 97 2-0 2B		C SL 86 F FF 96 S SL 88 0-3 K	1 0 1 0 0 1 0	0 0 0 0 0 0 0	0 0 1 0 0 0 0	0 0 0 0 0 0 0	0 0 0 0 0 0 0	1 0 0 0 0 1 0	0 0 0 0 0 1 0
Inning Stats	R: 0 E: 0 K: 0 S: 8 H: 0 LOB: 0 BB: 0 P: 10	R: 1 E: 0 K: 2 S: 13 H: 2 LOB: 1 BB: 0 P: 24	R: 0 E: 0 K: 1 S: 10 H: 2 LOB: 2 BB: 0 P: 16	R: 2 E: 1 K: 1 S: 20 H: 3 LOB: 1 BB: 1 P: 32	R: 0 E: 0 K: 0 S: 12 H: 2 LOB: 2 BB: 0 P: 17	R: 0 E: 0 K: 1 S: 7 H: 1 LOB: 1 BB: 0 P: 11	R: 0 E: 0 K: 3 S: 11 H: 0 LOB: 1 BB: 1 P: 17	R: 0 E: 0 K: 3 S: 11 H: 1 LOB: 1 BB: 0 P: 17	R: 0 E: 0 K: 2 S: 9 H: 1 LOB: 1 BB: 0 P: 13	1B: 8 2B: 3 3B: 0 HR: 1 SF: 0 SAC: 1 DP: 0 HBP: 0						

PITCHER		IP	WLS	BF	H	R	ER	SO	BB	IBB	HBP	BLK	WP	HR	S	P	ERA	WHIP
35 Cole Hamels, L ERA: 2.53	(1, 1)	5.0	W	24	9	3	3	4	1	0	0	0	2	1	63	99	5.40	2.000
63 Jake Diekman, L ERA: 4.03	(6, 1)	2.0	H	8	1	0	0	4	1	0	0	0	0	0	18	28	0.00	1.000
53 Ken Giles, R ERA: 1.23	(8, 1)	1.0	H	4	1	0	0	3	0	0	0	0	0	0	11	17	0.00	1.000
58 Jonathan Papelbon, R ERA: 1.55	(9, 1)	1.0	S	4	1	0	0	2	0	0	0	0	0	0	9	13	0.00	1.000

PITCHER	IP	WLS	BF	H	R	ER	SO	BB	IBB	HBP	BLK	WP	HR	S	P	ERA	WHIP

TOP

Seattle Mariners @ Philadelphia Phillies

Citizens Bank Park, Philadelphia, PA

Wed Aug 20 2014, 1:08 PM - 4:08 PM EDT

Att. 25,157 - Cloudy - 81 F

livebaseballscorecards.com

AB	37
R	3
H	12
RBI	2
BB	2
SO	13
LOB	14

WP: 2 PA: 40
PB: 0
SB: 0
CS: 1

Batter	1	2	3	4	5	6	7	8	9	AB	R	H	RBI	BB	SO	LOB
2 Ben Revere, L (1, 8) OBP: 0.328, SLG: 0.366	C FF 93 C FF 94 B FF 95 B KC 81 X FF 94 2-2 11 S 1B		C FF 93 X FF 94 0-1 ① G6-3	C FF 96 B FF 96 X FF 96 1-1 ② G6-3 3-H	X FF 96 0-0 ③ G3			C FF 90 F CH 86 X CH 85 0-2 ② L6		5	0	1	1	0	0	3
11 Jimmy Rollins, S (1, 6) OBP: 0.317, SLG: 0.382	F FC 93 B FF 93 1 SAFE C KC 80 S KC 82 1-3 ① K2-3 1-2		C FF 94 B FF 93 X CH 86 1-1 3 1B 2B	C FF 96 F FF 96 F FF 97 F KC 83 X KC 84 0-2 26 WP 26 1B 1B		C SI 84 B SI 84 X SI 85 1-1 ① L9		B FF 91 C FC 90 C FC 90 B CU 79 F FC 91 S CH 86 2-3 ③ K		5	2	2	0	0	2	1
26 Chase Utley, L (1, 4) OBP: 0.354, SLG: 0.436	B FF 95 C FF 93 X KC 82 1-1 ② L9		B KC 80 B FF 94 C KC 79 F FF 95 F FF 97 B KC 82 F FF 96 B FF 96 4-2 3 1B BB	C FF 95 C FF 97 B FF 97 B FC 91 X KC 82 2-2 1-H 1B		X FF 87 0-0 ② F9				3	0	1	1	1	0	1
6 Ryan Howard, L (1, 3) OBP: 0.303, SLG: 0.372	C KC 81 F FF 95 B KC 82 B FF 95 D KC 83 B FF 96 4-2 BB		B FF 94 F FF 95 F FF 96 X FF 96 1-2 ② F7	C FF 96 C FF 96 F FF 96 S FF 96 0-3 ③ K		C SI 87 T FF 88 B SL 80 S SL 78 1-3 ③ K				3	0	0	0	1	2	3
3 Marlon Byrd, R (1, 9) OBP: 0.319, SLG: 0.469	B KC 80 S CH 85 F KC 81 F FF 96 D KC 82 F FC 86 F CH 87 S KC 82 2-3 ③ K		S KC 81 X FF 96 0-1 1-3 2-H 1B		C SL 85 F FF 95 X CU 77 0-2 ① G3-1		F FF 97 X FF 98 0-1 ① G4-3			4	0	1	1	0	1	2
18 Darin Ruf, R (1, 7) OBP: 0.351, SLG: 0.426		C FC 92 B FF 93 S KC 84 T FF 94 1-2 ① K	B FF 94 D CH 87 C FF 95 B KC 82 X FF 96 3-1 ③ L7		S SI 96 S SL 87 C CU 77 0-3 ② K		X SL 91 0-0 ② L6			4	0	0	0	0	2	2
21 Wil Nieves, R (1, 2) OBP: 0.302, SLG: 0.422		X FF 93 0-0 ② F9		B FF 94 C FF 94 X FF 95 1-1 4 E 35 PB 1B	B FF 94 B SI 95 B FF 95 C FF 93 C FF 94 X SI 94 3-2 24 1B 2B		C FF 99 S SL 91 B FF 98 B SL 88 X FF 99 2-2 1B			4	1	3	0	0	0	0
4 Andrés Blanco, S (1, 5) OBP: 0.351, SLG: 0.486		B FF 94 S FF 95 X FF 94 1-1 1B	B FF 94 C FF 94 X FF 94 1-1 E1 35 PB 2 G6-3 1-3	I IN 74 I IN 75 I IN 80 I IN 75 4-0 24 1B IBB		T FF 98 S SL 88 B FF 98 S SL 89 1-3 ③ K				3	1	1	0	1	1	2
35 Cole Hamels, L (1, 1) OBP: 0.167, SLG: 0.188 24 Grady Sizemore, L (5, PH) OBP: 0.306, SLG: 0.361 63 Jake Diekman, R (6, 1) 53 Ken Giles, R (8, 1) 25 Cody Asche, L (8, PH) OBP: 0.306, SLG: 0.383 58 Jonathan Papelbon, R (9, 1)		B FF 93 B FF 93 X FF 94 2-0 ③ L9		B FF 95 S KC 82 S KC 80 S KC 81 1-3 ① K 2-3 3-H	S SL 86 X SI 96 0-1 1-2 2-3 1B			C FC 89 B CH 84 F FC 91 S CH 84 1-3 ① K		2 1 0 0 1 0	0 0 0 0 0 0	0 1 0 0 0 0	0 0 0 0 0 0	1 0 0 0 0 0	2 0 0 0 0 0	2 0 0 0 0 0
Inning Stats	R: 0 E: 0 K: 2 S: 16 H: 1 LOB: 2 BB: 1 P: 26	R: 0 E: 0 K: 1 S: 7 H: 1 LOB: 1 BB: 0 P: 11	R: 1 E: 0 K: 0 S: 15 H: 2 LOB: 2 BB: 1 P: 24	R: 3 E: 1 K: 2 S: 21 H: 3 LOB: 1 BB: 0 P: 27	R: 0 E: 0 K: 1 S: 12 H: 2 LOB: 3 BB: 1 P: 19	R: 0 E: 0 K: 1 S: 6 H: 0 LOB: 0 BB: 0 P: 8	R: 0 E: 0 K: 1 S: 9 H: 1 LOB: 1 BB: 0 P: 12	R: 0 E: 0 K: 2 S: 10 H: 0 LOB: 0 BB: 0 P: 13		1B: 8 2B: 2 3B: 0 HR: 0 SF: 0 SAC: 0 DP: 0 HBP: 0					

PITCHER		IP	WLS	BF	H	R	ER	SO	BB	IBB	HBP	BLK	WP	HR	S	P	ERA	WHIP
65 James Paxton, L ERA: 2.2	(1, 1)	4.0	L	22	7	4	1	5	2	0	0	0	1	0	59	88	2.25	2.250
54 Tom Wilhelmsen, R ERA: 2.15	(5, 1)	1.0		6	2	0	0	1	0	1	0	0	0	0	12	19	0.00	2.000
97 Joe Beimel, L ERA: 1.19	(6, 1)	1.0		3	0	0	0	1	0	0	0	0	0	0	6	8	0.00	0.000
37 Brandon Maurer, R ERA: 5.14	(7, 1)	1.0		4	1	0	0	1	0	0	0	0	0	0	9	12	0.00	1.000
40 Danny Farquhar, R ERA: 2.68	(8, 1)	1.0		3	0	0	0	2	0	0	0	0	0	0	10	13	0.00	0.000

PITCHER	IP	WLS	BF	H	R	ER	SO	BB	IBB	HBP	BLK	WP	HR	S	P	ERA	WHIP

BOTTOM

Seattle Mariners @ Philadelphia Phillies

Citizens Bank Park, Philadelphia, PA

Wed Aug 20 2014, 1:08 PM - 4:08 PM EDT

Att. 25,157 - Cloudy - 81 F

livebaseballscorecards.com

AB	35
R	4
H	10
RBI	3
BB	3
SO	10
LOB	16

WP: 1	PA: 38		
PB: 1			
SB: 1			
CS: 0			

Seattle Mariners @ Boston Red Sox

Fenway Park, Boston, MA

Fri Aug 22 2014, 7:11 PM - 10:52 PM EDT

Att. 36,433 - Cloudy - 70 F

TOP

livebaseballscorecards.com

Batter	1	2	3	4	5	6	7	8	9	AB	R	H	RBI	BB	SO	LOB
16 Austin Jackson, R (1, 8) OBP: 0.323, SLG: 0.377	C FF 92 C FF 94 B FF 96 S FF 96 1-3 ① K			B CH 82 F FF 95 S CH 82 F FF 92 B FF 93 B CH 86 B FF 95 4-2 13 FC3-6 BB	B FF 94 C SI 92 B SI 94 X CH 85 2-2 ③ P4		C SI 91 B SI 91 F SI 91 B SI 91 C SI 90 2-3 ③ K		C SI 89 S FS 81 X FS 80 0-2 13 1B 1-3 2-H 3-H 2B	4	1	1	2	1	2	5
13 Dustin Ackley, L (1, 7) OBP: 0.302, SLG: 0.384	C SI 94 B FF 96 F SI 94 B FF 93 C FF 95 2-3 ② K			C SI 94 F SL 84 F SI 94 1 SAFE 1 SAFE 1 SAFE F FF 96 B FF 94 1 SAFE 1-2 ① X CU 80 FC3-6 1-2f		C FF 89 X SI 89 0-1 ① G3-1		B FF 88 B SL 84 B SI 90 B SI 89 4-0 22 G4-6-3 BB	C FS 80 X FF 89 0-1 22 1B 22 1B 2-H 3-H 1B	4	1	1	2	1	1	1
22 Robinson Canó, L (1, 4) OBP: 0.397, SLG: 0.470	B FF 93 C SI 93 F FF 95 B SI 95 F CH 86 F SI 95 X CU 80 2-2 ③ G4-3			B CU 79 F SI 95 S CH 84 B FF 95 X SI 94 2-2 ② F8		X SL 86 0-0 2B	C SL 84 1 SAFE X SI 89 0-1 ① ② G4-6-3 1-2f	B FF 87 D FS 79 B FF 87 C FF 88 C FF 87 X FS 79 3-2 1-H 1B	5	0	2	1	0	0	2
21 Kendrys Morales, S (1, 10) OBP: 0.268, SLG: 0.335		C SI 92 X CU 79 0-1 ① G4-3		C CH 86 X CH 84 0-1 ③ L8		B SI 89 C CH 79 F SL 87 S FF 90 1-3 ② K	C CF 91 B SI 90 B SL 86 F SI 88 C CU 79 2-3 ③ K	C FS 85 S FS 85 D FS 82 C FS 86 1-3 ③ K	5	0	0	0	0	3	3
15 Kyle Seager, L (1, 5) OBP: 0.343, SLG: 0.470		C SI 95 B SL 87 C CU 80 C SI 96 1-3 ② K			C CU 79 H FF 94 1-1 5 BB 20 E HBP	D CU 70 F FF 90 X CH 76 1-1 ③ G3		B FF 90 F FF 89 B FF 90 B FS 79 X FF 89 3-1 ① P2	3	0	0	0	0	1	1
20 Logan Morrison, L (1, 3) OBP: 0.297, SLG: 0.366		B FF 95 C CU 81 F FF 95 B FF 95 F FF 96 X SL 85 2-2 ③ G5-3			B SI 92 F CH 84 B CU 79 B CH 85 X SI 94 3-1 ① L6 1-2		B SI 89 C FF 89 C CH 77 F FF 90 F CU 75 X FF 89 1-2 ① F8		B FF 89 S FS 80 B FS 80 X FF 89 2-1 28 1B 9 S 16 2B 1B	4	1	1	0	0	0	1
3 Mike Zunino, R (1, 2) OBP: 0.261, SLG: 0.418			F SI 93 F FF 92 S FF 92 0-3 ① K		B SI 93 B FF 94 B SI 95 F SI 92 F SI 93 C SI 96 3-3 ② K		B CU 68 S CH 78 S CH 77 B CH 78 F FF 89 B CH 78 S CH 77 3-3 ② K		C FF 88 C FF 90 F FF 88 S FS 80 0-3 ② K	4	0	0	0	0	4	2
9 Endy Chavez, L (1, 9) OBP: 0.315, SLG: 0.374			C CU 80 B SI 94 C CU 81 X SI 94 1-2 5 G4-6-3 1B		B CU 80 B SI 94 C CU 80 B CU 80 B SI 93 4-1 5 BB BB		B FF 90 F FF 90 B CH 77 C FF 90 B CH 78 B FF 89 4-2 5 BLK BB		B FF 87 C FF 88 S FS 79 D FS 80 F FS 80 B FF 88 F FF 88 F FS 78 F FS 80 4-2 B FS 80 28 1B 16 2B 1-2 BB	1	1	1	0	3	0	0
5 Brad Miller, L (1, 6) OBP: 0.276, SLG: 0.325 28 Chris Denorfia, R (9, PH) OBP: 0.294, SLG: 0.318 1 Chris Taylor, R (9, 6) OBP: 0.397, SLG: 0.431			S FF 94 B FF 94 S CU 79 X CU 78 1-2 ② ③ G4-6-3 1-2f		B CU 79 F FF 95 S CU 80 B SI 95 B FF 95 B CU 79 4-2 1-2 2-3 BB		C FF 89 B CU 76 D FF 91 D CH 79 B FF 89 4-1 1-2 BB		C FF 88 F FF 89 D FS 82 X FF 89 1-2 16 2B 13 1B 1-2 2-3 1B	1 1 0	0 1 0	0 1 0	0 0 0	2 0 0	0 0 0	1 0 0
Inning Stats	R: 0 E: 0 K: 2 S: 11 H: 0 LOB: 0 BB: 0 P: 16	R: 0 E: 0 K: 1 S: 9 H: 0 LOB: 0 BB: 0 P: 12	R: 0 E: 0 K: 1 S: 9 H: 1 LOB: 0 BB: 0 P: 11	R: 0 E: 0 K: 0 S: 13 H: 0 LOB: 1 BB: 1 P: 20	R: 0 E: 1 K: 1 S: 12 H: 0 LOB: 3 BB: 2 P: 29	R: 0 E: 0 K: 1 S: 8 H: 1 LOB: 1 BB: 0 P: 10	R: 0 E: 0 K: 2 S: 15 H: 0 LOB: 2 BB: 2 P: 29	R: 0 E: 0 K: 1 S: 5 H: 0 LOB: 0 BB: 1 P: 11	R: 5 E: 0 K: 2 S: 28 H: 5 LOB: 1 BB: 1 P: 42	1B: 5 2B: 2 3B: 0 HR: 0 SF: 0 SAC: 0 DP: 2 HBP: 1						

	AB	R	H	RBI	BB	SO	LOB
	32	5	7	5	7	11	16

WP: 0 PB: 0 SB: 1 CS: 0 PA: 40

PITCHER		IP	WLS	BF	H	R	ER	SO	BB	IBB	HBP	BLK	WP	HR	S	P	ERA	WHIP
56 Joe Kelly, R ERA: 4.26	(1, 1)	5.0		19	1	0	0	5	3	0	1	0	0	0	54	88	0.00	0.800
32 Craig Breslow, L ERA: 4.91	(6, 1)	1.2		8	1	0	0	2	2	0	0	1	0	0	20	34	0.00	1.800
35 Burke Badenhop, R ERA: 2.59	(7, 1)	0.1	H	1	0	0	0	1	0	0	0	0	0	0	3	5	0.00	0.000
59 Tommy Layne, L ERA: 1.0	(8, 1)	1.0	H	3	0	0	0	1	1	0	0	0	0	0	5	11	0.00	1.000
19 Koji Uehara, R ERA: 2.28	(9, 1)	0.2	L	8	5	5	5	1	1	0	0	0	0	0	25	38	67.50	9.000

PITCHER		IP	WLS	BF	H	R	ER	SO	BB	IBB	HBP	BLK	WP	HR	S	P	ERA	WHIP
54 Edward Mujica, R ERA: 4.18	(9, 1)	0.1		1	0	0	0	1	0	0	0	0	0	0	3	4	0.00	0.000

Seattle Mariners @ Boston Red Sox

Fenway Park, Boston, MA

Fri Aug 22 2014, 7:11 PM - 10:52 PM EDT

Att. 36,433 - Cloudy - 70 F

BOTTOM

Batter	1	2	3	4	5	6	7	8	9	AB	R	H	RBI	BB	SO	LOB
29 Daniel Nava, S (1, 3) (9, 9) OBP: 0.336, SLG: 0.337	F8		K			15 G4-3 52 HR 2B	F8			4	1	1	0	0	1	0
15 Dustin Pedroia, R (1, 4) OBP: 0.340, SLG: 0.372	34 1B 1B			G5-3		G4-3 2-3		G5-3		4	0	1	0	0	0	1
34 David Ortiz, L (1, 10) OBP: 0.360, SLG: 0.527	52 G5-4-3 1-3 1B			2B		52 HR IBB		BB		2	1	2	0	2	0	0
52 Yoenis Cespedes, R (1, 7) OBP: 0.293, SLG: 0.461	G5-4-3 1-2f			K		1-H 3-H HR		K		4	1	1	3	0	2	4
5 Allen Craig, R (1, 9) OBP: 0.289, SLG: 0.342 7 Kelly Johnson, L (9, 3) OBP: 0.289, SLG: 0.350		K	K	K		BB		L6		3	0	0	0	1	2	2
										0	0	0	0	0	0	0
16 Will Middlebrooks, R (1, 5) OBP: 0.270, SLG: 0.285		K			G6-3	P4			G4-3	4	0	0	0	0	1	1
2 Xander Bogaerts, R (1, 6) OBP: 0.293, SLG: 0.333 26 Brock Holt, L (6, PH) OBP: 0.341, SLG: 0.395 (7, 6)		K			HBP	SAFE			F7	1	0	0	0	0	1	0
										2	0	0	0	0	1	1
50 Mookie Betts, R (1, 8) OBP: 0.290, SLG: 0.333			G6-3		K		F9			3	0	0	0	1	1	1
55 Christian Vázquez, R (1, 2) OBP: 0.291, SLG: 0.286			G5-3		G5-3		G6-3		F9	4	0	0	0	0	0	2

Inning Stats	1	2	3	4	5	6	7	8	9
	R: 0 E: 0 K: 0 S: 11	H: 2 LOB: 1 BB: 0 P: 18	R: 0 E: 0 K: 3 S: 13	H: 0 LOB: 0 BB: 0 P: 17	R: 0 E: 0 K: 1 S: 10	H: 0 LOB: 0 BB: 0 P: 14	R: 0 E: 0 K: 2 S: 14	H: 1 LOB: 1 BB: 0 P: 19	R: 0 E: 0 K: 1 S: 13	H: 0 LOB: 1 BB: 0 P: 18	R: 3 E: 0 K: 1 S: 22	H: 2 LOB: 1 BB: 2 P: 38	R: 0 E: 0 K: 0 S: 8	H: 0 LOB: 0 BB: 0 P: 15	R: 0 E: 0 K: 1 S: 8	H: 0 LOB: 1 BB: 1 P: 15	R: 0 E: 0 K: 0 S: 8	H: 0 LOB: 1 BB: 1 P: 14

| | | | | | | | | | |

Seattle Mariners @ Boston Red Sox

Fenway Park, Boston, MA

Sat Aug 23 2014, 1:38 PM - 5:04 PM EDT

Att. 36,905 - Cloudy - 72 F

TOP

livebaseballscorecards.com

Batter	1	2	3	4	5	6	7	8	9	AB	R	H	RBI	BB	SO	LOB
16 Austin Jackson, R (1, 8) OBP: 0.322, SLG: 0.376	G6-3		G5-3	13 HR 1B		K			G6-3	5	1	1	0	0	1	0
13 Dustin Ackley, L (1, 7) OBP: 0.303, SLG: 0.390	BB		L7	HR			F7		G5-3	4	1	1	3	1	0	0
22 Robinson Canó, L (1, 4) OBP: 0.395, SLG: 0.467	K		G4-3	G4-3			HBP			3	0	0	0	0	1	1
21 Kendrys Morales, S (1, 3) OBP: 0.268, SLG: 0.333	G4-3			1B G6-3			L4			4	1	1	0	0	0	2
15 Kyle Seager, L (1, 5) OBP: 0.344, SLG: 0.470		1B		1B	F9		G3			4	1	2	0	0	0	1
28 Chris Denorfia, R (1, 9) OBP: 0.294, SLG: 0.321		L6		2B	G6-3			G5-3		4	1	1	1	0	0	1
9 Endy Chavez, L (1, 10) OBP: 0.314, SLG: 0.372		1B		K	F8			K		4	0	1	0	0	2	2
1 Chris Taylor, R (1, 6) OBP: 0.390, SLG: 0.420		K		2 S 2 WP 2 1B 1B		K		K2-3		4	1	1	1	0	3	2
2 Jesús Sucre, R (1, 2) OBP: 0.216, SLG: 0.243		1B		16 13 HR 1B		K			G5-3	4	1	2	1	0	1	0
Inning Stats	R: 0 E: 0 K: 1 S: 16 H: 0 LOB: 1 BB: 1 P: 25	R: 0 E: 0 K: 1 S: 14 H: 3 LOB: 2 BB: 0 P: 19	R: 0 E: 0 K: 0 S: 6 H: 0 LOB: 0 BB: 0 P: 6	R: 7 E: 0 K: 1 S: 29 H: 7 LOB: 0 BB: 0 P: 39	R: 0 E: 0 K: 0 S: 8 H: 0 LOB: 0 BB: 0 P: 12	R: 0 E: 0 K: 3 S: 11 H: 0 LOB: 0 BB: 0 P: 13	R: 0 E: 0 K: 0 S: 7 H: 0 LOB: 1 BB: 0 P: 11	R: 0 E: 0 K: 2 S: 7 H: 0 LOB: 0 BB: 0 P: 9	R: 0 E: 0 K: 0 S: 7 H: 0 LOB: 0 BB: 0 P: 11	1B: 8 2B: 1 3B: 0 HR: 1	SF: 0 SAC: 0 DP: 0 HBP: 1			WP: 1 PB: 0 SB: 2 CS: 0	PA: 38		

	AB	36
	R	7
	H	10
	RBI	6
	BB	1
	SO	8
	LOB	9

PITCHER	IP	WLS	BF	H	R	ER	SO	BB	IBB	HBP	BLK	WP	HR	S	P	ERA	WHIP
67 Brandon Workman, R (1, 1) ERA: 4.93	3.1	L	20	10	7	7	3	1	0	0	0	1	1	60	84	18.90	3.300
30 Alex Wilson, R (4, 1) ERA: 1.26	3.2		12	0	0	0	3	0	0	1	0	0	0	31	41	0.00	0.000
36 Junichi Tazawa, R (8, 1) ERA: 3.04	1.0		3	0	0	0	2	0	0	0	0	0	0	7	9	0.00	0.000
35 Burke Badenhop, R (9, 1) ERA: 2.55	1.0		3	0	0	0	0	0	0	0	0	0	0	7	11	0.00	0.000

Batter	1	2	3	4	5	6	7	8	9	AB	R	H	RBI	BB	SO	LOB
26 Brock Holt, L (1, 6) OBP: 0.340, SLG: 0.392	B FF 82 C FF 85 X FF 84 1-1 15 2B 52 SF9 1B	B FF 83 C FF 84 B CH 78 X SL 76 2-1 ①② L4-6 2-2		C FF 86 C SL 78 B SL 77 B FF 85 C FF 86 2-3 ② K		F FF 92 B CU 78 B SL 77 F CU 78 S SL 82 1-3 ① K		B FF 95 C FF 95 F FF 96 S CU 85 1-3 ② K		5	1	1	0	0	3	2
15 Dustin Pedroia, R (1, 4) OBP: 0.342, SLG: 0.376	B FF 83 X FF 84 1-0 29 BB 1-3 2B	C FF 86 C SL 77 B SL 78 X SL 79 1-2 E7 1B		C SL 78 S SL 79 F FF 88 F SL 79 B SL 78 F FF 87 B SL 79 X SL 80 2-2 52 BB 34 BB 1B		C CU 78 C SL 82 B SL 80 S SL 84 1-3 ② K		C FF 96 D CU 86 X FF 96 1-1 ③ G3		5	0	3	0	0	1	1
34 David Ortiz, L (1, 10) OBP: 0.361, SLG: 0.525 7 Kelly Johnson, L (9, PH) OBP: 0.288, SLG: 0.348	C FF 85 C SL 78 B FF 87 X SL 77 1-2 ① P4	B SL 75 X CH 79 1-0 ③ P5		B FF 85 D SL 79 F FF 85 F FF 86 B SL 80 F SL 79 D CH 80 4-2 52 BB 1-2 BB		S FF 92 B SL 84 B SL 80 H FF 92 3-1 52 WP 52 BLK HBP			C FF 96 F FF 95 B CU 86 C CU 85 1-3 ① K	2 1	0 0	0 0	0 0	1 0	0 1	3 0
52 Yoenis Cespedes, R (1, 7) OBP: 0.294, SLG: 0.462	C FF 85 B SL 77 S SL 79 X FF 86 1-2 ② SF9 3-H	C FF 85 X SL 77 0-1 E8 12 SF9 2B	T FF 85 B SL 78 B FF 85 B SL 79 B SL 78 4-1 1-2 2-3 BB		B FC 88 S FC 90 F FC 90 B FF 94 B CU 78 X FC 90 3-2 ③ F8 1-3			C FF 96 B CU 85 F CU 85 B FF 95 S CU 86 2-3 ② K	3	1	1	1	1	1	1
12 Mike Napoli, R (1, 3) OBP: 0.383, SLG: 0.443	D SL 76 B SL 78 B FF 85 B FF 85 4-0 29 BB BB		B FF 85 X FF 86 1-0 ① SF9 3-H	C SL 85 B CU 76 S FF 97 D CU 78 T FF 96 2-2 ③ K			F FC 87 C FC 89 F FF 93 B CU 77 S FF 93 1-3 ① K		B FF 96 C FF 96 C CU 86 B FF 96 S CU 86 2-3 ③ K	3	0	0	1	1	3	3
29 Daniel Nava, S (1, 9) OBP: 0.338, SLG: 0.337	B FF 84 B FF 84 C FF 85 C SL 76 B SL 78 F SL 77 B FF 85 4-2 1-2 2-3 BB	B FF 84 B CH 78 B FF 85 C FF 85 C FF 85 X FF 85 3-2 ② G6-3			C FF 95 B CH 88 F SI 96 X CU 79 1-2 ① P4		B FC 87 F FC 88 C CH 85 B CH 84 B FC 90 X FC 89 3-2 16 G5-4-3 1B		3	0	1	0	1	0	0
16 Will Middlebrooks, R (1, 5) OBP: 0.277, SLG: 0.286	F FF 86 B SL 78 X SL 79 1-1 ③ P1		S SL 78 B SL 79 F FF 87 B FF 84 X SL 79 2-2 50 FC6-4 1B		C FF 95 T FF 96 B CU 78 B SL 88 F FF 95 B CU 77 B FF 95 4-2 BB		B FF 92 X SI 92 1-0 ②③ G5-4-3 1-2f			3	0	1	0	1	0	4
50 Mookie Betts, R (1, 8) OBP: 0.303, SLG: 0.350		B FF 84 B FF 85 B FF 85 B FF 84 4-0 3 S 3 2B BB	C FF 85 1 SAFE B SL 77 F FF 85 X SL 78 1-2 ③ FC6-4 1-2f		C FF 94 S FF 95 S FF 94 0-3 ② K			B FF 95 C FF 95 B FF 95 B FF 95 C FF 96 F FF 95 X FF 97 3-2 2B		3	1	1	0	1	1	2
3 David Ross, R (1, 2) OBP: 0.255, SLG: 0.383 55 Christian Vázquez, R (9, 2) OBP: 0.291, SLG: 0.286		C FF 84 B FF 84 1 SAFE S SL 77 F SL 77 X FF 84 1-2 26 L4-6 1-H 2B		L FF 85 S FF 85 S SL 78 0-3 ① K	B FF 94 T FF 94 C SL 86 F FF 95 B FF 95 S FF 95 2-3 ③ K			C FF 96 D CU 86 D CU 86 F FF 96 B CU 85 S FF 95 3-3 ① K		4 0	0 0	1 0	1 0	0 0	3 0	2 0
Inning Stats	R: 1 H: 2 E: 0 LOB: 3 K: 0 BB: 2 S: 14 P: 27	R: 1 H: 2 E: 1 LOB: 1 K: 0 BB: 1 S: 10 P: 19	R: 1 H: 2 E: 1 LOB: 1 K: 0 BB: 0 S: 12 P: 19	R: 0 H: 1 E: 0 LOB: 3 K: 3 BB: 2 S: 19 P: 33	R: 0 H: 0 E: 0 LOB: 1 K: 2 BB: 1 S: 13 P: 20	R: 0 H: 0 E: 0 LOB: 1 K: 2 BB: 0 S: 10 P: 18	R: 0 H: 1 E: 0 LOB: 0 K: 1 BB: 0 S: 8 P: 13	R: 0 H: 1 E: 0 LOB: 1 K: 2 BB: 0 S: 12 P: 20	R: 0 H: 0 E: 0 LOB: 0 K: 3 BB: 0 S: 9 P: 14	1B: 5 SF: 2 2B: 5 SAC: 0 3B: 0 DP: 2 HR: 0 HBP: 1					WP: 1 PA: 41 PB: 0 SB: 1 CS: 0	

PITCHER		IP	WLS	BF	H	R	ER	SO	BB	IBB	HBP	BLK	WP	HR	S	P	ERA	WHIP
53 Chris Young, R ERA: 3.17	(1, 1)	3.2		22	7	3	3	2	5	0	0	0	0	0	52	93	7.36	3.273
54 Tom Wilhelmsen, R ERA: 2.11	(4, 1)	1.1	W	5	0	0	0	3	1	0	0	0	0	0	16	25	0.00	0.750
41 Charlie Furbush, L ERA: 3.75	(6, 1)	0.2		3	0	0	0	2	0	0	1	0	0	0	7	12	0.00	0.000
40 Danny Farquhar, R ERA: 2.62	(6, 1)	1.1		4	1	0	0	1	0	0	0	1	1	0	11	19	0.00	0.750
31 Yoervis Medina, R ERA: 2.23	(8, 1)	2.0		7	1	0	0	5	0	0	0	0	0	0	21	34	0.00	0.500

PITCHER	IP	WLS	BF	H	R	ER	SO	BB	IBB	HBP	BLK	WP	HR	S	P	ERA	WHIP

BOTTOM

Seattle Mariners @ Boston Red Sox

Fenway Park, Boston, MA

Sat Aug 23 2014, 1:38 PM - 5:04 PM EDT

Att. 36,905 - Cloudy - 72 F

livebaseballscorecards.com

AB	32
R	3
H	9
RBI	3
BB	6
SO	13
LOB	18

Seattle Mariners @ Boston Red Sox

Fenway Park, Boston, MA

Sun Aug 24 2014, 1:38 PM - 5:44 PM EDT

Att. 37,022 - Sunny - 80 F

TOP

livebaseballscorecards.com

Batter	1	2	3	4	5	6	7	8	9	AB	R	H	RBI	BB	SO	LOB
16 Austin Jackson, R (1, 8) OBP: 0.325, SLG: 0.377	C FF 92 F FF 92 B FF 92 B FF 92 X FF 92 2-2 13 2B 22 FC1 1B	C FF 91 X CH 83 0-1 ③ G2-3			X FF 91 0-0 13 3B 1B	B FF 90 B FF 90 B FF 91 C FF 91 3-1 ③ CS 1-3	B SL 82 B SL 89 B SL 86 C FF 89 F FF 89 B SL 88 4-2 13 G4-6-3 BB		C SL 81 S FF 91 B FF 92 B FF 92 X FS 85 2-2 ② G6-3	4	1	2	0	1	0	0
13 Dustin Ackley, L (1, 7) OBP: 0.306, SLG: 0.400	B FF 91 B FF 91 F FF 92 X FF 93 2-1 22 FC1 21 1B 1-3 2B		X FF 90 0-0 ① G3-1		B SI 90 B CH 81 X FF 91 2-0 5 SF9 1-H 3B		1 SAFE C SI 89 T SL 85 F CU 81 1 SAFE B FF 89 D SI 89 B CU 82 X SL 86 3-2 ① ② G4-6-3 1-2f		C FS 86 X FS 85 0-1 5 2B 1B	5	3	3	1	0	0	1
22 Robinson Canó, L (1, 4) OBP: 0.394, SLG: 0.465 5 Brad Miller, L (3, 4) OBP: 0.277, SLG: 0.329	C FF 92 X SL 86 0-1 ① FC1 21 1B 15 1B 2-3 3-H		X FF 91 0-0 ② F8		S CH 82 3 SAFE B CH 83 S CH 84 B FF 91 X CH 83 2-2 ① SF9 3-H		B SL 86 C SI 90 B SL 87 B SI 91 C SL 85 X SL 86 3-2 ③ F7		X FS 85 0-0 1-H 2B	2 2	1 0	0 1	0 2	0 0	0 0	2 0
21 Kendrys Morales, S (1, 10) OBP: 0.275, SLG: 0.337 9 Endy Chavez, L (8, PR) OBP: 0.312, SLG: 0.370 (8, 10)	B FF 93 S SL 85 F FF 93 X SL 84 1-2 15 1B 1-3 3-H 1B		C FF 92 B CH 82 B FF 92 C CH 84 S CH 85 2-3 ③ K2-3		B SL 86 F FF 92 B FF 94 C CH 83 B CH 85 B CH 85 4-2 BB			F SI 90 C SI 91 X SL 86 0-2 15 PB 15 1B 1B	F FF 93 F FF 92 B FF 92 S FF 92 1-3 ③ K	3 1	0 1	2 1	1 0	1 0	1 1	0 1
15 Kyle Seager, L (1, 5) OBP: 0.347, SLG: 0.471	C CH 83 F SI 92 X CH 84 0-2 ② 20 1B 1-3 3-H 1B			B FF 91 B FF 91 B SI 89 B FF 89 4-0 20 2B 28 SF9 BB	X FF 89 0-0 ② F7			B SI 89 B SL 84 B SI 89 C SL 84 S SL 86 X SL 86 3-2 20 G6-3 1-2 2-H 1B		3	2	2	2	1	0	1
20 Logan Morrison, L (1, 3) OBP: 0.300, SLG: 0.372	F FF 92 S CH 84 B FF 92 X CH 84 1-2 2-H 1B			C FF 91 B SI 90 X FF 90 1-1 28 SF9 1-3 2B	X FF 88 0-0 ③ F9			B SL 86 1 SAFE X SI 88 1-0 ① G6-3 1-2		4	0	2	1	0	0	3
28 Chris Denorfia, R (1, 9) OBP: 0.290, SLG: 0.317	C FF 92 B SL 83 S SL 84 S SL 84 1-3 ③ K			C SL 84 B SL 84 T FF 92 X SL 84 1-2 ① SF9 2-3 3-H		C FF 90 B SL 84 F FF 91 B FF 94 B FF 92 X FF 89 3-2 ① G3-1		S FF 93 X SL 80 0-1 ② G5-3		3	0	0	1	0	1	2
3 Mike Zunino, R (1, 2) OBP: 0.261, SLG: 0.414		B FF 91 S FF 90 S FF 89 B CH 82 S CH 83 2-3 ① K		F FF 90 B CH 82 S CH 82 S SL 84 1-3 ② K		B FF 92 B FF 90 T FF 90 B FF 90 B FF 90 4-1 1 CS BB		C FF 94 D FO 88 B FF 94 X FF 94 2-1 ③ G5-3		3	0	0	0	1	2	2
1 Chris Taylor, R (1, 6) OBP: 0.383, SLG: 0.411		B FF 92 X FF 90 1-0 ② F7		C FF 94 B CH 83 L SI 92 D SL 86 F CH 83 F FF 94 T CH 83 2-2 ③ K		C FF 92 C SL 84 B FF 92 1 SAFE X SL 84 1-2 ② 16 CS 16 S 1-2 1B			B FF 90 F FF 90 B SL 84 X FF 91 2-1 ① F8	4	0	1	0	0	1	1

Inning Stats	1	2	3	4	5	6	7	8	9	1B	SF	WP	PA
	R: 3 E: 0 K: 1 S: 19 H: 5 LOB: 1 BB: 0 P: 26	R: 0 E: 0 K: 1 S: 6 H: 0 LOB: 0 BB: 0 P: 9	R: 0 E: 0 K: 1 S: 5 H: 0 LOB: 0 BB: 0 P: 7	R: 1 E: 0 K: 2 S: 13 H: 1 LOB: 1 BB: 1 P: 22	R: 2 E: 0 K: 0 S: 9 H: 2 LOB: 1 BB: 1 P: 17	R: 0 E: 0 K: 0 S: 8 H: 1 LOB: 0 BB: 1 P: 19	R: 0 E: 0 K: 0 S: 9 H: 0 LOB: 0 BB: 1 P: 19	R: 1 E: 0 K: 0 S: 11 H: 2 LOB: 1 BB: 0 P: 17	R: 1 E: 0 K: 1 S: 11 H: 2 LOB: 1 BB: 0 P: 16	1B: 9 2B: 3 3B: 1 HR: 0	SF: 2 SAC: 0 DP: 1 HBP: 0	WP: 0 PB: 1 SB: 1 CS: 2	PA: 41

	AB	34
	R	8
	H	13
	RBI	8
	BB	4
	SO	6
	LOB	13

PITCHER		IP	WLS	BF	H	R	ER	SO	BB	IBB	HBP	BLK	WP	HR	S	P	ERA	WHIP
64 Allen Webster, R ERA: 5.81	(1, 1)	4.1	L	22	8	6	6	5	2	0	0	0	0	0	50	79	12.46	2.308
32 Craig Breslow, L ERA: 4.84	(5, 1)	0.2		2	0	0	0	0	0	0	0	0	0	0	2	2	0.00	0.000
37 Heath Hembree, R ERA:	(6, 1)	1.0		4	1	0	0	0	2	0	0	0	0	0	10	25	0.00	3.000
59 Tommy Layne, L ERA: 0.87	(7, 1)	1.1		5	2	1	0	0	0	0	0	0	0	0	14	24	0.00	1.500
36 Junichi Tazawa, R ERA: 3.0	(8, 1)	0.2		2	0	0	0	0	0	0	0	0	0	0	4	6	0.00	0.000

PITCHER		IP	WLS	BF	H	R	ER	SO	BB	IBB	HBP	BLK	WP	HR	S	P	ERA	WHIP
54 Edward Mujica, R ERA: 4.28	(9, 1)	1.0		5	2	1	1	1	0	0	0	0	0	0	11	16	9.00	2.000

BOTTOM

Seattle Mariners @ Boston Red Sox

Fenway Park, Boston, MA

Sun Aug 24 2014, 1:38 PM - 5:44 PM EDT

Att. 37,022 - Sunny - 80 F

Batter	1	2	3	4	5	6	7	8	9	AB	R	H	RBI	BB	SO	LOB
26 Brock Holt, L (1, 6) OBP: 0.342, SLG: 0.393	C SI 87 C FF 88 F FF 88 B FS 83 F FS 83 X SI 90 1-2 15 G6-3 52 1B 1B	C SL 79 F SI 88 X SI 89 0-2 ② G6-3	C FF 96 D SL 84 C FF 95 T FF 93 1-2 ③ K			B FF 87 C SI 86 B SI 88 C SI 88 X FF 90 2-2 ① G4-3		C SL 81 F CU 78 F SL 83 F SL 82 X SL 83 0-2 15 PB 7 2B 1B	B SI 96 F CH 83 B SI 96 F SI 98 F SI 98 F SI 97 D CH 84 B CH 85 4-2 15 S BB	5	2	2	0	1	1	3
15 Dustin Pedroia, R (1, 4) OBP: 0.340, SLG: 0.372	B SI 87 C SL 81 S FF 88 F FS 84 F FF 89 X FS 84 1-2 ① G6-3 1-2	B SI 88 X SI 88 1-0 ③ L7		F FF 94 C SL 84 X FF 93 0-2 ① G6-3		C SI 85 X SI 86 0-1 ② G6-3		B SI 91 F FF 92 S SL 82 F FF 93 S SL 82 1-3 ① K 1-2	D CH 83 C SI 98 B SI 98 S SI 99 B SI 98 B SI 98 4-2 1-2 2-3 BB	5	0	0	0	1	1	2
34 David Ortiz, L (1, 10) OBP: 0.362, SLG: 0.524 7 Kelly Johnson, L (6, PR) OBP: 0.290, SLG: 0.354 (7, 10)	C FS 85 B FS 84 B FF 91 F FS 84 F FF 91 S FS 85 2-3 ② K		T SI 88 B FS 84 C SL 81 B FS 84 F FF 91 F SI 86 B SI 87 F FF 86 D SI 87 4-2 52 2B 12 G4-3 BB	F FF 95 C FC 91 B FF 94 S SL 83 1-3 ② K		S FF 87 X FF 88 0-1 52 1B 1B		X FF 92 0-0 12 WP 2-H 2B	B CH 84 B CH 85 C SI 97 C SI 96 T CH 86 2-2 ③ K	3 2	1 0	1 1	0 1	1 0	2 1	1 3
52 Yoenis Cespedes, R (1, 7) OBP: 0.299, SLG: 0.467	C SL 84 X FS 85 0-1 5 HBP 12 HBP 16 1B 2-H 1B		C SI 87 C SL 79 X SL 77 0-2 12 G4-3 16 2B 1-3 2B	B FF 94 B FF 95 B FF 95 B FC 92 4-0 BB		X FC 88 0-0 1-3 1B		C SL 86 X SL 86 0-1 ② F7		4	2	3	1	1	0	1
12 Mike Napoli, R (1, 3) OBP: 0.383, SLG: 0.439	C SI 89 C SL 80 D FS 84 B FF 91 F SL 79 H FF 91 3-2 5 HBP 16 1B 1-2 HBP		C FS 79 B FF 88 X FS 83 1-1 ① G4-3 2-3 3-H	B FF 95 X FF 94 1-0 ③ F9		B FC 88 B FC 89 B FC 87 S FC 87 C FC 89 F FC 89 S FC 88 3-3 ③ K		B SL 88 B SL 88 T FF 95 C SL 86 B CU 78 B CU 78 4-2 2-3 BB		3	1	0	1	1	1	4
5 Allen Craig, R (1, 9) OBP: 0.292, SLG: 0.346	C SL 82 F FS 84 F FS 85 B FF 89 F SL 79 B SL 78 H SI 90 3-2 16 1B 1-2 2-3 HBP		C SL 80 B FF 90 X SI 89 1-1 16 2B 1B		F FF 92 X SL 84 0-1 ① G6-3		B FC 86 X FC 87 1-0 50 1B 2B	B SL 89 C FF 95 B FF 96 C FF 96 C FF 96 2-3 ③ K		4	0	2	0	0	1	2
16 Will Middlebrooks, R (1, 5) OBP: 0.281, SLG: 0.298	B SL 84 X SL 82 1-0 1-3 2-H 3-H 1B		C FS 81 X FS 83 0-1 1-3 3-H 2B		C FC 90 S FF 95 S SL 85 0-3 ② K2-3		C FC 88 B CU 74 F FF 92 X FC 90 1-2 ① L7		B SI 95 B SI 93 B SI 93 C SI 94 C SI 96 C SI 97 3-3 ① K	5	0	2	3	0	2	1
50 Mookie Betts, R (1, 8) OBP: 0.338, SLG: 0.365	C SI 86 B FF 90 C SL 80 X FS 84 1-2 ③ L9		B FF 93 B FC 89 F FC 91 C FC 92 B FF 96 D FC 92 4-2 BB		B FF 93 B FF 94 B FF 93 D FF 92 4-0 BB		C FC 88 D CU 78 F FC 89 X CU 75 1-2 55 L1-3 2-3 1B		C SI 96 B SI 97 C CH 82 X SI 97 1-2 15 S 29 DI 1B	3	0	2	0	2	0	2
55 Christian Vázquez, R (1, 2) OBP: 0.280, SLG: 0.274 29 Daniel Nava, S (9, PH) OBP: 0.337, SLG: 0.336		C FF 86 C SI 86 X FS 84 0-2 ① G6-3	B FF 95 C FF 94 S SL 83 F SL 85 X SL 82 1-2 ② P3		B FC 89 1 SAFE F FF 93 1 SAFE B FC 90 F FF 93 1 SAFE 1 SAFE 1 SAFE 2-2 ③ X SL 82 G5-3		C FC 88 F FC 89 B FF 92 X CU 77 1-2 ②③ L1-3 1-1		C CH 84 B CH 82 S SI 98 D CH 84 S CH 84 2-3 ② K 1-2	4 1	0 0	0 0	0 0	0 0	0 1	6 1
Inning Stats	R: 3 E: 0 K: 1 S: 27 H: 3 LOB: 2 BB: 0 P: 39	R: 0 E: 0 K: 0 S: 7 H: 0 LOB: 0 BB: 0 P: 8	R: 2 E: 0 K: 1 S: 23 H: 3 LOB: 3 BB: 2 P: 35	R: 0 E: 0 K: 1 S: 7 H: 0 LOB: 1 BB: 1 P: 13	R: 0 E: 0 K: 1 S: 8 H: 0 LOB: 1 BB: 1 P: 14	R: 0 E: 0 K: 1 S: 12 H: 2 LOB: 2 BB: 0 P: 17	R: 0 E: 0 K: 0 S: 10 H: 2 LOB: 1 BB: 0 P: 14	R: 1 E: 0 K: 2 S: 17 H: 2 LOB: 2 BB: 1 P: 24	R: 0 E: 0 K: 3 S: 18 H: 1 LOB: 3 BB: 2 P: 34	1B: 9 2B: 5 3B: 0 HR: 0 SF: 0 SAC: 0 DP: 1 HBP: 2	WP: 1 PB: 1 SB: 2 CS: 0 PA: 48					

PITCHER	IP	WLS	BF	H	R	ER	SO	BB	IBB	HBP	BLK	WP	HR	S	P	ERA	WHIP
18 Hisashi Iwakuma, R (1, 1) ERA: 2.83	2.1		16	6	5	5	1	1	0	2	0	0	0	48	67	19.29	3.000
52 Dominic Leone, R (3, 1) ERA: 2.47	2.2	W	11	0	0	0	3	3	0	0	0	0	0	24	42	0.00	1.125
97 Joe Beimel, L (6, 1) ERA: 1.17	0.2	H	3	1	0	0	0	0	0	0	0	0	0	7	9	0.00	1.500
40 Danny Farquhar, R (6, 1) ERA: 2.56	1.1	H	6	3	0	0	1	0	0	0	0	0	0	15	22	0.00	2.250
41 Charlie Furbush, L (8, 1) ERA: 3.96	0.1	H	3	2	1	1	1	0	0	0	0	0	0	10	11	27.00	6.000

PITCHER	IP	WLS	BF	H	R	ER	SO	BB	IBB	HBP	BLK	WP	HR	S	P	ERA	WHIP
54 Tom Wilhelmsen, R (8, 1) ERA: 2.09	0.2	H	3	0	0	0	1	1	0	0	0	1	0	7	13	0.00	1.500
56 Fernando Rodney, R (9, 1) ERA: 2.19	1.0	S	6	1	0	0	3	2	0	0	0	0	0	18	34	0.00	3.000

livebaseballscorecards.com

AB	39
R	6
H	13
RBI	6
BB	7
SO	10
LOB	26

Texas Rangers @ Seattle Mariners

Safeco Field, Seattle, WA

Mon Aug 25 2014, 7:12 PM - 10:00 PM PDT

Att. 21,620 - Clear - 77 F

livebaseballscorecards.com

TOP

Batter	1	2	3	4	5	6	7	8	9	AB	R	H	RBI	BB	SO	LOB
19 Daniel Robertson, R (1, 7) OBP: 0.358, SLG: 0.355	B SI 92 F SI 91 B CH 86 F SI 92 F SI 93 B SI 93 X SI 93 3-2 29 PB 2B		B CH 87 C CH 86 B CH 88 B SI 93 C SI 93 D CH 86 4-2 1 CS BB		C SI 92 C CU 78 F CU 79 B CH 86 F CU 80 B CU 79 B FF 93 B CH 85 4-2 1 G3 BB		C FF 94 D SL 87 1 SAFE F FF 95 B SL 89 X FF 96 2-2 ② L8		B SI 90 X SI 91 1-0 ③ G4-3	3	0	1	0	2	0	1
1 Elvis Andrus, R (1, 6) OBP: 0.323, SLG: 0.338	F SI 93 F CH 86 B CU 79 F SI 92 B CH 84 B CH 86 F CH 86 T SI 93 3-2 ① K		B SI 92 B FF 92 C SI 92 1 SAFE C CH 86 2-2 ③ CS 1-2	B CU 78 C CH 84 B FF 92 B CH 86 X SI 92 3-1 29 BB 7 1B 1B	B CH 86 S SI 91 1 SAFE 1 SAFE X SI 92 1-1 ② G3 1-2		C SL 87 C SL 89 S FF 96 0-3 ③ K			4	1	1	0	0	2	3
Alex Rios, R (1, 9) OBP: 0.312, SLG: 0.402	S CH 86 F SI 92 B CU 80 F CH 86 B SI 92 F CH 87 D CU 81 X CH 86 3-2 ② P4			1 SAFE B CH 85 F SI 92 F SI 92 C CU 77 1-3 ① K	B CH 86 S CH 86 B SI 92 S CH 85 S CH 84 2-3 ③ K			C FF 95 B CU 85 C CU 85 X CU 86 1-2 9 1B 2B		4	0	1	0	0	2	3
29 Adrian Beltré, R (1, 5) OBP: 0.380, SLG: 0.502	B SI 92 B CH 86 X CH 86 2-0 ③ L9 2-3			B CH 85 B CH 85 1 SAFE B CH 84 B CH 83 4-0 2 BB 7 1B 1-2 BB		C SL 88 S FF 96 B FF 96 X FF 97 1-2 ① F9		B SI 96 C SI 95 B CU 87 B FF 95 X SI 95 3-1 ① G6-3		3	0	0	0	1	0	2
7 J.P. Arencibia, R (1, 10) OBP: 0.239, SLG: 0.366		F FF 92 S CH 86 B CH 85 B SI 93 S CH 85 2-3 ① K		2 SAFE B CH 86 X CH 87 1-0 2 BB 1-2 2-H 1B		B SL 90 X SL 88 1-0 ② F7		F FF 95 D CU 86 S CU 85 S CU 86 1-3 ② K		4	0	1	1	0	2	1
9 Adam Rosales, R (1, 3) OBP: 0.423, SLG: 0.565		F CH 87 B FF 93 S CH 87 F CH 88 S CU 80 1-3 ② K		C SI 93 X CH 86 0-1 ② F8		C FF 96 B SI 96 B SL 90 B FF 97 X FF 95 3-1 ③ P6		X FF 94 0-0 2-3 1B		4	0	1	0	0	1	2
2 Leonys Martin, L (1, 8) OBP: 0.324, SLG: 0.360		C FF 93 B CU 81 F SI 93 S CU 81 1-3 ③ K		B CU 78 B CU 78 B SI 91 C SI 92 S SI 92 F SI 92 B CU 78 4-2 1-2 2-3 BB			B FF 96 S CH 85 C SL 88 X FF 97 1-2 E4 6 1B 12 FC6-4 1B	F FF 94 F SI 95 S CU 85 0-3 ③ K		3	1	1	0	1	2	2
6 Tomás Telis, S (1, 2) OBP: 0.250, SLG: 0.250			B FF 91 X SI 92 1-0 ① G6-3	S CH 88 C CU 78 F CU 81 B CH 86 X SI 92 1-2 ③ G4-3			X FF 95 0-0 12 FC6-4 2-3 1B		C SI 90 F CU 79 S SL 81 0-3 ① K	4	0	1	0	0	1	3
12 Rougned Odor, L (1, 4) OBP: 0.282, SLG: 0.367			C FF 93 B CH 86 X SI 93 1-1 ② L8		X SI 92 0-0 ① G4-3		D SL 90 X SL 90 1-0 ① FC6-4 1-2f 3-H		S SL 81 S SL 81 B SL 81 X SL 82 1-2 ② G1-3	4	0	0	1	0	0	1
Inning Stats	R: 0 E: 0 K: 1 S: 15 H: 1 LOB: 1 BB: 0 P: 26	R: 0 E: 0 K: 3 S: 10 H: 0 LOB: 0 BB: 0 P: 14	R: 0 E: 0 K: 0 S: 7 H: 0 LOB: 0 BB: 1 P: 15	R: 1 E: 0 K: 1 S: 15 H: 2 LOB: 3 BB: 2 P: 29	R: 0 E: 0 K: 1 S: 10 H: 0 LOB: 1 BB: 1 P: 17	R: 0 E: 0 K: 0 S: 6 H: 0 LOB: 0 BB: 0 P: 11	R: 1 E: 1 K: 1 S: 11 H: 2 LOB: 1 BB: 0 P: 15	R: 0 E: 0 K: 2 S: 12 H: 2 LOB: 2 BB: 0 P: 17	R: 0 E: 0 K: 1 S: 7 H: 0 LOB: 0 BB: 0 P: 9	1B: 5 2B: 2 3B: 0 HR: 0 SF: 0 SAC: 0 DP: 0 HBP: 0						

	AB	33
	R	2
	H	7
	RBI	2
	BB	4
	SO	10
	LOB	18

WP: 0 PA: 38
PB: 1
SB: 0
CS: 1

PITCHER		IP	WLS	BF	H	R	ER	SO	BB	IBB	HBP	BLK	WP	HR	S	P	ERA	WHIP
29 Roenis Elías, L ERA: 4.01	(1, 1)	5.0	L	21	3	1	1	6	4	0	0	0	0	0	57	101	1.80	1.400
37 Brandon Maurer, R ERA: 5.01	(6, 1)	2.0		8	2	1	1	1	0	0	0	0	0	0	17	26	4.50	1.000
31 Yoervis Medina, R ERA: 2.18	(8, 1)	1.0		5	2	0	0	2	0	0	0	0	0	0	12	17	0.00	2.000
41 Charlie Furbush, L ERA: 3.86	(9, 1)	1.0		3	0	0	0	1	0	0	0	0	0	0	7	9	0.00	0.000

PITCHER		IP	WLS	BF	H	R	ER	SO	BB	IBB	HBP	BLK	WP	HR	S	P	ERA	WHIP

Texas Rangers @ Seattle Mariners

Safeco Field, Seattle, WA

Mon Aug 25 2014, 7:12 PM - 10:00 PM PDT

Att. 21,620 - Clear - 77 F

BOTTOM

Batter	1	2	3	4	5	6	7	8	9	AB	R	H	RBI	BB	SO	LOB
16 Austin Jackson, R (1, 8) OBP: 0.324, SLG: 0.376	C SI 90 B SI 92 S FF 92 S FF 94 1-3 K ①		B SI 91 X SI 92 1-0 L5 ②			C SL 85 S SL 86 B SI 94 X SL 86 1-2 L6 ②			C FF 93 X FF 94 0-1 22 DI 1B	4	0	1	0	0	1	0
13 Dustin Ackley, L (1, 7) OBP: 0.303, SLG: 0.396	C SI 92 C CU 75 S FF 94 0-3 K2-3 ②		B CU 75 C SI 92 F CH 88 X SI 95 1-2 G6-3 ③			C SL 85 X CH 88 0-1 P6 ③			C SI 94 X CH 86 0-1 L9 ②	4	0	0	0	0	1	1
22 Robinson Canó, L (1, 4) OBP: 0.393, SLG: 0.463	X SI 94 0-0 L5 ③			B CU 74 F FF 91 F SI 91 F CU 76 X SI 94 1-2 21 G4-6-3 1B			B CH 84 C CH 85 X SI 93 1-1 L7 ①		B FF 95 F FF 94 F FF 96 F SI 96 F SI 95 B FF 96 X SI 88 2-2 1-2 L8 ③	4	0	1	0	0	0	1
21 Kendrys Morales, S (1, 10) OBP: 0.272, SLG: 0.333		C SI 90 F CH 85 B FF 94 X CU 77 1-2 P5 ①		C SI 90 1 SAFE F CH 88 B CU 74 B CH 84 1 SAFE X SI 92 2-2 G4-6-3 1-2f ① ②			B SL 85 C CH 86 X SI 93 1-1 P6 ②			3	0	0	0	0	0	1
15 Kyle Seager, L (1, 5) OBP: 0.345, SLG: 0.468		B SI 93 C CH 85 F CH 87 B SI 94 B CU 74 F CH 84 X SI 91 3-2 L7 ②		X SI 93 0-0 G5-3 ③			F SI 92 S SI 93 B CU 78 B CU 75 B CH 87 X SI 94 3-2 L7 ③			3	0	0	0	0	0	0
20 Logan Morrison, L (1, 3) OBP: 0.305, SLG: 0.376		B SI 93 X SI 93 1-0 3 BB 1B			C CU 73 B FF 93 B CH 85 B FF 92 X SI 90 3-1 L8 ①			C SL 82 B CH 86 F SI 91 X CU 75 1-2 3 G5-4-3 1B		3	0	2	0	0	0	0
3 Mike Zunino, R (1, 2) OBP: 0.262, SLG: 0.412		B SI 91 B FF 88 B SI 92 B SI 91 4-0 1-2 BB			C FF 91 C SL 84 B SL 85 F SI 93 X CU 76 1-2 P3 ②			X SI 90 0-0 ① ② G5-4-3 1-2f		2	0	0	0	1	0	1
9 Endy Chavez, L (1, 9) OBP: 0.308, SLG: 0.364		C CU 74 X CH 86 0-1 G3 ③			C SI 93 F SL 85 S FF 94 0-3 K ③			C SI 91 F SI 93 S SL 85 0-3 K2-3 ③		3	0	0	0	0	2	2
1 Chris Taylor, R (1, 6) OBP: 0.369, SLG: 0.395			C SI 90 X SI 92 0-1 G5-3 ①			C SL 84 S SI 91 F SL 86 F SI 94 F CU 77 F SI 94 S SL 87 0-3 K ①			C SI 93 S FF 93 B FF 94 F FF 94 B SL 87 X SI 94 2-2 F9 ①	3	0	0	0	0	1	0

livebaseballscorecards.com

AB	29
R	0
H	4
RBI	0
BB	1
SO	5
LOB	6

Inning Stats										
	R: 0 E: 0 K: 2 S: 7	H: 0 LOB: 0 BB: 0 P: 8	R: 0 E: 0 K: 0 S: 10	H: 1 LOB: 2 BB: 1 P: 19	R: 0 E: 0 K: 0 S: 6	H: 0 LOB: 0 BB: 0 P: 8	R: 0 E: 0 K: 0 S: 8	H: 1 LOB: 0 BB: 0 P: 11	R: 0 E: 0 K: 1 S: 9	H: 0 LOB: 0 BB: 0 P: 13
	R: 0 E: 0 K: 1 S: 12	H: 0 LOB: 0 BB: 0 P: 13	R: 0 E: 0 K: 0 S: 7	H: 0 LOB: 0 BB: 0 P: 12	R: 0 E: 0 K: 1 S: 7	H: 1 LOB: 0 BB: 0 P: 8	R: 0 E: 0 K: 0 S: 13	H: 1 LOB: 1 BB: 0 P: 17	1B: 4 2B: 0 3B: 0 HR: 0	SF: 0 SAC: 0 DP: 2 HBP: 0

PITCHER		IP	WLS	BF	H	R	ER	SO	BB	IBB	HBP	BLK	WP	HR	S	P	ERA	WHIP
36 Miles Mikolas, R ERA: 6.44	(1, 1)	8.0	W	26	3	0	0	5	1	0	0	0	0	0	66	92	0.00	0.500
30 Neftalí Feliz, R ERA: 2.82	(9, 1)	1.0	S	4	1	0	0	0	0	0	0	0	0	0	13	17	0.00	1.000

PITCHER	IP	WLS	BF	H	R	ER	SO	BB	IBB	HBP	BLK	WP	HR	S	P	ERA	WHIP

Texas Rangers @ Seattle Mariners

Safeco Field, Seattle, WA

Tue Aug 26 2014, 7:12 PM - 10:02 PM PDT

Att. 20,469 - Clear - 79 F

TOP

livebaseballscorecards.com

Batter	1	2	3	4	5	6	7	8	9	AB	R	H	RBI	BB	SO	LOB
19 Daniel Robertson, R (1, 8) OBP: 0.365, SLG: 0.358 2 Leonys Martin, L (8, PH) OBP: 0.323, SLG: 0.359 (8, 8)	B FF 95 C FF 95 X FF 95 1-1 ① G6-3		B FF 93 B FF 94 X FF 94 2-0 1 FC1-4 1-2 1B		B FF 95 B FF 95 B FF 95 C FF 95 B FF 96 4-1 1-2 BB			B SI 90 F FC 86 B CH 82 F FC 88 X FC 90 2-2 ① G4-3		2 1	0 0	1 0	0 0	1 0	0 0	0 0
1 Elvis Andrus, R (1, 6) OBP: 0.321, SLG: 0.335	B FF 95 C FF 94 B FF 95 B FF 96 X FF 96 3-1 ② G5-3		C FF 94 D KC 81 F FF 94 B KC 81 X FF 95 2-2 ② FC1-4 1-2f 2-3		F FF 95 X FF 97 0-1 ③ F9			C CU 74 B FF 93 C FC 88 X FF 92 1-2 ② L9		4	0	0	0	0	0	4
Alex Rios, R (1, 9) OBP: 0.310, SLG: 0.399 35 James Adduci, L (8, PH) OBP: 0.240, SLG: 0.237 (8, 9)	C FF 95 B FF 96 X FF 95 1-1 ③ G6-3		C KC 80 F FF 93 B FF 95 F FF 96 F FF 97 X KC 82 1-2 ③ G6-3			C FF 94 B CH 87 F FF 95 B KC 82 B FF 96 X FF 96 3-2 ① G5-3		F FC 87 B CH 84 S FC 88 F CU 74 B FF 93 B FC 89 X FC 88 3-2 ③ G3-1		3 1	0 0	0 0	0 0	0 0	0 0	2 0
29 Adrián Beltré, R (1, 5) OBP: 0.381, SLG: 0.502		B FF 94 B FF 94 X FF 94 2-0 1B		B KC 78 C CH 85 C KC 80 F FF 95 X KC 83 1-2 7 G6-3 1B		B FF 96 X CH 86 1-0 ② G6-3			C CU 75 X FC 88 0-1 ① G6-3	4	0	2	0	0	0	0
7 J.P. Arencibia, R (1, 10) OBP: 0.235, SLG: 0.359 28 Mike Carp, L (9, PH) OBP: 0.300, SLG: 0.237		B CH 86 B FF 94 X FF 94 2-0 ① P6		C KC 81 S KC 82 F FF 96 F KC 82 D KC 82 D KC 83 1 SAFE F SI 92 X CH 87 2-2 ①② G6-3 1-2		F FF 96 S FF 97 B KC 84 F FF 98 B CH 86 B KC 82 X FF 96 3-2 ③ F9			B FC 88 B CH 83 B FC 87 B SI 92 4-0 9 DI BB	3 0	0 0	0 0	0 1	0 0	0 0	2 0
9 Adam Rosales, R (1, 3) OBP: 0.400, SLG: 0.530		C FF 95 B FF 94 X FF 95 1-1 ② F8		B FF 96 F FF 95 S FF 96 S CH 84 1-3 ③ K2-3			C FF 95 C FF 95 B FF 96 F KC 82 B KC 82 F FF 97 B FF 97 X FF 97 3-2 ① L7		C FC 88 B FC 87 C FC 89 S CU 76 1-3 ② K 1-2	4	0	0	0	0	2	2
15 Michael Choice, R (1, 7) OBP: 0.242, SLG: 0.312		D FF 94 D FF 94 F FF 92 B FF 92 F FF 92 X FF 94 3-2 ③ FC5			B CH 87 X FF 93 1-0 ① FC9		B FF 96 C FF 97 C KC 80 S KC 83 1-3 ② FC		C CU 75 B FC 89 C FC 88 D CU 76 S FF 94 2-3 ③ FC	4	0	0	0	0	0	2
61 Robinson Chirinos, R (1, 2) OBP: 0.282, SLG: 0.408			B FF 90 C FF 91 B CH 86 B FF 92 B FF 92 4-1 1 19 FC1-4 1B BB		C FF 94 B FF 95 C KC 80 S FF 95 1-3 ② K		F FF 96 F FF 96 B SI 97 B KC 83 F CH 86 B KC 81 B FF 97 4-2 BB			1	0	0	0	2	1	0
12 Rougned Odor, L (1, 4) OBP: 0.283, SLG: 0.367			C FF 93 F KC 80 C FF 95 0-3 ① K		B FF 97 F FF 96 B KC 84 F FF 97 B KC 84 X FF 96 3-2 19 BB 1B		C FC 87 X CH 83 0-1 ③ F8			3	0	1	0	0	1	2

Inning Stats																																		
	R: 0	E: 0	K: 0	S: 6	H: 0	LOB: 0	BB: 0	P: 11	R: 0	E: 0	K: 0	S: 7	H: 1	LOB: 1	BB: 0	P: 15	R: 0	E: 0	K: 1	S: 13	H: 1	LOB: 2	BB: 1	P: 22	R: 0	E: 0	K: 1	S: 13	H: 1	LOB: 0	BB: 0	P: 17	R: 0	E: 0	K: 1	S: 10	H: 1	LOB: 2	BB: 1	P: 19
	R: 0	E: 0	K: 0	S: 8	H: 0	LOB: 0	BB: 0	P: 15	R: 0	E: 0	K: 0	S: 13	H: 0	LOB: 1	BB: 1	P: 21	R: 0	E: 0	K: 0	S: 10	H: 0	LOB: 0	BB: 0	P: 16	R: 0	E: 0	K: 1	S: 8	H: 0	LOB: 1	BB: 1	P: 15	1B: 4	2B: 0	3B: 0	HR: 0	SF: 0	SAC: 0	DP: 0	HBP: 0
	WP: 0	PB: 0	SB: 0	CS: 0	PA: 34																													

PITCHER	IP	WLS	BF	H	R	ER	SO	BB	IBB	HBP	BLK	WP	HR	S	P	ERA	WHIP
65 James Paxton, L (1, 1) ERA: 1.83	6.2	W	26	4	0	0	4	3	0	0	0	0	0	68	118	0.00	1.050
40 Danny Farquhar, R (7, 1) ERA: 2.45	2.1		8	0	0	0	2	1	0	0	0	0	0	20	33	0.00	0.429

PITCHER	IP	WLS	BF	H	R	ER	SO	BB	IBB	HBP	BLK	WP	HR	S	P	ERA	WHIP

AB	30
R	0
H	4
RBI	0
BB	4
SO	4
LOB	14

Batter	1	2	3	4	5	6	7	8	9	AB	R	H	RBI	BB	SO	LOB
16 Austin Jackson, R (1, 8) OBP: 0.324, SLG: 0.379	C SI 92 X FF 92 0-1 G6-3	B SL 83 X SL 83 1-0 P4		C SL 84 F SI 92 B FF 91 B SL 85 X SL 84 2-2 13 1B 3B			C SL 86 S SI 94 B SI 94 F SL 87 S FF 94 1-3 K			4	1	1	0	0	1	2
13 Dustin Ackley, L (1, 7) OBP: 0.305, SLG: 0.397	B SI 92 C SI 92 X CU 78 1-1 G4-3		B CH 82 S CH 82 C FF 92 B SL 86 F FF 92 F SI 92 F CH 84 X FF 93 2-2 G3	B SI 91 B CH 82 F CH 84 F SI 91 D SL 83 F CH 83 X SI 90 3-2 3-H 1B			X SI 95 0-0 1B			4	0	2	1	0	0	0
22 Robinson Canó, L (1, 4) OBP: 0.394, SLG: 0.469	B SI 92 F SI 92 X CU 79 1-1 HR		B FF 92 B CH 83 F FF 92 B SI 93 B SI 93 4-1 21 G3-1 21 WP BB	C SI 91 T SI 91 X SI 90 0-2 G6-3			D FF 94 B FF 93 X FF 94 2-0 FC7			3	1	1	1	1	0	2
21 Kendrys Morales, S (1, 10) OBP: 0.268, SLG: 0.328	C CU 78 B SI 93 B CH 84 X CH 84 2-1 P6		F CH 82 F SI 91 1 SAFE B SL 83 X SL 81 1-2 G3-1 1-3		C SI 90 B SL 82 X FF 90 1-1 F8		F FF 94 B FF 94 C SL 87 X SL 87 1-2 G3			4	0	0	0	0	0	2
15 Kyle Seager, L (1, 5) OBP: 0.345, SLG: 0.466		B FF 92 C CH 85 F SL 85 B SI 93 X CU 80 2-2 9 BB 1 S 2 G5-3 1B	D CH 82 S CH 83 C SI 92 D SL 84 F SL 83 X SI 91 2-2 F8		B SL 82 B CH 84 B SI 90 C SI 90 X SI 91 3-1 F8			B SI 84 C SI 85 B CU 73 C SI 84 B CH 66 X CH 68 3-2 L4		4	1	1	0	0	0	1
20 Logan Morrison, L (1, 3) OBP: 0.304, SLG: 0.371		B FF 92 F CH 83 X SI 92 1-1 FC7		B FF 92 B SI 94 B SI 94 B FF 93 4-0 1 1B 9 2B BB	B SI 91 C SI 91 X CH 84 1-1 F8			C CU 75 F SI 85 F SI 85 X CU 74 0-2 G3		3	1	0	0	1	0	1
1 Chris Taylor, R (1, 6) OBP: 0.386, SLG: 0.397		1 SAFE B FF 91 1 SAFE S SL 83 S SL 83 B SL 84 B SI 91 D SL 84 4-2 2 G5-3 9 BB 1-2 BB		D SL 83 C FF 91 F FF 91 B SL 84 X SI 92 2-2 9 2B 1-2 1B			B FF 93 X SI 94 1-0 G5-3	B CU 75 B CH 68 C SI 83 B SI 85 B SI 83 4-1 9 E BB		2	1	1	0	2	0	0
9 Endy Chavez, L (1, 9) OBP: 0.311, SLG: 0.369		D CU 76 B CH 82 B SI 92 B FF 92 4-0 2 G5-3 1-2 2-3 BB		B FF 91 F FF 92 X CU 75 1-1 1-H 2-H 2B			B FF 96 X FF 95 1-0 L8	B CU 74 C SI 83 S SI 85 X CH 68 1-2 E5 1-2		3	0	1	2	1	0	1
2 Jesús Sucre, R (1, 2) OBP: 0.195, SLG: 0.220		B SL 84 X SL 83 1-0 G5-3 1-2 2-3 3-H		C SI 92 X SI 91 0-1 L9			F FF 95 F FF 95 S SL 88 0-3 K	B CU 75 B SI 85 S SI 84 S SI 84 S CH 68 2-3 K		4	0	0	1	0	2	4
Inning Stats	R: 1 H: 1 E: 0 LOB: 0 K: 0 BB: 0 S: 8 P: 12	R: 1 H: 1 E: 0 LOB: 2 K: 0 BB: 2 S: 9 P: 22	R: 0 H: 0 E: 0 LOB: 1 K: 0 BB: 1 S: 14 P: 23	R: 3 H: 4 E: 0 LOB: 1 K: 0 BB: 1 S: 17 P: 29	R: 0 H: 0 E: 0 LOB: 0 K: 0 BB: 0 S: 6 P: 11	R: 0 H: 0 E: 0 LOB: 0 K: 1 BB: 0 S: 5 P: 7	R: 0 H: 1 E: 0 LOB: 1 K: 1 BB: 0 S: 9 P: 13	R: 0 H: 0 E: 1 LOB: 2 K: 1 BB: 1 S: 14 P: 24		1B: 4 SF: 0 2B: 1 SAC: 0 3B: 1 DP: 0 HR: 1 HBP: 0						WP: 1 PA: 36 PB: 0 SB: 1 CS: 0	

BOTTOM

Texas Rangers @ Seattle Mariners

Safeco Field, Seattle, WA

Tue Aug 26 2014, 7:12 PM - 10:02 PM PDT

Att. 20,469 - Clear - 79 F

livebaseballscorecards.com

AB	31
R	5
H	7
RBI	5
BB	5
SO	3
LOB	13

PITCHER		IP	WLS	BF	H	R	ER	SO	BB	IBB	HBP	BLK	WP	HR	S	P	ERA	WHIP
22 Nick Martinez, R ERA: 5.31	(1, 1)	5.0	L	24	6	5	5	0	4	0	0	0	1	1	54	97	9.00	2.000
36 Jon Edwards, R ERA:	(6, 1)	2.0		7	1	0	0	2	0	0	0	0	0	0	14	20	0.00	0.500
58 Alex Claudio, L ERA:	(8, 1)	1.0		5	0	0	0	1	1	0	0	0	0	0	14	24	0.00	1.000

PITCHER	IP	WLS	BF	H	R	ER	SO	BB	IBB	HBP	BLK	WP	HR	S	P	ERA	WHIP

Batter	1	2	3	4	5	6	7	8	9	AB	R	H	RBI	BB	SO	LOB
2 Leonys Martin, L (1, 8) OBP: 0.326, SLG: 0.369	C SI 88 F SL 86 B CH 80 B SI 92 S CH 80 2-3 ① **K**	C SI 90 F SI 90 X SI 92 0-2 2-H **1B**		X SI 89 0-0 1 2B 1 E **1B**		C SI 86 X SL 79 0-1 1-H **HR**		B SI 96 F FF 95 S CU 78 F CU 79 X FF 96 1-2 ③ **G6-3**		5	2	3	3	0	1	0
1 Elvis Andrus, R (1, 10) OBP: 0.320, SLG: 0.336	X SI 90 0-0 ② **F7**	C SL 86 F SL 86 D CH 79 B SL 85 X SI 90 2-2 ③ **G6-3**		S SL 86 1 SAFE B SL 87 D CH 81 X SI 90 2-1 28 G4-3 29 SF9 1-H **2B**		X SI 86 0-0 ① **L8**			B FF 95 X SI 96 1-0 ① **G6-3**	5	1	1	0	0	0	1
28 Mike Carp, L (1, 3) OBP: 0.297, SLG: 0.236	C SI 90 X CH 80 0-1 ③ **G4-3**		C SL 86 B SI 90 S SI 90 F CH 80 F SI 90 X CH 79 1-2 35 1B 29 1B 12 HR **1B**	C FF 93 B FF 95 D FC 90 X SI 94 2-1 ① **G4-3** 2-3		X SL 79 0-0 ② **G1-3**			C FF 96 B FF 96 B FF 96 F FF 95 F FF 96 B CU 86 F FF 96 C CU 86 3-3 ② **K**	5	1	1	0	0	1	1
29 Adrian Beltré, R (1, 5) OBP: 0.379, SLG: 0.500		C SI 91 F SI 91 B SI 91 F CH 81 X SI 93 1-2 ① **F8**	X SI 92 0-0 35 1B 12 HR 1-2 **1B**	B FC 93 X FC 91 1-0 ② **SF9** 3-H		B SI 85 F SI 85 B CH 81 B SI 85 F SI 84 X SI 85 3-2 ③ **G5-3**			B FF 96 B FF 95 F SI 96 F SI 96 X CU 86 2-2 ③ **G5-3**	4	1	1	1	0	0	0
35 James Adduci, L (1, 9) OBP: 0.250, SLG: 0.240		B FF 91 B CH 80 B FF 90 C SI 90 C SI 90 F SI 91 D CH 79 4-2 9 1B 6 2B **BB**	X CH 78 0-0 12 HR 1-2 2-3 **1B**	C FF 95 B FF 95 F FF 93 F SL 85 B FF 96 B FF 94 T FF 95 3-2 ③ **K**			C FF 93 F SI 95 X CH 83 0-2 ① **L9**			3	2	1	0	1	1	0
9 Adam Rosales, R (1, 6) OBP: 0.392, SLG: 0.514		X SL 86 0-0 15 HBP 6 2B 1-3 **1B**	C SI 91 X SI 91 0-1 ① **F6**		B FF 92 C FC 90 S SL 83 S SL 84 1-3 ① **K2-3**		C SL 88 B FF 97 X FF 96 1-1 ② **P2**			4	1	1	0	0	1	3
12 Rougned Odor, L (1, 4) OBP: 0.282, SLG: 0.376		B SI 92 1 SAFE B SI 91 X FF 90 2-0 ② **P6**	X SL 87 0-0 1-H 2-H 3-H **HR**		C FF 94 S FF 95 X SI 94 0-2 ② **G4-3**		X FF 96 0-0 ③ **F7**			4	1	1	4	0	0	2
15 Michael Choice, R (1, 7) OBP: 0.242, SLG: 0.307		C SL 86 C CH 80 D CH 81 1 SAFE H SI 91 2-2 6 2B 1-2 **HBP**	X SI 91 0-0 ② **FC8**		C SI 91 C FF 94 X SL 86 0-2 ③ **FC6-3**			C FF 95 S SL 87 F FF 95 X CU 77 0-2 ① **FC3**		3	1	0	0	0	0	0
6 Tomás Telis, S (1, 2) OBP: 0.375, SLG: 0.500		X CH 79 0-0 2 1B 1-H 2-H 3-H **2B**	C SI 90 S SI 90 F CH 81 F SI 92 X CH 80 0-2 ③ **F9**			X SI 84 0-0 2 HR **1B**		B FF 95 F FF 96 B CH 88 X FF 96 2-1 ② **G6-3**		4	2	2	3	0	0	0
Inning Stats	R: 0 E: 0 K: 1 S: 6 H: 0 LOB: 0 BB: 0 P: 8	R: 4 E: 0 K: 0 S: 18 H: 3 LOB: 1 BB: 1 P: 29	R: 4 E: 0 K: 0 S: 16 H: 4 LOB: 0 BB: 0 P: 17	R: 2 E: 1 K: 1 S: 10 H: 2 LOB: 0 BB: 0 P: 18	R: 0 E: 0 K: 1 S: 9 H: 0 LOB: 0 BB: 0 P: 10	R: 2 E: 0 K: 0 S: 8 H: 2 LOB: 0 BB: 0 P: 11	R: 0 E: 0 K: 0 S: 6 H: 0 LOB: 0 BB: 0 P: 7	R: 0 E: 0 K: 0 S: 10 H: 0 LOB: 0 BB: 0 P: 13	R: 0 E: 0 K: 1 S: 9 H: 0 LOB: 0 BB: 0 P: 15	1B: 7 2B: 2 3B: 0 HR: 2 SF: 1 SAC: 0 DP: 0 HBP: 1						

PITCHER		IP	WLS	BF	H	R	ER	SO	BB	IBB	HBP	BLK	WP	HR	S	P	ERA	WHIP
50 Erasmo Ramírez, R ERA: 5.21	(1, 1)	3.0	L	20	9	10	10	1	1	0	1	0	0	1	43	59	30.00	3.333
52 Dominic Leone, R ERA: 2.38	(4, 1)	2.0		6	0	0	0	2	0	0	0	0	0	0	16	23	0.00	0.000
97 Joe Beimel, L ERA: 1.6	(6, 1)	1.0		5	2	2	2	0	0	0	0	0	0	1	8	11	18.00	2.000
37 Brandon Maurer, R ERA: 4.92	(7, 1)	1.0		3	0	0	0	0	0	0	0	0	0	0	6	7	0.00	0.000
54 Tom Wilhelmsen, R ERA: 2.06	(8, 1)	1.0		3	0	0	0	0	0	0	0	0	0	0	10	13	0.00	0.000

PITCHER		IP	WLS	BF	H	R	ER	SO	BB	IBB	HBP	BLK	WP	HR	S	P	ERA	WHIP
31 Yoervis Medina, R ERA: 2.14	(9, 1)	1.0		3	0	0	0	1	0	0	0	0	0	0	9	15	0.00	0.000

TOP

Texas Rangers @ Seattle Mariners

Safeco Field, Seattle, WA

Wed Aug 27 2014, 12:43 PM - 3:05 PM PDT

Att. 29,463 - Sunny - 70 F

livebaseballscorecards.com

AB	37
R	12
H	11
RBI	11
BB	1
SO	4
LOB	7

WP: 0	PA: 40																	
PB: 0																		
SB: 0																		
CS: 0																		

BOTTOM

Batter	1	2	3	4	5	6	7	8	9	AB	R	H	RBI	BB	SO	LOB
16 Austin Jackson, R (1, 8) OBP: 0.323, SLG: 0.378	C FF 88 F FF 90 B FF 86 S SL 85 1-3 K ①		B FF 88 F FF 89 C SL 84 B SL 84 X SL 84 2-2 13 G4-6-3 1-3 1B			C FF 89 B FF 88 B FF 89 B FF 89 F FF 89 X FF 90 3-2 L9 ①		C FF 89 X SL 82 0-1 G6-3 ①		4	0	1	0	0	1	0
9 Endy Chavez, L (9, 8) OBP: 0.311, SLG: 0.369										0	0	0	0	0	0	0
13 Dustin Ackley, L (1, 7) OBP: 0.305, SLG: 0.396	B SI 88 X SI 87 1-0 L8 ②		C SI 89 D CH 84 X SI 90 1-1 G4-6-3 ②③ 1-2f			B CH 83 X SI 87 1-0 22 2B 21 2B 1B		B FF 89 C FF 90 B CU 76 X CH 83 2-1 G4-3 ②		4	1	1	0	0	0	2
22 Robinson Canó, L (1, 10) OBP: 0.393, SLG: 0.469	B SI 88 S SI 87 C FF 90 X SI 89 1-2 P5 ③			F FF 88 B FF 90 B CH 81 F FF 89 X SL 84 2-2 L8 ①		C SI 89 B CU 77 X CH 83 1-1 21 2B 1-3 2B		F FF 89 F FF 90 F SL 85 X FF 90 0-2 P3 ③		4	1	1	0	0	0	0
21 Kendrys Morales, S (1, 3) OBP: 0.268, SLG: 0.331		B FF 88 C SI 87 X FF 90 1-1 L8 ①		C FF 90 F CU 78 X SI 90 0-2 FC7 ②		X FF 90 0-0 15 G4-3 2-H 3-H 2B			C FF 89 X SI 90 0-1 FC7 ①	4	0	1	2	0	0	0
15 Kyle Seager, L (1, 5) OBP: 0.344, SLG: 0.471		C FF 90 B CU 77 X CH 83 1-1 L3 ②		C CU 77 X CH 85 0-1 G4-3 ③		B CU 76 D CH 83 B SI 90 C SI 89 X SI 89 3-1 G4-3 ② 2-3			C FF 89 X CU 77 0-1 HR	4	1	1	1	0	0	1
3 Mike Zunino, R (1, 2) OBP: 0.261, SLG: 0.418		B FF 89 F SI 90 X FF 91 1-1 HR			X FF 90 0-0 F8 ①	B F CH 83 B SL 83 S FF 90 S FF 90 2-3 K ③			C SI 90 T SI 90 S SL 83 0-3 K ②	4	1	1	1	0	2	1
20 Logan Morrison, L (1, 9) OBP: 0.299, SLG: 0.365		B FF 89 X CH 83 1-0 P4 ③			C FF 89 C FF 90 F FF 89 S SL 85 0-3 K ②		C FF 89 C FF 90 C FF 91 0-3 K ①		C FF 90 C FF 91 F SL 84 F SL 86 B FF 90 F FF 90 B SL 85 B CH 84 F FF 90 3-3 S FF 90 K ③	4	0	0	0	0	3	0
1 Chris Taylor, R (1, 6) OBP: 0.396, SLG: 0.400			B FF 89 B FF 89 B FF 88 B FF 89 4-0 16 1B BB		F FF 90 B SL 84 X SL 84 1-1 1B		X FF 90 0-0 F9 ②			2	0	1	0	1	0	0
5 Brad Miller, L (1, 4) OBP: 0.274, SLG: 0.326			B SI 88 C FF 87 1 SAFE F CH 82 X FF 89 1-2 F8 ①		X SI 89 0-0 G6-3 ③		C FF 90 F FF 90 S SL 85 0-3 K ③			3	0	0	0	0	1	2

Inning Stats	1	2	3	4	5	6	7	8	9	1B	SF	PA
	R: 0 E: 0 K: 1 S: 7 H: 0 LOB: 0 BB: 0 P: 10	R: 1 E: 0 K: 0 S: 7 H: 1 LOB: 0 BB: 0 P: 11	R: 0 E: 0 K: 0 S: 8 H: 1 LOB: 1 BB: 1 P: 16	R: 0 E: 0 K: 0 S: 8 H: 0 LOB: 0 BB: 0 P: 10	R: 0 E: 0 K: 1 S: 8 H: 1 LOB: 1 BB: 0 P: 9	R: 2 E: 0 K: 1 S: 12 H: 3 LOB: 1 BB: 0 P: 22	R: 0 E: 0 K: 2 S: 7 H: 0 LOB: 0 BB: 0 P: 7	R: 0 E: 0 K: 0 S: 8 H: 0 LOB: 0 BB: 0 P: 10	R: 1 E: 0 K: 2 S: 14 H: 1 LOB: 0 BB: 0 P: 17	1B: 3 2B: 2 3B: 0 HR: 2	SF: 0 SAC: 0 DP: 1 HBP: 0	WP: 0 PB: 0 SB: 0 CS: 0	34

PITCHER	IP	WLS	BF	H	R	ER	SO	BB	IBB	HBP	BLK	WP	HR	S	P	ERA	WHIP
48 Colby Lewis, R (1, 1) ERA: 5.44	9.0	W	34	7	4	4	7	1	0	0	0	0	2	79	112	4.00	0.889

PITCHER	IP	WLS	BF	H	R	ER	SO	BB	IBB	HBP	BLK	WP	HR	S	P	ERA	WHIP

Texas Rangers @ Seattle Mariners

Safeco Field, Seattle, WA

Wed Aug 27 2014, 12:43 PM - 3:05 PM PDT

Att. 29,463 - Sunny - 70 F

livebaseballscorecards.com

AB	33
R	4
H	7
RBI	4
BB	1
SO	7
LOB	6

Batter	1	2	3	4	5	6	7	8	9	AB	R	H	RBI	BB	SO	LOB
2 Denard Span, L (1, 8) OBP: 0.352, SLG: 0.407	B SI 92 C SI 91 X CU 80 1-1 ① F7		C SI 92 B SI 92 S CH 89 B FF 93 X SI 93 2-2 ② G1-3		C CH 89 B CU 79 X SI 90 1-1 20 FC5 6 1B 1B		C SI 91 B CH 88 S CH 88 B SI 91 X CH 89 2-2 G4-3		B SI 94 B SI 93 X SI 94 2-0 28 BB 6 1B 25 SF8 1B	5	1	2	0	0	0	0
6 Anthony Rendon, R (1, 5) OBP: 0.341, SLG: 0.471	X SI 93 0-0 HR		B CH 90 C CU 80 F CH 90 B SI 91 B CH 90 B SI 91 4-2 28 HR BB		F SL 84 S CH 88 D CH 88 1 SAFE 1 SAFE X CU 79 1-2 20 FC5 1B		B SL 85 C FF 92 B CH 89 B SI 92 X SI 92 3-1 2B		B CH 80 B SI 96 B SI 94 C SI 95 S SI 93 X CH 82 3-2 25 SF8 28 BB 1-2 1B	4	2	4	1	1	0	0
28 Jayson Werth, R (1, 10) OBP: 0.380, SLG: 0.445	C SI 92 S SL 87 X CH 90 0-2 ② G6-3		C SI 93 X SL 86 0-1 1-H HR		C SI 90 B CU 80 B FF 92 X SI 91 2-1 ① F9		X CH 89 0-0 ③ G6-3		B CH 82 B SI 96 D SI 96 C SI 95 C SI 95 F CH 84 B SI 96 4-2 1-2 2-3 20 FC6-4 BB	4	1	1	2	1	0	3
25 Adam LaRoche, L (1, 3) OBP: 0.365, SLG: 0.445	C CU 80 B SI 93 X CH 89 1-1 ③ G4-3		B CU 81 C FF 92 B SI 93 X CH 88 2-1 ③ G5-3		D CH 88 C SI 92 F CH 88 C SI 92 1-3 ② K			S SL 79 C SL 78 X FF 90 0-2 ① G5-3	S SI 97 B CH 82 B SI 97 X SI 96 2-1 ② 2-3 3-H SF8	4	0	0	1	0	1	2
20 Ian Desmond, R (1, 6) OBP: 0.310, SLG: 0.430		C SL 84 X CH 87 0-1 34 1B 1B	C CH 90 S SI 91 F CH 88 F SI 91 B CH 89 B SL 86 F CH 90 F SI 90 F SL 86 2-2 X FF 93 HR		X CU 82 0-0 ③ FC5 1-2 2-3f			C SI 86 F SI 85 B CH 81 B CH 80 F CH 79 B SI 85 S SI 84 3-3 ② K	C CH 84 B CH 83 B SI 96 B SI 94 X SI 96 3-1 ③ 1-2f FC6-4	5	1	2	1	0	1	4
34 Bryce Harper, L (1, 7) OBP: 0.338, SLG: 0.401		S CH 89 D CH 89 B CU 81 X CH 89 2-1 1-2 3 G6-4-3 1B	S CU 79 B SI 92 B CH 88 X CH 88 2-1 ① G4-3			B CH 86 C FF 91 B CU 81 B SI 92 F SI 92 B CH 89 F CH 90 F CH 88 X SI 92 3-2 3 G6-4-3 1B		X FF 87 0-0 HR		4	1	3	1	0	0	0
40 Wilson Ramos, R (1, 2) OBP: 0.329, SLG: 0.438		X CH 90 0-0 ① L5	C SI 91 X CH 88 0-1 HR			X SI 91 0-0 ① P3		B SI 83 F SI 84 S CH 80 B SL 75 B SI 86 X SI 86 3-2 HR		4	2	2	2	0	0	3
3 Asdrúbal Cabrera, S (1, 4) OBP: 0.311, SLG: 0.395		F CU 81 F SI 92 B SI 93 X FF 93 1-2 ② ③ 1-2f G6-4-3	F CU 80 F SI 92 X FF 92 0-2 ② P5			B CH 88 X SI 92 1-0 ② ③ 1-2f G6-4-3		F FF 96 X CH 84 0-1 ③ G3		4	0	0	0	0	0	3
17 Nate Schierholtz, L (1, 9) OBP: 0.236, SLG: 0.294			B CH 90 B CU 79 X SI 92 2-0 ① F8	C CH 88 X CU 80 0-1 ③ G4-3			B CH 90 X SI 90 1-0 ① F8		X SI 94 0-0 ① G3	4	0	0	0	0	0	0
Inning Stats	R: 1 E: 0 K: 0 S: 8 H: 1 LOB: 0 BB: 0 P: 10	R: 0 E: 0 K: 0 S: 8 H: 2 LOB: 1 BB: 0 P: 11	R: 2 E: 0 K: 0 S: 10 H: 1 LOB: 0 BB: 1 P: 20	R: 2 E: 0 K: 0 S: 17 H: 2 LOB: 0 BB: 0 P: 21	R: 0 E: 0 K: 1 S: 11 H: 2 LOB: 2 BB: 0 P: 16	R: 0 E: 0 K: 0 S: 8 H: 1 LOB: 0 BB: 0 P: 12	R: 0 E: 0 K: 0 S: 7 H: 1 LOB: 1 BB: 0 P: 13	R: 2 E: 0 K: 1 S: 13 H: 2 LOB: 0 BB: 0 P: 19	R: 1 E: 0 K: 0 S: 12 H: 2 LOB: 2 BB: 1 P: 26	1B: 7 2B: 1 3B: 0 HR: 6 SF: 1 SAC: 0 DP: 2 HBP: 0						

PITCHER	IP	WLS	BF	H	R	ER	SO	BB	IBB	HBP	BLK	WP	HR	S	P	ERA	WHIP
34 Félix Hernández, R (1, 1) ERA: 2.23	7.0	L	30	10	5	5	1	1	0	0	0	0	4	69	103	6.43	1.571
97 Joe Beimel, L (8, 1) ERA: 2.03	0.2		4	2	2	2	1	0	0	0	0	0	2	11	17	27.00	3.000
37 Brandon Maurer, R (8, 1) ERA: 4.9	0.1		1	0	0	0	0	0	0	0	0	0	0	2	2	0.00	0.000
56 Fernando Rodney, R (9, 1) ERA: 2.32	1.0		6	2	1	1	0	1	0	0	0	0	0	12	26	9.00	3.000

PITCHER	IP	WLS	BF	H	R	ER	SO	BB	IBB	HBP	BLK	WP	HR	S	P	ERA	WHIP

TOP

Washington Nationals @ Seattle Mariners

Safeco Field, Seattle, WA

Fri Aug 29 2014, 7:11 PM - 10:05 PM PDT
Att. 35,616 - Partly Cloudy - 73 F

livebaseballscorecards.com

AB	38
R	8
H	14
RBI	8
BB	2
SO	2
LOB	15

Batter	1	2	3	4	5	6	7	8	9	AB	R	H	RBI	BB	SO	LOB
16 Austin Jackson, R (1, 8) OBP: 0.322, SLG: 0.376	C FF 93 C FF 94 S FF 94 0-3 ① K	C SL 87 F FF 95 B FF 94 B SL 89 F FF 94 B FF 94 C SL 88 3-3 ③ K			B SI 94 X SL 87 1-0 ① F8		C FF 95 F SL 83 S CH 88 0-3 ② K		B FF 92 X SL 85 1-0 2-3 1B	5	0	1	0	0	3	0
13 Dustin Ackley, L (1, 7) OBP: 0.306, SLG: 0.400	B FF 94 F FF 94 C FF 95 F FF 95 X FF 95 1-2 21 1B 3B		C FF 94 X FF 94 0-1 ① P5		C FF 94 F FF 94 B FF 96 B SI 94 X FF 95 2-2 22 1B 1B		C SI 94 B CH 87 X SI 93 1-1 ③ G6-3		C SI 92 B FF 92 X FF 91 1-1 ③ L8	5	1	2	0	0	0	2
22 Robinson Canó, L (1, 4) OBP: 0.395, SLG: 0.470	F SL 89 B FF 94 B FF 95 F CH 88 F FF 95 D CH 89 F FF 95 D CH 90 4-2 21 1B 15 1B BB		C FF 94 X CH 89 0-1 21 1B 1B		1 SAFE B FF 94 B FF 94 F FF 94 X SI 94 2-1 1-2 1B			S CH 79 X CH 80 0-1 ① P4		3	1	2	0	1	0	0
21 Kendrys Morales, S (1, 10) OBP: 0.271, SLG: 0.333	F FF 95 1 SAFE S SL 90 X CU 81 0-2 15 1B 1-3 3-H 1B		C FF 94 X FF 94 0-1 1-3 1B		C FF 95 F SI 94 X CH 87 0-2 ② P5			C FF 91 S CU 75 B FS 83 T CH 80 1-2 ② K		4	0	2	1	0	1	2
15 Kyle Seager, L (1, 5) OBP: 0.343, SLG: 0.469	B FF 95 C SI 95 B CH 89 B SI 95 C FF 96 F FF 95 X FF 94 3-2 1-2 3-H 1B		C FF 94 B SL 89 F FF 94 D FF 95 F FF 94 C FF 94 2-3 ② K		C FF 95 B FF 95 X FF 95 1-1 ③ P6			F CH 80 C FF 92 B FS 82 X FF 91 1-2 ③ P2		4	0	1	1	0	1	4
3 Mike Zunino, R (1, 2) OBP: 0.259, SLG: 0.414	X SL 88 0-0 ② L8		S SL 88 S SL 88 D SL 87 S SL 88 1-3 ③ K			S SL 88 B FF 94 F SL 90 S SL 87 1-3 ① K			B FF 89 C FF 90 C FF 90 F SL 84 X SL 86 1-2 ① G3	4	0	0	0	0	2	4
20 Logan Morrison, L (1, 3) OBP: 0.295, SLG: 0.359	C CU 78 F SI 94 F FF 94 B FF 94 B SL 89 S FF 95 2-3 ③ K		C FF 94 B SL 88 F FF 94 D FF 95 F FF 94 C FF 94 1-3 ① K			B CU 80 B FF 94 C FF 94 X FF 94 2-1 ② P5			B FF 89 S FF 90 B FF 90 F FF 90 B FF 92 F FF 90 C FF 91 3-3 ② K	4	0	0	0	0	3	2
1 Chris Taylor, R (1, 6) OBP: 0.389, SLG: 0.393		C FF 94 B SL 88 F FF 94 X FF 94 1-2 ① P3	B SL 89 F FF 95 F FF 94 X FF 95 1-2 ② G1-3			X FF 94 0-0 ③ P6			S FF 92 S SL 87 F SI 92 X SL 86 0-2 9 2B 1B	4	1	1	0	0	0	0
9 Endy Chavez, L (1, 9) OBP: 0.310, SLG: 0.371		B FF 93 C SL 89 B FF 94 F FF 95 F FF 94 B CU 82 S FF 95 3-3 ② K	B FF 95 C FF 95 F FF 95 X FF 95 1-2 ③ F7				C FF 94 F SI 94 S CH 87 0-3 ① K		B FC 91 X FF 91 1-0 16 1B 1-H 2B	4	0	1	1	0	2	0
Inning Stats	R: 2 H: 3 E: 0 LOB: 2 K: 2 BB: 1 S: 23 P: 33	R: 0 H: 0 E: 0 LOB: 0 K: 2 BB: 0 S: 11 P: 18	R: 0 H: 2 E: 0 LOB: 2 K: 2 BB: 0 S: 13 P: 16	R: 0 H: 0 E: 0 LOB: 0 K: 1 BB: 0 S: 9 P: 12	R: 0 H: 2 E: 0 LOB: 2 K: 0 BB: 0 S: 11 P: 17	R: 0 H: 0 E: 0 LOB: 0 K: 1 BB: 0 S: 6 P: 9	R: 0 H: 0 E: 0 LOB: 0 K: 2 BB: 0 S: 8 P: 9	R: 0 H: 0 E: 0 LOB: 0 K: 1 BB: 0 S: 8 P: 10	R: 1 H: 3 E: 0 LOB: 2 K: 1 BB: 0 S: 16 P: 23	1B: 8 SF: 0 2B: 1 SAC: 0 3B: 1 DP: 0 HR: 0 HBP: 0						

PITCHER		IP	WLS	BF	H	R	ER	SO	BB	IBB	HBP	BLK	WP	HR	S	P	ERA	WHIP
27 Jordan Zimmermann, R ERA: 2.93	(1, 1)	6.0	W	26	7	2	2	8	1	0	0	0	0	0	73	105	3.00	1.333
22 Drew Storen, R ERA: 1.43	(7, 1)	1.0	H	3	0	0	0	2	0	0	0	0	0	0	8	9	0.00	0.000
36 Tyler Clippard, R ERA: 1.85	(8, 1)	1.0		3	0	0	0	1	0	0	0	0	0	0	8	10	0.00	0.000
29 Rafael Soriano, R ERA: 2.56	(9, 1)	1.0		6	3	1	1	1	0	0	0	0	0	0	16	23	9.00	3.000

PITCHER	IP	WLS	BF	H	R	ER	SO	BB	IBB	HBP	BLK	WP	HR	S	P	ERA	WHIP

BOTTOM

Washington Nationals @ Seattle Mariners

Safeco Field, Seattle, WA

Fri Aug 29 2014, 7:11 PM - 10:05 PM PDT
Att. 35,616 - Partly Cloudy - 73 F

livebaseballscorecards.com

AB	37
R	3
H	10
RBI	3
BB	1
SO	12
LOB	14

WP: 0	PA: 38		
PB: 0			
SB: 0			
CS: 0			

Batter	1	2	3	4	5	6	7	8	9	AB	R	H	RBI	BB	SO	LOB
2 Denard Span, L (1, 8) OBP: 0.349, SLG: 0.404	C SI 93 B SI 94 X SI 93 1-1 E8 28 HR	C CU 78 B CU 79 X CU 79 1-1 ③ P6			X FF 91 0-0 ② P6		D SI 92 B FC 89 C FC 90 X FC 88 2-1 ② FC4-6 1-2f			4	1	0	0	0	0	4
6 Anthony Rendon, R (1, 5) OBP: 0.340, SLG: 0.471	C SI 94 X CU 80 0-1 ① G5-3		B CU 79 C CH 83 C FF 92 F CU 79 F CU 81 X CH 86 1-2 ① P3		F CU 79 F FF 92 F CU 80 B FF 92 D CU 81 D CH 85 F CH 85 X FF 92 3-2 1-H 2B		1 SAFE 1 SAFE C FF 93 1 SAFE C SI 91 B SI 95 B SL 83 1 SAFE S FC 91 2-3 ③ K			4	0	1	1	0	1	2
28 Jayson Werth, R (1, 9) OBP: 0.381, SLG: 0.451	C SI 94 C SI 94 B CU 82 B CU 79 F CU 79 F SI 94 X FF 93 2-2 2-H HR		C SI 93 C CH 86 B CU 81 B CU 80 B CH 85 C CH 86 3-3 ② K		C SI 92 B CU 80 B CH 85 D CH 86 I IN 55 4-1 IBB			C FF 95 B SI 96 C SL 90 B SI 97 F CU 79 S FF 97 2-3 ① K		3	1	1	2	1	2	0
25 Adam LaRoche, L (1, 3) OBP: 0.364, SLG: 0.443	C FF 92 B CU 81 B CU 80 B FF 92 X SI 92 3-1 ② G6-3		B FF 92 X FF 92 1-0 ③ G5-3		B CU 76 C CU 79 S CU 78 S CU 80 1-3 ③ K			X SI 96 0-0 1B		4	0	1	0	0	1	2
20 Ian Desmond, R (1, 6) OBP: 0.309, SLG: 0.429	B FF 93 C SI 93 B CH 88 B SI 92 X SI 92 3-1 ③ G4-3			C FF 92 S CH 85 B FF 91 B CU 82 X CH 84 2-2 34 FC2-6 1B		C CU 76 F CU 77 B SI 89 C CU 79 1-3 ① K		B FF 98 F SL 90 F SI 96 B FF 97 B CU 79 F SL 90 S SI 96 3-3 ② K		4	0	1	0	0	2	1
34 Bryce Harper, L (1, 7) OBP: 0.337, SLG: 0.396		C CU 79 B CU 79 C FF 93 B CU 80 B CU 80 B FF 94 4-2 40 G5-4-3 BB		X CU 77 0-0 ① FC2-6 40 G4-6-3 1-2f		C SI 91 F CU 78 F CU 79 S FF 91 0-3 ② K		C SI 97 C SL 89 F FF 98 S CU 79 0-3 ③ K		3	0	0	0	1	2	2
40 Wilson Ramos, R (1, 10) OBP: 0.324, SLG: 0.432		C FF 93 X CH 87 0-1 ①② G5-4-3 1-2f		B CU 80 B SI 92 F FF 92 X FF 93 2-1 ②③ G4-6-3 1-2f		B SI 92 F SI 91 B CH 86 F SI 92 X CH 86 2-2 ③ G5-3			B FF 94 X SL 87 1-0 ① G4-3	4	0	0	0	0	0	2
3 Asdrúbal Cabrera, S (1, 4) OBP: 0.311, SLG: 0.394		F FF 94 S CH 87 B FF 94 X FF 94 1-2 59 1B 1B			C CU 77 F SI 92 B CU 80 B CU 79 S CU 81 2-3 ① K		X SI 91 0-0 ① G3		B CU 76 F SI 90 X SI 91 1-1 ② G5-3	4	0	1	0	0	1	0
59 Jose Lobaton, S (1, 2) OBP: 0.295, SLG: 0.310		B SI 94 F FF 93 B CH 86 X FF 92 2-1 1-2 1B			X FF 92 0-0 6 2B 1B		C SI 92 C SI 94 B FC 89 X FF 94 1-2 2 FC4-6 1B		C SL 82 X SL 80 0-1 ③ G6-3	4	1	3	0	0	0	0
Inning Stats	R: 2 H: 1 E: 1 LOB: 0 K: 0 BB: 0 S: 13 P: 22	R: 0 H: 2 E: 0 LOB: 2 K: 0 BB: 1 S: 11 P: 19	R: 0 H: 0 E: 0 LOB: 0 K: 1 BB: 0 S: 9 P: 14	R: 0 H: 1 E: 0 LOB: 0 K: 0 BB: 0 S: 6 P: 10	R: 1 H: 2 E: 0 LOB: 2 K: 2 BB: 1 S: 14 P: 24	R: 0 H: 0 E: 0 LOB: 0 K: 2 BB: 0 S: 10 P: 13	R: 0 H: 1 E: 0 LOB: 1 K: 1 BB: 0 S: 9 P: 14	R: 0 H: 1 E: 0 LOB: 1 K: 3 BB: 0 S: 13 P: 18	R: 0 H: 0 E: 0 LOB: 0 K: 0 BB: 0 S: 5 P: 7	1B: 6 SF: 0 2B: 1 SAC: 0 3B: 0 DP: 2 HR: 1 HBP: 0						

TOP

Washington Nationals @ Seattle Mariners

Safeco Field, Seattle, WA

Sat Aug 30 2014, 6:13 PM - 9:05 PM PDT

Att. 32,894 - Cloudy - 63 F

livebaseballscorecards.com

AB	34
R	3
H	8
RBI	3
BB	2
SO	9
LOB	13

PITCHER		IP	WLS	BF	H	R	ER	SO	BB	IBB	HBP	BLK	WP	HR	S	P	ERA	WHIP
29 Roenis Elías, L ERA: 3.97	(1, 1)	6.0	L	25	6	3	2	5	1	1	0	0	0	1	63	102	3.00	1.167
52 Dominic Leone, R ERA: 2.34	(7, 1)	1.0		4	1	0	0	1	0	0	0	0	0	0	9	14	0.00	1.000
54 Tom Wilhelmsen, R ERA: 2.02	(8, 1)	1.1		5	1	0	0	3	0	0	0	0	0	0	14	20	0.00	0.750
41 Charlie Furbush, L ERA: 3.79	(9, 1)	0.2		2	0	0	0	0	0	0	0	0	0	0	4	5	0.00	0.000

PITCHER	IP	WLS	BF	H	R	ER	SO	BB	IBB	HBP	BLK	WP	HR	S	P	ERA	WHIP

BOTTOM

Batter	1	2	3	4	5	6	7	8	9	AB	R	H	RBI	BB	SO	LOB
16 Austin Jackson, R (1, 8) OBP: 0.323, SLG: 0.377	X FF 95 0-0 ① G5-3		C SI 95 D CU 82 F FF 96 X CU 82 1-2 22 S 1-2 1B		C SI 95 C SI 96 X FF 94 0-2 1-3 1B			X SI 94 0-0 ② F9		4	0	2	0	0	0	0
13 Dustin Ackley, L (1, 7) OBP: 0.305, SLG: 0.406	C SI 95 X SI 95 0-1 ② L9		B CH 89 B CH 89 X SI 95 2-0 ② F8 2-3		S CH 89 1 SAFE S FF 96 F SI 95 S CH 89 0-3 ③ K			C SI 95 B SI 96 B CH 89 C CH 89 X FF 96 2-2 HR		4	1	1	1	0	1	4
22 Robinson Canó, L (1, 4) OBP: 0.392, SLG: 0.467	B SI 94 X CH 90 1-0 ③ G3-1		1 SAFE C SI 96 1 SAFE B FF 96 F CH 90 C SI 97 1-3 ③ K 1-2			F SI 94 B SI 96 F FF 96 S CH 91 1-3 ① K		B SI 96 F FF 96 F FF 96 C SI 96 1-3 ③ K		4	0	0	0	0	3	2
21 Kendrys Morales, S (1, 10) OBP: 0.271, SLG: 0.332		C SI 95 B CH 89 S CH 89 B FF 96 X CU 83 2-2 20 FC2-6 1B		F CH 89 S SI 96 F FF 97 B SI 97 T FF 97 1-2 ① K		C SI 96 F SI 96 S CU 83 0-3 ② K			X FF 92 0-0 ① F7	4	0	1	0	0	2	0
15 Kyle Seager, L (1, 5) OBP: 0.343, SLG: 0.467		B SI 95 D SI 95 C FF 96 X FF 96 2-1 ① F8		B CH 90 F FF 97 T SI 98 S CH 90 1-3 ② K		C CH 89 S CH 89 B CH 90 F SI 96 X SI 97 1-2 ③ F7			C FF 91 B SL 86 X FC 92 1-1 9 1B 1B	4	0	1	0	0	1	1
20 Logan Morrison, L (1, 3) OBP: 0.291, SLG: 0.354		B SI 95 S CH 90 C CH 90 1 SAFE X FF 97 1-2 ② FC2-6 1 FC6-4 1-2f		C CU 83 S CH 91 S FF 97 0-3 ③ K			B CU 82 C SI 95 F SI 95 C SI 96 1-3 ① K		C FF 92 F FF 92 B SL 87 C SI 93 1-3 ② K	4	0	0	0	0	3	2
1 Chris Taylor, R (1, 6) OBP: 0.378, SLG: 0.379 9 Endy Chavez, L (9, PH) OBP: 0.313, SLG: 0.374		B SI 96 F SI 96 D CU 83 F FF 96 X CH 90 2-2 ③ FC6-4 1-2f			B CU 80 X SI 95 1-0 ① P3		X SI 95 0-0 ② F8		C FF 93 C FC 93 D SL 87 F FF 93 X SL 87 1-2 1-3 1B	3 1	0 0	0 1	0 0	0 0	0 0	1 0
99 James Jones, L (1, 9) OBP: 0.282, SLG: 0.306			X FF 94 0-0 ① B1-3		B SI 95 C SI 96 C SI 96 B CH 90 F SI 96 F SI 96 X CU 82 2-2 ② G6-3		B CU 83 X SI 95 1-0 ③ F7		B FF 92 S FF 92 F FF 92 1 SAFE X FF 93 1-2 ③ G4-3	4	0	0	0	0	0	2
2 Jesús Sucre, R (1, 2) OBP: 0.227, SLG: 0.250			B SI 96 X FF 97 1-0 13 F8 16 1B 1B		X FF 97 0-0 16 1B 1B			B CU 81 C SI 95 B CH 88 X SI 96 2-1 ① F8		3	0	2	0	0	0	0
Inning Stats	R: 0 E: 0 K: 0 S: 4 H: 0 LOB: 0 BB: 0 P: 5	R: 0 E: 0 K: 0 S: 11 H: 1 LOB: 1 BB: 0 P: 18	R: 0 E: 0 K: 1 S: 9 H: 2 LOB: 2 BB: 0 P: 14	R: 0 E: 0 K: 3 S: 10 H: 0 LOB: 0 BB: 0 P: 12	R: 0 E: 0 K: 1 S: 14 H: 2 LOB: 2 BB: 0 P: 17	R: 0 E: 0 K: 2 S: 10 H: 0 LOB: 0 BB: 0 P: 12	R: 0 E: 0 K: 1 S: 5 H: 0 LOB: 0 BB: 0 P: 7	R: 1 E: 0 K: 1 S: 9 H: 1 LOB: 0 BB: 0 P: 14	R: 0 E: 0 K: 1 S: 13 H: 2 LOB: 2 BB: 0 P: 17	1B: 7 2B: 0 3B: 0 HR: 1	SF: 0 SAC: 0 DP: 0 HBP: 0			WP: 0 PB: 0 SB: 1 CS: 0	PA: 35		

PITCHER		IP	WLS	BF	H	R	ER	SO	BB	IBB	HBP	BLK	WP	HR	S	P	ERA	WHIP
37 Stephen Strasburg, R ERA: 3.49	(1, 1)	7.2	W	29	6	1	1	8	0	0	0	0	0	1	69	95	1.17	0.783
46 Matt Thornton, L ERA: 1.93	(8, 1)	0.1	H	1	0	0	0	1	0	0	0	0	0	0	3	4	0.00	0.000
29 Rafael Soriano, R ERA: 2.52	(9, 1)	1.0	S	5	2	0	0	1	0	0	0	0	0	0	13	17	0.00	2.000

PITCHER	IP	WLS	BF	H	R	ER	SO	BB	IBB	HBP	BLK	WP	HR	S	P	ERA	WHIP

Washington Nationals @ Seattle Mariners

Safeco Field, Seattle, WA

Sat Aug 30 2014, 6:13 PM - 9:05 PM PDT

Att. 32,894 - Cloudy - 63 F

livebaseballscorecards.com

AB	35
R	1
H	8
RBI	1
BB	0
SO	10
LOB	12

Washington Nationals @ Seattle Mariners

Safeco Field, Seattle, WA

Sun Aug 31 2014, 1:13 PM - 4:07 PM PDT

Att. 26,221 - Partly Cloudy - 67 F

livebaseballscorecards.com

TOP

Batter	1	2	3	4	5	6	7	8	9	AB	R	H	RBI	BB	SO	LOB
2 Denard Span, L (1, 8) OBP: 0.349, SLG: 0.405	B FS 85 B SI 86 C FS 86 C SL 80 X FS 82 2-2 ① F8		C SL 79 X FS 83 0-1 6 F8 2B		B FS 82 X SI 88 1-0 ② G3		C FC 89 T FC 91 B FF 93 F FC 90 B CH 84 F FC 88 X FC 90 2-2 ③ G3			4	0	1	0	0	0	3
6 Anthony Rendon, R (1, 5) OBP: 0.338, SLG: 0.468	B SL 78 B SL 78 C FS 86 F FS 82 S SI 89 2-3 ② K		T SI 86 F SI 89 X SI 88 0-2 ① F8 2-3		C SI 86 X SI 87 0-1 ③ G5-3			C FF 96 C CU 86 C CU 86 0-3 ① K		4	0	0	0	0	2	1
28 Jayson Werth, R (1, 10) OBP: 0.380, SLG: 0.451	C SI 87 B SI 88 B SI 87 B FS 83 S SI 89 X SI 89 3-2 2B		B SI 89 C SI 88 X SI 89 1-1 ② G6-3			C SI 86 C SI 90 B SI 90 B SI 86 B SI 86 F SI 86 S SI 92 3-3 ① K		B FF 96 X FF 96 1-0 ② P3		4	0	1	0	0	1	1
25 Adam LaRoche, L (1, 3) OBP: 0.363, SLG: 0.440	B FS 83 B FS 83 S SI 89 X FS 85 2-1 ③ G4-1		C FS 85 S SL 83 T FF 90 0-2 ③ K			B SI 89 X FS 84 1-0 ② F8		F FF 97 C SI 97 B CU 87 B SI 97 B FF 96 B CU 87 4-2 BB		3	0	0	0	1	1	2
20 Ian Desmond, R (1, 6) OBP: 0.307, SLG: 0.425		C SI 86 F SL 80 B SI 89 F FS 83 S SL 78 1-3 ① K		F SL 79 B SL 81 B SI 88 C SI 88 B FS 84 F FS 83 X SL 78 3-2 ① P4		X FS 82 0-0 ③ G6-3		B CU 87 B CU 87 T FF 96 B FF 96 C SI 96 C SI 97 3-3 ③ K		4	0	0	0	0	2	1
34 Bryce Harper, L (1, 7) OBP: 0.342, SLG: 0.424		C SI 88 X CU 72 0-1 HR		B FF 89 B SI 89 B SI 89 C SI 90 X FS 85 3-1 HR			F SL 81 S SL 82 F SL 81 B SL 82 B SL 84 F SL 84 T FF 92 2-2 ① K		C SI 94 F CH 81 X SI 97 0-2 3 G4-3 1B	4	2	3	2	0	1	0
40 Wilson Ramos, R (1, 2) OBP: 0.320, SLG: 0.427 8 Danny Espinosa, S (7, PR) OBP: 0.279, SLG: 0.357 59 Jose Lobaton, S (7, 2) OBP: 0.294, SLG: 0.308		B SI 87 F SL 83 S SL 83 B FS 84 F SI 89 X SL 82 2-2 ② G6-3		X SI 86 0-0 ② G5-3			F FC 88 F FC 89 S CU 74 0-3 K 17 3 FC4-6 BB		C CH 80 X SI 96 0-1 ① L8	3 0 1	0 0 0	0 0 0	0 0 0	0 0 0	1 0 0	0 0 1
3 Asdrúbal Cabrera, S (1, 4) OBP: 0.310, SLG: 0.391		C SI 88 B FS 84 B FS 84 F SI 89 F FS 84 C SI 90 2-3 ③ K		C SI 87 X SI 88 0-1 ③ G4-3			C FC 87 D CH 83 B FC 90 C FC 89 F FC 89 B CH 85 B FC 89 4-2 17 FC4-6 1-2 BB		X SI 94 0-0 ② G4-3 1-2	3	0	0	0	1	1	1
17 Nate Schierholtz, L (1, 9) OBP: 0.236, SLG: 0.302			B SI 86 X SI 88 1-0 HR		B SL 78 B FS 81 C SI 86 S FS 82 C SI 88 2-3 ① K		F FC 90 B CH 84 X FC 89 1-1 ② FC4-6 1-2f 2-3		B CH 82 X SI 96 1-0 ③ G3	4	1	1	1	0	1	3
Inning Stats	R: 0 E: 0 K: 1 S: 11 H: 1 LOB: 1 BB: 0 P: 20	R: 1 E: 0 K: 2 S: 14 H: 1 LOB: 0 BB: 0 P: 19	R: 1 E: 0 K: 1 S: 11 H: 2 LOB: 1 BB: 0 P: 13	R: 1 E: 0 K: 0 S: 9 H: 1 LOB: 0 BB: 0 P: 15	R: 0 E: 0 K: 1 S: 6 H: 0 LOB: 0 BB: 0 P: 9	R: 0 E: 0 K: 1 S: 6 H: 0 LOB: 0 BB: 0 P: 10	R: 0 E: 0 K: 2 S: 18 H: 0 LOB: 3 BB: 1 P: 27	R: 0 E: 0 K: 2 S: 9 H: 0 LOB: 1 BB: 1 P: 17	R: 0 E: 0 K: 0 S: 7 H: 1 LOB: 1 BB: 0 P: 8	1B: 1 2B: 2 3B: 0 HR: 3 SF: 0 SAC: 0 DP: 0 HBP: 0						

	AB	34
	R	3
	H	6
	RBI	3
	BB	2
	SO	10
	LOB	13

PITCHER		IP	WLS	BF	H	R	ER	SO	BB	IBB	HBP	BLK	WP	HR	S	P	ERA	WHIP
18 Hisashi Iwakuma, R ERA: 2.9	(1, 1)	6.0	W	23	5	3	3	6	0	0	0	0	0	3	57	86	4.50	0.833
41 Charlie Furbush, L ERA: 3.76	(7, 1)	0.1	H	1	0	0	0	1	0	0	0	0	0	0	5	7	0.00	0.000
40 Danny Farquhar, R ERA: 2.43	(7, 1)	0.2	H	4	0	0	0	1	1	0	0	0	1	0	13	20	0.00	1.500
31 Yoervis Medina, R ERA: 2.09	(8, 1)	1.0	H	4	0	0	0	2	1	0	0	0	0	0	9	17	0.00	1.000
56 Fernando Rodney, R ERA: 2.28	(9, 1)	1.0	S	4	1	0	0	0	0	0	0	0	0	0	7	8	0.00	1.000

PITCHER	IP	WLS	BF	H	R	ER	SO	BB	IBB	HBP	BLK	WP	HR	S	P	ERA	WHIP

BOTTOM

Batter	1	2	3	4	5	6	7	8	9	AB	R	H	RBI	BB	SO	LOB
16 Austin Jackson, R (1, 8) OBP: 0.327, SLG: 0.380	B SI 88 C SI 89 F SL 82 C SI 91 1-3 ① K	C SI 90 X SI 91 0-1 13 1B 2-3 1B	C SI 91 B SI 92 1 SAFE C SL 83 B SI 93 X SI 92 2-2 13 HR 1-2 1B	X SI 91 0-0 1-2 1B					4	1	3	0	0	1	0
13 Dustin Ackley, L (1, 7) OBP: 0.307, SLG: 0.414	B SI 90 F SI 89 F CH 80 B SI 92 X SI 90 2-2 ② F7	1 SAFE C SI 91 B SI 91 F SI 91 1 SAFE 1 SAFE B SI 92 1 SAFE B CH 82 3-2 1 SAFE X SI 92 22 G6-4-3 1-3 3-H 1B	B SI 91 B CH 82 X SI 92 2-0 1-H 2-H HR	C SI 90 B SI 91 X SI 91 1-1 ② L7					4	1	2	4	0	0	2
22 Robinson Canó, L (1, 4) OBP: 0.391, SLG: 0.465	B SI 90 C CH 81 S SI 90 B SI 91 X SI 91 2-2 ③ F7	1 SAFE F SI 92 1 SAFE X SI 92 0-1 ②③ G6-4-3 1-2f	B SI 91 X SI 92 1-0 21 G3-6-1 1B	C SI 91 X SI 91 0-1 ③ G3					4	0	1	0	0	0	4
21 Kendrys Morales, S (1, 3) OBP: 0.274, SLG: 0.332 99 James Jones, L (8, PR) OBP: 0.282, SLG: 0.306 20 Logan Morrison, L (9, 3) OBP: 0.291, SLG: 0.354		C SI 87 B CH 80 X CH 80 1-1 9 FC6 1B	C CH 80 B SI 90 B CH 81 X SI 90 2-1 ① G3	F SI 92 1 SAFE 1 SAFE B SI 91 B CH 82 X CH 81 2-1 ②③ G3-6-1 1-2f			C SI 90 B CH 83 S CH 84 B CH 85 F SI 91 F CU 74 F SI 91 B CH 84 B SI 90 4-2 9 S 28 S 9 2B BB		3 0 0	0 1 0	1 0 0	0 0 0	1 0 0	0 0 0	1 0 0
15 Kyle Seager, L (1, 5) OBP: 0.342, SLG: 0.465		C SI 90 X SI 90 0-1 ① L7	B SI 90 X SI 90 1-0 1B	C CU 73 X SI 91 0-1 ① F8			X SI 91 0-0 ① F9		4	0	1	0	0	0	2
28 Chris Denorfia, R (1, 10) OBP: 0.286, SLG: 0.313		C SI 90 B SL 84 F SL 83 B SI 92 T SI 92 2-2 ② K	S SI 91 1 SAFE X SI 91 0-1 ② F8	C SI 90 C SI 91 B SL 84 T SI 92 1-2 ② K			1 SAFE B SI 91 C FC 85 1 SAFE 1 SAFE 1 SAFE C SI 92 S SI 92 1-3 ② K 1-2		4	0	0	0	0	3	3
9 Endy Chavez, L (1, 9) OBP: 0.312, SLG: 0.377		C SI 90 S CH 82 X CH 82 0-2 ③ FC6 1-2f	F SI 90 X SI 91 0-1 ③ B5-3	B CH 82 F SI 91 B SI 91 X CH 82 2-1 ③ G1-3			D KC 80 S FC 85 B FC 84 S SI 92 X SI 92 2-2 2-H 2B		4	0	1	1	0	0	2
3 Mike Zunino, R (1, 2) OBP: 0.256, SLG: 0.409			X SL 82 0-0 ① F7	B SI 91 X SL 84 1-0 ① F8		C SI 88 S SL 82 B SI 90 B SL 82 S SL 83 2-3 ① K	C FC 86 C FC 87 X FC 84 0-2 ③ L6		4	0	0	0	0	1	2
5 Brad Miller, L (1, 6) OBP: 0.280, SLG: 0.335			C SI 88 X CH 80 0-1 16 1B 13 1B 2B	F SI 91 F SI 92 B SI 91 B CU 75 X SI 92 2-2 16 1B 13 HR 1B		C CU 72 B SI 90 B SI 91 B CH 82 X SI 92 3-1 16 1B 1B			3	2	3	0	0	0	0
Inning Stats	R: 0 E: 0 K: 1 S: 9 H: 0 LOB: 0 BB: 0 P: 14	R: 0 E: 0 K: 1 S: 10 H: 1 LOB: 1 BB: 0 P: 13	R: 1 E: 0 K: 0 S: 10 H: 3 LOB: 1 BB: 0 P: 13	R: 0 E: 0 K: 0 S: 7 H: 1 LOB: 1 BB: 0 P: 10	R: 3 E: 0 K: 0 S: 11 H: 4 LOB: 0 BB: 0 P: 21	R: 0 E: 0 K: 1 S: 7 H: 0 LOB: 0 BB: 0 P: 10	R: 0 E: 0 K: 1 S: 10 H: 2 LOB: 2 BB: 0 P: 16	R: 1 E: 0 K: 1 S: 15 H: 1 LOB: 2 BB: 1 P: 22		1B: 9 2B: 2 3B: 0 HR: 1	SF: 0 SAC: 0 DP: 2 HBP: 0				WP: 0 PB: 0 SB: 2 CS: 0	PA: 35	

PITCHER		IP	WLS	BF	H	R	ER	SO	BB	IBB	HBP	BLK	WP	HR	S	P	ERA	WHIP
57 Tanner Roark, R ERA: 2.91	(1, 1)	6.1	L	28	11	4	4	4	0	0	0	0	0	1	60	92	5.68	1.737
13 Jerry Blevins, L ERA: 5.21	(7, 1)	1.0		4	0	1	1	0	1	0	0	0	0	0	10	15	9.00	1.000
35 Craig Stammen, R ERA: 3.49	(8, 1)	0.2		3	1	0	0	1	0	0	0	0	0	0	9	12	0.00	1.500

PITCHER	IP	WLS	BF	H	R	ER	SO	BB	IBB	HBP	BLK	WP	HR	S	P	ERA	WHIP

Washington Nationals @ Seattle Mariners

Safeco Field, Seattle, WA

Sun Aug 31 2014, 1:13 PM - 4:07 PM PDT

Att. 26,221 - Partly Cloudy - 67 F

livebaseballscorecards.com

AB	34
R	5
H	12
RBI	5
BB	1
SO	5
LOB	16

Batter	1	2	3	4	5	6	7	8	9	AB	R	H	RBI	BB	SO	LOB
16 Austin Jackson, R (1, 8) OBP: 0.324, SLG: 0.377	B FF 94 F FF 93 C SL 83 B SL 83 B FF 93 X FF 93 3-2 ① F8		C FF 93 B FF 93 C SL 82 X FF 92 1-2 ② L8			C SL 82 F SL 81 X SL 80 0-2 ① P6			B SI 89 B FF 89 C SI 89 C SI 90 X SI 91 2-2 ① G6-3	4	0	0	0	0	0	0
13 Dustin Ackley, L (1, 7) OBP: 0.304, SLG: 0.410	B FF 94 B CH 86 F SI 92 X FF 93 2-1 ② F8		C SL 82 B SL 81 F SI 94 X FF 94 1-2 ③ G6-3			B CH 87 F FF 94 X FF 93 1-1 ② G3			X SI 91 0-0 ② G4-3	4	0	0	0	0	0	0
22 Robinson Canó, L (1, 4) OBP: 0.389, SLG: 0.462 7 Stefen Romero, R (9, PH) OBP: 0.240, SLG: 0.310	B FF 94 X FF 94 1-0 ③ G3-1			C CH 85 F SL 82 X FF 94 0-2 ① G4-3		F SL 82 X FF 94 0-1 ③ F7			C SI 89 F SL 84 B SI 90 H FF 90 2-2 21 FC4 HBP	3 0	0 0	0 0	0 0	0 0	0 0	0 0
21 Kendrys Morales, S (1, 10) OBP: 0.270, SLG: 0.327		C FF 92 S SL 81 B SL 80 X FF 93 1-2 ① G6-3		C SL 83 X FF 94 0-1 ② L7			C SL 81 B FF 92 B CH 86 F FF 92 B SL 82 X FF 93 3-2 ① F8		B SI 90 C SI 91 F SL 84 F SL 83 X SI 91 1-2 ③ FC4 1-2f	4	0	0	0	0	0	1
15 Kyle Seager, L (1, 5) OBP: 0.342, SLG: 0.465		B FF 94 C SI 93 B CH 85 X SI 93 2-1 9 BB 1B		B SL 82 B FF 94 F FF 93 X FF 94 2-1 ③ F8			B FF 94 C SL 81 B FF 93 C SL 82 B SL 81 F FF 93 X FF 92 3-2 ② F7			3	0	1	0	0	0	0
17 Justin Smoak, S (1, 3) OBP: 0.275, SLG: 0.347		X FF 93 0-0 ② P4			C FF 93 C SL 81 B FF 93 F FF 94 B SL 80 S SL 80 2-3 ① K		C SL 83 S SL 82 B FF 93 B SL 82 X SL 81 2-2 ③ F7			3	0	0	0	0	1	1
9 Endy Chavez, L (1, 9) OBP: 0.317, SLG: 0.378		1 SAFE B FF 92 B FF 93 B FF 92 B FF 92 4-0 1-2 BB			B SL 81 X FF 93 1-0 5 CS 1B			B FF 92 C FF 92 B FF 92 X FF 92 2-1 ① F8		2	0	1	0	1	0	0
3 Mike Zunino, R (1, 2) OBP: 0.254, SLG: 0.406		B FF 92 F FF 93 D SL 82 S FF 93 S FF 94 2-3 ③ K			B FF 92 S FF 92 X FF 92 1-1 ② P4			C SL 82 B SL 81 F FF 94 B FF 92 F FF 93 F FF 93 F FF 93 B SL 81 S FF 92 3-3 ② K		3	0	0	0	0	2	3
5 Brad Miller, L (1, 6) OBP: 0.281, SLG: 0.345			F SI 92 F SL 82 B SL 81 S FF 94 1-3 ① K		B SL 83 1 SAFE B FF 92 2-0 ③ CS 1-2	B SL 82 X FF 94 1-0 HR		C SL 80 B SL 81 B CH 85 C FF 92 F FF 93 S SL 81 2-3 ③ K		3	1	1	1	0	2	0
Inning Stats	R: 0 E: 0 K: 0 S: 6 H: 0 LOB: 0 BB: 0 P: 12	R: 0 E: 0 K: 1 S: 9 H: 1 LOB: 2 BB: 1 P: 18	R: 0 E: 0 K: 1 S: 9 H: 0 LOB: 0 BB: 0 P: 12	R: 0 E: 0 K: 0 S: 7 H: 0 LOB: 0 BB: 0 P: 9	R: 0 E: 0 K: 1 S: 7 H: 1 LOB: 0 BB: 0 P: 13	R: 1 E: 0 K: 0 S: 8 H: 1 LOB: 0 BB: 0 P: 10	R: 0 E: 0 K: 0 S: 10 H: 0 LOB: 0 BB: 0 P: 18	R: 0 E: 0 K: 2 S: 12 H: 0 LOB: 0 BB: 0 P: 19	R: 0 E: 0 K: 0 S: 10 H: 0 LOB: 1 BB: 0 P: 15	1B: 2 2B: 0 3B: 0 HR: 1	SF: 0 SAC: 0 DP: 0 HBP: 1					

PITCHER		IP	WLS	BF	H	R	ER	SO	BB	IBB	HBP	BLK	WP	HR	S	P	ERA	WHIP
40 Jason Hammel, R ERA: 3.58	(1, 1)	8.0	W	27	3	1	1	5	1	0	0	0	0	1	68	111	1.12	0.500
39 Eric O'Flaherty, L ERA: 1.65	(9, 1)	1.0		4	0	0	0	0	0	0	1	0	0	0	10	15	0.00	0.000

PITCHER	IP	WLS	BF	H	R	ER	SO	BB	IBB	HBP	BLK	WP	HR	S	P	ERA	WHIP

TOP

Seattle Mariners @ Oakland Athletics

O.co Coliseum, Oakland, CA

Mon Sep 01 2014, 4:09 PM - 6:37 PM EDT

Att. 36,067 - Sunny - 81 F

livebaseballscorecards.com

AB	29
R	1
H	3
RBI	1
BB	1
SO	5
LOB	5

Seattle Mariners @ Oakland Athletics

O.co Coliseum, Oakland, CA

Mon Sep 01 2014, 4:09 PM - 6:37 PM EDT

Att. 36,067 - Sunny - 81 F

livebaseballscorecards.com

BOTTOM

Batter	1	2	3	4	5	6	7	8	9	AB	R	H	RBI	BB	SO	LOB
23 Sam Fuld, L (1, 8) OBP: 0.333, SLG: 0.352	G4-3 K			L5		G3-6-3 1-2f		F8		5	0	0	0	0	1	3
16 Josh Reddick, L (1, 9) OBP: 0.311, SLG: 0.428	10 HR 2B	10 1B BB		P4		20 BLK 20 2B 1B		L7		4	2	2	0	1	0	0
20 Josh Donaldson, R (1, 5) OBP: 0.348, SLG: 0.471	F8	K		K		1-H 2B		G4-3		5	0	1	1	0	2	2
10 Adam Dunn, L (1, 10) OBP: 0.344, SLG: 0.443	2-H HR	1-3 1B			K	HBP				3	1	2	2	0	1	0
37 Brandon Moss, L (1, 7) OBP: 0.339, SLG: 0.449 3 Craig Gentry, R (9, 7) OBP: 0.314, SLG: 0.286	8 1B 17 1B BB	K			G4-3	P5				3 0	1 0	0 0	0 0	1 0	1 0	4 0
8 Jed Lowrie, S (1, 6) OBP: 0.319, SLG: 0.355	21 BB 17 1B 1-3 1B	L7			17 PB 21 1B 1B		L1-3			4	1	2	0	0	0	2
21 Stephen Vogt, L (1, 3) OBP: 0.340, SLG: 0.475	17 1B 28 1B 1-2 BB		F8		17 PB 1-2 1B		BB			2	1	1	0	2	0	0
17 Geovany Soto, R (1, 2) OBP: 0.286, SLG: 0.383	28 1B 1-3 2-H 3-H 1B		G6-3		F8 1-2 2-3		L7			4	0	1	2	0	0	3
28 Eric Sogard, L (1, 4) OBP: 0.305, SLG: 0.276	1-2 3-H 1B		K			23 G3-6-3 1B	L7			4	0	2	1	0	1	1
Inning Stats	R: 5 E: 0 K: 1 S: 26 H: 5 LOB: 2 BB: 2 P: 42	R: 0 E: 0 K: 2 S: 15 H: 1 LOB: 2 BB: 1 P: 21	R: 0 E: 0 K: 1 S: 10 H: 0 LOB: 0 BB: 0 P: 16	R: 0 E: 0 K: 1 S: 6 H: 0 LOB: 0 BB: 0 P: 8	R: 0 E: 0 K: 1 S: 11 H: 2 LOB: 2 BB: 0 P: 16	R: 1 E: 0 K: 0 S: 14 H: 3 LOB: 2 BB: 0 P: 18	R: 0 E: 0 K: 0 S: 5 H: 0 LOB: 1 BB: 1 P: 10	R: 0 E: 0 K: 0 S: 5 H: 0 LOB: 0 BB: 0 P: 9		1B: 8 2B: 2 3B: 0 HR: 1	SF: 0 SAC: 0 DP: 1 HBP: 1		WP: 0 PB: 1 SB: 0 CS: 0	PA: 39		

	AB	R	H	RBI	BB	SO	LOB
	34	6	11	6	4	6	15

PITCHER		IP	WLS	BF	H	R	ER	SO	BB	IBB	HBP	BLK	WP	HR	S	P	ERA	WHIP
53 Chris Young, R ERA: 3.46	(1, 1)	0.2	L	8	4	5	5	0	2	0	0	0	0	1	21	36	67.50	9.000
44 Lucas Luetge, L ERA: 4.91	(1, 1)	0.1		2	1	0	0	1	0	0	0	0	0	0	5	6	0.00	3.000
44 Taijuan Walker, R ERA: 3.0	(2, 1)	6.0		26	6	1	1	5	2	0	1	1	0	0	61	89	1.50	1.333
97 Joe Beimel, L ERA: 1.99	(8, 1)	0.2		2	0	0	0	0	0	0	0	0	0	0	4	7	0.00	0.000
39 Carson Smith, R ERA:	(8, 1)	0.1		1	0	0	0	0	0	0	0	0	0	0	1	2	0.00	0.000

PITCHER	IP	WLS	BF	H	R	ER	SO	BB	IBB	HBP	BLK	WP	HR	S	P	ERA	WHIP

Batter	1	2	3	4	5	6	7	8	9	AB	R	H	RBI	BB	SO	LOB
16 Austin Jackson, R (1, 8) OBP: 0.325, SLG: 0.378	B FF 92 C FF 93 C CU 80 B CH 88 F CU 81 X SI 95 2-2 22 G3-6-3 1B		F B SI 94 X SI 93 1-1 13 G3 13 S 2-H 3-H 1B		B CU 78 C CH 86 F CU 81 X CU 80 1-2 ① L9		B KC 80 B KC 83 X SI 90 2-0 ② L9			4	0	2	2	0	0	0
13 Dustin Ackley, L (1, 7) OBP: 0.302, SLG: 0.406	C SI 93 T SI 94 X FF 93 0-2 ① F9		1 SAFE B SI 92 F SI 93 X CU 82 1-1 ② G3 1-3		B CH 86 B SI 92 X FF 92 2-0 ② F7		C KC 83 B FF 93 T KC 82 S KC 84 1-3 ③ K			4	0	0	0	0	1	2
22 Robinson Canó, L (1, 4) OBP: 0.388, SLG: 0.460	B SI 94 C SI 93 F CU 80 X SI 94 1-2 ②③ G3-6-3 1-2f		D CU 81 X SI 93 1-0 ③ G3		B CH 88 S CH 84 F CU 82 B CU 81 B FF 92 F SL 88 X SL 88 3-2 15 HR 1B			B KC 82 X SI 91 1-0 ① G3		4	1	1	0	0	0	2
15 Kyle Seager, L (1, 5) OBP: 0.341, SLG: 0.469		C SI 92 B CH 85 C CH 87 C SI 94 1-3 ① K	S CH 84 C CH 85 X CU 82 0-2 ① G3-1		B CU 80 1 SAFE X SI 92 1-0 1-H HR			C KC 82 C KC 82 S KC 82 0-3 ② K		4	1	1	2	0	2	0
21 Kendrys Morales, S (1, 10) OBP: 0.270, SLG: 0.326		C CU 80 B FF 93 C CU 80 F CU 82 S CU 83 1-3 ② K	S FF 92 X CU 81 0-1 ③ 20 2B 9 2B 1B		F FF 93 X FF 92 0-1 ③ F9			B SI 93 F FF 92 T KC 83 X KC 83 1-2 ③ G2-3		4	1	1	0	0	1	0
20 Logan Morrison, L (1, 3) OBP: 0.294, SLG: 0.360 7 Stefen Romero, R (9, PR) OBP: 0.240, SLG: 0.310 17 Justin Smoak, S (9, 3) OBP: 0.275, SLG: 0.347		X SI 94 0-0 ③ G4-3	B CH 86 X CH 84 1-0 9 2B 1-3 2B			F FF 92 C KC 82 F FF 92 S KC 83 0-3 ① K			S FF 90 X KC 80 0-1 2 CS 99 SH5-3 1B	4 0 0	1 0 0	2 0 0	0 0 0	0 0 0	1 0 0	0 0 0
9 Endy Chavez, L (1, 9) OBP: 0.323, SLG: 0.386 28 Chris Denorfia, R (6, PH) OBP: 0.285, SLG: 0.312 (6, 9) 99 James Jones, L (9, PH) OBP: 0.282, SLG: 0.306 (9, 9)			B SI 93 C SI 93 B CU 81 B SI 92 B SI 92 4-1 2 SH1-4 5 BB 16 1B BB	C SI 93 D CU 83 B SI 93 C CU 82 X CU 82 2-2 5 G4-3 2-H 3-H 2B		S FF 92 X FF 93 0-1 ② P2		1 SAFE F SI 93 1 SAFE X SI 94 0-1 ① SH5-3 1-2	1 1 0	1 0 0	1 0 0	2 0 0	1 0 0	0 0 0	0 0 0
5 Brad Miller, L (1, 6) OBP: 0.281, SLG: 0.342			C SI 93 B CU 81 C CU 82 B CU 82 B SI 94 1 SAFE F FF 93 B FF 93 4-2 2 SH1-4 16 1B 1-2 BB	C CU 81 B CH 83 B FF 93 X CH 84 2-1 ② G4-3 2-3		B KC 82 C KC 82 B KC 82 S FF 92 X KC 82 2-2 ③ G4-3		B SL 85 F SI 94 X SL 85 1-1 ② L9	3	1	0	0	1	0	3
2 Jesús Sucre, R (1, 2) OBP: 0.217, SLG: 0.239			C SI 93 X CU 82 0-1 ① SH1-4 1-2 2-3	X FF 92 0-0 ③ G4-3			B SI 87 X SI 92 1-0 ① G6-3		C FF 94 B SL 86 F FF 94 F SL 86 F FF 94 2 SAFE 1-2 ③ CS 2-3	2	0	0	0	0	0	1
Inning Stats	R: 0 E: 0 K: 0 S: 10 H: 1 LOB: 0 BB: 0 P: 13	R: 0 E: 0 K: 2 S: 8 H: 0 LOB: 0 BB: 0 P: 10	R: 2 E: 0 K: 0 S: 11 H: 1 LOB: 1 BB: 2 P: 22	R: 2 E: 0 K: 0 S: 12 H: 3 LOB: 1 BB: 0 P: 17	R: 2 E: 0 K: 0 S: 11 H: 2 LOB: 0 BB: 0 P: 18	R: 0 E: 0 K: 1 S: 9 H: 0 LOB: 0 BB: 0 P: 11	R: 0 E: 0 K: 1 S: 5 H: 0 LOB: 0 BB: 0 P: 9	R: 0 E: 0 K: 1 S: 7 H: 0 LOB: 0 BB: 0 P: 9	R: 0 E: 0 K: 0 S: 10 H: 1 LOB: 1 BB: 0 P: 12	1B: 5 2B: 2 3B: 0 HR: 1 SF: 0 SAC: 2 DP: 1 HBP: 0						

TOP

Seattle Mariners @ Oakland Athletics

O.co Coliseum, Oakland, CA

Tue Sep 02 2014, 10:09 PM - 12:49 AM EDT

Att. 23,859 - Cloudy - 60 F

livebaseballscorecards.com

AB	31
R	6
H	8
RBI	6
BB	2
SO	5
LOB	8

PITCHER		IP	WLS	BF	H	R	ER	SO	BB	IBB	HBP	BLK	WP	HR	S	P	ERA	WHIP
54 Sonny Gray, R ERA: 3.25	(1, 1)	5.0	L	23	7	6	6	2	2	0	0	0	0	1	52	80	10.80	1.800
13 Drew Pomeranz, L ERA: 2.53	(6, 1)	3.0		10	1	0	0	3	0	0	0	0	0	0	23	31	0.00	0.333
48 Ryan Cook, R ERA: 3.38	(9, 1)	1.0		2	0	0	0	0	0	0	0	0	0	0	8	10	0.00	0.000

PITCHER	IP	WLS	BF	H	R	ER	SO	BB	IBB	HBP	BLK	WP	HR	S	P	ERA	WHIP

BOTTOM

Seattle Mariners @ Oakland Athletics

O.co Coliseum, Oakland, CA

Tue Sep 02 2014, 10:09 PM - 12:49 AM EDT

Att. 23,859 - Cloudy - 60 F

livebaseballscorecards.com

Batter	1	2	3	4	5	6	7	8	9	AB	R	H	RBI	BB	SO	LOB
3 Craig Gentry, R (1, 8) OBP: 0.321, SLG: 0.299	C FF 95 X FF 97 0-1 G5-3 ①			C FF 95 B KC 81 X FF 96 1-1 8 CS 1B			B FF 96 B FF 97 B FF 95 C FF 96 C FF 96 X FF 97 3-2 1B	C FF 93 S CU 83 B CU 86 F CU 85 B CU 84 F CU 84 X CU 85 2-2 1-H 2-H 2B		4	0	3	2	0	0	0
8 Jed Lowrie, S (1, 6) OBP: 0.316, SLG: 0.352	C FF 96 B FF 97 X FF 96 1-1 G5-3 ②			C FF 95 D FF 97 B FF 97 F FF 97 X FF 98 2-2 G4-3 ①② 1-2			B FF 94 X FF 94 1-0 F9 ①	B FF 95 F FF 94 F CU 85 S CU 86 1-3 K ③		4	0	0	0	0	1	4
20 Josh Donaldson, R (1, 5) OBP: 0.346, SLG: 0.467	B FF 96 S FF 96 B FF 97 F FF 98 S FF 95 2-3 K ③			B FF 97 F FF 96 C CH 89 X FF 99 1-2 F8 ③			C FF 96 X KC 81 0-1 P6 ②		B SI 92 B CH 81 B SI 92 C SI 93 S CH 82 C SI 94 3-3 K ①	4	0	0	0	0	2	1
15 Jonny Gomes, R (1, 7) OBP: 0.332, SLG: 0.340 21 Stephen Vogt, L (9, PH) OBP: 0.339, SLG: 0.473		C FF 96 C KC 82 X KC 83 0-2 F8 ①			B FF 95 F FF 95 C FF 97 B KC 84 B KC 83 X FF 96 3-2 36 FC5-4 1B		X FF 96 0-0 G1-4-3 ③		C SI 94 T CH 80 F CH 83 S CH 82 0-3 K ②	3 1	0 0	1 0	0 0	0 0	0 1	1 0
36 Derek Norris, R (1, 10) OBP: 0.367, SLG: 0.428		C FF 97 C KC 84 F FF 97 B KC 84 B KC 84 F FF 97 C KC 83 2-3 K ②			X FF 94 0-0 FC5-4 35 G6-4-3 ① 1-2f			B KC 80 X FF 96 1-0 17 G5-4-3 10 1B 35 WP 1B	X SI 92 0-0 37 2B 2B	4	2	2	0	0	1	1
35 Nate Freiman, R (1, 3) OBP: 0.295, SLG: 0.536 37 Brandon Moss, L (9, PH) OBP: 0.340, SLG: 0.452		B FF 95 B FF 96 X FF 96 2-0 L8 ③			B FF 94 X FF 95 1-0 G6-4-3 ②③ 1-2f			B FF 95 B FF 94 B FF 96 C FF 95 B FF 96 4-1 17 G5-4-3 1-2 BB	F SI 94 X CH 83 0-1 23 2B 2-H 2B	2 1	0 1	0 1	0 1	1 0	0 0	1 0
17 Geovany Soto, R (1, 2) OBP: 0.288, SLG: 0.367 23 Sam Fuld, L (9, PH) OBP: 0.335, SLG: 0.358			C FF 94 C FF 95 B CH 86 B KC 84 B FF 97 B FF 96 4-2 16 G4-6-3 BB			C FF 94 X FF 96 0-1 L6 ①		C FF 95 B FF 96 D FF 95 X FF 96 2-1 G5-4-3 ①② 1-2f 2-3	C CH 81 F CH 83 F SI 95 X CH 82 0-2 2-H 2B	2 1	0 0	0 1	0 1	1 0	0 0	2 0
16 Josh Reddick, L (1, 9) OBP: 0.310, SLG: 0.424			C KC 81 B KC 83 X FF 96 1-1 G4-6-3 ①② 1-2f			B FF 96 C FF 96 B KC 82 X FF 98 2-1 G4-3 ②		B KC 82 C KC 81 F FF 96 B KC 82 B FF 96 B FF 97 4-2 3 WP 10 1B 3 2B BB	D CH 84 X CH 83 1-0 G6-3 ③	3	1	0	0	1	0	2
7 Alberto Callaspo, S (1, 4) OBP: 0.291, SLG: 0.295 10 Adam Dunn, L (8, PH) OBP: 0.345, SLG: 0.444 28 Eric Sogard, L (8, PR) OBP: 0.305, SLG: 0.276 (9, 4)			B FF 96 B FF 96 X FF 96 2-0 G1-3 ③			C FF 95 X FF 96 0-1 G3-1 ③		S FF 93 X FF 94 0-1 3 WP 3 2B 1B 1-2 3-H		2 1 0	0 0 1	0 1 0	0 1 0	0 0 0	0 0 0	0 0 0
Inning Stats	R: 0 E: 0 K: 1 S: 7 H: 0 LOB: 0 BB: 0 P: 10	R: 0 E: 0 K: 1 S: 9 H: 0 LOB: 0 BB: 0 P: 13	R: 0 E: 0 K: 0 S: 5 H: 0 LOB: 0 BB: 1 P: 12	R: 0 E: 0 K: 0 S: 8 H: 1 LOB: 0 BB: 0 P: 12	R: 0 E: 0 K: 0 S: 5 H: 1 LOB: 0 BB: 0 P: 9	R: 0 E: 0 K: 0 S: 6 H: 0 LOB: 0 BB: 0 P: 8	R: 0 E: 0 K: 0 S: 7 H: 1 LOB: 1 BB: 0 P: 11	R: 3 E: 0 K: 1 S: 16 H: 3 LOB: 2 BB: 2 P: 30	R: 2 E: 0 K: 2 S: 15 H: 3 LOB: 1 BB: 0 P: 19	1B: 5 2B: 4 3B: 0 HR: 0 SF: 0 SAC: 0 DP: 3 HBP: 0						WP: 2 PB: 0 SB: 0 CS: 1 PA: 35	

PITCHER	IP	WLS	BF	H	R	ER	SO	BB	IBB	HBP	BLK	WP	HR	S	P	ERA	WHIP
65 James Paxton, L (1, 1) ERA: 1.91	7.2	W	26	4	2	2	2	3	0	0	0	1	0	53	92	2.35	0.913
31 Yoervis Medina, R (8, 1) ERA: 2.27	0.1		3	2	1	1	1	0	0	0	0	1	0	10	13	27.00	6.000
56 Fernando Rodney, R (9, 1) ERA: 2.56	1.0	S	6	3	2	2	2	0	0	0	0	0	0	15	19	18.00	3.000

PITCHER	IP	WLS	BF	H	R	ER	SO	BB	IBB	HBP	BLK	WP	HR	S	P	ERA	WHIP

Batter	1	2	3	4	5	6	7	8	9	AB	R	H	RBI	BB	SO	LOB
16 Austin Jackson, R (1, 8) OBP: 0.323, SLG: 0.375	C FF 91 X FF 92 0-1 ① F9		B FF 91 C SI 89 X CU 74 1-1 ① L5		C FC 88 C FF 92 F FC 88 S CU 76 0-3 ③ K		B FC 87 F SI 90 X FC 87 1-1 ③ L6			4	0	0	0	0	1	2
28 Chris Denorfia, R (1, 7) OBP: 0.282, SLG: 0.308	C FF 93 C FF 92 X FF 92 0-2 ② P4		C FF 91 X FF 92 0-1 ② F7			C SI 91 X FC 88 0-1 ① L3		B SI 89 C FC 89 B FC 86 F FC 86 X FF 92 2-2 ① G3		4	0	0	0	0	0	0
22 Robinson Canó, L (1, 4) OBP: 0.387, SLG: 0.461	B FF 94 B FF 92 X FF 93 2-0 21 E 2B		C SI 91 X SI 91 0-1 ③ G6-3			B FC 88 X SI 88 1-0 ② G4-3		B CU 73 F FC 87 B SI 90 F FC 87 F SI 90 S CU 75 2-3 ② K		4	0	1	0	0	1	0
21 Kendrys Morales, S (1, 3) OBP: 0.266, SLG: 0.322 17 Justin Smoak, S (8, 3) OBP: 0.275, SLG: 0.347	B FC 89 C FF 92 F FC 88 X CU 76 1-2 E6 2-3			B CH 89 C FF 90 B FC 88 S FC 87 F CU 75 X CU 76 2-2 ① G4-3		B FC 88 C FF 91 B FF 89 C FF 92 S CH 85 2-3 ③ K		X SI 92 0-0 ③ G4-3		4 0	0 0	0 0	0 0	0 0	1 0	1 0
15 Kyle Seager, L (1, 5) OBP: 0.344, SLG: 0.479	X FC 88 0-0 ③ P6			B CU 74 B FC 87 C FF 92 T SI 91 B CU 76 X FF 92 3-2 ② 2B			B CU 73 B FC 86 B FF 90 F FF 90 X FF 90 3-1 HR		B SI 89 B CH 77 C SI 88 X SI 89 2-1 3 G5-4-3 1B	4	1	3	1	0	0	2
27 Corey Hart, R (1, 10) OBP: 0.278, SLG: 0.327		C FF 91 B CU 72 F FC 88 X FC 87 1-2 ① G6-3		F CU 75 C FF 93 B FC 90 B CU 76 F FF 92 S FC 90 2-3 ③ K			S FC 90 X FF 91 0-1 HR		F SI 89 B SL 81 1 SAFE S SL 82 F FF 90 S SL 82 1-3 ① K	4	1	1	1	0	2	1
3 Mike Zunino, R (1, 2) OBP: 0.254, SLG: 0.404		B CU 73 B FC 89 X SI 91 2-0 ② G6-3			X FC 88 0-0 ① P4		C FF 92 B FC 89 S FC 89 B FC 88 X FF 92 2-2 7 FC6-4 1B		1 SAFE 1 SAFE C SI 88 X SI 88 0-1 ② ③ G5-4-3 1-2f	4	0	1	0	0	0	1
7 Stefen Romero, R (1, 9) OBP: 0.242, SLG: 0.310 99 James Jones, L (7, PR) (7, 9) OBP: 0.282, SLG: 0.306		B SI 93 F FF 92 X FF 93 1-1 1B			C FF 91 S CU 74 F FC 88 B CU 75 C FC 87 1-3 ② K		C SI 91 X FC 88 0-1 ① FC6-4 1 FC6-4 1-2f			3 0	0 0	1 0	0 0	0 0	1 0	1 0
1 Chris Taylor, R (1, 6) OBP: 0.376, SLG: 0.389		B CU 72 F SI 89 X FC 86 1-1 ③ F9			B SI 91 S FC 89 B CU 74 B FC 87 X FF 91 3-1 2B		B SI 90 C FC 87 X SI 90 1-1 ② FC6-4 1-2f			3	0	1	0	0	0	2
Inning Stats	R: 0 E: 1 K: 0 S: 10 H: 1 LOB: 2 BB: 0 P: 13	R: 0 E: 0 K: 0 S: 8 H: 1 LOB: 1 BB: 0 P: 13	R: 0 E: 0 K: 0 S: 6 H: 0 LOB: 0 BB: 0 P: 7	R: 0 E: 0 K: 1 S: 11 H: 1 LOB: 0 BB: 0 P: 18	R: 0 E: 0 K: 2 S: 11 H: 1 LOB: 1 BB: 0 P: 15	R: 0 E: 0 K: 1 S: 6 H: 0 LOB: 0 BB: 0 P: 9	R: 2 E: 0 K: 0 S: 13 H: 3 LOB: 1 BB: 0 P: 20	R: 0 E: 0 K: 1 S: 8 H: 0 LOB: 0 BB: 0 P: 12	R: 0 E: 0 K: 1 S: 8 H: 1 LOB: 0 BB: 0 P: 11	1B: 3 2B: 3 3B: 0 HR: 2 SF: 0 SAC: 0 DP: 1 HBP: 0						

PITCHER		IP	WLS	BF	H	R	ER	SO	BB	IBB	HBP	BLK	WP	HR	S	P	ERA	WHIP
31 Jon Lester, L ERA: 2.54	(1, 1)	8.0	L	31	7	2	2	5	0	0	0	0	0	2	73	107	2.25	0.875
44 Luke Gregerson, R ERA: 2.36	(9, 1)	1.0		3	1	0	0	1	0	0	0	0	0	0	8	11	0.00	1.000

PITCHER	IP	WLS	BF	H	R	ER	SO	BB	IBB	HBP	BLK	WP	HR	S	P	ERA	WHIP

TOP

Seattle Mariners @ Oakland Athletics

O.co Coliseum, Oakland, CA

Wed Sep 03 2014, 3:38 PM - 5:57 PM EDT

Att. 17,073 - Sunny - 67 F

livebaseballscorecards.com

AB	34
R	2
H	8
RBI	2
BB	0
SO	6
LOB	10

PA: 34

WP: 0
PB: 0
SB: 0
CS: 0

Batter	1	2	3	4	5	6	7	8	9	AB	R	H	RBI	BB	SO	LOB
23 Sam Fuld, L (1, 8) (7, 7) OBP: 0.331, SLG: 0.353	C SI 91 T CU 79 C FF 91 0-3 K ①		B CU 79 T CH 88 F CU 80 X FF 94 1-2 G6-3 ②			S SI 91 B CH 87 X CH 88 1-1 G6-3 ①		C CU 79 B CH 89 B CH 89 B SI 92 C SI 93 F FF 93 X FF 94 3-2 L5 ③		4	0	0	0	0	1	1
16 Josh Reddick, L (1, 9) OBP: 0.309, SLG: 0.420	C SI 91 B CH 87 X CH 88 1-1 G4-3 ②		X CH 89 0-0 G6-3 ③			B CU 81 B CU 79 B SI 92 C SI 92 B SI 92 4-1 BB			B SI 94 X CH 82 1-0 F7 ①	3	0	0	0	1	0	1
20 Josh Donaldson, R (1, 5) OBP: 0.343, SLG: 0.463	C SI 92 B CH 89 B SL 86 S CH 90 X FF 93 2-2 F9 ③			X FF 91 0-0 F8 ①		X CH 89 0-0 F9 ②			B SI 96 C SI 95 X SI 95 1-1 G4-3 ②	4	0	0	0	0	0	1
10 Adam Dunn, L (1, 10) OBP: 0.345, SLG: 0.450		B CH 90 C CH 88 X SI 92 1-1 F7 ①		B SI 92 C SI 91 B CH 89 B SI 92 F FF 92 F FF 94 X FF 92 3-2 HR		B CH 90 S SI 92 C CU 81 B SI 93 S CU 80 2-3 K ③			F SI 96 C SI 96 S CH 84 0-3 K ③	4	1	1	1	0	2	1
37 Brandon Moss, L (1, 7) (7, 3) OBP: 0.338, SLG: 0.449		F CH 88 C CU 80 B CH 89 F CU 81 B FF 94 F FF 94 C FF 94 2-3 K ②		C CU 79 S CH 88 B CH 90 X CH 89 1-2 G4-3 ②			B CU 80 B CU 79 B CH 88 X SI 92 3-0 F8 ①			3	0	0	0	0	1	0
8 Jed Lowrie, S (1, 6) OBP: 0.316, SLG: 0.352		B SI 93 F CH 89 B FF 93 C CU 79 X FF 93 2-2 1B		B SI 92 B FF 92 X SI 92 2-0 F7 ③			B SI 92 X CH 89 1-0 L8 ②			3	0	1	0	0	0	0
21 Stephen Vogt, L (1, 3) OBP: 0.340, SLG: 0.473 3 Craig Gentry, R (7, 8) OBP: 0.320, SLG: 0.297		X CH 88 0-0 G4-3 ③			C CU 78 F CH 87 B CH 89 X CH 89 1-2 36 FC6-4 1B		C FF 92 B CH 89 X CH 89 1-1 G5-3 ③			2 1	0 0	1 0	0 0	0 0	0 0	1 0
36 Derek Norris, R (1, 2) OBP: 0.367, SLG: 0.425			B CH 90 C SI 91 C CU 78 B CH 90 B SL 84 F SI 92 B FF 93 4-2 28 SH1-4 BB		B SI 91 X SI 92 1-0 FC6-4 ① 28 CS 1-2f			C CU 80 X CH 89 0-1 G5-3 ①		2	0	0	0	1	0	1
28 Eric Sogard, L (1, 4) OBP: 0.303, SLG: 0.273			1 SAFE L SI 91 X CH 88 0-1 SH1-4 ① 1-2		C CH 88 D CU 81 B CH 89 F CH 89 B CH 88 C CH 89 3-3 K ②③ 1-2			C SI 93 X CU 81 0-1 G5-3 ②		2	0	0	0	0	1	1
Inning Stats	R: 0 E: 0 K: 1 S: 8 H: 0 LOB: 0 BB: 0 P: 11	R: 0 E: 0 K: 1 S: 11 H: 1 LOB: 1 BB: 0 P: 16	R: 0 E: 0 K: 0 S: 9 H: 0 LOB: 1 BB: 1 P: 14	R: 1 E: 0 K: 0 S: 9 H: 1 LOB: 0 BB: 0 P: 15	R: 0 E: 0 K: 1 S: 7 H: 1 LOB: 1 BB: 0 P: 12	R: 0 E: 0 K: 1 S: 7 H: 0 LOB: 1 BB: 1 P: 14	R: 0 E: 0 K: 0 S: 4 H: 0 LOB: 0 BB: 0 P: 9	R: 0 E: 0 K: 0 S: 8 H: 0 LOB: 0 BB: 0 P: 11	R: 0 E: 0 K: 1 S: 6 H: 0 LOB: 0 BB: 0 P: 8	1B: 2 2B: 1 3B: 0 HR: 1 SF: 0 SAC: 1 DP: 1 HBP: 0						

PITCHER	IP	WLS	BF	H	R	ER	SO	BB	IBB	HBP	BLK	WP	HR	S	P	ERA	WHIP
34 Félix Hernández, R (1, 1) ERA: 2.18	8.0	W	28	3	1	1	4	2	0	0	0	0	1	63	102	1.12	0.625
56 Fernando Rodney, R (9, 1) ERA: 2.51	1.0	S	3	0	0	0	1	0	0	0	0	0	0	6	8	0.00	0.000

PITCHER	IP	WLS	BF	H	R	ER	SO	BB	IBB	HBP	BLK	WP	HR	S	P	ERA	WHIP

BOTTOM

Seattle Mariners @ Oakland Athletics

O.co Coliseum, Oakland, CA

Wed Sep 03 2014, 3:38 PM - 5:57 PM EDT

Att. 17,073 - Sunny - 67 F

livebaseballscorecards.com

AB	28
R	1
H	3
RBI	1
BB	2
SO	5
LOB	7

Batter	1	2	3	4	5	6	7	8	9	AB	R	H	RBI	BB	SO	LOB
16 Austin Jackson, R (1, 8) OBP: 0.324, SLG: 0.376	C FF 89 C FF 90 F FF 89 X SL 86 0-2 21 FC6-4 1B	C FF 92 X FF 92 0-1 13 BB 22 1B 1B 1-3 2-H	C FF 93 S FF 94 B SL 87 B FF 94 S FF 94 2-3 ① K		C FF 92 X SL 84 0-1 ② G6-3			F FF 92 C FF 93 B FF 90 X CH 86 1-2 ① G4-3		4	1	2	1	0	1	2
99 James Jones, L (7, 8) OBP: 0.281, SLG: 0.305					C FF 92 X FF 92 0-1 ③ P6			C CH 84 B CH 87 B CU 79 X FF 91 2-1 1B		1	0	0	0	0	0	0
13 Dustin Ackley, L (1, 7) OBP: 0.303, SLG: 0.405	C FF 90 B FF 89 X SL 83 1-1 ① FC7	B SL 85 F FF 92 T SL 86 B FF 92 B FF 92 F FF 93 B FF 92 4-2 22 1B 21 1B 1B BB 1-2	B SI 88 B SL 79 F SI 87 B SI 88 X SI 89 3-1 ② FC3-6 22 2B 1-2f 2-3							4	2	1	0	1	0	3
7 Stefen Romero, R (9, 7) OBP: 0.242, SLG: 0.310										0	0	0	0	0	0	0
22 Robinson Canó, L (1, 4) OBP: 0.388, SLG: 0.463	C FF 90 B FF 91 1 SAFE B FF 90 D SL 84 X FF 91 3-1 ② L8	F FF 94 B FF 92 B CU 75 B FF 92 F FF 92 X FF 91 3-2 21 1B 15 1B 1B 1-3 2-H 3-H	C SI 88 F SI 88 X SL 80 0-2 1-H 3-H 2B			B FF 93 X CH 85 1-0 ① F9		B FF 92 S CH 84 D CH 86 B CU 81 X FF 91 3-1 ② FC7		4	1	2	4	0	0	1
5 Brad Miller, L (7, 4) OBP: 0.280, SLG: 0.341										1	0	0	0	0	0	1
21 Kendrys Morales, S (1, 3) OBP: 0.266, SLG: 0.321	1 SAFE F FF 90 S CH 85 X FF 87 0-2 ③ FC6-4 1-2f	B FF 91 B CU 76 X FF 91 2-0 15 1B 1-2 3-H 1B	B SI 89 B SI 88 X SI 88 2-0 ③ P4			C FF 93 X CH 85 0-1 ② G4-3		F FF 93 B FF 93 S CU 80 X CU 81 1-2 ③ FC7		4	0	1	1	0	0	2
17 Justin Smoak, S (6, 3) OBP: 0.274, SLG: 0.346										1	0	0	0	0	1	0
15 Kyle Seager, L (1, 5) OBP: 0.345, SLG: 0.477	B FF 89 B FF 89 X FF 89 F9 B FF 96 S SL 87 B FF 96 C FF 95 X FF 95 3-1 1-3 2-H 1B		H SI 87 1-0 HBP			B FF 93 B CH 85 C FF 93 B CH 86 X FF 93 3-1 ③ P5			B FF 93 C FF 91 F FF 92 X FF 92 1-2 ① FC7	4	0	1	1	0	0	0
27 Corey Hart, R (1, 10) OBP: 0.274, SLG: 0.322	B FF 94 S FF 94 X FF 94 1-1 ② G5-3		C FF 93 S FF 91 B FF 90 X FF 94 1-2 ① F8				B CH 83 C FF 93 B FF 94 S CH 86 X CH 86 2-2 ① P6		B FF 92 S CH 90 B FF 93 X CH 85 2-1 ② G3-1	3	0	0	0	0	1	3
20 Logan Morrison, L (7, PH) OBP: 0.292, SLG: 0.357										2	0	0	0	0	0	0
(7, 10)	B FF 94 S FF 96 C SL 88 0-3 ③ K															
28 Chris Denorfia, R (1, 9) OBP: 0.290, SLG: 0.325	B FF 90 C FF 91 B FF 92 B SL 84 B FF 90 4-1 1 WP 2 1B BB	B FF 94 C SL 87 C SL 86 B SL 86 B SL 86 B FF 94 4-2 1 BB 2 1B BB	B FF 94 C FF 94 C SL 85 F FF 92 F FF 95 X SL 83 1-2 ② L9				X FF 94 0-0 HR		S SL 85 C SL 84 B SL 84 X FF 94 1-2 2B	3	3	2	1	2	0	1
1 Chris Taylor, R (1, 6) OBP: 0.377, SLG: 0.376	C FF 90 D FF 89 S CH 85 B FF 91 D CH 85 F FF 91 F SL 84 B FF 92 4-2 2 1B 16 1B 1-2 BB	B FF 94 C SL 86 B FF 94 B SL 85 B FF 94 4-1 13 2 FC3-6 1B 22 2B 1-2 BB	C FF 92 S FF 93 B FF 93 B FF 93 C FF 94 2-3 ③ K				C FF 93 C CU 80 B CH 84 S CH 85 1-3 ② K		C FF 92 C FF 92 S SL 83 0-3 ③ K	3	2	0	0	2	3	2
2 Jesús Sucre, R (1, 2) OBP: 0.240, SLG: 0.260	F FF 92 S FF 92 B FF 92 F SL 86 B CU 76 X SL 85 2-2 16 1B 22 1B 1B 1-2 2-H	X SL 87 0-0 13 FC3-6 1-2 2-H 1B	B FF 93 F FF 90 B SL 83 S FF 92 B FF 92 X FF 91 3-2 ① F8				C FF 92 X FF 92 0-1 ③ P4			4	1	2	2	0	0	0
35 Humberto Quintero, R (8, 2)										0	0	0	0	0	0	0

Inning Stats	1	2	3	4	5	6	7	8	9
	R: 0 E: 0 K: 0 S: 11	H: 1 LOB: 1 BB: 0 P: 15	R: 6 E: 0 K: 1 S: 26	H: 5 LOB: 2 BB: 3 P: 51	R: 3 E: 0 K: 1 S: 13	H: 2 LOB: 1 BB: 2 P: 28	R: 0 E: 0 K: 1 S: 11	H: 0 LOB: 1 BB: 0 P: 16	R: 0 E: 0 K: 0 S: 7	H: 0 LOB: 0 BB: 0 P: 10	R: 0 E: 0 K: 0 S: 5	H: 0 LOB: 0 BB: 0 P: 9	R: 1 E: 0 K: 1 S: 9	H: 1 LOB: 0 BB: 0 P: 12	R: 0 E: 0 K: 0 S: 10	H: 1 LOB: 1 BB: 0 P: 17	R: 0 E: 0 K: 1 S: 11	H: 1 LOB: 1 BB: 0 P: 15

	1B: 8	SF: 0	WP: 1	PA: 44
	2B: 2	SAC: 0	PB: 0	
	3B: 0	DP: 0	SB: 0	
	HR: 1	HBP: 1	CS: 0	

PITCHER		IP	WLS	BF	H	R	ER	SO	BB	IBB	HBP	BLK	WP	HR	S	P	ERA	WHIP
46 Robbie Ross Jr., L ERA: 6.25	(1, 1)	1.2	L	13	5	6	6	0	3	0	0	0	1	0	32	58	32.40	4.800
36 Jon Edwards, R ERA: 4.76	(2, 1)	0.2		6	2	3	3	2	2	0	0	0	0	0	12	25	40.50	6.000
50 Michael Kirkman, L ERA: 6.75	(3, 1)	0.2		4	1	0	0	0	0	0	1	0	0	0	6	12	0.00	1.500
44 Spencer Patton, R ERA:	(4, 1)	2.0		6	0	0	0	1	0	0	0	0	0	0	18	25	0.00	0.000
59 Lisalverto Bonilla, R ERA: 3.0	(6, 1)	3.0		11	2	1	1	1	0	0	0	0	0	1	24	38	3.00	0.667
30 Neftalí Feliz, R ERA: 2.66	(9, 1)	1.0		4	1	0	0	1	0	0	0	0	0	0	11	15	0.00	1.000

TOP

Seattle Mariners @ Texas Rangers

Globe Life Park in Arlington, Arlington, TX

Thu Sep 04 2014, 8:08 PM - 11:09 PM EDT

Att. 26,965 - Clear - 96 F

livebaseballscorecards.com

AB	38
R	10
H	11
RBI	10
BB	5
SO	5
LOB	16

BOTTOM

Seattle Mariners @ Texas Rangers

Globe Life Park in Arlington, Arlington, TX

Thu Sep 04 2014, 8:08 PM - 11:09 PM EDT

Att. 26,965 - Clear - 96 F

livebaseballscorecards.com

Batter	1	2	3	4	5	6	7	8	9	AB	R	H	RBI	BB	SO	LOB
19 Daniel Robertson, R (1, 8) (8, 9) OBP: 0.358, SLG: 0.361	C FF 92 B SI 91 F FF 92 X FF 93 1-2 G5-3 ①		C FF 92 B CU 78 X SI 93 1-1 P3 ①		B FF 92 B FF 92 C FF 92 X FF 93 2-1 G5-3 ①		C FF 97 X SL 91 0-1 1B			4	0	1	0	0	0	1
1 Elvis Andrus, R (1, 6) OBP: 0.320, SLG: 0.339	B FF 92 C FF 93 B CH 86 X FF 93 2-1 L8-3 1B		F FF 94 B CH 86 X CH 84 1-1 1B 16 FC1-2 1-2 1B		B FF 93 B FF 94 C SI 93 B SI 93 X SI 93 3-1 G4-3 1B		X FF 97 0-0 ③ F9			4	0	3	0	0	0	1
Alex Rios, R (1, 9) OBP: 0.311, SLG: 0.398 2 Leonys Martin, L (8, 8) OBP: 0.322, SLG: 0.362	C SI 93 F FF 93 B FF 92 X FF 93 1-2 L8-3 ②③ 1-1		C CU 78 X CU 79 0-1 16 FC1-2 29 BB 1-3 2-H 1B		C FF 94 X FF 94 0-1 G4-3 ②③ 1-2f			F FF 95 B SI 96 S FF 95 X FF 96 1-2 F7 ①		3 1	0 0	1 0	1 0	0 0	0 0	2 0
29 Adrián Beltré, R (1, 5) OBP: 0.382, SLG: 0.493 3 Luis Sardinas, S (8, 5) OBP: 0.316, SLG: 0.306		C FF 92 F CU 78 X FF 92 0-2 P6 ①	F FF 93 B CH 86 C CU 80 B CU 80 B FF 94 B CH 87 4-2 16 FC1-2 1-2 BB			B FC 91 X FC 91 1-0 16 G6-3 1B		B FF 96 C FF 95 F FF 96 F CU 79 B CU 77 X FF 95 2-2 G6-3 ②		2 1	0 0	1 0	0 0	1 0	0 0	0 0
16 Ryan Rua, R (1, 3) OBP: 0.286, SLG: 0.231		H FF 92 1-0 7 1B HBP	B CU 78 D CH 87 F SI 94 X SI 93 2-1 FC1-2 ② 1-2 2-3 3-Hf			X FC 90 0-0 G6-3 ①② 1-2f		B FF 96 C SL 84 S FF 96 X CU 77 1-2 G5-3 ③		3	0	0	0	0	0	4
9 Adam Rosales, R (1, 10) OBP: 0.363, SLG: 0.457		B FF 92 F SI 92 B FF 93 B FF 92 F FF 93 C FF 93 3-3 K ②	C CU 78 B SI 93 X SI 94 1-1 G5-3 ③			B FF 95 C FF 95 H FF 93 2-1 HBP			B FC 87 B FC 89 C FF 92 X FC 88 2-1 F9 ①	3	0	0	0	0	1	4
7 J.P. Arencibia, R (1, 2) OBP: 0.226, SLG: 0.341		S CH 87 X FF 94 0-1 1-3 1B	C CU 78 B CU 77 X CH 84 1-1 G3-1 ①			F FC 90 D FF 92 D SL 83 X FC 91 2-1 F8 ③			C FC 89 X FC 91 0-1 G5-3 ②	4	0	1	0	0	0	1
12 Rougned Odor, L (1, 4) OBP: 0.295, SLG: 0.400		C CU 79 B CU 79 B FF 93 B CU 77 X FF 93 3-1 F9 ③	B FF 92 C FF 92 X CU 80 1-1 15 FC4-3 1B				C FF 96 C CH 84 S SL 90 0-3 K ①		C FC 89 B CH 85 X CH 85 1-1 HR	4	1	2	1	0	1	2
15 Michael Choice, R (1, 7) OBP: 0.246, SLG: 0.320			B FF 92 X FF 91 1-0 1 1B 1B 1B		B SI 93 B CH 86 X FF 94 2-0 FC4-3 ②③ 1-2		B SL 89 C SL 91 F FF 98 S FF 98 1-3 FC ②		C FC 89 B FC 89 B CU 74 S FC 88 F FF 94 F FF 93 B FC 90 F FC 88 F CU 75 3-3 F FC 89 S FC 88 FC ③	4	1	1	0	0	0	1
Inning Stats	R: 0 E: 0 K: 0 S: 8 H: 1 LOB: 0 BB: 0 P: 12	R: 0 E: 0 K: 1 S: 10 H: 1 LOB: 2 BB: 0 P: 17	R: 1 E: 0 K: 0 S: 13 H: 3 LOB: 3 BB: 1 P: 23	R: 0 E: 0 K: 0 S: 5 H: 1 LOB: 0 BB: 0 P: 9	R: 0 E: 0 K: 0 S: 6 H: 1 LOB: 0 BB: 0 P: 11	R: 0 E: 0 K: 0 S: 5 H: 1 LOB: 1 BB: 0 P: 10	R: 0 E: 0 K: 1 S: 9 H: 1 LOB: 1 BB: 0 P: 10	R: 0 E: 0 K: 0 S: 10 H: 0 LOB: 0 BB: 0 P: 14	R: 1 E: 0 K: 0 S: 14 H: 1 LOB: 0 BB: 0 P: 20	1B: 9 2B: 1 3B: 0 HR: 1	SF: 0 SAC: 0 DP: 4 HBP: 2					

	AB	33
	R	2
	H	10
	RBI	2
	BB	1
	SO	2
	LOB	16

PITCHER		IP	WLS	BF	H	R	ER	SO	BB	IBB	HBP	BLK	WP	HR	S	P	ERA	WHIP
29 Roenis Elías, L ERA: 3.9	(1, 1)	5.0	W	21	7	1	1	1	1	0	1	0	0	0	42	72	1.80	1.600
52 Dominic Leone, R ERA: 2.3	(6, 1)	1.0		4	1	0	0	0	0	0	1	0	0	0	5	10	0.00	1.000
37 Brandon Maurer, R ERA: 4.82	(7, 1)	1.0		4	1	0	0	2	0	0	0	0	0	0	9	10	0.00	1.000
54 Tom Wilhelmsen, R ERA: 1.99	(8, 1)	1.0		3	0	0	0	0	0	0	0	0	0	0	10	14	0.00	0.000
40 Danny Farquhar, R ERA: 2.54	(9, 1)	1.0		4	1	1	1	1	0	0	0	0	0	1	14	20	9.00	1.000

PITCHER	IP	WLS	BF	H	R	ER	SO	BB	IBB	HBP	BLK	WP	HR	S	P	ERA	WHIP

Seattle Mariners @ Texas Rangers

Globe Life Park in Arlington, Arlington, TX

Fri Sep 05 2014, 8:11 PM - 11:36 PM EDT

Att. 23,428 - Partly Cloudy - 95 F

TOP

livebaseballscorecards.com

Batter	1	2	3	4	5	6	7	8	9	AB	R	H	RBI	BB	SO	LOB
16 Austin Jackson, R (1, 8) OBP: 0.323, SLG: 0.376	B SI 88 F SI 88 S SI 89 F SI 90 S SL 83 1-3 K		C SL 82 X SL 81 0-1 FC9		C FF 90 B FC 87 B FF 92 S FF 92 X FF 94 2-2 G6-3		C SI 85 B SI 84 X CU 75 1-1 2B		B SL 86 C FF 92 B FF 92 X SL 87 2-1 FC9	5	0	1	0	0	1	2
13 Dustin Ackley, L (1, 7) OBP: 0.302, SLG: 0.401	C SI 89 F SI 89 F SI 90 X SL 83 0-2 FC9		C FF 89 X SI 89 0-1 P6		B FF 92 C CH 79 B FF 92 S CH 79 X FF 92 2-2 G3		B SI 84 B CU 76 B SI 83 C SI 84 F SI 83 B CU 76 4-2 BB		B SL 84 C FF 91 X FF 90 1-1 G6-3 2-3	4	0	0	0	1	0	2
22 Robinson Canó, L (1, 4) OBP: 0.385, SLG: 0.459	C FF 89 F SI 90 B SL 84 B SI 91 F SL 83 X SI 91 2-2 G4-3			B SL 79 F SI 88 B SI 89 X SI 89 2-1 F8		B FF 91 X FF 91 1-0 F7	B SL 84 B FF 96 X FF 96 2-0 L8			4	0	0	0	0	0	2
15 Kyle Seager, L (1, 5) OBP: 0.346, SLG: 0.475		B SI 87 B SI 88 B FF 89 B SI 88 4-0 21 HR BB		B SI 88 S SL 82 C SL 82 F SI 90 F SL 82 S SL 82 1-3 K		B CH 78 B FF 92 B FF 91 F FF 92 B FF 93 4-1 21 HR BB		B FF 94 C FS 87 F FF 95 B CH 82 X FF 95 2-2 L3		2	2	0	0	2	1	0
21 Kendrys Morales, S (1, 10) OBP: 0.269, SLG: 0.344		B SL 81 B SI 88 C SI 88 1 SAFE F SI 88 1 SAFE X SI 88 2-2 1-H HR		C SL 81 X SI 89 0-1 G4-3		B FF 91 C CH 80 1 SAFE X SL 80 1-1 1-H HR		B SL 85 B FF 96 S SL 83 S SL 83 B FF 96 X SL 80 3-2 G3		4	2	2	4	0	0	0
20 Logan Morrison, L (1, 3) OBP: 0.291, SLG: 0.353		F SI 89 F SL 82 F SL 82 X SI 90 0-2 L7			B SI 87 B SL 79 X SI 88 2-0 F8	C SL 82 B FF 93 X CH 79 1-1 G4-3		H FF 96 1-0 HBP		3	0	0	0	0	0	0
3 Mike Zunino, R (1, 2) OBP: 0.254, SLG: 0.411		X SI 89 0-0 L5			B SL 80 S FF 89 X SI 89 1-1 HR	C FF 92 S SL 82 F FF 93 B FF 92 S FF 92 1-3 K		B SL 83 X FF 96 1-0 G5-3		4	1	1	1	0	1	1
9 Endy Chavez, L (1, 9) OBP: 0.325, SLG: 0.387 99 James Jones, L (5, PR) OBP: 0.282, SLG: 0.310 (5, 9)		C SI 89 B CH 82 C SI 90 B SL 83 X SI 90 2-2 G4-3			B SI 88 B SI 88 X SI 89 2-0 5 HR 1B		C SI 84 X CU 75 0-1 FC9		C FF 90 X SL 88 0-1 13 S 2B	2 2	0 1	1 1	0 0	0 0	0 0	0 0
5 Brad Miller, L (1, 6) OBP: 0.279, SLG: 0.349			F SI 88 B SI 88 B SI 88 F SI 89 S SL 82 2-3 K		B SI 88 S SL 81 1 SAFE C SI 88 X SL 80 1-2 1-2 2-H HR		C CU 77 B SI 83 B SL 77 F SI 85 B CH 67 C SI 84 3-3 K		X FF 90 0-0 B1	4	1	1	2	0	2	1
Inning Stats	R: 0 E: 0 K: 1 S: 12 H: 0 LOB: 0 BB: 0 P: 15	R: 2 E: 0 K: 0 S: 11 H: 1 LOB: 0 BB: 1 P: 19	R: 0 E: 0 K: 1 S: 7 H: 0 LOB: 0 BB: 0 P: 9	R: 0 E: 0 K: 1 S: 9 H: 0 LOB: 0 BB: 0 P: 12	R: 3 E: 0 K: 0 S: 13 H: 3 LOB: 1 BB: 0 P: 23	R: 2 E: 0 K: 1 S: 10 H: 1 LOB: 0 BB: 1 P: 18	R: 0 E: 0 K: 1 S: 10 H: 1 LOB: 2 BB: 1 P: 20	R: 0 E: 0 K: 0 S: 7 H: 0 LOB: 1 BB: 0 P: 14	R: 0 E: 0 K: 0 S: 7 H: 1 LOB: 1 BB: 0 P: 10	1B: 1 2B: 2 3B: 0 HR: 4 SF: 0 SAC: 0 DP: 0 HBP: 1						

	AB	34
	R	7
	H	7
	RBI	7
	BB	3
	SO	5
	LOB	8

WP: 0 PB: 0 SB: 2 CS: 0 PA: 38

PITCHER		IP	WLS	BF	H	R	ER	SO	BB	IBB	HBP	BLK	WP	HR	S	P	ERA	WHIP
25 Scott Baker, R ERA: 5.52	(1, 1)	4.1	L	18	4	5	5	3	1	0	0	0	0	3	46	68	10.38	1.154
37 Shawn Tolleson, R ERA: 2.97	(5, 1)	1.2		7	1	2	2	1	1	0	0	0	0	1	16	28	10.80	1.200
58 Alex Claudio, L ERA: 1.13	(7, 1)	0.2		4	1	0	0	1	1	0	0	0	0	0	9	17	0.00	3.000
55 Roman Mendez, R ERA: 1.71	(7, 1)	1.1		5	0	0	0	0	0	0	1	0	0	0	8	17	0.00	0.000
56 Neal Cotts, L ERA: 3.94	(9, 1)	1.0		4	1	0	0	0	0	0	0	0	0	0	7	10	0.00	1.000

PITCHER	IP	WLS	BF	H	R	ER	SO	BB	IBB	HBP	BLK	WP	HR	S	P	ERA	WHIP

BOTTOM

Seattle Mariners @ Texas Rangers

Globe Life Park in Arlington, Arlington, TX

Fri Sep 05 2014, 8:11 PM - 11:36 PM EDT

Att. 23,428 - Partly Cloudy - 95 F

livebaseballscorecards.com

Batter	1	2	3	4	5	6	7	8	9	AB	R	H	RBI	BB	SO	LOB
2 Leonys Martin, L (1, 8) OBP: 0.324, SLG: 0.367	C FF 86 S SL 78 B FF 88 B FS 82 X SI 88 2-2 ① L9		C SI 89 X SI 86 0-1 ③ G3-1		B SL 80 L SI 89 S FS 84 F FS 84 X FS 84 1-2 1 G4-6-3 1-2 2-3 1B		L SL 79 B SL 78 F FF 88 F FF 88 F FF 89 B SL 78 X FF 90 2-2 6 FC4-6 1B		C SI 92 S SI 94 B CH 80 X SI 96 1-2 1 DI 1 WP 2B	5	1	3	0	0	0	0
1 Elvis Andrus, R (1, 10) OBP: 0.318, SLG: 0.336	X SI 86 0-0 ② G6-3			C SL 80 B FS 85 C SI 90 B SL 79 F FF 91 B SL 79 S FS 85 3-3 ① K	C FS 84 X SI 90 0-1 ①② G4-6-3 1-2f 2-3 3-H		1 SAFE 1 SAFE C SL 87 B SL 87 B FF 94 1 SAFE F FF 96 S SL 86 2-3 ① K		B SI 94 B SI 93 C SI 93 B SI 94 C SI 91 S CH 82 3-3 ① K 2-H	5	0	0	0	0	3	3
6 Tomás Telis, S (1, 2) OBP: 0.242, SLG: 0.273	C SI 87 X FS 82 0-1 ③ L8			F SI 89 F SI 91 B SL 86 X SI 86 1-2 29 BB 12 1B 1B	X FS 84 0-0 ③ G4-3		B FF 95 C FF 94 X CH 87 1-1 ② FC4-6 29 1B 1-2f		S CH 82 X SI 96 0-1 16 FC6-4 1B	5	1	2	0	0	0	2
29 Adrian Beltré, R (1, 5) OBP: 0.384, SLG: 0.493		X SI 86 0-0 ① G1-4-3		C SL 81 B FF 91 B SI 90 B SL 83 C SI 90 D SI 86 4-2 12 1B 1-2 BB		B FS 83 X SI 89 1-0 12 G3 16 G5-3 9 HR 1B C FF 96 S SL 89 X CU 78 0-2 1-2 1B			B SI 95 B SI 95 C CH 83 F SI 94 X CH 82 2-2 ② F9	4	1	2	0	1	0	1
16 Ryan Rua, R (1, 7) OBP: 0.242, SLG: 0.194		C SI 86 B FS 83 X SL 81 1-1 ② L1		S SL 84 B FS 86 C SI 92 F SI 92 S FS 85 1-3 ② K		B SI 88 C SI 89 X SI 89 1-1 ① G5-3 1-2	B FF 95 B SL 88 F FF 95 B FF 96 X FF 95 3-1 ③ F9		B SI 94 X SI 95 1-0 ③ FC6-4 1-2f	5	0	0	0	0	1	6
12 Rougned Odor, L (1, 4) OBP: 0.297, SLG: 0.401		B SI 88 C SI 87 F FS 85 F FF 90 B FF 90 X FS 85 2-2 1B		X SI 92 0-0 1-2 2-H 1B		F SL 80 D SL 82 B SL 80 F FF 92 F CU 78 F SL 81 B FF 92 F SL 82 X SL 82 3-2 ② G3 2-3		X FF 95 0-0 ① P6		4	0	2	1	0	0	1
9 Adam Rosales, R (1, 3) OBP: 0.368, SLG: 0.490		C SI 87 B SL 82 B SI 90 F SI 90 1 SAFE F FS 84 T FS 84 2-2 ③ K		C SL 82 D FS 84 C SL 82 F FF 91 F SI 86 X FS 85 1-2 ③ P6		F SL 88 C FF 96 B FF 96 B SL 90 F FF 98 B SL 89 X SL 89 3-2 3-H HR		B FF 95 F FF 95 B CU 84 B FF 96 X FF 96 3-1 3 S 1B	4	1	2	2	0	1	3
3 Luis Sardinas, S (1, 6) OBP: 0.325, SLG: 0.307			B SI 87 C SI 89 B FS 84 F SI 89 F SI 89 F FF 91 T SI 86 2-2 ① K		C SI 87 F FS 83 X FS 82 0-2 2 1B 15 1B 1 G4-6-3 1B	B FF 96 X FF 98 1-0 E6		F FF 95 B CU 86 S FF 96 B CU 86 B FF 95 F FF 96 B FF 96 4-2 15 FC6-4-3 1-2 BB		3	1	1	0	1	1	0
15 Michael Choice, R (1, 9) OBP: 0.246, SLG: 0.319			F SI 90 F SL 83 S FF 90 0-3 ② FC		C SI 87 B SI 88 X FS 83 1-1 1 G4-6-3 2 1B 1-2 1B	B SL 89 F FF 96 C FF 98 F FF 95 S SL 90 1-3 ③ FC		B FF 96 C FF 95 X FF 95 1-1 ②③ FC6-4-3 1-2		4	0	1	0	0	0	3
Inning Stats	R: 0 E: 0 K: 0 S: 6 H: 0 LOB: 0 BB: 0 P: 8	R: 0 E: 0 K: 1 S: 11 H: 1 LOB: 1 BB: 0 P: 16	R: 0 E: 0 K: 1 S: 10 H: 0 LOB: 0 BB: 0 P: 12	R: 1 E: 0 K: 2 S: 19 H: 2 LOB: 2 BB: 1 P: 29	R: 1 E: 0 K: 0 S: 12 H: 3 LOB: 1 BB: 0 P: 14	R: 2 E: 1 K: 0 S: 18 H: 2 LOB: 1 BB: 0 P: 28	R: 0 E: 0 K: 1 S: 15 H: 2 LOB: 2 BB: 0 P: 23	R: 0 E: 0 K: 0 S: 8 H: 1 LOB: 1 BB: 1 P: 16	R: 1 E: 0 K: 1 S: 12 H: 2 LOB: 1 BB: 0 P: 19	1B: 11 2B: 1 3B: 0 HR: 1 SF: 0 SAC: 0 DP: 2 HBP: 0						WP: 1 PB: 0 SB: 1 CS: 0 PA: 41	

	AB	39
	R	5
	H	13
	RBI	3
	BB	2
	SO	6
	LOB	19

PITCHER		IP	WLS	BF	H	R	ER	SO	BB	IBB	HBP	BLK	WP	HR	S	P	ERA	WHIP
18 Hisashi Iwakuma, R ERA: 2.97	(1, 1)	5.1	W	23	7	3	3	5	1	0	0	0	0	0	61	84	5.06	1.500
41 Charlie Furbush, L ERA: 3.72	(6, 1)	0.1		1	0	0	0	0	0	0	0	0	0	0	6	9	0.00	0.000
37 Brandon Maurer, R ERA: 4.94	(6, 1)	0.1		3	1	1	1	1	0	0	0	0	0	1	9	14	27.00	3.000
97 Joe Beimel, L ERA: 1.99	(7, 1)	0.0		1	1	0	0	0	0	0	0	0	0	0	5	7	∞	∞
54 Tom Wilhelmsen, R ERA: 1.96	(7, 1)	1.0	H	4	1	0	0	1	0	0	0	0	0	0	10	16	0.00	1.000

PITCHER		IP	WLS	BF	H	R	ER	SO	BB	IBB	HBP	BLK	WP	HR	S	P	ERA	WHIP
31 Yoervis Medina, R ERA: 2.22	(8, 1)	1.0	H	4	1	0	0	0	1	0	0	0	0	0	8	16	0.00	2.000
56 Fernando Rodney, R ERA: 2.62	(9, 1)	1.0	S	5	2	1	1	1	0	0	0	0	1	0	12	19	9.00	2.000

Seattle Mariners @ Texas Rangers

Globe Life Park in Arlington, Arlington, TX

Sat Sep 06 2014, 11:20 PM - 2:18 AM EDT

Att. 29,552 - Cloudy - 75 F

TOP

livebaseballscorecards.com

Batter	1	2	3	4	5	6	7	8	9	AB	R	H	RBI	BB	SO	LOB
16 Austin Jackson, R (1, 8) OBP: 0.320, SLG: 0.372	B FF 91 F FF 92 C FF 92 F FF 91 S SL 85 1-3 K		C SL 83 F FF 91 C FF 92 0-3 K		F SL 84 B FF 90 C SL 84 B FF 91 X FF 91 2-2 L8 1-2 2-3		1 SAFE B FF 92 C SL 85 1 SAFE S FF 91 F SL 87 1 SAFE F SL 86 B FF 92 2-2 X FF 88 L8 1-2		B FF 92 X FF 92 1-0 FC3 22 BB	5	0	0	0	0	2	5
13 Dustin Ackley, L (1, 7) OBP: 0.300, SLG: 0.399 28 Chris Denorfia, R (7, 7) OBP: 0.291, SLG: 0.324	B FF 93 B CH 84 S FF 93 B FF 93 F FF 93 F FF 93 F FF 93 T FF 94 3-2 K		1 SAFE B CH 83 B FF 92 C CH 83 1 SAFE X FF 92 2-1 P4			B CU 76 C CH 83 B FF 92 C FF 92 X FF 93 2-2 FC9		C FF 92 B FF 91 B SL 86 B FF 91 B FF 91 4-1 15 1B 21 1B BB	X FF 91 0-0 B5	3 1	0 1	0 1	0 0	1 2	1 2
22 Robinson Canó, L (1, 4) OBP: 0.386, SLG: 0.458	B FF 92 B FF 93 X FF 93 2-0 G4-3			C FF 92 B FF 92 X CH 85 1-1 G3-1		B SI 93 B CH 84 X FF 92 2-0 15 HR 1B		1 SAFE X SL 88 0-0 F7	B FF 91 B FF 92 B FF 92 B FF 90 4-0 15 G4-6-3 1-2 2-3 BB	4	1	1	0	1	0	1
15 Kyle Seager, L (1, 5) OBP: 0.348, SLG: 0.482		X FF 91 0-0 20 FC3-6 21 1B 1B		C FF 93 B FF 92 S FF 92 B FF 92 X SL 85 2-2 F8		B SI 91 X CH 84 1-0 1-H HR		1 SAFE B FF 90 B SL 88 X FF 91 2-0 21 1B 20 1B 1-3 1B	B SL 79 S SL 79 X SI 88 1-1 G4-6-3 1-2f	5	2	3	2	0	0	3
21 Kendrys Morales, S (1, 10) OBP: 0.272, SLG: 0.346 7 Stefen Romero, R (8, PR) OBP: 0.242, SLG: 0.310 (8, 10)		C FF 91 X FF 91 0-1 20 FC3-6 1-2 1B		B FF 94 B CH 84 C FF 93 B FF 94 S FF 93 X FF 94 3-2 F7		F FF 93 S FF 91 B SL 85 B FF 92 C SL 84 2-3 K		X SL 83 0-0 20 1B 1-2 3-H 1B		4 0	0 0	2 0	1 0	0 0	1 0	0 0
20 Logan Morrison, L (1, 3) OBP: 0.291, SLG: 0.352		S FF 91 B FF 92 X CH 84 1-1 FC3-6 3 G6-4-3 1-2f 2-3			B FF 91 S FF 92 X FF 92 1-1 FC9	F CH 84 B FF 92 C FF 93 F SL 86 B FF 94 B FF 92 F FF 93 F FF 93 F FF 93 3-2 F SL 86 X FF 94 P6		S FF 91 X SL 88 0-1 1-2 2-H 1B		4	0	1	1	0	0	2
3 Mike Zunino, R (1, 2) OBP: 0.252, SLG: 0.406		B SL 83 S SL 84 1 SAFE X FF 91 1-1 G6-4-3 1-2f			S FF 92 C FF 93 B SL 86 X FF 92 1-2 F8		B FF 90 S FF 90 S FF 92 F FF 92 S SL 87 1-3 K	F FF 91 B FF 91 S SL 88 X FF 92 1-2 F8		4	0	0	0	0	1	4
9 Endy Chavez, L (1, 9) OBP: 0.325, SLG: 0.383 27 Corey Hart, R (8, PH) OBP: 0.273, SLG: 0.321 99 James Jones, L (8, 9) OBP: 0.282, SLG: 0.310			C FF 92 X FF 92 0-1 L8		B FF 93 B CH 84 B FF 92 B FF 92 4-0 16 WP 5 1B BB		B SI 92 C SL 85 F SI 92 S SL 86 1-3 K	F FF 92 X SI 89 0-1 P4		2 1 0	0 0 0	0 0 0	1 0 0	1 0 0	0 2 0
5 Brad Miller, L (1, 6) OBP: 0.287, SLG: 0.360			B FF 91 X FF 92 1-0		X FF 91 0-0 16 WP 1-2 1B		F SL 85 C SI 92 F SI 93 F SL 87 B SI 93 X FF 93 1-2 16 S 1B		C FF 91 X CH 81 0-1 22 BB 2B	4	0	4	0	0	0	0
Inning Stats	R: 0 E: 0 K: 2 S: 10 H: 0 LOB: 0 BB: 0 P: 16	R: 0 E: 0 K: 0 S: 7 H: 2 LOB: 1 BB: 0 P: 9	R: 0 E: 0 K: 1 S: 8 H: 1 LOB: 1 BB: 0 P: 11	R: 0 E: 0 K: 0 S: 8 H: 0 LOB: 0 BB: 0 P: 14	R: 0 E: 0 K: 0 S: 9 H: 1 LOB: 2 BB: 1 P: 17	R: 2 E: 0 K: 1 S: 16 H: 2 LOB: 0 BB: 0 P: 26	R: 0 E: 0 K: 2 S: 17 H: 1 LOB: 1 BB: 0 P: 22	R: 2 E: 0 K: 0 S: 11 H: 3 LOB: 2 BB: 1 P: 18	R: 0 E: 0 K: 0 S: 6 H: 1 LOB: 2 BB: 1 P: 12	1B: 9 2B: 1 3B: 0 HR: 1 SF: 0 SAC: 0 DP: 2 HBP: 0						

	AB	37
	R	4
	H	11
	RBI	4
	BB	3
	SO	6
	LOB	20

WP: 1 PA: 40
PB: 0
SB: 1
CS: 0

PITCHER		IP	WLS	BF	H	R	ER	SO	BB	IBB	HBP	BLK	WP	HR	S	P	ERA	WHIP
22 Nick Martinez, R ERA: 5.03	(1, 1)	6.0		24	6	2	2	4	1	0	0	0	1	1	58	93	3.00	1.167
35 Phil Klein, R ERA: 3.29	(7, 1)	1.0		4	1	0	0	2	0	0	0	0	0	0	17	22	0.00	1.000
56 Neal Cotts, L ERA: 4.18	(8, 1)	1.0	L	7	3	2	2	0	1	0	0	0	0	0	11	18	18.00	4.000
44 Spencer Patton, R ERA:	(9, 1)	0.1		4	1	0	0	0	1	0	0	0	0	0	4	9	0.00	6.000
50 Michael Kirkman, L ERA: 4.5	(9, 1)	0.2		1	0	0	0	0	0	0	0	0	0	0	2	3	0.00	0.000

PITCHER	IP	WLS	BF	H	R	ER	SO	BB	IBB	HBP	BLK	WP	HR	S	P	ERA	WHIP

Seattle Mariners @ Texas Rangers

Globe Life Park in Arlington, Arlington, TX

Sat Sep 06 2014, 11:20 PM - 2:18 AM EDT

Att. 29,552 - Cloudy - 75 F

BOTTOM

Batter	1	2	3	4	5	6	7	8	9	AB	R	H	RBI	BB	SO	LOB
2 Leonys Martin, L (1, 8) OBP: 0.325, SLG: 0.367	X FF 84 0-0 1 S 1B		B FF 85 C FF 85 S FF 86 F FF 86 F FF 86 X CH 79 1-2 1 S 1B	C FF 84 B SL 76 F FF 85 X FF 85 1-2 ③ F7		D SL 81 X SI 91 1-0 ③ FC4-6 1-2f			C CH 78 X CH 81 0-1 ② P3	5	0	2	0	0	0	2
1 Elvis Andrus, R (1, 6) OBP: 0.315, SLG: 0.333	C FF 84 B FF 85 C FF 84 S FF 86 1-3 ① K 1-2		C FF 85 B FF 85 S SL 76 D SL 77 S FF 86 2-3 ① K 1-2		C FF 84 B SL 76 B SL 77 B FF 84 X FF 84 3-1 ① F7		B FC 88 B FC 89 F SI 92 X FC 88 2-1 ① L6		B SI 95 B CH 80 X SI 94 2-0 ③ G6-3	5	0	0	0	0	2	2
12 Rougned Odor, L (1, 10) OBP: 0.297, SLG: 0.398	S FF 84 B FF 85 X FF 86 1-1 ② P2		B FF 86 B FF 85 X FF 85 2-0 ② F8		F FF 84 B FF 85 F FF 84 F FF 85 B SL 78 S SL 78 2-3 ② K2-3		B FC 89 B FC 89 B FC 89 B FF 92 4-0 9 PO BB			3	0	0	0	1	1	2
29 Adrian Beltré, R (1, 5) OBP: 0.385, SLG: 0.491	B FF 86 F FF 85 F FF 86 S SL 77 1-3 ③ K		B FF 86 B SL 78 B FF 86 I IN 65 4-0 IBB		C SL 77 B FF 85 F FF 84 B SL 77 B SL 76 D SL 77 4-2 BB		B FC 90 C FC 89 F FC 88 X FF 93 1-2 ② F9			2	0	0	0	2	1	2
9 Adam Rosales, R (1, 3) OBP: 0.364, SLG: 0.475		B FF 85 B FF 85 B FF 86 C FF 85 C FF 85 D FF 86 4-2 6 1B BB	S FF 86 X FF 85 0-1 ③ G6-3		F FF 84 D SL 75 C SL 76 F FF 84 B SL 75 B FF 85 C FF 84 3-3 ③ K		**B FC 88** **B FC 89** 1 SAFE 1 SAFE 2-0 ③ PO 1-2	B FC 90 C FC 88 F CU 75 S CU 75 1-3 ① K2-3		3	0	0	0	1	2	3
6 Tomás Telis, S (1, 2) OBP: 0.243, SLG: 0.270		**B FF 85** 1 SAFE 1 SAFE P PO 82 B FF 84 C FF 84 X FF 85 3-1 1-3 1B		C FF 85 B FF 86 F FF 84 F SL 78 F FF 85 F SL 76 X FF 85 1-2 E6 16 2B		C SI 95 X CH 89 0-1 ① G5-3		C FF 92 X CH 85 0-1 ② L8		4	1	1	0	0	0	0
16 Ryan Rua, R (1, 7) OBP: 0.297, SLG: 0.286		B FF 85 C FF 85 F FF 85 S SL 77 1-3 ① K		C FF 84 S FF 84 X SL 75 0-2 3 SH1-3 15 SF8 1-H 2B		C SI 96 C SL 85 X SL 86 0-2 3 FC5-4 1B		B FC 89 C SI 94 X FC 90 1-1 3 FC6-4 1B		4	1	3	1	0	1	2
3 Luis Sardinas, S (1, 4) OBP: 0.313, SLG: 0.295		F FF 84 S FF 86 X FF 86 0-2 ② F7		C FF 84 X FF 84 0-1 ① SH1-3 2-3		F SI 95 X SI 95 0-1 ② FC5-4 15 1B 1-2f		X SI 92 0-0 ③ FC6-4 1-2f		3	0	0	0	0	0	4
15 Michael Choice, R (1, 9) OBP: 0.246, SLG: 0.319		B FF 85 X FF 86 1-0 ③ FC9		B FF 84 B FF 85 X FF 84 2-0 ② SF8 3-H		B SL 86 C SI 95 C SL 84 1 SAFE F SL 86 X SL 85 1-2 2 FC4-6 1-2 1B			C SI 91 C SI 94 F FF 94 B CH 81 X SI 94 1-2 ① FC8	3	0	1	1	0	0	2

	AB	R	H	RBI	BB	SO	LOB
AB	**32**						
R	**2**						
H	**7**						
RBI	**2**						
BB	**4**						
SO	**7**						
LOB	**19**						

livebaseballscorecards.com

Inning Stats	1	2	3	4	5	6	7	8	9	1B	SF	WP	PA
	R: 0 E: 0 K: 2 S: 9 H: 1 LOB: 1 BB: 0 P: 12	R: 0 E: 0 K: 1 S: 12 H: 1 LOB: 2 BB: 1 P: 20	R: 0 E: 0 K: 1 S: 11 H: 1 LOB: 2 BB: 1 P: 20	R: 2 E: 1 K: 0 S: 15 H: 1 LOB: 0 BB: 0 P: 19	R: 0 E: 0 K: 2 S: 12 H: 0 LOB: 1 BB: 1 P: 24	R: 0 E: 0 K: 0 S: 12 H: 2 LOB: 2 BB: 0 P: 14	R: 0 E: 0 K: 0 S: 5 H: 0 LOB: 0 BB: 1 P: 14	R: 0 E: 0 K: 1 S: 8 H: 1 LOB: 1 BB: 0 P: 10	R: 0 E: 0 K: 0 S: 7 H: 0 LOB: 0 BB: 0 P: 10	1B: 6 2B: 1 3B: 0 HR: 0	SF: 1 SAC: 1 DP: 0 HBP: 0	WP: 0 PB: 0 SB: 2 CS: 0	PA: 39

PITCHER	IP	WLS	BF	H	R	ER	SO	BB	IBB	HBP	BLK	WP	HR	S	P	ERA	WHIP
53 Chris Young, R (1, 1) ERA: 3.35	5.0		23	4	2	0	6	2	1	0	0	0	0	59	95	0.00	1.200
39 Carson Smith, R (6, 1) ERA:	0.2		4	2	0	0	0	0	0	0	0	0	0	11	12	0.00	3.000
41 Charlie Furbush, L (6, 1) ERA: 3.69	0.1		1	0	0	0	0	0	0	0	0	0	0	1	2	0.00	0.000
40 Danny Farquhar, R (7, 1) ERA: 2.45	2.0	W	7	1	0	0	1	1	0	0	0	0	0	13	24	0.00	1.000
56 Fernando Rodney, R (9, 1) ERA: 2.58	1.0	S	3	0	0	0	0	0	0	0	0	0	0	7	10	0.00	0.000

PITCHER	IP	WLS	BF	H	R	ER	SO	BB	IBB	HBP	BLK	WP	HR	S	P	ERA	WHIP

Seattle Mariners @ Texas Rangers

Globe Life Park in Arlington, Arlington, TX

Sun Sep 07 2014, 3:08 PM - 5:49 PM EDT

Att. 26,851 - Cloudy - 84 F

TOP

livebaseballscorecards.com

Batter	1	2	3	4	5	6	7	8	9	AB	R	H	RBI	BB	SO	LOB
16 Austin Jackson, R (1, 8) OBP: 0.322, SLG: 0.373	B SI 91 X SI 92 1-0 28 CS 1B	C SI 92 X SL 82 0-1 ③ F7	B SL 82 S SL 81 X SI 91 1-1 ② FC9	F FF 92 B SL 83 F FF 93 B FF 92 X FF 92 2-2 20 WP 1B						4	0	2	0	0	0	1
28 Chris Denorfia, R (1, 7) OBP: 0.288, SLG: 0.320 20 Logan Morrison, L (8, PH) OBP: 0.290, SLG: 0.350 3 Mike Zunino, R (8, 2) OBP: 0.252, SLG: 0.406	B SI 92 B FF 91 C FF 91 1 SAFE C SI 91 X FF 92 2-2 ①② G5-3 1-2	F SI 92 B SI 92 B SL 83 C SI 92 S SL 83 2-3 ① K	C SI 91 B SI 91 F SI 91 C SI 91 1-3 ③ K	1 SAFE 1 SAFE B FF 92 X FF 93 1-0 ③ P5 1-2						3 1 0	0 0 0	0 0 0	0 0 0	0 0 0	2 0 0	2 1 0
22 Robinson Canó, L (1, 4) OBP: 0.386, SLG: 0.458	F SI 92 F SI 92 B SI 93 F SL 81 B SI 93 X SI 92 2-2 ③ F8	B SL 83 B SL 81 B SI 92 X SI 93 3-0 ② 1B	B SI 90 B SI 91 F SI 90 F SI 91 F SI 90 B SL 81 X CH 84 3-2 27 1B 27 PB 1B	F FF 93 X FF 94 0-1 ① G4-3						4	0	2	0	0	0	0
21 Kendrys Morales, S (1, 3) OBP: 0.275, SLG: 0.349 40 Danny Farquhar, R (9, PR)	C SI 92 B SL 82 X CH 83 1-1 27 G3-1 2B	X SI 93 0-0 ③ F8	C SI 90 B SL 81 B FF 91 S KC 76 S SL 82 2-3 ① K	B SI 93 B FF 94 B FF 95 C FF 94 B FF 95 4-1 15 1B BB						3 0	0 0	1 0	0 0	1 0	1 0	1 0
15 Kyle Seager, L (1, 5) OBP: 0.347, SLG: 0.481	B SI 90 S SI 90 F SI 91 B SL 82 S CH 83 2-3 ① K	B SI 89 B SI 89 B SI 92 X SI 91 3-0 ① L4	C SI 83 B SI 91 X SI 90 1-1 ② FC9	F FF 94 B FF 95 F FF 94 F FF 94 X FF 92 1-2 1-3 1B						4	0	1	0	0	1	2
27 Corey Hart, R (1, 10) OBP: 0.274, SLG: 0.321 99 James Jones, L (7, PR) OBP: 0.281, SLG: 0.309 (7, 10)	C SI 92 X SL 82 0-1 ② G3-1 2-3	B SI 92 S SL 82 S KC 76 B SI 92 B KC 76 S SL 81 3-3 ② K	S SL 83 B SL 83 X KC 76 1-1 1-3 1B	F FF 96 F FF 95 F FF 96 F FF 97 F FF 97 X FF 96 0-2 ② P6						3 1	0 0	1 0	0 0	0 0	1 0	1 2
7 Stefen Romero, R (1, 9) OBP: 0.238, SLG: 0.305 (8, 7) 17 Justin Smoak, S (9, PH) OBP: 0.273, SLG: 0.344	B SI 92 C SI 92 D SL 83 X KC 76 2-1 ③ G6-3	F SI 92 F CH 83 X SI 92 0-2 ③ F7	1 SAFE F SL 82 S SL 82 B SL 81 F KC 76 B SI 90 F SL 82 D SL 82 F SL 83 3-2 X KC 75 G5-3	C FF 96 X FF 97 0-1 ③ F7						3 1	0 0	0 0	0 0	0 0	0 0	3 2
1 Chris Taylor, R (1, 6) OBP: 0.370, SLG: 0.368 5 Brad Miller, L (8, PH) OBP: 0.286, SLG: 0.358 (8, 6)	B SI 91 X SI 90 1-0 ① L8	X SI 91 0-0 ① G6-3	X FF 93 0-0 ① FC9							2 1	0 0	0 0	0 0	0 0	0 0	0 0
2 Jesús Sucre, R (1, 2) OBP: 0.250, SLG: 0.288 9 Endy Chavez, L (8, PH) OBP: 0.323, SLG: 0.381 (8, 9)	C SI 92 X SI 92 0-1 ② F7	C SI 90 X SI 92 0-1 2B	B FF 93 F FF 93 C CH 81 X SL 82 1-2 ② G3							2 1	0 0	1 0	0 0	0 0	0 0	0 0
Inning Stats	R: 0 E: 0 K: 0 S: 8 H: 1 LOB: 0 BB: 0 P: 13	R: 0 E: 0 K: 1 S: 9 H: 1 LOB: 1 BB: 0 P: 14	R: 0 E: 0 K: 0 S: 5 H: 0 LOB: 0 BB: 0 P: 6	R: 0 E: 0 K: 1 S: 5 H: 1 LOB: 0 BB: 0 P: 10	R: 0 E: 0 K: 1 S: 7 H: 0 LOB: 0 BB: 0 P: 13	R: 0 E: 0 K: 1 S: 8 H: 1 LOB: 1 BB: 0 P: 10	R: 0 E: 0 K: 1 S: 17 H: 2 LOB: 2 BB: 0 P: 27	R: 0 E: 0 K: 0 S: 8 H: 1 LOB: 1 BB: 0 P: 12	R: 0 E: 0 K: 0 S: 15 H: 1 LOB: 2 BB: 1 P: 20	1B: 6 2B: 2 3B: 0 HR: 0 SF: 0 SAC: 0 DP: 0 HBP: 0						

	AB	33
	R	0
	H	8
	RBI	0
	BB	1
	SO	5
	LOB	15

WP: 1 PB: 1 SB: 0 CS: 1 PA: 34

PITCHER		IP	WLS	BF	H	R	ER	SO	BB	IBB	HBP	BLK	WP	HR	S	P	ERA	WHIP
45 Derek Holland, L ERA: 0.64	(1, 1)	7.0	W	25	6	0	0	5	0	0	0	0	0	0	59	93	0.00	0.857
37 Shawn Tolleson, R ERA: 2.93	(8, 1)	1.0	H	4	1	0	0	0	0	0	0	0	1	0	8	12	0.00	1.000
30 Neftalí Feliz, R ERA: 2.55	(9, 1)	1.0	S	5	1	0	0	0	1	0	0	0	0	0	15	20	0.00	2.000

PITCHER	IP	WLS	BF	H	R	ER	SO	BB	IBB	HBP	BLK	WP	HR	S	P	ERA	WHIP

Batter	1	2	3	4	5	6	7	8	9	AB	R	H	RBI	BB	SO	LOB
2 Leonys Martin, L (1, 8) OBP: 0.329, SLG: 0.375	C FF 91 S FC 87 B FF 94 B KC 80 X FC 89 2-2 ① G4-3		X FF 94 0-0 19 CS 1B			B FF 92 B FC 89 C FF 95 F FF 95 X FC 90 2-2 19 G4-3 19 S 29 SF8 1B		B CU 70 T FF 94 S FF 94 F FF 94 X FS 88 1-2 3B		4	1	3	0	0	0	0
19 Daniel Robertson, R (1, 7) OBP: 0.350, SLG: 0.351	C FF 93 B FF 93 S KC 84 B FF 94 X FF 93 2-2 ② G4-3		C FF 92 B FF 94 1-1 ③ CS 1-2	C FF 93 C KC 80 B FF 97 X FF 97 1-2 ① G3		B FF 94 B FF 94 F FF 95 S FF 95 D FC 91 F FC 90 X FF 95 3-2 ① G4-3 1-3		X FF 96 0-0 ② G5-3		4	0	0	0	0	0	2
9 Adam Rosales, R (1, 5) OBP: 0.368, SLG: 0.471	C FF 92 F FF 93 B FF 93 F CH 86 S KC 80 1-3 ③ K			X FF 95 0-0 29 BB 1B		B FF 95 P PO 89 B FF 94 C FF 94 B FC 90 4-1 7 E 7 S BB		B FF 92 C FF 96 T FF 97 T FF 97 1-2 ③ K		3	0	1	0	1	2	1
29 Adrian Beltré, R (1, 10) OBP: 0.384, SLG: 0.490		B FF 91 C CH 84 C FC 88 X FF 94 1-2 ① F8		B KC 81 F FC 89 B FF 95 C CH 86 B FF 92 B FF 97 4-2 1-2 BB		F FF 95 X FF 96 0-1 ② SF8 3-H				1	0	0	1	1	0	0
7 J.P. Arencibia, R (1, 2) OBP: 0.222, SLG: 0.335		F FC 89 S FF 94 S KC 81 0-3 ② K		D CH 87 F CH 86 F FC 90 B KC 80 X KC 81 2-2 ② F7		C KC 80 F CH 86 B FF 96 P PO 89 B CH 86 S CH 86 3-3 ③ K 1-3				3	0	0	0	0	2	3
15 Michael Choice, R (1, 9) OBP: 0.247, SLG: 0.319		C FF 94 F KC 85 B FF 94 X KC 80 1-2 12 FC4-6 1B		B FF 94 F FC 89 X CH 87 1-1 ③ FC4			F FF 94 C FC 89 B SL 83 S SL 83 1-3 ① FC			3	0	1	0	0	0	2
12 Rougned Odor, L (1, 4) OBP: 0.294, SLG: 0.394		B FF 92 C FF 92 B FF 94 B FC 89 X FF 95 3-1 ③ FC4-6 1-2f			B FC 89 X FC 89 1-0 ① G4-3		B SL 82 B SL 84 F FF 91 C SI 92 C SL 83 2-3 ② K			3	0	0	0	0	1	1
16 Ryan Rua, R (1, 3) OBP: 0.300, SLG: 0.289			C FF 92 S CH 85 F FF 94 B KC 81 B FF 95 X FF 94 2-2 3 3 S FC6-4-5-6 1B		C FF 94 B KC 81 X FF 94 1-1 E4 3 G5-4-3		B FF 95 B FF 96 B FF 94 C FF 95 T FF 95 X FF 96 3-2 ③ F9			3	0	1	0	0	0	0
3 Luis Sardinas, S (1, 6) OBP: 0.302, SLG: 0.284			B FF 92 B FF 93 X FF 93 2-0 ①② FC6-4-5-6 1-3		D FF 93 F FF 93 D FF 95 F FF 94 X FF 95 2-2 ②③ G5-4-3 1-2f			B FF 92 B FF 92 B FF 93 C FF 94 C FF 94 X FF 94 3-2 ① G4-3		3	0	0	0	0	0	2
Inning Stats	R: 0 E: 0 K: 1 S: 10 H: 0 LOB: 0 BB: 0 P: 15	R: 0 E: 0 K: 1 S: 11 H: 1 LOB: 1 BB: 0 P: 16	R: 0 E: 0 K: 0 S: 7 H: 2 LOB: 0 BB: 0 P: 12	R: 0 E: 0 K: 0 S: 11 H: 1 LOB: 2 BB: 1 P: 19	R: 0 E: 1 K: 0 S: 6 H: 0 LOB: 0 BB: 0 P: 10	R: 1 E: 0 K: 1 S: 15 H: 1 LOB: 1 BB: 1 P: 25	R: 0 E: 0 K: 1 S: 9 H: 0 LOB: 0 BB: 0 P: 15	R: 0 E: 0 K: 1 S: 11 H: 1 LOB: 1 BB: 0 P: 16		1B: 5 2B: 1 3B: 1 HR: 0 SF: 1 SAC: 0 DP: 2 HBP: 0						

PITCHER		IP	WLS	BF	H	R	ER	SO	BB	IBB	HBP	BLK	WP	HR	S	P	ERA	WHIP
65 James Paxton, L ERA: 1.87	(1, 1)	6.0	L	23	5	1	1	3	2	0	0	0	0	0	60	97	1.50	1.167
52 Dominic Leone, R ERA: 2.29	(7, 1)	0.1		1	0	0	0	1	0	0	0	0	0	0	3	4	0.00	0.000
44 Lucas Luetge, L ERA: 4.5	(7, 1)	0.1		1	0	0	0	1	0	0	0	0	0	0	3	5	0.00	0.000
44 Taijuan Walker, R ERA: 2.82	(7, 1)	1.1		5	1	0	0	1	0	0	0	0	0	0	14	22	0.00	0.750

PITCHER	IP	WLS	BF	H	R	ER	SO	BB	IBB	HBP	BLK	WP	HR	S	P	ERA	WHIP

BOTTOM

Seattle Mariners @ Texas Rangers

Globe Life Park in Arlington, Arlington, TX

Sun Sep 07 2014, 3:08 PM - 5:49 PM EDT

Att. 26,851 - Cloudy - 84 F

livebaseballscorecards.com

AB	27
R	1
H	6
RBI	1
BB	2
SO	5
LOB	11

WP: 0 PA: 31
PB: 0
SB: 3
CS: 1

Batter	1	2	3	4	5	6	7	8	9	AB	R	H	RBI	BB	SO	LOB
19 Robbie Grossman, S (1, 7) OBP: 0.330, SLG: 0.331	B SI 92 B SI 91 C SI 92 B CU 80 X SI 92 3-1 G5-3		M CH 90 C CH 88 X CU 80 0-2 21 WP 27 S 1-2 1B		X CH 90 0-0 L8		B FF 97 B CH 87 C FF 97 B FF 97 X SI 96 3-1 27 SF9 3B		B SI 93 C SI 91 B CH 82 X SI 95 2-1 1-2 1B	5	1	3	0	0	0	1
27 Jose Altuve, R (1, 4) OBP: 0.375, SLG: 0.449	C FF 92 C CU 81 X SI 93 0-2 G6-3		F SI 92 B CH 88 F CH 88 S CH 90 1-3 1-2 K		S CH 89 B CH 88 D CU 81 D FF 94 S SI 91 D SI 93 4-2 1-2 BB		B FF 97 X SL 92 1-0 SF9 3-H		C SI 96 B SI 96 F CH 82 F SI 96 F CH 84 F SI 96 D SI 95 F SI 96 X SI 95 2-2 L5	3	0	0	1	1	1	3
21 Dexter Fowler, S (1, 8) OBP: 0.376, SLG: 0.397	C CU 80 F SI 93 B FF 94 B CU 80 B SI 91 X FF 94 3-2 1B		C CH 88 B CH 88 S CH 87 S SI 93 1-3 2-3 K		S CU 80 X SI 92 0-1 F7		F FF 97 B FF 98 X FF 97 1-1 G1-6-3		F SI 95 B SI 96 F SI 96 D CH 83 B SI 96 X SI 95 3-2 G6-3	5	0	1	0	0	1	5
23 Chris Carter, R (1, 10) OBP: 0.311, SLG: 0.526	S CH 89 S CH 90 S SI 91 0-3 K			S SI 91 X CH 88 0-1 G6-3		X SI 91 0-0 15 WP 1B		B FC 88 B FC 89 B FF 92 C FC 89 C FC 89 B SI 94 4-2 9 S BB		3	0	1	0	1	1	1
15 Jason Castro, L (1, 2) OBP: 0.296, SLG: 0.381		T SI 91 C CU 79 C FF 92 0-3 K		X CH 87 0-0 F7		C CU 79 S SI 92 B CH 89 S CU 81 1-3 1-2 K		C FC 88 C CH 84 D CU 76 S FC 89 1-3 K		4	0	0	0	0	3	2
9 Marwin Gonzalez, S (1, 6) OBP: 0.317, SLG: 0.392		B SI 92 X SI 92 1-0 G6-3		C SI 91 S CU 80 B SI 93 B CH 89 B CH 90 X FF 94 3-2 2B		C CH 88 B SI 92 C CU 81 F SI 94 S CU 81 1-3 K		F FC 88 B CH 83 D FC 90 X FC 91 2-1 1-2 F8		4	0	1	0	0	1	2
21 Jon Singleton, L (1, 3) OBP: 0.291, SLG: 0.355		B SI 93 S CH 88 S CU 81 B CH 88 B CH 89 D CH 89 4-2 BB		S CH 89 D CH 89 S CU 82 C FF 94 1-3 K		D CH 90 B SI 92 B CU 81 C SI 93 B SI 93 4-1 BB		C FC 90 B CH 86 X FC 90 1-1 G4-3		2	0	0	0	2	1	2
30 Matt Dominguez, R (1, 5) OBP: 0.265, SLG: 0.343		B SI 92 C SI 93 D SL 86 F SI 93 X FF 92 2-2 F8		B SI 91 X CH 87 1-0 27 BB 1B		D CH 90 B SI 93 F SI 92 B SI 93 X SI 93 3-1 G5-3			B SI 91 B SI 94 C SI 92 C CH 81 F CH 81 B CH 82 B SI 92 4-2 19 1B BB	3	0	1	0	1	0	3
8 Alex Presley, L (1, 9) OBP: 0.285, SLG: 0.347 6 Jake Marisnick, R (8, 9) OBP: 0.259, SLG: 0.272			B CH 90 B CU 77 C SI 91 B CH 87 F SI 91 B FF 92 4-2 19 CS BB		B CH 86 B SI 91 F SI 91 1 SAFE C CU 79 C FF 93 2-3 K		C FF 96 S CH 86 F FF 96 B FF 98 T CH 86 1-2 K		B SI 93 C CH 81 C SI 95 X SI 96 1-2 L9	2 1	0 0	0 0	0 0	1 0	2 0	1 1

| Inning Stats | | |

Houston Astros @ Seattle Mariners

Safeco Field, Seattle, WA

Mon Sep 08 2014, 7:13 PM - 10:53 PM PDT

Att. 15,617 - Cloudy - 64 F

BOTTOM

Batter	1	2	3	4	5	6	7	8	9	AB	R	H	RBI	BB	SO	LOB
16 Austin Jackson, R (1, 8) OBP: 0.322, SLG: 0.372	C FF 87 B FF 90 B FF 91 C SI 90 S ST 83 2-3 K ①		B FF 90 B FF 90 B FF 91 B FF 90 4-0 9 S BB		C FF 89 S ST 82 C FF 91 0-3 K ①	S SL 86 T FF 96 B SL 88 X SL 86 1-2 G1-4-3 ③		B SL 84 C SI 89 D SL 83 B SI 90 X SI 89 3-1 3-H 1B		4	0	1	1	1	2	2
9 Endy Chavez, L (1, 7) OBP: 0.323, SLG: 0.381 28 Chris Denorfia, R (7, PH) OBP: 0.287, SLG: 0.318 (8, 7) 2 Jesús Sucre, R (9, 2) OBP: 0.250, SLG: 0.288	C FF 91 C KC 76 B KC 78 B CH 77 X FF 93 2-2 L9 ②		C FF 91 C KC 75 1 SAFE D KC 77 F FF 92 D KC 78 F FF 92 X ST 85 2-2 1-2 P5 ①		C FF 91 B KC 76 S FF 92 F FF 92 X KC 77 1-2 1B		C SI 90 F SI 92 F SI 92 X CH 86 0-2 G5-3 ①	F SI 88 D CU 77 1 SAFE 1 SAFE X SI 89 1-1 L9 ②		3 2 0	0 0 0	1 0 0	0 0 0	0 0 0	0 0 0	1 1 0
22 Robinson Canó, L (1, 4) OBP: 0.388, SLG: 0.460	C FF 92 X FF 92 0-1 2B		I IN 59 I IN 60 I IN 58 I IN 58 4-0 IBB		F FF 91 C FF 92 S ST 84 0-3 K ②		B SI 91 B SI 92 F SI 91 C SI 92 B SL 81 F SI 91 X SL 80 3-2 1B	X SI 88 0-0 F8 ③		4	0	2	0	1	1	2
21 Kendrys Morales, S (1, 10) OBP: 0.271, SLG: 0.344	F FF 91 S KC 76 D KC 78 X CH 78 1-2 L8 ③		D KC 77 C FF 92 B KC 75 C FF 92 F FF 93 X FF 93 2-2 L7 ②		D FF 93 F KC 76 B FF 92 F FF 92 X FF 92 2-2 F8 ③		D SI 91 F SI 91 F SI 90 S SL 80 1-3 K ②			4	0	0	0	0	1	5
15 Kyle Seager, L (1, 5) OBP: 0.345, SLG: 0.477		C FF 90 X CH 83 0-1 G4-3 ①	B SI 93 B FF 92 C FF 92 C FF 93 S KC 78 2-3 K ③			B SI 89 X SI 89 1-0 G1-3 ①	1 SAFE C SL 79 C SI 90 S SL 79 0-3 K ③			4	0	0	0	0	2	3
20 Logan Morrison, L (1, 3) OBP: 0.292, SLG: 0.354		B KC 76 C FF 91 F FF 92 B SL 84 F KC 76 F FF 92 B CH 81 F FF 93 X FF 92 3-2 55 FC3-6 2B		B FF 90 F FF 92 B KC 78 F FF 92 F ST 85 B CH 80 T FF 93 3-2 K ①		B SI 90 B CU 73 B SI 91 B SI 90 4-0 55 BB 5 1B BB		X SI 89 0-0 G6-3 ①		3	1	1	0	1	1	0
3 Mike Zunino, R (1, 2) OBP: 0.254, SLG: 0.404 99 James Jones, L (8, PR) OBP: 0.281, SLG: 0.309 (9, 7)		C ST 83 F ST 84 H ST 83 1-2 55 FC3-6 HBP		X FF 92 0-0 P6 ②	B SL 83 B SI 95 F SI 96 S SL 87 T SL 85 2-2 K ②			C SI 98 B SI 98 S SL 82 B SL 82 B FF 98 D SI 95 4-2 5 S 55 S 5 3B BB		2 0	0 1	0 0	0 0	1 0	1 0	1 0
55 Michael Saunders, L (1, 9) OBP: 0.335, SLG: 0.434		C FF 92 D KC 77 B FF 92 C FF 92 X ST 85 2-2 1-2f 2-3 FC3-6 ②		B FF 92 B FF 92 X FF 92 2-0 1B		B FF 95 C SI 95 B FS 84 B SI 94 S FF 93 1 SAFE F FF 95 F FF 94 F SL 86 4-2 F FF 85 B SL 86 5 1B 1-2 BB		C FF 92 B SL 80 B SL 80 C SL 82 B SL 82 D SL 83 4-2 5 3B 1-2 BB		2	1	1	0	2	0	2
5 Brad Miller, L (1, 6) OBP: 0.289, SLG: 0.366		X FF 91 0-0 F8 ③		C FF 92 S KC 79 C KC 78 0-3 K ③		X FF 96 0-0 1-3 2-H 1B		D SL 82 F FF 92 D SL 82 X SI 91 2-1 1-H 2-H 16 1B 3B		4	1	2	3	0	1	3
Inning Stats	R: 0 E: 0 K: 1 S: 11 H: 1 LOB: 1 BB: 0 P: 16	R: 0 E: 0 K: 0 S: 14 H: 1 LOB: 2 BB: 0 P: 20	R: 0 E: 0 K: 1 S: 12 H: 0 LOB: 2 BB: 2 P: 26	R: 0 E: 0 K: 2 S: 9 H: 1 LOB: 1 BB: 0 P: 14	R: 0 E: 0 K: 2 S: 13 H: 1 LOB: 1 BB: 0 P: 16	R: 1 E: 0 K: 1 S: 14 H: 1 LOB: 2 BB: 2 P: 26	R: 0 E: 0 K: 2 S: 14 H: 1 LOB: 1 BB: 0 P: 18	R: 3 E: 0 K: 0 S: 12 H: 2 LOB: 1 BB: 2 P: 26		1B: 5 2B: 2 3B: 1 HR: 0 SF: 0 SAC: 0 DP: 0 HBP: 1				WP: 0 PB: 0 SB: 3 CS: 0 PA: 39		

livebaseballscorecards.com

AB	32
R	4
H	8
RBI	4
BB	6
SO	9
LOB	20

PITCHER		IP	WLS	BF	H	R	ER	SO	BB	IBB	HBP	BLK	WP	HR	S	P	ERA	WHIP
41 Brad Peacock, R ERA: 4.8	(1, 1)	5.0		22	4	0	0	6	1	1	1	0	0	0	59	92	0.00	1.000
38 Darin Downs, L ERA: 4.55	(6, 1)	0.1		2	0	1	1	0	1	0	0	0	0	0	1	6	27.00	3.000
67 Jorge De Leon, R ERA:	(6, 1)	0.2		4	1	0	0	1	1	0	0	0	0	0	13	20	0.00	3.000
66 Kevin Chapman, L ERA: 6.75	(7, 1)	1.1		5	1	0	0	2	0	0	0	0	0	0	15	19	0.00	0.750
48 Mike Foltynewicz, R ERA: 5.4	(8, 1)	0.0	L	1	0	0	0	0	1	0	0	0	0	0	2	6	∞	∞

PITCHER		IP	WLS	BF	H	R	ER	SO	BB	IBB	HBP	BLK	WP	HR	S	P	ERA	WHIP
29 Tony Sipp, L ERA: 3.43	(8, 1)	0.0		2	1	2	2	0	1	0	0	0	0	0	4	10	∞	∞
58 Jake Buchanan, R ERA: 5.6	(8, 1)	0.2		3	1	1	1	0	0	0	0	0	0	0	5	9	13.50	1.500

TOP

Houston Astros @ Seattle Mariners

Safeco Field, Seattle, WA

Tue Sep 09 2014, 7:14 PM - 10:09 PM PDT

Att. 11,345 - Clear - 68 F

livebaseballscorecards.com

Batter	1	2	3	4	5	6	7	8	9	AB	R	H	RBI	BB	SO	LOB
19 Robbie Grossman, S (1, 7) OBP: 0.329, SLG: 0.329 8 Alex Presley, L (9, 7) OBP: 0.285, SLG: 0.347	C SI 92 F FF 92 F CU 81 B FF 92 F CH 86 F CU 80 S FF 93 1-3 K ①		B CH 86 S CH 86 C FF 93 X CH 86 1-2 G5-3 ①		X CH 84 0-0 21 CS 1B		C CH 88 S SI 95 B SL 86 B SL 85 C SL 86 2-3 K ③		D SL 83 B SI 90 C FF 90 C FF 92 F SL 82 S FF 92 2-3 K ③	5 0	0 0	1 0	0 0	0 0	3 0	3 0
27 Jose Altuve, R (1, 4) OBP: 0.373, SLG: 0.446	X FF 93 0-0 L8 ②		B CH 85 F CH 87 C CH 87 B CU 83 B SI 93 X CH 87 3-2 G4-3 ② 2-3		1 SAFE X FF 92 0-0 F8 ②			B SI 94 B SI 93 X SI 92 2-0 G5-3 ①		4	0	0	0	0	0	2
21 Dexter Fowler, S (1, 8) OBP: 0.373, SLG: 0.393	C SI 93 C SI 93 B FF 94 F FF 93 X CU 81 1-2 G4-3 ③		C CH 88 F SI 93 F FF 94 S CU 81 0-3 K ③		1 SAFE 0-0 CS ③ 1-2	X CH 84 0-0 G4-3 ①		B SL 83 F CH 88 F SI 94 B SL 86 S SL 85 2-3 K ②		4	0	0	0	0	2	1
23 Chris Carter, R (1, 10) OBP: 0.312, SLG: 0.524		X FF 92 0-0 F8 ①		B CH 84 B CH 84 B CH 85 C FF 91 S CH 85 X CH 85 3-2 6 FC6-4 1B		B CH 85 B SI 90 S CH 84 B CH 84 B CH 85 4-1 15 1B BB		C SL 83 C SL 85 F SL 85 B SI 93 F SL 86 S SL 86 1-3 K ③		3	0	1	0	1	1	0
15 Jason Castro, L (1, 2) OBP: 0.298, SLG: 0.381		C FF 92 B CU 79 B CU 81 F FF 92 B FF 93 B CH 80 4-2 21 1B BB		F FF 92 F CU 79 C CU 79 0-3 K ①		B CU 78 X CH 83 1-0 1-2 1B			B SL 79 F FF 88 X SI 89 1-1 G6-3 ①	3	0	1	0	1	1	1
6 Jake Marisnick, R (1, 9) OBP: 0.253, SLG: 0.265		X SI 92 0-0 F8 ②		B CH 86 1 SAFE X FF 92 1-0 FC6-4 21 2B 1-2f		X CH 84 0-0 L8 ②			B FF 95 F FF 95 B CU 85 S FF 95 F CU 84 F FF 95 S CU 87 2-3 K ②	4	1	0	0	0	1	4
21 Jon Singleton, L (1, 3) OBP: 0.297, SLG: 0.362		B FF 93 S FF 92 S FF 94 B FF 93 B FF 93 F FF 93 X FF 93 3-2 1-2 1B		C CU 78 1 SAFE 1 SAFE B CU 78 X SI 91 1-1 1-H 2B		C CU 80 S CU 79 D CU 80 X CU 80 1-2 G3-1 ③			B FF 96 C CU 85 B FF 96 F FF 96 B CU 85 B CU 85 4-2 30 1B 2 1B 30 WP BB	3	1	2	1	1	0	2
30 Matt Dominguez, R (1, 5) OBP: 0.265, SLG: 0.342		C CH 86 F FF 93 F CU 80 X CH 85 0-2 L9 ③		B CH 85 X CH 84 1-0 P4 ③			B SI 95 C SL 82 B SI 95 X SI 94 2-1 L8 ①		F SI 95 F FF 95 1 SAFE B CU 85 D CU 87 B FF 95 X CU 86 3-2 1-3 2 1B 1B	4	0	1	0	0	0	3
2 Jonathan Villar, S (1, 6) OBP: 0.264, SLG: 0.346			X FF 92 0-0 27 G4-3 2B		B CH 85 C SI 90 B CH 85 S CH 86 S CH 85 2-3 K ①		F SI 94 X CH 89 0-1 G1-3 ②		D FF 94 C SI 95 X FF 95 1-1 1-2 3-H 1B	4	0	2	1	0	1	0

Inning Stats	1	2	3	4	5	6	7	8	9
	R: 0 E: 0 K: 1 S: 11	H: 0 LOB: 0 BB: 0 P: 13	R: 0 E: 0 K: 0 S: 12	H: 1 LOB: 2 BB: 1 P: 19	R: 0 E: 0 K: 1 S: 11	H: 1 LOB: 1 BB: 0 P: 15	R: 1 E: 0 K: 1 S: 10	H: 2 LOB: 1 BB: 0 P: 16	R: 0 E: 0 K: 1 S: 5	H: 1 LOB: 0 BB: 0 P: 7	R: 0 E: 0 K: 0 S: 7	H: 1 LOB: 2 BB: 1 P: 13	R: 0 E: 0 K: 1 S: 7	H: 0 LOB: 0 BB: 0 P: 11	R: 0 E: 0 K: 2 S: 9	H: 0 LOB: 0 BB: 0 P: 14	R: 1 E: 0 K: 2 S: 18	H: 2 LOB: 2 BB: 1 P: 31

1B: 6	SF: 0	WP: 1	PA: 38
2B: 2	SAC: 0	PB: 0	
3B: 0	DP: 0	SB: 0	
HR: 0	HBP: 0	CS: 1	

AB	34
R	2
H	8
RBI	2
BB	3
SO	9
LOB	16

PITCHER		IP	WLS	BF	H	R	ER	SO	BB	IBB	HBP	BLK	WP	HR	S	P	ERA	WHIP
29 Roenis Elías, L ERA: 3.81	(1, 1)	6.0		25	6	1	1	4	2	0	0	0	0	0	56	83	1.50	1.333
39 Carson Smith, R ERA:	(7, 1)	2.0		6	0	0	0	3	0	0	0	0	0	0	16	25	0.00	0.000
97 Joe Beimel, L ERA: 1.98	(9, 1)	0.1		1	0	0	0	0	0	0	0	0	0	0	2	3	0.00	0.000
31 Yoervis Medina, R ERA: 2.39	(9, 1)	0.1	L	4	2	1	1	1	1	0	0	0	1	0	12	22	27.00	9.000
41 Charlie Furbush, L ERA: 3.66	(9, 1)	0.1		1	0	0	0	1	0	0	0	0	0	0	4	6	0.00	0.000

PITCHER		IP	WLS	BF	H	R	ER	SO	BB	IBB	HBP	BLK	WP	HR	S	P	ERA	WHIP

Batter	1	2	3	4	5	6	7	8	9	AB	R	H	RBI	BB	SO	LOB
16 Austin Jackson, R (1, 8) OBP: 0.322, SLG: 0.371	B FF 92 C FF 91 X FF 93 1-1 ① F9			C FF 91 C FC 86 B FC 87 X FC 87 1-2 9 G6-3 1B		B FC 88 X FC 86 1-0 ③ G6-3			C FF 95 B KC 82 F FF 96 C CH 76 1-3 ② K	4	0	1	0	0	1	0
9 Endy Chavez, L (1, 7) OBP: 0.318, SLG: 0.374	B FF 93 B FC 88 B FC 89 C FF 92 C FC 89 X FC 86 3-2 ② P2			D FF 92 C FF 91 D CU 72 X FC 85 2-1 ①② G6-3 1-2f			C CU 71 B FF 93 S CU 74 S FC 87 1-3 ① K		X FF 96 0-0 ③ G6-3	4	0	0	0	0	1	1
22 Robinson Canó, L (1, 4) OBP: 0.386, SLG: 0.458	F FC 89 C FC 89 B CU 76 B FC 87 F FF 93 B CU 76 F FC 86 S CU 75 3-3 ③ K			X FF 90 0-0 ③ L7			B FF 93 X FC 89 1-0 ② G3-1			3	0	0	0	0	1	0
15 Kyle Seager, L (1, 5) OBP: 0.343, SLG: 0.474		C FF 90 B CU 73 F CH 83 B FF 95 B CU 75 X FC 88 3-2 ① L7			B CU 73 C FF 93 X CH 85 1-1 ① G1-3		C FF 93 B FF 93 B CU 73 S FC 89 B CU 76 S FC 88 3-3 ③ K			3	0	0	0	0	1	0
21 Kendrys Morales, S (1, 10) OBP: 0.269, SLG: 0.341		B FF 95 B FF 94 X FC 86 2-0 ② L9			C FF 94 B CU 76 B CU 73 X FF 92 2-1 E4 20 G1-4-3			B SI 93 B CU 71 X FF 92 2-0 ① G3		3	0	0	0	0	0	0
20 Logan Morrison, L (1, 3) OBP: 0.293, SLG: 0.364		C CU 72 B CU 76 F FF 93 X CU 76 1-2 ③ G4-3			B FF 93 X FC 88 1-0 ② G1-4-3 1-2			B CU 72 X SI 93 1-0 HR		3	1	1	1	0	0	1
3 Mike Zunino, R (1, 2) OBP: 0.252, SLG: 0.401			C FC 88 F FF 94 B FC 86 X FC 88 1-2 ① G4-3		S FC 87 B FF 93 F FC 86 S SI 93 1-3 ③ K			B FC 85 B FC 87 B FC 87 C FF 91 S FC 88 F FC 86 X FC 88 3-2 ② F7		3	0	0	0	0	1	1
55 Michael Saunders, L (1, 9) OBP: 0.330, SLG: 0.428			C SI 94 B CU 75 F FF 92 B CU 77 X FC 89 2-2 ② F8			C CU 71 B FC 85 B FC 86 X FC 86 2-1 ① F9		B CU 73 B FF 93 X FF 93 2-0 ③ G6-3		3	0	0	0	0	0	0
5 Brad Miller, L (1, 6) OBP: 0.286, SLG: 0.363			X FC 89 0-0 ③ G1-3			C CU 72 B FC 89 F FC 88 B CU 75 X FC 87 2-2 ② L8			C FF 94 B CH 77 B FF 95 S FF 95 B FF 96 X FF 96 3-2 ① F8	3	0	0	0	0	0	0
Inning Stats	R: 0 H: 0 E: 0 LOB: 0 K: 1 BB: 0 S: 10 P: 17	R: 0 H: 0 E: 0 LOB: 0 K: 0 BB: 0 S: 7 P: 13	R: 0 H: 0 E: 0 LOB: 0 K: 0 BB: 0 S: 7 P: 10	R: 0 H: 1 E: 0 LOB: 0 K: 0 BB: 0 S: 6 P: 9	R: 0 H: 0 E: 1 LOB: 1 K: 1 BB: 0 S: 8 P: 13	R: 0 H: 0 E: 0 LOB: 0 K: 0 BB: 0 S: 6 P: 11	R: 0 H: 0 E: 0 LOB: 0 K: 2 BB: 0 S: 7 P: 12	R: 1 H: 1 E: 0 LOB: 0 K: 0 BB: 0 S: 7 P: 15	R: 0 H: 0 E: 0 LOB: 0 K: 1 BB: 0 S: 7 P: 11	1B: 1 SF: 0 2B: 0 SAC: 0 3B: 0 DP: 1 HR: 1 HBP: 0						

PITCHER	IP	WLS	BF	H	R	ER	SO	BB	IBB	HBP	BLK	WP	HR	S	P	ERA	WHIP
31 Collin McHugh, R (1, 1) ERA: 2.79	8.0	W	26	2	1	1	4	0	0	0	0	0	1	58	100	1.12	0.250
35 Josh Fields, R (9, 1) ERA: 4.45	1.0	S	3	0	0	0	1	0	0	0	0	0	0	7	11	0.00	0.000

PITCHER	IP	WLS	BF	H	R	ER	SO	BB	IBB	HBP	BLK	WP	HR	S	P	ERA	WHIP

BOTTOM

Houston Astros @ Seattle Mariners

Safeco Field, Seattle, WA

Tue Sep 09 2014, 7:14 PM - 10:09 PM PDT

Att. 11,345 - Clear - 68 F

livebaseballscorecards.com

AB	29
R	1
H	2
RBI	1
BB	0
SO	5
LOB	3

SEATTLE MARINERS™

Batter	1	2	3	4	5	6	7	8	9	AB	R	H	RBI	BB	SO	LOB
19 Robbie Grossman, S (1, 7) OBP: 0.330, SLG: 0.330	B SI 87 B FF 88 C FF 87 S FS 85 C FS 85 2-3 ① K	D FS 79 X FS 82 1-0 ③ G5-3			X SI 89 0-0 27 2B 1B		F FC 87 B CH 85 T FC 89 B SI 93 C FC 90 2-3 ② K		F FF 95 B CU 84 X FF 95 1-1 27 FC6-4 1B	5	1	2	0	0	2	1
27 Jose Altuve, R (1, 4) OBP: 0.373, SLG: 0.447	X SI 88 0-0 ② L4		C FS 85 B FS 79 X SI 86 1-1 ① G6-3		F SI 88 X FS 84 0-1 21 S 1-H 2B		X CU 75 0-0 1B		F FF 95 X FF 94 0-1 ② FC6-4 1-2f	5	0	2	1	0	0	1
21 Dexter Fowler, S (1, 8) OBP: 0.373, SLG: 0.394	F SI 88 B FS 83 B SL 79 C SI 89 B FS 85 S FS 84 3-3 ③ K		S SI 88 B FS 77 B FS 81 F SI 86 F FF 89 X FS 83 2-2 2B		C SI 88 S FS 84 D FS 83 B FF 90 D FS 83 F SI 90 B SL 85 4-2 BB		B FC 88 1 SAFE 1 SAFE C FC 87 C FC 87 S FF 92 1-3 ③ K		1 SAFE C FF 94 S FF 94 B FF 94 B FF 95 X FF 95 2-2 ③ G4-3	4	0	1	0	1	2	2
23 Chris Carter, R (1, 10) OBP: 0.312, SLG: 0.522		C SL 78 B FS 83 B FS 84 X SI 89 2-1 ① F8	C SL 77 S FS 84 B FS 84 F FF 90 S FS 84 1-3 ② K		C FC 91 F SI 91 S SL 83 0-3 ② K			B SL 88 T FF 95 X SL 88 1-1 8 S 8 E 1B		4	1	1	0	0	2	3
21 Jon Singleton, L (1, 3) OBP: 0.296, SLG: 0.358		B SL 78 B SI 90 B SI 90 C SI 88 B FS 86 4-1 8 1B 12 1B BB	B FS 83 B SI 90 C SI 90 B FS 84 S FF 91 3-3 ③ K		C FF 95 B FC 91 B FF 96 S SL 84 F SL 84 S SL 84 2-3 ③ K 2-3			C FF 96 F CH 88 D CU 78 S CU 79 1-3 ① K		3	1	0	0	1	3	4
30 Matt Dominguez, R (1, 5) OBP: 0.263, SLG: 0.340		C SI 89 X SL 79 0-1 ② P4		B SI 86 C SI 87 S SI 89 F FS 83 S FF 90 1-3 ① K		B FF 94 S FC 90 S SL 83 X FF 93 1-2 ① G4-3		F FF 96 F FF 96 X CU 78 0-2 ② L8		4	0	0	0	0	1	2
8 Alex Presley, L (1, 9) OBP: 0.289, SLG: 0.350		C SI 88 X FS 84 0-1 12 1B 12 1B 1-2 1B		C SI 87 B FS 78 C SL 82 X FS 84 1-2 ② G1-3		F FF 94 B SI 91 X FF 94 1-1 ② F8		C FF 96 C FF 96 B FF 97 X CU 78 1-2 E7 1-H 1B		4	1	2	1	0	0	0
12 Max Stassi, R (1, 2) OBP: 0.250, SLG: 0.250 15 Jason Castro, L (8, 2) OBP: 0.298, SLG: 0.381		D FS 84 C SI 90 X SL 80 1-1 2 2B 1-H 2-H 1B		F SI 89 C SI 90 X FS 84 0-2 ③ G5-3		C FC 90 F FF 96 B SL 84 F FF 95 F FF 95 B SL 85 B FF 96 S FC 90 3-3 ③ K		S FF 96 C FF 97 F FF 96 B SL 86 X FF 96 1-2 ③ F9		4 0	1 0	1 0	2 0	0 0	1 0	1 0
2 Jonathan Villar, S (1, 6) OBP: 0.264, SLG: 0.349		B SI 90 X SI 89 1-0 2-H 2B			B FS 80 S SI 86 B FS 84 C SI 86 S SL 84 2-3 ① K		C FC 88 X FC 88 0-1 ① G4-3		B FF 95 F FF 94 S FF 95 F CU 86 X FF 96 1-2 ① G6-3	4	0	1	1	0	1	0
Inning Stats	R: 0 E: 0 K: 2 S: 7 H: 0 LOB: 0 BB: 0 P: 12	R: 3 E: 0 K: 0 S: 11 H: 3 LOB: 1 BB: 1 P: 20	R: 0 E: 0 K: 2 S: 13 H: 1 LOB: 1 BB: 0 P: 20	R: 0 E: 0 K: 1 S: 10 H: 0 LOB: 0 BB: 0 P: 12	R: 1 E: 0 K: 3 S: 16 H: 2 LOB: 2 BB: 1 P: 24	R: 0 E: 0 K: 1 S: 10 H: 0 LOB: 0 BB: 0 P: 15	R: 0 E: 0 K: 2 S: 9 H: 1 LOB: 1 BB: 0 P: 12	R: 1 E: 1 K: 1 S: 15 H: 2 LOB: 1 BB: 0 P: 19	R: 0 E: 0 K: 0 S: 11 H: 1 LOB: 1 BB: 0 P: 15	1B: 7 2B: 3 3B: 0 HR: 0 SF: 0 SAC: 0 DP: 0 HBP: 0						

TOP

Houston Astros @ Seattle Mariners

Safeco Field, Seattle, WA

Wed Sep 10 2014, 7:12 PM - 10:12 PM PDT

Att. 16,931 - Clear - 66 F

livebaseballscorecards.com

AB	37
R	5
H	10
RBI	5
BB	2
SO	12
LOB	14

WP: 0 PA: 39
PB: 0
SB: 2
CS: 0

PITCHER		IP	WLS	BF	H	R	ER	SO	BB	IBB	HBP	BLK	WP	HR	S	P	ERA	WHIP
18 Hisashi Iwakuma, R ERA: 3.11	(1, 1)	4.1	L	21	6	4	4	6	2	0	0	0	0	0	50	79	8.31	1.846
52 Dominic Leone, R ERA: 2.23	(5, 1)	1.2		5	0	0	0	3	0	0	0	0	0	0	17	24	0.00	0.000
40 Danny Farquhar, R ERA: 2.38	(7, 1)	1.0		4	1	0	0	2	0	0	0	0	0	0	9	12	0.00	1.000
54 Tom Wilhelmsen, R ERA: 2.06	(8, 1)	1.0		5	2	1	1	1	0	0	0	0	0	0	15	19	9.00	2.000
31 Yoervis Medina, R ERA: 2.34	(9, 1)	1.0		4	1	0	0	0	0	0	0	0	0	0	11	15	0.00	1.000

PITCHER	IP	WLS	BF	H	R	ER	SO	BB	IBB	HBP	BLK	WP	HR	S	P	ERA	WHIP

Houston Astros @ Seattle Mariners

Safeco Field, Seattle, WA

Wed Sep 10 2014, 7:12 PM - 10:12 PM PDT

Att. 16,931 - Clear - 66 F

BOTTOM

livebaseballscorecards.com

Batter	1	2	3	4	5	6	7	8	9	AB	R	H	RBI	BB	SO	LOB
16 Austin Jackson, R (1, 8) OBP: 0.320, SLG: 0.369	C SI 89 B SI 91 S SL 78 C SL 78 1-3 ① K	F SI 92 B CH 82 F SI 92 F SL 78 S CH 82 1-3 ③ K			B SL 77 C SI 90 S SL 77 B SI 92 S SL 79 2-3 ③ K			C SI 93 F FS 83 B SI 94 B CU 79 S CU 78 2-3 ③ K		4	0	0	0	0	4	1
55 Michael Saunders, L (1, 9) OBP: 0.333, SLG: 0.426	B SI 90 X SI 91 1-0 1B		B SI 88 B SI 89 X SI 89 2-0 ① G4-3			B CH 80 C SI 90 F SL 78 B SI 92 B SL 77 B SI 91 4-2 21 G5-4-3 BB			C FF 92 B SL 82 F SL 79 C SL 83 1-3 ① K	3	0	1	0	1	1	0
22 Robinson Canó, L (1, 4) OBP: 0.387, SLG: 0.458	B SI 91 B CH 81 B SI 91 X SI 90 3-0 ② F8		C SI 90 B SI 90 X SI 90 1-1 21 G3-6-1 1B			C SI 90 F SI 92 1 SAFE F SI 92 S FC 87 0-3 ① K			B SL 79 F FF 92 X FF 92 1-1 1B	4	0	2	0	0	1	2
21 Kendrys Morales, S (1, 10) OBP: 0.266, SLG: 0.337	C SI 91 D SI 92 S CH 81 F SI 91 X SL 79 1-2 ③ P6		X SI 89 0-0 ②③ G3-6-1 1-2f			X SI 90 0-0 ②③ G5-4-3 1-2f			D SI 90 S FF 91 S SL 78 1 SAFE X SL 78 1-2 ② F7	4	0	0	0	0	0	4
15 Kyle Seager, L (1, 5) OBP: 0.344, SLG: 0.472		B SI 90 B CH 80 B SI 91 C SI 88 B SI 91 4-1 5 E 5 1B 3 2B BB		B CH 80 X SI 89 1-0 ① G3			B SI 90 C FC 86 B SI 92 B FC 86 B FC 86 4-1 20 G6-3 BB		B FF 92 C FF 93 B FF 92 X FF 92 2-1 ③ F9	2	1	0	0	2	0	1
20 Logan Morrison, L (1, 3) OBP: 0.290, SLG: 0.360		C SI 90 F SI 91 B SL 80 1 SAFE B CH 82 B SI 91 X CH 81 3-2 ① F7		B SI 90 C SL 76 B CH 80 B SI 90 X SI 90 3-1 ② G5-3			C SI 90 X SI 92 0-1 ①② G6-3 1-2f			3	0	0	0	0	0	2
5 Brad Miller, L (1, 6) OBP: 0.287, SLG: 0.363		B CH 81 B SI 91 S CH 82 X SI 92 2-1 E6 3 2B 1-3 1B		F SI 91 C SL 76 S SL 77 0-3 ③ K			F SI 90 S FC 88 S FC 86 0-3 ③ K2-3			3	1	1	0	0	2	0
3 Mike Zunino, R (1, 2) OBP: 0.253, SLG: 0.403		C SL 79 B SL 81 S SL 80 B SI 92 B SL 80 F CH 81 X SL 80 3-2 2-H 3-H 2B			F SI 90 X SL 78 0-1 ① F7			C SI 93 B CU 76 B CU 77 F SI 94 F FS 84 C SI 94 2-3 ① K		3	0	1	2	0	1	0
99 James Jones, L (1, 7) OBP: 0.278, SLG: 0.306		B SI 91 X SI 91 1-0 ② L7			B CH 79 C SI 89 C SI 91 B CH 77 F CH 80 S SI 91 2-3 ② K			B SI 94 B SI 92 C SI 92 X SI 93 2-1 ② P6		3	0	0	0	0	1	1
Inning Stats	R: 0 E: 0 K: 1 S: 9 H: 1 LOB: 1 BB: 0 P: 15	R: 2 E: 1 K: 1 S: 15 H: 2 LOB: 1 BB: 1 P: 29	R: 0 E: 0 K: 0 S: 4 H: 1 LOB: 0 BB: 0 P: 7	R: 0 E: 0 K: 1 S: 6 H: 0 LOB: 0 BB: 0 P: 10	R: 0 E: 0 K: 2 S: 9 H: 0 LOB: 0 BB: 0 P: 13	R: 0 E: 0 K: 1 S: 7 H: 0 LOB: 0 BB: 1 P: 11	R: 0 E: 0 K: 1 S: 6 H: 0 LOB: 0 BB: 1 P: 10	R: 0 E: 0 K: 2 S: 9 H: 0 LOB: 0 BB: 0 P: 15	R: 0 E: 0 K: 1 S: 10 H: 1 LOB: 1 BB: 0 P: 15	1B: 4 2B: 1 3B: 0 HR: 0 SF: 0 SAC: 0 DP: 3 HBP: 0						

	AB	29
	R	2
	H	5
	RBI	2
	BB	3
	SO	10
	LOB	11

WP: 0 PB: 0 SB: 0 CS: 0 PA: 32

PITCHER		IP	WLS	BF	H	R	ER	SO	BB	IBB	HBP	BLK	WP	HR	S	P	ERA	WHIP
63 Nick Tropeano, R ERA: 3.6	(1, 1)	5.0	W	20	4	2	2	5	2	0	0	0	0	0	45	80	3.60	1.200
38 Darin Downs, L ERA: 4.28	(6, 1)	2.0	H	5	0	0	0	2	1	0	0	0	0	0	11	15	0.00	0.500
55 Jose Veras, R ERA: 4.31	(8, 1)	1.0	H	3	0	0	0	2	0	0	0	0	0	0	9	15	0.00	0.000
29 Tony Sipp, L ERA: 3.35	(9, 1)	1.0	S	4	1	0	0	1	0	0	0	0	0	0	10	15	0.00	1.000

PITCHER	IP	WLS	BF	H	R	ER	SO	BB	IBB	HBP	BLK	WP	HR	S	P	ERA	WHIP

Oakland Athletics @ Seattle Mariners

Safeco Field, Seattle, WA

Fri Sep 12 2014, 7:11 PM - 9:53 PM PDT

Att. 29,090 - Clear - 70 F

livebaseballscorecards.com

TOP

Batter	1	2	3	4	5	6	7	8	9	AB	R	H	RBI	BB	SO	LOB
4 Coco Crisp, S (1, 8) OBP: 0.343, SLG: 0.385	F9		BB	G5-3			K		P5	4	0	0	0	1	1	3
15 Jonny Gomes, R (1, 7) OBP: 0.329, SLG: 0.340 16 Josh Reddick, L (7, PH) OBP: 0.305, SLG: 0.419 (7, 9)	F8		K		E6		K		K	3	0	1	0	0	1	2
										2	0	0	0	0	2	2
20 Josh Donaldson, R (1, 5) OBP: 0.341, SLG: 0.454	K		36 BB 1-3 2-H 1B		P4		G4-3		K	5	0	1	1	0	2	3
36 Derek Norris, R (1, 10) OBP: 0.359, SLG: 0.415 (3, 2)	L8		BB		K			G6-3		3	0	0	0	1	1	2
8 Jed Lowrie, S (1, 6) OBP: 0.320, SLG: 0.359		K2-3	K		K2-3			G4-3		4	0	0	0	0	3	4
35 Nate Freiman, R (1, 3) OBP: 0.265, SLG: 0.474 7 Alberto Callaspo, S (8, PH) OBP: 0.295, SLG: 0.297 (8, 3)		L8	1 FC5-4 40 SH 23 SH4-3 1B		K	BB				3	1	1	0	0	1	0
										0	0	0	0	1	0	0
17 Geovany Soto, R (1, 2) OBP: 0.250, SLG: 0.316 40 Jason Hammel, R (3, 1) OBP: 0.158, SLG: 0.135 1 Billy Burns, S (6, PH) OBP: 0.167, SLG: 0.167 39 Eric O'Flaherty, L (6, 1) 61 Dan Otero, R (7, 1) 10 Adam Dunn, L (8, PH) OBP: 0.343, SLG: 0.438 58 Evan Scribner, R (8, 1) 56 Fernando Abad, L (8, 1)		F8		SH 1 FC5-4		1 S		F7		1	0	0	0	0	0	0
										0	0	0	0	0	0	0
										1	0	1	0	0	0	0
										0	0	0	0	0	0	0
										0	0	0	0	0	0	0
										1	0	0	0	0	0	1
										0	0	0	0	0	0	0
										0	0	0	0	0	0	0
1 Nick Punto, S (1, 4) OBP: 0.296, SLG: 0.275 37 Brandon Moss, L (9, PH) OBP: 0.333, SLG: 0.441			G6-3	FC5-4 23 SH4-3		G5-3			23 1B	3	0	0	0	0	0	3
										1	0	1	0	0	0	0
23 Sam Fuld, L (1, 9) OBP: 0.330, SLG: 0.346 (7, 7)			BB	SH4-3		K2-3				2	1	1	1	1	1	1
Inning Stats	R: 0 E: 0 K: 1 S: 9 H: 0 LOB: 1 BB: 0 P: 19	R: 0 E: 0 K: 1 S: 6 H: 0 LOB: 0 BB: 0 P: 11	R: 1 E: 0 K: 2 S: 13 H: 1 LOB: 3 BB: 3 P: 31	R: 1 E: 0 K: 0 S: 9 H: 1 LOB: 1 BB: 0 P: 14	R: 0 E: 1 K: 2 S: 8 H: 1 LOB: 1 BB: 0 P: 10	R: 0 E: 0 K: 2 S: 12 H: 1 LOB: 1 BB: 0 P: 17	R: 0 E: 0 K: 2 S: 10 H: 0 LOB: 0 BB: 0 P: 18	R: 0 E: 0 K: 0 S: 7 H: 0 LOB: 1 BB: 1 P: 13	R: 0 E: 0 K: 2 S: 11 H: 2 LOB: 2 BB: 0 P: 15	1B: 6 2B: 0 3B: 0 HR: 0 SF: 0 SAC: 2 DP: 0 HBP: 0	WP: 1 PB: 0 SB: 2 CS: 0 PA: 39					

	AB	33
	R	2
	H	6
	RBI	2
	BB	4
	SO	12
	LOB	21

PITCHER	IP	WLS	BF	H	R	ER	SO	BB	IBB	HBP	BLK	WP	HR	S	P	ERA	WHIP
65 James Paxton, L (1, 1) ERA: 1.98	6.0	W	27	4	2	2	8	3	0	0	0	1	0	57	102	3.00	1.167
39 Carson Smith, R (7, 1) ERA:	1.2	H	6	0	0	0	2	1	0	0	0	0	0	15	28	0.00	0.600
41 Charlie Furbush, L (8, 1) ERA: 3.63	0.1	H	1	0	0	0	0	0	0	0	0	0	0	2	3	0.00	0.000
56 Fernando Rodney, R (9, 1) ERA: 2.49	1.0	S	5	2	0	0	2	0	0	0	0	0	0	11	15	0.00	2.000

PITCHER	IP	WLS	BF	H	R	ER	SO	BB	IBB	HBP	BLK	WP	HR	S	P	ERA	WHIP

Batter	1	2	3	4	5	6	7	8	9	AB	R	H	RBI	BB	SO	LOB
16 Austin Jackson, R (1, 8) OBP: 0.317, SLG: 0.366	C SI 93 B SL 82 B SL 82 B FF 93 F FF 93 C FF 94 3-3 K ①		C X 0-1 G5-3 ①		1 SAFE B CH 88 F FF 93 B SL 83 X SI 92 2-1 G6-4-3 ②③ 1-2f			C CU 72 S FF 91 B FF 92 F FF 90 F CH 87 B FF 92 S FF 91 2-3 K ①		4	0	0	0	0	2	1
13 Dustin Ackley, L (1, 7) OBP: 0.298, SLG: 0.396 99 James Jones, L (8, 7) OBP: 0.278, SLG: 0.306 28 Chris Denorfia, R (8, PH) OBP: 0.286, SLG: 0.317 (9, 7)	C SI 94 X CH 87 0-1 G3 ②		C SI 92 B FF 93 F FF 93 B SL 81 S SL 82 2-3 K ②			C SI 90 B SL 84 B FF 91 B FF 92 F FF 92 X SI 91 3-2 P4 ①		B FF 93 B SI 92 C FF 93 F SI 94 X FF 94 2-2 L8 ②		3 0 1	0 0 0	0 0 0	0 0 0	0 0 0	1 0 0	0 0 0
22 Robinson Canó, L (1, 4) OBP: 0.388, SLG: 0.464	B SI 95 X FF 95 1-0 HR		B SI 94 S SL 83 F SI 94 B SI 95 F SL 81 B SI 94 X SI 94 3-2 G6-3 ③			X FF 91 0-0 21 CS 1B		B KC 79 B KC 77 C KC 76 X KC 77 2-1 G3 ③		4	1	2	1	0	0	0
21 Kendrys Morales, S (1, 10) OBP: 0.266, SLG: 0.346	S SL 84 B SL 83 B SI 94 F SI 94 X SL 82 2-2 L7 ③			B SL 83 B SI 93 C SI 93 F SL 83 X SL 82 2-2 L7 ①		C SI 90 B SI 91 X SI 91 1-1 HR ② 1-2				3	1	1	1	0	0	0
15 Kyle Seager, L (1, 5) OBP: 0.344, SLG: 0.471		B SI 94 C CH 86 C SL 83 F FF 94 F SL 82 B SL 83 B SI 94 B SI 94 4-2 55 E 55 S 3 2B BB		B SI 93 X FF 94 1-0 F7 ②		C SI 92 C SL 83 C SL 83 0-3 K ③				2	1	0	0	1	1	0
55 Michael Saunders, L (1, 9) OBP: 0.329, SLG: 0.420		B SI 92 1 SAFE C SL 83 S SL 83 B SI 94 C SI 94 2-3 K ① 1-3		B SI 94 B SI 94 S FF 94 S SI 94 F SL 83 S FF 93 2-3 K ③			X SI 90 0-0 G6-3 ①			3	0	0	0	0	2	1
3 Mike Zunino, R (1, 2) OBP: 0.253, SLG: 0.405		C SI 93 X SI 93 0-1 2B 3-H			C SL 83 S SL 83 C SL 81 0-3 K ①		C SI 89 B SI 90 B SI 90 B CH 83 X SI 90 3-1 P4 ②			3	0	1	1	0	1	0
20 Logan Morrison, L (1, 3) OBP: 0.294, SLG: 0.378 7 Stefen Romero, R (7, PR) OBP: 0.238, SLG: 0.305 17 Justin Smoak, S (8, 3) OBP: 0.273, SLG: 0.344		X FF 93 0-0 F7 ②			B SI 94 X SI 94 1-0 HR		X SI 90 0-0 2B			3 0 0	1 0 0	2 0 0	1 0 0	0 0 0	0 0 0	1 0 0
5 Brad Miller, L (1, 6) OBP: 0.287, SLG: 0.362		C SL 83 F SI 93 B SL 83 S SL 82 1-3 K2-3 ③			C SL 82 S SI 94 B SI 94 F FF 94 B SL 82 F SL 83 X SI 93 2-2 16 G6-4-3 1B		C SI 91 B SI 90 X CH 84 1-1 G1 ③			3	0	1	0	0	1	2
Inning Stats	R: 1 E: 0 K: 1 S: 9 H: 1 LOB: 0 BB: 0 P: 15	R: 1 E: 0 K: 2 S: 13 H: 1 LOB: 1 BB: 1 P: 20	R: 0 E: 0 K: 1 S: 9 H: 0 LOB: 0 BB: 0 P: 14	R: 0 E: 0 K: 1 S: 8 H: 0 LOB: 0 BB: 0 P: 13	R: 1 E: 0 K: 1 S: 11 H: 2 LOB: 0 BB: 0 P: 16	R: 1 E: 0 K: 1 S: 9 H: 2 LOB: 0 BB: 0 P: 13	R: 0 E: 0 K: 0 S: 6 H: 1 LOB: 1 BB: 0 P: 10	R: 0 E: 0 K: 1 S: 10 H: 0 LOB: 0 BB: 0 P: 16								

BOTTOM

Oakland Athletics @ Seattle Mariners

Safeco Field, Seattle, WA

Fri Sep 12 2014, 7:11 PM - 9:53 PM PDT

Att. 29,090 - Clear - 70 F

livebaseballscorecards.com

AB	29
R	4
H	7
RBI	4
BB	1
SO	8
LOB	5

| | | | | | | | |

Oakland Athletics @ Seattle Mariners

Safeco Field, Seattle, WA

Sat Sep 13 2014, 6:11 PM - 9:30 PM PDT

Att. 43,913 - Clear - 80 F

livebaseballscorecards.com

Batter	1	2	3	4	5	6	7	8	9	10	AB	R	H	RBI	BB	SO	LOB
4 Coco Crisp, S (1, 8) OBP: 0.344, SLG: 0.384	X SI 93 0-0 1B		1 SAFE B CH 88 X CH 89 1-0 ② L9		1 SAFE C CH 88 X CU 80 0-1 ③ L7		1 SAFE B SI 92 C CU 81 D CH 90 F CH 90 F FF 93 B CH 90 S CH 90 3-3 ③ K 1-3		1 SAFE B FC 89 C FC 90 S FC 89 B FF 95 2-2 ③ CS 1-2	S SI 93 C CH 80 B CH 82 F SI 94 B SI 95 B CH 82 B CH 82 4-2 7 BB 23 SH2-4 8 BB BB	4	1	1	0	1	1	3
23 Sam Fuld, L (1, 7) OBP: 0.326, SLG: 0.342	B SI 93 X SI 93 1-0 ① P6		1 SAFE C CH 89 S CU 81 1 SAFE P PO 89 X CH 89 1-2 ③ G6-3			C CH 88 S CH 89 B CH 90 F CH 90 S CU 82 1-3 ① K		C SL 79 B SL 80 S SL 80 B SL 80 X FF 87 2-2 ① G6-3		B SI 95 X SI 95 1-0 ① SH2-4 1-2	4	0	0	0	0	1	2
20 Josh Donaldson, R (1, 5) OBP: 0.343, SLG: 0.459	1 SAFE X SI 93 0-0 ② L8			F CH 89 X CH 89 0-1 ① G6-3		B CH 90 X CH 90 1-0 HR		B FF 95 F FF 95 B FF 96 B FF 97 B FF 97 4-1 37 BB BB		I IN 75 I IN 74 I IN 76 I IN 78 4-0 8 BB 7 BB IBB	3	1	1	1	2	0	1
10 Adam Dunn, L (1, 10) OBP: 0.340, SLG: 0.435 15 Jonny Gomes, R (8, PH) OBP: 0.328, SLG: 0.338 (8, 10) 7 Alberto Callaspo, S (10, PH) OBP: 0.297, SLG: 0.297 (10, 10)	X SI 94 0-0 ③ F8			B SI 93 B CU 80 S CH 89 C CU 80 F FF 93 B CU 82 F CH 90 C CU 80 3-3 ② K		B SI 93 B CH 91 F CH 89 B CU 81 X CH 90 3-1 ② G4-3		F SI 90 1 SAFE S SI 90 F FF 92 F FF 92 B SI 90 B FF 92 S SL 82 2-3 ② K		D CH 82 B SI 95 B SI 95 B SI 94 B SI 95 4-1 8 BB 1-2 2-3 BB	3 1 0	0 0 0	0 0 0	0 0 0	0 0 1	1 1 0	1 1 0
37 Brandon Moss, L (1, 3) OBP: 0.333, SLG: 0.439		B CU 79 F CH 86 B CU 80 B SI 92 X SI 92 3-1 ① F7		B SI 91 X CU 81 1-0 1B		F CH 90 B CH 90 S CU 80 B FF 93 B CU 79 S SI 93 3-3 ③ K		B SL 82 B FF 92 F FF 91 1 SAFE D SL 83 F FF 92 D SL 83 4-2 1-2 BB		D SI 94 D SI 96 S CH 84 B SI 96 F SI 96 F SI 96 C CH 84 3-3 ② K	4	0	1	0	1	2	3
8 Jed Lowrie, S (1, 6) OBP: 0.319, SLG: 0.355		B SI 93 X CU 80 1-0 ② P5		D CH 90 F SI 93 D CH 90 X CH 89 2-1 ③ G1-3			F SI 92 B SI 92 F CH 89 B FF 92 B FF 94 C SI 94 3-3 ① K	C FC 90 F FC 90 S CU 78 0-3 ③ K2-3		B SI 98 B CH 85 B SI 97 B SI 95 4-0 1-2 2-3 3-H BB	4	0	0	1	1	2	3
16 Josh Reddick, L (1, 9) OBP: 0.303, SLG: 0.419		C CH 89 F CU 80 S FF 94 0-3 ③ K	B CH 88 X CH 89 1-0 ① G3				B CH 90 X SI 94 1-0 36 WP 28 1B 2B		C FC 88 B CH 85 F FC 90 X CU 76 1-2 ① G3	B SI 96 B SI 96 X SI 95 2-0 ③ L6	5	1	1	0	0	1	3
36 Derek Norris, R (1, 2) OBP: 0.358, SLG: 0.413			X SI 92 0-0 ① L8		B CU 79 C SI 92 F CH 89 B CH 89 S SI 91 2-3 ② K		B CH 90 T CH 89 S SI 93 B CH 90 S CH 90 2-3 K		B FC 90 X FC 89 1-0 28 FC4-6 1B		4	0	1	0	0	2	1
28 Eric Sogard, L (1, 4) OBP: 0.307, SLG: 0.279			F SI 92 B CU 81 C CU 81 X FF 93 1-2 1B		B SI 94 F SI 92 B SI 92 B SI 93 X SI 91 3-1 1B		X SI 94 0-0 4 WP 4 S 3-H 1B		1 SAFE C FC 88 F FC 89 F SI 94 X FC 90 0-2 ② FC4-6 4 CS 1-2f		4	0	3	1	0	0	1
Inning Stats	R: 0 E: 0 K: 0 S: 4 H: 1 LOB: 1 BB: 0 P: 5	R: 0 E: 0 K: 1 S: 6 H: 0 LOB: 0 BB: 0 P: 10	R: 0 E: 0 K: 0 S: 9 H: 1 LOB: 1 BB: 0 P: 11	R: 0 E: 0 K: 1 S: 10 H: 1 LOB: 1 BB: 0 P: 16	R: 0 E: 0 K: 1 S: 8 H: 1 LOB: 1 BB: 0 P: 14	R: 1 E: 0 K: 2 S: 10 H: 1 LOB: 0 BB: 0 P: 18	R: 1 E: 0 K: 3 S: 12 H: 2 LOB: 1 BB: 0 P: 21	R: 0 E: 0 K: 2 S: 14 H: 0 LOB: 2 BB: 2 P: 26	R: 0 E: 0 K: 0 S: 10 H: 1 LOB: 0 BB: 0 P: 14	R: 1 E: 0 K: 1 S: 10 H: 0 LOB: 3 BB: 4 P: 32	1B: 6 2B: 1 3B: 0 HR: 1 SF: 0 SAC: 1 DP: 0 HBP: 0	WP: 2 PB: 0 SB: 1 CS: 1 PA: 44					

TOP

AB	36
R	3
H	8
RBI	3
BB	6
SO	11
LOB	19

PITCHER		IP	WLS	BF	H	R	ER	SO	BB	IBB	HBP	BLK	WP	HR	S	P	ERA	WHIP
34 Félix Hernández, R ERA: 2.14	(1, 1)	7.0		28	7	2	2	8	0	0	0	0	2	1	59	95	2.57	1.000
97 Joe Beimel, L ERA: 1.96	(8, 1)	0.1		1	0	0	0	0	0	0	0	0	0	0	3	5	0.00	0.000
54 Tom Wilhelmsen, R ERA: 2.06	(8, 1)	0.0		1	0	0	0	0	1	0	0	0	0	0	1	5	∞	∞
41 Charlie Furbush, L ERA: 3.6	(8, 1)	0.1		2	0	0	0	1	1	0	0	0	0	0	7	13	0.00	3.000
40 Danny Farquhar, R ERA: 2.33	(8, 1)	1.1		4	1	0	0	1	0	0	0	0	0	0	13	17	0.00	0.750

PITCHER		IP	WLS	BF	H	R	ER	SO	BB	IBB	HBP	BLK	WP	HR	S	P	ERA	WHIP
56 Fernando Rodney, R ERA: 2.6	(10, 1)	1.0	L	7	0	1	1	1	3	1	0	0	0	0	10	32	9.00	3.000

Batter	1	2	3	4	5	6	7	8	9	10	AB	R	H	RBI	BB	SO	LOB
16 Austin Jackson, R (1, 8) OBP: 0.315, SLG: 0.363	C SI 92 B SI 93 B CU 80 S SI 92 C SI 94 2-3 ① K		1 SAFE B CH 86 1 SAFE C SI 92 X CH 87 1-1 ①② G4-3 1-2f			C CU 82 B FC 93 F CU 82 B SL 86 S SI 94 2-3 ② K		B SI 93 1 SAFE S CU 82 D CU 83 B SI 95 F SI 95 S SI 95 3-3 ③ K 1-2			4	0	0	0	0	3	2
9 Endy Chavez, L (1, 7) OBP: 0.317, SLG: 0.372	B FF 94 B SI 91 B SI 91 C FF 92 X SI 91 3-1 22 G1-3 1B		B SI 94 X CH 86 1-0 ③ G6-3			B CU 81 C CH 87 F SI 93 X SL 87 1-2 ③ F7			C SL 81 X SL 81 0-1 ① G1-3		4	0	1	0	0	0	0
22 Robinson Canó, L (1, 4) OBP: 0.387, SLG: 0.468	F SI 92 B FF 93 B SI 92 B SI 93 C SI 93 1 SAFE X SI 93 3-2 ② G1-3 1-2			X CU 81 0-0 ① G4-1			B SI 93 X CH 87 1-0 HR		B SI 90 B SI 89 C SI 89 S SI 90 X SL 82 2-2 ② G4-3		4	1	1	1	0	0	1
21 Kendrys Morales, S (1, 10) OBP: 0.266, SLG: 0.343	B CU 82 S SI 93 B CU 83 F SI 93 T SL 84 2-2 ③ K			B FF 91 B SI 91 B SI 91 B FF 93 4-0 15 G3-6-1 BB			C CU 81 X SI 94 0-1 ① G4-3		C SI 89 C SI 90 S SL 81 0-3 ③ K		3	0	0	0	1	2	1
15 Kyle Seager, L (1, 5) OBP: 0.342, SLG: 0.467		B SI 91 F CH 87 B CH 88 C FF 93 F SL 87 B SI 94 F CH 87 F CU 82 X CH 87 3-2 ① F7		C CU 81 X SI 94 0-1 ②③ G3-6-1 1-2f			F CU 82 X SI 94 0-1 ② G3-1			X FF 93 0-0 ① F7	4	0	0	0	0	0	1
20 Logan Morrison, L (1, 3) OBP: 0.294, SLG: 0.375 27 Corey Hart, R (10, PH) OBP: 0.273, SLG: 0.320		B CU 81 B CH 88 B SI 94 B FF 94 4-0 3 G4-6-3 BB	B CH 88 C SI 93 C CU 82 S SL 88 1-3 ① K2-3				B CU 80 B SI 95 X SI 93 2-0 ③ G6-3			B FF 93 C FF 92 F FF 94 B FF 94 T FF 93 2-2 ② K	2 1	0 0	0 0	0 0	1 0	1 1	0 0
3 Mike Zunino, R (1, 2) OBP: 0.251, SLG: 0.401		X SI 93 0-0 ②③ G4-6-3 1-2f	C CU 81 C CU 82 X CU 82 0-2 ② L6					X SI 94 0-0 ① G5-3	F FF 94 F FF 93 X FF 94 0-2 ③ F7		4	0	0	0	0	0	1
99 James Jones, L (1, 9) OBP: 0.282, SLG: 0.316		B SI 93 X SI 93 1-0 1 1B 3B	C SI 94 X CH 88 0-1 ③ F7					X SI 94 0-0 16 E 1B			3	1	2	0	0	0	0
1 Chris Taylor, R (1, 6) OBP: 0.369, SLG: 0.367		B SL 84 B SI 95 F SI 94 F SI 94 X SI 94 2-2 16 G4-3 3-H 1B				F SI 93 S CH 87 S CU 83 0-3 ① K		1 SAFE 1 SAFE T SI 94 F SI 94 B CU 83 S SI 94 1-3 ② K			3	0	1	1	0	2	1
Inning Stats	R: 0 H: 1 E: 0 LOB: 1 K: 2 BB: 0 S: 11 P: 21	R: 0 H: 0 E: 0 LOB: 0 K: 0 BB: 1 S: 7 P: 14	R: 1 H: 2 E: 0 LOB: 0 K: 0 BB: 0 S: 7 P: 12	R: 0 H: 0 E: 0 LOB: 0 K: 0 BB: 1 S: 3 P: 7	R: 0 H: 0 E: 0 LOB: 0 K: 1 BB: 0 S: 8 P: 9	R: 0 H: 0 E: 0 LOB: 0 K: 2 BB: 0 S: 9 P: 12	R: 1 H: 1 E: 0 LOB: 0 K: 0 BB: 0 S: 6 P: 9	R: 0 H: 1 E: 1 LOB: 1 K: 2 BB: 0 S: 8 P: 12	R: 0 H: 0 E: 0 LOB: 0 K: 1 BB: 0 S: 8 P: 10	R: 0 H: 0 E: 0 LOB: 0 K: 1 BB: 0 S: 7 P: 9	1B: 3 SF: 0 2B: 1 SAC: 0 3B: 1 DP: 3 HR: 1 HBP: 0						

PITCHER	IP	WLS	BF	H	R	ER	SO	BB	IBB	HBP	BLK	WP	HR	S	P	ERA	WHIP
54 Sonny Gray, R (1, 1) ERA: 3.18	8.0		28	5	2	2	7	2	0	0	0	0	1	59	96	2.25	0.875
44 Luke Gregerson, R (9, 1) ERA: 2.18	1.0	W	3	0	0	0	1	0	0	0	0	0	0	8	10	0.00	0.000
62 Sean Doolittle, L (10, 1) ERA: 2.24	1.0	S	3	0	0	0	1	0	0	0	0	0	0	7	9	0.00	0.000

PITCHER	IP	WLS	BF	H	R	ER	SO	BB	IBB	HBP	BLK	WP	HR	S	P	ERA	WHIP

BOTTOM

Oakland Athletics @ Seattle Mariners

Safeco Field, Seattle, WA

Sat Sep 13 2014, 6:11 PM - 9:30 PM PDT

Att. 43,913 - Clear - 80 F

livebaseballscorecards.com

AB	32
R	2
H	5
RBI	2
BB	2
SO	9
LOB	7

WP: 0 PA: 34
PB: 0
SB: 0
CS: 0

Batter	1	2	3	4	5	6	7	8	9	AB	R	H	RBI	BB	SO	LOB
4 Coco Crisp, S (1, 8) OBP: 0.345, SLG: 0.387	B FF 85 B FF 86 F FF 84 B FF 86 F FF 86 C FF 87 3-3 ① K		X FF 85 0-0 ① F9			C FF 84 C FF 86 X FF 87 0-2 23 SH3-4 1B		C FF 98 C FF 98 X FF 98 0-2 23 E 2B		4	1	2	0	0	1	0
23 Sam Fuld, L (1, 7) OBP: 0.329, SLG: 0.354	C FF 84 C SL 78 B SL 78 F SL 79 F FF 86 X SL 80 1-2 HR		C FF 85 X FF 85 0-1 ② G6-3			P PO 78 X FF 85 1-0 ① SH3-4 1-2		C FF 98 B FS 91 X FF 98 1-1 E7 20 E 10 1B 2-H 1B		3	2	2	2	0	0	0
20 Josh Donaldson, R (1, 5) OBP: 0.341, SLG: 0.455	C SL 77 B FF 86 F FF 86 F FF 85 S SL 80 1-3 ② K2-3		B FF 86 X FF 86 1-0 ③ P3			X FF 85 0-0 ② G6-3		F CU 77 B FF 100 X FF 98 1-1 E4 10 1B 2-3		4	0	0	0	0	1	2
10 Adam Dunn, L (1, 10) OBP: 0.340, SLG: 0.433	C FF 86 C FF 86 T FF 87 0-2 ③ K			F FF 86 X FF 85 0-1 ① F9		B FF 85 C FF 85 X FF 86 1-1 ③ L6		S FF 98 B SI 98 S FF 98 B F FF 98 B FF 98 X SI 98 3-2 1-2 3-H 1B		4	0	1	1	0	1	1
37 Brandon Moss, L (1, 3) OBP: 0.333, SLG: 0.444		C FF 85 B SL 77 C FF 86 X FF 86 1-2 ① P4		C FF 85 B SL 78 F FF 86 B SL 79 S SL 79 2-3 ② K			B SL 74 B FF 86 X FF 86 2-0 HR	D FS 89 F FF 96 S FS 89 B FS 89 B FF 97 F FF 97 F FS 90 X FS 90 3-2 ② F8		4	1	1	1	0	1	2
8 Jed Lowrie, S (1, 6) OBP: 0.318, SLG: 0.354		X FF 85 0-0 ② G3-1		C FF 85 B SL 78 X FF 86 1-1 ③ G3-1			B FF 85 X FF 85 1-0 36 G6-4-3 1B	B FF 97 F FF 97 D FS 89 F FF 97 D CU 77 X FS 90 3-2 ③ G4-3		4	0	1	0	0	0	2
16 Josh Reddick, L (1, 9) OBP: 0.303, SLG: 0.415		B FF 84 B FF 85 C FF 86 B FF 87 B FF 85 4-1 36 BB BB			B FF 85 C FF 85 X FF 85 1-1 ① P5		X SL 84 0-0 ① F8		B FF 91 F FS 86 B FS 89 S FF 94 S CU 75 2-3 ① K	3	0	0	0	1	1	1
36 Derek Norris, R (1, 2) OBP: 0.357, SLG: 0.410		B FF 86 B FF 85 1 SAFE F FF 85 B FF 85 1 SAFE F FF 85 B FF 85 4-2 1-2 BB			B FF 85 F FF 86 F FF 87 S SL 78 1-3 ② K		C SL 91 F FF 98 B FF 98 X SL 90 1-2 ② ③ G6-4-3 1-2f		C SI 97 B CU 76 S CU 76 B FF 98 F FF 96 X CU 76 2-2 ② G5-3	3	0	0	0	1	1	1
28 Eric Sogard, L (1, 4) OBP: 0.303, SLG: 0.275		C FF 85 C SL 79 X FF 86 0-2 ③ P6			F FF 85 L FF 86 X FF 86 0-2 ③ F7			S FF 97 X FF 97 0-1 ① G6-3	B FF 96 C FF 95 C FS 91 B FF 96 X CU 76 2-2 ③ G4-3	4	0	0	0	0	0	2
Inning Stats	R: 1 E: 0 K: 3 S: 15 H: 1 LOB: 0 BB: 0 P: 20	R: 0 E: 0 K: 0 S: 10 H: 0 LOB: 2 BB: 2 P: 19	R: 0 E: 0 K: 0 S: 4 H: 0 LOB: 0 BB: 0 P: 5	R: 0 E: 0 K: 1 S: 7 H: 0 LOB: 0 BB: 0 P: 10	R: 0 E: 0 K: 1 S: 8 H: 0 LOB: 0 BB: 0 P: 10	R: 0 E: 0 K: 0 S: 8 H: 1 LOB: 1 BB: 0 P: 9	R: 1 E: 0 K: 0 S: 6 H: 2 LOB: 0 BB: 0 P: 10	R: 2 E: 2 K: 0 S: 21 H: 3 LOB: 2 BB: 0 P: 32	R: 0 E: 0 K: 1 S: 10 H: 0 LOB: 0 BB: 0 P: 16	1B: 4 2B: 1 3B: 0 HR: 2 SF: 0 SAC: 1 DP: 1 HBP: 0						

PITCHER		IP	WLS	BF	H	R	ER	SO	BB	IBB	HBP	BLK	WP	HR	S	P	ERA	WHIP
53 Chris Young, R ERA: 3.33	(1, 1)	6.0	L	24	4	2	2	5	2	0	0	0	0	2	54	78	3.00	1.000
44 Lucas Luetge, L ERA: 4.15	(7, 1)	0.1		1	0	0	0	0	0	0	0	0	0	0	1	1	0.00	0.000
37 Brandon Maurer, R ERA: 4.95	(7, 1)	0.2		1	0	0	0	0	0	0	0	0	0	0	3	4	0.00	0.000
44 Taijuan Walker, R ERA: 2.96	(8, 1)	2.0		10	3	2	1	1	0	0	0	0	0	0	31	48	4.50	1.500

PITCHER	IP	WLS	BF	H	R	ER	SO	BB	IBB	HBP	BLK	WP	HR	S	P	ERA	WHIP

TOP

Oakland Athletics @ Seattle Mariners

Safeco Field, Seattle, WA

Sun Sep 14 2014, 1:13 PM - 4:10 PM PDT

Att. 28,925 - Sunny - 71 F

livebaseballscorecards.com

AB	33
R	4
H	7
RBI	4
BB	2
SO	6
LOB	11

Batter	1	2	3	4	5	6	7	8	9	AB	R	H	RBI	BB	SO	LOB
16 Austin Jackson, R (1, 8) OBP: 0.316, SLG: 0.363	C SI 90 B FF 92 B CU 70 X FF 91 2-1 28 E 28 S 1B		X SI 91 0-0 ① G5-3		B CU 73 C FC 87 C SI 89 B FC 86 X FF 92 2-2 22 S 1B		B SI 89 C SI 92 X SI 92 1-1 ① G3 1-2 2-3		C CU 81 B FF 94 X FF 93 1-1 ② F9	5	0	2	0	0	0	2
28 Chris Denorfia, R (1, 9) OBP: 0.286, SLG: 0.317 55 Michael Saunders, L (7, PH) OBP: 0.326, SLG: 0.416 (8, 9)	L FF 91 B FF 92 F SI 89 B FC 89 F FC 88 S CU 74 2-3 ① K 1-3		C SI 92 B CU 75 B FF 92 F SI 90 B CU 74 X FF 90 3-2 22 G6-3 22 S 1B		X FF 91 0-0 ① F9		C CH 84 S SI 93 S SI 92 0-3 ② K		C CU 82 T FF 93 B FF 94 F FF 93 S CU 81 1-3 ③ K	3 2	0 0	1 0	0 0	0 0	1 2	2 3
22 Robinson Canó, L (1, 4) OBP: 0.388, SLG: 0.466	B FC 88 B CU 74 B FF 93 B FF 92 4-0 21 G6-4-3 BB		B FC 92 C FC 86 X CU 75 1-1 ② G6-3 1-3		B FC 86 B CU 75 X FC 87 2-0 ② L7 1-2		I IN 72 I IN 72 I IN 72 I IN 70 4-0 IBB			2	0	0	0	2	0	2
21 Kendrys Morales, S (1, 10) OBP: 0.266, SLG: 0.340	S CU 74 B SI 90 X FF 92 1-1 ②③ G6-4-3 1-2f		D B SI 92 F FC 87 B FC 88 B SI 91 4-1 BB		C FC 88 B FF 92 F CU 74 B FF 92 S CU 77 2-3 ③ K		B SI 92 F CH 84 F SI 93 B SI 93 X SI 92 2-2 ③ F7			3	0	0	0	1	1	6
27 Corey Hart, R (1, 7) OBP: 0.268, SLG: 0.314		S SI 91 C CU 72 S CU 74 0-3 ① K	C CU 75 F SI 92 D CU 76 B SI 93 B FF 93 F FC 90 X CU 74 3-2 ③ G3		C SI 91 B SI 91 S FC 87 F FC 87 B FF 92 B CU 73 X FF 92 3-2 ① F9			B SL 80 C SI 88 S SL 81 S SL 81 1-3 ① K		4	0	0	0	0	2	2
15 Kyle Seager, L (1, 5) OBP: 0.343, SLG: 0.467		B FF 93 C FF 93 C CU 74 X FC 87 1-2 17 BB 1B	B FF 92 C FF 92 F FF 93 S CU 76 1-3 ① K		B FC 86 S FC 86 F SI 91 B CU 76 X FC 87 2-2 ② G3			C SL 81 B SI 88 F SL 81 B SI 90 X CH 78 2-2 17 WP 1B		4	0	2	0	0	1	0
17 Justin Smoak, S (1, 3) OBP: 0.273, SLG: 0.340		C SI 91 B FC 87 B FC 87 C SI 90 B CU 72 B FC 86 4-2 1-2 BB	C FF 93 S FC 90 F FC 88 S CU 77 0-3 ② K		S CU 73 B FC 89 C CU 74 X FF 94 1-2 ③ G4-3			B SI 88 C SI 87 C SL 80 B SL 82 D SL 82 F SI 88 S SI 89 3-3 ② K 1-2		3	0	0	0	1	2	1
1 Chris Taylor, R (1, 6) OBP: 0.372, SLG: 0.364 9 Endy Chavez, L (7, PH) OBP: 0.320, SLG: 0.374 3 Mike Zunino, R (8, 2) OBP: 0.251, SLG: 0.400		F FC 89 B CU 74 F FC 88 S CU 76 1-3 ② K	C CU 73 B CH 85 B FC 88 F FF 92 B CU 76 B SI 91 4-2 2 S BB				B SI 91 B SI 91 C SI 90 F SI 91 F SI 91 F CH 83 F SI 92 X CH 83 2-2 16 WP 20 1B 1B		D SL 81 F SI 89 C SL 82 F SL 82 S SL 80 1-3 ③ K2-3	1 1 1	0 0 0	0 1 0	0 0 0	1 0 0	1 0 1	2 0 1
2 Jesús Sucre, R (1, 2) OBP: 0.241, SLG: 0.278 20 Logan Morrison, L (7, PH) OBP: 0.296, SLG: 0.377 99 James Jones, L (7, PR) OBP: 0.282, SLG: 0.316 5 Brad Miller, L (8, 6) OBP: 0.286, SLG: 0.361		B CU 73 F FC 88 F FF 92 B FC 87 S CU 76 2-3 ③ K	B SI 91 C CU 74 F FF 92 B FC 89 X CU 73 2-2 ③ G5-3 1-2				X SI 91 0-0 16 WP 1B 1-2		C FF 93 B CU 81 C CU 81 S FF 95 1-3 ① K	2 1 0 1	0 0 0 0	0 1 0 0	0 0 0 0	0 0 0 0	1 0 0 1	3 0 0 0

Inning Stats																								
	R: 0	H: 1	R: 0	H: 1	R: 0	H: 1	R: 0	H: 0	R: 0	H: 1	R: 0	H: 0	R: 0	H: 2	R: 0	H: 1	R: 0	H: 0	1B: 7	SF: 0	WP: 2	PA: 38
	E: 1	LOB: 1	E: 0	LOB: 2	E: 0	LOB: 1	E: 0	LOB: 1	E: 0	LOB: 1	E: 0	LOB: 0	E: 0	LOB: 3	E: 0	LOB: 1	E: 0	LOB: 0	2B: 0	SAC: 0	PB: 0	
	K: 1	BB: 1	K: 3	BB: 1	K: 0	BB: 1	K: 2	BB: 1	K: 1	BB: 0	K: 0	BB: 0	K: 1	BB: 1	K: 3	BB: 0	K: 2	BB: 0	3B: 0	DP: 1	SB: 4	
	S: 8	P: 17	S: 14	P: 22	S: 11	P: 22	S: 12	P: 19	S: 8	P: 14	S: 10	P: 16	S: 16	P: 25	S: 14	P: 21	S: 9	P: 12	HR: 0	HBP: 0	CS: 0	

PITCHER		IP	WLS	BF	H	R	ER	SO	BB	IBB	HBP	BLK	WP	HR	S	P	ERA	WHIP
31 Jon Lester, L ERA: 2.45	(1, 1)	6.0	W	25	4	0	0	7	4	0	0	0	0	0	63	110	0.00	1.333
61 Dan Otero, R ERA: 1.99	(7, 1)	1.0	H	6	2	0	0	1	0	1	0	0	1	0	16	25	0.00	2.000
44 Luke Gregerson, R ERA: 2.15	(8, 1)	1.0		4	1	0	0	3	0	0	0	0	1	0	14	21	0.00	1.000
62 Sean Doolittle, L ERA: 2.2	(9, 1)	1.0		3	0	0	0	2	0	0	0	0	0	0	9	12	0.00	0.000

PITCHER	IP	WLS	BF	H	R	ER	SO	BB	IBB	HBP	BLK	WP	HR	S	P	ERA	WHIP

BOTTOM

Oakland Athletics @ Seattle Mariners

Safeco Field, Seattle, WA

Sun Sep 14 2014, 1:13 PM - 4:10 PM PDT

Att. 28,925 - Sunny - 71 F

livebaseballscorecards.com

AB	33
R	0
H	7
RBI	0
BB	5
SO	13
LOB	24

Seattle Mariners @ Los Angeles Angels

Angel Stadium of Anaheim, Anaheim, CA

Mon Sep 15 2014, 7:10 PM - 10:04 PM PDT

Att. 36,137 - Partly Cloudy - 91 F

TOP

livebaseballscorecards.com

Batter	1	2	3	4	5	6	7	8	9	AB	R	H	RBI	BB	SO	LOB
16 Austin Jackson, R (1, 8) OBP: 0.316, SLG: 0.363	B FF 91 S SL 81 X SI 91 1-1 G5-3		B SL 82 B FF 92 X FF 92 2-0 F8			C SI 88 B SI 88 B CH 83 C SL 80 X CH 85 2-2 13 G3-6 1B		F FF 85 B FF 87 B SL 78 S FF 86 D SL 77 X FF 86 3-2 F7		3	0	1	0	0	0	0
99 James Jones, L (6, PR) OBP: 0.281, SLG: 0.315 (6, 8)										1	0	0	0	0	0	1
13 Dustin Ackley, L (1, 7) OBP: 0.298, SLG: 0.396	B SI 92 B SI 92 C SI 92 X SL 84 2-1 22 G6-4-3 1B			C CH 80 F FF 90 C FF 92 0-3 K		D SL 80 1 SAFE B SI 90 C SI 90 X CH 85 2-1 G3-6 1-2f			X FF 90 0-0 F8	3	0	1	0	0	1	1
7 Stefen Romero, R (6, 7) OBP: 0.237, SLG: 0.303										1	0	0	0	0	0	0
22 Robinson Canó, L (1, 4) OBP: 0.387, SLG: 0.467	X SI 92 0-0 G6-4-3 1-2f			B SI 90 C SI 90 F FF 91 X FF 91 1-2 2B			X SL 80 0-0 F8		B FF 90 B FF 90 C FF 90 B FF 90 X FF 90 3-1 G5-3	3	0	1	0	0	0	1
1 Chris Taylor, R (7, 6) OBP: 0.368, SLG: 0.360										1	0	0	0	0	0	0
15 Kyle Seager, L (1, 5) OBP: 0.342, SLG: 0.466		C SI 90 F SL 78 C FF 92 0-3 K		B CH 81 S SL 80 S CH 84 X CH 85 1-2 F7			C SI 88 B SI 90 B SI 89 B SL 83 X SI 90 3-1 F7		C SI 90 B SL 81 F SI 90 B SL 82 B SL 80 X SI 91 3-2 1B	4	0	1	0	0	1	1
21 Kendrys Morales, S (1, 10) OBP: 0.263, SLG: 0.335		C KC 77 C SI 93 B SI 87 B CH 86 B FF 94 S CH 85 3-3 K		C CH 82 C SI 91 X FF 93 0-2 G6-3			C SI 91 B SI 91 F CH 85 B SI 92 X SI 93 2-2 G4-3		X SI 91 0-0 G4-3	4	0	0	0	0	1	2
20 Logan Morrison, L (1, 3) OBP: 0.300, SLG: 0.384		B SI 92 X SI 91 1-0 1B			B CH 86 F SL 79 B FF 90 F SI 91 X CH 85 2-2 F9			B SI 89 B SI 90 C SI 89 X SI 91 2-1 55 G4-3 35 G6-3 2B		3	1	2	0	0	0	0
55 Michael Saunders, L (1, 9) OBP: 0.322, SLG: 0.410		C SI 92 S FF 92 1 SAFE B FF 93 B CH 86 1 SAFE B SI 93 X CH 85 3-2 P4			B FF 90 X SI 91 1-0 G6-3			T SL 80 S CH 86 B FF 91 B FF 92 X SI 93 2-2 G4-3 2-3		3	0	0	0	0	0	2
3 Mike Zunino, R (1, 2) OBP: 0.249, SLG: 0.398			C FF 90 B CH 83 B SI 90 F SL 82 B FF 93 S FF 94 3-3 K		C SL 81 B FF 91 B FF 91 S SL 83 S FF 93 2-3 K			S SL 81 X SL 78 0-1 G6-3 3-H		2	0	0	0	0	2	0
35 Humberto Quintero, R (6, 2)										1	0	0	1	0	0	0
5 Brad Miller, L (1, 6) OBP: 0.285, SLG: 0.359 (7, 4)			B SL 77 C CH 85 X CH 85 1-1 G5-3			B CH 86 X SL 78 1-0 F8		B FF 85 B FF 85 C FF 86 F FF 87 2-2 CI		2	0	0	0	0	0	0

Inning Stats	1	2	3	4	5	6	7	8	9
	R: 0 E: 0 K: 0 S: 5	H: 1 LOB: 0 BB: 0 P: 8	R: 0 E: 0 K: 2 S: 10	H: 1 LOB: 1 BB: 0 P: 17	R: 0 E: 0 K: 1 S: 6	H: 0 LOB: 0 BB: 0 P: 12	R: 0 E: 0 K: 1 S: 12	H: 1 LOB: 1 BB: 0 P: 14	R: 0 E: 0 K: 1 S: 7	H: 0 LOB: 0 BB: 0 P: 12	R: 0 E: 0 K: 0 S: 6	H: 1 LOB: 1 BB: 0 P: 11	R: 0 E: 0 K: 0 S: 6	H: 0 LOB: 0 BB: 0 P: 11	R: 1 E: 1 K: 0 S: 12	H: 1 LOB: 1 BB: 0 P: 21	R: 0 E: 0 K: 0 S: 7	H: 1 LOB: 1 BB: 0 P: 13

| | | | | | | | | | |

BOTTOM

Seattle Mariners @ Los Angeles Angels

Angel Stadium of Anaheim, Anaheim, CA

Mon Sep 15 2014, 7:10 PM - 10:04 PM PDT

Att. 36,137 - Partly Cloudy - 91 F

livebaseballscorecards.com

Batter	1	2	3	4	5	6	7	8	9	AB	R	H	RBI	BB	SO	LOB
56 Kole Calhoun, L (1, 9) OBP: 0.335, SLG: 0.463	C FF 88 B SI 88 F SL 80 B SI 86 F CU 73 X FF 90 2-2 ① F7		S SI 89 X SI 90 0-1 27 BB; 5 2B; 1-2 1B	B FF 93 D FC 91 S FF 96 X FF 97 2-1 ② G3-1; 1-2 2-3	F SL 85 X SL 83 0-1 ③ F7			B FF 95 F FF 95 B CU 84 C CU 85 F FF 96 X CU 85 2-2 ② F7		5	1	1	0	0	0	4
27 Mike Trout, R (1, 8) OBP: 0.381, SLG: 0.567	F FF 90 F FF 90 B FF 91 F SL 79 B FF 91 C SL 77 2-3 ② K		D SL 82 T FF 91 B FF 92 B SI 91 B FF 92 4-1 5 2B; 1-2 2-3 BB	I IN 63 I IN 64 I IN 65 I IN 65 4-0 22 1B IBB		C FF 91 B SL 86 B FF 92 F FF 91 B SI 92 X FF 93 3-2 1B		B CU 85 F FF 96 B FF 95 B CU 85 B FF 95 4-1 BB		2	1	1	0	3	1	0
5 Albert Pujols, R (1, 3) OBP: 0.328, SLG: 0.469 22 Tony Campana, L (3, PR) OBP: 0.179, SLG: 0.212 (4, 7)	C SL 81 X FS 85 0-1 ③ G5-3		F SI 86 C SL 80 F SL 80 F FF 93 F FS 85 X SI 86 0-2 47 2B; 1-H 2-H 3-H 2B	B FF 94 B FF 97 C FF 94 X FF 96 2-1 47 FC5-4; 1-2 2-H 3-H 1B		X FF 90 0-0 ① F8		B FF 96 B FF 96 S FF 96 B FF 97 C FF 96 F FF 96 X FF 96 3-2 ③ G3		2 3	0 1	1 1	3 2	0 0	0 0	0 2
47 Howie Kendrick, R (1, 4) OBP: 0.346, SLG: 0.396		F FF 89 B SL 80 C SL 82 B FS 85 F FF 90 C FF 92 2-3 ① K	B SL 81 B SI 89 X SI 90 2-0 2-H 2B	X FC 91 0-0 ③ FC5-4; 1-2f		B FF 92 F FF 91 X SL 86 1-1 ② P4				4	0	1	1	0	1	3
2 Erick Aybar, S (1, 6) OBP: 0.324, SLG: 0.388		C FF 91 X FS 85 0-1 ② G4-3	X FS 81 0-0 ③ G6-3		B SI 91 X SI 92 1-0 ① G5-3	C CH 77 B FF 93 B CH 80 S CH 80 X FF 93 2-2 ③ L9				4	0	0	0	0	0	2
6 David Freese, R (1, 5) OBP: 0.322, SLG: 0.379 8 John McDonald, R (8, 5) OBP: 0.241, SLG: 0.164		C SI 90 B SL 79 F SI 89 F FS 84 F FS 85 F FF 91 B FS 84 S SL 79 2-3 ③ K		C SI 87 X SL 78 0-1 HR	B FF 92 B CH 84 X FF 91 2-0 ② L9		B FF 91 X SL 86 1-0 ① F9			4 0	1 0	1 0	1 0	0 0	1 0	0 0
28 Brennan Boesch, L (1, 10) OBP: 0.164, SLG: 0.250			C SL 81 S FS 84 F SI 92 B SI 86 S SI 86 1-3 ① K	X SL 80 0-0 56 G3-1; 19 1B; 22 1B 1B	S SL 86 S SL 84 X SL 83 0-2 HR		X CH 79 0-0 ② G4-3			4	2	2	1	0	1	0
24 Hank Conger, L (1, 2) OBP: 0.287, SLG: 0.315			F SL 82 B FS 85 S SL 82 X FF 92 1-2 ② L8	D FS 81 B FF 88 X SI 88 2-0 ① L7	B SI 90 B SL 84 F FF 90 B SI 91 B SI 89 4-1 19 E BB		B FF 93 B CH 79 B CH 79 C FF 90 S FF 91 F FF 91 F FF 92 F SL 85 S CH 81 3-3 ③ K			3	0	0	0	1	1	1
19 Efren Navarro, L (1, 7) OBP: 0.318, SLG: 0.360 (4, 3)			B FF 91 B SL 82 B FF 90 B FF 91 4-0 27 BB; 56 1B; 5 2B BB	1 SAFE 1 SAFE S SI 87 B SI 87 1 SAFE X FS 81 1-1 56 G3-1; 22 1B; 1-2 1B	B SL 84 X SI 88 1-0 E4; 1-3			C FF 96 S FF 95 C CU 86 0-3 ① K		3	2	1	0	1	1	1
Inning Stats	R: 0 E: 0 K: 1 S: 10 H: 0 LOB: 0 BB: 0 P: 14	R: 0 E: 0 K: 2 S: 12 H: 0 LOB: 0 BB: 0 P: 16	R: 4 E: 0 K: 1 S: 19 H: 3 LOB: 1 BB: 2 P: 31	R: 3 E: 0 K: 0 S: 11 H: 4 LOB: 2 BB: 1 P: 22	R: 1 E: 1 K: 0 S: 9 H: 1 LOB: 2 BB: 1 P: 17	R: 0 E: 0 K: 0 S: 9 H: 1 LOB: 1 BB: 0 P: 15	R: 0 E: 0 K: 1 S: 8 H: 0 LOB: 0 BB: 0 P: 12	R: 0 E: 0 K: 1 S: 12 H: 0 LOB: 1 BB: 1 P: 21		1B: 5 2B: 2 3B: 0 HR: 2	SF: 0 SAC: 0 DP: 0 HBP: 0			WP: 0 PB: 0 SB: 0 CS: 0	PA: 39	

	AB	34
	R	8
	H	9
	RBI	8
	BB	5
	SO	6
	LOB	13

PITCHER	IP	WLS	BF	H	R	ER	SO	BB	IBB	HBP	BLK	WP	HR	S	P	ERA	WHIP
18 Hisashi Iwakuma, R (1, 1) ERA: 3.42	3.1	L	18	6	7	7	4	2	0	0	0	0	1	47	70	18.90	2.400
52 Dominic Leone, R (4, 1) ERA: 2.2	0.2		4	1	0	0	0	0	1	0	0	0	0	5	13	0.00	1.500
44 Lucas Luetge, L (5, 1) ERA: 5.06	1.0		6	1	1	1	0	1	0	0	0	0	1	9	17	9.00	2.000
50 Erasmo Ramírez, R (6, 1) ERA: 5.06	2.0		7	1	0	0	1	0	0	0	0	0	0	17	27	0.00	0.500
31 Yoervis Medina, R (8, 1) ERA: 2.29	1.0		4	0	0	0	1	1	0	0	0	0	0	12	21	0.00	1.000

PITCHER	IP	WLS	BF	H	R	ER	SO	BB	IBB	HBP	BLK	WP	HR	S	P	ERA	WHIP

Batter	1	2	3	4	5	6	7	8	9	AB	R	H	RBI	BB	SO	LOB
16 Austin Jackson, R (1, 8) OBP: 0.315, SLG: 0.362 99 James Jones, L (7, 8) OBP: 0.280, SLG: 0.314	B FF 92 B FF 92 C FF 92 S CH 87 C SL 85 2-3 K ①	F FF 93 X FF 94 0-1 L8 ③	C SL 80 B SL 78 F SI 90 F CH 70 B CH 70 C FF 94 2-3 K ②	X CH 85 0-0 22 E 22 E 1-2 2-3 3-H 1B	B SI 87 S CH 79 B CH 79 X FF 86 2-1 SF9 ① 3-H	B FF 85 B SI 83 X SI 84 2-0 G1-6-3 ①② 1-2f 2-3	4 1 1 2 0 2 1 1 0 0 0 0 0 2									
13 Dustin Ackley, L (1, 7) OBP: 0.298, SLG: 0.397 7 Stefen Romero, R (7, PH) OBP: 0.234, SLG: 0.299 (7, 7)	C FF 92 B FF 93 C CU 76 F FF 94 X FF 94 1-2 F8 ②			C SL 85 X CH 86 0-1 G3-1 ①	C CH 76 X FF 93 0-1 2-H 2B	C FF 85 C SL 78 B FC 86 F SL 79 X SL 79 1-2 SF9 ② 3-H	B CH 78 X SI 84 1-0 G4-6-3 ②③ 1-2f		B CH 80 B FF 84 F FF 85 C FF 86 F CH 78 B SI 84 S FF 84 3-3 K ③	3 0 1 2 0 0 0 2 0 0 0 0 1 3						
22 Robinson Canó, L (1, 4) OBP: 0.387, SLG: 0.466	C SL 87 X FF 94 0-1 G5-3 ③			S CH 86 T CU 78 B FF 95 S CH 88 1-3 K ②	I IN 65 I IN 66 I IN 65 I IN 68 4-0 IBB	X FF 86 0-0 15 1B 1-H 2-H 1B		B SI 85 B SI 84 F CH 78 X SI 84 2-1 F7 ①		4 1 1 0 1 1 0						
15 Kyle Seager, L (1, 5) OBP: 0.343, SLG: 0.466 5 Brad Miller, L (7, 5) OBP: 0.284, SLG: 0.358		C SL 84 B FF 93 X CH 86 1-1 1B	B CU 75 F CH 86 X FF 93 1-1 F8 ③	B SL 77 F SL 78 S CH 73 X CH 72 1-2 G3-1 ③	B SL 78 C FC 86 F SL 78 B SL 79 B SL 79 F FF 86 X FF 85 3-2 21 2B 3-H 1B			X FF 88 0-0 F8 ②		4 0 2 1 0 0 2 1 0 0 0 0 0 0						
21 Kendrys Morales, S (1, 10) OBP: 0.268, SLG: 0.341 27 Corey Hart, R (8, PH) OBP: 0.267, SLG: 0.313 (8, 10)		B CH 86 C CH 85 1 SAFE B SL 81 F CH 86 S CH 85 2-3 K ①			B SL 81 B FF 92 C CH 86 C FF 93 B SL 82 B FF 93 4-2 9 SH1-3 20 HBP 3 2B BB	X CH 85 C FF 85 C SL 78 B FC 86 F SL 79 X SL 79 2-2 20 2B 9 1B 1B B CH 86 C CH 85 1 SAFE B SL 81 F CH 86 S CH 85 1-1 1-3 2B		B FF 87 B CH 79 X FF 88 2-0 F8 ③		3 2 2 0 1 1 1 1 0 0 0 0 0 0					
20 Logan Morrison, L (1, 3) OBP: 0.302, SLG: 0.386 17 Justin Smoak, S (6, 3) OBP: 0.276, SLG: 0.340		D CU 74 1 SAFE X FF 92 1-0 P5 ②			C FF 94 C FF 93 H FF 94 1-2 9 SH1-3 3 2B 1-2 HBP	X CH 83 0-0 9 1B 16 1B 1-3 2B B FF 94 B SI 93 X SI 92 2-0 L7			B SI 85 B SI 85 B SI 85 B FF 86 4-0 3 HBP 28 1B 1 1B BB	3 2 1 0 0 0 3 0 1 0 0 1 0 0						
9 Endy Chavez, L (1, 9) OBP: 0.321, SLG: 0.376 28 Chris Denorfia, R (7, PH) OBP: 0.290, SLG: 0.320 (7, 9)		1 SAFE D CU 74 C CH 85 F FF 92 1 SAFE X FF 92 1-2 F9 ③			C SL 81 X FF 93 0-1 SH1-3 ① 1-2 2-3	C FF 91 F FF 90 X FF 91 0-2 16 1B 3 HBP 13 SF9 2-3 3-H 1B	B SI 86 B CH 79 B SI 86 B FF 86 4-0 1 E 3 1B 16 SF9 BB		C SI 84 B CH 79 F CH 78 F SL 76 X SI 83 1-2 3 HBP 1 1B 1-2 1B	2 1 1 1 0 0 1 1 2 1 0 1 0 0						
3 Mike Zunino, R (1, 2) OBP: 0.256, SLG: 0.402			C FF 92 F SL 84 S FF 94 0-3 K ①		X FF 93 0-0 1 2B 2-H 3-H 2B	B FF 91 B KC 82 C CH 87 F CH 84 H FF 88 3-2 22 1B 16 1B 22 E 1-2 HBP	B FF 87 X FF 86 1-0 1 E 1-2 1B		B CH 78 B FF 87 F SI 84 H SI 85 3-1 99 G1-6-3 1 1B 1-2 2-3 HBP	3 2 2 2 0 1 0						
1 Chris Taylor, R (1, 6) OBP: 0.370, SLG: 0.371			B SL 85 C SL 84 X FF 94 1-1 L4 ②		C SL 83 X SL 82 0-1 13 2B 2-H 2B	C KC 81 B KC 82 X CH 84 1-1 F9 ①	C CH 79 B FF 86 F CH 77 B CH 74 X FF 86 2-2 FC1 7 G4-6-3 1-2 2-3		C SI 86 B CH 78 B FF 86 T SI 84 X SI 85 2-2 99 G1-6-3 1-2 2-H 3-H 1B	5 1 2 3 0 0 5						
Inning Stats	R: 0 H: 0 E: 0 LOB: 0 K: 1 BB: 0 S: 9 P: 12	R: 0 H: 1 E: 0 LOB: 1 K: 1 BB: 0 S: 9 P: 14	R: 0 H: 0 E: 0 LOB: 0 K: 1 BB: 0 S: 7 P: 8	R: 0 H: 0 E: 0 LOB: 0 K: 1 BB: 0 S: 7 P: 9	R: 4 H: 3 E: 0 LOB: 2 K: 1 BB: 2 S: 18 P: 30	R: 6 H: 7 E: 1 LOB: 2 K: 0 BB: 0 S: 24 P: 37	R: 1 H: 1 E: 1 LOB: 1 K: 0 BB: 1 S: 7 P: 17	R: 0 H: 0 E: 0 LOB: 0 K: 0 BB: 0 S: 4 P: 8	R: 2 H: 2 E: 0 LOB: 1 K: 1 BB: 1 S: 13 P: 28	1B: 9 SF: 2 2B: 5 SAC: 1 3B: 0 DP: 2 HR: 0 HBP: 3				WP: 0 PA: 47 PB: 0 SB: 0 CS: 0		

PITCHER		IP	WLS	BF	H	R	ER	SO	BB	IBB	HBP	BLK	WP	HR	S	P	ERA	WHIP
46 Cory Rasmus, R ERA: 2.57	(1, 1)	4.0		13	1	0	0	4	0	0	0	0	0	0	32	43	0.00	0.250
39 Jason Grilli, R ERA: 4.03	(5, 1)	0.1	L	5	2	4	4	0	1	0	1	0	0	0	9	14	108.00	9.000
64 Mike Morin, R ERA: 2.29	(5, 1)	0.2		4	1	0	0	1	0	1	0	0	0	0	9	16	0.00	1.500
59 Fernando Salas, R ERA: 3.46	(6, 1)	0.1		6	4	5	5	0	0	0	1	0	0	0	12	18	135.00	12.000
54 Joe Thatcher, L ERA: 3.21	(6, 1)	0.1		3	2	1	1	0	0	0	0	0	0	0	9	13	27.00	6.000

PITCHER		IP	WLS	BF	H	R	ER	SO	BB	IBB	HBP	BLK	WP	HR	S	P	ERA	WHIP
62 Yoslan Herrera, R ERA: 3.38	(6, 1)	0.1		2	1	0	0	0	0	0	0	0	0	0	3	6	0.00	3.000
41 Michael Roth, L ERA: 7.5	(7, 1)	3.0		14	3	3	3	1	2	0	1	0	0	0	24	53	9.00	1.667

TOP

Seattle Mariners @ Los Angeles Angels

Angel Stadium of Anaheim, Anaheim, CA

Tue Sep 16 2014, 7:08 PM - 10:25 PM PDT

Att. 36,193 - Partly Cloudy - 96 F

livebaseballscorecards.com

AB	37
R	13
H	14
RBI	11
BB	4
SO	6
LOB	18

Seattle Mariners @ Los Angeles Angels

Angel Stadium of Anaheim, Anaheim, CA

Tue Sep 16 2014, 7:08 PM - 10:25 PM PDT

Att. 36,193 - Partly Cloudy - 96 F

livebaseballscorecards.com

BOTTOM

Batter	1	2	3	4	5	6	7	8	9	AB	R	H	RBI	BB	SO	LOB
56 Kole Calhoun, L (1, 9) OBP: 0.335, SLG: 0.461 13 Luis Jimenez, R (7, 5) OBP: 0.200, SLG: 0.179	B FF 93 F FF 93 H CU 78 2-1 27 1B 5 1B HBP	B CU 76 X CU 79 1-0 ② FC3-6 1-2f 2-3			C FF 92 B CH 88 B CH 88 X SI 92 2-1 ① G4-3			C SI 86 C SI 85 X CH 82 0-2 ① F9		2 1	1 0	0 0	0 0	0 0	0 0	2 0
27 Mike Trout, R (1, 8) OBP: 0.381, SLG: 0.565 22 Tony Campana, L (7, 8) OBP: 0.191, SLG: 0.224	B FF 92 B FF 92 1 SAFE C FF 92 X FF 92 2-1 47 F9 5 1B 6 1B 1-2 1B	B FF 91 B FF 91 C FF 90 B FF 89 X FF 91 3-1 ③ P4			B SI 94 S FF 93 X SI 93 1-1 ② G5-3			C FF 88 F FF 90 X FF 91 0-2 ② E1 1B		3 1	1 0	1 1	0 0	0 0	0 0	2 0
5 Albert Pujols, R (1, 3) OBP: 0.328, SLG: 0.468 44 John Buck, R (7, 2) OBP: 0.284, SLG: 0.276	B CH 86 C FF 92 F CH 86 F CU 79 F FF 93 X CH 86 1-2 6 1B 1-2 2-H 1B		B CU 74 F FF 92 S FF 92 B CU 78 X FF 91 2-2 ① G4-3		B SL 83 F SI 94 X SL 83 1-1 ③ G6-3			B SI 86 X SI 86 1-0 ② G1-3		3 1	0 0	1 0	1 0	0 0	0 0	0 1
47 Howie Kendrick, R (1, 4) OBP: 0.345, SLG: 0.395 18 Gordon Beckham, R (6, PH) OBP: 0.271, SLG: 0.343 (7, 6)	S FF 93 B FF 94 F CU 80 X FF 93 1-2 ① F9 2-3		C FF 88 B FF 88 X CH 80 1-1 ② G6-3			B FF 98 X FF 98 1-0 ① P6		C SI 87 X FF 86 0-1 ③ G6-3		2 2	0 0	0 0	0 0	0 0	0 0	2 1
6 David Freese, R (1, 5) OBP: 0.322, SLG: 0.380 19 Efren Navarro, L (6, PH) OBP: 0.313, SLG: 0.355 (7, 3)	X FF 93 0-0 32 G4-6-3 1-2 3-H 1B		B CH 82 B CH 82 B CH 88 C FF 88 F FF 88 S CU 76 3-3 ③ K2-3			B FF 97 B FF 98 T FF 97 X FF 98 2-1 ② G3			B FF 91 B FF 89 X SI 91 2-0 ① L8	2 2	0 0	1 0	1 0	0 0	1 0	0 0
32 Josh Hamilton, L (1, 10) OBP: 0.331, SLG: 0.414 24 C.J. Cron, R (9, PH) OBP: 0.296, SLG: 0.465	B CU 78 C CU 78 X FF 93 1-1 ②③ G4-6-3 1-2f			B CU 74 S FF 89 B CU 74 X FF 90 2-1 17 CS 1B		X FF 97 0-0 ③ F7			F SI 91 X SL 86 0-1 ② P3	3 1	0 0	1 0	0 0	0 0	0 0	2 0
2 Erick Aybar, S (1, 6) OBP: 0.323, SLG: 0.386 10 Grant Green, R (7, 4) OBP: 0.309, SLG: 0.389		B FF 92 B CH 83 C FF 91 X CH 85 2-1 ① L3		B CH 82 B CH 81 1 SAFE B SI 91 C SI 92 X FF 92 3-1 ① L6			C FF 96 X SL 90 0-1 ① G6-3		B SI 91 F SI 91 C SL 85 S CU 76 1-3 ③ K	2 2	0 0	0 0	0 0	0 0	1 0	1 0
17 Chris Iannetta, R (1, 2) OBP: 0.380, SLG: 0.410 28 Brennan Boesch, L (7, 9) OBP: 0.161, SLG: 0.245		B CH 86 C CH 85 B CU 80 C CH 86 B CU 80 B CH 85 4-2 56 FC3-6 7 1B BB		C SL 83 B SL 84 1 SAFE 1 SAFE B SI 94 S SL 83 B SL 86 B SL 84 4-2 ② 1-2 BB			X FF 97 0-0 ② G4-3			0 1	0 0	0 0	0 0	2 0	0 0	0 0
7 Collin Cowgill, R (1, 7) OBP: 0.339, SLG: 0.371 12 Shawn O'Malley, S (7, 7) OBP: 0.400, SLG: 0.400		1 SAFE B FF 92 X FF 92 1-0 56 FC3-6 1-2 1B		C SI 94 B SI 94 C SL 82 S SL 85 1-3 ③ K			B FF 97 B FF 96 B FF 97 C FF 96 C FF 96 F FF 97 X FF 97 3-2 ③ G6-3			2 1	0 0	1 0	0 0	0 0	1 0	1 0
Inning Stats	R: 2 E: 0 K: 0 S: 14 H: 3 LOB: 1 BB: 0 P: 21	R: 0 E: 0 K: 0 S: 8 H: 1 LOB: 2 BB: 1 P: 19	R: 0 E: 0 K: 1 S: 8 H: 0 LOB: 0 BB: 0 P: 14	R: 0 E: 0 K: 1 S: 9 H: 1 LOB: 1 BB: 1 P: 19	R: 0 E: 0 K: 0 S: 6 H: 0 LOB: 0 BB: 0 P: 10	R: 0 E: 0 K: 0 S: 4 H: 0 LOB: 0 BB: 0 P: 7	R: 0 E: 0 K: 0 S: 7 H: 0 LOB: 0 BB: 0 P: 10	R: 0 E: 1 K: 0 S: 9 H: 1 LOB: 1 BB: 0 P: 10	R: 0 E: 0 K: 1 S: 6 H: 0 LOB: 0 BB: 0 P: 9	1B: 6 2B: 0 3B: 0 HR: 0 SF: 0 SAC: 0 DP: 1 HBP: 1						

	AB	R	H	RBI	BB	SO	LOB
	31	2	6	2	2	3	12

WP: 0 PB: 0 SB: 0 CS: 1 PA: 34

PITCHER		IP	WLS	BF	H	R	ER	SO	BB	IBB	HBP	BLK	WP	HR	S	P	ERA	WHIP
29 Roenis Elías, L ERA: 3.85	(1, 1)	3.0		15	5	2	2	1	1	0	1	0	0	0	32	58	6.00	2.000
39 Carson Smith, R ERA:	(4, 1)	2.0	W	6	0	0	0	1	1	0	0	0	0	0	13	25	0.00	0.500
37 Brandon Maurer, R ERA: 4.87	(6, 1)	1.0		3	0	0	0	0	0	0	0	0	0	0	4	7	0.00	0.000
54 Tom Wilhelmsen, R ERA: 2.03	(7, 1)	1.0		3	0	0	0	0	0	0	0	0	0	0	7	10	0.00	0.000
97 Joe Beimel, L ERA: 1.91	(8, 1)	1.0		4	1	0	0	0	0	0	0	0	0	0	9	10	0.00	1.000

PITCHER		IP	WLS	BF	H	R	ER	SO	BB	IBB	HBP	BLK	WP	HR	S	P	ERA	WHIP
44 Lucas Luetge, L ERA: 4.26	(9, 1)	1.0		3	0	0	0	1	0	0	0	0	0	0	6	9	0.00	0.000

Batter	1	2	3	4	5	6	7	8	9	AB	R	H	RBI	BB	SO	LOB
16 Austin Jackson, R (1, 8) OBP: 0.313, SLG: 0.360	C FF 92 B SI 92 X FF 92 1-1 ① G4-3			C FF 90 X CU 77 0-1 ① G5-3		B CU 77 B CU 78 C FF 91 X FC 88 2-1 ② L8		C SI 90 F SL 82 C SL 82 0-3 ③ K		4	0	0	0	0	1	0
13 Dustin Ackley, L (1, 7) OBP: 0.295, SLG: 0.394	C FF 91 S CU 79 X FF 93 0-2 ② G3			B SL 82 B FF 91 X FF 92 2-0 ② G4-3		B CU 77 F FF 91 S FF 91 S SL 85 1-3 ③ K			B SI 90 C SI 90 X SL 84 1-1 ① P5	4	0	0	0	0	1	0
22 Robinson Canó, L (1, 4) OBP: 0.386, SLG: 0.463	C SI 92 X SI 92 0-1 ③ G1-3			B SI 92 B CU 78 B FF 93 B FF 92 4-0 BB			F SI 91 C FF 90 F CU 77 B SL 83 B SI 91 B FF 90 F FF 93 F CU 78 F FF 93 3-3 ① K F FF 92 C FF 92		C SI 90 X SI 89 0-1 ② G3-1	3	0	0	0	1	1	0
21 Kendrys Morales, S (1, 10) OBP: 0.269, SLG: 0.339 99 James Jones, L (7, PR) OBP: 0.280, SLG: 0.313 (7, 10)		B SI 92 B FF 91 F FF 91 C FF 92 X FC 88 2-2 ① G6-3		B FC 85 C FC 86 B FC 86 X FF 90 2-1 ③ F9			C SI 92 B CH 86 B SI 92 S CH 86 B FC 89 B CH 86 4-2 28 S BB		C SI 89 S SL 83 T CH 81 0-2 ③ K	2 1	0 0	0 0	0 0	1 1	0 0	1 0
15 Kyle Seager, L (1, 5) OBP: 0.342, SLG: 0.464		B FF 92 B FF 91 X FF 92 2-0 ② L8			C FF 91 S CU 77 B CU 77 B FF 92 S SL 84 2-3 ① K		1 SAFE C CU 76 1 SAFE T SL 81 S SL 83 0-3 ② K			3	0	0	0	0	2	1
28 Chris Denorfia, R (1, 9) OBP: 0.291, SLG: 0.318		C FC 88 B CU 76 S CU 77 S CU 77 1-3 ③ K			C CU 78 X SL 82 0-1 ② G5-3		D CU 76 D CU 77 B CU 75 C SI 90 B CU 76 4-1 1-2 BB			2	0	0	0	1	1	0
17 Justin Smoak, S (1, 3) OBP: 0.276, SLG: 0.340			B FC 87 C FF 92 X FC 87 1-1 ① G6-3		X FF 92 0-0 1B		B SL 82 S CU 76 D CU 77 X CU 76 2-1 ③ F9			3	0	1	0	0	0	2
1 Chris Taylor, R (1, 6) OBP: 0.361, SLG: 0.361			X FF 92 0-0 ② F9		C FF 90 B FF 89 D CU 75 X FF 90 2-1 ③ G5-3			B SI 90 C SI 89 S SI 90 F SI 90 B SL 82 X SI 90 2-2 ① G6-3		3	0	0	0	0	0	1
2 Jesús Sucre, R (1, 2) OBP: 0.228, SLG: 0.263			C FF 91 B CU 76 S CU 76 S CU 76 1-3 ③ K2-3			B CU 77 F FF 90 S CU 76 F CU 76 C SI 91 1-3 ① K		S SL 82 S SL 81 B SI 91 C FF 91 1-3 ② K		3	0	0	0	0	3	0
Inning Stats	R: 0 E: 0 K: 0 S: 7 H: 0 LOB: 0 BB: 0 P: 8	R: 0 E: 0 K: 1 S: 7 H: 0 LOB: 0 BB: 0 P: 12	R: 0 E: 0 K: 1 S: 6 H: 0 LOB: 0 BB: 0 P: 8	R: 0 E: 0 K: 0 S: 5 H: 0 LOB: 1 BB: 1 P: 13	R: 0 E: 0 K: 1 S: 8 H: 1 LOB: 1 BB: 0 P: 12	R: 0 E: 0 K: 2 S: 9 H: 0 LOB: 0 BB: 0 P: 13	R: 0 E: 0 K: 2 S: 16 H: 0 LOB: 2 BB: 2 P: 29	R: 0 E: 0 K: 2 S: 10 H: 0 LOB: 0 BB: 0 P: 13	R: 0 E: 0 K: 1 S: 7 H: 0 LOB: 0 BB: 0 P: 8	1B: 1 2B: 0 3B: 0 HR: 0 SF: 0 SAC: 0 DP: 0 HBP: 0						WP: 0 PB: 0 SB: 1 CS: 0 PA: 31	

PITCHER		IP	WLS	BF	H	R	ER	SO	BB	IBB	HBP	BLK	WP	HR	S	P	ERA	WHIP
33 C.J. Wilson, L ERA: 4.42	(1, 1)	7.0	W	25	1	0	0	7	3	0	0	0	0	0	58	95	0.00	0.571
38 Joe Smith, R ERA: 1.89	(8, 1)	1.0		3	0	0	0	2	0	0	0	0	0	0	10	13	0.00	0.000
16 Huston Street, R ERA: 1.29	(9, 1)	1.0		3	0	0	0	1	0	0	0	0	0	0	7	8	0.00	0.000

PITCHER	IP	WLS	BF	H	R	ER	SO	BB	IBB	HBP	BLK	WP	HR	S	P	ERA	WHIP

TOP

Seattle Mariners @ Los Angeles Angels

Angel Stadium of Anaheim, Anaheim, CA

Wed Sep 17 2014, 7:11 PM - 9:47 PM PDT

Att. 36,875 - Partly Cloudy - 85 F

livebaseballscorecards.com

AB	28
R	0
H	1
RBI	0
BB	3
SO	10
LOB	5

Batter	1	2	3	4	5	6	7	8	9	AB	R	H	RBI	BB	SO	LOB
56 Kole Calhoun, L (1, 9) OBP: 0.336, SLG: 0.463	C FF 94 B FF 94 F FF 95 B FF 93 X FF 95 2-2 ① G4-3		F KC 82 B FF 97 2 SAFE S FF 92 F KC 82 B FF 97 S FF 97 2-3 ③ K			B FF 92 F FF 98 X FF 97 1-1 1B	X FC 90 0-0 E4 1-H 2B			4	0	2	1	0	1	1
27 Mike Trout, R (1, 8) OBP: 0.378, SLG: 0.562	C FF 94 B FF 96 B FF 96 S FF 95 F FC 90 B FC 87 C FF 96 3-3 ② K			F FF 95 B FF 96 C CH 87 B FF 93 B FF 97 S FC 92 3-3 ① K		C KC 79 F FF 96 1 SAFE 1 SAFE B FF 96 1 SAFE B FF 97 B FF 98 C KC 82 3-3 ③ K	C SL 83 D SL 84 F FC 91 S FF 93 1-3 ③ K			4	0	0	0	0	4	3
5 Albert Pujols, R (1, 10) OBP: 0.326, SLG: 0.465	B FF 95 C CH 87 F FF 91 S FF 97 1-3 ③ K			C KC 82 F FF 97 X FF 98 0-2 ② F9			B FF 93 X FF 94 1-0 ① P3	F FF 95 F FC 90 S SL 84 0-3 ① K		4	0	0	0	0	2	0
47 Howie Kendrick, R (1, 4) OBP: 0.345, SLG: 0.394		C FF 93 S FF 95 X KC 82 0-2 ① G4-3		F FF 97 C KC 83 F FF 98 B KC 84 S KC 84 1-3 ③ K			F FF 95 F FF 96 F KC 84 B FF 96 B FF 92 B FF 95 X FF 96 3-2 6 1B 6 E 1B	B FF 95 S FC 89 C FF 95 S SL 84 1-3 ② K		4	1	1	0	0	2	0
6 David Freese, R (1, 5) OBP: 0.322, SLG: 0.380 22 Tony Campana, L (7, PR) OBP: 0.191, SLG: 0.224 19 Efren Navarro, L (8, 3) OBP: 0.311, SLG: 0.353		B FF 94 B FF 94 F FF 94 X FF 96 2-1 ② G6-3			B FF 96 C FF 95 X CH 87 1-1 ① G6-3		B FF 95 X FF 94 1-0 E9 24 HR 1-H 1B	X FF 96 0-0 ③ G6-3		3 0 1	0 1 0	1 0 0	0 0 0	0 0 0	0 0 0	0 0 0
2 Erick Aybar, S (1, 6) OBP: 0.323, SLG: 0.385		X FF 96 0-0 ③ G4-3			B FF 96 X FF 96 1-0 ② G5-3		D KC 79 D FF 94 B FF 94 I IN 76 4-0 24 HR IBB			2	1	0	0	1	0	0
17 Chris Iannetta, R (1, 2) OBP: 0.377, SLG: 0.406			B FF 93 C FF 94 B FF 92 X FF 96 2-1 ① P3		F FF 96 C KC 82 B FF 98 B KC 83 C KC 82 2-3 ③ K		C FF 95 F FF 96 B FF 96 F KC 82 F CH 86 F FF 97 B KC 83 F CH 87 C FF 95 2-3 ② K			3	0	0	0	0	2	2
24 C.J. Cron, R (1, 3) OBP: 0.301, SLG: 0.482 8 John McDonald, R (8, 5) OBP: 0.241, SLG: 0.164			B FF 95 B CH 86 X FF 95 2-0 7 G5-3 1B			F FF 95 X FF 96 0-1 ① G5-3	B FC 90 C FF 93 X FC 91 1-1 1-H 2-H HR			3 0	1 0	2 0	3 0	0 0	0 0	0 0
7 Collin Cowgill, R (1, 7) OBP: 0.339, SLG: 0.368			C FF 95 S FF 96 B FF 97 F KC 84 X FF 96 1-2 ② G5-3 1-2			B FF 96 X FF 97 1-0 ② G5-3	B SI 94 B FC 89 B FC 90 C FF 92 F FC 89 B FC 90 4-2 56 E BB			2	1	0	0	1	0	1
Inning Stats	R: 0 E: 0 K: 2 S: 10 H: 0 LOB: 0 BB: 0 P: 16	R: 0 E: 0 K: 0 S: 6 H: 0 LOB: 0 BB: 0 P: 8	R: 0 E: 0 K: 1 S: 11 H: 1 LOB: 1 BB: 0 P: 18	R: 0 E: 0 K: 2 S: 10 H: 0 LOB: 0 BB: 0 P: 14	R: 0 E: 0 K: 1 S: 6 H: 0 LOB: 0 BB: 0 P: 10	R: 0 E: 0 K: 1 S: 8 H: 1 LOB: 1 BB: 0 P: 13	R: 5 E: 2 K: 2 S: 21 H: 4 LOB: 2 BB: 2 P: 38	R: 0 E: 0 K: 2 S: 7 H: 0 LOB: 0 BB: 0 P: 8		1B: 4 2B: 1 3B: 0 HR: 1	SF: 0 SAC: 0 DP: 0 HBP: 0					

PITCHER	IP	WLS	BF	H	R	ER	SO	BB	IBB	HBP	BLK	WP	HR	S	P	ERA	WHIP
65 James Paxton, L (1, 1) ERA: 2.19	6.2	L	25	4	3	3	8	0	1	0	0	0	0	64	103	4.05	0.600
40 Danny Farquhar, R (7, 1) ERA: 2.6	0.0		3	2	2	2	0	1	0	0	0	0	1	5	10	∞	∞
52 Dominic Leone, R (7, 1) ERA: 2.15	1.1		4	0	0	0	3	0	0	0	0	0	0	10	12	0.00	0.000

PITCHER	IP	WLS	BF	H	R	ER	SO	BB	IBB	HBP	BLK	WP	HR	S	P	ERA	WHIP

BOTTOM

Seattle Mariners @ Los Angeles Angels

Angel Stadium of Anaheim, Anaheim, CA

Wed Sep 17 2014, 7:11 PM - 9:47 PM PDT

Att. 36,875 - Partly Cloudy - 85 F

livebaseballscorecards.com

AB	30
R	5
H	6
RBI	4
BB	2
SO	11
LOB	7

Batter	1	2	3	4	5	6	7	8	9	AB	R	H	RBI	BB	SO	LOB
16 Austin Jackson, R (1, 8) OBP: 0.313, SLG: 0.359	B FF 89 C SI 88 B CH 78 X FF 88 2-1 G6-3		C CU 75 B CH 78 F CH 77 B SI 88 B FF 87 F CH 79 F SI 87 X FF 90 3-2 E6 1B			B SI 87 1 SAFE B CU 75 1 SAFE C FF 85 1 SAFE 1 SAFE 1 SAFE C SI 86 3-2 1 SAFE B CH 77 X CH 74 F9		F FF 91 F FF 91 B FF 91 B KC 84 F KC 83 F FF 92 B FF 92 F FF 91 X KC 84 3-2 G4-3		4	0	1	0	0	0	1
13 Dustin Ackley, L (1, 7) OBP: 0.295, SLG: 0.391	C FF 89 S FC 79 S CU 78 0-3 K		X CU 75 0-0 F9			H FC 83 1-0 22 G6-4-3 1-2 HBP			C FF 95 B FF 95 X CH 87 1-1 G4-3	3	0	0	0	0	1	1
22 Robinson Canó, L (1, 4) OBP: 0.386, SLG: 0.463	B SI 90 S CH 80 B SI 90 B CU 79 F FF 90 X FF 88 3-2 2B			C CU 77 X CU 76 0-1 L9		C FF 86 C FF 87 X FF 87 0-2 G6-4-3 1-2f			X CH 87 0-0 G3-1	4	0	1	0	0	0	2
21 Kendrys Morales, S (1, 10) OBP: 0.269, SLG: 0.338 99 James Jones, L (9, PR) OBP: 0.280, SLG: 0.313 (9, 10)	C CH 79 X SI 89 0-1 G6-3			C SI 87 B SI 88 X SI 88 1-1 G4-1			B FF 92 X FF 92 1-0 G4-3		B CU 82 S CH 85 F CU 83 B FF 97 X FF 96 2-2 15 E 20 HR 1B	4 0	0 1	1 0	0 0	0 0	0 0	1 0
15 Kyle Seager, L (1, 5) OBP: 0.341, SLG: 0.461		C SI 89 X CU 75 0-1 B2-3		B CU 77 B CU 77 X CU 78 2-0 G3			S SL 78 B FF 92 C FF 92 F FF 92 X CH 73 1-2 F8		B FF 96 1 SAFE P PO 91 1 SAFE I I IN 49 4-0 1-2 20 HR IBB	3	1	0	0	1	0	0
20 Logan Morrison, L (1, 3) OBP: 0.305, SLG: 0.398		B SI 89 S CH 79 C CU 78 X SI 89 1-2 F7			X CU 75 0-0 G4-3		B FF 92 F SL 78 X SI 92 1-1 1B		C CH 86 D CU 83 X CH 85 1-1 1-H 2-H HR	4	1	2	3	0	0	0
28 Chris Denorfia, R (1, 9) OBP: 0.289, SLG: 0.316 9 Endy Chavez, L (7, PH) OBP: 0.319, SLG: 0.372 (7, 9)	B FF 89 B FF 87 B SI 88 C SI 88 C SI 89 F CH 79 X SI 90 3-2 G6-3				B SI 87 C SI 87 X CH 76 1-1 F8		C CH 72 1 SAFE 1 SAFE S CH 74 1 SAFE F CH 74 X CH 73 0-2 P6		C FF 95 C CU 83 F SI 96 D CH 88 S CU 82 1-3 K	2 2	0 0	0 0	0 0	0 0	0 1	0 2
3 Mike Zunino, R (1, 2) OBP: 0.254, SLG: 0.400			X SI 88 0-0 P3		C CU 75 S CH 76 B CH 77 C FF 88 1-3 K			B KC 82 X KC 81 1-0 F8		3	0	0	0	0	1	0
1 Chris Taylor, R (1, 6) OBP: 0.360, SLG: 0.360			B SI 88 C FF 87 C CU 75 B FF 88 F CH 77 F FF 89 S CH 77 2-3 K			C CH 75 B FF 86 C CU 75 B FF 88 X CH 76 2-2 13 HBP 1B		B FF 91 C KC 82 F FF 92 C FF 91 1-3 K		3	0	1	0	0	2	0
Inning Stats	R: 0 E: 0 K: 1 S: 10 H: 1 LOB: 1 BB: 0 P: 15	R: 0 E: 0 K: 0 S: 9 H: 0 LOB: 0 BB: 0 P: 13	R: 0 E: 1 K: 1 S: 12 H: 1 LOB: 1 BB: 0 P: 17	R: 0 E: 0 K: 0 S: 5 H: 0 LOB: 0 BB: 0 P: 8	R: 0 E: 0 K: 1 S: 6 H: 0 LOB: 0 BB: 0 P: 8	R: 0 E: 0 K: 0 S: 9 H: 1 LOB: 1 BB: 0 P: 15	R: 0 E: 0 K: 0 S: 11 H: 1 LOB: 1 BB: 0 P: 14	R: 0 E: 0 K: 1 S: 10 H: 0 LOB: 0 BB: 0 P: 15	R: 3 E: 1 K: 1 S: 13 H: 2 LOB: 1 BB: 1 P: 21	1B: 4 2B: 1 3B: 0 HR: 1 SF: 0 SAC: 0 DP: 1 HBP: 1						

TOP

Seattle Mariners @ Los Angeles Angels

Angel Stadium of Anaheim, Anaheim, CA

Thu Sep 18 2014, 7:07 PM - 10:13 PM PDT

Att. 40,835 - Clear - 76 F

livebaseballscorecards.com

AB	32
R	3
H	6
RBI	3
BB	1
SO	5
LOB	7

WP: 0 PB: 0 SB: 0 CS: 0 PA: 34

PITCHER		IP	WLS	BF	H	R	ER	SO	BB	IBB	HBP	BLK	WP	HR	S	P	ERA	WHIP
35 Wade LeBlanc, L ERA: 5.24	(1, 1)	5.1		19	3	0	0	3	0	0	0	0	0	0	48	72	0.00	0.562
54 Joe Thatcher, L ERA: 3.14	(6, 1)	0.2		2	0	0	0	0	0	0	1	0	0	0	3	4	0.00	0.000
64 Mike Morin, R ERA: 2.25	(7, 1)	1.0		4	1	0	0	0	0	0	0	0	0	0	11	14	0.00	1.000
59 Fernando Salas, R ERA: 3.4	(8, 1)	1.0		3	0	0	0	1	0	0	0	0	0	0	10	15	0.00	0.000
40 Kevin Jepsen, R ERA: 2.71	(9, 1)	1.0	L	6	2	3	3	1	0	1	0	0	0	1	13	21	27.00	2.000

PITCHER	IP	WLS	BF	H	R	ER	SO	BB	IBB	HBP	BLK	WP	HR	S	P	ERA	WHIP

Seattle Mariners @ Los Angeles Angels

Angel Stadium of Anaheim, Anaheim, CA

Thu Sep 18 2014, 7:07 PM - 10:13 PM PDT

Att. 40,835 - Clear - 76 F

livebaseballscorecards.com

BOTTOM

Batter	1	2	3	4	5	6	7	8	9	AB	R	H	RBI	BB	SO	LOB
22 Tony Campana, L (1, 8) OBP: 0.178, SLG: 0.208	C SI 92 C CU 81 B CH 90 T CH 90 1-2 K ①		C CU 80 S CH 89 B SI 91 S CU 82 1-3 K ③			B CH 90 F SI 92 B CU 80 F SI 93 B FF 94 F FF 93 X FF 93 3-2 L9 ①		C CU 76 1 SAFE 1 SAFE L SL 81 1 SAFE M SL 80 0-3 K ①	B CH 82 F SI 96 B CH 81 F SI 96 C CH 83 2-3 K ③	5	0	0	0	0	4	3
18 Gordon Beckham, R (1, 6) OBP: 0.269, SLG: 0.340	C SI 95 X SI 94 0-1 G6-3 ②			X SI 92 0-0 G1-3 ①		B CH 89 C CH 90 X CU 82 1-1 G5-3 ②		C FF 94 C FF 96 S CU 77 0-3 K ②		4	0	0	0	0	1	1
28 Brennan Boesch, L (1, 9) OBP: 0.200, SLG: 0.268	B CU 82 X CH 89 1-0 G4-3 ③			C SI 93 X CU 81 0-1 1B		X CH 88 0-0 24 S 1B		1 SAFE 1 SAFE B SI 96 I IN 69 I IN 75 I IN 77 4-0 24 BB 1-2 IBB		3	0	2	0	1	0	0
24 C.J. Cron, R (1, 10) OBP: 0.300, SLG: 0.475		F SI 92 B CH 89 C CH 89 B CH 89 X CH 90 2-2 G6-3 ①		1 SAFE C CH 88 C SI 94 1 SAFE F CH 90 S CH 90 0-3 K ②		F SI 93 S CU 82 D CH 90 S CU 82 1-3 K ③ 1-2		B FF 96 C FF 96 B FF 96 B SL 90 B FF 96 4-1 1-2 2-3 BB		3	0	0	0	1	2	2
19 Efren Navarro, L (1, 3) OBP: 0.303, SLG: 0.343		B SI 94 X SI 93 1-0 G5-3 ②		B SI 93 C CH 88 C CU 81 X FF 94 1-2 L7 ③			B CU 78 B CU 80 X SI 92 2-0 G4-3 ①	D FF 97 F FF 96 D CH 89 X FF 95 2-1 F8 ③		4	0	0	0	0	0	4
10 Grant Green, R (1, 4) OBP: 0.296, SLG: 0.372		B SI 94 F SI 93 C CU 81 F CH 90 C FF 93 1-3 K ③			C CU 79 T CH 89 S CH 88 0-3 K ①		C SI 93 C CU 80 S CH 90 0-3 K ②		B SI 92 C SI 92 X SI 94 1-1 F8 ①	4	0	0	0	0	3	0
24 Hank Conger, L (1, 2) OBP: 0.294, SLG: 0.330			C CU 79 S CH 88 B SI 94 S CU 81 1-3 K ①		S CH 89 B CU 82 F CU 81 B CH 90 B CH 90 B CH 90 4-2 13 FC6-4 BB		C CU 80 B CH 89 B CH 88 C SI 94 F CU 81 B FF 94 B CH 91 4-2 BB		X SI 94 0-0 HR	2	1	1	1	2	1	0
13 Luis Jimenez, R (1, 5) OBP: 0.212, SLG: 0.194 56 Kole Calhoun, L (9, PH) OBP: 0.335, SLG: 0.462			S SI 93 C CU 81 B CU 82 X FF 93 1-2 1B		F CH 89 F SI 91 X CH 90 0-2 FC6-4 1-2f		F CH 89 D CU 82 S CU 81 F CH 90 S CH 90 1-3 K ③		B CH 81 X SI 95 1-0 E1 12 G4-3 12 DI	3 1	0 0	1 0	0 0	0 0	1 0	2 0
12 Shawn O'Malley, S (1, 7) OBP: 0.333, SLG: 0.333			F SI 93 B CH 87 1 SAFE F CH 90 1 SAFE B CH 88 C CH 88 2-3 K ②		S CH 89 S CU 82 D CU 82 S CU 83 1-3 K ③			B SI 92 B FF 91 C FF 92 F SL 81 X FF 92 2-2 24 BB 28 S 1B	D CH 81 X SI 95 1-0 G4-3 ② 1-3	4	0	1	0	0	2	3
Inning Stats	R: 0 E: 0 K: 1 S: 6 H: 0 LOB: 0 BB: 0 P: 8	R: 0 E: 0 K: 1 S: 8 H: 0 LOB: 0 BB: 0 P: 12	R: 0 E: 0 K: 3 S: 12 H: 1 LOB: 1 BB: 0 P: 17	R: 0 E: 0 K: 1 S: 10 H: 1 LOB: 1 BB: 0 P: 11	R: 0 E: 0 K: 2 S: 11 H: 0 LOB: 1 BB: 1 P: 16	R: 0 E: 0 K: 1 S: 10 H: 1 LOB: 1 BB: 0 P: 15	R: 0 E: 0 K: 2 S: 11 H: 0 LOB: 1 BB: 1 P: 18	R: 0 E: 0 K: 2 S: 12 H: 1 LOB: 3 BB: 2 P: 24	R: 1 E: 1 K: 1 S: 8 H: 1 LOB: 1 BB: 0 P: 13	1B: 4 2B: 0 3B: 0 HR: 1	SF: 0 SAC: 0 DP: 0 HBP: 0						

	AB	33
	R	1
	H	5
	RBI	1
	BB	4
	SO	14
	LOB	15

PITCHER	IP	WLS	BF	H	R	ER	SO	BB	IBB	HBP	BLK	WP	HR	S	P	ERA	WHIP
34 Félix Hernández, R (1, 1) ERA: 2.07	7.0		26	3	0	0	11	2	0	0	0	0	0	68	97	0.00	0.714
41 Charlie Furbush, L (8, 1) ERA: 3.57	0.1		2	1	0	0	1	0	0	0	0	0	0	6	8	0.00	3.000
54 Tom Wilhelmsen, R (8, 1) ERA: 2.01	0.2	W	4	0	0	0	1	1	1	0	0	0	0	6	16	0.00	1.500
56 Fernando Rodney, R (9, 1) ERA: 2.7	1.0	S	5	1	1	1	1	0	0	0	0	0	1	8	13	9.00	1.000

PITCHER	IP	WLS	BF	H	R	ER	SO	BB	IBB	HBP	BLK	WP	HR	S	P	ERA	WHIP

WP: 0	PA: 37		
PB: 0			
SB: 2			
CS: 0			

Batter	1	2	3	4	5	6	7	8	9	AB	R	H	RBI	BB	SO	LOB
16 Austin Jackson, R (1, 8) OBP: 0.315, SLG: 0.360	C FF 90 X FF 92 0-1 22 G4-6-3 1B		C FF 91 X KC 79 0-1 ② G5-3	B FF 91 B FF 91 B FF 91 C FF 90 B FF 91 4-1 13 S 22 1B BB	B SI 89 X SL 84 1-0 13 G1-6-3 1B		B FS 89 C FS 90 C FF 96 B FS 88 X FS 90 2-2 ③ G6-3			4	1	2	0	1	0	1
13 Dustin Ackley, L (1, 7) OBP: 0.298, SLG: 0.405	B FF 91 F FF 92 C FF 93 1 SAFE F ST 84 B FF 92 F FF 93 X CH 80 2-2 ① F8		B KC 79 S FF 93 B KC 77 F FF 92 X KC 79 2-2 HR	C KC 77 1 SAFE B FF 92 B KC 79 B FF 92 B FF 91 4-1 22 1B 15 HR 1-2 BB	1 SAFE B SI 89 B CH 84 X SI 88 2-0 ②③ G1-6-3 1-2f			B FC 86 B SI 90 X SI 90 2-0 HR		4	3	2	2	1	0	2
22 Robinson Canó, L (1, 4) OBP: 0.387, SLG: 0.465	F FF 93 C FF 92 X FF 93 0-2 ②③ G4-6-3 1-2f		C CH 82 F ST 85 X ST 84 0-2 15 1B 1B	X FF 92 0-0 15 HR 1-2 2-H 1B		B SI 88 F CH 84 B FF 91 F SL 84 X FF 91 2-2 15 G4-6-3 1B		B FC 86 F FC 86 S FC 88 B CH 83 X CU 81 2-2 ① G3-1		5	1	3	1	0	0	1
15 Kyle Seager, L (1, 5) OBP: 0.341, SLG: 0.466		C FF 91 C CH 83 B FF 92 B KC 77 S KC 78 2-3 ① K	X FF 93 0-0 1-2 1B	B SI 89 B CH 83 X SI 88 2-0 1-H 2-H HR		C CU 76 C CH 84 B SL 85 X CH 85 1-2 ①② G4-6-3 1-2f		C CH 82 B CH 83 C CU 79 S CU 81 1-3 ② K2-3		5	1	2	3	0	2	1
21 Kendrys Morales, S (1, 10) OBP: 0.270, SLG: 0.335		C KC 78 B FF 92 B FF 94 B FF 93 B FF 93 4-1 55 BB BB	D KC 78 B FF 92 C FF 92 B CH 82 X FF 93 3-1 ③ G6-3	B CU 75 B SI 89 C SI 88 S CH 84 S CU 76 2-3 ② K		B CU 77 B SI 90 F SI 90 B SI 90 B SI 90 4-1 BB		B FC 89 B FC 89 C FC 87 B FC 88 X FC 88 3-1 ③ G5-3		3	0	0	0	2	1	2
20 Logan Morrison, L (1, 3) 99 James Jones, L (9, PR) 17 Justin Smoak, S (9, 3) OBP: 0.280, SLG: 0.313 OBP: 0.276, SLG: 0.340		B FF 93 X FF 92 1-0 ② F9	C FF 91 0-2 C CH 83 F FF 92 B KC 77 X FF 93 E6 55 3 HR F CH 84 0-1 X SI 89 55 BB 1B		C SL 83 B CH 83 S SL 84 X SI 90 1-2 ③ G4-3			C FC 89 B CU 80 B CH 82 B FC 88 B FC 89 4-1 3 S 55 S 5 PB BB	4 0 0	1 1 0	1 0 0	0 0 0	1 0 0	0 0 0	2 0 0
55 Michael Saunders, L (1, 9) OBP: 0.328, SLG: 0.407		B KC 76 B FF 93 B FF 92 C FF 92 B FF 94 4-1 1-2 BB	C FF 92 0-2 S CH 83 F FF 92 X KC 78 E3 3 HR 1-2 B CU 75 4-1 S CH 81 B CH 84 B FF 89 D SI 89 1-2 BB				B FF 95 F FF 94 B FS 86 C FF 95 B FS 86 B FF 94 4-2 3 CS BB	C FC 90 F CH 82 F CU 81 F CU 80 B FC 91 B FC 90 F CU 80 F FC 90 S CU 80 2-3 ① K 1-2	2	1	0	0	3	1	2
3 Mike Zunino, R (1, 2) OBP: 0.256, SLG: 0.409	B ST 85 C FF 93 X ST 84 1-1 ③ F9		B ST 83 2-1 S ST 82 S FF 91 L FF 91 1-H 2-H HR S SL 84 0-3 T SL 84 C SI 89 K				S FS 86 B FS 86 B FF 95 X FF 95 2-1 ① 5 F8 1-2 2B	B CU 78 B CU 78 B FC 90 F FC 89 S CU 79 T CU 80 3-2 ② K 2-3	5	1	2	3	0	2	5
5 Brad Miller, L (1, 6) OBP: 0.281, SLG: 0.353			B FF 90 C FF 92 B KC 78 F FF 92 F FF 93 X KC 78 2-2 ① G4-1	F FF 91 F KC 78 S KC 79 0-3 ① K	B SL 83 S SI 88 X FF 88 1-1 ① G3		T FS 89 S FF 96 X FS 90 0-2 ② F8 2-3		B CH 83 X FC 89 1-0 ③ G3-1 3-H	5	0	0	0	0	1	2

Inning Stats																								
	R: 0	H: 1	R: 0	H: 0	R: 1	H: 3	R: 7	H: 4	R: 0	H: 1	R: 0	H: 1	R: 0	H: 1	R: 1	H: 1	R: 1	H: 0	1B: 7	SF: 0	WP: 0	PA: 45
	E: 0	LOB: 0	E: 0	LOB: 2	E: 0	LOB: 2	E: 2	LOB: 2	E: 0	LOB: 0	E: 0	LOB: 1	E: 0	LOB: 0	E: 0	LOB: 0	E: 0	LOB: 1	2B: 1	SAC: 0	PB: 1	
	K: 0	BB: 0	K: 1	BB: 2	K: 0	BB: 0	K: 3	BB: 3	K: 0	BB: 0	K: 0	BB: 1	K: 0	BB: 1	K: 1	BB: 0	K: 2	BB: 1	3B: 0	DP: 3	SB: 3	
	S: 10	P: 12	S: 8	P: 20	S: 15	P: 22	S: 25	P: 45	S: 4	P: 8	S: 10	P: 18	S: 10	P: 18	S: 9	P: 17	S: 12	P: 22	HR: 4	HBP: 0	CS: 1	

PITCHER		IP	WLS	BF	H	R	ER	SO	BB	IBB	HBP	BLK	WP	HR	S	P	ERA	WHIP
41 Brad Peacock, R ERA: 4.82	(1, 1)	3.1	L	21	6	7	3	2	4	0	0	0	0	2	48	81	8.10	3.000
58 Jake Buchanan, R ERA: 5.06	(4, 1)	2.2		12	4	1	0	2	2	0	0	0	0	1	24	44	0.00	2.250
67 Jorge De Leon, R ERA: 6.75	(7, 1)	1.0		4	1	0	0	0	1	0	0	0	0	0	10	18	0.00	2.000
38 Darin Downs, L ERA: 5.45	(8, 1)	0.0		1	1	1	1	0	0	0	0	0	0	1	1	3	∞	∞
44 Samuel Deduno, R ERA: 4.66	(8, 1)	2.0		7	0	1	0	3	1	0	0	0	0	0	20	36	0.00	0.500

PITCHER	IP	WLS	BF	H	R	ER	SO	BB	IBB	HBP	BLK	WP	HR	S	P	ERA	WHIP

TOP

Seattle Mariners @ Houston Astros

Minute Maid Park, Houston, TX

Fri Sep 19 2014, 7:12 PM - 10:45 PM CDT

Att. 27,568 - Roof Closed - 73 F

livebaseballscorecards.com

AB	37
R	10
H	12
RBI	9
BB	8
SO	7
LOB	18

BOTTOM

Seattle Mariners @ Houston Astros

Minute Maid Park, Houston, TX

Fri Sep 19 2014, 7:12 PM - 10:45 PM CDT

Att. 27,568 - Roof Closed - 73 F

livebaseballscorecards.com

Batter	1	2	3	4	5	6	7	8	9	AB	R	H	RBI	BB	SO	LOB
19 Robbie Grossman, S (1, 7) OBP: 0.329, SLG: 0.331	C FF 91 C CU 74 F FF 96 F CU 75 F FF 95 B FF 92 S FS 88 1-3 K2-3 ①		B FS 85 C FF 93 B FC 90 S FS 88 B FF 95 B FF 94 4-2 27 1B BB		X FF 91 0-0 23 G6-4-3 27 1B 21 1B 1B	X SL 86 0-0 G3 ③		B CU 84 B FF 94 C FF 94 F FF 94 B CU 85 C FF 94 3-3 K ③ 1-2		4	1	1	0	1	2	2
27 Jose Altuve, R (1, 10) OBP: 0.379, SLG: 0.456 18 Marc Krauss, L (7, PH) OBP: 0.282, SLG: 0.326 (8, 10) 3 Gregorio Petit, R (9, PH) OBP: 0.293, SLG: 0.425	X FF 94 0-0 21 1B 2B		X FF 94 0-0 23 S 1-3 1B		C FF 93 F FF 95 X FF 95 0-2 23 G6-4-3 1-2 1B		X FF 93 0-0 G4-3 ①		B SI 85 X SI 84 1-0 P3 ① 1B	3 1 0 1	1 0 0 0	3 0 0 0	0 0 0 0	0 0 0 0	0 0 0 0	0 0 0 0
23 Chris Carter, R (1, 3) OBP: 0.314, SLG: 0.503	B CU 73 C FC 91 F CU 75 F FC 90 B FF 96 F CU 75 X FC 92 2-2 F9 ②		B FC 91 D CU 75 C FC 90 B FC 92 B FC 89 4-1 1-2 BB		B CU 74 B FF 96 X FF 95 2-0 G6-4-3 ①② 1-2f 2-3		C SL 88 C SL 88 B FF 95 B CU 74 F SL 90 S SL 97 2-3 K ②		S FC 90 B FC 90 B CU 76 B FC 90 B FC 90 4-1 12 WP BB	3	0	0	0	2	1	3
21 Dexter Fowler, S (1, 8) OBP: 0.367, SLG: 0.395	S FF 94 S FF 96 B FF 97 B FF 96 X CU 76 2-2 2-H 1B		C FF 95 B FS 90 F FF 97 B FF 97 S FF 96 2-3 K ①		B FF 96 F FF 95 S FF 96 B FF 97 F FF 96 X FF 96 2-2 3-H 1B		C FF 94 S CH 83 B FF 97 X SL 90 1-2 G3-1 ③		C FC 90 B CH 85 F FC 90 S FF 94 1-3 K ②	5	0	2	2	0	2	4
15 Jason Castro, L (1, 2) OBP: 0.289, SLG: 0.369 12 Max Stassi, R (7, 2) OBP: 0.364, SLG: 0.364	1 SAFE S FS 88 B FF 96 D FS 88 1 SAFE 1 SAFE F FF 94 F FS 86 S FS 87 2-3 K ③		B FS 88 C FS 88 S FF 96 F FS 88 S FF 96 1-3 K ②		1 SAFE X FS 87 0-0 G4-3 ③			C FF 95 F FF 95 X CU 84 0-2 9 G5-3 6 G5-3 30 1B 1B	C FC 91 B CU 75 B FC 90 B FC 91 F FC 90 C FF 95 3-3 K ③ 1-2	3 2	0 1	0 1	0 0	0 1	2 1	5 1
30 Matt Dominguez, R (1, 5) OBP: 0.256, SLG: 0.328		F FC 88 F FF 94 B FF 96 C FC 92 1-3 K ① B FC 90 X FF 98 1-0 F8 ③				C FF 93 S CU 75 B FF 95 T FF 96 1-2 K ①		F FF 94 X FF 94 0-1 6 G5-3 9 G5-3 2 1B 1-2 1B		4	1	1	0	0	2	3
9 Marwin Gonzalez, S (1, 4) OBP: 0.318, SLG: 0.387		F FF 94 C FF 95 X FF 95 0-2 6 1B 1B		C FC 89 B FS 87 F FF 92 B FS 86 X FF 94 2-2 G3-1 ①		C FF 94 B FC 88 B FS 86 B FF 95 C FF 95 F FF 96 X FF 94 3-2 L8 ②		C CU 85 X FF 94 0-1 G5-3 ① 1-2 2-3		4	0	1	0	0	0	2
6 Jake Marisnick, R (1, 9) OBP: 0.283, SLG: 0.293		F FF 96 X FC 92 0-1 2 G6-3 1-2 1B		C FF 94 S CU 75 X CU 75 0-2 P6 ②		X FF 95 0-0 2 WP 2 1B 2B		B CU 84 X FF 95 1-0 G5-3 ② 2-3 3-H		4	1	2	1	0	0	1
2 Jonathan Villar, S (1, 6) OBP: 0.261, SLG: 0.343		X FC 88 0-0 G6-3 ②③ 1-2f		C FF 93 S FS 88 S FF 96 0-3 K ③		C FF 95 B CH 83 X FF 96 1-1 2-H 1B		X FF 94 0-0 19 S 3-H 1B		4	0	2	2	0	1	2
Inning Stats	R: 1 E: 0 K: 2 S: 19 H: 2 LOB: 1 BB: 0 P: 26	R: 0 E: 0 K: 1 S: 9 H: 2 LOB: 1 BB: 0 P: 10	R: 0 E: 0 K: 2 S: 12 H: 1 LOB: 3 BB: 2 P: 24	R: 0 E: 0 K: 1 S: 9 H: 0 LOB: 0 BB: 0 P: 11	R: 1 E: 0 K: 0 S: 10 H: 3 LOB: 1 BB: 0 P: 14	R: 1 E: 0 K: 1 S: 11 H: 2 LOB: 1 BB: 0 P: 16	R: 0 E: 0 K: 1 S: 8 H: 0 LOB: 0 BB: 0 P: 11	R: 2 E: 0 K: 1 S: 12 H: 3 LOB: 1 BB: 0 P: 16	R: 0 E: 0 K: 2 S: 8 H: 0 LOB: 1 BB: 1 P: 17	1B: 11 2B: 2 3B: 0 HR: 0	SF: 0 SAC: 0 DP: 2 HBP: 0						

	AB	38
	R	5
	H	13
	RBI	5
	BB	3
	SO	11
	LOB	23

WP: 2 PB: 0 SB: 2 CS: 0 PA: 41

PITCHER		IP	WLS	BF	H	R	ER	SO	BB	IBB	HBP	BLK	WP	HR	S	P	ERA	WHIP
44 Taijuan Walker, R ERA: 3.0	(1, 1)	5.2	W	25	8	2	2	7	2	0	0	0	0	0	66	96	3.18	1.765
37 Brandon Maurer, R ERA: 4.91	(6, 1)	1.1		6	2	1	1	1	0	0	0	0	1	0	12	16	6.75	1.500
31 Yoervis Medina, R ERA: 2.6	(8, 1)	1.0		6	3	2	2	1	0	0	0	0	0	0	12	16	18.00	3.000
97 Joe Beimel, L ERA: 1.9	(9, 1)	0.1		1	0	0	0	0	0	0	0	0	0	0	1	2	0.00	0.000
40 Danny Farquhar, R ERA: 2.58	(9, 1)	0.2		3	0	0	0	2	1	0	0	0	1	0	7	15	0.00	1.500

PITCHER	IP	WLS	BF	H	R	ER	SO	BB	IBB	HBP	BLK	WP	HR	S	P	ERA	WHIP

Seattle Mariners @ Houston Astros

Minute Maid Park, Houston, TX

Sat Sep 20 2014, 6:12 PM - 8:45 PM CDT

Att. 36,525 - Partly Cloudy - 86 F

TOP

livebaseballscorecards.com

Batter	1	2	3	4	5	6	7	8	9	AB	R	H	RBI	BB	SO	LOB
16 Austin Jackson, R (1, 8) OBP: 0.316, SLG: 0.360	C FF 89 B SI 90 X SI 90 1-1 21 G4-3 22 E 1B		C CH 78 B SI 90 B CH 80 B SI 89 B SI 90 4-1 28 G4-3 22 1B BB	B CH 80 F SI 90 X SI 90 1-1 ②③ G1-2-3 3-Hf			C CH 80 X CH 80 0-1 ③ G5-3			3	1	1	0	1	0	3
99 James Jones, L (8, 8) OBP: 0.280, SLG: 0.313										0	0	0	0	0	0	0
28 Chris Denorfia, R (1, 9) OBP: 0.286, SLG: 0.312	C SI 90 F SI 90 S SI 91 0-3 ① K		X SI 89 0-0 ② G4-3 1-2		C SI 89 B FF 91 C CH 81 X SI 91 1-2 E6 22 G5-4-3			F SI 88 C SL 80 F SL 81 F SI 91 X CH 80 0-2 ① L9		4	0	0	0	0	1	2
22 Robinson Canó, L (1, 4) OBP: 0.386, SLG: 0.463	F SI 91 S SL 81 B SI 92 X SI 92 1-2 FC5 21 G4-3 1-2		F SL 79 S SI 90 D SL 81 X SL 80 1-2 21 1B 2-H 1B		B SI 90 C SI 91 B SI 91 X SI 91 2-1 ①② G5-4-3 1-2f			X SI 90 0-0 ② G6-3		4	0	1	1	0	0	2
5 Brad Miller, L (8, 4) OBP: 0.281, SLG: 0.353										0	0	0	0	0	0	0
21 Kendrys Morales, S (1, 3) OBP: 0.270, SLG: 0.334	C SI 91 X CH 80 0-1 ② G4-3 1-2 2-3		C CH 79 X SI 90 0-1 1-2 1B		C SL 81 F SL 81 F SL 80 B FF 91 B SI 91 X SI 91 2-2 ③ G6-3			C SI 90 B FF 90 T CH 81 X CH 79 1-2 ③ L6		4	0	1	0	0	0	2
15 Kyle Seager, L (1, 5) OBP: 0.341, SLG: 0.464	B SL 80 C SL 82 C SI 91 D SL 82 F SI 91 X SL 80 2-2 ③ F9		B SI 91 F SL 79 B SI 91 F SL 81 B SI 91 F SI 91 F CH 82 X SI 92 3-2 ③ G1-3			B SI 89 X SI 90 1-0 ① G3-1			C FF 98 C CH 84 X FF 98 0-2 20 G5-3 1B	4	0	1	0	0	0	4
20 Logan Morrison, L (1, 7) OBP: 0.305, SLG: 0.394		B SI 90 F SI 89 S SL 80 S SL 81 1-3 ① K		X SL 80 0-0 3 1B 27 1B 16 G1-2-3 1B		S SI 90 C SI 90 B SL 82 F SI 90 B SI 92 C SI 90 2-3 ② K			C FF 96 B FF 98 D CH 84 X SI 93 2-1 ① G5-3 1-2	4	0	1	0	0	2	1
27 Corey Hart, R (1, 10) OBP: 0.271, SLG: 0.316		C SI 90 X SI 90 0-1 3 G6-4-3 1B		F SI 89 S CH 78 X SI 91 0-2 3 1B 1-2 1B		S SI 90 S CH 80 F SL 82 B SI 90 B CH 81 F SI 91 F CH 78 S SI 91 2-3 ③ K			S CH 83 B SI 98 S CH 83 S SI 95 1-3 ② K	4	0	2	0	0	2	1
3 Mike Zunino, R (1, 2) OBP: 0.256, SLG: 0.408		X SI 89 0-0 ②③ G6-4-3 1-2f		B SL 80 F SI 91 B CH 80 F SI 90 D SL 82 X SI 91 3-2 1-2 2-3 1B			F SI 89 B CH 80 F SI 90 F SL 81 B SI 91 F SI 91 C CH 80 2-3 ① K		C CH 84 D SI 94 B SI 95 D CH 84 X FF 98 3-1 ③ F9	4	0	1	0	0	1	2
1 Chris Taylor, R (1, 6) OBP: 0.352, SLG: 0.351			C SI 90 B SI 90 F FF 88 T SL 81 1-2 ① K	B SI 91 C SI 91 B SI 91 S CH 82 F SI 91 S SL 81 2-3 ① K			C SI 90 F SL 80 S SL 80 0-3 ② K2-3			3	0	0	0	0	3	3

	AB	34
	R	1
	H	8
	RBI	1
	BB	1
	SO	9
	LOB	20

Inning Stats										
	R: 0	H: 1	R: 0	H: 1	R: 1	H: 2	R: 0	H: 3	R: 0	H: 0
	E: 1	LOB: 2	E: 0	LOB: 0	E: 0	LOB: 2	E: 0	LOB: 2	E: 1	LOB: 0
	K: 1	BB: 0	K: 1	BB: 0	K: 1	BB: 1	K: 1	BB: 0	K: 0	BB: 0
	S: 14	P: 18	S: 6	P: 7	S: 15	P: 24	S: 13	P: 19	S: 9	P: 14

Inning Stats										
	R: 0	H: 0	R: 0	H: 0	R: 0	H: 1	1B: 8	SF: 0	WP: 0	PA: 35
	E: 0	LOB: 0	E: 0	LOB: 0	E: 0	LOB: 1	2B: 0	SAC: 0	PB: 0	
	K: 2	BB: 0	K: 2	BB: 0	K: 1	BB: 0	3B: 0	DP: 3	SB: 0	
	S: 11	P: 16	S: 10	P: 12	S: 9	P: 10	S: 10	P: 16	HR: 0	HBP: 0	CS: 0	

PITCHER		IP	WLS	BF	H	R	ER	SO	BB	IBB	HBP	BLK	WP	HR	S	P	ERA	WHIP
60 Dallas Keuchel, L ERA: 2.93	(1, 1)	8.0	W	31	7	1	1	8	1	0	0	0	0	0	87	120	1.12	1.000
48 Mike Foltynewicz, R ERA: 4.7	(9, 1)	1.0		4	1	0	0	1	0	0	0	0	0	0	10	16	0.00	1.000

PITCHER		IP	WLS	BF	H	R	ER	SO	BB	IBB	HBP	BLK	WP	HR	S	P	ERA	WHIP

Seattle Mariners @ Houston Astros

Minute Maid Park, Houston, TX

Sat Sep 20 2014, 6:12 PM - 8:45 PM CDT

Att. 36,525 - Partly Cloudy - 86 F

livebaseballscorecards.com

BOTTOM

Batter	1	2	3	4	5	6	7	8	9	AB	R	H	RBI	BB	SO	LOB
19 Robbie Grossman, S (1, 7) OBP: 0.332, SLG: 0.331	C FF 85 B FF 86 F FF 85 F SL 78 F FF 86 X FF 86 1-2 23 S 23 HR 1B	F FF 84 B FF 85 B FF 86 B FF 85 F FF 85 B FF 84 4-2 27 CS 2-3 BB		B SL 84 C CH 79 B FF 92 B FF 91 F FF 91 D CH 77 4-2 BB		B FF 94 B FF 92 B FF 92 C FF 91 X FF 92 3-1 ③ G4-3		C SI 91 X SL 86 0-1 ③ F9		3	1	1	0	2	0	0
27 Jose Altuve, R (1, 4) OBP: 0.380, SLG: 0.457 2 Jonathan Villar, S (9, 6) OBP: 0.261, SLG: 0.343	1 SAFE 1 SAFE L FF 83 X FF 84 0-1 ① L7	B SL 78 1 SAFE P PO 78 X FF 85 2-0 ② 23 WP 1-2 3-H 1B		F FF 91 X SL 85 0-1 ② F8			C FF 92 X CH 81 0-1 23 G6-4-3 1B			4 0	0 0	2 0	1 0	0 0	0 0	2 0
23 Chris Carter, R (1, 3) OBP: 0.314, SLG: 0.507	D SL 78 B FF 85 X FF 84 2-0 1-H HR	S SL 76 1 SAFE C SL 76 B SL 76 X SL 77 1-2 ③ L6 1-2		C CU 76 X SL 86 0-1 ③ F8			F SL 86 S CU 78 F CU 79 B CH 80 X SL 84 1-2 ① ② G6-4-3 1-2f			4	1	1	2	0	0	3
21 Dexter Fowler, S (1, 10) OBP: 0.371, SLG: 0.400	F FF 85 B SL 76 C FF 85 B SL 79 B FF 85 X FF 86 3-2 8 HR 2B		C FF 84 F FF 85 S SL 77 0-3 ① K		B FF 91 S FF 91 C CH 79 F CH 81 B CH 81 X FF 94 2-2 1B		B FF 93 S FF 93 X FF 92 1-1 8 1B 6 HR 1B			4	2	3	0	0	1	0
8 Alex Presley, L (1, 9) OBP: 0.289, SLG: 0.356	B FF 83 B FF 84 C FF 83 X FF 84 2-1 2-H HR		B FF 84 C FF 86 X SL 76 1-1 ② F9		C FF 92 B CH 82 S SL 86 F CH 80 F SL 85 T FF 93 1-2 ① K		B FF 92 F CH 80 B CH 80 X FF 91 2-1 1-2 6 HR 1B			4	2	2	2	0	1	1
6 Jake Marisnick, R (1, 8) OBP: 0.282, SLG: 0.308	S SL 78 B SL 79 B SL 78 S FF 86 B FF 86 X FF 86 3-2 ② F8		F FF 85 S SL 78 F SL 77 S SL 77 0-3 ③ K		C CU 76 F FF 93 S CH 80 0-3 ② K		C CU 78 F FF 93 X CU 79 0-2 1-H 2-H HR			4	1	1	3	0	2	1
30 Matt Dominguez, R (1, 5) OBP: 0.256, SLG: 0.333	B SL 78 F FF 85 F FF 86 S SL 77 1-3 ③ K			C FF 83 B SL 76 X SL 76 1-1 HR	F FF 93 B CU 79 F FF 93 X CH 82 1-2 ③ F9		X FF 92 0-0 ③ P3			4	1	1	1	0	1	1
22 Carlos Corporán, S (1, 2) OBP: 0.302, SLG: 0.384		B FF 85 F FF 85 B SL 78 S FF 85 F FF 85 F SL 78 X FF 86 2-2 ① F9		X FF 83 0-0 HR	F SI 91 B CH 80 S CH 80 B SL 85 S CH 79 2-3 ① K			B SI 91 F SI 90 C SL 86 S CU 75 1-3 ① K2-3		4	1	1	1	0	2	0
3 Gregorio Petit, R (1, 6) OBP: 0.291, SLG: 0.429 (9, 4)		C FF 86 C SL 77 X FF 85 0-2 19 WP 27 1B 2B		X FF 91 0-0 ① G5-3		C SL 85 X CU 81 0-1 ② F8		C SI 92 C SI 85 S CU 75 0-3 ② K2-3		4	1	1	0	0	1	0
Inning Stats	R: 4 E: 0 K: 1 S: 19 H: 4 LOB: 0 BB: 0 P: 31	R: 1 E: 0 K: 0 S: 15 H: 2 LOB: 1 BB: 1 P: 23	R: 0 E: 0 K: 2 S: 9 H: 0 LOB: 0 BB: 0 P: 10	R: 2 E: 0 K: 0 S: 10 H: 2 LOB: 1 BB: 1 P: 15	R: 0 E: 0 K: 2 S: 15 H: 1 LOB: 1 BB: 0 P: 19	R: 0 E: 0 K: 1 S: 7 H: 0 LOB: 0 BB: 0 P: 12	R: 3 E: 0 K: 0 S: 14 H: 4 LOB: 0 BB: 0 P: 18	R: 0 E: 0 K: 2 S: 8 H: 0 LOB: 0 BB: 0 P: 9		1B: 6 2B: 2 3B: 0 HR: 5 SF: 0 SAC: 0 DP: 1 HBP: 0				WP: 2 PB: 0 SB: 1 CS: 1 PA: 37		

	AB	35
	R	10
	H	13
	RBI	10
	BB	2
	SO	8
	LOB	8

PITCHER		IP	WLS	BF	H	R	ER	SO	BB	IBB	HBP	BLK	WP	HR	S	P	ERA	WHIP
53 Chris Young, R ERA: 3.65	(1, 1)	3.0	L	17	8	7	7	3	1	0	0	0	2	4	46	68	21.00	3.000
50 Erasmo Ramírez, R ERA: 5.15	(4, 1)	4.0		17	5	3	3	3	1	0	0	0	0	1	43	60	6.75	1.500
44 Lucas Luetge, L ERA: 3.68	(8, 1)	1.0		3	0	0	0	2	0	0	0	0	0	0	8	9	0.00	0.000

PITCHER	IP	WLS	BF	H	R	ER	SO	BB	IBB	HBP	BLK	WP	HR	S	P	ERA	WHIP

Batter	1	2	3	4	5	6	7	8	9	AB	R	H	RBI	BB	SO	LOB
16 Austin Jackson, R (1, 8) OBP: 0.314, SLG: 0.357	B FF 90 X FF 91 1-0 ① L9		B FF 92 B FC 87 C FC 86 C CU 74 B CU 76 S FC 87 3-3 ③ K			C FF 90 S FC 87 F FF 92 C FC 88 0-3 ① K		C SI 94 X SI 93 0-1 ①② L3 1-1		4	0	0	0	0	2	1
13 Dustin Ackley, L (1, 7) OBP: 0.296, SLG: 0.402	C FF 91 X CH 82 0-1 ② G3			B CU 72 B FF 91 X FC 87 2-0 ① F8		B CU 73 B FF 93 B CU 72 C FF 92 S FC 88 F CU 74 C FF 93 3-3 ② K		B SI 93 C FS 85 B SI 93 X SI 92 2-1 ③ L7		4	0	0	0	0	1	0
22 Robinson Canó, L (1, 4) OBP: 0.386, SLG: 0.462	S FF 93 F CU 76 X CU 75 0-2 ③ F8			C CU 74 X CU 74 0-1 ② G3-1		C FC 87 B FF 94 B FC 87 X FC 87 2-1 1B			C FF 93 S FF 92 B SL 83 F FF 94 B SL 84 B FF 94 F FF 93 T FF 94 3-2 ① K	4	0	1	0	0	1	0
15 Kyle Seager, L (1, 5) OBP: 0.340, SLG: 0.463		C FF 90 X CH 82 0-1 ① F7		C CU 73 B FC 87 F FF 92 X CU 76 1-2 ③ G3		B FF 92 C CU 72 F FC 87 B FF 92 1 SAFE B CU 74 F CU 73 S CU 75 3-3 ③ K			B FF 93 F FF 94 B FF 94 X FF 94 2-1 1B	4	0	1	0	0	1	1
21 Kendrys Morales, S (1, 10) OBP: 0.267, SLG: 0.330		B FF 91 C CU 72 S FC 87 F FC 89 B CU 75 F FC 87 X FC 88 2-2 ② G5-3			B CU 73 C FC 86 B FF 92 F CU 74 X FC 87 2-2 ① F9		C SI 90 X CH 83 0-1 ① G6-3		C FF 93 S CH 80 B CH 81 S CH 81 1-3 ② K	4	0	0	0	0	1	1
20 Logan Morrison, L (1, 3) OBP: 0.308, SLG: 0.394		B FF 91 X FC 87 1-0 ③ P6			C FC 88 C FF 93 B FF 94 B CU 76 F FC 87 B CU 76 B FC 86 4-2 55 HR BB		C SI 90 C SI 92 B SL 80 B SL 80 X SI 91 2-2 55 F8 1B		B SL 83 X FF 93 1-0 ③ P2	3	1	1	0	1	0	1
55 Michael Saunders, L (1, 9) OBP: 0.332, SLG: 0.424			C FF 91 X CH 81 0-1 3 1B 5 G6-4-3 1B		B FC 87 F FC 87 C CU 74 B FC 87 B CU 75 F CU 75 X FC 84 3-2 1-H HR		B SI 91 X SI 92 1-0 ② F8 1-2			3	2	2	2	0	0	1
3 Mike Zunino, R (1, 2) OBP: 0.256, SLG: 0.407			B FC 88 X FC 88 1-0 5 G6-4-3 1-3 1B		B FF 92 C FC 86 S FF 93 C FF 92 1-3 ② K		C CU 76 B CU 76 S SI 93 S CU 77 1-3 ③ K			3	0	1	0	0	2	1
5 Brad Miller, L (1, 6) OBP: 0.281, SLG: 0.353			X FC 88 0-0 ①② G6-4-3 1-2f 3-H		C FC 87 C CU 74 C FF 92 0-3 ③ K			F SI 91 B FS 82 C FS 84 B CU 74 X CU 76 2-2 16 L3 1B		3	0	1	0	0	1	1
Inning Stats	R: 0 E: 0 K: 0 S: 6 H: 0 LOB: 0 BB: 0 P: 7	R: 0 E: 0 K: 0 S: 8 H: 0 LOB: 0 BB: 0 P: 11	R: 1 E: 0 K: 1 S: 7 H: 2 LOB: 0 BB: 0 P: 11	R: 0 E: 0 K: 0 S: 6 H: 0 LOB: 0 BB: 0 P: 9	R: 2 E: 0 K: 2 S: 16 H: 1 LOB: 0 BB: 1 P: 26	R: 0 E: 0 K: 3 S: 14 H: 1 LOB: 1 BB: 0 P: 22	R: 0 E: 0 K: 1 S: 9 H: 1 LOB: 1 BB: 0 P: 13	R: 0 E: 0 K: 0 S: 7 H: 1 LOB: 0 BB: 0 P: 11	R: 0 E: 0 K: 2 S: 11 H: 1 LOB: 1 BB: 0 P: 18	1B: 6 2B: 1 3B: 0 HR: 1 SF: 0 SAC: 0 DP: 2 HBP: 0						

PITCHER		IP	WLS	BF	H	R	ER	SO	BB	IBB	HBP	BLK	WP	HR	S	P	ERA	WHIP
31 Collin McHugh, R ERA: 2.73	(1, 1)	6.0	W	22	4	3	3	6	1	0	0	0	0	1	57	86	4.50	0.833
66 Kevin Chapman, L ERA: 5.21	(7, 1)	0.2	H	3	1	0	0	0	0	0	0	0	0	0	6	9	0.00	1.500
55 Jose Veras, R ERA: 3.89	(7, 1)	1.1	H	4	1	0	0	1	0	0	0	0	0	0	10	15	0.00	0.750
29 Tony Sipp, L ERA: 3.19	(9, 1)	1.0		4	1	0	0	2	0	0	0	0	0	0	11	18	0.00	1.000

PITCHER	IP	WLS	BF	H	R	ER	SO	BB	IBB	HBP	BLK	WP	HR	S	P	ERA	WHIP

TOP

Seattle Mariners @ Houston Astros

Minute Maid Park, Houston, TX

Sun Sep 21 2014, 1:13 PM - 4:42 PM CDT

Att. 31,466 - Roof Closed - 73 F

livebaseballscorecards.com

AB	32
R	3
H	7
RBI	2
BB	1
SO	9
LOB	7

Seattle Mariners @ Houston Astros

Minute Maid Park, Houston, TX

Sun Sep 21 2014, 1:13 PM - 4:42 PM CDT

Att. 31,466 - Roof Closed - 73 F

BOTTOM

livebaseballscorecards.com

Batter	1	2	3	4	5	6	7	8	9	AB	R	H	RBI	BB	SO	LOB
19 Robbie Grossman, S (1, 7) OBP: 0.333, SLG: 0.330	C FF 85 B FS 78 C FS 80 F FF 87 F FF 86 B FS 80 B SI 86 B FS 81 4-2 27 E BB	D FS 82 C FF 90 B FS 85 F SI 89 S FS 84 2-3 ③ K2-3 2-3 3-H			1 SAFE X SI 86 0-0 27 2B 8 1B 1-3 1B	1 SAFE B FF 94 B FC 92 F FF 95 B FF 95 X FF 94 3-1 ② G4-3 1-3	C FF 94 D CU 85 B FF 92 C FF 94 T FF 93 2-2 ③ K			4	1	1	0	1	2	4
27 Jose Altuve, R (1, 4) OBP: 0.381, SLG: 0.458 30 Matt Dominguez, R (9, 5) OBP: 0.256, SLG: 0.333	L FS 85 1 SAFE X SI 86 0-1 E4 1-2		B SI 86 X SI 86 1-0 ① P6		X SI 87 0-0 8 1B 1-3 3-H 2B	I IN 56 I IN 57 I IN 54 I IN 53 4-0 23 CS IBB		X FF 94 0-0 8 G4-3 21 WP 15 1B 1B		4 0	2 0	2 0	1 0	1 0	0 0	1 0
23 Chris Carter, R (1, 3) OBP: 0.313, SLG: 0.504 21 Jon Singleton, L (8, 3) OBP: 0.288, SLG: 0.338	F SL 79 D FS 81 F SI 88 B SL 77 F SI 88 S FF 90 2-3 ① K	C SL 81 F SI 88 F FF 89 B FS 82 S SL 78 1-3 ② K			I I IN 53 I IN 54 4-0 8 1B IBB	B FC 90 B SL 82 2-0 ③ CS 1-2	B FC 90 S FC 90 B SL 82 X FF 93 2-1 ① F8	S FF 94 B FF 95 1 SAFE S FF 94 T CU 85 1-2 ① K		3 1	0 0	0 0	0 0	1 1	2 1	2 1
21 Dexter Fowler, S (1, 10) OBP: 0.371, SLG: 0.399	T SI 88 S FS 83 C FS 81 0-3 ② K	X FF 87 0-0 ③ F7			D FS 82 C FF 88 B FS 84 S FS 84 B FF 89 F FS 85 S FS 85 3-3 ① K		F FF 96 S FF 95 B FF 95 X SL 81 1-2 8 1B 6 HR 1B	B FF 93 B FF 91 F FF 94 S FF 94 B FF 94 D CU 86 4-2 15 1B 8 G4-3 1-2 BB		4 1	1 0	1 0	0 0	1 0	2 0	5 0
8 Alex Presley, L (1, 9) OBP: 0.295, SLG: 0.366	B SL 78 B FS 82 C FF 89 X FF 90 2-1 ③ G4-3			B SI 87 B FF 87 C FF 87 X SL 80 2-1 2B	B FS 84 B SI 89 B SI 90 C FF 89 X FF 91 3-1 1-2 2-H 3-H 1B		S SL 79 C CU 76 B SL 82 1 SAFE 1 SAFE X SL 82 1-2 1-3 6 S 6 HR 1B	C FF 94 B FF 94 X FF 94 1-1 ② G4-3 1-2 2-3		5 1	1 0	3 0	2 0	0 0	0 0	4 0
15 Jason Castro, L (1, 2) OBP: 0.288, SLG: 0.367		B SI 86 X SI 87 1-0 ① G4-3		D FS 82 C FF 88 S FS 84 T FF 89 1-2 ① K	B SI 92 F SI 94 C CH 87 S SL 84 1-3 ② K		D CU 78 C SI 91 S SL 82 1 SAFE C FF 93 1-3 ② K	B CU 85 C FF 95 F FF 95 X CU 85 1-2 2-3 3-H 1B		5 0	0 0	1 0	1 0	0 0	3 0	5 0
6 Jake Marisnick, R (1, 8) OBP: 0.285, SLG: 0.325		B SI 88 B SL 79 C SI 88 X FF 88 2-1 2 G4-3 3 1B 19 WP 1B		C SL 81 B SL 78 B FF 90 S FS 85 2 SAFE F FS 84 B FF 90 S FS 85 3-3 ② K	S SL 82 C SL 85 S SI 95 0-3 ③ K		L CU 85 S CU 86 D CU 86 X CU 85 1-2 1-H 3-H HR	C FF 95 F FF 95 B FF 92 D CU 86 T FF 94 2-2 ③ K		5 0	2 0	2 0	3 0	0 0	3 0	5 0
3 Gregorio Petit, R (1, 5) OBP: 0.300, SLG: 0.432 (9, 4)		X FF 86 0-0 19 WP 2 G4-3 1-2 1B		B SL 80 B FF 88 C FS 84 F FS 84 S FS 84 2-3 ③ K		B FF 94 T FC 89 S FC 89 S SL 82 1-3 ① K	X FF 94 0-0 2 1B 1B			4 0	0 0	2 0	0 0	0 0	2 0	1 0
2 Jonathan Villar, S (1, 6) OBP: 0.268, SLG: 0.347		X FS 83 0-0 ② G4-3 1-2 2-3			B CU 71 C SI 86 B FS 82 S FS 83 B FS 84 D FS 84 4-2 19 1B 27 2B BB	X FF 92 0-0 19 G4-3 19 S 1B	X FF 94 0-0 1-2 1B			3 1	1 0	2 0	0 0	1 0	0 0	2 0
Inning Stats	R: 0 E: 1 K: 2 S: 15 H: 0 LOB: 2 BB: 1 P: 23	R: 1 E: 0 K: 1 S: 8 H: 2 LOB: 1 BB: 0 P: 13	R: 0 E: 0 K: 1 S: 6 H: 0 LOB: 0 BB: 0 P: 8	R: 0 E: 0 K: 3 S: 12 H: 1 LOB: 1 BB: 0 P: 20	R: 3 E: 0 K: 3 S: 16 H: 3 LOB: 2 BB: 2 P: 31	R: 0 E: 0 K: 1 S: 6 H: 1 LOB: 1 BB: 1 P: 16	R: 3 E: 0 K: 2 S: 19 H: 5 LOB: 2 BB: 0 P: 27	R: 1 E: 0 K: 2 S: 14 H: 2 LOB: 2 BB: 1 P: 23		1B: 11 2B: 2 3B: 0 HR: 1 SF: 0 SAC: 0 DP: 0 HBP: 0				WP: 2 PB: 0 SB: 2 CS: 1 PA: 44		

	AB	38
	R	8
	H	14
	RBI	7
	BB	5
	SO	15
	LOB	30

PITCHER		IP	WLS	BF	H	R	ER	SO	BB	IBB	HBP	BLK	WP	HR	S	P	ERA	WHIP
18 Hisashi Iwakuma, R ERA: 3.54	(1, 1)	4.1	L	23	6	4	4	8	2	1	0	0	1	0	51	88	8.31	1.846
39 Carson Smith, R ERA:	(5, 1)	0.2		2	0	0	0	2	0	0	0	0	0	0	6	7	0.00	0.000
52 Dominic Leone, R ERA: 2.25	(6, 1)	1.1		6	2	1	1	1	0	1	0	0	0	0	11	24	6.75	1.500
41 Charlie Furbush, L ERA: 3.76	(7, 1)	0.1		2	1	0	0	1	0	0	0	0	0	0	6	8	0.00	3.000
31 Yoervis Medina, R ERA: 2.87	(7, 1)	1.1		10	5	3	3	3	1	0	0	0	1	1	22	34	20.25	4.500

PITCHER	IP	WLS	BF	H	R	ER	SO	BB	IBB	HBP	BLK	WP	HR	S	P	ERA	WHIP

Batter	1	2	3	4	5	6	7	8	9	AB	R	H	RBI	BB	SO	LOB
16 Austin Jackson, R (1, 8) OBP: 0.314, SLG: 0.357	C FF 92 X SI 91 0-1 22 2B 1B	C SI 91 X CU 78 0-1 ③ L9			C FF 92 X SI 91 0-1 ① G4-3		B SI 91 C FF 92 X SI 90 1-1 ② G4-3		B CU 74 S FF 93 B FF 94 F FF 94 X FF 95 2-2 ③ G5-3	4	1	1	0	0	0	1
99 James Jones, L (7, 8) OBP: 0.279, SLG: 0.312										1	0	0	0	0	0	0
13 Dustin Ackley, L (1, 7) OBP: 0.293, SLG: 0.398	C FF 92 S FF 93 S FF 93 0-3 ① K		X FF 91 0-0 ① F8		B FF 93 B FF 92 C FF 92 X FF 92 2-1 ② F8		C FF 93 B CU 80 S SI 91 S CU 79 1-3 ③ K			4	0	0	0	0	2	1
7 Stefen Romero, R (7, 7) OBP: 0.234, SLG: 0.299										0	0	0	0	0	0	0
22 Robinson Canó, L (1, 4) OBP: 0.387, SLG: 0.463	B FF 93 B FF 93 C FF 93 1 SAFE X SI 92 2-1 21 1B 1-H 2B		B FF 91 B FF 92 F FF 92 B FF 93 B FF 93 4-1 BB		C FF 92 B CU 80 X FF 92 1-1 ③ G3			X SI 93 0-0 27 G6-3 27 WP 15 G3-1 1B		2	0	1	1	1	0	0
5 Brad Miller, L (7, 4) OBP: 0.283, SLG: 0.355										1	1	1	0	0	0	0
21 Kendrys Morales, S (1, 10) OBP: 0.268, SLG: 0.330	F SI 92 B CH 88 X CH 87 1-1 2-3 1B		F SI 93 F SI 93 S FF 92 0-3 ② K			C SI 91 B CU 78 B SI 91 B FF 93 F FF 93 C SI 93 3-3 ① K		F SI 92 B FC 90 X SI 93 1-1 ① G6-3 1-3		3	0	1	0	0	2	1
27 Corey Hart, R (8, PH) OBP: 0.270, SLG: 0.314 (8, 10)										1	0	0	0	0	0	1
15 Kyle Seager, L (1, 5) OBP: 0.340, SLG: 0.467	B FF 94 C FF 94 S CU 80 D CU 80 X FF 94 2-2 ② P5		C CU 78 X CU 79 0-1 ③ F9			C FF 94 B SI 92 B FF 93 F FF 93 X SI 92 2-2 HR		C SI 93 D CH 85 F SI 93 B SI 94 X FF 92 2-2 ② G3-1 3-H		4	1	1	2	0	0	3
20 Logan Morrison, L (1, 3) OBP: 0.311, SLG: 0.399	C CU 78 X FF 93 0-1 ③ G6-3			C FF 91 B FF 92 F FF 92 X CU 79 1-2 ① 1B		B FF 93 C FF 93 F SI 92 X FF 93 1-2 2B		X SI 91 0-0 ③ G3		3	0	2	0	0	0	2
17 Justin Smoak, S (7, 3) OBP: 0.275, SLG: 0.339										1	0	0	0	0	0	0
28 Chris Denorfia, R (1, 9) OBP: 0.285, SLG: 0.320		C FF 92 F CU 78 B CU 78 S FF 93 1-3 ① K		F FF 94 B FF 92 C SI 92 X SL 85 1-2 ② G4-3		D CU 78 X SI 92 1-0 ② F8			B FF 95 B FF 91 C FF 90 C FF 93 B FF 95 F FF 92 X FF 92 3-2 HR	4	1	1	1	0	1	1
1 Chris Taylor, R (1, 6) OBP: 0.348, SLG: 0.347		F FF 93 X SI 91 0-1 2 G4-3 1B		B CU 76 C CU 78 C FF 92 B FF 92 X CU 77 2-2 E1		C SI 92 B SL 85 B FF 94 B FF 92 F FF 94 X SI 92 3-2 ③ G4-3			B FF 93 S CH 82 B FF 92 X FF 91 2-1 ① L6	4	0	1	0	0	0	1
2 Jesús Sucre, R (1, 2) OBP: 0.213, SLG: 0.246		B SI 92 B FF 92 F FF 92 X SI 91 2-1 ② G4-3 1-2		B FF 93 B FF 93 X FF 93 2-0 ③ F8			C FF 92 X SI 91 0-1 ① G5-3		B FF 94 X FF 92 1-0 ② L9	4	0	0	0	0	0	2
Inning Stats	R: 1 E: 0 K: 1 S: 14 H: 3 LOB: 2 BB: 0 P: 19	R: 0 E: 0 K: 1 S: 9 H: 1 LOB: 1 BB: 0 P: 12	R: 0 E: 0 K: 1 S: 7 H: 0 LOB: 1 BB: 1 P: 11	R: 0 E: 1 K: 0 S: 10 H: 1 LOB: 1 BB: 0 P: 16	R: 0 E: 0 K: 0 S: 6 H: 0 LOB: 0 BB: 0 P: 9	R: 1 E: 0 K: 1 S: 13 H: 2 LOB: 1 BB: 0 P: 23	R: 0 E: 0 K: 1 S: 7 H: 0 LOB: 0 BB: 0 P: 9	R: 1 E: 0 K: 0 S: 7 H: 1 LOB: 0 BB: 0 P: 10	R: 1 E: 0 K: 0 S: 10 H: 1 LOB: 0 BB: 0 P: 18	1B: 5 2B: 2 3B: 0 HR: 2 SF: 0 SAC: 0 DP: 0 HBP: 0						

TOP

Seattle Mariners @ Toronto Blue Jays

Rogers Centre, Toronto, ON

Mon Sep 22 2014, 7:08 PM - 9:55 PM EDT

Att. 15,548 - Roof Closed - 68 F

livebaseballscorecards.com

AB	36
R	4
H	9
RBI	4
BB	1
SO	5
LOB	13

WP: 1 PA: 37
PB: 0
SB: 0
CS: 0

PITCHER		IP	WLS	BF	H	R	ER	SO	BB	IBB	HBP	BLK	WP	HR	S	P	ERA	WHIP
48 J.A. Happ, L ERA: 4.27	(1, 1)	7.0	W	29	7	2	2	5	1	0	0	0	0	1	66	99	2.57	1.143
31 Kendall Graveman, R ERA: 10.8	(8, 1)	1.0		4	1	1	1	0	0	0	0	0	1	0	7	10	9.00	1.000
35 Sean Nolin, L ERA: 9.0	(9, 1)	1.0		4	1	1	1	0	0	0	0	0	0	1	10	18	9.00	1.000

PITCHER		IP	WLS	BF	H	R	ER	SO	BB	IBB	HBP	BLK	WP	HR	S	P	ERA	WHIP

BOTTOM

Batter	1	2	3	4	5	6	7	8	9	AB	R	H	RBI	BB	SO	LOB
7 José Reyes, S (1, 6) OBP: 0.331, SLG: 0.400 17 Ryan Goins, L (7, 6) OBP: 0.207, SLG: 0.262	C FF 91 B FF 92 X FF 91 1-1 ① G5-3	F FF 95 B FF 95 S CH 86 F KC 83 X FF 95 1-2 ② L4	C FF 93 X CH 85 0-1 10 PB, 19 BB, 10 1B 1B 1-2 2-3 3-H	F FF 96 D CH 85 S CH 88 F SL 89 X SL 88 1-2 ③ L6		B SI 90 B SI 90 C SI 89 F FF 90 X SL 84 2-2 ③ G6-3				5 0	1 0	1 0	1 0	0 0	0 0	2 0
19 José Bautista, R (1, 9) OBP: 0.407, SLG: 0.533 8 Anthony Gose, L (7, 8) OBP: 0.312, SLG: 0.287	X FF 91 0-0 30 WP, 10 BB, 15 3B 1B	C KC 81 X FF 96 0-1 10 BB, 30 1B 1B	B KC 80 B FF 93 C FF 94 B FF 93 F FF 94 4-2 10 PB, 10 1B BB 1-2 2-3 3-H		B SL 89 X FF 96 1-0 HR		X SI 92 0-0 HR			3 1	3 1	3 1	2 1	1 1	0 0	0 0
10 Edwin Encarnación, R (1, 10) OBP: 0.356, SLG: 0.554 47 Juan Francisco, L (7, PH) OBP: 0.292, SLG: 0.458 (8, 10)	C FF 90 F CH 85 B FF 93 F FC 88 B FF 93 D CH 86 B CH 85 4-2 30 WP, 15 3B BB 1-2	B FF 94 B CH 84 B FF 93 C FF 93 B FF 94 4-1 30 1B BB 1-2	C SL 89 D FF 96 B CH 84 F SL 91 B SI 98 F SL 91 X FF 97 3-2 1B 1-H 2-H 3-H		C SI 98 C CU 78 S CU 79 0-3 ① K		C FC 90 S CH 85 C FF 94 0-3 ① K			2 1	1 0	1 0	2 0	2 0	1 1	0 0
30 Dioner Navarro, S (1, 2) OBP: 0.320, SLG: 0.400 22 Josh Thole, L (7, PH) OBP: 0.324, SLG: 0.281 (8, 2)	D FF 93 B FF 92 B FF 94 B FF 93 4-0 15 3B BB 1-2 2-3	B FF 94 X FF 93 1-0 ③ 1-2 2-H 1B	B FF 96 F SI 95 B CH 86 T FF 97 F SL 90 C FF 96 2-3 ③ K		X SI 97 0-0 ② F7		F FC 90 B CH 84 X FC 89 1-1 ② G6-3			3 1	1 0	1 0	0 0	1 0	1 0	1 0
15 Danny Valencia, R (1, 5) OBP: 0.296, SLG: 0.379	B FF 94 C FF 94 D FF 93 X FF 93 2-1 18 1B 3B 1-H 2-H 3-H		X FF 91 0-0 18 SH5-4, 7 1B 2B	C SL 87 C FF 96 S FF 97 0-3 ① K	B CH 89 F FF 96 F CU 75 S SL 89 1-3 ③ K		B FC 89 C SI 93 S CU 76 C FF 94 1-3 ③ K			5 0	2 0	2 0	3 0	0 0	3 0	0 0
9 John Mayberry Jr., R (1, 3) OBP: 0.313, SLG: 0.443	C FF 93 F KC 80 D KC 81 B FF 94 S CH 85 2-3 ② K		B FF 92 B CH 84 D FF 92 F FF 92 B FF 93 4-1 7 1B, 18 SH5-4, 19 BB BB	C FF 95 F SL 89 X FF 98 0-2 ② F7		C SI 89 C SL 84 C SL 84 B CU 74 X FF 92 2-2 ① P4		B SI 84 X SI 84 1-0 45 FC5-4, 2B		4 1	1 0	1 1	0 1	1 1	1 1	1 1
18 Steve Tolleson, R (1, 4) OBP: 0.309, SLG: 0.367	X FF 93 0-0 3-H 1B		B FF 93 X FF 92 1-0 ① SH5-4 1-2 2-3	X FF 96 0-0 11 FC6, 45 1B, 11 E 1B		B CH 84 B SI 90 B SI 89 C FF 90 X SI 90 3-1 ② G5-3		X SI 85 0-0 45 FC5-4 1B		4 1	1 0	3 0	1 0	0 0	0 0	0 0
45 Dalton Pompey, S (1, 8) OBP: 0.200, SLG: 0.158 (7, 7)	B FF 92 X FF 93 1-0 ③ F9		B KC 78 X FF 92 1-0 ② P5	F FF 95 D CH 85 X SI 95 1-1 11 E 1B 1-2		C SI 91 B SL 86 S SI 90 B CU 75 X SI 91 2-2 11 HR 1B		D SI 86 B SI 85 S SI 85 X SI 84 2-1 ① FC5-4, 11 G6-4-3 1-2f 2-3		5 1	1 0	2 0	0 0	0 0	0 1	5 0
11 Kevin Pillar, R (1, 7) OBP: 0.292, SLG: 0.374 (7, 9)		C FF 93 F KC 78 F KC 81 F FF 95 X FF 95 0-2 ① F9	B KC 80 B CH 84 B FF 93 B FF 93 4-0 19 BB, 7 1B, 10 PB BB	D FF 92 C FF 94 X SL 89 1-1 FC6 1-3 2-H		B SI 90 F SI 90 X SI 91 1-1 1-H HR		F SI 85 X CH 80 0-1 ② ③ G6-4-3 1-2f		4 1	2 0	1 0	2 0	1 0	0 0	3 0
Inning Stats	R: 4 E: 0 K: 1 S: 13 H: 3 LOB: 1 BB: 2 P: 27	R: 0 E: 0 K: 0 S: 13 H: 2 LOB: 2 BB: 1 P: 19	R: 5 E: 0 K: 1 S: 17 H: 3 LOB: 1 BB: 3 P: 36	R: 1 E: 1 K: 1 S: 15 H: 2 LOB: 2 BB: 0 P: 18	R: 1 E: 0 K: 2 S: 8 H: 1 LOB: 0 BB: 0 P: 10	R: 2 E: 0 K: 0 S: 13 H: 2 LOB: 0 BB: 0 P: 23	R: 1 E: 0 K: 2 S: 9 H: 1 LOB: 0 BB: 0 P: 11	R: 0 E: 0 K: 0 S: 6 H: 2 LOB: 1 BB: 0 P: 9		1B: 10 2B: 2 3B: 1 HR: 3 SF: 0 SAC: 1 DP: 1 HBP: 0				

PITCHER		IP	WLS	BF	H	R	ER	SO	BB	IBB	HBP	BLK	WP	HR	S	P	ERA	WHIP
65 James Paxton, L ERA: 3.16	(1, 1)	2.2	L	20	7	9	8	1	6	0	0	0	1	0	34	68	27.00	4.875
37 Brandon Maurer, R ERA: 4.81	(3, 1)	1.1		8	3	1	0	2	0	0	0	0	0	0	24	32	0.00	2.250
54 Tom Wilhelmsen, R ERA: 2.1	(5, 1)	1.0		4	1	1	1	2	0	0	0	0	0	1	8	10	9.00	1.000
44 Lucas Luetge, L ERA: 5.4	(6, 1)	1.0		5	2	2	2	0	0	0	0	0	0	1	13	23	18.00	2.000
40 Danny Farquhar, R ERA: 2.67	(7, 1)	1.0		4	1	1	1	2	0	0	0	0	0	1	9	11	9.00	1.000

PITCHER		IP	WLS	BF	H	R	ER	SO	BB	IBB	HBP	BLK	WP	HR	S	P	ERA	WHIP
97 Joe Beimel, L ERA: 1.85	(8, 1)	1.0		4	2	0	0	0	0	0	0	0	0	0	6	9	0.00	2.000

Seattle Mariners @ Toronto Blue Jays

Rogers Centre, Toronto, ON

Mon Sep 22 2014, 7:08 PM - 9:55 PM EDT

Att. 15,548 - Roof Closed - 68 F

livebaseballscorecards.com

AB	38
R	14
H	16
RBI	12
BB	6
SO	7
LOB	12

WP: 1 PA: 45
PB: 1
SB: 0
CS: 0

Batter	1	2	3	4	5	6	7	8	9	AB	R	H	RBI	BB	SO	LOB
16 Austin Jackson, R (1, 8) OBP: 0.313, SLG: 0.355	C FF 81 F EP 68 B KN 78 B KN 77 X KN 73 2-2 ① F9		T KN 78 B FF 79 B KN 78 F KN 78 B KN 78 1 SAFE B KN 77 4-2 22 1B 1-2 BB		C FF 82 F KN 71 C KN 79 0-3 ③ K			C FF 92 B CH 85 C CU 84 S CU 84 1-3 ① K		3	0	0	0	1	2	0
99 James Jones, L (8, 8) OBP: 0.279, SLG: 0.312										0	0	0	0	0	0	0
13 Dustin Ackley, L (1, 7) OBP: 0.293, SLG: 0.397	B KN 72 C KN 71 S KN 70 T KN 79 1-2 ② K		C KN 78 B EP 69 C KN 78 B KN 79 F KN 78 F KN 78 F KN 72 F KN 78 S KN 79 2-3 ② K			C FF 82 B KN 77 B KN 77 B KN 72 X FF 82 3-1 22 G6-4-3 1B		C SI 92 X SI 94 0-1 ② L9		4	0	1	0	0	2	3
7 Stefen Romero, R (8, 7) OBP: 0.234, SLG: 0.299										0	0	0	0	0	0	0
22 Robinson Canó, L (1, 4) OBP: 0.386, SLG: 0.462	B EP 69 X KN 74 1-0 ③ L9		X KN 79 0-0 1-3 2-H 3-H 1B			B KN 76 F KN 74 B KN 77 X KN 72 2-1 ①② G6-4-3 1-2f		F CU 84 X CH 86 0-1 ③ P4		4	0	1	2	0	0	1
1 Chris Taylor, R (8, 6) OBP: 0.348, SLG: 0.347										0	0	0	0	0	0	0
21 Kendrys Morales, S (1, 10) OBP: 0.268, SLG: 0.332		C KN 73 F KN 76 X FF 83 0-2 ① L7	C KN 79 F KN 79 S KN 74 0-3 ③ K			B KN 78 B EP 68 S FF 84 F KN 74 B KN 74 S KN 72 3-3 ③ K			C FF 89 C FF 89 B CH 84 X SI 90 1-2 15 F7 2B	4	0	1	0	0	2	2
28 Chris Denorfia, R (9, PR) OBP: 0.285, SLG: 0.320										0	0	0	0	0	0	0
15 Kyle Seager, L (1, 5) OBP: 0.338, SLG: 0.463		L KN 72 B KN 77 X KN 78 1-1 ② F9		B KN 69 C EP 66 B KN 73 B KN 74 X KN 74 3-1 ① G3-1			C KN 73 C KN 78 F KN 78 B KN 80 S KN 72 1-3 ① K		C FF 89 B CH 83 X FF 90 1-1 ① 2-3 F7	4	0	0	0	0	1	1
20 Logan Morrison, L (1, 3) OBP: 0.310, SLG: 0.401		X FF 82 0-0 ③ G3		C FF 82 B EP 67 B EP 66 X KN 78 2-1 ② F9			X KN 75 0-0 2B		X FF 89 0-0 ② F7	4	0	1	0	0	0	2
55 Michael Saunders, L (1, 9) OBP: 0.335, SLG: 0.427			C FF 82 X KN 78 0-1 5 1B 22 1B 2B	C KN 72 B KN 74 F KN 77 X KN 75 1-2 ③ G2			B KN 78 D KN 72 D KN 72 C FF 81 B FF 83 4-1 BB		F CH 84 S CH 84 S CH 85 0-3 ③ K	3	1	1	0	1	1	2
3 Mike Zunino, R (1, 2) OBP: 0.254, SLG: 0.404			B KN 78 F KN 76 C KN 77 X EP 64 1-2 ① G5-3		C KN 70 B FF 82 B FF 81 F KN 75 X KN 79 2-2 ① G4-3		X KN 78 0-0 ② P4			3	0	0	0	0	0	3
5 Brad Miller, L (1, 6) OBP: 0.283, SLG: 0.355 (8, 4)			C KN 77 B KN 78 B KN 77 X KN 76 2-1 16 BB 22 1B 2-3 1B		X KN 72 0-0 ② F8		X KN 79 0-0 ③ G3-1			3	1	1	0	0	0	2
Inning Stats	R: 0 E: 0 K: 1 S: 7 H: 0 LOB: 0 BB: 0 P: 11	R: 0 E: 0 K: 0 S: 6 H: 0 LOB: 0 BB: 0 P: 7	R: 2 E: 0 K: 2 S: 20 H: 3 LOB: 2 BB: 1 P: 29	R: 0 E: 0 K: 0 S: 7 H: 0 LOB: 0 BB: 0 P: 13	R: 0 E: 0 K: 1 S: 7 H: 0 LOB: 0 BB: 0 P: 9	R: 0 E: 0 K: 1 S: 7 H: 1 LOB: 0 BB: 0 P: 15	R: 0 E: 0 K: 1 S: 8 H: 1 LOB: 2 BB: 1 P: 13	R: 0 E: 0 K: 1 S: 7 H: 0 LOB: 0 BB: 0 P: 8	R: 0 E: 0 K: 1 S: 9 H: 1 LOB: 2 BB: 0 P: 11	1B: 3 2B: 3 3B: 0 HR: 0 SF: 0 SAC: 0 DP: 1 HBP: 0						

TOP

Seattle Mariners @ Toronto Blue Jays

Rogers Centre, Toronto, ON

Tue Sep 23 2014, 7:09 PM - 9:44 PM EDT

Att. 16,272 - Partly Cloudy - 64 F

livebaseballscorecards.com

AB	32
R	2
H	6
RBI	2
BB	2
SO	8
LOB	16

WP: 0 PB: 0 SB: 0 CS: 0 PA: 34

PITCHER		IP	WLS	BF	H	R	ER	SO	BB	IBB	HBP	BLK	WP	HR	S	P	ERA	WHIP
43 R.A. Dickey, R ERA: 3.78	(1, 1)	7.0	W	27	5	2	2	6	2	0	0	0	0	0	62	97	2.57	1.000
27 Brett Cecil, L ERA: 2.75	(8, 1)	1.0		3	0	0	0	1	0	0	0	0	0	0	7	8	0.00	0.000
44 Casey Janssen, R ERA: 4.12	(9, 1)	1.0		4	1	0	0	1	0	0	0	0	0	0	9	11	0.00	1.000

PITCHER	IP	WLS	BF	H	R	ER	SO	BB	IBB	HBP	BLK	WP	HR	S	P	ERA	WHIP

BOTTOM

Seattle Mariners @ Toronto Blue Jays

Rogers Centre, Toronto, ON

Tue Sep 23 2014, 7:09 PM - 9:44 PM EDT

Att. 16,272 - Partly Cloudy - 64 F

livebaseballscorecards.com

Batter	1	2	3	4	5	6	7	8	9	AB	R	H	RBI	BB	SO	LOB
7 José Reyes, S (1, 6) OBP: 0.330, SLG: 0.398 18 Steve Tolleson, R (9, 5) OBP: 0.309, SLG: 0.367	X SI 92 0-0 ① G6-3		B FF 92 C SI 92 X CH 89 1-1 ② G6-3		B CH 87 F CH 87 X CH 88 1-1 10 BB, 19 BB, 26 1B; 1-2 1B	X FF 92 0-0 ① F8	F CH 80 X SL 87 0-1 ③ G6-3			5 0	1 0	1 0	0 0	0 0	0 0	0 0
19 José Bautista, R (1, 9) OBP: 0.409, SLG: 0.535 11 Kevin Pillar, R (8, PH) OBP: 0.289, SLG: 0.370 (9, 9)	B SI 94 C SI 93 C CU 80 B FF 94 B CU 81 F SI 93 X FF 94 3-2 10 WP, 10 1B; 2B		X SI 94 0-0 ③ F9		D CH 89 C SI 93 B CH 90 B CU 81 C CU 80 D CH 90 4-2 26 1B, 10 BB, 66 FC4-6; 1-2 2-3 BB	X FF 93 0-0 10 HR; 1B		X FF 94 0-0 ① G6-3		3 1	3 0	2 0	0 0	1 0	0 0	0 0
10 Edwin Encarnación, R (1, 10) OBP: 0.359, SLG: 0.561 47 Juan Francisco, L (8, PH) OBP: 0.291, SLG: 0.456 (9, 10)	B SL 86 B CH 90 F CH 90 S CU 82 X CH 89 2-2 2-H; 1B			C CH 89 C CU 81 B CH 90 B CH 89 F CU 81 B CH 89 X CH 90 3-2 ① G5-3	F CH 89 C SI 93 B SI 94 B CH 90 D SI 91 B SI 94 4-2 66 FC4-6, 26 1B, 8 HBP; 1-2 2-3 3-H BB	C SL 88 B SL 87 X SL 87 1-1 1-H; HR		X SI 95 0-0 ② G5-3	3 1	2 0	2 0	4 0	1 0	0 0	0 0
26 Adam Lind, L (1, 3) OBP: 0.386, SLG: 0.489 9 John Mayberry Jr., R (8, 3) OBP: 0.317, SLG: 0.443	C SI 93 S CH 89 S CH 89 0-3 ② K			B SI 94 S SI 93 S CU 82 B SI 94 S CU 83 2-3 ② K2-3	S CH 90 S CU 81 X CU 80 0-2 66 FC4-6; 1-2 2-3 3-H 1B	C CH 79 X CH 78 0-1 66 HBP; 1B		B FF 95 C FF 94 B CU 86 T FF 94 B CU 85 B FF 96 4-2 BB		4 0	0 0	2 0	1 0	0 1	2 0	1 0
66 Munenori Kawasaki, L (1, 5) OBP: 0.327, SLG: 0.300 (9, 4)	F SI 93 C SI 93 F SI 94 B FF 94 S CH 89 1-3 ③ K			B SI 93 B SI 93 C SI 92 F SI 93 B FF 93 X SI 93 3-2 ③ F8	B SI 93 D SI 93 F SI 92 X CH 88 2-1 ② FC4-6; 8 HBP, 45 BB, 22 1B; 1-2f 2-3 3-H	B FF 93 H FF 92 2-0 1-2 HBP		X FF 94 0-0 ③ G4-3		4 0	1 0	0 0	1 0	0 1	1 0	4 0
45 Dalton Pompey, S (1, 7) OBP: 0.250, SLG: 0.318		F FF 92 B CH 87 F CH 88 B CU 81 S CU 80 2-3 ① K2-3			B CU 80 B SI 93 X SI 92 3-1 HR D CH 89 C SI 93 B CH 90 B CU 81 C CU 80 D CH 90 4-2 22 1B, 8 HBP; 1-2 BB	F CH 79 B CH 82 C SI 93 B SI 93 S CH 81 2-3 ② K				3 0	1 0	1 0	1 0	1 0	2 0	2 0
8 Anthony Gose, L (1, 8) OBP: 0.315, SLG: 0.292		F CH 89 S CU 81 S CU 82 0-3 ② K			B CH 89 C SI 93 X FF 94 1-2 22 SH, 17 SF7; 2B F FF 93 C CH 81 X CU 82 4-2 22 1B; 1-2 2-3 3-H HBP	F FF 93 C CH 81 X CU 82 0-2 ③ G4-3				3 0	1 0	1 0	1 0	0 0	1 0	2 0
22 Josh Thole, L (1, 2) OBP: 0.324, SLG: 0.282		X FF 93 0-0 ③ F8			X CH 88 0-0 SH; 19 BB, 7 1B, 10 BB; 2-3 C FF 84 B SL 83 F FF 92 F SL 82 X FF 96 1-2 1-2 2-3 3-H 1B		C FF 90 B CH 80 C CH 81 B CH 80 B FF 92 F CH 81 F FF 91 F FF 92 X CH 81 3-2 ① F7			3 0	1 0	1 0	1 0	0 0	0 0	0 0
17 Ryan Goins, L (1, 4) OBP: 0.202, SLG: 0.257 (9, 6)			B SI 92 C SI 92 X CU 80 1-1 ① G4-3		C CH 88 F FO 88 X SI 92 1-1 SF7; 3-H X FF 96 0-0 ③ L7		B FF 92 X FF 91 1-0 ② G4-3			3 0	0 0	0 0	1 0	0 0	0 0	3 0
Inning Stats	R: 1 E: 0 K: 2 S: 15 H: 2 LOB: 1 BB: 0 P: 21	R: 0 E: 0 K: 2 S: 7 H: 0 LOB: 0 BB: 0 P: 9	R: 0 E: 0 K: 0 S: 5 H: 0 LOB: 0 BB: 0 P: 7	R: 0 E: 0 K: 1 S: 10 H: 0 LOB: 0 BB: 0 P: 18	R: 7 E: 1 K: 0 S: 31 H: 5 LOB: 3 BB: 3 P: 54	R: 2 E: 0 K: 1 S: 12 H: 3 LOB: 2 BB: 0 P: 17	R: 0 E: 0 K: 0 S: 9 H: 0 LOB: 0 BB: 0 P: 13	R: 0 E: 0 K: 0 S: 5 H: 0 LOB: 1 BB: 1 P: 9		1B: 6 2B: 2 3B: 0 HR: 2 SF: 1 SAC: 1 DP: 0 HBP: 2					WP: 1 PB: 0 SB: 0 CS: 0 PA: 41	

PITCHER	IP	WLS	BF	H	R	ER	SO	BB	IBB	HBP	BLK	WP	HR	S	P	ERA	WHIP
34 Félix Hernández, R (1, 1) ERA: 2.18	4.2	L	24	6	8	4	5	3	0	0	0	1	1	61	98	7.71	1.929
52 Dominic Leone, R (5, 1) ERA: 2.24	0.1		3	1	0	0	0	0	0	1	0	0	0	7	11	0.00	3.000
50 Erasmo Ramírez, R (6, 1) ERA: 5.26	2.0		10	3	2	2	1	0	0	1	0	0	1	21	30	9.00	1.500
31 Yoervis Medina, R (8, 1) ERA: 2.82	1.0		4	0	0	0	0	1	0	0	0	0	0	5	9	0.00	1.000

PITCHER	IP	WLS	BF	H	R	ER	SO	BB	IBB	HBP	BLK	WP	HR	S	P	ERA	WHIP

AB	33
R	10
H	10
RBI	10
BB	4
SO	6
LOB	12

Batter	1	2	3	4	5	6	7	8	9	AB	R	H	RBI	BB	SO	LOB
16 Austin Jackson, R (1, 8) OBP: 0.311, SLG: 0.352	C FF 85 X SI 85 0-1 ① G6-3		C CH 79 B FF 87 F FF 86 B CH 81 C SI 86 2-3 ③ K			B CH 80 B SI 85 C SI 85 F CH 79 C FF 87 2-3 ② K			C SI 96 1 SAFE B SI 97 B SI 97 1 SAFE F SI 97 B SI 97 S SI 97 3-3 ①② K2-3 1-2	4	0	0	0	0	3	3
13 Dustin Ackley, L (1, 7) OBP: 0.293, SLG: 0.396	B FF 85 C FF 85 X SI 86 1-1 ② P5			F SI 85 B FC 81 B FC 80 X SI 85 2-1 21 G6-4-3 1B		B CH 80 B CH 80 C SI 85 C SI 87 1-3 ③ K			C SI 98 B SI 98 B SI 98 X SI 97 2-1 ③ G5-3	4	0	1	0	0	1	2
22 Robinson Canó, L (1, 4) OBP: 0.384, SLG: 0.460	B FF 86 F FF 86 X CH 81 1-1 ③ G3			C SI 85 F CH 81 F SI 86 X CH 80 0-2 ① P6			S CH 79 B CH 79 B FF 85 B FF 84 X SI 85 3-1 ① G4-3			3	0	0	0	0	0	1
21 Kendrys Morales, S (1, 3) OBP: 0.266, SLG: 0.330		C SI 84 F FF 84 X SI 85 0-2 ① G6-3		X CH 80 0-0 ②③ G6-4-3 1-2f			C SI 85 C FF 85 C SI 86 0-3 ② K			3	0	0	0	0	1	1
15 Kyle Seager, L (1, 5) OBP: 0.336, SLG: 0.461		B FF 85 B FF 85 X FF 85 2-0 ② F9			C FC 80 B CH 80 X CH 80 1-1 ① F9		C FC 82 B CH 79 S CH 80 S SI 86 1-3 ③ K			3	0	0	0	0	1	0
20 Logan Morrison, L (1, 9) OBP: 0.307, SLG: 0.397		S SI 86 F SI 85 F SI 81 T CH 81 0-2 ③ K			C SI 86 B FC 82 C FC 80 B CH 81 F SI 86 C SI 86 2-3 ② K			F FC 80 B CH 78 F SI 85 B CH 80 X SI 85 2-2 ① L8		3	0	0	0	0	2	0
27 Corey Hart, R (1, 10) OBP: 0.271, SLG: 0.319			F SI 84 X CU 70 0-1 1 F9 2B		B CH 80 C CH 79 F FF 86 C SI 85 1-3 ③ K			S FF 85 B FF 85 S CH 79 S CH 78 1-3 ② K		3	0	1	0	0	2	0
3 Mike Zunino, R (1, 2) OBP: 0.255, SLG: 0.402			B SI 84 X CH 78 1-0 ① G5-3			C CU 72 S FF 86 B SI 85 B CH 80 B CH 81 B FF 85 4-2 1 SH1-3 BB		F FF 85 B CU 71 F CH 79 S CH 79 1-3 ③ K		2	0	0	0	1	1	1
1 Chris Taylor, R (1, 6) OBP: 0.351, SLG: 0.350 99 James Jones, L (9, PR) OBP: 0.279, SLG: 0.312			B SI 85 X SI 85 1-0 ② F9 2-3			X SI 84 0-0 ① SH1-3 1-2			X SI 83 0-0 16 K2-3 1B	2 0	0 0	1 0	0 0	0 0	0 0	1 0
Inning Stats	R: 0 H: 0 E: 0 LOB: 0 K: 0 BB: 0 S: 6 P: 8	R: 0 H: 0 E: 0 LOB: 0 K: 1 BB: 0 S: 8 P: 10	R: 0 H: 1 E: 0 LOB: 1 K: 1 BB: 0 S: 7 P: 11	R: 0 H: 1 E: 0 LOB: 0 K: 0 BB: 0 S: 7 P: 9	R: 0 H: 0 E: 0 LOB: 0 K: 2 BB: 0 S: 9 P: 13	R: 0 H: 0 E: 0 LOB: 1 K: 2 BB: 1 S: 9 P: 16	R: 0 H: 0 E: 0 LOB: 0 K: 2 BB: 0 S: 8 P: 12	R: 0 H: 0 E: 0 LOB: 0 K: 2 BB: 0 S: 9 P: 13	R: 0 H: 1 E: 0 LOB: 1 K: 1 BB: 0 S: 6 P: 11	1B: 2 SF: 0 2B: 1 SAC: 1 3B: 0 DP: 1 HR: 0 HBP: 0						

PITCHER	IP	WLS	BF	H	R	ER	SO	BB	IBB	HBP	BLK	WP	HR	S	P	ERA	WHIP
56 Mark Buehrle, L (1, 1) ERA: 3.39	8.0	W	27	3	0	0	10	1	0	0	0	0	0	64	93	0.00	0.500
41 Aaron Sanchez, R (9, 1) ERA: 1.15	1.0	S	2	0	0	0	1	0	0	0	0	0	0	5	10	0.00	0.000

PITCHER	IP	WLS	BF	H	R	ER	SO	BB	IBB	HBP	BLK	WP	HR	S	P	ERA	WHIP

TOP

Seattle Mariners @ Toronto Blue Jays

Rogers Centre, Toronto, ON

Wed Sep 24 2014, 7:07 PM - 9:06 PM EDT

Att. 16,836 - Clear - 63 F

livebaseballscorecards.com

AB	27
R	0
H	3
RBI	0
BB	1
SO	11
LOB	9

Batter	1	2	3	4	5	6	7	8	9	AB	R	H	RBI	BB	SO	LOB
7 José Reyes, S (1, 6) OBP: 0.328, SLG: 0.396	C FF 95 F FF 96 B FS 91 S FS 90 1-3 K		C FF 98 S FF 98 F FF 98 F FS 90 F FF 97 X FS 90 0-2 G3-1			X FS 88 0-0 F7		B FS 85 F FF 96 F FS 89 F FF 97 X FF 97 1-2 G4-3		4	0	0	0	0	1	2
19 José Bautista, R (1, 9) OBP: 0.409, SLG: 0.534	B FF 97 B CU 77 X FF 97 2-0 1B			C CU 74 B FF 94 C FF 97 B FS 91 F FF 97 B FF 94 S CU 76 3-3 K		S FF 92 X FF 95 0-1 G4-3				3	0	1	0	0	1	1
10 Edwin Encarnación, R (1, 10) OBP: 0.357, SLG: 0.557	S FF 96 B FF 92 F FF 96 D FS 89 X FF 98 2-2 P3			C FF 93 X FF 96 0-1 F8			B FF 95 B FF 96 X FF 95 2-0 G5-3			3	0	0	0	0	0	1
26 Adam Lind, L (1, 3) OBP: 0.382, SLG: 0.484	B FF 96 1 SAFE S FF 96 F FS 88 F FF 97 X FS 88 1-2 G4-3			B FS 90 C FF 97 B FS 90 X CU 76 2-1 G1-3			B FS 88 S FF 95 X CU 74 1-1 F8			3	0	0	0	0	0	1
30 Dioner Navarro, S (1, 2) OBP: 0.320, SLG: 0.400		B FF 93 X FF 94 1-0 F8			C FF 96 B CU 76 S FS 89 X FF 96 1-2 66 G4-6-3 1B		B FS 88 X FF 95 1-0 F9			3	0	1	0	0	0	0
45 Dalton Pompey, S (1, 7) OBP: 0.222, SLG: 0.280		F FS 88 C FF 97 S FS 89 0-3 K2-3			S FF 96 B FS 90 X FF 96 1-1 P4			X FS 87 0-0 B3		3	0	0	0	0	1	1
66 Munenori Kawasaki, L (1, 5) OBP: 0.327, SLG: 0.297		X FF 96 0-0 G4-3			F FF 96 B FF 96 X FF 96 1-1 1-2f G4-6-3			B FF 95 B FF 95 B FF 94 B FF 94 4-0 17 1B 17 1B BB		2	1	0	0	1	0	1
8 Anthony Gose, L (1, 8) OBP: 0.312, SLG: 0.288			B FF 95 C FS 88 B FS 90 X FF 96 2-1 L5			F FF 94 C FF 96 S FF 97 0-3 K		1 SAFE 1 SAFE 1 SAFE B FF 96 C FF 95 S FS 89 S FS 88 1-3 K		3	0	0	0	0	2	1
17 Ryan Goins, L (1, 4) OBP: 0.210, SLG: 0.265			F FF 96 S CU 76 B FF 97 C FF 97 1-3 K			F FF 96 B FS 91 B FS 90 X FF 96 2-1 1B		1 SAFE C FF 96 C FF 97 1 SAFE B FF 97 B FS 89 F FF 97 B FS 88 X FS 89 3-2 1-H 1B		3	0	2	1	0	1	0
Inning Stats	R: 0 E: 0 K: 1 S: 11 H: 1 LOB: 1 BB: 0 P: 17	R: 0 E: 0 K: 1 S: 5 H: 0 LOB: 0 BB: 0 P: 6	R: 0 E: 0 K: 1 S: 11 H: 0 LOB: 0 BB: 0 P: 14	R: 0 E: 0 K: 1 S: 8 H: 0 LOB: 0 BB: 0 P: 13	R: 0 E: 0 K: 0 S: 7 H: 1 LOB: 0 BB: 0 P: 10	R: 0 E: 0 K: 1 S: 8 H: 1 LOB: 1 BB: 0 P: 10	R: 0 E: 0 K: 0 S: 4 H: 0 LOB: 0 BB: 0 P: 8	R: 1 E: 0 K: 1 S: 12 H: 1 LOB: 1 BB: 1 P: 21		1B: 4 2B: 0 3B: 0 HR: 0 SF: 0 SAC: 0 DP: 1 HBP: 0						

PITCHER	IP	WLS	BF	H	R	ER	SO	BB	IBB	HBP	BLK	WP	HR	S	P	ERA	WHIP
44 Taijuan Walker, R (1, 1) ERA: 2.61	8.0	L	28	4	1	1	6	1	0	0	0	0	0	66	99	1.12	0.625

PITCHER	IP	WLS	BF	H	R	ER	SO	BB	IBB	HBP	BLK	WP	HR	S	P	ERA	WHIP

BOTTOM

Seattle Mariners @ Toronto Blue Jays

Rogers Centre, Toronto, ON

Wed Sep 24 2014, 7:07 PM - 9:06 PM EDT

Att. 16,836 - Clear - 63 F

livebaseballscorecards.com

AB	27
R	1
H	4
RBI	1
BB	1
SO	6
LOB	8

PA: 28

WP: 0
PB: 0
SB: 0
CS: 0

Batter	1	2	3	4	5	6	7	8	9	AB	R	H	RBI	BB	SO	LOB
16 Austin Jackson, R (1, 8) OBP: 0.309, SLG: 0.349	B FF 91 B FF 91 X FF 90 2-0 ① F9		C SL 77 B FF 90 S SL 79 F CH 83 D SL 83 X SL 76 2-2 ③ F8		B SL 79 C SL 79 B SL 78 F SI 91 F SI 93 C SI 90 2-3 ① K	C SL 86 D SI 95 X SL 89 1-1 ② G5-3 2-3			F SI 92 X SI 91 0-1 ① G3	5	0	0	0	0	1	3
1 Chris Taylor, R (1, 6) OBP: 0.345, SLG: 0.344	B FF 93 B FF 91 C FF 91 B FF 89 F FF 91 X FF 91 3-2 ② G6-3			B FF 90 F FF 88 B SL 81 X FF 88 2-1 22 G1-3 15 1B 1B	B SL 80 C SI 91 F SL 78 F SI 92 B SI 89 S SL 81 2-3 ② K	S FF 95 B FF 95 B SL 90 B FF 95 S FF 95 C FF 96 3-3 ③ K			S SI 92 X SI 93 0-1 ② G5-3	5	1	1	0	0	2	2
22 Robinson Canó, L (1, 10) OBP: 0.384, SLG: 0.460	F FF 93 B CU 75 C FF 94 B FF 94 B CH 86 S CH 82 3-3 ③ K			B FF 92 C FF 90 F CU 70 B FF 93 X SL 83 2-2 ① G1-3 1-2	I IN 79 I IN 79 I IN 78 I IN 79 4-0 21 HBP IBB	B FF 92 B SL 90 C FF 94 X SL 90 2-1 ① G4-3			C SI 93 C SI 93 F FC 92 F SI 94 F CH 85 B FC 89 B SI 92 X FC 91 2-2 2B	4	0	1	0	1	1	1
21 Kendrys Morales, S (1, 3) OBP: 0.271, SLG: 0.333 99 James Jones, L (7, PR) OBP: 0.278, SLG: 0.311 (7, 7)		F FF 90 B FF 91 F SL 81 X FF 94 1-2 ① P3		B SL 82 D CU 70 B CH 82 D SL 79 4-0 15 1B 20 HR BB	H SL 75 1-0 1-2 2-3 HBP	X SL 90 0-0 15 1B 2B			C SI 93 S SI 93 B SI 93 F SI 93 F FC 89 C SI 93 1-3 ③ K	2	1	1	0	1	0	0
										1	1	0	0	0	1	1
15 Kyle Seager, L (1, 5) OBP: 0.337, SLG: 0.461		B FF 93 B FF 91 X FF 91 2-0 ② F9		B SI 90 F SI 90 X SL 79 1-1 20 HR 1-2 2-H 1B	C SI 93 B SL 78 F SL 78 B SI 93 X SI 93 2-2 ③ G4-3		B FF 94 X SL 90 1-0 ② 2-H 1B			4	1	2	2	0	0	3
20 Logan Morrison, L (1, 7) OBP: 0.310, SLG: 0.417 (7, 3)		C FF 93 B SL 84 X SL 83 1-1 ③ G1-3		X SI 91 0-0 1-H 2-H HR		B SL 77 C SI 93 X SI 93 1-1 HR	C FF 96 X FF 96 0-1 ③ G5-3			4	2	2	4	0	0	1
55 Michael Saunders, L (1, 9) OBP: 0.329, SLG: 0.420			C FF 91 B CU 73 X CU 69 1-1 ① F8	C F SI 92 B SI 91 X SL 79 1-2 ② G4-3		B SI 94 S SL 78 X SI 93 1-1 ① G6-3		C SI 91 F SI 92 B SI 94 C FC 89 1-3 ① K		4	0	0	0	0	1	0
3 Mike Zunino, R (1, 2) OBP: 0.255, SLG: 0.408			C FF 92 B FF 91 B CH 84 B FF 88 F FF 89 X FF 88 3-2 ② G5-3	C SL 77 S SI 91 C SI 92 0-3 ③ K		B FF 96 B FF 96 B SI 95 X SI 94 3-0 HR		B SI 90 C SL 82 S SI 94 C SI 92 1-3 ② K		4	1	1	1	0	2	0
5 Brad Miller, L (1, 4) OBP: 0.288, SLG: 0.363			F FF 92 C SL 82 B FF 93 B SL 82 B SL 78 B FF 87 4-2 BB		F SI 89 X SI 90 0-1 21 HBP 2B	X SI 96 0-0 16 G5-3 2B		B SI 93 C FC 90 X SI 93 1-1 ③ G6-3		3	0	2	0	1	0	0
Inning Stats	R: 0 E: 0 K: 1 S: 7 H: 0 LOB: 0 BB: 0 P: 15	R: 0 E: 0 K: 0 S: 6 H: 0 LOB: 0 BB: 0 P: 10	R: 0 E: 0 K: 0 S: 11 H: 0 LOB: 1 BB: 1 P: 21	R: 4 E: 0 K: 1 S: 14 H: 3 LOB: 0 BB: 1 P: 24	R: 0 E: 0 K: 2 S: 13 H: 1 LOB: 3 BB: 1 P: 24	R: 2 E: 0 K: 1 S: 11 H: 3 LOB: 1 BB: 0 P: 20	R: 1 E: 0 K: 0 S: 6 H: 2 LOB: 1 BB: 0 P: 9	R: 0 E: 0 K: 2 S: 8 H: 0 LOB: 0 BB: 0 P: 11	R: 0 E: 0 K: 1 S: 15 H: 1 LOB: 1 BB: 0 P: 18	1B: 3 2B: 4 3B: 0 HR: 3 SF: 0 SAC: 0 DP: 0 HBP: 1						

PITCHER	IP	WLS	BF	H	R	ER	SO	BB	IBB	HBP	BLK	WP	HR	S	P	ERA	WHIP
32 Daniel Norris, L (1, 1) ERA: 5.4	3.1		13	1	2	2	1	2	0	0	0	0	0	29	59	5.40	0.900
58 Todd Redmond, R (4, 1) ERA: 3.24	1.1		8	3	2	2	3	0	1	0	0	0	1	19	29	13.50	2.250
62 Aaron Loup, L (5, 1) ERA: 3.15	0.2	L	4	1	1	1	0	0	0	1	0	0	1	7	12	13.50	1.500
29 Dustin McGowan, R (6, 1) ERA: 4.17	0.2		4	2	1	1	1	0	0	0	0	0	1	7	14	13.50	3.000
23 Brandon Morrow, R (7, 1) ERA: 5.67	1.0		4	2	1	1	0	0	0	0	0	0	0	6	9	9.00	2.000

PITCHER	IP	WLS	BF	H	R	ER	SO	BB	IBB	HBP	BLK	WP	HR	S	P	ERA	WHIP
31 Kendall Graveman, R (8, 1) ERA: 4.91	2.0		7	1	0	0	3	0	0	0	0	0	0	23	29	0.00	0.500

TOP

Seattle Mariners @ Toronto Blue Jays

Rogers Centre, Toronto, ON

Thu Sep 25 2014, 4:08 PM - 7:09 PM EDT

Att. 17,173 - Partly Cloudy - 66 F

livebaseballscorecards.com

AB	36
R	7
H	10
RBI	7
BB	3
SO	8
LOB	11

PA: 40

WP: 0
PB: 0
SB: 0
CS: 0

Seattle Mariners @ Toronto Blue Jays

Rogers Centre, Toronto, ON

Thu Sep 25 2014, 4:08 PM - 7:09 PM EDT

Att. 17,173 - Partly Cloudy - 66 F

livebaseballscorecards.com

BOTTOM

Batter	1	2	3	4	5	6	7	8	9	AB	R	H	RBI	BB	SO	LOB
45 Dalton Pompey, S (1, 7) OBP: 0.281, SLG: 0.286	C FF 96 C FF 96 X SI 97 0-2 ① L7	1 SAFE F SI 91 D SL 87 S SL 86 B CU 73 1 SAFE 1 SAFE D SL 86 B SL 84 4-2 1-2 BB			B CH 81 B SI 84 S CH 82 B SI 85 B SI 85 4-1 66 S 66 E 10 SF8 BB		F FC 90 B CH 85 X FC 90 1-1 66 FC6-4 1B		C CH 84 F SI 97 B CH 84 S CH 84 1-3 ③ K	3	1	1	0	2	1	0
66 Munenori Kawasaki, L (1, 4) OBP: 0.326, SLG: 0.294	C SI 97 B CH 88 S SI 97 C FF 96 1-3 ② K	B SL 84 S SI 89 X SI 90 1-1 ③ G4-3			1 SAFE 1 SAFE B FF 86 B FF 85 1 SAFE B FF 86 B FF 86 4-0 26 E 26 E 1-3 BB		B FC 89 X FF 93 1-0 ① FC6-4 10 G5-4-3 1-2f			3	1	0	0	1	1	3
10 Edwin Encarnación, R (1, 10) OBP: 0.357, SLG: 0.555	C CH 90 C FF 96 B CU 78 F SI 96 B CU 80 B FF 96 B SL 89 4-2 BB		F FC 91 C FF 94 B FF 96 B SL 84 B FF 95 X SL 82 3-2 ① G5-3		B SI 96 B FF 95 X FF 95 2-0 ① SF8 3-H		C FC 91 C FF 92 B SI 94 F FC 90 B FF 93 D FF 91 X FC 91 3-2 ②③ G5-4-3 1-2f			2	0	0	1	1	0	1
26 Adam Lind, L (1, 3) OBP: 0.381, SLG: 0.482 18 Steve Tolleson, R (8, PH) OBP: 0.308, SLG: 0.365 (9, 5)	C SI 97 X CH 88 0-1 ③ P6		C SI 96 B SI 97 X SL 83 1-1 ② G6-3		C FF 95 B FF 95 B FF 94 X FF 96 2-1 E4 15 G6-3 1-H 1B			B SI 91 F FF 91 B CU 77 F FF 92 B SL 82 S FF 92 3-3 ① K		3 1	0 0	1 0	1 0	0 1	0 0	1 0
15 Danny Valencia, R (1, 5) OBP: 0.295, SLG: 0.377 (9, 3)		B CH 90 F FF 96 C FF 95 B SI 93 F FF 97 B FF 96 X FF 96 3-2 11 FC6-4 14 BB 8 1B 1B	S FC 92 X FF 96 0-1 ③ G4-3		C FF 95 X FF 95 0-1 ② G6-3 2-3			C CU 78 S SL 82 B SL 79 X SL 82 1-2 ② P3		4	1	1	0	0	0	1
14 George Kottaras, L (1, 2) OBP: 0.351, SLG: 0.533 9 John Mayberry Jr., R (8, PH) OBP: 0.315, SLG: 0.440 22 Josh Thole, L (9, 2) OBP: 0.324, SLG: 0.282		C FF 97 B CH 89 C FF 95 D CU 78 1 SAFE B SI 96 B SI 96 4-2 11 FC6-4 1-2 BB		C SI 86 C FF 88 S SL 76 0-3 ① K	C FF 96 C CU 85 D CU 87 B FF 96 D CU 86 C CU 85 3-3 ③ K			C SI 95 C SL 84 C SL 87 0-3 ③ K		2 1 0	0 0 0	0 0 0	0 0 0	1 0 0	2 1 0	1 0 0
11 Kevin Pillar, R (1, 9) OBP: 0.288, SLG: 0.393		B FF 96 C FF 96 X SL 91 1-1 ① FC6-4 8 1B 17 FC4-6 1-2f 2-3		X SI 85 0-0 E6 17 S		C FC 89 C FC 91 C FF 95 0-3 ① K			X SI 93 0-0 HR	4	2	1	1	0	1	2
8 Anthony Gose, L (1, 8) OBP: 0.311, SLG: 0.288		S SI 97 S SI 97 B SI 96 F CU 79 X 1-2 17 FC4-6 1-3 3-H 1B		F FF 87 S SL 78 S SL 77 0-3 ② K		B FC 90 X FC 90 1-0 ② G4-3			C SI 94 S CH 82 S CH 83 0-3 ① K	4	0	1	1	0	2	1
17 Ryan Goins, L (1, 6) OBP: 0.206, SLG: 0.259		L SL 84 L SL 86 B CU 74 X SL 86 1-2 ② FC4-6 45 BB 1-2f 3-H		1 SAFE B SI 88 C FF 86 D SL 79 C FF 87 F SL 77 B FF 89 X FF 87 3-2 ③ F8 1-2		B FC 90 X FC 89 1-0 ③ L8			B SI 96 F SI 96 B CH 84 X SI 96 2-1 ② G4-3	4	0	0	1	0	0	2

Inning Stats										
	R: 0 E: 0 K: 1 S: 11	H: 0 LOB: 1 BB: 1 P: 16	R: 2 E: 0 K: 0 S: 19	H: 2 LOB: 2 BB: 2 P: 34	R: 0 E: 0 K: 0 S: 7	H: 0 LOB: 0 BB: 0 P: 11	R: 0 E: 1 K: 2 S: 11	H: 0 LOB: 1 BB: 0 P: 14	R: 2 E: 2 K: 1 S: 9	H: 1 LOB: 1 BB: 2 P: 24
	R: 0 E: 0 K: 1 S: 5	H: 0 LOB: 0 BB: 0 P: 7	R: 0 E: 0 K: 0 S: 7	H: 1 LOB: 0 BB: 0 P: 12	R: 0 E: 0 K: 2 S: 9	H: 0 LOB: 0 BB: 0 P: 13	R: 1 E: 0 K: 2 S: 9	H: 1 LOB: 0 BB: 0 P: 12	1B: 4 2B: 0 3B: 0 HR: 1	SF: 1 SAC: 0 DP: 1 HBP: 0

	AB	31
	R	5
	H	5
	RBI	5
	BB	5
	SO	9
	LOB	12

WP: 0 PB: 0 SB: 2 CS: 0 PA: 37

PITCHER	IP	WLS	BF	H	R	ER	SO	BB	IBB	HBP	BLK	WP	HR	S	P	ERA	WHIP
54 Tom Wilhelmsen, R (1, 1) ERA: 2.3	1.1		8	2	2	2	1	2	0	0	0	0	0	23	37	13.50	3.000
44 Lucas Luetge, L (2, 1) ERA: 5.0	0.2		3	0	0	0	0	1	0	0	0	0	0	7	13	0.00	1.500
52 Dominic Leone, R (3, 1) ERA: 2.2	1.0		3	0	0	0	0	0	0	0	0	0	0	7	11	0.00	0.000
97 Joe Beimel, L (4, 1) ERA: 2.22	1.0	H	6	0	2	2	2	2	0	0	0	0	0	12	23	18.00	2.000
31 Yoervis Medina, R (5, 1) ERA: 2.77	1.0	W	4	1	0	0	1	0	0	0	0	0	0	8	15	0.00	1.000

PITCHER	IP	WLS	BF	H	R	ER	SO	BB	IBB	HBP	BLK	WP	HR	S	P	ERA	WHIP
40 Danny Farquhar, R (6, 1) ERA: 2.6	2.0	H	6	1	0	0	1	0	0	0	0	0	0	12	19	0.00	0.500
41 Charlie Furbush, L (8, 1) ERA: 3.7	0.2	H	2	0	0	0	1	0	0	0	0	0	0	6	10	0.00	0.000
39 Carson Smith, R (8, 1) ERA:	0.1	H	1	0	0	0	1	0	0	0	0	0	0	3	3	0.00	0.000
56 Fernando Rodney, R (9, 1) ERA: 2.8	1.0	S	4	1	1	1	2	0	0	0	0	0	1	9	12	9.00	1.000

Batter	1	2	3	4	5	6	7	8	9	AB	R	H	RBI	BB	SO	LOB
56 Kole Calhoun, L (1, 9) OBP: 0.329, SLG: 0.456	B SI 87 X SI 88 1-0 ① F8		C SI 89 B CU 72 F FS 84 F FS 84 F FF 92 X FS 84 1-2 ③ G6-3			C SI 89 B CU 72 X FS 84 1-1 HR		C CU 78 C SL 82 S SL 82 0-3 ② K2-3		4	1	1	1	0	1	0
27 Mike Trout, R (1, 8) OBP: 0.379, SLG: 0.566	F SI 89 B SI 88 X SL 80 1-1 ② G5-3			C SI 88 F SI 90 X SI 90 0-2 ① P4		B SI 89 X SL 82 1-0 HR		C SI 95 C SL 84 B SI 95 F SL 87 F SI 95 S SL 86 1-3 ③ K		4	1	1	1	0	1	0
5 Albert Pujols, R (1, 3) OBP: 0.325, SLG: 0.469	B SI 88 B SL 81 F SI 89 X SL 80 2-1 1B			C SI 89 B SI 91 F SI 86 B SL 77 F FF 91 F FF 91 F SI 92 F SI 91 X SI 87 2-2 ② G6-3		B FF 89 S FS 84 F FS 85 S SL 80 1-3 ② K			C SI 92 S CH 81 B SI 93 B SI 94 B CH 82 F SI 95 S CH 82 3-3 ① K	4	0	1	0	0	2	0
47 Howie Kendrick, R (1, 4) OBP: 0.347, SLG: 0.396 12 Shawn O'Malley, S (9, PR) OBP: 0.231, SLG: 0.231	C SI 86 X SI 89 0-1 ③ G4-3			B SI 90 X SI 90 1-0 1B		C SI 88 S SI 90 S FS 85 0-3 ③ K			B CH 82 X SI 95 1-0 2 S 2 2B 1B	4 0	0 1	2 0	0 0	0 0	1 0	1 0
2 Erick Aybar, S (1, 6) OBP: 0.323, SLG: 0.382		X SI 88 0-0 ① G3		B FS 83 X FS 85 1-0 ③ G6-3			B SL 80 L FS 82 X FS 83 1-1 ① F9		C CH 81 B CH 82 B CH 79 B SI 94 X SI 96 3-1 1-H 2B	4	0	1	1	0	0	1
6 David Freese, R (1, 5) OBP: 0.320, SLG: 0.382		C SI 88 X SI 89 0-1 ② G3-1			C SL 81 X SI 90 0-1 ① G4-3		B SI 88 C SI 89 F SI 86 B SI 85 B SL 77 X FF 98 3-2 1B		C CH 83 S SI 94 X SI 95 0-2 ② F9	4	0	1	0	0	0	2
28 Brennan Boesch, L (1, 10) OBP: 0.197, SLG: 0.292		B FS 83 B SI 89 F FS 84 F FS 85 T FF 91 2-2 ③ K			B SI 89 B FS 85 X SI 89 2-0 ② F7		B SL 89 F FF 96 S CH 88 S CH 88 1-3 ② K		S CH 84 X SI 95 0-1 ③ G6-3	4	0	0	0	0	2	3
17 Chris Iannetta, R (1, 2) OBP: 0.370, SLG: 0.393			X SL 79 0-0 ① G6-3		B SL 78 C SI 88 B SL 80 F SI 89 T SI 91 2-2 ③ K		S SL 90 B SL 90 X SL 89 1-1 ③ F7			3	0	0	0	0	1	1
19 Efren Navarro, L (1, 7) OBP: 0.299, SLG: 0.331 7 Collin Cowgill, R (8, PH) OBP: 0.332, SLG: 0.359 (8, 7)			B SI 88 C SI 88 X SI 89 1-1 ② L5			C FS 83 B FS 84 C SL 82 F SI 90 X CU 73 1-2 ① G6-3		B CU 76 F SI 92 C SL 81 S FF 92 1-3 ① K		2 1	0 0	0 0	0 0	0 0	0 1	0 0
Inning Stats	R: 0 H: 1 E: 0 LOB: 1 K: 0 BB: 0 S: 7 P: 11	R: 0 H: 0 E: 0 LOB: 0 K: 1 BB: 0 S: 6 P: 8	R: 0 H: 0 E: 0 LOB: 0 K: 0 BB: 0 S: 8 P: 10	R: 0 H: 1 E: 0 LOB: 1 K: 0 BB: 0 S: 12 P: 16	R: 0 H: 0 E: 0 LOB: 0 K: 1 BB: 0 S: 6 P: 10	R: 2 H: 2 E: 0 LOB: 0 K: 2 BB: 0 S: 13 P: 17	R: 0 H: 1 E: 0 LOB: 1 K: 1 BB: 0 S: 10 P: 16	R: 0 H: 0 E: 0 LOB: 0 K: 3 BB: 0 S: 11 P: 13	R: 1 H: 2 E: 0 LOB: 2 K: 1 BB: 0 S: 12 P: 19	1B: 4 SF: 0 2B: 1 SAC: 0 3B: 0 DP: 0 HR: 2 HBP: 0						

PITCHER	IP	WLS	BF	H	R	ER	SO	BB	IBB	HBP	BLK	WP	HR	S	P	ERA	WHIP
18 Hisashi Iwakuma, R (1, 1) ERA: 3.52	6.1	W	23	4	2	2	4	0	0	0	0	0	2	54	75	2.84	0.632
37 Brandon Maurer, R (7, 1) ERA: 4.76	0.2	H	3	1	0	0	1	0	0	0	0	0	0	8	13	0.00	1.500
41 Charlie Furbush, L (8, 1) ERA: 3.64	0.2	H	2	0	0	0	2	0	0	0	0	0	0	6	7	0.00	0.000
39 Carson Smith, R (8, 1) ERA:	0.1	H	1	0	0	0	1	0	0	0	0	0	0	5	6	0.00	0.000
56 Fernando Rodney, R (9, 1) ERA: 2.89	1.0	S	5	2	1	1	1	0	0	0	0	0	0	12	19	9.00	2.000

PITCHER	IP	WLS	BF	H	R	ER	SO	BB	IBB	HBP	BLK	WP	HR	S	P	ERA	WHIP

TOP

Los Angeles Angels @ Seattle Mariners

Safeco Field, Seattle, WA

Fri Sep 26 2014, 7:11 PM - 9:59 PM PDT

Att. 26,865 - Roof Closed - 64 F

livebaseballscorecards.com

AB	34
R	3
H	7
RBI	3
BB	0
SO	9
LOB	8

WP: 0 PA: 34
PB: 0
SB: 1
CS: 0

Batter	1	2	3	4	5	6	7	8	9	AB	R	H	RBI	BB	SO	LOB
16 Austin Jackson, R (1, 8) OBP: 0.309, SLG: 0.349	B SI 87 X FF 87 1-0 22 S 1B	1 SAFE C FC 88 B CU 71 S FC 88 F SL 79 D CH 78 B FF 88 S CH 79 3-3 ② K 1-2		C FC 85 X SI 84 0-1 ③ F8		D CU 71 1 SAFE D SL 79 B FF 86 C CU 69 C SL 80 F FC 86 X CU 71 3-2 ③ G5-3 1-2				4	0	1	0	0	1	3
13 Dustin Ackley, L (1, 7) OBP: 0.292, SLG: 0.401	1 SAFE B SI 86 1 SAFE C CU 71 1 SAFE X SI 87 1-1 ① P4	F CU 68 C FF 86 D SL 78 F SI 86 X CU 71 1-2 ③ P6			C CU 68 B SL 80 C SI 85 X SI 86 1-2 HR		B FF 84 T FF 84 B SL 76 X FF 85 2-1 ① P6			4	1	1	1	0	0	2
22 Robinson Canó, L (1, 4) OBP: 0.384, SLG: 0.457	D CH 80 B SI 87 B CH 78 B SI 85 4-0 15 G4-6-3 BB 1-2		C SI 84 C SI 85 B SL 77 X SI 86 1-2 ① F7		B SI 86 S CU 70 S CH 78 B CH 78 S CU 69 2-3 ① K		F SL 77 B SL 77 B FF 84 X FF 84 2-1 ② G4-3			3	0	0	0	1	1	0
15 Kyle Seager, L (1, 5) OBP: 0.335, SLG: 0.458	B SI 88 C CU 68 C CH 79 X CH 77 1-2 ②③ G4-6-3 1-2f		C SI 84 B SI 86 F CH 77 C SI 88 1-3 ② K		F CH 78 B CU 68 C CU 67 X CH 76 1-2 ② G3-1		B FF 84 B FF 84 X FF 83 2-0 ③ G3			4	0	0	0	0	1	2
21 Kendrys Morales, S (1, 10) OBP: 0.276, SLG: 0.344		B FC 86 C CU 67 X FF 87 1-1 HR	B SI 85 B SL 79 B CH 77 C CU 68 B CU 66 4-1 BB		C CH 82 X SI 84 0-1 1B			S CU 80 B SI 95 X SI 94 1-1 ① L8		3	1	2	1	1	0	0
20 Logan Morrison, L (1, 3) OBP: 0.309, SLG: 0.415		C CU 67 F SI 87 B SI 88 B SI 87 X CU 68 2-2 55 HR 1B	C SI 85 X SI 86 0-1 ③ P4		B SI 86 X CU 69 1-0 ③ G3-1			S CH 86 X SI 94 0-1 ② F8		4	1	1	0	0	0	2
55 Michael Saunders, L (1, 9) OBP: 0.332, SLG: 0.439		B SI 86 D CH 80 F CH 80 X CU 70 2-1 1-H HR		C SI 83 B SI 85 B SI 84 X CH 76 2-1 2B		B CU 68 B SI 83 X CU 69 2-0 ① L4		C CU 81 B CH 86 F SI 93 B SI 94 F CU 82 B CH 87 X CU 82 3-2 ③ G6-3		4	1	2	2	0	0	0
3 Mike Zunino, R (1, 2) OBP: 0.253, SLG: 0.405		X SL 79 0-0 ① F7		X SL 80 0-0 ① F8		B CU 70 B FF 86 S SL 78 F CU 68 T FC 88 2-2 ② K				3	0	0	0	0	1	1
1 Chris Taylor, R (1, 6) OBP: 0.352, SLG: 0.352		B SL 77 C SL 79 B FC 87 X FF 88 2-1 16 S 1B		B FF 86 B FF 86 S SL 79 F SL 80 C CU 67 2-3 ② K		C CU 69 S CH 78 B FF 85 B FF 87 X CH 76 2-2 16 S 1B				3	0	2	0	0	1	1
Inning Stats	R: 0 E: 0 K: 0 S: 6 H: 1 LOB: 1 BB: 1 P: 13	R: 3 E: 0 K: 1 S: 18 H: 4 LOB: 1 BB: 0 P: 29	R: 0 E: 0 K: 1 S: 9 H: 0 LOB: 1 BB: 1 P: 15	R: 0 E: 0 K: 1 S: 8 H: 1 LOB: 1 BB: 0 P: 12	R: 1 E: 0 K: 1 S: 12 H: 2 LOB: 1 BB: 0 P: 17	R: 0 E: 0 K: 1 S: 11 H: 1 LOB: 1 BB: 0 P: 20	R: 0 E: 0 K: 0 S: 5 H: 0 LOB: 0 BB: 0 P: 11	R: 0 E: 0 K: 0 S: 8 H: 0 LOB: 0 BB: 0 P: 12		1B: 5 2B: 1 3B: 0 HR: 3 SF: 0 SAC: 0 DP: 1 HBP: 0					WP: 0 PB: 0 SB: 3 CS: 0 PA: 34	

BOTTOM

Los Angeles Angels @ Seattle Mariners

Safeco Field, Seattle, WA

Fri Sep 26 2014, 7:11 PM - 9:59 PM PDT

Att. 26,865 - Roof Closed - 64 F

livebaseballscorecards.com

AB	32
R	4
H	9
RBI	4
BB	2
SO	5
LOB	11

PITCHER		IP	WLS	BF	H	R	ER	SO	BB	IBB	HBP	BLK	WP	HR	S	P	ERA	WHIP
36 Jered Weaver, R ERA: 3.59	(1, 1)	6.0	L	28	9	4	4	5	2	0	0	0	0	3	64	106	6.00	1.833
54 Joe Thatcher, L ERA: 3.3	(7, 1)	1.0		3	0	0	0	0	0	0	0	0	0	0	5	11	0.00	0.000
62 Yoslan Herrera, R ERA: 2.81	(8, 1)	1.0		3	0	0	0	0	0	0	0	0	0	0	8	12	0.00	0.000

PITCHER	IP	WLS	BF	H	R	ER	SO	BB	IBB	HBP	BLK	WP	HR	S	P	ERA	WHIP

Batter	1	2	3	4	5	6	7	8	9	10	11	AB	R	H	RBI	BB	SO	LOB
56 Kole Calhoun, L (1, 9) OBP: 0.326, SLG: 0.452	C FF 93 X FF 94 0-1 ① G5-3	C KC 83 C FF 95 F KC 83 D KC 85 B FF 96 X FF 96 2-2 ③ L8			C FF 94 S KC 82 S KC 82 0-3 ① K2-3		C FF 90 X CU 78 0-1 ② F7		C CH 82 B SI 98 F SI 96 X SI 97 1-2 1B		S FC 90 1 SAFE F FC 88 B FF 96 F SL 82 X FC 91 1-2 ③ G4-3	4	0	0	0	0	1	3
18 Gordon Beckham, R (7, 5) OBP: 0.272, SLG: 0.349 (10, 6)												2	0	1	0	0	0	1
27 Mike Trout, R (1, 8) OBP: 0.378, SLG: 0.563	B FF 93 B FF 93 F FF 94 C FF 95 S KC 85 2-3 ② K		X FF 93 0-0 ① G6-3		B FF 95 C FF 94 F FF 95 X KC 83 1-2 ② F9		C SL 83 B SL 85 B SL 83 B SI 95 B SL 82 4-1 BB		C CH 83 F SI 95 S CH 82 0-3 ③ K			3	0	0	0	1	1	0
12 Shawn O'Malley, S (7, 7) OBP: 0.214, SLG: 0.214												1	0	0	0	0	1	1
5 Albert Pujols, R (1, 3) OBP: 0.323, SLG: 0.466	C FF 96 B CH 87 B FF 96 B FF 95 X FF 96 3-1 ③ F9		C FF 94 S KC 83 X CH 84 0-2 ② G6-3		C FF 96 B CH 88 B KC 82 X FF 95 2-1 ③ G4-3		C SI 93 C SL 82 X SL 85 0-2 ③ G5-3			B X FF 94 1-0 ① P6		4	0	0	0	0	0	1
22 Tony Campana, L (7, 8) OBP: 0.197, SLG: 0.227												1	0	0	0	0	0	0
47 Howie Kendrick, R (1, 4) OBP: 0.348, SLG: 0.398		B FF 93 F FF 93 B FC 88 B FF 95 X FF 94 3-1 ① G6-3	C FF 95 B FF 94 X FC 90 1-1 6 WP 1B			C FF 93 C FF 94 B FF 96 X KC 84 1-2 6 WP 2B		B FF 95 X FF 96 1-0 ① G3		B SL 86 F FF 94 F SL 87 F FF 95 X SI 96 1-2 ② L7		4	0	2	0	0	0	0
10 Grant Green, R (8, 4) OBP: 0.287, SLG: 0.361												1	0	0	0	0	0	0
6 David Freese, R (1, 5) OBP: 0.322, SLG: 0.385	C FF 94 X KC 82 0-1 24 1B 2B		B FF 94 B FF 94 C FF 95 B FF 96 F FF 95 B FF 96 4-2 1-2 BB			C FF 95 B CH 88 B FF 96 S FF 96 2-3 ① K 2-3		B FF 96 F FF 96 T FF 96 C CU 85 1-3 ② K		B FF 95 X SL 87 1-0 2B		2	1	1	0	1	1	1
19 Efren Navarro, L (7, 3) OBP: 0.302, SLG: 0.340												2	0	1	0	0	1	0
2 Erick Aybar, S (1, 6) OBP: 0.322, SLG: 0.380	B FF 94 B FF 93 X FF 94 2-0 ② G6-3		C CH 88 F FF 95 F KC 84 B FF 95 D KC 84 X FF 97 2-2 ③ G3			B FF 96 X FF 94 1-0 ② L7		B FF 96 B FF 96 B SI 96 B SI 96 4-0 BB		B SI 96 F CH 86 X SL 87 1-1 ③ F8		3	0	0	0	1	0	4
8 John McDonald, R (8, 6) OBP: 0.250, SLG: 0.176												0	0	0	0	0	0	0
28 Brennan Boesch, L (10, PH) OBP: 0.195, SLG: 0.288												1	0	0	0	0	0	1
13 Luis Jimenez, R (10, 5) OBP: 0.216, SLG: 0.229												0	0	0	0	0	0	0
17 Chris Iannetta, R (1, 2) OBP: 0.373, SLG: 0.392	B KC 82 S FF 94 H FC 88 2-1 7 BB 24 1B HBP	B FF 93 C CH 85 B KC 82 B FF 94 X FF 95 3-1 ① L7			B FF 96 B CH 87 D CH 88 I IN 71 4-0 IBB		B SI 96 X SI 96 1-0 ③ G4-3			B FF 95 B FC 90 X FF 94 2-0 1B		3	0	1	0	1	0	1
24 C.J. Cron, R (1, 10) OBP: 0.292, SLG: 0.456	C FF 95 B KC 84 X CH 88 1-1 7 BB 1-2 2-H 1B	B CH 86 F FF 94 F KC 83 S KC 84 1-3 ② K2-3			C FC 90 C FC 89 F CU 76 F CU 77 S FF 94 0-3 ③ K			B SI 94 C CH 81 B SI 96 C SI 96 S SI 96 2-3 ① K		C FC 91 S FC 91 S FF 96 0-3 ① K		5	0	1	1	0	4	3
7 Collin Cowgill, R (1, 7) OBP: 0.330, SLG: 0.354 (7, 9)	B FF 95 S FF 95 D KC 83 B FF 95 C FF 94 B KC 83 4-2 1-2 2-3 BB	S FF 95 X KC 82 0-1 ③ G5-3					C FC 89 F FC 90 X FF 94 0-2 ① P3		B SI 96 C SI 96 B CH 82 T SI 96 F SI 96 B CH 82 S SI 96 3-3 ② K		B FC 90 1 SAFE F FF 95 1 SAFE S FF 95 B FF 96 F FC 90 B FF 96 X FF 96 3-2 ② F8	4	0	0	0	1	1	1
Inning Stats	R: 0 H: 0 E: 0 LOB: 0 K: 1 BB: 0 S: 7 P: 12	R: 1 H: 2 E: 0 LOB: 3 K: 0 BB: 1 S: 14 P: 28	R: 0 H: 1 E: 0 LOB: 2 K: 0 BB: 1 S: 12 P: 19	R: 0 H: 0 E: 0 LOB: 0 K: 1 BB: 0 S: 7 P: 11	R: 0 H: 0 E: 0 LOB: 0 K: 1 BB: 0 S: 8 P: 11	R: 0 H: 1 E: 0 LOB: 2 K: 2 BB: 1 S: 12 P: 20	R: 0 H: 0 E: 0 LOB: 1 K: 0 BB: 1 S: 9 P: 13	R: 0 H: 0 E: 0 LOB: 1 K: 1 BB: 1 S: 5 P: 12	R: 0 H: 1 E: 0 LOB: 1 K: 3 BB: 0 S: 13 P: 19	R: 0 H: 1 E: 0 LOB: 1 K: 0 BB: 0 S: 8 P: 12	R: 0 H: 1 E: 0 LOB: 1 K: 1 BB: 0 S: 12 P: 18	1B: 4 SF: 0 2B: 3 SAC: 0 3B: 0 DP: 0 HR: 0 HBP: 1						

PITCHER	IP	WLS	BF	H	R	ER	SO	BB	IBB	HBP	BLK	WP	HR	S	P	ERA	WHIP
65 James Paxton, L (1, 1) ERA: 3.04	5.2		25	4	1	1	4	2	1	1	0	2	0	55	96	1.59	1.059
40 Danny Farquhar, R (6, 1) ERA: 2.57	0.2		2	0	0	0	1	0	0	0	0	0	0	8	8	0.00	0.000
41 Charlie Furbush, L (7, 1) ERA: 3.61	0.1		1	0	0	0	0	0	0	0	0	0	0	2	2	0.00	0.000
39 Carson Smith, R (7, 1) ERA:	0.1		2	0	0	0	0	1	0	0	0	0	0	4	8	0.00	3.000
31 Yoervis Medina, R (8, 1) ERA: 2.72	1.0		4	0	0	0	1	1	0	0	0	0	0	5	12	0.00	1.000

PITCHER	IP	WLS	BF	H	R	ER	SO	BB	IBB	HBP	BLK	WP	HR	S	P	ERA	WHIP
56 Fernando Rodney, R (9, 1) ERA: 2.85	1.0		4	1	0	0	3	0	0	0	0	0	0	13	19	0.00	1.000
54 Tom Wilhelmsen, R (10, 1) ERA: 2.27	1.0		4	1	0	0	0	0	0	0	0	0	0	8	12	0.00	1.000
52 Dominic Leone, R (11, 1) ERA: 2.17	1.0	W	4	1	0	0	1	0	0	0	0	0	0	12	18	0.00	1.000

TOP

Los Angeles Angels @ Seattle Mariners

Safeco Field, Seattle, WA

Sat Sep 27 2014, 6:11 PM - 10:06 PM PDT

Att. 32,716 - Clear - 65 F

livebaseballscorecards.com

AB	40
R	1
H	7
RBI	1
BB	5
SO	10
LOB	17

WP: 2 PA: 46
PB: 0
SB: 0
CS: 0

Batter	1	2	3	4	5	6	7	8	9	10	11	AB	R	H	RBI	BB	SO	LOB
16 Austin Jackson, R (1, 8) OBP: 0.307, SLG: 0.346	C FF 92 B FF 92 B FF 91 B FF 91 X FF 92 3-1 ① G6-3		B SI 90 B CH 85 B FC 87 B SI 91 4-0 BB			C FC 86 C CU 76 1 SAFE S FC 87 0-3 ① K	B KC 82 B FF 90 F KC 82 S FF 88 F FF 91 S CH 84 2-3 ③ K		D SL 82 B FF 93 B SI 93 C FF 93 C FF 93 F SI 94 X FF 93 3-2 ③ L9		B SI 90 S FF 89 F FF 90 F FF 90 F FF 90 X SI 91 1-2 ② FC4-7 1-2f 3-H	5	0	0	1	1	2	7
13 Dustin Ackley, L (1, 7) OBP: 0.293, SLG: 0.400	C FF 91 C CU 76 B FF 92 B SI 92 C CU 78 2-3 ② K		C SI 89 F CU 76 1 SAFE X SI 92 0-2 ③ L8			H CU 75 1-0 22 FC6-4 1-2 HBP		F SI 89 B SL 79 F SL 80 B SI 90 F SI 89 X SI 90 2-2 ① L7		C FF 93 X SI 93 0-1 22 G4-3 1B		4	0	1	0	0	1	1
22 Robinson Canó, L (1, 4) OBP: 0.382, SLG: 0.454	B SI 91 B SI 91 B FF 92 C FF 92 B SI 92 4-1 BB			C FF 91 S CU 78 B FC 86 B CU 78 F SI 91 F SL 83 X SI 93 2-2 ① G4-3		X SI 90 0-0 ② FC6-4 1-2f 2-3		C SI 90 C SL 81 F SI 90 X SI 89 0-2 ② G4-3		X SL 78 0-0 ① G4-3 1-2		4	0	0	0	1	0	3
21 Kendrys Morales, S (1, 10) OBP: 0.275, SLG: 0.341	X FF 91 0-0 ③ F7			C CU 76 B CH 86 F FC 87 F FC 86 B CU 75 X CH 85 2-2 ② G5-3		C CU 78 X CH 85 0-1 ③ L7		B SI 88 F SI 88 B SL 81 X SI 88 2-1 ③ G6-3		I IN 68 I IN 65 I IN 65 I IN 68 4-0 IBB		4	0	0	0	1	0	3
15 Kyle Seager, L (1, 5) OBP: 0.336, SLG: 0.457 99 James Jones, L (9, PR) OBP: 0.278, SLG: 0.311 35 Humberto Quintero, R (10, 2)		B FF 92 X SI 91 1-0 ① F8		B CU 76 B CU 76 S FC 88 X FC 87 2-1 ③ G3-1			B SI 91 B CU 78 F FC 88 B CU 76 B FF 91 4-1 20 2B BB		B SL 82 C SI 94 B CH 86 B FF 92 X CH 84 3-1 9 SH 20 BB 1B	C SL 80 S FF 94 S CH 70 0-3 ② K		3 0 1	1 0 0	1 0 0	0 0 0	1 0 0	0 0 1	0 0 2
20 Logan Morrison, L (1, 3) OBP: 0.313, SLG: 0.419		B SI 91 X SI 92 1-0 28 G4-6-3 1B			X FF 90 0-0 ① P2		X SI 91 0-0 9 SH1-3 1-H 2B		B CH 84 B SI 94 C SL 82 B SI 94 F SI 93 D SL 82 4-2 9 SH 1-2 BB	X SI 92 0-0 ③ G4-3		4	0	2	1	1	0	2
28 Chris Denorfia, R (1, 9) OBP: 0.284, SLG: 0.318 9 Endy Chavez, L (7, PH) OBP: 0.317, SLG: 0.371 (8, 9)		C CU 76 B CU 77 D CU 77 B SI 91 C FC 88 X FC 88 3-2 ② ③ G4-6-3 1-2f		B CU 76 B CU 76 F FC 86 C FC 87 B SL 81 F FC 88 X SL 84 3-2 ② G4-3			X SI 89 0-0 ① SH1-3 2-3		B SL 80 C FF 92 X 1-1 SH 1-2 2-3		C CH 74 X CH 73 0-1 ① G4-3	2 1	0 0	0 0	0 0	0 0	1 0	1 0
3 Mike Zunino, R (1, 2) OBP: 0.254, SLG: 0.406 55 Michael Saunders, L (7, PH) OBP: 0.335, SLG: 0.439 2 Jesús Sucre, R (8, 2) OBP: 0.213, SLG: 0.246 5 Brad Miller, L (9, PH) OBP: 0.289, SLG: 0.366 (10, 5)			S CH 84 B FF 90 B CH 84 X FC 87 2-1 1 G6-4-3 1B		B CH 84 B CH 85 B FC 88 X CH 85 3-0 ③ G4-3		I IN 68 I IN 70 I IN 69 I IN 71 4-0 1 S IBB		B SI 93 S SI 92 B CH 84 F FF 93 B SI 92 C SL 82 3-3 ① K		X SL 79 0-0 1 1B 16 FC4-7 2B	2 0 0 2	0 0 0 1	1 0 0 1	0 0 0 3	0 1 0 0	0 0 0 1	0 0 0 3
1 Chris Taylor, R (1, 6) OBP: 0.354, SLG: 0.353			X FC 87 0-0 ① ② G6-4-3 1-2f			B CU 75 B FC 88 C FF 91 F FC 88 X CH 86 2-2 22 FC6-4 13 HBP 1B	C FF 89 B SI 89 B KC 81 1 SAFE P PO 84 F KC 82 S FF 90 3-3 ② K 1-2		F FF 94 C SI 93 S SI 94 0-3 ② K		X FF 92 0-0 16 FC4-7 2-3 1B	5	0	2	0	0	2	6
Inning Stats	R: 0 E: 0 K: 1 S: 7 H: 0 LOB: 1 BB: 1 P: 16	R: 0 E: 0 K: 0 S: 5 H: 1 LOB: 0 BB: 0 P: 10	R: 0 E: 0 K: 0 S: 6 H: 1 LOB: 1 BB: 1 P: 12	R: 0 E: 0 K: 0 S: 11 H: 0 LOB: 0 BB: 0 P: 17	R: 0 E: 0 K: 0 S: 6 H: 0 LOB: 0 BB: 0 P: 12	R: 0 E: 0 K: 1 S: 9 H: 1 LOB: 2 BB: 0 P: 12	R: 1 E: 0 K: 2 S: 11 H: 1 LOB: 2 BB: 2 P: 23	R: 0 E: 0 K: 0 S: 10 H: 0 LOB: 0 BB: 0 P: 14	R: 0 E: 0 K: 2 S: 16 H: 1 LOB: 3 BB: 1 P: 30	R: 0 E: 0 K: 1 S: 7 H: 1 LOB: 2 BB: 1 P: 11	R: 1 E: 0 K: 0 S: 9 H: 2 LOB: 2 BB: 0 P: 10	1B: 6 2B: 2 3B: 0 HR: 0	SF: 0 SAC: 2 DP: 2 HBP: 1					

PITCHER		IP	WLS	BF	H	R	ER	SO	BB	IBB	HBP	BLK	WP	HR	S	P	ERA	WHIP
33 C.J. Wilson, L ERA: 4.51	(1, 1)	6.0		24	4	1	1	2	3	0	1	0	0	0	46	85	1.50	1.167
59 Fernando Salas, R ERA: 3.38	(7, 1)	1.0		4	0	0	0	2	0	1	0	0	0	0	9	17	0.00	0.000
38 Joe Smith, R ERA: 1.81	(8, 1)	1.0		3	0	0	0	0	0	0	0	0	0	0	10	14	0.00	0.000
39 Jason Grilli, R ERA: 4.0	(9, 1)	1.0		6	1	0	0	2	1	0	0	0	0	0	16	30	0.00	2.000
64 Mike Morin, R ERA: 2.9	(10, 1)	1.1	L	8	3	1	1	1	0	1	0	0	0	0	11	15	6.75	2.250

PITCHER		IP	WLS	BF	H	R	ER	SO	BB	IBB	HBP	BLK	WP	HR	S	P	ERA	WHIP
63 Vinnie Pestano, R ERA: 2.89	(11, 1)	0.1		1	0	0	0	0	0	0	0	0	0	0	5	6	0.00	0.000

BOTTOM

Los Angeles Angels @ Seattle Mariners

Safeco Field, Seattle, WA

Sat Sep 27 2014, 6:11 PM - 10:06 PM PDT

Att. 32,716 - Clear - 65 F

livebaseballscorecards.com

AB	37
R	2
H	8
RBI	2
BB	6
SO	7
LOB	28

WP: 0 PB: 0 SB: 1 CS: 0

PA: 46

Batter	1	2	3	4	5	6	7	8	9	AB	R	H	RBI	BB	SO	LOB
56 Kole Calhoun, L (1, 9) OBP: 0.325, SLG: 0.450 18 Gordon Beckham, R (5, 5) OBP: 0.271, SLG: 0.348	B SI 92 C SI 92 F CU 79 S SI 93 1-3 ① K		F CU 79 B CH 90 F CH 89 B SI 91 S CH 90 2-3 ③ K			S SL 89 B SL 88 F FF 96 F SL 88 S SL 88 1-3 ② K 1-2		B SI 94 C SI 95 T FF 94 F SI 95 S CU 85 1-3 ③ K		2 0 0 0 0 2 0 2 0 0 0 0 2 3						
27 Mike Trout, R (1, 8) OBP: 0.377, SLG: 0.561 28 Brennan Boesch, L (5, 9) OBP: 0.203, SLG: 0.293 (8, 8)	C SI 93 F CH 90 F SI 94 B SI 94 B SI 91 F CH 88 C SI 93 2-3 ② K			C CH 91 B CH 89 B CH 90 B SI 94 X SI 93 3-1 ① G6-3		C FF 96 B CH 87 B FF 95 X CH 88 2-1 ③ P6			B FC 88 X FC 88 1-0 12 DI 8 2B 1B	2 0 0 0 0 1 0 2 1 1 0 0 0 1						
5 Albert Pujols, R (1, 10) OBP: 0.324, SLG: 0.466 13 Luis Jimenez, R (7, PH) OBP: 0.205, SLG: 0.216 (7, 10)	B CU 80 B SI 93 X SI 93 2-0 1B			C CU 79 F CH 89 X SI 94 0-2 ② G6-3			X SI 93 0-0 ① P3		B SI 91 F FC 90 F FF 93 B FF 93 S CU 75 2-3 ① K	2 0 1 0 0 0 0 2 0 0 0 0 1 1						
47 Howie Kendrick, R (1, 4) OBP: 0.347, SLG: 0.397 12 Shawn O'Malley, S (5, 4) OBP: 0.188, SLG: 0.188	X SI 93 0-0 ③ F8			C CU 81 X SI 94 0-1 ③ G6-3			B CH 91 C FF 94 B CH 87 S FF 93 S FF 95 2-3 ② K		F FC 88 B FC 88 S FC 89 C SI 94 1-3 ② K 1-2	2 0 0 0 0 0 1 2 0 0 0 0 2 1						
2 Erick Aybar, S (1, 6) OBP: 0.321, SLG: 0.379 8 John McDonald, R (5, 6) OBP: 0.256, SLG: 0.197		B SI 92 C SI 92 C CU 78 S FF 93 1-3 ① K			B CU 78 F SI 91 F CH 88 X CH 89 1-2 ① G3-1		B SL 86 X FF 95 1-0 ③ F7		B FC 89 X FC 89 1-0 2-H 2B	2 0 0 0 0 1 0 2 0 1 1 0 0 0						
6 David Freese, R (1, 5) OBP: 0.321, SLG: 0.383 22 Tony Campana, L (5, 8) OBP: 0.197, SLG: 0.227 10 Grant Green, R (8, PH) OBP: 0.282, SLG: 0.354 (8, 7)		C SI 92 X SI 93 0-1 ② L8			B CH 89 B SI 93 C SI 92 B CH 90 X SI 94 3-1 ② G4-3			C SI 84 B SI 84 B SI 84 X SI 83 2-1 ① G5-3	C FF 92 S FC 90 B FF 93 X FC 89 1-2 ③ G1-3	2 0 0 0 0 0 0 0 0 0 0 0 0 0 2 0 0 0 0 0 1						
19 Efren Navarro, L (1, 7) OBP: 0.302, SLG: 0.340 (8, 9)		B CU 79 F CU 80 C CH 89 B CH 90 F CH 89 S CU 81 2-3 ③ K			B SI 94 C CH 88 B CU 82 X CU 80 2-1 ③ G3			C SL 78 F FF 88 X SL 75 0-2 24 BB 1B		3 0 1 0 0 1 0						
24 C.J. Cron, R (1, 3) OBP: 0.289, SLG: 0.450			C SI 92 S CU 80 S CH 89 0-3 ① K			C CU 80 B CH 89 B SI 91 C SI 94 X CU 81 2-2 ① G6-3		X SI 94 0-0 ② F8		3 0 0 0 0 1 1						
24 Hank Conger, L (1, 2) OBP: 0.293, SLG: 0.325 44 John Buck, R (8, 2) OBP: 0.289, SLG: 0.281			S SI 92 B CU 79 B CU 80 S CH 88 C FF 93 2-3 ② K			C FF 95 B CH 86 F FF 96 B CH 88 F SL 90 X FF 97 2-2 18 WP 1B		B FF 94 F FF 94 B FF 94 B SI 94 B FF 95 4-1 1-2 BB		2 0 1 0 1 1 0 0 0 0 0 0 0 0						
Inning Stats	R: 0 H: 1 E: 0 LOB: 1 K: 2 BB: 0 S: 10 P: 15	R: 0 H: 0 E: 0 LOB: 0 K: 2 BB: 0 S: 9 P: 12	R: 0 H: 0 E: 0 LOB: 0 K: 3 BB: 0 S: 9 P: 13	R: 0 H: 0 E: 0 LOB: 0 K: 0 BB: 0 S: 7 P: 10	R: 0 H: 0 E: 0 LOB: 0 K: 0 BB: 0 S: 7 P: 13	R: 0 H: 1 E: 0 LOB: 1 K: 1 BB: 0 S: 13 P: 20	R: 0 H: 0 E: 0 LOB: 0 K: 1 BB: 0 S: 5 P: 8	R: 0 H: 1 E: 0 LOB: 2 K: 1 BB: 1 S: 11 P: 18	R: 1 H: 2 E: 0 LOB: 1 K: 2 BB: 0 S: 11 P: 17	1B: 4 SF: 0 2B: 1 SAC: 0 3B: 0 DP: 0 HR: 0 HBP: 0						

TOP

Los Angeles Angels @ Seattle Mariners

Safeco Field, Seattle, WA

Sun Sep 28 2014, 1:11 PM - 4:00 PM PDT

Att. 40,823 - Cloudy - 59 F

livebaseballscorecards.com

AB	32
R	1
H	5
RBI	1
BB	1
SO	12
LOB	9

PITCHER		IP	WLS	BF	H	R	ER	SO	BB	IBB	HBP	BLK	WP	HR	S	P	ERA	WHIP
34 Félix Hernández, R ERA: 2.14	(1, 1)	5.1	W	17	1	0	0	7	0	0	0	0	0	0	45	68	0.00	0.188
37 Brandon Maurer, R ERA: 4.65	(6, 1)	1.2		6	1	0	0	2	0	0	0	0	1	0	15	23	0.00	0.600
97 Joe Beimel, L ERA: 2.2	(8, 1)	0.1		2	1	0	0	0	0	0	0	0	0	0	5	7	0.00	3.000
31 Yoervis Medina, R ERA: 2.68	(8, 1)	0.2		3	0	0	0	1	1	0	0	0	0	0	6	11	0.00	1.500
40 Danny Farquhar, R ERA: 2.66	(9, 1)	1.0		5	2	1	1	2	0	0	0	0	0	0	11	17	9.00	2.000

PITCHER	IP	WLS	BF	H	R	ER	SO	BB	IBB	HBP	BLK	WP	HR	S	P	ERA	WHIP

BOTTOM

Los Angeles Angels @ Seattle Mariners

Safeco Field, Seattle, WA

Sun Sep 28 2014, 1:11 PM - 4:00 PM PDT

Att. 40,823 - Cloudy - 59 F

livebaseballscorecards.com

Batter	1	2	3	4	5	6	7	8	9	AB	R	H	RBI	BB	SO	LOB
16 Austin Jackson, R (1, 8) OBP: 0.308, SLG: 0.347 99 James Jones, L (6, PR) OBP: 0.278, SLG: 0.311 (7, 8)	B FF 91 B FF 90 C FF 90 C SL 84 B FF 92 F SL 86 X FF 92 3-2 ① F8		L FF 92 X CU 77 0-1 ① G6-3	C CU 81 X CU 80 0-1 1-2 1B		X SI 89 0-0 1-2 1B				4 0	0 0	2 0	0 0	0 0	0 0	0 0
13 Dustin Ackley, L (1, 7) OBP: 0.293, SLG: 0.398 7 Stefen Romero, R (9, 7) OBP: 0.234, SLG: 0.299	B SI 92 C SL 85 X CH 85 1-1 22 G4-3 1B		B CU 74 B CU 76 F FF 92 S CU 75 B FF 92 S CU 77 3-3 ② K	C SI 94 S SI 94 F SI 94 B SI 93 S CH 85 1-3 ③ K		B SI 90 B CH 82 F CH 81 B CH 81 C CH 82 C SI 90 3-3 ③ K				4 0	0 0	1 0	0 0	0 0	3 0	4 0
22 Robinson Canó, L (1, 4) OBP: 0.382, SLG: 0.454 5 Brad Miller, L (6, 4) OBP: 0.288, SLG: 0.365	B CH 85 F FF 92 X FF 92 1-1 ② G4-3 1-2		B SI 92 B CH 87 X SL 85 2-0 ③ G6-3		F SI 89 B SI 90 X CU 77 1-1 21 G1-3 1B		T FF 87 S CU 74 B CU 78 C FF 89 1-3 ① K			3 1	0 0	1 0	0 0	0 0	0 1	1 0
21 Kendrys Morales, S (1, 10) OBP: 0.274, SLG: 0.338	B CU 73 S CH 85 D CH 86 F CH 86 S FF 94 2-3 ③ K			B CU 75 C SL 84 B CU 76 B CH 86 C SI 92 B FF 92 4-2 20 1B 55 2B BB	C SI 88 B SI 89 B SI 89 F SI 89 F CH 82 F CH 82 X CH 82 2-2 ① G1-3 1-2		X CH 77 0-0 ② G5-3			3	1	0	0	1	1	2
15 Kyle Seager, L (1, 5) OBP: 0.334, SLG: 0.454		B FF 92 C FF 91 C SI 93 T FF 93 1-2 ① K		F FF 84 C FF 86 B FF 86 F SL 77 S SL 78 1-3 ① K	X CH 82 0-0 ② P5		C SI 88 X SI 88 0-1 ③ G4-3			4	0	0	0	0	2	2
20 Logan Morrison, L (1, 3) OBP: 0.315, SLG: 0.420		B SI 90 C CU 75 F FF 94 X FF 93 1-2 55 2B 1B	X FF 84 0-0 55 2B 3 1B 1-2 1B		B CU 77 C CH 82 B CH 84 X SI 90 2-1 ③ P6			F CH 80 B CU 75 B CU 73 S CU 76 B CH 75 X CU 76 3-2 ① G3		4	2	2	0	0	0	1
55 Michael Saunders, L (1, 9) OBP: 0.341, SLG: 0.450		F SL 84 B FF 92 X CH 85 1-1 1-H 2B	S SL 76 X FF 85 0-1 3 1B 1-3 2-H 2B			B SI 87 B SI 88 B SI 86 C SI 89 F CH 83 B SI 91 4-2 16 1B BB		B SI 87 C SI 88 B CH 76 B CU 77 C CU 77 S FF 88 3-3 ② K		3	1	2	2	1	1	0
3 Mike Zunino, R (1, 2) OBP: 0.254, SLG: 0.404		C SL 85 S SL 84 B FF 93 F FF 93 F SL 85 F FF 92 X SL 84 1-2 ② L7	C CU 80 F SI 93 X CH 83 0-2 16 1B 2-H 3-H 1B			F SI 88 B CH 82 X CH 83 1-1 ① F7		C CH 76 F FF 85 S CH 76 0-3 ③ K		4	0	1	2	0	1	2
1 Chris Taylor, R (1, 6) OBP: 0.347, SLG: 0.346		C CU 75 X SL 85 0-1 ③ L7	X SI 94 0-0 ② F8			C CH 83 C SI 88 S SI 89 0-3 ② K				3	0	0	0	0	1	3

	AB	R	H	RBI	BB	SO	LOB
	33	4	9	4	2	10	15

Inning Stats																																		
	R: 0	H: 1		R: 1	H: 2		R: 0	H: 0		R: 3	H: 4		R: 0	H: 1		R: 0	H: 1		R: 0	H: 0		R: 0	H: 0		1B: 7	SF: 0		WP: 0	PA: 35						
	E: 0	LOB: 1		E: 0	LOB: 1		E: 0	LOB: 0		E: 0	LOB: 2		E: 0	LOB: 1		E: 0	LOB: 2		E: 0	LOB: 0		E: 0	LOB: 0		2B: 2	SAC: 0		PB: 0							
	K: 1	BB: 0		K: 1	BB: 0		K: 1	BB: 0		K: 2	BB: 1		K: 0	BB: 0		K: 2	BB: 1		K: 1	BB: 0		K: 2	BB: 0		3B: 0	DP: 0		SB: 0							
	S: 11	P: 18		S: 16	P: 20		S: 6	P: 11		S: 19	P: 25		S: 10	P: 15		S: 11	P: 19		S: 6	P: 7		S: 9	P: 15		HR: 0	HBP: 0		CS: 0							

PITCHER		IP	WLS	BF	H	R	ER	SO	BB	IBB	HBP	BLK	WP	HR	S	P	ERA	WHIP
46 Cory Rasmus, R ERA: 2.57	(1, 1)	3.0	L	13	3	2	2	3	1	0	0	0	0	0	35	55	6.00	1.333
54 Joe Thatcher, L ERA: 3.86	(4, 1)	0.1		3	2	0	0	1	0	0	0	0	0	0	7	8	0.00	6.000
62 Yoslan Herrera, R ERA: 2.7	(4, 1)	0.2		4	2	2	2	1	0	0	0	0	0	0	10	11	27.00	3.000
53 Héctor Santiago, L ERA: 3.75	(5, 1)	2.0		9	2	0	0	2	1	0	0	0	0	0	21	34	0.00	1.500
35 Wade LeBlanc, L ERA: 3.94	(7, 1)	2.0		6	0	0	0	3	0	0	0	0	0	0	15	22	0.00	0.000

PITCHER	IP	WLS	BF	H	R	ER	SO	BB	IBB	HBP	BLK	WP	HR	S	P	ERA	WHIP