


# Seattle Mariners - 2014

Batter	1	2	3	4	5	6	7	8	9	AB	R	H	RBI	BB	SO	LOB	TOP						
24 Cameron Maybin, R (1, 8) 27 Rey Fuentes, L (5, 9)	G6-3		5 1B		1-2			G4-3		2	0	0	0	1	1	1	<b>San Diego Padres @ Seattle Mariners</b> Peoria Stadium, Peoria, AZ Thu Feb 27 2014, 3:04 PM - 5:36 PM EST Att: 4,868 - Partly Cloudy - 74 F						
5 Alex Amarista, L (1, 5) 73 Cory Spangenberg, L (6, PR)	G4-3		23 S 1B			64 S BB		G6-3		2	0	1	0	1	0	0							
23 Yonder Alonso, L (1, 3) 74 Jace Peterson, L (6, 6)						L8		F9		3	0	1	0	0	1	3							
9 Jedd Gyorko, R (1, 4) 3 Alberto Gonzalez, R (6, 5)	G4-3					K				1	0	0	0	0	1	0							
21 Xavier Nady, R (1, 10) 64 Rymer Liriano, R (6, PH)		78 G3-6 1B				K				2	0	1	0	0	0	0							
78 Alex Dickerson, L (1, 7) 82 Daniel Robertson, R (7, 7)	G3-6					K				2	0	0	0	0	1	1							
88 Kyle Blanks, R (1, 9) 70 Austin Hedges, R (5, 2)						L8				2	0	0	0	0	1	0							
15 Ryan Jackson, R (1, 6) 14 Tommy Medica, R (6, 3)			G3			G6-3		G3-1		2	0	0	0	0	0	0							
44 René Rivera, R (1, 2) 68 Rico Noel, R (5, PR)	G6-3									2	0	1	0	0	0	0							
								27 G4-3 73 G6-3 2B		1	1	1	0	0	0	0							
<b>Inning Stats</b>	R: 0 H: 1 E: 0 K: 0 S: 9	H: 1 LOB: 1 BB: 0 P: 15	R: 0 H: 0 E: 0 K: 1 S: 10	H: 1 LOB: 0 BB: 0 P: 14	R: 0 H: 1 E: 0 K: 1 S: 13	H: 1 LOB: 2 BB: 1 P: 20	R: 0 H: 0 E: 0 K: 0 S: 7	H: 0 LOB: 0 BB: 0 P: 11	R: 0 H: 1 E: 0 K: 1 S: 9	H: 1 LOB: 2 BB: 0 P: 15	R: 0 H: 0 E: 0 K: 2 S: 11	H: 0 LOB: 0 BB: 1 P: 18	R: 0 H: 0 E: 0 K: 1 S: 10	H: 0 LOB: 0 BB: 0 P: 13	R: 1 H: 1 E: 0 K: 0 S: 8	H: 1 LOB: 0 BB: 0 P: 16	R: 0 H: 0 E: 0 K: 1 S: 8	H: 0 LOB: 0 BB: 0 P: 14	1B: 4 2B: 1 3B: 0 HR: 0	SF: 0 SAC: 0 DP: 1 HBP: 0	WP: 0 PB: 0 SB: 3 CS: 0	PA: 33	
<b>PITCHER</b>	IP WLS BF H R ER SO BB IBB HBP BLK WP HR S P ERA WHIP	2.0 W 7 2 0 0 1 0 0 0 0 0 0 19 29 0.00 1.000	2.0 H 8 1 0 0 1 0 0 0 0 0 0 20 31 0.00 1.000	1.0 H 4 1 0 0 1 0 0 0 0 0 0 9 15 0.00 1.000	1.0 H 4 0 0 0 2 1 0 0 0 0 0 11 18 0.00 1.000	1.0 3 0 0 0 1 0 0 0 0 0 0 10 13 0.00 0.000	<b>PITCHER</b>	IP WLS BF H R ER SO BB IBB HBP BLK WP HR S P ERA WHIP	1.0 4 1 1 1 0 0 0 0 0 0 0 0 8 16 9.00 1.000	1.0 3 0 0 0 1 0 0 0 0 0 0 8 14 0.00 0.000													

Batter	1	2	3	4	5	6	7	8	9	AB	R	H	RBI	BB	SO	LOB	BOTTOM					
36 Abraham Almonte, S (1, 8) 16 Cole Gillespie, R (6, 9)	15 FC4-6 BB	G6-3			15 E BB	E4		F9		1	0	0	0	2	0	0	<b>San Diego Padres @ Seattle Mariners</b> Peoria Stadium, Peoria, AZ Thu Feb 27 2014, 3:04 PM - 5:36 PM EST Att: 4,868 - Partly Cloudy - 74 F					
15 Kyle Seager, L (1, 5) 75 Nate Tenbrink, L (6, 5)	FC4-6 22 1B 20 SF8		G4-3		G6-3	G4-3				3	1	0	0	0	2	2						
22 Robinson Cano, L (1, 4) 1 Carlos Triunfel, R (3, PR)					20 1B BB					1	1	1	0	1	0	0						
20 Logan Morrison, L (1, 10) 79 Burt Reynolds, R (6, PR)	SF8				17 G3-6-1 1B					2	0	2	1	0	0	0						
17 Justin Smoak, S (1, 3) 63 Jesus Montero, R (6, 3)			G3-6-1			E1 74 FC6-4 35 1B	L5-4			2	0	1	1	0	0	2						
55 Michael Saunders, L (1, 9) 99 James Jones, L (5, 9)	G4-3					K				2	0	0	0	0	1	1						
13 Dustin Ackley, L (1, 7) 39 Xavier Avery, L (5, 7)										2	1	1	0	0	0	0						
5 Brad Miller, L (1, 6) 74 Chris Taylor, R (6, 6)										1	0	1	1	1	0	0						
3 Mike Zunino, R (1, 2) 35 Humberto Quintero, R (6, 2)										2	0	0	0	0	0	1						
										1	0	0	1	0	0	0						
<b>Inning Stats</b>	R: 2 H: 2 E: 0 K: 0 S: 9	H: 2 LOB: 1 BB: 1 P: 19	R: 1 H: 1 E: 0 K: 0 S: 6	H: 1 LOB: 0 BB: 0 P: 10	R: 0 H: 1 E: 0 K: 0 S: 7	H: 1 LOB: 2 BB: 1 P: 13	R: 0 H: 0 E: 0 K: 1 S: 8	H: 0 LOB: 0 BB: 0 P: 13	R: 0 H: 0 E: 0 K: 0 S: 9	H: 0 LOB: 1 BB: 1 P: 17	R: 3 H: 4 E: 2 K: 1 S: 14	H: 2 LOB: 2 BB: 0 P: 23	R: 1 H: 2 E: 1 K: 0 S: 10	H: 2 LOB: 0 BB: 0 P: 15	R: 0 H: 0 E: 0 K: 1 S: 9	H: 0 LOB: 1 BB: 1 P: 15	1B: 7 2B: 4 3B: 0 HR: 0	SF: 2 SAC: 0 DP: 2 HBP: 0	WP: 0 PB: 0 SB: 0 CS: 0	PA: 37		
<b>PITCHER</b>	IP WLS BF H R ER SO BB IBB HBP BLK WP HR S P ERA WHIP	2.0 L 10 3 3 3 0 1 0 0 0 0 0 15 29 0.00 2.000	2.0 7 1 0 0 1 1 0 0 0 0 0 0 15 26 0.00 1.000	1.0 4 0 0 0 1 0 0 0 0 0 0 0 9 17 0.00 1.000	1.0 8 4 3 1 1 0 0 0 0 0 0 0 14 23 9.00 4.000	1.0 4 2 1 0 0 0 0 0 0 0 0 0 10 15 0.00 2.000	<b>PITCHER</b>	IP WLS BF H R ER SO BB IBB HBP BLK WP HR S P ERA WHIP	1.0 4 1 1 1 0 0 0 0 0 0 0 0 8 15 0.00 1.000	1.0 3 0 0 0 1 0 0 0 0 0 0 8 14 0.00 0.000												









Batter	1	2	3	4	5	6	7	8	9	AB	R	H	RBI	BB	SO	LOB	TOP	
56 Kole Calhoun, L OBP: 0.429, SLG: 0.333 87 Matt Long, L OBP: 0.667, SLG: 1.000											3	0	1	0	0	0	1	<b>Los Angeles Angels @ Seattle Mariners</b> Peoria Stadium, Peoria, AZ Sat Mar 01 2014, 3:08 PM - 5:39 PM EST Att: 5,913 - Cloudy - 61 F
3 JB Shuck, L OBP: 0.600, SLG: 1.000 10 Grant Green, R OBP: 1.000, SLG: 1.500											2	0	1	0	0	0	1	
44 Ian Stewart, L OBP: 0.200, SLG: 0.200 13 Luis Jimenez, R (6, PH) (6, 5)											2	0	0	0	0	1	3	
16 Hank Conger, L 22 John Hester, R											3	0	0	0	0	1	5	
77 Carlos Pena, L 12 Tommy Field, R OBP: 1.000, SLG: 2.000											1	0	0	0	1	0	0	
48 Chad Tracy, L OBP: 0.250, SLG: 0.250 84 C.J. Cron, R (6, PH) (6, 10)											2	0	1	0	0	1	1	
0 Collin Cowgill, R 86 Zach Borenstein, L (7, 7)											3	0	0	0	0	0	3	
7 Andrew Romine, S 0 Brennan Boesch, L OBP: 0.667, SLG: 1.000 (7, 9)											2	0	0	0	0	0	1	
18 John McDonald, R OBP: 0.667, SLG: 0.500 19 Efran Navarro, L (5, 3)											1	0	0	0	1	0	0	
<b>Inning Stats</b>	R: 0 E: 0 K: 0 S: 10	H: 1 LOB: 1 BB: 0 P: 14	R: 0 E: 0 K: 1 S: 12	H: 0 LOB: 1 BB: 1 P: 18	R: 0 E: 0 K: 1 S: 13	H: 1 LOB: 2 BB: 1 P: 24	R: 0 E: 0 K: 0 S: 6	H: 0 LOB: 0 BB: 0 P: 11	R: 0 E: 0 K: 0 S: 7	H: 0 LOB: 0 BB: 0 P: 9	R: 2 E: 1 K: 1 S: 12	H: 2 LOB: 1 BB: 0 P: 20	R: 1 E: 0 K: 0 S: 9	H: 2 LOB: 1 BB: 0 P: 15				
<b>PITCHER</b>	IP WLS BF H R ER SO BB IBB HBP BLK WP HR S P ERA WHIP	2.0 W 8 1 0 0 1 1 0 0 0 0 0 22 32 0.00 1.000	1.1 H 7 2 0 0 1 1 0 0 0 0 0 17 32 0.00 2.250	1.2 4 0 0 0 0 0 0 0 0 0 0 9 12 0.00 0.000	1.0 6 2 2 0 1 0 0 0 0 0 0 12 20 0.00 2.000	1.0 S 5 2 1 1 0 0 0 0 0 0 0 9 15 9.00 2.000												

AB	27
R	3
H	7
RBI	3
BB	2
SO	3
LOB	19



Batter	1	2	3	4	5	6	7	8	9	AB	R	H	RBI	BB	SO	LOB	BOTTOM	
36 Abraham Almonte, S (1, 8) 99 James Jones, L OBP: 0.333, SLG: 0.833											3	0	0	0	0	2	2	<b>Los Angeles Angels @ Seattle Mariners</b> Peoria Stadium, Peoria, AZ Sat Mar 01 2014, 3:08 PM - 5:39 PM EST Att: 5,913 - Cloudy - 61 F
39 Xavier Avery, L OBP: 0.500, SLG: 0.429 16 Cole Gillespie, R OBP: 0.800, SLG: 0.750											3	1	1	0	0	1	0	
22 Robinson Cano, L OBP: 0.800, SLG: 0.750 75 Nate Tenbrink, L OBP: 0.600, SLG: 1.600 (5, PR) (6, 5)											3	1	2	1	0	1	0	
17 Justin Smoak, S OBP: 0.800, SLG: 1.250 66 J Man Choi, L OBP: 0.667, SLG: 0.667 (6, PR) (6, 3)											2	1	2	0	1	0	0	
20 Logan Morrison, L OBP: 0.667, SLG: 1.000 69 Ty Kelly, S (5, PR) (6, 10)											3	0	2	1	0	0	1	
63 Jesus Montero, R OBP: 0.167, SLG: 0.167 (7, PH)											1	0	0	0	0	1	2	
13 Dustin Ackley, L OBP: 0.600, SLG: 1.000 7 Stefen Romero, R (6, 7)											2	1	1	1	1	1	3	
5 Brad Miller, L 74 Chris Taylor, R (6, 6)											3	0	0	1	0	0	6	
3 Mike Zunino, R OBP: 0.250, SLG: 0.333 70 Manny Pina, R (6, 2)											2	0	1	0	0	0	0	
1 Carlos Truinfel, R OBP: 0.200, SLG: 0.250 (6, 4)											2	0	0	1	0	0	0	
<b>Inning Stats</b>	R: 0 E: 0 K: 3 S: 11	H: 0 LOB: 0 BB: 0 P: 16	R: 2 E: 0 K: 1 S: 17	H: 2 LOB: 2 BB: 1 P: 29	R: 2 E: 1 K: 0 S: 13	H: 4 LOB: 2 BB: 1 P: 23	R: 0 E: 0 K: 0 S: 6	H: 0 LOB: 0 BB: 0 P: 9	R: 1 E: 0 K: 1 S: 11	H: 3 LOB: 3 BB: 0 P: 16	R: 0 E: 0 K: 0 S: 5	H: 0 LOB: 0 BB: 0 P: 6	R: 0 E: 0 K: 2 S: 13	H: 1 LOB: 2 BB: 1 P: 24				
<b>PITCHER</b>	IP WLS BF H R ER SO BB IBB HBP BLK WP HR S P ERA WHIP	2.0 L 11 3 3 1 0 1 0 0 0 0 0 11 18 9.00 4.000	1.0 6 3 1 1 0 1 0 0 0 0 0 6 9 0.00 0.000	1.0 3 0 0 0 0 0 0 0 0 0 0 6 9 0.00 0.000	1.0 5 3 1 1 1 0 0 0 0 0 0 11 16 9.00 3.000	1.0 3 0 0 0 0 0 0 0 0 0 0 5 6 0.00 0.000												



Batter	1	2	3	4	5	6	7	8	9	AB	R	H	RBI	BB	SO	LOB	TOP					
36 Abraham Almonte, S (1, 8) OBP: 0.273, SLG: 0.222 9 Endy Chavez, L (5, 8) OBP: 0.250, SLG: 0.250										3	1	1	0	0	0	0	<b>Seattle Mariners @ Cleveland Indians</b> Goodyear Ballpark, Goodyear, AZ Sun Mar 02 2014, 3:08 PM - 6:06 PM EST Att: 4,199 - Sunny - 64 F					
6 Nick Franklin, S (1, 6) OBP: 0.333, SLG: 0.833 74 Chris Taylor, R (6, 6)										3	0	0	0	0	0	1						
22 Robinson Cano, L (1, 4) OBP: 0.371, SLG: 0.500 66 Ji Man Choi, L (4, 3) OBP: 0.400, SLG: 0.400										2	0	0	1	0	0	0						
27 Corey Hart, R (1, 10) OBP: 0.500, SLG: 0.600 39 Xavier Avery, L (9, PH) OBP: 0.444, SLG: 0.375										3	1	1	0	0	1	0						
55 Michael Saunders, L (1, 9) OBP: 0.167, SLG: 0.333 99 James Jones, L (6, 9) OBP: 0.250, SLG: 0.625										2	0	0	0	0	0	2						
13 Dustin Ackley, L (1, 7) OBP: 0.625, SLG: 1.286 16 Cole Gillespie, R (7, 7) OBP: 0.667, SLG: 0.600										3	1	2	2	0	0	0						
75 Nate Tenbrink, L (1, 3) OBP: 0.375, SLG: 1.000 69 Ty Kelly, S (7, 5)										3	0	0	0	0	2	1						
4 John Buck, R (1, 2) OBP: 0.250, SLG: 0.250 35 Humberto Quintero, R (5, 2) OBP: 0.333, SLG: 0.333										2	0	1	0	0	0	0						
8 Willie Bloomquist, R (1, 5) OBP: 0.500, SLG: 0.500 72 Gabriel Noriega, R (5, 4) OBP: 0.500, SLG: 0.500										2	0	0	0	0	1	1						
										1	0	1	0	0	0	0						
<b>Inning Stats</b>	R: 1 E: 1 K: 0 S: 5	H: 1 LOB: 1 BB: 0 P: 6	R: 0 E: 0 K: 0 S: 3	H: 0 LOB: 0 BB: 0 P: 3	R: 0 E: 0 K: 1 S: 5	H: 0 LOB: 0 BB: 0 P: 5	R: 2 E: 0 K: 1 S: 8	H: 2 LOB: 0 BB: 0 P: 11	R: 0 E: 0 K: 1 S: 3	H: 1 LOB: 0 BB: 0 P: 3	R: 0 E: 0 K: 1 S: 5	H: 0 LOB: 0 BB: 0 P: 5	R: 0 E: 0 K: 1 S: 6	H: 1 LOB: 1 BB: 0 P: 6	R: 0 E: 0 K: 0 S: 4	H: 1 LOB: 0 BB: 0 P: 5	R: 0 E: 0 K: 0 S: 3	H: 0 LOB: 0 BB: 0 P: 3	1B: 3 2B: 2 3B: 0 HR: 1	SF: 0 SAC: 0 DP: 1 HBP: 0	WP: 1 PB: 0 SB: 0 CS: 0	PA: 33
<b>PITCHER</b>	IP WLS BF H R ER SO BB IBB HBP BLK WP HR S P ERA WHIP	54 Aaron Harang, R (1, 1) ERA: 3.0	2.0 8 1 1 1 0 0 0 0 0 0 0 8 9 4.50 0.500	47 Trevor Bauer, R (3, 1) ERA: 6.0	2.0 8 2 2 2 2 0 0 0 0 0 1 13 16 9.00 1.000	27 Bryan Shaw, R (5, 1) ERA:	1.0 3 1 0 0 0 0 0 0 0 0 0 3 3 0.00 1.000	50 Nick Hagadone, L (6, 1) ERA:	1.0 3 0 0 0 1 0 0 0 0 0 0 5 5 0.00 0.000	61 Colt Hynes, L (7, 1) ERA: 10.8	1.0 W 4 1 0 0 1 0 0 0 0 0 0 6 6 0.00 1.000	<b>PITCHER</b>	IP WLS BF H R ER SO BB IBB HBP BLK WP HR S P ERA WHIP	36 Preston Guilmet, R (8, 1) ERA:	1.0 H 4 1 0 0 0 0 0 0 0 0 0 0 4 5 0.00 1.000	77 Travis Banwart, R (9, 1) ERA:	1.0 S 3 0 0 0 0 0 0 0 0 0 0 0 3 3 0.00 0.000					

Batter	1	2	3	4	5	6	7	8	9	AB	R	H	RBI	BB	SO	LOB	BOTTOM				
24 Michael Bourn, L (1, 8) OBP: 0.200, SLG: 0.200 6 Nyjer Morgan, L (6, 8) OBP: 0.333, SLG: 0.300										3	0	1	0	0	0	0	<b>Seattle Mariners @ Cleveland Indians</b> Goodyear Ballpark, Goodyear, AZ Sun Mar 02 2014, 3:08 PM - 6:06 PM EST Att: 4,199 - Sunny - 64 F				
33 Nick Swisher, S (1, 3) OBP: 0.571, SLG: 0.400 1 David Adams, R (6, 5)											3	1	0	1	0	1					
22 Jason Kipnis, L (1, 4) OBP: 0.429, SLG: 0.690 30 Elliot Johnson, S (6, 4) OBP: 0.333, SLG: 1.333											2	1	1	1	0	0					
41 Carlos Santana, S (1, 5) OBP: 0.200, SLG: 0.200 74 Jesús Aguilar, R (6, 3)											3	0	0	0	0	1					
23 Michael Brantley, L (1, 7) OBP: 0.800, SLG: 0.750 26 Matt Carson, R (6, 7) OBP: 0.167, SLG: 0.167										3	0	3	0	0	0	0					
13 Asdrúbal Cabrera, S (1, 6) OBP: 0.333, SLG: 0.833										2	0	0	0	1	3						
8 Lonnie Chisenhall, L (1, 10) OBP: 0.500, SLG: 0.333 72 Tyler Naquin, L (7, PH) OBP: 0.429, SLG: 0.800 (8, 10)											3	0	1	0	0	3					
10 Yan Gomes, R (1, 2) 12 Matt Treanor, R (6, 2)											1	1	0	0	1	0					
7 David Murphy, L (1, 9) 75 Carlos Moncrief, L (6, 9) OBP: 0.286, SLG: 0.167											2	0	0	0	1	1					
										2	0	0	0	0	1						
<b>Inning Stats</b>	R: 0 E: 0 K: 0 S: 3	H: 0 LOB: 1 BB: 1 P: 8	R: 0 E: 0 K: 1 S: 6	H: 1 LOB: 1 BB: 0 P: 6	R: 0 E: 0 K: 0 S: 3	H: 0 LOB: 0 BB: 0 P: 3	R: 0 E: 0 K: 0 S: 4	H: 1 LOB: 2 BB: 1 P: 8	R: 3 E: 1 K: 1 S: 9	H: 3 LOB: 2 BB: 1 P: 13	R: 0 E: 0 K: 1 S: 6	H: 1 LOB: 1 BB: 0 P: 6	R: 3 E: 0 K: 1 S: 9	H: 3 LOB: 1 BB: 1 P: 15	R: 0 E: 0 K: 1 S: 5	H: 0 LOB: 0 BB: 0 P: 5	1B: 7 2B: 0 3B: 1 HR: 1	SF: 0 SAC: 0 DP: 0 HBP: 0	WP: 1 PB: 0 SB: 1 CS: 0	PA: 38	
<b>PITCHER</b>	IP WLS BF H R ER SO BB IBB HBP BLK WP HR S P ERA WHIP	28 Randy Wolf, L (1, 1) ERA:	2.0 8 0 0 0 0 0 0 0 0 0 0 3 3 0.00 1.000	78 Andrew Caraway, R (3, 1) ERA:	1.0 H 3 0 0 0 0 0 0 0 0 0 0 3 3 0.00 0.000	97 Joe Beimel, L (4, 1) ERA: 4.5	1.0 H 5 1 0 0 0 1 0 0 0 0 0 4 8 0.00 2.000	54 Tom Wilhelmson, R (5, 1) ERA: 10.8	0.2 B 6 2 3 2 1 1 0 0 0 0 0 7 11 27.00 4.500	80 Jonathan Arias, R (5, 1) ERA:	0.1 2 1 0 0 0 0 0 0 0 0 0 2 2 0.00 3.000	<b>PITCHER</b>	IP WLS BF H R ER SO BB IBB HBP BLK WP HR S P ERA WHIP	44 Lucas Luetge, L (6, 1) ERA:	1.0 6 3 3 3 1 1 0 0 0 0 0 1 8 14 40.50 6.000	38 Logan Bawcom, R (7, 1) ERA: 40.5	0.2 L 6 3 3 3 1 1 0 0 0 0 0 0 1 8 14 40.50 6.000	71 Dominic Leone, R (7, 1) ERA:	0.1 1 0 0 0 0 0 0 0 0 0 0 1 1 0.00 0.000	40 Danny Farquhar, R (8, 1) ERA:	1.0 3 0 0 0 1 0 0 0 0 0 0 5 5 0.00 0.000

livebaseballscores.com

AB 33  
R 3  
H 6  
RBI 3  
BB 0  
SO 4  
LOB 9

livebaseballscores.com

AB 34  
R 6  
H 9  
RBI 5  
BB 4  
SO 5  
LOB 16




Batter	1	2	3	4	5	6	7	8	9	AB	R	H	RBI	BB	SO	LOB	TOP										
19 Charlie Blackmon, L OBP: 0.250, SLG: 0.500 16 Tim Wheeler, L OBP: 0.333, SLG: 0.400	G4-3		1B		G6-3			K		3	1	1	0	0	0	1	<b>Colorado Rockies @ Seattle Mariners</b> Peoria Stadium, Peoria, AZ Mon Mar 03 2014, 3:07 PM - 5:58 PM EST Att: 3,527 - Sunny - 71 F										
1 Brandon Barnes, R OBP: 0.571, SLG: 0.571 7 Matt McBride, R OBP: 0.429, SLG: 0.600	G6-4-3		1B		G6-3			K		3	0	2	1	0	0	0											
6 Corey Dickerson, L OBP: 0.500, SLG: 0.700	G6-4-3		1B		G6-3					4	0	2	0	0	0	2											
8 Michael McKenry, R OBP: 0.167, SLG: 0.333 70 Tom Murphy, R OBP: 0.500, SLG: 1.500	P3				F8			L8		2	0	0	0	0	0	0											
36 Ben Paulsen, L OBP: 0.200, SLG: 0.400					F7			L8		4	0	1	0	0	0	2											
67 Kent Matthes, R 50 Dustin Garneau, R (9, PH)	P1				G5-3			G5-3		3	0	0	0	0	0	1											
4 Ryan Wheeler, L 78 Angelys Nina, R	L6				G3-1			G6-4-3		2	0	0	0	0	1	0											
23 Charlie Culberson, R 95 Michael Benjamin, R					F8			G6-4-3		3	0	0	0	0	0	1											
65 Cristhian Adames, S 76 Rosell Herrera, S	G6-3							K		2	0	1	0	0	0	0											
										1	0	0	0	0	1	0											
<b>Inning Stats</b>	R: 0 E: 0 K: 0 S: 7	H: 1 LOB: 0 BB: 0 P: 7	R: 0 E: 0 K: 0 S: 9	H: 1 LOB: 1 BB: 0 P: 12	R: 1 E: 0 K: 0 S: 15	H: 2 LOB: 1 BB: 0 P: 22	R: 0 E: 0 K: 0 S: 6	H: 0 LOB: 0 BB: 0 P: 8	R: 0 E: 0 K: 0 S: 11	H: 1 LOB: 0 BB: 0 P: 18	R: 0 E: 0 K: 0 S: 11	H: 2 LOB: 1 BB: 0 P: 14	R: 0 E: 0 K: 0 S: 5	H: 0 LOB: 0 BB: 1 P: 11	R: 0 E: 0 K: 3 S: 11	H: 0 LOB: 1 BB: 0 P: 15	R: 0 E: 0 K: 0 S: 14	H: 1 LOB: 1 BB: 0 P: 21	1B: 4 2B: 3 3B: 1 HR: 0	SF: 0 SAC: 0 DP: 2 HBP: 0	WP: 0 PB: 0 SB: 1 CS: 0	PA: 33					
<b>PITCHER</b>	IP	WLS	BF	H	R	ER	SO	BB	IBB	HBP	BLK	WP	HR	S	P	ERA	WHIP										
49 Blake Beavan, R ERA: 1.8 52 Ramon E Ramirez, R ERA: 3.0 64 Anthony Fernandez, L ERA: 61 Mark Rogers, R ERA: 83 Zach Miner, R ERA:	3.0		12	4	1	1	0	0	0	0	0	0	0	31	41	3.00	1.333										
30 Bobby LaFromboise, L ERA:	1.0		4	1	0	0	0	0	0	0	0	0	0	17	26	0.00	0.500										

Batter	1	2	3	4	5	6	7	8	9	AB	R	H	RBI	BB	SO	LOB	BOTTOM										
36 Abraham Almonte, S OBP: 0.214, SLG: 0.167 78 Leon Landry, L	K		F9		G1-3		G6-3	G6-3		3	0	0	0	0	1	1	<b>Colorado Rockies @ Seattle Mariners</b> Peoria Stadium, Peoria, AZ Mon Mar 03 2014, 3:07 PM - 5:58 PM EST Att: 3,527 - Sunny - 71 F										
6 Nick Franklin, S OBP: 0.333, SLG: 0.778 82 Tyler Smith, R OBP: 0.500, SLG: 1.500	G4-3		F7		22 1B		81 E	K		3	0	1	1	0	0	0											
22 Robinson Cano, L OBP: 0.600, SLG: 0.556 81 Ketel Marte, S	G4-3		G4-3		17 E		E6	K		3	0	2	1	0	0	0											
17 Justin Smoak, S OBP: 0.625, SLG: 0.833 83 Jeff Zimmerman, L OBP: 0.500, SLG: 0.500	L9				P5		27 BB	K		2	0	0	0	1	1	1											
27 Corey Hart, R OBP: 0.556, SLG: 0.500 69 Ty Kelly, S	K				39 FC3-6		13 2B	F7		1	1	0	0	2	1	0											
78 Jack Reinheimer, R (8, PH)					13 2B					1	0	0	0	0	0	1											
13 Dustin Ackley, L OBP: 0.636, SLG: 1.200 79 Dario Pizzano, L	F7				39 FC3-6		39 G6-3	G4-3		3	0	2	3	0	0	0											
39 Xavier Avery, L OBP: 0.417, SLG: 0.300 97 Jabari Blash, R	BB				1B		G6-3	BB		2	0	0	0	1	0	4											
8 Willie Bloomquist, R OBP: 0.143, SLG: 0.143 79 D.J. Peterson, R	1B				G5-3		P2	F9		3	0	1	0	0	0	4											
35 Humberto Quintero, R OBP: 0.400, SLG: 0.400 76 Mike Dowd, R OBP: 1.000, SLG: 1.000	G4-3						6 2B	82 WP		2	1	1	0	0	0	2											
										2	1	2	0	0	0	0											
<b>Inning Stats</b>	R: 0 E: 0 K: 1 S: 11	H: 1 LOB: 1 BB: 0 P: 14	R: 0 E: 0 K: 1 S: 13	H: 1 LOB: 2 BB: 1 P: 22	R: 0 E: 0 K: 0 S: 8	H: 0 LOB: 0 BB: 0 P: 13	R: 1 E: 0 K: 0 S: 8	H: 1 LOB: 1 BB: 1 P: 18	R: 5 E: 0 K: 0 S: 17	H: 4 LOB: 3 BB: 2 P: 37	R: 2 E: 1 K: 1 S: 14	H: 2 LOB: 1 BB: 0 P: 19	R: 0 E: 0 K: 0 S: 10	H: 1 LOB: 2 BB: 1 P: 17	R: 0 E: 0 K: 2 S: 14	H: 1 LOB: 1 BB: 0 P: 20	R: 0 E: 0 K: 2 S: 14	H: 1 LOB: 1 BB: 0 P: 20	1B: 8 2B: 2 3B: 1 HR: 0	SF: 0 SAC: 0 DP: 0 HBP: 0	WP: 1 PB: 0 SB: 2 CS: 0	PA: 41					
<b>PITCHER</b>	IP	WLS	BF	H	R	ER	SO	BB	IBB	HBP	BLK	WP	HR	S	P	ERA	WHIP										
30 Brett Anderson, L ERA: 59 Wilton Lopez, R ERA: 0 Adam Ottavino, R ERA: 4.5 62 Rob Scallih, R ERA: 27.0 46 Greg Burke, R ERA: 7.71	2.0		3	0	0	0	0	0	0	0	0	0	0	8	13	0.00	0.000										
	1.0	B	5	1	1	1	0	1	0	0	0	0	0	8	18	9.00	2.000										
	0.2	L	8	4	5	5	0	2	0	0	0	0	0	15	32	67.50	9.000										
	1.1		7	2	2	2	1	0	0	0	0	1	0	16	24	13.50	1.500										
55 Jon Gray, R ERA:	2.0		9	2	0	0	2	1	0	0	0	0	0	24	37	0.00	1.500										

AB	32
R	1
H	8
RBI	1
BB	1
SO	3
LOB	10

AB	36
R	8
H	11
RBI	7
BB	5
SO	5
LOB	19





Batter	1	2	3	4	5	6	7	8	9	AB	R	H	RBI	BB	SO	LOB	TOP										
9 Endy Chavez, L (1,8) 99 James Jones, L (6,8) OBP: 0.143, SLG: 0.143 OBP: 0.300, SLG: 0.600	F9		G4-3			G4-3	74 HR		B5	3	0	0	0	0	0	0											
5 Brad Miller, L (1,6) 74 Chris Taylor, R (6,6) OBP: 0.250, SLG: 0.571 OBP: 0.250, SLG: 0.571	BB					HR	HR		G6-3	2	1	1	1	1	1	0											
20 Logan Morrison, L (1,3) 66 Ji Man Choi, L (6, PR) OBP: 0.429, SLG: 0.571 OBP: 0.429, SLG: 0.571	BB					7 FC5	55 BB		G4-3	3	0	1	0	0	2	1											
63 Jesus Montero, R (1,10) 16 Cole Gillespie, R (7, PH) OBP: 0.571, SLG: 0.590 OBP: 0.571, SLG: 0.590	P6					K			G4-3	3	0	0	0	0	1	2											
55 Michael Saunders, L (1,9) 79 Burt Reynolds, R (6, PR) OBP: 0.333, SLG: 0.375 OBP: 1.000, SLG: 2.000		B2-3				7 G6-4-3	7 FC5			2	0	1	0	1	0	0											
7 Stefan Romero, R (1,7) (6,9)						G6-4-3	FC5		F9	4	0	0	0	0	1	5											
75 Nate Tenbrink, L (1,5) 97 Ramon Morla, R (7, PR) OBP: 0.333, SLG: 0.600 OBP: 0.500, SLG: 0.750						3 2B			G6-3	3	1	2	0	0	1	0											
3 Mike Zunino, R (1,2) 2 Jesus Sucre, R (5,2) OBP: 0.333, SLG: 0.600 OBP: 0.500, SLG: 0.750						1B				2	0	1	1	0	1	0											
1 Carlos Triunfel, R (1,4) 72 Gabriel Noriega, R (7, PR) OBP: 0.250, SLG: 0.167 OBP: 0.400, SLG: 0.400	P4					2B			G6-3	2	0	0	0	0	1	1											
<b>Inning Stats</b>	R: 0 E: 0 K: 1 S: 5	H: 0 LOB: 1 BB: 1 P: 10	R: 0 E: 0 K: 2 S: 7	H: 0 LOB: 0 BB: 0 P: 7	R: 0 E: 0 K: 1 S: 5	H: 0 LOB: 0 BB: 0 P: 5	R: 0 E: 0 K: 2 S: 7	H: 0 LOB: 0 BB: 0 P: 7	R: 1 E: 0 K: 1 S: 7	H: 3 LOB: 1 BB: 0 P: 8	R: 1 E: 0 K: 1 S: 8	H: 2 LOB: 2 BB: 1 P: 12	R: 4 E: 0 K: 0 S: 7	H: 4 LOB: 2 BB: 1 P: 14	R: 0 E: 0 K: 1 S: 5	H: 0 LOB: 0 BB: 0 P: 5	R: 0 E: 0 K: 0 S: 3	H: 0 LOB: 0 BB: 0 P: 3	1B: 5 2B: 2 3B: 0 HR: 2	SF: 0 SAC: 0 DP: 1 HBP: 1	WP: 0 PB: 0 SB: 2 CS: 0	PA: 39					
<b>PITCHER</b>	IP	WLS	BF	H	R	ER	SO	BB	IBB	HBP	BLK	WP	HR	S	P	ERA	WHIP										
31 Alfredo Simon, R (1,1) ERA: 3.0	3.0		10	0	0	0	4	1	0	0	0	0	0	17	22	0.00	0.333										
54 Aroldis Chapman, L (4,1) ERA: 3.0	2.0		8	3	1	1	3	0	0	0	0	0	0	14	15	4.50	1.500										
78 Chad Rogers, R (6,1) ERA: 13.5	1.1	L	12	6	5	5	1	1	0	1	0	0	2	13	20	33.75	5.250										
74 Ismael Guillón, L (7,1) ERA: 9.0	1.2		6	0	0	0	1	1	0	0	0	0	0	7	11	0.00	0.600										
84 Drew Hayes, R (9,1) ERA:	1.0		3	0	0	0	0	0	0	0	0	0	0	3	3	0.00	0.000										

Seattle Mariners @ Cincinnati Reds  
Goodyear Ballpark, Goodyear, AZ  
Mon Mar 03 2014, 3:06 PM - 5:53 PM EST  
Att: 2,252 - Sunny - 68 F

AB 35  
R 6  
H 9  
RBI 6  
BB 3  
SO 9  
LOB 12



Batter	1	2	3	4	5	6	7	8	9	AB	R	H	RBI	BB	SO	LOB	BOTTOM										
6 Billy Hamilton, S (1,8) 90 Bryson Smith, R (6,8) OBP: 0.455, SLG: 0.444	G3-1		25 1B	CS	25 SF7		G4-3		K	2	2	1	0	1	0	0											
25 Skyo Schumaker, L (1,7) 77 Yorman Rodriguez, R (6,7) OBP: 0.244, SLG: 0.667 OBP: 0.222, SLG: 0.125	WP		19 1B		SF7		K			2	1	2	1	0	0	0											
19 Joey Volto, L (1,3) 50 Neftali Soto, R (5,3) OBP: 0.200, SLG: 0.200 OBP: 0.583, SLG: 0.917	G4-3		4 E		F9		2B			2	1	1	1	0	0	1											
4 Brandon Phillips, R (1,4) 23 Donald Lutz, L (6,9) OBP: 0.182, SLG: 0.300 OBP: 0.500, SLG: 1.000	G6-3		E3		F9		K			3	1	0	0	0	0	3											
28 Chris Heisey, R (1,9) 76 Argenis Diaz, R (6,4) OBP: 0.273, SLG: 0.636 OBP: 0.143, SLG: 0.286	G1-4-3		E5		P3				E5	3	0	0	0	0	0	1											
29 Brayan Peña, S (1,2) 82 Rossmel Perez, L (6,2) OBP: 0.333, SLG: 0.375 OBP: 0.143, SLG: 0.286	G3-1		G4-3						G3-6-1	2	0	0	0	0	0	1											
2 Zack Cozart, R (1,6) 81 Rey Navarro, S (6,6) OBP: 0.667 OBP: 0.400, SLG: 0.250							L8		G6-3	2	0	1	0	0	1	0											
71 Max Ramirez, R (1,10) 37 Corky Miller, R (7,10) OBP: 0.286, SLG: 0.333 OBP: 0.400, SLG: 0.250							6 CS			2	0	0	0	0	1	1											
7 Ramon Santiago, S (1,5) 27 Chris Nelson, R (6,5) OBP: 0.333, SLG: 0.143 OBP: 0.182, SLG: 0.400	F9						G6-4-3		K	2	0	0	0	0	1	1											
<b>Inning Stats</b>	R: 0 E: 0 K: 0 S: 4	H: 1 LOB: 1 BB: 0 P: 5	R: 0 E: 0 K: 1 S: 5	H: 0 LOB: 0 BB: 0 P: 5	R: 4 E: 2 K: 1 S: 10	H: 3 LOB: 1 BB: 0 P: 10	R: 0 E: 0 K: 1 S: 6	H: 1 LOB: 0 BB: 0 P: 6	R: 1 E: 0 K: 0 S: 4	H: 1 LOB: 1 BB: 1 P: 9	R: 0 E: 0 K: 0 S: 3	H: 1 LOB: 1 BB: 1 P: 7	R: 0 E: 0 K: 2 S: 8	H: 1 LOB: 1 BB: 0 P: 8	R: 0 E: 0 K: 0 S: 3	H: 0 LOB: 0 BB: 0 P: 3	R: 0 E: 0 K: 3 S: 9	H: 0 LOB: 0 BB: 0 P: 9	1B: 4 2B: 4 3B: 0 HR: 0	SF: 1 SAC: 0 DP: 2 HBP: 0	WP: 1 PB: 0 SB: 0 CS: 1	PA: 38					
<b>PITCHER</b>	IP	WLS	BF	H	R	ER	SO	BB	IBB	HBP	BLK	WP	HR	S	P	ERA	WHIP										
50 Erasmo Ramirez, R (1,1) ERA: 1.93	2.2		12	4	3	1	2	0	0	0	0	0	0	9	9	0.00	0.750										
57 Chance Ruffin, R (3,1) ERA:	1.1		6	1	1	0	1	0	0	0	0	0	0	4	9	9.00	2.000										
41 Charlie Furbush, L (5,1) ERA: 4.5	1.0		5	1	1	1	0	1	0	0	0	0	0	11	15	0.00	1.500										
26 Logan Kensing, R (6,1) ERA:	2.0	W	8	2	0	0	2	1	0	0	0	0	0	3	3	0.00	0.000										
31 Yoervis Medina, R (8,1) ERA:	1.0	H	3	0	0	0	0	0	0	0	0	0	0	3	3	0.00	0.000										

Seattle Mariners @ Cincinnati Reds  
Goodyear Ballpark, Goodyear, AZ  
Mon Mar 03 2014, 3:06 PM - 5:53 PM EST  
Att: 2,252 - Sunny - 68 F

AB 34  
R 5  
H 8  
RBI 2  
BB 2  
SO 8  
LOB 13





















Batter	1	2	3	4	5	6	7	8	9	AB R H RBI BB SO LOB	TOP
36 Abraham Almonte, S (1.8) OBP: 0.208, SLG: 0.318 39 Xavier Avery, L (6.7) OBP: 0.350, SLG: 0.235										3 0 1 0 0 0 1 2 0 1 0 0 0 0	<b>Seattle Mariners @ Los Angeles Dodgers</b> Camelback Ranch, Glendale, AZ Sat Mar 08 2014, 9:08 PM - 12:25 AM EST Att: 13,427 - Clear - 78 F <a href="http://livebaseballscorecards.com">livebaseballscorecards.com</a>
15 Kyle Seager, L (1.5) SAFE 84 Patrick Kivlehan, R (7.5)										4 0 1 0 0 0 1 2 1 0 0 0 0 0 1 0	
6 Nick Franklin, S (1.6) 74 Chris Taylor, R (7.6)										4 1 1 0 0 0 3 1 0 0 0 0 0 0	
17 Justin Smoak, S (1.10) OBP: 0.524, SLG: 0.688										2 2 1 2 2 1 2	
63 Jesus Montero, R (1.3) OBP: 0.381, SLG: 0.750										4 2 2 3 0 0 1	
7 Stefan Romero, R (1.7) OBP: 0.182, SLG: 0.545 16 Cole Gillespie, R (6.9) OBP: 0.563, SLG: 0.571										3 2 2 1 0 0 0 0 1 0 0 1 0 0	
99 James Jones, L (1.9) OBP: 0.273, SLG: 0.409										4 0 0 0 0 1 2	
1 Carlos Triunfel, R (1.4) 81 Ketel Marte, S (6.4)										3 0 1 1 0 1 0 1 0 0 1 0 0 0	
35 Humberto Quintero, R (1.2) 96 Tyler Marlette, R (6.2)										2 0 0 0 0 0 1 1 0 0 0 1 1 0	
<b>Inning Stats</b>	R: 0 H: 2 E: 0 LOB: 0 K: 0 BB: 0 S: 3 P: 3	R: 3 H: 2 E: 0 LOB: 0 K: 0 BB: 1 S: 9 P: 15	R: 2 H: 2 E: 0 LOB: 0 K: 0 BB: 0 S: 5 P: 7	R: 1 H: 2 E: 0 LOB: 1 K: 0 BB: 0 S: 5 P: 6	R: 0 H: 0 E: 0 LOB: 0 K: 0 BB: 1 S: 3 P: 7	R: 0 H: 0 E: 0 LOB: 0 K: 1 BB: 0 S: 5 P: 5	R: 0 H: 1 E: 0 LOB: 2 K: 2 BB: 1 S: 8 P: 12	R: 2 H: 1 E: 0 LOB: 0 K: 1 BB: 1 S: 8 P: 14	R: 0 H: 0 E: 0 LOB: 0 K: 1 BB: 0 S: 5 P: 5	1B: 4 SF: 0 2B: 3 SAC: 0 3B: 0 DP: 1 HR: 4 HBP: 0	
<b>PITCHER</b>	IP WLS BF H R ER SO BB IBB HBP BLK WP HR S P ERA WHIP										
61 Josh Beckett, R (1.1) ERA: 9.0	3.0 L 14 6 5 5 0 0 1 0 0 0 0 3 17 25 15.00 2.333										
26 Jamey Wright, R (4.1) ERA: 4.5	2.0 9 2 1 1 0 1 0 0 0 0 1 0 8 13 4.50 1.500										
60 José Domínguez, R (6.1) ERA: 6.23	2.0 8 1 0 0 3 1 0 0 0 0 0 0 13 17 0.00 1.000										
44 Chris Withrow, R (8.1) ERA: 6.23	1.0 5 1 2 1 2 1 0 0 0 0 0 1 8 14 9.00 2.000										
75 Facó Rodríguez, L (9.1) ERA: 6.23	1.0 3 0 0 0 1 0 0 0 0 0 0 0 5 5 0.00 0.000										

Batter	1	2	3	4	5	6	7	8	9	AB R H RBI BB SO LOB	BOTTOM
9 Dee Strange-Gordon, L (1.4) OBP: 0.320, SLG: 0.499 72 Miguel Rojas, R (8.4) OBP: 0.497, SLG: 0.429										4 1 2 0 0 1 1 0 0 0 0 1 0 0	<b>Seattle Mariners @ Los Angeles Dodgers</b> Camelback Ranch, Glendale, AZ Sat Mar 08 2014, 9:08 PM - 12:25 AM EST Att: 13,427 - Clear - 78 F <a href="http://livebaseballscorecards.com">livebaseballscorecards.com</a>
25 Carl Crawford, L (1.7) OBP: 0.333, SLG: 0.077 37 Mike Baxter, L (8.7) OBP: 0.286, SLG: 0.300										3 1 0 0 1 0 3 1 0 0 0 0 1 1	
13 Hanley Ramirez, R (1.6) OBP: 0.217, SLG: 0.286 35 Brendan Harris, R (7.6) OBP: 0.294, SLG: 0.214										3 0 0 0 0 0 3 1 0 0 0 1 0 1	
33 Scott Van Slyke, R (1.9) OBP: 0.286, SLG: 0.333 88 Jon Garcia, R (7.9)										3 1 1 1 0 0 0 0 0 0 0 2 0 0	
73 Clint Robinson, L (1.3) OBP: 0.350, SLG: 0.500 95 Aaron Bates, R (7.3) OBP: 0.333, SLG: 0.667										3 1 1 0 0 0 0 2 0 0 0 0 1 5	
5 Juan Uribe, R (1.5) OBP: 0.273, SLG: 0.429 88 Daniel Mayora, R (7.5)										3 0 0 0 0 0 2 1 0 0 0 0 0 0	
65 Joc Pederson, L (1.8) OBP: 0.400, SLG: 0.688 91 Jacob Scavuzzo, R (7.8)										3 1 2 2 0 0 1 1 0 0 0 0 0 0	
26 Tim Federowicz, R (1.2) OBP: 0.167, SLG: 0.176 31 Drew Butera, R (7.2) OBP: 0.250, SLG: 0.286										3 0 0 0 0 2 1 0 0 0 0 1 0 0	
7 Alex Guerrero, R (1.10) OBP: 0.304, SLG: 0.409										4 0 1 0 0 1 2	
<b>Inning Stats</b>	R: 3 H: 2 E: 2 LOB: 1 K: 0 BB: 1 S: 6 P: 10	R: 0 H: 1 E: 0 LOB: 1 K: 2 BB: 0 S: 8 P: 8	R: 0 H: 0 E: 0 LOB: 0 K: 0 BB: 0 S: 3 P: 3	R: 0 H: 1 E: 0 LOB: 1 K: 1 BB: 0 S: 6 P: 6	R: 0 H: 0 E: 0 LOB: 0 K: 0 BB: 0 S: 3 P: 3	R: 2 H: 2 E: 0 LOB: 0 K: 0 BB: 0 S: 8 P: 11	R: 0 H: 1 E: 0 LOB: 3 K: 2 BB: 2 S: 9 P: 17	R: 0 H: 0 E: 0 LOB: 1 K: 0 BB: 1 S: 3 P: 7	R: 0 H: 0 E: 0 LOB: 2 K: 1 BB: 2 S: 5 P: 14	1B: 5 SF: 0 2B: 2 SAC: 0 3B: 0 DP: 1 HR: 1 HBP: 0	
<b>PITCHER</b>	IP WLS BF H R ER SO BB IBB HBP BLK WP HR S P ERA WHIP										
49 Blake Beavan, R (1.1) ERA: 2.25	3.0 W 14 3 3 3 1 2 0 0 0 0 0 0 9 9 0.00 0.500										
26 Logan Kensing, R (4.1) ERA: 4.91	2.0 H 7 1 0 0 1 0 0 0 0 0 0 0 9 9 0.00 0.500										
Andrew Carraway, R (6.1) ERA: 4.91	1.2 H 9 3 2 2 1 1 0 0 0 0 0 1 14 21 10.80 2.400										
Jonathan Arias, R (7.1) ERA: 4.91	1.1 H 6 0 0 0 1 2 0 0 0 0 0 0 6 14 0.00 1.500										
40 Danny Farquhar, R (9.1) ERA: 5.4	1.0 S 5 0 0 0 1 2 0 0 0 0 2 0 5 14 0.00 2.000										













Batter	1	2	3	4	5	6	7	8	9	AB	R	H	RBI	BB	SO	LOB	TOP					
23 Norichika Aoki, L (1,9) 7 Carlos Peguero, L (6,PH) OBP: 0.313, SLG: 0.286										3	0	1	0	0	0	3	<b>Kansas City Royals @ Seattle Mariners</b> Peoria Stadium, Peoria, AZ Mon Mar 10 2014, 4:06 PM - 6:55 PM EDT Att. 4,983 - Sunny - 73 F					
14 Omar Infante, R (1,4) 9 Johnny Giavotella, R (6,PH) OBP: 0.313, SLG: 0.600										3	1	1	0	0	1	1						
35 Eric Hosmer, L (1,3) 50 Ramon Hernandez, R (PH) OBP: 0.500, SLG: 0.500										3	1	1	0	0	2	2						
16 Billy Butler, R (1,10) 38 Brian Fletcher, R (6,PH) OBP: 0.407, SLG: 0.500										3	2	2	1	0	0	1						
4 Alex Gordon, L (1,7) 64 Jimmy Paredes, S (6,7) OBP: 0.154, SLG: 0.083										3	1	1	2	0	1	2						
13 Salvador Perez, R (1,2) 32 Adam Moore, R (3,PH) OBP: 0.308, SLG: 0.182										1	0	0	0	0	1	1						
8 Mike Moustakas, L (1,5) 19 Danny Valencia, R (6,5) OBP: 0.261, SLG: 0.300										3	0	2	2	0	0	0						
45 Jason Donald, R (1,6) 37 Pedro Ciriaco, R (6,6) OBP: 0.474, SLG: 0.789										2	0	0	0	1	0	1						
1 Jarrod Dyson, L (1,8) 27 Justin Maxwell, R (6,PH) OBP: 0.348, SLG: 0.652										2	1	1	0	0	1	0						
<b>Inning Stats</b>	R: 0 E: 0 K: 0 S: 5	H: 1 LOB: 0 BB: 0 P: 7	R: 1 E: 0 K: 1 S: 11	H: 2 LOB: 1 BB: 0 P: 19	R: 5 E: 0 K: 0 S: 25	H: 5 LOB: 3 BB: 3 P: 50	R: 0 E: 0 K: 2 S: 13	H: 0 LOB: 1 BB: 0 P: 23	R: 0 E: 0 K: 1 S: 6	H: 0 LOB: 0 BB: 0 P: 6	R: 1 E: 0 K: 1 S: 8	H: 1 LOB: 0 BB: 1 P: 13	R: 0 E: 0 K: 1 S: 7	H: 0 LOB: 0 BB: 0 P: 12	R: 0 E: 0 K: 1 S: 8	H: 0 LOB: 0 BB: 0 P: 13		R: 1 E: 1 K: 2 S: 14	H: 1 LOB: 1 BB: 0 P: 25	1B: 6 2B: 2 3B: 2 HR: 0	SF: 1 SAC: 0 DP: 2 HBP: 0	WP: 2 PB: 1 SB: 0 CS: 0
<b>PITCHER</b>	IP WLS BF H R ER SO BB IBB HBP BLK WP HR S P ERA WHIP																					
37 Brandon Maurer, R (1,1) ERA: 9.64	2.2 L 13 6 4 2 0 0 0 0 0 0 0 0 0 0 28 47 13.50 2.250																					
84 Stephen Shackleford, R (4,1) ERA: 10.8	0.1 6 2 2 2 0 3 0 0 0 0 0 0 0 0 13 29 54.00 0.000																					
31 Yoervis Medina, R (6,1) ERA: 4.5	2.0 7 0 0 0 3 0 0 0 0 0 0 0 0 15 25 0.00 1.000																					
52 Ramon E Ramirez, R (8,1) ERA: 6.75	1.0 3 0 0 0 1 0 0 0 0 0 0 0 0 8 13 0.00 0.000																					
30 Bobby LaFromboise, L (9,1) ERA: 3.38	1.0 5 1 1 1 2 0 0 0 0 0 0 0 0 14 25 9.00 1.000																					

Batter	1	2	3	4	5	6	7	8	9	AB	R	H	RBI	BB	SO	LOB	BOTTOM			
36 Abraham Almonte, S (1,8) 78 Leon Landry, L (6,8) OBP: 0.185, SLG: 0.280										3	1	0	0	0	1	1	<b>Kansas City Royals @ Seattle Mariners</b> Peoria Stadium, Peoria, AZ Mon Mar 10 2014, 4:06 PM - 6:55 PM EDT Att. 4,983 - Sunny - 73 F			
15 Kyle Seager, L (1,5) 78 Jack Reinheimer, R (7,5) OBP: 0.348, SLG: 0.304										3	0	0	0	0	1	1				
22 Robinson Cano, L (1,4) 81 Ketel Marte, S (6,PR) OBP: 0.325, SLG: 0.600										3	0	3	0	0	0	0				
17 Justin Smoak, S (1,10) 97 Jaber Blash, R (9,PH) OBP: 0.697, SLG: 0.500										2	1	1	1	0	0	1				
6 Nick Franklin, S (1,6) 74 Chris Taylor, R (6,PR) OBP: 0.214, SLG: 0.462										2	0	0	0	1	1	3				
99 James Jones, L (1,9) OBP: 0.296, SLG: 0.407										4	0	1	1	0	1	2				
39 Xavier Avery, L (1,7) OBP: 0.320, SLG: 0.227										3	0	0	0	0	1	0				
83 Jeff Zimmerman, L (1,3) OBP: 0.200, SLG: 0.200										3	0	0	0	0	1	0				
4 John Buck, R (1,2) 76 Mike Dowd, R (6,2) OBP: 0.500, SLG: 0.667										2	0	1	0	0	0	0				
<b>Inning Stats</b>	R: 1 E: 1 K: 0 S: 12	H: 1 LOB: 1 BB: 0 P: 15	R: 0 E: 0 K: 1 S: 7	H: 0 LOB: 0 BB: 0 P: 10	R: 0 E: 0 K: 1 S: 7	H: 0 LOB: 0 BB: 0 P: 10	R: 1 E: 0 K: 1 S: 8	H: 3 LOB: 0 BB: 0 P: 13	R: 0 E: 0 K: 2 S: 13	H: 1 LOB: 2 BB: 0 P: 18	R: 0 E: 0 K: 1 S: 12	H: 0 LOB: 0 BB: 1 P: 22	R: 0 E: 0 K: 2 S: 11	H: 0 LOB: 0 BB: 0 P: 17	R: 0 E: 0 K: 1 S: 6	H: 0 LOB: 0 BB: 0 P: 8		1B: 4 2B: 2 3B: 0 HR: 0	SF: 1 SAC: 0 DP: 0 HBP: 0	WP: 0 PB: 0 SB: 0 CS: 1
<b>PITCHER</b>	IP WLS BF H R ER SO BB IBB HBP BLK WP HR S P ERA WHIP																			
33 James Shields, R (1,1) ERA: 1.64	4.2 W 18 5 2 1 5 0 0 0 0 0 0 0 0 46 65 1.93 1.071																			
43 Aaron Crow, R (5,1) ERA: 1.0	1.1 6 1 0 0 1 1 0 0 0 0 0 0 0 13 23 0.00 1.500																			
60 Jon Rauch, R (7,1) ERA: 9.0	1.0 3 0 0 0 0 0 0 0 0 0 0 0 5 11 0.00 0.000																			
67 Francisley Bueno, L (8,1) ERA: 3.6	1.0 3 0 0 0 2 0 0 0 0 0 0 0 11 17 0.00 0.000																			
39 P.J. Walters, R (9,1) ERA: 3.6	1.0 3 0 0 0 1 0 0 0 0 0 0 0 6 8 0.00 0.000																			







Batter	1	2	3	4	5	6	7	8	9	AB	R	H	RBI	BB	SO	LOB	TOP																			
99 James Jones, L (1,8) OBP: 0.258, SLG: 0.355 78 Leon Landry, L (7,8) OBP: 0.250, SLG: 0.250	G3		K			P6	G3-1	F7	F9	4	0	0	0	0	1	1																				
74 Chris Taylor, R (1,5) OBP: 0.263, SLG: 0.412	K		17 FC6-4 1B			6 1B 22 S BB	K	F9		4	1	1	0	1	2	4																				
22 Robinson Cano, L (1,4) OBP: 0.432, SLG: 0.598 78 Jack Reinheimer, R (6, PR) OBP: 0.500, SLG: 0.500	17 FC6-4 1B		F7			6 1B 13 BLK BB		63 1B 97 E 1B	82 1B 84 HBP 1B	2	0	1	0	1	0	1																				
17 Justin Smoak, S (1,3) OBP: 0.400, SLG: 0.542 84 Patrick Kivlehann, R (6,3)	FC6-4		FC6-4			F8		FC4	81 SF 1B	3	0	0	0	0	0	4																				
63 Jesus Montero, R (1,10) OBP: 0.345, SLG: 0.593 82 Tyler Smith, R (8, PR) OBP: 0.500, SLG: 0.800		G4-3		K		P4		39 BB 97 E 1B	81 SF 1B	4	0	1	0	0	1	2																				
6 Nick Franklin, S (1,6) OBP: 0.360, SLG: 0.565 81 Ketel Marte, S (6,6)	G6-3			K		13 BLK 1B		K	39 1B 76 SF8	3	0	1	1	0	1	0																				
13 Dustin Ackley, L (1,7) OBP: 0.491, SLG: 0.846 97 Jabari Blash, R (6,9)	7 E 2B			G1-3		P3		E4	K	3	1	1	0	0	0	1																				
7 Stefan Romero, R (1,9) OBP: 0.233, SLG: 0.533 39 Xavier Avery, L (7,7)	E7					G5-3		K	76 HBP 1B	3	0	1	0	0	1	0																				
35 Humberto Quintero, R (1,2) OBP: 0.231, SLG: 0.308 76 Mike Dowd, R (8, PH) OBP: 0.500, SLG: 0.667	G6-3					L5		99 G3-1 2B	SF8	3	0	1	0	0	0	1																				
<b>Inning Stats</b>	R: 0 E: 0 K: 1 S: 6	H: 1 LOB: 1 BB: 0 P: 6	R: 1 E: 1 K: 0 S: 5	H: 2 LOB: 1 BB: 0 P: 5	R: 0 E: 0 K: 1 S: 6	H: 1 LOB: 1 BB: 0 P: 6	R: 0 E: 0 K: 2 S: 7	H: 0 LOB: 0 BB: 0 P: 7	R: 0 E: 0 K: 0 S: 3	H: 0 LOB: 0 BB: 0 P: 3	R: 2 E: 0 K: 0 S: 4	H: 1 LOB: 2 BB: 2 P: 12	R: 0 E: 0 K: 2 S: 8	H: 1 LOB: 1 BB: 0 P: 8	R: 3 E: 2 K: 1 S: 9	H: 2 LOB: 3 BB: 1 P: 14	R: 4 E: 1 K: 1 S: 9	H: 3 LOB: 1 BB: 0 P: 10	1B: 9 2B: 2 3B: 0 HR: 0	SF: 2 SAC: 0 DP: 0 HBP: 2	WP: 0 PB: 0 SB: 1 CS: 0	PA: 46														
<b>PITCHER</b>	IP	WLS	BF	H	R	ER	SO	BB	IBB	HBP	BLK	WP	HR	S	P	ERA	WHIP	<b>PITCHER</b>		IP	WLS	BF	H	R	ER	SO	BB	IBB	HBP	BLK	WP	HR	S	P	ERA	WHIP
33 C.J. Wilson, L (1,1) ERA: 2.45	5.0		19	4	1	0	4	0	0	0	0	0	0	0	27	12	0.00	0.800	64 Clay Rapada, L (9,1) ERA: 10.8		0.1		6	3	4	3	1	0	0	0	0	0	7	8	81.00	9.000
40 Kevin Jepsen, R (6,1)	1.0		6	1	2	2	0	2	0	0	1	0	0	4	2	18.00	3.000	36 Jeremy Berg, R (9,1) ERA:		0.2		2	0	0	0	0	0	0	0	0	2	2	0.00	0.000		
59 Fernando Salas, R (7,1) ERA: 4.5	1.0	H	4	1	0	0	2	0	0	0	0	0	0	8	8	0.00	1.000																			
63 Nick Maronde, L (8,1) ERA: 2.7	0.1	L	6	2	3	0	1	1	0	0	0	0	0	7	11	0.00	9.000																			
39 Yostan Herrera, R (8,1) ERA:	0.2		3	0	0	0	0	0	0	1	0	0	0	2	3	0.00	0.000																			

Seattle Mariners @ Los Angeles Angels  
 Tempe Diablo Stadium, Tempe, AZ  
 Tue Mar 11 2014, 4:10 PM - 7:36 PM EDT  
 Att: 6,280 - Sunny - 75 F

AB	39
R	10
H	11
RBI	7
BB	3
SO	8
LOB	26



Batter	1	2	3	4	5	6	7	8	9	AB	R	H	RBI	BB	SO	LOB	BOTTOM																			
3 JB Shuck, L (1,7) OBP: 0.231, SLG: 0.261 85 Shawn O'Malley, S (7,7) OBP: 0.286, SLG: 0.167 44 Ian Stewart, L (8, PH) OBP: 0.300, SLG: 0.278 57 Andy Workman, R (9,7) OBP: 1.000, SLG: 2.000	F8	G3	P5					G6-3		3	0	0	0	1	0	2																				
27 Mike Trout, R (1,8) OBP: 0.429, SLG: 0.700 0 Collin Cowgill, R (6,8) OBP: 0.308, SLG: 0.583	F9	5 2B 2B		F9		P2			K	3	1	1	1	0	0	0																				
5 Albert Pujols, R (1,3) OBP: 0.292, SLG: 0.238 12 Tommy Field, R (6,6) OBP: 0.583, SLG: 0.636	47 HBP 6 HBP HBP	2B		F7		K			48 E 41 1B 48 DI 1B	2	0	1	1	0	0	0																				
6 David Freese, R (1,10) OBP: 0.278, SLG: 0.071 48 Chad Tracy, L (9, PH) OBP: 0.176, SLG: 0.176	47 HBP HBP	F9		F8				G6-3	E6	3	0	0	0	0	0	1																				
47 Howie Kendrick, R (1,4) OBP: 0.550, SLG: 0.471 7 Andrew Romine, S (6,4) OBP: 0.361, SLG: 0.471	1-2 2-3 HBP		2 WP 2 SH1-3 FC4			2 BB BB		G5-3	K	1	1	1	0	1	0	0																				
16 Hank Conger, L (1,2) OBP: 0.198, SLG: 0.111 41 Luis Martinez, R (8,2) OBP: 0.200, SLG: 0.200	F8		SH1-3			F9		G5-3		3	0	0	0	0	0	4																				
2 Erick Aybar, S (1,6) OBP: 0.133 77 Carlos Pena, L (6,3) OBP: 0.250, SLG: 0.222		E5	FC4			10 F8-6-3 BB			K	2	2	0	1	1	0	0																				
10 Grant Green, R (1,5) OBP: 0.360, SLG: 0.560		G4-3	F9			F8-6-3		G6-3		4	0	0	0	0	0	4																				
87 Matt Long, L (1,9) OBP: 0.560, SLG: 0.792		3 G3 27 2B 1B				F7				4	1	3	2	0	0	0																				
<b>Inning Stats</b>	R: 0 E: 0 K: 0 S: 3	H: 0 LOB: 3 BB: 0 P: 6	R: 3 E: 1 K: 0 S: 7	H: 3 LOB: 1 BB: 0 P: 7	R: 2 E: 0 K: 0 S: 6	H: 2 LOB: 1 BB: 0 P: 7	R: 0 E: 0 K: 0 S: 3	H: 0 LOB: 0 BB: 0 P: 3	R: 0 E: 0 K: 1 S: 5	H: 0 LOB: 1 BB: 1 P: 9	R: 0 E: 0 K: 0 S: 3	H: 0 LOB: 0 BB: 0 P: 3	R: 0 E: 0 K: 1 S: 6	H: 1 LOB: 1 BB: 0 P: 6	R: 1 E: 1 K: 2 S: 10	H: 2 LOB: 2 BB: 0 P: 11	1B: 5 2B: 4 3B: 0 HR: 0	SF: 0 SAC: 1 DP: 1 HBP: 3	WP: 1 PB: 0 SB: 0 CS: 0	PA: 43																
<b>PITCHER</b>	IP	WLS	BF	H	R	ER	SO	BB	IBB	HBP	BLK	WP	HR	S	P	ERA	WHIP	<b>PITCHER</b>		IP	WLS	BF	H	R	ER	SO	BB	IBB	HBP	BLK	WP	HR	S	P	ERA	WHIP
58 Scott Baker, R (1,1) ERA: 3.38	3.0		19	5	5	2	0	0	0	0	0	0	0	16	20	6.00	1.667	PITCHER																		
84 Emilio Pagán, R (4,1)	1.0		3	0	0	0	0	0	0	0	0	0	0	3	3	0.00	0.000																			
81 Roenis Elias, L (5,1) ERA: 1.23	3.0	W	11	0	0	0	1	3	0	0	0	0	0	10	22	0.00	1.000																			
Jonathan Arias, R (8,1) ERA:	1.0	H	4	1	0	0	1	0	0	0	0	0	0	6	6	0.00	1.000																			
40 Danny Farquhar, R (9,1) ERA: 4.15	1.0		6	2	1	0	2	0	0	0	0	0	0	10	11	0.00	2.000																			

Seattle Mariners @ Los Angeles Angels  
 Tempe Diablo Stadium, Tempe, AZ  
 Tue Mar 11 2014, 4:10 PM - 7:36 PM EDT  
 Att: 6,280 - Sunny - 75 F

AB	36
R	6
H	8
RBI	6
BB	3
SO	4
LOB	19









Batter	1	2	3	4	5	6	7	8	9	AB	R	H	RBI	BB	SO	LOB	TOP				
9 Endy Chavez, L (1,8) OBP: 0.273, SLG: 0.238 99 James Jones, L (6,FR) OBP: 0.265, SLG: 0.353	4-0 FC3 BB	0-0 FC4-6 1B	0-0 FC3-6 1B	0-0 FC6-4 1B	0-0 FC3-6 1B	0-0 L3-6 1B	0-0 L6 1B	0-0 FC3-6 1B	0-0 FC3-6 1B	3	2	1	1	1	0	3					
8 Willie Bloomquist, R (1,5) OBP: 0.296, SLG: 0.333 69 Ty Kelly, S (6,5)	1-0 F9 1B	0-0 FC6-4 1B	0-0 FC6-4 1B	0-0 L3-6 1B	0-0 L3-6 1B	0-0 L3-6 1B	0-0 L3-6 1B	0-0 FC3-6 1B	0-0 FC3-6 1B	4	0	1	1	0	0	4					
22 Robinson Cano, L (1,4) OBP: 0.454, SLG: 0.696 78 Jack Reinheimer, R (7,FR) OBP: 0.600, SLG: 0.600	0-0 G3 1B	0-0 FC6-4 1B	0-0 FC6-4 1B	0-0 G6-3 1B	0-0 G6-3 1B	0-0 G6-3 1B	0-0 L7 1B	0-0 FC6-4 1B	0-0 FC6-4 1B	4	0	2	2	0	0	0					
17 Justin Smoak, S (1,10) OBP: 0.351, SLG: 0.484 84 Patrick Kivlehan, R (9,PH) (9,10)	0-0 FC6-4 2B	0-0 G4-3 1B	0-0 G4-3 1B	0-0 K 1B	0-0 K 1B	0-0 K 1B	0-0 L7 1B	0-0 FC6-4 1B	0-0 FC6-4 1B	4	0	1	0	0	1	3					
20 Logan Morrison, L (1,3) OBP: 0.368, SLG: 0.455 63 Jesus Montero, R (7,3) OBP: 0.355, SLG: 0.621	0-3 K 1B	0-0 FC6-4 1B	0-0 FC6-4 1B	0-0 G4-6-3 1B	0-0 HR 1B	0-0 HR 1B	0-0 G6-4-3 1B	0-0 G6-4-3 1B	0-0 G6-4-3 1B	4	1	2	1	0	1	2					
6 Nick Franklin, S (1,6) OBP: 0.345, SLG: 0.500 74 Chris Taylor, R (8,6) OBP: 0.238, SLG: 0.368	4-0 13 1B BB	0-0 FC6-4 1B	0-0 FC6-4 1B	0-0 G4-6-3 1B	0-0 G3-1 1B	0-0 G3-1 1B	0-0 K 1B	0-0 K 1B	0-0 K 1B	3	1	0	0	1	1	1					
13 Dustin Ackley, L (1,7) OBP: 0.345, SLG: 0.240 39 Xavier Avery, L (7,7) OBP: 0.345, SLG: 0.240	0-0 FC6-4 1B	0-0 FC6-4 1B	0-0 FC6-4 1B	0-0 F8 1B	0-0 F8 1B	0-0 F8 1B	0-0 E1 1B	0-0 G4-3 1B	0-0 G4-3 1B	3	2	1	0	0	0	0					
55 Michael Saunders, L (1,9) OBP: 0.393, SLG: 0.542 16 Cole Gillespie, R (7,9) OBP: 0.556, SLG: 0.688	0-0 FC6-4 1B	0-0 FC6-4 1B	0-0 FC6-4 1B	0-0 L7 1B	0-0 L7 1B	0-0 L7 1B	0-0 G1-3 1B	0-0 G6-3 1B	0-0 G6-3 1B	3	0	1	1	0	0	1					
3 Mike Zunino, R (1,2) OBP: 0.375, SLG: 0.500 35 Humberto Quintero, R (6,2) OBP: 0.255, SLG: 0.357	0-0 F4 1B	0-0 F4 1B	0-0 F4 1B	0-0 FC3-6 1B	0-0 FC3-6 1B	0-0 FC3-6 1B	0-0 L3-6 1B	0-0 FC3-6 1B	0-0 FC3-6 1B	2	0	1	0	1	0	2					
<b>Inning Stats</b>	R: 1 E: 0 K: 1 S: 6	H: 1 LOB: 1 BB: 1 P: 11	R: 3 E: 0 K: 0 S: 7	H: 4 LOB: 2 BB: 1 P: 11	R: 0 E: 0 K: 0 S: 3	H: 1 LOB: 1 BB: 0 P: 3	R: 0 E: 0 K: 0 S: 4	H: 1 LOB: 1 BB: 0 P: 4	R: 1 E: 0 K: 1 S: 6	H: 1 LOB: 0 BB: 0 P: 6	R: 0 E: 0 K: 0 S: 3	H: 1 LOB: 1 BB: 0 P: 3	R: 0 E: 0 K: 1 S: 5	H: 0 LOB: 0 BB: 0 P: 5	R: 0 E: 0 K: 0 S: 5	H: 2 LOB: 2 BB: 0 P: 5	1B: 10 2B: 2 3B: 0 HR: 1	SF: 0 SAC: 0 DP: 3 HBP: 0	WP: 0 PB: 0 SB: 0 CS: 0	PA: 40	
<b>PITCHER</b>	IP WLS BF H R ER SO BB IBB HBP BLK WP HR S P ERA WHIP	2.0 L 13 5 4 4 1 2 0 0 0 0 0 0 13 22 18.00 3.500	3.0 L 11 3 1 1 1 0 0 0 0 0 0 1 13 3.00 1.000	1.0 L 5 1 1 0 0 0 0 0 0 0 0 4 8 0.00 2.000	1.0 L 3 1 0 0 0 0 0 0 0 0 0 0 3 3 0.00 1.000	1.0 L 3 0 0 0 1 0 0 0 0 0 0 5 5 0.00 0.000	<b>PITCHER</b>	IP WLS BF H R ER SO BB IBB HBP BLK WP HR S P ERA WHIP	1.0 L 5 2 0 0 0 0 0 0 0 0 0 0 5 5 0.00 2.000	0.00 2.000											

Seattle Mariners @ Arizona Diamondbacks  
Salt River Fields at Talking Stick, Scottsdale, AZ  
Thu Mar 13 2014, 4:11 PM - 7:01 PM EDT  
Att: 12,611 - Cloudy - 76 F

AB	37
R	6
H	12
RBI	6
BB	3
SO	3
LOB	20



Batter	1	2	3	4	5	6	7	8	9	AB	R	H	RBI	BB	SO	LOB	BOTTOM			
8 Gerardo Parra, L (1,9) OBP: 0.405, SLG: 0.367 49 Shelley Duncan, R (7,7) OBP: 0.308, SLG: 0.318	0-0 G3 1B	0-0 K 1B	0-3 K 1B	0-0 F8 1B	0-0 F8 1B	0-0 F8 1B	0-0 FC5-4 1B	0-0 G5-3 1B	0-0 G5-3 1B	3	0	0	0	0	1	1				
2 Aaron Hill, R (1,10) OBP: 0.361, SLG: 0.485 34 Rudy Flores, L (8,PH) OBP: 0.429, SLG: 0.857	0-3 K 1B	0-0 K 1B	0-0 K 1B	0-0 F9 1B	0-0 F9 1B	0-0 F9 1B	0-0 FC6-3 2B	0-0 G6-3 1B	0-0 G6-3 1B	3	0	1	0	0	1	1				
44 Paul Goldschmidt, R (1,3) OBP: 0.290, SLG: 0.229 7 David Peralta, L (7,9) OBP: 0.500, SLG: 0.333	0-0 FC6-4 1B	0-0 FC6-4 1B	0-2 K 1B	0-0 K 1B	0-0 K 1B	0-0 K 1B	0-0 G5-3 1B	0-0 G6-3 1B	0-0 G6-3 1B	3	0	1	0	0	1	1				
12 Eric Chavez, L (1,5) OBP: 0.200, SLG: 0.333 76 Andy Marte, R (7,5) OBP: 0.333, SLG: 0.550	0-0 F9 1B	0-0 F9 1B	0-0 F9 1B	0-0 FC5-3 2B	0-0 FC5-3 2B	0-0 FC5-3 2B	0-0 K 1B	0-0 G6-3 1B	0-0 G6-3 1B	3	1	1	0	0	1	1				
15 Mark Trumbo, R (1,7) OBP: 0.344, SLG: 0.517 Nick Ahmed, R (7,4) OBP: 0.182, SLG: 0.200	0-0 K 1B	0-0 K 1B	0-0 K 1B	0-0 F9 1B	0-0 F9 1B	0-0 F9 1B	0-0 K 1B	0-0 G6-3 1B	0-0 G6-3 1B	3	0	0	0	0	2	1				
11 AJ Pollock, R (1,8) OBP: 0.459, SLG: 0.788 19 Tony Campana, L (7,8) OBP: 0.286, SLG: 0.194	0-0 FC6-4 2B	0-0 FC6-4 2B	0-0 FC6-4 2B	0-0 G5-3 1B	0-0 G5-3 1B	0-0 G5-3 1B	0-0 L7 1B	0-0 G3 1B	0-0 G3 1B	2	0	1	1	0	0	0				
1 Didi Gregorius, L (1,6) OBP: 0.251, SLG: 0.300 16 Chris Owings, R (7,6) OBP: 0.350, SLG: 0.405	0-0 P5 1B	0-0 P5 1B	0-0 P5 1B	0-0 G4-3 1B	0-0 G4-3 1B	0-0 G4-3 1B	0-0 FC6-3 BB	0-0 FC6-3 3B	0-0 FC6-3 3B	2	0	0	0	0	0	1				
9 Tuffy Gosewisch, R (1,2) OBP: 0.308, SLG: 0.462	0-0 L3 1B	0-0 L3 1B	0-0 L3 1B	0-0 FC3-6 1B	0-0 FC3-6 1B	0-0 FC3-6 1B	0-0 FC5-4 1B	0-0 G6-3 1B	0-0 G6-3 1B	4	0	2	1	0	0	1				
4 Cliff Pennington, S (1,4) OBP: 0.303, SLG: 0.367 21 Mike Jacobs, L (7,3) OBP: 0.179, SLG: 0.192	0-0 F9 1B	0-0 F9 1B	0-0 F9 1B	0-0 FC3-6 1B	0-0 FC3-6 1B	0-0 FC3-6 1B	0-0 F6 1B	0-0 G3 1B	0-0 G3 1B	2	0	0	0	0	0	1				
<b>Inning Stats</b>	R: 0 E: 0 K: 1 S: 6	H: 1 LOB: 0 BB: 0 P: 6	R: 0 E: 0 K: 1 S: 6	H: 1 LOB: 0 BB: 0 P: 6	R: 0 E: 0 K: 2 S: 8	H: 1 LOB: 1 BB: 0 P: 8	R: 1 E: 0 K: 0 S: 4	H: 1 LOB: 0 BB: 0 P: 4	R: 0 E: 0 K: 2 S: 7	H: 0 LOB: 0 BB: 0 P: 7	R: 0 E: 0 K: 0 S: 4	H: 1 LOB: 2 BB: 1 P: 8	R: 0 E: 0 K: 0 S: 5	H: 2 LOB: 1 BB: 0 P: 5	R: 1 E: 0 K: 0 S: 4	H: 1 LOB: 0 BB: 0 P: 4	1B: 5 2B: 3 3B: 1 HR: 0	SF: 0 SAC: 0 DP: 0 HBP: 0	WP: 0 PB: 0 SB: 0 CS: 0	PA: 37
<b>PITCHER</b>	IP WLS BF H R ER SO BB IBB HBP BLK WP HR S P ERA WHIP	4.2 W 19 5 1 1 4 1 0 0 0 0 0 0 12 16 0.00 0.857	2.1 L 9 1 0 0 2 1 0 0 0 0 0 0 5 5 9.00 2.000	1.5 L 5 2 1 1 0 0 0 0 0 0 0 0 4 4 9.00 1.000	1.0 L 4 1 1 1 0 0 0 0 0 0 0 0 4 4 9.00 1.000	<b>PITCHER</b>	IP WLS BF H R ER SO BB IBB HBP BLK WP HR S P ERA WHIP	1.0 L 5 2 0 0 0 0 0 0 0 0 0 0 5 5 0.00 2.000	0.00 2.000											

Seattle Mariners @ Arizona Diamondbacks  
Salt River Fields at Talking Stick, Scottsdale, AZ  
Thu Mar 13 2014, 4:11 PM - 7:01 PM EDT  
Att: 12,611 - Cloudy - 76 F

AB	36
R	3
H	9
RBI	3
BB	1
SO	6
LOB	14





Batter	1	2	3	4	5	6	7	8	9	10	AB	R	H	RBI	BB	SO	LOB	
36 Abraham Almonte, S (1.8) OBP: 0.189, SLG: 0.242 78 Leon Landry, L (8.8) OBP: 0.222, SLG: 0.222	G6-3		SF8		P6			K		F7	3	0	0	1	0	1	2	
15 Kyle Seager, L (1.5) OBP: 0.313, SLG: 0.290 69 Ty Kelly, S (6.5) OBP: 0.333, SLG: 0.214	G4-3		K				F9	G6-3 7 7 S BB		CS	3	0	0	0	0	1	0	
7 Stefan Romero, R (1.9) OBP: 0.278, SLG: 0.600 79 Dario Pizzano, L (8.7)	HR			G4-3			K	G6-3			4	1	1	1	0	1	1	
27 Corey Hart, R (1.3) OBP: 0.240, SLG: 0.143 83 Jeff Zimmerman, L (6.3) OBP: 0.167, SLG: 0.167	G6-3			K			F8	G5-3			3	0	0	0	0	1	0	
16 Cole Gillespie, R (1.10) OBP: 0.455, SLG: 0.550		G6-3			P4			K		K	4	0	0	0	0	2	0	
13 Dustin Ackley, L (1.7) OBP: 0.472, SLG: 0.735 97 Jabari Blash, R (7.7) OBP: 0.429, SLG: 0.200	G4-3							G4-3		K	3	0	1	0	0	0	0	
4 John Buck, R (1.2) OBP: 0.316, SLG: 0.353 35 Humberto Quintero, R (5.2) OBP: 0.313, SLG: 0.375	K									G6-3	2	0	1	0	0	1	0	
5 Brad Miller, L (1.6) OBP: 0.484, SLG: 0.889 74 Chris Taylor, R (7.6) OBP: 0.227, SLG: 0.350											2	1	2	0	1	0	0	
78 Jack Reinheimer, R (1.4) OBP: 0.444, SLG: 0.444											1	0	0	0	0	0	0	
<b>Inning Stats</b>	R: 1 E: 0 K: 0 S: 5	H: 1 LOB: 0 BB: 0 P: 6	R: 0 E: 0 K: 1 S: 5	H: 0 LOB: 0 BB: 0 P: 5	R: 1 E: 0 K: 2 S: 8	H: 1 LOB: 0 BB: 0 P: 8	R: 0 E: 0 K: 1 S: 5	H: 0 LOB: 0 BB: 0 P: 5	R: 0 E: 0 K: 1 S: 7	H: 2 LOB: 2 BB: 0 P: 7	R: 0 E: 0 K: 2 S: 3	H: 0 LOB: 0 BB: 0 P: 4	R: 0 E: 0 K: 0 S: 3	H: 1 LOB: 0 BB: 0 P: 4	1B: 5 2B: 0 3B: 1 HR: 1	SF: 1 SAC: 0 DP: 1 HBP: 0	WP: 0 PA: 38	
<b>PITCHER</b>	IP	WLS	BF	H	R	ER	SO	BB	IBB	HBP	BLK	WP	HR	S	P	ERA	WHIP	
56 Franklin Morales, L (1.1) ERA: 3.97	4.0		14	2	2	2	4	0	0	0	0	0	0	1	23	24	4.50	0.500
32 LaTroy Hawkins, R (5.1) ERA: 4.5	1.0		5	2	0	0	0	1	0	0	0	0	0	4	8	0.00	3.000	
49 Rex Brothers, L (8.1) ERA:	1.0		3	0	0	0	1	0	0	0	0	0	0	5	5	0.00	0.000	
59 Wilton Lopez, R (7.1) ERA: 2.7	1.0		5	2	0	0	1	0	0	0	0	0	0	7	7	0.00	2.000	
61 Brooks Brown, R (8.1) ERA: 5.4	1.0		4	0	0	0	1	1	0	0	0	0	0	5	10	0.00	1.000	


**TOP**

**Seattle Mariners @ Colorado Rockies**  
Salt River Fields at Talking Stick, Scottsdale, AZ

Fri Mar 14 2014, 9:44 PM - 12:40 AM EDT  
Att: 12,063 - Partly Cloudy - 72 F

livebaseballscorecards.com

AB 34  
R 2  
H 7  
RBI 2  
BB 2  
SO 9  
LOB 11



WP: 0 PA: 38  
PB: 0  
SB: 1  
CS: 1

Batter	1	2	3	4	5	6	7	8	9	10	AB	R	H	RBI	BB	SO	LOB				
19 Charlie Blackmon, L (1.9) OBP: 0.226, SLG: 0.345	K										4	0	0	1	0	1	1				
1 Brandon Barnes, R (1.8) OBP: 0.417, SLG: 0.441	G6-3										5	0	1	0	0	1	1				
4 Ryan Wheeler, L (1.5) OBP: 0.406, SLG: 0.600	K										4	0	1	0	1	2	3				
3 Michael Cuddyer, R (1.3) OBP: 0.269, SLG: 0.217 Kyle Parker, R (8.3) OBP: 0.296, SLG: 0.500											3	1	2	0	0	0	1				
26 Jason Pridie, L (1.7) OBP: 0.367, SLG: 0.385 16 Tim Wheeler, L (8.7) OBP: 0.429, SLG: 0.565											2	0	1	0	0	1	2				
58 Jordan Pacheco, R (1.2) OBP: 0.444, SLG: 0.286 50 Dustin Garneau, R (7.2) OBP: 0.250, SLG: 0.214											3	0	0	0	0	0	2				
Kent Matthes, R (1.10) OBP: 0.333, SLG: 0.500											1	0	0	0	0	0	0				
23 Charlie Culberson, R (1.6) OBP: 0.313, SLG: 0.484 Cristian Adames, S (8.6) OBP: 0.280, SLG: 0.217											2	0	0	0	0	0	1				
9 DJ LeMahieu, R (1.4) OBP: 0.379, SLG: 0.320 80 Jose Rivera, R (9.4)											3	0	2	0	0	0	0				
<b>Inning Stats</b>	R: 0 E: 0 K: 2 S: 7	H: 0 LOB: 0 BB: 7	R: 1 E: 1 K: 0 S: 4	H: 1 LOB: 1 BB: 1 P: 8	R: 0 E: 0 K: 0 S: 3	H: 0 LOB: 0 BB: 0 P: 3	R: 0 E: 0 K: 0 S: 3	H: 1 LOB: 0 BB: 0 P: 3	R: 0 E: 0 K: 2 S: 8	H: 1 LOB: 1 BB: 0 P: 8	R: 0 E: 0 K: 0 S: 4	H: 1 LOB: 1 BB: 0 P: 4	R: 1 E: 0 K: 1 S: 7	H: 2 LOB: 2 BB: 1 P: 11	R: 0 E: 0 K: 0 S: 4	H: 1 LOB: 2 BB: 1 P: 9	R: 0 E: 0 K: 1 S: 6	H: 1 LOB: 3 BB: 1 P: 11	1B: 6 2B: 2 3B: 0 HR: 0	SF: 1 SAC: 0 DP: 1 HBP: 2	WP: 0 PA: 42 PB: 0 SB: 0 CS: 1
<b>PITCHER</b>	IP	WLS	BF	H	R	ER	SO	BB	IBB	HBP	BLK	WP	HR	S	P	ERA	WHIP				
34 Félix Hernández, R (1.1) ERA: 4.32	4.0		14	2	1	1	2	1	0	0	0	0	0	17	21	0.00	0.750				
50 Erasmo Ramirez, R (5.1) ERA: 1.42	4.0	B	17	4	1	1	3	1	0	0	0	0	0	22	26	2.25	1.250				
73 Carson Smith, R (9.1) ERA:	1.0		5	1	0	0	0	1	0	1	0	0	0	4	9	0.00	2.000				
71 Dominic Leone, R (10.1) ERA:	1.0		6	1	0	0	1	1	0	1	0	0	0	6	11	0.00	2.000				


**BOTTOM**

**Seattle Mariners @ Colorado Rockies**  
Salt River Fields at Talking Stick, Scottsdale, AZ

Fri Mar 14 2014, 9:44 PM - 12:40 AM EDT  
Att: 12,063 - Partly Cloudy - 72 F

livebaseballscorecards.com

AB 35  
R 2  
H 8  
RBI 1  
BB 4  
SO 6  
LOB 19



WP: 0 PA: 42  
PB: 0  
SB: 0  
CS: 1







Batter	1	2	3	4	5	6	7	8	9	AB	R	H	RBI	BB	SO	LOB	TOP										
36 Abraham Almonte, S (1, 8) OBP: 0.233, SLG: 0.385	G3	G4-3		B3-4					P6	3	0	1	0	0	0	0	<b>Seattle Mariners @ Los Angeles Angels</b> Tempe Diablo Stadium, Tempe, AZ Sun Mar 16 2014, 4:12 PM - 7:02 PM EDT Att: 9,628 - Sunny - 80 F <a href="http://livebaseballscorecards.com">livebaseballscorecards.com</a>										
9 Endy Chavez, L (5, 8) OBP: 0.269, SLG: 0.280										2	0	1	1	0	0												
15 Kyle Seager, L (1, 5) OBP: 0.275, SLG: 0.222										4	1	1	0	0	2												
97 Ramon Moria, R (6, 5)										1	0	0	0	0	1												
27 Corey Hart, R (1, 10) OBP: 0.142, SLG: 0.143										4	0	0	0	0	2												
79 Dario Pizzano, L (9, PH) (9, 10)										1	0	0	0	0	1												
17 Justin Smoak, S (1, 3) OBP: 0.386, SLG: 0.486										2	1	1	0	1	0												
20 Logan Morrison, L (5, 3) OBP: 0.357, SLG: 0.432										1	0	0	0	0	0												
55 Michael Saunders, L (1, 9) OBP: 0.412, SLG: 0.533										3	0	2	1	0	0												
16 Cole Gillespie, R (6, 9) OBP: 0.440, SLG: 0.522										1	0	0	0	0	0												
13 Dustin Ackley, L (1, 7) OBP: 0.482, SLG: 0.703										3	0	1	1	0	1												
99 Jordy Lara, R (6, 7)										1	1	0	0	0	0												
3 Mike Zunino, R (1, 2) OBP: 0.400, SLG: 0.435										1	1	0	0	2	1												
35 Humberto Quintero, R (6, 2) OBP: 0.294, SLG: 0.353										1	0	0	0	0	0												
5 Brad Miller, L (1, 6) OBP: 0.441, SLG: 0.800										3	0	0	0	0	2												
82 Tyler Smith, R (6, 6) OBP: 0.500, SLG: 1.143										1	1	1	1	0	0												
8 Willie Bloomquist, R (1, 4) OBP: 0.242, SLG: 0.281										2	0	0	1	0	1												
81 Kelet Marte, S (6, 4) OBP: 0.313, SLG: 0.231										1	0	0	0	0	0												
<b>Inning Stats</b>	R: 2 E: 0 K: 2 S: 11	H: 4 LOB: 3 BB: 1 P: 15	R: 0 E: 0 K: 0 S: 4	H: 1 LOB: 1 BB: 0 P: 4	R: 0 E: 0 K: 2 S: 8	H: 1 LOB: 0 BB: 1 P: 12	R: 0 E: 0 K: 2 S: 7	H: 0 LOB: 0 BB: 0 P: 7	R: 0 E: 0 K: 1 S: 5	H: 0 LOB: 0 BB: 0 P: 5	R: 2 E: 1 K: 2 S: 9	H: 1 LOB: 1 BB: 1 P: 14	R: 0 E: 0 K: 0 S: 3	H: 0 LOB: 0 BB: 0 P: 3	R: 1 E: 0 K: 0 S: 4	H: 1 LOB: 0 BB: 0 P: 5	R: 0 E: 0 K: 2 S: 7	H: 0 LOB: 0 BB: 0 P: 7	1B: 5 2B: 2 3B: 0 HR: 1	SF: 1 SAC: 0 DP: 0 HBP: 0	WP: 1 PB: 0 SB: 0 CS: 0	PA: 39					
<b>PITCHER</b>	IP	WLS	BF	H	R	ER	SO	BB	IBB	HBP	BLK	WP	HR	S	P	ERA	WHIP										
33 C.J. Wilson, L (1, 1) ERA: 2.81	5.0	L	25	6	4	2	7	3	0	0	0	0	0	36	48	3.60	1.800										
46 Cory Rasmus, R (6, 1) ERA:	2.0		7	1	0	0	2	0	0	0	0	1	0	11	12	0.00	0.500										
59 Fernando Salas, R (8, 1) ERA: 3.0	1.0		4	1	1	1	0	0	0	0	0	0	1	4	5	9.00	1.000										
58 Michael Kohn, R (9, 1) ERA: 4.76	1.0		3	0	0	0	2	0	0	0	0	0	0	7	7	0.00	0.000										

Batter	1	2	3	4	5	6	7	8	9	AB	R	H	RBI	BB	SO	LOB	BOTTOM										
56 Kole Calhoun, L (1, 9) OBP: 0.395, SLG: 0.314										2	1	1	0	1	1	0	<b>Seattle Mariners @ Los Angeles Angels</b> Tempe Diablo Stadium, Tempe, AZ Sun Mar 16 2014, 4:12 PM - 7:02 PM EDT Att: 9,628 - Sunny - 80 F <a href="http://livebaseballscorecards.com">livebaseballscorecards.com</a>										
13 Luis Jimenez, R (8, PH) (9, 3)										1	0	0	0	0	0												
27 Mike Trout, R (1, 8) OBP: 0.429, SLG: 0.727										3	0	0	0	0	2												
8 Yorvit Torrealba, R (7, 2) OBP: 0.200, SLG: 0.200										1	0	1	0	0	0												
5 Albert Pujols, R (1, 3) OBP: 0.351, SLG: 0.323										2	0	0	0	0	0												
48 Chad Tracy, L (6, 7) OBP: 0.240, SLG: 0.320										2	0	0	0	0	2												
6 David Freese, R (1, 5) OBP: 0.375, SLG: 0.231										2	0	1	1	1	0												
87 Matt Long, L (6, PR) OBP: 0.497, SLG: 0.722										0	1	0	0	1	0												
47 Howie Kendrick, R (1, 4) OBP: 0.424, SLG: 0.483										3	0	0	0	0	2												
10 Grant Green, R (7, 4) OBP: 0.343, SLG: 0.515										1	0	0	0	0	1												
2 Enck Aybar, S (1, 6) OBP: 0.441, SLG: 0.444										3	1	2	0	0	0												
18 John McDonald, R (8, 6) OBP: 0.476, SLG: 0.444										1	0	0	0	0	1												
17 Chris Iannetta, R (1, 10) OBP: 0.481, SLG: 0.632										1	0	0	1	0	0												
77 Carlos Pena, L (7, PH) (8, 10)										2	0	0	0	0	1												
16 Hank Conger, L (1, 2) OBP: 0.185, SLG: 0.154										2	0	0	0	0	0												
44 Ian Stewart, L (7, 5) OBP: 0.387, SLG: 0.308										2	0	1	0	0	1												
7 Andrew Romine, S (9, PR) OBP: 0.296, SLG: 0.348										0	0	0	0	0	0												
0 Collin Cowgill, R (1, 7) OBP: 0.316, SLG: 0.559										2	0	0	0	0	1												
0 Brennan Boesch, L (7, 9) OBP: 0.304, SLG: 0.409										2	0	0	0	0	1												
<b>Inning Stats</b>	R: 0 E: 0 K: 1 S: 5	H: 0 LOB: 0 BB: 0 P: 5	R: 0 E: 0 K: 0 S: 3	H: 1 LOB: 1 BB: 1 P: 7	R: 0 E: 0 K: 1 S: 5	H: 0 LOB: 1 BB: 1 P: 9	R: 0 E: 0 K: 0 S: 3	H: 0 LOB: 0 BB: 0 P: 3	R: 1 E: 0 K: 0 S: 4	H: 1 LOB: 0 BB: 0 P: 4	R: 1 E: 0 K: 0 S: 5	H: 2 LOB: 1 BB: 0 P: 6	R: 0 E: 0 K: 2 S: 7	H: 0 LOB: 0 BB: 0 P: 7	R: 0 E: 0 K: 1 S: 6	H: 1 LOB: 0 BB: 0 P: 6	R: 1 E: 1 K: 1 S: 7	H: 1 LOB: 3 BB: 1 P: 12	1B: 5 2B: 0 3B: 1 HR: 0	SF: 1 SAC: 0 DP: 1 HBP: 0	WP: 0 PB: 0 SB: 3 CS: 0	PA: 36					
<b>PITCHER</b>	IP	WLS	BF	H	R	ER	SO	BB	IBB	HBP	BLK	WP	HR	S	P	ERA	WHIP										
81 Roenis Elias, L (1, 1) ERA: 1.46	5.0		18	2	1	1	2	2	0	0	0	0	0	20	28	1.80	0.800										
83 Zach Miner, R (6, 1) ERA: 3.69	2.0	H	8	2	1	1	2	0	0	0	0	0	0	12	13	4.50	1.000										
44 Lucas Luetge, L (8, 1) ERA: 4.91	1.0	H	4	1	0	0	1	0	0	0	0	0	0	6	6	0.00	1.000										
31 Yoervis Medina, R (9, 1) ERA: 1.29	1.0	S	6	1	1	0	1	1	0	0	0	0	0	7	12	0.00	2.000										









Batter	1	2	3	4	5	6	7	8	9	AB	R	H	RBI	BB	SO	LOB	TOP					
2 Scooter Gennett, L (1,4) OBP: 0.233, SLG: 0.366 91 Nick Shaw, L (8,PH) (8,4)	G4-3		G4-3		F9	L8		G4-3		4	0	0	0	0	0	0	<b>Milwaukee Brewers @ Seattle Mariners</b> Peoria Stadium, Peoria, AZ Wed Mar 19 2014, 4:09 PM - 7:01 PM EDT Att: 9,198 - Sunny - 78 F					
1 Logan Schafer, L (1,8) OBP: 0.422, SLG: 0.537 97 Chadwin Stang, R (8,8)	HR		F8		F9		1B	F9	4	2	2	1	0	0	0							
18 Khris Davis, R (1,7) OBP: 0.289, SLG: 0.512 95 Michael Reed, R (8,7)	1B		HR		K		F9	G5-3	4	1	2	1	0	1	1							
24 Lyle Overbay, L (1,3) OBP: 0.314, SLG: 0.143 45 Alfredo Figaro, R (9,1)	FC3-6		K		K		K	K	5	0	0	0	0	0	3							
7 Mark Reynolds, R (1,9) OBP: 0.341, SLG: 0.474 15 Caleb Gindl, L (7,PH) (7,9)	K		HR		HR		2B	1B	3	2	2	1	0	1	1							
21 Juan Francisco, L (1,5) OBP: 0.469, SLG: 0.731 13 Will Smith, R (7,1)					HR		2B		1	2	1	1	3	0	0							
47 Rob Wooten, R (8,1)					HR		1B		0	0	0	0	0	0	0							
96 Nick Ramirez, L (9,3) OBP: 0.200, SLG: 0.200					HR		BB		0	0	0	0	0	0	0							
12 Martin Maldonado, R (1,2) OBP: 0.190, SLG: 0.189 66 Robinson Diaz, R (8,2)	F8		G5-3		G5-3		G5-3	G5-3	3	0	0	1	0	0	3							
14 Jeff Bianchi, R (1,6) OBP: 0.405, SLG: 0.486 3 Eilan Herrera, S (8,6)	K		K		1B		K	K	4	1	2	1	0	2	1							
38 Wily Peralta, R (1,1) OBP: 0.250, SLG: 1.000 65 Irving Falu, S (7,5)	L9		B2-4		HR		B1	B1	3	1	1	2	0	0	2							
<b>Inning Stats</b>	R: 1 E: 0 K: 1 S: 15	H: 2 LOB: 1 BB: 0 P: 22	R: 0 E: 0 K: 1 S: 6	H: 0 LOB: 1 BB: 1 P: 11	R: 1 E: 0 K: 1 S: 9	H: 1 LOB: 0 BB: 0 P: 15	R: 2 E: 0 K: 0 S: 10	H: 3 LOB: 0 BB: 0 P: 13	R: 0 E: 0 K: 1 S: 13	H: 0 LOB: 0 BB: 0 P: 18	R: 4 E: 0 K: 0 S: 11	H: 3 LOB: 0 BB: 1 P: 19	R: 1 E: 0 K: 1 S: 13	H: 2 LOB: 2 BB: 1 P: 24	R: 0 E: 0 K: 1 S: 8	H: 0 LOB: 0 BB: 0 P: 10	R: 0 E: 0 K: 1 S: 8	H: 0 LOB: 0 BB: 0 P: 10	1B: 5 2B: 2 3B: 0 HR: 5	SF: 0 SAC: 1 DP: 1 HBP: 0	WP: 1 PB: 0 SB: 1 CS: 0	PA: 40
<b>PITCHER</b>	IP WLS BF H R ER SO BB IBB HBP BLK WP HR S P ERA WHIP	IP WLS BF H R ER SO BB IBB HBP BLK WP HR S P ERA WHIP	IP WLS BF H R ER SO BB IBB HBP BLK WP HR S P ERA WHIP	IP WLS BF H R ER SO BB IBB HBP BLK WP HR S P ERA WHIP	IP WLS BF H R ER SO BB IBB HBP BLK WP HR S P ERA WHIP	IP WLS BF H R ER SO BB IBB HBP BLK WP HR S P ERA WHIP	IP WLS BF H R ER SO BB IBB HBP BLK WP HR S P ERA WHIP	IP WLS BF H R ER SO BB IBB HBP BLK WP HR S P ERA WHIP	IP WLS BF H R ER SO BB IBB HBP BLK WP HR S P ERA WHIP	IP WLS BF H R ER SO BB IBB HBP BLK WP HR S P ERA WHIP	IP WLS BF H R ER SO BB IBB HBP BLK WP HR S P ERA WHIP	IP WLS BF H R ER SO BB IBB HBP BLK WP HR S P ERA WHIP	IP WLS BF H R ER SO BB IBB HBP BLK WP HR S P ERA WHIP	IP WLS BF H R ER SO BB IBB HBP BLK WP HR S P ERA WHIP	IP WLS BF H R ER SO BB IBB HBP BLK WP HR S P ERA WHIP	IP WLS BF H R ER SO BB IBB HBP BLK WP HR S P ERA WHIP						
49 Blake Beavan, R (1,1) ERA: 4.91	5.2	L	26	8	7	7	4	2	0	0	0	0	0	0	0	1	4	61	93	11.12	1.765	
52 Ramon E Ramirez, R (6,1) ERA: 8.1	0.1		2	1	1	1	0	0	0	0	0	0	0	0	0	1	3	5	27.00	3.000		
54 Tom Wilhelmson, R (7,1) ERA: 9.0	1.0		6	2	1	1	1	0	0	0	0	0	0	0	0	0	13	24	9.00	3.000		
40 Danny Farquhar, R (8,1) ERA: 4.26	1.0		3	0	0	0	1	0	0	0	0	0	0	0	0	0	8	10	0.00	0.000		
73 Carson Smith, R (9,1) ERA: 2.0	1.0		3	0	0	0	1	0	0	0	0	0	0	0	0	0	8	10	0.00	0.000		

Batter	1	2	3	4	5	6	7	8	9	AB	R	H	RBI	BB	SO	LOB	BOTTOM					
36 Abraham Almonte, S (1,8) OBP: 0.216, SLG: 0.326 9 Endy Chavez, L (7,8)	B2		G3-1		K		K		G4-3	4	0	0	0	0	2	0	<b>Milwaukee Brewers @ Seattle Mariners</b> Peoria Stadium, Peoria, AZ Wed Mar 19 2014, 4:09 PM - 7:01 PM EDT Att: 9,198 - Sunny - 78 F					
5 Brad Miller, L (1,6) OBP: 0.512, SLG: 1.000	L8		1B		1B		G5-3	3B	4	2	3	0	1	0	0							
22 Robinson Cano, L (1,4) OBP: 0.600, SLG: 0.630 80 Patrick Brady, R (8,4)	G6-3		1B		L7		G5-3	G4-3	4	1	1	2	0	0	1							
17 Justin Smoak, S (1,3) OBP: 0.346, SLG: 0.455 40 Danny Farquhar, R (8,1) 73 Carson Smith, R (9,1) 6 Nick Franklin, S (9,PH) OBP: 0.333, SLG: 0.412	G4-3		2B		L7		P6	G4-3	4	0	1	1	0	0	0							
15 Kyle Seager, L (1,5) OBP: 0.271, SLG: 0.295 83 Leury Bonilla, R (8,5)	1B		G4-3		L8		HR	G4-3	4	2	2	1	0	0	1							
20 Logan Morrison, L (1,10) OBP: 0.353, SLG: 0.386 (8,3)	1B		BB		G4-3		G3	G3	3	1	1	0	1	0	0							
55 Michael Saunders, L (1,9) OBP: 0.400, SLG: 0.485 79 Dario Pizzano, L (9,9)	SF7		BB		G3		G4-3	G4-3	2	0	0	1	1	0	0							
13 Dustin Ackley, L (1,7) OBP: 0.467, SLG: 0.667 7 Stefan Romero, R (7,7)	1B		BB		L7		K	K	3	0	1	1	0	0	3							
3 Mike Zunino, R (1,2) OBP: 0.389, SLG: 0.500 35 Humberto Quintero, R (7,2) OBP: 0.278, SLG: 0.333	F9		1B		P4		G6-3	G6-3	3	1	1	1	0	0	1							
<b>Inning Stats</b>	R: 0 E: 0 K: 0 S: 7	H: 0 LOB: 0 BB: 0 P: 10	R: 2 E: 0 K: 0 S: 9	H: 3 LOB: 1 BB: 0 P: 14	R: 2 E: 0 K: 0 S: 18	H: 3 LOB: 3 BB: 2 P: 31	R: 0 E: 0 K: 1 S: 6	H: 1 LOB: 1 BB: 0 P: 7	R: 0 E: 0 K: 0 S: 5	H: 0 LOB: 0 BB: 0 P: 9	R: 1 E: 0 K: 1 S: 12	H: 1 LOB: 0 BB: 0 P: 18	R: 2 E: 0 K: 0 S: 9	H: 2 LOB: 0 BB: 0 P: 16	R: 0 E: 0 K: 1 S: 6	H: 0 LOB: 0 BB: 0 P: 7		R: 0 E: 0 K: 0 S: 5	H: 1 LOB: 1 BB: 1 P: 12	1B: 6 2B: 1 3B: 2 HR: 2	SF: 1 SAC: 0 DP: 1 HBP: 0	WP: 1 PB: 0 SB: 0 CS: 0
<b>PITCHER</b>	IP WLS BF H R ER SO BB IBB HBP BLK WP HR S P ERA WHIP	IP WLS BF H R ER SO BB IBB HBP BLK WP HR S P ERA WHIP	IP WLS BF H R ER SO BB IBB HBP BLK WP HR S P ERA WHIP	IP WLS BF H R ER SO BB IBB HBP BLK WP HR S P ERA WHIP	IP WLS BF H R ER SO BB IBB HBP BLK WP HR S P ERA WHIP	IP WLS BF H R ER SO BB IBB HBP BLK WP HR S P ERA WHIP	IP WLS BF H R ER SO BB IBB HBP BLK WP HR S P ERA WHIP	IP WLS BF H R ER SO BB IBB HBP BLK WP HR S P ERA WHIP	IP WLS BF H R ER SO BB IBB HBP BLK WP HR S P ERA WHIP	IP WLS BF H R ER SO BB IBB HBP BLK WP HR S P ERA WHIP	IP WLS BF H R ER SO BB IBB HBP BLK WP HR S P ERA WHIP	IP WLS BF H R ER SO BB IBB HBP BLK WP HR S P ERA WHIP	IP WLS BF H R ER SO BB IBB HBP BLK WP HR S P ERA WHIP	IP WLS BF H R ER SO BB IBB HBP BLK WP HR S P ERA WHIP	IP WLS BF H R ER SO BB IBB HBP BLK WP HR S P ERA WHIP	IP WLS BF H R ER SO BB IBB HBP BLK WP HR S P ERA WHIP						
38 Wily Peralta, R (1,1) ERA: 5.21	6.0	W	28	8	5	5	2	2	0	0	0	0	0	0	0	1	9	16	18.00	2.000		
13 Will Smith, L (7,1) ERA: 2.01	1.0		5	2	2	2	0	0	0	0	0	0	0	0	0	0	6	7	0.00	0.000		
47 Rob Wooten, R (8,1) ERA: 4.82	1.0	H	3	0	0	0	1	0	0	0	0	0	0	0	0	0	5	12	0.00	2.000		
45 Alfredo Figaro, R (9,1) ERA: 2.0	1.0	S	4	1	0	0	0	1	0	0	0	0	0	0	0	0	5	12	0.00	2.000		





Batter	1	2	3	4	5	6	7	8	9	AB	R	H	RBI	BB	SO	LOB	TOP										
36 Abraham Almonte, S (1, 8) OBP: 0.218, SLG: 0.320 9 Endy Chavez, L (6, 8) OBP: 0.310, SLG: 0.321										4	1	1	0	0	1	2	<b>Seattle Mariners @ Chicago Cubs</b> Cubs Park, Mesa, AZ Thu Mar 20 2014, 7:11 PM - 7:25 PM EDT Att: 15,243 - Partly Cloudy - 82 F										
15 Kyle Seager, L (1, 5) OBP: 0.299, SLG: 0.283 8 Willie Bloomquist, R (7, 4) OBP: 0.297, SLG: 0.294										2	0	0	1	1	0	0											
22 Robinson Cano, L (1, 4) OBP: 0.261, SLG: 0.633 83 Leury Bonilla, R (7, 5) OBP: 1.000, SLG: 3.000										3	0	2	0	1	0	0											
17 Justin Smoak, S (1, 3) OBP: 0.321, SLG: 0.417 7 Stefan Romero, R (9, 3) OBP: 0.256, SLG: 0.553										4	0	0	0	0	2	4											
27 Corey Hart, R (1, 10) OBP: 0.250, SLG: 0.171										4	1	1	0	0	2	0											
20 Logan Morrison, L (1, 9) OBP: 0.327, SLG: 0.354 99 Austin Wilson, R (8, 9)										4	0	0	0	0	1	1											
13 Dustin Ackley, L (1, 7) OBP: 0.490, SLG: 0.696 80 Patrick Brady, R (8, 4)										4	0	3	0	0	0	0											
6 Nick Franklin, S (1, 6) OBP: 0.349, SLG: 0.405										3	1	1	0	1	1	2											
4 John Buck, R (1, 2) OBP: 0.281, SLG: 0.300 35 Humberto Quintero, R (7, 2) OBP: 0.253, SLG: 0.319										2	0	0	1	0	1	0											
<b>Inning Stats</b>	R: 0 E: 0 K: 2 S: 8	H: 1 LOB: 1 BB: 0 P: 10	R: 0 E: 0 K: 2 S: 8	H: 1 LOB: 1 BB: 0 P: 8	R: 0 E: 0 K: 1 S: 5	H: 0 LOB: 2 BB: 2 P: 13	R: 0 E: 0 K: 2 S: 8	H: 1 LOB: 1 BB: 0 P: 8	R: 1 E: 0 K: 1 S: 7	H: 2 LOB: 1 BB: 0 P: 8	R: 0 E: 0 K: 0 S: 3	H: 0 LOB: 0 BB: 0 P: 3	R: 0 E: 0 K: 0 S: 3	H: 0 LOB: 0 BB: 0 P: 3	R: 1 E: 0 K: 0 S: 4	H: 1 LOB: 0 BB: 0 P: 5		1B: 7 2B: 1 3B: 0 HR: 0	SF: 2 SAC: 0 DP: 1 HBP: 0	WP: 3 PB: 0 SB: 1 CS: 0	PA: 38						
<b>PITCHER</b>	IP	WLS	BF	H	R	ER	SO	BB	IBB	HBP	BLK	WP	HR	S	P	ERA	WHIP										
29 Jeff Samardzija, R (1, 1) ERA: 5.5	5.1	L	24	6	2	2	8	2	0	0	0	2	0	38	49	3.38	1.500										
40 James Russell, L (6, 1) ERA: 3.39	0.2		4	1	0	0	0	1	0	0	0	0	0	3	7	0.00	3.000										
Arodys Vizcaino, R (7, 1) ERA: 9.0	1.0		3	0	0	0	0	0	0	0	0	0	0	3	3	0.00	0.000										
50 Blake Parker, R (8, 1) ERA: 7.2	1.0		3	0	0	0	0	0	0	0	0	0	0	3	3	0.00	0.000										
52 Justin Grimm, R (9, 1)	1.0		4	1	1	1	0	0	0	0	0	1	0	4	5	9.00	1.000										

Batter	1	2	3	4	5	6	7	8	9	AB	R	H	RBI	BB	SO	LOB	BOTTOM										
21 Junior Lake, R (1, 7) OBP: 0.182, SLG: 0.194 28 Chris Coghlan, L (7, 7) OBP: 0.258, SLG: 0.276										3	0	1	0	0	1	0	<b>Seattle Mariners @ Chicago Cubs</b> Cubs Park, Mesa, AZ Thu Mar 20 2014, 7:11 PM - 7:25 PM EDT Att: 15,243 - Partly Cloudy - 82 F										
15 Darwin Barney, R (1, 4) OBP: 0.342, SLG: 0.441 60 Chris Valaika, R (7, 4) OBP: 0.219, SLG: 0.250										3	0	0	0	0	1												
19 Nate Schierholtz, L (1, 9) OBP: 0.542, SLG: 0.994 Arodys Vizcaino, R (7, 1) OBP: 0.419, SLG: 0.346										3	0	1	0	0	0	0											
30 Mike Olt, R (1, 5) OBP: 0.297, SLG: 0.618 86 Jonathan Mota, R (8, 5) OBP: 0.333, SLG: 1.333										3	0	1	0	0	0	0											
6 Ryan Sweeney, L (1, 8) OBP: 0.121, SLG: 0.094 32 Eli Whiteside, R (8, 2)										3	0	0	0	0	2	2											
5 Wellington Castillo, R (1, 2) OBP: 0.333, SLG: 0.286 50 Blake Parker, R (8, 1) 92 Lars Anderson, L (9, 3)										3	0	1	0	0	0	0											
8 Donnie Murphy, R (1, 6) OBP: 0.289, SLG: 0.353										2	0	0	0	0	1	1											
4 Ryan Roberts, R (1, 3) OBP: 0.355, SLG: 0.407 52 Justin Grimm, R (9, 1)										2	0	0	0	1	0	2											
29 Jeff Samardzija, R (1, 1) 40 James Russell, L (6, 1) 54 Darnell McDonald, R (7, 9) OBP: 0.407, SLG: 0.394										2	0	0	0	0	0	0											
<b>Inning Stats</b>	R: 0 E: 0 K: 0 S: 5	H: 2 LOB: 2 BB: 0 P: 6	R: 0 E: 0 K: 0 S: 2	H: 0 LOB: 0 BB: 0 P: 4	R: 0 E: 0 K: 1 S: 5	H: 0 LOB: 0 BB: 0 P: 5	R: 0 E: 0 K: 1 S: 6	H: 1 LOB: 1 BB: 0 P: 6	R: 0 E: 0 K: 2 S: 7	H: 0 LOB: 0 BB: 0 P: 7	R: 0 E: 0 K: 1 S: 5	H: 0 LOB: 0 BB: 0 P: 5	R: 0 E: 0 K: 2 S: 7	H: 0 LOB: 1 BB: 1 P: 11	R: 0 E: 0 K: 0 S: 3	H: 0 LOB: 0 BB: 0 P: 3		1B: 3 2B: 2 3B: 0 HR: 0	SF: 0 SAC: 0 DP: 2 HBP: 1	WP: 0 PB: 0 SB: 1 CS: 0	PA: 31						
<b>PITCHER</b>	IP	WLS	BF	H	R	ER	SO	BB	IBB	HBP	BLK	WP	HR	S	P	ERA	WHIP										
50 Erasmo Ramirez, R (1, 1) ERA: 0.96	6.0	W	21	4	0	0	4	0	0	1	0	0	0	28	31	0.00	0.667										
97 Joe Beimel, L (7, 1) ERA: 3.6	1.0	H	3	0	0	0	1	0	0	0	0	0	0	5	5	0.00	0.000										
56 Fernando Rodney, R (8, 1) ERA: 12.6	1.0	H	4	0	0	0	2	1	0	0	0	0	0	7	11	0.00	1.000										
31 Yoervis Medina, R (9, 1) ERA: 1.13	1.0	S	3	0	0	0	0	0	0	0	0	0	0	3	3	0.00	0.000										

AB 33  
R 3  
H 8  
RBI 3  
BB 3  
SO 8  
LOB 12



AB 29  
R 0  
H 4  
RBI 0  
BB 1  
SO 7  
LOB 9





Batter	1	2	3	4	5	6	7	8	9	AB	R	H	RBI	BB	SO	LOB	TOP					
25 Will Venable, L OBP: 0.250, SLG: 0.282 70 Austin Hedges, R OBP: 0.350, SLG: 0.278	G6-3			L8		1B		G5-3		4	0	2	2	0	0	2	<b>San Diego Padres @ Seattle Mariners</b> Peoria Stadium, Peoria, AZ Fri Mar 21 2014, 10:08 PM - 1:11 AM EDT Att: 12,084 - Partly Cloudy - 80 F					
Chase Headley, S OBP: 0.167, SLG: 0.167 11 Alex Castellanos, R OBP: 0.324, SLG: 0.394	K	K			L7	14 P3-1		K		4	0	1	0	0	2	2						
18 Carlos Quentin, R OBP: 0.165, SLG: 0.320 14 Tommy Medica, R OBP: 0.411, SLG: 0.611	G4-3		K		F8	P3-1		G5-3		3	0	0	0	0	1	0						
21 Xavier Nady, R OBP: 0.308, SLG: 0.500 87 Josh VanMeter, L OBP: 0.500, SLG: 0.500		L8	G4-3			23 1B		K		4	1	1	0	0	1	0						
23 Yonder Alonso, L OBP: 0.375, SLG: 0.625 92 Hunter Renfroe, R OBP: 0.500, SLG: 0.500		8B 15B 88B 1B	G4-3			88 S 1B		F9		3	1	2	1	0	0	0						
88 Kyle Blanks, R OBP: 0.413, SLG: 0.553		8B 15B 1B				2H 1B				3	1	2	0	1	1	1						
8 Yasmani Grandal, S OBP: 0.333, SLG: 0.250 87 Mason Smith, R OBP: 0.154, SLG: 0.160		15B 25B BB		L8				F8	G3-1	3	1	0	0	1	0	2						
5 Alexi Amarista, L OBP: 0.263, SLG: 0.378 3 Alberto Gonzalez, R OBP: 0.154, SLG: 0.160		K		FC6		15 E 1B			15 G4-3 70 G5-3 2B	3	1	1	0	0	1	4						
15 Ryan Jackson, R OBP: 0.310, SLG: 0.417		25 2B		F9		25 2B		G4-3		4	1	2	3	0	0	3						
<b>Inning Stats</b>	R: 0 E: 0 K: 1 S: 6	H: 0 LOB: 0 BB: 0 P: 8	R: 3 E: 0 K: 2 S: 19	H: 4 LOB: 2 BB: 1 P: 30	R: 0 E: 0 K: 1 S: 9	H: 0 LOB: 0 BB: 1 P: 14	R: 0 E: 1 K: 0 S: 9	H: 0 LOB: 2 BB: 1 P: 18	R: 1 E: 0 K: 1 S: 10	H: 2 LOB: 1 BB: 0 P: 18	R: 2 E: 0 K: 0 S: 12	H: 4 LOB: 2 BB: 0 P: 22	R: 0 E: 0 K: 1 S: 11	H: 1 LOB: 1 BB: 0 P: 19	R: 1 E: 0 K: 1 S: 10	H: 1 LOB: 0 BB: 0 P: 17		R: 0 E: 0 K: 1 S: 7	H: 0 LOB: 0 BB: 0 P: 9	1B: 6 2B: 7 3B: 0 HR: 0	SF: 0 SAC: 0 DP: 1 HBP: 0	WP: 0 PB: 0 SB: 1 CS: 0
<b>PITCHER</b>	IP WLS BF H R ER SO BB IBB HBP BLK WP HR S P ERA WHIP																					
65 James Paxton, L ERA: 3.18	4.0 L 19 4 3 3 4 2 0 0 0 0 0 0 43 70 6.75 1.500																					
83 Zach Miner, R ERA: 5.23	1.1 10 6 3 3 1 0 0 0 0 0 0 0 20 36 20.25 4.500																					
40 Danny Farquhar, R ERA: 4.32	2.0 7 2 1 1 1 0 0 0 0 0 0 0 18 32 4.50 1.000																					
73 Carson Smith, R ERA:	1.2 5 0 0 0 2 0 0 0 0 0 0 0 12 17 0.00 0.000																					

Batter	1	2	3	4	5	6	7	8	9	AB	R	H	RBI	BB	SO	LOB	BOTTOM					
36 Abraham Almonte, S OBP: 0.224, SLG: 0.308 78 Leon Landry, L OBP: 0.273, SLG: 0.273	G4-3		K		5 2B			K		2	1	0	0	1	1	0	<b>San Diego Padres @ Seattle Mariners</b> Peoria Stadium, Peoria, AZ Fri Mar 21 2014, 10:08 PM - 1:11 AM EDT Att: 12,084 - Partly Cloudy - 80 F					
5 Brad Miller, L OBP: 0.522, SLG: 1.000 Chris Taylor, R OBP: 0.208, SLG: 0.318	22 2B		K		1H 2B			K		3	1	2	1	0	1	0						
22 Robinson Cano, L OBP: 0.471, SLG: 0.656 82 Tyler Smith, R OBP: 0.545, SLG: 1.000	1B		G4-3					83 1B	G5-4-3 1B	2	0	1	1	0	0	0						
20 Logan Morrison, L OBP: 0.316, SLG: 0.340 83 Leury Bonilla, R OBP: 0.097, SLG: 1.333	K			E4	L9			1B		2	0	0	0	0	1	1						
15 Kyle Seager, L OBP: 0.259, SLG: 0.271 79 D.J. Peterson, R OBP: 0.400, SLG: 0.778	G3			P6		F8		K		2	0	0	0	0	0	2						
55 Michael Saunders, L OBP: 0.405, SLG: 0.471 Cole Gillespie, R OBP: 0.464, SLG: 0.538		BB		F8		K		1B		1	0	0	0	1	0	1						
13 Dustin Ackley, L OBP: 0.471, SLG: 0.667 69 Ty Kelly, S OBP: 0.333, SLG: 0.188		F8		K				K		2	0	0	0	0	1	2						
7 Stefan Romero, R OBP: 0.244, SLG: 0.525 99 Austin Wilson, R OBP: 0.368, SLG: 0.467		F7			K			K		2	0	0	0	0	1	1						
3 Mike Zunino, R OBP: 0.368, SLG: 0.467 Mike Dowd, R OBP: 0.500, SLG: 0.667		K			P6			F8		2	0	1	0	0	0	0						
<b>Inning Stats</b>	R: 1 E: 0 K: 1 S: 13	H: 2 LOB: 1 BB: 0 P: 24	R: 0 E: 0 K: 1 S: 8	H: 0 LOB: 1 BB: 1 P: 15	R: 0 E: 0 K: 2 S: 8	H: 0 LOB: 0 BB: 0 P: 10	R: 0 E: 1 K: 1 S: 9	H: 0 LOB: 1 BB: 0 P: 14	R: 1 E: 0 K: 1 S: 13	H: 1 LOB: 2 BB: 1 P: 24	R: 0 E: 0 K: 2 S: 13	H: 0 LOB: 0 BB: 1 P: 22	R: 0 E: 0 K: 2 S: 8	H: 0 LOB: 0 BB: 0 P: 10	R: 0 E: 0 K: 2 S: 13	H: 3 LOB: 3 BB: 0 P: 19		R: 0 E: 0 K: 1 S: 9	H: 2 LOB: 1 BB: 0 P: 12	1B: 5 2B: 3 3B: 0 HR: 0	SF: 0 SAC: 0 DP: 1 HBP: 1	WP: 0 PB: 0 SB: 0 CS: 0
<b>PITCHER</b>	IP WLS BF H R ER SO BB IBB HBP BLK WP HR S P ERA WHIP																					
22 Ian Kennedy, R ERA: 5.99	5.2 W 24 3 2 2 7 2 0 1 0 0 0 0 7 14 0.00 0.882																					
56 Joaquin Benoit, R ERA:	0.1 2 0 0 0 1 1 0 0 0 0 0 0 7 14 0.00 3.000																					
16 Huston Street, R ERA:	1.0 3 0 0 0 2 0 0 0 0 0 0 0 8 10 0.00 0.000																					
46 Tim Stauffer, R ERA: 2.57	1.0 6 3 0 0 2 0 0 0 0 0 0 0 13 19 0.00 3.000																					
57 Patrick Schuster, L ERA: 2.26	1.0 4 2 0 0 1 0 0 0 0 0 0 0 9 12 0.00 2.000																					





Batter	1	2	3	4	5	6	7	8	9	AB	R	H	RBI	BB	SO	LOB	TOP										
36 Abraham Almonte, S (1, 8) OBP: 0.222, SLG: 0.316										5	0	1	0	0	1	4	<b>Seattle Mariners @ Colorado Rockies</b> Salt River Fields at Talking Stick, Scottsdale, AZ Sat Mar 22 2014, 4:11 PM - 6:46 PM EDT Att: 12,540 - Partly Cloudy - 71 F										
43 Aaron Barbosa, L (9, 8)										4	1	2	1	0	1	3											
5 Brad Miller, L (1, 6) OBP: 0.520, SLG: 1.000										4	0	0	0	0	0	3											
82 Tyler Smith, R (7, 6) OBP: 0.500, SLG: 0.900										4	0	0	0	0	0	3											
22 Robinson Cano, L (1, 4) OBP: 0.455, SLG: 0.583										4	0	1	1	0	0	0											
78 Brock Hebert, R (6, 4)										0	0	0	0	0	0	0											
15 Kyle Seager, L (1, 5) OBP: 0.259, SLG: 0.269										4	0	2	0	0	0	2											
78 Jack Reinheimer, R (7, 5) OBP: 0.444, SLG: 0.444										3	1	2	1	1	0	0											
3 Mike Zunino, R (1, 10) OBP: 0.381, SLG: 0.500										0	0	0	0	0	0	0											
17 Justin Smoak, S (1, 3) OBP: 0.350, SLG: 0.490										4	0	1	0	0	0	4											
84 Patrick Kivlehan, R (7, 3)										0	0	0	0	0	0	0											
13 Dustin Ackley, L (1, 7) OBP: 0.333, SLG: 0.635										4	0	2	0	0	0	1											
79 Dario Pizzano, L (8, 7)										4	0	2	0	0	0	1											
Cole Gillespie, R (1, 9) OBP: 0.469, SLG: 0.533										4	1	2	0	0	0	2											
35 Humberto Quintero, R (1, 2) OBP: 0.304, SLG: 0.348										4	1	2	0	0	0	2											
<b>Inning Stats</b>	R: 0 E: 0 K: 1 S: 7	H: 2 LOB: 2 BB: 0 P: 7	R: 1 E: 0 K: 0 S: 6	H: 2 LOB: 1 BB: 0 P: 8	R: 1 E: 0 K: 0 S: 5	H: 2 LOB: 2 BB: 1 P: 9	R: 0 E: 0 K: 0 S: 4	H: 2 LOB: 1 BB: 0 P: 4	R: 0 E: 0 K: 0 S: 5	H: 2 LOB: 2 BB: 0 P: 5	R: 1 E: 0 K: 0 S: 5	H: 2 LOB: 1 BB: 0 P: 5	R: 0 E: 0 K: 0 S: 3	H: 0 LOB: 0 BB: 0 P: 3	R: 0 E: 0 K: 0 S: 4	H: 1 LOB: 0 BB: 0 P: 4	R: 0 E: 0 K: 2 S: 7	H: 0 LOB: 0 BB: 0 P: 7	1B: 8 2B: 4 3B: 0 HR: 1	SF: 0 SAC: 0 DP: 1 HBP: 0	WP: 0 PB: 0 SB: 0 CS: 1	PA: 39					
<b>PITCHER</b>	IP	WLS	BF	H	R	ER	SO	BB	IBB	HBP	BLK	WP	HR	S	P	ERA	WHIP										
30 Brett Anderson, L (1, 1) ERA: 3.27	6.0		30	12	3	3	1	1	0	0	0	0	1	32	38	4.50	2.167										
32 LaTroy Hawkins, R (7, 1) ERA: 3.86	1.0		3	0	0	0	0	0	0	0	0	0	0	3	3	0.00	0.000										
59 Wilton Lopez, R (8, 1) ERA: 2.08	1.0		3	1	0	0	0	0	0	0	0	0	0	4	4	0.00	1.000										
35 Chad Bettis, R (9, 1) ERA:	1.0	W	3	0	0	0	2	0	0	0	0	0	0	7	7	0.00	0.000										

Batter	1	2	3	4	5	6	7	8	9	AB	R	H	RBI	BB	SO	LOB	BOTTOM										
19 Charlie Blackmon, L (1, 8) OBP: 0.255, SLG: 0.400										3	0	0	0	0	3	1	<b>Seattle Mariners @ Colorado Rockies</b> Salt River Fields at Talking Stick, Scottsdale, AZ Sat Mar 22 2014, 4:11 PM - 6:46 PM EDT Att: 12,540 - Partly Cloudy - 71 F										
66 Rafael Ynoa, S (7, 6) OBP: 0.287, SLG: 0.214										1	0	0	0	0	1	2											
1 Brandon Barnes, R (1, 9) OBP: 0.396, SLG: 0.500										4	1	1	0	0	1	0											
2 Troy Tulowitzki, R (1, 6) OBP: 0.333, SLG: 0.455										1	0	0	0	2	0	0											
36 Ben Paulsen, L (7, 3) OBP: 0.262, SLG: 0.366										1	0	0	0	0	1	0											
3 Michael Cuddyer, R (1, 3) OBP: 0.263, SLG: 0.257										3	0	2	0	0	0	2											
67 David Dahl, L (7, 8)										1	0	0	0	0	1	0											
20 Wilin Rosario, R (1, 2) OBP: 0.313, SLG: 0.548										3	1	1	2	0	0	3											
32 LaTroy Hawkins, R (7, 1) ERA: 3.86										0	0	0	0	0	0	0											
59 Wilton Lopez, R (8, 1) ERA: 2.08										0	0	0	0	0	0	0											
35 Chad Bettis, R (9, 1) ERA:										0	0	0	0	0	0	0											
79 Will Swanner, R (9, PH)										1	0	0	0	0	0	0											
23 Charlie Culberson, R (1, 5) OBP: 0.289, SLG: 0.415										3	2	1	0	0	0	1											
26 Jason Pridie, L (1, 7) OBP: 0.465, SLG: 0.556										4	0	2	1	0	0	2											
9 DJ LeMahieu, R (1, 4) OBP: 0.375, SLG: 0.361										3	0	1	0	0	0	1											
82 Drew Garcia, S (9, 4)										0	0	0	0	0	0	0											
30 Brett Anderson, L (1, 1) OBP: 0.250, SLG: 0.250										2	0	0	0	0	1	1											
72 Jackson Williams, R (7, 2) OBP: 0.435, SLG: 0.421										1	0	1	1	0	0	0											
<b>Inning Stats</b>	R: 0 E: 0 K: 1 S: 5	H: 0 LOB: 0 BB: 0 P: 5	R: 0 E: 0 K: 0 S: 4	H: 1 LOB: 1 BB: 0 P: 4	R: 0 E: 0 K: 2 S: 7	H: 0 LOB: 0 BB: 0 P: 7	R: 2 E: 0 K: 0 S: 4	H: 2 LOB: 0 BB: 1 P: 8	R: 0 E: 0 K: 1 S: 6	H: 1 LOB: 1 BB: 0 P: 6	R: 0 E: 0 K: 0 S: 3	H: 1 LOB: 1 BB: 1 P: 7	R: 1 E: 0 K: 1 S: 6	H: 2 LOB: 1 BB: 0 P: 7	R: 0 E: 0 K: 3 S: 9	H: 0 LOB: 0 BB: 0 P: 9	R: 1 E: 0 K: 0 S: 3	H: 2 LOB: 1 BB: 0 P: 3	1B: 5 2B: 2 3B: 1 HR: 1	SF: 0 SAC: 0 DP: 2 HBP: 1	WP: 0 PB: 0 SB: 1 CS: 2	PA: 34					
<b>PITCHER</b>	IP	WLS	BF	H	R	ER	SO	BB	IBB	HBP	BLK	WP	HR	S	P	ERA	WHIP										
81 Roenis Elias, L (1, 1) ERA: 2.04	5.1		21	4	2	2	4	2	0	0	0	0	0	27	35	3.38	1.125										
54 Tom Wilhelmson, R (6, 1) ERA: 9.39	0.2	H	3	1	1	1	0	0	0	1	0	0	0	2	3	13.50	1.500										
97 Joe Beimel, L (7, 1) ERA: 3.38	0.1	H	2	1	0	0	0	0	0	0	0	0	0	2	2	0.00	3.000										
71 Dominic Leone, R (7, 1) ERA: 1.0	1.2	B	5	1	0	0	4	0	0	0	0	0	0	13	13	0.00	0.600										
41 Charlie Furbush, L (9, 1) ERA: 7.2	0.1	L	3	2	1	1	0	0	0	0	0	0	0	3	3	27.00	6.000										

AB	38
R	3
H	13
RBI	3
BB	1
SO	3
LOB	19









Batter	1	2	3	4	5	6	7	8	9	AB	R	H	RBI	BB	SO	LOB	TOP																	
19 Billy Burns, S OBP: 0.389, SLG: 0.359 77 Johnni Turbo, R (7, 8)	G6-3		K														4 0 2 0 0 1 0 0 0 0 0 0 0 0																	
1 Nick Punto, S OBP: 0.413, SLG: 0.390 Conner Crumbliss, L OBP: 0.200, SLG: 0.400	F8																3 1 0 0 0 1 1 4 0 0 0 0 0 0 0 0																	
20 Josh Donaldson, R OBP: 0.333, SLG: 0.488 97 Matt Olson, L (8, 3)	G6-3																4 1 1 2 0 0 0 0 0 0 0 0 0 0 0 0																	
52 Yoenis Cespedes, R OBP: 0.486, SLG: 0.265 74 Chad Oberacker, L OBP: 0.333, SLG: 0.333	F8																3 1 2 1 1 0 0 0 0 0 0 0 0 0 0 0																	
36 Derek Norris, R OBP: 0.447, SLG: 0.771	G1-3																4 1 1 1 0 0 0 1																	
23 Michael Taylor, R OBP: 0.381, SLG: 0.589 Dusty Coleman, R (8, 6)																	4 0 1 0 0 0 0 0 0 0 0 0 0 0 0 0																	
10 Deric Barton, L OBP: 0.496, SLG: 0.444 Bobby Crocker, R (8, 9)	L4																2 0 0 0 1 0 1 0 1 0 0 0 0 0 1 0																	
15 Jake Elmore, R OBP: 0.392, SLG: 0.356 Renato Núñez, R (8, 5)																	2 0 1 0 0 0 0 0 1 0 0 0 0 0 1 0																	
21 Stephen Vogt, L OBP: 0.413, SLG: 0.667	G4-3																4 0 0 0 0 0 0 2																	
<b>Inning Stats</b>	R: 0 E: 0 K: 0 S: 8	H: 0 LOB: 0 BB: 0 P: 14	R: 0 E: 0 K: 0 S: 7	H: 1 LOB: 1 BB: 0 P: 11	R: 0 E: 0 K: 1 S: 7	H: 0 LOB: 0 BB: 0 P: 11	R: 2 E: 0 K: 0 S: 14	H: 1 LOB: 0 BB: 2 P: 25	R: 0 E: 0 K: 0 S: 10	H: 2 LOB: 2 BB: 0 P: 16	R: 1 E: 0 K: 0 S: 8	H: 2 LOB: 0 BB: 0 P: 8	R: 0 E: 0 K: 1 S: 9	H: 1 LOB: 2 BB: 1 P: 15	R: 1 E: 0 K: 0 S: 6	H: 1 LOB: 0 BB: 0 P: 14	R: 0 E: 0 K: 2 S: 9	H: 0 LOB: 0 BB: 0 P: 14	1B: 5 2B: 1 3B: 0 HR: 3	SF: 0 SAC: 1 DP: 1 HBP: 0	WP: 0 PB: 0 SB: 0 CS: 0	PA: 36												
<b>PITCHER</b>	IP WLS BF H R ER SO BB IBB HBP BLK WP HR S P ERA WHIP																																	
28 Randy Wolf, L ERA: 4.26	6.0	24	6	3	3	1	2	0	0	0	0	0	0	2	54	85	4.50	1.333																
56 Fernando Rodney, R ERA: 10.5	1.0	5	1	0	0	1	1	0	0	0	0	0	0	0	9	15	0.00	2.000																
31 Yoervis Medina, R ERA: 2.0	1.0	4	1	1	1	0	0	0	0	0	0	0	0	1	6	14	9.00	1.000																
44 Lucas Luetge, L ERA: 3.86	1.0	W 3	0	0	0	2	0	0	0	0	0	0	0	0	9	14	0.00	0.000																

Oakland Athletics @ Seattle Mariners  
Peoria Stadium, Peoria, AZ  
Sun Mar 23 2014, 4:07 PM - 6:33 PM EDT  
Att: 9,512 - Sunny - 80 F

AB 32  
R 4  
H 8  
RBI 4  
BB 3  
SO 4  
LOB 8



Batter	1	2	3	4	5	6	7	8	9	AB	R	H	RBI	BB	SO	LOB	BOTTOM																	
36 Abraham Almonte, S OBP: 0.209, SLG: 0.295	G4-3																4 0 0 0 0 0 1																	
5 Brad Miller, L OBP: 0.491, SLG: 0.938 6 Nick Franklin, S OBP: 0.367, SLG: 0.390	K																3 0 0 0 0 0 2 0 1 0 0 0 0 0 1 1																	
22 Robinson Cano, L OBP: 0.512, SLG: 0.538 82 Tyler Smith, R OBP: 0.538, SLG: 0.909	G4-3																3 0 0 0 0 0 0 0 1 1 1 0 0 0 0 0																	
17 Justin Smoak, S OBP: 0.359, SLG: 0.491 9 Andy Chavez, L OBP: 0.333, SLG: 0.375	G3																4 0 2 0 0 1 0 0 1 0 0 0 0 0 0																	
15 Kyle Seager, L OBP: 0.258, SLG: 0.286	G1-3																4 1 1 1 0 1 1 1																	
20 Logan Morrison, L OBP: 0.344, SLG: 0.439 7 Stefan Romero, R OBP: 0.298, SLG: 0.630	G4-3																3 1 2 0 0 0 0 0 1 1 1 3 0 0 0 0																	
13 Dustin Ackley, L OBP: 0.448, SLG: 0.673	L9																3 1 1 2 0 0 2 2																	
55 Michael Saunders, L OBP: 0.400, SLG: 0.425																	2 0 0 0 1 0 0 0																	
3 Mike Zunino, R OBP: 0.364, SLG: 0.472 4 John Buck, R OBP: 0.286, SLG: 0.292	K																2 0 0 0 0 1 1 1 0 0 0 0 1 0 0 0																	
<b>Inning Stats</b>	R: 0 E: 0 K: 1 S: 9	H: 0 LOB: 0 BB: 0 P: 15	R: 0 E: 0 K: 0 S: 7	H: 0 LOB: 0 BB: 0 P: 11	R: 0 E: 0 K: 1 S: 5	H: 0 LOB: 1 BB: 1 P: 9	R: 0 E: 0 K: 0 S: 5	H: 0 LOB: 0 BB: 0 P: 8	R: 2 E: 0 K: 1 S: 15	H: 2 LOB: 0 BB: 0 P: 22	R: 0 E: 0 K: 1 S: 8	H: 0 LOB: 0 BB: 0 P: 13	R: 0 E: 0 K: 1 S: 10	H: 2 LOB: 2 BB: 0 P: 11	R: 0 E: 0 K: 1 S: 6	H: 0 LOB: 1 BB: 1 P: 12	R: 4 E: 0 K: 0 S: 14	H: 4 LOB: 1 BB: 0 P: 19	1B: 4 2B: 2 3B: 0 HR: 2	SF: 0 SAC: 0 DP: 0 HBP: 0	WP: 0 PB: 0 SB: 0 CS: 0	PA: 33												
<b>PITCHER</b>	IP WLS BF H R ER SO BB IBB HBP BLK WP HR S P ERA WHIP																																	
25 Josh Lindblom, R ERA: 4.02	1.1	16	2	2	2	3	1	0	0	0	0	0	0	1	39	62	3.86	0.643																
56 Fernando Abad, L ERA: 3.48	1.1	4	0	0	0	1	0	0	0	0	0	0	0	10	16	0.00	0.000																	
58 Evan Scribner, R ERA: 5.91	2.0	L 13	6	4	4	2	1	0	0	0	0	0	0	1	30	42	18.00	3.500																

Oakland Athletics @ Seattle Mariners  
Peoria Stadium, Peoria, AZ  
Sun Mar 23 2014, 4:07 PM - 6:33 PM EDT  
Att: 9,512 - Sunny - 80 F

AB 31  
R 6  
H 8  
RBI 6  
BB 2  
SO 6  
LOB 6









Batter	1	2	3	4	5	6	7	8	9	AB	R	H	RBI	BB	SO	LOB	TOP					
36 Abraham Almonte, S OBP: 0.237, SLG: 0.304 55 Michael Saunders, L OBP: 0.352, SLG: 0.422										4	1	2	1	0	0	0	Seattle Mariners @ Kansas City Royals Surprise Stadium, Surprise, AZ Tue Mar 25 2014, 9:07 PM - 11:50 PM EDT Att: 8,296 - Cloudy - 84 F					
5 Brad Miller, L OBP: 0.492, SLG: 0.909 82 Tyler Smith, R OBP: 0.600, SLG: 0.923										4	2	3	0	0	0	1						
7 Stefan Romero, R OBP: 0.321, SLG: 0.648										5	1	3	3	0	0	2						
17 Justin Smoak, S OBP: 0.382, SLG: 0.517 Chris Taylor, R OBP: 0.200, SLG: 0.304										3	0	2	1	1	0	1						
20 Logan Morrison, L OBP: 0.347, SLG: 0.413										4	1	0	0	0	2	5						
15 Kyle Seager, L OBP: 0.243, SLG: 0.254 79 D.J. Peterson, R OBP: 0.313, SLG: 0.500										3	1	0	0	1	1	4						
6 Nick Franklin, S OBP: 0.358, SLG: 0.378										4	1	1	0	0	0	0						
13 Dustin Ackley, L OBP: 0.438, SLG: 0.656 8 Willie Bloomquist, R OBP: 0.225, SLG: 0.256										3	1	1	1	0	2	0						
3 Mike Zunino, R OBP: 0.380, SLG: 0.537 4 John Buck, R OBP: 0.276, SLG: 0.280										3	1	1	2	0	1	1						
<b>Inning Stats</b>	R: 1 E: 0 K: 1 S: 15	H: 3 LOB: 2 BB: 0 P: 20	R: 1 E: 0 K: 1 S: 9	H: 1 LOB: 0 BB: 0 P: 14	R: 6 E: 1 K: 0 S: 19	H: 5 LOB: 2 BB: 2 P: 34	R: 1 E: 0 K: 0 S: 14	H: 2 LOB: 1 BB: 0 P: 24	R: 0 E: 0 K: 2 S: 10	H: 0 LOB: 0 BB: 0 P: 14	R: 0 E: 0 K: 0 S: 5	H: 1 LOB: 1 BB: 0 P: 8	R: 0 E: 0 K: 2 S: 7	H: 1 LOB: 1 BB: 0 P: 10	R: 0 E: 0 K: 2 S: 9	H: 0 LOB: 0 BB: 0 P: 17		R: 0 E: 0 K: 0 S: 7	H: 1 LOB: 0 BB: 0 P: 12	1B: 9 2B: 3 3B: 0 HR: 2	SF: 0 SAC: 0 DP: 2 HBP: 0	WP: 1 PB: 0 SB: 0 CS: 2
<b>PITCHER</b>	IP WLS BF H R ER SO BB IBB HBP BLK WP HR S P ERA WHIP	4.0 L 24 11 9 8 2 2 2 0 0 0 1 2 57 92 18.00 3.250	3.0 9 2 0 0 4 0 0 0 0 0 0 22 32 0.00 0.667	1.0 3 0 0 0 2 0 0 0 0 0 0 9 17 0.00 0.000	1.0 3 1 0 0 0 0 0 0 0 0 0 7 12 0.00 1.000	<b>PITCHER</b>										IP WLS BF H R ER SO BB IBB HBP BLK WP HR S P ERA WHIP	4.0 L 24 11 9 8 2 2 2 0 0 0 1 2 57 92 18.00 3.250	3.0 9 2 0 0 4 0 0 0 0 0 0 22 32 0.00 0.667	1.0 3 0 0 0 2 0 0 0 0 0 0 9 17 0.00 0.000	1.0 3 1 0 0 0 0 0 0 0 0 0 7 12 0.00 1.000		

Batter	1	2	3	4	5	6	7	8	9	AB	R	H	RBI	BB	SO	LOB	BOTTOM					
23 Norichika Aoki, L OBP: 0.356, SLG: 0.389										5	1	2	1	0	1	1	Seattle Mariners @ Kansas City Royals Surprise Stadium, Surprise, AZ Tue Mar 25 2014, 9:07 PM - 11:50 PM EDT Att: 8,296 - Cloudy - 84 F					
2 Alcides Escobar, R OBP: 0.350, SLG: 0.500										4	0	0	0	0	1	2						
35 Eric Hosmer, L OBP: 0.359, SLG: 0.474 50 Ramon Hernandez, R OBP: 0.440, SLG: 0.429										2	0	0	0	0	2	1						
16 Billy Butler, R OBP: 0.424, SLG: 0.439										4	1	1	0	0	2	0						
4 Alex Gordon, L OBP: 0.377, SLG: 0.564										3	2	2	3	1	0	0						
13 Salvador Perez, R OBP: 0.396, SLG: 0.625 1 Jarrod Dyson, L OBP: 0.468, SLG: 0.444										4	0	2	1	0	1	1						
8 Mike Moustakas, L OBP: 0.525, SLG: 0.796										4	0	0	0	0	2	2						
6 Lorenzo Cain, R OBP: 0.410, SLG: 0.481										4	1	1	0	0	1	2						
37 Pedro Ciriaco, R OBP: 0.235, SLG: 0.380										4	0	1	1	0	0	1						
<b>Inning Stats</b>	R: 2 E: 0 K: 1 S: 14	H: 3 LOB: 1 BB: 0 P: 24	R: 0 E: 0 K: 1 S: 6	H: 0 LOB: 0 BB: 0 P: 8	R: 0 E: 0 K: 2 S: 7	H: 0 LOB: 0 BB: 0 P: 10	R: 0 E: 0 K: 1 S: 6	H: 0 LOB: 0 BB: 0 P: 11	R: 1 E: 0 K: 1 S: 12	H: 2 LOB: 1 BB: 0 P: 14	R: 1 E: 0 K: 2 S: 11	H: 1 LOB: 1 BB: 1 P: 20	R: 0 E: 0 K: 1 S: 9	H: 0 LOB: 0 BB: 0 P: 12	R: 0 E: 1 K: 1 S: 5	H: 0 LOB: 0 BB: 0 P: 8		R: 2 E: 0 K: 0 S: 14	H: 3 LOB: 2 BB: 0 P: 19	1B: 4 2B: 4 3B: 0 HR: 1	SF: 0 SAC: 0 DP: 1 HBP: 0	WP: 0 PB: 0 SB: 1 CS: 0
<b>PITCHER</b>	IP WLS BF H R ER SO BB IBB HBP BLK WP HR S P ERA WHIP	5.0 W 20 5 3 3 6 1 0 0 0 0 0 11 20 9.00 2.000	1.0 5 1 1 1 2 1 0 0 0 0 0 5 8 0.00 0.000	1.0 3 0 0 0 1 0 0 0 0 0 0 5 8 0.00 0.000	1.0 6 3 2 2 0 0 0 0 0 0 1 14 19 18.00 3.000	<b>PITCHER</b>										IP WLS BF H R ER SO BB IBB HBP BLK WP HR S P ERA WHIP	5.0 W 20 5 3 3 6 1 0 0 0 0 0 11 20 9.00 2.000	1.0 5 1 1 1 2 1 0 0 0 0 0 5 8 0.00 0.000	1.0 3 0 0 0 1 0 0 0 0 0 0 5 8 0.00 0.000	1.0 6 3 2 2 0 0 0 0 0 0 1 14 19 18.00 3.000		

Seattle Mariners @ Kansas City Royals  
Surprise Stadium, Surprise, AZ  
Tue Mar 25 2014, 9:07 PM - 11:50 PM EDT  
Att: 8,296 - Cloudy - 84 F

Seattle Mariners @ Kansas City Royals  
Surprise Stadium, Surprise, AZ  
Tue Mar 25 2014, 9:07 PM - 11:50 PM EDT  
Att: 8,296 - Cloudy - 84 F

Seattle Mariners @ Kansas City Royals  
Surprise Stadium, Surprise, AZ  
Tue Mar 25 2014, 9:07 PM - 11:50 PM EDT  
Att: 8,296 - Cloudy - 84 F

Seattle Mariners @ Kansas City Royals  
Surprise Stadium, Surprise, AZ  
Tue Mar 25 2014, 9:07 PM - 11:50 PM EDT  
Att: 8,296 - Cloudy - 84 F







Batter	1	2	3	4	5	6	7	8	9	AB	R	H	RBI	BB	SO	LOB	TOP
1 Brandon Barnes, R OBP: 0.357, SLG: 0.444										4	0	1	0	0	3	1	<b>Colorado Rockies @ Seattle Mariners</b> Peoria Stadium, Peoria, AZ Fri Mar 28 2014, 10:08 PM - 12:52 AM EDT Att: 9,466 - Cloudy - 75 F
3 Michael Cuddyer, R OBP: 0.245, SLG: 0.261 0 Adam Ottavino, S										4	0	0	0	0	0	2	
60 Manny Corpas, R										2	1	2	1	1	0	0	
2 Troy Tulowitzki, R OBP: 0.415, SLG: 0.655 54 Tommy Kahnle, R										0	0	0	0	0	0	0	
35 Chad Bettis, R										0	0	0	0	0	0	0	
Matt McBride, R OBP: 0.400, SLG: 0.472										1	0	0	0	0	0	0	
5 Carlos González, L OBP: 0.490, SLG: 0.643 59 Wilton Lopez, R										2	0	1	1	0	1	1	
Josh Rutledge, R OBP: 0.333, SLG: 0.462										0	0	0	0	0	0	0	
20 Wiln Rosario, R OBP: 0.275, SLG: 0.462 72 Jackson Williams, R OBP: 0.350, SLG: 0.345										2	0	1	0	0	0	0	
28 Nolan Arenado, R OBP: 0.407, SLG: 0.685 23 Charlie Culberson, R OBP: 0.302, SLG: 0.396										2	0	0	0	1	0	0	
13 Drew Stubbs, R OBP: 0.412, SLG: 0.500										1	0	0	0	0	0	2	
9 DJ LeMahieu, R OBP: 0.400, SLG: 0.444										4	0	2	0	0	1	0	
27 Tyler Chatwood, R OBP: 0.500, SLG: 1.500 6 Corey Dickerson, L OBP: 0.375, SLG: 0.525										3	0	0	0	1	0	3	
										1	0	1	0	0	0	0	
										3	1	0	0	0	1	1	
										1	0	1	0	0	0	0	
										3	1	0	0	0	1	1	
										1	0	1	0	0	0	0	
										3	1	0	0	0	1	1	
										1	0	1	0	0	0	0	
										3	1	0	0	0	1	1	
										1	0	1	0	0	0	0	
										3	1	0	0	0	1	1	
										1	0	1	0	0	0	0	
										3	1	0	0	0	1	1	
										1	0	1	0	0	0	0	
										3	1	0	0	0	1	1	
										1	0	1	0	0	0	0	
										3	1	0	0	0	1	1	
										1	0	1	0	0	0	0	
										3	1	0	0	0	1	1	
										1	0	1	0	0	0	0	
										3	1	0	0	0	1	1	
										1	0	1	0	0	0	0	
										3	1	0	0	0	1	1	
										1	0	1	0	0	0	0	
										3	1	0	0	0	1	1	
										1	0	1	0	0	0	0	
										3	1	0	0	0	1	1	
										1	0	1	0	0	0	0	
										3	1	0	0	0	1	1	
										1	0	1	0	0	0	0	
										3	1	0	0	0	1	1	
										1	0	1	0	0	0	0	
										3	1	0	0	0	1	1	
										1	0	1	0	0	0	0	
										3	1	0	0	0	1	1	
										1	0	1	0	0	0	0	
										3	1	0	0	0	1	1	
										1	0	1	0	0	0	0	
										3	1	0	0	0	1	1	
										1	0	1	0	0	0	0	
										3	1	0	0	0	1	1	
										1	0	1	0	0	0	0	
										3	1	0	0	0	1	1	
										1	0	1	0	0	0	0	
										3	1	0	0	0	1	1	
										1	0	1	0	0	0	0	
										3	1	0	0	0	1	1	
										1	0	1	0	0	0	0	
										3	1	0	0	0	1	1	
										1	0	1	0	0	0	0	
										3	1	0	0	0	1	1	
										1	0	1	0	0	0	0	
										3	1	0	0				







Batter	1	2	3	4	5	6	7	8	9	AB	R	H	RBI	BB	SO	LOB	TOP					
36 Abraham Almonte, S (1, 8) OBP: 0.400, SLG: 0.600			G4-3		L8				K	5	0	2	1	0	1	1	<b>Seattle Mariners @ Los Angeles Angels</b> Angel Stadium of Anaheim, Anaheim, CA Mon Mar 31 2014, 7:16 PM - 10:31 PM PDT Att: 44,152 - Partly Cloudy - 60 F					
5 Brad Miller, L (1, 6) OBP: 0.200, SLG: 0.200		P5	P4			G4-3	P5			5	1	1	0	0	0	2						
22 Robinson Cano, L (1, 4) OBP: 0.600, SLG: 0.750		G6-3				L5				4	1	2	0	1	0	0						
17 Justin Smoak, S (1, 3) OBP: 0.600, SLG: 1.500							F8			4	3	2	3	1	1	3						
20 Logan Morrison, L (1, 10)			K			K				3	1	0	0	2	3	2						
15 Kyle Seager, L (1, 5) OBP: 0.600, SLG: 0.667			E4		G1-3					3	1	1	1	2	0	2						
55 Michael Saunders, L (1, 9)			SF9							3	1	0	1	1	1	1						
13 Dustin Ackley, L (1, 7) OBP: 0.600, SLG: 1.000			F8							4	1	2	3	1	1	2						
3 Mike Zunino, R (1, 2) OBP: 0.200, SLG: 0.600										5	1	1	1	0	4	2						
<b>Inning Stats</b>	R: 0 E: 0 K: 0 S: 9	H: 1 LOB: 0 BB: 0 P: 18	R: 1 E: 1 K: 1 S: 11	H: 1 LOB: 1 BB: 0 P: 19	R: 0 E: 0 K: 1 S: 7	H: 0 LOB: 0 BB: 0 P: 10	R: 0 E: 0 K: 2 S: 9	H: 1 LOB: 1 BB: 0 P: 10	R: 0 E: 0 K: 2 S: 8	H: 0 LOB: 1 BB: 1 P: 15	R: 1 E: 0 K: 0 S: 8	H: 1 LOB: 2 BB: 2 P: 17	R: 2 E: 0 K: 0 S: 11	H: 3 LOB: 2 BB: 1 P: 19	R: 0 E: 0 K: 2 S: 10	H: 0 LOB: 1 BB: 1 P: 16		R: 6 E: 0 K: 3 S: 25	H: 4 LOB: 1 BB: 3 P: 43	1B: 4 2B: 4 3B: 2 HR: 1	SF: 1 SAC: 0 DP: 0 HBP: 0	WP: 0 PB: 0 SB: 1 CS: 1
<b>PITCHER</b>	IP WLS BF H R ER SO BB IBB HBP BLK WP HR S P ERA WHIP	IP WLS BF H R ER SO BB IBB HBP BLK WP HR S P ERA WHIP	IP WLS BF H R ER SO BB IBB HBP BLK WP HR S P ERA WHIP	IP WLS BF H R ER SO BB IBB HBP BLK WP HR S P ERA WHIP	IP WLS BF H R ER SO BB IBB HBP BLK WP HR S P ERA WHIP	IP WLS BF H R ER SO BB IBB HBP BLK WP HR S P ERA WHIP	IP WLS BF H R ER SO BB IBB HBP BLK WP HR S P ERA WHIP	IP WLS BF H R ER SO BB IBB HBP BLK WP HR S P ERA WHIP	IP WLS BF H R ER SO BB IBB HBP BLK WP HR S P ERA WHIP	IP WLS BF H R ER SO BB IBB HBP BLK WP HR S P ERA WHIP	IP WLS BF H R ER SO BB IBB HBP BLK WP HR S P ERA WHIP	IP WLS BF H R ER SO BB IBB HBP BLK WP HR S P ERA WHIP	IP WLS BF H R ER SO BB IBB HBP BLK WP HR S P ERA WHIP	IP WLS BF H R ER SO BB IBB HBP BLK WP HR S P ERA WHIP	IP WLS BF H R ER SO BB IBB HBP BLK WP HR S P ERA WHIP	IP WLS BF H R ER SO BB IBB HBP BLK WP HR S P ERA WHIP	IP WLS BF H R ER SO BB IBB HBP BLK WP HR S P ERA WHIP					

AB	36
R	10
H	11
RBI	10
BB	8
SO	11
LOB	15



Batter	1	2	3	4	5	6	7	8	9	AB	R	H	RBI	BB	SO	LOB	BOTTOM					
56 Kole Calhoun, L (1, 9) OBP: 0.250, SLG: 0.250			K		L9				F9	4	1	1	0	0	1	2	<b>Seattle Mariners @ Los Angeles Angels</b> Angel Stadium of Anaheim, Anaheim, CA Mon Mar 31 2014, 7:16 PM - 10:31 PM PDT Att: 44,152 - Partly Cloudy - 60 F					
27 Mike Trout, R (1, 8) OBP: 0.500, SLG: 1.250			F9							4	1	2	2	0	1	1						
5 Albert Pujols, R (1, 3) OBP: 0.250, SLG: 0.500		P2								4	0	1	1	0	1	2						
32 Josh Hamilton, L (1, 7) OBP: 0.500, SLG: 0.333										3	0	1	0	1	1	0						
6 David Freese, R (1, 5)		G6-3								4	0	0	0	0	2	3						
28 Raul Ibanez, L (1, 10)			K							4	0	0	0	0	3	1						
47 Howie Kendrick, R (1, 4)		G6-3								3	0	0	0	0	1	1						
17 Chris Iannetta, R (1, 2)		P3								4	0	0	0	0	2	1						
2 Erick Aybar, S (1, 6) OBP: 0.250, SLG: 0.250			E5							4	1	1	0	0	1	1						
<b>Inning Stats</b>	R: 2 E: 0 K: 1 S: 11	H: 2 LOB: 0 BB: 0 P: 17	R: 0 E: 0 K: 1 S: 8	H: 0 LOB: 0 BB: 0 P: 12	R: 1 E: 1 K: 2 S: 17	H: 1 LOB: 2 BB: 1 P: 30	R: 0 E: 0 K: 3 S: 12	H: 0 LOB: 1 BB: 0 P: 15	R: 0 E: 0 K: 2 S: 10	H: 0 LOB: 0 BB: 0 P: 17	R: 0 E: 0 K: 2 S: 8	H: 1 LOB: 1 BB: 0 P: 12	R: 0 E: 0 K: 0 S: 9	H: 2 LOB: 2 BB: 0 P: 11	R: 0 E: 0 K: 1 S: 7	H: 0 LOB: 0 BB: 0 P: 14		R: 0 E: 0 K: 1 S: 11	H: 0 LOB: 0 BB: 0 P: 17	1B: 4 2B: 1 3B: 0 HR: 1	SF: 0 SAC: 0 DP: 0 HBP: 1	WP: 2 PB: 0 SB: 1 CS: 0
<b>PITCHER</b>	IP WLS BF H R ER SO BB IBB HBP BLK WP HR S P ERA WHIP	IP WLS BF H R ER SO BB IBB HBP BLK WP HR S P ERA WHIP	IP WLS BF H R ER SO BB IBB HBP BLK WP HR S P ERA WHIP	IP WLS BF H R ER SO BB IBB HBP BLK WP HR S P ERA WHIP	IP WLS BF H R ER SO BB IBB HBP BLK WP HR S P ERA WHIP	IP WLS BF H R ER SO BB IBB HBP BLK WP HR S P ERA WHIP	IP WLS BF H R ER SO BB IBB HBP BLK WP HR S P ERA WHIP	IP WLS BF H R ER SO BB IBB HBP BLK WP HR S P ERA WHIP	IP WLS BF H R ER SO BB IBB HBP BLK WP HR S P ERA WHIP	IP WLS BF H R ER SO BB IBB HBP BLK WP HR S P ERA WHIP	IP WLS BF H R ER SO BB IBB HBP BLK WP HR S P ERA WHIP	IP WLS BF H R ER SO BB IBB HBP BLK WP HR S P ERA WHIP	IP WLS BF H R ER SO BB IBB HBP BLK WP HR S P ERA WHIP	IP WLS BF H R ER SO BB IBB HBP BLK WP HR S P ERA WHIP	IP WLS BF H R ER SO BB IBB HBP BLK WP HR S P ERA WHIP	IP WLS BF H R ER SO BB IBB HBP BLK WP HR S P ERA WHIP	IP WLS BF H R ER SO BB IBB HBP BLK WP HR S P ERA WHIP					

AB	34
R	3
H	6
RBI	3
BB	1
SO	13
LOB	12





Batter	1	2	3	4	5	6	7	8	9	AB	R	H	RBI	BB	SO	LOB	TOP				
36 Abraham Almonte, S (1,8) OBP: 0.300, SLG: 0.500	G4-3		17 2B		K		K		G1	5	1	1	1	0	2	1	<b>Seattle Mariners @ Los Angeles Angels</b> Angel Stadium of Anaheim, Anaheim, CA Tue Apr 01 2014, 7:12 PM - 10:15 PM PDT Att: 43,567 - Partly Cloudy - 59 F				
5 Brad Miller, L (1,6) OBP: 0.300, SLG: 0.900	K		K		HR		F8		HR	5	2	2	3	0	2	2					
22 Robinson Cano, L (1,4) OBP: 0.600, SLG: 0.571	L7		17 2B		BB		1B		K	3	1	1	0	2	1	0					
17 Justin Smoak, S (1,3) OBP: 0.556, SLG: 1.125		15 CS			K		G4-3			4	0	2	3	0	1	2					
27 Corey Hart, R (1,10) OBP: 0.250, SLG: 0.250	F7		F8				7 WP		K	4	1	1	0	0	1	2					
15 Kyle Seager, L (1,5) OBP: 0.333, SLG: 0.286	K				K		K		G1-3	4	0	0	0	0	3	2					
7 Stefan Romero, R (1,9) 55 Michael Saunders, L (8,9)			F9		F9		K		L5	4	0	0	0	0	1	1					
13 Dustin Ackley, L (1,7) OBP: 0.667, SLG: 1.000			36 2B		L7		2B		36 G1	3	2	2	1	1	0	0					
4 John Buck, R (1,2) OBP: 0.250, SLG: 0.250			36 2B		G4-3		G1-3		K	4	1	1	0	0	1	2					
			36 2B		G4-3		G1-3		K	4	1	1	0	0	1	2					
<b>Inning Stats</b>	R: 0 E: 0 K: 1 S: 12	H: 0 LOB: 0 BB: 0 P: 18	R: 0 E: 0 K: 1 S: 10	H: 1 LOB: 0 BB: 0 P: 16	R: 4 E: 0 K: 1 S: 16	H: 4 LOB: 1 BB: 1 P: 28	R: 0 E: 0 K: 1 S: 7	H: 0 LOB: 0 BB: 0 P: 11	R: 1 E: 0 K: 2 S: 11	H: 1 LOB: 1 BB: 1 P: 22	R: 1 E: 0 K: 2 S: 13	H: 2 LOB: 1 BB: 0 P: 20	R: 0 E: 0 K: 1 S: 9	H: 0 LOB: 0 BB: 0 P: 17	R: 2 E: 0 K: 2 S: 18	H: 1 LOB: 0 BB: 1 P: 25	1B: 5 2B: 3 3B: 0 HR: 2	SF: 0 SAC: 0 DP: 0 HBP: 0	WP: 1 PB: 0 SB: 1 CS: 1	PA: 39	
<b>PITCHER</b>	IP WLS BF H R ER SO BB IBB HBP BLK WP HR S P ERA WHIP	5.2 L 26 8 6 6 8 1 1 0 0 1 1 68 114 9.53 1.588	2.1 8 1 0 0 2 0 0 0 0 0 0 21 37 0.00 0.429	1.0 5 1 2 2 2 1 0 0 0 0 1 18 25 18.00 2.000																	

AB	36
R	8
H	10
RBI	8
BB	3
SO	12
LOB	12



Batter	1	2	3	4	5	6	7	8	9	AB	R	H	RBI	BB	SO	LOB	BOTTOM					
56 Kole Calhoun, L (1,9) OBP: 0.125, SLG: 0.125	F7		FC3-6		K		K			4	0	0	0	0	2	3	<b>Seattle Mariners @ Los Angeles Angels</b> Angel Stadium of Anaheim, Anaheim, CA Tue Apr 01 2014, 7:12 PM - 10:15 PM PDT Att: 43,567 - Partly Cloudy - 59 F					
27 Mike Trout, R (1,8) OBP: 0.375, SLG: 0.714	G6-3		HBP		G5-3		K		K	3	0	0	0	0	1	0						
5 Albert Pujols, R (1,3) OBP: 0.250, SLG: 0.500	G5-3		L8		K		K		2B	4	1	1	0	0	1	2						
32 Josh Hamilton, L (1,7) OBP: 0.625, SLG: 0.667		47 G5-3		28 HR		G1-3		6 FC6-4		3	1	2	0	1	0	0						
6 David Freese, R (1,5) OBP: 0.125, SLG: 0.125		P3			G6-3		FC6-4		28 PO	4	0	1	0	0	0	2						
28 Raul Ibanez, L (1,10) OBP: 0.250, SLG: 0.625	K		HR		K		PO		16 G4-6-3	4	1	2	2	0	2	2						
47 Howie Kendrick, R (1,4) OBP: 0.143, SLG: 0.143	G5-3		E6		G6-3		K		K	4	0	0	0	0	1	3						
16 Hank Conger, L (1,2) OBP: 0.500, SLG: 0.500		2 FC3-6			P6		G4-6-3		G4-6-3	4	0	2	0	0	0	1						
2 Erick Aybar, S (1,6) OBP: 0.143, SLG: 0.143		FC3-6			K		G6-3			3	0	0	0	0	1	3						
<b>Inning Stats</b>	R: 0 E: 0 K: 0 S: 5	H: 2 LOB: 1 BB: 0 P: 18	R: 0 E: 0 K: 1 S: 10	H: 2 LOB: 0 BB: 0 P: 18	R: 0 E: 0 K: 0 S: 11	H: 1 LOB: 2 BB: 0 P: 17	R: 2 E: 1 K: 2 S: 18	H: 3 LOB: 2 BB: 0 P: 24	R: 0 E: 0 K: 1 S: 5	H: 0 LOB: 0 BB: 0 P: 9	R: 0 E: 0 K: 1 S: 6	H: 0 LOB: 0 BB: 0 P: 9	R: 0 E: 0 K: 1 S: 7	H: 0 LOB: 0 BB: 0 P: 8	R: 1 E: 1 K: 1 S: 8	H: 1 LOB: 0 BB: 1 P: 18	R: 0 E: 0 K: 1 S: 7	H: 1 LOB: 0 BB: 0 P: 10	1B: 5 2B: 2 3B: 0 HR: 1	SF: 0 SAC: 0 DP: 2 HBP: 1	WP: 0 PB: 0 SB: 0 CS: 0	PA: 36
<b>PITCHER</b>	IP WLS BF H R ER SO BB IBB HBP BLK WP HR S P ERA WHIP	7.0 W 28 6 2 2 6 1 0 0 0 0 8 18 2.57 0.857	0.2 4 1 1 0 1 1 0 0 0 0 0 8 18 0.00 3.000	0.1 H 0 0 0 0 0 0 0 0 0 0 0 0 0.00 0.000	1.0 3 1 0 0 1 0 0 0 0 0 0 7 10 0.00 1.000																	

AB	33
R	3
H	8
RBI	2
BB	1
SO	8
LOB	16





Batter	1	2	3	4	5	6	7	8	9	AB R H RBI BB SO LOB	TOP											
36 Abraham Almonte, S (1, 8) OBP: 0.333, SLG: 0.385										3 0 0 0 2 1 3	<p>Seattle Mariners @ Los Angeles Angels Angel Stadium of Anaheim, Anaheim, CA Wed Apr 02 2014, 7:07 PM - 9:45 PM PDT Att: 38,007 - Clear - 57 F</p>											
5 Brad Miller, L (1, 6) OBP: 0.333, SLG: 0.800										5 1 2 1 0 3 2												
22 Robinson Cano, L (1, 4) OBP: 0.600, SLG: 0.545										4 0 2 1 1 0 1												
17 Justin Smoak, S (1, 3) OBP: 0.500, SLG: 1.077										5 2 2 1 0 2 4												
27 Corey Hart, R (1, 10) OBP: 0.333, SLG: 0.667										5 2 2 1 0 1 3												
7 Stefan Romero, R (1, 9) OBP: 0.299, SLG: 0.429										3 1 2 1 0 0 0												
55 Michael Saunders, L (6, 9)										2 0 0 0 0 0 1												
13 Dustin Ackley, L (1, 7) OBP: 0.462, SLG: 0.636										4 0 0 0 0 0 3												
3 Mike Zunino, R (1, 2) OBP: 0.333, SLG: 0.889										4 1 2 3 0 1 0												
8 Willie Bloomquist, R (1, 5) OBP: 0.500, SLG: 0.333										3 1 1 0 1 1 0												
<b>Inning Stats</b>	R: 0 H: 0 E: 0 K: 2 S: 11	H: 0 LOB: 2 BB: 2 P: 26	R: 0 H: 0 E: 0 K: 1 S: 6	H: 0 LOB: 0 BB: 0 P: 9	R: 1 H: 2 E: 0 K: 0 S: 6	H: 2 LOB: 1 BB: 0 P: 10	R: 0 H: 1 E: 0 K: 1 S: 7	H: 1 LOB: 0 BB: 0 P: 10	R: 1 H: 2 E: 1 K: 0 S: 11	H: 2 LOB: 1 BB: 1 P: 19	R: 4 H: 4 E: 0 K: 2 S: 18	H: 4 LOB: 1 BB: 1 P: 28	R: 0 H: 1 E: 0 K: 1 S: 9	H: 1 LOB: 1 BB: 0 P: 16	R: 0 H: 1 E: 0 K: 1 S: 12	H: 1 LOB: 1 BB: 0 P: 17	R: 2 H: 2 E: 0 K: 1 S: 15	H: 2 LOB: 0 BB: 0 P: 20	1B: 8 2B: 2 3B: 0 HR: 3	SF: 0 SAC: 0 DP: 2 HBP: 0	WP: 0 PB: 0 SB: 0 CS: 0	PA: 42
<b>PITCHER</b>	IP WLS BF H R ER SO BB IBB HBP BLK WP HR S P ERA WHIP											IP WLS BF H R ER SO BB IBB HBP BLK WP HR S P ERA WHIP										
53 Héctor Santiago, L (1, 1) ERA: 7.2	5.0 L 23 7 4 4 4 3 0 0 0 0 0 0 46 83 7.20 2.000																					
59 Fernando Salas, R (6, 1) ERA: 10.8	1.0 6 2 2 2 2 1 0 0 0 0 0 1 13 19 18.00 3.000																					
63 Nick Maronde, L (7, 1) ERA: 6.75	1.0 4 1 0 0 1 0 0 0 0 0 0 0 9 16 0.00 1.000																					
38 Joe Smith, R (8, 1) ERA: 18.0	1.0 4 1 0 0 1 0 0 0 0 0 0 0 12 17 0.00 1.000																					
49 Ernesto Frieri, R (9, 1) ERA: 18.0	1.0 5 2 2 2 1 0 0 0 0 0 0 2 15 20 18.00 2.000																					

AB	38
R	8
H	13
RBI	8
BB	4
SO	9
LOB	17



Batter	1	2	3	4	5	6	7	8	9	AB R H RBI BB SO LOB	BOTTOM											
56 Kole Calhoun, L (1, 9) OBP: 0.167, SLG: 0.250										4 1 1 0 0 1 0	<p>Seattle Mariners @ Los Angeles Angels Angel Stadium of Anaheim, Anaheim, CA Wed Apr 02 2014, 7:07 PM - 9:45 PM PDT Att: 38,007 - Clear - 57 F</p>											
27 Mike Trout, R (1, 8) OBP: 0.500, SLG: 1.000										3 1 2 1 1 0 0												
5 Albert Pujols, R (1, 3) OBP: 0.167, SLG: 0.333										4 0 0 0 0 1 4												
6 David Freese, R (1, 5) OBP: 0.167, SLG: 0.100										2 0 0 1 1 0 1												
32 Josh Hamilton, L (1, 7) OBP: 0.417, SLG: 0.400										4 0 0 0 0 4 2												
47 Howie Kendrick, R (1, 4)										3 0 0 0 0 1 2												
28 Raul Ibanez, L (1, 10) OBP: 0.182, SLG: 0.455										3 0 0 0 0 2 0												
17 Chris Iannetta, R (1, 2)										3 0 0 0 0 1 0												
2 Erick Aybar, S (1, 6) OBP: 0.100, SLG: 0.100										3 0 0 0 0 1 0												
<b>Inning Stats</b>	R: 0 H: 1 E: 0 K: 0 S: 6	H: 0 LOB: 1 BB: 1 P: 14	R: 0 H: 0 E: 0 K: 2 S: 9	H: 0 LOB: 0 BB: 0 P: 11	R: 0 H: 0 E: 0 K: 0 S: 5	H: 0 LOB: 0 BB: 0 P: 8	R: 0 H: 1 E: 0 K: 3 S: 15	H: 1 LOB: 2 BB: 1 P: 29	R: 0 H: 0 E: 0 K: 3 S: 9	H: 0 LOB: 0 BB: 0 P: 11	R: 0 H: 0 E: 0 K: 0 S: 12	H: 0 LOB: 0 BB: 0 P: 15	R: 0 H: 0 E: 0 K: 1 S: 8	H: 0 LOB: 0 BB: 0 P: 11	R: 0 H: 0 E: 0 K: 0 S: 7	H: 0 LOB: 0 BB: 0 P: 8	R: 2 H: 1 E: 0 K: 2 S: 15	H: 1 LOB: 0 BB: 0 P: 25	1B: 0 2B: 2 3B: 1 HR: 0	SF: 1 SAC: 0 DP: 1 HBP: 0	WP: 1 PB: 0 SB: 0 CS: 0	PA: 32
<b>PITCHER</b>	IP WLS BF H R ER SO BB IBB HBP BLK WP HR S P ERA WHIP											IP WLS BF H R ER SO BB IBB HBP BLK WP HR S P ERA WHIP										
65 James Paxton, L (1, 1) ERA: 0.00	7.0 W 24 2 0 0 0 2 0 0 0 0 0 0 7 8 0.00 0.571																					
97 Joe Beimeel, L (8, 1) ERA: 18.0	1.0 3 0 0 0 0 0 0 0 0 0 0 0 7 8 0.00 0.000																					
45 Hector Noesi, R (9, 1) ERA: 18.0	1.0 5 1 2 2 2 0 0 0 0 0 1 0 15 25 18.00 1.000																					

AB	29
R	2
H	3
RBI	2
BB	2
SO	11
LOB	9





Batter	1	2	3	4	5	6	7	8	9	10	11	12	AB	R	H	RBI	BB	SO	LOB	TOP							
36 Abraham Almonte, S (1.8) OBP: 0.400, SLG: 0.412	E3 G4-3		G6-3		1B									4	1	2	1	1	0	1							
5 Brad Miller, L (1.6) OBP: 0.250, SLG: 0.600	F8		L9		G4-3-2			BB						5	0	0	0	0	1	6							
22 Robinson Cano, L (1.4) OBP: 0.500, SLG: 0.438	G4-3				1B			G4-3						5	0	1	1	0	2	1							
17 Justin Smoak, S (1.3) OBP: 0.421, SLG: 0.824	G3-1				FC4-6			K						4	0	0	0	1	1	1							
27 Corey Hart, R (1.10) OBP: 0.214, SLG: 0.429	G5-3				F8			K						5	0	0	0	0	1	2							
15 Kyle Seager, L (1.5) OBP: 0.286, SLG: 0.182	K				FC6									4	0	0	0	1	2	1							
20 Logan Morrison, L (1.9) 55 Michael Saunders, L (7.9)	K													3	1	1	0	0	1	2							
13 Dustin Ackley, L (1.7) OBP: 0.389, SLG: 0.500			G6-3											2	0	0	0	0	0	0							
3 Mike Zunino, R (1.2) OBP: 0.286, SLG: 0.714					F9									5	0	1	0	0	0	2							
<b>Inning Stats</b>	R: 1 E: 0 K: 0 S: 10	H: 0 LOB: 0 BB: 0 P: 16	R: 0 E: 0 K: 2 S: 9	H: 0 LOB: 0 BB: 0 P: 15	R: 0 E: 0 K: 0 S: 10	H: 1 LOB: 1 BB: 0 P: 12	R: 0 E: 0 K: 0 S: 9	H: 1 LOB: 1 BB: 0 P: 15	R: 1 E: 0 K: 0 S: 6	H: 3 LOB: 3 BB: 0 P: 10	R: 0 E: 0 K: 2 S: 12	H: 0 LOB: 2 BB: 2 P: 23	R: 0 E: 0 K: 1 S: 7	H: 0 LOB: 1 BB: 1 P: 12	R: 0 E: 0 K: 0 S: 9	H: 0 LOB: 0 BB: 0 P: 12	R: 0 E: 0 K: 1 S: 11	H: 1 LOB: 1 BB: 0 P: 14	R: 0 E: 0 K: 1 S: 9	H: 0 LOB: 0 BB: 0 P: 14	R: 0 E: 0 K: 0 S: 8	H: 0 LOB: 0 BB: 0 P: 15	1B: 5 2B: 2 3B: 0 HR: 0	SF: 0 SAC: 0 DP: 1 HBP: 0	WP: 0 PB: 0 SB: 1 CS: 0	PA: 45	
<b>PITCHER</b>	IP 6.0	WLS 25	BF 25	H 5	R 2	ER 1	SO 4	BB 2	IBB 0	HBP 0	BLK 0	WP 0	HR 0	S 56	P 91	ERA 1.50	WHIP 1.167										
60 Jesse Chavez, R (1.1) ERA: 1.5	2.0	7	0	0	0	3	1	0	0	0	0	0	0	16	24	0.00	0.500										
62 Sean Doolittle, L (9.1) ERA: 2.7	1.0	3	0	0	0	1	0	0	0	0	0	0	0	9	14	0.00	0.000										
44 Luke Gregerson, R (11.1) ERA: 2.7	1.0	W	3	0	0	0	0	0	0	0	0	0	0	8	15	0.00	0.000										

Seattle Mariners @ Oakland Athletics  
O.co Coliseum, Oakland, CA  
Thu Apr 03 2014, 10:09 PM - 2:08 AM EDT  
Att. 11,236 - Partly Cloudy - 55°F

AB 42  
R 2  
H 6  
RBI 2  
BB 3  
SO 9  
LOB 16



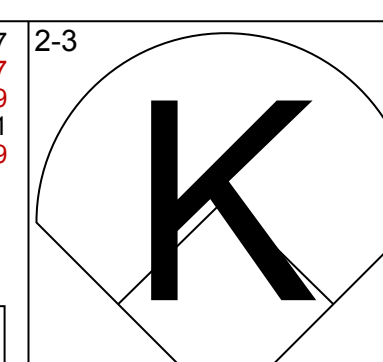
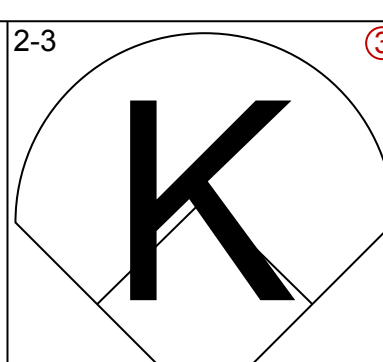
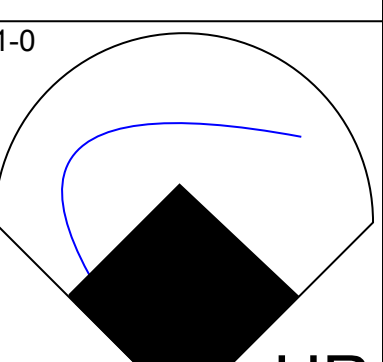
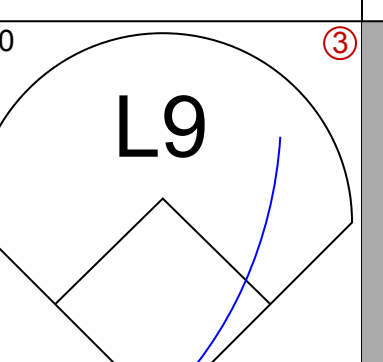
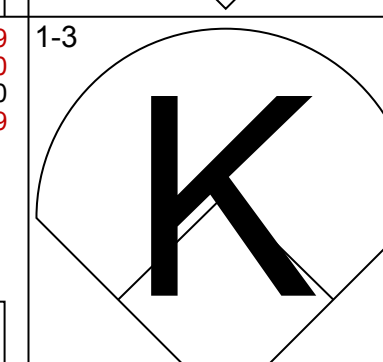
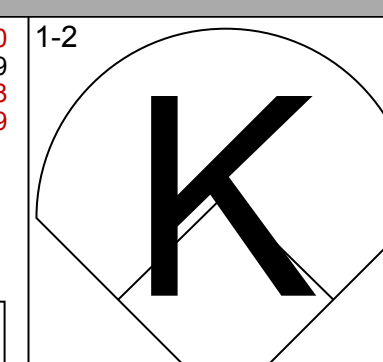
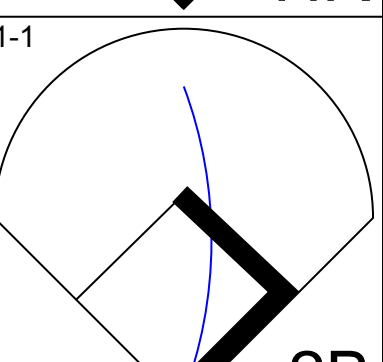
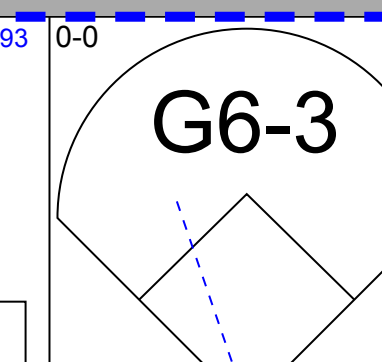
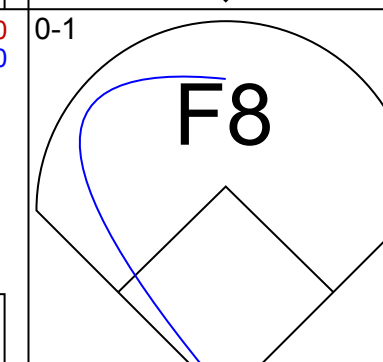
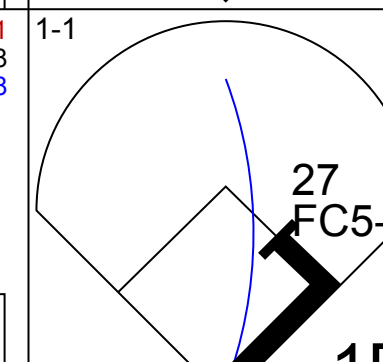
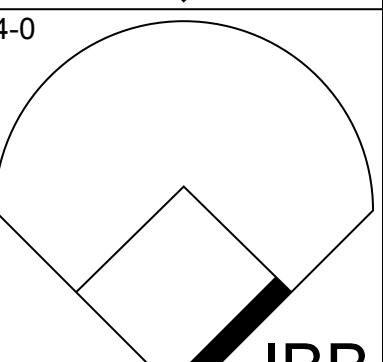
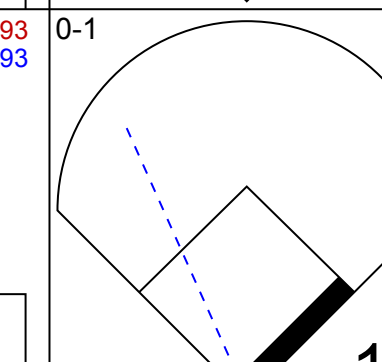
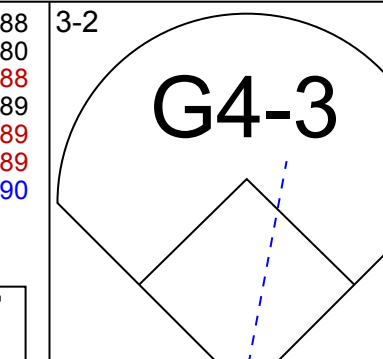
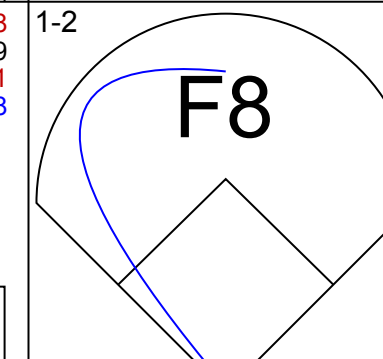
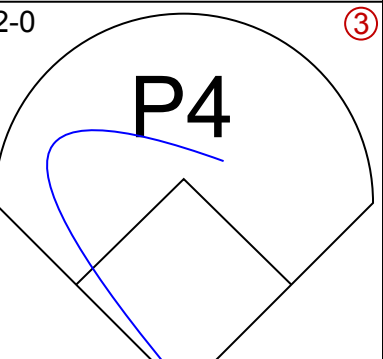
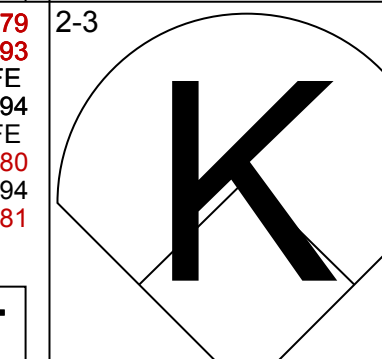

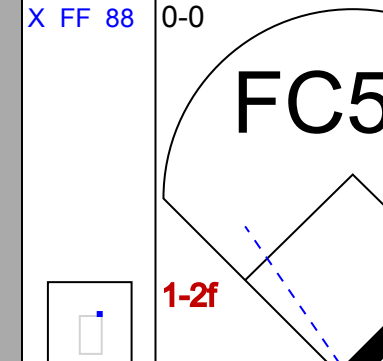
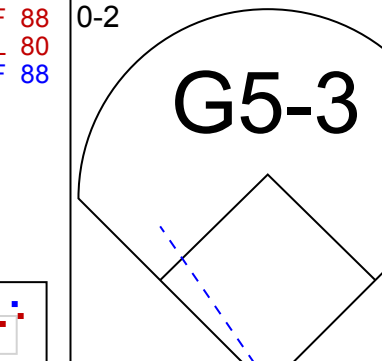
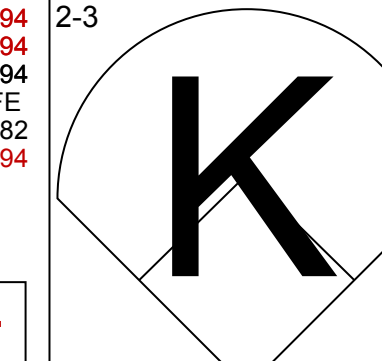

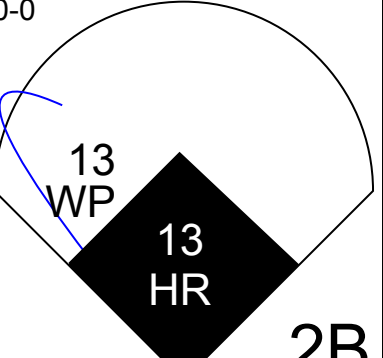
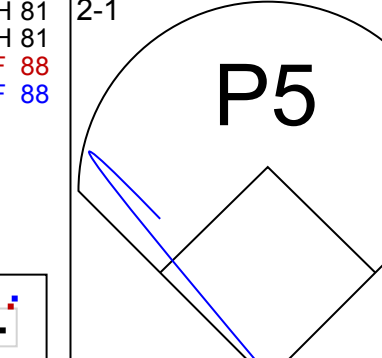
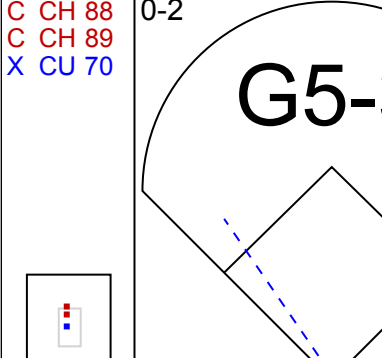

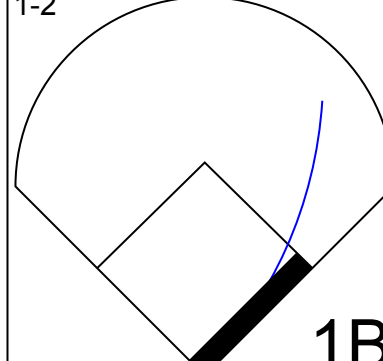
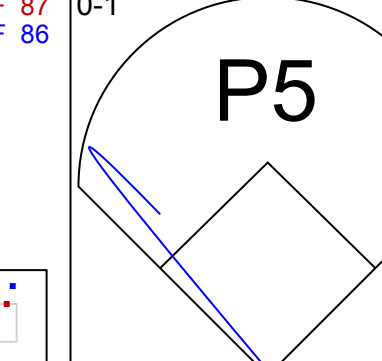
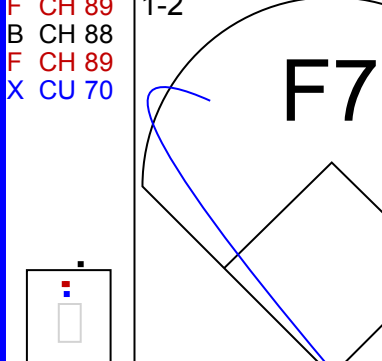
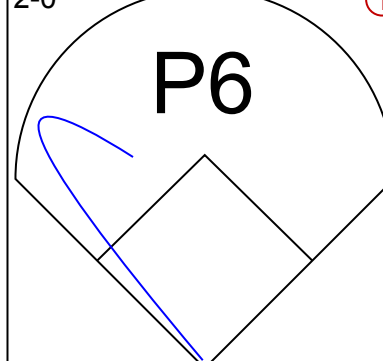
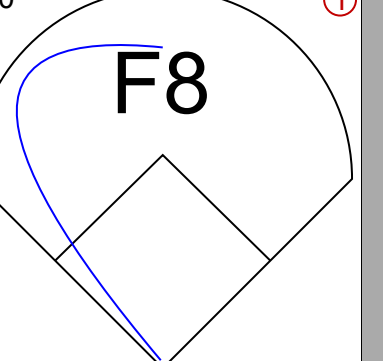
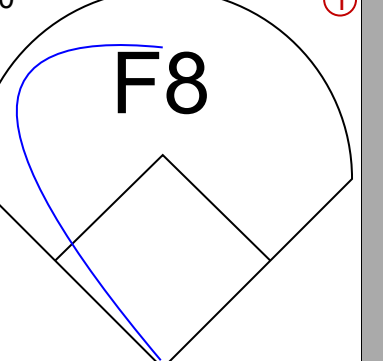
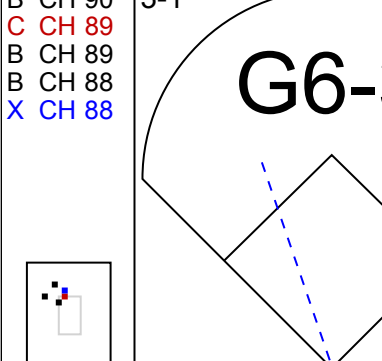

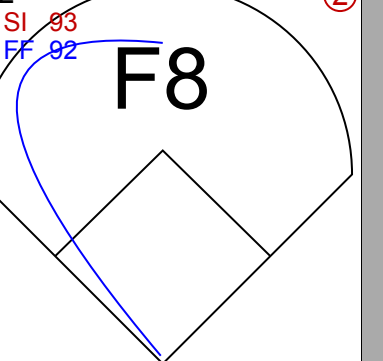
Batter	1	2	3	4	5	6	7	8	9	10	11	12	AB	R	H	RBI	BB	SO	LOB	BOTTOM								
4 Coco Crisp, S (1.8) OBP: 0.500, SLG: 0.667			P5											3	2	1	1	3	1	0								
20 Josh Donaldson, R (1.5) OBP: 0.158, SLG: 0.111	L5-3		G6-3											4	0	0	0	1	2	2								
8 Jed Lowrie, S (1.6) OBP: 0.389, SLG: 0.286														3	0	0	0	2	0	2								
52 Yoenis Cespedes, R (1.10) OBP: 0.333, SLG: 0.438														5	0	1	1	0	1	3								
36 Derek Norris, R (1.2) OBP: 0.444, SLG: 0.375	G5-3													2	0	0	0	1	0	0								
5 John Jaso, L (8. PH) OBP: 0.375, SLG: 0.333														1	0	0	0	1	0	2								
18 Alberto Callaspo, S (1.3) ERA: 1.8														1	0	0	0	2	0	0								
10 Danie Barton, L (7. PR) OBP: 0.250, SLG: 0.143														0	0	0	0	0	0	0								
37 Brandon Moss, L (8. PH) OBP: 0.400, SLG: 0.385														2	0	0	0	0	1	2								
16 Josh Reddick, L (1.9) OBP: 0.222, SLG: 0.125														5	0	1	0	0	2	3								
1 Nick Punto, S (1.4) OBP: 0.273, SLG: 0.200														5	1	2	0	0	2	2								
29 Sam Fuld, L (1.7) OBP: 0.400, SLG: 0.778														5	0	1	1	0	1	4								
<b>Inning Stats</b>	R: 0 E: 0 K: 1 S: 12	H: 0 LOB: 1 BB: 2 P: 26	R: 0 E: 0 K: 1 S: 10	H: 0 LOB: 1 BB: 1 P: 17	R: 0 E: 0 K: 0 S: 10	H: 0 LOB: 0 BB: 0 P: 12	R: 0 E: 0 K: 1 S: 8	H: 0 LOB: 0 BB: 0 P: 6	R: 1 E: 0 K: 1 S: 13	H: 2 LOB: 1 BB: 0 P: 20	R: 0 E: 0 K: 0 S: 8	H: 0 LOB: 0 BB: 0 P: 12	R: 0 E: 0 K: 1 S: 15	H: 1 LOB: 3 BB: 2 P: 27	R: 1 E: 0 K: 2 S: 12	H: 1 LOB: 2 BB: 3 P: 25	R: 0 E: 0 K: 0 S: 11	H: 0 LOB: 0 BB: 0 P: 15	R: 0 E: 0 K: 1 S: 14	H: 0 LOB: 2 BB: 2 P: 26	R: 0 E: 0 K: 1 S: 8	H: 1 LOB: 1 BB: 0 P: 12	R: 1 E: 0 K: 0 S: 2	H: 1 LOB: 0 BB: 0 P: 2	1B: 3 2B: 1 3B: 2 HR: 1	SF: 0 SAC: 0 DP: 2 HBP: 0	WP: 0 PB: 0 SB: 2 CS: 0	PA: 46
<b>PITCHER</b>	IP 5.0	WLS 18	BF 18	H 2	R 1	ER 1	SO 3	BB 3	IBB 0	HBP 0	BLK 0	WP 0	HR 0	S 46	P 80	ERA 1.80	WHIP 1.000											
29 Roenis Elias, L (1.1) ERA: 1.8	1.1	H	6	0	0	0	2	3	0	0	0	0	0	14	27	0.00	1.500											
41 Charlie Furbush, L (7.1) ERA: 3.0	0.2	H	4	1	1	1	1	1	0	0	0	0	0	11	18	13.50	3.000											
54 Tom Wilhelmson, R (8.1) ERA: 2.7	1.0	B	5	1	0	0	0	2	0	0	0	0	0	10	19	0.00	3.000											
40 Danny Farquhar, R (9.1) ERA: 2.0	1.2		7	0	0	0	3	2	0	0	0	0	0	24	39	0.00	1.200											
<b>PITCHER</b>	IP 1.1	WLS 5	BF 5	H 1	R 0	ER 0	SO 1	BB 0	IBB 0	HBP 0	BLK 0	WP 0	HR 0	S 9	P 14	ERA 0.00	WHIP 0.750											
97 Joe Beimel, L (10.1) ERA: 27.0	0.0	L	1	1	1	1	0	0	0	0	0	0	0	1	2	2	∞	∞										
45 Hector Noesi, R (12.1) ERA: 27.0																												

Seattle Mariners @ Oakland Athletics  
O.co Coliseum, Oakland, CA  
Thu Apr 03 2014, 10:09 PM - 2:08 AM EDT  
Att. 11,236 - Partly Cloudy - 55°F

AB 36  
R 3  
H 6  
RBI 3  
BB 10  
SO 10  
LOB 20



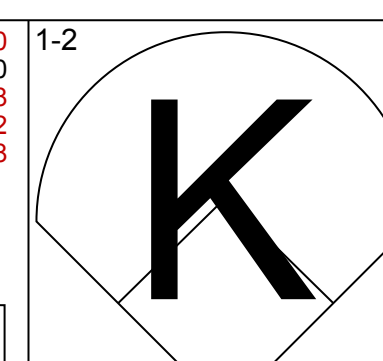
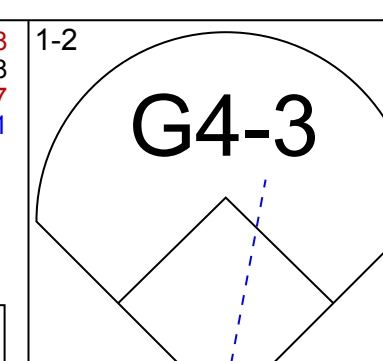
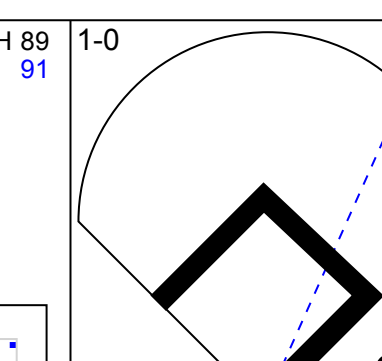
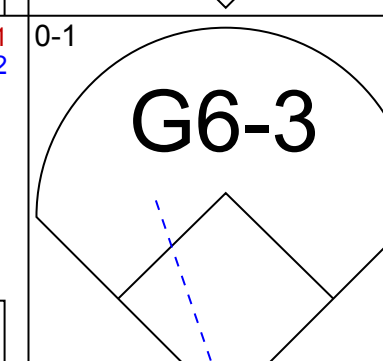
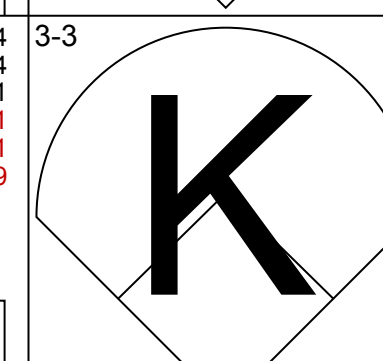
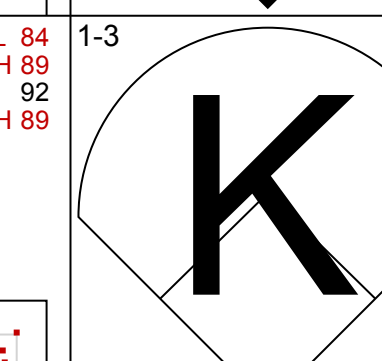
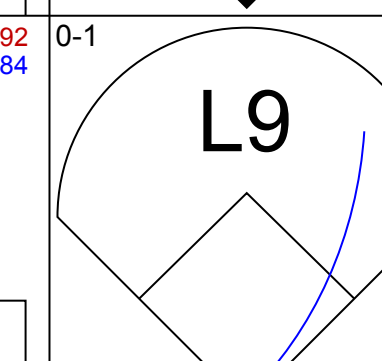
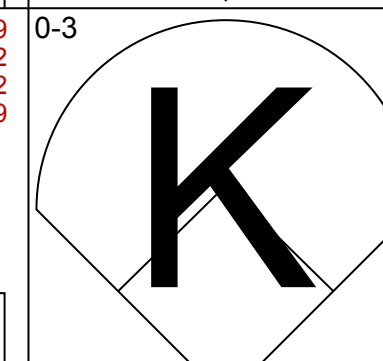
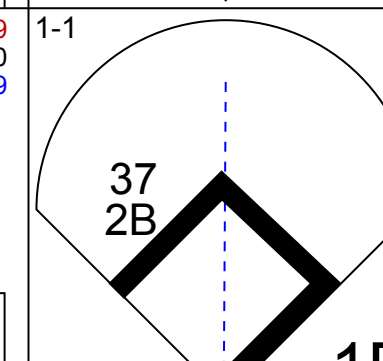
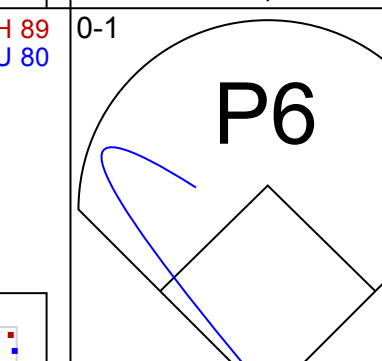
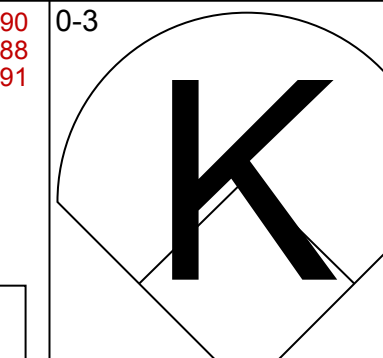
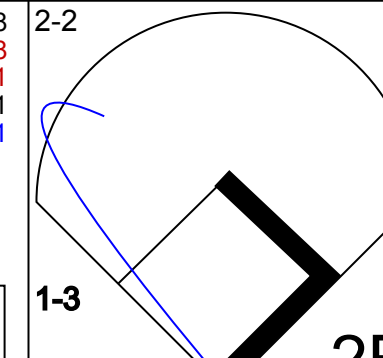


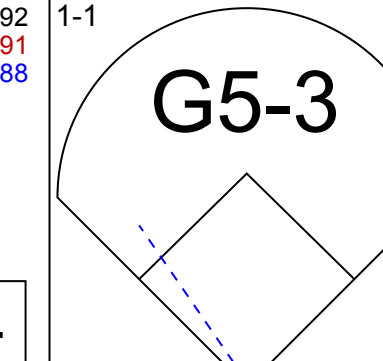
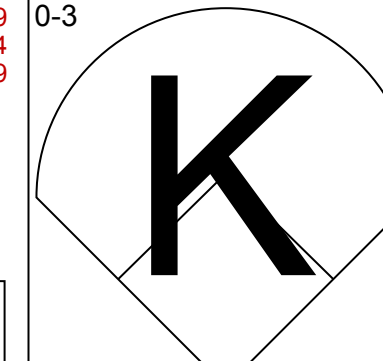



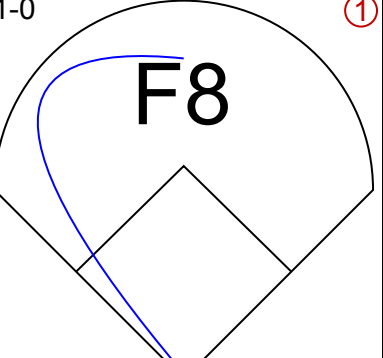


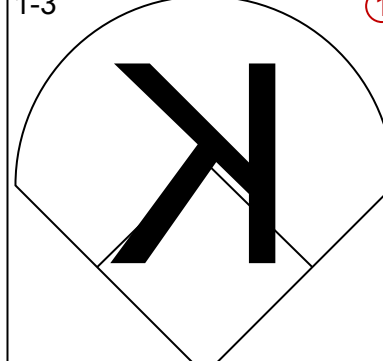
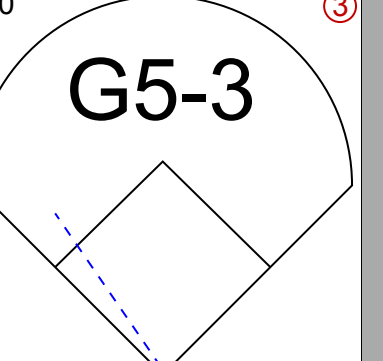


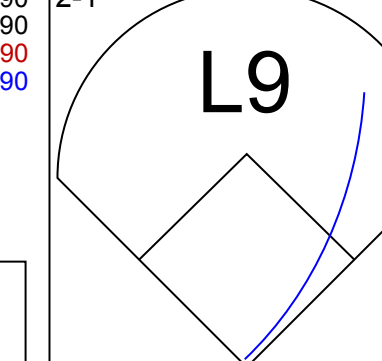
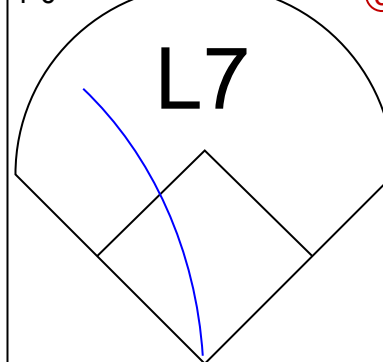
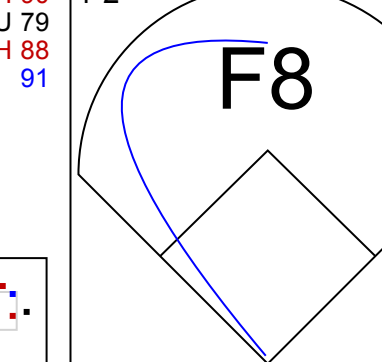
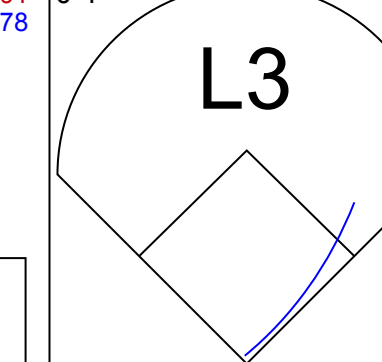
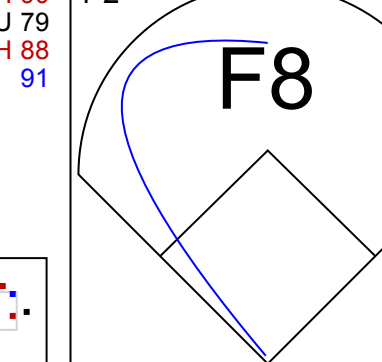
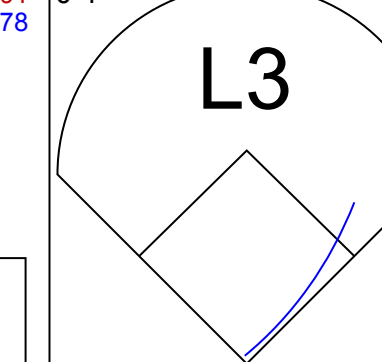


Batter	1	2	3	4	5	6	7	8	9	AB	R	H	RBI	BB	SO	LOB	TOP							
36 Abraham Almonte, S (1, 8) OBP: 0.375, SLG: 0.524										4	1	1	1	0	2	1								
5 Brad Miller, L (1, 6) OBP: 0.250, SLG: 0.583										4	0	1	0	0	2	0								
22 Robinson Cano, L (1, 4) OBP: 0.542, SLG: 0.474										3	0	2	0	1	0	0								
17 Justin Smoak, S (1, 3) OBP: 0.348, SLG: 0.667										4	0	0	0	0	1	4								
27 Corey Hart, R (1, 10) OBP: 0.167, SLG: 0.333										4	0	0	0	0	2	2								
15 Kyle Seager, L (1, 5) OBP: 0.278, SLG: 0.267										4	1	1	0	0	1	0								
20 Logan Morrison, L (1, 9) OBP: 0.364, SLG: 0.222										3	0	1	0	0	0	1								
55 Michael Saunders, L (8, 9)										1	0	0	0	0	0	0								
13 Dustin Ackley, L (1, 7) OBP: 0.364, SLG: 0.600										4	1	1	2	0	0	1								
3 Mike Zunino, R (1, 2) OBP: 0.235, SLG: 0.588										3	0	0	0	0	1	1								
<b>Inning Stats</b>	R: 0 E: 0 K: 2 S: 8	H: 0 LOB: 0 BB: 0 P: 11	R: 0 E: 0 K: 2 S: 14	H: 0 LOB: 0 BB: 0 P: 22	R: 0 E: 0 K: 2 S: 11	H: 1 LOB: 1 BB: 0 P: 16	R: 0 E: 0 K: 1 S: 9	H: 1 LOB: 1 BB: 0 P: 12	R: 3 E: 0 K: 0 S: 10	H: 4 LOB: 2 BB: 1 P: 21	R: 0 E: 0 K: 0 S: 7	H: 0 LOB: 0 BB: 0 P: 9	R: 0 E: 0 K: 0 S: 10	H: 0 LOB: 0 BB: 0 P: 15	R: 0 E: 0 K: 2 S: 10	H: 1 LOB: 0 BB: 0 P: 14	R: 0 E: 0 K: 0 S: 8	H: 0 LOB: 0 BB: 0 P: 12	1B: 3 2B: 2 3B: 0 HR: 2	SF: 0 SAC: 0 DP: 0 HBP: 0	WP: 1 PB: 0 SB: 0 CS: 0	PA: 35		
<b>PITCHER</b>	IP WLS BF ERA WHIP	IP WLS BF ERA WHIP	IP WLS BF ERA WHIP	IP WLS BF ERA WHIP	IP WLS BF ERA WHIP	IP WLS BF ERA WHIP	IP WLS BF ERA WHIP	IP WLS BF ERA WHIP	IP WLS BF ERA WHIP	IP WLS BF ERA WHIP	IP WLS BF ERA WHIP	IP WLS BF ERA WHIP	IP WLS BF ERA WHIP	IP WLS BF ERA WHIP	IP WLS BF ERA WHIP	IP WLS BF ERA WHIP	IP WLS BF ERA WHIP	IP WLS BF ERA WHIP	IP WLS BF ERA WHIP	IP WLS BF ERA WHIP	IP WLS BF ERA WHIP	IP WLS BF ERA WHIP	IP WLS BF ERA WHIP	
67 Dan Straily, R (1, 1) ERA: 4.5	6.0 L 25 4.5 1.000																							
13 Drew Pomeranz, L (7, 1) ERA	1.0 3 0 0.00 0.000																							
45 Jim Johnson, R (8, 1) ERA: 22.5	1.0 4 1 0.00 1.000																							
58 Evan Scribner, R (9, 1) ERA	1.0 3 0 0.00 0.000																							

Seattle Mariners @ Oakland Athletics  
O.co Coliseum, Oakland, CA  
Sat Apr 05 2014, 4:08 PM - 6:30 PM EDT  
Att: 30,290 - Partly Cloudy - 66 F

AB 34  
R 3  
H 7  
RBI 3  
BB 1  
SO 9  
LOB 10



Batter	1	2	3	4	5	6	7	8	9	AB	R	H	RBI	BB	SO	LOB	BOTTOM							
4 Coco Crisp, S (1, 8) OBP: 0.500, SLG: 0.750										3	0	1	0	1	1	0								
20 Josh Donaldson, R (1, 5) OBP: 0.130, SLG: 0.091										4	0	0	0	0	2	2								
8 Jed Lowrie, S (1, 6) OBP: 0.409, SLG: 0.500										4	1	2	1	0	1	1								
37 Brandon Moss, L (1, 10) OBP: 0.421, SLG: 0.471										4	0	2	0	0	1	0								
52 Yoenis Cespedes, R (1, 7) OBP: 0.273, SLG: 0.350										4	0	0	0	0	1	3								
5 John Jaso, L (1, 2) OBP: 0.333, SLG: 0.300										4	0	1	0	0	2	1								
16 Josh Reddick, L (1, 9) OBP: 0.182, SLG: 0.100										4	0	0	0	0	2	2								
10 Daric Barton, L (1, 3) OBP: 0.182, SLG: 0.100										3	0	0	0	0	0	0								
2B Eric Sogard, L (1, 4) OBP: 0.182, SLG: 0.100										3	0	0	0	0	0	0								
<b>Inning Stats</b>	R: 0 E: 0 K: 2 S: 10	H: 0 LOB: 0 BB: 0 P: 11	R: 0 E: 0 K: 2 S: 8	H: 0 LOB: 0 BB: 0 P: 9	R: 0 E: 0 K: 1 S: 5	H: 0 LOB: 0 BB: 0 P: 8	R: 0 E: 0 K: 2 S: 14	H: 2 LOB: 2 BB: 0 P: 21	R: 0 E: 0 K: 0 S: 5	H: 0 LOB: 0 BB: 0 P: 8	R: 0 E: 0 K: 1 S: 9	H: 1 LOB: 1 BB: 0 P: 12	R: 0 E: 0 K: 0 S: 8	H: 1 LOB: 0 BB: 0 P: 11	R: 0 E: 0 K: 0 S: 7	H: 0 LOB: 1 BB: 1 P: 13	R: 1 E: 0 K: 2 S: 13	H: 2 LOB: 1 BB: 0 P: 20	1B: 3 2B: 1 3B: 1 HR: 1	SF: 0 SAC: 0 DP: 0 HBP: 0	WP: 1 PB: 0 SB: 0 CS: 0	PA: 34		
<b>PITCHER</b>	IP WLS BF ERA WHIP	IP WLS BF ERA WHIP	IP WLS BF ERA WHIP	IP WLS BF ERA WHIP	IP WLS BF ERA WHIP	IP WLS BF ERA WHIP	IP WLS BF ERA WHIP	IP WLS BF ERA WHIP	IP WLS BF ERA WHIP	IP WLS BF ERA WHIP	IP WLS BF ERA WHIP	IP WLS BF ERA WHIP	IP WLS BF ERA WHIP	IP WLS BF ERA WHIP	IP WLS BF ERA WHIP	IP WLS BF ERA WHIP	IP WLS BF ERA WHIP	IP WLS BF ERA WHIP	IP WLS BF ERA WHIP	IP WLS BF ERA WHIP	IP WLS BF ERA WHIP	IP WLS BF ERA WHIP	IP WLS BF ERA WHIP	
34 Félix Hernández, R (1, 1) ERA: 1.88	8.1 W 32 1.88 0.840																							
56 Fernando Rodney, R (9, 1) ERA	0.2 S 2 0.00 0.000																							

Seattle Mariners @ Oakland Athletics  
O.co Coliseum, Oakland, CA  
Sat Apr 05 2014, 4:08 PM - 6:30 PM EDT  
Att: 30,290 - Partly Cloudy - 66 F

AB 33  
R 1  
H 6  
RBI 1  
BB 1  
SO 10  
LOB 9









Batter	1	2	3	4	5	6	7	8	9	AB	R	H	RBI	BB	SO	LOB	TOP			
56 Kole Calhoun, L (1,9) OBP: 0.235, SLG: 0.406	G6-3		K					K		4	0	1	0	0	2	0	<b>Los Angeles Angels @ Seattle Mariners</b> Safeco Field, Seattle, WA Tue Apr 08 2014, 7:13 PM - 10:11 PM PDT Att: 45,661 - Roof Closed - 56 F			
27 Mike Trout, R (1,8) OBP: 0.371, SLG: 0.581	5 HR		G4-3			K		K		4	1	1	0	0	2	1				
5 Albert Pujols, R (1,3) OBP: 0.286, SLG: 0.438	1-H		G5-3							2	1	1	2	2	0	0				
6 David Freese, R (1,5) OBP: 0.276, SLG: 0.320										3	1	1	1	1	1	2				
7 Collin Cowgill, R (9, PR) OBP: 0.250, SLG: 0.500										0	0	0	0	0	0	0				
32 Josh Hamilton, L (1,7) OBP: 0.545, SLG: 0.741	F7									3	0	0	0	0	1	0				
44 Ian Stewart, L (9, PH) OBP: 0.143, SLG: 0.429										1	0	0	0	0	1	2				
47 Howie Kendrick, R (1,4) OBP: 0.294, SLG: 0.313	L9									4	0	0	0	0	2	2				
28 Raul Ibanez, L (1,10)										3	0	0	0	1	0	2				
17 Chris Iannetta, R (1,2) OBP: 0.167, SLG: 0.190										3	0	0	0	0	0	1				
2 Erick Aybar, S (1,6) OBP: 0.226, SLG: 0.250										3	0	0	0	0	0	0				
<b>Inning Stats</b>	R: 3 E: 0 K: 0 S: 11	H: 3 LOB: 0 BB: 0 P: 14	R: 0 E: 0 K: 0 S: 6	H: 0 LOB: 0 BB: 0 P: 10	R: 0 E: 0 K: 1 S: 8	H: 0 LOB: 0 BB: 0 P: 12	R: 0 E: 0 K: 3 S: 9	H: 0 LOB: 0 BB: 0 P: 13	R: 0 E: 0 K: 0 S: 4	H: 1 LOB: 1 BB: 1 P: 18	R: 0 E: 0 K: 0 S: 7	H: 0 LOB: 1 BB: 1 P: 12	R: 0 E: 0 K: 2 S: 8	H: 0 LOB: 2 BB: 2 P: 21	R: 0 E: 0 K: 2 S: 11	H: 0 LOB: 0 BB: 0 P: 21	1B: 2 2B: 0 3B: 0 HR: 2	SF: 0 SAC: 0 DP: 1 HBP: 0	WP: 1 PB: 0 SB: 0 CS: 0	PA: 34
<b>PITCHER</b>	IP WLS BF H R ER SO BB IBB HBP BLK WP HR S P ERA WHIP																			
65 James Paxton, L (1,1) ERA: 2.25	5.0 W 19 4 3 3 4 0 0 0 0 0 2 40 59 5.40 0.800																			
31 Yoervis Medina, R (6,1) ERA: 2.45	1.0 H 3 0 0 0 1 1 0 0 0 1 0 8 16 0.00 1.000																			
40 Danny Farquhar, R (7,1) ERA:	1.2 H 6 0 0 0 1 1 0 0 0 0 0 12 19 0.00 0.600																			
54 Tom Wilhelmsen, R (8,1) ERA:	0.1 H 1 0 0 0 1 0 0 0 0 0 0 3 5 0.00 0.000																			
56 Fernando Rodney, R (9,1) ERA:	1.0 S 5 0 0 0 2 2 0 0 0 0 0 0 11 21 0.00 2.000																			
<b>Batter</b>	1	2	3	4	5	6	7	8	9	AB <th>R</th> <th>H</th> <th>RBI</th> <th>BB</th> <th>SO</th> <th>LOB</th> <th>BOTTOM</th>	R	H	RBI	BB	SO	LOB	BOTTOM			
36 Abraham Almonte, S (1,8) OBP: 0.324, SLG: 0.400	K		K					F8		5	0	0	0	0	3	3	<b>Los Angeles Angels @ Seattle Mariners</b> Safeco Field, Seattle, WA Tue Apr 08 2014, 7:13 PM - 10:11 PM PDT Att: 45,661 - Roof Closed - 56 F			
5 Brad Miller, L (1,6) OBP: 0.242, SLG: 0.469	22 BB		K					K		4	1	0	0	1	3	3				
22 Robinson Cano, L (1,4) OBP: 0.469, SLG: 0.423	G4-6-3		17 BB							3	1	0	0	1	0	1				
17 Justin Smoak, S (1,3) OBP: 0.387, SLG: 0.643	F9		27 HR							4	1	2	1	0	1	0				
27 Corey Hart, R (1,10) OBP: 0.227, SLG: 0.636	K		27 HR							4	2	2	4	0	1	1				
15 Kyle Seager, L (1,5) OBP: 0.385, SLG: 0.316	7 HBP		17 HR							1	0	1	0	3	0	0				
7 Stefan Romero, R (1,9) OBP: 0.300, SLG: 0.333										2	0	0	0	0	0	4				
55 Michael Saunders, L (7,9) OBP: 0.267, SLG: 0.308			P3							1	0	1	0	0	0	0				
13 Dustin Ackley, L (1,7) OBP: 0.300, SLG: 0.464										4	0	0	0	0	1	6				
3 Mike Zunino, R (1,2) OBP: 0.280, SLG: 0.520			F8							4	0	2	0	0	0	0				
<b>Inning Stats</b>	R: 0 E: 0 K: 1 S: 9	H: 0 LOB: 0 BB: 1 P: 14	R: 0 E: 0 K: 2 S: 12	H: 0 LOB: 1 BB: 1 P: 22	R: 4 E: 0 K: 2 S: 20	H: 3 LOB: 1 BB: 1 P: 28	R: 0 E: 0 K: 1 S: 14	H: 1 LOB: 0 BB: 0 P: 23	R: 0 E: 0 K: 0 S: 11	H: 0 LOB: 0 BB: 0 P: 11	R: 1 E: 0 K: 1 S: 9	H: 1 LOB: 0 BB: 1 P: 20	R: 0 E: 0 K: 1 S: 9	H: 2 LOB: 2 BB: 0 P: 11	R: 0 E: 0 K: 1 S: 9	H: 0 LOB: 0 BB: 0 P: 11	1B: 4 2B: 2 3B: 0 HR: 2	SF: 0 SAC: 0 DP: 1 HBP: 1	WP: 1 PB: 0 SB: 0 CS: 1	PA: 39
<b>PITCHER</b>	IP WLS BF H R ER SO BB IBB HBP BLK WP HR S P ERA WHIP																			
53 Héctor Santiago, L (1,1) ERA: 7.71	4.1 L 22 5 4 4 4 0 0 0 0 0 0 7 15 8.31 1.846																			
58 Michael Kohn, R (5,1) ERA: 4.91	0.2 4 0 0 0 0 1 0 0 0 0 0 7 15 0.00 1.500																			
59 Fernando Salas, R (6,1) ERA: 6.23	1.2 7 1 1 1 2 1 0 0 0 0 1 12 27 5.40 1.200																			
63 Nick Maronde, L (7,1) ERA: 3.0	0.2 2 1 0 0 0 0 0 0 0 0 0 5 8 0.00 1.500																			
40 Kevin Jepsen, R (8,1) ERA: 19.29	0.2 3 1 0 0 1 0 0 0 0 0 0 6 7 0.00 1.500																			



Batter	1	2	3	4	5	6	7	8	9	AB	R	H	RBI	BB	SO	LOB	TOP										
7 Collin Cowgill, R OBP: 0.250, SLG: 0.375										4	0	1	0	0	2	2	<b>Los Angeles Angels @ Seattle Mariners</b> Safeco Field, Seattle, WA Wed Apr 09 2014, 7:11 PM - 10:04 PM PDT Att: 16,437 - Clear - 56 F										
27 Mike Trout, R OBP: 0.333, SLG: 0.514										4	1	0	0	0	0	4											
5 Albert Pujols, R OBP: 0.308, SLG: 0.528										4	1	2	2	0	0	1											
6 David Freese, R OBP: 0.273, SLG: 0.286										3	0	0	0	1	2	1											
47 Howie Kendrick, R OBP: 0.289, SLG: 0.306										4	0	1	0	0	0	1											
56 Kole Calhoun, L OBP: 0.237, SLG: 0.389										4	0	1	0	0	0	1											
17 Chris Iannetta, R OBP: 0.143, SLG: 0.160										4	0	0	0	0	0	2											
44 Ian Stewart, L OBP: 0.091, SLG: 0.273										4	0	0	0	0	2	2											
8 John McDonald, R OBP: 0.556, SLG: 0.500										3	0	2	0	0	0	1											
<b>Inning Stats</b>	R: 0 E: 0 K: 0 S: 9	H: 1 LOB: 1 BB: 0 P: 15	R: 0 E: 0 K: 0 S: 9	H: 1 LOB: 1 BB: 0 P: 15	R: 2 E: 0 K: 1 S: 14	H: 1 LOB: 1 BB: 1 P: 27	R: 0 E: 0 K: 0 S: 10	H: 0 LOB: 0 BB: 0 P: 15	R: 0 E: 0 K: 1 S: 12	H: 1 LOB: 1 BB: 0 P: 19	R: 0 E: 0 K: 1 S: 8	H: 0 LOB: 0 BB: 0 P: 13	R: 0 E: 0 K: 1 S: 14	H: 2 LOB: 2 BB: 0 P: 19	R: 0 E: 0 K: 1 S: 6	H: 0 LOB: 0 BB: 0 P: 10	R: 0 E: 0 K: 1 S: 9	H: 1 LOB: 1 BB: 0 P: 15	1B: 6 2B: 0 3B: 0 HR: 1	SF: 0 SAC: 0 DP: 0 HBP: 1	WP: 0 PB: 0 SB: 1 CS: 0	PA: 36					
<b>PITCHER</b>	IP	WLS	BF	H	R	ER	SO	BB	IBB	HBP	BLK	WP	HR	S	P	ERA	WHIP										
29 Roenis Elias, L ERA: 2.7	5.0	L	21	4	2	2	2	1	0	1	0	0	1	54	91	3.60	1.000										
52 Dominic Leone, R ERA:	1.1		4	0	0	0	1	0	0	0	0	0	0	10	17	0.00	0.000										
97 Joe Beimel, L ERA:	0.1		3	2	0	0	1	0	0	0	0	0	0	11	14	0.00	6.000										
31 Yoervis Medina, R ERA: 1.8	1.1		4	0	0	0	1	0	0	0	0	0	0	7	11	0.00	0.000										
41 Charlie Furbush, L ERA: 4.5	1.0		4	1	0	0	1	0	0	0	0	0	0	9	15	0.00	1.000										
<b>Batter</b>	<b>1</b>	<b>2</b>	<b>3</b>	<b>4</b>	<b>5</b>	<b>6</b>	<b>7</b>	<b>8</b>	<b>9</b>	<b>AB</b>	<b>R</b>	<b>H</b>	<b>RBI</b>	<b>BB</b>	<b>SO</b>	<b>LOB</b>	<b>BOTTOM</b>										
36 Abraham Almonte, S OBP: 0.342, SLG: 0.394										3	0	1	0	1	2	0	<b>Los Angeles Angels @ Seattle Mariners</b> Safeco Field, Seattle, WA Wed Apr 09 2014, 7:11 PM - 10:04 PM PDT Att: 16,437 - Clear - 56 F										
5 Brad Miller, L OBP: 0.216, SLG: 0.417										4	0	0	0	0	2	2											
22 Robinson Canó, L OBP: 0.417, SLG: 0.367										4	0	0	0	0	1	4											
17 Justin Smoak, S OBP: 0.400, SLG: 0.600										2	0	0	0	2	1	3											
27 Corey Hart, R OBP: 0.231, SLG: 0.560										3	0	0	0	1	1	3											
15 Kyle Seager, L OBP: 0.333, SLG: 0.261										4	0	0	0	0	1	2											
20 Logan Morrison, L OBP: 0.222, SLG: 0.125										3	0	0	0	0	0	1											
13 Dustin Ackley, L OBP: 0.273, SLG: 0.419										3	0	0	0	0	0	1											
3 Mike Zunino, R OBP: 0.250, SLG: 0.464										3	0	0	0	0	1	0											
<b>Inning Stats</b>	R: 0 E: 0 K: 2 S: 10	H: 0 LOB: 2 BB: 2 P: 20	R: 0 E: 0 K: 1 S: 8	H: 0 LOB: 0 BB: 0 P: 14	R: 0 E: 1 K: 2 S: 10	H: 1 LOB: 2 BB: 0 P: 18	R: 0 E: 0 K: 0 S: 10	H: 0 LOB: 0 BB: 0 P: 17	R: 0 E: 0 K: 1 S: 12	H: 0 LOB: 0 BB: 0 P: 16	R: 0 E: 0 K: 0 S: 4	H: 0 LOB: 0 BB: 0 P: 9	R: 0 E: 0 K: 0 S: 4	H: 0 LOB: 1 BB: 1 P: 10	R: 0 E: 0 K: 2 S: 8	H: 0 LOB: 0 BB: 0 P: 13	R: 0 E: 0 K: 1 S: 9	H: 0 LOB: 1 BB: 1 P: 15	1B: 1 2B: 0 3B: 0 HR: 0	SF: 0 SAC: 0 DP: 1 HBP: 0	WP: 0 PB: 0 SB: 0 CS: 0	PA: 33					
<b>PITCHER</b>	IP	WLS	BF	H	R	ER	SO	BB	IBB	HBP	BLK	WP	HR	S	P	ERA	WHIP										
Garrett Richards, R ERA: 0.75	7.0	W	26	1	0	0	6	3	0	0	0	0	0	58	104	0.00	0.571										
38 Joe Smith, R ERA:	1.0	H	3	0	0	0	2	0	0	0	0	0	0	8	13	0.00	0.000										
49 Ernesto Frieri, R ERA: 6.0	1.0	S	4	0	0	0	1	1	0	0	0	0	0	8	15	0.00	1.000										







Batter	1	2	3	4	5	6	7	8	9	AB	R	H	RBI	BB	SO	LOB	TOP					
4 Coco Crisp, S 3 Craig Gentry, R	1-0 20 HR 1B		4-0 20 FC6-4 37 SF3 8 BB BB	0-3 K			3-2 G4-3 1-3		1-2 F9	3	2	1	0	1	1	2						
8 Jed Lowrie, S OBP: 0.444, SLG: 0.364	1-3 K		4-1 20 FC6-4 BB		4-1 37 G3-5-3 BB		2-2 G5-3			2	0	0	0	2	1	2						
20 Josh Donaldson, R OBP: 0.240, SLG: 0.408	2-0 HR		2-2 FC6-4 52 1B		2-2 F7		3-3 K			3	4	1	1	2	0	1	4					
37 Brandon Moss, L 10 Darc Barton, L	3-3 K		2-2 SF3		0-0 G3-5-3				0-2 F8	1	3	0	0	1	0	1						
52 Yoenis Cespedes, R OBP: 0.271, SLG: 0.409	1-1 F8		1-1 1B		1-1 L7-6-3				0-2 F9	2	4	0	1	0	0	0						
18 Alberto Callaspo, S OBP: 0.483, SLG: 0.840	3-2 2B		2-1 G3		1-1 G6-3				4-2 BB		3	0	1	0	1	0	2					
5 John Jaso, L 36 Derek Norris, R	1-0 G3		1-2 16 FC3-6 1B		2-1 1B				1-1 P6	3	3	0	2	0	0	0	1					
16 Josh Reddick, L OBP: 0.143, SLG: 0.091	1-2 F8		2-2 FC3-6 1-2		1-2 F8				1-0 F8	1	4	0	0	0	0	0	3					
28 Eric Sogard, L OBP: 0.333, SLG: 0.261	2-1 P4		2-2 P3		4-2 4 G4-3 4 S BB				3-2 L7	2	3	0	0	0	1	0	2					
<b>Inning Stats</b>	R: 2 E: 0 K: 2 S: 11	H: 2 LOB: 0 BB: 0 P: 19	R: 0 E: 0 K: 0 S: 12	H: 1 LOB: 1 BB: 0 P: 19	R: 1 E: 0 K: 0 S: 13	H: 1 LOB: 2 BB: 2 P: 28	R: 0 E: 0 K: 1 S: 12	H: 1 LOB: 1 BB: 0 P: 17	R: 0 E: 0 K: 0 S: 10	H: 0 LOB: 0 BB: 1 P: 15	R: 0 E: 0 K: 0 S: 10	H: 1 LOB: 1 BB: 1 P: 15	R: 0 E: 0 K: 1 S: 17	H: 0 LOB: 1 BB: 1 P: 29	R: 0 E: 0 K: 0 S: 10	H: 0 LOB: 1 BB: 1 P: 15	R: 0 E: 0 K: 0 S: 8	H: 0 LOB: 0 BB: 0 P: 13	1B: 4 2B: 1 3B: 0 HR: 1	SF: 1 SAC: 0 DP: 1 HBP: 0	WP: 0 PB: 0 SB: 1 CS: 0	PA: 37
<b>PITCHER</b>	IP WLS BF H R ER SO BB IBB HBP BLK WP HR S P ERA WHIP	5.0 L 22 5 3 3 3 3 0 0 0 0 1 53 94 5.40 1.600	2.0 8 1 0 0 1 1 0 0 0 0 0 27 44 0.00 1.000	2.0 7 0 0 0 0 1 0 0 0 0 0 18 28 0.00 0.500	<b>PITCHER</b>										IP WLS BF H R ER SO BB IBB HBP BLK WP HR S P ERA WHIP							

Oakland Athletics @ Seattle Mariners  
Safeco Field, Seattle, WA  
Sat Apr 12 2014, 6:12 PM - 9:20 PM PDT  
Att: 22,061 - Clear - 59 F

AB 31  
R 3  
H 6  
RBI 3  
BB 5  
SO 4  
LOB 18



Batter	1	2	3	4	5	6	7	8	9	AB	R	H	RBI	BB	SO	LOB	BOTTOM					
36 Abraham Almonte, S OBP: 0.319, SLG: 0.381	1-1 5 1B 22 G5-3 1B		3-3 K		1-3 K2-3		1-3 K2-3			4	1	1	0	0	3	2						
5 Brad Miller, L OBP: 0.239, SLG: 0.467	3-2 22 G5-3 1B		1-1 G1-3		2-3 K		0-0 P6			4	0	1	0	0	1	0						
22 Robinson Cano, L OBP: 0.386, SLG: 0.342	2-0 G5-3		2-3 K		2-0 17 E 1B		2-2 F7			4	0	1	1	0	1	1						
17 Justin Smoak, S OBP: 0.326, SLG: 0.474	2-3 K		0-1 G6-3		2-2 K		0-3 K			4	0	0	0	0	3	2						
15 Kyle Seager, L OBP: 0.316, SLG: 0.233	1-0 F7		4-1 20 1B BB		0-0 P5				2-2 F8	1	3	0	0	0	1	0	2					
20 Logan Morrison, L 8 Willie Bloomquist, R	0-0 G4-3		1-1 1B		1-1 G1-3				1-2 13 1B 1B	3	3	0	1	0	0	0	0					
13 Dustin Ackley, L OBP: 0.341, SLG: 0.513	0-2 F8		1-3 K		2-0 55 G3-1 2B				1-1 F8	1	4	0	2	0	0	1	2					
55 Michael Saunders, L OBP: 0.211, SLG: 0.235	1-1 L6		1-2 K		1-1 G3-1				0-3 K	2	4	0	0	0	0	2	3					
4 John Buck, R OBP: 0.250, SLG: 0.143	0-1 G5-3		3-1 G6-3		4-1 BB				0-0 G6-3	3	3	0	0	0	1	0	2					
<b>Inning Stats</b>	R: 1 E: 0 K: 1 S: 10	H: 2 LOB: 1 BB: 0 P: 19	R: 0 E: 0 K: 0 S: 7	H: 0 LOB: 0 BB: 0 P: 8	R: 0 E: 0 K: 1 S: 7	H: 0 LOB: 0 BB: 0 P: 11	R: 0 E: 0 K: 2 S: 11	H: 1 LOB: 2 BB: 1 P: 19	R: 0 E: 0 K: 2 S: 8	H: 0 LOB: 0 BB: 0 P: 13	R: 0 E: 0 K: 2 S: 9	H: 1 LOB: 1 BB: 0 P: 15	R: 0 E: 0 K: 1 S: 9	H: 1 LOB: 2 BB: 1 P: 17	R: 0 E: 0 K: 1 S: 7	H: 0 LOB: 0 BB: 0 P: 9	R: 0 E: 0 K: 1 S: 12	H: 2 LOB: 2 BB: 0 P: 16	1B: 6 2B: 1 3B: 0 HR: 0	SF: 0 SAC: 0 DP: 0 HBP: 0	WP: 0 PB: 0 SB: 0 CS: 0	PA: 36
<b>PITCHER</b>	IP WLS BF H R ER SO BB IBB HBP BLK WP HR S P ERA WHIP	7.0 W 28 5 1 1 9 2 0 0 0 0 0 10 12 1.29 1.000	1.1 H 4 0 0 0 1 0 0 0 0 0 10 14 0.00 0.000	0.2 S 4 2 0 0 1 0 0 0 0 0 9 11 0.00 3.000	<b>PITCHER</b>										IP WLS BF H R ER SO BB IBB HBP BLK WP HR S P ERA WHIP							

Oakland Athletics @ Seattle Mariners  
Safeco Field, Seattle, WA  
Sat Apr 12 2014, 6:12 PM - 9:20 PM PDT  
Att: 22,061 - Clear - 59 F

AB 34  
R 1  
H 7  
RBI 1  
BB 2  
SO 11  
LOB 14





Batter	1	2	3	4	5	6	7	8	9	AB	R	H	RBI	BB	SO	LOB	TOP							
4 Coco Crisp, S (1, 8) 3 Craig Gentry, R (8, 8)										4	0	2	0	0	1	2								
5 John Jaso, L (1, 2) OBP: 0.357, SLG: 0.360										4	0	1	0	1	2	3								
20 Josh Donaldson, R (1, 10) OBP: 0.236, SLG: 0.444										5	1	1	1	0	0	5								
37 Brandon Moss, L (1, 3) 8 Jed Lowrie, S (8, PH) 10 Daric Barton, L (8, PR)										3	0	1	0	0	0	1								
52 Yoenis Cespedes, R (1, 7) OBP: 0.288, SLG: 0.468										3	1	1	2	1	0	3								
18 Alberto Callaspo, S (1, 5) OBP: 0.424, SLG: 0.552										4	0	0	0	0	1	2								
16 Josh Reddick, L (1, 9) OBP: 0.179, SLG: 0.111										3	0	1	0	1	0	1								
1 Nick Punto, S (1, 6) OBP: 0.409, SLG: 0.235										3	0	1	0	1	1	1								
28 Eric Sogard, L (1, 4) OBP: 0.290, SLG: 0.222										4	0	0	0	0	0	4								
<b>Inning Stats</b>	R: 0 H: 2 E: 0 K: 1 S: 15	H: 2 LOB: 2 BB: 0 P: 18	R: 0 H: 1 E: 0 K: 0 S: 13	H: 1 LOB: 2 BB: 1 P: 24	R: 0 H: 0 E: 0 K: 0 S: 11	H: 0 LOB: 1 BB: 1 P: 20	R: 0 H: 0 E: 0 K: 1 S: 7	H: 0 LOB: 0 BB: 0 P: 12	R: 0 H: 1 E: 0 K: 0 S: 8	H: 1 LOB: 1 BB: 0 P: 11	R: 0 H: 0 E: 0 K: 0 S: 6	H: 0 LOB: 1 BB: 1 P: 12	R: 0 H: 1 E: 0 K: 1 S: 9	H: 1 LOB: 2 BB: 1 P: 18	R: 2 H: 2 E: 0 K: 1 S: 14	H: 2 LOB: 1 BB: 1 P: 22	R: 1 H: 1 E: 0 K: 1 S: 9	H: 1 LOB: 0 BB: 0 P: 12	1B: 6 2B: 0 3B: 0 HR: 2	SF: 0 SAC: 0 DP: 0 HBP: 0	WP: 1 PB: 0 SB: 1 CS: 0	PA: 40		
<b>PITCHER</b>	IP WLS BF H R ER SO BB IBB HBP BLK WP HR S P ERA WHIP	IP WLS BF H R ER SO BB IBB HBP BLK WP HR S P ERA WHIP	IP WLS BF H R ER SO BB IBB HBP BLK WP HR S P ERA WHIP	IP WLS BF H R ER SO BB IBB HBP BLK WP HR S P ERA WHIP	IP WLS BF H R ER SO BB IBB HBP BLK WP HR S P ERA WHIP	IP WLS BF H R ER SO BB IBB HBP BLK WP HR S P ERA WHIP	IP WLS BF H R ER SO BB IBB HBP BLK WP HR S P ERA WHIP	IP WLS BF H R ER SO BB IBB HBP BLK WP HR S P ERA WHIP	IP WLS BF H R ER SO BB IBB HBP BLK WP HR S P ERA WHIP	IP WLS BF H R ER SO BB IBB HBP BLK WP HR S P ERA WHIP	IP WLS BF H R ER SO BB IBB HBP BLK WP HR S P ERA WHIP	IP WLS BF H R ER SO BB IBB HBP BLK WP HR S P ERA WHIP	IP WLS BF H R ER SO BB IBB HBP BLK WP HR S P ERA WHIP	IP WLS BF H R ER SO BB IBB HBP BLK WP HR S P ERA WHIP	IP WLS BF H R ER SO BB IBB HBP BLK WP HR S P ERA WHIP	IP WLS BF H R ER SO BB IBB HBP BLK WP HR S P ERA WHIP	IP WLS BF H R ER SO BB IBB HBP BLK WP HR S P ERA WHIP	IP WLS BF H R ER SO BB IBB HBP BLK WP HR S P ERA WHIP	IP WLS BF H R ER SO BB IBB HBP BLK WP HR S P ERA WHIP	IP WLS BF H R ER SO BB IBB HBP BLK WP HR S P ERA WHIP	IP WLS BF H R ER SO BB IBB HBP BLK WP HR S P ERA WHIP	IP WLS BF H R ER SO BB IBB HBP BLK WP HR S P ERA WHIP	IP WLS BF H R ER SO BB IBB HBP BLK WP HR S P ERA WHIP	IP WLS BF H R ER SO BB IBB HBP BLK WP HR S P ERA WHIP

Oakland Athletics @ Seattle Mariners  
Safeco Field, Seattle, WA  
Sun Apr 13 2014, 1:11 PM - 3:55 PM PDT  
Att: 22,628 - Sunny - 62 F

AB 35  
R 3  
H 8  
RBI 3  
BB 5  
SO 5  
LOB 22



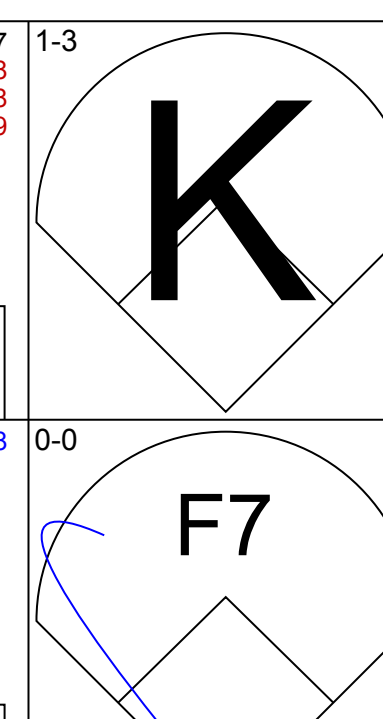
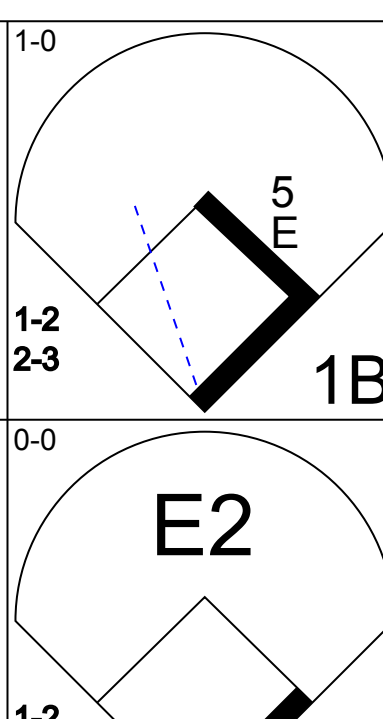
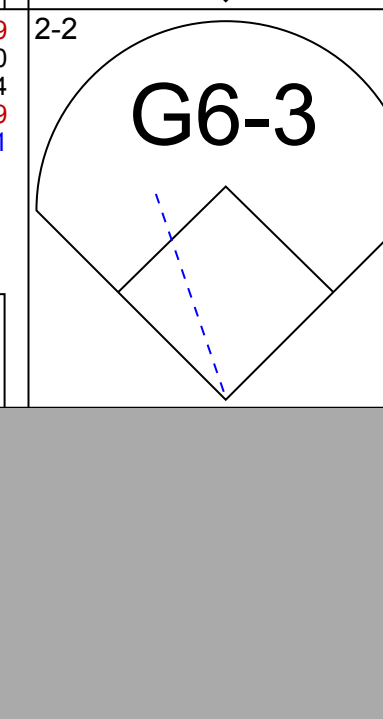
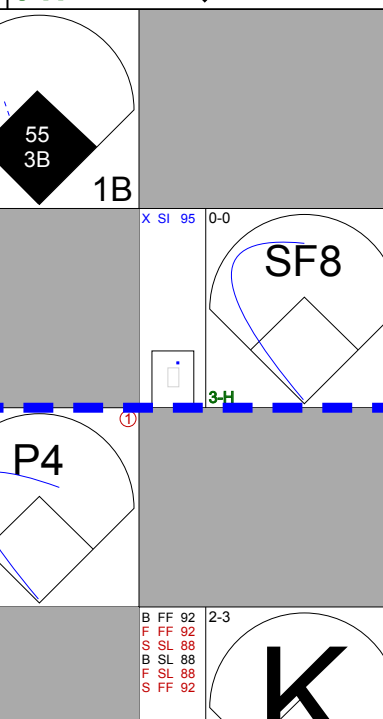

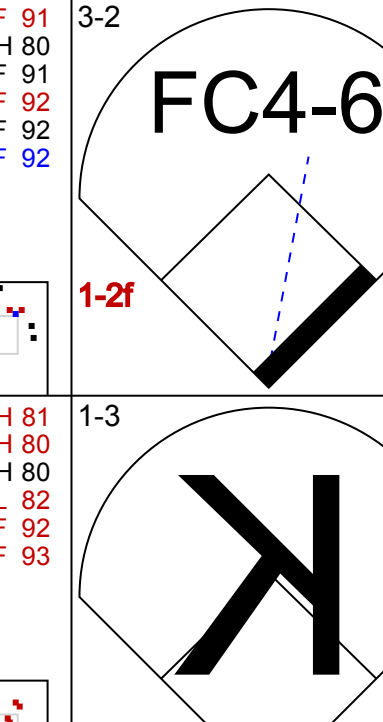

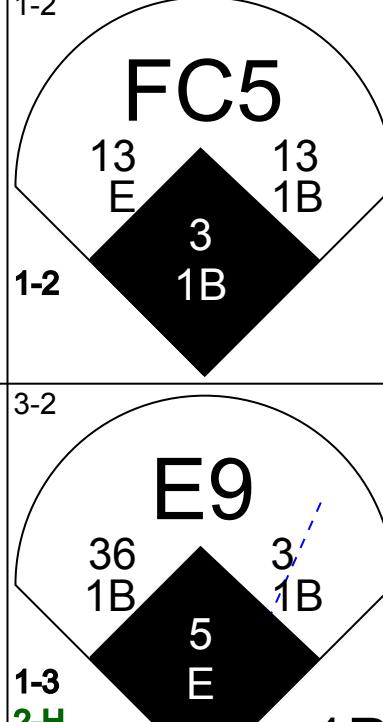



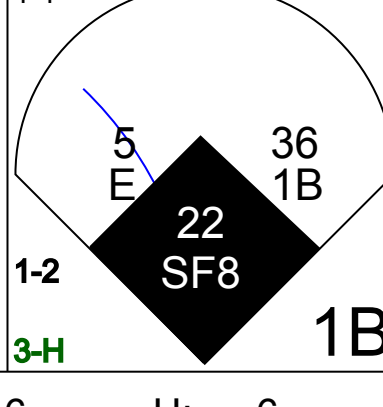
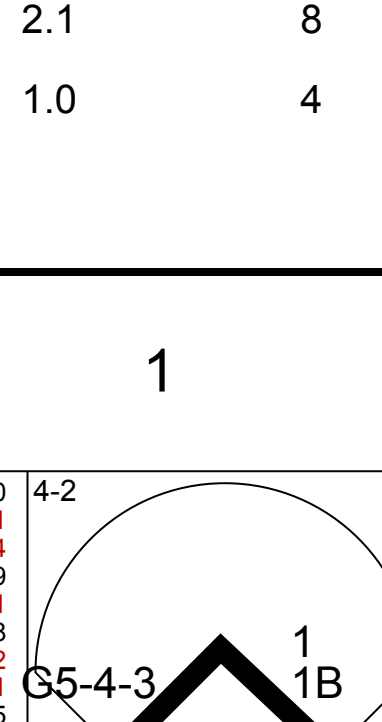
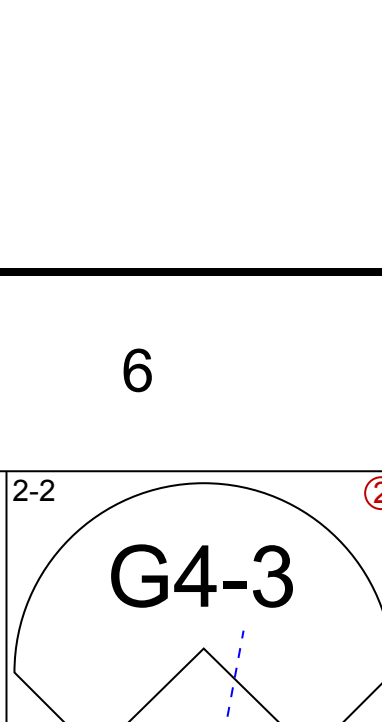
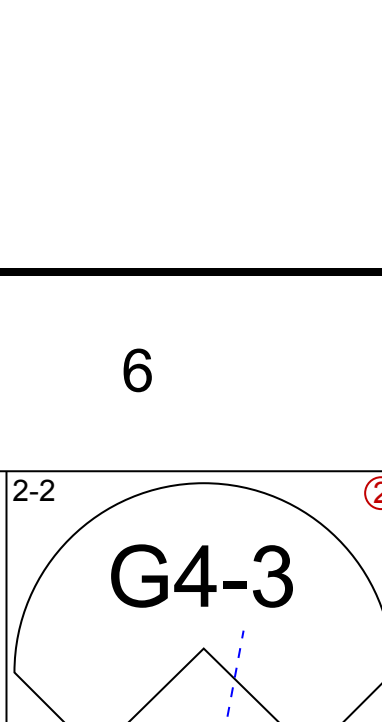





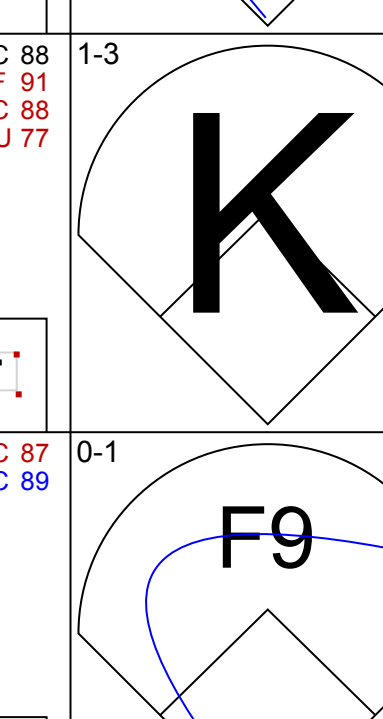


Batter	1	2	3	4	5	6	7	8	9	AB	R	H	RBI	BB	SO	LOB	BOTTOM								
36 Abraham Almonte, S (1, 8) OBP: 0.294, SLG: 0.348										4	0	0	0	0	2	0									
5 Brad Miller, L (1, 6) OBP: 0.240, SLG: 0.449										4	0	1	0	0	2	0									
22 Robinson Canó, L (1, 4) OBP: 0.396, SLG: 0.357										4	0	2	0	0	0	0									
27 Corey Hart, R (1, 10) OBP: 0.235, SLG: 0.469										4	0	0	0	0	2	3									
17 Justin Smoak, S (1, 3) OBP: 0.304, SLG: 0.439										3	0	0	0	0	1	3									
7 Stefan Romero, R (1, 9) OBP: 0.188, SLG: 0.200 20 Logan Morrison, L (7, PH) OBP: 0.227, SLG: 0.150										2	0	0	0	0	1	0									
15 Kyle Seager, L (1, 5) OBP: 0.293, SLG: 0.212										3	0	0	0	0	1	0									
3 Mike Zunino, R (1, 2) OBP: 0.257, SLG: 0.514										3	0	0	0	0	2	0									
8 Willie Bloomquist, R (1, 7) OBP: 0.375, SLG: 0.286										3	0	0	0	0	0	0									
<b>Inning Stats</b>	R: 0 H: 0 E: 0 K: 2 S: 10	H: 0 LOB: 0 BB: 0 P: 14	R: 0 H: 0 E: 0 K: 2 S: 13	H: 0 LOB: 0 BB: 0 P: 17	R: 0 H: 0 E: 0 K: 1 S: 12	H: 2 LOB: 2 BB: 0 P: 17	R: 0 H: 0 E: 0 K: 1 S: 8	H: 0 LOB: 0 BB: 0 P: 11	R: 0 H: 0 E: 0 K: 1 S: 7	H: 0 LOB: 0 BB: 0 P: 10	R: 0 H: 0 E: 0 K: 0 S: 5	H: 0 LOB: 1 BB: 0 P: 8	R: 0 H: 0 E: 0 K: 0 S: 8	H: 0 LOB: 0 BB: 0 P: 11	R: 0 H: 1 E: 0 K: 2 S: 14	H: 1 LOB: 1 BB: 0 P: 17	1B: 3 2B: 0 3B: 0 HR: 0	SF: 0 SAC: 0 DP: 0 HBP: 0	WP: 0 PB: 0 SB: 0 CS: 0	PA: 31					
<b>PITCHER</b>	IP WLS BF H R ER SO BB IBB HBP BLK WP HR S P ERA WHIP	IP WLS BF H R ER SO BB IBB HBP BLK WP HR S P ERA WHIP	IP WLS BF H R ER SO BB IBB HBP BLK WP HR S P ERA WHIP	IP WLS BF H R ER SO BB IBB HBP BLK WP HR S P ERA WHIP	IP WLS BF H R ER SO BB IBB HBP BLK WP HR S P ERA WHIP	IP WLS BF H R ER SO BB IBB HBP BLK WP HR S P ERA WHIP	IP WLS BF H R ER SO BB IBB HBP BLK WP HR S P ERA WHIP	IP WLS BF H R ER SO BB IBB HBP BLK WP HR S P ERA WHIP	IP WLS BF H R ER SO BB IBB HBP BLK WP HR S P ERA WHIP	IP WLS BF H R ER SO BB IBB HBP BLK WP HR S P ERA WHIP	IP WLS BF H R ER SO BB IBB HBP BLK WP HR S P ERA WHIP	IP WLS BF H R ER SO BB IBB HBP BLK WP HR S P ERA WHIP	IP WLS BF H R ER SO BB IBB HBP BLK WP HR S P ERA WHIP	IP WLS BF H R ER SO BB IBB HBP BLK WP HR S P ERA WHIP	IP WLS BF H R ER SO BB IBB HBP BLK WP HR S P ERA WHIP	IP WLS BF H R ER SO BB IBB HBP BLK WP HR S P ERA WHIP	IP WLS BF H R ER SO BB IBB HBP BLK WP HR S P ERA WHIP	IP WLS BF H R ER SO BB IBB HBP BLK WP HR S P ERA WHIP	IP WLS BF H R ER SO BB IBB HBP BLK WP HR S P ERA WHIP	IP WLS BF H R ER SO BB IBB HBP BLK WP HR S P ERA WHIP	IP WLS BF H R ER SO BB IBB HBP BLK WP HR S P ERA WHIP	IP WLS BF H R ER SO BB IBB HBP BLK WP HR S P ERA WHIP	IP WLS BF H R ER SO BB IBB HBP BLK WP HR S P ERA WHIP	IP WLS BF H R ER SO BB IBB HBP BLK WP HR S P ERA WHIP	IP WLS BF H R ER SO BB IBB HBP BLK WP HR S P ERA WHIP

Oakland Athletics @ Seattle Mariners  
Safeco Field, Seattle, WA  
Sun Apr 13 2014, 1:11 PM - 3:55 PM PDT  
Att: 22,628 - Sunny - 62 F

AB 31  
R 0  
H 3  
RBI 0  
BB 0  
SO 11  
LOB 7



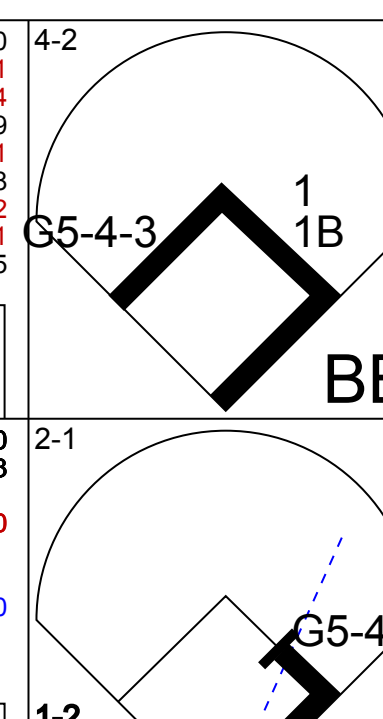
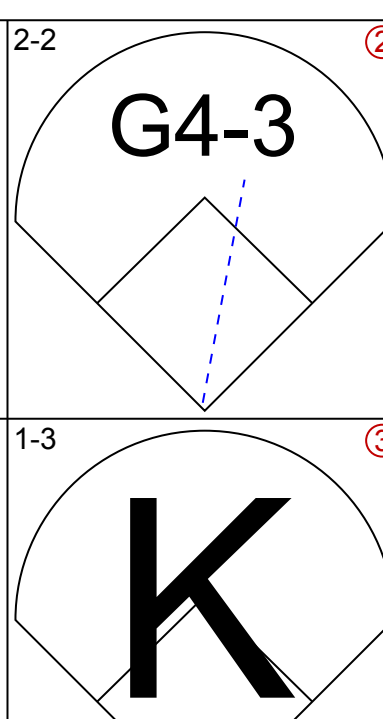

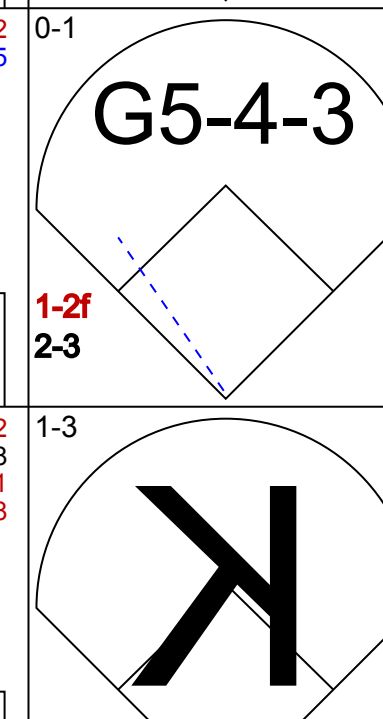
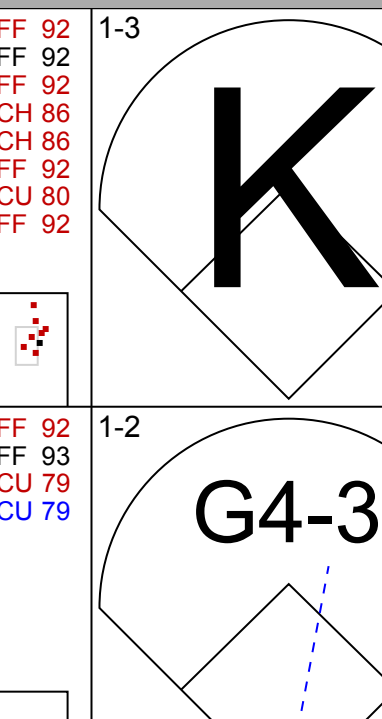

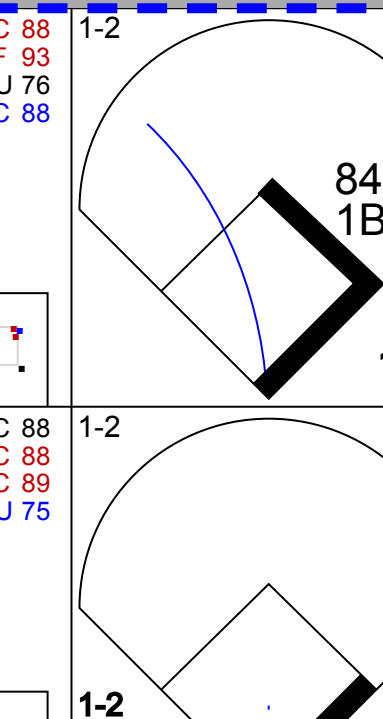

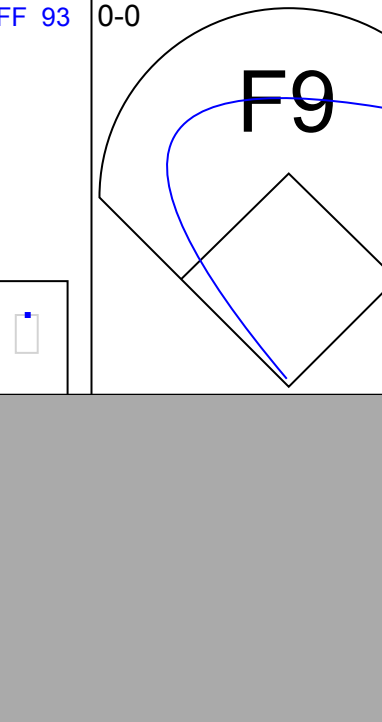
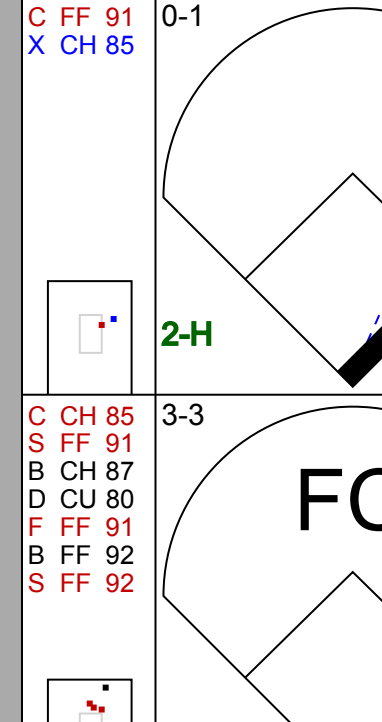

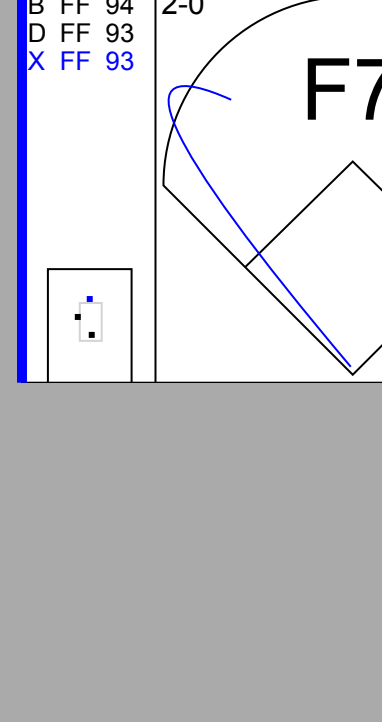
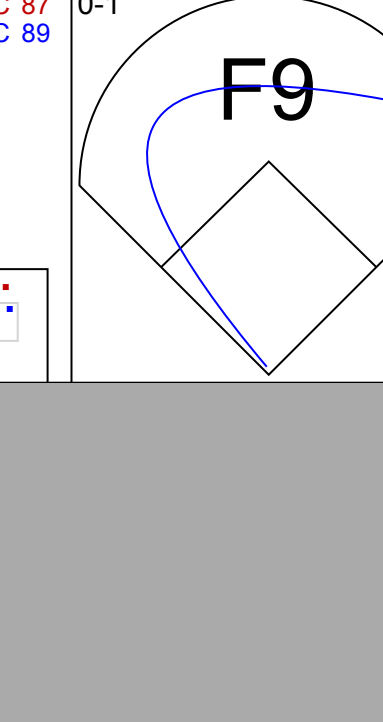
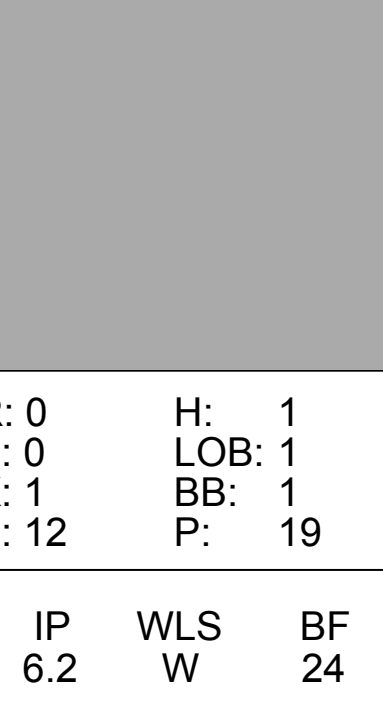
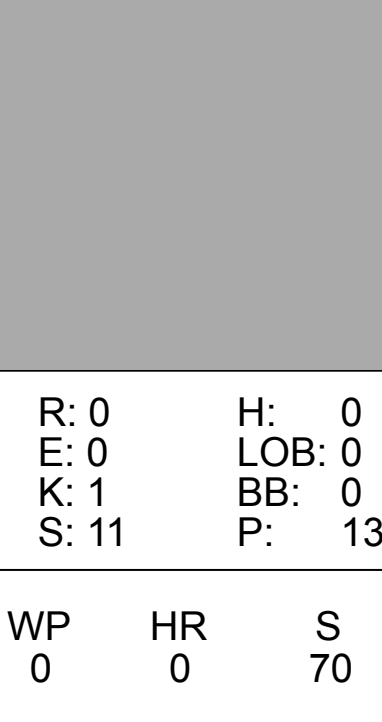
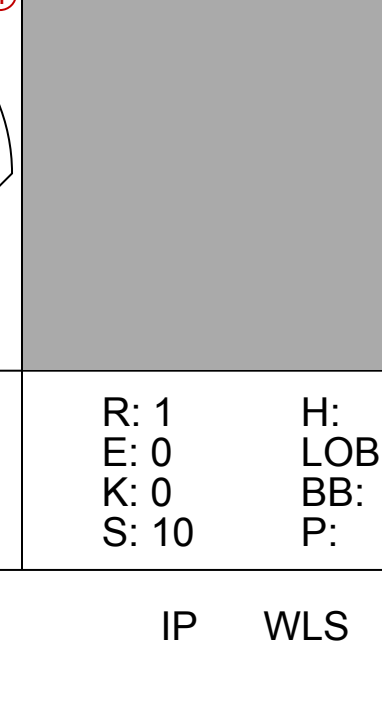





Batter	1	2	3	4	5	6	7	8	9	AB	R	H	RBI	BB	SO	LOB	TOP										
36 Abraham Almonte, S (1, 8) OBP: 0.286, SLG: 0.333			L9		G3-1			G3		5	0	1	0	0	1	0											
5 Brad Miller, L (1, 6) OBP: 0.236, SLG: 0.426					L9			K		5	0	1	0	0	1	2											
22 Robinson Cano, L (1, 4) OBP: 0.377, SLG: 0.348			F7							4	1	1	1	0	0	1											
27 Corey Hart, R (1, 10) 7 Stefan Romero, R (9, PR) OBP: 0.198, SLG: 0.290					G1-3					4	0	0	0	1	2	3											
20 Logan Morrison, L (1, 9) 55 Michael Saunders, L (1, 9) OBP: 0.227, SLG: 0.150 OBP: 0.250, SLG: 0.364								G3		0	0	0	0	0	0	0											
15 Kyle Seager, L (1, 5) OBP: 0.243, SLG: 0.243								G4-3		4	1	2	1	0	1	1											
17 Justin Smoak, S (1, 3) OBP: 0.320, SLG: 0.467					G4-3					4	1	2	0	0	0	2											
13 Dustin Ackley, L (1, 7) OBP: 0.333, SLG: 0.488					G3			G4-3		4	1	1	1	0	0	3											
3 Mike Zunino, R (1, 2) OBP: 0.282, SLG: 0.590								G2-3		4	2	2	2	0	1	0											
<b>Inning Stats</b>	R: 0 E: 0 K: 1 S: 7	H: 0 LOB: 0 BB: 0 P: 10	R: 0 E: 0 K: 2 S: 18	H: 2 LOB: 2 BB: 0 P: 28	R: 0 E: 0 K: 1 S: 9	H: 1 LOB: 1 BB: 0 P: 16	R: 0 E: 0 K: 0 S: 7	H: 1 LOB: 1 BB: 0 P: 12	R: 1 E: 0 K: 0 S: 9	H: 1 LOB: 0 BB: 0 P: 16	R: 6 E: 3 K: 1 S: 21	H: 6 LOB: 2 BB: 0 P: 30	R: 0 E: 0 K: 1 S: 10	H: 0 LOB: 0 BB: 0 P: 16	R: 0 E: 0 K: 1 S: 10	H: 0 LOB: 1 BB: 1 P: 20	1B: 9 2B: 1 3B: 1 HR: 1	SF: 1 SAC: 0 DP: 0 HBP: 1	WP: 0 PB: 0 CS: 1	PA: 42							
<b>PITCHER</b>	IP	WLS	BF	H	R	ER	SO	BB	IBB	HBP	BLK	WP	HR	S	P	ERA	WHIP										
48 Colby Lewis, R (1, 1) ERA: 6.75	5.1	L	24	8	4	4	4	0	0	1	0	0	1	56	89	6.75	1.500										
32 Pedro Figueroa, L (6, 1) ERA: 6.75	2.1		6	3	3	0	0	0	0	0	0	0	0	11	17	0.00	9.000										
19 Hector Noesi, R (6, 1) ERA: 8.1	0.1		8	1	0	0	2	0	0	0	0	0	0	22	35	0.00	0.429										
37 Shawn Tolleson, R (9, 1) ERA: 1.59	1.0		4	0	0	0	1	1	0	0	0	0	0	10	20	0.00	1.000										

Seattle Mariners @ Texas Rangers  
Globe Life Park in Arlington, Arlington, TX  
Mon Apr 14 2014, 8:08 PM - 11:08 PM EDT  
Att: 23,081 - Partly Cloudy - 52 F

AB	39
R	7
H	12
RBI	6
BB	1
SO	7
LOB	13



Batter	1	2	3	4	5	6	7	8	9	AB	R	H	RBI	BB	SO	LOB	BOTTOM										
17 Shin-Soo Choo, L (1, 7) OBP: 0.441, SLG: 0.378			G4-6-3		G4-3					2	0	0	0	2	0	1											
1 Elvis Andrus, R (1, 6) OBP: 0.321, SLG: 0.392			F8							4	0	1	0	0	1	1											
Alex Rios, R (1, 9) OBP: 0.327, SLG: 0.400										4	0	1	0	0	1	2											
84 Prince Fielder, L (1, 3) OBP: 0.263, SLG: 0.235					G4-3					4	1	2	0	0	1	1											
6 Kevin Koussanoff, R (1, 5) OBP: 0.474, SLG: 0.438										4	0	1	1	0	0	2											
15 Michael Choice, R (1, 10) OBP: 0.273, SLG: 0.368										2	0	1	0	1	0	1											
35 James Adduci, L (8, PH) OBP: 0.375, SLG: 0.500										1	0	0	0	0	1	2											
7 J.P. Arencibia, R (1, 2) OBP: 0.190, SLG: 0.125										2	0	0	0	0	0	2											
18 Mitch Moreland, L (7, PH) OBP: 0.243, SLG: 0.429										1	0	0	0	0	0	1											
61 Robinson Chirinos, R (8, 2) OBP: 0.281, SLG: 0.350										1	0	0	0	0	0	2											
2 Leonys Martin, L (1, 8) OBP: 0.348, SLG: 0.268										2	0	0	0	1	1	1											
12 Josh Wilson, R (1, 4) OBP: 0.333, SLG: 0.375										3	0	1	0	0	0	1											
<b>Inning Stats</b>	R: 0 E: 0 K: 1 S: 12	H: 1 LOB: 1 BB: 1 P: 19	R: 0 E: 0 K: 0 S: 12	H: 1 LOB: 1 BB: 0 P: 17	R: 0 E: 0 K: 0 S: 9	H: 1 LOB: 0 BB: 0 P: 14	R: 0 E: 0 K: 1 S: 11	H: 0 LOB: 0 BB: 0 P: 13	R: 0 E: 0 K: 1 S: 8	H: 0 LOB: 0 BB: 0 P: 11	R: 1 E: 0 K: 0 S: 10	H: 2 LOB: 1 BB: 0 P: 17	R: 0 E: 0 K: 0 S: 9	H: 0 LOB: 2 BB: 2 P: 19	R: 0 E: 0 K: 1 S: 17	H: 2 LOB: 2 BB: 1 P: 23	1B: 6 2B: 1 3B: 0 HR: 0	SF: 0 SAC: 0 DP: 4 HBP: 0	WP: 0 PB: 0 CS: 0	PA: 34							
<b>PITCHER</b>	IP	WLS	BF	H	R	ER	SO	BB	IBB	HBP	BLK	WP	HR	S	P	ERA	WHIP										
29 Roenis Elias, L (1, 1) ERA: 2.16	6.2	W	24	5	1	1	5	2	0	0	0	0	0	70	104	1.35	1.050										
31 Yoervis Medina, R (7, 1) ERA: 1.23	1.1		5	0	0	0	0	2	0	0	0	0	0	10	22	0.00	1.500										
40 Danny Farquhar, R (9, 1) ERA: 1.59	1.0		5	2	0	0	1	0	0	0	0	0	0	17	23	0.00	2.000										

Seattle Mariners @ Texas Rangers  
Globe Life Park in Arlington, Arlington, TX  
Mon Apr 14 2014, 8:08 PM - 11:08 PM EDT  
Att: 23,081 - Partly Cloudy - 52 F

AB	30
R	1
H	7
RBI	1
BB	4
SO	5
LOB	17









Batter	1	2	3	4	5	6	7	8	9	AB	R	H	RBI	BB	SO	LOB	TOP										
36 Abraham Almonte, S (1, 8) OBP: 0.297, SLG: 0.339										4	0	2	1	0	2	2											
5 Brad Miller, L (1, 6) OBP: 0.238, SLG: 0.383										4	0	0	0	0	0	5											
22 Robinson Cano, L (1, 4) OBP: 0.344, SLG: 0.315										4	0	0	0	0	1	1											
15 Kyle Seager, L (1, 5) OBP: 0.250, SLG: 0.222										4	0	1	0	0	0	1											
55 Michael Saunders, L (1, 9) OBP: 0.250, SLG: 0.320										3	0	0	0	1	1	1											
6 Nick Franklin, S (1, 10) OBP: 0.250, SLG: 0.750										4	1	1	0	0	2	2											
17 Justin Smoak, S (1, 3) OBP: 0.310, SLG: 0.434										4	0	1	0	0	2	1											
13 Dustin Ackley, L (1, 7) OBP: 0.320, SLG: 0.447										3	1	0	0	1	1	1											
3 Mike Zunino, R (1, 2) OBP: 0.277, SLG: 0.532										4	0	2	1	0	0	0											
<b>Inning Stats</b>	R: 0 E: 0 K: 0 S: 11	H: 1 LOB: 1 BB: 0 P: 19	R: 2 E: 1 K: 1 S: 11	H: 3 LOB: 2 BB: 1 P: 17	R: 0 E: 0 K: 1 S: 8	H: 1 LOB: 1 BB: 0 P: 14	R: 0 E: 0 K: 2 S: 12	H: 2 LOB: 2 BB: 0 P: 19	R: 0 E: 0 K: 1 S: 10	H: 0 LOB: 1 BB: 1 P: 17	R: 0 E: 0 K: 1 S: 7	H: 0 LOB: 0 BB: 0 P: 11	R: 0 E: 0 K: 1 S: 5	H: 0 LOB: 0 BB: 0 P: 6	R: 0 E: 0 K: 0 S: 8	H: 0 LOB: 0 BB: 0 P: 13	1B: 6 2B: 0 3B: 1 HR: 0	SF: 0 SAC: 0 DP: 0 HBP: 0	WP: 0 PB: 1 SB: 2 CS: 0	PA: 36							
<b>PITCHER</b>	IP	WLS	BF	H	R	ER	SO	BB	IBB	HBP	BLK	WP	HR	S	P	ERA	WHIP										
11 Yu Darvish, R (1, 1) ERA: 0.82	7.0		30	7	2	2	8	2	0	0	0	0	0	67	107	2.57	1.286										
44 Jason Frasor, R (8, 1) ERA:	1.0		3	0	0	0	1	0	0	0	0	0	0	5	6	0.00	0.000										
32 Pedro Figueroa, L (9, 1) ERA: 5.68	1.0	W	3	0	0	0	0	0	0	0	0	0	0	8	13	0.00	0.000										

Seattle Mariners @ Texas Rangers  
Globe Life Park in Arlington, Arlington, TX  
Wed Apr 16 2014, 8:09 PM - 10:54 PM EDT  
Att: 27,396 - Clear - 67 F

AB 34  
R 2  
H 7  
RBI 2  
BB 2  
SO 9  
LOB 14



Batter	1	2	3	4	5	6	7	8	9	AB	R	H	RBI	BB	SO	LOB	BOTTOM										
17 Shin-Soo Choo, L (1, 7) OBP: 0.418, SLG: 0.358										4	0	1	0	0	2	0											
1 Elvis Andrus, R (1, 6) OBP: 0.328, SLG: 0.407										4	0	1	0	0	2	0											
Alex Rios, R (1, 9) OBP: 0.317, SLG: 0.397										4	0	1	0	0	1	2											
84 Prince Fielder, L (1, 3) OBP: 0.262, SLG: 0.276										4	0	0	0	0	1	1											
6 Kevin Koussanoff, R (1, 5) OBP: 0.481, SLG: 0.667										4	1	1	0	0	2	0											
18 Mitch Moreland, L (1, 10) OBP: 0.295, SLG: 0.425										2	1	0	0	2	0	0											
12 Josh Wilson, R (1, 4) OBP: 0.250, SLG: 0.333										3	0	0	0	0	1	1											
16 Donnie Murphy, R (9, PH) OBP: 0.297, SLG: 0.300										1	0	0	0	0	0	2											
2 Leonys Martin, L (1, 8) OBP: 0.346, SLG: 0.319										4	1	2	1	0	2	0											
61 Robinson Chirinos, R (1, 2) OBP: 0.250, SLG: 0.320										2	0	0	0	0	1	0											
35 James Adduci, L (8, PH) OBP: 0.375, SLG: 0.500										0	0	0	0	0	0	0											
15 Michael Choice, R (8, PH) OBP: 0.250, SLG: 0.350										0	0	0	1	0	0	0											
7 J.P. Arencibia, R (9, 2) OBP: 0.120, SLG: 0.125										0	0	0	0	0	0	0											
<b>Inning Stats</b>	R: 0 E: 0 K: 1 S: 11	H: 1 LOB: 1 BB: 0 P: 14	R: 0 E: 0 K: 1 S: 8	H: 0 LOB: 0 BB: 0 P: 12	R: 0 E: 0 K: 3 S: 13	H: 2 LOB: 2 BB: 0 P: 20	R: 0 E: 0 K: 1 S: 7	H: 0 LOB: 1 BB: 1 P: 13	R: 0 E: 0 K: 2 S: 11	H: 0 LOB: 0 BB: 0 P: 12	R: 0 E: 0 K: 0 S: 5	H: 0 LOB: 0 BB: 0 P: 8	R: 0 E: 0 K: 1 S: 11	H: 0 LOB: 0 BB: 0 P: 14	R: 1 E: 0 K: 2 S: 12	H: 1 LOB: 0 BB: 0 P: 20	R: 2 E: 1 K: 1 S: 11	H: 2 LOB: 2 BB: 1 P: 24	1B: 4 2B: 1 3B: 1 HR: 0	SF: 1 SAC: 0 DP: 0 HBP: 0	WP: 1 PB: 0 SB: 0 CS: 0	PA: 35					
<b>PITCHER</b>	IP	WLS	BF	H	R	ER	SO	BB	IBB	HBP	BLK	WP	HR	S	P	ERA	WHIP										
34 Félix Hernández, R (1, 1) ERA: 1.91	7.0		26	4	1	1	9	1	0	0	0	0	0	68	96	1.29	0.714										
41 Charlie Furbush, L (8, 1) ERA: 6.23	0.2	H	2	0	0	0	1	0	0	0	0	0	0	7	12	0.00	0.000										
31 Yoervis Medina, R (8, 1) ERA: 1.17	0.1	H	1	0	0	0	1	0	0	0	0	0	0	3	5	0.00	0.000										
56 Fernando Rodney, R (9, 1) ERA:	0.2	L	6	2	2	0	1	1	0	0	0	1	0	11	24	0.00	4.500										

Seattle Mariners @ Texas Rangers  
Globe Life Park in Arlington, Arlington, TX  
Wed Apr 16 2014, 8:09 PM - 10:54 PM EDT  
Att: 27,396 - Clear - 67 F

AB 32  
R 3  
H 6  
RBI 2  
BB 2  
SO 12  
LOB 6





Batter	1	2	3	4	5	6	7	8	9	AB	R	H	RBI	BB	SO	LOB	TOP						
36 Abraham Almonte, S (1, 8) OBP: 0.290, SLG: 0.328										5	1	1	0	0	1	2							
5 Brad Miller, L (1, 6) OBP: 0.255, SLG: 0.406										4	1	2	0	1	0	1							
22 Robinson Cano, L (1, 10) OBP: 0.333, SLG: 0.356											5	1	1	3	0	0	2						
27 Corey Hart, R (1, 9) OBP: 0.313, SLG: 0.535											3	1	2	1	2	0	0						
15 Kyle Seager, L (1, 5) OBP: 0.288, SLG: 0.204										4	0	0	0	1	1	3							
6 Nick Franklin, S (1, 4) OBP: 0.250, SLG: 0.429											3	1	0	0	1	2	3						
17 Justin Smoak, S (1, 3) OBP: 0.306, SLG: 0.421										4	1	1	0	0	0	1							
13 Dustin Ackley, L (1, 7) OBP: 0.333, SLG: 0.471											4	0	2	2	0	0	0						
4 John Buck, R (1, 2) OBP: 0.250, SLG: 0.182											4	0	1	0	0	1	2						
<b>Inning Stats</b>	R: 0 E: 0 K: 1 S: 19	H: 1 LOB: 2 BB: 1 P: 30	R: 0 E: 0 K: 1 S: 7	H: 1 LOB: 2 BB: 0 P: 10	R: 6 E: 0 K: 1 S: 22	H: 5 LOB: 1 BB: 2 P: 39	R: 0 E: 0 K: 0 S: 12	H: 2 LOB: 2 BB: 1 P: 17	R: 0 E: 0 K: 0 S: 8	H: 0 LOB: 0 BB: 0 P: 11	R: 0 E: 0 K: 0 S: 10	H: 0 LOB: 0 BB: 0 P: 13	R: 0 E: 0 K: 1 S: 11	H: 0 LOB: 1 BB: 1 P: 19	R: 0 E: 0 K: 0 S: 8	H: 1 LOB: 1 BB: 0 P: 11	R: 0 E: 0 K: 1 S: 13	H: 0 LOB: 0 BB: 0 P: 15	1B: 5 2B: 4 3B: 0 HR: 2	SF: 0 SAC: 0 DP: 1 HBP: 0	WP: 0 PB: 0 SB: 0 CS: 0	PA: 41	
<b>PITCHER</b>	IP WLS BF H R ER SO BB IBB HBP BLK WP HR S P ERA WHIP	52 Tanner Schepers, R (1, 1) ERA: 9.82	19 Hector Noesi, R (3, 1) ERA: 5.06	32 Pedro Figueroa, L (5, 1) ERA: 4.5	44 Jason Frasor, R (7, 1) ERA:	41 Alexi Ogando, R (8, 1) ERA: 4.32	28 Joaquin Soria, R (9, 1) ERA: 6.0																

Seattle Mariners @ Texas Rangers  
 Globe Life Park in Arlington, Arlington, TX  
 Thu Apr 17 2014, 2:07 PM - 5:35 PM EDT  
 Att: 29,024 - Drizzlie - 57 F

AB	36
R	6
H	10
RBI	6
BB	5
SO	5
LOB	14



Batter	1	2	3	4	5	6	7	8	9	AB	R	H	RBI	BB	SO	LOB	BOTTOM	
17 Shin-Soo Choo, L (1, 7) OBP: 0.417, SLG: 0.414										5	1	2	1	0	2	1		
1 Elvis Andrus, R (1, 6) OBP: 0.333, SLG: 0.413											4	1	1	0	1	1	1	
Alex Rios, R (1, 9) OBP: 0.324, SLG: 0.397											5	0	2	0	0	2	3	
84 Prince Fielder, L (1, 3) OBP: 0.271, SLG: 0.262											3	1	0	0	2	0	3	
6 Kevin Kouzmanoff, R (1, 5) OBP: 0.469, SLG: 0.690																		








Batter	1	2	3	4	5	6	7	8	9	AB	R	H	RBI	BB	SO	LOB	TOP			
36 Abraham Almonte, S (1, 8) OBP: 0.282, SLG: 0.356	B1-3			L9			P3		G4-3	4	0	0	0	0	0	1	<b>Seattle Mariners @ Miami Marlins</b> Marlins Park, Miami, FL Sat Apr 19 2014, 7:11 PM - 9:30 PM EDT Att: 24,003 - Roof Closed - 77 F <a href="http://livebaseballscorecards.com">livebaseballscorecards.com</a>			
5 Brad Miller, L (1, 6) OBP: 0.237, SLG: 0.361	K			K			F8			3	0	0	0	0	2	0				
22 Robinson Cano, L (1, 4) OBP: 0.311, SLG: 0.328	G1-3			G5-3			F9			3	0	0	0	0	0	0				
17 Justin Smoak, S (1, 3) OBP: 0.292, SLG: 0.400	G1-6-3				G4-3				G4-3	3	0	0	0	0	0	0				
55 Michael Saunders, L (1, 9) OBP: 0.257, SLG: 0.290	K				G1-3				P6	3	0	0	0	0	1	0				
15 Kyle Seager, L (1, 5) OBP: 0.288, SLG: 0.232	K				G3				L8	3	0	0	0	0	1	0				
56 Fernando Rodney, R (8, 1)										0	0	0	0	0	0	0				
13 Dustin Ackley, L (1, 7) OBP: 0.328, SLG: 0.448				G3-1					G4-3	3	0	1	0	0	0	0				
3 Mike Zunino, R (1, 2) OBP: 0.296, SLG: 0.547				G5-3			G5-4-3			3	0	1	0	0	0	1				
29 Roenis Elias, L (1, 1)				G5-3			G6-3		G4-3	2	0	0	0	0	0	0				
40 Danny Farquhar, R (6, 1)										0	0	0	0	0	0	0				
6 Nick Franklin, S (8, 5) OBP: 0.200, SLG: 0.333										1	0	0	0	0	0	1				
<b>Inning Stats</b>	R: 0 E: 0 K: 1 S: 6	H: 0 LOB: 0 BB: 0 P: 8	R: 0 E: 0 K: 2 S: 7	H: 0 LOB: 0 BB: 0 P: 12	R: 0 E: 0 K: 0 S: 9	H: 0 LOB: 0 BB: 0 P: 12	R: 0 E: 0 K: 1 S: 8	H: 0 LOB: 0 BB: 0 P: 12	R: 0 E: 0 K: 0 S: 6	H: 1 LOB: 0 BB: 0 P: 11	R: 0 E: 0 K: 0 S: 9	H: 0 LOB: 0 BB: 0 P: 11	R: 0 E: 0 K: 0 S: 5	H: 0 LOB: 0 BB: 0 P: 9	R: 0 E: 0 K: 0 S: 6	H: 1 LOB: 1 BB: 0 P: 6	1B: 1 2B: 1 3B: 0 HR: 0	SF: 0 SAC: 0 DP: 1 HBP: 0	WP: 0 PB: 0 SB: 0 CS: 0	PA: 28
<b>PITCHER</b> 37 Henderson Alvarez III, R (1, 1) ERA: 2.66	IP: 9.0 WLS: W BF: 28 H: 2 R: 0 ER: 0 SO: 4	BB: 0 IBB: 0 HBP: 0 BLK: 0	WP: 0 HR: 0 S: 62 P: 90	ERA: 0.00 WHIP: 0.222	<b>PITCHER</b>	IP: 9.0 WLS: W BF: 28 H: 2 R: 0 ER: 0 SO: 4	BB: 0 IBB: 0 HBP: 0 BLK: 0	WP: 0 HR: 0 S: 62 P: 90	ERA: 0.00 WHIP: 0.222											

Batter	1	2	3	4	5	6	7	8	9	AB	R	H	RBI	BB	SO	LOB	BOTTOM	
21 Christian Yelich, L (1, 7) OBP: 0.416, SLG: 0.426	K		E8 9 1B	FC5-4 13 HR				F7		3	2	1	0	2	1	1	<b>Seattle Mariners @ Miami Marlins</b> Marlins Park, Miami, FL Sat Apr 19 2014, 7:11 PM - 9:30 PM EDT Att: 24,003 - Roof Closed - 77 F <a href="http://livebaseballscorecards.com">livebaseballscorecards.com</a>	
13 Marcell Ozuna, R (1, 8) OBP: 0.375, SLG: 0.537	39 BLK 27 BB		K	FC5-4				27 WP 1B		4	1	2	4	1	1	3		
27 Giancarlo Stanton, R (1, 9) OBP: 0.390, SLG: 0.630	39 BLK 1B		9 1B IBB					K		3	0	0	0	2	2	1		
9 Casey McGehee, R (1, 5) OBP: 0.360, SLG: 0.403	L7		G6-4-3 1B				G1-3			4	0	1	1	0	0	2		
39 Jarrod Saltalamacchia, S (1, 2) OBP: 0.397, SLG: 0.472	K		G6-4-3							3	0	0	0	1	1	4		
10 Jeff Baker, R (1, 3) OBP: 0.220, SLG: 0.121	G6-3		F8							4	0	0	0	0	1	1		
3 Adeiny Hechavarria, R (1, 6) OBP: 0.351, SLG: 0.435	17 L8 2B		37 SH3 21 PB 1B					K		4	2	3	0	0	1	1		
17 Donovan Solano, R (1, 4) OBP: 0.273, SLG: 0.273	L8		21 PB 37 SH3 1B					G5-3		4	1	2	0	0	0	2		
37 Henderson Alvarez III, R (1, 1) OBP: 0.333, SLG: 0.333	K2-3		SH3					SH3		2	1	1	1	0	1	1		
<b>Inning Stats</b>	R: 0 E: 0 K: 2 S: 11	H: 0 LOB: 2 BB: 2 P: 20	R: 0 E: 0 K: 1 S: 9	H: 1 LOB: 1 BB: 0 P: 16	R: 1 E: 1 K: 1 S: 11	H: 2 LOB: 1 BB: 1 P: 22	R: 1 E: 0 K: 0 S: 12	H: 2 LOB: 2 BB: 1 P: 21	R: 0 E: 0 K: 2 S: 18	H: 3 LOB: 0 BB: 1 P: 27	R: 0 E: 0 K: 1 S: 8	H: 0 LOB: 1 BB: 1 P: 14	R: 1 E: 0 K: 1 S: 9	H: 2 LOB: 1 BB: 0 P: 16	1B: 7 2B: 2 3B: 0 HR: 1	SF: 0 SAC: 2 DP: 1 HBP: 0		WP: 1 PB: 1 SB: 0 CS: 0
<b>PITCHER</b> 29 Roenis Elias, L (1, 1) ERA: 3.22	IP: 5.2 WLS: L BF: 29 H: 6 R: 4 ER: 4 SO: 5	BB: 4 IBB: 1 HBP: 0 BLK: 0	WP: 0 HR: 1 S: 64 P: 111	ERA: 6.35 WHIP: 2.118	<b>PITCHER</b>	IP: 5.2 WLS: L BF: 29 H: 6 R: 4 ER: 4 SO: 5	BB: 4 IBB: 1 HBP: 0 BLK: 0	WP: 0 HR: 1 S: 64 P: 111	ERA: 6.35 WHIP: 2.118									
40 Danny Farquhar, R (6, 1) ERA: 1.0	IP: 1.1 WLS: 5 BF: 0 H: 0 R: 0 ER: 0 SO: 2	BB: 1 IBB: 0 HBP: 0 BLK: 0	WP: 0 HR: 0 S: 11 P: 20	ERA: 0.00 WHIP: 0.750	56 Fernando Rodney, R (8, 1) ERA: 1.69	IP: 1.0 WLS: 5 BF: 2 H: 1 R: 1 ER: 1 SO: 1	BB: 0 IBB: 0 HBP: 0 BLK: 0	WP: 0 HR: 0 S: 9 P: 16	ERA: 9.00 WHIP: 2.000									


**Seattle Mariners @ Miami Marlins**  
 Marlins Park, Miami, FL  
 Sat Apr 19 2014, 7:11 PM - 9:30 PM EDT  
 Att: 24,003 - Roof Closed - 77 F

AB 28  
R 0  
H 2  
RBI 0  
BB 0  
SO 4  
LOB 3



**Seattle Mariners @ Miami Marlins**  
 Marlins Park, Miami, FL  
 Sat Apr 19 2014, 7:11 PM - 9:30 PM EDT  
 Att: 24,003 - Roof Closed - 77 F

AB 31  
R 7  
H 10  
RBI 6  
BB 6  
SO 8  
LOB 16









Batter	1	2	3	4	5	6	7	8	9	AB	R	H	RBI	BB	SO	LOB	TOP								
27 Jose Altuve, R OBP: 0.341, SLG: 0.354										4	1	1	0	1	0	0									
21 Dexter Fowler, S OBP: 0.265, SLG: 0.333										5	1	1	0	0	1	2									
15 Jason Castro, L OBP: 0.309, SLG: 0.404										3	0	0	1	0	0	2									
4 George Springer, R OBP: 0.259, SLG: 0.269										4	0	0	0	0	1	2									
18 Marc Krauss, L OBP: 0.239, SLG: 0.333										4	2	2	2	0	1	0									
14 Jesus Guzman, R OBP: 0.237, SLG: 0.389										0	0	0	0	0	0	0									
8 Alex Presley, L OBP: 0.213, SLG: 0.378										4	2	3	1	0	0	0									
30 Matt Dominguez, R (1, 10) OBP: 0.268, SLG: 0.400										3	1	2	3	1	0	0									
9 Marwin Gonzalez, S OBP: 0.286, SLG: 0.400										4	0	0	0	0	0	3									
6 Jonathan Villar, S OBP: 0.258, SLG: 0.383										4	0	0	0	0	1	0									
<b>Inning Stats</b>	R: 0 E: 0 K: 0 S: 7	H: 0 LOB: 0 BB: 1 P: 14	R: 0 E: 0 K: 0 S: 5	H: 0 LOB: 0 BB: 0 P: 8	R: 0 E: 0 K: 1 S: 7	H: 0 LOB: 0 BB: 0 P: 9	R: 0 E: 0 K: 0 S: 9	H: 1 LOB: 1 BB: 0 P: 15	R: 2 E: 1 K: 1 S: 10	H: 2 LOB: 1 BB: 0 P: 15	R: 4 E: 0 K: 1 S: 14	H: 4 LOB: 1 BB: 0 P: 22	R: 0 E: 0 K: 1 S: 8	H: 0 LOB: 0 BB: 0 P: 13	R: 1 E: 0 K: 0 S: 12	H: 2 LOB: 2 BB: 1 P: 19	R: 0 E: 0 K: 0 S: 4	H: 0 LOB: 0 BB: 0 P: 7	1B: 4 2B: 3 3B: 1 HR: 2	SF: 1 SAC: 0 DP: 1 HBP: 0	WP: 0 PB: 0 SB: 2 CS: 0	PA: 38			
<b>PITCHER</b>	IP	WLS	BF	H	R	ER	SO	BB	IBB	HBP	BLK	WP	HR	S	P	ERA	WHIP								
34 Félix Hernández, R (1, 1) ERA: 2.04	7.0	L	29	7	6	2	4	1	0	0	0	0	1	60	96	2.57	1.143								
54 Tom Wilhelmsen, R (8, 1) ERA: 4.82	2.0		9	2	1	1	0	1	0	0	0	0	1	16	26	4.50	1.500								

Houston Astros @ Seattle Mariners  
Safeco Field, Seattle, WA  
Mon Apr 21 2014, 7:11 PM - 9:59 PM PDT  
Att: 14,630 - Cloudy - 54 F


AB 35  
R 7  
H 9  
RBI 7  
BB 2  
SO 4  
LOB 9



Batter	1	2	3	4	5	6	7	8	9	AB	R	H	RBI	BB	SO	LOB	BOTTOM								
36 Abraham Almonte, S OBP: 0.267, SLG: 0.346										4	0	1	2	0	1	0									
13 Dustin Ackley, L OBP: 0.290, SLG: 0.400										4	0	0	0	0	3	1									
22 Robinson Canó, L OBP: 0.329, SLG: 0.351										3	0	1	0	1	1	1									
27 Corey Hart, R OBP: 0.328, SLG: 0.536										4	0	1	0	0	1	1									
17 Justin Smoak, S OBP: 0.288, SLG: 0.379										4	0	0	0	0	1	3									
7 Stefan Romero, R OBP: 0.250, SLG: 0.304										4	0	2	0	0	1	2									
15 Kyle Seager, L OBP: 0.282, SLG: 0.230										4	1	1	0	0	1	2									
3 Mike Zunino, R OBP: 0.293, SLG: 0.544										4	1	1	0	0	3	0									
5 Brad Miller, L OBP: 0.228, SLG: 0.347										3	0	0	0	0	2	2									
<b>Inning Stats</b>	R: 0 E: 0 K: 1 S: 8	H: 0 LOB: 0 BB: 0 P: 12	R: 0 E: 0 K: 0 S: 11	H: 1 LOB: 1 BB: 0 P: 15	R: 0 E: 0 K: 2 S: 9	H: 0 LOB: 0 BB: 0 P: 13	R: 0 E: 0 K: 1 S: 16	H: 1 LOB: 2 BB: 1 P: 25	R: 2 E: 0 K: 3 S: 17	H: 3 LOB: 1 BB: 0 P: 28	R: 0 E: 0 K: 1 S: 13	H: 1 LOB: 1 BB: 0 P: 20	R: 0 E: 0 K: 2 S: 7	H: 0 LOB: 0 BB: 0 P: 12	R: 0 E: 0 K: 1 S: 9	H: 1 LOB: 0 BB: 0 P: 15	R: 0 E: 0 K: 3 S: 9	H: 0 LOB: 0 BB: 0 P: 15	1B: 4 2B: 3 3B: 0 HR: 0	SF: 0 SAC: 0 DP: 0 HBP: 0	WP: 0 PB: 0 SB: 0 CS: 0	PA: 35			
<b>PITCHER</b>	IP	WLS	BF	H	R	ER	SO	BB	IBB	HBP	BLK	WP	HR	S	P	ERA	WHIP								
60 Dallas Keuchel, L (1, 1) ERA: 3.38	6.0	W	25	6	2	2	8	1	0	0	0	0	0	74	113	3.00	1.167								
50 Chad Qualls, R (7, 1) ERA: 7.5	1.0		3	0	0	0	2	0	0	0	0	0	0	7	12	0.00	0.000								
37 Matt Albers, R (8, 1) ERA: 0.9	1.0		4	1	0	0	1	0	0	0	0	0	0	9	15	0.00	1.000								
35 Josh Fields, R (9, 1) ERA: 2.25	1.0		3	0	0	0	3	0	0	0	0	0	0	9	15	0.00	0.000								

Houston Astros @ Seattle Mariners  
Safeco Field, Seattle, WA  
Mon Apr 21 2014, 7:11 PM - 9:59 PM PDT  
Att: 14,630 - Cloudy - 54 F

AB 34  
R 2  
H 7  
RBI 2  
BB 1  
SO 14  
LOB 12






Batter	1	2	3	4	5	6	7	8	9	AB	R	H	RBI	BB	SO	LOB	TOP					
27 Jose Altuve, R OBP: 0.333, SLG: 0.337	F9		21 S BB		F8		L8		G6-3	4	0	0	0	1	0	1						
21 Dexter Fowler, S OBP: 0.274, SLG: 0.328	15 HR BB		K		G4-3		G4-3		4 BB 1B	4	1	1	0	1	1	2						
15 Jason Castro, L OBP: 0.329, SLG: 0.459	1-H HR				F7			8 1B 23 1B 1B	F7	4	2	2	2	1	0	1						
4 George Springer, R OBP: 0.250, SLG: 0.233	G5-3		K							4	0	0	0	1	3	3						
18 Marc Krauss, L OBP: 0.224, SLG: 0.311	K		K							3	0	0	0	0	3	2						
14 Jesus Guzman, R OBP: 0.250, SLG: 0.395	K		K							2	0	1	0	0	1	2						
8 Alex Presley, L OBP: 0.235, SLG: 0.388	G6-3									4	0	2	0	0	0	0						
23 Chris Carter, R OBP: 0.264, SLG: 0.279	HR		P3							4	1	2	2	0	1	1						
30 Matt Dominguez, R OBP: 0.267, SLG: 0.435	F8		F7							4	1	1	1	0	0	4						
6 Jonathan Villar, S OBP: 0.257, SLG: 0.375	K		K							4	0	1	0	0	2	4						
<b>Inning Stats</b>	R: 2 H: 1 E: 0 K: 1 S: 11	H: 1 LOB: 0 BB: 1 P: 19	R: 1 H: 1 E: 0 K: 1 S: 10	H: 1 LOB: 0 BB: 0 P: 11	R: 0 H: 0 E: 0 K: 3 S: 20	H: 0 LOB: 2 BB: 2 P: 33	R: 0 H: 1 E: 0 K: 1 S: 9	H: 1 LOB: 1 BB: 0 P: 15	R: 0 H: 0 E: 0 K: 0 S: 5	H: 0 LOB: 0 BB: 0 P: 10	R: 1 H: 2 E: 1 K: 1 S: 7	H: 2 LOB: 1 BB: 0 P: 11	R: 1 H: 4 E: 0 K: 1 S: 25	H: 4 LOB: 3 BB: 0 P: 37	R: 0 H: 1 E: 0 K: 1 S: 9	H: 1 LOB: 2 BB: 1 P: 18	1B: 7 2B: 0 3B: 0 HR: 3	SF: 0 SAC: 0 DP: 0 HBP: 0	WP: 0 PB: 0 SB: 1 CS: 0	PA: 41		
<b>PITCHER</b>	IP WLS BF H R ER SO BB IBB HBP BLK WP HR S P ERA WHIP	IP WLS BF H R ER SO BB IBB HBP BLK WP HR S P ERA WHIP	IP WLS BF H R ER SO BB IBB HBP BLK WP HR S P ERA WHIP	IP WLS BF H R ER SO BB IBB HBP BLK WP HR S P ERA WHIP	IP WLS BF H R ER SO BB IBB HBP BLK WP HR S P ERA WHIP	IP WLS BF H R ER SO BB IBB HBP BLK WP HR S P ERA WHIP	IP WLS BF H R ER SO BB IBB HBP BLK WP HR S P ERA WHIP	IP WLS BF H R ER SO BB IBB HBP BLK WP HR S P ERA WHIP	IP WLS BF H R ER SO BB IBB HBP BLK WP HR S P ERA WHIP	IP WLS BF H R ER SO BB IBB HBP BLK WP HR S P ERA WHIP	IP WLS BF H R ER SO BB IBB HBP BLK WP HR S P ERA WHIP	IP WLS BF H R ER SO BB IBB HBP BLK WP HR S P ERA WHIP	IP WLS BF H R ER SO BB IBB HBP BLK WP HR S P ERA WHIP	IP WLS BF H R ER SO BB IBB HBP BLK WP HR S P ERA WHIP	IP WLS BF H R ER SO BB IBB HBP BLK WP HR S P ERA WHIP	IP WLS BF H R ER SO BB IBB HBP BLK WP HR S P ERA WHIP	IP WLS BF H R ER SO BB IBB HBP BLK WP HR S P ERA WHIP	IP WLS BF H R ER SO BB IBB HBP BLK WP HR S P ERA WHIP	IP WLS BF H R ER SO BB IBB HBP BLK WP HR S P ERA WHIP	IP WLS BF H R ER SO BB IBB HBP BLK WP HR S P ERA WHIP		
50 Erasmo Ramirez, R ERA: 6.75	6.0 L	24 3	3 3	3 3	8 3	0 0	0 0	0 0	0 0	0 0	0 1	7 11	9.00 2.000	4.00 4.000	0.00 2.000							
52 Dominic Leone, R ERA: 1.69	1.0 5	2 1	1 1	1 1	0 0	0 0	0 0	0 0	0 0	0 0	1 7	11 37	9.00 2.000	4.00 4.000	0.00 2.000							
40 Danny Farquhar, R ERA: 1.69	1.0 5	1 0	0 0	1 1	0 1	0 0	0 0	0 0	0 0	0 0	9 18	0.00 2.000										
31 Yoervis Medina, R ERA: 3.86	1.0 5	1 0	0 0	1 1	0 1	0 0	0 0	0 0	0 0	0 0	9 18	0.00 2.000										
<b>Batter</b>	<b>1</b>	<b>2</b>	<b>3</b>	<b>4</b>	<b>5</b>	<b>6</b>	<b>7</b>	<b>8</b>	<b>9</b>	<b>AB</b>	<b>R</b>	<b>H</b>	<b>RBI</b>	<b>BB</b>	<b>SO</b>	<b>LOB</b>	<b>BOTTOM</b>					
36 Abraham Almonte, S OBP: 0.267, SLG: 0.341	K			22 1B 1B		K		K		4	0	1	0	0	3	1						
13 Dustin Ackley, L OBP: 0.274, SLG: 0.377	K		K					G1-3		4	0	0	0	0	3	2						
22 Robinson Cano, L OBP: 0.326, SLG: 0.346	K			1B						4	0	1	0	0	3	0						
27 Corey Hart, R OBP: 0.323, SLG: 0.517			F7							4	0	1	0	0	0	2						
15 Kyle Seager, L OBP: 0.280, SLG: 0.219	G3		K							3	1	0	0	1	1	2						
17 Justin Smoak, S OBP: 0.289, SLG: 0.420	F7									3	1	1	2	0	0	0						
55 Michael Saunders, L OBP: 0.237, SLG: 0.265			K							2	0	0	0	0	1	0						
6 Nick Franklin, S OBP: 0.200, SLG: 0.231			K							1	0	0	0	0	0	0						
3 Mike Zunino, R OBP: 0.279, SLG: 0.517			K							3	0	0	0	0	2	1						
5 Brad Miller, L OBP: 0.232, SLG: 0.359			K							3	0	1	0	0	1	0						
<b>Inning Stats</b>	R: 0 H: 0 E: 0 K: 3 S: 12	H: 1 LOB: 0 BB: 0 P: 18	R: 0 H: 1 E: 0 K: 0 S: 5	H: 1 LOB: 0 BB: 0 P: 6	R: 0 H: 0 E: 0 K: 3 S: 9	H: 0 LOB: 0 BB: 0 P: 13	R: 0 H: 2 E: 0 K: 2 S: 16	H: 2 LOB: 2 BB: 0 P: 21	R: 0 H: 0 E: 1 K: 1 S: 6	H: 0 LOB: 1 BB: 0 P: 11	R: 0 H: 0 E: 0 K: 2 S: 9	H: 0 LOB: 0 BB: 0 P: 14	R: 2 H: 1 E: 0 K: 1 S: 10	H: 1 LOB: 1 BB: 0 P: 18	R: 0 H: 1 E: 0 K: 1 S: 9	H: 1 LOB: 0 BB: 0 P: 11	R: 0 H: 0 E: 0 K: 1 S: 11	H: 0 LOB: 0 BB: 0 P: 16	1B: 3 2B: 2 3B: 0 HR: 1	SF: 0 SAC: 0 DP: 1 HBP: 0	WP: 0 PB: 0 SB: 0 CS: 1	PA: 32
<b>PITCHER</b>	IP WLS BF H R ER SO BB IBB HBP BLK WP HR S P ERA WHIP	IP WLS BF H R ER SO BB IBB HBP BLK WP HR S P ERA WHIP	IP WLS BF H R ER SO BB IBB HBP BLK WP HR S P ERA WHIP	IP WLS BF H R ER SO BB IBB HBP BLK WP HR S P ERA WHIP	IP WLS BF H R ER SO BB IBB HBP BLK WP HR S P ERA WHIP	IP WLS BF H R ER SO BB IBB HBP BLK WP HR S P ERA WHIP	IP WLS BF H R ER SO BB IBB HBP BLK WP HR S P ERA WHIP	IP WLS BF H R ER SO BB IBB HBP BLK WP HR S P ERA WHIP	IP WLS BF H R ER SO BB IBB HBP BLK WP HR S P ERA WHIP	IP WLS BF H R ER SO BB IBB HBP BLK WP HR S P ERA WHIP	IP WLS BF H R ER SO BB IBB HBP BLK WP HR S P ERA WHIP	IP WLS BF H R ER SO BB IBB HBP BLK WP HR S P ERA WHIP	IP WLS BF H R ER SO BB IBB HBP BLK WP HR S P ERA WHIP	IP WLS BF H R ER SO BB IBB HBP BLK WP HR S P ERA WHIP	IP WLS BF H R ER SO BB IBB HBP BLK WP HR S P ERA WHIP	IP WLS BF H R ER SO BB IBB HBP BLK WP HR S P ERA WHIP	IP WLS BF H R ER SO BB IBB HBP BLK WP HR S P ERA WHIP	IP WLS BF H R ER SO BB IBB HBP BLK WP HR S P ERA WHIP	IP WLS BF H R ER SO BB IBB HBP BLK WP HR S P ERA WHIP	IP WLS BF H R ER SO BB IBB HBP BLK WP HR S P ERA WHIP		
31 Collin McHugh, R ERA: 4.05	6.2 W	22 3	2 2	2 2	0 0	1 0	0 0	0 0	0 0	0 0	1 5	11 11	6.25 1.000	0.00 0.450								
44 Raul Valdes, L ERA: 2.45	1.1 H	5 1	0 0	1 0	0 1	0 0	0 0	0 0	0 0	0 0	10 12	0.00 0.750										
35 Josh Fields, R ERA: 2.0	1.0 S	3 0	0 0	0 0	1 1	0 0	0 0	0 0	0 0	0 0	11 16	0.00 0.000										

Houston Astros @ Seattle Mariners  
Safeco Field, Seattle, WA  
Tue Apr 22 2014, 7:11 PM - 10:12 PM PDT  
Att: 10,466 - Cloudy - 51 F

livebaseballscorecards.com


AB 37  
R 5  
H 10  
RBI 5  
BB 4  
SO 11  
LOB 20



Houston Astros @ Seattle Mariners  
Safeco Field, Seattle, WA  
Tue Apr 22 2014, 7:11 PM - 10:12 PM PDT  
Att: 10,466 - Cloudy - 51 F

livebaseballscorecards.com

AB 31  
R 2  
H 5  
RBI 2  
BB 1  
SO 14  
LOB 8





Batter	1	2	3	4	5	6	7	8	9	AB	R	H	RBI	BB	SO	LOB	TOP										
27 Jose Altuve, R OBP: 0.316, SLG: 0.318	F8		P6		F7		G6-3		G5-3	5	0	0	0	0	0	4	<b>Houston Astros @ Seattle Mariners</b> Safeco Field, Seattle, WA Wed Apr 23 2014, 12:43 PM - 3:32 PM PDT Att: 13,739 - Cloudy - 53 F										
21 Dexter Fowler, S OBP: 0.295, SLG: 0.329	15 CS 1B		15 2B BB		K		F7		BB	3	1	1	0	2	1	1											
15 Jason Castro, L OBP: 0.321, SLG: 0.455	P5		1-H 2-H 2B		F7		L8		K	5	0	1	2	0	1	3											
4 George Springer, R OBP: 0.250, SLG: 0.212		P5			P4		F9			3	0	0	0	1	0	0											
18 Marc Krauss, L OBP: 0.231, SLG: 0.298		23 BLK BB			F8		F8		8 1B BB	2	0	0	0	1	0	2											
14 Jesus Guzman, R OBP: 0.268, SLG: 0.395										0	0	0	0	1	0	0											
8 Alex Presley, L OBP: 0.236, SLG: 0.377	K				F8		K		1B	4	0	1	0	0	2	1											
23 Chris Carter, R OBP: 0.276, SLG: 0.328	K						HR		K	3	1	1	1	1	2	3											
30 Matt Dominguez, R OBP: 0.278, SLG: 0.431			21 BB 15 2B BB		F9		P6		6 SH1-3 1B	3	1	1	0	1	0	1											
9 Marwin Gonzalez, S OBP: 0.286, SLG: 0.400										0	0	0	0	0	0	0											
6 Jonathan Villar, S OBP: 0.260, SLG: 0.388			K		K		27 G6-3 2B		SH1-3 1-2	3	0	1	0	0	2	2											
<b>Inning Stats</b>	R: 0 E: 0 K: 0 S: 8	H: 1 LOB: 0 BB: 0 P: 14	R: 0 E: 0 K: 2 S: 9	H: 0 LOB: 1 BB: 1 P: 18	R: 2 E: 0 K: 1 S: 12	H: 1 LOB: 2 BB: 3 P: 29	R: 0 E: 0 K: 1 S: 12	H: 0 LOB: 1 BB: 1 P: 17	R: 0 E: 0 K: 1 S: 6	H: 0 LOB: 0 BB: 0 P: 8	R: 1 E: 0 K: 0 S: 9	H: 2 LOB: 1 BB: 0 P: 16	R: 0 E: 0 K: 1 S: 10	H: 1 LOB: 2 BB: 1 P: 17	R: 0 E: 0 K: 1 S: 17	H: 1 LOB: 2 BB: 1 P: 28		1B: 3 2B: 2 3B: 0 HR: 1	SF: 0 SAC: 1 DP: 0 HBP: 0	WP: 0 PB: 0 SB: 0 CS: 1	PA: 39						
<b>PITCHER</b>	IP	WLS	BF	H	R	ER	SO	BB	IBB	HBP	BLK	WP	HR	S	P	ERA	WHIP										
53 Chris Young, R ERA: 3.5	7.0		29	4	3	3	6	5	0	0	1	0	1	63	113	3.86	1.286										
41 Charlie Furbush, L ERA: 5.14	1.0	H	5	1	0	0	1	1	0	0	0	0	0	10	17	0.00	2.000										
56 Fernando Rodney, R ERA: 1.42	1.0	W	5	1	0	0	1	1	0	0	0	0	0	17	28	0.00	2.000										

Batter	1	2	3	4	5	6	7	8	9	AB	R	H	RBI	BB	SO	LOB	BOTTOM										
36 Abraham Almonte, S OBP: 0.255, SLG: 0.326	F8		G4-3			K		K		4	0	0	0	0	2	1	<b>Houston Astros @ Seattle Mariners</b> Safeco Field, Seattle, WA Wed Apr 23 2014, 12:43 PM - 3:32 PM PDT Att: 13,739 - Cloudy - 53 F										
5 Brad Miller, L OBP: 0.221, SLG: 0.341	K				G4-3		F7		K	4	0	0	0	0	2	0											
22 Robinson Cano, L OBP: 0.333, SLG: 0.354	G5-3				27 BB 1B		F7		27 BB 15 HR 1B	4	1	2	0	0	0	0											
27 Corey Hart, R OBP: 0.333, SLG: 0.508										3	0	1	0	1	1	0											
55 Michael Saunders, L OBP: 0.237, SLG: 0.265	L3				17 G4-6-3 BB		K		15 HR 1B	0	1	0	0	0	0	0											
17 Justin Smoak, S OBP: 0.288, SLG: 0.411	G6-3				G4-6-3		15 HR 1B		K	4	1	1	0	0	1	4											
15 Kyle Seager, L OBP: 0.294, SLG: 0.328	P6				13 G6-3 6 1B BB		1-H HR		1-H 2-H HR	3	2	2	5	1	0	0											
6 Nick Franklin, S OBP: 0.222, SLG: 0.250			K				F8			3	0	1	0	0	1	0											
13 Dustin Ackley, L OBP: 0.276, SLG: 0.366										2	0	0	0	1	0	2											
3 Mike Zunino, R OBP: 0.266, SLG: 0.492					F7				F9	3	0	0	0	0	2												
<b>Inning Stats</b>	R: 0 E: 0 K: 1 S: 6	H: 0 LOB: 0 BB: 0 P: 6	R: 0 E: 0 K: 0 S: 8	H: 0 LOB: 0 BB: 0 P: 11	R: 0 E: 0 K: 1 S: 13	H: 0 LOB: 1 BB: 1 P: 20	R: 0 E: 0 K: 0 S: 9	H: 1 LOB: 1 BB: 1 P: 16	R: 0 E: 0 K: 0 S: 12	H: 1 LOB: 1 BB: 1 P: 17	R: 0 E: 0 K: 1 S: 8	H: 0 LOB: 0 BB: 0 P: 11	R: 2 E: 0 K: 1 S: 19	H: 2 LOB: 0 BB: 0 P: 25	R: 0 E: 0 K: 2 S: 10	H: 0 LOB: 0 BB: 0 P: 14		R: 3 E: 0 K: 1 S: 7	H: 3 LOB: 1 BB: 0 P: 8	1B: 5 2B: 0 3B: 0 HR: 2	SF: 0 SAC: 0 DP: 2 HBP: 0	WP: 0 PB: 0 SB: 0 CS: 0	PA: 33				
<b>PITCHER</b>	IP	WLS	BF	H	R	ER	SO	BB	IBB	HBP	BLK	WP	HR	S	P	ERA		WHIP									
48 Jarrod Cosart, R ERA: 6.12	6.2		25	4	2	2	4	3	0	0	0	0	0	73	104	2.70	1.050										
44 Raul Valdes, L ERA: 27.0	0.1	H	1	0	0	0	0	0	0	0	0	0	0	2	2	0.00	0.000										
50 Chad Qualls, R ERA: 6.43	1.0	H	3	0	0	0	2	0	0	0	0	0	0	10	14	0.00	0.000										
35 Josh Fields, R ERA: 4.82	0.1	L	4	3	3	3	1	0	0	0	0	0	1	7	8	81.00	9.000										

AB	31
R	3
H	6
RBI	3
BB	7
SO	8
LOB	17







Batter	1	2	3	4	5	6	7	8	9	AB	R	H	RBI	BB	SO	LOB	TOP								
15 Michael Choice, R OBP: 0.326, SLG: 0.297	FC		FC5-3		FC4-3		FC3		BB	4	0	0	1	1	0	0	<b>Texas Rangers @ Seattle Mariners</b> Safeco Field, Seattle, WA Fri Apr 25 2014, 7:10 PM - 10:06 PM PDT Att: 31,145 - Partly Cloudy - 55 F								
1 Elvis Andrus, R OBP: 0.330, SLG: 0.341	F9				L9		G6-3		BB	3	1	0	1	2	0	0									
29 Adrian Beltré, R OBP: 0.368, SLG: 0.394	K				BB				BB	5	0	1	1	0	1	3									
84 Prince Fielder, L OBP: 0.340, SLG: 0.345	K				P6		WP			4	1	2	0	0	1	1									
Alex Rios, R OBP: 0.367, SLG: 0.462	BB				BB		BB			3	0	2	0	1	0	1									
16 Donnie Murphy, R OBP: 0.311, SLG: 0.346	G1-4-3						G5-3			2	0	0	0	1	0	3									
18 Mitch Moreland, L OBP: 0.328, SLG: 0.426	G1-4-3				BB		G5-3			1	0	1	0	0	0	0									
7 J.P. Arencibia, R OBP: 0.171, SLG: 0.156										2	1	1	0	1	1	3									
3 Luis Sardinas, S OBP: 0.500, SLG: 0.333					K				FC5-4	1	1	0	0	0	0	1									
2 Leonys Martin, L OBP: 0.363, SLG: 0.411					BB		BB		BB	3	1	1	0	0	2	5									
12 Josh Wilson, R OBP: 0.348, SLG: 0.349	G5-3				K		G4-3		HBP	3	0	0	0	0	1	0									
<b>Inning Stats</b>	R: 0 E: 0 K: 1 S: 11	H: 0 LOB: 0 BB: 0 P: 13	R: 0 E: 0 K: 1 S: 9	H: 1 LOB: 0 BB: 0 P: 14	R: 1 E: 0 K: 0 S: 9	H: 1 LOB: 3 BB: 0 P: 13	R: 1 E: 0 K: 2 S: 16	H: 1 LOB: 3 BB: 3 P: 32	R: 0 E: 0 K: 1 S: 8	H: 0 LOB: 0 BB: 0 P: 12	R: 1 E: 0 K: 1 S: 15	H: 2 LOB: 2 BB: 1 P: 22	R: 0 E: 0 K: 0 S: 7	H: 0 LOB: 0 BB: 0 P: 10	R: 0 E: 0 K: 0 S: 3	H: 1 LOB: 0 BB: 0 P: 5	R: 2 E: 0 K: 0 S: 13	H: 2 LOB: 2 BB: 2 P: 27	1B: 5 2B: 4 3B: 0 HR: 0	SF: 0 SAC: 1 DP: 3 HBP: 1	WP: 2 PB: 0 SB: 1 CS: 0	PA: 39			
<b>PITCHER</b>	IP	WLS	BF	H	R	ER	SO	BB	IBB	HBP	BLK	WP	HR	S	P	ERA	WHIP								
29 Roenis Elias, L ERA: 3.54	5.2		24	5	3	3	6	3	0	0	0	1	0	62	96	4.76	1.412								
52 Dominic Leone, R ERA: 1.5	1.1		5	0	0	0	1	1	0	0	0	0	0	13	20	0.00	0.750								
31 Yoervis Medina, R ERA: 3.48	1.0	W	3	1	0	0	1	0	0	0	0	0	0	3	5	0.00	1.000								
56 Fernando Rodney, R ERA: 3.88	1.0	S	7	2	2	2	0	2	0	1	0	0	0	13	27	18.00	4.000								

Batter	1	2	3	4	5	6	7	8	9	AB	R	H	RBI	BB	SO	LOB	BOTTOM								
36 Abraham Almonte, S OBP: 0.263, SLG: 0.323	G5-4-3		FC1-6		HBP		G4-3		F8	4	1	1	0	0	0	2	<b>Texas Rangers @ Seattle Mariners</b> Safeco Field, Seattle, WA Fri Apr 25 2014, 7:10 PM - 10:06 PM PDT Att: 31,145 - Partly Cloudy - 55 F								
8 Willie Bloomquist, R OBP: 0.300, SLG: 0.263	L9				BB		K			4	1	2	0	0	1	1									
22 Robinson Cano, L OBP: 0.340, SLG: 0.372	G5-4-3		G6-3							4	1	2	2	0	0	3									
27 Corey Hart, R OBP: 0.329, SLG: 0.485	L3				L8					3	0	0	0	0	0	1									
55 Michael Saunders, L OBP: 0.237, SLG: 0.265									HBP	0	1	0	0	0	0	0									
7 Stefan Romero, R OBP: 0.286, SLG: 0.370	BB				K		L5			4	1	2	0	0	1	0									
17 Justin Smoak, S OBP: 0.298, SLG: 0.421	K				HBP		K2-3			3	1	1	2	0	2	1									
15 Kyle Seager, L OBP: 0.313, SLG: 0.338	FC7				K					4	0	2	1	0	1	2									
16 Cole Gillespie, R OBP: 0.333, SLG: 0.333	G1-3									3	0	1	0	0	0	1									
13 Dustin Ackley, L OBP: 0.275, SLG: 0.361									K	1	0	0	0	0	1	2									
3 Mike Zunino, R OBP: 0.265, SLG: 0.470					K				P6	3	0	0	0	0	1	2									
<b>Inning Stats</b>	R: 0 E: 0 K: 0 S: 9	H: 1 LOB: 1 BB: 0 P: 12	R: 0 E: 0 K: 1 S: 10	H: 1 LOB: 0 BB: 0 P: 14	R: 0 E: 0 K: 0 S: 16	H: 1 LOB: 2 BB: 0 P: 25	R: 0 E: 0 K: 2 S: 9	H: 0 LOB: 1 BB: 0 P: 12	R: 2 E: 0 K: 1 S: 14	H: 3 LOB: 1 BB: 0 P: 24	R: 0 E: 0 K: 1 S: 9	H: 1 LOB: 0 BB: 0 P: 14	R: 0 E: 0 K: 1 S: 9	H: 0 LOB: 0 BB: 0 P: 12	R: 4 E: 0 K: 1 S: 20	H: 4 LOB: 1 BB: 0 P: 31	1B: 8 2B: 4 3B: 0 HR: 0	SF: 0 SAC: 0 DP: 2 HBP: 4	WP: 1 PB: 1 SB: 0 CS: 1	PA: 37					
<b>PITCHER</b>	IP	WLS	BF	H	R	ER	SO	BB	IBB	HBP	BLK	WP	HR	S	P	ERA	WHIP								
46 Robbie Ross Jr., L ERA: 2.45	6.0		26	7	2	2	5	0	0	0	0	0	0	9	12	0.00	0.000								
44 Jason Frasor, R ERA: 7.88	1.0	H	3	0	0	0	1	0	0	0	0	0	0	13	20	∞	∞								
56 Neal Cotts, L ERA: 7.88	0.0	L	5	4	4	4	0	0	0	1	0	0	0	7	11	0.00	0.000								
41 Alexi Ogando, R ERA: 4.76	1.0		3	0	0	0	1	0	0	0	0	0	1	7	11	0.00	0.000								

**AB 31**  
**R 5**  
**H 8**  
**RBI 3**  
**BB 6**  
**SO 6**  
**LOB 17**



**AB 33**  
**R 6**  
**H 11**  
**RBI 5**  
**BB 0**  
**SO 7**  
**LOB 15**





Batter	1	2	3	4	5	6	7	8	9	AB	R	H	RBI	BB	SO	LOB	TOP								
15 Michael Choice, R OBP: 0.314, SLG: 0.286	FC1-3		FC4-3		84 G1-3 1B		FC		FC4-3	5	0	1	1	0	0	2									
1 Elvis Andrus, R OBP: 0.333, SLG: 0.352	84 L4-3 BB		K		SF9 1B		G3-1		84 1B 2B	3	1	1	1	1	1	1									
84 Prince Fielder, L OBP: 0.343, SLG: 0.341	L4-3			G4-3	G1-3			FC6-4 18 SF7 HBP	29 1B 1B	4	1	1	1	0	0	3									
29 Adrián Beltré, R OBP: 0.395, SLG: 0.405		18 F7 1B BB		G5-3	G5-3			FC6-4 1B	29 1B 1B	4	0	2	0	1	0	2									
Alex Rios, R OBP: 0.359, SLG: 0.448		16 S 1B		L9			K	FC6-4 16 FC6-4	G1-6-3	5	0	1	0	0	1	4									
18 Mitch Moreland, L OBP: 0.221, SLG: 0.421		F7			2 1B 61 BB 1B		G3	SF7		3	1	1	1	0	0	2									
16 Donnie Murphy, R OBP: 0.308, SLG: 0.339		K			61 BB 15 1B 1B		G5-3	FC6-4		4	1	1	0	0	1	3									
2 Leonys Martín, L OBP: 0.369, SLG: 0.416		K			15 1B 61 BB 1 SF9 1B				15 FC4-3 61 SH1-3 1 WP 1B	4	2	2	0	0	2	2									
61 Robinson Chirinos, R OBP: 0.294, SLG: 0.370			F7		1 SF9 15 1B BB				SH1-3	2	0	1	1	1	0	0									
<b>Inning Stats</b>	R: 0 E: 0 K: 0 S: 5	H: 0 LOB: 0 BB: 1 P: 11	R: 0 E: 0 K: 2 S: 19	H: 1 LOB: 2 BB: 1 P: 30	R: 0 E: 0 K: 1 S: 8	H: 0 LOB: 0 BB: 0 P: 12	R: 0 E: 0 K: 0 S: 10	H: 0 LOB: 0 BB: 0 P: 16	R: 3 E: 0 K: 0 S: 13	H: 4 LOB: 2 BB: 1 P: 23	R: 0 E: 0 K: 1 S: 11	H: 0 LOB: 0 BB: 0 P: 15	R: 0 E: 0 K: 1 S: 13	H: 1 LOB: 1 BB: 0 P: 18	R: 1 E: 0 K: 0 S: 6	H: 1 LOB: 1 BB: 0 P: 14	R: 2 E: 0 K: 0 S: 11	H: 4 LOB: 2 BB: 0 P: 16	1B: 10 2B: 2 3B: 0 HR: 0	SF: 2 SAC: 1 DP: 1 HBP: 1	WP: 1 PB: 0 SB: 1 CS: 0	PA: 41			
<b>PITCHER</b>	IP	WLS	BF	H	R	ER	SO	BB	IBB	HBP	BLK	WP	HR	S	P	ERA	WHIP								
34 Félix Hernández, R ERA: 2.4	6.0		25	5	3	3	4	3	0	0	0	0	0	66	107	4.50	1.333								
54 Tom Wilhelmsen, R ERA: 4.35	1.0		4	1	0	0	2	0	0	0	0	0	0	13	18	0.00	1.000								
41 Charlie Furbush, L ERA: 6.43	0.0	L	1	0	1	1	0	0	0	1	0	0	0	1	3	∞	∞								
31 Yoervis Medina, R ERA: 3.18	1.0		4	1	0	0	0	0	0	0	0	0	0	5	11	0.00	1.000								
97 Joe Beimel, L ERA: 3.6	0.2		6	4	2	2	0	0	0	0	0	1	0	9	13	27.00	6.000								

Texas Rangers @ Seattle Mariners  
Safeco Field, Seattle, WA  
Sat Apr 26 2014, 6:11 PM - 9:23 PM PDT  
Att: 30,038 - Cloudy - 56 F

AB	34
R	6
H	11
RBI	5
BB	3
SO	5
LOB	19



Batter	1	2	3	4	5	6	7	8	9	AB	R	H	RBI	BB	SO	LOB	BOTTOM									
55 Michael Saunders, L OBP: 0.244, SLG: 0.351	HR		FC7						F8	3	1	1	1	0	1	2										
7 Stefen Romero, R OBP: 0.300, SLG: 0.379				K						2	0	1	0	0	0	0										
36 Abraham Almonte, S OBP: 0.250, SLG: 0.356	K		F8							5	0	0	0	0	3	1										
22 Robinson Canó, L OBP: 0.347, SLG: 0.371	G3-1									3	0	1	0	1	0	1										
27 Corey Hart, R OBP: 0.325, SLG: 0.464	G1-3									3	0	0	0	1	2	2										
15 Kyle Seager, L OBP: 0.322, SLG: 0.387	HR				17 1B 3 SF9 1B					4	2	2	1	0	1	3										
17 Justin Smoak, S OBP: 0.307, SLG: 0.418	K				3 SF9 13 BB 1B					3	0	1	0	1	2	0										
13 Dustin Ackley, L OBP: 0.272, SLG: 0.347	F8									3	0	0	0	1	2	1										
3 Mike Zunino, R OBP: 0.264, SLG: 0.456										2	0	0	1	0	1	1										
5 Brad Miller, L OBP: 0.211, SLG: 0.326	FC7									4	0	0	0	0	0	4										
<b>Inning Stats</b>	R: 1 E: 0 K: 1 S: 11	H: 1 LOB: 0 BB: 0 P: 19	R: 1 E: 0 K: 1 S: 7	H: 1 LOB: 0 BB: 0 P: 13	R: 0 E: 0 K: 1 S: 8	H: 0 LOB: 1 BB: 1 P: 15	R: 1 E: 0 K: 1 S: 11	H: 2 LOB: 2 BB: 1 P: 19	R: 0 E: 0 K: 2 S: 13	H: 1 LOB: 1 BB: 0 P: 16	R: 0 E: 0 K: 1 S: 11	H: 0 LOB: 0 BB: 1 P: 16	R: 0 E: 1 K: 1 S: 6	H: 1 LOB: 2 BB: 1 P: 13	R: 0 E: 0 K: 3 S: 10	H: 0 LOB: 0 BB: 0 P: 16	R: 0 E: 0 K: 1 S: 8	H: 0 LOB: 0 BB: 0 P: 13	1B: 4 2B: 0 3B: 0 HR: 2	SF: 1 SAC: 0 DP: 0 HBP: 1	WP: 0 PB: 0 SB: 1 CS: 0	PA: 38				
<b>PITCHER</b>	IP	WLS	BF	H	R	ER	SO	BB	IBB	HBP	BLK	WP	HR	S	P	ERA	WHIP									
48 Colby Lewis, R ERA: 4.6	5.0		24	5	3	3	6	3	0	1	0	0	0	2	55	91	5.40	1.600								
49 Aaron Poreba, L ERA: 4.6	2.0	W	8	1	0	0	2	0	1	0	0	0	0	12	20	0.00	0.500									
56 Neal Cotts, L ERA: 7.27	0.2	H	2	0	0	0	2	0	0	0	0	0	0	6	10	0.00	0.000									
41 Alexi Ogando, R ERA: 4.63	0.1	H	1	0	0	0	1	0	0	0	0	0	0	4	6	0.00	0.000									
28 Joakim Soria, R ERA: 3.6	1.0	S	3	0	0	0	1	0	0	0	0	0	0	8	13	0.00	0.000									

Texas Rangers @ Seattle Mariners  
Safeco Field, Seattle, WA  
Sat Apr 26 2014, 6:11 PM - 9:23 PM PDT  
Att: 30,038 - Cloudy - 56 F

AB	32
R	3
H	6
RBI	3
BB	4
SO	12
LOB	15













Batter	1	2	3	4	5	6	7	8	9	AB	R	H	RBI	BB	SO	LOB	TOP										
55 Michael Saunders, L (1,8) OBP: 0.306, SLG: 0.395										4	0	3	1	0	1	0	<b>Seattle Mariners @ New York Yankees</b> Yankee Stadium, Bronx, NY Thu May 01 2014, 7:10 PM - 9:57 PM EDT Att: 43,121 - Partly Cloudy - 75 F										
7 Stefan Romero, R (1,9) OBP: 0.233, SLG: 0.286										4	1	1	0	0	2	5											
36 Abraham Almonte, S (8,8) OBP: 0.248, SLG: 0.301										0	0	0	0	0	0	0											
22 Robinson Cano, L (1,4) OBP: 0.342, SLG: 0.382										4	0	1	2	0	0	1											
27 Corey Hart, R (1,10) OBP: 0.322, SLG: 0.430										4	0	0	0	0	1	2											
15 Kyle Seager, L (1,5) OBP: 0.330, SLG: 0.448										4	1	1	0	0	0	1											
17 Justin Smoak, S (1,3) OBP: 0.297, SLG: 0.402										4	0	0	0	0	0	1											
13 Dustin Ackley, L (1,7) OBP: 0.307, SLG: 0.370										3	1	1	0	1	1	0											
3 Mike Zunino, R (1,2) OBP: 0.284, SLG: 0.455										4	0	0	0	0	3	3											
5 Brad Miller, L (1,6) OBP: 0.215, SLG: 0.326										3	1	1	1	0	0	0											
<b>Inning Stats</b>	R: 1 E: 0 K: 1 S: 10	H: 2 LOB: 1 BB: 0 P: 15	R: 0 E: 0 K: 1 S: 8	H: 1 LOB: 1 BB: 0 P: 11	R: 1 E: 1 K: 1 S: 11	H: 1 LOB: 1 BB: 0 P: 20	R: 2 E: 0 K: 1 S: 19	H: 3 LOB: 2 BB: 1 P: 28	R: 0 E: 0 K: 2 S: 8	H: 0 LOB: 0 BB: 0 P: 13	R: 0 E: 0 K: 1 S: 8	H: 1 LOB: 0 BB: 0 P: 12	R: 0 E: 0 K: 0 S: 9	H: 0 LOB: 0 BB: 0 P: 15	R: 0 E: 0 K: 0 S: 6	H: 0 LOB: 0 BB: 0 P: 10	1B: 6 2B: 3 3B: 0 HR: 0	SF: 0 SAC: 0 DP: 1 HBP: 0	WP: 0 PB: 0 SB: 0 CS: 2	PA: 35							
<b>PITCHER</b>	IP	WLS	BF	H	R	ER	SO	BB	IBB	HBP	BLK	WP	HR	S	P	ERA	WHIP										
18 Hiroki Kuroda, R (1,1) ERA: 5.14	6.0	L	26	7	4	3	7	1	0	0	0	0	0	61	94	4.50	1.333										
48 Matt Thornton, L (7,1) ERA: 1.59	0.1		2	1	0	0	0	0	0	0	0	0	0	4	5	0.00	3.000										
43 Adam Warren, R (7,1) ERA: 1.72	1.2		4	0	0	0	1	0	0	0	0	0	0	13	22	0.00	0.000										
27 Shawn Kelley, R (9,1) ERA: 2.19	1.0		3	0	0	0	0	0	0	0	0	0	0	6	10	0.00	0.000										

Batter	1	2	3	4	5	6	7	8	9	AB	R	H	RBI	BB	SO	LOB	BOTTOM										
22 Jacoby Ellsbury, L (1,8) OBP: 0.364, SLG: 0.474										4	1	1	1	0	2	0	<b>Seattle Mariners @ New York Yankees</b> Yankee Stadium, Bronx, NY Thu May 01 2014, 7:10 PM - 9:57 PM EDT Att: 43,121 - Partly Cloudy - 75 F										
2 Derek Jeter, R (1,6) OBP: 0.347, SLG: 0.306										4	0	1	0	0	3	0											
36 Carlos Beltrán, S (1,9) OBP: 0.299, SLG: 0.495										4	0	0	0	0	1	1											
12 Alfonso Soriano, R (1,10) OBP: 0.284, SLG: 0.426										4	1	1	0	0	1	0											
25 Mark Teixeira, S (1,3) OBP: 0.385, SLG: 0.476										3	0	1	0	1	0	1											
34 Brian McCann, L (1,2) OBP: 0.286, SLG: 0.348										4	0	1	1	0	0	2											
26 Yanervis Solarte, S (1,5) OBP: 0.402, SLG: 0.456										3	0	1	0	0	1	3											
31 Ichiro Suzuki, L (9,PH) OBP: 0.400, SLG: 0.419										1	0	1	0	0	0	0											
11 Brett Gardner, L (1,7) OBP: 0.343, SLG: 0.337										3	0	0	0	1	2	1											
14 Brian Roberts, S (1,4) OBP: 0.310, SLG: 0.280										3	0	0	0	0	2	2											
<b>Inning Stats</b>	R: 1 E: 0 K: 3 S: 11	H: 1 LOB: 0 BB: 0 P: 16	R: 0 E: 0 K: 0 S: 10	H: 2 LOB: 2 BB: 1 P: 20	R: 0 E: 0 K: 1 S: 5	H: 1 LOB: 0 BB: 0 P: 6	R: 0 E: 0 K: 1 S: 10	H: 0 LOB: 1 BB: 1 P: 17	R: 0 E: 0 K: 3 S: 11	H: 0 LOB: 0 BB: 0 P: 15	R: 1 E: 0 K: 1 S: 17	H: 2 LOB: 2 BB: 0 P: 22	R: 0 E: 0 K: 1 S: 9	H: 0 LOB: 0 BB: 0 P: 14	R: 0 E: 0 K: 1 S: 6	H: 0 LOB: 0 BB: 0 P: 10	R: 0 E: 0 K: 1 S: 10	H: 1 LOB: 1 BB: 0 P: 18	1B: 6 2B: 0 3B: 0 HR: 1	SF: 0 SAC: 0 DP: 2 HBP: 0	WP: 0 PB: 0 SB: 0 CS: 0	PA: 35					
<b>PITCHER</b>	IP	WLS	BF	H	R	ER	SO	BB	IBB	HBP	BLK	WP	HR	S	P	ERA	WHIP										
29 Roenis Elias, L (1,1) ERA: 3.34	7.0		28	6	2	2	10	2	0	0	0	0	0	73	110	2.57	1.143										
31 Yoervis Medina, R (8,1) ERA: 2.92	1.0	H	3	0	0	0	1	0	0	0	0	0	0	6	10	0.00	0.000										
56 Fernando Rodney, R (9,1) ERA: 3.48	1.0	S	4	1	0	0	1	0	0	0	0	0	0	10	18	0.00	1.000										



Batter	1	2	3	4	5	6	7	8	9	10	11	AB	R	H	RBI	BB	SO	LOB	TOP									
55 Michael Saunders, L OBP: 0.315, SLG: 0.383	(1, 9) C FF 92 0-1 X FF 93 F7		X FF 93 0-0 G3-6			X ST 82 0-0 27 1B 15 2B 5 G3	C FF 92 4-2 B CH 88 5 1B BB		F SL 86 2-2 B SI 92 1 SAFE CS	G FF 93 1-2 B FC 94 X FC 95 G6-3		4	1	1	0	1	0	1										
5 Brad Miller, L OBP: 0.224, SLG: 0.330	(1, 6) C FF 93 0-3 C CH 83 S KC 76 K			C FF 93 0-2 X KC 76 27 G6-4-3 1B		C CH 80 1-0 X FF 93 G3	C FF 93 0-2 X FF 94 1B			F SL 86 0-1 X CH 88 F8		5	0	2	0	0	1	1										
22 Robinson Canó, L OBP: 0.336, SLG: 0.368	(1, 4) B SL 83 2-1 C FF 94 X FF 94 G6-3			C FF 92 0-2 C FF 92 X FF 93 F7		B KC 77 4-0 D FF 94 B FF 94 27 1B	S SL 81 0-2 X FF 92 1B			F SL 87 2-2 B FC 95 C FC 96 B SL 88 F FC 96 X FC 95 G4-3		4	1	0	0	1	0	3										
27 Corey Hart, R OBP: 0.316, SLG: 0.417	(1, 10) B FF 92 2-2 C FF 92 B FF 93 F FF 94 F KC 77 X FF 93 F8			X FF 92 0-0 G6-4-3		C FF 92 0-2 X ST 82 15 2B 1B		B FF 91 2-3 B FF 92 S FF 92 S CH 76 K			X FC 94 0-0 F9		5	0	1	0	0	1	1									
15 Kyle Seager, L OBP: 0.333, SLG: 0.457	(1, 5) B ST 84 3-3 C FF 93 B CH 83 B CH 84 C FF 93 C FF 94 K				FF 92 2-1 B CH 82 3 1B	D CH 83 3-1 C FF 93 B KC 77 X FF 93 1-3 2-H 2B		B FF 91 3-1 B FF 92 B SL 81 X FF 93 G3			C FC 95 1-3 C FC 95 C FC 95 S FC 94 K		5	1	2	2	0	2	0									
17 Justin Smoak, S OBP: 0.292, SLG: 0.385	(1, 3) B FF 95 4-0 B FF 93 B FF 94 BB				C ST 84 0-3 C CH 83 S FF 92 D KC 76 K	C ST 84 0-3 C FF 93 X KC 76 K		B CH 76 1-3 C FF 93 S SL 77 K			B CH 88 3-2 B FC 95 B FC 95 F FC 93 F CH 89 X FF 96 G6-3		4	0	0	0	1	3	3									
13 Dustin Ackley, L OBP: 0.293, SLG: 0.353	(1, 7) B FF 93 3-3 B FF 93 B FF 93 T FF 92 K				B FF 93 2-2 C CH 83 S FF 92 D KC 76 X FF 92 1-2 G5-3	B FF 93 1-1 X KC 77 G3		X FF 91 0-0 P6				4	0	0	0	0	1	4										
3 Mike Zunino, R OBP: 0.294, SLG: 0.494	(1, 2) F FF 93 2-3 B ST 82 B ST 91 F FF 94 F FF 94 S KC 76 K				B ST 82 2-2 C CH 83 S FF 92 X KC 76 2-H HR		B FF 92 2-3 C FF 93 B FF 93 F FF 94 F FF 94 S CU 81 K		C FC 95 0-2 X SL 86 55 CS 1B			4	1	2	2	0	2	0										
36 Abraham Almonte, S OBP: 0.249, SLG: 0.292	(1, 8) B FF 93 4-1 B FF 93 B CH 82 B FF 92 55 G3-6 BB				FF 92 0-1 X ST 85 G6-3		X FF 92 0-0 P4		C FC 94 0-3 C FC 94 X SL 86 K			3	0	0	0	1	1	1										
<b>Inning Stats</b>	R: 0 E: 0 K: 1 S: 7	H: 0 LOB: 0 BB: 0 P: 9	R: 0 E: 0 K: 2 S: 11	H: 0 LOB: 1 BB: 1 P: 23	R: 0 E: 0 K: 1 S: 7	H: 0 LOB: 0 BB: 1 P: 13	R: 0 E: 0 K: 0 S: 7	H: 1 LOB: 0 BB: 0 P: 7	R: 2 E: 0 K: 1 S: 13	H: 2 LOB: 0 BB: 0 P: 19	R: 2 E: 0 K: 1 S: 12	H: 3 LOB: 2 BB: 1 P: 21	R: 0 E: 0 K: 2 S: 8	H: 0 LOB: 0 BB: 0 P: 14	R: 0 E: 0 K: 1 S: 9	H: 1 LOB: 0 BB: 0 P: 11	R: 0 E: 0 K: 0 S: 9	H: 0 LOB: 0 BB: 0 P: 12	R: 0 E: 0 K: 1 S: 8	H: 0 LOB: 0 BB: 0 P: 12	1B: 6 2B: 1 3B: 0 HR: 1	SF: 0 SAC: 0 DP: 2 HBP: 0	WP: 0 PB: 0 SB: 1 CS: 1	PA: 43				
<b>PITCHER</b>	IP: 6.0 WLS: 25 BF: 4 H: 6 R: 4 ER: 4 SO: 6 BB: 1 IBB: 0 HBP: 0 BLK: 0 WP: 0 HR: 1 S: 57 P: 92 ERA: 6.00 WHIP: 1.500																											
41 Brad Peacock, R ERA: 5.96	(1, 1)	68 José Cisnero, R ERA:	(7, 1)	29 Tony Sipp, L ERA:	(7, 1)	50 Chad Qualls, R ERA: 5.0	(9, 1)	45 Anthony Bass, R ERA: 4.02	(10, 1)																			

Seattle Mariners @ Houston Astros  
Minute Maid Park, Houston, TX  
Fri May 02 2014, 7:12 PM - 11:14 PM CDT  
Att: 15,771 - Party Cloudy - 80 F

livebaseballscorecards.com

AB 38  
R 4  
H 8  
RBI 4  
BB 4  
SO 11  
LOB 14



Batter	1	2	3	4	5	6	7	8	9	10	11	AB	R	H	RBI	BB	SO	LOB	BOTTOM									
27 Jose Altuve, R OBP: 0.341, SLG: 0.388	(1, 4) X SI 90 21 G4-3 2B		C FF 91 1-1 X SL 83 21 1B 15 E	1 SAFE P CO 97 X FF 91 G5-3		B FF 97 4-2 C FF 94 B KC 76 D CU 79 21 1B		F CU 95 1-1 B FC 95 X CU 84 G6-3			B FF 92 2-2 B SL 79 S FF 92 F FF 93 X SI 92 22 SH 4 1B		5	2	3	0	1	0	3									
21 Dexter Fowler, S OBP: 0.309, SLG: 0.361	(1, 8) F FF 91 0-2 C CH 88 X CU 81 G4-3		F FF 91 1-2 B CH 87 C CH 88 1 SAFE X FF 92 15 E	C CH 80 0-0 G4-3		B SI 96 2-3 B CH 87 C CH 81 S FF 96 K					1 SAFE B SI 91 X FF 92 4 1B 22 SH		6	1	2	0	0	2	4									
15 Jason Castro, L OBP: 0.333, SLG: 0.419	(1, 2) C CH 89 3-3 F FF 92 B CH 90 B SL 83 F CH 89 C FF 93 K		F SI 92 0-1 X CH 89 18 1B		F FF 91 1-1 H FF 90 4 G2-3 1B		C SI 89 0-3 F FF 90 SL 80 K2-3		B FC 91 2-2 B FC 91 S FC 90 X CU 77 18 1B		L FF 91 1-1 B SI 91 X SI 91 SH 4 1B		4	1	1	0	0	2	2									
28 L.J. Hoest, R OBP: 0.224, SLG: 0.227	(9, PR)																											
22 Carlos Corporán, S OBP: 0.189, SLG: 0.367	(10, 2)																											
4 George Springer, R OBP: 0.254, SLG: 0.213	(1, 9) C SL 84 1-3 F FF 92 S CH 88 S SI 93 K		C SL 84 0-3 F FF 92 S CH 88 K		B CU 81 1-1 X CH 89 G2-3		S FC 90 1-3 C FC 90 S FC 96 K		S FC 90 2-3 D CU 78 B FF 95 S FC 92 K		B SL 81 1-0 X SI 92 1-2 2-3 3-H 1B		6	0	1	1	0	4	5									
18 Marc Krauss, L OBP: 0.262, SLG: 0.281	(1, 10) C FF 90 4-2 B CH 91 C CU 72 B FF 92 F FF 93 F FF 93 B CH 89 BB		X FF 92 0-0 1-2 2-H 1B		B CH 88 3-2 B FF 91 C CH 87 C CH 85 B SI 92 2-H 1B		B FF 96 2-3 B FC 94 B FF 95 S FC 96 K		B FC 90 4-2 B FC 91 B FC 92 B FC 90 14 FC6-4 BB			3	0	2	2	2	1	0										
14 Jesus Guzman, R OBP: 0.254, SLG: 0.350	(1, 3) B FF 92 2-3 1 SAFE C CU 83 B CH 88 S SI 92 S CU 81 K		C SL 84 1-3 F FF 91 D CH 88 S CH 88 K		B FF 90 3-2 C FF 91 X CH 89 P5		S FF 95 0-3 F FF 95 C CU 85 K		X FC 90 0-0 1-2 FC6-4 BB			5	0	0	0	0	3	5										
8 Alex Presley, L OBP: 0.247, SLG: 0.343	(1, 7) B FF 92 2-0 X FF 92 G4-3		X FF 92 0-0 F9		B FF 95 1-1 X CH 88 L9		B FF 95 4-1 B FF 96 B FF 95 K		B FF 91 2-1 B FF 94 X FC 90 F8			4	1	0	0	1	0	3										
30 Matt Dominguez, R OBP: 0.311, SLG: 0.434	(1, 5) B SL 84 4-1 B SI 92 B CU 76 B SL 84 BB				X FF 91 0-0 L7		C CU 81 0-1 X FF 96 G5-3		X FF 95 0-0 30 1B 6 G1-3 BB		C FF 94 0-3 F FF 94 F FF 95 S CU 77 K		3	0	1	0	1	0	0									
9 Marwin Gonzalez, S OBP: 0.280, SLG: 0.375	(8, PR) (9, 5)											1	0	0	0	0	1	0										
6 Jonathan Villar, S OBP: 0.305, SLG: 0.448	(1, 6) C CH 88 0-3 C CU 80 C CH 89 C FF 93 K				B FF 91 4-2 B CH 88 B FF 91 27 S BB		B FF 95 2-0 B FF 95 X FF 95 E8		1 SAFE P PO 84 1 SAFE F FF 95 1 SAFE X FF 96 1-2 3-H G1-3		C FC 94 0-3 C FC 94 S FF 95 K		4	0	1	1	1	2	3									
<b>Inning Stats</b>	R: 0 E: 0 K: 2 S: 11	H: 1 LOB: 1 BB: 0 P: 15	R: 0 E: 0 K: 2 S: 14	H: 2 LOB: 2 BB: 2 P: 26	R: 2 E: 1 K: 2 S: 16	H: 3 LOB: 2 BB: 0 P: 19	R: 0 E: 0 K: 0 S: 7	H: 0 LOB: 0 BB: 1 P: 11	R: 1 E: 0 K: 1 S: 10	H: 1 LOB: 2 BB: 1 P: 19	R: 0 E: 0 K: 3 S: 9	H: 0 LOB: 0 BB: 0 P: 12	R: 1 E: 0 K: 1 S: 11	H: 1 LOB: 2 BB: 1 P: 17	R: 0 E: 0 K: 2 S: 12	H: 1 LOB: 2 BB: 1 P: 22	R: 0 E: 0 K: 2 S: 10	H: 0 LOB: 0 BB: 0 P: 12	R: 1 E: 0 K: 0 S: 8	H: 3 LOB: 3 BB: 0 P: 13	1B: 10 2B: 1 3B: 0 HR: 0	SF: 0 SAC: 1 DP: 0 HBP: 1	WP: 0 PB: 0 SB: 3 CS: 0	PA: 49				
<b>PITCHER</b>	IP: 5.0 WLS: 5 BF: 24 H: 5 R: 3 ER: 2 SO: 6 BB: 3 IBB: 0 HBP: 0 BLK: 0 WP: 0 HR: 0 S: 58 P: 99 ERA: 3.60 WHIP: 1.600																											
34 Félix Hernández, R ERA: 2.53	(1, 1)	54 Tom Wilhelmson, R ERA: 3.65	(6, 1)	97 Joe Beimel, L ERA: 3.45	(7, 1)	52 Dominic Leone, R ERA: 1.42	(7, 1)	31 Yoervis Medina, R ERA: 3.38	(8, 1)																			
40 Danny Farquhar, R ERA: 1.2	(9, 1)	41 Charlie Furbush, L ERA: 5.79	(11, 1)																									

Seattle Mariners @ Houston Astros  
Minute Maid Park, Houston, TX  
Fri May 02 2014, 7:12 PM - 11:14 PM CDT  
Att: 15,771 - Party Cloudy - 80 F

livebaseballscorecards.com

AB 41  
R 5  
H 11  
RBI 4  
BB 6  
SO 15  
LOB 25





Batter	1	2	3	4	5	6	7	8	9	AB	R	H	RBI	BB	SO	LOB	TOP										
55 Michael Saunders, L (1.8) OBP: 0.322, SLG: 0.404	B1-3		FC6-4 1B			G4-3	7 1B	F8		5	1	2	2	0	0	1											
7 Stefan Romero, R (1.9) OBP: 0.250, SLG: 0.340	G5-3		FC6-4			22 1B	2B	K		5	1	2	1	0	1	2											
22 Robinson Cano, L (1.4) OBP: 0.339, SLG: 0.369	G4-3					27 G3	15 E	K		5	1	2	2	0	1	0											
27 Corey Hart, R (1.10) OBP: 0.300, SLG: 0.393	G6-3					G3	F7	G6-3		5	0	0	0	0	0	2											
15 Kyle Seager, L (1.5) OBP: 0.327, SLG: 0.454	G3-1					G3-1	E6	F7		5	1	1	1	0	1	1											
17 Justin Smoak, S (1.3) OBP: 0.309, SLG: 0.434						G4-3				3	2	2	2	1	0	0											
16 Cole Gillespie, R (1.7) OBP: 0.308, SLG: 0.333	G4-3					G6-3				3	1	0	0	1	0	1											
5 Brad Miller, L (1.6) OBP: 0.228, SLG: 0.323						CI	3 BB	F9		2	1	0	0	1	1	0											
3 Mike Zunino, R (1.2) OBP: 0.303, SLG: 0.482						G5-3	55 2B			2	1	0	1	2	1	1											
<b>Inning Stats</b>	R: 0 H: 0 E: 0 K: 0 S: 5	H: 0 LOB: 0 BB: 0 P: 7	R: 0 H: 1 E: 0 K: 0 S: 11	LOB: 1 BB: 0 P: 20	R: 0 H: 1 E: 0 K: 2 S: 9	LOB: 1 BB: 0 P: 12	R: 0 H: 0 E: 0 K: 1 S: 6	H: 0 LOB: 0 BB: 0 P: 9	R: 0 H: 0 E: 1 K: 0 S: 7	LOB: 1 BB: 0 P: 12	R: 1 H: 2 E: 0 K: 0 S: 11	H: 0 LOB: 0 BB: 0 P: 17	R: 3 H: 5 E: 1 K: 0 S: 12	H: 5 LOB: 4 BB: 1 P: 31	R: 0 H: 0 E: 0 K: 1 S: 8	LOB: 1 BB: 1 P: 16	R: 0 H: 0 E: 0 K: 1 S: 7	LOB: 0 BB: 0 P: 7	1B: 4 2B: 3 3B: 1 HR: 1	SF: 0 SAC: 0 DP: 0 HBP: 0	WP: 0 PB: 0 SB: 0 CS: 0	PA: 41					
<b>PITCHER</b>	IP	WLS	BF	H	R	ER	SO	BB	IBB	HBP	BLK	WP	HR	S	P	ERA	WHIP										
60 Dallas Keuchel, L (1.1) ERA: 3.96	6.0	L	26	4	4	4	3	3	0	0	0	0	0	51	91	6.00	1.167										
68 Jose Cisneros, R (7.1) ERA: 7.39	0.2	B	5	3	2	2	0	1	0	0	0	0	0	6	13	27.00	6.000										
44 Raul Valdes, L (7.1) ERA: 12.27	0.1		3	2	3	3	0	0	0	0	0	0	1	4	4	81.00	6.000										
35 Josh Fields, R (8.1) ERA: 8.74	1.0		4	0	0	0	1	1	0	0	0	0	0	8	16	0.00	1.000										
36 Jerome Williams, R (9.1) ERA: 6.55	1.0		3	0	0	0	1	0	0	0	0	0	0	7	7	0.00	0.000										

Seattle Mariners @ Houston Astros  
Minute Maid Park, Houston, TX  
Sat May 03 2014, 3:12 PM - 6:36 PM CDT  
Att: 15,798 - Roof Closed - 73 F


AB	35
R	9
H	9
RBI	9
BB	5
SO	5
LOB	8



Batter	1	2	3	4	5	6	7	8	9	AB	R	H	RBI	BB	SO	LOB	BOTTOM											
27 Jose Altuve, R (1.4) OBP: 0.343, SLG: 0.387	15 G3		SF8			L4	21 S	F9		3	1	1	1	1	0	4												
21 Dexter Fowler, S (1.8) OBP: 0.313, SLG: 0.356	F7		G6-3			K	E6	15 CS		4	0	1	0	0	1	1												
15 Jason Castro, L (1.2) OBP: 0.318, SLG: 0.396	G3		G3			L7	CS	G3		5	0	0	0	0	1	2												
30 Matt Dominguez, R (1.5) OBP: 0.315, SLG: 0.408	K					G4-3	18 G5-4-3	18 G1-3		4	1	1	0	1	2	2												
18 Marc Krauss, L (1.3) OBP: 0.243, SLG: 0.258	K					G5-4-3	F7	G1-3		5	0	0	0	0	1	3												
23 Chris Carter, R (1.10) OBP: 0.279, SLG: 0.393	L5					F7	HR	8 1B		4	2	2	2	0	0	0												
8 Alex Presley, L (1.9) OBP: 0.247, SLG: 0.338	G6-3					G4-3	F7	6 BB		4	0	1	1	0	0	0												
9 Marwin Gonzalez, S (1.7) OBP: 0.379, SLG: 0.481						G1-3	6 HR	6 BB		3	2	3	0	0	0	0												
6 Jonathan Villar, S (1.6) OBP: 0.323, SLG: 0.511						G1-3	27 SF8			3	2	2	3	1	0	1												
<b>Inning Stats</b>	R: 0 H: 1 E: 0 K: 1 S: 13	H: 0 LOB: 0 BB: 0 P: 15	R: 2 H: 2 E: 0 K: 0 S: 8	LOB: 0 BB: 0 P: 9	R: 0 H: 0 E: 0 K: 0 S: 5	H: 0 LOB: 0 BB: 1 P: 13	R: 0 H: 0 E: 0 K: 0 S: 4	H: 1 LOB: 1 BB: 0 P: 6	R: 0 H: 0 E: 0 K: 1 S: 8	LOB: 0 BB: 0 P: 10	R: 4 H: 4 E: 1 K: 0 S: 17	H: 4 LOB: 0 BB: 1 P: 31	R: 2 H: 3 E: 0 K: 0 S: 16	H: 3 LOB: 3 BB: 1 P: 30	R: 0 H: 0 E: 0 K: 2 S: 10	LOB: 1 BB: 1 P: 19	1B: 5 2B: 2 3B: 2 HR: 2	SF: 1 SAC: 0 DP: 1 HBP: 2	WP: 0 PB: 0 SB: 1 CS: 1	PA: 42								
<b>PITCHER</b>	IP	WLS	BF	H	R	ER	SO	BB	IBB	HBP	BLK	WP	HR	S	P	ERA	WHIP											
18 Hisashi Iwakuma, R (1.1) ERA: 5.4	6.2	W	26	6	4	4	3	1	0	0	0	0	0	1	7	15	5.40	1.050										
52 Dominic Leone, R (7.1) ERA: 2.13	0.0		3	2	2	1	0	1	0	0	0	0	1	7	15	∞	∞											
97 Joe Beimel, L (7.1) ERA: 3.27	0.2	H	1	0	0	0	0	0	0	0	0	0	0	6	10	0.00	0.000											
31 Yoervis Medina, R (8.1) ERA: 4.61	0.1	H	6	3	2	2	0	1	0	1	0	0	0	7	17	54.00	12.000											
56 Fernando Rodney, R (8.1) ERA: 3.09	1.1	S	5	0	0	0	2	0	0	1	0	0	0	15	25	0.00	0.000											

Seattle Mariners @ Houston Astros  
Minute Maid Park, Houston, TX  
Sat May 03 2014, 3:12 PM - 6:36 PM CDT  
Att: 15,798 - Roof Closed - 73 F

AB	35
R	8
H	11
RBI	7
BB	3
SO	5
LOB	13









Batter	1	2	3	4	5	6	7	8	9	AB	R	H	RBI	BB	SO	LOB	TOP		
55 Michael Saunders, L OBP: 0.333, SLG: 0.403										5	1	2	0	0	0	1			
7 Stefan Romero, R OBP: 0.291, SLG: 0.418										5	2	2	1	0	1	0			
22 Robinson Cano, L OBP: 0.338, SLG: 0.383										4	0	1	0	0	1	2			
27 Corey Hart, R OBP: 0.312, SLG: 0.392										3	0	1	1	0	0	0			
15 Kyle Seager, L OBP: 0.311, SLG: 0.419										4	0	0	1	0	1	3			
16 Cole Gillespie, R OBP: 0.313, SLG: 0.333										3	1	1	0	0	1	1			
99 James Jones, L OBP: 0.500, SLG: 0.500										1	0	0	0	0	0	0			
17 Justin Smoak, S OBP: 0.311, SLG: 0.430										3	0	1	0	1	0	1			
5 Brad Miller, L OBP: 0.238, SLG: 0.323										3	0	1	1	1	1	2			
3 Mike Zunino, R OBP: 0.290, SLG: 0.460										4	0	0	0	0	0	2			
<b>Inning Stats</b>	R: 2 H: 3 E: 0 K: 2 S: 13	H: 3 LOB: 1 BB: 0 P: 21	R: 0 H: 0 E: 0 K: 0 S: 6	H: 0 LOB: 1 BB: 1 P: 13	R: 0 H: 0 E: 0 K: 0 S: 5	H: 0 LOB: 0 BB: 0 P: 9	R: 0 H: 0 E: 0 K: 1 S: 7	H: 0 LOB: 1 BB: 1 P: 15	R: 1 H: 2 E: 0 K: 0 S: 14	H: 3 LOB: 2 BB: 0 P: 21	R: 0 H: 0 E: 0 K: 1 S: 9	H: 1 LOB: 1 BB: 0 P: 12	R: 0 H: 0 E: 0 K: 1 S: 5	H: 0 LOB: 0 BB: 0 P: 10	1B: 7 2B: 1 3B: 0 HR: 1	SF: 0 SAC: 0 DP: 0 HBP: 1	WP: 1 PB: 0 SB: 2 CS: 0	PA: 38	
<b>PITCHER</b>	IP: 6.0 WLS: L BF: 28 ERA: 2.64	WLS: L BF: 3 ERA: 0.00	WLS: L BF: 7 ERA: 1.54	WLS: L BF: 3 ERA: 2.64	WLS: L BF: 3 ERA: 0.00	WLS: L BF: 3 ERA: 0.00	WLS: L BF: 3 ERA: 0.00	WLS: L BF: 3 ERA: 0.00	WLS: L BF: 3 ERA: 0.00	WLS: L BF: 3 ERA: 0.00	WLS: L BF: 3 ERA: 0.00	WLS: L BF: 3 ERA: 0.00	WLS: L BF: 3 ERA: 0.00	WLS: L BF: 3 ERA: 0.00	WLS: L BF: 3 ERA: 0.00	WLS: L BF: 3 ERA: 0.00	WLS: L BF: 3 ERA: 0.00	WLS: L BF: 3 ERA: 0.00	WLS: L BF: 3 ERA: 0.00

Seattle Mariners @ Oakland Athletics  
O.co Coliseum, Oakland, CA  
Mon May 05 2014, 10:08 PM - 12:43 AM EDT  
Att: 11,019 - Clear - 59 F

AB 35  
R 4  
H 9  
RBI 4  
BB 2  
SO 5  
LOB 12



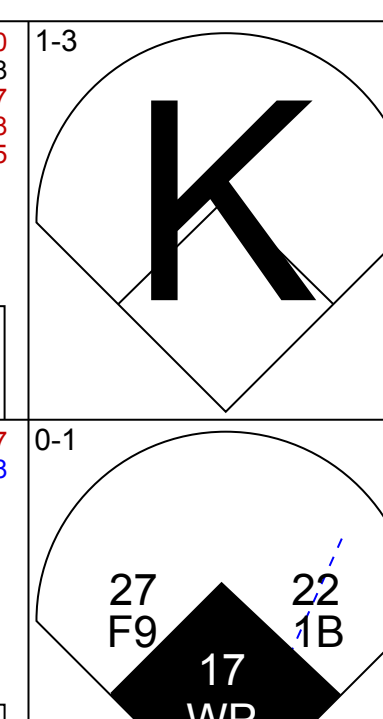
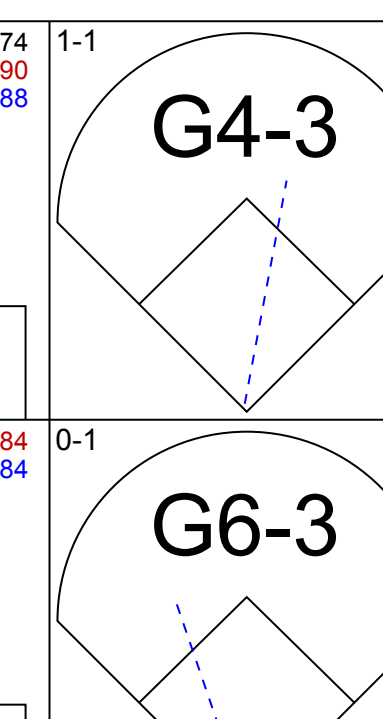
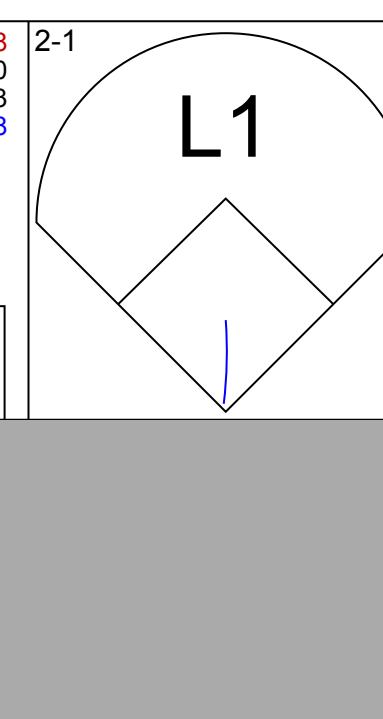
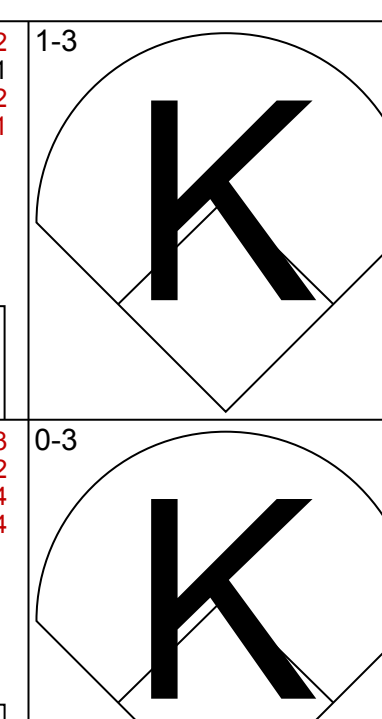
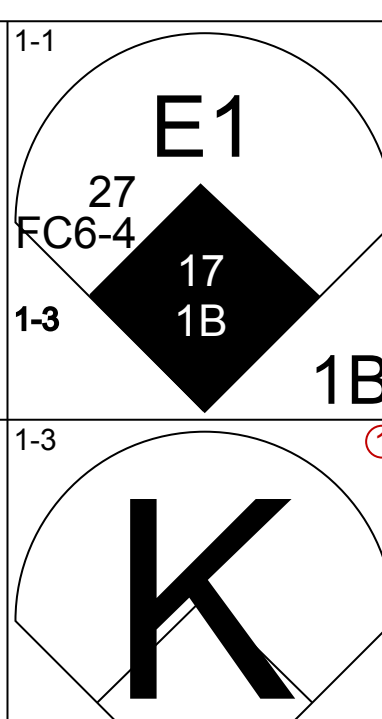
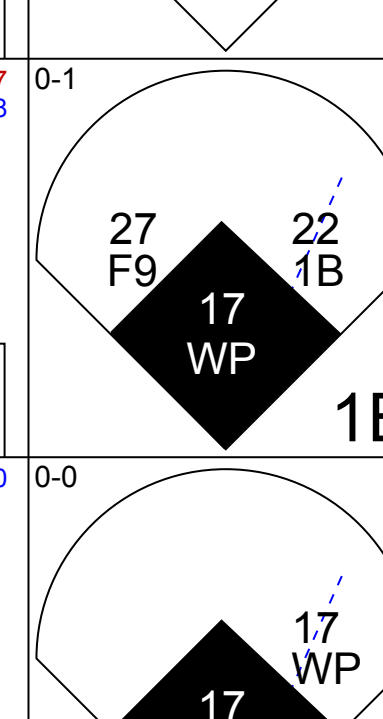
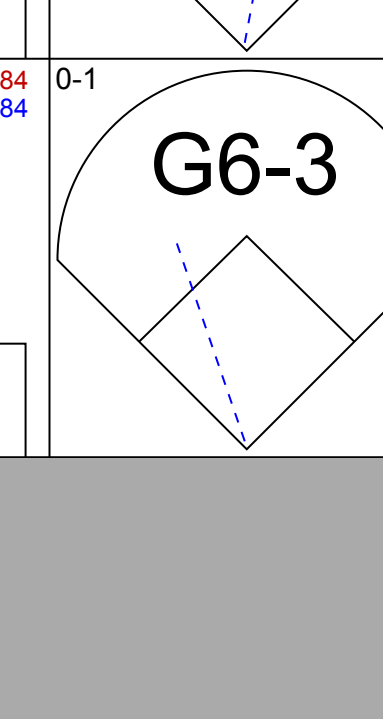
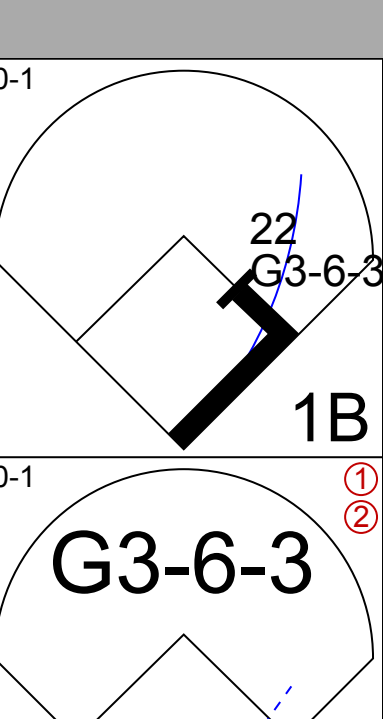
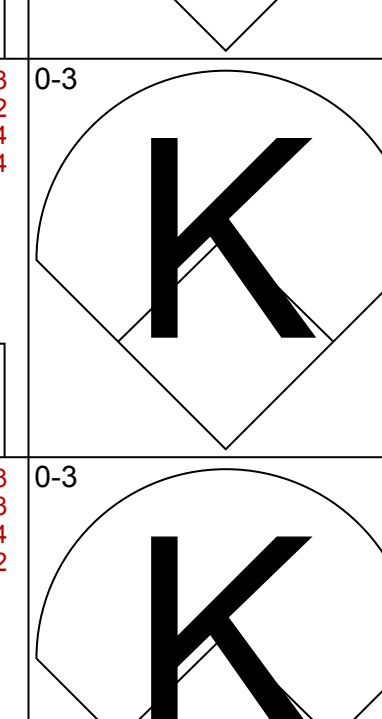
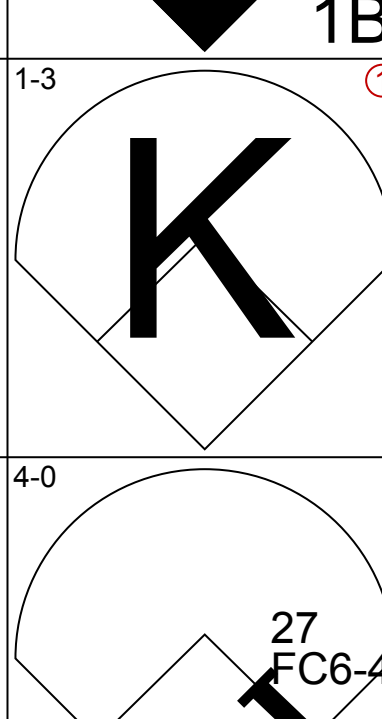
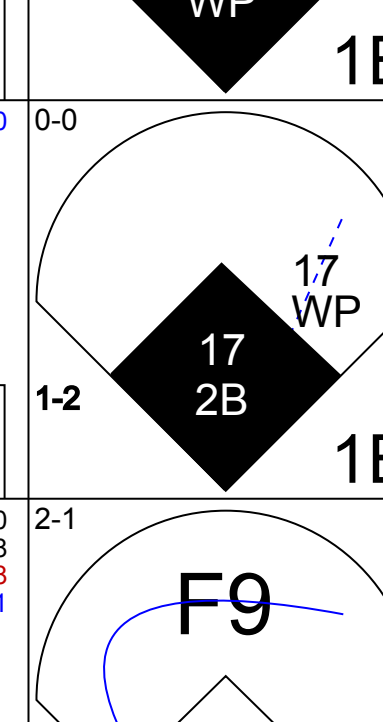
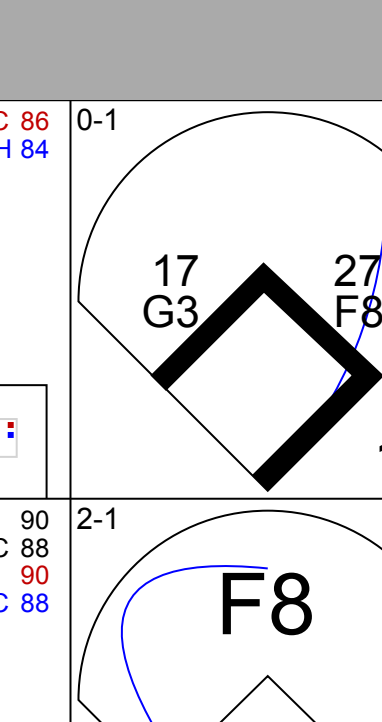
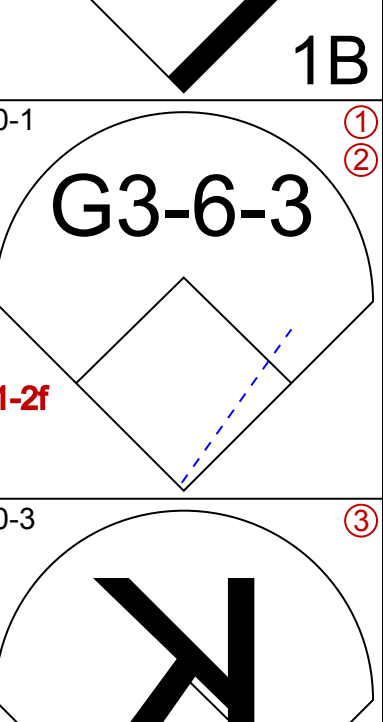
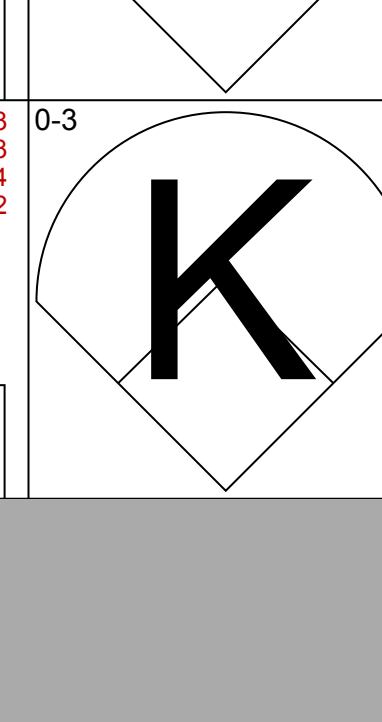
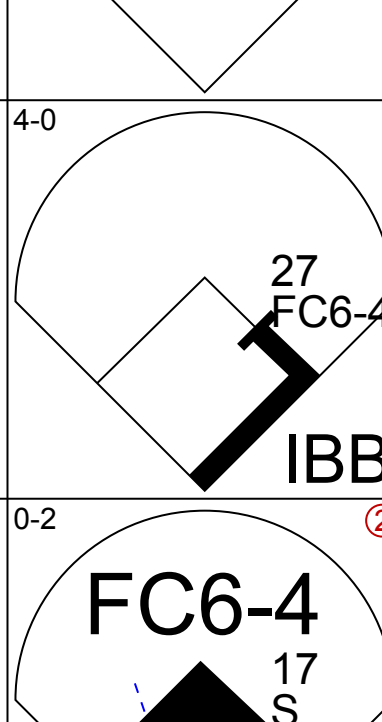
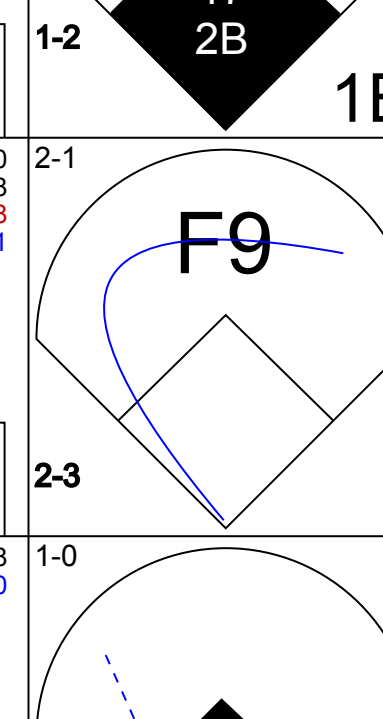
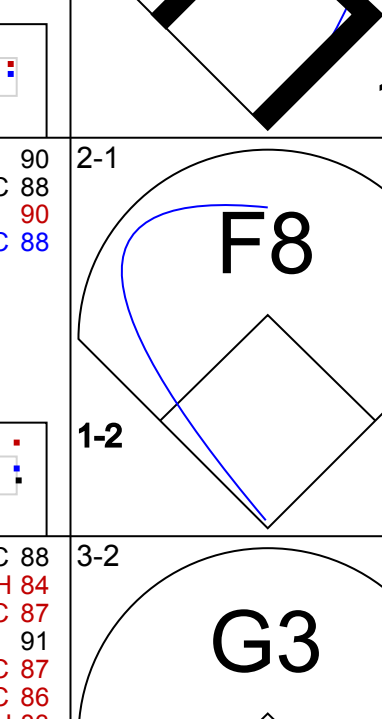
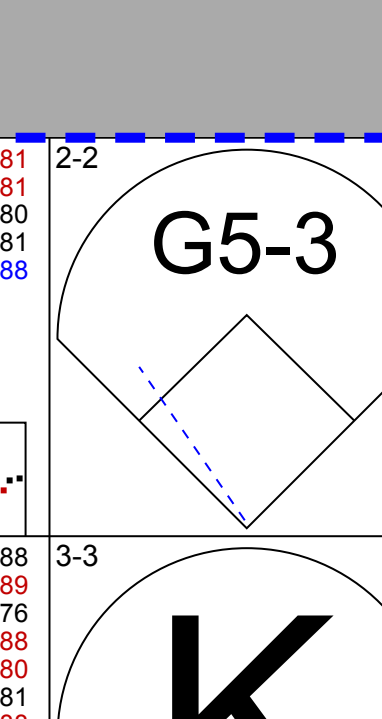
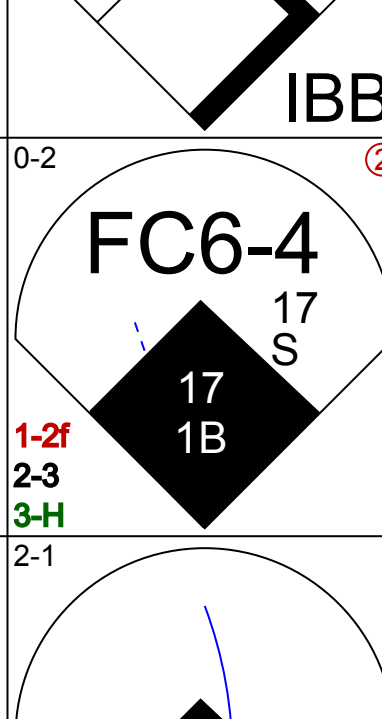
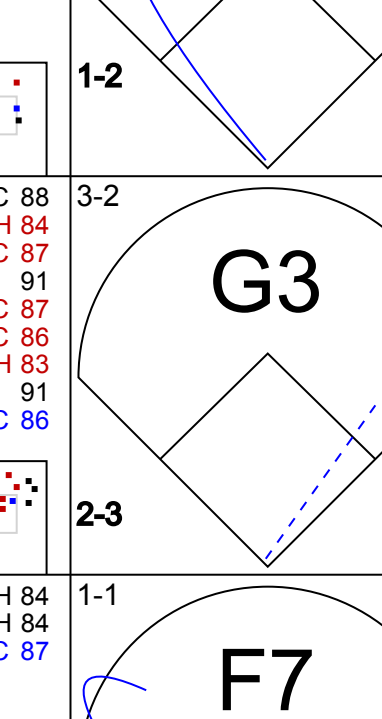
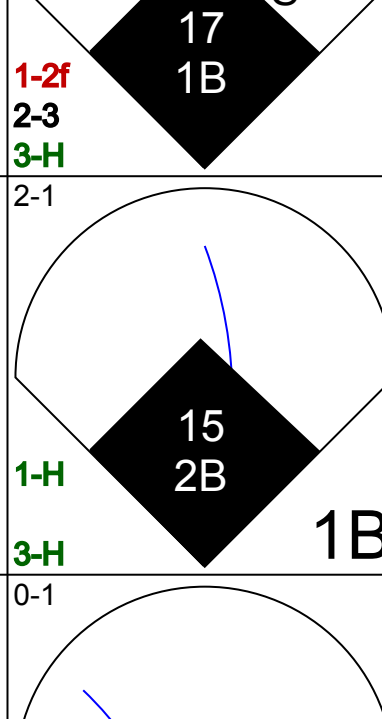
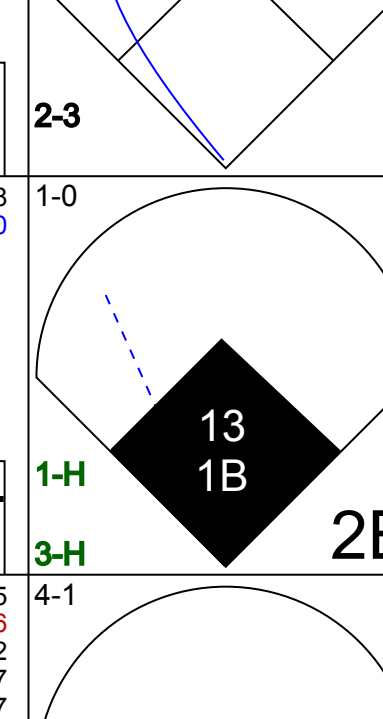
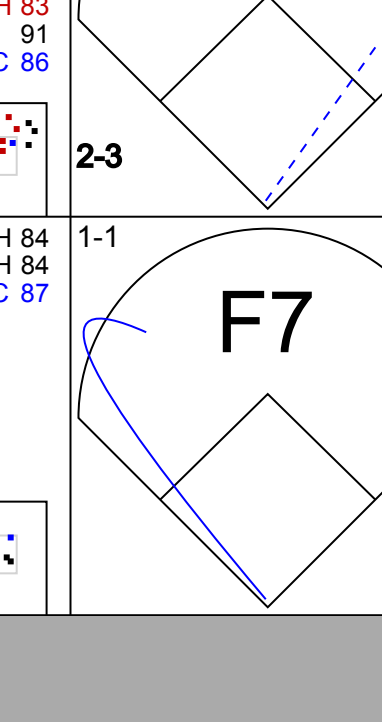
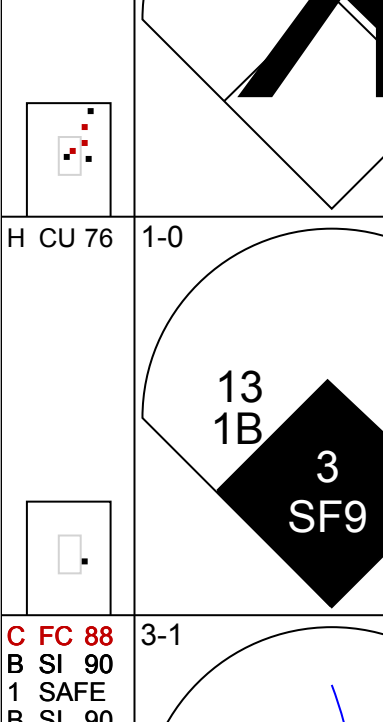
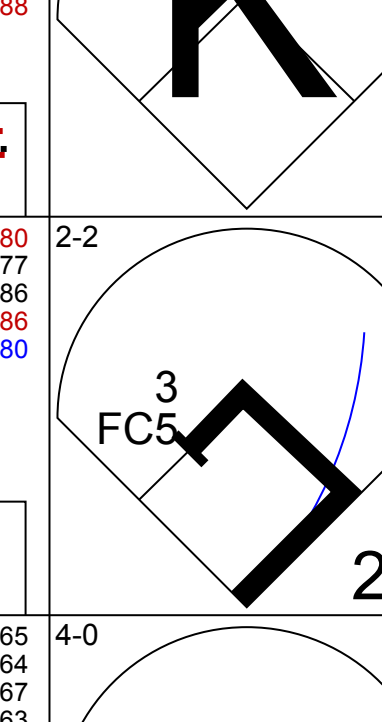
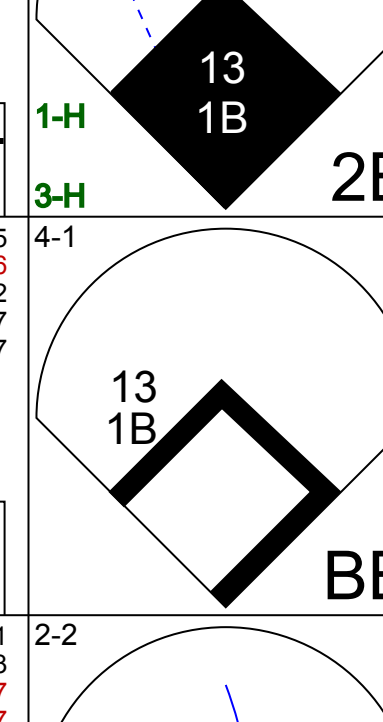
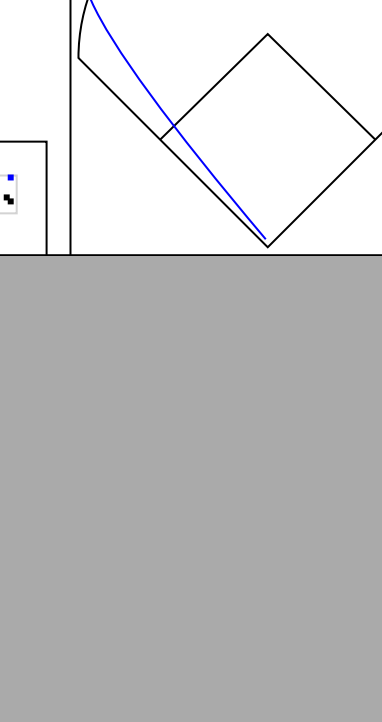
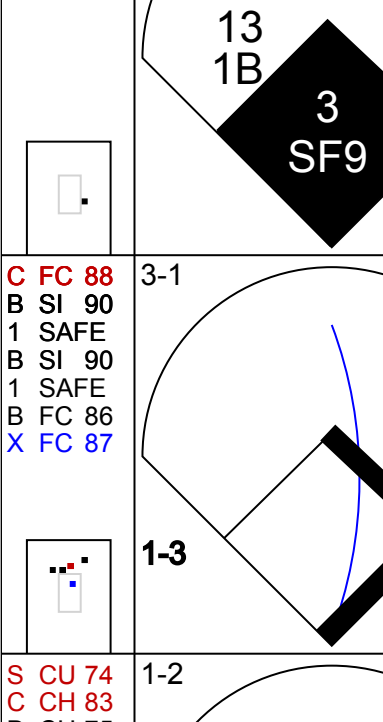
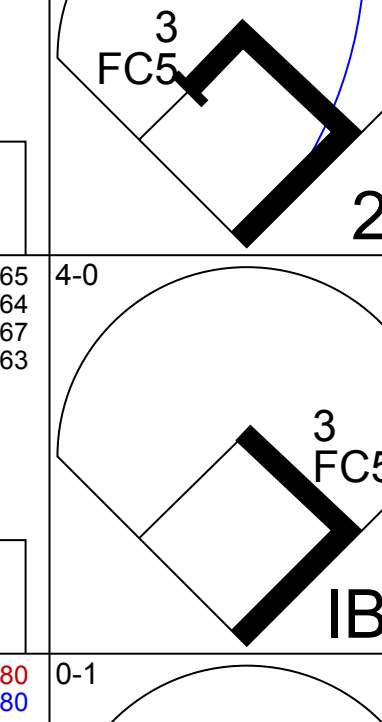
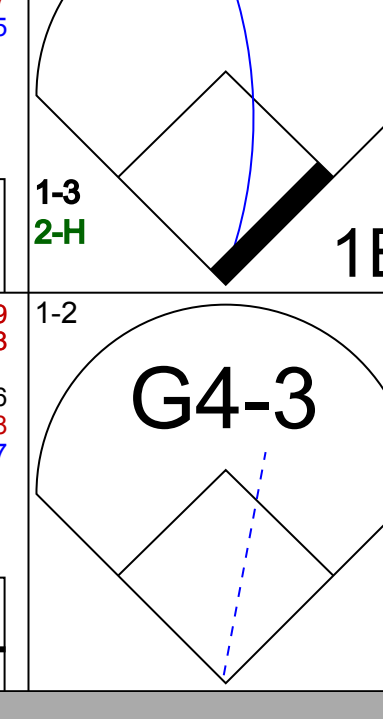
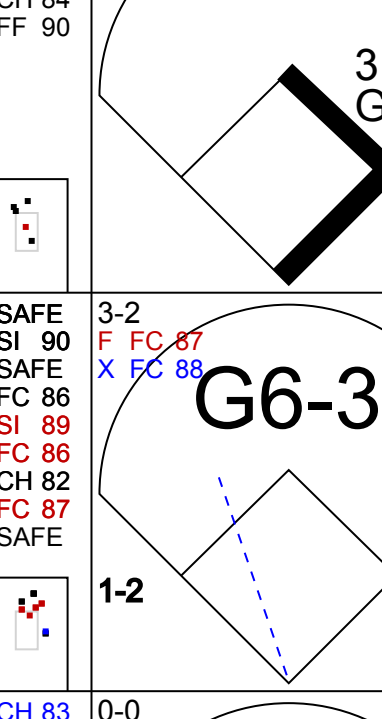
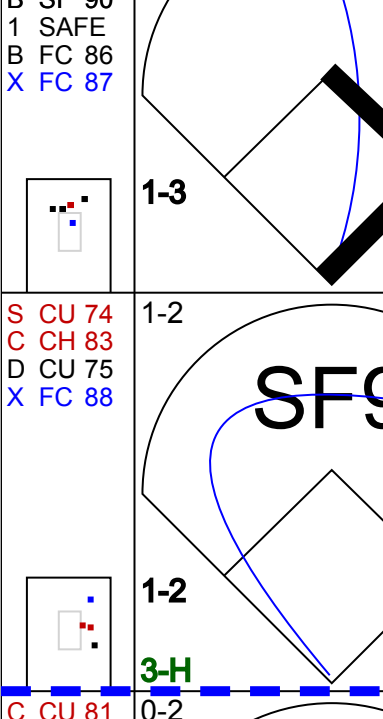
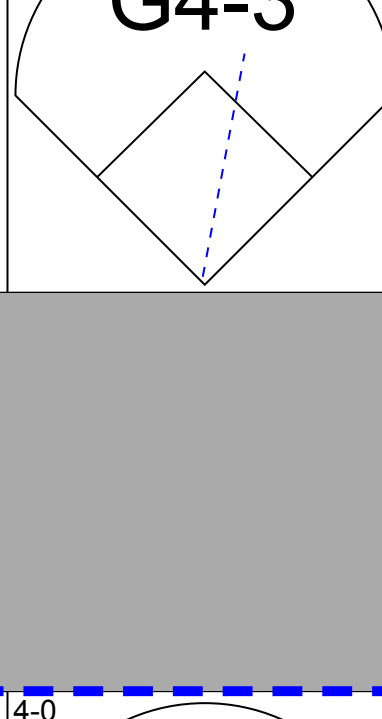
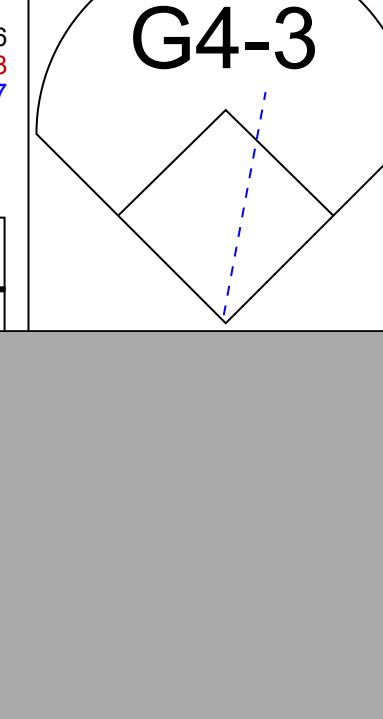
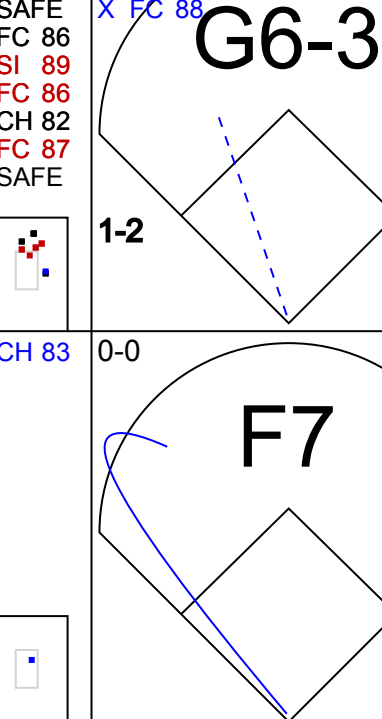
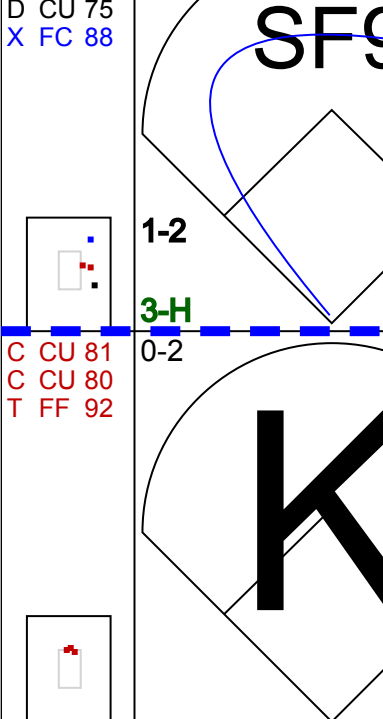
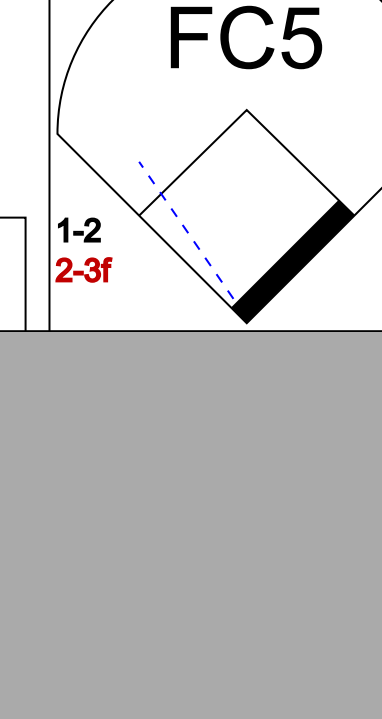

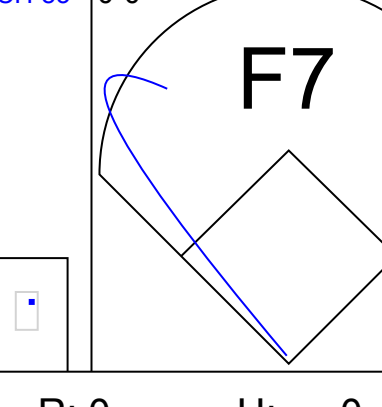
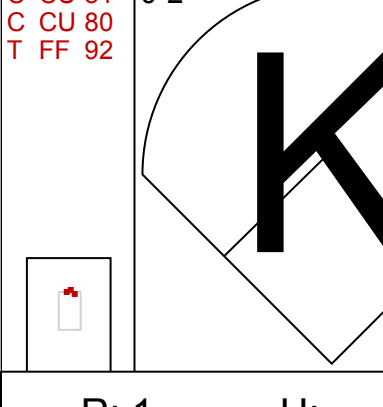
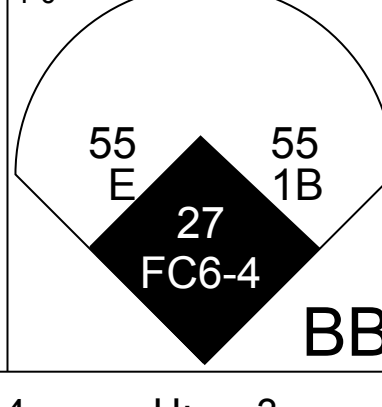
Batter	1	2	3	4	5	6	7	8	9	AB	R	H	RBI	BB	SO	LOB	BOTTOM						
4 Coco Crisp, S OBP: 0.349, SLG: 0.404										4	0	1	0	0	0	0							
8 Jed Lowrie, S OBP: 0.400, SLG: 0.417										4	1	1	0	0	0	1							
20 Josh Donaldson, R OBP: 0.353, SLG: 0.507										4	0	1	0	0	1	1							
37 Brandon Moss, L OBP: 0.362, SLG: 0.455										3	1	1	2	1	2	0							
18 Alberto Callaspo, S OBP: 0.333, SLG: 0.369										3	0	0	0	1	0	2							
5 John Jaso, L OBP: 0.354, SLG: 0.358										2	0	0	0	0	0	1							
36 Derek Norris, R OBP: 0.466, SLG: 0.548										0	0	0	0	1	0	0							
3 Craig Gentry, R OBP: 0.365, SLG: 0.404										2	0	0	0	0	0	0							
16 Josh Reddick, L OBP: 0.284, SLG: 0.301										0	0	0	0	0	0	0							
52 Yoenis Cespedes, R OBP: 0.345, SLG: 0.485										1	0	0	0	0	0	2							
10 Daric Barton, L OBP: 0.211, SLG: 0.157										3	0	0	0	0	0	0							
28 Eric Sogard, L OBP: 0.286, SLG: 0.239										2	0	0	0	0	0	0							
1 Nick Punto, S OBP: 0.273, SLG: 0.233										1	0	0	0	0	0	0							
<b>Inning Stats</b>	R: 0 H: 0 E: 0 K: 1 S: 6	H: 0 LOB: 0 BB: 0 P: 8	R: 0 H: 0 E: 0 K: 1 S: 8	H: 0 LOB: 0 BB: 1 P: 13	R: 0 H: 0 E: 0 K: 0 S: 10	H: 0 LOB: 0 BB: 0 P: 13	R: 2 H: 2 E: 0 K: 0 S: 12	H: 2 LOB: 0 BB: 0 P: 17	R: 0 H: 0 E: 0 K: 0 S: 4	H: 0 LOB: 0 BB: 0 P: 6	R: 0 H: 0 E: 0 K: 0 S: 8	H: 0 LOB: 0 BB: 0 P: 12	R: 0 H: 1 E: 0 K: 0 S: 15	H: 1 LOB: 2 BB: 2 P: 26	R: 0 H: 1 E: 0 K: 0 S: 7	H: 1 LOB: 1 BB: 0 P: 12	R: 0 H: 0 E: 0 K: 1 S: 8	H: 0 LOB: 0 BB: 0 P: 9	1B: 3 2B: 0 3B: 0 HR: 1	SF: 0 SAC: 0 DP: 2 HBP: 0	WP: 0 PB: 0 SB: 0 CS: 0	PA: 32	
<b>PITCHER</b>	IP: 6.0 WLS: F BF: 22 ERA: 3.03	WLS: F BF: 1 ERA: 0.00	WLS: F BF: 1 ERA: 2.13	WLS: F BF: 4 ERA: 3.0	WLS: F BF: 1 ERA: 4.5	WLS: F BF: 1 ERA: 2.84	WLS: F BF: 1 ERA: 2.84	WLS: F BF: 1 ERA: 2.84	WLS: F BF: 1 ERA: 2.84	WLS: F BF: 1 ERA: 2.84	WLS: F BF: 1 ERA: 2.84	WLS: F BF: 1 ERA: 2.84	WLS: F BF: 1 ERA: 2.84	WLS: F BF: 1 ERA: 2.84	WLS: F BF: 1 ERA: 2.84	WLS: F BF: 1 ERA: 2.84	WLS: F BF: 1 ERA: 2.84	WLS: F BF: 1 ERA: 2.84	WLS: F BF: 1 ERA: 2.84	WLS: F BF: 1 ERA: 2.84	WLS: F BF: 1 ERA: 2.84	WLS: F BF: 1 ERA: 2.84	WLS: F BF: 1 ERA: 2.84

Seattle Mariners @ Oakland Athletics  
O.co Coliseum, Oakland, CA  
Mon May 05 2014, 10:08 PM - 12:43 AM EDT  
Att: 11,019 - Clear - 59 F

AB 29  
R 2  
H 4  
RBI 2  
BB 3  
SO 3  
LOB 7

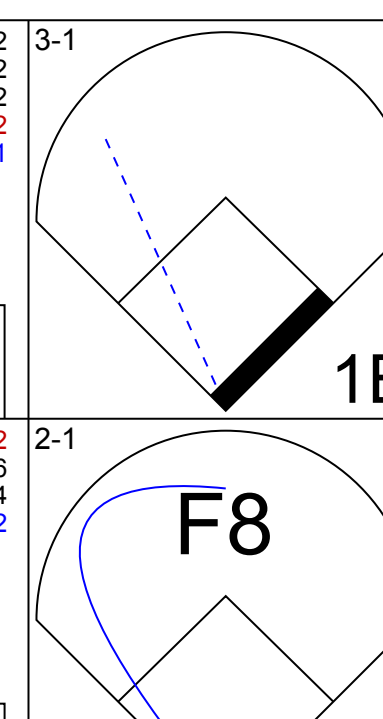
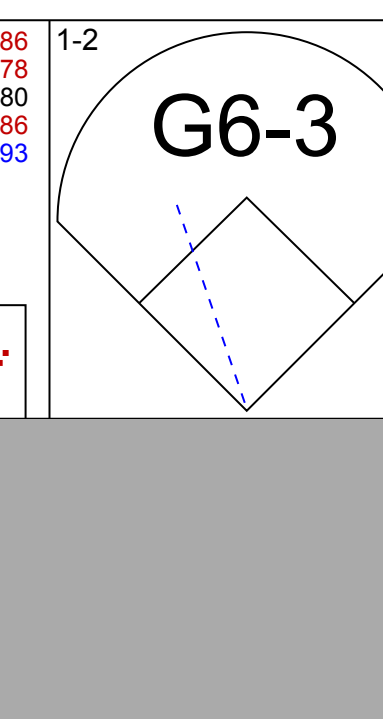
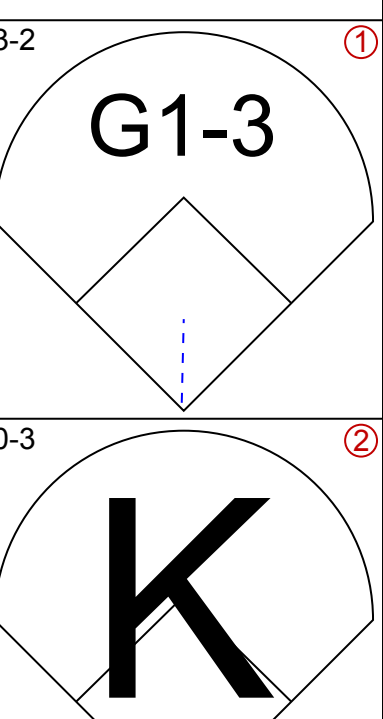
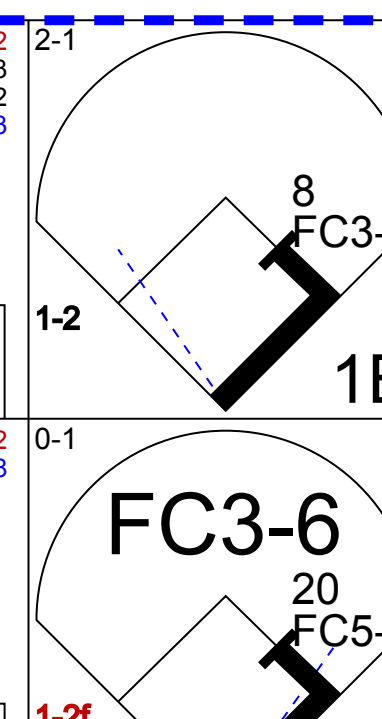
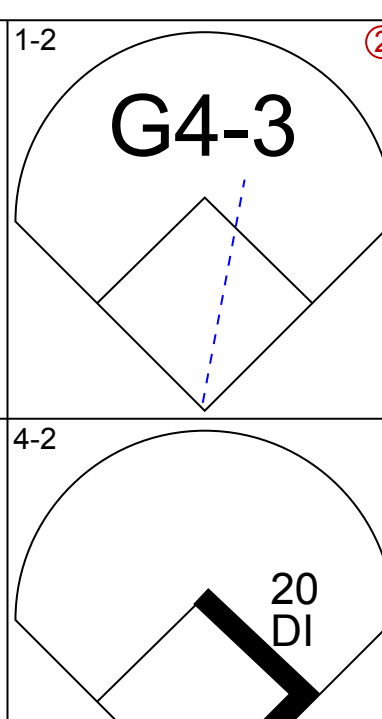
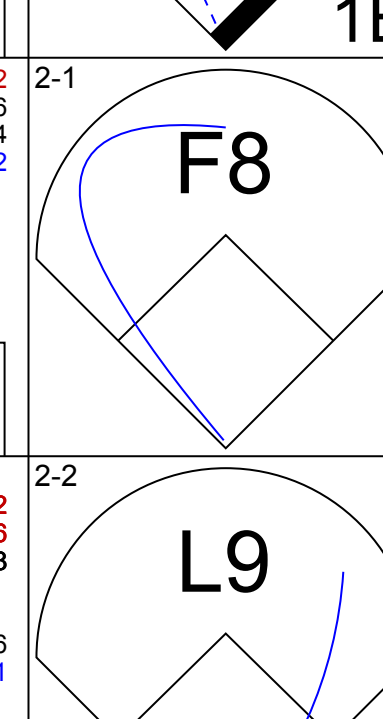
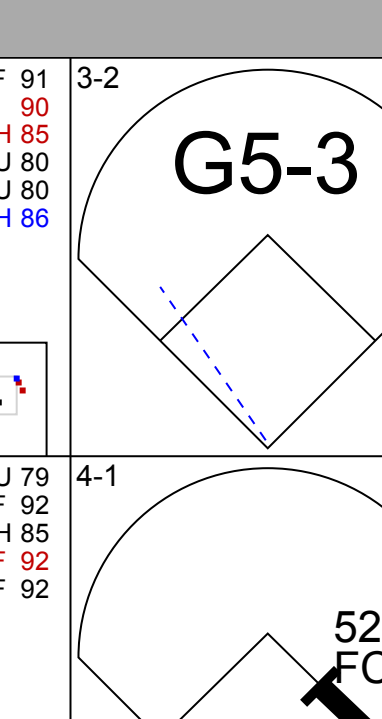
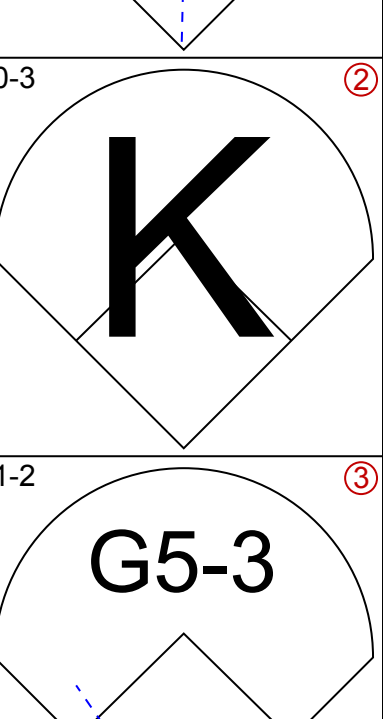
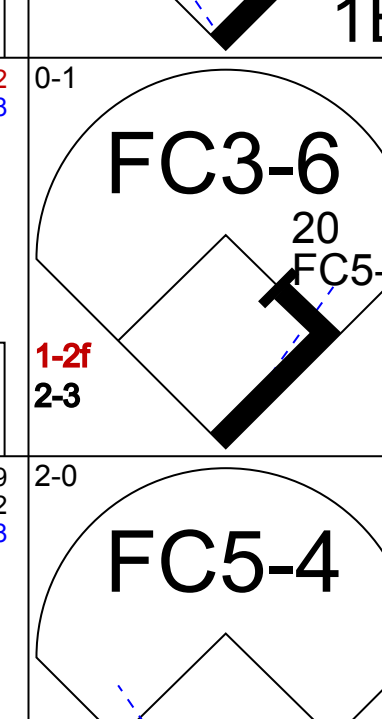
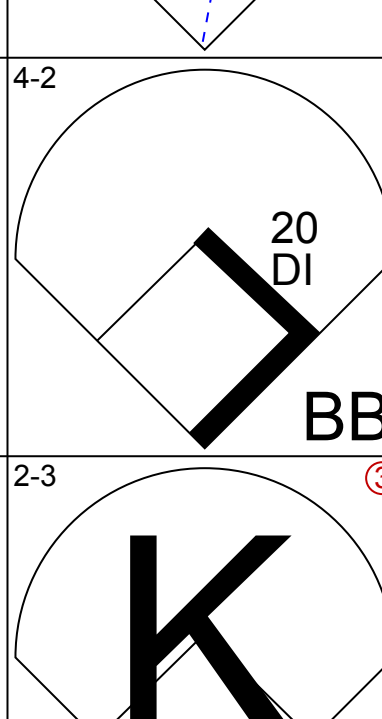
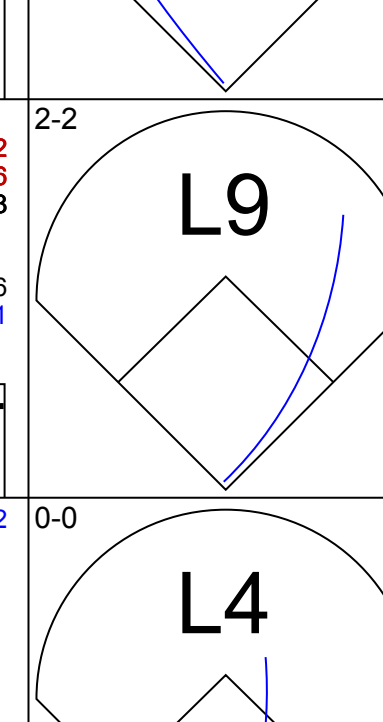
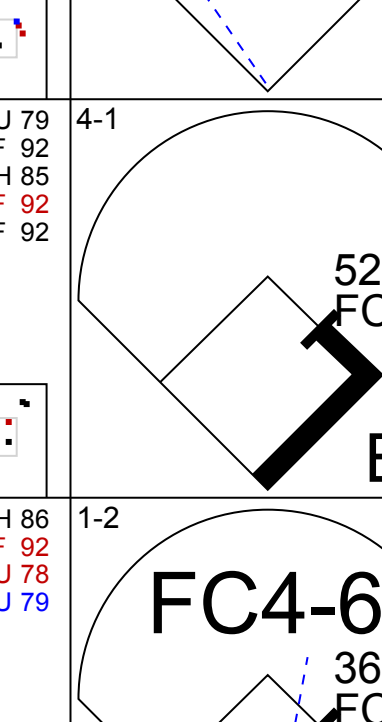
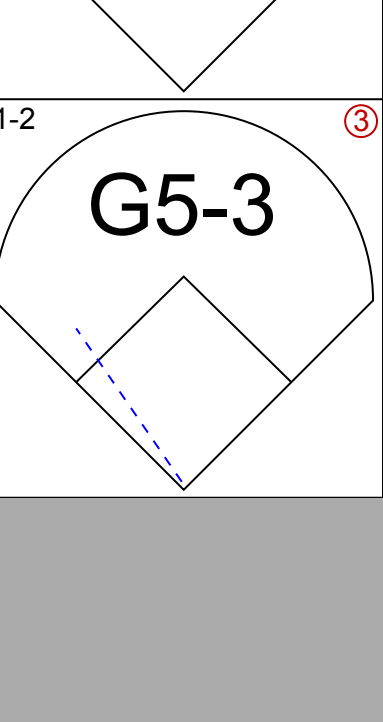
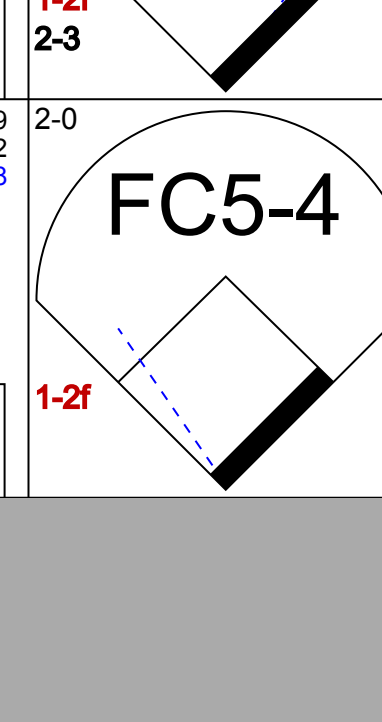
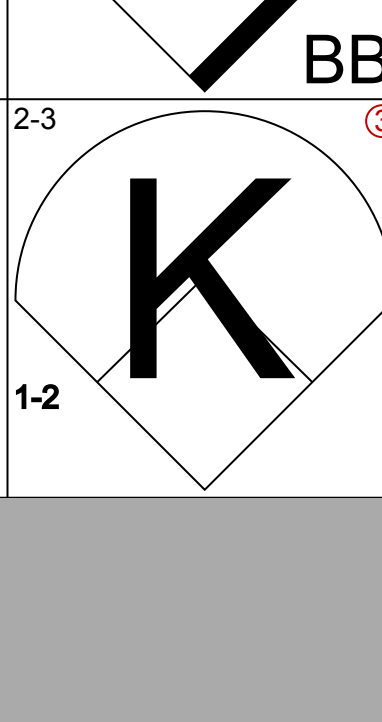
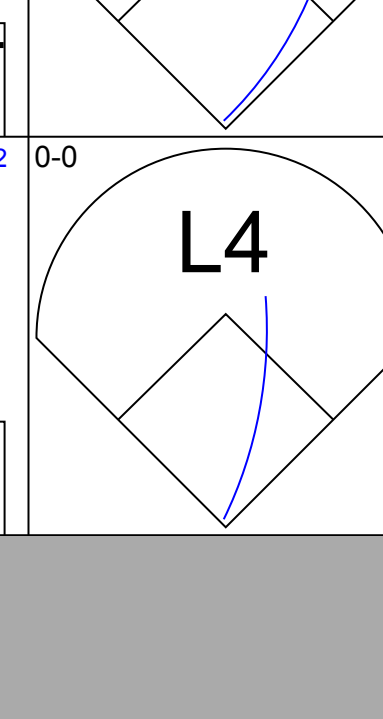
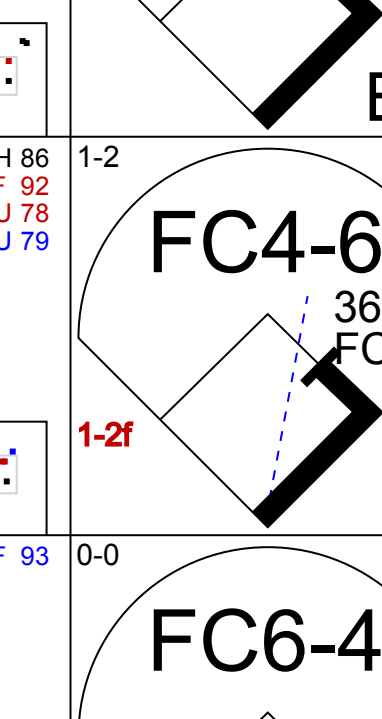
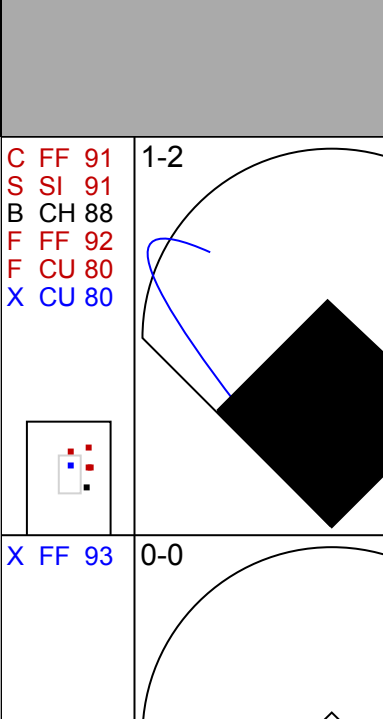


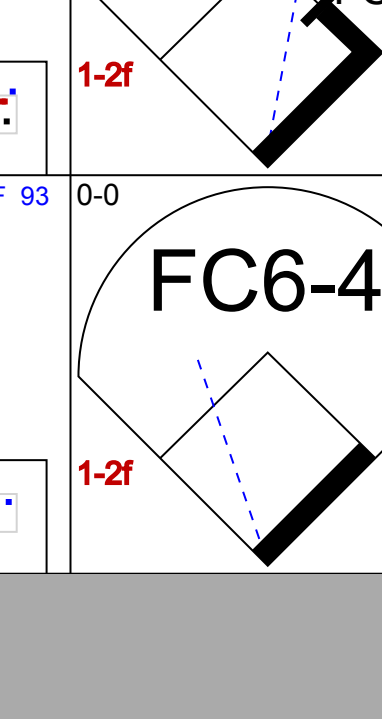
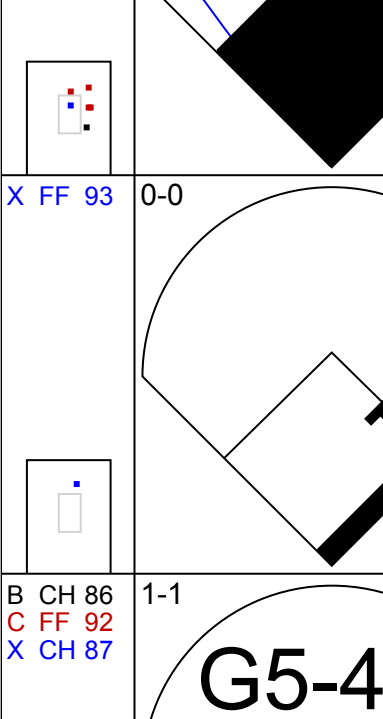


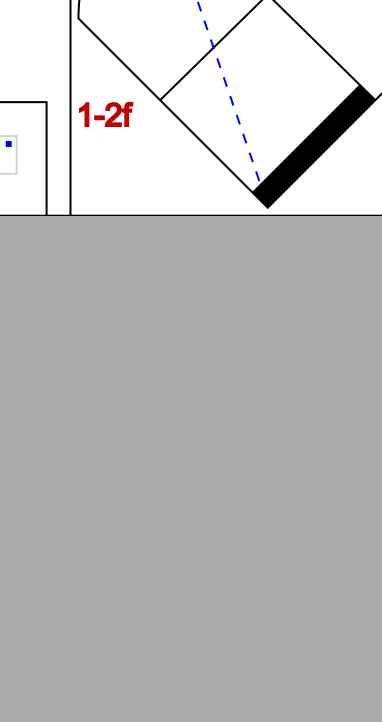
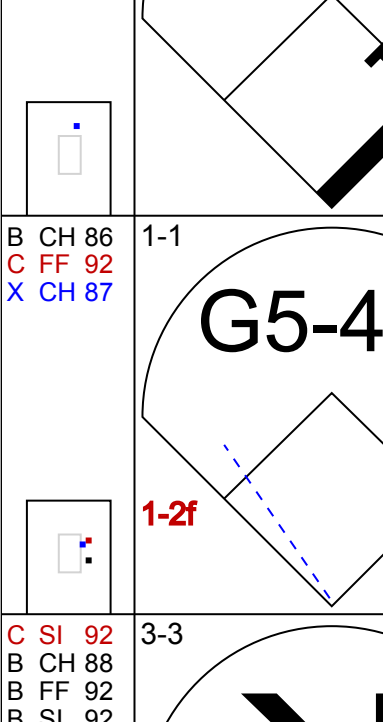


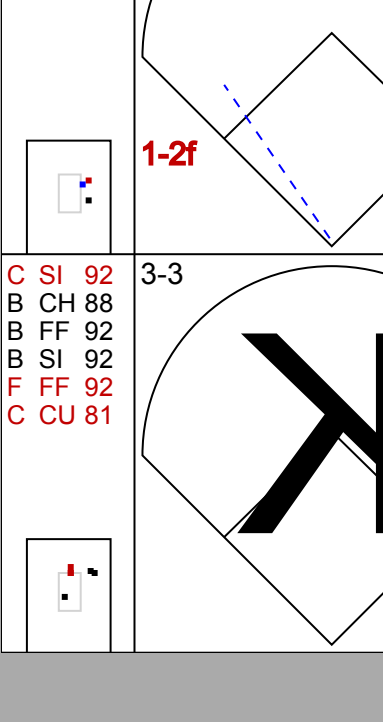



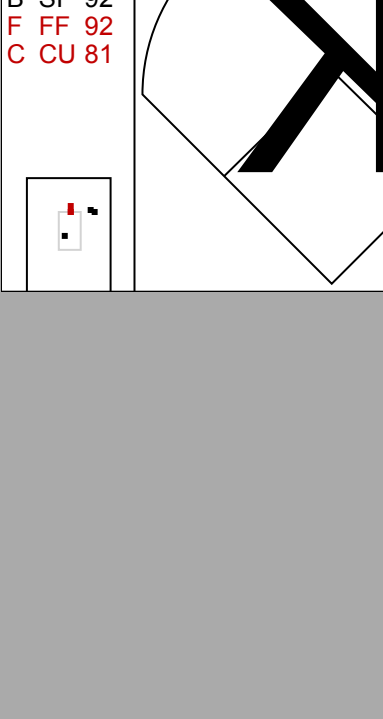




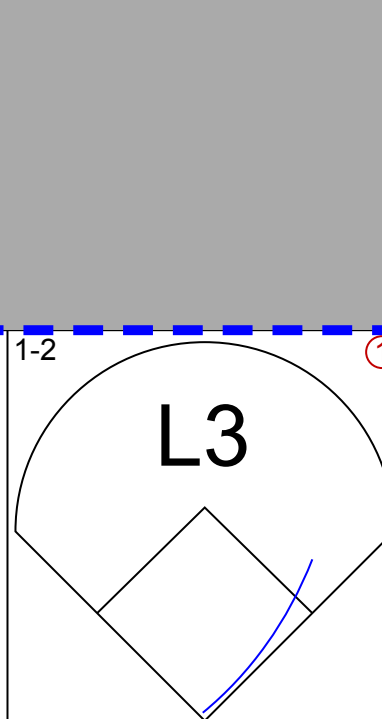
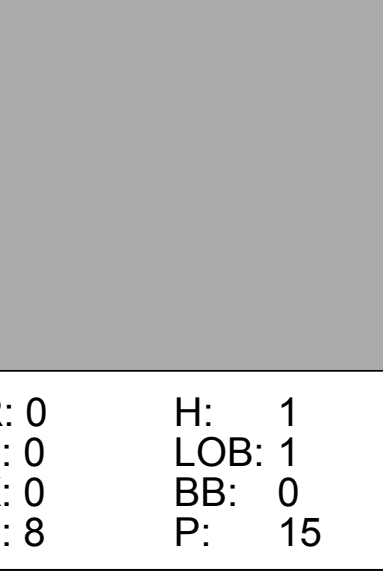
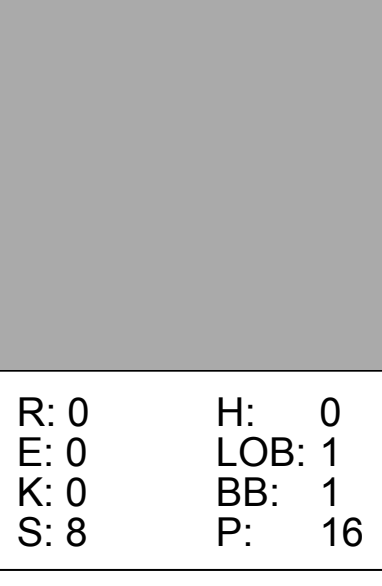
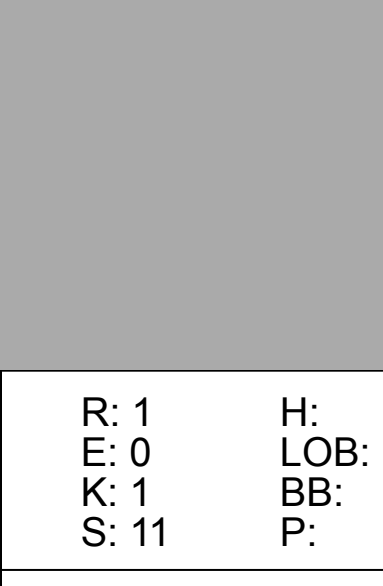
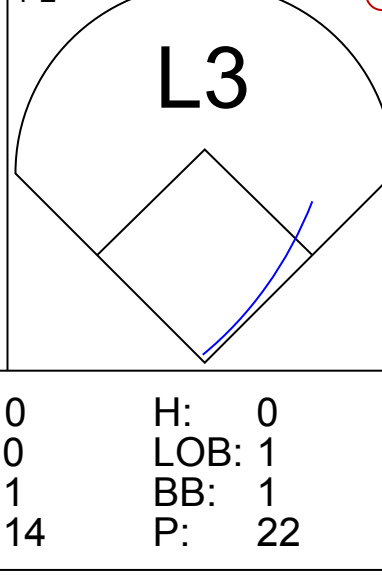




Batter	1	2	3	4	5	6	7	8	9	AB	R	H	RBI	BB	SO	LOB	TOP				
55 Michael Saunders, L OBP: 0.324, SLG: 0.388									 27 FC6-4 17 1B	5	1	1	0	0	2	1	<b>Seattle Mariners @ Oakland Athletics</b> O.co Coliseum, Oakland, CA Tue May 06 2014, 10:08 PM - 1:28 AM EDT Att. 12,106 - Clear - 63 F				
99 James Jones, L OBP: 0.429, SLG: 0.429										5	1	2	0	0	2	2					
22 Robinson Cano, L OBP: 0.348, SLG: 0.387											4	1	2	0	1	1					
27 Corey Hart, R OBP: 0.298, SLG: 0.373											5	0	0	1	0	1		5			
16 Cole Gillespie, R OBP: 0.313, SLG: 0.333											0	1	0	0	0	0					
17 Justin Smoak, S OBP: 0.315, SLG: 0.438											5	2	3	0	2	1					
15 Kyle Seager, L OBP: 0.311, SLG: 0.444											3	1	2	1	1	0		1			
13 Dustin Ackley, L OBP: 0.327, SLG: 0.356											3	0	2	1	2	0		2			
3 Mike Zunino, R OBP: 0.278, SLG: 0.444											3	0	0	1	0	0		5			
5 Brad Miller, L OBP: 0.239, SLG: 0.314											3	1	0	0	1	1		2			
<b>Inning Stats</b>	R: 3 H: 4 K: 1 S: 18	H: 4 LOB: 2 BB: 1 P: 29	R: 0 H: 0 K: 0 S: 7	H: 0 LOB: 0 BB: 0 P: 9	R: 0 H: 1 K: 0 S: 12	H: 1 LOB: 1 BB: 0 P: 18	R: 0 H: 0 K: 0 S: 9	H: 0 LOB: 1 BB: 0 P: 18	R: 0 H: 1 K: 1 S: 11	H: 1 LOB: 1 BB: 0 P: 19	R: 0 H: 0 K: 3 S: 11	H: 0 LOB: 0 BB: 0 P: 12	R: 0 H: 1 K: 1 S: 12	H: 1 LOB: 2 BB: 1 P: 23	R: 4 H: 3 K: 1 S: 15	H: 3 LOB: 2 BB: 2 P: 28	1B: 8 2B: 3 3B: 0 HR: 0	SF: 1 SAC: 0 DP: 1 HBP: 1	WP: 1 PB: 0 SB: 1 CS: 0	PA: 43	
<b>PITCHER</b>	IP WLS BF H R ER SO BB IBB HBP BLK WP HR S P ERA WHIP	IP WLS BF H R ER SO BB IBB HBP BLK WP HR S P ERA WHIP	IP WLS BF H R ER SO BB IBB HBP BLK WP HR S P ERA WHIP	IP WLS BF H R ER SO BB IBB HBP BLK WP HR S P ERA WHIP	IP WLS BF H R ER SO BB IBB HBP BLK WP HR S P ERA WHIP	IP WLS BF H R ER SO BB IBB HBP BLK WP HR S P ERA WHIP	IP WLS BF H R ER SO BB IBB HBP BLK WP HR S P ERA WHIP	IP WLS BF H R ER SO BB IBB HBP BLK WP HR S P ERA WHIP	IP WLS BF H R ER SO BB IBB HBP BLK WP HR S P ERA WHIP	IP WLS BF H R ER SO BB IBB HBP BLK WP HR S P ERA WHIP	IP WLS BF H R ER SO BB IBB HBP BLK WP HR S P ERA WHIP	IP WLS BF H R ER SO BB IBB HBP BLK WP HR S P ERA WHIP	IP WLS BF H R ER SO BB IBB HBP BLK WP HR S P ERA WHIP	IP WLS BF H R ER SO BB IBB HBP BLK WP HR S P ERA WHIP	IP WLS BF H R ER SO BB IBB HBP BLK WP HR S P ERA WHIP	IP WLS BF H R ER SO BB IBB HBP BLK WP HR S P ERA WHIP	IP WLS BF H R ER SO BB IBB HBP BLK WP HR S P ERA WHIP	IP WLS BF H R ER SO BB IBB HBP BLK WP HR S P ERA WHIP	IP WLS BF H R ER SO BB IBB HBP BLK WP HR S P ERA WHIP	IP WLS BF H R ER SO BB IBB HBP BLK WP HR S P ERA WHIP	IP WLS BF H R ER SO BB IBB HBP BLK WP HR S P ERA WHIP

AB	36
R	8
H	11
RBI	7
BB	5
SO	9
LOB	20



Batter	1	2	3	4	5	6	7	8	9	AB	R	H	RBI	BB	SO	LOB	BOTTOM				
4 Coco Crisp, S OBP: 0.351, SLG: 0.404										5	0	2	0	0	0	1	<b>Seattle Mariners @ Oakland Athletics</b> O.co Coliseum, Oakland, CA Tue May 06 2014, 10:08 PM - 1:28 AM EDT Att. 12,106 - Clear - 63 F				
8 Jed Lowrie, S OBP: 0.393, SLG: 0.403										4	0	0	0	1	1	3					
20 Josh Donaldson, R OBP: 0.348, SLG: 0.493										4	0	0	0	1	1	4					
52 Yoenis Cespedes, R OBP: 0.342, SLG: 0.505										4	1	1	1	0	1	2					
36 Derek Norris, R OBP: 0.455, SLG: 0.530										4	0	1	0	0	1	1					
18 Alberto Callaspo, S OBP: 0.331, SLG: 0.358										3	0	0	0	1	1	1					
28 Eric Sogard, L OBP: 0.286, SLG: 0.239										0	0	0	0	0	0	0					
3 Craig Gentry, R OBP: 0.375, SLG: 0.490										3	1	1	0	1	1	0					
37 Brandon Moss, L OBP: 0.358, SLG: 0.447										4	1	1	0	0	2	3					
1 Nick Punto, S OBP: 0.286, SLG: 0.238										3	0	1	2	1	1	1					
<b>Inning Stats</b>	R: 0 H: 1 K: 0 S: 8	H: 1 LOB: 1 BB: 0 P: 15	R: 2 H: 2 K: 1 S: 13	H: 2 LOB: 1 BB: 1 P: 24	R: 0 H: 0 K: 0 S: 8	H: 0 LOB: 1 BB: 1 P: 16	R: 0 H: 0 K: 2 S: 11	H: 0 LOB: 0 BB: 0 P: 14	R: 1 H: 2 K: 0 S: 11	H: 2 LOB: 0 BB: 0 P: 16	R: 0 H: 1 K: 1 S: 8	H: 1 LOB: 2 BB: 1 P: 17	R: 0 H: 1 K: 2 S: 14	H: 1 LOB: 2 BB: 1 P: 21	R: 0 H: 0 K: 1 S: 14	H: 0 LOB: 1 BB: 1 P: 22	1B: 6 2B: 0 3B: 0 HR: 1	SF: 2 SAC: 0 DP: 1 HBP: 0	WP: 1 PB: 0 SB: 0 CS: 0	PA: 39	
<b>PITCHER</b>	IP WLS BF H R ER SO BB IBB HBP BLK WP HR S P ERA WHIP	IP WLS BF H R ER SO BB IBB HBP BLK WP HR S P ERA WHIP	IP WLS BF H R ER SO BB IBB HBP BLK WP HR S P ERA WHIP	IP WLS BF H R ER SO BB IBB HBP BLK WP HR S P ERA WHIP	IP WLS BF H R ER SO BB IBB HBP BLK WP HR S P ERA WHIP	IP WLS BF H R ER SO BB IBB HBP BLK WP HR S P ERA WHIP	IP WLS BF H R ER SO BB IBB HBP BLK WP HR S P ERA WHIP	IP WLS BF H R ER SO BB IBB HBP BLK WP HR S P ERA WHIP	IP WLS BF H R ER SO BB IBB HBP BLK WP HR S P ERA WHIP	IP WLS BF H R ER SO BB IBB HBP BLK WP HR S P ERA WHIP	IP WLS BF H R ER SO BB IBB HBP BLK WP HR S P ERA WHIP	IP WLS BF H R ER SO BB IBB HBP BLK WP HR S P ERA WHIP	IP WLS BF H R ER SO BB IBB HBP BLK WP HR S P ERA WHIP	IP WLS BF H R ER SO BB IBB HBP BLK WP HR S P ERA WHIP	IP WLS BF H R ER SO BB IBB HBP BLK WP HR S P ERA WHIP	IP WLS BF H R ER SO BB IBB HBP BLK WP HR S P ERA WHIP	IP WLS BF H R ER SO BB IBB HBP BLK WP HR S P ERA WHIP	IP WLS BF H R ER SO BB IBB HBP BLK WP HR S P ERA WHIP	IP WLS BF H R ER SO BB IBB HBP BLK WP HR S P ERA WHIP	IP WLS BF H R ER SO BB IBB HBP BLK WP HR S P ERA WHIP	IP WLS BF H R ER SO BB IBB HBP BLK WP HR S P ERA WHIP

AB	34
R	3
H	7
RBI	3
BB	5
SO	9
LOB	16






Batter	1	2	3	4	5	6	7	8	9	10	AB	R	H	RBI	BB	SO	LOB	TOP		
55 Michael Saunders, L (1.9) OBP: 0.329, SLG: 0.380	F7		P4		F8			BB		SH5-4 17 1B	4	2	1	0	1	0	0			
99 James Jones, L (1.8) OBP: 0.500, SLG: 0.444	G4-3							BB		SH5-4 17 1B	2	1	1	0	1	0	0			
7 Stefan Romero, R (8.9) OBP: 0.293, SLG: 0.418			1B					BB			0	0	0	0	0	1	0			
22 Robinson Canó, L (1.4) OBP: 0.350, SLG: 0.383	F9		G4-6-3					1B		17 1B	4	1	1	1	1	0	2			
27 Corey Hart, R (1.10) OBP: 0.303, SLG: 0.396					L7			L7		K	4	1	1	1	1	1	4			
17 Justin Smoak, S (1.3) OBP: 0.310, SLG: 0.431		HR	K		G6-3			F9			4	0	1	2	0	1	2			
15 Kyle Seager, L (1.5) OBP: 0.341, SLG: 0.455					F8			G4-3			4	0	2	1	1	0	0			
13 Dustin Ackley, L (1.7) OBP: 0.311, SLG: 0.337			FC4-6 5 BB		F7			K		G1-3	5	0	0	0	0	1	4			
5 Brad Miller, L (1.6) OBP: 0.241, SLG: 0.308								G3			2	0	0	0	1	1	0			
8 Willie Bloomquist, R (9.6) OBP: 0.268, SLG: 0.273					K						1	0	0	0	0	0	1			
3 Mike Zunino, R (1.2) OBP: 0.277, SLG: 0.488								G4-3		K	4	1	1	1	0	2	3			
<b>Inning Stats</b>	R: 0 E: 0 K: 0 S: 12	H: 0 LOB: 0 BB: 0 P: 17	R: 1 E: 0 K: 2 S: 13	H: 1 LOB: 2 BB: 2 P: 26	R: 0 E: 0 K: 0 S: 5	H: 1 LOB: 0 BB: 0 P: 10	R: 0 E: 0 K: 0 S: 9	H: 0 LOB: 0 BB: 2 P: 12	R: 1 E: 0 K: 1 S: 9	H: 1 LOB: 0 BB: 0 P: 12	R: 0 E: 0 K: 1 S: 6	H: 0 LOB: 0 BB: 0 P: 18	R: 0 E: 0 K: 1 S: 6	H: 0 LOB: 0 BB: 0 P: 11	R: 1 E: 0 K: 1 S: 14	H: 3 LOB: 2 BB: 1 P: 28	1B: 5 2B: 2 3B: 0 HR: 2	SF: 1 SAC: 1 DP: 2 HBP: 0	WP: 0 PA: 43	
<b>PITCHER</b>	IP WLS BF H R ER SO	IP WLS BF H R ER SO	IP WLS BF H R ER SO	IP WLS BF H R ER SO	IP WLS BF H R ER SO	IP WLS BF H R ER SO	IP WLS BF H R ER SO	IP WLS BF H R ER SO	IP WLS BF H R ER SO	IP WLS BF H R ER SO	IP WLS BF H R ER SO	IP WLS BF H R ER SO	IP WLS BF H R ER SO	IP WLS BF H R ER SO	IP WLS BF H R ER SO	IP WLS BF H R ER SO	IP WLS BF H R ER SO	IP WLS BF H R ER SO	IP WLS BF H R ER SO	
67 Dan Straily, R ERA: 4.93	6.0	3	3	3	3	3	3	3	3	3	3	3	3	3	3	3	3	3	3	3
56 Fernando Abad, L ERA: 0.61	1.1	5	0	1	1	1	1	1	1	1	1	1	1	1	1	1	1	1	1	1
44 Luke Gregerson, R ERA: 2.5	0.1	B	3	1	0	0	0	0	0	0	0	0	0	0	0	0	0	0	0	0
62 Sean Doolittle, L ERA: 4.24	1.1	5	1	0	0	1	0	0	0	0	0	0	0	0	0	0	0	0	0	0
48 Ryan Cook, R ERA: 2.92	0.2	L	4	1	2	2	1	0	1	0	0	0	0	0	0	0	0	0	0	0

Seattle Mariners @ Oakland Athletics  
O.co Coliseum, Oakland, CA  
Wed May 07 2014, 3:38 PM - 7:00 PM EDT  
Sunny - 57 F

livebaseballscorecards.com

AB 34  
R 6  
H 8  
RBI 6  
BB 7  
SO 6  
LOB 16



WP: 0 PA: 43  
PB: 0  
SB: 3  
CS: 0

Batter	1	2	3	4	5	6	7	8	9	10	AB	R	H	RBI	BB	SO	LOB	BOTTOM					
4 Coco Crisp, S (1.8) OBP: 0.354, SLG: 0.406	CS		G3-1		L7			K		K	2	0	1	0	0	0	0						
3 Craig Gentry, R (4.9) OBP: 0.367, SLG: 0.407											4	1	1	0	0	2	4						
5 John Jaso, L (1.2) OBP: 0.369, SLG: 0.366			G4-3		F8			BB			4	1	2	1	0	0	0						
20 Josh Donaldson, R (1.5) OBP: 0.350, SLG: 0.469								BB			3	0	1	1	1	1	2						
37 Brandon Moss, L (1.7) OBP: 0.368, SLG: 0.467			G5-3		G5-6-3						4	0	2	1	1	0	2						
52 Yoenis Cespedes, R (1.10) OBP: 0.336, SLG: 0.491	FC6-4										5	1	1	0	0	1	5						
8 Jed Lowrie, S (1.6) OBP: 0.380, SLG: 0.387											5	0	0	0	0	0	4						
16 Josh Reddick, L (1.9) OBP: 0.280, SLG: 0.296											5	0	1	0	0	0	2						
10 Danic Barton, L (1.3) OBP: 0.226, SLG: 0.164											4	0	1	1	1	0	2						
28 Eric Sogard, L (1.4) OBP: 0.305, SLG: 0.268											4	1	2	0	1	0	2						
<b>Inning Stats</b>	R: 0 E: 0 K: 0 S: 11	H: 3 LOB: 2 BB: 0 P: 13	R: 0 E: 0 K: 0 S: 10	H: 1 LOB: 1 BB: 0 P: 15	R: 0 E: 0 K: 0 S: 9	H: 0 LOB: 1 BB: 1 P: 13	R: 1 E: 1 K: 0 S: 14	H: 1 LOB: 2 BB: 1 P: 24	R: 0 E: 0 K: 0 S: 7	H: 1 LOB: 0 BB: 0 P: 11	R: 0 E: 0 K: 0 S: 6	H: 1 LOB: 1 BB: 0 P: 7	R: 3 E: 0 K: 1 S: 14	H: 4 LOB: 1 BB: 0 P: 21	R: 0 E: 0 K: 1 S: 12	H: 0 LOB: 1 BB: 1 P: 19	R: 0 E: 0 K: 1 S: 6	H: 0 LOB: 2 BB: 0 P: 13	R: 0 E: 0 K: 1 S: 9	H: 1 LOB: 1 BB: 0 P: 11	1B: 9 2B: 2 3B: 1 HR: 0	SF: 1 SAC: 0 DP: 1 HBP: 1	WP: 1 PA: 46 PB: 0 SB: 1 CS: 1
<b>PITCHER</b>	IP WLS BF H R ER SO	IP WLS BF H R ER SO	IP WLS BF H R ER SO	IP WLS BF H R ER SO	IP WLS BF H R ER SO	IP WLS BF H R ER SO	IP WLS BF H R ER SO	IP WLS BF H R ER SO	IP WLS BF H R ER SO	IP WLS BF H R ER SO	IP WLS BF H R ER SO	IP WLS BF H R ER SO	IP WLS BF H R ER SO	IP WLS BF H R ER SO	IP WLS BF H R ER SO	IP WLS BF H R ER SO	IP WLS BF H R ER SO	IP WLS BF H R ER SO	IP WLS BF H R ER SO				
34 Félix Hernández, R ERA: 2.73	6.1	11	4	3	0	2	1	0	0	0	0	0	0	0	0	0	0						
40 Danny Farquhar, R ERA: 1.46	1.2	6	0	0	0	2	1	0	0	0	0	0	0	0	0	0	0						
31 Yoenis Medina, R ERA: 4.2	1.0	W	5	0	0	0	1	0	1	0	0	0	0	0	0	0	0						
56 Fernando Rodney, R ERA: 2.63	1.0	S	4	1	0	0	1	0	0	0	0	0	0	0	0	0	0						

Seattle Mariners @ Oakland Athletics  
O.co Coliseum, Oakland, CA  
Wed May 07 2014, 3:38 PM - 7:00 PM EDT  
Sunny - 57 F

livebaseballscorecards.com

AB 40  
R 4  
H 12  
RBI 4  
BB 4  
SO 4  
LOB 23



WP: 1 PA: 46  
PB: 0  
SB: 1  
CS: 1



Batter	1	2	3	4	5	6	7	8	9	AB	R	H	RBI	BB	SO	LOB	TOP										
55 Michael Saunders, L OBP: 0.313, SLG: 0.360										4	0	0	0	0	1	0											
7 Stefan Romero, R OBP: 0.279, SLG: 0.397										3	0	0	0	0	2	0											
13 Dustin Ackley, L OBP: 0.308, SLG: 0.333										1	0	0	0	0	0	0											
22 Robinson Cano, L OBP: 0.347, SLG: 0.379										4	0	1	0	0	1	0											
17 Justin Smoak, S OBP: 0.316, SLG: 0.429										3	0	1	0	0	0	1											
16 Cole Gillespie, R OBP: 0.278, SLG: 0.294										2	0	0	0	0	0	3											
99 James Jones, L OBP: 0.455, SLG: 0.400										1	0	0	0	0	0	1											
15 Kyle Seager, L OBP: 0.341, SLG: 0.452										3	0	1	0	0	0	1											
8 Willie Bloomquist, R OBP: 0.243, SLG: 0.290										3	0	0	0	0	0	2											
4 John Buck, R OBP: 0.346, SLG: 0.348										3	0	0	0	0	1	0											
5 Brad Miller, L OBP: 0.235, SLG: 0.299										3	0	0	0	0	0	0											
<b>Inning Stats</b>	R: 0 H: 1 E: 1 K: 2 S: 16	H: 0 LOB: 2 BB: 0 P: 23	R: 0 H: 0 E: 0 K: 0 S: 8	H: 0 LOB: 0 BB: 0 P: 15	R: 0 H: 0 E: 0 K: 1 S: 7	H: 0 LOB: 0 BB: 0 P: 10	R: 0 H: 1 E: 0 K: 1 S: 10	H: 0 LOB: 1 BB: 0 P: 11	R: 0 H: 0 E: 0 K: 0 S: 6	H: 0 LOB: 0 BB: 0 P: 9	R: 0 H: 0 E: 0 K: 0 S: 4	H: 0 LOB: 0 BB: 0 P: 6	R: 0 H: 1 E: 0 K: 0 S: 8	H: 0 LOB: 0 BB: 0 P: 12	R: 0 H: 0 E: 0 K: 0 S: 9	H: 0 LOB: 0 BB: 0 P: 12	R: 0 H: 0 E: 0 K: 0 S: 11	H: 0 LOB: 0 BB: 0 P: 16	1B: 3 2B: 0 3B: 0 HR: 0	SF: 0 SAC: 0 DP: 1 HBP: 1	WP: 0 PB: 0 SB: 0 CS: 0	PA: 31					
<b>PITCHER</b>	IP	WLS	BF	H	R	ER	SO	BB	IBB	HBP	BLK	WP	HR	S	P	ERA	WHIP										
13 Drew Pomeranz, L ERA: 1.45	5.0	W	18	2	0	0	5	0	0	0	0	0	0	47	68	0.00	0.400										
61 Dan Otero, R ERA: 2.41	3.0	H	10	1	0	0	0	0	0	1	0	0	0	21	30	0.00	0.333										
45 Jim Johnson, R ERA: 6.46	1.0	S	3	0	0	0	0	0	0	0	0	0	0	11	16	0.00	0.000										

Seattle Mariners @ Oakland Athletics  
O.co Coliseum, Oakland, CA  
Wed May 07 2014, 7:34 PM - 9:55 PM EDT  
Att: 17,337 - Cloudy - 58 F

AB 30  
R 0  
H 3  
RBI 0  
BB 0  
SO 5  
LOB 8



Batter	1	2	3	4	5	6	7	8	9	AB	R	H	RBI	BB	SO	LOB	BOTTOM										
3 Craig Gentry, R OBP: 0.359, SLG: 0.397										4	1	1	0	0	0	1											
8 Jed Lowrie, S OBP: 0.383, SLG: 0.391										4	0	2	1	0	0	0											
20 Josh Donaldson, R OBP: 0.341, SLG: 0.476										4	0	0	0	0	3	2											
37 Brandon Moss, L OBP: 0.357, SLG: 0.450										4	0	0	0	0	1	1											
52 Yoenis Cespedes, R OBP: 0.344, SLG: 0.518										2	1	1	1	1	0	0											
16 Josh Reddick, L OBP: 0.273, SLG: 0.287										3	0	0	0	0	0	1											
36 Derek Norris, R OBP: 0.463, SLG: 0.536										3	0	2	0	0	0	0											
18 Alberto Callaspo, S OBP: 0.331, SLG: 0.358										3	0	1	0	0	1	1											
28 Eric Sogard, L OBP: 0.294, SLG: 0.257										3	0	0	0	0	1	1											
<b>Inning Stats</b>	R: 0 H: 1 E: 0 K: 2 S: 12	H: 0 LOB: 1 BB: 0 P: 18	R: 0 H: 0 E: 0 K: 0 S: 7	H: 0 LOB: 0 BB: 0 P: 11	R: 1 H: 2 E: 0 K: 1 S: 15	H: 2 LOB: 1 BB: 0 P: 24	R: 1 H: 3 E: 0 K: 0 S: 8	H: 3 LOB: 1 BB: 0 P: 12	R: 0 H: 0 E: 0 K: 0 S: 14	H: 0 LOB: 0 BB: 0 P: 20	R: 0 H: 0 E: 0 K: 1 S: 9	H: 0 LOB: 1 BB: 1 P: 20	R: 0 H: 1 E: 0 K: 1 S: 8	H: 1 LOB: 0 BB: 0 P: 11	R: 0 H: 0 E: 0 K: 1 S: 7	H: 0 LOB: 0 BB: 0 P: 9	1B: 6 2B: 0 3B: 0 HR: 1	SF: 0 SAC: 0 DP: 0 HBP: 0	WP: 0 PB: 0 SB: 1 CS: 0	PA: 31							
<b>PITCHER</b>	IP	WLS	BF	H	R	ER	SO	BB	IBB	HBP	BLK	WP	HR	S	P	ERA	WHIP										
50 Erasmo Ramirez, R ERA: 6.0	6.0	L	24	6	2	2	4	1	0	0	0	0	0	65	105	3.00	1.167										
54 Tom Wilhelmson, R ERA: 2.6	2.0		7	1	0	0	2	0	0	0	0	0	0	15	20	0.00	0.500										

Seattle Mariners @ Oakland Athletics  
O.co Coliseum, Oakland, CA  
Wed May 07 2014, 7:34 PM - 9:55 PM EDT  
Att: 17,337 - Cloudy - 58 F

AB 30  
R 2  
H 7  
RBI 2  
BB 1  
SO 6  
LOB 7





Batter	1	2	3	4	5	6	7	8	9	AB	R	H	RBI	BB	SO	LOB	TOP				
23 Norichika Aoki, L (1,9) OBP: 0.331, SLG: 0.346	L7		G4-3			1B			SH1-4	3	0	1	0	0	0	0					
35 Eric Hosmer, L (1,3) OBP: 0.380, SLG: 0.431	1B			1B		K			BB	3	0	2	0	1	1	1					
16 Billy Butler, R (1,10) OBP: 0.295, SLG: 0.314	G1-3			G5-4-3					K	4	0	0	0	0	2	4					
13 Salvador Perez, R (1,2) OBP: 0.306, SLG: 0.415	G6-3			G4-3					FC6-4	4	0	0	0	0	0	3					
4 Alex Gordon, L (1,7) OBP: 0.296, SLG: 0.366	K					K			1B	3	0	1	0	0	2	0					
19 Danny Valencia, R (1,4) OBP: 0.270, SLG: 0.361	G5-3					K			CS	3	0	0	0	0	2	0					
6 Lorenzo Cain, R (1,8) OBP: 0.386, SLG: 0.396	G3-1					G4-3			K	3	0	0	0	0	1	0					
8 Mike Moustakas, L (1,5) OBP: 0.219, SLG: 0.314			G4-3			L3			G4-3	3	0	0	0	0	0	0					
2 Alcides Escobar, R (1,6) OBP: 0.328, SLG: 0.373			F7			L6			BB	2	0	0	0	1	0	0					
<b>Inning Stats</b>	R: 0 H: 1 E: 0 K: 0 S: 7	H: 1 LOB: 1 BB: 0 P: 14	R: 0 H: 0 E: 0 K: 1 S: 7	H: 0 LOB: 0 BB: 0 P: 10	R: 0 H: 0 E: 0 K: 0 S: 6	H: 0 LOB: 0 BB: 0 P: 11	R: 0 H: 1 E: 0 K: 0 S: 8	H: 0 LOB: 0 BB: 0 P: 12	R: 0 H: 1 E: 0 K: 1 S: 9	H: 0 LOB: 1 BB: 0 P: 14	R: 0 H: 1 E: 0 K: 1 S: 7	H: 0 LOB: 0 BB: 0 P: 11	R: 0 H: 0 E: 0 K: 2 S: 7	H: 0 LOB: 2 BB: 2 P: 9	R: 0 H: 0 E: 0 K: 1 S: 7	H: 0 LOB: 2 BB: 2 P: 17	1B: 4 2B: 0 3B: 0 HR: 0	SF: 0 SAC: 1 DP: 1 HBP: 0	WP: 0 PB: 0 SB: 0 CS: 1	PA: 32	
<b>PITCHER</b>	IP	WLS	BF	H	R	ER	SO	BB	IBB	HBP	BLK	WP	HR	S	P	ERA	WHIP				
18 Hisashi Iwakuma, R (1,1) ERA: 2.45	8.0	W	26	4	0	0	7	0	0	0	0	0	0	61	93	0.00	0.500				
56 Fernando Rodney, R (9,1) ERA: 2.45	1.0	S	5	0	0	0	1	2	0	0	0	0	0	7	17	0.00	2.000				

Kansas City Royals @ Seattle Mariners  
Safeco Field, Seattle, WA  
Thu May 08 2014, 7:12 PM - 9:35 PM PDT  
Att: 12,577 - Roof Closed - 57 F

AB 28  
R 0  
H 4  
RBI 0  
BB 2  
SO 8  
LOB 8



Batter	1	2	3	4	5	6	7	8	9	AB	R	H	RBI	BB	SO	LOB	BOTTOM				
55 Michael Saunders, L (1,8) OBP: 0.314, SLG: 0.351	BB		SH1-3			K			G4-3	2	0	0	0	1	1	0					
7 Stefan Romero, R (1,9) OBP: 0.282, SLG: 0.371	F9		K			G5-3			P5	4	0	0	0	0	1	2					
22 Robinson Cano, L (1,4) OBP: 0.345, SLG: 0.370	F7		IBB			F7			G5-3	3	0	0	0	1	0	1					
27 Corey Hart, R (1,10) OBP: 0.303, SLG: 0.394	F8		1B			F8				3	0	1	1	0	0	1					
17 Justin Smoak, S (1,3) OBP: 0.309, SLG: 0.418	G5-3		L8			P3				3	0	0	0	0	0	2					
15 Kyle Seager, L (1,5) OBP: 0.341, SLG: 0.444	F7				L8				HBP	2	0	0	0	0	0	0					
16 Cole Gillespie, R (1,7) OBP: 0.300, SLG: 0.278					G6-3				SH1-3	1	0	0	0	1	0	0					
99 James Jones, L (7,PH) OBP: 0.455, SLG: 0.400										0	0	0	0	0	0	0					
5 Brad Miller, L (1,6) OBP: 0.229, SLG: 0.291	K				P6				L8	3	0	0	0	0	1	2					
3 Mike Zunino, R (1,2) OBP: 0.279, SLG: 0.474			2B			G5-3				3	1	1	0	0	1	1					
<b>Inning Stats</b>	R: 0 H: 0 E: 0 K: 0 S: 9	H: 0 LOB: 1 BB: 1 P: 18	R: 0 H: 0 E: 0 K: 1 S: 11	H: 0 LOB: 1 BB: 1 P: 17	R: 1 H: 2 E: 0 K: 1 S: 7	H: 2 LOB: 2 BB: 1 P: 14	R: 0 H: 0 E: 0 K: 0 S: 8	H: 0 LOB: 0 BB: 0 P: 16	R: 0 H: 0 E: 0 K: 2 S: 9	H: 0 LOB: 0 BB: 0 P: 15	R: 0 H: 0 E: 0 K: 0 S: 4	H: 0 LOB: 0 BB: 0 P: 5	R: 0 H: 0 E: 0 K: 0 S: 9	H: 0 LOB: 1 BB: 1 P: 14	R: 0 H: 0 E: 0 K: 0 S: 9	H: 0 LOB: 0 BB: 0 P: 14	1B: 1 2B: 1 3B: 0 HR: 0	SF: 0 SAC: 2 DP: 0 HBP: 1	WP: 0 PB: 0 SB: 0 CS: 0	PA: 30	
<b>PITCHER</b>	IP	WLS	BF	H	R	ER	SO	BB	IBB	HBP	BLK	WP	HR	S	P	ERA	WHIP				
41 Danny Duffy, L (1,1) ERA: 1.96	6.0	L	24	2	1	1	4	2	1	1	0	0	0	49	88	1.50	0.667				
40 Kelvin Herrera, R (7,1) ERA: 1.69	2.0		6	0	0	0	0	0	0	0	0	0	0	17	25	0.00	0.000				

Kansas City Royals @ Seattle Mariners  
Safeco Field, Seattle, WA  
Thu May 08 2014, 7:12 PM - 9:35 PM PDT  
Att: 12,577 - Roof Closed - 57 F

AB 24  
R 1  
H 2  
RBI 1  
BB 3  
SO 4  
LOB 9





Batter	1	2	3	4	5	6	7	8	9	AB	R	H	RBI	BB	SO	LOB	TOP							
23 Norichika Aoki, L OBP: 0.336, SLG: 0.351			1 SAFE X PD 83 X FF 92 SH5-3		F CH 88 C CH 82 X FF 86 G1-3		C CH 88 X CH 85 35 1B	C SL 81 D FF 92 F FF 93 B SL 80 F FF 94 F FF 95 F FF 96 F FF 97 F FF 98 F FF 99 X FF 80		4	1	2	0	0	0	3								
35 Eric Hosmer, L OBP: 0.368, SLG: 0.440			F CH 84 X SI 94 SF7		C CH 76 X CH 86 G4-3		B CH 84 C FF 91 C FF 93 X SL 90 1B		F FF 95 X CH 87 9 WP 4 1B	4	0	3	1	0	0	0								
16 Billy Butler, R OBP: 0.292, SLG: 0.309			X CH 90 G6-3		F CH 86 B FF 92 B FF 93 B FF 94 B FF 95 B FF 96 B FF 97 B FF 98 X FF 94 F8 9 13 1B		X FF 94 G4-3		C FF 92 F FF 96 D CU 78 B FF 92 S CU 78 K	5	1	1	1	0	1	4								
13 Salvador Perez, R OBP: 0.319, SLG: 0.425			B SL 86 F CH 87 F SL 86 X FF 94 G6-4-3		B SI 90 X SL 88 9 FC6 4 1B		C SL 87 B SI 92 B FF 92 X SL 87 1B		X FF 93 0-0 L7	4	2	3	0	0	0	1								
12 Brett Hayes, R			F CH 87 C FF 93 X FF 92 G6-4-3		B FF 91 X CH 82 9 6 G6-4-3 1B		F CH 81 F FF 82 F FF 83 F FF 84 X CH 85 1B		X CH 87 0-0 1B	5	1	3	0	0	0	2								
4 Alex Gordon, L OBP: 0.306, SLG: 0.375			C CH 87 C FF 93 X FF 92 F8		B FF 90 X FF 94 1-2 8 G6-3 1B		1 SAFE B SI 89 F SL 88 X FF 90 F8		C FF 93 X FF 91 1-2 2 BB 6 1B	4	0	2	1	0	0	2								
9 Johnny Cueto, R OBP: 0.222, SLG: 0.250			C CH 87 C FF 93 X FF 92 6 1B		B FF 92 X SL 88 FC6 6 G6-4-3 1B		B SI 91 S CH 88 X SL 88 1-2 3-H F8		S FF 91 B FF 96 B FF 97 F FF 98 F FF 99 S CU 79 K	5	0	1	1	0	1	6								
6 Lorenzo Cain, R OBP: 0.393, SLG: 0.404			B SL 89 B FF 91 X CH 88 8 G6-3 1B		B FF 90 X FF 94 1-2 3-H G6-4-3		1 SAFE B SI 89 F SL 88 X FF 90 F8		C FF 93 X FF 91 1-2 2-H 2 BB 1B	4	0	2	1	0	0	2								
8 Mike Moustakas, L OBP: 0.212, SLG: 0.302			C CH 88 C FF 93 X FF 94 G6-3		L CH 84 D CU 73 X SI 93 1-1 G4-3		B CH 88 X CH 83 F7		C SL 80 B SI 89 B FF 92 X SL 80 1-2 2-3 F9	4	0	0	0	0	0	4								
2 Alcides Escobar, R OBP: 0.333, SLG: 0.372			B FF 90 X SL 88 23 SH5-3 35 SF7 1B		C SL 88 X FF 95 L9		B SL 88 F SL 87 X SL 91 G1-3		B SI 91 B FF 91 C FF 92 B FF 92 1-2 2-3 BB	3	1	1	0	1	0	0								
<b>Inning Stats</b>	R: 1 E: 0 K: 0 S: 8	H: 2 LOB: 0 BB: 0 P: 10	R: 0 E: 0 K: 0 S: 10	H: 2 LOB: 1 BB: 0 P: 13	R: 1 E: 0 K: 0 S: 7	H: 1 LOB: 0 BB: 0 P: 8	R: 2 E: 0 K: 0 S: 7	H: 2 LOB: 0 BB: 0 P: 12	R: 0 E: 0 K: 0 S: 8	H: 0 LOB: 0 BB: 0 P: 8	R: 1 E: 0 K: 0 S: 13	H: 2 LOB: 1 BB: 0 P: 22	R: 0 E: 0 K: 0 S: 10	H: 2 LOB: 2 BB: 0 P: 13	R: 1 E: 0 K: 0 S: 22	H: 3 LOB: 3 BB: 1 P: 31	R: 0 E: 0 K: 2 S: 10	H: 2 LOB: 2 BB: 0 P: 14	1B: 16 2B: 0 3B: 0 HR: 0	SF: 1 2B: 0 SAC: 1 DP: 3 HBP: 0	WP: 1 PB: 0 SB: 1 CS: 0	PA: 42		
<b>PITCHER</b>	IP WLS BF H R ER SO BB IBB HBP BLK WP HR S P ERA WHIP	7.1 L 34 14 6 4 0 0 0 0 0 0 0 0 72 97 4.91 1.909	0.2 3 0 0 0 0 1 0 0 0 0 0 0 13 20 0.00 1.500	1.0 5 2 0 0 2 0 0 0 0 1 0 10 14 0.00 2.000																				

Kansas City Royals @ Seattle Mariners  
Safeco Field, Seattle, WA  
Fri May 09 2014, 7:12 PM - 9:57 PM PDT  
Att: 20,868 - Partly Cloudy - 54 F

AB	39
R	6
H	16
RBI	4
BB	1
SO	2
LOB	23



Batter	1	2	3	4	5	6	7	8	9	AB	R	H	RBI	BB	SO	LOB	BOTTOM						
55 Michael Saunders, L OBP: 0.300, SLG: 0.333			1 SAFE F CH 87 C FF 87 F SI 88 B FF 87 X KC 77 P6		F SI 87 F SI 88 B CH 80 F CH 80 B SI 87 X SI 86 L8		B SI 92 X SL 80 F7			4	0	0	0	0	0	2							
7 Stefan Romero, R OBP: 0.250, SLG: 0.354			S CH 81 S CH 82 X CH 80 G5-3		C SI 86 S CH 79 B FF 87 B FF 87 S CH 80 K		B KC 76 S CH 80 S CH 80 S CH 80 K		C SI 92 C SL 82 X SL 82 1-H E9 2B	3	0	0	0	0	2	0							
99 James Jones, L OBP: 0.500, SLG: 0.545			B SI 88 C SI 81 X CH 80 G5-3		B FF 86 C SI 87 X KC 76 G4-3		X SI 86 0-0 27 HBP 1B		F FF 92 B SI 88 B SI 88 X FF 94 L8	4	0	1	0	0	0	1							
22 Robinson Cano, L OBP: 0.342, SLG: 0.367			B SI 88 C SI 81 X CH 80 G1-3		B KC 77 X CH 80 G1-3		C SI 86 F CH 80 H FF 88 1-2 FC4-6 HBP		B FF 92 B FF 93 B FF 92 B FF 92 4-0 17 1B BB	2	0	0	0	1	1	0							
27 Corey Hart, R OBP: 0.310, SLG: 0.387			C FF 87 F CH 80 B FF 88 F CH 81 S CH 82 K		B KC 74 B FF 88 X CH 80 L9		X CH 80 0-0 L9		B CH 84 C FF 92 B FF 93 B FF 92 X FF 92 3-1 13 G4-6-3 1B	4	0	1	0	0	0	2							
17 Justin Smoak, S OBP: 0.307, SLG: 0.413			B SI 88 C FF 88 X CH 81 G5-3		C KC 74 B FF 88 X CH 80 L9		B SI 87 X CH 81 L8		C FF 93 C CU 74 C FF 94 X CU 73 L9	4	0	0	0	0	1	4							
8 Willie Bloomquist, R OBP: 0.220, SLG: 0.225			C SI 86 S CH 80 B CH 80 S FF 88 K		B SI 87 X CH 81 L8		B SI 87 X CH 81 L8		C FF 93 C CU 74 C FF 94 X CU 73 L9	4	0	0	0	0	1	4							
13 Dustin Ackley, L OBP: 0.306, SLG: 0.330			B FF 88 F SI 87 B KC 76 X SI 87 L7		C KC 77 B FF 88 B CH 81 X FF 88 1B		D KC 77 X SI 88 FC4-6		B CU 74 B FF 93 B FF 92 X FF 93 3-1 G4-6-3	4	0	1	0	0	0	4							
3 Mike Zunino, R OBP: 0.280, SLG: 0.470			B KC 76 B CH 80 X FF 87 5 FC4-6 1B		C CH 81 B SI 89 F CH 82 S CH 81 K		X SI 92 0-0 G5-3			3	0	1	0	0	1	1							
5 Brad Miller, L OBP: 0.231, SLG: 0.286			C FF 87 B CH 81 X SI 88 FC4-6		C KC 73 S CH 80 K		C FF 92 B SI 92 B SI 92 B SI 92 4-2 99 2B 99 E BB			2	1	0	0	1	1	1							
<b>Inning Stats</b>	R: 0 E: 0 K: 0 S: 10	H: 0 LOB: 0 BB: 0 P: 15	R: 0 E: 0 K: 2 S: 9	H: 0 LOB: 0 BB: 0 P: 14	R: 0 E: 0 K: 0 S: 10	H: 1 LOB: 1 BB: 0 P: 16	R: 0 E: 0 K: 1 S: 6	H: 0 LOB: 0 BB: 0 P: 10	R: 0 E: 0 K: 1 S: 10	H: 1 LOB: 1 BB: 0 P: 16	R: 0 E: 0 K: 2 S: 11	H: 0 LOB: 0 BB: 0 P: 15	R: 0 E: 0 K: 0 S: 9	H: 1 LOB: 2 BB: 0 P: 12	R: 1 E: 1 K: 0 S: 11	H: 1 LOB: 1 BB: 1 P: 19	R: 0 E: 0 K: 0 S: 8	H: 1 LOB: 1 BB: 1 P: 18	1B: 4 2B: 1 3B: 0 HR: 0	SF: 0 2B: 1 SAC: 0 DP: 1 HBP: 1	WP: 0 PB: 0 SB: 0 CS: 0	PA: 34	
<b>PITCHER</b>	IP WLS BF H R ER SO BB IBB HBP BLK WP HR S P ERA WHIP	7.0 W 25 3 1 0 0 0 0 0 0 0 0 65 98 0.00 0.429	1.0 5 1 1 0 0 1 0 0 0 0 0 11 19 0.00 2.000	1.0 4 1 0 0 0 1 0 0 0 0 0 8 18 0.00 2.000																			

Kansas City Royals @ Seattle Mariners  
Safeco Field, Seattle, WA  
Fri May 09 2014, 7:12 PM - 9:57 PM PDT  
Att: 20,868 - Partly Cloudy - 54 F

AB	31
R	1
H	5
RBI	0
BB	2
SO	6
LOB	15






Batter	1	2	3	4	5	6	7	8	9	AB	R	H	RBI	BB	SO	LOB	TOP										
23 Norichika Aoki, L (1,9) OBP: 0.327, SLG: 0.341	G1-3		G5-3			L7			G6-3	4	0	0	0	0	0	0											
35 Eric Hosmer, L (1,3) OBP: 0.358, SLG: 0.428	F7			P5		G6-3			G4-3	4	0	0	0	0	0	0											
16 Billy Butler, R (1,10) OBP: 0.299, SLG: 0.315	G5-3									4	0	2	0	0	0	0											
27 Justin Maxwell, R (9,PR) OBP: 0.219, SLG: 0.172				1B					1B	0	0	0	0	0	0	0											
13 Salvador Perez, R (1,2) OBP: 0.317, SLG: 0.420		G6-3		P3					1B	4	0	1	0	0	0	2											
4 Alex Gordon, L (1,7) OBP: 0.300, SLG: 0.367		K		L8					F9	3	0	0	0	0	1	2											
9 Johnny Cueto, R (1,4) OBP: 0.197, SLG: 0.182			K						F7	3	0	0	0	0	1	1											
6 Lorenzo Cain, R (1,8) OBP: 0.375, SLG: 0.383			K			F8			P6	3	0	0	0	0	1	0											
8 Mike Moustakas, L (1,5) OBP: 0.215, SLG: 0.321				2 SF7		P6			F7	3	1	1	0	0	0	0											
2 Alcides Escobar, R (1,6) OBP: 0.326, SLG: 0.366			SF7			L7			L7	2	0	0	1	0	0	0											
<b>Inning Stats</b>	R: 0 E: 0 K: 0 S: 8	H: 0 LOB: 0 BB: 0 P: 13	R: 0 E: 0 K: 2 S: 8	H: 0 LOB: 0 BB: 0 P: 11	R: 0 E: 0 K: 1 S: 9	H: 1 LOB: 0 BB: 0 P: 14	R: 0 E: 0 K: 0 S: 6	H: 1 LOB: 1 BB: 0 P: 12	R: 0 E: 0 K: 0 S: 6	H: 0 LOB: 0 BB: 0 P: 11	R: 0 E: 0 K: 0 S: 10	H: 0 LOB: 0 BB: 0 P: 16	R: 0 E: 0 K: 0 S: 7	H: 1 LOB: 1 BB: 0 P: 8	R: 0 E: 0 K: 0 S: 6	H: 0 LOB: 0 BB: 0 P: 8	R: 0 E: 0 K: 0 S: 9	H: 1 LOB: 1 BB: 0 P: 13	1B: 3 2B: 0 3B: 1 HR: 0	SF: 1 SAC: 0 DP: 0 HBP: 0	WP: 0 PB: 0 SB: 0 CS: 0	PA: 31					
<b>PITCHER</b>	IP	WLS	BF	H	R	ER	SO	BB	IBB	HBP	BLK	WP	HR	S	P	ERA	WHIP										
53 Chris Young, R (1,1) ERA: 2.63	8.0	W	27	3	1	1	3	0	0	0	0	0	0	60	93	1.12	0.375										
56 Fernando Rodney, R (9,1) ERA: 2.3	1.0	S	4	1	0	0	0	0	0	0	0	0	0	9	13	0.00	1.000										

**Kansas City Royals @ Seattle Mariners**  
Safeco Field, Seattle, WA  
Sat May 10 2014, 6:11 PM - 8:28 PM PDT  
Att: 29,359 - Cloudy - 58 F

livebaseballscorecards.com

AB 30  
R 1  
H 4  
RBI 1  
BB 0  
SO 3  
LOB 5




Batter	1	2	3	4	5	6	7	8	9	AB	R	H	RBI	BB	SO	LOB	BOTTOM										
99 James Jones, L (1,8) OBP: 0.563, SLG: 0.538	G5-3		BB			22 BB			22 1B	2	0	1	0	2	0	0											
5 Brad Miller, L (1,6) OBP: 0.224, SLG: 0.276	K2-3		F7			K			F8	4	0	0	0	0	2	3											
22 Robinson Cano, L (1,4) OBP: 0.353, SLG: 0.373			G4-3						27 2,4	3	0	2	0	1	0	1											
27 Corey Hart, R (1,10) OBP: 0.308, SLG: 0.383	FC5-4					17 HR			2-4	4	1	1	0	0	1	3											
17 Justin Smoak, S (1,3) OBP: 0.306, SLG: 0.431	G4-3								F7	4	1	1	2	0	1	0											
4 John Buck, R (1,2) OBP: 0.333, SLG: 0.333						G5-3			G6-3	4	0	1	0	0	1	0											
13 Dustin Ackley, L (1,7) OBP: 0.316, SLG: 0.363			F8							2	1	1	1	1	0	1											
55 Michael Saunders, L (1,9) OBP: 0.297, SLG: 0.329			G3							1	0	0	0	0	0	1											
7 Stefan Romero, R (4,9) OBP: 0.243, SLG: 0.343						G4-6-3			L9	2	0	0	0	0	0	1											
8 Willie Bloomquist, R (1,5) OBP: 0.205, SLG: 0.209			L3						G3-1	3	0	0	0	0	0	0											
<b>Inning Stats</b>	R: 0 E: 0 K: 1 S: 7	H: 1 LOB: 1 BB: 0 P: 10	R: 0 E: 0 K: 0 S: 9	H: 1 LOB: 1 BB: 0 P: 16	R: 0 E: 0 K: 0 S: 8	H: 0 LOB: 1 BB: 1 P: 14	R: 2 E: 0 K: 0 S: 7	H: 2 LOB: 0 BB: 1 P: 13	R: 0 E: 0 K: 2 S: 13	H: 1 LOB: 2 BB: 1 P: 24	R: 1 E: 0 K: 0 S: 9	H: 1 LOB: 0 BB: 0 P: 14	R: 0 E: 0 K: 0 S: 8	H: 1 LOB: 2 BB: 1 P: 15	R: 0 E: 0 K: 2 S: 8	H: 0 LOB: 0 BB: 0 P: 10	R: 0 E: 0 K: 2 S: 9	H: 0 LOB: 0 BB: 0 P: 10	1B: 5 2B: 0 3B: 0 HR: 2	SF: 0 SAC: 0 DP: 1 HBP: 0	WP: 1 PB: 0 SB: 0 CS: 0	PA: 33					
<b>PITCHER</b>	IP	WLS	BF	H	R	ER	SO	BB	IBB	HBP	BLK	WP	HR	S	P	ERA	WHIP										
30 Yordano Ventura, R (1,1) ERA: 2.34	6.1	L	28	6	3	3	3	4	0	0	0	0	0	54	96	4.26	1.579										
55 Tim Collins, L (7,1) ERA: 9.0	0.2		3	1	0	0	0	0	0	0	0	0	0	7	10	0.00	1.500										
40 Kelvin Herrera, R (8,1) ERA: 1.59	1.0		3	0	0	0	2	0	0	0	0	0	0	8	10	0.00	0.000										

**Kansas City Royals @ Seattle Mariners**  
Safeco Field, Seattle, WA  
Sat May 10 2014, 6:11 PM - 8:28 PM PDT  
Att: 29,359 - Cloudy - 58 F

livebaseballscorecards.com

AB 29  
R 3  
H 7  
RBI 3  
BB 4  
SO 5  
LOB 10






Batter	1	2	3	4	5	6	7	8	9	AB	R	H	RBI	BB	SO	LOB	TOP					
23 Norchika Aoki, L (1, 9) OBP: 0.323, SLG: 0.336	1-2 35 G6-3 1B			E3 16 1B				L7		5	0	1	1	0	2	1						
35 Eric Hosmer, L (1, 3) OBP: 0.393, SLG: 0.440	0-0 G6-3 1-2		2-1 19 1B 2B				4 BB 6 SF8 2B			5	1	2	0	0	0	2	3					
16 Billy Butler, R (1, 10) OBP: 0.295, SLG: 0.311	1-3 K		0-1 P6							5	0	1	0	0	2	2						
19 Danny Valencia, R (1, 5) OBP: 0.310, SLG: 0.375		0-1 6 E 2 HR 1B								4	2	2	0	1	1	3						
4 Alex Gordon, L (1, 7) OBP: 0.316, SLG: 0.378	1-2 6 E 2 HR 1B		0-0 P5							4	2	3	0	1	0	2						
6 Lorenzo Cain, R (1, 8) OBP: 0.348, SLG: 0.359	0-0 FC5 2 HR		1-0 F9							4	1	0	1	0	1	6						
9 Johnny Giavotella, R (1, 4) OBP: 0.250, SLG: 0.429	1-3 K									3	2	1	3	1	1	3						
2 Alcides Escobar, R (1, 6) OBP: 0.331, SLG: 0.394	0-0 HR									4	1	2	4	0	0	0						
12 Brett Hayes, R (1, 2) OBP: 0.331, SLG: 0.394	0-1 P2									4	0	0	0	0	2	2						
<b>Inning Stats</b>	R: 0 E: 0 K: 1 S: 9	H: 1 LOB: 0 BB: 0 P: 11	R: 4 E: 1 K: 2 S: 16	H: 3 LOB: 0 BB: 0 P: 21	R: 0 E: 0 K: 0 S: 8	H: 2 LOB: 2 BB: 0 P: 12	R: 1 E: 2 K: 2 S: 21	H: 2 LOB: 3 BB: 1 P: 34	R: 0 E: 0 K: 0 S: 7	H: 0 LOB: 0 BB: 0 P: 9	R: 0 E: 0 K: 2 S: 13	H: 0 LOB: 0 BB: 0 P: 19	R: 4 E: 0 K: 1 S: 18	H: 2 LOB: 0 BB: 2 P: 31	R: 0 E: 0 K: 1 S: 9	H: 0 LOB: 0 BB: 0 P: 15	R: 0 E: 1 K: 2 S: 10	H: 1 LOB: 1 BB: 0 P: 13	1B: 8 2B: 2 3B: 0 HR: 2	SF: 1 SAC: 0 DP: 2 HBP: 0	WP: 0 PB: 0 CS: 0	PA: 42
<b>PITCHER</b>	IP	WLS	BF	H	R	ER	SO	BB	IBB	HBP	BLK	WP	HR	S	P	ERA	WHIP					
29 Roenis Elias, L (1, 1) ERA: 3.69	5.0		25	9	5	3	5	1	0	0	0	0	1	61	87	5.40	2.000					
52 Dominic Leone, R (6, 1) ERA: 1.5	1.0	H	3	0	0	0	2	0	0	0	0	0	0	13	19	0.00	0.000					
40 Danny Farquhar, R (7, 1) ERA: 3.2	1.0	L	7	2	4	4	1	2	0	0	0	0	1	18	31	36.00	4.000					
97 Joe Beimel, L (8, 1) ERA: 2.77	1.0		3	0	0	0	1	0	0	0	0	0	0	9	15	0.00	0.000					
31 Yoervis Medina, R (9, 1) ERA: 3.94	1.0		4	1	0	0	2	0	0	0	0	0	0	10	13	0.00	1.000					

**Kansas City Royals @ Seattle Mariners**  
**Safeco Field, Seattle, WA**  
 Sun May 11 2014, 1:12 PM - 4:12 PM PDT  
 Att: 30,447 - Partly Cloudy - 60 F


AB 38  
 R 9  
 H 12  
 RBI 9  
 BB 3  
 SO 11  
 LOB 22



Batter	1	2	3	4	5	6	7	8	9	AB	R	H	RBI	BB	SO	LOB	BOTTOM					
99 James Jones, L (1, 8) OBP: 0.476, SLG: 0.500	2-3 K		1-1 B1-3							5	1	1	0	0	1	2						
5 Brad Miller, L (1, 6) OBP: 0.223, SLG: 0.281	0-1 E4 27 PO		3-2 22 L3-6 2B							5	0	1	2	0	0	1						
22 Robinson Cano, L (1, 4) OBP: 0.350, SLG: 0.370	1-0 L8		2-0 L3-6							4	0	1	0	0	0	3						
27 Corey Hart, R (1, 10) OBP: 0.306, SLG: 0.378	1-2 PO		0-1 L8							4	0	1	1	0	0	1						
17 Justin Smoak, S (1, 3) OBP: 0.311, SLG: 0.429			1-1 L8							3	1	1	0	1	0	0						
15 Kyle Seager, L (1, 5) OBP: 0.338, SLG: 0.463			0-3 K							4	1	1	2	0	2	2						
13 Dustin Ackley, L (1, 7) OBP: 0.331, SLG: 0.434			1-1 HR							4	2	3	2	0	1	0						
7 Stefan Romero, R (1, 9) OBP: 0.260, SLG: 0.348			1-0 HR							2	1	1	0	0	0	0						
55 Michael Saunders, L (8, PH) OBP: 0.293, SLG: 0.325			3 1B 5 2B							1	0	0	0	0	1	1						
16 Cole Gillespie, R (9, 9) OBP: 0.350, SLG: 0.278			5 2B							0	0	0	0	0	0	0						
3 Mike Zunino, R (1, 2) OBP: 0.279, SLG: 0.462			3-2 5 99 B1-3 2B							4	1	1	0	0	1	1						
<b>Inning Stats</b>	R: 0 E: 1 K: 1 S: 8	H: 0 LOB: 0 BB: 0 P: 12	R: 0 E: 0 K: 1 S: 7	H: 0 LOB: 0 BB: 0 P: 8	R: 3 E: 0 K: 0 S: 14	H: 3 LOB: 0 BB: 0 P: 25	R: 3 E: 0 K: 0 S: 14	H: 3 LOB: 0 BB: 0 P: 27	R: 1 E: 0 K: 0 S: 8	H: 2 LOB: 2 BB: 1 P: 18	R: 0 E: 0 K: 1 S: 12	H: 1 LOB: 0 BB: 0 P: 16	R: 0 E: 0 K: 0 S: 6	H: 1 LOB: 1 BB: 0 P: 7	R: 0 E: 0 K: 2 S: 13	H: 1 LOB: 1 BB: 0 P: 21	R: 0 E: 0 K: 1 S: 7	H: 0 LOB: 0 BB: 0 P: 12	1B: 6 2B: 3 3B: 0 HR: 3	SF: 0 SAC: 0 DP: 2 HBP: 1	WP: 0 PB: 0 CS: 0	PA: 39
<b>PITCHER</b>	IP	WLS	BF	H	R	ER	SO	BB	IBB	HBP	BLK	WP	HR	S	P	ERA	WHIP					
11 Jeremy Guthrie, R (1, 1) ERA: 4.8	4.2		22	8	7	7	2	1	0	0	0	0	0	3	10	13.50	1.714					
40 Kelvin Herrera, R (5, 1) ERA: 1.5	0.1		2	0	0	0	0	1	0	0	0	0	0	3	10	0.00	3.000					
31 Louis Coleman, R (6, 1) ERA: 5.73	1.0	W	3	1	0	0	1	0	0	0	0	0	0	12	16	0.00	1.000					
43 Aaron Crow, R (7, 1) ERA: 2.2	1.0	H	4	1	0	0	0	0	0	0	0	0	0	6	7	0.00	1.000					
17 Wade Davis, R (8, 1) ERA: 2.2	1.0	H	4	1	0	0	2	0	0	0	0	0	0	13	21	0.00	1.000					

**Kansas City Royals @ Seattle Mariners**  
**Safeco Field, Seattle, WA**  
 Sun May 11 2014, 1:12 PM - 4:12 PM PDT  
 Att: 30,447 - Partly Cloudy - 60 F

AB 36  
 R 7  
 H 11  
 RBI 7  
 BB 1  
 SO 6  
 LOB 11









Batter	1	2	3	4	5	6	7	8	9	AB	R	H	RBI	BB	SO	LOB	TOP								
9 <b>WJ Myers, R</b> OBP: 0.309, SLG: 0.382 (1, 9)										4	0	0	0	0	2	1									
7 <b>David DeJesus, L</b> OBP: 0.383, SLG: 0.500 (1, 10)										4	1	2	1	0	0	0									
3 <b>Evan Longoria, R</b> OBP: 0.327, SLG: 0.406 (1, 5)										4	0	0	0	0	2	1									
18 <b>Ben Zobrist, S</b> OBP: 0.352, SLG: 0.364 (1, 4)										4	0	0	0	0	0	1									
21 <b>James Loney, L</b> OBP: 0.386, SLG: 0.417 1 <b>Sean Rodriguez, R</b> OBP: 0.316, SLG: 0.585 (9, PR)										4	0	1	0	0	0	0									
8 <b>Desmond Jennings, R</b> OBP: 0.348, SLG: 0.423 (1, 8)										4	0	1	0	0	0	0									
20 <b>Matt Joyce, L</b> OBP: 0.387, SLG: 0.440 (1, 7)									4	0	3	1	0	0	0										
11 <b>Yunel Escobar, R</b> OBP: 0.318, SLG: 0.338 (1, 6)									3	0	1	0	1	1	1										
28 <b>José Molina, R</b> OBP: 0.167, SLG: 0.130 24 <b>Ryan Hanigan, R</b> OBP: 0.340, SLG: 0.413 (8, PH)									2	0	0	0	0	1	2										
									2	0	0	0	0	1	4										
<b>Inning Stats</b>	R: 0 E: 0 K: 0 S: 9	H: 1 LOB: 1 BB: 0 P: 12	R: 0 E: 0 K: 0 S: 7	H: 0 LOB: 0 BB: 0 P: 10	R: 0 E: 0 K: 3 S: 10	H: 0 LOB: 0 BB: 0 P: 12	R: 0 E: 0 K: 1 S: 8	H: 0 LOB: 0 BB: 0 P: 11	R: 0 E: 0 K: 3 S: 13	H: 2 LOB: 2 BB: 0 P: 15	R: 0 E: 0 K: 0 S: 5	H: 0 LOB: 0 BB: 0 P: 8	R: 0 E: 0 K: 0 S: 6	H: 0 LOB: 0 BB: 0 P: 10	R: 0 E: 0 K: 1 S: 12	H: 1 LOB: 1 BB: 0 P: 19	R: 2 E: 0 K: 2 S: 19	H: 4 LOB: 3 BB: 1 P: 29	1B: 6 2B: 1 3B: 0 HR: 1	SF: 0 SAC: 0 DP: 0 HBP: 0	WP: 0 PB: 0 SB: 0 CS: 0	PA: 36			
<b>PITCHER</b>	IP	WLS	BF	H	R	ER	SO	BB	IBB	HBP	BLK	WP	HR	S	P	ERA	WHIP								
18 <b>Hisashi Iwakuma, R</b> ERA: 1.59 (1, 1)	8.0		28	4	0	0	5	0	0	0	0	0	0	70	97	0.00	0.500								
56 <b>Fernando Rodney, R</b> ERA: 3.31 (9, 1)	0.2	L	7	4	2	2	1	1	0	0	0	0	1	16	26	27.00	7.500								
40 <b>Danny Farquhar, R</b> ERA: 3.15 (9, 1)	0.1		1	0	0	0	1	0	0	0	0	0	0	3	3	0.00	0.000								

Tampa Bay Rays @ Seattle Mariners  
Safeco Field, Seattle, WA  
Tue May 13 2014, 7:12 PM - 9:59 PM PDT  
Att. 13,446 - Clear - 75 F

AB 35  
R 2  
H 8  
RBI 2  
BB 1  
SO 7  
LOB 10



Batter	1	2	3	4	5	6	7	8	9	AB	R	H	RBI	BB	SO	LOB	BOTTOM								
99 <b>James Jones, L</b> OBP: 0.433, SLG: 0.519 (1, 8)										4	1	1	0	0	1	1									
7 <b>Stefen Romero, R</b> OBP: 0.288, SLG: 0.397 (1, 9)										4	0	0	0	0	0	1									
22 <b>Robinson Canó, L</b> OBP: 0.357, SLG: 0.392 (1, 4)									4	0	2	1	0	1	0										
27 <b>Corey Hart, R</b> OBP: 0.310, SLG: 0.373 (1, 10)									4	0	0	0	0	2	2										
17 <b>Justin Smoak, S</b> OBP: 0.299, SLG: 0.430 (1, 3)										4	0	0	0	0	2	2									
15 <b>Kyle Seager, L</b> OBP: 0.333, SLG: 0.450 (1, 5)									3	0	0	0	0	1	1										
13 <b>Dustin Ackley, L</b> OBP: 0.328, SLG: 0.434 (1, 7)									3	0	2	0	0	1	0										
3 <b>Mike Zunino, R</b> OBP: 0.297, SLG: 0.495 (1, 2)									3	0	1	0	0	2	2										
5 <b>Brad Miller, L</b> OBP: 0.212, SLG: 0.266 (1, 6)									3	0	0	0	0	2	1										
<b>Inning Stats</b>	R: 1 E: 0 K: 1 S: 14	H: 1 LOB: 0 BB: 0 P: 19	R: 0 E: 0 K: 1 S: 8	H: 1 LOB: 0 BB: 0 P: 10	R: 0 E: 0 K: 0 S: 5	H: 0 LOB: 0 BB: 0 P: 6	R: 0 E: 0 K: 2 S: 13	H: 1 LOB: 0 BB: 0 P: 19	R: 0 E: 0 K: 3 S: 13	H: 1 LOB: 1 BB: 0 P: 16	R: 0 E: 0 K: 0 S: 8	H: 1 LOB: 0 BB: 0 P: 10	R: 0 E: 0 K: 2 S: 8	H: 1 LOB: 0 BB: 0 P: 12	R: 0 E: 0 K: 1 S: 5	H: 0 LOB: 0 BB: 0 P: 5	R: 0 E: 0 K: 2 S: 7	H: 0 LOB: 0 BB: 0 P: 12	1B: 2 2B: 4 3B: 0 HR: 0	SF: 0 SAC: 0 DP: 0 HBP: 0	WP: 1 PB: 0 SB: 0 CS: 0	PA: 32			
<b>PITCHER</b>	IP	WLS	BF	H	R	ER	SO	BB	IBB	HBP	BLK	WP	HR	S	P	ERA	WHIP								
14 <b>David Price, L</b> ERA: 4.02 (1, 1)	9.0	W	32	6	1	1	12	0	0	0	0	1	0	81	109	1.00	0.667								

Tampa Bay Rays @ Seattle Mariners  
Safeco Field, Seattle, WA  
Tue May 13 2014, 7:12 PM - 9:59 PM PDT  
Att. 13,446 - Clear - 75 F

AB 32  
R 1  
H 6  
RBI 1  
BB 0  
SO 12  
LOB 10





Batter	1	2	3	4	5	6	7	8	9	AB	R	H	RBI	BB	SO	LOB	TOP					
20 Matt Joyce, L (1, 7) OBP: 0.383, SLG: 0.429	G3		G4-3		B2-3		FC6-4 IBB			3	0	0	0	1	0	0						
18 Ben Zobrist, S (1, 4) OBP: 0.352, SLG: 0.364 1 Sean Rodriguez, R (5, 4) OBP: 0.310, SLG: 0.574	P6		F7				FC6-4			3	0	1	0	0	0	0						
7 David DeJesus, L (1, 10) OBP: 0.359, SLG: 0.485					K				K	3	0	0	0	1	3	1						
3 Evan Longoria, R (1, 5) OBP: 0.331, SLG: 0.405										3	0	1	0	1	2	1						
21 James Loney, L (1, 3) OBP: 0.377, SLG: 0.406										4	1	0	0	0	3	2						
9 Wil Myers, R (1, 9) OBP: 0.314, SLG: 0.387										3	1	1	0	1	2	1						
8 Desmond Jennings, R (1, 8) OBP: 0.340, SLG: 0.414										3	0	0	0	1	0	1						
11 Yunel Escobar, R (1, 6) OBP: 0.316, SLG: 0.331										3	0	0	1	1	0	1						
24 Ryan Hanigan, R (1, 2) OBP: 0.327, SLG: 0.396										4	0	0	0	0	3	3						
<b>Inning Stats</b>	R: 0 E: 0 K: 1 S: 12	H: 0 LOB: 1 BB: 1 P: 21	R: 0 E: 0 K: 1 S: 9	H: 1 LOB: 1 BB: 0 P: 14	R: 0 E: 0 K: 0 S: 7	H: 0 LOB: 0 BB: 0 P: 14	R: 2 E: 0 K: 2 S: 21	H: 1 LOB: 3 BB: 3 P: 39	R: 0 E: 0 K: 3 S: 10	H: 0 LOB: 0 BB: 0 P: 16	R: 0 E: 1 K: 1 S: 9	H: 0 LOB: 2 BB: 1 P: 18	R: 0 E: 0 K: 3 S: 10	H: 0 LOB: 1 BB: 1 P: 18	R: 0 E: 0 K: 1 S: 6	H: 0 LOB: 0 BB: 0 P: 9	1B: 2 2B: 2 3B: 0 HR: 0	SF: 0 SAC: 0 DP: 1 HBP: 0	WP: 1 PB: 0 SB: 0 CS: 1	PA: 36		
<b>PITCHER</b>	IP WLS BF H R ER SO	IP WLS BF H R ER SO	IP WLS BF H R ER SO	IP WLS BF H R ER SO	IP WLS BF H R ER SO	IP WLS BF H R ER SO	IP WLS BF H R ER SO	IP WLS BF H R ER SO	IP WLS BF H R ER SO	IP WLS BF H R ER SO	IP WLS BF H R ER SO	IP WLS BF H R ER SO	IP WLS BF H R ER SO	IP WLS BF H R ER SO	IP WLS BF H R ER SO	IP WLS BF H R ER SO	ERA WHIP	ERA WHIP				
37 Brandon Maurer, R (1, 1) ERA: 6.0	3.2 L 17 2 2 2 3	4.1 L 17 2 2 2 3	4.1 L 17 2 2 2 3	4.1 L 17 2 2 2 3	4.1 L 17 2 2 2 3	4.1 L 17 2 2 2 3	4.1 L 17 2 2 2 3	4.1 L 17 2 2 2 3	4.1 L 17 2 2 2 3	4.1 L 17 2 2 2 3	4.1 L 17 2 2 2 3	4.1 L 17 2 2 2 3	4.1 L 17 2 2 2 3	4.1 L 17 2 2 2 3	4.1 L 17 2 2 2 3	4.1 L 17 2 2 2 3	4.91 1.636	4.91 1.636				
52 Dominic Leone, R (4, 1) ERA: 1.56	2.1 7 1 0 0 5 0	2.1 7 1 0 0 5 0	2.1 7 1 0 0 5 0	2.1 7 1 0 0 5 0	2.1 7 1 0 0 5 0	2.1 7 1 0 0 5 0	2.1 7 1 0 0 5 0	2.1 7 1 0 0 5 0	2.1 7 1 0 0 5 0	2.1 7 1 0 0 5 0	2.1 7 1 0 0 5 0	2.1 7 1 0 0 5 0	2.1 7 1 0 0 5 0	2.1 7 1 0 0 5 0	2.1 7 1 0 0 5 0	2.1 7 1 0 0 5 0	0.00 0.429	0.00 0.429				
54 Tom Wilhelmson, R (7, 1) ERA: 2.18	1.0 5 0 0 0 1 0	1.0 5 0 0 0 1 0	1.0 5 0 0 0 1 0	1.0 5 0 0 0 1 0	1.0 5 0 0 0 1 0	1.0 5 0 0 0 1 0	1.0 5 0 0 0 1 0	1.0 5 0 0 0 1 0	1.0 5 0 0 0 1 0	1.0 5 0 0 0 1 0	1.0 5 0 0 0 1 0	1.0 5 0 0 0 1 0	1.0 5 0 0 0 1 0	1.0 5 0 0 0 1 0	1.0 5 0 0 0 1 0	1.0 5 0 0 0 1 0	0.00 0.000	0.00 0.000				
41 Charlie Furbush, L (8, 1) ERA: 6.0	1.0 4 0 0 0 3 1	1.0 4 0 0 0 3 1	1.0 4 0 0 0 3 1	1.0 4 0 0 0 3 1	1.0 4 0 0 0 3 1	1.0 4 0 0 0 3 1	1.0 4 0 0 0 3 1	1.0 4 0 0 0 3 1	1.0 4 0 0 0 3 1	1.0 4 0 0 0 3 1	1.0 4 0 0 0 3 1	1.0 4 0 0 0 3 1	1.0 4 0 0 0 3 1	1.0 4 0 0 0 3 1	1.0 4 0 0 0 3 1	1.0 4 0 0 0 3 1	0.00 1.000	0.00 1.000				
40 Danny Farquhar, R (9, 1) ERA: 3.0	1.0 3 0 0 0 1 0	1.0 3 0 0 0 1 0	1.0 3 0 0 0 1 0	1.0 3 0 0 0 1 0	1.0 3 0 0 0 1 0	1.0 3 0 0 0 1 0	1.0 3 0 0 0 1 0	1.0 3 0 0 0 1 0	1.0 3 0 0 0 1 0	1.0 3 0 0 0 1 0	1.0 3 0 0 0 1 0	1.0 3 0 0 0 1 0	1.0 3 0 0 0 1 0	1.0 3 0 0 0 1 0	1.0 3 0 0 0 1 0	1.0 3 0 0 0 1 0	0.00 0.000	0.00 0.000				
99 James Jones, L (1, 8) OBP: 0.441, SLG: 0.500	G3									3	0	1	0	1	0	0						
7 Stefan Romero, R (1, 9) OBP: 0.256, SLG: 0.378	FC3-6									4	0	0	0	0	3	2						
22 Robinson Cano, L (1, 4) OBP: 0.355, SLG: 0.385	F8									3	0	0	0	1	0	1						
27 Corey Hart, R (1, 10) OBP: 0.303, SLG: 0.364	CS									3	0	0	0	0	1	1						
17 Justin Smoak, S (1, 3) OBP: 0.294, SLG: 0.421	G3									3	0	0	0	0	0	1						
15 Kyle Seager, L (1, 5) OBP: 0.333, SLG: 0.443										2	0	0	0	1	0	0						
13 Dustin Ackley, L (1, 7) OBP: 0.328, SLG: 0.440										3	0	1	0	0	1	1						
4 John Buck, R (1, 2) OBP: 0.303, SLG: 0.300										3	0	0	0	0	3	1						
5 Brad Miller, L (1, 6) OBP: 0.209, SLG: 0.262 55 Michael Saunders, L (8, PH) OBP: 0.230, SLG: 0.321 8 Willie Bloomquist, R (9, 6) OBP: 0.200, SLG: 0.265										2	0	0	0	0	1	0						
										1	0	0	0	0	0	1						
										0	0	0	0	0	0	0						
<b>Inning Stats</b>	R: 0 E: 0 K: 0 S: 8	H: 0 LOB: 0 BB: 1 P: 15	R: 0 E: 0 K: 2 S: 10	H: 0 LOB: 1 BB: 1 P: 18	R: 0 E: 0 K: 2 S: 11	H: 0 LOB: 0 BB: 0 P: 18	R: 0 E: 0 K: 1 S: 8	H: 0 LOB: 0 BB: 0 P: 14	R: 0 E: 0 K: 0 S: 6	H: 1 LOB: 1 BB: 0 P: 10	R: 0 E: 0 K: 2 S: 12	H: 0 LOB: 0 BB: 0 P: 20	R: 0 E: 0 K: 0 S: 8	H: 0 LOB: 0 BB: 1 P: 15	R: 0 E: 0 K: 1 S: 11	H: 1 LOB: 1 BB: 0 P: 18	R: 0 E: 0 K: 1 S: 7	H: 0 LOB: 0 BB: 0 P: 12	1B: 1 2B: 1 3B: 0 HR: 0	SF: 0 SAC: 0 DP: 1 HBP: 0	WP: 0 PB: 0 SB: 0 CS: 1	PA: 31
<b>PITCHER</b>	IP WLS BF H R ER SO	IP WLS BF H R ER SO	IP WLS BF H R ER SO	IP WLS BF H R ER SO	IP WLS BF H R ER SO	IP WLS BF H R ER SO	IP WLS BF H R ER SO	IP WLS BF H R ER SO	IP WLS BF H R ER SO	IP WLS BF H R ER SO	IP WLS BF H R ER SO	IP WLS BF H R ER SO	IP WLS BF H R ER SO	IP WLS BF H R ER SO	IP WLS BF H R ER SO	IP WLS BF H R ER SO	ERA WHIP	ERA WHIP				
23 Jake Odorizzi, R (1, 1) ERA: 4.89	6.0 W 20 4 4 4 3	6.0 W 20 4 4 4 3	6.0 W 20 4 4 4 3	6.0 W 20 4 4 4 3	6.0 W 20 4 4 4 3	6.0 W 20 4 4 4 3	6.0 W 20 4 4 4 3	6.0 W 20 4 4 4 3	6.0 W 20 4 4 4 3	6.0 W 20 4 4 4 3	6.0 W 20 4 4 4 3	6.0 W 20 4 4 4 3	6.0 W 20 4 4 4 3	6.0 W 20 4 4 4 3	6.0 W 20 4 4 4 3	6.0 W 20 4 4 4 3	0.00 0.500	0.00 0.500				
57 Jake McGee, L (7, 1) ERA: 1.59	1.0 H 3 0 0 0 0	1.0 H 3 0 0 0 0	1.0 H 3 0 0 0 0	1.0 H 3 0 0 0 0	1.0 H 3 0 0 0 0	1.0 H 3 0 0 0 0	1.0 H 3 0 0 0 0	1.0 H 3 0 0 0 0	1.0 H 3 0 0 0 0	1.0 H 3 0 0 0 0	1.0 H 3 0 0 0 0	1.0 H 3 0 0 0 0	1.0 H 3 0 0 0 0	1.0 H 3 0 0 0 0	1.0 H 3 0 0 0 0	1.0 H 3 0 0 0 0	0.00 1.000	0.00 1.000				
62 Joel Peralta, R (8, 1) ERA: 6.19	1.0 H 4 1 0 0 1	1.0 H 4 1 0 0 1	1.0 H 4 1 0 0 1	1.0 H 4 1 0 0 1	1.0 H 4 1 0 0 1	1.0 H 4 1 0 0 1	1.0 H 4 1 0 0 1	1.0 H 4 1 0 0 1	1.0 H 4 1 0 0 1	1.0 H 4 1 0 0 1	1.0 H 4 1 0 0 1	1.0 H 4 1 0 0 1	1.0 H 4 1 0 0 1	1.0 H 4 1 0 0 1	1.0 H 4 1 0 0 1	1.0 H 4 1 0 0 1	0.00 1.000	0.00 1.000				
50 Grant Balfour, R (9, 1) ERA: 4.7	1.0 S 3 0 0 0 1	1.0 S 3 0 0 0 1	1.0 S 3 0 0 0 1	1.0 S 3 0 0 0 1	1.0 S 3 0 0 0 1	1.0 S 3 0 0 0 1	1.0 S 3 0 0 0 1	1.0 S 3 0 0 0 1	1.0 S 3 0 0 0 1	1.0 S 3 0 0 0 1	1.0 S 3 0 0 0 1	1.0 S 3 0 0 0 1	1.0 S 3 0 0 0 1	1.0 S 3 0 0 0 1	1.0 S 3 0 0 0 1	1.0 S 3 0 0 0 1	0.00 0.000	0.00 0.000				

Tampa Bay Rays @ Seattle Mariners  
Safeco Field, Seattle, WA  
Wed May 14 2014, 12:44 PM - 4:05 PM PDT  
Att: 20,951 - Sunny - 74 F

AB 30  
R 2  
H 3  
RBI 1  
BB 6  
SO 13  
LOB 12



Tampa Bay Rays @ Seattle Mariners  
Safeco Field, Seattle, WA  
Wed May 14 2014, 12:44 PM - 4:05 PM PDT  
Att: 20,951 - Sunny - 74 F

AB 27  
R 0  
H 2  
RBI 0  
BB 3  
SO 9  
LOB 8





Batter	1	2	3	4	5	6	7	8	9	AB	R	H	RBI	BB	SO	LOB	TOP								
99 James Jones, L (1, 8) OBP: 0.410, SLG: 0.457	G4-3	G5-3			L9		55 1B	K		5	0	1	0	0	1	2									
55 Michael Saunders, L (1, 9) OBP: 0.316, SLG: 0.341	17 BB 22 FC6 1B		G4-3		22 2B BB		1B	22 G4-3 22 WP 1B		4	1	3	0	1	0	0									
22 Robinson Cano, L (1, 4) OBP: 0.356, SLG: 0.391	FC6 17 BB 1-2 BB				1H 2B		G4-3	G4-3		5	0	2	1	0	0	4									
27 Corey Hart, R (1, 10) OBP: 0.293, SLG: 0.351	K		F7		K			F9	P3	5	0	0	0	0	2	5									
17 Justin Smoak, S (1, 3) OBP: 0.297, SLG: 0.416			G1-3				G3-1	15 BB 13 3B 1B	G1-3	4	1	1	0	1	0	2									
15 Kyle Seager, L (1, 5) OBP: 0.331, SLG: 0.433	K		G4-3		F9			13 3B BB		3	1	0	0	1	1	3									
13 Dustin Ackley, L (1, 7) OBP: 0.326, SLG: 0.450		G1-3	G4-3		G1-3			3 SF8 1H 2H 3B		4	1	1	2	0	0	0									
3 Mike Zunino, R (1, 2) OBP: 0.287, SLG: 0.482		G6-3			K		G5-3	SF8		3	0	0	1	0	1	0									
5 Brad Miller, L (1, 6) OBP: 0.217, SLG: 0.263					F8		G6-3			3	0	1	0	1	0	0									
<b>Inning Stats</b>	R: 0 E: 0 K: 2 S: 11	H: 1 LOB: 3 BB: 1 P: 21	R: 0 E: 0 K: 0 S: 7	H: 1 LOB: 1 BB: 0 P: 11	R: 0 E: 0 K: 0 S: 11	H: 1 LOB: 1 BB: 0 P: 17	R: 0 E: 0 K: 1 S: 5	H: 0 LOB: 0 BB: 0 P: 10	R: 1 E: 0 K: 1 S: 9	H: 1 LOB: 1 BB: 1 P: 18	R: 0 E: 0 K: 0 S: 5	H: 0 LOB: 0 BB: 0 P: 7	R: 0 E: 0 K: 0 S: 9	H: 2 LOB: 2 BB: 0 P: 12	R: 3 E: 0 K: 1 S: 16	H: 2 LOB: 1 BB: 2 P: 27	R: 0 E: 0 K: 0 S: 11	H: 1 LOB: 1 BB: 0 P: 16	1B: 7 2B: 1 3B: 1 HR: 0	SF: 1 SAC: 0 DP: 0 HBP: 0	WP: 1 PB: 0 SB: 0 CS: 0	PA: 41			
<b>PITCHER</b>	IP WLS BF H R ER SO BB IBB HBP BLK WP HR S P ERA WHIP	IP WLS BF H R ER SO BB IBB HBP BLK WP HR S P ERA WHIP	IP WLS BF H R ER SO BB IBB HBP BLK WP HR S P ERA WHIP	IP WLS BF H R ER SO BB IBB HBP BLK WP HR S P ERA WHIP	IP WLS BF H R ER SO BB IBB HBP BLK WP HR S P ERA WHIP	IP WLS BF H R ER SO BB IBB HBP BLK WP HR S P ERA WHIP	IP WLS BF H R ER SO BB IBB HBP BLK WP HR S P ERA WHIP	IP WLS BF H R ER SO BB IBB HBP BLK WP HR S P ERA WHIP	IP WLS BF H R ER SO BB IBB HBP BLK WP HR S P ERA WHIP	IP WLS BF H R ER SO BB IBB HBP BLK WP HR S P ERA WHIP	IP WLS BF H R ER SO BB IBB HBP BLK WP HR S P ERA WHIP	IP WLS BF H R ER SO BB IBB HBP BLK WP HR S P ERA WHIP	IP WLS BF H R ER SO BB IBB HBP BLK WP HR S P ERA WHIP	IP WLS BF H R ER SO BB IBB HBP BLK WP HR S P ERA WHIP	IP WLS BF H R ER SO BB IBB HBP BLK WP HR S P ERA WHIP	IP WLS BF H R ER SO BB IBB HBP BLK WP HR S P ERA WHIP	IP WLS BF H R ER SO BB IBB HBP BLK WP HR S P ERA WHIP	IP WLS BF H R ER SO BB IBB HBP BLK WP HR S P ERA WHIP	IP WLS BF H R ER SO BB IBB HBP BLK WP HR S P ERA WHIP	IP WLS BF H R ER SO BB IBB HBP BLK WP HR S P ERA WHIP	IP WLS BF H R ER SO BB IBB HBP BLK WP HR S P ERA WHIP	IP WLS BF H R ER SO BB IBB HBP BLK WP HR S P ERA WHIP	IP WLS BF H R ER SO BB IBB HBP BLK WP HR S P ERA WHIP	IP WLS BF H R ER SO BB IBB HBP BLK WP HR S P ERA WHIP	IP WLS BF H R ER SO BB IBB HBP BLK WP HR S P ERA WHIP

Seattle Mariners @ Minnesota Twins  
Target Field, Minneapolis, MN  
Fri May 16 2014, 7:12 PM - 9:53 PM CDT  
Att: 27,275 - Cloudy - 51 F

livebaseballscorecards.com

AB	36
R	4
H	9
RBI	4
BB	4
SO	5
LOB	16



Batter	1	2	3	4	5	6	7	8	9	AB	R	H	RBI	BB	SO	LOB	BOTTOM								
2 Brian Dozier, R (1, 4) OBP: 0.369, SLG: 0.463	L1		G3 24 2B 2B		HR		F9	K2-3		5	2	2	2	0	1	5									
7 Joe Mauer, L (1, 3) OBP: 0.391, SLG: 0.372	F7		G3		2B		G1-3			4	0	1	0	0	0	4									
24 Trevor Plouffe, R (1, 5) OBP: 0.333, SLG: 0.406	F9		F8 3H 2B		P6			E6 27 2B 23		4	0	1	1	0	0	1									
27 Chris Parmelee, L (1, 9) OBP: 0.323, SLG: 0.483		F8	F8		F7			L3		4	0	0	0	0	0	3									
8 Kurt Suzuki, R (1, 2) OBP: 0.390, SLG: 0.424		L6			G5-3			L5		4	1	1	0	0	0	0									
13 Jason Kubel, L (1, 7) OBP: 0.340, SLG: 0.349					G5-3			L5		4	0	1	0	0	0	1									
43 Josmil Pinto, R (1, 10) OBP: 0.371, SLG: 0.456					HR			L5 5 2B 1B		3	1	2	1	1	0	1									
32 Aaron Hicks, S (1, 8) OBP: 0.321, SLG: 0.261			F8 5 F9 2 2B 2B		F8			L9		4	1	2	0	0	0	1									
5 Eduardo Escobar, S (1, 6) OBP: 0.373, SLG: 0.544			F9		G4-3			L9		4	0	2	1	0	0	1									
<b>Inning Stats</b>	R: 0 E: 0 K: 0 S: 5	H: 0 LOB: 0 BB: 0 P: 6	R: 0 E: 0 K: 0 S: 9	H: 1 LOB: 1 BB: 0 P: 14	R: 2 E: 0 K: 0 S: 12	H: 3 LOB: 1 BB: 0 P: 20	R: 1 E: 0 K: 0 S: 11	H: 1 LOB: 0 BB: 0 P: 16	R: 1 E: 0 K: 0 S: 11	H: 2 LOB: 1 BB: 0 P: 15	R: 1 E: 0 K: 0 S: 14	H: 3 LOB: 3 BB: 1 P: 20	R: 0 E: 0 K: 0 S: 5	H: 0 LOB: 0 BB: 0 P: 10	R: 0 E: 0 K: 1 S: 12	H: 2 LOB: 2 BB: 0 P: 15	R: 0 E: 0 K: 0 S: 11	H: 1 LOB: 1 BB: 0 P: 16	1B: 4 2B: 7 3B: 0 HR: 2	SF: 0 SAC: 0 DP: 1 HBP: 0	WP: 0 PB: 0 SB: 0 CS: 0	PA: 37			
<b>PITCHER</b>	IP WLS BF H R ER SO BB IBB HBP BLK WP HR S P ERA WHIP	IP WLS BF H R ER SO BB IBB HBP BLK WP HR S P ERA WHIP	IP WLS BF H R ER SO BB IBB HBP BLK WP HR S P ERA WHIP	IP WLS BF H R ER SO BB IBB HBP BLK WP HR S P ERA WHIP	IP WLS BF H R ER SO BB IBB HBP BLK WP HR S P ERA WHIP	IP WLS BF H R ER SO BB IBB HBP BLK WP HR S P ERA WHIP	IP WLS BF H R ER SO BB IBB HBP BLK WP HR S P ERA WHIP	IP WLS BF H R ER SO BB IBB HBP BLK WP HR S P ERA WHIP	IP WLS BF H R ER SO BB IBB HBP BLK WP HR S P ERA WHIP	IP WLS BF H R ER SO BB IBB HBP BLK WP HR S P ERA WHIP	IP WLS BF H R ER SO BB IBB HBP BLK WP HR S P ERA WHIP	IP WLS BF H R ER SO BB IBB HBP BLK WP HR S P ERA WHIP	IP WLS BF H R ER SO BB IBB HBP BLK WP HR S P ERA WHIP	IP WLS BF H R ER SO BB IBB HBP BLK WP HR S P ERA WHIP	IP WLS BF H R ER SO BB IBB HBP BLK WP HR S P ERA WHIP	IP WLS BF H R ER SO BB IBB HBP BLK WP HR S P ERA WHIP	IP WLS BF H R ER SO BB IBB HBP BLK WP HR S P ERA WHIP	IP WLS BF H R ER SO BB IBB HBP BLK WP HR S P ERA WHIP	IP WLS BF H R ER SO BB IBB HBP BLK WP HR S P ERA WHIP	IP WLS BF H R ER SO BB IBB HBP BLK WP HR S P ERA WHIP	IP WLS BF H R ER SO BB IBB HBP BLK WP HR S P ERA WHIP	IP WLS BF H R ER SO BB IBB HBP BLK WP HR S P ERA WHIP	IP WLS BF H R ER SO BB IBB HBP BLK WP HR S P ERA WHIP	IP WLS BF H R ER SO BB IBB HBP BLK WP HR S P ERA WHIP	IP WLS BF H R ER SO BB IBB HBP BLK WP HR S P ERA WHIP

Seattle Mariners @ Minnesota Twins  
Target Field, Minneapolis, MN  
Fri May 16 2014, 7:12 PM - 9:53 PM CDT  
Att: 27,275 - Cloudy - 51 F

livebaseballscorecards.com

AB	36
R	5
H	12
RBI	5
BB	1
SO	1
LOB	17





Batter	1	2	3	4	5	6	7	8	9	AB	R	H	RBI	BB	SO	LOB	TOP				
99 James Jones, L (1, 8) OBP: 0.395, SLG: 0.487	G5-3		55 SF9 3B		G3-1			L5		4	1	1	1	0	0	0					
55 Michael Saunders, L (1, 9) OBP: 0.314, SLG: 0.314	G4-3		SF9			F8		HR		3	1	1	2	0	0	0					
22 Robinson Cano, L (1, 4) OBP: 0.354, SLG: 0.388	F7		F8				1B	F8		4	0	1	0	0	0	0					
27 Corey Hart, R (1, 10) OBP: 0.292, SLG: 0.355		K			E5 17 WP		F9			4	0	1	0	0	1	1					
15 Kyle Seager, L (1, 5) OBP: 0.323, SLG: 0.420	G3-1				K		P6			4	0	0	0	0	2	3					
17 Justin Smoak, S (1, 3) OBP: 0.308, SLG: 0.428					K					3	0	2	0	1	1	1					
16 Cole Gillespie, R (9, PR) OBP: 0.333, SLG: 0.316										0	0	0	0	0	0	0					
13 Dustin Ackley, L (1, 7) OBP: 0.316, SLG: 0.435	G4-3				G4-3					4	0	0	0	0	0	4					
3 Mike Zunino, R (1, 2) OBP: 0.286, SLG: 0.470			K			F8				3	0	0	0	1	2	1					
5 Brad Miller, L (1, 6) OBP: 0.221, SLG: 0.261										1	1	0	0	1	0	0					
7 Stefan Romero, R (7, PH) OBP: 0.253, SLG: 0.373										1	0	0	0	0	0	2					
8 Willie Bloomquist, R (7, 6) OBP: 0.196, SLG: 0.200			99 3B			G3-1				1	0	0	0	0	0	1					
<b>Inning Stats</b>	R: 0 E: 0 K: 0 S: 9	H: 0 LOB: 0 BB: 0 P: 14	R: 0 E: 0 K: 1 S: 12	H: 0 LOB: 1 BB: 1 P: 22	R: 2 E: 0 K: 1 S: 16	H: 1 LOB: 0 BB: 1 P: 25	R: 0 E: 1 K: 2 S: 11	H: 0 LOB: 1 BB: 0 P: 15	R: 0 E: 0 K: 0 S: 5	H: 1 LOB: 1 BB: 0 P: 13	R: 0 E: 0 K: 0 S: 6	H: 1 LOB: 1 BB: 1 P: 14	R: 1 E: 0 K: 1 S: 10	H: 2 LOB: 1 BB: 0 P: 14	R: 0 E: 0 K: 1 S: 10	H: 1 LOB: 1 BB: 0 P: 13	1B: 2 2B: 2 3B: 1 HR: 1	SF: 1 SAC: 0 DP: 1 HBP: 0	WP: 1 PB: 1 SB: 0 CS: 0	PA: 36	
<b>PITCHER</b>	IP	WLS	BF	H	R	ER	SO	BB	IBB	HBP	BLK	WP	HR	S	P	ERA	WHIP				
21 Samuel Deduno, R (1, 1) ERA: 3.53	6.0	W	23	2	2	2	4	2	0	0	0	1	0	62	95	3.00	0.667				
52 Brian Duensing, L (7, 1) ERA: 1.5	1.0	H	4	1	0	0	0	1	0	0	0	0	0	6	14	0.00	2.000				
61 Jared Burton, R (8, 1) ERA: 5.71	1.0	H	5	2	1	1	1	0	0	0	0	0	1	10	14	9.00	2.000				
15 Glen Perkins, L (9, 1) ERA: 3.54	1.0	S	4	1	0	0	1	0	0	0	0	0	0	10	13	0.00	1.000				

Seattle Mariners @ Minnesota Twins  
Target Field, Minneapolis, MN  
Sat May 17 2014, 6:12 PM - 8:38 PM CDT  
Att: 29,717 - Partly Cloudy - 65 F

AB	32
R	3
H	6
RBI	3
BB	3
SO	6
LOB	13



Batter	1	2	3	4	5	6	7	8	9	AB	R	H	RBI	BB	SO	LOB	BOTTOM				
2 Brian Dozier, R (1, 4) OBP: 0.377, SLG: 0.485	24 8 2B		7 6 4-3 HBP		HR			K		3	2	2	3	0	1	0					
7 Joe Mauer, L (1, 3) OBP: 0.382, SLG: 0.362	L7		G6-4-3		F8			G1-3		4	0	0	0	0	2						
24 Trevor Plouffe, R (1, 5) OBP: 0.326, SLG: 0.396	G5-3		P4		K			L9		4	0	0	0	0	1	1					
8 Kurt Suzuki, R (1, 10) OBP: 0.388, SLG: 0.430					L5			L8		3	0	1	1	0	0	0					
43 Josmil Pinto, R (1, 2) OBP: 0.362, SLG: 0.443					G1-3			K		3	0	0	0	0	2	1					
20 Chris Colabello, R (1, 9) OBP: 0.281, SLG: 0.380					G4-3			F9		3	0	0	0	0	0	0					
27 Chris Parmelee, L (7, 9) OBP: 0.323, SLG: 0.483										0	0	0	0	0	0	0					
9 Eduardo Núñez, R (1, 7) OBP: 0.357, SLG: 0.423								F8		3	0	1	0	0	0	0					
32 Aaron Hicks, S (1, 8) OBP: 0.330, SLG: 0.266								G6-3		2	1	1	0	1	0	0					
5 Eduardo Escobar, S (1, 6) OBP: 0.372, SLG: 0.537								G5-3		3	1	1	0	0	1	2					
<b>Inning Stats</b>	R: 1 E: 0 K: 1 S: 13	H: 2 LOB: 1 BB: 0 P: 17	R: 0 E: 0 K: 1 S: 9	H: 1 LOB: 2 BB: 1 P: 16	R: 0 E: 0 K: 0 S: 9	H: 0 LOB: 0 BB: 0 P: 14	R: 0 E: 0 K: 0 S: 6	H: 0 LOB: 0 BB: 0 P: 7	R: 3 E: 0 K: 1 S: 13	H: 3 LOB: 0 BB: 0 P: 22	R: 0 E: 0 K: 1 S: 8	H: 0 LOB: 0 BB: 0 P: 11	R: 0 E: 0 K: 0 S: 4	H: 0 LOB: 0 BB: 0 P: 5	R: 0 E: 0 K: 1 S: 9	H: 0 LOB: 0 BB: 0 P: 13	1B: 4 2B: 1 3B: 0 HR: 1	SF: 0 SAC: 0 DP: 1 HBP: 1	WP: 1 PB: 0 SB: 0 CS: 0	PA: 30	
<b>PITCHER</b>	IP	WLS	BF	H	R	ER	SO	BB	IBB	HBP	BLK	WP	HR	S	P	ERA	WHIP				
29 Roenis Elias, L (1, 1) ERA: 3.88	7.0	L	27	6	4	4	4	1	0	1	1	1	1	62	92	5.14	1.000				
31 Yoervis Medina, R (8, 1) ERA: 4.0	1.0		3	0	0	0	1	0	0	0	0	0	0	9	13	0.00	0.000				

Seattle Mariners @ Minnesota Twins  
Target Field, Minneapolis, MN  
Sat May 17 2014, 6:12 PM - 8:38 PM CDT  
Att: 29,717 - Partly Cloudy - 65 F

AB	28
R	4
H	6
RBI	4
BB	1
SO	5
LOB	6





Batter	1	2	3	4	5	6	7	8	9	AB	R	H	RBI	BB	SO	LOB	TOP			
99 James Jones, L (1, 8) OBP: 0.396, SLG: 0.465										4	1	1	0	1	2	1	<b>Seattle Mariners @ Minnesota Twins</b> Target Field, Minneapolis, MN Sun May 18 2014, 1:14 PM - 4:15 PM CDT Att: 32,511 - Partly Cloudy - 69 F			
55 Michael Saunders, L (1, 9) OBP: 0.318, SLG: 0.411										4	1	2	2	0	0	1				
22 Robinson Cano, L (1, 4) OBP: 0.366, SLG: 0.406										5	2	4	1	0	0	1				
27 Corey Hart, R (1, 10) OBP: 0.295, SLG: 0.353										1	0	0	0	1	0	1				
7 Stefan Romero, R (4, PR) OBP: 0.247, SLG: 0.365										2	1	0	0	0	0	2				
17 Justin Smoak, S (1, 3) OBP: 0.310, SLG: 0.429										4	0	1	1	1	0	4				
15 Kyle Seager, L (1, 5) OBP: 0.319, SLG: 0.413										5	0	1	1	0	1	3				
13 Dustin Ackley, L (1, 7) OBP: 0.314, SLG: 0.430										4	1	1	0	0	2	5				
3 Mike Zunino, R (1, 2) OBP: 0.292, SLG: 0.466										3	0	1	0	1	0	2				
5 Brad Miller, L (1, 6) OBP: 0.223, SLG: 0.257										2	0	0	0	1	1	3				
<b>Inning Stats</b>	R: 0 H: 1 E: 0 K: 0 S: 11	H: 1 LOB: 1 BB: 0 P: 16	R: 0 H: 0 E: 0 K: 0 S: 12	H: 0 LOB: 1 BB: 1 P: 17	R: 0 H: 0 E: 0 K: 1 S: 8	H: 0 LOB: 0 BB: 0 P: 10	R: 1 H: 2 E: 0 K: 2 S: 16	H: 2 LOB: 3 BB: 2 P: 33	R: 2 H: 3 E: 0 K: 0 S: 16	H: 1 LOB: 1 BB: 2 P: 25	R: 1 H: 2 E: 0 K: 2 S: 15	H: 2 LOB: 1 BB: 0 P: 24	R: 0 H: 1 E: 0 K: 1 S: 10	H: 1 LOB: 1 BB: 0 P: 14	R: 1 H: 1 E: 0 K: 0 S: 8	H: 1 LOB: 0 BB: 0 P: 13	1B: 7 2B: 4 3B: 1 HR: 0	SF: 1 SAC: 2 DP: 1 HBP: 0	WP: 2 PB: 0 SB: 2 CS: 0	PA: 42
<b>PITCHER</b>	IP WLS BF H R ER SO BB IBB HBP BLK WP HR S P ERA WHIP																			
47 Ricky Nolasco, R (1, 1) ERA: 5.5	5.0 L 24 6 3 3 3 3 0 0 0 0 1 0 63 100 5.40 1.800																			
51 Anthony Swarzak, R (6, 1) ERA: 5.48	0.1 4 1 1 1 0 2 0 0 0 0 0 0 12 22 27.00 9.000																			
56 Caleb Thielbar, L (6, 1) ERA: 4.5	1.2 6 2 1 1 2 0 0 0 0 0 0 0 16 27 5.40 1.200																			
59 Michael Tonkin, R (8, 1) ERA: 5.84	1.0 4 1 0 0 1 0 0 0 0 0 0 0 10 14 0.00 1.000																			
54 Matt Guerrier, R (9, 1) ERA: 4.5	1.0 4 1 1 1 0 0 0 0 0 0 1 0 8 13 9.00 1.000																			

Batter	1	2	3	4	5	6	7	8	9	AB	R	H	RBI	BB	SO	LOB	BOTTOM			
2 Brian Dozier, R (1, 4) OBP: 0.374, SLG: 0.479										4	0	1	0	0	1	2	<b>Seattle Mariners @ Minnesota Twins</b> Target Field, Minneapolis, MN Sun May 18 2014, 1:14 PM - 4:15 PM CDT Att: 32,511 - Partly Cloudy - 69 F			
7 Joe Mauer, L (1, 3) OBP: 0.373, SLG: 0.352										4	0	0	0	0	1	3				
24 Trevor Plouffe, R (1, 10) OBP: 0.330, SLG: 0.399										4	0	2	2	0	0	0				
27 Chris Parmelee, L (1, 9) OBP: 0.286, SLG: 0.424										4	0	0	0	0	1	2				
8 Kurt Suzuki, R (1, 2) OBP: 0.378, SLG: 0.416										4	0	0	0	0	0	0				
13 Jason Kubel, L (1, 7) OBP: 0.345, SLG: 0.354										4	0	2	0	0	1	0				
5 Eduardo Escobar, S (1, 5) OBP: 0.367, SLG: 0.523										4	0	1	0	0	1	2				
32 Aaron Hicks, S (1, 8) OBP: 0.339, SLG: 0.271										2	1	1	0	1	0	1				
39 Danny Santana, S (1, 6) OBP: 0.444, SLG: 0.500										3	1	1	0	0	1	2				
<b>Inning Stats</b>	R: 0 H: 1 E: 0 K: 0 S: 7	H: 1 LOB: 1 BB: 0 P: 12	R: 0 H: 0 E: 0 K: 1 S: 6	H: 0 LOB: 0 BB: 0 P: 8	R: 2 H: 2 E: 0 K: 2 S: 11	H: 2 LOB: 1 BB: 1 P: 19	R: 0 H: 1 E: 0 K: 0 S: 12	H: 1 LOB: 1 BB: 0 P: 13	R: 0 H: 0 E: 0 K: 1 S: 7	H: 0 LOB: 0 BB: 0 P: 10	R: 0 H: 2 E: 0 K: 1 S: 8	H: 2 LOB: 1 BB: 0 P: 10	R: 0 H: 0 E: 0 K: 0 S: 7	H: 0 LOB: 0 BB: 0 P: 12	R: 0 H: 1 E: 0 K: 1 S: 11	H: 1 LOB: 0 BB: 0 P: 18	1B: 8 2B: 0 3B: 0 HR: 0	SF: 0 SAC: 0 DP: 2 HBP: 0	WP: 2 PB: 0 SB: 0 CS: 0	PA: 34
<b>PITCHER</b>	IP WLS BF H R ER SO BB IBB HBP BLK WP HR S P ERA WHIP																			
34 Félix Hernández, R (1, 1) ERA: 2.94	8.0 W 30 7 2 2 5 1 0 0 0 0 2 0 66 97 2.25 1.000																			
56 Fernando Rodney, R (9, 1) ERA: 3.12	1.0 4 1 0 0 1 0 0 0 0 0 0 0 11 18 0.00 1.000																			



Batter	1	2	3	4	5	6	7	8	9	AB	R	H	RBI	BB	SO	LOB	TOP					
99 James Jones, L (1, 8) OBP: 0.377, SLG: 0.438	G4-3		55 1B 15 1B	F5		K		F8		5	1	1	0	0	1	2						
55 Michael Saunders, L (1, 9) OBP: 0.313, SLG: 0.460	K		22 BB 15 1B	F7		F8		G4-3		5	1	1	1	0	1	2						
22 Robinson Cano, L (1, 4) OBP: 0.372, SLG: 0.408	17 S 1B		15 1B 6 SF7			F7			G6-3	4	1	2	1	1	0	0						
17 Justin Smoak, S (1, 3) OBP: 0.307, SLG: 0.419	G4-3								L5	4	0	0	0	1	2	4						
15 Kyle Seager, L (1, 5) OBP: 0.287, SLG: 0.426		B5-3								5	0	3	2	0	0	3						
6 Nick Franklin, S (1, 10) OBP: 0.304, SLG: 0.316				SF7						3	1	2	1	0	1	1						
13 Dustin Ackley, L (1, 7) OBP: 0.319, SLG: 0.439										4	0	2	1	0	1	2						
3 Mike Zunino, R (1, 2) OBP: 0.291, SLG: 0.455										3	1	0	0	0	3	3						
5 Brad Miller, L (1, 6) OBP: 0.230, SLG: 0.259										3	1	1	0	1	0	1						
<b>Inning Stats</b>	R: 0 E: 0 K: 1 S: 11	H: 1 LOB: 1 BB: 0 P: 18	R: 0 E: 0 K: 1 S: 11	H: 2 LOB: 1 BB: 0 P: 14	R: 4 E: 0 K: 1 S: 15	H: 4 LOB: 1 BB: 1 P: 26	R: 1 E: 0 K: 0 S: 11	H: 1 LOB: 3 BB: 2 P: 23	R: 0 E: 0 K: 2 S: 11	H: 1 LOB: 1 BB: 0 P: 14	R: 0 E: 0 K: 1 S: 6	H: 0 LOB: 0 BB: 0 P: 9	R: 1 E: 0 K: 2 S: 15	H: 2 LOB: 1 BB: 0 P: 25	R: 0 E: 0 K: 0 S: 10	H: 0 LOB: 0 BB: 0 P: 13	R: 0 E: 0 K: 1 S: 12	H: 1 LOB: 1 BB: 0 P: 19	1B: 10 2B: 2 3B: 0 HR: 0	SF: 1 SAC: 0 DP: 0 HBP: 2	WP: 0 PB: 0 SB: 2 CS: 1	PA: 42
<b>PITCHER</b>	IP	WLS	BF	H	R	ER	SO	BB	IBB	HBP	BLK	WP	HR	S	P	ERA	WHIP					
48 Colby Lewis, R (1, 1) ERA: 5.4	6.0	L	30	9	5	5	6	3	0	1	0	0	0	65	104	7.50	2.000					
49 Aaron Poreda, L (7, 1) ERA: 3.0	1.0		5	2	1	1	2	0	0	1	0	0	0	15	25	9.00	2.000					
41 Alexi Ogando, R (8, 1) ERA: 6.86	2.0		7	1	0	0	1	0	0	0	0	0	0	22	32	0.00	0.500					

Seattle Mariners @ Texas Rangers  
Globe Life Park in Arlington, Arlington, TX  
Tue May 20 2014, 8:08 PM - 11:01 PM EDT  
Att. 43,706 - Clear - 84 F

AB 36  
R 6  
H 12  
RBI 6  
BB 3  
SO 9  
LOB 18



Batter	1	2	3	4	5	6	7	8	9	AB	R	H	RBI	BB	SO	LOB	BOTTOM					
19 Daniel Robertson, R (1, 8) OBP: 0.189, SLG: 0.133	L8		L9			K		P2		4	0	0	0	0	1	0						
1 Elvis Andrus, R (1, 6) OBP: 0.309, SLG: 0.329	G6-3			29 1B 1B		17 G3 1B		P6		3	1	1	0	1	0	0						
17 Shin-Soo Choo, L (1, 7) OBP: 0.424, SLG: 0.460	L9								G4-3	4	0	0	0	0	0	2						
29 Adrian Beltré, R (1, 5) OBP: 0.323, SLG: 0.429		HR							F8	4	1	2	1	0	0	1						
Alex Rios, R (1, 9) OBP: 0.332, SLG: 0.448		G5-3							G5-3	4	0	1	1	0	0	0						
18 Mitch Moreland, L (1, 3) OBP: 0.333, SLG: 0.441										3	0	2	0	0	0	2						
15 Michael Choice, R (1, 10) OBP: 0.298, SLG: 0.281									FC4-3	3	0	0	0	0	0	2						
61 Robinson Chirinos, R (1, 2) OBP: 0.271, SLG: 0.307			B1-3							3	0	0	0	0	1	1						
12 Rougned Odor, L (1, 4) OBP: 0.207, SLG: 0.286			G6-3						P5	3	0	0	0	0	0	0						
<b>Inning Stats</b>	R: 0 E: 0 K: 0 S: 8	H: 0 LOB: 0 BB: 0 P: 11	R: 1 E: 0 K: 0 S: 5	H: 2 LOB: 0 BB: 0 P: 8	R: 0 E: 0 K: 0 S: 9	H: 0 LOB: 0 BB: 0 P: 13	R: 1 E: 0 K: 0 S: 8	H: 2 LOB: 1 BB: 1 P: 15	R: 0 E: 0 K: 1 S: 9	H: 0 LOB: 0 BB: 0 P: 13	R: 0 E: 0 K: 1 S: 8	H: 1 LOB: 1 BB: 0 P: 14	R: 0 E: 0 K: 0 S: 9	H: 1 LOB: 0 BB: 0 P: 16	R: 0 E: 0 K: 0 S: 8	H: 0 LOB: 0 BB: 0 P: 9	R: 0 E: 0 K: 0 S: 10	H: 0 LOB: 0 BB: 0 P: 13	1B: 5 2B: 0 3B: 0 HR: 1	SF: 0 SAC: 0 DP: 2 HBP: 0	WP: 0 PB: 0 SB: 0 CS: 0	PA: 32
<b>PITCHER</b>	IP	WLS	BF	H	R	ER	SO	BB	IBB	HBP	BLK	WP	HR	S	P	ERA	WHIP					
18 Hisashi Iwakuma, R (1, 1) ERA: 1.76	8.0	W	29	6	2	2	3	1	0	0	0	0	0	64	99	2.25	0.875					
41 Charlie Furbush, L (9, 1) ERA: 5.84	0.1		1	0	0	0	0	0	0	0	0	0	0	2	2	0.00	0.000					
40 Danny Farquhar, R (9, 1) ERA: 2.91	0.2		2	0	0	0	0	0	0	0	0	0	0	8	11	0.00	0.000					

Seattle Mariners @ Texas Rangers  
Globe Life Park in Arlington, Arlington, TX  
Tue May 20 2014, 8:08 PM - 11:01 PM EDT  
Att. 43,706 - Clear - 84 F

AB 31  
R 2  
H 6  
RBI 2  
BB 1  
SO 2  
LOB 8





Batter	1	2	3	4	5	6	7	8	9	AB	R	H	RBI	BB	SO	LOB	TOP											
99 James Jones, L (1, 8) OBP: 0.386, SLG: 0.471	G4-3			55 1B	F7			55 SH1-3 BB		3	1	1	0	1	0	1												
55 Michael Saunders, L (1, 9) OBP: 0.313, SLG: 0.399	G4-3			22 HR	F7			SH1-3		3	1	1	1	0	0	0												
22 Robinson Cano, L (1, 10) OBP: 0.374, SLG: 0.433	G6-3			HR				K		4	1	2	2	0	1	1												
15 Kyle Seager, L (1, 5) OBP: 0.281, SLG: 0.421		17 G4-5-3 1B		K				L7		4	0	1	0	0	2	2												
17 Justin Smoak, S (1, 3) OBP: 0.301, SLG: 0.409	G4-5-3			G3-1				K		4	0	0	0	0	1	2												
6 Nick Franklin, S (1, 4) (7, 6) OBP: 0.259, SLG: 0.261	F7			G4-3				G4-3		4	0	0	0	0	1	0												
13 Dustin Ackley, L (1, 7) OBP: 0.318, SLG: 0.430										3	0	0	0	1	1	0												
4 John Buck, R (1, 2) OBP: 0.306, SLG: 0.281				G6-3						2	0	0	0	1	0	0												
5 Brad Miller, L (1, 6) OBP: 0.227, SLG: 0.255										2	0	0	0	0	1	1												
7 Stefan Romero, R (7, Ph) OBP: 0.244, SLG: 0.390										1	0	0	0	0	0	2												
8 Willie Bloomquist, R (7, 4) OBP: 0.196, SLG: 0.200										0	0	0	0	0	0	0												
<b>Inning Stats</b>	R: 0 E: 0 K: 0 S: 8	H: 0 LOB: 0 BB: 0 P: 12	R: 0 E: 0 K: 0 S: 12	H: 1 LOB: 0 BB: 0 P: 19	R: 0 E: 0 K: 2 S: 10	H: 0 LOB: 0 BB: 0 P: 15	R: 3 E: 0 K: 1 S: 18	H: 3 LOB: 0 BB: 0 P: 29	R: 0 E: 1 K: 1 S: 11	H: 0 LOB: 1 BB: 0 P: 13	R: 0 E: 0 K: 0 S: 6	H: 0 LOB: 0 BB: 2 P: 17	R: 0 E: 0 K: 2 S: 8	H: 0 LOB: 1 BB: 1 P: 14	R: 0 E: 0 K: 1 S: 6	H: 0 LOB: 0 BB: 0 P: 10	1B: 2 2B: 1 3B: 1 HR: 1	SF: 0 SAC: 1 DP: 2 HBP: 0	WP: 0 PB: 0 SB: 0 CS: 0	PA: 34								
<b>PITCHER</b>	IP	WLS	BF	H	R	ER	SO	BB	IBB	HBP	BLK	WP	HR	S	P	ERA	WHIP											
23 Nick Tepech, R (1, 1) ERA: 3.09	6.1	W	26	5	3	3	4	2	0	0	0	0	0	1	71	112	4.26	1.105										
46 Robbie Ross Jr., L (7, 1) ERA: 4.71	0.2	H	1	0	0	0	0	0	0	0	0	0	0	0	1	2	0.00	0.000										
56 Neal Cotts, L (8, 1) ERA: 4.34	1.0	H	4	0	0	0	2	1	0	0	0	0	0	8	14	0.00	1.000											
28 Joaquin Soria, R (9, 1) ERA: 2.25	1.0	S	3	0	0	0	1	0	0	0	0	0	0	6	10	0.00	0.000											

Seattle Mariners @ Texas Rangers  
Globe Life Park in Arlington, Arlington, TX  
Wed May 21 2014, 2:08 PM - 4:53 PM EDT  
Att: 43,654 - Partly Cloudy - 82 F

AB 30  
R 3  
H 5  
RBI 3  
BB 3  
SO 7  
LOB 9



Batter	1	2	3	4	5	6	7	8	9	AB	R	H	RBI	BB	SO	LOB	BOTTOM										
19 Daniel Robertson, R (1, 7) OBP: 0.200, SLG: 0.111	1 HR			B1-3				FC6-4		3	1	0	0	1	0	1											
1 Elvis Andrus, R (1, 6) OBP: 0.308, SLG: 0.345	HR			G4-3				CS		4	1	1	2	0	0	0											
17 Shin-Soo Choo, L (1, 10) OBP: 0.432, SLG: 0.486	29 1B							K		3	2	2	1	0	1	0											
29 Adrian Beltré, R (1, 5) OBP: 0.328, SLG: 0.431	18 FC4-6 1B			F9				F8		4	0	2	0	0	0	0											
Alex Rios, R (1, 9) OBP: 0.335, SLG: 0.449	18 FC4-6 1B			F8				18 G4-3 1B		4	0	2	1	0	0	2											
18 Mitch Moreland, L (1, 3) OBP: 0.330, SLG: 0.429	60 FC4-6 BB			P6				G4-3		3	0	0	0	1	0	3											
60 Chris Gimenez, R (1, 2) OBP: 0.333, SLG: 0.359				F9				G5-3		3	0	0	0	1	0	2											
15 Michael Choice, R (1, 8) OBP: 0.287, SLG: 0.269	FC							FC7		4	0	0	0	0	0	4											
2 Leonys Martin, L (9, 8) OBP: 0.333, SLG: 0.359				FC8				FC3		0	0	0	0	0	0	0											
3 Luis Sardinas, S (1, 4) OBP: 0.353, SLG: 0.313	G3							19 FC6-4 1B		3	0	1	0	0	0	3											
<b>Inning Stats</b>	R: 3 E: 0 K: 0 S: 18	H: 4 LOB: 3 BB: 2 P: 34	R: 0 E: 0 K: 0 S: 11	H: 1 LOB: 2 BB: 0 P: 18	R: 0 E: 0 K: 0 S: 5	H: 0 LOB: 0 BB: 0 P: 8	R: 0 E: 0 K: 0 S: 6	H: 0 LOB: 0 BB: 0 P: 9	R: 1 E: 0 K: 0 S: 8	H: 1 LOB: 1 BB: 1 P: 15	R: 0 E: 0 K: 0 S: 9	H: 1 LOB: 0 BB: 0 P: 12	R: 0 E: 0 K: 1 S: 6	H: 0 LOB: 0 BB: 0 P: 13	R: 0 E: 0 K: 0 S: 15	H: 1 LOB: 1 BB: 0 P: 19	1B: 6 2B: 0 3B: 0 HR: 2	SF: 0 SAC: 0 DP: 0 HBP: 1	WP: 0 PB: 0 SB: 1 CS: 1	PA: 36							
<b>PITCHER</b>	IP	WLS	BF	H	R	ER	SO	BB	IBB	HBP	BLK	WP	HR	S	P	ERA	WHIP										
53 Chris Young, R (1, 1) ERA: 3.53	6.1	L	29	7	4	4	1	3	0	0	0	0	0	3	5	0.00	0.000										
97 Joe Beimel, L (7, 1) ERA: 2.57	0.1		1	0	0	0	1	0	0	0	0	0	0	2	5	0.00	0.000										
52 Dominic Leone, R (7, 1) ERA: 1.53	0.1		1	0	0	0	0	0	0	0	0	0	0	2	5	0.00	0.000										
54 Tom Wilhelmson, R (8, 1) ERA: 2.05	1.0		4	1	0	0	0	0	0	0	0	0	0	15	19	0.00	1.000										

Seattle Mariners @ Texas Rangers  
Globe Life Park in Arlington, Arlington, TX  
Wed May 21 2014, 2:08 PM - 4:53 PM EDT  
Att: 43,654 - Partly Cloudy - 82 F

AB 31  
R 4  
H 8  
RBI 4  
BB 3  
SO 1  
LOB 15





Batter	1	2	3	4	5	6	7	8	9	AB	R	H	RBI	BB	SO	LOB	TOP																	
27 Jose Altuve, R OBP: 0.352, SLG: 0.433										4	1	2	1	0	0	2	<b>Houston Astros @ Seattle Mariners</b> Safeco Field, Seattle, WA Thu May 22 2014, 7:10 PM - 10:19 PM PDT Att: 13,836 - Cloudy - 71 F																	
21 Dexter Fowler, S OBP: 0.375, SLG: 0.380										2	0	0	0	2	0	1																		
30 Matt Dominguez, R OBP: 0.308, SLG: 0.426										4	0	1	0	0	2	1																		
15 Jason Castro, L OBP: 0.310, SLG: 0.405										4	0	0	0	0	3	3																		
23 Chris Carter, R OBP: 0.275, SLG: 0.384										3	0	0	0	1	3	3																		
14 Jesus Guzman, R OBP: 0.273, SLG: 0.308										3	0	1	0	0	1	3																		
18 Marc Krauss, L OBP: 0.291, SLG: 0.315										1	0	0	0	0	0	0																		
28 L.J. Hoes, R OBP: 0.301, SLG: 0.359										2	0	0	0	1	1	1																		
9 Marwin Gonzalez, S OBP: 0.306, SLG: 0.370										1	0	0	0	0	0	0																		
6 Jonathan Villar, S OBP: 0.266, SLG: 0.396										4	0	0	0	0	0	2																		
8 Alex Presley, L OBP: 0.220, SLG: 0.316										3	0	0	0	0	1	2																		
<b>Inning Stats</b>	R: 1 E: 0 K: 2 S: 10	H: 1 LOB: 1 BB: 1 P: 19	R: 0 E: 0 K: 1 S: 10	H: 1 LOB: 2 BB: 1 P: 20	R: 0 E: 0 K: 2 S: 11	H: 1 LOB: 0 BB: 1 P: 21	R: 0 E: 0 K: 0 S: 11	H: 0 LOB: 0 BB: 0 P: 18	R: 0 E: 0 K: 3 S: 10	H: 0 LOB: 1 BB: 1 P: 17	R: 0 E: 0 K: 0 S: 11	H: 1 LOB: 0 BB: 0 P: 14	R: 0 E: 0 K: 3 S: 9	H: 0 LOB: 0 BB: 0 P: 12	R: 0 E: 0 K: 0 S: 7	H: 0 LOB: 0 BB: 0 P: 13	1B: 3 2B: 0 3B: 0 HR: 1	SF: 0 SAC: 0 DP: 0 HBP: 0	WP: 0 PB: 0 SB: 1 CS: 0	PA: 35														
<b>PITCHER</b>	IP WLS BF H R ER SO BB IBB HBP BLK WP HR S P ERA WHIP																																	
29 Roenis Elias, L ERA: 3.88	5.1	23	3	1	1	6	4	0	0	0	0	0	0	1	53	100	1.69	1.312																
52 Dominic Leone, R ERA: 1.4	1.2	6	1	0	0	2	0	0	0	0	0	0	0	0	17	21	0.00	0.600																
31 Yoervis Medina, R ERA: 3.79	1.0	3	0	0	0	3	0	0	0	0	0	0	0	9	12	0.00	0.000																	
56 Fernando Rodney, R ERA: 2.95	1.0	3	0	0	0	0	0	0	0	0	0	0	0	7	13	0.00	0.000																	

Batter	1	2	3	4	5	6	7	8	9	AB	R	H	RBI	BB	SO	LOB	BOTTOM																	
99 James Jones, L OBP: 0.400, SLG: 0.472										2	1	1	0	1	0	0	<b>Houston Astros @ Seattle Mariners</b> Safeco Field, Seattle, WA Thu May 22 2014, 7:10 PM - 10:19 PM PDT Att: 13,836 - Cloudy - 71 F																	
16 Cole Gillespie, R OBP: 0.318, SLG: 0.300										4	0	2	2	0	1	1																		
55 Michael Saunders, L OBP: 0.319, SLG: 0.462										2	0	0	1	1	1	0																		
22 Robinson Cano, L OBP: 0.372, SLG: 0.428										2	0	0	0	1	1	0																		
15 Kyle Seager, L OBP: 0.330, SLG: 0.416										2	0	0	0	2	0	4																		
17 Justin Smoak, S OBP: 0.294, SLG: 0.399										4	0	0	0	0	2	3																		
13 Dustin Ackley, L OBP: 0.316, SLG: 0.424										4	1	1	0	0	0	1																		
7 Stefan Romero, R OBP: 0.266, SLG: 0.371										3	1	2	0	1	0	1																		
6 Nick Franklin, S OBP: 0.258, SLG: 0.231										3	0	0	0	1	3	2																		
3 Mike Zunino, R OBP: 0.285, SLG: 0.444										3	0	0	0	0	1	4																		
<b>Inning Stats</b>	R: 1 E: 0 K: 0 S: 10	H: 1 LOB: 1 BB: 1 P: 23	R: 0 E: 0 K: 1 S: 10	H: 1 LOB: 0 BB: 0 P: 11	R: 0 E: 0 K: 1 S: 6	H: 0 LOB: 0 BB: 1 P: 13	R: 0 E: 0 K: 0 S: 6	H: 0 LOB: 1 BB: 1 P: 19	R: 2 E: 0 K: 1 S: 17	H: 3 LOB: 3 BB: 2 P: 35	R: 0 E: 0 K: 2 S: 13	H: 0 LOB: 1 BB: 1 P: 18	1B: 6 2B: 0 3B: 0 HR: 0	SF: 1 SAC: 0 DP: 1 HBP: 0	WP: 2 PB: 0 SB: 0 CS: 0	PA: 35																		
<b>PITCHER</b>	IP WLS BF H R ER SO BB IBB HBP BLK WP HR S P ERA WHIP																																	
48 Jarred Cosart, R ERA: 4.39	6.1	27	4	0	0	0	4	0	0	0	0	0	0	1	59	105	4.26	1.421																
29 Tony Sipp, L ERA: 8.82	0.2	4	1	0	0	0	0	1	0	0	0	0	0	8	18	0.00	1.500																	
35 Josh Fields, R ERA: 8.82	1.0	4	0	0	0	2	1	0	0	0	0	0	0	13	18	0.00	1.000																	



Batter	1	2	3	4	5	6	7	8	9	AB	R	H	RBI	BB	SO	LOB	TOP										
27 Jose Altuve, R OBP: 0.359, SLG: 0.444	G5-3		21 S 1B					21 G1-6-3 1B		4	0	3	1	0	0	0	<b>Houston Astros @ Seattle Mariners</b> Safeco Field, Seattle, WA Fri May 23 2014, 7:10 PM - 9:50 PM PDT Att: 21,192 - Partly Cloudy - 69 F										
21 Dexter Fowler, S OBP: 0.372, SLG: 0.377	1B		3-3 1 SAFE B CH 89 D CH 90 B CH 88 B CH 91 C CH 90 C FF 94	2B				G1-6-3		4	0	1	0	0	2	3											
15 Jason Castro, L OBP: 0.302, SLG: 0.395	K		3-3 1 SAFE B CH 89 D CH 90 B CH 88 B CH 91 C CH 90 C FF 94	K2-3				G1-3		4	0	0	0	0	2	2											
30 Matt Dominguez, R OBP: 0.302, SLG: 0.416	L9							G5-3		4	0	0	0	0	2	1											
18 Marc Krauss, L OBP: 0.280, SLG: 0.301	G3-1							F8		4	0	0	0	0	1	0											
8 Alex Presley, L OBP: 0.223, SLG: 0.316	G6-3							G5-3		3	0	1	0	0	0	0											
28 L.J. Hoes, R OBP: 0.289, SLG: 0.343	K							K		3	0	0	0	0	2	1											
9 Marwin Gonzalez, S OBP: 0.308, SLG: 0.354								G3		2	1	0	0	1	0	0											
6 Jonathan Villar, S OBP: 0.261, SLG: 0.388	G5-3							F8		3	0	0	0	0	1	1											
<b>Inning Stats</b>	R: 0 E: 0 K: 1 S: 9	H: 1 LOB: 1 BB: 0 P: 9	R: 0 E: 0 K: 1 S: 9	H: 0 LOB: 0 BB: 0 P: 14	R: 1 E: 0 K: 2 S: 14	H: 1 LOB: 1 BB: 1 P: 21	R: 0 E: 0 K: 2 S: 10	H: 1 LOB: 1 BB: 0 P: 15	R: 0 E: 0 K: 2 S: 11	H: 1 LOB: 1 BB: 0 P: 16	R: 0 E: 0 K: 0 S: 6	H: 0 LOB: 0 BB: 0 P: 6	R: 0 E: 0 K: 1 S: 9	H: 0 LOB: 0 BB: 0 P: 12	R: 0 E: 0 K: 0 S: 7	H: 1 LOB: 0 BB: 0 P: 9		R: 0 E: 0 K: 1 S: 10	H: 0 LOB: 0 BB: 0 P: 13	1B: 4 2B: 1 3B: 0 HR: 0	SF: 0 SAC: 0 DP: 1 HBP: 0	WP: 1 PB: 0 SB: 1 CS: 0	PA: 32				
<b>PITCHER</b>	IP	WLS	BF	H	R	ER	SO	BB	IBB	HBP	BLK	WP	HR	S	P	ERA	WHIP										
34 Félix Hernández, R ERA: 2.75	8.0	W	29	5	1	1	9	1	0	0	0	1	0	75	102	1.12	0.750										
41 Charlie Furbush, L ERA: 5.68	0.1		1	0	0	0	0	0	0	0	0	0	0	3	5	0.00	0.000										
40 Danny Farquhar, R ERA: 2.82	0.2		2	0	0	0	1	0	0	0	0	0	0	7	8	0.00	0.000										

Batter	1	2	3	4	5	6	7	8	9	AB	R	H	RBI	BB	SO	LOB	BOTTOM											
99 James Jones, L OBP: 0.391, SLG: 0.456	F8	G4-3		1B		B1-3				4	0	1	0	0	0	1	<b>Houston Astros @ Seattle Mariners</b> Safeco Field, Seattle, WA Fri May 23 2014, 7:10 PM - 9:50 PM PDT Att: 21,192 - Partly Cloudy - 69 F											
7 Stefan Romero, R OBP: 0.265, SLG: 0.359	G5-3		K	P6		CS				3	0	0	0	1	1	2												
22 Robinson Canó, L OBP: 0.374, SLG: 0.429	17 2B 15 1B		1B	1B	F7	CS	F9			4	1	2	0	0	0	0												
17 Justin Smoak, S OBP: 0.298, SLG: 0.407	15 1B		F8	F8	G6-3		15 BLK 1B			4	2	2	0	0	0	1												
15 Kyle Seager, L OBP: 0.339, SLG: 0.420	1B		F7	F7	HBP		16 G5-4-3 1B			3	0	2	3	0	0	1												
16 Cole Gillespie, R OBP: 0.308, SLG: 0.261	L9			3 1B 8 SF9 BB	G4-3		G5-4-3			3	1	0	0	1	0	3												
13 Dustin Ackley, L OBP: 0.314, SLG: 0.420				P5		G4-3		L7		4	0	1	0	0	0	1												
3 Mike Zunino, R OBP: 0.291, SLG: 0.453		L8		99 1B	1B		8 HR	F7		4	1	2	0	0	0	1												
8 Willie Bloomquist, R OBP: 0.200, SLG: 0.271		P3		3H	SF9		HR	K		3	1	1	3	0	1	1												
<b>Inning Stats</b>	R: 2 E: 0 K: 0 S: 13	H: 3 LOB: 1 BB: 0 P: 21	R: 0 E: 0 K: 0 S: 8	H: 1 LOB: 1 BB: 0 P: 9	R: 0 E: 0 K: 1 S: 10	H: 1 LOB: 1 BB: 0 P: 13	R: 1 E: 0 K: 0 S: 10	H: 2 LOB: 2 BB: 1 P: 17	R: 0 E: 0 K: 0 S: 8	H: 0 LOB: 1 BB: 0 P: 16	R: 2 E: 0 K: 0 S: 12	H: 2 LOB: 0 BB: 1 P: 17	R: 1 E: 0 K: 0 S: 6	H: 2 LOB: 0 BB: 0 P: 8	R: 0 E: 0 K: 1 S: 7	H: 0 LOB: 0 BB: 0 P: 11		R: 0 E: 0 K: 1 S: 10	H: 0 LOB: 0 BB: 0 P: 11	1B: 8 2B: 2 3B: 0 HR: 1	SF: 1 SAC: 0 DP: 1 HBP: 1	WP: 0 PB: 0 SB: 0 CS: 1	PA: 37					
<b>PITCHER</b>	IP	WLS	BF	H	R	ER	SO	BB	IBB	HBP	BLK	WP	HR	S	P	ERA	WHIP											
99 Rudy Owens, L ERA: 7.94	5.2	L	29	9	5	5	1	2	0	1	0	0	0	1	59	91	7.94	1.941										
38 Darin Downs, L ERA: 1.5	1.1		4	2	1	1	0	0	0	0	1	0	0	8	10	6.75	1.500											
50 Chad Qualls, R ERA: 3.07	1.0		3	0	0	0	1	0	0	0	0	0	0	7	11	0.00	0.000											

AB	31
R	1
H	5
RBI	1
BB	1
SO	10
LOB	8



AB	32
R	6
H	11
RBI	6
BB	2
SO	2
LOB	11



livebaseballscores.com

livebaseballscores.com



Batter	1	2	3	4	5	6	7	8	9	AB	R	H	RBI	BB	SO	LOB	TOP					
27 Jose Altuve, R OBP: 0.364, SLG: 0.445	4-1 4 HR BB		1-1 P4		0-0 4 HR 1B	0-2 4 WP 1B		2-1 P5		4	2	2	1	1	0	0	<b>Houston Astros @ Seattle Mariners</b> Safeco Field, Seattle, WA Sat May 24 2014, 7:12 PM - 10:29 PM PDT Att: 21,585 - Partly Cloudy - 65 F					
9 Marwin Gonzalez, S OBP: 0.308, SLG: 0.354	0-0 1 HR		2-2 F9		1-1 1 HR	3-1 G6-3		0-1 G4-3		5	2	2	5	0	0	1						
4 George Springer, R OBP: 0.325, SLG: 0.431	0-0 1 HR		2-2 F9		1-1 1 HR	3-1 G6-3		0-1 G4-3		5	2	2	5	0	0	1						
21 Dexter Fowler, S OBP: 0.368, SLG: 0.368	3-1 F7		2-2 F9		4-1 18 1B 30 S BB	0-1 L4		0-1 G3-1		4	1	0	0	1	1	1						
15 Jason Castro, L OBP: 0.299, SLG: 0.389	2-0 F7		2-2 F9		2-2 P5	3-3 K		0-1 23 E 1B		5	0	1	0	0	2	2						
30 Matt Dominguez, R OBP: 0.304, SLG: 0.412	3-2 L8		2-2 1B		4-1 18 1B BB	1-2 BB		0-2 K		4	0	1	0	1	1	1						
18 Marc Krauss, L OBP: 0.282, SLG: 0.302	2-2 L8		0-0 F7		0-1 F7	1-3 2-H 1B		2-1 G4-3		3	0	1	1	0	0	1						
14 Jesus Guzman, R OBP: 0.267, SLG: 0.301	7-3		0-0 F7		0-1 F7	1-3 2-H 1B		1-1 F9		2	0	0	0	0	0	1						
23 Chris Carter, R OBP: 0.278, SLG: 0.391	1-10		0-0 P3		0-0 P3	1-1 8 1B 1B		3-2 E5		5	1	2	0	0	0	3						
8 Alex Presley, L OBP: 0.238, SLG: 0.322	1-7		3-2 F9		1-1 6 FC4 1B	4-2 27 1B 4 WP BB		2-1 P3		4	1	2	0	1	0	2						
6 Jonathan Villar, S OBP: 0.261, SLG: 0.380	1-6		0-0 L7		0-0 FC4 27 1B	4-2 4 WP 27 1B BB		2-2 L8		3	2	0	1	1	0	3						
<b>Inning Stats</b>	R: 2 H: 1 E: 0 K: 0 S: 9	H: 1 LOB: 0 BB: 1 P: 21	R: 0 H: 0 E: 0 K: 0 S: 8	H: 0 LOB: 0 BB: 0 P: 13	R: 0 H: 0 E: 0 K: 2 S: 11	H: 1 LOB: 1 BB: 0 P: 14	R: 5 H: 5 E: 0 K: 0 S: 23	H: 5 LOB: 2 BB: 2 P: 37	R: 2 H: 1 E: 0 K: 1 S: 16	H: 1 LOB: 1 BB: 2 P: 30	R: 0 H: 2 E: 0 K: 0 S: 13	H: 2 LOB: 2 BB: 0 P: 19	R: 0 H: 0 E: 0 K: 0 S: 5	H: 0 LOB: 0 BB: 0 P: 9	R: 0 H: 1 E: 1 K: 1 S: 15	H: 1 LOB: 2 BB: 0 P: 21	1B: 8 2B: 1 3B: 0 HR: 2	SF: 0 SAC: 0 DP: 0 HBP: 0	WP: 1 PB: 0 SB: 1 CS: 0	PA: 44		
<b>PITCHER</b>	IP WLS BF H R ER SO BB IBB HBP BLK WP HR S P ERA WHIP	IP WLS BF H R ER SO BB IBB HBP BLK WP HR S P ERA WHIP	IP WLS BF H R ER SO BB IBB HBP BLK WP HR S P ERA WHIP	IP WLS BF H R ER SO BB IBB HBP BLK WP HR S P ERA WHIP	IP WLS BF H R ER SO BB IBB HBP BLK WP HR S P ERA WHIP	IP WLS BF H R ER SO BB IBB HBP BLK WP HR S P ERA WHIP	IP WLS BF H R ER SO BB IBB HBP BLK WP HR S P ERA WHIP	IP WLS BF H R ER SO BB IBB HBP BLK WP HR S P ERA WHIP	IP WLS BF H R ER SO BB IBB HBP BLK WP HR S P ERA WHIP	IP WLS BF H R ER SO BB IBB HBP BLK WP HR S P ERA WHIP	IP WLS BF H R ER SO BB IBB HBP BLK WP HR S P ERA WHIP	IP WLS BF H R ER SO BB IBB HBP BLK WP HR S P ERA WHIP	IP WLS BF H R ER SO BB IBB HBP BLK WP HR S P ERA WHIP	IP WLS BF H R ER SO BB IBB HBP BLK WP HR S P ERA WHIP	IP WLS BF H R ER SO BB IBB HBP BLK WP HR S P ERA WHIP	IP WLS BF H R ER SO BB IBB HBP BLK WP HR S P ERA WHIP	IP WLS BF H R ER SO BB IBB HBP BLK WP HR S P ERA WHIP	IP WLS BF H R ER SO BB IBB HBP BLK WP HR S P ERA WHIP	IP WLS BF H R ER SO BB IBB HBP BLK WP HR S P ERA WHIP	IP WLS BF H R ER SO BB IBB HBP BLK WP HR S P ERA WHIP	IP WLS BF H R ER SO BB IBB HBP BLK WP HR S P ERA WHIP	IP WLS BF H R ER SO BB IBB HBP BLK WP HR S P ERA WHIP

AB	39
R	9
H	11
RBI	8
BB	5
SO	4
LOB	15



Batter	1	2	3	4	5	6	7	8	9	AB	R	H	RBI	BB	SO	LOB	BOTTOM					
99 James Jones, L OBP: 0.377, SLG: 0.435	1-2 G4-3	2-2 7 S 1B			0-3 K2-3			0-3 K		5	0	1	0	0	2	1	<b>Houston Astros @ Seattle Mariners</b> Safeco Field, Seattle, WA Sat May 24 2014, 7:12 PM - 10:29 PM PDT Att: 21,585 - Partly Cloudy - 65 F					
7 Stefan Romero, R OBP: 0.285, SLG: 0.347	4-2 17 1B 22 1B 15 FC3 BB	1-1 G6-3			1-3 K		1-1 P3		3	1	0	0	1	1	2							
22 Robinson Cano, L OBP: 0.377, SLG: 0.431	0-1 15 FC3 17 1B 15 E 1B				0-3 K		0-0 G4-3		4	2	2	0	0	1	1							
6 Nick Franklin, S OBP: 0.258, SLG: 0.231	1-2 15 E 1B				1-0 P4		2-2 F9		2-3 K	4	0	1	0	0	1	1						
17 Justin Smoak, S OBP: 0.297, SLG: 0.403	1-1 15 E 1B				1-0 P4		2-2 F9		2-3 K	4	0	1	0	0	1	1						
15 Kyle Seager, L OBP: 0.342, SLG: 0.435	1-1 FC3				0-1 P6		0-0 55 FC3-4 4 1B 1B		0-2 4 G6-3 3B	4	1	2	1	0	0	1						
4 John Buck, R OBP: 0.300, SLG: 0.278	2-0 F9				2-3 K		1-2 55 FC3-4 1B		0-2 G5-3	4	0	1	1	0	1	2						
55 Michael Saunders, L OBP: 0.309, SLG: 0.387	1-2 K				0-3 K		1-2 FC3-4-6		0-1 F7	4	0	0	1	0	2	4						
13 Dustin Ackley, L OBP: 0.306, SLG: 0.408			0-3 K		1-1 P2		0-2 G4-3		2-2 K	4	0	0	0	0	2	2						
8 Willie Bloomquist, R OBP: 0.204, SLG: 0.269			2-3 K		1-2 P3		0-0 1B		1-1 G6-3	4	0	1	0	0	1	0						
<b>Inning Stats</b>	R: 2 H: 2 E: 1 K: 1 S: 16	H: 2 LOB: 2 BB: 1 P: 26	R: 0 H: 1 E: 0 K: 2 S: 12	H: 1 LOB: 1 BB: 0 P: 17	R: 0 H: 0 E: 0 K: 1 S: 7	H: 0 LOB: 0 BB: 0 P: 8	R: 0 H: 0 E: 0 K: 2 S: 11	H: 0 LOB: 0 BB: 0 P: 14	R: 0 H: 3 E: 0 K: 0 S: 14	H: 3 LOB: 2 BB: 0 P: 19	R: 0 H: 1 E: 0 K: 1 S: 7	H: 1 LOB: 1 BB: 0 P: 8	R: 1 H: 1 E: 0 K: 0 S: 14	H: 1 LOB: 0 BB: 0 P: 16	R: 0 H: 0 E: 0 K: 1 S: 7	H: 0 LOB: 0 BB: 0 P: 10	1B: 7 2B: 0 3B: 1 HR: 0	SF: 0 SAC: 0 DP: 0 HBP: 0	WP: 0 PB: 0 SB: 1 CS: 0	PA: 37		
<b>PITCHER</b>	IP WLS BF H R ER SO BB IBB HBP BLK WP HR S P ERA WHIP	IP WLS BF H R ER SO BB IBB HBP BLK WP HR S P ERA WHIP	IP WLS BF H R ER SO BB IBB HBP BLK WP HR S P ERA WHIP	IP WLS BF H R ER SO BB IBB HBP BLK WP HR S P ERA WHIP	IP WLS BF H R ER SO BB IBB HBP BLK WP HR S P ERA WHIP	IP WLS BF H R ER SO BB IBB HBP BLK WP HR S P ERA WHIP	IP WLS BF H R ER SO BB IBB HBP BLK WP HR S P ERA WHIP	IP WLS BF H R ER SO BB IBB HBP BLK WP HR S P ERA WHIP	IP WLS BF H R ER SO BB IBB HBP BLK WP HR S P ERA WHIP	IP WLS BF H R ER SO BB IBB HBP BLK WP HR S P ERA WHIP	IP WLS BF H R ER SO BB IBB HBP BLK WP HR S P ERA WHIP	IP WLS BF H R ER SO BB IBB HBP BLK WP HR S P ERA WHIP	IP WLS BF H R ER SO BB IBB HBP BLK WP HR S P ERA WHIP	IP WLS BF H R ER SO BB IBB HBP BLK WP HR S P ERA WHIP	IP WLS BF H R ER SO BB IBB HBP BLK WP HR S P ERA WHIP	IP WLS BF H R ER SO BB IBB HBP BLK WP HR S P ERA WHIP	IP WLS BF H R ER SO BB IBB HBP BLK WP HR S P ERA WHIP	IP WLS BF H R ER SO BB IBB HBP BLK WP HR S P ERA WHIP	IP WLS BF H R ER SO BB IBB HBP BLK WP HR S P ERA WHIP	IP WLS BF H R ER SO BB IBB HBP BLK WP HR S P ERA WHIP	IP WLS BF H R ER SO BB IBB HBP BLK WP HR S P ERA WHIP	IP WLS BF H R ER SO BB IBB HBP BLK WP HR S P ERA WHIP

AB	36
R	4
H	8
RBI	3
BB	1
SO	11
LOB	14





Batter	1	2	3	4	5	6	7	8	9	AB R H RBI BB SO LOB	TOP											
27 Jose Altuve, R OBP: 0.366, SLG: 0.447	G6-3		F8			F8		G6-4-3		4 1 2 0 0 0 1	<b>Houston Astros @ Seattle Mariners</b> Safeco Field, Seattle, WA Sun May 25 2014, 1:11 PM - 3:39 PM PDT Att: 26,839 - Roof Closed - 61 F											
4 George Springer, R OBP: 0.327, SLG: 0.448	F9		K			HR		G6-4-3		4 1 1 2 0 1 1												
21 Dexter Fowler, S OBP: 0.366, SLG: 0.366	K					F8		K		4 0 1 0 0 2 0												
15 Jason Castro, L OBP: 0.398, SLG: 0.385										4 0 1 0 0 1 1												
30 Matt Dominguez, R OBP: 0.308, SLG: 0.420										4 1 2 0 0 1 1												
18 Marc Krauss, L OBP: 0.288, SLG: 0.340										4 1 2 2 0 1 1												
14 Jesus Guzman, R OBP: 0.267, SLG: 0.301										0 0 0 0 0 0 0												
8 Alex Presley, L OBP: 0.246, SLG: 0.323										3 0 1 0 1 0 0												
22 Carlos Corporan, S OBP: 0.207, SLG: 0.377										4 0 0 0 0 0 5												
9 Marwin Gonzalez, S OBP: 0.309, SLG: 0.353										3 0 1 0 0 1 0												
<b>Inning Stats</b>	R: 0 H: 0 E: 0 K: 1 S: 6	H: 0 LOB: 0 BB: 0 P: 9	R: 0 H: 3 E: 0 K: 0 S: 11	H: 3 LOB: 2 BB: 0 P: 18	R: 0 H: 1 E: 0 K: 1 S: 8	H: 1 LOB: 0 BB: 0 P: 10	R: 0 H: 1 E: 0 K: 1 S: 8	H: 1 LOB: 0 BB: 0 P: 12	R: 0 H: 0 E: 0 K: 1 S: 6	H: 0 LOB: 0 BB: 0 P: 7	R: 2 H: 2 E: 0 K: 1 S: 12	H: 2 LOB: 0 BB: 0 P: 17	R: 2 H: 2 E: 0 K: 1 S: 15	H: 2 LOB: 0 BB: 0 P: 21	R: 0 H: 1 E: 0 K: 1 S: 8	H: 1 LOB: 0 BB: 0 P: 11	R: 0 H: 1 E: 0 K: 0 S: 15	H: 1 LOB: 2 BB: 1 P: 27	1B: 8 2B: 1 3B: 0 HR: 2	SF: 0 SAC: 0 DP: 3 HBP: 0	WP: 0 PB: 0 SB: 0 CS: 1	PA: 35
<b>PITCHER</b>	IP WLS BF H R ER SO BB IBB HBP BLK WP HR S P ERA WHIP											IP WLS BF H R ER SO BB IBB HBP BLK WP HR S P ERA WHIP										
18 Hisashi Iwakuma, R ERA: 2.39	7.0 L 27 9 4 4 6 0 0 0 0 0 0 2 66 94 5.14 1.286																					
40 Danny Farquhar, R ERA: 2.7	1.0 3 1 0 0 1 0 0 0 0 0 0 8 11 0.00 1.000																					
31 Yoervis Medina, R ERA: 3.6	1.0 5 1 0 0 0 1 0 0 0 0 0 15 27 0.00 2.000																					

Batter	1	2	3	4	5	6	7	8	9	AB R H RBI BB SO LOB	BOTTOM											
99 James Jones, L OBP: 0.356, SLG: 0.409	G3		G1-3			K2-3		G1-3		4 0 0 0 0 1 0	<b>Houston Astros @ Seattle Mariners</b> Safeco Field, Seattle, WA Sun May 25 2014, 1:11 PM - 3:39 PM PDT Att: 26,839 - Roof Closed - 61 F											
7 Stefan Romero, R OBP: 0.255, SLG: 0.333	G3-1		F8			G3-1		G5-3		4 0 0 0 0 0 0												
22 Robinson Cano, L OBP: 0.370, SLG: 0.422	G1-3		L6			K		F8		4 0 0 0 0 1 0												
17 Justin Smoak, S OBP: 0.293, SLG: 0.397										3 0 0 0 0 1 0												
15 Kyle Seager, L OBP: 0.342, SLG: 0.433										3 0 1 0 0 1 0												
3 Mike Zunino, R OBP: 0.292, SLG: 0.450										3 1 1 0 0 0 1												
55 Michael Saunders, L OBP: 0.310, SLG: 0.386										3 0 1 0 0 1 0												
16 Cole Gillespie, R OBP: 0.310, SLG: 0.269										3 0 1 0 0 1 0												
5 Brad Miller, L OBP: 0.223, SLG: 0.250										3 0 0 0 0 0 2												
<b>Inning Stats</b>	R: 0 H: 0 E: 0 K: 0 S: 7	H: 0 LOB: 0 BB: 0 P: 12	R: 1 H: 3 E: 1 K: 2 S: 15	H: 3 LOB: 0 BB: 0 P: 22	R: 0 H: 0 E: 0 K: 0 S: 4	H: 0 LOB: 0 BB: 0 P: 5	R: 0 H: 0 E: 0 K: 1 S: 7	H: 0 LOB: 0 BB: 0 P: 10	R: 0 H: 0 E: 0 K: 2 S: 8	H: 0 LOB: 0 BB: 0 P: 14		R: 0 H: 1 E: 0 K: 0 S: 6	H: 1 LOB: 0 BB: 0 P: 11	R: 0 H: 0 E: 0 K: 1 S: 8	H: 0 LOB: 0 BB: 0 P: 14	R: 0 H: 0 E: 0 K: 1 S: 5	H: 0 LOB: 0 BB: 0 P: 8	1B: 4 2B: 0 3B: 0 HR: 0	SF: 0 SAC: 0 DP: 1 HBP: 0	WP: 0 PB: 0 SB: 0 CS: 0	PA: 30	
<b>PITCHER</b>	IP WLS BF H R ER SO BB IBB HBP BLK WP HR S P ERA WHIP											IP WLS BF H R ER SO BB IBB HBP BLK WP HR S P ERA WHIP										
60 Dallas Keuchel, L ERA: 2.55	9.0 W 30 4 1 0 6 0 0 0 0 0 0 66 106 0.00 0.444																					

AB	34
R	4
H	11
RBI	4
BB	1
SO	7
LOB	10





Batter	1	2	3	4	5	6	7	8	9	AB	R	H	RBI	BB	SO	LOB	TOP																						
47 Howie Kendrick, R OBP: 0.379, SLG: 0.415	F9		G4-3			FC6-4		K2-3		4	0	0	0	0	1	2																							
27 Mike Trout, R OBP: 0.368, SLG: 0.537	F9			L9		K			G6-4-3 1B	4	0	1	0	0	1	1																							
5 Albert Pujols, R OBP: 0.329, SLG: 0.540	K			F7			HR		G6-4-3	4	1	1	1	0	1	1																							
6 David Freese, R OBP: 0.267, SLG: 0.284		BB		F8			P3		G6-3	3	0	0	0	1	0	0																							
28 Raul Ibanez, L OBP: 0.278, SLG: 0.279		K			K					2	0	0	0	1	2	1																							
2 Erick Aybar, S OBP: 0.300, SLG: 0.402		L3			G3		F8			3	0	0	0	0	0	2																							
20 C.J. Cron, R OBP: 0.322, SLG: 0.464			F9		F8		L8			3	0	0	0	0	0	1																							
16 Hank Conger, L OBP: 0.364, SLG: 0.507						F9		F8		2	0	0	0	0	1	0																							
17 Chris Iannetta, R OBP: 0.366, SLG: 0.451										1	0	0	0	0	0	0																							
56 Kole Calhoun, L OBP: 0.263, SLG: 0.413								F8		2	0	1	0	1	0	0																							
<b>Inning Stats</b>	R: 0 H: 0 E: 0 K: 1 S: 8	H: 0 LOB: 0 BB: 0 P: 11	R: 0 H: 0 E: 0 K: 1 S: 6	H: 0 LOB: 0 BB: 1 P: 11	R: 0 H: 0 E: 0 K: 1 S: 13	H: 0 LOB: 1 BB: 1 P: 23	R: 0 H: 0 E: 0 K: 0 S: 8	H: 0 LOB: 0 BB: 0 P: 12	R: 0 H: 1 E: 0 K: 1 S: 7	H: 1 LOB: 1 BB: 0 P: 17	R: 1 H: 1 E: 0 K: 0 S: 10	H: 1 LOB: 1 BB: 1 P: 20	R: 0 H: 0 E: 0 K: 1 S: 7	H: 0 LOB: 0 BB: 0 P: 12	R: 0 H: 1 E: 0 K: 0 S: 7	H: 1 LOB: 0 BB: 0 P: 10	1B: 2 2B: 1 3B: 0 HR: 1	SF: 0 SAC: 0 DP: 2 HBP: 0	WP: 0 PB: 0 SB: 0 CS: 0	PA: 31																			
<b>PITCHER</b>	IP	WLS	BF	H	R	ER	SO	BB	IBB	HBP	BLK	WP	HR	S	P	ERA	WHIP	<b>PITCHER</b>				IP	WLS	BF	H	R	ER	SO	BB	IBB	HBP	BLK	WP	HR	S	P	ERA	WHIP	
53 Chris Young, R ERA: 3.3	6.1	W	23	2	1	1	5	3	0	0	0	0	1	59	98	1.42	0.789																						
41 Charlie Furbush, L ERA: 5.02	0.2		2	0	0	0	0	0	0	0	0	0	0	4	7	0.00	0.000																						
40 Danny Farquhar, R ERA: 2.59	1.0		3	0	0	0	1	0	0	0	0	0	0	7	12	0.00	0.000																						
56 Fernando Rodney, R ERA: 2.79	1.0		3	1	0	0	0	0	0	0	0	0	0	7	10	0.00	1.000																						
<b>Batter</b>	<b>1</b>	<b>2</b>	<b>3</b>	<b>4</b>	<b>5</b>	<b>6</b>	<b>7</b>	<b>8</b>	<b>9</b>	<b>AB</b>	<b>R</b>	<b>H</b>	<b>RBI</b>	<b>BB</b>	<b>SO</b>	<b>LOB</b>	<b>BOTTOM</b>																						
99 James Jones, L OBP: 0.351, SLG: 0.400	E6 22 1B 55 1B 55 3B			K				F7		4	2	1	0	0	1	0																							
55 Michael Saunders, L OBP: 0.323, SLG: 0.410	K			K						3	2	2	1	1	1	0																							
22 Robinson Cano, L OBP: 0.377, SLG: 0.429	G5-3 17 1B									4	0	3	2	0	0	1																							
17 Justin Smoak, S OBP: 0.297, SLG: 0.392	G5-3			G4-6-3						2	0	0	1	2	0	2																							
3 Mike Zunino, R OBP: 0.284, SLG: 0.437	K			F8						4	0	0	0	0	3	4																							
15 Kyle Seager, L OBP: 0.340, SLG: 0.425	K			L3				P4		3	0	0	0	1	1	1																							
7 Stefan Romero, R OBP: 0.245, SLG: 0.320		G4-3		K				K		4	0	0	0	0	2	2																							
13 Dustin Ackley, L OBP: 0.307, SLG: 0.407			G6-3					L8		3	1	1	0	0	0	0																							
6 Nick Franklin, S OBP: 0.235, SLG: 0.207		G6-3						K		3	0	0	0	0	1	1																							
<b>Inning Stats</b>	R: 2 H: 3 E: 0 K: 2 S: 18	H: 3 LOB: 1 BB: 0 P: 23	R: 3 H: 3 E: 1 K: 1 S: 12	H: 3 LOB: 2 BB: 1 P: 26	R: 0 H: 0 E: 0 K: 1 S: 6	H: 0 LOB: 0 BB: 0 P: 6	R: 0 H: 0 E: 0 K: 2 S: 9	H: 0 LOB: 0 BB: 0 P: 12	R: 0 H: 1 E: 0 K: 0 S: 7	H: 1 LOB: 0 BB: 0 P: 10	R: 0 H: 0 E: 0 K: 1 S: 5	H: 0 LOB: 0 BB: 0 P: 8	R: 0 H: 0 E: 0 K: 1 S: 8	H: 0 LOB: 1 BB: 1 P: 13	R: 0 H: 0 E: 0 K: 1 S: 7	H: 0 LOB: 1 BB: 2 P: 17	1B: 6 2B: 0 3B: 1 HR: 0	SF: 0 SAC: 0 DP: 1 HBP: 0	WP: 1 PB: 0 SB: 3 CS: 0	PA: 34																			
<b>PITCHER</b>	IP	WLS	BF	H	R	ER	SO	BB	IBB	HBP	BLK	WP	HR	S	P	ERA	WHIP	<b>PITCHER</b>				IP	WLS	BF	H	R	ER	SO	BB	IBB	HBP	BLK	WP	HR	S	P	ERA	WHIP	
45 Tyler Skaggs, L ERA: 3.97	7.0	L	30	7	5	2	8	2	0	0	0	0	0	65	98	2.57	1.286																						
58 Michael Kohn, R ERA: 2.01	1.0		4	0	0	0	1	1	1	0	0	1	0	7	17	0.00	1.000																						

Los Angeles Angels @ Seattle Mariners  
Safeco Field, Seattle, WA  
Mon May 26 2014, 1:13 PM - 3:52 PM PDT  
Att: 22,710 - Partly Cloudy - 64 F

AB	28
R	1
H	3
RBI	1
BB	3
SO	6
LOB	8



Los Angeles Angels @ Seattle Mariners  
Safeco Field, Seattle, WA  
Mon May 26 2014, 1:13 PM - 3:52 PM PDT  
Att: 22,710 - Partly Cloudy - 64 F

AB	30
R	5
H	7
RBI	4
BB	4
SO	9
LOB	11





Batter	1	2	3	4	5	6	7	8	9	AB	R	H	RBI	BB	SO	LOB	TOP						
47 Howie Kendrick, R OBP: 0.371, SLG: 0.405	G1-4-3	F9		G6-4-3			G3		G5-3	5	0	0	0	0	0	4	<b>Los Angeles Angels @ Seattle Mariners</b> Safeco Field, Seattle, WA Tue May 27 2014, 7:11 PM - 10:13 PM PDT Att: 13,064 - Clear - 64 F <a href="http://livebaseballscorecards.com">livebaseballscorecards.com</a>						
27 Mike Trout, R OBP: 0.388, SLG: 0.534	K		BB	F9			SF9		1B	3	0	1	1	1	1								
5 Albert Pujols, R OBP: 0.326, SLG: 0.529	G6-3		P5						K	4	0	0	0	1	2								
6 David Freese, R OBP: 0.274, SLG: 0.301		2B								4	1	2	0	0	1	1							
28 Raul Ibanez, L OBP: 0.276, SLG: 0.276			1B							1	0	0	0	0	0	1							
8 John McDonald, R OBP: 0.324, SLG: 0.287										0	0	0	0	0	0	0							
20 C.J. Cron, R OBP: 0.333, SLG: 0.533		2B								4	2	2	2	0	2								
2 Erick Aybar, S OBP: 0.300, SLG: 0.404		2B		FC4-6						4	1	1	1	0	1	2							
10 Grant Green, R OBP: 0.404, SLG: 0.510										3	1	1	0	0	1	1							
56 Kole Calhoun, L OBP: 0.259, SLG: 0.408										1	0	0	0	0	0	0							
17 Chris Iannetta, R OBP: 0.378, SLG: 0.467										3	0	2	1	0	0	0							
7 Collin Cowgill, R OBP: 0.369, SLG: 0.377										4	1	2	0	0	2	2							
<b>Inning Stats</b>	R: 0 E: 0 K: 1 S: 8	H: 0 LOB: 0 BB: 0 P: 12	R: 3 E: 0 K: 1 S: 14	H: 4 LOB: 1 BB: 0 P: 22	R: 0 E: 0 K: 1 S: 14	H: 1 LOB: 2 BB: 1 P: 24	R: 1 E: 0 K: 0 S: 7	H: 2 LOB: 1 BB: 0 P: 10	R: 0 E: 0 K: 1 S: 7	H: 0 LOB: 0 BB: 0 P: 10	R: 1 E: 0 K: 1 S: 10	H: 1 LOB: 1 BB: 1 P: 19	R: 1 E: 0 K: 2 S: 12	H: 2 LOB: 1 BB: 0 P: 18	R: 0 E: 0 K: 1 S: 7	H: 1 LOB: 1 BB: 0 P: 8	1B: 5 2B: 5 3B: 0 HR: 1	SF: 1 SAC: 0 DP: 1 HBP: 1	WP: 0 PB: 0 SB: 1 CS: 0	PA: 40			
<b>PITCHER</b>	IP WLS BF H R ER SO BB IBB HBP BLK WP HR S P ERA WHIP	IP WLS BF H R ER SO BB IBB HBP BLK WP HR S P ERA WHIP	IP WLS BF H R ER SO BB IBB HBP BLK WP HR S P ERA WHIP	IP WLS BF H R ER SO BB IBB HBP BLK WP HR S P ERA WHIP	IP WLS BF H R ER SO BB IBB HBP BLK WP HR S P ERA WHIP	IP WLS BF H R ER SO BB IBB HBP BLK WP HR S P ERA WHIP	IP WLS BF H R ER SO BB IBB HBP BLK WP HR S P ERA WHIP	IP WLS BF H R ER SO BB IBB HBP BLK WP HR S P ERA WHIP	IP WLS BF H R ER SO BB IBB HBP BLK WP HR S P ERA WHIP	IP WLS BF H R ER SO BB IBB HBP BLK WP HR S P ERA WHIP	IP WLS BF H R ER SO BB IBB HBP BLK WP HR S P ERA WHIP	IP WLS BF H R ER SO BB IBB HBP BLK WP HR S P ERA WHIP	IP WLS BF H R ER SO BB IBB HBP BLK WP HR S P ERA WHIP	IP WLS BF H R ER SO BB IBB HBP BLK WP HR S P ERA WHIP	IP WLS BF H R ER SO BB IBB HBP BLK WP HR S P ERA WHIP	IP WLS BF H R ER SO BB IBB HBP BLK WP HR S P ERA WHIP	IP WLS BF H R ER SO BB IBB HBP BLK WP HR S P ERA WHIP						
29 Roenis Elias, L ERA: 4.02	6.1	L	28	8	5	5	5	1	0	0	1	0	0	0	0	0	0	0	60	92	7.11	1.421	
52 Dominic Leone, R ERA: 1.29	0.2		3	0	0	0	1	1	0	0	0	0	0	0	0	0	0	0	7	15	0.00	1.500	
54 Tom Wilhelmson, R ERA: 3.16	2.0		9	3	1	1	3	0	0	0	0	0	0	0	0	0	0	0	1	19	26	4.50	1.500

Batter	1	2	3	4	5	6	7	8	9	AB	R	H	RBI	BB	SO	LOB	BOTTOM					
99 James Jones, L OBP: 0.329, SLG: 0.373	K		F7	P5			K		G6-3	5	0	0	0	0	2	3	<b>Los Angeles Angels @ Seattle Mariners</b> Safeco Field, Seattle, WA Tue May 27 2014, 7:11 PM - 10:13 PM PDT Att: 13,064 - Clear - 64 F <a href="http://livebaseballscorecards.com">livebaseballscorecards.com</a>					
55 Michael Saunders, L OBP: 0.330, SLG: 0.465	L9									4	1	1	0	1	1	0						
22 Robinson Cano, L OBP: 0.377, SLG: 0.428	G6-3		1B	G6-3						5	0	2	1	0	0	1						
17 Justin Smoak, S OBP: 0.304, SLG: 0.408										3	1	1	1	2	1	1						
16 Cole Gillespie, R OBP: 0.310, SLG: 0.299										0	0	0	0	0	0	0						
15 Kyle Seager, L OBP: 0.342, SLG: 0.424										5	0	2	0	0	1	2						
13 Dustin Ackley, L OBP: 0.311, SLG: 0.412										3	2	1	0	1	0	3						
6 Nick Franklin, S OBP: 0.283, SLG: 0.242										4	0	2	1	0	0	1						
3 Mike Zunino, R OBP: 0.276, SLG: 0.424										4	0	0	0	0	1	4						
5 Brad Miller, L OBP: 0.230, SLG: 0.247										2	0	0	0	2	0	0						
<b>Inning Stats</b>	R: 0 E: 0 K: 1 S: 7	H: 0 LOB: 0 BB: 0 P: 9	R: 1 E: 0 K: 2 S: 14	H: 2 LOB: 1 BB: 0 P: 23	R: 0 E: 0 K: 0 S: 9	H: 1 LOB: 1 BB: 0 P: 14	R: 2 E: 0 K: 0 S: 12	H: 3 LOB: 2 BB: 1 P: 21	R: 0 E: 0 K: 1 S: 13	H: 1 LOB: 0 BB: 1 P: 22	R: 0 E: 0 K: 1 S: 8	H: 0 LOB: 0 BB: 1 P: 13	R: 0 E: 0 K: 1 S: 13	H: 1 LOB: 0 BB: 0 P: 18	R: 0 E: 0 K: 1 S: 12	H: 0 LOB: 1 BB: 1 P: 22	R: 1 E: 0 K: 0 S: 11	H: 1 LOB: 2 BB: 2 P: 21	1B: 7 2B: 1 3B: 0 HR: 1	SF: 0 SAC: 0 DP: 1 HBP: 0	WP: 1 PB: 0 SB: 1 CS: 0	PA: 41
<b>PITCHER</b>	IP WLS BF H R ER SO BB IBB HBP BLK WP HR S P ERA WHIP	IP WLS BF H R ER SO BB IBB HBP BLK WP HR S P ERA WHIP	IP WLS BF H R ER SO BB IBB HBP BLK WP HR S P ERA WHIP	IP WLS BF H R ER SO BB IBB HBP BLK WP HR S P ERA WHIP	IP WLS BF H R ER SO BB IBB HBP BLK WP HR S P ERA WHIP	IP WLS BF H R ER SO BB IBB HBP BLK WP HR S P ERA WHIP	IP WLS BF H R ER SO BB IBB HBP BLK WP HR S P ERA WHIP	IP WLS BF H R ER SO BB IBB HBP BLK WP HR S P ERA WHIP	IP WLS BF H R ER SO BB IBB HBP BLK WP HR S P ERA WHIP	IP WLS BF H R ER SO BB IBB HBP BLK WP HR S P ERA WHIP	IP WLS BF H R ER SO BB IBB HBP BLK WP HR S P ERA WHIP	IP WLS BF H R ER SO BB IBB HBP BLK WP HR S P ERA WHIP	IP WLS BF H R ER SO BB IBB HBP BLK WP HR S P ERA WHIP	IP WLS BF H R ER SO BB IBB HBP BLK WP HR S P ERA WHIP	IP WLS BF H R ER SO BB IBB HBP BLK WP HR S P ERA WHIP	IP WLS BF H R ER SO BB IBB HBP BLK WP HR S P ERA WHIP	IP WLS BF H R ER SO BB IBB HBP BLK WP HR S P ERA WHIP					
36 Jered Weaver, R ERA: 2.99	6.0	W	28	7	3	3	5	3	0	0	0	0	0	0	0	0	0	0	63	102	4.50	1.667
24 Sean Burnett, L ERA: 13.5	0.1	H	1	0	0	0	0	0	0	0	0	5	6	0.00	0.000							
59 Fernando Salas, R ERA: 2.49	0.2	H	2	1	0	0	0	0	0	0	0	8	12	0.00	1.500							
38 Joe Smith, R ERA: 2.14	1.0	H	4	0	0	0	1	1	0	0	0	12	22	0.00	1.000							
49 Ernesto Frieri, R ERA: 4.43	1.0	S	6	1	1	1	0	2	0	0	0	11	21	9.00	3.000							

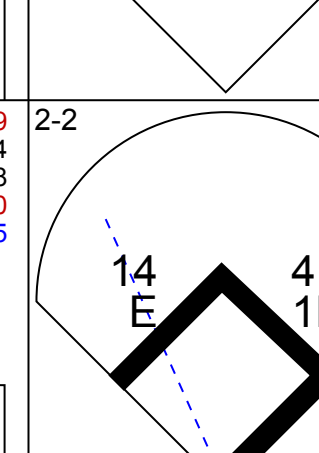
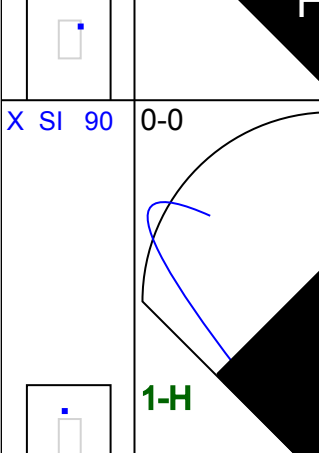
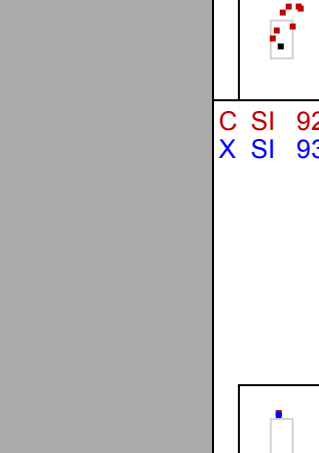
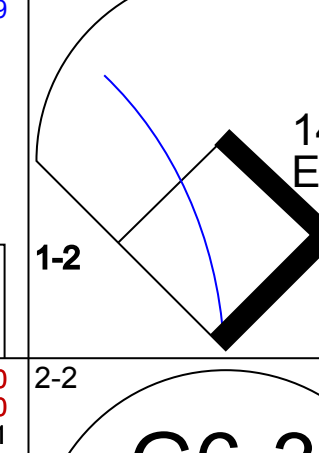
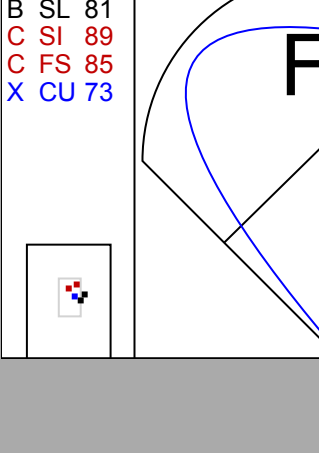
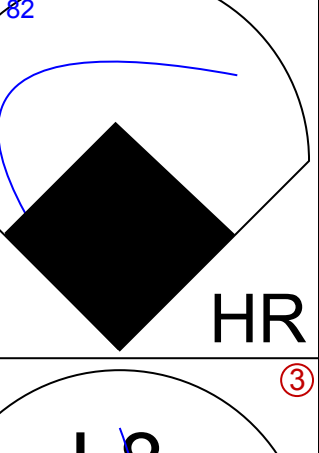

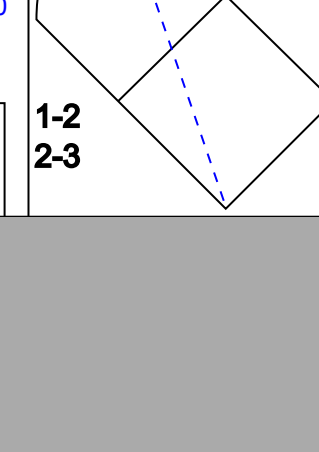

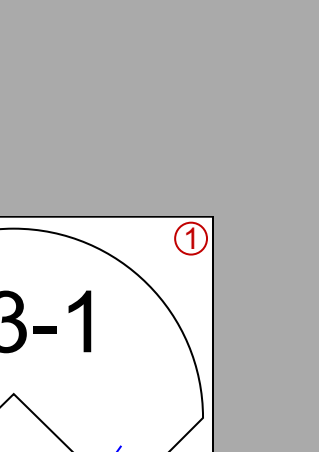




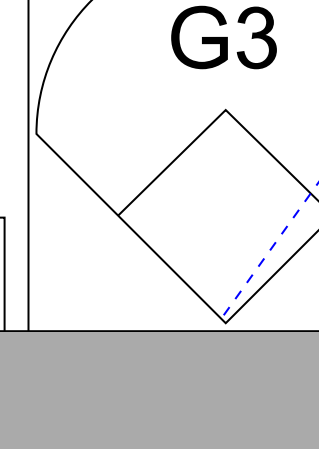
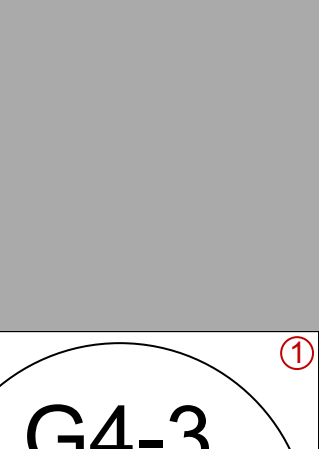
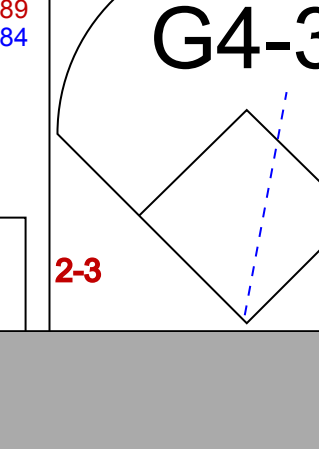
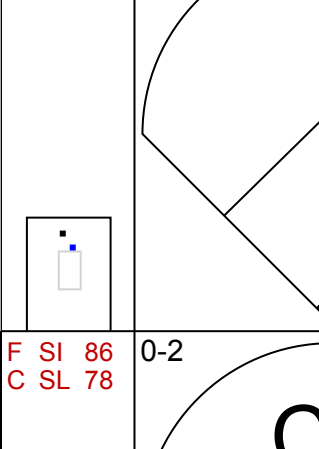
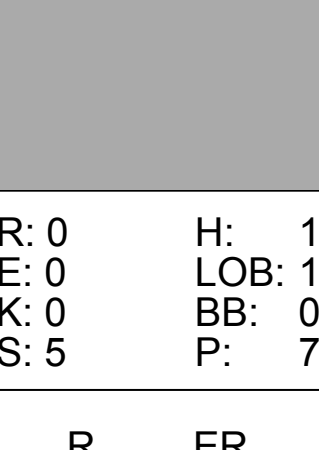
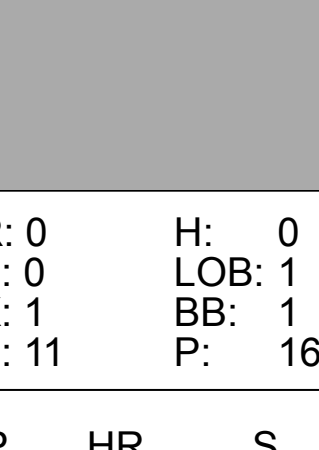






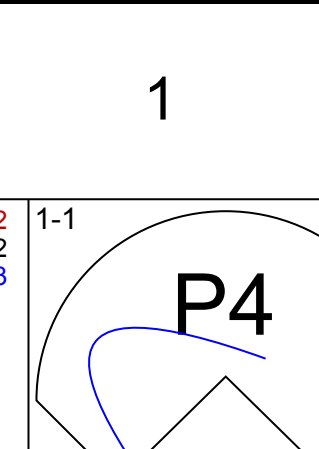
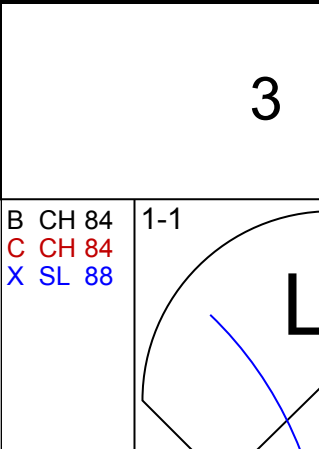
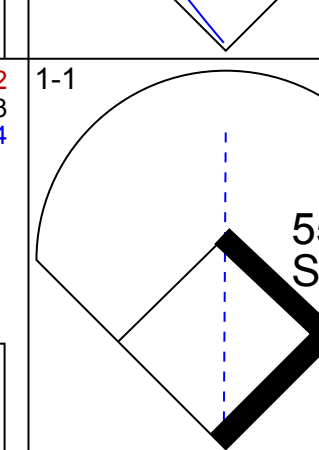
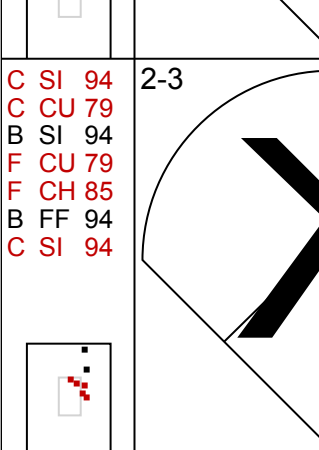
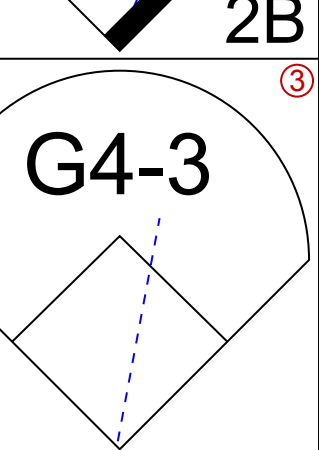
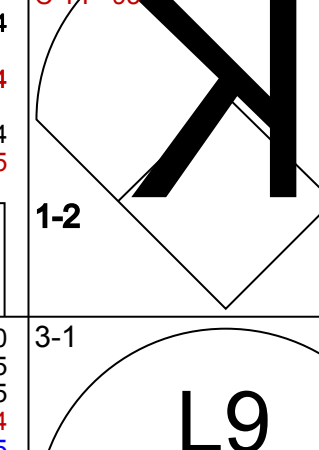

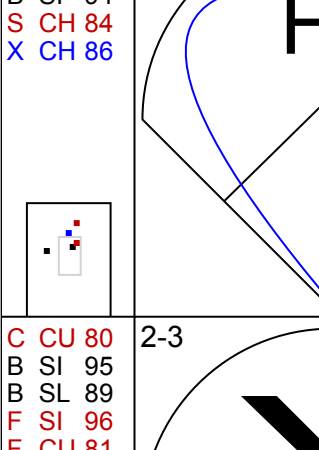
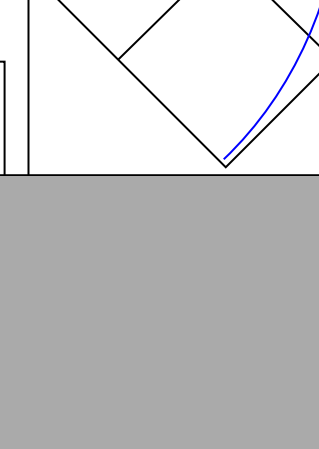
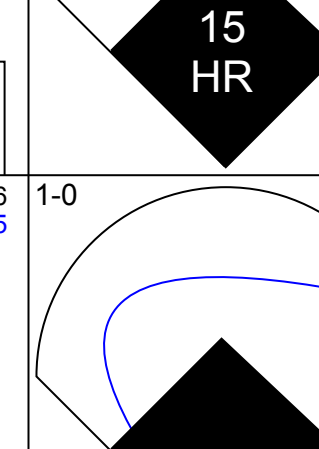
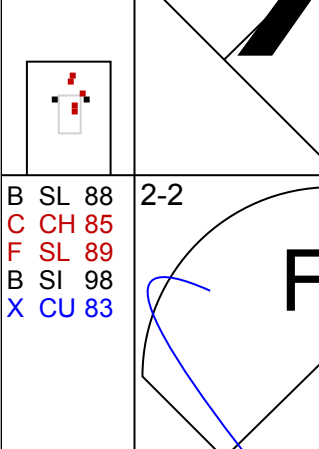
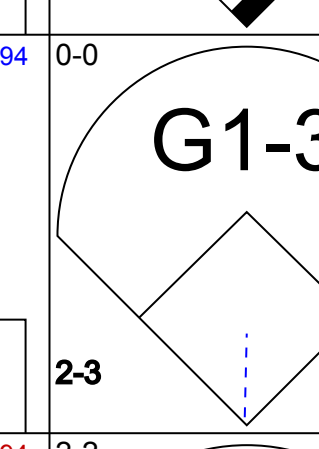

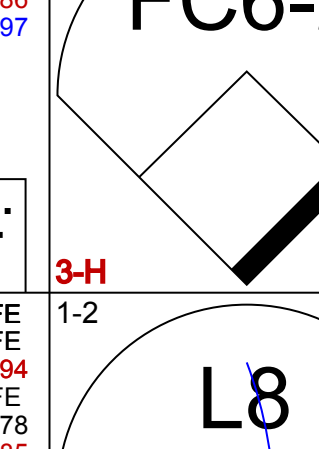
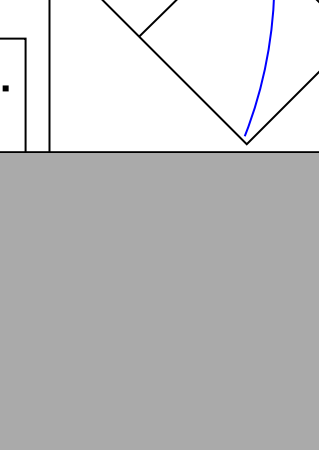
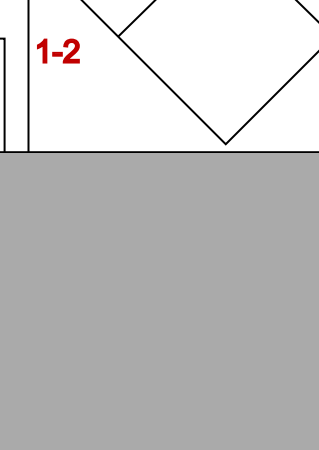
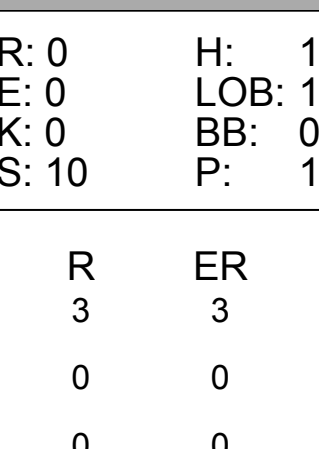
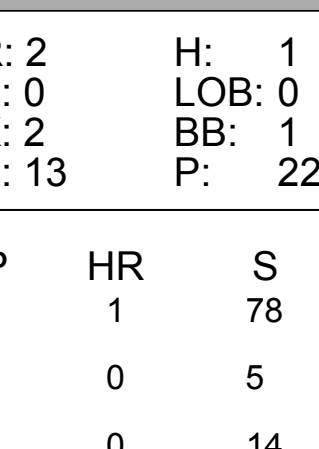
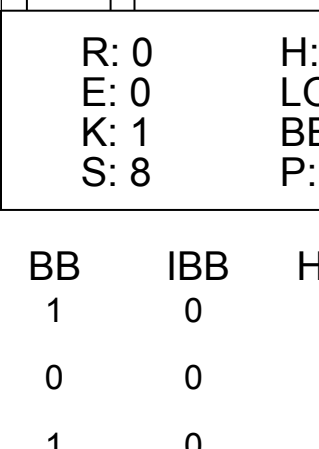
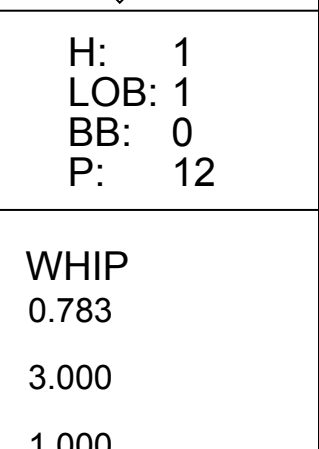








Batter	1	2	3	4	5	6	7	8	9	AB	R	H	RBI	BB	SO	LOB	TOP					
3 Ian Kinsler, R OBP: 0.345, SLG: 0.460										4	1	1	0	0	2	0	<b>Detroit Tigers @ Seattle Mariners</b> Safeco Field, Seattle, WA Fri May 30 2014, 7:12 PM - 10:15 PM PDT Att: 29,000 - Clear - 67 F					
48 Toni Hunter, R OBP: 0.310, SLG: 0.478										4	1	1	0	0	2	1						
24 Miguel Cabrera, R OBP: 0.374, SLG: 0.556										3	2	2	2	1	0	0						
41 Victor Martinez, S OBP: 0.400, SLG: 0.617										4	1	2	3	0	0	0						
14 Austin Jackson, R OBP: 0.308, SLG: 0.386										4	0	0	0	0	0	2						
13 Alex Avila, L OBP: 0.336, SLG: 0.382										3	0	0	0	1	1	0						
9 Nick Castellanos, R OBP: 0.280, SLG: 0.360										4	0	1	0	0	3	1						
17 Andrew Romine, S OBP: 0.259, SLG: 0.250										4	0	1	0	0	0	2						
20 Rajai Davis, R OBP: 0.337, SLG: 0.433										4	1	1	1	0	1	0						
<b>Inning Stats</b>	R: 0 H: 2 E: 1 K: 2 S: 15	H: 2 LOB: 2 BB: 0 P: 20	R: 0 H: 1 E: 0 K: 0 S: 5	H: 1 LOB: 1 BB: 0 P: 7	R: 2 H: 2 E: 0 K: 1 S: 15	H: 2 LOB: 0 BB: 0 P: 18	R: 0 H: 0 E: 0 K: 1 S: 11	H: 0 LOB: 1 BB: 1 P: 16	R: 3 H: 2 E: 0 K: 0 S: 16	H: 2 LOB: 0 BB: 1 P: 25	R: 0 H: 1 E: 0 K: 1 S: 7	H: 1 LOB: 0 BB: 0 P: 12	R: 1 H: 1 E: 0 K: 1 S: 12	H: 1 LOB: 0 BB: 0 P: 14	R: 0 H: 0 E: 0 K: 1 S: 8	H: 0 LOB: 0 BB: 0 P: 11	R: 0 H: 0 E: 0 K: 2 S: 7	H: 0 LOB: 0 BB: 0 P: 9	1B: 5 2B: 1 3B: 0 HR: 3	SF: 0 SAC: 0 DP: 0 HBP: 0	WP: 0 PB: 0 SB: 0 CS: 1	PA: 37
<b>PITCHER</b>	IP WLS BF H R ER SO BB IBB HBP BLK WP HR S P ERA WHIP																					
18 Hisashi Iwakuma, R ERA: 3.09	6.0 L 26 8 5 5 5 1 1 0 0 0 0 2 69 98 7.50 1.500																					
41 Charlie Furbush, L ERA: 5.28	1.0 4 1 1 1 1 0 0 0 0 0 0 1 12 14 9.00 1.000																					
31 Yoervis Medina, R ERA: 3.43	1.0 3 0 0 0 1 0 0 0 0 0 0 0 8 11 0.00 0.000																					
54 Tom Wilhelmson, R ERA: 3.04	1.0 3 0 0 0 2 0 0 0 0 0 0 0 7 9 0.00 0.000																					

Batter	1	2	3	4	5	6	7	8	9	AB	R	H	RBI	BB	SO	LOB	BOTTOM					
9 Endy Chavez, L OBP: 0.250, SLG: 0.500										4	0	1	0	0	0	0	<b>Detroit Tigers @ Seattle Mariners</b> Safeco Field, Seattle, WA Fri May 30 2014, 7:12 PM - 10:15 PM PDT Att: 29,000 - Clear - 67 F					
99 James Jones, L OBP: 0.340, SLG: 0.391										4	1	2	0	0	1	1						
55 Michael Saunders, L OBP: 0.329, SLG: 0.433										4	0	1	1	0	2	1						
17 Justin Smoak, S OBP: 0.298, SLG: 0.392										3	1	0	0	1	2	2						
15 Kyle Seager, L OBP: 0.343, SLG: 0.456										4	1	2	2	0	1	0						
3 Mike Zunino, R OBP: 0.284, SLG: 0.435										2	0	0	0	1	1	1						
13 Dustin Ackley, L OBP: 0.292, SLG: 0.384										4	0	0	0	0	2	3						
6 Nick Franklin, S OBP: 0.204, SLG: 0.182										4	0	0	0	0	0	2						
5 Brad Miller, L OBP: 0.234, SLG: 0.250										3	0	0	0	0	1	0						
<b>Inning Stats</b>	R: 0 H: 1 E: 0 K: 1 S: 9	H: 1 LOB: 1 BB: 0 P: 17	R: 0 H: 1 E: 0 K: 0 S: 10	H: 1 LOB: 0 BB: 0 P: 16	R: 0 H: 0 E: 0 K: 1 S: 8	H: 0 LOB: 0 BB: 0 P: 11	R: 2 H: 1 E: 0 K: 2 S: 13	H: 1 LOB: 0 BB: 1 P: 22	R: 0 H: 1 E: 0 K: 1 S: 9	H: 1 LOB: 1 BB: 0 P: 12	R: 0 H: 0 E: 0 K: 1 S: 11	H: 0 LOB: 0 BB: 0 P: 17	R: 0 H: 0 E: 0 K: 1 S: 6	H: 0 LOB: 0 BB: 0 P: 9	R: 1 H: 2 E: 0 K: 1 S: 17	H: 2 LOB: 1 BB: 0 P: 24	R: 0 H: 0 E: 0 K: 2 S: 14	H: 0 LOB: 1 BB: 1 P: 23	1B: 2 2B: 3 3B: 0 HR: 1	SF: 0 SAC: 0 DP: 0 HBP: 1	WP: 1 PB: 0 SB: 0 CS: 1	PA: 36
<b>PITCHER</b>	IP WLS BF H R ER SO BB IBB HBP BLK WP HR S P ERA WHIP																					
35 Justin Verlander, R ERA: 3.99	7.2 W 29 5 3 3 7 1 0 1 0 0 0 1 78 120 3.52 0.783																					
46 Ian Kroi, L ERA: 2.41	0.1 2 1 0 0 1 0 0 0 0 0 0 1 5 8 0.00 3.000																					
44 Joba Chamberlain, R ERA: 2.7	1.0 S 4 0 0 0 2 1 0 0 0 0 0 0 14 23 0.00 1.000																					








Batter	1	2	3	4	5	6	7	8	9	AB	R	H	RBI	BB	SO	LOB	TOP					
20 Rajai Davis, R OBP: 0.339, SLG: 0.423	G5-3		L3			P2		G5-4-3		4	0	0	0	0	0	1						
3 Ian Kinsler, R OBP: 0.332, SLG: 0.442	L8		G5-3			K		F8		4	0	0	0	0	1	0						
24 Miguel Cabrera, R OBP: 0.370, SLG: 0.558	K					G6-3		G4-3		4	0	0	0	0	1	0						
41 Victor Martinez, S OBP: 0.390, SLG: 0.595						G1-6-3		F8		3	0	0	0	1	0	0						
48 Torii Hunter, R OBP: 0.304, SLG: 0.465						G1-3		F8		3	0	1	0	0	1	1						
14 Austin Jackson, R OBP: 0.303, SLG: 0.383						K		F9		3	0	0	0	0	2	2						
9 Nick Castellanos, R OBP: 0.282, SLG: 0.355						K		F7		3	0	1	0	0	1	1						
50 Bryan Holaday, R OBP: 0.300, SLG: 0.277						K		K		3	0	1	0	0	1	2						
29 Danny Worth, R OBP: 0.217, SLG: 0.190						G5-3		G5-4-3 HBP		2	0	0	0	0	1	1						
<b>Inning Stats</b>	R: 0 E: 0 K: 1 S: 8	H: 0 LOB: 0 BB: 0 P: 10	R: 0 E: 0 K: 2 S: 10	H: 1 LOB: 2 BB: 1 P: 17	R: 0 E: 0 K: 1 S: 5	H: 0 LOB: 0 BB: 0 P: 8	R: 0 E: 0 K: 0 S: 8	H: 0 LOB: 0 BB: 0 P: 14	R: 0 E: 0 K: 2 S: 12	H: 1 LOB: 1 BB: 0 P: 17	R: 0 E: 0 K: 1 S: 10	H: 0 LOB: 0 BB: 0 P: 16	R: 0 E: 0 K: 0 S: 6	H: 1 LOB: 1 BB: 0 P: 10	R: 0 E: 0 K: 1 S: 5	H: 0 LOB: 0 BB: 0 P: 9	R: 0 E: 0 K: 0 S: 8	H: 0 LOB: 0 BB: 0 P: 10	1B: 3 2B: 0 3B: 0 HR: 0	SF: 0 SAC: 0 DP: 1 HBP: 1	WP: 0 PB: 0 SB: 0 CS: 0	PA: 31
<b>PITCHER</b> 29 Roenis Elias, L ERA: 3.53	IP: 9.0 WLS: W BF: 31 H: 3 R: 0 ER: 0 SO: 8 BB: 1 IBB: 0 HBP: 1 BLK: 0 WP: 0 HR: 0 S: 72 P: 111 ERA: 0.00 WHIP: 0.444															<b>PITCHER</b>						

**Detroit Tigers @ Seattle Mariners**  
Safeco Field, Seattle, WA  
Sun Jun 01 2014, 1:11 PM - 3:57 PM PDT  
Att: 31,407 - Partly Cloudy - 63 F


**AB 29**  
**R 0**  
**H 3**  
**RBI 0**  
**BB 1**  
**SO 8**  
**LOB 8**



Batter	1	2	3	4	5	6	7	8	9	AB	R	H	RBI	BB	SO	LOB	BOTTOM					
9 Endy Chavez, L OBP: 0.250, SLG: 0.417	55 2B		17 CS			P6		E5		4	1	2	0	0	0	1						
99 James Jones, L OBP: 0.343, SLG: 0.391	K2-3		F8			K		K		4	0	2	1	0	1	3						
16 Cole Gillespie, R OBP: 0.344, SLG: 0.310			F8			K		K		0	0	0	0	0	0	0						
55 Michael Saunders, L OBP: 0.327, SLG: 0.435	2H		K			F8		G4-3		4	0	1	1	0	1	5						
17 Justin Smoak, S OBP: 0.292, SLG: 0.381	P6		CS			F8		K		4	0	0	0	0	1	1						
15 Kyle Seager, L OBP: 0.344, SLG: 0.453	F8					P6		G6-3		4	0	2	0	0	0	1						
3 Mike Zunino, R OBP: 0.276, SLG: 0.416			K			L8		F8		4	0	0	0	0	1	2						
13 Dustin Ackley, L OBP: 0.291, SLG: 0.381			K			8 2B		F7		4	1	1	0	0	2	1						
5 Brad Miller, L OBP: 0.235, SLG: 0.271			K			K		K		3	1	1	1	0	2	1						
8 Willie Bloomquist, R OBP: 0.246, SLG: 0.322			9 1B			99 1B		K		3	1	2	1	0	1	0						
<b>Inning Stats</b>	R: 1 E: 0 K: 1 S: 14	H: 2 LOB: 1 BB: 0 P: 20	R: 0 E: 0 K: 3 S: 10	H: 0 LOB: 0 BB: 0 P: 15	R: 0 E: 0 K: 1 S: 15	H: 2 LOB: 1 BB: 0 P: 26	R: 0 E: 0 K: 0 S: 7	H: 0 LOB: 0 BB: 0 P: 9	R: 2 E: 0 K: 1 S: 16	H: 3 LOB: 1 BB: 0 P: 23	R: 0 E: 0 K: 0 S: 5	H: 1 LOB: 0 BB: 0 P: 11	R: 1 E: 1 K: 1 S: 16	H: 2 LOB: 2 BB: 0 P: 23	R: 0 E: 0 K: 2 S: 12	H: 1 LOB: 1 BB: 0 P: 18	R: 0 E: 0 K: 2 S: 12	H: 1 LOB: 1 BB: 0 P: 10	1B: 7 2B: 3 3B: 0 HR: 1	SF: 0 SAC: 0 DP: 1 HBP: 0	WP: 0 PB: 0 SB: 2 CS: 2	PA: 35
<b>PITCHER</b> 37 Max Scherzer, R ERA: 3.2	IP: 6.2 WLS: L BF: 27 H: 4 R: 4 ER: 4 SO: 7 BB: 0 IBB: 0 HBP: 0 BLK: 0 WP: 0 HR: 1 S: 75 P: 116 ERA: 5.40 WHIP: 1.350															<b>PITCHER</b>						
40 Phil Coke, L ERA: 6.5	0.2	5	2	0	0	1	0	0	0	0	0	16	24	0.00	3.000							
49 Corey Knebel, R ERA: 7.36	0.2	2	0	0	0	1	0	0	0	0	0	4	5	0.00	0.000							

**Detroit Tigers @ Seattle Mariners**  
Safeco Field, Seattle, WA  
Sun Jun 01 2014, 1:11 PM - 3:57 PM PDT  
Att: 31,407 - Partly Cloudy - 63 F

**AB 34**  
**R 4**  
**H 11**  
**RBI 4**  
**BB 0**  
**SO 9**  
**LOB 15**









Batter	1	2	3	4	5	6	7	8	9	AB	R	H	RBI	BB	SO	LOB	TOP																		
99 James Jones, L (1, 8) 16 Cole Gillespie, R (6, PH) 52 Dominic Leone, R (6, PH) 8 Willie Bloomquist, R (8, 1) 40 Danny Farquhar, R (9, 1) 56 Fernando Rodney, R (1, 9)	G1-3			K				K		3	0	1	1	0	1	0																			
55 Michael Saunders, L (1, 9) OBP: 0.325, SLG: 0.447	22 1B		22 2B 15 FC1-5	K				L9		5	0	2	0	0	2	3																			
22 Robinson Cano, L (1, 4) OBP: 0.380, SLG: 0.427	1B			F7				G4-3		5	0	3	0	0	0	3																			
15 Kyle Seager, L (1, 5) OBP: 0.347, SLG: 0.490	K		FC1-5 13 FC6					F7		5	0	0	0	0	2	5																			
17 Justin Smoak, S (1, 3) OBP: 0.284, SLG: 0.368	P6		P5					K		5	0	0	0	0	2	5																			
13 Dustin Ackley, L (1, 7) OBP: 0.283, SLG: 0.375	G1-3		FC6					G4-3		5	1	1	0	0	0	3																			
4 John Buck, R (1, 2) OBP: 0.340, SLG: 0.378	E5			5 BB 7 HR				SH5-4 5 1B		4	3	3	2	0	0	0																			
5 Brad Miller, L (1, 6) OBP: 0.247, SLG: 0.278			50 SH3-4 99 1B					G4-3		3	2	2	1	1	0	0																			
50 Erasmo Ramirez, R (1, 1)	SH3-4			7 HR				SH5-4		0	0	0	0	0	0	0																			
7 Stefan Romero, R (4, PH) OBP: 0.256, SLG: 0.345				1-H 2-H				G5-3		1	1	1	3	0	0	0																			
54 Tom Wilhelmson, R (4, 1)										0	0	0	0	0	0	0																			
9 Endy Chavez, L (6, PH) OBP: 0.188, SLG: 0.313										1	0	0	0	0	0	0																			
<b>Inning Stats</b>	R: 0 E: 0 K: 1 S: 9	H: 2 LOB: 2 BB: 0 P: 12	R: 2 E: 1 K: 0 S: 11	H: 2 LOB: 1 BB: 0 P: 17	R: 0 E: 0 K: 0 S: 8	H: 2 LOB: 2 BB: 0 P: 14	R: 3 E: 0 K: 2 S: 19	H: 2 LOB: 0 BB: 1 P: 32	R: 0 E: 0 K: 1 S: 5	H: 0 LOB: 0 BB: 0 P: 8	R: 0 E: 0 K: 1 S: 10	H: 2 LOB: 3 BB: 0 P: 20	R: 2 E: 0 K: 1 S: 11	H: 2 LOB: 0 BB: 0 P: 18	R: 0 E: 0 K: 1 S: 8	H: 0 LOB: 0 BB: 0 P: 11	R: 0 E: 0 K: 1 S: 12	H: 1 LOB: 1 BB: 0 P: 15	1B: 10 2B: 1 3B: 0 HR: 2	SF: 0 SAC: 2 DP: 0 HBP: 0	WP: 0 PB: 0 SB: 0 CS: 0	PA: 42													
<b>PITCHER</b>	IP WLS BF H R ER SO BB IBB HBP BLK WP HR S P ERA WHIP																	<b>PITCHER</b>	IP WLS BF H R ER SO BB IBB HBP BLK WP HR S P ERA WHIP																
32 Gavin Floyd, R (1, 1) ERA: 2.8	5.0	26	10	5	3	4	1	0	0	0	0	0	0	0	1	54	86	5.40	2.200																
43 Luis Avilan, L (6, 1) ERA: 4.25	1.0	4	0	0	0	1	1	0	0	0	0	0	0	0	1	19	29	9.00	1.000																
40 Alex Wood, L (7, 1) ERA: 3.51	2.0	L 8	2	2	2	2	0	0	0	0	0	1	19	29	9.00	1.000																			
38 Anthony Varvaro, R (9, 1) ERA: 2.66	1.0	4	1	0	0	1	0	0	0	0	0	0	12	15	0.00	1.000																			
<b>Batter</b>	<b>1</b>	<b>2</b>	<b>3</b>	<b>4</b>	<b>5</b>	<b>6</b>	<b>7</b>	<b>8</b>	<b>9</b>	<b>AB</b>	<b>R</b>	<b>H</b>	<b>RBI</b>	<b>BB</b>	<b>SO</b>	<b>LOB</b>	<b>BOTTOM</b>																		
22 Jason Heyward, L (1, 9) OBP: 0.336, SLG: 0.364	2 1B 5 1B	G3		L6				G4-3		5	1	1	0	0	1	0																			
2 B J Upton, R (1, 8) OBP: 0.296, SLG: 0.357	5 1B 24 HR			K				K		5	2	2	1	0	3	0																			
5 Freddie Freeman, L (1, 3) OBP: 0.389, SLG: 0.507	8 WP 24 HR	L6						K		4	1	1	1	1	1	0																			
8 Justin Upton, R (1, 7) OBP: 0.373, SLG: 0.563	K		G1-3					K		4	0	0	0	0	3	3																			
24 Evan Gattis, R (1, 2) OBP: 0.314, SLG: 0.548	HR		23 2B 7 FC1-5					K2-3		3	1	2	3	1	1	0																			
23 Chris Johnson, R (1, 5) OBP: 0.274, SLG: 0.336	G4-3							L7		4	0	2	0	0	0	0																			
7 Tommy La Stella, L (1, 4) OBP: 0.476, SLG: 0.421	E8		K					FC1-5 19 WP 19 1B		4	0	2	0	0	1	4																			
19 Andrelton Simmons, R (1, 6) OBP: 0.296, SLG: 0.392	K							P3		3	0	0	0	1	1	4																			
32 Gavin Floyd, R (1, 1) ERA: 6.82	3.0	18	8	1	0	2	2	0	0	0	0	0	0	0	1	3																			
54 Tom Wilhelmson, R (4, 1) ERA: 2.83	2.0	8	1	0	0	2	2	0	0	0	0	19	30	0.00	1.500																				
52 Dominic Leone, R (6, 1) ERA: 1.4	2.0	W 6	0	0	0	4	0	0	0	0	0	20	28	0.00	0.000																				
40 Danny Farquhar, R (8, 1) ERA: 2.7	1.0	H 4	1	0	0	1	0	0	0	1	0	8	15	0.00	1.000																				
56 Fernando Rodney, R (9, 1) ERA: 2.49	1.0	S 3	0	0	0	2	0	0	0	0	0	9	16	0.00	0.000																				
<b>Inning Stats</b>	R: 4 E: 1 K: 2 S: 15	H: 5 LOB: 1 BB: 0 P: 25	R: 1 E: 0 K: 0 S: 8	H: 1 LOB: 0 BB: 0 P: 13	R: 0 E: 0 K: 2 S: 14	H: 2 LOB: 3 BB: 1 P: 22	R: 0 E: 0 K: 2 S: 10	H: 0 LOB: 1 BB: 1 P: 16	R: 0 E: 0 K: 0 S: 9	H: 1 LOB: 1 BB: 0 P: 14	R: 0 E: 0 K: 1 S: 9	H: 0 LOB: 0 BB: 0 P: 11	R: 0 E: 0 K: 3 S: 11	H: 0 LOB: 0 BB: 0 P: 17	R: 0 E: 0 K: 1 S: 8	H: 1 LOB: 1 BB: 0 P: 15	R: 0 E: 0 K: 2 S: 9	H: 0 LOB: 0 BB: 0 P: 16	1B: 6 2B: 2 3B: 0 HR: 2	SF: 0 SAC: 0 DP: 1 HBP: 0	WP: 2 PB: 0 SB: 1 CS: 0	PA: 39													
<b>PITCHER</b>	IP WLS BF H R ER SO BB IBB HBP BLK WP HR S P ERA WHIP																	<b>PITCHER</b>	IP WLS BF H R ER SO BB IBB HBP BLK WP HR S P ERA WHIP																

Seattle Mariners @ Atlanta Braves  
Turner Field, Atlanta, GA  
Tue Jun 03 2014, 7:12 PM - 10:19 PM EDT  
Att: 36,503 - Partly Cloudy - 85 F

AB 38  
R 7  
H 13  
RBI 7  
BB 2  
SO 8  
LOB 19



Seattle Mariners @ Atlanta Braves  
Turner Field, Atlanta, GA  
Tue Jun 03 2014, 7:12 PM - 10:19 PM EDT  
Att: 36,503 - Partly Cloudy - 85 F

AB 36  
R 5  
H 10  
RBI 5  
BB 3  
SO 13  
LOB 15





Batter	1	2	3	4	5	6	7	8	9	AB	R	H	RBI	BB	SO	LOB	TOP				
8 Willie Bloomquist, R OBP: 0.254, SLG: 0.313 56 Fernando Rodney, R (9, 1)	G6-3		IBB		K		F9		1B	4	0	1	0	1	1	2					
9 Endy Chavez, L OBP: 0.190, SLG: 0.286 (8, 9)	G3		G3		B2		G6-3		1B	5	0	1	0	0	0	4					
22 Robinson Cano, L OBP: 0.377, SLG: 0.422 (1, 4)	G4-3				K			G6-3	L5	5	1	1	0	0	1	3					
7 Stefan Romero, R OBP: 0.264, SLG: 0.368 99 James Jones, L (8, PR) (8, 8)	K									4	0	2	0	0	1	0					
15 Kyle Seager, L OBP: 0.345, SLG: 0.485 (1, 5)	G3				F8					4	0	1	1	0	1	2					
3 Mike Zunino, R OBP: 0.285, SLG: 0.420 (1, 2)	K				K					4	0	1	0	0	3	4					
16 Cole Gillespie, R OBP: 0.378, SLG: 0.333 (1, 7)										4	0	2	1	0	2	3					
5 Brad Miller, L OBP: 0.247, SLG: 0.273 (1, 6)					K					3	0	0	0	1	3	3					
18 Hisashi Iwakuma, R (1, 1) 31 Yoervis Medina, R (8, 1) 17 Justin Smoak, S OBP: 0.283, SLG: 0.366 (9, PH) (9, 3)	K									1	0	0	0	1	1	1					
<b>Inning Stats</b>	R: 0 E: 0 K: 0 S: 5	H: 0 LOB: 0 BB: 0 P: 6	R: 0 E: 0 K: 2 S: 7	H: 0 LOB: 0 BB: 0 P: 15	R: 0 E: 0 K: 2 S: 10	H: 1 LOB: 2 BB: 1 P: 18	R: 1 E: 0 K: 2 S: 16	H: 3 LOB: 2 BB: 0 P: 28	R: 0 E: 0 K: 2 S: 10	H: 1 LOB: 1 BB: 0 P: 12	R: 0 E: 0 K: 0 S: 10	H: 0 LOB: 1 BB: 1 P: 14	R: 1 E: 0 K: 2 S: 9	H: 2 LOB: 2 BB: 0 P: 10	R: 0 E: 0 K: 1 S: 11	H: 2 LOB: 2 BB: 0 P: 16	1B: 8 2B: 0 3B: 1 HR: 0	SF: 0 SAC: 1 DP: 0 HBP: 0	WP: 1 PB: 0 CS: 0	PA: 39	
<b>PITCHER</b>	IP	WLS	BF	H	R	ER	SO	BB	IBB	HBP	BLK	WP	HR	S	P	ERA	WHIP				
36 Mike Minor, L ERA: 3.07 43 Luis Avilan, L ERA: 4.56 59 Shae Simmons, R ERA: 48 David Carpenter, R ERA: 3.75	7.0	L	29	5	1	1	10	2	1	0	0	1	0	66	109	1.29	1.000				

Seattle Mariners @ Atlanta Braves  
Turner Field, Atlanta, GA  
Wed Jun 04 2014, 12:13 PM - 3:03 PM EDT  
Att: 26,960 - Cloudy - 84 F

AB	35
R	2
H	9
RBI	2
BB	3
SO	13
LOB	22



Batter	1	2	3	4	5	6	7	8	9	AB	R	H	RBI	BB	SO	LOB	BOTTOM					
22 Jason Heyward, L OBP: 0.339, SLG: 0.366 (1, 9)	1B		G6-3					G3		4	0	2	0	0	0	0						
2 B.J. Upton, R OBP: 0.291, SLG: 0.350 (1, 8)	K		G6-3					P4		4	0	0	0	0	1	2						
5 Freddie Freeman, L OBP: 0.382, SLG: 0.498 (1, 3)	K		K							4	0	0	0	0	3	2						
8 Justin Upton, R OBP: 0.371, SLG: 0.557 (1, 7)	1B									4	0	1	0	0	0	1						
24 Evan Gattis, R OBP: 0.313, SLG: 0.540 (1, 2)	FC5-4									4	0	1	0	0	2	2						
23 Chris Johnson, R OBP: 0.275, SLG: 0.336 (1, 5)	1B									3	0	1	0	0	1	1						
7 Tommy La Stella, L OBP: 0.458, SLG: 0.409 (1, 4)	G1-3									3	0	1	0	0	0	1						
19 Andrelton Simmons, R OBP: 0.292, SLG: 0.386 (1, 6)	P4									3	0	0	0	0	0	2						
36 Mike Minor, R OBP: 0.143, SLG: 0.143 43 Luis Avilan, L ERA: 3.13 59 Shae Simmons, R (8, 1) 4 Ryan Doumit, S OBP: 0.221, SLG: 0.273 48 David Carpenter, R (9, 1)	K									2	0	0	0	0	1	1						
<b>Inning Stats</b>	R: 0 E: 0 K: 2 S: 15	H: 2 LOB: 2 BB: 0 P: 21	R: 0 E: 0 K: 1 S: 12	H: 1 LOB: 1 BB: 0 P: 17	R: 0 E: 0 K: 1 S: 13	H: 0 LOB: 0 BB: 0 P: 18	R: 0 E: 0 K: 2 S: 8	H: 0 LOB: 0 BB: 0 P: 9	R: 0 E: 0 K: 0 S: 8	H: 0 LOB: 0 BB: 0 P: 11	R: 0 E: 0 K: 1 S: 7	H: 1 LOB: 1 BB: 0 P: 11	R: 0 E: 0 K: 0 S: 8	H: 2 LOB: 1 BB: 0 P: 9	R: 0 E: 0 K: 1 S: 7	H: 0 LOB: 0 BB: 0 P: 14	R: 0 E: 0 K: 1 S: 9	H: 0 LOB: 0 BB: 0 P: 12	1B: 6 2B: 0 3B: 0 HR: 0	SF: 0 SAC: 0 DP: 1 HBP: 0	WP: 0 PB: 0 CS: 0	PA: 32
<b>PITCHER</b>	IP	WLS	BF	H	R	ER	SO	BB	IBB	HBP	BLK	WP	HR	S	P	ERA	WHIP					
18 Hisashi Iwakuma, R ERA: 2.66 31 Yoervis Medina, R ERA: 3.13 56 Fernando Rodney, R ERA: 2.38	7.0	W	26	6	0	0	7	0	0	0	0	0	0	71	96	0.00	0.857					

Seattle Mariners @ Atlanta Braves  
Turner Field, Atlanta, GA  
Wed Jun 04 2014, 12:13 PM - 3:03 PM EDT  
Att: 26,960 - Cloudy - 84 F

AB	32
R	0
H	6
RBI	0
BB	0
SO	9
LOB	12





Batter	1	2	3	4	5	6	7	8	9	AB	R	H	RBI	BB	SO	LOB	TOP					
99 James Jones, L (1, 8) OBP: 0.318, SLG: 0.359	G5-3		K		G6-3			G3		4	0	0	0	0	1	4						
55 Michael Saunders, L (1, 9) 13 Dustin Ackley, L (4, 7) OBP: 0.290, SLG: 0.371	F9		K					P5		2	0	0	0	0	1	2						
22 Robinson Cano, L (1, 4) OBP: 0.379, SLG: 0.423	K				F8			1B		4	0	2	0	0	1	0						
4 John Buck, R (1, 2) OBP: 0.315, SLG: 0.347		G1-3			K			P3		4	0	0	0	0	2	2						
15 Kyle Seager, L (1, 5) OBP: 0.339, SLG: 0.476	F8				L4					4	0	0	0	0	1	2						
17 Justin Smoak, S (1, 3) OBP: 0.282, SLG: 0.361	G6-3									3	0	0	0	1	2	1						
7 Stefan Romero, R (1, 10) OBP: 0.266, SLG: 0.367										3	0	1	0	0	2	1						
16 Cole Gillespie, R (1, 7) (4, 9) OBP: 0.400, SLG: 0.389										3	0	2	0	0	1	0						
5 Brad Miller, L (1, 6) OBP: 0.243, SLG: 0.268										3	0	0	0	0	2	4						
<b>Inning Stats</b>	R: 0 E: 0 K: 1 S: 9	H: 0 LOB: 0 BB: 0 P: 15	R: 0 E: 0 K: 0 S: 5	H: 0 LOB: 0 BB: 0 P: 6	R: 0 E: 0 K: 3 S: 18	H: 2 LOB: 2 BB: 0 P: 25	R: 0 E: 0 K: 1 S: 8	H: 0 LOB: 0 BB: 0 P: 11	R: 0 E: 0 K: 1 S: 12	H: 1 LOB: 2 BB: 1 P: 23	R: 0 E: 0 K: 2 S: 14	H: 1 LOB: 1 BB: 0 P: 23	R: 0 E: 0 K: 3 S: 11	H: 0 LOB: 0 BB: 0 P: 15	R: 0 E: 0 K: 1 S: 9	H: 0 LOB: 0 BB: 0 P: 12	R: 0 E: 0 K: 2 S: 10	H: 1 LOB: 1 BB: 0 P: 16	1B: 4 2B: 1 3B: 0 HR: 0	SF: 0 SAC: 0 DP: 0 HBP: 0	WP: 0 PB: 1 SB: 0 CS: 0	PA: 33
<b>PITCHER</b>	IP	WLS	BF	H	R	ER	SO	BB	IBB	HBP	BLK	WP	HR	S	P	ERA	WHIP					
40 Erik Bedard, L (1, 1) ERA: 3.61	6.0	W	23	4	0	0	8	1	0	0	0	0	0	66	103	0.00	0.833					
57 Jake McGee, L (7, 1) ERA: 1.53	1.0	H	3	0	0	0	3	0	0	0	0	0	0	11	15	0.00	0.000					
62 Joel Peralta, R (8, 1) ERA: 4.33	1.0		3	0	0	0	1	0	0	0	0	0	0	9	12	0.00	0.000					
50 Grant Balfour, R (9, 1) ERA: 4.76	1.0		4	1	0	0	2	0	0	0	0	0	0	10	16	0.00	1.000					

Seattle Mariners @ Tampa Bay Rays  
Tropicana Field, St. Petersburg, FL  
Fri Jun 06 2014, 7:12 PM - 10:27 PM EDT  
Att: 14,577 - Dome - 72 F

AB	32
R	0
H	5
RBI	0
BB	1
SO	14
LOB	16



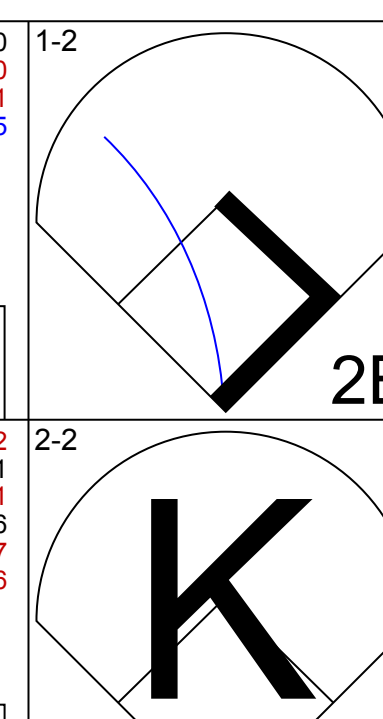
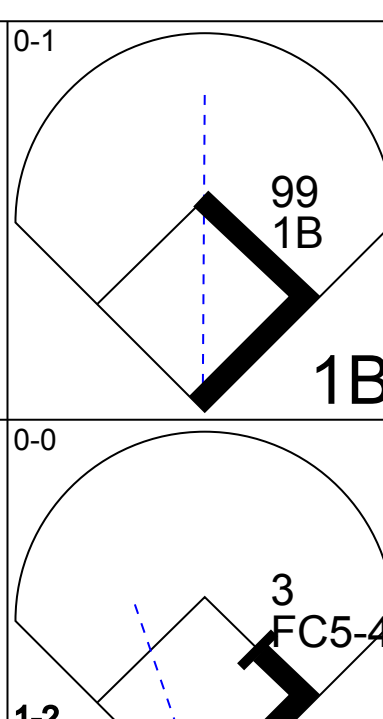
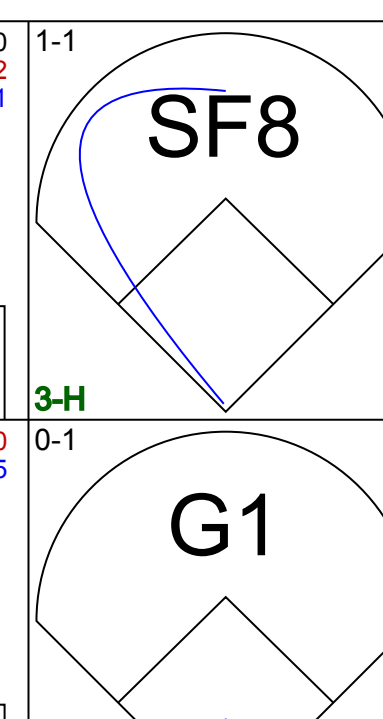
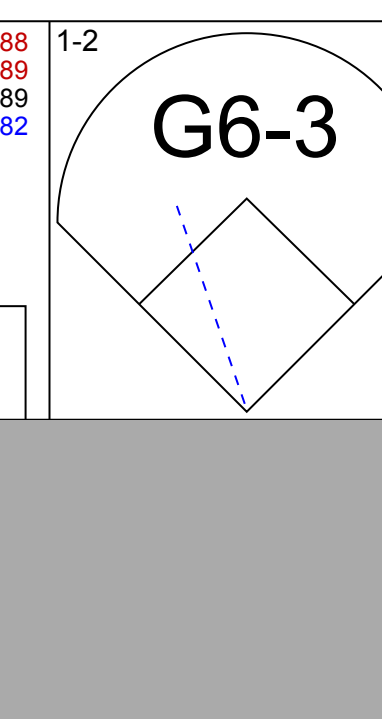
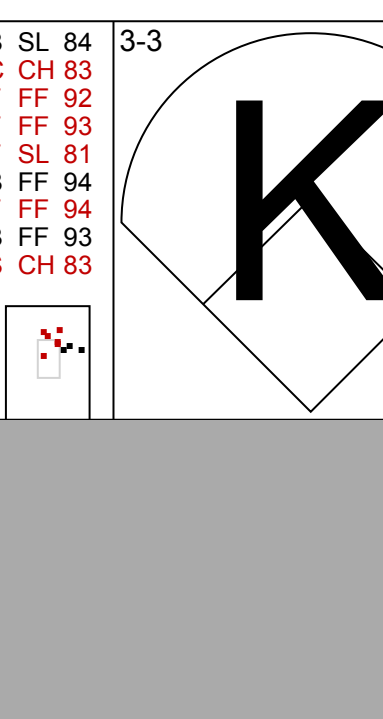
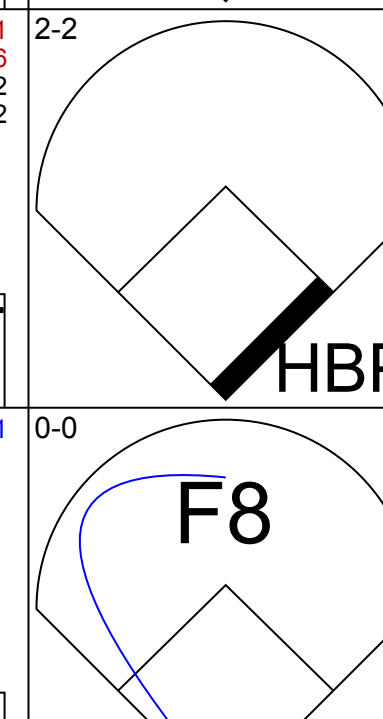
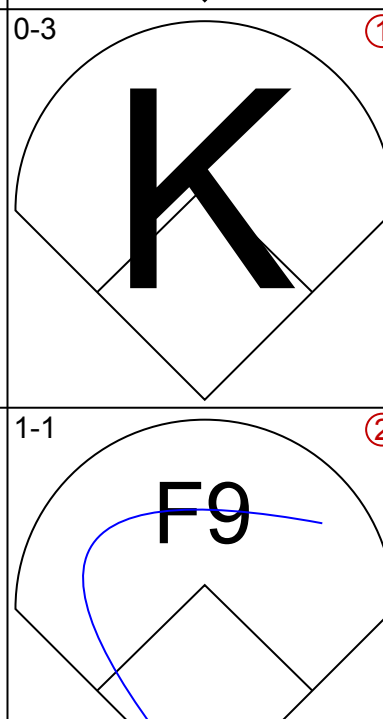

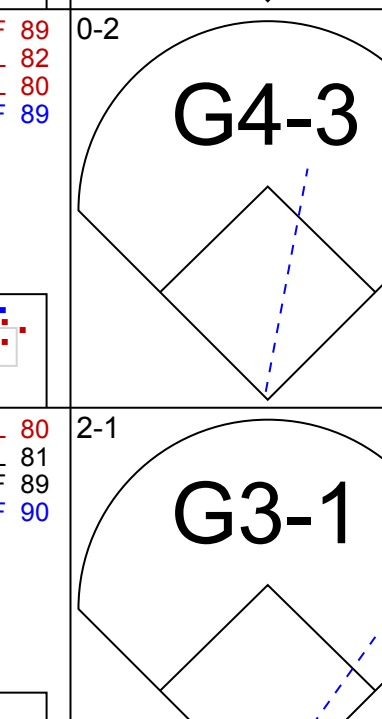
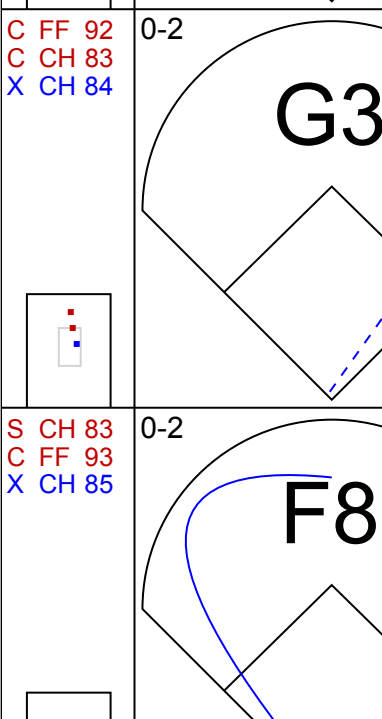
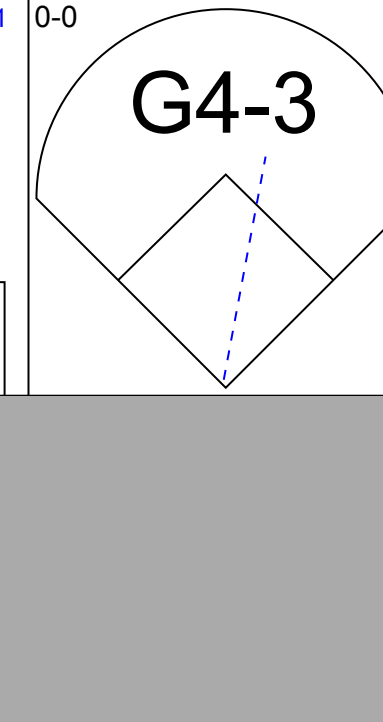
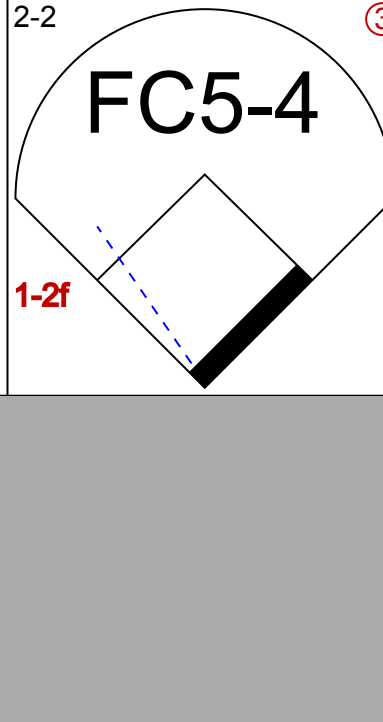
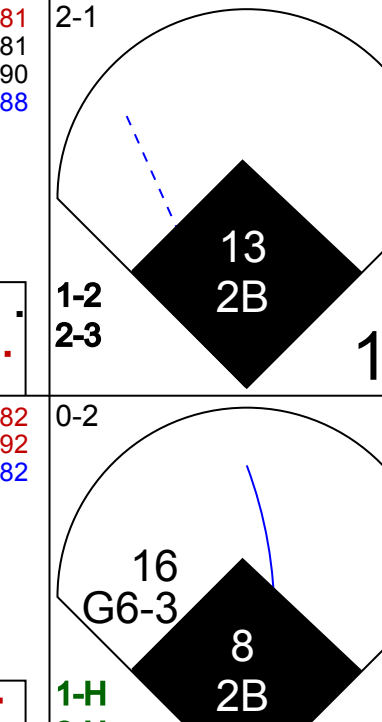







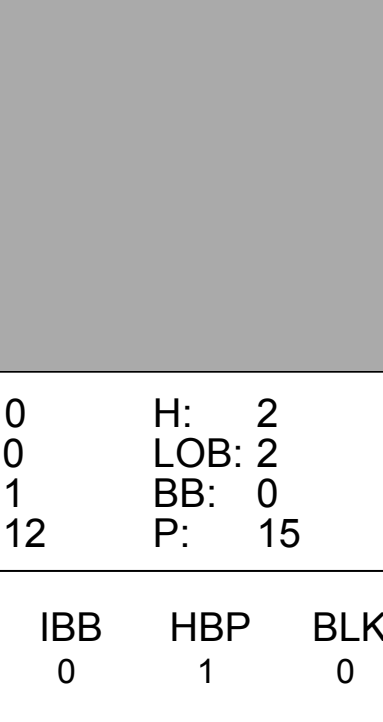
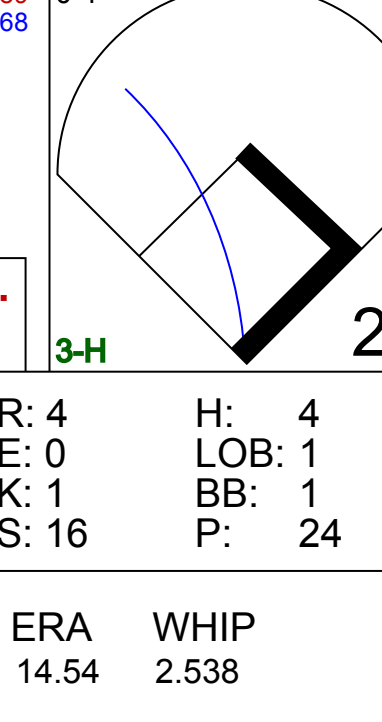
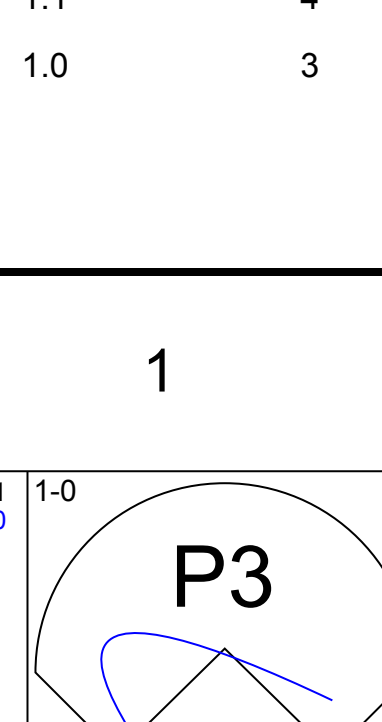
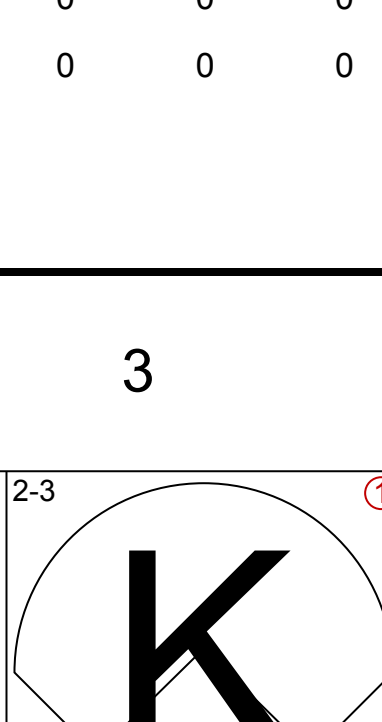
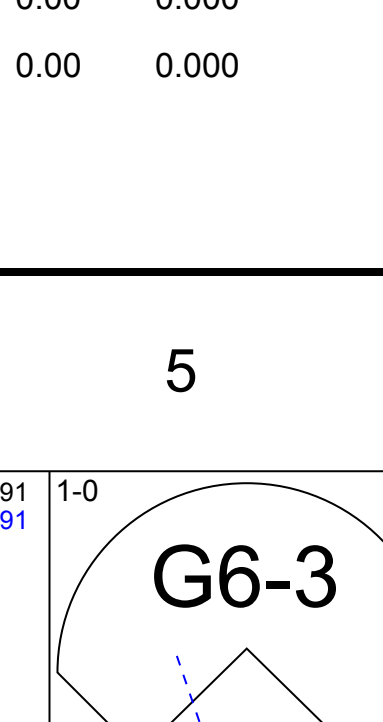
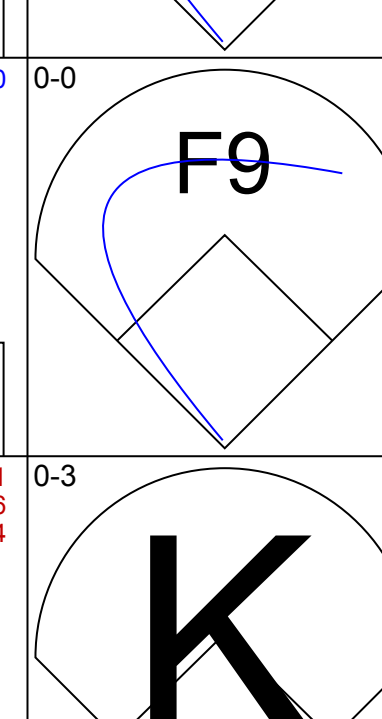
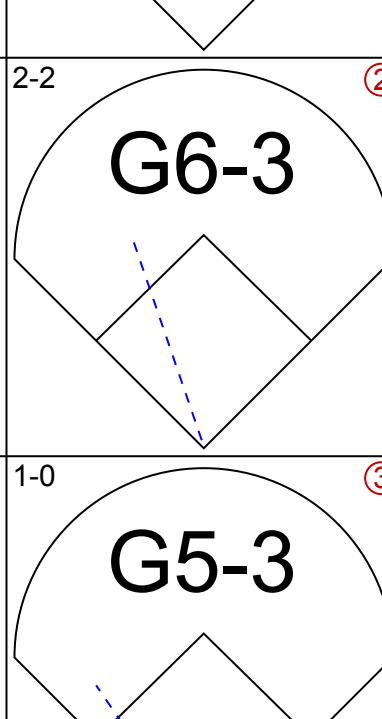





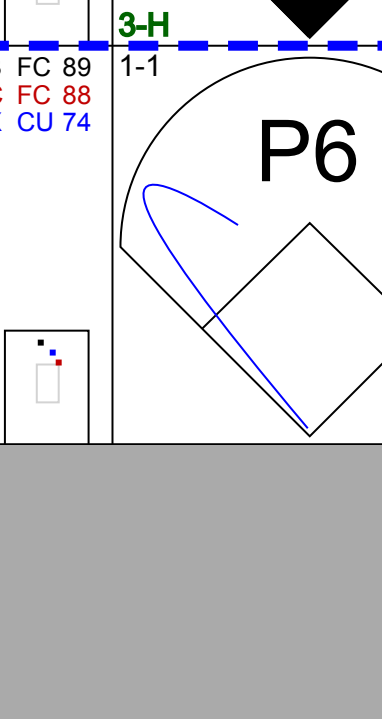





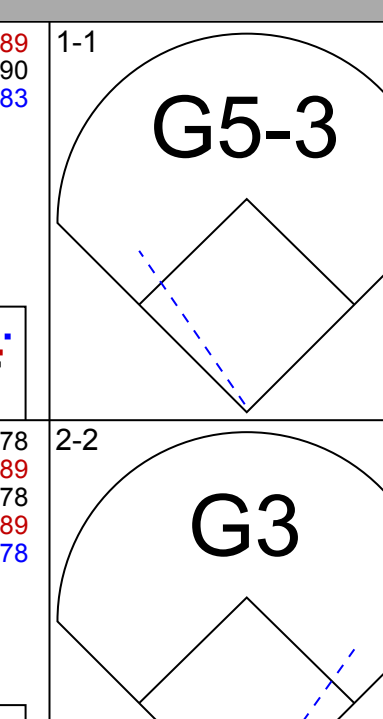
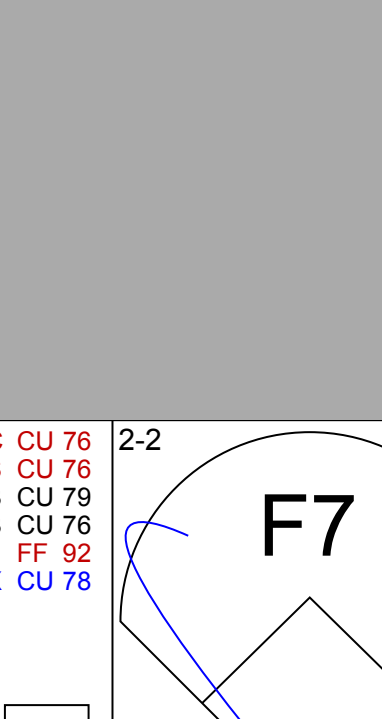
Batter	1	2	3	4	5	6	7	8	9	AB	R	H	RBI	BB	SO	LOB	BOTTOM					
7 David DeJesus, L (1, 10) OBP: 0.344, SLG: 0.438	P5		G4-3			B3				3	0	0	0	1	0	0						
18 Ben Zobrist, S (1, 4) OBP: 0.322, SLG: 0.378	P5		F8		K					5	0	1	0	0	1	3						
3 Evan Longoria, R (1, 5) OBP: 0.336, SLG: 0.393	K									3	1	2	0	2	1	0						
21 James Loney, L (1, 3) OBP: 0.347, SLG: 0.375										4	1	2	0	1	0	5						
8 Desmond Jennings, R (1, 8) OBP: 0.332, SLG: 0.381										2	0	1	1	2	0	0						
20 Matt Joyce, L (1, 7) OBP: 0.361, SLG: 0.405										3	0	0	0	0	0	6						
1 Sean Rodriguez, R (6, PH) OBP: 0.273, SLG: 0.505										2	0	0	0	0	1	3						
11 Yunel Escobar, R (1, 6) OBP: 0.325, SLG: 0.336										4	1	2	1	1	0	0						
39 Kevin Kiermaier, L (1, 9) OBP: 0.457, SLG: 0.844										3	1	2	0	1	0	2						
2B José Molina, R (1, 2) OBP: 0.189, SLG: 0.136										2	0	0	1	0	1	5						
<b>Inning Stats</b>	R: 0 E: 0 K: 1 S: 9	H: 0 LOB: 0 BB: 0 P: 13	R: 0 E: 0 K: 0 S: 7	H: 1 LOB: 3 BB: 2 P: 18	R: 0 E: 0 K: 0 S: 12	H: 1 LOB: 2 BB: 2 P: 24	R: 1 E: 0 K: 1 S: 12	H: 1 LOB: 1 BB: 1 P: 19	R: 2 E: 0 K: 1 S: 22	H: 4 LOB: 2 BB: 0 P: 28	R: 0 E: 0 K: 0 S: 6	H: 1 LOB: 3 BB: 2 P: 15	R: 1 E: 0 K: 0 S: 14	H: 2 LOB: 3 BB: 1 P: 28	R: 0 E: 0 K: 1 S: 6	H: 0 LOB: 0 BB: 0 P: 8	1B: 6 2B: 4 3B: 0 HR: 0	SF: 1 SAC: 2 DP: 0 HBP: 1	WP: 2 PB: 0 SB: 0 CS: 0	PA: 43		
<b>PITCHER</b>	IP	WLS	BF	H	R	ER	SO	BB	IBB	HBP	BLK	WP	HR	S	P	ERA	WHIP					
53 Chris Young, R (1, 1) ERA: 3.42	5.0	L	27	7	3	3	3	4	1	0	0	0	0	62	102	5.40	2.200					
97 Joe Beimel, L (6, 1) ERA: 1.53	1.0		6	1	0	0	0	1	1	0	0	0	0	6	15	0.00	2.000					
54 Tom Wilhelmson, R (7, 1) ERA: 2.93	2.0		10	2	1	1	1	1	0	1	0	1	0	20	36	4.50	1.500					

Seattle Mariners @ Tampa Bay Rays  
Tropicana Field, St. Petersburg, FL  
Fri Jun 06 2014, 7:12 PM - 10:27 PM EDT  
Att: 14,577 - Dome - 72 F

AB	31
R	4
H	10
RBI	3
BB	8
SO	4
LOB	24



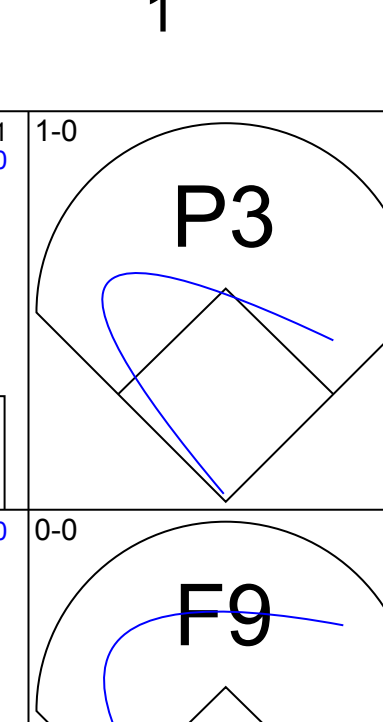
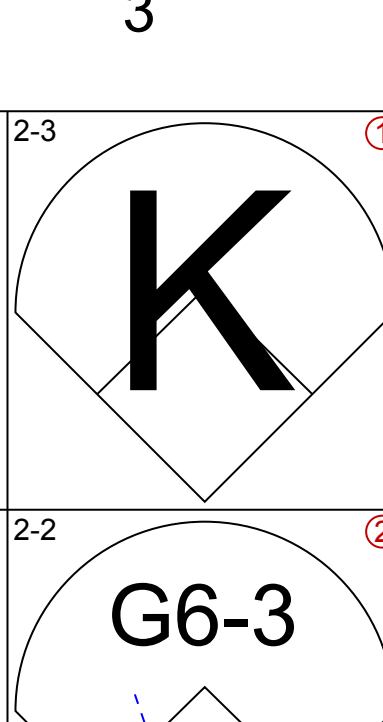
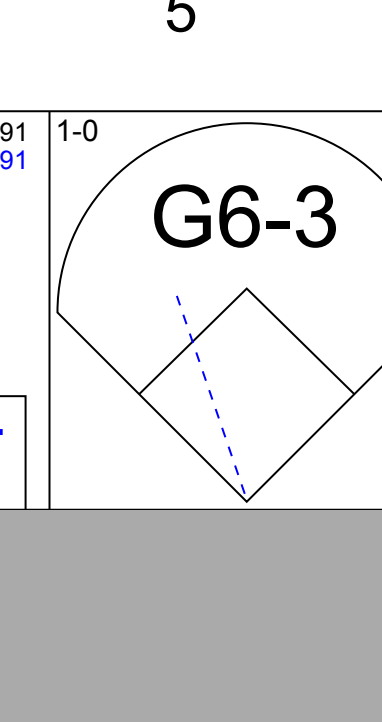
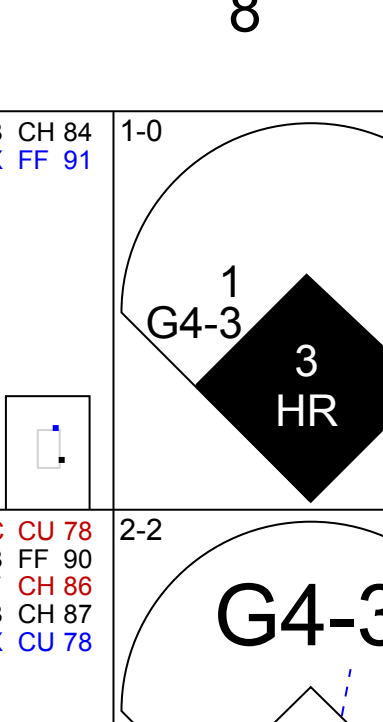
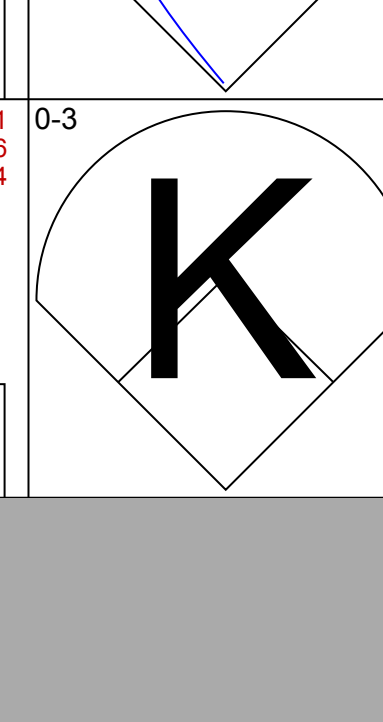
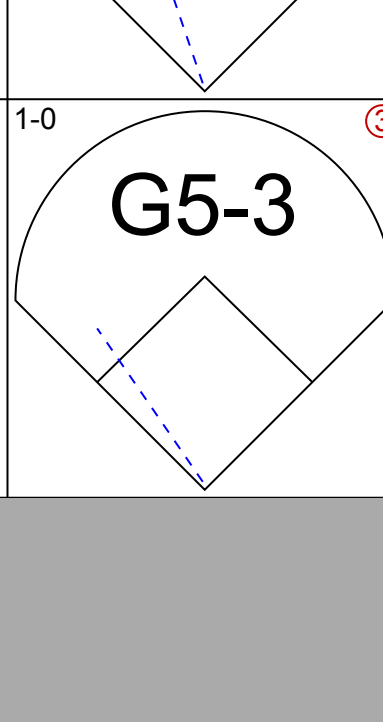

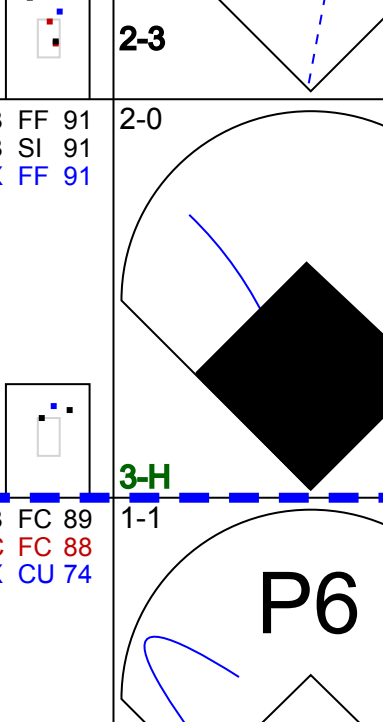






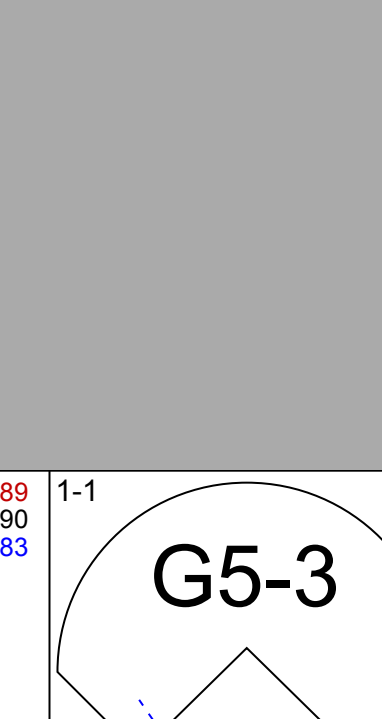

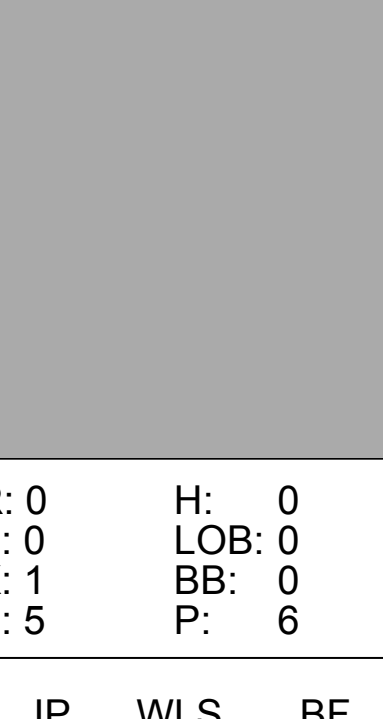
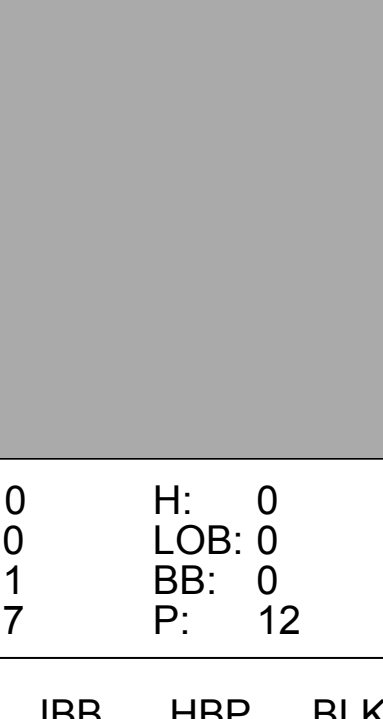
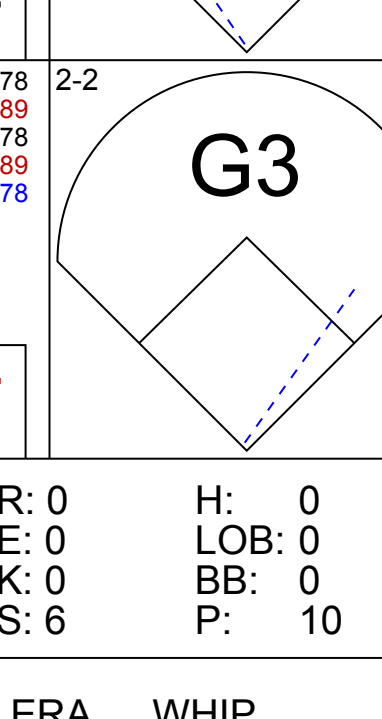
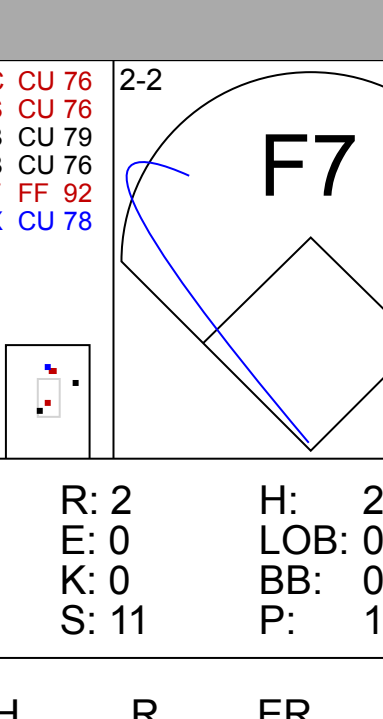






Batter	1	2	3	4	5	6	7	8	9	AB	R	H	RBI	BB	SO	LOB	TOP					
9 Endy Chavez, L (1, 7) OBP: 0.231, SLG: 0.360										4	0	2	1	0	1	1						
99 James Jones, L (1, 8) OBP: 0.313, SLG: 0.352										5	0	1	0	0	1	2						
22 Robinson Cano, L (1, 4) OBP: 0.379, SLG: 0.420										4	1	1	0	0	1	2						
15 Kyle Seager, L (1, 5) OBP: 0.243, SLG: 0.467										4	1	0	0	1	0	4						
3 Mike Zunino, R (1, 2) OBP: 0.284, SLG: 0.416										4	1	1	0	0	0	4						
13 Dustin Ackley, L (1, 10) OBP: 0.294, SLG: 0.379										4	2	2	3	0	0	0						
16 Cole Gillespie, R (1, 9) OBP: 0.386, SLG: 0.450										4	1	1	1	0	0	2						
5 Brad Miller, L (1, 6) OBP: 0.243, SLG: 0.267										4	1	1	0	0	2	1						
8 Willie Bloomquist, R (1, 3) OBP: 0.268, SLG: 0.338										4	0	2	2	0	0	0						
17 Justin Smoak, S (9, 3) OBP: 0.282, SLG: 0.361										0	0	0	0	0	0	0						
<b>Inning Stats</b>	R: 0 E: 0 K: 1 S: 11	H: 1 LOB: 2 BB: 0 P: 16	R: 1 E: 0 K: 0 S: 9	H: 1 LOB: 0 BB: 0 P: 12	R: 0 E: 0 K: 1 S: 12	H: 2 LOB: 2 BB: 0 P: 15	R: 2 E: 0 K: 0 S: 11	H: 3 LOB: 1 BB: 0 P: 15	R: 4 E: 0 K: 1 S: 16	H: 4 LOB: 1 BB: 1 P: 24	R: 0 E: 0 K: 0 S: 8	H: 0 LOB: 0 BB: 0 P: 12	R: 0 E: 0 K: 0 S: 9	H: 0 LOB: 0 BB: 0 P: 9	R: 0 E: 0 K: 2 S: 13	H: 0 LOB: 0 BB: 0 P: 21	R: 0 E: 0 K: 0 S: 9	H: 0 LOB: 0 BB: 0 P: 11	1B: 7 2B: 3 3B: 0 HR: 1	SF: 1 SAC: 0 DP: 0 HBP: 1	WP: 0 PB: 0 SB: 0 CS: 0	PA: 40
<b>PITCHER</b>	IP WLS BF H R ER SO BB IBB HBP BLK WP HR S P ERA WHIP	IP WLS BF H R ER SO BB IBB HBP BLK WP HR S P ERA WHIP	IP WLS BF H R ER SO BB IBB HBP BLK WP HR S P ERA WHIP	IP WLS BF H R ER SO BB IBB HBP BLK WP HR S P ERA WHIP	IP WLS BF H R ER SO BB IBB HBP BLK WP HR S P ERA WHIP	IP WLS BF H R ER SO BB IBB HBP BLK WP HR S P ERA WHIP	IP WLS BF H R ER SO BB IBB HBP BLK WP HR S P ERA WHIP	IP WLS BF H R ER SO BB IBB HBP BLK WP HR S P ERA WHIP	IP WLS BF H R ER SO BB IBB HBP BLK WP HR S P ERA WHIP	IP WLS BF H R ER SO BB IBB HBP BLK WP HR S P ERA WHIP	IP WLS BF H R ER SO BB IBB HBP BLK WP HR S P ERA WHIP	IP WLS BF H R ER SO BB IBB HBP BLK WP HR S P ERA WHIP	IP WLS BF H R ER SO BB IBB HBP BLK WP HR S P ERA WHIP	IP WLS BF H R ER SO BB IBB HBP BLK WP HR S P ERA WHIP	IP WLS BF H R ER SO BB IBB HBP BLK WP HR S P ERA WHIP	IP WLS BF H R ER SO BB IBB HBP BLK WP HR S P ERA WHIP	IP WLS BF H R ER SO BB IBB HBP BLK WP HR S P ERA WHIP	IP WLS BF H R ER SO BB IBB HBP BLK WP HR S P ERA WHIP	IP WLS BF H R ER SO BB IBB HBP BLK WP HR S P ERA WHIP	IP WLS BF H R ER SO BB IBB HBP BLK WP HR S P ERA WHIP	IP WLS BF H R ER SO BB IBB HBP BLK WP HR S P ERA WHIP	IP WLS BF H R ER SO BB IBB HBP BLK WP HR S P ERA WHIP

Seattle Mariners @ Tampa Bay Rays  
Tropicana Field, St. Petersburg, FL  
Sat Jun 07 2014, 4:34 PM - 7:19 PM EDT  
Att: 23,996 - Dome - 72 F

AB	37
R	7
H	11
RBI	7
BB	1
SO	5
LOB	16



Batter	1	2	3	4	5	6	7	8	9	AB	R	H	RBI	BB	SO	LOB	BOTTOM					
8 Desmond Jennings, R (1, 8) OBP: 0.331, SLG: 0.383										4	1	1	0	0	1	0						
1 Sean Rodriguez, R (1, 7) OBP: 0.262, SLG: 0.484										4	0	0	0	0	1	1						
3 Evan Longoria, R (1, 5) OBP: 0.335, SLG: 0.402										4	1	1	2	0	1	0						
18 Ben Zobrist, S (1, 10) OBP: 0.326, SLG: 0.370										4	0	0	0	0	0	0						
21 James Loney, L (1, 3) OBP: 0.345, SLG: 0.386										4	1	1	1	0	1	0						
11 Yunel Escobar, R (1, 6) OBP: 0.332, SLG: 0.343										2	1	1	0	2	0	0						
11 Logan Forsythe, R (1, 4) OBP: 0.250, SLG: 0.248										3	0	1	0	0	1	2						
20 Matt Joyce, L (9, PH) OBP: 0.360, SLG: 0.402										1	0	0	0	0	1	0						
43 Ali Solis, R (1, 2) OBP: 0.243, SLG: 0.267										2	0	0	1	0	0	1						
39 Kevin Kiermaier, L (1, 9) OBP: 0.421, SLG: 0.771										3	0	0	0	0	0	1						
<b>Inning Stats</b>	R: 0 E: 0 K: 1 S: 5	H: 0 LOB: 0 BB: 0 P: 6	R: 2 E: 0 K: 0 S: 7	H: 2 LOB: 1 BB: 1 P: 13	R: 0 E: 0 K: 1 S: 7	H: 0 LOB: 0 BB: 0 P: 12	R: 0 E: 0 K: 2 S: 9	H: 1 LOB: 0 BB: 0 P: 14	R: 0 E: 0 K: 0 S: 6	H: 0 LOB: 0 BB: 0 P: 10	R: 0 E: 0 K: 1 S: 7	H: 0 LOB: 0 BB: 0 P: 11	R: 0 E: 0 K: 0 S: 10	H: 0 LOB: 1 BB: 1 P: 17	R: 2 E: 0 K: 0 S: 11	H: 2 LOB: 0 BB: 0 P: 19	R: 0 E: 0 K: 1 S: 6	H: 0 LOB: 0 BB: 0 P: 8	1B: 1 2B: 2 3B: 0 HR: 2	SF: 0 SAC: 1 DP: 0 HBP: 0	WP: 1 PB: 0 SB: 0 CS: 0	PA: 34
<b>PITCHER</b>	IP WLS BF H R ER SO BB IBB HBP BLK WP HR S P ERA WHIP	IP WLS BF H R ER SO BB IBB HBP BLK WP HR S P ERA WHIP	IP WLS BF H R ER SO BB IBB HBP BLK WP HR S P ERA WHIP	IP WLS BF H R ER SO BB IBB HBP BLK WP HR S P ERA WHIP	IP WLS BF H R ER SO BB IBB HBP BLK WP HR S P ERA WHIP	IP WLS BF H R ER SO BB IBB HBP BLK WP HR S P ERA WHIP	IP WLS BF H R ER SO BB IBB HBP BLK WP HR S P ERA WHIP	IP WLS BF H R ER SO BB IBB HBP BLK WP HR S P ERA WHIP	IP WLS BF H R ER SO BB IBB HBP BLK WP HR S P ERA WHIP	IP WLS BF H R ER SO BB IBB HBP BLK WP HR S P ERA WHIP	IP WLS BF H R ER SO BB IBB HBP BLK WP HR S P ERA WHIP	IP WLS BF H R ER SO BB IBB HBP BLK WP HR S P ERA WHIP	IP WLS BF H R ER SO BB IBB HBP BLK WP HR S P ERA WHIP	IP WLS BF H R ER SO BB IBB HBP BLK WP HR S P ERA WHIP	IP WLS BF H R ER SO BB IBB HBP BLK WP HR S P ERA WHIP	IP WLS BF H R ER SO BB IBB HBP BLK WP HR S P ERA WHIP	IP WLS BF H R ER SO BB IBB HBP BLK WP HR S P ERA WHIP	IP WLS BF H R ER SO BB IBB HBP BLK WP HR S P ERA WHIP	IP WLS BF H R ER SO BB IBB HBP BLK WP HR S P ERA WHIP	IP WLS BF H R ER SO BB IBB HBP BLK WP HR S P ERA WHIP	IP WLS BF H R ER SO BB IBB HBP BLK WP HR S P ERA WHIP	IP WLS BF H R ER SO BB IBB HBP BLK WP HR S P ERA WHIP

Seattle Mariners @ Tampa Bay Rays  
Tropicana Field, St. Petersburg, FL  
Sat Jun 07 2014, 4:34 PM - 7:19 PM EDT  
Att: 23,996 - Dome - 72 F

AB	31
R	4
H	5
RBI	4
BB	2
SO	6
LOB	5



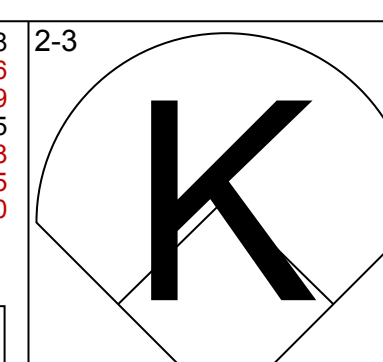
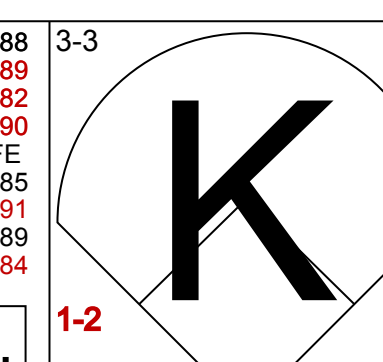
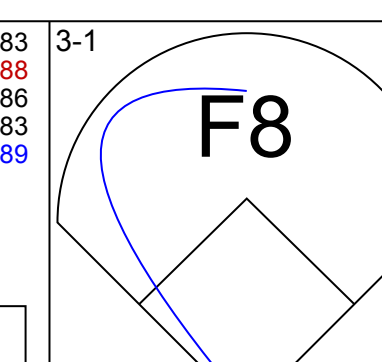
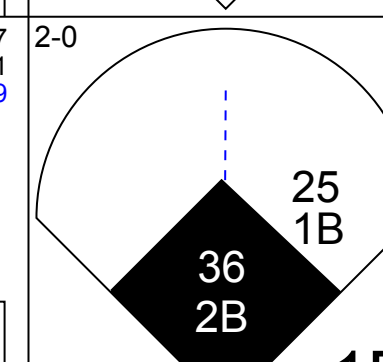
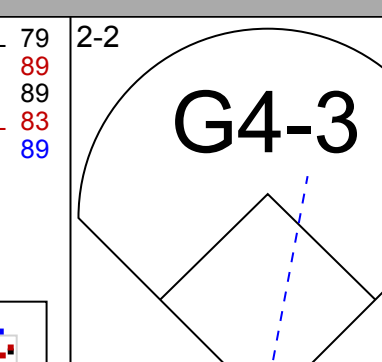
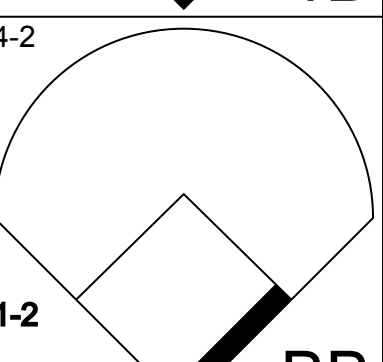
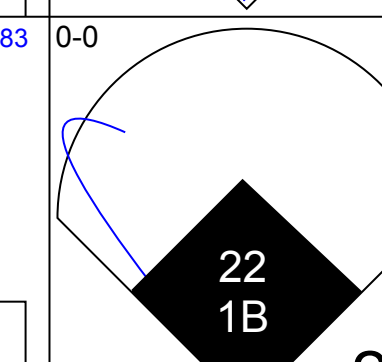
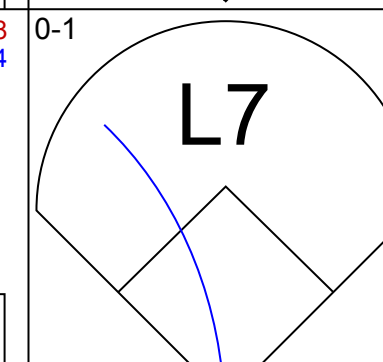
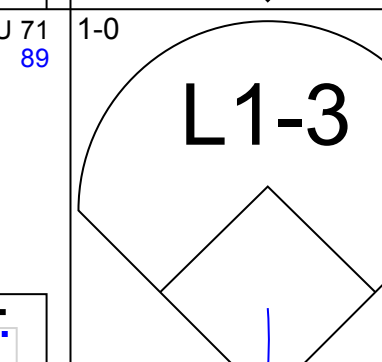
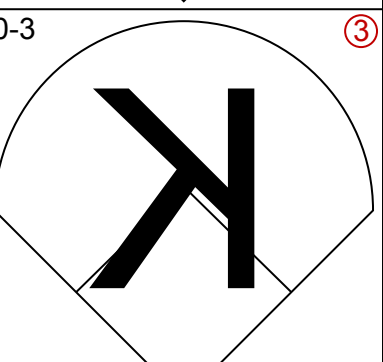
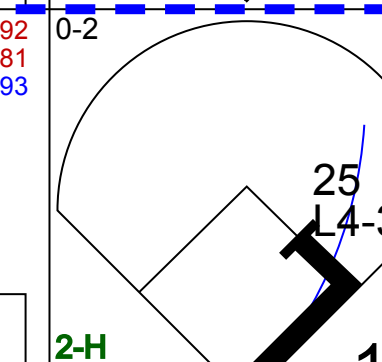
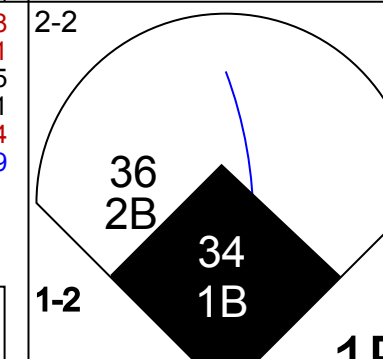
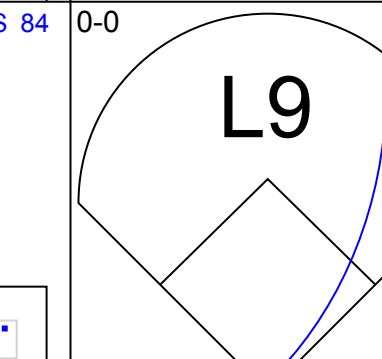

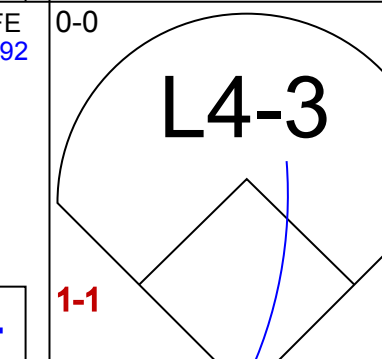
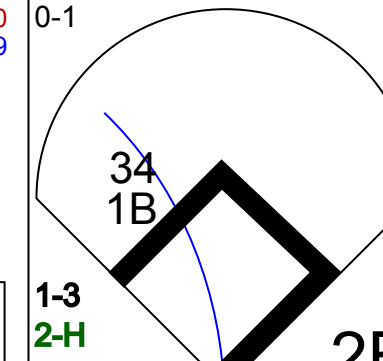
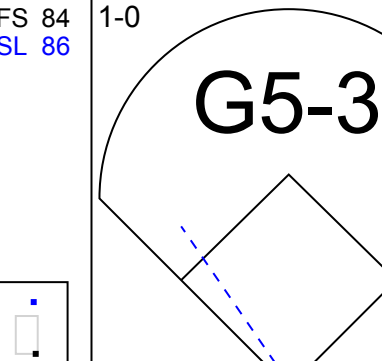

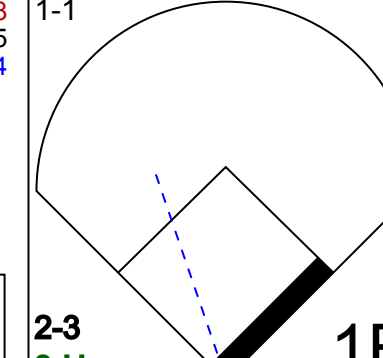
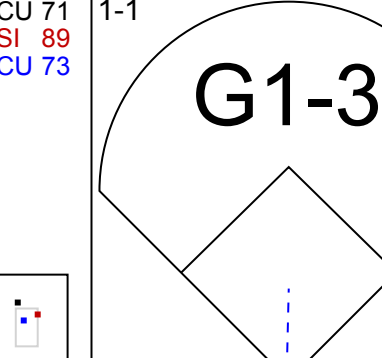

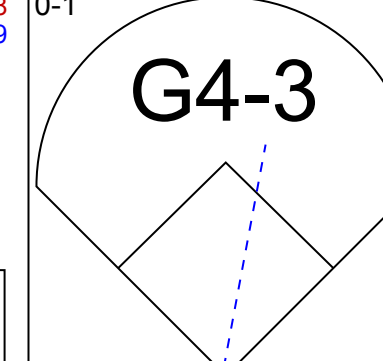
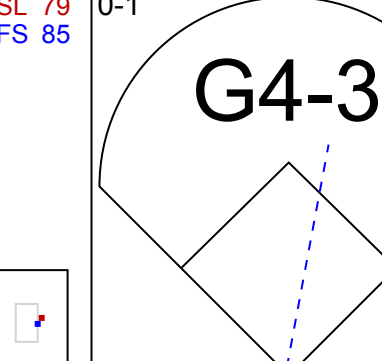

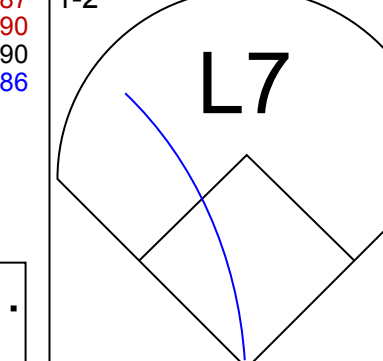
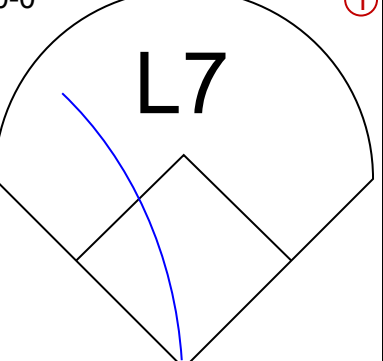
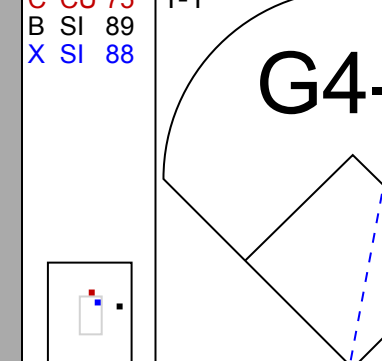
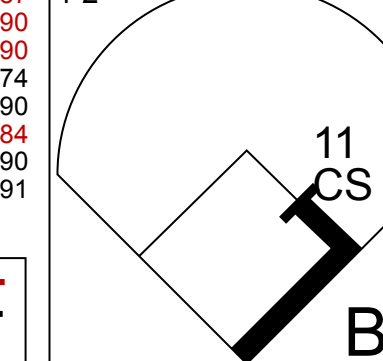
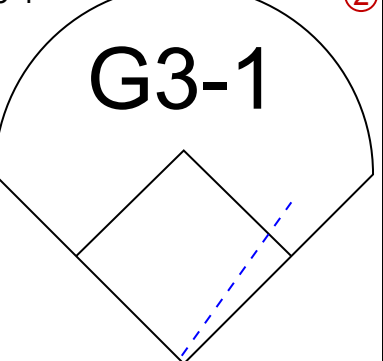
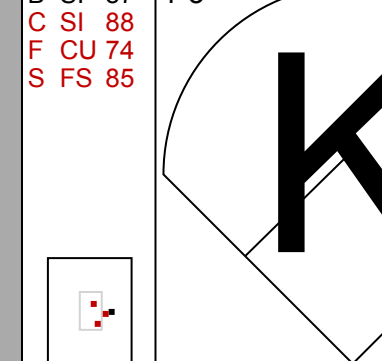


Batter	1	2	3	4	5	6	7	8	9	AB	R	H	RBI	BB	SO	LOB	TOP
9 Endy Chavez, L (1, 7) OBP: 0.258, SLG: 0.367																	



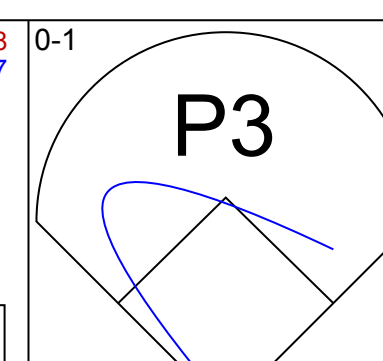
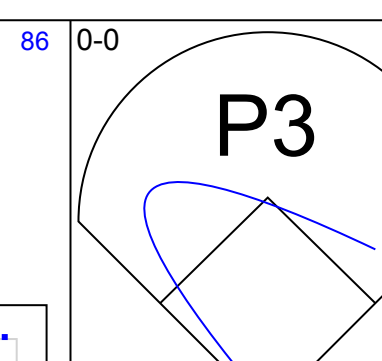
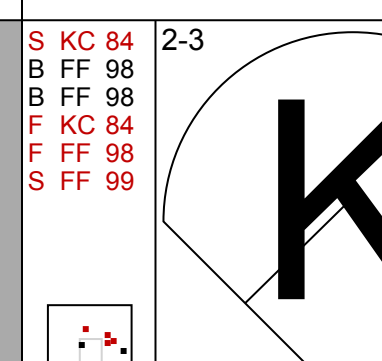
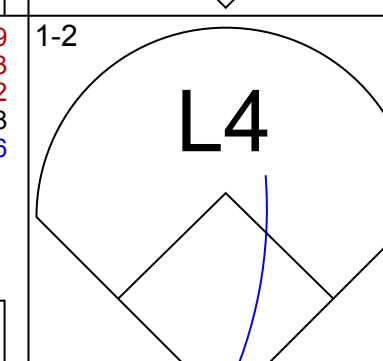
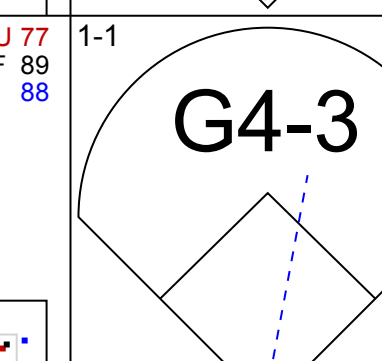

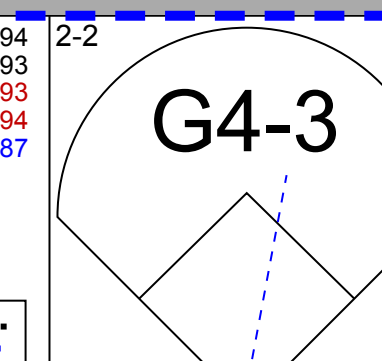
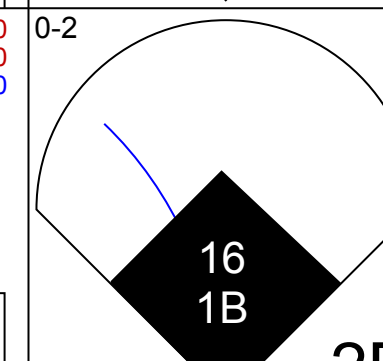
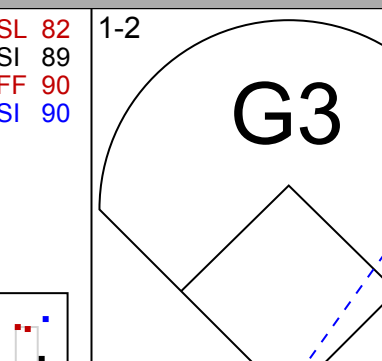

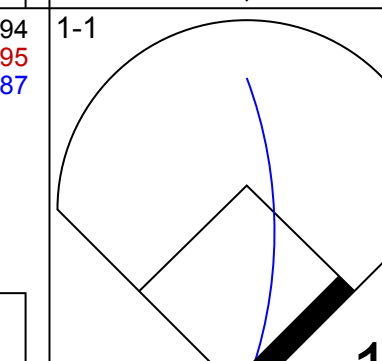
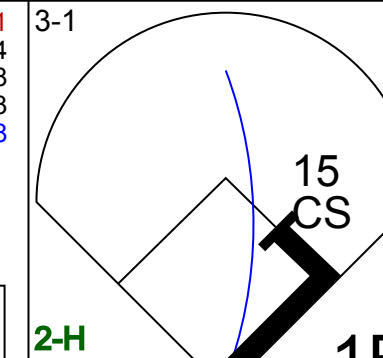
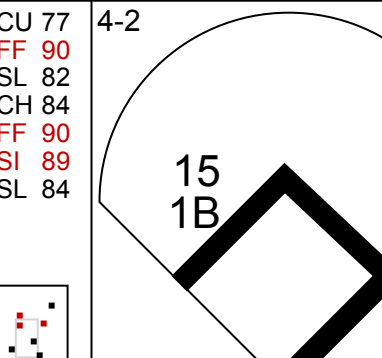

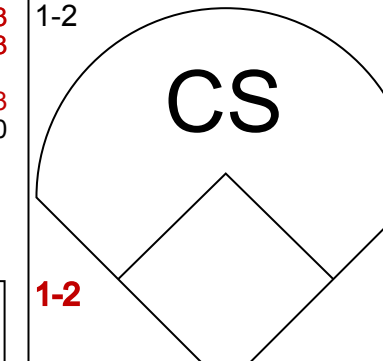
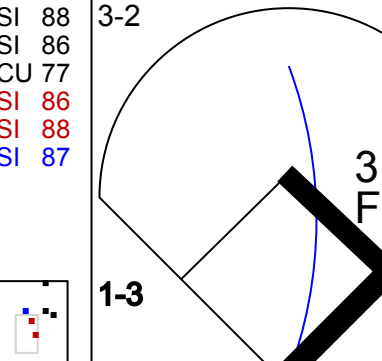

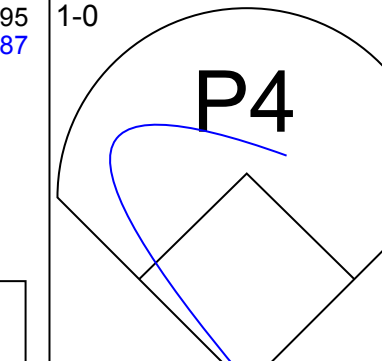

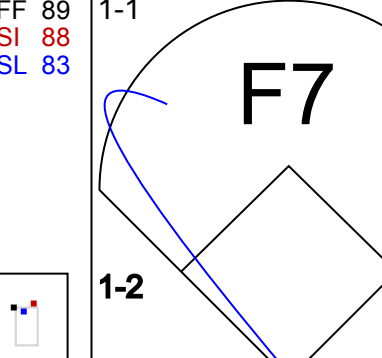


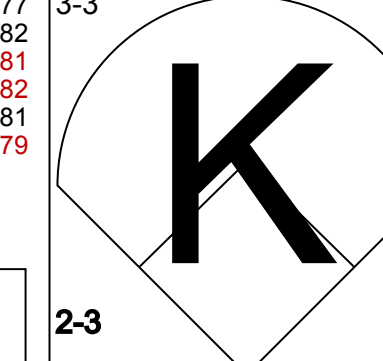
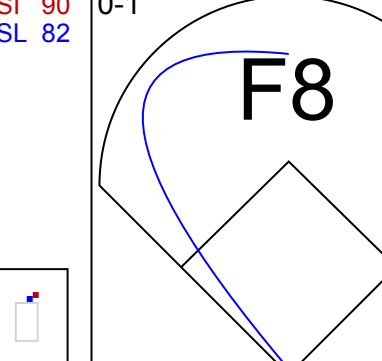
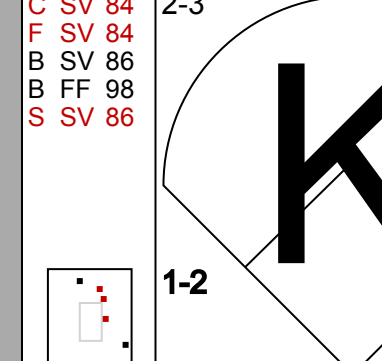
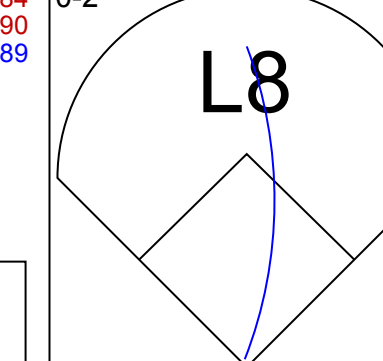

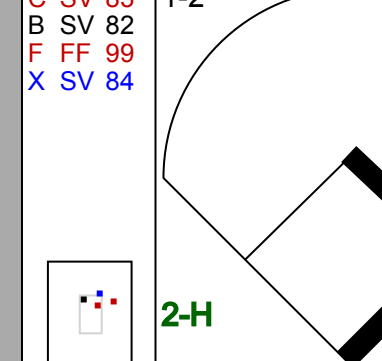


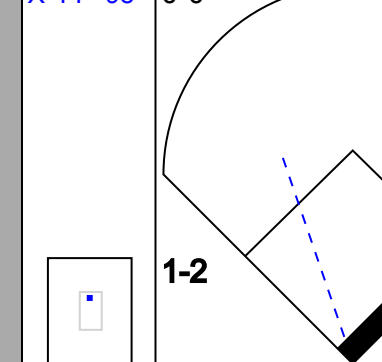
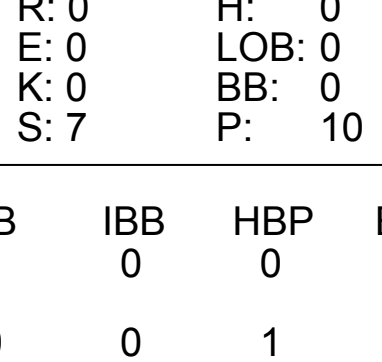
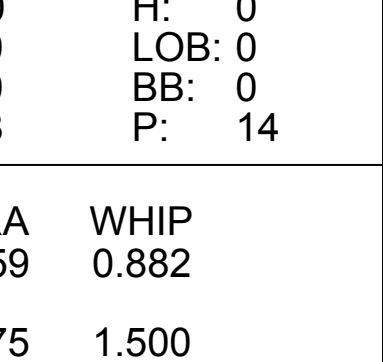
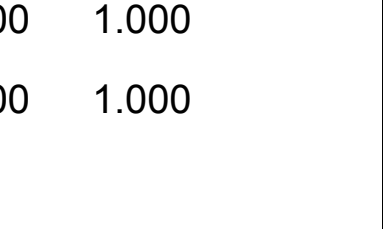

Batter	1	2	3	4	5	6	7	8	9	AB	R	H	RBI	BB	SO	LOB	TOP											
8 Willie Bloomquist, R OBP: 0.291, SLG: 0.347 17 Justin Smoak, S OBP: 0.262, SLG: 0.361										4	1	2	0	0	1	0	<b>Seattle Mariners @ Tampa Bay Rays</b> Tropicana Field, St. Petersburg, FL Mon Jun 09 2014, 1:11 PM - 4:22 PM EDT Att: 10,400 - Dome - 72 F											
99 James Jones, L OBP: 0.331, SLG: 0.385										4	1	3	0	0	0	1												
22 Robinson Cano, L OBP: 0.381, SLG: 0.421										3	0	1	2	1	0	2												
7 Stefan Romero, R OBP: 0.258, SLG: 0.355 9 Endy Chavez, L OBP: 0.236, SLG: 0.367										4	0	0	1	0	3	5												
3 Mike Zunino, R OBP: 0.276, SLG: 0.397										4	0	0	0	0	4	2												
15 Kyle Seager, L OBP: 0.328, SLG: 0.457										4	0	0	0	0	1	0												
16 Cole Gillespie, R OBP: 0.365, SLG: 0.417										4	0	0	0	0	0	0												
4 John Buck, R OBP: 0.310, SLG: 0.340										4	1	1	0	0	1	0												
5 Brad Miller, L OBP: 0.246, SLG: 0.277										3	0	0	0	0	1	1												
<b>Inning Stats</b>	R: 0 H: 1 E: 0 K: 1 S: 10	H: 1 LOB: 1 BB: 0 P: 12	R: 0 H: 0 E: 0 K: 1 S: 8	H: 0 LOB: 0 BB: 0 P: 12	R: 3 H: 4 E: 0 K: 1 S: 13	H: 4 LOB: 1 BB: 0 P: 18	R: 0 H: 0 E: 0 K: 0 S: 11	H: 0 LOB: 0 BB: 0 P: 18	R: 0 H: 1 E: 0 K: 2 S: 10	H: 1 LOB: 1 BB: 0 P: 23	R: 0 H: 0 E: 0 K: 1 S: 10	H: 0 LOB: 0 BB: 0 P: 13	R: 0 H: 1 E: 0 K: 2 S: 16	H: 1 LOB: 1 BB: 0 P: 23	R: 0 H: 0 E: 0 K: 1 S: 10	H: 0 LOB: 0 BB: 0 P: 13		1B: 6 2B: 1 3B: 0 HR: 0	SF: 0 SAC: 0 DP: 0 HBP: 0	WP: 0 PB: 0 SB: 1 CS: 0	PA: 35							
<b>PITCHER</b>	IP	WLS	BF	H	R	ER	SO	BB	IBB	HBP	BLK	WP	HR	S	P	ERA	WHIP											
14 David Price, L ERA: 3.97 27 Cesar Ramos, L ERA: 4.18 26 Brad Boxberger, R ERA: 2.61	(1, 1)	8.0	L	32	7	3	3	10	1	0	0	0	0	0	82	118	3.38	1.000										
<b>Batter</b>	<b>1</b>	<b>2</b>	<b>3</b>	<b>4</b>	<b>5</b>	<b>6</b>	<b>7</b>	<b>8</b>	<b>9</b>	<b>AB</b>	<b>R</b>	<b>H</b>	<b>RBI</b>	<b>BB</b>	<b>SO</b>	<b>LOB</b>	<b>BOTTOM</b>											
8 Desmond Jennings, R OBP: 0.331, SLG: 0.376										4	0	0	0	1	2	2	<b>Seattle Mariners @ Tampa Bay Rays</b> Tropicana Field, St. Petersburg, FL Mon Jun 09 2014, 1:11 PM - 4:22 PM EDT Att: 10,400 - Dome - 72 F											
39 Kevin Kiermaier, L OBP: 0.413, SLG: 0.714										3	0	1	0	1	0	1												
3 Evan Longoria, R OBP: 0.329, SLG: 0.391										3	0	0	0	1	1	2												
21 James Loney, L OBP: 0.346, SLG: 0.385										2	0	1	0	2	0	2												
18 Ben Zobrist, S OBP: 0.323, SLG: 0.362										3	0	0	0	1	0	4												
7 David DeJesus, L OBP: 0.351, SLG: 0.446 19 Jerry Sands, R OBP: 0.125, SLG: 0.125										2	0	1	0	0	0	0												
20 Matt Joyce, L OBP: 0.352, SLG: 0.392										4	0	1	0	0	1	0												
11 Yunel Escobar, R OBP: 0.327, SLG: 0.336										4	0	1	0	0	1	2												
2B José Molina, R OBP: 0.180, SLG: 0.129 11 Logan Forsythe, R OBP: 0.246, SLG: 0.243										3	0	0	0	0	2	3												
<b>Inning Stats</b>	R: 0 H: 0 E: 0 K: 0 S: 8	H: 1 LOB: 2 BB: 2 P: 16	R: 0 H: 1 E: 0 K: 1 S: 10	H: 1 LOB: 1 BB: 0 P: 12	R: 0 H: 0 E: 0 K: 2 S: 11	H: 0 LOB: 2 BB: 2 P: 23	R: 0 H: 2 E: 0 K: 2 S: 13	H: 2 LOB: 0 BB: 0 P: 21	R: 0 H: 1 E: 0 K: 1 S: 11	H: 1 LOB: 2 BB: 1 P: 21	R: 0 H: 0 E: 0 K: 1 S: 10	H: 0 LOB: 0 BB: 0 P: 14	R: 0 H: 1 E: 0 K: 1 S: 8	H: 1 LOB: 1 BB: 1 P: 14	R: 0 H: 0 E: 0 K: 1 S: 9	H: 0 LOB: 0 BB: 0 P: 13		R: 0 H: 0 E: 0 K: 0 S: 7	H: 0 LOB: 0 BB: 0 P: 12	1B: 3 2B: 2 3B: 0 HR: 0	SF: 0 SAC: 0 DP: 1 HBP: 0	WP: 2 PB: 0 SB: 1 CS: 0	PA: 37					
<b>PITCHER</b>	IP	WLS	BF	H	R	ER	SO	BB	IBB	HBP	BLK	WP	HR	S	P	ERA	WHIP											
50 Erasmo Ramírez, R ERA: 5.97 97 Joe Beimel, L ERA: 1.95 52 Dominic Leone, R ERA: 1.35 40 Danny Farquhar, R ERA: 2.48 56 Fernando Rodney, R ERA: 2.19	(1, 1)	4.2	W	23	4	0	0	5	0	0	0	0	0	7	10	0.00	0.000											
(5, 1)	0.2	W	2	0	0	0	1	0	0	0	0	0	0	7	10	0.00	0.000											
(6, 1)	0.2	H	2	0	0	0	1	0	0	0	0	0	0	6	9	0.00	0.000											
(7, 1)	2.0	H	7	1	0	0	2	1	0	0	0	1	0	17	27	0.00	1.000											
(9, PH)	1.0	S	3	0	0	0	0	0	0	0	0	0	0	7	12	0.00	0.000											



Batter	1	2	3	4	5	6	7	8	9	AB	R	H	RBI	BB	SO	LOB	TOP																							
11 Brett Gardner, L OBP: 0.340, SLG: 0.391										4	0	1	0	0	2	1	<b>New York Yankees @ Seattle Mariners</b> Safeco Field, Seattle, WA Tue Jun 10 2014, 7:13 PM - 10:00 PM PDT Att: 28,405 - Cloudy - 66 F																							
2 Derek Jeter, R OBP: 0.319, SLG: 0.310										3	2	2	0	1	0	0																								
22 Jacoby Ellsbury, L OBP: 0.351, SLG: 0.406										4	0	1	1	0	1	3																								
25 Mark Teixeira, S OBP: 0.361, SLG: 0.457										4	1	1	0	0	1	1																								
36 Carlos Beltrán, S OBP: 0.277, SLG: 0.411										4	0	2	1	0	1	0																								
34 Brian McCann, L OBP: 0.282, SLG: 0.363										4	0	1	1	0	0	1																								
26 Yanervis Solarte, S OBP: 0.366, SLG: 0.451										3	0	0	0	0	0	2																								
31 Ichiro Suzuki, L OBP: 0.364, SLG: 0.346										4	0	0	0	0	1	1																								
14 Brian Roberts, S OBP: 0.317, SLG: 0.346										2	0	0	0	1	1	0																								
<b>Inning Stats</b>	R: 2 E: 0 K: 1 S: 18	H: 4 LOB: 2 BB: 0 P: 25	R: 0 E: 0 K: 1 S: 12	H: 0 LOB: 1 BB: 1 P: 20	R: 0 E: 0 K: 0 S: 5	H: 0 LOB: 0 BB: 0 P: 8	R: 0 E: 0 K: 0 S: 5	H: 0 LOB: 0 BB: 0 P: 7	R: 0 E: 0 K: 1 S: 10	H: 1 LOB: 2 BB: 1 P: 18	R: 0 E: 0 K: 1 S: 8	H: 1 LOB: 0 BB: 0 P: 13	R: 0 E: 0 K: 1 S: 8	H: 0 LOB: 0 BB: 0 P: 11	R: 1 E: 0 K: 0 S: 7	H: 2 LOB: 0 BB: 0 P: 10		R: 0 E: 0 K: 2 S: 8	H: 0 LOB: 1 BB: 0 P: 13	1B: 6 2B: 4 HR: 0	SF: 0 SAC: 0 DP: 3 HBP: 1	WP: 0 PB: 0 CS: 1	PA: 35																	
<b>PITCHER</b>	IP: 7.1 ERA: 2.79	WLS: L BF: 29	H: 7 R: 3 ER: 3 SO: 5	BB: 2 IBB: 0 HBP: 0 BLK: 0	WP: 0 HR: 0 S: 69 P: 108	ERA: 3.68 WHIP: 1.227	<b>PITCHER</b>														IP: 1.2 ERA: 4.26	WLS: L BF: 6	H: 1 R: 0 ER: 0 SO: 2	BB: 0 IBB: 0 HBP: 1 BLK: 0	WP: 0 HR: 0 S: 12 P: 17	ERA: 0.00 WHIP: 0.600														

AB	32
R	3
H	8
RBI	3
BB	2
SO	7
LOB	9



Batter	1	2	3	4	5	6	7	8	9	AB	R	H	RBI	BB	SO	LOB	BOTTOM																							
8 Willie Bloomquist, R OBP: 0.277, SLG: 0.329										4	0	0	0	0	1	2	<b>New York Yankees @ Seattle Mariners</b> Safeco Field, Seattle, WA Tue Jun 10 2014, 7:13 PM - 10:00 PM PDT Att: 28,405 - Cloudy - 66 F																							
99 James Jones, L OBP: 0.320, SLG: 0.372										4	0	0	0	0	1	0																								
22 Robinson Canó, L OBP: 0.383, SLG: 0.426										4	1	2	0	0	0	0																								
16 Cole Gillespie, R OBP: 0.389, SLG: 0.429										1	0	1	1	1	0	0																								
9 Endy Chavez, L OBP: 0.242, SLG: 0.344										2	0	0	0	0	0	1																								
15 Kyle Seager, L OBP: 0.327, SLG: 0.453										4	0	1	0	0	0	1																								
3 Mike Zunino, R OBP: 0.281, SLG: 0.401										3	1	1	0	0	1	2																								
55 Michael Saunders, L OBP: 0.313, SLG: 0.429										4	0	0	0	0	3	4																								
13 Dustin Ackley, L OBP: 0.293, SLG: 0.370										3	0	1	1	1	0	1																								
5 Brad Miller, L OBP: 0.247, SLG: 0.278										3	0	1	0	0	0	0																								
4 John Buck, R OBP: 0.305, SLG: 0.333										1	0	0	0	0	1	1																								
<b>Inning Stats</b>	R: 1 E: 0 K: 0 S: 14	H: 2 LOB: 0 BB: 0 P: 19	R: 0 E: 0 K: 1 S: 13	H: 1 LOB: 0 BB: 0 P: 21	R: 0 E: 0 K: 0 S: 7	H: 0 LOB: 0 BB: 0 P: 10	R: 0 E: 0 K: 0 S: 13	H: 1 LOB: 2 BB: 1 P: 22	R: 0 E: 0 K: 0 S: 8	H: 0 LOB: 0 BB: 0 P: 14	R: 0 E: 0 K: 1 S: 7	H: 0 LOB: 0 BB: 0 P: 10	R: 1 E: 0 K: 2 S: 13	H: 2 LOB: 0 BB: 0 P: 22	R: 0 E: 0 K: 0 S: 10	H: 1 LOB: 1 BB: 0 P: 15	R: 0 E: 0 K: 3 S: 10	H: 0 LOB: 1 BB: 1 P: 19	1B: 5 2B: 2 HR: 0	SF: 0 SAC: 0 DP: 0 HBP: 1	WP: 2 PB: 0 CS: 1	PA: 37																		
<b>PITCHER</b>	IP: 5.2 ERA: 4.97	WLS: W BF: 7	H: 2 R: 1 ER: 1 SO: 2	BB: 0 IBB: 0 HBP: 1 BLK: 0	WP: 1 HR: 0 S: 15 P: 26	ERA: 6.75 WHIP: 1.500	<b>PITCHER</b>														IP: 1.0 ERA: 2.31	WLS: H BF: 4	H: 1 R: 0 ER: 0 SO: 0	BB: 0 IBB: 0 HBP: 0 BLK: 0	WP: 0 HR: 0 S: 10 P: 15	ERA: 0.00 WHIP: 1.000														
57 Vidal Nuño, L	IP: 1.1 ERA: 1.69	WLS: H BF: 4	H: 1 R: 0 ER: 0 SO: 0	BB: 0 IBB: 0 HBP: 0 BLK: 0	WP: 0 HR: 0 S: 10 P: 15	ERA: 0.00 WHIP: 1.000															IP: 1.0 ERA: 3.68	WLS: S BF: 4	H: 0 R: 0 ER: 0 SO: 3	BB: 1 IBB: 0 HBP: 0 BLK: 0	WP: 0 HR: 0 S: 10 P: 19	ERA: 0.00 WHIP: 1.000														

AB	33
R	2
H	7
RBI	2
BB	2
SO	7
LOB	12













Batter	1	2	3	4	5	6	7	8	9	AB	R	H	RBI	BB	SO	LOB	TOP										
15 Michael Choice, R (1, 10) OBP: 0.266, SLG: 0.335	FC5-3		FC			FC			FC	4	0	0	0	0	0	0											
1 Elvis Andrus, R (1, 6) OBP: 0.313, SLG: 0.349	1B			L9		F8			1B	4	1	2	0	0	0	0											
17 Shin-Soo Choo, L (1, 7) OBP: 0.398, SLG: 0.407	FC3-6			L7		G6-3			1B	3	0	1	0	1	0	1											
19 Daniel Robertson, R (9, 7) OBP: 0.257, SLG: 0.219	FC3-6			L7		G6-3			BB	0	0	0	0	0	0	0											
29 Adrian Beltré, R (1, 5) OBP: 0.365, SLG: 0.498	FC6-4			G6-3		G6-3			FC6-4	4	0	0	1	0	0	3											
Alex Rios, R (1, 9) OBP: 0.362, SLG: 0.479		G1-4-3		G5-3		K			G4-3	4	0	1	0	0	1	2											
64 Brad Snyder, L (1, 3) OBP: 0.273, SLG: 0.111		K		L8					BB	2	0	0	0	1	1	1											
61 Robinson Chirinos, R (1, 2) OBP: 0.267, SLG: 0.371		G1-4-3		G6-3					SH1-4	2	0	0	0	0	0	1											
2 Leonys Martín, L (1, 8) OBP: 0.310, SLG: 0.357				K		G3-1			L5	3	0	0	0	0	1	1											
12 Rougned Odor, L (1, 4) OBP: 0.321, SLG: 0.463				G4-3		G6-3			L8	3	0	0	0	0	0	1											
<b>Inning Stats</b>	R: 0 H: 1 E: 0 K: 0 S: 8	H: 1 LOB: 1 BB: 0 P: 10	R: 0 H: 0 E: 0 K: 1 S: 6	H: 0 LOB: 0 BB: 0 P: 8	R: 0 H: 0 E: 0 K: 1 S: 10	H: 0 LOB: 0 BB: 0 P: 11	R: 0 H: 0 E: 0 K: 0 S: 10	H: 0 LOB: 0 BB: 0 P: 16	R: 0 H: 0 E: 0 K: 0 S: 5	H: 0 LOB: 0 BB: 0 P: 8	R: 0 H: 0 E: 0 K: 0 S: 10	H: 0 LOB: 0 BB: 0 P: 13	R: 0 H: 1 E: 0 K: 1 S: 12	H: 1 LOB: 1 BB: 0 P: 19	R: 0 H: 0 E: 0 K: 0 S: 8	H: 0 LOB: 1 BB: 1 P: 13	R: 1 H: 1 E: 1 K: 0 S: 14	H: 1 LOB: 1 BB: 1 P: 23	1B: 4 2B: 0 3B: 0 HR: 0	SF: 0 SAC: 1 DP: 1 HBP: 0	WP: 1 PB: 0 SB: 2 CS: 0	PA: 32					
<b>PITCHER</b>	IP	WLS	BF	H	R	ER	SO	BB	IBB	HBP	BLK	WP	HR	S	P	ERA	WHIP										
34 Félix Hernández, R (1, 1) ERA: 2.29	8.1	L	30	4	1	1	6	2	0	0	0	1	0	77	114	1.08	0.720										
56 Fernando Rodney, R (9, 1) ERA: 2.13	0.2		2	0	0	0	0	0	0	0	0	0	0	6	7	0.00	0.000										

Texas Rangers @ Seattle Mariners  
Safeco Field, Seattle, WA  
Fri Jun 13 2014, 7:12 PM - 9:40 PM PDT  
Att: 22,039 - Overcast - 60 F

AB	29
R	1
H	4
RBI	1
BB	2
SO	3
LOB	10



Batter	1	2	3	4	5	6	7	8	9	AB	R	H	RBI	BB	SO	LOB	BOTTOM										
99 James Jones, L (1, 8) OBP: 0.314, SLG: 0.361	L9			L8		F9			K	4	0	0	0	0	1	1											
15 Kyle Seager, L (1, 5) OBP: 0.323, SLG: 0.438	G5-3			F8		F8			G6-3	3	0	0	0	1	0	0											
22 Robinson Canó, L (1, 4) OBP: 0.381, SLG: 0.429	K			K		K			G1-3	4	0	0	0	0	2	1											
20 Logan Morrison, L (1, 3) OBP: 0.242, SLG: 0.300		F9		F7		F7			BB	2	0	0	0	1	0	0											
7 Stefan Romero, R (1, 10) OBP: 0.246, SLG: 0.338		P4		K		K			K	2	0	0	0	0	1	0											
9 Endy Chavez, L (7, PH) OBP: 0.190, SLG: 0.268				K		K			K	1	0	0	0	0	1	2											
13 Dustin Ackley, L (1, 7) OBP: 0.284, SLG: 0.362		G6-3		G1-3		G1-3			K	3	0	0	0	0	1	2											
3 Mike Zunino, R (1, 2) OBP: 0.282, SLG: 0.406				1B		G4-3			K	3	0	2	0	0	1	0											
5 Brad Miller, L (1, 6) OBP: 0.250, SLG: 0.284		FC4		FC4		K			P5	3	0	0	0	0	1	2											
16 Cole Gillespie, R (1, 9) OBP: 0.350, SLG: 0.382		K		K		G4-3			L8	3	0	0	0	0	1	2											
<b>Inning Stats</b>	R: 0 H: 0 E: 0 K: 1 S: 8	H: 0 LOB: 0 BB: 0 P: 13	R: 0 H: 0 E: 0 K: 0 S: 5	H: 0 LOB: 0 BB: 0 P: 7	R: 0 H: 1 E: 0 K: 1 S: 5	H: 1 LOB: 0 BB: 0 P: 7	R: 0 H: 0 E: 0 K: 1 S: 7	H: 0 LOB: 0 BB: 0 P: 12	R: 0 H: 0 E: 0 K: 1 S: 6	H: 1 LOB: 1 BB: 0 P: 11	R: 0 H: 0 E: 0 K: 2 S: 11	H: 0 LOB: 2 BB: 2 P: 25	R: 0 H: 0 E: 0 K: 1 S: 5	H: 0 LOB: 0 BB: 0 P: 7	R: 0 H: 0 E: 0 K: 1 S: 9	H: 0 LOB: 0 BB: 0 P: 14	1B: 1 2B: 1 3B: 0 HR: 0	SF: 0 SAC: 0 DP: 0 HBP: 0	WP: 0 PB: 1 SB: 0 CS: 1	PA: 30							
<b>PITCHER</b>	IP	WLS	BF	H	R	ER	SO	BB	IBB	HBP	BLK	WP	HR	S	P	ERA	WHIP										
23 Nick Tepesch, R (1, 1) ERA: 3.94	6.1		22	2	0	0	5	2	0	0	0	0	0	42	73	0.00	0.632										
44 Jason Frasor, R (7, 1) ERA: 1.54	0.2		2	0	0	0	2	0	0	0	0	0	0	6	10	0.00	0.000										
37 Shawn Tolleson, R (8, 1) ERA: 3.0	1.0	W	3	0	0	0	1	0	0	0	0	0	0	5	7	0.00	0.000										
28 Joaquin Soria, R (9, 1) ERA: 1.88	1.0	S	3	0	0	0	1	0	0	0	0	0	0	9	14	0.00	0.000										

Texas Rangers @ Seattle Mariners  
Safeco Field, Seattle, WA  
Fri Jun 13 2014, 7:12 PM - 9:40 PM PDT  
Att: 22,039 - Overcast - 60 F

AB	28
R	0
H	2
RBI	0
BB	2
SO	9
LOB	10






Batter	1	2	3	4	5	6	7	8	9	AB	R	H	RBI	BB	SO	LOB	TOP								
2 Leonys Martin, L (1, 8) OBP: 0.316, SLG: 0.359										4	0	2	1	1	0	0	<b>Texas Rangers @ Seattle Mariners</b> Safeco Field, Seattle, WA Sat Jun 14 2014, 7:12 PM - 10:45 PM PDT Att: 27,700 - Cloudy - 61 F								
1 Elvis Andrus, R (1, 10) OBP: 0.311, SLG: 0.346										5	0	1	0	0	3	3									
17 Shin-Soo Choo, L (1, 7) OBP: 0.400, SLG: 0.406										3	1	1	0	1	0	1									
19 Daniel Robertson, R (9, 7) OBP: 0.257, SLG: 0.219										4	1	1	1	0	1	1									
29 Adrian Beltré, R (1, 5) OBP: 0.363, SLG: 0.498										4	0	1	0	0	2	1									
Alex Rios, R (1, 9) OBP: 0.317, SLG: 0.475										2	0	0	0	2	1	1									
64 Brad Snyder, L (1, 3) OBP: 0.333, SLG: 0.091										2	0	0	0	2	1	1									
61 Robinson Chirinos, R (1, 2) OBP: 0.273, SLG: 0.406										4	1	2	2	0	0	2									
3 Luis Sardinas, S (1, 6) OBP: 0.352, SLG: 0.320										4	1	1	0	0	2	1									
12 Rougned Odor, L (1, 4) OBP: 0.307, SLG: 0.440										4	0	0	0	0	0	1									
<b>Inning Stats</b>	R: 0 E: 0 K: 2 S: 13	H: 0 LOB: 1 BB: 2 P: 25	R: 0 E: 0 K: 0 S: 12	H: 1 LOB: 1 BB: 1 P: 19	R: 0 E: 0 K: 1 S: 9	H: 0 LOB: 0 BB: 0 P: 13	R: 0 E: 0 K: 1 S: 9	H: 1 LOB: 1 BB: 0 P: 12	R: 3 E: 0 K: 3 S: 16	H: 3 LOB: 0 BB: 0 P: 27	R: 0 E: 0 K: 0 S: 9	H: 0 LOB: 0 BB: 0 P: 13	R: 1 E: 0 K: 1 S: 17	H: 2 LOB: 1 BB: 0 P: 22	1B: 6 2B: 3 HR: 1	SF: 0 SAC: 0 DP: 1 HBP: 0		WP: 0 PB: 0 SB: 2 CS: 1	PA: 38						
<b>PITCHER</b>	IP: 5.0 WLS: 0 BF: 20 ERA: 5.27	H: 3 R: 0 ER: 0 SO: 4	BB: 4 IBB: 0 HBP: 0 BLK: 0	WP: 0 HR: 0 S: 55 P: 89	ERA: 0.00 WHIP: 1.400	IP: 6.1 WLS: 1 BF: 26 ERA: 3.19	H: 3 R: 3 ER: 3 SO: 3	BB: 0 IBB: 0 HBP: 0 BLK: 0	WP: 0 HR: 1 S: 16 P: 27	ERA: 27.00 WHIP: 3.000	IP: 7.1 WLS: 0 BF: 31 ERA: 1.69	H: 1 R: 0 ER: 0 SO: 1	BB: 0 IBB: 0 HBP: 0 BLK: 0	WP: 0 HR: 9 S: 14 P: 14	ERA: 0.00 WHIP: 1.000	IP: 8.1 WLS: 0 BF: 34 ERA: 2.77		H: 0 R: 0 ER: 0 SO: 1	BB: 0 IBB: 0 HBP: 0 BLK: 0	WP: 0 HR: 0 S: 13 P: 13	ERA: 0.00 WHIP: 0.000	IP: 9.1 WLS: 1 BF: 37 ERA: 2.39	H: 2 R: 1 ER: 1 SO: 1	BB: 0 IBB: 0 HBP: 0 BLK: 0	WP: 0 HR: 0 S: 17 P: 22
99 James Jones, L (1, 8) OBP: 0.317, SLG: 0.362										5	0	2	0	0	0	1	<b>Texas Rangers @ Seattle Mariners</b> Safeco Field, Seattle, WA Sat Jun 14 2014, 7:12 PM - 10:45 PM PDT Att: 27,700 - Cloudy - 61 F								
16 Cole Gillespie, R (1, 7) OBP: 0.328, SLG: 0.356										4	0	0	0	0	6	0									
9 Endy Chavez, L (9, FH) OBP: 0.186, SLG: 0.262										4	1	2	1	0	0	0									
22 Robinson Canó, L (1, 4) OBP: 0.383, SLG: 0.430										3	0	1	0	0	0	0									
63 Jesus Montero, R (1, 10) OBP: 0.333, SLG: 0.333										1	0	0	0	0	3	0									
13 Dustin Ackley, L (6, PR) OBP: 0.292, SLG: 0.360										4	0	0	0	0	2	5									
20 Logan Morrison, L (1, 3) OBP: 0.216, SLG: 0.265										4	1	2	1	0	2	0									
4 John Buck, R (1, 2) OBP: 0.317, SLG: 0.345										4	1	2	1	0	2	0									
15 Kyle Seager, L (1, 5) OBP: 0.326, SLG: 0.439										4	0	2	0	0	2	2									
7 Stefan Romero, R (1, 9) OBP: 0.239, SLG: 0.331										3	0	0	1	0	2	1									
8 Willie Bloomquist, R (1, 6) OBP: 0.287, SLG: 0.337										4	1	2	0	0	1	1									
<b>Inning Stats</b>	R: 0 E: 1 K: 0 S: 8	H: 0 LOB: 0 BB: 0 P: 12	R: 0 E: 0 K: 1 S: 6	H: 0 LOB: 0 BB: 0 P: 10	R: 0 E: 0 K: 0 S: 10	H: 3 LOB: 2 BB: 0 P: 17	R: 0 E: 0 K: 0 S: 7	H: 0 LOB: 0 BB: 0 P: 12	R: 1 E: 0 K: 2 S: 11	H: 2 LOB: 1 BB: 0 P: 18	R: 1 E: 0 K: 2 S: 18	H: 3 LOB: 2 BB: 0 P: 26	R: 1 E: 1 K: 2 S: 17	H: 3 LOB: 3 BB: 0 P: 26	R: 0 E: 0 K: 3 S: 11	H: 0 LOB: 0 BB: 0 P: 16		R: 0 E: 0 K: 1 S: 9	H: 0 LOB: 0 BB: 0 P: 11	1B: 11 2B: 0 HR: 0	SF: 1 SAC: 0 DP: 2 HBP: 0	WP: 0 PB: 0 SB: 1 CS: 0	PA: 38		
<b>PITCHER</b>	IP: 6.0 WLS: 1 BF: 25 ERA: 3.46	H: 2 R: 2 ER: 2 SO: 3	BB: 0 IBB: 0 HBP: 0 BLK: 0	WP: 0 HR: 0 S: 60 P: 95	ERA: 3.00 WHIP: 1.333	IP: 7.1 WLS: 0 BF: 31 ERA: 3.24	H: 4 R: 2 ER: 1 SO: 4	BB: 0 IBB: 0 HBP: 0 BLK: 0	WP: 0 HR: 9 S: 16 P: 26	ERA: 27.00 WHIP: 6.000	IP: 7.1 WLS: 0 BF: 31 ERA: 3.67	H: 0 R: 0 ER: 0 SO: 1	BB: 0 IBB: 0 HBP: 0 BLK: 0	WP: 0 HR: 19 S: 11 P: 16	ERA: 0.00 WHIP: 0.600	IP: 9.1 WLS: 1 BF: 37 ERA: 1.8	H: 3 R: 0 ER: 0 SO: 1	BB: 0 IBB: 0 HBP: 0 BLK: 0	WP: 0 HR: 0 S: 11 P: 11	ERA: 0.00 WHIP: 0.000					



Batter	1	2	3	4	5	6	7	8	9	AB	R	H	RBI	BB	SO	LOB	TOP										
2 Leonys Martin, L (1.8) OBP: 0.315, SLG: 0.357										4	0	1	0	0	0	1											
1 Elvis Andrus, R (1.6) OBP: 0.310, SLG: 0.345										4	0	1	0	0	1	2											
17 Shin-Soo Choo, L (1.7) OBP: 0.394, SLG: 0.398										4	0	0	0	0	2	2											
29 Adrián Beltré, R (1.5) OBP: 0.357, SLG: 0.488										4	0	0	0	0	0	0											
Alex Rios, R (1.9) OBP: 0.356, SLG: 0.468										4	0	0	0	0	0	0											
64 Brad Snyder, L (1.3) OBP: 0.385, SLG: 0.429										3	1	2	1	0	0	0											
60 Chris Gimenez, R (1.2) OBP: 0.417, SLG: 0.489										3	0	1	0	0	1	1											
3 Luis Sardinas, S (1.4) OBP: 0.351, SLG: 0.321										3	0	1	0	0	1	1											
16 Donnie Murphy, R (1.10) OBP: 0.283, SLG: 0.296										3	0	0	0	0	2	1											
<b>Inning Stats</b>	R: 0 E: 0 K: 1 S: 7	H: 0 LOB: 0 BB: 0 P: 10	R: 1 E: 0 K: 1 S: 10	H: 2 LOB: 1 BB: 0 P: 14	R: 0 E: 0 K: 2 S: 14	H: 1 LOB: 1 BB: 0 P: 21	R: 0 E: 0 K: 0 S: 8	H: 1 LOB: 1 BB: 0 P: 13	R: 0 E: 0 K: 0 S: 6	H: 0 LOB: 0 BB: 0 P: 9	R: 0 E: 0 K: 0 S: 6	H: 1 LOB: 0 BB: 0 P: 12	R: 0 E: 0 K: 1 S: 9	H: 0 LOB: 0 BB: 0 P: 13	R: 0 E: 0 K: 1 S: 10	H: 1 LOB: 1 BB: 0 P: 14	R: 0 E: 0 K: 1 S: 9	H: 0 LOB: 0 BB: 0 P: 13	1B: 5 2B: 0 3B: 0 HR: 1	SF: 0 SAC: 0 DP: 0 HBP: 0	WP: 0 PB: 0 SB: 0 CS: 1	PA: 32					
<b>PITCHER</b>	IP	WLS	BF	H	R	ER	SO	BB	IBB	HBP	BLK	WP	HR	S	P	ERA	WHIP										
18 Hisashi Iwakuma, R (1.1) ERA: 2.59	8.0	W	29	6	1	1	6	0	0	0	0	0	1	70	106	1.12	0.750										
41 Charlie Furbush, L (9.1) ERA: 3.96	1.0		3	0	0	0	1	0	0	0	0	0	0	9	13	0.00	0.000										

Texas Rangers @ Seattle Mariners  
Safeco Field, Seattle, WA  
Sun Jun 15 2014, 1:11 PM - 3:57 PM PDT  
Att: 39,196 - Roof Closed - 60 F

AB	32
R	1
H	6
RBI	1
BB	0
SO	7
LOB	8



Batter	1	2	3	4	5	6	7	8	9	AB	R	H	RBI	BB	SO	LOB	BOTTOM										
9 Endy Chavez, L (1.9) OBP: 0.208, SLG: 0.298										5	1	2	0	0	0	2											
99 James Jones, L (1.8) OBP: 0.322, SLG: 0.362										3	0	1	0	1	0	2											
22 Robinson Canó, L (1.10) OBP: 0.381, SLG: 0.425										3	1	0	0	1	0	3											
20 Logan Morrison, L (1.3) OBP: 0.200, SLG: 0.243										3	0	0	0	0	0	4											
4 John Buck, R (6.3) OBP: 0.328, SLG: 0.356										1	0	1	0	0	0	0											
16 Cole Gillespie, R (8. PR) OBP: 0.328, SLG: 0.356										0	1	0	0	0	0	0											
41 Charlie Furbush, L (9.1)										0	0	0	0	0	0	0											
15 Kyle Seager, L (1.5) OBP: 0.336, SLG: 0.457										4	1	4	3	0	0	0											
3 Mike Zunino, R (1.2) OBP: 0.281, SLG: 0.403										4	1	1	0	0	2	3											
13 Dustin Ackley, L (1.7) OBP: 0.286, SLG: 0.368										4	0	2	1	0	0	1											
8 Willie Bloomquist, R (1.4) OBP: 0.300, SLG: 0.349										3	0	2	0	0	1	0											
5 Brad Miller, L (1.6) OBP: 0.245, SLG: 0.280										3	0	0	1	0	0	4											
<b>Inning Stats</b>	R: 0 E: 0 K: 0 S: 6	H: 1 LOB: 1 BB: 0 P: 9	R: 0 E: 0 K: 1 S: 15	H: 3 LOB: 2 BB: 0 P: 26	R: 0 E: 0 K: 0 S: 10	H: 1 LOB: 1 BB: 0 P: 18	R: 0 E: 0 K: 1 S: 12	H: 2 LOB: 2 BB: 0 P: 14	R: 2 E: 0 K: 0 S: 13	H: 2 LOB: 1 BB: 1 P: 21	R: 0 E: 0 K: 1 S: 7	H: 0 LOB: 0 BB: 0 P: 9	R: 0 E: 0 K: 0 S: 7	H: 0 LOB: 0 BB: 1 P: 11	R: 3 E: 0 K: 0 S: 13	H: 4 LOB: 2 BB: 0 P: 17	R: 0 E: 0 K: 0 S: 13	H: 0 LOB: 0 BB: 0 P: 17	1B: 9 2B: 5 3B: 0 HR: 0	SF: 1 SAC: 1 DP: 2 HBP: 0	WP: 0 PB: 0 SB: 0 CS: 1	PA: 37					
<b>PITCHER</b>	IP	WLS	BF	H	R	ER	SO	BB	IBB	HBP	BLK	WP	HR	S	P	ERA	WHIP										
22 Nick Martinez, R (1.1) ERA: 4.44	6.0	L	27	9	2	2	3	1	0	0	0	0	0	63	97	3.00	1.667										
46 Robbie Ross Jr., L (7.1) ERA: 5.34	1.0		7	4	3	3	0	1	0	0	0	0	0	12	17	27.00	5.000										
39 Ben Rowen, R (8.1) ERA:	1.0		3	0	0	0	0	0	0	0	0	0	0	8	11	0.00	0.000										

Texas Rangers @ Seattle Mariners  
Safeco Field, Seattle, WA  
Sun Jun 15 2014, 1:11 PM - 3:57 PM PDT  
Att: 39,196 - Roof Closed - 60 F

AB	33
R	5
H	13
RBI	5
BB	2
SO	3
LOB	19






Batter	1	2	3	4	5	6	7	8	9	AB	R	H	RBI	BB	SO	LOB	TOP										
25 Will Venable, L (1,9) OBP: 0.279, SLG: 0.293										4	0	1	0	0	2	1	<b>San Diego Padres @ Seattle Mariners</b> Safeco Field, Seattle, WA Mon Jun 16 2014, 7:13 PM - 9:57 PM PDT Att: 17,512 - Partly Cloudy - 64 F										
12 Seth Smith, L (1,7) OBP: 0.395, SLG: 0.500										4	0	1	0	0	2	2											
18 Carlos Quentin, R (1,10) OBP: 0.312, SLG: 0.379										4	1	2	1	0	0	1											
7 Chase Headley, S (1,5) OBP: 0.288, SLG: 0.342										4	0	0	0	0	1	3											
23 Yonder Alonso, L (1,3) OBP: 0.250, SLG: 0.341										4	0	0	0	0	1	2											
8 Yasmani Grandal, S (1,2) OBP: 0.291, SLG: 0.385										2	0	1	0	2	0	0											
24 Cameron Maybin, R (1,8) OBP: 0.317, SLG: 0.405										3	0	0	0	0	0	3											
2 Everth Cabrera, S (1,6) OBP: 0.260, SLG: 0.306										2	0	0	0	1	1	1											
5 Alexi Amarista, L (1,4) OBP: 0.258, SLG: 0.267										2	0	0	0	0	0	1											
13 Chris Denorfia, R (8,PH) OBP: 0.305, SLG: 0.352										1	0	0	0	0	0	1											
3 Jace Peterson, L (8,4) OBP: 0.158, SLG: 0.111										0	0	0	0	0	0	0											
<b>Inning Stats</b>	R: 0 E: 0 K: 2 S: 14	H: 2 LOB: 2 BB: 0 P: 20	R: 0 E: 0 K: 0 S: 5	H: 0 LOB: 0 BB: 1 P: 11	R: 0 E: 0 K: 2 S: 10	H: 0 LOB: 0 BB: 0 P: 14	R: 0 E: 0 K: 0 S: 6	H: 0 LOB: 0 BB: 0 P: 8	R: 0 E: 0 K: 1 S: 10	H: 1 LOB: 1 BB: 0 P: 19	R: 0 E: 0 K: 1 S: 11	H: 0 LOB: 0 BB: 1 P: 16	R: 0 E: 0 K: 0 S: 13	H: 0 LOB: 0 BB: 1 P: 22	R: 1 E: 0 K: 1 S: 11	H: 1 LOB: 0 BB: 0 P: 16	1B: 4 2B: 0 3B: 0 HR: 1	SF: 0 SAC: 0 DP: 2 HBP: 0	WP: 0 PB: 1 CS: 0	PA: 33							
<b>PITCHER</b>	IP	WLS	BF	H	R	ER	SO	BB	IBB	HBP	BLK	WP	HR	S	P	ERA	WHIP										
53 Chris Young, R (1,1) ERA: 3.4	6.0	W	22	4	0	0	6	1	0	0	0	0	0	56	88	0.00	0.833										
97 Joe Beimel, L (7,1) ERA: 1.51	1.0		4	0	0	0	0	2	0	0	0	0	0	10	20	0.00	2.000										
54 Tom Wilhelmson, R (8,1) ERA: 2.78	2.0		7	1	1	1	1	0	0	0	0	0	1	20	30	4.50	0.500										

Batter	1	2	3	4	5	6	7	8	9	AB	R	H	RBI	BB	SO	LOB	BOTTOM										
9 Endy Chavez, L (1,9) OBP: 0.245, SLG: 0.300										3	0	1	0	2	1	3	<b>San Diego Padres @ Seattle Mariners</b> Safeco Field, Seattle, WA Mon Jun 16 2014, 7:13 PM - 9:57 PM PDT Att: 17,512 - Partly Cloudy - 64 F										
99 James Jones, L (1,8) OBP: 0.318, SLG: 0.356										5	2	1	0	0	0	2											
22 Robinson Cano, L (1,4) OBP: 0.382, SLG: 0.428										3	1	1	1	1	1	2											
15 Kyle Seager, L (1,5) OBP: 0.342, SLG: 0.469										2	1	1	3	2	0	2											
63 Jesus Montero, R (1,10) OBP: 0.286, SLG: 0.286										4	0	1	0	0	2	3											
20 Logan Morrison, L (1,3) OBP: 0.227, SLG: 0.250										3	0	1	0	1	1	1											
3 Mike Zunino, R (1,2) OBP: 0.276, SLG: 0.395										4	0	0	0	0	2	3											
13 Dustin Ackley, L (1,7) OBP: 0.286, SLG: 0.362										3	0	0	0	0	0	0											
5 Brad Miller, L (1,6) OBP: 0.250, SLG: 0.296										3	1	1	1	1	1	0											
<b>Inning Stats</b>	R: 3 E: 0 K: 2 S: 13	H: 3 LOB: 1 BB: 1 P: 22	R: 2 E: 0 K: 1 S: 14	H: 2 LOB: 2 BB: 2 P: 29	R: 0 E: 0 K: 0 S: 4	H: 0 LOB: 0 BB: 1 P: 9	R: 0 E: 0 K: 0 S: 8	H: 1 LOB: 2 BB: 1 P: 15	R: 0 E: 0 K: 2 S: 12	H: 1 LOB: 3 BB: 1 P: 19	R: 0 E: 0 K: 1 S: 10	H: 0 LOB: 1 BB: 1 P: 20	R: 0 E: 0 K: 1 S: 8	H: 0 LOB: 0 BB: 0 P: 13	R: 0 E: 0 K: 1 S: 9	H: 0 LOB: 0 BB: 0 P: 11	1B: 4 2B: 1 3B: 0 HR: 2	SF: 0 SAC: 0 DP: 1 HBP: 1	WP: 1 PB: 0 SB: 4 CS: 0	PA: 38							
<b>PITCHER</b>	IP	WLS	BF	H	R	ER	SO	BB	IBB	HBP	BLK	WP	HR	S	P	ERA	WHIP										
38 Tyson Ross, R (1,1) ERA: 3.27	5.2	L	31	7	0	5	6	7	0	1	0	0	0	58	109	7.94	2.471										
58 Blaine Boyer, R (6,1) ERA:	1.1		4	0	0	0	1	0	0	0	0	0	0	11	18	0.00	0.000										
54 Alex Torres, L (8,1) ERA: 1.86	1.0		3	0	0	0	1	0	0	0	0	0	0	9	11	0.00	0.000										

AB 30  
R 1  
H 5  
RBI 1  
BB 3  
SO 7  
LOB 15



AB 30  
R 5  
H 7  
RBI 5  
BB 7  
SO 8  
LOB 16





Batter	1	2	3	4	5	6	7	8	9	AB	R	H	RBI	BB	SO	LOB	TOP		
13 Chris Denorfia, R OBP: 0.298, SLG: 0.343	L9		G5-3			F9		FC6-4		4	0	0	0	0	0	1			
2 Everth Cabrera, S OBP: 0.290, SLG: 0.305	K					K			G2-3	4	0	1	0	0	2	0			
18 Carlos Quentin, R OBP: 0.309, SLG: 0.362	G5-3					K			P5	3	0	0	0	0	1	0			
7 Chase Headley, S OBP: 0.288, SLG: 0.340						L8			L4	4	0	1	0	0	0	2			
14 Tommy Medica, R OBP: 0.282, SLG: 0.448	K					K			G4-3	3	0	0	0	0	2	3			
44 René Rivera, R OBP: 0.288, SLG: 0.461						G5-3			K	3	1	1	1	0	1	2			
24 Cameron Maybin, R OBP: 0.310, SLG: 0.395						G6-3			G5-3	3	0	0	0	0	0	0			
25 Will Venable, L OBP: 0.275, SLG: 0.289						G4-3			K	3	0	0	0	0	1	0			
5 Alexi Amarista, L OBP: 0.259, SLG: 0.268						L7			B1-3	3	0	1	0	0	0	0			
<b>Inning Stats</b>	R: 0 E: 0 K: 1 S: 9	H: 0 LOB: 0 BB: 0 P: 10	R: 1 E: 0 K: 1 S: 9	H: 1 LOB: 0 BB: 0 P: 12	R: 0 E: 0 K: 0 S: 8	H: 0 LOB: 0 BB: 0 P: 12	R: 0 E: 0 K: 1 S: 14	H: 1 LOB: 2 BB: 0 P: 23	R: 0 E: 0 K: 2 S: 8	H: 0 LOB: 0 BB: 0 P: 11	R: 0 E: 0 K: 1 S: 6	H: 1 LOB: 1 BB: 0 P: 19	R: 0 E: 0 K: 0 S: 7	H: 0 LOB: 0 BB: 0 P: 11	1B: 3 2B: 0 3B: 0 HR: 1	SF: 0 SAC: 0 DP: 1 HBP: 1	WP: 0 PB: 0 SB: 0 CS: 0	PA: 31	
<b>PITCHER</b>	IP	WLS	BF	H	R	ER	SO	BB	IBB	HBP	BLK	WP	HR	S	P	ERA	WHIP		
29 Roenis Elias, L ERA: 3.91	7.0	W	24	3	1	1	6	0	0	1	0	0	1	60	87	1.29	0.429		
52 Dominic Leone, R ERA: 1.19	1.0		4	1	0	0	1	0	0	0	0	0	0	13	19	0.00	1.000		
40 Danny Farquhar, R ERA: 3.09	1.0		3	0	0	0	0	0	0	0	0	0	0	7	11	0.00	0.000		

San Diego Padres @ Seattle Mariners  
Safeco Field, Seattle, WA  
Tue Jun 17 2014, 12:42 PM - 3:23 PM PDT  
Att: 19,896 - Partly Cloudy - 60 F

AB	30
R	1
H	4
RBI	1
BB	0
SO	7
LOB	8



Batter	1	2	3	4	5	6	7	8	9	AB	R	H	RBI	BB	SO	LOB	BOTTOM			
99 James Jones, L OBP: 0.327, SLG: 0.364	FC1-6					K2-3		L7		5	1	3	0	0	1	0				
7 Stefan Romero, R OBP: 0.240, SLG: 0.336	FC1-6					L7				4	1	1	0	0	1	4				
22 Robinson Canó, L OBP: 0.384, SLG: 0.438	FC6-4					G6-3				3	2	1	2	1	0	3				
4 John Buck, R OBP: 0.338, SLG: 0.344						G6-3				2	0	0	0	2	1	0				
15 Kyle Seager, L OBP: 0.341, SLG: 0.470	G3-1					L9				4	0	1	2	0	0	2				
3 Mike Zunino, R OBP: 0.275, SLG: 0.389						G6-3				3	0	0	0	0	2	0				
16 Cole Gillespie, R OBP: 0.309, SLG: 0.333						K				4	1	0	0	0	2	3				
63 Jesus Montero, R OBP: 0.300, SLG: 0.600						G6-3				3	1	1	2	0	0	0				
20 Logan Morrison, L OBP: 0.222, SLG: 0.244						G6-3				1	0	0	0	0	0	0				
5 Brad Miller, L OBP: 0.250, SLG: 0.295						P5				4	0	1	0	0	0	0				
<b>Inning Stats</b>	R: 0 E: 0 K: 0 S: 13	H: 1 LOB: 2 BB: 1 P: 21	R: 2 E: 1 K: 2 S: 19	H: 3 LOB: 0 BB: 0 P: 31	R: 0 E: 0 K: 2 S: 9	H: 0 LOB: 0 BB: 0 P: 11	R: 0 E: 0 K: 1 S: 10	H: 0 LOB: 0 BB: 0 P: 14	R: 2 E: 0 K: 0 S: 14	H: 2 LOB: 0 BB: 0 P: 25	R: 0 E: 0 K: 1 S: 8	H: 0 LOB: 0 BB: 0 P: 11	R: 2 E: 0 K: 1 S: 25	H: 2 LOB: 3 BB: 2 P: 42	R: 0 E: 0 K: 0 S: 5	H: 0 LOB: 0 BB: 0 P: 10	1B: 4 2B: 2 3B: 0 HR: 2	SF: 0 SAC: 0 DP: 0 HBP: 1	WP: 1 PB: 0 SB: 1 CS: 0	PA: 37
<b>PITCHER</b>	IP	WLS	BF	H	R	ER	SO	BB	IBB	HBP	BLK	WP	HR	S	P	ERA	WHIP			
53 Eric Stults, L ERA: 5.76	5.0	L	23	6	4	3	5	1	0	0	0	0	2	65	102	9.00	1.400			
46 Tim Stauffer, R ERA: 4.19	2.0		11	2	2	2	2	1	1	1	0	0	0	33	53	9.00	1.500			
33 Dale Thayer, R ERA: 2.08	1.0		3	0	0	0	0	0	0	0	0	0	0	5	10	0.00	0.000			

San Diego Padres @ Seattle Mariners  
Safeco Field, Seattle, WA  
Tue Jun 17 2014, 12:42 PM - 3:23 PM PDT  
Att: 19,896 - Partly Cloudy - 60 F

AB	33
R	6
H	8
RBI	6
BB	3
SO	7
LOB	12





Batter	1	2	3	4	5	6	7	8	9	AB	R	H	RBI	BB	SO	LOB	TOP										
9 Endy Chavez, L (1,9) OBP: 0.246, SLG: 0.296										4	0	1	0	0	0	2											
99 James Jones, L (1,8) OBP: 0.319, SLG: 0.355										4	0	0	0	0	1	1											
22 Robinson Cano, L (1,4) OBP: 0.386, SLG: 0.437										3	0	1	0	1	0	0											
15 Kyle Seager, L (1,5) OBP: 0.336, SLG: 0.462										4	0	0	0	0	1	2											
20 Logan Morrison, L (1,3) OBP: 0.224, SLG: 0.267										4	0	1	0	0	1	0											
3 Mike Zunino, R (1,2) OBP: 0.279, SLG: 0.388										3	1	1	0	0	1	1											
13 Dustin Ackley, L (1,7) OBP: 0.285, SLG: 0.360										4	0	1	0	0	0	2											
5 Brad Miller, L (1,6) OBP: 0.259, SLG: 0.300										3	0	2	1	1	1	0											
34 Félix Hernández, R (1,1)										2	0	0	0	0	0	4											
41 Charlie Furbush, L (8,1)										0	0	0	0	0	0	0											
31 Yoervis Medina, R (8,1)										0	0	0	0	0	0	0											
4 John Buck, R (9,PH) OBP: 0.333, SLG: 0.339										1	0	0	0	0	0	0											
<b>Inning Stats</b>	R: 0 E: 0 K: 1 S: 9	H: 1 LOB: 1 BB: 1 P: 16	R: 1 E: 0 K: 0 S: 10	H: 2 LOB: 2 BB: 0 P: 17	R: 0 E: 0 K: 1 S: 6	H: 0 LOB: 0 BB: 0 P: 8	R: 0 E: 1 K: 0 S: 8	H: 2 LOB: 2 BB: 0 P: 11	R: 0 E: 0 K: 0 S: 12	H: 1 LOB: 1 BB: 1 P: 17	R: 0 E: 0 K: 0 S: 6	H: 0 LOB: 0 BB: 0 P: 7	R: 0 E: 0 K: 2 S: 10	H: 0 LOB: 0 BB: 0 P: 13	R: 0 E: 0 K: 1 S: 7	H: 0 LOB: 0 BB: 0 P: 9	1B: 6 2B: 1 3B: 0 HR: 0	SF: 0 SAC: 1 DP: 0 HBP: 1	WP: 0 PB: 1 SB: 0 CS: 1	PA: 36							
<b>PITCHER</b>	IP	WLS	BF	H	R	ER	SO	BB	IBB	HBP	BLK	WP	HR	S	P	ERA	WHIP										
34 Andrew Cashner, R (1,1) ERA: 2.36	7.0		30	7	1	1	2	1	1	1	0	0	0	61	92	1.29	1.143										
56 Joaquin Benoit, R (8,1) ERA: 1.47	1.0	W	3	0	0	0	2	0	0	0	0	0	0	10	13	0.00	0.000										
16 Huston Street, R (9,1) ERA: 1.0	1.0	S	3	0	0	0	1	0	0	0	0	0	0	7	9	0.00	0.000										

Seattle Mariners @ San Diego Padres  
Petco Park, San Diego, CA  
Wed Jun 18 2014, 7:15 PM - 9:55 PM PDT  
Att: 27,523 - Clear - 67 F

AB	32
R	1
H	7
RBI	1
BB	2
SO	5
LOB	12



Batter	1	2	3	4	5	6	7	8	9	AB	R	H	RBI	BB	SO	LOB	BOTTOM										
12 Seth Smith, L (1,9) OBP: 0.392, SLG: 0.495										4	0	1	0	0	1	2											
13 Chris Denorfia, R (1,8) OBP: 0.297, SLG: 0.341										4	0	1	0	0	1	1											
18 Carlos Quentin, R (1,7) OBP: 0.294, SLG: 0.342										4	0	0	0	0	1	3											
16 Huston Street, R (9,1) ERA: 1.0										3	0	1	0	0	2	1											
7 Chase Headley, S (1,5) OBP: 0.288, SLG: 0.340										3	0	0	0	0	2	1											
8 Yasmani Grandal, S (1,3) OBP: 0.285, SLG: 0.376										3	0	0	0	0	2	1											
44 René Rivera, R (1,2) OBP: 0.281, SLG: 0.448										3	0	0	0	0	2	1											
2 Everth Cabrera, S (1,6) OBP: 0.261, SLG: 0.305										3	1	1	0	0	0	0											
5 Alexi Amarista, L (1,4) OBP: 0.263, SLG: 0.272										2	1	1	0	0	0	0											
34 Andrew Cashner, R (1,1) ERA: 2.22	7.0		24	3	1	1	10	1	1	1	0	0	0	0	0	0											
56 Joaquin Benoit, R (8,1) ERA: 4.15	0.2	L	4	2	1	1	0	0	0	0	0	0	0	0	0	0											
14 Tommy Medica, R (6,PH) OBP: 0.292, SLG: 0.456	0.1		2	1	0	0	0	0	0	0	0	0	0	0	0	0											
24 Cameron Maybin, R (9,8) OBP: 0.310, SLG: 0.395										1	0	0	0	0	1	0											
<b>Inning Stats</b>	R: 0 E: 0 K: 3 S: 14	H: 1 LOB: 1 BB: 0 P: 20	R: 0 E: 0 K: 1 S: 7	H: 0 LOB: 0 BB: 0 P: 11	R: 0 E: 0 K: 2 S: 8	H: 0 LOB: 0 BB: 0 P: 12	R: 0 E: 0 K: 1 S: 6	H: 0 LOB: 0 BB: 0 P: 8	R: 0 E: 0 K: 0 S: 10	H: 1 LOB: 1 BB: 0 P: 16	R: 0 E: 0 K: 1 S: 8	H: 1 LOB: 1 BB: 0 P: 16	R: 1 E: 0 K: 0 S: 18	H: 3 LOB: 2 BB: 0 P: 28	R: 1 E: 0 K: 0 S: 13	H: 0 LOB: 0 BB: 0 P: 28	1B: 6 2B: 0 3B: 0 HR: 0	SF: 0 SAC: 2 DP: 0 HBP: 0	WP: 1 PB: 0 SB: 1 CS: 0	PA: 30							
<b>PITCHER</b>	IP	WLS	BF	H	R	ER	SO	BB	IBB	HBP	BLK	WP	HR	S	P	ERA	WHIP										
34 Félix Hernández, R (1,1) ERA: 2.22	7.0		24	3	1	1	10	1	1	1	0	0	0	63	97	1.29	0.429										
41 Charlie Furbush, L (8,1) ERA: 4.15	0.2	L	4	2	1	1	0	0	0	0	0	0	0	13	19	13.50	3.000										
31 Yoervis Medina, R (8,1) ERA: 2.73	0.1		2	1	0	0	0	0	0	0	0	0	0	5	9	0.00	3.000										

Seattle Mariners @ San Diego Padres  
Petco Park, San Diego, CA  
Wed Jun 18 2014, 7:15 PM - 9:55 PM PDT  
Att: 27,523 - Clear - 67 F

AB	28
R	2
H	6
RBI	1
SO	10
LOB	9









Batter	1	2	3	4	5	6	7	8	9	AB	R	H	RBI	BB	SO	LOB	TOP										
9 Endy Chavez, L (1.9) OBP: 0.258, SLG: 0.317										5	1	2	0	0	0	0											
99 James Jones, L (1.8) OBP: 0.327, SLG: 0.362										4	2	3	0	0	0	1											
22 Robinson Cano, L (1.4) OBP: 0.397, SLG: 0.448										3	1	2	2	2	1	0											
15 Kyle Seager, L (1.10) OBP: 0.329, SLG: 0.448										4	0	0	0	1	2	4											
20 Logan Morrison, L (1.3) OBP: 0.241, SLG: 0.333										5	1	2	3	0	1	1											
13 Dustin Ackley, L (1.7) OBP: 0.284, SLG: 0.358										3	0	0	0	1	0	0											
3 Mike Zunino, R (1.2) OBP: 0.279, SLG: 0.400										4	1	1	1	0	2	1											
5 Brad Miller, L (1.6) OBP: 0.267, SLG: 0.319										4	1	2	1	0	0	0											
8 Willie Bloomquist, R (1.5) OBP: 0.287, SLG: 0.333										4	0	0	0	0	1	1											
<b>Inning Stats</b>	R: 1 E: 0 K: 0 S: 11	H: 2 LOB: 1 BB: 0 P: 18	R: 0 E: 0 K: 1 S: 7	H: 0 LOB: 0 BB: 0 P: 9	R: 0 E: 0 K: 1 S: 9	H: 1 LOB: 2 BB: 1 P: 15	R: 1 E: 0 K: 0 S: 10	H: 2 LOB: 1 BB: 0 P: 12	R: 3 E: 0 K: 1 S: 17	H: 3 LOB: 0 BB: 0 P: 29	R: 0 E: 0 K: 0 S: 7	H: 0 LOB: 0 BB: 0 P: 9	R: 0 E: 0 K: 1 S: 6	H: 1 LOB: 0 BB: 0 P: 11	R: 0 E: 0 K: 2 S: 18	H: 0 LOB: 1 BB: 2 P: 26	R: 2 E: 0 K: 1 S: 15	H: 3 LOB: 2 BB: 2 P: 26	1B: 7 2B: 2 3B: 0 HR: 3	SF: 0 SAC: 1 DP: 1 HBP: 0	WP: 1 PB: 0 SB: 1 CS: 0	PA: 41					
<b>PITCHER</b>	IP	WLS	BF	H	R	ER	SO	BB	IBB	HBP	BLK	WP	HR	S	P	ERA	WHIP										
33 James Shields, R (1.1) ERA: 3.7	7.0		30	9	5	5	4	1	0	0	0	1	2	67	103	6.43	1.429										
17 Wade Davis, R (8.1) ERA: 1.11	1.0	B	4	0	0	0	2	1	0	0	0	0	0	18	26	0.00	1.000										
56 Greg Holland, R (9.1) ERA: 1.88	1.0	L	7	3	2	2	1	2	0	0	0	0	1	15	26	18.00	5.000										

Seattle Mariners @ Kansas City Royals  
Kauffman Stadium, Kansas City, MO  
Fri Jun 20 2014, 7:14 PM - 10:43 PM CDT  
Att: 38,475 - Clear - 89 F

AB 36  
R 7  
H 12  
RBI 7  
BB 4  
SO 7  
LOB 8



Batter	1	2	3	4	5	6	7	8	9	AB	R	H	RBI	BB	SO	LOB	BOTTOM										
1 Jarrod Dyson, L (1.8) OBP: 0.346, SLG: 0.316										5	0	2	0	0	1	1											
14 Omar Infante, R (1.4) OBP: 0.294, SLG: 0.356										4	0	0	0	1	4	1											
35 Eric Hosmer, L (1.3) OBP: 0.298, SLG: 0.368										5	0	2	0	0	1	2											
16 Billy Butler, R (1.10) OBP: 0.333, SLG: 0.369										4	1	3	0	0	0	1											
37 Pedro Ciriaco, R (9.10) OBP: 0.250, SLG: 0.279										0	0	0	0	0	0	0											
23 Norichika Aoki, L (9.10) OBP: 0.326, SLG: 0.324										1	0	0	0	0	0	2											
4 Alex Gordon, L (1.7) OBP: 0.368, SLG: 0.457										5	1	2	0	0	2	3											
13 Salvador Perez, R (1.2) OBP: 0.331, SLG: 0.441										4	1	2	2	0	0	3											
6 Lorenzo Cain, R (1.9) OBP: 0.354, SLG: 0.420										3	1	1	1	1	0	2											
8 Mike Moustakas, L (1.5) OBP: 0.246, SLG: 0.369										4	1	1	2	0	0	4											
2 Alcides Escobar, R (1.6) OBP: 0.331, SLG: 0.398										4	0	1	0	0	1	4											
<b>Inning Stats</b>	R: 0 E: 0 K: 3 S: 10	H: 0 LOB: 0 BB: 0 P: 12	R: 0 E: 0 K: 0 S: 9	H: 1 LOB: 1 BB: 0 P: 12	R: 0 E: 0 K: 0 S: 9	H: 1 LOB: 0 BB: 0 P: 11	R: 0 E: 0 K: 1 S: 7	H: 1 LOB: 0 BB: 0 P: 10	R: 3 E: 0 K: 1 S: 17	H: 4 LOB: 2 BB: 1 P: 26	R: 2 E: 0 K: 0 S: 12	H: 3 LOB: 1 BB: 0 P: 18	R: 0 E: 0 K: 1 S: 8	H: 0 LOB: 0 BB: 0 P: 12	R: 0 E: 0 K: 1 S: 15	H: 2 LOB: 3 BB: 1 P: 24	R: 0 E: 0 K: 2 S: 19	H: 2 LOB: 2 BB: 0 P: 23	1B: 11 2B: 1 3B: 0 HR: 2	SF: 0 SAC: 0 DP: 1 HBP: 0	WP: 0 PB: 0 SB: 0 CS: 1	PA: 42					
<b>PITCHER</b>	IP	WLS	BF	H	R	ER	SO	BB	IBB	HBP	BLK	WP	HR	S	P	ERA	WHIP										
18 Hisashi Iwakuma, R (1.1) ERA: 3.04	5.0		23	9	5	5	5	1	0	0	0	0	0	7	10	0.00	3.000										
52 Dominic Leone, R (6.1) ERA: 2.32	0.1	B	2	1	0	0	0	0	0	0	0	0	0	7	10	0.00	3.000										
97 Joe Beimel, L (6.1) ERA: 1.54	0.1		1	0	0	0	0	0	0	0	0	0	0	1	1	0.00	0.000										
54 Tom Wilhelmson, R (6.1) ERA: 2.88	1.1		4	0	0	0	1	0	0	0	0	0	0	9	14	0.00	0.000										
40 Danny Farquhar, R (8.1) ERA: 3.06	0.1		4	2	0	0	0	0	1	0	0	0	0	7	14	0.00	6.000										
<b>PITCHER</b>	IP	WLS	BF	H	R	ER	SO	BB	IBB	HBP	BLK	WP	HR	S	P	ERA	WHIP										
41 Charlie Furbush, L (8.1) ERA: 4.03	0.2		2	0	0	0	0	0	0	0	0	0	0	2	2	0.00	0.000										
56 Fernando Rodney, R (9.1) ERA: 2.22	1.0	S	5	2	0	0	2	0	0	0	0	0	0	0	0	0.00	2.000										

Seattle Mariners @ Kansas City Royals  
Kauffman Stadium, Kansas City, MO  
Fri Jun 20 2014, 7:14 PM - 10:43 PM CDT  
Att: 38,475 - Clear - 89 F

AB 39  
R 5  
H 14  
RBI 5  
BB 2  
SO 9  
LOB 23





Batter	1	2	3	4	5	6	7	8	9	AB	R	H	RBI	BB	SO	LOB	TOP				
99 James Jones, L (1, 8) OBP: 0.326, SLG: 0.359	E6 22 G4-3 22 BLK		16 1B 1-2		G4-6-3 1-2			G3 1-1		4	0	1	0	0	0	1	<b>Seattle Mariners @ Kansas City Royals</b> Kauffman Stadium, Kansas City, MO Sat Jun 21 2014, 1:12 PM - 3:53 PM CDT Att: 21,640 - Cloudy - 91 F				
16 Cole Gillespie, R (1, 7) OBP: 0.305, SLG: 0.328	P3		20 G4-6-3 1-3 2-H		P4 1-1			F9 1-2		4	0	1	1	0	0	1					
22 Robinson Cano, L (1, 4) OBP: 0.392, SLG: 0.442	G4-3		P6 1-0				G4-3 1-1			4	0	0	0	0	0	3					
20 Logan Morrison, L (1, 3) OBP: 0.226, SLG: 0.310	F8		G4-6-3 1-2				G3 1-1			4	0	0	0	0	1	3					
4 John Buck, R (1, 2) OBP: 0.312, SLG: 0.304		K 0-3		G6-3 0-1			G6-3 1-2			4	0	0	0	0	1	0					
15 Kyle Seager, L (1, 5) OBP: 0.231, SLG: 0.453	G5-3							G3 0-0		4	1	2	0	0	0	0					
7 Stefan Romero, R (1, 9) OBP: 0.245, SLG: 0.338																					
9 Endy Chavez, L (9, 9) OBP: 0.258, SLG: 0.317																					
63 Jesus Montero, R (1, 10) OBP: 0.286, SLG: 0.500																					
13 Dustin Ackley, L (7, PR) OBP: 0.297, SLG: 0.361																					
5 Brad Miller, L (1, 6) OBP: 0.272, SLG: 0.324																					
<b>Inning Stats</b>	R: 0 H: 0 E: 1 K: 0 S: 10	H: 0 LOB: 1 BB: 0 P: 12	R: 0 H: 1 E: 0 K: 1 S: 12	H: 1 LOB: 1 BB: 0 P: 15	R: 1 H: 3 E: 0 K: 0 S: 11	H: 3 LOB: 1 BB: 0 P: 14	R: 0 H: 1 E: 0 K: 0 S: 6	H: 1 LOB: 0 BB: 0 P: 10	R: 0 H: 0 E: 0 K: 0 S: 7	H: 0 LOB: 0 BB: 0 P: 10	R: 0 H: 1 E: 0 K: 0 S: 11	H: 1 LOB: 1 BB: 0 P: 13	R: 0 H: 0 E: 0 K: 0 S: 6	H: 0 LOB: 0 BB: 0 P: 8	R: 1 H: 3 E: 0 K: 1 S: 16	H: 3 LOB: 1 BB: 0 P: 27	1B: 9 2B: 1 3B: 0 HR: 0	SF: 0 SAC: 0 DP: 2 HBP: 0	WP: 0 PB: 0 SB: 0 CS: 1	PA: 36	
<b>PITCHER</b>	IP WLS BF H R ER SO BB IBB HBP BLK WP HR S P ERA WHIP	IP WLS BF H R ER SO BB IBB HBP BLK WP HR S P ERA WHIP	IP WLS BF H R ER SO BB IBB HBP BLK WP HR S P ERA WHIP	IP WLS BF H R ER SO BB IBB HBP BLK WP HR S P ERA WHIP	IP WLS BF H R ER SO BB IBB HBP BLK WP HR S P ERA WHIP	IP WLS BF H R ER SO BB IBB HBP BLK WP HR S P ERA WHIP	IP WLS BF H R ER SO BB IBB HBP BLK WP HR S P ERA WHIP	IP WLS BF H R ER SO BB IBB HBP BLK WP HR S P ERA WHIP	IP WLS BF H R ER SO BB IBB HBP BLK WP HR S P ERA WHIP	IP WLS BF H R ER SO BB IBB HBP BLK WP HR S P ERA WHIP	IP WLS BF H R ER SO BB IBB HBP BLK WP HR S P ERA WHIP	IP WLS BF H R ER SO BB IBB HBP BLK WP HR S P ERA WHIP	IP WLS BF H R ER SO BB IBB HBP BLK WP HR S P ERA WHIP	IP WLS BF H R ER SO BB IBB HBP BLK WP HR S P ERA WHIP	IP WLS BF H R ER SO BB IBB HBP BLK WP HR S P ERA WHIP	IP WLS BF H R ER SO BB IBB HBP BLK WP HR S P ERA WHIP	IP WLS BF H R ER SO BB IBB HBP BLK WP HR S P ERA WHIP	IP WLS BF H R ER SO BB IBB HBP BLK WP HR S P ERA WHIP	IP WLS BF H R ER SO BB IBB HBP BLK WP HR S P ERA WHIP	IP WLS BF H R ER SO BB IBB HBP BLK WP HR S P ERA WHIP	IP WLS BF H R ER SO BB IBB HBP BLK WP HR S P ERA WHIP

AB	35
R	2
H	10
RBI	2
BB	0
SO	2
LOB	12



Batter	1	2	3	4	5	6	7	8	9	AB	R	H	RBI	BB	SO	LOB	BOTTOM					
1 Jarrod Dyson, L (1, 8) OBP: 0.342, SLG: 0.307	F8			B5-3						3	0	0	0	1	0	0	<b>Seattle Mariners @ Kansas City Royals</b> Kauffman Stadium, Kansas City, MO Sat Jun 21 2014, 1:12 PM - 3:53 PM CDT Att: 21,640 - Cloudy - 91 F					
35 Eric Hosmer, L (1, 3) OBP: 0.294, SLG: 0.363	L8			F8						4	0	0	0	0	1	1						
16 Billy Butler, R (1, 10) OBP: 0.330, SLG: 0.365	F8			G3-1						3	0	0	0	0	0	0						
4 Alex Gordon, L (1, 7) OBP: 0.371, SLG: 0.469																						
13 Salvador Perez, R (1, 2) OBP: 0.331, SLG: 0.440																						
27 Justin Maxwell, R (1, 9) OBP: 0.226, SLG: 0.188																						
8 Mike Moustakas, L (1, 5) OBP: 0.243, SLG: 0.363																						
2 Alcides Escobar, R (1, 6) OBP: 0.326, SLG: 0.394																						
37 Pedro Ciriaco, R (1, 4) OBP: 0.239, SLG: 0.267																						
14 Omar Infante, R (9, PH) OBP: 0.292, SLG: 0.355																						
<b>Inning Stats</b>	R: 0 H: 0 E: 0 K: 0 S: 7	H: 0 LOB: 0 BB: 0 P: 11	R: 0 H: 0 E: 0 K: 1 S: 11	H: 0 LOB: 0 BB: 0 P: 16	R: 0 H: 0 E: 0 K: 0 S: 9	H: 0 LOB: 0 BB: 0 P: 11	R: 0 H: 0 E: 0 K: 0 S: 6	H: 0 LOB: 0 BB: 0 P: 7	R: 1 H: 3 E: 0 K: 0 S: 20	H: 3 LOB: 1 BB: 0 P: 29	R: 0 H: 0 E: 0 K: 1 S: 10	H: 0 LOB: 0 BB: 0 P: 12	R: 0 H: 0 E: 0 K: 0 S: 9	H: 0 LOB: 0 BB: 1 P: 13	R: 0 H: 0 E: 0 K: 2 S: 10	H: 0 LOB: 0 BB: 0 P: 14	R: 0 H: 0 E: 0 K: 1 S: 5	H: 0 LOB: 0 BB: 1 P: 11	1B: 2 2B: 0 3B: 0 HR: 1	SF: 0 SAC: 0 DP: 2 HBP: 0	WP: 0 PB: 0 SB: 0 CS: 0	PA: 29
<b>PITCHER</b>	IP WLS BF H R ER SO BB IBB HBP BLK WP HR S P ERA WHIP	IP WLS BF H R ER SO BB IBB HBP BLK WP HR S P ERA WHIP	IP WLS BF H R ER SO BB IBB HBP BLK WP HR S P ERA WHIP	IP WLS BF H R ER SO BB IBB HBP BLK WP HR S P ERA WHIP	IP WLS BF H R ER SO BB IBB HBP BLK WP HR S P ERA WHIP	IP WLS BF H R ER SO BB IBB HBP BLK WP HR S P ERA WHIP	IP WLS BF H R ER SO BB IBB HBP BLK WP HR S P ERA WHIP	IP WLS BF H R ER SO BB IBB HBP BLK WP HR S P ERA WHIP	IP WLS BF H R ER SO BB IBB HBP BLK WP HR S P ERA WHIP	IP WLS BF H R ER SO BB IBB HBP BLK WP HR S P ERA WHIP	IP WLS BF H R ER SO BB IBB HBP BLK WP HR S P ERA WHIP	IP WLS BF H R ER SO BB IBB HBP BLK WP HR S P ERA WHIP	IP WLS BF H R ER SO BB IBB HBP BLK WP HR S P ERA WHIP	IP WLS BF H R ER SO BB IBB HBP BLK WP HR S P ERA WHIP	IP WLS BF H R ER SO BB IBB HBP BLK WP HR S P ERA WHIP	IP WLS BF H R ER SO BB IBB HBP BLK WP HR S P ERA WHIP	IP WLS BF H R ER SO BB IBB HBP BLK WP HR S P ERA WHIP	IP WLS BF H R ER SO BB IBB HBP BLK WP HR S P ERA WHIP	IP WLS BF H R ER SO BB IBB HBP BLK WP HR S P ERA WHIP	IP WLS BF H R ER SO BB IBB HBP BLK WP HR S P ERA WHIP	IP WLS BF H R ER SO BB IBB HBP BLK WP HR S P ERA WHIP	IP WLS BF H R ER SO BB IBB HBP BLK WP HR S P ERA WHIP

AB	27
R	1
H	3
RBI	1
BB	2
SO	5
LOB	4





Batter	1	2	3	4	5	6	7	8	9	AB	R	H	RBI	BB	SO	LOB	TOP								
9 Endy Chavez, L (1,9) OBP: 0.243, SLG: 0.299										4	0	0	0	0	1	4									
99 James Jones, L (1,8) OBP: 0.316, SLG: 0.351										4	0	0	0	0	2	3									
22 Robinson Cano, L (1,10) OBP: 0.390, SLG: 0.437										3	0	0	0	1	2	0									
20 Logan Morrison, L (1,3) OBP: 0.227, SLG: 0.295										3	0	0	0	1	0	1									
15 Kyle Seager, L (1,5) OBP: 0.328, SLG: 0.448										3	0	0	0	0	1	1									
3 Mike Zunino, R (1,2) OBP: 0.283, SLG: 0.421										4	2	2	1	0	1	1									
13 Dustin Ackley, L (1,7) OBP: 0.286, SLG: 0.359										4	0	1	0	0	0	2									
5 Brad Miller, L (1,6) OBP: 0.276, SLG: 0.327										4	0	2	0	0	1	1									
8 Willie Bloomquist, R (1,4) OBP: 0.299, SLG: 0.366										3	0	2	1	0	0	2									
<b>Inning Stats</b>	R: 0 E: 0 K: 1 S: 6	H: 0 LOB: 0 BB: 0 P: 7	R: 0 E: 0 K: 0 S: 7	H: 0 LOB: 1 BB: 1 P: 14	R: 0 E: 0 K: 2 S: 11	H: 1 LOB: 1 BB: 0 P: 15	R: 0 E: 0 K: 2 S: 11	H: 0 LOB: 0 BB: 0 P: 14	R: 1 E: 0 K: 1 S: 10	H: 2 LOB: 1 BB: 0 P: 14	R: 0 E: 0 K: 0 S: 10	H: 0 LOB: 1 BB: 1 P: 17	R: 1 E: 0 K: 0 S: 14	H: 3 LOB: 2 BB: 0 P: 20	R: 0 E: 0 K: 1 S: 8	H: 0 LOB: 0 BB: 0 P: 10	R: 0 E: 0 K: 1 S: 7	H: 1 LOB: 0 BB: 0 P: 11	1B: 3 2B: 3 HR: 1	SF: 0 SAC: 1 DP: 0 HBP: 0	WP: 0 PB: 0 SB: 0 CS: 0	PA: 36			
<b>PITCHER</b>	IP	WLS	BF	H	R	ER	SO	BB	IBB	HBP	BLK	WP	HR	S	P	ERA	WHIP								
30 Yordano Ventura, R (1,1) ERA: 3.2	7.0	L	29	6	2	2	6	2	0	0	0	0	1	69	101	2.57	1.143								
67 Franstley Bueno, L (8,1) ERA: 1.59	1.0		3	0	0	0	1	0	0	0	0	0	0	8	10	0.00	0.000								
43 Aaron Crow, R (9,1) ERA: 2.7	1.0		3	1	0	0	1	0	0	0	0	0	0	7	11	0.00	1.000								

Seattle Mariners @ Kansas City Royals  
Kauffman Stadium, Kansas City, MO  
Sun Jun 22 2014, 1:13 PM - 4:07 PM CDT  
Att: 23,278 - Partly Cloudy - 90 F

AB 32  
R 2  
H 7  
RBI 2  
BB 2  
SO 8  
LOB 15




Batter	1	2	3	4	5	6	7	8	9	AB	R	H	RBI	BB	SO	LOB	BOTTOM								
6 Lorenzo Cain, R (1,8) OBP: 0.352, SLG: 0.413										3	0	0	0	1	1	3									
14 Omar Infante, R (1,4) OBP: 0.296, SLG: 0.355										3	0	1	0	1	0	1									
35 Eric Hosmer, L (1,3) OBP: 0.290, SLG: 0.358										4	0	0	0	0	0	3									
16 Billy Butler, R (1,10) OBP: 0.329, SLG: 0.363										4	0	1	0	0	1	2									
4 Alex Gordon, L (1,7) OBP: 0.370, SLG: 0.465										4	1	1	0	0	1	1									
13 Salvador Perez, R (1,2) OBP: 0.333, SLG: 0.441										4	0	2	0	0	0	0									
19 Danny Valencia, R (1,5) ERA: 3.74										3	0	0	0	0	1	3									
1 Jarrod Dyson, L (9,PH) OBP: 0.339, SLG: 0.304										1	0	0	0	0	0	0									
27 Justin Maxwell, R (1,9) OBP: 0.237, SLG: 0.206										2	0	1	1	0	1	1									
8 Mike Moustakas, L (9,PH) OBP: 0.246, SLG: 0.366										1	0	1	0	0	0	0									
2 Alcides Escobar, R (1,6) OBP: 0.327, SLG: 0.392										1	0	0	0	0	1	0									
37 Pedro Ciriaco, R (7,6) OBP: 0.229, SLG: 0.255										2	0	0	0	0	1	2									
<b>Inning Stats</b>	R: 0 E: 0 K: 0 S: 6	H: 0 LOB: 1 BB: 1 P: 10	R: 1 E: 0 K: 1 S: 12	H: 2 LOB: 2 BB: 0 P: 20	R: 0 E: 0 K: 0 S: 8	H: 1 LOB: 1 BB: 0 P: 12	R: 0 E: 0 K: 2 S: 13	H: 1 LOB: 1 BB: 0 P: 18	R: 0 E: 0 K: 1 S: 8	H: 0 LOB: 1 BB: 1 P: 16	R: 0 E: 0 K: 1 S: 7	H: 0 LOB: 0 BB: 0 P: 11	R: 0 E: 0 K: 0 S: 10	H: 1 LOB: 1 BB: 0 P: 12	R: 0 E: 0 K: 1 S: 7	H: 1 LOB: 1 BB: 0 P: 10	R: 0 E: 0 K: 1 S: 9	H: 1 LOB: 1 BB: 0 P: 12	1B: 7 2B: 0 3B: 0 HR: 0	SF: 1 SAC: 0 DP: 0 HBP: 1	WP: 0 PB: 0 SB: 0 CS: 0	PA: 36			
<b>PITCHER</b>	IP	WLS	BF	H	R	ER	SO	BB	IBB	HBP	BLK	WP	HR	S	P	ERA	WHIP								
29 Roenis Elias, L (1,1) ERA: 3.74	6.2	W	27	5	1	1	5	2	0	0	0	0	0	7	10	0.00	3.000								
31 Yoervis Medina, R (7,1) ERA: 2.6	0.1	H	2	1	0	0	0	0	0	0	0	0	0	7	10	0.00	3.000								
41 Charlie Furbush, L (8,1) ERA: 3.97	0.1	H	1	0	0	0	0	0	0	0	0	0	0	1	1	0.00	0.000								
40 Danny Farquhar, R (8,1) ERA: 3.0	0.2	H	2	0	0	0	1	0	0	0	0	0	0	4	6	0.00	0.000								
56 Fernando Rodney, R (9,1) ERA: 2.08	1.0	S	4	1	0	0	1	0	0	0	0	0	0	9	12	0.00	1.000								

Seattle Mariners @ Kansas City Royals  
Kauffman Stadium, Kansas City, MO  
Sun Jun 22 2014, 1:13 PM - 4:07 PM CDT  
Att: 23,278 - Partly Cloudy - 90 F

AB 32  
R 1  
H 7  
RBI 1  
BB 2  
SO 7  
LOB 16





Batter	1	2	3	4	5	6	7	8	9	AB	R	H	RBI	BB	SO	LOB	TOP					
26 Brock Holt, L OBP: 0.361, SLG: 0.426	K2-3		L3		G3-1			K		4	0	0	0	0	2	0	<b>Boston Red Sox @ Seattle Mariners</b> Safeco Field, Seattle, WA Mon Jun 23 2014, 7:11 PM - 10:07 PM PDT Att: 26,860 - Partly Cloudy - 69 F					
2 Xander Bogaerts, R OBP: 0.343, SLG: 0.396	G5-3		G1-3			K		K		4	0	0	0	0	2	0						
15 Dustin Pedroia, R OBP: 0.339, SLG: 0.382	E6		G4-3					F9		4	1	2	0	0	0	0						
10 Jonathan Herrera, S OBP: 0.298, SLG: 0.286	34 1B									0	0	0	0	0	0	0						
34 David Ortiz, L OBP: 0.354, SLG: 0.478	12 2B				F7			P6		4	1	2	1	0	0	1						
12 Mike Napoli, R OBP: 0.386, SLG: 0.453																						
5 Jonny Gomes, R OBP: 0.340, SLG: 0.369																						
29 Daniel Nava, S OBP: 0.294, SLG: 0.298																						
40 A.J. Pierzynski, L OBP: 0.285, SLG: 0.364			L7		G4-3					3	0	0	1	0	1	AB 33 R 3 H 7 RBI 3 BB 0 SO 9 LOB 10 						
7 Stephen Drew, L OBP: 0.182, SLG: 0.190			K					G6-3		4	0	0	0	0	3		2					
25 Jackie Bradley Jr., L OBP: 0.290, SLG: 0.295			F7		G5-3			P6		3	0	0	0	0	0		1					
Inning Stats	R: 1 E: 1 K: 1 S: 13	H: 3 LOB: 2 BB: 0 P: 17	R: 0 E: 0 K: 1 S: 5	H: 0 LOB: 0 BB: 0 P: 8	R: 0 E: 0 K: 0 S: 7	H: 0 LOB: 0 BB: 0 P: 10	R: 1 E: 0 K: 1 S: 7	H: 1 LOB: 0 BB: 0 P: 10	R: 0 E: 0 K: 1 S: 8	H: 1 LOB: 1 BB: 0 P: 11	R: 0 E: 0 K: 1 S: 12	H: 1 LOB: 1 BB: 0 P: 21	R: 0 E: 0 K: 2 S: 13	H: 0 LOB: 0 BB: 0 P: 18	R: 1 E: 0 K: 1 S: 8		H: 1 LOB: 1 BB: 0 P: 14	1B: 5 2B: 1 3B: 0 HR: 1	SF: 1 2B: 1 3B: 0 HBP: 1	WP: 1 PB: 0 SB: 0 CS: 0	PA: 35	
PITCHER	IP	WLS	BF	H	R	ER	SO	BB	IBB	HBP	BLK	WP	HR	S	P		ERA	WHIP				
34 Félix Hernández, R ERA: 2.24	7.0	W	27	6	2	2	6	0	0	0	0	1	1	61	95		2.57	0.857				
52 Dominic Leone, R ERA: 2.25	1.0		3	0	0	0	2	0	0	0	0	0	0	13	18		0.00	0.000				
54 Tom Wilhelmson, R ERA: 2.84	1.0		5	1	1	1	1	0	0	1	0	0	0	8	14		9.00	1.000				

Batter	1	2	3	4	5	6	7	8	9	AB	R	H	RBI	BB	SO	LOB	BOTTOM				
9 Endy Chavez, L OBP: 0.257, SLG: 0.338	G4-6-3		G6-3			L8				4	0	2	3	0	0	0	<b>Boston Red Sox @ Seattle Mariners</b> Safeco Field, Seattle, WA Mon Jun 23 2014, 7:11 PM - 10:07 PM PDT Att: 26,860 - Partly Cloudy - 69 F				
16 Cole Gillespie, R OBP: 0.315, SLG: 0.328	99 1B									0	0	0	0	1	0	0					
99 James Jones, L OBP: 0.315, SLG: 0.352	G4-6-3									5	1	1	0	0	0	5					
22 Robinson Canó, L OBP: 0.390, SLG: 0.440	G5-3									5	2	2	1	0	0	0					
15 Kyle Seager, L OBP: 0.332, SLG: 0.454										5	3	3	2	0	1	0					
20 Logan Morrison, L OBP: 0.282, SLG: 0.431										4	3	4	4	1	0	0					
3 Mike Zunino, R OBP: 0.285, SLG: 0.423										4	0	1	0	1	2	2					
13 Dustin Ackley, L OBP: 0.286, SLG: 0.354										3	1	0	1	1	1	3					
7 Stefan Romero, R OBP: 0.245, SLG: 0.338	G6-3									0	0	0	0	0	0	0					
5 Brad Miller, L OBP: 0.276, SLG: 0.323										3	1	0	0	1	2	2					
8 Willie Bloomquist, R OBP: 0.297, SLG: 0.361										4	1	1	0	0	1	2					
Inning Stats	R: 0 E: 0 K: 0 S: 9	H: 1 LOB: 0 BB: 0 P: 10	R: 1 E: 0 K: 2 S: 13	H: 1 LOB: 0 BB: 0 P: 15	R: 0 E: 0 K: 1 S: 8	H: 0 LOB: 0 BB: 0 P: 11	R: 6 E: 0 K: 0 S: 24	H: 5 LOB: 1 BB: 2 P: 39	R: 1 E: 0 K: 2 S: 17	H: 2 LOB: 1 BB: 0 P: 26	R: 0 E: 0 K: 1 S: 7	H: 0 LOB: 0 BB: 0 P: 13	R: 4 E: 0 K: 1 S: 22	H: 5 LOB: 3 BB: 2 P: 41	R: 0 E: 0 K: 0 S: 5	H: 0 LOB: 1 BB: 1 P: 11	1B: 7 2B: 4 3B: 1 HR: 2	SF: 0 2B: 4 SAC: 0 DP: 1 HBP: 0	WP: 3 PB: 0 SB: 0 CS: 0	PA: 42	
PITCHER	IP	WLS	BF	H	R	ER	SO	BB	IBB	HBP	BLK	WP	HR	S	P	ERA	WHIP				
41 John Lackey, R ERA: 3.45	3.2	L	19	7	7	7	3	2	0	0	0	2	1	53	74	17.18	2.455				
55 Chris Capuano, L ERA: 4.55	2.1		13	6	5	5	3	0	0	0	0	2	1	33	52	19.29	2.571				
32 Craig Breslow, L ERA: 3.86	2.0		10	1	0	0	1	3	0	0	0	0	0	19	40	0.00	2.000				



Batter	1	2	3	4	5	6	7	8	9	AB	R	H	RBI	BB	SO	LOB	TOP			
26 Brock Holt, L OBP: 0.362, SLG: 0.448	F7	L7		HR		2B		K		5	1	2	2	0	1	2				
15 Dustin Pedroia, R OBP: 0.336, SLG: 0.377	BB		L3	K		K		F8		4	0	0	0	1	2	2				
34 David Ortiz, L OBP: 0.355, SLG: 0.473	BB			BB		F9		P6		3	0	0	0	2	1	0				
12 Mike Napoli, R OBP: 0.391, SLG: 0.454	K			BB		BB		G2-3		4	0	2	0	1	1	2				
29 Daniel Nava, S OBP: 0.305, SLG: 0.298	BB			BB		BB		G6-3		3	0	1	0	2	0	2				
40 A.J. Pierzynski, L OBP: 0.280, SLG: 0.357	G4-3			F9		K		P5		4	0	0	0	0	1	9				
2 Xander Bogaerts, R OBP: 0.342, SLG: 0.394		P3		FC3-6		FC6-4		P3		4	0	1	0	0	0	4				
7 Stephen Drew, L OBP: 0.170, SLG: 0.178		G4-3		F8		G4-3		K		3	0	0	0	0	0	1				
10 Jonathan Herrera, S OBP: 0.295, SLG: 0.282		G4-3		F8		G4-3		K		1	0	0	0	0	1	0				
25 Jackie Bradley Jr., L OBP: 0.293, SLG: 0.298		BB		FC3-6		F8		BB		4	1	2	0	0	0	1				
<b>Inning Stats</b>	R: 0 E: 0 K: 1 S: 11	H: 0 LOB: 3 BB: 3 P: 28	R: 0 E: 0 K: 0 S: 10	H: 1 LOB: 2 BB: 1 P: 16	R: 0 E: 0 K: 0 S: 12	H: 1 LOB: 2 BB: 1 P: 21	R: 2 E: 0 K: 1 S: 10	H: 2 LOB: 0 BB: 0 P: 18	R: 0 E: 0 K: 1 S: 12	H: 1 LOB: 1 BB: 1 P: 15	R: 0 E: 0 K: 0 S: 11	H: 1 LOB: 2 BB: 1 P: 18	R: 0 E: 0 K: 2 S: 12	H: 1 LOB: 1 BB: 0 P: 17	R: 0 E: 0 K: 1 S: 9	H: 0 LOB: 0 BB: 0 P: 10	1B: 6 2B: 1 3B: 0 HR: 1	SF: 0 SAC: 0 DP: 0 HBP: 0	WP: 0 PB: 0 SB: 0 CS: 0	PA: 41
<b>PITCHER</b>	IP WLS BF H R ER SO BB IBB HBP BLK WP HR S P ERA WHIP																			
50 Erasmo Ramirez, R ERA: 4.58	4.1	23	5	2	2	2	5	0	0	0	0	0	0	0	13	49	93	4.15	2.308	
97 Joe Beimel, L ERA: 1.46	1.1	5	1	0	0	1	0	0	0	0	0	0	0	0	11	18	0.00	0.750		
40 Danny Farquhar, R ERA: 2.94	0.2	4	1	0	0	1	1	0	0	0	0	0	0	0	11	19	0.00	3.000		
41 Charlie Furbush, L ERA: 3.75	1.1	5	1	0	0	2	0	0	0	0	0	0	0	14	18	0.00	0.750			
31 Yoervis Medina, R ERA: 2.49	1.1	4	0	0	0	1	0	0	0	0	0	0	0	10	13	0.00	0.000			

**Boston Red Sox @ Seattle Mariners**  
 Safeco Field, Seattle, WA  
 Tue Jun 24 2014, 7:11 PM - 10:24 PM PDT  
 Att: 20,015 - Clear - 75 F

AB	35
R	2
H	8
RBI	2
BB	6
SO	7
LOB	23



Batter	1	2	3	4	5	6	7	8	9	AB	R	H	RBI	BB	SO	LOB	BOTTOM			
9 Endy Chavez, L OBP: 0.278, SLG: 0.382	BB	BB			FC3-6	F8		L8		5	1	3	1	0	0	1				
99 James Jones, L OBP: 0.314, SLG: 0.346	BB	BB			FC3-6	FC3-6		E6		3	2	0	0	1	1	2				
22 Robinson Cano, L OBP: 0.389, SLG: 0.437	F8			P5		BB		F8		4	1	1	0	0	0	3				
15 Kyle Seager, L OBP: 0.334, SLG: 0.469	BB			F7		HR		F8		4	1	2	4	0	0	1				
20 Logan Morrison, L OBP: 0.280, SLG: 0.426	SF8					HR		F8		3	0	1	1	0	0	1				
3 Mike Zunino, R OBP: 0.289, SLG: 0.438	K					HR		BB		4	2	2	1	0	1	2				
13 Dustin Ackley, L OBP: 0.281, SLG: 0.348		L9		G4-3		P4		K		4	0	0	0	0	1	1				
5 Brad Miller, L OBP: 0.279, SLG: 0.323		BB		F7		K		BB		3	1	1	1	1	1	0				
4 John Buck, R OBP: 0.296, SLG: 0.288		K		P4		P4		K		4	0	0	0	0	2	2				
<b>Inning Stats</b>	R: 2 E: 0 K: 1 S: 11	H: 2 LOB: 1 BB: 1 P: 20	R: 1 E: 0 K: 2 S: 17	H: 1 LOB: 1 BB: 1 P: 28	R: 0 E: 0 K: 0 S: 5	H: 1 LOB: 0 BB: 0 P: 8	R: 0 E: 0 K: 0 S: 5	H: 0 LOB: 0 BB: 0 P: 8	R: 4 E: 0 K: 0 S: 15	H: 4 LOB: 0 BB: 0 P: 21	R: 0 E: 0 K: 1 S: 6	H: 0 LOB: 0 BB: 0 P: 10	R: 0 E: 1 K: 0 S: 9	H: 0 LOB: 1 BB: 0 P: 14	R: 1 E: 0 K: 2 S: 18	H: 2 LOB: 1 BB: 0 P: 20	1B: 6 2B: 1 3B: 1 HR: 2	SF: 1 SAC: 0 DP: 0 HBP: 0	WP: 0 PB: 1 SB: 2 CS: 0	PA: 37
<b>PITCHER</b>	IP WLS BF H R ER SO BB IBB HBP BLK WP HR S P ERA WHIP																			
44 Jake Peavy, R ERA: 4.93	5.0	25	8	7	7	3	2	0	0	0	0	0	0	0	15	24	0.00	0.000		
22 Felix Doubront, L ERA: 4.99	2.0	7	0	0	0	1	0	0	0	0	0	0	0	0	18	20	0.00	2.000		
54 Edward Mujica, R ERA: 5.86	1.0	5	2	1	0	2	0	0	0	0	0	0	0	0	18	20	0.00	2.000		

**Boston Red Sox @ Seattle Mariners**  
 Safeco Field, Seattle, WA  
 Tue Jun 24 2014, 7:11 PM - 10:24 PM PDT  
 Att: 20,015 - Clear - 75 F

AB	34
R	8
H	10
RBI	8
BB	2
SO	6
LOB	13





Batter	1	2	3	4	5	6	7	8	9	AB	R	H	RBI	BB	SO	LOB	TOP				
26 Brock Holt, L OBP: 0.363, SLG: 0.446	G6-3		29 1B		15 BB 34 G6-3		K2-3		K	5	2	2	0	0	2	0					
29 Daniel Nava, S OBP: 0.317, SLG: 0.313	L8		34 1B		34 G6-3 15 BB					4	0	3	1	0	0	0					
15 Dustin Pedroia, R OBP: 0.338, SLG: 0.377	34 HR		F9		34 G6-3		P6			3	1	1	0	1	0	3					
34 David Ortiz, L OBP: 0.357, SLG: 0.484	HR				G6-3			K		4	1	2	3	0	1	2					
5 Jonny Gomes, R OBP: 0.333, SLG: 0.360	K		K		K			K		4	0	0	0	0	4	3					
40 A.J. Pierzynski, L OBP: 0.284, SLG: 0.360	G4-3		K							4	0	2	0	0	1	2					
2 Xander Bogaerts, R OBP: 0.338, SLG: 0.388	G1-3				F7					4	0	0	0	0	2	1					
7 Stephen Drew, L OBP: 0.157, SLG: 0.163	G4-3				G3					4	0	0	0	0	0	0					
25 Jackie Bradley Jr., L OBP: 0.292, SLG: 0.302			26 1B 29 1B		F8					4	1	1	0	0	0	0					
<b>Inning Stats</b>	R: 2 H: 2 E: 0 K: 1 S: 13	H: 2 LOB: 0 BB: 0 P: 19	R: 0 H: 0 E: 0 K: 0 S: 7	H: 0 LOB: 0 BB: 0 P: 11	R: 2 H: 4 E: 0 K: 2 S: 20	H: 4 LOB: 2 BB: 0 P: 28	R: 0 H: 0 E: 0 K: 0 S: 8	H: 0 LOB: 0 BB: 0 P: 11	R: 1 H: 2 E: 0 K: 1 S: 11	H: 2 LOB: 1 BB: 1 P: 17	R: 0 H: 1 E: 0 K: 1 S: 11	H: 1 LOB: 1 BB: 0 P: 16	R: 0 H: 1 E: 0 K: 3 S: 11	H: 1 LOB: 1 BB: 0 P: 14	R: 0 H: 0 E: 0 K: 1 S: 8	H: 0 LOB: 0 BB: 0 P: 10	1B: 9 2B: 1 3B: 0 HR: 1	SF: 0 SAC: 0 DP: 1 HBP: 0	WP: 0 PB: 0 CS: 0	PA: 37	
<b>PITCHER</b>	IP WLS BF H R ER SO BB IBB HBP BLK WP HR S P ERA WHIP	IP WLS BF H R ER SO BB IBB HBP BLK WP HR S P ERA WHIP	IP WLS BF H R ER SO BB IBB HBP BLK WP HR S P ERA WHIP	IP WLS BF H R ER SO BB IBB HBP BLK WP HR S P ERA WHIP	IP WLS BF H R ER SO BB IBB HBP BLK WP HR S P ERA WHIP	IP WLS BF H R ER SO BB IBB HBP BLK WP HR S P ERA WHIP	IP WLS BF H R ER SO BB IBB HBP BLK WP HR S P ERA WHIP	IP WLS BF H R ER SO BB IBB HBP BLK WP HR S P ERA WHIP	IP WLS BF H R ER SO BB IBB HBP BLK WP HR S P ERA WHIP	IP WLS BF H R ER SO BB IBB HBP BLK WP HR S P ERA WHIP	IP WLS BF H R ER SO BB IBB HBP BLK WP HR S P ERA WHIP	IP WLS BF H R ER SO BB IBB HBP BLK WP HR S P ERA WHIP	IP WLS BF H R ER SO BB IBB HBP BLK WP HR S P ERA WHIP	IP WLS BF H R ER SO BB IBB HBP BLK WP HR S P ERA WHIP	IP WLS BF H R ER SO BB IBB HBP BLK WP HR S P ERA WHIP	IP WLS BF H R ER SO BB IBB HBP BLK WP HR S P ERA WHIP	IP WLS BF H R ER SO BB IBB HBP BLK WP HR S P ERA WHIP	IP WLS BF H R ER SO BB IBB HBP BLK WP HR S P ERA WHIP	IP WLS BF H R ER SO BB IBB HBP BLK WP HR S P ERA WHIP	IP WLS BF H R ER SO BB IBB HBP BLK WP HR S P ERA WHIP	IP WLS BF H R ER SO BB IBB HBP BLK WP HR S P ERA WHIP

**Boston Red Sox @ Seattle Mariners**  
Safeco Field, Seattle, WA  
Wed Jun 25 2014, 7:13 PM - 9:51 PM PDT  
Att: 27,333 - Partly Cloudy - 75 F

AB 36  
R 5  
H 11  
RBI 4  
BB 1  
SO 10  
LOB 11



Batter	1	2	3	4	5	6	7	8	9	AB	R	H	RBI	BB	SO	LOB	BOTTOM					
9 Endy Chavez, L OBP: 0.280, SLG: 0.380	G1-3		P4							3	0	1	0	0	0	0						
8 Willie Bloomquist, R OBP: 0.294, SLG: 0.357										1	0	0	0	0	1	0						
99 James Jones, L OBP: 0.314, SLG: 0.346	G3		P6							3	0	1	0	0	0	0						
16 Cole Gillespie, R OBP: 0.311, SLG: 0.324										1	0	0	0	0	1	0						
22 Robinson Cano, L OBP: 0.384, SLG: 0.431	L6		P6							4	0	0	0	0	0	2						
15 Kyle Seager, L OBP: 0.340, SLG: 0.484	HR									4	1	3	1	0	0	2						
20 Logan Morrison, L OBP: 0.291, SLG: 0.423	3 HR									3	1	1	0	1	1	0						
3 Mike Zunino, R OBP: 0.288, SLG: 0.448	HR									4	1	1	2	0	2	2						
13 Dustin Ackley, L OBP: 0.277, SLG: 0.342	G4-3									4	0	0	0	0	0	2						
5 Brad Miller, L OBP: 0.280, SLG: 0.336	F7									3	1	1	1	0	0	0						
7 Stefan Romero, R OBP: 0.240, SLG: 0.331	L8									3	0	0	0	0	0	0						
<b>Inning Stats</b>	R: 0 H: 0 E: 0 K: 0 S: 7	H: 3 LOB: 0 BB: 0 P: 15	R: 3 H: 3 E: 0 K: 0 S: 13	H: 3 LOB: 0 BB: 0 P: 15	R: 0 H: 0 E: 0 K: 0 S: 5	H: 0 LOB: 0 BB: 0 P: 8	R: 0 H: 1 E: 0 K: 0 S: 4	H: 1 LOB: 0 BB: 0 P: 5	R: 0 H: 0 E: 0 K: 0 S: 6	H: 0 LOB: 0 BB: 0 P: 9	R: 0 H: 2 E: 0 K: 0 S: 7	H: 2 LOB: 1 BB: 0 P: 12	R: 0 H: 0 E: 0 K: 2 S: 11	H: 0 LOB: 0 BB: 0 P: 15	R: 1 H: 1 E: 0 K: 2 S: 10	H: 1 LOB: 0 BB: 0 P: 13	R: 0 H: 1 E: 0 K: 1 S: 9	H: 1 LOB: 2 BB: 1 P: 19	1B: 5 2B: 0 3B: 0 HR: 3	SF: 0 SAC: 0 DP: 1 HBP: 0	WP: 0 PB: 0 CS: 0	PA: 34
<b>PITCHER</b>	IP WLS BF H R ER SO BB IBB HBP BLK WP HR S P ERA WHIP	IP WLS BF H R ER SO BB IBB HBP BLK WP HR S P ERA WHIP	IP WLS BF H R ER SO BB IBB HBP BLK WP HR S P ERA WHIP	IP WLS BF H R ER SO BB IBB HBP BLK WP HR S P ERA WHIP	IP WLS BF H R ER SO BB IBB HBP BLK WP HR S P ERA WHIP	IP WLS BF H R ER SO BB IBB HBP BLK WP HR S P ERA WHIP	IP WLS BF H R ER SO BB IBB HBP BLK WP HR S P ERA WHIP	IP WLS BF H R ER SO BB IBB HBP BLK WP HR S P ERA WHIP	IP WLS BF H R ER SO BB IBB HBP BLK WP HR S P ERA WHIP	IP WLS BF H R ER SO BB IBB HBP BLK WP HR S P ERA WHIP	IP WLS BF H R ER SO BB IBB HBP BLK WP HR S P ERA WHIP	IP WLS BF H R ER SO BB IBB HBP BLK WP HR S P ERA WHIP	IP WLS BF H R ER SO BB IBB HBP BLK WP HR S P ERA WHIP	IP WLS BF H R ER SO BB IBB HBP BLK WP HR S P ERA WHIP	IP WLS BF H R ER SO BB IBB HBP BLK WP HR S P ERA WHIP	IP WLS BF H R ER SO BB IBB HBP BLK WP HR S P ERA WHIP	IP WLS BF H R ER SO BB IBB HBP BLK WP HR S P ERA WHIP	IP WLS BF H R ER SO BB IBB HBP BLK WP HR S P ERA WHIP	IP WLS BF H R ER SO BB IBB HBP BLK WP HR S P ERA WHIP	IP WLS BF H R ER SO BB IBB HBP BLK WP HR S P ERA WHIP	IP WLS BF H R ER SO BB IBB HBP BLK WP HR S P ERA WHIP	

**Boston Red Sox @ Seattle Mariners**  
Safeco Field, Seattle, WA  
Wed Jun 25 2014, 7:13 PM - 9:51 PM PDT  
Att: 27,333 - Partly Cloudy - 75 F

AB 33  
R 4  
H 8  
RBI 4  
BB 1  
SO 5  
LOB 8





Batter	1	2	3	4	5	6	7	8	9	AB	R	H	RBI	BB	SO	LOB	TOP																			
24 Michael Bourn, L (1,8) OBP: 0.325, SLG: 0.381	G3		13 HBP 1B				E3		1-1 1B	5	0	3	1	0	0	1	<b>Cleveland Indians @ Seattle Mariners</b> Safeco Field, Seattle, WA Fri Jun 27 2014, 7:12 PM - 10:17 PM PDT Att: 28,084 - Partly Cloudy - 66 F																			
13 Asdrúbal Cabrera, S (1,6) OBP: 0.315, SLG: 0.359	K		1-2 HBP				F9		0-1 G4-3	4	0	0	0	0	1	2																				
23 Michael Brantley, L (1,7) OBP: 0.389, SLG: 0.519	L6		2-2 SF7				F8		1-1 G3-1	3	0	0	1	0	0	1																				
41 Carlos Santana, S (1,3) OBP: 0.362, SLG: 0.396		K	2-2 L3						4-2 22 2B	3	0	0	0	1	2	2																				
22 Jason Kipnis, L (1,4) OBP: 0.333, SLG: 0.374				G4-3					2-0 BB	4	0	2	0	0	1	0																				
8 Lonnie Chisenhall, L (1,5) OBP: 0.405, SLG: 0.555	K								1-3 2B	4	0	1	0	0	1	3																				
10 Yan Gomes, R (1,2) OBP: 0.312, SLG: 0.412					L5				0-2 G4-3	4	0	0	0	0	2	2																				
33 Nick Swisher, S (1,10) OBP: 0.287, SLG: 0.326									1-3 K	4	0	0	0	0	2	2																				
7 David Murphy, L (1,9) OBP: 0.314, SLG: 0.375									0-0 G4-3	3	1	0	0	1	1	2																				
<b>Inning Stats</b>	R: 0 E: 0 K: 1 S: 11	H: 0 LOB: 0 BB: 0 P: 17	R: 0 E: 0 K: 2 S: 13	H: 1 LOB: 1 BB: 0 P: 17	R: 1 E: 0 K: 0 S: 16	H: 1 LOB: 2 BB: 1 P: 26	R: 0 E: 0 K: 0 S: 10	H: 1 LOB: 1 BB: 0 P: 15	R: 0 E: 0 K: 2 S: 7	H: 0 LOB: 0 BB: 0 P: 12	R: 0 E: 0 K: 1 S: 9	H: 0 LOB: 2 BB: 1 P: 18	R: 0 E: 0 K: 0 S: 12	H: 1 LOB: 2 BB: 1 P: 19	R: 1 E: 0 K: 1 S: 12	H: 2 LOB: 1 BB: 0 P: 15	1B: 3 2B: 4 3B: 0 HR: 0	SF: 1 SAC: 0 DP: 0 HBP: 1	WP: 0 PB: 0 SB: 0 CS: 0	PA: 38																
<b>PITCHER</b>	IP	WLS	BF	H	R	ER	SO	BB	IBB	HBP	BLK	WP	HR	S	P	ERA	WHIP	<b>PITCHER</b>		IP	WLS	BF	H	R	ER	SO	BB	IBB	HBP	BLK	WP	HR	S	P	ERA	WHIP
53 Chris Young, R (1,1) ERA: 3.15	5.0	W	21	4	1	1	4	1	0	1	0	0	0	61	91	1.80	1.000	56 Fernando Rodney, R (9,1) ERA: 2.3		1.0	S	5	2	1	1	1	0	0	0	0	0	0	12	15	9.00	2.000
97 Joe Beimel, L (6,1) ERA: 1.4	1.0	H	3	0	0	0	2	0	0	0	0	0	0	7	12	0.00	0.000																			
40 Danny Farquhar, R (7,1) ERA: 2.86	1.0	H	4	0	0	0	1	1	0	0	0	0	0	9	18	0.00	1.000																			
31 Yoervis Medina, R (8,1) ERA: 2.43	0.2	H	3	0	0	0	0	1	0	0	0	0	0	6	11	0.00	1.500																			
41 Charlie Furbush, L (8,1) ERA: 3.7	0.1	H	2	1	0	0	0	0	0	0	0	0	0	6	8	0.00	3.000																			

Batter	1	2	3	4	5	6	7	8	9	AB	R	H	RBI	BB	SO	LOB	BOTTOM																			
9 Endy Chavez, L (1,10) OBP: 0.291, SLG: 0.422	15 S 1B	P6		K2-3						4	2	2	1	0	1	4	<b>Cleveland Indians @ Seattle Mariners</b> Safeco Field, Seattle, WA Fri Jun 27 2014, 7:12 PM - 10:17 PM PDT Att: 28,084 - Partly Cloudy - 66 F																			
99 James Jones, L (1,8) OBP: 0.313, SLG: 0.344	L8		22 G1-6-3 1B							4	0	1	0	0	1	1																				
22 Robinson Cano, L (1,4) OBP: 0.379, SLG: 0.425	L8		1 SAFE G1-6-3 1-2 1-2							4	0	0	0	0	1	2																				
15 Kyle Seager, L (1,5) OBP: 0.345, SLG: 0.491	1H 1B									4	0	3	1	0	1	0																				
20 Logan Morrison, L (1,3) OBP: 0.301, SLG: 0.427	G3									4	0	2	0	0	0	2																				
3 Mike Zunino, R (1,2) OBP: 0.283, SLG: 0.440										4	0	0	0	0	1	3																				
55 Michael Saunders, L (1,9) OBP: 0.317, SLG: 0.437										4	1	2	0	0	0	2																				
13 Dustin Ackley, L (1,7) OBP: 0.280, SLG: 0.339										2	0	0	0	2	0	2																				
5 Brad Miller, L (1,6) OBP: 0.281, SLG: 0.336										3	0	1	1	0	1	2																				
<b>Inning Stats</b>	R: 1 E: 0 K: 0 S: 14	H: 2 LOB: 1 BB: 0 P: 24	R: 0 E: 0 K: 0 S: 8	H: 1 LOB: 2 BB: 1 P: 16	R: 0 E: 0 K: 1 S: 11	H: 1 LOB: 0 BB: 0 P: 16	R: 1 E: 0 K: 1 S: 14	H: 3 LOB: 2 BB: 1 P: 22	R: 0 E: 0 K: 1 S: 10	H: 0 LOB: 0 BB: 0 P: 14	R: 0 E: 0 K: 1 S: 7	H: 0 LOB: 0 BB: 0 P: 11	R: 1 E: 0 K: 2 S: 10	H: 1 LOB: 0 BB: 0 P: 13	R: 0 E: 0 K: 0 S: 13	H: 2 LOB: 2 BB: 0 P: 18	1B: 8 2B: 3 3B: 0 HR: 1	SF: 0 SAC: 0 DP: 2 HBP: 0	WP: 1 PB: 0 SB: 1 CS: 0	PA: 35																
<b>PITCHER</b>	IP	WLS	BF	H	R	ER	SO	BB	IBB	HBP	BLK	WP	HR	S	P	ERA	WHIP	<b>PITCHER</b>		IP	WLS	BF	H	R	ER	SO	BB	IBB	HBP	BLK	WP	HR	S	P	ERA	WHIP
47 Trevor Bauer, R (1,1) ERA: 4.39	6.1	L	28	9	3	3	5	2	0	0	0	0	0	69	111	4.26	1.737	57 Kyle Crockett, L (7,1) ERA: 2.7																		
52 Vinnie Pestano, R (8,1) ERA: 8.31	0.1		1	0	0	0	0	0	0	0	0	0	0	1	2	0.00	0.000	50 Nick Hagadone, L (8,1) ERA: 6.0																		









Batter	1	2	3	4	5	6	7	8	9	AB	R	H	RBI	BB	SO	LOB	TOP										
24 Michael Bourn, L (1, 8) OBP: 0.319, SLG: 0.377	F7		G5-3			K			L5	4	0	0	0	0	1	0	Cleveland Indians @ Seattle Mariners Safeco Field, Seattle, WA Sun Jun 29 2014, 1:11 PM - 3:28 PM PDT Att: 26,171 - Cloudy - 65 F										
22 Jason Kipnis, L (1, 4) OBP: 0.331, SLG: 0.364	K			G4-3		G4-3			K	4	0	0	0	0	2	0											
23 Michael Brantley, L (1, 7) OBP: 0.386, SLG: 0.510				L6					G3-1	3	0	0	0	1	0	0											
41 Carlos Santana, S (1, 10) OBP: 0.360, SLG: 0.394	G5-3			F7					G4-3	2	0	0	0	1	0	1											
8 Lonnie Chisenhall, L (1, 5) OBP: 0.404, SLG: 0.562		F8							G4-3	3	0	1	0	0	0	1											
7 David Murphy, L (1, 9) OBP: 0.311, SLG: 0.370		K							K	3	0	0	0	0	2	2											
33 Nick Swisher, S (1, 3) OBP: 0.284, SLG: 0.318		G1-3							K	2	0	0	0	1	1	0											
53 George Kottaras, L (1, 2) OBP: 0.455, SLG: 0.882			K						K	3	0	0	0	0	3	1											
4 Mike Aviles, R (1, 6) OBP: 0.281, SLG: 0.348			G6-3			K			P3	3	0	0	0	0	1	0											
<b>Inning Stats</b>	R: 0 H: 0 E: 0 K: 1 S: 7	H: 0 LOB: 1 BB: 1 P: 12	R: 0 H: 0 E: 0 K: 1 S: 9	H: 0 LOB: 0 BB: 0 P: 14	R: 0 H: 0 E: 0 K: 1 S: 6	H: 0 LOB: 0 BB: 0 P: 11	R: 0 H: 0 E: 0 K: 0 S: 5	H: 0 LOB: 0 BB: 0 P: 9	R: 0 H: 0 E: 0 K: 1 S: 10	H: 1 LOB: 1 BB: 1 P: 17	R: 0 H: 0 E: 0 K: 2 S: 11	H: 0 LOB: 0 BB: 0 P: 16	R: 0 H: 0 E: 0 K: 1 S: 8	H: 0 LOB: 1 BB: 1 P: 13	R: 0 H: 0 E: 0 K: 2 S: 8	H: 0 LOB: 0 BB: 0 P: 15	R: 0 H: 0 E: 0 K: 1 S: 7	H: 0 LOB: 0 BB: 0 P: 10	1B: 1 2B: 1 3B: 0 HR: 0	SF: 0 SAC: 0 DP: 1 HBP: 0	WP: 0 PB: 0 SB: 0 CS: 0	PA: 30					
<b>PITCHER</b>	IP	WLS	BF	H	R	ER	SO	BB	IBB	HBP	BLK	WP	HR	S	P	ERA	WHIP										
34 Félix Hernández, R (1, 1) ERA: 2.1	8.0	W	27	1	0	0	9	3	0	0	0	0	0	64	107	0.00	0.500										
56 Fernando Rodney, R (9, 1) ERA: 2.23	1.0	S	3	0	0	0	1	0	0	0	0	0	0	7	10	0.00	0.000										

Batter	1	2	3	4	5	6	7	8	9	AB	R	H	RBI	BB	SO	LOB	BOTTOM										
8 Willie Bloomquist, R (1, 6) OBP: 0.292, SLG: 0.353	1B	FC6-4			G6-3				K	4	0	1	0	0	1	3	Cleveland Indians @ Seattle Mariners Safeco Field, Seattle, WA Sun Jun 29 2014, 1:11 PM - 3:28 PM PDT Att: 26,171 - Cloudy - 65 F										
55 Michael Saunders, L (1, 8) OBP: 0.362, SLG: 0.419	K				K				K	4	1	0	0	0	3	3											
22 Robinson Canó, L (1, 4) OBP: 0.377, SLG: 0.432	FC1-6			G5-3		HR			1B	4	2	2	2	0	0	1											
15 Kyle Seager, L (1, 5) OBP: 0.347, SLG: 0.490	1B			G3		L7			1B	4	0	2	0	0	0	0											
3 Mike Zunino, R (1, 2) OBP: 0.283, SLG: 0.433				G6-3		K			1B	3	0	1	1	1	1	0											
20 Logan Morrison, L (1, 3) OBP: 0.282, SLG: 0.402	K			K2-3		1B			G4-6-3	4	0	1	0	0	2	4											
7 Stefan Romero, R (1, 9) ERA: 4.28			L9			FC6-4			1B	3	0	0	0	0	0	1											
99 James Jones, L (7, 8) OBP: 0.308, SLG: 0.339			L9			FC6-4			1B	0	0	0	0	0	0	0											
4 John Buck, R (1, 10) OBP: 0.298, SLG: 0.289			G4-3			F7			SH1-3	3	0	1	0	0	0	0											
13 Dustin Ackley, L (7, PR) OBP: 0.277, SLG: 0.335						G4-3			SH1-3	0	0	0	0	0	0	0											
16 Cole Gillespie, R (1, 7) OBP: 0.316, SLG: 0.329						G4-3			SH1-3	2	0	1	0	0	0	0											
<b>Inning Stats</b>	R: 0 H: 2 E: 1 K: 2 S: 16	H: 1 LOB: 3 BB: 1 P: 27	R: 0 H: 1 E: 0 K: 0 S: 9	H: 1 LOB: 0 BB: 0 P: 11	R: 0 H: 0 E: 0 K: 1 S: 7	H: 0 LOB: 0 BB: 0 P: 12	R: 0 H: 0 E: 0 K: 1 S: 6	H: 0 LOB: 0 BB: 0 P: 8	R: 0 H: 0 E: 0 K: 0 S: 4	H: 0 LOB: 0 BB: 0 P: 7	R: 2 H: 2 E: 1 K: 1 S: 15	H: 2 LOB: 1 BB: 0 P: 21	R: 0 H: 1 E: 0 K: 2 S: 8	H: 3 LOB: 2 BB: 0 P: 9	R: 1 H: 3 E: 0 K: 0 S: 9	H: 3 LOB: 0 BB: 0 P: 13	1B: 8 2B: 0 3B: 0 HR: 1	SF: 0 SAC: 1 DP: 1 HBP: 0	WP: 0 PB: 0 SB: 0 CS: 0	PA: 33							
<b>PITCHER</b>	IP	WLS	BF	H	R	ER	SO	BB	IBB	HBP	BLK	WP	HR	S	P	ERA	WHIP										
58 TJ House, L (1, 1) ERA: 4.28	6.0	L	26	6	2	1	5	1	0	0	0	0	0	58	87	1.50	1.167										
44 John Axford, R (7, 1) ERA: 3.69	1.0		3	0	0	0	2	0	0	0	0	0	0	7	8	0.00	0.000										
35 Marc Rzepczynski, L (8, 1) ERA: 3.99	1.0		4	3	1	1	0	0	0	0	0	0	0	9	13	9.00	3.000										





Batter	1	2	3	4	5	6	7	8	9	AB	R	H	RBI	BB	SO	LOB	TOP					
9 Endy Chavez, L (1, 10) OBP: 0.284, SLG: 0.396										4	1	1	0	1	0	0	<b>Seattle Mariners @ Houston Astros</b> Minute Maid Park, Houston, TX Mon Jun 30 2014, 7:12 PM - 10:18 PM CDT Att: 17,340 - Roof Closed - 73 F					
99 James Jones, L (1, 8) OBP: 0.320, SLG: 0.351										5	2	4	0	0	0	1						
22 Robinson Cano, L (1, 4) OBP: 0.378, SLG: 0.441										5	2	2	3	0	1	3						
15 Kyle Seager, L (1, 5) OBP: 0.345, SLG: 0.483										4	0	0	0	1	3	3						
20 Logan Morrison, L (1, 3) OBP: 0.305, SLG: 0.400											3	1	1	1	2	0						
3 Mike Zunino, R (1, 2) OBP: 0.282, SLG: 0.441										5	2	1	3	0	2	4						
55 Michael Saunders, L (1, 9) OBP: 0.287, SLG: 0.432											4	1	1	2	1	2	<b>AB 38</b> <b>R 10</b> <b>H 11</b> <b>RBI 10</b> <b>BB 5</b> <b>SO 10</b> <b>LOB 14</b>					
13 Dustin Ackley, L (1, 7) OBP: 0.273, SLG: 0.329											4	0	0	0	0	3	<b>WP: 1</b> <b>PA: 43</b>					
5 Brad Miller, L (1, 6) OBP: 0.277, SLG: 0.343											4	1	1	1	0	0	<b>WP: 1</b> <b>PA: 43</b>					
<b>Inning Stats</b>	R: 0 H: 0 E: 0 K: 1 S: 9	H: 0 LOB: 1 BB: 1 P: 16	R: 2 H: 1 E: 0 K: 1 S: 11	H: 1 LOB: 0 BB: 2 P: 22	R: 0 H: 1 E: 0 K: 2 S: 9	H: 1 LOB: 0 BB: 0 P: 18	R: 3 H: 2 E: 0 K: 2 S: 12	H: 2 LOB: 0 BB: 0 P: 16	R: 0 H: 1 E: 0 K: 2 S: 16	H: 0 LOB: 2 BB: 1 P: 22	R: 0 H: 0 E: 0 K: 0 S: 9	H: 0 LOB: 0 BB: 0 P: 16	R: 3 H: 3 E: 0 K: 0 S: 15	H: 3 LOB: 0 BB: 0 P: 22	R: 0 H: 0 E: 0 K: 2 S: 10	H: 0 LOB: 0 BB: 0 P: 15	R: 2 H: 3 E: 0 K: 0 S: 13	H: 3 LOB: 2 BB: 1 P: 21	1B: 7 2B: 0 3B: 0 HR: 4	SF: 0 SAC: 0 DP: 0 HBP: 0	WP: 1 PB: 0 SB: 3 CS: 1	
<b>PITCHER</b>	IP WLS BF H R ER SO BB IBB HBP BLK WP HR S P ERA WHIP	IP WLS BF H R ER SO BB IBB HBP BLK WP HR S P ERA WHIP	IP WLS BF H R ER SO BB IBB HBP BLK WP HR S P ERA WHIP	IP WLS BF H R ER SO BB IBB HBP BLK WP HR S P ERA WHIP	IP WLS BF H R ER SO BB IBB HBP BLK WP HR S P ERA WHIP	IP WLS BF H R ER SO BB IBB HBP BLK WP HR S P ERA WHIP	IP WLS BF H R ER SO BB IBB HBP BLK WP HR S P ERA WHIP	IP WLS BF H R ER SO BB IBB HBP BLK WP HR S P ERA WHIP	IP WLS BF H R ER SO BB IBB HBP BLK WP HR S P ERA WHIP	IP WLS BF H R ER SO BB IBB HBP BLK WP HR S P ERA WHIP	IP WLS BF H R ER SO BB IBB HBP BLK WP HR S P ERA WHIP	IP WLS BF H R ER SO BB IBB HBP BLK WP HR S P ERA WHIP	IP WLS BF H R ER SO BB IBB HBP BLK WP HR S P ERA WHIP	IP WLS BF H R ER SO BB IBB HBP BLK WP HR S P ERA WHIP	IP WLS BF H R ER SO BB IBB HBP BLK WP HR S P ERA WHIP	IP WLS BF H R ER SO BB IBB HBP BLK WP HR S P ERA WHIP	IP WLS BF H R ER SO BB IBB HBP BLK WP HR S P ERA WHIP	IP WLS BF H R ER SO BB IBB HBP BLK WP HR S P ERA WHIP	IP WLS BF H R ER SO BB IBB HBP BLK WP HR S P ERA WHIP	IP WLS BF H R ER SO BB IBB HBP BLK WP HR S P ERA WHIP	IP WLS BF H R ER SO BB IBB HBP BLK WP HR S P ERA WHIP	IP WLS BF H R ER SO BB IBB HBP BLK WP HR S P ERA WHIP
31 Collin McHugh, R (1, 1) ERA: 3.22	6.0	L	27	5	5	5	8	3	1	0	0	0	0	0	0	0	1	3	66	110	7.50	1.333
61 Josh Zeid, R (7, 1) ERA: 5.4	1.0	S	6	3	3	3	0	0	0	0	0	0	0	0	0	0	1	15	22	27.00	3.000	
36 Jerome Williams, R (8, 1) ERA: 6.04	2.0	S	10	3	2	2	2	1	0	0	0	0	0	0	0	0	0	23	36	9.00	2.000	

Batter	1	2	3	4	5	6	7	8	9	AB	R	H	RBI	BB	SO	LOB	BOTTOM				
27 Jose Altuve, R (1, 4) OBP: 0.385, SLG: 0.448										3	0	0	0	0	0	0	<b>Seattle Mariners @ Houston Astros</b> Minute Maid Park, Houston, TX Mon Jun 30 2014, 7:12 PM - 10:18 PM CDT Att: 17,340 - Roof Closed - 73 F				
8 Alex Prestley, L (1, 8) OBP: 0.289, SLG: 0.339										4	1	2	0	0	1	1					
4 George Springer, R (1, 9) OBP: 0.353, SLG: 0.482										3	1	1	2	1	2	2					
21 Jon Singleton, L (1, 3) OBP: 0.288, SLG: 0.374										2	0	0	0	2	0	2					
30 Matt Dominguez, R (1, 5) OBP: 0.291, SLG: 0.386										4	0	1	0	0	0	2					
15 Jason Castro, L (1, 2) OBP: 0.297, SLG: 0.359											3	1	0	0	1	1					
14 Jesus Guzman, R (1, 10) OBP: 0.290, SLG: 0.290											4	0	1	0	0	1	<b>AB 31</b> <b>R 4</b> <b>H 6</b> <b>RBI 4</b> <b>BB 4</b> <b>SO 6</b> <b>LOB 12</b>				
9 Marwin Gonzalez, S (1, 6) OBP: 0.324, SLG: 0.392											4	1	1	2	0	2					
0 L.J. Hoes, R (1, 7) OBP: 0.255, SLG: 0.310											4	0	0	0	0	1	<b>WP: 0</b> <b>PA: 36</b>				
<b>Inning Stats</b>	R: 2 H: 2 E: 0 K: 0 S: 13	H: 2 LOB: 0 BB: 1 P: 22	R: 1 H: 1 E: 0 K: 1 S: 8	H: 1 LOB: 0 BB: 0 P: 15	R: 0 H: 1 E: 0 K: 1 S: 13	H: 1 LOB: 1 BB: 0 P: 14	R: 0 H: 1 E: 0 K: 3 S: 10	H: 0 LOB: 1 BB: 0 P: 18	R: 0 H: 0 E: 0 K: 1 S: 7	H: 0 LOB: 0 BB: 1 P: 12	R: 0 H: 0 E: 0 K: 0 S: 7	H: 0 LOB: 0 BB: 0 P: 9	R: 0 H: 0 E: 0 K: 0 S: 7	R: 0 H: 0 E: 0 K: 0 S: 7	R: 1 H: 1 E: 0 K: 0 S: 8	H: 1 LOB: 1 BB: 1 P: 14	1B: 3 2B: 1 3B: 0 HR: 2	SF: 0 SAC: 0 DP: 2 HBP: 1	WP: 0 PB: 0 SB: 2 CS: 0		
<b>PITCHER</b>	IP WLS BF H R ER SO BB IBB HBP BLK WP HR S P ERA WHIP	IP WLS BF H R ER SO BB IBB HBP BLK WP HR S P ERA WHIP	IP WLS BF H R ER SO BB IBB HBP BLK WP HR S P ERA WHIP	IP WLS BF H R ER SO BB IBB HBP BLK WP HR S P ERA WHIP	IP WLS BF H R ER SO BB IBB HBP BLK WP HR S P ERA WHIP	IP WLS BF H R ER SO BB IBB HBP BLK WP HR S P ERA WHIP	IP WLS BF H R ER SO BB IBB HBP BLK WP HR S P ERA WHIP	IP WLS BF H R ER SO BB IBB HBP BLK WP HR S P ERA WHIP	IP WLS BF H R ER SO BB IBB HBP BLK WP HR S P ERA WHIP	IP WLS BF H R ER SO BB IBB HBP BLK WP HR S P ERA WHIP	IP WLS BF H R ER SO BB IBB HBP BLK WP HR S P ERA WHIP	IP WLS BF H R ER SO BB IBB HBP BLK WP HR S P ERA WHIP	IP WLS BF H R ER SO BB IBB HBP BLK WP HR S P ERA WHIP	IP WLS BF H R ER SO BB IBB HBP BLK WP HR S P ERA WHIP	IP WLS BF H R ER SO BB IBB HBP BLK WP HR S P ERA WHIP	IP WLS BF H R ER SO BB IBB HBP BLK WP HR S P ERA WHIP	IP WLS BF H R ER SO BB IBB HBP BLK WP HR S P ERA WHIP	IP WLS BF H R ER SO BB IBB HBP BLK WP HR S P ERA WHIP	IP WLS BF H R ER SO BB IBB HBP BLK WP HR S P ERA WHIP	IP WLS BF H R ER SO BB IBB HBP BLK WP HR S P ERA WHIP	IP WLS BF H R ER SO BB IBB HBP BLK WP HR S P ERA WHIP
32 Taijuan Walker, R (1, 1) ERA: 4.5	6.0	W	24	5	3	3	0	2	0	0	0	0	0	0	0	0	2	59	94	4.50	1.167
54 Tom Wilhelmson, R (7, 1) ERA: 2.6	3.0	S	12	1	1	1	0	2	0	0	0	0	0	0	0	0	0	22	36	3.00	1.000



Batter	1	2	3	4	5	6	7	8	9	AB	R	H	RBI	BB	SO	LOB	TOP					
9 Endy Chavez, L (1, 10) OBP: 0.300, SLG: 0.404 16 Cole Gillespie, R (8, PH) OBP: 0.312, SLG: 0.324 (8, 10)										3 3 1 0 2 0 4												
99 James Jones, L (1, 8) OBP: 0.325, SLG: 0.365										6 3 3 2 0 1 5												
22 Robinson Cano, L (1, 4) OBP: 0.379, SLG: 0.445 8 Willie Bloomquist, R (7, PH) OBP: 0.287, SLG: 0.346 (7, 4)										4 1 2 3 0 0 3												
15 Kyle Seager, L (1, 5) OBP: 0.350, SLG: 0.498										5 2 3 3 1 0 1												
20 Logan Morrison, L (1, 3) OBP: 0.307, SLG: 0.407										6 1 2 1 0 0 3												
3 Mike Zunino, R (1, 2) OBP: 0.279, SLG: 0.438										6 1 1 1 0 3 4												
55 Michael Saunders, L (1, 9) OBP: 0.315, SLG: 0.434										4 1 2 1 1 1 1												
13 Dustin Ackley, L (1, 7) OBP: 0.283, SLG: 0.340										4 1 3 1 1 0 2												
5 Brad Miller, L (1, 6) OBP: 0.279, SLG: 0.342										4 0 1 0 1 1 3												
<b>Inning Stats</b>	R: 2 H: 2 E: 0 K: 1 S: 13	H: 2 LOB: 1 BB: 1 P: 20	R: 1 H: 2 E: 0 K: 1 S: 15	H: 2 LOB: 2 BB: 1 P: 28	R: 0 H: 1 E: 0 K: 1 S: 12	H: 1 LOB: 1 BB: 0 P: 10	R: 0 H: 1 E: 0 K: 0 S: 6	H: 1 LOB: 1 BB: 0 P: 8	R: 7 H: 7 E: 0 K: 0 S: 28	H: 7 LOB: 1 BB: 2 P: 48	R: 2 H: 1 E: 0 K: 0 S: 9	H: 2 LOB: 2 BB: 0 P: 18	R: 0 H: 2 E: 0 K: 2 S: 15	H: 2 LOB: 0 BB: 0 P: 14	R: 1 H: 1 E: 0 K: 1 S: 12	H: 1 LOB: 0 BB: 0 P: 14	1B: 10 2B: 6 3B: 1 HR: 1	SF: 0 SAC: 0 DP: 0 HBP: 0	WP: 0 PB: 0 SB: 0 CS: 0	PA: 51		
<b>PITCHER</b>	IP WLS BF H R ER SO BB IBB HBP BLK WP HR S P ERA WHIP	IP WLS BF H R ER SO BB IBB HBP BLK WP HR S P ERA WHIP	IP WLS BF H R ER SO BB IBB HBP BLK WP HR S P ERA WHIP	IP WLS BF H R ER SO BB IBB HBP BLK WP HR S P ERA WHIP	IP WLS BF H R ER SO BB IBB HBP BLK WP HR S P ERA WHIP	IP WLS BF H R ER SO BB IBB HBP BLK WP HR S P ERA WHIP	IP WLS BF H R ER SO BB IBB HBP BLK WP HR S P ERA WHIP	IP WLS BF H R ER SO BB IBB HBP BLK WP HR S P ERA WHIP	IP WLS BF H R ER SO BB IBB HBP BLK WP HR S P ERA WHIP	IP WLS BF H R ER SO BB IBB HBP BLK WP HR S P ERA WHIP	IP WLS BF H R ER SO BB IBB HBP BLK WP HR S P ERA WHIP	IP WLS BF H R ER SO BB IBB HBP BLK WP HR S P ERA WHIP	IP WLS BF H R ER SO BB IBB HBP BLK WP HR S P ERA WHIP	IP WLS BF H R ER SO BB IBB HBP BLK WP HR S P ERA WHIP	IP WLS BF H R ER SO BB IBB HBP BLK WP HR S P ERA WHIP	IP WLS BF H R ER SO BB IBB HBP BLK WP HR S P ERA WHIP	IP WLS BF H R ER SO BB IBB HBP BLK WP HR S P ERA WHIP	IP WLS BF H R ER SO BB IBB HBP BLK WP HR S P ERA WHIP	IP WLS BF H R ER SO BB IBB HBP BLK WP HR S P ERA WHIP	IP WLS BF H R ER SO BB IBB HBP BLK WP HR S P ERA WHIP		
48 Jarrod Cosart, R (1, 1) ERA: 3.93	66 Kevin Chapman, L (7, 1) ERA: 11.12	61 Josh Zeid, R (9, 1) ERA: 5.63	38 Darin Downs, L (6, 1) ERA: 4.12	27 Jose Altuve, R (1, 4) OBP: 0.387, SLG: 0.450	6 Enrique Hernández, R (7, 4) OBP: 1.000, SLG: 1.500	8 Alex Presley, L (1, 8) OBP: 0.292, SLG: 0.340	4 George Springer, R (1, 9) OBP: 0.350, SLG: 0.476	21 Jon Singleton, L (1, 3) OBP: 0.294, SLG: 0.362	30 Matt Dominguez, R (1, 5) OBP: 0.291, SLG: 0.386	14 Jesus Guzman, R (7, PH) OBP: 0.286, SLG: 0.286 (8, 5)	15 Jason Castro, L (1, 2) OBP: 0.296, SLG: 0.357	22 Carlos Corporán, S (9, 2) OBP: 0.287, SLG: 0.435	23 Chris Carter, R (1, 10) OBP: 0.263, SLG: 0.399	13 Domingo Santana, R (1, 7)	9 Marwin Gonzalez, S (1, 6) OBP: 0.330, SLG: 0.396	18 Hisashi Iwakuma, R (1, 1) ERA: 3.33	52 Dominic Leone, R (7, 1) ERA: 2.12	37 Brandon Maurer, R (8, 1) ERA: 6.51				
<b>Inning Stats</b>	R: 1 H: 3 E: 0 K: 2 S: 18	H: 1 LOB: 0 BB: 0 P: 17	R: 0 H: 1 E: 0 K: 2 S: 15	H: 1 LOB: 0 BB: 0 P: 17	R: 0 H: 1 E: 0 K: 1 S: 8	H: 0 LOB: 0 BB: 0 P: 9	R: 0 H: 1 E: 0 K: 1 S: 9	H: 1 LOB: 0 BB: 0 P: 12	R: 0 H: 1 E: 0 K: 0 S: 8	H: 1 LOB: 1 BB: 0 P: 12	R: 1 H: 2 E: 0 K: 2 S: 18	H: 2 LOB: 3 BB: 1 P: 28	R: 0 H: 0 E: 0 K: 1 S: 9	H: 0 LOB: 0 BB: 0 P: 11	R: 0 H: 2 E: 0 K: 0 S: 13	H: 2 LOB: 3 BB: 1 P: 22	1B: 10 2B: 1 3B: 0 HR: 0	SF: 0 SAC: 0 DP: 0 HBP: 0	WP: 0 PB: 0 SB: 0 CS: 0	PA: 41		
<b>PITCHER</b>	IP WLS BF H R ER SO BB IBB HBP BLK WP HR S P ERA WHIP	IP WLS BF H R ER SO BB IBB HBP BLK WP HR S P ERA WHIP	IP WLS BF H R ER SO BB IBB HBP BLK WP HR S P ERA WHIP	IP WLS BF H R ER SO BB IBB HBP BLK WP HR S P ERA WHIP	IP WLS BF H R ER SO BB IBB HBP BLK WP HR S P ERA WHIP	IP WLS BF H R ER SO BB IBB HBP BLK WP HR S P ERA WHIP	IP WLS BF H R ER SO BB IBB HBP BLK WP HR S P ERA WHIP	IP WLS BF H R ER SO BB IBB HBP BLK WP HR S P ERA WHIP	IP WLS BF H R ER SO BB IBB HBP BLK WP HR S P ERA WHIP	IP WLS BF H R ER SO BB IBB HBP BLK WP HR S P ERA WHIP	IP WLS BF H R ER SO BB IBB HBP BLK WP HR S P ERA WHIP	IP WLS BF H R ER SO BB IBB HBP BLK WP HR S P ERA WHIP	IP WLS BF H R ER SO BB IBB HBP BLK WP HR S P ERA WHIP	IP WLS BF H R ER SO BB IBB HBP BLK WP HR S P ERA WHIP	IP WLS BF H R ER SO BB IBB HBP BLK WP HR S P ERA WHIP	IP WLS BF H R ER SO BB IBB HBP BLK WP HR S P ERA WHIP	IP WLS BF H R ER SO BB IBB HBP BLK WP HR S P ERA WHIP	IP WLS BF H R ER SO BB IBB HBP BLK WP HR S P ERA WHIP	IP WLS BF H R ER SO BB IBB HBP BLK WP HR S P ERA WHIP	IP WLS BF H R ER SO BB IBB HBP BLK WP HR S P ERA WHIP	IP WLS BF H R ER SO BB IBB HBP BLK WP HR S P ERA WHIP	

Seattle Mariners @ Houston Astros  
Minute Maid Park, Houston, TX  
Tue Jul 01 2014, 7:11 PM - 10:46 PM CDT  
Att: 17,504 - Roof Closed - 73 F

AB	45
R	13
H	18
RBI	13
BB	6
SO	6
LOB	28

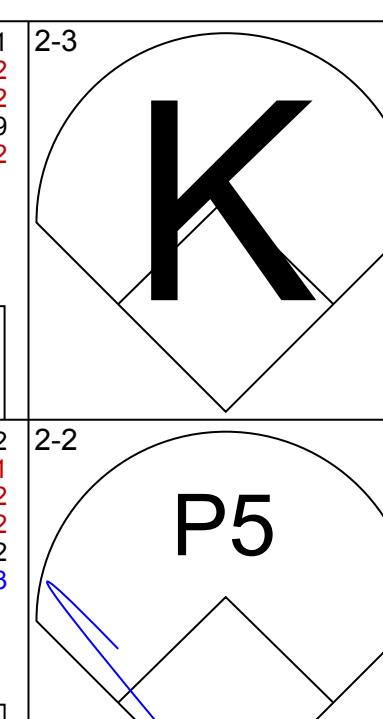
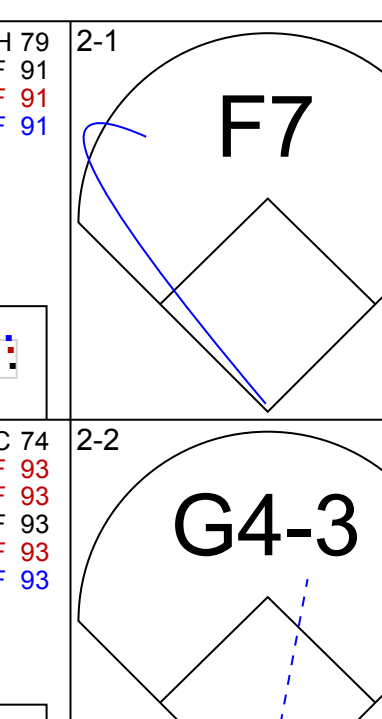
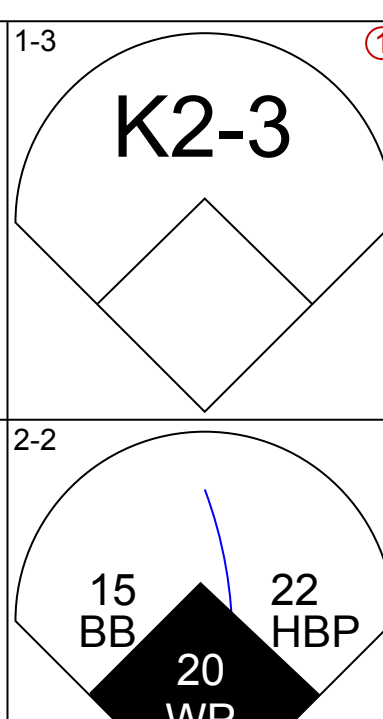
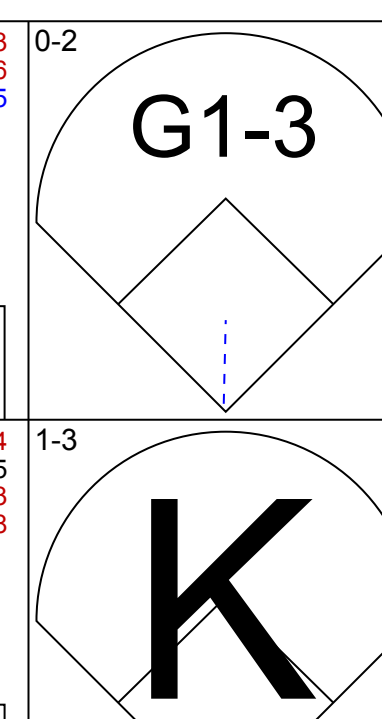
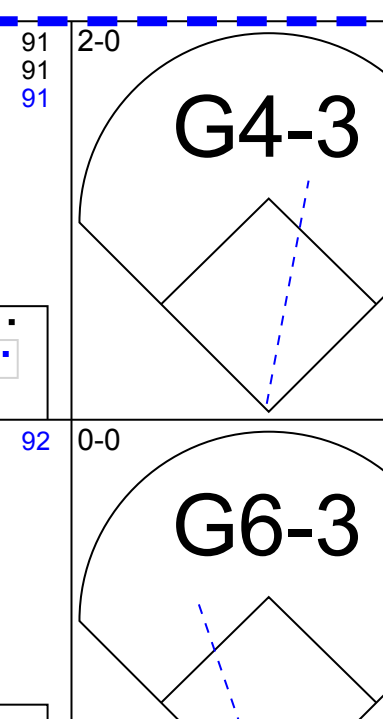
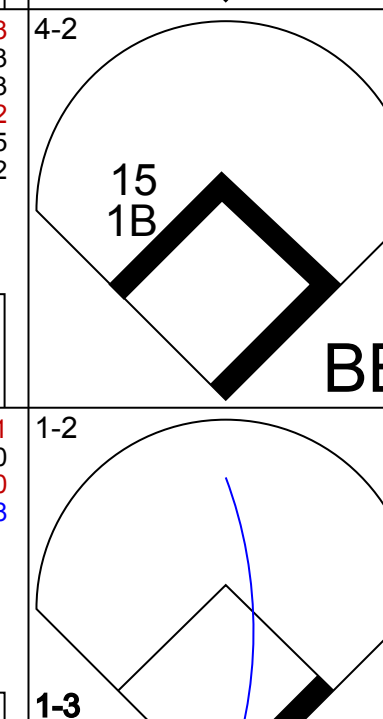
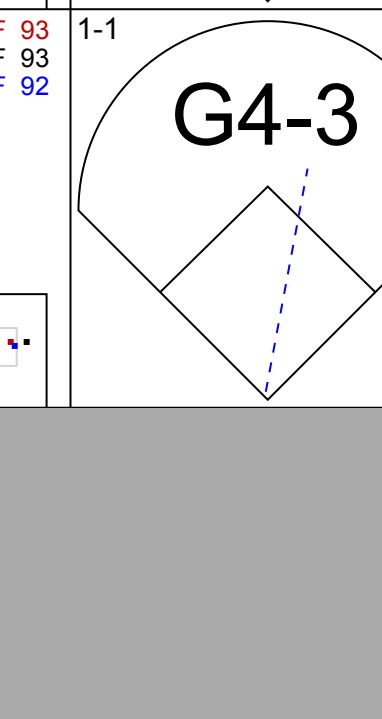
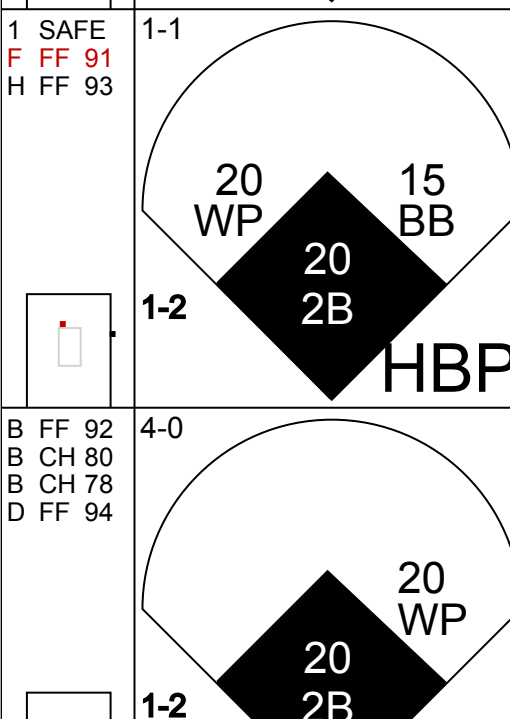
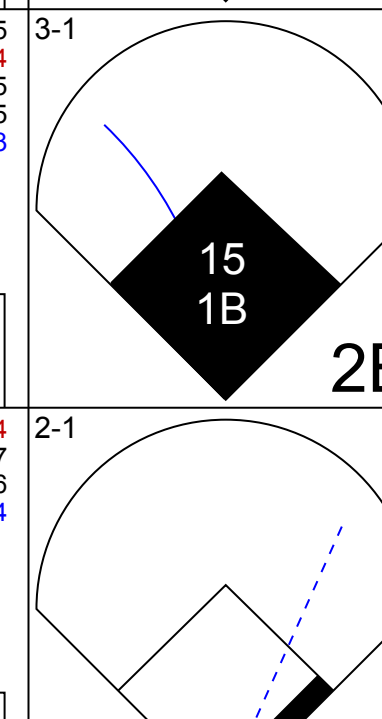
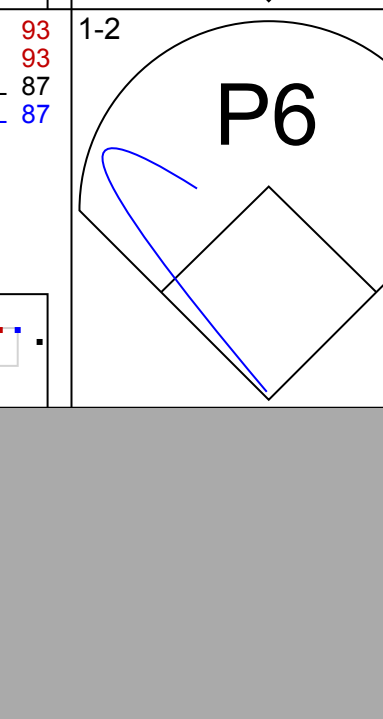
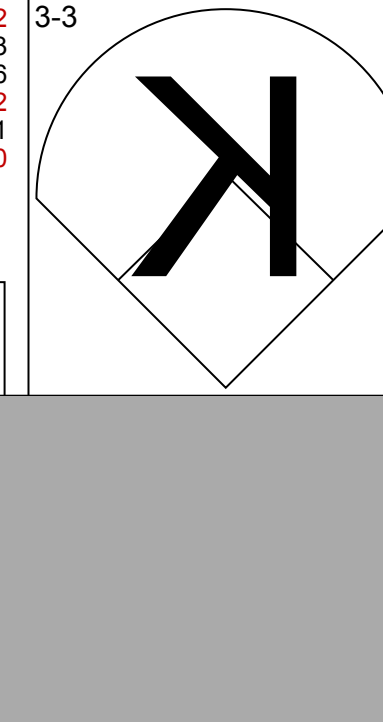

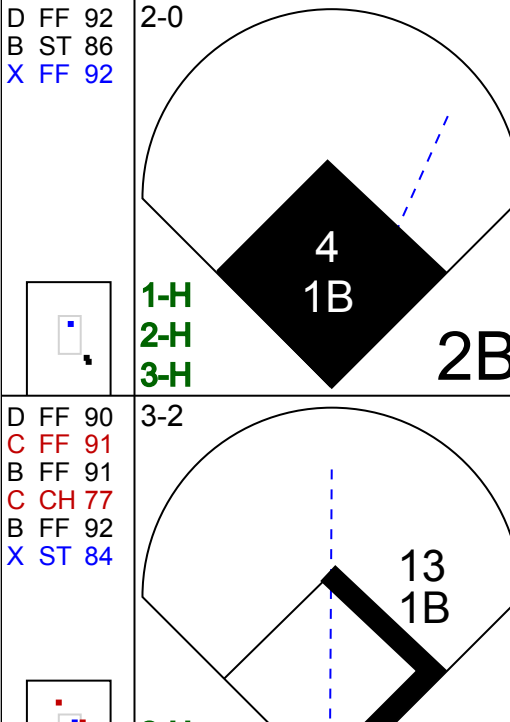
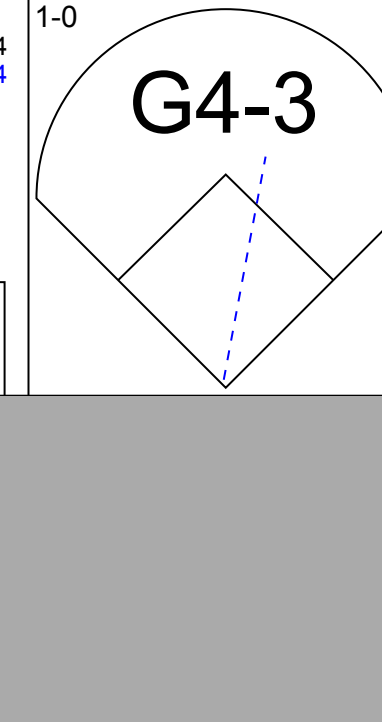



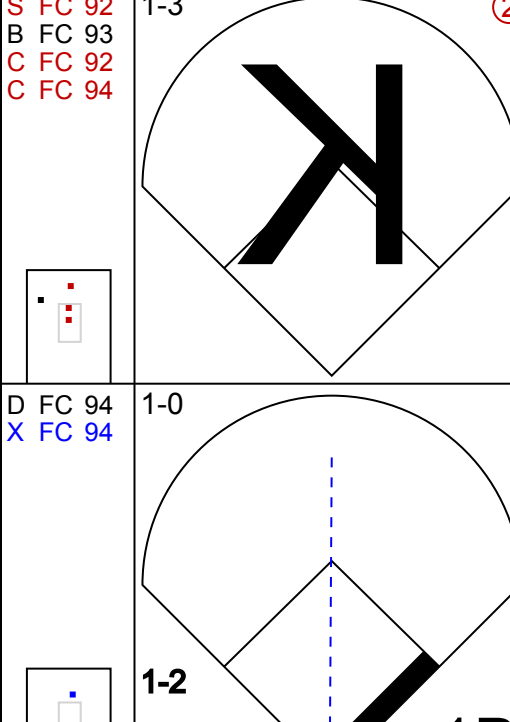


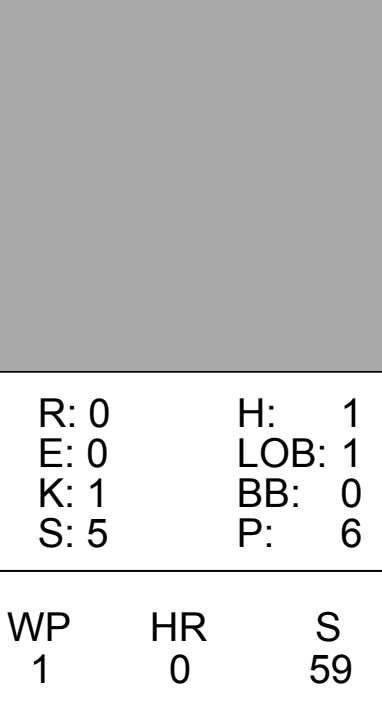
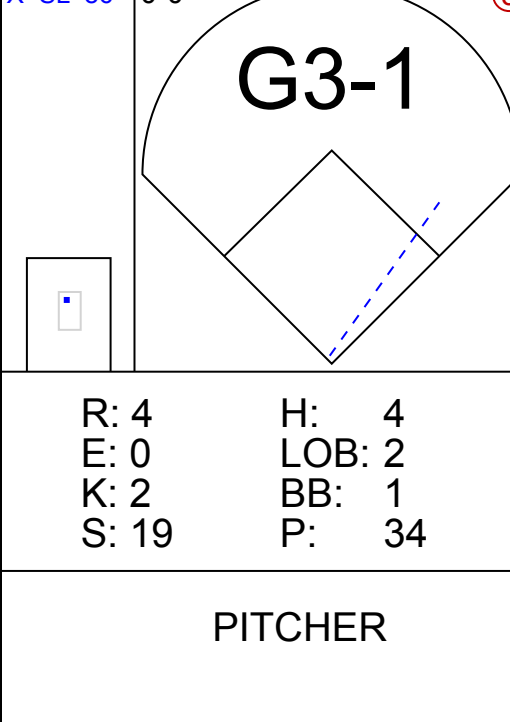

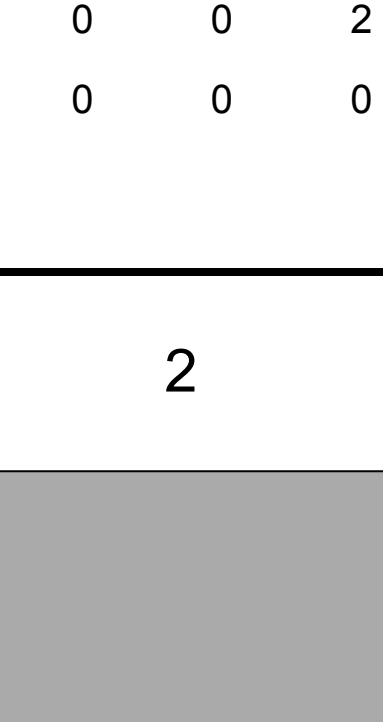
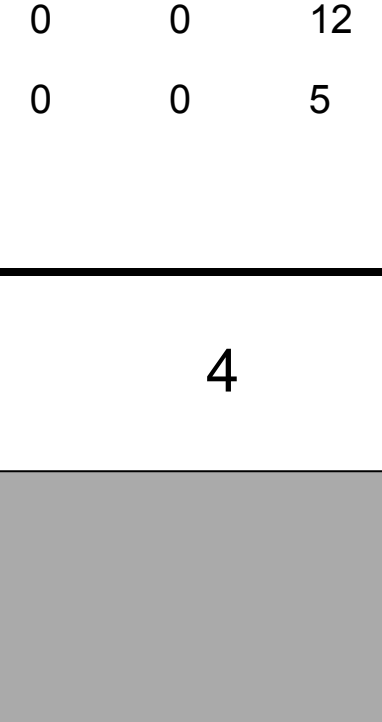


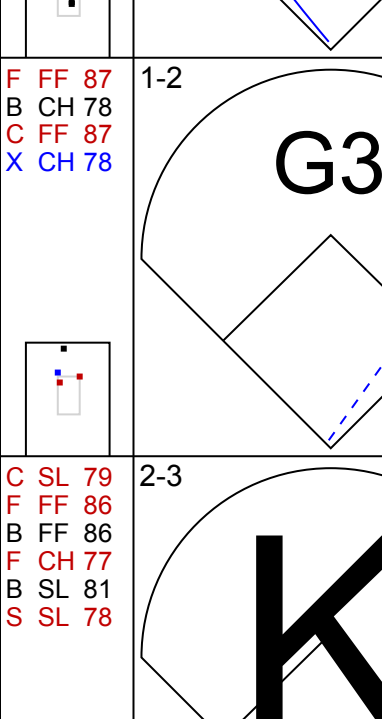

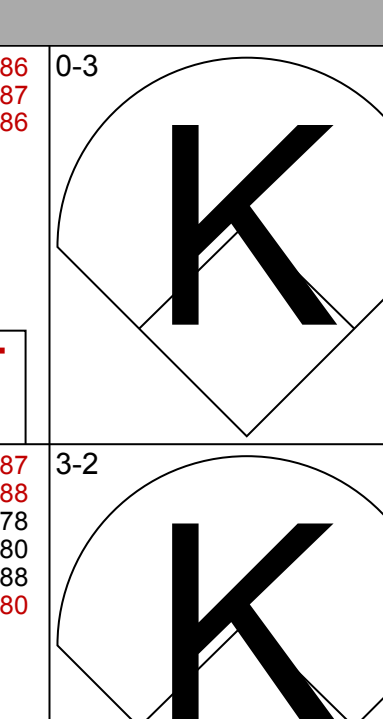



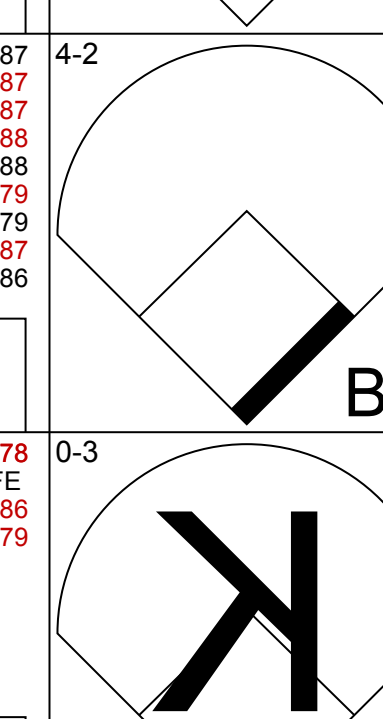
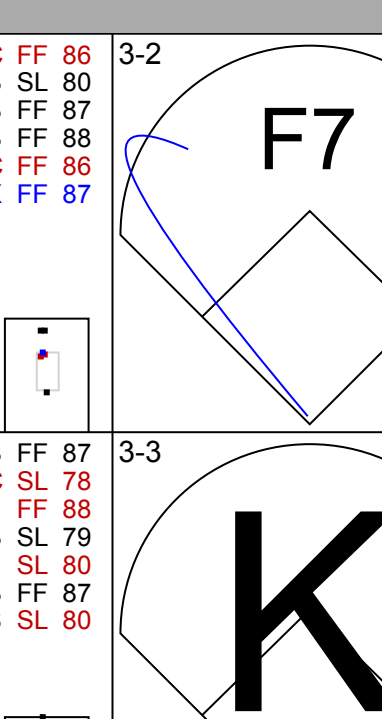

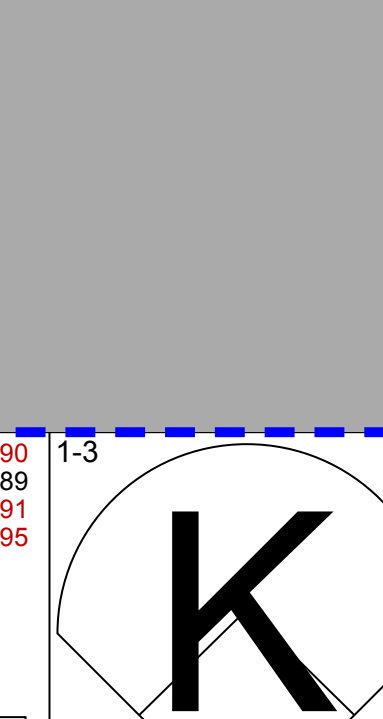


Seattle Mariners @ Houston Astros  
Minute Maid Park, Houston, TX  
Tue Jul 01 2014, 7:11 PM - 10:46 PM CDT  
Att: 17,504 - Roof Closed - 73 F

AB	39
R	2
H	11
RBI	2
BB	2
SO	10
LOB	24



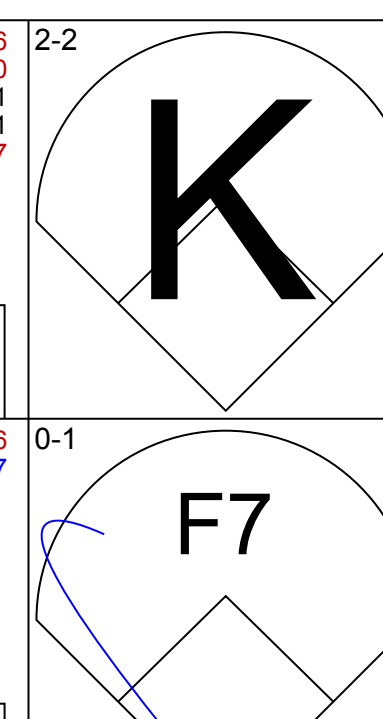
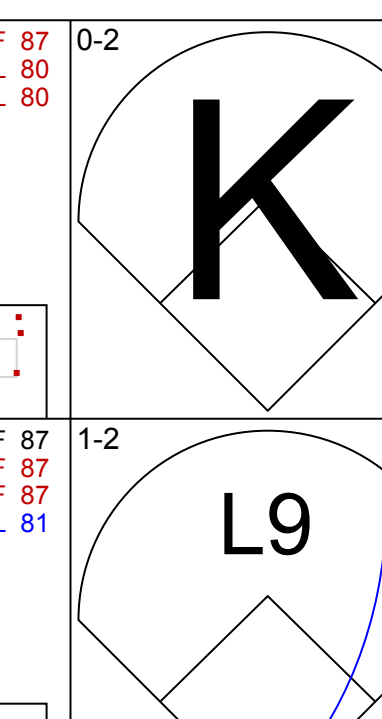
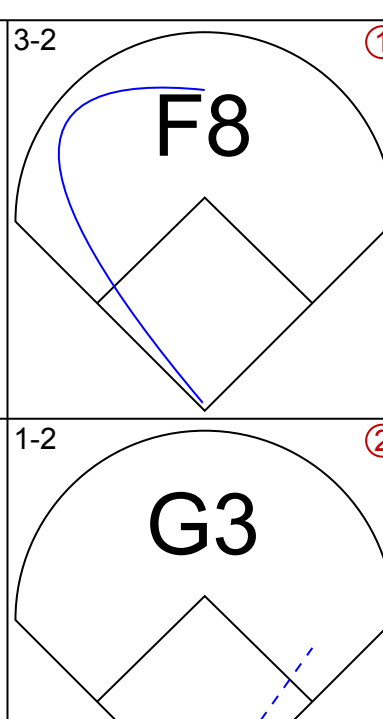
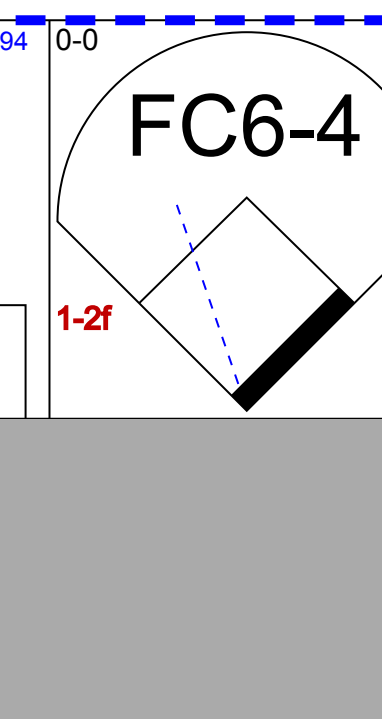
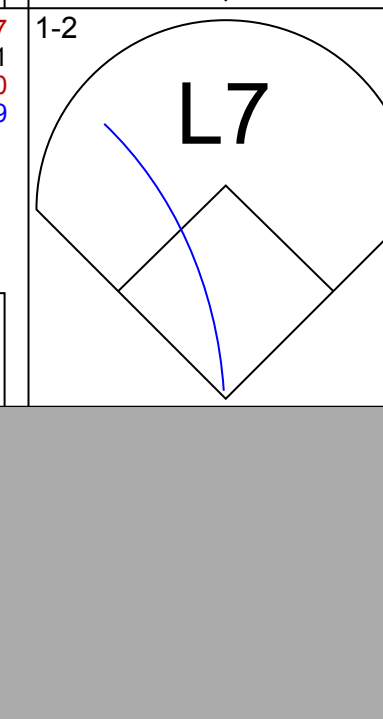


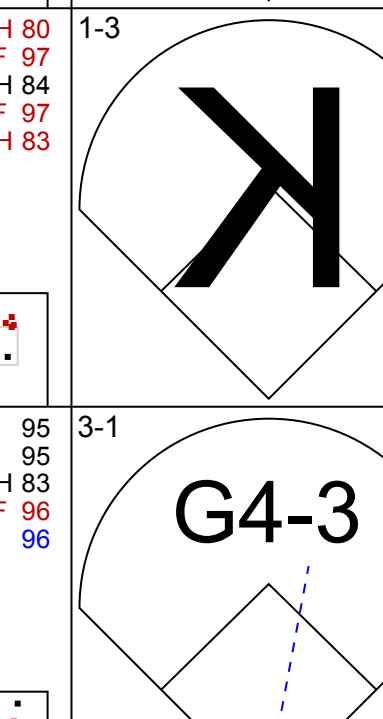

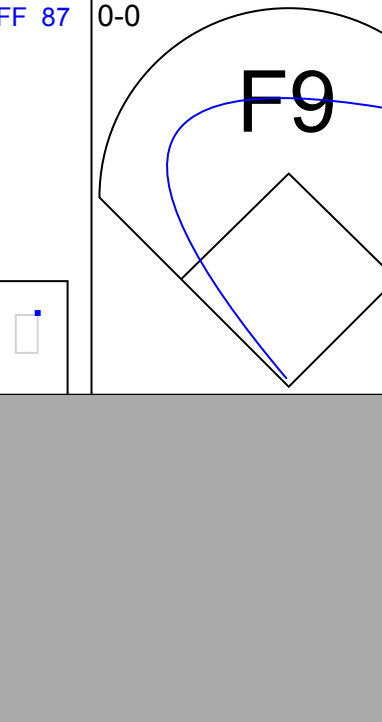


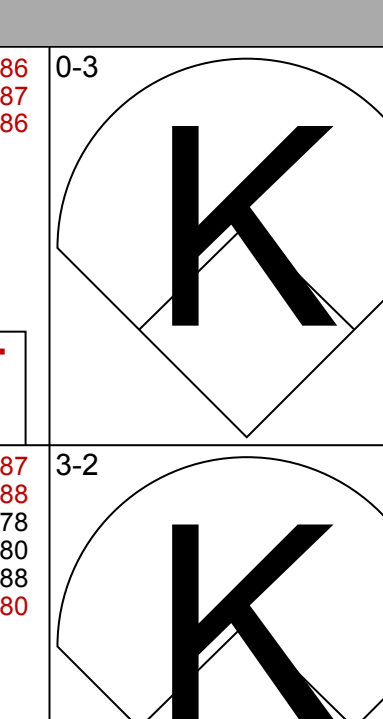
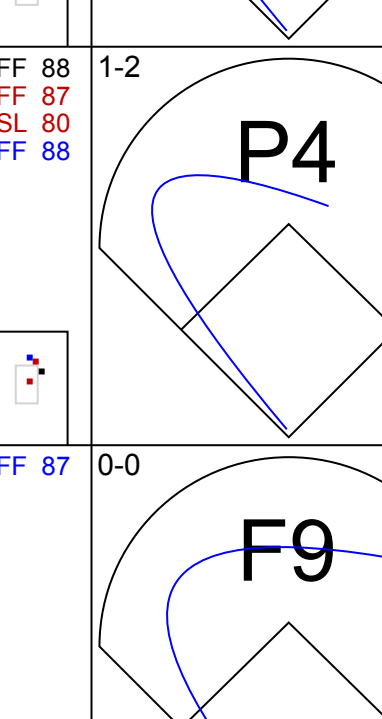
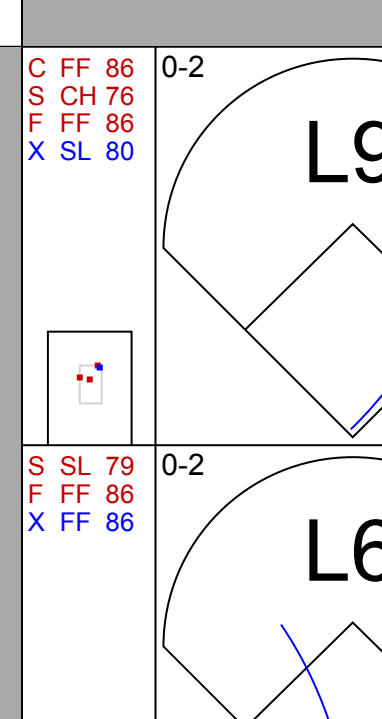
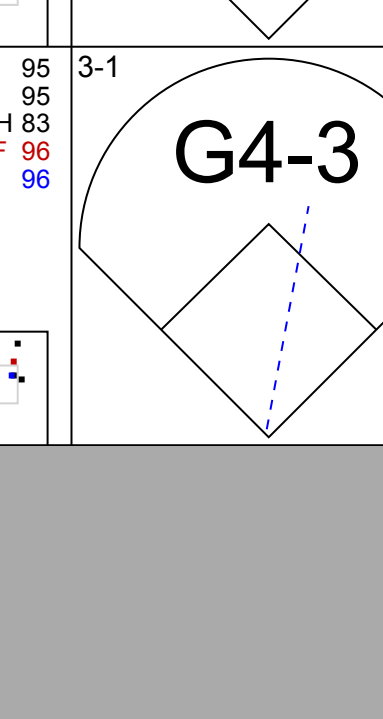
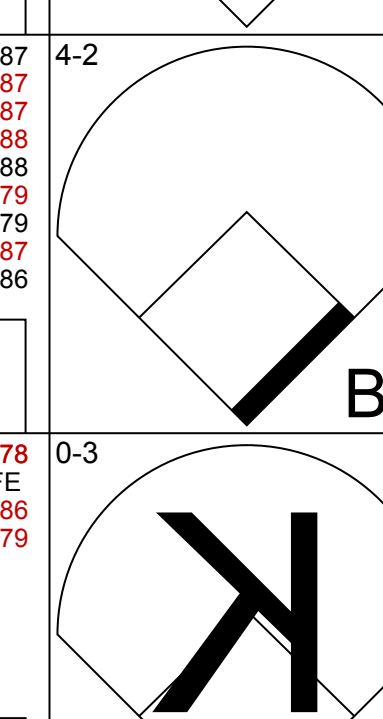

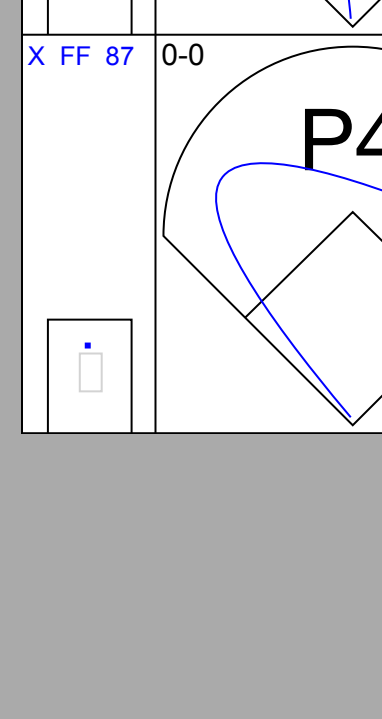

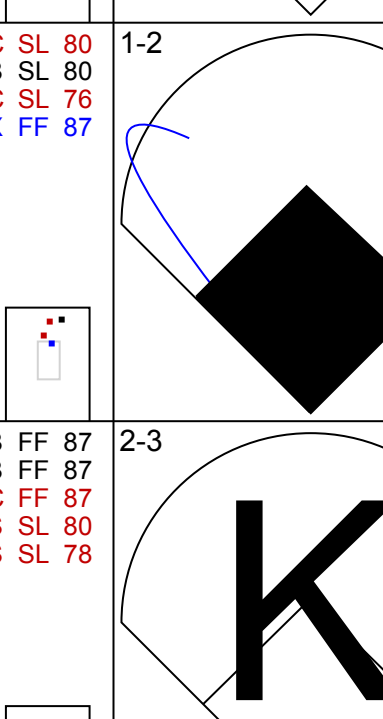

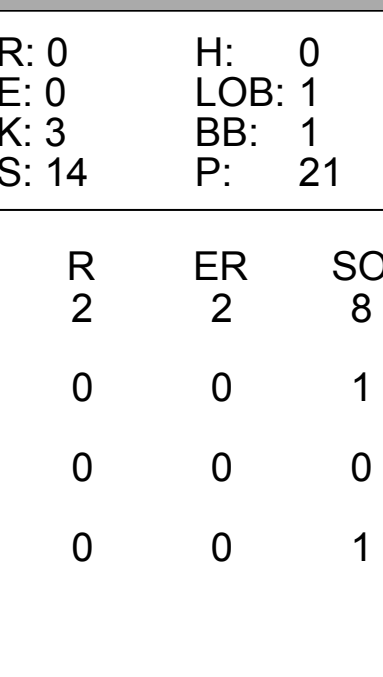
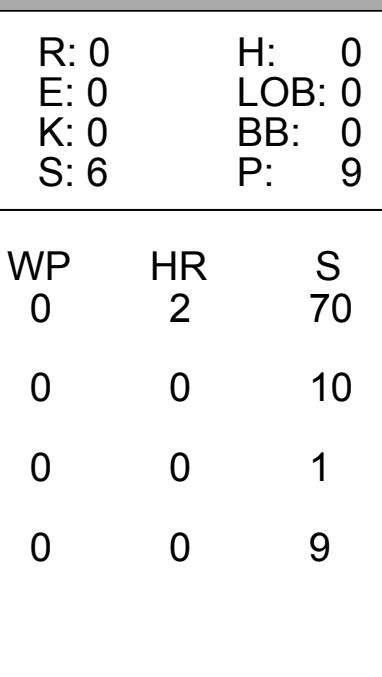
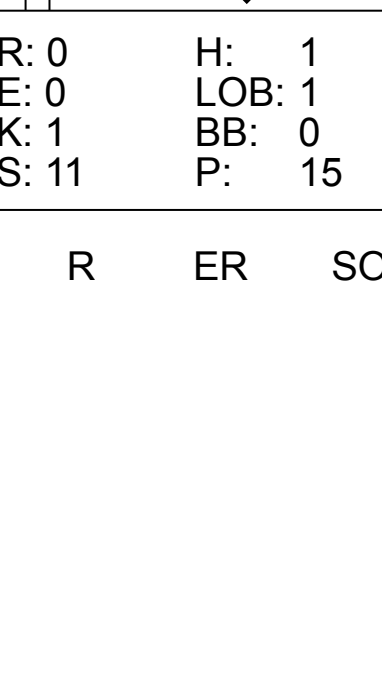
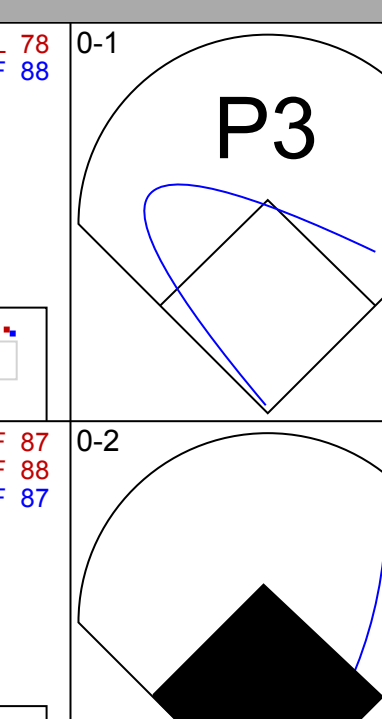
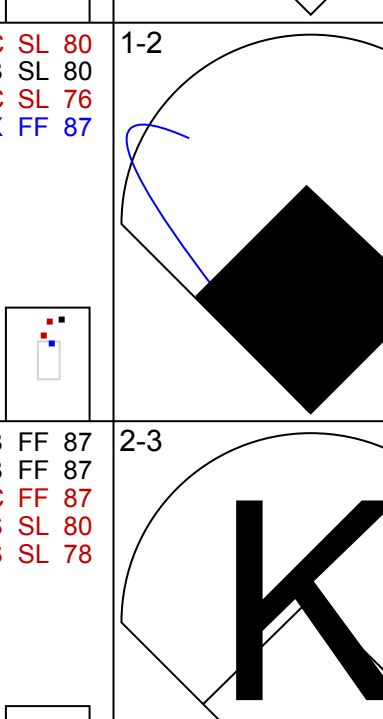
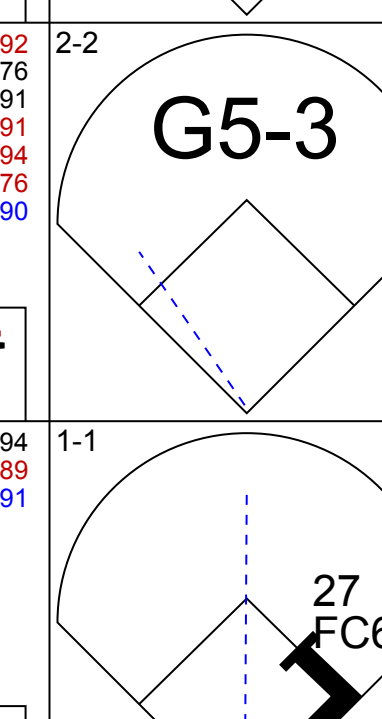
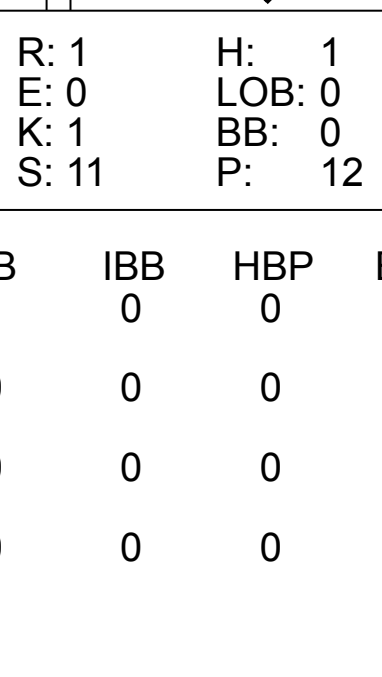
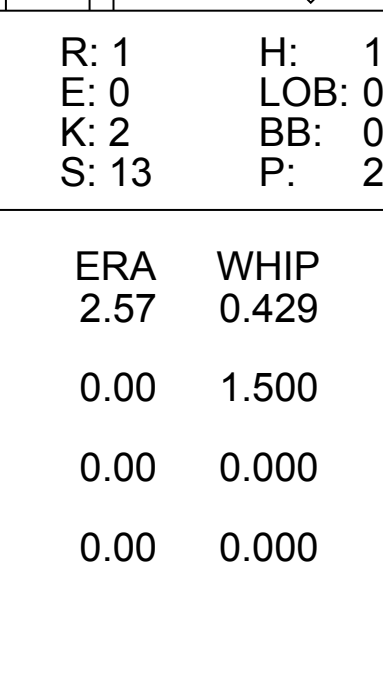
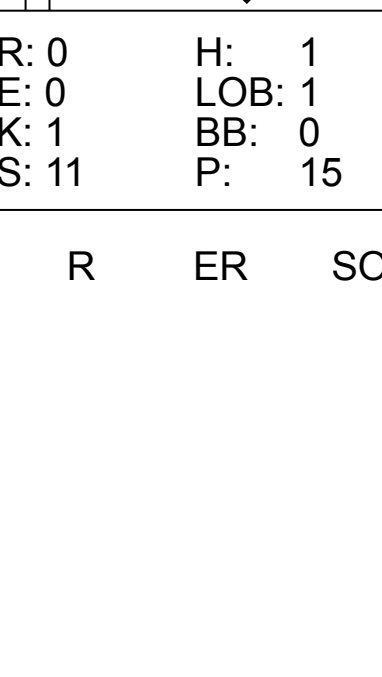


Batter	1	2	3	4	5	6	7	8	9	AB	R	H	RBI	BB	SO	LOB	TOP						
9 Endy Chavez, L (1,10) OBP: 0.286, SLG: 0.384										5	0	0	0	0	2	0							
99 James Jones, L (1,8) OBP: 0.322, SLG: 0.361										5	1	1	0	0	1	0							
22 Robinson Canó, L (1,4) OBP: 0.382, SLG: 0.447										3	2	1	0	1	0	0							
15 Kyle Seager, L (1,5) OBP: 0.355, SLG: 0.500										3	1	2	1	1	0	0							
20 Logan Morrison, L (1,3) OBP: 0.305, SLG: 0.411										4	1	1	2	0	2	3							
4 John Buck, R (1,2) OBP: 0.377, SLG: 0.300										4	0	2	1	0	1	0							
55 Michael Saunders, L (1,9) OBP: 0.369, SLG: 0.424										4	0	0	0	0	1	1							
13 Dustin Ackley, L (1,7) OBP: 0.289, SLG: 0.351										4	0	3	0	0	1	0							
5 Brad Miller, L (1,6) OBP: 0.275, SLG: 0.336										4	0	0	0	0	2	4							
<b>Inning Stats</b>	R: 0 E: 0 K: 2 S: 15	H: 1 LOB: 2 BB: 1 P: 27	R: 0 E: 0 K: 0 S: 8	H: 1 LOB: 1 BB: 0 P: 13	R: 0 E: 0 K: 0 S: 8	H: 0 LOB: 0 BB: 0 P: 13	R: 0 E: 0 K: 1 S: 5	H: 1 LOB: 1 BB: 0 P: 6	R: 0 E: 0 K: 2 S: 9	H: 0 LOB: 0 BB: 0 P: 11	R: 4 E: 0 K: 2 S: 19	H: 4 LOB: 2 BB: 1 P: 34	R: 1 E: 0 K: 1 S: 11	H: 2 LOB: 1 BB: 0 P: 18	R: 0 E: 0 K: 2 S: 12	H: 1 LOB: 1 BB: 0 P: 21	R: 0 E: 0 K: 0 S: 5	H: 0 LOB: 0 BB: 0 P: 8	1B: 7 2B: 3 3B: 0 HR: 0	SF: 0 SAC: 0 DP: 0 HBP: 1	WP: 1 PB: 0 CS: 0	PA: 39	
<b>PITCHER</b>	IP WLS BF H R ER SO BB IBB HBP BLK WP HR S P ERA WHIP	IP WLS BF H R ER SO BB IBB HBP BLK WP HR S P ERA WHIP	IP WLS BF H R ER SO BB IBB HBP BLK WP HR S P ERA WHIP	IP WLS BF H R ER SO BB IBB HBP BLK WP HR S P ERA WHIP	IP WLS BF H R ER SO BB IBB HBP BLK WP HR S P ERA WHIP	IP WLS BF H R ER SO BB IBB HBP BLK WP HR S P ERA WHIP	IP WLS BF H R ER SO BB IBB HBP BLK WP HR S P ERA WHIP	IP WLS BF H R ER SO BB IBB HBP BLK WP HR S P ERA WHIP	IP WLS BF H R ER SO BB IBB HBP BLK WP HR S P ERA WHIP	IP WLS BF H R ER SO BB IBB HBP BLK WP HR S P ERA WHIP	IP WLS BF H R ER SO BB IBB HBP BLK WP HR S P ERA WHIP	IP WLS BF H R ER SO BB IBB HBP BLK WP HR S P ERA WHIP	IP WLS BF H R ER SO BB IBB HBP BLK WP HR S P ERA WHIP	IP WLS BF H R ER SO BB IBB HBP BLK WP HR S P ERA WHIP	IP WLS BF H R ER SO BB IBB HBP BLK WP HR S P ERA WHIP	IP WLS BF H R ER SO BB IBB HBP BLK WP HR S P ERA WHIP	IP WLS BF H R ER SO BB IBB HBP BLK WP HR S P ERA WHIP	IP WLS BF H R ER SO BB IBB HBP BLK WP HR S P ERA WHIP	IP WLS BF H R ER SO BB IBB HBP BLK WP HR S P ERA WHIP	IP WLS BF H R ER SO BB IBB HBP BLK WP HR S P ERA WHIP	IP WLS BF H R ER SO BB IBB HBP BLK WP HR S P ERA WHIP	IP WLS BF H R ER SO BB IBB HBP BLK WP HR S P ERA WHIP	IP WLS BF H R ER SO BB IBB HBP BLK WP HR S P ERA WHIP

Seattle Mariners @ Houston Astros  
Minute Maid Park, Houston, TX  
Wed Jul 02 2014, 1:11 PM - 3:57 PM CDT  
Att: 17,209 - Roof Closed - 73 F

AB	36
R	5
H	10
RBI	4
BB	2
SO	10
LOB	8



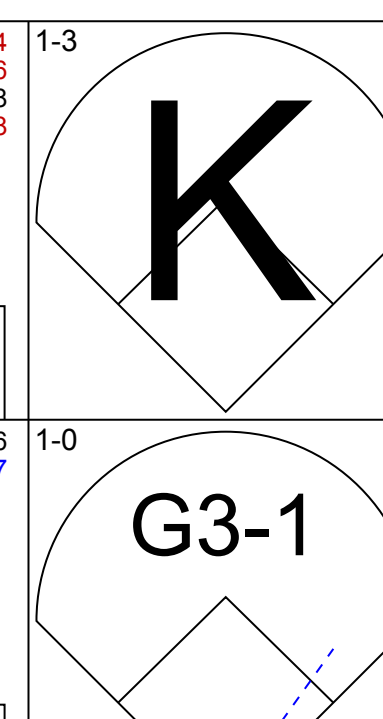
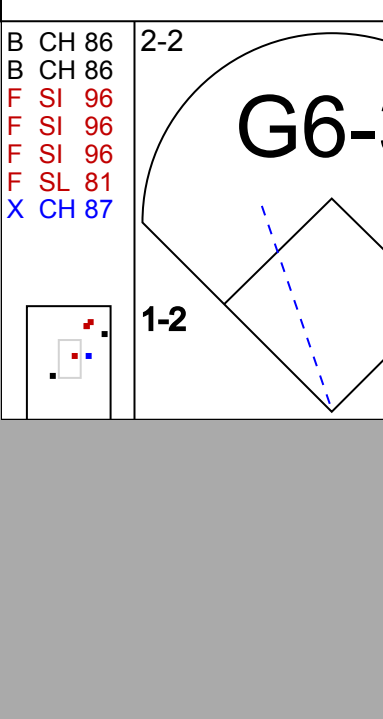
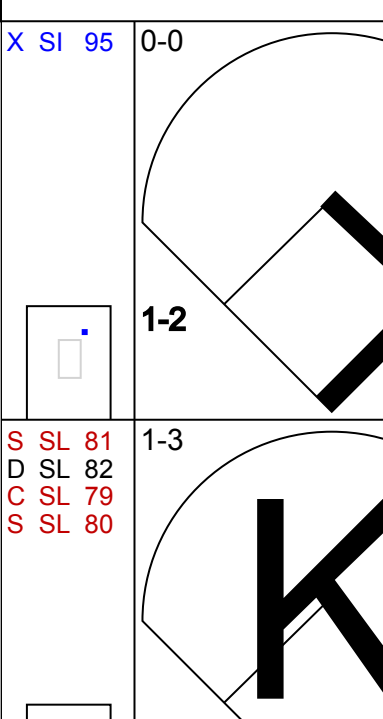
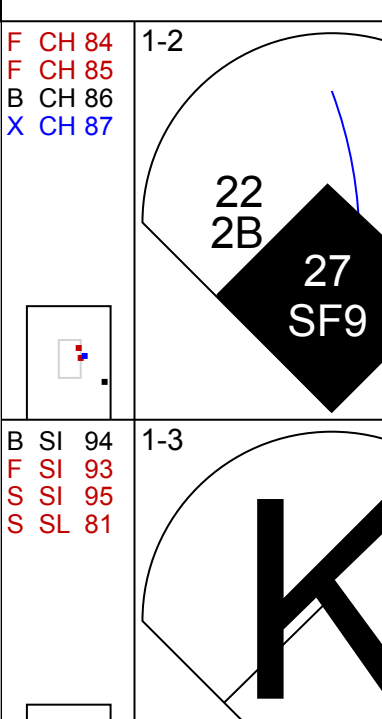
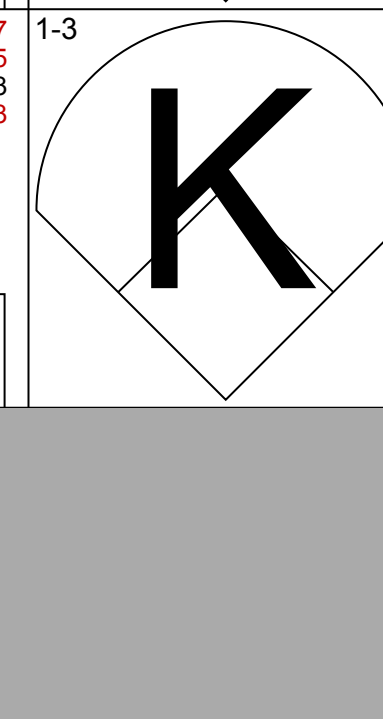
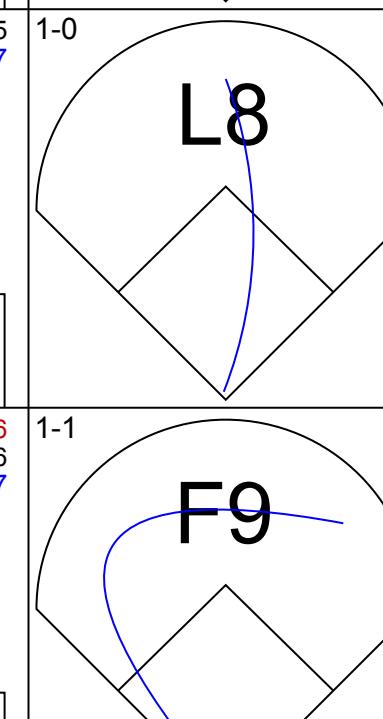
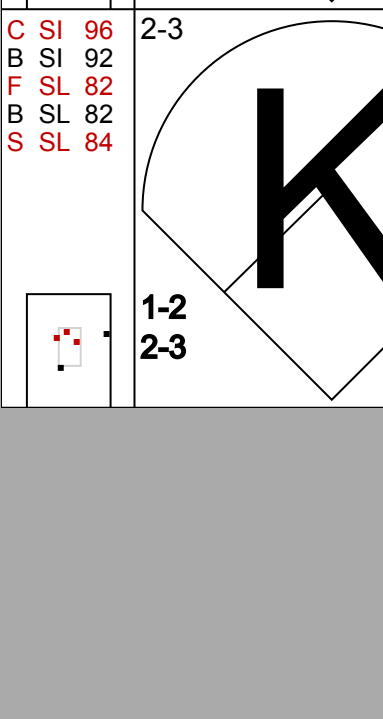
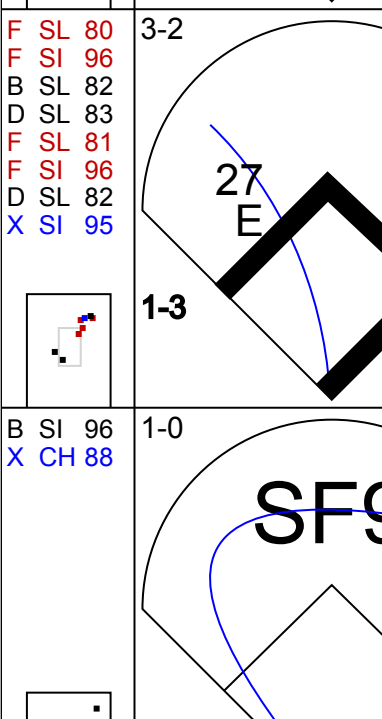



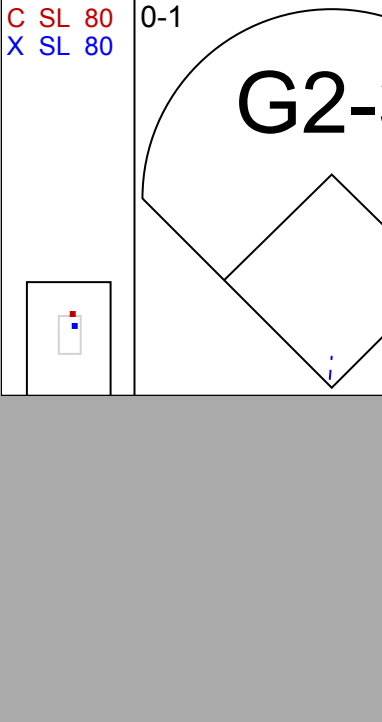
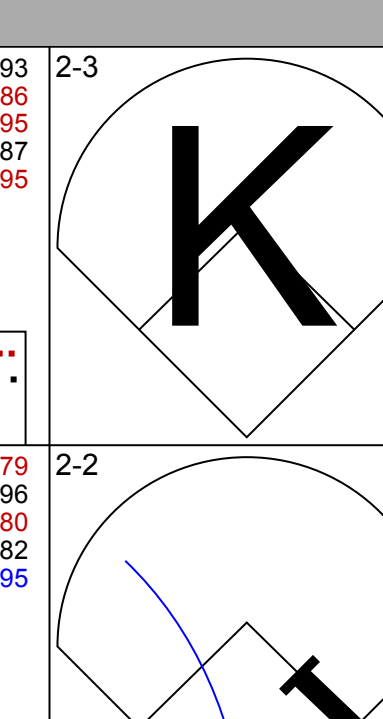
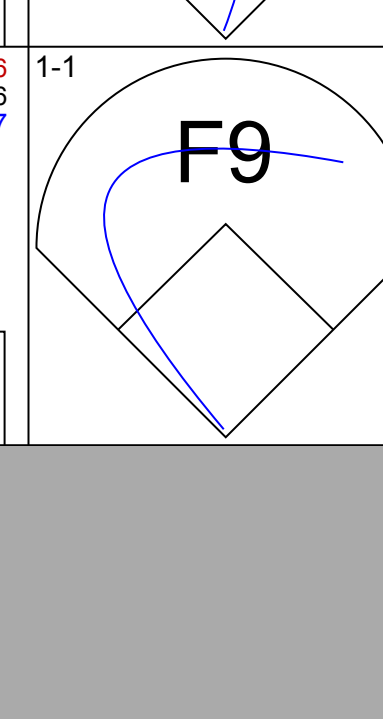
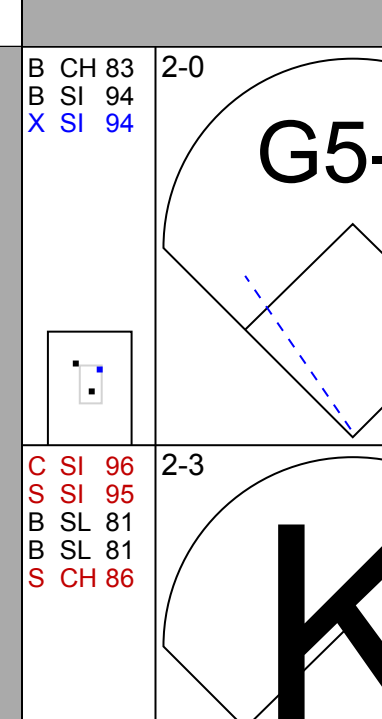
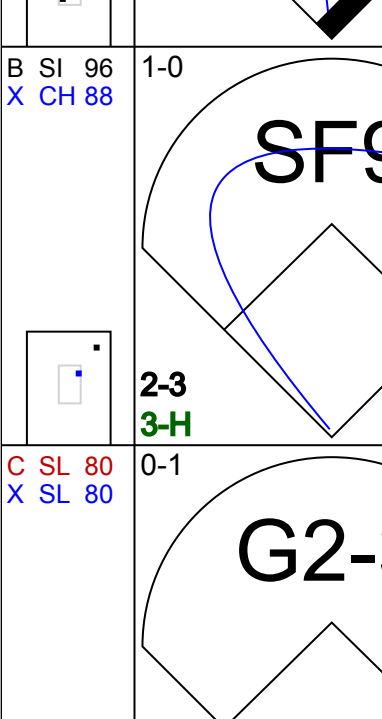

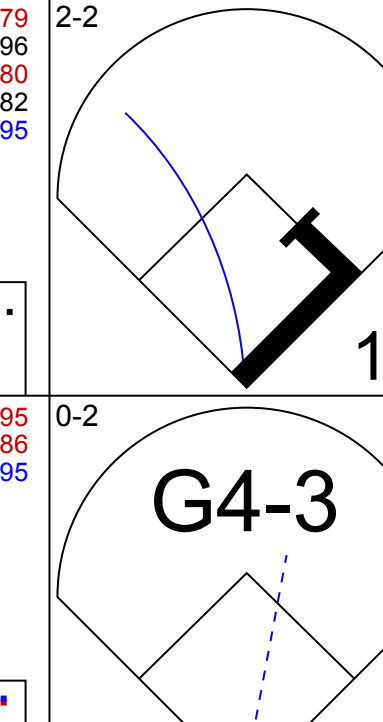
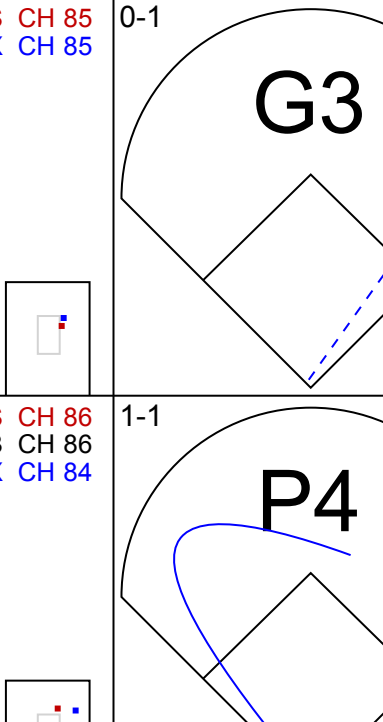
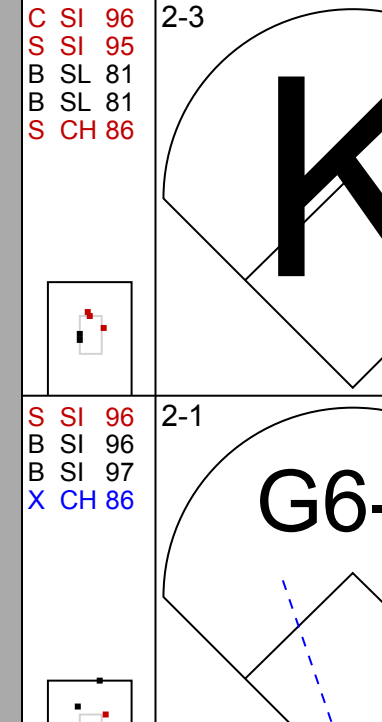
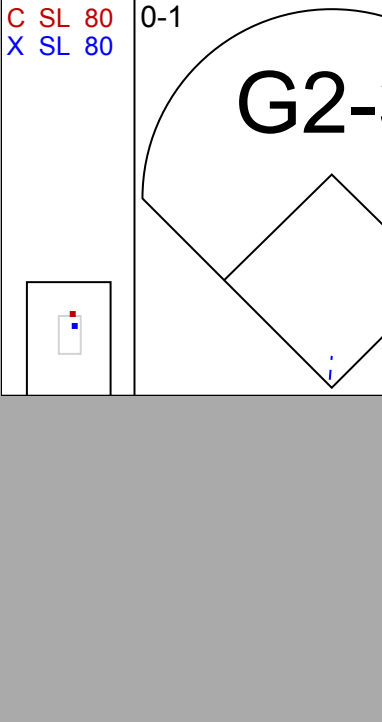
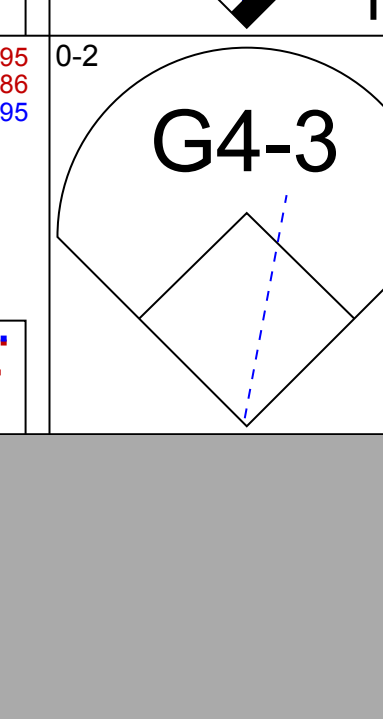
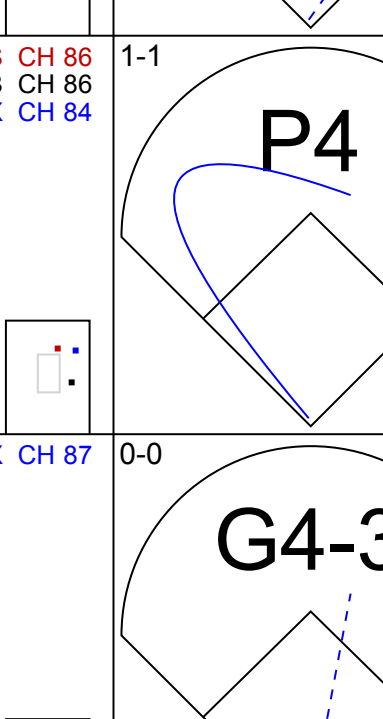
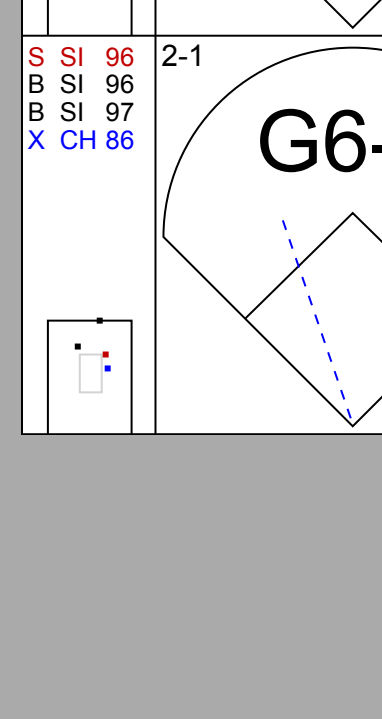
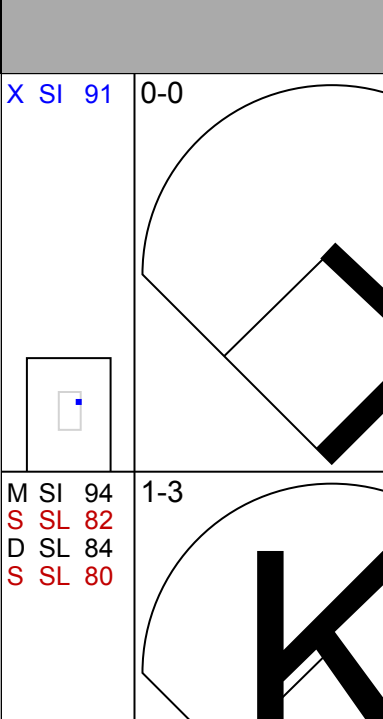
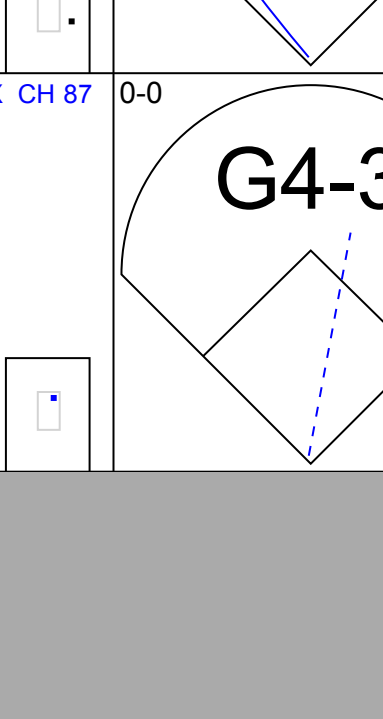
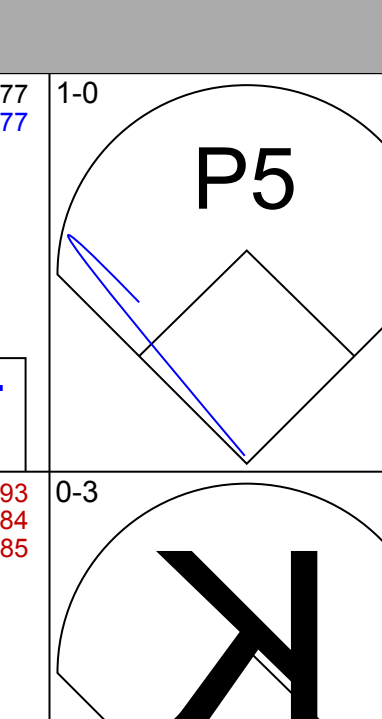
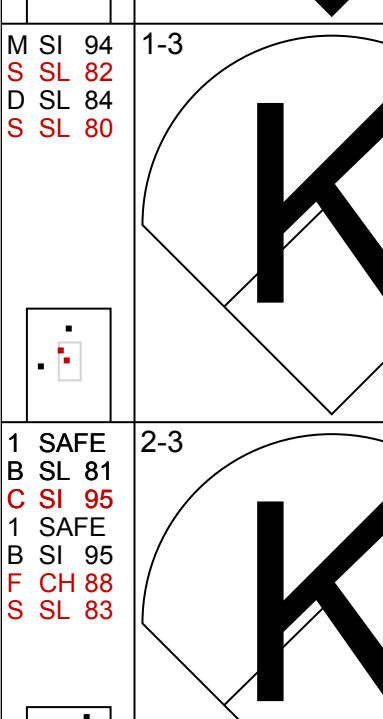
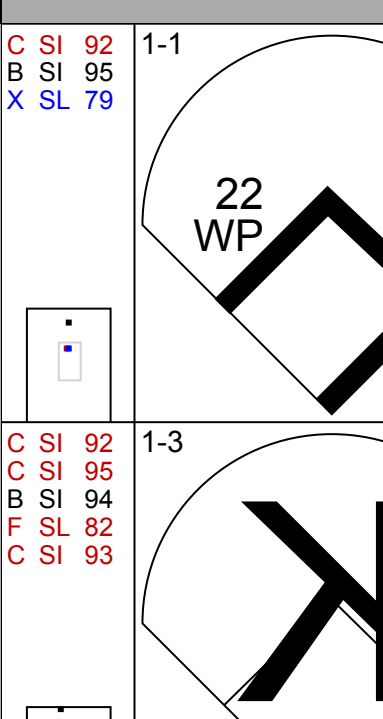
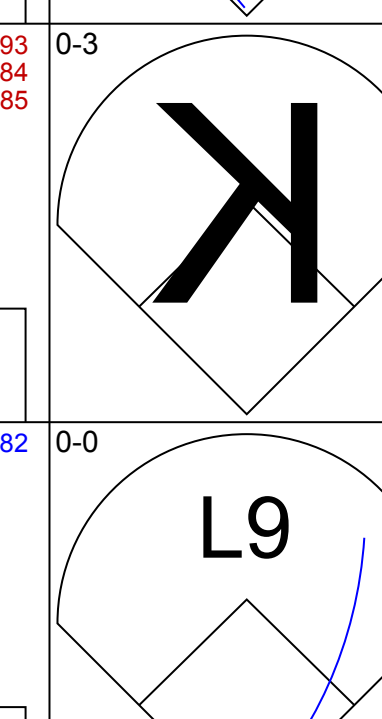
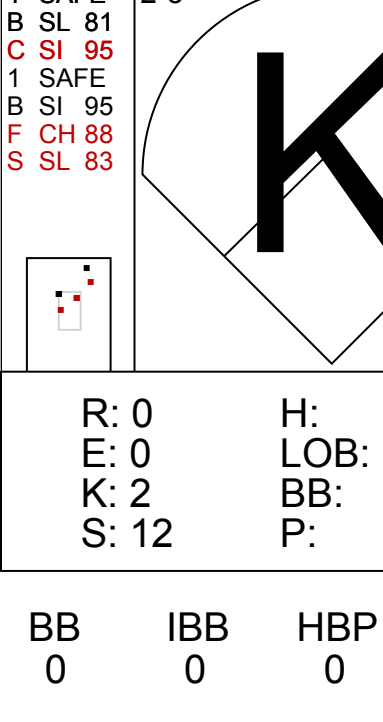
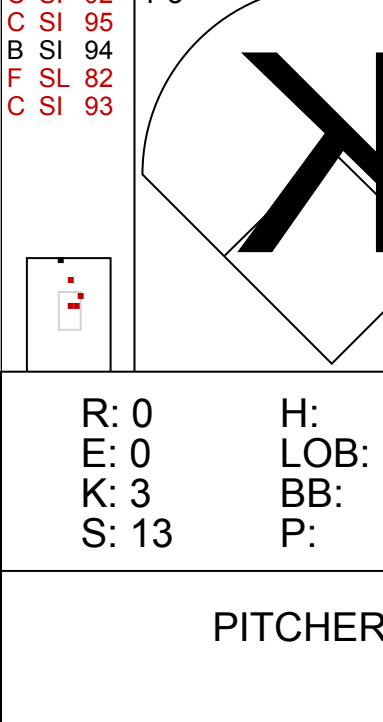
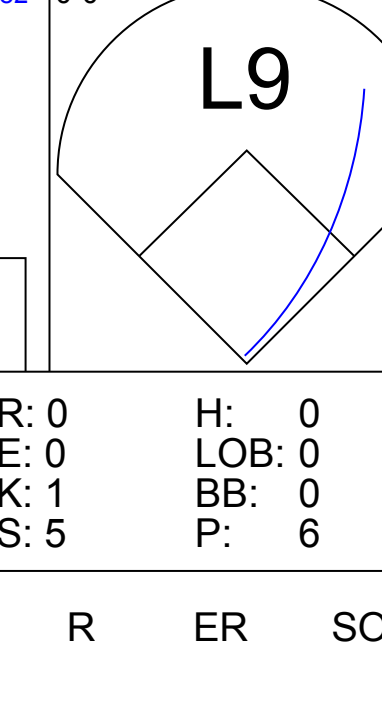
Batter	1	2	3	4	5	6	7	8	9	AB	R	H	RBI	BB	SO	LOB	BOTTOM						
27 Jose Altuve, R (1,4) OBP: 0.383, SLG: 0.445										4	0	0	0	0	2	1							
8 Alex Presley, L (1,8) OBP: 0.286, SLG: 0.333										4	0	0	0	0	0	0							
4 George Springer, R (1,9) OBP: 0.346, SLG: 0.469										4	0	0	0	0	2	0							
21 Jon Singleton, L (1,3) OBP: 0.283, SLG: 0.347										4	0	0	0	0	1	0							
30 Matt Dominguez, R (1,5) OBP: 0.289, SLG: 0.382										3	0	0	0	0	1	0							
22 Carlos Corporán, S (1,2) OBP: 0.289, SLG: 0.425										2	0	0	0	1	0	0							
13 Domingo Santana, R (1,7) OBP: 0.289, SLG: 0.425										3	0	0	0	0	3	1							
6 Enrique Hernández, R (1,10) OBP: 0.600, SLG: 1.400										3	1	1	1	0	0	0							
9 Marwin Gonzalez, S (1,6) OBP: 0.339, SLG: 0.431										3	1	2	1	0	1	0							
<b>Inning Stats</b>	R: 0 E: 0 K: 1 S: 8	H: 0 LOB: 0 BB: 0 P: 11	R: 0 E: 0 K: 3 S: 14	H: 0 LOB: 1 BB: 1 P: 21	R: 1 E: 0 K: 1 S: 11	H: 1 LOB: 0 BB: 0 P: 12	R: 0 E: 0 K: 0 S: 6	H: 0 LOB: 0 BB: 0 P: 9	R: 1 E: 0 K: 2 S: 13	H: 1 LOB: 0 BB: 0 P: 22	R: 0 E: 0 K: 1 S: 10	H: 0 LOB: 0 BB: 0 P: 16	R: 0 E: 0 K: 0 S: 8	H: 0 LOB: 0 BB: 0 P: 8	R: 0 E: 0 K: 1 S: 11	H: 1 LOB: 1 BB: 0 P: 15	R: 0 E: 0 K: 1 S: 9	H: 0 LOB: 0 BB: 0 P: 15	1B: 1 2B: 0 3B: 0 HR: 2	SF: 0 SAC: 0 DP: 0 HBP: 0	WP: 0 PB: 0 CS: 0	PA: 31	
<b>PITCHER</b>	IP WLS BF H R ER SO BB IBB HBP BLK WP HR S P ERA WHIP	IP WLS BF H R ER SO BB IBB HBP BLK WP HR S P ERA WHIP	IP WLS BF H R ER SO BB IBB HBP BLK WP HR S P ERA WHIP	IP WLS BF H R ER SO BB IBB HBP BLK WP HR S P ERA WHIP	IP WLS BF H R ER SO BB IBB HBP BLK WP HR S P ERA WHIP	IP WLS BF H R ER SO BB IBB HBP BLK WP HR S P ERA WHIP	IP WLS BF H R ER SO BB IBB HBP BLK WP HR S P ERA WHIP	IP WLS BF H R ER SO BB IBB HBP BLK WP HR S P ERA WHIP	IP WLS BF H R ER SO BB IBB HBP BLK WP HR S P ERA WHIP	IP WLS BF H R ER SO BB IBB HBP BLK WP HR S P ERA WHIP	IP WLS BF H R ER SO BB IBB HBP BLK WP HR S P ERA WHIP	IP WLS BF H R ER SO BB IBB HBP BLK WP HR S P ERA WHIP	IP WLS BF H R ER SO BB IBB HBP BLK WP HR S P ERA WHIP	IP WLS BF H R ER SO BB IBB HBP BLK WP HR S P ERA WHIP	IP WLS BF H R ER SO BB IBB HBP BLK WP HR S P ERA WHIP	IP WLS BF H R ER SO BB IBB HBP BLK WP HR S P ERA WHIP	IP WLS BF H R ER SO BB IBB HBP BLK WP HR S P ERA WHIP	IP WLS BF H R ER SO BB IBB HBP BLK WP HR S P ERA WHIP	IP WLS BF H R ER SO BB IBB HBP BLK WP HR S P ERA WHIP	IP WLS BF H R ER SO BB IBB HBP BLK WP HR S P ERA WHIP	IP WLS BF H R ER SO BB IBB HBP BLK WP HR S P ERA WHIP	IP WLS BF H R ER SO BB IBB HBP BLK WP HR S P ERA WHIP	IP WLS BF H R ER SO BB IBB HBP BLK WP HR S P ERA WHIP

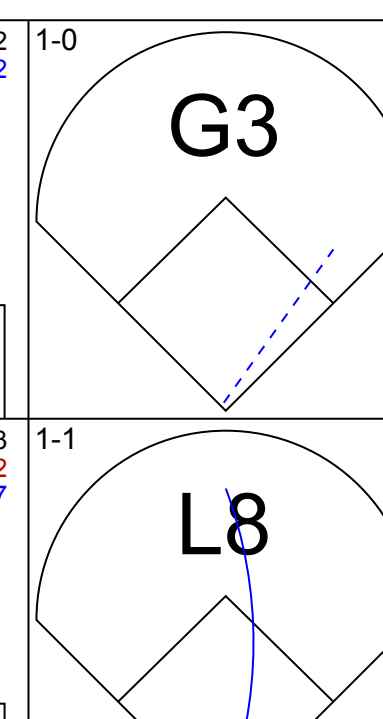
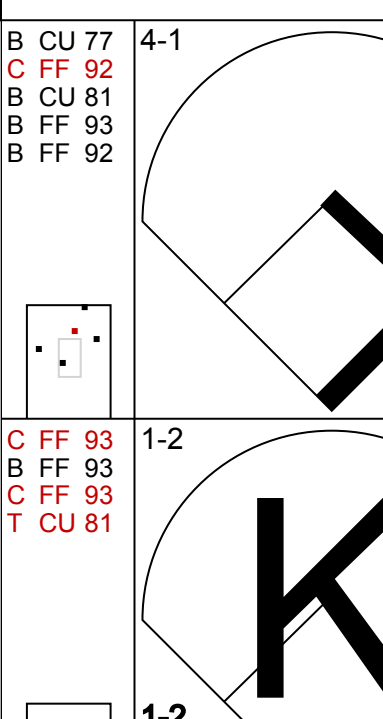
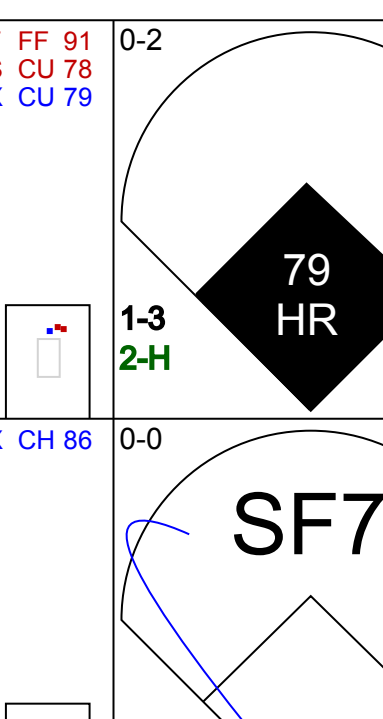
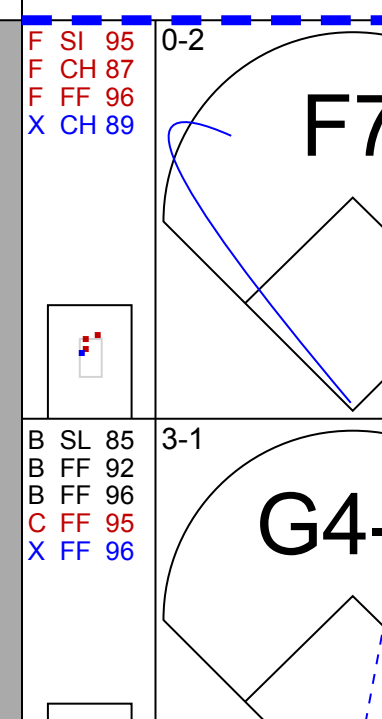

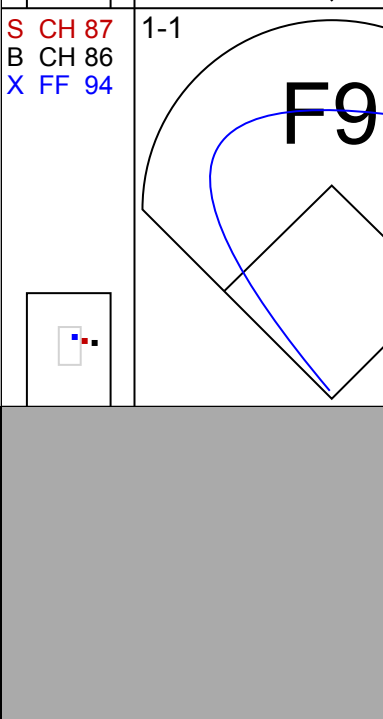
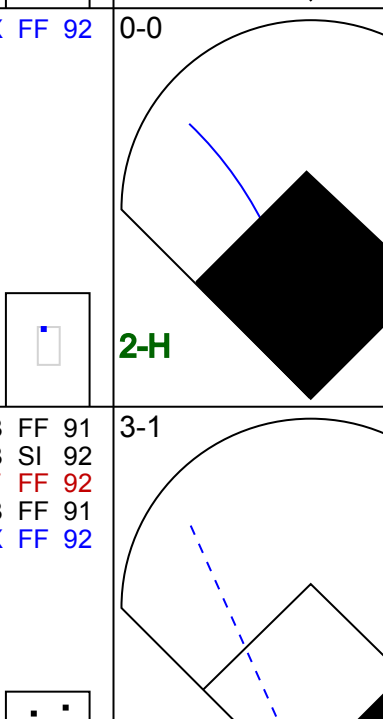
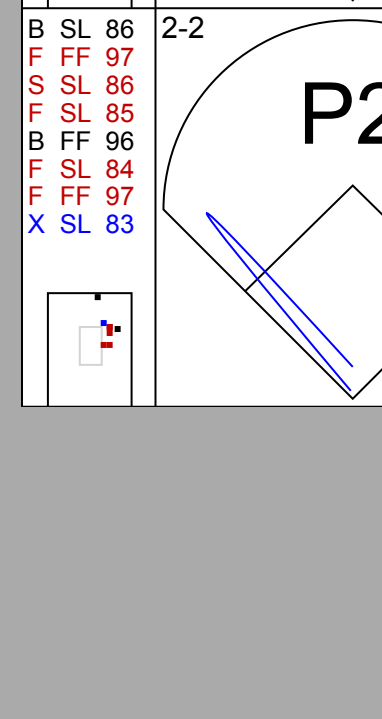


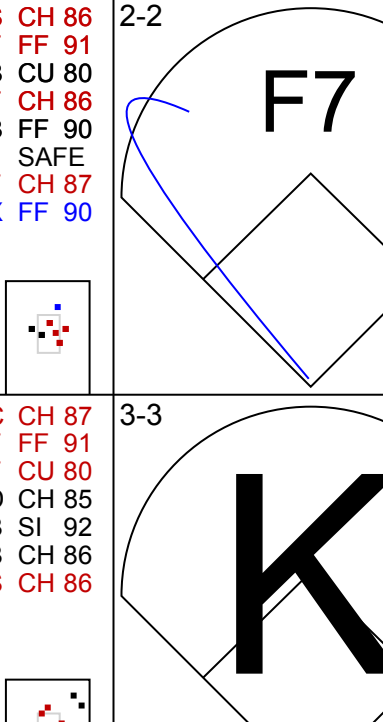

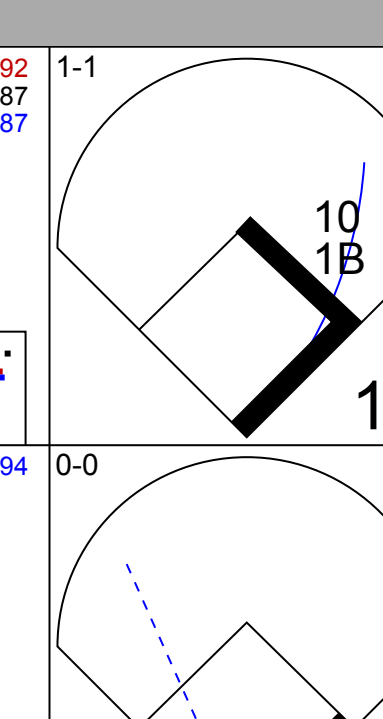
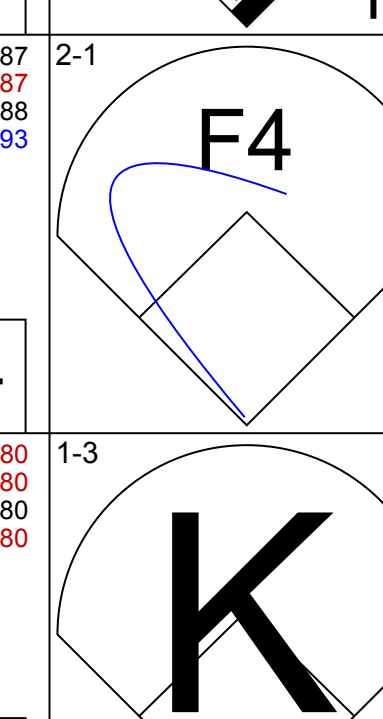
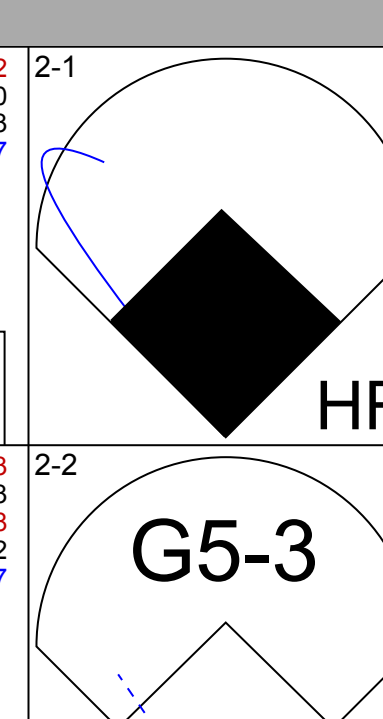
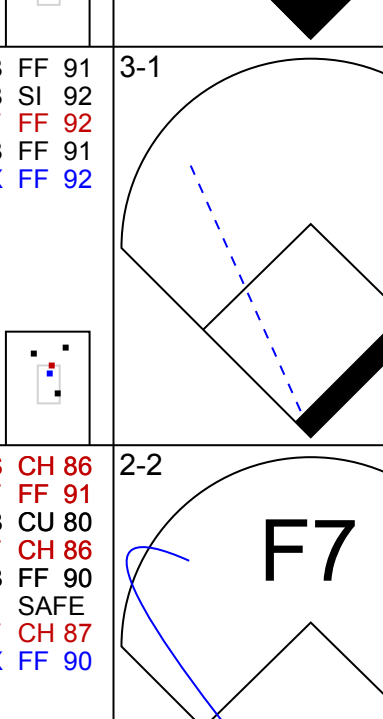

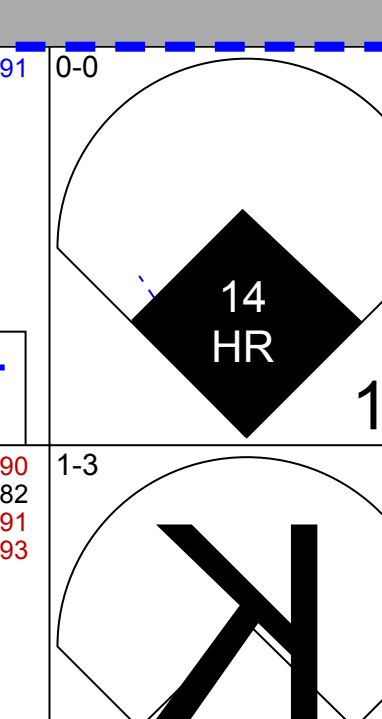

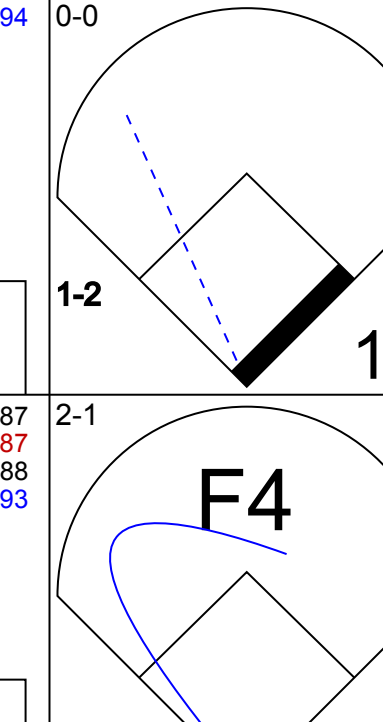
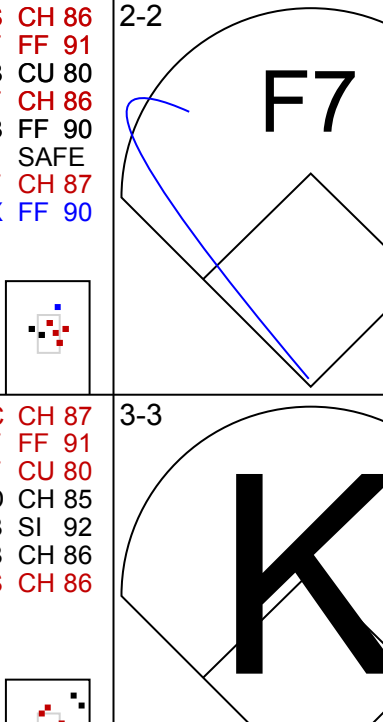


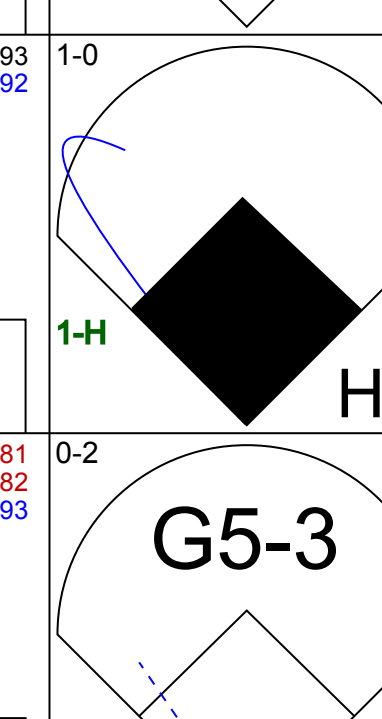
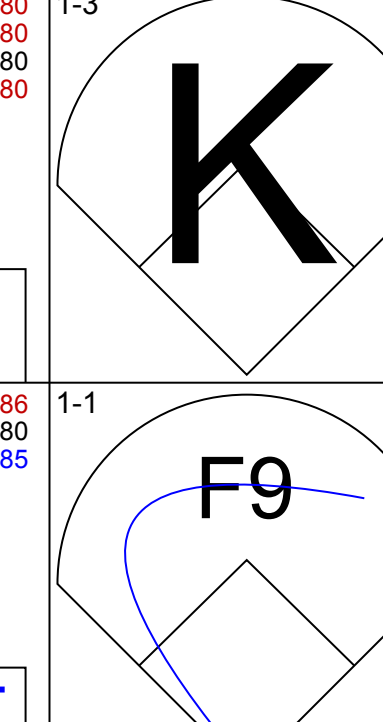
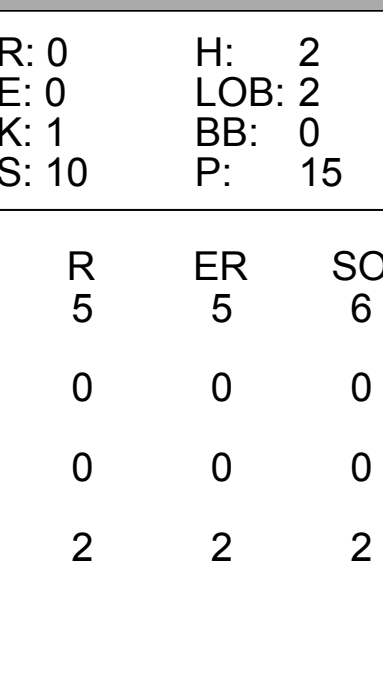



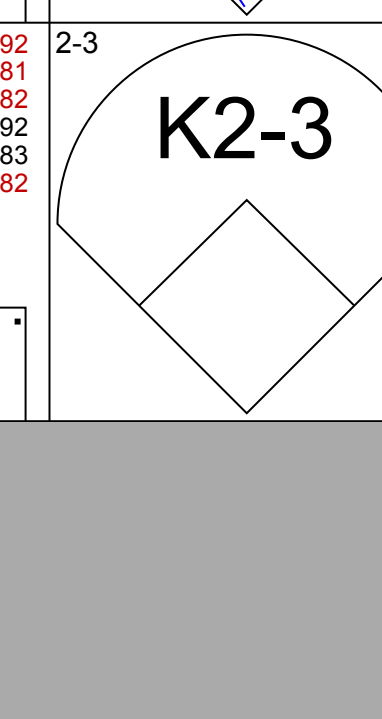
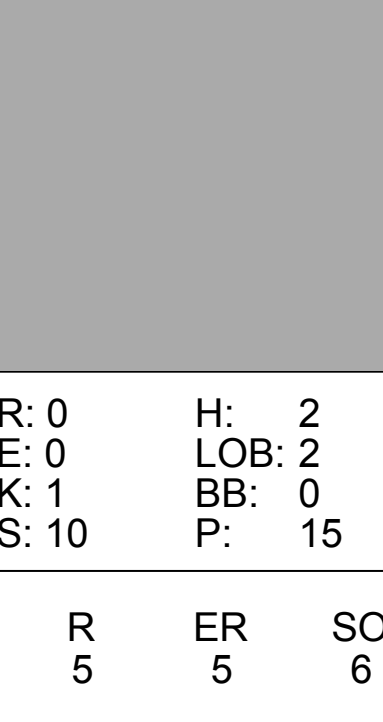
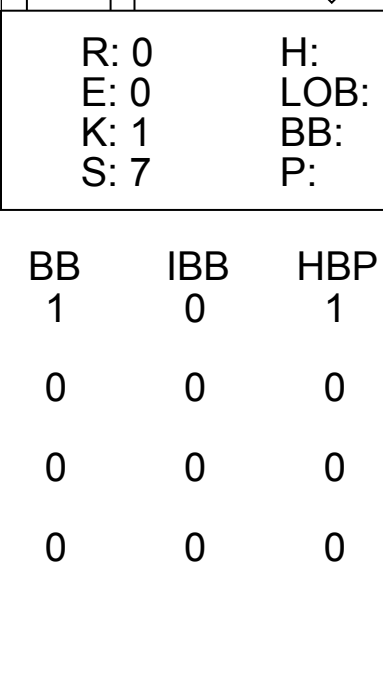
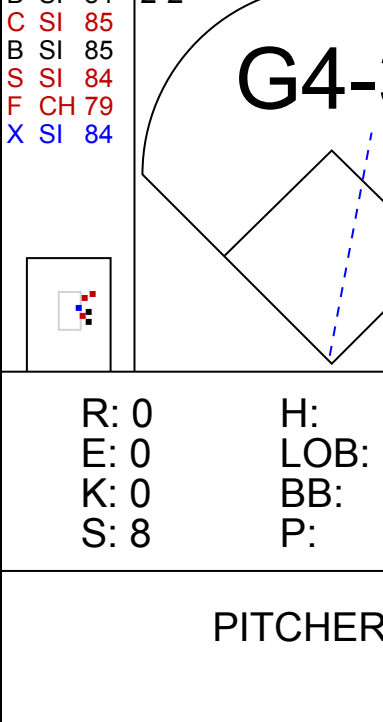
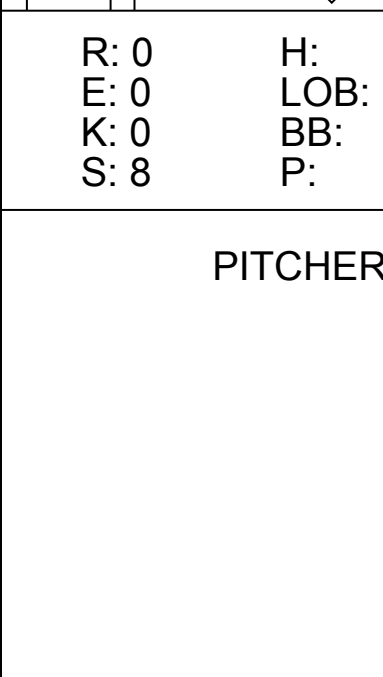
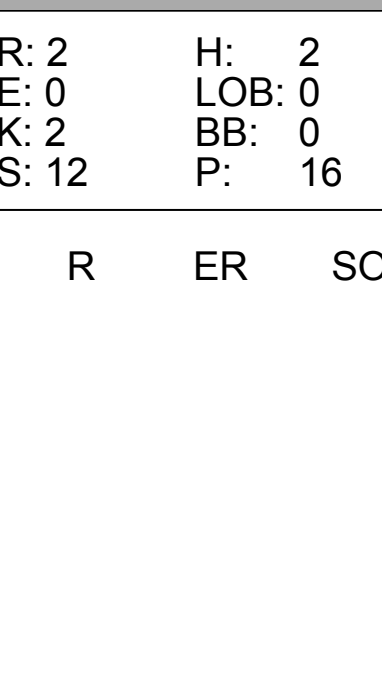
Seattle Mariners @ Houston Astros  
Minute Maid Park, Houston, TX  
Wed Jul 02 2014, 1:11 PM - 3:57 PM CDT  
Att: 17,209 - Roof Closed - 73 F

AB	30
R	2
H	3
RBI	2
BB	1
SO	10
LOB	2





Batter	1	2	3	4	5	6	7	8	9	AB	R	H	RBI	BB	SO	LOB	TOP			
8 Willie Bloomquist, R OBP: 0.295, SLG: 0.352										4	1	2	0	0	1	1	<b>Seattle Mariners @ Chicago White Sox</b> U.S. Cellular Field, Chicago, IL Fri Jul 04 2014, 7:12 PM - 9:39 PM EDT Att: 30,297 - Clear - 69 F			
99 James Jones, L OBP: 0.317, SLG: 0.354										4	0	0	0	0	3	3				
22 Robinson Cano, L OBP: 0.381, SLG: 0.448										4	0	1	0	0	2	2				
27 Corey Hart, R OBP: 0.288, SLG: 0.345										3	0	0	1	0	1	0				
15 Kyle Seager, L OBP: 0.394, SLG: 0.497										4	0	1	0	0	1	1				
3 Mike Zunino, R OBP: 0.276, SLG: 0.433										3	0	0	0	0	0	0				
20 Logan Morrison, L OBP: 0.306, SLG: 0.408										3	0	1	0	0	0	0				
55 Michael Saunders, L OBP: 0.309, SLG: 0.422										3	0	1	0	0	2	1				
13 Dustin Ackley, L OBP: 0.286, SLG: 0.346										3	0	0	0	0	2	2				
<b>Inning Stats</b>	R: 0 E: 0 K: 2 S: 7	H: 0 LOB: 0 BB: 0 P: 10	R: 0 E: 0 K: 1 S: 9	H: 1 LOB: 0 BB: 0 P: 13	R: 0 E: 0 K: 2 S: 12	H: 1 LOB: 1 BB: 0 P: 17	R: 0 E: 0 K: 1 S: 6	H: 0 LOB: 0 BB: 0 P: 10	R: 0 E: 0 K: 0 S: 5	H: 2 LOB: 2 BB: 0 P: 6	R: 0 E: 0 K: 1 S: 13	H: 0 LOB: 0 BB: 0 P: 12	R: 0 E: 0 K: 1 S: 5	H: 0 LOB: 0 BB: 0 P: 6	R: 1 E: 1 K: 1 S: 14	H: 2 LOB: 1 BB: 0 P: 20		1B: 5 2B: 1 3B: 0 HR: 0	SF: 1 SAC: 0 DP: 0 HBP: 0	WP: 2 PB: 0 SB: 0 CS: 0
<b>PITCHER</b> 49 Chris Sale, L ERA: 2.16	IP: 9.0 WLS: W BF: 32 H: 6 R: 1 ER: 1 SO: 12 BB: 0 IBB: 0 HBP: 0 BLK: 0 WP: 2 HR: 0 S: 77 P: 112 ERA: 1.00 WHIP: 0.667																			

Batter	1	2	3	4	5	6	7	8	9	AB	R	H	RBI	BB	SO	LOB	BOTTOM			
1 Adam Eaton, L OBP: 0.348, SLG: 0.377										3	1	1	1	1	0	0	<b>Seattle Mariners @ Chicago White Sox</b> U.S. Cellular Field, Chicago, IL Fri Jul 04 2014, 7:12 PM - 9:39 PM EDT Att: 30,297 - Clear - 69 F			
15 Gordon Beckham, R OBP: 0.314, SLG: 0.411										3	0	0	1	0	1	1				
79 José Abreu, R OBP: 0.330, SLG: 0.629										4	1	1	2	0	1	1				
24 Dayan Viciedo, R OBP: 0.303, SLG: 0.422										4	2	4	1	0	0	0				
10 Alexei Ramirez, R OBP: 0.326, SLG: 0.419										4	0	1	0	0	1	2				
14 Paul Konerko, R OBP: 0.294, SLG: 0.392										4	1	1	2	0	2	3				
12 Conor Gillaspie, L OBP: 0.353, SLG: 0.421										4	0	0	0	0	2	2				
25 Moisés Sierra, R OBP: 0.227, SLG: 0.289										4	1	1	0	0	1	2				
21 Tyler Flowers, R OBP: 0.291, SLG: 0.316										2	1	0	0	0	0	0				
<b>Inning Stats</b>	R: 0 E: 0 K: 1 S: 7	H: 2 LOB: 2 BB: 0 P: 12	R: 0 E: 0 K: 1 S: 10	H: 2 LOB: 0 BB: 0 P: 15	R: 0 E: 0 K: 1 S: 7	H: 0 LOB: 1 BB: 1 P: 14	R: 1 E: 0 K: 2 S: 11	H: 1 LOB: 0 BB: 0 P: 16	R: 4 E: 0 K: 1 S: 20	H: 4 LOB: 1 BB: 0 P: 30	R: 0 E: 0 K: 0 S: 8	H: 0 LOB: 0 BB: 0 P: 11	R: 0 E: 0 K: 0 S: 12	H: 0 LOB: 0 BB: 0 P: 17	R: 2 E: 0 K: 2 S: 12	H: 2 LOB: 0 BB: 0 P: 16		1B: 5 2B: 1 3B: 0 HR: 3	SF: 1 SAC: 0 DP: 0 HBP: 1	WP: 0 PB: 0 SB: 1 CS: 0
<b>PITCHER</b> 29 Roenis Elias, L ERA: 4.19 97 Joe Beimel, L ERA: 1.35 52 Dominic Leone, R ERA: 2.06 41 Charlie Furbush, L ERA: 4.26	IP: 5.0 WLS: L BF: 24 H: 7 R: 5 ER: 5 SO: 6 BB: 1 IBB: 0 HBP: 0 BLK: 0 WP: 0 HR: 2 S: 55 P: 87 ERA: 9.00 WHIP: 1.600																			

AB	31
R	1
H	6
RBI	1
BB	0
SO	12
LOB	10



AB	32
R	7
H	9
RBI	7
BB	1
SO	8
LOB	11













Batter	1	2	3	4	5	6	7	8	9	AB	R	H	RBI	BB	SO	LOB	TOP								
2 Brian Dozier, R OBP: 0.341, SLG: 0.414	(1, 4) S SI 88 B SL 89 C SL 91 X SI 86	2-2 1B	1-3 K			1-3 K		0-3 K		4	0	1	0	0	3	0									
5 Eduardo Escobar, S OBP: 0.304, SLG: 0.387	(1, 6) SAFE SI 88 SL 89 SI 84	1-0 F8	2-3 K			0-1 F8		2-3 K		4	0	0	0	0	2	1									
24 Trevor Plouffe, R OBP: 0.315, SLG: 0.404	(1, 5) SAFE SI 88 SL 89 SI 84	1-3 K			2-3 K		1-1 G1-4-3		3-3 K	4	0	0	0	0	3	1									
17 Kendrys Morales, S OBP: 0.245, SLG: 0.295	(1, 3) X SL 80	0-0 G3			1-2 E3		2-2 31 2B		2-3 K	3	0	1	0	0	0	1									
27 Chris Parmelee, L OBP: 0.391, SLG: 0.394	(7, PR) (7, 3)								0-2 K	1	0	0	0	0	1	0									
16 Josh Willingham, R OBP: 0.369, SLG: 0.435	(1, 7)		1-3 K			1-2 F8		3-2 F9		0-2 P6	4	0	0	0	1	2									
31 Oswaldo Arcia, L OBP: 0.317, SLG: 0.395	(1, 9)		1-0 K			1-3 K		2-1 K			3	0	2	0	0	1									
20 Chris Colabelo, R OBP: 0.289, SLG: 0.426	(1, 10)		2-3 K			1-3 K		0-0 G5-3			3	0	0	0	0	2	3								
1 Sam Fuld, L OBP: 0.301, SLG: 0.344	(1, 8)		0-1 P6			2-2 G4-3		3-2 K			3	0	0	0	1	3									
26 Eric Fryer, R OBP: 0.158, SLG: 0.158	(1, 2)					0-1 G6-3					2	0	0	0	0	0									
8 Kurt Suzuki, R OBP: 0.361, SLG: 0.398	(8, PH) (8, 2)					2-1 L8		0-1 G4-3			1	0	0	0	0	0									
<b>Inning Stats</b>	R: 0 E: 0 K: 1 S: 9	H: 1 LOB: 1 BB: 0 P: 13	R: 0 E: 0 K: 2 S: 11	H: 1 LOB: 0 BB: 0 P: 15	R: 0 E: 0 K: 2 S: 10	H: 0 LOB: 0 BB: 0 P: 13	R: 0 E: 1 K: 2 S: 12	H: 0 LOB: 1 BB: 0 P: 17	R: 0 E: 0 K: 1 S: 9	H: 0 LOB: 0 BB: 0 P: 14	R: 0 E: 0 K: 1 S: 7	H: 0 LOB: 0 BB: 0 P: 9	R: 0 E: 0 K: 1 S: 14	H: 2 LOB: 2 BB: 0 P: 24	R: 0 E: 0 K: 2 S: 9	H: 0 LOB: 0 BB: 0 P: 11	R: 0 E: 0 K: 2 S: 10	H: 0 LOB: 0 BB: 0 P: 15	1B: 3 2B: 1 3B: 0 HR: 0	SF: 0 SAC: 0 DP: 0 HBP: 0	WP: 0 SB: 0 CS: 0	PA: 32			
<b>PITCHER</b>	IP	WLS	BF	H	R	ER	SO	BB	IBB	HBP	BLK	WP	HR	S	P	ERA	WHIP								
18 Hisashi Iwakuma, R ERA: 3.07	(1, 1)	7.0	W	26	4	0	0	10	0	0	0	0	0	72	105	0.00	0.571								
40 Danny Farquhar, R ERA: 2.51	(8, 1)	1.0	H	3	0	0	0	2	0	0	0	0	0	9	11	0.00	0.000								
56 Fernando Rodney, R ERA: 2.04	(9, 1)	1.0	S	3	0	0	0	2	0	0	0	0	0	10	15	0.00	0.000								

Minnesota Twins @ Seattle Mariners  
Safeco Field, Seattle, WA  
Mon Jul 07 2014, 7:11 PM - 9:45 PM PDT  
Att. 18,562 - Clear - 80 F

AB	32
R	0
H	4
RBI	0
BB	0
SO	14
LOB	12



Batter	1	2	3	4	5	6	7	8	9	AB	R	H	RBI	BB	SO	LOB	BOTTOM								
55 Michael Saunders, L OBP: 0.322, SLG: 0.435	(1, 9) C FF 91 B SL 87 X SL 87	1-2 L4	1-0 F7			4-1 22 1B		3-2 HR		3	1	1	1	1	0	2									
99 James Jones, L OBP: 0.310, SLG: 0.342	(1, 8) C FF 91 B FF 89 X CH 86	1-1 22 BB	1-2 G4-3			1-0 P5		2-2 F8		4	0	1	0	0	0	3									
22 Robinson Canó, L OBP: 0.383, SLG: 0.442	(1, 4) B SL 88 B FF 90 B SL 91	4-0 BB			0-0 L7		2-0 1B		0-0 G4-3	3	0	1	0	1	0	0									
27 Corey Hart, R OBP: 0.285, SLG: 0.333	(1, 10) X SI 91	0-0 P4			0-1 F9		1-2 G6-3		1-3 K	4	0	0	0	0	1	4									
15 Kyle Seager, L OBP: 0.343, SLG: 0.477	(1, 5) C FF 90 S CU 77	0-3 K			3-0 F9		2-0 F7		2-3 K	4	0	0	0	0	2	2									
20 Logan Morrison, L OBP: 0.298, SLG: 0.387	(1, 3)		1-2 G4-3			0-2 F7		1-0 F7			3	0	0	0	0	0									
3 Mike Zunino, R OBP: 0.271, SLG: 0.435	(1, 2)		3-2 HR			1-1 F9		0-0 G6-3			3	1	1	1	0	0									
13 Dustin Ackley, L OBP: 0.288, SLG: 0.346	(1, 7)		2-1 5 BB			0-0 G3		3-2 L9			3	0	1	0	0	0									
5 Brad Miller, L OBP: 0.277, SLG: 0.336	(1, 6) SAFE SI 88 SL 89 SI 84	4-2 1B				0-1 F7		2-1 G4-3			2	0	0	0	1	0									
<b>Inning Stats</b>	R: 0 E: 0 K: 1 S: 9	H: 1 LOB: 2 BB: 1 P: 15	R: 1 E: 0 K: 0 S: 17	H: 2 LOB: 1 BB: 1 P: 29	R: 0 E: 0 K: 0 S: 4	H: 0 LOB: 0 BB: 0 P: 7	R: 0 E: 0 K: 0 S: 6	H: 0 LOB: 0 BB: 0 P: 7	R: 0 E: 0 K: 0 S: 8	H: 1 LOB: 2 BB: 1 P: 16	R: 0 E: 0 K: 0 S: 3	H: 0 LOB: 0 BB: 0 P: 6	R: 1 E: 0 K: 0 S: 12	H: 1 LOB: 0 BB: 0 P: 22	R: 0 E: 0 K: 2 S: 7	H: 0 LOB: 0 BB: 0 P: 10	R: 0 E: 0 K: 2 S: 10	H: 0 LOB: 0 BB: 0 P: 10	1B: 3 2B: 0 3B: 0 HR: 2	SF: 0 SAC: 0 DP: 0 HBP: 0	WP: 0 SB: 0 CS: 0	PA: 32			
<b>PITCHER</b>	IP	WLS	BF	H	R	ER	SO	BB	IBB	HBP	BLK	WP	HR	S	P	ERA	WHIP								
30 Kevin Correia, R ERA: 4.79	(1, 1)	7.0	L	29	5	2	2	1	0	0	0	0	0	59	102	2.57	1.143								
52 Brian Duensing, L ERA: 2.62	(8, 1)	1.0		3	0	0	0	2	0	0	0	0	0	7	10	0.00	0.000								

Minnesota Twins @ Seattle Mariners  
Safeco Field, Seattle, WA  
Mon Jul 07 2014, 7:11 PM - 9:45 PM PDT  
Att. 18,562 - Clear - 80 F

AB	29
R	2
H	5
RBI	2
BB	3
SO	3
LOB	11









Batter	1	2	3	4	5	6	7	8	9	AB	R	H	RBI	BB	SO	LOB	TOP			
2 Brian Dozier, R OBP: 0.338, SLG: 0.416										5	2	2	0	0	0	3	<b>Minnesota Twins @ Seattle Mariners</b> Safeco Field, Seattle, WA Wed Jul 09 2014, 7:11 PM - 10:21 PM PDT Att: 16,460 - Clear - 75 F			
9 Eduardo Núñez, R OBP: 0.330, SLG: 0.438										5	1	1	0	0	2	3				
24 Trevor Plouffe, R OBP: 0.316, SLG: 0.400										3	1	0	0	2	1	1				
17 Kendrys Morales, S OBP: 0.252, SLG: 0.319										4	0	1	3	0	0	1				
16 Josh Willingham, R OBP: 0.364, SLG: 0.424										2	0	0	1	1	0	3				
27 Chris Parmelee, L OBP: 0.289, SLG: 0.391										1	0	0	0	0	1	0				
31 Oswaldo Arcia, L OBP: 0.307, SLG: 0.374										4	1	0	0	1	3	2				
8 Kurt Suzuki, R OBP: 0.358, SLG: 0.394										4	1	2	0	0	0	1				
26 Eric Fryer, R OBP: 0.158, SLG: 0.158										0	0	0	0	0	0	0				
20 Chris Colabelo, R OBP: 0.298, SLG: 0.432										4	1	2	2	0	1	1				
1 Sam Fuld, L OBP: 0.324, SLG: 0.378										2	1	1	1	2	1	2				
<b>Inning Stats</b>	R: 1 E: 0 K: 1 S: 11	H: 2 LOB: 1 BB: 0 P: 18	R: 4 E: 0 K: 0 S: 20	H: 4 LOB: 2 BB: 2 P: 36	R: 0 E: 0 K: 2 S: 10	H: 0 LOB: 0 BB: 0 P: 15	R: 3 E: 1 K: 1 S: 18	H: 1 LOB: 1 BB: 2 P: 32	R: 0 E: 0 K: 2 S: 9	H: 0 LOB: 0 BB: 1 P: 17	R: 0 E: 0 K: 2 S: 10	H: 1 LOB: 2 BB: 1 P: 22	R: 0 E: 0 K: 0 S: 11	H: 0 LOB: 0 BB: 0 P: 16	R: 0 E: 0 K: 1 S: 6	H: 0 LOB: 0 BB: 0 P: 7	1B: 5 2B: 4 3B: 0 HR: 0	SF: 2 SAC: 0 DP: 1 HBP: 0	WP: 1 PB: 1 SB: 0 CS: 0	PA: 42
<b>PITCHER</b>	IP WLS BF H R ER SO BB IBB HBP BLK WP HR S P ERA WHIP																			
29 Roenis Elias, L ERA: 4.54	3.1 L 20 7 7 6 3 2 1 0 0 0 0 0 51 83 16.20 2.700																			
46 Stephen Pryor, R ERA:	1.2 8 1 1 0 1 2 0 0 0 1 0 17 35 0.00 1.800																			
52 Dominic Leone, R ERA: 1.88	1.1 5 0 0 0 3 1 0 0 0 0 0 0 16 23 0.00 0.750																			
37 Brandon Maurer, R ERA: 5.79	2.2 9 1 0 0 2 0 0 0 0 0 0 0 23 34 0.00 0.375																			

Batter	1	2	3	4	5	6	7	8	9	AB	R	H	RBI	BB	SO	LOB	BOTTOM					
9 Endy Chavez, L OBP: 0.282, SLG: 0.369										5	0	2	0	0	0	1	<b>Minnesota Twins @ Seattle Mariners</b> Safeco Field, Seattle, WA Wed Jul 09 2014, 7:11 PM - 10:21 PM PDT Att: 16,460 - Clear - 75 F					
99 James Jones, L OBP: 0.311, SLG: 0.342										5	0	1	0	0	1	2						
22 Robinson Canó, L OBP: 0.384, SLG: 0.445										5	0	3	1	0	1	3						
15 Kyle Seager, L OBP: 0.345, SLG: 0.474										4	0	2	0	1	0	3						
20 Logan Morrison, L OBP: 0.287, SLG: 0.378										4	0	0	0	0	1	6						
27 Corey Hart, R OBP: 0.285, SLG: 0.331										4	0	1	0	0	0	0						
55 Michael Saunders, L OBP: 0.329, SLG: 0.438										4	0	2	0	0	1	1						
3 Mike Zunino, R OBP: 0.266, SLG: 0.426										2	0	0	0	0	1	1						
2 Jesus Sucre, R OBP: 0.266, SLG: 0.426										2	0	0	0	0	0	2						
5 Brad Miller, L OBP: 0.273, SLG: 0.331										4	1	1	0	0	0	2						
<b>Inning Stats</b>	R: 0 E: 0 K: 0 S: 9	H: 1 LOB: 2 BB: 1 P: 16	R: 0 E: 0 K: 2 S: 13	H: 1 LOB: 0 BB: 0 P: 17	R: 0 E: 0 K: 0 S: 11	H: 2 LOB: 2 BB: 0 P: 17	R: 0 E: 0 K: 0 S: 7	H: 0 LOB: 0 BB: 0 P: 13	R: 0 E: 0 K: 1 S: 9	H: 2 LOB: 2 BB: 0 P: 15	R: 0 E: 0 K: 0 S: 6	H: 1 LOB: 1 BB: 0 P: 13	R: 1 E: 0 K: 2 S: 20	H: 3 LOB: 2 BB: 0 P: 33	R: 0 E: 0 K: 0 S: 9	H: 1 LOB: 1 BB: 0 P: 15	R: 0 E: 0 K: 0 S: 6	H: 1 LOB: 1 BB: 0 P: 12	1B: 11 2B: 1 3B: 0 HR: 0	SF: 0 SAC: 0 DP: 0 HBP: 0	WP: 2 PB: 0 SB: 0 CS: 0	PA: 40
<b>PITCHER</b>	IP WLS BF H R ER SO BB IBB HBP BLK WP HR S P ERA WHIP																					
44 Kyle Gibson, R ERA: 3.92	6.0 W 26 7 3 0 3 1 0 0 0 0 0 0 20 33 9.00 3.000																					
56 Caleb Thielbar, L ERA: 2.97	1.0 6 3 1 1 2 0 0 0 0 0 0 0 9 15 0.00 1.000																					
61 Jared Burton, R ERA: 5.0	1.0 4 1 0 0 0 0 0 0 0 0 0 0 6 12 0.00 1.000																					
54 Matt Guerrier, R ERA: 2.52	1.0 4 1 0 0 0 0 0 0 0 0 1 0 6 12 0.00 1.000																					



Batter	1	2	3	4	5	6	7	8	9	AB	R	H	RBI	BB	SO	LOB	TOP					
2 Brian Dozier, R OBP: 0.337, SLG: 0.413	G4-3		SF8		F9		K		G6-4-3	5	1	1	0	0	1	2						
8 Kurt Suzuki, R OBP: 0.362, SLG: 0.397	BB		SF8		27 2B		G4-3		1B	3	1	2	1	1	0	0						
27 Chris Parmelee, L OBP: 0.300, SLG: 0.402	L9		BB		17 2B		2B		F8	4	1	2	0	1	0	2						
17 Kendrys Morales, S OBP: 0.252, SLG: 0.325	G6-3		L9		2B		G4-3			4	0	1	2	0	0	3						
16 Josh Willingham, R OBP: 0.362, SLG: 0.415	K				P4				F9	3	0	0	0	1	1	0						
31 Oswaldo Arcia, L OBP: 0.306, SLG: 0.371	G4-3				G4-3		G3			4	0	1	0	0	0	2						
24 Trevor Plouffe, R OBP: 0.316, SLG: 0.398	K				1B		G1-3		F9	4	0	1	0	0	1	1						
5 Eduardo Escobar, S OBP: 0.298, SLG: 0.376			K		G4-3		F9		L7	4	0	0	0	0	1	2						
1 Sam Fuld, L OBP: 0.333, SLG: 0.380			BB				G1-3			2	1	1	0	2	0	0						
<b>Inning Stats</b>	R: 0 E: 0 K: 0 S: 10	H: 0 LOB: 1 BB: 1 P: 17	R: 0 E: 0 K: 2 S: 7	H: 0 LOB: 0 BB: 0 P: 10	R: 2 E: 0 K: 1 S: 17	H: 1 LOB: 2 BB: 2 P: 29	R: 0 E: 0 K: 0 S: 7	H: 1 LOB: 1 BB: 0 P: 11	R: 2 E: 0 K: 0 S: 10	H: 4 LOB: 2 BB: 1 P: 23	R: 0 E: 0 K: 0 S: 11	H: 0 LOB: 0 BB: 0 P: 15	R: 0 E: 0 K: 1 S: 9	H: 1 LOB: 0 BB: 0 P: 14	R: 0 E: 0 K: 0 S: 5	H: 1 LOB: 1 BB: 0 P: 6	R: 0 E: 0 K: 0 S: 7	H: 1 LOB: 1 BB: 1 P: 14	1B: 7 2B: 2 3B: 0 HR: 0	SF: 1 SAC: 0 DP: 1 HBP: 0	WP: 0 PB: 0 SB: 3 CS: 1	PA: 39
<b>PITCHER</b>	IP	WLS	BF	H	R	ER	SO	BB	IBB	HBP	BLK	WP	HR	S	P	ERA	WHIP					
54 Tom Wilhelmson, R ERA: 2.54	2.2	L	12	1	2	1	3	3	0	0	0	0	0	33	54	3.38	1.500					
40 Danny Farquhar, R ERA: 2.53	2.0		9	4	2	2	0	0	0	0	0	0	0	16	26	9.00	2.000					
97 Joe Beimel, L ERA: 1.24	1.1		6	1	0	0	0	0	1	0	0	0	0	13	25	0.00	0.750					
52 Dominic Leone, R ERA: 1.83	1.0		4	1	0	0	1	0	0	0	0	0	0	9	14	0.00	1.000					
41 Charlie Furbush, L ERA: 4.05	1.0		4	1	0	0	0	0	0	0	0	0	0	5	6	0.00	1.000					

Minnesota Twins @ Seattle Mariners  
Safeco Field, Seattle, WA  
Thu Jul 10 2014, 7:12 PM - 10:21 PM PDT  
Att: 14,530 - Clear - 81 F

AB	33
R	4
H	9
RBI	3
BB	5
SO	4
LOB	12



Batter	1	2	3	4	5	6	7	8	9	AB	R	H	RBI	BB	SO	LOB	BOTTOM					
9 Endy Chavez, L OBP: 0.287, SLG: 0.371	F9		P4		15 BB		22 1B		L7	5	1	2	0	0	0	1						
99 James Jones, L OBP: 0.317, SLG: 0.348	15 PO		F8		P5		15 2B		1B	5	0	3	0	0	0	2						
22 Robinson Cano, L OBP: 0.387, SLG: 0.447	F8		15 BB		15 BB		1B		G1-6-3	5	0	3	0	0	0	2						
15 Kyle Seager, L OBP: 0.350, SLG: 0.485	PO		HR		BB		SF7-5-6			1	1	1	2	2	0	0						
27 Corey Hart, R OBP: 0.284, SLG: 0.329	K		K		G3-1				1B	4	0	1	0	0	2	6						
20 Logan Morrison, L OBP: 0.278, SLG: 0.366	G3-1				G4-3		L5		L9	4	0	0	0	0	0	1						
55 Michael Saunders, L OBP: 0.327, SLG: 0.434					K		G2-3		K	3	0	1	0	0	1	0						
13 Dustin Ackley, L OBP: 0.285, SLG: 0.342	1B				F8		K		F9	4	0	0	0	0	2	2						
3 Mike Zunino, R OBP: 0.262, SLG: 0.420	K									4	0	0	0	0	2	2						
8 Willie Bloomquist, R OBP: 0.283, SLG: 0.336	22 1B				F9		G6-3		F8	4	0	1	0	0	0	0						
<b>Inning Stats</b>	R: 0 E: 0 K: 0 S: 10	H: 1 LOB: 0 BB: 0 P: 17	R: 1 E: 0 K: 2 S: 10	H: 2 LOB: 1 BB: 0 P: 17	R: 0 E: 0 K: 1 S: 19	H: 2 LOB: 3 BB: 1 P: 29	R: 0 E: 0 K: 1 S: 12	H: 0 LOB: 0 BB: 0 P: 16	R: 0 E: 0 K: 0 S: 10	H: 2 LOB: 3 BB: 1 P: 21	R: 0 E: 0 K: 1 S: 6	H: 0 LOB: 0 BB: 0 P: 11	R: 1 E: 0 K: 0 S: 18	H: 3 LOB: 1 BB: 0 P: 23	R: 0 E: 0 K: 1 S: 9	H: 1 LOB: 1 BB: 0 P: 11	R: 0 E: 0 K: 0 S: 8	H: 1 LOB: 1 BB: 0 P: 10	1B: 11 2B: 1 3B: 0 HR: 1	SF: 1 SAC: 0 DP: 1 HBP: 0	WP: 0 PB: 0 SB: 0 CS: 0	PA: 40
<b>PITCHER</b>	IP	WLS	BF	H	R	ER	SO	BB	IBB	HBP	BLK	WP	HR	S	P	ERA	WHIP					
63 Yohan Pino, R ERA: 4.39	5.0	W	23	7	1	1	4	2	0	0	0	0	0	13	20	6.75	0.750					
51 Anthony Swarzak, R ERA: 4.2	1.1	H	5	1	1	1	1	0	0	0	0	0	0	11	14	0.00	3.000					
52 Brian Duensing, L ERA: 2.57	0.2	H	3	2	0	0	0	0	0	0	0	0	0	9	11	0.00	1.000					
50 Casey Fien, R ERA: 2.35	1.0	H	4	1	0	0	1	0	0	0	0	0	0	8	10	0.00	1.000					
15 Glen Perkins, L ERA: 3.05	1.0	S	4	1	0	0	0	0	0	0	0	0	0	8	10	0.00	1.000					

Minnesota Twins @ Seattle Mariners  
Safeco Field, Seattle, WA  
Thu Jul 10 2014, 7:12 PM - 10:21 PM PDT  
Att: 14,530 - Clear - 81 F

AB	36
R	2
H	12
RBI	2
BB	2
SO	6
LOB	15





Batter	1	2	3	4	5	6	7	8	9	AB	R	H	RBI	BB	SO	LOB	TOP			
5 John Jaso, L (1, 10) OBP: 0.352, SLG: 0.452										4	0	1	0	0	0	0	<b>Oakland Athletics @ Seattle Mariners</b> Safeco Field, Seattle, WA Fri Jul 11 2014, 7:11 PM - 9:31 PM PDT Att: 32,971 - Clear - 77 F			
21 Stephen Vogt, L (1, 9) OBP: 0.407, SLG: 0.564										3	1	2	1	1	0	0				
20 Josh Donaldson, R (1, 5) OBP: 0.321, SLG: 0.457										4	1	1	0	0	0	3				
37 Brandon Moss, L (1, 7) OBP: 0.351, SLG: 0.518										4	0	0	0	0	2	1				
8 Jed Lowrie, S (1, 6) OBP: 0.322, SLG: 0.345										4	0	2	1	0	1	0				
36 Derek Norris, R (1, 2) OBP: 0.407, SLG: 0.485										2	0	0	0	2	2	2				
7 Alberto Callaspo, S (1, 3) OBP: 0.308, SLG: 0.309										1	0	0	0	0	0	0				
35 Nate Freiman, R (2, 3) OBP: 0.286, SLG: 0.462										2	0	0	0	2	2	2				
52 Yoenis Cespedes, R (9, PH) OBP: 0.306, SLG: 0.452										1	0	0	0	0	0	1				
1 Nick Punto, S (1, 4) OBP: 0.305, SLG: 0.276										4	0	0	0	0	3	1				
3 Craig Gentry, R (1, 8) OBP: 0.340, SLG: 0.316										3	0	0	0	0	0	0				
<b>Inning Stats</b>	R: 2 H: 3 E: 0 K: 1 S: 15	H: 3 LOB: 1 BB: 0 P: 18	R: 0 H: 0 E: 0 K: 1 S: 6	H: 0 LOB: 0 BB: 0 P: 6	R: 0 H: 0 E: 0 K: 0 S: 6	H: 1 LOB: 1 BB: 0 P: 8	R: 0 H: 1 E: 0 K: 3 S: 10	H: 1 LOB: 2 BB: 1 P: 14	R: 0 H: 0 E: 0 K: 3 S: 11	H: 0 LOB: 1 BB: 1 P: 17	R: 0 H: 0 E: 0 K: 1 S: 5	H: 1 LOB: 0 BB: 0 P: 5	R: 0 H: 1 E: 0 K: 0 S: 8	H: 0 LOB: 1 BB: 1 P: 11	R: 0 H: 0 E: 0 K: 1 S: 15	H: 0 LOB: 1 BB: 1 P: 26	1B: 4 2B: 1 3B: 0 HR: 1	SF: 0 SAC: 0 DP: 1 HBP: 0	WP: 2 PB: 0 SB: 0 CS: 0	PA: 35
<b>PITCHER</b>	IP WLS BF H R ER SO BB IBB HBP BLK WP HR S P ERA WHIP	8.0 W 31 6 2 2 9 2 0 0 0 1 1 73 101 2.25 1.000	1.0 S 4 0 0 0 1 1 0 0 0 1 0 15 26 0.00 1.000	<b>PITCHER</b>																

AB	32
R	2
H	6
RBI	2
BB	3
SO	10
LOB	10

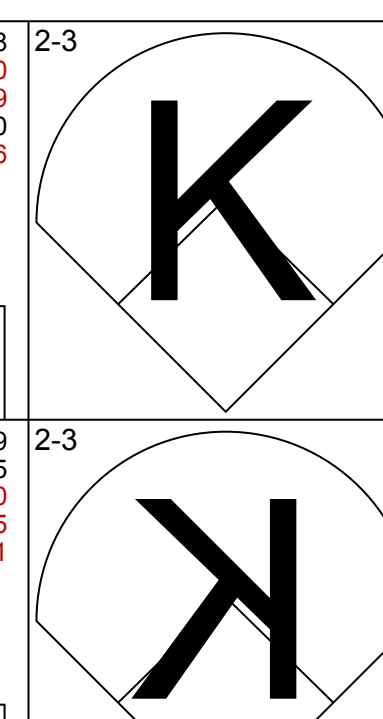
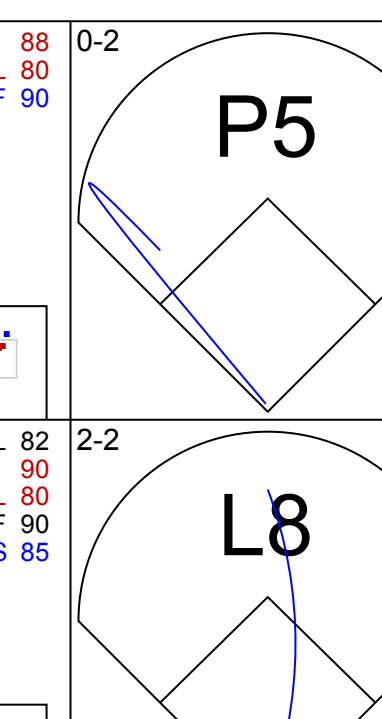
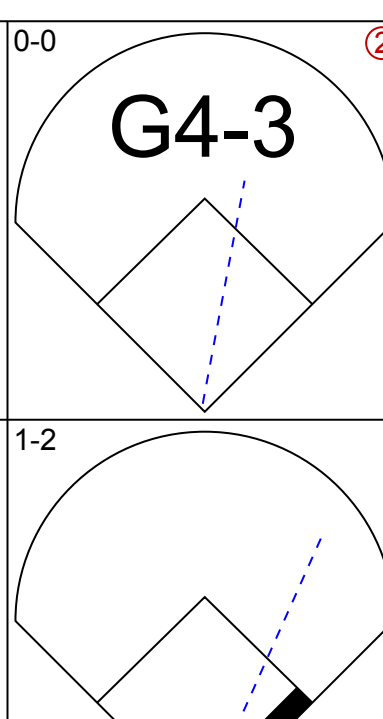
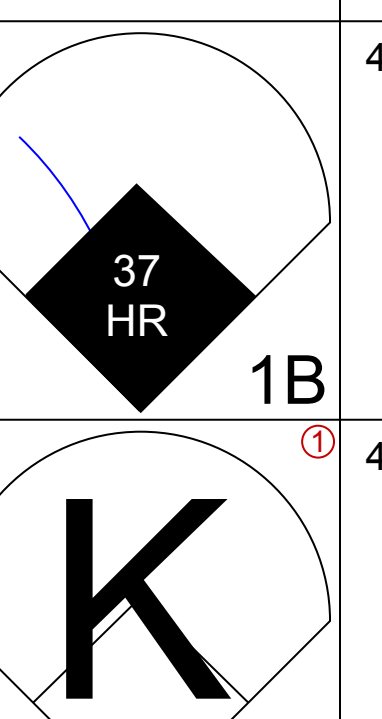
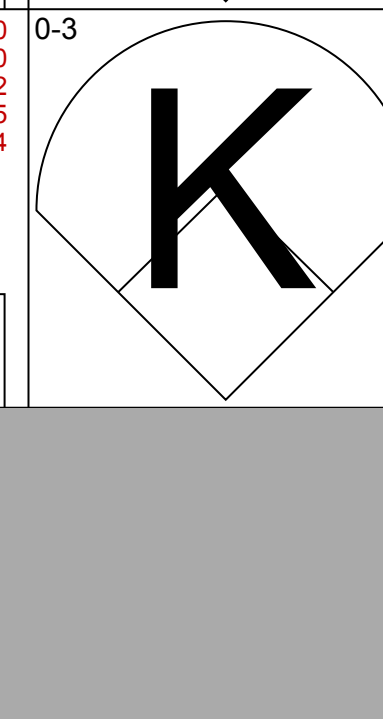

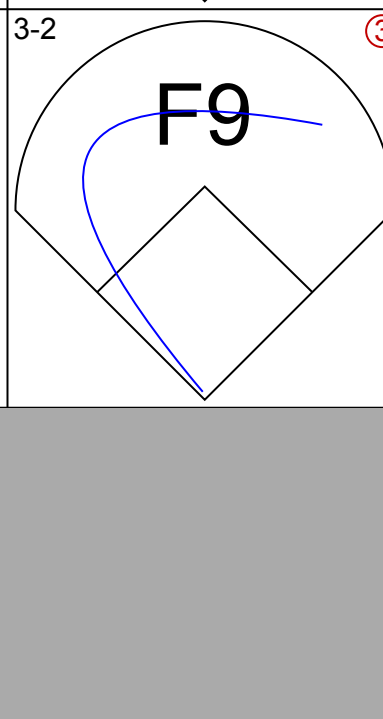
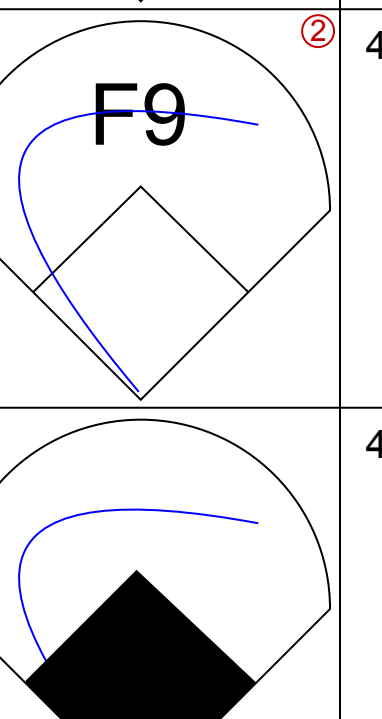

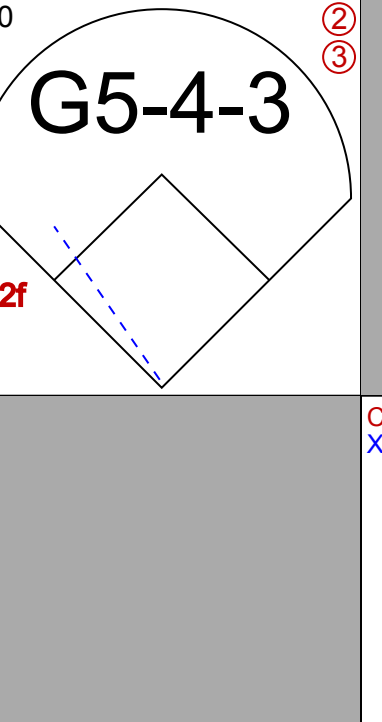

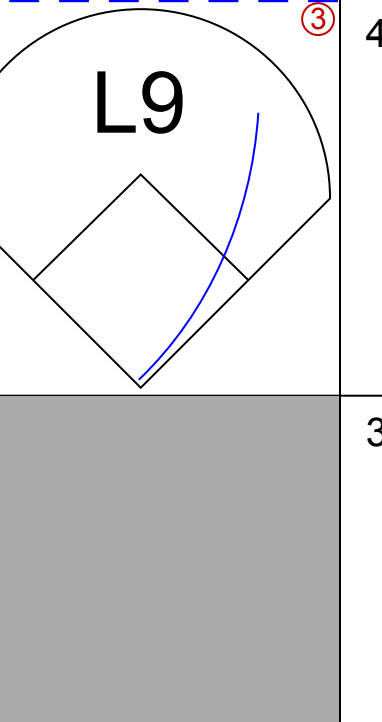
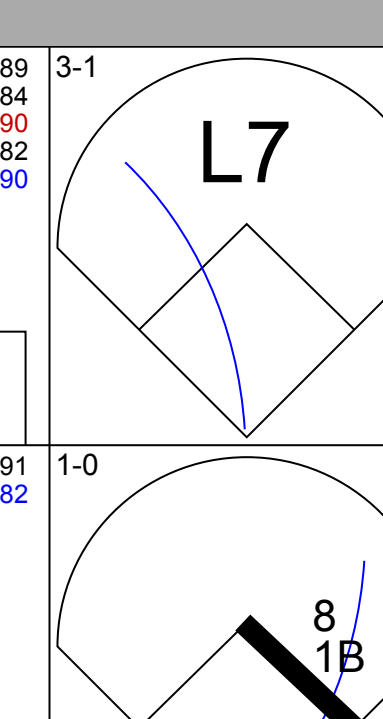
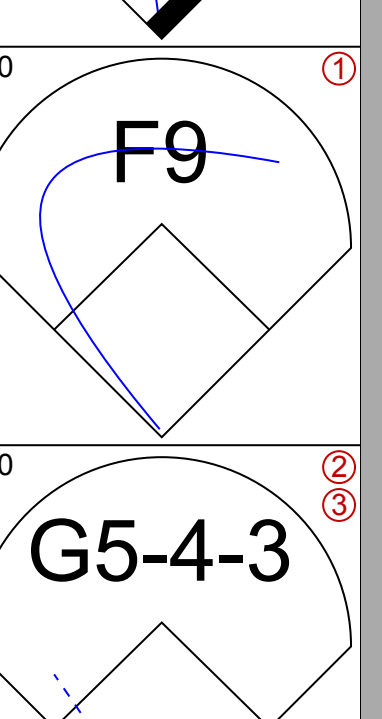
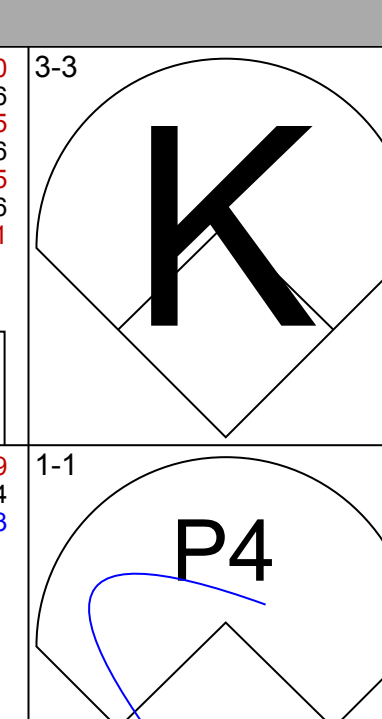
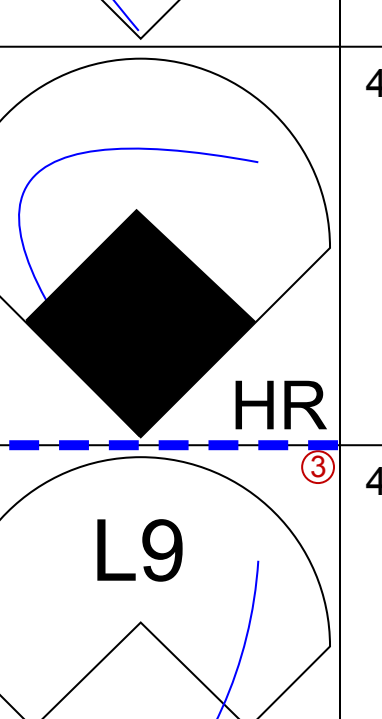
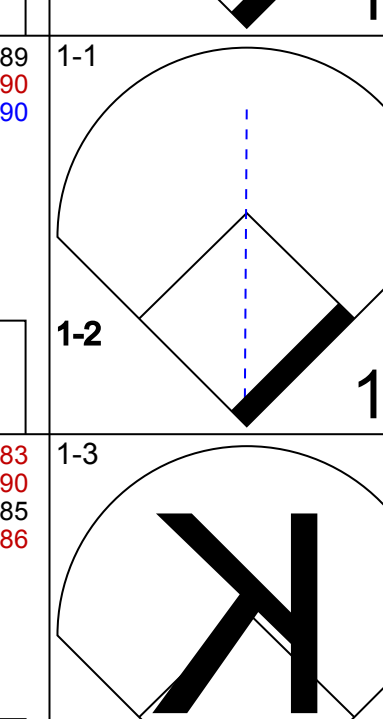

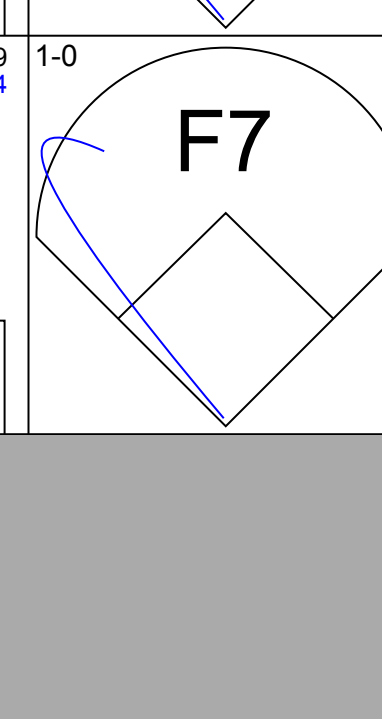

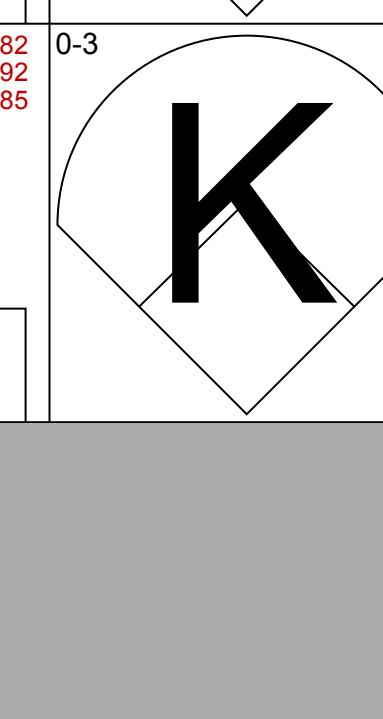
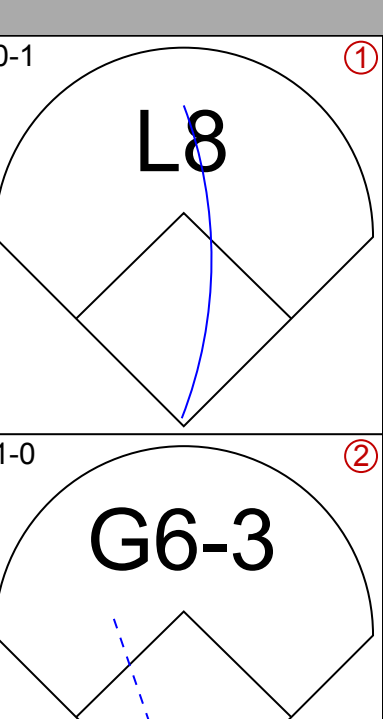

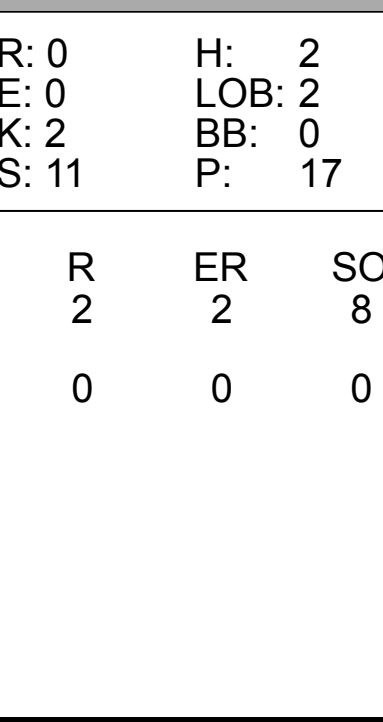
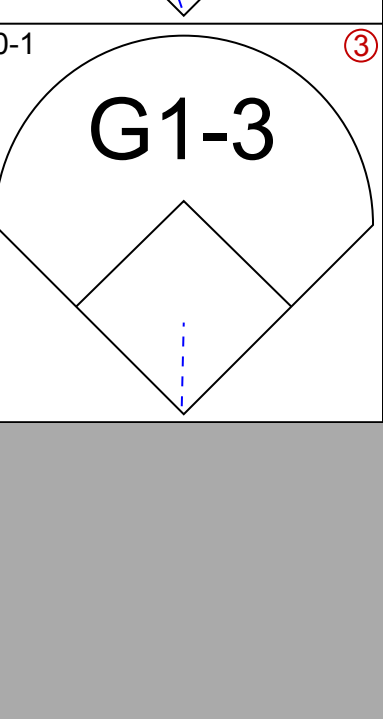
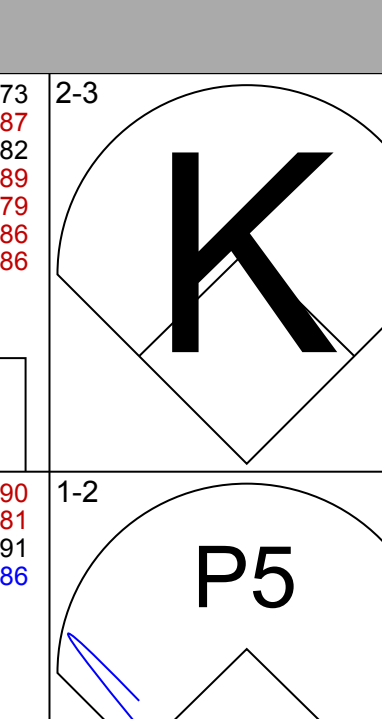
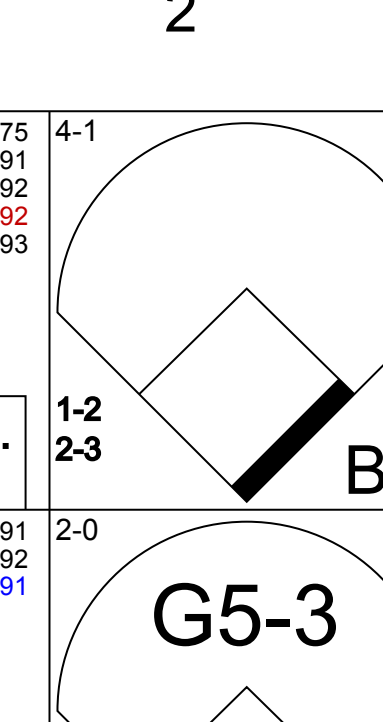
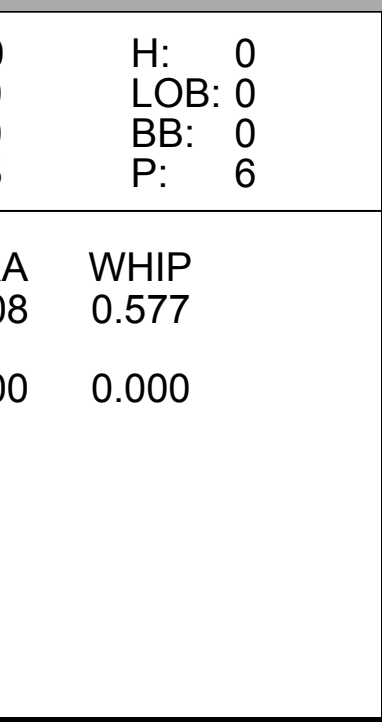
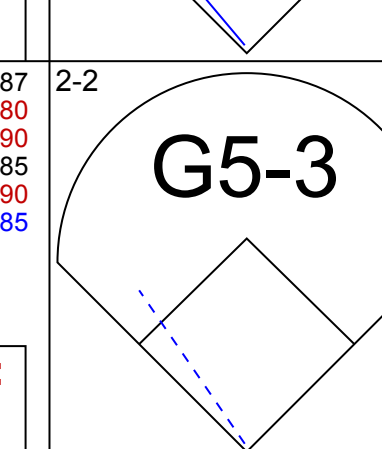
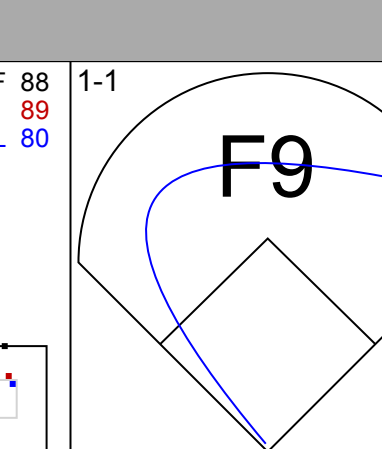
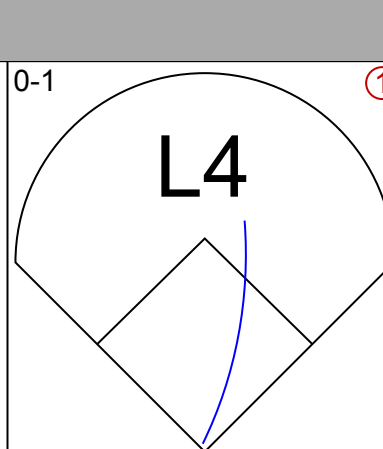
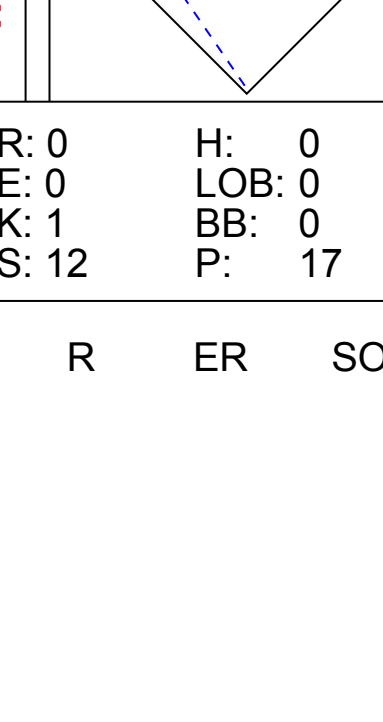


Batter	1	2	3	4	5	6	7	8	9	AB	R	H	RBI	BB	SO	LOB	BOTTOM			
9 Endy Chavez, L (1, 9) OBP: 0.278, SLG: 0.361										3	0	0	1	0	0	1	<b>Oakland Athletics @ Seattle Mariners</b> Safeco Field, Seattle, WA Fri Jul 11 2014, 7:11 PM - 9:31 PM PDT Att: 32,971 - Clear - 77 F			
99 James Jones, L (1, 8) OBP: 0.317, SLG: 0.352										3	1	1	0	0	2	0				
22 Robinson Cano, L (1, 4) OBP: 0.389, SLG: 0.452										3	0	2	1	0	1	0				
20 Logan Morrison, L (1, 10) OBP: 0.279, SLG: 0.389										3	1	1	1	0	0	2				
15 Kyle Seager, L (1, 5) OBP: 0.347, SLG: 0.480										3	0	0	0	0	0	1				
17 Justin Smoak, S (1, 3) OBP: 0.279, SLG: 0.356										3	0	0	0	0	1	0				
13 Dustin Ackley, L (1, 7) OBP: 0.282, SLG: 0.338										3	0	0	0	0	1	0				
5 Brad Miller, L (1, 6) OBP: 0.274, SLG: 0.335										3	1	1	0	0	0	0				
3 Mike Zunino, R (1, 2) OBP: 0.263, SLG: 0.417										2	0	0	0	0	0	1				
<b>Inning Stats</b>	R: 0 H: 0 E: 0 K: 2 S: 9	H: 1 LOB: 0 BB: 0 P: 11	R: 1 H: 1 E: 0 K: 0 S: 16	H: 1 LOB: 0 BB: 0 P: 26	R: 1 H: 1 E: 0 K: 1 S: 8	H: 1 LOB: 0 BB: 0 P: 13	R: 0 H: 1 E: 0 K: 0 S: 4	H: 1 LOB: 0 BB: 0 P: 6	R: 0 H: 2 E: 0 K: 0 S: 7	H: 2 LOB: 1 BB: 0 P: 10	R: 0 H: 0 E: 0 K: 1 S: 6	H: 0 LOB: 0 BB: 0 P: 10	R: 0 H: 0 E: 0 K: 0 S: 8	H: 0 LOB: 0 BB: 0 P: 12	R: 0 H: 0 E: 0 K: 0 S: 8	H: 0 LOB: 0 BB: 0 P: 12		1B: 1 2B: 3 3B: 0 HR: 1	SF: 1 SAC: 0 DP: 2 HBP: 1	WP: 0 PB: 0 SB: 0 CS: 0
<b>PITCHER</b>	IP WLS BF H R ER SO BB IBB HBP BLK WP HR S P ERA WHIP	8.0 L 28 5 3 3 5 0 0 1 0 0 66 98 3.38 0.625	<b>PITCHER</b>																	


AB	26
R	3
H	5
RBI	3
BB	0
SO	5
LOB	5

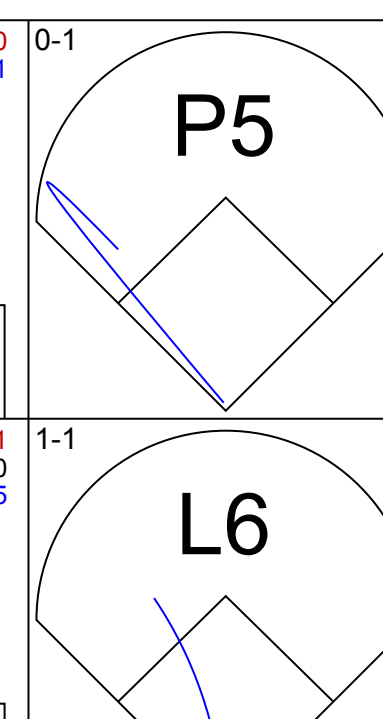
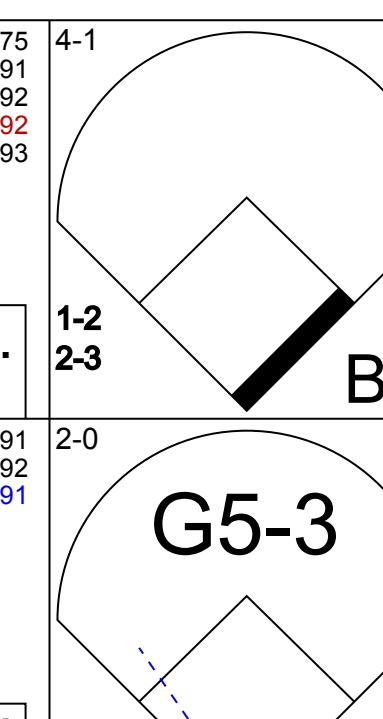
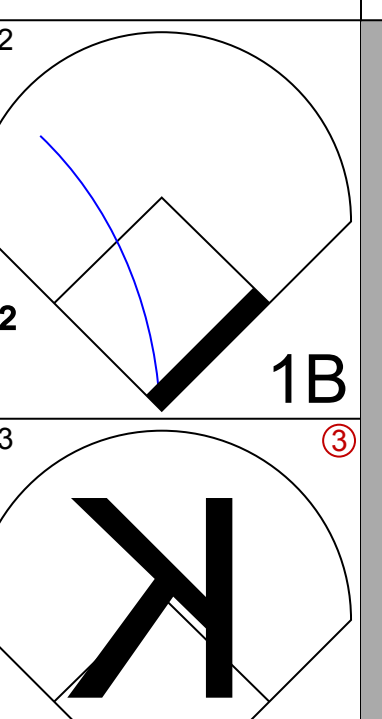
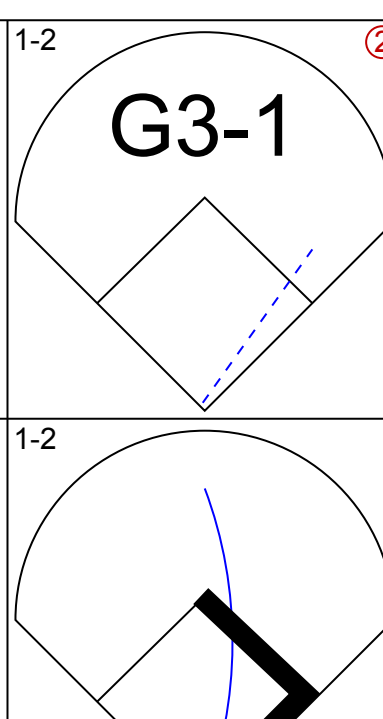
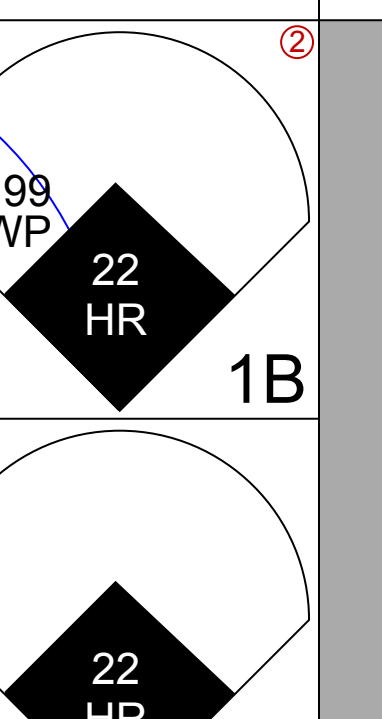
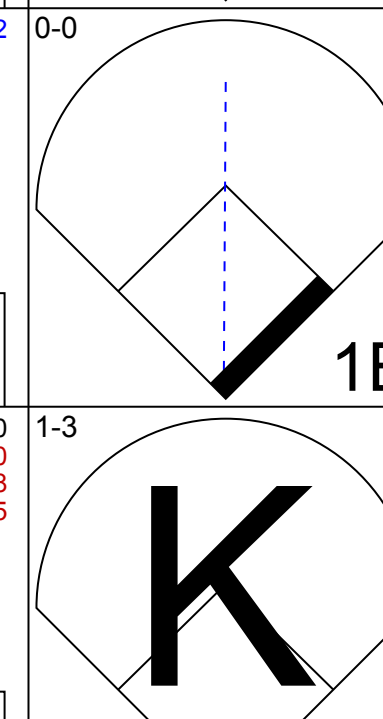


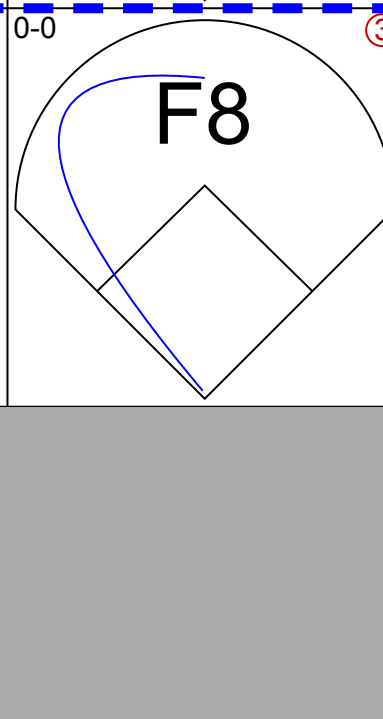
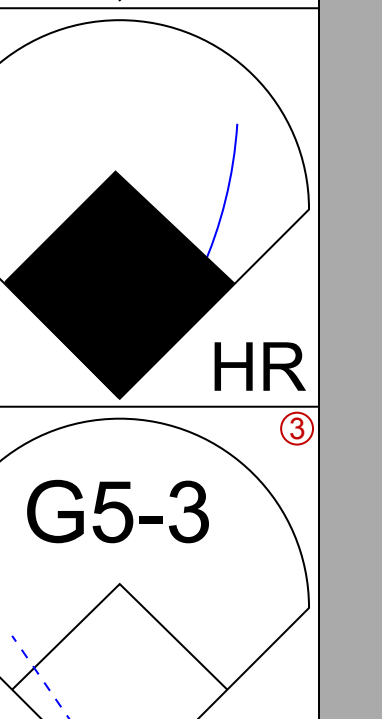

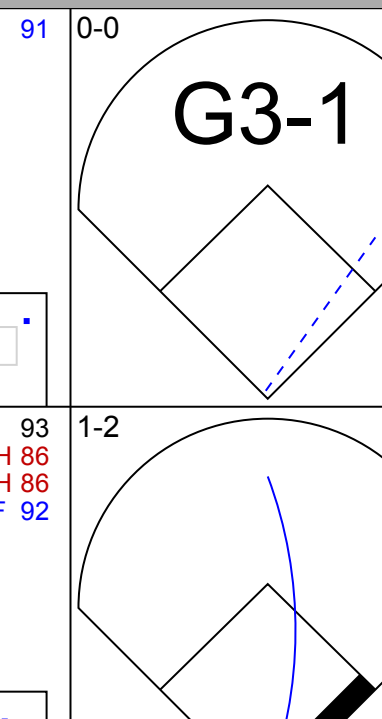
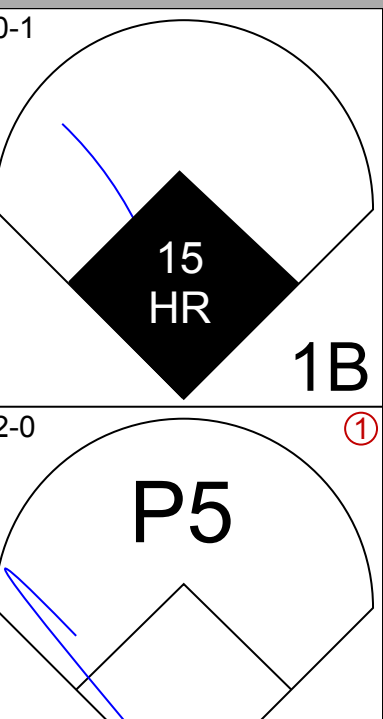




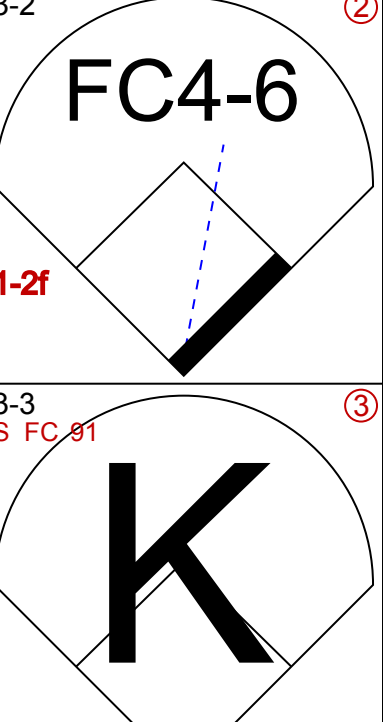
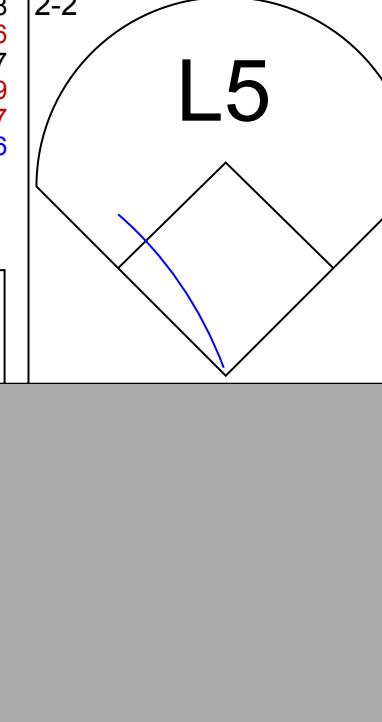
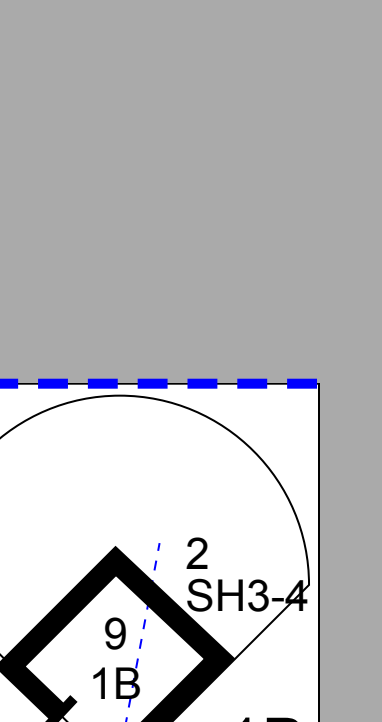
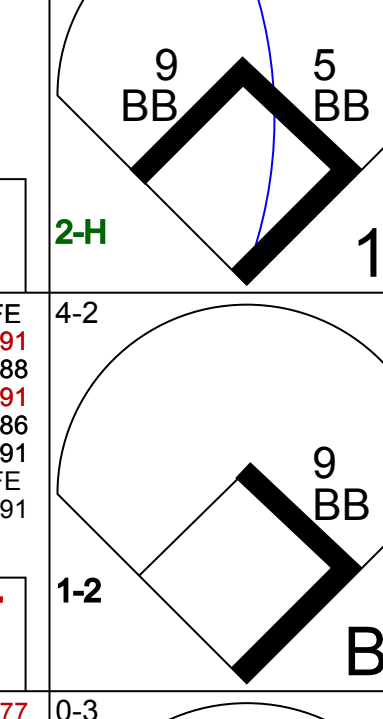

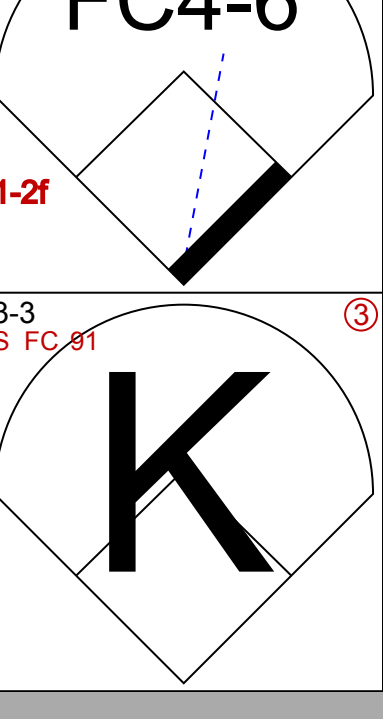
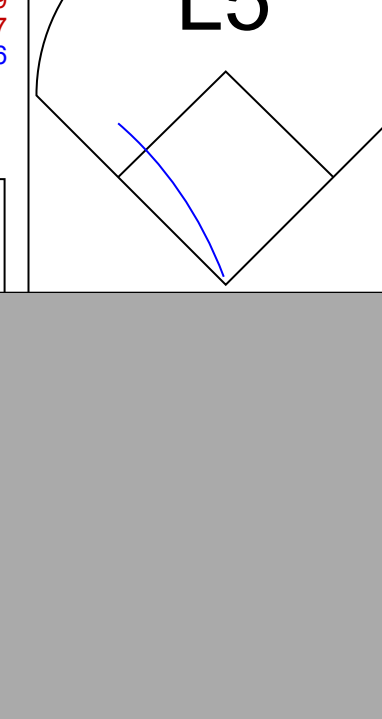
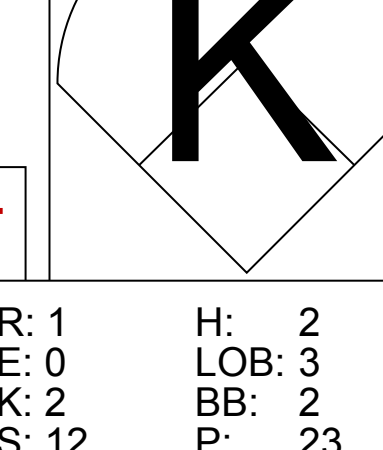
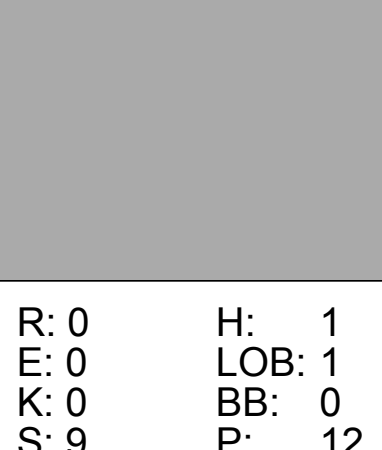


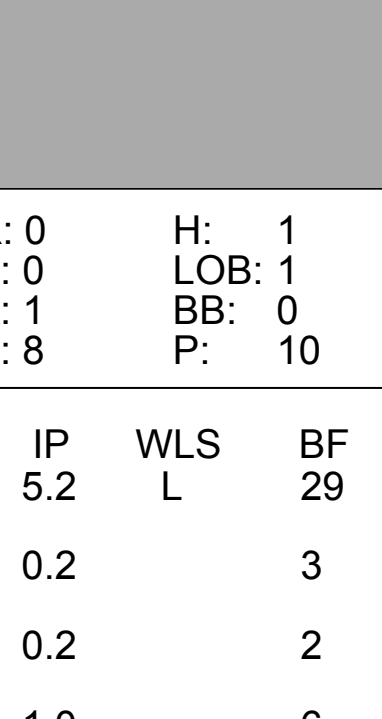
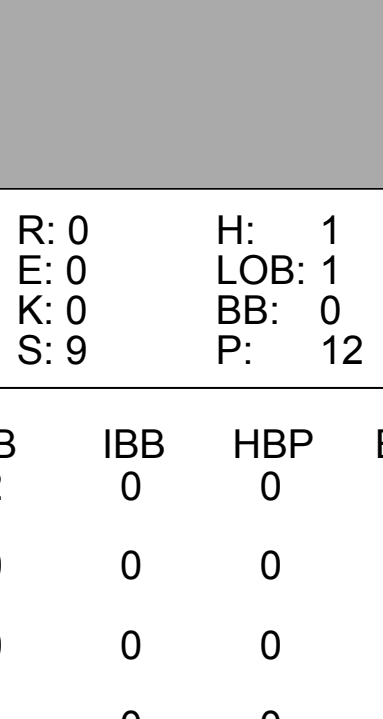
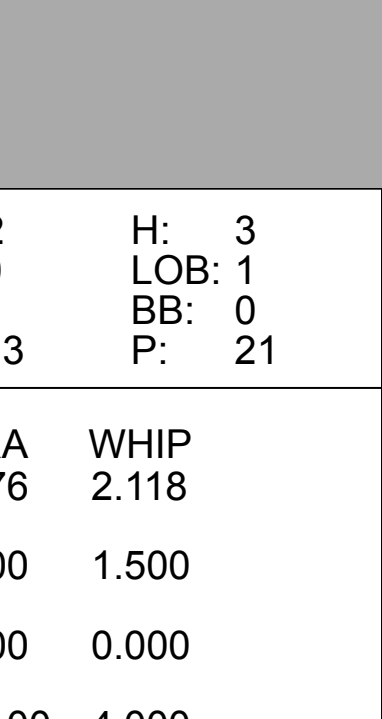
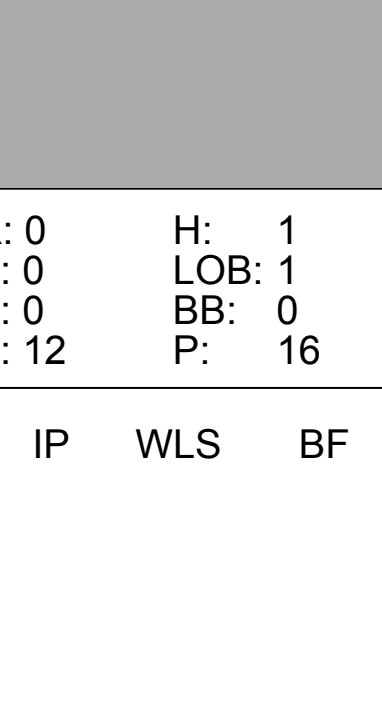









Batter	1	2	3	4	5	6	7	8	9	AB	R	H	RBI	BB	SO	LOB	TOP				
5 John Jaso, L (1, 10) OBP: 0.351, SLG: 0.448										4	1	1	0	0	1	0	<b>Oakland Athletics @ Seattle Mariners</b> Safeco Field, Seattle, WA Sat Jul 12 2014, 7:12 PM - 9:53 PM PDT Att: 39,204 - Clear - 86 F				
21 Stephen Vogt, L (1, 3) OBP: 0.402, SLG: 0.552										4	0	1	0	0	2	1					
52 Yoenis Cespedes, R (1, 7) OBP: 0.303, SLG: 0.447										4	0	0	0	0	1	2					
37 Brandon Moss, L (1, 9) OBP: 0.350, SLG: 0.524										4	1	1	2	0	1	1					
20 Josh Donaldson, R (1, 5) OBP: 0.320, SLG: 0.454										4	0	1	0	0	0	1					
8 Jed Lowrie, S (1, 6) OBP: 0.322, SLG: 0.344										3	0	1	0	0	0	0					
36 Derek Norris, R (1, 2) OBP: 0.402, SLG: 0.477										3	0	0	0	0	2	2					
28 Eric Sogard, L (1, 4) OBP: 0.256, SLG: 0.218										3	0	0	0	0	1	2					
3 Craig Gentry, R (1, 8) OBP: 0.335, SLG: 0.311										3	0	0	0	0	0	0					
<b>Inning Stats</b>	R: 0 H: 0 E: 0 K: 3 S: 11	H: 0 LOB: 0 BB: 0 P: 15	R: 0 H: 2 E: 0 K: 2 S: 11	H: 2 LOB: 0 BB: 0 P: 17	R: 0 H: 0 E: 0 K: 0 S: 8	H: 0 LOB: 0 BB: 0 P: 11	R: 0 H: 0 E: 0 K: 0 S: 3	H: 0 LOB: 0 BB: 0 P: 5	R: 0 H: 1 E: 0 K: 0 S: 9	H: 1 LOB: 1 BB: 0 P: 13	R: 0 H: 0 E: 0 K: 1 S: 7	H: 0 LOB: 0 BB: 0 P: 12	R: 0 H: 0 E: 0 K: 1 S: 12	H: 0 LOB: 0 BB: 0 P: 17	R: 2 H: 2 E: 0 K: 1 S: 8	H: 2 LOB: 0 BB: 0 P: 9		1B: 4 2B: 0 3B: 0 HR: 1	SF: 0 SAC: 0 DP: 1 HBP: 0	WP: 0 PB: 0 SB: 0 CS: 0	PA: 32
<b>PITCHER</b>	IP WLS BF H R ER SO BB IBB HBP BLK WP HR S P ERA WHIP	8.2 W 31 5 2 2 8 0 0 0 0 0 1 73 104 2.08 0.577	0.1 1 0 0 0 0 0 0 0 0 0 0 0 1 1 0.00 0.000																		

AB	32
R	2
H	5
RBI	2
BB	0
SO	8
LOB	9



Batter	1	2	3	4	5	6	7	8	9	AB	R	H	RBI	BB	SO	LOB	BOTTOM			
9 Endy Chavez, L (1, 9) OBP: 0.290, SLG: 0.366										4	1	2	0	1	0	0	<b>Oakland Athletics @ Seattle Mariners</b> Safeco Field, Seattle, WA Sat Jul 12 2014, 7:12 PM - 9:53 PM PDT Att: 39,204 - Clear - 86 F			
99 James Jones, L (1, 8) OBP: 0.319, SLG: 0.354										4	1	1	0	1	1	5				
22 Robinson Cano, L (1, 4) OBP: 0.392, SLG: 0.463										5	2	3	3	0	0	1				
20 Logan Morrison, L (1, 3) OBP: 0.277, SLG: 0.382										5	0	1	0	0	1	2				
15 Kyle Seager, L (1, 5) OBP: 0.348, SLG: 0.493										4	1	2	2	0	1	1				
27 Corey Hart, R (1, 10) OBP: 0.288, SLG: 0.339										4	1	2	0	0	0	2				
13 Dustin Ackley, L (1, 7) OBP: 0.281, SLG: 0.337										4	0	1	1	0	0	2				
5 Brad Miller, L (1, 6) OBP: 0.276, SLG: 0.333										1	0	0	0	1	1	0				
8 Willie Bloomquist, R (5, 6) OBP: 0.287, SLG: 0.339										2	0	1	0	0	1	1				
2 Jesus Sucre, R (1, 2) OBP: 0.200, SLG: 0.200										3	0	1	0	0	1	2				
<b>Inning Stats</b>	R: 0 H: 1 E: 0 K: 1 S: 8	H: 1 LOB: 1 BB: 0 P: 10	R: 1 H: 2 E: 0 K: 2 S: 12	H: 2 LOB: 3 BB: 2 P: 23	R: 0 H: 1 E: 0 K: 0 S: 9	H: 1 LOB: 1 BB: 0 P: 12	R: 0 H: 2 E: 0 K: 2 S: 16	H: 2 LOB: 2 BB: 0 P: 26	R: 2 H: 3 E: 0 K: 1 S: 13	H: 3 LOB: 1 BB: 0 P: 21	R: 0 H: 1 E: 0 K: 0 S: 9	H: 1 LOB: 1 BB: 0 P: 11	R: 0 H: 1 E: 0 K: 0 S: 12	H: 1 LOB: 1 BB: 0 P: 16	R: 3 H: 3 E: 0 K: 0 S: 7	H: 3 LOB: 0 BB: 1 P: 11	1B: 9 2B: 3 3B: 0 HR: 2	SF: 0 SAC: 1 DP: 0 HBP: 0	WP: 1 PB: 0 SB: 0 CS: 0	PA: 40
<b>PITCHER</b>	IP WLS BF H R ER SO BB IBB HBP BLK WP HR S P ERA WHIP	5.2 L 29 10 3 3 6 2 0 0 0 0 0 7 8 0.00 1.500	0.2 3 1 0 0 0 0 0 0 0 0 0 0 6 9 0.00 0.000	0.2 2 0 0 0 0 0 0 0 0 0 0 0 6 9 0.00 0.000	1.0 6 3 3 3 0 1 0 0 0 0 1 1 7 11 27.00 4.000															

AB	36
R	6
H	14
RBI	6
BB	3
SO	6
LOB	16






Batter	1	2	3	4	5	6	7	8	9	AB	R	H	RBI	BB	SO	LOB	TOP										
5 John Jaso, L (1,2) OBP: 0.353, SLG: 0.447	G6-3		P6							3	0	1	1	0	0	1	<b>Oakland Athletics @ Seattle Mariners</b> Safeco Field, Seattle, WA Sun Jul 13 2014, 1:12 PM - 3:54 PM PDT Att: 25,944 - Sunny - 74 F										
21 Stephen Vogt, L (1,3) OBP: 0.388, SLG: 0.532	F9			F7	G6-3		F7			4	0	0	0	0	0	4											
52 Yoenis Cespedes, R(1,10) OBP: 0.299, SLG: 0.442	F7			P4		F7		G5-3		4	0	0	0	0	0	0											
37 Brandon Moss, L (1,9) OBP: 0.349, SLG: 0.530		G4-3		K		HR		K		4	1	1	1	0	2	0											
20 Josh Donaldson, R (1,5) OBP: 0.317, SLG: 0.449		L8			F7	F7		L9		4	0	0	0	0	0	0											
8 Jed Lowrie, S (1,6) OBP: 0.321, SLG: 0.346		G3				P6			P4	4	1	1	0	0	0	0											
1 Nick Punto, S (1,4) OBP: 0.304, SLG: 0.294			K		L8		L7			4	1	1	1	0	1	1											
12 Andy Parrino, S (1,7) OBP: 0.455, SLG: 0.556			F9			3 1B		G6-3		3	1	2	0	1	0	0											
3 Craig Gentry, R (1,8) OBP: 0.333, SLG: 0.309			F9				K		G4-3	4	0	1	1	0	1	2											
<b>Inning Stats</b>	R: 0 H: 0 E: 0 K: 0 S: 7	H: 0 LOB: 0 BB: 0 P: 13	R: 0 H: 0 E: 0 K: 0 S: 6	H: 0 LOB: 0 BB: 0 P: 7	R: 0 H: 1 E: 0 K: 1 S: 11	H: 1 LOB: 1 BB: 0 P: 15	R: 0 H: 0 E: 0 K: 1 S: 9	H: 0 LOB: 0 BB: 0 P: 14	R: 2 H: 3 E: 0 K: 0 S: 15	H: 3 LOB: 2 BB: 1 P: 26	R: 1 H: 1 E: 0 K: 0 S: 8	H: 1 LOB: 2 BB: 0 P: 15	R: 0 H: 1 E: 0 K: 1 S: 10	H: 1 LOB: 2 BB: 0 P: 17	R: 0 H: 0 E: 0 K: 1 S: 11	H: 0 LOB: 0 BB: 0 P: 16	R: 1 H: 1 E: 0 K: 0 S: 7	H: 1 LOB: 0 BB: 0 P: 13	1B: 3 2B: 2 3B: 0 HR: 2	SF: 0 SAC: 0 DP: 0 HBP: 1	WP: 0 PB: 0 SB: 0 CS: 0	PA: 36					
<b>PITCHER</b>	IP	WLS	BF	H	R	ER	SO	BB	IBB	HBP	BLK	WP	HR	S	P	ERA	WHIP										
53 Chris Young, R (1,1) ERA: 3.15	6.0	L	24	5	3	3	2	1	0	0	0	0	1	56	90	4.50	1.000										
40 Danny Farquhar, R (7,1) ERA: 2.98	0.2		4	1	0	0	1	0	0	1	0	0	0	8	14	0.00	1.500										
41 Charlie Furbush, L (7,1) ERA: 4.0	0.1		1	0	0	0	0	0	0	0	0	0	0	2	3	0.00	0.000										
37 Brandon Maurer, R (8,1) ERA: 5.85	1.0		3	0	0	0	1	0	0	0	0	0	0	11	16	0.00	0.000										
97 Joe Beimel, L (9,1) ERA: 1.5	1.0		4	1	1	1	0	0	0	0	0	0	1	7	13	9.00	1.000										

livebaseballscorecards.com


**AB 34**  
**R 4**  
**H 7**  
**RBI 4**  
**BB 1**  
**SO 4**  
**LOB 8**



Batter	1	2	3	4	5	6	7	8	9	AB	R	H	RBI	BB	SO	LOB	BOTTOM										
9 Endy Chavez, L (1,9) OBP: 0.289, SLG: 0.362	P6		G3		F9					4	0	1	0	0	0	0	<b>Oakland Athletics @ Seattle Mariners</b> Safeco Field, Seattle, WA Sun Jul 13 2014, 1:12 PM - 3:54 PM PDT Att: 25,944 - Sunny - 74 F										
99 James Jones, L (1,8) OBP: 0.316, SLG: 0.352			K2-3			G3-1		G6-3		4	1	1	0	0	1	1											
22 Robinson Cano, L (1,4) OBP: 0.393, SLG: 0.462		G1-3				G5-3				3	0	1	1	1	0	0											
15 Kyle Seager, L (1,5) OBP: 0.350, SLG: 0.493									P6	4	0	2	0	0	1	2											
20 Logan Morrison, L (1,10) OBP: 0.276, SLG: 0.378										4	0	1	0	0	2	2											
17 Justin Smoak, S (1,3) OBP: 0.274, SLG: 0.350		G4-3								4	0	0	0	0	0	2											
13 Dustin Ackley, L (1,7) OBP: 0.262, SLG: 0.335										2	0	0	0	1	1	2											
8 Willie Bloomquist, R (9,PH) OBP: 0.285, SLG: 0.336										1	0	0	0	0	1	0											
5 Brad Miller, L (1,6) OBP: 0.273, SLG: 0.330										3	0	0	0	0	0	1											
3 Mike Zunino, R (1,2) OBP: 0.260, SLG: 0.412										3	0	0	0	0	1	0											
<b>Inning Stats</b>	R: 1 H: 1 E: 1 K: 1 S: 8	H: 1 LOB: 0 BB: 0 P: 12	R: 0 H: 0 E: 0 K: 1 S: 12	H: 0 LOB: 1 BB: 1 P: 18	R: 0 H: 0 E: 0 K: 1 S: 9	H: 0 LOB: 0 BB: 0 P: 10	R: 0 H: 2 E: 0 K: 1 S: 14	H: 2 LOB: 2 BB: 0 P: 19	R: 0 H: 0 E: 0 K: 1 S: 6	H: 0 LOB: 0 BB: 0 P: 11	R: 0 H: 2 E: 0 K: 0 S: 9	H: 2 LOB: 1 BB: 0 P: 16	R: 0 H: 0 E: 0 K: 0 S: 4	H: 0 LOB: 0 BB: 0 P: 7	R: 0 H: 1 E: 0 K: 0 S: 9	H: 1 LOB: 2 BB: 1 P: 17	R: 0 H: 0 E: 0 K: 2 S: 10	H: 0 LOB: 0 BB: 0 P: 15	1B: 6 2B: 0 3B: 0 HR: 0	SF: 0 SAC: 0 DP: 0 HBP: 0	WP: 0 PB: 0 SB: 1 CS: 0	PA: 34					
<b>PITCHER</b>	IP	WLS	BF	H	R	ER	SO	BB	IBB	HBP	BLK	WP	HR	S	P	ERA	WHIP										
54 Sonny Gray, R (1,1) ERA: 2.79	7.2	W	30	6	1	0	5	1	0	0	0	0	0	70	108	0.00	0.913										
62 Sean Doolittle, L (8,1) ERA: 2.89	1.1	S	4	0	0	0	2	0	0	0	0	0	0	11	17	0.00	0.000										

livebaseballscorecards.com

**AB 32**  
**R 1**  
**H 6**  
**RBI 1**  
**BB 2**  
**SO 7**  
**LOB 10**





















Batter	1	2	3	4	5	6	7	8	9	AB	R	H	RBI	BB	SO	LOB	TOP					
22 Eric Young Jr. S OBP: 0.312, SLG: 0.303	G4-3	G1-3			G4-6-3		K			4	0	0	0	0	1	3						
28 Daniel Murphy L OBP: 0.336, SLG: 0.408	F7	F7					G5-3			4	0	1	0	0	0	2						
5 David Wright R OBP: 0.357, SLG: 0.406					L4		G1-3		G6-3	3	0	0	0	1	0	1						
21 Lucas Duda L OBP: 0.357, SLG: 0.485										4	1	2	1	0	1	1						
53 Bobby Abreu L OBP: 0.346, SLG: 0.366										4	1	1	0	0	1	1						
7 Travis d'Arnaud R OBP: 0.300, SLG: 0.364										3	1	1	1	0	1	0						
9 Kirk Nieuwenhuis L OBP: 0.329, SLG: 0.599										3	0	0	0	1	3	3						
12 Juan Lagares R OBP: 0.319, SLG: 0.391										3	0	0	0	1	2	3						
11 Rubén Tejada R OBP: 0.357, SLG: 0.293										3	0	1	1	0	2	0						
<b>Inning Stats</b>	R: 0 H: 0 E: 0 K: 1 S: 10	H: 0 LOB: 1 BB: 1 P: 16	R: 2 H: 3 E: 0 K: 1 S: 17	H: 3 LOB: 2 BB: 1 P: 25	R: 0 H: 0 E: 0 K: 1 S: 7	H: 0 LOB: 0 BB: 0 P: 12	R: 0 H: 0 E: 0 K: 3 S: 10	H: 0 LOB: 0 BB: 0 P: 15	R: 0 H: 1 E: 0 K: 0 S: 9	H: 1 LOB: 1 BB: 0 P: 14	R: 0 H: 1 E: 0 K: 2 S: 12	H: 1 LOB: 0 BB: 0 P: 20	R: 0 H: 0 E: 0 K: 2 S: 10	H: 0 LOB: 0 BB: 0 P: 12	R: 1 H: 1 E: 0 K: 0 S: 12	H: 1 LOB: 0 BB: 1 P: 18	R: 0 H: 0 E: 0 K: 1 S: 8	H: 0 LOB: 0 BB: 1 P: 14	1B: 4 2B: 0 3B: 1 HR: 1	SF: 0 SAC: 0 DP: 2 HBP: 2	WP: 0 PB: 0 SB: 1 CS: 0	PA: 36
<b>PITCHER</b>	IP	WLS	BF	H	R	ER	SO	BB	IBB	HBP	BLK	WP	HR	S	P	ERA	WHIP					
50 Erasmo Ramírez R ERA: 4.35	7.0	L	29	5	2	2	10	2	0	2	0	0	0	75	114	2.57	1.000					
54 Tom Wilhelmsen R ERA: 2.43	2.0		7	1	1	1	1	1	0	0	0	0	1	20	32	4.50	1.000					

**New York Mets @ Seattle Mariners**  
Safeco Field, Seattle, WA  
Tue Jul 22 2014, 7:11 PM - 9:59 PM PDT  
Att: 18,681 - Cloudy - 65 F


AB 31  
R 3  
H 6  
RBI 3  
BB 3  
SO 11  
LOB 14



Batter	1	2	3	4	5	6	7	8	9	AB	R	H	RBI	BB	SO	LOB	BOTTOM				
9 Endy Chavez L OBP: 0.288, SLG: 0.352										4	0	1	0	0	0	1					
99 James Jones L OBP: 0.306, SLG: 0.340										4	0	0	0	0	2	1					
22 Robinson Canó L OBP: 0.388, SLG: 0.454										4	0	0	0	0	2	1					
15 Kyle Seager L OBP: 0.349, SLG: 0.492										3	0	1	0	1	1	1					
27 Corey Hart R OBP: 0.291, SLG: 0.331										3	0	0	0	1	2	2					
7 Stefan Romero R OBP: 0.240, SLG: 0.317										0	0	0	0	0	0	0					
20 Logan Morrison L OBP: 0.273, SLG: 0.358										4	0	0	0	0	0	1					
8 Willie Bloomquist R OBP: 0.299, SLG: 0.346										3	1	1	0	0	0	0					
13 Dustin Ackley L OBP: 0.295, SLG: 0.358										3	0	2	1	0	0	0					
3 Mike Zunino R OBP: 0.255, SLG: 0.411										3	0	0	0	0	1	2					
<b>Inning Stats</b>	R: 0 H: 1 E: 0 K: 2 S: 14	H: 0 LOB: 0 BB: 0 P: 8	R: 0 H: 0 E: 0 K: 0 S: 9	H: 0 LOB: 0 BB: 0 P: 10	R: 0 H: 0 E: 0 K: 3 S: 12	H: 0 LOB: 1 BB: 1 P: 18	R: 1 H: 2 E: 1 K: 0 S: 14	H: 2 LOB: 1 BB: 0 P: 18	R: 0 H: 1 E: 0 K: 1 S: 15	H: 1 LOB: 1 BB: 0 P: 20	R: 0 H: 1 E: 0 K: 1 S: 8	H: 1 LOB: 1 BB: 0 P: 13	R: 0 H: 0 E: 0 K: 1 S: 11	H: 0 LOB: 0 BB: 0 P: 14	R: 0 H: 0 E: 0 K: 0 S: 6	H: 0 LOB: 1 BB: 1 P: 11	1B: 4 2B: 1 3B: 0 HR: 0	SF: 0 SAC: 0 DP: 1 HBP: 0	WP: 0 PB: 0 SB: 1 CS: 0	PA: 33	
<b>PITCHER</b>	IP	WLS	BF	H	R	ER	SO	BB	IBB	HBP	BLK	WP	HR	S	P	ERA	WHIP				
48 Jacob deGrom R ERA: 3.01	7.0		27	5	1	1	7	1	0	0	0	0	0	11	107	1.29	0.857				
27 Jeury's Familia R ERA: 1.94	1.0	H	3	0	0	0	1	0	0	0	0	0	0	6	11	0.00	0.000				
58 Jenny Mejia R ERA: 3.8	1.0	S	3	0	0	0	0	1	0	0	0	0	0	6	11	0.00	1.000				

**New York Mets @ Seattle Mariners**  
Safeco Field, Seattle, WA  
Tue Jul 22 2014, 7:11 PM - 9:59 PM PDT  
Att: 18,681 - Cloudy - 65 F

AB 31  
R 1  
H 5  
RBI 1  
BB 2  
SO 8  
LOB 9





Batter	1	2	3	4	5	6	7	8	9	AB	R	H	RBI	BB	SO	LOB	TOP					
22 Eric Young Jr. S OBP: 0.318, SLG: 0.303										3	2	1	0	2	1	0						
28 Daniel Murphy L OBP: 0.337, SLG: 0.409										4	0	1	1	1	1	2						
5 David Wright R OBP: 0.340, SLG: 0.407										4	0	2	1	0	1	1						
21 Lucas Duda L OBP: 0.358, SLG: 0.482										2	1	0	0	2	1	3						
53 Bobby Abreu L OBP: 0.351, SLG: 0.360										2	0	0	0	2	0	3						
1 Chris Young R OBP: 0.287, SLG: 0.350										4	0	0	0	0	1	5						
12 Juan Lagares R OBP: 0.313, SLG: 0.386										3	0	0	1	0	1	0						
20 Anthony Recker R OBP: 0.244, SLG: 0.333										4	0	0	0	0	1	2						
11 Rubén Tejada R OBP: 0.358, SLG: 0.292										1	0	0	0	0	0	0						
29 Eric Campbell R OBP: 0.367, SLG: 0.422										2	0	0	0	0	1	0						
<b>Inning Stats</b>	R: 1 E: 0 K: 1 S: 11	H: 1 LOB: 2 BB: 2 P: 23	R: 0 E: 0 K: 2 S: 9	H: 0 LOB: 0 BB: 0 P: 11	R: 0 E: 0 K: 2 S: 7	H: 0 LOB: 0 BB: 1 P: 11	R: 0 E: 0 K: 0 S: 8	H: 0 LOB: 0 BB: 1 P: 17	R: 0 E: 0 K: 0 S: 10	H: 0 LOB: 2 BB: 2 P: 21	R: 1 E: 0 K: 1 S: 16	H: 2 LOB: 2 BB: 1 P: 28	R: 0 E: 0 K: 1 S: 8	H: 0 LOB: 0 BB: 0 P: 12	R: 0 E: 0 K: 1 S: 6	H: 0 LOB: 0 BB: 0 P: 9	1B: 3 2B: 1 3B: 0 HR: 0	SF: 1 SAC: 0 DP: 1 HBP: 1	WP: 0 PB: 0 SB: 1 CS: 0	PA: 38		
<b>PITCHER</b>	IP: 5.0 ERA: 3.6	WLS: 1 W: 23	BF: 2 R: 2	H: 2 ER: 2	R: 2 ER: 5	SO: 5 BB: 6	IPB: 0 HBP: 1	BLK: 0 WP: 0	HR: 0 S: 51	P: 94 ERA: 3.60	WHIP: 1.600											
32 Taijuan Walker R ERA: 3.6	IP: 1.1 ERA: 2.3	WLS: 1 W: 7	BF: 2 R: 1	H: 1 ER: 1	R: 1 ER: 1	SO: 1 BB: 1	IPB: 0 HBP: 0	BLK: 0 WP: 0	HR: 0 S: 16	P: 27 ERA: 6.75	WHIP: 2.250											
52 Dominic Leone R ERA: 2.3	IP: 1.1 ERA: 1.39	WLS: 1 W: 4	BF: 0 R: 0	H: 0 ER: 0	R: 0 ER: 1	SO: 1 BB: 0	IPB: 0 HBP: 0	BLK: 0 WP: 0	HR: 0 S: 11	P: 18 ERA: 0.00	WHIP: 0.000											
97 Joe Beimel L ERA: 1.39	IP: 1.1 ERA: 2.8	WLS: 1 W: 4	BF: 0 R: 0	H: 0 ER: 0	R: 0 ER: 1	SO: 1 BB: 0	IPB: 0 HBP: 0	BLK: 0 WP: 0	HR: 0 S: 7	P: 10 ERA: 0.00	WHIP: 0.000											
40 Danny Farquhar R ERA: 2.8																						
<b>Batter</b>	<b>1</b>	<b>2</b>	<b>3</b>	<b>4</b>	<b>5</b>	<b>6</b>	<b>7</b>	<b>8</b>	<b>9</b>	<b>AB</b>	<b>R</b>	<b>H</b>	<b>RBI</b>	<b>BB</b>	<b>SO</b>	<b>LOB</b>	<b>BOTTOM</b>					
9 Endy Chavez L OBP: 0.280, SLG: 0.342										4	0	0	0	0	1	1						
99 James Jones L OBP: 0.304, SLG: 0.335										4	0	0	0	0	2	0						
22 Robinson Canó L OBP: 0.389, SLG: 0.455										4	0	2	0	0	0	0						
15 Kyle Seager L OBP: 0.346, SLG: 0.486										4	0	0	0	0	1	2						
27 Corey Hart R OBP: 0.295, SLG: 0.332										3	1	1	0	1	1	0						
7 Stefan Romero R OBP: 0.240, SLG: 0.317										0	0	0	0	0	0	0						
20 Logan Morrison L OBP: 0.287, SLG: 0.349										4	0	0	0	0	2	3						
13 Dustin Ackley L OBP: 0.295, SLG: 0.358										3	1	1	0	0	0	0						
5 Brad Miller L OBP: 0.272, SLG: 0.326										3	0	1	1	0	0	0						
2 Jesús Sucre R OBP: 0.182, SLG: 0.182										2	0	0	0	0	1	0						
8 Willie Bloomquist R OBP: 0.297, SLG: 0.346										1	0	0	1	0	0	1						
3 Mike Zunino R OBP: 0.255, SLG: 0.411										0	0	0	0	0	0	0						
<b>Inning Stats</b>	R: 0 E: 0 K: 0 S: 8	H: 0 LOB: 0 BB: 0 P: 16	R: 0 E: 0 K: 2 S: 9	H: 0 LOB: 0 BB: 0 P: 14	R: 0 E: 0 K: 1 S: 11	H: 0 LOB: 0 BB: 0 P: 16	R: 0 E: 0 K: 0 S: 9	H: 0 LOB: 0 BB: 0 P: 9	R: 0 E: 0 K: 1 S: 7	H: 0 LOB: 0 BB: 0 P: 10	R: 0 E: 0 K: 0 S: 6	H: 0 LOB: 0 BB: 0 P: 8	R: 0 E: 0 K: 1 S: 8	H: 1 LOB: 0 BB: 0 P: 11	R: 2 E: 0 K: 1 S: 18	H: 2 LOB: 1 BB: 1 P: 25	R: 0 E: 0 K: 2 S: 13	H: 2 LOB: 2 BB: 0 P: 18	1B: 4 2B: 1 3B: 0 HR: 0	SF: 0 SAC: 0 DP: 0 HBP: 0	WP: 0 PB: 0 SB: 0 CS: 0	PA: 33
<b>PITCHER</b>	IP: 7.1 ERA: 4.03	WLS: 1 W: 26	BF: 2 R: 0	H: 2 ER: 0	R: 2 ER: 0	SO: 5 BB: 1	IPB: 0 HBP: 0	BLK: 0 WP: 0	HR: 0 S: 69	P: 101 ERA: 2.46	WHIP: 0.545											
40 Bartolo Colon R ERA: 4.03	IP: 0.2 ERA: 1.92	WLS: 1 W: 2	BF: 2 R: 0	H: 0 ER: 0	R: 0 ER: 0	SO: 1 BB: 0	IPB: 0 HBP: 0	BLK: 0 WP: 0	HR: 0 S: 7	P: 8 ERA: 0.00	WHIP: 0.000											
27 Jeunys Familia R ERA: 1.92	IP: 1.0 ERA: 3.74	WLS: 1 W: 5	BF: 2 R: 0	H: 0 ER: 0	R: 0 ER: 2	SO: 2 BB: 0	IPB: 0 HBP: 0	BLK: 0 WP: 0	HR: 0 S: 13	P: 18 ERA: 0.00	WHIP: 2.000											
58 Jenny Mejia R ERA: 3.74																						

New York Mets @ Seattle Mariners  
Safeco Field, Seattle, WA  
Wed Jul 23 2014, 12:43 PM - 3:48 PM PDT  
Att: 36,224 - Roof Closed - 62 F

AB 29  
R 3  
H 4  
RBI 3  
BB 7  
SO 8  
LOB 16



New York Mets @ Seattle Mariners  
Safeco Field, Seattle, WA  
Wed Jul 23 2014, 12:43 PM - 3:48 PM PDT  
Att: 36,224 - Roof Closed - 62 F

AB 32  
R 2  
H 5  
RBI 2  
SO 8  
LOB 7





Batter	1	2	3	4	5	6	7	8	9	AB	R	H	RBI	BB	SO	LOB	TOP						
21 Nick Markakis, L (1,9) OBP: 0.348, SLG: 0.392	G5-3		27 HR	G1-3			L6			4	1	1	1	0	0	1							
27 Delmon Young, R (1,10) OBP: 0.344, SLG: 0.455	1B		1-3 2H			P4		G5-3		4	1	2	3	0	0	0							
10 Adam Jones, R (1,8) OBP: 0.321, SLG: 0.489	P4		1-3 2H	G6-3		F9		K		4	0	0	0	0	1	1							
23 Nelson Cruz, R (1,7) OBP: 0.340, SLG: 0.542	G6-3		1-3 2H	F8						4	0	1	0	0	1	1							
9 David Lough, L (8,7) OBP: 0.276, SLG: 0.314										0	0	0	0	0	0	0							
19 Chris Davis, L (1,3) OBP: 0.312, SLG: 0.392		K	2 FC5-4			F7		F7		4	0	1	0	0	1	1							
2 J.J. Hardy, R (1,6) OBP: 0.305, SLG: 0.371	K		1-2	FC5-4		F8				4	0	0	0	0	2	1							
6 Jonathan Schoop, R (1,4) OBP: 0.249, SLG: 0.329	G6-3					F9				4	0	0	0	0	2	0							
3 Ryan Flaherty, L (1,5) OBP: 0.284, SLG: 0.335										4	1	1	0	0	2	0							
36 Caleb Joseph, R (1,2) OBP: 0.274, SLG: 0.305			21 1B					G1-3															
			21 1B					G5-3		3	1	2	0	0	0	0							
<b>Inning Stats</b>	R: 0 H: 1 E: 0 K: 0 S: 10	H: 1 LOB: 1 BB: 0 P: 15	R: 0 H: 0 E: 0 K: 2 S: 10	H: 0 LOB: 0 BB: 0 P: 13	R: 4 H: 5 E: 0 K: 0 S: 14	H: 5 LOB: 1 BB: 0 P: 20	R: 0 H: 1 E: 0 K: 1 S: 11	H: 1 LOB: 1 BB: 0 P: 14	R: 0 H: 0 E: 0 K: 0 S: 9	H: 0 LOB: 0 BB: 0 P: 9	R: 0 H: 0 E: 0 K: 0 S: 9	H: 0 LOB: 0 BB: 0 P: 12	R: 0 H: 0 E: 0 K: 1 S: 10	H: 0 LOB: 0 BB: 0 P: 13	R: 0 H: 1 E: 0 K: 1 S: 10	H: 0 LOB: 2 BB: 0 P: 14	R: 0 H: 0 E: 0 K: 3 S: 10	H: 0 LOB: 0 BB: 0 P: 14	1B: 7 2B: 0 3B: 0 HR: 1	SF: 0 SAC: 0 DP: 0 HBP: 0	WP: 0 PB: 0 SB: 1 CS: 0	PA: 35	
<b>PITCHER</b>	IP WLS BF H R ER SO BB IBB HBP BLK WP HR S P ERA WHIP	7.0 L 28 7 4 4 5 0 0 0 0 0 1 73 96 5.14 1.000	1.0 4 1 0 0 1 0 0 0 0 0 0 0 10 14 0.00 1.000	1.0 3 0 0 0 3 0 0 0 0 0 0 0 10 14 0.00 0.000																			

Baltimore Orioles @ Seattle Mariners  
Safeco Field, Seattle, WA  
Thu Jul 24 2014, 7:12 PM - 9:54 PM PDT  
Att: 19,621 - Cloudy - 62 F

AB 35  
R 4  
H 8  
RBI 4  
BB 0  
SO 9  
LOB 5



Batter	1	2	3	4	5	6	7	8	9	AB	R	H	RBI	BB	SO	LOB	BOTTOM						
99 James Jones, L (1,8) OBP: 0.303, SLG: 0.331	G3-1		G5-3		G1-3			L7		3	0	0	0	1	0	1							
7 Stefan Romero, R (1,9) OBP: 0.240, SLG: 0.315	G3-1		K			G5-3				4	0	1	0	0	1	1							
22 Robinson Cano, L (1,4) OBP: 0.386, SLG: 0.450	FC1-2			G2-3		G4-3		G6-3		4	0	0	0	0	0	2							
27 Corey Hart, R (1,3) OBP: 0.295, SLG: 0.332	L9					F9				3	0	1	0	0	0	1							
9 Endy Chavez, L (9,PH) OBP: 0.276, SLG: 0.340										1	0	0	0	0	0	0							
15 Kyle Seager, L (1,5) OBP: 0.345, SLG: 0.484		G3		F8				L6		4	0	1	0	0	0	1							
63 Jesus Montero, R (1,10) OBP: 0.235, SLG: 0.412		F8								3	0	0	0	0	1	2							
20 Logan Morrison, L (9,PH) OBP: 0.265, SLG: 0.346										1	0	0	0	0	1	0							
13 Dustin Ackley, L (1,7) OBP: 0.295, SLG: 0.358						F8				3	0	1	0	0	0	1							
3 Mike Zunino, R (1,2) OBP: 0.252, SLG: 0.406		L9				G5-3				3	0	0	0	0	0	2							
1 Chris Taylor, R (1,6) OBP: 0.333, SLG: 0.333										3	0	1	0	0	1	0							
<b>Inning Stats</b>	R: 0 H: 0 E: 0 K: 0 S: 10	H: 0 LOB: 1 BB: 1 P: 16	R: 0 H: 1 E: 0 K: 0 S: 10	H: 1 LOB: 0 BB: 0 P: 15	R: 0 H: 0 E: 0 K: 1 S: 8	H: 0 LOB: 0 BB: 0 P: 10	R: 0 H: 1 E: 0 K: 0 S: 12	H: 1 LOB: 1 BB: 0 P: 17	R: 0 H: 1 E: 0 K: 0 S: 9	H: 1 LOB: 1 BB: 0 P: 14	R: 0 H: 0 E: 0 K: 0 S: 7	H: 0 LOB: 0 BB: 0 P: 9	R: 0 H: 1 E: 0 K: 1 S: 10	H: 1 LOB: 1 BB: 0 P: 13	R: 0 H: 1 E: 0 K: 1 S: 12	H: 1 LOB: 0 BB: 0 P: 15	R: 0 H: 0 E: 0 K: 1 S: 12	H: 0 LOB: 0 BB: 0 P: 19	1B: 5 2B: 0 3B: 0 HR: 0	SF: 0 SAC: 0 DP: 0 HBP: 0	WP: 0 PB: 0 SB: 1 CS: 0	PA: 33	
<b>PITCHER</b>	IP WLS BF H R ER SO BB IBB HBP BLK WP HR S P ERA WHIP	8.0 W 30 5 0 0 0 3 1 0 0 0 0 12 19 0.00 0.750	1.0 3 0 0 0 1 0 0 0 0 0 0 0 12 19 0.00 0.000																				

Baltimore Orioles @ Seattle Mariners  
Safeco Field, Seattle, WA  
Thu Jul 24 2014, 7:12 PM - 9:54 PM PDT  
Att: 19,621 - Cloudy - 62 F

AB 32  
R 0  
H 5  
RBI 0  
BB 1  
SO 4  
LOB 11





Batter	1	2	3	4	5	6	7	8	9	10	AB	R	H	RBI	BB	SO	LOB	TOP				
21 Nick Markakis, L OBP: 0.348, SLG: 0.393	(1,9) F SI 91 0-2 T SI 92 X SI 93 G6-3		B CU 81 3-1 B CH 82 B SL 83 B SI 84 X CH 85 G4-3		C CU 78 0-1 X SI 91 2B		C FF 97 2-1 B CH 98 B SL 99 X CH 88 L9		B SI 93 2-3 B SI 94 C CH 91 F SI 97 S SI 97 K		4	0	1	0	0	0	1					
28 Steve Pearce, R OBP: 0.368, SLG: 0.533	(1,7) C SI 92 0-3 C CU 90 K		B SL 84 2-3 F CH 85 D CH 86 S CH 87 K		F CH 87 3-3 D SL 84 C SI 84 D CH 85 S CH 86 K						4	0	0	0	0	4	2					
9 David Lough, L OBP: 0.278, SLG: 0.314	(10,7) K		K								0	0	0	0	0	0	0					
10 Adam Jones, R OBP: 0.320, SLG: 0.487	(1,8) F SI 94 1-1 B SI 93 X SI 92 K		C FF 92 2-3 B SI 95 B CH 96 S CH 97 K		F SI 85 0-1 X CH 90 G5-3				T SI 93 1-2 F SI 96 B SI 96 X CH 83 L7		4	0	1	0	0	1	1					
23 Nelson Cruz, R OBP: 0.340, SLG: 0.546	(1,10) B SI 93 2-1 B SL 88 C SL 85 CS	X SI 91 0-0 HR		X CH 89 0-0 L7			X CH 87 0-0 G5-3			B SI 96 2-2 C CH 83 B CH 83 X SI 96 G5-3		4	1	1	1	0	0	0				
19 Chris Davis, L OBP: 0.311, SLG: 0.400	(1,3) B FF 91 3-3 S CH 88 T CH 88 B SI 88 C CH 88 K		B SI 92 3-3 C CH 88 B FF 93 S CH 88 K		B SI 91 1-1 F CU 79 X CU 89 G5-3				B SL 82 1-2 C FF 93 X SI 83 HR		4	1	1	1	0	2	0					
2 J.J. Hardy, R OBP: 0.308, SLG: 0.370	(1,6) C SI 92 2-3 C CU 89 F CH 88 B FF 82 C SI 89 K		C CU 78 2-3 B SL 84 S CH 89 B CH 89 C CU 89 K		B SI 93 2-1 S SL 83 B CH 89 X CH 89 K				C FF 90 0-1 X FC 90 G1-3		4	0	1	0	0	2	0					
3 Ryan Flaherty, L OBP: 0.278, SLG: 0.327	(1,5) C CU 79 3-2 B CU 82 S CH 89 B CH 90 X FF 93 G3		C SI 91 1-1 L CH 88 L CH 88 S CH 89 K		C CU 78 1-1 C CU 78 X SI 92 G1-3		1 SAFE C CU 79 S CH 89 B CH 90 S CU 91 K		T FC 88 1-3 F CH 84 B FF 94 S CU 75 K		4	0	0	0	0	2	1					
36 Caleb Joseph, R OBP: 0.273, SLG: 0.311	(1,2) C SI 92 2-2 B SL 85 C SL 85 X CH 89 21 G4-3 2B		C SI 91 2-2 B SL 85 B CH 90 F CH 90 X CH 90 G6-3		C SI 92 2-2 B SL 85 B CH 90 F CH 90 X CH 90 G6-3		C FF 95 3-2 B SL 89 B FF 97 F SI 96 F SI 97 F SI 97 F SI 97 F SI 97 X FF 97 F7		B FC 88 1-0 X SI 93 G5-3		4	0	1	0	0	0	0					
6 Jonathan Schoop, R OBP: 0.247, SLG: 0.326	(1,4) B CU 77 1-3 L CH 88 L CH 88 S CH 89 K		C SI 91 0-1 X SL 84 G5-3			S SL 90 2-2 B SL 90 F SI 96 X FF 96 G6-3					3	0	0	0	0	1	1					
<b>Inning Stats</b>	R: 0 E: 0 K: 1 S: 9	H: 1 LOB: 0 BB: 0 P: 12	R: 1 E: 0 K: 2 S: 13	H: 1 LOB: 0 BB: 0 P: 21	R: 0 E: 0 K: 2 S: 11	H: 1 LOB: 1 BB: 0 P: 19	R: 0 E: 0 K: 1 S: 7	H: 0 LOB: 0 BB: 0 P: 12	R: 0 E: 0 K: 1 S: 9	H: 1 LOB: 1 BB: 0 P: 14	R: 0 E: 0 K: 1 S: 9	H: 1 LOB: 1 BB: 0 P: 12	R: 0 E: 0 K: 1 S: 11	H: 0 LOB: 0 BB: 0 P: 18	R: 0 E: 0 K: 1 S: 11	H: 0 LOB: 0 BB: 0 P: 16	R: 1 E: 0 K: 1 S: 9	H: 1 LOB: 0 BB: 0 P: 12	1B: 2 2B: 2 3B: 0 HR: 2	SF: 0 SAC: 0 DP: 0 HBP: 0	WP: 0 PB: 0 SB: 0 CS: 1	PA: 36
<b>PITCHER</b>	IP 7.0	WLS 25	BF 25	H 5	R 1	ER 1	SO 10	BB 0	IBB 0	HBP 0	BLK 0	WP 0	HR 1	S 66	P 102	ERA 1.29	WHIP 0.714					
34 Félix Hernández, R ERA: 1.99	1.0	3	0	0	0	0	0	0	0	0	0	0	0	11	18	0.00	0.000					
37 Brandon Maurer, R ERA: 5.13	1.0	3	0	0	0	1	0	0	0	0	0	0	0	11	16	0.00	0.000					
56 Fernando Rodney, R ERA: 2.27	0.0	L	1	1	1	1	0	0	0	0	0	0	1	3	4	∞	∞					
41 Charlie Furbush, L ERA: 3.9	1.0	3	0	0	0	1	0	0	0	0	0	0	0	6	8	0.00	0.000					
40 Danny Farquhar, R ERA: 2.74																						

Baltimore Orioles @ Seattle Mariners  
Safeco Field, Seattle, WA  
Fri Jul 25 2014, 7:11 PM - 10:24 PM PDT  
Att: 34,792 - Clear - 71 F

AB 35  
R 2  
H 6  
RBI 2  
BB 0  
SO 12  
LOB 6



Batter	1	2	3	4	5	6	7	8	9	10	AB	R	H	RBI	BB	SO	LOB	BOTTOM
9 Endy Chavez, L OBP: 0.286, SLG: 0.346	(1,9) C FF 93 2-2 B FF 96 S FF 96 X FF 96 21 G3 22 1B		F FF 96 0-1 X FF 96 SH1-3		C SL 82 0-1 X FF 94 99 S 99 1B		S FS 83 1-3 2 SAFE S FF 96 F FF 97 F FF 97 K			B SI 96 1-3 C SI 96 F SI 97 F SI 97 X SI 97 G1-3		3	0	2	0	0	1	2
27 Corey Hart, R OBP: 0.294, SLG: 0.330	(10,PH) K		B FF 83 2-0 B FF 96 X FF 96 L7		B FF 94 2-0 X FF 96 1B		B CU 79 1-2 F SI 91 X SL 96 F7			B SI 96 1-3 C SI 96 F SI 97 F SI 97 X SI 97 K		3	0	1	0	0	0	2
99 James Jones, L OBP: 0.303, SLG: 0.331	(1,8) 1 SAFE B FF 92 C FF 94 X FF 94 L7		B FS 83 2-0 B FS 92 X FF 96 L7		B FF 94 2-0 X FF 96 1B		B CU 79 1-2 F SI 91 X SL 96 F7			B SI 96 1-3 C SI 96 F SI 97 F SI 97 X SI 97 K		2	0	0	0	0	1	2
7 Stefan Romero, R OBP: 0.237, SLG: 0.311	(7,PH) 1 SAFE X FF 94 L7		B FS 83 2-0 B FS 92 X FF 96 L7		B FF 94 2-0 X FF 96 1B		B CU 79 1-2 F SI 91 X SL 96 F7			B SI 96 1-3 C SI 96 F SI 97 F SI 97 X SI 97 K		2	0	0	0	0	1	2
22 Robinson Canó, L OBP: 0.386, SLG: 0.455	(1,4) B FF 93 2-1 B FF 95 T FF 95 X FF 97 21 G3 1B		B FS 83 1-1 C FF 97 X FS 83 G3		B FS 81 1-0 X FS 80 21 SF9 3B		F SL 85 2-2 B FF 92 B FF 92 B FF 92 B FF 92 B FF 92 B FF 92 X CU 79 K			B SI 97 2-0 B SL 84 X SI 95 G1-3		5	1	2	0	0	1	1
21 Kendrys Morales, S OBP: 0.253, SLG: 0.318	(1,10) X FF 96 0-0 G3		B FS 83 2-0 B FS 95 X FF 95 F8		B FS 84 0-0 X FS 84 SF9		F FF 84 1-3 B CH 84 C FF 93 F FF 93 K			B SI 97 2-0 B SL 84 X SI 95 G1-3		3	0	0	1	0	1	2
15 Kyle Seager, L OBP: 0.346, SLG: 0.489	(1,5) D FS 84 3-3 D FS 84 C FS 84 S FS 84 S FS 85 K		C SL 90 0-1 X FF 96 F8		B FF 96 2-1 B FF 95 X FS 81 L3		C FF 92 0-1 X FF 92 2B			B SI 97 2-0 B SL 84 X SI 95 G1-3		4	0	2	0	0	1	2
13 Dustin Ackley, L OBP: 0.292, SLG: 0.353	(1,7) B FF 95 3-2 B FF 94 C FF 93 X FF 93 L3		B FF 96 2-0 D FS 84 X FF 93 G4-3		F FF 95 0-1 X FF 96 G4-3		B SL 84 3-3 C SL 84 F FF 92 F FF 92 B FF 92 B FF 92 X SI 85 K			B SI 97 2-0 B SL 84 X SI 95 G1-3		4	0	0	0	0	1	2
20 Logan Morrison, L OBP: 0.259, SLG: 0.338	(1,3) C FF 94 3-2 S FS 83 B FF 96 B FS 94 X FF 95 G4-3		F FS 82 2-3 B FF 97 B FF 96 C FF 96 X FF 96 K		B FF 96 2-1 B FF 95 X FS 81 L3		C FF 92 0-1 X FF 92 2B			B SI 97 2-0 B SL 84 X SI 95 G1-3		4	0	0	0	0	1	2
3 Mike Zunino, R OBP: 0.252, SLG: 0.404	(1,2) X FF 96 0-0 G6-3		B FS 83 2-0 B FS 95 X FF 95 F8		B FS 84 0-0 X FS 84 SF9		F FF 84 1-3 B CH 84 C FF 93 F FF 93 K			B SI 97 2-0 B SL 84 X SI 95 G1-3		3	0	0	1	0	1	2
5 Brad Miller, L OBP: 0.278, SLG: 0.325	(1,6) D FS 84 3-3 D FS 84 C FS 84 S FS 84 S FS 85 K		C SL 90 0-1 X FF 96 F8		B FF 96 2-1 B FF 95 X FS 81 L3		C FF 92 0-1 X FF 92 2B			B SI 97 2-0 B SL 84 X SI 95 G1-3		4	0	2	0	0	1	2
13 Dustin Ackley, L OBP: 0.292, SLG: 0.353	(1,7) B FF 95 3-2 B FF 94 C FF 93 X FF 93 L3		B FF 96 2-0 D FS 84 X FF 93 G4-3		F FF 95 0-1 X FF 96 G4-3		B SL 84 3-3 C SL 84 F FF 92 F FF 92 B FF 92 B FF 92 X SI 85 K			B SI 97 2-0 B SL 84 X SI 95 G1-3		4	0	0	0	0	1	2
20 Logan Morrison, L OBP: 0.259, SLG: 0.338	(1,3) C FF 94 3-2 S FS 83 B FF 96 B FS 94 X FF 95 G4-3		F FS 82 2-3 B FF 97 B FF 96 C FF 96 X FF 96 K		B FF 96 2-1 B FF 95 X FS 81 L3		C FF 92 0-1 X FF 92 2B			B SI 97 2-0 B SL 84 X SI 95 G1-3		4	0	0	0	0	1	2
3 Mike Zunino, R OBP: 0.252, SLG: 0.404	(1,2) X FF 96 0-0 G6-3		B FS 83 2-0 B FS 95 X FF 95 F8		B FS 84 0-0 X FS 84 SF9		F FF 84 1-3 B CH 84 C FF 93 F FF 93 K			B SI 97 2-0 B SL 84 X SI 95 G1-3		3	0	0	1	0	1	2
5 Brad Miller, L OBP: 0.278, SLG: 0.325	(1,6) D FS 84 3-3 D FS 84 C FS 84 S FS 84 S FS 85 K		C SL 90 0-1 X FF 96 F8		B FF 96 2-1 B FF 95 X FS 81 L3		C FF 92 0-1 X FF 92 2B			B SI 97 2-0 B SL 84 X SI 95 G1-3		4	0	2	0	0	1	2
13 Dustin Ackley, L OBP: 0.292, SLG: 0.353	(1,7) B FF 95 3-2 B FF 94 C FF 93 X FF 93 L3		B FF 96 2-0 D FS 84 X FF 93 G4-3		F FF 95 0-1 X FF 96 G4-3		B SL 84 3-3 C SL 84 F FF 92 F FF 92 B FF 92 B FF 92 X SI 85 K			B SI 97 2-0 B SL 84 X SI 95 G1-3		4	0	0	0	0	1	2
20 Logan Morrison, L OBP: 0.259, SLG: 0.338	(1,3) C FF 94 3-2 S FS 83 B FF 96 B FS 94 X FF 95 G4-3		F FS 82 2-3 B FF 97 B FF 96 C FF 96 X FF 96 K		B FF 96 2-1 B FF 95 X FS 81 L3		C FF 92 0-1 X FF 92 2B			B SI 97 2-0 B SL 84 X SI 95 G1-3		4	0	0	0	0	1	2
3 Mike Zunino, R OBP: 0.252, SLG: 0.404	(1,2) X FF 96 0-0 G6-3		B FS 83 2-0 B FS 95 X FF 95 F8		B FS 84 0-0 X FS 84 SF9		F FF 84 1-3 B CH 84 C FF 93 F FF 93 K			B SI 97 2-0 B SL 84 X SI 95 G1-3		3	0	0	1	0	1	2
5 Brad Miller, L OBP: 0.278, SLG: 0.325	(1,6) D FS 84 3-3 D FS 84 C FS 84 S FS 84 S FS 85 K		C SL 90 0-1 X FF 96 F8		B FF 96 2-1 B FF 95 X FS 81 L3		C FF 92 0-1 X FF 92 2B			B SI 97 2-0 B SL 84 X SI 95 G1-3		4	0	2	0	0	1	2
13 Dustin Ackley, L OBP: 0.292, SLG: 0.353	(1,7) B FF 95 3-2 B FF 94 C FF 93 X FF 93 L3		B FF 96 2-0 D FS 84 X FF 93 G4-3		F FF 95 0-1 X FF 96 G4-3		B SL 84 3-3 C SL 84 F FF 92 F FF 92 B FF 92 B FF 92 X SI 85 K			B SI 97 2-0 B SL 84 X SI 95 G1-3		4	0	0	0	0	1	2
20 Logan Morrison, L OBP: 0.259, SLG: 0.338	(1,3) C FF 94 3-2 S FS 83 B FF 96 B FS 94 X FF 95 G4-3		F FS 82 2-3 B FF 97 B FF 96 C FF 96 X FF 96 K		B FF 96 2-1 B FF 95 X FS 81 L3		C FF 92 0-1 X FF 92 2B			B SI 97 2-0 B SL 84 X SI 95 G1-3		4	0	0	0	0	1	2
3 Mike Zunino, R OBP: 0.252, SLG: 0.404	(1,2) X FF 96 0-0 G6-3		B FS 83 2-0 B FS 95 X FF 95 F8		B FS 84 0-0 X FS 84 SF9		F FF 84 1-3 B CH 84 C FF 93 F FF 93 K			B SI 97 2-0 B SL 84 X SI 95 G1-3		3	0	0	1	0	1	2
5 Brad Miller, L OBP: 0.278, SLG: 0.325	(1,6) D FS 84 3-3 D FS 84 C FS 84 S FS 84 S FS 85 K		C SL 90 0-1 X FF 96 F8		B FF 96 2-1 B FF 95 X FS 81 L3		C FF 92 0-1 X FF 92 2B			B SI 97 2-0 B SL 84 X SI 95 G1-3		4	0	2	0	0	1	2
13 Dustin Ackley, L OBP: 0.292, SLG: 0.353	(1,7) B FF 95 3-2 B FF 94 C FF 93 X FF 93 L3		B FF 96 2-0 D FS 84 X FF 93 G4-3		F FF 95 0-1 X FF 96 G4-3		B SL 84 3-3 C SL 84 F FF 92 F FF 92 B FF 92 B FF 92 X SI 85 K			B SI 97 2-0 B SL 84 X SI 95 G1-3		4	0	0	0	0	1	2
20 Logan Morrison, L OBP: 0.259, SLG: 0.338	(1,3) C FF 94 3-2 S FS 83 B FF 96 B FS 94 X FF 95 G4-3		F FS 82 2-3 B FF 97 B FF 96 C FF 96 X FF 96 K		B FF 96 2-1 B FF 95 X FS 81 L3		C FF 92 0-1 X FF 92 2B			B SI 97 2-0 B SL 84 X SI 95 G1-3		4	0	0	0	0	1	2
3 Mike Zunino, R OBP: 0.252, SLG: 0.404	(1,2) X FF 96 0-0 G6-3																	



Batter	1	2	3	4	5	6	7	8	9	AB	R	H	RBI	BB	SO	LOB	TOP										
21 Nick Markakis, L (1,9) OBP: 0.348, SLG: 0.390										3	0	0	0	2	1	1											
27 Delmon Young, R (1,10) OBP: 0.348, SLG: 0.465										4	0	2	0	0	0	0											
10 Adam Jones, R (1,8) OBP: 0.320, SLG: 0.483										3	1	0	0	0	0	4											
23 Nelson Cruz, R (1,7) OBP: 0.341, SLG: 0.544										2	1	0	0	1	1	0											
19 Chris Davis, L (1,3) OBP: 0.311, SLG: 0.396										3	1	0	0	1	1	1											
2 J.J. Hardy, R (1,6) OBP: 0.308, SLG: 0.368										4	0	1	1	0	2	2											
13 Manny Machado, R (1,5) OBP: 0.312, SLG: 0.416										4	0	0	0	0	2	3											
3 Ryan Flaherty, L (1,4) OBP: 0.272, SLG: 0.320										4	0	0	0	0	1	0											
40 Nick Hundley, R (1,2) OBP: 0.250, SLG: 0.338										3	0	0	0	0	1	0											
9 David Lough, L (9,PH) OBP: 0.284, SLG: 0.314										0	0	0	0	0	1	0											
<b>Inning Stats</b>	R: 0 H: 0 E: 0 K: 1 S: 8	H: 0 LOB: 0 BB: 0 P: 10	R: 0 H: 0 E: 0 K: 3 S: 13	H: 0 LOB: 1 BB: 1 P: 21	R: 0 H: 1 E: 0 K: 0 S: 7	H: 1 LOB: 2 BB: 1 P: 15	R: 0 H: 0 E: 0 K: 0 S: 10	H: 0 LOB: 1 BB: 0 P: 16	R: 0 H: 1 E: 0 K: 2 S: 11	H: 0 LOB: 0 BB: 0 P: 18	R: 0 H: 0 E: 0 K: 1 S: 10	H: 0 LOB: 0 BB: 0 P: 14	R: 3 H: 1 E: 1 K: 0 S: 13	H: 1 LOB: 1 BB: 1 P: 25	R: 0 H: 0 E: 0 K: 1 S: 10	H: 0 LOB: 0 BB: 0 P: 16	1B: 2 2B: 1 3B: 0 HR: 0	SF: 0 SAC: 0 DP: 0 HBP: 2	WP: 1 PB: 0 SB: 0 CS: 1	PA: 38							
<b>PITCHER</b>	IP	WLS	BF	H	R	ER	SO	BB	IBB	HBP	BLK	WP	HR	S	P	ERA	WHIP										
53 Chris Young, R (1,1) ERA: 3.04	7.0	W	27	2	0	0	8	3	0	1	0	0	0	69	108	0.00	0.714										
40 Danny Farquhar, R (8,1) ERA: 2.7	0.2		4	0	2	0	0	1	0	1	0	0	0	4	13	0.00	1.500										
97 Joe Beimel, L (8,1) ERA: 1.39	0.0	H	1	0	0	0	0	0	0	0	0	1	0	1	2	∞	∞										
31 Yoervis Medina, R (8,1) ERA: 2.27	0.1	S	2	1	1	0	0	0	0	0	0	0	0	8	10	0.00	3.000										
56 Fernando Rodney, R (9,1) ERA: 2.21	1.0	S	3	0	0	0	1	1	0	0	0	0	0	10	16	0.00	1.000										
<b>Batter</b>	<b>1</b>	<b>2</b>	<b>3</b>	<b>4</b>	<b>5</b>	<b>6</b>	<b>7</b>	<b>8</b>	<b>9</b>	<b>AB</b>	<b>R</b>	<b>H</b>	<b>RBI</b>	<b>BB</b>	<b>SO</b>	<b>LOB</b>	<b>BOTTOM</b>										
99 James Jones, L (1,8) OBP: 0.299, SLG: 0.326										4	0	0	0	0	2	1											
13 Dustin Ackley, L (1,7) OBP: 0.294, SLG: 0.361										4	2	2	0	0	0	0											
22 Robinson Canó, L (1,4) OBP: 0.389, SLG: 0.457										2	1	1	1	2	0	0											
21 Kendrys Morales, S (1,10) OBP: 0.265, SLG: 0.321										2	0	1	1	1	0	1											
15 Kyle Seager, L (1,5) OBP: 0.345, SLG: 0.487										4	0	1	1	0	1	4											
27 Corey Hart, R (1,9) OBP: 0.290, SLG: 0.325										3	0	0	0	0	2	4											
7 Stefan Romero, R (7,9) OBP: 0.236, SLG: 0.310										1	0	0	0	0	1	0											
20 Logan Morrison, L (1,3) OBP: 0.260, SLG: 0.338										3	0	1	1	0	0	0											
5 Brad Miller, L (1,6) OBP: 0.276, SLG: 0.323										2	0	0	0	0	1	0											
1 Chris Taylor, R (6,PH) OBP: 0.250, SLG: 0.250										1	0	0	0	0	0	0											
2 Jesús Sucre, R (1,2) OBP: 0.214, SLG: 0.214										3	1	1	0	0	0	0											
<b>Inning Stats</b>	R: 0 H: 0 E: 0 K: 2 S: 11	H: 0 LOB: 2 BB: 2 P: 22	R: 0 H: 0 E: 0 K: 1 S: 8	H: 0 LOB: 0 BB: 0 P: 14	R: 3 H: 4 E: 0 K: 2 S: 19	H: 4 LOB: 2 BB: 1 P: 31	R: 0 H: 0 E: 0 K: 1 S: 7	H: 0 LOB: 0 BB: 0 P: 10	R: 1 H: 2 E: 0 K: 0 S: 16	H: 2 LOB: 1 BB: 0 P: 20	R: 0 H: 0 E: 0 K: 0 S: 6	H: 0 LOB: 0 BB: 0 P: 6	R: 0 H: 0 E: 0 K: 0 S: 5	H: 0 LOB: 0 BB: 0 P: 6	R: 0 H: 1 E: 0 K: 1 S: 5	H: 1 LOB: 0 BB: 0 P: 6	1B: 4 2B: 4 3B: 0 HR: 0	SF: 0 SAC: 0 DP: 1 HBP: 1	WP: 0 PB: 0 SB: 0 CS: 0	PA: 33							
<b>PITCHER</b>	IP	WLS	BF	H	R	ER	SO	BB	IBB	HBP	BLK	WP	HR	S	P	ERA	WHIP										
25 Bud Norris, R (1,1) ERA: 3.94	5.0		24	4	4	4	6	2	1	1	0	0	0	61	97	7.20	1.600										
66 T.J. McFarland, L (6,1) ERA: 3.15	2.2		8	1	0	0	0	0	0	0	0	0	0	13	15	0.00	0.375										
35 Brad Brach, R (8,1) ERA: 3.31	0.1		1	0	0	0	1	0	0	0	0	0	0	3	3	0.00	0.000										

Baltimore Orioles @ Seattle Mariners  
Safeco Field, Seattle, WA  
Sat Jul 26 2014, 1:17 PM - 4:01 PM PDT  
Att: 36,936 - Sunny - 67 F

AB 30  
R 3  
H 3  
RBI 1  
BB 5  
SO 9  
LOB 11

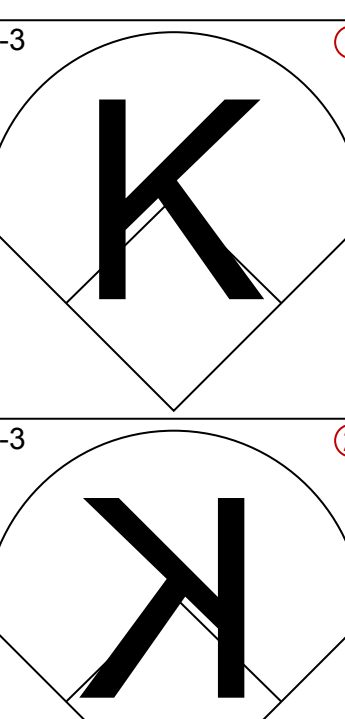
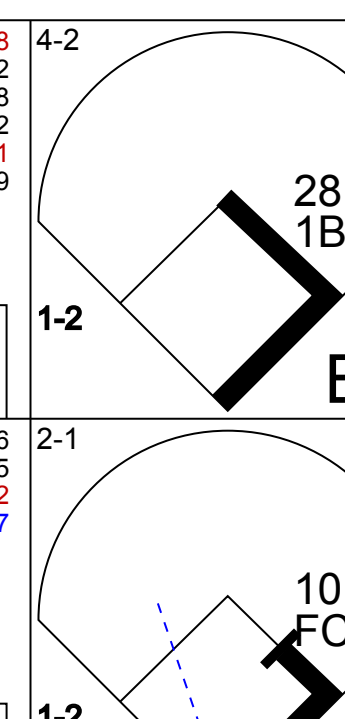
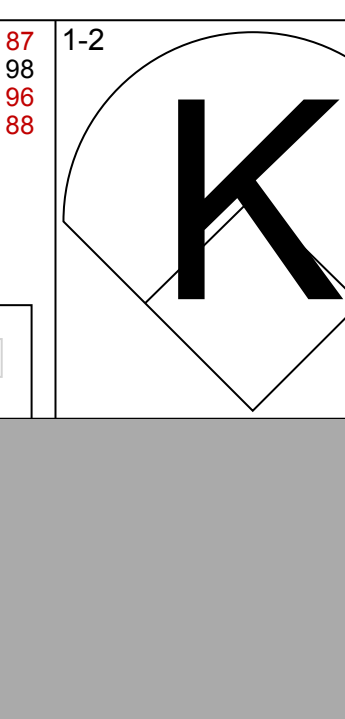
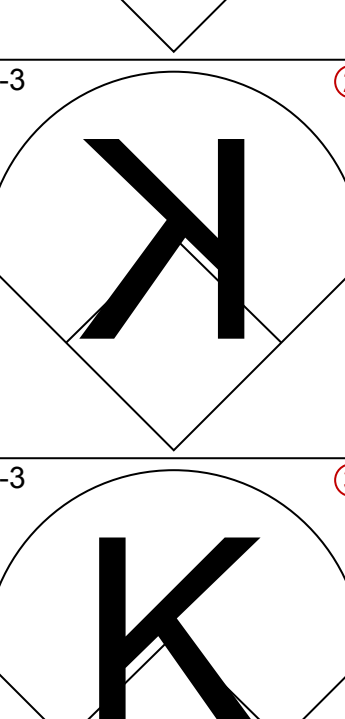
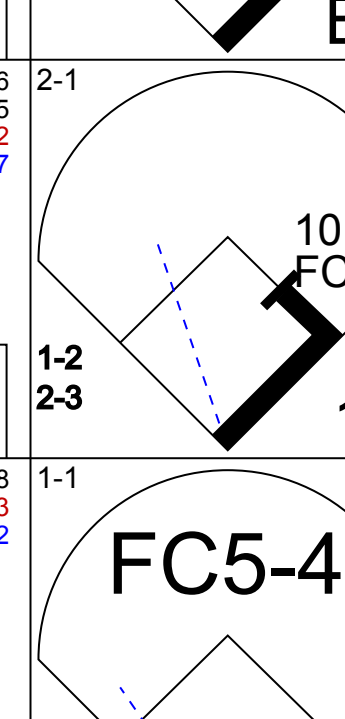

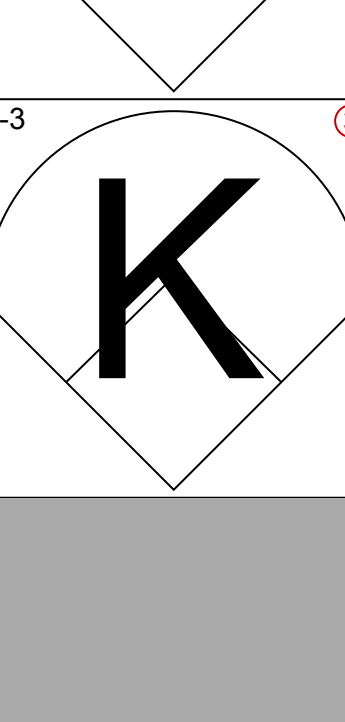
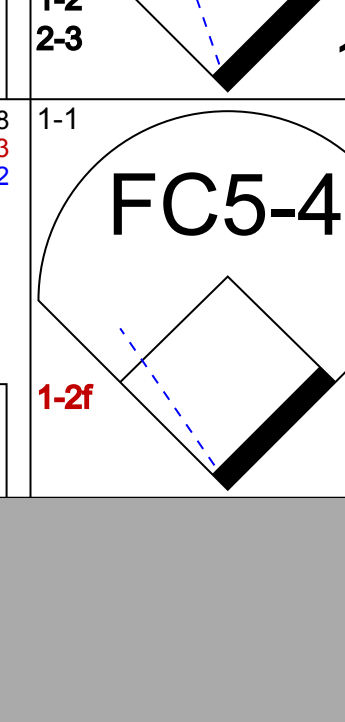












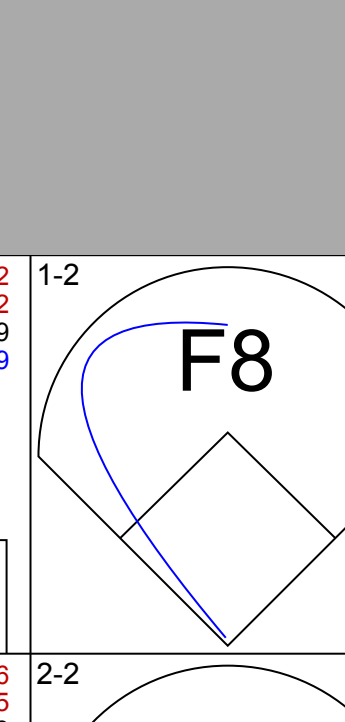

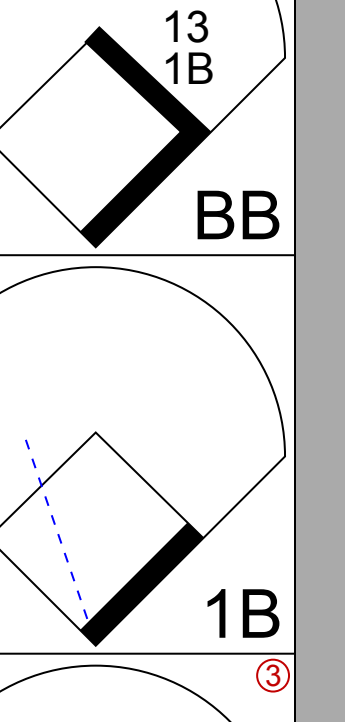

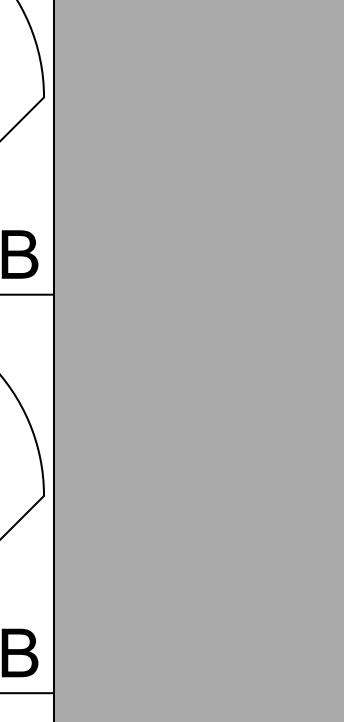
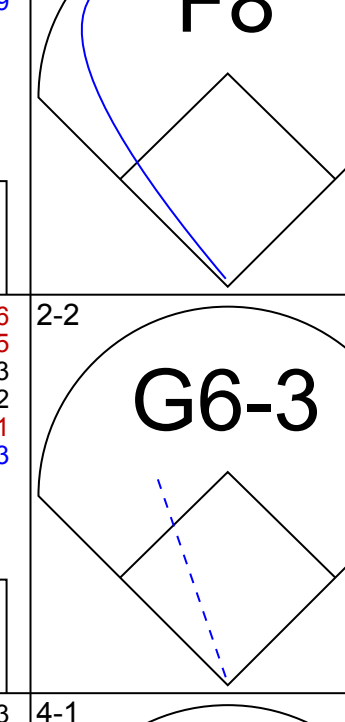
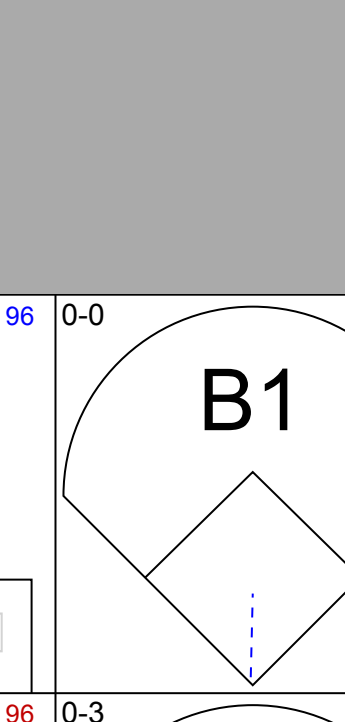

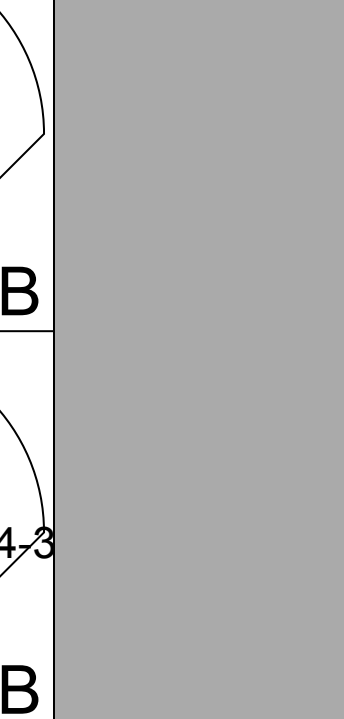
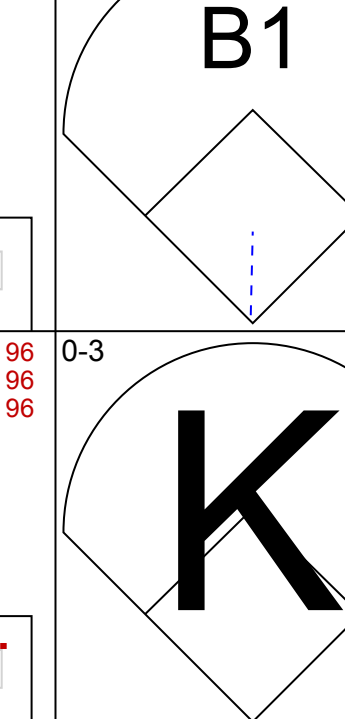
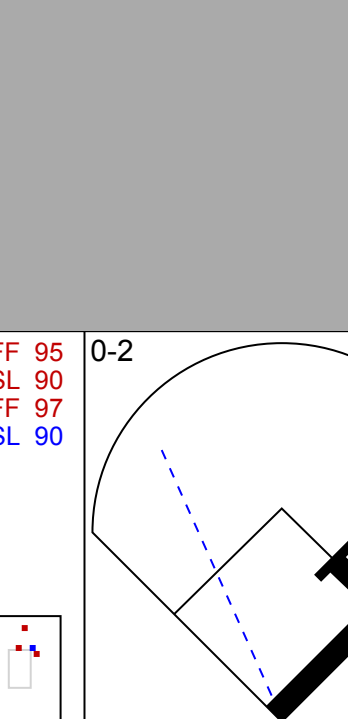
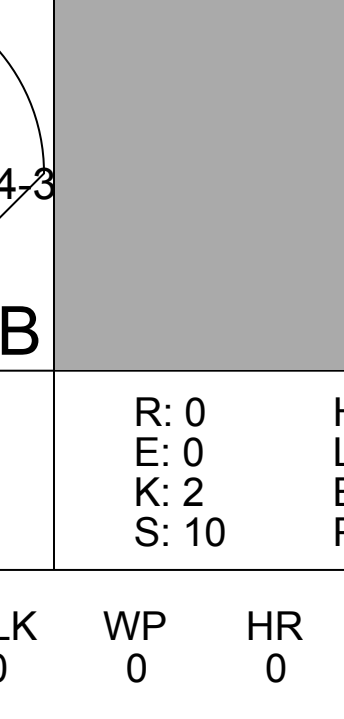
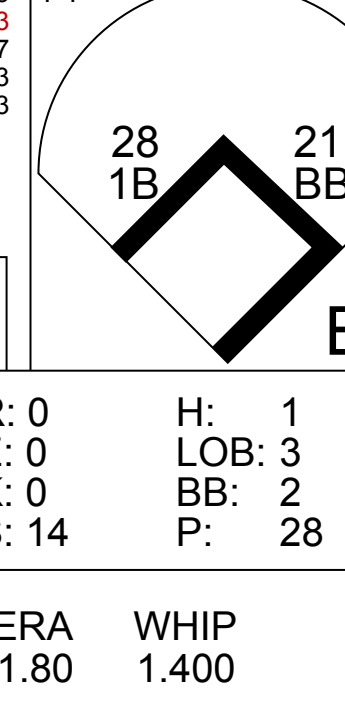
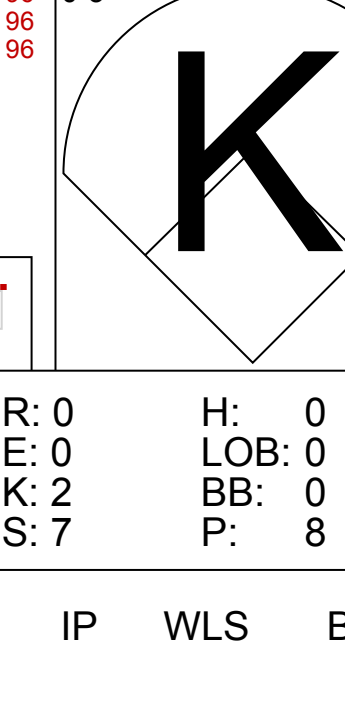
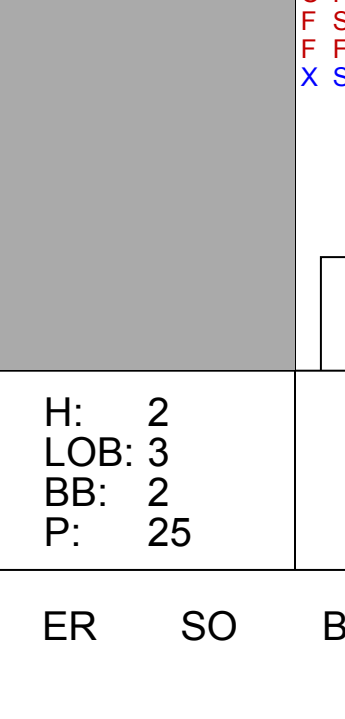
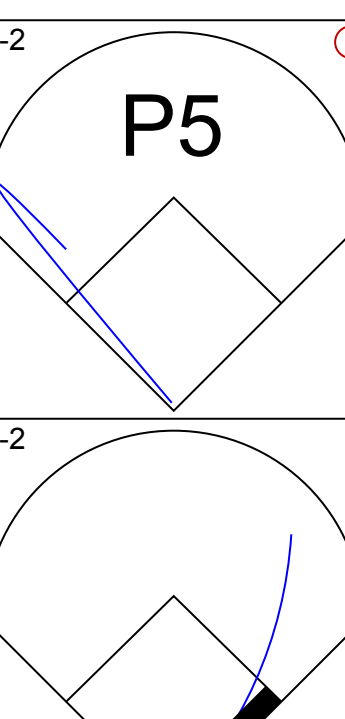
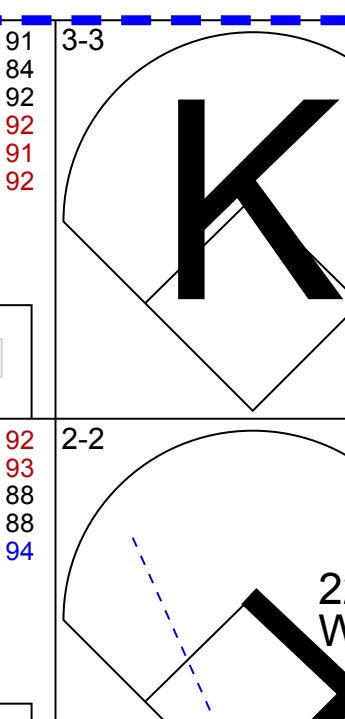
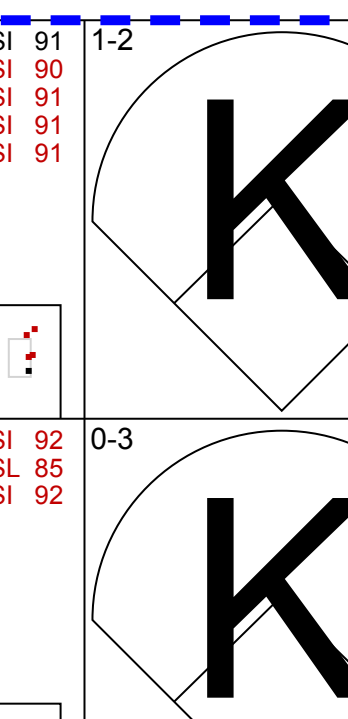
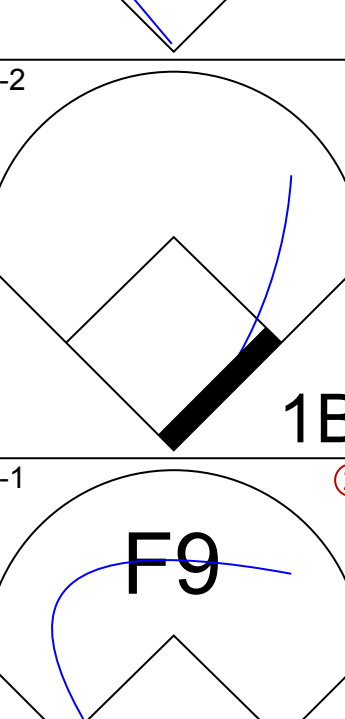
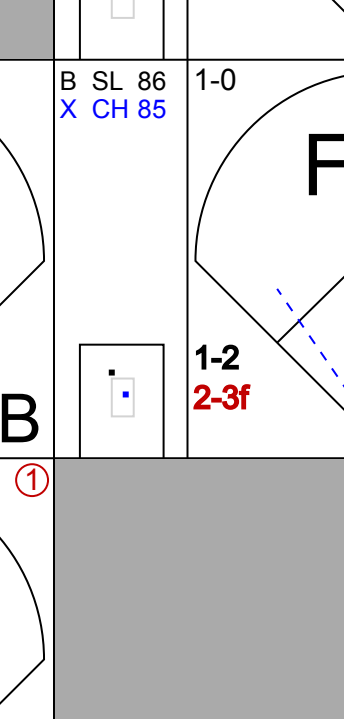
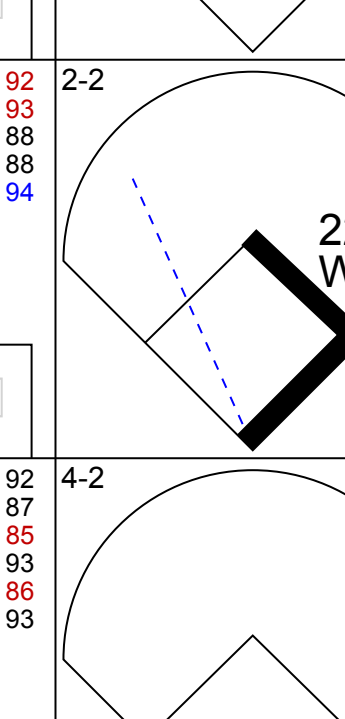

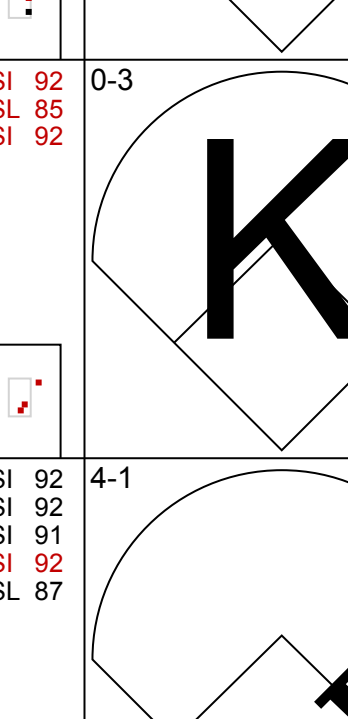
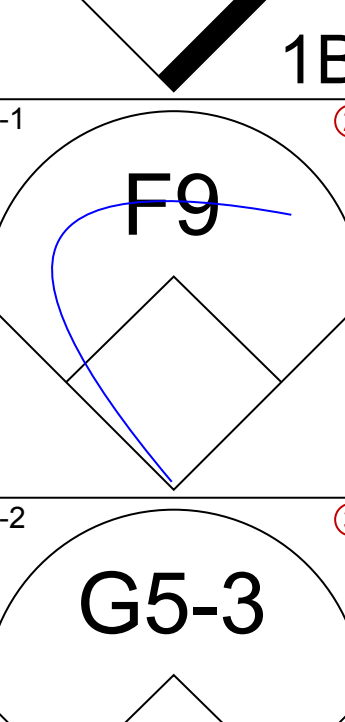
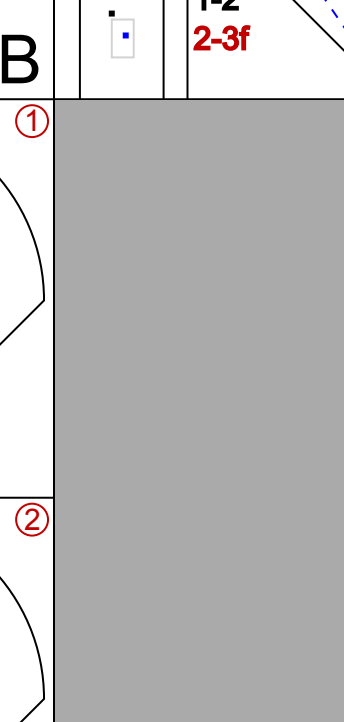
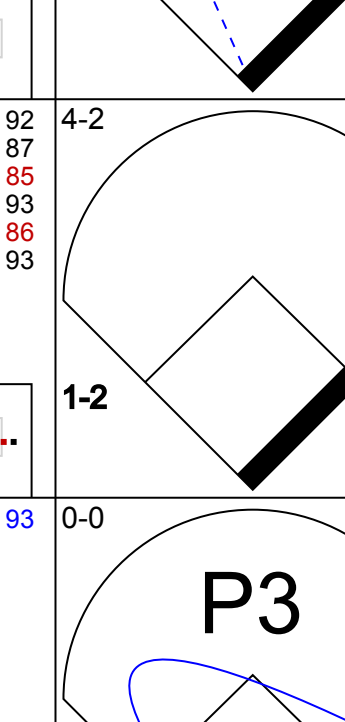
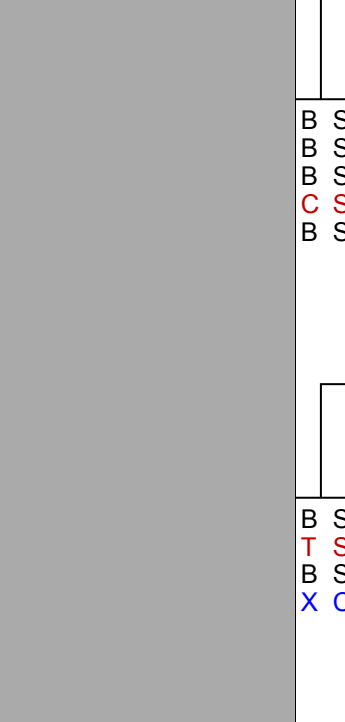
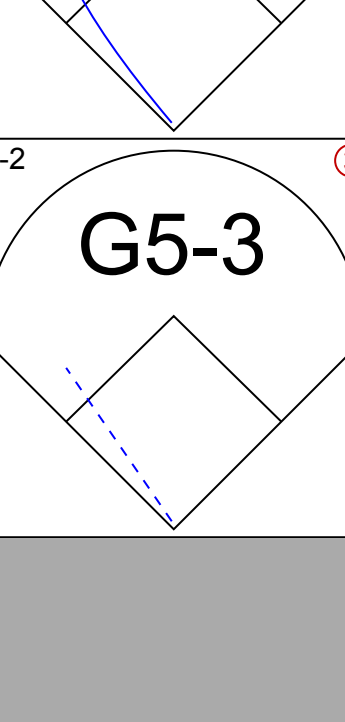

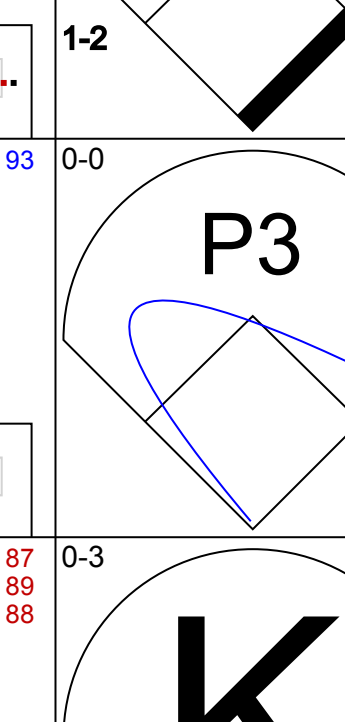


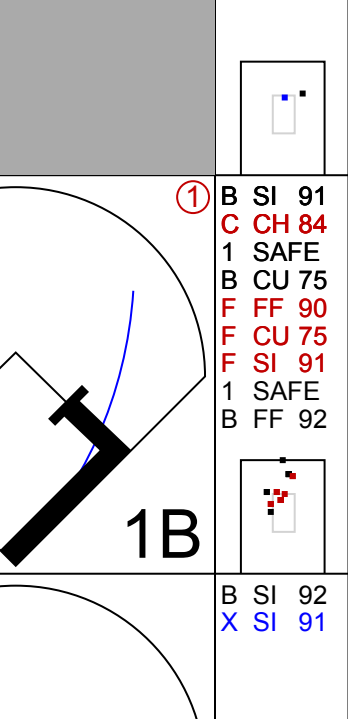

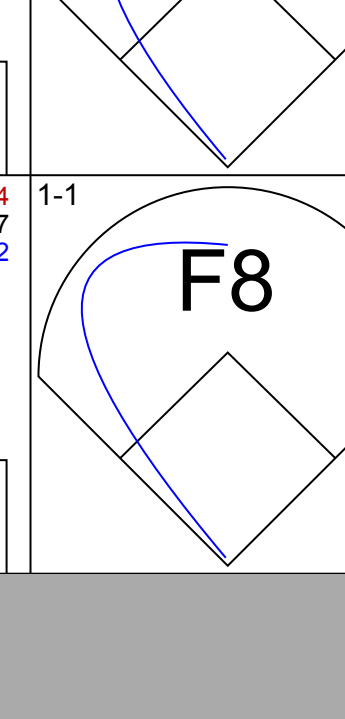
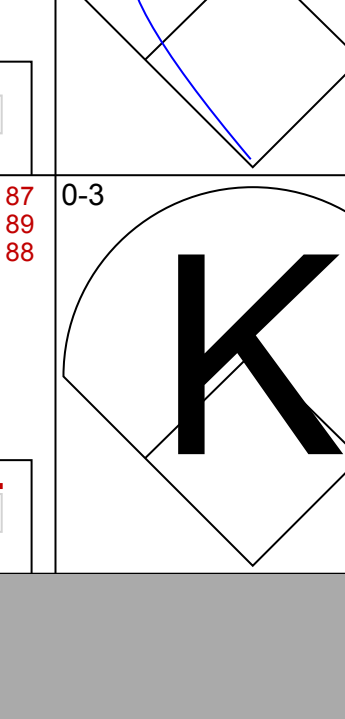


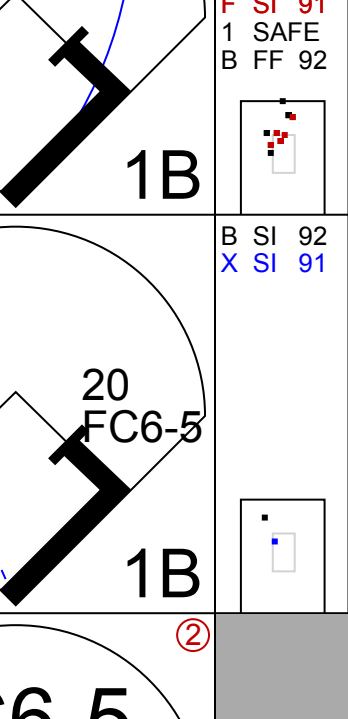
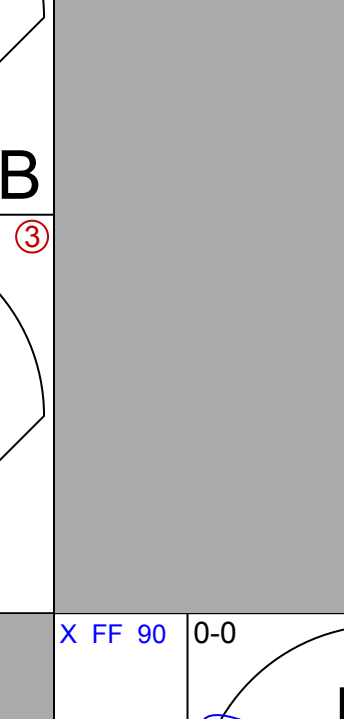
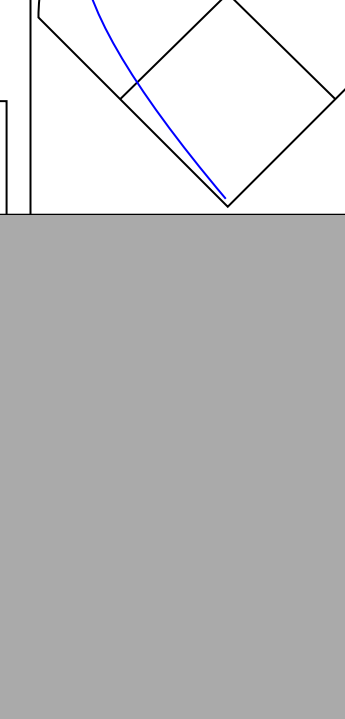

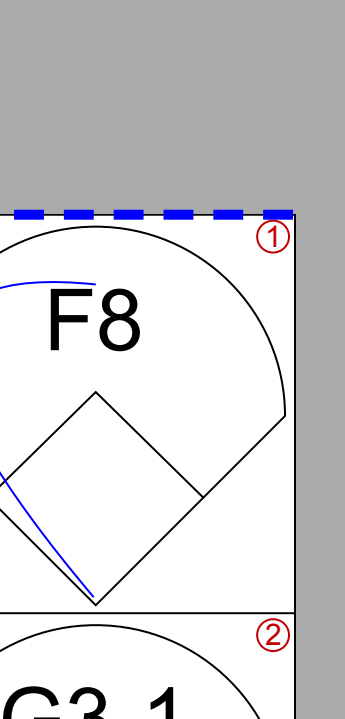

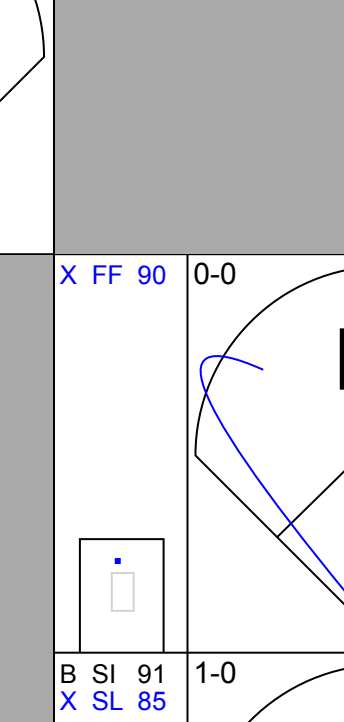


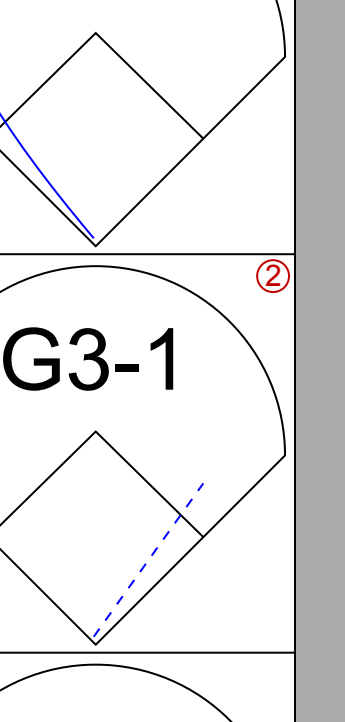

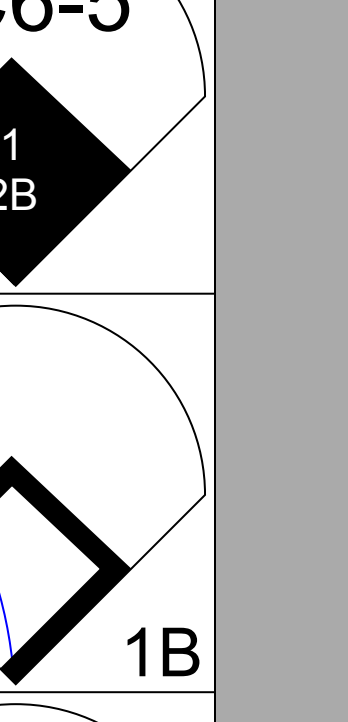
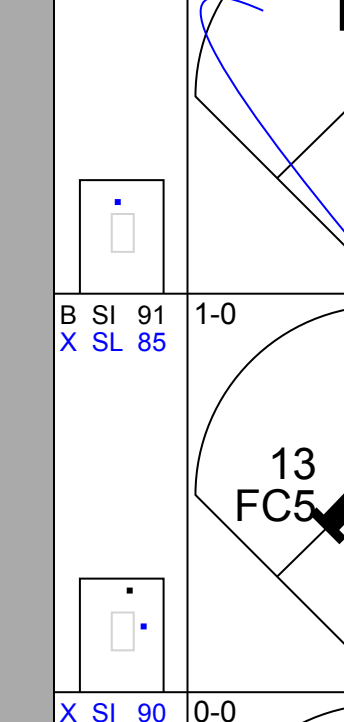

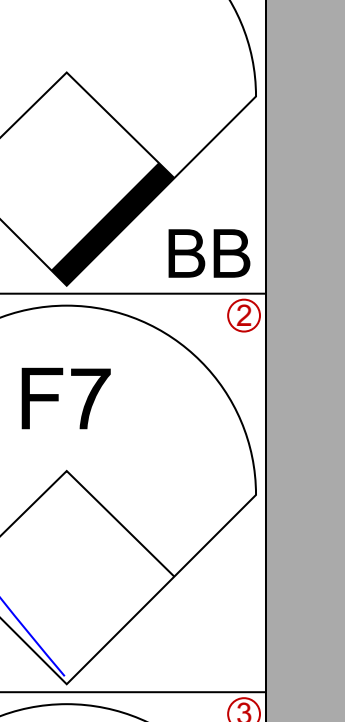

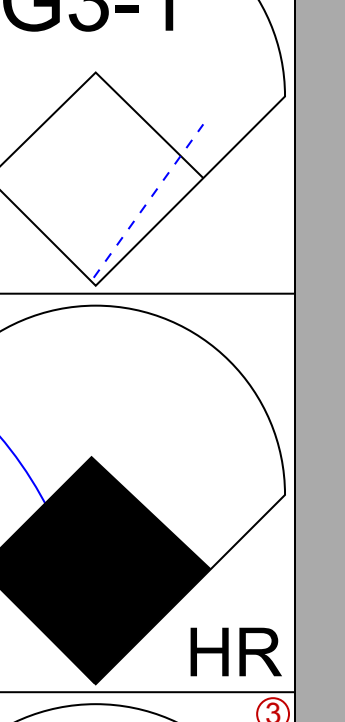

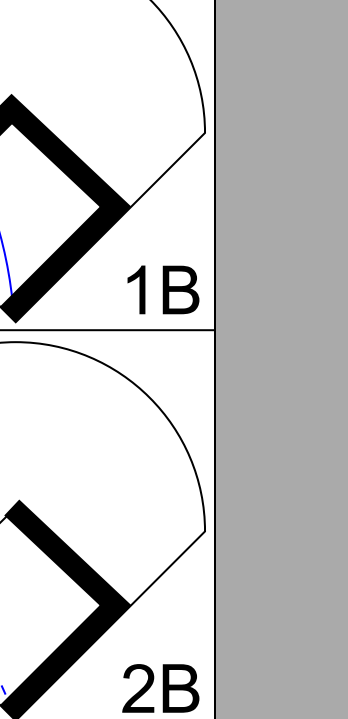
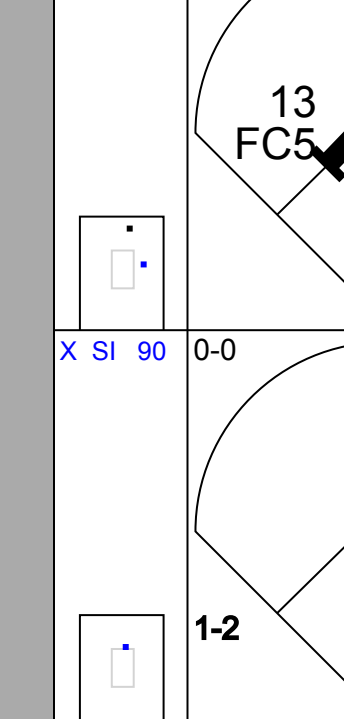

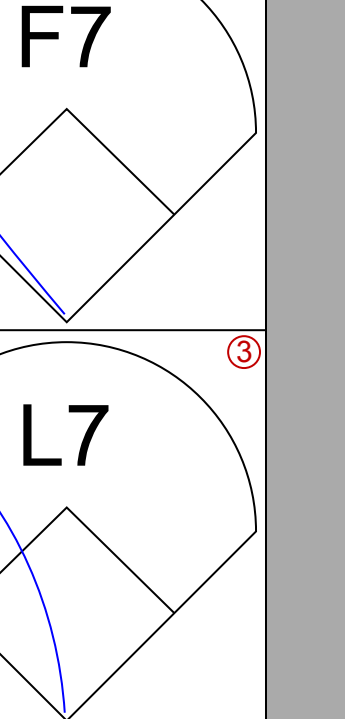




Baltimore Orioles @ Seattle Mariners  
Safeco Field, Seattle, WA  
Sat Jul 26 2014, 1:17 PM - 4:01 PM PDT  
Att: 36,936 - Sunny - 67 F

AB 29  
R 4  
H 7  
RBI 4  
BB 3  
SO 7  
LOB 10





Batter	1	2	3	4	5	6	7	8	9	10	AB	R	H	RBI	BB	SO	LOB	TOP						
21 Nick Markakis, L OBP: 0.347, SLG: 0.387			P5						G4-6-3		4	0	0	0	1	2	3	<p><b>Baltimore Orioles @ Seattle Mariners</b> Safeco Field, Seattle, WA Sun Jul 27 2014, 1:13 PM - 4:32 PM PDT Att. 26,523 - Sunny - 72 F</p>						
28 Steve Pearce, R OBP: 0.368, SLG: 0.528			G5-4-3						L4		4	0	1	0	0	2	2							
9 David Lough, L OBP: 0.281, SLG: 0.311											1	0	0	0	0	0	0							
10 Adam Jones, R OBP: 0.321, SLG: 0.487				F8	FC5-4						5	2	2	0	0	1	3							
23 Nelson Cruz, R OBP: 0.344, SLG: 0.541						P3					2	0	0	0	3	0	0							
19 Chris Davis, L OBP: 0.309, SLG: 0.391						L6					4	0	0	0	1	3	3							
2 J.J. Hardy, R OBP: 0.308, SLG: 0.370											4	0	1	0	1	1	4							
13 Manny Machado, R OBP: 0.314, SLG: 0.417											4	1	2	2	0	1	1							
36 Caleb Joseph, R OBP: 0.271, SLG: 0.315					G6-3						5	0	1	0	0	1	5							
6 Jonathan Schoop, R OBP: 0.253, SLG: 0.329											3	0	2	1	1	1	0							
<b>Inning Stats</b>	R: 0 E: 0 K: 3 S: 12	H: 0 LOB: 0 BB: 0 P: 16	R: 0 E: 0 K: 1 S: 7	H: 0 LOB: 0 BB: 0 P: 12	R: 1 E: 0 K: 0 S: 9	H: 3 LOB: 1 BB: 0 P: 13	R: 0 E: 0 K: 2 S: 10	H: 0 LOB: 1 BB: 1 P: 16	R: 0 E: 0 K: 1 S: 11	H: 1 LOB: 3 BB: 2 P: 28	R: 0 E: 0 K: 2 S: 7	H: 0 LOB: 0 BB: 0 P: 8	R: 1 E: 0 K: 3 S: 12	H: 2 LOB: 3 BB: 2 P: 25	R: 0 E: 0 K: 0 S: 7	H: 1 LOB: 0 BB: 0 P: 9	R: 1 E: 0 K: 0 S: 10	H: 1 LOB: 2 BB: 2 P: 19	1B: 5 2B: 4 3B: 0 HR: 0	SF: 1 SAC: 0 DP: 2 HBP: 0	WP: 0 PB: 0 SB: 0 CS: 0	PA: 44		
<b>PITCHER</b>	IP 5.0	WLS 21	BF 4	H 1	R 1	ER 1	SO 6	BB 3	IBB 0	HBP 0	BLK 0	WP 0	HR 0	S 52	P 85	ERA 1.80	WHIP 1.400							
29 Roenis Elias, L ERA: 4.31	5.0	21	4	1	1	1	6	3	0	0	0	0	0	52	85	1.80	1.400							
54 Tom Wilhelmsen, R ERA: 2.34	2.0	7	1	0	0	0	3	0	0	0	0	0	0	18	25	0.00	0.500							
37 Brandon Maurer, R ERA: 5.21	1.0	8	3	1	1	3	1	1	0	0	0	0	0	16	29	9.00	4.000							
56 Fernando Rodney, R ERA: 2.16	1.0	2	0	0	0	0	0	0	0	0	0	0	0	3	5	0.00	0.000							
31 Yoervis Medina, R ERA: 2.45	1.0	L	6	1	1	1	0	2	0	0	0	0	0	10	19	9.00	3.000							
<b>Batter</b>	<b>1</b>	<b>2</b>	<b>3</b>	<b>4</b>	<b>5</b>	<b>6</b>	<b>7</b>	<b>8</b>	<b>9</b>	<b>10</b>	<b>AB</b>	<b>R</b>	<b>H</b>	<b>RBI</b>	<b>BB</b>	<b>SO</b>	<b>LOB</b>	<b>BOTTOM</b>						
99 James Jones, L OBP: 0.294, SLG: 0.320		L4		F8							5	0	0	0	0	2	4	<p><b>Baltimore Orioles @ Seattle Mariners</b> Safeco Field, Seattle, WA Sun Jul 27 2014, 1:13 PM - 4:32 PM PDT Att. 26,523 - Sunny - 72 F</p>						
13 Dustin Ackley, L OBP: 0.299, SLG: 0.365				FC5							5	0	3	0	0	1	2							
22 Robinson Canó, L OBP: 0.369, SLG: 0.454					L9						3	0	0	0	2	0	2							
21 Kendrys Morales, S OBP: 0.257, SLG: 0.311					F9						5	0	0	0	0	0	5							
15 Kyle Seager, L OBP: 0.345, SLG: 0.484					F8						4	0	1	0	1	2	2							
27 Corey Hart, R OBP: 0.288, SLG: 0.321											5	0	1	0	0	2	2							
20 Logan Morrison, L OBP: 0.258, SLG: 0.329											4	1	0	0	1	1	1							
3 Mike Zunino, R OBP: 0.259, SLG: 0.419											4	1	3	1	0	0	1							
1 Chris Taylor, R OBP: 0.375, SLG: 0.500											4	0	2	1	0	1	1							
<b>Inning Stats</b>	R: 0 E: 0 K: 0 S: 12	H: 1 LOB: 1 BB: 0 P: 21	R: 1 E: 0 K: 0 S: 15	H: 4 LOB: 2 BB: 0 P: 21	R: 0 E: 0 K: 0 S: 9	H: 1 LOB: 2 BB: 1 P: 17	R: 0 E: 0 K: 0 S: 5	H: 2 LOB: 2 BB: 0 P: 8	R: 0 E: 0 K: 0 S: 5	H: 0 LOB: 0 BB: 0 P: 8	R: 0 E: 0 K: 1 S: 9	H: 0 LOB: 0 BB: 1 P: 15	R: 0 E: 0 K: 2 S: 12	H: 1 LOB: 1 BB: 1 P: 21	R: 1 E: 0 K: 1 S: 8	H: 1 LOB: 0 BB: 0 P: 12	R: 0 E: 0 K: 3 S: 10		H: 0 LOB: 0 BB: 0 P: 17	R: 0 E: 0 K: 3 S: 9	H: 0 LOB: 0 BB: 0 P: 12	1B: 8 2B: 1 3B: 0 HR: 1	SF: 0 SAC: 0 DP: 0 HBP: 0	WP: 1 PB: 0 SB: 0 CS: 0
<b>PITCHER</b>	IP 6.0	WLS 8	BF 1	H 1	R 1	ER 1	SO 1	BB 2	IBB 0	HBP 0	BLK 0	WP 0	HR 0	S 55	P 90	ERA 1.50	WHIP 1.667							
50 Miguel González, R ERA: 3.77	6.0	8	1	1	1	1	1	2	0	0	0	0	0	55	90	1.50	1.667							
17 Brian Matusz, L ERA: 4.14	1.0	5	1	0	0	2	1	0	0	0	0	1	0	12	21	0.00	2.000							
56 Darren O'Day, R ERA: 1.17	1.0	B	4	1	1	1	1	0	0	0	0	0	1	8	12	9.00	1.000							
66 T.J. McFarland, L ERA: 3.07	1.0	W	4	0	0	0	2	1	0	0	0	0	0	10	17	0.00	1.000							
53 Zack Britton, L ERA: 1.71	1.0	S	3	0	0	0	3	0	0	0	0	0	0	9	12	0.00	0.000							







Batter	1	2	3	4	5	6	7	8	9	AB	R	H	RBI	BB	SO	LOB	TOP					
13 Dustin Ackley, L (1,7) OBP: 0.300, SLG: 0.367	F7			K		F7			G4-3	4	0	0	0	0	1	0						
9 Endy Chavez, L (1,9) OBP: 0.279, SLG: 0.338	G4-3			F8			L7			3	0	0	0	0	0	0						
22 Robinson Canó, L (1,4) OBP: 0.389, SLG: 0.451	G4-3			E9			K			3	0	1	0	0	1	0						
21 Kendrys Morales, S (1,10) OBP: 0.246, SLG: 0.297		L7		G3			K			3	0	0	0	0	1	1						
15 Kyle Seager, L (1,5) OBP: 0.346, SLG: 0.487		G3-6				K			G6-3	3	0	1	0	0	1	0						
20 Logan Morrison, L (1,3) OBP: 0.299, SLG: 0.333		G3-6							K	3	0	1	0	0	1	1						
3 Mike Zunino, R (1,2) OBP: 0.262, SLG: 0.430				K					G5-3	3	0	0	0	0	1	1						
5 Brad Miller, L (1,6) OBP: 0.274, SLG: 0.320		L5				G4-3			G3	3	0	0	0	0	0	0						
99 James Jones, L (1,8) OBP: 0.287, SLG: 0.313				K					G5-3	3	0	0	0	0	2	0						
<b>Inning Stats</b>	R: 0 E: 0 K: 0 S: 8	H: 0 LOB: 0 BB: 0 P: 8	R: 0 E: 0 K: 0 S: 12	H: 1 LOB: 0 BB: 0 P: 15	R: 0 E: 0 K: 2 S: 8	H: 0 LOB: 0 BB: 0 P: 10	R: 0 E: 1 K: 1 S: 11	H: 1 LOB: 1 BB: 0 P: 12	R: 0 E: 0 K: 1 S: 5	H: 0 LOB: 0 BB: 0 P: 8	R: 0 E: 0 K: 1 S: 6	H: 0 LOB: 0 BB: 0 P: 7	R: 0 E: 0 K: 2 S: 8	H: 0 LOB: 0 BB: 0 P: 11	R: 0 E: 0 K: 1 S: 5	H: 0 LOB: 0 BB: 0 P: 6	R: 0 E: 0 K: 0 S: 6	H: 0 LOB: 0 BB: 0 P: 8	1B: 3 2B: 0 3B: 0 HR: 0	SF: 0 SAC: 0 DP: 2 HBP: 0	WP: 0 PB: 0 SB: 0 CS: 0	PA: 28
<b>PITCHER</b> 28 Corey Kluber, R (1,1) ERA: 2.61	IP: 9.0 WLS: W BF: 28 H: 3 R: 0 ER: 0 SO: 8 BB: 0 IBB: 0 HBP: 0 BLK: 0 WP: 0 HR: 0 S: 69 P: 85 ERA: 0.00 WHIP: 0.333															<b>PITCHER</b>						

Seattle Mariners @ Cleveland Indians  
 Progressive Field, Cleveland, OH  
 Wed Jul 30 2014, 7:08 PM - 9:18 PM EDT  
 Att. 14,863 - Clear - 72 F

AB 28  
 R 0  
 H 3  
 RBI 0  
 BB 0  
 SO 8  
 LOB 3



<b>Inning Stats</b>	R: 0 E: 0 K: 0 S: 8	H: 0 LOB: 0 BB: 0 P: 8	R: 0 E: 0 K: 0 S: 12	H: 1 LOB: 0 BB: 0 P: 15	R: 0 E: 0 K: 2 S: 8	H: 0 LOB: 0 BB: 0 P: 10	R: 0 E: 1 K: 1 S: 11	H: 1 LOB: 1 BB: 0 P: 12	R: 0 E: 0 K: 1 S: 5	H: 0 LOB: 0 BB: 0 P: 8	R: 0 E: 0 K: 1 S: 6	H: 0 LOB: 0 BB: 0 P: 7	R: 0 E: 0 K: 2 S: 8	H: 0 LOB: 0 BB: 0 P: 11	R: 0 E: 0 K: 1 S: 5	H: 0 LOB: 0 BB: 0 P: 6	R: 0 E: 0 K: 0 S: 6	H: 0 LOB: 0 BB: 0 P: 8	1B: 3 2B: 0 3B: 0 HR: 0	SF: 0 SAC: 0 DP: 2 HBP: 0	WP: 0 PB: 0 SB: 0 CS: 0	PA: 28
---------------------	------------------------------	---------------------------------	-------------------------------	----------------------------------	------------------------------	----------------------------------	-------------------------------	----------------------------------	------------------------------	---------------------------------	------------------------------	---------------------------------	------------------------------	----------------------------------	------------------------------	---------------------------------	------------------------------	---------------------------------	----------------------------------	------------------------------------	----------------------------------	--------

Batter	1	2	3	4	5	6	7	8	9	AB	R	H	RBI	BB	SO	LOB	BOTTOM					
22 Jason Kipnis, L (1,4) OBP: 0.321, SLG: 0.343	F7			G4-3		K			F8	4	0	0	0	0	1	2						
Asdrúbal Cabrera, S (1,6) OBP: 0.366, SLG: 0.386	G4-3			K			G4-3		P4	4	0	0	0	0	1	0						
23 Michael Brantley, L (1,8) OBP: 0.374, SLG: 0.486	G4-1			K					G4-3	3	0	0	0	1	1	0						
41 Carlos Santana, S (1,3) OBP: 0.370, SLG: 0.451		F7				P2				2	0	0	0	1	0	1						
8 Lonnie Chisenhall, L (1,5) OBP: 0.380, SLG: 0.478		F7				G5-3				3	1	1	0	0	0	1						
33 Nick Swisher, S (1,10) OBP: 0.281, SLG: 0.340		F7								3	1	2	0	0	0	0						
7 David Murphy, L (1,9) OBP: 0.310, SLG: 0.361			G4-3						G4-3	3	0	0	0	0	0	4						
10 Yan Gomes, R (1,2) OBP: 0.323, SLG: 0.468			F9						G5-3	3	0	1	2	0	0	1						
38 Chris Dickerson, L (1,7) OBP: 0.375, SLG: 0.460				K					K	3	0	0	0	0	2	3						
<b>Inning Stats</b>	R: 0 E: 0 K: 0 S: 6	H: 0 LOB: 0 BB: 0 P: 8	R: 0 E: 0 K: 0 S: 6	H: 0 LOB: 0 BB: 0 P: 6	R: 0 E: 0 K: 1 S: 8	H: 0 LOB: 0 BB: 0 P: 13	R: 0 E: 0 K: 2 S: 12	H: 0 LOB: 0 BB: 0 P: 18	R: 2 E: 0 K: 1 S: 14	H: 3 LOB: 2 BB: 1 P: 27	R: 0 E: 0 K: 0 S: 11	H: 0 LOB: 1 BB: 1 P: 18	R: 0 E: 0 K: 1 S: 9	H: 1 LOB: 1 BB: 0 P: 13	R: 0 E: 0 K: 0 S: 6	H: 0 LOB: 0 BB: 0 P: 11	R: 0 E: 0 K: 0 S: 6	H: 0 LOB: 0 BB: 0 P: 11	1B: 2 2B: 2 3B: 0 HR: 0	SF: 0 SAC: 0 DP: 0 HBP: 0	WP: 0 PB: 0 SB: 1 CS: 0	PA: 30
<b>PITCHER</b> 34 Félix Hernández, R (1,1) ERA: 2.01 97 Joe Beimel, L (8,1) ERA: 1.35	IP: 7.0 WLS: L BF: 27 H: 4 R: 2 ER: 2 SO: 5 BB: 2 IBB: 0 HBP: 0 BLK: 0 WP: 0 HR: 0 S: 66 P: 103 ERA: 2.57 WHIP: 0.857															<b>PITCHER</b>						

Seattle Mariners @ Cleveland Indians  
 Progressive Field, Cleveland, OH  
 Wed Jul 30 2014, 7:08 PM - 9:18 PM EDT  
 Att. 14,863 - Clear - 72 F

AB 28  
 R 2  
 H 4  
 RBI 2  
 BB 2  
 SO 5  
 LOB 12



<b>Inning Stats</b>	R: 0 E: 0 K: 0 S: 6	H: 0 LOB: 0 BB: 0 P: 8	R: 0 E: 0 K: 0 S: 6	H: 0 LOB: 0 BB: 0 P: 6	R: 0 E: 0 K: 1 S: 8	H: 0 LOB: 0 BB: 0 P: 13	R: 0 E: 0 K: 2 S: 12	H: 0 LOB: 0 BB: 0 P: 18	R: 2 E: 0 K: 1 S: 14	H: 3 LOB: 2 BB: 1 P: 27	R: 0 E: 0 K: 0 S: 11	H: 0 LOB: 1 BB: 1 P: 18	R: 0 E: 0 K: 1 S: 9	H: 1 LOB: 1 BB: 0 P: 13	R: 0 E: 0 K: 0 S: 6	H: 0 LOB: 0 BB: 0 P: 11	R: 0 E: 0 K: 0 S: 6	H: 0 LOB: 0 BB: 0 P: 11	1B: 2 2B: 2 3B: 0 HR: 0	SF: 0 SAC: 0 DP: 0 HBP: 0	WP: 0 PB: 0 SB: 1 CS: 0	PA: 30
---------------------	------------------------------	---------------------------------	------------------------------	---------------------------------	------------------------------	----------------------------------	-------------------------------	----------------------------------	-------------------------------	----------------------------------	-------------------------------	----------------------------------	------------------------------	----------------------------------	------------------------------	----------------------------------	------------------------------	----------------------------------	----------------------------------	------------------------------------	----------------------------------	--------

Batter	1	2	3	4	5	6	7	8	9	AB	R	H	RBI	BB	SO	LOB	BOTTOM					
22 Jason Kipnis, L (1,4) OBP: 0.321, SLG: 0.343	F7			G4-3		K			F8	4	0	0	0	0	1	2						
Asdrúbal Cabrera, S (1,6) OBP: 0.366, SLG: 0.386	G4-3			K			G4-3		P4	4	0	0	0	0	1	0						
23 Michael Brantley, L (1,8) OBP: 0.374, SLG: 0.486	G4-1			K					G4-3	3	0	0	0	1	1	0						
41 Carlos Santana, S (1,3) OBP: 0.370, SLG: 0.451		F7				P2				2	0	0	0	1	0	1						
8 Lonnie Chisenhall, L (1,5) OBP: 0.380, SLG: 0.478		F7				G5-3				3	1	1	0	0	0	1						
33 Nick Swisher, S (1,10) OBP: 0.281, SLG: 0.340		F7								3	1	2	0	0	0	0						
7 David Murphy, L (1,9) OBP: 0.310, SLG: 0.361			G4-3						G4-3	3	0	0	0	0	0	4						
10 Yan Gomes, R (1,2) OBP: 0.323, SLG: 0.468			F9						G5-3	3	0	1	2	0	0	1						
38 Chris Dickerson, L (1,7) OBP: 0.375, SLG: 0.460				K					K	3	0	0	0	0	2	3						
<b>Inning Stats</b>	R: 0 E: 0 K: 0 S: 6	H: 0 LOB: 0 BB: 0 P: 8	R: 0 E: 0 K: 0 S: 6	H: 0 LOB: 0 BB: 0 P: 6	R: 0 E: 0 K: 1 S: 8	H: 0 LOB: 0 BB: 0 P: 13	R: 0 E: 0 K: 2 S: 12	H: 0 LOB: 0 BB: 0 P: 18	R: 2 E: 0 K: 1 S: 14	H: 3 LOB: 2 BB: 1 P: 27	R: 0 E: 0 K: 0 S: 11	H: 0 LOB: 1 BB: 1 P: 18	R: 0 E: 0 K: 1 S: 9	H: 1 LOB: 1 BB: 0 P: 13	R: 0 E: 0 K: 0 S: 6	H: 0 LOB: 0 BB: 0 P: 11	R: 0 E: 0 K: 0 S: 6	H: 0 LOB: 0 BB: 0 P: 11	1B: 2 2B: 2 3B: 0 HR: 0	SF: 0 SAC: 0 DP: 0 HBP: 0	WP: 0 PB: 0 SB: 1 CS: 0	PA: 30
<b>PITCHER</b> 34 Félix Hernández, R (1,1) ERA: 2.01 97 Joe Beimel, L (8,1) ERA: 1.35	IP: 7.0 WLS: L BF: 27 H: 4 R: 2 ER: 2 SO: 5 BB: 2 IBB: 0 HBP: 0 BLK: 0 WP: 0 HR: 0 S: 66 P: 103 ERA: 2.57 WHIP: 0.857															<b>PITCHER</b>						



Batter	1	2	3	4	5	6	7	8	9	AB	R	H	RBI	BB	SO	LOB	TOP	
13 Dustin Ackley, L (1,7) OBP: 0.301, SLG: 0.375	G4-3		HR	BB		FC4			K	4	1	2	1	1	1		<b>Seattle Mariners @ Cleveland Indians</b> Progressive Field, Cleveland, OH Thu Jul 31 2014, 7:09 PM - 10:40 PM EDT Att: 16:336 - Partly Cloudy - 76 F	
1 Chris Taylor, R (1,6) OBP: 0.289, SLG: 0.471	1B		1B	G4-3			K		K	5	1	2	0	0	2			
22 Robinson Cano, L (1,4) OBP: 0.389, SLG: 0.453	G6-3		2B				G6-3		L8	5	0	2	1	0	0	1		
21 Kendrys Morales, S (1,10) OBP: 0.246, SLG: 0.301		2B	G3				G6-3			4	1	1	0	0	1	2		
15 Kyle Seager, L (1,5) OBP: 0.348, SLG: 0.486		1B	F8						HR	3	1	1	0	1	0	2		
3 Mike Zunino, R (1,2) OBP: 0.282, SLG: 0.438	P3		F8						HR	4	1	1	2	0	1	4		
20 Logan Morrison, L (1,3) OBP: 0.259, SLG: 0.333	SF9			1B					L9	3	0	1	1	0	1	0		
27 Corey Hart, R (1,9) OBP: 0.283, SLG: 0.320	FC6-4			L7					K	4	0	0	0	0	1	2		
99 James Jones, L (8,8) OBP: 0.287, SLG: 0.313									K	0	0	0	0	0	0	0		
9 Endy Chavez, L (1,8) (8,9)				P4					K	4	1	2	0	0	1	1		
<b>Inning Stats</b>	R: 0 H: 1 E: 0 K: 0 S: 11	H: 1 LOB: 0 BB: 0 P: 14	R: 1 H: 2 E: 0 K: 0 S: 14	H: 2 LOB: 1 BB: 0 P: 17	R: 3 H: 4 E: 0 K: 0 S: 15	H: 4 LOB: 2 BB: 1 P: 25	R: 0 H: 1 E: 0 K: 2 S: 10	H: 1 LOB: 1 BB: 0 P: 17	R: 0 H: 1 E: 0 K: 1 S: 11	H: 0 LOB: 0 BB: 0 P: 18	R: 2 H: 1 E: 0 K: 2 S: 11	H: 1 LOB: 0 BB: 2 P: 20	R: 0 H: 0 E: 0 K: 2 S: 10	H: 0 LOB: 0 BB: 0 P: 14	1B: 7 2B: 2 3B: 0 HR: 2	SF: 1 SAC: 0 DP: 1 HBP: 0	WP: 0 PB: 0 SB: 1 CS: 0	PA: 39
<b>PITCHER</b>	IP WLS BF H R ER SO BB IBB HBP BLK WP HR S P ERA WHIP	IP WLS BF H R ER SO BB IBB HBP BLK WP HR S P ERA WHIP	IP WLS BF H R ER SO BB IBB HBP BLK WP HR S P ERA WHIP	IP WLS BF H R ER SO BB IBB HBP BLK WP HR S P ERA WHIP	IP WLS BF H R ER SO BB IBB HBP BLK WP HR S P ERA WHIP	IP WLS BF H R ER SO BB IBB HBP BLK WP HR S P ERA WHIP	IP WLS BF H R ER SO BB IBB HBP BLK WP HR S P ERA WHIP	IP WLS BF H R ER SO BB IBB HBP BLK WP HR S P ERA WHIP	IP WLS BF H R ER SO BB IBB HBP BLK WP HR S P ERA WHIP	IP WLS BF H R ER SO BB IBB HBP BLK WP HR S P ERA WHIP	IP WLS BF H R ER SO BB IBB HBP BLK WP HR S P ERA WHIP	IP WLS BF H R ER SO BB IBB HBP BLK WP HR S P ERA WHIP	IP WLS BF H R ER SO BB IBB HBP BLK WP HR S P ERA WHIP	IP WLS BF H R ER SO BB IBB HBP BLK WP HR S P ERA WHIP	IP WLS BF H R ER SO BB IBB HBP BLK WP HR S P ERA WHIP	IP WLS BF H R ER SO BB IBB HBP BLK WP HR S P ERA WHIP	IP WLS BF H R ER SO BB IBB HBP BLK WP HR S P ERA WHIP	IP WLS BF H R ER SO BB IBB HBP BLK WP HR S P ERA WHIP

AB	36
R	6
H	11
RBI	6
BB	2
SO	8
LOB	15



Batter	1	2	3	4	5	6	7	8	9	AB	R	H	RBI	BB	SO	LOB	BOTTOM					
22 Jason Kipnis, L (1,4) OBP: 0.322, SLG: 0.356	2B		HR							5	2	2	2	0	1	0	<b>Seattle Mariners @ Cleveland Indians</b> Progressive Field, Cleveland, OH Thu Jul 31 2014, 7:09 PM - 10:40 PM EDT Att: 16:336 - Partly Cloudy - 76 F					
11 José Ramírez, S (1,6) OBP: 0.220, SLG: 0.208	SH1-3		F8						G4-3	4	1	1	0	0	0							
23 Michael Brantley, L (1,8) OBP: 0.378, SLG: 0.504	1B								K	3	1	2	1	2	1	0						
41 Carlos Santana, S (1,3) OBP: 0.370, SLG: 0.451	G4-3		SF9							4	0	2	2	0	0	2						
8 Lonnie Chisenhall, L (1,5) OBP: 0.374, SLG: 0.471	K		P4						1B	5	0	0	0	0	2	4						
33 Nick Swisher, S (1,10) OBP: 0.283, SLG: 0.343	F7									3	0	1	0	1	0	0						
7 David Murphy, L (1,9) OBP: 0.313, SLG: 0.363	1B									4	0	2	0	0	0	3						
10 Yan Gomes, R (1,2) OBP: 0.322, SLG: 0.469	G6-4-3									4	0	1	0	0	1	3						
38 Chris Dickerson, L (1,7) OBP: 0.375, SLG: 0.460										0	0	0	0	0	0	0						
4 Mike Aviles, R (3,7) OBP: 0.285, SLG: 0.336			BB						G6-3	3	1	0	0	1	0	3						
<b>Inning Stats</b>	R: 1 H: 2 E: 0 K: 1 S: 11	H: 2 LOB: 1 BB: 0 P: 18	R: 0 H: 1 E: 0 K: 0 S: 8	H: 1 LOB: 0 BB: 0 P: 12	R: 3 H: 2 E: 0 K: 0 S: 14	H: 2 LOB: 1 BB: 1 P: 23	R: 0 H: 1 E: 0 K: 0 S: 11	H: 1 LOB: 1 BB: 0 P: 15	R: 0 H: 0 E: 0 K: 1 S: 7	H: 0 LOB: 1 BB: 1 P: 13	R: 0 H: 2 E: 0 K: 1 S: 22	H: 2 LOB: 3 BB: 2 P: 31	R: 1 H: 2 E: 0 K: 0 S: 13	H: 2 LOB: 3 BB: 2 P: 25	R: 0 H: 0 E: 0 K: 1 S: 9	H: 0 LOB: 0 BB: 0 P: 14	R: 0 H: 1 E: 0 K: 2 S: 12	H: 1 LOB: 1 BB: 0 P: 15	1B: 6 2B: 3 3B: 1 HR: 1	SF: 1 SAC: 1 DP: 1 HBP: 0	WP: 1 PB: 0 SB: 1 CS: 0	PA: 41
<b>PITCHER</b>	IP WLS BF H R ER SO BB IBB HBP BLK WP HR S P ERA WHIP	IP WLS BF H R ER SO BB IBB HBP BLK WP HR S P ERA WHIP	IP WLS BF H R ER SO BB IBB HBP BLK WP HR S P ERA WHIP	IP WLS BF H R ER SO BB IBB HBP BLK WP HR S P ERA WHIP	IP WLS BF H R ER SO BB IBB HBP BLK WP HR S P ERA WHIP	IP WLS BF H R ER SO BB IBB HBP BLK WP HR S P ERA WHIP	IP WLS BF H R ER SO BB IBB HBP BLK WP HR S P ERA WHIP	IP WLS BF H R ER SO BB IBB HBP BLK WP HR S P ERA WHIP	IP WLS BF H R ER SO BB IBB HBP BLK WP HR S P ERA WHIP	IP WLS BF H R ER SO BB IBB HBP BLK WP HR S P ERA WHIP	IP WLS BF H R ER SO BB IBB HBP BLK WP HR S P ERA WHIP	IP WLS BF H R ER SO BB IBB HBP BLK WP HR S P ERA WHIP	IP WLS BF H R ER SO BB IBB HBP BLK WP HR S P ERA WHIP	IP WLS BF H R ER SO BB IBB HBP BLK WP HR S P ERA WHIP	IP WLS BF H R ER SO BB IBB HBP BLK WP HR S P ERA WHIP	IP WLS BF H R ER SO BB IBB HBP BLK WP HR S P ERA WHIP	IP WLS BF H R ER SO BB IBB HBP BLK WP HR S P ERA WHIP	IP WLS BF H R ER SO BB IBB HBP BLK WP HR S P ERA WHIP				

AB	35
R	5
H	11
RBI	5
BB	4
SO	5
LOB	15





Batter	1	2	3	4	5	6	7	8	9	AB	R	H	RBI	BB	SO	LOB	TOP			
16 Austin Jackson, R OBP: 0.331, SLG: 0.395										3	0	0	0	1	2	1	<b>Seattle Mariners @ Baltimore Orioles</b> Oriole Park at Camden Yards, Baltimore, MD Fri Aug 01 2014, 7:10 PM - 9:37 PM EDT Att: 39,487 - Cloudy - 78 F			
13 Dustin Ackley, L OBP: 0.301, SLG: 0.373										4	0	1	0	0	1	1				
22 Robinson Cano, L OBP: 0.392, SLG: 0.454										3	1	2	0	1	0	1				
21 Kendrys Morales, S OBP: 0.246, SLG: 0.306										4	0	1	1	0	0	4				
15 Kyle Seager, L OBP: 0.345, SLG: 0.481										4	0	0	0	0	2	2				
28 Chris Denorfia, R OBP: 0.289, SLG: 0.313										4	0	0	0	0	0	1				
27 Corey Hart, R OBP: 0.278, SLG: 0.314										4	0	0	0	0	0	0				
3 Mike Zunino, R OBP: 0.260, SLG: 0.434										3	0	0	0	0	2	0				
1 Chris Taylor, R OBP: 0.381, SLG: 0.500										3	0	1	0	0	1	0				
<b>Inning Stats</b>	R: 0 E: 0 K: 1 S: 13	H: 1 LOB: 1 BB: 0 P: 16	R: 0 E: 0 K: 0 S: 7	H: 0 LOB: 0 BB: 0 P: 11	R: 0 E: 0 K: 2 S: 8	H: 0 LOB: 0 BB: 0 P: 9	R: 1 E: 0 K: 2 S: 12	H: 2 LOB: 1 BB: 0 P: 18	R: 0 E: 0 K: 1 S: 12	H: 1 LOB: 1 BB: 0 P: 17	R: 0 E: 0 K: 0 S: 5	H: 0 LOB: 0 BB: 0 P: 6	R: 0 E: 0 K: 0 S: 13	H: 0 LOB: 2 BB: 2 P: 24	R: 0 E: 0 K: 0 S: 5	H: 0 LOB: 0 BB: 0 P: 8		1B: 3 2B: 2 3B: 0 HR: 0	SF: 0 SAC: 0 DP: 0 HBP: 0	WP: 0 PB: 0 SB: 1 CS: 0
<b>PITCHER</b>	IP WLS BF H R ER SO BB IBB HBP BLK WP HR S P ERA WHIP																			
16 Wei-Yin Chen, L ERA: 3.76	(1, 1) 7.1 W 28 5 1 1 8 1 0 0 0 0 0 0 75 104 1.23 0.818																			
48 Andrew Miller, L ERA: 2.3	(8, 1) 0.2 H 3 0 0 0 0 1 0 0 0 0 0 0 7 14 0.00 1.500																			
53 Zack Britton, L ERA: 1.62	(9, 1) 1.0 S 3 0 0 0 0 0 0 0 0 0 0 0 5 8 0.00 0.000																			

Batter	1	2	3	4	5	6	7	8	9	AB	R	H	RBI	BB	SO	LOB	BOTTOM			
21 Nick Markakis, L OBP: 0.343, SLG: 0.386										4	0	2	0	0	0	0	<b>Seattle Mariners @ Baltimore Orioles</b> Oriole Park at Camden Yards, Baltimore, MD Fri Aug 01 2014, 7:10 PM - 9:37 PM EDT Att: 39,487 - Cloudy - 78 F			
13 Manny Machado, R OBP: 0.313, SLG: 0.427										4	1	3	1	0	1	1				
10 Adam Jones, R OBP: 0.316, SLG: 0.489										4	0	0	0	0	1	5				
23 Nelson Cruz, R OBP: 0.335, SLG: 0.523										4	0	1	0	0	1	3				
19 Chris Davis, L OBP: 0.308, SLG: 0.386										3	0	0	0	0	1	3				
2 J.J. Hardy, R OBP: 0.307, SLG: 0.363										2	0	1	1	1	0	0				
27 Delmon Young, R OBP: 0.357, SLG: 0.474										3	1	1	0	0	0	4				
9 David Lough, L OBP: 0.283, SLG: 0.320										0	0	0	0	0	0	0				
36 Caleb Joseph, R OBP: 0.268, SLG: 0.309										3	0	0	0	0	2	1				
6 Jonathan Schoop, R OBP: 0.248, SLG: 0.321										3	0	0	0	0	1	1				
<b>Inning Stats</b>	R: 0 E: 0 K: 1 S: 6	H: 1 LOB: 0 BB: 0 P: 9	R: 0 E: 0 K: 0 S: 7	H: 0 LOB: 0 BB: 0 P: 9	R: 1 E: 0 K: 3 S: 15	H: 3 LOB: 2 BB: 0 P: 19	R: 0 E: 0 K: 0 S: 11	H: 1 LOB: 1 BB: 1 P: 21	R: 0 E: 0 K: 1 S: 8	H: 0 LOB: 0 BB: 0 P: 10	R: 1 E: 1 K: 2 S: 12	H: 2 LOB: 2 BB: 0 P: 20	R: 0 E: 0 K: 0 S: 5	H: 0 LOB: 0 BB: 0 P: 7	R: 0 E: 0 K: 0 S: 6	H: 1 LOB: 0 BB: 0 P: 8	1B: 5 2B: 4 3B: 0 HR: 0	SF: 0 SAC: 0 DP: 3 HBP: 0	WP: 1 PB: 0 SB: 0 CS: 0	PA: 31
<b>PITCHER</b>	IP WLS BF H R ER SO BB IBB HBP BLK WP HR S P ERA WHIP																			
29 Roenis Elias, L ERA: 4.19	(1, 1) 5.2 L 24 7 2 1 7 0 0 0 0 0 0 0 12 16 0.00 1.412																			
54 Tom Wilhelmson, R ERA: 2.25	(6, 1) 2.1 7 1 0 0 0 0 0 0 0 0 0 0 12 16 0.00 0.429																			

AB	32
R	1
H	5
RBI	1
BB	2
SO	8
LOB	10



AB	30
R	2
H	8
RBI	2
BB	1
SO	7
LOB	18





Batter	1	2	3	4	5	6	7	8	9	AB	R	H	RBI	BB	SO	LOB	TOP										
16 Austin Jackson, R (1, 8) OBP: 0.334, SLG: 0.396	L4		G5-3														4 2 2 0 1 0 0										
13 Dustin Ackley, L (1, 7) OBP: 0.295, SLG: 0.389	P6		HR														5 3 3 1 0 1 1										
22 Robinson Canó, L (1, 4) OBP: 0.393, SLG: 0.460	G4-3		F9														4 1 1 3 0 0 1										
21 Kendrys Morales, S (1, 3) OBP: 0.295, SLG: 0.308		K	G6-3														5 0 2 2 0 1 0										
15 Kyle Seager, L (1, 5) OBP: 0.341, SLG: 0.475	F8																5 0 0 0 0 0 3										
20 Logan Morrison, L (1, 10) OBP: 0.284, SLG: 0.333																	3 0 1 0 1 0 0										
1 Chris Taylor, R (1, 6) OBP: 0.400, SLG: 0.500																	4 0 2 0 0 0 2										
9 Endy Chavez, L (1, 9) OBP: 0.283, SLG: 0.335																	3 0 0 0 1 0 1										
2 Jesús Sucre, R (1, 2) OBP: 0.167, SLG: 0.167																	4 0 0 0 0 0 3										
Inning Stats	R: 0 H: 0 E: 0 K: 0 S: 8	H: 0 LOB: 0 BB: 0 P: 11	R: 0 H: 2 E: 0 K: 1 S: 18	H: 2 LOB: 3 BB: 1 P: 30	R: 1 H: 1 E: 0 K: 0 S: 10	H: 1 LOB: 1 BB: 0 P: 16	R: 0 H: 1 E: 0 K: 0 S: 10	H: 1 LOB: 1 BB: 0 P: 14	R: 3 H: 3 E: 0 K: 0 S: 14	H: 3 LOB: 0 BB: 0 P: 20	R: 0 H: 0 E: 0 K: 0 S: 8	H: 0 LOB: 0 BB: 0 P: 11	R: 0 H: 0 E: 0 K: 1 S: 14	H: 0 LOB: 1 BB: 1 P: 22	R: 0 H: 1 E: 0 K: 0 S: 9	H: 1 LOB: 1 BB: 1 P: 18	R: 2 H: 3 E: 0 K: 0 S: 15	H: 3 LOB: 2 BB: 0 P: 24	1B: 8 2B: 1 3B: 0 HR: 2	SF: 0 SAC: 0 DP: 1 HBP: 1	WP: 0 PB: 0 SB: 0 CS: 0	PA: 41					
PITCHER	IP	WLS	BF	H	R	ER	SO	BB	IBB	HBP	BLK	WP	HR	S	P	ERA	WHIP										
50 Miguel González, R (1, 1) ERA: 3.93	5.0	L	23	7	4	4	1	1	0	0	0	0	2	60	91	7.20	1.600										
35 Brad Brach, R (6, 1) ERA: 3.12	1.1		5	0	0	0	0	1	0	0	0	0	0	13	21	0.00	0.750										
17 Brian Matusz, L (7, 1) ERA: 3.92	1.0		5	1	0	0	1	1	0	0	0	0	0	17	28	0.00	2.000										
29 Tommy Hunter, R (8, 1) ERA: 3.86	1.1		4	1	1	1	0	0	0	0	0	0	0	9	15	6.75	0.750										
66 T.J. McFarland, L (9, 1) ERA: 3.27	0.1		4	2	1	1	0	0	0	1	0	0	0	7	11	27.00	6.000										

Seattle Mariners @ Baltimore Orioles  
 Oriole Park at Camden Yards, Baltimore, MD  
 Sat Aug 02 2014, 7:08 PM - 10:45 PM EDT  
 Att: 36,508 - Overcast - 78 F

AB	37
R	6
H	11
RBI	6
BB	3
SO	2
LOB	11



Batter	1	2	3	4	5	6	7	8	9	AB	R	H	RBI	BB	SO	LOB	BOTTOM										
21 Nick Markakis, L (1, 9) OBP: 0.345, SLG: 0.385																	3 1 1 0 2 1 3										
13 Manny Machado, R (1, 5) OBP: 0.317, SLG: 0.433																	5 0 3 0 0 0 3										
10 Adam Jones, R (1, 8) OBP: 0.314, SLG: 0.484																	4 0 0 1 0 1 4										
23 Nelson Cruz, R (1, 10) OBP: 0.332, SLG: 0.518																	4 0 0 0 0 3 2										
27 Delmon Young, R (1, 7) OBP: 0.349, SLG: 0.464																	3 0 0 0 0 1 1										
19 Chris Davis, L (8, PH) OBP: 0.307, SLG: 0.385																	1 0 0 0 0 0 1										
2 J.J. Hardy, R (1, 6) OBP: 0.306, SLG: 0.362																	4 0 1 0 0 2 0										
28 Steve Pearce, R (1, 3) OBP: 0.361, SLG: 0.504																	3 1 0 0 1 1 1										
36 Caleb Joseph, R (1, 2) OBP: 0.276, SLG: 0.345																	3 1 2 1 0 0 1										
9 David Lough, L (9, PH) OBP: 0.281, SLG: 0.317																	1 0 0 0 0 0 1										
6 Jonathan Schoop, R (1, 4) OBP: 0.248, SLG: 0.319																	2 0 0 0 1 0 1										
3 Ryan Flaherty, L (9, PH) OBP: 0.275, SLG: 0.316																	1 0 1 1 0 0 0										
Inning Stats	R: 1 H: 1 E: 0 K: 2 S: 13	H: 1 LOB: 1 BB: 1 P: 21	R: 0 H: 1 E: 1 K: 0 S: 14	H: 1 LOB: 2 BB: 1 P: 25	R: 0 H: 1 E: 0 K: 1 S: 8	H: 1 LOB: 0 BB: 0 P: 13	R: 0 H: 0 E: 0 K: 2 S: 8	H: 0 LOB: 0 BB: 0 P: 12	R: 1 H: 1 E: 0 K: 0 S: 9	H: 1 LOB: 1 BB: 1 P: 17	R: 0 H: 0 E: 0 K: 1 S: 10	H: 0 LOB: 0 BB: 0 P: 14	R: 0 H: 1 E: 0 K: 1 S: 11	H: 1 LOB: 1 BB: 0 P: 20	R: 0 H: 1 E: 1 K: 2 S: 14	H: 1 LOB: 1 BB: 0 P: 20	R: 1 H: 2 E: 0 K: 0 S: 13	H: 2 LOB: 2 BB: 1 P: 18	1B: 5 2B: 2 3B: 0 HR: 1	SF: 0 SAC: 0 DP: 1 HBP: 0	WP: 0 PB: 0 SB: 0 CS: 0	PA: 38					
PITCHER	IP	WLS	BF	H	R	ER	SO	BB	IBB	HBP	BLK	WP	HR	S	P	ERA	WHIP										
65 James Paxton, L (1, 1) ERA: 2.76	4.1		19	4	2	2	5	3	0	0	0	0	0	14	19	0.00	0.000										
52 Dominic Leone, R (5, 1) ERA: 2.18	1.2	W	5	0	0	0	1	0	0	0	0	0	0	11	20	0.00	1.000										
37 Brandon Maurer, R (7, 1) ERA: 5.01	1.0	H	4	1	0	0	1	0	0	0	0	0	0	11	16	0.00	1.500										
31 Yoervis Medina, R (8, 1) ERA: 2.39	0.2	H	3	1	0	0	2	0	0	0	0	0	0	3	4	0.00	0.000										
41 Charlie Furbush, L (8, 1) ERA: 4.02	0.1	H	1	0	0	0	0	0	0	0	0	0	0	3	4	0.00	0.000										

Seattle Mariners @ Baltimore Orioles  
 Oriole Park at Camden Yards, Baltimore, MD  
 Sat Aug 02 2014, 7:08 PM - 10:45 PM EDT  
 Att: 36,508 - Overcast - 78 F

AB	34
R	3
H	8
RBI	3
BB	4
SO	9
LOB	18





Batter	1	2	3	4	5	6	7	8	9	AB R H RBI BB SO LOB	TOP									
16 Austin Jackson, R (1, 8) OBP: 0.331, SLG: 0.392	G4-3		K			G4-3			G6-3	4 0 0 0 0 1 0	<b>Seattle Mariners @ Baltimore Orioles</b> Oriole Park at Camden Yards, Baltimore, MD Sun Aug 03 2014, 1:37 PM - 4:10 PM EDT Att: 35,217 - Overcast - 72 F <a href="http://livebaseballscorecards.com">livebaseballscorecards.com</a>									
13 Dustin Ackley, L (1, 7) OBP: 0.301, SLG: 0.384	B2-3		P4			G4-3			G4-3	4 0 0 0 0 0 0										
22 Robinson Cano, L (1, 4) OBP: 0.393, SLG: 0.459			P6			P4				3 0 1 0 1 0 0										
21 Kendrys Morales, S (1, 10) OBP: 0.250, SLG: 0.307	G6-3					G4-3			K	4 0 1 0 0 1 2										
15 Kyle Seager, L (1, 5) OBP: 0.341, SLG: 0.474						G4-3				3 0 1 0 0 0 1										
28 Chris Denorfia, R (1, 9) OBP: 0.286, SLG: 0.310			K			L8			G4-3	3 0 0 0 0 1 1										
20 Logan Morrison, L (1, 3) OBP: 0.265, SLG: 0.333						F7			K	3 0 1 0 0 1 0										
3 Mike Zunino, R (1, 2) OBP: 0.257, SLG: 0.429			K			K			F7	3 0 0 0 0 2 2										
5 Brad Miller, L (1, 6) OBP: 0.272, SLG: 0.318			K			K			K2-3	2 0 0 0 0 2 2										
1 Chris Taylor, R (8, PH) OBP: 0.385, SLG: 0.480			K			K				1 0 0 0 0 1 0										
<b>Inning Stats</b>	R: 0 H: 1 E: 0 K: 0 S: 9	H: 1 LOB: 1 BB: 0 P: 15	R: 0 H: 2 E: 0 K: 3 S: 16	H: 2 LOB: 2 BB: 0 P: 26	R: 0 H: 0 E: 0 K: 1 S: 9	H: 0 LOB: 0 BB: 0 P: 15	R: 0 H: 0 E: 0 K: 2 S: 8	H: 0 LOB: 0 BB: 0 P: 11	R: 0 H: 0 E: 0 K: 2 S: 10	H: 0 LOB: 0 BB: 0 P: 14	R: 0 H: 1 E: 0 K: 0 S: 5	H: 1 LOB: 0 BB: 0 P: 7	R: 0 H: 0 E: 0 K: 2 S: 7	H: 0 LOB: 1 BB: 1 P: 10	R: 0 H: 0 E: 0 K: 1 S: 9	H: 0 LOB: 1 BB: 1 P: 16	1B: 4 2B: 0 3B: 0 HR: 0	SF: 0 SAC: 0 DP: 1 HBP: 0	WP: 0 PB: 0 SB: 1 CS: 0	PA: 31
<b>PITCHER</b>	IP WLS BF H R ER SO BB IBB HBP BLK WP HR S P ERA WHIP											IP WLS BF H R ER SO BB IBB HBP BLK WP HR S P ERA WHIP								
30 Chris Tillman, R (1, 1) ERA: 3.78	7.0 W 24 4 0 0 6 0 0 0 0 0 0 65 101 0.00 0.571																			
48 Andrew Miller, L (8, 1) ERA: 2.25	1.0 H 3 0 0 0 2 0 0 0 0 0 0 7 10 0.00 0.000																			
53 Zack Britton, L (9, 1) ERA: 1.59	1.0 S 4 0 0 0 1 1 0 0 0 0 0 9 16 0.00 1.000																			

Batter	1	2	3	4	5	6	7	8	9	AB R H RBI BB SO LOB	BOTTOM					
21 Nick Markakis, L (1, 9) OBP: 0.349, SLG: 0.397	HR		1B			2B			P4	4 1 3 1 0 0 1	<b>Seattle Mariners @ Baltimore Orioles</b> Oriole Park at Camden Yards, Baltimore, MD Sun Aug 03 2014, 1:37 PM - 4:10 PM EDT Att: 35,217 - Overcast - 72 F <a href="http://livebaseballscorecards.com">livebaseballscorecards.com</a>					
13 Manny Machado, R (1, 5) OBP: 0.320, SLG: 0.432	K		P5			BB			1B	3 0 1 0 1 1 1						
10 Adam Jones, R (1, 8) OBP: 0.311, SLG: 0.480	K					L5			L8	4 0 0 0 0 1 4						
27 Delmon Young, R (1, 10) OBP: 0.342, SLG: 0.455	K					G5-3				3 0 0 0 0 2 2						
19 Chris Davis, L (1, 3) OBP: 0.304, SLG: 0.382			G4-3			K			F7	3 0 0 0 0 1 0						
2 J.J. Hardy, R (1, 6) OBP: 0.304, SLG: 0.359			F7			K			L8	3 0 0 0 0 1 0						
9 David Lough, L (1, 7) OBP: 0.282, SLG: 0.318			3 CS			G4-3			F8	3 0 1 0 0 0 0						
3 Ryan Flaherty, L (1, 4) OBP: 0.270, SLG: 0.311	CS		G6-3			K			F7	3 0 0 0 0 1 0						
40 Nick Hundley, R (1, 2) OBP: 0.266, SLG: 0.331			G1-3			G4-3			13 BB	2 0 0 0 1 0 0						
<b>Inning Stats</b>	R: 1 H: 1 E: 0 K: 3 S: 13	H: 1 LOB: 0 BB: 0 P: 17	R: 0 H: 1 E: 0 K: 0 S: 7	H: 1 LOB: 0 BB: 0 P: 9	R: 0 H: 0 E: 0 K: 2 S: 9	H: 0 LOB: 0 BB: 0 P: 13	R: 0 H: 1 E: 0 K: 0 S: 9	H: 1 LOB: 2 BB: 1 P: 16	R: 0 H: 0 E: 0 K: 0 S: 6	H: 0 LOB: 0 BB: 0 P: 7		R: 0 H: 1 E: 0 K: 0 S: 12	H: 1 LOB: 2 BB: 1 P: 21	1B: 3 2B: 1 3B: 0 HR: 1	SF: 0 SAC: 0 DP: 0 HBP: 0	WP: 0 PB: 0 SB: 0 CS: 1
<b>PITCHER</b>	IP WLS BF H R ER SO BB IBB HBP BLK WP HR S P ERA WHIP											IP WLS BF H R ER SO BB IBB HBP BLK WP HR S P ERA WHIP				
18 Hisashi Iwakuma, R (1, 1) ERA: 2.94	7.2 L 29 5 1 1 7 2 0 0 0 0 0 73 109 1.17 0.913															
40 Danny Farquhar, R (8, 1) ERA: 2.66	0.1 1 0 0 0 0 0 0 0 0 0 0 1 1 0.00 0.000															



Batter	1	2	3	4	5	6	7	8	9	AB	R	H	RBI	BB	SO	LOB	TOP			
1 Emilio Bonifacio, S (1, 8) OBP: 0.321, SLG: 0.370										4	0	1	0	0	0	0				
7 Tommy La Stella, L (1, 4) OBP: 0.365, SLG: 0.357										3	1	1	0	1	2	0				
5 Freddie Freeman, L (1, 3) OBP: 0.367, SLG: 0.467										4	0	0	0	0	1	3				
8 Justin Upton, R (1, 7) OBP: 0.353, SLG: 0.501										4	1	1	1	0	1	2				
22 Jason Heyward, L (1, 9) OBP: 0.356, SLG: 0.394										4	0	2	0	0	2	1				
24 Evan Gattis, R (1, 10) OBP: 0.334, SLG: 0.522										4	0	0	0	0	2	3				
23 Chris Johnson, R (1, 5) OBP: 0.302, SLG: 0.390										3	0	1	1	0	0	0				
11 Gerald Laird, R (1, 2) OBP: 0.306, SLG: 0.292										3	0	0	0	0	1	1				
19 Andrelton Simmons, R (1, 6) OBP: 0.297, SLG: 0.340										1	0	0	0	0	0	0				
14 Ramiro Pena, S (4, 6) OBP: 0.250, SLG: 0.318										2	0	0	0	0	0	0				
<b>Inning Stats</b>	R: 0 E: 0 K: 1 S: 7	H: 0 LOB: 0 BB: 9	R: 1 E: 0 K: 2 S: 11	H: 2 LOB: 1 BB: 17	R: 0 E: 0 K: 1 S: 14	H: 1 LOB: 2 BB: 19	R: 0 E: 0 K: 1 S: 11	H: 0 LOB: 0 BB: 14	R: 0 E: 0 K: 2 S: 10	H: 0 LOB: 0 BB: 13	R: 0 E: 0 K: 2 S: 7	H: 1 LOB: 0 BB: 7	R: 0 E: 0 K: 1 S: 8	H: 0 LOB: 0 BB: 9	R: 1 E: 0 K: 1 S: 13	H: 2 LOB: 1 BB: 16	1B: 4 2B: 2 3B: 0 HR: 0	SF: 0 SAC: 0 DP: 1 HBP: 0	WP: 0 PB: 0 SB: 1 CS: 0	PA: 33
<b>PITCHER</b>	IP WLS BF H R ER SO BB IBB HBP BLK WP HR S P ERA WHIP																			
34 Félix Hernández, R (1, 1) ERA: 1.97	8.0 W 28 4 1 1 8 1 0 0 0 0 0 0 73 97 1.12 0.625																			
56 Fernando Rodney, R (9, 1) ERA: 2.36	1.0 S 5 2 1 1 1 0 0 0 0 0 0 0 13 16 9.00 2.000																			

Atlanta Braves @ Seattle Mariners  
Safeco Field, Seattle, WA  
Tue Aug 05 2014, 7:11 PM - 9:40 PM PDT  
Att: 24,496 - Clear - 74 F

AB 32  
R 2  
H 6  
RBI 2  
BB 1  
SO 9  
LOB 10



Batter	1	2	3	4	5	6	7	8	9	AB	R	H	RBI	BB	SO	LOB	BOTTOM			
16 Austin Jackson, R (1, 8) OBP: 0.330, SLG: 0.391										4	0	1	1	0	1	2				
13 Dustin Ackley, L (1, 7) OBP: 0.296, SLG: 0.380										4	0	0	0	0	0	2				
22 Robinson Canó, L (1, 4) OBP: 0.392, SLG: 0.457										4	0	1	0	0	0	1				
21 Kendrys Morales, S (1, 10) OBP: 0.250, SLG: 0.302										3	0	0	0	1	0	1				
15 Kyle Seager, L (1, 5) OBP: 0.342, SLG: 0.472										2	1	0	0	1	1	0				
28 Chris Denorfia, R (1, 9) OBP: 0.288, SLG: 0.310										3	1	1	0	1	2	2				
9 Endy Chavez, L (9, 9) OBP: 0.283, SLG: 0.335										0	0	0	0	0	0	0				
20 Logan Morrison, L (1, 3) OBP: 0.270, SLG: 0.333										3	1	1	1	1	0	2				
3 Mike Zunino, R (1, 2) OBP: 0.258, SLG: 0.429										3	0	1	0	0	2	4				
1 Chris Taylor, R (1, 6) OBP: 0.379, SLG: 0.500										3	1	1	0	0	1	1				
<b>Inning Stats</b>	R: 0 E: 0 K: 0 S: 9	H: 0 LOB: 0 BB: 0 P: 14	R: 0 E: 0 K: 1 S: 10	H: 0 LOB: 2 BB: 24	R: 0 E: 0 K: 1 S: 11	H: 1 LOB: 0 BB: 17	R: 4 E: 1 K: 1 S: 13	H: 3 LOB: 1 BB: 0 P: 23	R: 0 E: 0 K: 1 S: 5	H: 1 LOB: 0 BB: 2 P: 15	R: 0 E: 0 K: 1 S: 7	H: 1 LOB: 0 BB: 0 P: 11	R: 0 E: 0 K: 2 S: 9	H: 0 LOB: 0 BB: 0 P: 13	R: 0 E: 0 K: 2 S: 9	H: 0 LOB: 0 BB: 0 P: 13	1B: 5 2B: 1 3B: 0 HR: 0	SF: 0 SAC: 0 DP: 2 HBP: 1	WP: 0 PB: 0 SB: 0 CS: 0	PA: 34
<b>PITCHER</b>	IP WLS BF H R ER SO BB IBB HBP BLK WP HR S P ERA WHIP																			
40 Alex Wood, L (1, 1) ERA: 3.2	6.0 L 28 4 0 1 0 4 0 0 0 0 0 0 55 104 1.50 1.500																			
51 James Russell, L (7, 1) ERA: 3.25	1.0 3 1 0 0 0 0 0 0 0 0 0 0 9 12 0.00 1.000																			
48 David Carpenter, R (8, 1) ERA: 3.79	1.0 3 0 0 0 2 0 0 0 0 0 0 0 9 13 0.00 0.000																			

Atlanta Braves @ Seattle Mariners  
Safeco Field, Seattle, WA  
Tue Aug 05 2014, 7:11 PM - 9:40 PM PDT  
Att: 24,496 - Clear - 74 F

AB 29  
R 4  
H 6  
RBI 2  
BB 4  
SO 7  
LOB 15

















Batter	1	2	3	4	5	6	7	8	9	10	AB	R	H	RBI	BB	SO	LOB	TOP				
28 Leury Garcia, S OBP: 0.213, SLG: 0.231	(1,5) K			G6-3		K		K			3	0	0	0	2	1		Chicago White Sox @ Seattle Mariners Safeco Field, Seattle, WA Sat Aug 09 2014, 6:28 PM - 9:17 PM PDT Att: 40,122 - Clear - 78 F				
12 Conor Gillaspie, L OBP: 0.363, SLG: 0.450	(8,PH) K									L8	5	0	1	0	0	1	4					
30 Alejandro De Aza, L OBP: 0.309, SLG: 0.357	(1,8) K2-3							G4-3														
79 José Abreu, R OBP: 0.363, SLG: 0.613	(1,10) K			G1-4-3							4	1	2	0	0	1	1					
24 Dayan Viciedo, R OBP: 0.263, SLG: 0.408	(1,7) F8			G4-3				F9			4	0	0	0	0	0	2					
10 Alexei Ramirez, R OBP: 0.324, SLG: 0.425	(1,6) G5-3									G5-4-3	4	0	2	1	0	0	1					
14 Paul Konerko, R OBP: 0.277, SLG: 0.373	(1,3) G4-3							P4			4	0	1	0	0	1	1					
21 Tyler Flowers, R OBP: 0.303, SLG: 0.369	(1,2) G6-3			G4-6-3				G6-3			4	0	1	0	0	0	3					
25 Moisés Sierra, R OBP: 0.261, SLG: 0.342	(1,9) G5-3									FC3-6	3	0	1	0	0	0	0					
20 Jordan Danks, L OBP: 0.224, SLG: 0.190	(10,PH) G5-3									E6	1	1	0	0	0	0	1					
15 Gordon Beckham, R OBP: 0.267, SLG: 0.347	(1,4) G5-3							SH3-4			3	0	1	0	0	0	1					
<b>Inning Stats</b>	R: 0 E: 0 K: 3 S: 9	H: 0 LOB: 0 BB: 0 P: 13	R: 0 E: 0 K: 0 S: 4	H: 0 LOB: 0 BB: 0 P: 7	R: 0 E: 0 K: 0 S: 7	H: 0 LOB: 0 BB: 0 P: 9	R: 0 E: 0 K: 0 S: 8	H: 1 LOB: 0 BB: 0 P: 9	R: 0 E: 0 K: 1 S: 14	H: 2 LOB: 1 BB: 0 P: 14	R: 0 E: 0 K: 1 S: 9	H: 1 LOB: 1 BB: 0 P: 19	R: 0 E: 0 K: 0 S: 9	H: 1 LOB: 0 BB: 0 P: 14	R: 0 E: 0 K: 1 S: 9	H: 1 LOB: 0 BB: 0 P: 7	R: 1 E: 1 K: 1 S: 13	H: 2 LOB: 2 BB: 0 P: 19	1B: 8 2B: 2 3B: 0 HR: 0	SF: 0 SAC: 1 DP: 3 HBP: 0	WP: 1 PB: 0 SB: 2 CS: 0	PA: 38
<b>PITCHER</b>	IP WLS BF H R ER SO BB IBB HBP BLK WP HR S P ERA WHIP	6.1 23 6 1 1 4 0 0 0 0 0 0 0 0 56 77 1.42 0.947	1.2 6 1 0 0 1 0 0 0 0 0 0 0 0 14 21 0.00 0.600	1.0 3 1 0 0 0 0 0 0 0 0 0 0 0 6 7 0.00 1.000	1.0 L 6 2 1 0 1 0 0 0 0 0 0 0 0 13 19 0.00 2.000																	

Batter	1	2	3	4	5	6	7	8	9	10	AB	R	H	RBI	BB	SO	LOB	BOTTOM						
16 Austin Jackson, R OBP: 0.328, SLG: 0.384	(1,8) F9			K	G4-3			K			4	0	0	0	0	2	1	Chicago White Sox @ Seattle Mariners Safeco Field, Seattle, WA Sat Aug 09 2014, 6:28 PM - 9:17 PM PDT Att: 40,122 - Clear - 78 F						
13 Dustin Ackley, L OBP: 0.301, SLG: 0.393	(1,7) P6			F8				K			4	0	1	0	0	1	1							
22 Robinson Canó, L OBP: 0.398, SLG: 0.467	(1,4) F7			E4				F8			4	1	0	0	0	0	1							
21 Kendrys Morales, S OBP: 0.253, SLG: 0.296	(1,3) K										4	0	2	0	0	1	1							
28 Chris Denorfa, R OBP: 0.288, SLG: 0.307	(9,PR) K							F9			0	0	0	0	0	0	0							
56 Fernando Rodney, R ERA: 2.27	(10,1) K										0	0	0	0	0	0	0							
15 Kyle Seager, L OBP: 0.345, SLG: 0.476	(1,5) G6-3							CS			4	0	1	1	0	0	1							
3 Mike Zunino, R OBP: 0.263, SLG: 0.433	(1,2) K										3	0	1	0	1	1	0							
20 Logan Morrison, L OBP: 0.276, SLG: 0.352	(1,10) F8							G4-6-3			4	0	1	0	0	0	4							
1 Chris Taylor, R OBP: 0.391, SLG: 0.465	(1,6) P4										4	0	1	0	0	0	1							
9 Endy Chavez, L OBP: 0.290, SLG: 0.353	(1,9) K							SH1-4			2	0	0	0	0	1	0							
<b>Inning Stats</b>	R: 0 E: 0 K: 0 S: 5	H: 0 LOB: 0 BB: 0 P: 7	R: 0 E: 0 K: 2 S: 10	H: 0 LOB: 0 BB: 0 P: 14	R: 0 E: 0 K: 1 S: 7	H: 0 LOB: 0 BB: 10 P: 10	R: 1 E: 1 K: 1 S: 17	H: 2 LOB: 3 BB: 1 P: 25	R: 0 E: 0 K: 0 S: 6	H: 0 LOB: 0 BB: 0 P: 6	R: 0 E: 0 K: 0 S: 7	H: 1 LOB: 0 BB: 0 P: 11	R: 0 E: 0 K: 0 S: 9	H: 1 LOB: 0 BB: 0 P: 13	R: 0 E: 0 K: 2 S: 11	H: 1 LOB: 1 BB: 0 P: 14	R: 0 E: 0 K: 0 S: 7	H: 1 LOB: 1 BB: 0 P: 10	R: 0 E: 0 K: 0 S: 5	H: 1 LOB: 0 BB: 0 P: 8	1B: 6 2B: 1 3B: 0 HR: 0	SF: 0 SAC: 1 DP: 3 HBP: 0	WP: 0 PB: 0 SB: 0 CS: 1	PA: 36
<b>PITCHER</b>	IP WLS BF H R ER SO BB IBB HBP BLK WP HR S P ERA WHIP	7.1 27 4 1 0 0 2 0 0 0 0 0 0 0 66 92 0.00 0.818	1.0 4 1 0 0 2 0 0 0 0 0 0 0 0 11 15 0.00 1.000	0.2 W 1 0 0 0 0 0 0 0 0 0 0 0 2 3 0.00 0.000	1.0 S 3 1 0 0 0 0 0 0 0 0 0 0 5 8 0.00 1.000																			





Batter	1	2	3	4	5	6	7	8	9	AB	R	H	RBI	BB	SO	LOB	TOP	
30 Alejandro De Aza, L OBP: 0.311, SLG: 0.357										3	0	1	0	1	0	1		
10 Alexei Ramirez, R OBP: 0.324, SLG: 0.423										4	1	1	0	0	0	2		
79 José Abreu, R OBP: 0.362, SLG: 0.610										4	0	1	0	0	2	1		
44 Adam Dunn, L OBP: 0.346, SLG: 0.424										4	0	2	0	0	1	2		
24 Dayan Viedro, R OBP: 0.280, SLG: 0.404										4	0	0	0	0	2	4		
12 Conor Gillaspie, L OBP: 0.362, SLG: 0.447										4	0	1	1	0	0	0		
28 Leury Garcia, S OBP: 0.213, SLG: 0.231										0	0	0	0	0	0	0		
21 Tyler Flowers, R OBP: 0.308, SLG: 0.380										2	1	1	1	0	0	0		
20 Jordan Danks, L OBP: 0.245, SLG: 0.217										4	0	2	0	0	1	3		
15 Gordon Beckham, R OBP: 0.265, SLG: 0.344										3	0	0	0	0	1	3		
<b>Inning Stats</b>	R: 0 E: 0 K: 0 S: 7	H: 0 LOB: 0 BB: 1 P: 12	R: 0 E: 0 K: 0 S: 13	H: 1 LOB: 0 BB: 0 P: 18	R: 0 E: 0 K: 1 S: 11	H: 1 LOB: 1 BB: 0 P: 14	R: 0 E: 0 K: 1 S: 8	H: 1 LOB: 1 BB: 0 P: 11	R: 0 E: 0 K: 1 S: 8	H: 0 LOB: 0 BB: 0 P: 14	R: 1 E: 0 K: 0 S: 8	H: 1 LOB: 0 BB: 0 P: 13	R: 1 E: 0 K: 3 S: 20	H: 3 LOB: 3 BB: 0 P: 27	1B: 8 2B: 2 3B: 0 HR: 1	SF: 0 SAC: 0 DP: 3 HBP: 2	WP: 0 PB: 0 SB: 0 CS: 0	PA: 35
<b>PITCHER</b>	IP WLS BF H R ER SO BB IBB HBP BLK WP HR S P ERA WHIP																	
50 Erasmo Ramírez, R ERA: 4.06	4.1	W 4	17	4	0	0	2	1	0	1	0	0	0	0	45	65	0.00	1.154
52 Dominic Leone, R ERA: 2.06	1.2	H 7	4	1	0	0	1	0	0	0	0	0	0	11	17	0.00	0.600	
54 Tom Wilhelmsen, R ERA: 2.29	2.0	S 7	7	1	1	1	1	0	0	0	0	0	0	1	16	27	4.50	0.500
56 Fernando Rodney, R ERA: 2.4	1.0		3	1	1	1	3	0	0	1	0	0	0	20	27	9.00	3.000	

Chicago White Sox @ Seattle Mariners  
Safeco Field, Seattle, WA  
Sun Aug 10 2014, 1:13 PM - 4:01 PM PDT  
Att: 27,236 - Sunny - 75 F

AB 32  
R 2  
H 9  
RBI 2  
BB 1  
SO 7  
LOB 16

Batter	1	2	3	4	5	6	7	8	9	AB	R	H	RBI	BB	SO	LOB	BOTTOM	
16 Austin Jackson, R OBP: 0.332, SLG: 0.390										4	0	3	4	0	0	0		
13 Dustin Ackley, L OBP: 0.297, SLG: 0.389										4	0	0	0	0	0	3		
22 Robinson Canó, L OBP: 0.399, SLG: 0.465										2	0	0	0	2	0	0		
21 Kendrys Morales, S OBP: 0.249, SLG: 0.290										4	0	0	0	0	0	3		
15 Kyle Seager, L OBP: 0.342, SLG: 0.473										4	0	0	0	0	0	0		
28 Chris Denorfia, R OBP: 0.291, SLG: 0.309										4	0	2	0	0	1	0		
20 Logan Morrison, L OBP: 0.276, SLG: 0.350										4	1	1	0	0	0	2		
1 Chris Taylor, R OBP: 0.429, SLG: 0.511										2	2	2	0	1	0	0		
2 Jesús Sucre, R OBP: 0.167, SLG: 0.167										2	1	1	0	0	0	1		
<b>Inning Stats</b>	R: 0 E: 0 K: 0 S: 10	H: 1 LOB: 1 BB: 1 P: 15	R: 3 E: 0 K: 1 S: 20	H: 4 LOB: 1 BB: 0 P: 28	R: 0 E: 0 K: 0 S: 9	H: 0 LOB: 0 BB: 0 P: 12	R: 0 E: 0 K: 0 S: 11	H: 1 LOB: 1 BB: 0 P: 15	R: 0 E: 0 K: 0 S: 8	H: 1 LOB: 1 BB: 0 P: 12	R: 1 E: 0 K: 0 S: 14	H: 1 LOB: 2 BB: 2 P: 27	R: 0 E: 0 K: 0 S: 7	H: 1 LOB: 0 BB: 0 P: 7	1B: 7 2B: 2 3B: 0 HR: 0	SF: 0 SAC: 1 DP: 2 HBP: 0	WP: 0 PB: 0 SB: 0 CS: 0	PA: 34
<b>PITCHER</b>	IP WLS BF H R ER SO BB IBB HBP BLK WP HR S P ERA WHIP																	
50 John Danks, L ERA: 4.96	6.1	L 28	8	4	4	4	4	2	0	0	0	0	0	75	108	5.68	1.579	
53 Eric Surkamp, L ERA: 7.11	0.1		2	0	0	0	0	0	1	0	0	0	0	3	7	0.00	0.000	
40 Daniel Webb, R ERA: 3.74	1.1		4	1	0	0	0	0	0	0	0	0	0	9	10	0.00	0.750	

Chicago White Sox @ Seattle Mariners  
Safeco Field, Seattle, WA  
Sun Aug 10 2014, 1:13 PM - 4:01 PM PDT  
Att: 27,236 - Sunny - 75 F

AB 30  
R 4  
H 9  
RBI 4  
BB 3  
SO 1  
LOB 9



Batter	1	2	3	4	5	6	7	8	9	AB	R	H	RBI	BB	SO	LOB	TOP										
66 Munenori Kawasaki, L (1, 6) OBP: 0.314, SLG: 0.306	G1-3			G4-3		K			L5	4	0	0	0	0	1	0											
53 Melky Cabrera, S (1, 10) OBP: 0.371, SLG: 0.476	G1-3			G6-3		FC4-6			L8	4	0	0	0	0	0	1											
19 José Bautista, R (1, 9) OBP: 0.412, SLG: 0.518	F8			HR					K	2	1	1	1	0	0	0											
14 Nolan Reimold, R (7, PH) OBP: 0.313, SLG: 0.463									K	2	0	0	0	0	2	0											
28 Colby Rasmus, L (1, 8) OBP: 0.289, SLG: 0.446		FC4-5								3	0	2	0	0	1	0											
30 Dioner Navarro, S (1, 2) OBP: 0.314, SLG: 0.391		FC4-5								2	0	0	0	0	1	1											
22 Josh Thole, L (7, PH) OBP: 0.345, SLG: 0.297										1	0	0	0	0	1	1											
15 Danny Valencia, R (1, 5) OBP: 0.333, SLG: 0.386										3	0	0	0	0	0	2											
47 Juan Francisco, L (1, 3) OBP: 0.296, SLG: 0.471										3	0	0	0	0	1	0											
18 Steve Tolleson, R (1, 4) OBP: 0.305, SLG: 0.375										3	0	0	0	0	2	0											
8 Anthony Gose, L (1, 7) OBP: 0.332, SLG: 0.293										3	0	0	0	0	2	0											
<b>Inning Stats</b>	R: 0 E: 0 K: 0 S: 8	H: 0 LOB: 0 BB: 0 P: 12	R: 0 E: 0 K: 0 S: 8	H: 1 LOB: 0 BB: 0 P: 10	R: 0 E: 0 K: 1 S: 8	H: 0 LOB: 0 BB: 0 P: 11	R: 1 E: 0 K: 1 S: 12	H: 1 LOB: 0 BB: 0 P: 19	R: 0 E: 0 K: 1 S: 9	H: 0 LOB: 0 BB: 0 P: 12	R: 0 E: 0 K: 3 S: 13	H: 0 LOB: 1 BB: 0 P: 17	R: 0 E: 0 K: 2 S: 10	H: 1 LOB: 1 BB: 0 P: 15	R: 0 E: 0 K: 2 S: 7	H: 0 LOB: 0 BB: 0 P: 9	R: 0 E: 0 K: 1 S: 12	H: 0 LOB: 0 BB: 0 P: 17	1B: 1 2B: 1 3B: 0 HR: 1	SF: 0 SAC: 0 DP: 1 HBP: 0	WP: 0 PB: 1 SB: 0 CS: 0	PA: 30					
<b>PITCHER</b>	IP	WLS	BF	H	R	ER	SO	BB	IBB	HBP	BLK	WP	HR	S	P	ERA	WHIP										
34 Félix Hernández, R (1, 1) ERA: 1.95	7.0	W	24	3	1	1	8	0	0	0	0	0	1	68	96	1.29	0.429										
97 Joe Beimel, L (8, 1) ERA: 1.3	1.0		3	0	0	0	2	0	0	0	0	0	0	7	9	0.00	0.000										
40 Danny Farquhar, R (9, 1) ERA: 2.68	1.0		3	0	0	0	1	0	0	0	0	0	0	12	17	0.00	0.000										

Toronto Blue Jays @ Seattle Mariners  
Safeco Field, Seattle, WA  
Mon Aug 11 2014, 7:10 PM - 9:53 PM PDT  
Att: 41,168 - Partly Cloudy - 81 F

AB	30
R	1
H	3
RBI	1
BB	0
SO	11
LOB	5



Batter	1	2	3	4	5	6	7	8	9	AB	R	H	RBI	BB	SO	LOB	BOTTOM										
16 Austin Jackson, R (1, 8) OBP: 0.330, SLG: 0.386	G4-3			P4		K			K	4	1	0	0	1	2	3											
13 Dustin Ackley, L (1, 7) OBP: 0.298, SLG: 0.386	P3			G3		K			G1	5	1	1	2	0	1	2											
22 Robinson Cano, L (1, 4) OBP: 0.402, SLG: 0.476	G5-3								F9	3	2	2	2	1	0	0											
1 Chris Taylor, R (8, 6) OBP: 0.420, SLG: 0.500										1	0	0	0	0	0	0											
21 Kendrys Morales, S (1, 10) OBP: 0.248, SLG: 0.293										5	1	1	0	0	2	1											
15 Kyle Seager, L (1, 5) OBP: 0.343, SLG: 0.472	L7									1	2	0	1	2	0	0											
3 Mike Zunino, R (1, 2) OBP: 0.286, SLG: 0.441	P3									3	2	2	2	1	0	0											
20 Logan Morrison, L (1, 3) OBP: 0.280, SLG: 0.350										3	0	1	0	0	1	2											
9 Endy Chavez, L (1, 9) OBP: 0.296, SLG: 0.364										3	1	2	1	0	0	1											
99 James Jones, L (7, PH) OBP: 0.286, SLG: 0.312										1	0	0	1	0	0	2											
5 Brad Miller, L (1, 6) OBP: 0.272, SLG: 0.324										2	1	1	2	0	1	0											
<b>Inning Stats</b>	R: 0 E: 0 K: 0 S: 8	H: 0 LOB: 0 BB: 0 P: 13	R: 0 E: 0 K: 1 S: 6	H: 0 LOB: 0 BB: 0 P: 6	R: 0 E: 0 K: 0 S: 8	H: 2 LOB: 2 BB: 0 P: 11	R: 2 E: 0 K: 0 S: 16	H: 2 LOB: 1 BB: 1 P: 27	R: 0 E: 0 K: 3 S: 11	H: 0 LOB: 0 BB: 0 P: 18	R: 7 E: 0 K: 1 S: 27	H: 6 LOB: 1 BB: 2 P: 44	R: 2 E: 0 K: 1 S: 11	H: 0 LOB: 1 BB: 2 P: 26	R: 0 E: 0 K: 1 S: 10	H: 0 LOB: 0 BB: 0 P: 14	1B: 4 2B: 3 3B: 2 HR: 1	SF: 2 SAC: 1 DP: 0 HBP: 1	WP: 0 PB: 0 SB: 1 CS: 0	PA: 40							
<b>PITCHER</b>	IP	WLS	BF	H	R	ER	SO	BB	IBB	HBP	BLK	WP	HR	S	P	ERA	WHIP										
36 Drew Hutchison, R (1, 1) ERA: 4.6	5.2	L	26	7	6	6	5	2	3	0	1	0	0	35	64	19.29	2.571										
Brad Mills, L (6, 1) ERA: 9.15	2.1		14	3	5	5	2	3	0	1	0	0	0	35	64	19.29	2.571										

Toronto Blue Jays @ Seattle Mariners  
Safeco Field, Seattle, WA  
Mon Aug 11 2014, 7:10 PM - 9:53 PM PDT  
Att: 41,168 - Partly Cloudy - 81 F

AB	31
R	11
H	10
RBI	11
BB	5
SO	7
LOB	11





Batter	1	2	3	4	5	6	7	8	9	AB	R	H	RBI	BB	SO	LOB	TOP					
7 José Reyes, S (1, 6) OBP: 0.337, SLG: 0.408			P4		F8			F8		3	2	1	0	1	0	2	<b>Toronto Blue Jays @ Seattle Mariners</b> Safeco Field, Seattle, WA Tue Aug 12 2014, 7:12 PM - 9:52 PM PDT Att: 26,076 - Roof Closed - 75 F					
53 Melky Cabrera, S (1, 7) OBP: 0.372, SLG: 0.479			F8		F8			F8		4	1	2	1	0	0	0						
19 José Bautista, R (1, 9) OBP: 0.410, SLG: 0.518				L7				G3-1		4	0	1	1	0	0	1						
26 Adam Lind, L (1, 10) OBP: 0.383, SLG: 0.481				G6-3				G4-3		3	0	0	0	0	1	1						
14 Nolan Reimold, R (8, PH) OBP: 0.306, SLG: 0.463								SF7		0	0	0	1	0	0	0						
30 Dioner Navarro, S (1, 2)				G6-3				P6		4	0	0	0	0	0	2						
28 Colby Rasmus, L (1, 8) OBP: 0.286, SLG: 0.439								F9		4	0	0	0	0	3	0						
15 Danny Valencia, R (1, 5) OBP: 0.331, SLG: 0.389								K		4	0	1	0	0	1	0						
47 Juan Francisco, L (1, 3) OBP: 0.297, SLG: 0.475								K		2	0	1	0	0	0	0						
18 Steve Tolleson, R (7, PH) OBP: 0.303, SLG: 0.372								F9		1	0	0	0	0	0	1						
8 Anthony Gose, L (9, PH) OBP: 0.335, SLG: 0.293								F9		0	0	0	0	1	0	0						
66 Munenori Kawasaki, L (1, 4) OBP: 0.312, SLG: 0.300								K		3	0	0	0	1	1	1						
<b>Inning Stats</b>	R: 1 E: 0 K: 1 S: 20	H: 1 LOB: 1 BB: 1 P: 27	R: 0 E: 0 K: 1 S: 8	H: 0 LOB: 0 BB: 0 P: 9	R: 0 E: 0 K: 0 S: 6	H: 0 LOB: 0 BB: 0 P: 10	R: 0 E: 0 K: 0 S: 9	H: 0 LOB: 0 BB: 0 P: 13	R: 0 E: 0 K: 1 S: 15	H: 1 LOB: 2 BB: 1 P: 23	R: 0 E: 0 K: 0 S: 7	H: 0 LOB: 0 BB: 0 P: 12	R: 0 E: 0 K: 1 S: 11	H: 1 LOB: 1 BB: 0 P: 13	R: 2 E: 0 K: 1 S: 17	H: 3 LOB: 1 BB: 0 P: 22	R: 0 E: 0 K: 1 S: 11	H: 0 LOB: 1 BB: 1 P: 18	1B: 2 2B: 4 3B: 0 HR: 0	SF: 1 DP: 0 HBP: 0	WP: 0 PB: 0 SB: 0 CS: 0	PA: 36
<b>PITCHER</b>	IP WLS BF H R ER SO BB IBB HBP BLK WP HR S P ERA WHIP																					
53 Chris Young, R (1, 1) ERA: 3.2	6.0 W 22	H 2 R 1 ER 1 SO 3	BB 2 IBB 0 HBP 0 BLK 0	WP 0 HR 0 S 65 P 94	ERA 1.50 WHIP 0.667																	
41 Charlie Furbush, L (7, 1) ERA: 3.71	1.1	5 1 0 0 2	0 0 0 0 0	0 0 14 17	0.00 0.750																	
37 Brandon Maurer, R (8, 1) ERA: 5.06	0.0	3 1 1 0 0	0 0 0 0 0	0 0 10 13	∞ ∞																	
97 Joe Beimel, L (8, 1) ERA: 1.27	0.2 H	2 0 1 1 0	0 0 0 0 0	0 0 4 5	13.50 0.000																	
56 Fernando Rodney, R (9, 1) ERA: 2.96	1.0 S	4 0 0 0 1	1 0 0 0 0	0 0 11 18	0.00 1.000																	

Batter	1	2	3	4	5	6	7	8	9	AB	R	H	RBI	BB	SO	LOB	BOTTOM				
16 Austin Jackson, R (1, 8) OBP: 0.330, SLG: 0.385			E8		FC3-2-5-2			G6-3		4	1	1	0	0	1	2	<b>Toronto Blue Jays @ Seattle Mariners</b> Safeco Field, Seattle, WA Tue Aug 12 2014, 7:12 PM - 9:52 PM PDT Att: 26,076 - Roof Closed - 75 F				
13 Dustin Ackley, L (1, 7) OBP: 0.296, SLG: 0.385			L7		G3			G3		4	0	1	2	0	0	1					
22 Robinson Canó, L (1, 4) OBP: 0.398, SLG: 0.471				G6-3				G4-3		4	0	0	0	0	0	1					
21 Kendrys Morales, S (1, 10) OBP: 0.252, SLG: 0.315				F8				HR		4	1	2	1	0	0	0					
99 James Jones, L (8, PR) OBP: 0.296, SLG: 0.312								G4-3		0	1	0	0	0	0	0					
15 Kyle Seager, L (1, 5) OBP: 0.344, SLG: 0.479								E1		4	1	2	1	0	0	0					
28 Chris Denorfia, R (1, 9) OBP: 0.297, SLG: 0.305								G4-3		4	0	0	0	0	0	2					
3 Mike Zunino, R (1, 2) OBP: 0.266, SLG: 0.437								L7		3	0	0	0	0	0	0					
20 Logan Morrison, L (1, 3) OBP: 0.285, SLG: 0.359								K		3	1	2	0	0	1	0					
1 Chris Taylor, R (1, 6) OBP: 0.415, SLG: 0.479								K		2	1	0	0	1	1	1					
<b>Inning Stats</b>	R: 0 E: 0 K: 1 S: 8	H: 0 LOB: 0 BB: 0 P: 10	R: 0 E: 0 K: 0 S: 6	H: 0 LOB: 0 BB: 0 P: 10	R: 1 E: 1 K: 0 S: 13	H: 2 LOB: 1 BB: 0 P: 17	R: 1 E: 0 K: 0 S: 10	H: 1 LOB: 0 BB: 0 P: 17	R: 2 E: 0 K: 0 S: 15	H: 2 LOB: 1 BB: 1 P: 30	R: 1 E: 0 K: 0 S: 11	H: 2 LOB: 0 BB: 0 P: 18	R: 0 E: 0 K: 2 S: 8	H: 0 LOB: 0 BB: 0 P: 14	R: 1 E: 1 K: 0 S: 7	H: 1 LOB: 1 BB: 0 P: 12	1B: 4 2B: 2 3B: 0 HR: 2	SF: 0 DP: 0 HBP: 0	WP: 2 PB: 0 SB: 1 CS: 1	PA: 33	
<b>PITCHER</b>	IP WLS BF H R ER SO BB IBB HBP BLK WP HR S P ERA WHIP																				
48 J.A. Happ, L (1, 1) ERA: 4.2	6.0 L 25	H 7 R 1 ER 4 SO 4	BB 1 IBB 0 HBP 0 BLK 0	WP 1 HR 0 S 63 P 102	ERA 6.00 WHIP 1.333																
62 Aaron Loup, L (7, 1) ERA: 2.96	2.0	8 1 1 0 2	0 0 0 0 0	1 0 15 26	0.00 0.500																

AB	32
R	3
H	6
RBI	3
BB	3
SO	6
LOB	8



AB	32
R	6
H	8
RBI	4
BB	1
SO	3
LOB	7





Batter	1	2	3	4	5	6	7	8	9	AB	R	H	RBI	BB	SO	LOB	TOP										
7 José Reyes, S OBP: 0.338, SLG: 0.411										4	0	2	0	0	2	2	<b>Toronto Blue Jays @ Seattle Mariners</b> Safeco Field, Seattle, WA Wed Aug 13 2014, 7:12 PM - 9:51 PM PDT Att: 32,368 - Partly Cloudy - 70 F										
53 Melky Cabrera, S OBP: 0.370, SLG: 0.475										4	0	0	0	0	1	2											
19 José Bautista, R OBP: 0.409, SLG: 0.516										4	0	1	0	0	2	0											
26 Adam Lind, L OBP: 0.385, SLG: 0.481										4	0	2	0	0	0	1											
30 Dioner Navarro, S OBP: 0.308, SLG: 0.382										4	0	0	0	0	0	2											
28 Colby Rasmus, L OBP: 0.285, SLG: 0.437										4	0	1	0	0	1	0											
66 Munenori Kawasaki, L OBP: 0.316, SLG: 0.301										3	0	1	0	1	1	2											
47 Juan Francisco, L OBP: 0.293, SLG: 0.468										4	0	0	0	0	2	2											
22 Josh Thole, L OBP: 0.339, SLG: 0.291										2	0	0	0	0	0	0											
15 Danny Valencia, R (7, PH) OBP: 0.335, SLG: 0.389										0	0	0	0	1	0	0											
27 Brett Cecil, R (7, PH) OBP: 0.333, SLG: 0.291										0	0	0	0	0	0	0											
8 Anthony Gose, L (9, PH) OBP: 0.333, SLG: 0.291										1	0	0	0	0	1	1											
<b>Inning Stats</b>	R: 0 H: 1 E: 1 K: 1 S: 9	H: 1 LOB: 1 BB: 0 P: 15	R: 0 H: 0 E: 0 K: 0 S: 5	H: 0 LOB: 0 BB: 0 P: 8	R: 0 H: 1 E: 0 K: 1 S: 10	H: 1 LOB: 1 BB: 0 P: 13	R: 0 H: 2 E: 0 K: 1 S: 10	H: 2 LOB: 2 BB: 0 P: 19	R: 0 H: 1 E: 0 K: 1 S: 10	H: 1 LOB: 1 BB: 0 P: 15	R: 0 H: 0 E: 0 K: 1 S: 11	H: 0 LOB: 0 BB: 0 P: 18	R: 0 H: 0 E: 0 K: 1 S: 10	H: 0 LOB: 1 BB: 2 P: 22	R: 0 H: 1 E: 0 K: 2 S: 10	H: 1 LOB: 1 BB: 0 P: 14	R: 0 H: 1 E: 0 K: 2 S: 14	H: 1 LOB: 1 BB: 0 P: 15	1B: 6 2B: 1 3B: 0 HR: 0	SF: 0 SAC: 0 DP: 0 HBP: 0	WP: 1 PB: 0 SB: 0 CS: 0	PA: 36					
<b>PITCHER</b>	IP	WLS	BF	H	R	ER	SO	BB	IBB	HBP	BLK	WP	HR	S	P	ERA	WHIP										
18 Hisashi Iwakuma, R (1, 1) ERA: 2.72	6.2	W	26	5	0	0	5	1	0	0	0	1	0	61	101	0.00	0.900										
41 Charlie Furbush, L (7, 1) ERA: 3.71	0.0		1	0	0	0	0	1	0	0	0	0	0	1	5	∞	∞										
40 Danny Farquhar, R (7, 1) ERA: 2.66	0.1	H	1	0	0	0	1	0	0	0	0	0	0	3	4	0.00	0.000										
31 Yoervis Medina, R (8, 1) ERA: 2.18	1.0	H	4	1	0	0	2	0	0	0	0	0	0	10	14	0.00	1.000										
56 Fernando Rodney, R (9, 1) ERA: 2.31	1.0	S	4	1	0	0	2	0	0	0	0	0	0	14	15	0.00	1.000										

Batter	1	2	3	4	5	6	7	8	9	AB	R	H	RBI	BB	SO	LOB	BOTTOM										
16 Austin Jackson, R OBP: 0.329, SLG: 0.384										4	1	1	0	0	0	1	<b>Toronto Blue Jays @ Seattle Mariners</b> Safeco Field, Seattle, WA Wed Aug 13 2014, 7:12 PM - 9:51 PM PDT Att: 32,368 - Partly Cloudy - 70 F										
13 Dustin Ackley, L OBP: 0.296, SLG: 0.385										3	0	1	0	1	0	1											
22 Robinson Canó, L OBP: 0.397, SLG: 0.469										4	0	1	0	0	0	2											
21 Kendrys Morales, S (1, 10) OBP: 0.261, SLG: 0.333										3	1	2	2	1	0	0											
15 Kyle Seager, L OBP: 0.344, SLG: 0.476										3	0	0	0	1	1	5											
28 Chris Denorfia, R OBP: 0.291, SLG: 0.309										3	0	2	0	0	0	0											
20 Logan Morrison, L OBP: 0.281, SLG: 0.354										3	0	0	0	0	1	3											
3 Mike Zunino, R OBP: 0.264, SLG: 0.433										3	0	0	0	0	1	0											
5 Brad Miller, L OBP: 0.273, SLG: 0.323										1	0	0	0	1	0	0											
1 Chris Taylor, R (7, PH) OBP: 0.407, SLG: 0.469										1	0	0	0	0	1	0											
<b>Inning Stats</b>	R: 2 H: 3 E: 0 K: 0 S: 20	H: 3 LOB: 2 BB: 1 P: 28	R: 0 H: 0 E: 0 K: 1 S: 9	H: 0 LOB: 0 BB: 0 P: 15	R: 0 H: 1 E: 0 K: 0 S: 8	H: 1 LOB: 1 BB: 1 P: 14	R: 0 H: 0 E: 0 K: 1 S: 9	H: 0 LOB: 0 BB: 0 P: 11	R: 0 H: 2 E: 0 K: 0 S: 10	H: 2 LOB: 3 BB: 2 P: 21	R: 0 H: 1 E: 0 K: 0 S: 8	H: 1 LOB: 0 BB: 0 P: 10	R: 0 H: 0 E: 0 K: 1 S: 8	H: 0 LOB: 0 BB: 0 P: 14	R: 0 H: 0 E: 0 K: 1 S: 9	H: 0 LOB: 0 BB: 0 P: 11	1B: 6 2B: 0 3B: 0 HR: 1	SF: 0 SAC: 0 DP: 2 HBP: 0	WP: 1 PB: 1 SB: 0 CS: 1	PA: 32							
<b>PITCHER</b>	IP	WLS	BF	H	R	ER	SO	BB	IBB	HBP	BLK	WP	HR	S	P	ERA	WHIP										
43 R.A. Dickey, R (1, 1) ERA: 3.95	6.0	L	26	7	2	2	2	3	1	0	0	0	1	64	99	3.00	1.667										
27 Brett Cecil, L (7, 1) ERA: 3.69	2.0		6	0	0	0	2	0	0	0	0	0	0	17	25	0.00	0.000										

AB	34
R	0
H	7
RBI	0
BB	2
SO	10
LOB	12














Batter	1	2	3	4	5	6	7	8	9	AB	R	H	RBI	BB	SO	LOB	TOP										
16 Austin Jackson, R OBP: 0.285, SLG: 0.311	F8	F8	G4-3	G4-3	G3-1	G3-1	G3-1	G4-3	FC6-4	5	1	2	0	0	0	0											
99 James Jones, L OBP: 0.285, SLG: 0.311										1	0	0	0	0	0	1											
13 Dustin Ackley, L OBP: 0.293, SLG: 0.375	22 1B	F7	G3-1	G3-1	G3-1	G3-1	G3-1	K	K	4	1	0	1	1	1	2											
22 Robinson Cano, L OBP: 0.326, SLG: 0.476	21 1B							E5	E5	3	3	2	0	1	0	0											
5 Brad Miller, L OBP: 0.275, SLG: 0.331	15 SF8							15 1B	15 1B	1	1	0	0	0	0	0											
21 Kendrys Morales, S OBP: 0.267, SLG: 0.330	28 1B							15 1B	15 1B	4	0	2	1	1	0	2											
15 Kyle Seager, L OBP: 0.345, SLG: 0.473	SF8							15 1B	15 1B	4	1	2	3	0	0	2											
28 Chris Denorfia, R OBP: 0.293, SLG: 0.318								G6-3	G6-3	5	0	3	1	0	1	4											
20 Logan Morrison, L OBP: 0.288, SLG: 0.362	G2-3									5	0	2	0	0	0	3											
1 Chris Taylor, R OBP: 0.409, SLG: 0.458		F8	K	K	K	K	K	F9	F9	5	1	1	0	0	2	3											
2 Jesús Sucre, R OBP: 0.138, SLG: 0.138	L3							G6-3	G6-3	5	0	0	0	0	2	2											
Inning Stats	R: 2 H: 3 E: 0 K: 0 S: 15	L: 3 LOB: 2 BB: 1 P: 28	R: 0 H: 1 E: 0 K: 0 S: 9	L: 1 LOB: 1 BB: 0 P: 12	R: 1 H: 3 E: 0 K: 1 S: 12	L: 3 LOB: 2 BB: 0 P: 20	R: 0 H: 0 E: 0 K: 0 S: 7	L: 0 LOB: 0 BB: 0 P: 12	R: 1 H: 1 E: 0 K: 0 S: 12	L: 1 LOB: 1 BB: 1 P: 18	R: 3 H: 3 E: 1 K: 2 S: 18	L: 3 LOB: 2 BB: 1 P: 29	R: 0 H: 0 E: 0 K: 0 S: 5	L: 0 LOB: 0 BB: 0 P: 8	R: 1 H: 2 E: 1 K: 1 S: 15	L: 2 LOB: 2 BB: 0 P: 20	R: 0 H: 1 E: 0 K: 2 S: 11	L: 1 LOB: 1 BB: 0 P: 15	1B: 12 2B: 1 3B: 1 HR: 0	SF: 1 SAC: 0 DP: 0 HBP: 0	WP: 1 PB: 0 SB: 1 CS: 0	PA: 46					
PITCHER	IP	WLS	BF	H	R	ER	SO	BB	IBB	HBP	BLK	WP	HR	S	P	ERA	WHIP										
58 Robbie Ray, L ERA: 5.68	5.0	L	25	8	4	4	1	2	0	0	0	1	0	55	90	7.20	2.000										
49 Jim Johnson, R ERA: 7.24	0.2		6	2	3	1	1	0	1	0	0	0	0	11	19	13.50	3.000										
65 Blaine Hardy, L ERA: 1.95	1.1		5	1	0	0	1	0	0	0	0	0	0	12	18	0.00	0.750										
40 Phil Coke, L ERA: 4.4	1.0		6	2	1	0	1	0	0	0	0	0	0	15	20	0.00	2.000										
62 Albuquerque, R ERA: 2.8	1.0		4	1	0	0	2	0	0	0	0	0	0	11	15	0.00	1.000										
Batter	1	2	3	4	5	6	7	8	9	AB	R	H	RBI	BB	SO	LOB	BOTTOM										
3 Ian Kinsler, R OBP: 0.314, SLG: 0.418	F7							K	K	3	0	0	0	0	0	3											
30 Eugenio Suárez, R OBP: 0.311, SLG: 0.360										1	0	0	0	0	1	0											
61 Ezequiel Carrera, L OBP: 0.242, SLG: 0.323	K							K	K	4	0	0	0	0	3	3											
24 Miguel Cabrera, R OBP: 0.372, SLG: 0.511	F8									3	1	0	0	1	1	0											
41 Victor Martinez, S OBP: 0.392, SLG: 0.549	G4-3							F9	F9	4	0	2	1	0	0	0											
28 J.D. Martinez, R OBP: 0.347, SLG: 0.559										4	0	1	0	0	0	2											
9 Nick Castellanos, R OBP: 0.310, SLG: 0.420	F9									4	0	0	0	0	0	2											
13 Alex Avila, L OBP: 0.329, SLG: 0.384	K									2	0	1	0	2	1	1											
17 Andrew Romine, S OBP: 0.268, SLG: 0.276										3	0	1	0	1	1	1											
20 Rajai Davis, R OBP: 0.327, SLG: 0.416										1	0	0	0	1	0	2											
32 Don Kelly, L OBP: 0.317, SLG: 0.286										2	0	0	0	0	0	3											
Inning Stats	R: 0 H: 0 E: 0 K: 1 S: 10	L: 0 LOB: 0 BB: 0 P: 14	R: 0 H: 1 E: 0 K: 1 S: 14	L: 1 LOB: 1 BB: 0 P: 20	R: 0 H: 0 E: 0 K: 1 S: 10	L: 0 LOB: 1 BB: 1 P: 20	R: 0 H: 1 E: 0 K: 0 S: 9	L: 1 LOB: 1 BB: 0 P: 14	R: 0 H: 2 E: 0 K: 0 S: 13	L: 2 LOB: 2 BB: 0 P: 22	R: 0 H: 0 E: 0 K: 1 S: 7	L: 0 LOB: 0 BB: 0 P: 9	R: 0 H: 0 E: 0 K: 1 S: 16	L: 0 LOB: 1 BB: 1 P: 24	R: 1 H: 1 E: 0 K: 2 S: 12	L: 1 LOB: 1 BB: 1 P: 19	R: 0 H: 0 E: 0 K: 0 S: 6	L: 0 LOB: 1 BB: 2 P: 15	1B: 3 2B: 2 3B: 0 HR: 0	SF: 0 SAC: 0 DP: 1 HBP: 0	WP: 0 PB: 0 SB: 3 CS: 0	PA: 36					
PITCHER	IP	WLS	BF	H	R	ER	SO	BB	IBB	HBP	BLK	WP	HR	S	P	ERA	WHIP										
53 Chris Young, R ERA: 3.07	6.0	W	23	4	0	0	0	1	1	0	0	0	0	16	24	0.00	1.000										
54 Tom Wilhelmsen, R ERA: 2.22	1.0		4	0	0	0	1	1	0	0	0	0	0	12	19	9.00	2.000										
40 Danny Farquhar, R ERA: 2.73	1.0		5	1	1	1	2	1	0	0	0	0	0	6	15	0.00	2.000										
31 Yoervis Medina, R ERA: 2.13	1.0		4	0	0	0	0	2	0	0	0	0	0	6	15	0.00	2.000										


Seattle Mariners @ Detroit Tigers  
Comerica Park, Detroit, MI  
Sun Aug 17 2014, 1:12 PM - 4:29 PM EDT  
Att: 41,181 - Sunny - 75 F

AB 42  
R 8  
H 14  
RBI 6  
BB 3  
SO 6  
LOB 19



Seattle Mariners @ Detroit Tigers  
Comerica Park, Detroit, MI  
Sun Aug 17 2014, 1:12 PM - 4:29 PM EDT  
Att: 41,181 - Sunny - 75 F

AB 31  
R 1  
H 5  
RBI 1  
BB 5  
SO 7  
LOB 17



livebaseballscorecards.com

livebaseballscorecards.com















Batter	1	2	3	4	5	6	7	8	9	AB	R	H	RBI	BB	SO	LOB	TOP			
16 Austin Jackson, R OBP: 0.323, SLG: 0.377										4	1	1	2	1	2	5				
13 Dustin Ackley, L OBP: 0.302, SLG: 0.384										4	1	1	2	1	1	1				
22 Robinson Cano, L OBP: 0.397, SLG: 0.470										5	0	2	1	0	0	2				
21 Kendrys Morales, S OBP: 0.268, SLG: 0.335										5	0	0	0	0	3	3				
15 Kyle Seager, L OBP: 0.343, SLG: 0.470										3	0	0	0	0	1	1				
20 Logan Morrison, L OBP: 0.297, SLG: 0.366										4	1	1	0	0	0	1				
3 Mike Zunino, R OBP: 0.261, SLG: 0.418										4	0	0	0	0	4	2				
9 Endy Chavez, L OBP: 0.315, SLG: 0.374										1	1	1	0	3	0	0				
5 Brad Miller, L OBP: 0.276, SLG: 0.325										1	0	0	0	2	0	1				
28 Chris Denorfia, R OBP: 0.294, SLG: 0.318										1	1	1	0	0	0	0				
1 Chris Taylor, R OBP: 0.397, SLG: 0.431										0	0	0	0	0	0	0				
<b>Inning Stats</b>	R: 0 E: 0 K: 2 S: 11	H: 0 LOB: 0 BB: 0 P: 16	R: 0 E: 0 K: 1 S: 9	H: 0 LOB: 0 BB: 0 P: 12	R: 0 E: 0 K: 1 S: 9	H: 1 LOB: 0 BB: 0 P: 11	R: 0 E: 0 K: 0 S: 13	H: 0 LOB: 1 BB: 1 P: 20	R: 0 E: 0 K: 1 S: 12	H: 0 LOB: 3 BB: 2 P: 29	R: 0 E: 0 K: 1 S: 8	H: 0 LOB: 2 BB: 2 P: 11	R: 0 E: 0 K: 1 S: 5	H: 0 LOB: 0 BB: 1 P: 11	R: 5 E: 0 K: 2 S: 28	H: 5 LOB: 1 BB: 42	1B: 5 2B: 2 HR: 0	SF: 0 SAC: 0 DP: 2 HBP: 1	WP: 0 PB: 0 SB: 1 CS: 0	PA: 40
<b>PITCHER</b>	IP: 5.0 ERA: 4.26	WLS: 19 BF: 1	H: 1 R: 0 ER: 0 SO: 5	BB: 3 IBB: 0 HBP: 1 BLK: 0	WP: 0 HR: 0 S: 54 P: 88	ERA: 0.00 WHIP: 0.800	IP: 0.1 ERA: 4.18	WLS: 1 BF: 0	H: 0 R: 0 ER: 0 SO: 1	BB: 0 IBB: 0 HBP: 0 BLK: 0	WP: 0 HR: 0 S: 3 P: 4	ERA: 0.00 WHIP: 0.000								

Seattle Mariners @ Boston Red Sox  
Fenway Park, Boston, MA  
Fri Aug 22 2014, 7:11 PM - 10:52 PM EDT  
Att: 36,433 - Cloudy - 70 F

AB	32
R	5
H	7
RBI	5
BB	7
SO	11
LOB	16



Batter	1	2	3	4	5	6	7	8	9	AB	R	H	RBI	BB	SO	LOB	BOTTOM					
29 Daniel Nava, S OBP: 0.336, SLG: 0.337										4	1	1	0	0	1	0						
15 Dustin Pedroia, R OBP: 0.340, SLG: 0.372										4	0	1	0	0	0	1						
34 David Ortiz, L OBP: 0.360, SLG: 0.527										2	1	2	0	2	0	0						
52 Yoenis Cespedes, R OBP: 0.293, SLG: 0.461										4	1	1	3	0	2	4						
5 Allen Craig, R OBP: 0.285, SLG: 0.342										3	0	0	0	1	2	2						
7 Kelly Johnson, L OBP: 0.289, SLG: 0.350										0	0	0	0	0	0	0						
16 Will Middlebrooks, R OBP: 0.270, SLG: 0.285										4	0	0	0	0	1	1						
2 Xander Bogaerts, R OBP: 0.293, SLG: 0.333										1	0	0	0	0	1	0						
26 Brock Holt, L OBP: 0.341, SLG: 0.395										2	0	0	0	0	1	1						
50 Mookie Betts, R OBP: 0.290, SLG: 0.333										3	0	0	0	1	1	1						
55 Christian Vázquez, R OBP: 0.291, SLG: 0.286										4	0	0	0	0	0	2						
<b>Inning Stats</b>	R: 0 E: 0 K: 0 S: 11	H: 2 LOB: 1 BB: 0 P: 18	R: 0 E: 0 K: 3 S: 13	H: 0 LOB: 0 BB: 0 P: 17	R: 0 E: 0 K: 1 S: 10	H: 0 LOB: 0 BB: 0 P: 14	R: 0 E: 0 K: 2 S: 14	H: 1 LOB: 1 BB: 0 P: 19	R: 0 E: 0 K: 1 S: 13	H: 0 LOB: 1 BB: 0 P: 18	R: 3 E: 0 K: 1 S: 22	H: 2 LOB: 1 BB: 2 P: 38	R: 0 E: 0 K: 0 S: 8	H: 0 LOB: 0 BB: 0 P: 15	R: 0 E: 0 K: 1 S: 8	H: 0 LOB: 1 BB: 1 P: 15	R: 0 E: 0 K: 0 S: 8	H: 0 LOB: 1 BB: 1 P: 14	1B: 2 2B: 2 HR: 1	SF: 0 SAC: 0 DP: 1 HBP: 1	WP: 0 PB: 0 SB: 0 CS: 0	PA: 36
<b>PITCHER</b>	IP: 5.2 ERA: 2.07	WLS: 24 BF: 4	H: 3 R: 3 ER: 0 SO: 7	BB: 1 IBB: 0 HBP: 1 BLK: 0	WP: 0 HR: 0 S: 13 P: 116	ERA: 4.76 WHIP: 1.059	IP: 1.1 ERA: 5.02	WLS: 4 BF: 0	H: 0 R: 0 ER: 0 SO: 1	BB: 0 IBB: 0 HBP: 0 BLK: 0	WP: 0 HR: 0 S: 8 P: 15	ERA: 0.00 WHIP: 0.000										

Seattle Mariners @ Boston Red Sox  
Fenway Park, Boston, MA  
Fri Aug 22 2014, 7:11 PM - 10:52 PM EDT  
Att: 36,433 - Cloudy - 70 F

AB	31
R	3
H	5
RBI	3
BB	4
SO	9
LOB	12





Batter	1	2	3	4	5	6	7	8	9	AB	R	H	RBI	BB	SO	LOB	TOP																					
16 Austin Jackson, R OBP: 0.322, SLG: 0.376	G6-3		G5-3	13 HR 1B		K			G6-3	5	1	1	0	0	1	0	<b>Seattle Mariners @ Boston Red Sox</b> Fenway Park, Boston, MA Sat Aug 23 2014, 1:38 PM - 5:04 PM EDT Att: 36,905 - Cloudy - 72 F																					
13 Dustin Ackley, L OBP: 0.303, SLG: 0.390	21 S BB		L7	1-H 2-H HR			F7		G5-3	4	1	1	3	1	0	0																						
22 Robinson Canó, L OBP: 0.395, SLG: 0.467	K		G4-3	G4-3						3	0	0	0	0	1	1																						
21 Kendrys Morales, S OBP: 0.268, SLG: 0.333	G4-3			15 2B 1B			L4			4	1	1	0	0	0	2																						
15 Kyle Seager, L OBP: 0.344, SLG: 0.470		9 1B 1B		28 2B 1B			F9			4	1	2	0	0	0	1																						
28 Chris Denorfia, R OBP: 0.294, SLG: 0.321	L6		1B 2B	2 WP 2B			G6-3			4	1	1	1	0	0	1																						
9 Endy Chavez, L OBP: 0.314, SLG: 0.372	2 1B		K	1-H 2-H F8						4	0	1	0	0	2	2																						
1 Chris Taylor, R OBP: 0.390, SLG: 0.420	K		2 S 2 WP 1B	2 WP 1B			K			4	1	1	1	0	3	2																						
2 Jesús Sucre, R OBP: 0.216, SLG: 0.243	1-H 2-H 1B		1-H 3-H 1B	16 1B 13 HR 1B			K			4	1	2	1	0	1	0																						
	R: 0 E: 0 K: 1 S: 16	H: 0 LOB: 1 BB: 1 P: 25	R: 0 E: 0 K: 1 S: 14	H: 3 LOB: 2 BB: 0 P: 19	R: 0 E: 0 K: 0 S: 6	H: 0 LOB: 0 BB: 0 P: 6	R: 7 E: 0 K: 1 S: 29	H: 7 LOB: 0 BB: 0 P: 39	R: 0 E: 0 K: 0 S: 8	H: 0 LOB: 0 BB: 0 P: 12	R: 0 E: 0 K: 3 S: 11	H: 0 LOB: 1 BB: 0 P: 13	R: 0 E: 0 K: 0 S: 7	H: 0 LOB: 1 BB: 0 P: 11	R: 0 E: 0 K: 2 S: 7	H: 0 LOB: 0 BB: 0 P: 9		R: 0 E: 0 K: 0 S: 7	H: 0 LOB: 0 BB: 0 P: 11	1B: 8 2B: 1 3B: 0 HR: 1	SF: 0 SAC: 0 DP: 0 HBP: 1	WP: 1 PB: 0 SB: 2 CS: 0	PA: 38															
PITCHER	IP	WLS	BF	H	R	ER	SO	BB	IBB	HBP	BLK	WP	HR	S	P	ERA	WHIP	PITCHER		IP	WLS	BF	H	R	ER	SO	BB	IBB	HBP	BLK	WP	HR	S	P	ERA	WHIP		
67 Brandon Workman, R (1, 1) ERA: 4.93	3.1	L	20	10	7	7	3	1	0	0	0	1	1	60	84	18.90	3.300																					
30 Alex Wilson, R (4, 1) ERA: 1.25	3.2		12	0	0	0	3	0	0	1	0	0	0	31	41	0.00	0.000																					
36 Junichi Tazawa, R (8, 1) ERA: 3.04	1.0		3	0	0	0	2	0	0	0	0	0	0	7	9	0.00	0.000																					
35 Burke Badenhop, R (9, 1) ERA: 2.55	1.0		3	0	0	0	0	0	0	0	0	0	0	7	11	0.00	0.000																					

Batter	1	2	3	4	5	6	7	8	9	AB	R	H	RBI	BB	SO	LOB	BOTTOM																					
26 Brock Holt, L OBP: 0.340, SLG: 0.392	15 2B SF9	L4-6		K		K			K	5	1	1	0	0	3	2	<b>Seattle Mariners @ Boston Red Sox</b> Fenway Park, Boston, MA Sat Aug 23 2014, 1:38 PM - 5:04 PM EDT Att: 36,905 - Cloudy - 72 F																					
15 Dustin Pedroia, R OBP: 0.342, SLG: 0.376	29 BB	E7		52 BB	34 BB	K		G3		5	0	3	0	0	1	1																						
34 David Ortiz, L OBP: 0.361, SLG: 0.525	P4	P5		52 BB						2	0	0	0	1	0	3																						
7 Kelly Johnson, L OBP: 0.288, SLG: 0.348				52 BB		52 WP 52 BLK HBP				1	0	0	0	0	1	0																						
52 Yoanis Cespedes, R (1, 7) OBP: 0.294, SLG: 0.462	SF9		E8	12 SF9		F8				3	1	1	1	1	1	1																						
12 Mike Napoli, R OBP: 0.383, SLG: 0.443	29 BB		SF9	2B						3	0	0	1	1	3	3																						
29 Daniel Nava, S OBP: 0.338, SLG: 0.337			G6-3			P4				3	0	1	0	1	0	0																						
16 Will Middlebrooks, R OBP: 0.277, SLG: 0.286	P1									3	0	1	0	1	0	4																						
50 Mookie Betts, R OBP: 0.303, SLG: 0.350		3 S 2B	FC6-4							3	1	1	0	1	1	2																						
3 David Ross, R OBP: 0.255, SLG: 0.383										4	0	1	1	0	3	2																						
55 Christian Vázquez, R OBP: 0.291, SLG: 0.295	L4-6									0	0	0	0	0	0	0																						
	R: 1 E: 0 K: 0 S: 14	H: 2 LOB: 3 BB: 2 P: 27	R: 1 E: 1 K: 0 S: 10	H: 2 LOB: 1 BB: 1 P: 19	R: 1 E: 1 K: 0 S: 12	H: 2 LOB: 1 BB: 0 P: 19	R: 0 E: 0 K: 3 S: 19	H: 1 LOB: 3 BB: 2 P: 33	R: 0 E: 0 K: 2 S: 13	H: 0 LOB: 1 BB: 1 P: 20	R: 0 E: 0 K: 2 S: 10	H: 0 LOB: 1 BB: 0 P: 18	R: 0 E: 0 K: 1 S: 8	H: 1 LOB: 0 BB: 0 P: 13	R: 0 E: 0 K: 2 S: 12	H: 1 LOB: 1 BB: 0 P: 20	R: 0 E: 0 K: 3 S: 9	H: 0 LOB: 0 BB: 0 P: 14	1B: 5 2B: 5 3B: 0 HR: 0	SF: 2 SAC: 0 DP: 2 HBP: 1	WP: 1 PB: 0 SB: 1 CS: 0	PA: 41																
PITCHER	IP	WLS	BF	H	R	ER	SO	BB	IBB	HBP	BLK	WP	HR	S	P	ERA	WHIP	PITCHER		IP	WLS	BF	H	R	ER	SO	BB	IBB	HBP	BLK	WP	HR	S	P	ERA	WHIP		
53 Chris Young, R (1, 1) ERA: 3.17	3.2		22	7	3	3	2	5	0	0	0	0	0	16	25	0.00	0.750																					
54 Tom Wilhelmson, R (4, 1) ERA: 2.11	1.1	W	5	0	0	0	3	1	0	0	0	0	0	7	12	0.00	0.000																					
41 Charlie Furbush, L (6, 1) ERA: 3.75	0.2		3	0	0	0	2	0	0	1	0	0	0	7	12	0.00	0.000																					
40 Danny Farquhar, R (6, 1) ERA: 2.62	1.1		4	1	0	0	1	0	0	0	1	1	0	11	19	0.00	0.750																					
31 Yoervis Medina, R (8, 1) ERA: 2.23	2.0		7	1	0	0	5	0	0	0	0	0	0	21	34	0.00	0.500																					





Batter	1	2	3	4	5	6	7	8	9	AB	R	H	RBI	BB	SO	LOB	TOP					
16 Austin Jackson, R OBP: 0.325, SLG: 0.377										4	1	2	0	1	0	0	<b>Seattle Mariners @ Boston Red Sox</b> Fenway Park, Boston, MA Sun Aug 24 2014, 1:38 PM - 5:44 PM EDT Att: 37,022 - Sunny - 80 F					
13 Dustin Ackley, L OBP: 0.306, SLG: 0.400										5	3	3	1	0	0	1						
22 Robinson Cano, L OBP: 0.275, SLG: 0.337										2	1	0	0	0	0	2						
5 Brad Miller, L OBP: 0.277, SLG: 0.329										2	0	1	2	0	0	0						
21 Kendrys Morales, S OBP: 0.312, SLG: 0.370										3	0	2	1	1	1	0						
9 Endy Chavez, L OBP: 0.312, SLG: 0.370										1	1	0	0	0	0	1						
15 Kyle Seager, L OBP: 0.347, SLG: 0.471										3	2	2	2	1	0	1						
20 Logan Morrison, L OBP: 0.300, SLG: 0.372										4	0	2	1	0	0	3						
28 Chris Denorria, R OBP: 0.290, SLG: 0.317										3	0	0	1	0	1	2						
3 Mike Zunino, R OBP: 0.261, SLG: 0.414										3	0	0	0	1	2	2						
1 Chris Taylor, R OBP: 0.383, SLG: 0.411										4	0	1	0	0	1	1						
<b>Inning Stats</b>	R: 3 E: 0 K: 1 S: 19	H: 5 LOB: 1 BB: 0 P: 26	R: 0 E: 0 K: 1 S: 6	H: 0 LOB: 0 BB: 0 P: 9	R: 0 E: 0 K: 1 S: 5	H: 0 LOB: 0 BB: 0 P: 7	R: 1 E: 0 K: 2 S: 13	H: 1 LOB: 1 BB: 1 P: 22	R: 2 E: 0 K: 0 S: 9	H: 2 LOB: 1 BB: 1 P: 17	R: 0 E: 0 K: 0 S: 8	H: 1 LOB: 0 BB: 0 P: 19	R: 0 E: 0 K: 0 S: 9	H: 0 LOB: 0 BB: 1 P: 19	R: 1 E: 0 K: 0 S: 11	H: 2 LOB: 1 BB: 0 P: 17	R: 1 E: 0 K: 1 S: 11	H: 2 LOB: 1 BB: 0 P: 16	1B: 9 2B: 3 3B: 1 HR: 0	SF: 2 SAC: 0 DP: 1 HBP: 0	WP: 0 PB: 1 SB: 1 CS: 2	PA: 41
<b>PITCHER</b>	IP WLS BF H R ER SO BB IBB HBP BLK WP HR S P ERA WHIP	4.1 L 22 8 6 6 5 2 0 0 0 0 0 0 50 79 12.46 2.308	5.0 W 11 0 0 0 3 3 0 0 0 0 0 0 24 42 0.00 1.125	0.2 H 3 1 0 0 0 0 0 0 0 0 0 7 9 0.00 1.500	1.0 H 6 3 0 0 1 0 0 0 0 0 0 15 22 0.00 2.250	0.2 H 3 2 1 1 1 0 0 0 0 0 0 10 11 27.00 6.000	1.0 S 6 1 0 0 3 2 0 0 0 0 0 0 18 34 0.00 3.000	1.0 S 6 1 0 0 3 2 0 0 0 0 0 0 18 34 0.00 3.000	1.0 S 6 1 0 0 3 2 0 0 0 0 0 0 18 34 0.00 3.000	1.0 S 6 1 0 0 3 2 0 0 0 0 0 0 18 34 0.00 3.000	1.0 S 6 1 0 0 3 2 0 0 0 0 0 0 18 34 0.00 3.000	1.0 S 6 1 0 0 3 2 0 0 0 0 0 0 18 34 0.00 3.000	1.0 S 6 1 0 0 3 2 0 0 0 0 0 0 18 34 0.00 3.000	1.0 S 6 1 0 0 3 2 0 0 0 0 0 0 18 34 0.00 3.000	1.0 S 6 1 0 0 3 2 0 0 0 0 0 0 18 34 0.00 3.000	9.00 2.000	9.00 2.000					

AB	34
R	8
H	13
RBI	8
BB	4
SO	6
LOB	13



Batter	1	2	3	4	5	6	7	8	9	AB	R	H	RBI	BB	SO	LOB	BOTTOM					
26 Brock Holt, L OBP: 0.342, SLG: 0.393										5	2	2	0	1	1	3	<b>Seattle Mariners @ Boston Red Sox</b> Fenway Park, Boston, MA Sun Aug 24 2014, 1:38 PM - 5:44 PM EDT Att: 37,022 - Sunny - 80 F					
15 Dustin Pedroia, R OBP: 0.340, SLG: 0.372										5	0	0	0	1	1	2						
34 David Ortiz, L OBP: 0.362, SLG: 0.524										3	1	1	0	1	2	1						
7 Kelly Johnson, L OBP: 0.290, SLG: 0.354										2	0	1	1	0	1	3						
52 Yoenis Cespedes, R OBP: 0.299, SLG: 0.467										4	2	3	1	1	0	1						
12 Mike Napoli, R OBP: 0.383, SLG: 0.439										3	1	0	1	1	1	4						
5 Allen Craig, R OBP: 0.292, SLG: 0.346										4	0	2	0	0	1	2						
16 Will Middlebrooks, R OBP: 0.291, SLG: 0.296										5	0	2	3	0	2	1						
50 Mookie Betts, R OBP: 0.338, SLG: 0.365										3	0	2	0	2	0	2						
55 Christian Vazquez, R OBP: 0.280, SLG: 0.274										4	0	0	0	0	0	6						
29 Daniel Nava, S OBP: 0.357, SLG: 0.336										1	0	0	0	0	1	1						
<b>Inning Stats</b>	R: 3 E: 0 K: 1 S: 27	H: 3 LOB: 2 BB: 0 P: 39	R: 0 E: 0 K: 0 S: 7	H: 0 LOB: 0 BB: 0 P: 8	R: 2 E: 0 K: 1 S: 23	H: 3 LOB: 3 BB: 2 P: 35	R: 0 E: 0 K: 1 S: 7	H: 0 LOB: 1 BB: 1 P: 13	R: 0 E: 0 K: 1 S: 8	H: 0 LOB: 1 BB: 1 P: 14	R: 0 E: 0 K: 1 S: 12	H: 2 LOB: 2 BB: 0 P: 17	R: 0 E: 0 K: 0 S: 10	H: 2 LOB: 1 BB: 0 P: 14	R: 1 E: 0 K: 2 S: 17	H: 2 LOB: 2 BB: 1 P: 24	R: 0 E: 0 K: 3 S: 18	H: 1 LOB: 3 BB: 2 P: 34	1B: 9 2B: 5 3B: 0 HR: 0	SF: 0 SAC: 0 DP: 1 HBP: 2	WP: 1 PB: 1 SB: 2 CS: 0	PA: 48
<b>PITCHER</b>	IP WLS BF H R ER SO BB IBB HBP BLK WP HR S P ERA WHIP	2.1 W 11 0 0 0 3 3 0 0 0 0 0 0 24 42 0.00 1.125	0.2 H 3 1 0 0 0 0 0 0 0 0 0 7 9 0.00 1.500	1.1 H 6 3 0 0 1 0 0 0 0 0 0 15 22 0.00 2.250	0.1 H 3 2 1 1 1 0 0 0 0 0 0 10 11 27.00 6.000	0.2 H 3 2 1 1 1 0 0 0 0 0 0 10 11 27.00 6.000	0.2 H 3 2 1 1 1 0 0 0 0 0 0 10 11 27.00 6.000	0.2 H 3 2 1 1 1 0 0 0 0 0 0 10 11 27.00 6.000	0.2 H 3 2 1 1 1 0 0 0 0 0 0 10 11 27.00 6.000	0.2 H 3 2 1 1 1 0 0 0 0 0 0 10 11 27.00 6.000	0.2 H 3 2 1 1 1 0 0 0 0 0 0 10 11 27.00 6.000	0.2 H 3 2 1 1 1 0 0 0 0 0 0 10 11 27.00 6.000	0.2 H 3 2 1 1 1 0 0 0 0 0 0 10 11 27.00 6.000	0.2 H 3 2 1 1 1 0 0 0 0 0 0 10 11 27.00 6.000	0.2 H 3 2 1 1 1 0 0 0 0 0 0 10 11 27.00 6.000	0.2 H 3 2 1 1 1 0 0 0 0 0 0 10 11 27.00 6.000	0.00 1.500	0.00 3.000				

AB	39
R	6
H	13
RBI	6
BB	7
SO	10
LOB	26





Batter	1	2	3	4	5	6	7	8	9	AB	R	H	RBI	BB	SO	LOB	TOP										
19 Daniel Robertson, R OBP: 0.359, SLG: 0.355										3	0	1	0	2	0	1											
1 Elvis Andrus, R OBP: 0.323, SLG: 0.338										4	1	1	0	0	2	3											
Alex Rios, R OBP: 0.312, SLG: 0.402										4	0	1	0	0	2	3											
29 Adrian Beltré, R OBP: 0.380, SLG: 0.502										3	0	0	0	1	0	2											
7 J.P. Arencibia, R OBP: 0.293, SLG: 0.366										4	0	1	1	0	2	1											
9 Adam Rosales, R OBP: 0.423, SLG: 0.565										4	0	1	0	0	1	2											
2 Leonys Martín, L OBP: 0.324, SLG: 0.360										3	1	1	0	1	2	2											
6 Tomás Telis, S OBP: 0.250, SLG: 0.250										4	0	1	0	0	1	3											
12 Rougned Odor, L OBP: 0.282, SLG: 0.367										4	0	0	1	0	0	1											
<b>Inning Stats</b>	R: 0 H: 1 E: 0 K: 1 S: 15	H: 1 LOB: 1 BB: 0 P: 26	R: 0 H: 0 E: 0 K: 3 S: 10	H: 0 LOB: 0 BB: 0 P: 14	R: 0 H: 0 E: 0 K: 0 S: 7	H: 0 LOB: 0 BB: 1 P: 15	R: 1 H: 2 E: 0 K: 1 S: 15	H: 2 LOB: 3 BB: 2 P: 29	R: 0 H: 0 E: 0 K: 0 S: 10	H: 0 LOB: 1 BB: 1 P: 17	R: 0 H: 0 E: 0 K: 0 S: 6	H: 0 LOB: 0 BB: 0 P: 11	R: 1 H: 2 E: 1 K: 1 S: 11	H: 2 LOB: 1 BB: 0 P: 15	R: 0 H: 2 E: 0 K: 2 S: 12	H: 2 LOB: 2 BB: 0 P: 17	R: 0 H: 0 E: 0 K: 1 S: 7	H: 0 LOB: 0 BB: 0 P: 9	1B: 5 2B: 2 3B: 0 HR: 0	SF: 0 SAC: 0 DP: 0 HBP: 0	WP: 0 PB: 1 SB: 0 CS: 1	PA: 38					
<b>PITCHER</b>	IP	WLS	BF	H	R	ER	SO	BB	IBB	HBP	BLK	WP	HR	S	P	ERA	WHIP										
29 Roenis Elias, L ERA: 4.01	5.0	L	21	3	1	1	6	4	0	0	0	0	0	57	101	1.80	1.400										
37 Brandon Maurer, R ERA: 5.01	2.0		8	2	1	1	1	0	0	0	0	0	0	17	26	4.50	1.000										
31 Yoervis Medina, R ERA: 2.18	1.0		5	2	0	0	2	0	0	0	0	0	0	12	17	0.00	2.000										
41 Charlie Furbush, L ERA: 3.86	1.0		3	0	0	0	1	0	0	0	0	0	0	7	9	0.00	0.000										

Texas Rangers @ Seattle Mariners  
Safeco Field, Seattle, WA  
Mon Aug 25 2014, 7:12 PM - 10:00 PM PDT  
Att: 21,620 - Clear - 77 F

AB 33  
R 2  
H 7  
RBI 2  
BB 4  
SO 10  
LOB 18



Batter	1	2	3	4	5	6	7	8	9	AB	R	H	RBI	BB	SO	LOB	BOTTOM										
16 Austin Jackson, R OBP: 0.324, SLG: 0.376										4	0	1	0	0	1	0											
13 Dustin Ackley, L OBP: 0.303, SLG: 0.396										4	0	0	0	0	1	1											
22 Robinson Canó, L OBP: 0.393, SLG: 0.463										4	0	1	0	0	0	1											
21 Kendrys Morales, S OBP: 0.272, SLG: 0.333										3	0	0	0	0	0	1											
15 Kyle Seager, L OBP: 0.345, SLG: 0.468										3	0	0	0	0	0	0											
20 Logan Morrison, L OBP: 0.305, SLG: 0.376										3	0	2	0	0	0	0											
3 Mike Zunino, R OBP: 0.262, SLG: 0.412										2	0	0	0	1	0	1											
9 Endy Chavez, L OBP: 0.308, SLG: 0.364										3	0	0	0	0	2	2											
1 Chris Taylor, R OBP: 0.369, SLG: 0.395										3	0	0	0	1	0	1											
<b>Inning Stats</b>	R: 0 H: 0 E: 0 K: 2 S: 7	H: 1 LOB: 0 BB: 0 P: 8	R: 0 H: 1 E: 0 K: 0 S: 10	H: 0 LOB: 2 BB: 1 P: 19	R: 0 H: 0 E: 0 K: 0 S: 6	H: 0 LOB: 0 BB: 0 P: 8	R: 0 H: 1 E: 0 K: 0 S: 8	H: 1 LOB: 0 BB: 0 P: 11	R: 0 H: 0 E: 0 K: 1 S: 9	H: 0 LOB: 0 BB: 0 P: 13	R: 0 H: 0 E: 0 K: 1 S: 12	H: 0 LOB: 0 BB: 0 P: 13	R: 0 H: 0 E: 0 K: 0 S: 7	H: 0 LOB: 0 BB: 0 P: 12	R: 0 H: 1 E: 0 K: 1 S: 7	H: 1 LOB: 0 BB: 0 P: 8	R: 0 H: 1 E: 0 K: 0 S: 13	H: 1 LOB: 1 BB: 0 P: 17	1B: 4 2B: 0 3B: 0 HR: 0	SF: 0 SAC: 0 DP: 2 HBP: 0	WP: 0 PB: 0 SB: 0 CS: 0	PA: 30					
<b>PITCHER</b>	IP	WLS	BF	H	R	ER	SO	BB	IBB	HBP	BLK	WP	HR	S	P	ERA	WHIP										
36 Miles Mikolas, R ERA: 6.44	8.0	W	26	3	0	0	5	1	0	0	0	0	0	66	92	0.00	0.500										
30 Neftali Feliz, R ERA: 2.62	1.0	S	4	1	0	0	0	0	0	0	0	0	0	13	17	0.00	1.000										

Texas Rangers @ Seattle Mariners  
Safeco Field, Seattle, WA  
Mon Aug 25 2014, 7:12 PM - 10:00 PM PDT  
Att: 21,620 - Clear - 77 F

AB 29  
R 0  
H 4  
RBI 0  
BB 1  
SO 5  
LOB 6






Batter	1	2	3	4	5	6	7	8	9	AB	R	H	RBI	BB	SO	LOB	TOP										
19 Daniel Robertson, R (1, 8) OBP: 0.365, SLG: 0.358 2 Leonys Martin, L (8, PH) OBP: 0.321, SLG: 0.359	G6-3		FC1-4 1B					G4-3		2	0	1	0	1	0	0											
1 Elvis Andrus, R (1, 6) OBP: 0.310, SLG: 0.335	G5-3		FC1-4				F9	L9		4	0	0	0	0	0	4											
Alex Rios, R (1, 9) OBP: 0.310, SLG: 0.399 35 James Adduci, L (8, PH) OBP: 0.240, SLG: 0.237	G6-3		G6-3					G3-1		3	0	0	0	0	0	2											
29 Adrián Beltré, R (1, 5) OBP: 0.381, SLG: 0.502										4	0	2	0	0	0	0											
7 J.P. Arencibia, R (1, 10) OBP: 0.235, SLG: 0.359 28 Mike Carp, L (9, PH) OBP: 0.300, SLG: 0.237										3	0	0	0	0	0	2											
9 Adam Rosales, R (1, 3) OBP: 0.400, SLG: 0.530										4	0	0	0	0	2	2											
15 Michael Choice, R (1, 7) OBP: 0.242, SLG: 0.312										4	0	0	0	0	0	2											
61 Robinson Chirinos, R (1, 2) OBP: 0.282, SLG: 0.408										1	0	0	0	2	1	0											
12 Rougned Odor, L (1, 4) OBP: 0.283, SLG: 0.367										3	0	1	0	0	1	2											
<b>Inning Stats</b>	R: 0 E: 0 K: 0 S: 6	H: 0 LOB: 0 BB: 0 P: 11	R: 0 E: 0 K: 0 S: 7	H: 1 LOB: 1 BB: 0 P: 15	R: 0 E: 0 K: 1 S: 13	H: 1 LOB: 2 BB: 1 P: 22	R: 0 E: 0 K: 1 S: 13	H: 1 LOB: 0 BB: 0 P: 17	R: 0 E: 0 K: 1 S: 10	H: 0 LOB: 0 BB: 1 P: 19	R: 0 E: 0 K: 0 S: 8	H: 0 LOB: 0 BB: 0 P: 15	R: 0 E: 0 K: 0 S: 13	H: 0 LOB: 1 BB: 1 P: 21	R: 0 E: 0 K: 0 S: 10	H: 0 LOB: 0 BB: 0 P: 16	R: 0 E: 0 K: 1 S: 8	H: 0 LOB: 1 BB: 1 P: 15	1B: 4 2B: 0 3B: 0 HR: 0	SF: 0 SAC: 0 DP: 0 HBP: 0	WP: 0 PB: 0 SB: 0 CS: 0	PA: 34					
<b>PITCHER</b>	IP	WLS	BF	H	R	ER	SO	BB	IBB	HBP	BLK	WP	HR	S	P	ERA	WHIP										
65 James Paxton, L (1, 1) ERA: 1.83 40 Danny Farquhar, R (7, 1) ERA: 2.45	6.2	W	26	4	0	0	4	3	0	0	0	0	0	68	118	0.00	1.050										
2.1	8	0	0	0	0	2	1	0	0	0	0	0	0	20	33	0.00	0.429										

Texas Rangers @ Seattle Mariners  
Safeco Field, Seattle, WA  
Tue Aug 26 2014, 7:12 PM - 10:02 PM PDT  
Att: 20,469 - Clear - 79 F

AB	30
R	0
H	4
RBI	0
BB	4
SO	4
LOB	14



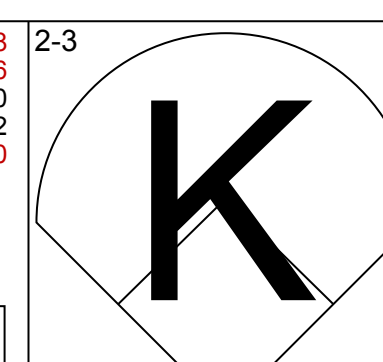
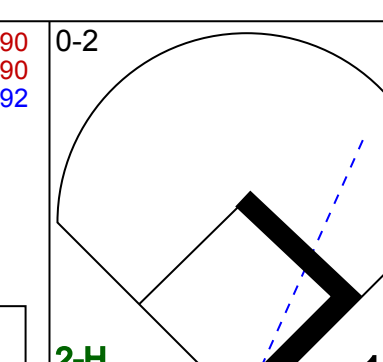
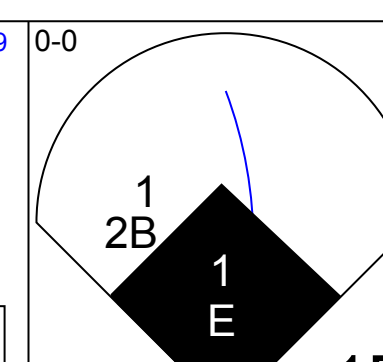
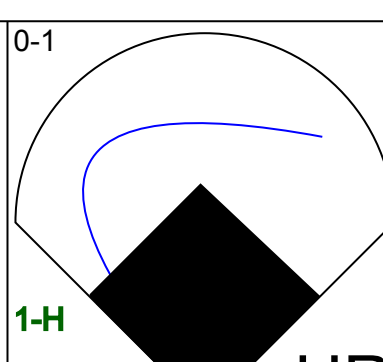
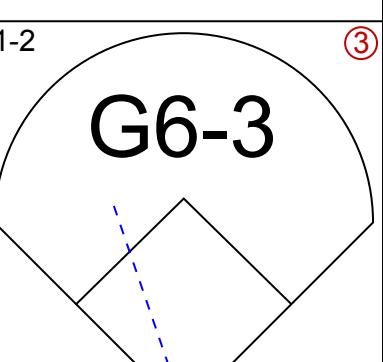
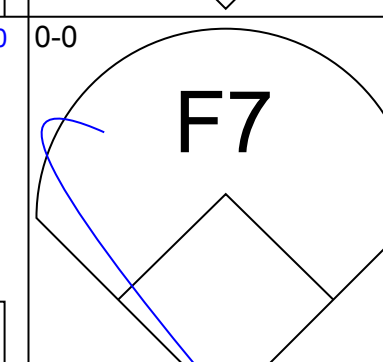
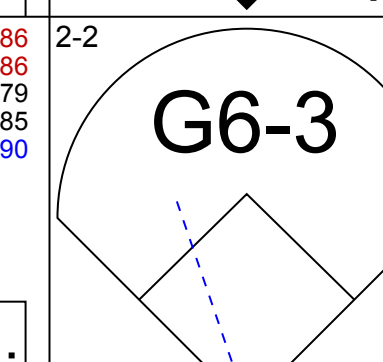
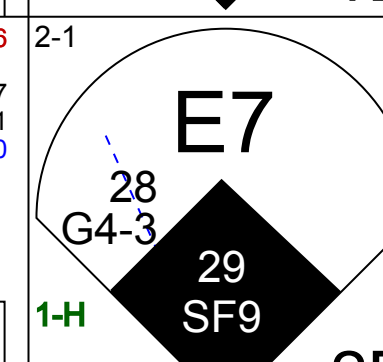
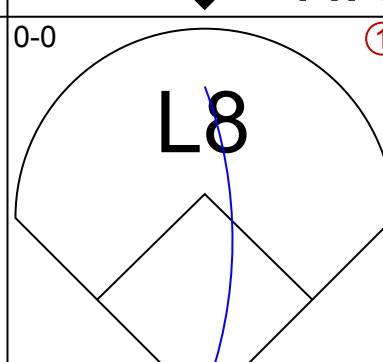

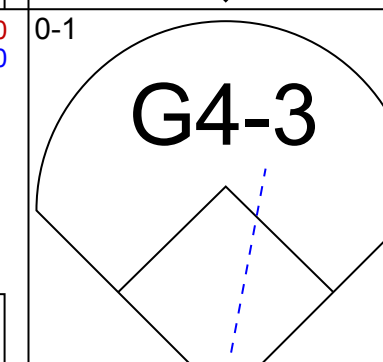
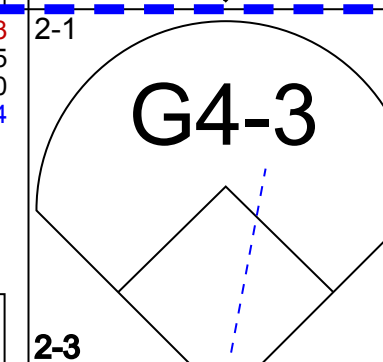
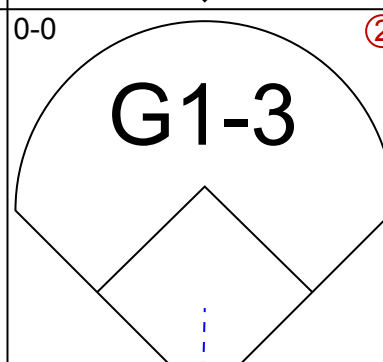

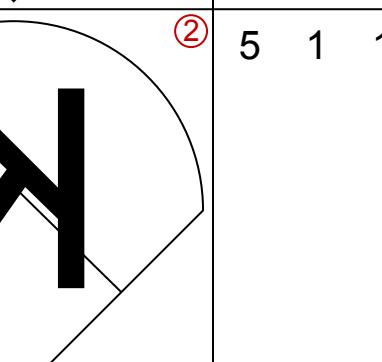
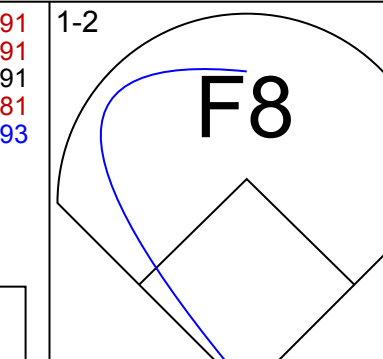
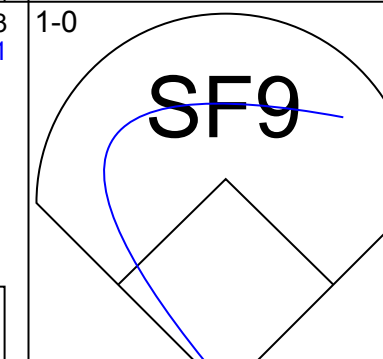
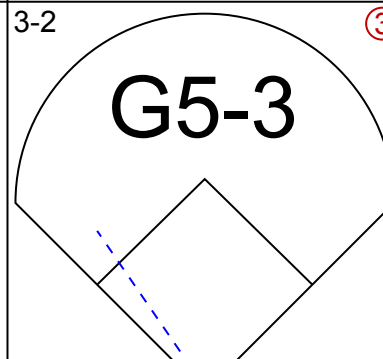

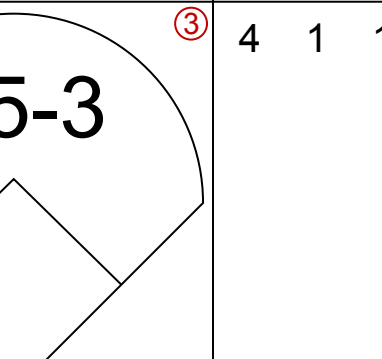

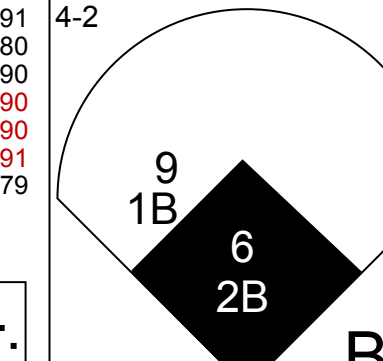
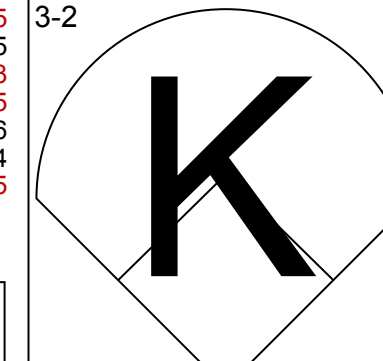
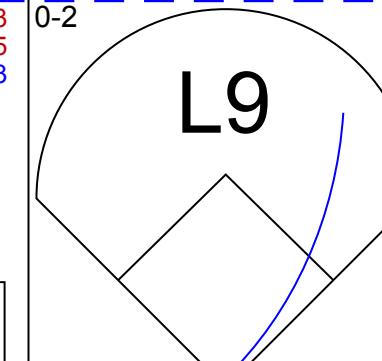

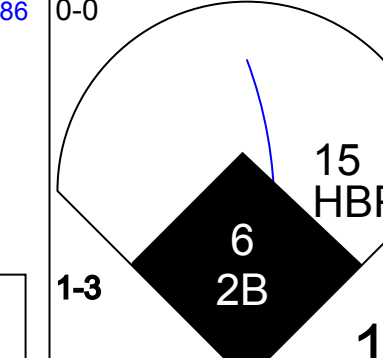
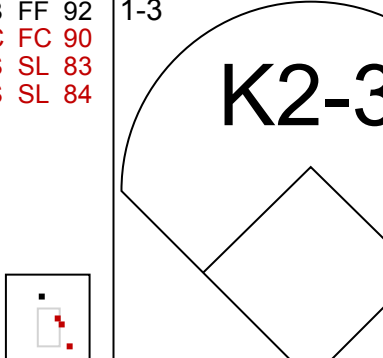
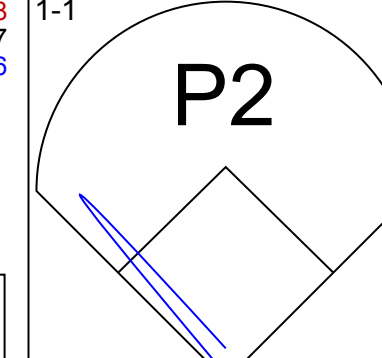

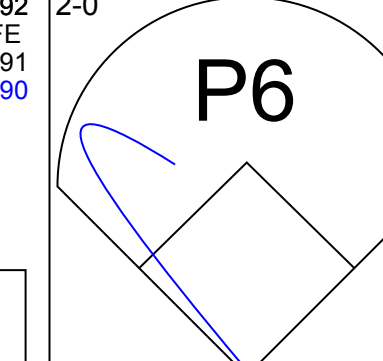
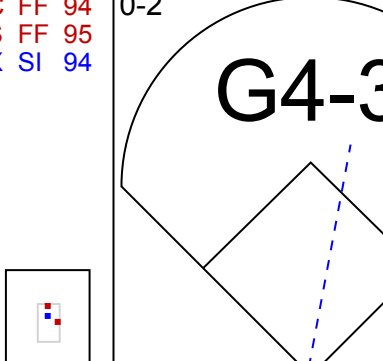
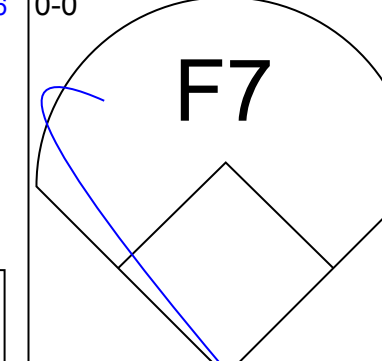

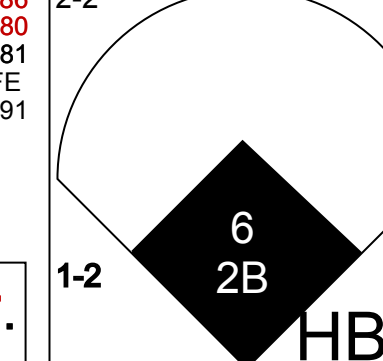
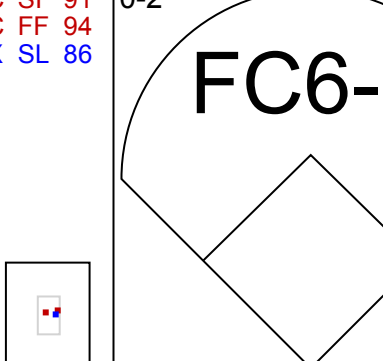
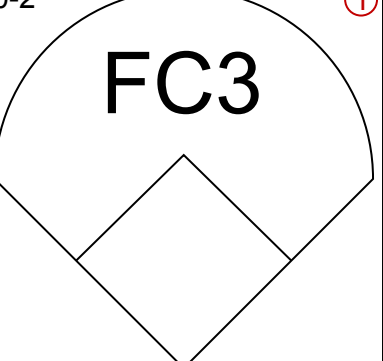

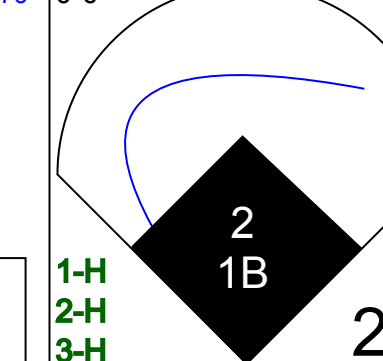
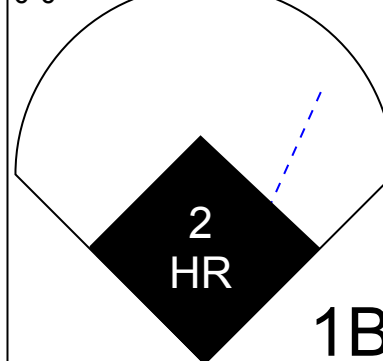
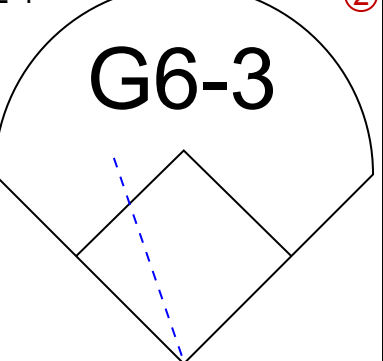
Batter	1	2	3	4	5	6	7	8	9	AB	R	H	RBI	BB	SO	LOB	BOTTOM										
16 Austin Jackson, R (1, 8) OBP: 0.324, SLG: 0.379	G6-3									4	1	1	0	0	1	2											
13 Dustin Ackley, L (1, 7) OBP: 0.305, SLG: 0.397	G4-3		G3							4	0	2	1	0	0	0											
22 Robinson Cano, L (1, 4) OBP: 0.394, SLG: 0.469										3	1	1	1	1	0	2											
21 Kendrys Morales, S (1, 10) OBP: 0.268, SLG: 0.328										4	0	0	0	0	0	2											
15 Kyle Seager, L (1, 5) OBP: 0.345, SLG: 0.466										4	1	1	0	0	0	1											
20 Logan Morrison, L (1, 3) OBP: 0.304, SLG: 0.371										3	1	0	0	1	0	1											
1 Chris Taylor, R (1, 6) OBP: 0.386, SLG: 0.397										2	1	1	0	2	0	0											
9 Endy Chavez, L (1, 9) OBP: 0.311, SLG: 0.369										3	0	1	2	1	0	1											
2 Jesús Sucre, R (1, 2) OBP: 0.195, SLG: 0.220										4	0	0	1	0	2	4											
<b>Inning Stats</b>	R: 1 E: 0 K: 0 S: 8	H: 1 LOB: 0 BB: 0 P: 12	R: 1 E: 0 K: 0 S: 9	H: 1 LOB: 2 BB: 2 P: 22	R: 0 E: 0 K: 0 S: 14	H: 0 LOB: 1 BB: 1 P: 23	R: 3 E: 0 K: 0 S: 17	H: 4 LOB: 1 BB: 1 P: 29	R: 0 E: 0 K: 0 S: 6	H: 0 LOB: 0 BB: 0 P: 11	R: 0 E: 0 K: 1 S: 5	H: 0 LOB: 0 BB: 0 P: 7	R: 0 E: 0 K: 1 S: 9	H: 1 LOB: 0 BB: 0 P: 13	R: 0 E: 1 K: 1 S: 14	H: 0 LOB: 2 BB: 1 P: 24	1B: 4 2B: 1 3B: 1 HR: 1	SF: 0 SAC: 0 DP: 0 HBP: 0	WP: 1 PB: 0 SB: 1 CS: 0	PA: 36							
<b>PITCHER</b>	IP	WLS	BF	H	R	ER	SO	BB	IBB	HBP	BLK	WP	HR	S	P	ERA	WHIP										
22 Nick Martinez, R (1, 1) ERA: 5.31 36 Jon Edwards, R (6, 1) ERA: 58 Alex Claudio, L (8, 1) ERA:	5.0	L	24	6	5	5	0	4	0	0	0	0	0	14	20	0.00	0.500										
2.0	7	1	0	0	2	0	0	0	0	0	0	0	0	14	24	0.00	1.000										
1.0	5	0	0	0	1	1	0	0	0	0	0	0	0	14	24	0.00	1.000										

Texas Rangers @ Seattle Mariners  
Safeco Field, Seattle, WA  
Tue Aug 26 2014, 7:12 PM - 10:02 PM PDT  
Att: 20,469 - Clear - 79 F

AB	31
R	5
H	7
RBI	5
BB	5
SO	3
LOB	13



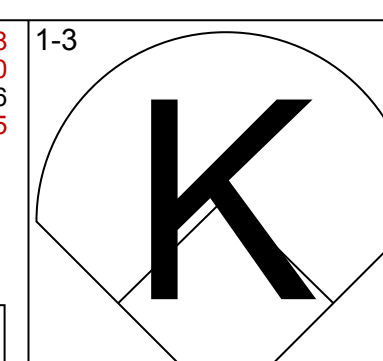
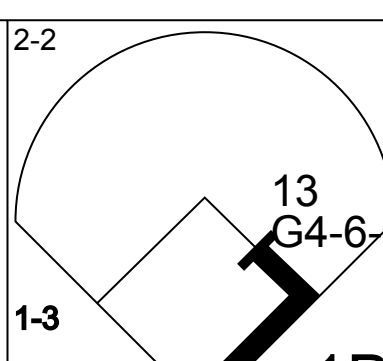
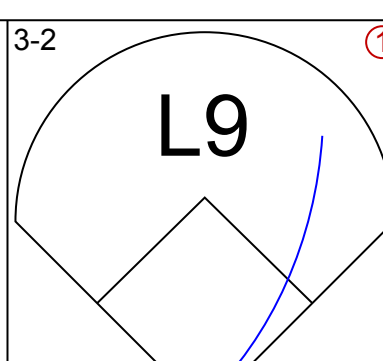
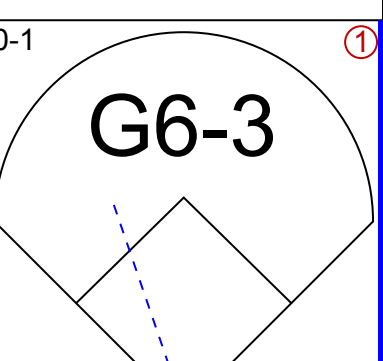
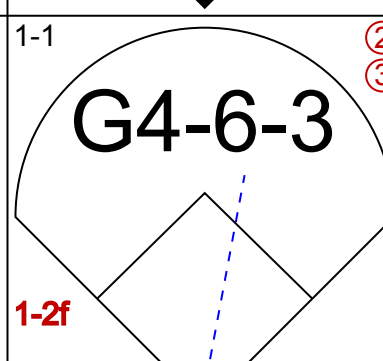
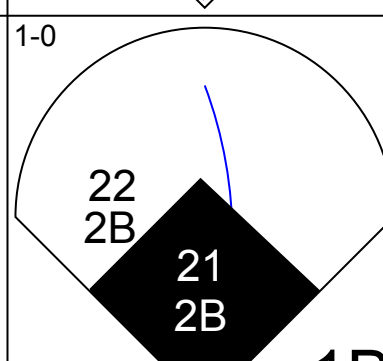
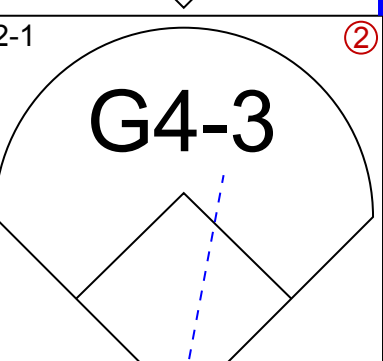
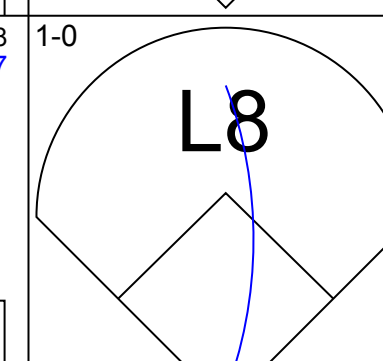
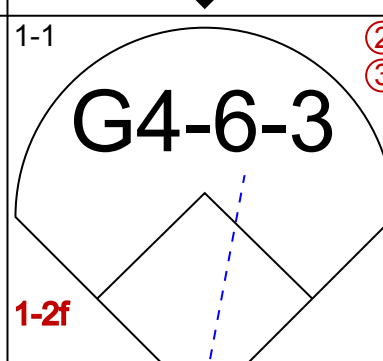
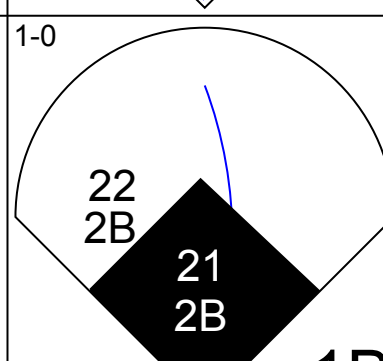
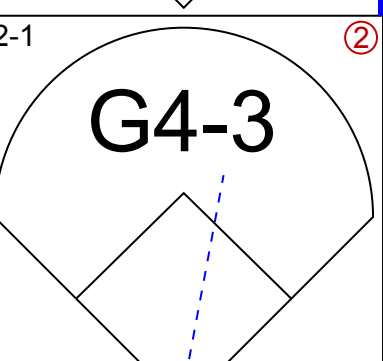
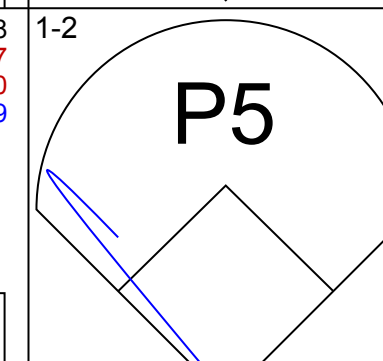
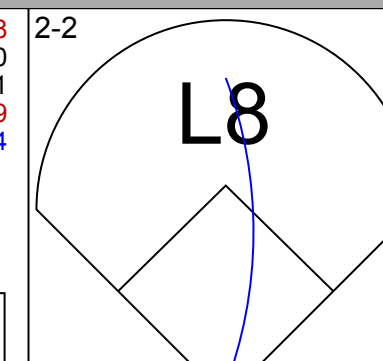
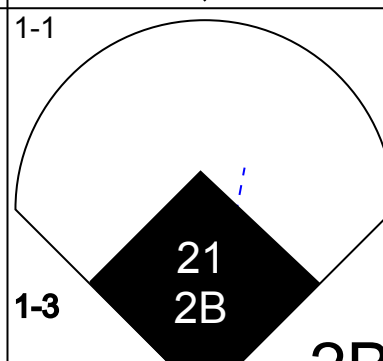
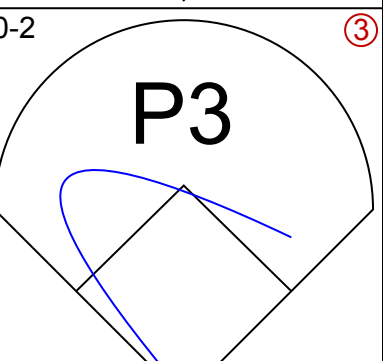
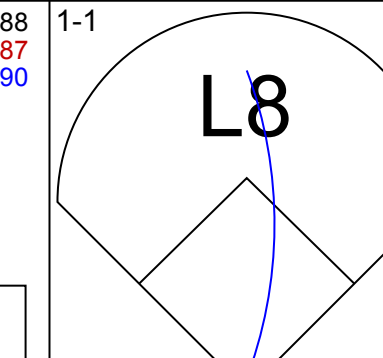
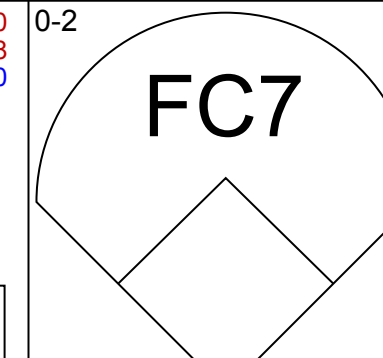
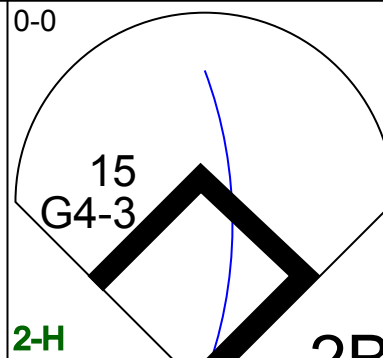

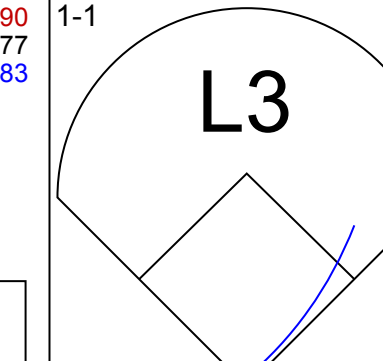
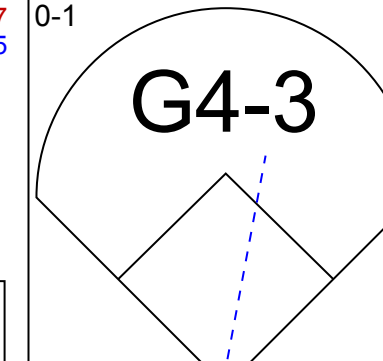
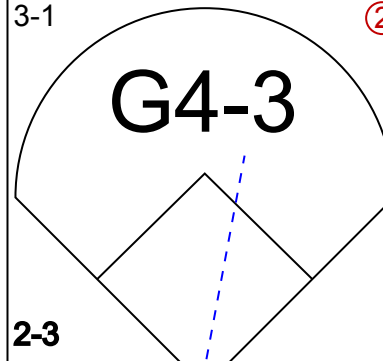

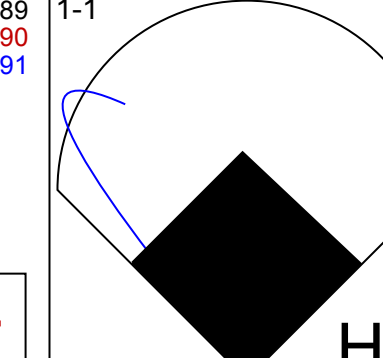
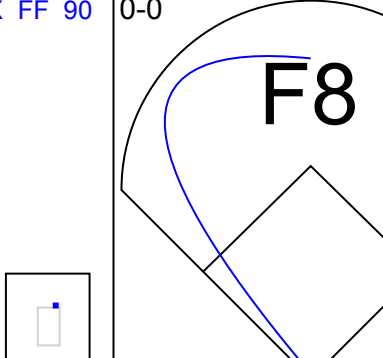
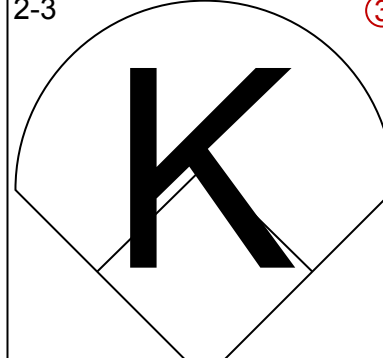

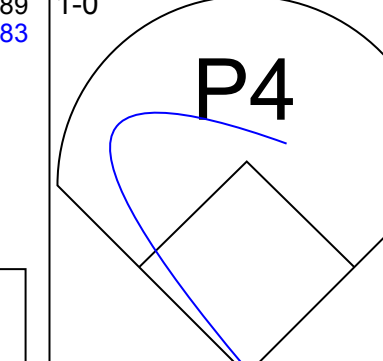


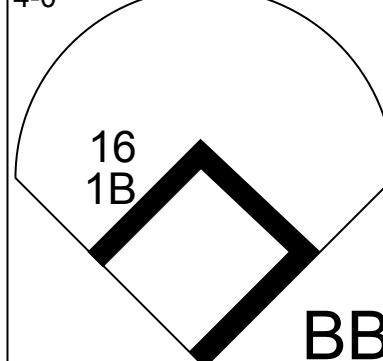
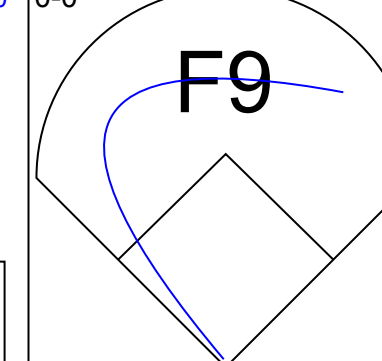
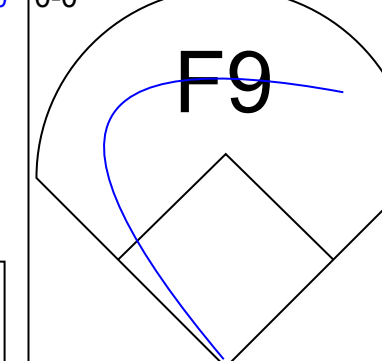

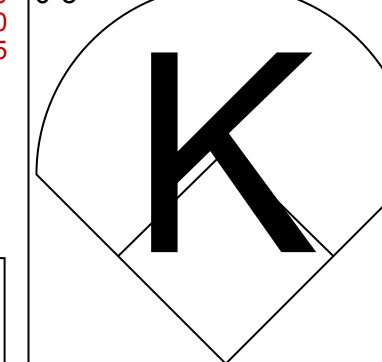
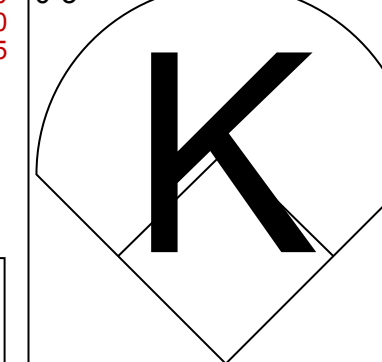


Batter	1	2	3	4	5	6	7	8	9	AB	R	H	RBI	BB	SO	LOB	TOP								
2 Leonys Martin, L (1,8) OBP: 0.326, SLG: 0.369										5	2	3	3	0	1	0									
1 Elvis Andrus, R (1,10) OBP: 0.320, SLG: 0.336										5	1	1	0	0	0	1									
28 Mike Carp, L (1,3) OBP: 0.297, SLG: 0.236										5	1	1	0	0	1	1									
29 Adrian Beltré, R (1,5) OBP: 0.379, SLG: 0.500										4	1	1	1	0	0	0									
35 James Adduci, L (1,9) OBP: 0.250, SLG: 0.240										3	2	1	0	1	1	0									
9 Adam Rosales, R (1,6) OBP: 0.392, SLG: 0.514										4	1	1	0	0	1	3									
12 Rougned Odor, L (1,4) OBP: 0.282, SLG: 0.376										4	1	1	4	0	0	2									
15 Michael Choice, R (1,7) OBP: 0.242, SLG: 0.307										3	1	0	0	0	0	0									
6 Tomás Telis, S (1,2) OBP: 0.375, SLG: 0.500										4	2	2	3	0	0	0									
<b>Inning Stats</b>	R: 0 E: 0 K: 1 S: 6	H: 0 LOB: 0 BB: 0 P: 8	R: 4 E: 0 K: 0 S: 18	H: 3 LOB: 1 BB: 1 P: 29	R: 4 E: 0 K: 0 S: 16	H: 4 LOB: 0 BB: 0 P: 17	R: 2 E: 1 K: 1 S: 10	H: 2 LOB: 0 BB: 0 P: 18	R: 0 E: 0 K: 1 S: 9	H: 0 LOB: 0 BB: 0 P: 10	R: 2 E: 0 K: 0 S: 8	H: 2 LOB: 0 BB: 0 P: 11	R: 0 E: 0 K: 0 S: 6	H: 0 LOB: 0 BB: 0 P: 7	R: 0 E: 0 K: 0 S: 10	H: 0 LOB: 0 BB: 0 P: 13	R: 0 E: 0 K: 1 S: 9	H: 0 LOB: 0 BB: 0 P: 15	1B: 7 2B: 2 3B: 0 HR: 2	SF: 1 SAC: 0 DP: 0 HBP: 1	WP: 0 PB: 0 SB: 0 CS: 0	PA: 40			
<b>PITCHER</b>	IP	WLS	BF	H	R	ER	SO	BB	IBB	HBP	BLK	WP	HR	S	P	ERA	WHIP								
50 Erasmo Ramírez, R (1,1) ERA: 5.21	3.0	L	20	9	10	10	1	1	0	1	0	0	0	1	43	59	30.00	3.333							
52 Dominic Leone, R (4,1) ERA: 2.38	2.0		6	0	0	0	2	0	0	0	0	0	0	0	16	23	0.00	0.000							
97 Joe Beimel, L (6,1) ERA: 1.6	1.0		5	2	2	2	0	0	0	0	0	0	0	1	8	11	18.00	2.000							
37 Brandon Maurer, R (7,1) ERA: 4.92	1.0		3	0	0	0	0	0	0	0	0	0	0	0	6	7	0.00	0.000							
54 Tom Wilhelmson, R (8,1) ERA: 2.66	1.0		3	0	0	0	0	0	0	0	0	0	0	0	10	13	0.00	0.000							
<b>PITCHER</b>	IP	WLS	BF	H	R	ER	SO	BB	IBB	HBP	BLK	WP	HR	S	P	ERA	WHIP								
31 Yoervis Medina, R (9,1) ERA: 2.14	1.0		3	0	0	0	1	0	0	0	0	0	0	0	9	15	0.00	0.000							

Texas Rangers @ Seattle Mariners  
Safeco Field, Seattle, WA  
Wed Aug 27 2014, 12:43 PM - 3:05 PM PDT  
Att: 29,463 - Sunny - 70 F

AB 37  
R 12  
H 11  
RBI 11  
BB 1  
SO 4  
LOB 7



Batter	1	2	3	4	5	6	7	8	9	AB	R	H	RBI	BB	SO	LOB	BOTTOM								
16 Austin Jackson, R (1,8) OBP: 0.323, SLG: 0.378										4	0	1	0	0	1	0									
9 Endy Chavez, L (9,8) OBP: 0.311, SLG: 0.369										0	0	0	0	0	0	0									
13 Dustin Ackley, L (1,7) OBP: 0.305, SLG: 0.396										4	1	1	0	0	0	2									
22 Robinson Canó, L (1,10) OBP: 0.393, SLG: 0.469										4	1	1	0	0	0	0									
21 Kendrys Morales, S (1,3) OBP: 0.268, SLG: 0.331										4	0	1	2	0	0	0									
15 Kyle Seager, L (1,5) OBP: 0.344, SLG: 0.471										4	1	1	1	0	0	1									
3 Mike Zunino, R (1,2) OBP: 0.281, SLG: 0.418										4	1	1	1	0	2	1									
20 Logan Morrison, L (1,9) OBP: 0.299, SLG: 0.365										4	0	0	0	0	3	0									
1 Chris Taylor, R (1,6) OBP: 0.396, SLG: 0.400										2	0	1	0	1	0	0									
5 Brad Miller, L (1,4) OBP: 0.274, SLG: 0.326										3	0	0	0	0	1	2									
<b>Inning Stats</b>	R: 0 E: 0 K: 1 S: 7	H: 0 LOB: 0 BB: 0 P: 10	R: 1 E: 0 K: 0 S: 7	H: 1 LOB: 0 BB: 0 P: 11	R: 0 E: 0 K: 0 S: 8	H: 1 LOB: 1 BB: 1 P: 16	R: 0 E: 0 K: 0 S: 8	H: 0 LOB: 0 BB: 0 P: 10	R: 0 E: 0 K: 1 S: 8	H: 1 LOB: 1 BB: 0 P: 9	R: 2 E: 0 K: 1 S: 12	H: 3 LOB: 1 BB: 0 P: 22	R: 0 E: 0 K: 2 S: 7	H: 0 LOB: 0 BB: 0 P: 7	R: 0 E: 0 K: 0 S: 8	H: 0 LOB: 0 BB: 0 P: 10	R: 1 E: 0 K: 2 S: 14	H: 1 LOB: 0 BB: 0 P: 17	1B: 3 2B: 2 3B: 0 HR: 2	SF: 0 SAC: 0 DP: 1 HBP: 0	WP: 0 PB: 0 SB: 0 CS: 0	PA: 34			
<b>PITCHER</b>	IP	WLS	BF	H	R	ER	SO	BB	IBB	HBP	BLK	WP	HR	S	P	ERA	WHIP								
48 Colby Lewis, R (1,1) ERA: 5.44	9.0	W	34	7	4	4	7	1	0	0	0	0	2	79	112	4.00	0.889								
<b>PITCHER</b>	IP	WLS	BF	H	R	ER	SO	BB	IBB	HBP	BLK	WP	HR	S	P	ERA	WHIP								

Texas Rangers @ Seattle Mariners  
Safeco Field, Seattle, WA  
Wed Aug 27 2014, 12:43 PM - 3:05 PM PDT  
Att: 29,463 - Sunny - 70 F

AB 33  
R 4  
H 7  
RBI 4  
BB 1  
SO 7  
LOB 6





Batter	1	2	3	4	5	6	7	8	9	AB	R	H	RBI	BB	SO	LOB	TOP				
2 Denard Span, L OBP: 0.352, SLG: 0.407	F7		G1-3				G4-3			5	1	2	0	0	0	0	<b>Washington Nationals @ Seattle Mariners</b> Safeco Field, Seattle, WA Fri Aug 29 2014, 7:11 PM - 10:05 PM PDT Att: 35,616 - Partly Cloudy - 73 F				
6 Anthony Rendon, R OBP: 0.341, SLG: 0.471	HR		28 HR							4	2	4	1	1	0	0					
28 Jayson Werth, R OBP: 0.380, SLG: 0.445	G6-3									4	1	1	2	1	0	3					
25 Adam LaRoche, L OBP: 0.365, SLG: 0.445	G4-3									4	0	0	1	0	1	2					
20 Ian Desmond, R OBP: 0.310, SLG: 0.430										5	1	2	1	0	1	4					
34 Bryce Harper, L OBP: 0.329, SLG: 0.401										4	1	3	1	0	0	0					
40 Wilson Ramos, R OBP: 0.329, SLG: 0.438	L5									4	2	2	2	0	0	3					
3 Asdrúbal Cabrera, S OBP: 0.311, SLG: 0.395	G6-4-3									4	0	0	0	0	0	3					
17 Nate Schierholz, L OBP: 0.236, SLG: 0.294										4	0	0	0	0	0	0					
<b>Inning Stats</b>	R: 1 H: 1 E: 0 K: 0 S: 8	H: 1 LOB: 0 BB: 0 P: 10	R: 0 H: 2 E: 0 K: 0 S: 8	H: 2 LOB: 1 BB: 0 P: 11	R: 2 H: 1 E: 0 K: 0 S: 10	H: 1 LOB: 0 BB: 1 P: 20	R: 2 H: 2 E: 0 K: 0 S: 17	H: 2 LOB: 0 BB: 0 P: 21	R: 0 H: 2 E: 0 K: 1 S: 11	H: 2 LOB: 2 BB: 0 P: 16	R: 0 H: 1 E: 0 K: 0 S: 7	H: 1 LOB: 1 BB: 0 P: 13	R: 2 H: 2 E: 0 K: 1 S: 13	H: 2 LOB: 0 BB: 0 P: 19	R: 1 H: 2 E: 0 K: 0 S: 12	H: 2 LOB: 2 BB: 1 P: 26		1B: 7 2B: 1 3B: 0 HR: 6	SF: 1 DP: 2 HBP: 0	WP: 0 PB: 0 CS: 0	PA: 41
<b>PITCHER</b>	IP	WLS	BF	H	R	ER	SO	BB	IBB	HBP	BLK	WP	HR	S	P	ERA	WHIP				
34 Félix Hernández, R ERA: 2.23	7.0	L	30	10	5	5	1	1	0	0	0	0	4	69	103	6.43	1.571				
97 Joe Beimel, L ERA: 2.03	0.2		4	2	2	2	1	0	0	0	0	0	2	11	17	27.00	3.000				
37 Brandon Maurer, R ERA: 4.9	0.1		1	0	0	0	0	0	0	0	0	0	2	2	2	0.00	0.000				
56 Fernando Rodney, R ERA: 2.32	1.0		6	2	1	1	0	1	0	0	0	0	0	12	26	9.00	3.000				



Batter	1	2	3	4	5	6	7	8	9	AB	R	H	RBI	BB	SO	LOB	BOTTOM				
16 Austin Jackson, R OBP: 0.322, SLG: 0.376	K									5	0	1	0	0	3	0	<b>Washington Nationals @ Seattle Mariners</b> Safeco Field, Seattle, WA Fri Aug 29 2014, 7:11 PM - 10:05 PM PDT Att: 35,616 - Partly Cloudy - 73 F				
13 Dustin Ackley, L OBP: 0.306, SLG: 0.400										5	1	2	0	0	0	2					
22 Robinson Canó, L OBP: 0.395, SLG: 0.470										3	1	2	0	1	0	0					
21 Kendrys Morales, S OBP: 0.271, SLG: 0.333										4	0	2	1	0	1	2					
15 Kyle Seager, L OBP: 0.343, SLG: 0.469										4	0	1	1	0	1	4					
3 Mike Zunino, R OBP: 0.259, SLG: 0.414										4	0	0	0	0	2	4					
20 Logan Morrison, L OBP: 0.295, SLG: 0.359										4	0	0	0	0	3	2					
1 Chris Taylor, R OBP: 0.389, SLG: 0.393										4	1	1	0	0	0	0					
9 Endy Chavez, L OBP: 0.310, SLG: 0.371										4	0	1	1	0	2	0					
<b>Inning Stats</b>	R: 2 H: 3 E: 0 K: 2 S: 23	H: 3 LOB: 2 BB: 1 P: 33	R: 0 H: 0 E: 0 K: 2 S: 11	H: 0 LOB: 0 BB: 0 P: 18	R: 0 H: 2 E: 0 K: 2 S: 13	H: 2 LOB: 0 BB: 0 P: 16	R: 0 H: 0 E: 0 K: 1 S: 9	H: 0 LOB: 0 BB: 0 P: 12	R: 0 H: 2 E: 0 K: 0 S: 11	H: 2 LOB: 2 BB: 0 P: 17	R: 0 H: 0 E: 0 K: 1 S: 6	H: 0 LOB: 0 BB: 0 P: 9	R: 0 H: 0 E: 0 K: 2 S: 8	H: 0 LOB: 0 BB: 0 P: 10	R: 1 H: 3 E: 0 K: 0 S: 16	H: 3 LOB: 2 BB: 0 P: 23		1B: 8 2B: 1 3B: 1 HR: 0	SF: 0 DP: 0 HBP: 0	WP: 0 PB: 0 CS: 0	PA: 38
<b>PITCHER</b>	IP	WLS	BF	H	R	ER	SO	BB	IBB	HBP	BLK	WP	HR	S	P	ERA	WHIP				
27 Jordan Zimmermann, R ERA: 2.93	6.0	W	26	7	2	2	8	1	0	0	0	0	0	73	105	3.00	1.333				
22 Drew Storen, R ERA: 1.43	1.0	H	3	0	0	0	2	0	0	0	0	0	0	8	9	0.00	0.000				
36 Tyler Clippard, R ERA: 1.85	1.0		3	0	0	0	1	0	0	0	0	0	0	8	10	0.00	0.000				
29 Rafael Soriano, R ERA: 2.56	1.0		6	3	1	1	1	0	0	0	0	0	0	16	23	9.00	3.000				





Batter	1	2	3	4	5	6	7	8	9	AB	R	H	RBI	BB	SO	LOB	TOP
2 Denard Span, L (1,8) OBP: 0.346, SLG: 0.404	E8 28 HR	P6			P6		FC4-6			4	1	0	0	0	0	4	<b>Washington Nationals @ Seattle Mariners</b> Safeco Field, Seattle, WA Sat Aug 30 2014, 6:13 PM - 9:05 PM PDT Att: 32,894 - Cloudy - 63 F
6 Anthony Rendon, R (1,5) OBP: 0.340, SLG: 0.471	G5-3		P3				K			4	0	1	1	0	1	2	
28 Jayson Werth, R (1,9) OBP: 0.381, SLG: 0.451	HR		K				K			3	1	1	2	1	2	0	
25 Adam LaRoche, L (1,3) OBP: 0.364, SLG: 0.443	G6-3		G5-3							4	0	1	0	0	1	2	
20 Ian Desmond, R (1,6) OBP: 0.309, SLG: 0.429	G4-3									4	0	1	0	0	2	1	
34 Bryce Harper, L (1,7) OBP: 0.324, SLG: 0.396										3	0	0	0	1	2	2	
40 Wilson Ramos, R (1,10) OBP: 0.337, SLG: 0.432										4	0	0	0	0	2	2	
3 Asdrúbal Cabrera, S (1,4) OBP: 0.311, SLG: 0.394										4	0	1	0	0	1	0	
59 Jose Lobaton, S (1,2) OBP: 0.295, SLG: 0.310										4	1	3	0	0	0	0	
<b>Inning Stats</b>	R: 2 E: 1 K: 0 S: 13	H: 1 LOB: 0 BB: 0 P: 22	R: 0 E: 0 K: 0 S: 11	H: 2 LOB: 2 BB: 1 P: 19	R: 0 E: 0 K: 1 S: 9	H: 0 LOB: 0 BB: 0 P: 14	R: 0 E: 0 K: 3 S: 10	H: 1 LOB: 0 BB: 0 P: 13	R: 0 E: 0 K: 3 S: 13	H: 1 LOB: 1 BB: 0 P: 18	R: 0 E: 0 K: 0 S: 5	H: 0 LOB: 0 BB: 0 P: 7	1B: 6 2B: 1 3B: 0 HR: 1	SF: 0 SAC: 0 DP: 2 HBP: 0	WP: 0 PB: 0 SB: 0 CS: 0	PA: 36	
<b>PITCHER</b>	IP WLS BF H R ER SO BB IBB HBP BLK WP HR S P ERA WHIP																
29 Roenis Elias, L (1,1) ERA: 3.97	6.0 L 25 6 3 2 5 1 1 0 0 0 0 1 63 102 3.00 1.167																
52 Dominic Leone, R (7,1) ERA: 2.34	1.0 4 1 0 0 1 0 0 0 0 0 0 9 14 0.00 1.000																
54 Tom Wilhelmson, R (8,1) ERA: 2.02	1.1 5 1 0 0 3 0 0 0 0 0 0 14 20 0.00 0.750																
41 Charlie Furbush, L (9,1) ERA: 3.79	0.2 2 0 0 0 0 0 0 0 0 0 0 4 5 0.00 0.000																

Batter	1	2	3	4	5	6	7	8	9	AB	R	H	RBI	BB	SO	LOB	BOTTOM			
16 Austin Jackson, R (1,8) OBP: 0.323, SLG: 0.377	G5-3									4	0	2	0	0	0	0	<b>Washington Nationals @ Seattle Mariners</b> Safeco Field, Seattle, WA Sat Aug 30 2014, 6:13 PM - 9:05 PM PDT Att: 32,894 - Cloudy - 63 F			
13 Dustin Ackley, L (1,7) OBP: 0.305, SLG: 0.406	L9		F8							4	1	1	1	0	1	4				
22 Robinson Canó, L (1,4) OBP: 0.392, SLG: 0.467	G3-1		K							4	0	0	0	0	3	2				
21 Kendrys Morales, S (1,10) OBP: 0.271, SLG: 0.332										4	0	1	0	0	2	0				
15 Kyle Seager, L (1,5) OBP: 0.343, SLG: 0.467	F8		K							4	0	1	0	0	1	1				
20 Logan Morrison, L (1,3) OBP: 0.291, SLG: 0.354	FC2-6		K							4	0	0	0	0	3	2				
1 Chris Taylor, R (1,6) ERA: 3.48										3	0	0	0	0	0	1				
9 Endy Chavez, L (9,PH) OBP: 0.313, SLG: 0.374	FC6-4									1	0	1	0	0	0	0				
99 James Jones, L (1,9) OBP: 0.282, SLG: 0.306			B1-3							4	0	0	0	0	0	2				
2 Jesús Sucre, R (1,2) OBP: 0.227, SLG: 0.250										3	0	2	0	0	0	0				
<b>Inning Stats</b>	R: 0 E: 0 K: 0 S: 4	H: 0 LOB: 0 BB: 0 P: 5	R: 0 E: 0 K: 0 S: 11	H: 1 LOB: 1 BB: 0 P: 18	R: 0 E: 0 K: 1 S: 9	H: 2 LOB: 2 BB: 0 P: 14	R: 0 E: 0 K: 3 S: 10	H: 0 LOB: 0 BB: 0 P: 12	R: 0 E: 0 K: 2 S: 10	H: 0 LOB: 0 BB: 0 P: 12	R: 0 E: 0 K: 1 S: 5	H: 0 LOB: 0 BB: 0 P: 7	R: 1 E: 0 K: 1 S: 9	H: 1 LOB: 0 BB: 0 P: 14	R: 0 E: 0 K: 1 S: 13	H: 2 LOB: 2 BB: 0 P: 17	1B: 7 2B: 0 3B: 0 HR: 1	SF: 0 SAC: 0 DP: 0 HBP: 0	WP: 0 PB: 0 SB: 1 CS: 0	PA: 35
<b>PITCHER</b>	IP WLS BF H R ER SO BB IBB HBP BLK WP HR S P ERA WHIP																			
37 Stephen Strasburg, R (1,1) ERA: 1.93	7.2 W 29 6 1 1 8 0 0 0 0 0 0 69 95 1.17 0.783																			
46 Matt Thornton, L (8,1) ERA: 1.93	0.1 H 1 0 0 0 1 0 0 0 0 0 0 3 4 0.00 0.000																			
29 Rafael Soriano, R (9,1) ERA: 2.52	1.0 S 5 2 0 0 1 0 0 0 0 0 0 13 17 0.00 2.000																			



Batter	1	2	3	4	5	6	7	8	9	AB	R	H	RBI	BB	SO	LOB	TOP					
2 Denard Span, L (1, 8) OBP: 0.346, SLG: 0.405	F8		F8		G3		G3			4	0	1	0	0	0	3	<b>Washington Nationals @ Seattle Mariners</b> Safeco Field, Seattle, WA Sun Aug 31 2014, 1:13 PM - 4:07 PM PDT Att: 26,221 - Partly Cloudy - 67 F					
6 Anthony Rendon, R (1, 5) OBP: 0.338, SLG: 0.468	K		F8		G5-3			K		4	0	0	0	0	2	1						
28 Jayson Werth, R (1, 10) OBP: 0.380, SLG: 0.451			G6-3			K		P3		4	0	1	0	0	1	1						
25 Adam LaRoche, L (1, 3) OBP: 0.363, SLG: 0.440	G4-1					F8			BB	3	0	0	0	1	1	2						
20 Ian Desmond, R (1, 6) OBP: 0.307, SLG: 0.425		K			P4				BB	4	0	0	0	0	2	1						
34 Bryce Harper, L (1, 7) OBP: 0.342, SLG: 0.424		HR			HR				G4-3	4	2	3	2	0	1	0						
40 Wilson Ramos, R (1, 2) OBP: 0.320, SLG: 0.427		G6-3			G5-3		K		L8	3	0	0	0	0	1	0						
8 Danny Espinosa, S (7, PR) OBP: 0.278, SLG: 0.357					G4-3		K		G4-3	3	0	0	0	1	1	1						
59 Jose Lobaton, S (7, 2) OBP: 0.294, SLG: 0.308					G4-3		BB		G3	4	1	1	1	0	1	3						
3 Asdrubal Cabrera, S (1, 4) OBP: 0.310, SLG: 0.391							FC4-6															
17 Nate Schierholz, L (1, 9) OBP: 0.236, SLG: 0.302																						
<b>Inning Stats</b>	R: 0 E: 0 K: 1 S: 11	H: 1 LOB: 1 BB: 0 P: 20	R: 1 E: 0 K: 2 S: 14	H: 1 LOB: 0 BB: 0 P: 19	R: 1 E: 0 K: 1 S: 11	H: 2 LOB: 1 BB: 0 P: 13	R: 1 E: 0 K: 0 S: 9	H: 1 LOB: 0 BB: 0 P: 15	R: 0 E: 0 K: 1 S: 6	H: 0 LOB: 0 BB: 0 P: 9	R: 0 E: 0 K: 1 S: 6	H: 0 LOB: 0 BB: 0 P: 10	R: 0 E: 0 K: 2 S: 18	H: 0 LOB: 3 BB: 1 P: 27	R: 0 E: 0 K: 2 S: 9	H: 0 LOB: 1 BB: 1 P: 17	R: 0 E: 0 K: 0 S: 7	H: 1 LOB: 1 BB: 0 P: 8	1B: 1 2B: 2 3B: 0 HR: 3	SF: 0 SAC: 0 DP: 0 HBP: 0	WP: 1 PB: 0 CS: 0	PA: 36
<b>PITCHER</b>	IP WLS BF H R ER SO BB IBB HBP BLK WP HR S P ERA WHIP																					
18 Hisashi Iwakuma, R (1, 1) ERA: 2.9	6.0 W 23 5 3 3 6 0 0 0 0 0 0 3 57 86 4.50 0.833																					
41 Charlie Furbush, L (7, 1) ERA: 3.78	0.1 H 1 0 0 0 1 0 0 0 0 0 0 0 5 7 0.00 0.000																					
40 Danny Farquhar, R (7, 1) ERA: 2.43	0.2 H 4 0 0 0 1 1 0 0 0 0 1 0 13 20 0.00 1.500																					
31 Yoervis Medina, R (8, 1) ERA: 2.09	1.0 H 4 0 0 0 2 1 0 0 0 0 0 0 9 17 0.00 1.000																					
56 Fernando Rodney, R (9, 1) ERA: 2.28	1.0 S 4 1 0 0 0 0 0 0 0 0 0 0 0 7 8 0.00 1.000																					
<b>Batter</b>	1	2	3	4	5	6	7	8	9	AB	R	H	RBI	BB	SO	LOB	BOTTOM					
16 Austin Jackson, R (1, 8) OBP: 0.327, SLG: 0.380	K		13 1B		13 HR					4	1	3	0	0	1	0	<b>Washington Nationals @ Seattle Mariners</b> Safeco Field, Seattle, WA Sun Aug 31 2014, 1:13 PM - 4:07 PM PDT Att: 26,221 - Partly Cloudy - 67 F					
13 Dustin Ackley, L (1, 7) OBP: 0.307, SLG: 0.414	F7		22 G6-4-3		HR		L7			4	1	2	4	0	0	2						
22 Robinson Cano, L (1, 4) OBP: 0.391, SLG: 0.465	F7		G6-4-3		21 G3-6-1		G3			4	0	1	0	0	0	4						
21 Kendrys Morales, S (1, 3) OBP: 0.274, SLG: 0.332			9 FC6		G3		G3-6-1		9 S	3	0	1	0	1	0	1						
99 James Jones, L (8, PR) OBP: 0.292, SLG: 0.306									28 S	0	1	0	0	0	0	0						
20 Logan Morrison, L (9, 3) OBP: 0.291, SLG: 0.354									9 2B	0	0	0	0	0	0	0						
15 Kyle Seager, L (1, 5) OBP: 0.342, SLG: 0.465	L7						F8		F9	4	0	1	0	0	0	2						
28 Chris Denorfia, R (1, 10) OBP: 0.286, SLG: 0.313		K			F8		K		K	4	0	0	0	0	3	3						
9 Endy Chavez, L (1, 9) OBP: 0.312, SLG: 0.377		FC6			B5-3		G1-3			4	0	1	1	0	0	2						
3 Mike Zunino, R (1, 2) OBP: 0.256, SLG: 0.409			F7						L6	4	0	0	0	0	1	2						
5 Brad Miller, L (1, 6) OBP: 0.280, SLG: 0.335			16 1B		13 HR				16 1B	3	2	3	0	0	0	0						
<b>Inning Stats</b>	R: 0 E: 0 K: 1 S: 9	H: 0 LOB: 0 BB: 0 P: 14	R: 0 E: 0 K: 1 S: 10	H: 1 LOB: 1 BB: 0 P: 13	R: 1 E: 0 K: 0 S: 10	H: 3 LOB: 1 BB: 0 P: 13	R: 0 E: 0 K: 0 S: 7	H: 1 LOB: 1 BB: 0 P: 10	R: 3 E: 0 K: 0 S: 11	H: 4 LOB: 0 BB: 0 P: 21	R: 0 E: 0 K: 1 S: 7	H: 0 LOB: 0 BB: 0 P: 10	R: 0 E: 0 K: 1 S: 10	H: 2 LOB: 2 BB: 0 P: 16	R: 1 E: 0 K: 1 S: 15	H: 1 LOB: 2 BB: 1 P: 22	1B: 9 2B: 2 3B: 0 HR: 1	SF: 0 SAC: 0 DP: 2 HBP: 0	WP: 0 PB: 0 CS: 0	PA: 35		
<b>PITCHER</b>	IP WLS BF H R ER SO BB IBB HBP BLK WP HR S P ERA WHIP																					
57 Tanner Roark, R (1, 1) ERA: 2.91	6.1 L 28 11 4 4 4 0 0 0 0 0 0 1 60 92 5.68 1.737																					
13 Jerry Blevins, L (7, 1) ERA: 5.21	1.0 4 0 1 1 0 1 0 0 0 0 0 0 10 15 9.00 1.000																					
35 Craig Stammen, R (8, 1) ERA: 3.49	0.2 3 1 0 0 1 0 0 0 0 0 0 0 9 12 0.00 1.500																					



Batter	1	2	3	4	5	6	7	8	9	AB	R	H	RBI	BB	SO	LOB	TOP					
16 Austin Jackson, R (1, 8) OBP: 0.324, SLG: 0.377	F8		L8			P6			G6-3	4	0	0	0	0	0	0						
13 Dustin Ackley, L (1, 7) OBP: 0.304, SLG: 0.410	F8		G6-3			G3			G4-3	4	0	0	0	0	0	0						
22 Robinson Cano, L (1, 4) OBP: 0.389, SLG: 0.462	G3-1									3	0	0	0	0	0	0						
7 Stefan Romero, R (9, PH) OBP: 0.240, SLG: 0.310				G4-3		F7			FC4 HBP	0	0	0	0	0	0	0						
21 Kendrys Morales, S (1, 10) OBP: 0.270, SLG: 0.327			G6-3		L7				F8	4	0	0	0	0	0	1						
15 Kyle Seager, L (1, 5) OBP: 0.342, SLG: 0.465					F8				F7	3	0	1	0	0	0	0						
17 Justin Smoak, S (1, 3) OBP: 0.275, SLG: 0.347									F7	3	0	0	0	0	1	1						
9 Endy Chavez, L (1, 9) OBP: 0.317, SLG: 0.378									F8	2	0	1	0	1	0	0						
3 Mike Zunino, R (1, 2) OBP: 0.254, SLG: 0.406										3	0	0	0	0	2	3						
5 Brad Miller, L (1, 6) OBP: 0.281, SLG: 0.345										3	1	1	1	0	2	0						
<b>Inning Stats</b>	R: 0 E: 0 K: 0 S: 6	H: 0 LOB: 0 BB: 0 P: 12	R: 0 E: 0 K: 1 S: 9	H: 1 LOB: 2 BB: 1 P: 18	R: 0 E: 0 K: 1 S: 9	H: 0 LOB: 0 BB: 0 P: 12	R: 0 E: 0 K: 0 S: 7	H: 0 LOB: 0 BB: 0 P: 9	R: 0 E: 0 K: 1 S: 7	H: 1 LOB: 0 BB: 0 P: 13	R: 1 E: 0 K: 0 S: 8	H: 1 LOB: 0 BB: 0 P: 10	R: 0 E: 0 K: 0 S: 10	H: 0 LOB: 0 BB: 0 P: 18	R: 0 E: 0 K: 2 S: 12	H: 0 LOB: 0 BB: 0 P: 19	R: 0 E: 0 K: 0 S: 10	H: 0 LOB: 1 BB: 0 P: 15	1B: 2 2B: 0 3B: 0 HR: 1	SF: 0 SAC: 0 DP: 0 HBP: 1	WP: 0 PB: 0 SB: 0 CS: 1	PA: 32
<b>PITCHER</b>	IP WLS BF H R ER SO BB IBB HBP BLK WP HR S P ERA WHIP	IP WLS BF H R ER SO BB IBB HBP BLK WP HR S P ERA WHIP																				
40 Jason Hammel, R (1, 1) ERA: 3.58	8.0	W	27	3	1	1	5	1	0	0	0	0	0	0	0	10	111	1.12	0.500			
39 Eric O'Flaherty, L (9, 1) ERA: 1.65	1.0		4	0	0	0	0	0	0	1	0	0	0	0	0	15	0.00	0.000				

Seattle Mariners @ Oakland Athletics  
O.co Coliseum, Oakland, CA  
Mon Sep 01 2014, 4:09 PM - 6:37 PM EDT  
Att: 36,067 - Sunny - 81 F

AB	29
R	1
H	3
RBI	1
BB	1
SO	5
LOB	5



Batter	1	2	3	4	5	6	7	8	9	AB	R	H	RBI	BB	SO	LOB	BOTTOM			
23 Sam Fuld, L (1, 8) OBP: 0.333, SLG: 0.352	G4-3									5	0	0	0	0	1	3				
16 Josh Reddick, L (1, 9) OBP: 0.311, SLG: 0.428										4	2	2	0	1	0	0				
20 Josh Donaldson, R (1, 5) OBP: 0.348, SLG: 0.471										5	0	1	1	0	2	2				
10 Adam Dunn, L (1, 10) OBP: 0.344, SLG: 0.443										3	1	2	2	0	1	0				
37 Brandon Moss, L (1, 7) OBP: 0.339, SLG: 0.449										3	1	0	0	1	1	4				
3 Craig Gentry, R (9, 7) OBP: 0.314, SLG: 0.286										0	0	0	0	0	0	0				
8 Jed Lowrie, S (1, 6) OBP: 0.319, SLG: 0.355										4	1	2	0	0	0	2				
21 Stephen Vogt, L (1, 3) OBP: 0.340, SLG: 0.475										2	1	1	0	2	0	0				
17 Geovany Soto, R (1, 2) OBP: 0.286, SLG: 0.383										4	0	1	2	0	0	3				
28 Eric Sogard, L (1, 4) OBP: 0.305, SLG: 0.276										4	0	2	1	0	1	1				
<b>Inning Stats</b>	R: 5 E: 0 K: 1 S: 26	H: 5 LOB: 2 BB: 2 P: 42	R: 0 E: 0 K: 2 S: 15	H: 1 LOB: 2 BB: 1 P: 21	R: 0 E: 0 K: 1 S: 10	H: 0 LOB: 0 BB: 0 P: 16	R: 0 E: 0 K: 1 S: 6	H: 0 LOB: 0 BB: 0 P: 8	R: 0 E: 0 K: 1 S: 11	H: 2 LOB: 2 BB: 0 P: 16	R: 1 E: 0 K: 0 S: 14	H: 3 LOB: 2 BB: 0 P: 18	R: 0 E: 0 K: 0 S: 5	H: 0 LOB: 1 BB: 1 P: 10	R: 0 E: 0 K: 0 S: 5	H: 0 LOB: 0 BB: 0 P: 9	1B: 8 2B: 2 3B: 0 HR: 1	SF: 0 SAC: 0 DP: 1 HBP: 1	WP: 0 PB: 1 SB: 0 CS: 0	PA: 39
<b>PITCHER</b>	IP WLS BF H R ER SO BB IBB HBP BLK WP HR S P ERA WHIP	IP WLS BF H R ER SO BB IBB HBP BLK WP HR S P ERA WHIP																		
53 Chris Young, R (1, 1) ERA: 3.46	0.2	L	8	4	5	5	0	0	0	0	0	0	0	0	0	0	67.50	9.000		
44 Lucas Luetge, L (1, 1) ERA: 4.91	0.1		2	1	0	0	1	0	0	0	0	5	6	0.00	3.000					
44 Taijuan Walker, R (2, 1) ERA: 3.0	6.0		26	6	1	1	5	2	0	1	1	0	0	61	89	1.50	1.333			
97 Joe Beimel, L (8, 1) ERA: 1.99	0.2		2	0	0	0	0	0	0	0	0	4	7	0.00	0.000					
39 Carson Smith, R (8, 1) ERA:	0.1		1	0	0	0	0	0	0	0	0	1	2	0.00	0.000					

Seattle Mariners @ Oakland Athletics  
O.co Coliseum, Oakland, CA  
Mon Sep 01 2014, 4:09 PM - 6:37 PM EDT  
Att: 36,067 - Sunny - 81 F

AB	34
R	6
H	11
RBI	6
BB	4
SO	6
LOB	15





Batter	1	2	3	4	5	6	7	8	9	AB	R	H	RBI	BB	SO	LOB	TOP								
16 Austin Jackson, R OBP: 0.325, SLG: 0.378										4	0	2	2	0	0	0									
13 Dustin Ackley, L OBP: 0.302, SLG: 0.406										4	0	0	0	0	1	2									
22 Robinson Cano, L OBP: 0.388, SLG: 0.460										4	1	1	0	0	0	2									
15 Kyle Seager, L OBP: 0.341, SLG: 0.469										4	1	1	2	0	2	0									
21 Kendrys Morales, S OBP: 0.270, SLG: 0.326										4	1	1	0	0	1	0									
20 Logan Morrison, L OBP: 0.294, SLG: 0.360										4	1	2	0	0	1	0									
7 Stefan Romero, R OBP: 0.240, SLG: 0.310										0	0	0	0	0	0	0									
17 Justin Smoak, S OBP: 0.275, SLG: 0.347										0	0	0	0	0	0	0									
9 Endy Chavez, L OBP: 0.323, SLG: 0.386										1	1	1	2	1	0	0									
28 Chris Denorfia, R OBP: 0.285, SLG: 0.312										1	0	0	0	0	0	0									
99 James Jones, L OBP: 0.282, SLG: 0.306										0	0	0	0	0	0	0									
5 Brad Miller, L OBP: 0.281, SLG: 0.342										3	1	0	0	1	0	3									
2 Jesus Sucre, R OBP: 0.217, SLG: 0.239										2	0	0	0	0	0	1									
<b>Inning Stats</b>	R: 0 E: 0 K: 0 S: 10	H: 1 LOB: 0 BB: 0 P: 13	R: 0 E: 0 K: 2 S: 8	H: 0 LOB: 0 BB: 0 P: 10	R: 2 E: 0 K: 0 S: 11	H: 1 LOB: 1 BB: 2 P: 22	R: 2 E: 0 K: 0 S: 12	H: 3 LOB: 0 BB: 0 P: 17	R: 2 E: 0 K: 1 S: 11	H: 2 LOB: 0 BB: 0 P: 18	R: 0 E: 0 K: 1 S: 9	H: 0 LOB: 0 BB: 0 P: 11	R: 0 E: 0 K: 1 S: 5	H: 0 LOB: 0 BB: 0 P: 9	R: 0 E: 0 K: 1 S: 7	H: 0 LOB: 0 BB: 0 P: 9	R: 0 E: 0 K: 0 S: 10	H: 1 LOB: 1 BB: 0 P: 12	1B: 5 2B: 2 3B: 0 HR: 1	SF: 0 SAC: 2 DP: 1 HBP: 0	WP: 0 PB: 0 SB: 1 CS: 1	PA: 36			
<b>PITCHER</b>	IP	WLS	BF	H	R	ER	SO	BB	IBB	HBP	BLK	WP	HR	S	P	ERA	WHIP								
54 Sonny Gray, R ERA: 3.25	5.0	L	23	7	6	6	2	2	0	0	0	0	1	52	80	10.80	1.800								
13 Drew Pomeranz, L ERA: 2.53	3.0		10	1	0	0	3	0	0	0	0	0	0	23	31	0.00	0.333								
48 Ryan Cook, R ERA: 3.38	1.0	S	2	0	0	0	0	0	0	0	0	0	0	8	10	0.00	0.000								

Seattle Mariners @ Oakland Athletics  
O.co Coliseum, Oakland, CA  
Tue Sep 02 2014, 10:09 PM - 12:49 AM EDT  
Att: 23,859 - Cloudy - 60 F

AB 31  
R 6  
H 8  
RBI 6  
BB 2  
SO 5  
LOB 8



Batter	1	2	3	4	5	6	7	8	9	AB	R	H	RBI	BB	SO	LOB	BOTTOM								
3 Craig Gentry, R OBP: 0.321, SLG: 0.299										4	0	3	2	0	0	0									
8 Jed Lowrie, S OBP: 0.316, SLG: 0.352										4	0	0	0	0	1	4									
20 Josh Donaldson, R OBP: 0.346, SLG: 0.467										4	0	0	0	0	2	1									
15 Jonny Gomes, R OBP: 0.332, SLG: 0.340										3	0	1	0	0	0	1									
21 Stephen Vogt, L OBP: 0.339, SLG: 0.473										1	0	0	0	0	1	0									
36 Derek Norris, R OBP: 0.367, SLG: 0.428										4	2	2	0	0	1	1									
35 Nate Freiman, R OBP: 0.295, SLG: 0.536										2	0	0	0	1	0	1									
37 Brandon Moss, L OBP: 0.340, SLG: 0.452										1	1	1	1	0	0	0									
17 Geovany Soto, R OBP: 0.288, SLG: 0.367										2	0	0	0	1	0	2									
23 Sam Fuld, L OBP: 0.335, SLG: 0.358										1	0	1	1	0	0	0									
16 Josh Reddick, L OBP: 0.310, SLG: 0.424										3	1	0	0	1	0	2									
7 Alberto Callaspo, S OBP: 0.291, SLG: 0.295										2	0	0	0	0	0	0									
10 Adam Dunn, L ERA: 2.27										1	0	1	1	0	0	0									
28 Eric Sogard, L OBP: 0.335, SLG: 0.276										0	1	0	0	0	0	0									
<b>Inning Stats</b>	R: 0 E: 0 K: 1 S: 7	H: 0 LOB: 0 BB: 0 P: 10	R: 0 E: 0 K: 1 S: 9	H: 0 LOB: 0 BB: 0 P: 13	R: 0 E: 0 K: 0 S: 5	H: 0 LOB: 1 BB: 1 P: 12	R: 0 E: 0 K: 0 S: 8	H: 1 LOB: 0 BB: 0 P: 12	R: 0 E: 0 K: 0 S: 5	H: 0 LOB: 0 BB: 0 P: 9	R: 0 E: 0 K: 0 S: 6	H: 0 LOB: 0 BB: 0 P: 8	R: 0 E: 0 K: 0 S: 7	H: 1 LOB: 1 BB: 0 P: 11	R: 3 E: 0 K: 1 S: 16	H: 3 LOB: 2 BB: 2 P: 30	R: 2 E: 0 K: 2 S: 15	H: 3 LOB: 1 BB: 0 P: 19	1B: 5 2B: 4 3B: 0 HR: 0	SF: 0 SAC: 0 DP: 3 HBP: 0	WP: 2 PB: 0 SB: 0 CS: 1	PA: 35			
<b>PITCHER</b>	IP	WLS	BF	H	R	ER	SO	BB	IBB	HBP	BLK	WP	HR	S	P	ERA	WHIP								
65 James Paxton, L ERA: 1.91	7.2		26	4	2	2	2	3	0	0	0	1	0	10	13	2.35	0.913								
31 Yoervis Medina, R ERA: 2.27	0.1		3	2	1	1	1	0	0	0	0	1	0	10	13	27.00	6.000								
56 Fernando Rodney, R ERA: 2.56	1.0	S	6	3	2	2	2	0	0	0	0	0	0	15	19	18.00	3.000								

Seattle Mariners @ Oakland Athletics  
O.co Coliseum, Oakland, CA  
Tue Sep 02 2014, 10:09 PM - 12:49 AM EDT  
Att: 23,859 - Cloudy - 60 F

AB 32  
R 5  
H 9  
RBI 5  
BB 3  
SO 5  
LOB 12





Batter	1	2	3	4	5	6	7	8	9	AB	R	H	RBI	BB	SO	LOB	TOP				
16 Austin Jackson, R OBP: 0.323, SLG: 0.375	F9		L5		K		L6			4	0	0	0	0	1	2					
28 Chris Denorfia, R OBP: 0.282, SLG: 0.308	P4		F7			L3		G3		4	0	0	0	0	0	0					
22 Robinson Canó, L OBP: 0.387, SLG: 0.461	2B		G6-3			G4-3		K		4	0	1	0	0	1	0					
21 Kendrys Morales, S OBP: 0.266, SLG: 0.322	E6				G4-3					4	0	0	0	0	1	1					
17 Justin Smoak, S OBP: 0.275, SLG: 0.347						K		G4-3		0	0	0	0	0	0	0					
15 Kyle Seager, L OBP: 0.344, SLG: 0.479	P6									4	1	3	1	0	0	2					
27 Corey Hart, R OBP: 0.276, SLG: 0.327		G6-3								4	1	1	1	0	2	1					
3 Mike Zunino, R OBP: 0.254, SLG: 0.404		G6-3								4	0	1	0	0	0	1					
7 Stefan Romero, R OBP: 0.242, SLG: 0.310										3	0	1	0	0	1	1					
99 James Jones, L OBP: 0.282, SLG: 0.306										0	0	0	0	0	0	0					
1 Chris Taylor, R OBP: 0.376, SLG: 0.389		F9								3	0	1	0	0	0	2					
<b>Inning Stats</b>	R: 0 E: 1 K: 0 S: 10	H: 1 LOB: 2 BB: 0 P: 13	R: 0 E: 0 K: 0 S: 8	H: 1 LOB: 1 BB: 0 P: 13	R: 0 E: 0 K: 0 S: 6	H: 0 LOB: 0 BB: 0 P: 7	R: 0 E: 0 K: 1 S: 11	H: 1 LOB: 0 BB: 0 P: 18	R: 0 E: 0 K: 1 S: 6	H: 0 LOB: 1 BB: 0 P: 9	R: 2 E: 0 K: 0 S: 13	H: 3 LOB: 1 BB: 0 P: 20	R: 0 E: 0 K: 1 S: 8	H: 0 LOB: 0 BB: 0 P: 12	R: 0 E: 0 K: 1 S: 8	H: 1 LOB: 0 BB: 0 P: 11	1B: 3 2B: 3 3B: 0 HR: 2	SF: 0 SAC: 0 DP: 1 HBP: 0	WP: 0 PB: 0 SB: 0 CS: 0	PA: 34	
<b>PITCHER</b>	IP WLS BF H R ER SO BB IBB HBP BLK WP HR S P ERA WHIP	IP WLS BF H R ER SO BB IBB HBP BLK WP HR S P ERA WHIP	IP WLS BF H R ER SO BB IBB HBP BLK WP HR S P ERA WHIP	IP WLS BF H R ER SO BB IBB HBP BLK WP HR S P ERA WHIP	IP WLS BF H R ER SO BB IBB HBP BLK WP HR S P ERA WHIP	IP WLS BF H R ER SO BB IBB HBP BLK WP HR S P ERA WHIP	IP WLS BF H R ER SO BB IBB HBP BLK WP HR S P ERA WHIP	IP WLS BF H R ER SO BB IBB HBP BLK WP HR S P ERA WHIP	IP WLS BF H R ER SO BB IBB HBP BLK WP HR S P ERA WHIP	IP WLS BF H R ER SO BB IBB HBP BLK WP HR S P ERA WHIP	IP WLS BF H R ER SO BB IBB HBP BLK WP HR S P ERA WHIP	IP WLS BF H R ER SO BB IBB HBP BLK WP HR S P ERA WHIP	IP WLS BF H R ER SO BB IBB HBP BLK WP HR S P ERA WHIP	IP WLS BF H R ER SO BB IBB HBP BLK WP HR S P ERA WHIP	IP WLS BF H R ER SO BB IBB HBP BLK WP HR S P ERA WHIP	IP WLS BF H R ER SO BB IBB HBP BLK WP HR S P ERA WHIP	IP WLS BF H R ER SO BB IBB HBP BLK WP HR S P ERA WHIP	IP WLS BF H R ER SO BB IBB HBP BLK WP HR S P ERA WHIP	IP WLS BF H R ER SO BB IBB HBP BLK WP HR S P ERA WHIP	IP WLS BF H R ER SO BB IBB HBP BLK WP HR S P ERA WHIP	IP WLS BF H R ER SO BB IBB HBP BLK WP HR S P ERA WHIP
31 Jon Lester, L ERA: 2.54	8.0	31	7	2	2	5	0	0	0	0	0	0	0	0	0	0	2.25	0.875			
44 Luke Gregerson, R ERA: 2.96	1.0	3	1	0	0	1	0	0	0	0	0	0	0	0	0	0	0.00	1.000			

Seattle Mariners @ Oakland Athletics  
O.co Coliseum, Oakland, CA  
Wed Sep 03 2014, 3:38 PM - 5:57 PM EDT  
Att: 17,073 - Sunny - 67 F

AB 34  
R 2  
H 8  
RBI 2  
BB 0  
SO 6  
LOB 10



Batter	1	2	3	4	5	6	7	8	9	AB	R	H	RBI	BB	SO	LOB	BOTTOM					
23 Sam Fuld, L OBP: 0.331, SLG: 0.353	K		G6-3			G6-3		L5		4	0	0	0	0	1	1						
16 Josh Reddick, L OBP: 0.309, SLG: 0.420	G4-3		G6-3							3	0	0	0	1	0	1						
20 Josh Donaldson, R OBP: 0.343, SLG: 0.463	F9				F8		F9		G4-3	4	0	0	0	0	0	1						
10 Adam Dunn, L OBP: 0.345, SLG: 0.450		F7								4	1	1	1	0	2	1						
37 Brandon Moss, L OBP: 0.338, SLG: 0.449										3	0	0	0	0	1	0						
8 Jed Lowrie, S OBP: 0.316, SLG: 0.352										3	0	1	0	0	0	0						
21 Stephen Vogt, L OBP: 0.340, SLG: 0.473										2	0	1	0	0	0	1						
3 Craig Gentry, R OBP: 0.320, SLG: 0.297										1	0	0	0	0	0	0						
36 Derek Norris, R OBP: 0.367, SLG: 0.425										2	0	0	0	1	0	1						
2B Eric Sogard, L OBP: 0.303, SLG: 0.273										2	0	0	0	0	1	1						
<b>Inning Stats</b>	R: 0 E: 0 K: 1 S: 8	H: 0 LOB: 0 BB: 0 P: 11	R: 0 E: 0 K: 1 S: 11	H: 1 LOB: 0 BB: 0 P: 16	R: 0 E: 0 K: 0 S: 9	H: 0 LOB: 1 BB: 1 P: 14	R: 1 E: 0 K: 0 S: 9	H: 1 LOB: 0 BB: 0 P: 15	R: 0 E: 0 K: 1 S: 7	H: 1 LOB: 1 BB: 0 P: 12	R: 0 E: 0 K: 1 S: 7	H: 0 LOB: 0 BB: 1 P: 14	R: 0 E: 0 K: 0 S: 4	H: 0 LOB: 0 BB: 0 P: 9	R: 0 E: 0 K: 0 S: 8	H: 0 LOB: 0 BB: 0 P: 11	R: 0 E: 0 K: 1 S: 6	H: 0 LOB: 0 BB: 0 P: 8	1B: 2 2B: 1 3B: 0 HR: 1	SF: 0 SAC: 1 DP: 1 HBP: 0	WP: 0 PB: 0 SB: 0 CS: 1	PA: 31
<b>PITCHER</b>	IP WLS BF H R ER SO BB IBB HBP BLK WP HR S P ERA WHIP	IP WLS BF H R ER SO BB IBB HBP BLK WP HR S P ERA WHIP	IP WLS BF H R ER SO BB IBB HBP BLK WP HR S P ERA WHIP	IP WLS BF H R ER SO BB IBB HBP BLK WP HR S P ERA WHIP	IP WLS BF H R ER SO BB IBB HBP BLK WP HR S P ERA WHIP	IP WLS BF H R ER SO BB IBB HBP BLK WP HR S P ERA WHIP	IP WLS BF H R ER SO BB IBB HBP BLK WP HR S P ERA WHIP	IP WLS BF H R ER SO BB IBB HBP BLK WP HR S P ERA WHIP	IP WLS BF H R ER SO BB IBB HBP BLK WP HR S P ERA WHIP	IP WLS BF H R ER SO BB IBB HBP BLK WP HR S P ERA WHIP	IP WLS BF H R ER SO BB IBB HBP BLK WP HR S P ERA WHIP	IP WLS BF H R ER SO BB IBB HBP BLK WP HR S P ERA WHIP	IP WLS BF H R ER SO BB IBB HBP BLK WP HR S P ERA WHIP	IP WLS BF H R ER SO BB IBB HBP BLK WP HR S P ERA WHIP	IP WLS BF H R ER SO BB IBB HBP BLK WP HR S P ERA WHIP	IP WLS BF H R ER SO BB IBB HBP BLK WP HR S P ERA WHIP	IP WLS BF H R ER SO BB IBB HBP BLK WP HR S P ERA WHIP	IP WLS BF H R ER SO BB IBB HBP BLK WP HR S P ERA WHIP	IP WLS BF H R ER SO BB IBB HBP BLK WP HR S P ERA WHIP	IP WLS BF H R ER SO BB IBB HBP BLK WP HR S P ERA WHIP	IP WLS BF H R ER SO BB IBB HBP BLK WP HR S P ERA WHIP	
34 Félix Hernández, R ERA: 2.18	8.0	28	3	1	1	4	2	0	0	0	0	0	0	0	0	0	1.12	0.625				
56 Fernando Rodney, R ERA: 2.51	1.0	3	0	0	0	1	0	0	0	0	0	0	0	0	0	0	0.00	0.000				

Seattle Mariners @ Oakland Athletics  
O.co Coliseum, Oakland, CA  
Wed Sep 03 2014, 3:38 PM - 5:57 PM EDT  
Att: 17,073 - Sunny - 67 F

AB 28  
R 1  
H 3  
RBI 1  
BB 2  
SO 5  
LOB 7





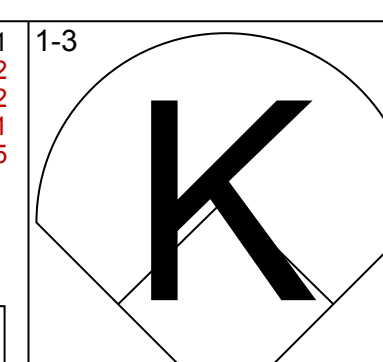
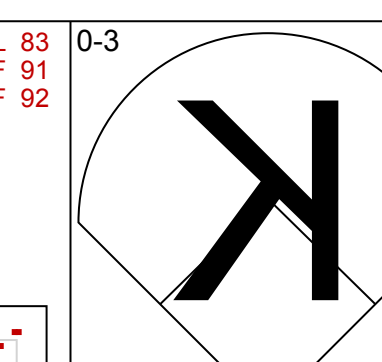
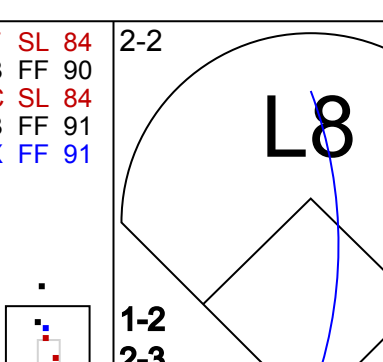
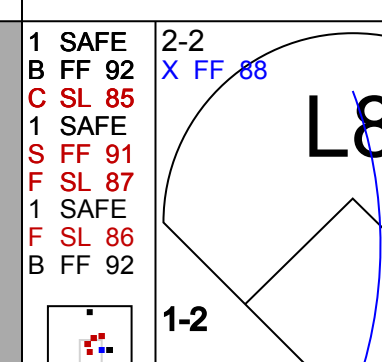
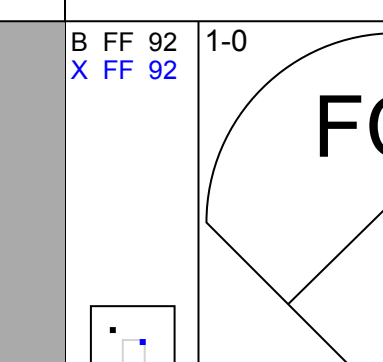
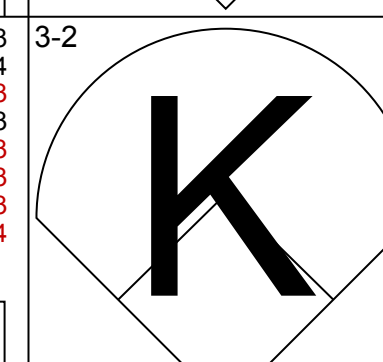
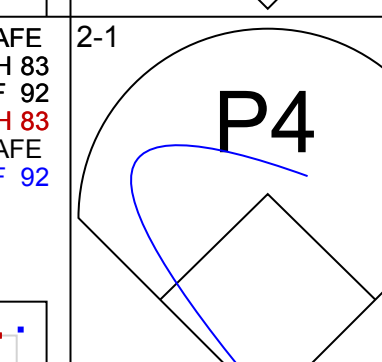
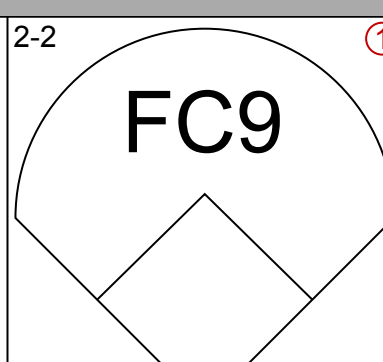
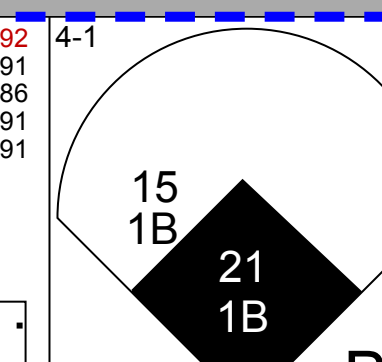
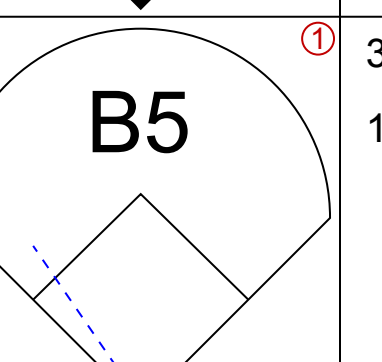
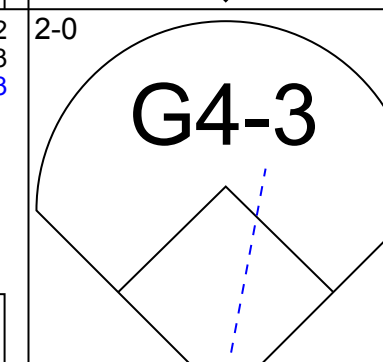
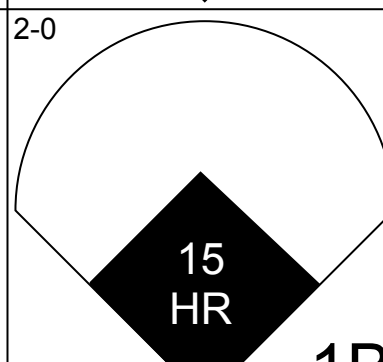
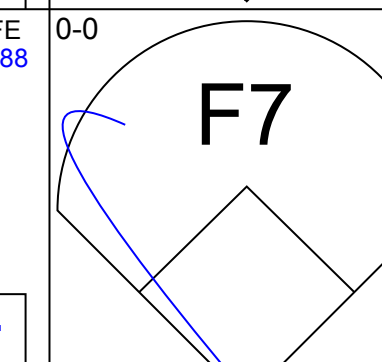
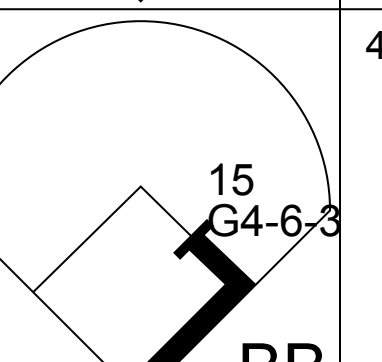

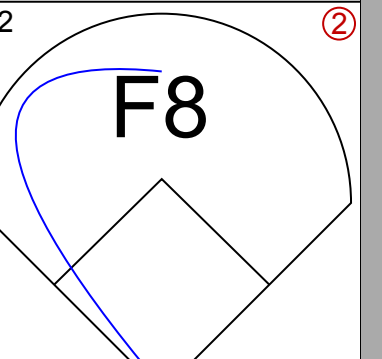
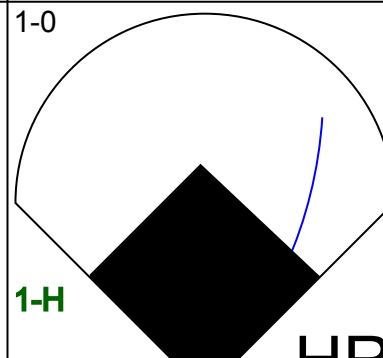
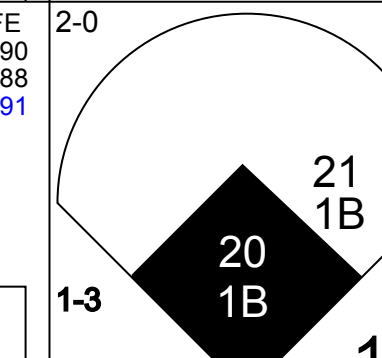
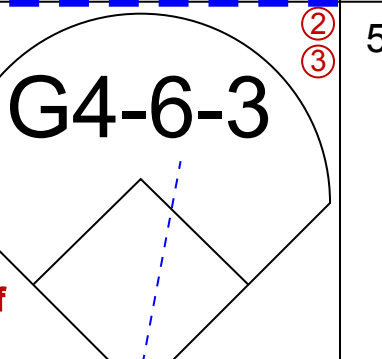
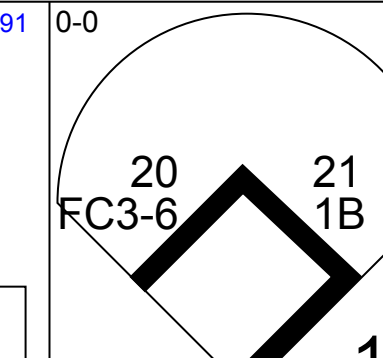
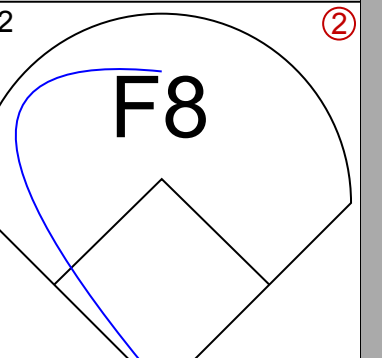
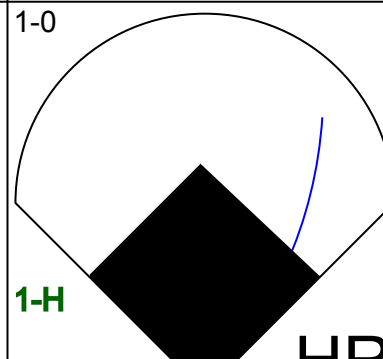
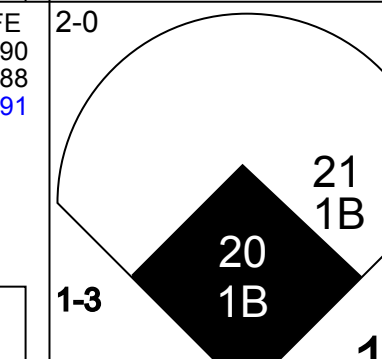
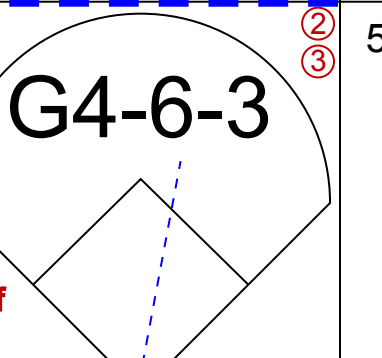
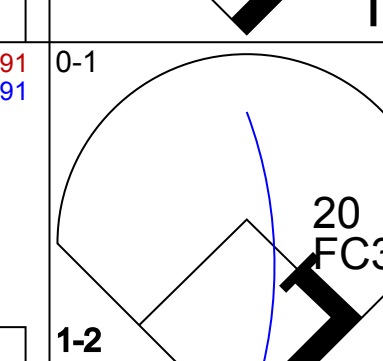
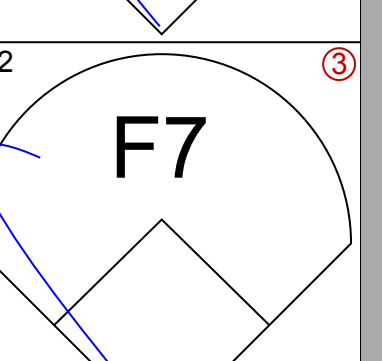
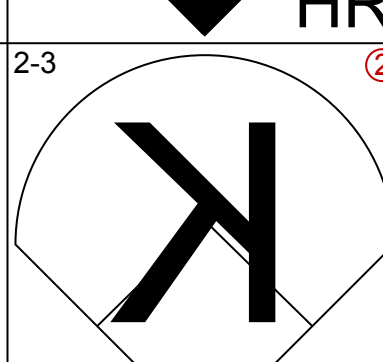
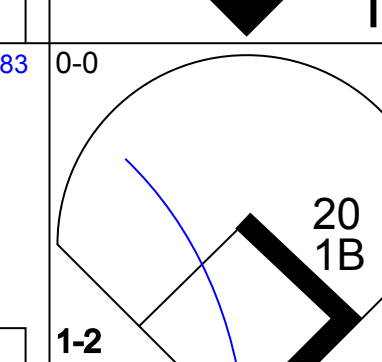
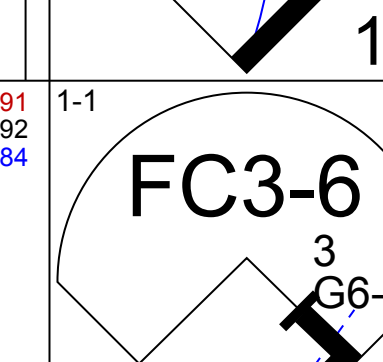
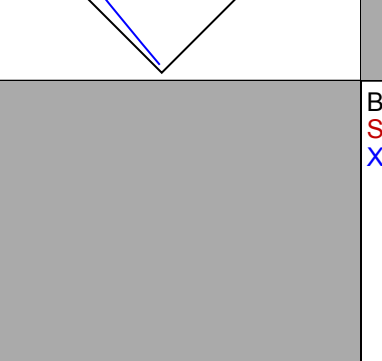
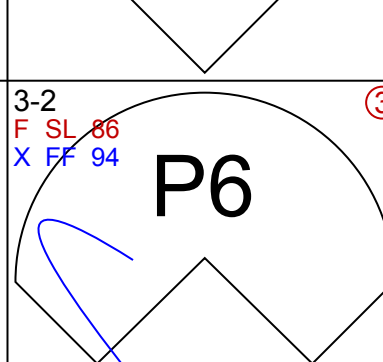
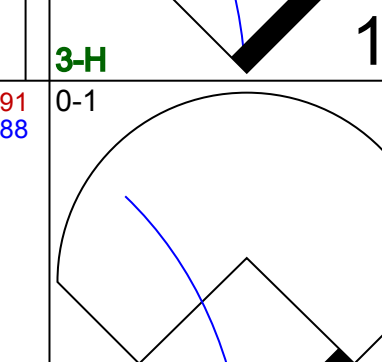
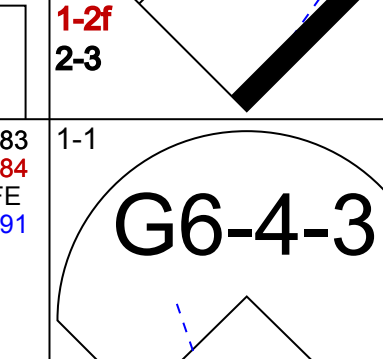
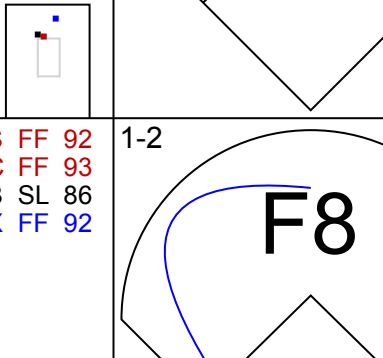
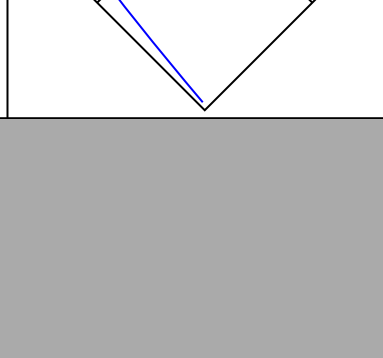
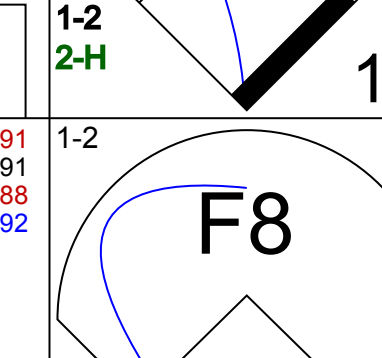
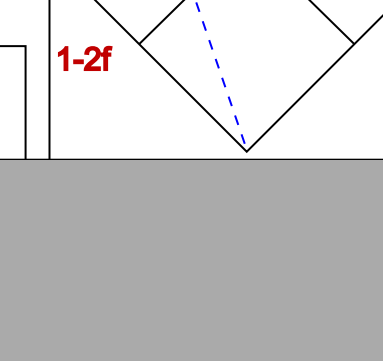
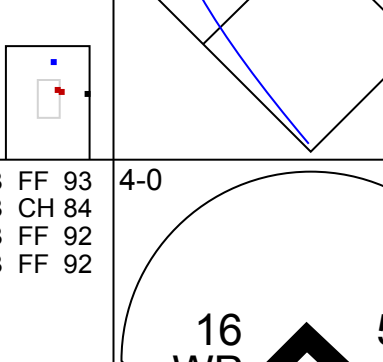
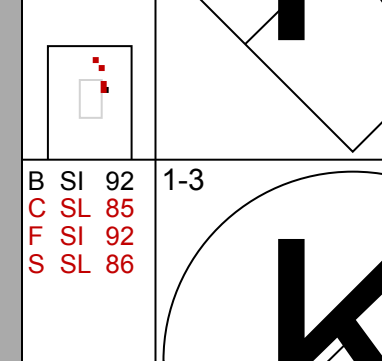
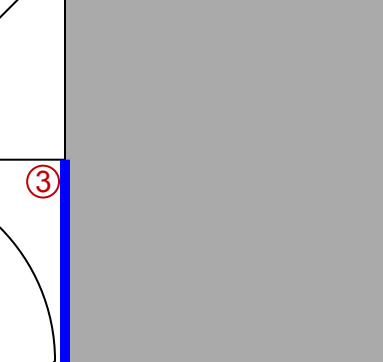
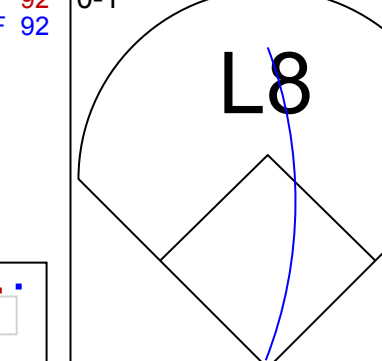
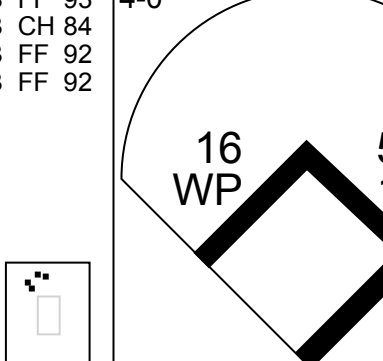
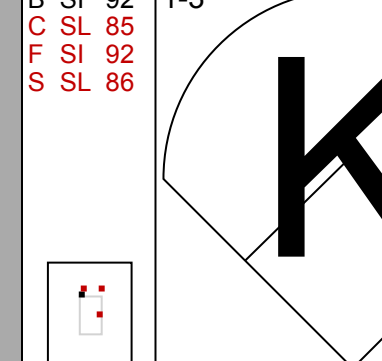
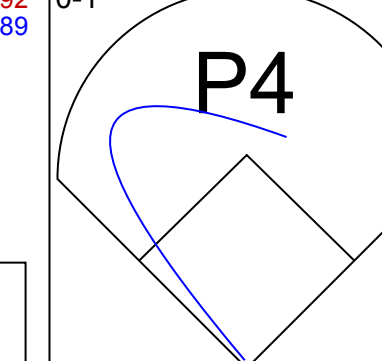
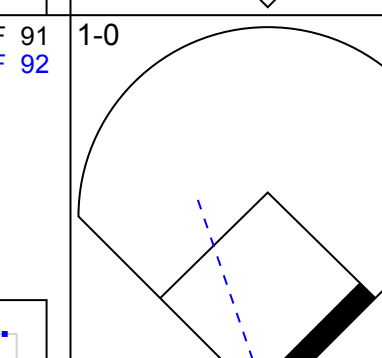
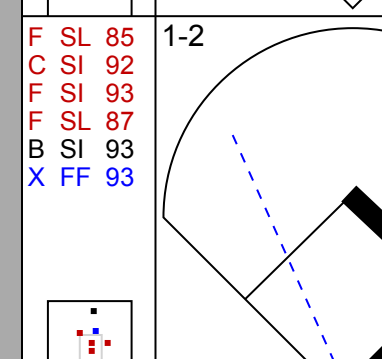
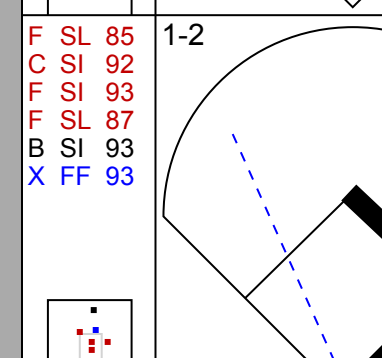
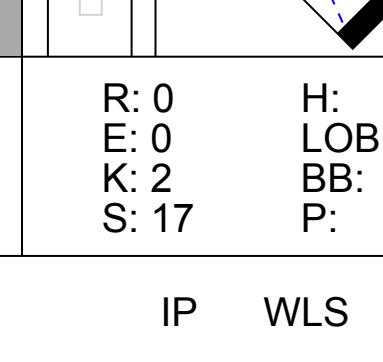
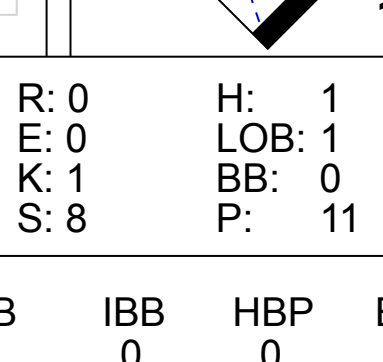

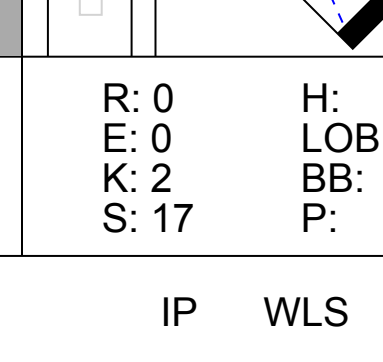
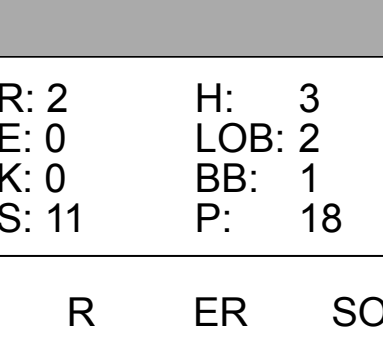




Batter	1	2	3	4	5	6	7	8	9	AB	R	H	RBI	BB	SO	LOB	TOP			
16 Austin Jackson, R OBP: 0.324, SLG: 0.376 99 James Jones, L OBP: 0.281, SLG: 0.305										4	1	2	1	0	1	2	<b>Seattle Mariners @ Texas Rangers</b> Globe Life Park in Arlington, Arlington, TX Thu Sep 04 2014, 8:08 PM - 11:09 PM EDT Att: 26,965 - Clear - 96 F <a href="http://livebaseballscorecards.com">livebaseballscorecards.com</a>			
13 Dustin Ackley, L OBP: 0.303, SLG: 0.405 7 Stefan Romero, R OBP: 0.242, SLG: 0.310										4	2	1	0	1	0	3				
22 Robinson Cano, L OBP: 0.388, SLG: 0.463 5 Brad Miller, L OBP: 0.280, SLG: 0.341										4	1	2	4	0	0	1				
21 Kendrys Morales, S OBP: 0.266, SLG: 0.321 17 Justin Smoak, S OBP: 0.274, SLG: 0.346										4	0	1	1	0	0	2				
15 Kyle Seager, L OBP: 0.345, SLG: 0.477										4	0	1	1	0	0	0				
27 Corey Hart, R OBP: 0.274, SLG: 0.322 20 Logan Morrison, L OBP: 0.292, SLG: 0.357										3	0	0	0	0	1	3				
28 Chris Denorfia, R OBP: 0.290, SLG: 0.325										2	0	0	0	0	0	0				
1 Chris Taylor, R OBP: 0.377, SLG: 0.376										3	2	0	0	2	3	2				
2 Jesus Sucre, R OBP: 0.240, SLG: 0.260 35 Humberto Quintero, R OBP: 0.274, SLG: 0.357										4	1	2	2	0	0	0				
										0	0	0	0	0	0	0				
<b>Inning Stats</b>	R: 0 H: 1 E: 0 K: 0 S: 11	H: 1 LOB: 0 BB: 0 P: 15	R: 6 H: 5 E: 0 K: 1 S: 26	H: 5 LOB: 2 BB: 3 P: 51	R: 3 H: 2 E: 0 K: 1 S: 13	H: 2 LOB: 1 BB: 2 P: 28	R: 0 H: 0 E: 0 K: 1 S: 11	H: 0 LOB: 1 BB: 0 P: 16	R: 0 H: 0 E: 0 K: 0 S: 7	H: 0 LOB: 0 BB: 0 P: 10	R: 0 H: 0 E: 0 K: 0 S: 5	H: 0 LOB: 0 BB: 0 P: 9	R: 1 H: 1 E: 0 K: 1 S: 9	H: 1 LOB: 0 BB: 0 P: 12	R: 0 H: 1 E: 0 K: 0 S: 10	H: 1 LOB: 1 BB: 0 P: 17	1B: 8 2B: 2 HR: 1	SF: 0 SAC: 0 DP: 0 HBP: 1	WP: 1 PB: 0 SB: 0 CS: 0	PA: 44
<b>PITCHER</b>	IP: 1.2 WLS: L BF: 13 H: 2 R: 5 ER: 6 SO: 6 BB: 3 IBB: 0 HBP: 0 BLK: 0 WP: 1 HR: 0 S: 32 P: 58 ERA: 32.40 WHIP: 4.800	IP: 0.2 WLS: L BF: 6 H: 2 R: 3 ER: 3 SO: 2 BB: 2 IBB: 0 HBP: 0 BLK: 0 WP: 0 HR: 0 S: 12 P: 25 ERA: 40.50 WHIP: 6.000	IP: 0.2 WLS: L BF: 4 H: 1 R: 0 ER: 0 SO: 0 BB: 0 IBB: 0 HBP: 0 BLK: 0 WP: 0 HR: 0 S: 6 P: 12 ERA: 0.00 WHIP: 1.500	IP: 4.1 WLS: L BF: 16 H: 0 R: 0 ER: 0 SO: 1 BB: 0 IBB: 0 HBP: 0 BLK: 0 WP: 0 HR: 0 S: 18 P: 25 ERA: 0.00 WHIP: 0.000	IP: 3.0 WLS: L BF: 11 H: 2 R: 1 ER: 1 SO: 1 BB: 0 IBB: 0 HBP: 0 BLK: 0 WP: 0 HR: 1 S: 24 P: 38 ERA: 3.00 WHIP: 0.667	<b>PITCHER</b>	IP: 1.0 WLS: L BF: 4 H: 0 R: 0 ER: 0 SO: 1 BB: 0 IBB: 0 HBP: 0 BLK: 0 WP: 0 HR: 0 S: 3 P: 15 ERA: 0.00 WHIP: 1.000													

Batter	1	2	3	4	5	6	7	8	9	AB	R	H	RBI	BB	SO	LOB	BOTTOM			
19 Daniel Robertson, R OBP: 0.358, SLG: 0.361										4	0	1	0	0	0	1	<b>Seattle Mariners @ Texas Rangers</b> Globe Life Park in Arlington, Arlington, TX Thu Sep 04 2014, 8:08 PM - 11:09 PM EDT Att: 26,965 - Clear - 96 F <a href="http://livebaseballscorecards.com">livebaseballscorecards.com</a>			
1 Elvis Andrus, R OBP: 0.320, SLG: 0.339										4	0	3	0	0	0	1				
Alex Rios, R OBP: 0.311, SLG: 0.398 2 Leonys Martin, L OBP: 0.322, SLG: 0.362										3	0	1	1	0	0	2				
29 Adrián Beltré, R OBP: 0.382, SLG: 0.493 3 Luis Sardinas, S OBP: 0.316, SLG: 0.306										2	0	1	0	1	0	0				
16 Ryan Rua, R OBP: 0.286, SLG: 0.231										3	0	0	0	0	0	4				
9 Adam Rosales, R OBP: 0.383, SLG: 0.457										3	0	0	0	0	1	4				
7 J.P. Arencibia, R OBP: 0.226, SLG: 0.341										4	0	1	0	0	0	1				
12 Rougned Odor, L OBP: 0.295, SLG: 0.400										4	1	2	1	0	1	2				
15 Michael Choice, R OBP: 0.246, SLG: 0.320										4	1	1	0	0	0	1				
										4	1	1	0	0	0	1				
<b>Inning Stats</b>	R: 0 H: 1 E: 0 K: 0 S: 8	H: 1 LOB: 0 BB: 0 P: 12	R: 0 H: 1 E: 0 K: 1 S: 10	H: 1 LOB: 0 BB: 0 P: 17	R: 1 H: 3 E: 0 K: 0 S: 13	H: 3 LOB: 1 BB: 1 P: 23	R: 0 H: 1 E: 0 K: 0 S: 5	H: 1 LOB: 0 BB: 0 P: 9	R: 0 H: 1 E: 0 K: 1 S: 9	H: 1 LOB: 0 BB: 0 P: 10	R: 0 H: 1 E: 0 K: 0 S: 10	H: 0 LOB: 0 BB: 0 P: 14	R: 0 H: 0 E: 0 K: 0 S: 10	H: 0 LOB: 0 BB: 0 P: 17	R: 1 H: 1 E: 0 K: 0 S: 14	H: 1 LOB: 0 BB: 0 P: 20	1B: 9 2B: 1 3B: 0 HR: 1	SF: 0 SAC: 0 DP: 4 HBP: 2	WP: 0 PB: 0 SB: 0 CS: 0	PA: 36
<b>PITCHER</b>	IP: 5.0 WLS: W BF: 21 H: 7 R: 1 ER: 1 SO: 1 BB: 1 IBB: 0 HBP: 1 BLK: 0 WP: 0 HR: 0 S: 42 P: 72 ERA: 1.80 WHIP: 1.600	IP: 1.0 WLS: L BF: 4 H: 1 R: 0 ER: 0 SO: 0 BB: 0 IBB: 0 HBP: 0 BLK: 0 WP: 0 HR: 0 S: 5 P: 10 ERA: 0.00 WHIP: 1.000	IP: 1.0 WLS: L BF: 4 H: 1 R: 0 ER: 0 SO: 0 BB: 0 IBB: 0 HBP: 0 BLK: 0 WP: 0 HR: 0 S: 9 P: 10 ERA: 0.00 WHIP: 1.000	IP: 1.0 WLS: L BF: 3 H: 0 R: 0 ER: 0 SO: 0 BB: 0 IBB: 0 HBP: 0 BLK: 0 WP: 0 HR: 0 S: 10 P: 14 ERA: 0.00 WHIP: 0.000	IP: 1.0 WLS: L BF: 4 H: 1 R: 1 ER: 1 SO: 1 BB: 0 IBB: 0 HBP: 0 BLK: 0 WP: 0 HR: 1 S: 14 P: 20 ERA: 9.00 WHIP: 1.000	<b>PITCHER</b>	IP: 2.1 WLS: L BF: 9 H: 0 R: 0 ER: 0 SO: 1 BB: 0 IBB: 0 HBP: 0 BLK: 0 WP: 0 HR: 0 S: 4 P: 15 ERA: 0.00 WHIP: 1.000													






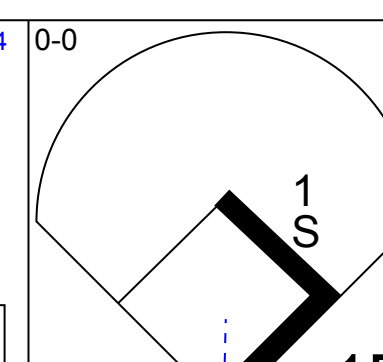
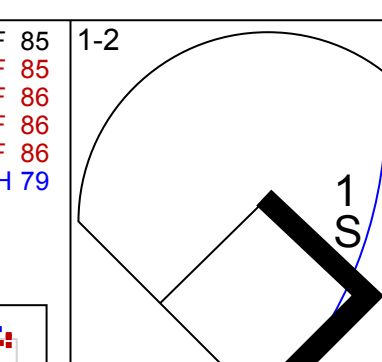
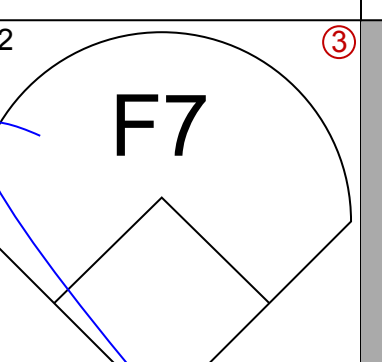
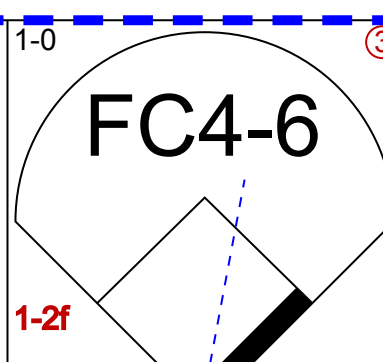
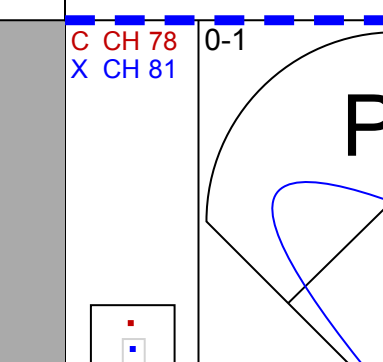
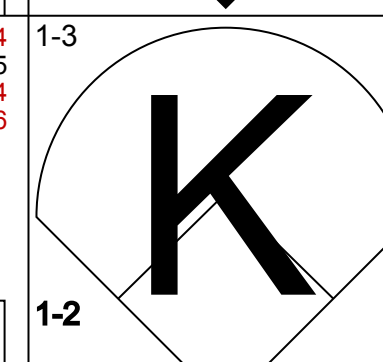
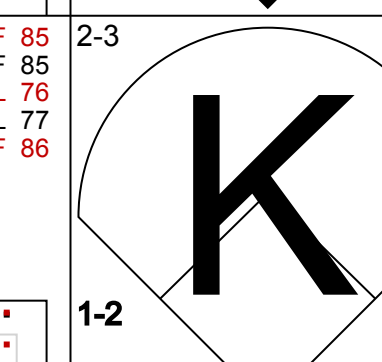
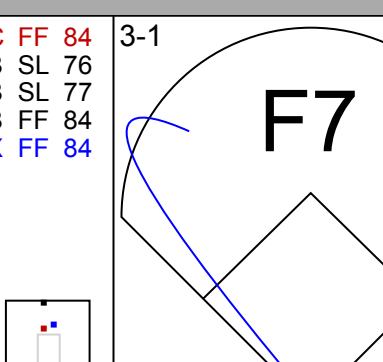
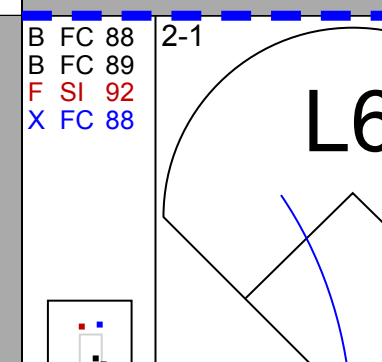
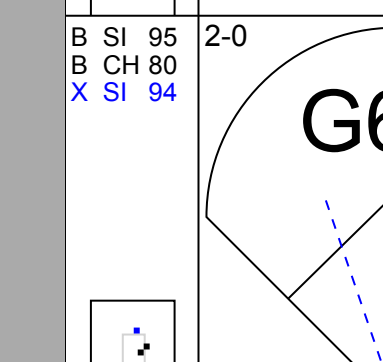
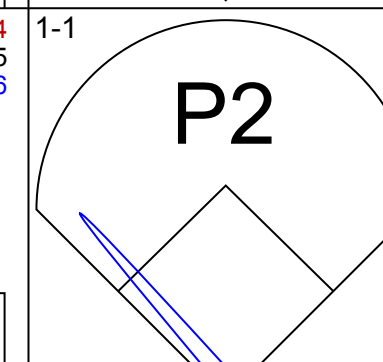
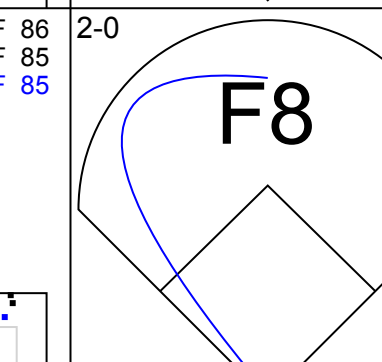
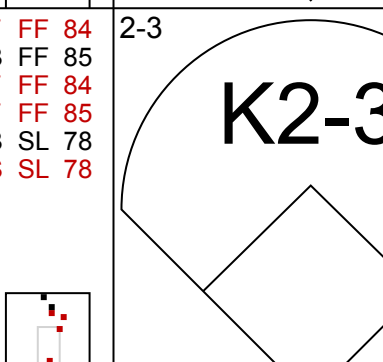
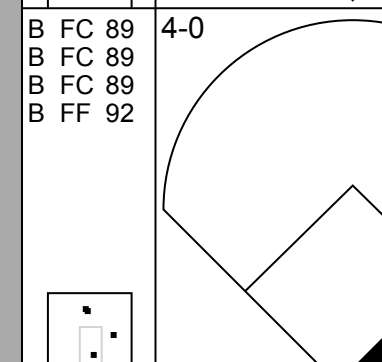
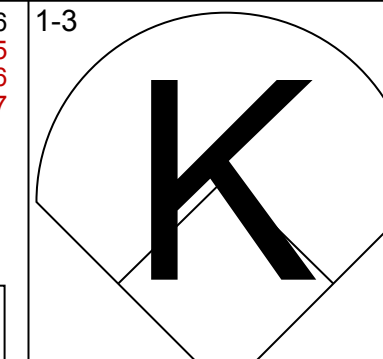
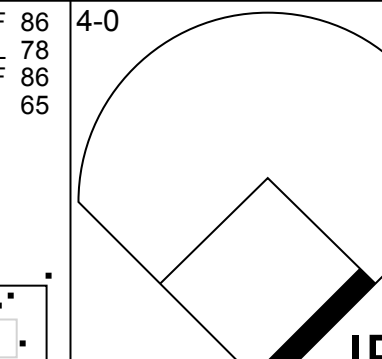
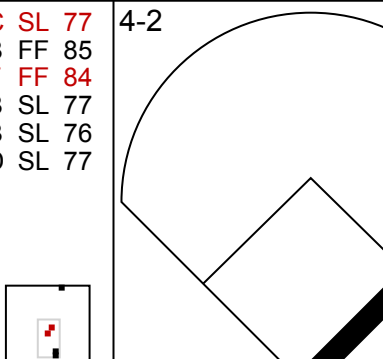
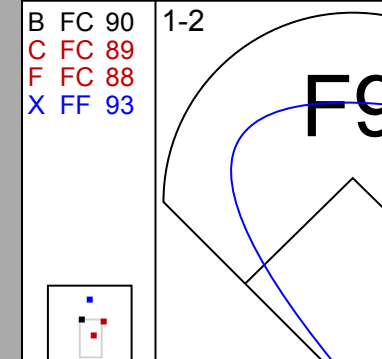
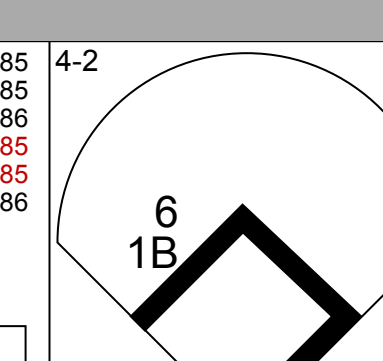
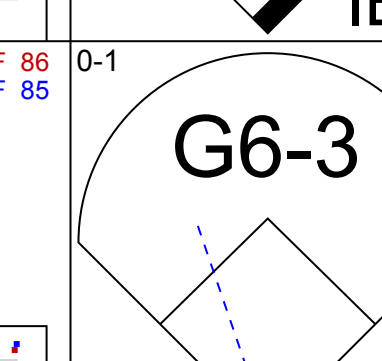
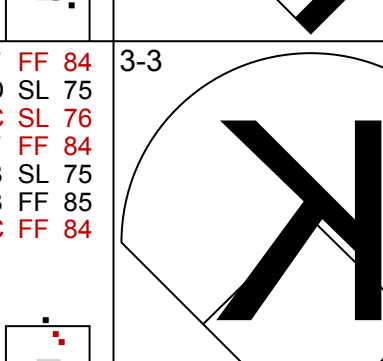
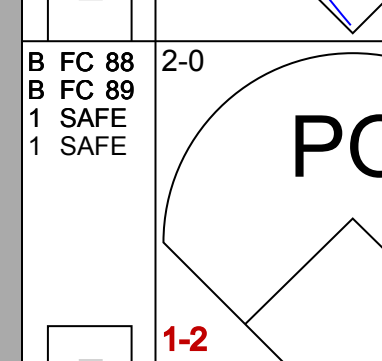
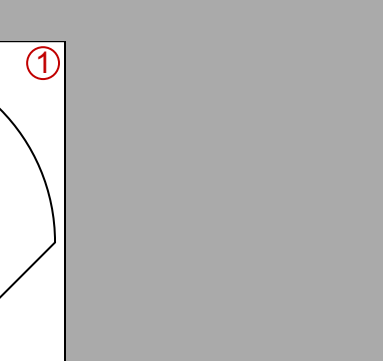

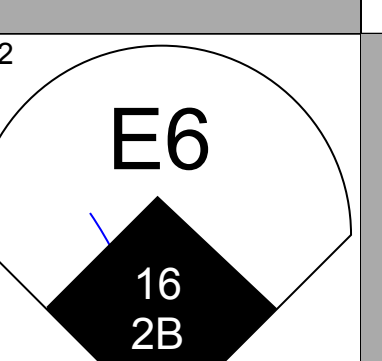
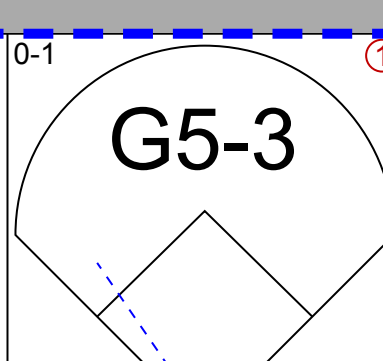
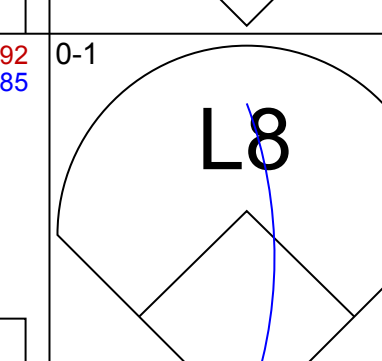

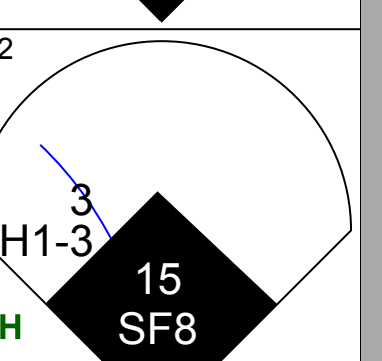
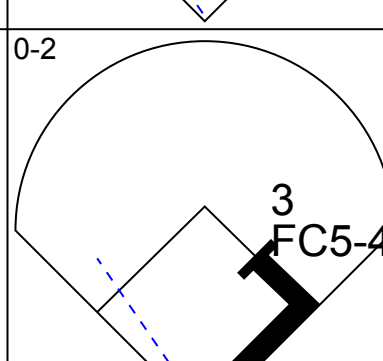
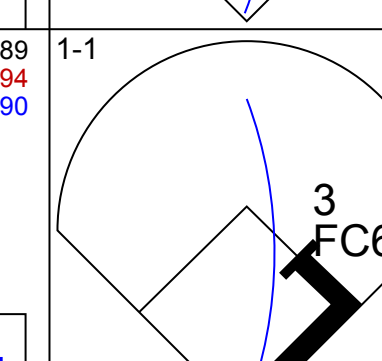





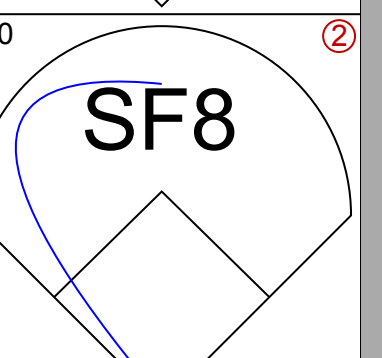
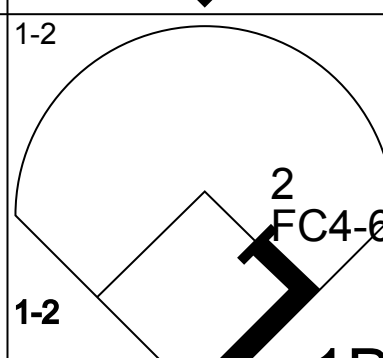



Batter	1	2	3	4	5	6	7	8	9	AB	R	H	RBI	BB	SO	LOB	TOP							
16 Austin Jackson, R OBP: 0.320, SLG: 0.372										5	0	0	0	0	2	5								
13 Dustin Ackley, L OBP: 0.300, SLG: 0.399										3	0	0	0	0	1	1								
28 Chris Denorfia, R OBP: 0.291, SLG: 0.324										4	1	1	0	1	0	1								
22 Robinson Cano, L OBP: 0.386, SLG: 0.458										4	1	1	0	1	0	1								
15 Kyle Seager, L OBP: 0.348, SLG: 0.482										5	2	3	2	0	0	3								
21 Kendrys Morales, S OBP: 0.272, SLG: 0.346										4	0	2	1	0	1	0								
7 Stefan Romero, R OBP: 0.242, SLG: 0.310										0	0	0	0	0	0	0								
20 Logan Morrison, L OBP: 0.291, SLG: 0.352										4	0	1	1	0	0	2								
3 Mike Zunino, R OBP: 0.252, SLG: 0.406										4	0	0	0	0	1	4								
9 Endy Chavez, L OBP: 0.325, SLG: 0.383										2	0	0	0	1	1	0								
27 Corey Hart, R OBP: 0.273, SLG: 0.321										1	0	0	0	0	0	2								
99 James Jones, L OBP: 0.282, SLG: 0.310										0	0	0	0	0	0	0								
5 Brad Miller, L OBP: 0.287, SLG: 0.360										4	0	4	0	0	0	0								
<b>Inning Stats</b>	R: 0 E: 0 K: 2 S: 10	H: 0 LOB: 0 BB: 0 P: 16	R: 0 E: 0 K: 0 S: 7	H: 2 LOB: 1 BB: 0 P: 9	R: 0 E: 0 K: 1 S: 8	H: 1 LOB: 1 BB: 0 P: 11	R: 0 E: 0 K: 0 S: 8	H: 0 LOB: 0 BB: 0 P: 14	R: 0 E: 0 K: 1 S: 9	H: 1 LOB: 2 BB: 1 P: 17	R: 2 E: 0 K: 1 S: 16	H: 2 LOB: 0 BB: 0 P: 26	R: 0 E: 0 K: 2 S: 17	H: 1 LOB: 1 BB: 0 P: 22	R: 2 E: 0 K: 0 S: 11	H: 3 LOB: 2 BB: 1 P: 18	R: 0 E: 0 K: 0 S: 6	H: 1 LOB: 2 BB: 1 P: 12	1B: 9 2B: 1 3B: 0 HR: 1	SF: 0 SAC: 0 DP: 2 HBP: 0	WP: 1 PB: 0 SB: 1 CS: 0	PA: 40		
<b>PITCHER</b>	IP WLS BF H R ER SO BB IBB HBP BLK WP HR S P ERA WHIP	IP WLS BF H R ER SO BB IBB HBP BLK WP HR S P ERA WHIP	IP WLS BF H R ER SO BB IBB HBP BLK WP HR S P ERA WHIP	IP WLS BF H R ER SO BB IBB HBP BLK WP HR S P ERA WHIP	IP WLS BF H R ER SO BB IBB HBP BLK WP HR S P ERA WHIP	IP WLS BF H R ER SO BB IBB HBP BLK WP HR S P ERA WHIP	IP WLS BF H R ER SO BB IBB HBP BLK WP HR S P ERA WHIP	IP WLS BF H R ER SO BB IBB HBP BLK WP HR S P ERA WHIP	IP WLS BF H R ER SO BB IBB HBP BLK WP HR S P ERA WHIP	IP WLS BF H R ER SO BB IBB HBP BLK WP HR S P ERA WHIP	IP WLS BF H R ER SO BB IBB HBP BLK WP HR S P ERA WHIP	IP WLS BF H R ER SO BB IBB HBP BLK WP HR S P ERA WHIP	IP WLS BF H R ER SO BB IBB HBP BLK WP HR S P ERA WHIP	IP WLS BF H R ER SO BB IBB HBP BLK WP HR S P ERA WHIP	IP WLS BF H R ER SO BB IBB HBP BLK WP HR S P ERA WHIP	IP WLS BF H R ER SO BB IBB HBP BLK WP HR S P ERA WHIP	IP WLS BF H R ER SO BB IBB HBP BLK WP HR S P ERA WHIP	IP WLS BF H R ER SO BB IBB HBP BLK WP HR S P ERA WHIP	IP WLS BF H R ER SO BB IBB HBP BLK WP HR S P ERA WHIP	IP WLS BF H R ER SO BB IBB HBP BLK WP HR S P ERA WHIP	IP WLS BF H R ER SO BB IBB HBP BLK WP HR S P ERA WHIP	IP WLS BF H R ER SO BB IBB HBP BLK WP HR S P ERA WHIP	IP WLS BF H R ER SO BB IBB HBP BLK WP HR S P ERA WHIP	IP WLS BF H R ER SO BB IBB HBP BLK WP HR S P ERA WHIP

Seattle Mariners @ Texas Rangers  
Globe Life Park in Arlington, Arlington, TX  
Sat Sep 06 2014, 11:20 PM - 2:18 AM EDT  
Att: 29,552 - Cloudy - 75 F

AB	37
R	4
H	11
RBI	4
BB	3
SO	6
LOB	20



Batter	1	2	3	4	5	6	7	8	9	AB	R	H	RBI	BB	SO	LOB	BOTTOM							
2 Leonys Martin, L OBP: 0.325, SLG: 0.367										5	0	2	0	0	0	2								
1 Elvis Andrus, R OBP: 0.315, SLG: 0.333										5	0	0	0	0	2	2								
12 Rougned Odor, L OBP: 0.297, SLG: 0.398										3	0	0	0	1	1	2								
29 Adrian Beltré, R OBP: 0.385, SLG: 0.491										2	0	0	0	2	1	2								
9 Adam Rosales, R OBP: 0.364, SLG: 0.475										3	0	0	0	1	2	3								
6 Tomás Telis, S OBP: 0.243, SLG: 0.270										4	1	1	0	0	0	0								
16 Ryan Rua, R OBP: 0.297, SLG: 0.286										4	1	3	1	0	1	2								
3 Luis Sardinas, S OBP: 0.313, SLG: 0.295										3	0	0	0	0	0	4								
15 Michael Choice, R OBP: 0.246, SLG: 0.319										3	0	1	1	0	0	2								
<b>Inning Stats</b>	R: 0 E: 0 K: 2 S: 9	H: 1 LOB: 1 BB: 0 P: 12	R: 0 E: 0 K: 1 S: 12	H: 1 LOB: 1 BB: 1 P: 20	R: 0 E: 0 K: 1 S: 11	H: 1 LOB: 2 BB: 1 P: 20	R: 2 E: 1 K: 0 S: 15	H: 1 LOB: 0 BB: 0 P: 19	R: 0 E: 0 K: 2 S: 12	H: 2 LOB: 2 BB: 1 P: 24	R: 0 E: 0 K: 0 S: 12	H: 2 LOB: 0 BB: 0 P: 14	R: 0 E: 0 K: 0 S: 5	H: 0 LOB: 0 BB: 1 P: 14	R: 0 E: 0 K: 1 S: 8	H: 1 LOB: 1 BB: 0 P: 10	R: 0 E: 0 K: 0 S: 7	H: 0 LOB: 0 BB: 0 P: 10	1B: 6 2B: 1 3B: 0 HR: 0	SF: 1 SAC: 1 DP: 0 HBP: 0	WP: 0 PB: 0 SB: 2 CS: 0	PA: 39		
<b>PITCHER</b>	IP WLS BF H R ER SO BB IBB HBP BLK WP HR S P ERA WHIP	IP WLS BF H R ER SO BB IBB HBP BLK WP HR S P ERA WHIP	IP WLS BF H R ER SO BB IBB HBP BLK WP HR S P ERA WHIP	IP WLS BF H R ER SO BB IBB HBP BLK WP HR S P ERA WHIP	IP WLS BF H R ER SO BB IBB HBP BLK WP HR S P ERA WHIP	IP WLS BF H R ER SO BB IBB HBP BLK WP HR S P ERA WHIP	IP WLS BF H R ER SO BB IBB HBP BLK WP HR S P ERA WHIP	IP WLS BF H R ER SO BB IBB HBP BLK WP HR S P ERA WHIP	IP WLS BF H R ER SO BB IBB HBP BLK WP HR S P ERA WHIP	IP WLS BF H R ER SO BB IBB HBP BLK WP HR S P ERA WHIP	IP WLS BF H R ER SO BB IBB HBP BLK WP HR S P ERA WHIP	IP WLS BF H R ER SO BB IBB HBP BLK WP HR S P ERA WHIP	IP WLS BF H R ER SO BB IBB HBP BLK WP HR S P ERA WHIP	IP WLS BF H R ER SO BB IBB HBP BLK WP HR S P ERA WHIP	IP WLS BF H R ER SO BB IBB HBP BLK WP HR S P ERA WHIP	IP WLS BF H R ER SO BB IBB HBP BLK WP HR S P ERA WHIP	IP WLS BF H R ER SO BB IBB HBP BLK WP HR S P ERA WHIP	IP WLS BF H R ER SO BB IBB HBP BLK WP HR S P ERA WHIP	IP WLS BF H R ER SO BB IBB HBP BLK WP HR S P ERA WHIP	IP WLS BF H R ER SO BB IBB HBP BLK WP HR S P ERA WHIP	IP WLS BF H R ER SO BB IBB HBP BLK WP HR S P ERA WHIP	IP WLS BF H R ER SO BB IBB HBP BLK WP HR S P ERA WHIP	IP WLS BF H R ER SO BB IBB HBP BLK WP HR S P ERA WHIP	IP WLS BF H R ER SO BB IBB HBP BLK WP HR S P ERA WHIP

Seattle Mariners @ Texas Rangers  
Globe Life Park in Arlington, Arlington, TX  
Sat Sep 06 2014, 11:20 PM - 2:18 AM EDT  
Att: 29,552 - Cloudy - 75 F

AB	32
R	2
H	7
RBI	2
BB	4
SO	7
LOB	19





Batter	1	2	3	4	5	6	7	8	9	AB	R	H	RBI	BB	SO	LOB	TOP			
16 Austin Jackson, R OBP: 0.322, SLG: 0.373										4	0	2	0	0	0	1				
28 Chris Denorfia, R OBP: 0.288, SLG: 0.320										3	0	0	0	0	2	2				
20 Logan Morrison, L OBP: 0.290, SLG: 0.350										1	0	0	0	0	0	1				
3 Mike Zunino, R OBP: 0.252, SLG: 0.406										4	0	2	0	0	0	0				
22 Robinson Cano, L OBP: 0.386, SLG: 0.458											3	0	1	0	1	1				
21 Kendrys Morales, S OBP: 0.275, SLG: 0.349										0	0	0	0	0	0	0				
40 Danny Farquhar, R (9, PR)										4	0	1	0	0	1	2				
15 Kyle Seager, L OBP: 0.347, SLG: 0.481										3	0	1	0	0	1	1				
27 Corey Hart, R OBP: 0.274, SLG: 0.321										1	0	0	0	0	0	2				
99 James Jones, L (7, PR)										3	0	0	0	0	0	3				
7 Stefan Romero, R OBP: 0.238, SLG: 0.305										1	0	0	0	0	0	2				
17 Justin Smoak, S (9, PH)										2	0	0	0	0	0	0				
1 Chris Taylor, R OBP: 0.370, SLG: 0.368										2	0	1	0	0	0	0				
5 Brad Miller, L (8, PH)										1	0	0	0	0	0	0				
2 Jesús Sucre, R OBP: 0.250, SLG: 0.288										2	0	1	0	0	0	0				
9 Endy Chavez, L (8, PH)										1	0	0	0	0	0	0				
<b>Inning Stats</b>	R: 0 E: 0 K: 0 S: 8	H: 1 LOB: 0 BB: 0 P: 13	R: 0 E: 0 K: 1 S: 9	H: 1 LOB: 1 BB: 0 P: 14	R: 0 E: 0 K: 0 S: 5	H: 0 LOB: 0 BB: 0 P: 6	R: 0 E: 0 K: 1 S: 5	H: 1 LOB: 0 BB: 0 P: 10	R: 0 E: 0 K: 1 S: 7	H: 0 LOB: 0 BB: 0 P: 13	R: 0 E: 0 K: 1 S: 8	H: 1 LOB: 2 BB: 0 P: 27	R: 0 E: 0 K: 0 S: 8	H: 1 LOB: 1 BB: 1 P: 12	R: 0 E: 0 K: 0 S: 15	H: 1 LOB: 2 BB: 1 P: 20	1B: 6 2B: 2 3B: 0 HR: 0	SF: 0 SAC: 0 DP: 0 HBP: 0	WP: 1 PB: 1 SB: 0 CS: 1	PA: 34
<b>PITCHER</b>	IP	WLS	BF	H	R	ER	SO	BB	IBB	HBP	BLK	WP	HR	S	P	ERA	WHIP			
45 Derek Holland, L ERA: 0.64	7.0	W	25	6	0	0	5	0	0	0	0	0	0	59	93	0.00	0.857			
37 Shawn Tolleson, R ERA: 2.53	1.0	H	4	1	0	0	0	0	0	0	0	1	0	8	12	0.00	1.000			
30 Neftali Feliz, R ERA: 2.55	1.0	S	5	1	0	0	0	1	0	0	0	0	0	15	20	0.00	2.000			

Seattle Mariners @ Texas Rangers  
Globe Life Park in Arlington, Arlington, TX  
Sun Sep 07 2014, 3:08 PM - 5:49 PM EDT  
Att: 26,851 - Cloudy - 84 F

AB	33
R	0
H	8
RBI	0
BB	1
SO	5
LOB	15



Batter	1	2	3	4	5	6	7	8	9	AB	R	H	RBI	BB	SO	LOB	BOTTOM			
2 Leonys Martin, L OBP: 0.329, SLG: 0.375										4	1	3	0	0	0	0				
19 Daniel Robertson, R OBP: 0.350, SLG: 0.351										4	0	0	0	0	0	2				
9 Adam Rosales, R OBP: 0.368, SLG: 0.471										3	0	1	0	1	2	1				
29 Adrian Beltré, R OBP: 0.384, SLG: 0.490										1	0	0	1	1	0	0				
7 J.P. Arencibia, R OBP: 0.222, SLG: 0.335										3	0	0	0	0	2	3				
15 Michael Choice, R OBP: 0.247, SLG: 0.319										3	0	1	0	0	0	2				
12 Rougned Odor, L OBP: 0.294, SLG: 0.394										3	0	0	0	0	1	1				
16 Ryan Rua, R OBP: 0.300, SLG: 0.289										3	0	1	0	0	0	0				
3 Luis Sardinas, S OBP: 0.302, SLG: 0.284										3	0	0	0	0	2					
<b>Inning Stats</b>	R: 0 E: 0 K: 1 S: 10	H: 0 LOB: 0 BB: 0 P: 15	R: 0 E: 0 K: 1 S: 11	H: 1 LOB: 1 BB: 0 P: 16	R: 0 E: 0 K: 0 S: 7	H: 2 LOB: 0 BB: 0 P: 12	R: 0 E: 0 K: 0 S: 11	H: 1 LOB: 2 BB: 1 P: 19	R: 0 E: 0 K: 1 S: 6	H: 0 LOB: 0 BB: 0 P: 10	R: 1 E: 0 K: 1 S: 15	H: 1 LOB: 1 BB: 1 P: 25	R: 0 E: 0 K: 1 S: 9	H: 0 LOB: 0 BB: 0 P: 15	R: 0 E: 0 K: 1 S: 11	H: 1 LOB: 1 BB: 0 P: 16	1B: 5 2B: 1 3B: 1 HR: 0	SF: 1 SAC: 0 DP: 2 HBP: 0	WP: 0 PB: 0 SB: 3 CS: 1	PA: 31
<b>PITCHER</b>	IP	WLS	BF	H	R	ER	SO	BB	IBB	HBP	BLK	WP	HR	S	P	ERA	WHIP			
65 James Paxton, L ERA: 1.87	6.0	L	23	5	1	1	3	2	0	0	0	0	0	60	97	1.50	1.167			
52 Dominic Leone, R ERA: 2.29	0.1		1	0	0	0	1	0	0	0	0	0	0	3	4	0.00	0.000			
44 Lucas Luetge, L ERA: 4.5	0.1		1	0	0	0	1	0	0	0	0	0	0	3	5	0.00	0.000			
44 Taijuan Walker, R ERA: 2.82	1.1		5	1	0	0	1	0	0	0	0	0	0	14	22	0.00	0.750			

Seattle Mariners @ Texas Rangers  
Globe Life Park in Arlington, Arlington, TX  
Sun Sep 07 2014, 3:08 PM - 5:49 PM EDT  
Att: 26,851 - Cloudy - 84 F

AB	27
R	1
H	6
RBI	1
BB	2
SO	5
LOB	11





Batter	1	2	3	4	5	6	7	8	9	AB	R	H	RBI	BB	SO	LOB	TOP										
19 Robbie Grossman, S (1, 7) OBP: 0.330, SLG: 0.331	G5-3		1B		L8		3B		1B	5	1	3	0	0	0	1											
27 Jose Altuve, R (1, 4) OBP: 0.375, SLG: 0.449	G6-3		K				SF9		L5	3	0	0	1	1	1	3											
21 Dexter Fowler, S (1, 8) OBP: 0.376, SLG: 0.397			K		F7		G1-6-3		G6-3	5	0	1	0	0	1	5											
23 Chris Carter, R (1, 10) OBP: 0.311, SLG: 0.526	K				G6-3		1B		BB	3	0	1	0	1	1	1											
15 Jason Castro, L (1, 2) OBP: 0.296, SLG: 0.381		K			F7		K		K	4	0	0	0	0	3	2											
9 Marwin Gonzalez, S (1, 6) OBP: 0.317, SLG: 0.392	G6-3						K		F8	4	0	1	0	0	1	2											
21 Jon Singleton, L (1, 3) OBP: 0.291, SLG: 0.355					2B					2	0	0	0	2	1	2											
30 Matt Dominguez, R (1, 5) OBP: 0.265, SLG: 0.343							BB		G4-3	3	0	1	0	1	0	3											
8 Alex Presley, L (1, 9) OBP: 0.285, SLG: 0.347										2	0	0	0	1	2	1											
6 Jake Marisnick, R (8, 9) OBP: 0.259, SLG: 0.272									L9	1	0	0	0	0	0	1											
<b>Inning Stats</b>	R: 0 H: 1 E: 0 K: 1 S: 11	H: 1 LOB: 1 BB: 0 P: 17	R: 0 H: 0 E: 0 K: 1 S: 9	H: 0 LOB: 1 BB: 1 P: 16	R: 0 H: 1 E: 0 K: 2 S: 11	H: 1 LOB: 1 BB: 1 P: 17	R: 0 H: 1 E: 0 K: 1 S: 9	H: 1 LOB: 1 BB: 0 P: 16	R: 0 H: 1 E: 0 K: 2 S: 11	H: 1 LOB: 2 BB: 1 P: 20	R: 1 H: 1 E: 0 K: 1 S: 9	H: 1 LOB: 0 BB: 0 P: 15	R: 0 H: 0 E: 0 K: 1 S: 9	H: 0 LOB: 1 BB: 1 P: 17	R: 0 H: 1 E: 0 K: 0 S: 18	H: 1 LOB: 2 BB: 1 P: 30	1B: 5 2B: 1 3B: 1 HR: 0	SF: 1 SAC: 0 DP: 0 HBP: 0	WP: 2 PB: 0 SB: 2 CS: 1	PA: 39							
<b>PITCHER</b>	IP	WLS	BF	H	R	ER	SO	BB	IBB	HBP	BLK	WP	HR	S	P	ERA	WHIP										
34 Félix Hernández, R (1, 1) ERA: 2.12	6.0		26	5	0	0	8	4	0	0	0	2	0	60	99	0.00	1.500										
37 Brandon Maurer, R (7, 1) ERA: 5.0	1.0	B	4	1	1	1	1	0	0	0	0	0	0	9	15	9.00	1.000										
40 Danny Farquhar, R (8, 1) ERA: 2.42	1.0	W	4	0	0	0	1	1	0	0	0	0	0	9	17	0.00	1.000										
56 Fernando Rodney, R (9, 1) ERA: 2.54	1.0	S	5	1	0	0	0	1	0	0	0	0	0	18	30	0.00	2.000										

Houston Astros @ Seattle Mariners  
Safeco Field, Seattle, WA  
Mon Sep 08 2014, 7:13 PM - 10:53 PM PDT  
Att: 15,617 - Cloudy - 64 F

AB 32  
R 1  
H 7  
RBI 1  
BB 6  
SO 10  
LOB 21



Batter	1	2	3	4	5	6	7	8	9	AB	R	H	RBI	BB	SO	LOB	BOTTOM										
16 Austin Jackson, R (1, 8) OBP: 0.322, SLG: 0.372	K		BB			G1-4-3			1B	4	0	1	1	1	2	2											
9 Endy Chavez, L (1, 7) OBP: 0.323, SLG: 0.381	L9									3	0	1	0	0	0	1											
28 Chris Denorfia, R (7, PH) OBP: 0.287, SLG: 0.318			P5						L9	2	0	0	0	0	0	1											
2 Jesús Sucre, R (9, 2) OBP: 0.250, SLG: 0.288										0	0	0	0	0	0	0											
22 Robinson Canó, L (1, 4) OBP: 0.388, SLG: 0.460									F8	4	0	2	0	1	1	2											
21 Kendrys Morales, S (1, 10) OBP: 0.271, SLG: 0.344			IBB							4	0	0	0	0	1	5											
15 Kyle Seager, L (1, 5) OBP: 0.345, SLG: 0.477	G4-3		K			G1-3			K	4	0	0	0	0	2	3											
20 Logan Morrison, L (1, 3) OBP: 0.292, SLG: 0.354									G6-3	3	1	1	0	1	1	0											
3 Mike Zunino, R (1, 2) ERA: 4.8										2	0	0	0	1	1	1											
99 James Jones, L (8, PR) OBP: 0.281, SLG: 0.309			HBP							0	1	0	0	0	0	0											
55 Michael Saunders, L (1, 9) OBP: 0.335, SLG: 0.434										2	1	1	0	2	0	2											
5 Brad Miller, L (1, 6) OBP: 0.289, SLG: 0.366										4	1	2	3	0	1	3											
<b>Inning Stats</b>	R: 0 H: 1 E: 0 K: 1 S: 11	H: 1 LOB: 1 BB: 0 P: 16	R: 0 H: 1 E: 0 K: 0 S: 14	H: 1 LOB: 2 BB: 0 P: 20	R: 0 H: 0 E: 0 K: 1 S: 12	H: 0 LOB: 2 BB: 2 P: 26	R: 0 H: 1 E: 0 K: 2 S: 9	H: 1 LOB: 1 BB: 0 P: 14	R: 0 H: 1 E: 0 K: 1 S: 13	H: 1 LOB: 2 BB: 2 P: 26	R: 1 H: 1 E: 0 K: 1 S: 14	H: 1 LOB: 1 BB: 2 P: 18	R: 0 H: 1 E: 0 K: 0 S: 14	H: 2 LOB: 1 BB: 2 P: 26	R: 3 H: 2 E: 0 K: 0 S: 12	H: 2 LOB: 1 BB: 2 P: 26	1B: 5 2B: 2 3B: 1 HR: 0	SF: 0 SAC: 0 DP: 0 HBP: 1	WP: 0 PB: 0 SB: 3 CS: 0	PA: 39							
<b>PITCHER</b>	IP	WLS	BF	H	R	ER	SO	BB	IBB	HBP	BLK	WP	HR	S	P	ERA	WHIP										
41 Brad Peacock, R (1, 1) ERA: 4.8	5.0		22	4	0	0	6	1	1	1	0	0	0	59	92	0.00	1.000										
38 Darin Downs, L (6, 1) ERA: 4.55	0.1		2	0	1	1	0	1	0	0	0	0	0	1	6	27.00	3.000										
67 Jorge De Leon, R (6, 1) ERA: 6.75	0.2		4	1	0	0	1	1	0	0	0	0	0	13	20	0.00	3.000										
66 Kevin Chapman, L (7, 1) ERA: 6.75	1.1		5	1	0	0	2	0	0	0	0	0	0	15	19	0.00	0.750										
48 Mike Folytyniewicz, R (8, 1) ERA: 5.4	0.0	L	1	0	0	0	0	1	0	0	0	0	0	2	6	-	-										
29 Tony Sipp, L (8, 1) ERA: 3.43	0.0		2	1	2	2	0	1	0	0	0	0	0	5	9	13.50	1.500										
58 Jake Buchanan, R (8, 1) ERA: 5.6	0.2		3	1	1	1	0	0	0	0	0	0	0	5	9												

Houston Astros @ Seattle Mariners  
Safeco Field, Seattle, WA  
Mon Sep 08 2014, 7:13 PM - 10:53 PM PDT  
Att: 15,617 - Cloudy - 64 F

AB 32  
R 4  
H 8  
RBI 4  
BB 6  
SO 9  
LOB 20













Batter	1	2	3	4	5	6	7	8	9	AB	R	H	RBI	BB	SO	LOB	TOP					
4 Coco Crisp, S (1,8) OBP: 0.343, SLG: 0.385	F9		20 1B BB	G5-3			K		P5	4	0	0	0	1	1	3						
15 Jonny Gomes, R (1,7) OBP: 0.329, SLG: 0.340	F8		K		E6		K		K	3	0	1	0	0	1	2						
16 Josh Reddick, L (7,PH) OBP: 0.305, SLG: 0.419	F8		K		E6		K		K	2	0	0	0	0	2	2						
20 Josh Donaldson, R (1,5) OBP: 0.341, SLG: 0.454	K		36 BB 1B		P4		G4-3		K	5	0	1	1	0	2	3						
36 Derek Norris, R (1,10) OBP: 0.359, SLG: 0.415	L8		BB		K		G6-3			3	0	0	0	1	1	2						
8 Jed Lowrie, S (1,6) OBP: 0.320, SLG: 0.359	K2-3		K		K2-3		G4-3			4	0	0	0	0	3	4						
35 Nate Freiman, R (1,3) OBP: 0.269, SLG: 0.339	L8				FC5-4 40 SH 23 SH4-3 1B		K			3	1	1	0	0	1	0						
7 Alberto Callaspo, S (8,PH) OBP: 0.295, SLG: 0.297	L8				FC5-4 40 SH 23 SH4-3 1B		K		BB	0	0	0	0	0	1	0						
17 Geovany Soto, R (1,2) OBP: 0.295, SLG: 0.339	F8				SH FC5-4 1B		1S 1B		F7	1	0	0	0	0	0	0						
40 Jason Hammel, R (3,1) ERA: 3.6	F8				SH FC5-4 1B		1S 1B		F7	0	0	0	0	0	0	0						
1 Billy Burns, S (6,PH) ERA: 3.6	F8				SH FC5-4 1B		1S 1B		F7	0	0	0	0	0	0	0						
61 Dan Otero, R (7,1) ERA: 2.02	F8				SH FC5-4 1B		1S 1B		F7	0	0	0	0	0	0	0						
10 Adam Dunn, L (8,PH) ERA: 2.02	F8				SH FC5-4 1B		1S 1B		F7	0	0	0	0	0	0	0						
56 Evan Scribner, R (8,1) ERA: 3.12	F8				SH FC5-4 1B		1S 1B		F7	0	0	0	0	0	0	0						
56 Fernando Abad, L (8,1) ERA: 3.12	F8				SH FC5-4 1B		1S 1B		F7	0	0	0	0	0	0	0						
1 Nick Punto, S (1,4) OBP: 0.296, SLG: 0.275	G6-3				FC5-4 23 SH4-3 1B		G5-3			3	0	0	0	0	0	3						
37 Brandon Moss, L (9,PH) OBP: 0.333, SLG: 0.441	G6-3				FC5-4 23 SH4-3 1B		G5-3			1	0	1	0	0	0	0						
23 Sam Fuld, L (1,9) OBP: 0.330, SLG: 0.346	G6-3				SH4-3 20 1B BB		K2-3			2	1	1	1	1	1	1						
Inning Stats	R: 0 H: 0 E: 0 K: 1 S: 9	H: 0 LOB: 1 BB: 0 P: 19	R: 0 H: 0 E: 0 K: 1 S: 6	H: 0 LOB: 0 BB: 0 P: 11	R: 1 H: 1 E: 0 K: 2 S: 13	H: 1 LOB: 3 BB: 3 P: 31	R: 1 H: 1 E: 0 K: 0 S: 9	H: 1 LOB: 1 BB: 0 P: 14	R: 0 H: 1 E: 1 K: 2 S: 8	H: 1 LOB: 1 BB: 0 P: 10	R: 0 H: 1 E: 0 K: 2 S: 12	H: 1 LOB: 1 BB: 0 P: 17	R: 0 H: 0 E: 0 K: 2 S: 10	H: 0 LOB: 0 BB: 0 P: 18	R: 0 H: 0 E: 0 K: 0 S: 7	H: 0 LOB: 1 BB: 1 P: 13	R: 0 H: 2 E: 0 K: 2 S: 11	H: 2 LOB: 2 BB: 0 P: 15	1B: 6 2B: 0 3B: 0 HR: 0	SF: 0 SAC: 2 DP: 0 HBP: 0	WP: 1 PB: 0 SB: 2 CS: 0	PA: 39
PITCHER	IP	WLS	BF	H	R	ER	SO	BB	IBB	HBP	BLK	WP	HR	S	P	ERA	WHIP					
65 James Paxton, L (1,1) ERA: 1.98	6.0	W	27	4	2	2	8	3	0	0	0	1	0	57	102	3.00	1.167					
39 Carson Smith, R (7,1) ERA: 3.63	1.2	H	6	0	0	0	2	1	0	0	0	0	0	15	28	0.00	0.600					
41 Charlie Furbush, L (8,1) ERA: 3.63	0.1	H	1	0	0	0	0	0	0	0	0	0	0	2	3	0.00	0.000					
56 Fernando Rodney, R (9,1) ERA: 2.49	1.0	S	5	2	0	0	2	0	0	0	0	0	0	11	15	0.00	2.000					

Oakland Athletics @ Seattle Mariners  
Safeco Field, Seattle, WA  
Fri Sep 12 2014, 7:11 PM - 9:53 PM PDT  
Att: 29,090 - Clear - 70 F

livebaseballscores.com

AB 33  
R 2  
H 6  
RBI 2  
BB 4  
SO 12  
LOB 21




Batter	1	2	3	4	5	6	7	8	9	AB	R	H	RBI	BB	SO	LOB	BOTTOM				
16 Austin Jackson, R (1,8) OBP: 0.317, SLG: 0.366	K		G5-3		G6-4-3			K		4	0	0	0	0	2	1					
13 Dustin Ackley, L (1,7) OBP: 0.298, SLG: 0.396	G3		K				P4		L8	3	0	0	0	0	1	0					
99 James Jones, L (8,7) OBP: 0.278, SLG: 0.306	G3		K				P4		L8	0	0	0	0	0	0	0					
28 Chris Denorfia, R (8,PH) OBP: 0.296, SLG: 0.317	G3		K				P4		L8	1	0	0	0	0	0	0					
22 Robinson Cano, L (1,4) OBP: 0.388, SLG: 0.464	HR		G6-3				21 CS 1B		G3	4	1	2	1	0	0	0					
21 Kendrys Morales, S (1,10) OBP: 0.266, SLG: 0.346	L7				L7		HR			3	1	1	1	0	0	0					
15 Kyle Seager, L (1,5) OBP: 0.344, SLG: 0.471	55 E 3 S 2B BB		F7				K			2	1	0	0	1	1	0					
55 Michael Saunders, L (1,9) OBP: 0.329, SLG: 0.420	K		K				G6-3			3	0	0	0	0	2	1					
3 Mike Zunino, R (1,2) OBP: 0.253, SLG: 0.405							P4			3	0	1	1	0	1	0					
20 Logan Morrison, L (1,3) OBP: 0.294, SLG: 0.378										3	1	2	1	0	0	1					
7 Stefan Romero, R (7,PR) OBP: 0.238, SLG: 0.305										0	0	0	0	0	0	0					
17 Justin Smoak, S (8,3) OBP: 0.273, SLG: 0.344										0	0	0	0	0	0	0					
5 Brad Miller, L (1,6) OBP: 0.287, SLG: 0.362	K2-3						16 G6-4-3 1B		G1	3	0	1	0	0	1	2					
Inning Stats	R: 1 H: 1 E: 0 K: 1 S: 9	H: 1 LOB: 0 BB: 0 P: 15	R: 1 H: 1 E: 0 K: 2 S: 13	H: 1 LOB: 1 BB: 1 P: 20	R: 0 H: 0 E: 0 K: 1 S: 9	H: 0 LOB: 0 BB: 0 P: 14	R: 0 H: 0 E: 0 K: 1 S: 8	H: 0 LOB: 0 BB: 0 P: 13	R: 1 H: 2 E: 0 K: 1 S: 9	H: 2 LOB: 0 BB: 0 P: 13	R: 0 H: 1 E: 0 K: 0 S: 6	H: 1 LOB: 1 BB: 0 P: 10	R: 0 H: 0 E: 0 K: 1 S: 10	H: 0 LOB: 0 BB: 0 P: 16	R: 0 H: 0 E: 0 K: 1 S: 10	H: 0 LOB: 0 BB: 0 P: 16	1B: 2 2B: 2 3B: 0 HR: 3	SF: 0 SAC: 0 DP: 1 HBP: 0	WP: 0 PB: 0 SB: 1 CS: 1	PA: 30	
PITCHER	IP	WLS	BF	H	R	ER	SO	BB	IBB	HBP	BLK	WP	HR	S	P	ERA	WHIP				
40 Jason Hammel, R (1,1) ERA: 3.6	5.0	L	19	4	3	3	6	1	0	0	0	0	2	50	78	5.40	1.000				
40 Jason Hammel, R (3,1) ERA: 3.6	5.0	L	19	4	3	3	6	1	0	0	0	0	2	50	78	5.40	1.000				
39 Eric O'Flaherty, L (6,1) ERA: 2.45	1.0	4	2	1	1	1	1	0	0	0	0	0	1	9	13	9.00	2.000				
61 Dan Otero, R (7,1) ERA: 2.02	1.0	4	1	0	0	0	0	0	0	0	0	0	0	6	10	0.00	1.000				
56 Evan Scribner, R (8,1) ERA: 3.12	0.1	1	0	0	0	0	1	0	0	0	0	0	0	5	7	0.00	0.000				
56 Fernando Abad, L (8,1) ERA: 1.51	0.2																				

Oakland Athletics @ Seattle Mariners  
Safeco Field, Seattle, WA  
Fri Sep 12 2014, 7:11 PM - 9:53 PM PDT  
Att: 29,090 - Clear - 70 F

livebaseballscores.com

AB 29  
R 4  
H 7  
RBI 4  
BB 1  
SO 8  
LOB 5





Batter	1	2	3	4	5	6	7	8	9	10	AB	R	H	RBI	BB	SO	LOB	TOP						
4 Coco Crisp, S OBP: 0.344, SLG: 0.384	(1,8) X SI 93 0-0 1B		1 SAFE B CH 88 X CH 89 L9		1 SAFE C CH 88 X CU 80 L7		1 SAFE B SI 92 C CU 81 D CH 90 F CH 90 G CH 90 H CH 90 I CH 90 J CH 90 K CH 90 L CH 90 M CH 90 N CH 90 O CH 90 P CH 90 Q CH 90 R CH 90 S CH 90 T CH 90 U CH 90 V CH 90 W CH 90 X CH 90 Y CH 90 Z CH 90 K		1 SAFE B FC 89 C FC 90 D FC 90 E FC 90 F FC 90 G FC 90 H FC 90 I FC 90 J FC 90 K FC 90 L FC 90 M FC 90 N FC 90 O FC 90 P FC 90 Q FC 90 R FC 90 S FC 90 T FC 90 U FC 90 V FC 90 W FC 90 X FC 90 Y FC 90 Z FC 90 CS	SI 93 4-2 SH2-4 7 BB 8 BB BB	4	1	1	0	1	1	3							
23 Sam Fuld, L OBP: 0.326, SLG: 0.342	(1,7) B SI 93 1-0 P6		1 SAFE C CH 89 T SAFE P PO 89 X CH 89 G6-3																					
20 Josh Donaldson, R OBP: 0.343, SLG: 0.459	(1,5) 1 SAFE X SI 93 L8																							
10 Adam Dunn, L OBP: 0.340, SLG: 0.435 15 Jonny Gomes, R OBP: 0.328, SLG: 0.338	(1,10) (8,PH) X SI 94 0-0 F8																							
7 Alberto Callaspo, S OBP: 0.297, SLG: 0.297	(10,10) 1 SAFE X SI 93 L8																							
37 Brandon Moss, L OBP: 0.333, SLG: 0.439	(1,3) B CU 79 B CH 86 B CH 89 B SI 92 X SI 92 F7																							
8 Jed Lowrie, S OBP: 0.319, SLG: 0.355	(1,6) B SI 93 X CU 80 P5																							
16 Josh Reddick, L OBP: 0.303, SLG: 0.419	(1,9) C CH 89 F CU 80 S FF 94 K																							
36 Derek Norris, R OBP: 0.358, SLG: 0.413	(1,2) X SI 92 0-0 L8																							
28 Eric Sogard, L OBP: 0.307, SLG: 0.279	(1,4) F SI 92 C CU 81 X FF 93 1B																							
<b>Inning Stats</b>	R: 0 E: 0 K: 0 S: 4	H: 1 LOB: 1 BB: 0 P: 5	R: 0 E: 0 K: 1 S: 6	H: 0 LOB: 0 BB: 0 P: 10	R: 0 E: 0 K: 0 S: 9	H: 1 LOB: 1 BB: 0 P: 11	R: 0 E: 0 K: 1 S: 8	H: 1 LOB: 1 BB: 0 P: 14	R: 1 E: 0 K: 3 S: 12	H: 2 LOB: 1 BB: 0 P: 21	R: 0 E: 0 K: 0 S: 14	H: 0 LOB: 2 BB: 2 P: 26	R: 0 E: 0 K: 0 S: 10	H: 1 LOB: 0 BB: 4 P: 14	R: 1 E: 0 K: 1 S: 10	H: 0 LOB: 3 BB: 4 P: 32	1B: 6 2B: 1 3B: 0 HR: 1	SF: 0 SAC: 1 DP: 0 HBP: 0	WP: 2 PB: 0 SB: 1 CS: 1	PA: 44				
<b>PITCHER</b>	IP 7.0	WLS 28	BF 7	H 2	R 2	ER 2	SO 8	BB 0	IBB 0	HBP 0	BLK 0	WP 2	HR 1	S 59	P 95	ERA 2.57	WHIP 1.000							
34 Félix Hernández, R ERA: 2.14																								
97 Joe Beimel, L ERA: 1.96																								
54 Tom Wilhelmson, R ERA: 2.06																								
41 Charlie Furbush, L ERA: 3.6																								
40 Danny Farquhar, R ERA: 2.33																								

Oakland Athletics @ Seattle Mariners  
Safeco Field, Seattle, WA  
Sat Sep 13 2014, 6:11 PM - 9:30 PM PDT  
Att: 43,913 - Clear - 80 F

AB	36
R	3
H	8
RBI	3
BB	6
SO	11
LOB	19



Batter	1	2	3	4	5	6	7	8	9	10	AB	R	H	RBI	BB	SO	LOB	BOTTOM						
16 Austin Jackson, R OBP: 0.315, SLG: 0.363	(1,8) C SI 92 B CU 80 S SI 92 X SI 94 K		1 SAFE B CH 86 1 SAFE C CH 87 G4-3																					
9 Endy Chavez, L OBP: 0.317, SLG: 0.372	(1,7) B FF 94 B SI 91 C FF 92 X SI 91 G1-3 1B																							
22 Robinson Canó, L OBP: 0.367, SLG: 0.468	(1,4) F SI 92 B FF 93 B SI 93 C SI 93 1 SAFE X SI 93 G1-3																							
21 Kendrys Morales, S OBP: 0.266, SLG: 0.343	(1,10) B CU 82 B SI 93 S SI 93 T SL 84 K																							
15 Kyle Seager, L OBP: 0.342, SLG: 0.467	(1,5) B SI 91 C CH 87 B CH 88 B SI 94 B SI 94 F CH 87 X CH 87 F7																							
20 Logan Morrison, L OBP: 0.294, SLG: 0.375 27 Corey Hart, R OBP: 0.273, SLG: 0.320	(1,3) (10,PH) B CU 81 B CH 88 B SI 94 FF 94 G4-6-3 BB																							
3 Mike Zunino, R OBP: 0.251, SLG: 0.401	(1,2) X SI 93 0-0 G4-6-3																							
99 James Jones, L OBP: 0.282, SLG: 0.316	(1,9) B SI 93 X SI 93 1B 3B																							
1 Chris Taylor, R OBP: 0.369, SLG: 0.367	(1,6) B SI 84 B SI 94 F SI 94 X SI 94 G4-3 1B																							
<b>Inning Stats</b>	R: 0 E: 0 K: 2 S: 11	H: 1 LOB: 1 BB: 0 P: 21	R: 0 E: 0 K: 0 S: 7	H: 0 LOB: 0 BB: 1 P: 14	R: 1 E: 0 K: 0 S: 7	H: 2 LOB: 0 BB: 0 P: 12	R: 0 E: 0 K: 0 S: 3	H: 0 LOB: 0 BB: 1 P: 7	R: 0 E: 0 K: 1 S: 8	H: 0 LOB: 0 BB: 0 P: 9	R: 1 E: 0 K: 0 S: 6	H: 1 LOB: 0 BB: 0 P: 9	R: 0 E: 1 K: 2 S: 8	H: 1 LOB: 1 BB: 0 P: 12	R: 0 E: 0 K: 1 S: 8	H: 0 LOB: 0 BB: 0 P: 10	R: 0 E: 0 K: 1 S: 7	H: 0 LOB: 0 BB: 0 P: 9	1B: 3 2B: 1 3B: 1 HR: 1	SF: 0 SAC: 0 DP: 3 HBP: 0	WP: 0 PB: 0 SB: 0 CS: 0	PA: 34		
<b>PITCHER</b>	IP 8.0	WLS 28	BF 5	H 2	R 2	ER 2	SO 7	BB 2	IBB 0	HBP 0	BLK 0	WP 0	HR 1	S 59	P 96	ERA 2.25	WHIP 0.875							
54 Sonny Gray, R ERA: 3.18																								
44 Luke Gregerson, R ERA: 2.16																								
62 Sean Doolittle, L ERA: 2.24																								

Oakland Athletics @ Seattle Mariners  
Safeco Field, Seattle, WA  
Sat Sep 13 2014, 6:11 PM - 9:30 PM PDT  
Att: 43,913 - Clear - 80 F

AB	32
R	2
H	5
RBI	2
BB	2
SO	9
LOB	7





Batter	1	2	3	4	5	6	7	8	9	AB	R	H	RBI	BB	SO	LOB	TOP	
4 Coco Crisp, S (1,8) OBP: 0.345, SLG: 0.387										4	1	2	0	0	1	0	Oakland Athletics @ Seattle Mariners Safeco Field, Seattle, WA Sun Sep 14 2014, 1:13 PM - 4:10 PM PDT Att: 28,925 - Sunny - 71 F	
23 Sam Fuld, L (1,7) OBP: 0.329, SLG: 0.354										3	2	2	2	0	0			
20 Josh Donaldson, R (1,5) OBP: 0.341, SLG: 0.455										4	0	0	0	0	1	2		
10 Adam Dunn, L (1,10) OBP: 0.340, SLG: 0.433										4	0	1	1	0	1	1		
37 Brandon Moss, L (1,3) OBP: 0.333, SLG: 0.444										4	1	1	1	0	1	2		
8 Jed Lowrie, S (1,6) OBP: 0.316, SLG: 0.354										4	0	1	0	0	0	2		
16 Josh Reddick, L (1,9) OBP: 0.303, SLG: 0.415										3	0	0	0	1	1			
36 Derek Norris, R (1,2) OBP: 0.357, SLG: 0.410										3	0	0	0	1	1			
28 Eric Sogard, L (1,4) OBP: 0.303, SLG: 0.275										4	0	0	0	0	0	2		
<b>Inning Stats</b>	R: 1 H: 1 E: 0 K: 3 S: 15	H: 1 LOB: 0 BB: 0 P: 20	R: 0 H: 0 E: 0 K: 0 S: 10	H: 0 LOB: 2 BB: 2 P: 19	R: 0 H: 0 E: 0 K: 0 S: 4	H: 0 LOB: 0 BB: 0 P: 5	R: 0 H: 0 E: 0 K: 1 S: 7	H: 0 LOB: 0 BB: 0 P: 10	R: 0 H: 1 E: 0 K: 0 S: 8	H: 2 LOB: 3 BB: 0 P: 10	R: 1 H: 2 E: 0 K: 0 S: 6	H: 3 LOB: 2 BB: 0 P: 32	R: 0 H: 0 E: 0 K: 1 S: 10	H: 0 LOB: 0 BB: 0 P: 16	1B: 4 2B: 1 3B: 0 HR: 2	SF: 0 SAC: 1 DP: 1 HBP: 0	WP: 0 PB: 0 SB: 0 CS: 0	PA: 36
<b>PITCHER</b>	IP WLS BF H R ER SO BB IBB HBP BLK WP HR S P ERA WHIP																	
53 Chris Young, R (1,1) ERA: 3.33	6.0 L 24 4 2 2 5 2 0 0 0 0 0 2 54 78 3.00 1.000																	
44 Lucas Luetge, L (7,1) ERA: 4.15	0.1 1 0 0 0 0 0 0 0 0 0 0 1 1 0.00 0.000																	
37 Brandon Maurer, R (7,1) ERA: 4.95	0.2 1 0 0 0 0 0 0 0 0 0 0 3 4 0.00 0.000																	
44 Taijuan Walker, R (8,1) ERA: 2.96	2.0 10 3 2 1 1 0 0 0 0 0 0 0 31 48 4.50 1.500																	

AB 33  
R 4  
H 7  
RBI 4  
BB 2  
SO 6  
LOB 11



Batter	1	2	3	4	5	6	7	8	9	AB	R	H	RBI	BB	SO	LOB	BOTTOM					
16 Austin Jackson, R (1,8) OBP: 0.316, SLG: 0.363										5	0	2	0	0	0	2	Oakland Athletics @ Seattle Mariners Safeco Field, Seattle, WA Sun Sep 14 2014, 1:13 PM - 4:10 PM PDT Att: 28,925 - Sunny - 71 F					
28 Chris Denorfia, R (1,9) OBP: 0.296, SLG: 0.317										3	0	1	0	0	1	2						
55 Michael Saunders, L (7,PH) OBP: 0.326, SLG: 0.416										2	0	0	0	0	2	3						
22 Robinson Canó, L (1,4) OBP: 0.388, SLG: 0.466										2	0	0	0	2	0	2						
21 Kendrys Morales, S (1,10) OBP: 0.266, SLG: 0.340										3	0	0	0	1	1	6						
27 Corey Hart, R (1,7) OBP: 0.268, SLG: 0.314										4	0	0	0	0	2	2						
15 Kyle Seager, L (1,5) OBP: 0.343, SLG: 0.467										4	0	2	0	0	1	0						
17 Justin Smoak, S (1,3) OBP: 0.273, SLG: 0.340										3	0	0	0	1	2	1						
1 Chris Taylor, R (1,6) OBP: 0.372, SLG: 0.364										1	0	0	0	1	1	2						
9 Endy Chavez, L (7,PH) OBP: 0.320, SLG: 0.374										1	0	1	0	0	0	0						
3 Mike Zunino, R (8,2) OBP: 0.251, SLG: 0.400										1	0	0	0	0	1	1						
2 Jesús Sucre, R (1,2) OBP: 0.241, SLG: 0.278										2	0	0	0	0	1	3						
20 Logan Morrison, L (7,PH) OBP: 0.296, SLG: 0.377										1	0	1	0	0	0	0						
99 James Jones, L (7,PR) OBP: 0.282, SLG: 0.316										0	0	0	0	0	0	0						
5 Brad Miller, L (8,6) OBP: 0.286, SLG: 0.361										1	0	0	0	0	1	0						
<b>Inning Stats</b>	R: 0 H: 1 E: 1 K: 1 S: 8	H: 1 LOB: 1 BB: 1 P: 17	R: 0 H: 1 E: 0 K: 3 S: 14	H: 1 LOB: 2 BB: 1 P: 22	R: 0 H: 1 E: 0 K: 0 S: 11	H: 1 LOB: 2 BB: 1 P: 22	R: 0 H: 0 E: 0 K: 2 S: 12	H: 0 LOB: 1 BB: 1 P: 19	R: 0 H: 1 E: 0 K: 1 S: 8	H: 2 LOB: 3 BB: 1 P: 14	R: 0 H: 0 E: 0 K: 0 S: 10	H: 0 LOB: 0 BB: 0 P: 16	R: 0 H: 2 E: 0 K: 1 S: 16	H: 2 LOB: 3 BB: 1 P: 25	R: 0 H: 1 E: 0 K: 3 S: 14	H: 1 LOB: 1 BB: 0 P: 21	R: 0 H: 0 E: 0 K: 2 S: 9	H: 0 LOB: 0 BB: 0 P: 12	1B: 7 2B: 0 3B: 0 HR: 0	SF: 0 SAC: 0 DP: 1 HBP: 0	WP: 2 PB: 0 SB: 4 CS: 0	PA: 38
<b>PITCHER</b>	IP WLS BF H R ER SO BB IBB HBP BLK WP HR S P ERA WHIP																					
31 Jon Lester, L (1,1) ERA: 2.45	6.0 W 25 4 4 0 0 7 4 0 0 0 0 1 0 63 110 0.00 1.333																					
61 Dan Otero, R (7,1) ERA: 1.99	1.0 H 6 2 0 0 1 0 1 0 0 0 1 0 16 25 0.00 2.000																					
44 Luke Gregerson, R (8,1) ERA: 2.15	1.0 4 1 0 0 3 0 0 0 0 0 1 0 14 21 0.00 1.000																					
62 Sean Doolittle, L (9,1) ERA: 2.2	1.0 3 0 0 0 2 0 0 0 0 0 0 0 9 12 0.00 0.000																					

AB 33  
R 0  
H 7  
RBI 0  
BB 5  
SO 13  
LOB 24





Batter	1	2	3	4	5	6	7	8	9	AB	R	H	RBI	BB	SO	LOB	TOP				
16 Austin Jackson, R OBP: 0.316, SLG: 0.363 99 James Jones, L OBP: 0.281, SLG: 0.315	G5-3		F8			G3-6		F7		3	0	1	0	0	0	0					
13 Dustin Ackley, L OBP: 0.298, SLG: 0.396 7 Stefan Romero, R OBP: 0.237, SLG: 0.303	G6-4-3			K		G3-6		F8		3	0	1	0	0	0	1					
22 Robinson Cano, L OBP: 0.387, SLG: 0.467 1 Chris Taylor, R OBP: 0.368, SLG: 0.360	G6-4-3							F8		3	0	1	0	0	0	0					
15 Kyle Seager, L OBP: 0.342, SLG: 0.466		K		F7				F7		4	0	1	0	0	1	1					
21 Kendrys Morales, S OBP: 0.263, SLG: 0.335		K		G6-3				G4-3		4	0	0	0	0	1	2					
20 Logan Morrison, L OBP: 0.300, SLG: 0.384						F9				3	1	2	0	0	0	0					
55 Michael Saunders, L OBP: 0.322, SLG: 0.410						G6-3		G4-3		3	0	0	0	0	0	2					
3 Mike Zunino, R OBP: 0.249, SLG: 0.398 35 Humberto Quintero, R OBP: 0.281, SLG: 0.315				K				G6-3		2	0	0	0	0	2	0					
5 Brad Miller, L OBP: 0.285, SLG: 0.359				G5-3				F8		2	0	0	0	0	0	0					
								CI		2	0	0	0	0	0	0					
<b>Inning Stats</b>	R: 0 E: 0 K: 0 S: 5	H: 1 LOB: 0 BB: 0 P: 8	R: 0 E: 0 K: 2 S: 10	H: 1 LOB: 1 BB: 0 P: 17	R: 0 E: 0 K: 1 S: 6	H: 0 LOB: 0 BB: 0 P: 12	R: 0 E: 0 K: 1 S: 12	H: 1 LOB: 1 BB: 0 P: 14	R: 0 E: 0 K: 1 S: 7	H: 0 LOB: 0 BB: 0 P: 12	R: 0 E: 0 K: 0 S: 6	H: 1 LOB: 1 BB: 0 P: 11	R: 0 E: 0 K: 0 S: 12	H: 1 LOB: 1 BB: 0 P: 21	R: 0 E: 0 K: 0 S: 7	H: 1 LOB: 1 BB: 0 P: 13	1B: 4 2B: 2 3B: 0 HR: 0	SF: 0 SAC: 0 DP: 2 HBP: 0	WP: 0 PB: 0 SB: 0 CS: 0	PA: 32	
<b>PITCHER</b>	IP	WLS	BF	H	R	ER	SO	BB	IBB	HBP	BLK	WP	HR	S	P	ERA	WHIP				
52 Matt Shoemaker, R ERA: 3.04	7.2	W	26	5	1	1	5	0	0	0	0	0	0	59	96	1.17	0.652				
54 Joe Thatcher, L ERA: 2.93	0.1		2	0	0	0	0	0	0	0	0	0	0	5	10	0.00	0.000				
63 Vinnie Pestano, R ERA: 3.38	1.0		4	1	0	0	0	0	0	0	0	0	0	7	13	0.00	1.000				

Seattle Mariners @ Los Angeles Angels  
Angel Stadium of Anaheim, Anaheim, CA  
Mon Sep 15 2014, 7:10 PM - 10:04 PM PDT  
Att: 36,137 - Partly Cloudy - 91 F

AB 31  
R 1  
H 6  
RBI 1  
BB 0  
SO 5  
LOB 8



Batter	1	2	3	4	5	6	7	8	9	AB	R	H	RBI	BB	SO	LOB	BOTTOM				
56 Kole Calhoun, L OBP: 0.335, SLG: 0.463	F7					F7		F7		5	1	1	0	0	0	4					
27 Mike Trout, R OBP: 0.381, SLG: 0.567										2	1	1	0	3	1	0					
5 Albert Pujols, R OBP: 0.328, SLG: 0.469 22 Tony Campana, L OBP: 0.179, SLG: 0.212										2	0	1	3	0	0	0					
47 Howie Kendrick, R OBP: 0.346, SLG: 0.396										3	1	1	2	0	0	2					
2 Erick Aybar, S OBP: 0.324, SLG: 0.388										4	0	0	0	0	0	2					
6 David Freese, R OBP: 0.322, SLG: 0.379 8 John McDonald, R OBP: 0.241, SLG: 0.164										4	1	1	1	0	1	0					
28 Brennan Boesch, L OBP: 0.164, SLG: 0.250										0	0	0	0	0	0	0					
24 Hank Conger, L OBP: 0.287, SLG: 0.315										4	2	2	1	0	1	0					
19 Efran Navarro, L OBP: 0.318, SLG: 0.360										3	0	0	0	1	1	1					
<b>Inning Stats</b>	R: 0 E: 0 K: 1 S: 10	H: 0 LOB: 0 BB: 0 P: 14	R: 0 E: 0 K: 2 S: 12	H: 0 LOB: 0 BB: 0 P: 16	R: 4 E: 0 K: 1 S: 19	H: 3 LOB: 1 BB: 2 P: 31	R: 3 E: 0 K: 0 S: 11	H: 4 LOB: 2 BB: 1 P: 22	R: 1 E: 1 K: 0 S: 9	H: 1 LOB: 2 BB: 1 P: 17	R: 0 E: 0 K: 0 S: 9	H: 1 LOB: 1 BB: 0 P: 15	R: 0 E: 0 K: 1 S: 8	H: 0 LOB: 0 BB: 0 P: 12	R: 0 E: 0 K: 1 S: 12	H: 0 LOB: 1 BB: 1 P: 21	1B: 5 2B: 2 3B: 0 HR: 2	SF: 0 SAC: 0 DP: 0 HBP: 0	WP: 0 PB: 0 SB: 0 CS: 0	PA: 39	
<b>PITCHER</b>	IP	WLS	BF	H	R	ER	SO	BB	IBB	HBP	BLK	WP	HR	S	P	ERA	WHIP				
18 Hisashi Iwakuma, R ERA: 3.42	3.1	L	18	6	7	7	4	2	0	0	0	0	0	5	13	0.00	1.500				
52 Dominic Leone, R ERA: 2.2	0.2		4	1	0	0	0	0	1	0	0	0	0	5	13	0.00	1.500				
44 Lucas Luetge, L ERA: 5.06	1.0		6	1	1	1	0	1	0	0	0	0	1	9	17	9.00	2.000				
50 Erasmo Ramirez, R ERA: 5.06	2.0		7	1	0	0	1	0	0	0	0	0	0	17	27	0.00	0.500				
31 Yoervis Medina, R ERA: 2.23	1.0		4	0	0	0	1	1	0	0	0	0	0	12	21	0.00	1.000				

Seattle Mariners @ Los Angeles Angels  
Angel Stadium of Anaheim, Anaheim, CA  
Mon Sep 15 2014, 7:10 PM - 10:04 PM PDT  
Att: 36,137 - Partly Cloudy - 91 F

AB 34  
R 8  
H 9  
RBI 8  
BB 5  
SO 6  
LOB 13









Batter	1	2	3	4	5	6	7	8	9	AB	R	H	RBI	BB	SO	LOB	TOP					
16 Austin Jackson, R OBP: 0.313, SLG: 0.360	G4-3			G5-3		L8		K		4	0	0	0	0	1	0	<b>Seattle Mariners @ Los Angeles Angels</b> Angel Stadium of Anaheim, Anaheim, CA Wed Sep 17 2014, 7:11 PM - 9:47 PM PDT Att: 36,875 - Partly Cloudy - 85 F					
13 Dustin Ackley, L OBP: 0.295, SLG: 0.394	G3			G4-3		K		P5		4	0	0	0	0	1	0						
22 Robinson Cano, L OBP: 0.386, SLG: 0.463	G1-3			BB				G3-1		3	0	0	0	1	1	0						
21 Kendrys Morales, S OBP: 0.269, SLG: 0.339 99 James Jones, L OBP: 0.290, SLG: 0.313	G6-3			F9				K		2	0	0	0	1	0	1						
15 Kyle Seager, L OBP: 0.342, SLG: 0.464	L8							K		1	0	0	0	0	2	1						
28 Chris Denorfia, R OBP: 0.291, SLG: 0.318	K									2	0	0	0	1	1	0						
17 Justin Smoak, S OBP: 0.276, SLG: 0.340	G6-3							F9		3	0	1	0	0	0	2						
1 Chris Taylor, R OBP: 0.361, SLG: 0.361	F9			G5-3				G6-3		3	0	0	0	0	0	1						
2 Jesús Sucre, R OBP: 0.228, SLG: 0.263	K2-3							K		3	0	0	0	0	3	0						
<b>Inning Stats</b>	R: 0 E: 0 K: 0 S: 7	H: 0 LOB: 0 BB: 0 P: 8	R: 0 E: 0 K: 1 S: 7	H: 0 LOB: 0 BB: 0 P: 12	R: 0 E: 0 K: 1 S: 6	H: 0 LOB: 0 BB: 0 P: 8	R: 0 E: 0 K: 0 S: 5	H: 0 LOB: 1 BB: 1 P: 13	R: 0 E: 0 K: 2 S: 9	H: 0 LOB: 0 BB: 0 P: 13	R: 0 E: 0 K: 2 S: 16	H: 0 LOB: 2 BB: 2 P: 29	R: 0 E: 0 K: 2 S: 10	H: 0 LOB: 0 BB: 0 P: 13	R: 0 E: 0 K: 1 S: 7	H: 0 LOB: 0 BB: 0 P: 8		1B: 1 2B: 0 3B: 0 HR: 0	SF: 0 SAC: 0 DP: 0 HBP: 0	WP: 0 PB: 0 SB: 1 CS: 0	PA: 31	
<b>PITCHER</b>	IP WLS BF ERA WHIP	WLS BF ERA WHIP	H R ER SO BB IBB HBP BLK WP HR S P ERA WHIP	H R ER SO BB IBB HBP BLK WP HR S P ERA WHIP	H R ER SO BB IBB HBP BLK WP HR S P ERA WHIP	H R ER SO BB IBB HBP BLK WP HR S P ERA WHIP	H R ER SO BB IBB HBP BLK WP HR S P ERA WHIP	H R ER SO BB IBB HBP BLK WP HR S P ERA WHIP	H R ER SO BB IBB HBP BLK WP HR S P ERA WHIP	H R ER SO BB IBB HBP BLK WP HR S P ERA WHIP	H R ER SO BB IBB HBP BLK WP HR S P ERA WHIP	H R ER SO BB IBB HBP BLK WP HR S P ERA WHIP	H R ER SO BB IBB HBP BLK WP HR S P ERA WHIP	H R ER SO BB IBB HBP BLK WP HR S P ERA WHIP	H R ER SO BB IBB HBP BLK WP HR S P ERA WHIP	H R ER SO BB IBB HBP BLK WP HR S P ERA WHIP	H R ER SO BB IBB HBP BLK WP HR S P ERA WHIP	H R ER SO BB IBB HBP BLK WP HR S P ERA WHIP	H R ER SO BB IBB HBP BLK WP HR S P ERA WHIP	H R ER SO BB IBB HBP BLK WP HR S P ERA WHIP	H R ER SO BB IBB HBP BLK WP HR S P ERA WHIP	H R ER SO BB IBB HBP BLK WP HR S P ERA WHIP
33 C.J. Wilson, L ERA: 4.42	7.0	W	25	1	0	0	7	3	0	0	0	0	0	0	0	0	0.00	0.571				
36 Joe Smith, R ERA: 1.99	1.0		3	0	0	0	2	0	0	0	0	0	0	0	0	0	0.00	0.000				
16 Huston Street, R ERA: 1.29	1.0		3	0	0	0	1	0	0	0	0	0	0	0	0	0	0.00	0.000				

Batter	1	2	3	4	5	6	7	8	9	AB	R	H	RBI	BB	SO	LOB	BOTTOM					
56 Kole Calhoun, L OBP: 0.336, SLG: 0.463	G4-3		K			1B				4	0	2	1	0	1	1	<b>Seattle Mariners @ Los Angeles Angels</b> Angel Stadium of Anaheim, Anaheim, CA Wed Sep 17 2014, 7:11 PM - 9:47 PM PDT Att: 36,875 - Partly Cloudy - 85 F					
27 Mike Trout, R OBP: 0.376, SLG: 0.562	K			K		K		K		4	0	0	0	0	4	3						
5 Albert Pujols, R OBP: 0.326, SLG: 0.465	K			F9				P3		4	0	0	0	0	2	0						
47 Howie Kendrick, R OBP: 0.345, SLG: 0.394	G4-3			K				K		4	1	1	0	0	2	0						
6 David Freese, R OBP: 0.322, SLG: 0.380 22 Tony Campana, L OBP: 0.191, SLG: 0.224 19 Efran Navarro, L OBP: 0.311, SLG: 0.353	G6-3							K		3	0	1	0	0	0	0						
2 Enck Aybar, S OBP: 0.323, SLG: 0.385	G4-3							G6-3		0	1	0	0	0	0	0						
17 Chris Iannetta, R OBP: 0.377, SLG: 0.496	P3							K		1	0	0	0	0	0	0						
24 C.J. Cron, R OBP: 0.301, SLG: 0.482 8 John McDonald, R OBP: 0.241, SLG: 0.164	G5-3							HR		3	1	2	3	0	0	0						
7 Collin Cowgill, R OBP: 0.339, SLG: 0.368	G5-3							BB		0	0	0	0	0	0	0						
<b>Inning Stats</b>	R: 0 E: 0 K: 2 S: 10	H: 0 LOB: 0 BB: 0 P: 16	R: 0 E: 0 K: 0 S: 6	H: 0 LOB: 0 BB: 0 P: 8	R: 0 E: 0 K: 1 S: 11	H: 1 LOB: 1 BB: 0 P: 18	R: 0 E: 0 K: 2 S: 10	H: 0 LOB: 0 BB: 0 P: 14	R: 0 E: 0 K: 1 S: 6	H: 0 LOB: 0 BB: 0 P: 10	R: 0 E: 0 K: 1 S: 8	H: 1 LOB: 1 BB: 0 P: 13	R: 5 E: 2 K: 2 S: 21	H: 4 LOB: 2 BB: 2 P: 38	R: 0 E: 0 K: 2 S: 7	H: 0 LOB: 0 BB: 0 P: 8		1B: 4 2B: 1 3B: 0 HR: 1	SF: 0 SAC: 0 DP: 0 HBP: 0	WP: 0 PB: 0 SB: 0 CS: 0	PA: 32	
<b>PITCHER</b>	IP WLS BF ERA WHIP	WLS BF ERA WHIP	H R ER SO BB IBB HBP BLK WP HR S P ERA WHIP	H R ER SO BB IBB HBP BLK WP HR S P ERA WHIP	H R ER SO BB IBB HBP BLK WP HR S P ERA WHIP	H R ER SO BB IBB HBP BLK WP HR S P ERA WHIP	H R ER SO BB IBB HBP BLK WP HR S P ERA WHIP	H R ER SO BB IBB HBP BLK WP HR S P ERA WHIP	H R ER SO BB IBB HBP BLK WP HR S P ERA WHIP	H R ER SO BB IBB HBP BLK WP HR S P ERA WHIP	H R ER SO BB IBB HBP BLK WP HR S P ERA WHIP	H R ER SO BB IBB HBP BLK WP HR S P ERA WHIP	H R ER SO BB IBB HBP BLK WP HR S P ERA WHIP	H R ER SO BB IBB HBP BLK WP HR S P ERA WHIP	H R ER SO BB IBB HBP BLK WP HR S P ERA WHIP	H R ER SO BB IBB HBP BLK WP HR S P ERA WHIP	H R ER SO BB IBB HBP BLK WP HR S P ERA WHIP	H R ER SO BB IBB HBP BLK WP HR S P ERA WHIP	H R ER SO BB IBB HBP BLK WP HR S P ERA WHIP	H R ER SO BB IBB HBP BLK WP HR S P ERA WHIP	H R ER SO BB IBB HBP BLK WP HR S P ERA WHIP	H R ER SO BB IBB HBP BLK WP HR S P ERA WHIP
65 James Paxton, L ERA: 2.19	6.2	L	25	4	3	3	8	4	3	3	3	3	3	0	0	0	4.05	0.600				
40 Danny Farquhar, R ERA: 2.6	0.0		3	2	2	2	0	1	0	0	0	0	0	0	0	0						
52 Dominic Leone, R ERA: 2.15	1.1		4	0	0	0	3	0	0	0	0	0	0	0	0	0	0.00	0.000				











Batter	1	2	3	4	5	6	7	8	9	AB	R	H	RBI	BB	SO	LOB	TOP																					
16 Austin Jackson, R OBP: 0.316, SLG: 0.360 99 James Jones, L OBP: 0.280, SLG: 0.313										3	1	1	0	1	0	3																						
28 Chris Denorfia, R OBP: 0.286, SLG: 0.312										4	0	0	0	0	1	2																						
22 Robinson Cano, L OBP: 0.386, SLG: 0.463 5 Brad Miller, L OBP: 0.281, SLG: 0.353										4	0	1	1	0	0	2																						
21 Kendrys Morales, S OBP: 0.270, SLG: 0.334										4	0	1	0	0	0	2																						
15 Kyle Seager, L OBP: 0.341, SLG: 0.464										4	0	1	0	0	0	4																						
20 Logan Morrison, L OBP: 0.305, SLG: 0.394										4	0	1	0	0	2	1																						
27 Corey Hart, R OBP: 0.271, SLG: 0.316										4	0	2	0	0	2	1																						
3 Mike Zunino, R OBP: 0.256, SLG: 0.408										4	0	1	0	0	1	2																						
1 Chris Taylor, R OBP: 0.352, SLG: 0.351										3	0	0	0	0	3	3																						
<b>Inning Stats</b>	R: 0 H: 1 E: 1 K: 1 S: 14	H: 1 LOB: 2 BB: 0 P: 18	R: 0 H: 1 E: 0 K: 1 S: 6	H: 1 LOB: 0 BB: 7 P: 7	R: 1 H: 2 E: 0 K: 1 S: 15	H: 2 LOB: 2 BB: 1 P: 24	R: 0 H: 3 E: 0 K: 1 S: 13	H: 3 LOB: 2 BB: 0 P: 19	R: 0 H: 0 E: 1 K: 0 S: 9	H: 0 LOB: 0 BB: 0 P: 14	R: 0 H: 0 E: 0 K: 2 S: 11	H: 0 LOB: 0 BB: 0 P: 16	R: 0 H: 0 E: 0 K: 2 S: 10	H: 0 LOB: 0 BB: 0 P: 12	R: 0 H: 0 E: 0 K: 0 S: 9	H: 0 LOB: 0 BB: 0 P: 10	R: 0 H: 1 E: 0 K: 1 S: 10	H: 1 LOB: 1 BB: 0 P: 16	1B: 8 2B: 0 3B: 0 HR: 0	SF: 0 SAC: 0 DP: 3 HBP: 0	WP: 0 PB: 0 SB: 0 CS: 0	PA: 35																
<b>PITCHER</b>	IP	WLS	BF	H	R	ER	SO	BB	IBB	HBP	BLK	WP	HR	S	P	ERA	WHIP	<b>PITCHER</b>				IP	WLS	BF	H	R	ER	SO	BB	IBB	HBP	BLK	WP	HR	S	P	ERA	WHIP
60 Dallas Keuchel, L ERA: 2.93	(1, 1)	8.0	W	31	7	1	1	8	1	0	0	0	0	0	87	120	1.12	1.000																				
48 Mike Foltyniewicz, R ERA: 4.7	(9, 1)	1.0		4	1	0	0	1	0	0	0	0	0	0	10	16	0.00	1.000																				

Seattle Mariners @ Houston Astros  
Minute Maid Park, Houston, TX  
Sat Sep 20 2014, 6:12 PM - 8:45 PM CDT  
Att: 36,525 - Partly Cloudy - 86 F

AB 34  
R 1  
H 8  
RBI 1  
BB 1  
SO 9  
LOB 20



Batter	1	2	3	4	5	6	7	8	9	AB	R	H	RBI	BB	SO	LOB	BOTTOM																					
19 Robbie Grossman, S OBP: 0.332, SLG: 0.331										3	1	1	0	2	0	0																						
27 Jose Altuve, R OBP: 0.380, SLG: 0.457 2 Jonathan Villar, S OBP: 0.261, SLG: 0.343										4	0	2	1	0	0	2																						
23 Chris Carter, R OBP: 0.314, SLG: 0.507										4	1	1	2	0	0	3																						
21 Dexter Fowler, S OBP: 0.371, SLG: 0.400										4	2	3	0	0	1	0																						
8 Alex Presley, L OBP: 0.289, SLG: 0.356										4	2	2	2	0	1	1																						
6 Jake Marisnick, R OBP: 0.282, SLG: 0.308										4	1	1	3	0	2	1																						
30 Matt Dominguez, R OBP: 0.256, SLG: 0.333										4	1	1	1	0	1	1																						
22 Carlos Corporan, S OBP: 0.302, SLG: 0.384										4	1	1	1	0	2	0																						
3 Gregorio Petit, R OBP: 0.291, SLG: 0.429										4	1	1	0	0	1	0																						
<b>Inning Stats</b>	R: 4 H: 4 E: 0 K: 1 S: 19	H: 4 LOB: 0 BB: 0 P: 31	R: 1 H: 2 E: 0 K: 0 S: 15	H: 2 LOB: 1 BB: 1 P: 23	R: 0 H: 0 E: 0 K: 2 S: 9	H: 0 LOB: 0 BB: 0 P: 10	R: 2 H: 2 E: 0 K: 0 S: 10	H: 2 LOB: 1 BB: 1 P: 15	R: 0 H: 1 E: 0 K: 2 S: 15	H: 1 LOB: 1 BB: 0 P: 19	R: 0 H: 0 E: 0 K: 1 S: 7	H: 0 LOB: 0 BB: 0 P: 12	R: 3 H: 4 E: 0 K: 0 S: 14	H: 4 LOB: 0 BB: 0 P: 18	R: 0 H: 0 E: 0 K: 2 S: 8	H: 0 LOB: 0 BB: 0 P: 9	1B: 6 2B: 2 3B: 0 HR: 5	SF: 0 SAC: 0 DP: 1 HBP: 0	WP: 2 PB: 0 SB: 1 CS: 1	PA: 37																		
<b>PITCHER</b>	IP	WLS	BF	H	R	ER	SO	BB	IBB	HBP	BLK	WP	HR	S	P	ERA	WHIP	<b>PITCHER</b>				IP	WLS	BF	H	R	ER	SO	BB	IBB	HBP	BLK	WP	HR	S	P	ERA	WHIP
53 Chris Young, R ERA: 3.65	(1, 1)	3.0	L	17	8	7	7	3	1	0	0	0	0	4	46	68	21.00	3.000																				
50 Erasmo Ramirez, R ERA: 5.15	(4, 1)	4.0		17	5	3	3	3	1	0	0	0	0	1	43	60	6.75	1.500																				
44 Lucas Luetge, L ERA: 3.68	(8, 1)	1.0		3	0	0	0	2	0	0	0	0	0	0	8	9	0.00	0.000																				

Seattle Mariners @ Houston Astros  
Minute Maid Park, Houston, TX  
Sat Sep 20 2014, 6:12 PM - 8:45 PM CDT  
Att: 36,525 - Partly Cloudy - 86 F

AB 35  
R 10  
H 13  
RBI 10  
BB 2  
SO 8  
LOB 8


















Batter	1	2	3	4	5	6	7	8	9	AB	R	H	RBI	BB	SO	LOB	TOP										
16 Austin Jackson, R OBP: 0.311, SLG: 0.352	G6-3		K			K			K2-3	4	0	0	0	0	3	3	<b>Seattle Mariners @ Toronto Blue Jays</b> Rogers Centre, Toronto, ON Wed Sep 24, 2014, 7:07 PM - 9:06 PM EDT Att: 16,836 - Clear - 63 F										
13 Dustin Ackley, L OBP: 0.293, SLG: 0.396	P5					K			G5-3	4	0	1	0	0	1	2											
22 Robinson Cano, L OBP: 0.384, SLG: 0.460	G3									3	0	0	0	0	0	1											
21 Kendrys Morales, S OBP: 0.266, SLG: 0.330		G6-3								3	0	0	0	0	1	1											
15 Kyle Seager, L OBP: 0.336, SLG: 0.461		F9								3	0	0	0	0	1	0											
20 Logan Morrison, L OBP: 0.307, SLG: 0.397										3	0	0	0	0	2	0											
27 Corey Hart, R OBP: 0.271, SLG: 0.319										3	0	1	0	0	2	0											
3 Mike Zunino, R OBP: 0.255, SLG: 0.402										2	0	0	0	1	1	1											
1 Chris Taylor, R OBP: 0.351, SLG: 0.350										2	0	1	0	0	0	1											
99 James Jones, L OBP: 0.279, SLG: 0.312										0	0	0	0	0	0	0											
<b>Inning Stats</b>	R: 0 E: 0 K: 0 S: 6	H: 0 LOB: 0 BB: 0 P: 8	R: 0 E: 0 K: 1 S: 8	H: 0 LOB: 0 BB: 0 P: 10	R: 0 E: 0 K: 1 S: 7	H: 1 LOB: 1 BB: 0 P: 11	R: 0 E: 0 K: 0 S: 7	H: 1 LOB: 0 BB: 0 P: 9	R: 0 E: 0 K: 2 S: 9	H: 0 LOB: 0 BB: 0 P: 13	R: 0 E: 0 K: 2 S: 8	H: 0 LOB: 0 BB: 0 P: 12	R: 0 E: 0 K: 2 S: 9	H: 0 LOB: 0 BB: 0 P: 13	R: 0 E: 0 K: 1 S: 6	H: 1 LOB: 1 BB: 0 P: 11	1B: 2 2B: 1 3B: 0 HR: 0	SF: 0 SAC: 1 DP: 1 HBP: 0	WP: 0 PB: 0 SB: 0 CS: 0	PA: 29							
<b>PITCHER</b>	IP	WLS	BF	H	R	ER	SO	BB	IBB	HBP	BLK	WP	HR	S	P	ERA	WHIP										
56 Mark Buehrle, L ERA: 3.39	8.0	W	27	3	0	0	10	1	0	0	0	0	0	64	93	0.00	0.500										
41 Aaron Sanchez, R ERA: 1.15	1.0	S	2	0	0	0	1	0	0	0	0	0	0	5	10	0.00	0.000										

Batter	1	2	3	4	5	6	7	8	9	AB	R	H	RBI	BB	SO	LOB	BOTTOM										
7 José Reyes, S OBP: 0.328, SLG: 0.396	K		G3-1			F7			G4-3	4	0	0	0	0	1	2	<b>Seattle Mariners @ Toronto Blue Jays</b> Rogers Centre, Toronto, ON Wed Sep 24, 2014, 7:07 PM - 9:06 PM EDT Att: 16,836 - Clear - 63 F										
19 José Bautista, R OBP: 0.409, SLG: 0.534						K				3	0	1	0	0	1	1											
10 Edwin Encarnación, R OBP: 0.397, SLG: 0.557										3	0	0	0	0	0	1											
26 Adam Lind, L OBP: 0.382, SLG: 0.484										3	0	0	0	0	0	1											
30 Dioner Navarro, S OBP: 0.320, SLG: 0.400										3	0	1	0	0	0	0											
45 Dalton Pompey, S OBP: 0.222, SLG: 0.280										3	0	0	0	0	1	1											
66 Munenori Kawasaki, L OBP: 0.327, SLG: 0.297										2	1	0	0	1	0	1											
8 Anthony Gose, L OBP: 0.312, SLG: 0.288										3	0	0	0	0	2	1											
17 Ryan Goins, L OBP: 0.210, SLG: 0.265										3	0	2	1	0	1	0											
<b>Inning Stats</b>	R: 0 E: 0 K: 1 S: 11	H: 1 LOB: 1 BB: 0 P: 17	R: 0 E: 0 K: 1 S: 5	H: 0 LOB: 0 BB: 0 P: 6	R: 0 E: 0 K: 1 S: 11	H: 0 LOB: 0 BB: 0 P: 14	R: 0 E: 0 K: 1 S: 8	H: 0 LOB: 0 BB: 0 P: 13	R: 0 E: 0 K: 0 S: 7	H: 1 LOB: 0 BB: 0 P: 10	R: 0 E: 0 K: 1 S: 8	H: 1 LOB: 1 BB: 0 P: 10	R: 0 E: 0 K: 0 S: 4	H: 0 LOB: 0 BB: 0 P: 8	R: 1 E: 0 K: 1 S: 12	H: 1 LOB: 1 BB: 1 P: 21	1B: 4 2B: 0 3B: 0 HR: 0	SF: 0 SAC: 0 DP: 1 HBP: 0	WP: 0 PB: 0 SB: 0 CS: 0	PA: 28							
<b>PITCHER</b>	IP	WLS	BF	H	R	ER	SO	BB	IBB	HBP	BLK	WP	HR	S	P	ERA	WHIP										
44 Taijuan Walker, R ERA: 2.61	8.0	L	28	4	1	1	6	1	0	0	0	0	0	66	99	1.12	0.625										

livebaseballscorecards.com



livebaseballscorecards.com





Batter	1	2	3	4	5	6	7	8	9	AB	R	H	RBI	BB	SO	LOB	TOP								
16 Austin Jackson, R OBP: 0.309, SLG: 0.349	F9		F8			G5-3			G3	5	0	0	0	0	1	3									
1 Chris Taylor, R OBP: 0.345, SLG: 0.344	G6-3					K			G5-3	5	1	1	0	0	2	2									
22 Robinson Cano, L OBP: 0.384, SLG: 0.460	K									4	0	1	0	1	1	1									
21 Kendrys Morales, S OBP: 0.271, SLG: 0.333										2	1	1	0	1	0	0									
99 James Jones, L OBP: 0.276, SLG: 0.311	P3									1	1	0	0	0	1	1									
15 Kyle Seager, L OBP: 0.337, SLG: 0.461	F9									4	1	2	2	0	0	3									
20 Logan Morrison, L OBP: 0.310, SLG: 0.417	G1-3									4	2	2	4	0	0	1									
55 Michael Saunders, L OBP: 0.329, SLG: 0.420										4	0	0	0	0	1	0									
3 Mike Zunino, R OBP: 0.255, SLG: 0.408										4	1	1	1	1	0	2									
5 Brad Miller, L OBP: 0.288, SLG: 0.363										3	0	2	0	1	0	0									
<b>Inning Stats</b>	R: 0 E: 0 K: 1 S: 7	H: 0 LOB: 0 BB: 0 P: 15	R: 0 E: 0 K: 0 S: 6	H: 0 LOB: 0 BB: 0 P: 10	R: 0 E: 0 K: 0 S: 11	H: 0 LOB: 1 BB: 1 P: 21	R: 4 E: 0 K: 1 S: 14	H: 3 LOB: 0 BB: 1 P: 24	R: 0 E: 0 K: 2 S: 13	H: 1 LOB: 3 BB: 1 P: 24	R: 2 E: 0 K: 1 S: 11	H: 3 LOB: 1 BB: 0 P: 20	R: 1 E: 0 K: 0 S: 6	H: 2 LOB: 1 BB: 0 P: 9	R: 0 E: 0 K: 2 S: 8	H: 0 LOB: 0 BB: 0 P: 11	R: 0 E: 0 K: 1 S: 15	H: 1 LOB: 1 BB: 0 P: 18	1B: 3 2B: 4 3B: 0 HR: 3	SF: 0 SAC: 0 DP: 0 HBP: 1	WP: 0 PB: 0 SB: 0 CS: 0	PA: 40			
<b>PITCHER</b>	IP ERA: 5.4	WLS ERA: 3.24	BF ERA: 3.15	H ERA: 4.17	R ERA: 5.67	ER ERA: 5.67	SO ERA: 5.67	BB ERA: 5.67	IBB ERA: 5.67	HBP ERA: 5.67	BLK ERA: 5.67	WP ERA: 5.67	HR ERA: 5.67	S ERA: 5.67	P ERA: 5.67	ERA ERA: 5.67	WHIP ERA: 5.67								
32 Daniel Norris, L ERA: 5.4	3.1	13	1	2	2	1	2	0	0	0	0	0	0	29	59	5.40	0.900								
58 Todd Redmond, R ERA: 3.24	1.1	8	3	2	2	3	0	1	0	0	0	1	19	29	13.50	2.250									
62 Aaron Loup, L ERA: 3.15	0.2	L	4	1	1	1	0	0	1	0	0	1	7	12	13.50	1.500									
29 Dustin McGowan, R ERA: 4.17	0.2		4	2	1	1	0	0	0	0	0	1	7	14	13.50	3.000									
23 Brandon Morrow, R ERA: 5.67	1.0		4	2	1	1	0	0	0	0	0	0	6	9	9.00	2.000									

Seattle Mariners @ Toronto Blue Jays  
Rogers Centre, Toronto, ON  
Thu Sep 25 2014, 4:08 PM - 7:09 PM EDT  
Att: 17,173 - Partly Cloudy - 66 F

AB 36  
R 7  
H 10  
RBI 7  
BB 3  
SO 8  
LOB 11



Batter	1	2	3	4	5	6	7	8	9	AB	R	H	RBI	BB	SO	LOB	BOTTOM								
45 Dalton Pompey, S OBP: 0.281, SLG: 0.286	L7									3	1	1	0	2	1	0									
66 Munenori Kawasaki, L OBP: 0.326, SLG: 0.294	K									3	1	0	0	1	1	3									
10 Edwin Encarnación, R OBP: 0.397, SLG: 0.555										2	0	0	1	1	0	1									
26 Adam Lind, L OBP: 0.381, SLG: 0.482										3	0	1	1	0	0	1									
18 Steve Tolson, R OBP: 0.306, SLG: 0.365	P6									1	0	0	0	0	1	0									
15 Danny Valencia, R OBP: 0.295, SLG: 0.377										4	1	1	0	0	0	1									
14 George Kottaras, L OBP: 0.351, SLG: 0.533										2	0	0	0	1	2	1									
9 John Mayberry Jr., R OBP: 0.316, SLG: 0.440										1	0	0	0	0	1	0									
22 Josh Thole, L OBP: 0.324, SLG: 0.282										0	0	0	0	0	0	0									
11 Kevin Pillar, R OBP: 0.288, SLG: 0.393										4	2	1	1	0	1	2									
8 Anthony Gose, L OBP: 0.311, SLG: 0.288										4	0	1	1	0	2	1									
17 Ryan Goins, L OBP: 0.206, SLG: 0.259										4	0	0	1	0	0	2									
<b>Inning Stats</b>	R: 0 E: 0 K: 1 S: 11	H: 2 LOB: 1 BB: 1 P: 16	R: 2 E: 0 K: 0 S: 19	H: 2 LOB: 2 BB: 2 P: 34	R: 0 E: 0 K: 0 S: 7	H: 0 LOB: 0 BB: 0 P: 11	R: 0 E: 1 K: 2 S: 11	H: 0 LOB: 1 BB: 0 P: 14	R: 2 E: 1 K: 1 S: 9	H: 1 LOB: 2 BB: 2 P: 24	R: 0 E: 0 K: 1 S: 5	H: 0 LOB: 0 BB: 0 P: 7	R: 0 E: 0 K: 0 S: 7	H: 1 LOB: 0 BB: 0 P: 12	R: 0 E: 0 K: 2 S: 9	H: 0 LOB: 0 BB: 0 P: 13	R: 1 E: 0 K: 2 S: 9	H: 1 LOB: 0 BB: 0 P: 12	1B: 4 2B: 0 3B: 0 HR: 1	SF: 1 SAC: 0 DP: 1 HBP: 0	WP: 0 PB: 0 SB: 2 CS: 0	PA: 37			
<b>PITCHER</b>	IP ERA: 2.3	WLS ERA: 5.0	BF ERA: 2.2	H ERA: 2.22	R ERA: 2.22	ER ERA: 2.22	SO ERA: 2.22	BB ERA: 2.22	IBB ERA: 2.22	HBP ERA: 2.22	BLK ERA: 2.22	WP ERA: 2.22	HR ERA: 2.22	S ERA: 2.22	P ERA: 2.22	ERA ERA: 2.22	WHIP ERA: 2.22								
54 Tom Wilhelmson, R ERA: 2.3	1.1	3	0	0	0	0	1	0	0	0	0	0	7	13	0.00	1.500									
44 Lucas Luetge, L ERA: 5.0	0.2		3	0	0	0	0	0	0	0	0	0	7	11	0.00	0.000									
52 Dominic Leone, R ERA: 2.2	1.0		3	0	0	0	0	0	0	0	0	0	7	11	0.00	0.000									
97 Joe Beigel, L ERA: 2.22	1.0	H	6	0	2	2	2	0	0	0	0	0	12	23	18.00	2.000									
31 Yoervis Medina, R ERA: 2.77	1.0	W	4	1	0	0	1	0	0	0	0	0	8	15	0.00	1.000									
<b>PITCHER</b>	IP ERA: 2.6	WLS ERA: 3.7	BF ERA: 2.8	H ERA: 3.7	R ERA: 2.8	ER ERA: 2.8	SO ERA: 2.8	BB ERA: 2.8	IBB ERA: 2.8	HBP ERA: 2.8	BLK ERA: 2.8	WP ERA: 2.8	HR ERA: 2.8	S ERA: 2.8	P ERA: 2.8	ERA ERA: 2.8	WHIP ERA: 2.8								
40 Danny Farquhar, R ERA: 2.6	2.0	6	1	0	0	0	1	0	0	0	0	0	6	10	0.00	0.000									
41 Charlie Furbush, L ERA: 2.8	0.2	H	2	0	0	0	1	0	0	0	0	0	3	3	0.00	0.000									
39 Carson Smith, R ERA: 2.8	0.1	H	1	0	0	0	1	0	0	0	0	0	3	3	0.00	0.000									
56 Fernando Rodney, R ERA: 2.8	1.0	S	4	1	1	1	2	0	0	0	0	0	1	9	12	9.00	1.000								

Seattle Mariners @ Toronto Blue Jays  
Rogers Centre, Toronto, ON  
Thu Sep 25 2014, 4:08 PM - 7:09 PM EDT  
Att: 17,173 - Partly Cloudy - 66 F

AB 31  
R 5  
H 5  
RBI 5  
BB 5  
SO 9  
LOB 12










Batter	1	2	3	4	5	6	7	8	9	10	11	AB	R	H	RBI	BB	SO	LOB	TOP	
56 Kole Calhoun, L OBP: 0.326, SLG: 0.452 18 Gordon Beckham, R OBP: 0.272, SLG: 0.349	G5-3	L8			K2-3		F7				G4-3	4	0	0	0	0	1	3		
27 Mike Trout, R OBP: 0.379, SLG: 0.563 12 Shawn O'Malley, S OBP: 0.214, SLG: 0.214	K		G6-3		F9						K	3	0	0	0	1	1	0		
5 Albert Pujols, R OBP: 0.348, SLG: 0.466 22 Tony Campana, L OBP: 0.197, SLG: 0.227	F9		G6-3		G4-3		G5-3			P6		4	0	0	0	0	0	1		
47 Howie Kendrick, R OBP: 0.348, SLG: 0.398 10 Grant Green, R OBP: 0.287, SLG: 0.361	G6-3	G6-3	6 WP 1B		6 WP 2B		G3			L7		4	0	2	0	0	0	0		
6 David Freese, R OBP: 0.323, SLG: 0.385 19 Eren Navarro, L OBP: 0.302, SLG: 0.340		24 1B 2B			K						2B	2	1	1	0	1	1	1		
2 Erick Aybar, S OBP: 0.322, SLG: 0.380 8 John McDonald, R OBP: 0.250, SLG: 0.176 28 Brennan Boesch, L (10, PH) OBP: 0.195, SLG: 0.288 13 Luis Jimenez, R OBP: 0.216, SLG: 0.229	G6-3	G3			L7					F8		3	0	0	0	1	0	4		
17 Chris Iannetta, R OBP: 0.373, SLG: 0.392	7 BB 24 1B HBP		L7							G4-3		3	0	1	0	1	0	1		
24 C.J. Cron, R OBP: 0.292, SLG: 0.456			K2-3		K					K		5	0	1	1	0	4	3		
7 Collin Cowgill, R OBP: 0.330, SLG: 0.354			G5-3				P3			K		4	0	0	0	1	1	1		
<b>Inning Stats</b>	R: 0 E: 0 K: 1 S: 7	H: 0 LOB: 0 BB: 0 P: 12	R: 1 E: 0 K: 0 S: 14	H: 2 LOB: 3 BB: 1 P: 28	R: 0 E: 0 K: 1 S: 12	H: 1 LOB: 2 BB: 1 P: 19	R: 0 E: 0 K: 1 S: 7	H: 0 LOB: 0 BB: 0 P: 11	R: 0 E: 0 K: 2 S: 12	H: 1 LOB: 2 BB: 1 P: 20	R: 0 E: 0 K: 1 S: 9	H: 0 LOB: 1 BB: 1 P: 13	R: 0 E: 0 K: 3 S: 13	H: 1 LOB: 1 BB: 0 P: 19	R: 0 E: 0 K: 1 S: 12	H: 1 LOB: 1 BB: 0 P: 18	1B: 4 2B: 3 3B: 0 HR: 0	SF: 0 SAC: 0 DP: 0 HBP: 1	WP: 2 PB: 0 SB: 0 CS: 0	PA: 46
<b>PITCHER</b>	IP 5.2	WLS 0.2	BF 2	H 0	R 0	ER 0	SO 1	BB 0	IBB 0	HBP 0	BLK 0	WP 0	HR 0	S 8	P 8	ERA 1.59	WHIP 1.059			
65 James Paxton, L ERA: 3.04 40 Danny Farquhar, R ERA: 2.57 41 Charlie Furbush, L ERA: 2.27 39 Carson Smith, R ERA: 2.27 31 Yoervis Medina, R ERA: 2.72	56 Fernando Rodney, R (9, 1) ERA: 2.85 54 Tom Wilhelmson, R (10, 1) ERA: 2.27 52 Dominic Leone, R (11, 1) ERA: 2.17	IP 1.0	WLS 4	BF 1	H 0	R 0	ER 0	SO 3	BB 0	IBB 0	HBP 0	BLK 0	WP 0	HR 0	S 13	P 13	ERA 0.00	WHIP 1.000		

Los Angeles Angels @ Seattle Mariners  
Safeco Field, Seattle, WA  
Sat Sep 27 2014, 6:11 PM - 10:06 PM PDT  
Att. 32,716 - Clear - 65 F

AB 40  
R 1  
H 7  
RBI 1  
BB 5  
SO 10  
LOB 17



Batter	1	2	3	4	5	6	7	8	9	10	11	AB	R	H	RBI	BB	SO	LOB	BOTTOM	
16 Austin Jackson, R OBP: 0.307, SLG: 0.346	G6-3					K					FC4-7	5	0	0	1	1	2	7		
13 Dustin Ackley, L OBP: 0.293, SLG: 0.400	K		L8									4	0	1	0	0	1	1		
22 Robinson Cano, L OBP: 0.382, SLG: 0.454				G4-3		FC6-4				G4-3		4	0	0	0	1	0	3		
21 Kendrys Morales, S (10, 1) OBP: 0.275, SLG: 0.341	BB				G5-3		L7			G6-3		4	0	0	0	1	0	3		
15 Kyle Seager, L OBP: 0.338, SLG: 0.457 99 James Jones, L OBP: 0.278, SLG: 0.311 35 Humberto Quintero, R (10, 2)	F8				G3-1							3	1	1	0	1	0	0		
20 Logan Morrison, L OBP: 0.313, SLG: 0.419						P2						4	0	2	1	1	0	2		
28 Chris Denorfia, R OBP: 0.284, SLG: 0.318 9 Endy Chavez, L OBP: 0.317, SLG: 0.371	G4-6-3					G4-3						2	0	0	0	0	0	1		
3 Mike Zunino, R OBP: 0.254, SLG: 0.405 55 Michael Saunders, L OBP: 0.335, SLG: 0.439 2 Jesus Suarez, R OBP: 0.213, SLG: 0.246 5 Brad Miller, L OBP: 0.265, SLG: 0.366						G4-3						2	0	1	0	0	0	0		
1 Chris Taylor, R OBP: 0.354, SLG: 0.353						G6-4-3						5	0	2	0	0	2	6		
<b>PITCHER</b>	IP 6.0	WLS 1.0	BF 4	H 0	R 0	ER 0	SO 2	BB 0	IBB 0	HBP 0	BLK 0	WP 0	HR 0	S 5	P 6	ERA 0.00	WHIP 0.000			
33 C.J. Wilson, L ERA: 4.51 59 Fernando Salas, R ERA: 3.38 38 Joe Smith, R ERA: 1.81 39 Jason Grilli, R ERA: 4.0 64 Mike Morin, R ERA: 2.9	63 Vinnie Pestano, R (11, 1) ERA: 2.89	IP 0.1	WLS 1	BF 0	H 0	R 0	ER 0	SO 0	BB 0	IBB 0	HBP 0	BLK 0	WP 0	HR 0	S 5	P 6	ERA 0.00	WHIP 0.000		

Los Angeles Angels @ Seattle Mariners  
Safeco Field, Seattle, WA  
Sat Sep 27 2014, 6:11 PM - 10:06 PM PDT  
Att. 32,716 - Clear - 65 F

AB 37  
R 2  
H 8  
RBI 2  
BB 6  
SO 7  
LOB 28





Batter	1	2	3	4	5	6	7	8	9	AB	R	H	RBI	BB	SO	LOB	TOP										
56 Kole Calhoun, L (1,9) OBP: 0.325, SLG: 0.450										2	0	0	0	0	2	0	<b>Los Angeles Angels @ Seattle Mariners</b> Safeco Field, Seattle, WA Sun Sep 28 2014, 1:11 PM - 4:00 PM PDT Att: 40,823 - Cloudy - 59 F										
18 Gordon Beckham, R (5,5)										2	0	0	0	0	2	3											
27 Mike Trout, R (1,8) OBP: 0.377, SLG: 0.561										2	0	0	0	0	1	0											
28 Brennan Boesch, L (5,9) OBP: 0.203, SLG: 0.293										2	1	1	0	0	0	1											
5 Albert Pujols, R (1,10) OBP: 0.324, SLG: 0.466										2	0	1	0	0	0	0											
13 Luis Jimenez, R (7,PH) OBP: 0.205, SLG: 0.216										2	0	0	0	0	1	1											
47 Howie Kendrick, R (1,4) OBP: 0.347, SLG: 0.397										2	0	0	0	0	0	1											
12 Shawn O'Malley, S (5,4) OBP: 0.188, SLG: 0.188										2	0	0	0	0	2	1											
2 Erick Aybar, S (1,6) OBP: 0.321, SLG: 0.379										2	0	0	0	0	1	0											
8 John McDonald, R (5,6) OBP: 0.256, SLG: 0.197										2	0	1	1	0	0	0											
6 David Freese, R (1,5) OBP: 0.321, SLG: 0.383										2	0	0	0	0	0	0											
22 Tony Campana, L (5,8) OBP: 0.197, SLG: 0.227										0	0	0	0	0	0	0											
10 Grant Green, R (6,PH) OBP: 0.282, SLG: 0.354										2	0	0	0	0	0	1											
19 Efrén Navarro, L (1,7) OBP: 0.302, SLG: 0.340										3	0	1	0	0	1	0											
24 C.J. Cron, R (1,3) OBP: 0.289, SLG: 0.450										3	0	0	0	0	1	1											
24 Hank Conger, L (1,2) OBP: 0.293, SLG: 0.325										2	0	1	0	1	1	0											
44 John Buck, R (8,2) OBP: 0.289, SLG: 0.281										0	0	0	0	0	0	0											
<b>Inning Stats</b>	R: 0 E: 0 K: 2 S: 10	H: 1 LOB: 1 BB: 0 P: 15	R: 0 E: 0 K: 2 S: 9	H: 0 LOB: 0 BB: 0 P: 12	R: 0 E: 0 K: 3 S: 9	H: 0 LOB: 0 BB: 0 P: 13	R: 0 E: 0 K: 0 S: 7	H: 0 LOB: 0 BB: 0 P: 10	R: 0 E: 0 K: 0 S: 7	H: 0 LOB: 0 BB: 0 P: 13	R: 0 E: 0 K: 1 S: 13	H: 1 LOB: 1 BB: 0 P: 20	R: 0 E: 0 K: 1 S: 5	H: 0 LOB: 0 BB: 0 P: 8	R: 0 E: 0 K: 1 S: 11	H: 1 LOB: 2 BB: 1 P: 18	R: 1 E: 0 K: 2 S: 11	H: 2 LOB: 1 BB: 0 P: 17	1B: 4 2B: 1 3B: 0 HR: 0	SF: 0 SAC: 0 DP: 0 HBP: 0	WP: 1 PB: 0 CS: 0	PA: 33					
<b>PITCHER</b>	IP	WLS	BF	H	R	ER	SO	BB	IBB	HBP	BLK	WP	HR	S	P	ERA	WHIP										
34 Félix Hernández, R (1,1) ERA: 2.14	5.1	W	17	1	0	0	7	0	0	0	0	0	0	45	68	0.00	0.188										
37 Brandon Maurer, R (6,1) ERA: 4.65	1.2		6	1	0	0	2	0	0	0	0	1	0	15	23	0.00	0.600										
97 Joe Beigel, L (8,1) ERA: 2.2	0.1		2	1	0	0	0	0	0	0	0	0	0	5	7	0.00	3.000										
31 Yoervis Medina, R (8,1) ERA: 2.88	0.2		3	0	0	0	1	1	0	0	0	0	0	6	11	0.00	1.500										
40 Danny Farquhar, R (9,1) ERA: 2.66	1.0		5	2	1	1	2	0	0	0	0	0	0	11	17	9.00	2.000										

Batter	1	2	3	4	5	6	7	8	9	AB	R	H	RBI	BB	SO	LOB	BOTTOM										
16 Austin Jackson, R (1,8) OBP: 0.308, SLG: 0.347										4	0	2	0	0	0	0	<b>Los Angeles Angels @ Seattle Mariners</b> Safeco Field, Seattle, WA Sun Sep 28 2014, 1:11 PM - 4:00 PM PDT Att: 40,823 - Cloudy - 59 F										
99 James Jones, L (6,FR) OBP: 0.278, SLG: 0.311										0	0	0	0	0	0	0											
13 Dustin Ackley, L (1,7) OBP: 0.293, SLG: 0.398										4	0	1	0	0	3	4											
7 Stefen Romero, R (9,7) OBP: 0.234, SLG: 0.299										0	0	0	0	0	0	0											
22 Robinson Canó, L (1,4) OBP: 0.362, SLG: 0.454										3	0	1	0	0	0	1											
5 Brad Miller, L (6,4) OBP: 0.288, SLG: 0.365										1	0	0	0	0	1	0											
21 Kendrys Morales, S (1,10) OBP: 0.274, SLG: 0.338										3	1	0	0	1	1	2											
15 Kyle Seager, L (1,5) OBP: 0.334, SLG: 0.454										4	0	0	0	0	2	2											
20 Logan Morrison, L (1,3) OBP: 0.315, SLG: 0.420										4	2	2	0	0	0	1											
55 Michael Saunders, L (1,9) OBP: 0.341, SLG: 0.450										3	1	2	2	1	1	0											
3 Mike Zunino, R (1,2) OBP: 0.254, SLG: 0.404										4	0	1	2	0	1	2											
1 Chris Taylor, R (1,6) OBP: 0.347, SLG: 0.346										3	0	0	0	0	1	3											
<b>Inning Stats</b>	R: 0 E: 0 K: 1 S: 11	H: 1 LOB: 1 BB: 0 P: 18	R: 1 E: 0 K: 1 S: 16	H: 2 LOB: 1 BB: 0 P: 20	R: 0 E: 0 K: 1 S: 6	H: 0 LOB: 0 BB: 0 P: 11	R: 3 E: 0 K: 2 S: 19	H: 4 LOB: 2 BB: 1 P: 25	R: 0 E: 0 K: 0 S: 10	H: 1 LOB: 1 BB: 0 P: 15	R: 0 E: 0 K: 2 S: 11	H: 1 LOB: 2 BB: 1 P: 19	R: 0 E: 0 K: 1 S: 6	H: 0 LOB: 0 BB: 0 P: 7	R: 0 E: 0 K: 2 S: 9	H: 0 LOB: 0 BB: 0 P: 15	1B: 7 2B: 2 3B: 0 HR: 0	SF: 0 SAC: 0 DP: 0 HBP: 0	WP: 0 PB: 0 SB: 0 CS: 0	PA: 35							
<b>PITCHER</b>	IP	WLS	BF	H	R	ER	SO	BB	IBB	HBP	BLK	WP	HR	S	P	ERA	WHIP										
46 Cory Rasmus, R (1,1) ERA: 2.57	3.0	L	13	3	2	2	3	1	0	0	0	0	0	7	8	0.00	6.000										
54 Joe Thatcher, L (4,1) ERA: 3.69	0.1		3	2	0	0	1	0	0	0	0	0	0	7	8	0.00	6.000										
62 Yoslan Herrera, R (4,1) ERA: 2.7	0.2		4	2	2	2	1	0	0	0	0	0	0	10	11	27.00	3.000										
53 Héctor Santiago, L (5,1) ERA: 3.75	2.0		9	2	0	0	2	1	0	0	0	0	0	21	34	0.00	1.500										
35 Wade LeBlanc, L (7,1) ERA: 3.94	2.0		6	0	0	0	3	0	0	0	0	0	0	15	22	0.00	0.000										

AB	32
R	1
H	5
RBI	1
BB	1
SO	12
LOB	9



AB	33
R	4
H	9
RBI	4
BB	2
SO	10
LOB	15

