

Seattle Mariners - 2018

| Batter | 1 | 2 | 3 | 4 | 5 | 6 | 7 | 8 | 9 | AB | R | H | RBI | BB | SO | LOB | TOP | | | | | | |
|---|------------------------------|---------------------------------|------------------------------|---------------------------------|------------------------------|---------------------------------|------------------------------|---------------------------------|------------------------------|---------------------------------|------------------------------|---------------------------------|------------------------------|---------------------------------|------------------------------|----------------------------------|--|---------------------------------|----------------------------------|------------------------------------|----------------------------------|--------|-------|
| 28 Leury Garcia, S (1,6) | G3 | | K | | L7 | | 1B | | SF8 | 3 | 0 | 0 | 0 | 0 | 1 | 2 | Chicago White Sox @ Seattle Mariners Peoria Stadium, Peoria, AZ Sat Feb 24 2018, 3:11 PM - 6:22 PM EST Att: 5,107 - Sunny - 57 F | | | | | | |
| 94 Jorge Rondon, R (6,6) | | | | | | | | | | 0 | 0 | 0 | 0 | 0 | 0 | | | | | | | | |
| 20 Tyler Saladino, R (1,4) OBP: 0.400, SLG: 0.400 | | | F8 | | | | CS | | | 3 | 0 | 2 | 0 | 0 | 0 | 0 | | | | | | | |
| 93 Jake Elmore, R (6,4) OBP: 1.000, SLG: 1.000 | 1B | | | | | | | | | 2 | 1 | 2 | 0 | 0 | 0 | 0 | | | | | | | |
| 30 Nicky Delmonico, L (1,7) OBP: 0.367, SLG: 0.400 | | | | | | | | | | 2 | 1 | 1 | 1 | 0 | 0 | 1 | | | | | | | |
| 32 Jacob May, S (6,7) OBP: 0.667, SLG: 0.500 | G4-3 | | | | SF9 | | | | | 1 | 1 | 1 | 0 | 1 | 0 | 0 | | | | | | | |
| 24 Matt Davidson, R (1,5) OBP: 0.333, SLG: 0.333 | | | | | | | | | | 3 | 0 | 1 | 0 | 0 | 0 | 3 | | | | | | | |
| 88 Patrick Leonard, R (6,5) | F8 | | | | F9 | | | | | 2 | 0 | 0 | 0 | 0 | 1 | 4 | | | | | | | |
| 21 Wellington Castillo, R (1,2) | | | | | | | | | | 2 | 0 | 0 | 1 | 0 | 1 | 0 | | | | | | | |
| 86 Zack Collins, L (6,2) | | | | | | | | | | 1 | 0 | 0 | 0 | 0 | 1 | 2 | | | | | | | |
| 63 Daniel Palka, L (1,9) | | | | | | | | | | 3 | 0 | 0 | 0 | 0 | 0 | 1 | | | | | | | |
| 73 Luis Alexander Basabe, R (6,9) OBP: 1.000, SLG: 2.000 | E4 | | | | G2-3 | | | | | 1 | 0 | 1 | 1 | 0 | 0 | 0 | | | | | | | |
| 62 Casey Gillaspie, S (1,3) | | | | | | | | | | 3 | 0 | 0 | 0 | 0 | 0 | 2 | | | | | | | |
| 89 Matt Skole, L (6,3) | L9 | | | | F8 | | | | | 1 | 0 | 0 | 0 | 0 | 1 | | | | | | | | |
| 15 Adam Engel, R (1,10) | | | | | | | | | | 1 | 1 | 0 | 0 | 1 | 0 | 1 | | | | | | | |
| 91 Jake Burger, R (7,PH) OBP: 0.250, SLG: 0.750 | | | | | | | | | | 2 | 1 | 1 | 0 | 0 | 1 | 0 | | | | | | | |
| 22 Charles Tilson, L (1,8) OBP: 0.250, SLG: 0.250 | | | | | | | | | | 2 | 0 | 0 | 0 | 0 | 0 | 1 | | | | | | | |
| 92 Luis Robert Jr., R (6,8) | | | | | | | | | | 2 | 0 | 0 | 0 | 0 | 1 | 1 | | | | | | | |
| Inning Stats | R: 0 E: 0 K: 0 S: 4 | H: 1 LOB: 1 BB: 0 P: 4 | R: 0 E: 1 K: 0 S: 4 | H: 0 LOB: 1 BB: 0 P: 4 | R: 0 E: 0 K: 1 S: 5 | H: 0 LOB: 0 BB: 0 P: 5 | R: 1 E: 0 K: 0 S: 5 | H: 2 LOB: 1 BB: 0 P: 5 | R: 1 E: 1 K: 0 S: 5 | H: 1 LOB: 2 BB: 1 P: 9 | R: 0 E: 0 K: 1 S: 5 | H: 0 LOB: 0 BB: 0 P: 5 | R: 0 E: 0 K: 1 S: 5 | H: 1 LOB: 1 BB: 0 P: 6 | R: 2 E: 0 K: 2 S: 9 | H: 2 LOB: 1 BB: 1 P: 14 | R: 1 E: 0 K: 1 S: 8 | H: 3 LOB: 2 BB: 0 P: 8 | 1B: 7 2B: 2 3B: 1 HR: 0 | SF: 3 SAC: 0 DP: 0 HBP: 0 | WP: 1 PB: 0 SB: 2 CS: 1 | PA: 41 | |
| PITCHER | IP | WLS | BF | H | R | ER | SO | BB | IBB | HBP | BLK | WP | HR | S | P | ERA | WHIP | | | | | ERA | WHIP |
| 8 Mike Leake, R (1,1) ERA: 4.5 | 2.0 | 8 | 1 | 0 | 0 | 0 | 0 | 0 | 0 | 0 | 0 | 0 | 0 | 8 | 8 | 0.00 | 0.500 | | | | | 13.50 | 4.500 |
| 33 Chase De Jong, R (3,1) ERA: 4.5 | 2.0 | H | 9 | 1 | 1 | 0 | 1 | 1 | 0 | 0 | 0 | 0 | 0 | 10 | 10 | 0.00 | 1.000 | | | | | 0.00 | 0.000 |
| 61 Casey Lawrence, R (5,1) ERA: 18.0 | 1.0 | H | 3 | 1 | 0 | 0 | 1 | 0 | 0 | 0 | 0 | 0 | 0 | 5 | 6 | 0.00 | 1.000 | | | | | 0.00 | 0.000 |
| 76 Johendi Jiminian, R (7,1) ERA: 18.0 | 1.0 | L | 6 | 2 | 2 | 2 | 2 | 1 | 0 | 0 | 0 | 1 | 0 | 9 | 14 | 18.00 | 3.000 | | | | | 0.00 | 0.000 |

| Batter | 1 | 2 | 3 | 4 | 5 | 6 | 7 | 8 | 9 | AB | R | H | RBI | BB | SO | LOB | BOTTOM | | | | | | |
|---|------------------------------|---------------------------------|------------------------------|---------------------------------|------------------------------|---------------------------------|------------------------------|----------------------------------|------------------------------|---------------------------------|-------------------------------|----------------------------------|------------------------------|---------------------------------|------------------------------|---------------------------------|--|------------------------------------|----------------------------------|--------|--|------|-------|
| 9 Dee Strange-Gordon, L (1,8) OBP: 0.667, SLG: 1.000 | | | | | | | | | | 2 | 0 | 1 | 0 | 0 | 0 | 2 | Chicago White Sox @ Seattle Mariners Peoria Stadium, Peoria, AZ Sat Feb 24 2018, 3:11 PM - 6:22 PM EST Att: 5,107 - Sunny - 57 F | | | | | | |
| 73 Braden Bishop, R (4,PH) OBP: 0.333, SLG: 0.500 | 1B | | | | | | | | | 2 | 0 | 1 | 1 | 0 | 1 | 0 | | | | | | | |
| 7 Andrew Romine, S (1,6) OBP: 0.800, SLG: 1.000 | | | | | | | | | | 3 | 0 | 2 | 2 | 0 | 0 | 0 | | | | | | | |
| 71 Zach Vincej, R (6,6) OBP: 0.250, SLG: 0.250 | E1 | | | | | | | | | 2 | 0 | 0 | 0 | 0 | 0 | 1 | | | | | | | |
| 57 John Andreoli, R (1,7) OBP: 0.750, SLG: 0.667 | | | | | | | | | | 2 | 0 | 1 | 0 | 1 | 1 | 2 | | | | | | | |
| 72 Andrew Aplin, L (6,9) OBP: 0.200, SLG: 0.200 | K | | | | | | | | | 2 | 0 | 0 | 0 | 0 | 1 | 2 | | | | | | | |
| 6 Mike Ford, L (1,10) | | | | | | | | | | 2 | 0 | 0 | 0 | 0 | 0 | 3 | | | | | | | |
| 54 Joseph Odom, R (7,PH) OBP: 0.500, SLG: 0.500 | | | | | | | | | | 1 | 0 | 0 | 0 | 0 | 1 | 1 | | | | | | | |
| 59 Matt Hague, R (1,3) | | | | | | | | | | 2 | 0 | 0 | 0 | 0 | 1 | 4 | | | | | | | |
| 84 Evan White, R (5,PH) OBP: 0.250, SLG: 0.250 | G6-4-3 | | | | | | | | | 2 | 0 | 0 | 0 | 0 | 1 | 1 | | | | | | | |
| 21 Taylor Motter, R (1,5) OBP: 0.400, SLG: 0.600 | | | | | | | | | | 2 | 1 | 2 | 0 | 0 | 0 | 0 | | | | | | | |
| 90 Zach Shank, R (5,PH) OBP: 0.500, SLG: 0.500 | | | | | | | | | | 2 | 0 | 0 | 0 | 0 | 1 | 1 | | | | | | | |
| 45 Kirk Nieuwenhuis, L (1,9) | | | | | | | | | | 2 | 0 | 0 | 0 | 0 | 0 | 2 | | | | | | | |
| 49 Junior Lake, R (5,PH) OBP: 0.333, SLG: 0.333 | | | | | | | | | | 2 | 0 | 0 | 0 | 0 | 1 | 0 | | | | | | | |
| 1 Gordon Beckham, R (1,4) OBP: 1.000, SLG: 1.000 | | | | | | | | | | 2 | 1 | 2 | 0 | 1 | 0 | 0 | | | | | | | |
| 82 Chris Mariscal, R (7,4) OBP: 0.500, SLG: 0.500 | | | | | | | | | | 1 | 0 | 0 | 0 | 0 | 0 | 0 | | | | | | | |
| 10 Mike Marjama, R (1,2) OBP: 1.000, SLG: 1.000 | | | | | | | | | | 1 | 1 | 1 | 0 | 0 | 0 | 0 | | | | | | | |
| 36 David Freitas, R (6,2) | | | | | | | | | | 2 | 0 | 0 | 0 | 0 | 0 | 0 | | | | | | | |
| Inning Stats | R: 0 E: 1 K: 1 S: 6 | H: 2 LOB: 2 BB: 0 P: 7 | R: 0 E: 0 K: 0 S: 5 | H: 3 LOB: 2 BB: 0 P: 5 | R: 0 E: 0 K: 1 S: 8 | H: 1 LOB: 1 BB: 0 P: 8 | R: 3 E: 0 K: 0 S: 5 | H: 2 LOB: 2 BB: 2 P: 15 | R: 0 E: 1 K: 1 S: 5 | H: 0 LOB: 0 BB: 0 P: 5 | R: 0 E: 0 K: 3 S: 10 | H: 1 LOB: 1 BB: 0 P: 11 | R: 0 E: 0 K: 1 S: 5 | H: 0 LOB: 0 BB: 0 P: 5 | R: 0 E: 0 K: 0 S: 5 | H: 1 LOB: 1 BB: 0 P: 5 | 1B: 9 2B: 1 3B: 0 HR: 0 | SF: 1 SAC: 0 DP: 2 HBP: 2 | WP: 2 PB: 0 SB: 1 CS: 1 | PA: 39 | | | |
| PITCHER | IP | WLS | BF | H | R | ER | SO | BB | IBB | HBP | BLK | WP | HR | S | P | ERA | WHIP | | | | | ERA | WHIP |
| 21 Héctor Santiago, L (1,1) ERA: 13.5 | 2.0 | 7 | 2 | 2 | 2 | 2 | 1 | 0 | 0 | 0 | 0 | 1 | 0 | 10 | 14 | 13.50 | 2.250 | | | | | 0.00 | 0.500 |
| 61 TJ House, L (3,1) ERA: 5.4 | 1.2 | 8 | 1 | 1 | 1 | 1 | 1 | 1 | 0 | 1 | 0 | 1 | 0 | 8 | 14 | 5.40 | 1.200 | | | | | 0.00 | 1.000 |
| 84 Dane Dunning, R (4,1) ERA: 5.4 | 1.0 | 3 | 1 | 0 | 0 | 1 | 0 | 0 | 0 | 0 | 0 | 0 | 0 | 5 | 5 | 0.00 | 1.000 | | | | | 0.00 | 0.000 |
| 41 Xavier Cedeño, L (6,1) ERA: 18.0 | 1.0 | W | 4 | 0 | 0 | 0 | 3 | 0 | 0 | 0 | 0 | 0 | 0 | 10 | 11 | 0.00 | 0.000 | | | | | 0.00 | 0.000 |

| Batter | 1 | 2 | 3 | 4 | 5 | 6 | 7 | 8 | 9 | AB | R | H | RBI | BB | SO | LOB | TOP | | | | | | | | | | | |
|--|------------------------------|---------------------------------|------------------------------|---------------------------------|------------------------------|---------------------------------|------------------------------|---------------------------------|------------------------------|---------------------------------|------------------------------|---------------------------------|------------------------------|---------------------------------|------------------------------|---------------------------------|---|------------------------------|---------------------------------|----------------------------------|------------------------------------|----------------------------------|--------|--|--|--|--|--|
| 27 Adalberto Mondesi, S OBP: 0.308, SLG: 0.692 79 Erick Mejia, S OBP: 0.331, SLG: 0.833 | | | | | | | | | | 3 | 0 | 0 | 1 | 0 | 1 | 1 | Kansas City Royals @ Seattle Mariners Peoria Stadium, Peoria, AZ Thu Mar 01 2018, 3:10 PM - 5:50 PM EST Att: 4,795 - Sunny - 66 F | | | | | | | | | | | |
| 15 Whit Merrifield, R OBP: 0.545, SLG: 1.182 69 Frank Schwindel, R OBP: 0.100, SLG: 0.100 | | | | | | | | | | 3 | 0 | 1 | 0 | 0 | 0 | 1 | | | | | | | | | | | | |
| 4 Alex Gordon, L OBP: 0.364, SLG: 0.375 7 Tyler Collins, L OBP: 0.455, SLG: 0.333 | | | | | | | | | | 3 | 0 | 1 | 0 | 0 | 0 | 1 | | | | | | | | | | | | |
| 12 Jorge Soler, R OBP: 0.375, SLG: 0.923 | | | | | | | | | | 4 | 1 | 1 | 2 | 0 | 2 | 2 | | | | | | | | | | | | |
| 38 Jorge Bonifacio, R OBP: 0.300, SLG: 0.500 11 Bubba Starling, R OBP: 0.222, SLG: 0.500 | | | | | | | | | | 3 | 0 | 1 | 0 | 0 | 0 | 2 | | | | | | | | | | | | |
| 88 Michael Saunders, L OBP: 0.333, SLG: 0.333 78 Donnie Dewees, L OBP: 0.667, SLG: 0.750 | | | | | | | | | | 3 | 0 | 1 | 0 | 0 | 0 | 0 | | | | | | | | | | | | |
| 19 Cheslor Cuthbert, R OBP: 0.222, SLG: 0.333 48 Jack López, R OBP: 0.200, SLG: 0.200 0 Terrance Gore, R OBP: 0.750, SLG: 0.667 68 Humberto Arteaga, R OBP: 0.800, SLG: 1.000 | | | | | | | | | | 2 | 0 | 1 | 0 | 0 | 1 | 2 | | | | | | | | | | | | |
| 46 Ramón Torres, S OBP: 0.200, SLG: 0.400 47 Nicky Lopez, L OBP: 0.143, SLG: 0.143 | | | | | | | | | | 2 | 1 | 1 | 0 | 0 | 1 | 1 | | | | | | | | | | | | |
| 9 Drew Butera, R OBP: 0.500, SLG: 0.429 71 Parker Morin, L OBP: 0.625, SLG: 1.429 66 Ryan O'Hearn, L OBP: 0.625, SLG: 1.429 22 Meibrys Viloria, L | | | | | | | | | | 2 | 0 | 1 | 0 | 0 | 1 | 0 | | | | | | | | | | | | |
| Inning Stats | R: 0 E: 0 K: 2 S: 9 | H: 2 LOB: 2 BB: 0 P: 9 | R: 0 E: 0 K: 1 S: 5 | H: 1 LOB: 0 BB: 0 P: 5 | R: 0 E: 0 K: 1 S: 5 | H: 0 LOB: 0 BB: 0 P: 5 | R: 0 E: 0 K: 1 S: 7 | H: 2 LOB: 2 BB: 0 P: 7 | R: 1 E: 0 K: 0 S: 5 | H: 2 LOB: 1 BB: 0 P: 5 | R: 0 E: 0 K: 1 S: 5 | H: 0 LOB: 0 BB: 0 P: 5 | R: 0 E: 1 K: 0 S: 4 | H: 0 LOB: 1 BB: 0 P: 4 | R: 2 E: 0 K: 1 S: 7 | H: 2 LOB: 0 BB: 0 P: 7 | | R: 1 E: 0 K: 0 S: 4 | H: 2 LOB: 1 BB: 0 P: 4 | 1B: 8 2B: 2 3B: 0 HR: 1 | SF: 0 SAC: 1 DP: 1 HBP: 0 | WP: 0 PB: 0 SB: 0 CS: 0 | PA: 38 | | | | | |
| PITCHER | IP | WLS | BF | H | R | ER | SO | BB | IBB | HBP | BLK | WP | HR | S | P | ERA | | WHIP | | | | | | | | | | |
| 8 Mike Leake, R ERA: 1.5 | 3.0 | | 11 | 3 | 0 | 0 | 4 | 0 | 0 | 0 | 0 | 0 | 0 | 19 | 19 | 0.00 | | 1.000 | | | | | | | | | | |
| 61 Casey Lawrence, R ERA: 6.75 | 3.0 | | 13 | 4 | 1 | 1 | 2 | 0 | 0 | 0 | 0 | 0 | 0 | 17 | 17 | 3.00 | 1.333 | | | | | | | | | | | |
| 33 Chase De Jong, R ERA: 3.0 | 2.0 | B | 9 | 2 | 2 | 2 | 1 | 0 | 0 | 0 | 0 | 0 | 1 | 11 | 11 | 9.00 | 1.000 | | | | | | | | | | | |
| 60 Chasen Bradford, R | 1.0 | L | 4 | 2 | 1 | 1 | 0 | 0 | 0 | 0 | 0 | 0 | 0 | 4 | 4 | 9.00 | 2.000 | | | | | | | | | | | |

| Batter | 1 | 2 | 3 | 4 | 5 | 6 | 7 | 8 | 9 | AB | R | H | RBI | BB | SO | LOB | BOTTOM | | | | | | | | | | | |
|--|------------------------------|----------------------------------|------------------------------|----------------------------------|------------------------------|---------------------------------|------------------------------|----------------------------------|------------------------------|---------------------------------|------------------------------|----------------------------------|------------------------------|---------------------------------|------------------------------|----------------------------------|---|------------------------------|----------------------------------|----------------------------------|------------------------------------|----------------------------------|--------|--|--|--|--|--|
| 9 Dee Strange-Gordon, L OBP: 0.364, SLG: 0.727 73 Braden Bishop, R OBP: 0.444, SLG: 0.911 | | | | | | | | | | 3 | 0 | 0 | 0 | 0 | 1 | 1 | Kansas City Royals @ Seattle Mariners Peoria Stadium, Peoria, AZ Thu Mar 01 2018, 3:10 PM - 5:50 PM EST Att: 4,795 - Sunny - 66 F | | | | | | | | | | | |
| 2 Jean Segura, R OBP: 0.384, SLG: 0.667 82 Chris Mariscal, R | | | | | | | | | | 2 | 0 | 0 | 0 | 1 | 0 | 0 | | | | | | | | | | | | |
| 22 Robinson Cano, L OBP: 0.500, SLG: 0.333 85 Danny Muno, S | | | | | | | | | | 3 | 0 | 2 | 0 | 0 | 0 | 0 | | | | | | | | | | | | |
| 23 Nelson Cruz, R OBP: 0.182, SLG: 0.180 69 Jose DeCario, R OBP: 0.750, SLG: 0.667 21 Taylor Motter, R OBP: 0.357, SLG: 0.643 | | | | | | | | | | 2 | 1 | 0 | 0 | 1 | 0 | 3 | | | | | | | | | | | | |
| 15 Kyle Seager, L OBP: 0.636, SLG: 0.727 82 Adam Law, R OBP: 0.333, SLG: 0.333 | | | | | | | | | | 3 | 1 | 2 | 0 | 0 | 0 | 2 | | | | | | | | | | | | |
| 3 Mike Zunino, R OBP: 0.714, SLG: 0.333 | | | | | | | | | | 2 | 0 | 0 | 0 | 1 | 2 | 2 | | | | | | | | | | | | |
| 45 Kirk Nieuwenhuis, L OBP: 0.182, SLG: 0.180 57 John Andreoli, R OBP: 0.385, SLG: 0.200 | | | | | | | | | | 2 | 0 | 0 | 0 | 0 | 2 | 3 | | | | | | | | | | | | |
| 59 Matt Hague, R OBP: 0.333, SLG: 0.545 6 Mike Ford, L OBP: 0.315, SLG: 0.231 | | | | | | | | | | 1 | 0 | 1 | 1 | 1 | 0 | 0 | | | | | | | | | | | | |
| 70 Ian Miller, L OBP: 0.273, SLG: 0.273 86 Anthony Jimenez, R OBP: 0.333, SLG: 0.333 | | | | | | | | | | 2 | 0 | 0 | 0 | 0 | 0 | 0 | | | | | | | | | | | | |
| Inning Stats | R: 0 E: 1 K: 1 S: 6 | H: 1 LOB: 2 BB: 1 P: 10 | R: 0 E: 0 K: 3 S: 9 | H: 0 LOB: 1 BB: 1 P: 13 | R: 0 E: 0 K: 0 S: 3 | H: 0 LOB: 0 BB: 0 P: 3 | R: 3 E: 0 K: 1 S: 8 | H: 3 LOB: 1 BB: 1 P: 13 | R: 0 E: 0 K: 0 S: 3 | H: 1 LOB: 0 BB: 0 P: 3 | R: 0 E: 0 K: 1 S: 6 | H: 2 LOB: 2 BB: 1 P: 10 | R: 0 E: 0 K: 1 S: 5 | H: 0 LOB: 0 BB: 0 P: 5 | R: 0 E: 0 K: 2 S: 7 | H: 0 LOB: 1 BB: 1 P: 11 | | R: 0 E: 0 K: 2 S: 7 | H: 0 LOB: 1 BB: 1 P: 11 | 1B: 7 2B: 0 3B: 0 HR: 0 | SF: 0 SAC: 0 DP: 2 HBP: 0 | WP: 0 PB: 0 SB: 0 CS: 0 | PA: 38 | | | | | |
| PITCHER | IP | WLS | BF | H | R | ER | SO | BB | IBB | HBP | BLK | WP | HR | S | P | ERA | | WHIP | | | | | | | | | | |
| 64 Burch Smith, R ERA: 12.27 | 2.0 | | 10 | 3 | 3 | 3 | 1 | 1 | 0 | 0 | 0 | 0 | 0 | 11 | 16 | 13.50 | | 2.000 | | | | | | | | | | |
| 54 Blaine Boyer, R ERA: 2.25 | 1.0 | | 3 | 1 | 0 | 0 | 0 | 0 | 0 | 0 | 0 | 0 | 0 | 3 | 3 | 0.00 | 1.000 | | | | | | | | | | | |
| 70 Josh Staumont, R ERA: 4.75 | 2.0 | | 8 | 2 | 0 | 0 | 2 | 1 | 0 | 0 | 0 | 0 | 0 | 11 | 15 | 0.00 | 1.500 | | | | | | | | | | | |
| 56 Brad Keller, R | 1.0 | W | 4 | 0 | 0 | 0 | 2 | 1 | 0 | 0 | 0 | 0 | 0 | 7 | 11 | 0.00 | 1.000 | | | | | | | | | | | |

| Batter | 1 | 2 | 3 | 4 | 5 | 6 | 7 | 8 | 9 | AB | R | H | RBI | BB | SO | LOB | TOP | | | | | | | | | | | | | | | | | | | |
|---|------------------------------|---------------------------------|------------------------------|---------------------------------|------------------------------|---------------------------------|------------------------------|---------------------------------|------------------------------|---------------------------------|------------------------------|---------------------------------|------------------------------|---------------------------------|------------------------------|---------------------------------|----------------------------------|------------------------------------|----------------------------------|--------|-----|----|---|---|----|----|----|-----|-----|-----|----|----|---|------|-------|------|
| 18 Luis Valbuena, L (1,5) OBP: 0.267, SLG: 0.286 87 Jahmai Jones, R (6,8) OBP: 0.154, SLG: 0.308 | F9 | | G3-5-3 | | | K | | G6-3 | | 3 | 0 | 0 | 0 | 0 | 1 | 1 | | | | | | | | | | | | | | | | | | | | |
| 12 Martín Maldonado, R (1,2) OBP: 0.357, SLG: 0.615 51 Sherman Johnson, L (6,4) | HR | | K | | | K | | | K | 3 | 1 | 1 | 1 | 0 | 2 | 0 | | | | | | | | | | | | | | | | | | | | |
| 86 David Fletcher, R (1,6) OBP: 0.611, SLG: 0.625 57 Brennon Lund, L (6,9) 98 Jack Kruger, R (8,2) | 1B | | | G4-3 | | G6-3 | | | L8 | 3 | 0 | 1 | 0 | 0 | 0 | 0 | | | | | | | | | | | | | | | | | | | | |
| 44 René Rivera, R (1,10) OBP: 0.545, SLG: 0.900 31 Chris Carter, R (7, PH) OBP: 0.400, SLG: 0.636 | K | | | G6-3 | | | K | | L8 | 2 | 0 | 0 | 0 | 0 | 1 | 1 | | | | | | | | | | | | | | | | | | | | |
| 19 Jefry Marte, R (1,3) OBP: 0.647, SLG: 0.846 85 Matt Thaiss, L (2,3) OBP: 0.389, SLG: 0.750 | L5 | | | HR | | | | | | 1 | 0 | 0 | 0 | 0 | 0 | 1 | | | | | | | | | | | | | | | | | | | | |
| 84 Michael Hermosillo, R (1,9) OBP: 0.176, SLG: 0.250 83 José Miguel Fernández, (6,5) OBP: 0.287, SLG: 0.308 | | K | | G5-3 | | | | | | 2 | 0 | 0 | 0 | 0 | 1 | 0 | | | | | | | | | | | | | | | | | | | | |
| 22 Kaleb Cowart, S (1,4) OBP: 0.250, SLG: 0.211 51 Colin Walsh, S (6,6) OBP: 0.412, SLG: 0.733 | | G4-1 | | | | F7 | | | | 2 | 0 | 0 | 0 | 0 | 0 | 0 | | | | | | | | | | | | | | | | | | | | |
| 9 Eric Young Jr., S (1,8) OBP: 0.278, SLG: 0.200 54 Jabari Blash, R (6,7) | | K | | | | G3 | | | | 2 | 0 | 0 | 0 | 0 | 1 | 0 | | | | | | | | | | | | | | | | | | | | |
| 37 Rymer Lirio, R (1,7) OBP: 0.429, SLG: 0.353 13 Juan Graterol, R (6,2) OBP: 0.200, SLG: 0.200 25 Kyle Survanec Jr., L (8,9) OBP: 0.333, SLG: 0.500 | | | | 1B | | K | | | | 2 | 0 | 1 | 0 | 0 | 1 | 0 | | | | | | | | | | | | | | | | | | | | |
| Inning Stats | R: 1 E: 0 K: 1 S: 8 | H: 2 LOB: 1 BB: 0 P: 9 | R: 0 E: 0 K: 2 S: 7 | H: 0 LOB: 0 BB: 0 P: 7 | R: 0 E: 0 K: 1 S: 5 | H: 1 LOB: 0 BB: 0 P: 5 | R: 1 E: 0 K: 0 S: 4 | H: 1 LOB: 0 BB: 0 P: 5 | R: 0 E: 0 K: 2 S: 7 | H: 0 LOB: 0 BB: 0 P: 7 | R: 0 E: 0 K: 1 S: 5 | H: 1 LOB: 1 BB: 0 P: 8 | R: 0 E: 0 K: 1 S: 4 | H: 0 LOB: 0 BB: 1 P: 9 | R: 0 E: 0 K: 1 S: 5 | H: 0 LOB: 0 BB: 0 P: 5 | 1B: 3 2B: 0 3B: 0 HR: 2 | SF: 0 SAC: 0 DP: 1 HBP: 0 | WP: 0 PB: 0 SB: 0 CS: 1 | PA: 31 | | | | | | | | | | | | | | | | |
| PITCHER | IP | WLS | BF | H | R | ER | SO | BB | IBB | HBP | BLK | WP | HR | S | P | ERA | WHIP | PITCHER | | IP | WLS | BF | H | R | ER | SO | BB | IBB | HBP | BLK | WP | HR | S | P | ERA | WHIP |
| 63 Rob Whalen, R (1,1) ERA: 1.8 12 Juan Nicasio, R (4,1) ERA: 3.0 35 David Phelps, R (5,1) ERA: 3.0 44 Max Povse, R (6,1) ERA: 2.25 76 Johndel Jiminian, R (8,1) ERA: 2.45 | 3.0 | | 11 | 3 | 1 | 1 | 4 | 0 | 0 | 0 | 0 | 0 | 1 | 20 | 21 | 3.00 | 1.000 | 64 Mike Morin, R (9,1) ERA: 6.0 | | 1.0 | S | 3 | 0 | 0 | 0 | 1 | 0 | 0 | 0 | 0 | 0 | 5 | 5 | 6.00 | 0.000 | |

Los Angeles Angels @ Seattle Mariners
Peoria Stadium, Peoria, AZ
Sat Mar 03 2018, 8:40 PM - 11:19 PM EST
Att. 9,756 - Clear - 70 F

| | |
|-----|----|
| AB | 30 |
| R | 2 |
| H | 5 |
| RBI | 2 |
| BB | 1 |
| SO | 11 |
| LOB | 7 |



| Batter | 1 | 2 | 3 | 4 | 5 | 6 | 7 | 8 | 9 | AB | R | H | RBI | BB | SO | LOB | BOTTOM | | | | | | | | | | | | | | | | | | | |
|--|------------------------------|---------------------------------|------------------------------|---------------------------------|------------------------------|----------------------------------|------------------------------|---------------------------------|------------------------------|----------------------------------|------------------------------|---------------------------------|------------------------------|---------------------------------|------------------------------|---------------------------------|----------------------------------|---|----------------------------------|--------|-----|----|---|---|----|----|----|-----|-----|-----|----|----|------|-------|-----|------|
| 9 Dee Strange-Gordon, L (1,8) OBP: 0.429, SLG: 0.857 73 Braden Bishop, R (7,8) OBP: 0.462, SLG: 0.727 | 1B | | F7 | | | | | | | 3 | 1 | 2 | 0 | 0 | 0 | 1 | | | | | | | | | | | | | | | | | | | | |
| 2 Jegrn Segura, R (1,6) OBP: 0.500, SLG: 1.000 81 Yonathan Mendoza, S (7,6) OBP: 0.500, SLG: 0.750 | 1B | | | | | | | | | 1 | 1 | 1 | 2 | 2 | 0 | 0 | | | | | | | | | | | | | | | | | | | | |
| 22 Robinson Cano, L (1,4) OBP: 0.455, SLG: 0.333 82 Chris Mariscal, R (7,4) OBP: 0.250, SLG: 0.250 | BB | | HR | | | | | | | 3 | 0 | 1 | 1 | 0 | 0 | 2 | | | | | | | | | | | | | | | | | | | | |
| 23 Nelson Cruz, R (1,10) OBP: 0.316, SLG: 0.571 69 Joe DeCarlo, R (7, PH) OBP: 0.800, SLG: 0.750 | | | G4-6-3 | | | | | | | 1 | 0 | 1 | 0 | 0 | 0 | | | | | | | | | | | | | | | | | | | | | |
| 15 Kyle Seager, L (1,5) OBP: 0.500, SLG: 0.571 82 Adam Law, R (7,5) OBP: 0.250, SLG: 0.250 | | F8 | | L5 | | | | | | 3 | 0 | 0 | 0 | 0 | 0 | 0 | | | | | | | | | | | | | | | | | | | | |
| 3 Mike Zunino, R (1,2) OBP: 0.287, SLG: 0.154 36 David Freitas, R (6,2) OBP: 0.273, SLG: 0.273 | | | | | | | | | | 2 | 0 | 1 | 0 | 0 | 1 | 0 | | | | | | | | | | | | | | | | | | | | |
| 6 Mike Ford, L (1,3) OBP: 0.200, SLG: 0.200 59 Matt Hague, R (7,3) OBP: 0.288, SLG: 0.462 | | | | | | | | | | 2 | 0 | 0 | 0 | 1 | 2 | 1 | | | | | | | | | | | | | | | | | | | | |
| 26 Cameron Perkins, R (1,9) OBP: 0.318, SLG: 0.286 86 Anthony Jimenez, R (7,9) OBP: 0.250, SLG: 0.250 | | | | | | | | | | 3 | 0 | 0 | 0 | 0 | 1 | 2 | | | | | | | | | | | | | | | | | | | | |
| 57 John Andreoli, R (1,7) OBP: 0.375, SLG: 0.167 83 Luis Liberato, L (7,7) | | | | | | | | | | 1 | 1 | 0 | 0 | 1 | 1 | 0 | | | | | | | | | | | | | | | | | | | | |
| Inning Stats | R: 0 E: 0 K: 1 S: 5 | H: 1 LOB: 1 BB: 1 P: 9 | R: 0 E: 0 K: 1 S: 6 | H: 1 LOB: 0 BB: 0 P: 6 | R: 2 E: 0 K: 1 S: 8 | H: 1 LOB: 1 BB: 1 P: 15 | R: 0 E: 0 K: 2 S: 7 | H: 0 LOB: 0 BB: 0 P: 7 | R: 1 E: 0 K: 2 S: 9 | H: 2 LOB: 2 BB: 1 P: 13 | R: 0 E: 0 K: 1 S: 5 | H: 0 LOB: 1 BB: 1 P: 9 | R: 1 E: 0 K: 1 S: 8 | H: 3 LOB: 2 BB: 0 P: 8 | R: 0 E: 0 K: 2 S: 7 | H: 0 LOB: 0 BB: 0 P: 7 | 1B: 5 2B: 0 3B: 2 HR: 1 | SF: 1 SAC: 0 DP: 1 HBP: 0 | WP: 1 PB: 0 SB: 0 CS: 0 | PA: 35 | | | | | | | | | | | | | | | | |
| PITCHER | IP | WLS | BF | H | R | ER | SO | BB | IBB | HBP | BLK | WP | HR | S | P | ERA | WHIP | PITCHER | | IP | WLS | BF | H | R | ER | SO | BB | IBB | HBP | BLK | WP | HR | S | P | ERA | WHIP |
| 45 Tyler Skaggs, L (1,1) ERA: 10.38 32 Cam Bedrosian, R (4,1) ERA: 21.6 53 Blake Parker, R (5,1) ERA: 21.6 56 Tyler Warmoth, R (5,1) ERA: 6.75 Luke Bard, R (6,1) ERA: 13.5 | 3.0 | | 13 | 3 | 2 | 2 | 3 | 2 | 0 | 0 | 0 | 0 | 0 | 7 | 7 | 6.00 | 1.667 | 60 Eduardo Paredes, R (7,1) ERA: 3.86 40 Branden Pinder, R (8,1) ERA: 6.75 | | 1.0 | | 3 | 0 | 0 | 0 | 2 | 0 | 0 | 0 | 0 | 7 | 7 | 0.00 | 0.000 | | |

Los Angeles Angels @ Seattle Mariners
Peoria Stadium, Peoria, AZ
Sat Mar 03 2018, 8:40 PM - 11:19 PM EST
Att. 9,756 - Clear - 70 F


| | |
|-----|----|
| AB | 30 |
| R | 4 |
| H | 8 |
| RBI | 4 |
| BB | 4 |
| SO | 11 |
| LOB | 11 |



| Batter | 1 | 2 | 3 | 4 | 5 | 6 | 7 | 8 | 9 | AB | R | H | RBI | BB | SO | LOB | TOP | | | |
|---|------------------------------|---------------------------------|------------------------------|---------------------------------|------------------------------|---------------------------------|------------------------------|---------------------------------|------------------------------|---------------------------------|-------------------------------|----------------------------------|------------------------------|----------------------------------|------------------------------|---------------------------------|----------------------------------|------------------------------------|----------------------------------|--------|
| 3 Mike Tauchman, L (1, 9) 56 Noel Cuevas, R (7, PH) OBP: 0.467, SLG: 0.720 OBP: 0.538, SLG: 0.583 | G4-3 | | E9 | | L7 | | K | | | 3 | 1 | 1 | 1 | 0 | 0 | 1 | | | | |
| 15 Raimel Tapia, L (1, 8) 67 Sam Hilliard, L (7, PH) OBP: 0.258, SLG: 0.400 OBP: 0.316, SLG: 0.579 | F7 | | F7 | | K | | K | | | 3 | 0 | 0 | 0 | 0 | 1 | 1 | | | | |
| 26 David Dahl, L (1, 7) 77 Brian Mundell, R (7, 3) | G5-3 | | K | | K | | | K | | 3 | 0 | 0 | 0 | 0 | 2 | 1 | | | | |
| 25 Jordan Patterson, L (1, 3) 72 Yonathan Daza, R (7, 8) OBP: 0.385, SLG: 0.333 OBP: 0.444, SLG: 0.647 | | G3 | K | | K | | | G5-3 | | 3 | 0 | 0 | 0 | 0 | 2 | 0 | | | | |
| 24 Ryan McMahon, L (1, 5) 88 Derrick Gibson, R (7, 5) OBP: 0.414, SLG: 0.607 | | | | | G4-3 | | | | | 3 | 0 | 1 | 0 | 0 | 1 | 0 | | | | |
| 23 Tom Murphy, R (1, 2) 76 Jan Vázquez, S (8, PH) 46 Zach Jemiola, L (8, 1) OBP: 0.158, SLG: 0.474 OBP: 0.500, SLG: 0.200 | | | | | | | | | | 3 | 1 | 1 | 1 | 0 | 0 | 1 | | | | |
| 14 Tony Wolters, L (1, 10) 68 Garrett Hampson, R (7, PR) OBP: 0.450, SLG: 0.556 | | | | | G4-3 | | | | | 3 | 0 | 2 | 0 | 0 | 0 | 0 | | | | |
| 65 Brendan Rodgers, R (1, 4) 90 Anthony Phillips, R (7, 4) OBP: 0.289, SLG: 0.480 | | | | | G5-3 | | | | | 3 | 0 | 0 | 0 | 0 | 1 | 3 | | | | |
| 6 Daniel Castro, R (1, 6) 61 Sam Howard, R (7, 1) 37 Chris Rabago, R (8, 2) OBP: 0.429, SLG: 0.421 | | | | | | | | | | 3 | 1 | 3 | 0 | 0 | 0 | 0 | | | | |
| Inning Stats | R: 0 E: 0 K: 0 S: 3 | H: 0 LOB: 0 BB: 0 P: 3 | R: 0 E: 0 K: 0 S: 5 | H: 2 LOB: 2 BB: 0 P: 5 | R: 2 E: 1 K: 2 S: 9 | H: 2 LOB: 0 BB: 0 P: 9 | R: 1 E: 0 K: 0 S: 4 | H: 1 LOB: 0 BB: 0 P: 6 | R: 0 E: 0 K: 2 S: 7 | H: 0 LOB: 0 BB: 0 P: 7 | R: 0 E: 0 K: 3 S: 11 | H: 2 LOB: 2 BB: 0 P: 11 | R: 0 E: 0 K: 2 S: 7 | H: 0 LOB: 1 BB: 0 P: 11 | R: 0 E: 0 K: 3 S: 9 | H: 0 LOB: 0 BB: 0 P: 9 | 1B: 6 2B: 0 3B: 1 HR: 1 | SF: 0 SAC: 0 DP: 0 HBP: 0 | WP: 1 PB: 0 SB: 0 CS: 0 | PA: 36 |
| PITCHER | IP | WLS | BF | H | R | ER | SO | BB | IBB | HBP | BLK | WP | HR | S | P | ERA | WHIP | | | |
| 8 Mike Leake, R (1, 1) ERA: 3.0 | 4.0 | L | 17 | 5 | 3 | 3 | 2 | 0 | 0 | 0 | 0 | 0 | 1 | 21 | 23 | 6.75 | 1.250 | | | |
| 47 James Pazos, L (5, 1) ERA: 7.35 | 1.0 | | 4 | 1 | 0 | 0 | 2 | 0 | 0 | 0 | 0 | 1 | 0 | 8 | 9 | 0.00 | 1.000 | | | |
| 53 Dan Altavilla, R (6, 1) ERA: | 1.0 | | 3 | 0 | 0 | 0 | 2 | 0 | 0 | 0 | 0 | 0 | 0 | 7 | 7 | 0.00 | 0.000 | | | |
| 75 Art Warren, R (7, 1) ERA: | 1.0 | | 5 | 2 | 0 | 0 | 3 | 0 | 0 | 0 | 0 | 0 | 0 | 11 | 11 | 0.00 | 2.000 | | | |
| 60 Chasen Bradford, R (8, 1) ERA: 2.25 | 1.0 | | 4 | 0 | 0 | 0 | 2 | 1 | 0 | 0 | 0 | 0 | 0 | 7 | 11 | 0.00 | 1.000 | | | |

Colorado Rockies @ Seattle Mariners
 Peoria Stadium, Peoria, AZ
 Tue Mar 06 2018, 8:40 PM - 11:07 PM EST
 Att: 5,086 - Clear - 76 F


AB 35
 R 3
 H 8
 RBI 2
 BB 1
 SO 14
 LOB 12



| Batter | 1 | 2 | 3 | 4 | 5 | 6 | 7 | 8 | 9 | AB | R | H | RBI | BB | SO | LOB | BOTTOM | | | |
|--|------------------------------|----------------------------------|------------------------------|---------------------------------|------------------------------|---------------------------------|------------------------------|---------------------------------|------------------------------|---------------------------------|------------------------------|---------------------------------|------------------------------|---------------------------------|------------------------------|----------------------------------|----------------------------------|------------------------------------|----------------------------------|--------|
| 9 Dee Strange-Gordon, L (1, 8) 73 Braden Bishop, R (8, 8) OBP: 0.412, SLG: 0.765 OBP: 0.500, SLG: 0.688 | | G4-3 | | | G6-3 | | | | | 3 | 1 | 1 | 0 | 0 | 0 | 2 | | | | |
| 2 Jean Segura, R (1, 6) 21 Taylor Motter, R (8, 6) OBP: 0.412, SLG: 0.769 OBP: 0.273, SLG: 0.500 | G3 | | K2-3 | | K | | | | | 3 | 0 | 0 | 0 | 0 | 2 | 1 | | | | |
| 22 Robinson Cano, L (1, 4) 71 Zach Vincei, R (7, 4) OBP: 0.353, SLG: 0.333 OBP: 0.167, SLG: 0.167 | | | G1-3 | | | | | | | 3 | 0 | 1 | 1 | 0 | 0 | 0 | | | | |
| 23 Nelson Cruz, R (1, 10) 5 Guillermo Heredia, R (8, PH) OBP: 0.667, SLG: 0.667 | | | | | | | | | | 3 | 0 | 0 | 0 | 0 | 2 | 1 | | | | |
| 15 Kyle Seager, L (1, 5) 7 Andrew Romine, S (8, 5) OBP: 0.412, SLG: 0.471 OBP: 0.450, SLG: 0.611 | | | | | | | | | | 3 | 0 | 0 | 0 | 0 | 3 | 1 | | | | |
| 3 Mike Zunino, R (1, 2) 4 Tuffy Gosewisch, R (7, 2) OBP: 0.294, SLG: 0.400 OBP: 0.091, SLG: 0.364 | | | | | | | | | | 2 | 1 | 1 | 1 | 0 | 0 | 0 | | | | |
| 6 Mike Ford, L (1, 3) 59 Matt Hague, R (8, 3) OBP: 0.353, SLG: 0.368 OBP: 0.267, SLG: 0.429 | | | | | | | | | | 3 | 0 | 0 | 0 | 0 | 0 | 0 | | | | |
| 26 Cameron Perkins, R (1, 9) 86 Anthony Jimenez, R (8, 9) OBP: 0.320, SLG: 0.292 OBP: 0.167, SLG: 0.167 | | | | | | | | | | 3 | 0 | 1 | 0 | 0 | 1 | 0 | | | | |
| 57 John Andreoli, R (1, 7) 83 Luis Liberato, L (8, 7) OBP: 0.350, SLG: 0.188 | | | | | | | | | | 3 | 0 | 1 | 0 | 0 | 1 | 1 | | | | |
| Inning Stats | R: 1 E: 0 K: 2 S: 9 | H: 2 LOB: 1 BB: 0 P: 10 | R: 0 E: 0 K: 1 S: 7 | H: 1 LOB: 2 BB: 0 P: 7 | R: 0 E: 0 K: 1 S: 5 | H: 0 LOB: 0 BB: 0 P: 5 | R: 1 E: 0 K: 1 S: 7 | H: 1 LOB: 0 BB: 0 P: 9 | R: 0 E: 0 K: 2 S: 7 | H: 0 LOB: 0 BB: 0 P: 7 | R: 0 E: 0 K: 0 S: 4 | H: 1 LOB: 1 BB: 0 P: 4 | R: 0 E: 0 K: 1 S: 6 | H: 1 LOB: 1 BB: 0 P: 6 | R: 0 E: 0 K: 1 S: 5 | H: 0 LOB: 1 BB: 1 P: 10 | 1B: 5 2B: 0 3B: 0 HR: 1 | SF: 0 SAC: 0 DP: 0 HBP: 0 | WP: 2 PB: 0 SB: 1 CS: 0 | PA: 35 |
| PITCHER | IP | WLS | BF | H | R | ER | SO | BB | IBB | HBP | BLK | WP | HR | S | P | ERA | WHIP | | | |
| 48 Germán Márquez, R (1, 1) ERA: 1.8 | 3.0 | W | 13 | 3 | 1 | 1 | 4 | 0 | 0 | 0 | 0 | 0 | 1 | 7 | 9 | 9.00 | 1.000 | | | |
| 52 Chris Rusin, L (4, 1) ERA: 3.0 | 1.0 | H | 4 | 1 | 1 | 1 | 1 | 0 | 0 | 0 | 0 | 0 | 0 | 7 | 7 | 0.00 | 0.000 | | | |
| 97 Jairo Diaz, R (5, 1) ERA: | 1.0 | H | 3 | 0 | 0 | 0 | 2 | 0 | 0 | 0 | 0 | 0 | 0 | 11 | 11 | 0.00 | 0.500 | | | |
| 61 Sam Howard, L (6, 1) ERA: 3.0 | 2.0 | H | 7 | 1 | 0 | 0 | 2 | 0 | 0 | 0 | 0 | 0 | 0 | 11 | 11 | 0.00 | 0.500 | | | |
| 61 Sam Howard, L (7, 1) ERA: 3.0 | 2.0 | H | 7 | 1 | 0 | 0 | 2 | 0 | 0 | 0 | 0 | 0 | 0 | 11 | 11 | 0.00 | 0.500 | | | |

Colorado Rockies @ Seattle Mariners
 Peoria Stadium, Peoria, AZ
 Tue Mar 06 2018, 8:40 PM - 11:07 PM EST
 Att: 5,086 - Clear - 76 F

AB 34
 R 2
 H 6
 RBI 2
 BB 1
 SO 11
 LOB 12




| Batter | 1 | 2 | 3 | 4 | 5 | 6 | 7 | 8 | 9 | AB | R | H | RBI | BB | SO | LOB | TOP | | |
|--|---|---|---|---|---|---|---|---|---|---|---|---|---|---|---|---|---|---|-----------------------------------|
| 78 Steven Duggar, L OBP: 0.346, SLG: 0.708 80 Eury Pérez, R OBP: 0.444, SLG: 0.750 | F8 | K | | | G4-3 | | L9 | | FC5 | 4 | 0 | 0 | 0 | 0 | 1 | 3 | | | |
| 7 Gorkys Hernández, R OBP: 0.333, SLG: 0.412 51 Mac Williamson, R OBP: 0.370, SLG: 0.852 | G6-3 | | K | | K | | K | | | 3 | 0 | 0 | 0 | 0 | 2 | 0 | | | |
| 6 Jarrett Parker, L OBP: 0.300, SLG: 0.462 | 2B | | | | 53 WB 80 HBP | | F7 | | G3-1 | 3 | 0 | 1 | 0 | 1 | 0 | 0 | | | |
| 80 Kyle Jensen, R OBP: 0.609, SLG: 1.400 98 Jerry Sands, R OBP: 0.167, SLG: 0.500 | K | | | | 53 G3-6-1 HBP | | L9 | | G3-1 | 2 | 0 | 0 | 0 | 0 | 1 | 1 | | | |
| 53 Austin Slater, R OBP: 0.300, SLG: 0.389 79 Chris Shaw, L OBP: 0.375, SLG: 0.591 | | E6 37 1B 52 G4-6-3 | G3-6-1 | | | | K | | K | 3 | 1 | 0 | 0 | 0 | 1 | 2 | | | |
| 2 Chase d'Arnaud, R OBP: 0.440, SLG: 0.500 82 Allen Hanson, S OBP: 0.350, SLG: 0.389 | | 52 G4-6-3 37 1B 14 2B | | | P4 | | 37 1B 14 2B | | 46 CS | 2 | 1 | 1 | 0 | 1 | 0 | 0 | | | |
| 37 Kelby Tomlinson, R OBP: 0.318, SLG: 0.286 46 Orlando Calixte, R OBP: 0.318, SLG: 0.286 | | 52 G4-6-3 1B | | | L9 | | 88 S 14 2B | | G4-3 | 3 | 1 | 2 | 0 | 0 | 0 | 0 | | | |
| 52 Miguel Gómez, S OBP: 0.308, SLG: 0.500 88 Andrés Blanco, S | | G4-6-3 | | | K | | K | | 80 FC5 72 BB | 2 | 0 | 0 | 0 | 0 | 1 | 2 | | | |
| 14 Trevor Brown, R OBP: 0.294, SLG: 0.357 72 Justin O'Conner, R OBP: 0.444, SLG: 0.286 | | 1-2 2-3 3-H | | | K | | 78 L9 2-H 3-H | | 80 FC5 | 3 | 0 | 2 | 3 | 0 | 1 | 0 | | | |
| Inning Stats | R: 0 E: 0 K: 1 S: 6 | H: 1 LOB: 1 BB: 0 P: 6 | R: 2 E: 1 K: 1 S: 8 | H: 3 LOB: 1 BB: 0 P: 8 | R: 0 E: 0 K: 1 S: 4 | H: 0 LOB: 0 BB: 1 P: 10 | R: 0 E: 0 K: 1 S: 5 | H: 0 LOB: 0 BB: 0 P: 5 | R: 0 E: 0 K: 2 S: 7 | H: 0 LOB: 0 BB: 0 P: 7 | R: 2 E: 0 K: 2 S: 9 | H: 2 LOB: 2 BB: 1 P: 13 | R: 0 E: 0 K: 1 S: 5 | H: 0 LOB: 0 BB: 0 P: 5 | R: 0 E: 0 K: 0 S: 2 | H: 0 LOB: 2 BB: 3 P: 14 | 1B: 3 2B: 3 3B: 0 HR: 0 | SF: 0 SAC: 0 DP: 2 HBP: 1 | WP: 1 PA: 37 PB: 0 CS: 1 |
| PITCHER | IP WLS BF H R ER SO BB IBB HBP BLK WP HR S P ERA WHIP | IP WLS BF H R ER SO BB IBB HBP BLK WP HR S P ERA WHIP | IP WLS BF H R ER SO BB IBB HBP BLK WP HR S P ERA WHIP | IP WLS BF H R ER SO BB IBB HBP BLK WP HR S P ERA WHIP | IP WLS BF H R ER SO BB IBB HBP BLK WP HR S P ERA WHIP | IP WLS BF H R ER SO BB IBB HBP BLK WP HR S P ERA WHIP | IP WLS BF H R ER SO BB IBB HBP BLK WP HR S P ERA WHIP | IP WLS BF H R ER SO BB IBB HBP BLK WP HR S P ERA WHIP | IP WLS BF H R ER SO BB IBB HBP BLK WP HR S P ERA WHIP | IP WLS BF H R ER SO BB IBB HBP BLK WP HR S P ERA WHIP | IP WLS BF H R ER SO BB IBB HBP BLK WP HR S P ERA WHIP | IP WLS BF H R ER SO BB IBB HBP BLK WP HR S P ERA WHIP | IP WLS BF H R ER SO BB IBB HBP BLK WP HR S P ERA WHIP | IP WLS BF H R ER SO BB IBB HBP BLK WP HR S P ERA WHIP | IP WLS BF H R ER SO BB IBB HBP BLK WP HR S P ERA WHIP | IP WLS BF H R ER SO BB IBB HBP BLK WP HR S P ERA WHIP | IP WLS BF H R ER SO BB IBB HBP BLK WP HR S P ERA WHIP | IP WLS BF H R ER SO BB IBB HBP BLK WP HR S P ERA WHIP | |

San Francisco Giants @ Seattle Mariners
Peoria Stadium, Peoria, AZ
Thu Mar 08 2018, 8:42 PM - 11:27 PM EST
Att: 8,230 - Partly Cloudy - 76 F

livebaseballscores.com

AB 31
R 4
H 6
RBI 3
BB 5
SO 10
LOB 15



| Batter | 1 | 2 | 3 | 4 | 5 | 6 | 7 | 8 | 9 | AB | R | H | RBI | BB | SO | LOB | BOTTOM | | |
|---|---|---|---|---|---|---|---|---|---|---|---|---|---|---|---|---|---|---|--|
| 5 Guillermo Heredia, R OBP: 0.556, SLG: 0.500 96 Gareth Morgan, R | G5-3 | | | | | G1-3 | | | F8 | 3 | 0 | 1 | 0 | 0 | 0 | 0 | | | |
| 7 Andrew Romine, S OBP: 0.391, SLG: 0.524 71 Zach Vincej, R OBP: 0.222, SLG: 0.222 | K | | | | L6 | | L7 | | 1 BB 20 S | 3 | 0 | 0 | 0 | 0 | 1 | 2 | | | |
| 15 Kyle Seager, L OBP: 0.350, SLG: 0.400 90 Zach Shank, R | K | | | | G6-3 | | K | | K | 3 | 0 | 0 | 0 | 0 | 2 | 0 | | | |
| 3 Mike Zunino, R OBP: 0.263, SLG: 0.353 20 Daniel Vogelbach, L OBP: 0.636, SLG: 0.867 | K | | | | G5-3 | | BB | | 1 BB | 2 | 0 | 0 | 0 | 0 | 1 | 0 | | | |
| 6 Mike Ford, L OBP: 0.286, SLG: 0.304 1 Gordon Beckham, R (7, PH) OBP: 0.625, SLG: 0.842 | F8 | | | | G4-3 | | F8 | | 1-2 2-3 | 2 | 0 | 0 | 0 | 0 | 0 | 0 | | | |
| 10 Mike Marjama, R OBP: 0.438, SLG: 0.182 4 Tuffy Gosewisch, R OBP: 0.077, SLG: 0.308 | G6-3 | | | | L1 | | K | | K | 2 | 0 | 0 | 0 | 0 | 0 | 0 | | | |
| 21 Taylor Motter, R OBP: 0.259, SLG: 0.423 | | | | | L8 | | | | K | 3 | 0 | 0 | 0 | 0 | 2 | 0 | | | |
| 57 John Andreoli, R OBP: 0.375, SLG: 0.250 86 Chuck Taylor, S OBP: 0.500, SLG: 0.500 | | | | | 5 1B 1B | | 73 CS | | G5-3 | 2 | 0 | 2 | 0 | 0 | 0 | 0 | | | |
| 73 Braden Bishop, R OBP: 0.450, SLG: 0.611 83 Luis Liberato, L | | | | | CS | | K | | K | 2 | 0 | 0 | 0 | 0 | 2 | 1 | | | |
| Inning Stats | R: 0 E: 0 K: 2 S: 7 | H: 0 LOB: 0 BB: 0 P: 7 | R: 0 E: 0 K: 1 S: 5 | H: 0 LOB: 0 BB: 0 P: 5 | R: 0 E: 0 K: 2 S: 9 | H: 2 LOB: 2 BB: 0 P: 9 | R: 0 E: 0 K: 0 S: 3 | H: 0 LOB: 0 BB: 0 P: 3 | R: 0 E: 0 K: 1 S: 5 | H: 0 LOB: 0 BB: 0 P: 5 | R: 0 E: 0 K: 2 S: 7 | H: 0 LOB: 1 BB: 1 P: 11 | R: 0 E: 0 K: 2 S: 7 | H: 0 LOB: 0 BB: 0 P: 7 | R: 0 E: 0 K: 2 S: 8 | H: 1 LOB: 3 BB: 2 P: 16 | 1B: 4 2B: 0 3B: 0 HR: 0 | SF: 0 SAC: 0 DP: 0 HBP: 0 | WP: 0 PA: 34 PB: 0 SB: 1 CS: 1 |
| PITCHER | IP WLS BF H R ER SO BB IBB HBP BLK WP HR S P ERA WHIP | IP WLS BF H R ER SO BB IBB HBP BLK WP HR S P ERA WHIP | IP WLS BF H R ER SO BB IBB HBP BLK WP HR S P ERA WHIP | IP WLS BF H R ER SO BB IBB HBP BLK WP HR S P ERA WHIP | IP WLS BF H R ER SO BB IBB HBP BLK WP HR S P ERA WHIP | IP WLS BF H R ER SO BB IBB HBP BLK WP HR S P ERA WHIP | IP WLS BF H R ER SO BB IBB HBP BLK WP HR S P ERA WHIP | IP WLS BF H R ER SO BB IBB HBP BLK WP HR S P ERA WHIP | IP WLS BF H R ER SO BB IBB HBP BLK WP HR S P ERA WHIP | IP WLS BF H R ER SO BB IBB HBP BLK WP HR S P ERA WHIP | IP WLS BF H R ER SO BB IBB HBP BLK WP HR S P ERA WHIP | IP WLS BF H R ER SO BB IBB HBP BLK WP HR S P ERA WHIP | IP WLS BF H R ER SO BB IBB HBP BLK WP HR S P ERA WHIP | IP WLS BF H R ER SO BB IBB HBP BLK WP HR S P ERA WHIP | IP WLS BF H R ER SO BB IBB HBP BLK WP HR S P ERA WHIP | IP WLS BF H R ER SO BB IBB HBP BLK WP HR S P ERA WHIP | IP WLS BF H R ER SO BB IBB HBP BLK WP HR S P ERA WHIP | IP WLS BF H R ER SO BB IBB HBP BLK WP HR S P ERA WHIP | |

San Francisco Giants @ Seattle Mariners
Peoria Stadium, Peoria, AZ
Thu Mar 08 2018, 8:42 PM - 11:27 PM EST
Att: 8,230 - Partly Cloudy - 76 F

livebaseballscores.com

AB 30
R 0
H 4
RBI 0
BB 3
SO 12
LOB 9



| Batter | 1 | 2 | 3 | 4 | 5 | 6 | 7 | 8 | 9 | AB | R | H | RBI | BB | SO | LOB | TOP | | | | | | | | |
|--|------------------------------|---------------------------------|------------------------------|---------------------------------|------------------------------|----------------------------------|------------------------------|---------------------------------|------------------------------|----------------------------------|------------------------------|----------------------------------|------------------------------|----------------------------------|------------------------------|---------------------------------|------------------------------|---------------------------------|----------------------------------|------------------------------------|----------------------------------|--------|--|--|--|
| 9 Dee Strange-Gordon, L (1.8) OBP: 0.391, SLG: 0.913 73 Braden Bishop, R (6. PH) OBP: 0.409, SLG: 0.590 | K | | HR | | HR | K2-3 | | K | | 3 | 2 | 2 | 3 | 0 | 1 | 0 | | | | | | | | | |
| 2 Jean Segura, R (1.6) OBP: 0.333, SLG: 0.600 71 Zach Vincej, R (7.6) OBP: 0.200, SLG: 0.200 | G3 | | G4-3 | | G5-3 | | K | | G4-3 | 4 | 0 | 0 | 0 | 0 | 1 | 0 | | | | | | | | | |
| 22 Robinson Cano, L (1.4) OBP: 0.293, SLG: 0.579 81 Yonathan Mendoza, S (7. PR) OBP: 0.375, SLG: 0.500 | F7 | | G3 | | P3 | | 2B | | G5-3 | 4 | 0 | 1 | 0 | 0 | 0 | 0 | | | | | | | | | |
| 23 Nelson Cruz, R (1.10) OBP: 0.333, SLG: 0.313 83 Luis Liberato, L (7. PR) OBP: 0.200, SLG: 0.200 | | 1B | HR | | BB | | BB | | F9 | 2 | 2 | 2 | 1 | 2 | 0 | 0 | | | | | | | | | |
| 6 Mike Ford, L (9. PH) OBP: 0.276, SLG: 0.292 | | | | | | | | | | 1 | 0 | 0 | 0 | 0 | 0 | 0 | | | | | | | | | |
| 20 Daniel Vogelbach, L (1.3) OBP: 0.654, SLG: 1.105 84 Evan White, R (7. PR) OBP: 0.214, SLG: 0.214 | | | HR | | 2B | | FC3-6 | | | 4 | 1 | 3 | 1 | 0 | 0 | 1 | | | | | | | | | |
| 3 Mike Zunino, R (1.2) OBP: 0.227, SLG: 0.300 36 David Freitas, R (6.2) OBP: 0.214, SLG: 0.214 | | | G1-3 | | 2B | | FC6-4 | | | 3 | 0 | 0 | 0 | 0 | 2 | 4 | | | | | | | | | |
| 49 Junior Lake, R (1.9) OBP: 0.240, SLG: 0.318 26 Cameron Perkins, R (7.9) OBP: 0.333, SLG: 0.308 | SF7 | | | | F7 | | G5-3 | | 1B | 2 | 0 | 0 | 1 | 0 | 0 | 0 | | | | | | | | | |
| 7 Andrew Romine, S (1.5) OBP: 0.346, SLG: 0.458 1 Gordon Beckham, R (7.5) OBP: 0.200, SLG: 0.200 | F9 | | | | L8 | | G4-3 | | G6-3 | 3 | 0 | 0 | 0 | 0 | 0 | 1 | | | | | | | | | |
| 70 Ian Miller, L (1.7) OBP: 0.333, SLG: 0.316 57 John Andreoli, R (7.7) OBP: 0.360, SLG: 0.238 | | | | | G3-1 | | BB | | G6-3 | 2 | 1 | 1 | 0 | 1 | 0 | 0 | | | | | | | | | |
| Inning Stats | R: 0 E: 0 K: 1 S: 5 | H: 0 LOB: 0 BB: 0 P: 5 | R: 1 E: 0 K: 1 S: 7 | H: 2 LOB: 1 BB: 0 P: 7 | R: 4 E: 0 K: 0 S: 8 | H: 4 LOB: 0 BB: 0 P: 11 | R: 0 E: 0 K: 0 S: 3 | H: 0 LOB: 0 BB: 0 P: 3 | R: 1 E: 0 K: 1 S: 7 | H: 2 LOB: 2 BB: 1 P: 12 | R: 0 E: 0 K: 1 S: 5 | H: 0 LOB: 1 BB: 1 P: 10 | R: 1 E: 1 K: 1 S: 6 | H: 1 LOB: 2 BB: 1 P: 10 | R: 0 E: 0 K: 1 S: 6 | H: 1 LOB: 1 BB: 0 P: 6 | R: 0 E: 0 K: 0 S: 3 | H: 0 LOB: 0 BB: 0 P: 3 | 1B: 3 2B: 3 3B: 0 HR: 4 | SF: 1 SAC: 0 DP: 0 HBP: 0 | WP: 0 PB: 0 SB: 1 CS: 1 | PA: 40 | | | |
| PITCHER | IP | WLS | BF | H | R | ER | SO | BB | IBB | HBP | BLK | WP | HR | S | P | ERA | WHIP | | | | | | | | |
| 29 Jeff Samardzija, R (1.1) ERA: 9.82 | 4.0 | | 18 | 6 | 5 | 5 | 2 | 0 | 0 | 0 | 0 | 0 | 3 | 23 | 26 | 11.25 | 1.500 | | | | | | | | |
| 49 Sam Dyson, R (5.1) ERA: 3.0 | 1.0 | | 6 | 2 | 1 | 1 | 1 | 1 | 0 | 0 | 0 | 0 | 1 | 7 | 12 | 9.00 | 3.000 | | | | | | | | |
| 58 Pierce Johnson, R (6.1) ERA: | 1.0 | | 4 | 0 | 0 | 0 | 1 | 1 | 0 | 0 | 0 | 0 | 0 | 5 | 10 | 0.00 | 1.000 | | | | | | | | |
| 67 Roberto Gómez, R (7.1) ERA: 5.79 | 1.0 | W | 5 | 1 | 1 | 1 | 1 | 1 | 0 | 0 | 0 | 0 | 0 | 6 | 10 | 9.00 | 2.000 | | | | | | | | |
| 85 D.J. Snellen, L (8.1) ERA: 2.08 | 1.0 | H | 4 | 1 | 0 | 0 | 1 | 0 | 0 | 0 | 0 | 0 | 0 | 6 | 6 | 0.00 | 1.000 | | | | | | | | |

Seattle Mariners @ San Francisco Giants
 Scottsdale Stadium, Scottsdale, AZ
 Fri Mar 09 2018, 3:06 PM - 6:10 PM EST
 Att: 11,226 - Partly Cloudy - 79 F

| | |
|-----|----|
| AB | 36 |
| R | 7 |
| H | 10 |
| RBI | 6 |
| BB | 3 |
| SO | 6 |
| LOB | 12 |



| Batter | 1 | 2 | 3 | 4 | 5 | 6 | 7 | 8 | 9 | AB | R | H | RBI | BB | SO | LOB | BOTTOM | | | | | | | | |
|---|------------------------------|---------------------------------|-------------------------------|----------------------------------|------------------------------|---------------------------------|-------------------------------|----------------------------------|------------------------------|---------------------------------|------------------------------|----------------------------------|------------------------------|---------------------------------|------------------------------|----------------------------------|----------------------------------|------------------------------------|----------------------------------|--------|--|--|--|--|--|
| 16 Austin Jackson, R (1.8) OBP: 0.333, SLG: 0.364 19 Josh Rutledge, R (6.5) OBP: 0.267, SLG: 0.500 | G6-3 | | K | | F9 | | HR | | K | 3 | 0 | 0 | 0 | 0 | 1 | 3 | | | | | | | | | |
| 8 Hunter Pence, R (1.7) OBP: 0.067, SLG: 0.067 79 Chris Shaw, L (6.7) OBP: 0.423, SLG: 0.739 | F8 | | K | | K | | BB | | HR | 3 | 0 | 0 | 0 | 0 | 2 | 3 | | | | | | | | | |
| 22 Andrew McCutchen, R (1.9) OBP: 0.467, SLG: 0.365 7 Gorkys Hernández, R (5. PR) OBP: 0.304, SLG: 0.368 | G6-3 | | K | | | | 1B | | P3 | 3 | 0 | 1 | 0 | 0 | 1 | 0 | | | | | | | | | |
| 28 Buster Posey, R (1.2) OBP: 0.800, SLG: 1.400 51 Mac Williamson, R (5. PR) OBP: 0.375, SLG: 0.626 | | 2B | | | 1B | | 2B | | 1B | 3 | 2 | 3 | 0 | 0 | 0 | 0 | | | | | | | | | |
| 5 Nick Hundley, R (1.10) OBP: 0.467, SLG: 0.727 78 Steven Duggar, L (5. PH) OBP: 0.345, SLG: 0.654 | | | | | BB | | K | | BB | 2 | 2 | 1 | 0 | 0 | 1 | 2 | | | | | | | | | |
| 9 Brandon Belt, L (1.3) OBP: 0.538, SLG: 0.714 80 Kyle Jensen, R (6.3) OBP: 0.600, SLG: 1.313 | | | | | BB | | K | | BB | 2 | 1 | 1 | 2 | 1 | 1 | 3 | | | | | | | | | |
| 48 Pablo Sandoval, S (1.5) ERA: 14.85 74 Aramis García, R (6.2) OBP: 0.200, SLG: 0.158 | | | | | BB | | BB | | BB | 2 | 0 | 0 | 1 | 1 | 1 | 4 | | | | | | | | | |
| 35 Brandon Crawford, L (1.6) OBP: 0.333, SLG: 0.300 46 Orlando Calixte, R (6.6) OBP: 0.349, SLG: 0.455 | | | | | BB | | K | | BB | 2 | 0 | 0 | 0 | 0 | 0 | 2 | | | | | | | | | |
| 12 Joe Panik, L (1.4) OBP: 0.400, SLG: 0.556 88 Andrés Blanco, S (7.4) ERA: 15.5 | | | | | BB | | K | | HR | 3 | 0 | 1 | 0 | 0 | 2 | 0 | | | | | | | | | |
| Inning Stats | R: 0 E: 0 K: 0 S: 3 | H: 4 LOB: 1 BB: 0 P: 3 | R: 2 E: 0 K: 1 S: 10 | H: 4 LOB: 0 BB: 0 P: 12 | R: 0 E: 0 K: 3 S: 9 | H: 0 LOB: 0 BB: 0 P: 9 | R: 2 E: 0 K: 2 S: 10 | H: 3 LOB: 3 BB: 2 P: 18 | R: 2 E: 0 K: 1 S: 8 | H: 3 LOB: 2 BB: 0 P: 8 | R: 1 E: 1 K: 2 S: 9 | H: 1 LOB: 2 BB: 1 P: 14 | R: 1 E: 0 K: 1 S: 7 | H: 1 LOB: 0 BB: 0 P: 8 | R: 2 E: 0 K: 1 S: 9 | H: 2 LOB: 2 BB: 2 P: 19 | 1B: 8 2B: 2 3B: 0 HR: 4 | SF: 0 SAC: 0 DP: 1 HBP: 0 | WP: 3 PB: 0 SB: 2 CS: 0 | PA: 43 | | | | | |
| PITCHER | IP | WLS | BF | H | R | ER | SO | BB | IBB | HBP | BLK | WP | HR | S | P | ERA | WHIP | | | | | | | | |
| 65 James Paxton, L (1.1) ERA: 14.85 | 3.0 | | 14 | 5 | 4 | 4 | 4 | 1 | 0 | 0 | 0 | 0 | 1 | 23 | 29 | 12.00 | 2.000 | | | | | | | | |
| 47 James Páez, L (4.1) ERA: 5.79 | 1.0 | H | 6 | 2 | 0 | 0 | 2 | 1 | 0 | 0 | 0 | 1 | 0 | 9 | 13 | 0.00 | 3.000 | | | | | | | | |
| 48 Andrew Moore, R (5.1) ERA: 9.75 | 2.0 | B | 12 | 4 | 3 | 3 | 3 | 1 | 0 | 0 | 0 | 0 | 1 | 17 | 22 | 13.50 | 2.500 | | | | | | | | |
| 76 Johendri Jiminian, R (7.1) ERA: 6.75 | 1.2 | L | 10 | 3 | 3 | 3 | 2 | 2 | 0 | 0 | 0 | 1 | 2 | 15 | 26 | 16.20 | 3.000 | | | | | | | | |
| 80 Bryan Bonnell, R (8.1) ERA: 15.5 | 0.1 | | 1 | 0 | 0 | 0 | 0 | 0 | 0 | 0 | 0 | 0 | 0 | 1 | 1 | 0.00 | 0.000 | | | | | | | | |

Seattle Mariners @ San Francisco Giants
 Scottsdale Stadium, Scottsdale, AZ
 Fri Mar 09 2018, 3:06 PM - 6:10 PM EST
 Att: 11,226 - Partly Cloudy - 79 F

| | |
|-----|----|
| AB | 38 |
| R | 10 |
| H | 14 |
| RBI | 9 |
| BB | 5 |
| SO | 11 |
| LOB | 26 |



| Batter | 1 | 2 | 3 | 4 | 5 | 6 | 7 | 8 | 9 | AB | R | H | RBI | BB | SO | LOB | TOP | | | | | | | | | | | | | | | | | | |
|--|--------------------------------------|---------------------------------|--------------------------------------|--------------------------|--------------------------------------|---------------------------------|--------------------------------------|-------------------------|--------------------------------------|--------------------------|---------------------------------------|----------------------------------|--------------------------------------|-------------------------|--------------------------------------|-------------------------|--------------------------------------|----------------------------------|----------------------------------|------------------------------------|----------------------------------|--------|---|----|----|----|-----|-----|-----|----|----|---|------|-------|------|
| 9 Dee Strange-Gordon, L OBP: 0.385, SLG: 0.848 70 Ian Miller, R OBP: 0.316, SLG: 0.300 | K2-3 | | K | | | | G4-3 | | | 3 | 1 | 1 | 0 | 0 | 2 | 0 | | | | | | | | | | | | | | | | | | | |
| 17 Mitch Haniger, R 73 Braden Bishop, R OBP: 0.391, SLG: 0.524 | K | | | G5-3 | | K | G5-3 | | | 3 | 0 | 0 | 0 | 0 | 2 | 1 | | | | | | | | | | | | | | | | | | | |
| 15 Kyle Seager, L OBP: 0.348, SLG: 0.364 71 Zach Vincej, R OBP: 0.182, SLG: 0.182 | G3-1 | | | G3-1 | | | | F9 | | 2 | 1 | 0 | 0 | 1 | 0 | 0 | | | | | | | | | | | | | | | | | | | |
| 6 Mike Ford, L OBP: 0.313, SLG: 0.407 90 Zach Shank, R 59 Matt Hague, R OBP: 0.294, SLG: 0.438 | | 2B | | K | | | | 1B | | 3 | 0 | 2 | 2 | 0 | 1 | 0 | | | | | | | | | | | | | | | | | | | |
| 5 Guillermo Heredia, R OBP: 0.636, SLG: 0.500 72 Andrew Apin, L OBP: 0.444, SLG: 0.167 | | BB | | | | | | 1B | | 0 | 0 | 0 | 0 | 2 | 0 | 0 | | | | | | | | | | | | | | | | | | | |
| 10 Mike Marijans, R OBP: 0.421, SLG: 0.429 20 Daniel Vogelbach, L OBP: 0.630, SLG: 1.050 | K | | | | | | | BB | | 0 | 1 | 0 | 0 | 2 | 0 | 0 | | | | | | | | | | | | | | | | | | | |
| 1 Gordon Beckham, R OBP: 0.517, SLG: 0.667 | K | | | L9 | | | G6-3 | | | 3 | 1 | 1 | 3 | 0 | 2 | 3 | | | | | | | | | | | | | | | | | | | |
| 21 Taylor Motter, R OBP: 0.258, SLG: 0.400 | | | | G6-3 | | | | 1B | | 4 | 0 | 1 | 0 | 0 | 1 | 2 | | | | | | | | | | | | | | | | | | | |
| 4 Tuffy Gosewisch, R OBP: 0.063, SLG: 0.250 36 David Freitas, R OBP: 0.200, SLG: 0.200 | K | | | K | | | K | | | 3 | 0 | 0 | 0 | 0 | 3 | 1 | | | | | | | | | | | | | | | | | | | |
| Inning Stats | R: 0 H: 0 E: 0 K: 2 S: 7 | H: 0 LOB: 0 BB: 0 P: 7 | R: 0 H: 1 E: 0 K: 2 S: 7 | LOB: 1 BB: 1 P: 11 | R: 0 H: 0 E: 0 K: 2 S: 7 | H: 0 LOB: 0 BB: 0 P: 7 | R: 0 H: 0 E: 0 K: 1 S: 5 | LOB: 0 BB: 0 P: 5 | R: 0 H: 0 E: 0 K: 2 S: 7 | LOB: 2 BB: 1 P: 12 | R: 5 H: 3 E: 0 K: 2 S: 10 | H: 3 LOB: 1 BB: 2 P: 18 | R: 0 H: 1 E: 0 K: 1 S: 6 | LOB: 1 BB: 0 P: 6 | R: 0 H: 1 E: 0 K: 0 S: 3 | LOB: 1 BB: 1 P: 7 | R: 0 H: 0 E: 0 K: 1 S: 5 | LOB: 0 BB: 0 P: 5 | 1B: 3 2B: 3 3B: 0 HR: 1 | SF: 0 SAC: 0 DP: 2 HBP: 0 | WP: 1 PB: 1 SB: 1 CS: 2 | PA: 36 | | | | | | | | | | | | | |
| PITCHER | IP | WLS | BF | H | R | ER | SO | BB | IBB | HBP | BLK | WP | HR | S | P | ERA | WHIP | PITCHER | IP | WLS | BF | H | R | ER | SO | BB | IBB | HBP | BLK | WP | HR | S | P | ERA | WHIP |
| 47 Sal Romano, R ERA: 3.0 | 4.0 | | 13 | 1 | 0 | 0 | 7 | 1 | 0 | 0 | 0 | 1 | 0 | 26 | 30 | 0.00 | 0.500 | 52 Vance Worley, R ERA: 11.81 | 1.0 | | 3 | 0 | 0 | 0 | 1 | 0 | 0 | 0 | 0 | 0 | 5 | 5 | 0.00 | 0.000 | |
| 26 Raisel Iglesias, R ERA: 5.4 | 1.0 | H | 4 | 0 | 0 | 0 | 2 | 1 | 0 | 0 | 0 | 0 | 0 | 7 | 12 | 0.00 | 1.000 | | | | | | | | | | | | | | | | | | |
| 37 David Hernandez, R ERA: 9.82 | 0.2 | L | 5 | 2 | 3 | 3 | 2 | 1 | 0 | 0 | 0 | 0 | 0 | 8 | 12 | 40.50 | 4.500 | | | | | | | | | | | | | | | | | | |
| 53 Wandy Peralta, L ERA: 11.57 | 1.1 | | 7 | 2 | 2 | 2 | 1 | 1 | 0 | 0 | 0 | 0 | 0 | 8 | 12 | 13.50 | 2.250 | | | | | | | | | | | | | | | | | | |
| 61 Kevin Quackenbush, R ERA: | 1.0 | | 4 | 1 | 0 | 0 | 0 | 1 | 0 | 0 | 0 | 0 | 0 | 3 | 7 | 0.00 | 2.000 | | | | | | | | | | | | | | | | | | |

Seattle Mariners @ Cincinnati Reds
Goodyear Ballpark, Goodyear, AZ
Sat Mar 10 2018, 8:06 PM - 10:45 PM EST
Att. 6,302 - Overcast - 64 F

AB 31
R 5
H 6
RBI 5
BB 5
SO 13
LOB 15



| Batter | 1 | 2 | 3 | 4 | 5 | 6 | 7 | 8 | 9 | AB | R | H | RBI | BB | SO | LOB | BOTTOM | | | | | | | | | | | | | | | | | | |
|--|---------------------------------------|----------------------------------|--------------------------------------|-------------------------|--------------------------------------|--------------------------|--------------------------------------|-------------------------|--------------------------------------|-------------------------|--------------------------------------|-------------------------|--------------------------------------|-------------------------|--------------------------------------|-------------------------|----------------------------------|------------------------------------|----------------------------------|--------|----|---|---|----|----|----|-----|-----|-----|----|----|---|---|-----|------|
| 79 Nick Senzel, R OBP: 0.250, SLG: 0.368 69 Sebastián Eltzalde, L OBP: 0.394, SLG: 0.273 | F8 | | | | | | | | | 3 | 0 | 1 | 0 | 0 | 0 | 0 | | | | | | | | | | | | | | | | | | | |
| 46 Phil Gosselin, R OBP: 0.280, SLG: 0.292 21 Tyler Goeddel, R | K | | | | | | | | | 3 | 0 | 0 | 0 | 0 | 2 | 2 | | | | | | | | | | | | | | | | | | | |
| 19 Joey Volto, L OBP: 0.333, SLG: 0.056 6 Blake Trahan, R | BB | | | | | | | | | 1 | 1 | 0 | 0 | 2 | 0 | 0 | | | | | | | | | | | | | | | | | | | |
| 39 Devin Mesoraco, R OBP: 0.333, SLG: 0.550 12 Brian O'Grady, L OBP: 0.697, SLG: 2.000 | HR | | | | | | | | | 3 | 1 | 1 | 2 | 0 | 0 | 3 | | | | | | | | | | | | | | | | | | | |
| 17 Patrick Kivlehan, R OBP: 0.182, SLG: 0.100 15 Dilson Herrera, R OBP: 0.279, SLG: 0.235 | K | | | | | | | | | 2 | 0 | 0 | 0 | 0 | 1 | 0 | | | | | | | | | | | | | | | | | | | |
| 33 Jesse Winker, L OBP: 0.407, SLG: 0.652 66 Alex Blandino, R OBP: 0.368, SLG: 0.353 | | | | | | | | | | 2 | 0 | 1 | 0 | 0 | 0 | 0 | | | | | | | | | | | | | | | | | | | |
| 27 Phillip Ervin, R OBP: 0.333, SLG: 0.333 60 Tony Cruz, R OBP: 0.250, SLG: 0.273 | G6-3 | | | | | | | | | 2 | 0 | 0 | 0 | 0 | 1 | | | | | | | | | | | | | | | | | | | | |
| 81 Rosell Herrera, S OBP: 0.190, SLG: 0.690 78 Brandon Dixon, R OBP: 0.346, SLG: 0.720 | K | | | | | | | | | 2 | 0 | 0 | 0 | 0 | 1 | 0 | | | | | | | | | | | | | | | | | | | |
| 68 Mason Williams, L OBP: 0.320, SLG: 0.458 76 Darnell Sweeney, S OBP: 0.250, SLG: 0.105 | | | | | | | | | | 2 | 0 | 1 | 0 | 0 | 1 | 0 | | | | | | | | | | | | | | | | | | | |
| Inning Stats | R: 2 H: 1 E: 0 K: 2 S: 10 | H: 1 LOB: 1 BB: 1 P: 16 | R: 0 H: 1 E: 0 K: 1 S: 5 | LOB: 0 BB: 0 P: 6 | R: 0 H: 2 E: 0 K: 1 S: 6 | LOB: 2 BB: 1 P: 10 | R: 0 H: 0 E: 0 K: 0 S: 3 | LOB: 0 BB: 0 P: 3 | R: 0 H: 0 E: 0 K: 0 S: 3 | LOB: 0 BB: 0 P: 3 | R: 0 H: 1 E: 0 K: 0 S: 3 | LOB: 1 BB: 0 P: 3 | R: 0 H: 1 E: 0 K: 2 S: 8 | LOB: 1 BB: 0 P: 8 | R: 0 H: 0 E: 0 K: 0 S: 3 | LOB: 0 BB: 0 P: 3 | 1B: 3 2B: 3 3B: 0 HR: 1 | SF: 0 SAC: 0 DP: 2 HBP: 0 | WP: 0 PB: 0 SB: 0 CS: 0 | PA: 32 | | | | | | | | | | | | | | | |
| PITCHER | IP | WLS | BF | H | R | ER | SO | BB | IBB | HBP | BLK | WP | HR | S | P | ERA | WHIP | PITCHER | IP | WLS | BF | H | R | ER | SO | BB | IBB | HBP | BLK | WP | HR | S | P | ERA | WHIP |
| 37 Ariel Miranda, L ERA: | 3.0 | | 13 | 4 | 2 | 2 | 4 | 2 | 0 | 0 | 0 | 0 | 1 | 21 | 32 | 6.00 | 2.000 | | | | | | | | | | | | | | | | | | |
| 53 Dan Altavilla, R ERA: | 1.0 | | 3 | 0 | 0 | 0 | 0 | 0 | 0 | 0 | 0 | 0 | 0 | 3 | 3 | 0.00 | 0.000 | | | | | | | | | | | | | | | | | | |
| 25 Marc Rzepczynski, L ERA: 4.5 | 1.0 | W | 3 | 0 | 0 | 0 | 1 | 0 | 0 | 0 | 0 | 0 | 0 | 5 | 5 | 0.00 | 0.000 | | | | | | | | | | | | | | | | | | |
| 56 Christian Bergman, R ERA: 7.5 | 3.0 | H | 10 | 2 | 0 | 0 | 2 | 0 | 0 | 0 | 0 | 0 | 0 | 14 | 14 | 0.00 | 0.667 | | | | | | | | | | | | | | | | | | |
| 75 Art Warren, R ERA: | 1.0 | S | 3 | 0 | 0 | 0 | 0 | 0 | 0 | 0 | 0 | 0 | 0 | 3 | 3 | 0.00 | 0.000 | | | | | | | | | | | | | | | | | | |

Seattle Mariners @ Cincinnati Reds
Goodyear Ballpark, Goodyear, AZ
Sat Mar 10 2018, 8:06 PM - 10:45 PM EST
Att. 6,302 - Overcast - 64 F

AB 30
R 2
H 6
RBI 2
BB 2
SO 7
LOB 8



| Batter | 1 | 2 | 3 | 4 | 5 | 6 | 7 | 8 | 9 | AB | R | H | RBI | BB | SO | LOB | TOP | | | |
|---|---|---------------------------------|---|------------------------------------|--|---------------------------------|--|-----------------------------------|--|---------------------------------|--|---------------------------------|---|------------------------------------|--|----------------------------------|--|-----------------------------------|------------------------------------|----------------------------------|
| 6 Billy Hamilton, S OBP: 0.231, SLG: 0.048 27 Phillip Ervin, R OBP: 0.346, SLG: 0.391 | | | | | | | | | | 3 | 1 | 1 | 0 | 0 | 0 | 3 | Cincinnati Reds @ Seattle Mariners Peoria Stadium, Peoria, AZ Sun Mar 11 2018, 4:11 PM - 7:19 PM EDT Att: 8,499 - Partly Cloudy - 72 F | | | |
| 7 Eugenio Suárez, R OBP: 0.429, SLG: 0.792 66 Alex Blandino, R OBP: 0.381, SLG: 0.368 | | | | | | | | | | 3 | 0 | 1 | 0 | 0 | 0 | 0 | | | | |
| 19 Joey Votto, L OBP: 0.333, SLG: 0.095 60 Tony Cruz, R OBP: 0.286, SLG: 0.538 | | | | | | | | | | 3 | 1 | 1 | 0 | 0 | 0 | 2 | | | | |
| 3 Scooter Gennett, L OBP: 0.385, SLG: 0.435 78 Brandon Dixon, R OBP: 0.357, SLG: 0.704 | | | | | | | | | | 3 | 0 | 2 | 1 | 0 | 0 | 1 | | | | |
| 23 Adam Duvall, R OBP: 0.286, SLG: 0.500 17 Patrick Kivlehan, R OBP: 0.269, SLG: 0.095 | | | | | | | | | | 3 | 0 | 1 | 1 | 0 | 0 | 3 | | | | |
| 43 Scott Schebler, L OBP: 0.519, SLG: 0.739 69 Sebastián Elzalde, L OBP: 0.320, SLG: 0.292 | | | | | | | | | | 3 | 0 | 0 | 0 | 0 | 1 | 3 | | | | |
| 9 José Peraza, R OBP: 0.286, SLG: 0.385 76 Darnell Sweeney, S OBP: 0.231, SLG: 0.095 | | | | | | | | | | 3 | 0 | 2 | 0 | 0 | 0 | 0 | | | | |
| 16 Tucker Barnhart, L OBP: 0.500, SLG: 0.900 67 Joe Hudson, R OBP: 0.222, SLG: 0.333 | | | | | | | | | | 3 | 0 | 2 | 0 | 0 | 0 | 0 | | | | |
| 2 Ben Revere, L OBP: 0.286, SLG: 0.385 81 Rosell Herrera, S OBP: 0.227, SLG: 0.600 | | | | | | | | | | 3 | 0 | 1 | 0 | 0 | 1 | 4 | | | | |
| Inning Stats | R: 1 E: 0 K: 0 S: 5 | H: 3 LOB: 1 BB: 0 P: 5 | R: 0 E: 0 K: 1 S: 7 | H: 2 LOB: 2 BB: 0 P: 7 | R: 1 E: 1 K: 0 S: 5 | H: 1 LOB: 1 BB: 0 P: 6 | R: 0 E: 0 K: 0 S: 4 | H: 1 LOB: 1 BB: 0 P: 4 | R: 0 E: 0 K: 1 S: 6 | H: 2 LOB: 1 BB: 0 P: 6 | R: 0 E: 0 K: 1 S: 6 | H: 1 LOB: 1 BB: 0 P: 6 | R: 0 E: 0 K: 2 S: 7 | H: 0 LOB: 0 BB: 0 P: 7 | R: 4 E: 0 K: 2 S: 12 | H: 4 LOB: 2 BB: 1 P: 19 | | 1B: 14 2B: 1 3B: 0 HR: 1 | SF: 0 SAC: 0 DP: 2 HBP: 1 | WP: 0 PB: 0 SB: 1 CS: 0 |
| PITCHER | IP WLS BF H R ER SO BB IBB HBP BLK WP HR S P ERA WHIP | 8 Mike Leake, R ERA: 2.7 | 4.1 21 8 2 1 1 0 0 0 0 0 0 0 0 23 24 2.08 1.846 | 60 Chasen Bradford, R ERA: 1.59 | 0.2 H 3 1 0 0 0 0 0 0 0 0 0 0 3 3 0.00 1.500 | 35 David Phelps, R ERA: 18.0 | 1.0 H 4 2 0 0 1 0 0 0 0 0 0 0 6 6 0.00 2.000 | 61 Casey Lawrence, R ERA: 1.13 | 2.0 H 7 1 0 0 3 0 0 0 0 0 0 0 13 13 0.00 0.500 | 64 Mike Morin, R ERA: 14.54 | 0.1 L 7 4 4 4 1 1 0 1 0 0 0 1 8 15 108.00 15.000 | PITCHER | IP WLS BF H R ER SO BB IBB HBP BLK WP HR S P ERA WHIP | 43 Shawn Armstrong, R ERA: 1.69 | 0.2 2 0 0 0 1 0 0 0 0 0 0 0 3 4 0.00 1.000 | | | | | |

| Batter | 1 | 2 | 3 | 4 | 5 | 6 | 7 | 8 | 9 | AB | R | H | RBI | BB | SO | LOB | BOTTOM | | | |
|---|---|-------------------------------------|--|----------------------------------|---|----------------------------------|---|-------------------------------------|--|-------------------------------------|---|---------------------------------|---|---------------------------------|--|---------------------------------|--|----------------------------------|------------------------------------|----------------------------------|
| 51 Ichiro Suzuki, L OBP: 0.500, SLG: 0.500 | | | | | | | | | | 3 | 0 | 0 | 0 | 0 | 2 | 1 | Cincinnati Reds @ Seattle Mariners Peoria Stadium, Peoria, AZ Sun Mar 11 2018, 4:11 PM - 7:19 PM EDT Att: 8,499 - Partly Cloudy - 72 F | | | |
| 2 Jean Segura, R OBP: 0.407, SLG: 0.682 71 Zach Vincej, R OBP: 0.154, SLG: 0.154 | | | | | | | | | | 2 | 1 | 2 | 0 | 1 | 0 | 0 | | | | |
| 22 Robinson Cano, L OBP: 0.409, SLG: 0.550 85 Danny Muno, S OBP: 0.412, SLG: 0.500 | | | | | | | | | | 1 | 0 | 0 | 0 | 0 | 0 | 1 | | | | |
| 20 Daniel Vogelbach, L OBP: 0.613, SLG: 0.957 84 Evan White, R OBP: 0.250, SLG: 0.167 | | | | | | | | | | 3 | 0 | 1 | 1 | 1 | 0 | 2 | | | | |
| 17 Mitch Haniger, R OBP: 0.345, SLG: 0.444 90 Zach Shank, R OBP: 0.250, SLG: 0.387 | | | | | | | | | | 3 | 0 | 0 | 0 | 0 | 3 | 4 | | | | |
| 6 Mike Ford, L OBP: 0.306, SLG: 0.367 | | | | | | | | | | 3 | 0 | 0 | 0 | 1 | 0 | 0 | | | | |
| 3 Mike Zunino, R OBP: 0.320, SLG: 0.364 10 Mike Marjama, R OBP: 0.400, SLG: 0.400 | | | | | | | | | | 2 | 1 | 2 | 2 | 1 | 0 | 0 | | | | |
| 5 Guillermo Heredia, R OBP: 0.500, SLG: 0.333 57 John Andreoli, R OBP: 0.346, SLG: 0.227 | | | | | | | | | | 3 | 0 | 0 | 0 | 0 | 0 | 4 | | | | |
| 7 Andrew Romine, S OBP: 0.345, SLG: 0.444 21 Taylor Motter, R OBP: 0.250, SLG: 0.387 | | | | | | | | | | 3 | 0 | 1 | 1 | 0 | 0 | 0 | | | | |
| Inning Stats | R: 0 E: 0 K: 2 S: 7 | H: 0 LOB: 2 BB: 2 P: 15 | R: 1 E: 0 K: 0 S: 5 | H: 1 LOB: 1 BB: 1 P: 10 | R: 2 E: 1 K: 1 S: 8 | H: 2 LOB: 2 BB: 1 P: 12 | R: 0 E: 0 K: 2 S: 8 | H: 1 LOB: 1 BB: 0 P: 8 | R: 0 E: 0 K: 0 S: 3 | H: 0 LOB: 0 BB: 0 P: 3 | R: 1 E: 0 K: 2 S: 9 | H: 2 LOB: 1 BB: 0 P: 9 | R: 0 E: 0 K: 0 S: 3 | H: 0 LOB: 0 BB: 0 P: 3 | R: 1 E: 0 K: 1 S: 7 | H: 3 LOB: 2 BB: 0 P: 7 | | 1B: 7 2B: 3 3B: 0 HR: 0 | SF: 0 SAC: 0 DP: 1 HBP: 0 | WP: 1 PB: 0 SB: 2 CS: 0 |
| PITCHER | IP WLS BF H R ER SO BB IBB HBP BLK WP HR S P ERA WHIP | 29 Brandon Finnegan, L ERA: 3.98 | 1.1 2 0 0 0 1 1 0 0 0 0 0 0 3 7 0.00 3.000 | 51 Kyle Crockett, L ERA: 3.0 | 1.2 B 8 1 1 1 1 2 0 0 0 0 1 0 9 18 5.40 1.800 | 48 Jared Hughes, R ERA: 1.8 | 1.0 B 7 2 2 0 1 1 0 0 0 0 0 0 8 12 0.00 3.000 | 41 Kevin Shackelford, R ERA: 3.6 | 1.0 4 1 0 0 2 0 0 0 0 0 0 0 8 8 0.00 1.000 | 21 Michael Lorenzen, R ERA: 9.45 | 3.0 11 3 1 1 3 0 0 0 0 0 0 0 17 17 3.00 1.000 | PITCHER | IP WLS BF H R ER SO BB IBB HBP BLK WP HR S P ERA WHIP | 77 Dylan Floro, R ERA: 3.0 | 2.0 W 8 3 1 1 1 0 0 0 0 0 0 0 10 10 4.50 1.500 | | | | | |

| Batter | 1 | 2 | 3 | 4 | 5 | 6 | 7 | 8 | 9 | AB | R | H | RBI | BB | SO | LOB | TOP | | | | | | | | | | | | | | | | | | | |
|---|------------------------------|----------------------------------|------------------------------|---------------------------------|------------------------------|---------------------------------|------------------------------|---------------------------------|------------------------------|----------------------------------|------------------------------|---------------------------------|------------------------------|---------------------------------|------------------------------|---------------------------------|---|---------------------------------|----------------------------------|------------------------------------|----------------------------------|--------|---|---|----|----|----|-----|-----|-----|----|----|----|------|-------|------|
| 15 Adam Engel, R OBP: 0.364, SLG: 0.759 | | | | | | | | | | 5 | 2 | 2 | 2 | 0 | 2 | 1 | Chicago White Sox @ Seattle Mariners Peoria Stadium, Peoria, AZ Mon Mar 12 2018, 9:41 PM - 12:44 AM EDT Att: 7,287 - Clear - 81 F | | | | | | | | | | | | | | | | | | | |
| 28 Leury Garcia, S OBP: 0.289, SLG: 0.405 | | | | | | | | | | 5 | 0 | 1 | 0 | 0 | 0 | 1 | | | | | | | | | | | | | | | | | | | | |
| 26 Avisail Garcia, R OBP: 0.333, SLG: 0.438 | | | | | | | | | | 4 | 1 | 1 | 0 | 0 | 1 | 2 | | | | | | | | | | | | | | | | | | | | |
| 63 Daniel Palka, L OBP: 0.154, SLG: 0.240 | | | | | | | | | | 4 | 0 | 2 | 1 | 0 | 1 | 0 | | | | | | | | | | | | | | | | | | | | |
| 24 Matt Davidson, R OBP: 0.444, SLG: 0.725 | | | | | | | | | | 0 | 0 | 0 | 0 | 0 | 0 | 0 | | | | | | | | | | | | | | | | | | | | |
| 88 Patrick Leonard, R OBP: 0.294, SLG: 0.200 | | | | | | | | | | 3 | 0 | 1 | 0 | 1 | 1 | 1 | | | | | | | | | | | | | | | | | | | | |
| 74 Eloy Jiménez, R OBP: 0.667, SLG: 1.714 | | | | | | | | | | 4 | 0 | 0 | 0 | 0 | 1 | 4 | | | | | | | | | | | | | | | | | | | | |
| 62 Casey Gillaspie, S OBP: 0.212, SLG: 0.364 | | | | | | | | | | 0 | 0 | 0 | 0 | 0 | 0 | 0 | | | | | | | | | | | | | | | | | | | | |
| 89 Matt Skole, L OBP: 0.450, SLG: 0.765 | | | | | | | | | | 2 | 0 | 0 | 0 | 2 | 0 | 1 | | | | | | | | | | | | | | | | | | | | |
| 71 José Rondón, R OBP: 0.214, SLG: 0.304 | | | | | | | | | | 0 | 0 | 0 | 0 | 0 | 0 | 0 | | | | | | | | | | | | | | | | | | | | |
| 85 Danny Mendick, R | | | | | | | | | | 4 | 1 | 1 | 1 | 0 | 1 | 5 | | | | | | | | | | | | | | | | | | | | |
| 86 Zack Collins, L OBP: 0.182, SLG: 0.455 | | | | | | | | | | 0 | 0 | 0 | 0 | 0 | 0 | 0 | | | | | | | | | | | | | | | | | | | | |
| 90 Seby Zavala, R OBP: 0.364, SLG: 0.300 | | | | | | | | | | 4 | 1 | 1 | 1 | 0 | 1 | 5 | | | | | | | | | | | | | | | | | | | | |
| 73 Luis Alexander Basabe, S OBP: 0.333, SLG: 0.545 | | | | | | | | | | 3 | 0 | 1 | 0 | 0 | 1 | 0 | | | | | | | | | | | | | | | | | | | | |
| 32 Jacob May, S OBP: 0.421, SLG: 0.471 | | | | | | | | | | 1 | 0 | 0 | 0 | 0 | 0 | 0 | | | | | | | | | | | | | | | | | | | | |
| Inning Stats | R: 2 E: 0 K: 0 S: 6 | H: 3 LOB: 3 BB: 2 P: 14 | R: 0 E: 0 K: 1 S: 6 | H: 1 LOB: 1 BB: 0 P: 6 | R: 0 E: 0 K: 1 S: 6 | H: 1 LOB: 1 BB: 0 P: 7 | R: 1 E: 0 K: 1 S: 7 | H: 2 LOB: 1 BB: 0 P: 8 | R: 0 E: 0 K: 1 S: 6 | H: 1 LOB: 2 BB: 1 P: 10 | R: 0 E: 0 K: 2 S: 7 | H: 0 LOB: 0 BB: 0 P: 7 | R: 0 E: 0 K: 0 S: 3 | H: 0 LOB: 0 BB: 0 P: 3 | R: 0 E: 0 K: 2 S: 7 | H: 0 LOB: 0 BB: 0 P: 7 | R: 1 E: 0 K: 0 S: 6 | H: 1 LOB: 1 BB: 0 P: 9 | 1B: 3 2B: 3 3B: 0 HR: 3 | SF: 0 SAC: 0 DP: 0 HBP: 0 | WP: 2 PB: 0 SB: 0 CS: 0 | PA: 39 | | | | | | | | | | | | | | |
| PITCHER | IP | WLS | BF | H | R | ER | SO | BB | IBB | HBP | BLK | WP | HR | S | P | ERA | WHIP | PITCHER | | IP | WLS | BF | H | R | ER | SO | BB | IBB | HBP | BLK | WP | HR | S | P | ERA | WHIP |
| 32 Marco Gonzales, L ERA: 1.69 | (1.1) | 1.2 | L | 11 | 4 | 2 | 2 | 1 | 2 | 0 | 0 | 0 | 0 | 1 | 11 | 19 | 10.80 | 3.600 | 39 Edwin Diaz, R ERA: 3.6 | | (7.1) | 1.0 | 3 | 0 | 0 | 0 | 0 | 0 | 0 | 0 | 0 | 3 | 3 | 0.00 | 0.000 | |
| 12 Juan Nicasio, R ERA: 1.69 | (2.1) | 1.1 | | 5 | 1 | 0 | 0 | 1 | 0 | 0 | 0 | 0 | 1 | 7 | 8 | 0.00 | 0.750 | 80 Bryan Bonnell, R ERA: 9.0 | | (8.1) | 2.0 | 7 | 1 | 1 | 1 | 2 | 0 | 0 | 0 | 0 | 1 | 13 | 16 | 4.50 | 0.500 | |
| 25 Marc Rzepczynski, L ERA: 5.4 | (4.1) | 1.0 | | 5 | 2 | 1 | 1 | 1 | 0 | 0 | 0 | 0 | 1 | 7 | 8 | 9.00 | 2.000 | | | | | | | | | | | | | | | | | | | |
| 46 Ryan Cook, R ERA: 6.75 | (5.1) | 1.0 | | 5 | 1 | 0 | 0 | 1 | 1 | 0 | 0 | 0 | 0 | 6 | 10 | 0.00 | 2.000 | | | | | | | | | | | | | | | | | | | |
| 50 Nick Vincent, R ERA: | (6.1) | 1.0 | | 3 | 0 | 0 | 0 | 2 | 0 | 0 | 0 | 0 | 0 | 7 | 7 | 0.00 | 0.000 | | | | | | | | | | | | | | | | | | | |

| Batter | 1 | 2 | 3 | 4 | 5 | 6 | 7 | 8 | 9 | AB | R | H | RBI | BB | SO | LOB | BOTTOM | | | | | | | | | | | | | | | | | | | |
|---|------------------------------|---------------------------------|------------------------------|---------------------------------|------------------------------|---------------------------------|------------------------------|----------------------------------|------------------------------|---------------------------------|------------------------------|---------------------------------|------------------------------|---------------------------------|------------------------------|----------------------------------|---|---------------------------------|----------------------------------|------------------------------------|----------------------------------|--------|---|---|----|----|----|-----|-----|-----|----|----|----|------|-------|------|
| 9 Dee Strange-Gordon, L OBP: 0.367, SLG: 0.767 | | | | | | | | | | 4 | 0 | 1 | 0 | 0 | 1 | 1 | Chicago White Sox @ Seattle Mariners Peoria Stadium, Peoria, AZ Mon Mar 12 2018, 9:41 PM - 12:44 AM EDT Att: 7,287 - Clear - 81 F | | | | | | | | | | | | | | | | | | | |
| 83 Luis Liberato, L | | | | | | | | | | 0 | 0 | 0 | 0 | 0 | 0 | 0 | | | | | | | | | | | | | | | | | | | | |
| 51 Ichiro Suzuki, L | | | | | | | | | | 2 | 1 | 0 | 0 | 1 | 0 | 0 | | | | | | | | | | | | | | | | | | | | |
| 57 John Andreoli, R OBP: 0.370, SLG: 0.227 | | | | | | | | | | 0 | 0 | 0 | 0 | 1 | 0 | 0 | | | | | | | | | | | | | | | | | | | | |
| 2 Jean Segura, R OBP: 0.387, SLG: 0.692 | | | | | | | | | | 4 | 0 | 1 | 1 | 0 | 1 | 2 | | | | | | | | | | | | | | | | | | | | |
| 71 Zach Vincej, R OBP: 0.154, SLG: 0.154 | | | | | | | | | | 0 | 0 | 0 | 0 | 0 | 0 | 0 | | | | | | | | | | | | | | | | | | | | |
| 15 Kyle Seager, L OBP: 0.346, SLG: 0.400 | | | | | | | | | | 3 | 0 | 1 | 0 | 0 | 0 | 1 | | | | | | | | | | | | | | | | | | | | |
| 83 Seth Mejias-Brean, R OBP: 0.143, SLG: 0.571 | | | | | | | | | | 1 | 0 | 0 | 0 | 0 | 1 | 2 | | | | | | | | | | | | | | | | | | | | |
| 20 Daniel Vogelbach, L OBP: 0.571, SLG: 0.852 | | | | | | | | | | 4 | 0 | 1 | 0 | 0 | 1 | 2 | | | | | | | | | | | | | | | | | | | | |
| 6 Mike Ford, L OBP: 0.282, SLG: 0.333 | | | | | | | | | | 3 | 0 | 0 | 0 | 0 | 2 | 2 | | | | | | | | | | | | | | | | | | | | |
| 5 Guillermo Heredia, R OBP: 0.487, SLG: 0.300 | | | | | | | | | | 1 | 0 | 0 | 0 | 0 | 0 | 0 | | | | | | | | | | | | | | | | | | | | |
| 10 Mike Marjama, R OBP: 0.391, SLG: 0.444 | | | | | | | | | | 3 | 1 | 1 | 0 | 0 | 1 | 1 | | | | | | | | | | | | | | | | | | | | |
| 4 Tuffy Gosewisch, R OBP: 0.059, SLG: 0.235 | | | | | | | | | | 1 | 0 | 0 | 0 | 0 | 0 | 0 | | | | | | | | | | | | | | | | | | | | |
| 1 Gordon Beckham, R OBP: 0.500, SLG: 0.615 | | | | | | | | | | 2 | 0 | 0 | 0 | 1 | 0 | 2 | | | | | | | | | | | | | | | | | | | | |
| 7 Andrew Romine, S OBP: 0.313, SLG: 0.400 | | | | | | | | | | 0 | 0 | 0 | 0 | 1 | 0 | 2 | | | | | | | | | | | | | | | | | | | | |
| 87 Beau Amaral, L | | | | | | | | | | 0 | 0 | 0 | 0 | 0 | 0 | 0 | | | | | | | | | | | | | | | | | | | | |
| Inning Stats | R: 0 E: 0 K: 2 S: 7 | H: 0 LOB: 0 BB: 0 P: 7 | R: 0 E: 0 K: 2 S: 7 | H: 1 LOB: 0 BB: 0 P: 8 | R: 0 E: 0 K: 0 S: 3 | H: 0 LOB: 1 BB: 1 P: 7 | R: 1 E: 0 K: 0 S: 6 | H: 1 LOB: 1 BB: 1 P: 10 | R: 1 E: 0 K: 0 S: 4 | H: 1 LOB: 0 BB: 0 P: 5 | R: 0 E: 0 K: 0 S: 3 | H: 0 LOB: 0 BB: 0 P: 3 | R: 0 E: 0 K: 2 S: 8 | H: 1 LOB: 1 BB: 0 P: 8 | R: 0 E: 0 K: 2 S: 8 | H: 1 LOB: 2 BB: 1 P: 12 | R: 0 E: 0 K: 0 S: 3 | H: 0 LOB: 0 BB: 0 P: 3 | 1B: 2 2B: 2 3B: 1 HR: 0 | SF: 0 SAC: 0 DP: 0 HBP: 0 | WP: 0 PB: 0 SB: 1 CS: 0 | PA: 34 | | | | | | | | | | | | | | |
| PITCHER | IP | WLS | BF | H | R | ER | SO | BB | IBB | HBP | BLK | WP | HR | S | P | ERA | WHIP | PITCHER | | IP | WLS | BF | H | R | ER | SO | BB | IBB | HBP | BLK | WP | HR | S | P | ERA | WHIP |
| 85 Dylan Cease, R ERA: | (1.1) | 3.0 | W | 10 | 1 | 0 | 0 | 4 | 1 | 0 | 0 | 0 | 0 | 6 | 10 | 9.00 | 2.000 | 64 Ian Clarkin, L ERA: | | (8.1) | 2.0 | 8 | 1 | 0 | 0 | 2 | 1 | 0 | 0 | 0 | 0 | 11 | 15 | 0.00 | 1.000 | |
| 39 Aaron Bummer, L ERA: 6.0 | (4.1) | 1.0 | H | 5 | 1 | 1 | 1 | 1 | 1 | 0 | 0 | 0 | 0 | 6 | 10 | 9.00 | 2.000 | | | | | | | | | | | | | | | | | | | |
| 45 Gregory Infante, R ERA: 9.0 | (5.1) | 1.0 | H | 4 | 1 | 1 | 1 | 0 | 0 | 0 | 0 | 0 | 0 | 4 | 5 | 9.00 | 1.000 | | | | | | | | | | | | | | | | | | | |
| 41 Xavier Cedeño, L ERA: 5.88 | (6.1) | 1.0 | H | 3 | 0 | 0 | 0 | 0 | 0 | 0 | 0 | 0 | 0 | 3 | 3 | 0.00 | 0.000 | | | | | | | | | | | | | | | | | | | |
| 43 Danny Farquhar, R ERA: 7.24 | (7.1) | 1.0 | H | 4 | 1 | 0 | 0 | 2 | 0 | 0 | 0 | 0 | 0 | 8 | 8 | 0.00 | 1.000 | | | | | | | | | | | | | | | | | | | |

AB 36
R 4
H 9
RBI 4
BB 3
SO 8
LOB 15



AB 31
R 2
H 5
RBI 2
BB 3
SO 8
LOB 14



| Batter | 1 | 2 | 3 | 4 | 5 | 6 | 7 | 8 | 9 | AB | R | H | RBI | BB | SO | LOB | TOP | | | | | | | | | | |
|--|-------------------------------|----------------------------------|-------------------------------|----------------------------------|------------------------------|---------------------------------|-------------------------------|----------------------------------|-------------------------------|----------------------------------|-------------------------------|----------------------------------|------------------------------|---------------------------------|-------------------------------|----------------------------------|-------------------------------|----------------------------------|-----------------------------------|------------------------------------|----------------------------------|--------|--|--|--|--|--|
| 9 Dee Strange-Gordon, L (1, 8) OBP: 0.353, SLG: 0.706 83 Luis Liberato, L (7, 8) OBP: 0.250, SLG: 0.250 | | | | | | | | | | 4 | 1 | 1 | 0 | 0 | 0 | 2 | | | | | | | | | | | |
| 17 Mitch Haniger, R (1, 9) OBP: 0.100, SLG: 0.100 57 John Andreoli, R (8, 9) OBP: 0.357, SLG: 0.217 | | | | | | | | | | 4 | 0 | 1 | 0 | 0 | 2 | 1 | | | | | | | | | | | |
| 15 Kyle Seager, L (1, 5) OBP: 0.500, SLG: 0.633 7 Andrew Romine, S (7, 5) OBP: 0.324, SLG: 0.406 85 Danny Muno, S (9, 5) OBP: 0.412, SLG: 0.500 | | | | | | | | | | 3 | 1 | 1 | 0 | 0 | 2 | 2 | | | | | | | | | | | |
| 23 Nelson Cruz, R (1, 10) OBP: 0.364, SLG: 0.353 20 Daniel Vogelbach, L (1, PR) OBP: 0.564, SLG: 0.800 | | | | | | | | | | 1 | 0 | 1 | 1 | 0 | 0 | 0 | | | | | | | | | | | |
| 6 Mike Ford, L (1, 3) OBP: 0.279, SLG: 0.351 84 Evan White, R (8, PR) OBP: 0.250, SLG: 0.167 | | | | | | | | | | 4 | 0 | 1 | 2 | 0 | 0 | 2 | | | | | | | | | | | |
| 5 Guillermo Heredia, R (1, 7) OBP: 0.444, SLG: 0.250 86 Chuck Taylor, S (8, PH) OBP: 0.371, SLG: 0.371 | | | | | | | | | | 2 | 0 | 0 | 0 | 1 | 0 | 0 | | | | | | | | | | | |
| 1 Gordon Beckham, R (1, 4) OBP: 0.278, SLG: 0.400 81 Yonathan Mendoza, S (8, 4) OBP: 0.375, SLG: 0.500 | | | | | | | | | | 4 | 1 | 2 | 0 | 0 | 1 | 1 | | | | | | | | | | | |
| 21 Taylor Motter, R (1, 6) OBP: 0.278, SLG: 0.400 71 Zach Vincej, R (8, 6) OBP: 0.154, SLG: 0.154 | | | | | | | | | | 4 | 0 | 2 | 1 | 0 | 0 | 1 | | | | | | | | | | | |
| 36 David Freitas, R (1, 2) OBP: 0.222, SLG: 0.222 4 Tuffy Gosewisch, R (8, PH) OBP: 0.056, SLG: 0.222 | | | | | | | | | | 3 | 0 | 1 | 1 | 0 | 1 | 1 | | | | | | | | | | | |
| Inning Stats | R: 1 E: 0 K: 1 S: 12 | H: 3 LOB: 1 BB: 0 P: 16 | R: 1 E: 0 K: 0 S: 10 | H: 2 LOB: 1 BB: 0 P: 11 | R: 0 E: 0 K: 2 S: 7 | H: 0 LOB: 0 BB: 0 P: 9 | R: 0 E: 0 K: 1 S: 11 | H: 0 LOB: 0 BB: 0 P: 19 | R: 0 E: 0 K: 2 S: 10 | H: 1 LOB: 1 BB: 0 P: 17 | R: 1 E: 0 K: 0 S: 13 | H: 2 LOB: 1 BB: 0 P: 21 | R: 0 E: 0 K: 0 S: 6 | H: 0 LOB: 0 BB: 0 P: 8 | R: 4 E: 1 K: 1 S: 19 | H: 4 LOB: 1 BB: 1 P: 31 | R: 0 E: 0 K: 2 S: 11 | H: 2 LOB: 0 BB: 0 P: 17 | 1B: 11 2B: 4 3B: 0 HR: 0 | SF: 0 SAC: 0 DP: 2 HBP: 0 | WP: 0 PB: 0 SB: 2 CS: 2 | PA: 40 | | | | | |
| PITCHER | IP | WLS | BF | H | R | ER | SO | BB | IBB | HBP | BLK | WP | HR | S | P | ERA | WHIP | | | | | | | | | | |
| 21 Kyle Freeland, L (1, 1) ERA: 5.68 | 4.2 | | 19 | 6 | 2 | 2 | 5 | 0 | 0 | 0 | 0 | 0 | 0 | 47 | 66 | 3.86 | 1.286 | | | | | | | | | | |
| 0 Adam Ottavino, R (5, 1) ERA: 1.69 | 1.1 | | 6 | 2 | 1 | 1 | 1 | 1 | 0 | 0 | 0 | 0 | 0 | 16 | 27 | 6.75 | 2.250 | | | | | | | | | | |
| 38 Mike Dunn, L (7, 1) ERA: 2.25 | 1.0 | | 3 | 0 | 0 | 0 | 0 | 0 | 0 | 0 | 0 | 0 | 6 | 8 | 0.00 | 0.000 | | | | | | | | | | | |
| 86 Ryan Castellani, R (8, 1) ERA: 21.0 | 0.1 | | 7 | 4 | 4 | 3 | 1 | 1 | 0 | 0 | 0 | 0 | 0 | 16 | 25 | 81.00 | 15.000 | | | | | | | | | | |
| 70 Shane Broyles, R (8, 1) ERA: 1.8 | 0.2 | | 1 | 0 | 0 | 0 | 0 | 0 | 0 | 0 | 0 | 0 | 0 | 3 | 6 | 0.00 | 0.000 | | | | | | | | | | |
| 29 Bryan Shaw, R (9, 1) ERA: 4.5 | 1.0 | | 4 | 2 | 0 | 0 | 2 | 0 | 0 | 0 | 0 | 0 | 0 | 11 | 17 | 0.00 | 2.000 | | | | | | | | | | |

Seattle Mariners @ Colorado Rockies
Salt River Fields at Talking Stick, Scottsdale, AZ
Tue Mar 13 2018, 4:11 PM - 7:18 PM EDT
Att: 9,645 - Partly Cloudy - 82 F

AB 38
R 7
H 14
RBI 7
BB 2
SO 9
LOB 15



| Batter | 1 | 2 | 3 | 4 | 5 | 6 | 7 | 8 | 9 | AB | R | H | RBI | BB | SO | LOB | BOTTOM | | | | | | | | | | |
|--|-------------------------------|----------------------------------|------------------------------|----------------------------------|------------------------------|----------------------------------|-------------------------------|----------------------------------|------------------------------|----------------------------------|-------------------------------|----------------------------------|------------------------------|----------------------------------|-------------------------------|----------------------------------|-------------------------------|----------------------------------|----------------------------------|------------------------------------|----------------------------------|--------|--|--|--|--|--|
| 19 Charlie Blackmon, L (1, 8) OBP: 0.333, SLG: 0.636 25 Jordan Patterson, L (7, 9) OBP: 0.318, SLG: 0.459 92 Steven Linkous, L (9, PR) | | | | | | | | | | 3 | 0 | 1 | 0 | 0 | 2 | 0 | | | | | | | | | | | |
| 9 DJ LeMahieu, R (1, 4) OBP: 0.481, SLG: 0.577 68 Garrett Hampson, R (6, PR) OBP: 0.452, SLG: 0.462 | | | | | | | | | | 2 | 0 | 2 | 0 | 1 | 0 | 0 | | | | | | | | | | | |
| 28 Nolan Arenado, R (1, 5) OBP: 0.353, SLG: 0.516 15 Raimel Tapia, L (6, PR) OBP: 0.292, SLG: 0.400 | | | | | | | | | | 3 | 0 | 1 | 0 | 0 | 0 | 3 | | | | | | | | | | | |
| 20 Ian Desmond, R (1, 10) OBP: 0.071, SLG: 0.107 23 Tom Murphy, R (8, 2) OBP: 0.233, SLG: 0.429 91 Alan Trejo, R (9, PR) | | | | | | | | | | 3 | 0 | 0 | 0 | 0 | 3 | 3 | | | | | | | | | | | |
| 26 David Dahl, L (1, 9) OBP: 0.271, SLG: 0.523 88 Derrick Gibson, R (7, 5) OBP: 0.364, SLG: 0.444 | | | | | | | | | | 2 | 1 | 1 | 2 | 1 | 0 | 2 | | | | | | | | | | | |
| 42 Chris Iannetta, R (1, 2) OBP: 0.485, SLG: 0.813 56 Noel Cuevas, R (8, 7) OBP: 0.407, SLG: 0.480 | | | | | | | | | | 3 | 0 | 0 | 0 | 0 | 2 | 3 | | | | | | | | | | | |
| 3 Mike Tauchman, L (1, 7) OBP: 0.368, SLG: 0.585 77 Brian Mundell, R (8, 3) OBP: 0.290, SLG: 0.231 | | | | | | | | | | 3 | 0 | 0 | 0 | 0 | 1 | 1 | | | | | | | | | | | |
| 24 Ryan McMahon, L (1, 3) OBP: 0.367, SLG: 0.542 86 Ryan Castellani, R (8, 1) OBP: 0.375, SLG: 0.500 70 Shane Broyles, R (8, 1) ERA: 9.0 14 Tony Wolters, L (8, PH) OBP: 0.389 29 Bryan Shaw, S (9, 1) OBP: 0.341, SLG: 0.474 | | | | | | | | | | 3 | 0 | 1 | 0 | 0 | 2 | 0 | | | | | | | | | | | |
| 6 Daniel Castro, R (1, 6) OBP: 0.303, SLG: 0.290 65 Brendan Rodgers, R (7, 6) OBP: 0.341, SLG: 0.474 | | | | | | | | | | 2 | 0 | 0 | 0 | 0 | 0 | 0 | | | | | | | | | | | |
| Inning Stats | R: 0 E: 0 K: 2 S: 13 | H: 1 LOB: 1 BB: 0 P: 21 | R: 1 E: 0 K: 2 S: 8 | H: 1 LOB: 0 BB: 0 P: 13 | R: 0 E: 0 K: 0 S: 7 | H: 1 LOB: 1 BB: 1 P: 11 | R: 0 E: 0 K: 3 S: 10 | H: 0 LOB: 1 BB: 1 P: 18 | R: 0 E: 0 K: 2 S: 9 | H: 0 LOB: 0 BB: 0 P: 11 | R: 1 E: 0 K: 1 S: 13 | H: 2 LOB: 2 BB: 0 P: 19 | R: 0 E: 0 K: 0 S: 7 | H: 1 LOB: 1 BB: 1 P: 14 | R: 4 E: 1 K: 0 S: 11 | H: 2 LOB: 0 BB: 1 P: 19 | R: 2 E: 0 K: 1 S: 14 | H: 2 LOB: 2 BB: 1 P: 22 | 1B: 4 2B: 4 3B: 1 HR: 1 | SF: 2 SAC: 0 DP: 2 HBP: 0 | WP: 1 PB: 0 SB: 2 CS: 0 | PA: 41 | | | | | |
| PITCHER | IP | WLS | BF | H | R | ER | SO | BB | IBB | HBP | BLK | WP | HR | S | P | ERA | WHIP | | | | | | | | | | |
| 63 Rob Whalen, R (1, 1) ERA: 1.38 | 5.0 | | 19 | 3 | 1 | 1 | 9 | 2 | 0 | 0 | 0 | 0 | 0 | 47 | 74 | 1.80 | 1.000 | | | | | | | | | | |
| 60 Chasen Bradford, R (6, 1) ERA: 3.0 | 0.1 | H | 3 | 2 | 1 | 1 | 1 | 0 | 0 | 0 | 0 | 0 | 0 | 8 | 12 | 27.00 | 6.000 | | | | | | | | | | |
| 47 James Pazos, L (6, 1) ERA: 4.26 | 1.2 | H | 6 | 1 | 0 | 0 | 0 | 1 | 0 | 0 | 0 | 1 | 0 | 12 | 21 | 0.00 | 1.200 | | | | | | | | | | |
| 75 Art Warren, R (8, 1) ERA: 9.0 | 1.0 | | 7 | 2 | 4 | 3 | 0 | 1 | 0 | 0 | 0 | 0 | 0 | 11 | 19 | 27.00 | 3.000 | | | | | | | | | | |
| 53 Dan Altavilla, R (9, 1) ERA: 3.18 | 0.2 | L | 6 | 2 | 2 | 2 | 1 | 1 | 0 | 0 | 0 | 0 | 0 | 14 | 22 | 27.00 | 4.500 | | | | | | | | | | |

Seattle Mariners @ Colorado Rockies
Salt River Fields at Talking Stick, Scottsdale, AZ
Tue Mar 13 2018, 4:11 PM - 7:18 PM EDT
Att: 9,645 - Partly Cloudy - 82 F

AB 34
R 8
H 10
RBI 8
BB 5
SO 11
LOB 16



| Batter | 1 | 2 | 3 | 4 | 5 | 6 | 7 | 8 | 9 | AB | R | H | RBI | BB | SO | LOB | TOP | | | | | | | | |
|---|------------------------------|---------------------------------|------------------------------|---------------------------------|------------------------------|---------------------------------|------------------------------|---------------------------------|-------------------------------|----------------------------------|------------------------------|---------------------------------|------------------------------|---------------------------------|------------------------------|----------------------------------|------------------------------|---------------------------------|----------------------------------|------------------------------------|----------------------------------|--------|--|--|--|
| 78 Steven Duggar, L (1, 8) OBP: 0.385, SLG: 0.667 49 Sam Dyson, R (8, 1) 88 Myles Schroder, S (9, PH) OBP: 0.400, SLG: 1.000 | | | | | | | | | | 3 | 1 | 0 | 0 | 1 | 2 | 0 | | | | | | | | | |
| 53 Austin Slater, R (1, 9) OBP: 0.297, SLG: 0.321 6 Jarrett Parker, L (5, 9) OBP: 0.359, SLG: 0.576 | | | | | | | | | | 3 | 0 | 1 | 1 | 0 | 1 | 0 | | | | | | | | | |
| 28 Buster Posey, R (1, 10) OBP: 0.539, SLG: 0.750 7 Gorkys Hernández, R (8, PH) OBP: 0.281, SLG: 0.321 | | | | | | | | | | 3 | 0 | 2 | 1 | 0 | 1 | 0 | | | | | | | | | |
| 10 Evan Longoria, R (1, 5) OBP: 0.400, SLG: 0.588 88 Andrés Blanco, S (5, 5) OBP: 0.500, SLG: 0.375 | | | | | | | | | | 3 | 1 | 1 | 0 | 0 | 1 | 3 | | | | | | | | | |
| 5 Nick Hundley, R (1, 2) OBP: 0.480, SLG: 0.900 14 Trevor Brown, R (6, 2) OBP: 0.227, SLG: 0.263 | | | | | | | | | | 2 | 0 | 0 | 0 | 1 | 0 | 1 | | | | | | | | | |
| 51 Mac Williamson, R (1, 7) OBP: 0.375, SLG: 0.821 79 Chris Shaw, L (5, 7) OBP: 0.324, SLG: 0.548 | | | | | | | | | | 2 | 0 | 0 | 1 | 0 | 0 | 2 | | | | | | | | | |
| 48 Pablo Sandoval, S (1, 3) OBP: 0.314, SLG: 0.452 80 Kyle Jensen, R (6, 3) OBP: 0.559, SLG: 1.000 80 Eury Pérez, R (9, PR) OBP: 0.417, SLG: 0.818 | | | | | | | | | | 3 | 0 | 0 | 0 | 0 | 0 | 0 | | | | | | | | | |
| 19 Josh Rutledge, R (1, 4) OBP: 0.391, SLG: 0.682 Miguel Gómez, S (7, 4) OBP: 0.273, SLG: 0.400 | | | | | | | | | | 3 | 1 | 1 | 0 | 0 | 2 | 0 | | | | | | | | | |
| 2 Chase d'Arnaud, R (1, 6) OBP: 0.364, SLG: 0.400 46 Orlando Calixte, R (7, 6) OBP: 0.346, SLG: 0.417 | | | | | | | | | | 3 | 0 | 0 | 0 | 0 | 2 | 1 | | | | | | | | | |
| Inning Stats | R: 0 E: 0 K: 3 S: 9 | H: 0 LOB: 0 BB: 0 P: 9 | R: 1 E: 0 K: 0 S: 4 | H: 1 LOB: 0 BB: 0 P: 4 | R: 0 E: 0 K: 3 S: 9 | H: 0 LOB: 0 BB: 0 P: 9 | R: 0 E: 0 K: 0 S: 4 | H: 1 LOB: 2 BB: 1 P: 8 | R: 2 E: 0 K: 2 S: 10 | H: 3 LOB: 2 BB: 1 P: 14 | R: 0 E: 0 K: 1 S: 5 | H: 0 LOB: 0 BB: 0 P: 5 | R: 0 E: 0 K: 1 S: 5 | H: 0 LOB: 0 BB: 0 P: 5 | R: 1 E: 0 K: 2 S: 8 | H: 1 LOB: 1 BB: 1 P: 13 | R: 0 E: 0 K: 0 S: 4 | H: 1 LOB: 2 BB: 0 P: 5 | 1B: 5 2B: 2 3B: 0 HR: 0 | SF: 0 SAC: 0 DP: 0 HBP: 0 | WP: 1 PB: 1 SB: 0 CS: 0 | PA: 37 | | | |
| PITCHER | IP | WLS | BF | H | R | ER | SO | BB | IBB | HBP | BLK | WP | HR | S | P | ERA | WHIP | | | | | | | | |
| 65 James Paxton, L (1, 1) ERA: 10.32 | 4.2 | | 18 | 3 | 2 | 2 | 7 | 1 | 0 | 0 | 0 | 0 | 0 | 31 | 35 | 3.86 | 0.857 | | | | | | | | |
| 56 Christian Bergman, R (5, 1) ERA: 6.48 | 2.1 | B | 10 | 2 | 1 | 1 | 3 | 1 | 0 | 0 | 0 | 0 | 0 | 15 | 19 | 3.86 | 1.286 | | | | | | | | |
| 35 David Phelps, R (8, 1) ERA: 12.3 | 1.0 | W | 5 | 1 | 1 | 0 | 2 | 1 | 0 | 0 | 0 | 0 | 0 | 8 | 13 | 0.00 | 2.000 | | | | | | | | |
| 43 Shawn Armstrong, R (9, 1) ERA: 1.42 | 1.0 | S | 4 | 1 | 0 | 0 | 0 | 0 | 0 | 0 | 0 | 1 | 0 | 4 | 5 | 0.00 | 1.000 | | | | | | | | |

San Francisco Giants @ Seattle Mariners
Peoria Stadium, Peoria, AZ
Wed Mar 14 2018, 9:43 PM - 12:24 AM EDT
Att: 9,174 - Partly Cloudy - 79 F

livebaseballscores.com

AB 34
R 4
H 7
RBI 4
BB 3
SO 12
LOB 15

| Batter | 1 | 2 | 3 | 4 | 5 | 6 | 7 | 8 | 9 | AB | R | H | RBI | BB | SO | LOB | BOTTOM | | | | | | | | |
|---|------------------------------|---------------------------------|------------------------------|---------------------------------|------------------------------|----------------------------------|-------------------------------|----------------------------------|------------------------------|---------------------------------|------------------------------|---------------------------------|------------------------------|------------------------------|---------------------------------|----------------------------------|------------------------------------|----------------------------------|--------|--|--|--|--|--|--|
| 51 Ichiro Suzuki, L (1, 7) OBP: 0.313, SLG: 0.185 | | | | | | | | | | 0 | 0 | 0 | 0 | 0 | 0 | 0 | | | | | | | | | |
| 2 Jean Segura, R (1, 6) OBP: 0.424, SLG: 0.704 85 Danny Muno, S (4, 4) OBP: 0.368, SLG: 0.444 | | | | | | | | | | 1 | 0 | 1 | 0 | 1 | 0 | 0 | | | | | | | | | |
| 17 Mitch Haniger, R (1, 9) OBP: 0.231, SLG: 0.462 45 Kirk Nieuwenhuis, L (7, 9) OBP: 0.167, SLG: 0.091 | | | | | | | | | | 3 | 1 | 2 | 1 | 0 | 0 | 1 | | | | | | | | | |
| 3 Mike Zunino, R (1, 2) OBP: 0.310, SLG: 0.346 85 Bryson Brigman, R (8, PR) OBP: 0.056, SLG: 0.222 | | | | | | | | | | 4 | 0 | 1 | 0 | 0 | 1 | 2 | | | | | | | | | |
| 20 Daniel Vogelbach, L (1, 3) OBP: 0.535, SLG: 0.727 | | | | | | | | | | 3 | 0 | 0 | 0 | 1 | 1 | 1 | | | | | | | | | |
| 5 Guillermo Heredia, R (1, 8) OBP: 0.455, SLG: 0.375 | | | | | | | | | | 4 | 1 | 2 | 1 | 0 | 1 | 0 | | | | | | | | | |
| 21 Taylor Motter, R (1, 5) OBP: 0.325, SLG: 0.436 | | | | | | | | | | 4 | 1 | 3 | 1 | 0 | 0 | 2 | | | | | | | | | |
| 10 Mike Marjama, R (1, 10) OBP: 0.423, SLG: 0.619 6 Mike Ford, L (8, PH) OBP: 0.273, SLG: 0.342 | | | | | | | | | | 3 | 1 | 2 | 1 | 0 | 0 | 1 | | | | | | | | | |
| 71 Zach Vincej, R (1, 4) OBP: 0.176, SLG: 0.176 | | | | | | | | | | 4 | 0 | 1 | 1 | 0 | 0 | 2 | | | | | | | | | |
| Inning Stats | R: 0 E: 0 K: 1 S: 5 | H: 1 LOB: 0 BB: 0 P: 5 | R: 0 E: 0 K: 0 S: 3 | H: 1 LOB: 1 BB: 1 P: 7 | R: 1 E: 0 K: 2 S: 9 | H: 2 LOB: 2 BB: 1 P: 13 | R: 1 E: 0 K: 2 S: 10 | H: 3 LOB: 2 BB: 0 P: 11 | R: 1 E: 0 K: 1 S: 7 | H: 1 LOB: 0 BB: 0 P: 8 | R: 0 E: 0 K: 1 S: 6 | H: 1 LOB: 1 BB: 0 P: 6 | R: 0 E: 0 K: 0 S: 3 | R: 2 E: 0 K: 0 S: 6 | H: 3 LOB: 2 BB: 0 P: 7 | 1B: 9 2B: 1 3B: 0 HR: 2 | SF: 0 SAC: 0 DP: 2 HBP: 0 | WP: 0 PB: 0 SB: 2 CS: 0 | PA: 36 | | | | | | |
| PITCHER | IP | WLS | BF | H | R | ER | SO | BB | IBB | HBP | BLK | WP | HR | S | P | ERA | WHIP | | | | | | | | |
| 45 Derek Holland, L (1, 1) ERA: 3.27 | 1.1 | | 8 | 4 | 2 | 2 | 2 | 0 | 0 | 0 | 0 | 0 | 1 | 13 | 15 | 13.50 | 3.000 | | | | | | | | |
| 61 Josh Osich, L (5, 1) ERA: 8.44 | 2.1 | | 8 | 1 | 0 | 0 | 1 | 0 | 0 | 0 | 0 | 0 | 0 | 10 | 10 | 0.00 | 0.429 | | | | | | | | |
| 49 Sam Dyson, R (8, 1) ERA: 13.5 | 1.0 | L | 6 | 3 | 2 | 2 | 0 | 0 | 0 | 0 | 0 | 0 | 0 | 6 | 7 | 18.00 | 3.000 | | | | | | | | |

San Francisco Giants @ Seattle Mariners
Peoria Stadium, Peoria, AZ
Wed Mar 14 2018, 9:43 PM - 12:24 AM EDT
Att: 9,174 - Partly Cloudy - 79 F

livebaseballscores.com

AB 34
R 5
H 12
RBI 5
BB 2
SO 7
LOB 12

| Batter | 1 | 2 | 3 | 4 | 5 | 6 | 7 | 8 | 9 | AB | R | H | RBI | BB | SO | LOB | TOP | | | | | | | | | | |
|---|------------------------------|---------------------------------|------------------------------|---------------------------------|------------------------------|----------------------------------|------------------------------|---------------------------------|------------------------------|---------------------------------|------------------------------|---------------------------------|------------------------------|---------------------------------|------------------------------|---------------------------------|--|------------------------------|---------------------------------|----------------------------------|------------------------------------|----------------------------------|--------|--|--|--|--|
| 1 Gordon Beckham, R OBP: 0.475, SLG: 0.588 71 Zach Vincej, R OBP: 0.167, SLG: 0.167 | | | | | | | | | | 4 | 0 | 1 | 0 | 0 | 1 | 3 | Seattle Mariners @ Oakland Athletics Hohokam Stadium, Mesa, AZ Thu Mar 15 2018, 10:09 PM - 1:03 AM EDT Att: 8,143 - Partly Cloudy - 67 F | | | | | | | | | | |
| 17 Mitch Haniger, R OBP: 0.250, SLG: 0.400 45 Kirk Nieuwenhuis, L OBP: 0.214, SLG: 0.154 | | | | | | | | | | 2 | 1 | 0 | 0 | 1 | 1 | 2 | | | | | | | | | | | |
| 15 Kyle Seager, L OBP: 0.333, SLG: 0.387 83 Seth Mejias-Brean, R OBP: 0.125, SLG: 0.500 | | | | | | | | | | 3 | 0 | 0 | 0 | 1 | 0 | 3 | | | | | | | | | | | |
| Junior Lake, R OBP: 0.241, SLG: 0.280 87 Beau Amaral, L | | | | | | | | | | 3 | 1 | 0 | 0 | 1 | 2 | 1 | | | | | | | | | | | |
| 6 Mike Ford, L | | | | | | | | | | 2 | 1 | 0 | 1 | 2 | 0 | 0 | | | | | | | | | | | |
| 21 Taylor Motter, R OBP: 0.341, SLG: 0.535 81 Yonathan Mendoza, S OBP: 0.375, SLG: 0.500 | | | | | | | | | | 4 | 1 | 2 | 4 | 0 | 1 | 1 | | | | | | | | | | | |
| 36 David Freitas, R OBP: 0.286, SLG: 0.250 4 Tuffy Gosewisch, R OBP: 0.053, SLG: 0.211 | | | | | | | | | | 2 | 0 | 1 | 0 | 0 | 0 | 1 | | | | | | | | | | | |
| 84 Evan White, R OBP: 0.250, SLG: 0.200 | | | | | | | | | | 4 | 1 | 1 | 0 | 0 | 2 | 3 | | | | | | | | | | | |
| Braden Bishop, R OBP: 0.407, SLG: 0.520 | | | | | | | | | | 4 | 1 | 2 | 0 | 0 | 2 | 1 | | | | | | | | | | | |
| Inning Stats | R: 0 E: 0 K: 0 S: 3 | H: 1 LOB: 0 BB: 0 P: 3 | R: 0 E: 0 K: 1 S: 5 | H: 0 LOB: 1 BB: 1 P: 9 | R: 6 E: 0 K: 1 S: 9 | H: 3 LOB: 1 BB: 3 P: 24 | R: 0 E: 0 K: 2 S: 8 | H: 1 LOB: 1 BB: 0 P: 9 | R: 0 E: 0 K: 1 S: 5 | H: 0 LOB: 0 BB: 0 P: 5 | R: 0 E: 0 K: 2 S: 7 | H: 1 LOB: 1 BB: 0 P: 7 | R: 0 E: 0 K: 1 S: 5 | H: 0 LOB: 1 BB: 1 P: 9 | R: 0 E: 0 K: 0 S: 4 | H: 1 LOB: 1 BB: 0 P: 5 | | R: 0 E: 0 K: 1 S: 6 | H: 1 LOB: 1 BB: 0 P: 6 | 1B: 6 2B: 2 3B: 0 HR: 1 | SF: 0 SAC: 0 DP: 2 HBP: 1 | WP: 2 PB: 1 SB: 0 CS: 1 | PA: 39 | | | | |
| PITCHER | IP | WLS | BF | H | R | ER | SO | BB | IBB | HBP | BLK | WP | HR | S | P | ERA | WHIP | | | | | | | | | | |
| 30 A.J. Puk, L ERA: 3.38 | 2.2 | L | 13 | 3 | 4 | 4 | 1 | 3 | 0 | 0 | 0 | 1 | 0 | 12 | 24 | 13.50 | 2.250 | | | | | | | | | | |
| 70 Eric Jokisch, L ERA: 5.4 | 0.1 | | 4 | 1 | 2 | 2 | 1 | 1 | 0 | 1 | 0 | 0 | 1 | 5 | 12 | 54.00 | 6.000 | | | | | | | | | | |
| 58 Paul Blackburn, R ERA: 3.86 | 4.0 | | 14 | 2 | 0 | 0 | 6 | 1 | 0 | 0 | 0 | 0 | 0 | 25 | 30 | 0.00 | 0.750 | | | | | | | | | | |
| 52 Ryan Buchter, L ERA: 9.84 | 1.0 | | 4 | 1 | 0 | 0 | 0 | 0 | 0 | 0 | 0 | 1 | 0 | 4 | 5 | 0.00 | 1.000 | | | | | | | | | | |
| 35 Danny Coulombe, L ERA: 2.6 | 1.0 | | 4 | 1 | 0 | 0 | 1 | 0 | 0 | 0 | 0 | 0 | 0 | 6 | 6 | 0.00 | 1.000 | | | | | | | | | | |

| Batter | 1 | 2 | 3 | 4 | 5 | 6 | 7 | 8 | 9 | AB | R | H | RBI | BB | SO | LOB | BOTTOM | | | | | | | | | | |
|---|------------------------------|---------------------------------|------------------------------|---------------------------------|------------------------------|---------------------------------|------------------------------|---------------------------------|------------------------------|---------------------------------|------------------------------|---------------------------------|------------------------------|---------------------------------|------------------------------|---------------------------------|--|------------------------------------|----------------------------------|--------|--|--|--|--|--|--|--|
| 10 Marcus Semien, R OBP: 0.389, SLG: 0.364 82 Nick Allen, R OBP: 0.286, SLG: 0.167 | | | | | | | | | | 3 | 0 | 0 | 0 | 0 | 0 | 1 | Seattle Mariners @ Oakland Athletics Hohokam Stadium, Mesa, AZ Thu Mar 15 2018, 10:09 PM - 1:03 AM EDT Att: 8,143 - Partly Cloudy - 67 F | | | | | | | | | | |
| 18 Chad Pinder, R OBP: 0.285, SLG: 0.412 72 Nick Martini, L OBP: 0.458, SLG: 0.444 | | | | | | | | | | 3 | 0 | 2 | 0 | 0 | 0 | 0 | | | | | | | | | | | |
| 8 Jed Lowrie, S OBP: 0.335, SLG: 0.500 21 Steve Lombardozzi, S OBP: 0.348, SLG: 0.381 | | | | | | | | | | 3 | 0 | 1 | 0 | 0 | 1 | 2 | | | | | | | | | | | |
| 2 Khris Davis, R OBP: 0.182, SLG: 0.484 11 Dustin Fowler, L OBP: 0.231, SLG: 0.208 | | | | | | | | | | 2 | 0 | 0 | 0 | 0 | 1 | 2 | | | | | | | | | | | |
| 61 Beau Taylor, L OBP: 0.500, SLG: 0.556 | | | | | | | | | | 1 | 0 | 0 | 0 | 0 | 1 | 0 | | | | | | | | | | | |
| 28 Matt Olson, L OBP: 0.333, SLG: 0.529 53 Anthony Garcia, R OBP: 0.360, SLG: 0.783 | | | | | | | | | | 2 | 1 | 0 | 0 | 1 | 1 | 0 | | | | | | | | | | | |
| 25 Stephen Piscotty, R OBP: 0.321, SLG: 0.538 16 Slade Heathcott, L OBP: 0.500, SLG: 0.471 | | | | | | | | | | 3 | 1 | 1 | 0 | 0 | 1 | 1 | | | | | | | | | | | |
| 26 Matt Chapman, R OBP: 0.190, SLG: 0.400 73 Sheldon Neuse, R OBP: 0.325, SLG: 0.543 | | | | | | | | | | 2 | 0 | 2 | 2 | 0 | 0 | 0 | | | | | | | | | | | |
| 5 Jake Smolinski, R OBP: 0.303, SLG: 0.586 | | | | | | | | | | 2 | 0 | 1 | 0 | 0 | 1 | 0 | | | | | | | | | | | |
| 19 Josh Phegley, R OBP: 0.318, SLG: 0.500 65 Sean Murphy, R OBP: 0.462, SLG: 0.833 | | | | | | | | | | 3 | 0 | 1 | 0 | 0 | 1 | 0 | | | | | | | | | | | |
| Inning Stats | R: 0 E: 0 K: 0 S: 3 | H: 0 LOB: 0 BB: 0 P: 3 | R: 1 E: 0 K: 0 S: 4 | H: 1 LOB: 1 BB: 1 P: 8 | R: 0 E: 0 K: 2 S: 9 | H: 2 LOB: 0 BB: 0 P: 9 | R: 1 E: 0 K: 2 S: 8 | H: 2 LOB: 0 BB: 0 P: 8 | R: 0 E: 0 K: 1 S: 5 | H: 0 LOB: 0 BB: 0 P: 5 | R: 0 E: 0 K: 3 S: 9 | H: 0 LOB: 0 BB: 0 P: 9 | R: 0 E: 0 K: 0 S: 3 | H: 0 LOB: 0 BB: 0 P: 3 | R: 0 E: 0 K: 1 S: 7 | H: 2 LOB: 2 BB: 0 P: 8 | 1B: 5 2B: 4 3B: 0 HR: 0 | SF: 0 SAC: 0 DP: 0 HBP: 0 | WP: 0 PB: 0 SB: 1 CS: 0 | PA: 35 | | | | | | | |
| PITCHER | IP | WLS | BF | H | R | ER | SO | BB | IBB | HBP | BLK | WP | HR | S | P | ERA | WHIP | | | | | | | | | | |
| 37 Ariel Miranda, L ERA: 4.5 | 4.0 | W | 17 | 5 | 2 | 2 | 4 | 1 | 0 | 0 | 0 | 0 | 0 | 24 | 28 | 4.50 | 1.500 | | | | | | | | | | |
| 64 Mike Morin, R ERA: 11.81 | 1.0 | | 4 | 2 | 0 | 0 | 0 | 0 | 0 | 0 | 0 | 0 | 0 | 4 | 4 | 0.00 | 2.000 | | | | | | | | | | |
| 50 Nick Vincent, R ERA: | 1.0 | | 3 | 0 | 0 | 0 | 1 | 0 | 0 | 0 | 0 | 0 | 0 | 5 | 5 | 0.00 | 0.000 | | | | | | | | | | |
| 39 Edwin Diaz, R ERA: 3.0 | 1.0 | | 3 | 0 | 0 | 0 | 3 | 0 | 0 | 0 | 0 | 0 | 0 | 9 | 9 | 0.00 | 0.000 | | | | | | | | | | |
| 80 Wyatt Mills, R ERA: | 1.0 | | 3 | 0 | 0 | 0 | 0 | 0 | 0 | 0 | 0 | 0 | 0 | 3 | 3 | 0.00 | 0.000 | | | | | | | | | | |



| Batter | 1 | 2 | 3 | 4 | 5 | 6 | 7 | 8 | 9 | AB | R | H | RBI | BB | SO | LOB | TOP | | | |
|--|---|----------------------------------|---|---------------------------------|--|----------------------------------|--|---------------------------------|---|----------------------------------|--|----------------------------------|---|----------------------------------|--|---------------------------------|----------------------------------|------------------------------------|----------------------------------|--------|
| 9 Dee Strange-Gordon, L OBP: 0.342, SLG: 0.658 57 John Andreoli, R OBP: 0.294, SLG: 0.172 | | | | | | | | | | 4 | 1 | 1 | 0 | 0 | 1 | 4 | | | | |
| 2 Jean Segura, R OBP: 0.572, SLG: 0.733 71 Zach Vincei, R OBP: 0.200, SLG: 0.350 | | | | | | | | | | 3 | 0 | 3 | 2 | 0 | 0 | 0 | | | | |
| 5 Guillermo Heredia, R OBP: 0.222, SLG: 0.176 86 Chuck Taylor, S OBP: 0.500, SLG: 0.500 | | | | | | | | | | 3 | 1 | 1 | 1 | 0 | 0 | 2 | | | | |
| 3 Mike Zunino, R OBP: 0.382, SLG: 0.433 4 Tuffy Gosewisch, R OBP: 0.053, SLG: 0.211 | | | | | | | | | | 4 | 2 | 3 | 1 | 1 | 1 | 0 | | | | |
| 20 Daniel Vogelbach, L OBP: 0.532, SLG: 0.811 21 Taylor Motter, R OBP: 0.356, SLG: 0.545 | | | | | | | | | | 4 | 1 | 2 | 3 | 0 | 1 | 2 | | | | |
| 10 Mike Marjama, R OBP: 0.414, SLG: 0.625 6 Mike Ford, L OBP: 0.300, SLG: 0.317 | | | | | | | | | | 3 | 0 | 1 | 0 | 0 | 1 | 2 | | | | |
| 45 Kirk Nieuwenhuis, L OBP: 0.422, SLG: 0.621 87 Beau Amaral, L | | | | | | | | | | 4 | 1 | 1 | 1 | 0 | 2 | 2 | | | | |
| 1 Gordon Beckham, R OBP: 0.465, SLG: 0.596 83 Seth Mejias-Brean, R OBP: 0.100, SLG: 0.400 | | | | | | | | | | 2 | 1 | 0 | 0 | 0 | 0 | 2 | | | | |
| 85 Danny Muno, S OBP: 0.381, SLG: 0.421 85 Bryson Brigman, R | | | | | | | | | | 1 | 0 | 0 | 0 | 1 | 1 | 0 | | | | |
| Inning Stats | R: 1 E: 0 K: 2 S: 10 | H: 3 LOB: 2 BB: 0 P: 10 | R: 2 E: 1 K: 0 S: 6 | H: 2 LOB: 1 BB: 0 P: 6 | R: 2 E: 0 K: 2 S: 9 | H: 2 LOB: 2 BB: 1 P: 16 | R: 0 E: 0 K: 1 S: 5 | H: 1 LOB: 1 BB: 0 P: 6 | R: 0 E: 0 K: 1 S: 6 | H: 0 LOB: 0 BB: 0 P: 5 | R: 3 E: 0 K: 2 S: 11 | H: 3 LOB: 2 BB: 0 P: 12 | R: 1 E: 0 K: 2 S: 11 | H: 2 LOB: 3 BB: 2 P: 21 | R: 0 E: 0 K: 2 S: 7 | H: 0 LOB: 0 BB: 0 P: 7 | 1B: 8 2B: 4 3B: 0 HR: 2 | SF: 1 SAC: 1 DP: 1 HBP: 1 | WP: 0 PB: 0 SB: 2 CS: 0 | PA: 46 |
| PITCHER | IP WLS BF H R ER SO BB IBB HBP BLK WP HR S P ERA WHIP | 55 Matt Moore, L ERA: 4.0 | 4.1 0 23 8 5 3 5 1 0 1 0 0 0 1 31 38 6.23 2.077 | 84 Erik Goeddel, R ERA: 6.35 | 0.2 H 3 1 0 0 1 0 0 0 0 0 0 0 5 5 0.00 1.500 | 41 Jake Diekmann, L ERA: 3.86 | 1.0 H 3 0 0 0 1 0 0 0 0 0 0 0 5 5 0.00 0.000 | 51 Matt Bush, R ERA: 9.35 | 1.0 L 7 3 3 3 2 0 0 0 0 0 0 0 11 12 27.00 3.000 | 52 Steve Delabar, R ERA: 6.35 | 0.2 6 2 1 1 1 2 0 0 0 0 0 1 8 18 13.50 6.000 | PITCHER | IP WLS BF H R ER SO BB IBB HBP BLK WP HR S P ERA WHIP | 32 Kevin Jepsen, R ERA: 1.23 | 1.1 4 0 0 0 3 0 0 0 0 0 0 0 10 10 0.00 0.000 | | | | | |

Seattle Mariners @ Texas Rangers
 Surprise Stadium, Surprise, AZ
 Fri Mar 16 2018, 4:07 PM - 7:01 PM EDT
 Att: 9,013 - Sunny - 70 F

AB 40
 R 9
 H 14
 RBI 9
 BB 3
 SO 13
 LOB 22



| Batter | 1 | 2 | 3 | 4 | 5 | 6 | 7 | 8 | 9 | AB | R | H | RBI | BB | SO | LOB | BOTTOM | | | | | |
|---|---|----------------------------------|--|----------------------------------|--|------------------------------------|---|------------------------------------|------------------------------|---------------------------------|---|---------------------------------|------------------------------|---------------------------------|------------------------------|---------------------------------|----------------------------------|------------------------------------|----------------------------------|--------|--|--|
| 3 Delino DeShields, R OBP: 0.422, SLG: 0.450 Carlos Tocci, R OBP: 0.243, SLG: 0.229 | | | | | | | | | | 3 | 0 | 1 | 0 | 0 | 0 | 0 | | | | | | |
| 17 Shin-Soo Choo, L OBP: 0.457, SLG: 0.621 14 Destin Hood, R OBP: 0.318, SLG: 0.810 | | | | | | | | | | 3 | 1 | 2 | 1 | 0 | 0 | 0 | | | | | | |
| 1 Elvis Andrus, R OBP: 0.522, SLG: 0.750 20 Darwin Barney, R OBP: 0.323, SLG: 0.393 | | | | | | | | | | 2 | 1 | 1 | 1 | 0 | 0 | 0 | | | | | | |
| 29 Adrián Beltré, R OBP: 0.389, SLG: 0.438 Trevor Plouffe, R OBP: 0.290, SLG: 0.348 | | | | | | | | | | 3 | 0 | 1 | 1 | 0 | 0 | 2 | | | | | | |
| 13 Joey Gallo, L OBP: 0.351, SLG: 0.515 55 Preston Beck, L OBP: 0.455, SLG: 0.700 | | | | | | | | | | 3 | 1 | 2 | 0 | 0 | 0 | 0 | | | | | | |
| 12 Rougned Odor, L OBP: 0.282, SLG: 0.243 98 Luis Martí, R OBP: 0.450, SLG: 0.800 | | | | | | | | | | 3 | 0 | 0 | 0 | 0 | 3 | 3 | | | | | | |
| 19 Jurickson Profar, S OBP: 0.333, SLG: 0.459 95 Michael De León, S OBP: 0.136, SLG: 0.143 | | | | | | | | | | 3 | 1 | 1 | 2 | 0 | 0 | 2 | | | | | | |
| 18 Drew Robinson, L OBP: 0.313, SLG: 0.400 | | | | | | | | | | 4 | 1 | 1 | 1 | 0 | 2 | 1 | | | | | | |
| 8 Juan Centeno, L OBP: 0.400, SLG: 0.529 15 Curt Casali, R OBP: 0.235, SLG: 0.250 | | | | | | | | | | 1 | 1 | 0 | 0 | 0 | 0 | 0 | | | | | | |
| Inning Stats | R: 2 E: 0 K: 1 S: 9 | H: 4 LOB: 2 BB: 0 P: 11 | R: 1 E: 0 K: 1 S: 7 | H: 2 LOB: 0 BB: 0 P: 8 | R: 3 E: 0 K: 1 S: 10 | H: 3 LOB: 0 BB: 0 P: 10 | R: 0 E: 0 K: 0 S: 3 | H: 0 LOB: 0 BB: 0 P: 3 | R: 0 E: 0 K: 1 S: 6 | H: 0 LOB: 0 BB: 0 P: 5 | R: 0 E: 0 K: 0 S: 3 | H: 1 LOB: 1 BB: 0 P: 4 | R: 0 E: 0 K: 1 S: 6 | H: 2 LOB: 1 BB: 0 P: 6 | R: 1 E: 0 K: 0 S: 4 | H: 1 LOB: 0 BB: 0 P: 5 | 1B: 8 2B: 1 3B: 0 HR: 4 | SF: 1 SAC: 0 DP: 1 HBP: 1 | WP: 0 PB: 0 SB: 0 CS: 0 | PA: 39 | | |
| PITCHER | IP WLS BF H R ER SO BB IBB HBP BLK WP HR S P ERA WHIP | 8 Mike Leake, R ERA: 5.19 | 4.0 W 6 0 0 0 1 0 0 0 0 0 0 0 8 8 0.00 0.000 | 53 Dan Altavilla, R ERA: 2.35 | 2.0 H 5 2 0 0 0 0 0 0 0 0 0 0 4 5 0.00 2.000 | 25 Marc Rzepczynski, L ERA: 4.5 | 1.0 S 7 2 1 1 1 0 0 0 0 0 0 1 9 10 4.50 1.000 | 60 Chasen Bradford, R ERA: 3.38 | | PITCHER | IP WLS BF H R ER SO BB IBB HBP BLK WP HR S P ERA WHIP | | | | | | | | | | | |

Seattle Mariners @ Texas Rangers
 Surprise Stadium, Surprise, AZ
 Fri Mar 16 2018, 4:07 PM - 7:01 PM EDT
 Att: 9,013 - Sunny - 70 F

AB 37
 R 7
 H 13
 RBI 7
 BB 0
 SO 5
 LOB 11



| Batter | 1 | 2 | 3 | 4 | 5 | 6 | 7 | 8 | 9 | AB | R | H | RBI | BB | SO | LOB | TOP | | | | | | | | | | |
|---|------------------------------|---------------------------------|------------------------------|---------------------------------|------------------------------|---------------------------------|------------------------------|---------------------------------|------------------------------|---------------------------------|------------------------------|---------------------------------|------------------------------|---------------------------------|------------------------------|---------------------------------|--|------------------------------|---------------------------------|----------------------------------|------------------------------------|----------------------------------|--------|--|--|--|--|
| 2 Andrelton Simmons, R OBP: 0.190, SLG: 0.263 9 Jordan Zimmerman, R (9, PH) | G4-3 | | G6-3 | | | G6-3 | | G4-3 | G4-3 | 3 | 0 | 0 | 0 | 0 | 0 | 0 | Los Angeles Angels @ Seattle Mariners Peoria Stadium, Peoria, AZ Sat Mar 17 2018, 4:14 PM - 6:48 PM EDT Att: 11,364 - Partly Cloudy - 68 F | | | | | | | | | | |
| 18 Luis Valbuena, L (1, 5) OBP: 0.250, SLG: 0.447 13 Juan Graterol, R (7, 2) OBP: 0.333, SLG: 0.333 9 Bo Way, L (9, FR) | L4 | | | | | | G4-3 | | | 3 | 0 | 0 | 0 | 0 | 1 | 0 | | | | | | | | | | | |
| 5 Albert Pujols, R (1, 3) OBP: 0.257, SLG: 0.273 31 Chris Carter, R (6, 3) | BB | | | | | | | | G5-3 | 1 | 0 | 0 | 0 | 1 | 0 | 0 | | | | | | | | | | | |
| 44 René Rivera, R (1, 2) OBP: 0.333, SLG: 0.517 72 DJ Jenkins, R (7, 8) OBP: 1.000, SLG: 1.000 | K | | | | | | F7 | | | 3 | 0 | 0 | 0 | 0 | 1 | 2 | | | | | | | | | | | |
| 9 Eric Young Jr., S (1, 8) OBP: 0.357, SLG: 0.513 19 Jefry Marte, R (7, PH) OBP: 0.542, SLG: 0.789 | | G5-3 | | | | P4 | | | | 2 | 0 | 0 | 0 | 0 | 0 | 0 | | | | | | | | | | | |
| 86 David Fletcher, R (1, 6) OBP: 0.409, SLG: 0.425 75 Roberto Baldoquin, R (8, 6) OBP: 1.000, SLG: 4.000 | | G6-3 | | | | G5-3 | | | | 3 | 0 | 0 | 0 | 0 | 1 | 0 | | | | | | | | | | | |
| 22 Kaleb Cowart, S (1, 4) | | G4-3 | | | | K | | | | 3 | 0 | 0 | 0 | 0 | 1 | 0 | | | | | | | | | | | |
| 37 Rymer Liriano, R (1, 9) OBP: 0.310, SLG: 0.270 | | | | | | F8 | | | | 3 | 0 | 1 | 0 | 0 | 1 | 0 | | | | | | | | | | | |
| Michael Hermosillo, R (1, 7) OBP: 0.219, SLG: 0.179 | | | G5-4-3 | | | P6 | | | | 3 | 0 | 0 | 0 | 0 | 1 | 1 | | | | | | | | | | | |
| Inning Stats | R: 0 E: 0 K: 1 S: 5 | H: 0 LOB: 1 BB: 1 P: 9 | R: 0 E: 0 K: 0 S: 3 | H: 0 LOB: 0 BB: 0 P: 3 | R: 0 E: 0 K: 0 S: 3 | H: 1 LOB: 0 BB: 0 P: 3 | R: 0 E: 0 K: 1 S: 5 | H: 0 LOB: 0 BB: 0 P: 5 | R: 0 E: 0 K: 1 S: 5 | H: 0 LOB: 0 BB: 0 P: 5 | R: 0 E: 0 K: 0 S: 3 | H: 0 LOB: 0 BB: 0 P: 3 | R: 0 E: 0 K: 2 S: 4 | H: 1 LOB: 1 BB: 0 P: 4 | R: 0 E: 0 K: 2 S: 7 | H: 0 LOB: 0 BB: 0 P: 7 | | R: 0 E: 0 K: 1 S: 6 | H: 1 LOB: 1 BB: 0 P: 6 | 1B: 3 2B: 0 3B: 0 HR: 0 | SF: 0 SAC: 0 DP: 1 HBP: 0 | WP: 0 PB: 0 SB: 0 CS: 0 | PA: 30 | | | | |
| PITCHER | IP | WLS | BF | H | R | ER | SO | BB | IBB | HBP | BLK | WP | HR | S | P | ERA | WHIP | | | | | | | | | | |
| 32 Marco Gonzales, L (1, 1) ERA: 1.1 | 5.2 | W | 18 | 1 | 0 | 0 | 3 | 1 | 0 | 0 | 0 | 0 | 0 | 23 | 27 | 0.00 | 0.353 | | | | | | | | | | |
| 12 Juan Nicasio, R (6, 1) ERA: 1.59 | 0.1 | | 1 | 0 | 0 | 0 | 0 | 0 | 0 | 0 | 0 | 0 | 0 | 1 | 1 | 0.00 | 0.000 | | | | | | | | | | |
| 47 James Pazos, L (7, 1) ERA: 3.24 | 2.0 | | 7 | 1 | 0 | 0 | 2 | 0 | 0 | 0 | 0 | 0 | 0 | 11 | 11 | 0.00 | 0.500 | | | | | | | | | | |
| 35 David Phelps, R (9, 1) ERA: 9.0 | 1.0 | | 4 | 1 | 0 | 0 | 1 | 0 | 0 | 0 | 0 | 0 | 0 | 6 | 6 | 0.00 | 1.000 | | | | | | | | | | |

| Batter | 1 | 2 | 3 | 4 | 5 | 6 | 7 | 8 | 9 | AB | R | H | RBI | BB | SO | LOB | BOTTOM | | | | | | | | | | |
|---|------------------------------|---------------------------------|------------------------------|----------------------------------|------------------------------|----------------------------------|-------------------------------|----------------------------------|------------------------------|----------------------------------|------------------------------|---------------------------------|------------------------------|----------------------------------|------------------------------|---------------------------------|--|----------------------------------|------------------------------------|----------------------------------|--------|--|--|--|--|--|--|
| 9 Dee Strange-Gordon, L (1, 8) OBP: 0.341, SLG: 0.634 Braden Bishop, R (7, 8) OBP: 0.420, SLG: 0.520 | K | | P4 | | | | | | | 3 | 0 | 1 | 1 | 0 | 1 | 1 | Los Angeles Angels @ Seattle Mariners Peoria Stadium, Peoria, AZ Sat Mar 17 2018, 4:14 PM - 6:48 PM EDT Att: 11,364 - Partly Cloudy - 68 F | | | | | | | | | | |
| 2 Jean Segura, R (1, 6) OBP: 0.487, SLG: 0.727 85 Bryson Brigman, R (7, 6) | K | | | | | | | | | 3 | 0 | 2 | 0 | 0 | 1 | 0 | | | | | | | | | | | |
| 15 Kyle Seager, L (1, 5) OBP: 0.324, SLG: 0.457 90 Joe Rizzo, L (8, 5) | K | | | | | | | | | 4 | 1 | 1 | 1 | 0 | 1 | 3 | | | | | | | | | | | |
| 27 Ryon Healy, R (1, 3) OBP: 0.333, SLG: 0.667 Matt Hague, R (7, 3) OBP: 0.333, SLG: 0.471 | | E4 | | | | | | | | 3 | 1 | 1 | 1 | 0 | 1 | 1 | | | | | | | | | | | |
| 3 Mike Zunino, R (1, 2) OBP: 0.405, SLG: 0.531 36 David Freitas, R (7, 2) OBP: 0.273, SLG: 0.238 | | | | | | | | | | 2 | 1 | 1 | 2 | 1 | 1 | 2 | | | | | | | | | | | |
| 20 Daniel Vogelbach, L (1, 10) OBP: 0.529, SLG: 0.850 | | | | | | | | | | 3 | 1 | 1 | 1 | 1 | 1 | 2 | | | | | | | | | | | |
| 1 Gordon Beckham, R (1, 4) OBP: 0.457, SLG: 0.590 82 Adam Law, R (7, 4) OBP: 0.200, SLG: 0.200 | | | | | | | | | | 3 | 1 | 1 | 0 | 0 | 0 | 1 | | | | | | | | | | | |
| Junior Lake, R (1, 7) OBP: 0.226, SLG: 0.259 87 Beau Amaral, L (6, 7) | | | | | | | | | | 2 | 0 | 0 | 0 | 0 | 1 | 2 | | | | | | | | | | | |
| 57 John Andreoli, R (1, 9) OBP: 0.306, SLG: 0.167 Andrew Aplin, L (6, 9) OBP: 0.400, SLG: 0.143 | | | | | | | | | | 1 | 1 | 0 | 0 | 1 | 1 | 1 | | | | | | | | | | | |
| Inning Stats | R: 0 E: 0 K: 3 S: 9 | H: 0 LOB: 0 BB: 0 P: 9 | R: 2 E: 1 K: 0 S: 6 | H: 1 LOB: 0 BB: 1 P: 10 | R: 1 E: 0 K: 1 S: 7 | H: 2 LOB: 2 BB: 1 P: 11 | R: 2 E: 0 K: 2 S: 10 | H: 3 LOB: 0 BB: 0 P: 13 | R: 0 E: 0 K: 2 S: 9 | H: 1 LOB: 2 BB: 1 P: 13 | R: 0 E: 0 K: 0 S: 3 | H: 0 LOB: 0 BB: 0 P: 3 | R: 2 E: 0 K: 1 S: 8 | H: 2 LOB: 0 BB: 0 P: 12 | R: 0 E: 0 K: 1 S: 5 | H: 0 LOB: 0 BB: 0 P: 5 | | 1B: 4 2B: 2 3B: 1 HR: 3 | SF: 0 SAC: 0 DP: 2 HBP: 1 | WP: 0 PB: 2 SB: 2 CS: 1 | PA: 36 | | | | | | |
| PITCHER | IP | WLS | BF | H | R | ER | SO | BB | IBB | HBP | BLK | WP | HR | S | P | ERA | WHIP | | | | | | | | | | |
| 45 John Lamb, L (1, 1) ERA: 5.58 | 3.0 | L | 16 | 5 | 5 | 4 | 4 | 2 | 0 | 0 | 0 | 0 | 2 | 24 | 35 | 12.00 | 2.333 | | | | | | | | | | |
| 39 Keynan Middleton, R (4, 1) ERA: 6.75 | 1.2 | | 7 | 2 | 0 | 0 | 3 | 1 | 0 | 0 | 0 | 0 | 0 | 14 | 18 | 0.00 | 1.800 | | | | | | | | | | |
| 48 Jose Alvarez, L (5, 1) ERA: 1.09 | 1.1 | | 4 | 0 | 0 | 0 | 1 | 0 | 0 | 0 | 0 | 0 | 0 | 6 | 6 | 0.00 | 0.000 | | | | | | | | | | |
| 25 Noé Ramirez, R (7, 1) ERA: 4.32 | 1.0 | | 5 | 2 | 2 | 2 | 1 | 0 | 0 | 1 | 0 | 0 | 1 | 8 | 12 | 18.00 | 2.000 | | | | | | | | | | |
| 64 Félix Peña, R (8, 1) ERA: 3.68 | 1.0 | | 3 | 0 | 0 | 0 | 1 | 0 | 0 | 0 | 0 | 0 | 0 | 5 | 5 | 0.00 | 0.000 | | | | | | | | | | |

| | |
|-----|----|
| AB | 29 |
| R | 0 |
| H | 3 |
| RBI | 0 |
| BB | 1 |
| SO | 6 |
| LOB | 5 |

| | |
|-----|----|
| AB | 31 |
| R | 7 |
| H | 9 |
| RBI | 6 |
| BB | 3 |
| SO | 10 |
| LOB | 15 |

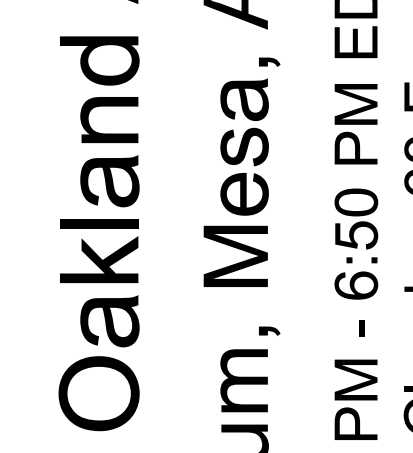
| Batter | 1 | 2 | 3 | 4 | 5 | 6 | 7 | 8 | 9 | AB | R | H | RBI | BB | SO | LOB | TOP | | | | | | | | | | | |
|---|------------------------------|----------------------------------|------------------------------|---------------------------------|------------------------------|---------------------------------|------------------------------|---------------------------------|------------------------------|---------------------------------|------------------------------|---------------------------------|------------------------------|---------------------------------|------------------------------|----------------------------------|---|----------------------------------|------------------------------------|----------------------------------|--------|--|--|--|--|--|--|--|
| Ian Miller, L OBP: 0.296, SLG: 0.280 (1, 7) | | | | | | | | | | 5 | 0 | 1 | 0 | 0 | 2 | 2 | Seattle Mariners @ Oakland Athletics Hohokam Stadium, Mesa, AZ Sat Mar 17 2018, 4:09 PM - 6:50 PM EDT Att: 6,330 - Partly Cloudy - 68 F | | | | | | | | | | | |
| 17 Mitch Haniger, R OBP: 0.280, SLG: 0.333 90 Zach Shank, R (8, 9) | | | | | | | | | | 3 | 0 | 0 | 0 | 1 | 0 | 1 | | | | | | | | | | | | |
| 5 Guillermo Heredia, R OBP: 0.375, SLG: 0.364 86 Chuck Taylor, S OBP: 0.500, SLG: 0.500 (1, 8) | | | | | | | | | | 3 | 0 | 0 | 0 | 1 | 2 | 2 | | | | | | | | | | | | |
| 6 Mike Ford, L OBP: 0.321, SLG: 0.341 84 Evan White, R OBP: 0.231, SLG: 0.182 (6, 3) | | | | | | | | | | 3 | 1 | 2 | 0 | 0 | 0 | 0 | | | | | | | | | | | | |
| 21 Taylor Motter, R OBP: 0.354, SLG: 0.553 83 Seth Mejias-Brean, R OBP: 0.091, SLG: 0.364 (6, 5) | | | | | | | | | | 3 | 0 | 1 | 0 | 0 | 2 | 2 | | | | | | | | | | | | |
| 45 Kirk Nieuwenhuis, L OBP: 0.190, SLG: 0.158 Joe DeCarlo, R OBP: 0.025, SLG: 0.067 81 Yonathan Mendoza, S OBP: 0.375, SLG: 0.500 (9, PH) | | | | | | | | | | 2 | 0 | 0 | 1 | 0 | 1 | 0 | | | | | | | | | | | | |
| 85 Danny Muno, S OBP: 0.286, SLG: 0.286 86 Anthony Jimenez, R OBP: 0.286, SLG: 0.286 75 Art Warren, R (9, 1) | | | | | | | | | | 2 | 0 | 0 | 1 | 0 | 0 | 0 | | | | | | | | | | | | |
| 4 Tuffy Gosewisch, R OBP: 0.048, SLG: 0.190 10 Mike Manjama, R OBP: 0.452, SLG: 0.680 (1, 2) | | | | | | | | | | 2 | 0 | 0 | 0 | 0 | 0 | 2 | | | | | | | | | | | | |
| 71 Zach Vincej, R OBP: 0.208, SLG: 0.417 (1, 6) | | | | | | | | | | 4 | 0 | 1 | 3 | 0 | 0 | 1 | | | | | | | | | | | | |
| Inning Stats | R: 0 E: 0 K: 2 S: 8 | H: 1 LOB: 2 BB: 1 P: 12 | R: 0 E: 0 K: 1 S: 5 | H: 0 LOB: 0 BB: 0 P: 5 | R: 0 E: 0 K: 0 S: 4 | H: 1 LOB: 1 BB: 0 P: 5 | R: 1 E: 0 K: 0 S: 4 | H: 2 LOB: 1 BB: 1 P: 8 | R: 0 E: 0 K: 1 S: 5 | H: 0 LOB: 1 BB: 1 P: 9 | R: 0 E: 0 K: 1 S: 6 | H: 1 LOB: 1 BB: 0 P: 6 | R: 0 E: 0 K: 1 S: 5 | H: 0 LOB: 0 BB: 0 P: 5 | R: 0 E: 0 K: 1 S: 7 | H: 3 LOB: 1 BB: 1 P: 11 | | 1B: 5 2B: 3 3B: 1 HR: 0 | SF: 1 SAC: 0 DP: 1 HBP: 0 | WP: 0 PB: 0 SB: 1 CS: 0 | PA: 38 | | | | | | | |
| PITCHER | IP | WLS | BF | H | R | ER | SO | BB | IBB | HBP | BLK | WP | HR | S | P | ERA | | WHIP | | | | | | | | | | |
| 55 Sean Manaea, L ERA: 2.53 (1, 1) | 4.2 | | 20 | 4 | 1 | 1 | 3 | 3 | 0 | 0 | 0 | 0 | 0 | 23 | 36 | 1.93 | | 1.500 | | | | | | | | | | |
| 36 Yusmeiro Petit, R ERA: 1.13 (5, 1) | 1.1 | | 4 | 0 | 0 | 0 | 2 | 0 | 0 | 0 | 0 | 0 | 0 | 8 | 8 | 0.00 | | 0.000 | | | | | | | | | | |
| 44 Chris Hatcher, R ERA: 1.5 (7, 1) | 1.0 | | 4 | 1 | 0 | 0 | 1 | 0 | 0 | 0 | 0 | 0 | 0 | 6 | 6 | 0.00 | 1.000 | | | | | | | | | | | |
| 15 Emilio Pagán, R ERA: 1.5 (8, 1) | 1.0 | | 3 | 0 | 0 | 0 | 1 | 0 | 0 | 0 | 0 | 0 | 0 | 5 | 5 | 0.00 | 0.000 | | | | | | | | | | | |
| 52 Ryan Buchter, L ERA: 12.71 (9, 1) | 1.0 | L | 7 | 3 | 3 | 3 | 0 | 1 | 0 | 0 | 0 | 0 | 0 | 7 | 11 | 27.00 | 4.000 | | | | | | | | | | | |

| Batter | 1 | 2 | 3 | 4 | 5 | 6 | 7 | 8 | 9 | AB | R | H | RBI | BB | SO | LOB | BOTTOM | | | | | | | | | | | |
|---|------------------------------|---------------------------------|------------------------------|---------------------------------|------------------------------|---------------------------------|------------------------------|---------------------------------|------------------------------|---------------------------------|------------------------------|---------------------------------|------------------------------|----------------------------------|------------------------------|---------------------------------|---|----------------------------------|------------------------------------|----------------------------------|--------|--|--|--|--|--|--|--|
| 11 Dustin Fowler, L OBP: 0.219, SLG: 0.233 76 Tyler Marincov, R OBP: 0.500, SLG: 1.000 (1, 8) | | | | | | | | | | 3 | 0 | 0 | 0 | 0 | 1 | 0 | Seattle Mariners @ Oakland Athletics Hohokam Stadium, Mesa, AZ Sat Mar 17 2018, 4:09 PM - 6:50 PM EDT Att: 6,330 - Partly Cloudy - 68 F | | | | | | | | | | | |
| 10 Marcus Semien, R OBP: 0.350, SLG: 0.524 57 Alexander Campos, R (9, 6) | | | | | | | | | | 4 | 0 | 0 | 0 | 0 | 0 | 0 | | | | | | | | | | | | |
| 8 Jed Lowrie, S OBP: 0.379, SLG: 0.520 91 Melvin Mercedes, S (7, 4) | | | | | | | | | | 3 | 0 | 1 | 0 | 0 | 1 | 0 | | | | | | | | | | | | |
| 2 Khris Davis, R OBP: 0.154, SLG: 0.405 61 Beau Taylor, L OBP: 0.462, SLG: 0.455 (1, 10) | | | | | | | | | | 3 | 0 | 0 | 0 | 0 | 2 | 1 | | | | | | | | | | | | |
| 21 Jonathan Lucroy, R (1, 2) | | | | | | | | | | 2 | 0 | 0 | 0 | 0 | 0 | 0 | | | | | | | | | | | | |
| 19 Josh Phegley, R OBP: 0.304, SLG: 0.476 83 Brett Vertigan, L (9, PH) | | | | | | | | | | 1 | 0 | 0 | 0 | 0 | 0 | 0 | | | | | | | | | | | | |
| 26 Matt Chapman, R OBP: 0.259, SLG: 0.375 84 BJ Boyd, L OBP: 0.400, SLG: 0.714 (8, 8) | | | | | | | | | | 1 | 0 | 1 | 0 | 2 | 0 | 0 | | | | | | | | | | | | |
| 18 Chad Pinder, R OBP: 0.250, SLG: 0.375 76 Edwin Diaz, R OBP: 0.250, SLG: 0.250 (8, 5) | | | | | | | | | | 3 | 0 | 0 | 0 | 0 | 1 | 3 | | | | | | | | | | | | |
| 20 Mark Canha, R OBP: 0.405, SLG: 0.667 (1, 3) | | | | | | | | | | 2 | 1 | 0 | 0 | 1 | 0 | 2 | | | | | | | | | | | | |
| 3 Boog Powell, L OBP: 0.324, SLG: 0.333 72 Nick Martini, L OBP: 0.462, SLG: 0.421 (1, 9) | | | | | | | | | | 2 | 0 | 0 | 0 | 0 | 0 | 1 | | | | | | | | | | | | |
| Inning Stats | R: 0 E: 0 K: 2 S: 8 | H: 1 LOB: 0 BB: 0 P: 8 | R: 0 E: 0 K: 1 S: 6 | H: 1 LOB: 0 BB: 0 P: 6 | R: 0 E: 0 K: 0 S: 3 | H: 0 LOB: 0 BB: 0 P: 3 | R: 0 E: 0 K: 1 S: 5 | H: 0 LOB: 0 BB: 0 P: 5 | R: 0 E: 0 K: 1 S: 4 | H: 0 LOB: 1 BB: 1 P: 8 | R: 0 E: 0 K: 1 S: 5 | H: 0 LOB: 0 BB: 1 P: 7 | R: 1 E: 1 K: 1 S: 5 | H: 0 LOB: 0 BB: 1 P: 12 | R: 0 E: 0 K: 1 S: 4 | H: 0 LOB: 0 BB: 1 P: 8 | | 1B: 1 2B: 1 3B: 0 HR: 0 | SF: 1 SAC: 0 DP: 1 HBP: 0 | WP: 0 PB: 0 SB: 2 CS: 0 | PA: 32 | | | | | | | |
| PITCHER | IP | WLS | BF | H | R | ER | SO | BB | IBB | HBP | BLK | WP | HR | S | P | ERA | | WHIP | | | | | | | | | | |
| 61 Casey Lawrence, R ERA: 0.75 (1, 1) | 4.0 | | 14 | 2 | 0 | 0 | 4 | 0 | 0 | 0 | 0 | 0 | 0 | 22 | 22 | 0.00 | | 0.500 | | | | | | | | | | |
| 43 Shawn Armstrong, R ERA: 1.08 (5, 1) | 2.0 | H | 7 | 0 | 0 | 0 | 1 | 1 | 0 | 0 | 0 | 0 | 0 | 9 | 13 | 0.00 | 0.500 | | | | | | | | | | | |
| 85 Anthony Misiewicz, L ERA: 2.68 (7, 1) | 2.0 | W | 8 | 0 | 1 | 0 | 1 | 2 | 0 | 0 | 0 | 0 | 0 | 8 | 19 | 0.00 | 1.000 | | | | | | | | | | | |
| 75 Art Warren, R ERA: 6.75 (9, 1) | 1.0 | S | 3 | 0 | 0 | 0 | 1 | 1 | 0 | 0 | 0 | 0 | 0 | 4 | 8 | 0.00 | 1.000 | | | | | | | | | | | |

AB 33
R 4
H 8
RBI 4
BB 4
SO 7
LOB 11



AB 27
R 1
H 2
RBI 1
BB 4
SO 7
LOB 10



| Batter | 1 | 2 | 3 | 4 | 5 | 6 | 7 | 8 | 9 | AB | R | H | RBI | BB | SO | LOB | TOP | | | | | | | | | | | | | | | | | | | |
|---|------------------------------|---------------------------------|------------------------------|----------------------------------|------------------------------|----------------------------------|------------------------------|---------------------------------|------------------------------|----------------------------------|------------------------------|----------------------------------|------------------------------|---------------------------------|------------------------------|---------------------------------|---|---------------------------------|----------------------------------|------------------------------------|----------------------------------|--------|---|---|----|----|----|-----|-----|-----|----|----|---|------|-------|------|
| 9 Dee Strange-Gordon, L OBP: 0.341, SLG: 0.605 45 Kirk Nieuwenhuis, L OBP: 0.269, SLG: 0.319 | G6-3 | | F9 | | BB | | HR | | G4-3 | 2 | 0 | 0 | 1 | 0 | 2 | | Seattle Mariners @ Los Angeles Angels Tempe Diablo Stadium, Tempe, AZ Mon Mar 19 2018, 9:12 PM - 12:07 AM EDT Att. 7,613 - Clear - 72 F | | | | | | | | | | | | | | | | | | | |
| 5 Guillermo Heredia, R OBP: 0.368, SLG: 0.310 | G1-3 | | G4-3 | | | | 1B | | P4 | 5 | 0 | 1 | 0 | 0 | 1 | 5 | | | | | | | | | | | | | | | | | | | | |
| 17 Mitch Haniger, R OBP: 0.222, SLG: 0.280 86 Chuck Taylor, S OBP: 0.444, SLG: 0.444 | K | | | K | K | | F9 | | G6-3 | 4 | 0 | 0 | 0 | 0 | 3 | 3 | | | | | | | | | | | | | | | | | | | | |
| 20 Daniel Vogelbach, L OBP: 0.518, SLG: 0.867 | | K | | HR | | | F7 | | L9 | 4 | 1 | 1 | 1 | 0 | 1 | 0 | | | | | | | | | | | | | | | | | | | | |
| 21 Taylor Motter, R OBP: 0.352, SLG: 0.510 85 Danny Muno, S OBP: 0.400, SLG: 0.500 | CS BB | | | HR | | | K | | 10 2B | 2 | 0 | 0 | 0 | 1 | 2 | 0 | | | | | | | | | | | | | | | | | | | | |
| 6 Mike Ford, L OBP: 0.356, SLG: 0.449 87 Jack Larsen, L OBP: 0.400, SLG: 0.500 | K | | | 10 1B | 2B | | HR | | K | 3 | 1 | 2 | 1 | 0 | 1 | 1 | | | | | | | | | | | | | | | | | | | | |
| 10 Mike Marjama, R OBP: 0.447, SLG: 0.656 Joe DeCarlo, R OBP: 0.625, SLG: 0.667 | | | 9 F9 | 1 WP | 1B | 2H | 1B | | P6 | 4 | 0 | 3 | 1 | 0 | 0 | 0 | | | | | | | | | | | | | | | | | | | | |
| 1 Gordon Beckham, R OBP: 0.469, SLG: 0.585 89 Joseph Rosa, S OBP: 0.400, SLG: 0.600 | | | | | | | 9 BB | | K | 2 | 0 | 1 | 0 | 1 | 1 | 0 | | | | | | | | | | | | | | | | | | | | |
| 71 Zach Vincej, R OBP: 0.207, SLG: 0.379 89 Donovan Walton, L OBP: 0.400, SLG: 0.600 | | | K | | | | F8 | | G4-3 | 3 | 0 | 0 | 0 | 0 | 1 | 3 | | | | | | | | | | | | | | | | | | | | |
| | | | | | | | | | 45 G4-3 | 1 | 0 | 1 | 0 | 0 | 0 | 0 | | | | | | | | | | | | | | | | | | | | |
| Inning Stats | R: 0 E: 0 K: 1 S: 5 | H: 0 LOB: 0 BB: 0 P: 5 | R: 0 E: 0 K: 2 S: 6 | H: 0 LOB: 0 BB: 1 P: 10 | R: 0 E: 0 K: 1 S: 6 | H: 1 LOB: 2 BB: 1 P: 10 | R: 1 E: 0 K: 2 S: 9 | H: 3 LOB: 2 BB: 0 P: 9 | R: 0 E: 0 K: 2 S: 8 | H: 1 LOB: 0 BB: 1 P: 12 | R: 1 E: 0 K: 1 S: 8 | H: 2 LOB: 1 BB: 0 P: 10 | R: 1 E: 0 K: 1 S: 7 | H: 2 LOB: 1 BB: 0 P: 8 | R: 1 E: 0 K: 2 S: 9 | H: 2 LOB: 1 BB: 0 P: 9 | R: 0 E: 0 K: 0 S: 4 | H: 1 LOB: 1 BB: 0 P: 4 | 1B: 4 2B: 3 3B: 1 HR: 3 | SF: 0 SAC: 0 DP: 0 HBP: 0 | WP: 1 PB: 0 CS: 0 SB: 1 | PA: 39 | | | | | | | | | | | | | | |
| PITCHER | IP | WLS | BF | H | R | ER | SO | BB | IBB | HBP | BLK | WP | HR | S | P | ERA | WHIP | PITCHER | | IP | WLS | BF | H | R | ER | SO | BB | IBB | HBP | BLK | WP | HR | S | P | ERA | WHIP |
| 89 Osmer Morales, R ERA: 5.06 | 3.1 | | 12 | 1 | 0 | 0 | 5 | 2 | 0 | 0 | 0 | 1 | 0 | 20 | 28 | 0.00 | 0.900 | 62 Justin Anderson, R ERA: | | 1.0 | | 4 | 1 | 0 | 0 | 0 | 0 | 0 | 0 | 0 | 0 | 4 | 4 | 0.00 | 1.000 | |
| 64 Félix Peña, R ERA: 4.0 | 1.2 | W | 9 | 4 | 1 | 1 | 3 | 1 | 0 | 0 | 0 | 0 | 1 | 14 | 18 | 5.40 | 3.000 | | | | | | | | | | | | | | | | | | | |
| 32 Cam Bedrosian, R ERA: 4.76 | 1.0 | | 4 | 1 | 1 | 1 | 1 | 0 | 0 | 0 | 0 | 0 | 1 | 8 | 10 | 9.00 | 1.000 | | | | | | | | | | | | | | | | | | | |
| 53 Blake Parker, R ERA: 16.2 | 1.0 | | 5 | 2 | 1 | 1 | 1 | 0 | 0 | 0 | 0 | 0 | 1 | 7 | 8 | 9.00 | 2.000 | | | | | | | | | | | | | | | | | | | |
| 25 Noé Ramirez, R ERA: 4.82 | 1.0 | | 5 | 2 | 1 | 1 | 2 | 0 | 0 | 0 | 0 | 0 | 0 | 9 | 9 | 9.00 | 2.000 | | | | | | | | | | | | | | | | | | | |

| Batter | 1 | 2 | 3 | 4 | 5 | 6 | 7 | 8 | 9 | AB | R | H | RBI | BB | SO | LOB | BOTTOM | | | | | | | | | | | | | | | | | | | |
|---|------------------------------|---------------------------------|------------------------------|----------------------------------|------------------------------|---------------------------------|------------------------------|---------------------------------|-------------------------------|----------------------------------|------------------------------|----------------------------------|------------------------------|---------------------------------|------------------------------|---------------------------------|---|-------------------------------------|----------------------------------|--------|-----|----|---|---|----|----|----|-----|-----|-----|----|----|---|---|-----|------|
| 3 Ian Kinsler, R OBP: 0.405, SLG: 0.424 19 Jefry Marte, R OBP: 0.483, SLG: 0.667 | L6 | | G6-3 | | SF7 | K | | G6-3 | | 2 | 0 | 0 | 1 | 0 | 0 | 0 | Seattle Mariners @ Los Angeles Angels Tempe Diablo Stadium, Tempe, AZ Mon Mar 19 2018, 9:12 PM - 12:07 AM EDT Att. 7,613 - Clear - 72 F | | | | | | | | | | | | | | | | | | | |
| 27 Mike Trout, R OBP: 0.415, SLG: 0.529 16 Nolan Fontana, L OBP: 0.250, SLG: 0.200 | 8 2B | | F7 | | 5 1B | 56 1B | 86 FC6-4 | K | | 3 | 2 | 2 | 0 | 0 | 0 | 0 | | | | | | | | | | | | | | | | | | | | |
| 8 Justin Upton, R OBP: 0.341, SLG: 0.595 86 David Fletcher, R OBP: 0.383, SLG: 0.395 | 5 1B | | P4 | | P6 | FC6-4 | 24 E | | | 3 | 0 | 1 | 1 | 0 | 0 | 2 | | | | | | | | | | | | | | | | | | | | |
| 5 Albert Pujols, R OBP: 0.316, SLG: 0.333 9 Bo Way, L OBP: 0.500, SLG: 0.333 | | | | | | | | E5 | | 0 | 1 | 0 | 0 | 0 | 0 | 0 | | | | | | | | | | | | | | | | | | | | |
| 24 Chris Young, R OBP: 0.143, SLG: 0.143 | 2H | | | | 7 G5-4-3 | 56 1B | 7 1B | | | 1 | 0 | 0 | 0 | 0 | 0 | 1 | | | | | | | | | | | | | | | | | | | | |
| 56 Kole Calhoun, L OBP: 0.436, SLG: 0.611 9 Eric Young Jr., S OBP: 0.341, SLG: 0.488 | K | | | | F7 | 7 1B | 7 1B | K | | 3 | 1 | 1 | 1 | 0 | 1 | 2 | | | | | | | | | | | | | | | | | | | | |
| 7 Zack Cozart, R OBP: 0.385, SLG: 0.486 37 Rymer Liriano, R OBP: 0.295, SLG: 0.256 | | | | | G5-4-3 | 2 1B | | G3-1 | | 2 | 1 | 1 | 2 | 1 | 0 | 1 | | | | | | | | | | | | | | | | | | | | |
| 18 Luis Valbuena, L OBP: 0.256, SLG: 0.425 51 Sherman Johnson, L OBP: 0.364, SLG: 0.300 | | | K | | | E7 | | K | | 2 | 1 | 0 | 0 | 1 | 1 | 1 | | | | | | | | | | | | | | | | | | | | |
| 2 Andrelton Simmons, R OBP: 0.259, SLG: 0.320 57 Brennan Lund, L | | | | | | | | K | | 1 | 0 | 0 | 0 | 0 | 1 | 0 | | | | | | | | | | | | | | | | | | | | |
| 12 Martin Maldonado, R OBP: 0.289, SLG: 0.472 13 Juan Graterol, R OBP: 0.308, SLG: 0.308 | | | | | | | | L8 | | 3 | 1 | 1 | 1 | 0 | 1 | 3 | | | | | | | | | | | | | | | | | | | | |
| | | | | | | | | | | 1 | 0 | 0 | 0 | 0 | 0 | 0 | | | | | | | | | | | | | | | | | | | | |
| Inning Stats | R: 1 E: 0 K: 1 S: 7 | H: 3 LOB: 1 BB: 0 P: 7 | R: 0 E: 0 K: 2 S: 7 | H: 1 LOB: 1 BB: 1 P: 11 | R: 0 E: 0 K: 0 S: 3 | H: 0 LOB: 0 BB: 0 P: 3 | R: 0 E: 0 K: 0 S: 3 | H: 1 LOB: 0 BB: 0 P: 3 | R: 7 E: 1 K: 0 S: 11 | H: 7 LOB: 2 BB: 1 P: 16 | R: 0 E: 1 K: 2 S: 8 | H: 0 LOB: 2 BB: 1 P: 12 | R: 0 E: 0 K: 2 S: 7 | H: 0 LOB: 0 BB: 0 P: 7 | R: 0 E: 0 K: 1 S: 5 | H: 0 LOB: 0 BB: 0 P: 5 | 1B: 11 2B: 2 3B: 0 HR: 0 | SF: 1 SAC: 0 DP: 2 HBP: 0 | WP: 0 PB: 1 SB: 0 CS: 1 | PA: 38 | | | | | | | | | | | | | | | | |
| PITCHER | IP | WLS | BF | H | R | ER | SO | BB | IBB | HBP | BLK | WP | HR | S | P | ERA | WHIP | PITCHER | | IP | WLS | BF | H | R | ER | SO | BB | IBB | HBP | BLK | WP | HR | S | P | ERA | WHIP |
| 56 Christian Bergman, R ERA: 4.97 | 4.1 | L | 19 | 7 | 4 | 2 | 3 | 1 | 0 | 0 | 0 | 0 | 0 | 24 | 29 | 4.15 | 1.846 | 53 Dan Altavilla, R ERA: 2.08 | | 1.0 | | 5 | 0 | 0 | 0 | 2 | 1 | 0 | 0 | 0 | 0 | 0 | 0 | 0 | 0 | |
| 60 Chasen Bradford, R ERA: 7.27 | 0.2 | | 8 | 5 | 4 | 3 | 0 | 1 | 0 | 0 | 0 | 0 | 0 | 7 | 11 | 40.50 | 9.000 | 25 Marc Rzepczynski, L ERA: 3.86 | | 1.0 | | 3 | 0 | 0 | 0 | 2 | 0 | 0 | 0 | 0 | 0 | 0 | 0 | 0 | 0 | 0 |
| 53 Dan Altavilla, R ERA: 2.08 | 1.0 | | 5 | 0 | 0 | 0 | 2 | 1 | 0 | 0 | 0 | 0 | 0 | 8 | 12 | 0.00 | 1.000 | Johndi Jiminian, R ERA: 5.68 | | 1.0 | | 3 | 0 | 0 | 0 | 1 | 0 | 0 | 0 | 0 | 0 | 0 | 0 | 0 | 0 | 0 |

AB 36
R 4
H 11
RBI 4
BB 3
SO 12
LOB 18



AB 34
R 8
H 12
RBI 8
BB 3
SO 8
LOB 13



| Batter | 1 | 2 | 3 | 4 | 5 | 6 | 7 | 8 | 9 | AB | R | H | RBI | BB | SO | LOB | TOP | | | | | | | | |
|---|---|---|---|---|---|---|---|---|---|---|---|---|---|---|---|---|---|---|---|---|---|---|---|---|---|
| 5 Jonathan Villar, S (1.4) OBP: 0.383, SLG: 0.442 72 Keston Hiura, R (6.4) OBP: 0.438, SLG: 0.548 | 4-0 BB G6-4-3 | | 0-0 1-H 3 1B 2B | | 0-0 1-H 2B | | 0-3 K | | | 2 | 1 | 2 | 2 | 1 | 0 | 0 | | | | | | | | | |
| 3 Orlando Arcia, R (1.6) OBP: 0.311, SLG: 0.422 26 Lucas Erceg, L (6.5) OBP: 0.500, SLG: 0.400 | 0-0 G6-4-3 1-2 | | 0-0 2-H 1B | | 0-0 G6-3 | | 0-0 P5 | | | 3 | 0 | 1 | 1 | 0 | 0 | 2 | | | | | | | | | |
| 14 Hernán Pérez, R (1.7) OBP: 0.327, SLG: 0.498 91 Trent Grisham, L (6.9) OBP: 0.273, SLG: 0.364 | 0-0 F9 | | | 0-0 G6-3 | | 0-0 33 CS 1B | | 0-3 K | | 3 | 0 | 1 | 0 | 0 | 0 | 0 | | | | | | | | | |
| 24 Jesús Aguilar, R (1.3) OBP: 0.327, SLG: 0.468 93 Troy Stokes Jr., R (6.7) OBP: 0.571, SLG: 0.889 | | 0-0 F9 | | 0-0 1B | | 0-0 F9 | | 0-0 97 G6-3 2B | | 3 | 0 | 1 | 0 | 0 | 0 | 1 | | | | | | | | | |
| 33 Brett Phillips, L (1.9) OBP: 0.188, SLG: 0.289 97 Henry Gatewood, R (6.3) OBP: 0.500, SLG: 0.500 | | 0-3 K | | 0-3 K | | 1-0 2 1B 23 1B 1B | | 0-0 G6-3 | | 3 | 1 | 1 | 0 | 0 | 2 | 1 | | | | | | | | | |
| 2 Nick Franklin, S (1.5) OBP: 0.395, SLG: 0.647 96 Luis Aviles Jr., R (6.6) | | 0-0 G6-3 | | 0-0 G4-3 | | 0-0 23 1B 1-3 1B | | 0-3 K | | 3 | 0 | 1 | 0 | 0 | 0 | 1 | | | | | | | | | |
| 23 Keon Broxton, R (1.8) OBP: 0.333, SLG: 0.370 25 Tyrone Taylor, R (7.8) OBP: 0.200, SLG: 0.368 | | | 0-3 K2-3 | | 0-3 K | | 0-0 1-3 3-H 1B | | 0-0 F8 | 3 | 0 | 1 | 1 | 0 | 2 | 0 | AB 35 R 4 H 12 RBI 4 BB 1 SO 7 LOB 11 | | | | | | | | |
| 29 Christian Bethancourt, R (1.2) OBP: 0.407, SLG: 0.577 79 Dustin Houle, R (7.2) OBP: 0.222, SLG: 0.556 | | 0-0 35 FC2-6 1B | | 0-0 5 2B 1B | | 0-0 L7 | | 0-0 G1-3 | | 3 | 1 | 2 | 0 | 0 | 0 | 0 | | | | | | | | | |
| 35 Brent Suter, L (1.1) 49 Yovani Gallardo, R (5.1) 90 Jake Hager, R (7.9) 32 Jeremy Jeffress, R (7.1) 98 Nick Ramirez, L (8.1) 13 Tyler Heineman, S (8.9) OBP: 0.333, SLG: 0.333 | | 0-0 FC2-6 5 2B | | 0-0 L7 | | 0-0 L7 | | 0-0 P2 | | 2 | 1 | 0 | 0 | 0 | 0 | 2 | | | | | | | | | |
| Inning Stats | R: 0 E: 0 K: 0 S: 2 | H: 0 LOB: 0 BB: 1 P: 6 | R: 0 E: 0 K: 1 S: 5 | H: 0 LOB: 0 BB: 0 P: 5 | R: 2 E: 0 K: 1 S: 7 | H: 3 LOB: 1 BB: 0 P: 7 | R: 0 E: 0 K: 1 S: 6 | H: 1 LOB: 1 BB: 0 P: 6 | R: 1 E: 0 K: 1 S: 7 | H: 2 LOB: 1 BB: 0 P: 7 | R: 1 E: 0 K: 0 S: 5 | H: 4 LOB: 2 BB: 0 P: 6 | R: 0 E: 0 K: 1 S: 6 | H: 1 LOB: 1 BB: 0 P: 6 | R: 0 E: 0 K: 2 S: 8 | H: 1 LOB: 1 BB: 0 P: 8 | R: 0 E: 0 K: 0 S: 3 | H: 0 LOB: 0 BB: 0 P: 3 | 1B: 9 2B: 3 3B: 0 HR: 0 | SF: 0 SAC: 0 DP: 1 HBP: 0 | WP: 0 PB: 0 CS: 1 | PA: 36 | | | |
| PITCHER | IP WLS BF H R ER SO BB IBB HBP BLK WP HR S P ERA WHIP | IP WLS BF H R ER SO BB IBB HBP BLK WP HR S P ERA WHIP | IP WLS BF H R ER SO BB IBB HBP BLK WP HR S P ERA WHIP | IP WLS BF H R ER SO BB IBB HBP BLK WP HR S P ERA WHIP | IP WLS BF H R ER SO BB IBB HBP BLK WP HR S P ERA WHIP | IP WLS BF H R ER SO BB IBB HBP BLK WP HR S P ERA WHIP | IP WLS BF H R ER SO BB IBB HBP BLK WP HR S P ERA WHIP | IP WLS BF H R ER SO BB IBB HBP BLK WP HR S P ERA WHIP | IP WLS BF H R ER SO BB IBB HBP BLK WP HR S P ERA WHIP | IP WLS BF H R ER SO BB IBB HBP BLK WP HR S P ERA WHIP | IP WLS BF H R ER SO BB IBB HBP BLK WP HR S P ERA WHIP | IP WLS BF H R ER SO BB IBB HBP BLK WP HR S P ERA WHIP | IP WLS BF H R ER SO BB IBB HBP BLK WP HR S P ERA WHIP | IP WLS BF H R ER SO BB IBB HBP BLK WP HR S P ERA WHIP | IP WLS BF H R ER SO BB IBB HBP BLK WP HR S P ERA WHIP | IP WLS BF H R ER SO BB IBB HBP BLK WP HR S P ERA WHIP | IP WLS BF H R ER SO BB IBB HBP BLK WP HR S P ERA WHIP | IP WLS BF H R ER SO BB IBB HBP BLK WP HR S P ERA WHIP | IP WLS BF H R ER SO BB IBB HBP BLK WP HR S P ERA WHIP | IP WLS BF H R ER SO BB IBB HBP BLK WP HR S P ERA WHIP | IP WLS BF H R ER SO BB IBB HBP BLK WP HR S P ERA WHIP | IP WLS BF H R ER SO BB IBB HBP BLK WP HR S P ERA WHIP | IP WLS BF H R ER SO BB IBB HBP BLK WP HR S P ERA WHIP | IP WLS BF H R ER SO BB IBB HBP BLK WP HR S P ERA WHIP | IP WLS BF H R ER SO BB IBB HBP BLK WP HR S P ERA WHIP |

Milwaukee Brewers @ Seattle Mariners
Peoria Stadium, Peoria, AZ
Wed Mar 21 2018, 9:42 PM - 12:03 AM EDT
Att: 6,846 - Partly Cloudy - 77 F

AB 35
R 4
H 12
RBI 4
BB 1
SO 7
LOB 11



| Batter | 1 | 2 | 3 | 4 | 5 | 6 | 7 | 8 | 9 | AB | R | H | RBI | BB | SO | LOB | BOTTOM | | | | | | | | |
|---|---|---|---|---|---|---|---|---|---|---|---|---|---|---|---|---|---|---|---|---|---|---|---|---|---|
| 9 Dee Strange-Gordon, L (1.8) OBP: 0.362, SLG: 0.630 45 Kirk Nieuwenhuis, L (6.7) OBP: 0.200, SLG: 0.354 | 0-3 K | | 0-0 22 1B 1B | | 0-0 7 SH1-3 27 SF7 2B | | 0-0 F7 | | | 3 | 1 | 2 | 0 | 0 | 1 | 0 | | | | | | | | | |
| 7 Andrew Romine, S (1.6) OBP: 0.306, SLG: 0.382 71 Zach Vincej, R (7.4) OBP: 0.200, SLG: 0.367 | 0-3 K | | 0-3 K | | 0-0 SH1-3 | | 0-0 F9 | | | 2 | 0 | 0 | 0 | 0 | 2 | 1 | | | | | | | | | |
| 22 Robinson Cano, L (1.10) OBP: 0.440, SLG: 0.545 20 Daniel Vogelbach, L (7.9) OBP: 0.509, SLG: 0.848 | 0-3 K | | 0-0 1-2 1B | | 4-0 15 WP 15 1B BB | | 0-0 G5-3 | | | 2 | 1 | 1 | 0 | 1 | 1 | 0 | | | | | | | | | |
| 27 Ryon Healy, R (1.3) OBP: 0.333, SLG: 0.429 21 Taylor Motter, R (7.3) OBP: 0.345, SLG: 0.500 | | 0-0 15 HBP 1B | | 0-3 K | | 0-0 SF7 | | 0-0 G1-3 | | 2 | 0 | 1 | 1 | 0 | 1 | 2 | | | | | | | | | |
| 15 Kyle Seager, L (1.5) OBP: 0.349, SLG: 0.450 85 Bryson Brigman, R (8.4) | | 1-0 SAFE 1-2 3 HR HBP 1B | | 0-0 F9 | | 0-0 3-H 1B | | 0-3 K | | 2 | 1 | 1 | 1 | 0 | 0 | 0 | | | | | | | | | |
| 17 Mitch Haniger, R (1.9) OBP: 0.233, SLG: 0.259 Braden Bishop, R (8.9) OBP: 0.414, SLG: 0.500 | | 0-0 F9 | | 4-0 3 HR BB | | 0-0 L8 | | 0-0 G5-3 | | 2 | 1 | 0 | 0 | 1 | 0 | 2 | | | | | | | | | |
| 3 Mike Zunino, R (1.2) OBP: 0.463, SLG: 0.833 | | 0-0 1-H HR | | 2-2 1-H HR | | 2-1 HR | | 0-0 1B | | 4 | 3 | 4 | 5 | 0 | 0 | 0 | | | | | | | | | |
| 1 Gordon Beckham, R (1.4) OBP: 0.434, SLG: 0.533 | | 0-0 G4-3 | | 0-0 F7 | | 0-0 F9 | | 0-0 F9 | | 4 | 0 | 0 | 0 | 0 | 0 | 1 | | | | | | | | | |
| 51 Ichiro Suzuki, L (1.7) 5 Guillermo Heredia, R (5.7) OBP: 0.359, SLG: 0.300 | | | 0-3 K | | 0-3 K | | 0-0 G1-3 | | | 2 | 0 | 0 | 0 | 0 | 2 | 0 | | | | | | | | | |
| Inning Stats | R: 0 E: 0 K: 3 S: 9 | H: 0 LOB: 0 BB: 0 P: 9 | R: 2 E: 0 K: 0 S: 4 | H: 2 LOB: 0 BB: 0 P: 5 | R: 0 E: 0 K: 3 S: 11 | H: 2 LOB: 2 BB: 0 P: 11 | R: 2 E: 0 K: 1 S: 8 | H: 1 LOB: 0 BB: 1 P: 14 | R: 2 E: 0 K: 0 S: 5 | H: 2 LOB: 1 BB: 1 P: 10 | R: 1 E: 0 K: 0 S: 5 | H: 1 LOB: 0 BB: 0 P: 7 | R: 0 E: 0 K: 1 S: 3 | H: 0 LOB: 0 BB: 0 P: 3 | R: 0 E: 0 K: 1 S: 6 | H: 1 LOB: 1 BB: 0 P: 6 | 1B: 5 2B: 1 3B: 0 HR: 3 | SF: 1 SAC: 1 DP: 0 HBP: 1 | WP: 1 PB: 0 CS: 0 | PA: 35 | | | | | |
| PITCHER | IP WLS BF H R ER SO BB IBB HBP BLK WP HR S P ERA WHIP | IP WLS BF H R ER SO BB IBB HBP BLK WP HR S P ERA WHIP | IP WLS BF H R ER SO BB IBB HBP BLK WP HR S P ERA WHIP | IP WLS BF H R ER SO BB IBB HBP BLK WP HR S P ERA WHIP | IP WLS BF H R ER SO BB IBB HBP BLK WP HR S P ERA WHIP | IP WLS BF H R ER SO BB IBB HBP BLK WP HR S P ERA WHIP | IP WLS BF H R ER SO BB IBB HBP BLK WP HR S P ERA WHIP | IP WLS BF H R ER SO BB IBB HBP BLK WP HR S P ERA WHIP | IP WLS BF H R ER SO BB IBB HBP BLK WP HR S P ERA WHIP | IP WLS BF H R ER SO BB IBB HBP BLK WP HR S P ERA WHIP | IP WLS BF H R ER SO BB IBB HBP BLK WP HR S P ERA WHIP | IP WLS BF H R ER SO BB IBB HBP BLK WP HR S P ERA WHIP | IP WLS BF H R ER SO BB IBB HBP BLK WP HR S P ERA WHIP | IP WLS BF H R ER SO BB IBB HBP BLK WP HR S P ERA WHIP | IP WLS BF H R ER SO BB IBB HBP BLK WP HR S P ERA WHIP | IP WLS BF H R ER SO BB IBB HBP BLK WP HR S P ERA WHIP | IP WLS BF H R ER SO BB IBB HBP BLK WP HR S P ERA WHIP | IP WLS BF H R ER SO BB IBB HBP BLK WP HR S P ERA WHIP | IP WLS BF H R ER SO BB IBB HBP BLK WP HR S P ERA WHIP | IP WLS BF H R ER SO BB IBB HBP BLK WP HR S P ERA WHIP | IP WLS BF H R ER SO BB IBB HBP BLK WP HR S P ERA WHIP | IP WLS BF H R ER SO BB IBB HBP BLK WP HR S P ERA WHIP | IP WLS BF H R ER SO BB IBB HBP BLK WP HR S P ERA WHIP | IP WLS BF H R ER SO BB IBB HBP BLK WP HR S P ERA WHIP | IP WLS BF H R ER SO BB IBB HBP BLK WP HR S P ERA WHIP |

Milwaukee Brewers @ Seattle Mariners
Peoria Stadium, Peoria, AZ
Wed Mar 21 2018, 9:42 PM - 12:03 AM EDT
Att: 6,846 - Partly Cloudy - 77 F

AB 30
R 7
H 9
RBI 7
BB 2
SO 8
LOB 6



| Batter | 1 | 2 | 3 | 4 | 5 | 6 | 7 | 8 | 9 | AB | R | H | RBI | BB | SO | LOB | TOP | | | | | | | | | | |
|--|-------------------------------|----------------------------------|------------------------------|---------------------------------|------------------------------|---------------------------------|------------------------------|---------------------------------|------------------------------|---------------------------------|------------------------------|----------------------------------|------------------------------|---------------------------------|------------------------------|----------------------------------|--|------------------------------------|----------------------------------|--------|--|--|--|--|--|--|--|
| Carlos Tocci, R (1,8) OBP: 0.204, SLG: 0.192 88 Miguel Aparicio, L (7,7) | | G5-4-3 | | | G6-3 | | | G4-3 | | 3 | 1 | 1 | 0 | 0 | 0 | 1 | Texas Rangers @ Seattle Mariners Peoria Stadium, Peoria, AZ Thu Mar 22 2018, 9:43 PM - 12:19 AM EDT Att: 6,306 - Cloudy - 82 F | | | | | | | | | | |
| 19 Jurickson Profar, S (1,4) OBP: 0.253, SLG: 0.392 | K | | | | F9 | | | F9 | | 4 | 0 | 0 | 0 | 0 | 2 | 1 | | | | | | | | | | | |
| 18 Drew Robinson, L (1,5) OBP: 0.297, SLG: 0.393 80 Christian Lopez, R (7,5) OBP: 0.250, SLG: 0.241 | | | | | G4-3 | | | F8 | | 3 | 1 | 1 | 1 | 0 | 0 | 0 | | | | | | | | | | | |
| 9 Tommy Joseph, R (1,10) OBP: 0.464, SLG: 0.500 | | | | | F9 | | | | | 3 | 0 | 0 | 0 | 1 | 2 | 0 | | | | | | | | | | | |
| 8 Juan Centeno, L (1,2) OBP: 0.387, SLG: 0.714 | | | | | | | | | | 4 | 1 | 3 | 2 | 0 | 0 | 0 | | | | | | | | | | | |
| 14 Destin Hood, R (1,9) OBP: 0.297, SLG: 0.714 | K | | | | F9 | | | | | 3 | 0 | 0 | 0 | 1 | 2 | 3 | | | | | | | | | | | |
| 2 Hanser Alberto, R (1,6) 95 Michael De León, S (7,6) OBP: 0.115, SLG: 0.120 | F8 | | | | F8 | | | | | 3 | 0 | 0 | 0 | 0 | 0 | 3 | | | | | | | | | | | |
| 55 Preston Beck, L (1,3) OBP: 0.444, SLG: 0.733 | | | | | | | | | | 4 | 1 | 1 | 1 | 0 | 2 | 2 | | | | | | | | | | | |
| 88 Pedro Gonzalez, R (1,7) OBP: 0.200, SLG: 0.200 | | | | | G1-3 | | | | | 3 | 0 | 1 | 0 | 0 | 1 | 0 | | | | | | | | | | | |
| Inning Stats | R: 2 E: 0 K: 2 S: 10 | H: 3 LOB: 2 BB: 1 P: 15 | R: 0 E: 0 K: 1 S: 5 | H: 1 LOB: 0 BB: 0 P: 5 | R: 0 E: 0 K: 1 S: 5 | H: 0 LOB: 0 BB: 0 P: 5 | R: 0 E: 0 K: 1 S: 6 | H: 1 LOB: 1 BB: 0 P: 6 | R: 0 E: 0 K: 0 S: 3 | H: 0 LOB: 0 BB: 0 P: 3 | R: 0 E: 0 K: 2 S: 5 | H: 1 LOB: 0 BB: 0 P: 10 | R: 0 E: 0 K: 0 S: 3 | H: 0 LOB: 0 BB: 0 P: 3 | R: 1 E: 0 K: 1 S: 7 | H: 1 LOB: 1 BB: 1 P: 13 | 1B: 4 2B: 1 3B: 0 HR: 2 | SF: 0 SAC: 0 DP: 1 HBP: 0 | WP: 0 PB: 0 SB: 2 CS: 0 | PA: 35 | | | | | | | |
| PITCHER | IP | WLS | BF | H | R | ER | SO | BB | IBB | HBP | BLK | WP | HR | S | P | ERA | WHIP | | | | | | | | | | |
| 32 Marco Gonzales, L (1,1) ERA: 1.69 | 5.0 | | 20 | 5 | 2 | 2 | 5 | 1 | 0 | 0 | 0 | 0 | 0 | 29 | 34 | 3.60 | 1.200 | | | | | | | | | | |
| 60 Chasen Bradford, R (6,1) ERA: 6.75 | 2.0 | H | 7 | 1 | 1 | 1 | 3 | 0 | 0 | 0 | 0 | 0 | 1 | 14 | 15 | 4.50 | 0.500 | | | | | | | | | | |
| 12 Juan Nicasio, R (8,1) ERA: 1.17 | 1.0 | | 3 | 0 | 0 | 0 | 0 | 0 | 0 | 0 | 0 | 0 | 0 | 3 | 3 | 0.00 | 0.000 | | | | | | | | | | |
| 39 Edwin Diaz, R (9,1) ERA: 3.38 | 1.0 | W | 5 | 1 | 1 | 1 | 1 | 1 | 0 | 0 | 0 | 0 | 1 | 7 | 13 | 9.00 | 2.000 | | | | | | | | | | |

| | |
|-----|----|
| AB | 33 |
| R | 4 |
| H | 7 |
| RBI | 4 |
| BB | 2 |
| SO | 9 |
| LOB | 11 |



| Batter | 1 | 2 | 3 | 4 | 5 | 6 | 7 | 8 | 9 | AB | R | H | RBI | BB | SO | LOB | BOTTOM | | | | | | | | | | |
|---|------------------------------|---------------------------------|------------------------------|---------------------------------|------------------------------|---------------------------------|------------------------------|---------------------------------|------------------------------|----------------------------------|-------------------------------|----------------------------------|------------------------------|---------------------------------|------------------------------|---------------------------------|--|------------------------------------|----------------------------------|--------|--|--|--|--|--|--|--|
| 9 Dee Strange-Gordon, L (1,8) OBP: 0.340, SLG: 0.592 45 Kirk Nieuwenhuis, L (7,9) OBP: 0.259, SLG: 0.520 | G1-3 | | F8 | | P5 | | | | | 3 | 0 | 0 | 0 | 0 | 0 | 0 | Texas Rangers @ Seattle Mariners Peoria Stadium, Peoria, AZ Thu Mar 22 2018, 9:43 PM - 12:19 AM EDT Att: 6,306 - Cloudy - 82 F | | | | | | | | | | |
| 7 Andrew Romine, S (1,9) OBP: 0.300, SLG: 0.368 | K | | | | | | | | | 4 | 0 | 1 | 0 | 0 | 2 | 1 | | | | | | | | | | | |
| 87 Beau Amaral, L (8,8) OBP: 0.200, SLG: 0.200 | | | | | | | | | | 1 | 0 | 1 | 0 | 0 | 0 | 0 | | | | | | | | | | | |
| 22 Robinson Cano, L (1,4) OBP: 0.464, SLG: 0.690 1 Gordon Beckham, R (6, PR) OBP: 0.436, SLG: 0.553 | | | | | | | | | | 3 | 0 | 2 | 0 | 0 | 0 | 1 | | | | | | | | | | | |
| 23 Nelson Cruz, R (1,10) OBP: 0.360, SLG: 0.316 6 Mike Ford, L (6, PR) OBP: 0.391, SLG: 0.471 | FC6-4 | | | | | | | | | 2 | 0 | 1 | 1 | 0 | 1 | 1 | | | | | | | | | | | |
| 15 Kyle Seager, L (1,5) OBP: 0.370, SLG: 0.439 88 Eugene Helder, R (6, PR) OBP: 0.500, SLG: 0.500 | | | F8 | | | | | | | 1 | 0 | 0 | 0 | 2 | 0 | 0 | | | | | | | | | | | |
| 27 Ryan Healy, R (1,3) OBP: 0.259, SLG: 0.333 20 Daniel Vogelbach, L (7,3) OBP: 0.500, SLG: 0.830 | | | P4 | | | | | | | 2 | 0 | 0 | 1 | 0 | 0 | 1 | | | | | | | | | | | |
| 5 Guillermo Heredia, R (1,7) OBP: 0.357, SLG: 0.364 Andrew Aplin, L (8,7) OBP: 0.385, SLG: 0.200 | | | | | | | | | | 3 | 0 | 1 | 0 | 0 | 0 | 4 | | | | | | | | | | | |
| 21 Taylor Motter, R (1,6) OBP: 0.345, SLG: 0.545 71 Zach Vincej, R (8, PH) OBP: 0.194, SLG: 0.355 | | | | | | | | | | 3 | 1 | 1 | 1 | 0 | 1 | 1 | | | | | | | | | | | |
| 10 Mike Marjama, R (1,2) OBP: 0.405, SLG: 0.583 | | | | | | | | | | 4 | 0 | 0 | 0 | 0 | 0 | 0 | | | | | | | | | | | |
| Inning Stats | R: 0 E: 0 K: 1 S: 6 | H: 1 LOB: 1 BB: 0 P: 6 | R: 0 E: 0 K: 0 S: 4 | H: 1 LOB: 0 BB: 0 P: 4 | R: 0 E: 0 K: 0 S: 3 | H: 0 LOB: 1 BB: 1 P: 7 | R: 0 E: 0 K: 1 S: 5 | H: 0 LOB: 0 BB: 0 P: 5 | R: 1 E: 0 K: 0 S: 4 | H: 1 LOB: 3 BB: 2 P: 12 | R: 2 E: 0 K: 2 S: 11 | H: 3 LOB: 1 BB: 0 P: 12 | R: 0 E: 0 K: 1 S: 6 | H: 1 LOB: 1 BB: 0 P: 6 | R: 2 E: 0 K: 0 S: 7 | H: 3 LOB: 1 BB: 0 P: 9 | 1B: 4 2B: 4 3B: 1 HR: 2 | SF: 1 SAC: 0 DP: 0 HBP: 0 | WP: 0 PB: 0 SB: 0 CS: 0 | PA: 40 | | | | | | | |
| PITCHER | IP | WLS | BF | H | R | ER | SO | BB | IBB | HBP | BLK | WP | HR | S | P | ERA | WHIP | | | | | | | | | | |
| 40 Bartolo Colon, R (1,1) ERA: 3.0 | 5.1 | | 20 | 3 | 0 | 0 | 2 | 1 | 0 | 0 | 0 | 0 | 0 | 23 | 27 | 0.00 | 0.750 | | | | | | | | | | |
| 52 Steve Delabar, R (6,1) ERA: 5.4 | 0.2 | H | 5 | 1 | 1 | 1 | 0 | 2 | 0 | 0 | 0 | 0 | 0 | 3 | 11 | 13.50 | 4.500 | | | | | | | | | | |
| 53 Jesse Chavez, R (7,1) ERA: 6.32 | 2.2 | L | 15 | 7 | 4 | 4 | 3 | 0 | 0 | 0 | 0 | 0 | 2 | 24 | 27 | 13.50 | 2.625 | | | | | | | | | | |

| | |
|-----|----|
| AB | 36 |
| R | 5 |
| H | 11 |
| RBI | 5 |
| BB | 3 |
| SO | 5 |
| LOB | 12 |



| Batter | 1 | 2 | 3 | 4 | 5 | 6 | 7 | 8 | 9 | AB | R | H | RBI | BB | SO | LOB | TOP | | | | | | | | | | |
|--|------------------------------|---------------------------------|------------------------------|---------------------------------|------------------------------|---------------------------------|------------------------------|---------------------------------|------------------------------|----------------------------------|------------------------------|---------------------------------|------------------------------|----------------------------------|------------------------------|---------------------------------|---|------------------------------------|----------------------------------|--------|--|--|--|--|--|--|--|
| 5 Guillermo Heredia, R OBP: 0.370, SLG: 0.405 Braden Bishop, R OBP: 0.400, SLG: 0.481 | | | | | | | | | | 4 | 0 | 2 | 0 | 0 | 1 | 1 | Seattle Mariners @ Chicago White Sox Camelback Ranch, Glendale, AZ Fri Mar 23 2018, 4:07 PM - 6:52 PM EDT Att: 6,173 - Sunny - 80 F | | | | | | | | | | |
| 17 Mitch Haniger, R OBP: 0.206, SLG: 0.226 87 Beau Amaral, L OBP: 0.167, SLG: 0.167 | | | | | | | | | | 4 | 0 | 0 | 0 | 0 | 1 | 2 | | | | | | | | | | | |
| 20 Daniel Vogelbach, L OBP: 0.290, SLG: 0.678 84 Evan White, R OBP: 0.200, SLG: 0.154 | | | | | | | | | | 2 | 1 | 1 | 1 | 1 | 0 | 0 | | | | | | | | | | | |
| 3 Mike Zunino, R OBP: 0.455, SLG: 0.795 4 Tuffy Gosewisch, R OBP: 0.130, SLG: 0.281 | | | | | | | | | | 3 | 0 | 1 | 0 | 0 | 0 | 1 | | | | | | | | | | | |
| 6 Mike Ford, L OBP: 0.385, SLG: 0.500 | | | | | | | | | | 3 | 1 | 2 | 0 | 1 | 0 | 0 | | | | | | | | | | | |
| 21 Taylor Motter, R OBP: 0.344, SLG: 0.552 85 Danny Muno, S OBP: 0.423, SLG: 0.565 | | | | | | | | | | 3 | 0 | 1 | 0 | 0 | 0 | 3 | | | | | | | | | | | |
| 45 Kirk Nieuwenhuis, L OBP: 0.290, SLG: 0.697 87 Jack Larsen, L | | | | | | | | | | 3 | 1 | 1 | 2 | 1 | 2 | 1 | | | | | | | | | | | |
| 71 Zach Vincej, R OBP: 0.200, SLG: 0.371 | | | | | | | | | | 4 | 0 | 1 | 0 | 0 | 0 | 3 | | | | | | | | | | | |
| 7 Andrew Romine, S OBP: 0.279, SLG: 0.341 89 Joseph Rosa, S | | | | | | | | | | 3 | 0 | 0 | 0 | 0 | 2 | 1 | | | | | | | | | | | |
| | | | | | | | | | | 1 | 0 | 0 | 0 | 0 | 0 | 0 | | | | | | | | | | | |
| Inning Stats | R: 0 E: 0 K: 1 S: 6 | H: 1 LOB: 0 BB: 0 P: 6 | R: 0 E: 0 K: 1 S: 6 | H: 1 LOB: 1 BB: 0 P: 6 | R: 0 E: 0 K: 1 S: 6 | H: 1 LOB: 1 BB: 1 P: 7 | R: 0 E: 0 K: 0 S: 3 | H: 1 LOB: 0 BB: 0 P: 6 | R: 1 E: 0 K: 1 S: 9 | H: 3 LOB: 3 BB: 1 P: 15 | R: 0 E: 0 K: 2 S: 7 | H: 0 LOB: 0 BB: 0 P: 7 | R: 4 E: 0 K: 0 S: 6 | H: 3 LOB: 0 BB: 1 P: 11 | R: 0 E: 0 K: 0 S: 3 | H: 0 LOB: 0 BB: 0 P: 3 | 1B: 4 2B: 5 3B: 0 HR: 2 | SF: 0 SAC: 0 DP: 2 HBP: 0 | WP: 1 PB: 0 SB: 0 CS: 0 | PA: 39 | | | | | | | |
| PITCHER | IP | WLS | BF | H | R | ER | SO | BB | IBB | HBP | BLK | WP | HR | S | P | ERA | WHIP | | | | | | | | | | |
| 33 James Shields, R ERA: 6.75 | 3.0 | 1 | 11 | 3 | 0 | 0 | 3 | 0 | 0 | 0 | 0 | 0 | 0 | 18 | 18 | 0.00 | 1.000 | | | | | | | | | | |
| 44 Bruce Rondón, R ERA: 1.59 | 1.1 | H | 6 | 2 | 0 | 0 | 1 | 1 | 0 | 0 | 0 | 0 | 0 | 7 | 11 | 0.00 | 2.250 | | | | | | | | | | |
| 37 Juan Minaya, R ERA: 5.4 | 0.2 | H | 2 | 0 | 0 | 0 | 0 | 0 | 0 | 0 | 0 | 0 | 0 | 2 | 2 | 0.00 | 0.000 | | | | | | | | | | |
| 25 Jeanmar Gómez, R ERA: 1.08 | 0.2 | H | 6 | 3 | 1 | 1 | 1 | 1 | 0 | 0 | 0 | 0 | 1 | 8 | 14 | 13.50 | 6.000 | | | | | | | | | | |
| 97 Brandon Brennan, R ERA: | 1.1 | H | 4 | 0 | 0 | 0 | 2 | 0 | 0 | 0 | 0 | 0 | 0 | 8 | 8 | 0.00 | 0.000 | | | | | | | | | | |
| 89 Colton Turner, L ERA: 54.0 | 0.1 | H | 3 | 1 | 2 | 2 | 0 | 1 | 0 | 0 | 0 | 0 | 0 | 2 | 6 | 54.00 | 6.000 | | | | | | | | | | |
| 94 Brad Goldberg, R ERA: 9.0 | 0.2 | B | 4 | 2 | 2 | 2 | 0 | 0 | 0 | 0 | 0 | 0 | 0 | 1 | 4 | 27.00 | 3.000 | | | | | | | | | | |
| 96 Tyler Johnson, R ERA: | 1.0 | | 3 | 0 | 0 | 0 | 0 | 0 | 0 | 0 | 0 | 0 | 0 | 3 | 3 | 0.00 | 0.000 | | | | | | | | | | |

| | |
|-----|----|
| AB | 36 |
| R | 5 |
| H | 11 |
| RBI | 5 |
| BB | 3 |
| SO | 7 |
| LOB | 12 |



| Batter | 1 | 2 | 3 | 4 | 5 | 6 | 7 | 8 | 9 | AB | R | H | RBI | BB | SO | LOB | BOTTOM | | | | | | | | | | |
|--|------------------------------|---------------------------------|-------------------------------|----------------------------------|------------------------------|---------------------------------|------------------------------|---------------------------------|------------------------------|---------------------------------|------------------------------|---------------------------------|------------------------------|---------------------------------|------------------------------|----------------------------------|---|---------------------------------|----------------------------------|------------------------------------|----------------------------------|--------|--|--|--|--|--|
| 10 Yoán Moncada, S OBP: 0.369, SLG: 0.491 91 Dean Anna, L | | | | | | | | | | 2 | 1 | 2 | 0 | 0 | 0 | 0 | Seattle Mariners @ Chicago White Sox Camelback Ranch, Glendale, AZ Fri Mar 23 2018, 4:07 PM - 6:52 PM EDT Att: 6,173 - Sunny - 80 F | | | | | | | | | | |
| 20 Tyler Saladino, R OBP: 0.316, SLG: 0.389 | | | | | | | | | | 3 | 1 | 0 | 0 | 0 | 3 | | | | | | | | | | | | |
| 93 Zach Remillard, R OBP: 0.333, SLG: 0.533 | | | | | | | | | | 2 | 0 | 1 | 1 | 1 | 1 | | | | | | | | | | | | |
| 30 Nicky Delmonico, L OBP: 0.276, SLG: 0.370 89 Matt Skole, L OBP: 0.426, SLG: 0.641 | | | | | | | | | | 3 | 0 | 1 | 1 | 0 | 2 | | | | | | | | | | | | |
| 24 Matt Davidson, R OBP: 0.408, SLG: 0.603 97 Craig Dedelow, L OBP: 0.500, SLG: 1.000 | | | | | | | | | | 1 | 1 | 1 | 3 | 0 | 0 | | | | | | | | | | | | |
| 7 Tim Anderson, R OBP: 0.305, SLG: 0.448 87 Laz Rivera, R | | | | | | | | | | 2 | 0 | 0 | 0 | 0 | 3 | | | | | | | | | | | | |
| | | | | | | | | | | 2 | 0 | 0 | 0 | 0 | 0 | | | | | | | | | | | | |
| 38 Omar Narváez, L OBP: 0.343, SLG: 0.267 93 Evan Skoug, L | | | | | | | | | | 3 | 0 | 0 | 0 | 0 | 1 | 0 | | | | | | | | | | | |
| | | | | | | | | | | 1 | 0 | 0 | 0 | 0 | 0 | 0 | | | | | | | | | | | |
| 15 Adam Engel, R ERA: 1.8 28 Leury García, S OBP: 0.309, SLG: 0.500 | | | | | | | | | | 2 | 0 | 1 | 0 | 0 | 0 | 0 | | | | | | | | | | | |
| | | | | | | | | | | 2 | 0 | 0 | 0 | 0 | 1 | 0 | | | | | | | | | | | |
| 85 Alex Call, R | | | | | | | | | | 4 | 0 | 0 | 0 | 0 | 2 | 1 | | | | | | | | | | | |
| | | | | | | | | | | 4 | 0 | 0 | 0 | 0 | 2 | 1 | | | | | | | | | | | |
| 94 Blake Rutherford, L | | | | | | | | | | 3 | 0 | 0 | 0 | 0 | 3 | 1 | | | | | | | | | | | |
| | | | | | | | | | | 3 | 0 | 0 | 0 | 0 | 3 | 1 | | | | | | | | | | | |
| Inning Stats | R: 1 E: 1 K: 0 S: 4 | H: 2 LOB: 1 BB: 1 P: 8 | R: 0 E: 0 K: 3 S: 10 | H: 1 LOB: 1 BB: 0 P: 10 | R: 1 E: 0 K: 1 S: 7 | H: 2 LOB: 1 BB: 0 P: 7 | R: 0 E: 0 K: 0 S: 3 | H: 0 LOB: 0 BB: 0 P: 3 | R: 0 E: 1 K: 1 S: 5 | H: 0 LOB: 0 BB: 0 P: 5 | R: 0 E: 0 K: 2 S: 7 | H: 0 LOB: 0 BB: 0 P: 7 | R: 0 E: 0 K: 1 S: 5 | H: 0 LOB: 0 BB: 0 P: 5 | R: 3 E: 0 K: 1 S: 7 | H: 2 LOB: 1 BB: 1 P: 12 | R: 0 E: 0 K: 1 S: 5 | H: 0 LOB: 0 BB: 0 P: 5 | 1B: 3 2B: 3 3B: 0 HR: 1 | SF: 0 SAC: 0 DP: 2 HBP: 0 | WP: 1 PB: 0 SB: 1 CS: 0 | PA: 35 | | | | | |
| PITCHER | IP | WLS | BF | H | R | ER | SO | BB | IBB | HBP | BLK | WP | HR | S | P | ERA | WHIP | | | | | | | | | | |
| 61 Casey Lawrence, R ERA: 1.8 | 3.0 | | 14 | 5 | 2 | 2 | 4 | 1 | 0 | 0 | 0 | 0 | 0 | 21 | 25 | 6.00 | 2.000 | | | | | | | | | | |
| 25 Marcin Rzepczynski, L ERA: 3.38 | 1.0 | | 3 | 0 | 0 | 0 | 0 | 0 | 0 | 0 | 0 | 0 | 0 | 3 | 3 | 0.00 | 0.000 | | | | | | | | | | |
| 53 Dan Altavilla, R ERA: 1.86 | 1.0 | | 3 | 0 | 0 | 0 | 1 | 0 | 0 | 0 | 0 | 0 | 0 | 5 | 5 | 0.00 | 0.000 | | | | | | | | | | |
| 39 Edwin Díaz, R ERA: 3.12 | 0.2 | | 2 | 0 | 0 | 0 | 2 | 0 | 0 | 0 | 0 | 0 | 0 | 6 | 6 | 0.00 | 0.000 | | | | | | | | | | |
| 81 Erik Goeddel, R ERA: 5.14 | 1.1 | | 4 | 0 | 0 | 0 | 1 | 0 | 0 | 0 | 0 | 0 | 0 | 6 | 6 | 0.00 | 0.000 | | | | | | | | | | |
| 80 Wyatt Mills, R ERA: 9.0 | 1.0 | B | 6 | 2 | 3 | 3 | 1 | 0 | 0 | 0 | 0 | 0 | 0 | 5 | 5 | 0.00 | 0.000 | | | | | | | | | | |
| 43 Shawn Armstrong, R ERA: 0.96 | 1.0 | | 3 | 0 | 0 | 0 | 1 | 0 | 0 | 0 | 0 | 0 | 0 | 5 | 2 | 0.00 | 0.000 | | | | | | | | | | |

| | |
|-----|----|
| AB | 33 |
| R | 5 |
| H | 7 |
| RBI | 5 |
| BB | 2 |
| SO | 10 |
| LOB | 9 |



| Batter | 1 | 2 | 3 | 4 | 5 | 6 | 7 | 8 | 9 | AB | R | H | RBI | BB | SO | LOB | TOP | | | | | | | | | | |
|--|------------------------------|---------------------------------|------------------------------|---------------------------------|------------------------------|---------------------------------|------------------------------|---------------------------------|------------------------------|---------------------------------|------------------------------|---------------------------------|------------------------------|---------------------------------|-------------------------------|----------------------------------|---|----------------------------------|------------------------------------|----------------------------------|--------|--|--|--|--|--|--|
| 8 Ian Happ, S (1.8) OBP: 0.418, SLG: 0.875 98 D.J. Wilson, L (7.7) OBP: 0.400, SLG: 0.250 | | | | | | | | | | 4 | 1 | 1 | 1 | 0 | 2 | 1 | Chicago Cubs @ Seattle Mariners Peoria Stadium, Peoria, AZ Sat Mar 24 2018, 9:41 PM - 12:27 AM EDT Att: 12,601 - Clear - 75 F | | | | | | | | | | |
| 2 Tommy La Stella, L (1.4) OBP: 0.308, SLG: 0.340 94 Zack Short, R (8.4) | | | | | | | | | | 3 | 0 | 0 | 0 | 0 | 0 | 0 | | | | | | | | | | | |
| 61 Efen Navarro, L (1.3) OBP: 0.280, SLG: 0.370 0 Cael Brockmeyer, R (8.3) OBP: 0.500, SLG: 0.800 | | | | | | | | | | 4 | 0 | 1 | 0 | 0 | 1 | 2 | | | | | | | | | | | |
| 5 Albert Almora Jr., R (1.7) OBP: 0.208, SLG: 0.353 96 Carlos Penalver, R (8.6) | | | | | | | | | | 4 | 0 | 0 | 0 | 0 | 1 | 1 | | | | | | | | | | | |
| 4 Mike Freeman, L (1.6) OBP: 0.464, SLG: 0.627 82 Chris Pieters, L (8.8) OBP: 0.667, SLG: 1.000 | | | | | | | | | | 2 | 0 | 1 | 0 | 1 | 0 | 1 | | | | | | | | | | | |
| 53 Chris Gimenez, R (1.2) OBP: 0.286, SLG: 0.278 64 Ali Solis, R (7.2) OBP: 0.227, SLG: 0.333 | | | | | | | | | | 2 | 0 | 0 | 0 | 1 | 1 | 2 | | | | | | | | | | | |
| 66 Ryan Court, R (1.5) OBP: 0.333, SLG: 0.833 7 Trent Giambrone, R (8.5) OBP: 0.333, SLG: 0.833 | | | | | | | | | | 3 | 0 | 1 | 0 | 0 | 1 | 2 | | | | | | | | | | | |
| Mark Zagunis, R (1.10) OBP: 0.409, SLG: 0.459 | | | | | | | | | | 3 | 0 | 1 | 0 | 1 | 1 | 2 | | | | | | | | | | | |
| 75 Jacob Hannemann, L (1.9) OBP: 0.348, SLG: 0.474 | | | | | | | | | | 4 | 0 | 1 | 1 | 0 | 2 | 2 | | | | | | | | | | | |
| Inning Stats | R: 1 E: 0 K: 0 S: 7 | H: 2 LOB: 1 BB: 0 P: 7 | R: 0 E: 0 K: 0 S: 3 | H: 1 LOB: 1 BB: 1 P: 7 | R: 0 E: 0 K: 1 S: 7 | H: 0 LOB: 0 BB: 0 P: 7 | R: 0 E: 0 K: 1 S: 6 | H: 1 LOB: 1 BB: 0 P: 6 | R: 0 E: 1 K: 1 S: 5 | H: 0 LOB: 2 BB: 1 P: 9 | R: 0 E: 0 K: 3 S: 9 | H: 0 LOB: 0 BB: 0 P: 9 | R: 0 E: 0 K: 0 S: 3 | H: 0 LOB: 0 BB: 0 P: 3 | R: 2 E: 0 K: 2 S: 10 | H: 3 LOB: 3 BB: 2 P: 18 | | 1B: 5 2B: 2 3B: 0 HR: 1 | SF: 0 SAC: 0 DP: 1 HBP: 0 | WP: 0 PB: 0 SB: 0 CS: 0 | PA: 39 | | | | | | |
| PITCHER | IP | WLS | BF | H | R | ER | SO | BB | IBB | HBP | BLK | WP | HR | S | P | ERA | WHIP | | | | | | | | | | |
| 34 Felix Hernandez, R (1.1) ERA: 3.8 | 3.2 | W | 15 | 4 | 1 | 1 | 3 | 1 | 0 | 0 | 0 | 0 | 1 | 20 | 24 | 2.46 | 1.364 | | | | | | | | | | |
| 53 Dan Altavilla, R (4.1) ERA: 1.8 | 0.1 | H | 1 | 0 | 0 | 0 | 1 | 0 | 0 | 0 | 0 | 0 | 0 | 3 | 3 | 0.00 | 0.000 | | | | | | | | | | |
| 25 Marc Rzepczynski, L (5.1) ERA: 3.0 | 1.0 | H | 5 | 1 | 0 | 0 | 1 | 0 | 0 | 0 | 0 | 0 | 0 | 7 | 7 | 0.00 | 1.000 | | | | | | | | | | |
| 37 Ariel Miranda, L (6.1) ERA: 3.6 | 3.0 | H | 10 | 0 | 0 | 0 | 4 | 1 | 0 | 0 | 0 | 0 | 0 | 17 | 21 | 0.00 | 0.333 | | | | | | | | | | |
| 46 Ryan Cook, R (9.1) ERA: 12.89 | 1.0 | | 8 | 3 | 2 | 2 | 2 | 2 | 0 | 0 | 0 | 0 | 0 | 10 | 18 | 18.00 | 5.000 | | | | | | | | | | |

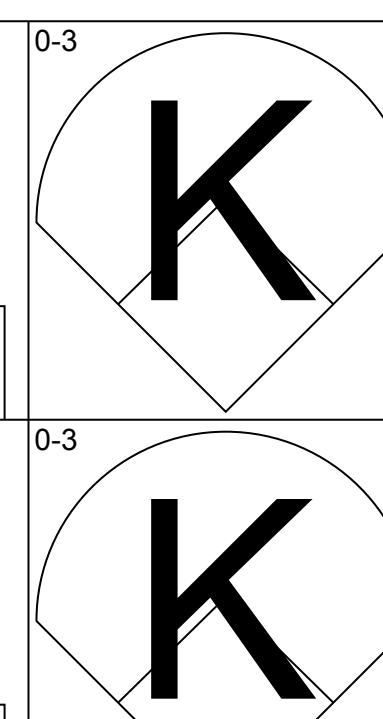
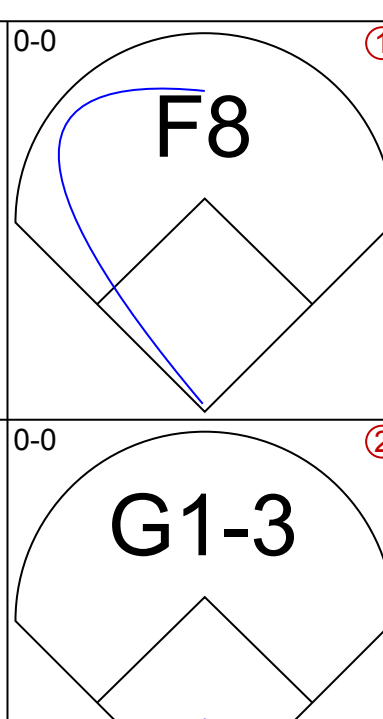
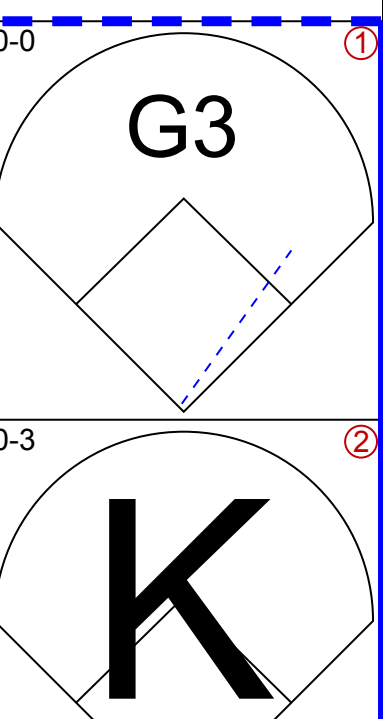
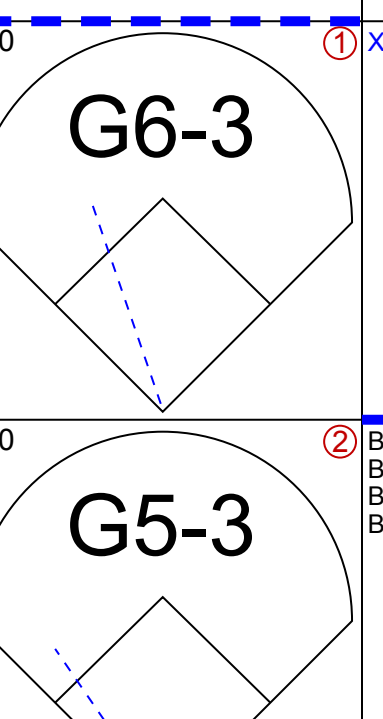
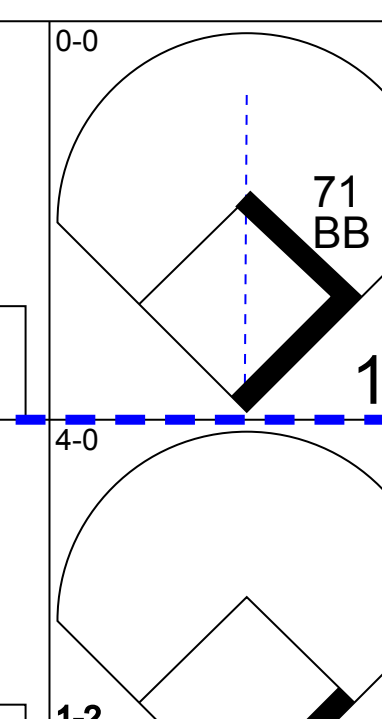

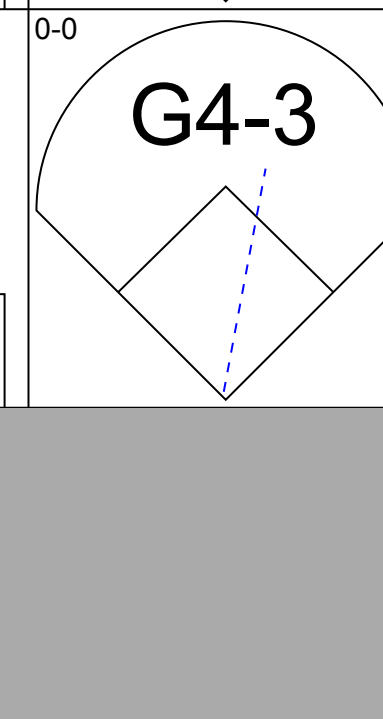
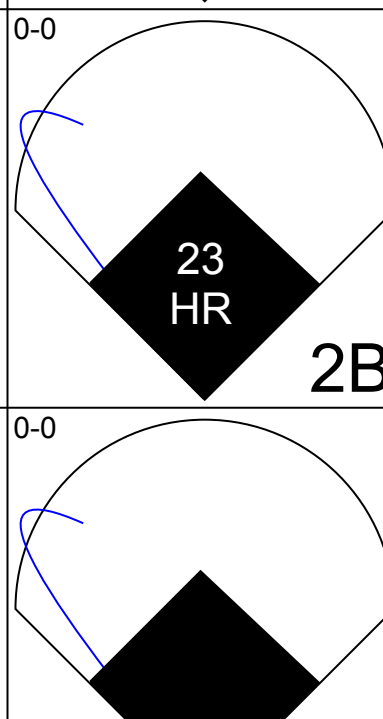

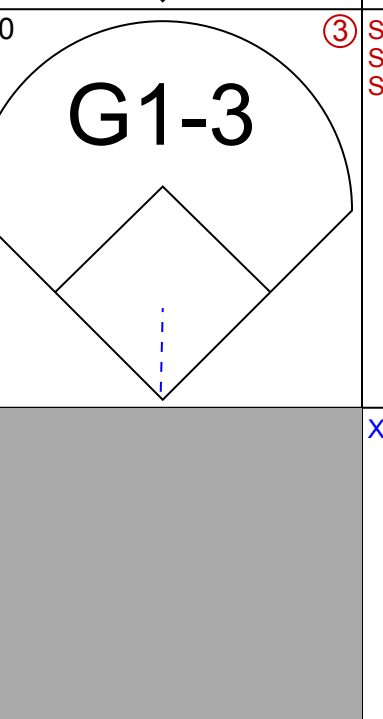
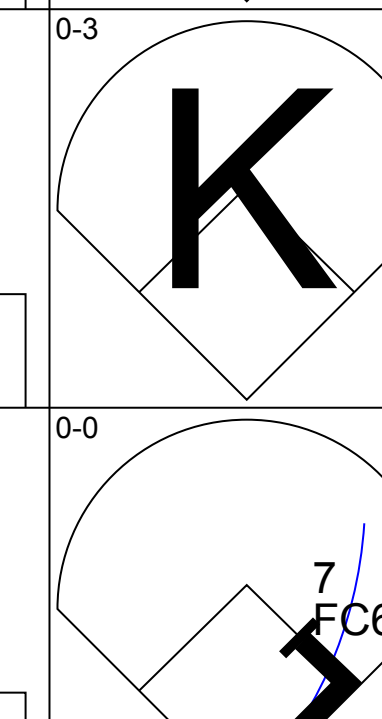

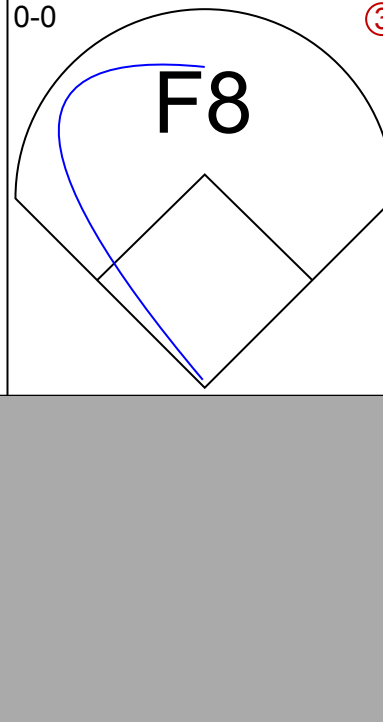


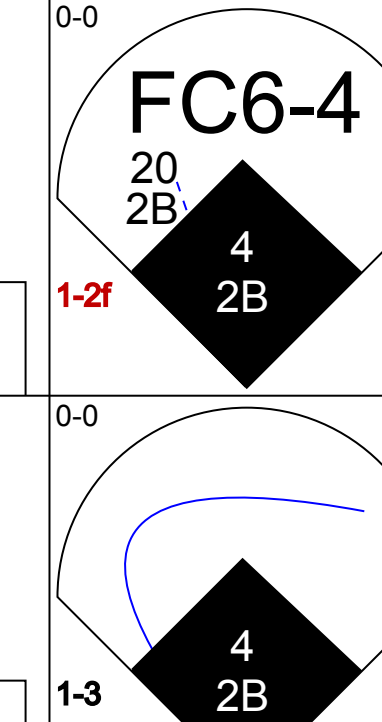
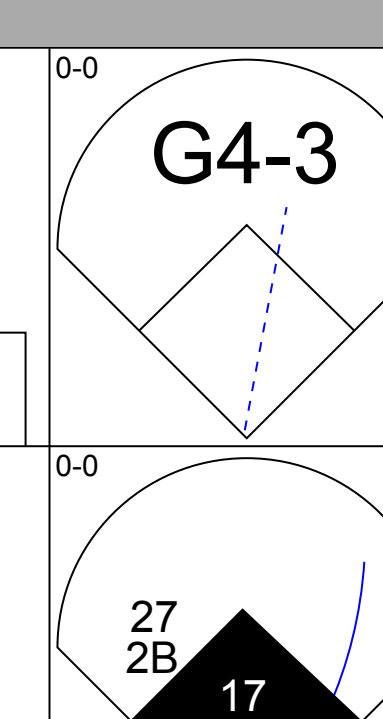
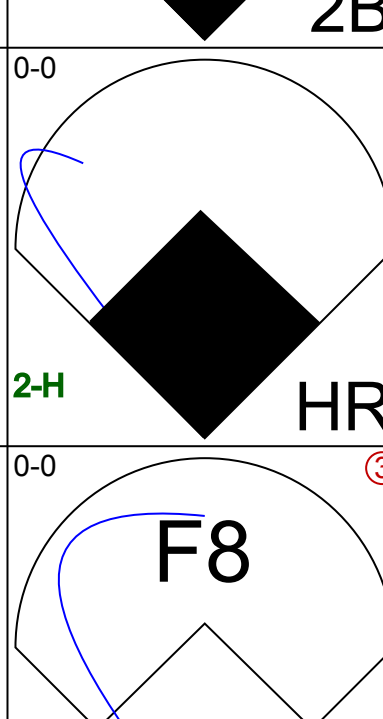
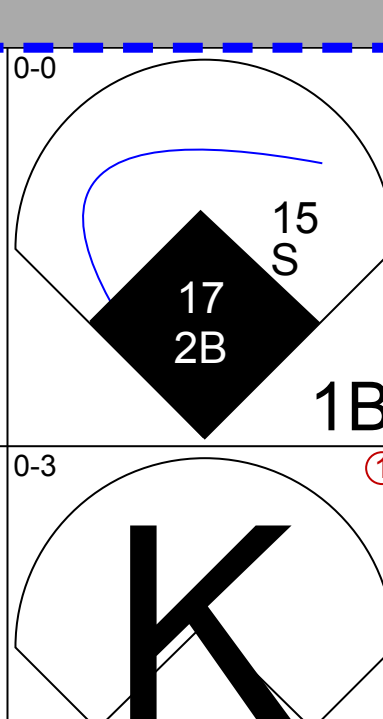
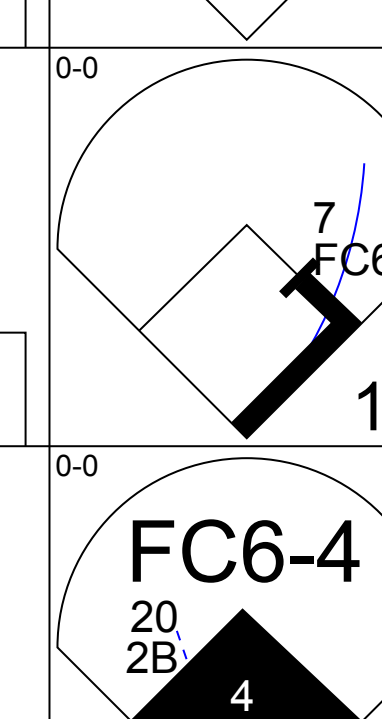
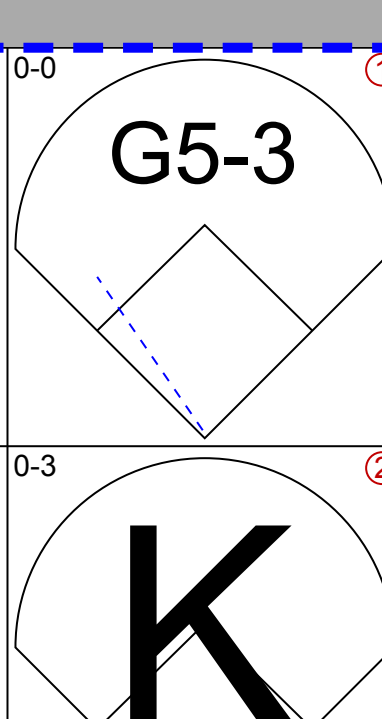
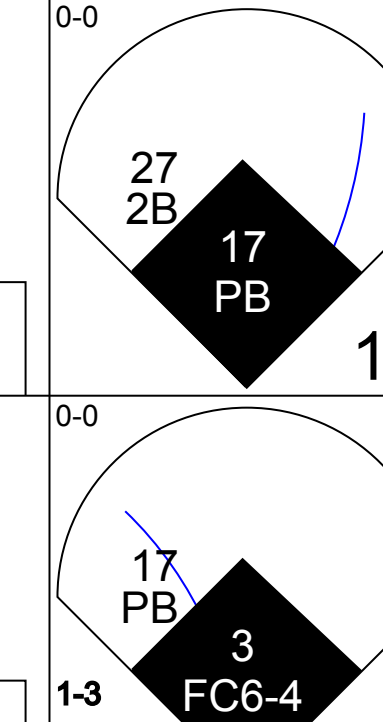
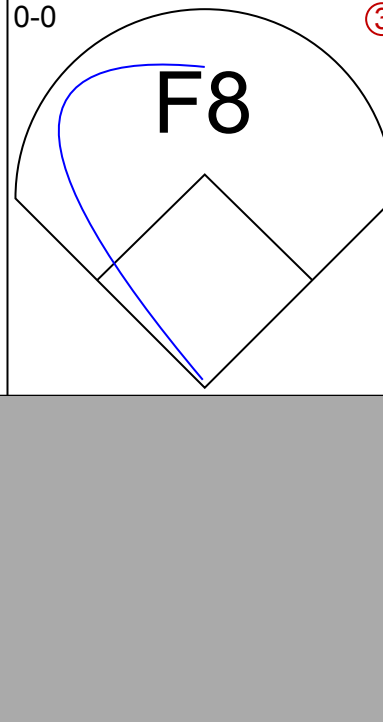
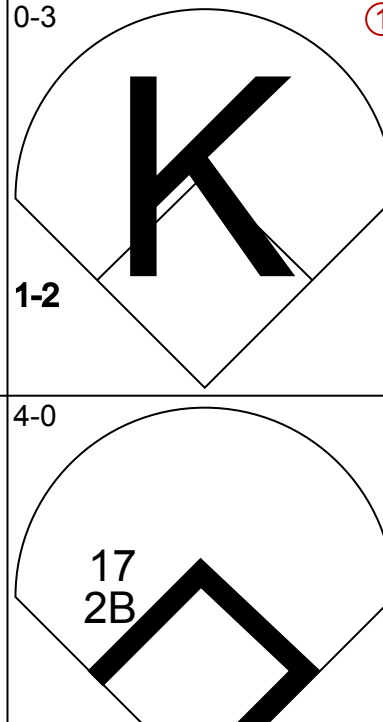
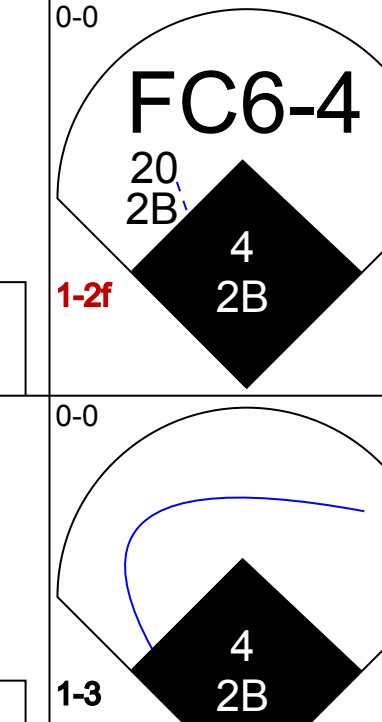
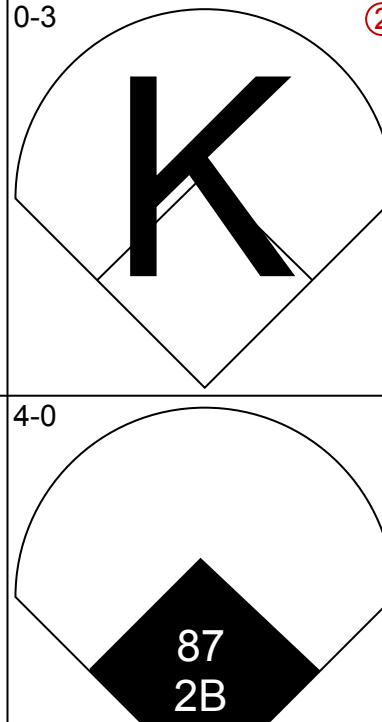
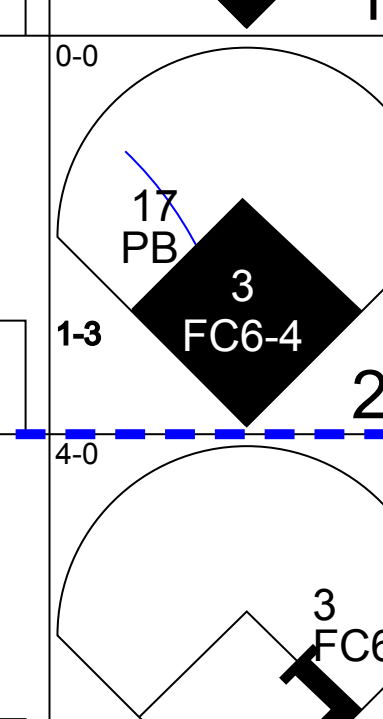
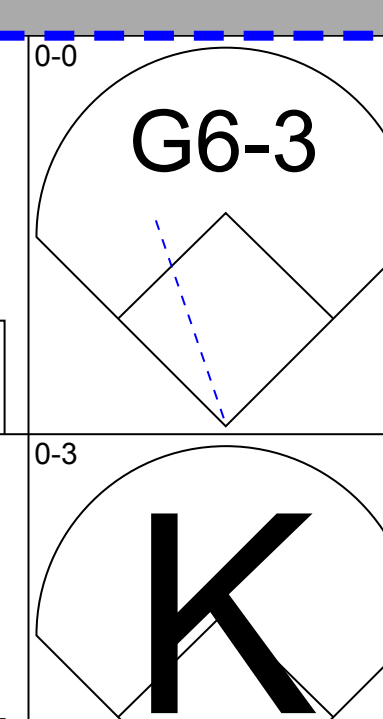
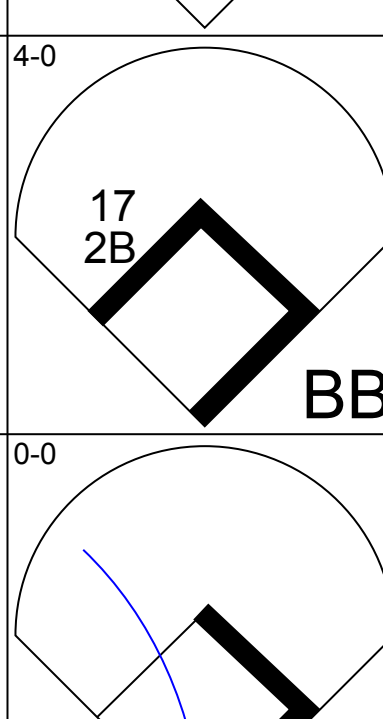
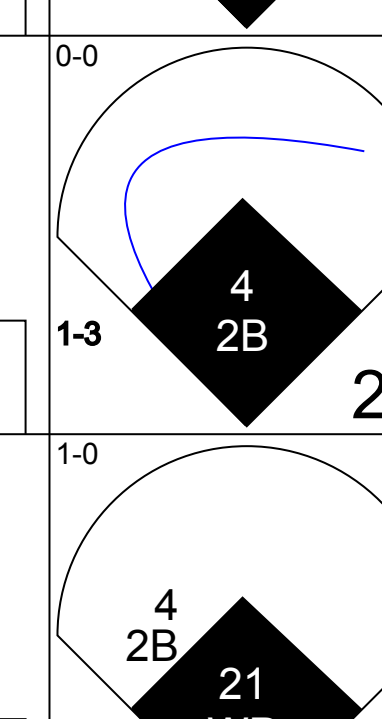
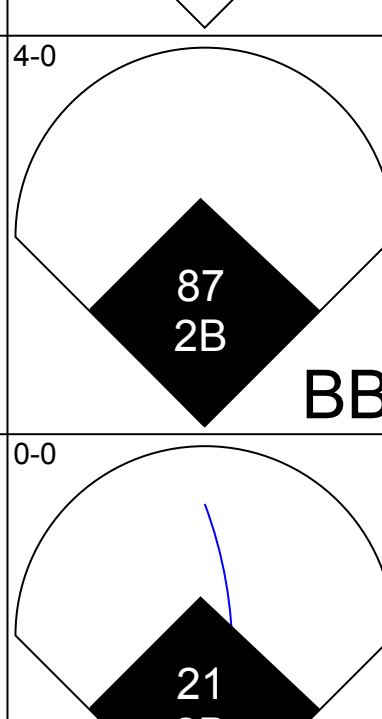
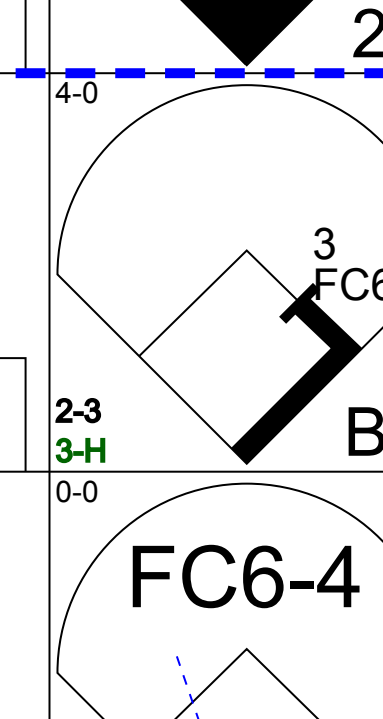
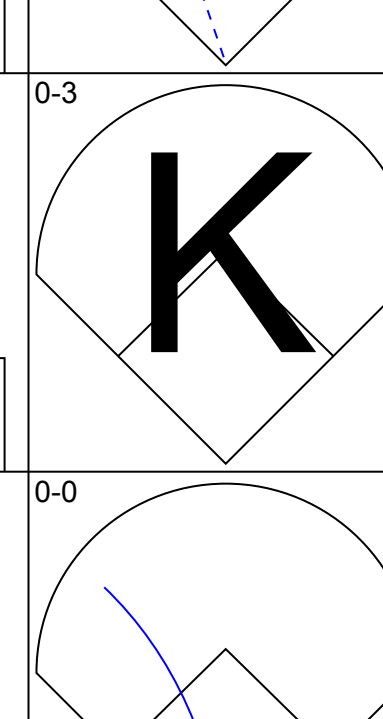
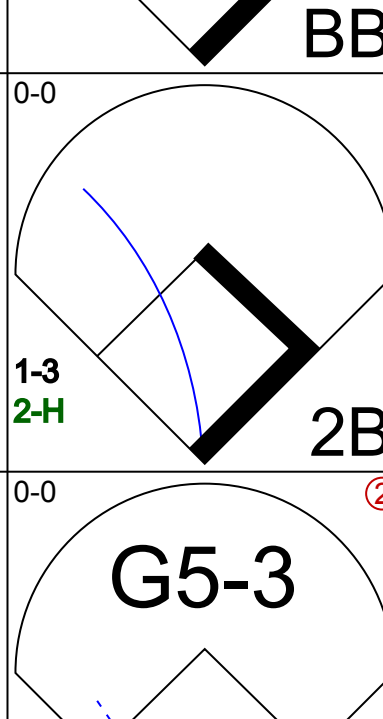
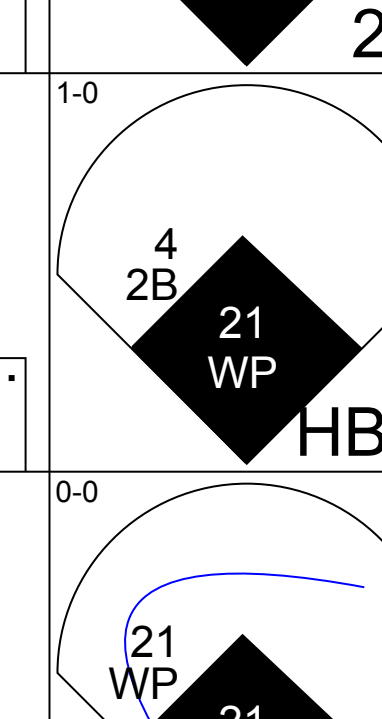
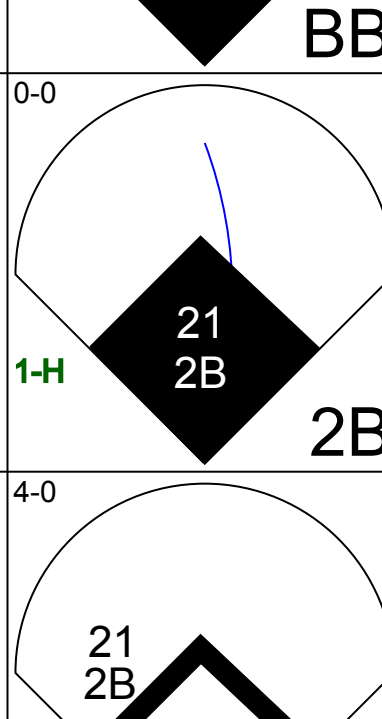
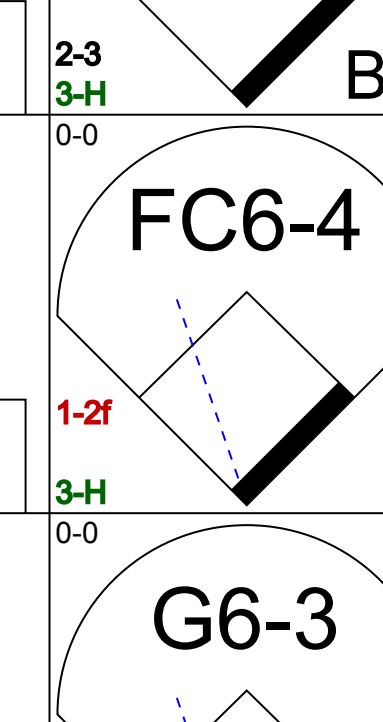
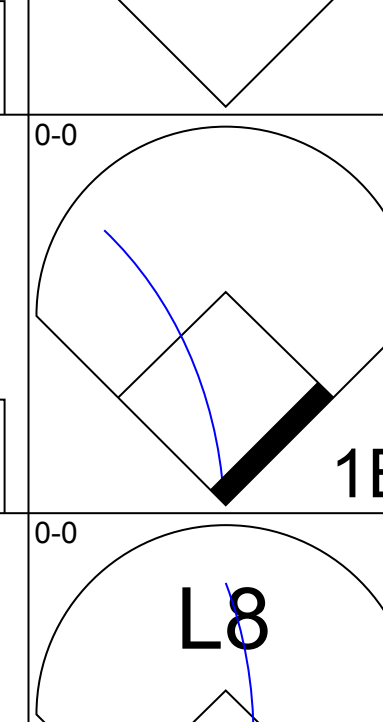
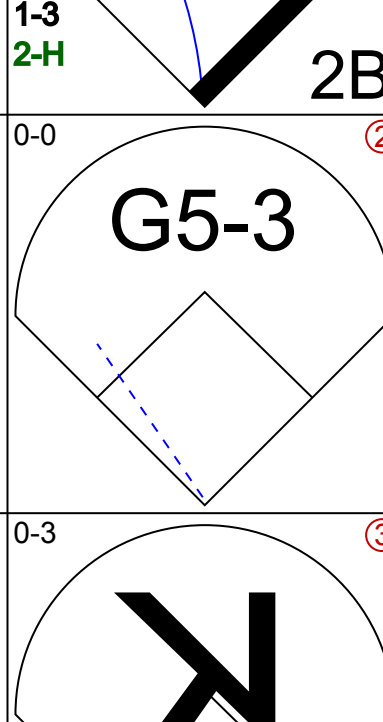
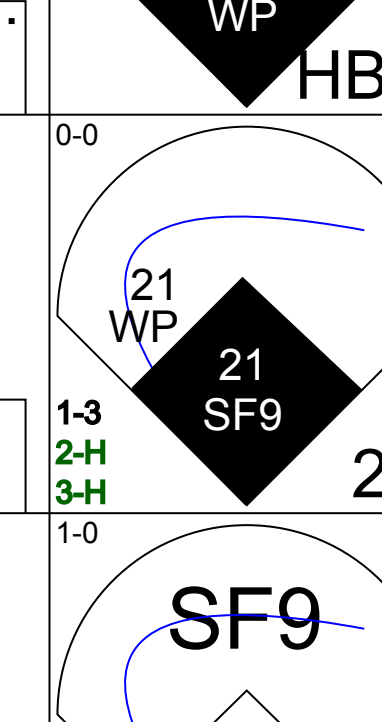
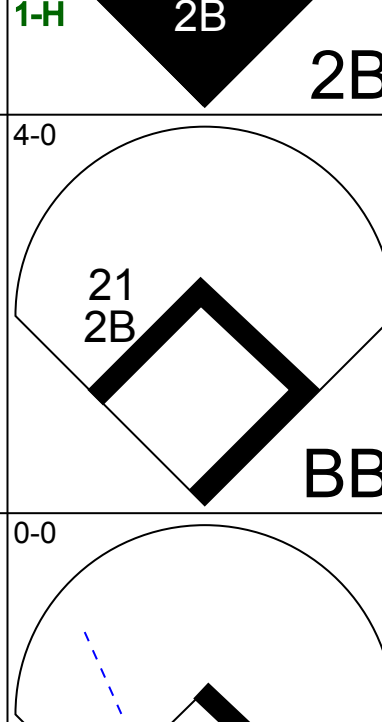
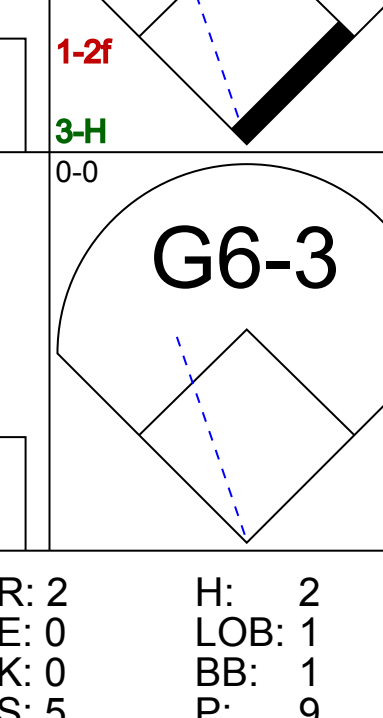
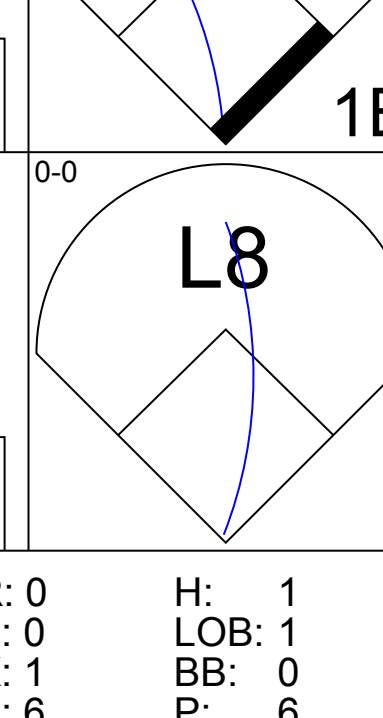
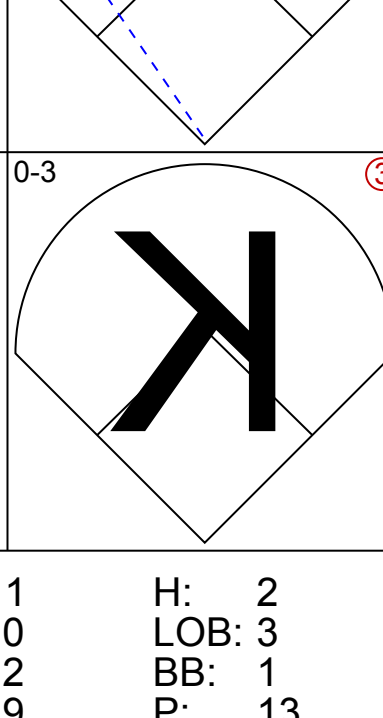
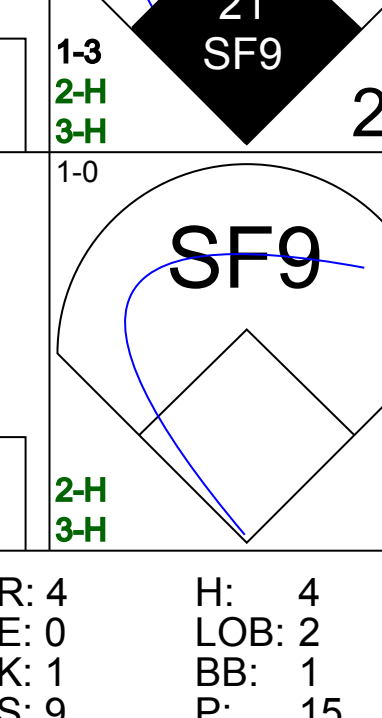
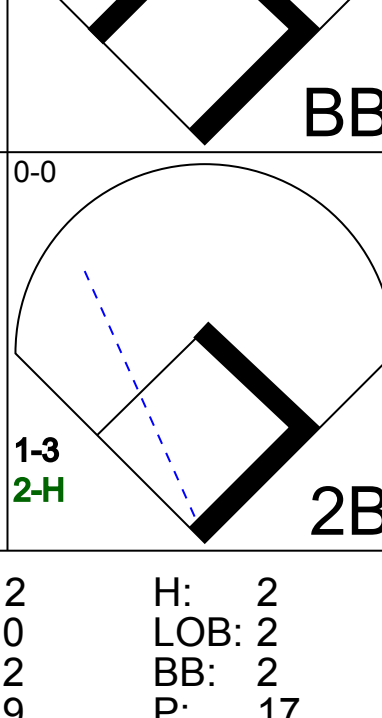
| | |
|-----|----|
| AB | 34 |
| R | 3 |
| H | 8 |
| RBI | 3 |
| BB | 4 |
| SO | 11 |
| LOB | 21 |



| Batter | 1 | 2 | 3 | 4 | 5 | 6 | 7 | 8 | 9 | AB | R | H | RBI | BB | SO | LOB | BOTTOM | | | | | | | | | | |
|--|------------------------------|---------------------------------|------------------------------|---------------------------------|------------------------------|---------------------------------|------------------------------|---------------------------------|------------------------------|---------------------------------|------------------------------|---------------------------------|-------------------------------|----------------------------------|----------------------------------|------------------------------------|---|----------------------------------|--------|--|--|--|--|--|--|--|--|
| 9 Dee Strange-Gordon, L (1.8) OBP: 0.352, SLG: 0.577 83 Luis Liberato, L (8. PR) OBP: 0.250, SLG: 0.250 | | | | | | | | | | 3 | 1 | 1 | 0 | 1 | 0 | 1 | Chicago Cubs @ Seattle Mariners Peoria Stadium, Peoria, AZ Sat Mar 24 2018, 9:41 PM - 12:27 AM EDT Att: 12,601 - Clear - 75 F | | | | | | | | | | |
| 2 Jean Segura, R (1.6) OBP: 0.535, SLG: 0.750 71 Zach Vincej, R (8. PR) OBP: 0.200, SLG: 0.371 | | | | | | | | | | 3 | 2 | 3 | 1 | 1 | 0 | 0 | | | | | | | | | | | |
| 22 Robinson Cano, L (1.4) OBP: 0.469, SLG: 0.586 85 Danny Muno, S (8. PR) OBP: 0.423, SLG: 0.565 | | | | | | | | | | 4 | 0 | 2 | 1 | 0 | 0 | 2 | | | | | | | | | | | |
| 23 Nelson Cruz, R (1.10) OBP: 0.345, SLG: 0.273 83 Jhombeyker Morales, R (8. PR) OBP: 0.386, SLG: 0.553 | | | | | | | | | | 3 | 0 | 0 | 0 | 1 | 0 | 1 | | | | | | | | | | | |
| 15 Kyle Seager, L (1.5) OBP: 0.360, SLG: 0.422 88 Eugene Helder, R (8. PR) OBP: 0.500, SLG: 0.500 | | | | | | | | | | 4 | 0 | 1 | 1 | 0 | 0 | 0 | | | | | | | | | | | |
| 27 Ryan Healy, R (1.3) OBP: 0.287, SLG: 0.333 7 Andrew Romine, S (8.3) OBP: 0.273, SLG: 0.341 | | | | | | | | | | 3 | 0 | 1 | 0 | 0 | 1 | 0 | | | | | | | | | | | |
| 17 Mitch Haniger, R (1.9) OBP: 0.221, SLG: 0.229 85 Dimas Ojeda, L (8. PR) OBP: 0.229, SLG: 0.229 | | | | | | | | | | 4 | 0 | 1 | 1 | 0 | 0 | 1 | | | | | | | | | | | |
| 3 Mike Zunino, R (1.2) OBP: 0.457, SLG: 0.805 10 Mike Marmola, R (8. PR) OBP: 0.386, SLG: 0.553 | | | | | | | | | | 2 | 0 | 1 | 0 | 0 | 0 | 0 | | | | | | | | | | | |
| 5 Guillermo Heredia, R (1.7) OBP: 0.347, SLG: 0.375 45 Kirk Nieuwenhuis, L (8. PH) OBP: 0.281, SLG: 0.358 | | | | | | | | | | 3 | 0 | 0 | 0 | 0 | 0 | 2 | | | | | | | | | | | |
| Inning Stats | R: 2 E: 0 K: 0 S: 4 | H: 2 LOB: 0 BB: 1 P: 9 | R: 0 E: 0 K: 0 S: 3 | H: 0 LOB: 0 BB: 0 P: 3 | R: 0 E: 0 K: 1 S: 5 | H: 0 LOB: 0 BB: 0 P: 5 | R: 0 E: 0 K: 0 S: 4 | H: 1 LOB: 1 BB: 0 P: 4 | R: 1 E: 1 K: 0 S: 3 | H: 0 LOB: 0 BB: 1 P: 7 | R: 0 E: 0 K: 0 S: 4 | H: 1 LOB: 1 BB: 0 P: 4 | R: 4 E: 0 K: 1 S: 10 | H: 5 LOB: 2 BB: 1 P: 14 | 1B: 9 2B: 1 3B: 0 HR: 0 | SF: 1 SAC: 0 DP: 1 HBP: 0 | | WP: 0 PB: 0 SB: 1 CS: 0 | PA: 36 | | | | | | | | |
| PITCHER | IP | WLS | BF | H | R | ER | SO | BB | IBB | HBP | BLK | WP | HR | S | P | ERA | WHIP | | | | | | | | | | |
| 33 Eddie Butler, R (1.1) ERA: 4.2 | 5.0 | L | 19 | 4 | 2 | 2 | 1 | 1 | 0 | 0 | 0 | 0 | 0 | 13 | 21 | 15.43 | 3.429 | | | | | | | | | | |
| Alec Mills, R (6.1) ERA: 4.28 | 2.1 | | 15 | 6 | 5 | 4 | 0 | 2 | 0 | 0 | 0 | 0 | 0 | 4 | 4 | 0.00 | 0.000 | | | | | | | | | | |
| 85 Daury Torrez, R (8.1) ERA: | 0.2 | | 2 | 0 | 0 | 0 | 1 | 0 | 0 | 0 | 0 | 0 | 0 | 4 | 4 | 0.00 | 0.000 | | | | | | | | | | |

| | |
|-----|----|
| AB | 32 |
| R | 7 |
| H | 10 |
| RBI | 5 |
| BB | 3 |
| SO | 2 |
| LOB | 12 |

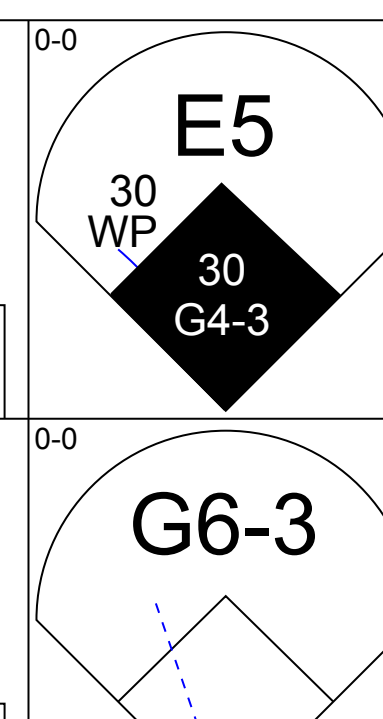
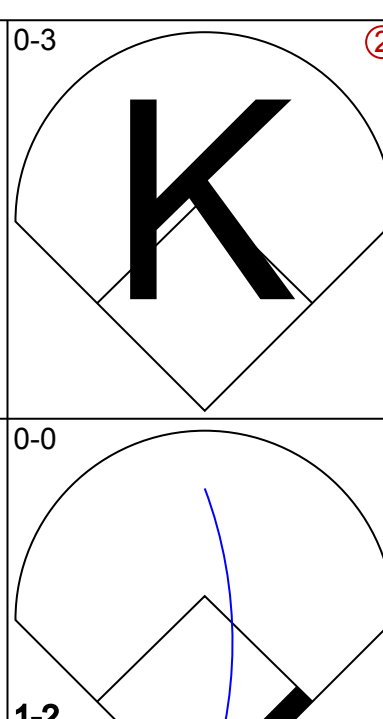
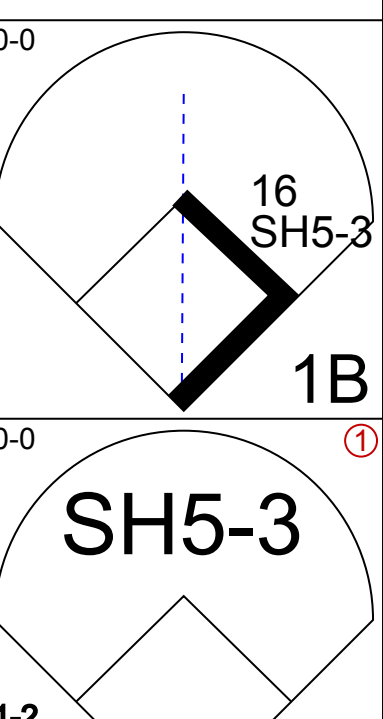
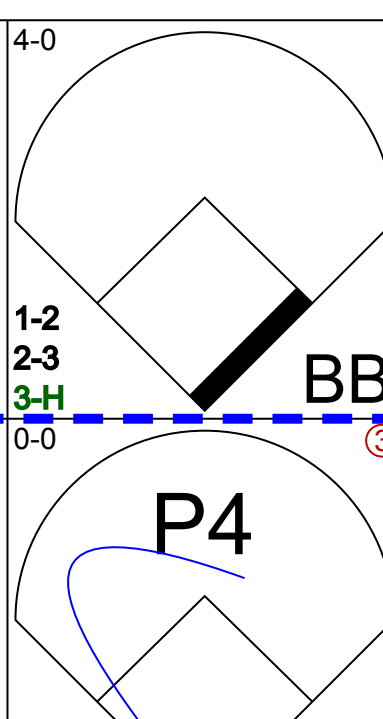

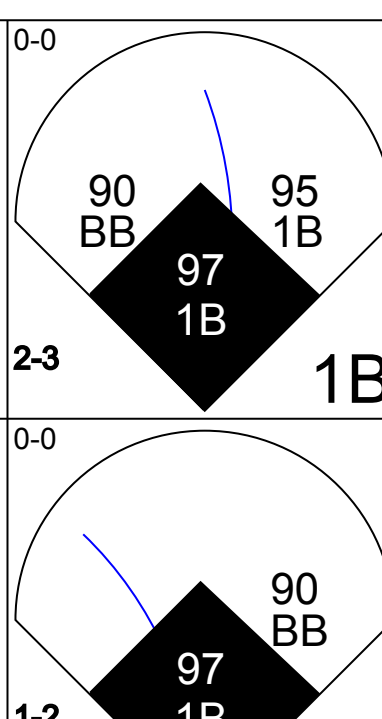
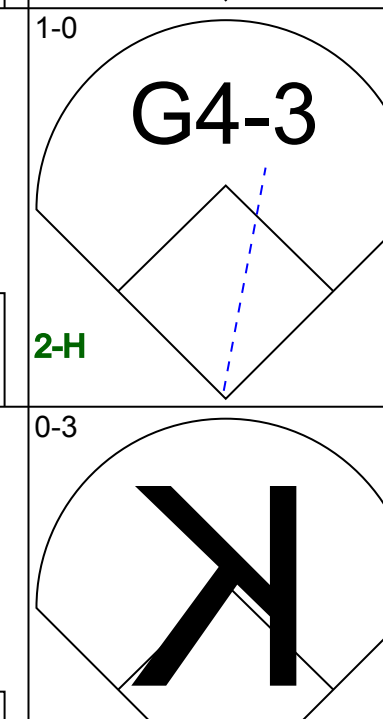

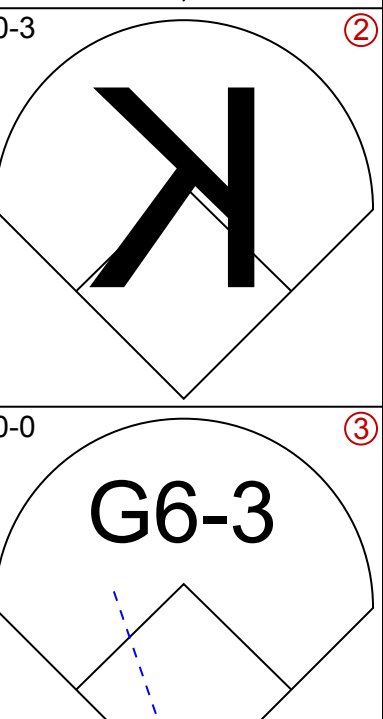


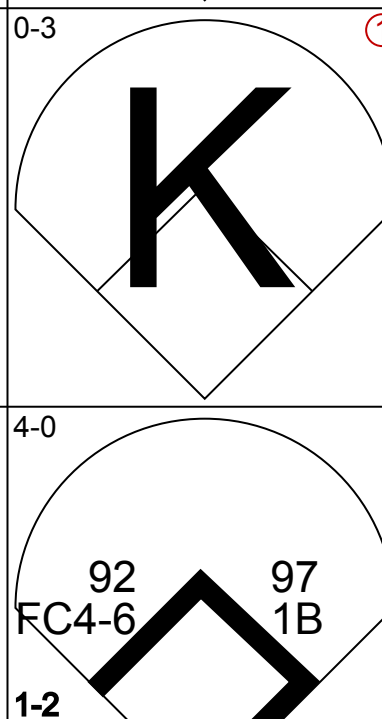

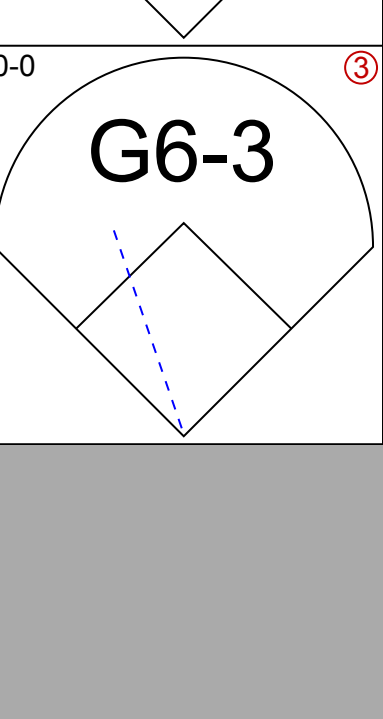
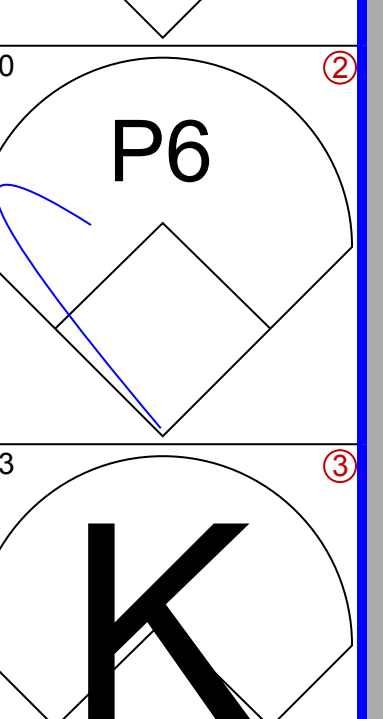

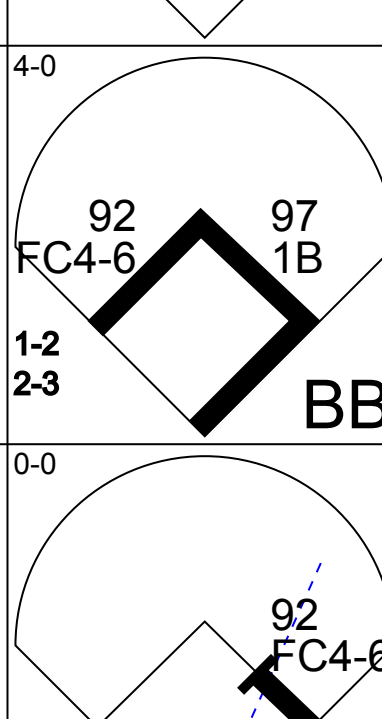




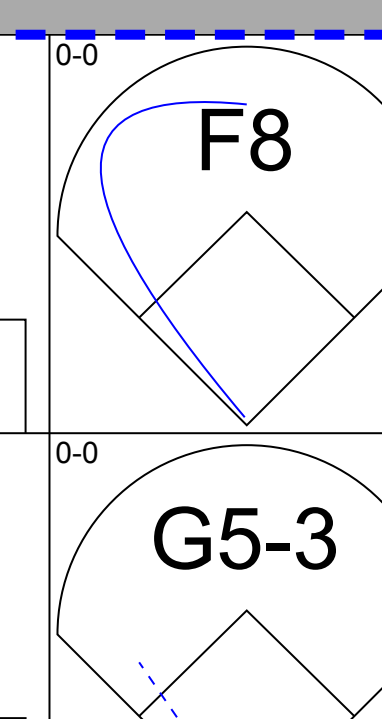
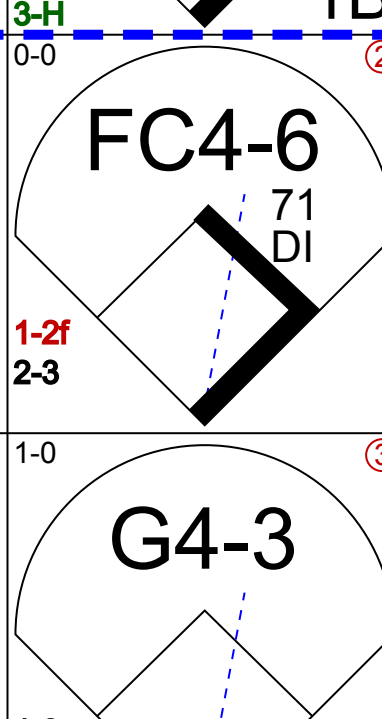


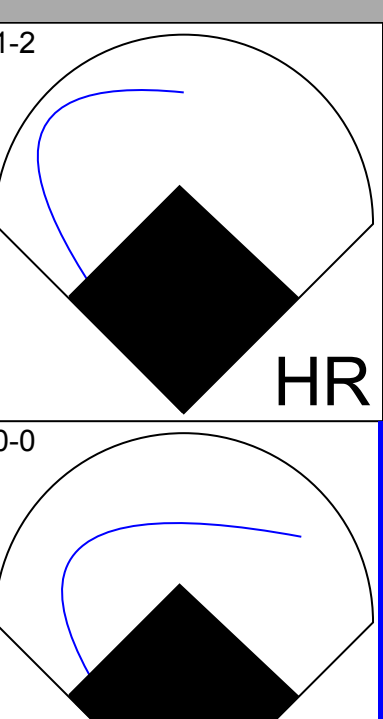

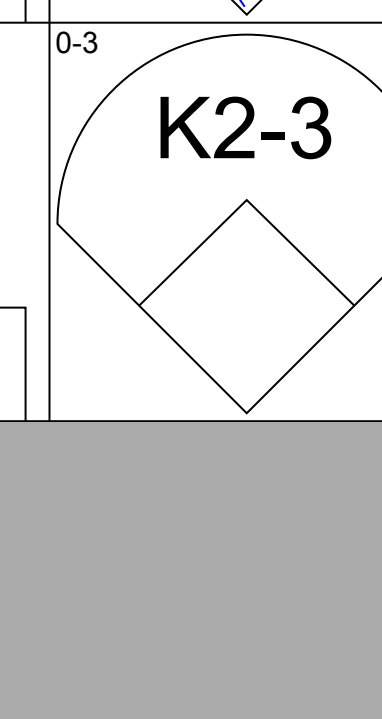
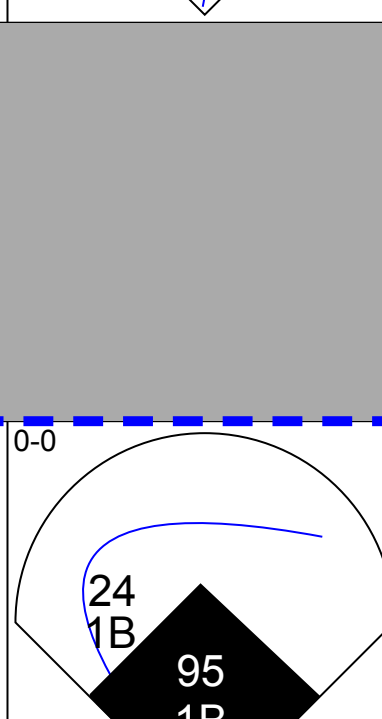
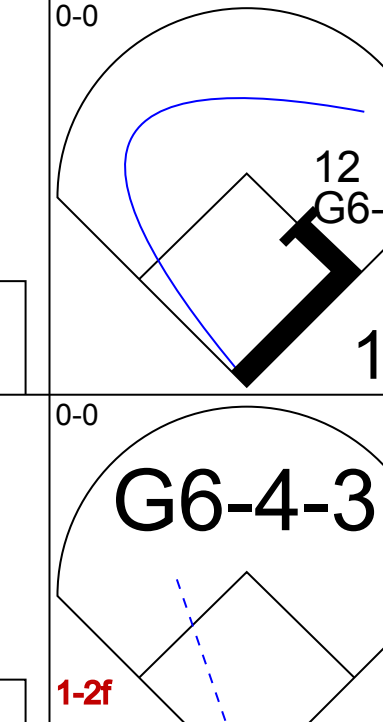
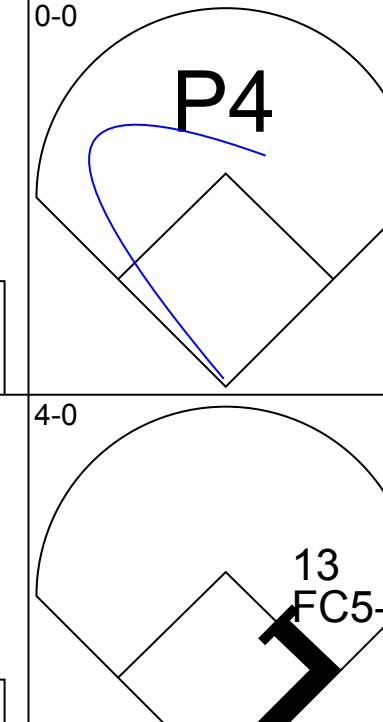
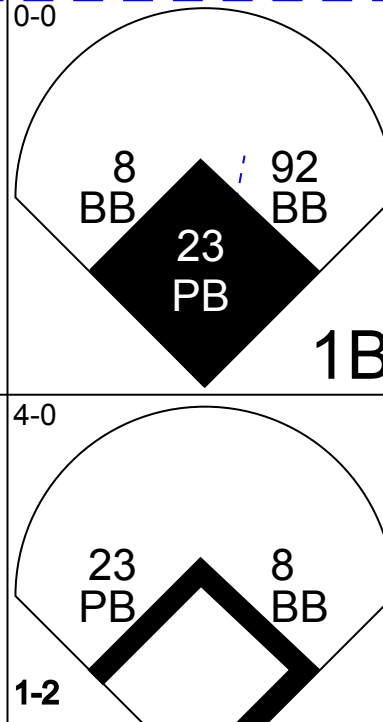
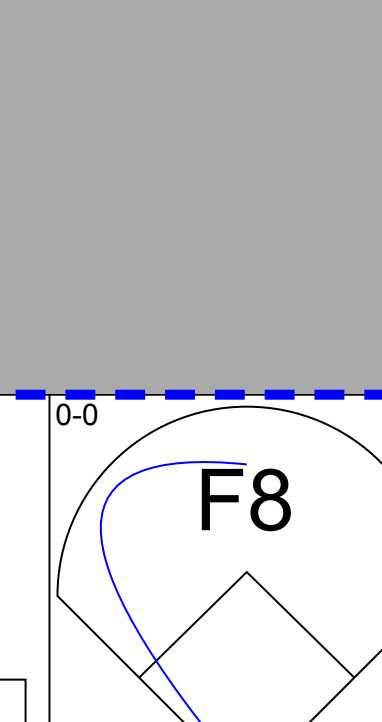
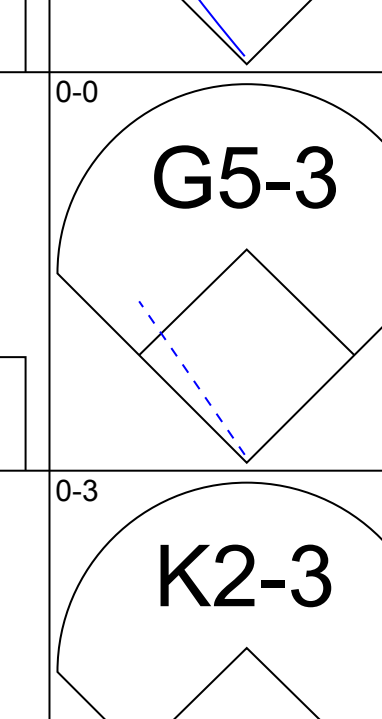
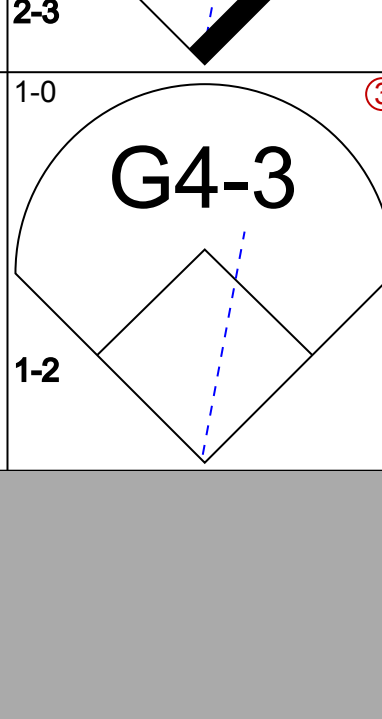
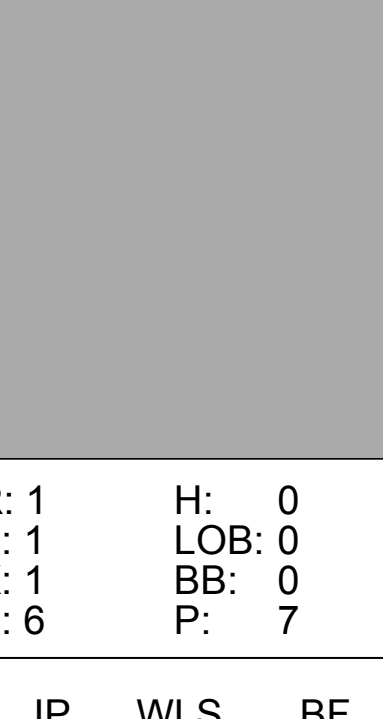
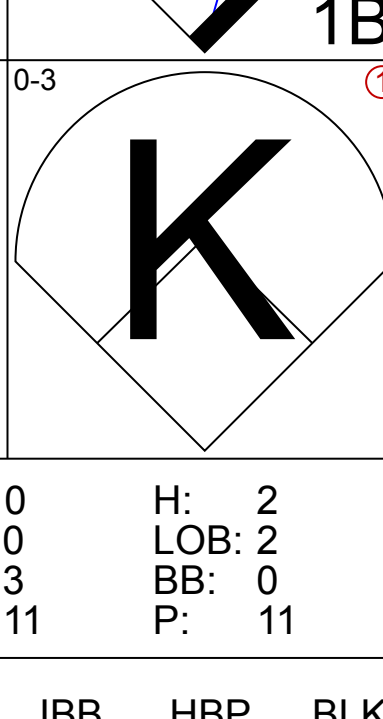
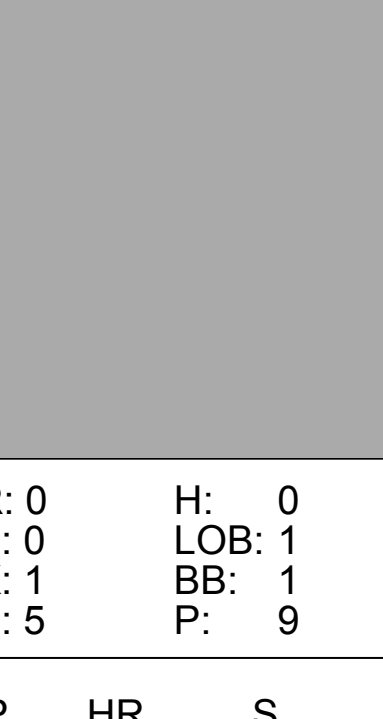
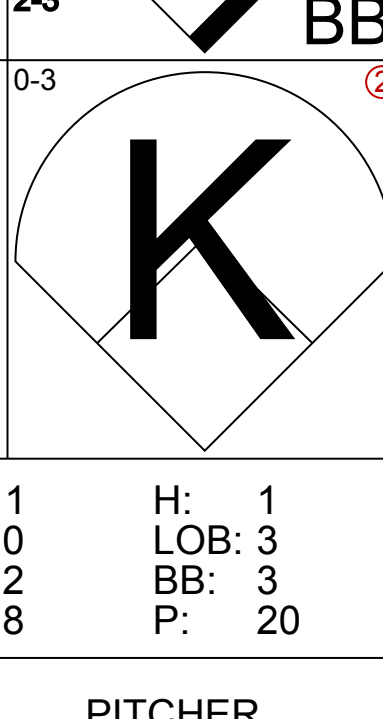
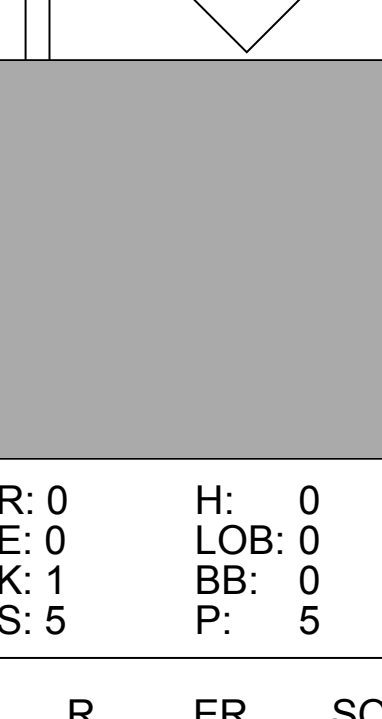
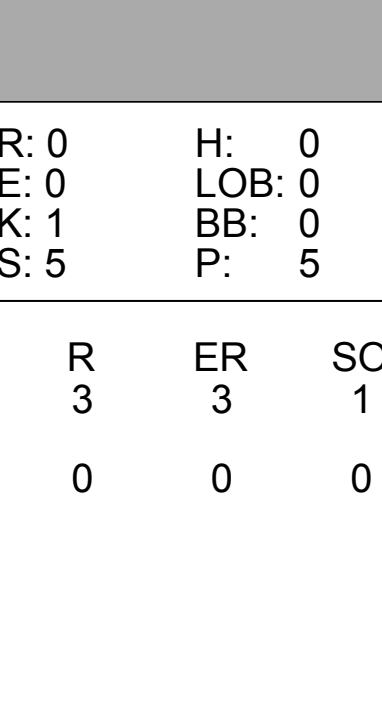
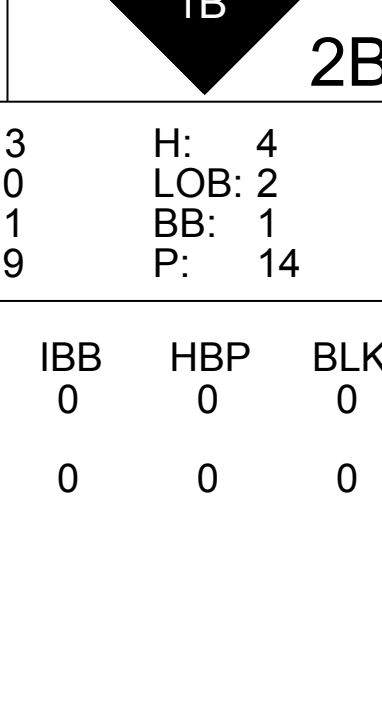


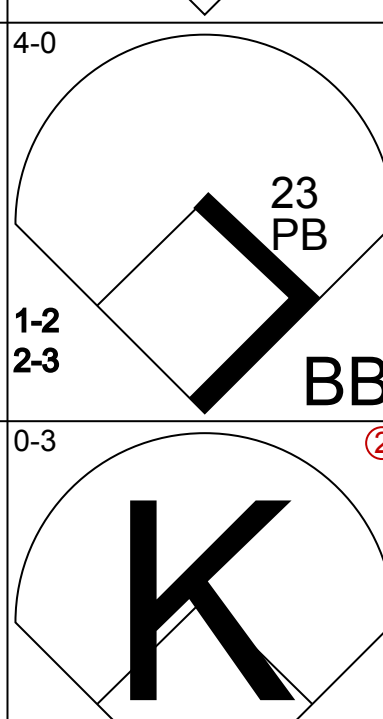

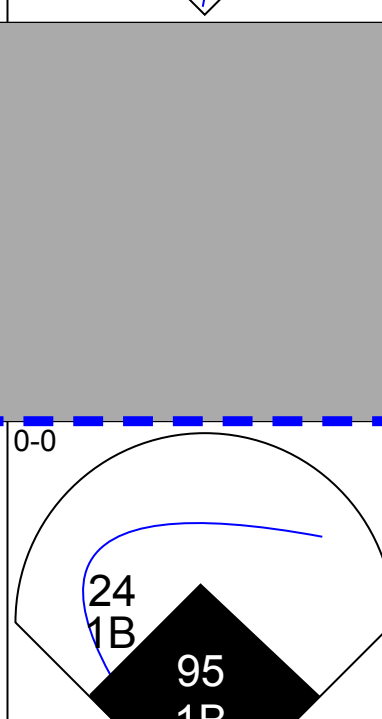
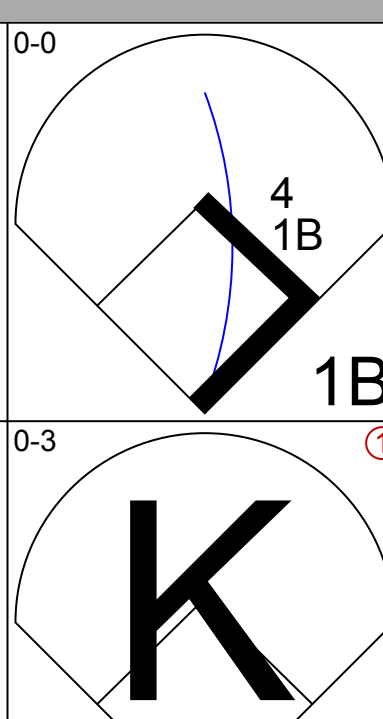
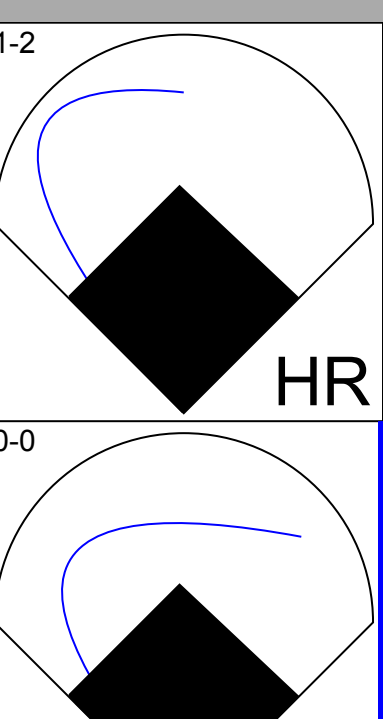
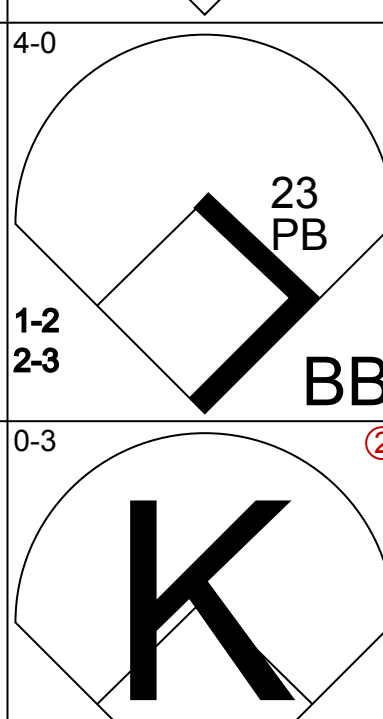



| Batter | 1 | 2 | 3 | 4 | 5 | 6 | 7 | 8 | 9 | AB | R | H | RBI | BB | SO | LOB | TOP | | | | | | | |
|---|---|---|---|---|---|---|---|---|--|---|---|---|---|---|---|---|---|---|---|---|---|---|---|---|
| 9 Dee Strange-Gordon, L OBP: 0.333, SLG: 0.545 45 Kirk Nieuwenhuis, L OBP: 0.296, SLG: 0.563 |  | |  | |  | |  |  |  | 3 | 0 | 0 | 0 | 0 | 1 | 0 | | | | | | | | |
| 2 Jean Segura, R OBP: 0.580, SLG: 0.692 71 Zach Vincej, R OBP: 0.216, SLG: 0.361 |  | |  | |  | |  |  | | 3 | 0 | 0 | 0 | 0 | 2 | 0 | | | | | | | | |
| 22 Robinson Cano, L OBP: 0.457, SLG: 0.594 85 Danny Muno, S OBP: 0.393, SLG: 0.520 |  | |  | |  | |  |  | | 3 | 1 | 1 | 0 | 0 | 1 | 0 | | | | | | | | |
| 23 Nelson Cruz, R OBP: 0.375, SLG: 0.440 84 Evan White, R OBP: 0.235, SLG: 0.200 | |  |  | |  | |  |  | | 3 | 1 | 2 | 2 | 0 | 0 | 0 | | | | | | | | |
| 15 Kyle Seager, L OBP: 0.358, SLG: 0.417 7 Andrew Romine, S OBP: 0.261, SLG: 0.326 89 Donovan Walton, L OBP: 0.400, SLG: 0.600 | |  |  | | |  |  |  | | 3 | 1 | 1 | 0 | 0 | 1 | 1 | | | | | | | | |
| 27 Ryan Healy, R OBP: 0.294, SLG: 0.429 20 Daniel Vogelbach, L OBP: 0.531, SLG: 0.900 | |  | |  | |  |  |  | | 2 | 1 | 1 | 0 | 0 | 0 | 0 | | | | | | | | |
| 17 Mitch Haniger, R OBP: 0.244, SLG: 0.270 87 Beau Amaral, L OBP: 0.375, SLG: 0.429 | |  | |  | |  |  |  | | 2 | 0 | 1 | 1 | 1 | 1 | 0 | | | | | | | | |
| 3 Mike Zunino, R OBP: 0.456, SLG: 0.791 4 Tuffy Gosewisch, R OBP: 0.192, SLG: 0.320 | |  | |  | |  |  |  | | 2 | 0 | 1 | 1 | 0 | 0 | 1 | | | | | | | | |
| 5 Guillermo Heredia, R OBP: 0.333, SLG: 0.357 21 Taylor Motter, R OBP: 0.344, SLG: 0.567 | |  | |  | |  |  |  | | 2 | 0 | 0 | 0 | 0 | 0 | 2 | | | | | | | | |
| Inning Stats | R: 0 E: 0 K: 2 S: 7 | H: 0 LOB: 0 BB: 0 P: 7 | R: 2 E: 0 K: 0 S: 5 | H: 2 LOB: 1 BB: 1 P: 9 | R: 2 E: 0 K: 0 S: 5 | H: 2 LOB: 0 BB: 0 P: 5 | R: 0 E: 0 K: 1 S: 6 | H: 1 LOB: 1 BB: 0 P: 6 | R: 0 E: 0 K: 2 S: 7 | H: 0 LOB: 0 BB: 0 P: 7 | R: 1 E: 0 K: 2 S: 9 | H: 2 LOB: 3 BB: 1 P: 13 | R: 0 E: 0 K: 0 S: 3 | H: 0 LOB: 0 BB: 0 P: 3 | R: 4 E: 0 K: 1 S: 9 | H: 4 LOB: 2 BB: 1 P: 15 | R: 2 E: 0 K: 2 S: 9 | H: 2 LOB: 2 BB: 2 P: 17 | 1B: 5 2B: 7 3B: 0 HR: 1 | SF: 1 SAC: 0 DP: 0 HBP: 1 | WP: 1 PB: 1 SB: 1 CS: 0 | PA: 46 | | |
| PITCHER | IP WLS BF H R ER SO BB IBB HBP BLK WP HR S P ERA WHIP | IP WLS BF H R ER SO BB IBB HBP BLK WP HR S P ERA WHIP | IP WLS BF H R ER SO BB IBB HBP BLK WP HR S P ERA WHIP | IP WLS BF H R ER SO BB IBB HBP BLK WP HR S P ERA WHIP | IP WLS BF H R ER SO BB IBB HBP BLK WP HR S P ERA WHIP | IP WLS BF H R ER SO BB IBB HBP BLK WP HR S P ERA WHIP | IP WLS BF H R ER SO BB IBB HBP BLK WP HR S P ERA WHIP | IP WLS BF H R ER SO BB IBB HBP BLK WP HR S P ERA WHIP | IP WLS BF H R ER SO BB IBB HBP BLK WP HR S P ERA WHIP | IP WLS BF H R ER SO BB IBB HBP BLK WP HR S P ERA WHIP | IP WLS BF H R ER SO BB IBB HBP BLK WP HR S P ERA WHIP | IP WLS BF H R ER SO BB IBB HBP BLK WP HR S P ERA WHIP | IP WLS BF H R ER SO BB IBB HBP BLK WP HR S P ERA WHIP | IP WLS BF H R ER SO BB IBB HBP BLK WP HR S P ERA WHIP | IP WLS BF H R ER SO BB IBB HBP BLK WP HR S P ERA WHIP | IP WLS BF H R ER SO BB IBB HBP BLK WP HR S P ERA WHIP | IP WLS BF H R ER SO BB IBB HBP BLK WP HR S P ERA WHIP | IP WLS BF H R ER SO BB IBB HBP BLK WP HR S P ERA WHIP | IP WLS BF H R ER SO BB IBB HBP BLK WP HR S P ERA WHIP | IP WLS BF H R ER SO BB IBB HBP BLK WP HR S P ERA WHIP | IP WLS BF H R ER SO BB IBB HBP BLK WP HR S P ERA WHIP | IP WLS BF H R ER SO BB IBB HBP BLK WP HR S P ERA WHIP | IP WLS BF H R ER SO BB IBB HBP BLK WP HR S P ERA WHIP | IP WLS BF H R ER SO BB IBB HBP BLK WP HR S P ERA WHIP |

Seattle Mariners @ San Diego Padres
Peoria Stadium, Peoria, AZ
Sun Mar 25 2018, 3:10 PM - 6:35 PM EDT
Att: 10,878 - Overcast - 73 F

AB 39
R 11
H 13
RBI 9
BB 5
SO 10
LOB 15



| Batter | 1 | 2 | 3 | 4 | 5 | 6 | 7 | 8 | 9 | AB | R | H | RBI | BB | SO | LOB | BOTTOM | | | | | | |
|--|---|---|---|---|--|---|---|---|---|---|---|---|---|---|---|---|---|---|---|---|---|---|---|
| 7 Manuel Margot, R OBP: 0.344, SLG: 0.411 23 Matt Szczur, R OBP: 0.345, SLG: 0.600 24 Edwin Moreno, L OBP: 1.000, SLG: 1.000 |  | |  | |  |  | |  |  | 2 | 1 | 0 | 0 | 0 | 1 | 1 | | | | | | | |
| 4 Wil Myers, R OBP: 0.373, SLG: 0.621 16 Travis Jankowski, L OBP: 0.327, SLG: 0.415 |  | |  | |  |  | |  |  | 2 | 0 | 1 | 0 | 0 | 0 | 1 | | | | | | | |
| 96 Nicholas Torres, R OBP: 1.000, SLG: 1.000 | | |  | |  | |  |  |  | 2 | 0 | 0 | 1 | 0 | 1 | 2 | | | | | | | |
| 30 Eric Hosmer, L OBP: 0.298, SLG: 0.545 9 Dusty Coleman, R OBP: 0.118, SLG: 0.324 94 Jaquez Williams, L |  | |  | |  | |  |  |  | 2 | 0 | 0 | 1 | 0 | 1 | 2 | | | | | | | |
| 2 José Pirela, R OBP: 0.459, SLG: 0.596 20 Carlos Asuaje, L OBP: 0.397, SLG: 0.625 90 Matthew Batten, R |  | | |  |  | |  |  |  | 2 | 0 | 0 | 0 | 0 | 2 | 0 | | | | | | | |
| 10 Hunter Renfroe, R OBP: 0.319, SLG: 0.625 15 Cory Spangenberg, L OBP: 0.345, SLG: 0.547 97 Kyle Overstreet, R OBP: 1.000, SLG: 1.000 | |  | |  | |  |  |  |  | 2 | 0 | 1 | 0 | 0 | 0 | 0 | | | | | | | |
| 12 Chase Headley, S OBP: 0.440, SLG: 0.432 92 Cole Gillespie, R |  | |  |  | |  |  |  |  | 1 | 0 | 0 | 0 | 1 | 0 | 1 | | | | | | | |
| 13 Freddy Galvis, S OBP: 0.319, SLG: 0.481 22 Christian Villanueva, R OBP: 0.323, SLG: 0.491 71 Reinaldo Ibarra, S | |  | |  | |  | |  |  | 2 | 0 | 0 | 0 | 0 | 0 | 1 | | | | | | | |
| 18 Austin Hedges, R OBP: 0.313, SLG: 0.548 8 A.J. Ellis, R OBP: 0.419, SLG: 0.435 93 Arturo Nieto, R | | |  | |  |  | |  | | 1 | 0 | 1 | 0 | 0 | 0 | 0 | | | | | | | |
| 64 Dineson Lamet, R ERA: 8.27 47 James Pazos, L ERA: 3.48 64 Mike Morin, R ERA: 11.12 50 Nick Vincent, R ERA 12 Juan Nicasio, R ERA: 1.04 | R: 1 E: 1 K: 1 S: 6 | H: 0 LOB: 0 BB: 0 P: 7 | R: 0 E: 0 K: 0 S: 3 | H: 1 LOB: 0 BB: 0 P: 3 | R: 0 E: 0 K: 3 S: 11 | H: 2 LOB: 2 BB: 0 P: 11 | R: 0 E: 0 K: 1 S: 5 | H: 0 LOB: 1 BB: 1 P: 9 | R: 2 E: 0 K: 1 S: 10 | H: 3 LOB: 1 BB: 0 P: 11 | R: 1 E: 0 K: 2 S: 8 | H: 1 LOB: 3 BB: 3 P: 20 | R: 0 E: 0 K: 2 S: 7 | H: 0 LOB: 0 BB: 0 P: 7 | R: 0 E: 0 K: 1 S: 5 | H: 0 LOB: 0 BB: 0 P: 5 | R: 3 E: 0 K: 1 S: 9 | H: 4 LOB: 2 BB: 1 P: 14 | 1B: 8 2B: 1 3B: 0 HR: 2 | SF: 0 SAC: 1 DP: 1 HBP: 0 | WP: 1 PB: 1 SB: 0 CS: 0 | PA: 43 | |
| PITCHER | IP WLS BF H R ER SO BB IBB HBP BLK WP HR S P ERA WHIP | IP WLS BF H R ER SO BB IBB HBP BLK WP HR S P ERA WHIP | IP WLS BF H R ER SO BB IBB HBP BLK WP HR S P ERA WHIP | IP WLS BF H R ER SO BB IBB HBP BLK WP HR S P ERA WHIP | IP WLS BF H R ER SO BB IBB HBP BLK WP HR S P ERA WHIP | IP WLS BF H R ER SO BB IBB HBP BLK WP HR S P ERA WHIP | IP WLS BF H R ER SO BB IBB HBP BLK WP HR S P ERA WHIP | IP WLS BF H R ER SO BB IBB HBP BLK WP HR S P ERA WHIP | IP WLS BF H R ER SO BB IBB HBP BLK WP HR S P ERA WHIP | IP WLS BF H R ER SO BB IBB HBP BLK WP HR S P ERA WHIP | IP WLS BF H R ER SO BB IBB HBP BLK WP HR S P ERA WHIP | IP WLS BF H R ER SO BB IBB HBP BLK WP HR S P ERA WHIP | IP WLS BF H R ER SO BB IBB HBP BLK WP HR S P ERA WHIP | IP WLS BF H R ER SO BB IBB HBP BLK WP HR S P ERA WHIP | IP WLS BF H R ER SO BB IBB HBP BLK WP HR S P ERA WHIP | IP WLS BF H R ER SO BB IBB HBP BLK WP HR S P ERA WHIP | IP WLS BF H R ER SO BB IBB HBP BLK WP HR S P ERA WHIP | IP WLS BF H R ER SO BB IBB HBP BLK WP HR S P ERA WHIP | IP WLS BF H R ER SO BB IBB HBP BLK WP HR S P ERA WHIP | IP WLS BF H R ER SO BB IBB HBP BLK WP HR S P ERA WHIP | IP WLS BF H R ER SO BB IBB HBP BLK WP HR S P ERA WHIP | IP WLS BF H R ER SO BB IBB HBP BLK WP HR S P ERA WHIP | IP WLS BF H R ER SO BB IBB HBP BLK WP HR S P ERA WHIP |

Seattle Mariners @ San Diego Padres
Peoria Stadium, Peoria, AZ
Sun Mar 25 2018, 3:10 PM - 6:35 PM EDT
Att: 10,878 - Overcast - 73 F

AB 37
R 7
H 11
RBI 6
BB 5
SO 12
LOB 23



| Batter | 1 | 2 | 3 | 4 | 5 | 6 | 7 | 8 | 9 | AB | R | H | RBI | BB | SO | LOB | TOP | | | | | | | | | | | | | | | | | | |
|--|------------------------------|---------------------------------|------------------------------|---------------------------------|------------------------------|---------------------------------|------------------------------|---------------------------------|------------------------------|----------------------------------|------------------------------|----------------------------------|------------------------------|---------------------------------|------------------------------|----------------------------------|------------------------------|--|----------------------------------|------------------------------------|----------------------------------|--------|---|----|----|----|-----|-----|-----|----|----|-------|-------|-------|-------|
| 51 Ichiro Suzuki, L (1, 7) 84 Jorge Solano, R (8, 7) | | | | | | | | | | 3 | 0 | 0 | 0 | 1 | 1 | 0 | | | | | | | | | | | | | | | | | | | |
| 2 Jean Segura, R (1, 6) Zach Vincej, R (5, 6) OBP: 0.285, SLG: 0.643 OBP: 0.237, SLG: 0.405 | | | | | | | | | | 3 | 0 | 0 | 0 | 0 | 1 | 2 | | | | | | | | | | | | | | | | | | | |
| 17 Mitch Haniger, R (1, 9) 86 Billy Cooke, R (6, PR) (6, 9) (7, 8) | | | | | | | | | | 3 | 0 | 2 | 0 | 0 | 0 | 0 | | | | | | | | | | | | | | | | | | | |
| 27 Ryon Healy, R (1, 3) 82 Logan Taylor, R (6, 5) OBP: 0.250, SLG: 0.375 | | | | | | | | | | 2 | 0 | 0 | 1 | 0 | 1 | 1 | | | | | | | | | | | | | | | | | | | |
| 20 Daniel Vogelbach, L (1, 10) OBP: 0.529, SLG: 0.926 | | | | | | | | | | 4 | 2 | 2 | 3 | 0 | 1 | 2 | | | | | | | | | | | | | | | | | | | |
| 5 Guillermo Heredia, R (1, 8) 85 Dimas Ojeda, L (7, 9) | | | | | | | | | | 1 | 0 | 1 | 0 | 1 | 0 | 0 | | | | | | | | | | | | | | | | | | | |
| 10 Mike Marjama, R (1, 2) Tuffy Gosewisch, R (5, 2) OBP: 0.178, SLG: 0.296 | | | | | | | | | | 2 | 0 | 1 | 1 | 0 | 0 | 0 | | | | | | | | | | | | | | | | | | | |
| 7 Andrew Romine, S (1, 4) 83 Jhombeyker Morales, R (7, 4) | | | | | | | | | | 3 | 0 | 1 | 0 | 0 | 0 | 2 | | | | | | | | | | | | | | | | | | | |
| 21 Taylor Motter, R (1, 5) OBP: 0.324, SLG: 0.531 (6, 3) | | | | | | | | | | 4 | 0 | 0 | 0 | 0 | 2 | 1 | | | | | | | | | | | | | | | | | | | |
| Inning Stats | R: 0 E: 0 K: 2 S: 7 | H: 0 LOB: 0 BB: 0 P: 7 | R: 1 E: 0 K: 0 S: 4 | H: 2 LOB: 1 BB: 1 P: 8 | R: 0 E: 0 K: 0 S: 3 | H: 0 LOB: 0 BB: 0 P: 3 | R: 0 E: 0 K: 1 S: 5 | H: 1 LOB: 1 BB: 0 P: 7 | R: 0 E: 0 K: 1 S: 6 | H: 1 LOB: 2 BB: 0 P: 10 | R: 1 E: 0 K: 2 S: 9 | H: 2 LOB: 2 BB: 0 P: 10 | R: 0 E: 0 K: 1 S: 5 | H: 0 LOB: 0 BB: 0 P: 5 | R: 3 E: 0 K: 0 S: 5 | H: 2 LOB: 1 BB: 2 P: 16 | R: 0 E: 0 K: 1 S: 5 | H: 0 LOB: 0 BB: 0 P: 5 | 1B: 4 2B: 3 3B: 0 HR: 1 | SF: 1 SAC: 0 DP: 1 HBP: 1 | WP: 1 PB: 0 SB: 1 CS: 1 | PA: 38 | | | | | | | | | | | | | |
| PITCHER | IP | WLS | BF | H | R | ER | SO | BB | IBB | HBP | BLK | WP | HR | S | P | ERA | WHIP | PITCHER | IP | WLS | BF | H | R | ER | SO | BB | IBB | HBP | BLK | WP | HR | S | P | ERA | WHIP |
| 35 Chad Bettis, R (1, 1) ERA: 4.5 | 3.0 | | 11 | 2 | 1 | 1 | 2 | 1 | 0 | 0 | 0 | 0 | 0 | 14 | 18 | 3.00 | 1.000 | 29 Bryan Shaw, R (6, 1) ERA: 9.0 | 0.1 | | 2 | 1 | 0 | 0 | 1 | 0 | 0 | 0 | 0 | 0 | 0 | 4 | 4 | 0.00 | 3.000 |
| 59 Harrison Musgrave, L (4, 1) ERA: 7.2 | 1.0 | | 4 | 1 | 0 | 0 | 1 | 0 | 0 | 1 | 0 | 0 | 0 | 5 | 7 | 0.00 | 1.000 | 52 Chris Rusin, L (7, 1) ERA: 1.04 | 0.2 | | 2 | 0 | 0 | 0 | 1 | 0 | 0 | 0 | 0 | 0 | 0 | 4 | 4 | 0.00 | 0.000 |
| 45 Scott Oberg, R (5, 1) ERA: 4.32 | 0.2 | | 3 | 1 | 0 | 0 | 1 | 0 | 0 | 0 | 0 | 0 | 0 | 5 | 5 | 0.00 | 1.500 | 98 Matt Pierpont, R (7, 1) ERA: 33.75 | 1.0 | L | 7 | 2 | 3 | 3 | 0 | 0 | 0 | 0 | 1 | 6 | 16 | 27.00 | 4.000 | | |
| 51 Jake McGee, L (5, 1) ERA: 3.6 | 0.1 | | 2 | 0 | 0 | 0 | 0 | 1 | 0 | 0 | 0 | 0 | 0 | 1 | 5 | 0.00 | 3.000 | 97 Jason Garcia, R (8, 1) ERA: 3.19 | 0.1 | | 1 | 0 | 0 | 0 | 0 | 0 | 0 | 0 | 0 | 0 | 0 | 1 | 0.00 | 0.000 | |
| 38 Mike Dunn, L (6, 1) ERA: 2.45 | 0.2 | B | 3 | 1 | 1 | 1 | 1 | 0 | 0 | 0 | 0 | 1 | 0 | 5 | 6 | 13.50 | 1.500 | 95 Scott McGough, R (9, 1) | 1.0 | | 3 | 0 | 0 | 0 | 1 | 0 | 0 | 0 | 0 | 0 | 0 | 5 | 5 | 0.00 | 0.000 |

Seattle Mariners @ Colorado Rockies
Salt River Fields at Talking Stick, Scottsdale, AZ
Tue Mar 27 2018, 3:11 PM - 6:11 PM EDT
Att: 13,825 - Partly Cloudy - 70 F

AB 31
R 5
H 8
RBI 5
BB 4
SO 8
LOB 12



| Batter | 1 | 2 | 3 | 4 | 5 | 6 | 7 | 8 | 9 | AB | R | H | RBI | BB | SO | LOB | BOTTOM | | | | | | | | | | | | | | | | | | |
|--|------------------------------|---------------------------------|------------------------------|---------------------------------|------------------------------|----------------------------------|------------------------------|---------------------------------|------------------------------|---------------------------------|------------------------------|---------------------------------|------------------------------|---------------------------------|------------------------------|---------------------------------|----------------------------------|---|----------------------------------|--------|----|---|---|----|----|----|-----|-----|-----|----|----|---|------|-------|------|
| 19 Charlie Blackmon, L (1, 8) 24 Ryan McMahon, L (6, 3) OBP: 0.315, SLG: 0.569 OBP: 0.360, SLG: 0.522 | | | | | | | | | | 3 | 1 | 1 | 0 | 0 | 1 | 1 | | | | | | | | | | | | | | | | | | | |
| 9 DJ LeMahieu, R (1, 4) 90 Anthony Phillips, R (5, PR) OBP: 0.200, SLG: 0.200 | | | | | | | | | | 3 | 0 | 2 | 1 | 0 | 0 | 0 | | | | | | | | | | | | | | | | | | | |
| 28 Nolan Arenado, R (1, 5) 38 Mike Dunn, L (6, 1) 29 Bryan Shaw, S (6, 1) | | | | | | | | | | 3 | 0 | 0 | 0 | 0 | 0 | 3 | | | | | | | | | | | | | | | | | | | |
| 14 Tony Wolters, L (7, 2) 93 Kyle Cunningham, R (9, 2) | | | | | | | | | | 3 | 0 | 2 | 1 | 0 | 1 | 0 | | | | | | | | | | | | | | | | | | | |
| 27 Trevor Story, R (1, 6) 92 Carlos Herrera, L (5, PR) (6, 4) | | | | | | | | | | 3 | 0 | 1 | 0 | 0 | 0 | 1 | | | | | | | | | | | | | | | | | | | |
| 5 Carlos González, L (1, 9) 94 Tyler Bugner, L (5, PR) (6, 9) (7, 7) | | | | | | | | | | 1 | 0 | 0 | 0 | 0 | 0 | 0 | | | | | | | | | | | | | | | | | | | |
| 20 Ian Desmond, R (1, 3) 91 Danny Edgeworth, L (6, 5) OBP: 0.231, SLG: 0.340 OBP: 1.000, SLG: 1.000 | | | | | | | | | | 3 | 0 | 0 | 0 | 0 | 0 | 3 | | | | | | | | | | | | | | | | | | | |
| 8 Gerardo Parra, L (1, 7) 89 Cole Anderson, R (7, 9) | | | | | | | | | | 3 | 0 | 1 | 0 | 0 | 1 | 0 | | | | | | | | | | | | | | | | | | | |
| 42 Chris Iannetta, R (1, 2) 52 Chris Rusin, L (7, 1) 98 Matt Pierpont, R (7, 1) 97 Jason Garcia, R (8, 1) 88 Joey Bartoscic, R (8, PR) 95 Scott McGough, R (9, 1) | | | | | | | | | | 2 | 0 | 0 | 0 | 0 | 0 | 0 | | | | | | | | | | | | | | | | | | | |
| 35 Chad Bettis, R (1, 1) 59 Harrison Musgrave, L (4, 1) 4 Pat Valaika, R (4, PR) 45 Scott Oberg, R (5, 1) 51 Jake McGee, L (5, 1) 3 Mike Tauchman, L (6, 8) OBP: 0.267, SLG: 0.590 OBP: 0.364, SLG: 0.484 OBP: 0.307, SLG: 0.395 | | | | | | | | | | 0 | 0 | 0 | 0 | 1 | 0 | 0 | | | | | | | | | | | | | | | | | | | |
| Inning Stats | R: 1 E: 0 K: 1 S: 6 | H: 1 LOB: 0 BB: 0 P: 6 | R: 0 E: 0 K: 1 S: 5 | H: 0 LOB: 0 BB: 0 P: 5 | R: 0 E: 0 K: 1 S: 6 | H: 1 LOB: 2 BB: 1 P: 10 | R: 0 E: 0 K: 0 S: 5 | H: 2 LOB: 3 BB: 1 P: 9 | R: 1 E: 0 K: 0 S: 6 | H: 3 LOB: 2 BB: 0 P: 6 | R: 0 E: 0 K: 1 S: 6 | H: 1 LOB: 1 BB: 0 P: 6 | R: 0 E: 0 K: 0 S: 5 | H: 2 LOB: 1 BB: 0 P: 5 | R: 0 E: 0 K: 1 S: 5 | H: 0 LOB: 0 BB: 0 P: 5 | 1B: 7 2B: 2 3B: 1 HR: 0 | SF: 0 SAC: 0 DP: 0 HBP: 0 | WP: 0 PB: 0 SB: 0 CS: 0 | PA: 39 | | | | | | | | | | | | | | | |
| PITCHER | IP | WLS | BF | H | R | ER | SO | BB | IBB | HBP | BLK | WP | HR | S | P | ERA | WHIP | PITCHER | IP | WLS | BF | H | R | ER | SO | BB | IBB | HBP | BLK | WP | HR | S | P | ERA | WHIP |
| 32 Marco Gonzales, L (1, 1) ERA: 2.08 | 4.2 | | 23 | 7 | 2 | 2 | 3 | 2 | 0 | 0 | 0 | 0 | 0 | 1 | 1 | 0.00 | 0.000 | 80 Scott Kuzminsky, R (9, 1) ERA: 3.86 | 1.0 | | 3 | 0 | 0 | 0 | 1 | 0 | 0 | 0 | 0 | 0 | 5 | 5 | 0.00 | 0.000 | |
| 39 Edwin Diaz, R (5, 1) ERA: 3.0 | 0.1 | | 1 | 0 | 0 | 0 | 0 | 0 | 0 | 0 | 0 | 0 | 0 | 1 | 1 | 0.00 | 0.000 | | | | | | | | | | | | | | | | | | |
| 53 Dan Altavilla, R (6, 1) ERA: 1.69 | 0.2 | | 2 | 0 | 0 | 0 | 0 | 0 | 0 | 0 | 0 | 0 | 0 | 2 | 2 | 0.00 | 0.000 | | | | | | | | | | | | | | | | | | |
| 88 Michael Koval, R (6, 1) ERA: 1.69 | 1.1 | W | 5 | 1 | 0 | 0 | 1 | 0 | 0 | 0 | 0 | 0 | 0 | 7 | 7 | 0.00 | 0.750 | | | | | | | | | | | | | | | | | | |
| 90 Matt Walker, R (8, 1) ERA: 6.75 | 1.0 | H | 5 | 2 | 1 | 1 | 0 | 0 | 0 | 0 | 0 | 0 | 0 | 5 | 5 | 9.00 | 2.000 | | | | | | | | | | | | | | | | | | |

Seattle Mariners @ Colorado Rockies
Salt River Fields at Talking Stick, Scottsdale, AZ
Tue Mar 27 2018, 3:11 PM - 6:11 PM EDT
Att: 13,825 - Partly Cloudy - 70 F

AB 37
R 3
H 10
RBI 3
BB 2
SO 5
LOB 14



| Batter | 1 | 2 | 3 | 4 | 5 | 6 | 7 | 8 | 9 | AB | R | H | RBI | BB | SO | LOB | TOP | | | | | | | | | | |
|---|---|---|---|---|---|---|---|---|---|---|---|---|---|---|---|---|--|---|---|---|---|---|---|---|--|--|--|
| 12 Francisco Lindor, S (1,6) | | | | | | | | | | 4 | 0 | 0 | 0 | 0 | 0 | 0 | Cleveland Indians @ Seattle Mariners Safeco Field, Seattle, WA Thu Mar 29 20:18, 7:11 PM - 9:45 PM PDT Att: 47,149 - Cloudy - 55 F | | | | | | | | | | |
| 22 Jason Kipnis, L (1,4) OBP: 0.500, SLG: 0.333 | | | | | | | | | | 3 | 0 | 1 | 0 | 1 | 1 | 0 | | | | | | | | | | | |
| 11 José Ramírez, S (1,5) | | | | | | | | | | 4 | 0 | 0 | 0 | 0 | 0 | 2 | | | | | | | | | | | |
| 17 Yonder Alonso, L (1,3) | | | | | | | | | | 4 | 0 | 0 | 0 | 0 | 2 | 0 | | | | | | | | | | | |
| 10 Edwin Encarnación, R (1,10) 26 Rajai Davis, R (9, PR) | | | | | | | | | | 2 | 0 | 1 | 0 | 0 | 0 | 0 | | | | | | | | | | | |
| 8 Lonnie Chisenhall, L (1,9) OBP: 0.500, SLG: 0.667 | | | | | | | | | | 3 | 1 | 1 | 0 | 0 | 0 | 2 | | | | | | | | | | | |
| 7 Yan Gomes, R (1,2) OBP: 0.500, SLG: 0.333 | | | | | | | | | | 3 | 0 | 1 | 1 | 1 | 1 | 2 | | | | | | | | | | | |
| 30 Tyler Naquin, L (1,7) OBP: 0.250, SLG: 0.250 | | | | | | | | | | 4 | 0 | 1 | 0 | 0 | 2 | 5 | | | | | | | | | | | |
| 4 Bradley Zimmer, L (1,8) | | | | | | | | | | 3 | 0 | 0 | 0 | 0 | 2 | 2 | | | | | | | | | | | |
| Inning Stats | R: 0 E: 0 K: 0 S: 6 | H: 0 LOB: 0 BB: 0 P: 11 | R: 0 E: 1 K: 2 S: 16 | H: 0 LOB: 2 BB: 1 P: 25 | R: 0 E: 0 K: 1 S: 10 | H: 1 LOB: 0 BB: 0 P: 15 | R: 0 E: 0 K: 0 S: 5 | H: 0 LOB: 0 BB: 0 P: 7 | R: 0 E: 0 K: 0 S: 9 | H: 0 LOB: 0 BB: 0 P: 15 | R: 0 E: 0 K: 0 S: 6 | H: 0 LOB: 0 BB: 0 P: 13 | R: 1 E: 0 K: 0 S: 10 | H: 3 LOB: 2 BB: 0 P: 14 | R: 0 E: 0 K: 1 S: 10 | H: 0 LOB: 3 BB: 0 P: 17 | | R: 0 E: 0 K: 3 S: 13 | H: 0 LOB: 0 BB: 0 P: 20 | 1B: 4 2B: 1 3B: 0 HR: 0 | SF: 0 SAC: 0 DP: 2 HBP: 2 | WP: 0 PB: 0 SB: 2 CS: 0 | PA: 35 | | | | |
| PITCHER | IP WLS BF H R ER SO BB IBB HBP BLK WP HR S P ERA WHIP | IP WLS BF H R ER SO BB IBB HBP BLK WP HR S P ERA WHIP | IP WLS BF H R ER SO BB IBB HBP BLK WP HR S P ERA WHIP | IP WLS BF H R ER SO BB IBB HBP BLK WP HR S P ERA WHIP | IP WLS BF H R ER SO BB IBB HBP BLK WP HR S P ERA WHIP | IP WLS BF H R ER SO BB IBB HBP BLK WP HR S P ERA WHIP | IP WLS BF H R ER SO BB IBB HBP BLK WP HR S P ERA WHIP | IP WLS BF H R ER SO BB IBB HBP BLK WP HR S P ERA WHIP | IP WLS BF H R ER SO BB IBB HBP BLK WP HR S P ERA WHIP | IP WLS BF H R ER SO BB IBB HBP BLK WP HR S P ERA WHIP | IP WLS BF H R ER SO BB IBB HBP BLK WP HR S P ERA WHIP | IP WLS BF H R ER SO BB IBB HBP BLK WP HR S P ERA WHIP | IP WLS BF H R ER SO BB IBB HBP BLK WP HR S P ERA WHIP | IP WLS BF H R ER SO BB IBB HBP BLK WP HR S P ERA WHIP | IP WLS BF H R ER SO BB IBB HBP BLK WP HR S P ERA WHIP | IP WLS BF H R ER SO BB IBB HBP BLK WP HR S P ERA WHIP | IP WLS BF H R ER SO BB IBB HBP BLK WP HR S P ERA WHIP | IP WLS BF H R ER SO BB IBB HBP BLK WP HR S P ERA WHIP | IP WLS BF H R ER SO BB IBB HBP BLK WP HR S P ERA WHIP | IP WLS BF H R ER SO BB IBB HBP BLK WP HR S P ERA WHIP | IP WLS BF H R ER SO BB IBB HBP BLK WP HR S P ERA WHIP | IP WLS BF H R ER SO BB IBB HBP BLK WP HR S P ERA WHIP | IP WLS BF H R ER SO BB IBB HBP BLK WP HR S P ERA WHIP | IP WLS BF H R ER SO BB IBB HBP BLK WP HR S P ERA WHIP | | | |
| 34 Félix Hernández, R (1,1) ERA: | 5.1 W 20 2 0 0 0 4 2 0 0 0 0 0 0 0 0 0 0.00 0.750 | 5.1 W 20 2 0 0 0 4 2 0 0 0 0 0 0 0 0 0 0.00 0.750 | 5.1 W 20 2 0 0 0 4 2 0 0 0 0 0 0 0 0 0 0.00 0.750 | 5.1 W 20 2 0 0 0 4 2 0 0 0 0 0 0 0 0 0 0.00 0.750 | 5.1 W 20 2 0 0 0 4 2 0 0 0 0 0 0 0 0 0 0.00 0.750 | 5.1 W 20 2 0 0 0 4 2 0 0 0 0 0 0 0 0 0 0.00 0.750 | 5.1 W 20 2 0 0 0 4 2 0 0 0 0 0 0 0 0 0 0.00 0.750 | 5.1 W 20 2 0 0 0 4 2 0 0 0 0 0 0 0 0 0 0.00 0.750 | 5.1 W 20 2 0 0 0 4 2 0 0 0 0 0 0 0 0 0 0.00 0.750 | 5.1 W 20 2 0 0 0 4 2 0 0 0 0 0 0 0 0 0 0.00 0.750 | 5.1 W 20 2 0 0 0 4 2 0 0 0 0 0 0 0 0 0 0.00 0.750 | 5.1 W 20 2 0 0 0 4 2 0 0 0 0 0 0 0 0 0 0.00 0.750 | 5.1 W 20 2 0 0 0 4 2 0 0 0 0 0 0 0 0 0 0.00 0.750 | 5.1 W 20 2 0 0 0 4 2 0 0 0 0 0 0 0 0 0 0.00 0.750 | 5.1 W 20 2 0 0 0 4 2 0 0 0 0 0 0 0 0 0 0.00 0.750 | 5.1 W 20 2 0 0 0 4 2 0 0 0 0 0 0 0 0 0 0.00 0.750 | 5.1 W 20 2 0 0 0 4 2 0 0 0 0 0 0 0 0 0 0.00 0.750 | 5.1 W 20 2 0 0 0 4 2 0 0 0 0 0 0 0 0 0 0.00 0.750 | 5.1 W 20 2 0 0 0 4 2 0 0 0 0 0 0 0 0 0 0.00 0.750 | 5.1 W 20 2 0 0 0 4 2 0 0 0 0 0 0 0 0 0 0.00 0.750 | 5.1 W 20 2 0 0 0 4 2 0 0 0 0 0 0 0 0 0 0.00 0.750 | 5.1 W 20 2 0 0 0 4 2 0 0 0 0 0 0 0 0 0 0.00 0.750 | 5.1 W 20 2 0 0 0 4 2 0 0 0 0 0 0 0 0 0 0.00 0.750 | 5.1 W 20 2 0 0 0 4 2 0 0 0 0 0 0 0 0 0 0.00 0.750 | 5.1 W 20 2 0 0 0 4 2 0 0 0 0 0 0 0 0 0 0.00 0.750 | | |
| 53 Dan Altavilla, R (6,1) ERA: | 0.2 H 1 0 0 0 0 0 0 0 0 0 0 0 0 0 0 0.00 0.000 | 0.2 H 1 0 0 0 0 0 0 0 0 0 0 0 0 0 0 0 0.00 0.000 | 0.2 H 1 0 0 0 0 0 0 0 0 0 0 0 0 0 0 0 0.00 0.000 | 0.2 H 1 0 0 0 0 0 0 0 0 0 0 0 0 0 0 0 0.00 0.000 | 0.2 H 1 0 0 0 0 0 0 0 0 0 0 0 0 0 0 0 0.00 0.000 | 0.2 H 1 0 0 0 0 0 0 0 0 0 0 0 0 0 0 0 0.00 0.000 | 0.2 H 1 0 0 0 0 0 0 0 0 0 0 0 0 0 0 0 0.00 0.000 | 0.2 H 1 0 0 0 0 0 0 0 0 0 0 0 0 0 0 0 0.00 0.000 | 0.2 H 1 0 0 0 0 0 0 0 0 0 0 0 0 0 0 0 0.00 0.000 | 0.2 H 1 0 0 0 0 0 0 0 0 0 0 0 0 0 0 0 0.00 0.000 | 0.2 H 1 0 0 0 0 0 0 0 0 0 0 0 0 0 0 0 0.00 0.000 | 0.2 H 1 0 0 0 0 0 0 0 0 0 0 0 0 0 0 0 0.00 0.000 | 0.2 H 1 0 0 0 0 0 0 0 0 0 0 0 0 0 0 0 0.00 0.000 | 0.2 H 1 0 0 0 0 0 0 0 0 0 0 0 0 0 0 0 0.00 0.000 | 0.2 H 1 0 0 0 0 0 0 0 0 0 0 0 0 0 0 0 0.00 0.000 | 0.2 H 1 0 0 0 0 0 0 0 0 0 0 0 0 0 0 0 0.00 0.000 | 0.2 H 1 0 0 0 0 0 0 0 0 0 0 0 0 0 0 0 0.00 0.000 | 0.2 H 1 0 0 0 0 0 0 0 0 0 0 0 0 0 0 0 0.00 0.000 | 0.2 H 1 0 0 0 0 0 0 0 0 0 0 0 0 0 0 0 0.00 0.000 | 0.2 H 1 0 0 0 0 0 0 0 0 0 0 0 0 0 0 0 0.00 0.000 | 0.2 H 1 0 0 0 0 0 0 0 0 0 0 0 0 0 0 0 0.00 0.000 | 0.2 H 1 0 0 0 0 0 0 0 0 0 0 0 0 0 0 0 0.00 0.000 | 0.2 H 1 0 0 0 0 0 0 0 0 0 0 0 0 0 0 0 0.00 0.000 | 0.2 H 1 0 0 0 0 0 0 0 0 0 0 0 0 0 0 0 0.00 0.000 | 0.2 H 1 0 0 0 0 0 0 0 0 0 0 0 0 0 0 0 0.00 0.000 | | |
| 25 Marc Rzepczynski, L (7,1) ERA: | 0.1 H 1 0 0 0 0 0 0 0 0 0 0 0 0 0 0 0 0.00 0.000 | 0.1 H 1 0 0 0 0 0 0 0 0 0 0 0 0 0 0 0 0.00 0.000 | 0.1 H 1 0 0 0 0 0 0 0 0 0 0 0 0 0 0 0 0.00 0.000 | 0.1 H 1 0 0 0 0 0 0 0 0 0 0 0 0 0 0 0 0.00 0.000 | 0.1 H 1 0 0 0 0 0 0 0 0 0 0 0 0 0 0 0 0.00 0.000 | 0.1 H 1 0 0 0 0 0 0 0 0 0 0 0 0 0 0 0 0.00 0.000 | 0.1 H 1 0 0 0 0 0 0 0 0 0 0 0 0 0 0 0 0.00 0.000 | 0.1 H 1 0 0 0 0 0 0 0 0 0 0 0 0 0 0 0 0.00 0.000 | 0.1 H 1 0 0 0 0 0 0 0 0 0 0 0 0 0 0 0 0.00 0.000 | 0.1 H 1 0 0 0 0 0 0 0 0 0 0 0 0 0 0 0 0.00 0.000 | 0.1 H 1 0 0 0 0 0 0 0 0 0 0 0 0 0 0 0 0.00 0.000 | 0.1 H 1 0 0 0 0 0 0 0 0 0 0 0 0 0 0 0 0.00 0.000 | 0.1 H 1 0 0 0 0 0 0 0 0 0 0 0 0 0 0 0 0.00 0.000 | 0.1 H 1 0 0 0 0 0 0 0 0 0 0 0 0 0 0 0 0.00 0.000 | 0.1 H 1 0 0 0 0 0 0 0 0 0 0 0 0 0 0 0 0.00 0.000 | 0.1 H 1 0 0 0 0 0 0 0 0 0 0 0 0 0 0 0 0.00 0.000 | 0.1 H 1 0 0 0 0 0 0 0 0 0 0 0 0 0 0 0 0.00 0.000 | 0.1 H 1 0 0 0 0 0 0 0 0 0 0 0 0 0 0 0 0.00 0.000 | 0.1 H 1 0 0 0 0 0 0 0 0 0 0 0 0 0 0 0 0.00 0.000 | 0.1 H 1 0 0 0 0 0 0 0 0 0 0 0 0 0 0 0 0.00 0.000 | 0.1 H 1 0 0 0 0 0 0 0 0 0 0 0 0 0 0 0 0.00 0.000 | 0.1 H 1 0 0 0 0 0 0 0 0 0 0 0 0 0 0 0 0.00 0.000 | 0.1 H 1 0 0 0 0 0 0 0 0 0 0 0 0 0 0 0 0.00 0.000 | 0.1 H 1 0 0 0 0 0 0 0 0 0 0 0 0 0 0 0 0.00 0.000 | 0.1 H 1 0 0 0 0 0 0 0 0 0 0 0 0 0 0 0 0.00 0.000 | 0.1 H 1 0 0 0 0 0 0 0 0 0 0 0 0 0 0 0 0.00 0.000 | |
| 50 Nick Vincent, R (7,1) ERA: 13.5 | 0.2 H 5 3 1 1 0 0 0 0 0 0 0 0 0 0 0 9 13 13.50 4.500 | 0.2 H 5 3 1 1 0 0 0 0 0 0 0 0 0 0 0 9 13 13.50 4.500 | 0.2 H 5 3 1 1 0 0 0 0 0 0 0 0 0 0 0 9 13 13.50 4.500 | 0.2 H 5 3 1 1 0 0 0 0 0 0 0 0 0 0 0 9 13 13.50 4.500 | 0.2 H 5 3 1 1 0 0 0 0 0 0 0 0 0 0 0 9 13 13.50 4.500 | 0.2 H 5 3 1 1 0 0 0 0 0 0 0 0 0 0 0 9 13 13.50 4.500 | 0.2 H 5 3 1 1 0 0 0 0 0 0 0 0 0 0 0 9 13 13.50 4.500 | 0.2 H 5 3 1 1 0 0 0 0 0 0 0 0 0 0 0 9 13 13.50 4.500 | 0.2 H 5 3 1 1 0 0 0 0 0 0 0 0 0 0 0 9 13 13.50 4.500 | 0.2 H 5 3 1 1 0 0 0 0 0 0 0 0 0 0 0 9 13 13.50 4.500 | 0.2 H 5 3 1 1 0 0 0 0 0 0 0 0 0 0 0 9 13 13.50 4.500 | 0.2 H 5 3 1 1 0 0 0 0 0 0 0 0 0 0 0 9 13 13.50 4.500 | 0.2 H 5 3 1 1 0 0 0 0 0 0 0 0 0 0 0 9 13 13.50 4.500 | 0.2 H 5 3 1 1 0 0 0 0 0 0 0 0 0 0 0 9 13 13.50 4.500 | 0.2 H 5 3 1 1 0 0 0 0 0 0 0 0 0 0 0 9 13 13.50 4.500 | 0.2 H 5 3 1 1 0 0 0 0 0 0 0 0 0 0 0 9 13 13.50 4.500 | 0.2 H 5 3 1 1 0 0 0 0 0 0 0 0 0 0 0 9 13 13.50 4.500 | 0.2 H 5 3 1 1 0 0 0 0 0 0 0 0 0 0 0 9 13 13.50 4.500 | 0.2 H 5 3 1 1 0 0 0 0 0 0 0 0 0 0 0 9 13 13.50 4.500 | 0.2 H 5 3 1 1 0 0 0 0 0 0 0 0 0 0 0 9 13 13.50 4.500 | 0.2 H 5 3 1 1 0 0 0 0 0 0 0 0 0 0 0 9 13 13.50 4.500 | 0.2 H 5 3 1 1 0 0 0 0 0 0 0 0 0 0 0 9 13 13.50 4.500 | 0.2 H 5 3 1 1 0 0 0 0 0 0 0 0 0 0 0 9 13 13.50 4.500 | 0.2 H 5 3 1 1 0 0 0 0 0 0 0 0 0 0 0 9 13 13.50 4.500 | 0.2 H 5 3 1 1 0 0 0 0 0 0 0 0 0 0 0 9 13 13.50 4.500 | 0.2 H 5 3 1 1 0 0 0 0 0 0 0 0 0 0 0 9 13 13.50 4.500 | 0.2 H 5 3 1 1 0 0 0 0 0 0 0 0 0 0 0 9 13 13.50 4.500 |
| 12 Juan Nicasio, R (8,1) ERA: | 1.0 H 3 0 0 0 0 1 0 0 0 0 0 0 0 0 0 10 17 0.00 0.000 | 1.0 H 3 0 0 0 0 1 0 0 0 0 0 0 0 0 0 10 17 0.00 0.000 | 1.0 H 3 0 0 0 0 1 0 0 0 0 0 0 0 0 0 10 17 0.00 0.000 | 1.0 H 3 0 0 0 0 1 0 0 0 0 0 0 0 0 0 10 17 0.00 0.000 | 1.0 H 3 0 0 0 0 1 0 0 0 0 0 0 0 0 0 10 17 0.00 0.000 | 1.0 H 3 0 0 0 0 1 0 0 0 0 0 0 0 0 0 10 17 0.00 0.000 | 1.0 H 3 0 0 0 0 1 0 0 0 0 0 0 0 0 0 10 17 0.00 0.000 | 1.0 H 3 0 0 0 0 1 0 0 0 0 0 0 0 0 0 10 17 0.00 0.000 | 1.0 H 3 0 0 0 0 1 0 0 0 0 0 0 0 0 0 10 17 0.00 0.000 | 1.0 H 3 0 0 0 0 1 0 0 0 0 0 0 0 0 0 10 17 0.00 0.000 | 1.0 H 3 0 0 0 0 1 0 0 0 0 0 0 0 0 0 10 17 0.00 0.000 | 1.0 H 3 0 0 0 0 1 0 0 0 0 0 0 0 0 0 10 17 0.00 0.000 | 1.0 H 3 0 0 0 0 1 0 0 0 0 0 0 0 0 0 10 17 0.00 0.000 | 1.0 H 3 0 0 0 0 1 0 0 0 0 0 0 0 0 0 10 17 0.00 0.000 | 1.0 H 3 0 0 0 0 1 0 0 0 0 0 0 0 0 0 10 17 0.00 0.000 | 1.0 H 3 0 0 0 0 1 0 0 0 0 0 0 0 0 0 10 17 0.00 0.000 | 1.0 H 3 0 0 0 0 1 0 0 0 0 0 0 0 0 0 10 17 0.00 0.000 | 1.0 H 3 0 0 0 0 1 0 0 0 0 0 0 0 0 0 10 17 0.00 0.000 | 1.0 H 3 0 0 0 0 1 0 0 0 0 0 0 0 0 0 10 17 0.00 0.000 | 1.0 H 3 0 0 0 0 1 0 0 0 0 0 0 0 0 0 10 17 0.00 0.000 | 1.0 H 3 0 0 0 0 1 0 0 0 0 0 0 0 0 0 10 17 0.00 0.000 | 1.0 H 3 0 0 0 0 1 0 0 0 0 0 0 0 0 0 10 17 0.00 0.000 | 1.0 H 3 0 0 0 0 1 0 0 0 0 0 0 0 0 0 10 17 0.00 0.000 | 1.0 H 3 0 0 0 0 1 0 0 0 0 0 0 0 0 0 10 17 0.00 0.000 | 1.0 H 3 0 0 0 0 1 0 0 0 0 0 0 0 0 0 10 17 0.00 0.000 | 1.0 H 3 0 0 0 0 1 0 0 0 0 0 0 0 0 0 10 17 0.00 0.000 | |

| Batter | 1 | 2 | 3 | 4 | 5 | 6 | 7 | 8 | 9 | AB | R | H | RBI | BB | SO | LOB | BOTTOM |
|---|---|---|---|---|---|---|---|---|---|----|---|---|-----|----|----|-----|--|
| 9 Dee Strange-Gordon, L (1,8) OBP: 0.500, SLG: 0.333 | | | | | | | | | | 3 | 0 | 1 | 0 | 1 | 1 | 0 | Cleveland Indians @ Seattle Mariners Safeco Field, Seattle, WA Thu Mar 29 20:18, 7:11 PM - 9:45 PM PDT Att: 47,149 - Cloudy - 55 F |
| 2 Jean Segura, R (1,6) | | | | | | | | | | 4 | 0 | 0 | 0 | 0 | 2 | | |
| 22 Robinson Canó, L (1,4) OBP: 0.333, SLG: 0.333 | | | | | | | | | | 3 | 1 | 1 | 0 | 0 | 1 | | |
| 23 Nelson Cruz, R (1,10) OBP: 0.333, SLG: 1.333 | | | | | | | | | | 3 | 1 | 1 | 2 | 0 | 0 | | |
| 15 Kyle Seager, L (1,5) | | | | | | | | | | 3 | 0 | 0 | 0 | 0 | 2 | | |
| 17 Mitch Haniger, R (1,9) OBP: 1.000, SLG: 1.333 | | | | | | | | | | 3 | 0 | 3 | 0 | 0 | 0 | | |
| 27 Ryon Healy, R (1,3) | | | | | | | | | | 3 | 0 | 0 | 0 | 0 | 1 | | |
| 10 Mike Marjama, R (1,2) | | | | | | | | | | 3 | 0 | 0 | 0 | 0 | 1 | | |
| 51 Ichiro Suzuki, L (1,7) 5 Guillermo Heredia, R (8,7) | | | | | | | | | | 2 | 0 | 0 | 0 | 0 | 1 | | |

| Batter | 1 | 2 | 3 | 4 | 5 | 6 | 7 | 8 | 9 | AB | R | H | RBI | BB | SO | LOB | TOP | | | | | | | | |
|---|---|---|---|---|---|---|---|---|---|---|---|---|---|---|---|---|---|---|---|---|---|--|---|--|--|
| 12 Francisco Lindor, S OBP: 0.111, SLG: 0.111 | L5 | | | F8 | | K2-3 | | | G4-3 | 5 | 0 | 1 | 0 | 0 | 1 | 1 | | | | | | | | | |
| 22 Jason Kipnis, L OBP: 0.500, SLG: 0.571 | 26 BB 17 HR | F7 | | | | | P2 | | | 4 | 1 | 2 | 0 | 0 | 0 | 1 | | | | | | | | | |
| 11 José Ramírez, S | P3 | | F7 | F8 | | | F7 | | | 4 | 0 | 0 | 0 | 0 | 0 | 3 | | | | | | | | | |
| 10 Edwin Encarnación, R OBP: 0.429, SLG: 0.200 | 26 BB 17 HR | | G6-5-3 | | | K | | | G4-3 | 3 | 1 | 0 | 0 | 1 | 1 | 0 | | | | | | | | | |
| 26 Rajai Davis, R | 17 HR | | | | F9 | | | | P3 | 3 | 1 | 0 | 0 | 1 | 1 | 0 | | | | | | | | | |
| 17 Yonder Alonso, L OBP: 0.375, SLG: 0.667 | | | | 7 HR | | | | | K | 2 | 2 | 1 | 4 | 2 | 1 | 0 | | | | | | | | | |
| 6 Brandon Guyer, R | | | | | | | | | G4-3 | 2 | 0 | 0 | 0 | 0 | 0 | 1 | | | | | | | | | |
| 4 Bradley Zimmer, L | | | | | | | | | | 2 | 0 | 0 | 0 | 0 | 0 | 1 | | | | | | | | | |
| 7 Yan Gomes, R OBP: 0.375, SLG: 0.714 | | | | | | | | | | 4 | 1 | 1 | 2 | 0 | 3 | 0 | | | | | | | | | |
| 8 Lonnie Chisenhall, L OBP: 0.375, SLG: 0.429 | | | | | | | | | | 4 | 0 | 1 | 0 | 0 | 1 | 0 | | | | | | | | | |
| Inning Stats | R: 4 H: 2 E: 0 K: 0 S: 16 | H: 2 LOB: 0 BB: 2 P: 29 | R: 0 H: 1 E: 0 K: 2 S: 14 | H: 1 LOB: 1 BB: 0 P: 19 | R: 0 H: 0 E: 0 K: 1 S: 8 | H: 0 LOB: 0 BB: 0 P: 12 | R: 2 H: 3 E: 0 K: 0 S: 14 | H: 3 LOB: 2 BB: 1 P: 27 | R: 0 H: 0 E: 0 K: 1 S: 11 | H: 0 LOB: 1 BB: 1 P: 23 | R: 0 H: 0 E: 0 K: 2 S: 11 | H: 0 LOB: 0 BB: 0 P: 15 | R: 0 H: 0 E: 0 K: 1 S: 7 | H: 0 LOB: 0 BB: 0 P: 9 | R: 0 H: 0 E: 0 K: 1 S: 6 | H: 0 LOB: 0 BB: 0 P: 10 | 1B: 3 2B: 1 3B: 0 HR: 2 | SF: 0 SAC: 0 DP: 0 HBP: 0 | WP: 0 PB: 0 SB: 0 CS: 0 | PA: 37 | | | | | |
| PITCHER | IP WLS BF H R ER SO BB IBB HBP BLK WP HR S P ERA WHIP | IP WLS BF H R ER SO BB IBB HBP BLK WP HR S P ERA WHIP | IP WLS BF H R ER SO BB IBB HBP BLK WP HR S P ERA WHIP | IP WLS BF H R ER SO BB IBB HBP BLK WP HR S P ERA WHIP | IP WLS BF H R ER SO BB IBB HBP BLK WP HR S P ERA WHIP | IP WLS BF H R ER SO BB IBB HBP BLK WP HR S P ERA WHIP | IP WLS BF H R ER SO BB IBB HBP BLK WP HR S P ERA WHIP | IP WLS BF H R ER SO BB IBB HBP BLK WP HR S P ERA WHIP | IP WLS BF H R ER SO BB IBB HBP BLK WP HR S P ERA WHIP | IP WLS BF H R ER SO BB IBB HBP BLK WP HR S P ERA WHIP | IP WLS BF H R ER SO BB IBB HBP BLK WP HR S P ERA WHIP | IP WLS BF H R ER SO BB IBB HBP BLK WP HR S P ERA WHIP | IP WLS BF H R ER SO BB IBB HBP BLK WP HR S P ERA WHIP | IP WLS BF H R ER SO BB IBB HBP BLK WP HR S P ERA WHIP | IP WLS BF H R ER SO BB IBB HBP BLK WP HR S P ERA WHIP | IP WLS BF H R ER SO BB IBB HBP BLK WP HR S P ERA WHIP | IP WLS BF H R ER SO BB IBB HBP BLK WP HR S P ERA WHIP | IP WLS BF H R ER SO BB IBB HBP BLK WP HR S P ERA WHIP | IP WLS BF H R ER SO BB IBB HBP BLK WP HR S P ERA WHIP | IP WLS BF H R ER SO BB IBB HBP BLK WP HR S P ERA WHIP | IP WLS BF H R ER SO BB IBB HBP BLK WP HR S P ERA WHIP | | | | |
| 65 James Paxton, L ERA: 11.57 | 4.2 L 24 6 6 6 4 4 0 0 0 0 0 2 60 104 11.57 2.143 | 4.2 L 24 6 6 6 4 4 0 0 0 0 0 2 60 104 11.57 2.143 | 4.2 L 24 6 6 6 4 4 0 0 0 0 0 2 60 104 11.57 2.143 | 4.2 L 24 6 6 6 4 4 0 0 0 0 0 2 60 104 11.57 2.143 | 4.2 L 24 6 6 6 4 4 0 0 0 0 0 2 60 104 11.57 2.143 | 4.2 L 24 6 6 6 4 4 0 0 0 0 0 2 60 104 11.57 2.143 | 4.2 L 24 6 6 6 4 4 0 0 0 0 0 2 60 104 11.57 2.143 | 4.2 L 24 6 6 6 4 4 0 0 0 0 0 2 60 104 11.57 2.143 | 4.2 L 24 6 6 6 4 4 0 0 0 0 0 2 60 104 11.57 2.143 | 4.2 L 24 6 6 6 4 4 0 0 0 0 0 2 60 104 11.57 2.143 | 4.2 L 24 6 6 6 4 4 0 0 0 0 0 2 60 104 11.57 2.143 | 4.2 L 24 6 6 6 4 4 0 0 0 0 0 2 60 104 11.57 2.143 | 4.2 L 24 6 6 6 4 4 0 0 0 0 0 2 60 104 11.57 2.143 | 4.2 L 24 6 6 6 4 4 0 0 0 0 0 2 60 104 11.57 2.143 | 4.2 L 24 6 6 6 4 4 0 0 0 0 0 2 60 104 11.57 2.143 | 4.2 L 24 6 6 6 4 4 0 0 0 0 0 2 60 104 11.57 2.143 | 4.2 L 24 6 6 6 4 4 0 0 0 0 0 2 60 104 11.57 2.143 | 4.2 L 24 6 6 6 4 4 0 0 0 0 0 2 60 104 11.57 2.143 | 4.2 L 24 6 6 6 4 4 0 0 0 0 0 2 60 104 11.57 2.143 | 4.2 L 24 6 6 6 4 4 0 0 0 0 0 2 60 104 11.57 2.143 | 4.2 L 24 6 6 6 4 4 0 0 0 0 0 2 60 104 11.57 2.143 | 4.2 L 24 6 6 6 4 4 0 0 0 0 0 2 60 104 11.57 2.143 | | | |
| 61 Casey Lawrence, R ERA: | 2.2 8 0 0 0 2 0 0 0 0 0 0 23 36 0.00 0.000 | 2.2 8 0 0 0 2 0 0 0 0 0 0 23 36 0.00 0.000 | 2.2 8 0 0 0 2 0 0 0 0 0 0 23 36 0.00 0.000 | 2.2 8 0 0 0 2 0 0 0 0 0 0 23 36 0.00 0.000 | 2.2 8 0 0 0 2 0 0 0 0 0 0 23 36 0.00 0.000 | 2.2 8 0 0 0 2 0 0 0 0 0 0 23 36 0.00 0.000 | 2.2 8 0 0 0 2 0 0 0 0 0 0 23 36 0.00 0.000 | 2.2 8 0 0 0 2 0 0 0 0 0 0 23 36 0.00 0.000 | 2.2 8 0 0 0 2 0 0 0 0 0 0 23 36 0.00 0.000 | 2.2 8 0 0 0 2 0 0 0 0 0 0 23 36 0.00 0.000 | 2.2 8 0 0 0 2 0 0 0 0 0 0 23 36 0.00 0.000 | 2.2 8 0 0 0 2 0 0 0 0 0 0 23 36 0.00 0.000 | 2.2 8 0 0 0 2 0 0 0 0 0 0 23 36 0.00 0.000 | 2.2 8 0 0 0 2 0 0 0 0 0 0 23 36 0.00 0.000 | 2.2 8 0 0 0 2 0 0 0 0 0 0 23 36 0.00 0.000 | 2.2 8 0 0 0 2 0 0 0 0 0 0 23 36 0.00 0.000 | 2.2 8 0 0 0 2 0 0 0 0 0 0 23 36 0.00 0.000 | 2.2 8 0 0 0 2 0 0 0 0 0 0 23 36 0.00 0.000 | 2.2 8 0 0 0 2 0 0 0 0 0 0 23 36 0.00 0.000 | 2.2 8 0 0 0 2 0 0 0 0 0 0 23 36 0.00 0.000 | 2.2 8 0 0 0 2 0 0 0 0 0 0 23 36 0.00 0.000 | 2.2 8 0 0 0 2 0 0 0 0 0 0 23 36 0.00 0.000 | 2.2 8 0 0 0 2 0 0 0 0 0 0 23 36 0.00 0.000 | | |
| 25 Marc Rzepczynski, L ERA: | 0.2 0 0 0 0 1 0 0 0 0 0 0 4 5 0.00 0.000 | 0.2 0 0 0 0 1 0 0 0 0 0 0 4 5 0.00 0.000 | 0.2 0 0 0 0 1 0 0 0 0 0 0 4 5 0.00 0.000 | 0.2 0 0 0 0 1 0 0 0 0 0 0 4 5 0.00 0.000 | 0.2 0 0 0 0 1 0 0 0 0 0 0 4 5 0.00 0.000 | 0.2 0 0 0 0 1 0 0 0 0 0 0 4 5 0.00 0.000 | 0.2 0 0 0 0 1 0 0 0 0 0 0 4 5 0.00 0.000 | 0.2 0 0 0 0 1 0 0 0 0 0 0 4 5 0.00 0.000 | 0.2 0 0 0 0 1 0 0 0 0 0 0 4 5 0.00 0.000 | 0.2 0 0 0 0 1 0 0 0 0 0 0 4 5 0.00 0.000 | 0.2 0 0 0 0 1 0 0 0 0 0 0 4 5 0.00 0.000 | 0.2 0 0 0 0 1 0 0 0 0 0 0 4 5 0.00 0.000 | 0.2 0 0 0 0 1 0 0 0 0 0 0 4 5 0.00 0.000 | 0.2 0 0 0 0 1 0 0 0 0 0 0 4 5 0.00 0.000 | 0.2 0 0 0 0 1 0 0 0 0 0 0 4 5 0.00 0.000 | 0.2 0 0 0 0 1 0 0 0 0 0 0 4 5 0.00 0.000 | 0.2 0 0 0 0 1 0 0 0 0 0 0 4 5 0.00 0.000 | 0.2 0 0 0 0 1 0 0 0 0 0 0 4 5 0.00 0.000 | 0.2 0 0 0 0 1 0 0 0 0 0 0 4 5 0.00 0.000 | 0.2 0 0 0 0 1 0 0 0 0 0 0 4 5 0.00 0.000 | 0.2 0 0 0 0 1 0 0 0 0 0 0 4 5 0.00 0.000 | 0.2 0 0 0 0 1 0 0 0 0 0 0 4 5 0.00 0.000 | 0.2 0 0 0 0 1 0 0 0 0 0 0 4 5 0.00 0.000 | 0.2 0 0 0 0 1 0 0 0 0 0 0 4 5 0.00 0.000 | |
| 53 Dan Altavilla, R ERA: | 1.0 3 0 0 0 1 0 0 0 0 0 0 6 10 0.00 0.000 | 1.0 3 0 0 0 1 0 0 0 0 0 0 6 10 0.00 0.000 | 1.0 3 0 0 0 1 0 0 0 0 0 0 6 10 0.00 0.000 | 1.0 3 0 0 0 1 0 0 0 0 0 0 6 10 0.00 0.000 | 1.0 3 0 0 0 1 0 0 0 0 0 0 6 10 0.00 0.000 | 1.0 3 0 0 0 1 0 0 0 0 0 0 6 10 0.00 0.000 | 1.0 3 0 0 0 1 0 0 0 0 0 0 6 10 0.00 0.000 | 1.0 3 0 0 0 1 0 0 0 0 0 0 6 10 0.00 0.000 | 1.0 3 0 0 0 1 0 0 0 0 0 0 6 10 0.00 0.000 | 1.0 3 0 0 0 1 0 0 0 0 0 0 6 10 0.00 0.000 | 1.0 3 0 0 0 1 0 0 0 0 0 0 6 10 0.00 0.000 | 1.0 3 0 0 0 1 0 0 0 0 0 0 6 10 0.00 0.000 | 1.0 3 0 0 0 1 0 0 0 0 0 0 6 10 0.00 0.000 | 1.0 3 0 0 0 1 0 0 0 0 0 0 6 10 0.00 0.000 | 1.0 3 0 0 0 1 0 0 0 0 0 0 6 10 0.00 0.000 | 1.0 3 0 0 0 1 0 0 0 0 0 0 6 10 0.00 0.000 | 1.0 3 0 0 0 1 0 0 0 0 0 0 6 10 0.00 0.000 | 1.0 3 0 0 0 1 0 0 0 0 0 0 6 10 0.00 0.000 | 1.0 3 0 0 0 1 0 0 0 0 0 0 6 10 0.00 0.000 | 1.0 3 0 0 0 1 0 0 0 0 0 0 6 10 0.00 0.000 | 1.0 3 0 0 0 1 0 0 0 0 0 0 6 10 0.00 0.000 | 1.0 3 0 0 0 1 0 0 0 0 0 0 6 10 0.00 0.000 | 1.0 3 0 0 0 1 0 0 0 0 0 0 6 10 0.00 0.000 | 1.0 3 0 0 0 1 0 0 0 0 0 0 6 10 0.00 0.000 | 1.0 3 0 0 0 1 0 0 0 0 0 0 6 10 0.00 0.000 |

Cleveland Indians @ Seattle Mariners
Safeco Field, Seattle, WA
Sat Mar 31 2018, 1:11 PM - 3:57 PM PDT
Att: 35,881 - Cloudy - 48 F

| | |
|-----|----|
| AB | 33 |
| R | 6 |
| H | 6 |
| RBI | 6 |
| BB | 4 |
| SO | 8 |
| LOB | 7 |



| Batter | 1 | 2 | 3 | 4 | 5 | 6 | 7 | 8 | 9 | AB | R | H | RBI | BB | SO | LOB | BOTTOM | | | | | |
|---|---|---|---------------------------------------|----------------------------------|---------------------------------------|----------------------------------|--------------------------------------|----------------------------------|--------------------------------------|----------------------------------|--------------------------------------|----------------------------------|---------------------------------------|----------------------------------|---------------------------------------|----------------------------------|--------------------------------------|----------------------------------|----------------------------------|------------------------------------|----------------------------------|--------|
| 9 Dee Strange-Gordon, L OBP: 0.444, SLG: 0.375 | F7 | | 2 1B 22 1B | | | K | | | F7 | 5 | 1 | 2 | 0 | 0 | 1 | 0 | | | | | | |
| 2 Jean Segura, R OBP: 0.125, SLG: 0.125 | | | 23 L3-6 22 1B | | | | G1-3 | | | 4 | 0 | 1 | 1 | 0 | 2 | 2 | | | | | | |
| 22 Robinson Canó, L OBP: 0.571, SLG: 0.714 | | | | | | | | | | 4 | 1 | 3 | 1 | 0 | 1 | 0 | | | | | | |
| 23 Nelson Cruz, R OBP: 0.333, SLG: 1.333 | | | | | | | | | | 3 | 1 | 1 | 2 | 0 | 0 | 2 | | | | | | |
| 5 Guillermo Heredia, R | | | | | | | | | | 1 | 0 | 0 | 0 | 0 | 0 | 1 | | | | | | |
| 15 Kyle Seager, L | | | | | | | | | | 4 | 0 | 0 | 0 | 0 | 1 | 1 | | | | | | |
| 17 Mitch Haniger, R OBP: 0.714, SLG: 1.333 | | | | | | | | | | 3 | 1 | 1 | 1 | 1 | 0 | 0 | | | | | | |
| 27 Ryon Healy, R | | | | | | | | | | 4 | 0 | 0 | 0 | 0 | 2 | 2 | | | | | | |
| 10 Mike Marjama, R | | | | | | | | | | 3 | 0 | 0 | 0 | 0 | 0 | 0 | | | | | | |
| 20 Daniel Vogelbach, L | | | | | | | | | | 1 | 0 | 0 | 0 | 0 | 1 | 0 | | | | | | |
| 51 Ichiro Suzuki, L OBP: 0.333, SLG: 0.333 | | | | | | | | | | 4 | 1 | 2 | 0 | 0 | 0 | 0 | | | | | | |
| Inning Stats | R: 0 H: 0 E: 0 K: 2 S: 9 | H: 0 LOB: 0 BB: 0 P: 12 | R: 1 H: 1 E: 0 K: 1 S: 11 | H: 1 LOB: 0 BB: 0 P: 18 | R: 2 H: 4 E: 0 K: 0 S: 11 | H: 4 LOB: 1 BB: 0 P: 14 | R: 0 H: 0 E: 0 K: 0 S: 7 | H: 0 LOB: 0 BB: 0 P: 13 | R: 0 H: 0 E: 0 K: 1 S: 8 | H: 0 LOB: 0 BB: 0 P: 11 | R: 2 H: 2 E: 0 K: 0 S: 8 | H: 2 LOB: 0 BB: 0 P: 12 | R: 0 H: 2 E: 0 K: 1 S: 11 | H: 2 LOB: 2 BB: 0 P: 14 | R: 0 H: 1 E: 0 K: 2 S: 11 | H: 1 LOB: 2 BB: 1 P: 17 | R: 0 H: 0 E: 0 K: 1 S: 7 | H: 0 LOB: 0 BB: 0 P: 10 | 1B: 7 2B: 2 3B: 0 HR: 2 | SF: 0 SAC: 0 DP: 1 HBP: 0 | WP: 0 PB: 0 SB: 0 CS: 0 | PA: 37 |
| PITCHER | IP WLS BF H R ER SO BB IBB HBP BLK WP HR S P ERA WHIP | IP WLS BF H R ER SO BB IBB HBP BLK WP HR S P ERA WHIP | IP | | | | | | | | | | | | | | | | | | | |

| Batter | 1 | 2 | 3 | 4 | 5 | 6 | 7 | 8 | 9 | AB | R | H | RBI | BB | SO | LOB | TOP | | | | | | | | | | |
|---|------------------------------|----------------------------------|-------------------------------|----------------------------------|------------------------------|---------------------------------|------------------------------|----------------------------------|------------------------------|----------------------------------|------------------------------|----------------------------------|-------------------------------|----------------------------------|-------------------------------|----------------------------------|-------------------------------|----------------------------------|----------------------------------|------------------------------------|----------------------------------|--------|--|--|--|--|--|
| 12 Francisco Lindor, S OBP: 0.214, SLG: 0.154 | | | | | | | | | | 4 | 0 | 1 | 0 | 1 | 1 | 2 | | | | | | | | | | | |
| 22 Jason Kipnis, L OBP: 0.335, SLG: 0.364 | | | | | | | | | | 4 | 0 | 0 | 0 | 0 | 2 | 3 | | | | | | | | | | | |
| 11 José Ramírez, S | | | | | | | | | | 4 | 0 | 0 | 0 | 0 | 0 | 1 | | | | | | | | | | | |
| 17 Yonder Alonso, L OBP: 0.417, SLG: 0.700 | | | | | | | | | | 4 | 1 | 2 | 0 | 0 | 0 | 1 | | | | | | | | | | | |
| 10 Edwin Encarnación, R OBP: 0.455, SLG: 1.000 | | | | | | | | | | 4 | 2 | 2 | 3 | 0 | 1 | 1 | | | | | | | | | | | |
| 8 Lonnie Chisenhall, L OBP: 0.417, SLG: 0.400 | | | | | | | | | | 3 | 1 | 1 | 0 | 1 | 1 | 0 | | | | | | | | | | | |
| 55 Roberto Pérez, R | | | | | | | | | | 3 | 0 | 0 | 0 | 1 | 0 | 2 | | | | | | | | | | | |
| 30 Tyler Naquin, L OBP: 0.125, SLG: 0.125 | | | | | | | | | | 4 | 0 | 0 | 0 | 0 | 1 | 2 | | | | | | | | | | | |
| 4 Bradley Zimmer, L OBP: 0.111, SLG: 0.111 | | | | | | | | | | 4 | 0 | 1 | 1 | 0 | 2 | 0 | | | | | | | | | | | |
| Inning Stats | R: 0 E: 0 K: 1 S: 9 | H: 1 LOB: 1 BB: 0 P: 15 | R: 1 E: 0 K: 1 S: 14 | H: 2 LOB: 2 BB: 1 P: 24 | R: 0 E: 0 K: 0 S: 4 | H: 0 LOB: 0 BB: 0 P: 6 | R: 1 E: 0 K: 0 S: 9 | H: 1 LOB: 0 BB: 0 P: 14 | R: 0 E: 0 K: 0 S: 5 | H: 0 LOB: 2 BB: 1 P: 11 | R: 0 E: 0 K: 0 S: 8 | H: 1 LOB: 2 BB: 1 P: 15 | R: 0 E: 1 K: 2 S: 12 | H: 0 LOB: 1 BB: 0 P: 16 | R: 2 E: 0 K: 1 S: 16 | H: 2 LOB: 0 BB: 0 P: 21 | R: 0 E: 0 K: 3 S: 14 | H: 0 LOB: 0 BB: 0 P: 17 | 1B: 4 2B: 1 3B: 0 HR: 2 | SF: 0 SAC: 0 DP: 1 HBP: 0 | WP: 0 PB: 0 SB: 1 CS: 0 | PA: 37 | | | | | |
| PITCHER | IP | WLS | BF | H | R | ER | SO | BB | IBB | HBP | BLK | WP | HR | S | P | ERA | WHIP | | | | | | | | | | |
| 8 Mike Leake, R ERA: 2.57 | 7.0 | W | 29 | 5 | 2 | 2 | 4 | 2 | 1 | 0 | 0 | 0 | 1 | 61 | 101 | 2.57 | 1.000 | | | | | | | | | | |
| 12 Juan Nicasio, R ERA: 9.0 | 1.0 | H | 5 | 2 | 2 | 2 | 1 | 0 | 0 | 0 | 0 | 0 | 1 | 16 | 21 | 18.00 | 2.000 | | | | | | | | | | |
| 39 Edwin Díaz, R ERA: | 1.0 | S | 3 | 0 | 0 | 0 | 3 | 0 | 0 | 0 | 0 | 0 | 0 | 14 | 17 | 0.00 | 0.000 | | | | | | | | | | |

Cleveland Indians @ Seattle Mariners
Safeco Field, Seattle, WA
Sun Apr 01 2018, 1:11 PM - 4:07 PM PDT
Att: 24,506 - Roof Closed - 47 F


AB 34
R 4
H 7
RBI 4
BB 3
SO 8
LOB 12



| Batter | 1 | 2 | 3 | 4 | 5 | 6 | 7 | 8 | 9 | AB | R | H | RBI | BB | SO | LOB | BOTTOM | | | | | | | | | | |
|---|-------------------------------|----------------------------------|-------------------------------|----------------------------------|-------------------------------|----------------------------------|------------------------------|---------------------------------|-------------------------------|----------------------------------|------------------------------|----------------------------------|-------------------------------|----------------------------------|------------------------------|----------------------------------|----------------------------------|------------------------------------|----------------------------------|--------|--|--|--|--|--|--|--|
| 9 Dee Strange-Gordon, L OBP: 0.385, SLG: 0.583 | | | | | | | | | | 4 | 1 | 1 | 1 | 0 | 1 | 1 | | | | | | | | | | | |
| 2 Jean Segura, R OBP: 0.250, SLG: 0.333 | | | | | | | | | | 4 | 1 | 2 | 1 | 0 | 0 | 0 | | | | | | | | | | | |
| 22 Robinson Canó, L OBP: 0.636, SLG: 0.800 | | | | | | | | | | 3 | 1 | 2 | 0 | 1 | 1 | 1 | | | | | | | | | | | |
| 17 Mitch Haniger, R OBP: 0.727, SLG: 1.500 | | | | | | | | | | 2 | 1 | 1 | 2 | 1 | 0 | 1 | | | | | | | | | | | |
| 15 Kyle Seager, L OBP: 0.182, SLG: 0.200 | | | | | | | | | | 3 | 0 | 1 | 1 | 1 | 1 | 3 | | | | | | | | | | | |
| 20 Daniel Vogelbach, L | | | | | | | | | | 4 | 0 | 0 | 0 | 0 | 2 | 3 | | | | | | | | | | | |
| 27 Ryon Healy, R | | | | | | | | | | 4 | 0 | 0 | 0 | 0 | 0 | 1 | | | | | | | | | | | |
| 51 Ichiro Suzuki, L OBP: 0.222, SLG: 0.222 | | | | | | | | | | 3 | 0 | 0 | 0 | 0 | 1 | 1 | | | | | | | | | | | |
| 5 Guillermo Heredia, R | | | | | | | | | | 0 | 0 | 0 | 0 | 1 | 0 | 0 | | | | | | | | | | | |
| 36 David Freitas, R OBP: 0.250, SLG: 0.500 | | | | | | | | | | 4 | 1 | 1 | 0 | 0 | 2 | 1 | | | | | | | | | | | |
| Inning Stats | R: 0 E: 0 K: 1 S: 11 | H: 1 LOB: 1 BB: 0 P: 17 | R: 0 E: 0 K: 0 S: 10 | H: 0 LOB: 1 BB: 1 P: 20 | R: 0 E: 0 K: 2 S: 20 | H: 1 LOB: 3 BB: 2 P: 32 | R: 0 E: 0 K: 2 S: 8 | H: 0 LOB: 0 BB: 0 P: 9 | R: 2 E: 0 K: 2 S: 14 | H: 3 LOB: 2 BB: 0 P: 23 | R: 0 E: 0 K: 1 S: 8 | H: 0 LOB: 0 BB: 0 P: 14 | R: 3 E: 0 K: 0 S: 18 | H: 3 LOB: 0 BB: 0 P: 23 | R: 0 E: 0 K: 0 S: 6 | H: 0 LOB: 1 BB: 1 P: 12 | 1B: 2 2B: 4 3B: 0 HR: 2 | SF: 0 SAC: 1 DP: 0 HBP: 1 | WP: 0 PB: 0 SB: 0 CS: 0 | PA: 37 | | | | | | | |
| PITCHER | IP | WLS | BF | H | R | ER | SO | BB | IBB | HBP | BLK | WP | HR | S | P | ERA | WHIP | | | | | | | | | | |
| 47 Trevor Bauer, R ERA: 3.6 | 5.0 | L | 24 | 5 | 1 | 1 | 1 | 0 | 0 | 0 | 0 | 0 | 1 | 16 | 24 | 6.75 | 0.750 | | | | | | | | | | |
| 61 Dan Otero, R ERA: 6.75 | 1.1 | L | 5 | 1 | 1 | 1 | 1 | 0 | 0 | 0 | 0 | 0 | 1 | 16 | 24 | 6.75 | 0.750 | | | | | | | | | | |
| 49 Tyler Olson, L ERA: 27.0 | 0.2 | | 4 | 2 | 2 | 2 | 0 | 0 | 0 | 0 | 0 | 0 | 1 | 10 | 13 | 27.00 | 3.000 | | | | | | | | | | |
| 44 Nick Goody, R ERA: | 1.0 | | 4 | 0 | 0 | 0 | 0 | 1 | 0 | 0 | 0 | 0 | 0 | 6 | 12 | 0.00 | 1.000 | | | | | | | | | | |

Cleveland Indians @ Seattle Mariners
Safeco Field, Seattle, WA
Sun Apr 01 2018, 1:11 PM - 4:07 PM PDT
Att: 24,506 - Roof Closed - 47 F

AB 31
R 5
H 8
RBI 5
BB 4
SO 8
LOB 12



| Batter | 1 | 2 | 3 | 4 | 5 | 6 | 7 | 8 | 9 | AB | R | H | RBI | BB | SO | LOB | TOP | | | | | | |
|---|---|---|---|---|---|---|---|---|---|---|---|---|---|---|---|---|---|---|---|---|---|---|--|
| 9 Dee Strange-Gordon, L (1.8) OBP: 0.444, SLG: 0.588 | | | | | | | | | | 5 | 1 | 3 | 0 | 0 | 1 | 1 | | | | | | | |
| 2 Jean Segura, R (1.6) OBP: 0.472, SLG: 0.500 | | | | | | | | | | 4 | 2 | 3 | 0 | 1 | 0 | 1 | | | | | | | |
| 22 Robinson Cano, L (1.4) OBP: 0.563, SLG: 0.714 | | | | | | | | | | 4 | 2 | 1 | 1 | 1 | 1 | 3 | | | | | | | |
| 17 Mitch Haniger, R (1.9) OBP: 0.563, SLG: 1.000 | | | | | | | | | | 5 | 1 | 1 | 2 | 0 | 1 | 2 | | | | | | | |
| 15 Kyle Seager, L (1.5) OBP: 0.313, SLG: 0.286 | | | | | | | | | | 4 | 0 | 2 | 1 | 1 | 0 | 0 | | | | | | | |
| 27 Ryan Healy, R (1.3) OBP: 0.133, SLG: 0.071 | | | | | | | | | | 3 | 0 | 1 | 1 | 1 | 1 | 1 | | | | | | | |
| 5 Guillermo Heredia, R (1.7) OBP: 0.286, SLG: 0.200 | | | | | | | | | 3 | 0 | 1 | 1 | 0 | 0 | 1 | | | | | | | | |
| 36 David Freitas, R (1.2) OBP: 0.250, SLG: 0.286 | | | | | | | | | 3 | 0 | 0 | 0 | 1 | 1 | 2 | | | | | | | | |
| 32 Marco Gonzales, L (1.1) | | | | | | | | | 2 | 0 | 0 | 0 | 0 | 0 | 2 | 3 | | | | | | | |
| 50 Nick Vincent, R (7.1) | | | | | | | | | 0 | 0 | 0 | 0 | 0 | 0 | 0 | 0 | | | | | | | |
| 7 Andrew Romine, S (8. PH) | | | | | | | | | 1 | 0 | 0 | 0 | 0 | 0 | 0 | 0 | | | | | | | |
| 12 Juan Nicasio, R (8.1) | | | | | | | | | 0 | 0 | 0 | 0 | 0 | 0 | 0 | 0 | | | | | | | |
| 39 Edwin Diaz, R (9.1) | | | | | | | | | 0 | 0 | 0 | 0 | 0 | 0 | 0 | 0 | | | | | | | |
| Inning Stats | R: 4 E: 0 K: 0 S: 20 | H: 5 LOB: 1 BB: 1 P: 36 | R: 0 E: 0 K: 1 S: 10 | H: 1 LOB: 1 BB: 0 P: 13 | R: 0 E: 0 K: 0 S: 8 | H: 1 LOB: 0 BB: 0 P: 12 | R: 0 E: 0 K: 1 S: 7 | H: 1 LOB: 3 BB: 3 P: 7 | R: 2 E: 0 K: 1 S: 19 | H: 2 LOB: 3 BB: 3 P: 37 | R: 0 E: 0 K: 0 S: 8 | H: 1 LOB: 0 BB: 0 P: 15 | R: 0 E: 0 K: 1 S: 10 | H: 1 LOB: 1 BB: 0 P: 15 | R: 0 E: 0 K: 2 S: 7 | H: 0 LOB: 0 BB: 0 P: 8 | 1B: 10 2B: 2 3B: 0 HR: 0 | SF: 1 SAC: 1 DP: 2 HBP: 0 | WP: 0 PB: 0 SB: 2 CS: 0 | PA: 41 | | | |
| PITCHER | IP WLS BF H R ER SO BB IBB HBP BLK WP HR S P ERA WHIP | IP WLS BF H R ER SO BB IBB HBP BLK WP HR S P ERA WHIP | IP WLS BF H R ER SO BB IBB HBP BLK WP HR S P ERA WHIP | IP WLS BF H R ER SO BB IBB HBP BLK WP HR S P ERA WHIP | IP WLS BF H R ER SO BB IBB HBP BLK WP HR S P ERA WHIP | IP WLS BF H R ER SO BB IBB HBP BLK WP HR S P ERA WHIP | IP WLS BF H R ER SO BB IBB HBP BLK WP HR S P ERA WHIP | IP WLS BF H R ER SO BB IBB HBP BLK WP HR S P ERA WHIP | IP WLS BF H R ER SO BB IBB HBP BLK WP HR S P ERA WHIP | IP WLS BF H R ER SO BB IBB HBP BLK WP HR S P ERA WHIP | IP WLS BF H R ER SO BB IBB HBP BLK WP HR S P ERA WHIP | IP WLS BF H R ER SO BB IBB HBP BLK WP HR S P ERA WHIP | IP WLS BF H R ER SO BB IBB HBP BLK WP HR S P ERA WHIP | IP WLS BF H R ER SO BB IBB HBP BLK WP HR S P ERA WHIP | IP WLS BF H R ER SO BB IBB HBP BLK WP HR S P ERA WHIP | IP WLS BF H R ER SO BB IBB HBP BLK WP HR S P ERA WHIP | IP WLS BF H R ER SO BB IBB HBP BLK WP HR S P ERA WHIP | IP WLS BF H R ER SO BB IBB HBP BLK WP HR S P ERA WHIP | IP WLS BF H R ER SO BB IBB HBP BLK WP HR S P ERA WHIP | IP WLS BF H R ER SO BB IBB HBP BLK WP HR S P ERA WHIP | IP WLS BF H R ER SO BB IBB HBP BLK WP HR S P ERA WHIP | | |
| 50 Ty Blach, L (1.1) ERA: 5.79 | 4.1 L 23 10 6 6 2 2 0 0 0 0 0 0 56 86 12.46 2.769 | 0.2 4 0 0 0 1 2 0 0 0 0 0 0 8 19 0.00 3.000 | 2.0 7 1 0 0 1 1 0 0 0 0 0 0 16 25 0.00 1.000 | 1.0 4 1 0 0 1 0 0 0 0 0 0 10 15 0.00 1.000 | 1.0 3 0 0 0 2 0 0 0 0 0 0 7 8 0.00 0.000 | | | | | | | | | | | | | | | | | | |
| 16 Austin Jackson, R (1.8) OBP: 0.125, SLG: 0.133 | | | | | | | | | | 3 | 0 | 1 | 1 | 0 | 0 | 1 | | | | | | | |
| 26 Cory Gearrin, R (9.1) | | | | | | | | | | 4 | 1 | 2 | 1 | 0 | 0 | 1 | | | | | | | |
| 12 Joe Panik, L (1.4) OBP: 0.450, SLG: 0.895 | | | | | | | | | | 4 | 0 | 1 | 0 | 0 | 1 | 2 | | | | | | | |
| 22 Andrew McCutchen, R (1.9) OBP: 0.100, SLG: 0.150 | | | | | | | | | | 4 | 0 | 1 | 0 | 0 | 1 | 2 | | | | | | | |
| 28 Buster Posey, R (1.3) OBP: 0.368, SLG: 0.412 | | | | | | | | | | 4 | 1 | 1 | 0 | 0 | 0 | 3 | | | | | | | |
| 10 Evan Longoria, R (1.5) OBP: 0.053, SLG: 0.211 | | | | | | | | | | 4 | 1 | 1 | 2 | 0 | 1 | 0 | | | | | | | |
| 8 Hunter Pence, R (1.7) OBP: 0.222, SLG: 0.278 | | | | | | | | | | 4 | 0 | 0 | 0 | 0 | 2 | 0 | | | | | | | |
| 5 Nick Hundley, R (1.2) | | | | | | | | | | 4 | 0 | 0 | 0 | 0 | 0 | 0 | | | | | | | |
| 35 Brandon Crawford, L (1.6) OBP: 0.235, SLG: 0.188 | | | | | | | | | | 2 | 0 | 0 | 0 | 0 | 0 | 0 | | | | | | | |
| 58 Pierce Johnson, R (6.1) | | | | | | | | | | 0 | 0 | 0 | 0 | 0 | 0 | 0 | | | | | | | |
| 49 Sam Dyson, R (8.1) | | | | | | | | | | 1 | 1 | 1 | 0 | 0 | 0 | 0 | | | | | | | |
| 1 Órregor Blanco, L (8. PH) OBP: 0.800, SLG: 1.000 | | | | | | | | | | 0 | 0 | 0 | 0 | 0 | 0 | 0 | | | | | | | |
| 50 Ty Blach, R (1.1) ERA: 4.26 | 6.1 W 23 6 3 3 0 0 0 0 0 0 2 64 92 4.26 0.947 | 0.2 H 2 0 0 0 0 0 0 0 0 0 2 3 0.00 0.000 | 1.0 H 6 3 1 1 0 0 0 0 0 0 15 24 9.00 3.000 | 1.0 S 3 0 0 0 2 0 0 0 0 0 9 13 0.00 0.000 | | | | | | | | | | | | | | | | | | | |
| 50 Nick Vincent, R (7.1) ERA: 6.75 | | | | | | | | | | | | | | | | | | | | | | | |
| 12 Juan Nicasio, R (8.1) ERA: 9.0 | | | | | | | | | | | | | | | | | | | | | | | |
| 39 Edwin Diaz, R (9.1) ERA: | | | | | | | | | | | | | | | | | | | | | | | |
| Inning Stats | R: 0 E: 0 K: 0 S: 7 | H: 0 LOB: 0 BB: 0 P: 11 | R: 0 E: 0 K: 1 S: 11 | H: 0 LOB: 0 BB: 0 P: 16 | R: 0 E: 0 K: 0 S: 8 | H: 1 LOB: 1 BB: 0 P: 14 | R: 1 E: 0 K: 0 S: 10 | H: 2 LOB: 0 BB: 0 P: 17 | R: 0 E: 0 K: 0 S: 9 | H: 0 LOB: 0 BB: 0 P: 11 | R: 0 E: 0 K: 0 S: 9 | H: 1 LOB: 0 BB: 0 P: 11 | R: 2 E: 0 K: 1 S: 12 | H: 2 LOB: 0 BB: 0 P: 15 | R: 1 E: 0 K: 0 S: 15 | H: 3 LOB: 2 BB: 0 P: 24 | R: 0 E: 0 K: 2 S: 9 | H: 0 LOB: 0 BB: 0 P: 13 | 1B: 6 2B: 1 3B: 0 HR: 2 | SF: 1 SAC: 0 DP: 2 HBP: 0 | WP: 0 PB: 0 SB: 0 CS: 0 | PA: 34 | |
| PITCHER | IP WLS BF H R ER SO BB IBB HBP BLK WP HR S P ERA WHIP | IP WLS BF H R ER SO BB IBB HBP BLK WP HR S P ERA WHIP | IP WLS BF H R ER SO BB IBB HBP BLK WP HR S P ERA WHIP | IP WLS BF H R ER SO BB IBB HBP BLK WP HR S P ERA WHIP | IP WLS BF H R ER SO BB IBB HBP BLK WP HR S P ERA WHIP | IP WLS BF H R ER SO BB IBB HBP BLK WP HR S P ERA WHIP | IP WLS BF H R ER SO BB IBB HBP BLK WP HR S P ERA WHIP | IP WLS BF H R ER SO BB IBB HBP BLK WP HR S P ERA WHIP | IP WLS BF H R ER SO BB IBB HBP BLK WP HR S P ERA WHIP | IP WLS BF H R ER SO BB IBB HBP BLK WP HR S P ERA WHIP | IP WLS BF H R ER SO BB IBB HBP BLK WP HR S P ERA WHIP | IP WLS BF H R ER SO BB IBB HBP BLK WP HR S P ERA WHIP | IP WLS BF H R ER SO BB IBB HBP BLK WP HR S P ERA WHIP | IP WLS BF H R ER SO BB IBB HBP BLK WP HR S P ERA WHIP | IP WLS BF H R ER SO BB IBB HBP BLK WP HR S P ERA WHIP | IP WLS BF H R ER SO BB IBB HBP BLK WP HR S P ERA WHIP | IP WLS BF H R ER SO BB IBB HBP BLK WP HR S P ERA WHIP | IP WLS BF H R ER SO BB IBB HBP BLK WP HR S P ERA WHIP | IP WLS BF H R ER SO BB IBB HBP BLK WP HR S P ERA WHIP | IP WLS BF H R ER SO BB IBB HBP BLK WP HR S P ERA WHIP | IP WLS BF H R ER SO BB IBB HBP BLK WP HR S P ERA WHIP | IP WLS BF H R ER SO BB IBB HBP BLK WP HR S P ERA WHIP | |

Seattle Mariners @ San Francisco Giants
 AT&T Park, San Francisco, CA
 Tue Apr 03 2018, 1:48 PM - 4:49 PM PDT
 Att: 40,901 - Sunny - 61 F

| | |
|-----|----|
| AB | 34 |
| R | 6 |
| H | 12 |
| RBI | 6 |
| BB | 5 |
| SO | 7 |
| LOB | 14 |



Seattle Mariners @ San Francisco Giants
 AT&T Park, San Francisco, CA
 Tue Apr 03 2018, 1:48 PM - 4:49 PM PDT
 Att: 40,901 - Sunny - 61 F

| | |
|-----|----|
| AB | 33 |
| R | 4 |
| H | 9 |
| RBI | 4 |
| BB | 0 |
| SO | 4 |
| LOB | 7 |



| Batter | 1 | 2 | 3 | 4 | 5 | 6 | 7 | 8 | 9 | AB | R | H | RBI | BB | SO | LOB | TOP | | | | | |
|---|------------------------------|----------------------------------|------------------------------|----------------------------------|------------------------------|----------------------------------|-------------------------------|----------------------------------|------------------------------|----------------------------------|------------------------------|---------------------------------|-------------------------------|----------------------------------|------------------------------|---------------------------------|------------------------------|----------------------------------|----------------------------------|------------------------------------|----------------------------------|--------|
| 9 Dee Strange-Gordon, L (1.8) OBP: 0.389, SLG: 0.441 | | | | | | | | | | 4 | 0 | 1 | 0 | 0 | 1 | 2 | | | | | | |
| 2 Jean Segura, R (1.6) OBP: 0.359, SLG: 0.424 | | | | | | | | | | 4 | 0 | 0 | 0 | 0 | 1 | 1 | | | | | | |
| 22 Robinson Cano, L (1.4) OBP: 0.500, SLG: 0.519 | | | | | | | | | | | | | | | | | | | | | | |
| 7 Andrew Romine, S (8.4) | | | | | | | | | | 2 | 0 | 0 | 0 | 0 | 0 | 0 | | | | | | |
| 17 Mitch Haniger, R (1.9) OBP: 0.441, SLG: 0.556 | | | | | | | | | | | | | | | | | | | | | | |
| 15 Kyle Seager, L (1.5) OBP: 0.242, SLG: 0.300 | | | | | | | | | | | | | | | | | | | | | | |
| 20 Daniel Vogelbach, L (1.3) OBP: 0.369, SLG: 0.333 | | | | | | | | | | | | | | | | | | | | | | |
| 5 Guillermo Heredia, R (1.7) OBP: 0.333, SLG: 0.556 | | | | | | | | | | | | | | | | | | | | | | |
| 51 Ichiro Suzuki, L (1.10) OBP: 0.227, SLG: 0.227 | | | | | | | | | | | | | | | | | | | | | | |
| 36 David Freitas, R (1.2) OBP: 0.333, SLG: 0.250 | | | | | | | | | | | | | | | | | | | | | | |
| Inning Stats | R: 0 E: 0 K: 0 S: 6 | H: 0 LOB: 0 BB: 0 P: 10 | R: 0 E: 0 K: 0 S: 9 | H: 0 LOB: 1 BB: 0 P: 14 | R: 0 E: 0 K: 0 S: 6 | H: 0 LOB: 0 BB: 1 P: 10 | R: 0 E: 0 K: 1 S: 12 | H: 0 LOB: 2 BB: 1 P: 22 | R: 0 E: 0 K: 1 S: 8 | H: 0 LOB: 1 BB: 0 P: 11 | R: 0 E: 0 K: 0 S: 4 | H: 0 LOB: 0 BB: 0 P: 4 | R: 0 E: 0 K: 1 S: 11 | H: 1 LOB: 1 BB: 0 P: 19 | R: 0 E: 0 K: 1 S: 7 | H: 1 LOB: 0 BB: 0 P: 9 | R: 0 E: 0 K: 2 S: 8 | H: 0 LOB: 0 BB: 0 P: 14 | 1B: 2 2B: 0 3B: 0 HR: 0 | SF: 0 SAC: 0 DP: 2 HBP: 3 | WP: 0 PB: 0 SB: 0 CS: 0 | PA: 32 |
| PITCHER | IP | WLS | BF | H | R | ER | SO | BB | IBB | HBP | BLK | WP | HR | S | P | ERA | WHIP | | | | | |
| 65 Jakob Junis, R (1.1) ERA: 7.0 | 7.0 | W | 26 | 1 | 0 | 0 | 3 | 2 | 0 | 3 | 0 | 0 | 0 | 56 | 90 | 0.00 | 0.429 | | | | | |
| 37 Brandon Maurer, R (8.1) ERA: 15.0 | 1.0 | | 3 | 1 | 0 | 0 | 1 | 0 | 0 | 0 | 0 | 0 | 0 | 7 | 9 | 0.00 | 1.000 | | | | | |
| 33 Brian Flynn, L (9.1) ERA: 11.57 | 1.0 | | 3 | 0 | 0 | 0 | 2 | 0 | 0 | 0 | 0 | 0 | 0 | 8 | 14 | 0.00 | 0.000 | | | | | |

Seattle Mariners @ Kansas City Royals
Kauffman Stadium, Kansas City, MO
Mon Apr 09 2018, 7:15 PM - 10:00 PM CDT
Att: 12,324 - Overcast - 42 F

AB 27
R 0
H 2
RBI 0
BB 2
SO 6
LOB 12



| Batter | 1 | 2 | 3 | 4 | 5 | 6 | 7 | 8 | 9 | AB | R | H | RBI | BB | SO | LOB | BOTTOM | | | | |
|--|-------------------------------|----------------------------------|------------------------------|----------------------------------|-------------------------------|----------------------------------|-------------------------------|----------------------------------|-------------------------------|----------------------------------|------------------------------|---------------------------------|-------------------------------|----------------------------------|-------------------------------|----------------------------------|----------------------------------|------------------------------------|----------------------------------|--------|--|
| 25 Jon Jay, L (1.7) OBP: 0.400, SLG: 0.345 | | | | | | | | | | 5 | 1 | 1 | 0 | 0 | 1 | 3 | | | | | |
| 15 Whit Merrifield, R (1.4) OBP: 0.294, SLG: 0.281 | | | | | | | | | | 5 | 2 | 2 | 0 | 0 | 1 | 0 | | | | | |
| 8 Mike Moustakas, L (1.5) OBP: 0.324, SLG: 0.500 | | | | | | | | | | 5 | 2 | 3 | 3 | 0 | 0 | 1 | | | | | |
| 19 Cheslor Cuthbert, R (1.3) OBP: 0.346, SLG: 0.250 | | | | | | | | | | 2 | 1 | 0 | 0 | 3 | 1 | 2 | | | | | |
| 12 Jorge Soler, R (1.9) OBP: 0.417, SLG: 0.333 | | | | | | | | | | 3 | 1 | 2 | 0 | 1 | 0 | 1 | | | | | |
| 16 Paulo Orlando, R (1.8) OBP: 0.176, SLG: 0.235 | | | | | | | | | | 5 | 1 | 2 | 1 | 0 | 1 | 4 | | | | | |
| 36 Cam Gallagher, R (1.10) OBP: 0.182, SLG: 0.273 | | | | | | | | | | 5 | 1 | 1 | 1 | 0 | 2 | 6 | | | | | |
| 2 Alcides Escobar, R (1.6) OBP: 0.233, SLG: 0.286 | | | | | | | | | | 4 | 1 | 1 | 2 | 1 | 0 | 3 | | | | | |
| 9 Drew Butera, R (1.2) OBP: 0.300, SLG: 0.353 | | | | | | | | | | 3 | 0 | 1 | 2 | 0 | 2 | 3 | | | | | |
| Inning Stats | R: 3 E: 1 K: 3 S: 26 | H: 5 LOB: 3 BB: 1 P: 43 | R: 0 E: 0 K: 0 S: 8 | H: 1 LOB: 1 BB: 0 P: 11 | R: 1 E: 0 K: 2 S: 15 | H: 2 LOB: 2 BB: 0 P: 25 | R: 5 E: 0 K: 0 S: 18 | H: 4 LOB: 1 BB: 2 P: 37 | R: 0 E: 0 K: 0 S: 11 | H: 0 LOB: 0 BB: 1 P: 17 | R: 0 E: 0 K: 0 S: 6 | H: 0 LOB: 0 BB: 0 P: 8 | R: 0 E: 0 K: 2 S: 10 | H: 0 LOB: 0 BB: 0 P: 12 | R: 1 E: 0 K: 1 S: 12 | H: 1 LOB: 2 BB: 1 P: 23 | 1B: 8 2B: 4 3B: 0 HR: 1 | SF: 0 SAC: 0 DP: 0 HBP: 2 | WP: 0 PB: 1 SB: 1 CS: 0 | PA: 44 | |
| PITCHER | IP | WLS | BF | H | R | ER | SO | BB | IBB | HBP | BLK | WP | HR | S | P | ERA | WHIP | | | | |
| 32 Marco Gonzales, L (1.1) ERA: 7.27 | 2.1 | L | 16 | 8 | 4 | 4 | 4 | 1 | 0 | 0 | 0 | 0 | 0 | 40 | 64 | 15.43 | 3.857 | | | | |
| 61 Casey Lawrence, R (3.1) ERA: 10.38 | 1.2 | | 12 | 4 | 5 | 5 | 1 | 2 | 0 | 1 | 0 | 0 | 0 | 27 | 52 | 27.00 | 3.600 | | | | |
| 60 Chasen Bradford, R (5.1) ERA: 10.38 | 3.0 | | 10 | 0 | 0 | 0 | 2 | 1 | 0 | 0 | 0 | 0 | 0 | 27 | 37 | 0.00 | 0.333 | | | | |
| 21 Taylor Motter, R (8.1) ERA: 9.0 | 1.0 | | 6 | 1 | 1 | 1 | 1 | 1 | 0 | 1 | 0 | 0 | 1 | 12 | 23 | 9.00 | 2.000 | | | | |

Seattle Mariners @ Kansas City Royals
Kauffman Stadium, Kansas City, MO
Mon Apr 09 2018, 7:15 PM - 10:00 PM CDT
Att: 12,324 - Overcast - 42 F

AB 37
R 10
H 13
RBI 9
BB 5
SO 8
LOB 23



| Batter | 1 | 2 | 3 | 4 | 5 | 6 | 7 | 8 | 9 | AB | R | H | RBI | BB | SO | LOB | TOP | | | | | | | | | | | |
|--|---------------------------------------|---|---------------------------------------|---|--------------------------------------|--|--------------------------------------|---|---------------------------------------|---|---------------------------------------|---|--------------------------------------|---|--------------------------------------|---|---|------------------------------------|----------------------------------|--------|--|--|--|--|--|--|--|--|
| 9 Dee Strange-Gordon, L (1, 8) OBP: 0.390, SLG: 0.421 | | | | | | | | | | 4 | 2 | 1 | 0 | 0 | 1 | 4 | Seattle Mariners @ Kansas City Royals Kauffman Stadium, Kansas City, MO Tue Apr 10 2018, 7:15 PM - 10:13 PM CDT Att: 14,850 - Cloudy - 60 F | | | | | | | | | | | |
| 2 Jean Segura, R (1, 6) OBP: 0.415, SLG: 0.526 | | | | | | | | | | 5 | 2 | 3 | 2 | 0 | 0 | 2 | | | | | | | | | | | | |
| 22 Robinson Cano, L (1, 4) OBP: 0.541, SLG: 0.552 | | | | | | | | | | 2 | 1 | 1 | 1 | 2 | 0 | 1 | | | | | | | | | | | | |
| 17 Mitch Haniger, R (1, 9) OBP: 0.410, SLG: 0.516 | | | | | | | | | | 4 | 0 | 1 | 2 | 0 | 1 | 4 | | | | | | | | | | | | |
| 15 Kyle Seager, L (1, 5) OBP: 0.237, SLG: 0.314 | | | | | | | | | | 5 | 0 | 1 | 2 | 0 | 0 | 2 | | | | | | | | | | | | |
| 5 Guillermo Heredia, R (1, 7) OBP: 0.393, SLG: 0.692 | | | | | | | | | | 4 | 1 | 1 | 1 | 1 | 0 | 3 | | | | | | | | | | | | |
| 20 Daniel Vogelbach, L (1, 10) OBP: 0.293, SLG: 0.296 | | | | | | | | | | 4 | 1 | 0 | 0 | 0 | 2 | 1 | | | | | | | | | | | | |
| 10 Mike Marjama, R (1, 2) OBP: 0.156, SLG: 0.316 | | | | | | | | | | 4 | 0 | 1 | 0 | 0 | 0 | 1 | | | | | | | | | | | | |
| 21 Taylor Motter, R (1, 3) OBP: 0.375, SLG: 0.167 | | | | | | | | | | 2 | 1 | 0 | 0 | 2 | 0 | 1 | | | | | | | | | | | | |
| Inning Stats | R: 1 H: 1 E: 0 K: 0 S: 13 | H: 1 R: 1 ER: 0 LOB: 1 BB: 1 P: 21 | R: 3 H: 2 E: 0 K: 0 S: 16 | H: 2 R: 1 ER: 0 LOB: 1 BB: 1 P: 28 | R: 0 H: 0 E: 0 K: 1 S: 7 | H: 0 R: 0 ER: 0 LOB: 0 BB: 0 P: 9 | R: 0 H: 2 E: 0 K: 0 S: 8 | H: 2 R: 1 ER: 1 LOB: 0 BB: 0 P: 14 | R: 1 H: 1 E: 0 K: 0 S: 11 | H: 1 R: 0 ER: 0 LOB: 0 BB: 0 P: 20 | R: 3 H: 2 E: 0 K: 1 S: 12 | H: 2 R: 0 ER: 0 LOB: 0 BB: 0 P: 18 | R: 0 H: 0 E: 0 K: 1 S: 7 | H: 1 R: 0 ER: 0 LOB: 0 BB: 0 P: 10 | R: 0 H: 0 E: 0 K: 0 S: 7 | H: 0 R: 0 ER: 0 LOB: 0 BB: 0 P: 17 | 1B: 3 2B: 4 3B: 1 HR: 1 | SF: 1 SAC: 0 DP: 1 HBP: 3 | WP: 0 PB: 0 SB: 2 CS: 1 | PA: 44 | | | | | | | | |
| PITCHER | IP | WLS | BF | H | R | ER | SO | BB | IBB | HBP | BLK | WP | HR | S | P | ERA | WHIP | | | | | | | | | | | |
| 53 Eric Skoglund, L (1, 1) ERA: 9.64 | 4.2 | L | 25 | 6 | 5 | 5 | 1 | 2 | 0 | 3 | 0 | 0 | 0 | 1 | 52 | 84 | 9.64 | 1.714 | | | | | | | | | | |
| 51 Blaine Boyer, R (5, 1) ERA: 15.75 | 1.0 | | 6 | 1 | 3 | 3 | 1 | 1 | 1 | 0 | 0 | 0 | 0 | 11 | 21 | 27.00 | 2.000 | | | | | | | | | | | |
| 33 Brian Flynn, L (6, 1) ERA: 5.79 | 2.1 | | 8 | 2 | 0 | 0 | 1 | 0 | 0 | 0 | 0 | 0 | 0 | 18 | 24 | 0.00 | 0.857 | | | | | | | | | | | |
| 64 Burch Smith, R (9, 1) ERA: 9.0 | 1.0 | | 4 | 0 | 0 | 0 | 1 | 1 | 0 | 0 | 0 | 0 | 0 | 9 | 17 | 0.00 | 1.000 | | | | | | | | | | | |

| Batter | 1 | 2 | 3 | 4 | 5 | 6 | 7 | 8 | 9 | AB | R | H | RBI | BB | SO | LOB | BOTTOM | | | | | | | | | | |
|---|---------------------------------------|---|--------------------------------------|--|---------------------------------------|---|---------------------------------------|---|--------------------------------------|--|---------------------------------------|---|---------------------------------------|---|--------------------------------------|---|---|---|----------------------------------|------------------------------------|----------------------------------|--------|--|--|--|--|--|
| 25 Jon Jay, L (1, 7) OBP: 0.395, SLG: 0.364 | | | | | | | | | | 4 | 1 | 1 | 0 | 0 | 0 | 1 | Seattle Mariners @ Kansas City Royals Kauffman Stadium, Kansas City, MO Tue Apr 10 2018, 7:15 PM - 10:13 PM CDT Att: 14,850 - Cloudy - 60 F | | | | | | | | | | |
| 15 Whit Merrifield, R (1, 4) OBP: 0.316, SLG: 0.333 | | | | | | | | | | 4 | 1 | 2 | 0 | 0 | 0 | 2 | | | | | | | | | | | |
| 8 Mike Moustakas, L (1, 5) OBP: 0.342, SLG: 0.583 | | | | | | | | | | 4 | 1 | 2 | 3 | 0 | 0 | 1 | | | | | | | | | | | |
| 19 Cheslor Cuthbert, R (1, 3) OBP: 0.333, SLG: 0.217 | | | | | | | | | | | 3 | 0 | 0 | 0 | 0 | 2 | | | | | | | | | | | |
| 21 Lucas Duda, L (1, 10) OBP: 0.259, SLG: 0.440 | | | | | | | | | | 3 | 0 | 0 | 0 | 1 | 1 | 1 | | | | | | | | | | | |
| 12 Jorge Soler, R (1, 9) OBP: 0.393, SLG: 0.286 | | | | | | | | | | 3 | 0 | 0 | 0 | 1 | 2 | 1 | | | | | | | | | | | |
| 16 Paulo Orlando, R (1, 8) OBP: 0.190, SLG: 0.238 | | | | | | | | | | | 4 | 0 | 1 | 0 | 0 | 2 | | 3 | | | | | | | | | |
| 2 Alcides Escobar, R (1, 6) OBP: 0.235, SLG: 0.313 | | | | | | | | | | | 4 | 0 | 1 | 0 | 0 | 1 | | 1 | | | | | | | | | |
| 9 Drew Butera, R (1, 2) OBP: 0.261, SLG: 0.300 | | | | | | | | | | | 3 | 0 | 0 | 0 | 0 | 2 | 1 | | | | | | | | | | |
| 45 Abraham Almonte, R (9, PH) ERA: | | | | | | | | | | | 1 | 0 | 0 | 0 | 0 | 1 | 0 | | | | | | | | | | |
| Inning Stats | R: 0 H: 1 E: 0 K: 0 S: 17 | H: 1 R: 0 ER: 0 LOB: 0 BB: 0 P: 25 | R: 0 H: 0 E: 0 K: 1 S: 7 | H: 0 R: 0 ER: 0 LOB: 0 BB: 0 P: 9 | R: 0 H: 0 E: 0 K: 0 S: 13 | H: 0 R: 2 ER: 0 LOB: 0 BB: 0 P: 16 | R: 2 H: 2 E: 0 K: 1 S: 10 | H: 2 R: 1 ER: 0 LOB: 0 BB: 0 P: 18 | R: 0 H: 1 E: 0 K: 1 S: 8 | H: 1 R: 0 ER: 0 LOB: 0 BB: 0 P: 8 | R: 1 H: 2 E: 0 K: 0 S: 15 | H: 2 R: 0 ER: 0 LOB: 3 BB: 2 P: 28 | R: 0 H: 1 E: 0 K: 1 S: 12 | H: 1 R: 0 ER: 0 LOB: 1 BB: 0 P: 19 | R: 0 H: 0 E: 0 K: 1 S: 6 | H: 0 R: 0 ER: 0 LOB: 0 BB: 0 P: 11 | R: 0 H: 0 E: 0 K: 3 S: 11 | H: 0 R: 0 ER: 0 LOB: 0 BB: 0 P: 13 | 1B: 3 2B: 3 3B: 0 HR: 1 | SF: 0 SAC: 0 DP: 1 HBP: 1 | WP: 0 PB: 0 SB: 0 CS: 0 | PA: 36 | | | | | |
| PITCHER | IP | WLS | BF | H | R | ER | SO | BB | IBB | HBP | BLK | WP | HR | S | P | ERA | WHIP | | | | | | | | | | |
| 34 Félix Hernández, R (1, 1) ERA: 6.6 | 5.2 | W | 23 | 6 | 3 | 3 | 3 | 1 | 0 | 0 | 0 | 0 | 0 | 19 | 32 | 0.00 | 1.500 | | | | | | | | | | |
| 53 Dan Altavilla, R (6, 1) ERA: 1.5 | 1.1 | | 6 | 1 | 0 | 0 | 2 | 1 | 0 | 0 | 0 | 0 | 0 | 6 | 11 | 0.00 | 0.000 | | | | | | | | | | |
| 47 James Pazos, L (8, 1) ERA: 6.0 | 1.0 | | 4 | 0 | 0 | 0 | 1 | 0 | 0 | 1 | 0 | 0 | 0 | 6 | 11 | 0.00 | 0.000 | | | | | | | | | | |
| 39 Edwin Díaz, R (9, 1) ERA: | 1.0 | | 3 | 0 | 0 | 0 | 3 | 0 | 0 | 0 | 0 | 0 | 0 | 11 | 13 | 0.00 | 0.000 | | | | | | | | | | |

| | |
|-----|----|
| AB | 34 |
| R | 8 |
| H | 9 |
| RBI | 8 |
| BB | 5 |
| SO | 4 |
| LOB | 19 |




| | |
|-----|----|
| AB | 33 |
| R | 3 |
| H | 7 |
| RBI | 3 |
| BB | 2 |
| SO | 9 |
| LOB | 13 |



| Batter | 1 | 2 | 3 | 4 | 5 | 6 | 7 | 8 | 9 | AB | R | H | RBI | BB | SO | LOB | TOP | | | | | |
|--|---|---|---|---|---|---|---|---|---|---|---|---|---|---|---|---|---|---|---|---|---|-------|
| 9 Dee Strange-Gordon, L (1, 8) OBP: 0.378, SLG: 0.405 | | | | | | | | | | 4 | 1 | 1 | 0 | 0 | 0 | 1 | | | | | | |
| 2 Jean Segura, R (1, 6) OBP: 0.376, SLG: 0.476 | | | | | | | | | | 4 | 0 | 0 | 0 | 0 | 2 | 2 | | | | | | |
| 22 Robinson Cano, L (1, 10) OBP: 0.537, SLG: 0.531 | | | | | | | | | | 3 | 1 | 1 | 0 | 1 | 2 | 0 | | | | | | |
| 17 Mitch Haniger, R (1, 9) OBP: 0.419, SLG: 0.485 | | | | | | | | | | 2 | 1 | 0 | 0 | 2 | 1 | 1 | | | | | | |
| 15 Kyle Seager, L (1, 5) OBP: 0.262, SLG: 0.421 | | | | | | | | | | 3 | 1 | 2 | 3 | 0 | 0 | 0 | | | | | | |
| 5 Guillermo Heredia, R (1, 7) OBP: 0.381, SLG: 0.625 | | | | | | | | | | 3 | 0 | 1 | 0 | 1 | 0 | 0 | | | | | | |
| 21 Taylor Motter, R (1, 3) OBP: 0.300, SLG: 0.135 | | | | | | | | | | 2 | 0 | 0 | 0 | 0 | 2 | 2 | | | | | | |
| 20 Daniel Vogelbach, L (6, PH) OBP: 0.308, SLG: 0.261 | | | | | | | | | | 2 | 0 | 0 | 0 | 0 | 1 | 3 | | | | | | |
| 39 Edwin Diaz, R (9, 1) | | | | | | | | | | 0 | 0 | 0 | 0 | 0 | 0 | 0 | | | | | | |
| 7 Andrew Romine, S (1, 4) (9, 3) | | | | | | | | | | 4 | 0 | 0 | 0 | 0 | 2 | 0 | | | | | | |
| 36 David Freitas, R (1, 2) OBP: 0.316, SLG: 0.313 | | | | | | | | | | 4 | 0 | 1 | 0 | 0 | 0 | 0 | | | | | | |
| Inning Stats | R: 2 H: 1 E: 0 K: 1 S: 18 | H: 1 LOB: 2 BB: 3 P: 36 | R: 0 H: 1 E: 0 K: 1 S: 9 | H: 1 LOB: 1 BB: 0 P: 15 | R: 0 H: 0 E: 0 K: 2 S: 9 | H: 0 LOB: 0 BB: 0 P: 13 | R: 0 H: 0 E: 0 K: 2 S: 9 | H: 0 LOB: 0 BB: 0 P: 13 | R: 0 H: 3 E: 0 K: 0 S: 11 | H: 2 LOB: 2 BB: 0 P: 16 | R: 0 H: 0 E: 0 K: 0 S: 10 | H: 0 LOB: 0 BB: 0 P: 15 | R: 2 H: 1 E: 0 K: 1 S: 12 | H: 1 LOB: 1 BB: 1 P: 19 | R: 0 H: 0 E: 0 K: 2 S: 7 | H: 0 LOB: 0 BB: 0 P: 9 | 1B: 4 2B: 1 3B: 0 HR: 1 | SF: 1 SAC: 0 DP: 1 HBP: 0 | WP: 1 PB: 0 SB: 0 CS: 0 | PA: 36 | | |
| PITCHER | IP WLS BF H R ER SO BB IBB HBP BLK WP HR S P ERA WHIP | IP WLS BF H R ER SO BB IBB HBP BLK WP HR S P ERA WHIP | IP WLS BF H R ER SO BB IBB HBP BLK WP HR S P ERA WHIP | IP WLS BF H R ER SO BB IBB HBP BLK WP HR S P ERA WHIP | IP WLS BF H R ER SO BB IBB HBP BLK WP HR S P ERA WHIP | IP WLS BF H R ER SO BB IBB HBP BLK WP HR S P ERA WHIP | IP WLS BF H R ER SO BB IBB HBP BLK WP HR S P ERA WHIP | IP WLS BF H R ER SO BB IBB HBP BLK WP HR S P ERA WHIP | IP WLS BF H R ER SO BB IBB HBP BLK WP HR S P ERA WHIP | IP WLS BF H R ER SO BB IBB HBP BLK WP HR S P ERA WHIP | IP WLS BF H R ER SO BB IBB HBP BLK WP HR S P ERA WHIP | IP WLS BF H R ER SO BB IBB HBP BLK WP HR S P ERA WHIP | IP WLS BF H R ER SO BB IBB HBP BLK WP HR S P ERA WHIP | IP WLS BF H R ER SO BB IBB HBP BLK WP HR S P ERA WHIP | IP WLS BF H R ER SO BB IBB HBP BLK WP HR S P ERA WHIP | IP WLS BF H R ER SO BB IBB HBP BLK WP HR S P ERA WHIP | IP WLS BF H R ER SO BB IBB HBP BLK WP HR S P ERA WHIP | IP WLS BF H R ER SO BB IBB HBP BLK WP HR S P ERA WHIP | IP WLS BF H R ER SO BB IBB HBP BLK WP HR S P ERA WHIP | IP WLS BF H R ER SO BB IBB HBP BLK WP HR S P ERA WHIP | IP WLS BF H R ER SO BB IBB HBP BLK WP HR S P ERA WHIP | |
| 41 Danny Duffy, L (1, 1) ERA: 5.4 | 5.1 | 23 | 4 | 2 | 1 | 7 | 3 | 0 | 0 | 0 | 0 | 0 | 0 | 0 | 0 | 0 | 1 | 0 | 61 | 101 | 1.69 | 1.312 |
| 56 Brad Keller, R (6, 1) ERA: | 1.2 | 5 | 1 | 0 | 0 | 0 | 0 | 0 | 0 | 0 | 0 | 0 | 0 | 0 | 0 | 0 | 0 | 0 | 13 | 19 | 0.00 | 0.600 |
| 52 Justin Grimm, R (8, 1) ERA: 5.06 | 1.0 | L | 5 | 1 | 2 | 2 | 1 | 1 | 0 | 0 | 0 | 0 | 0 | 0 | 0 | 0 | 1 | 12 | 19 | 18.00 | 2.000 | |
| 54 Tim Hill, L (9, 1) ERA: 2.08 | 1.0 | 3 | 0 | 0 | 0 | 2 | 0 | 0 | 0 | 0 | 0 | 0 | 0 | 0 | 0 | 0 | 0 | 7 | 9 | 0.00 | 0.000 | |

Seattle Mariners @ Kansas City Royals
Kauffman Stadium, Kansas City, MO
Wed Apr 11 2018, 1:16 PM - 4:03 PM CDT
Att: 14,314 - Partly Cloudy - 71 F

AB 31
R 4
H 6
RBI 3
BB 4
SO 10
LOB 9



| Batter | 1 | 2 | 3 | 4 | 5 | 6 | 7 | 8 | 9 | AB | R | H | RBI | BB | SO | LOB | BOTTOM | | | | | |
|---|---|---|---|---|---|---|---|---|---|---|---|---|---|---|---|---|---|---|---|---|---|---|
| 25 Jon Jay, L (1, 7) OBP: 0.364, SLG: 0.324 | | | | | | | | | | 4 | 0 | 0 | 0 | 1 | 3 | 1 | | | | | | |
| 15 Whit Merrifield, R (1, 4) OBP: 0.333, SLG: 0.333 | | | | | | | | | | 3 | 0 | 1 | 0 | 1 | 2 | 0 | | | | | | |
| 8 Mike Moustakas, L (1, 10) OBP: 0.357, SLG: 0.575 | | | | | | | | | | 4 | 1 | 2 | 0 | 0 | 0 | 2 | | | | | | |
| 19 Cheslor Cuthbert, R (1, 5) OBP: 0.353, SLG: 0.259 | | | | | | | | | | 4 | 1 | 2 | 0 | 0 | 1 | 4 | | | | | | |
| 21 Lucas Duda, L (1, 3) OBP: 0.258, SLG: 0.393 | | | | | | | | | | 3 | 0 | 0 | 0 | 0 | 2 | 5 | | | | | | |
| 12 Jorge Soler, R (1, 9) OBP: 0.375, SLG: 0.280 | | | | | | | | | | 4 | 0 | 1 | 0 | 0 | 1 | 5 | | | | | | |
| 16 Paulo Orlando, R (1, 8) OBP: 0.200, SLG: 0.280 | | | | | | | | | | 4 | 0 | 1 | 2 | 0 | 2 | 3 | | | | | | |
| 2 Alcides Escobar, R (1, 6) OBP: 0.211, SLG: 0.278 | | | | | | | | | | 4 | 0 | 0 | 0 | 0 | 1 | 3 | | | | | | |
| 36 Cam Gallagher, R (1, 2) OBP: 0.143, SLG: 0.214 | | | | | | | | | | 3 | 0 | 0 | 0 | 0 | 0 | 0 | | | | | | |
| 45 Abraham Almonte, R (9, PH) | | | | | | | | | | 1 | 0 | 0 | 0 | 0 | 0 | 1 | | | | | | |
| Inning Stats | R: 0 H: 1 E: 0 K: 0 S: 8 | H: 0 LOB: 1 BB: 0 P: 18 | R: 0 H: 0 E: 0 K: 1 S: 9 | H: 0 LOB: 1 BB: 0 P: 16 | R: 0 H: 0 E: 0 K: 2 S: 10 | H: 0 LOB: 0 BB: 0 P: 16 | R: 2 H: 3 E: 0 K: 3 S: 17 | H: 3 LOB: 1 BB: 0 P: 22 | R: 0 H: 0 E: 0 K: 2 S: 9 | H: 2 LOB: 2 BB: 0 P: 14 | R: 0 H: 0 E: 0 K: 2 S: 12 | H: 0 LOB: 2 BB: 0 P: 16 | R: 0 H: 0 E: 0 K: 0 S: 4 | H: 0 LOB: 0 BB: 0 P: 6 | R: 0 H: 1 E: 0 K: 1 S: 11 | H: 1 LOB: 1 BB: 1 P: 21 | R: 0 H: 0 E: 0 K: 1 S: 12 | H: 0 LOB: 1 BB: 0 P: 17 | 1B: 6 2B: 1 3B: 0 HR: 0 | SF: 0 SAC: 0 DP: 0 HBP: 1 | WP: 0 PB: 0 SB: 0 CS: 2 | PA: 37 |
| PITCHER | IP WLS BF H R ER SO BB IBB HBP BLK WP HR S P ERA WHIP | IP WLS BF H R ER SO BB IBB HBP BLK WP HR S P ERA WHIP | IP WLS BF H R ER SO BB IBB HBP BLK WP HR S P ERA WHIP | IP WLS BF H R ER SO BB IBB HBP BLK WP HR S P ERA WHIP | IP WLS BF H R ER SO BB IBB HBP BLK WP HR S P ERA WHIP | IP WLS BF H R ER SO BB IBB HBP BLK WP HR S P ERA WHIP | IP WLS BF H R ER SO BB IBB HBP BLK WP HR S P ERA WHIP | IP WLS BF H R ER SO BB IBB HBP BLK WP HR S P ERA WHIP | IP WLS BF H R ER SO BB IBB HBP BLK WP HR S P ERA WHIP | IP WLS BF H R ER SO BB IBB HBP BLK WP HR S P ERA WHIP | IP WLS BF H R ER SO BB IBB HBP BLK WP HR S P ERA WHIP | IP WLS BF H R ER SO BB IBB HBP BLK WP HR S P ERA WHIP | IP WLS BF H R ER SO BB IBB HBP BLK WP HR S P ERA WHIP | IP WLS BF H R ER SO BB IBB HBP BLK WP HR S P ERA WHIP | IP WLS BF H R ER SO BB IBB HBP BLK WP HR S P ERA WHIP | IP WLS BF H R ER SO BB IBB HBP BLK WP HR S P ERA WHIP | IP WLS BF H R ER SO BB IBB HBP BLK WP HR S P ERA WHIP | IP WLS BF H R ER SO BB IBB HBP BLK WP HR S P ERA WHIP | IP WLS BF H R ER SO BB IBB HBP BLK WP HR S P ERA WHIP | IP WLS BF H R ER SO BB IBB HBP BLK WP HR S P ERA WHIP | IP WLS BF H R ER SO BB IBB HBP BLK WP HR S P ERA WHIP | IP WLS BF H R ER SO BB IBB HBP BLK WP HR S P ERA WHIP |
| 65 James Paxton, L (1, 1) ERA: 5.74 | 6.0 | 25 | 4 | 2 | 2 | 10 | 1 | 0 | 0 | 0 | 0 | 0 | 0 | 0 | 0 | 0 | 0 | 0 | 65 | 102 | 3.00 | 1.167 |
| 50 Nick Vincent, R (7, 1) ERA: 4.15 | 1.0 | W | 3 | 0 | 0 | 0 | 0 | 0 | 0 | 0 | 0 | 0 | 0 | 0 | 0 | 0 | 0 | 4 | 6 | 0.00 | 0.000 | |
| 12 Juan Nicasio, R (8, 1) ERA: 4.76 | 1.0 | H | 5 | 1 | 0 | 0 | 1 | 1 | 0 | 0 | 0 | 0 | 0 | 0 | 0 | 0 | 0 | 11 | 21 | 0.00 | 2.000 | |
| 39 Edwin Diaz, R (9, 1) ERA: | 1.0 | S | 4 | 0 | 0 | 0 | 1 | 0 | 0 | 0 | 0 | 0 | 0 | 0 | 0 | 0 | 0 | 12 | 17 | 0.00 | 0.000 | |

Seattle Mariners @ Kansas City Royals
Kauffman Stadium, Kansas City, MO
Wed Apr 11 2018, 1:16 PM - 4:03 PM CDT
Att: 14,314 - Partly Cloudy - 71 F

AB 34
R 2
H 7
RBI 2
BB 2
SO 12
LOB 24



| Batter | 1 | 2 | 3 | 4 | 5 | 6 | 7 | 8 | 9 | AB | R | H | RBI | BB | SO | LOB | TOP | | | | | | | |
|---|---|---|---|---|---|---|---|---|---|---|---|---|---|---|---|---|--|---|---|---|---|---|---|---|
| 23 Matt Joyce, L (1, 7) OBP: 0.412, SLG: 0.462 | | | | | | | | | | 2 | 0 | 1 | 0 | 3 | 0 | 0 | Oakland Athletics @ Seattle Mariners Safeco Field, Seattle, WA Fri Apr 13, 2018, 7:11 PM - 10:19 PM PDT Att: 25,352 - Roof Closed - 55 F | | | | | | | |
| 10 Marcus Semien, R (1, 6) OBP: 0.313, SLG: 0.367 | | | | | | | | | | 4 | 0 | 0 | 0 | 1 | 1 | 4 | | | | | | | | |
| 8 Jed Lowrie, S (1, 4) OBP: 0.365, SLG: 0.517 | | | | | | | | | | 4 | 1 | 0 | 0 | 0 | 1 | 3 | | | | | | | | |
| 2 Khris Davis, R (1, 10) OBP: 0.344, SLG: 0.547 | | | | | | | | | | 4 | 2 | 2 | 3 | 0 | 1 | 3 | | | | | | | | |
| 28 Matt Olson, L (1, 3) OBP: 0.351, SLG: 0.392 | | | | | | | | | | 4 | 0 | 0 | 0 | 0 | 2 | 2 | | | | | | | | |
| 26 Matt Chapman, R (1, 5) OBP: 0.344, SLG: 0.698 | | | | | | | | | | 4 | 1 | 2 | 1 | 0 | 0 | 0 | | | | | | | | |
| 21 Jonathan Lucroy, R (1, 2) OBP: 0.318, SLG: 0.341 | | | | | | | | | | 4 | 0 | 1 | 0 | 0 | 0 | 1 | | | | | | | | |
| 25 Stephen Piscotty, R (1, 9) OBP: 0.288, SLG: 0.255 | | | | | | | | | | 4 | 0 | 2 | 0 | 0 | 0 | 1 | | | | | | | | |
| 5 Jake Smolinski, R (1, 8) OBP: 0.143, SLG: 0.053 | | | | | | | | | | 3 | 0 | 0 | 0 | 0 | 1 | 4 | | | | | | | | |
| 13 Bruce Maxwell, L (9, PH) OBP: 0.308, SLG: 0.333 | | | | | | | | | | 1 | 0 | 0 | 0 | 0 | 1 | 0 | | | | | | | | |
| Inning Stats | R: 2 H: 2 E: 0 K: 0 S: 8 | H: 2 LOB: 0 BB: 0 P: 11 | R: 0 H: 1 E: 0 K: 1 S: 12 | H: 1 LOB: 0 BB: 0 P: 18 | R: 0 H: 0 E: 1 K: 1 S: 9 | H: 0 LOB: 2 BB: 1 P: 19 | R: 0 H: 2 E: 0 K: 0 S: 5 | H: 2 LOB: 1 BB: 0 P: 10 | R: 0 H: 0 E: 0 K: 1 S: 10 | H: 0 LOB: 1 BB: 1 P: 17 | R: 1 H: 2 E: 0 K: 1 S: 12 | H: 2 LOB: 1 BB: 0 P: 19 | R: 0 H: 0 E: 0 K: 1 S: 6 | H: 0 LOB: 1 BB: 1 P: 12 | R: 1 H: 1 E: 0 K: 1 S: 15 | H: 1 LOB: 0 BB: 0 P: 23 | R: 0 H: 0 E: 0 K: 1 S: 10 | H: 0 LOB: 1 BB: 1 P: 21 | 1B: 5 2B: 0 3B: 0 HR: 3 | SF: 0 SAC: 0 DP: 1 HBP: 0 | WP: 1 PB: 0 SB: 0 CS: 0 | PA: 38 | | |
| PITCHER | IP WLS BF H R ER SO BB IBB HBP BLK WP HR S P ERA WHIP | IP WLS BF H R ER SO BB IBB HBP BLK WP HR S P ERA WHIP | IP WLS BF H R ER SO BB IBB HBP BLK WP HR S P ERA WHIP | IP WLS BF H R ER SO BB IBB HBP BLK WP HR S P ERA WHIP | IP WLS BF H R ER SO BB IBB HBP BLK WP HR S P ERA WHIP | IP WLS BF H R ER SO BB IBB HBP BLK WP HR S P ERA WHIP | IP WLS BF H R ER SO BB IBB HBP BLK WP HR S P ERA WHIP | IP WLS BF H R ER SO BB IBB HBP BLK WP HR S P ERA WHIP | IP WLS BF H R ER SO BB IBB HBP BLK WP HR S P ERA WHIP | IP WLS BF H R ER SO BB IBB HBP BLK WP HR S P ERA WHIP | IP WLS BF H R ER SO BB IBB HBP BLK WP HR S P ERA WHIP | IP WLS BF H R ER SO BB IBB HBP BLK WP HR S P ERA WHIP | IP WLS BF H R ER SO BB IBB HBP BLK WP HR S P ERA WHIP | IP WLS BF H R ER SO BB IBB HBP BLK WP HR S P ERA WHIP | IP WLS BF H R ER SO BB IBB HBP BLK WP HR S P ERA WHIP | IP WLS BF H R ER SO BB IBB HBP BLK WP HR S P ERA WHIP | IP WLS BF H R ER SO BB IBB HBP BLK WP HR S P ERA WHIP | IP WLS BF H R ER SO BB IBB HBP BLK WP HR S P ERA WHIP | IP WLS BF H R ER SO BB IBB HBP BLK WP HR S P ERA WHIP | IP WLS BF H R ER SO BB IBB HBP BLK WP HR S P ERA WHIP | IP WLS BF H R ER SO BB IBB HBP BLK WP HR S P ERA WHIP | IP WLS BF H R ER SO BB IBB HBP BLK WP HR S P ERA WHIP | IP WLS BF H R ER SO BB IBB HBP BLK WP HR S P ERA WHIP | IP WLS BF H R ER SO BB IBB HBP BLK WP HR S P ERA WHIP |

| | |
|-----|----|
| AB | 34 |
| R | 4 |
| H | 8 |
| RBI | 4 |
| BB | 4 |
| SO | 7 |
| LOB | 18 |



| Batter | 1 | 2 | 3 | 4 | 5 | 6 | 7 | 8 | 9 | AB | R | H | RBI | BB | SO | LOB | BOTTOM | | | | | | |
|--|---|---|---|---|---|---|---|---|---|---|---|---|---|---|---|---|--|---|---|---|---|---|---|
| 9 Dee Strange-Gordon, L (1, 8) OBP: 0.360, SLG: 0.404 | | | | | | | | | | 5 | 0 | 1 | 0 | 0 | 2 | 0 | Oakland Athletics @ Seattle Mariners Safeco Field, Seattle, WA Fri Apr 13, 2018, 7:11 PM - 10:19 PM PDT Att: 25,352 - Roof Closed - 55 F | | | | | | |
| 2 Jean Segura, R (1, 6) OBP: 0.385, SLG: 0.478 | | | | | | | | | | 4 | 2 | 2 | 0 | 0 | 1 | 1 | | | | | | | |
| 22 Robinson Cano, L (1, 4) OBP: 0.578, SLG: 0.545 | | | | | | | | | | 1 | 2 | 1 | 0 | 3 | 0 | 0 | | | | | | | |
| 17 Mitch Haniger, R (1, 9) OBP: 0.426, SLG: 0.568 | | | | | | | | | | 4 | 1 | 2 | 4 | 0 | 0 | 2 | | | | | | | |
| 15 Kyle Seager, L (1, 5) OBP: 0.304, SLG: 0.476 | | | | | | | | | | 4 | 1 | 3 | 1 | 0 | 0 | 1 | | | | | | | |
| 20 Daniel Vogelbach, L (1, 10) OBP: 0.300, SLG: 0.370 | | | | | | | | | | 4 | 1 | 1 | 2 | 0 | 2 | 4 | | | | | | | |
| 10 Mike Marjama, R (1, 2) OBP: 0.130, SLG: 0.261 | | | | | | | | | | 4 | 0 | 0 | 0 | 0 | 0 | 3 | | | | | | | |
| 51 Ichiro Suzuki, L (1, 7) OBP: 0.200, SLG: 0.200 | | | | | | | | | | 3 | 0 | 0 | 0 | 0 | 1 | 1 | | | | | | | |
| 5 Guillermo Heredia, R (8, 7) OBP: 0.409, SLG: 0.647 | | | | | | | | | | 1 | 0 | 1 | 0 | 0 | 0 | 0 | | | | | | | |
| 7 Andrew Romine, S (1, 3) OBP: 0.135 | | | | | | | | | | 4 | 0 | 0 | 0 | 0 | 1 | 1 | | | | | | | |
| Inning Stats | R: 2 H: 4 E: 0 K: 2 S: 19 | H: 4 LOB: 2 BB: 0 P: 26 | R: 0 H: 1 E: 0 K: 1 S: 13 | H: 1 LOB: 0 BB: 0 P: 16 | R: 0 H: 0 E: 0 K: 0 S: 13 | H: 0 LOB: 1 BB: 1 P: 25 | R: 0 H: 0 E: 0 K: 0 S: 6 | H: 0 LOB: 0 BB: 0 P: 10 | R: 0 H: 1 E: 0 K: 2 S: 14 | H: 1 LOB: 1 BB: 0 P: 21 | R: 5 H: 4 E: 0 K: 0 S: 21 | H: 4 LOB: 0 BB: 1 P: 32 | R: 0 H: 1 E: 0 K: 1 S: 9 | H: 1 LOB: 0 BB: 0 P: 17 | 1B: 7 2B: 2 3B: 0 HR: 2 | SF: 0 SAC: 0 DP: 0 HBP: 0 | WP: 0 PB: 0 SB: 0 CS: 1 | PA: 37 | | | | | |
| PITCHER | IP WLS BF H R ER SO BB IBB HBP BLK WP HR S P ERA WHIP | IP WLS BF H R ER SO BB IBB HBP BLK WP HR S P ERA WHIP | IP WLS BF H R ER SO BB IBB HBP BLK WP HR S P ERA WHIP | IP WLS BF H R ER SO BB IBB HBP BLK WP HR S P ERA WHIP | IP WLS BF H R ER SO BB IBB HBP BLK WP HR S P ERA WHIP | IP WLS BF H R ER SO BB IBB HBP BLK WP HR S P ERA WHIP | IP WLS BF H R ER SO BB IBB HBP BLK WP HR S P ERA WHIP | IP WLS BF H R ER SO BB IBB HBP BLK WP HR S P ERA WHIP | IP WLS BF H R ER SO BB IBB HBP BLK WP HR S P ERA WHIP | IP WLS BF H R ER SO BB IBB HBP BLK WP HR S P ERA WHIP | IP WLS BF H R ER SO BB IBB HBP BLK WP HR S P ERA WHIP | IP WLS BF H R ER SO BB IBB HBP BLK WP HR S P ERA WHIP | IP WLS BF H R ER SO BB IBB HBP BLK WP HR S P ERA WHIP | IP WLS BF H R ER SO BB IBB HBP BLK WP HR S P ERA WHIP | IP WLS BF H R ER SO BB IBB HBP BLK WP HR S P ERA WHIP | IP WLS BF H R ER SO BB IBB HBP BLK WP HR S P ERA WHIP | IP WLS BF H R ER SO BB IBB HBP BLK WP HR S P ERA WHIP | IP WLS BF H R ER SO BB IBB HBP BLK WP HR S P ERA WHIP | IP WLS BF H R ER SO BB IBB HBP BLK WP HR S P ERA WHIP | IP WLS BF H R ER SO BB IBB HBP BLK WP HR S P ERA WHIP | IP WLS BF H R ER SO BB IBB HBP BLK WP HR S P ERA WHIP | IP WLS BF H R ER SO BB IBB HBP BLK WP HR S P ERA WHIP | IP WLS BF H R ER SO BB IBB HBP BLK WP HR S P ERA WHIP |

| | |
|-----|----|
| AB | 34 |
| R | 7 |
| H | 11 |
| RBI | 7 |
| BB | 3 |
| SO | 7 |
| LOB | 13 |



| Batter | 1 | 2 | 3 | 4 | 5 | 6 | 7 | 8 | 9 | AB | R | H | RBI | BB | SO | LOB | TOP | | | | | |
|--|---|------------------------|-----------------------|-------------------------|----------------------|-------------------------|-----------------------|-------------------------|----------------------|-------------------------|-----------------------|-------------------------|----------------------|-------------------------|----------------------|-------------------------|---|-------------------------|----------------------------------|------------------------------------|-------------------------|--------|
| 4 George Springer, R OBP: 0.301, SLG: 0.423 | | | | | | | | | | 4 | 0 | 0 | 1 | 0 | 2 | 3 | Houston Astros @ Seattle Mariners Safeco Field, Seattle, WA Tue Apr 17 2018, 7:11 PM - 9:58 PM PDT Att: 15,382 - Roof Closed - 51 F | | | | | |
| 27 Jose Altuve, R OBP: 0.372, SLG: 0.343 | | | | | | | | | | 5 | 0 | 1 | 0 | 0 | 1 | 1 | | | | | | |
| 1 Carlos Correa, R OBP: 0.348, SLG: 0.475 | | | | | | | | | | 4 | 0 | 2 | 0 | 1 | 1 | 0 | | | | | | |
| 10 Yuli Gurriel, R OBP: 0.273, SLG: 0.500 | | | | | | | | | | 5 | 1 | 2 | 0 | 0 | 0 | 3 | | | | | | |
| 2 Alex Bregman, R OBP: 0.321, SLG: 0.300 | | | | | | | | | | 4 | 0 | 1 | 0 | 1 | 0 | 2 | | | | | | |
| 22 Josh Reddick, L OBP: 0.396, SLG: 0.500 | | | | | | | | | | 4 | 0 | 0 | 1 | 0 | 0 | 5 | | | | | | |
| 11 Evan Gattis, R OBP: 0.305, SLG: 0.288 | | | | | | | | | | 3 | 1 | 2 | 0 | 1 | 0 | 0 | | | | | | |
| 21 Derek Fisher, L OBP: 0.194, SLG: 0.286 | | | | | | | | | | 0 | 1 | 0 | 0 | 0 | 0 | 0 | | | | | | |
| 16 Brian McCann, L OBP: 0.463, SLG: 0.424 | | | | | | | | | | 1 | 1 | 1 | 2 | 2 | 0 | 0 | | | | | | |
| 6 Jake Marisnick, R OBP: 0.133, SLG: 0.267 | | | | | | | | | | 4 | 0 | 0 | 0 | 0 | 4 | 6 | | | | | | |
| Inning Stats | R: 0 K: 2 S: 8 | H: 0 LOB: 0 P: 9 | R: 1 K: 2 S: 20 | H: 3 LOB: 3 P: 36 | R: 0 K: 0 S: 8 | H: 1 LOB: 1 P: 14 | R: 0 K: 1 S: 10 | H: 0 LOB: 0 P: 17 | R: 0 K: 0 S: 7 | H: 2 LOB: 3 P: 16 | R: 2 K: 2 S: 10 | H: 1 LOB: 0 P: 21 | R: 0 K: 0 S: 7 | H: 1 LOB: 1 P: 10 | R: 1 K: 1 S: 9 | H: 1 LOB: 0 P: 15 | R: 0 K: 0 S: 7 | H: 0 LOB: 0 P: 12 | 1B: 7 2B: 2 3B: 0 HR: 1 | SF: 1 SAC: 0 DP: 1 HBP: 1 | WP: 2 PB: 0 CS: 0 | PA: 41 |
| PITCHER | IP WLS BF H R ER SO BB IBB HBP BLK WP HR S P ERA WHIP | | | | | | | | | | | | | | | | | | | | | |
| 37 Ariel Miranda, L ERA: 1.8 | 5.0 | | 24 | 6 | 1 | 1 | 5 | 4 | 0 | 0 | 0 | 0 | 0 | 0 | 1 | 1 | 10 | 21 | 18.00 | 2.000 | | |
| 53 Dan Altavilla, R ERA: 3.38 | 1.0 | L | 5 | 1 | 2 | 2 | 2 | 1 | 0 | 0 | 0 | 0 | 0 | 0 | 0 | 0 | 10 | 14 | 9.00 | 2.000 | | |
| 60 Chasen Bradford, R ERA: 1.35 | 1.0 | | 5 | 2 | 1 | 1 | 0 | 0 | 0 | 0 | 0 | 0 | 0 | 0 | 0 | 0 | 10 | 21 | 9.00 | 2.000 | | |
| 49 Wade LeBlanc, L ERA: 1.8 | 2.0 | | 7 | 0 | 0 | 0 | 1 | 0 | 0 | 1 | 0 | 0 | 0 | 0 | 0 | 0 | 13 | 23 | 0.00 | 0.000 | | |

| Batter | 1 | 2 | 3 | 4 | 5 | 6 | 7 | 8 | 9 | AB | R | H | RBI | BB | SO | LOB | BOTTOM | | | |
|---|---|-------------------------|----------------------|-------------------------|-----------------------|-------------------------|----------------------|-------------------------|-----------------------|-------------------------|----------------------|-------------------------|----------------------|-------------------------|-----------------------|-------------------------|---|------------------------------------|-------------------------|--------|
| 9 Dee Strange-Gordon, L OBP: 0.333, SLG: 0.381 | | | | | | | | | | 4 | 0 | 0 | 0 | 0 | 2 | 0 | Houston Astros @ Seattle Mariners Safeco Field, Seattle, WA Tue Apr 17 2018, 7:11 PM - 9:58 PM PDT Att: 15,382 - Roof Closed - 51 F | | | |
| 2 Jean Segura, R OBP: 0.333, SLG: 0.444 | | | | | | | | | | 4 | 0 | 1 | 0 | 0 | 2 | 0 | | | | |
| 22 Robinson Cano, L OBP: 0.484, SLG: 0.479 | | | | | | | | | | 4 | 1 | 1 | 1 | 0 | 0 | 1 | | | | |
| 23 Nelson Cruz, R OBP: 0.227, SLG: 0.619 | | | | | | | | | | 3 | 0 | 0 | 0 | 0 | 1 | 0 | | | | |
| 15 Kyle Seager, L OBP: 0.311, SLG: 0.500 | | | | | | | | | | 3 | 0 | 0 | 0 | 0 | 2 | 0 | | | | |
| 17 Mitch Haniger, R OBP: 0.361, SLG: 0.510 | | | | | | | | | | 3 | 0 | 0 | 0 | 0 | 3 | 0 | | | | |
| 20 Daniel Vogelbach, L OBP: 0.324, SLG: 0.485 | | | | | | | | | | 2 | 0 | 0 | 0 | 1 | 2 | 0 | | | | |
| 51 Ichiro Suzuki, L OBP: 0.219, SLG: 0.219 | | | | | | | | | | 3 | 0 | 1 | 0 | 0 | 0 | 1 | | | | |
| 10 Mike Marjama, R OBP: 0.172, SLG: 0.222 | | | | | | | | | | 3 | 0 | 0 | 0 | 0 | 2 | 1 | | | | |
| Inning Stats | R: 1 K: 1 S: 11 | H: 1 LOB: 0 P: 14 | R: 0 K: 2 S: 9 | H: 0 LOB: 0 P: 14 | R: 0 K: 1 S: 12 | H: 0 LOB: 0 P: 18 | R: 0 K: 1 S: 6 | H: 0 LOB: 0 P: 11 | R: 0 K: 2 S: 12 | H: 0 LOB: 0 P: 14 | R: 0 K: 2 S: 7 | H: 0 LOB: 0 P: 11 | R: 0 K: 2 S: 9 | H: 1 LOB: 0 P: 13 | R: 0 K: 1 S: 10 | H: 1 LOB: 0 P: 12 | 1B: 2 2B: 1 3B: 0 HR: 1 | SF: 0 SAC: 0 DP: 1 HBP: 0 | WP: 0 PB: 0 CS: 0 | PA: 30 |
| PITCHER | IP WLS BF H R ER SO BB IBB HBP BLK WP HR S P ERA WHIP | | | | | | | | | | | | | | | | | | | |
| 43 Lance McCullers Jr., R ERA: 5.97 | 7.0 | W | 23 | 1 | 1 | 1 | 11 | 1 | 0 | 0 | 0 | 0 | 0 | 0 | 0 | 0 | 9 | 13 | 0.00 | 1.000 |
| 36 Will Harris, R ERA: 2.16 | 1.0 | H | 4 | 1 | 0 | 0 | 2 | 0 | 0 | 0 | 0 | 0 | 0 | 0 | 0 | 0 | 10 | 12 | 0.00 | 1.000 |
| 47 Chris Devenski, R ERA: 1.0 | 1.0 | S | 3 | 1 | 0 | 0 | 1 | 0 | 0 | 0 | 0 | 0 | 0 | 0 | 0 | 0 | 10 | 12 | 0.00 | 1.000 |

| Batter | 1 | 2 | 3 | 4 | 5 | 6 | 7 | 8 | 9 | AB | R | H | RBI | BB | SO | LOB | TOP | | | | | | | | |
|--|---|---|---|---|---|---|---|---|---|---|---|---|---|---|---|---|---|---|---|---|---|---|---|---|---|
| 4 George Springer, R (1,8) OBP: 0.318, SLG: 0.440 | | | | | | | | | | 4 | 1 | 2 | 2 | 0 | 0 | 0 | | | | | | | | | |
| 27 Jose Altuve, R (1,4) OBP: 0.373, SLG: 0.347 | | | | | | | | | | 5 | 0 | 2 | 0 | 0 | 1 | 2 | | | | | | | | | |
| 1 Carlos Correa, R (1,6) OBP: 0.351, SLG: 0.484 | | | | | | | | | | 5 | 0 | 2 | 1 | 0 | 1 | 1 | | | | | | | | | |
| 22 Josh Reddick, L (1,9) OBP: 0.379, SLG: 0.458 | | | | | | | | | | 4 | 1 | 0 | 0 | 1 | 2 | 4 | | | | | | | | | |
| 10 Yuli Gurriel, R (1,3) OBP: 0.269, SLG: 0.500 | | | | | | | | | | 4 | 1 | 1 | 0 | 0 | 2 | 3 | | | | | | | | | |
| 9 Marwin Gonzalez, S (1,5) OBP: 0.290, SLG: 0.288 | | | | | | | | | | 4 | 2 | 2 | 2 | 0 | 1 | 1 | | | | | | | | | |
| 16 Brian McCann, L (1,2) OBP: 0.467, SLG: 0.486 | | | | | | | | | | 4 | 1 | 2 | 1 | 0 | 0 | 0 | | | | | | | | | |
| 11 Evan Gattis, R (1,10) OBP: 0.302, SLG: 0.304 | | | | | | | | | | 4 | 1 | 1 | 0 | 0 | 1 | 2 | | | | | | | | | |
| 21 Derek Fisher, L (1,7) OBP: 0.171, SLG: 0.250 | | | | | | | | | | 4 | 0 | 0 | 0 | 0 | 2 | 3 | | | | | | | | | |
| Inning Stats | R: 0 E: 0 K: 1 S: 9 | H: 1 LOB: 0 BB: 0 P: 12 | R: 1 E: 0 K: 2 S: 11 | H: 2 LOB: 1 BB: 0 P: 19 | R: 0 E: 0 K: 1 S: 8 | H: 0 LOB: 0 BB: 0 P: 13 | R: 0 E: 0 K: 3 S: 13 | H: 1 LOB: 1 BB: 0 P: 18 | R: 0 E: 0 K: 0 S: 5 | H: 0 LOB: 0 BB: 0 P: 7 | R: 0 E: 0 K: 0 S: 3 | H: 0 LOB: 0 BB: 0 P: 5 | R: 6 E: 1 K: 2 S: 19 | H: 6 LOB: 2 BB: 1 P: 32 | R: 0 E: 0 K: 1 S: 11 | H: 1 LOB: 1 BB: 0 P: 15 | R: 0 E: 0 K: 0 S: 16 | H: 1 LOB: 1 BB: 0 P: 24 | 1B: 6 2B: 6 3B: 0 HR: 0 | SF: 0 SAC: 0 DP: 2 HBP: 1 | WP: 0 PB: 0 SB: 0 CS: 0 | PA: 40 | | | |
| PITCHER | IP WLS BF H R ER SO BB IBB HBP BLK WP HR S P ERA WHIP | IP WLS BF H R ER SO BB IBB HBP BLK WP HR S P ERA WHIP | IP WLS BF H R ER SO BB IBB HBP BLK WP HR S P ERA WHIP | IP WLS BF H R ER SO BB IBB HBP BLK WP HR S P ERA WHIP | IP WLS BF H R ER SO BB IBB HBP BLK WP HR S P ERA WHIP | IP WLS BF H R ER SO BB IBB HBP BLK WP HR S P ERA WHIP | IP WLS BF H R ER SO BB IBB HBP BLK WP HR S P ERA WHIP | IP WLS BF H R ER SO BB IBB HBP BLK WP HR S P ERA WHIP | IP WLS BF H R ER SO BB IBB HBP BLK WP HR S P ERA WHIP | IP WLS BF H R ER SO BB IBB HBP BLK WP HR S P ERA WHIP | IP WLS BF H R ER SO BB IBB HBP BLK WP HR S P ERA WHIP | IP WLS BF H R ER SO BB IBB HBP BLK WP HR S P ERA WHIP | IP WLS BF H R ER SO BB IBB HBP BLK WP HR S P ERA WHIP | IP WLS BF H R ER SO BB IBB HBP BLK WP HR S P ERA WHIP | IP WLS BF H R ER SO BB IBB HBP BLK WP HR S P ERA WHIP | IP WLS BF H R ER SO BB IBB HBP BLK WP HR S P ERA WHIP | IP WLS BF H R ER SO BB IBB HBP BLK WP HR S P ERA WHIP | IP WLS BF H R ER SO BB IBB HBP BLK WP HR S P ERA WHIP | IP WLS BF H R ER SO BB IBB HBP BLK WP HR S P ERA WHIP | IP WLS BF H R ER SO BB IBB HBP BLK WP HR S P ERA WHIP | IP WLS BF H R ER SO BB IBB HBP BLK WP HR S P ERA WHIP | IP WLS BF H R ER SO BB IBB HBP BLK WP HR S P ERA WHIP | IP WLS BF H R ER SO BB IBB HBP BLK WP HR S P ERA WHIP | IP WLS BF H R ER SO BB IBB HBP BLK WP HR S P ERA WHIP | IP WLS BF H R ER SO BB IBB HBP BLK WP HR S P ERA WHIP |

Houston Astros @ Seattle Mariners
Safeco Field, Seattle, WA
Wed Apr 18 2018, 7:11 PM - 9:55 PM PDT
Att: 14,643 - Roof Closed - 54 F

| | |
|-----|----|
| AB | 38 |
| R | 7 |
| H | 12 |
| RBI | 6 |
| BB | 1 |
| SO | 10 |
| LOB | 16 |



| Batter | 1 | 2 | 3 | 4 | 5 | 6 | 7 | 8 | 9 | AB | R | H | RBI | BB | SO | LOB | BOTTOM | | | | | | | | |
|---|---|---|---|---|---|---|---|---|---|---|---|---|---|---|---|---|---|---|---|---|---|---|---|---|---|
| 9 Dee Strange-Gordon, L (1,8) OBP: 0.343, SLG: 0.388 | | | | | | | | | | 4 | 1 | 2 | 0 | 0 | 1 | 0 | | | | | | | | | |
| 2 Jean Segura, R (1,6) OBP: 0.374, SLG: 0.418 | | | | | | | | | | 4 | 0 | 0 | 0 | 0 | 1 | 2 | | | | | | | | | |
| 22 Robinson Cano, L (1,4) OBP: 0.470, SLG: 0.462 | | | | | | | | | | 4 | 0 | 1 | 1 | 0 | 0 | 1 | | | | | | | | | |
| 23 Nelson Cruz, R (1,10) OBP: 0.192, SLG: 0.520 | | | | | | | | | | 4 | 0 | 0 | 0 | 0 | 1 | 2 | | | | | | | | | |
| 15 Kyle Seager, L (1,5) OBP: 0.292, SLG: 0.467 | | | | | | | | | | 4 | 0 | 0 | 0 | 0 | 2 | 0 | | | | | | | | | |
| 17 Mitch Haniger, R (1,9) OBP: 0.359, SLG: 0.500 | | | | | | | | | | 3 | 0 | 1 | 0 | 0 | 1 | 0 | | | | | | | | | |
| 16 Ben Gamel, L (1,7) OBP: 0.325, SLG: 0.457 | | | | | | | | | | 2 | 0 | 0 | 0 | 1 | 1 | 1 | | | | | | | | | |
| 20 Daniel Vogelbach, L (1,3) OBP: 0.325, SLG: 0.457 | | | | | | | | | | 2 | 0 | 0 | 0 | 1 | 0 | 1 | | | | | | | | | |
| 36 David Freitas, R (1,2) OBP: 0.357, SLG: 0.400 | | | | | | | | | | 2 | 0 | 1 | 0 | 0 | 1 | 0 | | | | | | | | | |
| 51 Ichiro Suzuki, L (8,PH) OBP: 0.212, SLG: 0.212 | | | | | | | | | | 1 | 0 | 0 | 0 | 0 | 0 | 0 | | | | | | | | | |
| 10 Mike Marjama, R (9,2) OBP: 0.172, SLG: 0.222 | | | | | | | | | | 0 | 0 | 0 | 0 | 0 | 0 | 0 | | | | | | | | | |
| Inning Stats | R: 0 E: 0 K: 0 S: 7 | H: 1 LOB: 1 BB: 0 P: 10 | R: 0 E: 0 K: 1 S: 16 | H: 1 LOB: 2 BB: 2 P: 30 | R: 1 E: 1 K: 0 S: 6 | H: 2 LOB: 0 BB: 0 P: 8 | R: 0 E: 0 K: 1 S: 12 | H: 1 LOB: 0 BB: 0 P: 16 | R: 0 E: 0 K: 2 S: 7 | H: 0 LOB: 0 BB: 0 P: 10 | R: 0 E: 0 K: 0 S: 5 | H: 0 LOB: 0 BB: 0 P: 10 | R: 0 E: 0 K: 1 S: 7 | H: 0 LOB: 0 BB: 0 P: 11 | R: 0 E: 0 K: 1 S: 10 | H: 0 LOB: 0 BB: 0 P: 11 | R: 0 E: 0 K: 2 S: 15 | H: 0 LOB: 0 BB: 0 P: 18 | 1B: 5 2B: 0 3B: 0 HR: 0 | SF: 0 SAC: 0 DP: 1 HBP: 0 | WP: 0 PB: 0 SB: 3 CS: 0 | PA: 32 | | | |
| PITCHER | IP WLS BF H R ER SO BB IBB HBP BLK WP HR S P ERA WHIP | IP WLS BF H R ER SO BB IBB HBP BLK WP HR S P ERA WHIP | IP WLS BF H R ER SO BB IBB HBP BLK WP HR S P ERA WHIP | IP WLS BF H R ER SO BB IBB HBP BLK WP HR S P ERA WHIP | IP WLS BF H R ER SO BB IBB HBP BLK WP HR S P ERA WHIP | IP WLS BF H R ER SO BB IBB HBP BLK WP HR S P ERA WHIP | IP WLS BF H R ER SO BB IBB HBP BLK WP HR S P ERA WHIP | IP WLS BF H R ER SO BB IBB HBP BLK WP HR S P ERA WHIP | IP WLS BF H R ER SO BB IBB HBP BLK WP HR S P ERA WHIP | IP WLS BF H R ER SO BB IBB HBP BLK WP HR S P ERA WHIP | IP WLS BF H R ER SO BB IBB HBP BLK WP HR S P ERA WHIP | IP WLS BF H R ER SO BB IBB HBP BLK WP HR S P ERA WHIP | IP WLS BF H R ER SO BB IBB HBP BLK WP HR S P ERA WHIP | IP WLS BF H R ER SO BB IBB HBP BLK WP HR S P ERA WHIP | IP WLS BF H R ER SO BB IBB HBP BLK WP HR S P ERA WHIP | IP WLS BF H R ER SO BB IBB HBP BLK WP HR S P ERA WHIP | IP WLS BF H R ER SO BB IBB HBP BLK WP HR S P ERA WHIP | IP WLS BF H R ER SO BB IBB HBP BLK WP HR S P ERA WHIP | IP WLS BF H R ER SO BB IBB HBP BLK WP HR S P ERA WHIP | IP WLS BF H R ER SO BB IBB HBP BLK WP HR S P ERA WHIP | IP WLS BF H R ER SO BB IBB HBP BLK WP HR S P ERA WHIP | IP WLS BF H R ER SO BB IBB HBP BLK WP HR S P ERA WHIP | IP WLS BF H R ER SO BB IBB HBP BLK WP HR S P ERA WHIP | IP WLS BF H R ER SO BB IBB HBP BLK WP HR S P ERA WHIP | IP WLS BF H R ER SO BB IBB HBP BLK WP HR S P ERA WHIP |

Houston Astros @ Seattle Mariners
Safeco Field, Seattle, WA
Wed Apr 18 2018, 7:11 PM - 9:55 PM PDT
Att: 14,643 - Roof Closed - 54 F

| | |
|-----|----|
| AB | 30 |
| R | 1 |
| H | 5 |
| RBI | 1 |
| BB | 2 |
| SO | 8 |
| LOB | 7 |



| Batter | 1 | 2 | 3 | 4 | 5 | 6 | 7 | 8 | 9 | AB | R | H | RBI | BB | SO | LOB | TOP | | | | | |
|--|-------------------------------|----------------------------------|-------------------------------|----------------------------------|-------------------------------|----------------------------------|------------------------------|----------------------------------|-------------------------------|----------------------------------|------------------------------|----------------------------------|------------------------------|----------------------------------|-------------------------------|----------------------------------|-------------------------------|----------------------------------|----------------------------------|------------------------------------|----------------------------------|--------|
| 4 George Springer, R OBP: 0.323, SLG: 0.430 21 Derek Fisher, L OBP: 0.171, SLG: 0.250 | | | | | | | | | | 4 | 2 | 1 | 0 | 1 | 2 | 0 | | | | | | |
| 27 Jose Altuve, R OBP: 0.398, SLG: 0.392 | | | | | | | | | | 4 | 1 | 3 | 4 | 1 | 1 | 0 | | | | | | |
| 1 Carlos Correa, R OBP: 0.354, SLG: 0.478 | | | | | | | | | | 3 | 0 | 1 | 1 | 1 | 2 | 1 | | | | | | |
| 11 Evan Gattis, R OBP: 0.309, SLG: 0.300 | | | | | | | | | | 4 | 0 | 1 | 1 | 1 | 0 | 3 | | | | | | |
| 2 Alex Bregman, R OBP: 0.329, SLG: 0.324 | | | | | | | | | | 4 | 1 | 2 | 0 | 0 | 1 | 2 | | | | | | |
| 9 Marwin Gonzalez, S OBP: 0.288, SLG: 0.286 | | | | | | | | | | 4 | 0 | 1 | 0 | 0 | 2 | 2 | | | | | | |
| 22 Josh Reddick, L OBP: 0.371, SLG: 0.500 | | | | | | | | | | 4 | 2 | 1 | 2 | 0 | 0 | 2 | | | | | | |
| 12 Max Stassi, R OBP: 0.412, SLG: 0.586 | | | | | | | | | | 3 | 3 | 2 | 1 | 1 | 1 | 0 | | | | | | |
| 6 Jake Marisnick, R OBP: 0.122, SLG: 0.245 | | | | | | | | | | 4 | 0 | 0 | 0 | 0 | 2 | 3 | | | | | | |
| Inning Stats | R: 0 E: 0 K: 3 S: 10 | H: 0 LOB: 0 BB: 0 P: 18 | R: 0 E: 0 K: 1 S: 14 | H: 1 LOB: 1 BB: 0 P: 19 | R: 0 E: 0 K: 3 S: 11 | H: 0 LOB: 0 BB: 0 P: 17 | R: 0 E: 0 K: 0 S: 4 | H: 1 LOB: 0 BB: 1 P: 10 | R: 4 E: 0 K: 2 S: 19 | H: 4 LOB: 1 BB: 1 P: 27 | R: 0 E: 0 K: 0 S: 9 | H: 0 LOB: 0 BB: 0 P: 15 | R: 1 E: 0 K: 0 S: 9 | H: 1 LOB: 0 BB: 0 P: 14 | R: 1 E: 0 K: 2 S: 14 | H: 2 LOB: 1 BB: 1 P: 21 | R: 3 E: 0 K: 0 S: 13 | H: 3 LOB: 1 BB: 1 P: 25 | 1B: 7 2B: 3 3B: 1 HR: 2 | SF: 1 SAC: 0 DP: 1 HBP: 0 | WP: 0 PB: 0 SB: 1 CS: 0 | PA: 40 |
| PITCHER | IP | WLS | BF | H | R | ER | SO | BB | IBB | HBP | BLK | WP | HR | S | P | ERA | WHIP | | | | | |
| 32 Marco Gonzales, L ERA: 7.56 | 4.2 | L | 18 | 5 | 3 | 3 | 8 | 1 | 0 | 0 | 0 | 0 | 0 | 52 | 29 | 5.79 | 1.286 | | | | | |
| 53 Dan Altavilla, R ERA: 3.86 | 1.1 | | 6 | 1 | 1 | 1 | 1 | 2 | 0 | 0 | 0 | 0 | 0 | 15 | 27 | 6.75 | 2.250 | | | | | |
| 25 Marc Rzepczynski, L ERA: 12.3 | 1.0 | | 4 | 1 | 1 | 1 | 0 | 0 | 0 | 0 | 0 | 0 | 1 | 9 | 14 | 9.00 | 1.000 | | | | | |
| 49 Wade LeBlanc, L ERA: 6.43 | 2.0 | | 12 | 5 | 4 | 4 | 2 | 2 | 0 | 0 | 0 | 0 | 1 | 27 | 46 | 18.00 | 3.500 | | | | | |

Houston Astros @ Seattle Mariners
Safeco Field, Seattle, WA
Thu Apr 19 2018, 12:42 PM - 3:42 PM PDT
Att: 16,927 - Sunny - 52 F

| | |
|-----|----|
| AB | 34 |
| R | 9 |
| H | 12 |
| RBI | 9 |
| BB | 5 |
| SO | 11 |
| LOB | 13 |



| Batter | 1 | 2 | 3 | 4 | 5 | 6 | 7 | 8 | 9 | AB | R | H | RBI | BB | SO | LOB | BOTTOM | | | | | |
|--|-------------------------------|----------------------------------|------------------------------|----------------------------------|------------------------------|----------------------------------|------------------------------|---------------------------------|------------------------------|----------------------------------|------------------------------|----------------------------------|-------------------------------|----------------------------------|-------------------------------|----------------------------------|-------------------------------|----------------------------------|----------------------------------|------------------------------------|----------------------------------|--------|
| 9 Dee Strange-Gordon, L OBP: 0.324, SLG: 0.366 | | | | | | | | | | 4 | 0 | 0 | 0 | 0 | 3 | 1 | | | | | | |
| 2 Jean Segura, R OBP: 0.371, SLG: 0.423 | | | | | | | | | | 4 | 0 | 1 | 1 | 0 | 0 | 0 | | | | | | |
| 22 Robinson Cano, L OBP: 0.471, SLG: 0.464 | | | | | | | | | | 4 | 0 | 2 | 0 | 0 | 1 | 0 | | | | | | |
| 23 Nelson Cruz, R OBP: 0.200, SLG: 0.483 | | | | | | | | | | 4 | 0 | 1 | 0 | 0 | 1 | 3 | | | | | | |
| 15 Kyle Seager, L OBP: 0.275, SLG: 0.438 | | | | | | | | | | 4 | 0 | 0 | 0 | 0 | 1 | 1 | | | | | | |
| 17 Mitch Haniger, R OBP: 0.353, SLG: 0.483 | | | | | | | | | | 4 | 0 | 1 | 0 | 0 | 2 | 1 | | | | | | |
| 16 Ben Gamel, L 5 Guillermo Heredia, R OBP: 0.387, SLG: 0.560 | | | | | | | | | | 2 | 0 | 0 | 0 | 0 | 0 | 1 | | | | | | |
| 20 Daniel Vogelbach, L OBP: 0.310, SLG: 0.432 7 Andrew Romine, S OBP: 0.245, SLG: 0.245 | | | | | | | | | | 2 | 0 | 0 | 0 | 0 | 0 | 1 | | | | | | |
| 36 David Freitas, R OBP: 0.355, SLG: 0.429 | | | | | | | | | | 3 | 1 | 1 | 1 | 0 | 1 | 0 | | | | | | |
| Inning Stats | R: 0 E: 0 K: 2 S: 10 | H: 1 LOB: 1 BB: 0 P: 12 | R: 0 E: 0 K: 0 S: 8 | H: 1 LOB: 0 BB: 0 P: 14 | R: 0 E: 0 K: 2 S: 8 | H: 0 LOB: 0 BB: 0 P: 13 | R: 0 E: 0 K: 1 S: 7 | H: 0 LOB: 0 BB: 0 P: 8 | R: 0 E: 0 K: 1 S: 8 | H: 0 LOB: 0 BB: 0 P: 12 | R: 0 E: 0 K: 1 S: 8 | H: 0 LOB: 0 BB: 0 P: 12 | R: 0 E: 0 K: 1 S: 10 | H: 1 LOB: 1 BB: 0 P: 15 | R: 2 E: 0 K: 0 S: 19 | H: 3 LOB: 2 BB: 1 P: 27 | R: 0 E: 0 K: 2 S: 13 | H: 1 LOB: 1 BB: 0 P: 20 | 1B: 5 2B: 2 3B: 0 HR: 0 | SF: 0 SAC: 0 DP: 0 HBP: 0 | WP: 0 PB: 0 SB: 0 CS: 0 | PA: 35 |
| PITCHER | IP | WLS | BF | H | R | ER | SO | BB | IBB | HBP | BLK | WP | HR | S | P | ERA | WHIP | | | | | |
| 50 Charlie Morton, R ERA: 0.72 | 7.0 | W | 24 | 3 | 0 | 0 | 8 | 1 | 0 | 0 | 0 | 0 | 0 | 59 | 8 | 0.00 | 0.429 | | | | | |
| 29 Tony Sipp, L ERA: 9.0 | 0.2 | | 4 | 1 | 2 | 2 | 0 | 1 | 0 | 0 | 0 | 0 | 0 | 10 | 15 | 27.00 | 3.000 | | | | | |
| 30 Héctor Rondón, R ERA: 2.45 | 0.1 | | 3 | 2 | 0 | 0 | 0 | 0 | 0 | 0 | 0 | 0 | 0 | 9 | 12 | 0.00 | 6.000 | | | | | |
| 41 Brad Peacock, R ERA: 3.72 | 1.0 | | 4 | 1 | 0 | 0 | 2 | 0 | 0 | 0 | 0 | 0 | 0 | 13 | 20 | 0.00 | 1.000 | | | | | |

Houston Astros @ Seattle Mariners
Safeco Field, Seattle, WA
Thu Apr 19 2018, 12:42 PM - 3:42 PM PDT
Att: 16,927 - Sunny - 52 F

| | |
|-----|----|
| AB | 34 |
| R | 2 |
| H | 7 |
| RBI | 2 |
| BB | 1 |
| SO | 10 |
| LOB | 10 |



| Batter | 1 | 2 | 3 | 4 | 5 | 6 | 7 | 8 | 9 | AB | R | H | RBI | BB | SO | LOB | TOP | | | | | | | | | | | |
|---|------------------------------|----------------------------------|------------------------------|----------------------------------|-------------------------------|----------------------------------|-------------------------------|----------------------------------|------------------------------|---------------------------------|-------------------------------|----------------------------------|-------------------------------|----------------------------------|------------------------------|----------------------------------|--|----------------------------------|----------------------------------|------------------------------------|----------------------------------|--------|--|--|--|--|--|--|
| 9 Dee Strange-Gordon, L (1, 8) OBP: 0.349, SLG: 0.413 | | | | | | | | | | 5 | 1 | 3 | 1 | 0 | 0 | 0 | Seattle Mariners @ Texas Rangers Globe Life Park in Arlington, Arlington, TX Sat Apr 21 2018, 9:31 PM - 12:59 AM EDT Att: 39,016 - Overcast - 62 F | | | | | | | | | | | |
| 2 Jean Segura, R (1, 6) OBP: 0.321, SLG: 0.444 | | | | | | | | | | 5 | 1 | 1 | 2 | 0 | 1 | 2 | | | | | | | | | | | | |
| 22 Robinson Cano, L (1, 4) OBP: 0.450, SLG: 0.485 | | | | | | | | | | 5 | 3 | 3 | 2 | 0 | 0 | 0 | | | | | | | | | | | | |
| 23 Nelson Cruz, R (1, 10) OBP: 0.300, SLG: 0.632 | | | | | | | | | | 5 | 1 | 3 | 2 | 0 | 1 | 0 | | | | | | | | | | | | |
| 15 Kyle Seager, L (1, 5) OBP: 0.266, SLG: 0.405 | | | | | | | | | | 5 | 0 | 0 | 0 | 0 | 0 | 3 | | | | | | | | | | | | |
| 17 Mitch Haniger, R (1, 9) OBP: 0.377, SLG: 0.600 | | | | | | | | | | 3 | 1 | 1 | 2 | 0 | 1 | 0 | | | | | | | | | | | | |
| 20 Daniel Vogelbach, L (1, 3) 7 Andrew Romine, S (7, PR) | | | | | | | | | | 2 | 0 | 1 | 0 | 2 | 1 | 0 | | | | | | | | | | | | |
| 3 Mike Zunino, R (1, 2) | | | | | | | | | | 3 | 1 | 0 | 0 | 0 | 1 | 4 | | | | | | | | | | | | |
| 16 Ben Gamel, L (1, 7) 5 Guillermo Heredia, R (7, PH) | | | | | | | | | | 2 | 0 | 0 | 0 | 0 | 0 | 1 | | | | | | | | | | | | |
| | | | | | | | | | | 2 | 1 | 1 | 0 | 0 | 0 | 0 | | | | | | | | | | | | |
| Inning Stats | R: 0 E: 0 K: 0 S: 8 | H: 1 LOB: 0 BB: 0 P: 10 | R: 0 E: 0 K: 1 S: 8 | H: 0 LOB: 0 BB: 0 P: 11 | R: 1 E: 0 K: 1 S: 11 | H: 1 LOB: 1 BB: 0 P: 15 | R: 2 E: 0 K: 0 S: 11 | H: 3 LOB: 3 BB: 0 P: 16 | R: 0 E: 0 K: 0 S: 6 | H: 0 LOB: 0 BB: 0 P: 9 | R: 1 E: 0 K: 1 S: 12 | H: 2 LOB: 2 BB: 1 P: 22 | R: 5 E: 0 K: 0 S: 17 | H: 6 LOB: 1 BB: 1 P: 25 | R: 0 E: 0 K: 1 S: 9 | H: 0 LOB: 0 BB: 0 P: 15 | R: 0 E: 0 K: 1 S: 6 | H: 0 LOB: 0 BB: 0 P: 11 | 1B: 8 2B: 2 3B: 0 HR: 3 | SF: 1 SAC: 0 DP: 1 HBP: 1 | WP: 0 PB: 0 SB: 0 CS: 1 | PA: 41 | | | | | | |
| PITCHER | IP | WLS | BF | H | R | ER | SO | BB | IBB | HBP | BLK | WP | HR | S | P | ERA | WHIP | | | | | | | | | | | |
| 40 Bartolo Colon, R (1, 1) ERA: 2.59 | 5.2 | | 25 | 7 | 4 | 4 | 2 | 1 | 0 | 1 | 0 | 0 | 0 | 1 | 53 | 78 | 6.35 | 1.412 | | | | | | | | | | |
| 51 Matt Bush, R (6, 1) ERA: 3.6 | 0.1 | H | 1 | 0 | 0 | 0 | 1 | 0 | 0 | 0 | 0 | 0 | 0 | 0 | 3 | 5 | 0.00 | 0.000 | | | | | | | | | | |
| 58 Alex Claudio, L (7, 1) ERA: 8.1 | 0.0 | L | 4 | 4 | 4 | 4 | 0 | 0 | 0 | 0 | 0 | 0 | 1 | 9 | 12 | ∞ | ∞ | | | | | | | | | | | |
| 31 Chris Martin, R (7, 1) ERA: 3.48 | 1.0 | | 5 | 2 | 1 | 1 | 0 | 1 | 0 | 0 | 0 | 0 | 1 | 8 | 13 | 9.00 | 3.000 | | | | | | | | | | | |
| 62 José Leclerc, R (8, 1) ERA: | 2.0 | | 6 | 0 | 0 | 0 | 2 | 0 | 0 | 0 | 0 | 0 | 0 | 15 | 26 | 0.00 | 0.000 | | | | | | | | | | | |

| | |
|-----|----|
| AB | 37 |
| R | 9 |
| H | 13 |
| RBI | 9 |
| BB | 2 |
| SO | 5 |
| LOB | 10 |



| Batter | 1 | 2 | 3 | 4 | 5 | 6 | 7 | 8 | 9 | AB | R | H | RBI | BB | SO | LOB | BOTTOM | | | | | | | | | | |
|--|-------------------------------|----------------------------------|-------------------------------|----------------------------------|-------------------------------|----------------------------------|-------------------------------|----------------------------------|------------------------------|---------------------------------|-------------------------------|----------------------------------|-------------------------------|----------------------------------|-------------------------------|----------------------------------|--|----------------------------------|----------------------------------|------------------------------------|----------------------------------|--------|--|--|--|--|--|
| 17 Shin-Soo Choo, L (1, 10) OBP: 0.323, SLG: 0.494 | | | | | | | | | | 5 | 1 | 2 | 1 | 1 | 1 | 2 | Seattle Mariners @ Texas Rangers Globe Life Park in Arlington, Arlington, TX Sat Apr 21 2018, 9:31 PM - 12:59 AM EDT Att: 39,016 - Overcast - 62 F | | | | | | | | | | |
| 9 Isiah Kiner-Faleola, R (1, 4) OBP: 0.333, SLG: 0.412 | | | | | | | | | | 4 | 2 | 2 | 1 | 2 | 0 | 4 | | | | | | | | | | | |
| 30 Nomar Mazara, L (1, 9) OBP: 0.349, SLG: 0.403 | | | | | | | | | | 4 | 1 | 1 | 1 | 1 | 1 | 4 | | | | | | | | | | | |
| 29 Adrián Beltré, R (1, 5) OBP: 0.348, SLG: 0.390 | | | | | | | | | | 4 | 0 | 1 | 1 | 0 | 1 | 3 | | | | | | | | | | | |
| 20 Renato Núñez, R (1, 7) 18 Drew Robinson, L (9, PH) OBP: 0.281, SLG: 0.250 | | | | | | | | | | 3 | 0 | 0 | 0 | 1 | 0 | 3 | | | | | | | | | | | |
| 19 Jurickson Profar, S (1, 6) OBP: 0.370, SLG: 0.511 | | | | | | | | | | 0 | 1 | 0 | 0 | 1 | 0 | 0 | | | | | | | | | | | |
| 61 Robinson Chirinos, R (1, 2) OBP: 0.261, SLG: 0.322 | | | | | | | | | | 4 | 1 | 1 | 0 | 1 | 3 | 3 | | | | | | | | | | | |
| 67 Ronald Guzmán, L (1, 3) OBP: 0.286, SLG: 0.462 | | | | | | | | | | 5 | 1 | 1 | 1 | 0 | 1 | 4 | | | | | | | | | | | |
| 15 Carlos Tocci, R (1, 8) OBP: 0.148, SLG: 0.080 | | | | | | | | | | 2 | 0 | 0 | 0 | 0 | 2 | 0 | | | | | | | | | | | |
| 13 Joey Gallo, L (9, PH) OBP: 0.264, SLG: 0.452 | | | | | | | | | | 0 | 0 | 0 | 0 | 1 | 0 | 0 | | | | | | | | | | | |
| Inning Stats | R: 1 E: 0 K: 2 S: 19 | H: 2 LOB: 2 BB: 1 P: 32 | R: 0 E: 0 K: 3 S: 14 | H: 0 LOB: 0 BB: 0 P: 19 | R: 3 E: 0 K: 1 S: 23 | H: 2 LOB: 1 BB: 2 P: 33 | R: 1 E: 0 K: 0 S: 11 | H: 2 LOB: 1 BB: 0 P: 12 | R: 0 E: 0 K: 0 S: 5 | H: 0 LOB: 0 BB: 0 P: 8 | R: 1 E: 0 K: 1 S: 14 | H: 2 LOB: 2 BB: 0 P: 20 | R: 0 E: 0 K: 0 S: 18 | H: 1 LOB: 2 BB: 1 P: 28 | R: 0 E: 1 K: 1 S: 13 | H: 0 LOB: 2 BB: 1 P: 21 | R: 1 E: 0 K: 1 S: 15 | H: 1 LOB: 3 BB: 3 P: 34 | 1B: 4 2B: 6 3B: 0 HR: 0 | SF: 1 SAC: 1 DP: 0 HBP: 1 | WP: 3 PB: 0 SB: 1 CS: 0 | PA: 47 | | | | | |
| PITCHER | IP | WLS | BF | H | R | ER | SO | BB | IBB | HBP | BLK | WP | HR | S | P | ERA | WHIP | | | | | | | | | | |
| 65 James Paxton, L (1, 1) ERA: 5.61 | 4.0 | | 21 | 6 | 5 | 5 | 6 | 3 | 0 | 0 | 0 | 1 | 0 | 67 | 96 | 11.25 | 2.250 | | | | | | | | | | |
| 60 Chasen Bradford, R (5, 1) ERA: 1.86 | 2.0 | W | 9 | 2 | 1 | 1 | 1 | 0 | 0 | 1 | 0 | 0 | 0 | 19 | 28 | 4.50 | 1.000 | | | | | | | | | | |
| 53 Dan Altavilla, R (7, 1) ERA: 3.38 | 1.1 | H | 6 | 1 | 0 | 0 | 1 | 1 | 0 | 0 | 0 | 1 | 0 | 21 | 31 | 0.00 | 1.500 | | | | | | | | | | |
| 25 Marc Rzepczynski, L (8, 1) ERA: 9.82 | 0.1 | H | 3 | 0 | 0 | 0 | 0 | 1 | 0 | 0 | 0 | 0 | 0 | 7 | 12 | 0.00 | 3.000 | | | | | | | | | | |
| 39 Edwin Díaz, R (8, 1) ERA: 0.87 | 1.1 | S | 8 | 1 | 1 | 1 | 1 | 3 | 0 | 0 | 0 | 1 | 0 | 18 | 40 | 6.75 | 3.000 | | | | | | | | | | |

| | |
|-----|----|
| AB | 36 |
| R | 7 |
| H | 10 |
| RBI | 7 |
| BB | 8 |
| SO | 9 |
| LOB | 26 |



| Batter | 1 | 2 | 3 | 4 | 5 | 6 | 7 | 8 | 9 | AB | R | H | RBI | BB | SO | LOB | TOP | | | | | | | | | | |
|--|------------------------------|---------------------------------|-------------------------------|----------------------------------|------------------------------|----------------------------------|-------------------------------|----------------------------------|-------------------------------|----------------------------------|-------------------------------|----------------------------------|-------------------------------|----------------------------------|-------------------------------|----------------------------------|-------------------------------|----------------------------------|----------------------------------|------------------------------------|----------------------------------|--------|--|--|--|--|--|
| 2 Jean Segura, R OBP: 0.315, SLG: 0.430 | | | | | | | | | | 5 | 2 | 1 | 1 | 0 | 0 | 0 | | | | | | | | | | | |
| 17 Mitch Haniger, R OBP: 0.390, SLG: 0.671 | | | | | | | | | | 5 | 1 | 3 | 3 | 0 | 1 | 0 | | | | | | | | | | | |
| 22 Robinson Cano, L OBP: 0.447, SLG: 0.471 | | | | | | | | | | 4 | 0 | 1 | 0 | 1 | 0 | 2 | | | | | | | | | | | |
| 23 Nelson Cruz, R OBP: 0.311, SLG: 0.628 | | | | | | | | | | 5 | 0 | 2 | 0 | 0 | 1 | 3 | | | | | | | | | | | |
| 15 Kyle Seager, L OBP: 0.262, SLG: 0.385 | | | | | | | | | | 4 | 0 | 0 | 0 | 0 | 1 | 4 | | | | | | | | | | | |
| 51 Ichiro Suzuki, L OBP: 0.289, SLG: 0.250 | | | | | | | | | | 3 | 0 | 2 | 0 | 2 | 1 | 2 | | | | | | | | | | | |
| 36 David Freitas, R OBP: 0.314, SLG: 0.375 | | | | | | | | | | 4 | 0 | 0 | 0 | 0 | 1 | 8 | | | | | | | | | | | |
| 9 Dee Strange-Gordon, L (9, PH) | | | | | | | | | | 1 | 0 | 0 | 0 | 0 | 0 | 2 | | | | | | | | | | | |
| 20 Daniel Vogelbach, L OBP: 0.321, SLG: 0.391 | | | | | | | | | | 3 | 0 | 0 | 0 | 0 | 3 | 5 | | | | | | | | | | | |
| 3 Mike Zunino, R (7, 2) | | | | | | | | | | 1 | 0 | 0 | 0 | 0 | 1 | 3 | | | | | | | | | | | |
| 16 Ben Gamel, L OBP: 0.182, SLG: 0.300 | | | | | | | | | | 4 | 1 | 1 | 0 | 0 | 0 | 4 | | | | | | | | | | | |
| Inning Stats | R: 0 E: 0 K: 0 S: 5 | H: 0 LOB: 0 BB: 0 P: 7 | R: 0 E: 0 K: 1 S: 14 | H: 2 LOB: 3 BB: 0 P: 22 | R: 0 E: 0 K: 1 S: 8 | H: 1 LOB: 1 BB: 0 P: 12 | R: 0 E: 0 K: 1 S: 10 | H: 1 LOB: 1 BB: 0 P: 16 | R: 2 E: 0 K: 0 S: 12 | H: 3 LOB: 1 BB: 0 P: 22 | R: 0 E: 0 K: 1 S: 10 | H: 0 LOB: 1 BB: 1 P: 19 | R: 2 E: 0 K: 2 S: 15 | H: 1 LOB: 3 BB: 2 P: 30 | R: 0 E: 0 K: 1 S: 10 | H: 0 LOB: 0 BB: 0 P: 17 | R: 0 E: 0 K: 2 S: 10 | H: 2 LOB: 2 BB: 0 P: 15 | 1B: 5 2B: 3 3B: 1 HR: 1 | SF: 0 SAC: 0 DP: 0 HBP: 1 | WP: 0 PB: 0 SB: 0 CS: 0 | PA: 43 | | | | | |
| PITCHER | IP | WLS | BF | H | R | ER | SO | BB | IBB | HBP | BLK | WP | HR | S | P | ERA | WHIP | | | | | | | | | | |
| 33 Martin Pérez, L ERA: 9.82 | 6.0 | W | 27 | 7 | 2 | 2 | 4 | 1 | 0 | 0 | 0 | 0 | 0 | 59 | 98 | 3.00 | 1.333 | | | | | | | | | | |
| 51 Matt Bush, R ERA: 4.35 | 0.1 | H | 4 | 1 | 2 | 1 | 0 | 1 | 0 | 0 | 0 | 0 | 1 | 8 | 16 | 27.00 | 6.000 | | | | | | | | | | |
| 41 Jake Diekmann, L ERA: 5.68 | 0.2 | H | 4 | 0 | 0 | 0 | 2 | 1 | 0 | 0 | 0 | 0 | 0 | 7 | 14 | 0.00 | 1.500 | | | | | | | | | | |
| 32 Kevin Jepsen, R ERA: 1.69 | 1.0 | H | 3 | 0 | 0 | 0 | 1 | 0 | 0 | 0 | 0 | 0 | 0 | 10 | 17 | 0.00 | 0.000 | | | | | | | | | | |
| 50 Keone Kela, R ERA: 4.05 | 1.0 | S | 5 | 2 | 0 | 0 | 2 | 0 | 0 | 0 | 0 | 0 | 0 | 10 | 15 | 0.00 | 2.000 | | | | | | | | | | |

Seattle Mariners @ Texas Rangers
Globe Life Park in Arlington, Arlington, TX
Sun Apr 22 2018, 3:09 PM - 6:04 PM EDT
Att: 33,661 - Partly Cloudy - 65 F

AB 39
R 4
H 10
RBI 4
BB 3
SO 9
LOB 33



| Batter | 1 | 2 | 3 | 4 | 5 | 6 | 7 | 8 | 9 | AB | R | H | RBI | BB | SO | LOB | BOTTOM | | | | | | | | | | |
|---|------------------------------|----------------------------------|-------------------------------|----------------------------------|------------------------------|----------------------------------|------------------------------|----------------------------------|-------------------------------|----------------------------------|------------------------------|----------------------------------|------------------------------|---------------------------------|-------------------------------|----------------------------------|----------------------------------|------------------------------------|----------------------------------|--------|--|--|--|--|--|--|--|
| 3 Delino DeShields, R OBP: 0.167, SLG: 0.091 | | | | | | | | | | 4 | 0 | 0 | 0 | 0 | 1 | 1 | | | | | | | | | | | |
| 17 Shin-Soo Choo, L OBP: 0.320, SLG: 0.483 | | | | | | | | | | 4 | 0 | 1 | 1 | 0 | 0 | 0 | | | | | | | | | | | |
| 30 Nomar Mazara, L OBP: 0.345, SLG: 0.432 | | | | | | | | | | 4 | 1 | 1 | 1 | 0 | 1 | 1 | | | | | | | | | | | |
| 29 Adrian Beltré, R OBP: 0.366, SLG: 0.425 | | | | | | | | | | 3 | 3 | 2 | 0 | 1 | 0 | 0 | | | | | | | | | | | |
| 13 Joey Gallo, L OBP: 0.284, SLG: 0.488 | | | | | | | | | | 2 | 2 | 1 | 2 | 1 | 0 | 1 | | | | | | | | | | | |
| 19 Jurickson Profar, S OBP: 0.379, SLG: 0.513 | | | | | | | | | | 3 | 0 | 1 | 1 | 1 | 0 | 0 | | | | | | | | | | | |
| 9 Isiah Kiner-Falefa, R OBP: 0.325, SLG: 0.395 | | | | | | | | | | 4 | 0 | 1 | 2 | 0 | 0 | 2 | | | | | | | | | | | |
| 20 Renato Núñez, R OBP: 0.214, SLG: 0.231 | | | | | | | | | | 3 | 0 | 0 | 0 | 0 | 0 | 2 | | | | | | | | | | | |
| 18 Drew Robinson, L OBP: 0.277, SLG: 0.246 | | | | | | | | | | 1 | 0 | 0 | 0 | 0 | 1 | 2 | | | | | | | | | | | |
| 8 Juan Centeno, L OBP: 0.192, SLG: 0.231 | | | | | | | | | | 4 | 1 | 1 | 0 | 0 | 1 | 2 | | | | | | | | | | | |
| Inning Stats | R: 0 E: 0 K: 0 S: 7 | H: 0 LOB: 0 BB: 0 P: 10 | R: 1 E: 0 K: 0 S: 10 | H: 1 LOB: 0 BB: 0 P: 13 | R: 0 E: 0 K: 1 S: 8 | H: 0 LOB: 0 BB: 0 P: 12 | R: 3 E: 0 K: 0 S: 6 | H: 2 LOB: 0 BB: 1 P: 17 | R: 1 E: 0 K: 1 S: 12 | H: 2 LOB: 1 BB: 0 P: 18 | R: 0 E: 0 K: 0 S: 8 | H: 1 LOB: 2 BB: 0 P: 10 | R: 0 E: 0 K: 1 S: 6 | H: 0 LOB: 0 BB: 0 P: 9 | R: 2 E: 0 K: 1 S: 15 | H: 2 LOB: 2 BB: 2 P: 22 | 1B: 3 2B: 3 3B: 0 HR: 2 | SF: 0 SAC: 0 DP: 0 HBP: 1 | WP: 0 PB: 0 SB: 0 CS: 0 | PA: 36 | | | | | | | |
| PITCHER | IP | WLS | BF | H | R | ER | SO | BB | IBB | HBP | BLK | WP | HR | S | P | ERA | WHIP | | | | | | | | | | |
| 31 Erasmo Ramírez, R ERA: 9.64 | 4.2 | L | 20 | 1 | 0 | 0 | 2 | 0 | 0 | 0 | 0 | 0 | 0 | 22 | 30 | 0.00 | 0.375 | | | | | | | | | | |
| 47 James Pazos, L ERA: 2.25 | 2.2 | | 10 | 1 | 0 | 0 | 2 | 0 | 0 | 1 | 0 | 0 | 0 | 22 | 30 | 0.00 | 0.375 | | | | | | | | | | |
| 50 Nick Vincent, R ERA: 6.0 | 0.2 | | 6 | 2 | 2 | 2 | 1 | 1 | 1 | 0 | 0 | 0 | 0 | 10 | 14 | 27.00 | 4.500 | | | | | | | | | | |

Seattle Mariners @ Texas Rangers
Globe Life Park in Arlington, Arlington, TX
Sun Apr 22 2018, 3:09 PM - 6:04 PM EDT
Att: 33,661 - Partly Cloudy - 65 F

AB 32
R 7
H 8
RBI 7
BB 3
SO 4
LOB 11




| Batter | 1 | 2 | 3 | 4 | 5 | 6 | 7 | 8 | 9 | AB | R | H | RBI | BB | SO | LOB | TOP | | | | | |
|--|---|----------------------------------|--|----------------------------------|------------------------------|--|------------------------------|--|--|----------------------------------|-------------------------------|----------------------------------|-------------------------------|----------------------------------|------------------------------|----------------------------------|-------------------------------|----------------------------------|----------------------------------|------------------------------------|----------------------------------|--------|
| 9 Dee Strange-Gordon, L (1, 8) OBP: 0.330, SLG: 0.388 | F SI 94 B FF 94 B FC 94 X FF 94 | 2-2 L8 | C FC 88 B CU 92 B FC 92 X FF 94 | 3-2 L7 | | C CH 86 B FC 86 F FC 86 X FF 93 | 1-2 G4-3 | C FF 96 B SI 96 C SL 96 X FF 96 | 1-2 G6-3 | 4 | 0 | 0 | 0 | 0 | 0 | 1 | | | | | | |
| 2 Jean Segura, R (1, 6) OBP: 0.323, SLG: 0.443 | B FF 94 B FC 94 X FF 94 | 2-0 2B | | B FF 92 B FC 92 X FF 93 | 3-1 P2 | C CH 84 B FC 84 F FC 84 X FF 92 | 4-2 BB | B SL 86 B FC 86 F FC 86 X FF 94 | 1-1 SF9 | 2 | 0 | 1 | 1 | 1 | 0 | 0 | | | | | | |
| 22 Robinson Cano, L (1, 4) OBP: 0.438, SLG: 0.459 | C FF 92 X FF 92 | 0-1 FC1-6-5 | C FF 93 X FF 94 | 1-1 G4-3 | | S FF 93 X FF 92 | 0-1 P5 | X SL 86 | 0-0 1B | 4 | 0 | 1 | 0 | 0 | 0 | 2 | | | | | | |
| 23 Nelson Cruz, R (1, 10) OBP: 0.286, SLG: 0.574 | B FF 93 B FC 93 D CH 85 X FF 93 | 3-1 F8 | B FC 89 B FC 89 F FC 89 X FF 95 | 3-2 F8 | | C FF 93 B FC 93 F FC 93 X FF 93 | 2-3 K | X FF 96 | 0-0 G5-3 | 4 | 0 | 0 | 0 | 0 | 1 | 3 | | | | | | |
| 15 Kyle Seager, L (1, 5) OBP: 0.261, SLG: 0.390 | C FF 94 B FC 94 S FC 88 | 1-3 K | X FF 94 | 0-0 F8 | | C FF 95 B FC 95 X FF 95 | 1-2 L9 | | B SL 84 B FC 84 X FF 96 | 2-1 2B | 4 | 0 | 1 | 0 | 0 | 1 | | | | | | |
| 17 Mitch Haniger, R (1, 9) OBP: 0.395, SLG: 0.716 | B FF 93 X FF 93 | 1-0 F9 | B FF 92 C FC 88 X FC 90 | 1-2 3 HR 2B | | X FF 96 | 0-0 HR | | C SL 86 B FC 86 X CH 90 | 1-2 F9 | 4 | 2 | 2 | 1 | 0 | 1 | | | | | | |
| 20 Daniel Vogelbach, L (1, 3) OBP: 0.316, SLG: 0.380 | C FF 94 B FC 94 B CH 88 X FC 89 | 2-2 G3 | C FF 93 B CH 85 C FC 88 | 1-3 K | | X CH 88 | 0-0 1B | | D CH 88 B SL 84 B FC 84 X FC 86 | 2-2 P2 | 4 | 0 | 1 | 0 | 0 | 1 | 2 | | | | | |
| 3 Mike Zunino, R (1, 2) OBP: 0.214, SLG: 0.385 | B FF 94 B FC 94 X FF 95 | 2-2 F9 | B FF 94 B FC 94 X FF 95 | 1-1 HR | | C FF 92 B FC 91 X FF 91 | 1-1 HR | | C SL 85 B FC 87 D CH 90 X SL 86 | 1-2 1B | 4 | 1 | 2 | 2 | 0 | 1 | 1 | | | | | |
| 16 Ben Gamel, L (1, 7) OBP: 0.214, SLG: 0.385 | B FF 94 B FC 94 X FF 95 | 3-1 G6-3 | B FF 94 B FC 94 X FF 95 | 3-2 F8 | | B FF 94 B FC 94 X FF 95 | 3-0 2B | | D CH 89 B FC 89 X FF 95 | 1-1 2B | 3 | 1 | 1 | 0 | 0 | 0 | 0 | | | | | |
| Inning Stats | R: 0 E: 0 K: 0 S: 8 | H: 1 LOB: 1 BB: 0 P: 15 | R: 0 E: 0 K: 1 S: 7 | H: 0 LOB: 0 BB: 0 P: 11 | R: 0 E: 0 K: 0 S: 8 | H: 0 LOB: 0 BB: 0 P: 16 | R: 0 E: 0 K: 0 S: 7 | H: 0 LOB: 0 BB: 0 P: 14 | R: 2 E: 0 K: 1 S: 14 | H: 2 LOB: 0 BB: 0 P: 20 | R: 0 E: 0 K: 1 S: 10 | H: 0 LOB: 1 BB: 1 P: 17 | R: 1 E: 0 K: 0 S: 10 | H: 3 LOB: 2 BB: 0 P: 15 | R: 1 E: 0 K: 0 S: 9 | H: 2 LOB: 1 BB: 0 P: 12 | R: 0 E: 0 K: 1 S: 13 | H: 1 LOB: 1 BB: 0 P: 19 | 1B: 3 2B: 4 3B: 0 HR: 2 | SF: 1 SAC: 0 DP: 0 HBP: 0 | WP: 0 PB: 0 SB: 0 CS: 0 | PA: 35 |
| PITCHER | IP WLS BF H R ER SO BB IBB HBP BLK WP HR S P ERA WHIP | | | | | | | | | | | | | | | | | | | | | |
| 51 Carson Fulmer, R (1, 1) ERA: 6.0 | 6.0 W 22 3 2 2 3 1 0 0 0 0 1 54 93 3.00 0.667 | | | | | | | | | | | | | | | | | | | | | |
| 54 Chris Beck, R (7, 1) ERA: 6.0 | 3.0 S 14 6 2 2 1 0 0 0 0 0 1 32 46 6.00 2.000 | | | | | | | | | | | | | | | | | | | | | |

Seattle Mariners @ Chicago White Sox
Guaranteed Rate Field, Chicago, IL
Mon Apr 23 2018, 7:12 PM - 10:06 PM CDT
Att: 13,614 - Overcast - 54 F

livebaseballscorecards.com

AB 33
R 4
H 9
RBI 4
BB 1
SO 4
LOB 10




| Batter | 1 | 2 | 3 | 4 | 5 | 6 | 7 | 8 | 9 | AB | R | H | RBI | BB | SO | LOB | BOTTOM | | | |
|--|---|----------------------------------|--|----------------------------------|--|----------------------------------|--|----------------------------------|--|----------------------------------|-------------------------------|----------------------------------|-------------------------------|----------------------------------|------------------------------|----------------------------------|-----------------------------------|------------------------------------|----------------------------------|--------|
| 10 Yoán Moncada, S (1, 4) OBP: 0.345, SLG: 0.493 | B SI 87 X SI 88 | 1-0 26 1B 3B | X KC 77 | 0-0 79 HR 2B | C CH 85 B FC 85 F FC 85 X CH 85 | 1-2 HR | C SI 86 B FC 86 F FC 86 X SL 80 | 3-3 K | C FC 82 X FC 83 | 0-1 F7 | 5 | 3 | 3 | 1 | 0 | 1 | 2 | | | |
| 26 Avisail García, R (1, 9) OBP: 0.250, SLG: 0.315 | B SL 80 B FC 80 X SL 90 | 2-1 79 1B 1B | F FC 87 B CH 83 F FC 83 X SL 81 | 1-2 G5-3 | B FC 86 B FC 87 F CH 84 X SL 80 | 1-2 F8 | C SI 86 B FC 86 F FC 86 X SL 80 | 2-3 K | F SI 86 B FC 84 B FC 83 X SI 85 | 3-1 30 G4-3 2B | 2 | 0 | 1 | 1 | 0 | 0 | 1 | | | |
| 32 Trayce Thompson, R (3, 9) OBP: 0.200, SLG: 0.467 | B SI 80 B FC 80 X SL 85 | 3-H 1B | B KC 76 X SI 87 | 1-0 21 1B HR | C SI 88 B SL 80 B FC 86 X FC 86 | 3-2 1B | S FF 85 B SI 86 F CH 77 X SI 87 | 0-2 HR | F FC 82 X CH 76 | 0-2 F8 | 5 | 1 | 1 | 0 | 0 | 1 | 2 | | | |
| 79 José Abreu, R (1, 3) OBP: 0.372, SLG: 0.577 | C FC 87 B CH 84 F SI 80 X KC 78 | 1-2 30 1B 21 1B 1B | B KC 76 X SI 87 | 1-0 21 1B HR | S FF 85 B SI 86 F CH 77 X SI 87 | 0-3 1B | F FC 82 X CH 76 | 0-2 HR | B SI 86 X SI 85 | 1-0 G4-3 | 5 | 1 | 1 | 0 | 0 | 1 | 2 | | | |
| 30 Nicky Delmonico, L (1, 7) OBP: 0.333, SLG: 0.310 | B KC 78 X SI 89 | 1-0 21 1B 5 WP 1B | X CH 83 | 0-0 G6-3 | S FF 85 B SI 86 F CH 77 X SI 87 | 1-3 K | F FC 82 X CH 76 | 0-1 HR | X FC 82 | 0-0 F7 | 5 | 1 | 2 | 1 | 0 | 1 | 2 | | | |
| 21 Wellington Castillo, R (1, 2) OBP: 0.321, SLG: 0.438 | X KC 77 | 0-0 5 WP 1B | X SI 88 | 0-0 G6-3 | C SI 87 B FC 77 B SI 86 C SI 87 | 1-3 K | F FC 82 X CH 76 | 0-1 FC4 1B | X FC 82 | 0-0 F7 | 5 | 1 | 2 | 1 | 0 | 1 | 2 | | | |
| 5 Yoimer Sánchez, S (1, 10) OBP: 0.351, SLG: 0.446 | C CH 83 B FC 87 X FC 88 | 1-2 24 2B 1B | C FC 83 X CH 85 | 0-1 F8 | C SI 86 X FC 83 | 0-1 15 1B 1B | F SI 87 B FC 86 B CH 77 X FC 82 | 2-2 FC4 | | 4 | 2 | 2 | 1 | 0 | 0 | 1 | | | | |
| 24 Matt Davidson, R (1, 5) OBP: 0.347, SLG: 0.500 | B SI 80 B FC 87 X CH 85 | 1-1 F9 2B | B FC 86 B KC 78 B SI 80 X SL 81 | 2-2 G1-3 | C SI 86 B FC 76 B SI 80 C FC 83 | 2-3 K | S CH 77 B CH 76 X CH 77 | 1-2 G6-3 | S CH 77 B FC 86 X CH 77 | 1-2 G6-3 | 4 | 0 | 1 | 1 | 0 | 1 | 1 | | | |
| 7 Tim Anderson, R (1, 6) OBP: 0.321, SLG: 0.437 | B SI 80 X FC 87 | 1-0 F9 2B | B SI 88 B CH 83 X SI 90 | 2-1 3B | S CH 77 B CH 76 X CH 76 | 0-2 G5-3 | B CH 78 B CH 76 X CH 78 | 2-1 1B | | 4 | 0 | 2 | 0 | 0 | 0 | 2 | | | | |
| 15 Adam Engel, R (1, 8) OBP: 0.250, SLG: 0.184 | C SL 81 X SI 89 | 0-1 G5-3 | C FC 87 B SL 80 S SL 79 | 1-3 K2-3 | X CH 76 | 0-0 10 S 1B | F SI 86 B FC 78 S FC 84 | 1-3 K | | 4 | 0 | 1 | 1 | 0 | 2 | 3 | | | | |
| Inning Stats | R: 5 E: 0 K: 0 S: 16 | H: 7 LOB: 1 BB: 0 P: 24 | R: 2 E: 0 K: 0 S: 8 | H: 2 LOB: 0 BB: 0 P: 10 | R: 0 E: 0 K: 1 S: 11 | H: 1 LOB: 1 BB: 0 P: 16 | R: 1 E: 0 K: 2 S: 17 | H: 2 LOB: 1 BB: 0 P: 23 | R: 1 E: 0 K: 2 S: 13 | H: 2 LOB: 1 BB: 0 P: 18 | R: 1 E: 0 K: 1 S: 14 | H: 2 LOB: 1 BB: 0 P: 21 | R: 0 E: 0 K: 1 S: 10 | H: 1 LOB: 1 BB: 0 P: 14 | R: 0 E: 0 K: 0 S: 6 | H: 1 LOB: 1 BB: 0 P: 10 | 1B: 10 2B: 3 3B: 2 HR: 3 | SF: 0 SAC: 0 DP: 0 HBP: 0 | WP: 1 PB: 0 SB: 2 CS: 0 | PA: 41 |
| PITCHER | IP WLS BF H R ER SO BB IBB HBP BLK WP HR S P ERA WHIP | | | | | | | | | | | | | | | | | | | |
| 8 Mike Leake, R (1, 1) ERA: 6.59 | 3.1 L 21 12 8 8 2 6 0 0 0 0 1 45 65 21.60 3.600 | | | | | | | | | | | | | | | | | | | |
| 49 Wade LeBlanc, L (4, 1) ERA: 5.4 | 4.2 20 6 2 2 6 0 0 0 0 0 1 50 71 3.86 1.286 | | | | | | | | | | | | | | | | | | | |

Seattle Mariners @ Chicago White Sox
Guaranteed Rate Field, Chicago, IL
Mon Apr 23 2018, 7:12 PM - 10:06 PM CDT
Att: 13,614 - Overcast - 54 F

livebaseballscorecards.com

AB 41
R 10
H 18
RBI 9
BB 0
SO 7
LOB 15



| Batter | 1 | 2 | 3 | 4 | 5 | 6 | 7 | 8 | 9 | AB | R | H | RBI | BB | SO | LOB | TOP | | | | | | | | | | |
|--|-------------------------------|----------------------------------|-------------------------------|----------------------------------|------------------------------|----------------------------------|-------------------------------|----------------------------------|------------------------------|----------------------------------|-------------------------------|----------------------------------|-------------------------------|----------------------------------|------------------------------|----------------------------------|---|----------------------------------|----------------------------------|------------------------------------|----------------------------------|--------|--|--|--|--|--|
| 9 Dee Strange-Gordon, L (1, 8) OBP: 0.328, SLG: 0.375 | G3 | | HBP | | FC5-6 | | G5-3 | | | 3 | 0 | 0 | 0 | 0 | 0 | 4 | Seattle Mariners @ Chicago White Sox Guaranteed Rate Field, Chicago, IL Tue Apr 24 2018, 4:11 PM - 7:02 PM CDT Att: 10,761 - Partly Cloudy - 59 F | | | | | | | | | | |
| 2 Jean Segura, R (1, 6) OBP: 0.395, SLG: 0.424 | K | | G6-3 | | CS | P6 | | F9 | | 4 | 0 | 0 | 0 | 0 | 1 | | | | | | | | | | | | |
| 22 Robinson Canó, L (1, 4) OBP: 0.430, SLG: 0.449 | | | | | G4-3 | | F8 | L7 | | 4 | 0 | 1 | 0 | 0 | 0 | | | | | | | | | | | | |
| 23 Nelson Cruz, R (1, 10) OBP: 0.264, SLG: 0.529 | F8 | | | | F8 | | G6-3 | G1-3 | | 4 | 0 | 0 | 0 | 0 | 1 | | | | | | | | | | | | |
| 15 Kyle Seager, L (1, 5) OBP: 0.272, SLG: 0.407 | | G6-3 | | | G4-3 | | | F8 | | 4 | 1 | 2 | 0 | 0 | 0 | | | | | | | | | | | | |
| 17 Mitch Haniger, R (1, 9) OBP: 0.389, SLG: 0.692 | K | | | | 2B | | K | K | | 4 | 0 | 1 | 1 | 0 | 3 | | | | | | | | | | | | |
| 16 Ben Gamel, L (1, 7) OBP: 0.222, SLG: 0.353 | K | | | | 1B | | | G3 | | 4 | 0 | 1 | 0 | 0 | 1 | | | | | | | | | | | | |
| 3 Mike Zunino, R (1, 2) OBP: 0.176, SLG: 0.313 | | | G6-3 | | | | F9 | P4 | | 3 | 0 | 0 | 0 | 0 | 2 | | | | | | | | | | | | |
| 20 Daniel Vogelbach, L (1, 3) OBP: 0.317, SLG: 0.365 | | | G4-3 | | | | | E4 | | 2 | 0 | 0 | 0 | 1 | 2 | | | | | | | | | | | | |
| 7 Andrew Romine, S (7, 3) | | | | | | | | | | 0 | 0 | 0 | 0 | 0 | 0 | | | | | | | | | | | | |
| Inning Stats | R: 0 E: 0 K: 1 S: 10 | H: 1 LOB: 1 BB: 0 P: 14 | R: 0 E: 0 K: 2 S: 10 | H: 0 LOB: 0 BB: 0 P: 15 | R: 0 E: 0 K: 0 S: 9 | H: 0 LOB: 1 BB: 0 P: 16 | R: 1 E: 0 K: 0 S: 12 | H: 2 LOB: 1 BB: 0 P: 18 | R: 0 E: 0 K: 0 S: 8 | H: 0 LOB: 0 BB: 1 P: 14 | R: 0 E: 1 K: 1 S: 11 | H: 0 LOB: 3 BB: 0 P: 15 | R: 0 E: 1 K: 1 S: 16 | H: 2 LOB: 3 BB: 0 P: 22 | R: 0 E: 0 K: 0 S: 9 | H: 0 LOB: 0 BB: 0 P: 13 | R: 0 E: 0 K: 1 S: 8 | H: 0 LOB: 0 BB: 0 P: 14 | 1B: 4 2B: 1 3B: 0 HR: 0 | SF: 0 SAC: 0 DP: 0 HBP: 1 | WP: 0 PB: 0 SB: 0 CS: 1 | PA: 35 | | | | | |
| PITCHER | IP | WLS | BF | H | R | ER | SO | BB | IBB | HBP | BLK | WP | HR | S | P | ERA | WHIP | | | | | | | | | | |
| 66 Chris Volstad, R (1, 1) ERA: 3.75 | 4.1 | L | 17 | 3 | 1 | 1 | 3 | 0 | 0 | 1 | 0 | 0 | 0 | 43 | 66 | 2.08 | 0.692 | | | | | | | | | | |
| 53 Héctor Santiago, L (5, 1) ERA: 3.39 | 3.1 | | 13 | 2 | 0 | 0 | 1 | 1 | 0 | 0 | 0 | 0 | 0 | 41 | 59 | 0.00 | 0.900 | | | | | | | | | | |
| 65 Nate Jones, R (8, 1) ERA: 1.04 | 1.1 | | 4 | 0 | 0 | 0 | 1 | 0 | 0 | 0 | 0 | 0 | 0 | 9 | 16 | 0.00 | 0.000 | | | | | | | | | | |

| | |
|-----|----|
| AB | 32 |
| R | 1 |
| H | 5 |
| RBI | 1 |
| BB | 1 |
| SO | 5 |
| LOB | 12 |



| Batter | 1 | 2 | 3 | 4 | 5 | 6 | 7 | 8 | 9 | AB | R | H | RBI | BB | SO | LOB | BOTTOM | | | | | | | | | | |
|---|------------------------------|----------------------------------|-------------------------------|----------------------------------|------------------------------|----------------------------------|-------------------------------|----------------------------------|------------------------------|----------------------------------|-------------------------------|---------------------------------|-------------------------------|----------------------------------|------------------------------|----------------------------------|---|------------------------------------|----------------------------------|--------|--|--|--|--|--|--|--|
| 7 Tim Anderson, R (1, 6) OBP: 0.329, SLG: 0.440 | P2 | | | | CS | | | K | | 4 | 0 | 2 | 0 | 0 | 1 | 0 | Seattle Mariners @ Chicago White Sox Guaranteed Rate Field, Chicago, IL Tue Apr 24 2018, 4:11 PM - 7:02 PM CDT Att: 10,761 - Partly Cloudy - 59 F | | | | | | | | | | |
| 5 Yoimer Sánchez, S (1, 5) OBP: 0.346, SLG: 0.435 | F9 | | | | | K | | F9 | | 4 | 0 | 1 | 0 | 0 | 1 | | | | | | | | | | | | |
| 79 José Abreu, R (1, 3) OBP: 0.356, SLG: 0.549 | G5-4-3 | | | | G1-3 | | K | P2 | | 4 | 0 | 0 | 0 | 0 | 1 | | | | | | | | | | | | |
| 21 Welington Castillo, R (1, 2) OBP: 0.316, SLG: 0.423 | | L7 | | | E5 | | | G5-3 | | 4 | 0 | 1 | 0 | 0 | 0 | | | | | | | | | | | | |
| 24 Matt Davidson, R (1, 10) OBP: 0.329, SLG: 0.470 | | K | | | K | | | K | | 4 | 0 | 0 | 0 | 0 | 4 | | | | | | | | | | | | |
| 10 Yoán Moncada, S (1, 4) OBP: 0.352, SLG: 0.500 | | | | | G5-3 | | | | | 3 | 0 | 1 | 0 | 1 | 1 | | | | | | | | | | | | |
| 32 Trayce Thompson, R (1, 9) OBP: 0.167, SLG: 0.389 | | | | | | G6-3 | | K | | 3 | 0 | 0 | 0 | 0 | 2 | | | | | | | | | | | | |
| 28 Leury García, S (8, 8) OBP: 0.262, SLG: 0.211 | | | | | | | | | | 3 | 0 | 0 | 0 | 0 | 2 | | | | | | | | | | | | |
| 15 Adam Engel, R (1, 8) OBP: 0.241, SLG: 0.176 | | | | | | | | | | 2 | 0 | 0 | 0 | 0 | 0 | | | | | | | | | | | | |
| 30 Nicky Delmonico, L (7, PH) OBP: 0.328, SLG: 0.305 | | | | | G3-1 | | | G6-3 | | 1 | 0 | 0 | 0 | 0 | 1 | | | | | | | | | | | | |
| Inning Stats | R: 0 E: 0 K: 0 S: 8 | H: 2 LOB: 0 BB: 0 P: 11 | R: 0 E: 0 K: 3 S: 14 | H: 0 LOB: 2 BB: 1 P: 22 | R: 0 E: 0 K: 0 S: 6 | H: 0 LOB: 0 BB: 0 P: 10 | R: 0 E: 1 K: 1 S: 14 | H: 0 LOB: 1 BB: 0 P: 16 | R: 0 E: 1 K: 1 S: 7 | H: 2 LOB: 2 BB: 0 P: 16 | R: 0 E: 0 K: 3 S: 14 | H: 1 LOB: 1 BB: 0 P: 7 | R: 0 E: 0 K: 1 S: 14 | H: 0 LOB: 0 BB: 0 P: 15 | R: 0 E: 0 K: 2 S: 8 | H: 0 LOB: 0 BB: 0 P: 11 | 1B: 4 2B: 1 3B: 0 HR: 0 | SF: 0 SAC: 0 DP: 1 HBP: 0 | WP: 1 PB: 0 SB: 0 CS: 2 | PA: 34 | | | | | | | |
| PITCHER | IP | WLS | BF | H | R | ER | SO | BB | IBB | HBP | BLK | WP | HR | S | P | ERA | WHIP | | | | | | | | | | |
| 32 Marco Gonzales, L (1, 1) ERA: 5.56 | 6.0 | W | 24 | 5 | 0 | 0 | 8 | 1 | 0 | 0 | 0 | 1 | 0 | 65 | 89 | 0.00 | 1.000 | | | | | | | | | | |
| 53 Dan Altavilla, R (7, 1) ERA: 3.18 | 0.2 | H | 2 | 0 | 0 | 0 | 1 | 0 | 0 | 0 | 0 | 0 | 0 | 4 | 4 | 0.00 | 0.000 | | | | | | | | | | |
| 25 Marc Rzepczynski, L (7, 1) ERA: 3.0 | 0.1 | H | 1 | 0 | 0 | 0 | 0 | 0 | 0 | 0 | 0 | 0 | 0 | 1 | 1 | 0.00 | 0.000 | | | | | | | | | | |
| 12 Juan Nicasio, R (8, 1) ERA: 4.22 | 1.0 | H | 3 | 0 | 0 | 0 | 1 | 0 | 0 | 0 | 0 | 0 | 0 | 14 | 15 | 0.00 | 0.000 | | | | | | | | | | |
| 39 Edwin Díaz, R (9, 1) ERA: 0.78 | 1.0 | S | 3 | 0 | 0 | 0 | 2 | 0 | 0 | 0 | 0 | 0 | 0 | 8 | 11 | 0.00 | 0.000 | | | | | | | | | | |



| Batter | 1 | 2 | 3 | 4 | 5 | 6 | 7 | 8 | 9 | AB | R | H | RBI | BB | SO | LOB | TOP | | | | | | | | | | |
|---|---------------------------------------|----------------------------------|--------------------------------------|----------------------------------|---------------------------------------|----------------------------------|---------------------------------------|----------------------------------|--------------------------------------|----------------------------------|---------------------------------------|----------------------------------|--------------------------------------|----------------------------------|--------------------------------------|----------------------------------|--------------------------------------|----------------------------------|----------------------------------|------------------------------------|----------------------------------|--------|--|--|--|--|--|
| 9 Dee Strange-Gordon, L OBP: 0.320, SLG: 0.366 | | | L9 | | | F7 | | K | | 5 | 0 | 1 | 0 | 0 | 2 | 1 | | | | | | | | | | | |
| 2 Jean Segura, R OBP: 0.374, SLG: 0.423 | L6 | | E7 | | | F8 | | | P5 | 5 | 1 | 2 | 1 | 0 | 0 | 2 | | | | | | | | | | | |
| 22 Robinson Cano, L OBP: 0.439, SLG: 0.438 | | | | | | | | | | 2 | 0 | 0 | 0 | 3 | 0 | 2 | | | | | | | | | | | |
| 23 Nelson Cruz, R OBP: 0.293, SLG: 0.554 | | | | | | | | | | 5 | 0 | 3 | 2 | 0 | 0 | 2 | | | | | | | | | | | |
| 15 Kyle Seager, L OBP: 0.278, SLG: 0.393 | | G4-3 | | | | | | | | 3 | 0 | 0 | 0 | 2 | 1 | 3 | | | | | | | | | | | |
| 17 Mitch Haniger, R OBP: 0.372, SLG: 0.659 | | | | | | | | | | 4 | 0 | 0 | 0 | 0 | 1 | 6 | | | | | | | | | | | |
| 16 Ben Gamel, L OBP: 0.182, SLG: 0.286 | | | | | | | | | | 4 | 0 | 0 | 0 | 0 | 2 | 3 | | | | | | | | | | | |
| 3 Mike Zunino, R OBP: 0.238, SLG: 0.550 | | | | | | | | | | 4 | 2 | 2 | 1 | 0 | 1 | 0 | | | | | | | | | | | |
| 20 Daniel Vogelbach, L OBP: 0.317, SLG: 0.352 | | | | | | | | | | 2 | 1 | 0 | 0 | 1 | 0 | 1 | | | | | | | | | | | |
| 7 Andrew Romine, S (7, 3) | | | | | | | | | | 1 | 0 | 0 | 0 | 0 | 0 | 0 | | | | | | | | | | | |
| Inning Stats | R: 0 H: 0 E: 0 K: 1 S: 14 | H: 0 LOB: 1 BB: 1 P: 22 | R: 0 H: 0 E: 0 K: 1 S: 7 | H: 0 LOB: 0 BB: 0 P: 11 | R: 2 H: 3 E: 1 K: 1 S: 15 | H: 3 LOB: 2 BB: 1 P: 26 | R: 0 H: 0 E: 0 K: 1 S: 10 | H: 0 LOB: 0 BB: 0 P: 14 | R: 1 H: 2 E: 0 K: 0 S: 6 | H: 2 LOB: 3 BB: 2 P: 16 | R: 1 H: 1 E: 0 K: 0 S: 13 | H: 1 LOB: 0 BB: 0 P: 19 | R: 0 H: 2 E: 0 K: 1 S: 9 | H: 2 LOB: 3 BB: 2 P: 20 | R: 0 H: 0 E: 0 K: 2 S: 9 | H: 0 LOB: 0 BB: 0 P: 13 | R: 0 H: 0 E: 1 K: 0 S: 9 | H: 0 LOB: 1 BB: 0 P: 15 | 1B: 5 2B: 2 3B: 0 HR: 1 | SF: 0 SAC: 0 DP: 0 HBP: 0 | WP: 0 PB: 0 SB: 1 CS: 0 | PA: 41 | | | | | |
| PITCHER | IP | WLS | BF | H | R | ER | SO | BB | IBB | HBP | BLK | WP | HR | S | P | ERA | WHIP | | | | | | | | | | |
| 33 James Shields, R ERA: 6.14 | 6.0 | L | 28 | 6 | 4 | 4 | 4 | 4 | 0 | 0 | 0 | 0 | 1 | 65 | 108 | 6.00 | 1.667 | | | | | | | | | | |
| 45 Gregory Infante, R ERA: 9.0 | 0.2 | | 5 | 2 | 0 | 0 | 0 | 1 | 1 | 0 | 0 | 0 | 0 | 6 | 16 | 0.00 | 4.500 | | | | | | | | | | |
| 39 Aaron Bummer, L ERA: 6.43 | 0.1 | | 1 | 0 | 0 | 0 | 1 | 0 | 0 | 0 | 0 | 0 | 0 | 3 | 4 | 0.00 | 0.000 | | | | | | | | | | |
| 44 Bruce Rondón, R ERA: 7.04 | 1.0 | | 3 | 0 | 0 | 0 | 2 | 0 | 0 | 0 | 0 | 0 | 0 | 9 | 13 | 0.00 | 0.000 | | | | | | | | | | |
| 48 Joskim Soria, R ERA: 3.38 | 1.0 | | 4 | 0 | 0 | 0 | 0 | 0 | 0 | 0 | 0 | 0 | 0 | 9 | 15 | 0.00 | 0.000 | | | | | | | | | | |

Seattle Mariners @ Chicago White Sox
Guaranteed Rate Field, Chicago, IL
Wed Apr 25 2018, 1:12 PM - 4:07 PM CDT
Att: 11,417 - Sunny - 47 F

livebaseballscorecards.com

AB 35
R 4
H 8
RBI 4
BB 6
SO 7
LOB 20

| Batter | 1 | 2 | 3 | 4 | 5 | 6 | 7 | 8 | 9 | AB | R | H | RBI | BB | SO | LOB | BOTTOM | | | | | | | | | | |
|---|---------------------------------------|----------------------------------|--------------------------------------|----------------------------------|---------------------------------------|----------------------------------|--------------------------------------|----------------------------------|---------------------------------------|----------------------------------|--------------------------------------|----------------------------------|---------------------------------------|----------------------------------|---------------------------------------|----------------------------------|----------------------------------|------------------------------------|----------------------------------|--------|--|--|--|--|--|--|--|
| 10 Yoán Moncada, S OBP: 0.347, SLG: 0.524 | | | | | | | | | | 4 | 1 | 1 | 1 | 0 | 3 | 0 | | | | | | | | | | | |
| 5 Yolmer Sánchez, S OBP: 0.354, SLG: 0.452 | | | | | | | | | | 4 | 2 | 2 | 0 | 0 | 1 | 0 | | | | | | | | | | | |
| 79 José Abreu, R OBP: 0.348, SLG: 0.536 | | | | | | | | | | 2 | 0 | 0 | 0 | 0 | 0 | 2 | | | | | | | | | | | |
| 24 Matt Davidson, R OBP: 0.333, SLG: 0.471 | | | | | | | | | | 2 | 0 | 1 | 0 | 0 | 1 | 0 | | | | | | | | | | | |
| 30 Nicky Delmonico, L OBP: 0.352, SLG: 0.311 | | | | | | | | | | 2 | 0 | 1 | 0 | 2 | 1 | 0 | | | | | | | | | | | |
| 7 Tim Anderson, R OBP: 0.337, SLG: 0.443 | | | | | | | | | | 4 | 0 | 2 | 1 | 0 | 1 | 2 | | | | | | | | | | | |
| 18 Daniel Palka, L (1, 10) | | | | | | | | | | 4 | 0 | 0 | 1 | 0 | 1 | 4 | | | | | | | | | | | |
| 32 Trayce Thompson, R OBP: 0.136, SLG: 0.318 | | | | | | | | | | 4 | 0 | 0 | 0 | 0 | 1 | 4 | | | | | | | | | | | |
| 38 Omar Narváez, L OBP: 0.265, SLG: 0.207 | | | | | | | | | | 4 | 0 | 0 | 0 | 0 | 2 | 0 | | | | | | | | | | | |
| 15 Adam Engel, R OBP: 0.230, SLG: 0.167 | | | | | | | | | | 3 | 0 | 0 | 0 | 0 | 1 | 0 | | | | | | | | | | | |
| Inning Stats | R: 2 H: 3 E: 0 K: 1 S: 12 | H: 3 LOB: 2 BB: 1 P: 20 | R: 0 H: 0 E: 0 K: 1 S: 9 | H: 0 LOB: 0 BB: 0 P: 12 | R: 1 H: 3 E: 0 K: 0 S: 16 | H: 3 LOB: 2 BB: 0 P: 22 | R: 0 H: 0 E: 0 K: 2 S: 7 | H: 0 LOB: 0 BB: 0 P: 11 | R: 0 H: 1 E: 0 K: 1 S: 12 | H: 1 LOB: 1 BB: 1 P: 19 | R: 0 H: 0 E: 0 K: 1 S: 7 | H: 0 LOB: 0 BB: 0 P: 11 | R: 0 H: 0 E: 0 K: 3 S: 10 | H: 0 LOB: 0 BB: 0 P: 16 | R: 0 H: 0 E: 0 K: 2 S: 13 | H: 0 LOB: 0 BB: 0 P: 20 | 1B: 5 2B: 1 3B: 0 HR: 1 | SF: 0 SAC: 0 DP: 1 HBP: 0 | WP: 0 PB: 0 SB: 1 CS: 0 | PA: 35 | | | | | | | |
| PITCHER | IP | WLS | BF | H | R | ER | SO | BB | IBB | HBP | BLK | WP | HR | S | P | ERA | WHIP | | | | | | | | | | |
| 34 Félix Hernández, R ERA: 4.96 | 6.0 | W | 26 | 7 | 3 | 3 | 6 | 2 | 0 | 0 | 0 | 0 | 1 | 63 | 95 | 4.50 | 1.500 | | | | | | | | | | |
| 47 James Pazos, L ERA: 2.0 | 1.0 | H | 3 | 0 | 0 | 0 | 1 | 0 | 0 | 0 | 0 | 0 | 0 | 7 | 10 | 0.00 | 0.000 | | | | | | | | | | |
| 12 Juan Nicasio, R ERA: 3.86 | 1.0 | H | 3 | 0 | 0 | 0 | 3 | 0 | 0 | 0 | 0 | 0 | 0 | 10 | 16 | 0.00 | 0.000 | | | | | | | | | | |
| 39 Edwin Díaz, R ERA: 0.73 | 1.0 | S | 3 | 0 | 0 | 0 | 2 | 0 | 0 | 0 | 0 | 0 | 0 | 13 | 20 | 0.00 | 0.000 | | | | | | | | | | |

Seattle Mariners @ Chicago White Sox
Guaranteed Rate Field, Chicago, IL
Wed Apr 25 2018, 1:12 PM - 4:07 PM CDT
Att: 11,417 - Sunny - 47 F

livebaseballscorecards.com

AB 33
R 3
H 7
RBI 3
BB 2
SO 12
LOB 12

| Batter | 1 | 2 | 3 | 4 | 5 | 6 | 7 | 8 | 9 | AB | R | H | RBI | BB | SO | LOB | TOP | | | | | | | | | | | | | | | | | | | | | |
|--|-------------------------------|----------------------------------|-------------------------------|----------------------------------|-------------------------------|----------------------------------|-------------------------------|----------------------------------|------------------------------|----------------------------------|-------------------------------|----------------------------------|-------------------------------|----------------------------------|------------------------------|---------------------------------|----------------------------------|------------------------------------|----------------------------------|------------------------------------|----------------------------------|--------|-----|----|---|---|----|----|----|-----|-----|-----|----|----|---|---|-----|------|
| 9 Dee Strange-Gordon, L (1, 8) OBP: 0.314, SLG: 0.378 | F9 | | 2B | | B2-3 | | G6-3 | | G4-3 | 5 | 1 | 1 | 1 | 0 | 0 | 0 | | | | | | | | | | | | | | | | | | | | | | |
| 2 Jean Segura, R (1, 6) OBP: 0.311, SLG: 0.426 | L6 | | 2B | | G6-3 | | G4-3 | | G4-3 | 4 | 1 | 1 | 1 | 0 | 0 | 0 | | | | | | | | | | | | | | | | | | | | | | |
| 22 Robinson Canó, L (1, 4) OBP: 0.441, SLG: 0.452 | K | | 2B | | | | | | K | 4 | 0 | 2 | 1 | 0 | 2 | 0 | | | | | | | | | | | | | | | | | | | | | | |
| 23 Nelson Cruz, R (1, 10) OBP: 0.290, SLG: 0.550 51 Ichiro Suzuki, L (8, PR) OBP: 0.299, SLG: 0.250 | F7 | | 1B | | K | | | | 15B | 4 | 0 | 1 | 0 | 0 | 1 | 2 | | | | | | | | | | | | | | | | | | | | | | |
| 15 Kyle Seager, L (1, 5) OBP: 0.297, SLG: 0.419 | L4 | | | | 1B | | | | 2B | 4 | 1 | 3 | 1 | 0 | 0 | 0 | | | | | | | | | | | | | | | | | | | | | | |
| 17 Mitch Haniger, R (1, 9) OBP: 0.367, SLG: 0.635 | K | | | | G5-3 | | G6-4-3 | | 2B | 3 | 0 | 0 | 0 | 1 | 1 | 2 | | | | | | | | | | | | | | | | | | | | | | |
| 3 Mike Zunino, R (1, 2) OBP: 0.240, SLG: 0.500 | | | | | 1B | | G5-3 | | P6 | 4 | 0 | 1 | 1 | 0 | 0 | 2 | | | | | | | | | | | | | | | | | | | | | | |
| 16 Ben Gamel, L (1, 7) OBP: 0.192, SLG: 0.250 | | | | | 1B | | | | L8 | 3 | 0 | 0 | 0 | 1 | 1 | 1 | | | | | | | | | | | | | | | | | | | | | | |
| 27 Ryon Healy, R (1, 3) OBP: 0.148, SLG: 0.154 | | | | | 1B | | G5-4-3 | | L9 | 4 | 1 | 1 | 0 | 0 | 1 | 2 | | | | | | | | | | | | | | | | | | | | | | |
| Inning Stats | R: 0 E: 0 K: 1 S: 8 | H: 0 LOB: 0 BB: 0 P: 9 | R: 0 E: 0 K: 1 S: 13 | H: 0 LOB: 0 BB: 0 P: 19 | R: 3 E: 0 K: 0 S: 11 | H: 4 LOB: 1 BB: 0 P: 15 | R: 1 E: 0 K: 2 S: 14 | H: 2 LOB: 1 BB: 0 P: 25 | R: 0 E: 0 K: 0 S: 5 | H: 1 LOB: 0 BB: 0 P: 6 | R: 0 E: 0 K: 0 S: 6 | H: 0 LOB: 1 BB: 1 P: 12 | R: 1 E: 0 K: 1 S: 13 | H: 2 LOB: 2 BB: 1 P: 19 | R: 0 E: 0 K: 0 S: 5 | H: 0 LOB: 0 BB: 0 P: 6 | 1B: 5 2B: 4 3B: 1 HR: 0 | SF: 0 SAC: 0 DP: 2 HBP: 0 | WP: 0 PB: 0 SB: 0 CS: 0 | PA: 37 | | | | | | | | | | | | | | | | | | |
| PITCHER | IP | WLS | BF | H | R | ER | SO | BB | IBB | HBP | BLK | WP | HR | S | P | ERA | WHIP | PITCHER | | | | IP | WLS | BF | H | R | ER | SO | BB | IBB | HBP | BLK | WP | HR | S | P | ERA | WHIP |
| 52 Mike Clevinger, R (1, 1) ERA: 2.56 | 6.0 | | 26 | 8 | 4 | 4 | 5 | 1 | 0 | 0 | 0 | 0 | 0 | 59 | 88 | 6.00 | 1.500 | | | | | | | | | | | | | | | | | | | | | |
| 61 Dan Otero, R (7, 1) ERA: 3.6 | 1.1 | | 3 | 0 | 0 | 0 | 0 | 0 | 0 | 0 | 0 | 0 | 0 | 8 | 11 | 0.00 | 0.000 | | | | | | | | | | | | | | | | | | | | | |
| 3B Jeff Beliveau, L (8, 1) ERA: | 0.1 | | 1 | 0 | 0 | 0 | 1 | 0 | 0 | 0 | 0 | 0 | 0 | 3 | 4 | 0.00 | 0.000 | | | | | | | | | | | | | | | | | | | | | |
| 44 Nick Goody, R (8, 1) ERA: 2.16 | 0.1 | L | 4 | 2 | 1 | 1 | 0 | 0 | 1 | 0 | 0 | 0 | 0 | 8 | 12 | 27.00 | 6.000 | | | | | | | | | | | | | | | | | | | | | |
| 34 Zach McAllister, R (9, 1) ERA: 7.04 | 1.0 | | 3 | 0 | 0 | 0 | 0 | 0 | 0 | 0 | 0 | 0 | 0 | 5 | 6 | 0.00 | 0.000 | | | | | | | | | | | | | | | | | | | | | |
| Batter | 1 | 2 | 3 | 4 | 5 | 6 | 7 | 8 | 9 | AB | R | H | RBI | BB | SO | LOB | BOTTOM | | | | | | | | | | | | | | | | | | | | | |
| 12 Francisco Lindor, S (1, 6) OBP: 0.305, SLG: 0.366 | K | | G4-3 | | K | | 22B | | BB | 3 | 1 | 0 | 0 | 1 | 2 | 0 | | | | | | | | | | | | | | | | | | | | | | |
| 22 Jason Kipnis, L (1, 4) OBP: 0.235, SLG: 0.228 | BB | | 1B | | K | | 11B | | F7 | 4 | 1 | 2 | 1 | 1 | 1 | 1 | | | | | | | | | | | | | | | | | | | | | | |
| 11 José Ramírez, S (1, 5) OBP: 0.353, SLG: 0.511 | K | | P3 | | F9 | | K | | K | 5 | 0 | 0 | 0 | 0 | 3 | 4 | | | | | | | | | | | | | | | | | | | | | | |
| 10 Edwin Encarnación, R (1, 10) OBP: 0.263, SLG: 0.365 | K | | K | | | | F9 | | 1B | 4 | 0 | 1 | 1 | 0 | 2 | 2 | | | | | | | | | | | | | | | | | | | | | | |
| 23 Michael Brantley, L (1, 7) OBP: 0.333, SLG: 0.431 | L7 | | K | | | | 17HR | | F8 | 4 | 1 | 1 | 0 | 0 | 1 | 1 | | | | | | | | | | | | | | | | | | | | | | |
| 7 Yan Gomes, R (1, 2) OBP: 0.276, SLG: 0.439 | K | | 2B | | K | | K | | G5-3 | 4 | 0 | 1 | 0 | 0 | 2 | 1 | | | | | | | | | | | | | | | | | | | | | | |
| 17 Yonder Alonso, L (1, 3) OBP: 0.281, SLG: 0.463 | 1B | | G4-3 | | HR | | L7 | | F7 | 4 | 1 | 2 | 2 | 0 | 0 | 1 | | | | | | | | | | | | | | | | | | | | | | |
| 6 Brandon Guyer, R (1, 9) OBP: 0.231, SLG: 0.314 30 Tyler Naquin, L (8, PH) OBP: 0.319, SLG: 0.341 | 1B | | BB | | BB | | BB | | K | 1 | 0 | 0 | 0 | 2 | 0 | 0 | | | | | | | | | | | | | | | | | | | | | | |
| 26 Rajai Davis, R (1, 8) OBP: 0.227, SLG: 0.200 4 Bradley Zimmer, L (8, 8) OBP: 0.290, SLG: 0.367 | BB | | G2-3 | | K | | G6-3 | | K | 3 | 0 | 0 | 0 | 0 | 1 | 4 | | | | | | | | | | | | | | | | | | | | | | |
| Inning Stats | R: 0 E: 0 K: 3 S: 17 | H: 0 LOB: 1 BB: 1 P: 23 | R: 0 E: 0 K: 1 S: 8 | H: 1 LOB: 2 BB: 1 P: 13 | R: 0 E: 0 K: 1 S: 10 | H: 1 LOB: 1 BB: 0 P: 17 | R: 0 E: 0 K: 2 S: 12 | H: 1 LOB: 2 BB: 1 P: 18 | R: 0 E: 0 K: 2 S: 9 | H: 0 LOB: 0 BB: 0 P: 11 | R: 2 E: 0 K: 1 S: 14 | H: 2 LOB: 0 BB: 0 P: 18 | R: 2 E: 0 K: 1 S: 13 | H: 2 LOB: 1 BB: 0 P: 22 | R: 0 E: 0 K: 1 S: 7 | H: 0 LOB: 0 BB: 0 P: 9 | R: 0 E: 0 K: 2 S: 11 | H: 0 LOB: 1 BB: 1 P: 19 | 1B: 4 2B: 2 3B: 0 HR: 1 | SF: 0 SAC: 0 DP: 0 HBP: 1 | WP: 2 PB: 0 SB: 1 CS: 0 | PA: 39 | | | | | | | | | | | | | | | | |
| PITCHER | IP | WLS | BF | H | R | ER | SO | BB | IBB | HBP | BLK | WP | HR | S | P | ERA | WHIP | PITCHER | | | | IP | WLS | BF | H | R | ER | SO | BB | IBB | HBP | BLK | WP | HR | S | P | ERA | WHIP |
| 65 James Paxton, L (1, 1) ERA: 5.15 | 6.0 | | 26 | 5 | 2 | 2 | 10 | 3 | 0 | 0 | 0 | 0 | 0 | 4 | 8 | 27.00 | 0.000 | | | | | | | | | | | | | | | | | | | | | |
| 50 Nick Vincent, R (7, 1) ERA: 6.75 | 0.1 | H | 2 | 0 | 1 | 1 | 0 | 0 | 0 | 1 | 0 | 0 | 0 | 4 | 8 | 27.00 | 0.000 | | | | | | | | | | | | | | | | | | | | | |
| 25 Marc Rzepczynski, L (7, 1) ERA: 11.25 | 0.0 | | 1 | 1 | 0 | 0 | 0 | 0 | 0 | 0 | 0 | 1 | 0 | 3 | 5 | * | * | | | | | | | | | | | | | | | | | | | | | |
| 53 Dan Altavilla, R (7, 1) ERA: 3.0 | 0.2 | W | 3 | 1 | 1 | 1 | 1 | 0 | 0 | 0 | 0 | 1 | 0 | 6 | 9 | 13.50 | 1.500 | | | | | | | | | | | | | | | | | | | | | |
| 12 Juan Nicasio, R (8, 1) ERA: 3.56 | 1.0 | H | 3 | 0 | 0 | 0 | 1 | 0 | 0 | 0 | 0 | 0 | 0 | 7 | 9 | 0.00 | 0.000 | | | | | | | | | | | | | | | | | | | | | |

Seattle Mariners @ Cleveland Indians
 Progressive Field, Cleveland, OH
 Thu Apr 26 2018, 6:10 PM - 8:57 PM EDT
 Att. 12,133 - Clear - 48 F

| | |
|-----|----|
| AB | 35 |
| R | 5 |
| H | 10 |
| RBI | 5 |
| BB | 2 |
| SO | 6 |
| LOB | 9 |



Seattle Mariners @ Cleveland Indians
 Progressive Field, Cleveland, OH
 Thu Apr 26 2018, 6:10 PM - 8:57 PM EDT
 Att. 12,133 - Clear - 48 F

| | |
|-----|----|
| AB | 34 |
| R | 4 |
| H | 7 |
| RBI | 4 |
| BB | 4 |
| SO | 14 |
| LOB | 14 |



| Batter | 1 | 2 | 3 | 4 | 5 | 6 | 7 | 8 | 9 | AB | R | H | RBI | BB | SO | LOB | TOP | | | | | | | | |
|---|------------------------------|-------------------------|------------------------------|--------------------------|-------------------------------|----------------------------------|-------------------------------|----------------------------------|-------------------------------|----------------------------------|------------------------------|---------------------------------|-------------------------------|----------------------------------|------------------------------|--------------------------|-------------------------------|----------------------------------|----------------------------------|------------------------------------|----------------------------------|--------|--|--|--|
| 9 Dee Strange-Gordon, L OBP: 0.305, SLG: 0.366 7 Andrew Romine, S (7, 8) | | | | | | | | | | 3 | 0 | 0 | 0 | 0 | 2 | 1 | | | | | | | | | |
| 2 Jean Segura, R OBP: 0.305, SLG: 0.419 | | | | | | | | | | 4 | 0 | 1 | 0 | 0 | 0 | 1 | | | | | | | | | |
| 22 Robinson Cano, L OBP: 0.425, SLG: 0.432 | | | | | | | | | | 4 | 0 | 0 | 0 | 0 | 2 | 2 | | | | | | | | | |
| 23 Nelson Cruz, R OBP: 0.273, SLG: 0.516 | | | | | | | | | | | 4 | 0 | 0 | 0 | 1 | 0 | | | | | | | | | |
| 15 Kyle Seager, L OBP: 0.305, SLG: 0.417 | | | | | | | | | | | 3 | 2 | 1 | 0 | 1 | 1 | 0 | | | | | | | | |
| 17 Mitch Haniger, R OBP: 0.382, SLG: 0.682 | | | | | | | | | | | 3 | 2 | 2 | 2 | 1 | 1 | 0 | | | | | | | | |
| 3 Mike Zunino, R OBP: 0.241, SLG: 0.571 | | | | | | | | | | | 4 | 1 | 1 | 3 | 0 | 0 | 1 | | | | | | | | |
| 16 Ben Gamel, L OBP: 0.167, SLG: 0.214 | | | | | | | | | | 4 | 0 | 0 | 0 | 0 | 2 | 0 | | | | | | | | | |
| 27 Ryon Healy, R OBP: 0.167, SLG: 0.172 | | | | | | | | | | 3 | 0 | 1 | 0 | 0 | 1 | 0 | | | | | | | | | |
| Inning Stats | R: 0 E: 0 K: 1 S: 7 | H: 0 LOB: 0 BB: 8 | R: 0 E: 0 K: 1 S: 7 | H: 0 LOB: 1 BB: 14 | R: 0 E: 0 K: 2 S: 14 | H: 2 LOB: 2 BB: 0 P: 18 | R: 0 E: 0 K: 2 S: 10 | H: 0 LOB: 0 BB: 0 P: 15 | R: 0 E: 0 K: 1 S: 10 | H: 0 LOB: 0 BB: 0 P: 12 | R: 0 E: 0 K: 2 S: 7 | H: 0 LOB: 0 BB: 0 P: 8 | R: 2 E: 0 K: 1 S: 10 | H: 1 LOB: 0 BB: 1 P: 17 | R: 0 E: 0 K: 0 S: 6 | H: 0 LOB: 0 BB: 12 | R: 3 E: 0 K: 0 S: 14 | H: 3 LOB: 0 BB: 0 P: 20 | 1B: 3 2B: 1 3B: 0 HR: 2 | SF: 0 SAC: 0 DP: 1 HBP: 0 | WP: 0 PB: 0 SB: 0 CS: 0 | PA: 35 | | | |
| PITCHER | IP 8.2 | WLS W | BF 32 | H 4 | R 3 | ER 3 | SO 10 | BB 3 | IBB 0 | HBP 0 | BLK 0 | WP 0 | HR 1 | S 79 | P 116 | ERA 3.12 | WHIP 0.808 | | | | | | | | |
| 28 Corey Kluber, R ERA: 2.18 | (1, 1) | 0.1 | 3 | 2 | 2 | 2 | 0 | 0 | 0 | 0 | 0 | 0 | 0 | 1 | 6 | 8 | 54.00 | 6.000 | | | | | | | |
| 37 Cody Allen, R ERA: 1.59 | (9, 1) | | | | | | | | | | | | | | | | | | | | | | | | |

Seattle Mariners @ Cleveland Indians
Progressive Field, Cleveland, OH
Fri Apr 27 2018, 7:21 PM - 9:56 PM EDT
Att: 16,335 - Overcast - 55 F

AB 32
R 5
H 6
RBI 5
BB 3
SO 10
LOB 5



| Batter | 1 | 2 | 3 | 4 | 5 | 6 | 7 | 8 | 9 | AB | R | H | RBI | BB | SO | LOB | BOTTOM | | | | | | | |
|---|-------------------------------|----------------------------------|-------------------------------|----------------------------------|------------------------------|----------------------------------|-------------------------------|----------------------------------|------------------------------|---------------------------------|-------------------------------|----------------------------------|-------------------------------|----------------------------------|------------------------------|----------------------------------|----------------------------------|------------------------------------|----------------------------------|--------|--|--|--|--|
| 12 Francisco Lindor, S OBP: 0.318, SLG: 0.418 | | | | | | | | | | 5 | 1 | 3 | 1 | 0 | 1 | 3 | | | | | | | | |
| 22 Jason Kipnis, L OBP: 0.252, SLG: 0.237 9 Enk González, R OBP: 0.300, SLG: 0.222 | | | | | | | | | | 5 | 1 | 1 | 0 | 0 | 2 | 3 | | | | | | | | |
| 11 José Ramírez, S OBP: 0.340, SLG: 0.489 | | | | | | | | | | 4 | 0 | 0 | 0 | 0 | 3 | | | | | | | | | |
| 23 Michael Brantley, L OBP: 0.359, SLG: 0.541 | | | | | | | | | | 3 | 1 | 3 | 2 | 0 | 0 | 0 | | | | | | | | |
| 10 Edwin Encarnación, R OBP: 0.263, SLG: 0.393 | | | | | | | | | | 4 | 1 | 1 | 1 | 0 | 1 | 2 | | | | | | | | |
| 17 Yonder Alonso, L OBP: 0.280, SLG: 0.488 | | | | | | | | | | 4 | 1 | 1 | 1 | 0 | 0 | 1 | | | | | | | | |
| 7 Yan Gomes, R OBP: 0.292, SLG: 0.483 | | | | | | | | | | | 3 | 1 | 1 | 1 | 0 | 2 | 1 | | | | | | | |
| 30 Tyler Naquin, L OBP: 0.333, SLG: 0.375 | | | | | | | | | | 4 | 0 | 2 | 0 | 0 | 1 | 0 | | | | | | | | |
| 4 Bradley Zimmer, L OBP: 0.288, SLG: 0.375 | | | | | | | | | | 4 | 0 | 1 | 0 | 0 | 2 | 3 | | | | | | | | |
| Inning Stats | R: 3 E: 0 K: 0 S: 19 | H: 3 LOB: 0 BB: 0 P: 25 | R: 0 E: 0 K: 1 S: 10 | H: 1 LOB: 0 BB: 0 P: 15 | R: 1 E: 0 K: 1 S: 9 | H: 1 LOB: 0 BB: 0 P: 15 | R: 0 E: 0 K: 2 S: 12 | H: 1 LOB: 2 BB: 0 P: 16 | R: 0 E: 0 K: 1 S: 8 | H: 1 LOB: 1 BB: 0 P: 9 | R: 2 E: 0 K: 2 S: 17 | H: 4 LOB: 0 BB: 0 P: 24 | R: 0 E: 0 K: 1 S: 10 | H: 1 LOB: 1 BB: 0 P: 15 | R: 0 E: 0 K: 1 S: 7 | H: 1 LOB: 1 BB: 0 P: 11 | 1B: 3 2B: 4 3B: 1 HR: 5 | SF: 1 SAC: 0 DP: 0 HBP: 1 | WP: 0 PB: 0 SB: 0 CS: 0 | PA: 38 | | | | |
| PITCHER | IP 5.0 | WLS L | BF 25 | H 6 | R 6 | ER 6 | SO 5 | BB 0 | IBB 0 | HBP 1 | BLK 0 | WP 0 | HR 5 | S 61 | P 83 | ERA 10.80 | WHIP 1.800 | | | | | | | |
| 31 Erasmo Ramírez, R ERA: 10.24 | (1, 1) | 1.0 | 5 | 2 | 0 | 0 | 2 | 0 | 0 | 0 | 0 | 0 | 0 | 14 | 21 | 0.00 | 2.000 | | | | | | | |
| 25 Marc Rzepczynski, L ERA: 9.0 | (6, 1) | | | | | | | | | | | | | | | | | | | | | | | |
| 49 Wade LeBlanc, L ERA: 4.61 | (7, 1) | 2.0 | 8 | 2 | 0 | 0 | 2 | 0 | 0 | 0 | 0 | 0 | 0 | 17 | 26 | 0.00 | 1.000 | | | | | | | |

Seattle Mariners @ Cleveland Indians
Progressive Field, Cleveland, OH
Fri Apr 27 2018, 7:21 PM - 9:56 PM EDT
Att: 16,335 - Overcast - 55 F

AB 36
R 6
H 13
RBI 6
BB 0
SO 9
LOB 16



| Batter | 1 | 2 | 3 | 4 | 5 | 6 | 7 | 8 | 9 | AB | R | H | RBI | BB | SO | LOB | TOP | | | | | |
|--|---|---|---|---|---|---|---|---|---|---|---|---|---|---|---|---|---|------------------------------------|----------------------------------|------------------------------------|----------------------------------|--------|
| 9 Dee Strange-Gordon, L (1.8) OBP: 0.318, SLG: 0.381 | 1-0 2 HR 1B | | 2-1 2B 2 SF7 HBP | 0-2 2B | 1-1 G4-3 | | | 1-2 G3-1 | | 4 | 3 | 2 | 0 | 0 | 0 | 1 | | | | | | |
| 2 Jean Segura, R (1.6) OBP: 0.322, SLG: 0.455 | 2-0 HR | | 3-1 2B 23 SF7 1B | 1-2 2B 1B | | | 0-2 F8 | 1-3 K | | 5 | 3 | 3 | 4 | 0 | 1 | 0 | | | | | | |
| 22 Robinson Canó, L (1.4) OBP: 0.423, SLG: 0.440 | 3-2 F9 | | 0-0 SF7 | 2-2 15 HR 2B | | | 4-1 15 F9 23 1B BB | 0-1 F7 | | 3 | 1 | 1 | 2 | 1 | 0 | 0 | | | | | | |
| 23 Nelson Cruz, R (1.10) OBP: 0.310, SLG: 0.594 | 1-0 HR | | 3-2 17 BB 1B | 0-0 F9 | | | 2-1 1B | 2-2 17 G1-3 27 HR 2B | | 5 | 1 | 4 | 2 | 0 | 0 | 1 | | | | | | |
| 16 Ben Gamel, L (9. PR) OBP: 0.167, SLG: 0.214 | 1-0 HR | | 2-1 1B | 2-1 F9 | | | 1-2 1B | 0-1 F7 | | 5 | 1 | 1 | 2 | 0 | 0 | 4 | | | | | | |
| 15 Kyle Seager, L (1.5) OBP: 0.300, SLG: 0.436 | 2-2 F8 | | 2-1 L8 | 1-0 HR | | | 2-1 F9 | 0-1 F7 | | 5 | 1 | 1 | 2 | 0 | 0 | 4 | | | | | | |
| 17 Mitch Haniger, R (1.9) OBP: 0.374, SLG: 0.652 | 3-3 K | | 4-2 BB | 2-3 K | | | 1-2 F8 | 0-2 G1-3 | | 4 | 0 | 0 | 0 | 1 | 2 | 3 | | | | | | |
| 27 Ryon Healy, R (1.3) OBP: 0.171, SLG: 0.265 | | | 0-0 F8 | | | | 2-2 G6-3 | 0-1 P3 | | 5 | 1 | 1 | 2 | 0 | 1 | 2 | | | | | | |
| 51 Ichiro Suzuki, L (1.7) OBP: 0.256, SLG: 0.220 | | | 1-3 K | | | | 1-2 G6-3 | 1-1 F8 | | 5 | 0 | 0 | 0 | 0 | 1 | 1 | | | | | | |
| 36 David Freitas, R (1.2) OBP: 0.316, SLG: 0.353 | | | 0-3 K | | | | 0-1 CI 2B 1B | 1-0 F9 | | 2 | 1 | 0 | 0 | 1 | 1 | 0 | | | | | | |
| Inning Stats | R: 3 E: 0 K: 1 S: 15 | H: 3 LOB: 0 BB: 0 P: 27 | R: 0 E: 0 K: 3 S: 9 | H: 0 LOB: 0 BB: 0 P: 11 | R: 2 E: 0 K: 0 S: 12 | H: 2 LOB: 2 BB: 1 P: 26 | R: 5 E: 1 K: 1 S: 21 | H: 4 LOB: 0 BB: 1 P: 28 | R: 0 E: 0 K: 0 S: 12 | H: 1 LOB: 2 BB: 1 P: 21 | R: 0 E: 0 K: 0 S: 6 | H: 0 LOB: 0 BB: 0 P: 8 | R: 0 E: 0 K: 1 S: 9 | H: 0 LOB: 0 BB: 0 P: 11 | R: 2 E: 0 K: 0 S: 11 | H: 2 LOB: 1 BB: 0 P: 15 | 1B: 5 2B: 3 3B: 0 HR: 4 | SF: 1 SAC: 0 DP: 0 HBP: 1 | WP: 0 PB: 0 SB: 2 CS: 0 | PA: 44 | | |
| PITCHER | IP WLS BF H R ER SO BB IBB HBP BLK WP HR S P ERA WHIP | IP WLS BF H R ER SO BB IBB HBP BLK WP HR S P ERA WHIP | IP WLS BF H R ER SO BB IBB HBP BLK WP HR S P ERA WHIP | IP WLS BF H R ER SO BB IBB HBP BLK WP HR S P ERA WHIP | IP WLS BF H R ER SO BB IBB HBP BLK WP HR S P ERA WHIP | IP WLS BF H R ER SO BB IBB HBP BLK WP HR S P ERA WHIP | IP WLS BF H R ER SO BB IBB HBP BLK WP HR S P ERA WHIP | IP WLS BF H R ER SO BB IBB HBP BLK WP HR S P ERA WHIP | IP WLS BF H R ER SO BB IBB HBP BLK WP HR S P ERA WHIP | IP WLS BF H R ER SO BB IBB HBP BLK WP HR S P ERA WHIP | IP WLS BF H R ER SO BB IBB HBP BLK WP HR S P ERA WHIP | IP WLS BF H R ER SO BB IBB HBP BLK WP HR S P ERA WHIP | IP WLS BF H R ER SO BB IBB HBP BLK WP HR S P ERA WHIP | IP WLS BF H R ER SO BB IBB HBP BLK WP HR S P ERA WHIP | IP WLS BF H R ER SO BB IBB HBP BLK WP HR S P ERA WHIP | IP WLS BF H R ER SO BB IBB HBP BLK WP HR S P ERA WHIP | IP WLS BF H R ER SO BB IBB HBP BLK WP HR S P ERA WHIP | | | | | |
| 59 Carlos Carrasco, R (1.1) ERA: 3.08 | 3.0 L | 16 | 5 | 5 | 4 | 4 | 1 | 0 | 1 | 0 | 0 | 0 | 0 | 0 | 2 | 36 | 64 | 12.00 | 2.000 | | | |
| 34 Zach McAllister, R (4.1) ERA: 10.38 | 1.0 | 8 | 4 | 5 | 4 | 1 | 0 | 0 | 0 | 0 | 0 | 1 | 21 | 28 | 36.00 | 4.000 | | | | | | |
| 38 Jeff Beliveau, L (5.1) ERA: | 1.2 | 8 | 1 | 0 | 0 | 0 | 2 | 0 | 0 | 0 | 0 | 0 | 21 | 37 | 0.00 | 1.800 | | | | | | |
| 46 Matt Belisle, R (6.1) ERA: 5.59 | 2.1 | 7 | 0 | 0 | 0 | 1 | 0 | 0 | 0 | 0 | 0 | 0 | 19 | 24 | 0.00 | 0.000 | | | | | | |
| 61 Dan Otero, R (9.1) ERA: 4.91 | 1.0 | 5 | 2 | 2 | 2 | 0 | 0 | 0 | 0 | 0 | 0 | 1 | 11 | 15 | 18.00 | 2.000 | | | | | | |
| Batter | 1 | 2 | 3 | 4 | 5 | 6 | 7 | 8 | 9 | AB | R | H | RBI | BB | SO | LOB | BOTTOM | | | | | |
| 12 Francisco Lindor, S (1.6) OBP: 0.307, SLG: 0.402 | 3-3 K | | 3-1 F7 | | 1-2 P6 | | 0-0 F9 | | | 4 | 0 | 0 | 0 | 0 | 1 | 0 | | | | | | |
| 22 Jason Kipnis, L (1.4) OBP: 0.243, SLG: 0.228 | 1-2 L6 | | 3-2 L7 | | 1-1 G4-3 | | 1-0 F7 | | | 4 | 0 | 0 | 0 | 0 | 0 | 0 | | | | | | |
| 11 José Ramírez, S (1.5) OBP: 0.336, SLG: 0.479 | 3-2 G6-3 | | 1-2 P5 | | 1-2 23 2B 17 SF7 1B | | 0-0 F9 | | | 4 | 1 | 1 | 0 | 0 | 0 | 0 | | | | | | |
| 9 Erik González, R (9.5) OBP: 0.300, SLG: 0.222 | | | 0-1 K | | 0-1 17 HR 1B | | 1-2 K | | | 4 | 1 | 2 | 0 | 0 | 1 | 0 | | | | | | |
| 23 Michael Brantley, L (1.7) OBP: 0.368, SLG: 0.554 | | | 4-2 55 G5-3 17 1B BB | | 2-3 K | | 2-3 K | | | 3 | 1 | 0 | 0 | 1 | 2 | 3 | | | | | | |
| 10 Edwin Encarnación, R (1.10) OBP: 0.262, SLG: 0.380 | | | 0-1 30 1B 55 G5-3 1B | | 1-2 HR | | 1-1 SF7 | | | 3 | 1 | 2 | 3 | 0 | 1 | 0 | | | | | | |
| 17 Yonder Alonso, L (1.3) OBP: 0.289, SLG: 0.528 | | | 0-0 G5-3 | | 1-1 G5-3 | | 0-3 K | | | 3 | 0 | 0 | 0 | 1 | 1 | 3 | | | | | | |
| 55 Roberto Pérez, R (1.2) OBP: 0.265, SLG: 0.241 | | | 1-2 2-3 K | | 1-1 G5-3 | | 0-3 K | | | 3 | 0 | 0 | 0 | 1 | 1 | 3 | | | | | | |
| 30 Tyler Naquin, L (1.9) OBP: 0.340, SLG: 0.380 | | | 1-1 1B | | 2-0 G4-1 | | 3-3 K | | | 2 | 0 | 1 | 1 | 0 | 0 | 0 | | | | | | |
| 6 Brandon Guyer, R (7. PH) OBP: 0.220, SLG: 0.297 | | | 2-3 3-H 1B | | 1-1 G4-1 | | 0-3 K | | | 2 | 0 | 0 | 0 | 0 | 2 | 1 | | | | | | |
| 4 Bradley Zimmer, L (1.8) OBP: 0.275, SLG: 0.358 | | | 0-0 K | | 0-0 F8 | | 0-3 K | | | 3 | 0 | 0 | 0 | 0 | 2 | 2 | | | | | | |
| Inning Stats | R: 0 E: 0 K: 1 S: 11 | H: 0 LOB: 0 BB: 0 P: 18 | R: 1 E: 0 K: 2 S: 14 | H: 2 LOB: 2 BB: 1 P: 22 | R: 0 E: 0 K: 0 S: 8 | H: 0 LOB: 0 BB: 0 P: 15 | R: 2 E: 0 K: 1 S: 12 | H: 2 LOB: 0 BB: 0 P: 18 | R: 0 E: 0 K: 0 S: 6 | H: 0 LOB: 0 BB: 0 P: 8 | R: 1 E: 0 K: 2 S: 13 | H: 2 LOB: 1 BB: 0 P: 17 | R: 0 E: 0 K: 2 S: 8 | H: 0 LOB: 0 BB: 0 P: 11 | R: 0 E: 0 K: 0 S: 6 | H: 0 LOB: 0 BB: 0 P: 8 | R: 0 E: 0 K: 2 S: 9 | H: 0 LOB: 1 BB: 1 P: 19 | 1B: 4 2B: 1 3B: 0 HR: 1 | SF: 1 SAC: 0 DP: 0 HBP: 0 | WP: 0 PB: 0 SB: 0 CS: 0 | PA: 35 |
| PITCHER | IP WLS BF H R ER SO BB IBB HBP BLK WP HR S P ERA WHIP | IP WLS BF H R ER SO BB IBB HBP BLK WP HR S P ERA WHIP | IP WLS BF H R ER SO BB IBB HBP BLK WP HR S P ERA WHIP | IP WLS BF H R ER SO BB IBB HBP BLK WP HR S P ERA WHIP | IP WLS BF H R ER SO BB IBB HBP BLK WP HR S P ERA WHIP | IP WLS BF H R ER SO BB IBB HBP BLK WP HR S P ERA WHIP | IP WLS BF H R ER SO BB IBB HBP BLK WP HR S P ERA WHIP | IP WLS BF H R ER SO BB IBB HBP BLK WP HR S P ERA WHIP | IP WLS BF H R ER SO BB IBB HBP BLK WP HR S P ERA WHIP | IP WLS BF H R ER SO BB IBB HBP BLK WP HR S P ERA WHIP | IP WLS BF H R ER SO BB IBB HBP BLK WP HR S P ERA WHIP | IP WLS BF H R ER SO BB IBB HBP BLK WP HR S P ERA WHIP | IP WLS BF H R ER SO BB IBB HBP BLK WP HR S P ERA WHIP | IP WLS BF H R ER SO BB IBB HBP BLK WP HR S P ERA WHIP | IP WLS BF H R ER SO BB IBB HBP BLK WP HR S P ERA WHIP | IP WLS BF H R ER SO BB IBB HBP BLK WP HR S P ERA WHIP | IP WLS BF H R ER SO BB IBB HBP BLK WP HR S P ERA WHIP | | | | | |
| 8 Mike Leake, R (1.1) ERA: 6.48 | 6.0 W | 25 | 6 | 4 | 4 | 6 | 1 | 0 | 0 | 0 | 0 | 0 | 0 | 0 | 8 | 11 | 6.00 | 1.167 | | | | |
| 47 James Pazos, L (7.1) ERA: 1.8 | 1.0 | 3 | 0 | 0 | 0 | 2 | 0 | 0 | 0 | 0 | 0 | 0 | 6 | 8 | 0.00 | 0.000 | | | | | | |
| 50 Nick Vincent, R (8.1) ERA: 6.1 | 1.0 | 3 | 0 | 0 | 0 | 0 | 0 | 0 | 0 | 0 | 0 | 0 | 6 | 8 | 0.00 | 0.000 | | | | | | |
| 60 Chasen Bradford, R (9.1) ERA: 1.69 | 1.0 | 4 | 0 | 0 | 0 | 2 | 1 | 0 | 0 | 0 | 0 | 0 | 9 | 19 | 0.00 | 1.000 | | | | | | |

Seattle Mariners @ Cleveland Indians
 Progressive Field, Cleveland, OH
 Sat-Apr 28 2018, 4:11 PM - 7:11 PM EDT
 Att: 19,172 - Cloudy - 41 F

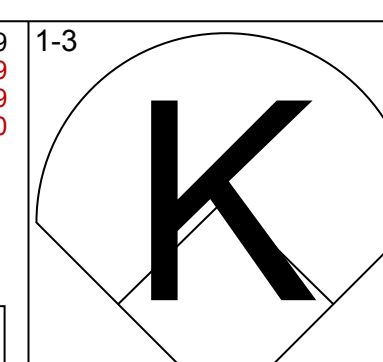
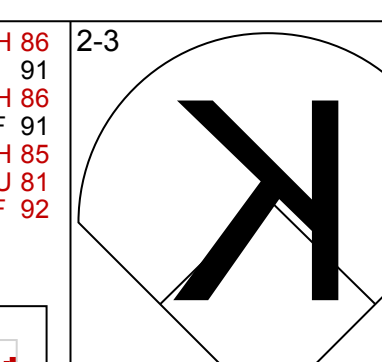
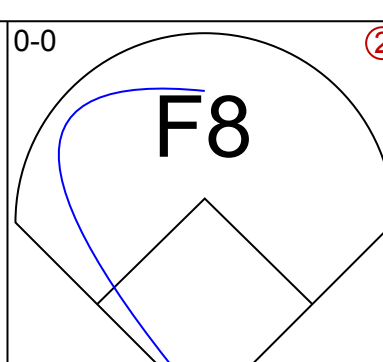
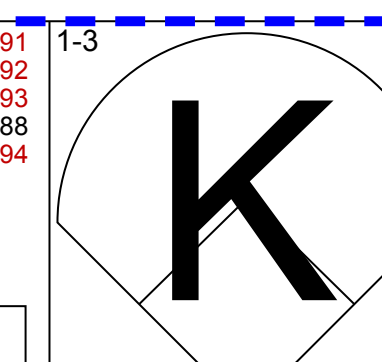
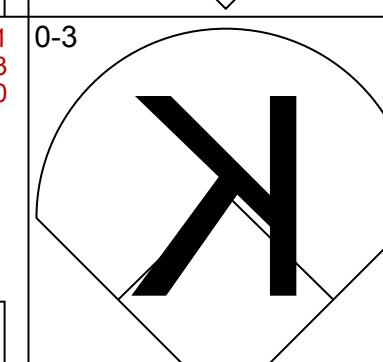
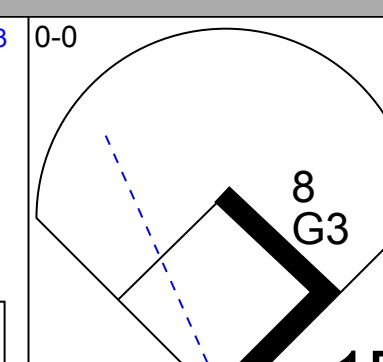
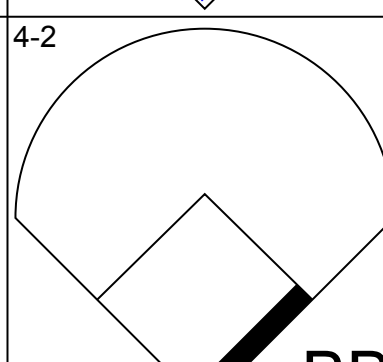
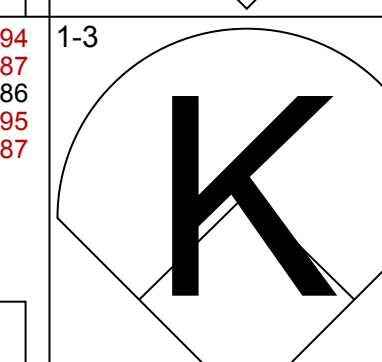
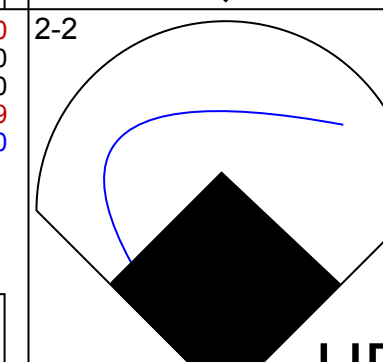
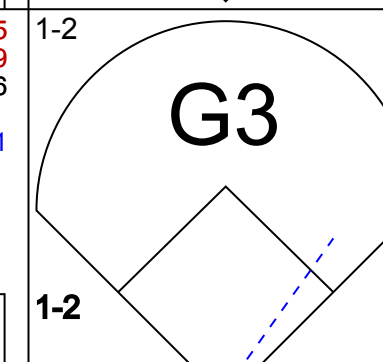
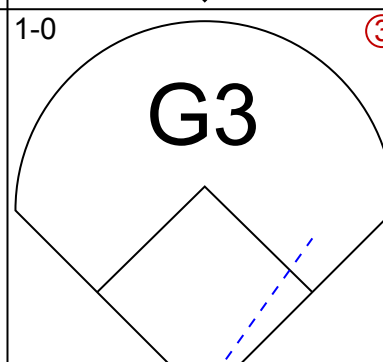
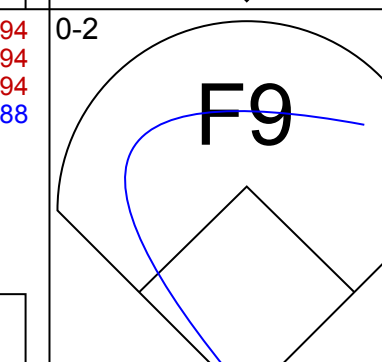
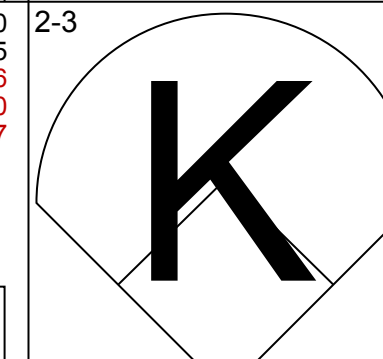
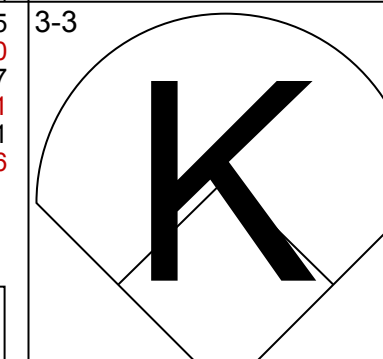


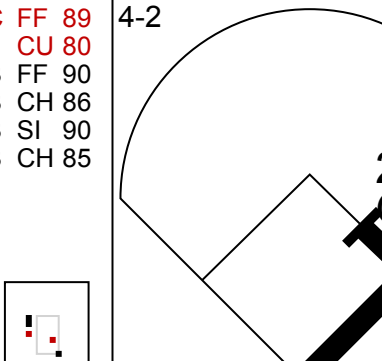
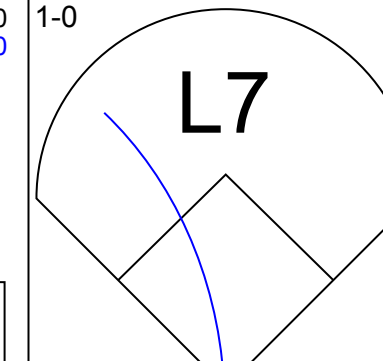










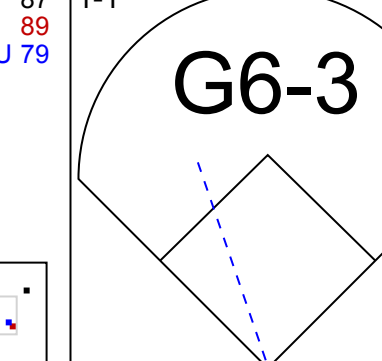
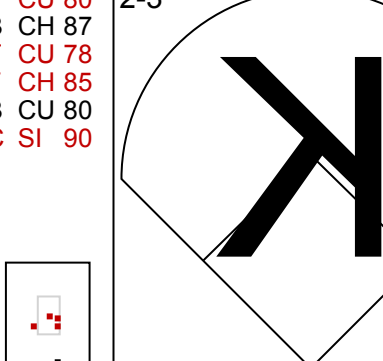
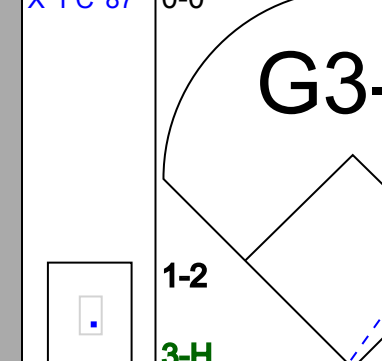
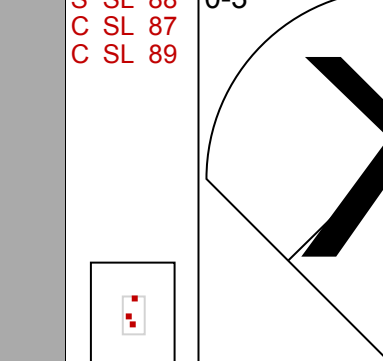


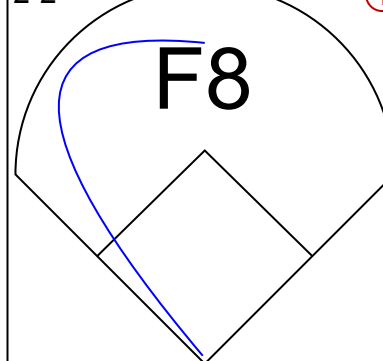

| | |
|-----|----|
| AB | 38 |
| R | 12 |
| H | 12 |
| RBI | 12 |
| BB | 3 |
| SO | 6 |
| LOB | 12 |



Seattle Mariners @ Cleveland Indians
 Progressive Field, Cleveland, OH
 Sat-Apr 28 2018, 4:11 PM - 7:11 PM EDT
 Att: 19,172 - Cloudy - 41 F

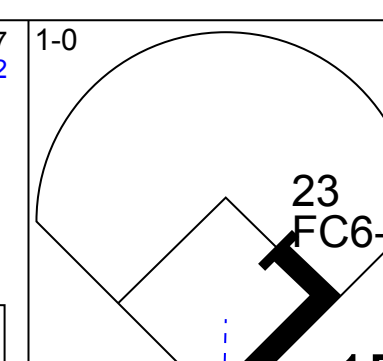
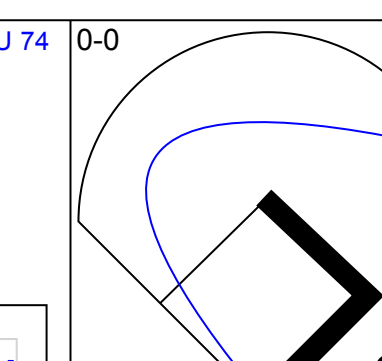
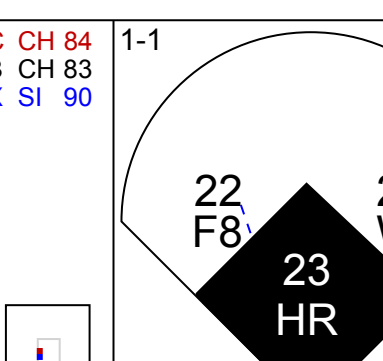

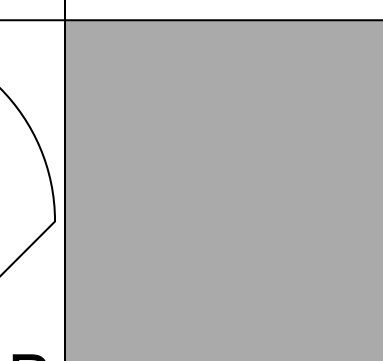
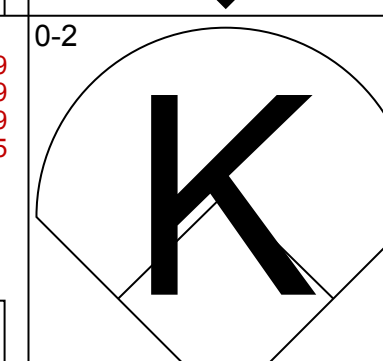
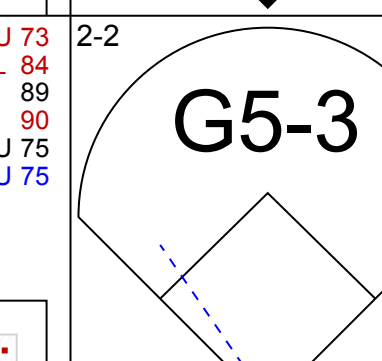
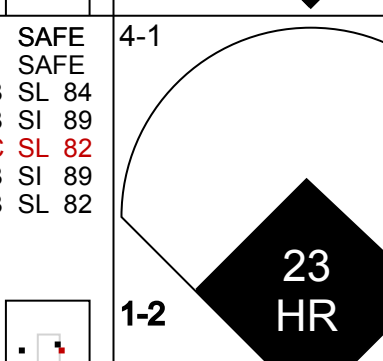

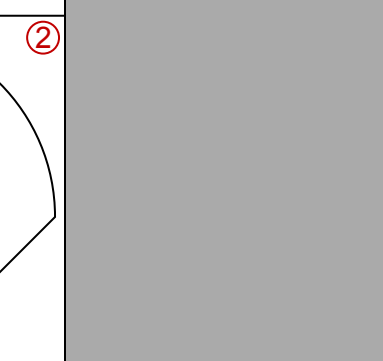
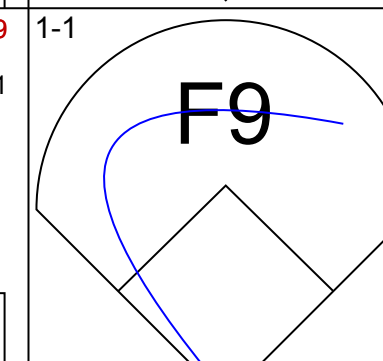
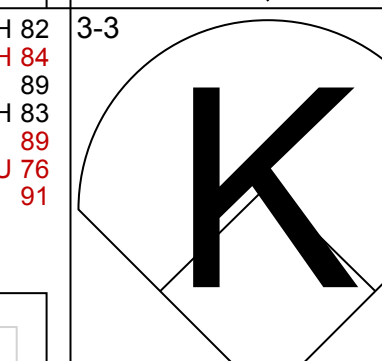
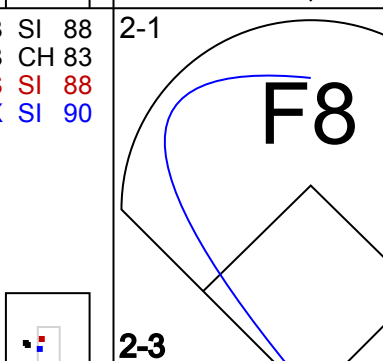

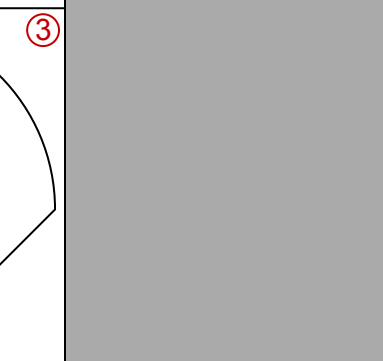
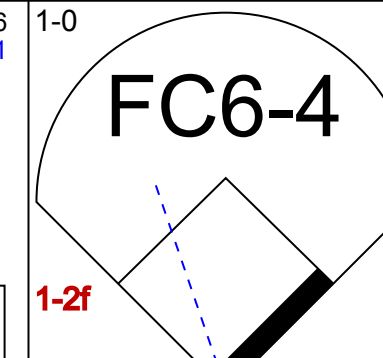
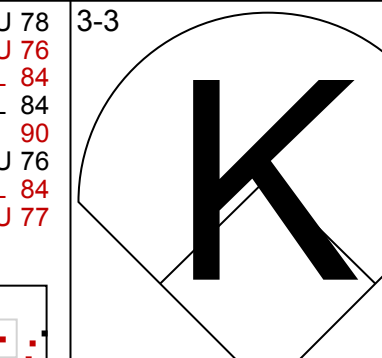
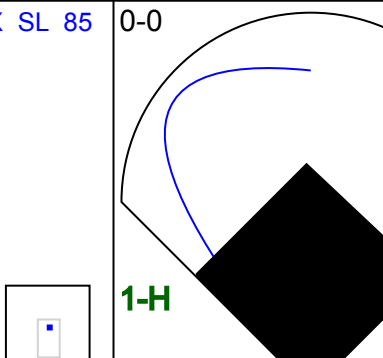


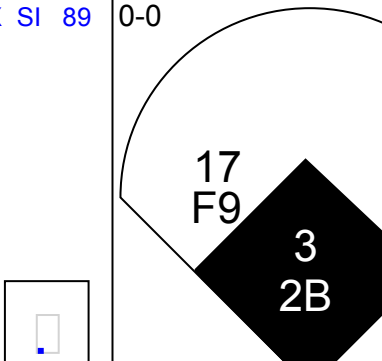
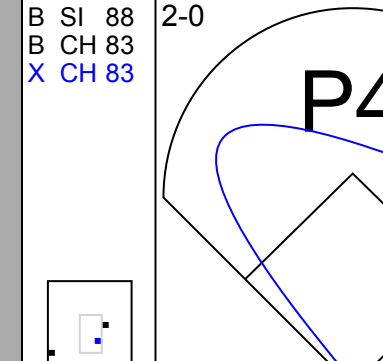

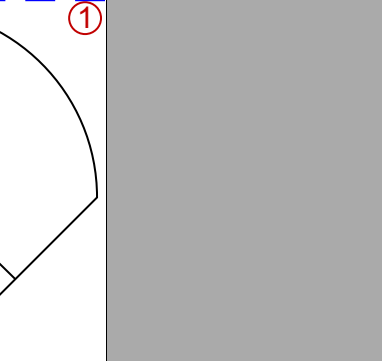

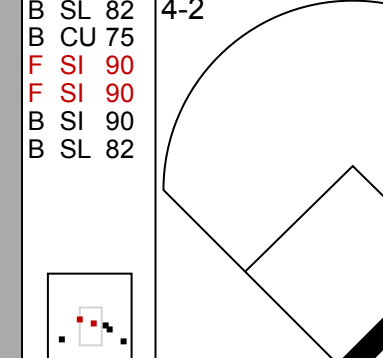

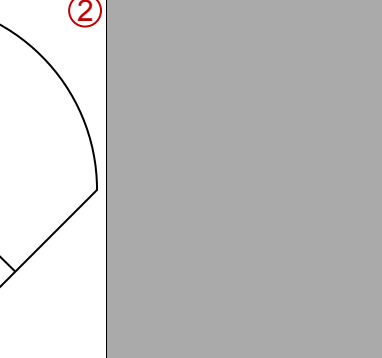


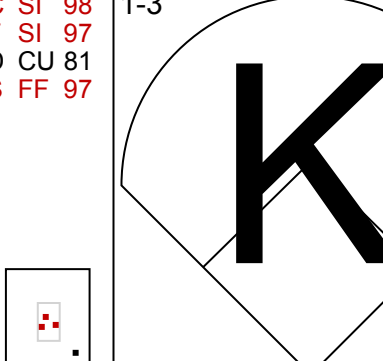
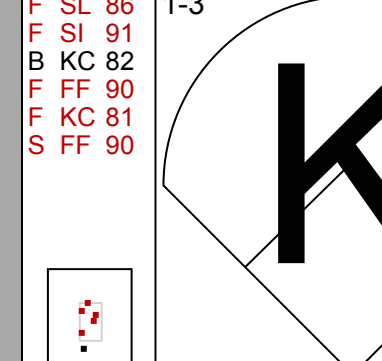


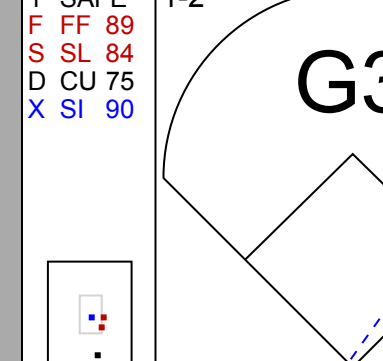
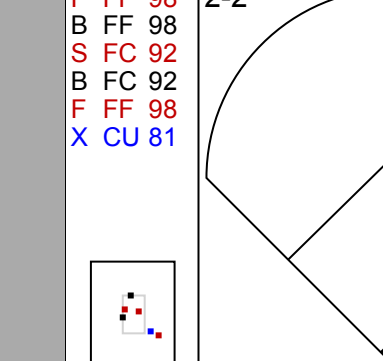
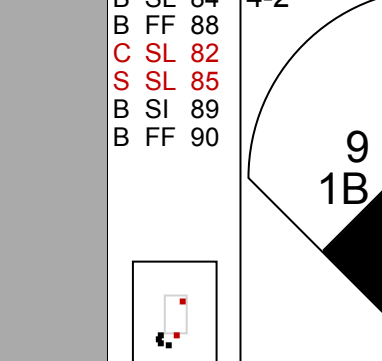


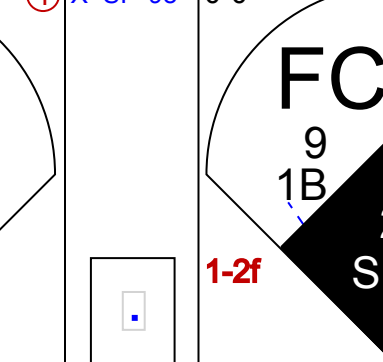
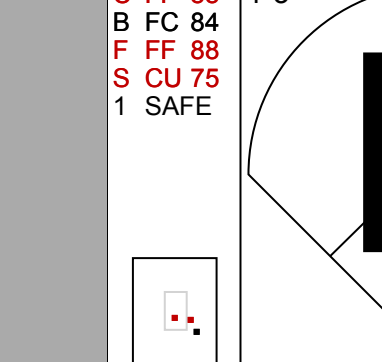
| | |
|-----|----|
| AB | 32 |
| R | 4 |
| H | 6 |
| RBI | 4 |
| BB | 2 |
| SO | 10 |
| LOB | 9 |



| Batter | 1 | 2 | 3 | 4 | 5 | 6 | 7 | 8 | 9 | AB | R | H | RBI | BB | SO | LOB | TOP | | | |
|--|---|---|---|---|---|---|---|---|---|---|---|---|---|---|---|---|---|---|---|---|
| 23 Matt Joyce, L (1, 7) OBP: 0.352, SLG: 0.347 |  | |  | | |  | |  | | 4 | 0 | 0 | 0 | 0 | 3 | 0 | <p>Oakland Athletics @ Seattle Mariners Safeco Field, Seattle, WA Tue May 01 2018, 7:11 PM - 10:16 PM PDT Att: 12,468 - Partly Cloudy - 61 F</p> | | | |
| 10 Marcus Semien, R (1, 6) OBP: 0.333, SLG: 0.415 |  | | |  | |  | |  | | 3 | 0 | 1 | 0 | 1 | 2 | 0 | | | | |
| 8 Jed Lowrie, S (1, 4) OBP: 0.392, SLG: 0.597 |  | |  | |  | |  | | | 4 | 1 | 1 | 1 | 0 | 0 | 2 | | | | |
| 2 Khris Davis, R (1, 10) |  | |  | | | | |  | | 3 | 1 | 0 | 0 | 1 | 3 | 1 | | | | |
| 28 Matt Olson, L (1, 3) OBP: 0.356, SLG: 0.388 |  |  | |  | |  | |  | | 2 | 1 | 1 | 0 | 2 | 0 | 1 | | | | |
| 26 Matt Chapman, R (1, 5) OBP: 0.358, SLG: 0.514 |  | | |  | |  | |  | | 3 | 0 | 0 | 0 | 1 | 1 | 4 | | | | |
| 20 Mark Canha, R (1, 8) OBP: 0.367, SLG: 0.582 |  | | |  | |  | |  | | 3 | 0 | 1 | 1 | 1 | 1 | 1 | | | | |
| 18 Chad Pinder, R (1, 9) OBP: 0.347, SLG: 0.556 | | |  | |  | |  | |  | | 4 | 0 | 0 | 1 | 0 | 2 | | 3 | | |
| 21 Jonathan Lucroy, R (1, 2) OBP: 0.326, SLG: 0.321 |  | | | |  | |  | |  | | 3 | 0 | 0 | 0 | 0 | 1 | | 1 | | |
| Inning Stats | R: 1 E: 0 K: 3 S: 12 | H: 1 LOB: 0 BB: 0 P: 17 | R: 0 E: 0 K: 0 S: 6 | H: 0 LOB: 0 BB: 1 P: 12 | R: 0 E: 0 K: 1 S: 10 | H: 0 LOB: 0 BB: 0 P: 15 | R: 0 E: 0 K: 1 S: 8 | H: 1 LOB: 1 BB: 0 P: 13 | R: 0 E: 0 K: 2 S: 9 | H: 0 LOB: 0 BB: 1 P: 18 | R: 0 E: 0 K: 0 S: 9 | H: 0 LOB: 1 BB: 1 P: 16 | R: 2 E: 0 K: 2 S: 16 | H: 2 LOB: 1 BB: 1 P: 26 | R: 0 E: 0 K: 2 S: 12 | H: 0 LOB: 2 BB: 2 P: 22 | | 1B: 2 2B: 2 HR: 1 | SF: 0 SAC: 0 DP: 2 HBP: 0 | WP: 0 PB: 0 SB: 0 CS: 1 |
| PITCHER | IP WLS BF H R ER SO BB IBB HBP BLK WP HR S P ERA WHIP | IP WLS BF H R ER SO BB IBB HBP BLK WP HR S P ERA WHIP | IP WLS BF H R ER SO BB IBB HBP BLK WP HR S P ERA WHIP | IP WLS BF H R ER SO BB IBB HBP BLK WP HR S P ERA WHIP | IP WLS BF H R ER SO BB IBB HBP BLK WP HR S P ERA WHIP | IP WLS BF H R ER SO BB IBB HBP BLK WP HR S P ERA WHIP | IP WLS BF H R ER SO BB IBB HBP BLK WP HR S P ERA WHIP | IP WLS BF H R ER SO BB IBB HBP BLK WP HR S P ERA WHIP | IP WLS BF H R ER SO BB IBB HBP BLK WP HR S P ERA WHIP | IP WLS BF H R ER SO BB IBB HBP BLK WP HR S P ERA WHIP | IP WLS BF H R ER SO BB IBB HBP BLK WP HR S P ERA WHIP | IP WLS BF H R ER SO BB IBB HBP BLK WP HR S P ERA WHIP | IP WLS BF H R ER SO BB IBB HBP BLK WP HR S P ERA WHIP | IP WLS BF H R ER SO BB IBB HBP BLK WP HR S P ERA WHIP | IP WLS BF H R ER SO BB IBB HBP BLK WP HR S P ERA WHIP | IP WLS BF H R ER SO BB IBB HBP BLK WP HR S P ERA WHIP | IP WLS BF H R ER SO BB IBB HBP BLK WP HR S P ERA WHIP | IP WLS BF H R ER SO BB IBB HBP BLK WP HR S P ERA WHIP | IP WLS BF H R ER SO BB IBB HBP BLK WP HR S P ERA WHIP | IP WLS BF H R ER SO BB IBB HBP BLK WP HR S P ERA WHIP |

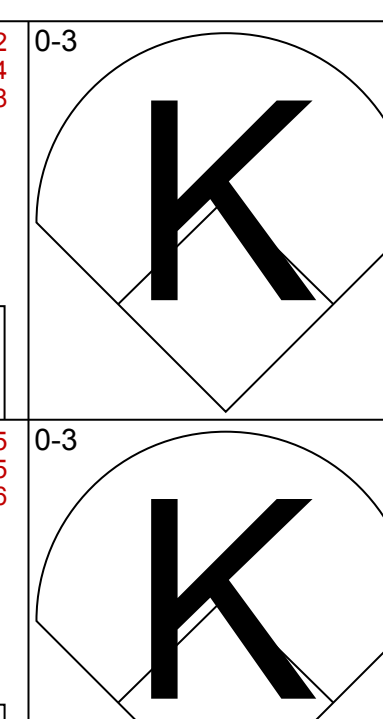
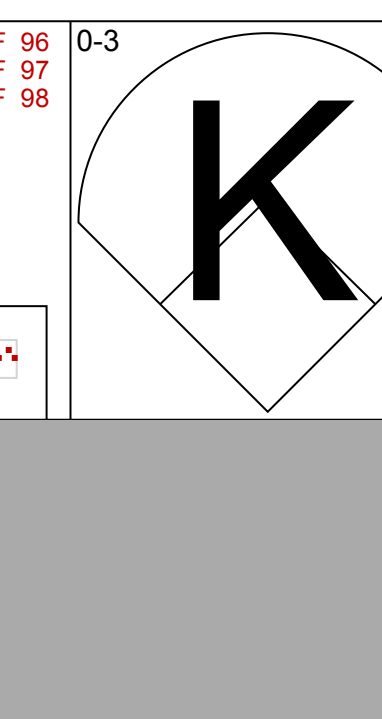
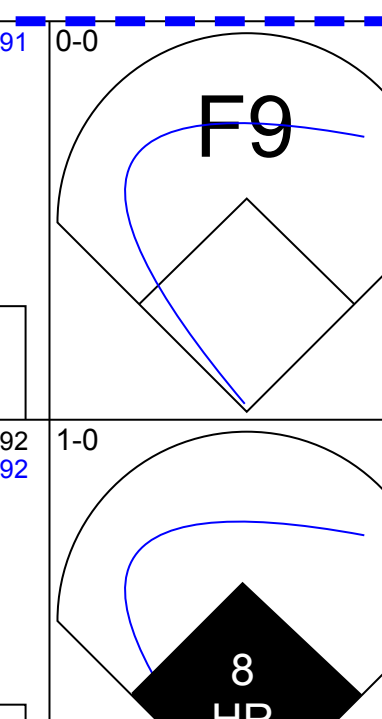
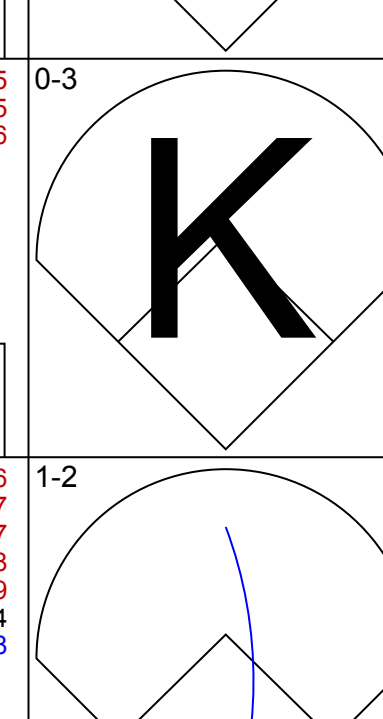
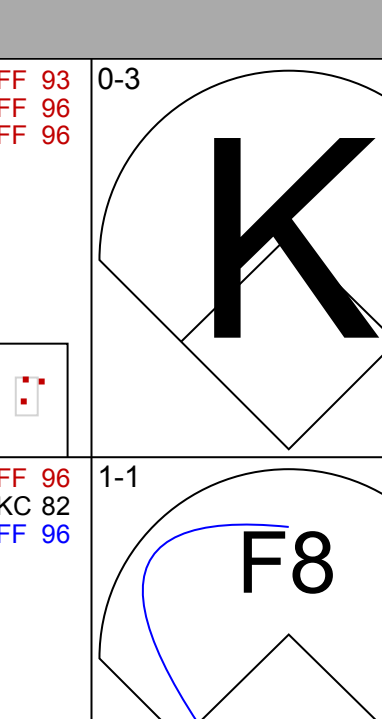
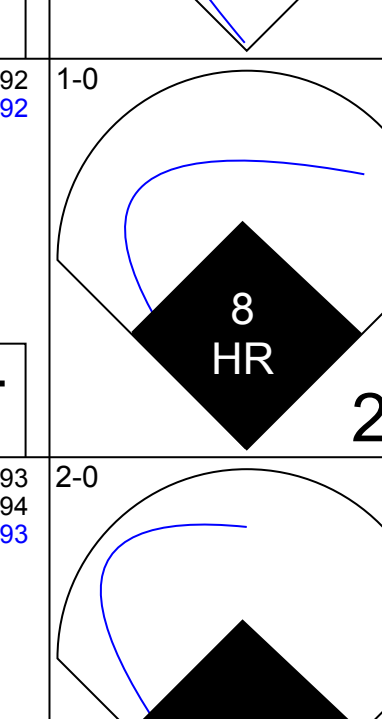
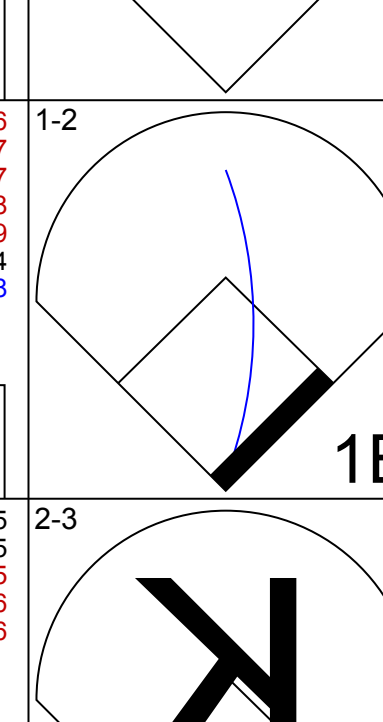
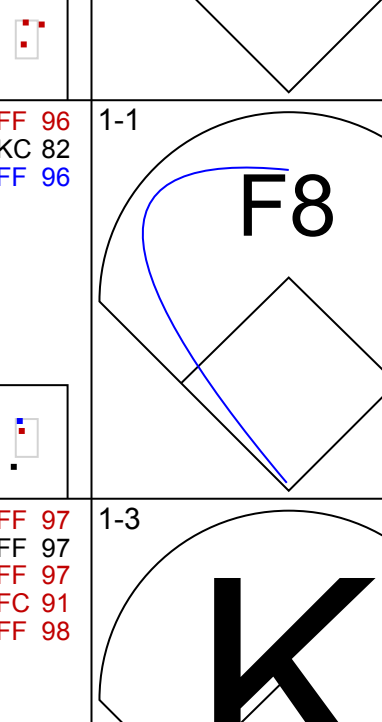
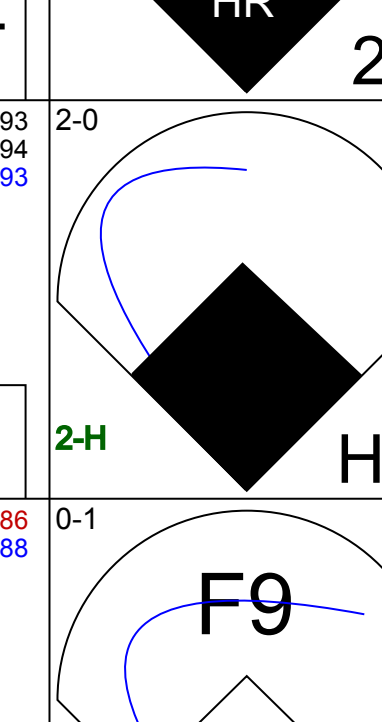
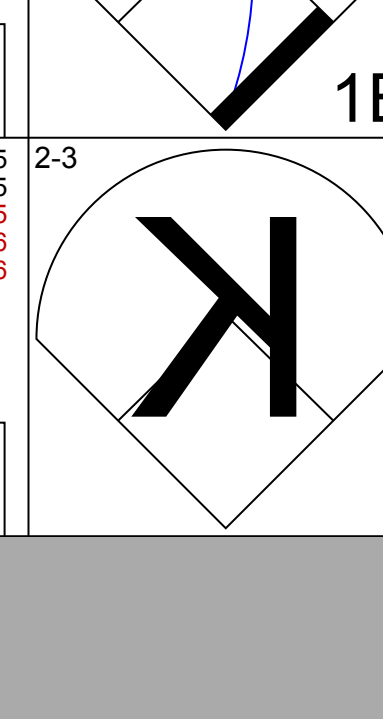
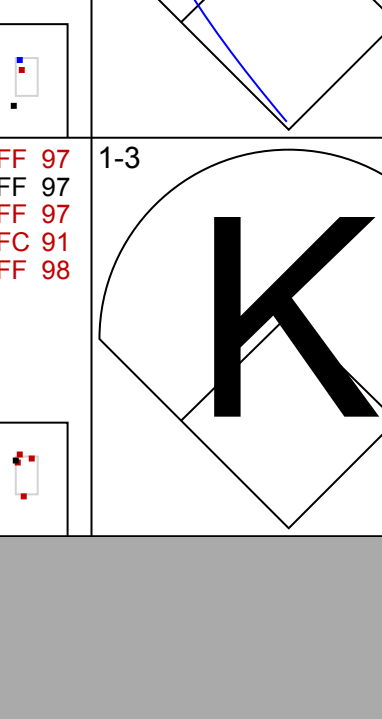

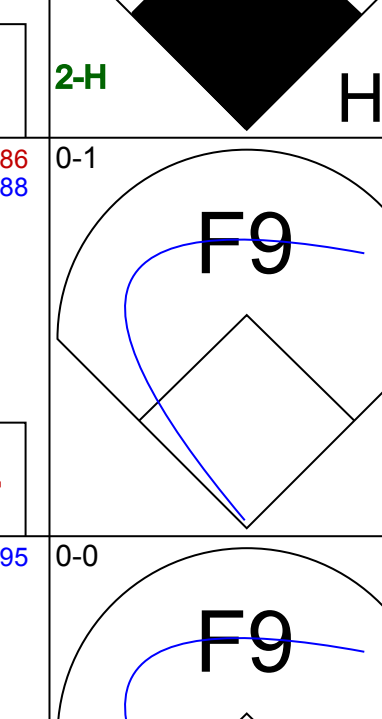



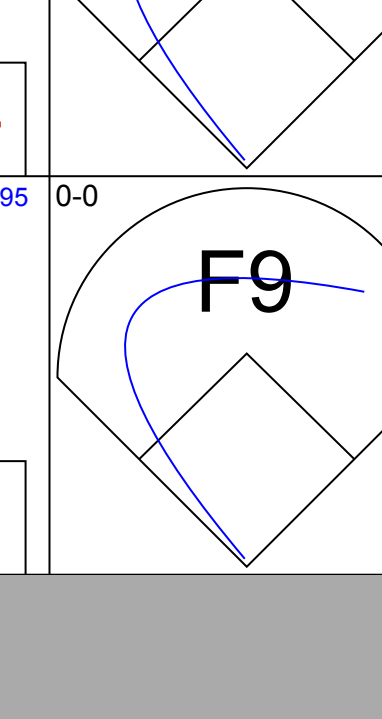
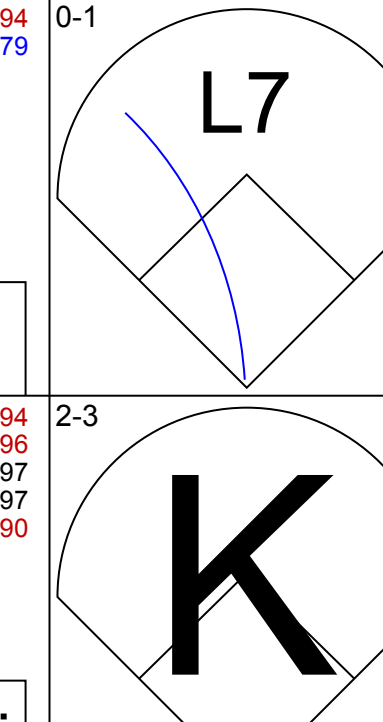
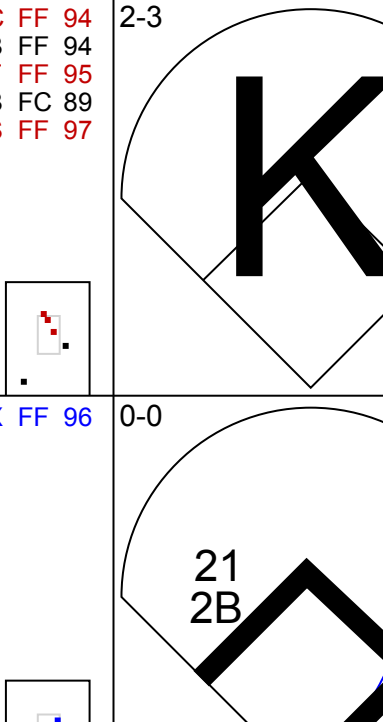
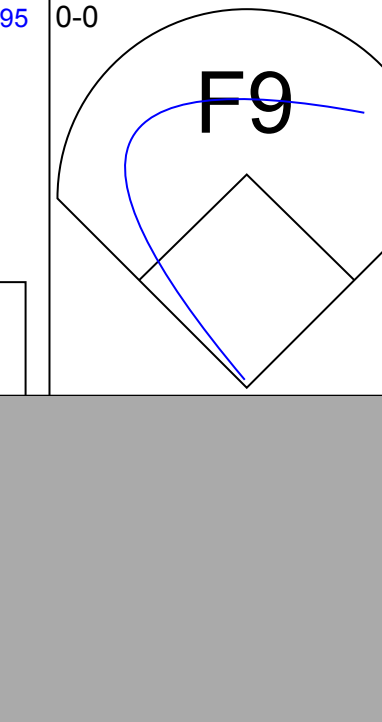
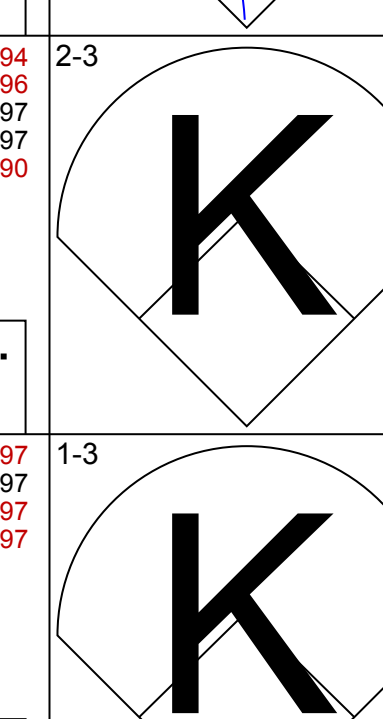
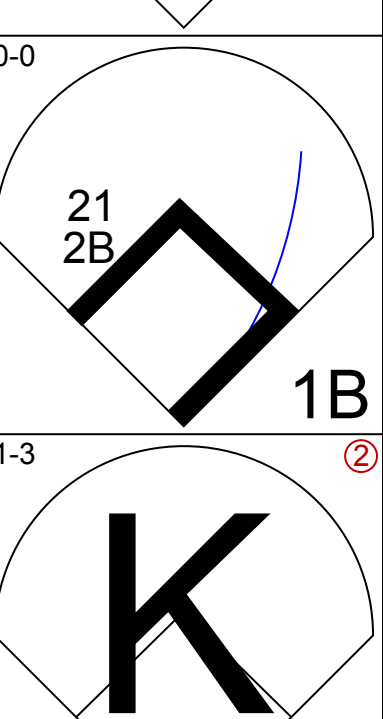
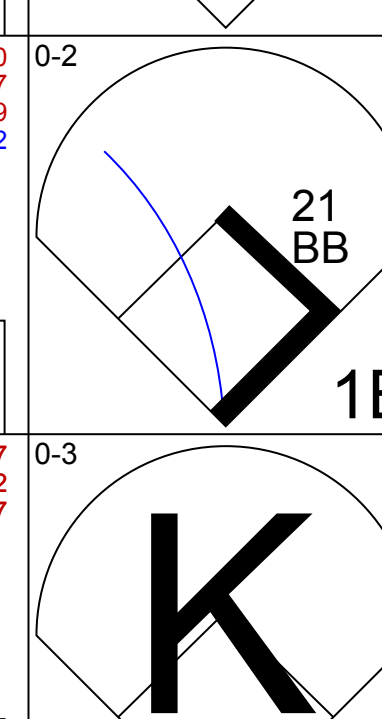
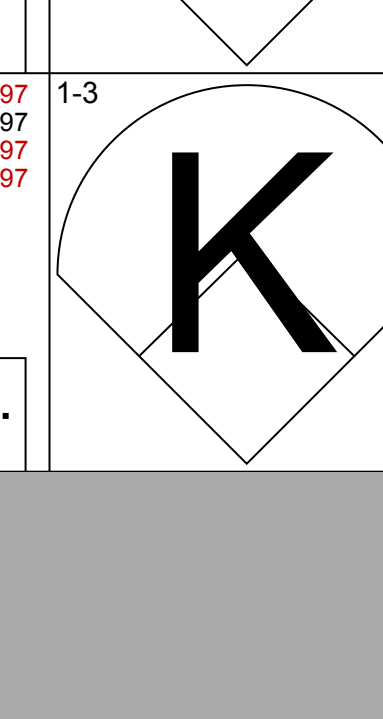

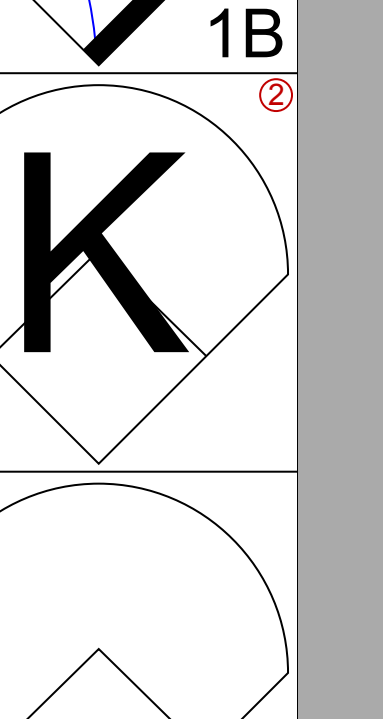

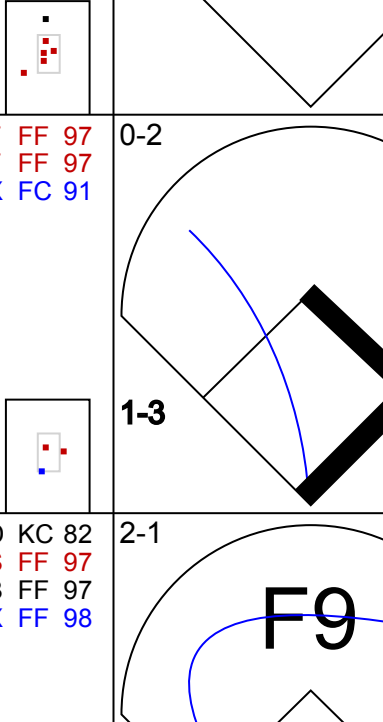

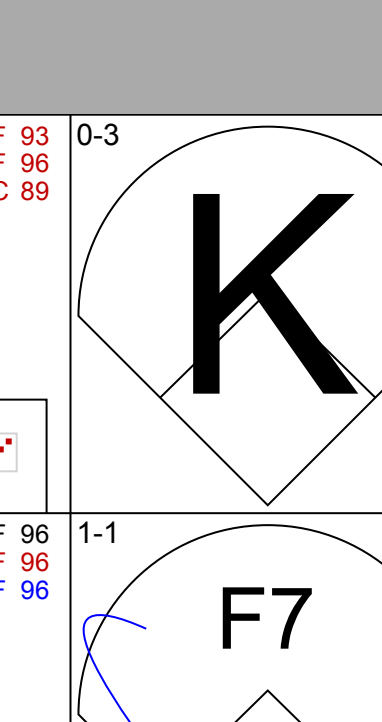
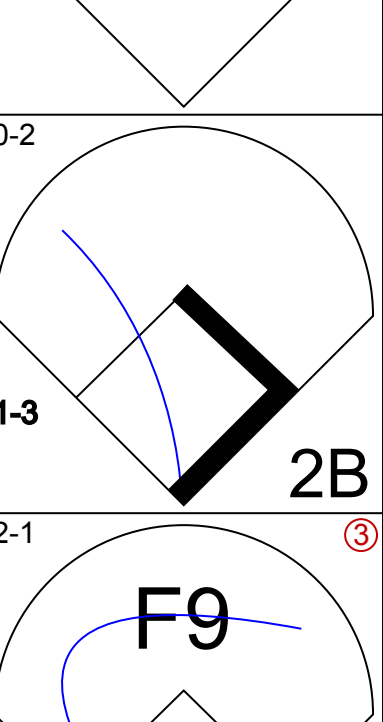
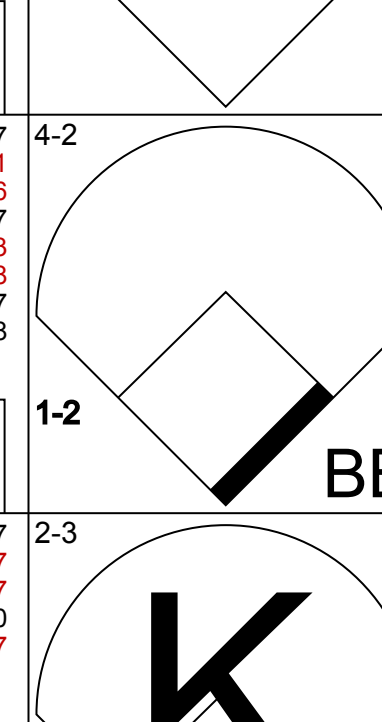

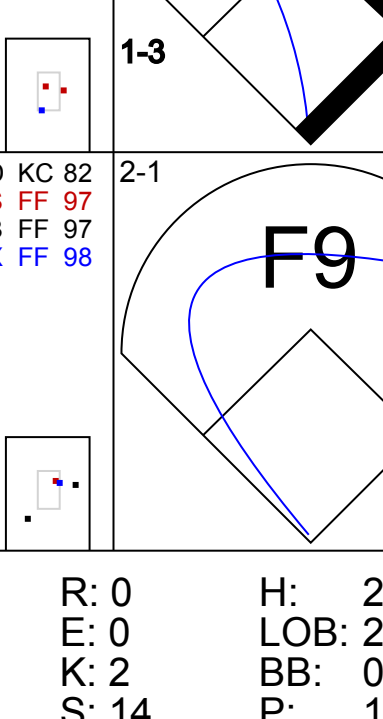

| | |
|-----|----|
| AB | 29 |
| R | 3 |
| H | 4 |
| RBI | 3 |
| BB | 6 |
| SO | 13 |
| LOB | 13 |

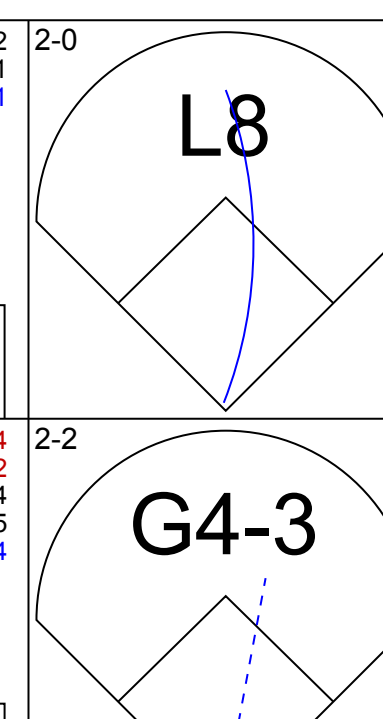
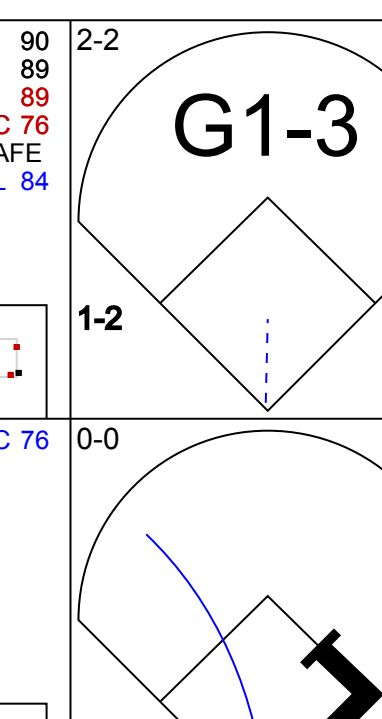
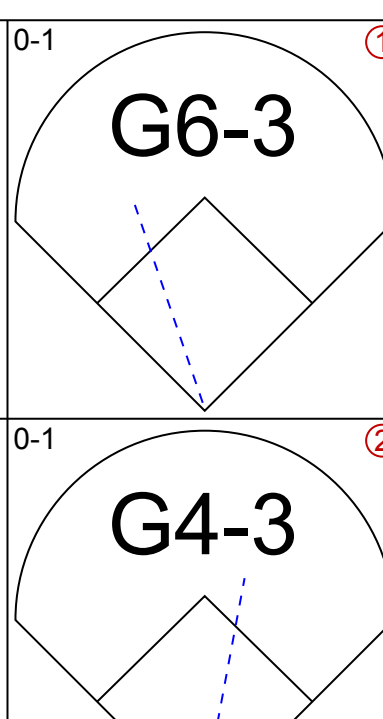
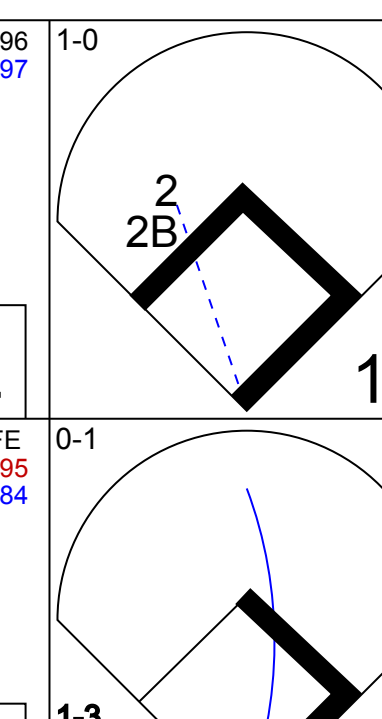
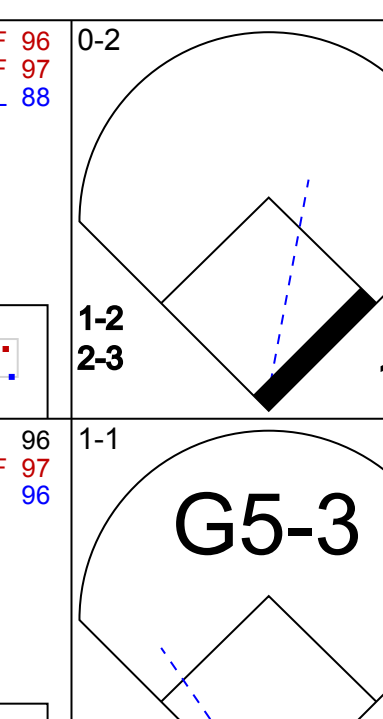
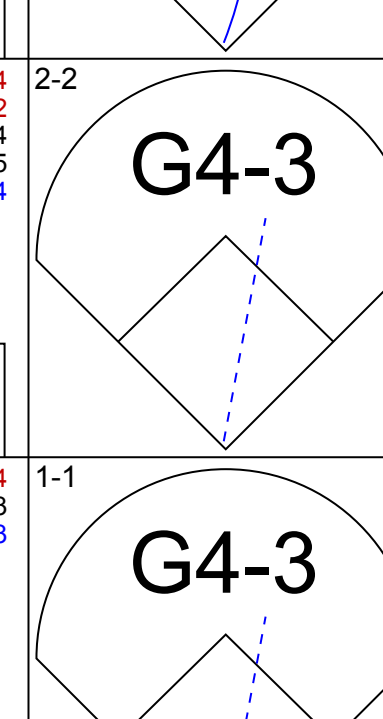
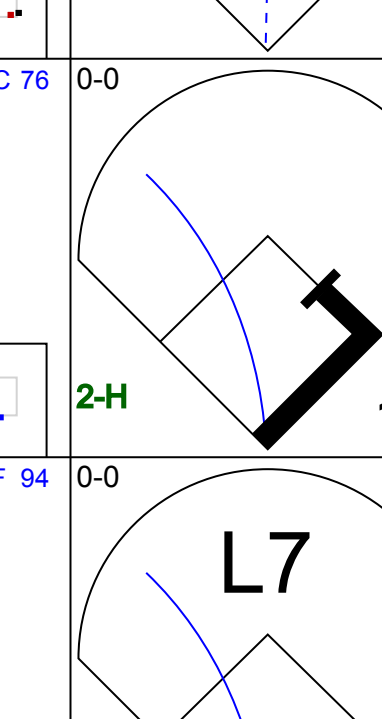
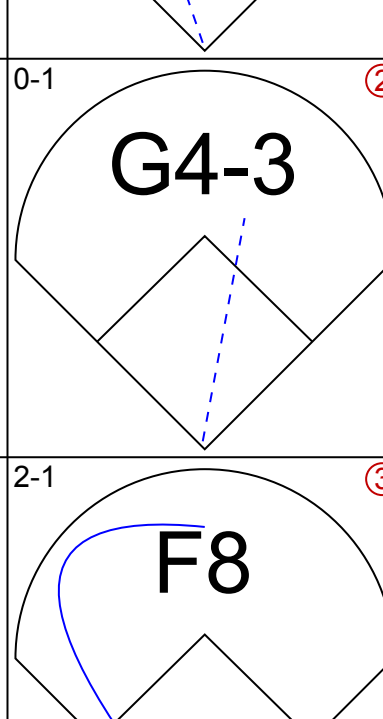
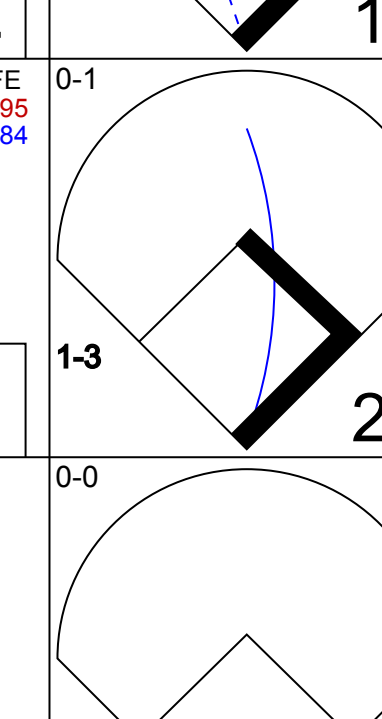
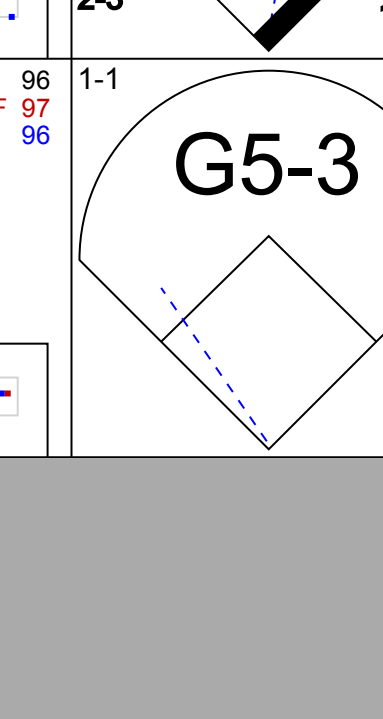
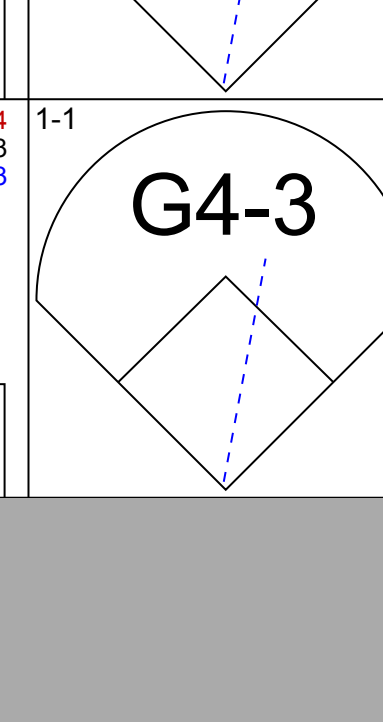
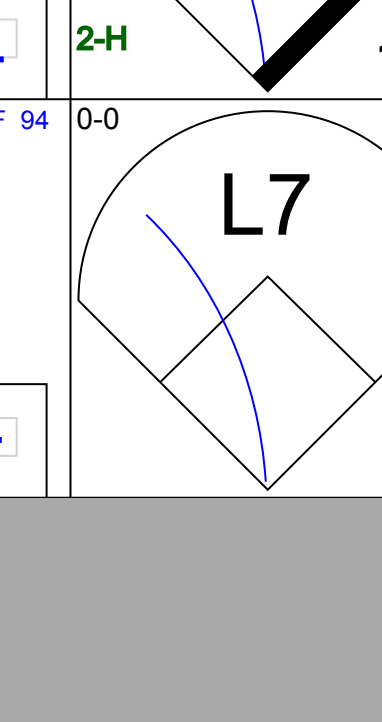
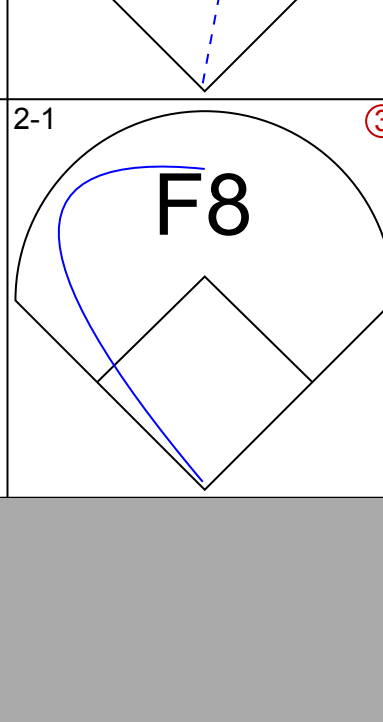
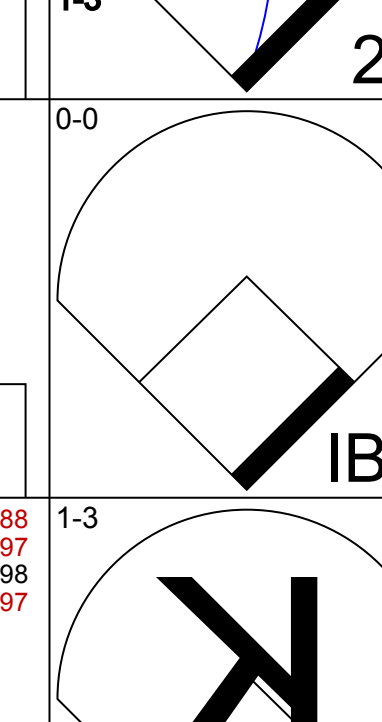
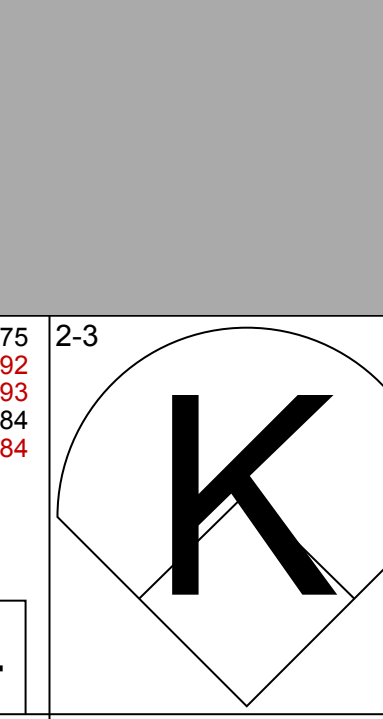
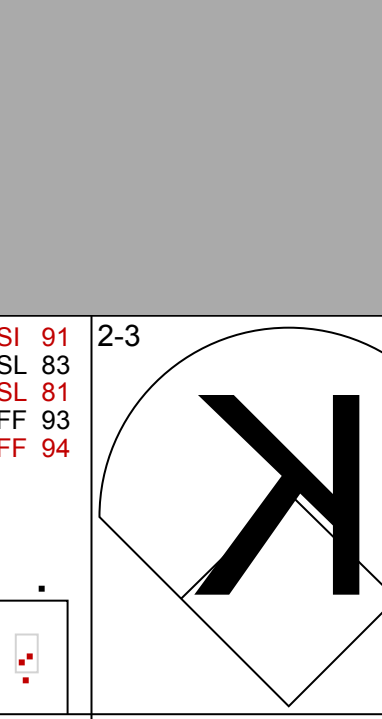


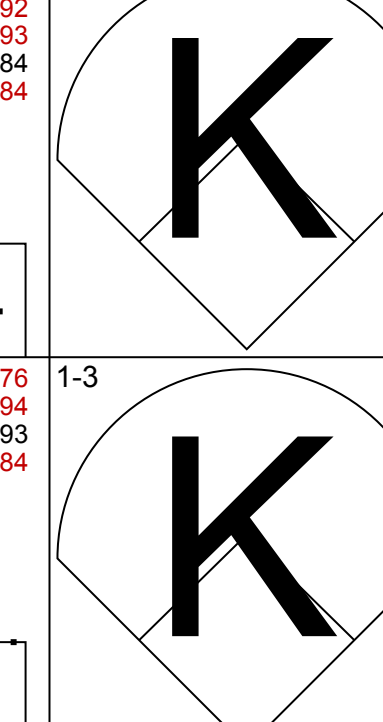
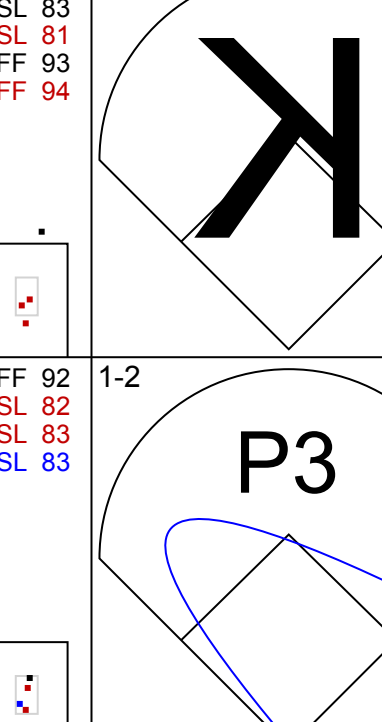
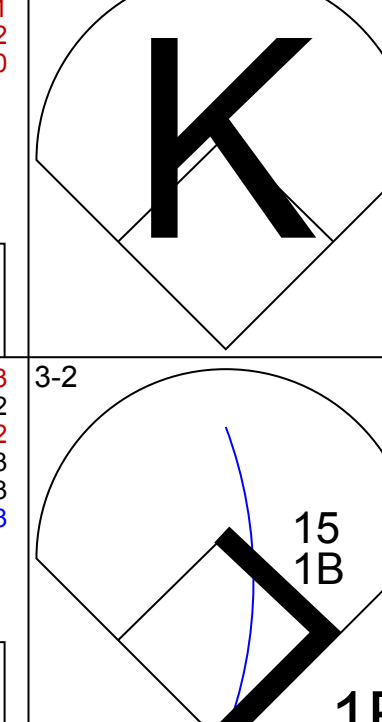
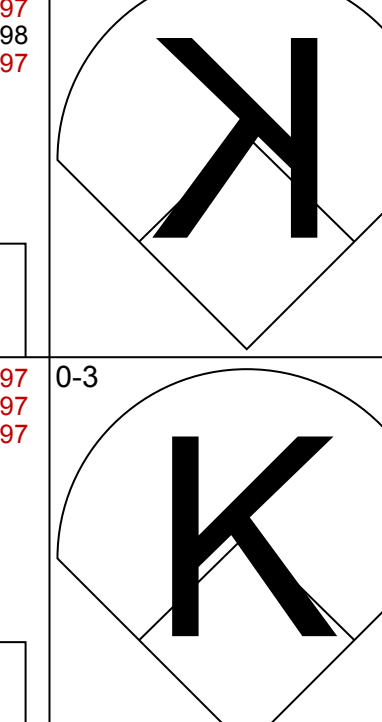
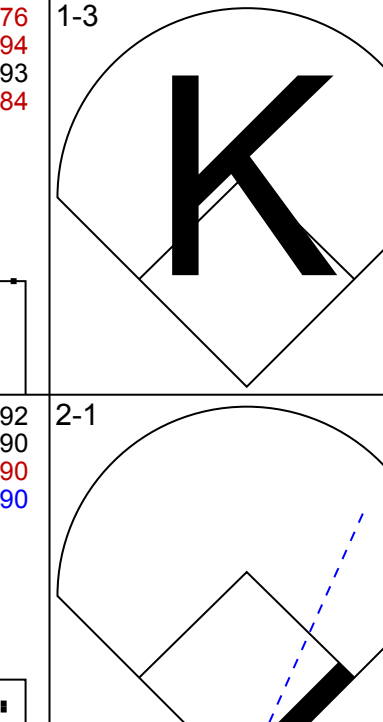
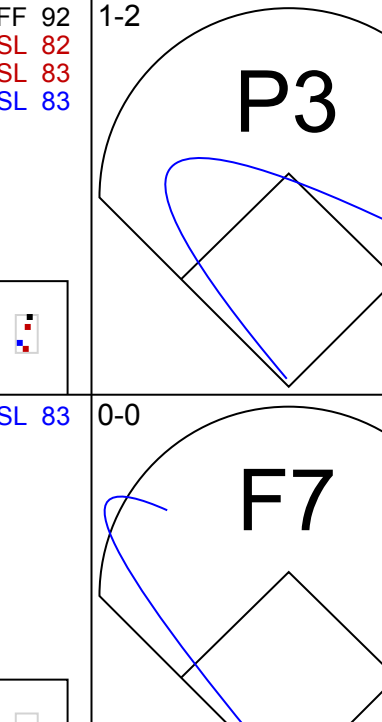
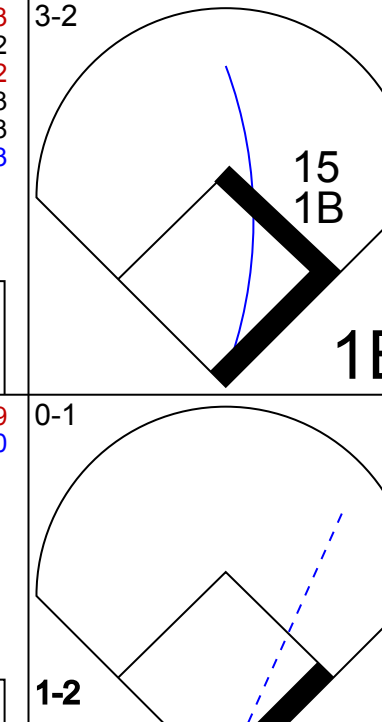

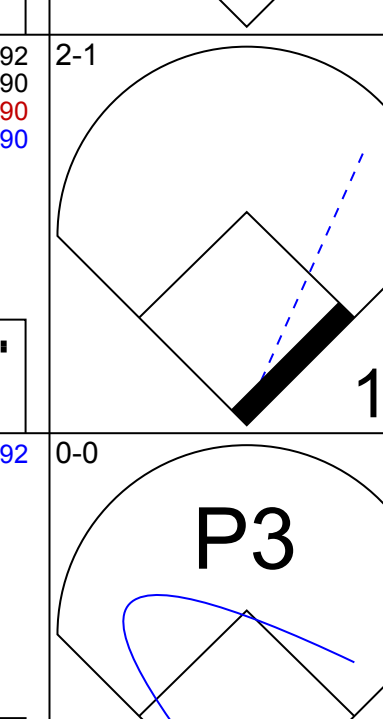
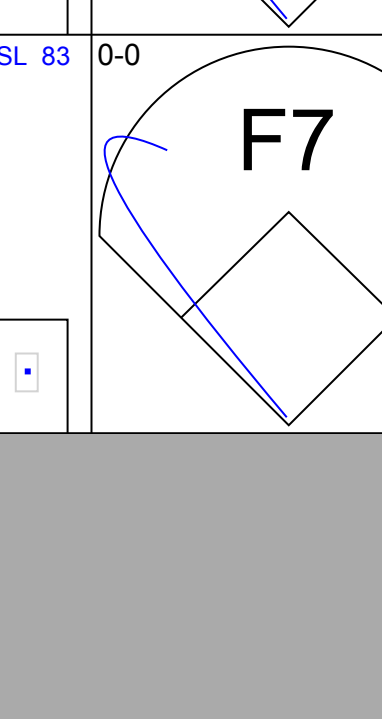
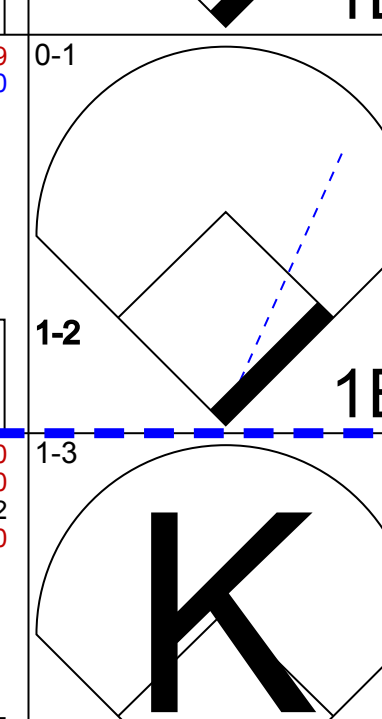

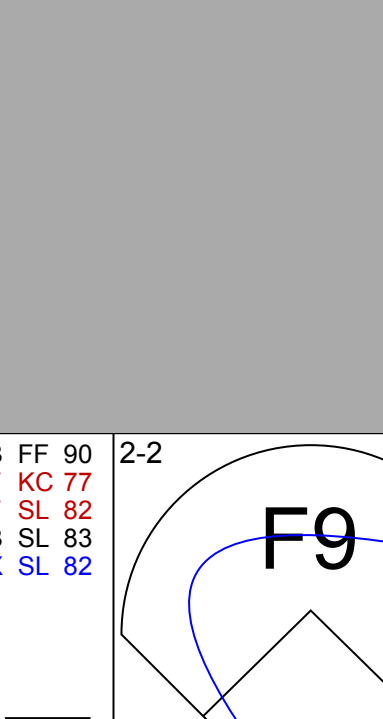
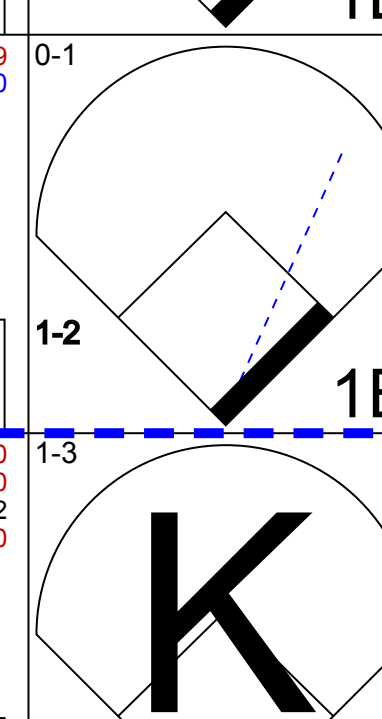

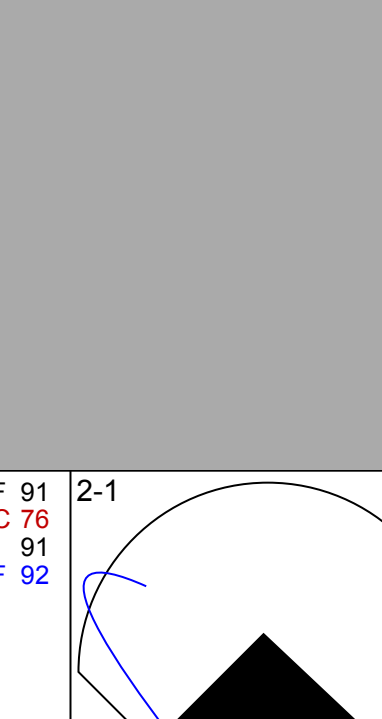
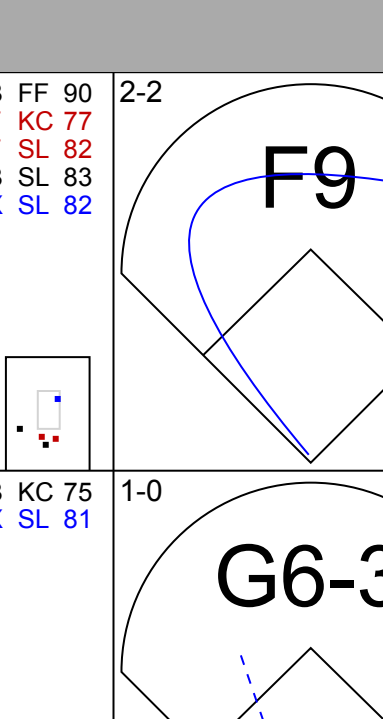

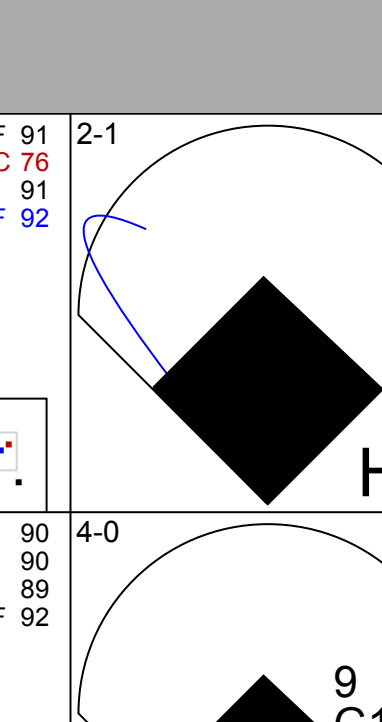
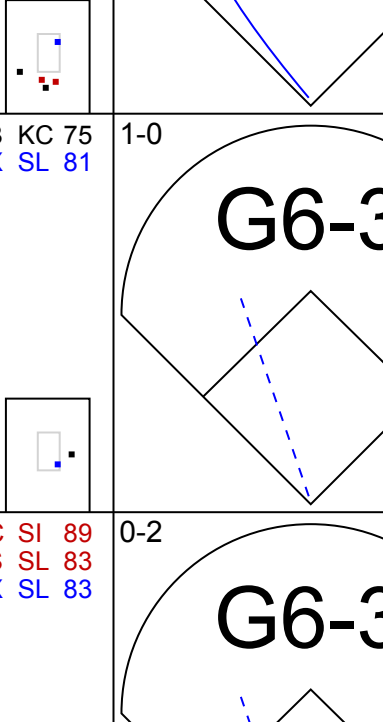
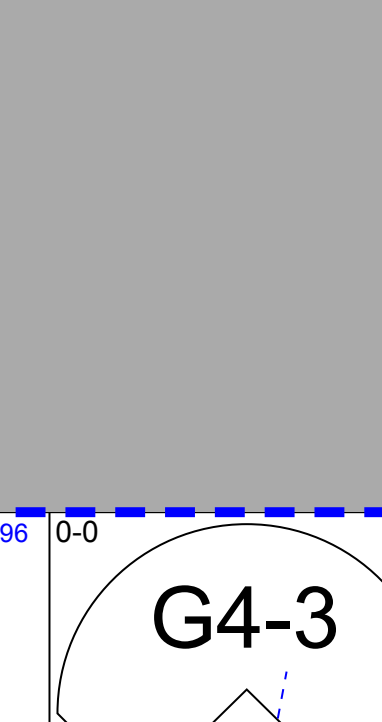
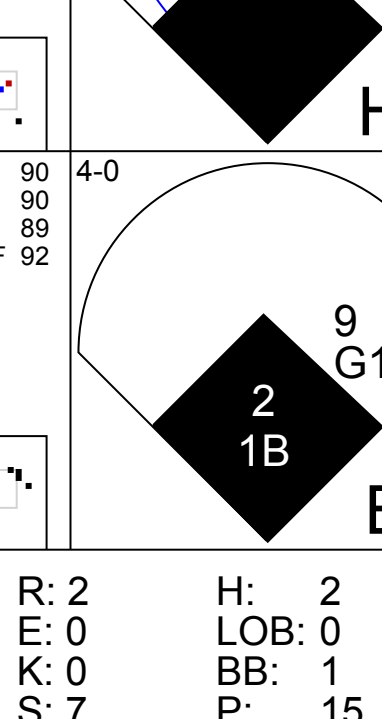
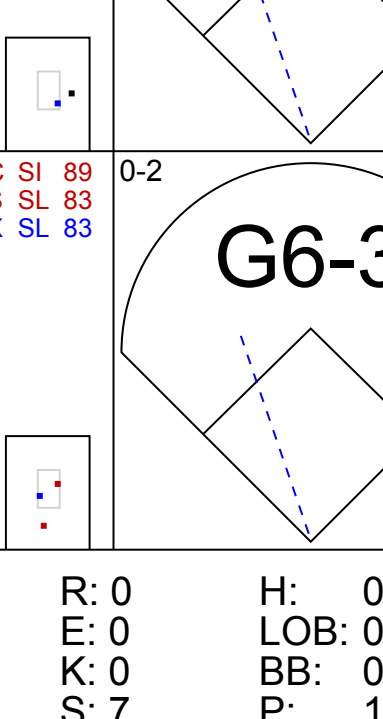
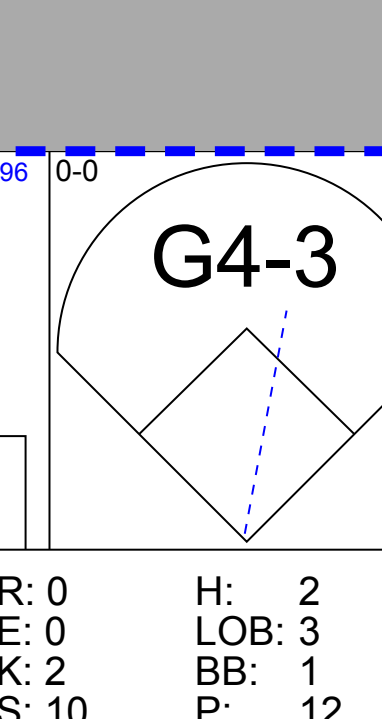


| Batter | 1 | 2 | 3 | 4 | 5 | 6 | 7 | 8 | 9 | AB | R | H | RBI | BB | SO | LOB | BOTTOM | | | |
|--|---|---|---|---|---|---|---|---|---|---|---|---|---|---|---|---|---|---|---|---|
| 9 Dee Strange-Gordon, L (1, 8) OBP: 0.367, SLG: 0.435 |  | |  | |  | |  |  | | 5 | 1 | 5 | 0 | 0 | 0 | 0 | <p>Oakland Athletics @ Seattle Mariners Safeco Field, Seattle, WA Tue May 01 2018, 7:11 PM - 10:16 PM PDT Att: 12,468 - Partly Cloudy - 61 F</p> | | | |
| 2 Jean Segura, R (1, 6) OBP: 0.320, SLG: 0.436 |  | |  | |  | |  |  | | 3 | 1 | 0 | 2 | 1 | 1 | 3 | | | | |
| 22 Robinson Canó, L (1, 4) OBP: 0.413, SLG: 0.460 |  | |  | |  | |  |  | | 4 | 0 | 0 | 0 | 1 | 1 | 5 | | | | |
| 23 Nelson Cruz, R (1, 10) OBP: 0.300, SLG: 0.584 |  | |  | |  | |  |  | | 4 | 1 | 1 | 3 | 0 | 1 | 4 | | | | |
| 15 Kyle Seager, L (1, 5) OBP: 0.294, SLG: 0.422 | |  | |  | |  | |  | | 3 | 1 | 1 | 0 | 1 | 1 | 0 | | | | |
| 17 Mitch Haniger, R (1, 9) OBP: 0.388, SLG: 0.687 |  | | |  | |  | |  | | 2 | 0 | 0 | 0 | 1 | 0 | 1 | | | | |
| 3 Mike Zunino, R (1, 2) OBP: 0.211, SLG: 0.486 |  | |  | |  | |  | |  | | 4 | 0 | 1 | 1 | 0 | 3 | | 3 | | |
| 16 Ben Gamel, L (1, 7) OBP: 0.205, SLG: 0.222 |  | | |  | |  | |  | | 3 | 1 | 1 | 0 | 1 | 0 | 2 | | | | |
| 27 Ryon Healy, R (1, 3) OBP: 0.209, SLG: 0.452 |  | | |  | |  | |  | | 4 | 1 | 0 | 0 | 0 | 1 | 3 | | | | |
| Inning Stats | R: 0 E: 0 K: 1 S: 8 | H: 1 LOB: 1 BB: 0 P: 11 | R: 1 E: 0 K: 0 S: 8 | H: 2 LOB: 1 BB: 0 P: 12 | R: 0 E: 0 K: 2 S: 14 | H: 1 LOB: 1 BB: 0 P: 22 | R: 0 E: 0 K: 1 S: 9 | H: 0 LOB: 1 BB: 1 P: 18 | R: 3 E: 0 K: 1 S: 13 | H: 2 LOB: 2 BB: 2 P: 27 | R: 1 E: 0 K: 0 S: 8 | H: 2 LOB: 2 BB: 1 P: 15 | R: 0 E: 0 K: 2 S: 9 | H: 0 LOB: 0 BB: 0 P: 11 | R: 1 E: 0 K: 1 S: 15 | H: 1 LOB: 1 BB: 1 P: 23 | | 1B: 5 2B: 3 3B: 0 HR: 1 | SF: 1 SAC: 0 DP: 0 HBP: 1 | WP: 1 PB: 0 SB: 2 CS: 0 |
| PITCHER | IP WLS BF H R ER SO BB IBB HBP BLK WP HR S P ERA WHIP | IP WLS BF H R ER SO BB IBB HBP BLK WP HR S P ERA WHIP | IP WLS BF H R ER SO BB IBB HBP BLK WP HR S P ERA WHIP | IP WLS BF H R ER SO BB IBB HBP BLK WP HR S P ERA WHIP | IP WLS BF H R ER SO BB IBB HBP BLK WP HR S P ERA WHIP | IP WLS BF H R ER SO BB IBB HBP BLK WP HR S P ERA WHIP | IP WLS BF H R ER SO BB IBB HBP BLK WP HR S P ERA WHIP | IP WLS BF H R ER SO BB IBB HBP BLK WP HR S P ERA WHIP | IP WLS BF H R ER SO BB IBB HBP BLK WP HR S P ERA WHIP | IP WLS BF H R ER SO BB IBB HBP BLK WP HR S P ERA WHIP | IP WLS BF H R ER SO BB IBB HBP BLK WP HR S P ERA WHIP | IP WLS BF H R ER SO BB IBB HBP BLK WP HR S P ERA WHIP | IP WLS BF H R ER SO BB IBB HBP BLK WP HR S P ERA WHIP | IP WLS BF H R ER SO BB IBB HBP BLK WP HR S P ERA WHIP | IP WLS BF H R ER SO BB IBB HBP BLK WP HR S P ERA WHIP | IP WLS BF H R ER SO BB IBB HBP BLK WP HR S P ERA WHIP | IP WLS BF H R ER SO BB IBB HBP BLK WP HR S P ERA WHIP | IP WLS BF H R ER SO BB IBB HBP BLK WP HR S P ERA WHIP | IP WLS BF H R ER SO BB IBB HBP BLK WP HR S P ERA WHIP | IP WLS BF H R ER SO BB IBB HBP BLK WP HR S P ERA WHIP |

| | |
|-----|----|
| AB | 32 |
| R | 6 |
| H | 9 |
| RBI | 6 |
| BB | 5 |
| SO | 8 |
| LOB | 21 |



| Batter | 1 | 2 | 3 | 4 | 5 | 6 | 7 | 8 | 9 | AB | R | H | RBI | BB | SO | LOB | TOP | | | | | | | | |
|--|---|---|--|---|--|---|---|---|-------------------------------|----------------------------------|------------------------------|----------------------------------|-------------------------------|----------------------------------|------------------------------|---------------------------------|--|----------------------------------|----------------------------------|------------------------------------|----------------------------------|--------|--|--|--|
| 10 Marcus Semien, R OBP: 0.331, SLG: 0.417 |  | |  | | | | |  | | 4 | 0 | 1 | 0 | 0 | 2 | 0 | Oakland Athletics @ Seattle Mariners Safeco Field, Seattle, WA Wed May 02 2018, 7:10 PM - 9:35 PM PDT Att: 11,603 - Partly Cloudy - 68 F | | | | | | | | |
| 18 Chad Pinder, R OBP: 0.327, SLG: 0.521 |  | | |  | | | |  | | 3 | 0 | 0 | 0 | 0 | 3 | 1 | | | | | | | | | |
| 23 Matt Joyce, L OBP: 0.359, SLG: 0.370 |  | | | |  | | |  | | 1 | 1 | 1 | 0 | 0 | 0 | 0 | | | | | | | | | |
| 8 Jed Lowrie, S OBP: 0.396, SLG: 0.618 |  | | |  | | |  |  | | 4 | 1 | 2 | 2 | 0 | 0 | 1 | | | | | | | | | |
| 2 Khris Davis, R OBP: 0.306, SLG: 0.458 |  | | |  | | |  |  | | 4 | 0 | 0 | 0 | 0 | 3 | 2 | | | | | | | | | |
| 26 Matt Chapman, R OBP: 0.346, SLG: 0.495 | |  | | |  | | |  | | 4 | 0 | 0 | 0 | 0 | 2 | 0 | | | | | | | | | |
| 20 Mark Canha, R OBP: 0.391, SLG: 0.644 | |  | | |  | | |  | | 4 | 1 | 3 | 1 | 0 | 1 | 0 | | | | | | | | | |
| 28 Matt Olson, L OBP: 0.356, SLG: 0.388 | |  | | |  | | |  | | 0 | 0 | 0 | 0 | 0 | 0 | 0 | | | | | | | | | |
| 25 Stephen Piscotty, R OBP: 0.333, SLG: 0.366 | |  | | |  | | |  | | 4 | 0 | 0 | 0 | 0 | 3 | 2 | | | | | | | | | |
| 21 Jonathan Lucroy, R OBP: 0.333, SLG: 0.333 | | |  | | |  | |  | | 3 | 0 | 1 | 0 | 1 | 1 | 0 | | | | | | | | | |
| 5 Jake Smolinski, R OBP: 0.161, SLG: 0.207 | |  | | |  | | |  | | 4 | 0 | 0 | 0 | 0 | 1 | 4 | | | | | | | | | |
| Inning Stats | R: 0 E: 0 K: 3 S: 15 | H: 1 LOB: 1 BB: 0 P: 18 | R: 0 E: 0 K: 2 S: 8 | H: 0 LOB: 0 BB: 0 P: 11 | R: 0 E: 0 K: 2 S: 8 | H: 0 LOB: 0 BB: 0 P: 9 | R: 0 E: 0 K: 2 S: 9 | H: 0 LOB: 0 BB: 0 P: 11 | R: 0 E: 0 K: 2 S: 14 | H: 2 LOB: 2 BB: 0 P: 19 | R: 0 E: 0 K: 2 S: 8 | H: 1 LOB: 1 BB: 0 P: 12 | R: 0 E: 0 K: 3 S: 18 | H: 1 LOB: 2 BB: 1 P: 25 | R: 2 E: 0 K: 0 S: 6 | H: 2 LOB: 0 BB: 0 P: 9 | R: 1 E: 0 K: 0 S: 9 | H: 1 LOB: 0 BB: 0 P: 15 | 1B: 3 2B: 3 3B: 0 HR: 2 | SF: 0 SAC: 0 DP: 0 HBP: 0 | WP: 0 PB: 0 SB: 0 CS: 0 | PA: 36 | | | |
| PITCHER | IP | WLS | BF | H | R | ER | SO | BB | IBB | HBP | BLK | WP | HR | S | P | ERA | WHIP | | | | | | | | |
| 65 James Paxton, L ERA: 4.19 | 7.0 | | 27 | 5 | 0 | 0 | 16 | 1 | 0 | 0 | 0 | 0 | 0 | 80 | 105 | 0.00 | 0.857 | | | | | | | | |
| 12 Juan Nicasio, R ERA: 4.02 | 1.0 | B | 5 | 2 | 2 | 2 | 0 | 0 | 0 | 0 | 0 | 0 | 1 | 6 | 9 | 18.00 | 2.000 | | | | | | | | |
| 39 Edwin Diaz, R ERA: 1.1 | 1.0 | L | 4 | 1 | 1 | 1 | 0 | 0 | 0 | 0 | 0 | 0 | 1 | 9 | 15 | 9.00 | 1.000 | | | | | | | | |

| Batter | 1 | 2 | 3 | 4 | 5 | 6 | 7 | 8 | 9 | AB | R | H | RBI | BB | SO | LOB | BOTTOM | | | | | | | | |
|---|---|---|---|----------------------------------|--|---|------------------------------|---|---|----------------------------------|------------------------------|---------------------------------|-------------------------------|----------------------------------|-------------------------------|----------------------------------|--|----------------------------------|----------------------------------|------------------------------------|----------------------------------|--------|--|--|--|
| 9 Dee Strange-Gordon, L OBP: 0.368, SLG: 0.433 |  | |  | | |  | |  |  | 5 | 0 | 2 | 0 | 0 | 0 | 1 | Oakland Athletics @ Seattle Mariners Safeco Field, Seattle, WA Wed May 02 2018, 7:10 PM - 9:35 PM PDT Att: 11,603 - Partly Cloudy - 68 F | | | | | | | | |
| 2 Jean Segura, R OBP: 0.323, SLG: 0.443 |  | |  | | |  | |  |  | 5 | 0 | 2 | 1 | 0 | 0 | 3 | | | | | | | | | |
| 22 Robinson Cano, L OBP: 0.408, SLG: 0.447 |  | |  | | |  | |  | | 3 | 0 | 0 | 0 | 1 | 0 | 0 | | | | | | | | | |
| 23 Nelson Cruz, R OBP: 0.286, SLG: 0.556 | |  | | |  | | |  |  | 4 | 0 | 0 | 0 | 0 | 4 | 3 | | | | | | | | | |
| 17 Mitch Haniger, R OBP: 0.383, SLG: 0.670 | |  | | |  | | |  |  | 4 | 0 | 1 | 0 | 0 | 2 | 3 | | | | | | | | | |
| 15 Kyle Seager, L OBP: 0.301, SLG: 0.425 | |  | | |  | | |  |  | 4 | 0 | 2 | 0 | 0 | 0 | 0 | | | | | | | | | |
| 3 Mike Zunino, R OBP: 0.214, SLG: 0.450 | |  | | |  | | |  |  | 3 | 0 | 0 | 0 | 1 | 1 | 3 | | | | | | | | | |
| 5 Guillermo Heredia, R OBP: 0.417, SLG: 0.552 | | | | |  | | |  |  | 0 | 0 | 0 | 0 | 0 | 0 | 0 | | | | | | | | | |
| 27 Ryon Healy, R OBP: 0.234, SLG: 0.522 | | |  | | |  | | |  | 4 | 1 | 2 | 1 | 0 | 0 | 2 | | | | | | | | | |
| 7 Andrew Romine, S OBP: 0.417, SLG: 0.552 | | |  | | |  | | |  | 0 | 0 | 0 | 0 | 0 | 0 | 0 | | | | | | | | | |
| 51 Ichiro Suzuki, L OBP: 0.255, SLG: 0.205 | | |  | | |  | | |  | 3 | 1 | 0 | 0 | 1 | 1 | 2 | | | | | | | | | |
| Inning Stats | R: 0 E: 0 K: 0 S: 6 | H: 0 LOB: 0 BB: 0 P: 11 | R: 0 E: 0 K: 2 S: 9 | H: 1 LOB: 1 BB: 0 P: 14 | R: 2 E: 0 K: 0 S: 7 | H: 2 LOB: 0 BB: 1 P: 15 | R: 0 E: 0 K: 1 S: 7 | H: 0 LOB: 0 BB: 0 P: 10 | R: 0 E: 0 K: 0 S: 7 | H: 0 LOB: 0 BB: 0 P: 10 | R: 0 E: 0 K: 0 S: 6 | H: 0 LOB: 0 BB: 0 P: 8 | R: 0 E: 0 K: 2 S: 14 | H: 2 LOB: 2 BB: 0 P: 21 | R: 0 E: 0 K: 2 S: 10 | H: 2 LOB: 3 BB: 1 P: 12 | R: 0 E: 0 K: 1 S: 14 | H: 2 LOB: 3 BB: 1 P: 25 | 1B: 7 2B: 1 3B: 0 HR: 1 | SF: 0 SAC: 0 DP: 0 HBP: 0 | WP: 0 PB: 0 SB: 0 CS: 0 | PA: 38 | | | |
| PITCHER | IP | WLS | BF | H | R | ER | SO | BB | IBB | HBP | BLK | WP | HR | S | P | ERA | WHIP | | | | | | | | |
| 30 Brett Anderson, L ERA: 2.84 | 6.1 | | 24 | 5 | 2 | 2 | 4 | 1 | 0 | 0 | 0 | 0 | 0 | 50 | 80 | 2.84 | 0.947 | | | | | | | | |
| 66 Ryan Dull, R ERA: 3.18 | 0.2 | | 2 | 0 | 0 | 0 | 1 | 0 | 0 | 0 | 0 | 0 | 0 | 6 | 9 | 0.00 | 0.000 | | | | | | | | |
| 39 Blake Treinen, R ERA: 1.29 | 2.0 | W | 12 | 4 | 0 | 0 | 3 | 1 | 1 | 0 | 0 | 0 | 0 | 24 | 37 | 0.00 | 2.500 | | | | | | | | |

livebaseballscores.com

OAKLAND ATHLETICS

livebaseballscores.com

SEATTLE MARINERS

| Batter | 1 | 2 | 3 | 4 | 5 | 6 | 7 | 8 | 9 | AB | R | H | RBI | BB | SO | LOB | TOP | | | | | |
|--|---|----------------------------------|------------------------------|----------------------------------|------------------------------|----------------------------------|-------------------------------|----------------------------------|------------------------------|----------------------------------|-------------------------------|----------------------------------|------------------------------|----------------------------------|-------------------------------|----------------------------------|-------------------------------|----------------------------------|----------------------------------|------------------------------------|----------------------------------|--------|
| 10 Marcus Semien, R OBP: 0.322, SLG: 0.405 | | | | | | | | | | 4 | 0 | 0 | 0 | 0 | 1 | 1 | | | | | | |
| 20 Mark Canha, R OBP: 0.368, SLG: 0.603 | | | | | | | | | | 4 | 0 | 0 | 0 | 0 | 2 | 1 | | | | | | |
| 8 Jed Lowrie, S OBP: 0.399, SLG: 0.614 | | | | | | | | | | 4 | 0 | 2 | 0 | 0 | 2 | 0 | | | | | | |
| 2 Khris Davis, R OBP: 0.312, SLG: 0.455 | | | | | | | | | | 3 | 0 | 1 | 0 | 1 | 0 | 1 | | | | | | |
| 26 Matt Chapman, R OBP: 0.336, SLG: 0.478 | | | | | | | | | | 4 | 0 | 0 | 0 | 0 | 1 | 3 | | | | | | |
| 28 Matt Olson, L OBP: 0.347, SLG: 0.377 | | | | | | | | | | 3 | 0 | 0 | 0 | 0 | 0 | 3 | | | | | | |
| 25 Stephen Piscotty, R OBP: 0.333, SLG: 0.394 | | | | | | | | | | 3 | 1 | 1 | 1 | 0 | 0 | 1 | | | | | | |
| 18 Chad Pinder, R OBP: 0.333, SLG: 0.520 | | | | | | | | | | 2 | 0 | 1 | 0 | 0 | 0 | 0 | | | | | | |
| 23 Matt Joyce, L OBP: 0.355, SLG: 0.365 | | | | | | | | | | 1 | 0 | 0 | 0 | 0 | 1 | 0 | | | | | | |
| 21 Jonathan Lucroy, R OBP: 0.333, SLG: 0.345 | | | | | | | | | | 3 | 0 | 1 | 0 | 0 | 2 | 1 | | | | | | |
| Inning Stats | R: 0 E: 0 K: 1 S: 13 | H: 0 LOB: 0 BB: 0 P: 20 | R: 0 E: 0 K: 0 S: 8 | H: 1 LOB: 1 BB: 0 P: 10 | R: 0 E: 0 K: 1 S: 7 | H: 1 LOB: 0 BB: 0 P: 11 | R: 0 E: 0 K: 1 S: 16 | H: 1 LOB: 2 BB: 1 P: 29 | R: 1 E: 0 K: 1 S: 8 | H: 1 LOB: 0 BB: 0 P: 12 | R: 0 E: 0 K: 1 S: 13 | H: 0 LOB: 0 BB: 0 P: 16 | R: 0 E: 0 K: 0 S: 8 | H: 0 LOB: 0 BB: 0 P: 13 | R: 0 E: 0 K: 3 S: 14 | H: 1 LOB: 1 BB: 0 P: 22 | R: 0 E: 0 K: 1 S: 11 | H: 1 LOB: 0 BB: 0 P: 16 | 1B: 4 2B: 2 3B: 0 HR: 1 | SF: 0 SAC: 0 DP: 2 HBP: 0 | WP: 0 PB: 0 SB: 0 CS: 1 | PA: 32 |
| PITCHER | IP WLS BF H R ER SO BB IBB HBP BLK WP HR S P ERA WHIP | | | | | | | | | | | | | | | | | | | | | |
| 49 Wade LeBlanc, L ERA: 3.57 | 4.0 | 15 | 3 | 0 | 0 | 3 | 1 | 0 | 0 | 0 | 0 | 0 | 0 | 0 | 0 | 44 | 70 | 0.00 | 1.000 | | | |
| 60 Chasen Bradford, R ERA: 2.98 | 2.1 | 8 | 1 | 1 | 1 | 2 | 0 | 0 | 0 | 0 | 0 | 1 | 23 | 32 | 3.86 | 0.429 | | | | | | |
| 47 James Pazos, L ERA: 1.59 | 0.2 | 2 | 0 | 0 | 0 | 0 | 0 | 0 | 0 | 0 | 0 | 0 | 6 | 9 | 0.00 | 0.000 | | | | | | |
| 12 Juan Nicasio, R ERA: 3.78 | 1.0 | 4 | 1 | 0 | 0 | 3 | 0 | 0 | 0 | 0 | 0 | 0 | 14 | 22 | 0.00 | 1.000 | | | | | | |
| 39 Edwin Diaz, R ERA: 1.04 | 1.0 | 3 | 1 | 0 | 0 | 1 | 0 | 0 | 0 | 0 | 0 | 0 | 11 | 16 | 0.00 | 1.000 | | | | | | |

Oakland Athletics @ Seattle Mariners
Safeco Field, Seattle, WA
Thu May 03 2018, 7:12 PM - 9:41 PM PDT
Att: 12,888 - Partly Cloudy - 70 F

| | |
|-----|----|
| AB | 31 |
| R | 1 |
| H | 6 |
| RBI | 1 |
| BB | 1 |
| SO | 9 |
| LOB | 11 |



| Batter | 1 | 2 | 3 | 4 | 5 | 6 | 7 | 8 | 9 | AB | R | H | RBI | BB | SO | LOB | BOTTOM | | | |
|---|---|----------------------------------|------------------------------|----------------------------------|-------------------------------|----------------------------------|------------------------------|----------------------------------|------------------------------|---------------------------------|-------------------------------|----------------------------------|------------------------------|----------------------------------|------------------------------|----------------------------------|----------------------------------|------------------------------------|----------------------------------|--------|
| 9 Dee Strange-Gordon, L OBP: 0.380, SLG: 0.452 | | | | | | | | | | 4 | 2 | 3 | 0 | 0 | 0 | 0 | | | | |
| 2 Jean Segura, R OBP: 0.376, SLG: 0.435 | | | | | | | | | | 2 | 0 | 0 | 0 | 0 | 0 | 1 | | | | |
| 22 Robinson Cano, L OBP: 0.411, SLG: 0.449 | | | | | | | | | | 4 | 1 | 2 | 2 | 0 | 0 | 1 | | | | |
| 23 Nelson Cruz, R OBP: 0.295, SLG: 0.583 | | | | | | | | | | 3 | 1 | 1 | 2 | 0 | 0 | 0 | | | | |
| 17 Mitch Haniger, R OBP: 0.379, SLG: 0.654 | | | | | | | | | | 4 | 0 | 1 | 0 | 0 | 0 | 2 | | | | |
| 15 Kyle Seager, L OBP: 0.299, SLG: 0.414 | | | | | | | | | | 3 | 0 | 0 | 0 | 0 | 1 | 2 | | | | |
| 27 Ryon Healy, R OBP: 0.220, SLG: 0.490 | | | | | | | | | | 3 | 0 | 0 | 0 | 0 | 2 | 2 | | | | |
| 3 Mike Zunino, R OBP: 0.200, SLG: 0.419 | | | | | | | | | | 3 | 0 | 0 | 0 | 0 | 3 | 2 | | | | |
| 5 Guillermo Heredia, R OBP: 0.385, SLG: 0.500 | | | | | | | | | | 3 | 0 | 0 | 0 | 0 | 0 | 0 | | | | |
| Inning Stats | R: 1 E: 0 K: 0 S: 11 | H: 2 LOB: 2 BB: 0 P: 17 | R: 0 E: 0 K: 1 S: 8 | H: 0 LOB: 0 BB: 0 P: 11 | R: 3 E: 0 K: 0 S: 10 | H: 3 LOB: 0 BB: 0 P: 17 | R: 0 E: 0 K: 2 S: 8 | H: 0 LOB: 0 BB: 0 P: 13 | R: 0 E: 0 K: 0 S: 7 | H: 0 LOB: 0 BB: 0 P: 9 | R: 0 E: 0 K: 2 S: 10 | H: 1 LOB: 2 BB: 0 P: 17 | R: 0 E: 0 K: 0 S: 8 | H: 1 LOB: 1 BB: 0 P: 13 | R: 0 E: 0 K: 1 S: 8 | H: 0 LOB: 0 BB: 0 P: 13 | 1B: 5 2B: 1 3B: 0 HR: 1 | SF: 0 SAC: 2 DP: 0 HBP: 2 | WP: 1 PB: 0 SB: 2 CS: 0 | PA: 33 |
| PITCHER | IP WLS BF H R ER SO BB IBB HBP BLK WP HR S P ERA WHIP | | | | | | | | | | | | | | | | | | | |
| 55 Sean Manaea, L ERA: 1.63 | 6.0 | 26 | 4 | 4 | 5 | 0 | 0 | 0 | 0 | 0 | 0 | 0 | 8 | 13 | 0.00 | 1.000 | | | | |
| 62 Lou Trivino, R ERA: 1.13 | 1.0 | 4 | 1 | 0 | 0 | 0 | 0 | 0 | 0 | 0 | 0 | 0 | 8 | 13 | 0.00 | 1.000 | | | | |
| 46 Santiago Casilla, R ERA: 3.0 | 1.0 | 3 | 0 | 0 | 0 | 1 | 0 | 0 | 0 | 0 | 0 | 0 | 8 | 13 | 0.00 | 0.000 | | | | |

Oakland Athletics @ Seattle Mariners
Safeco Field, Seattle, WA
Thu May 03 2018, 7:12 PM - 9:41 PM PDT
Att: 12,888 - Partly Cloudy - 70 F

| | |
|-----|----|
| AB | 29 |
| R | 4 |
| H | 7 |
| RBI | 4 |
| BB | 0 |
| SO | 6 |
| LOB | 10 |



| Batter | 1 | 2 | 3 | 4 | 5 | 6 | 7 | 8 | 9 | AB | R | H | RBI | BB | SO | LOB | TOP | | | | | | | | | | |
|--|-------------------------------|----------------------------------|-------------------------------|----------------------------------|-------------------------------|----------------------------------|-------------------------------|----------------------------------|-------------------------------|----------------------------------|-------------------------------|----------------------------------|-------------------------------|----------------------------------|-------------------------------|----------------------------------|---|----------------------------------|----------------------------------|------------------------------------|----------------------------------|--------|--|--|--|--|--|
| 3 Ian Kinsler, R OBP: 0.271, SLG: 0.267 | L7 | G1-3 | | FC5-4 | | | | E6 | G6-4-3 | 5 | 1 | 0 | 0 | 1 | 0 | 4 | Los Angeles Angels @ Seattle Mariners Safeco Field, Seattle, WA Sun May 06 2018, 1:11 PM - 4:21 PM PDT Att: 40,142 - Partly Cloudy - 69 F | | | | | | | | | | |
| 27 Mike Trout, R OBP: 0.458, SLG: 0.720 | 1B | | | BB | | | HR | 1B | | 4 | 1 | 3 | 3 | 1 | 1 | 0 | | | | | | | | | | | |
| 8 Justin Upton, R OBP: 0.301, SLG: 0.407 | L7 | | G6-3 | | | | K | K | | 5 | 0 | 1 | 0 | 0 | 2 | 4 | | | | | | | | | | | |
| 18 Luis Valbuena, L OBP: 0.314, SLG: 0.408 | BB | | K | | | | | G6-3 | | 3 | 0 | 1 | 0 | 1 | 1 | 3 | | | | | | | | | | | |
| 2 Andrelton Simmons, R OBP: 0.405, SLG: 0.517 | G5-3 | | F8 | | | | | HBP | | 5 | 0 | 1 | 0 | 0 | 0 | 4 | | | | | | | | | | | |
| 7 Zack Cozart, R OBP: 0.314, SLG: 0.441 | HR | | | | | | L7 | 1B | | 4 | 2 | 2 | 1 | 0 | 0 | 2 | | | | | | | | | | | |
| 54 Jabari Blash, R OBP: 0.400, SLG: 0.250 | F9 | | | | | | | HBP | | 4 | 1 | 1 | 0 | 1 | 2 | 2 | | | | | | | | | | | |
| 24 Chris Young, R OBP: 0.250, SLG: 0.361 | HR | | SH5-3 | | | | K | P4 | | 3 | 2 | 1 | 1 | 1 | 1 | 2 | | | | | | | | | | | |
| 44 René Rivera, R OBP: 0.326, SLG: 0.419 | K | | FC6-2 | | | | HR | 1B | | 5 | 1 | 2 | 3 | 0 | 2 | 2 | | | | | | | | | | | |
| Inning Stats | R: 0 E: 0 K: 0 S: 10 | H: 1 LOB: 2 BB: 1 P: 17 | R: 2 E: 0 K: 1 S: 11 | H: 2 LOB: 0 BB: 0 P: 17 | R: 0 E: 0 K: 1 S: 11 | H: 0 LOB: 1 BB: 1 P: 18 | R: 0 E: 0 K: 1 S: 13 | H: 1 LOB: 2 BB: 1 P: 21 | R: 0 E: 0 K: 3 S: 15 | H: 2 LOB: 1 BB: 0 P: 11 | R: 4 E: 0 K: 3 S: 15 | H: 2 LOB: 0 BB: 1 P: 24 | R: 0 E: 1 K: 1 S: 13 | H: 1 LOB: 2 BB: 0 P: 24 | R: 0 E: 1 K: 2 S: 14 | H: 1 LOB: 2 BB: 0 P: 15 | R: 2 E: 0 K: 0 S: 12 | H: 2 LOB: 1 BB: 1 P: 22 | 1B: 7 2B: 2 3B: 0 HR: 3 | SF: 0 SAC: 1 DP: 1 HBP: 2 | WP: 1 PB: 0 SB: 1 CS: 0 | PA: 46 | | | | | |
| PITCHER | IP | WLS | BF | H | R | ER | SO | BB | IBB | HBP | BLK | WP | HR | S | P | ERA | WHIP | | | | | | | | | | |
| 34 Félix Hernández, R ERA: 5.28 | 5.2 | L | 28 | 7 | 5 | 5 | 5 | 4 | 0 | 0 | 0 | 1 | 2 | 63 | 101 | 7.94 | 1.941 | | | | | | | | | | |
| 60 Chasen Bradford, R ERA: 2.51 | 0.1 | | 2 | 1 | 1 | 1 | 1 | 0 | 0 | 0 | 0 | 0 | 1 | 5 | 7 | 27.00 | 3.000 | | | | | | | | | | |
| 47 James Pazos, L ERA: 1.46 | 1.0 | | 5 | 1 | 0 | 0 | 1 | 0 | 0 | 1 | 0 | 0 | 0 | 13 | 24 | 0.00 | 1.000 | | | | | | | | | | |
| 61 Casey Lawrence, R ERA: 10.13 | 2.0 | | 11 | 3 | 2 | 2 | 2 | 1 | 0 | 1 | 0 | 0 | 0 | 26 | 37 | 9.00 | 2.000 | | | | | | | | | | |

| Batter | 1 | 2 | 3 | 4 | 5 | 6 | 7 | 8 | 9 | AB | R | H | RBI | BB | SO | LOB | BOTTOM | | | | | | | | | | |
|---|------------------------------|----------------------------------|-------------------------------|----------------------------------|------------------------------|----------------------------------|-------------------------------|----------------------------------|-------------------------------|----------------------------------|------------------------------|---------------------------------|-------------------------------|----------------------------------|------------------------------|---------------------------------|---|----------------------------------|----------------------------------|------------------------------------|----------------------------------|--------|--|--|--|--|--|
| 9 Dee Strange-Gordon, L OBP: 0.367, SLG: 0.433 | G4-3 | | F9 | | | | | G6-4-3 | G4-6-3 | 5 | 0 | 1 | 0 | 0 | 0 | 5 | Los Angeles Angels @ Seattle Mariners Safeco Field, Seattle, WA Sun May 06 2018, 1:11 PM - 4:21 PM PDT Att: 40,142 - Partly Cloudy - 69 F | | | | | | | | | | |
| 2 Jean Segura, R OBP: 0.315, SLG: 0.420 | K | | G4-3 | | | | F8 | G5-3 | | 4 | 0 | 0 | 0 | 0 | 1 | 1 | | | | | | | | | | | |
| 7 Andrew Romine, S OBP: 0.105, SLG: 0.111 | | | | | | | | | | 0 | 0 | 0 | 0 | 0 | 0 | 0 | | | | | | | | | | | |
| 22 Robinson Canó, L OBP: 0.392, SLG: 0.425 | F9 | | | | | | F7 | L9 | | 4 | 0 | 0 | 0 | 0 | 0 | 0 | | | | | | | | | | | |
| 23 Nelson Cruz, R OBP: 0.297, SLG: 0.532 | | | K | | | | P3 | G5-3 | | 3 | 0 | 0 | 0 | 0 | 1 | 0 | | | | | | | | | | | |
| 15 Kyle Seager, L OBP: 0.293, SLG: 0.403 | 1B | | | | | | G4-3 | P5 | | 4 | 0 | 2 | 0 | 0 | 0 | 1 | | | | | | | | | | | |
| 17 Mitch Haniger, R OBP: 0.380, SLG: 0.627 | K | | | | | | HR | BB | | 3 | 1 | 1 | 0 | 1 | 2 | 2 | | | | | | | | | | | |
| 27 Ryon Healy, R OBP: 0.270, SLG: 0.541 | BB | | | | | | F9 | HR | | 3 | 1 | 1 | 2 | 1 | 0 | 1 | | | | | | | | | | | |
| 3 Mike Zunino, R OBP: 0.241, SLG: 0.460 | FC6-4 | | | | | | K | BB | | 2 | 0 | 0 | 0 | 2 | 1 | 2 | | | | | | | | | | | |
| 16 Ben Gamel, L OBP: 0.222, SLG: 0.238 | | | | | | | | BB | | 2 | 0 | 1 | 0 | 0 | 1 | 0 | | | | | | | | | | | |
| 5 Guillermo Heredia, R OBP: 0.422, SLG: 0.466 | K | | | | | | 1B | G4-6-3 | | 0 | 0 | 0 | 0 | 2 | 0 | 0 | | | | | | | | | | | |
| Inning Stats | R: 0 E: 0 K: 1 S: 8 | H: 0 LOB: 0 BB: 0 P: 11 | R: 0 E: 0 K: 2 S: 11 | H: 1 LOB: 2 BB: 1 P: 19 | R: 0 E: 0 K: 1 S: 7 | H: 0 LOB: 0 BB: 0 P: 11 | R: 0 E: 0 K: 1 S: 11 | H: 1 LOB: 1 BB: 0 P: 18 | R: 0 E: 0 K: 1 S: 10 | H: 2 LOB: 2 BB: 0 P: 17 | R: 0 E: 0 K: 0 S: 7 | H: 0 LOB: 1 BB: 0 P: 9 | R: 2 E: 0 K: 0 S: 10 | H: 2 LOB: 1 BB: 2 P: 23 | R: 0 E: 0 K: 0 S: 8 | H: 0 LOB: 0 BB: 0 P: 9 | R: 0 E: 0 K: 0 S: 7 | H: 0 LOB: 3 BB: 3 P: 19 | 1B: 5 2B: 0 3B: 0 HR: 1 | SF: 0 SAC: 0 DP: 2 HBP: 1 | WP: 0 PB: 0 SB: 0 CS: 0 | PA: 37 | | | | | |
| PITCHER | IP | WLS | BF | H | R | ER | SO | BB | IBB | HBP | BLK | WP | HR | S | P | ERA | WHIP | | | | | | | | | | |
| 17 Shohel Ohtani, R ERA: 4.1 | 6.0 | W | 26 | 6 | 2 | 2 | 6 | 2 | 0 | 0 | 0 | 0 | 0 | 13 | 19 | 3.00 | 1.333 | | | | | | | | | | |
| 48 Jose Alvarez, L ERA: 1.1 | 2.0 | | 6 | 0 | 0 | 0 | 0 | 1 | 0 | 0 | 0 | 0 | 0 | 13 | 19 | 0.00 | 0.500 | | | | | | | | | | |
| 32 Cam Bedrosian, R ERA: 4.02 | 0.1 | | 4 | 0 | 0 | 0 | 0 | 3 | 0 | 0 | 0 | 0 | 0 | 6 | 18 | 0.00 | 9.000 | | | | | | | | | | |
| 25 Noé Ramirez, R ERA: 3.06 | 0.2 | | 1 | 0 | 0 | 0 | 0 | 0 | 0 | 0 | 0 | 0 | 0 | 1 | 1 | 0.00 | 0.000 | | | | | | | | | | |



| Batter | 1 | 2 | 3 | 4 | 5 | 6 | 7 | 8 | 9 | AB | R | H | RBI | BB | SO | LOB | TOP | | | | | | | | | | | |
|---|------------------------------|----------------------------------|-------------------------------|----------------------------------|-------------------------------|----------------------------------|-------------------------------|----------------------------------|------------------------------|----------------------------------|-------------------------------|----------------------------------|------------------------------|----------------------------------|------------------------------|----------------------------------|---|-----------------------------------|------------------------------------|----------------------------------|------------------------------------|----------------------------------|--------|--|--|--|--|--|
| 9 Dee Strange-Gordon, L (1.8) OBP: 0.375, SLG: 0.448 | G4-3 | | G3 | G3-4-3 | | G3-4-3 | | G3-4-3 | | 5 | 1 | 3 | 0 | 0 | 0 | 1 | Seattle Mariners @ Toronto Blue Jays Rogers Centre, Toronto, ON Tue May 08 2018, 7:10 PM - 9:28 PM EDT Att: 20,513 - Roof Closed - 68 F | | | | | | | | | | | |
| 2 Jean Segura, R (1.6) OBP: 0.305, SLG: 0.406 | G1-3 | | K | F9 | | F7 | | K | | 5 | 0 | 0 | 0 | 0 | 2 | 5 | | | | | | | | | | | | |
| 22 Robinson Cano, L (1.4) OBP: 0.399, SLG: 0.427 | G6-3 | | G3 | | | G3-6-3 | | G3-6-3 | | 4 | 1 | 2 | 1 | 1 | 0 | 1 | | | | | | | | | | | | |
| 23 Nelson Cruz, R (1.10) OBP: 0.311, SLG: 0.531 | | BB | 1B | 1B | | FC5-4 | | FC5-4 | | 4 | 0 | 2 | 1 | 1 | 0 | 3 | | | | | | | | | | | | |
| 15 Kyle Seager, L (1.5) OBP: 0.290, SLG: 0.396 | K | | F8 | | | FC5-4 | | F7 | | 5 | 0 | 1 | 0 | 0 | 2 | 2 | | | | | | | | | | | | |
| 17 Mitch Haniger, R (1.9) OBP: 0.284, SLG: 0.538 | FC6-4 | | G6-3 | | | SF8 | | F7 | | 3 | 0 | 0 | 1 | 0 | 0 | 1 | | | | | | | | | | | | |
| 27 Ryon Healy, R (1.3) OBP: 0.284, SLG: 0.538 | FC5 | | HR | | | FC5-4 | | K | | 4 | 1 | 2 | 0 | 0 | 1 | 2 | | | | | | | | | | | | |
| 3 Mike Zunino, R (1.2) OBP: 0.241, SLG: 0.500 | FC5 | | HR | | | F7 | | L5 | | 4 | 1 | 1 | 2 | 0 | 0 | 4 | | | | | | | | | | | | |
| 16 Ben Gamel, L (1.7) OBP: 0.245, SLG: 0.244 | | | E3 | | | G3 | | G1-3 | | 3 | 1 | 1 | 0 | 1 | 0 | 0 | | | | | | | | | | | | |
| Inning Stats | R: 0 E: 0 K: 0 S: 8 | H: 0 LOB: 0 BB: 0 P: 12 | R: 0 E: 0 K: 1 S: 10 | H: 1 LOB: 2 BB: 1 P: 21 | R: 2 E: 0 K: 1 S: 16 | H: 2 LOB: 1 BB: 1 P: 26 | R: 2 E: 1 K: 0 S: 11 | H: 3 LOB: 1 BB: 0 P: 14 | R: 1 E: 0 K: 0 S: 8 | H: 3 LOB: 2 BB: 0 P: 15 | R: 0 E: 0 K: 2 S: 12 | H: 0 LOB: 0 BB: 0 P: 13 | R: 0 E: 0 K: 1 S: 9 | H: 1 LOB: 1 BB: 0 P: 13 | R: 0 E: 0 K: 0 S: 8 | H: 1 LOB: 0 BB: 0 P: 12 | | 1B: 10 2B: 1 3B: 0 HR: 1 | SF: 1 SAC: 0 DP: 1 HBP: 0 | WP: 0 PB: 0 SB: 1 CS: 0 | PA: 41 | | | | | | | |
| PITCHER | IP | WLS | BF | H | R | ER | SO | BB | IBB | HBP | BLK | WP | HR | S | P | ERA | | WHIP | | | | | | | | | | |
| 6 Marcus Stroman, R (1.1) ERA: 7.71 | 5.0 | L | 26 | 9 | 5 | 5 | 2 | 2 | 0 | 0 | 0 | 0 | 1 | 53 | 88 | 9.00 | | 2.200 | | | | | | | | | | |
| 58 Tim Lincecum, L (6.1) ERA: 4.15 | 0.2 | | 4 | 1 | 0 | 0 | 0 | 1 | 0 | 0 | 0 | 0 | 0 | 11 | 20 | 0.00 | | 3.000 | | | | | | | | | | |
| 39 Jake Petricka, R (6.1) ERA: 3.38 | 1.1 | | 4 | 0 | 0 | 0 | 2 | 0 | 0 | 0 | 0 | 0 | 0 | 9 | 15 | 0.00 | | 0.000 | | | | | | | | | | |
| 62 Aaron Loup, L (8.1) ERA: 4.61 | 1.0 | | 4 | 1 | 0 | 0 | 1 | 0 | 0 | 0 | 0 | 0 | 0 | 9 | 13 | 0.00 | | 1.000 | | | | | | | | | | |
| 77 John Axford, R (9.1) ERA: 1.55 | 1.0 | | 3 | 1 | 0 | 0 | 0 | 0 | 0 | 0 | 0 | 0 | 0 | 8 | 12 | 0.00 | | 1.000 | | | | | | | | | | |
| Batter | 1 | 2 | 3 | 4 | 5 | 6 | 7 | 8 | 9 | AB | R | H | RBI | BB | SO | LOB | BOTTOM | | | | | | | | | | | |
| 37 Teoscar Hernández, R (1.9) OBP: 0.302, SLG: 0.526 | K | | P3 | | | G6-3 | | K | | 4 | 0 | 0 | 0 | 0 | 2 | 2 | Seattle Mariners @ Toronto Blue Jays Rogers Centre, Toronto, ON Tue May 08 2018, 7:10 PM - 9:28 PM EDT Att: 20,513 - Roof Closed - 68 F | | | | | | | | | | | |
| 20 Josh Donaldson, R (1.5) OBP: 0.305, SLG: 0.465 | K | | FC5-4 | | | K | | G5-3 | | 4 | 0 | 0 | 0 | 0 | 2 | 2 | | | | | | | | | | | | |
| 26 Yangervis Solarte, S (1.4) OBP: 0.347, SLG: 0.519 | L8 | | | | | G6-3 | | | | 3 | 0 | 0 | 0 | 0 | 1 | 0 | | | | | | | | | | | | |
| 14 Justin Smoak, S (1.3) OBP: 0.358, SLG: 0.417 | | G6-3 | | BB | | L8 | | | | 2 | 0 | 0 | 0 | 1 | 0 | 0 | | | | | | | | | | | | |
| 11 Kevin Pillar, R (1.8) OBP: 0.356, SLG: 0.537 | | P3 | | G5-4-3 | | G5-3 | | G5-3 | | 3 | 0 | 0 | 0 | 0 | 0 | 1 | | | | | | | | | | | | |
| 55 Russell Martin, R (1.2) OBP: 0.277, SLG: 0.316 | | G4-3 | | | | P4 | | F7 | | 3 | 0 | 0 | 0 | 0 | 0 | 0 | | | | | | | | | | | | |
| 8 Kendrys Morales, S (1.10) OBP: 0.239, SLG: 0.272 | | | | | | G5-3 | | L8 | | 2 | 0 | 0 | 0 | 1 | 0 | 0 | | | | | | | | | | | | |
| 13 Lourdes Gurriel Jr., R (1.6) OBP: 0.250, SLG: 0.345 | | | F8 | | | G6-3 | | K | | 3 | 0 | 0 | 0 | 0 | 1 | 1 | | | | | | | | | | | | |
| 30 Anthony Alford, R (1.7) OBP: 0.286, SLG: 0.167 | | | | | | K | | F9 | | 2 | 0 | 0 | 0 | 1 | 1 | 0 | | | | | | | | | | | | |
| Inning Stats | R: 0 E: 0 K: 2 S: 7 | H: 0 LOB: 0 BB: 0 P: 11 | R: 0 E: 0 K: 0 S: 5 | H: 0 LOB: 0 BB: 0 P: 9 | R: 0 E: 0 K: 0 S: 10 | H: 0 LOB: 2 BB: 2 P: 20 | R: 0 E: 0 K: 1 S: 6 | H: 0 LOB: 0 BB: 1 P: 11 | R: 0 E: 0 K: 0 S: 6 | H: 0 LOB: 0 BB: 0 P: 6 | R: 0 E: 0 K: 2 S: 9 | H: 0 LOB: 0 BB: 0 P: 14 | R: 0 E: 0 K: 0 S: 8 | H: 0 LOB: 0 BB: 0 P: 12 | R: 0 E: 0 K: 1 S: 6 | H: 0 LOB: 0 BB: 0 P: 9 | | R: 0 E: 0 K: 1 S: 7 | H: 0 LOB: 0 BB: 0 P: 7 | 1B: 0 2B: 0 3B: 0 HR: 0 | SF: 0 SAC: 0 DP: 1 HBP: 0 | WP: 0 PB: 0 SB: 0 CS: 0 | PA: 29 | | | | | |
| PITCHER | IP | WLS | BF | H | R | ER | SO | BB | IBB | HBP | BLK | WP | HR | S | P | ERA | | WHIP | | | | | | | | | | |
| 65 James Paxton, L (1.1) ERA: 3.4 | 9.0 | W | 29 | 0 | 0 | 0 | 7 | 3 | 0 | 0 | 0 | 0 | 0 | 64 | 99 | 0.00 | | 0.333 | | | | | | | | | | |

| | |
|-----|----|
| AB | 37 |
| R | 5 |
| H | 12 |
| RBI | 5 |
| BB | 3 |
| SO | 5 |
| LOB | 19 |



| | |
|-----|----|
| AB | 26 |
| R | 0 |
| H | 0 |
| RBI | 0 |
| BB | 3 |
| SO | 7 |
| LOB | 6 |



livebaseballscores.com

livebaseballscores.com

| Batter | 1 | 2 | 3 | 4 | 5 | 6 | 7 | 8 | 9 | AB | R | H | RBI | BB | SO | LOB | TOP | | | | | | | |
|--|---|---|--|--|---|--|------------------------------|----------------------------------|------------------------------|----------------------------------|------------------------------|---------------------------------|-------------------------------|----------------------------------|------------------------------|----------------------------------|-------------------------------|----------------------------------|-------------------------|------------------------------------|----------------------------------|--------|--|--|
| 9 Dee Strange-Gordon, L (1, 8) OBP: 0.362, SLG: 0.431 | | | | | | | | | | 5 | 1 | 0 | 0 | 0 | 1 | 2 | | | | | | | | |
| 2 Jean Segura, R (1, 6) OBP: 0.374, SLG: 0.419 | | | | | | | | | | 5 | 1 | 3 | 1 | 0 | 2 | 1 | | | | | | | | |
| 22 Robinson Cano, L (1, 4) OBP: 0.386, SLG: 0.411 | | | | | | | | | | 5 | 0 | 0 | 0 | 0 | 2 | 4 | | | | | | | | |
| 23 Nelson Cruz, R (1, 10) OBP: 0.309, SLG: 0.515 | | | | | | | | | | 3 | 0 | 0 | 0 | 1 | 0 | 3 | | | | | | | | |
| 17 Mitch Haniger, R (1, 9) OBP: 0.386, SLG: 0.623 | | | | | | | | | | 1 | 0 | 1 | 1 | 3 | 0 | 0 | | | | | | | | |
| 15 Kyle Seager, L (1, 5) OBP: 0.295, SLG: 0.390 | | | | | | | | | | 2 | 0 | 0 | 0 | 1 | 0 | 3 | | | | | | | | |
| 27 Ryon Healy, R (1, 3) OBP: 0.268, SLG: 0.507 | | | | | | | | | | 4 | 0 | 0 | 0 | 0 | 1 | 6 | | | | | | | | |
| 3 Mike Zunino, R (1, 2) OBP: 0.226, SLG: 0.466 | | | | | | | | | | 4 | 0 | 0 | 0 | 0 | 2 | 1 | | | | | | | | |
| 5 Guillermo Heredia, R (1, 7) OBP: 0.417, SLG: 0.459 | | | | | | | | | | 2 | 0 | 0 | 0 | 1 | 0 | 0 | | | | | | | | |
| 16 Ben Gamel, L (9, PH) OBP: 0.250, SLG: 0.251 | | | | | | | | | | 1 | 0 | 1 | 0 | 0 | 0 | 0 | | | | | | | | |
| Inning Stats | R: 1 E: 0 K: 2 S: 15 | H: 1 LOB: 3 BB: 1 P: 25 | R: 0 E: 0 K: 0 S: 7 | H: 0 LOB: 0 BB: 1 P: 14 | R: 1 E: 1 K: 0 S: 15 | H: 2 LOB: 2 BB: 1 P: 25 | R: 0 E: 0 K: 0 S: 7 | H: 0 LOB: 0 BB: 0 P: 10 | R: 0 E: 0 K: 1 S: 6 | H: 0 LOB: 2 BB: 2 P: 18 | R: 0 E: 0 K: 1 S: 6 | H: 0 LOB: 0 BB: 0 P: 7 | R: 0 E: 0 K: 1 S: 12 | H: 1 LOB: 1 BB: 0 P: 14 | R: 0 E: 0 K: 1 S: 9 | H: 0 LOB: 1 BB: 1 P: 16 | R: 0 E: 0 K: 2 S: 15 | H: 1 LOB: 1 BB: 0 P: 20 | 1B: 3 2B: 2 HR: 0 | SF: 0 SAC: 0 DP: 0 HBP: 1 | WP: 1 PB: 0 SB: 1 CS: 1 | PA: 39 | | |
| PITCHER | IP WLS BF H R ER SO BB IBB HBP BLK WP HR S P ERA WHIP | 5.0 5.4 24 3 2 1 3 5 0 1 0 1 0 50 92 1.80 1.600 | 1.0 3 0 0 0 1 0 0 0 0 0 0 6 7 0.00 0.000 | 1.0 4 1 0 0 1 0 0 0 0 0 0 12 14 0.00 1.000 | 1.0 W 4 0 0 0 1 1 0 0 0 0 0 9 16 0.00 1.000 | 1.0 S 4 1 0 0 2 0 0 0 0 0 0 15 20 0.00 1.000 | | | | | | | | | | | | | | | | | | |

Seattle Mariners @ Toronto Blue Jays
Rogers Centre, Toronto, ON
Wed May 09 2018, 7:09 PM - 10:16 PM EDT
Att: 20,290 - Clear - 62 F

livebaseballscorecards.com

AB 32
R 2
H 5
RBI 2
BB 6
SO 8
LOB 20



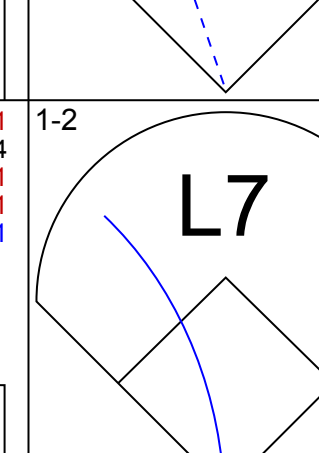

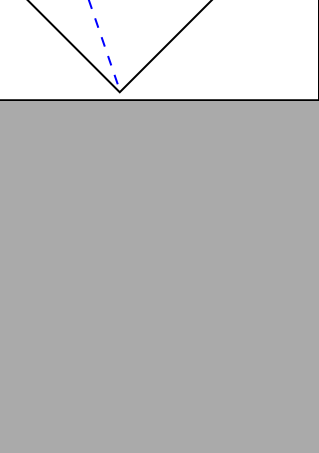


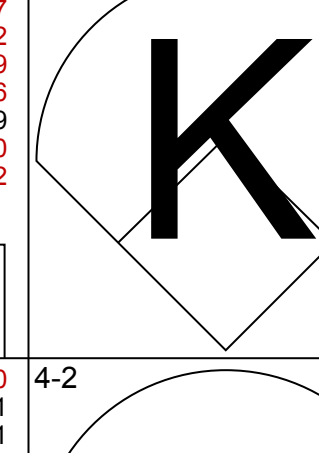

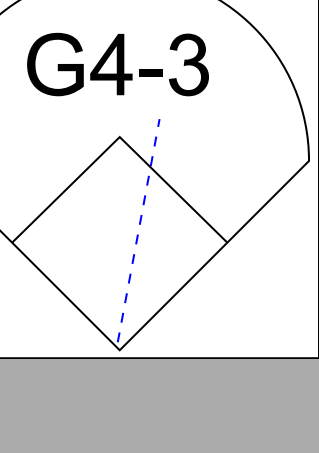

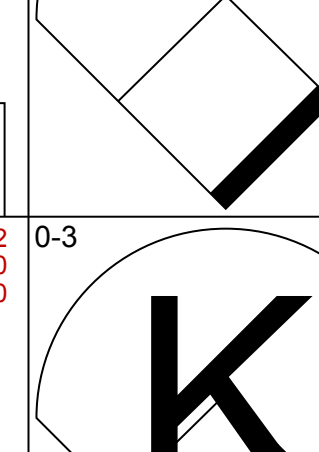
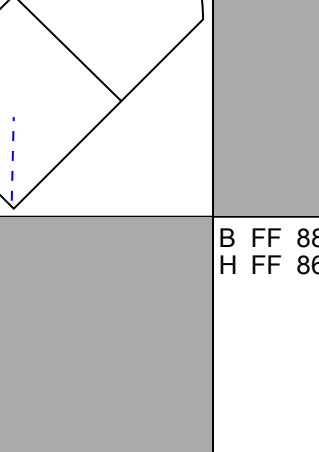

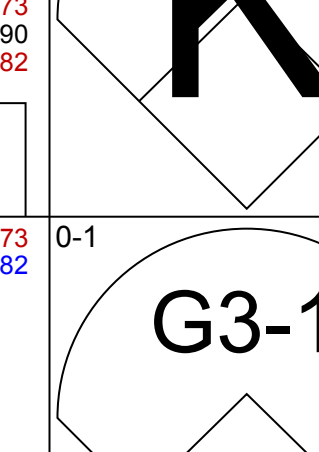
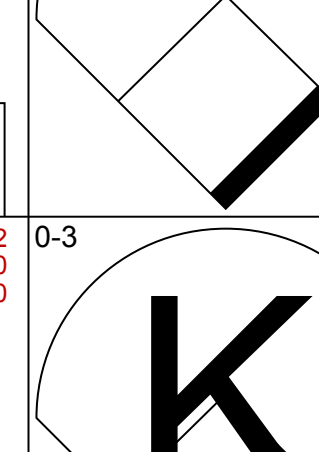
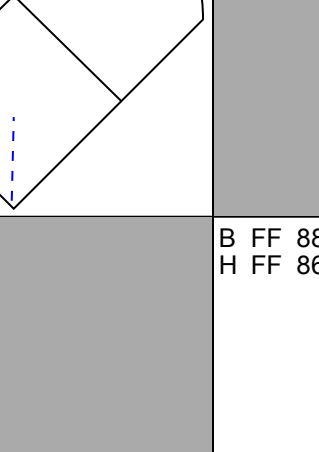



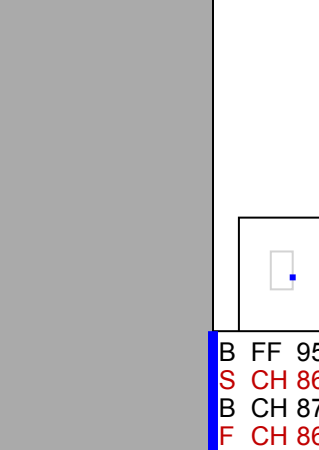
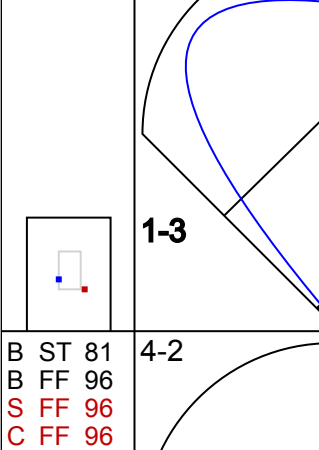
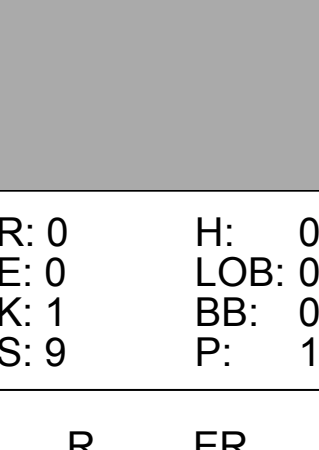
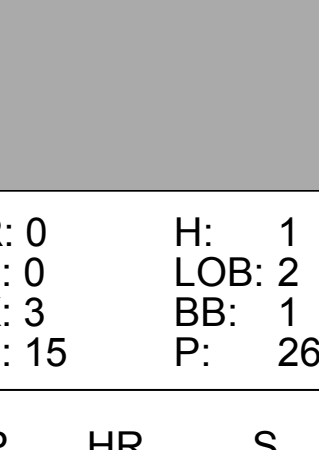
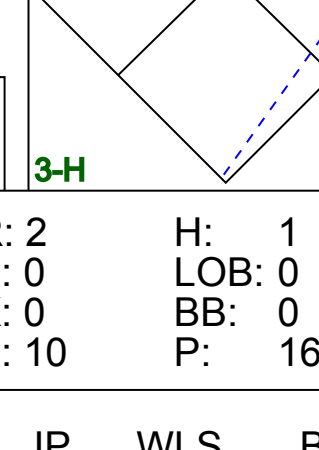
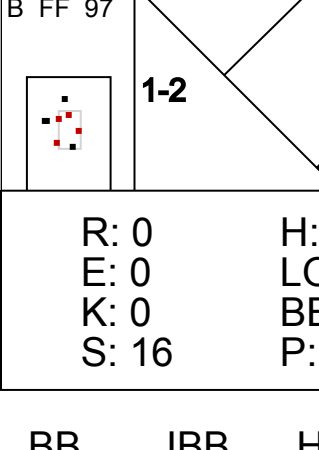






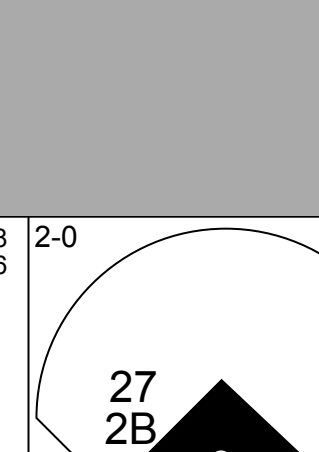
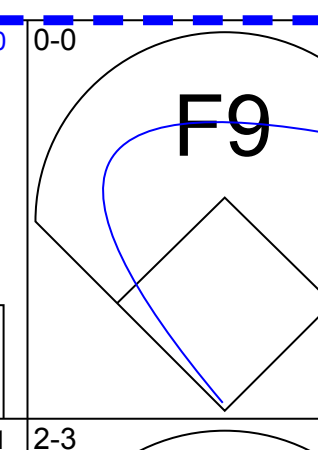

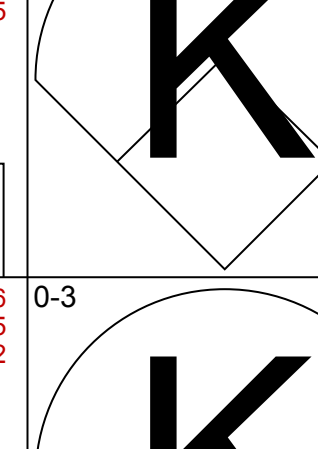
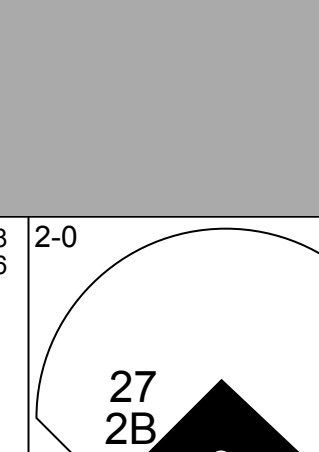
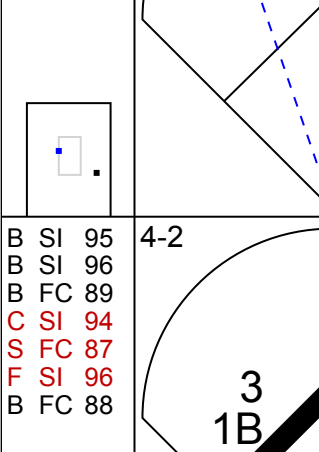
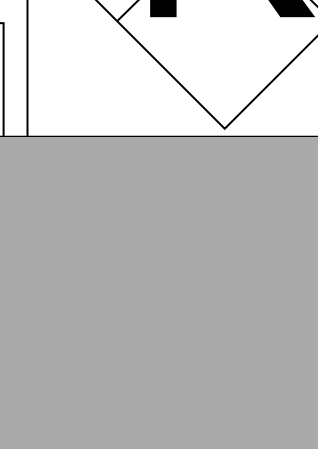
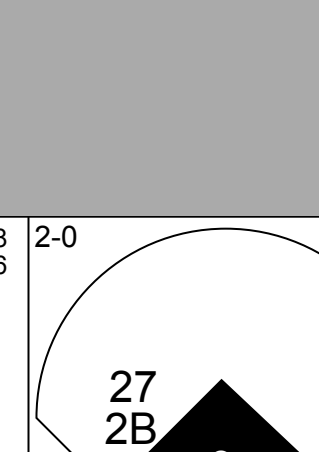
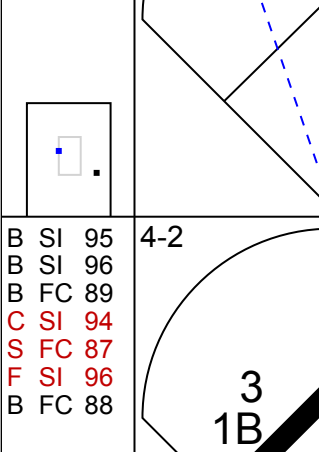
| Batter | 1 | 2 | 3 | 4 | 5 | 6 | 7 | 8 | 9 | AB | R | H | RBI | BB | SO | LOB | BOTTOM | | | | | | |
|--|---|--|--|---|---|---------------------------------|-------------------------------|----------------------------------|------------------------------|---------------------------------|-------------------------------|----------------------------------|-------------------------------|----------------------------------|-------------------------------|----------------------------------|-------------------------------|----------------------------------|----------------------------------|------------------------------------|----------------------------------|--------|--|
| 37 Teoscar Hernández, R (1, 9) OBP: 0.318, SLG: 0.574 | | | | | | | | | | 4 | 1 | 3 | 1 | 0 | 0 | 2 | | | | | | | |
| 20 Josh Donaldson, R (1, 10) OBP: 0.306, SLG: 0.467 | | | | | | | | | | 4 | 1 | 1 | 0 | 0 | 2 | 2 | | | | | | | |
| 26 Yangervis Solarte, S (1, 4) OBP: 0.286, SLG: 0.167 | | | | | | | | | | 4 | 0 | 2 | 1 | 0 | 0 | 2 | | | | | | | |
| 14 Justin Smoak, S (1, 3) OBP: 0.362, SLG: 0.424 | | | | | | | | | | 3 | 1 | 1 | 1 | 1 | 0 | 1 | | | | | | | |
| 11 Kevin Pillar, R (1, 8) OBP: 0.359, SLG: 0.536 | | | | | | | | | | 4 | 0 | 2 | 1 | 0 | 1 | 2 | | | | | | | |
| 55 Russell Martin, R (1, 5) OBP: 0.276, SLG: 0.325 | | | | | | | | | | 4 | 1 | 1 | 0 | 0 | 1 | 2 | | | | | | | |
| 13 Lourdes Gurriel Jr., R (1, 6) OBP: 0.234, SLG: 0.323 | | | | | | | | | | 4 | 0 | 0 | 0 | 0 | 1 | 1 | | | | | | | |
| 21 Luke Maile, R (1, 2) OBP: 0.387, SLG: 0.418 | | | | | | | | | | 4 | 0 | 2 | 1 | 0 | 0 | 1 | | | | | | | |
| 23 Dalton Pompey, S (1, 7) OBP: 0.333, SLG: 0.250 | | | | | | | | | | 2 | 0 | 0 | 0 | 1 | 1 | 1 | | | | | | | |
| 18 Curtis Granderson, L (8, PH) OBP: 0.436, SLG: 0.500 | | | | | | | | | | 1 | 0 | 0 | 0 | 0 | 1 | 1 | | | | | | | |
| 7 Richard Urena, S (9, 4) | | | | | | | | | | 0 | 0 | 0 | 0 | 0 | 0 | 0 | | | | | | | |
| Inning Stats | R: 0 E: 0 K: 1 S: 10 | H: 1 LOB: 0 BB: 0 P: 13 | R: 0 E: 0 K: 1 S: 5 | H: 0 LOB: 0 BB: 0 P: 8 | R: 0 E: 1 K: 0 S: 7 | H: 0 LOB: 0 BB: 0 P: 9 | R: 1 E: 0 K: 0 S: 16 | H: 3 LOB: 2 BB: 0 P: 20 | R: 0 E: 0 K: 1 S: 7 | H: 0 LOB: 0 BB: 0 P: 8 | R: 0 E: 0 K: 1 S: 21 | H: 1 LOB: 2 BB: 1 P: 32 | R: 0 E: 0 K: 1 S: 10 | H: 1 LOB: 2 BB: 1 P: 18 | R: 4 E: 0 K: 2 S: 23 | H: 6 LOB: 2 BB: 0 P: 31 | R: 0 E: 0 K: 2 S: 15 | H: 0 LOB: 0 BB: 0 P: 11 | 1B: 5 2B: 6 3B: 1 HR: 1 | SF: 0 SAC: 0 DP: 2 HBP: 0 | WP: 1 PB: 0 SB: 0 CS: 0 | PA: 36 | |
| PITCHER | IP WLS BF H R ER SO BB IBB HBP BLK WP HR S P ERA WHIP | 5.0 3.18 18 4 1 1 3 0 0 0 0 0 18 29 0.00 3.000 | 0.2 H 4 1 0 0 1 1 0 0 0 0 0 13 21 0.00 1.500 | 0.1 L 5 5 4 4 0 0 0 0 0 0 0 15 21 108.00 15.000 | 0.2 3 1 0 0 2 0 0 0 0 0 1 0 8 10 0.00 1.500 | | | | | | | | | | | | | | | | | | |

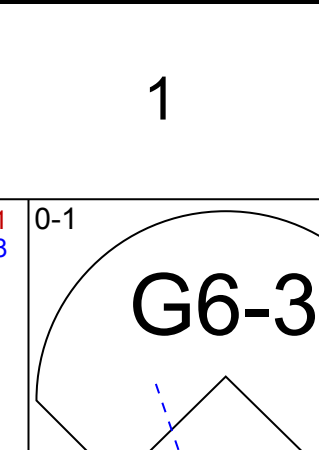
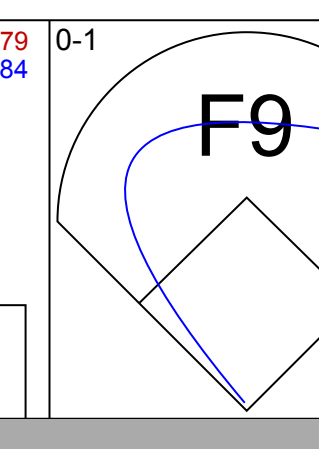

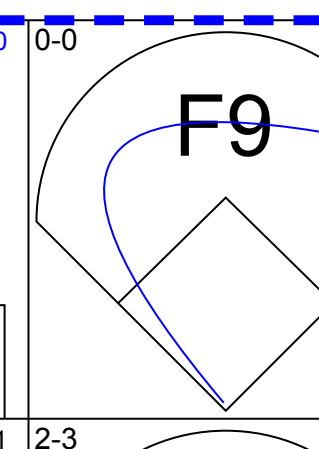
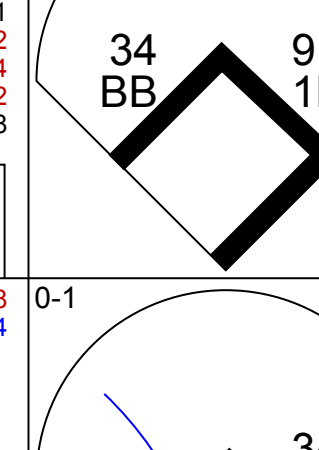
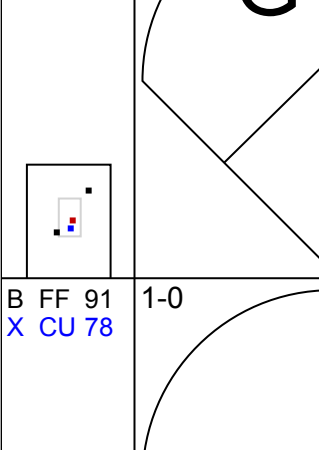
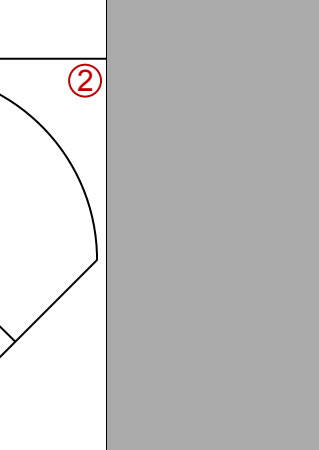
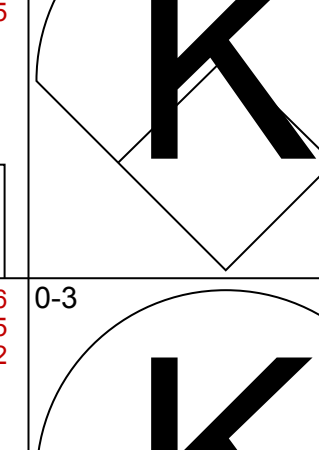
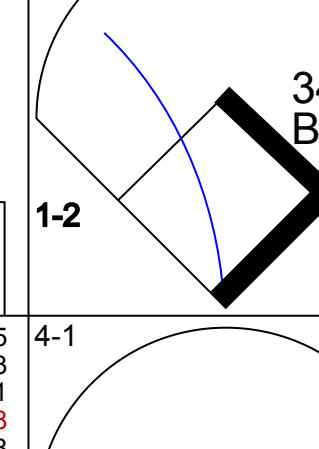
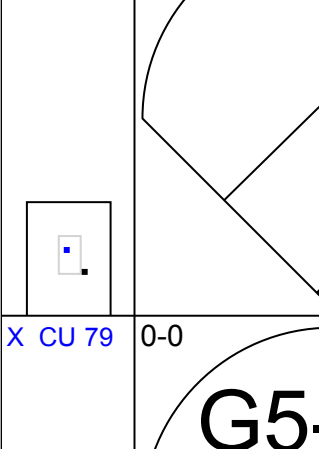
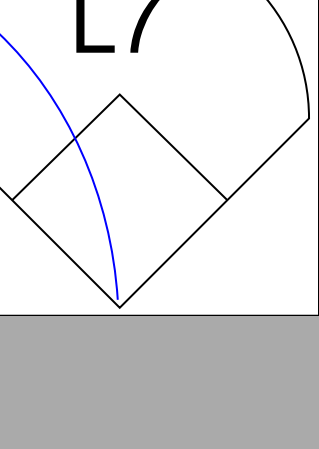
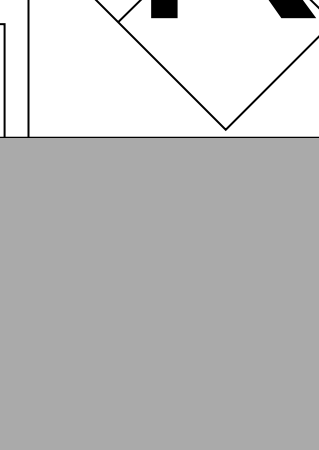

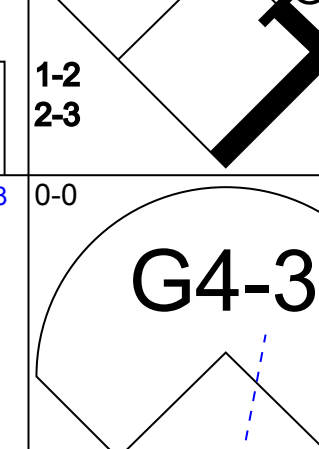
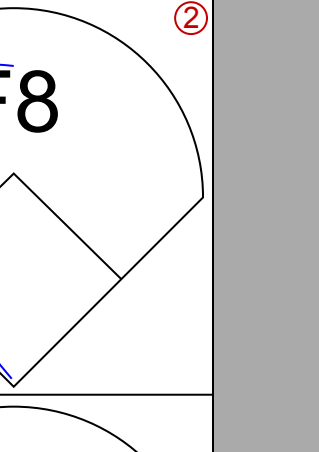
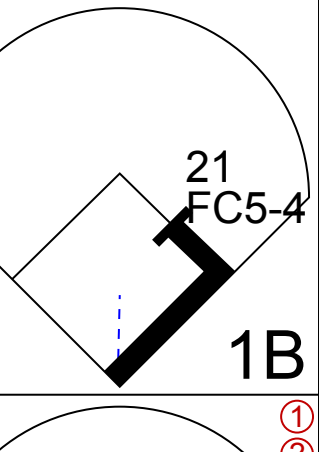
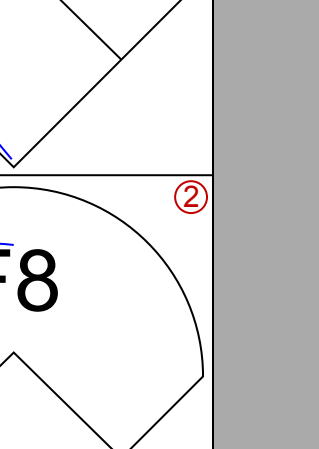
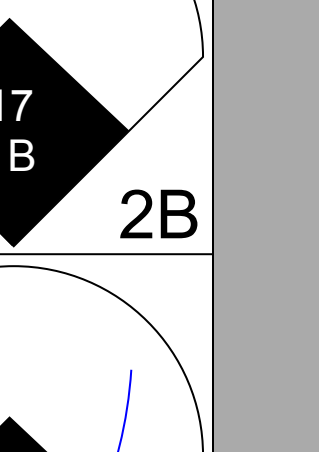
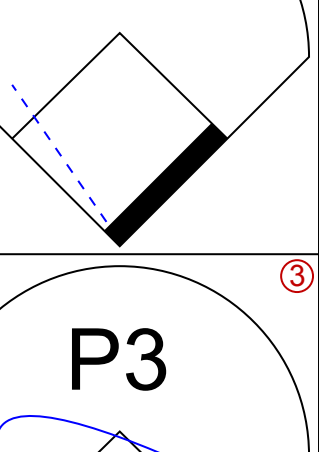

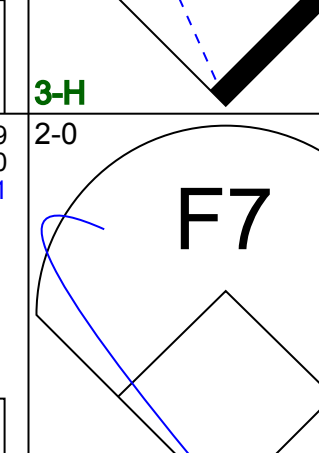
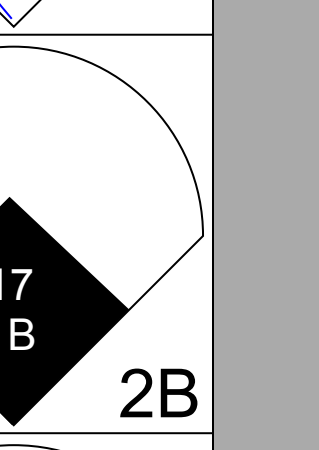
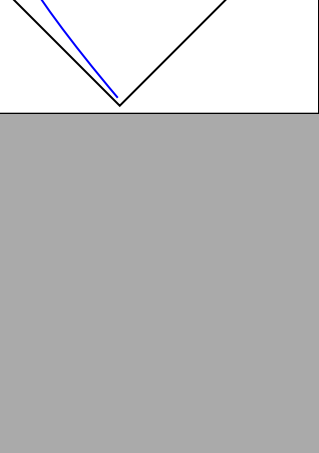

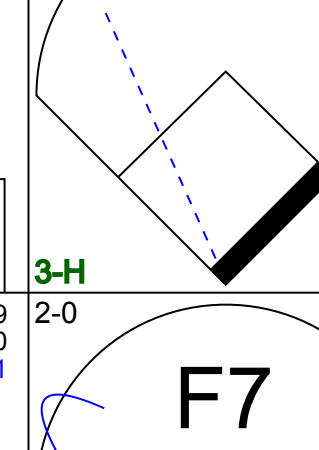
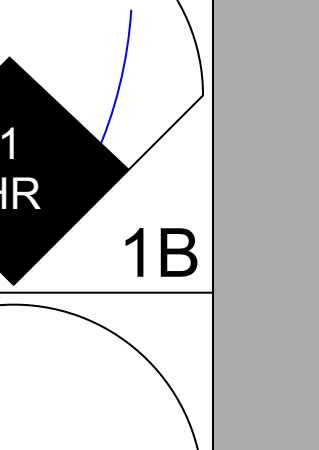

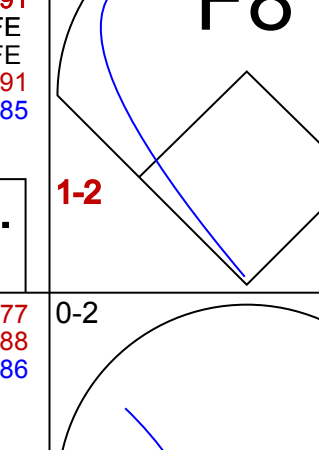
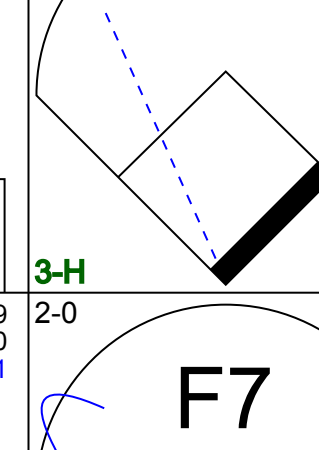
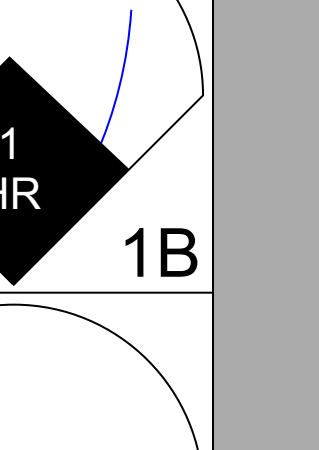
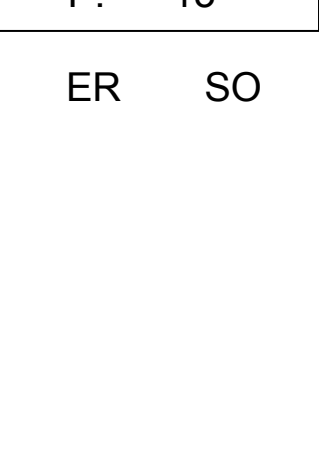
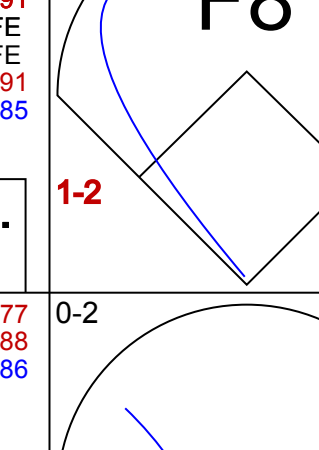
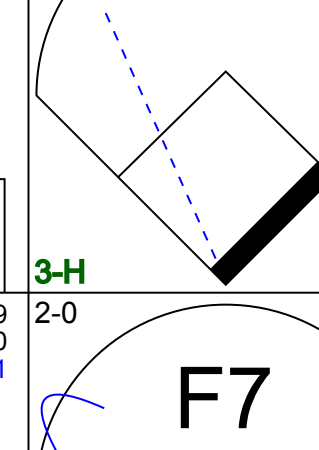
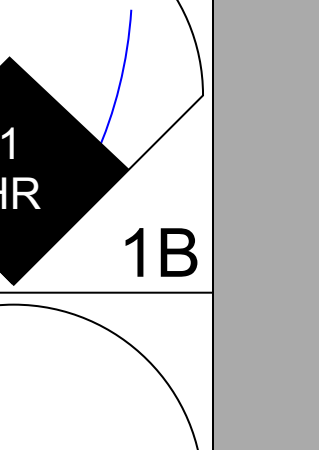

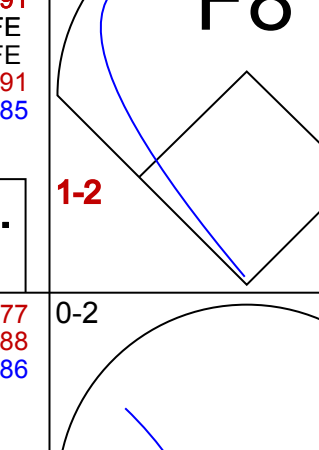
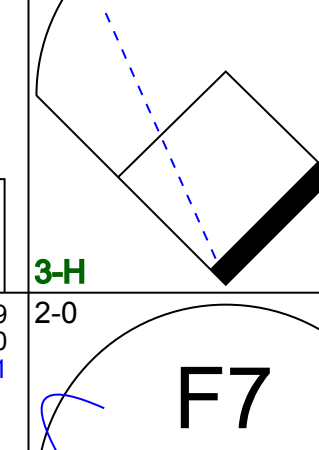
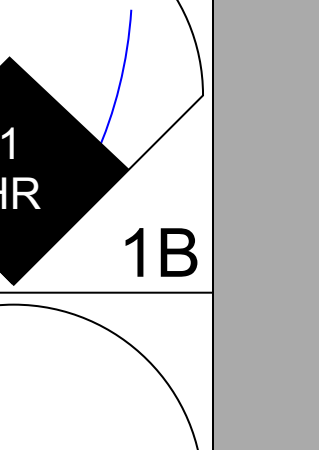

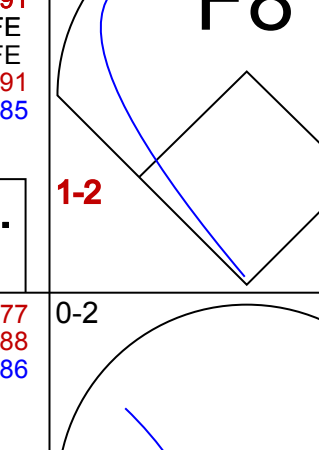
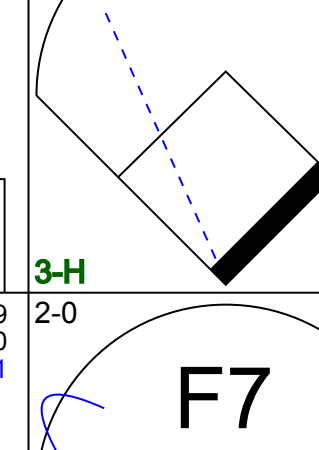
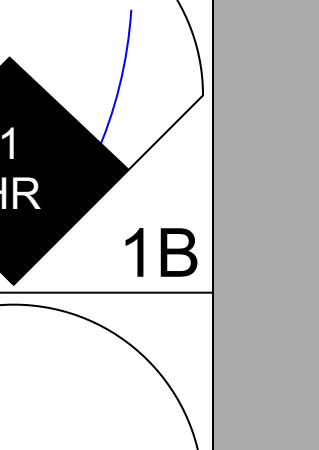

Seattle Mariners @ Toronto Blue Jays
Rogers Centre, Toronto, ON
Wed May 09 2018, 7:09 PM - 10:16 PM EDT
Att: 20,290 - Clear - 62 F

livebaseballscorecards.com

AB 34
R 5
H 12
RBI 5
SO 7
LOB 15



| Batter | 1 | 2 | 3 | 4 | 5 | 6 | 7 | 8 | 9 | AB | R | H | RBI | BB | SO | LOB | TOP | | | | | |
|--|---|---|---|--|--|---|---|---|---|----------------------------------|------------------------------|---------------------------------|-------------------------------|----------------------------------|------------------------------|---------------------------------|---|----------------------------------|----------------------------------|------------------------------------|----------------------------------|--------|
| 9 Dee Strange-Gordon, L (1, 8) OBP: 0.351, SLG: 0.419 |  | |  | | | |  | |  | 4 | 0 | 0 | 1 | 0 | 1 | 4 | Seattle Mariners @ Detroit Tigers Comerica Park, Detroit, MI Sat May 12 2018, 4:11 PM - 6:45 PM EDT Cloudy - 48 F | | | | | |
| 2 Jean Segura, R (1, 6) OBP: 0.376, SLG: 0.424 |  | | |  | |  | |  | | 4 | 0 | 0 | 0 | 0 | 2 | 1 | | | | | | |
| 22 Robinson Cano, L (1, 4) OBP: 0.383, SLG: 0.423 |  | | |  | |  | |  | | 4 | 0 | 1 | 0 | 0 | 0 | 0 | | | | | | |
| 23 Nelson Cruz, R (1, 10) | |  | |  | |  | |  | | 4 | 0 | 0 | 0 | 0 | 1 | 1 | | | | | | |
| 17 Mitch Haniger, R (1, 9) OBP: 0.381, SLG: 0.595 |  | | |  | |  | |  | | 3 | 0 | 0 | 0 | 1 | 1 | 0 | | | | | | |
| 15 Kyle Seager, L (1, 5) OBP: 0.304, SLG: 0.427 |  | | |  | | |  |  | | 2 | 1 | 0 | 0 | 1 | 1 | 2 | | | | | | |
| 27 Ryon Healy, R (1, 3) OBP: 0.300, SLG: 0.553 | |  | |  | |  | |  | | 3 | 2 | 1 | 0 | 1 | 0 | 1 | | | | | | |
| 3 Mike Zunino, R (1, 2) OBP: 0.254, SLG: 0.500 | | |  | |  | |  |  | | 4 | 0 | 1 | 1 | 0 | 1 | 2 | | | | | | |
| 7 Andrew Romine, S (9, PR) OBP: 0.208, SLG: 0.217 | | | | | | | |  | | 0 | 0 | 0 | 0 | 0 | 0 | 0 | | | | | | |
| 5 Guillermo Heredia, R (1, 7) OBP: 0.418, SLG: 0.429 | | | | |  | |  |  | | 1 | 0 | 1 | 0 | 1 | 0 | 0 | | | | | | |
| 16 Ben Gamel, L (7, PH) OBP: 0.289, SLG: 0.255 | | | | |  | |  |  | | 1 | 0 | 0 | 1 | 1 | 0 | 0 | | | | | | |
| Inning Stats | R: 0 E: 0 K: 1 S: 9 | H: 0 LOB: 0 BB: 0 P: 11 | R: 0 E: 0 K: 1 S: 9 | H: 0 LOB: 0 BB: 0 P: 13 | R: 0 E: 0 K: 1 S: 6 | H: 0 LOB: 1 BB: 1 P: 11 | R: 0 E: 0 K: 3 S: 15 | H: 1 LOB: 2 BB: 1 P: 26 | R: 1 E: 0 K: 0 S: 11 | H: 1 LOB: 1 BB: 1 P: 19 | R: 0 E: 0 K: 0 S: 3 | H: 0 LOB: 0 BB: 0 P: 7 | R: 2 E: 0 K: 0 S: 10 | H: 1 LOB: 0 BB: 0 P: 16 | R: 0 E: 0 K: 1 S: 6 | H: 0 LOB: 0 BB: 0 P: 8 | R: 0 E: 0 K: 0 S: 16 | H: 1 LOB: 3 BB: 2 P: 25 | 1B: 2 2B: 2 3B: 0 HR: 0 | SF: 1 SAC: 0 DP: 0 HBP: 1 | WP: 0 PB: 0 SB: 0 CS: 0 | PA: 37 |
| PITCHER | IP | WLS | BF | H | R | ER | SO | BB | IBB | HBP | BLK | WP | HR | S | P | ERA | WHIP | | | | | |
| 48 Matthew Boyd, L (1, 1) ERA: 3.21 | 6.0 | W | 25 | 3 | 3 | 3 | 6 | 3 | 0 | 1 | 0 | 0 | 0 | 56 | 94 | 4.50 | 1.000 | | | | | |
| 45 Buck Farmer, R (7, 1) ERA: 3.79 | 1.0 | H | 3 | 0 | 0 | 0 | 0 | 0 | 0 | 0 | 0 | 0 | 0 | 7 | 9 | 0.00 | 0.000 | | | | | |
| 77 Joe Jiménez, R (8, 1) ERA: 3.32 | 1.0 | H | 3 | 0 | 0 | 0 | 1 | 0 | 0 | 0 | 0 | 0 | 0 | 6 | 8 | 0.00 | 0.000 | | | | | |
| 61 Shane Greene, R (9, 1) ERA: 3.86 | 1.0 | S | 6 | 1 | 0 | 0 | 0 | 2 | 0 | 0 | 0 | 0 | 0 | 16 | 25 | 0.00 | 3.000 | | | | | |

| Batter | 1 | 2 | 3 | 4 | 5 | 6 | 7 | 8 | 9 | AB | R | H | RBI | BB | SO | LOB | BOTTOM | | | | |
|--|---|---|---|---|--|---|---|---|---|---------------------------------|-------------------------------|----------------------------------|------------------------------|---------------------------------|------------------------------|----------------------------------|---|------------------------------------|----------------------------------|--------|--|
| 8 Mikie Mahtook, R (1, 7) OBP: 0.182, SLG: 0.205 |  | | | | | |  | |  | 4 | 0 | 0 | 0 | 0 | 0 | 2 | Seattle Mariners @ Detroit Tigers Comerica Park, Detroit, MI Sat May 12 2018, 4:11 PM - 6:45 PM EDT Cloudy - 48 F | | | | |
| 46 Jeimer Candelario, S (1, 5) OBP: 0.364, SLG: 0.910 |  | |  | |  | |  | |  | 3 | 0 | 0 | 0 | 1 | 2 | 0 | | | | | |
| 9 Nick Castellanos, R (1, 9) OBP: 0.382, SLG: 0.590 |  | |  | |  | |  | |  | 4 | 0 | 2 | 0 | 0 | 1 | 0 | | | | | |
| 34 James McCann, R (1, 10) OBP: 0.333, SLG: 0.405 |  | |  | |  | |  | |  | 3 | 0 | 1 | 0 | 1 | 0 | 1 | | | | | |
| 22 Victor Reyes, S (9, PR) OBP: 0.130, SLG: 0.130 |  | |  | |  | |  | |  | 0 | 0 | 0 | 0 | 0 | 0 | 0 | | | | | |
| 55 John Hicks, R (1, 3) OBP: 0.300, SLG: 0.477 |  | | | |  | |  | |  | 4 | 1 | 2 | 0 | 0 | 0 | 3 | | | | | |
| 21 JaCoby Jones, R (1, 8) OBP: 0.303, SLG: 0.418 | |  | |  | |  | |  | | 4 | 1 | 2 | 0 | 0 | 0 | 3 | | | | | |
| 17 Grayson Greiner, R (1, 2) OBP: 0.308, SLG: 0.308 |  | | | |  | |  | |  | 4 | 1 | 2 | 2 | 0 | 0 | 2 | | | | | |
| 1 Jose Iglesias, R (1, 6) OBP: 0.273, SLG: 0.346 |  | | | |  | |  | |  | 3 | 1 | 2 | 2 | 0 | 0 | 1 | | | | | |
| 49 Dixon Machado, R (1, 4) OBP: 0.257, SLG: 0.307 |  | | | |  | |  | |  | 3 | 0 | 1 | 0 | 0 | 2 | 1 | | | | | |
| Inning Stats | R: 0 E: 0 K: 0 S: 11 | H: 1 LOB: 2 BB: 2 P: 19 | R: 0 E: 0 K: 0 S: 12 | H: 3 LOB: 2 BB: 0 P: 16 | R: 0 E: 0 K: 0 S: 4 | H: 1 LOB: 0 BB: 0 P: 7 | R: 1 E: 0 K: 1 S: 11 | H: 2 LOB: 1 BB: 0 P: 19 | R: 0 E: 0 K: 1 S: 8 | H: 0 LOB: 0 BB: 0 P: 9 | R: 3 E: 0 K: 1 S: 20 | H: 3 LOB: 0 BB: 0 P: 29 | R: 0 E: 0 K: 2 S: 7 | H: 0 LOB: 0 BB: 0 P: 9 | R: 0 E: 0 K: 0 S: 8 | H: 2 LOB: 1 BB: 0 P: 13 | 1B: 9 2B: 2 3B: 0 HR: 1 | SF: 0 SAC: 0 DP: 3 HBP: 0 | WP: 0 PB: 0 SB: 0 CS: 1 | PA: 34 | |
| PITCHER | IP | WLS | BF | H | R | ER | SO | BB | IBB | HBP | BLK | WP | HR | S | P | ERA | WHIP | | | | |
| 32 Marco Gonzales, L (1, 1) ERA: 5.31 | 6.0 | L | 27 | 10 | 4 | 4 | 3 | 2 | 0 | 0 | 0 | 0 | 0 | 66 | 99 | 6.00 | 2.000 | | | | |
| 62 Erik Goeddel, R (7, 1) ERA: 1.69 | 2.0 | | 7 | 2 | 0 | 0 | 2 | 0 | 0 | 0 | 0 | 0 | 0 | 15 | 22 | 0.00 | 1.000 | | | | |

| | |
|-----|----|
| AB | 30 |
| R | 3 |
| H | 4 |
| RBI | 3 |
| BB | 5 |
| SO | 7 |
| LOB | 11 |



| Batter | 1 | 2 | 3 | 4 | 5 | 6 | 7 | 8 | 9 | AB | R | H | RBI | BB | SO | LOB | TOP | | | | | |
|---|---|---|---|---|---|---|---|---|---|--|--|---|---------------------------------------|--|---------------------------------------|------------------------------------|--|--------------------------------------|----------------------------------|------------------------------------|------------------------------------|----------------------------------|
| 9 Dee Strange-Gordon, L (1.8) OBP: 0.358, SLG: 0.417 | G3-1 | | FC6-4 1B | | 22 HR BB | | L7-2 | | | 3 | 1 | 1 | 0 | 1 | 0 | 3 | Seattle Mariners @ Detroit Tigers Comerica Park, Detroit, MI Sat May 12 2018, 7:31 PM - 11:04 PM EDT Att: 25,506 - Cloudy - 52 F | | | | | |
| 17 Mitch Haniger, R (1.9) OBP: 0.391, SLG: 0.588 | 23 G4-3 1B | | FC6-4 23 G6-4-3 1B | | K | G5-3 | | 22 G4-6-3 1B | | 5 | 1 | 2 | 0 | 0 | 1 | 6 | | | | | | |
| 22 Robinson Cano, L (1.4) OBP: 0.383, SLG: 0.444 | G4-3 | | G6-4-3 | | HR | | 15 2B 1B | G4-6-3 | | 5 | 2 | 2 | 3 | 0 | 0 | 4 | | | | | | |
| 23 Nelson Cruz, R (1.10) OBP: 0.315, SLG: 0.487 | | | | | G6-3 | | 15 2B 1B | K | | 5 | 1 | 3 | 1 | 0 | 1 | 0 | | | | | | |
| 15 Kyle Seager, L (1.5) OBP: 0.313, SLG: 0.446 | K | | | | FC4-6 27 HR 2B | | 27 WP 2B | | 16 L6-3 1B | 5 | 2 | 3 | 2 | 0 | 1 | 2 | | | | | | |
| 27 Ryan Healy, R (1.3) OBP: 0.306, SLG: 0.593 | | | K | | G4-3 | | 7 HBP 9 L7-2 2B | | F8 | 5 | 1 | 2 | 3 | 0 | 1 | 2 | | | | | | |
| 16 Ben Gamel, L (1.7) OBP: 0.248, SLG: 0.231 | | | K | | | | L6 | | L6-3 | 5 | 0 | 0 | 0 | 0 | 3 | 2 | | | | | | |
| 36 David Freitas, R (1.2) OBP: 0.341, SLG: 0.324 | | | G4-3 | | F8 | | 9 HBP BB | | 7 HBP BB | 2 | 0 | 0 | 0 | 2 | 0 | 0 | | | | | | |
| 7 Andrew Romine, S (1.6) OBP: 0.286, SLG: 0.208 | | | 17 FC6-4 9 1B BB | | 22 HR BB | | K | | | 1 | 1 | 0 | 0 | 2 | 1 | 1 | | | | | | |
| Inning Stats | R: 1 H: 2 E: 0 K: 1 S: 18 | H: 2 LOB: 1 BB: 0 P: 31 | R: 0 H: 0 E: 0 K: 2 S: 11 | H: 0 LOB: 0 BB: 0 P: 15 | R: 0 H: 1 E: 0 K: 0 S: 12 | LOB: 1 BB: 1 P: 20 | R: 2 H: 2 E: 0 K: 1 S: 10 | H: 2 LOB: 0 BB: 0 P: 13 | R: 3 H: 2 E: 0 K: 1 S: 15 | H: 2 LOB: 1 BB: 2 P: 28 | R: 0 H: 0 E: 0 K: 1 S: 15 | H: 0 LOB: 2 BB: 1 P: 25 | R: 3 H: 4 E: 0 K: 1 S: 18 | H: 4 LOB: 2 BB: 1 P: 33 | R: 0 H: 1 E: 0 K: 1 S: 8 | H: 1 LOB: 0 BB: 0 P: 15 | | R: 0 H: 1 E: 0 K: 0 S: 8 | H: 1 LOB: 0 BB: 0 P: 11 | 1B: 8 2B: 5 3B: 0 HR: 2 | SF: 0 SAC: 0 DP: 4 HBP: 2 | WP: 1 PB: 1 SB: 1 CS: 0 |
| PITCHER | IP WLS BF H R ER SO BB IBB HBP BLK WP HR S P ERA WHIP | IP WLS BF H R ER SO BB IBB HBP BLK WP HR S P ERA WHIP | IP WLS BF H R ER SO BB IBB HBP BLK WP HR S P ERA WHIP | IP WLS BF H R ER SO BB IBB HBP BLK WP HR S P ERA WHIP | IP WLS BF H R ER SO BB IBB HBP BLK WP HR S P ERA WHIP | IP WLS BF H R ER SO BB IBB HBP BLK WP HR S P ERA WHIP | IP WLS BF H R ER SO BB IBB HBP BLK WP HR S P ERA WHIP | IP WLS BF H R ER SO BB IBB HBP BLK WP HR S P ERA WHIP | IP WLS BF H R ER SO BB IBB HBP BLK WP HR S P ERA WHIP | 32 Michael Fulmer, R (1.1) ERA: 4.37 | 53 Warwick Saupold, R (5.1) ERA: 2.84 | 31 Ryan Carpenter, L (6.1) ERA: 7.36 | 45 Buck Farmer, R (6.1) ERA: 3.72 | 68 Daniel Stumpf, L (7.1) ERA: 5.93 | 19 Louis Coleman, R (7.1) ERA: 1.2 | 26 Zac Reiner, R (9.1) ERA: 1.0 | | | | | | |
| Batter | 1 | 2 | 3 | 4 | 5 | 6 | 7 | 8 | 9 | AB | R | H | RBI | BB | SO | LOB | BOTTOM | | | | | |
| 8 Mikie Mahtook, R (1.7) OBP: 0.204, SLG: 0.209 | P6 | | | | | G6-3 | | G1-3 | | 4 | 0 | 1 | 0 | 1 | 0 | 0 | Seattle Mariners @ Detroit Tigers Comerica Park, Detroit, MI Sat May 12 2018, 7:31 PM - 11:04 PM EDT Att: 25,506 - Cloudy - 52 F | | | | | |
| 46 Jeimer Candelario, S (1.5) OBP: 0.359, SLG: 0.497 | 9 HBP BB | | | | F9 | | L3 | | K | 4 | 0 | 0 | 0 | 1 | 2 | 3 | | | | | | |
| 9 Nick Castellanos, R (1.9) OBP: 0.396, SLG: 0.550 | | | | | | | | | | 0 | 0 | 0 | 0 | 0 | 0 | 0 | | | | | | |
| 22 Victor Reyes, S (2.9) OBP: 0.111, SLG: 0.111 | | | | | | | | | | 4 | 0 | 0 | 0 | 0 | 2 | 2 | | | | | | |
| 41 Victor Martinez, S (1.10) OBP: 0.308, SLG: 0.371 | K | | | | F8 | | G4-3 | | G4-3 | 5 | 0 | 0 | 0 | 0 | 1 | 2 | | | | | | |
| 34 James McCann, R (1.2) OBP: 0.331, SLG: 0.409 | L8 | | | | L7 | | 55 HR 2B | | K | 4 | 1 | 1 | 0 | 0 | 1 | 2 | | | | | | |
| 55 John Hicks, R (1.3) OBP: 0.324, SLG: 0.536 | | | | | F8 | | 21 WP 1B | | G4-3 | 4 | 1 | 3 | 2 | 0 | 0 | 0 | | | | | | |
| 21 JaCoby Jones, R (1.8) OBP: 0.309, SLG: 0.416 | | | | | | | HR | | | 3 | 2 | 1 | 0 | 0 | 2 | 2 | | | | | | |
| 33 Pete Kozma, R (1.6) OBP: 0.571, SLG: 1.143 | | | | | | | 33 1B 33 1B HBP | | | 4 | 1 | 2 | 2 | 0 | 1 | 0 | | | | | | |
| 49 Dixon Machado, R (1.4) OBP: 0.257, SLG: 0.305 | | | | | | | | | G6-3 | 4 | 1 | 2 | 2 | 0 | 1 | 0 | | | | | | |
| Inning Stats | R: 0 H: 0 E: 0 K: 1 S: 6 | H: 0 LOB: 2 BB: 1 P: 14 | R: 2 H: 3 E: 1 K: 2 S: 16 | H: 3 LOB: 1 BB: 1 P: 24 | R: 0 H: 1 E: 0 K: 1 S: 8 | LOB: 1 BB: 0 P: 13 | R: 0 H: 1 E: 0 K: 2 S: 12 | H: 1 LOB: 0 BB: 0 P: 19 | R: 3 H: 3 E: 0 K: 1 S: 19 | H: 3 LOB: 1 BB: 0 P: 25 | R: 0 H: 0 E: 0 K: 0 S: 16 | H: 0 LOB: 0 BB: 0 P: 17 | R: 0 H: 1 E: 0 K: 2 S: 10 | H: 1 LOB: 1 BB: 0 P: 14 | R: 0 H: 0 E: 0 K: 1 S: 8 | H: 0 LOB: 0 BB: 0 P: 12 | R: 0 H: 0 E: 0 K: 1 S: 11 | H: 0 LOB: 0 BB: 0 P: 15 | 1B: 6 2B: 2 3B: 0 HR: 1 | SF: 0 SAC: 0 DP: 0 HBP: 2 | WP: 1 PB: 0 SB: 1 CS: 0 | PA: 40 |
| PITCHER | IP WLS BF H R ER SO BB IBB HBP BLK WP HR S P ERA WHIP | IP WLS BF H R ER SO BB IBB HBP BLK WP HR S P ERA WHIP | IP WLS BF H R ER SO BB IBB HBP BLK WP HR S P ERA WHIP | IP WLS BF H R ER SO BB IBB HBP BLK WP HR S P ERA WHIP | IP WLS BF H R ER SO BB IBB HBP BLK WP HR S P ERA WHIP | IP WLS BF H R ER SO BB IBB HBP BLK WP HR S P ERA WHIP | IP WLS BF H R ER SO BB IBB HBP BLK WP HR S P ERA WHIP | IP WLS BF H R ER SO BB IBB HBP BLK WP HR S P ERA WHIP | IP WLS BF H R ER SO BB IBB HBP BLK WP HR S P ERA WHIP | 34 Félix Hernández, R (1.1) ERA: 5.66 | 47 James Pazos, L (6.1) ERA: 1.25 | 50 Nick Vincent, R (7.1) ERA: 4.3 | 12 Juan Nicasio, R (8.1) ERA: 5.88 | 53 Dan Altavilla, R (9.1) ERA: 4.05 | | | | | | | | |

AB 36
R 9
H 13
RBI 9
BB 5
SO 8
LOB 20




AB 36
R 5
H 9
RBI 5
BB 2
SO 11
LOB 12



| Batter | 1 | 2 | 3 | 4 | 5 | 6 | 7 | 8 | 9 | AB | R | H | RBI | BB | SO | LOB | TOP | | | | | |
|--|---|---|---|---|---|---|---|---|---|---|---|---|---|---|---|---|---|---------------------------------------|----------------------------------|----------------------------------|------------------------------------|----------------------------------|
| 9 Dee Strange-Gordon, L (1, 8) OBP: 0.362, SLG: 0.419 | F8 | | 22 HBP 1B | 2 FC5-4 1B | | SH1-3 | | E1 2 1B | | 4 | 0 | 2 | 1 | 0 | 0 | 2 | Seattle Mariners @ Detroit Tigers Comerica Park, Detroit, MI Sun May 13 2018, 1:12 PM - 4:08 PM EDT Att: 24,718 - Cloudy - 54 F | | | | | |
| 2 Jean Segura, R (1, 6) OBP: 0.322, SLG: 0.423 | 22 G5-3 1B | | B2 | FC5-4 | | G4-3 | | 7 S 1B | | 5 | 0 | 2 | 2 | 0 | 0 | 4 | | | | | | |
| 22 Robinson Cano, L (1, 4) OBP: 0.395, SLG: 0.441 | G5-3 | | HBP | | | 17 BB 23 BB 1B | | L8 | | 1 | 0 | 0 | 0 | 0 | 0 | 1 | | | | | | |
| 7 Andrew Romine, S (3, PR) OBP: 0.290, SLG: 0.222 | 1-3 | | 1-2 | | | | | K | | 3 | 0 | 1 | 0 | 0 | 1 | 2 | | | | | | |
| 23 Nelson Cruz, R (1, 10) OBP: 0.310, SLG: 0.470 | K | | P2 | | | 17 BB 1B | | L8 | | 4 | 0 | 0 | 0 | 1 | 2 | 3 | | | | | | |
| 15 Kyle Seager, L (1, 5) OBP: 0.310, SLG: 0.458 | | HR | F8 | | | F6 | | G4-1 | | 5 | 1 | 1 | 1 | 0 | 0 | 4 | | | | | | |
| 17 Mitch Haniger, R (1, 9) OBP: 0.315, SLG: 0.579 | | 1B | | | | P3 | | G5-3 | | 4 | 0 | 1 | 0 | 1 | 1 | 0 | | | | | | |
| 27 Ryon Healy, R (1, 3) OBP: 0.315, SLG: 0.588 | | K | | | | 27 G6-4-3 BB | | G6-4-3 | | 4 | 2 | 2 | 0 | 0 | 1 | 4 | | | | | | |
| 3 Mike Zunino, R (1, 2) OBP: 0.267, SLG: 0.500 | | K | | | | 9 1B | | F7 | | 4 | 0 | 2 | 0 | 0 | 1 | 2 | | | | | | |
| 5 Guillermo Heredia, R (1, 7) OBP: 0.397, SLG: 0.400 | | F9 | | | | 9 1B | | FC5-4 | | 3 | 0 | 0 | 0 | 0 | 0 | 4 | | | | | | |
| 16 Ben Gamel, L (8, PH) OBP: 0.259, SLG: 0.231 | | | | | | FC5-4 SH1-3 | | 9 E 2 1B HBP | | 0 | 1 | 0 | 0 | 0 | 0 | 0 | | | | | | |
| Inning Stats | R: 0 H: 1 E: 0 K: 1 S: 12 | H: 1 LOB: 1 BB: 0 P: 17 | R: 1 H: 2 E: 0 K: 2 S: 12 | H: 2 LOB: 1 BB: 0 P: 18 | R: 0 H: 1 E: 0 K: 0 S: 9 | H: 1 LOB: 2 BB: 0 P: 15 | R: 1 H: 3 E: 0 K: 0 S: 13 | H: 3 LOB: 2 BB: 0 P: 19 | R: 0 H: 1 E: 0 K: 0 S: 5 | H: 1 LOB: 1 BB: 0 P: 8 | R: 0 H: 0 E: 0 K: 0 S: 10 | H: 0 LOB: 0 BB: 0 P: 14 | R: 2 H: 2 E: 1 K: 1 S: 17 | H: 2 LOB: 2 BB: 0 P: 28 | R: 0 H: 0 E: 0 K: 2 S: 8 | H: 0 LOB: 0 BB: 0 P: 11 | 1B: 10 2B: 0 3B: 0 HR: 1 | SF: 0 SAC: 1 DP: 1 HBP: 2 | WP: 0 PB: 0 SB: 2 CS: 0 | PA: 42 | | |
| PITCHER | IP WLS BF H R ER SO BB IBB HBP BLK WP HR S P ERA WHIP | IP WLS BF H R ER SO BB IBB HBP BLK WP HR S P ERA WHIP | IP WLS BF H R ER SO BB IBB HBP BLK WP HR S P ERA WHIP | IP WLS BF H R ER SO BB IBB HBP BLK WP HR S P ERA WHIP | IP WLS BF H R ER SO BB IBB HBP BLK WP HR S P ERA WHIP | IP WLS BF H R ER SO BB IBB HBP BLK WP HR S P ERA WHIP | IP WLS BF H R ER SO BB IBB HBP BLK WP HR S P ERA WHIP | IP WLS BF H R ER SO BB IBB HBP BLK WP HR S P ERA WHIP | IP WLS BF H R ER SO BB IBB HBP BLK WP HR S P ERA WHIP | IP WLS BF H R ER SO BB IBB HBP BLK WP HR S P ERA WHIP | IP WLS BF H R ER SO BB IBB HBP BLK WP HR S P ERA WHIP | IP WLS BF H R ER SO BB IBB HBP BLK WP HR S P ERA WHIP | IP WLS BF H R ER SO BB IBB HBP BLK WP HR S P ERA WHIP | IP WLS BF H R ER SO BB IBB HBP BLK WP HR S P ERA WHIP | IP WLS BF H R ER SO BB IBB HBP BLK WP HR S P ERA WHIP | IP WLS BF H R ER SO BB IBB HBP BLK WP HR S P ERA WHIP | IP WLS BF H R ER SO BB IBB HBP BLK WP HR S P ERA WHIP | | | | | |
| 36 Blaine Hardy, L (1, 1) ERA: 3.52 | 4.1 23 8 2 2 3 1 0 1 0 0 0 0 1 51 79 4.15 2.077 | 1.2 6 1 0 0 0 1 0 0 0 0 0 0 9 17 0.00 1.200 | 1.0 3 0 0 0 0 0 0 0 0 0 0 0 10 14 0.00 0.000 | 1.0 B 7 2 2 0 1 0 0 1 0 0 0 17 28 0.00 2.000 | 1.0 W 3 0 0 0 2 0 0 0 0 0 0 8 11 0.00 0.000 | | | | | | | | | | | | | | | | | |
| 53 Warwick Saupold, R (5, 1) ERA: 2.51 | 1.0 H 3 0 0 0 0 0 0 0 0 0 0 10 14 0.00 0.000 | | | | | | | | | | | | | | | | | | | | | |
| 45 Buck Farmer, R (7, 1) ERA: 3.54 | 1.0 B 7 2 2 0 1 0 0 1 0 0 0 17 28 0.00 2.000 | | | | | | | | | | | | | | | | | | | | | |
| 77 Joe Jiménez, R (8, 1) ERA: 3.15 | 1.0 W 3 0 0 0 2 0 0 0 0 0 0 8 11 0.00 0.000 | | | | | | | | | | | | | | | | | | | | | |
| 61 Shane Greene, R (9, 1) ERA: 3.63 | | | | | | | | | | | | | | | | | | | | | | |
| PITCHER | IP WLS BF H R ER SO BB IBB HBP BLK WP HR S P ERA WHIP | IP WLS BF H R ER SO BB IBB HBP BLK WP HR S P ERA WHIP | IP WLS BF H R ER SO BB IBB HBP BLK WP HR S P ERA WHIP | IP WLS BF H R ER SO BB IBB HBP BLK WP HR S P ERA WHIP | IP WLS BF H R ER SO BB IBB HBP BLK WP HR S P ERA WHIP | IP WLS BF H R ER SO BB IBB HBP BLK WP HR S P ERA WHIP | IP WLS BF H R ER SO BB IBB HBP BLK WP HR S P ERA WHIP | IP WLS BF H R ER SO BB IBB HBP BLK WP HR S P ERA WHIP | IP WLS BF H R ER SO BB IBB HBP BLK WP HR S P ERA WHIP | IP WLS BF H R ER SO BB IBB HBP BLK WP HR S P ERA WHIP | IP WLS BF H R ER SO BB IBB HBP BLK WP HR S P ERA WHIP | IP WLS BF H R ER SO BB IBB HBP BLK WP HR S P ERA WHIP | IP WLS BF H R ER SO BB IBB HBP BLK WP HR S P ERA WHIP | IP WLS BF H R ER SO BB IBB HBP BLK WP HR S P ERA WHIP | IP WLS BF H R ER SO BB IBB HBP BLK WP HR S P ERA WHIP | IP WLS BF H R ER SO BB IBB HBP BLK WP HR S P ERA WHIP | | | | | | |
| 8 Mikie Mahtook, R (1, 7) OBP: 0.226, SLG: 0.255 | F8 | | 33 G6-3 1B | | | K | | | | 4 | 0 | 2 | 2 | 0 | 1 | 1 | Seattle Mariners @ Detroit Tigers Comerica Park, Detroit, MI Sun May 13 2018, 1:12 PM - 4:08 PM EDT Att: 24,718 - Cloudy - 54 F | | | | | |
| 33 Pete Kozma, R (1, 5) OBP: 0.394, SLG: 0.727 | L8 | | G6-3 | | | L8 | | F9 | | 4 | 0 | 0 | 1 | 0 | 3 | | | | | | | |
| 41 Victor Martinez, S (1, 10) OBP: 0.299, SLG: 0.358 | K | | L8 | | | F7 | | F8 | | 4 | 0 | 0 | 0 | 0 | 1 | 1 | | | | | | |
| 34 James McCann, R (1, 2) OBP: 0.321, SLG: 0.395 | | G6-3 | | | | G6-3 | | P3 | | 4 | 0 | 0 | 0 | 0 | 0 | 0 | | | | | | |
| 55 John Hicks, R (1, 3) OBP: 0.321, SLG: 0.521 | | F9 | | | | L5 | | F8 | | 4 | 0 | 1 | 0 | 0 | 0 | 0 | | | | | | |
| 21 JaCoby Jones, R (1, 8) OBP: 0.307, SLG: 0.410 | | K | | | | G5-3 | | P4 | | 4 | 1 | 1 | 0 | 0 | 1 | 1 | | | | | | |
| 28 Niko Goodrum, S (1, 9) OBP: 0.315, SLG: 0.424 | | | | | | | | F7 | | 4 | 2 | 3 | 1 | 0 | 0 | 0 | | | | | | |
| 1 Jose Iglesias, R (1, 6) OBP: 0.280, SLG: 0.346 | | | | | | | | HR | | 3 | 1 | 1 | 1 | 0 | 1 | 1 | | | | | | |
| 49 Dixon Machado, R (1, 4) OBP: 0.266, SLG: 0.313 | | | | | | | | G5-3 | | 3 | 1 | 2 | 0 | 0 | 0 | 1 | | | | | | |
| Inning Stats | R: 0 H: 0 E: 0 K: 1 S: 9 | H: 0 LOB: 0 BB: 0 P: 14 | R: 0 H: 0 E: 0 K: 1 S: 10 | H: 0 LOB: 0 BB: 0 P: 15 | R: 2 H: 3 E: 0 K: 0 S: 11 | H: 3 LOB: 1 BB: 0 P: 16 | R: 0 H: 0 E: 0 K: 0 S: 13 | H: 0 LOB: 0 BB: 0 P: 15 | R: 1 H: 2 E: 0 K: 2 S: 17 | H: 2 LOB: 1 BB: 0 P: 26 | R: 0 H: 1 E: 0 K: 0 S: 11 | H: 1 LOB: 1 BB: 0 P: 18 | R: 1 H: 1 E: 0 K: 0 S: 10 | H: 1 LOB: 0 BB: 0 P: 14 | R: 0 H: 0 E: 0 K: 0 S: 6 | H: 0 LOB: 0 BB: 0 P: 8 | | R: 1 H: 3 E: 0 K: 0 S: 14 | H: 3 LOB: 2 BB: 0 P: 19 | 1B: 8 2B: 1 3B: 0 HR: 1 | SF: 0 SAC: 0 DP: 0 HBP: 1 | WP: 0 PB: 0 SB: 1 CS: 0 |
| PITCHER | IP WLS BF H R ER SO BB IBB HBP BLK WP HR S P ERA WHIP | IP WLS BF H R ER SO BB IBB HBP BLK WP HR S P ERA WHIP | IP WLS BF H R ER SO BB IBB HBP BLK WP HR S P ERA WHIP | IP WLS BF H R ER SO BB IBB HBP BLK WP HR S P ERA WHIP | IP WLS BF H R ER SO BB IBB HBP BLK WP HR S P ERA WHIP | IP WLS BF H R ER SO BB IBB HBP BLK WP HR S P ERA WHIP | IP WLS BF H R ER SO BB IBB HBP BLK WP HR S P ERA WHIP | IP WLS BF H R ER SO BB IBB HBP BLK WP HR S P ERA WHIP | IP WLS BF H R ER SO BB IBB HBP BLK WP HR S P ERA WHIP | IP WLS BF H R ER SO BB IBB HBP BLK WP HR S P ERA WHIP | IP WLS BF H R ER SO BB IBB HBP BLK WP HR S P ERA WHIP | IP WLS BF H R ER SO BB IBB HBP BLK WP HR S P ERA WHIP | IP WLS BF H R ER SO BB IBB HBP BLK WP HR S P ERA WHIP | IP WLS BF H R ER SO BB IBB HBP BLK WP HR S P ERA WHIP | IP WLS BF H R ER SO BB IBB HBP BLK WP HR S P ERA WHIP | IP WLS BF H R ER SO BB IBB HBP BLK WP HR S P ERA WHIP | | | | | | |
| 65 James Paxton, L (1, 1) ERA: 3.52 | 6.0 24 6 3 3 4 0 0 0 1 0 0 0 10 14 9.00 1.000 | 1.0 5 1 1 1 0 0 0 0 1 0 0 0 6 8 0.00 0.000 | 1.0 3 0 0 0 0 0 0 0 0 0 0 0 6 8 0.00 0.000 | 0.0 L 3 3 1 1 0 0 0 0 0 0 0 14 19 ∞ ∞ | | | | | | | | | | | | | | | | | | |
| 60 Chasen Bradford, R (7, 1) ERA: 2.11 | 1.0 5 1 1 1 0 0 0 0 1 0 0 0 10 14 9.00 1.000 | | | | | | | | | | | | | | | | | | | | | |
| 50 Nick Vincent, R (8, 1) ERA: 4.02 | 1.0 3 0 0 0 0 0 0 0 0 0 0 0 6 8 0.00 0.000 | | | | | | | | | | | | | | | | | | | | | |
| 12 Juan Nicasio, R (9, 1) ERA: 6.16 | 0.0 L 3 3 1 1 0 0 0 0 0 0 0 14 19 ∞ ∞ | | | | | | | | | | | | | | | | | | | | | |


livebaseballscorecards.com

AB 37
R 4
H 11
RBI 4
BB 2
SO 6
LOB 26



livebaseballscorecards.com

AB 34
R 5
H 10
RBI 5
BB 0
SO 4
LOB 8



| Batter | 1 | 2 | 3 | 4 | 5 | 6 | 7 | 8 | 9 | AB | R | H | RBI | BB | SO | LOB | TOP | | | | |
|---|---|---|---|---|---|---|---|---|---|---|---|---|---|---|---|---|---|---|---|---|---|
| 9 Dee Strange-Gordon, L (1.8) OBP: 0.359, SLG: 0.421 | | | | | | | | | | 4 | 1 | 1 | 0 | 0 | 1 | 3 | | | | | |
| 2 Jean Segura, R (1.6) OBP: 0.326, SLG: 0.434 | | | | | | | | | | 3 | 0 | 2 | 0 | 0 | 0 | 1 | | | | | |
| 17 Mitch Haniger, R (1.9) OBP: 0.373, SLG: 0.563 | | | | | | | | | | 4 | 0 | 0 | 0 | 0 | 0 | 3 | | | | | |
| 23 Nelson Cruz, R (1.10) OBP: 0.316, SLG: 0.467 | | | | | | | | | | 3 | 0 | 1 | 0 | 0 | 0 | 1 | | | | | |
| 15 Kyle Seager, L (1.5) OBP: 0.302, SLG: 0.446 | | | | | | | | | | 4 | 0 | 0 | 0 | 0 | 2 | 4 | | | | | |
| 27 Ryan Healy, R (1.3) OBP: 0.312, SLG: 0.584 | | | | | | | | | | 4 | 0 | 1 | 0 | 0 | 1 | 4 | | | | | |
| 3 Mike Zunino, R (1.2) OBP: 0.253, SLG: 0.473 | | | | | | | | | | 4 | 0 | 0 | 0 | 0 | 2 | 1 | | | | | |
| 16 Ben Gamel, L (1.7) OBP: 0.274, SLG: 0.255 | | | | | | | | | | 3 | 0 | 1 | 0 | 1 | 0 | 0 | | | | | |
| 5 Guillermo Heredia, R (9.7) OBP: 0.397, SLG: 0.400 | | | | | | | | | | 4 | 0 | 0 | 0 | 0 | 2 | 3 | | | | | |
| 1 Gordon Beckham, R (1.4) OBP: 0.312, SLG: 0.400 | | | | | | | | | | 4 | 0 | 0 | 0 | 0 | 2 | 3 | | | | | |
| Inning Stats | R: 0 H: 1 E: 0 K: 1 S: 12 | H: 1 LOB: 1 BB: 0 P: 18 | R: 0 H: 0 E: 0 K: 2 S: 9 | H: 0 LOB: 0 BB: 0 P: 16 | R: 0 H: 1 E: 0 K: 1 S: 12 | H: 1 LOB: 1 BB: 0 P: 18 | R: 0 H: 0 E: 0 K: 0 S: 6 | H: 0 LOB: 0 BB: 0 P: 8 | R: 0 H: 1 E: 0 K: 2 S: 10 | H: 2 LOB: 2 BB: 1 P: 21 | R: 0 H: 0 E: 0 K: 0 S: 7 | H: 0 LOB: 0 BB: 0 P: 13 | R: 1 H: 2 E: 1 K: 1 S: 12 | H: 2 LOB: 2 BB: 0 P: 17 | R: 0 H: 0 E: 0 K: 0 S: 7 | H: 0 LOB: 0 BB: 0 P: 9 | 1B: 2 2B: 4 HR: 0 | SF: 0 SAC: 1 HBP: 1 | WP: 0 PB: 0 SB: 0 CS: 0 | PA: 36 | |
| PITCHER | IP WLS BF H R ER SO BB IBB HBP BLK WP HR S P ERA WHIP | IP WLS BF H R ER SO BB IBB HBP BLK WP HR S P ERA WHIP | IP WLS BF H R ER SO BB IBB HBP BLK WP HR S P ERA WHIP | IP WLS BF H R ER SO BB IBB HBP BLK WP HR S P ERA WHIP | IP WLS BF H R ER SO BB IBB HBP BLK WP HR S P ERA WHIP | IP WLS BF H R ER SO BB IBB HBP BLK WP HR S P ERA WHIP | IP WLS BF H R ER SO BB IBB HBP BLK WP HR S P ERA WHIP | IP WLS BF H R ER SO BB IBB HBP BLK WP HR S P ERA WHIP | IP WLS BF H R ER SO BB IBB HBP BLK WP HR S P ERA WHIP | IP WLS BF H R ER SO BB IBB HBP BLK WP HR S P ERA WHIP | IP WLS BF H R ER SO BB IBB HBP BLK WP HR S P ERA WHIP | IP WLS BF H R ER SO BB IBB HBP BLK WP HR S P ERA WHIP | IP WLS BF H R ER SO BB IBB HBP BLK WP HR S P ERA WHIP | IP WLS BF H R ER SO BB IBB HBP BLK WP HR S P ERA WHIP | IP WLS BF H R ER SO BB IBB HBP BLK WP HR S P ERA WHIP | IP WLS BF H R ER SO BB IBB HBP BLK WP HR S P ERA WHIP | IP WLS BF H R ER SO BB IBB HBP BLK WP HR S P ERA WHIP | IP WLS BF H R ER SO BB IBB HBP BLK WP HR S P ERA WHIP | IP WLS BF H R ER SO BB IBB HBP BLK WP HR S P ERA WHIP | IP WLS BF H R ER SO BB IBB HBP BLK WP HR S P ERA WHIP | IP WLS BF H R ER SO BB IBB HBP BLK WP HR S P ERA WHIP |

Seattle Mariners @ Minnesota Twins
Target Field, Minneapolis, MN
Mon May 14 2018, 7:53 PM - 10:45 PM CDT
Att. 16,581 - Rain - 63 F

| | |
|-----|----|
| AB | 33 |
| R | 1 |
| H | 6 |
| RBI | 0 |
| BB | 1 |
| SO | 8 |
| LOB | 20 |



| Batter | 1 | 2 | 3 | 4 | 5 | 6 | 7 | 8 | 9 | AB | R | H | RBI | BB | SO | LOB | BOTTOM | | | | | |
|---|---|---|---|---|---|---|---|---|---|---|---|---|---|---|---|---|---|---|---|---|---|--------|
| 7 Joe Mauer, L (1.10) OBP: 0.413, SLG: 0.362 | | | | | | | | | | 4 | 0 | 1 | 0 | 0 | 1 | 1 | | | | | | |
| 2 Brian Dozier, R (1.4) OBP: 0.308, SLG: 0.433 | | | | | | | | | | 4 | 0 | 0 | 0 | 0 | 2 | 1 | | | | | | |
| 26 Max Kepler, L (1.9) OBP: 0.329, SLG: 0.459 | | | | | | | | | | 4 | 0 | 0 | 0 | 0 | 1 | 1 | | | | | | |
| 5 Eduardo Escobar, S (1.5) OBP: 0.329, SLG: 0.548 | | | | | | | | | | 4 | 0 | 0 | 0 | 0 | 1 | 0 | | | | | | |
| 23 Mitch Garver, R (1.2) OBP: 0.313, SLG: 0.424 | | | | | | | | | | 3 | 0 | 1 | 0 | 0 | 0 | 0 | | | | | | |
| 99 Logan Morrison, L (1.3) OBP: 0.294, SLG: 0.336 | | | | | | | | | | 3 | 0 | 1 | 0 | 0 | 0 | 1 | | | | | | |
| 36 Robbie Grossman, S (1.7) OBP: 0.289, SLG: 0.356 | | | | | | | | | | 2 | 0 | 0 | 0 | 0 | 1 | 1 | | | | | | |
| 20 Eddie Rosario, L (6.7) OBP: 0.309, SLG: 0.556 | | | | | | | | | | 1 | 0 | 0 | 0 | 0 | 0 | 1 | | | | | | |
| 25 Byron Buxton, R (1.8) OBP: 0.211, SLG: 0.222 | | | | | | | | | | 3 | 0 | 0 | 0 | 0 | 1 | 1 | | | | | | |
| 16 Ehire Adrianza, S (1.6) OBP: 0.295, SLG: 0.286 | | | | | | | | | | 3 | 0 | 1 | 0 | 0 | 0 | 0 | | | | | | |
| Inning Stats | R: 0 H: 0 E: 0 K: 1 S: 12 | H: 0 LOB: 0 BB: 0 P: 21 | R: 0 H: 0 E: 0 K: 0 S: 6 | H: 0 LOB: 0 BB: 0 P: 11 | R: 0 H: 1 E: 0 K: 0 S: 9 | H: 1 LOB: 1 BB: 0 P: 12 | R: 0 H: 0 E: 0 K: 0 S: 7 | H: 0 LOB: 0 BB: 0 P: 12 | R: 0 H: 1 E: 0 K: 2 S: 11 | H: 1 LOB: 1 BB: 0 P: 18 | R: 0 H: 1 E: 0 K: 1 S: 13 | H: 1 LOB: 1 BB: 0 P: 16 | R: 0 H: 1 E: 0 K: 0 S: 9 | H: 1 LOB: 1 BB: 0 P: 14 | R: 0 H: 0 E: 0 K: 0 S: 12 | H: 0 LOB: 0 BB: 0 P: 16 | R: 0 H: 0 E: 0 K: 3 S: 9 | H: 0 LOB: 0 BB: 0 P: 13 | 1B: 3 2B: 1 HR: 0 | SF: 0 SAC: 0 HBP: 0 | WP: 0 PB: 0 SB: 0 CS: 0 | PA: 31 |
| PITCHER | IP WLS BF H R ER SO BB IBB HBP BLK WP HR S P ERA WHIP | IP WLS BF H R ER SO BB IBB HBP BLK WP HR S P ERA WHIP | IP WLS BF H R ER SO BB IBB HBP BLK WP HR S P ERA WHIP | IP WLS BF H R ER SO BB IBB HBP BLK WP HR S P ERA WHIP | IP WLS BF H R ER SO BB IBB HBP BLK WP HR S P ERA WHIP | IP WLS BF H R ER SO BB IBB HBP BLK WP HR S P ERA WHIP | IP WLS BF H R ER SO BB IBB HBP BLK WP HR S P ERA WHIP | IP WLS BF H R ER SO BB IBB HBP BLK WP HR S P ERA WHIP | IP WLS BF H R ER SO BB IBB HBP BLK WP HR S P ERA WHIP | IP WLS BF H R ER SO BB IBB HBP BLK WP HR S P ERA WHIP | IP WLS BF H R ER SO BB IBB HBP BLK WP HR S P ERA WHIP | IP WLS BF H R ER SO BB IBB HBP BLK WP HR S P ERA WHIP | IP WLS BF H R ER SO BB IBB HBP BLK WP HR S P ERA WHIP | IP WLS BF H R ER SO BB IBB HBP BLK WP HR S P ERA WHIP | IP WLS BF H R ER SO BB IBB HBP BLK WP HR S P ERA WHIP | IP WLS BF H R ER SO BB IBB HBP BLK WP HR S P ERA WHIP | IP WLS BF H R ER SO BB IBB HBP BLK WP HR S P ERA WHIP | IP WLS BF H R ER SO BB IBB HBP BLK WP HR S P ERA WHIP | IP WLS BF H R ER SO BB IBB HBP BLK WP HR S P ERA WHIP | IP WLS BF H R ER SO BB IBB HBP BLK WP HR S P ERA WHIP | IP WLS BF H R ER SO BB IBB HBP BLK WP HR S P ERA WHIP | |

Seattle Mariners @ Minnesota Twins
Target Field, Minneapolis, MN
Mon May 14 2018, 7:53 PM - 10:45 PM CDT
Att. 16,581 - Rain - 63 F


| | |
|-----|----|
| AB | 31 |
| R | 0 |
| H | 4 |
| RBI | 0 |
| BB | 0 |
| SO | 7 |
| LOB | 7 |



| Batter | 1 | 2 | 3 | 4 | 5 | 6 | 7 | 8 | 9 | AB | R | H | RBI | BB | SO | LOB | TOP | | | | | | | | | | |
|---|-------------------------------|----------------------------------|------------------------------|---------------------------------|------------------------------|----------------------------------|------------------------------|----------------------------------|-------------------------------|----------------------------------|-------------------------------|----------------------------------|------------------------------|----------------------------------|-------------------------------|----------------------------------|-------------------------------|----------------------------------|----------------------------------|------------------------------------|----------------------------------|--------|--|--|--|--|--|
| 3 Delino DeShields, R OBP: 0.349, SLG: 0.379 | | | | | | | | | | 4 | 0 | 1 | 2 | 1 | 0 | 1 | | | | | | | | | | | |
| 17 Shin-Soo Choo, L OBP: 0.312, SLG: 0.382 | | | | | | | | | | 5 | 0 | 1 | 1 | 0 | 1 | 3 | | | | | | | | | | | |
| 19 Jurickson Profar, S OBP: 0.308, SLG: 0.382 | | | | | | | | | | 5 | 1 | 1 | 0 | 0 | 0 | 3 | | | | | | | | | | | |
| 30 Nomar Mazara, L OBP: 0.335, SLG: 0.509 | | | | | | | | | | 4 | 0 | 0 | 0 | 0 | 1 | 1 | | | | | | | | | | | |
| 13 Joey Gallo, L OBP: 0.281, SLG: 0.475 | | | | | | | | | | 4 | 0 | 0 | 0 | 0 | 3 | 1 | | | | | | | | | | | |
| 9 Isiah Kiner-Falefa, R OBP: 0.308, SLG: 0.385 | | | | | | | | | | 3 | 2 | 2 | 0 | 1 | 0 | 0 | | | | | | | | | | | |
| 12 Rougned Odor, L OBP: 0.268, SLG: 0.260 | | | | | | | | | | 4 | 1 | 1 | 0 | 0 | 1 | 3 | | | | | | | | | | | |
| 67 Ronald Guzmán, L OBP: 0.264, SLG: 0.350 | | | | | | | | | | 4 | 1 | 0 | 0 | 0 | 3 | 3 | | | | | | | | | | | |
| 60 Carlos Pérez, R OBP: 0.167, SLG: 0.229 | | | | | | | | | | 2 | 0 | 1 | 0 | 0 | 0 | 0 | | | | | | | | | | | |
| 61 Robinson Chirinos, R OBP: 0.273, SLG: 0.417 | | | | | | | | | | 1 | 0 | 0 | 0 | 1 | 1 | 2 | | | | | | | | | | | |
| Inning Stats | R: 0 E: 0 K: 0 S: 11 | H: 0 LOB: 0 BB: 0 P: 14 | R: 0 E: 0 K: 0 S: 5 | H: 0 LOB: 0 BB: 0 P: 8 | R: 0 E: 0 K: 0 S: 9 | H: 0 LOB: 0 BB: 0 P: 13 | R: 0 E: 0 K: 2 S: 6 | H: 0 LOB: 0 BB: 0 P: 13 | R: 0 E: 0 K: 2 S: 10 | H: 1 LOB: 1 BB: 0 P: 15 | R: 0 E: 0 K: 2 S: 11 | H: 1 LOB: 1 BB: 0 P: 17 | R: 0 E: 0 K: 1 S: 7 | H: 0 LOB: 0 BB: 0 P: 10 | R: 1 E: 0 K: 2 S: 13 | H: 3 LOB: 2 BB: 0 P: 15 | R: 4 E: 1 K: 3 S: 24 | H: 2 LOB: 3 BB: 3 P: 39 | 1B: 5 2B: 2 3B: 0 HR: 0 | SF: 0 SAC: 0 DP: 0 HBP: 0 | WP: 0 PB: 1 SB: 1 CS: 1 | PA: 39 | | | | | |
| PITCHER | IP | WLS | BF | H | R | ER | SO | BB | IBB | HBP | BLK | WP | HR | S | P | ERA | WHIP | | | | | | | | | | |
| 56 Christian Bergman, R ERA: 1.65 | (1, 1) | 7.0 | 23 | 2 | 0 | 0 | 5 | 0 | 0 | 0 | 0 | 0 | 0 | 59 | 90 | 0.00 | 0.286 | | | | | | | | | | |
| 47 James Pazos, L ERA: 1.65 | (8, 1) | 0.1 | L 3 | 2 | 1 | 1 | 1 | 0 | 0 | 0 | 0 | 0 | 0 | 6 | 6 | 27.00 | 6.000 | | | | | | | | | | |
| 50 Nick Vincent, R ERA: 3.63 | (8, 1) | 0.2 | 4 | 2 | 1 | 0 | 1 | 0 | 0 | 0 | 0 | 0 | 0 | 8 | 10 | 0.00 | 3.000 | | | | | | | | | | |
| 25 Marc Rzepczynski, L ERA: 8.53 | (9, 1) | 0.2 | 5 | 0 | 1 | 0 | 3 | 0 | 1 | 0 | 0 | 0 | 0 | 12 | 18 | 0.00 | 0.000 | | | | | | | | | | |
| 53 Dan Altavilla, R ERA: 3.88 | (9, 1) | 0.1 | 4 | 1 | 2 | 0 | 0 | 2 | 0 | 0 | 0 | 0 | 0 | 11 | 20 | 0.00 | 9.000 | | | | | | | | | | |

Texas Rangers @ Seattle Mariners
Safeco Field, Seattle, WA
Wed May 16 2018, 12:40 PM - 3:32 PM PDT
Att: 20,629 - Cloudy - 63 F


AB 36
R 5
H 7
RBI 3
BB 3
SO 10
LOB 17



| Batter | 1 | 2 | 3 | 4 | 5 | 6 | 7 | 8 | 9 | AB | R | H | RBI | BB | SO | LOB | BOTTOM | | | | | | | | | | |
|---|------------------------------|---------------------------------|-------------------------------|----------------------------------|------------------------------|---------------------------------|------------------------------|----------------------------------|-------------------------------|----------------------------------|------------------------------|----------------------------------|------------------------------|----------------------------------|-------------------------------|----------------------------------|-------------------------------|----------------------------------|----------------------------------|------------------------------------|----------------------------------|--------|--|--|--|--|--|
| 9 Dee Strange-Gordon, L OBP: 0.347, SLG: 0.405 | | | | | | | | | | 4 | 0 | 1 | 0 | 0 | 1 | 0 | | | | | | | | | | | |
| 2 Jean Segura, R OBP: 0.332, SLG: 0.429 | | | | | | | | | | 4 | 0 | 0 | 0 | 0 | 0 | 2 | | | | | | | | | | | |
| 17 Mitch Haniger, R OBP: 0.380, SLG: 0.589 | | | | | | | | | | 4 | 0 | 1 | 0 | 0 | 0 | 0 | | | | | | | | | | | |
| 15 Kyle Seager, L OBP: 0.302, SLG: 0.458 | | | | | | | | | | 4 | 1 | 1 | 1 | 0 | 0 | 1 | | | | | | | | | | | |
| 27 Ryon Healy, R OBP: 0.320, SLG: 0.588 | | | | | | | | | | 3 | 0 | 0 | 0 | 1 | 0 | 1 | | | | | | | | | | | |
| 16 Ben Gamel, L OBP: 0.275, SLG: 0.274 | | | | | | | | | | 4 | 0 | 2 | 0 | 0 | 0 | 2 | | | | | | | | | | | |
| 3 Mike Zunino, R OBP: 0.253, SLG: 0.451 | | | | | | | | | | 3 | 0 | 1 | 0 | 0 | 0 | 2 | | | | | | | | | | | |
| 5 Guillermo Heredia, R OBP: 0.397, SLG: 0.420 | | | | | | | | | | 0 | 0 | 0 | 0 | 0 | 0 | 0 | | | | | | | | | | | |
| 7 Andrew Romine, S OBP: 0.265, SLG: 0.200 | | | | | | | | | | 3 | 0 | 0 | 0 | 0 | 2 | 2 | | | | | | | | | | | |
| 36 David Freitas, R OBP: 0.333, SLG: 0.317 | | | | | | | | | | 3 | 0 | 0 | 0 | 0 | 0 | 1 | | | | | | | | | | | |
| Inning Stats | R: 0 E: 0 K: 0 S: 7 | H: 0 LOB: 0 BB: 0 P: 9 | R: 0 E: 0 K: 0 S: 11 | H: 1 LOB: 1 BB: 0 P: 17 | R: 0 E: 0 K: 0 S: 7 | H: 0 LOB: 0 BB: 0 P: 9 | R: 0 E: 0 K: 0 S: 8 | H: 0 LOB: 0 BB: 0 P: 12 | R: 0 E: 0 K: 1 S: 10 | H: 1 LOB: 1 BB: 0 P: 12 | R: 0 E: 0 K: 1 S: 8 | H: 0 LOB: 0 BB: 0 P: 11 | R: 0 E: 0 K: 0 S: 6 | H: 1 LOB: 1 BB: 0 P: 10 | R: 0 E: 0 K: 1 S: 16 | H: 2 LOB: 2 BB: 0 P: 19 | R: 1 E: 0 K: 0 S: 13 | H: 1 LOB: 0 BB: 1 P: 25 | 1B: 4 2B: 1 3B: 0 HR: 1 | SF: 0 SAC: 0 DP: 1 HBP: 0 | WP: 0 PB: 0 SB: 0 CS: 0 | PA: 33 | | | | | |
| PITCHER | IP | WLS | BF | H | R | ER | SO | BB | IBB | HBP | BLK | WP | HR | S | P | ERA | WHIP | | | | | | | | | | |
| 40 Bartolo Colon, R ERA: 2.82 | (1, 1) | 7.2 | W 27 | 4 | 0 | 0 | 3 | 0 | 0 | 0 | 0 | 0 | 0 | 71 | 96 | 0.00 | 0.522 | | | | | | | | | | |
| 41 Jake Diekman, L ERA: 3.68 | (8, 1) | 0.0 | 1 | 1 | 0 | 0 | 0 | 0 | 0 | 0 | 0 | 0 | 0 | 1 | 2 | ∞ | ∞ | | | | | | | | | | |
| 62 José Leclerc, R ERA: 2.57 | (8, 1) | 0.1 | H 1 | 0 | 0 | 0 | 0 | 0 | 0 | 0 | 0 | 0 | 0 | 1 | 1 | 0.00 | 0.000 | | | | | | | | | | |
| 50 Keone Kela, R ERA: 5.06 | (9, 1) | 1.0 | 4 | 1 | 1 | 1 | 0 | 1 | 0 | 0 | 0 | 0 | 1 | 13 | 25 | 9.00 | 2.000 | | | | | | | | | | |

Texas Rangers @ Seattle Mariners
Safeco Field, Seattle, WA
Wed May 16 2018, 12:40 PM - 3:32 PM PDT
Att: 20,629 - Cloudy - 63 F

AB 32
R 1
H 6
RBI 1
BB 1
SO 3
LOB 11



| Batter | 1 | 2 | 3 | 4 | 5 | 6 | 7 | 8 | 9 | AB | R | H | RBI | BB | SO | LOB | TOP | | | | | |
|--|------------------------------|----------------------------------|-------------------------------|----------------------------------|------------------------------|----------------------------------|-------------------------------|----------------------------------|-------------------------------|----------------------------------|-------------------------------|----------------------------------|------------------------------|----------------------------------|-------------------------------|----------------------------------|------------------------------|----------------------------------|----------------------------------|------------------------------------|-------------------------|--------|
| 21 JaCoby Jones, R OBP: 0.288, SLG: 0.409 | | | | | | | | | | 5 | 0 | 0 | 0 | 0 | 1 | 2 | | | | | | |
| 33 Pete Kozma, R OBP: 0.214, SLG: 0.393 | | | | | | | | | | 5 | 0 | 0 | 0 | 0 | 0 | 2 | | | | | | |
| 9 Nick Castellanos, R OBP: 0.374, SLG: 0.563 | | | | | | | | | | 5 | 0 | 2 | 0 | 0 | 0 | 0 | | | | | | |
| 41 Victor Martinez, S OBP: 0.301, SLG: 0.346 | | | | | | | | | | 4 | 0 | 2 | 0 | 0 | 0 | 1 | | | | | | |
| 22 Victor Reyes, S OBP: 0.097, SLG: 0.097 | | | | | | | | | | 1 | 1 | 0 | 0 | 0 | 0 | 1 | | | | | | |
| 55 John Hicks, R OBP: 0.344, SLG: 0.506 | | | | | | | | | | 3 | 1 | 1 | 0 | 1 | 1 | 2 | | | | | | |
| 8 Mikie Mahtook, R OBP: 0.246, SLG: 0.271 | | | | | | | | | | 4 | 1 | 2 | 0 | 0 | 0 | 2 | | | | | | |
| 34 James McCann, R OBP: 0.329, SLG: 0.398 | | | | | | | | | | 3 | 0 | 0 | 0 | 1 | 1 | 3 | | | | | | |
| 1 Jose Iglesias, R OBP: 0.291, SLG: 0.361 | | | | | | | | | | 4 | 0 | 2 | 2 | 0 | 1 | 3 | | | | | | |
| 49 Dixon Machado, R OBP: 0.266, SLG: 0.304 | | | | | | | | | | 3 | 0 | 0 | 0 | 0 | 0 | 2 | | | | | | |
| Inning Stats | R: 0 E: 0 K: 0 S: 7 | H: 1 LOB: 1 BB: 0 P: 10 | R: 0 E: 1 K: 0 S: 17 | H: 1 LOB: 1 BB: 0 P: 22 | R: 0 E: 0 K: 1 S: 8 | H: 0 LOB: 0 BB: 0 P: 12 | R: 0 E: 0 K: 0 S: 15 | H: 1 LOB: 1 BB: 0 P: 20 | R: 0 E: 0 K: 1 S: 11 | H: 1 LOB: 2 BB: 0 P: 16 | R: 1 E: 1 K: 1 S: 13 | H: 1 LOB: 2 BB: 1 P: 21 | R: 0 E: 0 K: 0 S: 8 | H: 0 LOB: 0 BB: 0 P: 11 | R: 2 E: 0 K: 1 S: 13 | H: 3 LOB: 2 BB: 1 P: 21 | R: 0 E: 0 K: 0 S: 9 | H: 1 LOB: 1 BB: 0 P: 14 | 1B: 7 2B: 2 3B: 0 HR: 0 | SF: 0 SAC: 0 DP: 1 HBP: 1 | WP: 0 PB: 0 CS: 0 | PA: 40 |
| PITCHER | IP | WLS | BF | H | R | ER | SO | BB | IBB | HBP | BLK | WP | HR | S | P | ERA | WHIP | | | | | |
| 32 Marco Gonzales, L ERA: 4.66 | (1, 1) | 5.2 | 25 | 5 | 1 | 0 | 2 | 1 | 0 | 1 | 0 | 0 | 0 | 67 | 97 | 0.00 | 1.059 | | | | | |
| 46 Ryan Cook, R ERA: 4.5 | (6, 1) | 1.1 | 4 | 0 | 0 | 0 | 1 | 0 | 0 | 0 | 0 | 0 | 0 | 12 | 15 | 0.00 | 0.000 | | | | | |
| 50 Nick Vincent, R ERA: 4.5 | (8, 1) | 0.2 | 6 | 3 | 2 | 2 | 1 | 1 | 0 | 0 | 0 | 0 | 0 | 12 | 20 | 27.00 | 6.000 | | | | | |
| 60 Chasen Bradford, R ERA: 2.6 | (8, 1) | 1.1 | 5 | 1 | 0 | 0 | 0 | 0 | 0 | 0 | 0 | 0 | 0 | 10 | 15 | 0.00 | 0.750 | | | | | |

Detroit Tigers @ Seattle Mariners
Safeco Field, Seattle, WA
Thu May 17 2018, 7:10 PM - 10:18 PM PDT
Att: 15,169 - Cloudy - 66 F

AB 37
R 3
H 9
RBI 2
BB 2
SO 4
LOB 18



| Batter | 1 | 2 | 3 | 4 | 5 | 6 | 7 | 8 | 9 | AB | R | H | RBI | BB | SO | LOB | BOTTOM | | | | | |
|--|-------------------------------|----------------------------------|-------------------------------|----------------------------------|-------------------------------|----------------------------------|-------------------------------|----------------------------------|------------------------------|----------------------------------|------------------------------|----------------------------------|-------------------------------|----------------------------------|-------------------------------|----------------------------------|------------------------------|----------------------------------|----------------------------------|------------------------------------|-------------------------|--------|
| 9 Dee Strange-Gordon, L OBP: 0.339, SLG: 0.395 | | | | | | | | | | 4 | 0 | 0 | 0 | 0 | 2 | 5 | | | | | | |
| 2 Jean Segura, R OBP: 0.330, SLG: 0.430 | | | | | | | | | | 4 | 1 | 1 | 0 | 0 | 1 | 2 | | | | | | |
| 17 Mitch Haniger, R OBP: 0.377, SLG: 0.561 | | | | | | | | | | 4 | 0 | 1 | 1 | 0 | 1 | 0 | | | | | | |
| 15 Kyle Seager, L OBP: 0.301, SLG: 0.459 | | | | | | | | | | 4 | 1 | 1 | 0 | 0 | 3 | 1 | | | | | | |
| 27 Ryon Healy, R OBP: 0.308, SLG: 0.564 | | | | | | | | | | 4 | 0 | 0 | 0 | 0 | 3 | 1 | | | | | | |
| 3 Mike Zunino, R OBP: 0.242, SLG: 0.430 | | | | | | | | | | 4 | 0 | 0 | 0 | 0 | 3 | 1 | | | | | | |
| 5 Guillermo Heredia, R OBP: 0.416, SLG: 0.444 | | | | | | | | | | 4 | 0 | 3 | 1 | 0 | 0 | 0 | | | | | | |
| 16 Ben Gamel, L OBP: 0.288, SLG: 0.277 | | | | | | | | | | 3 | 0 | 1 | 0 | 1 | 1 | 1 | | | | | | |
| 1 Gordon Beckham, R OBP: 0.300, SLG: 0.333 | | | | | | | | | | 1 | 0 | 0 | 0 | 1 | 0 | 1 | | | | | | |
| Inning Stats | R: 0 E: 0 K: 2 S: 12 | H: 0 LOB: 0 BB: 0 P: 14 | R: 1 E: 0 K: 2 S: 17 | H: 3 LOB: 3 BB: 1 P: 27 | R: 1 E: 0 K: 2 S: 10 | H: 2 LOB: 0 BB: 0 P: 18 | R: 0 E: 0 K: 2 S: 11 | H: 1 LOB: 1 BB: 0 P: 15 | R: 0 E: 0 K: 0 S: 6 | H: 0 LOB: 0 BB: 0 P: 10 | R: 0 E: 0 K: 1 S: 6 | H: 0 LOB: 0 BB: 0 P: 12 | R: 0 E: 0 K: 1 S: 14 | H: 1 LOB: 2 BB: 1 P: 25 | R: 0 E: 0 K: 3 S: 10 | H: 0 LOB: 0 BB: 0 P: 14 | R: 0 E: 0 K: 1 S: 8 | H: 0 LOB: 0 BB: 0 P: 10 | 1B: 5 2B: 3 3B: 0 HR: 0 | SF: 0 SAC: 1 DP: 1 HBP: 0 | WP: 0 PB: 0 CS: 1 | PA: 35 |
| PITCHER | IP | WLS | BF | H | R | ER | SO | BB | IBB | HBP | BLK | WP | HR | S | P | ERA | WHIP | | | | | |
| 48 Matthew Boyd, L ERA: 3.19 | (1, 1) | 6.0 | 24 | 6 | 2 | 2 | 9 | 1 | 0 | 0 | 0 | 0 | 0 | 62 | 96 | 3.00 | 1.167 | | | | | |
| 45 Buck Farmer, R ERA: 3.48 | (7, 1) | 0.1 | 3 | 1 | 0 | 0 | 0 | 1 | 0 | 0 | 0 | 0 | 0 | 9 | 16 | 0.00 | 6.000 | | | | | |
| 36 Blaine Hardy, L ERA: 3.38 | (7, 1) | 0.1 | 1 | 0 | 0 | 0 | 1 | 0 | 0 | 0 | 0 | 0 | 0 | 3 | 6 | 0.00 | 0.000 | | | | | |
| 53 Warwick Saupold, R ERA: 2.3 | (7, 1) | 0.1 | W | 1 | 0 | 0 | 0 | 0 | 0 | 0 | 0 | 0 | 0 | 2 | 3 | 0.00 | 0.000 | | | | | |
| 77 Joe Jiménez, R ERA: 2.91 | (8, 1) | 1.0 | H | 3 | 0 | 0 | 3 | 0 | 0 | 0 | 0 | 0 | 0 | 10 | 14 | 0.00 | 0.000 | | | | | |

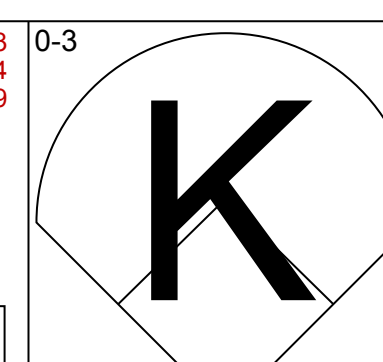
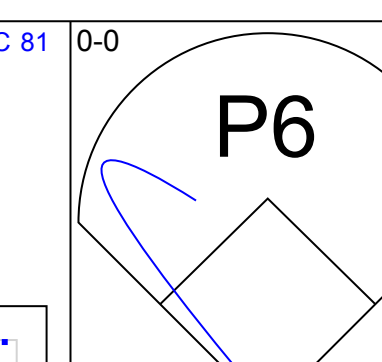
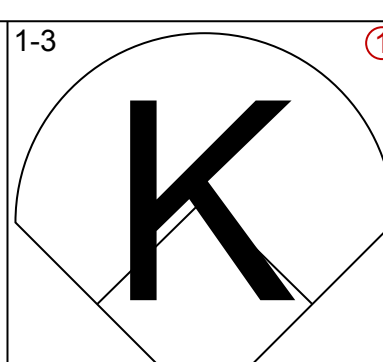
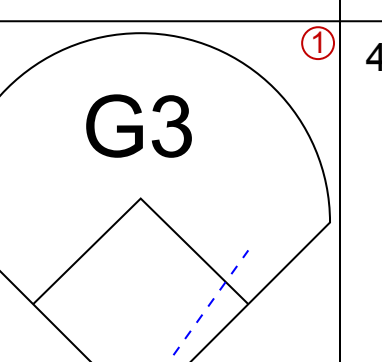
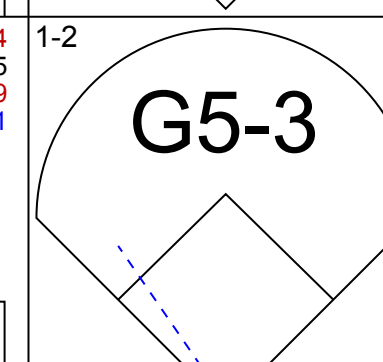
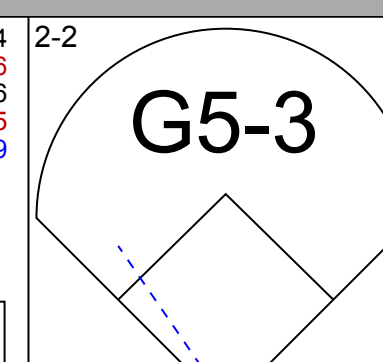
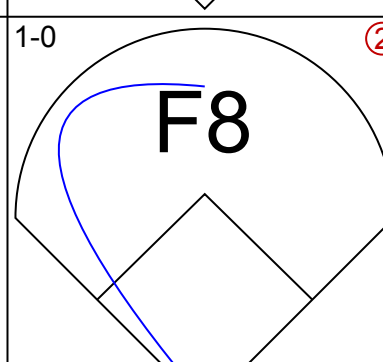
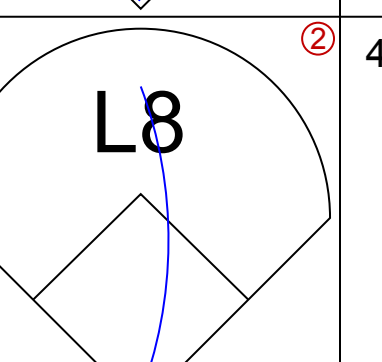
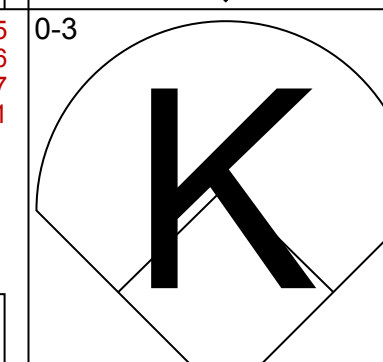
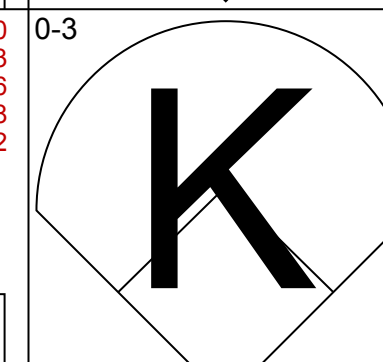
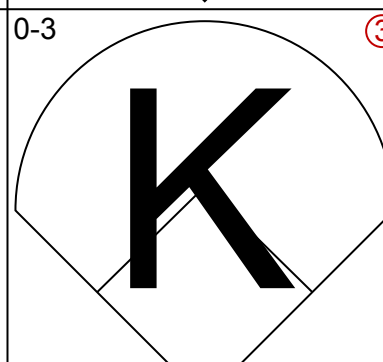
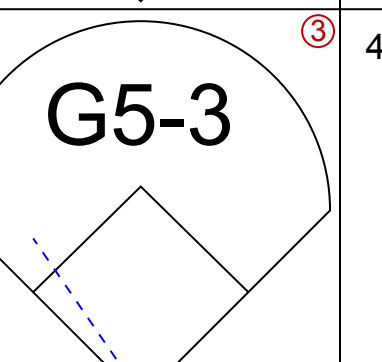
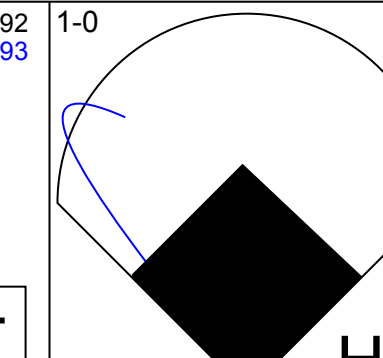
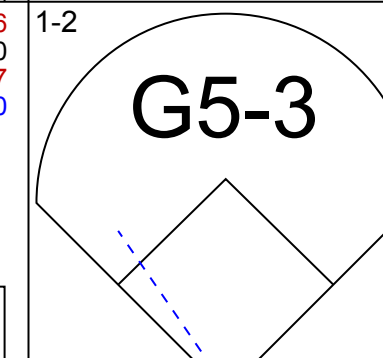
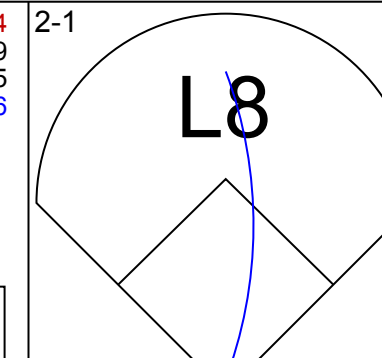
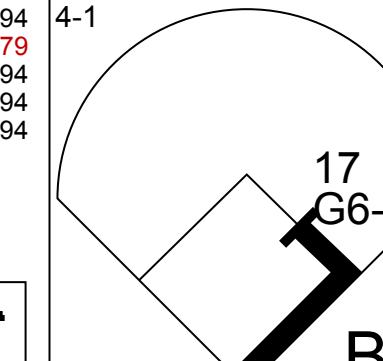
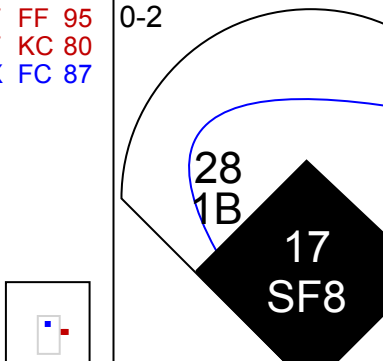
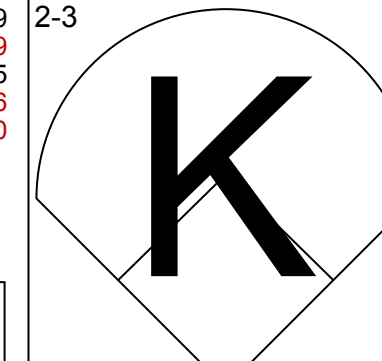

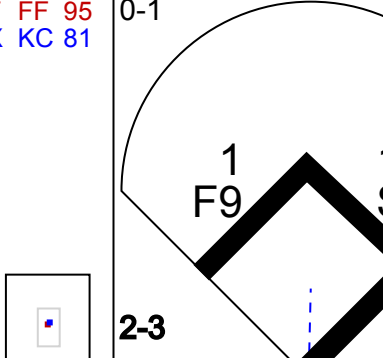
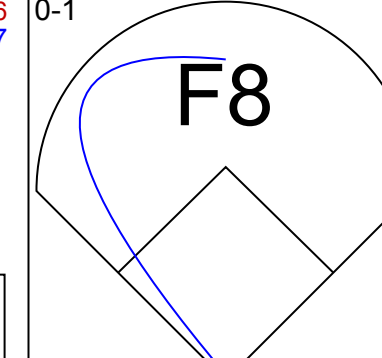

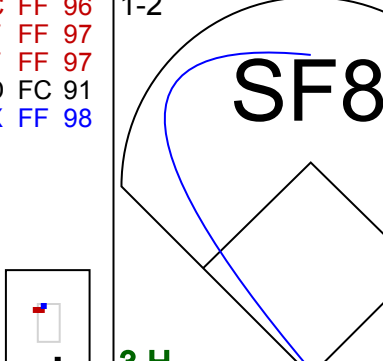
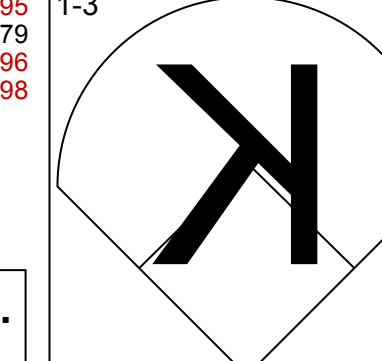
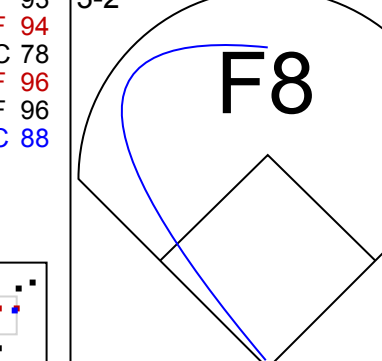
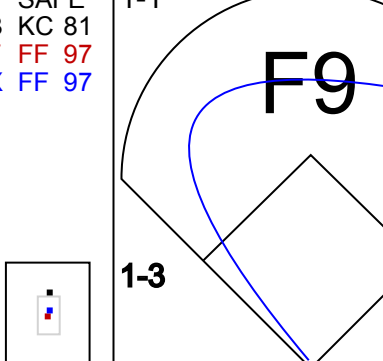
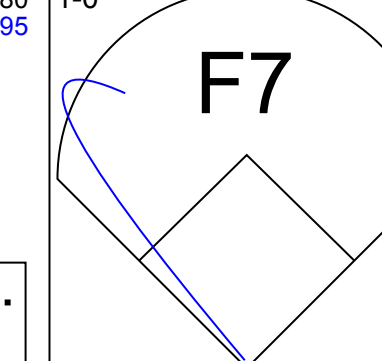
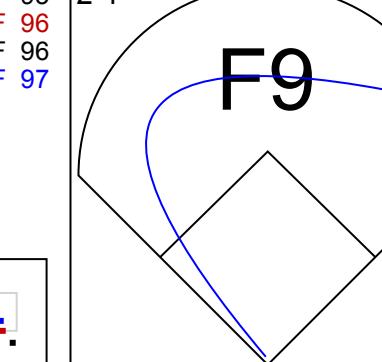
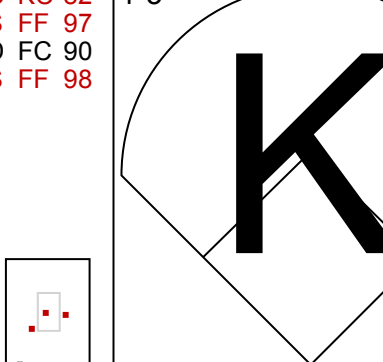
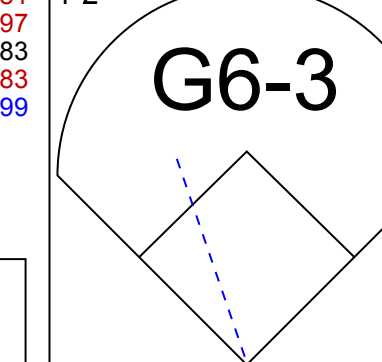
Detroit Tigers @ Seattle Mariners
Safeco Field, Seattle, WA
Thu May 17 2018, 7:10 PM - 10:18 PM PDT
Att: 15,169 - Cloudy - 66 F

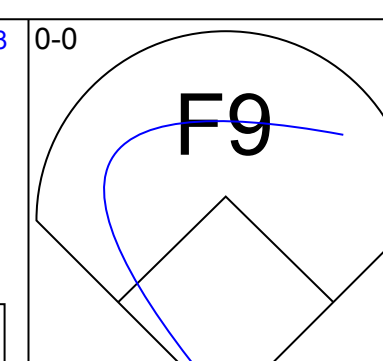
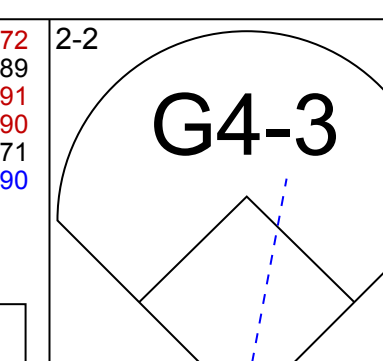
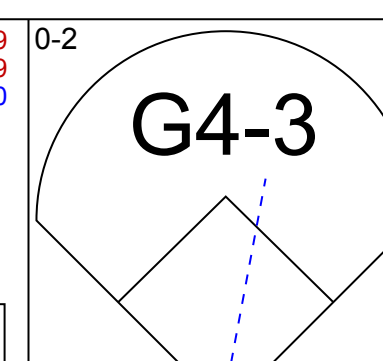
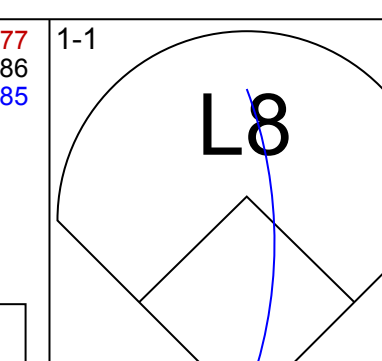
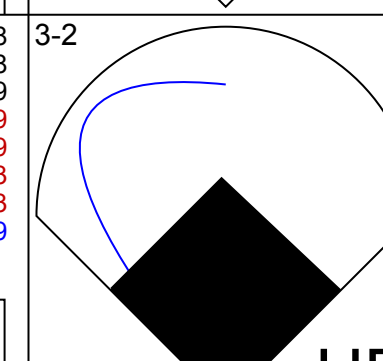
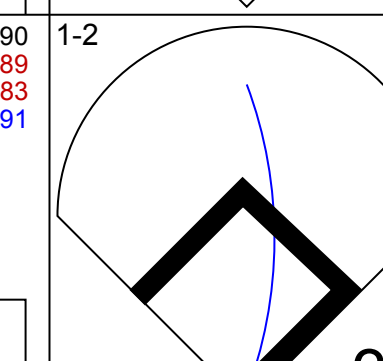

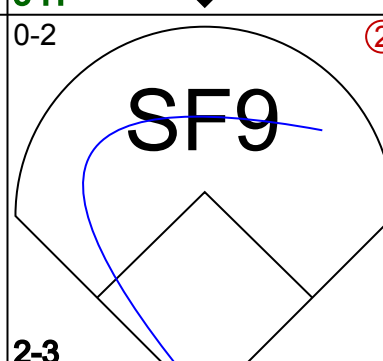
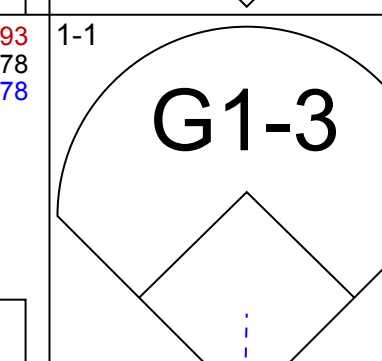
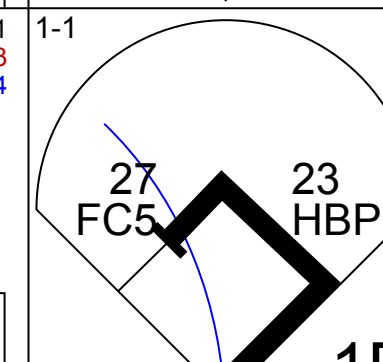
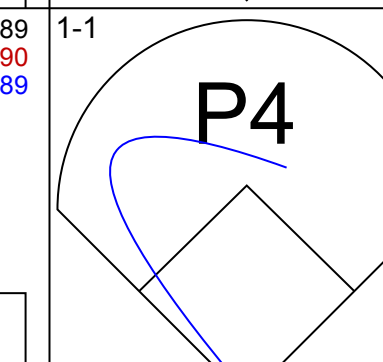

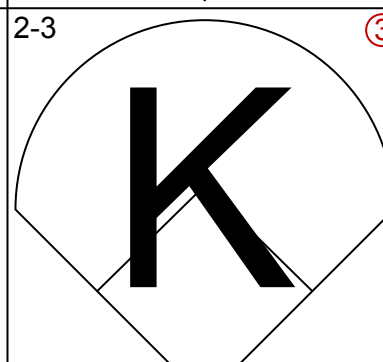
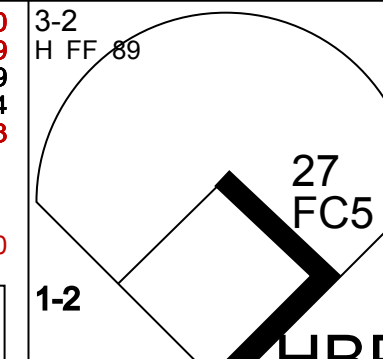
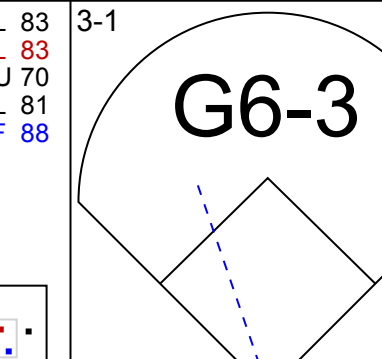
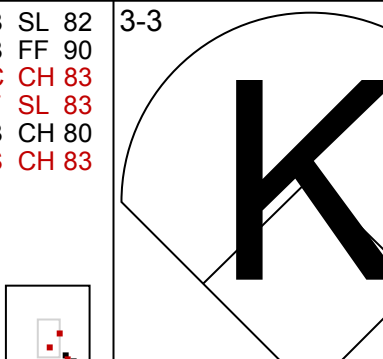
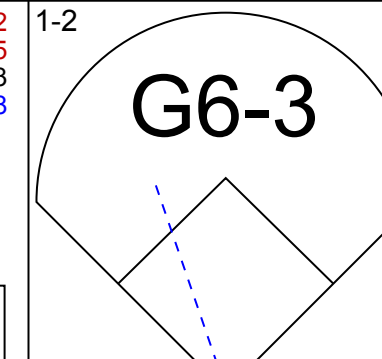
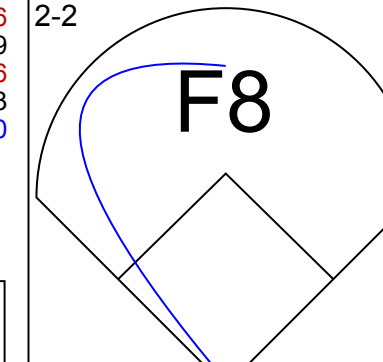
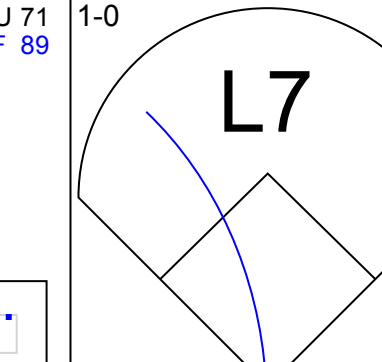
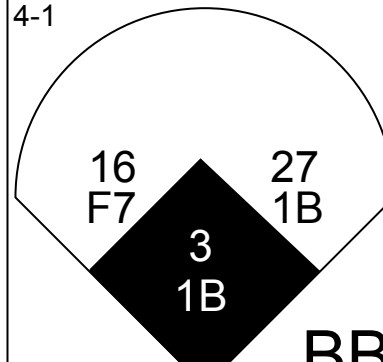
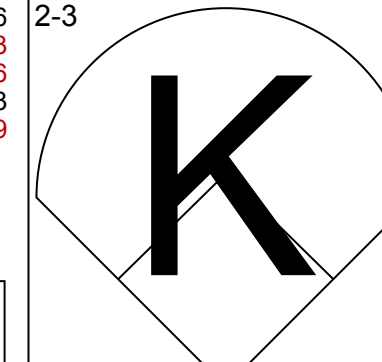
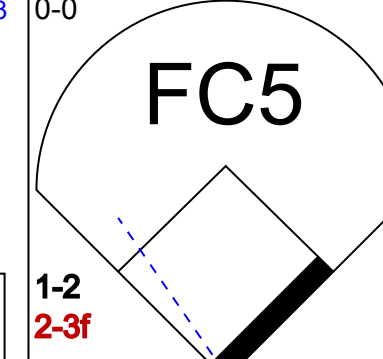
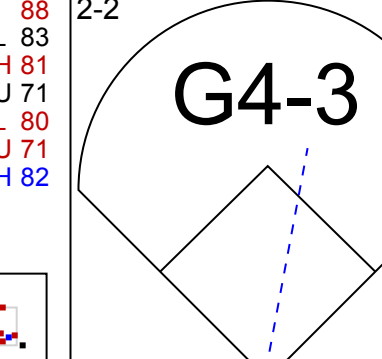
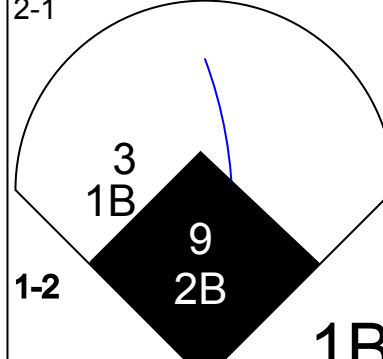
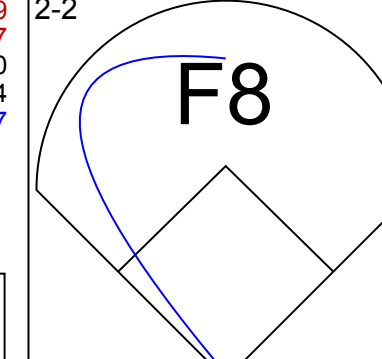
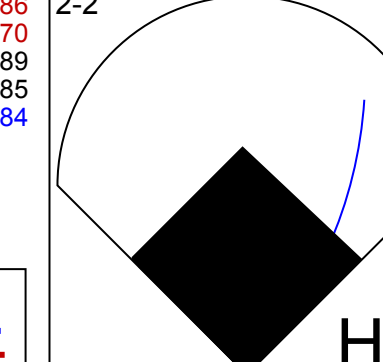
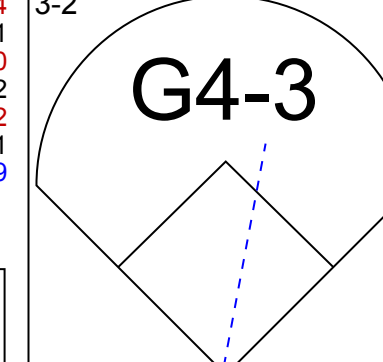
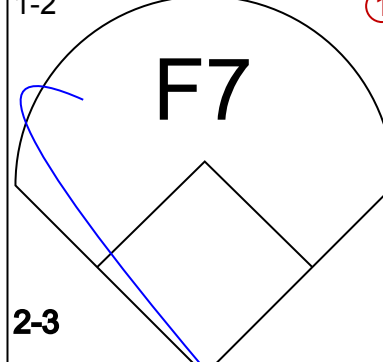
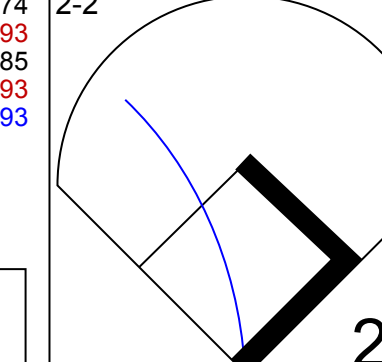
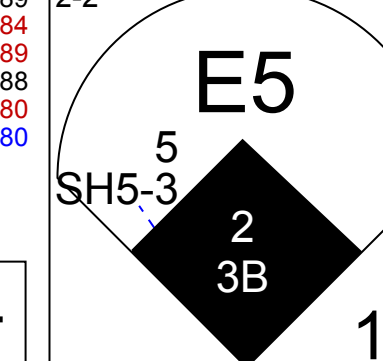
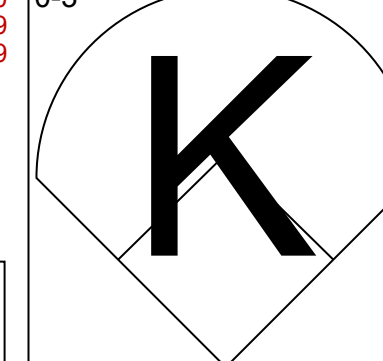
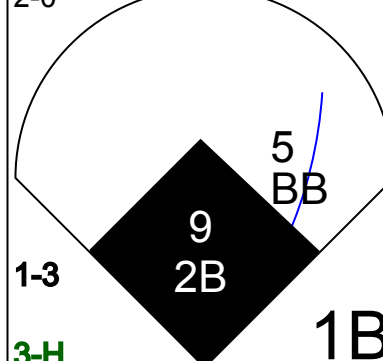
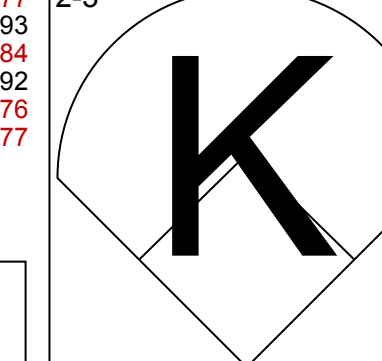
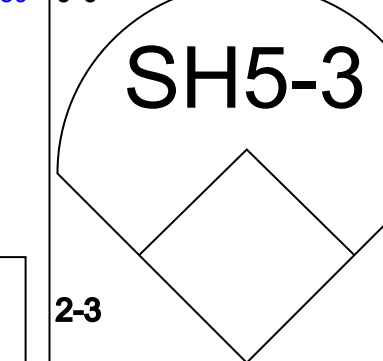
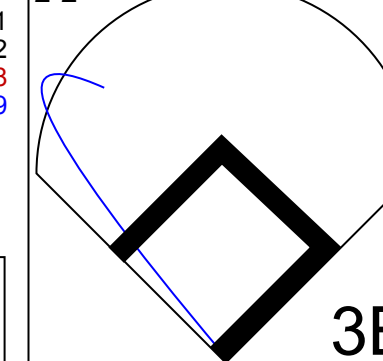
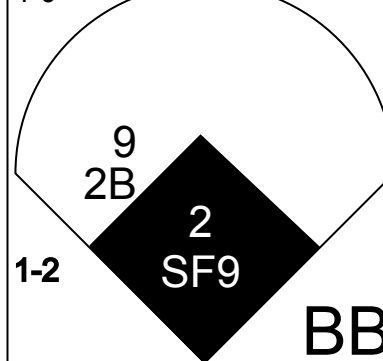
AB 32
R 2
H 7
RBI 2
BB 2
SO 14
LOB 12



| Batter | 1 | 2 | 3 | 4 | 5 | 6 | 7 | 8 | 9 | AB | R | H | RBI | BB | SO | LOB | TOP | |
|--|---|---|--------------------------------------|---|--------------------------------------|---|---------------------------------------|---|---------------------------------------|---|--------------------------------------|---|----------------------------------|------------------------------------|----------------------------------|--------|--|-------|
| 12 Leonys Martin, L (1,8) OBP: 0.345, SLG: 0.492 | G3 | P5 | | | E3 41 2B | | F7 | | | 4 | 1 | 0 | 0 | 0 | 0 | 2 | Detroit Tigers @ Seattle Mariners Safeco Field, Seattle, WA Fri May 18 2018, 7:12 PM - 9:58 PM PDT Att: 34,932 - Cloudy - 62 F | |
| 21 JaCoby Jones, R (1,7) OBP: 0.281, SLG: 0.397 | P3 | G5-4-3 | | | L9 | | K | | | 4 | 0 | 0 | 0 | 0 | 1 | 3 | | |
| 9 Nick Castellanos, R (1,9) OBP: 0.371, SLG: 0.497 | | | G5-3 | | G1-3 | | G6-3 | | | 4 | 1 | 1 | 0 | 0 | 0 | 1 | | |
| 41 Victor Martinez, S (1,10) OBP: 0.307, SLG: 0.353 | | | | P5 | | | | L8 | | 3 | 1 | 1 | 1 | 1 | 0 | 0 | | |
| 55 John Hicks, R (1,3) OBP: 0.340, SLG: 0.506 | | | | | | G3 | | L9 | | 4 | 1 | 1 | 2 | 0 | 1 | 1 | | |
| 28 Niko Goodrum, S (1,5) OBP: 0.330, SLG: 0.500 | | | | | G4-1 | | L8 | | | 4 | 0 | 1 | 1 | 0 | 0 | 0 | | |
| 34 James McCann, R (1,2) OBP: 0.327, SLG: 0.394 | | | | | G5-3 | | K | | | 4 | 0 | 1 | 0 | 0 | 1 | 1 | | |
| 33 Pete Kozma, R (9, PH) OBP: 0.214, SLG: 0.393 | F8 | | | | | | | | | 0 | 0 | 0 | 0 | 0 | 0 | 0 | | |
| 1 Jose Iglesias, R (1,6) OBP: 0.302, SLG: 0.367 | | | | | | | | | | 3 | 0 | 2 | 0 | 1 | 0 | 1 | | |
| 49 Dixon Machado, R (1,4) OBP: 0.267, SLG: 0.300 | | | | | | | | | | 2 | 0 | 0 | 0 | 1 | 2 | 2 | | |
| 8 Mikie Mahtook, R (9, PH) OBP: 0.242, SLG: 0.267 | | | | | | | | | | 1 | 0 | 0 | 0 | 0 | 1 | 1 | | |
| Inning Stats | R: 3 H: 3 E: 0 K: 0 S: 19 | H: 3 R: 1 ER: 0 LOB: 1 BB: 1 P: 32 | R: 0 H: 0 E: 0 K: 0 S: 3 | H: 0 R: 0 ER: 0 LOB: 1 BB: 2 P: 11 | R: 0 H: 0 E: 0 K: 1 S: 8 | H: 1 R: 0 ER: 0 LOB: 0 BB: 0 P: 11 | R: 0 H: 1 E: 0 K: 2 S: 10 | H: 1 R: 0 ER: 0 LOB: 1 BB: 0 P: 16 | R: 0 H: 0 E: 0 K: 0 S: 13 | H: 0 R: 0 ER: 0 LOB: 0 BB: 0 P: 17 | R: 0 H: 1 E: 0 K: 1 S: 9 | H: 1 R: 0 ER: 0 LOB: 1 BB: 0 P: 11 | 1B: 4 2B: 3 3B: 0 HR: 0 | SF: 0 SAC: 0 DP: 1 HBP: 0 | WP: 0 PB: 0 SB: 3 CS: 1 | PA: 36 | | |
| PITCHER | IP WLS BF H R ER SO BB IBB HBP BLK WP HR S P ERA WHIP | | | | | | | | | | | | | | | | | |
| 34 Félix Hernández, R (1,1) ERA: 5.53 | 6.0 | 27 | 6 | 4 | 3 | 4 | 3 | 0 | 0 | 0 | 0 | 0 | 0 | 0 | 70 | 105 | 4.50 | 1.500 |
| 53 Dan Altavilla, R (7,1) ERA: 3.45 | 1.0 | W 3 | 0 | 0 | 0 | 1 | 0 | 0 | 0 | 0 | 0 | 0 | 0 | 8 | 10 | 0.00 | 0.000 | |
| 12 Juan Nicasio, R (8,1) ERA: 6.1 | 1.0 | H 3 | 0 | 0 | 0 | 0 | 0 | 0 | 0 | 0 | 0 | 0 | 0 | 13 | 17 | 0.00 | 0.000 | |
| 39 Edwin Díaz, R (9,1) ERA: 2.01 | 1.0 | S 3 | 1 | 0 | 0 | 1 | 0 | 0 | 0 | 0 | 0 | 0 | 0 | 9 | 11 | 0.00 | 1.000 | |

| Batter | 1 | 2 | 3 | 4 | 5 | 6 | 7 | 8 | 9 | AB | R | H | RBI | BB | SO | LOB | BOTTOM | |
|---|---|---|--------------------------------------|---|--------------------------------------|---|---------------------------------------|--|---------------------------------------|---|--------------------------------------|---|----------------------------------|------------------------------------|----------------------------------|--------|--|-------|
| 9 Dee Strange-Gordon, L (1,4) OBP: 0.332, SLG: 0.389 | G4-3 | | F8 | | | F8 | SF9 | | | 3 | 0 | 0 | 1 | 0 | 0 | 1 | Detroit Tigers @ Seattle Mariners Safeco Field, Seattle, WA Fri May 18 2018, 7:12 PM - 9:58 PM PDT Att: 34,932 - Cloudy - 62 F | |
| 2 Jean Segura, R (1,6) OBP: 0.333, SLG: 0.432 | | | | L8 | | F9 | 17 2B | | | 4 | 0 | 2 | 1 | 0 | 0 | 1 | | |
| 17 Mitch Haniger, R (1,9) OBP: 0.374, SLG: 0.559 | | | | | K | | FC6-4 | | | 4 | 0 | 1 | 1 | 0 | 1 | 2 | | |
| 23 Nelson Cruz, R (1,10) OBP: 0.321, SLG: 0.452 | | | | | K | | | | | 3 | 1 | 0 | 0 | 1 | 2 | 3 | | |
| 15 Kyle Seager, L (1,5) OBP: 0.300, SLG: 0.451 | | P6 | | | F9 | | | G4-1 | | 3 | 1 | 0 | 0 | 1 | 0 | 0 | | |
| 27 Ryon Healy, R (1,3) OBP: 0.297, SLG: 0.543 | | | | | | K | | B2-3 | | 4 | 0 | 0 | 0 | 0 | 1 | 2 | | |
| 16 Ben Gamel, L (1,7) OBP: 0.299, SLG: 0.290 | | | | | | | | G1-3 | | 4 | 1 | 2 | 2 | 0 | 1 | 0 | | |
| 3 Mike Zunino, R (1,2) OBP: 0.245, SLG: 0.420 | | | | | | | | | | 2 | 1 | 0 | 0 | 1 | 1 | 1 | | |
| 5 Guillermo Heredia, R (1,8) OBP: 0.429, SLG: 0.436 | | | | | | | | | | 1 | 1 | 0 | 0 | 1 | 1 | 0 | | |
| Inning Stats | R: 0 H: 1 E: 0 K: 1 S: 8 | H: 0 R: 3 ER: 0 LOB: 0 BB: 0 P: 10 | R: 0 H: 0 E: 0 K: 2 S: 7 | H: 0 R: 0 ER: 0 LOB: 0 BB: 0 P: 10 | R: 0 H: 0 E: 0 K: 2 S: 9 | H: 0 R: 0 ER: 0 LOB: 0 BB: 0 P: 11 | R: 0 H: 1 E: 0 K: 1 S: 11 | H: 0 R: 0 ER: 0 LOB: 1 BB: 0 P: 9 | R: 5 H: 3 E: 0 K: 0 S: 27 | H: 3 R: 0 ER: 0 LOB: 2 BB: 4 P: 49 | R: 0 H: 0 E: 0 K: 0 S: 9 | H: 0 R: 0 ER: 0 LOB: 0 BB: 0 P: 13 | 1B: 4 2B: 1 3B: 0 HR: 0 | SF: 1 SAC: 0 DP: 0 HBP: 1 | WP: 0 PB: 0 SB: 0 CS: 0 | PA: 34 | | |
| PITCHER | IP WLS BF H R ER SO BB IBB HBP BLK WP HR S P ERA WHIP | | | | | | | | | | | | | | | | | |
| 32 Michael Fulmer, R (1,1) ERA: 4.35 | 6.1 | 25 | 3 | 3 | 3 | 7 | 2 | 0 | 0 | 0 | 0 | 0 | 0 | 0 | 62 | 89 | 4.26 | 0.789 |
| 45 Buck Farmer, R (7,1) ERA: 4.35 | 0.0 | L 2 | 0 | 0 | 0 | 0 | 2 | 0 | 0 | 0 | 0 | 0 | 0 | 2 | 10 | ∞ | ∞ | |
| 68 Daniel Stumpf, L (7,1) ERA: 5.28 | 0.1 | H 1 | 0 | 0 | 0 | 0 | 0 | 0 | 0 | 0 | 0 | 0 | 0 | 2 | 2 | 0.00 | 0.000 | |
| 53 Warwick Saupold, R (7,1) ERA: 2.25 | 0.1 | B 3 | 2 | 2 | 2 | 0 | 0 | 0 | 0 | 0 | 0 | 0 | 0 | 10 | 15 | 54.00 | 6.000 | |
| 19 Louis Coleman, R (8,1) ERA: | 1.0 | 3 | 0 | 0 | 0 | 0 | 0 | 0 | 0 | 0 | 0 | 0 | 0 | 9 | 13 | 0.00 | 0.000 | |

| Batter | 1 | 2 | 3 | 4 | 5 | 6 | 7 | 8 | 9 | AB | R | H | RBI | BB | SO | LOB | TOP | | | | | |
|--|---|---|---|---|--|--|-------------------------------|---|---|----------------------------------|-------------------------------|----------------------------------|------------------------------|----------------------------------|------------------------------|----------------------------------|---|-------------------------------------|-----------------------------------|------------------------------------|----------------------------------|--------|
| 12 Leonys Martin, L (1.8) OBP: 0.336, SLG: 0.478 |  | |  | | |  | | |  | 4 | 0 | 0 | 0 | 0 | 2 | 0 | Detroit Tigers @ Seattle Mariners Safeco Field, Seattle, WA Sat May 19 20:18, 6:11 PM - 8:44 PM PDT Att: 35,739 - Cloudy - 66 F | | | | | |
| 8 Mikie Mahtook, R (1.7) OBP: 0.229, SLG: 0.250 |  | | |  | |  | | |  | 4 | 0 | 0 | 0 | 0 | 0 | 0 | | | | | | |
| 9 Nick Castellanos, R (1.9) OBP: 0.363, SLG: 0.485 |  | | |  | |  | | |  | 4 | 0 | 0 | 0 | 0 | 3 | 0 | | | | | | |
| 41 Victor Martinez, S (1.10) OBP: 0.307, SLG: 0.375 | |  | |  | | | |  | | 3 | 1 | 1 | 1 | 0 | 0 | 0 | | | | | | |
| 55 John Hicks, R (1.3) OBP: 0.350, SLG: 0.516 | |  | | |  | | |  | | 2 | 1 | 1 | 0 | 1 | 1 | 0 | | | | | | |
| 28 Niko Goodrum, S (1.5) OBP: 0.330, SLG: 0.494 | |  | | |  | | |  | | 3 | 0 | 1 | 0 | 0 | 0 | 1 | | | | | | |
| 17 Grayson Greiner, R (1.2) OBP: 0.263, SLG: 0.333 | |  | | |  | | |  | | 2 | 0 | 0 | 1 | 0 | 1 | 1 | | | | | | |
| 1 Jose Iglesias, R (1.6) OBP: 0.297, SLG: 0.359 | | |  | | |  | | |  | 3 | 0 | 0 | 0 | 0 | 0 | 1 | | | | | | |
| 49 Dixon Machado, R (1.4) OBP: 0.262, SLG: 0.294 | | |  | | |  | | |  | 3 | 0 | 0 | 0 | 0 | 1 | 1 | | | | | | |
| Inning Stats | R: 0 E: 0 K: 2 S: 10 | H: 0 LOB: 0 BB: 0 P: 11 | R: 1 E: 0 K: 0 S: 7 | H: 1 LOB: 1 BB: 1 P: 16 | R: 0 E: 0 K: 0 S: 6 | H: 0 LOB: 0 BB: 0 P: 11 | R: 0 E: 0 K: 1 S: 11 | H: 0 LOB: 0 BB: 0 P: 14 | R: 1 E: 0 K: 1 S: 14 | H: 2 LOB: 1 BB: 0 P: 17 | R: 0 E: 0 K: 2 S: 11 | H: 0 LOB: 0 BB: 0 P: 13 | R: 0 E: 0 K: 1 S: 7 | H: 0 LOB: 0 BB: 0 P: 11 | R: 0 E: 0 K: 1 S: 8 | H: 0 LOB: 0 BB: 0 P: 11 | R: 0 E: 0 K: 0 S: 9 | H: 0 LOB: 0 BB: 0 P: 13 | 1B: 1 2B: 1 3B: 0 HR: 1 | SF: 1 SAC: 0 DP: 0 HBP: 0 | WP: 0 PB: 0 SB: 1 CS: 0 | PA: 30 |
| PITCHER 65 James Paxton, L (1.1) ERA: 3.3 | IP: 9.0 WLS: W BF: 30 | H: 3 R: 2 ER: 2 SO: 8 | BB: 1 IBB: 0 HBP: 0 BLK: 0 | WP: 0 HR: 1 S: 83 P: 117 | ERA: 2.00 WHIP: 0.444 | PITCHER | | | | | | | | | | IP: 9.0 WLS: W BF: 30 | H: 3 R: 2 ER: 2 SO: 8 | BB: 1 IBB: 0 HBP: 0 BLK: 0 | WP: 0 HR: 1 S: 83 P: 117 | ERA: 2.00 WHIP: 0.444 | | |

| Batter | 1 | 2 | 3 | 4 | 5 | 6 | 7 | 8 | 9 | AB | R | H | RBI | BB | SO | LOB | BOTTOM | | | | | |
|---|---|---|---|--|---|---|-------------------------------|---|------------------------------|----------------------------------|-------------------------------|----------------------------------|------------------------------|----------------------------------|-------------------------------|----------------------------------|---|-------------------------------------|----------------------------------|------------------------------------|----------------------------------|--------|
| 9 Dee Strange-Gordon, L (1.4) OBP: 0.328, SLG: 0.389 |  |  | |  | | | |  | | 5 | 0 | 1 | 2 | 0 | 0 | 4 | Detroit Tigers @ Seattle Mariners Safeco Field, Seattle, WA Sat May 19 20:18, 6:11 PM - 8:44 PM PDT Att: 35,739 - Cloudy - 66 F | | | | | |
| 2 Jean Segura, R (1.6) OBP: 0.335, SLG: 0.460 |  |  | |  |  | | |  | | 4 | 1 | 2 | 3 | 0 | 0 | 2 | | | | | | |
| 17 Mitch Haniger, R (1.9) OBP: 0.372, SLG: 0.552 |  |  | |  |  | | | | | 4 | 0 | 1 | 0 | 0 | 1 | 2 | | | | | | |
| 23 Nelson Cruz, R (1.10) OBP: 0.319, SLG: 0.441 |  | |  | |  | | |  | | 3 | 0 | 0 | 0 | 0 | 1 | 0 | | | | | | |
| 15 Kyle Seager, L (1.5) OBP: 0.299, SLG: 0.443 |  | |  | | |  | |  | | 3 | 1 | 0 | 0 | 1 | 1 | 2 | | | | | | |
| 27 Ryon Healy, R (1.3) OBP: 0.296, SLG: 0.532 |  | |  | | |  | |  | | 4 | 1 | 1 | 0 | 0 | 0 | 2 | | | | | | |
| 16 Ben Gamel, L (1.7) OBP: 0.309, SLG: 0.356 | |  | |  | |  | |  | | 4 | 1 | 2 | 1 | 0 | 0 | 2 | | | | | | |
| 3 Mike Zunino, R (1.2) OBP: 0.255, SLG: 0.424 | |  | |  | |  | |  | | 4 | 2 | 2 | 1 | 0 | 2 | 1 | | | | | | |
| 5 Guillermo Heredia, R (1.8) OBP: 0.452, SLG: 0.462 | |  | |  | |  | | | | 1 | 1 | 1 | 0 | 2 | 0 | 0 | | | | | | |
| Inning Stats | R: 1 E: 0 K: 0 S: 16 | H: 2 LOB: 2 BB: 0 P: 25 | R: 2 E: 1 K: 0 S: 17 | H: 3 LOB: 1 BB: 0 P: 25 | R: 0 E: 0 K: 0 S: 8 | H: 0 LOB: 0 BB: 0 P: 14 | R: 0 E: 0 K: 1 S: 13 | H: 1 LOB: 1 BB: 0 P: 18 | R: 0 E: 0 K: 1 S: 9 | H: 0 LOB: 0 BB: 0 P: 13 | R: 4 E: 0 K: 1 S: 15 | H: 3 LOB: 1 BB: 2 P: 30 | R: 0 E: 0 K: 1 S: 9 | H: 0 LOB: 0 BB: 0 P: 14 | R: 0 E: 0 K: 1 S: 11 | H: 1 LOB: 2 BB: 1 P: 21 | R: 0 E: 0 K: 1 S: 11 | H: 0 LOB: 0 BB: 0 P: 13 | 1B: 4 2B: 2 3B: 2 HR: 2 | SF: 1 SAC: 1 DP: 0 HBP: 1 | WP: 0 PB: 0 SB: 0 CS: 0 | PA: 38 |
| PITCHER 50 Mike Fiers, R (1.1) ERA: 4.57 | IP: 5.0 WLS: L BF: 23 | H: 6 R: 4 ER: 4 SO: 2 | BB: 1 IBB: 0 HBP: 1 BLK: 0 | WP: 0 HR: 2 S: 64 P: 100 | ERA: 7.20 WHIP: 1.400 | PITCHER | | | | | | | | | | IP: 3.0 WLS: L BF: 15 | H: 4 R: 3 ER: 3 SO: 3 | BB: 2 IBB: 0 HBP: 0 BLK: 0 | WP: 0 HR: 0 S: 34 P: 60 | ERA: 9.00 WHIP: 2.000 | | |
| 57 Artie Lewicki, R (6.1) ERA: 5.63 | | | | | | | | | | | | | | | | | | | | | | |

| | |
|-----|----|
| AB | 28 |
| R | 2 |
| H | 3 |
| RBI | 2 |
| BB | 1 |
| SO | 8 |
| LOB | 4 |



| Batter | 1 | 2 | 3 | 4 | 5 | 6 | 7 | 8 | 9 | 10 | 11 | AB | R | H | RBI | BB | SO | LOB | TOP | | | | | |
|---|--|----------------------------------|---|----------------------------------|--|----------------------------------|--|----------------------------------|--|---|--|----------------------------------|--|----------------------------------|---|----------------------------------|---|----------------------------------|-------------------------------|----------------------------------|----------------------------------|------------------------------------|----------------------------------|--------|
| 12 Leonys Martin, L OBP: 0.331, SLG: 0.464 | P6 | | B CU 82 4-1 B CU 73 B SI 87 B SI 86 | | X CH 81 0-0 | B2-3 | B SI 97 3-2 B SI 96 C FF 96 F SI 97 F SI 98 F SI 99 X SI 96 | F7 | | D SL 90 2-3 S FF 97 D SL 96 D SL 89 F SI 98 F SI 99 F SI 98 F SI 99 C SI 96 | K | | 4 | 0 | 0 | 0 | 1 | 1 | 1 | | | | | |
| 21 JaCoby Jones, R OBP: 0.278, SLG: 0.390 | P6 | | 1 SAFE C CH 79 S CH 76 | | B SI 87 1-1 C CH 78 X CH 78 | | B SI 96 1-3 C FF 96 F SI 97 F SI 82 X SI 82 | K | | S SL 88 0-2 X SL 88 | G4-6-3 | | 5 | 0 | 1 | 0 | 0 | 2 | 2 | | | | | |
| 9 Nick Castellanos, R OBP: 0.364, SLG: 0.482 | | | 1 SAFE 1 SAFE X CH 78 | | 1 SAFE B CH 76 X FC 83 | | | P4 | | S SL 88 1-3 B SI 88 B SI 86 F SI 86 X SL 86 | K | | 5 | 1 | 2 | 0 | 0 | 1 | 1 | | | | | |
| 55 John Hicks, R OBP: 0.352, SLG: 0.542 | | | B CH 79 2-3 B SI 87 S CH 77 S CH 77 C SI 86 | | B CH 73 1-2 F SI 87 F SI 87 X FC 85 | | | F8 | | B FF 91 3-2 B SI 92 B SI 92 B SI 92 B SI 92 B SI 92 B SI 91 X FF 91 | G6-3 | | 5 | 1 | 2 | 2 | 0 | 1 | 3 | | | | | |
| 28 Niko Goodrum, S OBP: 0.313, SLG: 0.466 | | | C CU 73 0-1 X CH 78 | | X CU 74 0-0 | | | L9 | | C SL 86 2-2 B SI 87 B SI 87 X SL 86 | G6-3 | | 5 | 0 | 0 | 0 | 0 | 2 | 3 | | | | | |
| 34 James McCann, R OBP: 0.329, SLG: 0.394 | | | B SI 86 3-3 B SI 87 C CH 79 B CH 76 S SI 88 | | C SI 86 0-1 X SI 86 | | | | | B FF 92 3-3 C FF 93 C FF 93 B SI 87 C FC 83 F SI 95 S SI 95 | K | | 5 | 0 | 2 | 0 | 0 | 3 | 1 | | | | | |
| 8 Mikie Mahtook, R OBP: 0.290, SLG: 0.265 | | | C CU 73 3-1 B CH 78 B FF 87 B SI 87 X FC 83 | | C SI 86 0-3 C SI 86 F SI 87 F SI 86 | | | | | F FF 95 2-2 C SI 88 B SI 88 B SI 88 X FF 96 | G4-3 | | 4 | 0 | 1 | 0 | 0 | 2 | 2 | | | | | |
| 1 Jose Iglesias, R OBP: 0.296, SLG: 0.363 | | | B FF 96 1-1 Z SAFE S CH 78 X CH 77 | | B CH 79 1-1 F SI 86 X FC 83 | | | | | X SL 88 0-0 | B2-3 | | 4 | 0 | 1 | 0 | 0 | 0 | 2 | | | | | |
| 33 Pete Kozma, R OBP: 0.194, SLG: 0.355 | | | C CU 73 1-2 B CH 78 X CH 78 | | B SI 87 1-1 F CH 78 X CH 78 | | | | | C SI 92 1-2 B SI 94 B SI 94 X SI 96 | F8 | | 3 | 0 | 0 | 0 | 0 | 0 | 2 | | | | | |
| 41 Victor Martinez, S (10, PH) | | | | | | | | | | | | | 1 | 0 | 1 | 0 | 0 | 0 | 0 | | | | | |
| 49 Dixon Machado, R (10, PR) | | | | | | | | | | | | | 0 | 0 | 0 | 0 | 0 | 0 | 0 | | | | | |
| Inning Stats | R: 2 E: 0 K: 1 S: 12 | H: 2 LOB: 0 BB: 0 P: 14 | R: 0 E: 0 K: 1 S: 10 | H: 1 LOB: 1 BB: 0 P: 18 | R: 0 E: 0 K: 2 S: 11 | H: 1 LOB: 2 BB: 1 P: 17 | R: 0 E: 0 K: 1 S: 10 | H: 1 LOB: 1 BB: 0 P: 12 | R: 0 E: 0 K: 0 S: 8 | H: 2 LOB: 2 BB: 0 P: 16 | R: 0 E: 0 K: 1 S: 13 | H: 0 LOB: 0 BB: 0 P: 18 | R: 0 E: 0 K: 1 S: 11 | H: 0 LOB: 0 BB: 0 P: 17 | R: 0 E: 0 K: 1 S: 9 | H: 0 LOB: 0 BB: 0 P: 14 | R: 0 E: 0 K: 1 S: 14 | H: 1 LOB: 1 BB: 0 P: 17 | R: 0 E: 0 K: 2 S: 16 | H: 1 LOB: 1 BB: 0 P: 21 | 1B: 7 2B: 2 3B: 0 HR: 1 | SF: 0 SAC: 0 DP: 1 HBP: 0 | WP: 0 PB: 0 SB: 1 CS: 0 | PA: 42 |
| PITCHER | IP ERA WLS BF H R ER SO BB IBB HBP BLK WP HR S P ERA WHIP | 49 Wade LeBlanc, L ERA: 2.65 | 5.1 2.65 0.2 2 1 0 0 1 0 0 0 0 0 0 8 10 0.00 1.500 | 46 Ryan Cook, R ERA: 1.56 | 6.1 1.56 1.0 3 0 0 0 1 0 0 0 0 0 0 13 18 0.00 0.000 | 47 James Pazos, L ERA: 1.56 | 7.1 1.56 1.0 3 0 0 0 1 0 0 0 0 0 0 11 17 0.00 0.000 | 53 Dan Altavilla, R ERA: 3.24 | 8.1 3.24 1.0 3 0 0 0 1 0 0 0 0 0 0 0 9 14 0.00 0.000 | 12 Juan Nicasio, R ERA: 5.82 | 9.1 5.82 1.0 3 0 0 0 1 0 0 0 0 0 0 0 9 14 0.00 0.000 | PITCHER | IP ERA WLS BF H R ER SO BB IBB HBP BLK WP HR S P ERA WHIP | 39 Edwin Diaz, R ERA: 1.93 | 10.1 1.93 1.0 W 4 1 0 0 2 0 0 0 0 1 0 0 16 21 0.00 1.000 | 50 Nick Vincent, R ERA: 4.26 | 11.1 4.26 1.0 W 4 1 0 0 2 0 0 0 0 1 0 0 16 21 0.00 1.000 | | | | | | | |

Detroit Tigers @ Seattle Mariners
Safeco Field, Seattle, WA
Sun May 20 2018, 1:11 PM - 4:31 PM PDT
Att: 34,252 - Cloudy - 62 F

| | |
|-----|----|
| AB | 41 |
| R | 2 |
| H | 10 |
| RBI | 2 |
| BB | 1 |
| SO | 12 |
| LOB | 17 |



| Batter | 1 | 2 | 3 | 4 | 5 | 6 | 7 | 8 | 9 | 10 | 11 | AB | R | H | RBI | BB | SO | LOB | BOTTOM | | | | | |
|--|--|------------------------------------|---|---------------------------------|--|----------------------------------|--|----------------------------------|--|----------------------------------|---|---------------------------------|---|----------------------------------|-------------------------------|----------------------------------|------------------------------|----------------------------------|------------------------------|---------------------------------|----------------------------------|------------------------------------|----------------------------------|--------|
| 9 Dee Strange-Gordon, L OBP: 0.330, SLG: 0.386 | | | C SL 85 1-2 B SI 85 X SL 86 | | | | | | | | | | 4 | 1 | 1 | 0 | 1 | 0 | 0 | | | | | |
| 2 Jean Segura, R OBP: 0.337, SLG: 0.458 | | | 1 SAFE L SI 80 1 SAFE 1 SAFE X SL 83 | | B CH 84 2-0 B SI 90 X SI 92 | | | | | | | | 5 | 1 | 2 | 1 | 0 | 0 | 1 | | | | | |
| 17 Mitch Haniger, R OBP: 0.379, SLG: 0.571 | | | | | | | | | | | | | 3 | 1 | 2 | 2 | 1 | 0 | 0 | | | | | |
| 27 Ryon Healy, R OBP: 0.286, SLG: 0.513 | | | | | | | | | | | | | 4 | 0 | 0 | 0 | 0 | 1 | 2 | | | | | |
| 15 Kyle Seager, L OBP: 0.293, SLG: 0.433 | | | | | | | | | | | | | 4 | 0 | 0 | 0 | 0 | 1 | 1 | | | | | |
| 5 Guillermo Hernandez, R OBP: 0.420, SLG: 0.450 | | | | | | | | | | | | | 4 | 0 | 0 | 0 | 0 | 1 | 0 | | | | | |
| 1 Gordon Beckham, R OBP: 0.308, SLG: 0.273 | | | | | | | | | | | | | 2 | 0 | 0 | 0 | 1 | 0 | 0 | | | | | |
| 16 Ben Gamel, L (10, PH) | | | | | | | | | | | | | 1 | 0 | 0 | 0 | 0 | 1 | 0 | | | | | |
| 36 David Freitas, R OBP: 0.320, SLG: 0.302 | | | | | | | | | | | | | 2 | 0 | 0 | 0 | 0 | 0 | 0 | | | | | |
| 3 Mike Zunino, R (8, PH) | | | | | | | | | | | | | 2 | 0 | 1 | 0 | 0 | 1 | 1 | | | | | |
| 7 Andrew Romine, S OBP: 0.237, SLG: 0.176 | | | | | | | | | | | | | 4 | 0 | 0 | 0 | 0 | 1 | 2 | | | | | |
| Inning Stats | R: 0 E: 0 K: 0 S: 8 | H: 0 LOB: 1 BB: 2 P: 17 | R: 0 E: 0 K: 0 S: 5 | H: 0 LOB: 0 BB: 0 P: 9 | R: 0 E: 0 K: 0 S: 9 | H: 0 LOB: 0 BB: 0 P: 14 | R: 0 E: 0 K: 1 S: 7 | H: 0 LOB: 0 BB: 0 P: 13 | R: 0 E: 0 K: 2 S: 9 | H: 0 LOB: 0 BB: 0 P: 12 | R: 0 E: 0 K: 0 S: 5 | H: 0 LOB: 0 BB: 0 P: 5 | R: 0 E: 0 K: 2 S: 11 | H: 0 LOB: 1 BB: 0 P: 22 | R: 2 E: 1 K: 0 S: 11 | H: 2 LOB: 0 BB: 0 P: 16 | R: 0 E: 0 K: 1 S: 8 | H: 1 LOB: 1 BB: 0 P: 15 | R: 1 E: 0 K: 0 S: 4 | H: 2 LOB: 1 BB: 0 P: 6 | 1B: 5 2B: 0 3B: 0 HR: 1 | SF: 0 SAC: 0 DP: 0 HBP: 0 | WP: 0 PB: 0 SB: 1 CS: 1 | PA: 38 |
| PITCHER | IP ERA WLS BF H R ER SO BB IBB HBP BLK WP HR S P ERA WHIP | 38 Francisco Lirio, L ERA: 3.42 | 8.0 3.42 0.0 B 5 2 2 2 0 5 3 0 0 0 0 1 11 16 18.00 2.000 | 61 Shane Greene, R ERA: 4.22 | 10.1 4.22 1.0 4 1 0 0 1 0 0 0 0 0 0 8 15 0.00 1.000 | 77 Joe Jimenez, R ERA: 2.78 | 10.1 2.78 0.0 L 2 2 1 1 0 0 0 0 0 0 4 6 - - | PITCHER | IP ERA WLS BF H R ER SO BB IBB HBP BLK WP HR S P ERA WHIP | 39 Edwin Diaz, R ERA: 1.93 | 10.1 1.93 1.0 W 4 1 0 0 2 0 0 0 0 1 0 0 16 21 0.00 1.000 | 50 Nick Vincent, R ERA: 4.26 | 11.1 4.26 1.0 W 4 1 0 0 2 0 0 0 0 1 0 0 16 21 0.00 1.000 | | | | | | | | | | | |

Detroit Tigers @ Seattle Mariners
Safeco Field, Seattle, WA
Sun May 20 2018, 1:11 PM - 4:31 PM PDT
Att: 34,252 - Cloudy - 62 F

| | |
|-----|----|
| AB | 35 |
| R | 3 |
| H | 6 |
| RBI | 3 |
| BB | 3 |
| SO | 6 |
| LOB | 7 |



| Batter | 1 | 2 | 3 | 4 | 5 | 6 | 7 | 8 | 9 | 10 | AB | R | H | RBI | BB | SO | LOB | TOP | | | | | | |
|--|---|---|--|--|--|----------------------------------|------------------------------|----------------------------------|------------------------------|----------------------------------|------------------------------|---------------------------------|-------------------------------|----------------------------------|-------------------------------|----------------------------------|-------------------------------|--|-------------------------------|----------------------------------|----------------------------------|------------------------------------|----------------------------------|--------|
| 2 Jean Segura, R OBP: 0.333, SLG: 0.452 | G1-3 | | G5-3 | | | G6-3 | | K | | | 5 | 1 | 1 | 0 | 0 | 1 | 0 | Seattle Mariners @ Oakland Athletics Oakland Coliseum, Oakland, CA Tue May 22 2018, 7:08 PM - 9:57 PM PDT Att: 9,408 - Overcast - 57 F | | | | | | |
| 5 Guillermo Heredia, R OBP: 0.439, SLG: 0.460 | G5-3 | | K | | | | | | | 3 | 0 | 1 | 1 | 2 | 1 | 0 | | | | | | | | |
| 17 Mitch Haniger, R OBP: 0.361, SLG: 0.568 | G6-3 | | | | | L9 | | | | 1 | 0 | 0 | 0 | 0 | 0 | 0 | | | | | | | | |
| 7 Andrew Romine, S OBP: 0.220, SLG: 0.162 | G6-3 | | | | | | | | | 3 | 0 | 0 | 0 | 0 | 1 | 3 | | | | | | | | |
| 15 Kyle Seager, L OBP: 0.286, SLG: 0.422 | F7 | | | | | G3 | | | | 5 | 0 | 0 | 0 | 0 | 1 | 4 | | | | | | | | |
| 27 Ryon Healy, R OBP: 0.265, SLG: 0.504 | | | | | | G6-4-3 | | | | | 4 | 0 | 1 | 0 | 0 | 1 | | | | | | | | |
| 20 Daniel Vogelbach, L OBP: 0.343, SLG: 0.537 | | | | | | | | | | | 2 | 1 | 1 | 0 | 2 | 1 | | | | | | | | |
| 3 Mike Zunino, R OBP: 0.260, SLG: 0.449 | L6 | | | | | | | | | | 4 | 1 | 1 | 2 | 0 | 2 | | | | | | | | |
| 16 Ben Gamel, L OBP: 0.302, SLG: 0.346 | L7 | | | | | | | | | | 4 | 0 | 1 | 0 | 0 | 1 | | | | | | | | |
| 1 Gordon Beckham, R OBP: 0.235, SLG: 0.200 | G5-3 | | | | | | | | | | 4 | 0 | 0 | 0 | 0 | 1 | | | | | | | | |
| Inning Stats | R: 0 E: 0 K: 0 S: 8 | H: 0 LOB: 0 BB: 0 P: 13 | R: 0 E: 0 K: 0 S: 12 | H: 2 LOB: 2 BB: 0 P: 19 | R: 0 E: 0 K: 1 S: 7 | H: 0 LOB: 0 BB: 0 P: 11 | R: 0 E: 0 K: 0 S: 8 | H: 0 LOB: 0 BB: 0 P: 11 | R: 0 E: 0 K: 2 S: 9 | H: 1 LOB: 1 BB: 0 P: 15 | R: 0 E: 0 K: 0 S: 4 | H: 0 LOB: 1 BB: 1 P: 9 | R: 2 E: 0 K: 0 S: 12 | H: 1 LOB: 1 BB: 1 P: 24 | R: 0 E: 0 K: 3 S: 14 | H: 0 LOB: 1 BB: 1 P: 18 | R: 0 E: 0 K: 3 S: 14 | H: 0 LOB: 1 BB: 1 P: 24 | R: 1 E: 0 K: 1 S: 12 | H: 2 LOB: 1 BB: 0 P: 16 | 1B: 4 2B: 1 3B: 0 HR: 1 | SF: 0 SAC: 0 DP: 1 HBP: 1 | WP: 1 PB: 1 SB: 0 CS: 0 | PA: 40 |
| PITCHER | IP WLS BF H R ER SO BB IBB HBP BLK WP HR S P ERA WHIP | 7.0 1.0 4 0 0 2 3 2 0 0 0 0 0 60 102 2.57 0.857 | 8.1 1.0 4 0 0 0 3 1 0 0 0 0 0 12 18 0.00 1.000 | 9.1 1.0 4 0 0 0 3 1 0 0 0 0 0 14 24 0.00 1.000 | 10.1 1.0 L 5 2 1 1 1 0 0 0 0 0 0 12 16 9.00 2.000 | PITCHER | | | | | | | | | | | | | | | | | | |

| | |
|-----|----|
| AB | 35 |
| R | 3 |
| H | 6 |
| RBI | 3 |
| BB | 4 |
| SO | 10 |
| LOB | 15 |



| Batter | 1 | 2 | 3 | 4 | 5 | 6 | 7 | 8 | 9 | 10 | AB | R | H | RBI | BB | SO | LOB | BOTTOM | | | | |
|--|---|--|---|---|--|----------------------------------|-------------------------------|----------------------------------|-------------------------------|----------------------------------|------------------------------|----------------------------------|------------------------------|----------------------------------|------------------------------|----------------------------------|-------------------------------|--|----------------------------------|------------------------------------|----------------------------------|--------|
| 23 Matt Joyce, L OBP: 0.333, SLG: 0.379 | G6-3 | | G6-3 | | | | | | | | 3 | 0 | 1 | 0 | 0 | 0 | 1 | Seattle Mariners @ Oakland Athletics Oakland Coliseum, Oakland, CA Tue May 22 2018, 7:08 PM - 9:57 PM PDT Att: 9,408 - Overcast - 57 F | | | | |
| 18 Chad Pinder, R OBP: 0.330, SLG: 0.481 | G6-3 | | | | | | | | | | 2 | 0 | 0 | 0 | 0 | 1 | 1 | | | | | |
| 10 Marcus Semien, R OBP: 0.325, SLG: 0.404 | G5-3 | | | | | | | | | | 5 | 1 | 2 | 1 | 0 | 1 | 0 | | | | | |
| 8 Jed Lowrie, S OBP: 0.362, SLG: 0.535 | L3 | | | | | | | | | | 4 | 0 | 0 | 0 | 0 | 0 | 3 | | | | | |
| 28 Matt Olson, L OBP: 0.330, SLG: 0.424 | G4-3 | | | | | | | | | | 4 | 0 | 2 | 0 | 0 | 0 | 0 | | | | | |
| 26 Matt Chapman, R OBP: 0.343, SLG: 0.468 | G5-3 | | | | | | | | | | 4 | 0 | 0 | 0 | 0 | 1 | 3 | | | | | |
| 25 Stephen Piscotty, R OBP: 0.294, SLG: 0.352 | G4-3 | | | | | | | | | | 4 | 0 | 0 | 0 | 0 | 0 | 1 | | | | | |
| 21 Jonathan Lucroy, R OBP: 0.338, SLG: 0.356 | G5-3 | | | | | | | | | | 4 | 0 | 0 | 0 | 0 | 2 | 0 | | | | | |
| 11 Dustin Fowler, L OBP: 0.263, SLG: 0.364 | G4-3 | | | | | | | | | | 4 | 0 | 0 | 0 | 0 | 1 | 0 | | | | | |
| 20 Mark Canha, R OBP: 0.317, SLG: 0.486 | | | | | | | | | | | 3 | 1 | 2 | 0 | 0 | 1 | 0 | | | | | |
| Inning Stats | R: 0 E: 0 K: 0 S: 8 | H: 0 LOB: 0 BB: 0 P: 14 | R: 0 E: 0 K: 0 S: 8 | H: 0 LOB: 0 BB: 0 P: 15 | R: 0 E: 0 K: 0 S: 8 | H: 1 LOB: 1 BB: 0 P: 12 | R: 1 E: 1 K: 0 S: 11 | H: 2 LOB: 1 BB: 0 P: 17 | R: 1 E: 0 K: 0 S: 14 | H: 2 LOB: 2 BB: 0 P: 19 | R: 0 E: 0 K: 3 S: 5 | H: 1 LOB: 1 BB: 0 P: 15 | R: 0 E: 0 K: 0 S: 7 | H: 1 LOB: 1 BB: 0 P: 13 | R: 0 E: 0 K: 1 S: 9 | H: 0 LOB: 0 BB: 0 P: 10 | R: 0 E: 0 K: 2 S: 13 | H: 0 LOB: 0 BB: 0 P: 16 | 1B: 5 2B: 2 3B: 0 HR: 0 | SF: 0 SAC: 0 DP: 1 HBP: 1 | WP: 0 PB: 0 SB: 0 CS: 0 | PA: 38 |
| PITCHER | IP WLS BF H R ER SO BB IBB HBP BLK WP HR S P ERA WHIP | 6.2 1.0 4 1 0 0 1 0 0 0 0 0 0 63 98 1.35 0.900 | 7.1 1.0 4 0 0 0 1 0 0 0 0 0 0 9 16 0.00 1.000 | 8.1 1.1 W 4 0 0 0 1 0 0 0 0 0 0 10 11 0.00 0.000 | 10.1 1.0 S 3 0 0 0 2 0 0 0 0 0 0 13 16 0.00 0.000 | PITCHER | | | | | | | | | | | | | | | | |

| | |
|-----|----|
| AB | 37 |
| R | 2 |
| H | 7 |
| RBI | 1 |
| BB | 0 |
| SO | 7 |
| LOB | 9 |



| Batter | 1 | 2 | 3 | 4 | 5 | 6 | 7 | 8 | 9 | AB | R | H | RBI | BB | SO | LOB | TOP | | | | | | | | | | | |
|--|------------------------------|----------------------------------|-------------------------------|----------------------------------|-------------------------------|----------------------------------|------------------------------|----------------------------------|-------------------------------|----------------------------------|-------------------------------|----------------------------------|-------------------------------|----------------------------------|-------------------------------|----------------------------------|------------------------------|----------------------------------|----------------------------------|------------------------------------|----------------------------------|--------|--|--|--|--|--|--|
| 2 Jean Segura, R OBP: 0.327, SLG: 0.443 | G5-3 | | G6-3 | | G5-3 | | | F8 | | 4 | 0 | 0 | 0 | 0 | 0 | 2 | | | | | | | | | | | | |
| 5 Guillermo Heredia, R OBP: 0.442, SLG: 0.479 | G5-3 | | | 2B | G1-3 | | | 1B | | 4 | 1 | 2 | 0 | 0 | 0 | 0 | | | | | | | | | | | | |
| 23 Nelson Cruz, R OBP: 0.311, SLG: 0.427 | K | | | F9 | G5-3 | | | K | | 4 | 0 | 0 | 0 | 0 | 2 | 2 | | | | | | | | | | | | |
| 15 Kyle Seager, L OBP: 0.285, SLG: 0.418 | | K | | E6 | | | | K | | 4 | 0 | 1 | 1 | 0 | 2 | 1 | | | | | | | | | | | | |
| 27 Ryon Healy, R OBP: 0.283, SLG: 0.496 | K | | | F8 | | | | G4-3 | | 4 | 0 | 1 | 0 | 0 | 1 | 2 | | | | | | | | | | | | |
| 16 Ben Gamel, L OBP: 0.311, SLG: 0.338 | K2-3 | | | L7 | | | | BB | | 2 | 0 | 0 | 0 | 2 | 1 | 1 | | | | | | | | | | | | |
| 3 Mike Zunino, R OBP: 0.311, SLG: 0.431 | | | F9 | | F8 | | | K | | 4 | 0 | 0 | 0 | 0 | 1 | 3 | | | | | | | | | | | | |
| 57 John Andreoli, R OBP: 0.500, SLG: 0.333 | | | F9 | | L9 | | | BB | | 3 | 0 | 1 | 0 | 1 | 0 | 1 | | | | | | | | | | | | |
| 1 Gordon Beckham, R OBP: 0.250, SLG: 0.222 | | | | | F8 | | | G1-2-3 | | 3 | 0 | 1 | 0 | 0 | 0 | 2 | | | | | | | | | | | | |
| 20 Daniel Vogelbach, L OBP: 0.338, SLG: 0.351 | | | | | | | | | | 1 | 0 | 0 | 0 | 0 | 0 | 3 | | | | | | | | | | | | |
| 7 Andrew Romine, S OBP: 0.220, SLG: 0.162 | | | | | | | | | | 0 | 0 | 0 | 0 | 0 | 0 | 0 | | | | | | | | | | | | |
| Inning Stats | R: 0 E: 0 K: 1 S: 9 | H: 0 LOB: 0 BB: 0 P: 14 | R: 0 E: 0 K: 3 S: 10 | H: 0 LOB: 0 BB: 0 P: 12 | R: 0 E: 0 K: 0 S: 11 | H: 1 LOB: 1 BB: 0 P: 17 | R: 1 E: 0 K: 0 S: 8 | H: 1 LOB: 1 BB: 0 P: 12 | R: 0 E: 0 K: 0 S: 12 | H: 1 LOB: 1 BB: 0 P: 15 | R: 0 E: 0 K: 0 S: 13 | H: 1 LOB: 1 BB: 0 P: 18 | R: 0 E: 0 K: 1 S: 10 | H: 0 LOB: 0 BB: 1 P: 16 | R: 0 E: 0 K: 2 S: 13 | H: 1 LOB: 1 BB: 1 P: 19 | R: 0 E: 0 K: 0 S: 9 | H: 1 LOB: 2 BB: 2 P: 24 | 1B: 5 2B: 1 3B: 0 HR: 0 | SF: 0 SAC: 0 DP: 1 HBP: 0 | WP: 1 PB: 1 SB: 2 CS: 0 | PA: 36 | | | | | | |
| PITCHER | IP | WLS | BF | H | R | ER | SO | BB | IBB | HBP | BLK | WP | HR | S | P | ERA | WHIP | | | | | | | | | | | |
| 48 Daniel Gossett, R ERA: 6.28 | 7.0 | L | 27 | 4 | 1 | 1 | 5 | 1 | 0 | 0 | 0 | 0 | 0 | 0 | 73 | 104 | 1.29 | 0.714 | | | | | | | | | | |
| 66 Ryan Dull, R ERA: 5.91 | 0.2 | | 3 | 1 | 0 | 0 | 1 | 0 | 0 | 0 | 0 | 1 | 0 | 10 | 16 | 0.00 | 1.500 | | | | | | | | | | | |
| 35 Danny Coulombe, L ERA: 4.88 | 0.1 | | 1 | 0 | 0 | 0 | 1 | 0 | 0 | 0 | 0 | 0 | 0 | 3 | 3 | 0.00 | 0.000 | | | | | | | | | | | |
| 46 Santiago Casilla, R ERA: 3.43 | 1.0 | | 5 | 1 | 0 | 0 | 0 | 2 | 0 | 0 | 0 | 0 | 0 | 9 | 24 | 0.00 | 3.000 | | | | | | | | | | | |

Seattle Mariners @ Oakland Athletics
Oakland Coliseum, Oakland, CA
Wed May 23 2018, 7:07 PM - 9:50 PM PDT
Att: 6,991 - Partly Cloudy - 59 F

AB 33
R 1
H 6
RBI 1
BB 3
SO 7
LOB 17



| Batter | 1 | 2 | 3 | 4 | 5 | 6 | 7 | 8 | 9 | AB | R | H | RBI | BB | SO | LOB | BOTTOM | | | | | | | | | | |
|--|-------------------------------|----------------------------------|------------------------------|----------------------------------|------------------------------|----------------------------------|-------------------------------|----------------------------------|------------------------------|---------------------------------|-------------------------------|----------------------------------|------------------------------|----------------------------------|------------------------------|----------------------------------|------------------------------|----------------------------------|----------------------------------|------------------------------------|----------------------------------|--------|--|--|--|--|--|
| 10 Marcus Semien, R OBP: 0.319, SLG: 0.396 | G6-3 | | G6-3 | | | G6-3 | | K | | 4 | 0 | 0 | 0 | 0 | 1 | 1 | | | | | | | | | | | |
| 18 Chad Pinder, R OBP: 0.326, SLG: 0.464 | K | | | BB | | K | | | | 3 | 0 | 0 | 0 | 1 | 3 | 0 | | | | | | | | | | | |
| 8 Jed Lowrie, S OBP: 0.389, SLG: 0.537 | 1B | | | BB | | 1B | | | | 3 | 0 | 2 | 0 | 1 | 1 | 0 | | | | | | | | | | | |
| 26 Matt Chapman, R OBP: 0.337, SLG: 0.458 | L7 | | | L8 | | G6-3 | | | | 4 | 0 | 0 | 0 | 0 | 1 | 4 | | | | | | | | | | | |
| 20 Mark Canha, R OBP: 0.309, SLG: 0.474 | | F8 | | K | | | | K | | 3 | 0 | 0 | 0 | 0 | 2 | 2 | | | | | | | | | | | |
| 28 Matt Olson, L OBP: 0.325, SLG: 0.417 | K | | | F7 | | G3-1 | | | | 3 | 0 | 0 | 0 | 0 | 1 | 2 | | | | | | | | | | | |
| 25 Stephen Piscotty, R OBP: 0.289, SLG: 0.345 | | | K | | | L9 | | | | 3 | 0 | 0 | 0 | 0 | 1 | 0 | | | | | | | | | | | |
| 21 Jonathan Lucroy, R OBP: 0.331, SLG: 0.348 | | | G6-3 | | G4-3 | | | L9 | | 3 | 0 | 0 | 0 | 0 | 0 | 0 | | | | | | | | | | | |
| 1 Franklin Barreto, R OBP: 0.263, SLG: 0.364 | | | | | F9 | | | G5-3 | | 2 | 0 | 0 | 0 | 0 | 0 | 0 | | | | | | | | | | | |
| 23 Matt Joyce, L OBP: 0.338, SLG: 0.383 | | | | | | | | | | 1 | 0 | 1 | 0 | 0 | 0 | 0 | | | | | | | | | | | |
| 11 Dustin Fowler, L OBP: 0.283, SLG: 0.364 | | | | | | | | | | 0 | 0 | 0 | 0 | 0 | 0 | 0 | | | | | | | | | | | |
| Inning Stats | R: 0 E: 0 K: 1 S: 12 | H: 1 LOB: 1 BB: 0 P: 16 | R: 0 E: 0 K: 2 S: 7 | H: 0 LOB: 0 BB: 0 P: 12 | R: 0 E: 0 K: 0 S: 7 | H: 0 LOB: 0 BB: 0 P: 11 | R: 0 E: 0 K: 1 S: 12 | H: 0 LOB: 2 BB: 0 P: 22 | R: 0 E: 0 K: 0 S: 7 | H: 0 LOB: 0 BB: 0 P: 8 | R: 0 E: 0 K: 1 S: 16 | H: 1 LOB: 1 BB: 0 P: 21 | R: 0 E: 0 K: 1 S: 7 | H: 0 LOB: 0 BB: 0 P: 12 | R: 0 E: 0 K: 1 S: 9 | H: 1 LOB: 0 BB: 0 P: 15 | R: 0 E: 0 K: 3 S: 9 | H: 0 LOB: 0 BB: 0 P: 13 | 1B: 3 2B: 0 3B: 0 HR: 0 | SF: 0 SAC: 0 DP: 0 HBP: 0 | WP: 0 PB: 0 SB: 0 CS: 1 | PA: 31 | | | | | |
| PITCHER | IP | WLS | BF | H | R | ER | SO | BB | IBB | HBP | BLK | WP | HR | S | P | ERA | WHIP | | | | | | | | | | |
| 32 Marco Gonzales, L ERA: 4.05 | 7.0 | W | 25 | 2 | 0 | 0 | 6 | 2 | 0 | 0 | 0 | 0 | 0 | 68 | 102 | 0.00 | 0.571 | | | | | | | | | | |
| 12 Juan Nicasio, R ERA: 5.66 | 1.0 | H | 3 | 1 | 0 | 0 | 1 | 0 | 0 | 0 | 0 | 0 | 0 | 9 | 15 | 0.00 | 1.000 | | | | | | | | | | |
| 39 Edwin Díaz, R ERA: 1.78 | 1.0 | S | 3 | 0 | 0 | 0 | 3 | 0 | 0 | 0 | 0 | 0 | 0 | 9 | 13 | 0.00 | 0.000 | | | | | | | | | | |

Seattle Mariners @ Oakland Athletics
Oakland Coliseum, Oakland, CA
Wed May 23 2018, 7:07 PM - 9:50 PM PDT
Att: 6,991 - Partly Cloudy - 59 F

AB 29
R 0
H 3
RBI 0
BB 2
SO 10
LOB 9



| Batter | 1 | 2 | 3 | 4 | 5 | 6 | 7 | 8 | 9 | AB | R | H | RBI | BB | SO | LOB | TOP | | | | | |
|--|--|----------------------------------|-------------------------------|----------------------------------|------------------------------|----------------------------------|-------------------------------|----------------------------------|-------------------------------|----------------------------------|------------------------------|----------------------------------|-------------------------------|----------------------------------|-------------------------------|----------------------------------|--|--|------------------------------------|------------------------------------|----------------------------------|--------|
| 2 Jean Segura, R OBP: 0.335, SLG: 0.449 | | | | | | | | | | 4 | 1 | 3 | 0 | 0 | 0 | 1 | Seattle Mariners @ Oakland Athletics Oakland Coliseum, Oakland, CA Thu May 24 2018, 12:37 PM - 3:21 PM PDT Att: 12,633 - Overcast - 57 F | | | | | |
| 5 Guillermo Heredia, R OBP: 0.444, SLG: 0.411 | | | | | | | | | | 3 | 0 | 1 | 0 | 1 | 1 | | | | | | | |
| 17 Mitch Haniger, R OBP: 0.378, SLG: 0.558 | | | | | | | | | | 3 | 1 | 0 | 0 | 1 | 1 | 3 | | | | | | |
| 23 Nelson Cruz, R OBP: 0.309, SLG: 0.422 | | | | | | | | | | 4 | 0 | 1 | 0 | 0 | 1 | 2 | | | | | | |
| 15 Kyle Seager, L OBP: 0.289, SLG: 0.425 | | | | | | | | | | 4 | 0 | 2 | 1 | 0 | 1 | 1 | | | | | | |
| 20 Daniel Vogelbach, L OBP: 0.333, SLG: 0.333 | | | | | | | | | | 3 | 0 | 0 | 0 | 1 | 0 | 3 | | | | | | |
| 16 Ben Gamel, L OBP: 0.309, SLG: 0.333 | | | | | | | | | | 4 | 0 | 1 | 0 | 0 | 1 | 1 | | AB 32 R 3 H 10 RBI 2 BB 4 SO 8 LOB 14 | | | | |
| 7 Andrew Romine, S OBP: 0.250, SLG: 0.179 | | | | | | | | | | 2 | 1 | 1 | 0 | 1 | 1 | 1 | | | | | | |
| 27 Ryon Healy, R OBP: 0.291, SLG: 0.492 | | | | | | | | | | 1 | 0 | 0 | 0 | 0 | 1 | 0 | | | | | | |
| 36 David Freitas, R OBP: 0.321, SLG: 0.304 | | | | | | | | | | 3 | 0 | 1 | 1 | 0 | 0 | 1 | | | | | | |
| 3 Mike Zunino, R OBP: 0.248, SLG: 0.427 | | | | | | | | | | 1 | 0 | 0 | 0 | 0 | 1 | 0 | | | | | | |
| Inning Stats | R: 1 E: 0 K: 1 S: 18 | H: 2 LOB: 1 BB: 1 P: 28 | R: 1 E: 0 K: 0 S: 12 | H: 1 LOB: 0 BB: 0 P: 24 | R: 0 E: 0 K: 0 S: 8 | H: 0 LOB: 0 BB: 0 P: 13 | R: 0 E: 0 K: 1 S: 10 | H: 2 LOB: 1 BB: 0 P: 18 | R: 0 E: 0 K: 2 S: 11 | H: 1 LOB: 0 BB: 0 P: 16 | R: 0 E: 0 K: 1 S: 7 | H: 0 LOB: 0 BB: 0 P: 11 | R: 0 E: 0 K: 1 S: 5 | H: 1 LOB: 0 BB: 0 P: 5 | R: 1 E: 0 K: 0 S: 15 | H: 3 LOB: 2 BB: 1 P: 24 | R: 0 E: 0 K: 2 S: 8 | H: 0 LOB: 0 BB: 0 P: 10 | 1B: 9 2B: 1 3B: 0 HR: 0 | SF: 0 SAC: 0 DP: 5 HBP: 0 | WP: 0 PB: 0 SB: 1 CS: 0 | PA: 36 |
| PITCHER | IP WLS BF H R ER SO BB IBB HBP BLK WP HR S P ERA WHIP | | | | | | | | | | | | | | | | | | | | | |
| 54 Josh Lucas, R ERA: 3.12 | (1, 1) 2.0 10 3 2 2 1 3 0 0 0 0 0 0 30 52 9.00 3.000 | | | | | | | | | | | | | | | | | | | | | |
| 44 Chris Hatcher, R ERA: 4.59 | (3, 1) 2.0 7 2 0 0 1 0 0 0 0 0 0 0 18 31 0.00 1.000 | | | | | | | | | | | | | | | | | | | | | |
| 36 Yusmeiro Petit, R ERA: 3.38 | (5, 1) 3.0 W 10 2 0 0 4 0 0 0 0 0 0 0 23 32 0.00 0.667 | | | | | | | | | | | | | | | | | | | | | |
| 62 Lou Trivino, R ERA: 1.0 | (8, 1) 0.2 H 4 2 1 1 0 1 0 0 0 0 0 0 10 15 13.50 4.500 | | | | | | | | | | | | | | | | | | | | | |
| 39 Blake Treinen, R ERA: 1.09 | (8, 1) 1.1 S 5 1 0 0 2 0 0 0 0 0 0 0 0 13 19 0.00 0.750 | | | | | | | | | | | | | | | | | | | | | |
| Batter | 1 | 2 | 3 | 4 | 5 | 6 | 7 | 8 | 9 | AB | R | H | RBI | BB | SO | LOB | BOTTOM | | | | | |
| 23 Matt Joyce, L OBP: 0.335, SLG: 0.380 | | | | | | | | | | 4 | 1 | 1 | 0 | 0 | 0 | 0 | Seattle Mariners @ Oakland Athletics Oakland Coliseum, Oakland, CA Thu May 24 2018, 12:37 PM - 3:21 PM PDT Att: 12,633 - Overcast - 57 F | | | | | |
| 10 Marcus Semien, R OBP: 0.318, SLG: 0.394 | | | | | | | | | | 4 | 1 | 1 | 0 | 0 | 2 | 0 | | | | | | |
| 8 Jed Lowrie, S OBP: 0.381, SLG: 0.529 | | | | | | | | | | 3 | 0 | 0 | 1 | 0 | 1 | 0 | | | | | | |
| 28 Matt Olson, L OBP: 0.320, SLG: 0.410 | | | | | | | | | | 3 | 0 | 0 | 0 | 0 | 1 | 1 | | | | | | |
| 26 Matt Chapman, R OBP: 0.337, SLG: 0.453 | | | | | | | | | | 2 | 1 | 0 | 0 | 1 | 0 | 0 | | | | | | |
| 25 Stephen Piscotty, R OBP: 0.289, SLG: 0.351 | | | | | | | | | | 3 | 1 | 1 | 2 | 0 | 0 | 0 | | | | | | |
| 11 Dustin Fowler, L OBP: 0.293, SLG: 0.389 | | | | | | | | | | 3 | 0 | 2 | 1 | 0 | 0 | 0 | | | | | | |
| 20 Mark Canha, R OBP: 0.302, SLG: 0.462 | | | | | | | | | | 3 | 0 | 0 | 0 | 0 | 0 | 2 | | | | | | |
| 13 Bruce Maxwell, L OBP: 0.227, SLG: 0.293 | | | | | | | | | | 3 | 0 | 0 | 0 | 0 | 1 | 1 | | | | | | |
| Inning Stats | R: 4 E: 0 K: 1 S: 19 | H: 4 LOB: 1 BB: 1 P: 31 | R: 0 E: 0 K: 0 S: 5 | H: 0 LOB: 0 BB: 0 P: 9 | R: 0 E: 0 K: 0 S: 8 | H: 0 LOB: 0 BB: 0 P: 14 | R: 0 E: 0 K: 0 S: 8 | H: 1 LOB: 1 BB: 0 P: 15 | R: 0 E: 0 K: 1 S: 6 | H: 0 LOB: 0 BB: 0 P: 11 | R: 0 E: 0 K: 0 S: 6 | H: 0 LOB: 0 BB: 0 P: 9 | R: 0 E: 0 K: 1 S: 12 | H: 0 LOB: 0 BB: 0 P: 17 | R: 0 E: 0 K: 2 S: 7 | H: 0 LOB: 0 BB: 0 P: 11 | | 1B: 4 2B: 1 3B: 0 HR: 0 | SF: 1 SAC: 0 DP: 0 HBP: 0 | WP: 0 PB: 0 SB: 1 CS: 0 | PA: 30 | |
| PITCHER | IP WLS BF H R ER SO BB IBB HBP BLK WP HR S P ERA WHIP | | | | | | | | | | | | | | | | | | | | | |
| 34 Felix Hernandez, R ERA: 5.58 | (1, 1) 6.0 L 24 5 4 4 2 1 0 0 0 0 0 0 0 52 89 6.00 1.000 | | | | | | | | | | | | | | | | | | | | | |
| 46 Ryan Cook, R ERA: | (7, 1) 1.0 3 0 0 0 1 0 0 0 0 0 0 0 12 17 0.00 0.000 | | | | | | | | | | | | | | | | | | | | | |
| 25 Marc Rzepczynski, L ERA: 6.1 | (8, 1) 0.1 1 0 0 0 0 0 0 0 0 0 0 0 1 1 0.00 0.000 | | | | | | | | | | | | | | | | | | | | | |
| 60 Chasen Bradford, R ERA: 2.5 | (8, 1) 0.2 2 0 0 0 2 0 0 0 0 0 0 0 6 10 0.00 0.000 | | | | | | | | | | | | | | | | | | | | | |
| AB 28 | R 4 | H 5 | RBI 4 | BB 1 | SO 5 | LOB 4 | | | | | | | | | | | | | | | | |
| | | | | | | | | | | | | | | | | | | | | | | |

| Batter | 1 | 2 | 3 | 4 | 5 | 6 | 7 | 8 | 9 | AB | R | H | RBI | BB | SO | LOB | TOP | | | | | |
|---|-------------------------------|----------------------------------|------------------------------|----------------------------------|-------------------------------|----------------------------------|-------------------------------|----------------------------------|-------------------------------|----------------------------------|-------------------------------|----------------------------------|------------------------------|----------------------------------|------------------------------|----------------------------------|------------------------------|----------------------------------|----------------------------------|------------------------------------|-------------------------|--------|
| 2 Brian Dozier, R OBP: 0.306, SLG: 0.413 | | | | | | | | | | 4 | 0 | 1 | 0 | 0 | 1 | 1 | | | | | | |
| 20 Eddie Rosario, L OBP: 0.312, SLG: 0.522 | | | | | | | | | | 4 | 0 | 0 | 0 | 0 | 1 | 1 | | | | | | |
| 22 Miguel Sanó, R OBP: 0.277, SLG: 0.429 | | | | | | | | | | 4 | 0 | 0 | 0 | 0 | 3 | 1 | | | | | | |
| 5 Eduardo Escobar, S OBP: 0.324, SLG: 0.500 | | | | | | | | | | 4 | 0 | 0 | 0 | 0 | 1 | 1 | | | | | | |
| 26 Max Kepler, L OBP: 0.341, SLG: 0.488 | | | | | | | | | | 3 | 1 | 2 | 1 | 0 | 0 | 0 | | | | | | |
| 23 Mitch Garver, R OBP: 0.298, SLG: 0.364 | | | | | | | | | | 3 | 0 | 0 | 0 | 0 | 1 | 1 | | | | | | |
| 36 Robbie Grossman, S OBP: 0.300, SLG: 0.327 | | | | | | | | | | 3 | 0 | 0 | 0 | 0 | 1 | 0 | | | | | | |
| 16 Ehire Adrianza, S OBP: 0.288, SLG: 0.298 | | | | | | | | | | 3 | 0 | 1 | 0 | 0 | 2 | 0 | | | | | | |
| 25 Byron Buxton, R OBP: 0.198, SLG: 0.218 | | | | | | | | | | 3 | 0 | 0 | 0 | 0 | 2 | 1 | | | | | | |
| Inning Stats | R: 0 E: 0 K: 1 S: 12 | H: 1 LOB: 1 BB: 0 P: 15 | R: 0 E: 0 K: 0 S: 7 | H: 0 LOB: 0 BB: 0 P: 11 | R: 0 E: 0 K: 3 S: 12 | H: 0 LOB: 0 BB: 0 P: 16 | R: 0 E: 0 K: 2 S: 10 | H: 0 LOB: 0 BB: 0 P: 15 | R: 1 E: 0 K: 3 S: 10 | H: 1 LOB: 0 BB: 0 P: 16 | R: 0 E: 0 K: 2 S: 12 | H: 0 LOB: 0 BB: 0 P: 18 | R: 0 E: 0 K: 0 S: 9 | H: 1 LOB: 1 BB: 0 P: 12 | R: 0 E: 0 K: 0 S: 9 | H: 1 LOB: 1 BB: 0 P: 12 | R: 0 E: 0 K: 1 S: 7 | H: 0 LOB: 0 BB: 0 P: 13 | 1B: 3 2B: 0 3B: 0 HR: 1 | SF: 0 SAC: 0 DP: 0 HBP: 0 | WP: 0 PB: 0 CS: 0 | PA: 31 |
| PITCHER | IP | WLS | BF | H | R | ER | SO | BB | IBB | HBP | BLK | WP | HR | S | P | ERA | WHIP | | | | | |
| 65 James Paxton, L ERA: 3.1 | 7.0 | W | 24 | 3 | 1 | 1 | 11 | 0 | 0 | 0 | 0 | 0 | 1 | 72 | 103 | 1.29 | 0.429 | | | | | |
| 50 Nick Vincent, R ERA: 3.5 | 1.0 | H | 4 | 1 | 0 | 0 | 0 | 0 | 0 | 0 | 0 | 0 | 0 | 9 | 12 | 0.00 | 1.000 | | | | | |
| 39 Edwin Díaz, R ERA: 1.71 | 1.0 | S | 3 | 0 | 0 | 0 | 1 | 0 | 0 | 0 | 0 | 0 | 0 | 7 | 13 | 0.00 | 0.000 | | | | | |

Minnesota Twins @ Seattle Mariners
Safeco Field, Seattle, WA
Fri May 25 2018, 7:11 PM - 9:24 PM PDT
Att: 19,924 - Cloudy - 64 F

AB 31
R 1
H 4
RBI 1
BB 0
SO 12
LOB 6



| Batter | 1 | 2 | 3 | 4 | 5 | 6 | 7 | 8 | 9 | AB | R | H | RBI | BB | SO | LOB | BOTTOM | | | | | |
|--|-------------------------------|----------------------------------|------------------------------|----------------------------------|------------------------------|----------------------------------|------------------------------|---------------------------------|------------------------------|---------------------------------|-------------------------------|----------------------------------|-------------------------------|----------------------------------|------------------------------|----------------------------------|----------------------------------|------------------------------------|-------------------------|--------|--|--|
| 2 Jean Segura, R OBP: 0.333, SLG: 0.445 | | | | | | | | | | 4 | 1 | 1 | 0 | 0 | 1 | 0 | | | | | | |
| 5 Guillermo Heredia, R OBP: 0.430, SLG: 0.452 | | | | | | | | | | 3 | 1 | 0 | 0 | 1 | 3 | 1 | | | | | | |
| 17 Mitch Haniger, R OBP: 0.377, SLG: 0.554 | | | | | | | | | | 3 | 0 | 1 | 1 | 0 | 1 | 1 | | | | | | |
| 23 Nelson Cruz, R OBP: 0.310, SLG: 0.420 | | | | | | | | | | 3 | 0 | 1 | 1 | 0 | 0 | 1 | | | | | | |
| 15 Kyle Seager, L OBP: 0.285, SLG: 0.418 | | | | | | | | | | 3 | 0 | 0 | 0 | 0 | 0 | 1 | | | | | | |
| 27 Ryon Healy, R OBP: 0.282, SLG: 0.488 | | | | | | | | | | 3 | 0 | 1 | 0 | 0 | 1 | 0 | | | | | | |
| 16 Ben Gamel, L OBP: 0.320, SLG: 0.337 | | | | | | | | | | 2 | 0 | 1 | 0 | 1 | 0 | 0 | | | | | | |
| 3 Mike Zunino, R OBP: 0.241, SLG: 0.415 | | | | | | | | | | 3 | 0 | 0 | 0 | 0 | 2 | 2 | | | | | | |
| 1 Gordon Beckham, R OBP: 0.217, SLG: 0.190 | | | | | | | | | | 3 | 0 | 0 | 0 | 0 | 1 | 0 | | | | | | |
| Inning Stats | R: 1 E: 0 K: 2 S: 10 | H: 2 LOB: 1 BB: 0 P: 14 | R: 0 E: 0 K: 1 S: 6 | H: 0 LOB: 0 BB: 0 P: 13 | R: 0 E: 0 K: 1 S: 9 | H: 0 LOB: 0 BB: 0 P: 13 | R: 0 E: 0 K: 0 S: 6 | H: 0 LOB: 0 BB: 0 P: 9 | R: 0 E: 0 K: 0 S: 6 | H: 0 LOB: 0 BB: 0 P: 9 | R: 1 E: 0 K: 1 S: 14 | H: 1 LOB: 1 BB: 1 P: 25 | R: 0 E: 0 K: 2 S: 13 | H: 0 LOB: 1 BB: 1 P: 22 | R: 0 E: 0 K: 2 S: 9 | H: 0 LOB: 0 BB: 0 P: 11 | 1B: 5 2B: 0 3B: 0 HR: 0 | SF: 0 SAC: 0 DP: 1 HBP: 0 | WP: 1 PB: 0 CS: 0 | PA: 29 | | |
| PITCHER | IP | WLS | BF | H | R | ER | SO | BB | IBB | HBP | BLK | WP | HR | S | P | ERA | WHIP | | | | | |
| 77 Fernando Romero, R ERA: 1.88 | 7.0 | L | 26 | 5 | 2 | 2 | 7 | 2 | 0 | 0 | 0 | 1 | 0 | 62 | 101 | 2.57 | 1.000 | | | | | |
| 43 Addison Reed, R ERA: 2.49 | 1.0 | | 3 | 0 | 0 | 0 | 2 | 0 | 0 | 0 | 0 | 0 | 0 | 9 | 11 | 0.00 | 0.000 | | | | | |

Minnesota Twins @ Seattle Mariners
Safeco Field, Seattle, WA
Fri May 25 2018, 7:11 PM - 9:24 PM PDT
Att: 19,924 - Cloudy - 64 F

AB 27
R 2
H 5
RBI 2
BB 2
SO 9
LOB 6



| Batter | 1 | 2 | 3 | 4 | 5 | 6 | 7 | 8 | 9 | 10 | 11 | 12 | AB | R | H | RBI | BB | SO | LOB | TOP | | | | | | |
|---|---------------------------------|--|------------------------------|---|---------------------------------|---|--------------------------------|--|-------------------------------|---|-------------------------------|----------------------------------|---|------------------------------------|--|----------------------------------|------------------------------|----------------------------------|-------------------------------|----------------------------------|------------------------------|----------------------------------|----------------------------------|------------------------------------|----------------------------------|--------|
| 2 Brian Dozier, R OBP: 0.306, SLG: 0.409 | G5-3 | | | | | | | | | | | | | 4 | 1 | 1 | 0 | 1 | 2 | 0 | | | | | | |
| 26 Max Kepler, L OBP: 0.342, SLG: 0.491 | K | | | | | | | | | | | | | 5 | 1 | 2 | 1 | 0 | 1 | 0 | | | | | | |
| 22 Miguel Sanó, R OBP: 0.286, SLG: 0.419 | | | | | | | | | | | | | | 2 | 0 | 0 | 0 | 2 | 0 | 3 | | | | | | |
| 16 Ehire Adrianza, S OBP: 0.286, SLG: 0.295 | | | | | | | | | | | | | | 1 | 1 | 0 | 0 | 0 | 1 | 0 | | | | | | |
| 20 Eddie Rosario, L OBP: 0.314, SLG: 0.524 | F7 | | | | | | | | | | | | | 5 | 0 | 2 | 1 | 0 | 1 | 1 | | | | | | |
| 5 Eduardo Escobar, S OBP: 0.321, SLG: 0.491 | | | | | | | | | | | | | | 5 | 0 | 1 | 1 | 0 | 1 | 1 | | | | | | |
| 23 Mitch Garver, R OBP: 0.281, SLG: 0.341 | G5-3 | | | | | | | | | | | | | 5 | 0 | 0 | 0 | 0 | 1 | 1 | | | | | | |
| 99 Logan Morrison, L OBP: 0.316, SLG: 0.354 | K | | | | | | | | | | | | | 5 | 0 | 1 | 0 | 0 | 1 | 0 | | | | | | |
| 40 Gregorio Petit, R OBP: 0.407, SLG: 0.333 | K | | | | | | | | | | | | | 5 | 0 | 1 | 0 | 0 | 3 | 0 | | | | | | |
| 25 Byron Buxton, R OBP: 0.193, SLG: 0.213 | F8 | | | | | | | | | | | | | 2 | 0 | 0 | 0 | 0 | 0 | 0 | | | | | | |
| 36 Robbie Grossman, S OBP: 0.295, SLG: 0.321 | | | | | | | | | | | | | | 2 | 0 | 0 | 0 | 0 | 1 | 0 | | | | | | |
| Inning Stats | R: 0 E: 0 K: 1 S: 8 | H: 1 LOB: 1 BB: 1 P: 13 | R: 0 E: 0 K: 1 S: 6 | H: 0 LOB: 0 BB: 0 P: 7 | R: 0 E: 0 K: 1 S: 7 | H: 1 LOB: 2 BB: 1 P: 14 | R: 0 E: 0 K: 0 S: 7 | H: 0 LOB: 0 BB: 0 P: 11 | R: 0 E: 0 K: 1 S: 9 | H: 0 LOB: 0 BB: 0 P: 12 | R: 2 E: 0 K: 0 S: 13 | H: 3 LOB: 1 BB: 0 P: 20 | R: 0 E: 0 K: 1 S: 9 | H: 0 LOB: 0 BB: 0 P: 12 | R: 1 E: 0 K: 1 S: 16 | H: 2 LOB: 3 BB: 1 P: 24 | R: 0 E: 0 K: 2 S: 8 | H: 1 LOB: 0 BB: 0 P: 10 | R: 0 E: 0 K: 3 S: 10 | H: 0 LOB: 0 BB: 0 P: 16 | R: 0 E: 0 K: 1 S: 8 | H: 1 LOB: 0 BB: 0 P: 13 | 1B: 6 2B: 2 3B: 0 HR: 0 | SF: 0 SAC: 0 DP: 0 HBP: 0 | WP: 0 PB: 1 SB: 0 CS: 1 | PA: 45 |
| PITCHER | 49 Wade LeBlanc, L ERA: 3.27 | IP: 6.0 WLS: 4 BF: 24 H: 4 R: 2 ER: 2 SO: 4 BB: 2 IBB: 0 HBP: 0 BLK: 0 WP: 0 HR: 0 S: 50 P: 77 ERA: 3.00 WHIP: 1.000 | 46 Ryan Cook, R ERA: 4.29 | IP: 7.1 WLS: 1.0 BF: 30 H: 3 R: 0 ER: 0 SO: 1 BB: 0 IBB: 0 HBP: 0 BLK: 0 WP: 0 HR: 0 S: 9 P: 12 ERA: 0.00 WHIP: 0.000 | 50 Nick Vincent, R ERA: 1.45 | IP: 8.1 WLS: 0.2 BF: 20 H: 2 R: 0 ER: 0 SO: 1 BB: 0 IBB: 0 HBP: 0 BLK: 0 WP: 0 HR: 0 S: 7 P: 10 ERA: 0.00 WHIP: 0.000 | 47 James Pazos, L ERA: 1.45 | IP: 8.1 WLS: 0.1 BF: 30 H: 3 R: 2 ER: 1 SO: 1 BB: 0 IBB: 0 HBP: 0 BLK: 0 WP: 0 HR: 0 S: 9 P: 14 ERA: 27.00 WHIP: 9.000 | 39 Edwin Diaz, R ERA: 1.55 | IP: 9.1 WLS: 1.0 BF: 30 H: 1 R: 0 ER: 0 SO: 0 BB: 0 IBB: 0 HBP: 0 BLK: 0 WP: 0 HR: 0 S: 7 P: 10 ERA: 0.00 WHIP: 1.000 | PITCHER | 12 Juan Nicasio, R ERA: 5.11 | IP: 10.1 WLS: 2.0 BF: 40 H: 1 R: 0 ER: 0 SO: 1 BB: 0 IBB: 0 HBP: 0 BLK: 0 WP: 0 HR: 0 S: 18 P: 29 ERA: 0.00 WHIP: 0.000 | 60 Chasen Bradford, R ERA: 2.37 | IP: 12.1 WLS: 1.0 BF: 30 H: 3 R: 1 ER: 0 SO: 1 BB: 0 IBB: 0 HBP: 0 BLK: 0 WP: 0 HR: 0 S: 8 P: 13 ERA: 0.00 WHIP: 1.000 | | | | | | | | | | | |

Minnesota Twins @ Seattle Mariners
Safeco Field, Seattle, WA
Sat May 26 2018, 7:10 PM - 10:50 PM PDT
Alt. 23.986 - Cloudy - 64 F

AB 41
R 3
H 8
RBI 3
BB 3
SO 12
LOB 6



| Batter | 1 | 2 | 3 | 4 | 5 | 6 | 7 | 8 | 9 | 10 | 11 | 12 | AB | R | H | RBI | BB | SO | LOB | BOTTOM | | | | | | |
|--|----------------------------------|--|-------------------------------|---|---------------------------------|---|---------------------------------|---|--|--|-------------------------------|----------------------------------|---|----------------------------------|------------------------------|----------------------------------|------------------------------|----------------------------------|------------------------------|----------------------------------|------------------------------|----------------------------------|----------------------------------|------------------------------------|----------------------------------|--------|
| 2 Jean Segura, R OBP: 0.341, SLG: 0.485 | F9 | | | | | | | | | | | | | 4 | 1 | 3 | 1 | 0 | 0 | 0 | | | | | | |
| 1 Gordon Beckham, R OBP: 0.250, SLG: 0.227 | | | | | | | | | | | | | | 1 | 0 | 1 | 0 | 0 | 0 | 0 | | | | | | |
| 5 Guillermo Heredia, R OBP: 0.439, SLG: 0.455 | | | | | | | | | | | | | | 4 | 0 | 2 | 0 | 0 | 0 | 3 | | | | | | |
| 17 Mitch Haniger, R OBP: 0.373, SLG: 0.542 | | | | | | | | | | | | | | 4 | 1 | 0 | 0 | 1 | 0 | 3 | | | | | | |
| 23 Nelson Cruz, R OBP: 0.313, SLG: 0.437 | | | | | | | | | | | | | | 4 | 1 | 1 | 2 | 0 | 0 | 0 | | | | | | |
| 15 Kyle Seager, L OBP: 0.279, SLG: 0.408 | | | | | | | | | | | | | | 5 | 0 | 0 | 0 | 0 | 1 | 2 | | | | | | |
| 27 Ryan Healy, R OBP: 0.272, SLG: 0.469 | | | | | | | | | | | | | | 5 | 0 | 0 | 0 | 0 | 2 | 0 | | | | | | |
| 16 Ben Gamel, L OBP: 0.324, SLG: 0.341 | | | | | | | | | | | | | | 5 | 0 | 2 | 0 | 0 | 1 | 0 | | | | | | |
| 3 Mike Zunino, R OBP: 0.239, SLG: 0.432 | | | | | | | | | | | | | | 5 | 1 | 1 | 1 | 0 | 3 | 2 | | | | | | |
| 7 Andrew Romo, S OBP: 0.229, SLG: 0.103 | | | | | | | | | | | | | | 4 | 0 | 0 | 0 | 0 | 0 | 2 | | | | | | |
| Inning Stats | R: 0 E: 0 K: 0 S: 5 | H: 1 LOB: 0 BB: 0 P: 7 | R: 0 E: 0 K: 1 S: 11 | H: 0 LOB: 0 BB: 0 P: 18 | R: 0 E: 0 K: 1 S: 11 | H: 2 LOB: 2 BB: 0 P: 18 | R: 0 E: 0 K: 0 S: 8 | H: 0 LOB: 0 BB: 0 P: 14 | R: 0 E: 0 K: 1 S: 11 | H: 1 LOB: 1 BB: 0 P: 16 | R: 3 E: 1 K: 1 S: 13 | H: 3 LOB: 0 BB: 1 P: 24 | R: 0 E: 0 K: 2 S: 7 | H: 0 LOB: 0 BB: 0 P: 11 | R: 0 E: 0 K: 0 S: 4 | H: 1 LOB: 0 BB: 0 P: 10 | R: 0 E: 0 K: 0 S: 8 | H: 0 LOB: 0 BB: 0 P: 10 | R: 0 E: 0 K: 0 S: 9 | H: 1 LOB: 2 BB: 0 P: 17 | R: 1 E: 0 K: 0 S: 7 | H: 1 LOB: 0 BB: 0 P: 11 | 1B: 7 2B: 0 3B: 0 HR: 3 | SF: 0 SAC: 1 DP: 2 HBP: 1 | WP: 0 PB: 0 SB: 1 CS: 0 | PA: 44 |
| PITCHER | 12 Jake Odorizzi, R ERA: 3.34 | IP: 5.1 WLS: 3 BF: 22 H: 7 R: 3 ER: 3 SO: 3 BB: 1 IBB: 0 HBP: 0 BLK: 0 WP: 0 HR: 2 S: 54 P: 89 ERA: 5.06 WHIP: 1.500 | 32 Zach Duke, L ERA: 3.18 | IP: 6.1 WLS: 1.0 BF: 30 H: 3 R: 0 ER: 0 SO: 2 BB: 0 IBB: 0 HBP: 0 BLK: 0 WP: 0 HR: 8 S: 13 P: 83 ERA: 0.000 WHIP: 0.000 | 57 Ryan Pressly, R ERA: 2.03 | IP: 7.1 WLS: 0.2 BF: 20 H: 2 R: 0 ER: 0 SO: 1 BB: 0 IBB: 0 HBP: 0 BLK: 0 WP: 0 HR: 4 S: 6 P: 6 ERA: 0.000 WHIP: 0.000 | 43 Addison Reed, R ERA: 2.39 | IP: 8.1 WLS: 1.0 BF: 30 H: 3 R: 1 ER: 0 SO: 0 BB: 0 IBB: 0 HBP: 0 BLK: 0 WP: 0 HR: 4 S: 4 P: 4 ERA: 0.000 WHIP: 1.000 | 39 Trevor Hildenberger, R ERA: 3.28 | IP: 9.1 WLS: 2.0 BF: 30 H: 6 R: 0 ER: 0 SO: 1 BB: 0 IBB: 0 HBP: 0 BLK: 0 WP: 0 HR: 15 S: 20 P: 20 ERA: 0.000 WHIP: 0.000 | PITCHER | 68 Matt Magill, R ERA: 1.85 | IP: 11.1 WLS: 1.2 BF: 40 H: 2 R: 1 ER: 1 SO: 0 BB: 0 IBB: 0 HBP: 1 BLK: 0 WP: 0 HR: 1 S: 16 P: 28 ERA: 5.40 WHIP: 1.200 | | | | | | | | | | | | | |

Minnesota Twins @ Seattle Mariners
Safeco Field, Seattle, WA
Sat May 26 2018, 7:10 PM - 10:50 PM PDT
Alt. 23.986 - Cloudy - 64 F

AB 41
R 4
H 10
RBI 4
BB 1
SO 7
LOB 12



| Batter | 1 | 2 | 3 | 4 | 5 | 6 | 7 | 8 | 9 | AB | R | H | RBI | BB | SO | LOB | TOP | | | | | |
|--|---|---------------------------------|-------------------------------|----------------------------------|------------------------------|----------------------------------|------------------------------|----------------------------------|------------------------------|----------------------------------|------------------------------|----------------------------------|------------------------------|---------------------------------|------------------------------|----------------------------------|------------------------------|---------------------------------|-------------------------|---------------------------|-------------------------|--------|
| 2 Brian Dozier, R OBP: 0.303, SLG: 0.401 | L8 | | G5-3 | | | G5-3 | | | L7 | 4 | 0 | 0 | 0 | 0 | 0 | 0 | | | | | | |
| 26 Max Kepler, L OBP: 0.335, SLG: 0.479 | G1-3 | | F9 | | | L7 | | | G4-3 | 4 | 0 | 0 | 0 | 0 | 0 | 0 | | | | | | |
| 22 Miguel Sanó, R OBP: 0.284, SLG: 0.422 | G4-3 | | | | | K | | | G6-3 | 4 | 0 | 1 | 0 | 0 | 1 | 0 | | | | | | |
| 20 Eddie Rosario, L OBP: 0.320, SLG: 0.527 | | 5 2B | | | | K | | | 99 G4-6-3 | 3 | 1 | 2 | 0 | 0 | 1 | 1 | | | | | | |
| 5 Eduardo Escobar, S OBP: 0.321, SLG: 0.494 | | 1B | | | | G4-3 | | | L6 | 3 | 0 | 1 | 1 | 0 | 0 | 2 | | | | | | |
| 99 Logan Morrison, L OBP: 0.310, SLG: 0.347 | | 2B | | | | L8 | | | G4-6-3 | 3 | 0 | 0 | 0 | 0 | 0 | 3 | | | | | | |
| 16 Ehire Adrianza, S OBP: 0.278, SLG: 0.286 | | | F8 | | | G4-3 | | | G3 | 3 | 0 | 0 | 0 | 0 | 0 | 1 | | | | | | |
| 46 Bobby Wilson, R OBP: 0.188, SLG: 0.321 | | | P6 | | | G1-3 | | | G3-1 | 3 | 0 | 0 | 0 | 0 | 0 | 1 | | | | | | |
| 25 Byron Buxton, R OBP: 0.186, SLG: 0.205 | | | G5-3 | | | G5-3 | | | G5-3 | 3 | 0 | 0 | 0 | 0 | 0 | 0 | | | | | | |
| Inning Stats | R: 0 E: 0 K: 0 S: 5 | H: 0 LOB: 0 BB: 0 P: 6 | R: 1 E: 0 K: 0 S: 11 | H: 2 LOB: 1 BB: 0 P: 12 | R: 0 E: 0 K: 0 S: 9 | H: 0 LOB: 0 BB: 0 P: 12 | R: 0 E: 0 K: 1 S: 9 | H: 1 LOB: 1 BB: 0 P: 11 | R: 0 E: 0 K: 0 S: 7 | H: 0 LOB: 0 BB: 0 P: 10 | R: 0 E: 0 K: 1 S: 6 | H: 0 LOB: 0 BB: 0 P: 11 | R: 0 E: 0 K: 0 S: 6 | H: 1 LOB: 0 BB: 0 P: 9 | R: 0 E: 0 K: 0 S: 9 | H: 0 LOB: 0 BB: 0 P: 15 | R: 0 E: 0 K: 0 S: 6 | H: 0 LOB: 0 BB: 0 P: 9 | 1B: 2 2B: 2 HR: 0 | SF: 0 SAC: 0 HBP: 0 | WP: 0 SB: 0 CS: 0 | PA: 30 |
| PITCHER | IP WLS BF H R ER SO BB IBB HBP BLK WP HR S P ERA WHIP | | | | | | | | | | | | | | | | | | | | | |
| 8 Mike Leake, R ERA: 4.93 | 8.0 W 27 4 1 1 2 0 0 0 0 0 0 62 86 1.12 0.500 | | | | | | | | | | | | | | | | | | | | | |
| 48 Alex Colomé, R ERA: 3.97 | 1.0 S 3 0 0 0 0 0 0 0 0 0 0 6 9 0.00 0.000 | | | | | | | | | | | | | | | | | | | | | |

Minnesota Twins @ Seattle Mariners
Safeco Field, Seattle, WA
Sun May 27 2018, 1:10 PM - 3:28 PM PDT
Att: 31,340 - Partly Cloudy - 63 F

| | |
|-----|----|
| AB | 30 |
| R | 1 |
| H | 4 |
| RBI | 1 |
| BB | 0 |
| SO | 2 |
| LOB | 8 |



| Batter | 1 | 2 | 3 | 4 | 5 | 6 | 7 | 8 | 9 | AB | R | H | RBI | BB | SO | LOB | BOTTOM | | | | | |
|--|---|----------------------------------|------------------------------|----------------------------------|-------------------------------|----------------------------------|-------------------------------|----------------------------------|-------------------------------|----------------------------------|------------------------------|----------------------------------|------------------------------|---------------------------------|-------------------------------|----------------------------------|------------------------------|---------------------------------|-------------------------|---------------------------|-------------------------|--------|
| 5 Guillermo Heredia, R OBP: 0.431, SLG: 0.444 | F9 | | 16 1B | | | L8 | | | F9 | 4 | 0 | 1 | 0 | 0 | 0 | 0 | | | | | | |
| 16 Ben Gamel, L OBP: 0.340, SLG: 0.358 | G5-3 | | 1B | | | 23 S | | | 17 CS | 4 | 0 | 3 | 0 | 0 | 0 | 0 | | | | | | |
| 17 Mitch Haniger, R OBP: 0.371, SLG: 0.533 | K | | 1B | | | K | | | 15 1B | 3 | 1 | 0 | 0 | 1 | 3 | 4 | | | | | | |
| 23 Nelson Cruz, R OBP: 0.305, SLG: 0.425 | G6-3 | | P3 | | | K | | | 27 2B | 4 | 0 | 0 | 0 | 0 | 2 | 5 | | | | | | |
| 15 Kyle Seager, L OBP: 0.283, SLG: 0.424 | F7 | | | | | HR | | | 27 2B | 4 | 2 | 2 | 1 | 0 | 0 | 0 | | | | | | |
| 27 Ryon Healy, R OBP: 0.286, SLG: 0.485 | | | 1B | | | 1B | | | 1B | 4 | 0 | 3 | 2 | 0 | 1 | 0 | | | | | | |
| Chris Herrmann, L OBP: 0.250, SLG: 0.250 | K | | K | | | K | | | 2B | 4 | 0 | 1 | 0 | 0 | 2 | 2 | | | | | | |
| 1 Gordon Beckham, R OBP: 0.259, SLG: 0.240 | | | 16 1B | | | L8 | | | F7 | 3 | 0 | 1 | 0 | 0 | 0 | 1 | | | | | | |
| 7 Andrew Romine, S OBP: 0.216, SLG: 0.152 | | | K | | | G4-3 | | | G5-3 | 3 | 0 | 0 | 0 | 0 | 1 | 2 | | | | | | |
| Inning Stats | R: 0 E: 0 K: 1 S: 7 | H: 0 LOB: 0 BB: 0 P: 10 | R: 0 E: 0 K: 1 S: 8 | H: 1 LOB: 1 BB: 0 P: 12 | R: 0 E: 0 K: 2 S: 11 | H: 3 LOB: 3 BB: 0 P: 13 | R: 1 E: 0 K: 1 S: 13 | H: 2 LOB: 1 BB: 0 P: 20 | R: 0 E: 0 K: 2 S: 12 | H: 1 LOB: 1 BB: 0 P: 18 | R: 0 E: 0 K: 1 S: 9 | H: 0 LOB: 0 BB: 0 P: 14 | R: 0 E: 0 K: 0 S: 7 | H: 0 LOB: 0 BB: 0 P: 9 | R: 2 E: 0 K: 1 S: 13 | H: 4 LOB: 2 BB: 1 P: 19 | R: 0 E: 0 K: 1 S: 9 | H: 0 LOB: 0 BB: 0 P: 9 | 1B: 9 2B: 1 HR: 1 | SF: 0 SAC: 0 HBP: 0 | WP: 0 SB: 0 CS: 1 | PA: 34 |
| PITCHER | IP WLS BF H R ER SO BB IBB HBP BLK WP HR S P ERA WHIP | | | | | | | | | | | | | | | | | | | | | |
| 17 José Berrios, R ERA: 3.67 | 7.1 L 30 2 2 2 8 1 0 0 0 0 0 0 72 106 2.46 1.227 | | | | | | | | | | | | | | | | | | | | | |
| 57 Ryan Pressly, R ERA: 2.0 | 0.1 1 0 0 0 1 0 0 0 0 0 0 3 4 0.00 0.000 | | | | | | | | | | | | | | | | | | | | | |
| 32 Zach Duke, L ERA: 3.71 | 0.0 1 0 0 0 0 0 0 0 0 0 0 2 2 ∞ ∞ | | | | | | | | | | | | | | | | | | | | | |
| 43 Addison Reed, R ERA: 2.36 | 0.1 2 2 1 1 0 0 0 0 0 0 0 3 3 27.00 6.000 | | | | | | | | | | | | | | | | | | | | | |

Minnesota Twins @ Seattle Mariners
Safeco Field, Seattle, WA
Sun May 27 2018, 1:10 PM - 3:28 PM PDT
Att: 31,340 - Partly Cloudy - 63 F

| | |
|-----|----|
| AB | 33 |
| R | 3 |
| H | 11 |
| RBI | 3 |
| BB | 1 |
| SO | 9 |
| LOB | 14 |



| Batter | 1 | 2 | 3 | 4 | 5 | 6 | 7 | 8 | 9 | AB | R | H | RBI | BB | SO | LOB | TOP | | | | | | | | | | |
|---|-------------------------------|----------------------------------|-------------------------------|----------------------------------|-------------------------------|----------------------------------|-------------------------------|----------------------------------|-------------------------------|----------------------------------|-------------------------------|----------------------------------|-------------------------------|----------------------------------|-------------------------------|----------------------------------|----------------------------------|------------------------------------|----------------------------------|------------------------------------|----------------------------------|--------|--|--|--|--|--|
| 3 Delino DeShields, R OBP: 0.306, SLG: 0.331 | F8 | | P4 | | | G5-3 | | 17 BLK 1B | | 4 | 0 | 1 | 0 | 0 | 0 | 1 | | | | | | | | | | | |
| 17 Shin-Soo Choo, L OBP: 0.394, SLG: 0.425 | F8 | | 3-H BB | | | 9 G6-4-3 1B | | 1 SAFE K | | 3 | 0 | 1 | 0 | 1 | 1 | 1 | | | | | | | | | | | |
| 9 Isiah Kiner-Falefa, R OBP: 0.329, SLG: 0.370 | G5-3 | | PO | | K | G6-4-3 | | BB | | 3 | 0 | 0 | 0 | 1 | 1 | 1 | | | | | | | | | | | |
| 30 Nomar Mazara, L OBP: 0.332, SLG: 0.490 | G4-3 | | L6 | | | K | | K | | 4 | 0 | 0 | 0 | 0 | 2 | 1 | | | | | | | | | | | |
| 19 Jurickson Profar, S OBP: 0.307, SLG: 0.415 | K | | K | | | G5-3 | | L7 | | 4 | 0 | 0 | 0 | 0 | 2 | 1 | | | | | | | | | | | |
| 16 Ryan Rua, R OBP: 0.207, SLG: 0.267 | | | 1B | | | BB | | F8 | | 2 | 0 | 1 | 0 | 1 | 0 | 0 | | | | | | | | | | | |
| 13 Joey Gallo, L OBP: 0.274, SLG: 0.465 | | | | | | | | | | 1 | 0 | 0 | 0 | 0 | 0 | 1 | | | | | | | | | | | |
| 12 Rougned Odor, L OBP: 0.267, SLG: 0.312 | | | 67 FC4-6 3 PB 1B | | | 61 CS S 1B | | F9 | | 3 | 1 | 2 | 0 | 0 | 0 | 1 | | | | | | | | | | | |
| 61 Robinson Chirinos, R OBP: 0.287, SLG: 0.387 | | | 67 FC4-6 BB | | | BB | | F7 | | 1 | 0 | 0 | 0 | 2 | 0 | 0 | | | | | | | | | | | |
| 67 Ronald Guzmán, L OBP: 0.283, SLG: 0.448 | | | 9 FC4-6 3 PB 1B | | | L3 | | K | | 3 | 0 | 0 | 0 | 0 | 1 | 3 | | | | | | | | | | | |
| Inning Stats | R: 0 E: 0 K: 0 S: 8 | H: 0 LOB: 0 BB: 0 P: 13 | R: 0 E: 0 K: 1 S: 11 | H: 1 LOB: 1 BB: 0 P: 15 | R: 1 E: 0 K: 0 S: 10 | H: 1 LOB: 1 BB: 2 P: 20 | R: 0 E: 0 K: 2 S: 10 | H: 0 LOB: 0 BB: 0 P: 14 | R: 0 E: 0 K: 0 S: 5 | H: 1 LOB: 1 BB: 1 P: 12 | R: 0 E: 0 K: 0 S: 8 | H: 1 LOB: 0 BB: 1 P: 12 | R: 0 E: 0 K: 1 S: 11 | H: 0 LOB: 1 BB: 1 P: 18 | R: 0 E: 0 K: 2 S: 11 | H: 1 LOB: 1 BB: 0 P: 16 | R: 0 E: 0 K: 1 S: 10 | H: 0 LOB: 1 BB: 1 P: 16 | 1B: 5 2B: 0 3B: 0 HR: 0 | SF: 0 SAC: 0 DP: 1 HBP: 0 | WP: 0 PB: 1 SB: 1 CS: 1 | PA: 34 | | | | | |
| PITCHER | IP | WLS | BF | H | R | ER | SO | BB | IBB | HBP | BLK | WP | HR | S | P | ERA | WHIP | | | | | | | | | | |
| 32 Marco Gonzales, L ERA: 3.6 | 6.2 | W | 24 | 4 | 1 | 0 | 4 | 4 | 0 | 0 | 0 | 0 | 0 | 61 | 102 | 0.00 | 1.200 | | | | | | | | | | |
| 47 James Pazos, L ERA: 1.42 | 0.1 | H | 1 | 0 | 0 | 0 | 0 | 0 | 0 | 0 | 0 | 0 | 0 | 2 | 2 | 0.00 | 0.000 | | | | | | | | | | |
| 48 Alex Colomé, R ERA: 3.8 | 1.0 | H | 4 | 1 | 0 | 0 | 2 | 0 | 0 | 0 | 1 | 0 | 0 | 11 | 16 | 0.00 | 1.000 | | | | | | | | | | |
| 39 Edwin Díaz, R ERA: 1.99 | 1.0 | S | 4 | 0 | 0 | 0 | 1 | 1 | 0 | 0 | 0 | 0 | 0 | 10 | 16 | 0.00 | 1.000 | | | | | | | | | | |
| Batter | 1 | 2 | 3 | 4 | 5 | 6 | 7 | 8 | 9 | AB | R | H | RBI | BB | SO | LOB | BOTTOM | | | | | | | | | | |
| 5 Guillermo Heredia, R OBP: 0.245, SLG: 0.435 | G4-3 | | G3 | | | 4 FC4-6 1B | | F7 | | 4 | 0 | 1 | 0 | 0 | 0 | 3 | | | | | | | | | | | |
| 4 Denard Span, L OBP: 0.355, SLG: 0.374 | G3 | | G6-3 | | | 23 1B | | G3-1 | | 4 | 1 | 0 | 0 | 0 | 0 | 4 | | | | | | | | | | | |
| 17 Mitch Haniger, R OBP: 0.369, SLG: 0.527 | E5 | | G5-3 | | | 23 1B | | P3 | | 4 | 1 | 1 | 0 | 0 | 0 | 0 | | | | | | | | | | | |
| 23 Nelson Cruz, R OBP: 0.304, SLG: 0.420 | K | | G6-3 | | | 15 1B | | G5-3 | | 4 | 0 | 1 | 1 | 0 | 1 | 1 | | | | | | | | | | | |
| 15 Kyle Seager, L OBP: 0.286, SLG: 0.423 | G3 | | L7 | | | 15 2H 1B | | 27 CS BB | | 3 | 0 | 1 | 1 | 1 | 0 | 0 | | | | | | | | | | | |
| 27 Ryon Healy, R OBP: 0.287, SLG: 0.478 | | | 3 G6-4-3 BB | | | G6-3 | | K | | 2 | 0 | 0 | 0 | 1 | 1 | 2 | | | | | | | | | | | |
| 3 Mike Zunino, R OBP: 0.242, SLG: 0.425 | | | G6-4-3 | | | G5-3 | | 7 SH1-4 1B | | 2 | 0 | 0 | 0 | 0 | 0 | 1 | | | | | | | | | | | |
| 1 Gordon Beckham, R OBP: 0.267, SLG: 0.250 | | | G5-3 | | | F7 | | 7 SH1-4 1B | | 3 | 0 | 1 | 0 | 0 | 0 | 0 | | | | | | | | | | | |
| 7 Andrew Romine, S OBP: 0.226, SLG: 0.167 | | | 5 G3 1B | | | F8 | | SH1-4 | | 2 | 0 | 1 | 0 | 0 | 0 | 0 | | | | | | | | | | | |
| Inning Stats | R: 0 E: 1 K: 1 S: 10 | H: 0 LOB: 1 BB: 0 P: 15 | R: 0 E: 0 K: 0 S: 4 | H: 0 LOB: 0 BB: 1 P: 10 | R: 0 E: 0 K: 0 S: 8 | H: 1 LOB: 1 BB: 0 P: 11 | R: 0 E: 0 K: 0 S: 8 | H: 0 LOB: 0 BB: 0 P: 10 | R: 0 E: 0 K: 1 S: 14 | H: 4 LOB: 2 BB: 0 P: 23 | R: 0 E: 0 K: 0 S: 10 | H: 1 LOB: 2 BB: 0 P: 16 | R: 0 E: 0 K: 0 S: 6 | H: 0 LOB: 0 BB: 1 P: 13 | R: 0 E: 0 K: 1 S: 6 | H: 0 LOB: 0 BB: 1 P: 13 | 1B: 6 2B: 0 3B: 0 HR: 0 | SF: 0 SAC: 1 DP: 1 HBP: 1 | WP: 0 PB: 0 SB: 0 CS: 1 | PA: 33 | | | | | | | |
| PITCHER | IP | WLS | BF | H | R | ER | SO | BB | IBB | HBP | BLK | WP | HR | S | P | ERA | WHIP | | | | | | | | | | |
| 38 Doug Fister, R ERA: 4.09 | 6.0 | L | 26 | 6 | 2 | 2 | 2 | 1 | 0 | 1 | 0 | 0 | 0 | 53 | 83 | 3.00 | 1.167 | | | | | | | | | | |
| 62 José Leclerc, R ERA: 2.0 | 2.0 | | 6 | 0 | 0 | 0 | 0 | 1 | 0 | 0 | 0 | 0 | 0 | 13 | 24 | 0.00 | 0.500 | | | | | | | | | | |

Texas Rangers @ Seattle Mariners
Safeco Field, Seattle, WA
Mon May 28 2018, 1:11 PM - 3:42 PM PDT
Att: 26,236 - Partly Cloudy - 61 F

| | |
|-----|----|
| AB | 28 |
| R | 1 |
| H | 5 |
| RBI | 0 |
| BB | 5 |
| SO | 7 |
| LOB | 10 |



Texas Rangers @ Seattle Mariners
Safeco Field, Seattle, WA
Mon May 28 2018, 1:11 PM - 3:42 PM PDT
Att: 26,236 - Partly Cloudy - 61 F

| | |
|-----|----|
| AB | 28 |
| R | 2 |
| H | 6 |
| RBI | 2 |
| BB | 2 |
| SO | 2 |
| LOB | 11 |



| Batter | 1 | 2 | 3 | 4 | 5 | 6 | 7 | 8 | 9 | AB | R | H | RBI | BB | SO | LOB | TOP | | | | | | | | | | | | | | | |
|---|---|---|-------------------------------|----------------------------------|------------------------------|----------------------------------|-------------------------------|----------------------------------|-------------------------------|----------------------------------|-------------------------------|----------------------------------|-------------------------------|----------------------------------|-------------------------------|----------------------------------|---|----------------------------------|----------------------------------|------------------------------------|----------------------------------|--------|--|--|--|--|--|--|--|--|--|--|
| 3 Delino DeShields, R OBP: 0.310, SLG: 0.315 | | | | | | | | | | 2 | 1 | 0 | 0 | 3 | 1 | 1 | Texas Rangers @ Seattle Mariners Safeco Field, Seattle, WA Wed May 30 2018, 7:11 PM - 10:27 PM PDT Att. 13,070 - Clear - 63 F | | | | | | | | | | | | | | | |
| 17 Shin-Soo Choo, L OBP: 0.394, SLG: 0.431 | | | | | | | | | | 5 | 1 | 1 | 0 | 0 | 3 | 4 | | | | | | | | | | | | | | | | |
| 9 Isiah Kiner-Falefa, R OBP: 0.329, SLG: 0.364 | | | | | | | | | | 4 | 0 | 0 | 0 | 0 | 0 | 4 | | | | | | | | | | | | | | | | |
| 30 Nomar Mazara, L OBP: 0.343, SLG: 0.500 | | | | | | | | | | 4 | 2 | 2 | 2 | 1 | 1 | 4 | | | | | | | | | | | | | | | | |
| 19 Jurickson Profar, S OBP: 0.312, SLG: 0.419 | | | | | | | | | | 3 | 3 | 1 | 1 | 1 | 0 | 1 | | | | | | | | | | | | | | | | |
| 13 Joey Gallo, L OBP: 0.288, SLG: 0.473 | | | | | | | | | | 4 | 0 | 2 | 1 | 1 | 1 | 1 | | | | | | | | | | | | | | | | |
| 61 Robinson Chirinos, R OBP: 0.290, SLG: 0.401 | | | | | | | | | | 5 | 0 | 3 | 3 | 0 | 1 | 1 | | | | | | | | | | | | | | | | |
| 67 Ronald Guzmán, L OBP: 0.307, SLG: 0.464 | | | | | | | | | | 5 | 0 | 1 | 0 | 0 | 3 | 5 | | | | | | | | | | | | | | | | |
| 2 Hanser Alberto, R OBP: 0.222, SLG: 0.125 | | | | | | | | | | 2 | 0 | 1 | 0 | 1 | 0 | 1 | | | | | | | | | | | | | | | | |
| 12 Rougned Odor, L OBP: 0.262, SLG: 0.313 | | | | | | | | | | 1 | 0 | 0 | 0 | 0 | 1 | 2 | | | | | | | | | | | | | | | | |
| Inning Stats | R: 0 E: 0 K: 1 S: 8 | H: 0 LOB: 1 BB: 1 P: 15 | R: 0 E: 0 K: 1 S: 10 | H: 0 LOB: 0 BB: 0 P: 13 | R: 0 E: 0 K: 1 S: 7 | H: 1 LOB: 0 BB: 0 P: 10 | R: 2 E: 0 K: 1 S: 13 | H: 2 LOB: 1 BB: 1 P: 18 | R: 0 E: 0 K: 1 S: 21 | H: 1 LOB: 3 BB: 2 P: 33 | R: 1 E: 0 K: 1 S: 10 | H: 1 LOB: 0 BB: 0 P: 14 | R: 4 E: 0 K: 2 S: 14 | H: 3 LOB: 2 BB: 3 P: 25 | R: 0 E: 0 K: 2 S: 12 | H: 0 LOB: 0 BB: 0 P: 19 | R: 0 E: 0 K: 1 S: 10 | H: 3 LOB: 0 BB: 0 P: 17 | 1B: 8 2B: 3 3B: 1 HR: 0 | SF: 0 SAC: 1 DP: 1 HBP: 1 | WP: 1 PB: 1 SB: 0 CS: 1 | PA: 44 | | | | | | | | | | |
| PITCHER | IP WLS BF H R ER SO BB IBB HBP BLK WP HR S P ERA WHIP | IP WLS BF H R ER SO BB IBB HBP BLK WP HR S P ERA WHIP | | | | | | | | | | | | | | | | | | | | | | | | | | | | | | |
| 65 James Paxton, L ERA: 3.15 | 5.0 | 22 | 4 | 2 | 2 | 5 | 4 | 0 | 0 | 0 | 1 | 0 | 59 | 89 | 3.60 | 1.600 | | | | | | | | | | | | | | | | |
| 53 Dan Altavilla, R ERA: 2.89 | 1.0 | 5 | 1 | 1 | 0 | 1 | 0 | 0 | 1 | 0 | 0 | 0 | 10 | 14 | 0.00 | 1.000 | | | | | | | | | | | | | | | | |
| 46 Ryan Cook, R ERA: 3.6 | 0.1 | 3 | 1 | 2 | 2 | 0 | 1 | 0 | 0 | 0 | 0 | 4 | 8 | 54.00 | 6.000 | | | | | | | | | | | | | | | | | |
| 25 Marc Rzepczynski, L ERA: 9.39 | 0.0 | 3 | 1 | 0 | 0 | 0 | 1 | 1 | 0 | 0 | 0 | 3 | 7 | = | = | | | | | | | | | | | | | | | | | |
| 12 Juan Nicasio, R ERA: 4.78 | 1.2 | 6 | 1 | 2 | 2 | 4 | 0 | 0 | 0 | 0 | 0 | 19 | 29 | 10.80 | 0.600 | | | | | | | | | | | | | | | | | |
| PITCHER | IP WLS BF H R ER SO BB IBB HBP BLK WP HR S P ERA WHIP | IP WLS BF H R ER SO BB IBB HBP BLK WP HR S P ERA WHIP | | | | | | | | | | | | | | | | | | | | | | | | | | | | | | |
| 60 Chasen Bradford, R ERA: 2.18 | 1.0 | 5 | 3 | 0 | 0 | 1 | 0 | 0 | 0 | 0 | 0 | 10 | 17 | 0.00 | 3.000 | | | | | | | | | | | | | | | | | |

| Batter | 1 | 2 | 3 | 4 | 5 | 6 | 7 | 8 | 9 | AB | R | H | RBI | BB | SO | LOB | BOTTOM | | | | | | | | | | | | | | | |
|--|---|---|-------------------------------|----------------------------------|------------------------------|----------------------------------|-------------------------------|----------------------------------|-------------------------------|----------------------------------|-------------------------------|----------------------------------|-------------------------------|----------------------------------|------------------------------|----------------------------------|---|----------------------------------|----------------------------------|------------------------------------|----------------------------------|--------|--|--|--|--|--|--|--|--|--|--|
| 2 Jean Segura, R OBP: 0.346, SLG: 0.477 | | | | | | | | | | 4 | 1 | 2 | 1 | 0 | 1 | 0 | Texas Rangers @ Seattle Mariners Safeco Field, Seattle, WA Wed May 30 2018, 7:11 PM - 10:27 PM PDT Att. 13,070 - Clear - 63 F | | | | | | | | | | | | | | | |
| 5 Guillermo Heredia, R OBP: 0.414, SLG: 0.422 | | | | | | | | | | 4 | 0 | 0 | 0 | 0 | 2 | 4 | | | | | | | | | | | | | | | | |
| 16 Ben Gamel, L OBP: 0.342, SLG: 0.370 | | | | | | | | | | 1 | 1 | 1 | 0 | 0 | 0 | 0 | | | | | | | | | | | | | | | | |
| 17 Mitch Haniger, R OBP: 0.361, SLG: 0.520 | | | | | | | | | | 5 | 0 | 1 | 1 | 0 | 2 | 1 | | | | | | | | | | | | | | | | |
| 23 Nelson Cruz, R OBP: 0.320, SLG: 0.453 | | | | | | | | | | 5 | 0 | 3 | 1 | 0 | 1 | 1 | | | | | | | | | | | | | | | | |
| 7 Andrew Romine, S OBP: 0.226, SLG: 0.167 | | | | | | | | | | 0 | 0 | 0 | 0 | 0 | 0 | 0 | | | | | | | | | | | | | | | | |
| 27 Ryon Healy, R OBP: 0.283, SLG: 0.462 | | | | | | | | | | 5 | 0 | 0 | 0 | 0 | 2 | 3 | | | | | | | | | | | | | | | | |
| 15 Kyle Seager, L OBP: 0.294, SLG: 0.419 | | | | | | | | | | 4 | 1 | 2 | 0 | 0 | 1 | 1 | | | | | | | | | | | | | | | | |
| 3 Mike Zunino, R OBP: 0.258, SLG: 0.437 | | | | | | | | | | 3 | 2 | 2 | 0 | 1 | 1 | 2 | | | | | | | | | | | | | | | | |
| 4 Denard Span, L OBP: 0.355, SLG: 0.378 | | | | | | | | | | 4 | 1 | 1 | 0 | 0 | 1 | 4 | | | | | | | | | | | | | | | | |
| 1 Gordon Beckham, R OBP: 0.270, SLG: 0.235 | | | | | | | | | | 3 | 0 | 1 | 1 | 1 | 0 | 1 | | | | | | | | | | | | | | | | |
| Inning Stats | R: 0 E: 0 K: 2 S: 10 | H: 0 LOB: 0 BB: 0 P: 13 | R: 0 E: 0 K: 2 S: 17 | H: 2 LOB: 0 BB: 0 P: 22 | R: 1 E: 0 K: 0 S: 7 | H: 2 LOB: 1 BB: 0 P: 14 | R: 3 E: 0 K: 1 S: 18 | H: 2 LOB: 1 BB: 2 P: 33 | R: 0 E: 0 K: 1 S: 11 | H: 1 LOB: 1 BB: 0 P: 18 | R: 1 E: 0 K: 0 S: 10 | H: 3 LOB: 1 BB: 0 P: 14 | R: 0 E: 0 K: 3 S: 11 | H: 0 LOB: 0 BB: 0 P: 13 | R: 0 E: 0 K: 1 S: 8 | H: 1 LOB: 0 BB: 0 P: 12 | R: 1 E: 0 K: 1 S: 15 | H: 2 LOB: 1 BB: 0 P: 21 | 1B: 6 2B: 7 3B: 0 HR: 0 | SF: 1 SAC: 0 DP: 1 HBP: 0 | WP: 1 PB: 1 SB: 0 CS: 0 | PA: 41 | | | | | | | | | | |
| PITCHER | IP WLS BF H R ER SO BB IBB HBP BLK WP HR S P ERA WHIP | IP WLS BF H R ER SO BB IBB HBP BLK WP HR S P ERA WHIP | | | | | | | | | | | | | | | | | | | | | | | | | | | | | | |
| 55 Matt Moore, L ERA: 7.85 | 5.1 | 26 | 8 | 5 | 4 | 0 | 2 | 0 | 0 | 0 | 0 | 0 | 5 | 6 | 0.00 | 3.000 | | | | | | | | | | | | | | | | |
| 43 Tony Barnette, R ERA: 3.69 | 0.2 | 3 | 2 | 0 | 0 | 0 | 0 | 0 | 0 | 0 | 0 | 5 | 6 | 0.00 | 3.000 | | | | | | | | | | | | | | | | | |
| 62 José Leclerc, R ERA: 1.89 | 1.0 | 3 | 0 | 0 | 0 | 3 | 0 | 0 | 0 | 0 | 0 | 11 | 13 | 0.00 | 0.000 | | | | | | | | | | | | | | | | | |
| 58 Alex Claudio, L ERA: 3.95 | 1.0 | 4 | 1 | 0 | 0 | 1 | 0 | 0 | 0 | 0 | 0 | 8 | 12 | 0.00 | 1.000 | | | | | | | | | | | | | | | | | |
| 50 Keone Kela, R ERA: 4.43 | 1.0 | 5 | 2 | 1 | 1 | 1 | 0 | 0 | 0 | 0 | 0 | 15 | 21 | 9.00 | 2.000 | | | | | | | | | | | | | | | | | |

| Batter | 1 | 2 | 3 | 4 | 5 | 6 | 7 | 8 | 9 | AB | R | H | RBI | BB | SO | LOB | TOP | | | |
|---|---|----------------------------------|--------------------------------------|----------------------------------|---------------------------------------|----------------------------------|---------------------------------------|----------------------------------|---------------------------------------|----------------------------------|---------------------------------------|----------------------------------|---------------------------------------|----------------------------------|---------------------------------------|----------------------------------|----------------------------------|------------------------------------|----------------------------------|--------|
| 3 Delino DeShields, R OBP: 0.302, SLG: 0.307 | | | | | | | | | | 4 | 0 | 0 | 0 | 0 | 2 | 1 | | | | |
| 9 Isiah Kiner-Falefa, R OBP: 0.328, SLG: 0.361 | | | | | | | | | | 4 | 0 | 1 | 0 | 0 | 0 | 1 | | | | |
| 30 Nomar Mazara, L OBP: 0.346, SLG: 0.514 | | | | | | | | | | 4 | 1 | 2 | 1 | 0 | 0 | 1 | | | | |
| 29 Adrian Beltré, R OBP: 0.379, SLG: 0.425 | | | | | | | | | | 4 | 0 | 2 | 0 | 0 | 1 | 1 | | | | |
| 19 Jurickson Profar, S OBP: 0.311, SLG: 0.421 | | | | | | | | | | 4 | 0 | 1 | 0 | 0 | 0 | 1 | | | | |
| 13 Joey Gallo, L OBP: 0.292, SLG: 0.474 | | | | | | | | | | 4 | 0 | 2 | 0 | 0 | 1 | 2 | | | | |
| 12 Rougned Odor, L OBP: 0.252, SLG: 0.301 | | | | | | | | | | 4 | 0 | 0 | 0 | 0 | 2 | 4 | | | | |
| 61 Robinson Chirinos, R OBP: 0.295, SLG: 0.393 | | | | | | | | | | 3 | 0 | 0 | 0 | 1 | 1 | 1 | | | | |
| 67 Ronald Guzmán, L OBP: 0.307, SLG: 0.457 | | | | | | | | | | 2 | 0 | 0 | 0 | 1 | 1 | 3 | | | | |
| Inning Stats | R: 0 H: 1 E: 0 K: 1 S: 9 | H: 1 LOB: 1 BB: 0 P: 16 | R: 0 H: 0 E: 0 K: 1 S: 8 | H: 0 LOB: 0 BB: 1 P: 11 | R: 0 H: 0 E: 0 K: 1 S: 11 | H: 0 LOB: 1 BB: 1 P: 17 | R: 1 H: 3 E: 0 K: 1 S: 16 | H: 3 LOB: 3 BB: 1 P: 27 | R: 0 H: 0 E: 0 K: 1 S: 12 | H: 2 LOB: 1 BB: 0 P: 20 | R: 0 H: 0 E: 0 K: 2 S: 11 | H: 0 LOB: 0 BB: 0 P: 17 | R: 0 H: 1 E: 0 K: 0 S: 10 | H: 1 LOB: 0 BB: 0 P: 14 | R: 0 H: 1 E: 0 K: 1 S: 12 | H: 1 LOB: 1 BB: 0 P: 13 | 1B: 6 2B: 1 3B: 0 HR: 1 | SF: 0 SAC: 0 DP: 2 HBP: 0 | WP: 0 PB: 0 SB: 0 CS: 0 | PA: 35 |
| PITCHER | IP WLS BF H R ER SO BB IBB HBP BLK WP HR S P ERA WHIP | | | | | | | | | | | | | | | | | | | |
| 49 Wade LeBlanc, L ERA: 2.6 | 5.0 W 21 4 1 1 4 2 0 0 0 0 0 1 52 84 1.80 1.200 | | | | | | | | | | | | | | | | | | | |
| 47 James Pazos, L ERA: 1.33 | 1.0 4 2 0 0 1 0 0 0 0 0 0 0 12 20 0.00 2.000 | | | | | | | | | | | | | | | | | | | |
| 12 Juan Nicasio, R ERA: 4.61 | 1.0 3 0 0 0 2 0 0 0 0 0 0 0 11 17 0.00 0.000 | | | | | | | | | | | | | | | | | | | |
| 60 Chasen Bradford, R ERA: 1.99 | 2.0 7 2 0 0 1 0 0 0 0 0 0 0 22 27 0.00 1.000 | | | | | | | | | | | | | | | | | | | |

Texas Rangers @ Seattle Mariners
Safeco Field, Seattle, WA
Thu May 31 2018, 7:11 PM - 10:03 PM PDT
Att: 15,630 - Cloudy - 57 F

| | |
|-----|----|
| AB | 33 |
| R | 1 |
| H | 8 |
| RBI | 1 |
| BB | 2 |
| SO | 8 |
| LOB | 15 |



| Batter | 1 | 2 | 3 | 4 | 5 | 6 | 7 | 8 | 9 | AB | R | H | RBI | BB | SO | LOB | BOTTOM | | | |
|---|---|----------------------------------|---------------------------------------|----------------------------------|--------------------------------------|----------------------------------|---------------------------------------|----------------------------------|---------------------------------------|----------------------------------|--------------------------------------|----------------------------------|--------------------------------------|----------------------------------|--------------------------------------|----------------------------------|----------------------------------|------------------------------------|----------------------------------|--------|
| 9 Dee Strange-Gordon, L OBP: 0.327, SLG: 0.392 | | | | | | | | | | 5 | 1 | 1 | 0 | 0 | 1 | 3 | | | | |
| 2 Jean Segura, R OBP: 0.354, SLG: 0.487 | | | | | | | | | | 2 | 3 | 2 | 1 | 1 | 0 | 0 | | | | |
| 17 Mitch Haniger, R OBP: 0.355, SLG: 0.510 | | | | | | | | | | 4 | 0 | 0 | 1 | 0 | 1 | 3 | | | | |
| 23 Nelson Cruz, R OBP: 0.324, SLG: 0.475 | | | | | | | | | | 3 | 1 | 2 | 3 | 0 | 0 | 0 | | | | |
| 15 Kyle Seager, L OBP: 0.283, SLG: 0.414 | | | | | | | | | | 3 | 0 | 0 | 0 | 1 | 0 | 3 | | | | |
| 27 Ryon Healy, R OBP: 0.282, SLG: 0.456 | | | | | | | | | | 4 | 0 | 1 | 1 | 0 | 0 | 1 | | | | |
| 5 Guillermo Heredia, R OBP: 0.417, SLG: 0.426 | | | | | | | | | | 4 | 0 | 2 | 0 | 0 | 0 | 2 | | | | |
| 4 Denard Span, L OBP: 0.358, SLG: 0.381 | | | | | | | | | | 4 | 0 | 2 | 0 | 0 | 0 | 0 | | | | |
| 3 Mike Zunino, R OBP: 0.265, SLG: 0.434 | | | | | | | | | | 3 | 1 | 1 | 0 | 1 | 1 | 2 | | | | |
| Inning Stats | R: 1 H: 1 E: 0 K: 1 S: 10 | H: 2 LOB: 2 BB: 1 P: 23 | R: 2 H: 2 E: 0 K: 0 S: 13 | H: 2 LOB: 0 BB: 0 P: 20 | R: 0 H: 0 E: 0 K: 0 S: 9 | H: 0 LOB: 0 BB: 0 P: 12 | R: 2 H: 1 E: 1 K: 0 S: 13 | H: 1 LOB: 1 BB: 1 P: 24 | R: 0 H: 3 E: 0 K: 0 S: 11 | H: 3 LOB: 2 BB: 0 P: 13 | R: 1 H: 2 E: 0 K: 0 S: 8 | H: 2 LOB: 2 BB: 1 P: 20 | R: 0 H: 0 E: 0 K: 1 S: 9 | H: 0 LOB: 0 BB: 0 P: 11 | R: 0 H: 0 E: 0 K: 1 S: 9 | H: 0 LOB: 0 BB: 0 P: 11 | 1B: 8 2B: 1 3B: 1 HR: 1 | SF: 2 SAC: 0 DP: 1 HBP: 0 | WP: 0 PB: 0 SB: 0 CS: 0 | PA: 37 |
| PITCHER | IP WLS BF H R ER SO BB IBB HBP BLK WP HR S P ERA WHIP | | | | | | | | | | | | | | | | | | | |
| 36 Mike Minor, L ERA: 5.76 | 5.0 L 23 6 5 4 2 2 0 0 0 0 0 0 19 33 4.50 3.000 | | | | | | | | | | | | | | | | | | | |
| 51 Matt Bush, R ERA: 4.74 | 2.0 11 5 1 1 0 1 0 0 0 0 0 0 9 11 0.00 0.000 | | | | | | | | | | | | | | | | | | | |
| 53 Jesse Chavez, R ERA: 4.35 | 1.0 3 0 0 0 1 0 0 0 0 0 0 0 9 11 0.00 0.000 | | | | | | | | | | | | | | | | | | | |

Texas Rangers @ Seattle Mariners
Safeco Field, Seattle, WA
Thu May 31 2018, 7:11 PM - 10:03 PM PDT
Att: 15,630 - Cloudy - 57 F

| | |
|-----|----|
| AB | 32 |
| R | 6 |
| H | 11 |
| RBI | 6 |
| SO | 3 |
| LOB | 14 |



| Batter | 1 | 2 | 3 | 4 | 5 | 6 | 7 | 8 | 9 | 10 | 11 | 12 | 13 | AB R H RBI BB SO LOB | TOP | | | |
|--|-------------------------------|----------------------------------|-------------------------------|----------------------------------|------------------------------|---------------------------------|-------------------------------|---------------------------------|------------------------------|---------------------------------|-------------------------------|----------------------------------|------------------------------|----------------------------------|--|------------------------------------|----------------------------------|--------|
| 0 Mallex Smith, L OBP: 0.346, SLG: 0.363 | | | F7 | | L7 | | | K | | K | | K | | 6 0 1 0 0 3 2 | Tampa Bay Rays @ Seattle Mariners Safeco Field, Seattle, WA Fri Jun 01 2018, 7:12 PM - 11:26 PM PDT Att. 22,636 - Partly Cloudy - 67 F | | | |
| 44 C.J. Cron, R OBP: 0.335, SLG: 0.480 | | | K | | G6-3 | | G5-3 | | | | | G6-3 | | 6 0 2 0 0 1 1 | | | | |
| 18 Joey Wendle, L OBP: 0.343, SLG: 0.409 | | | K | | K | | G5-3 | | | | | | | 5 1 1 0 1 3 3 | | | | |
| 40 Wilson Ramos, R OBP: 0.345, SLG: 0.465 | | | K | | G6-3 | | F9 | | | | | | | 6 0 0 0 0 3 4 | | | | |
| 5 Matt Duffy, R OBP: 0.356, SLG: 0.404 | | | | L9 | | | | | | | | | | 5 0 3 1 0 0 0 | | | | |
| 28 Daniel Robertson, R OBP: 0.401, SLG: 0.433 | | | | K | | G5-3 | | L9 | | | | | | 4 0 1 0 1 1 2 | | | | |
| 13 Brad Miller, L OBP: 0.303, SLG: 0.399 | | | | | K | | G6-3-4 | | | | | | | 5 0 0 0 0 3 4 | | | | |
| 27 Carlos Gómez, R OBP: 0.265, SLG: 0.370 | | | P2 | | | | | | | | | | | 5 1 1 1 0 0 3 | | | | |
| 10 Johnny Field, R OBP: 0.298, SLG: 0.495 | | | K | | | | | | | | | | | 4 1 2 1 0 2 0 | | | | |
| | | | | | | | | | | | | | | | | | | |
| Inning Stats | R: 0 E: 0 K: 2 S: 14 | H: 2 LOB: 2 BB: 0 P: 20 | R: 0 E: 0 K: 2 S: 12 | H: 1 LOB: 1 BB: 0 P: 16 | R: 0 E: 0 K: 1 S: 8 | H: 0 LOB: 0 BB: 0 P: 9 | R: 0 E: 0 K: 1 S: 12 | H: 2 LOB: 0 BB: 0 P: 6 | R: 0 E: 0 K: 0 S: 8 | H: 1 LOB: 0 BB: 0 P: 8 | R: 0 E: 0 K: 2 S: 20 | H: 0 LOB: 1 BB: 0 P: 21 | R: 0 E: 0 K: 1 S: 9 | H: 1 LOB: 0 BB: 0 P: 13 | 1B: 9 2B: 2 3B: 0 HR: 2 | SF: 0 SAC: 0 DP: 3 HBP: 1 | WP: 1 PB: 0 SB: 2 CS: 1 | PA: 50 |
| PITCHER | IP 7.0 | WLS 25 | H 6 | R 2 | ER 2 | SO 8 | BB 0 | IBB 0 | HBP 0 | BLK 0 | WP 0 | HR 2 | S 65 | P 91 | ERA 2.57 | WHIP 0.857 | | |
| 8 Mike Leake, R ERA: 4.71 | | | | | | | | | | | | | | | | | | |
| 48 Alex Colomé, R ERA: 3.65 | 1.0 | H 4 | 0 | 0 | 0 | 1 | 0 | 0 | 1 | 0 | 0 | 0 | 8 | 10 | 0.00 | 0.000 | | |
| 39 Edwin Díaz, R ERA: 3.03 | 1.0 | B 6 | 2 | 1 | 1 | 2 | 1 | 0 | 0 | 0 | 1 | 0 | 20 | 28 | 9.00 | 3.000 | | |
| 12 Juan Nicasio, R ERA: 4.45 | 1.0 | 4 | 1 | 0 | 0 | 3 | 0 | 0 | 0 | 0 | 0 | 0 | 17 | 21 | 0.00 | 1.000 | | |
| 53 Dan Altavilla, R ERA: 2.75 | 1.0 | 3 | 0 | 0 | 0 | 1 | 1 | 0 | 0 | 0 | 0 | 0 | 9 | 21 | 0.00 | 1.000 | | |
| PITCHER | IP 2.0 | WLS 7 | H 2 | R 0 | ER 0 | SO 1 | BB 0 | IBB 0 | HBP 0 | BLK 0 | WP 0 | HR 0 | S 19 | P 32 | ERA 0.00 | WHIP 1.000 | | |
| 55 Roenis Elias, L ERA: | | | | | | | | | | | | | | | | | | |

| Batter | 1 | 2 | 3 | 4 | 5 | 6 | 7 | 8 | 9 | 10 | 11 | 12 | 13 | AB R H RBI BB SO LOB | BOTTOM | | | |
|---|------------------------------|----------------------------------|-------------------------------|----------------------------------|-------------------------------|----------------------------------|-------------------------------|----------------------------------|------------------------------|----------------------------------|------------------------------|----------------------------------|------------------------------|----------------------------------|--|------------------------------------|----------------------------------|--------|
| 9 Dee Strange-Gordon, L OBP: 0.317, SLG: 0.379 | | | G3 | | FC1-5 | | F8 | | | K | | K | | 6 0 0 0 0 2 2 | Tampa Bay Rays @ Seattle Mariners Safeco Field, Seattle, WA Fri Jun 01 2018, 7:12 PM - 11:26 PM PDT Att. 22,636 - Partly Cloudy - 67 F | | | |
| 2 Jean Segura, R OBP: 0.350, SLG: 0.478 | | | G6-3 | | G1-3 | | G5-3 | | G4-3 | | | K | | 6 1 1 0 0 1 2 | | | | |
| 15 Kyle Seager, L OBP: 0.285, SLG: 0.412 | | | G4-3 | | G4-3 | | F9 | | | K | | | | 6 0 2 0 0 1 0 | | | | |
| 23 Nelson Cruz, R OBP: 0.325, SLG: 0.479 | | | | G4-3 | | G1-3 | | G6-3 | | | | | | 5 0 2 1 0 0 0 | | | | |
| 4 Denard Span, L OBP: 0.356, SLG: 0.379 | | | | G4-3 | | G1-3 | | G6-3 | | | | | | 1 0 0 0 0 0 1 | | | | |
| 17 Mitch Haniger, R OBP: 0.363, SLG: 0.522 | | | | G6-3 | | K | | | | | | | | 3 1 1 1 3 1 2 | | | | |
| 16 Ben Gamel, L OBP: 0.353, SLG: 0.394 | | | | G6-3 | | F7 | | | | | | | | 4 1 2 0 0 0 2 | | | | |
| 27 Ryon Healy, R OBP: 0.290, SLG: 0.448 | | | | G6-3 | | K | | | | | | | | 5 1 1 1 0 1 6 | | | | |
| 5 Guillermo Heredia, R OBP: 0.408, SLG: 0.424 | | | | G5-3 | | G6-3 | | | | | | | | 5 0 1 0 0 0 2 | | | | |
| 36 David Freitas, R OBP: 0.304, SLG: 0.286 | | | | G6-3 | | G6-3 | | | | | | | | 3 0 0 1 0 1 1 | | | | |
| 3 Mike Zunino, R OBP: 0.280, SLG: 0.435 | | | | G6-3 | | K | | | | | | | | 2 0 1 0 0 1 0 | | | | |
| Inning Stats | R: 0 E: 0 K: 0 S: 9 | H: 0 LOB: 0 BB: 0 P: 13 | R: 0 E: 0 K: 0 S: 15 | H: 1 LOB: 1 BB: 1 P: 20 | R: 1 E: 0 K: 0 S: 16 | H: 3 LOB: 2 BB: 0 P: 22 | R: 2 E: 0 K: 0 S: 14 | H: 3 LOB: 1 BB: 0 P: 17 | R: 0 E: 0 K: 1 S: 8 | H: 0 LOB: 0 BB: 0 P: 11 | R: 0 E: 0 K: 1 S: 9 | H: 0 LOB: 1 BB: 0 P: 13 | R: 0 E: 0 K: 1 S: 7 | H: 0 LOB: 2 BB: 1 P: 17 | 1B: 7 2B: 2 3B: 1 HR: 1 | SF: 0 SAC: 0 DP: 1 HBP: 1 | WP: 0 PB: 0 SB: 0 CS: 0 | PA: 50 |
| PITCHER | IP 1.1 | WLS 5 | H 0 | R 0 | ER 0 | SO 0 | BB 1 | IBB 0 | HBP 0 | BLK 0 | WP 0 | HR 0 | S 16 | P 25 | ERA 0.00 | WHIP 0.750 | | |
| 54 Sergio Romo, R ERA: 5.96 | | | | | | | | | | | | | | | | | | |
| 50 Austin Pruitt, R ERA: 4.21 | 5.0 | 22 | 7 | 3 | 3 | 3 | 0 | 0 | 0 | 0 | 0 | 0 | 58 | 79 | 5.40 | 1.400 | | |
| 49 Jonny Venters, L ERA: 0.9 | 1.0 | 3 | 0 | 0 | 0 | 0 | 0 | 0 | 0 | 0 | 0 | 0 | 6 | 10 | 0.00 | 0.000 | | |
| 62 Wilmer Font, R ERA: 10.98 | 0.2 | 4 | 0 | 0 | 0 | 0 | 1 | 0 | 1 | 0 | 0 | 0 | 7 | 14 | 0.00 | 1.500 | | |
| 46 José Alvarado, L ERA: 2.59 | 1.2 | 8 | 2 | 0 | 0 | 2 | 0 | 1 | 0 | 0 | 0 | 0 | 17 | 26 | 0.00 | 1.200 | | |
| PITCHER | IP 1.1 | WLS 4 | H 0 | R 0 | ER 0 | SO 2 | BB 0 | IBB 0 | HBP 0 | BLK 0 | WP 0 | HR 0 | S 12 | P 15 | ERA 0.00 | WHIP 0.000 | | |
| 52 Chaz Roe, R ERA: 3.92 | | | | | | | | | | | | | | | | | | |
| 35 Matt Andriese, R ERA: 3.31 | 1.0 | L 4 | 2 | 1 | 1 | 1 | 0 | 0 | 0 | 0 | 0 | 1 | 13 | 20 | 9.00 | 2.000 | | |

AB 46
R 3
H 11
RBI 3
BB 2
SO 16
LOB 19



AB 46
R 4
H 11
RBI 4
BB 3
SO 8
LOB 18



| Batter | 1 | 2 | 3 | 4 | 5 | 6 | 7 | 8 | 9 | AB | R | H | RBI | BB | SO | LOB | TOP | | | |
|--|--------------------------------|----------------------------------|--------------------------------|----------------------------------|--------------------------------|----------------------------------|--------------------------------|----------------------------------|--------------------------------|----------------------------------|--------------------------------|----------------------------------|--------------------------------|----------------------------------|--------------------------------|----------------------------------|--|----------------------------------|------------------------------------|----------------------------------|
| 28 Daniel Robertson, R (1,6) OBP: 0.403, SLG: 0.435 | G1-3 | | | G5-4-3 1B | | FC6-4 1B | | F9 | | 4 | 0 | 2 | 0 | 0 | 0 | 0 | Tampa Bay Rays @ Seattle Mariners Safeco Field, Seattle, WA Sat Jun 02 2018, 7:11 PM - 10:07 PM PDT Att: 28,599 - Clear - 71 F | | | |
| 44 C.J. Cron, R (1,3) OBP: 0.329, SLG: 0.471 | F7 | | G5-4-3 1-2 | | | K | | K | | 4 | 0 | 0 | 0 | 0 | 2 | 2 | | | | |
| 5 Matt Duffy, R (1,5) OBP: 0.354, SLG: 0.396 | K | | | FC4 BB | | FC6-4 40 2B | | G6-3 | | 3 | 1 | 0 | 0 | 1 | 1 | | | | | |
| 40 Wilson Ramos, R (1,10) OBP: 0.346, SLG: 0.466 | | G6-3 | | FC4 1-2 | | | | | K | 4 | 0 | 1 | 1 | 0 | 1 | | | | | |
| 10 Johnny Field, R (1,8) OBP: 0.290, SLG: 0.480 0 Mallex Smith, L (9,PH) OBP: 0.344, SLG: 0.360 | | K | | | F8 | | | G1-5-3 | | 3 | 0 | 0 | 0 | 0 | 2 | 1 | | | | |
| 8 Rob Refsnyder, R (1,7) OBP: 0.385, SLG: 0.338 18 Joey Wendle, L (9,PH) OBP: 0.341, SLG: 0.406 | | K | | | | K | | G1-3 | | 1 | 0 | 0 | 0 | 0 | 0 | | | | | |
| 27 Carlos Gómez, R (1,9) OBP: 0.266, SLG: 0.365 | | | F8 | | HBP | F8 | | | | 2 | 0 | 0 | 0 | 0 | 0 | | | | | |
| 21 Christian Arroyo, R (1,4) OBP: 0.432, SLG: 0.452 | | G6-3 | | | | | | | | 2 | 0 | 1 | 0 | 1 | 0 | 0 | | | | |
| 45 Jesús Sucre, R (1,2) OBP: 0.242, SLG: 0.226 | | | G5-3 | | F7 | | | FC4 | | 3 | 0 | 0 | 0 | 0 | 0 | 3 | | | | |
| Inning Stats | R: 0 E: 0 K: 1 S: 18 | H: 0 LOB: 0 BB: 0 P: 24 | R: 0 E: 0 K: 2 S: 9 | H: 0 LOB: 0 BB: 0 P: 13 | R: 0 E: 0 K: 0 S: 7 | H: 0 LOB: 0 BB: 0 P: 13 | R: 0 E: 0 K: 0 S: 6 | H: 1 LOB: 1 BB: 0 P: 11 | R: 0 E: 0 K: 0 S: 11 | H: 2 LOB: 2 BB: 0 P: 15 | R: 1 E: 0 K: 2 S: 11 | H: 2 LOB: 1 BB: 1 P: 16 | R: 0 E: 0 K: 1 S: 7 | H: 0 LOB: 1 BB: 1 P: 13 | R: 0 E: 0 K: 1 S: 7 | H: 0 LOB: 0 BB: 0 P: 11 | | 1B: 4 2B: 1 3B: 0 HR: 0 | SF: 0 SAC: 0 DP: 1 HBP: 1 | WP: 0 PB: 0 SB: 0 CS: 0 |
| PITCHER | IP WLS BF ERA WHIP | IP WLS BF ERA WHIP | IP WLS BF ERA WHIP | IP WLS BF ERA WHIP | IP WLS BF ERA WHIP | IP WLS BF ERA WHIP | IP WLS BF ERA WHIP | IP WLS BF ERA WHIP | IP WLS BF ERA WHIP | IP WLS BF ERA WHIP | IP WLS BF ERA WHIP | IP WLS BF ERA WHIP | IP WLS BF ERA WHIP | IP WLS BF ERA WHIP | IP WLS BF ERA WHIP | IP WLS BF ERA WHIP | IP WLS BF ERA WHIP | IP WLS BF ERA WHIP | IP WLS BF ERA WHIP | |
| 32 Marco Gonzales, L (1,1) ERA: 3.38 | 6.2 W 26 | 5 1 1 6 | 2 0 1 0 | 0 0 0 0 | 0 0 0 0 | 0 0 0 0 | 0 0 1 1 | 1.35 1.050 | | | | | | | | | | | | |
| 47 James Pazos, L (7,1) ERA: 1.31 | 0.1 H 1 | 0 0 0 0 | 0 0 0 0 | 0 0 0 0 | 0 0 0 0 | 0 0 1 1 | 0.00 0.000 | | | | | | | | | | | | | |
| 48 Alex Colomé, R (8,1) ERA: 3.51 | 1.0 H 3 | 0 0 0 1 | 0 0 0 0 | 0 0 0 0 | 0 0 0 0 | 0 0 11 13 | 0.00 0.000 | | | | | | | | | | | | | |
| 39 Edwin Díaz, R (9,1) ERA: 2.93 | 1.0 S 3 | 0 0 0 1 | 0 0 0 0 | 0 0 0 0 | 0 0 0 0 | 0 0 7 11 | 0.00 0.000 | | | | | | | | | | | | | |

| | |
|-----|----|
| AB | 30 |
| R | 1 |
| H | 5 |
| RBI | 1 |
| BB | 2 |
| SO | 8 |
| LOB | 8 |



| Batter | 1 | 2 | 3 | 4 | 5 | 6 | 7 | 8 | 9 | AB | R | H | RBI | BB | SO | LOB | BOTTOM | | | |
|---|--------------------------------|----------------------------------|--------------------------------|----------------------------------|--------------------------------|----------------------------------|--------------------------------|----------------------------------|--------------------------------|----------------------------------|--------------------------------|----------------------------------|--------------------------------|----------------------------------|--------------------------------|----------------------------------|--|----------------------------------|------------------------------------|----------------------------------|
| 9 Dee Strange-Gordon, L (1,4) OBP: 0.316, SLG: 0.377 | 1B | | G4-3 | F8 | | FC6-4 2S | | | | 4 | 0 | 1 | 0 | 0 | 0 | 3 | Tampa Bay Rays @ Seattle Mariners Safeco Field, Seattle, WA Sat Jun 02 2018, 7:11 PM - 10:07 PM PDT Att: 28,599 - Clear - 71 F | | | |
| 2 Jean Segura, R (1,6) OBP: 0.356, SLG: 0.478 | BB | | BB | BB | G6-4-3 1B | G5-3 | | | | 2 | 1 | 1 | 0 | 2 | 0 | 2 | | | | |
| 17 Mitch Haniger, R (1,9) OBP: 0.365, SLG: 0.522 | K | | BB | BB | BB | P3 | | | | 4 | 1 | 2 | 0 | 0 | 1 | 2 | | | | |
| 23 Nelson Cruz, R (1,10) OBP: 0.330, SLG: 0.476 | G1-3 | | BB | BB | G6-4-3 1B | | | | | 3 | 0 | 1 | 1 | 1 | 0 | 3 | | | | |
| 15 Kyle Seager, L (1,5) OBP: 0.284, SLG: 0.413 | | F8 | | BB | G3 | | | F8 | | 4 | 0 | 1 | 1 | 0 | 0 | 2 | | | | |
| 27 Ryon Healy, R (1,3) OBP: 0.278, SLG: 0.462 | | K | | K | | HR | | F8 | | 4 | 1 | 1 | 1 | 0 | 2 | 3 | | | | |
| 4 Denard Span, L (1,7) OBP: 0.354, SLG: 0.376 | | BB | | K | | G3 | | G1-6-3 | | 4 | 0 | 1 | 0 | 0 | 1 | 0 | | | | |
| 5 Guillermo Heredia, R (1,8) OBP: 0.403, SLG: 0.412 | | F9 | | K | | FC6-4 BB | | F9 | | 3 | 0 | 0 | 0 | 1 | 1 | 1 | | | | |
| 3 Mike Zunino, R (1,2) OBP: 0.275, SLG: 0.433 | | | K | | HBP | FC6-4 1B | | K | | 3 | 0 | 1 | 0 | 0 | 2 | 0 | | | | |
| Inning Stats | R: 0 E: 0 K: 1 S: 8 | H: 1 LOB: 1 BB: 1 P: 15 | R: 0 E: 0 K: 1 S: 11 | H: 1 LOB: 0 BB: 0 P: 18 | R: 2 E: 0 K: 2 S: 14 | H: 3 LOB: 2 BB: 1 P: 25 | R: 0 E: 0 K: 2 S: 9 | H: 0 LOB: 1 BB: 0 P: 17 | R: 0 E: 0 K: 0 S: 10 | H: 2 LOB: 1 BB: 0 P: 17 | R: 1 E: 0 K: 0 S: 17 | H: 2 LOB: 2 BB: 1 P: 27 | R: 0 E: 0 K: 0 S: 8 | H: 0 LOB: 1 BB: 1 P: 18 | R: 0 E: 0 K: 1 S: 8 | H: 0 LOB: 0 BB: 0 P: 10 | | 1B: 7 2B: 2 3B: 0 HR: 1 | SF: 0 SAC: 0 DP: 2 HBP: 1 | WP: 0 PB: 0 SB: 2 CS: 1 |
| PITCHER | IP WLS BF ERA WHIP | IP WLS BF ERA WHIP | IP WLS BF ERA WHIP | IP WLS BF ERA WHIP | IP WLS BF ERA WHIP | IP WLS BF ERA WHIP | IP WLS BF ERA WHIP | IP WLS BF ERA WHIP | IP WLS BF ERA WHIP | IP WLS BF ERA WHIP | IP WLS BF ERA WHIP | IP WLS BF ERA WHIP | IP WLS BF ERA WHIP | IP WLS BF ERA WHIP | IP WLS BF ERA WHIP | IP WLS BF ERA WHIP | IP WLS BF ERA WHIP | IP WLS BF ERA WHIP | IP WLS BF ERA WHIP | |
| 22 Chris Archer, R (1,1) ERA: 4.24 | 5.0 L 23 | 7 2 2 6 | 2 0 1 0 | 0 0 1 0 | 0 0 0 0 | 0 0 1 23 | 3.60 1.800 | | | | | | | | | | | | | |
| 62 Wilmer Font, R (6,1) ERA: 10.71 | 1.1 8 | 2 1 1 0 | 2 0 0 0 | 0 0 0 0 | 0 0 1 10 | 6.75 3.000 | | | | | | | | | | | | | | |
| 55 Ryne Stanek, R (7,1) ERA: 3.97 | 1.2 5 | 0 0 0 1 | 0 0 0 0 | 0 0 0 0 | 0 0 0 10 | 0.00 0.000 | | | | | | | | | | | | | | |


| | |
|-----|----|
| AB | 31 |
| R | 3 |
| H | 9 |
| RBI | 3 |
| BB | 4 |
| SO | 7 |
| LOB | 16 |




| Batter | 1 | 2 | 3 | 4 | 5 | 6 | 7 | 8 | 9 | AB | R | H | RBI | BB | SO | LOB | TOP | | | | | | | |
|--|---|--|--|----------------------------------|------------------------------|---------------------------------|------------------------------|---------------------------------|-------------------------------|----------------------------------|-------------------------------|----------------------------------|------------------------------|----------------------------------|------------------------------|----------------------------------|--|----------------------------------|----------------------------------|------------------------------------|----------------------------------|--------|--|--|
| 0 Mallex Smith, L (1, 8) OBP: 0.338, SLG: 0.354 | L9 | | B3 | | SH1-4 | | K | | | 3 | 0 | 0 | 0 | 0 | 1 | 0 | <p>Tampa Bay Rays @ Seattle Mariners</p> <p>Safeco Field, Seattle, WA</p> <p>Sun Jun 03 2018, 1:11 PM - 3:50 PM PDT</p> <p>Att: 26,567 - Cloudy - 60 F</p> | | | | | | | |
| 44 C.J. Cron, R (1, 10) OBP: 0.333, SLG: 0.467 | G5-3 | | G5-3 | | | | G6-3 | | | 2 | 0 | 0 | 0 | 0 | 0 | 0 | | | | | | | | |
| 21 Christian Arroyo, R (7, PH) OBP: 0.421, SLG: 0.438 | G5-3 | | G5-3 | | | | G6-3 | | | 1 | 0 | 0 | 0 | 0 | 0 | 0 | | | | | | | | |
| 18 Joey Wendle, L (1, 4) OBP: 0.333, SLG: 0.396 | K | | | | G6-3 | | K | | | 4 | 0 | 0 | 0 | 0 | 2 | 3 | | | | | | | | |
| 5 Matt Duffy, R (1, 5) OBP: 0.351, SLG: 0.390 | | HBP | | | L7 | | G1-3 | | | 3 | 0 | 0 | 0 | 0 | 0 | 3 | | | | | | | | |
| 28 Daniel Robertson, R (1, 6) OBP: 0.405, SLG: 0.437 | | HBP | | | | | G6-3 | | | 4 | 1 | 2 | 0 | 0 | 0 | 0 | | | | | | | | |
| 13 Brad Miller, L (1, 3) OBP: 0.308, SLG: 0.404 | | | | | | | | | | | | | | | | | | | | | | | | |
| 27 Carlos Gómez, R (1, 9) OBP: 0.261, SLG: 0.357 | | | | | | | | | | | | | | | | | | | | | | | | |
| 10 Johnny Field, R (1, 7) OBP: 0.288, SLG: 0.472 | | | | | | | | | | | | | | | | | | | | | | | | |
| 45 Jesús Sucre, R (1, 2) OBP: 0.246, SLG: 0.231 | | | | | | | | | | | | | | | | | | | | | | | | |
| Inning Stats | R: 0 E: 0 K: 1 S: 9 | H: 0 LOB: 0 BB: 0 P: 10 | R: 0 E: 0 K: 2 S: 13 | H: 1 LOB: 2 BB: 0 P: 21 | R: 0 E: 0 K: 0 S: 5 | H: 0 LOB: 0 BB: 0 P: 8 | R: 1 E: 0 K: 0 S: 6 | H: 2 LOB: 1 BB: 0 P: 6 | R: 0 E: 0 K: 1 S: 13 | H: 2 LOB: 3 BB: 1 P: 19 | R: 0 E: 0 K: 2 S: 12 | H: 0 LOB: 1 BB: 1 P: 21 | R: 0 E: 0 K: 1 S: 5 | H: 0 LOB: 0 BB: 0 P: 10 | R: 0 E: 0 K: 0 S: 7 | H: 0 LOB: 0 BB: 0 P: 11 | R: 0 E: 0 K: 1 S: 11 | H: 0 LOB: 0 BB: 0 P: 17 | 1B: 4 2B: 1 3B: 0 HR: 0 | SF: 0 SAC: 1 DP: 0 HBP: 2 | WP: 1 PB: 0 SB: 0 CS: 0 | PA: 35 | | |
| PITCHER | IP WLS BF H R ER SO BB IBB HBP BLK WP HR S P ERA WHIP | 8.0 W 32 5 1 1 7 1 0 2 0 1 0 70 106 1.12 0.750 | 1.0 S 3 0 0 0 1 0 0 0 0 0 0 11 17 0.00 0.000 | | | | | | | | | | | | | | | | | | | | | |

| Batter | 1 | 2 | 3 | 4 | 5 | 6 | 7 | 8 | 9 | AB | R | H | RBI | BB | SO | LOB | BOTTOM | | | | | | | |
|--|---|---|---|---|---|----------------------------------|-------------------------------|----------------------------------|-------------------------------|----------------------------------|------------------------------|----------------------------------|------------------------------|----------------------------------|-------------------------------|----------------------------------|--|----------------------------------|----------------------------------|------------------------------------|----------------------------------|--------|--|--|
| 9 Dee Strange-Gordon, L (1, 4) OBP: 0.319, SLG: 0.379 | K | | | | | | | | | 4 | 0 | 2 | 1 | 0 | 1 | 0 | <p>Tampa Bay Rays @ Seattle Mariners</p> <p>Safeco Field, Seattle, WA</p> <p>Sun Jun 03 2018, 1:11 PM - 3:50 PM PDT</p> <p>Att: 26,567 - Cloudy - 60 F</p> | | | | | | | |
| 2 Jean Segura, R (1, 6) OBP: 0.351, SLG: 0.470 | K | | | | | | | | | 4 | 0 | 0 | 0 | 0 | 2 | 3 | | | | | | | | |
| 17 Mitch Haniger, R (1, 9) OBP: 0.359, SLG: 0.512 | K | | | | | | | | | 4 | 0 | 0 | 0 | 0 | 3 | 3 | | | | | | | | |
| 23 Nelson Cruz, R (1, 10) OBP: 0.325, SLG: 0.468 | K | | | | | | | | | 3 | 0 | 0 | 0 | 0 | 3 | 1 | | | | | | | | |
| 15 Kyle Seager, L (1, 5) OBP: 0.281, SLG: 0.408 | K | | | | | | | | | 3 | 0 | 0 | 0 | 0 | 2 | 0 | | | | | | | | |
| 27 Ryon Healy, R (1, 3) OBP: 0.286, SLG: 0.463 | K | | | | | | | | | | | | | | | | | | | | | | | |
| 7 Andrew Romine, S (8, FR) OBP: 0.226, SLG: 0.167 | K | | | | | | | | | | | | | | | | | | | | | | | |
| 5 Guillermo Heredia, R (1, 8) OBP: 0.397, SLG: 0.404 | | | | | | | | | | | | | | | | | | | | | | | | |
| 4 Denard Span, L (1, 7) OBP: 0.354, SLG: 0.375 | | | | | | | | | | | | | | | | | | | | | | | | |
| 3 Mike Zunino, R (1, 2) OBP: 0.270, SLG: 0.423 | | | | | | | | | | | | | | | | | | | | | | | | |
| Inning Stats | R: 0 E: 0 K: 3 S: 11 | H: 0 LOB: 0 BB: 0 P: 17 | R: 0 E: 0 K: 3 S: 10 | H: 0 LOB: 0 BB: 0 P: 14 | R: 0 E: 0 K: 2 S: 13 | H: 0 LOB: 0 BB: 0 P: 21 | R: 0 E: 0 K: 2 S: 13 | H: 1 LOB: 1 BB: 0 P: 21 | R: 0 E: 0 K: 1 S: 10 | H: 1 LOB: 1 BB: 0 P: 15 | R: 0 E: 0 K: 1 S: 9 | H: 0 LOB: 0 BB: 0 P: 12 | R: 0 E: 0 K: 1 S: 7 | H: 0 LOB: 0 BB: 0 P: 10 | R: 2 E: 1 K: 3 S: 13 | H: 2 LOB: 2 BB: 1 P: 21 | R: 0 E: 0 K: 3 S: 11 | H: 0 LOB: 0 BB: 0 P: 17 | 1B: 4 2B: 0 3B: 0 HR: 0 | SF: 0 SAC: 1 DP: 0 HBP: 0 | WP: 1 PB: 0 SB: 1 CS: 0 | PA: 30 | | |
| PITCHER | IP WLS BF H R ER SO BB IBB HBP BLK WP HR S P ERA WHIP | 6.0 H 2 0 0 0 1 0 0 0 0 0 5 7 0.00 0.000 | 0.2 H 1 0 0 0 0 0 0 0 0 0 2 3 0.00 0.000 | 0.1 H 1 0 0 0 0 0 0 0 0 0 2 3 0.00 0.000 | 1.0 L 7 2 2 1 3 1 0 0 0 0 13 21 9.00 3.000 | | | | | | | | | | | | | | | | | | | |

livebaseballscorecards.com



livebaseballscorecards.com



| Batter | 1 | 2 | 3 | 4 | 5 | 6 | 7 | 8 | 9 | AB R H RBI BB SO LOB | TOP | | | | | | | | | |
|--|---|----------------------------------|---------------------------------------|----------------------------------|--------------------------------------|----------------------------------|--------------------------------------|---------------------------------|---------------------------------------|----------------------------------|---|----------------------------------|---|----------------------------------|---------------------------------------|----------------------------------|----------------------------------|------------------------------------|----------------------------------|--------|
| 9 Dee Strange-Gordon, L (1, 4) OBP: 0.318, SLG: 0.377 | E4 2 17 FC6-4 1B | G3-1 | | | K | | G3 | | | 4 1 1 0 0 1 1 | Seattle Mariners @ Houston Astros Minute Maid Park, Houston, TX Tue Jun 05 2018, 7:11 PM - 9:40 PM CDT Att: 35,646 - Roof Closed - 73 F | | | | | | | | | |
| 2 Jean Segura, R (1, 6) OBP: 0.355, SLG: 0.483 | | | | | K | | G4-3 | | | 4 1 2 1 0 1 1 | | | | | | | | | | |
| 17 Mitch Haniger, R (1, 9) OBP: 0.353, SLG: 0.502 | FC6-4 23 1B HR | G6-3 | | | G5-3 | | | | | 4 1 0 1 0 1 1 | | | | | | | | | | |
| 23 Nelson Cruz, R (1, 10) OBP: 0.328, SLG: 0.469 | 15 HR 1B | | | | F7 | | | | | 4 1 2 0 0 1 0 | | | | | | | | | | |
| 15 Kyle Seager, L (1, 5) OBP: 0.280, SLG: 0.418 | | G6-3 | | | L5 | | | | | 4 1 1 3 0 1 1 | | | | | | | | | | |
| 27 Ryan Healy, R (1, 3) OBP: 0.278, SLG: 0.451 | F9 | | | | G3 | | | | | 4 0 0 0 0 0 1 | | | | | | | | | | |
| 5 Guillermo Heredia, R (1, 8) OBP: 0.385, SLG: 0.389 | G6-3 | | | | F8 | | | | | 4 0 0 0 0 1 0 | | | | | | | | | | |
| 16 Ben Gamel, L (1, 7) OBP: 0.350, SLG: 0.389 | | 3 HR 1B | | | L7 | | G3-1 | | | 4 1 1 0 0 1 0 | | | | | | | | | | |
| 3 Mike Zunino, R (1, 2) OBP: 0.276, SLG: 0.444 | | | | | G5-3 | | 9 G3 BB | | | 3 1 1 2 1 0 0 | | | | | | | | | | |
| Inning Stats | R: 4 H: 4 E: 1 K: 0 S: 13 | H: 4 LOB: 0 BB: 0 P: 21 | R: 2 H: 2 E: 0 K: 1 S: 14 | H: 2 LOB: 0 BB: 0 P: 22 | R: 0 H: 0 E: 0 K: 1 S: 7 | H: 0 LOB: 0 BB: 0 P: 14 | R: 0 H: 0 E: 0 K: 0 S: 5 | H: 0 LOB: 0 BB: 0 P: 8 | R: 1 H: 1 E: 0 K: 1 S: 12 | H: 1 LOB: 1 BB: 0 P: 16 | R: 0 H: 0 E: 0 K: 0 S: 7 | H: 0 LOB: 1 BB: 0 P: 17 | R: 0 H: 1 E: 0 K: 2 S: 9 | H: 1 LOB: 1 BB: 0 P: 15 | R: 0 H: 0 E: 0 K: 2 S: 12 | H: 0 LOB: 0 BB: 0 P: 14 | 1B: 5 2B: 0 3B: 0 HR: 3 | SF: 0 SAC: 0 DP: 0 HBP: 0 | WP: 0 PB: 0 SB: 0 CS: 0 | PA: 36 |
| PITCHER | IP WLS BF H R ER SO BB IBB HBP BLK WP HR S P ERA WHIP | | | | | | | | | | | PITCHER | IP WLS BF H R ER SO BB IBB HBP BLK WP HR S P ERA WHIP | | | | | | | |
| 60 Dallas Keuchel, L (1, 1) ERA: 4.13 | 6.2 L 28 7 7 7 3 1 0 0 0 0 0 3 64 107 9.45 1.200 | | | | | | | | | | | | | | | | | | | |
| 41 Brad Peacock, R (7, 1) ERA: 2.63 | 1.1 5 1 0 0 2 0 0 0 0 0 0 0 11 17 0.00 0.750 | | | | | | | | | | | | | | | | | | | |
| 3B Joe Smith, R (9, 1) ERA: 5.21 | 1.0 3 0 0 0 2 0 0 0 0 0 0 0 12 14 0.00 0.000 | | | | | | | | | | | | | | | | | | | |

| | |
|-----|----|
| AB | 35 |
| R | 7 |
| H | 8 |
| RBI | 7 |
| BB | 1 |
| SO | 7 |
| LOB | 5 |



| Batter | 1 | 2 | 3 | 4 | 5 | 6 | 7 | 8 | 9 | AB R H RBI BB SO LOB | BOTTOM | | | | | | | | | |
|---|---|----------------------------------|---------------------------------------|----------------------------------|---------------------------------------|----------------------------------|--------------------------------------|---------------------------------|--------------------------------------|---------------------------------|---|----------------------------------|---|----------------------------------|--------------------------------------|----------------------------------|----------------------------------|------------------------------------|----------------------------------|--------|
| 4 George Springer, R (1, 9) OBP: 0.358, SLG: 0.504 | K | | | | P6 | | | F8 | | 4 0 1 0 0 1 1 | Seattle Mariners @ Houston Astros Minute Maid Park, Houston, TX Tue Jun 05 2018, 7:11 PM - 9:40 PM CDT Att: 35,646 - Roof Closed - 73 F | | | | | | | | | |
| 2 Alex Bregman, R (1, 5) OBP: 0.373, SLG: 0.419 | F9 | | | | G5-4-3 | | | 27 1B | | 4 0 1 0 0 0 2 | | | | | | | | | | |
| 27 Jose Altuve, R (1, 4) OBP: 0.377, SLG: 0.455 | L7 | | | | FC1-6 1 CS-4 | | | 10 G5-4-3 1B | | 4 0 2 0 0 0 1 | | | | | | | | | | |
| 1 Carlos Correa, R (1, 6) OBP: 0.345, SLG: 0.465 | | 10 2B 1B | | | FC5-4 | | | G5-3 | | 4 1 1 0 0 1 4 | | | | | | | | | | |
| 10 Yuli Gurriel, R (1, 3) OBP: 0.315, SLG: 0.376 | | 9 2B 1B | | | G4-3 | | | G5-4-3 | | 4 0 1 0 0 0 1 | | | | | | | | | | |
| 11 Evan Gattis, R (1, 10) OBP: 0.287, SLG: 0.419 | | F7 | | | F7 | | | K | | 4 0 0 0 0 1 2 | | | | | | | | | | |
| 9 Marwin Gonzalez, S (1, 7) OBP: 0.303, SLG: 0.360 | | | | | | | | 12 G4-3 1B | | 4 0 3 1 0 0 0 | | | | | | | | | | |
| 12 Max Stassi, R (1, 2) OBP: 0.336, SLG: 0.490 | | K | | | G1-3 | | | G4-3 | | 3 0 0 0 0 1 4 | | | | | | | | | | |
| 6 Jake Marisnick, R (1, 8) OBP: 0.183, SLG: 0.295 | | K | | | | | | 2 G5-4-3 BB | | 2 0 0 0 1 2 2 | | | | | | | | | | |
| Inning Stats | R: 0 H: 0 E: 0 K: 1 S: 8 | H: 0 LOB: 0 BB: 0 P: 13 | R: 1 H: 3 E: 0 K: 2 S: 18 | H: 3 LOB: 2 BB: 0 P: 30 | R: 0 H: 1 E: 0 K: 0 S: 10 | H: 1 LOB: 1 BB: 0 P: 11 | R: 0 H: 1 E: 0 K: 0 S: 7 | H: 1 LOB: 1 BB: 0 P: 8 | R: 0 H: 0 E: 0 K: 1 S: 6 | H: 1 LOB: 0 BB: 0 P: 6 | R: 0 H: 1 E: 0 K: 1 S: 7 | H: 1 LOB: 0 BB: 0 P: 10 | R: 0 H: 2 E: 0 K: 1 S: 13 | H: 2 LOB: 2 BB: 0 P: 18 | R: 0 H: 0 E: 0 K: 0 S: 5 | H: 0 LOB: 0 BB: 0 P: 10 | 1B: 7 2B: 1 3B: 1 HR: 0 | SF: 0 SAC: 0 DP: 3 HBP: 0 | WP: 0 PB: 0 SB: 0 CS: 0 | PA: 34 |
| PITCHER | IP WLS BF H R ER SO BB IBB HBP BLK WP HR S P ERA WHIP | | | | | | | | | | | PITCHER | IP WLS BF H R ER SO BB IBB HBP BLK WP HR S P ERA WHIP | | | | | | | |
| 65 James Paxton, L (1, 1) ERA: 2.95 | 7.2 W 30 9 1 1 6 0 1 0 0 0 0 0 76 108 1.17 1.304 | | | | | | | | | | | | | | | | | | | |
| 12 Juan Nicasio, R (8, 1) ERA: 4.4 | 0.1 1 0 0 0 0 0 0 0 0 0 0 0 1 1 0.00 0.000 | | | | | | | | | | | | | | | | | | | |
| 60 Chasen Bradford, R (9, 1) ERA: 1.9 | 1.0 3 0 0 0 0 0 0 0 0 0 0 0 5 10 0.00 0.000 | | | | | | | | | | | | | | | | | | | |

| | |
|-----|----|
| AB | 33 |
| R | 1 |
| H | 9 |
| RBI | 1 |
| BB | 1 |
| SO | 6 |
| LOB | 17 |



| Batter | 1 | 2 | 3 | 4 | 5 | 6 | 7 | 8 | 9 | AB | R | H | RBI | BB | SO | LOB | TOP | | | | | | | | | | |
|---|---------------------------------------|----------------------------------|---------------------------------------|----------------------------------|--------------------------------------|----------------------------------|--------------------------------------|----------------------------------|--------------------------------------|---------------------------------|--------------------------------------|----------------------------------|--------------------------------------|---------------------------------|--------------------------------------|----------------------------------|--------------------------------------|----------------------------------|----------------------------------|------------------------------------|----------------------------------|--------|--|--|--|--|--|
| 9 Dee Strange-Gordon, L (1.4) OBP: 0.313, SLG: 0.375 | | | | | | | | | | 4 | 0 | 1 | 1 | 0 | 1 | 0 | | | | | | | | | | | |
| 2 Jean Segura, R (1.6) OBP: 0.360, SLG: 0.486 | | | | | | | | | | 4 | 1 | 2 | 0 | 0 | 0 | 1 | | | | | | | | | | | |
| 17 Mitch Haniger, R (1.9) OBP: 0.360, SLG: 0.516 | | | | | | | | | | 3 | 1 | 2 | 3 | 1 | 1 | 0 | | | | | | | | | | | |
| 23 Nelson Cruz, R (1.10) OBP: 0.333, SLG: 0.478 | | | | | | | | | | 3 | 0 | 0 | 0 | 1 | 1 | 1 | | | | | | | | | | | |
| 15 Kyle Seager, L (1.5) OBP: 0.275, SLG: 0.420 | | | | | | | | | | 4 | 0 | 0 | 0 | 0 | 1 | 3 | | | | | | | | | | | |
| 27 Ryan Healy, R (1.3) OBP: 0.278, SLG: 0.442 | | | | | | | | | | 4 | 0 | 1 | 0 | 0 | 0 | 3 | | | | | | | | | | | |
| 4 Denard Span, L (1.7) OBP: 0.359, SLG: 0.408 | | | | | | | | | | 3 | 2 | 1 | 1 | 1 | 1 | 1 | | | | | | | | | | | |
| 5 Guillermo Heredia, R (1.8) OBP: 0.327, SLG: 0.368 | | | | | | | | | | 4 | 0 | 0 | 0 | 0 | 2 | 1 | | | | | | | | | | | |
| 36 David Freitas, R (1.2) OBP: 0.300, SLG: 0.283 | | | | | | | | | | 4 | 1 | 1 | 0 | 0 | 3 | 0 | | | | | | | | | | | |
| Inning Stats | R: 0 H: 1 E: 0 K: 2 S: 15 | H: 1 LOB: 3 BB: 2 P: 30 | R: 3 H: 3 E: 1 K: 0 S: 19 | H: 3 LOB: 1 BB: 1 P: 28 | R: 1 H: 1 E: 0 K: 1 S: 9 | H: 1 LOB: 0 BB: 0 P: 12 | R: 0 H: 1 E: 0 K: 1 S: 8 | H: 1 LOB: 0 BB: 0 P: 12 | R: 1 H: 1 E: 0 K: 1 S: 8 | H: 1 LOB: 0 BB: 0 P: 9 | R: 0 H: 0 E: 0 K: 2 S: 9 | H: 0 LOB: 0 BB: 0 P: 12 | R: 0 H: 0 E: 0 K: 1 S: 6 | H: 0 LOB: 0 BB: 0 P: 8 | R: 0 H: 1 E: 0 K: 0 S: 8 | H: 1 LOB: 1 BB: 0 P: 12 | R: 0 H: 0 E: 0 K: 2 S: 8 | H: 0 LOB: 0 BB: 0 P: 11 | 1B: 6 2B: 0 3B: 0 HR: 2 | SF: 1 SAC: 0 DP: 0 HBP: 0 | WP: 0 PB: 0 SB: 0 CS: 1 | PA: 38 | | | | | |
| PITCHER | IP | WLS | BF | H | R | ER | SO | BB | IBB | HBP | BLK | WP | HR | S | P | ERA | WHIP | | | | | | | | | | |
| 55 Ryne Stanek, R (1.1) ERA: 3.38 | 1.0 | | 6 | 1 | 0 | 0 | 2 | 2 | 0 | 0 | 0 | 0 | 0 | 15 | 30 | 0.00 | 3.000 | | | | | | | | | | |
| 50 Austin Pruitt, R (2.1) ERA: 4.57 | 7.0 | L | 28 | 7 | 5 | 5 | 6 | 1 | 0 | 0 | 0 | 0 | 2 | 67 | 93 | 6.43 | 1.143 | | | | | | | | | | |
| 52 Chaz Roe, R (9.1) ERA: 3.63 | 1.0 | | 3 | 0 | 0 | 0 | 2 | 0 | 0 | 0 | 0 | 0 | 0 | 8 | 11 | 0.00 | 0.000 | | | | | | | | | | |

Seattle Mariners @ Tampa Bay Rays
Tropicana Field, St. Petersburg, FL
Thu Jun 07 2018, 7:11 PM - 9:53 PM EDT
Att: 10,342 - Dome - 72 F

livebaseballscores.com

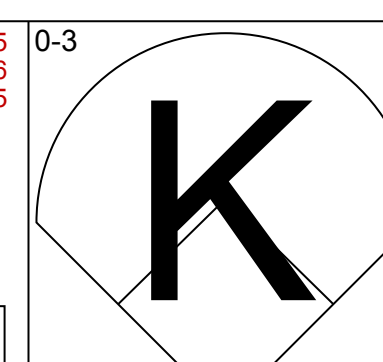
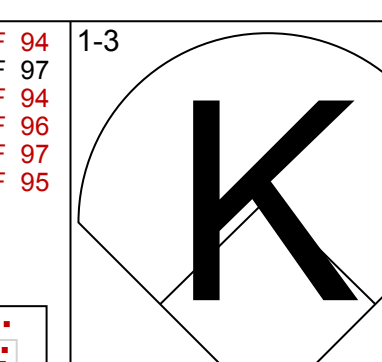
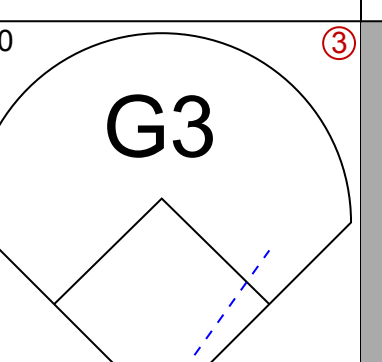
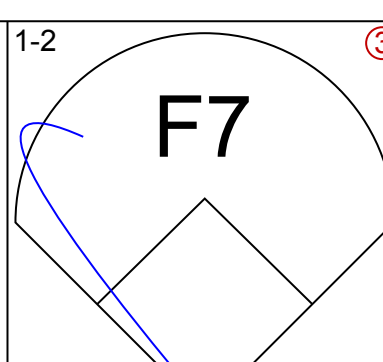
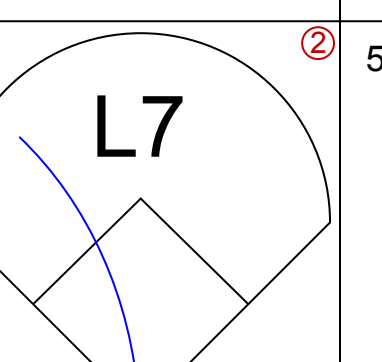
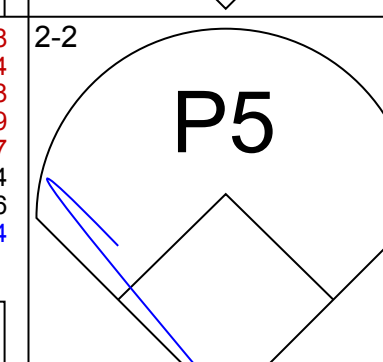
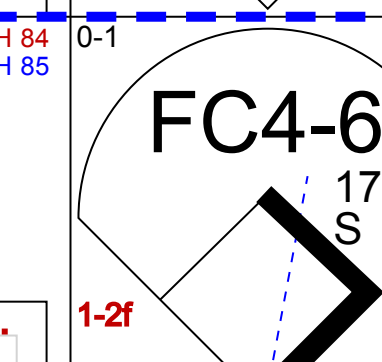
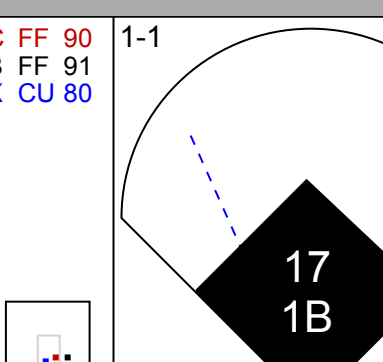
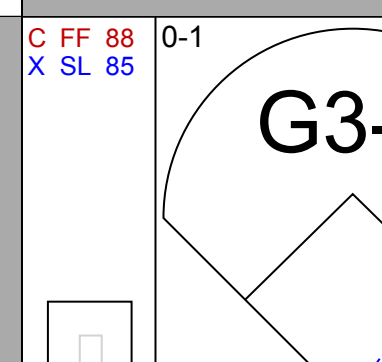
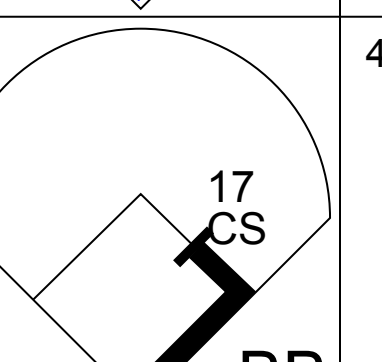
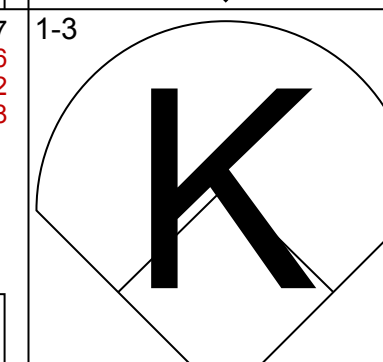
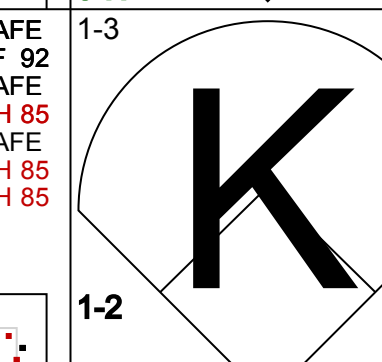
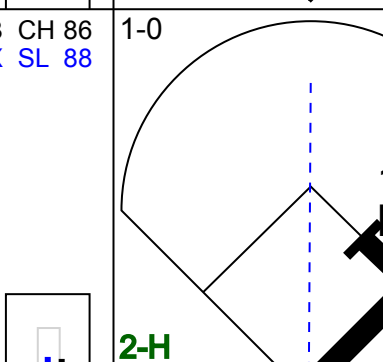
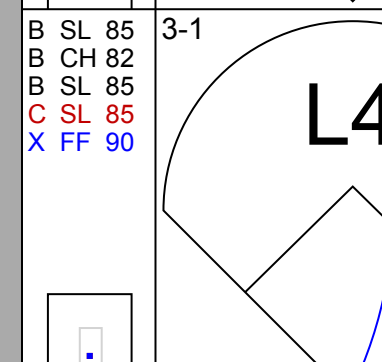
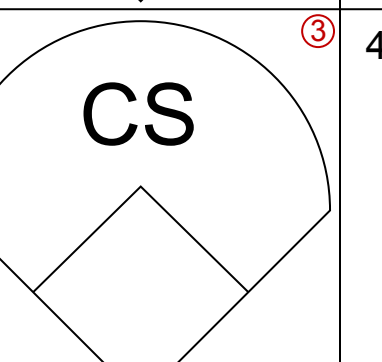
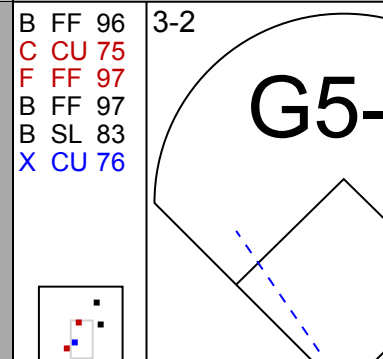
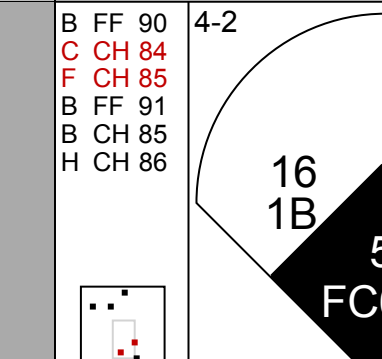
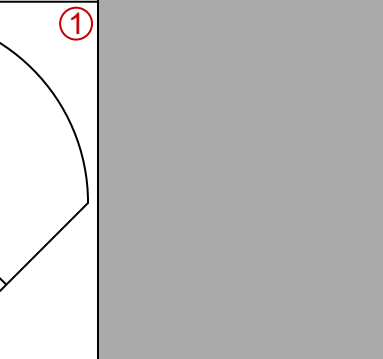
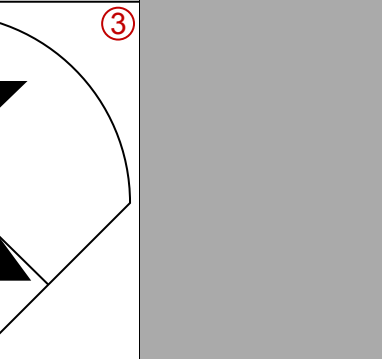


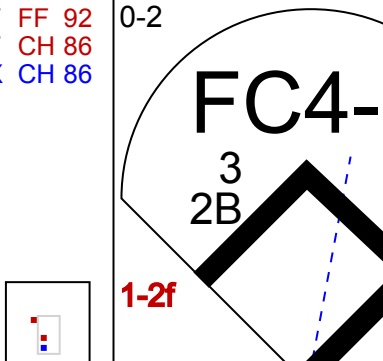
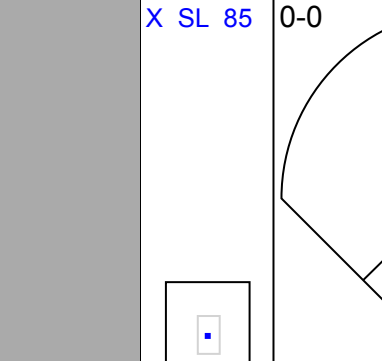


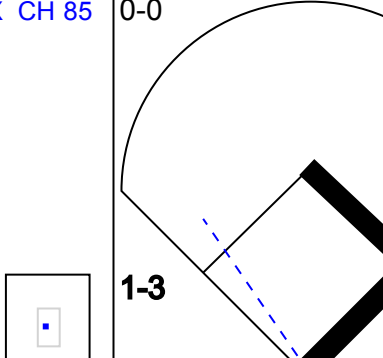
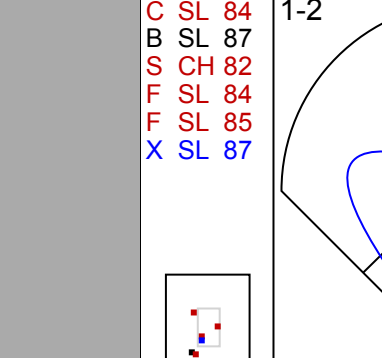
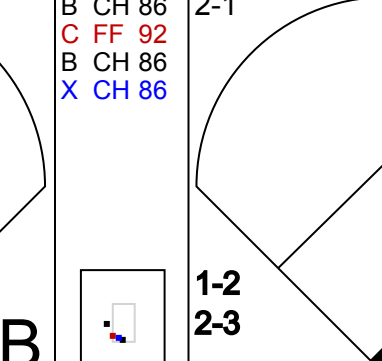
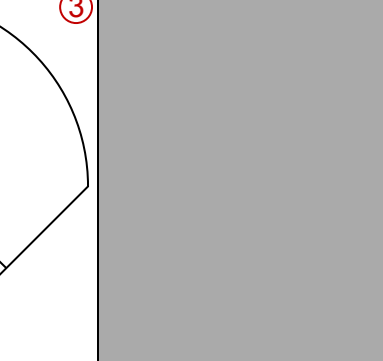
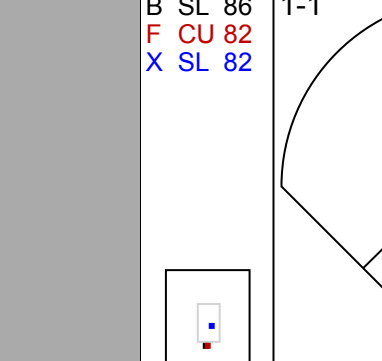
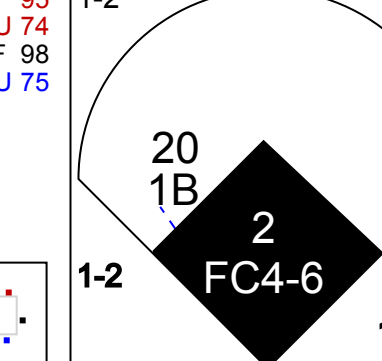
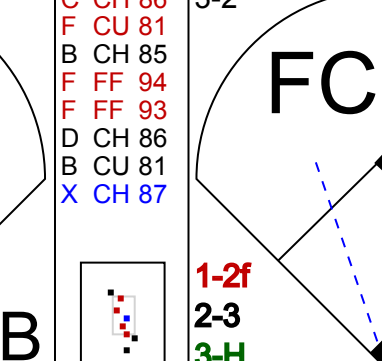
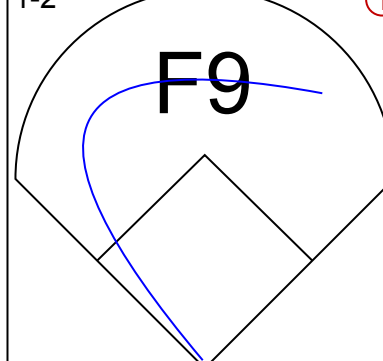
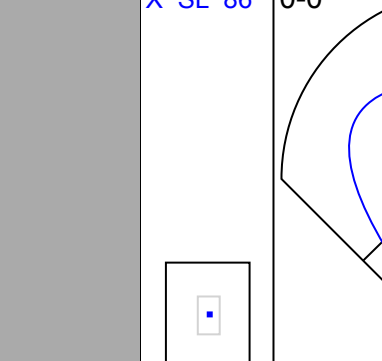
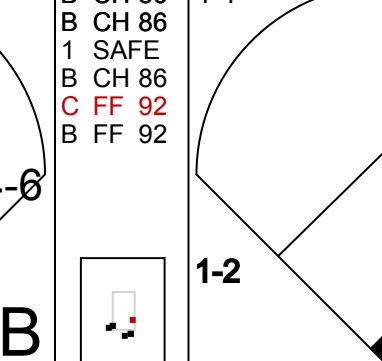
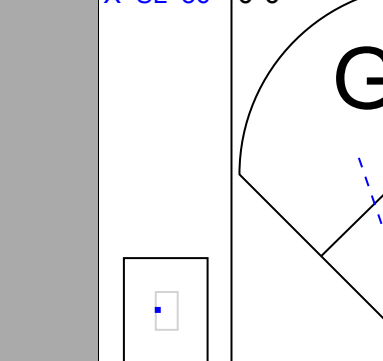
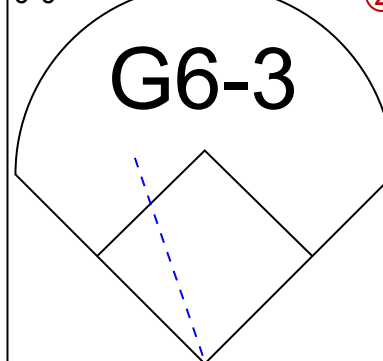

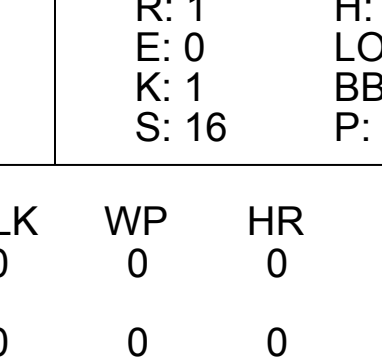
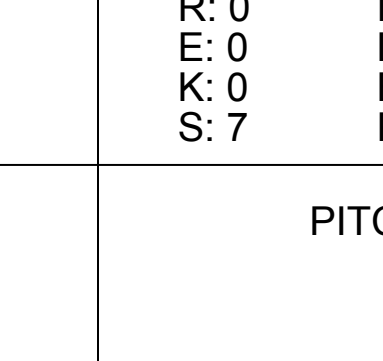
AB 33
R 5
H 8
RBI 5
BB 3
SO 10
LOB 10

| Batter | 1 | 2 | 3 | 4 | 5 | 6 | 7 | 8 | 9 | AB | R | H | RBI | BB | SO | LOB | BOTTOM | | | | | | | | | | |
|--|--------------------------------------|----------------------------------|--------------------------------------|----------------------------------|--------------------------------------|---------------------------------|---------------------------------------|----------------------------------|--------------------------------------|----------------------------------|--------------------------------------|---------------------------------|--------------------------------------|----------------------------------|---------------------------------------|----------------------------------|----------------------------------|------------------------------------|----------------------------------|--------|--|--|--|--|--|--|--|
| 28 Daniel Robertson, R (1.6) OBP: 0.392, SLG: 0.437 | | | | | | | | | | 5 | 1 | 1 | 1 | 0 | 1 | 3 | | | | | | | | | | | |
| 44 C.J. Cron, R (1.10) OBP: 0.322, SLG: 0.462 | | | | | | | | | | 3 | 0 | 0 | 0 | 1 | 0 | 2 | | | | | | | | | | | |
| 18 Joey Wendle, L (1.4) OBP: 0.328, SLG: 0.386 | | | | | | | | | | 4 | 0 | 1 | 0 | 0 | 0 | 1 | | | | | | | | | | | |
| 40 Wilson Ramos, R (1.2) OBP: 0.335, SLG: 0.449 | | | | | | | | | | 4 | 1 | 1 | 0 | 0 | 1 | 1 | | | | | | | | | | | |
| 5 Matt Duffy, R (1.5) OBP: 0.352, SLG: 0.404 | | | | | | | | | | 4 | 0 | 2 | 0 | 0 | 0 | 1 | | | | | | | | | | | |
| 9 Jake Bauers, L (1.3) OBP: 0.322, SLG: 0.462 | | | | | | | | | | 4 | 0 | 0 | 0 | 0 | 1 | 3 | | | | | | | | | | | |
| 27 Carlos Gómez, R (1.9) OBP: 0.266, SLG: 0.354 | | | | | | | | | | 3 | 1 | 1 | 0 | 0 | 0 | 0 | | | | | | | | | | | |
| 0 Mallex Smith, L (1.8) OBP: 0.335, SLG: 0.346 | | | | | | | | | | 4 | 1 | 2 | 0 | 0 | 0 | 2 | | | | | | | | | | | |
| 10 Johnny Field, R (1.7) OBP: 0.287, SLG: 0.470 | | | | | | | | | | 4 | 0 | 2 | 3 | 0 | 1 | 2 | | | | | | | | | | | |
| Inning Stats | R: 0 H: 1 E: 0 K: 0 S: 8 | H: 2 LOB: 2 BB: 0 P: 14 | R: 1 H: 1 E: 0 K: 0 S: 8 | H: 1 LOB: 0 BB: 0 P: 10 | R: 0 H: 0 E: 0 K: 0 S: 6 | H: 0 LOB: 0 BB: 0 P: 9 | R: 0 H: 2 E: 0 K: 1 S: 12 | H: 2 LOB: 1 BB: 0 P: 15 | R: 0 H: 1 E: 0 K: 1 S: 7 | H: 1 LOB: 1 BB: 0 P: 10 | R: 0 H: 0 E: 0 K: 0 S: 5 | H: 0 LOB: 0 BB: 0 P: 6 | R: 0 H: 0 E: 0 K: 0 S: 9 | H: 0 LOB: 0 BB: 1 P: 16 | R: 3 H: 3 E: 0 K: 1 S: 21 | H: 3 LOB: 1 BB: 0 P: 30 | 1B: 6 2B: 2 3B: 1 HR: 1 | SF: 0 SAC: 0 DP: 2 HBP: 1 | WP: 0 PB: 0 SB: 0 CS: 0 | PA: 37 | | | | | | | |
| PITCHER | IP | WLS | BF | H | R | ER | SO | BB | IBB | HBP | BLK | WP | HR | S | P | ERA | WHIP | | | | | | | | | | |
| 8 Mike Leake, R (1.1) ERA: 4.46 | 8.0 | | 31 | 8 | 2 | 2 | 3 | 1 | 0 | 0 | 0 | 0 | 0 | 69 | 100 | 2.25 | 1.125 | | | | | | | | | | |
| 48 Alex Colomé, R (9.1) ERA: 4.05 | 1.0 | | 6 | 2 | 2 | 2 | 1 | 0 | 0 | 1 | 0 | 0 | 0 | 16 | 22 | 18.00 | 2.000 | | | | | | | | | | |

Seattle Mariners @ Tampa Bay Rays
Tropicana Field, St. Petersburg, FL
Thu Jun 07 2018, 7:11 PM - 9:53 PM EDT
Att: 10,342 - Dome - 72 F

livebaseballscores.com

AB 35
R 4
H 10
RBI 4
BB 1
SO 4
LOB 15

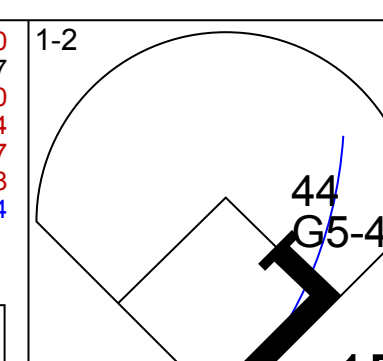
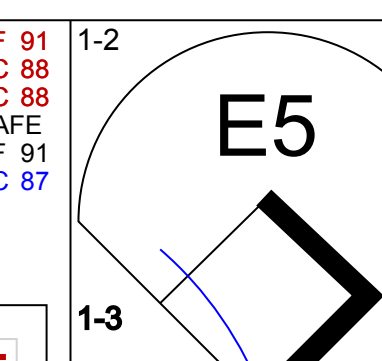
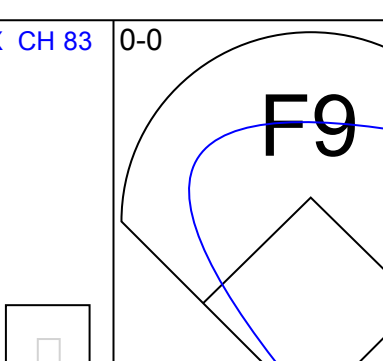
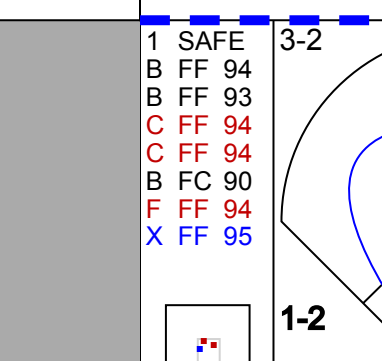
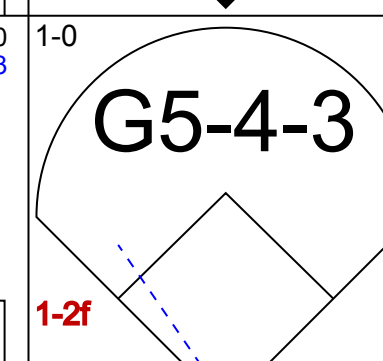
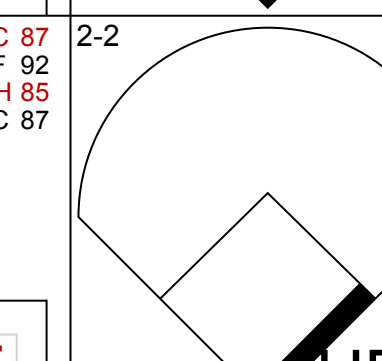

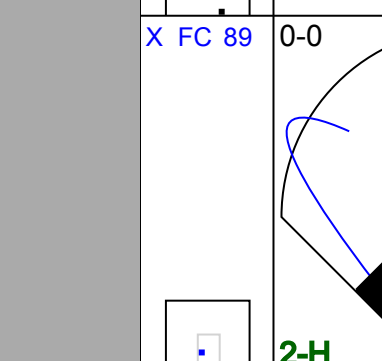
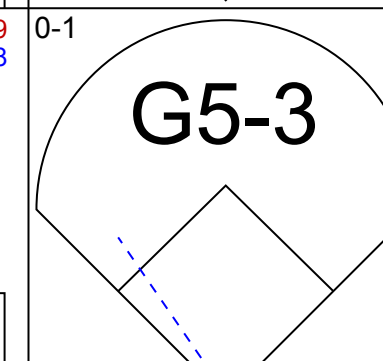
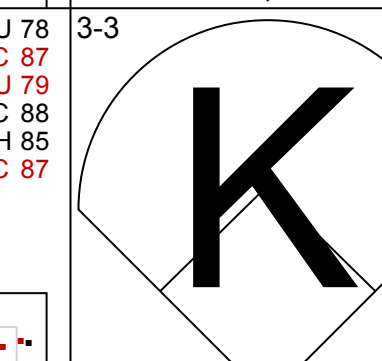

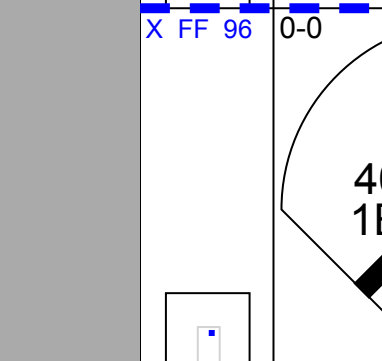
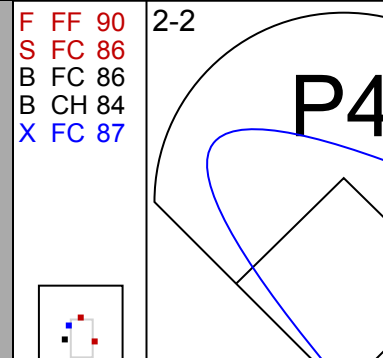
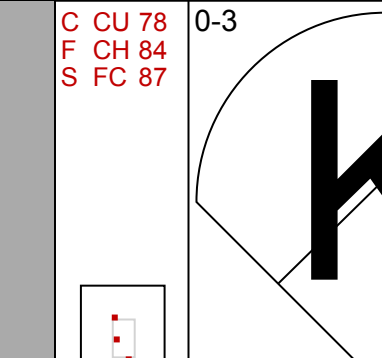
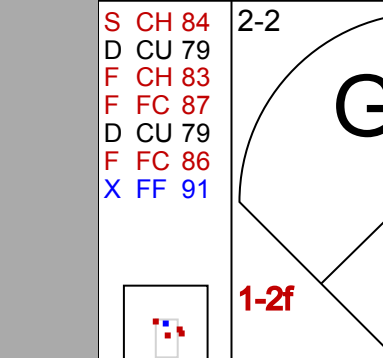
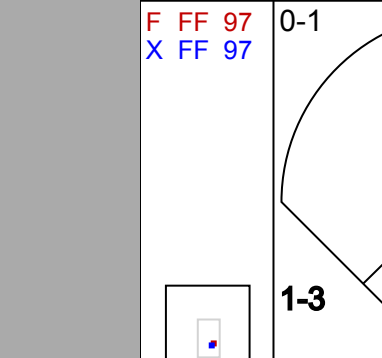
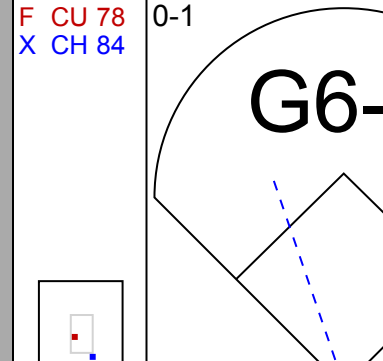
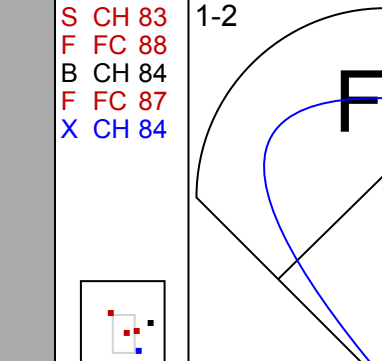

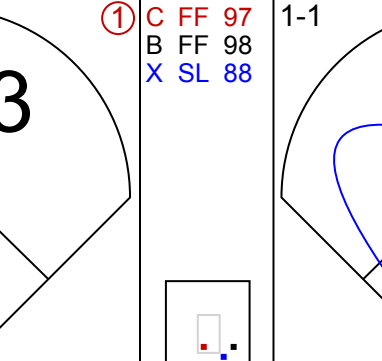

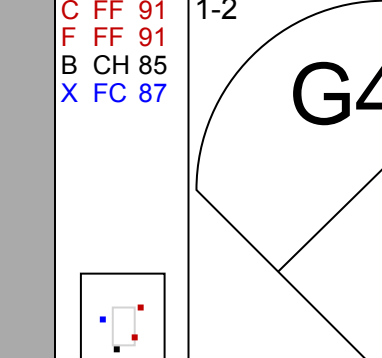

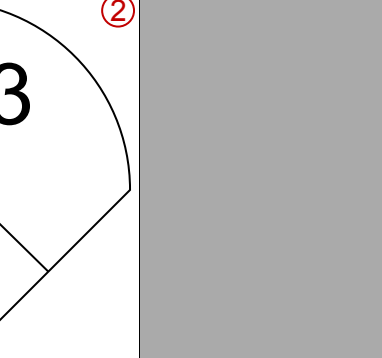
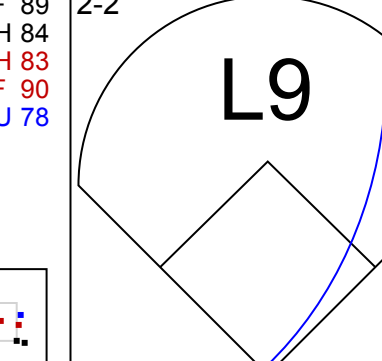
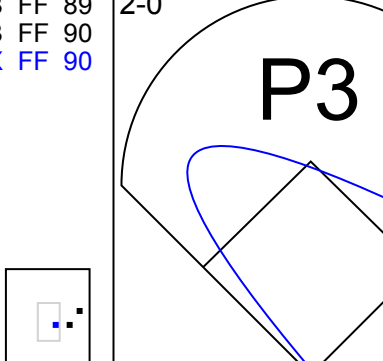

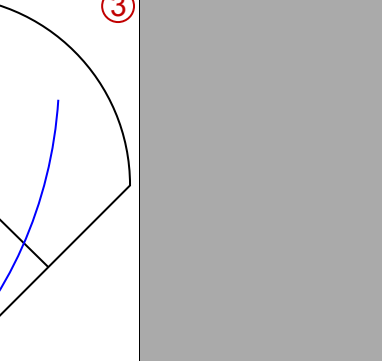
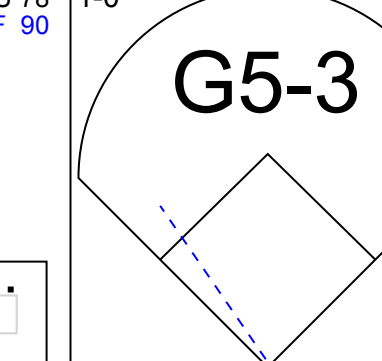
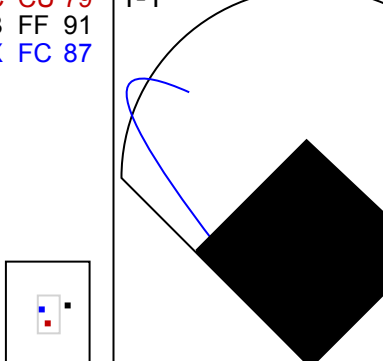
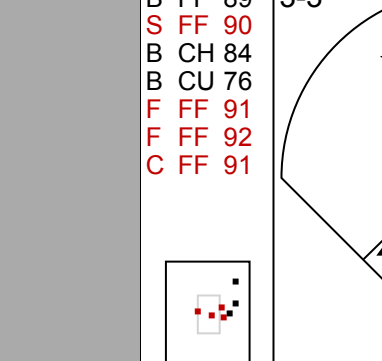
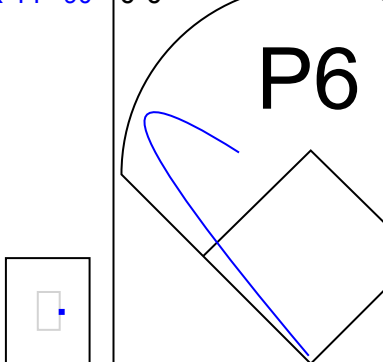
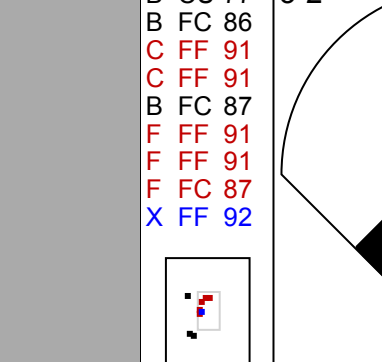
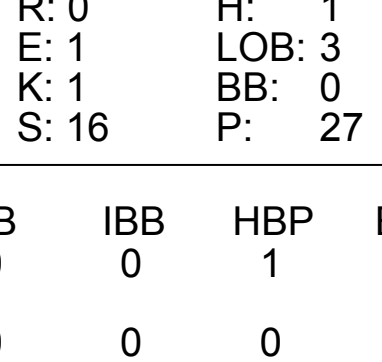
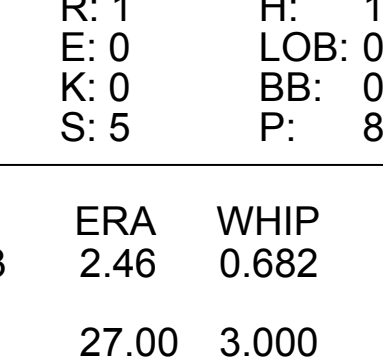
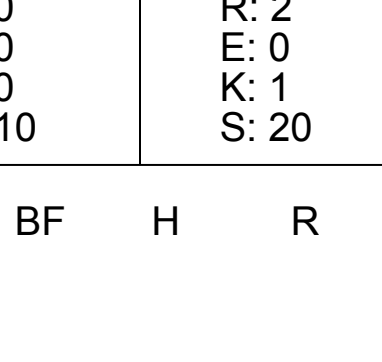
| Batter | 1 | 2 | 3 | 4 | 5 | 6 | 7 | 8 | 9 | AB | R | H | RBI | BB | SO | LOB | TOP | | | | | | | | |
|---|---|---|---|---|---|---|---|---|---|---|---|---|---|---|---|---|---|---|---|---|---|---|---|--|--|
| 9 Dee Strange-Gordon, L (1,4) OBP: 0.306, SLG: 0.367 |  | |  |  | |  | | |  | 5 | 0 | 0 | 0 | 0 | 2 | 5 | | | | | | | | | |
| 2 Jean Segura, R (1,6) OBP: 0.361, SLG: 0.486 |  | |  | |  | |  | |  | 4 | 1 | 1 | 1 | 1 | 0 | 1 | | | | | | | | | |
| 17 Mitch Haniger, R (1,9) OBP: 0.359, SLG: 0.511 |  | |  | |  | |  | |  | 4 | 0 | 1 | 1 | 0 | 2 | 1 | | | | | | | | | |
| 23 Nelson Cruz, R (1,10) OBP: 0.332, SLG: 0.471 | |  | |  | |  | |  | | 3 | 1 | 0 | 0 | 0 | 1 | 1 | | | | | | | | | |
| 15 Kyle Seager, L (1,5) OBP: 0.279, SLG: 0.422 |  | |  | |  | | |  | | 4 | 0 | 2 | 0 | 0 | 1 | 1 | | | | | | | | | |
| 3 Mike Zunino, R (1,2) OBP: 0.288, SLG: 0.433 |  | |  | |  | | |  | | 4 | 0 | 1 | 0 | 0 | 2 | 3 | | | | | | | | | |
| 16 Ben Gamel, L (1,7) OBP: 0.352, SLG: 0.384 | | |  | |  | | |  | | 3 | 1 | 1 | 0 | 1 | 0 | 3 | | | | | | | | | |
| 5 Guillermo Heredia, R (1,8) OBP: 0.369, SLG: 0.364 | | |  | |  | |  | |  | 4 | 1 | 1 | 1 | 0 | 0 | 3 | | | | | | | | | |
| 20 Daniel Vogelbach, L (1,3) OBP: 0.347, SLG: 0.339 | | |  | |  | |  | |  | 2 | 0 | 1 | 1 | 1 | 0 | 0 | | | | | | | | | |
| 27 Ryan Healy, R (7,3) OBP: 0.276, SLG: 0.439 | | |  | |  | | | | | 1 | 0 | 0 | 0 | 0 | 0 | 0 | | | | | | | | | |
| Inning Stats | R: 0 H: 0 E: 0 K: 2 S: 12 | H: 0 LOB: 0 BB: 0 P: 15 | R: 0 H: 0 E: 0 K: 2 S: 9 | H: 0 LOB: 0 BB: 0 P: 15 | R: 2 H: 2 E: 0 K: 2 S: 17 | H: 2 LOB: 1 BB: 1 P: 24 | R: 1 H: 2 E: 0 K: 1 S: 16 | H: 2 LOB: 3 BB: 1 P: 30 | R: 1 H: 3 E: 0 K: 0 S: 13 | H: 3 LOB: 2 BB: 0 P: 17 | R: 0 H: 0 E: 0 K: 0 S: 7 | H: 0 LOB: 0 BB: 0 P: 9 | R: 0 H: 0 E: 0 K: 1 S: 8 | H: 0 LOB: 0 BB: 0 P: 13 | R: 0 H: 1 E: 0 K: 0 S: 9 | H: 1 LOB: 1 BB: 0 P: 11 | R: 0 H: 0 E: 0 K: 0 S: 6 | H: 0 LOB: 0 BB: 0 P: 13 | 1B: 6 2B: 2 3B: 0 HR: 0 | SF: 0 SAC: 0 DP: 0 HBP: 1 | WP: 0 PB: 0 SB: 1 CS: 1 | PA: 39 | | | |
| PITCHER | IP WLS BF H R ER SO BB IBB HBP BLK WP HR S P ERA WHIP | IP WLS BF H R ER SO BB IBB HBP BLK WP HR S P ERA WHIP | IP WLS BF H R ER SO BB IBB HBP BLK WP HR S P ERA WHIP | IP WLS BF H R ER SO BB IBB HBP BLK WP HR S P ERA WHIP | IP WLS BF H R ER SO BB IBB HBP BLK WP HR S P ERA WHIP | IP WLS BF H R ER SO BB IBB HBP BLK WP HR S P ERA WHIP | IP WLS BF H R ER SO BB IBB HBP BLK WP HR S P ERA WHIP | IP WLS BF H R ER SO BB IBB HBP BLK WP HR S P ERA WHIP | IP WLS BF H R ER SO BB IBB HBP BLK WP HR S P ERA WHIP | IP WLS BF H R ER SO BB IBB HBP BLK WP HR S P ERA WHIP | IP WLS BF H R ER SO BB IBB HBP BLK WP HR S P ERA WHIP | IP WLS BF H R ER SO BB IBB HBP BLK WP HR S P ERA WHIP | IP WLS BF H R ER SO BB IBB HBP BLK WP HR S P ERA WHIP | IP WLS BF H R ER SO BB IBB HBP BLK WP HR S P ERA WHIP | IP WLS BF H R ER SO BB IBB HBP BLK WP HR S P ERA WHIP | IP WLS BF H R ER SO BB IBB HBP BLK WP HR S P ERA WHIP | IP WLS BF H R ER SO BB IBB HBP BLK WP HR S P ERA WHIP | IP WLS BF H R ER SO BB IBB HBP BLK WP HR S P ERA WHIP | IP WLS BF H R ER SO BB IBB HBP BLK WP HR S P ERA WHIP | IP WLS BF H R ER SO BB IBB HBP BLK WP HR S P ERA WHIP | IP WLS BF H R ER SO BB IBB HBP BLK WP HR S P ERA WHIP | IP WLS BF H R ER SO BB IBB HBP BLK WP HR S P ERA WHIP | IP WLS BF H R ER SO BB IBB HBP BLK WP HR S P ERA WHIP | | |
| 62 Wilmer Font, R (1,1) ERA: 9.59 | 2.1 | L | 10 | 2 | 2 | 2 | 5 | 1 | 0 | 0 | 0 | 0 | 0 | 0 | 33 | 48 | 7.71 | 1.286 | | | | | | | |
| 35 Matt Andriese, R (3,1) ERA: 3.59 | 2.1 | H | 14 | 5 | 2 | 2 | 2 | 1 | 0 | 1 | 0 | 0 | 0 | 0 | 30 | 48 | 7.71 | 2.571 | | | | | | | |
| 38 Vidal Nuño, L (5,1) ERA: 1.74 | 4.1 | L | 14 | 1 | 0 | 0 | 1 | 1 | 0 | 0 | 0 | 0 | 0 | 0 | 34 | 51 | 0.00 | 0.462 | | | | | | | |

Seattle Mariners @ Tampa Bay Rays
Tropicana Field, St. Petersburg, FL
Fri Jun 08 2018, 7:10 PM - 10:00 PM EDT
Att: 12,435 - Dome - 72 F

livebaseballscores.com

AB 34
R 4
H 8
RBI 4
BB 3
SO 8
LOB 18



| Batter | 1 | 2 | 3 | 4 | 5 | 6 | 7 | 8 | 9 | AB | R | H | RBI | BB | SO | LOB | BOTTOM | | | | | | | | |
|--|---|---|---|---|---|---|---|---|---|---|---|---|---|---|---|---|---|---|---|---|---|---|---|--|--|
| 28 Daniel Robertson, R (1,6) OBP: 0.389, SLG: 0.433 |  | |  | |  | | |  | | 4 | 0 | 1 | 0 | 0 | 0 | 2 | | | | | | | | | |
| 44 C.J. Cron, R (1,10) OBP: 0.325, SLG: 0.473 |  | |  | | |  | |  | | 3 | 1 | 1 | 2 | 0 | 0 | 1 | | | | | | | | | |
| 5 Matt Duffy, R (1,5) OBP: 0.355, SLG: 0.406 |  | |  | | |  | |  | | 4 | 0 | 2 | 0 | 0 | 1 | 3 | | | | | | | | | |
| 40 Wilson Ramos, R (1,2) OBP: 0.333, SLG: 0.445 | |  | |  | |  | |  | | 4 | 0 | 1 | 0 | 0 | 1 | 1 | | | | | | | | | |
| 8 Rob Refsnyder, R (8, PR) OBP: 0.358, SLG: 0.338 | | | | | | | | | | 0 | 0 | 0 | 0 | 0 | 0 | 0 | | | | | | | | | |
| 45 Jesús Sucre, R (9, 2) OBP: 0.246, SLG: 0.231 | | | | | | | | | | 0 | 0 | 0 | 0 | 0 | 0 | 0 | | | | | | | | | |
| 27 Carlos Gómez, R (1,9) OBP: 0.261, SLG: 0.346 | |  | |  | |  | |  | | 4 | 0 | 0 | 0 | 0 | 0 | 2 | | | | | | | | | |
| 9 Jake Bauers, L (1,3) OBP: 0.325, SLG: 0.473 | | |  | |  | |  | |  | 4 | 0 | 0 | 0 | 0 | 1 | 0 | | | | | | | | | |
| 10 Johnny Field, R (1,7) OBP: 0.278, SLG: 0.455 | | |  | |  | |  | |  | 4 | 0 | 0 | 0 | 0 | 1 | 0 | | | | | | | | | |
| 21 Christian Arroyo, R (1,4) OBP: 0.395, SLG: 0.486 | | |  | |  | | |  | | 3 | 1 | 1 | 1 | 0 | 1 | 0 | | | | | | | | | |
| 18 Joey Wendle, L (8, PH) OBP: 0.332, SLG: 0.386 | | | | |  | | |  | | 0 | 0 | 0 | 0 | 0 | 0 | 0 | | | | | | | | | |
| 0 Mallex Smith, L (1,8) OBP: 0.340, SLG: 0.351 | | |  | |  | | |  | | 3 | 1 | 2 | 0 | 0 | 0 | 0 | | | | | | | | | |
| Inning Stats | R: 0 H: 1 E: 0 K: 0 S: 9 | H: 0 LOB: 0 BB: 0 P: 11 | R: 0 H: 0 E: 0 K: 0 S: 6 | H: 0 LOB: 0 BB: 0 P: 8 | R: 0 H: 1 E: 1 K: 1 S: 16 | H: 1 LOB: 3 BB: 0 P: 27 | R: 0 H: 0 E: 0 K: 1 S: 10 | H: 0 LOB: 0 BB: 0 P: 12 | R: 1 H: 1 E: 0 K: 0 S: 5 | H: 1 LOB: 0 BB: 0 P: 8 | R: 0 H: 1 E: 0 K: 0 S: 8 | H: 1 LOB: 0 BB: 0 P: 11 | R: 0 H: 0 E: 0 K: 0 S: 8 | H: 0 LOB: 0 BB: 0 P: 10 | R: 2 H: 4 E: 0 K: 1 S: 20 | H: 4 LOB: 2 BB: 0 P: 30 | R: 0 H: 0 E: 0 K: 2 S: 9 | H: 0 LOB: 0 BB: 0 P: 14 | 1B: 6 2B: 0 3B: 0 HR: 2 | SF: 0 SAC: 0 DP: 2 HBP: 2 | WP: 1 PB: 0 SB: 0 CS: 1 | PA: 36 | | | |
| PITCHER | IP WLS BF H R ER SO BB IBB HBP BLK WP HR S P ERA WHIP | IP WLS BF H R ER SO BB IBB HBP BLK WP HR S P ERA WHIP | IP WLS BF H R ER SO BB IBB HBP BLK WP HR S P ERA WHIP | IP WLS BF H R ER SO BB IBB HBP BLK WP HR S P ERA WHIP | IP WLS BF H R ER SO BB IBB HBP BLK WP HR S P ERA WHIP | IP WLS BF H R ER SO BB IBB HBP BLK WP HR S P ERA WHIP | IP WLS BF H R ER SO BB IBB HBP BLK WP HR S P ERA WHIP | IP WLS BF H R ER SO BB IBB HBP BLK WP HR S P ERA WHIP | IP WLS BF H R ER SO BB IBB HBP BLK WP HR S P ERA WHIP | IP WLS BF H R ER SO BB IBB HBP BLK WP HR S P ERA WHIP | IP WLS BF H R ER SO BB IBB HBP BLK WP HR S P ERA WHIP | IP WLS BF H R ER SO BB IBB HBP BLK WP HR S P ERA WHIP | IP WLS BF H R ER SO BB IBB HBP BLK WP HR S P ERA WHIP | IP WLS BF H R ER SO BB IBB HBP BLK WP HR S P ERA WHIP | IP WLS BF H R ER SO BB IBB HBP BLK WP HR S P ERA WHIP | IP WLS BF H R ER SO BB IBB HBP BLK WP HR S P ERA WHIP | IP WLS BF H R ER SO BB IBB HBP BLK WP HR S P ERA WHIP | IP WLS BF H R ER SO BB IBB HBP BLK WP HR S P ERA WHIP | IP WLS BF H R ER SO BB IBB HBP BLK WP HR S P ERA WHIP | IP WLS BF H R ER SO BB IBB HBP BLK WP HR S P ERA WHIP | IP WLS BF H R ER SO BB IBB HBP BLK WP HR S P ERA WHIP | IP WLS BF H R ER SO BB IBB HBP BLK WP HR S P ERA WHIP | IP WLS BF H R ER SO BB IBB HBP BLK WP HR S P ERA WHIP | | |
| 32 Marco Gonzales, L (1,1) ERA: 3.28 | 0.1 | H | 2 | 1 | 1 | 1 | 0 | 0 | 0 | 0 | 0 | 0 | 0 | 0 | 1 | 5 | 27.00 | 3.000 | | | | | | | |
| 48 Alex Colomé, R (8,1) ERA: 4.33 | 1.1 | S | 6 | 2 | 0 | 0 | 2 | 0 | 0 | 0 | 0 | 0 | 0 | 0 | 14 | 20 | 0.00 | 1.500 | | | | | | | |
| 39 Edwin Díaz, R (8,1) ERA: 2.73 | | | | | | | | | | | | | | | | | | | | | | | | | |

Seattle Mariners @ Tampa Bay Rays
Tropicana Field, St. Petersburg, FL
Fri Jun 08 2018, 7:10 PM - 10:00 PM EDT
Att: 12,435 - Dome - 72 F

livebaseballscores.com

AB 33
R 3
H 8
RBI 3
BB 0
SO 5
LOB 9



| Batter | 1 | 2 | 3 | 4 | 5 | 6 | 7 | 8 | 9 | AB | R | H | RBI | BB | SO | LOB | TOP | | | | | | | |
|---|---|---|---|---|---|---|---|---|---|---|---|---|---|---|---|---|---|---|---|---|---|---|---|---|
| 2 Jean Segura, R OBP: 0.365, SLG: 0.486 | E3 23 WP 15 FC4-6 1B | HBP | | G4-6-3 1-2 | | | G4-3 15 WP 23 WP 1B | G6-3 | | 4 | 2 | 2 | 0 | 0 | 0 | 3 | | | | | | | | |
| 17 Mitch Haniger, R OBP: 0.356, SLG: 0.504 | F9 | L6 | | | F9 | | F7 | | G1-4-3 23 1B | 5 | 0 | 1 | 0 | 0 | 0 | 5 | | | | | | | | |
| 23 Nelson Cruz, R OBP: 0.338, SLG: 0.484 | FC4-6 2-3 BB | | L3 | | HR | | G4-3 15 WP 15 WP BB | G1-4-3 1-2 1-2 | | 3 | 1 | 1 | 1 | 2 | 0 | 1 | | | | | | | | |
| 15 Kyle Seager, L OBP: 0.274, SLG: 0.413 | FC4-6 1-2 3-H | | K | | L8 | | G4-3 | | K | 5 | 0 | 0 | 2 | 0 | 2 | 2 | | | | | | | | |
| 27 Ryon Healy, R OBP: 0.276, SLG: 0.435 | P2 | | | | F9 | | F9 | | | 4 | 0 | 1 | 0 | 0 | 0 | 2 | | | | | | | | |
| 3 Mike Zunino, R OBP: 0.274, SLG: 0.431 | | P3 | | | BB | | 1B | | K | 3 | 0 | 1 | 0 | 1 | 1 | 0 | | | | | | | | |
| 4 Denard Span, L OBP: 0.362, SLG: 0.416 | | F7 7 2B | | | F7 | | 1B | | K | 4 | 0 | 2 | 0 | 0 | 1 | 2 | | | | | | | | |
| 5 Guillermo Heredia, R OBP: 0.366, SLG: 0.361 | | F8 | | | F9 | | G5-3 | | 16 BB 1B | 4 | 0 | 1 | 0 | 0 | 0 | 2 | | | | | | | | |
| 7 Andrew Romine, S OBP: 0.232, SLG: 0.176 | | | | | | | L6 | | | 3 | 0 | 1 | 0 | 0 | 0 | 2 | | | | | | | | |
| 16 Ben Gamel, L OBP: 0.357, SLG: 0.384 | | E6 2 HBP | | | | | | | | 0 | 0 | 0 | 0 | 1 | 0 | 0 | | | | | | | | |
| 9 Dee Strange-Gordon, L OBP: 0.306, SLG: 0.367 | | | | | | | | | | 0 | 0 | 0 | 0 | 0 | 0 | 0 | | | | | | | | |
| Inning Stats | R: 1 E: 1 K: 0 S: 13 | H: 1 LOB: 1 BB: 1 P: 21 | R: 0 E: 1 K: 0 S: 11 | H: 1 LOB: 3 BB: 0 P: 16 | R: 0 E: 0 K: 1 S: 12 | H: 1 LOB: 2 BB: 1 P: 21 | R: 0 E: 0 K: 0 S: 6 | H: 1 LOB: 0 BB: 0 P: 11 | R: 1 E: 0 K: 0 S: 10 | H: 1 LOB: 0 BB: 0 P: 13 | R: 0 E: 0 K: 0 S: 8 | H: 2 LOB: 1 BB: 0 P: 13 | R: 0 E: 0 K: 0 S: 9 | H: 1 LOB: 1 BB: 1 P: 18 | R: 0 E: 0 K: 2 S: 13 | H: 1 LOB: 2 BB: 1 P: 23 | R: 0 E: 0 K: 1 S: 10 | H: 1 LOB: 0 BB: 0 P: 15 | 1B: 8 2B: 1 3B: 0 HR: 1 | SF: 0 SAC: 0 DP: 2 HBP: 1 | WP: 4 PB: 0 SB: 0 CS: 0 | PA: 40 | | |
| PITCHER | IP WLS BF H R ER SO BB IBB HBP BLK WP HR S P ERA WHIP | IP WLS BF H R ER SO BB IBB HBP BLK WP HR S P ERA WHIP | IP WLS BF H R ER SO BB IBB HBP BLK WP HR S P ERA WHIP | IP WLS BF H R ER SO BB IBB HBP BLK WP HR S P ERA WHIP | IP WLS BF H R ER SO BB IBB HBP BLK WP HR S P ERA WHIP | IP WLS BF H R ER SO BB IBB HBP BLK WP HR S P ERA WHIP | IP WLS BF H R ER SO BB IBB HBP BLK WP HR S P ERA WHIP | IP WLS BF H R ER SO BB IBB HBP BLK WP HR S P ERA WHIP | IP WLS BF H R ER SO BB IBB HBP BLK WP HR S P ERA WHIP | IP WLS BF H R ER SO BB IBB HBP BLK WP HR S P ERA WHIP | IP WLS BF H R ER SO BB IBB HBP BLK WP HR S P ERA WHIP | IP WLS BF H R ER SO BB IBB HBP BLK WP HR S P ERA WHIP | IP WLS BF H R ER SO BB IBB HBP BLK WP HR S P ERA WHIP | IP WLS BF H R ER SO BB IBB HBP BLK WP HR S P ERA WHIP | IP WLS BF H R ER SO BB IBB HBP BLK WP HR S P ERA WHIP | IP WLS BF H R ER SO BB IBB HBP BLK WP HR S P ERA WHIP | IP WLS BF H R ER SO BB IBB HBP BLK WP HR S P ERA WHIP | IP WLS BF H R ER SO BB IBB HBP BLK WP HR S P ERA WHIP | IP WLS BF H R ER SO BB IBB HBP BLK WP HR S P ERA WHIP | IP WLS BF H R ER SO BB IBB HBP BLK WP HR S P ERA WHIP | IP WLS BF H R ER SO BB IBB HBP BLK WP HR S P ERA WHIP | IP WLS BF H R ER SO BB IBB HBP BLK WP HR S P ERA WHIP | IP WLS BF H R ER SO BB IBB HBP BLK WP HR S P ERA WHIP | IP WLS BF H R ER SO BB IBB HBP BLK WP HR S P ERA WHIP |

Seattle Mariners @ Tampa Bay Rays
Tropicana Field, St. Petersburg, FL
Sat Jun 09 2018, 4:11 PM - 7:02 PM EDT
Att: 12,258 - Dome - 72 F

| | |
|-----|----|
| AB | 35 |
| R | 3 |
| H | 10 |
| RBI | 3 |
| BB | 4 |
| SO | 4 |
| LOB | 19 |



| Batter | 1 | 2 | 3 | 4 | 5 | 6 | 7 | 8 | 9 | AB | R | H | RBI | BB | SO | LOB | BOTTOM | | | | | | | |
|--|---|---|---|---|---|---|---|---|---|---|---|---|---|---|---|---|---|---|---|---|---|---|---|---|
| 28 Daniel Robertson, R OBP: 0.387, SLG: 0.425 | G6-3 | G5-3 | | K | | | 5 18 SF7 BB | | | 3 | 1 | 0 | 1 | 1 | 1 | 0 | | | | | | | | |
| 9 Jake Bauers, L OBP: 0.197, SLG: 0.250 | 2B | K | | 1B | | | P5 | | | 4 | 1 | 2 | 0 | 0 | 1 | 1 | | | | | | | | |
| 5 Matt Duffy, R OBP: 0.358, SLG: 0.419 | 2B | | | G6-3 | | | 2B | | | 4 | 0 | 2 | 1 | 0 | 1 | 1 | | | | | | | | |
| 18 Joey Wendle, L OBP: 0.325, SLG: 0.379 | F7 | | | F7 | | | SF7 | | | 3 | 0 | 0 | 1 | 0 | 1 | 1 | | | | | | | | |
| 27 Carlos Gómez, R OBP: 0.261, SLG: 0.340 | K | | | F7 | | | F9 | | | 3 | 1 | 0 | 0 | 1 | 1 | 2 | | | | | | | | |
| 0 Mallex Smith, L OBP: 0.347, SLG: 0.370 | | 8 21 1B | | 21 1B | | | L8 | | 21 CS 1B | 4 | 2 | 3 | 1 | 0 | 0 | 0 | | | | | | | | |
| 21 Christian Arroyo, R OBP: 0.404, SLG: 0.485 | | 8 45 G4-3 1B | | | | | G6-3 | | | 4 | 1 | 2 | 1 | 0 | 1 | 1 | | | | | | | | |
| 8 Rob Refsnyder, R OBP: 0.353, SLG: 0.333 | | 8 45 G4-3 1B | | | | | G5-3 | | | 4 | 1 | 1 | 0 | 0 | 1 | 1 | | | | | | | | |
| 45 Jesus Sucre, R OBP: 0.236, SLG: 0.221 | G4-3 | | | P6 | | | L7 | | | 3 | 0 | 0 | 1 | 0 | 0 | 1 | | | | | | | | |
| Inning Stats | R: 1 E: 0 K: 1 S: 11 | H: 2 LOB: 1 BB: 0 P: 12 | R: 3 E: 1 K: 1 S: 18 | H: 3 LOB: 0 BB: 0 P: 22 | R: 2 E: 0 K: 0 S: 10 | H: 2 LOB: 1 BB: 1 P: 19 | R: 0 E: 0 K: 2 S: 10 | H: 1 LOB: 0 BB: 0 P: 18 | R: 0 E: 0 K: 1 S: 7 | H: 0 LOB: 0 BB: 0 P: 12 | R: 0 E: 0 K: 0 S: 5 | H: 0 LOB: 0 BB: 0 P: 9 | R: 1 E: 0 K: 0 S: 12 | H: 1 LOB: 1 BB: 1 P: 22 | R: 0 E: 0 K: 2 S: 7 | H: 1 LOB: 0 BB: 0 P: 9 | R: 0 E: 0 K: 2 S: 11 | H: 1 LOB: 0 BB: 0 P: 15 | 1B: 6 2B: 3 3B: 1 HR: 0 | SF: 1 SAC: 0 DP: 0 HBP: 0 | WP: 0 PB: 0 SB: 0 CS: 1 | PA: 35 | | |
| PITCHER | IP WLS BF H R ER SO BB IBB HBP BLK WP HR S P ERA WHIP | IP WLS BF H R ER SO BB IBB HBP BLK WP HR S P ERA WHIP | IP WLS BF H R ER SO BB IBB HBP BLK WP HR S P ERA WHIP | IP WLS BF H R ER SO BB IBB HBP BLK WP HR S P ERA WHIP | IP WLS BF H R ER SO BB IBB HBP BLK WP HR S P ERA WHIP | IP WLS BF H R ER SO BB IBB HBP BLK WP HR S P ERA WHIP | IP WLS BF H R ER SO BB IBB HBP BLK WP HR S P ERA WHIP | IP WLS BF H R ER SO BB IBB HBP BLK WP HR S P ERA WHIP | IP WLS BF H R ER SO BB IBB HBP BLK WP HR S P ERA WHIP | IP WLS BF H R ER SO BB IBB HBP BLK WP HR S P ERA WHIP | IP WLS BF H R ER SO BB IBB HBP BLK WP HR S P ERA WHIP | IP WLS BF H R ER SO BB IBB HBP BLK WP HR S P ERA WHIP | IP WLS BF H R ER SO BB IBB HBP BLK WP HR S P ERA WHIP | IP WLS BF H R ER SO BB IBB HBP BLK WP HR S P ERA WHIP | IP WLS BF H R ER SO BB IBB HBP BLK WP HR S P ERA WHIP | IP WLS BF H R ER SO BB IBB HBP BLK WP HR S P ERA WHIP | IP WLS BF H R ER SO BB IBB HBP BLK WP HR S P ERA WHIP | IP WLS BF H R ER SO BB IBB HBP BLK WP HR S P ERA WHIP | IP WLS BF H R ER SO BB IBB HBP BLK WP HR S P ERA WHIP | IP WLS BF H R ER SO BB IBB HBP BLK WP HR S P ERA WHIP | IP WLS BF H R ER SO BB IBB HBP BLK WP HR S P ERA WHIP | IP WLS BF H R ER SO BB IBB HBP BLK WP HR S P ERA WHIP | IP WLS BF H R ER SO BB IBB HBP BLK WP HR S P ERA WHIP | IP WLS BF H R ER SO BB IBB HBP BLK WP HR S P ERA WHIP |

Seattle Mariners @ Tampa Bay Rays
Tropicana Field, St. Petersburg, FL
Sat Jun 09 2018, 4:11 PM - 7:02 PM EDT
Att: 12,258 - Dome - 72 F

| | |
|-----|----|
| AB | 32 |
| R | 7 |
| H | 10 |
| RBI | 6 |
| BB | 2 |
| SO | 7 |
| LOB | 8 |



| Batter | 1 | 2 | 3 | 4 | 5 | 6 | 7 | 8 | 9 | AB | R | H | RBI | BB | SO | LOB | TOP | | | | | |
|---|--|----------------------------------|-------------------------------|----------------------------------|-------------------------------|----------------------------------|-------------------------------|----------------------------------|-------------------------------|----------------------------------|-------------------------------|----------------------------------|-------------------------------|----------------------------------|-------------------------------|----------------------------------|-------------------------------|----------------------------------|----------------------------------|------------------------------------|----------------------------------|--------|
| 9 Dee Strange-Gordon, L OBP: 0.301, SLG: 0.360 | | | | | | | | | | 4 | 0 | 0 | 0 | 0 | 0 | 0 | | | | | | |
| 2 Jean Segura, R OBP: 0.350, SLG: 0.479 | | | | | | | | | | 4 | 0 | 0 | 0 | 0 | 0 | 0 | | | | | | |
| 17 Mitch Haniger, R OBP: 0.351, SLG: 0.496 | | | | | | | | | | 4 | 0 | 0 | 0 | 0 | 2 | 0 | | | | | | |
| 23 Nelson Cruz, R OBP: 0.341, SLG: 0.497 | | | | | | | | | | 3 | 2 | 1 | 1 | 1 | 0 | 0 | | | | | | |
| 15 Kyle Seager, L OBP: 0.277, SLG: 0.426 | | | | | | | | | | 4 | 1 | 2 | 2 | 0 | 0 | 0 | | | | | | |
| 4 Denard Span, L OBP: 0.277, SLG: 0.414 | | | | | | | | | | 3 | 0 | 1 | 0 | 1 | 1 | 0 | | | | | | |
| 27 Ryon Healy, R OBP: 0.270, SLG: 0.425 | | | | | | | | | | 4 | 0 | 0 | 0 | 0 | 2 | 3 | | | | | | |
| 16 Ben Gamel, L OBP: 0.357, SLG: 0.383 | | | | | | | | | | 3 | 1 | 1 | 0 | 0 | 0 | 0 | | | | | | |
| 5 Guillermo Heredia, R OBP: 0.366, SLG: 0.361 | | | | | | | | | | 3 | 1 | 1 | 2 | 0 | 2 | 0 | | | | | | |
| 3 Mike Zunino, R OBP: 0.275, SLG: 0.449 | | | | | | | | | | 3 | 1 | 1 | 2 | 0 | 2 | 0 | | | | | | |
| Inning Stats | R: 0 E: 0 K: 1 S: 13 | H: 0 LOB: 0 BB: 0 P: 17 | R: 1 E: 0 K: 1 S: 18 | H: 1 LOB: 0 BB: 0 P: 25 | R: 0 E: 0 K: 1 S: 13 | H: 0 LOB: 0 BB: 0 P: 19 | R: 0 E: 0 K: 0 S: 13 | H: 0 LOB: 0 BB: 0 P: 18 | R: 0 E: 0 K: 0 S: 6 | H: 1 LOB: 0 BB: 0 P: 10 | R: 2 E: 0 K: 0 S: 17 | H: 2 LOB: 0 BB: 0 P: 24 | R: 2 E: 0 K: 2 S: 9 | H: 1 LOB: 0 BB: 1 P: 20 | R: 0 E: 0 K: 1 S: 5 | H: 0 LOB: 2 BB: 1 P: 10 | R: 0 E: 0 K: 1 S: 13 | H: 1 LOB: 2 BB: 1 P: 24 | 1B: 3 2B: 0 3B: 0 HR: 3 | SF: 0 SAC: 0 DP: 1 HBP: 0 | WP: 0 PB: 0 SB: 0 CS: 0 | PA: 34 |
| PITCHER | IP WLS BF H R ER SO BB IBB HBP BLK WP HR S P ERA WHIP | | | | | | | | | | | | | | | | | | | | | |
| 24 Nathan Eovaldi, R ERA: 3.94 | (1, 1) 5.0 0 18 4 3 3 3 0 0 0 0 0 2 71 102 5.40 0.800 | | | | | | | | | | | | | | | | | | | | | |
| 52 Chaz Roe, R ERA: 3.29 | (6, 1) 1.0 0 3 0 0 0 0 0 0 0 0 0 0 9 11 0.00 0.000 | | | | | | | | | | | | | | | | | | | | | |
| 46 José Alvarado, L ERA: 3.29 | (7, 1) 1.0 L 5 1 2 2 2 1 0 0 0 0 0 1 9 20 18.00 2.000 | | | | | | | | | | | | | | | | | | | | | |
| 54 Sergio Romo, R ERA: 5.83 | (8, 1) 1.0 0 3 0 0 0 1 0 0 0 0 0 0 5 10 0.00 0.000 | | | | | | | | | | | | | | | | | | | | | |
| 55 Ryne Stanek, R ERA: 3.14 | (9, 1) 1.0 0 5 1 0 0 1 1 0 0 0 0 0 0 13 24 0.00 2.000 | | | | | | | | | | | | | | | | | | | | | |
| Batter | 1 | 2 | 3 | 4 | 5 | 6 | 7 | 8 | 9 | AB | R | H | RBI | BB | SO | LOB | BOTTOM | | | | | |
| 28 Daniel Robertson, R OBP: 0.385, SLG: 0.423 | | | | | | | | | | 1 | 0 | 0 | 0 | 0 | 0 | 0 | | | | | | |
| 18 Joey Wendle, L OBP: 0.325, SLG: 0.379 | | | | | | | | | | 3 | 1 | 1 | 1 | 1 | 1 | 1 | | | | | | |
| 44 C.J. Cron, R OBP: 0.327, SLG: 0.484 | | | | | | | | | | 4 | 1 | 1 | 0 | 0 | 1 | 2 | | | | | | |
| 5 Matt Duffy, R OBP: 0.356, SLG: 0.421 | | | | | | | | | | 4 | 0 | 1 | 1 | 0 | 0 | 1 | | | | | | |
| 40 Wilson Ramos, R OBP: 0.332, SLG: 0.441 | | | | | | | | | | 4 | 0 | 1 | 1 | 0 | 1 | 2 | | | | | | |
| 9 Jake Bauers, L OBP: 0.188, SLG: 0.313 | | | | | | | | | | 4 | 0 | 0 | 0 | 0 | 1 | 1 | | | | | | |
| 21 Christian Arroyo, R OBP: 0.373, SLG: 0.444 | | | | | | | | | | 4 | 1 | 2 | 0 | 0 | 2 | 1 | | | | | | |
| 10 Johnny Field, R OBP: 0.285, SLG: 0.464 | | | | | | | | | | 4 | 1 | 2 | 0 | 0 | 2 | 1 | | | | | | |
| 8 Rob Refsnyder, R OBP: 0.337, SLG: 0.315 | | | | | | | | | | 4 | 0 | 0 | 0 | 0 | 2 | 2 | | | | | | |
| 0 Mallex Smith, L OBP: 0.349, SLG: 0.371 | | | | | | | | | | 2 | 0 | 1 | 1 | 0 | 0 | 0 | | | | | | |
| 27 Carlos Gómez, R OBP: 0.263, SLG: 0.342 | | | | | | | | | | 2 | 0 | 1 | 0 | 0 | 1 | 0 | | | | | | |
| Inning Stats | R: 0 E: 0 K: 2 S: 12 | H: 0 LOB: 0 BB: 0 P: 15 | R: 0 E: 0 K: 2 S: 7 | H: 0 LOB: 0 BB: 0 P: 10 | R: 1 E: 0 K: 1 S: 10 | H: 1 LOB: 0 BB: 0 P: 14 | R: 2 E: 0 K: 1 S: 12 | H: 3 LOB: 1 BB: 0 P: 16 | R: 0 E: 0 K: 2 S: 11 | H: 1 LOB: 1 BB: 0 P: 15 | R: 0 E: 0 K: 0 S: 9 | H: 0 LOB: 0 BB: 0 P: 14 | R: 0 E: 0 K: 2 S: 14 | H: 0 LOB: 0 BB: 0 P: 19 | R: 1 E: 0 K: 1 S: 14 | H: 2 LOB: 2 BB: 1 P: 27 | R: 0 E: 0 K: 0 S: 9 | H: 2 LOB: 2 BB: 0 P: 12 | 1B: 5 2B: 3 3B: 0 HR: 1 | SF: 0 SAC: 0 DP: 0 HBP: 0 | WP: 0 PB: 0 SB: 1 CS: 0 | PA: 36 |
| PITCHER | IP WLS BF H R ER SO BB IBB HBP BLK WP HR S P ERA WHIP | | | | | | | | | | | | | | | | | | | | | |
| 65 James Paxton, L ERA: 3.02 | (1, 1) 7.0 0 26 5 3 3 10 0 0 0 0 0 0 75 103 3.86 0.714 | | | | | | | | | | | | | | | | | | | | | |
| 47 James Pazos, L ERA: 1.64 | (8, 1) 0.1 H 2 1 1 1 1 0 0 0 0 0 0 7 11 27.00 3.000 | | | | | | | | | | | | | | | | | | | | | |
| 48 Alex Colomé, R ERA: 4.23 | (8, 1) 0.2 H 4 1 0 0 0 1 0 0 0 0 0 0 7 16 0.00 3.000 | | | | | | | | | | | | | | | | | | | | | |
| 39 Edwin Díaz, R ERA: 2.85 | (9, 1) 1.0 S 4 2 0 0 0 0 0 0 0 0 0 0 9 10 0.00 2.000 | | | | | | | | | | | | | | | | | | | | | |

Seattle Mariners @ Tampa Bay Rays
Tropicana Field, St. Petersburg, FL
Sun Jun 10 2018, 1:12 PM - 3:58 PM EDT
Att: 10,512 - Dome - 72 F

| | |
|-----|----|
| AB | 32 |
| R | 5 |
| H | 6 |
| RBI | 5 |
| BB | 2 |
| SO | 7 |
| LOB | 3 |



Seattle Mariners @ Tampa Bay Rays
Tropicana Field, St. Petersburg, FL
Sun Jun 10 2018, 1:12 PM - 3:58 PM EDT
Att: 10,512 - Dome - 72 F

| | |
|-----|----|
| AB | 35 |
| R | 4 |
| H | 9 |
| RBI | 4 |
| BB | 1 |
| SO | 11 |
| LOB | 11 |



| Batter | 1 | 2 | 3 | 4 | 5 | 6 | 7 | 8 | 9 | AB | R | H | RBI | BB | SO | LOB | TOP | | | | | | | | | | |
|---|---------------------------------------|----------------------------------|--------------------------------------|----------------------------------|---------------------------------------|----------------------------------|---------------------------------------|----------------------------------|--------------------------------------|---------------------------------|---------------------------------------|----------------------------------|---------------------------------------|----------------------------------|--------------------------------------|----------------------------------|-------------------------|---------------------------|----------------------------------|--------|--|--|--|--|--|--|--|
| 3 Ian Kinsler, R OBP: 0.286, SLG: 0.390 | L7 | | L9 | | F9 | | F9 | | G4-3 | 5 | 0 | 0 | 0 | 0 | 0 | 3 | | | | | | | | | | | |
| 27 Mike Trout, R OBP: 0.435, SLG: 0.658 | HR | | | | | | | HR | | 3 | 2 | 2 | 2 | 1 | 1 | 0 | | | | | | | | | | | |
| 8 Justin Upton, R OBP: 0.335, SLG: 0.465 | | | | | | | | G6-3 | | 4 | 0 | 1 | 0 | 0 | 2 | 3 | | | | | | | | | | | |
| 5 Albert Pujols, R OBP: 0.293, SLG: 0.421 | HR | | | | | | | E6 20 1B | | 4 | 1 | 1 | 1 | 0 | 1 | 1 | | | | | | | | | | | |
| 7 Zack Cozart, R OBP: 0.294, SLG: 0.367 | G6-3 | | | | | | | | | 4 | 0 | 0 | 0 | 0 | 1 | 2 | | | | | | | | | | | |
| 19 Jefry Marte, R OBP: 0.311, SLG: 0.440 | | | | | | | | | | 1 | 0 | 0 | 0 | 0 | 0 | 0 | | | | | | | | | | | |
| 20 José Miguel Fernández, LPH OBP: 0.417, SLG: 0.583 | | | | | | | | | | 3 | 0 | 1 | 0 | 0 | 0 | 1 | | | | | | | | | | | |
| 54 Jabari Blash, R OBP: 0.286, SLG: 0.167 | | | | | | | | | | 3 | 0 | 0 | 0 | 1 | 3 | 2 | | | | | | | | | | | |
| 18 Luis Valbuena, L OBP: 0.283, SLG: 0.361 | | | | | | | | | | 4 | 0 | 1 | 0 | 0 | 1 | 1 | | | | | | | | | | | |
| 12 Martín Maldonado, R OBP: 0.311, SLG: 0.370 | | | | | | | | | | 4 | 0 | 1 | 0 | 0 | 2 | 1 | | | | | | | | | | | |
| Inning Stats | R: 2 H: 2 E: 0 K: 1 S: 11 | H: 2 LOB: 0 BB: 0 P: 19 | R: 0 H: 0 E: 0 K: 1 S: 8 | H: 0 LOB: 0 BB: 0 P: 13 | R: 0 H: 0 E: 0 K: 1 S: 10 | H: 1 LOB: 1 BB: 0 P: 18 | R: 0 H: 1 E: 0 K: 1 S: 18 | H: 1 LOB: 3 BB: 2 P: 29 | R: 0 H: 0 E: 0 K: 0 S: 6 | H: 0 LOB: 0 BB: 0 P: 8 | R: 0 H: 1 E: 0 K: 2 S: 11 | H: 1 LOB: 1 BB: 0 P: 15 | R: 1 H: 2 E: 1 K: 2 S: 14 | H: 2 LOB: 2 BB: 0 P: 18 | R: 0 H: 0 E: 0 K: 2 S: 8 | H: 0 LOB: 0 BB: 0 P: 11 | 1B: 2 2B: 2 HR: 3 | SF: 0 SAC: 0 HBP: 0 | WP: 0 PB: 0 SB: 0 CS: 0 | PA: 37 | | | | | | | |
| PITCHER | IP | WLS | BF | H | R | ER | SO | BB | IBB | HBP | BLK | WP | HR | S | P | ERA | WHIP | | | | | | | | | | |
| 49 Wade LeBlanc, L ERA: 3.0 | 5.0 | W | 21 | 4 | 2 | 2 | 5 | 1 | 1 | 0 | 0 | 0 | 2 | 58 | 92 | 3.60 | 1.000 | | | | | | | | | | |
| 60 Chasen Bradford, R ERA: 1.75 | 1.0 | H | 3 | 0 | 0 | 0 | 0 | 0 | 0 | 0 | 0 | 0 | 0 | 6 | 8 | 0.00 | 0.000 | | | | | | | | | | |
| 47 James Pazos, L ERA: 1.57 | 1.0 | H | 4 | 1 | 0 | 0 | 2 | 0 | 0 | 0 | 0 | 0 | 0 | 11 | 15 | 0.00 | 1.000 | | | | | | | | | | |
| 46 Ryan Cook, R ERA: 3.86 | 1.0 | H | 6 | 2 | 1 | 1 | 2 | 0 | 0 | 0 | 0 | 0 | 1 | 14 | 18 | 9.00 | 2.000 | | | | | | | | | | |
| 39 Edwin Díaz, R ERA: 2.57 | 1.0 | S | 3 | 0 | 0 | 0 | 2 | 0 | 0 | 0 | 0 | 0 | 0 | 8 | 11 | 0.00 | 0.000 | | | | | | | | | | |

Los Angeles Angels @ Seattle Mariners
Safeco Field, Seattle, WA
Mon Jun 11 2018, 7:10 PM - 9:45 PM PDT
Att: 20,116 - Partly Cloudy - 67 F


AB 35
R 3
H 7
RBI 3
BB 2
SO 11
LOB 14



| Batter | 1 | 2 | 3 | 4 | 5 | 6 | 7 | 8 | 9 | AB | R | H | RBI | BB | SO | LOB | BOTTOM | | | | | | | | | | |
|---|---------------------------------------|----------------------------------|--------------------------------------|---------------------------------|--------------------------------------|---------------------------------|---------------------------------------|----------------------------------|--------------------------------------|---------------------------------|--------------------------------------|---------------------------------|--------------------------------------|----------------------------------|--------------------------------------|----------------------------------|----------------------------------|------------------------------------|----------------------------------|--------|--|--|--|--|--|--|--|
| 9 Dee Strange-Gordon, L OBP: 0.296, SLG: 0.354 | G4-3 | | B5-3 | | G6-3 | | G6-3 | | | 4 | 0 | 0 | 0 | 0 | 2 | | | | | | | | | | | | |
| 2 Jean Segura, R OBP: 0.385, SLG: 0.483 | HR | | | | | | | HR | | 4 | 1 | 3 | 0 | 0 | 0 | | | | | | | | | | | | |
| 17 Mitch Haniger, R OBP: 0.345, SLG: 0.488 | | | | | | | | | | 4 | 0 | 0 | 0 | 0 | 1 | 3 | | | | | | | | | | | |
| 23 Nelson Cruz, R OBP: 0.348, SLG: 0.531 | | | | | | | | | | 3 | 2 | 2 | 3 | 1 | 1 | 0 | | | | | | | | | | | |
| 16 Ben Gamel, L OBP: 0.357, SLG: 0.383 | HR | | | | | | | | | 0 | 0 | 0 | 0 | 0 | 0 | 0 | | | | | | | | | | | |
| 15 Kyle Seager, L OBP: 0.277, SLG: 0.424 | G4-3 | | | | | | | | | 4 | 1 | 1 | 0 | 0 | 1 | 2 | | | | | | | | | | | |
| 27 Ryon Healy, R OBP: 0.271, SLG: 0.440 | | | | | | | | | | 3 | 1 | 1 | 2 | 0 | 0 | 0 | | | | | | | | | | | |
| 5 Guillermo Heredia, R OBP: 0.365, SLG: 0.366 | | | | | | | | | | 3 | 0 | 1 | 0 | 0 | 0 | 0 | | | | | | | | | | | |
| 4 Denard Span, L OBP: 0.364, SLG: 0.410 | | | | | | | | | | 2 | 0 | 0 | 0 | 1 | 1 | 0 | | | | | | | | | | | |
| 3 Mike Zunino, R OBP: 0.270, SLG: 0.440 | | | | | | | | | | 3 | 0 | 0 | 0 | 0 | 3 | 2 | | | | | | | | | | | |
| Inning Stats | R: 2 H: 2 E: 0 K: 1 S: 11 | H: 2 LOB: 0 BB: 0 P: 13 | R: 0 H: 0 E: 0 K: 0 S: 6 | H: 0 LOB: 0 BB: 0 P: 8 | R: 0 H: 1 E: 0 K: 1 S: 8 | H: 1 LOB: 1 BB: 0 P: 9 | R: 3 H: 4 E: 0 K: 1 S: 18 | H: 4 LOB: 1 BB: 1 P: 30 | R: 0 H: 0 E: 0 K: 1 S: 6 | H: 0 LOB: 0 BB: 0 P: 7 | R: 0 H: 0 E: 0 K: 1 S: 7 | H: 0 LOB: 0 BB: 0 P: 9 | R: 0 H: 0 E: 0 K: 2 S: 7 | H: 0 LOB: 2 BB: 1 P: 16 | R: 0 H: 1 E: 0 K: 0 S: 8 | H: 1 LOB: 2 BB: 1 P: 16 | 1B: 4 2B: 1 3B: 0 HR: 3 | SF: 0 SAC: 0 DP: 2 HBP: 0 | WP: 0 PB: 0 SB: 0 CS: 0 | PA: 32 | | | | | | | |
| PITCHER | IP | WLS | BF | H | R | ER | SO | BB | IBB | HBP | BLK | WP | HR | S | P | ERA | WHIP | | | | | | | | | | |
| 28 Andrew Heaney, L ERA: 3.68 | 3.0 | L | 17 | 7 | 5 | 5 | 2 | 1 | 0 | 0 | 0 | 0 | 3 | 37 | 52 | 15.00 | 2.667 | | | | | | | | | | |
| 25 Noé Ramirez, R ERA: 3.35 | 2.0 | | 5 | 0 | 0 | 0 | 2 | 0 | 0 | 0 | 0 | 0 | 0 | 12 | 15 | 0.00 | 0.000 | | | | | | | | | | |
| 32 Cam Bedrosian, R ERA: 4.18 | 1.0 | | 3 | 0 | 0 | 0 | 1 | 0 | 0 | 0 | 0 | 0 | 0 | 7 | 9 | 0.00 | 0.000 | | | | | | | | | | |
| 48 Jose Alvarez, L ERA: 2.15 | 1.0 | | 3 | 0 | 0 | 0 | 2 | 0 | 0 | 0 | 0 | 0 | 0 | 7 | 12 | 0.00 | 0.000 | | | | | | | | | | |
| 33 Jim Johnson, R ERA: 3.93 | 1.0 | | 4 | 1 | 0 | 0 | 0 | 1 | 0 | 0 | 0 | 0 | 0 | 8 | 16 | 0.00 | 2.000 | | | | | | | | | | |

Los Angeles Angels @ Seattle Mariners
Safeco Field, Seattle, WA
Mon Jun 11 2018, 7:10 PM - 9:45 PM PDT
Att: 20,116 - Partly Cloudy - 67 F

AB 30
R 5
H 8
RBI 5
BB 2
SO 7
LOB 9



| Batter | 1 | 2 | 3 | 4 | 5 | 6 | 7 | 8 | 9 | AB | R | H | RBI | BB | SO | LOB | TOP | | | | | | | | | | | |
|---|---------------------------------------|----------------------------------|---------------------------------------|----------------------------------|---------------------------------------|----------------------------------|---------------------------------------|----------------------------------|---------------------------------------|----------------------------------|---------------------------------------|----------------------------------|--------------------------------------|----------------------------------|--------------------------------------|------------------------------------|---|----------------------------------|------------------------------------|----------------------------------|--------|--|--|--|--|--|--|--|
| 3 Ian Kinsler, R OBP: 0.284, SLG: 0.383 | | | | | | | | | | 4 | 1 | 0 | 0 | 1 | 0 | 0 | Los Angeles Angels @ Seattle Mariners Safeco Field, Seattle, WA Tue Jun 12 2018, 7:12 PM - 10:11 PM PDT Att: 20,402 - Cloudy - 63 F | | | | | | | | | | | |
| 27 Mike Trout, R OBP: 0.438, SLG: 0.682 | | | | | | | | | | 5 | 2 | 3 | 3 | 0 | 2 | 0 | | | | | | | | | | | | |
| 8 Justin Upton, R OBP: 0.340, SLG: 0.470 | | | | | | | | | | 2 | 0 | 1 | 0 | 2 | 0 | 1 | | | | | | | | | | | | |
| 5 Albert Pujols, R OBP: 0.288, SLG: 0.415 | | | | | | | | | | 4 | 0 | 0 | 0 | 0 | 1 | 4 | | | | | | | | | | | | |
| 18 Luis Valbuena, L OBP: 0.276, SLG: 0.364 | | | | | | | | | | 4 | 0 | 2 | 0 | 0 | 0 | 0 | | | | | | | | | | | | |
| 7 Zack Cozart, R OBP: 0.287, SLG: 0.362 | | | | | | | | | | 3 | 0 | 0 | 0 | 1 | 1 | 0 | | | | | | | | | | | | |
| 20 José Miguel Fernández, Jr. OBP: 0.313, SLG: 0.438 | | | | | | | | | | 4 | 0 | 0 | 0 | 0 | 0 | 2 | | | | | | | | | | | | |
| 54 Jabari Blash, R OBP: 0.222, SLG: 0.125 | | | | | | | | | | 4 | 0 | 0 | 0 | 0 | 2 | 4 | | | | | | | | | | | | |
| 12 Martín Maldonado, R OBP: 0.304, SLG: 0.361 | | | | | | | | | | 4 | 0 | 0 | 0 | 0 | 2 | 2 | | | | | | | | | | | | |
| Inning Stats | R: 0 H: 1 E: 0 K: 0 S: 13 | H: 1 LOB: 2 BB: 0 P: 17 | R: 0 H: 0 E: 0 K: 1 S: 13 | H: 1 LOB: 1 BB: 1 P: 24 | R: 0 H: 0 E: 1 K: 1 S: 10 | H: 0 LOB: 1 BB: 0 P: 17 | R: 1 H: 1 E: 0 K: 1 S: 12 | H: 1 LOB: 1 BB: 1 P: 18 | R: 0 H: 1 E: 0 K: 1 S: 7 | H: 0 LOB: 0 BB: 0 P: 11 | R: 2 H: 2 E: 0 K: 2 S: 17 | H: 2 LOB: 1 BB: 1 P: 27 | R: 0 H: 0 E: 1 K: 0 S: 9 | H: 0 LOB: 1 BB: 0 P: 14 | R: 0 H: 0 E: 0 K: 2 S: 9 | H: 0 LOB: 0 BB: 0 P: 10 | | 1B: 3 2B: 1 3B: 0 HR: 2 | SF: 0 SAC: 0 DP: 0 HBP: 0 | WP: 0 PB: 0 SB: 1 CS: 0 | PA: 38 | | | | | | | |
| PITCHER | IP | WLS | BF | H | R | ER | SO | BB | IBB | HBP | BLK | WP | HR | S | P | ERA | WHIP | | | | | | | | | | | |
| 8 Mike Leake, R ERA: 4.26 | 6.0 | W | 25 | 4 | 1 | 1 | 4 | 3 | 0 | 0 | 0 | 0 | 1 | 64 | 101 | 1.50 | 1.167 | | | | | | | | | | | |
| 46 Ryan Cook, R ERA: 5.87 | 0.2 | H | 5 | 2 | 2 | 2 | 2 | 1 | 0 | 0 | 0 | 0 | 0 | 1 | 16 | 26 | 27.00 | 4.500 | | | | | | | | | | |
| 47 James Pazos, L ERA: 1.54 | 0.1 | H | 1 | 0 | 0 | 0 | 0 | 0 | 0 | 0 | 0 | 0 | 0 | 1 | 1 | 0.00 | 0.000 | | | | | | | | | | | |
| 48 Alex Colomé, R ERA: 4.08 | 1.0 | H | 4 | 0 | 0 | 0 | 0 | 0 | 0 | 0 | 0 | 0 | 0 | 9 | 14 | 0.00 | 0.000 | | | | | | | | | | | |
| 39 Edwin Díaz, R ERA: 2.5 | 1.0 | S | 3 | 0 | 0 | 0 | 2 | 0 | 0 | 0 | 0 | 0 | 0 | 9 | 10 | 0.00 | 0.000 | | | | | | | | | | | |
| Batter | 1 | 2 | 3 | 4 | 5 | 6 | 7 | 8 | 9 | AB | R | H | RBI | BB | SO | LOB | BOTTOM | | | | | | | | | | | |
| 9 Dee Strange-Gordon, L OBP: 0.303, SLG: 0.361 | | | | | | | | | | 4 | 1 | 3 | 0 | 0 | 0 | 1 | Los Angeles Angels @ Seattle Mariners Safeco Field, Seattle, WA Tue Jun 12 2018, 7:12 PM - 10:11 PM PDT Att: 20,402 - Cloudy - 63 F | | | | | | | | | | | |
| 2 Jean Segura, R OBP: 0.384, SLG: 0.483 | | | | | | | | | | 4 | 0 | 1 | 1 | 0 | 1 | 3 | | | | | | | | | | | | |
| 17 Mitch Haniger, R OBP: 0.351, SLG: 0.514 | | | | | | | | | | 3 | 2 | 2 | 3 | 1 | 0 | 1 | | | | | | | | | | | | |
| 23 Nelson Cruz, R OBP: 0.342, SLG: 0.520 | | | | | | | | | | 4 | 0 | 0 | 0 | 0 | 0 | 3 | | | | | | | | | | | | |
| 15 Kyle Seager, L OBP: 0.276, SLG: 0.421 | | | | | | | | | | 4 | 0 | 1 | 0 | 0 | 1 | 1 | | | | | | | | | | | | |
| 27 Ryon Healy, R OBP: 0.276, SLG: 0.473 | | | | | | | | | | 4 | 2 | 2 | 2 | 0 | 0 | 1 | | | | | | | | | | | | |
| 16 Ben Gamel, L OBP: 0.368, SLG: 0.403 | | | | | | | | | | 4 | 0 | 3 | 0 | 0 | 1 | 0 | | | | | | | | | | | | |
| 5 Guillermo Heredia, R OBP: 0.368, SLG: 0.380 | | | | | | | | | | 4 | 0 | 2 | 0 | 0 | 1 | 2 | | | | | | | | | | | | |
| 36 David Freitas, R OBP: 0.286, SLG: 0.268 | | | | | | | | | | 3 | 1 | 0 | 0 | 0 | 2 | 5 | | | | | | | | | | | | |
| Inning Stats | R: 1 H: 2 E: 0 K: 0 S: 10 | H: 3 LOB: 2 BB: 0 P: 28 | R: 0 H: 1 E: 0 K: 1 S: 8 | H: 1 LOB: 1 BB: 0 P: 13 | R: 0 H: 1 E: 0 K: 1 S: 9 | H: 1 LOB: 0 BB: 0 P: 15 | R: 2 H: 1 E: 0 K: 0 S: 6 | H: 1 LOB: 1 BB: 0 P: 8 | R: 1 H: 2 E: 1 K: 0 S: 11 | H: 2 LOB: 1 BB: 1 P: 18 | R: 1 H: 2 E: 0 K: 2 S: 10 | H: 2 LOB: 0 BB: 0 P: 14 | R: 0 H: 0 E: 0 K: 2 S: 9 | H: 0 LOB: 0 BB: 0 P: 10 | 1B: 7 2B: 3 3B: 0 HR: 4 | SF: 0 SAC: 0 DP: 3 HBP: 0 | | WP: 0 PB: 0 SB: 0 CS: 1 | PA: 36 | | | | | | | | | |
| PITCHER | IP | WLS | BF | H | R | ER | SO | BB | IBB | HBP | BLK | WP | HR | S | P | ERA | WHIP | | | | | | | | | | | |
| 51 Jaime Barria, R ERA: 2.61 | 5.0 | L | 22 | 8 | 3 | 2 | 2 | 0 | 0 | 0 | 0 | 0 | 1 | 13 | 21 | 9.00 | 2.000 | | | | | | | | | | | |
| 32 Cam Bedrosian, R ERA: 4.34 | 1.0 | | 5 | 2 | 1 | 1 | 2 | 0 | 0 | 0 | 0 | 0 | 0 | 5 | 6 | ∞ | ∞ | | | | | | | | | | | |
| 48 Jose Alvarez, L ERA: 2.45 | 0.0 | | 2 | 2 | 1 | 1 | 0 | 0 | 0 | 0 | 0 | 0 | 0 | 6 | 12 | 0.00 | 1.000 | | | | | | | | | | | |
| 38 Justin Anderson, R ERA: 3.38 | 1.0 | | 3 | 0 | 0 | 0 | 0 | 1 | 0 | 0 | 0 | 0 | 0 | 6 | 12 | 0.00 | 1.000 | | | | | | | | | | | |
| 36 Oliver Drake, R ERA: 7.45 | 1.0 | | 4 | 2 | 1 | 1 | 2 | 0 | 0 | 0 | 0 | 0 | 1 | 10 | 14 | 9.00 | 2.000 | | | | | | | | | | | |

| Batter | 1 | 2 | 3 | 4 | 5 | 6 | 7 | 8 | 9 | AB | R | H | RBI | BB | SO | LOB | TOP | | | | | | | | | | |
|--|-------------------------------|----------------------------------|-------------------------------|----------------------------------|------------------------------|----------------------------------|------------------------------|----------------------------------|-------------------------------|----------------------------------|-------------------------------|----------------------------------|------------------------------|----------------------------------|-------------------------------|----------------------------------|------------------------------|----------------------------------|----------------|-------------------------|----------------------------------|--------|--|--|--|--|--|
| 50 Mookie Betts, R OBP: 0.423, SLG: 0.726 | | | | | | | | | | 4 | 0 | 0 | 0 | 0 | 1 | 3 | | | | | | | | | | | |
| 16 Andrew Benintendi, L OBP: 0.365, SLG: 0.547 | | | | | | | | | | 4 | 0 | 0 | 0 | 0 | 1 | 1 | | | | | | | | | | | |
| 28 J.D. Martinez, R OBP: 0.388, SLG: 0.651 | | | | | | | | | | 3 | 0 | 2 | 0 | 1 | 1 | 0 | | | | | | | | | | | |
| 18 Mitch Moreland, L OBP: 0.354, SLG: 0.556 | | | | | | | | | | 4 | 0 | 0 | 0 | 0 | 0 | 3 | | | | | | | | | | | |
| 2 Xander Bogaerts, R OBP: 0.341, SLG: 0.505 | | | | | | | | | | 4 | 1 | 2 | 1 | 0 | 2 | 0 | | | | | | | | | | | |
| 11 Rafael Devers, L OBP: 0.283, SLG: 0.408 | | | | | | | | | | 4 | 1 | 1 | 0 | 0 | 0 | 2 | | | | | | | | | | | |
| 36 Eduardo Núñez, R OBP: 0.274, SLG: 0.354 | | | | | | | | | | 4 | 0 | 0 | 0 | 0 | 1 | 2 | | | | | | | | | | | |
| 19 Jackie Bradley Jr., L OBP: 0.280, SLG: 0.291 | | | | | | | | | | 3 | 0 | 1 | 1 | 1 | 0 | 0 | | | | | | | | | | | |
| 7 Christian Vázquez, R OBP: 0.261, SLG: 0.289 | | | | | | | | | | 4 | 0 | 2 | 0 | 0 | 1 | 1 | | | | | | | | | | | |
| Inning Stats | R: 0 E: 0 K: 0 S: 10 | H: 1 LOB: 1 BB: 0 P: 17 | R: 1 E: 1 K: 2 S: 13 | H: 1 LOB: 1 BB: 0 P: 23 | R: 0 E: 0 K: 2 S: 7 | H: 0 LOB: 0 BB: 0 P: 11 | R: 0 E: 0 K: 1 S: 8 | H: 1 LOB: 1 BB: 0 P: 12 | R: 0 E: 0 K: 1 S: 11 | H: 1 LOB: 1 BB: 0 P: 15 | R: 1 E: 0 K: 0 S: 10 | H: 2 LOB: 0 BB: 0 P: 15 | R: 0 E: 0 K: 0 S: 6 | H: 1 LOB: 1 BB: 1 P: 11 | R: 0 E: 0 K: 0 S: 11 | H: 1 LOB: 2 BB: 1 P: 18 | R: 0 E: 0 K: 0 S: 9 | H: 0 LOB: 0 BB: 0 P: 13 | 1B: 5 HR: 1 | SF: 0 2B: 2 3B: 0 | WP: 0 PB: 0 SB: 1 CS: 0 | PA: 36 | | | | | |
| PITCHER | IP | WLS | BF | H | R | ER | SO | BB | IBB | HBP | BLK | WP | HR | S | P | ERA | WHIP | | | | | | | | | | |
| 34 Félix Hernández, R ERA: 5.34 | 7.0 | L | 28 | 7 | 2 | 1 | 6 | 1 | 0 | 0 | 0 | 0 | 1 | 65 | 104 | 1.29 | 1.143 | | | | | | | | | | |
| 47 James Pazos, L ERA: 1.45 | 1.0 | | 5 | 1 | 0 | 0 | 0 | 1 | 0 | 0 | 0 | 0 | 0 | 11 | 18 | 0.00 | 2.000 | | | | | | | | | | |
| 52 Nick Rumbelow, R ERA: | 1.0 | | 3 | 0 | 0 | 0 | 1 | 0 | 0 | 0 | 0 | 0 | 0 | 9 | 13 | 0.00 | 0.000 | | | | | | | | | | |

Boston Red Sox @ Seattle Mariners
Safeco Field, Seattle, WA
Thu Jun 14 2018, 7:12 PM - 10:06 PM PDT
Att: 30,479 - Cloudy - 64 F

AB 34
R 2
H 8
RBI 2
BB 2
SO 7
LOB 12



| Batter | 1 | 2 | 3 | 4 | 5 | 6 | 7 | 8 | 9 | AB | R | H | RBI | BB | SO | LOB | BOTTOM | | | | | | | | | | |
|---|-------------------------------|----------------------------------|------------------------------|----------------------------------|-------------------------------|----------------------------------|------------------------------|----------------------------------|-------------------------------|----------------------------------|-------------------------------|----------------------------------|-------------------------------|----------------------------------|------------------------------|----------------------------------|------------------------------|----------------------------------|----------------|-------------------------|----------------------------------|--------|--|--|--|--|--|
| 9 Dee Strange-Gordon, L OBP: 0.308, SLG: 0.361 | | | | | | | | | | 3 | 0 | 2 | 0 | 0 | 0 | 0 | | | | | | | | | | | |
| 2 Jean Segura, R OBP: 0.383, SLG: 0.482 | | | | | | | | | | 4 | 0 | 0 | 0 | 0 | 2 | 2 | | | | | | | | | | | |
| 17 Mitch Haniger, R OBP: 0.354, SLG: 0.522 | | | | | | | | | | 3 | 0 | 1 | 0 | 1 | 0 | 0 | | | | | | | | | | | |
| 23 Nelson Cruz, R OBP: 0.339, SLG: 0.522 | | | | | | | | | | 3 | 0 | 0 | 0 | 1 | 0 | 1 | | | | | | | | | | | |
| 7 Andrew Romine, S OBP: 0.217, SLG: 0.164 | | | | | | | | | | 0 | 0 | 0 | 0 | 0 | 0 | 0 | | | | | | | | | | | |
| 15 Kyle Seager, L OBP: 0.276, SLG: 0.419 | | | | | | | | | | 4 | 1 | 1 | 0 | 0 | 2 | 2 | | | | | | | | | | | |
| 27 Ryon Healy, R OBP: 0.288, SLG: 0.495 | | | | | | | | | | 4 | 0 | 2 | 0 | 0 | 0 | 2 | | | | | | | | | | | |
| 5 Guillermo Heredia, R OBP: 0.365, SLG: 0.374 | | | | | | | | | | 2 | 0 | 0 | 1 | 0 | 1 | 1 | | | | | | | | | | | |
| 4 Denard Span, L OBP: 0.362, SLG: 0.405 | | | | | | | | | | 3 | 0 | 0 | 0 | 0 | 2 | 1 | | | | | | | | | | | |
| 3 Mike Zunino, R OBP: 0.265, SLG: 0.433 | | | | | | | | | | 3 | 0 | 0 | 0 | 0 | 2 | 1 | | | | | | | | | | | |
| Inning Stats | R: 0 E: 0 K: 1 S: 11 | H: 1 LOB: 1 BB: 0 P: 15 | R: 0 E: 0 K: 0 S: 7 | H: 0 LOB: 0 BB: 0 P: 13 | R: 0 E: 0 K: 1 S: 10 | H: 1 LOB: 0 BB: 0 P: 12 | R: 0 E: 0 K: 1 S: 6 | H: 0 LOB: 0 BB: 0 P: 11 | R: 1 E: 0 K: 2 S: 14 | H: 2 LOB: 1 BB: 0 P: 19 | R: 0 E: 0 K: 0 S: 12 | H: 0 LOB: 0 BB: 0 P: 17 | R: 0 E: 0 K: 2 S: 13 | H: 1 LOB: 1 BB: 0 P: 19 | R: 0 E: 0 K: 1 S: 8 | H: 1 LOB: 1 BB: 0 P: 12 | R: 0 E: 0 K: 1 S: 7 | H: 0 LOB: 2 BB: 2 P: 16 | 1B: 6 HR: 0 | SF: 1 2B: 0 3B: 0 | WP: 1 PB: 0 SB: 1 CS: 1 | PA: 34 | | | | | |
| PITCHER | IP | WLS | BF | H | R | ER | SO | BB | IBB | HBP | BLK | WP | HR | S | P | ERA | WHIP | | | | | | | | | | |
| 24 David Price, L ERA: 3.76 | 7.0 | W | 25 | 5 | 1 | 1 | 7 | 0 | 0 | 0 | 0 | 0 | 0 | 8 | 12 | 0.00 | 1.000 | | | | | | | | | | |
| 56 Joe Kelly, R ERA: 2.61 | 1.0 | H | 4 | 1 | 0 | 0 | 1 | 0 | 0 | 0 | 0 | 0 | 0 | 8 | 12 | 0.00 | 1.000 | | | | | | | | | | |
| 46 Craig Kimbrel, R ERA: 2.4 | 1.0 | S | 4 | 0 | 0 | 0 | 1 | 2 | 0 | 0 | 0 | 1 | 0 | 7 | 16 | 0.00 | 2.000 | | | | | | | | | | |

Boston Red Sox @ Seattle Mariners
Safeco Field, Seattle, WA
Thu Jun 14 2018, 7:12 PM - 10:06 PM PDT
Att: 30,479 - Cloudy - 64 F

AB 29
R 1
H 6
RBI 1
BB 2
SO 9
LOB 10




| Batter | 1 | 2 | 3 | 4 | 5 | 6 | 7 | 8 | 9 | AB | R | H | RBI | BB | SO | LOB | TOP | | | |
|---|---|---|---|---|---|---|---|---|---|---|---|---|---|---|---|---|--|------------------------------------|----------------------------------|--------|
| 50 Mookie Betts, R (1,9) OBP: 0.427, SLG: 0.721 | E6 12 WP | | E6 28 1B 18 1B | L4 | | | | | | 4 | 1 | 2 | 0 | 1 | 0 | 0 | Boston Red Sox @ Seattle Mariners Safeco Field, Seattle, WA Fri Jun 15 2018, 7:11 PM - 10:19 PM PDT Att: 44,459 - Partly Cloudy - 70 F | | | |
| 12 Brock Holt, L (1,4) OBP: 0.383, SLG: 0.426 | K | | | G6-3 | | | F9 | L7 | | 5 | 1 | 1 | 1 | 0 | 1 | 5 | | | | |
| 28 J.D. Martinez, R (1,7) OBP: 0.392, SLG: 0.648 | K | | | | | | | | | 4 | 1 | 2 | 0 | 1 | 1 | 1 | | | | |
| 23 Blake Swihart, S (9, PR) OBP: 0.229, SLG: 0.188 | K | | | | | | | | | 0 | 0 | 0 | 0 | 0 | 0 | 0 | | | | |
| 18 Mitch Moreland, L (1,3) OBP: 0.350, SLG: 0.545 | K | | | | | | | | | 5 | 1 | 1 | 2 | 0 | 2 | 4 | | | | |
| 2 Xander Bogaerts, R (1,6) OBP: 0.342, SLG: 0.514 | | F9 | | | | | | | | 4 | 1 | 1 | 3 | 1 | 0 | 2 | | | | |
| 11 Rafael Devers, L (1,5) OBP: 0.285, SLG: 0.408 | | L7 | | | | | | | | 5 | 0 | 2 | 0 | 0 | 0 | 2 | | | | |
| 36 Eduardo Núñez, R (1, 10) OBP: 0.277, SLG: 0.350 | | | | | | | | | | 3 | 0 | 0 | 0 | 2 | 0 | 2 | | | | |
| 19 Jackie Bradley Jr., L (1,8) OBP: 0.279, SLG: 0.290 | | | | | | | | | | 4 | 1 | 1 | 0 | 0 | 1 | 4 | | | | |
| 3 Sandy León, S (1,2) OBP: 0.263, SLG: 0.330 | | | | | | | | | | 3 | 0 | 0 | 0 | 0 | 1 | 3 | | | | |
| 16 Andrew Benintendi, L (8, PH) OBP: 0.353, SLG: 0.545 | | | | | | | | | | 1 | 0 | 0 | 0 | 0 | 0 | 2 | | | | |
| 7 Christian Vázquez, R (8, 2) OBP: 0.261, SLG: 0.289 | | | | | | | | | | 0 | 0 | 0 | 0 | 0 | 0 | 0 | | | | |
| Inning Stats | R: 0 H: 0 E: 1 K: 3 S: 11 | H: 0 LOB: 1 BB: 0 P: 18 | R: 0 H: 0 E: 0 K: 0 S: 9 | H: 0 LOB: 0 BB: 0 P: 16 | R: 6 H: 7 E: 1 K: 1 S: 28 | H: 7 LOB: 2 BB: 1 P: 48 | R: 0 H: 0 E: 0 K: 0 S: 9 | H: 0 LOB: 0 BB: 0 P: 13 | R: 0 H: 0 E: 0 K: 0 S: 5 | H: 0 LOB: 0 BB: 0 P: 9 | R: 0 H: 1 E: 0 K: 0 S: 8 | H: 1 LOB: 2 BB: 1 P: 16 | R: 0 H: 1 E: 0 K: 1 S: 9 | H: 1 LOB: 3 BB: 2 P: 20 | R: 0 H: 1 E: 0 K: 1 S: 12 | H: 1 LOB: 2 BB: 1 P: 20 | 1B: 9 2B: 0 3B: 0 HR: 1 | SF: 0 SAC: 0 DP: 0 HBP: 0 | WP: 2 PB: 0 SB: 2 CS: 0 | PA: 43 |
| PITCHER | IP WLS BF H R ER SO BB IBB HBP BLK WP HR S P ERA WHIP | IP WLS BF H R ER SO BB IBB HBP BLK WP HR S P ERA WHIP | IP WLS BF H R ER SO BB IBB HBP BLK WP HR S P ERA WHIP | IP WLS BF H R ER SO BB IBB HBP BLK WP HR S P ERA WHIP | IP WLS BF H R ER SO BB IBB HBP BLK WP HR S P ERA WHIP | IP WLS BF H R ER SO BB IBB HBP BLK WP HR S P ERA WHIP | IP WLS BF H R ER SO BB IBB HBP BLK WP HR S P ERA WHIP | IP WLS BF H R ER SO BB IBB HBP BLK WP HR S P ERA WHIP | IP WLS BF H R ER SO BB IBB HBP BLK WP HR S P ERA WHIP | IP WLS BF H R ER SO BB IBB HBP BLK WP HR S P ERA WHIP | IP WLS BF H R ER SO BB IBB HBP BLK WP HR S P ERA WHIP | IP WLS BF H R ER SO BB IBB HBP BLK WP HR S P ERA WHIP | IP WLS BF H R ER SO BB IBB HBP BLK WP HR S P ERA WHIP | IP WLS BF H R ER SO BB IBB HBP BLK WP HR S P ERA WHIP | IP WLS BF H R ER SO BB IBB HBP BLK WP HR S P ERA WHIP | IP WLS BF H R ER SO BB IBB HBP BLK WP HR S P ERA WHIP | IP WLS BF H R ER SO BB IBB HBP BLK WP HR S P ERA WHIP | | | |
| 65 James Paxton, L (1, 1) ERA: 3.53 | 2.1 | 16 | 7 | 6 | 6 | 4 | 1 | 0 | 0 | 0 | 0 | 0 | 0 | 0 | 0 | 0 | 23.14 | 3.429 | | |
| 60 Chasen Bradford, R (3, 1) ERA: 2.3 | 0.2 | 2 | 0 | 0 | 0 | 0 | 0 | 0 | 0 | 0 | 0 | 0 | 0 | 0 | 0 | 6 | 8 | 0.00 | 0.000 | |
| 63 Rob Whalen, R (4, 1) ERA: | 4.0 | 14 | 1 | 0 | 0 | 0 | 1 | 0 | 0 | 0 | 0 | 0 | 0 | 0 | 0 | 28 | 47 | 0.00 | 0.500 | |
| 46 Ryan Cook, R (8, 1) ERA: 5.19 | 1.0 | W 6 | 1 | 0 | 0 | 1 | 1 | 1 | 0 | 0 | 0 | 0 | 0 | 0 | 9 | 20 | 0.00 | 2.000 | | |
| 39 Edwin Díaz, R (9, 1) ERA: 2.43 | 1.0 | S 5 | 1 | 0 | 0 | 1 | 1 | 0 | 0 | 0 | 0 | 0 | 0 | 0 | 12 | 20 | 0.00 | 2.000 | | |

| Batter | 1 | 2 | 3 | 4 | 5 | 6 | 7 | 8 | 9 | AB | R | H | RBI | BB | SO | LOB | BOTTOM | | | |
|---|---|---|---|---|---|---|---|---|---|---|---|---|---|---|---|---|--|------------------------------------|----------------------------------|--------|
| 9 Dee Strange-Gordon, L (1,4) OBP: 0.306, SLG: 0.358 | K | | | | | | | | | 5 | 1 | 1 | 0 | 0 | 1 | 3 | Boston Red Sox @ Seattle Mariners Safeco Field, Seattle, WA Fri Jun 15 2018, 7:11 PM - 10:19 PM PDT Att: 44,459 - Partly Cloudy - 70 F | | | |
| 2 Jean Segura, R (1,6) OBP: 0.385, SLG: 0.493 | | | | | | | | | | 4 | 1 | 2 | 1 | 0 | 0 | 0 | | | | |
| 17 Mitch Haniger, R (1,9) OBP: 0.356, SLG: 0.520 | | | | | | | | | | 3 | 0 | 1 | 1 | 1 | 1 | 0 | | | | |
| 23 Nelson Cruz, R (1, 10) OBP: 0.338, SLG: 0.514 | | | | | | | | | | 3 | 0 | 0 | 0 | 1 | 1 | 1 | | | | |
| 15 Kyle Seager, L (1,5) OBP: 0.276, SLG: 0.420 | | | | | | | | | | 4 | 1 | 1 | 0 | 0 | 2 | 3 | | | | |
| 27 Ryon Healy, R (1,3) OBP: 0.293, SLG: 0.492 | | | | | | | | | | 3 | 0 | 1 | 0 | 1 | 1 | 0 | | | | |
| 7 Andrew Romine, S (8, PR) OBP: 0.217, SLG: 0.164 | | | | | | | | | | 0 | 1 | 0 | 0 | 0 | 0 | 0 | | | | |
| 16 Ben Gamel, L (1,7) OBP: 0.374, SLG: 0.403 | | | | | | | | | | 4 | 2 | 1 | 1 | 0 | 2 | 1 | | | | |
| 5 Guillermo Heredia, R (1,8) OBP: 0.358, SLG: 0.366 | | | | | | | | | | 3 | 0 | 0 | 0 | 0 | 2 | 1 | | | | |
| 4 Denard Span, L (8, PH) OBP: 0.364, SLG: 0.414 | | | | | | | | | | 1 | 0 | 1 | 2 | 0 | 0 | 0 | | | | |
| 3 Mike Zunino, R (1,2) OBP: 0.270, SLG: 0.453 | | | | | | | | | | 4 | 1 | 2 | 2 | 0 | 1 | 2 | | | | |
| Inning Stats | R: 1 H: 1 E: 0 K: 3 S: 11 | H: 3 LOB: 1 BB: 0 P: 15 | R: 2 H: 3 E: 0 K: 1 S: 15 | H: 3 LOB: 0 BB: 0 P: 24 | R: 0 H: 0 E: 0 K: 0 S: 6 | H: 0 LOB: 0 BB: 0 P: 10 | R: 0 H: 0 E: 0 K: 2 S: 11 | H: 0 LOB: 0 BB: 0 P: 16 | R: 1 H: 3 E: 0 K: 1 S: 19 | H: 3 LOB: 3 BB: 1 P: 27 | R: 0 H: 0 E: 0 K: 2 S: 8 | H: 0 LOB: 0 BB: 0 P: 8 | R: 1 H: 1 E: 0 K: 0 S: 13 | H: 1 LOB: 1 BB: 1 P: 23 | R: 2 H: 2 E: 0 K: 2 S: 12 | H: 2 LOB: 2 BB: 1 P: 22 | 1B: 6 2B: 2 3B: 0 HR: 2 | SF: 0 SAC: 0 DP: 0 HBP: 0 | WP: 0 PB: 0 SB: 1 CS: 0 | PA: 37 |
| PITCHER | IP WLS BF H R ER SO BB IBB HBP BLK WP HR S P ERA WHIP | IP WLS BF H R ER SO BB IBB HBP BLK WP HR S P ERA WHIP | IP WLS BF H R ER SO BB IBB HBP BLK WP HR S P ERA WHIP | IP WLS BF H R ER SO BB IBB HBP BLK WP HR S P ERA WHIP | IP WLS BF H R ER SO BB IBB HBP BLK WP HR S P ERA WHIP | IP WLS BF H R ER SO BB IBB HBP BLK WP HR S P ERA WHIP | IP WLS BF H R ER SO BB IBB HBP BLK WP HR S P ERA WHIP | IP WLS BF H R ER SO BB IBB HBP BLK WP HR S P ERA WHIP | IP WLS BF H R ER SO BB IBB HBP BLK WP HR S P ERA WHIP | IP WLS BF H R ER SO BB IBB HBP BLK WP HR S P ERA WHIP | IP WLS BF H R ER SO BB IBB HBP BLK WP HR S P ERA WHIP | IP WLS BF H R ER SO BB IBB HBP BLK WP HR S P ERA WHIP | IP WLS BF H R ER SO BB IBB HBP BLK WP HR S P ERA WHIP | IP WLS BF H R ER SO BB IBB HBP BLK WP HR S P ERA WHIP | IP WLS BF H R ER SO BB IBB HBP BLK WP HR S P ERA WHIP | IP WLS BF H R ER SO BB IBB HBP BLK WP HR S P ERA WHIP | IP WLS BF H R ER SO BB IBB HBP BLK WP HR S P ERA WHIP | | | |
| 22 Rick Porcello, R (1, 1) ERA: 3.7 | 6.0 | 26 | 7 | 4 | 4 | 9 | 1 | 0 | 0 | 0 | 0 | 0 | 0 | 0 | 0 | 0 | 6.00 | 1.333 | | |
| 37 Heath Hembree, R (7, 1) ERA: 4.11 | 1.0 | H 5 | 1 | 1 | 1 | 0 | 1 | 0 | 0 | 0 | 0 | 1 | 13 | 23 | 9.00 | 2.000 | | | | |
| 32 Matt Barnes, R (8, 1) ERA: 2.93 | 1.0 | L 6 | 2 | 2 | 2 | 2 | 1 | 0 | 0 | 0 | 0 | 0 | 12 | 22 | 18.00 | 3.000 | | | | |

| | |
|-----|----|
| AB | 38 |
| R | 6 |
| H | 10 |
| RBI | 6 |
| BB | 5 |
| SO | 6 |
| LOB | 25 |

| | |
|-----|----|
| AB | 34 |
| R | 7 |
| H | 10 |
| RBI | 7 |
| BB | 3 |
| SO | 11 |
| LOB | 11 |



| Batter | 1 | 2 | 3 | 4 | 5 | 6 | 7 | 8 | 9 | AB | R | H | RBI | BB | SO | LOB | TOP | | | |
|--|---|----------------------------------|------------------------------|----------------------------------|------------------------------|---------------------------------|-------------------------------|----------------------------------|------------------------------|----------------------------------|-------------------------------|----------------------------------|-------------------------------|----------------------------------|-------------------------------|----------------------------------|----------------------------------|------------------------------------|----------------------------------|--------|
| 50 Mookie Betts, R OBP: 0.424, SLG: 0.712 | | | | | | | | | | 4 | 0 | 1 | 0 | 0 | 3 | 0 | | | | |
| 16 Andrew Benintendi, L OBP: 0.360, SLG: 0.539 | | | | | | | | | | 3 | 0 | 0 | 0 | 0 | 0 | 1 | | | | |
| 28 J.D. Martinez, R OBP: 0.388, SLG: 0.641 | | | | | | | | | | 3 | 0 | 0 | 0 | 0 | 2 | 0 | | | | |
| 11 Rafael Devers, L OBP: 0.282, SLG: 0.403 | | | | | | | | | | 3 | 0 | 0 | 0 | 0 | 1 | 0 | | | | |
| 2 Xander Bogaerts, R OBP: 0.338, SLG: 0.507 | | | | | | | | | | 3 | 0 | 0 | 0 | 0 | 1 | 0 | | | | |
| 36 Eduardo Nájera, R OBP: 0.277, SLG: 0.350 | | | | | | | | | | 3 | 0 | 1 | 0 | 0 | 0 | 0 | | | | |
| 23 Blake Swihart, S OBP: 0.222, SLG: 0.192 | | | | | | | | | | 2 | 0 | 0 | 0 | 0 | 1 | 0 | | | | |
| 18 Mitch Moreland, L OBP: 0.348, SLG: 0.542 | | | | | | | | | | 2 | 0 | 0 | 0 | 0 | 1 | 0 | | | | |
| 7 Christian Vázquez, R OBP: 0.258, SLG: 0.286 | | | | | | | | | | 3 | 0 | 0 | 0 | 0 | 2 | 0 | | | | |
| 12 Brock Holt, L OBP: 0.381, SLG: 0.422 | | | | | | | | | | 3 | 0 | 0 | 0 | 0 | 2 | 0 | | | | |
| 19 Jackie Bradley Jr., L OBP: 0.276, SLG: 0.286 | | | | | | | | | | 3 | 0 | 0 | 0 | 0 | 2 | 0 | | | | |
| Inning Stats | R: 0 E: 0 K: 1 S: 13 | H: 1 LOB: 0 BB: 0 P: 16 | R: 0 E: 0 K: 1 S: 9 | H: 0 LOB: 0 BB: 0 P: 11 | R: 0 E: 0 K: 1 S: 6 | H: 0 LOB: 0 BB: 0 P: 8 | R: 0 E: 0 K: 2 S: 10 | H: 0 LOB: 0 BB: 0 P: 15 | R: 0 E: 0 K: 0 S: 7 | H: 0 LOB: 0 BB: 0 P: 11 | R: 0 E: 0 K: 1 S: 10 | H: 0 LOB: 0 BB: 0 P: 11 | R: 0 E: 0 K: 1 S: 13 | H: 1 LOB: 1 BB: 0 P: 18 | R: 0 E: 0 K: 3 S: 10 | H: 0 LOB: 0 BB: 0 P: 15 | 1B: 2 2B: 0 3B: 0 HR: 0 | SF: 0 SAC: 0 DP: 1 HBP: 0 | WP: 0 PB: 0 SB: 0 CS: 0 | PA: 28 |
| PITCHER | IP WLS BF H R ER SO BB IBB HBP BLK WP HR S P ERA WHIP | | | | | | | | | | | | | | | | | | | |
| 49 Wade LeBlanc, L ERA: 2.63 | (1, 1) 7.2 W 24 2 0 0 9 0 0 0 0 0 0 0 0 0.00 0.261 | | | | | | | | | | | | | | | | | | | |
| 48 Alex Colomé, R ERA: 4.03 | (8, 1) 0.1 H 1 0 0 0 0 0 0 0 0 0 0 2 2 0.00 0.000 | | | | | | | | | | | | | | | | | | | |
| 39 Edwin Díaz, R ERA: 2.37 | (9, 1) 1.0 S 3 0 0 0 3 0 0 0 0 0 0 0 10 15 0.00 0.000 | | | | | | | | | | | | | | | | | | | |

Boston Red Sox @ Seattle Mariners
Safeco Field, Seattle, WA
Sat Jun 16 2018, 5:18 PM - 7:38 PM PDT
Att. 44,151 - Clear - 74 F

AB 28
R 0
H 2
RBI 0
BB 0
SO 12
LOB 2



| Batter | 1 | 2 | 3 | 4 | 5 | 6 | 7 | 8 | 9 | AB | R | H | RBI | BB | SO | LOB | BOTTOM | | | |
|---|---|----------------------------------|-------------------------------|----------------------------------|-------------------------------|----------------------------------|------------------------------|---------------------------------|-------------------------------|----------------------------------|------------------------------|----------------------------------|-------------------------------|----------------------------------|-------------------------------|----------------------------------|----------------------------------|------------------------------------|----------------------------------|--------|
| 9 Dee Strange-Gordon, L OBP: 0.305, SLG: 0.356 | | | | | | | | | | 4 | 1 | 1 | 0 | 0 | 1 | 1 | | | | |
| 2 Jean Segura, R OBP: 0.383, SLG: 0.493 | | | | | | | | | | 4 | 0 | 1 | 0 | 0 | 1 | 2 | | | | |
| 17 Mitch Haniger, R OBP: 0.358, SLG: 0.518 | | | | | | | | | | 3 | 0 | 1 | 0 | 1 | 1 | 1 | | | | |
| 23 Nelson Cruz, R OBP: 0.336, SLG: 0.509 | | | | | | | | | | 4 | 0 | 1 | 1 | 0 | 1 | 2 | | | | |
| 15 Kyle Seager, L OBP: 0.276, SLG: 0.419 | | | | | | | | | | 3 | 0 | 1 | 0 | 0 | 0 | 2 | | | | |
| 27 Ryon Healy, R OBP: 0.289, SLG: 0.485 | | | | | | | | | | 3 | 0 | 0 | 0 | 0 | 0 | 1 | | | | |
| 4 Denard Span, L OBP: 0.368, SLG: 0.415 | | | | | | | | | | 2 | 0 | 1 | 0 | 1 | 0 | 0 | | | | |
| 3 Mike Zunino, R OBP: 0.266, SLG: 0.445 | | | | | | | | | | 3 | 0 | 0 | 0 | 0 | 1 | 2 | | | | |
| 5 Guillermo Heredia, R OBP: 0.352, SLG: 0.358 | | | | | | | | | | 3 | 0 | 0 | 0 | 0 | 1 | 0 | | | | |
| Inning Stats | R: 0 E: 0 K: 1 S: 10 | H: 0 LOB: 1 BB: 1 P: 18 | R: 0 E: 0 K: 1 S: 11 | H: 1 LOB: 0 BB: 0 P: 15 | R: 1 E: 0 K: 1 S: 14 | H: 3 LOB: 2 BB: 0 P: 23 | R: 0 E: 0 K: 0 S: 6 | H: 0 LOB: 0 BB: 0 P: 9 | R: 0 E: 0 K: 0 S: 12 | H: 1 LOB: 1 BB: 0 P: 16 | R: 0 E: 0 K: 0 S: 5 | H: 0 LOB: 1 BB: 1 P: 11 | R: 0 E: 0 K: 2 S: 10 | H: 1 LOB: 0 BB: 0 P: 14 | R: 0 E: 0 K: 3 S: 10 | H: 1 LOB: 1 BB: 0 P: 14 | 1B: 5 2B: 1 3B: 0 HR: 0 | SF: 0 SAC: 0 DP: 1 HBP: 0 | WP: 0 PB: 0 SB: 0 CS: 1 | PA: 32 |
| PITCHER | IP WLS BF H R ER SO BB IBB HBP BLK WP HR S P ERA WHIP | | | | | | | | | | | | | | | | | | | |
| 35 Steven Wright, R ERA: 1.23 | (1, 1) 7.0 L 27 5 1 1 4 2 0 0 0 0 0 0 0 68 1.00 1.000 | | | | | | | | | | | | | | | | | | | |
| 44 Brandon Workman, R ERA: | (8, 1) 1.0 4 1 0 0 2 0 0 0 0 0 0 0 10 14 0.00 1.000 | | | | | | | | | | | | | | | | | | | |

Boston Red Sox @ Seattle Mariners
Safeco Field, Seattle, WA
Sat Jun 16 2018, 5:18 PM - 7:38 PM PDT
Att. 44,151 - Clear - 74 F

AB 29
R 1
H 6
RBI 1
BB 2
SO 6
LOB 11



| Batter | 1 | 2 | 3 | 4 | 5 | 6 | 7 | 8 | 9 | AB | R | H | RBI | BB | SO | LOB | TOP | | | | | |
|--|--------------------------------------|----------------------------------|---------------------------------------|----------------------------------|---------------------------------------|----------------------------------|--------------------------------------|----------------------------------|---------------------------------------|----------------------------------|--------------------------------------|---------------------------------|---------------------------------------|----------------------------------|---------------------------------------|----------------------------------|---------------------------------------|----------------------------------|----------------------------------|------------------------------------|----------------------------------|--------|
| 50 Mookie Betts, R OBP: 0.419, SLG: 0.699 | F9 | | G5-3 | P4 | | | L8 | | | 4 | 0 | 0 | 0 | 1 | 0 | 0 | | | | | | |
| 16 Andrew Benintendi, L OBP: 0.363, SLG: 0.542 | G5-4-3 | | | L8 | | | | SF8 | | 4 | 2 | 3 | 1 | 0 | 0 | 0 | | | | | | |
| 2 Xander Bogaerts, R OBP: 0.339, SLG: 0.518 | G5-4-3 | | | | | G5-3 | | K | | 5 | 2 | 2 | 2 | 0 | 1 | 3 | | | | | | |
| 28 J.D. Martinez, R OBP: 0.388, SLG: 0.635 | | | | | | | | | K | 4 | 1 | 1 | 0 | 1 | 1 | 0 | | | | | | |
| 18 Mitch Moreland, L OBP: 0.351, SLG: 0.541 | | | | | | | | | | 4 | 1 | 2 | 2 | 0 | 1 | 1 | | | | | | |
| 23 Blake Swihart, S OBP: 0.219, SLG: 0.179 | | | | | | | | | P4 | 1 | 0 | 0 | 0 | 0 | 0 | 0 | | | | | | |
| 11 Rafael Devers, L OBP: 0.284, SLG: 0.414 | | | | | | | | | K | 5 | 1 | 2 | 3 | 0 | 1 | 1 | | | | | | |
| 12 Brock Holt, L OBP: 0.377, SLG: 0.417 | | | | | | | | | | 4 | 0 | 1 | 0 | 0 | 0 | 2 | | | | | | |
| 7 Christian Vázquez, R OBP: 0.258, SLG: 0.291 | | | | | | | | | | 4 | 1 | 1 | 0 | 0 | 0 | 3 | | | | | | |
| 19 Jackie Bradley Jr., L OBP: 0.280, SLG: 0.301 | | | | | | | | | | 3 | 1 | 1 | 1 | 1 | 0 | 0 | | | | | | |
| Inning Stats | R: 0 H: 1 E: 0 K: 0 S: 6 | H: 1 LOB: 0 BB: 0 P: 10 | R: 0 H: 2 E: 0 K: 0 S: 13 | H: 2 LOB: 2 BB: 0 P: 19 | R: 5 H: 5 E: 0 K: 0 S: 23 | H: 5 LOB: 1 BB: 1 P: 34 | R: 0 H: 0 E: 0 K: 0 S: 7 | H: 0 LOB: 0 BB: 0 P: 10 | R: 0 H: 0 E: 0 K: 1 S: 13 | H: 0 LOB: 0 BB: 0 P: 19 | R: 0 H: 0 E: 0 K: 0 S: 4 | H: 0 LOB: 0 BB: 0 P: 7 | R: 3 H: 4 E: 0 K: 0 S: 10 | H: 4 LOB: 1 BB: 0 P: 14 | R: 1 H: 1 E: 0 K: 1 S: 14 | H: 1 LOB: 2 BB: 2 P: 26 | R: 0 H: 0 E: 0 K: 2 S: 10 | H: 0 LOB: 0 BB: 0 P: 13 | 1B: 9 2B: 1 3B: 0 HR: 3 | SF: 1 SAC: 0 DP: 1 HBP: 0 | WP: 0 PB: 0 SB: 1 CS: 0 | PA: 42 |
| PITCHER | IP | WLS | BF | H | R | ER | SO | BB | IBB | HBP | BLK | WP | HR | S | P | ERA | WHIP | | | | | |
| 8 Mike Leake, R ERA: 4.47 | 6.0 | L | 26 | 8 | 5 | 5 | 1 | 1 | 0 | 0 | 0 | 0 | 1 | 66 | 99 | 7.50 | 1.500 | | | | | |
| 60 Chasen Bradford, R ERA: 3.21 | 0.2 | | 5 | 3 | 3 | 3 | 0 | 0 | 0 | 0 | 0 | 0 | 2 | 8 | 12 | 40.50 | 4.500 | | | | | |
| 55 Roenis Elias, L ERA: 1.74 | 2.1 | | 11 | 2 | 1 | 1 | 3 | 2 | 0 | 0 | 0 | 0 | 0 | 26 | 41 | 3.86 | 1.714 | | | | | |

Boston Red Sox @ Seattle Mariners
Safeco Field, Seattle, WA
Sun Jun 17 2018, 1:11 PM - 4:25 PM PDT
Att: 46,462 - Sunny - 76 F

AB 38
R 9
H 13
RBI 9
BB 3
SO 4
LOB 10



| Batter | 1 | 2 | 3 | 4 | 5 | 6 | 7 | 8 | 9 | AB | R | H | RBI | BB | SO | LOB | BOTTOM | | | | | |
|---|--------------------------------------|----------------------------------|---------------------------------------|----------------------------------|---------------------------------------|----------------------------------|---------------------------------------|----------------------------------|---------------------------------------|----------------------------------|--------------------------------------|----------------------------------|--------------------------------------|----------------------------------|---------------------------------------|----------------------------------|--------------------------------------|---------------------------------|----------------------------------|------------------------------------|----------------------------------|--------|
| 9 Dee Strange-Gordon, L OBP: 0.311, SLG: 0.361 | E6 | | | | | | G4-3 | | F7 | 5 | 0 | 3 | 0 | 0 | 0 | 1 | | | | | | |
| 2 Jean Segura, R OBP: 0.383, SLG: 0.490 | P3 | | | | | | | | | 2 | 0 | 0 | 1 | 1 | 0 | 3 | | | | | | |
| 7 Andrew Romine, S OBP: 0.210, SLG: 0.158 | | | | | | | | | | 2 | 0 | 0 | 0 | 0 | 1 | 1 | | | | | | |
| 17 Mitch Haniger, R OBP: 0.357, SLG: 0.512 | G4-3 | | | | | | | | | 3 | 1 | 0 | 0 | 1 | 1 | 5 | | | | | | |
| 23 Nelson Cruz, R OBP: 0.339, SLG: 0.521 | G3-1 | | | | | | | | | 3 | 1 | 1 | 1 | 1 | 0 | 3 | | | | | | |
| 15 Kyle Seager, L OBP: 0.272, SLG: 0.413 | | | | | | | | | | 4 | 0 | 0 | 0 | 0 | 2 | 2 | | | | | | |
| 27 Ryon Healy, R OBP: 0.288, SLG: 0.485 | | | | | | | | | | 4 | 0 | 1 | 1 | 0 | 2 | 0 | | | | | | |
| 5 Guillermo Heredia, R OBP: 0.343, SLG: 0.346 | | | | | | | | | | 4 | 0 | 0 | 0 | 0 | 2 | 2 | | | | | | |
| 16 Ben Gamel, L OBP: 0.371, SLG: 0.406 | | | | | | | | | | 4 | 1 | 1 | 0 | 0 | 2 | 0 | | | | | | |
| 36 David Freitas, R OBP: 0.299, SLG: 0.283 | | | | | | | | | | 4 | 0 | 2 | 0 | 0 | 1 | 0 | | | | | | |
| Inning Stats | R: 0 H: 1 E: 1 K: 0 S: 8 | H: 0 LOB: 0 BB: 0 P: 14 | R: 0 H: 0 E: 0 K: 1 S: 13 | H: 0 LOB: 0 BB: 0 P: 17 | R: 0 H: 1 E: 0 K: 3 S: 13 | H: 1 LOB: 2 BB: 1 P: 24 | R: 1 H: 1 E: 0 K: 3 S: 15 | H: 1 LOB: 0 BB: 0 P: 24 | R: 1 H: 3 E: 0 K: 0 S: 12 | H: 3 LOB: 2 BB: 0 P: 18 | R: 0 H: 0 E: 0 K: 2 S: 9 | H: 0 LOB: 0 BB: 0 P: 16 | R: 0 H: 0 E: 0 K: 1 S: 9 | H: 0 LOB: 0 BB: 0 P: 13 | R: 1 H: 1 E: 0 K: 1 S: 12 | H: 1 LOB: 2 BB: 2 P: 25 | R: 0 H: 1 E: 0 K: 0 S: 7 | H: 1 LOB: 1 BB: 0 P: 9 | 1B: 5 2B: 2 3B: 0 HR: 1 | SF: 0 SAC: 0 DP: 0 HBP: 0 | WP: 0 PB: 0 SB: 0 CS: 0 | PA: 38 |
| PITCHER | IP | WLS | BF | H | R | ER | SO | BB | IBB | HBP | BLK | WP | HR | S | P | ERA | WHIP | | | | | |
| 57 Eduardo Rodriguez, L ERA: 3.59 | 6.0 | W | 25 | 6 | 2 | 2 | 9 | 1 | 0 | 0 | 0 | 0 | 0 | 70 | 113 | 3.00 | 1.167 | | | | | |
| 32 Matt Barnes, R ERA: 2.84 | 1.0 | | 3 | 0 | 0 | 0 | 1 | 0 | 0 | 0 | 0 | 0 | 0 | 9 | 13 | 0.00 | 0.000 | | | | | |
| 44 Brandon Workman, R ERA: 1.29 | 0.2 | | 5 | 1 | 1 | 1 | 1 | 2 | 0 | 0 | 0 | 0 | 0 | 11 | 24 | 13.50 | 4.500 | | | | | |
| 76 Hector Velázquez, R ERA: 1.85 | 1.1 | | 5 | 1 | 0 | 0 | 0 | 0 | 0 | 0 | 0 | 0 | 0 | 8 | 10 | 0.00 | 0.750 | | | | | |

Boston Red Sox @ Seattle Mariners
Safeco Field, Seattle, WA
Sun Jun 17 2018, 1:11 PM - 4:25 PM PDT
Att: 46,462 - Sunny - 76 F

AB 35
R 3
H 8
RBI 3
SO 11
LOB 17



| Batter | 1 | 2 | 3 | 4 | 5 | 6 | 7 | 8 | 9 | AB | R | H | RBI | BB | SO | LOB | TOP | | | | | | | | | | |
|---|---------------------------------------|----------------------------------|---------------------------------------|----------------------------------|--------------------------------------|---------------------------------|--------------------------------------|----------------------------------|--------------------------------------|----------------------------------|--------------------------------------|----------------------------------|---------------------------------------|----------------------------------|--------------------------------------|----------------------------------|---|----------------------------------|----------------------------------|------------------------------------|----------------------------------|--------|--|--|--|--|--|
| 9 Dee Strange-Gordon, L (1.4) OBP: 0.310, SLG: 0.363 | | | | | | | | | | 4 | 1 | 1 | 0 | 0 | 0 | 0 | Seattle Mariners @ New York Yankees Yankee Stadium, Bronx, NY Tue Jun 19 2018, 7:10 PM - 9:37 PM EDT Att. 45,122 - Clear - 88 F | | | | | | | | | | |
| 2 Jean Segura, R (1.6) OBP: 0.356, SLG: 0.483 | | | | | | | | | | 4 | 0 | 0 | 0 | 0 | 2 | 1 | | | | | | | | | | | |
| 17 Mitch Haniger, R (1.9) OBP: 0.352, SLG: 0.504 | | | | | | | | | | 4 | 0 | 0 | 1 | 0 | 1 | 1 | | | | | | | | | | | |
| 23 Nelson Cruz, R (1.10) OBP: 0.339, SLG: 0.532 | | | | | | | | | | 3 | 1 | 1 | 1 | 0 | 2 | 1 | | | | | | | | | | | |
| 15 Kyle Seager, L (1.5) OBP: 0.270, SLG: 0.408 | | | | | | | | | | 3 | 0 | 0 | 0 | 0 | 3 | 1 | | | | | | | | | | | |
| 27 Ryon Healy, R (1.3) OBP: 0.284, SLG: 0.478 | | | | | | | | | | 3 | 0 | 0 | 0 | 0 | 1 | 0 | | | | | | | | | | | |
| 4 Denard Span, L (1.7) OBP: 0.304, SLG: 0.408 | | | | | | | | | | 3 | 0 | 0 | 0 | 0 | 1 | 0 | | | | | | | | | | | |
| 3 Mike Zunino, R (1.2) OBP: 0.261, SLG: 0.437 | | | | | | | | | | 3 | 0 | 0 | 0 | 0 | 2 | 0 | | | | | | | | | | | |
| 5 Guillermo Heredia, R (1.8) OBP: 0.339, SLG: 0.343 | | | | | | | | | | 2 | 0 | 0 | 0 | 0 | 0 | 0 | | | | | | | | | | | |
| 16 Ben Gamel, L (8. PH) OBP: 0.369, SLG: 0.403 | | | | | | | | | | 1 | 0 | 0 | 0 | 0 | 0 | 0 | | | | | | | | | | | |
| Inning Stats | R: 1 H: 1 E: 1 K: 2 S: 13 | H: 1 LOB: 1 BB: 0 P: 22 | R: 0 H: 0 E: 0 K: 1 S: 11 | H: 0 LOB: 0 BB: 0 P: 16 | R: 0 H: 0 E: 0 K: 1 S: 7 | H: 0 LOB: 0 BB: 0 P: 8 | R: 0 H: 0 E: 0 K: 2 S: 9 | H: 0 LOB: 0 BB: 0 P: 11 | R: 0 H: 0 E: 0 K: 1 S: 8 | H: 0 LOB: 0 BB: 0 P: 11 | R: 0 H: 0 E: 0 K: 0 S: 9 | H: 0 LOB: 0 BB: 0 P: 14 | R: 1 H: 1 E: 0 K: 2 S: 10 | H: 1 LOB: 0 BB: 0 P: 14 | R: 0 H: 0 E: 0 K: 2 S: 9 | H: 0 LOB: 0 BB: 0 P: 15 | R: 0 H: 0 E: 0 K: 1 S: 8 | H: 0 LOB: 0 BB: 0 P: 13 | 1B: 0 2B: 1 3B: 0 HR: 1 | SF: 0 SAC: 0 DP: 0 HBP: 0 | WP: 0 PB: 0 SB: 1 CS: 0 | PA: 30 | | | | | |
| PITCHER | IP | WLS | BF | H | R | ER | SO | BB | IBB | HBP | BLK | WP | HR | S | P | ERA | WHIP | | | | | | | | | | |
| 65 Domingo Germán, R (1.1) ERA: 4.77 | 7.0 | W | 24 | 2 | 2 | 1 | 9 | 0 | 0 | 0 | 0 | 0 | 1 | 67 | 96 | 1.29 | 0.286 | | | | | | | | | | |
| 67 A.J. Cole, R (8.1) ERA: 6.17 | 2.0 | | 6 | 0 | 0 | 0 | 3 | 0 | 0 | 0 | 0 | 0 | 0 | 17 | 28 | 0.00 | 0.000 | | | | | | | | | | |

| | |
|-----|----|
| AB | 30 |
| R | 2 |
| H | 2 |
| RBI | 2 |
| BB | 0 |
| SO | 12 |
| LOB | 4 |



| Batter | 1 | 2 | 3 | 4 | 5 | 6 | 7 | 8 | 9 | AB | R | H | RBI | BB | SO | LOB | BOTTOM | | | | | | | | | | |
|--|---------------------------------------|----------------------------------|--------------------------------------|----------------------------------|--------------------------------------|---------------------------------|--------------------------------------|----------------------------------|---------------------------------------|----------------------------------|--------------------------------------|---------------------------------|---------------------------------------|----------------------------------|---------------------------------------|----------------------------------|---|------------------------------------|----------------------------------|--------|--|--|--|--|--|--|--|
| 31 Aaron Hicks, S (1.8) OBP: 0.348, SLG: 0.477 | | | | | | | | | | 4 | 1 | 3 | 2 | 0 | 1 | 0 | Seattle Mariners @ New York Yankees Yankee Stadium, Bronx, NY Tue Jun 19 2018, 7:10 PM - 9:37 PM EDT Att. 45,122 - Clear - 88 F | | | | | | | | | | |
| 99 Aaron Judge, R (1.9) OBP: 0.394, SLG: 0.553 | | | | | | | | | | 4 | 0 | 1 | 1 | 0 | 1 | 1 | | | | | | | | | | | |
| 27 Giancarlo Stanton, R (1.10) OBP: 0.325, SLG: 0.493 | | | | | | | | | | 4 | 1 | 1 | 1 | 0 | 1 | 3 | | | | | | | | | | | |
| 18 Didi Gregorius, L (1.6) OBP: 0.330, SLG: 0.486 | | | | | | | | | | 4 | 0 | 1 | 0 | 0 | 2 | 2 | | | | | | | | | | | |
| 24 Gary Sánchez, R (1.2) OBP: 0.290, SLG: 0.432 | | | | | | | | | | 4 | 0 | 0 | 0 | 0 | 1 | 1 | | | | | | | | | | | |
| 25 Cleyber Torres, R (1.4) OBP: 0.346, SLG: 0.566 | | | | | | | | | | 4 | 1 | 2 | 1 | 0 | 0 | 0 | | | | | | | | | | | |
| 33 Greg Bird, L (1.3) OBP: 0.300, SLG: 0.451 | | | | | | | | | | 3 | 1 | 0 | 0 | 1 | 1 | 1 | | | | | | | | | | | |
| 41 Miguel Andujar, R (1.5) OBP: 0.317, SLG: 0.519 | | | | | | | | | | 4 | 2 | 2 | 2 | 0 | 0 | 1 | | | | | | | | | | | |
| 77 Clint Frazier, R (1.7) OBP: 0.533, SLG: 0.455 | | | | | | | | | | 3 | 1 | 1 | 0 | 0 | 1 | 2 | | | | | | | | | | | |
| Inning Stats | R: 1 H: 2 E: 0 K: 2 S: 13 | H: 1 LOB: 1 BB: 0 P: 16 | R: 0 H: 1 E: 0 K: 0 S: 9 | H: 1 LOB: 1 BB: 0 P: 13 | R: 0 H: 1 E: 0 K: 0 S: 6 | H: 1 LOB: 0 BB: 0 P: 7 | R: 0 H: 0 E: 0 K: 1 S: 8 | H: 0 LOB: 0 BB: 0 P: 12 | R: 4 H: 3 E: 0 K: 1 S: 18 | H: 3 LOB: 0 BB: 1 P: 28 | R: 0 H: 0 E: 0 K: 0 S: 6 | H: 0 LOB: 0 BB: 0 P: 6 | R: 1 H: 3 E: 0 K: 2 S: 18 | H: 3 LOB: 2 BB: 0 P: 26 | R: 1 H: 1 E: 0 K: 2 S: 15 | H: 1 LOB: 0 BB: 0 P: 19 | 1B: 7 2B: 0 3B: 0 HR: 4 | SF: 0 SAC: 0 DP: 1 HBP: 0 | WP: 0 PB: 0 SB: 0 CS: 0 | PA: 35 | | | | | | | |
| PITCHER | IP | WLS | BF | H | R | ER | SO | BB | IBB | HBP | BLK | WP | HR | S | P | ERA | WHIP | | | | | | | | | | |
| 32 Marco Gonzales, L (1.1) ERA: 3.8 | 6.1 | L | 27 | 8 | 6 | 6 | 5 | 1 | 0 | 0 | 0 | 0 | 1 | 66 | 90 | 8.53 | 1.421 | | | | | | | | | | |
| 52 Nick Rumbelow, R (7.1) ERA: 3.35 | 1.2 | | 8 | 3 | 1 | 1 | 3 | 0 | 0 | 0 | 0 | 0 | 1 | 27 | 37 | 5.40 | 1.800 | | | | | | | | | | |



| Batter | 1 | 2 | 3 | 4 | 5 | 6 | 7 | 8 | 9 | AB R H RBI BB SO LOB | TOP | | | | | | | | | |
|---|---|---|---------------------------------------|---|---------------------------------------|---|---------------------------------------|---|---------------------------------------|---|--|---|---------------------------------------|---|--------------------------------------|---|----------------------------------|------------------------------------|----------------------------------|--------|
| 9 Dee Strange-Gordon, L OBP: 0.312, SLG: 0.384 | | | | | | | | | | 5 0 2 2 0 1 1 | <p>Seattle Mariners @ New York Yankees Yankee Stadium, Bronx, NY Wed Jun 20 2018, 7:10 PM - 10:37 PM EDT Att: 46,047 - Cloudy - 79 F</p> <p>livebaseballscorecards.com</p> <p>AB 35 R 5 H 10 RBI 4 BB 3 SO 7 LOB 16</p> | | | | | | | | | |
| 2 Jean Segura, R OBP: 0.359, SLG: 0.480 | | | | | | | | | | 4 0 1 0 1 1 1 | | | | | | | | | | |
| 17 Mitch Haniger, R OBP: 0.350, SLG: 0.498 | | | | | | | | | | 5 0 1 0 0 1 3 | | | | | | | | | | |
| 23 Nelson Cruz, R OBP: 0.336, SLG: 0.524 | | | | | | | | | | 5 1 1 0 0 1 2 | | | | | | | | | | |
| 15 Kyle Seager, L OBP: 0.276, SLG: 0.413 | | | | | | | | | | 2 2 1 0 2 0 0 | | | | | | | | | | |
| 4 Denard Span, L OBP: 0.362, SLG: 0.407 | | | | | | | | | | 3 0 1 1 0 1 1 0 0 0 0 0 0 0 | | | | | | | | | | |
| 5 Guillermo Heredia, R OBP: 0.339, SLG: 0.343 | | | | | | | | | | 4 1 2 1 0 0 1 | | | | | | | | | | |
| 27 Ryon Healy, R OBP: 0.288, SLG: 0.479 | | | | | | | | | | 4 1 1 0 0 1 3 | | | | | | | | | | |
| 16 Ben Gamel, L OBP: 0.365, SLG: 0.406 | | | | | | | | | | 3 0 0 0 0 1 4 | | | | | | | | | | |
| 3 Mike Zunino, R OBP: 0.261, SLG: 0.429 | | | | | | | | | | | | | | | | | | | | |
| Inning Stats | R: 0 H: 2 E: 0 K: 0 S: 14 | H: 1 R: 0 ER: 0 LOB: 1 BB: 0 P: 19 | R: 0 H: 1 E: 0 K: 1 S: 12 | H: 1 R: 0 ER: 0 LOB: 1 BB: 1 P: 25 | R: 0 H: 0 E: 0 K: 2 S: 16 | H: 1 R: 0 ER: 0 LOB: 0 BB: 0 P: 25 | R: 3 H: 3 E: 1 K: 1 S: 15 | H: 3 R: 0 ER: 0 LOB: 1 BB: 1 P: 24 | R: 2 H: 0 E: 0 K: 0 S: 16 | H: 0 R: 0 ER: 0 LOB: 1 BB: 0 P: 13 | R: 0 H: 0 E: 0 K: 1 S: 6 | H: 0 R: 0 ER: 0 LOB: 1 BB: 0 P: 10 | R: 0 H: 0 E: 0 K: 1 S: 14 | H: 0 R: 0 ER: 0 LOB: 1 BB: 0 P: 21 | R: 0 H: 0 E: 0 K: 1 S: 8 | H: 0 R: 0 ER: 0 LOB: 0 BB: 0 P: 10 | 1B: 8 2B: 2 3B: 0 HR: 0 | SF: 1 SAC: 0 DP: 1 HBP: 1 | WP: 0 PB: 0 SB: 0 CS: 0 | PA: 40 |
| PITCHER | IP WLS BF H R ER SO BB IBB HBP BLK WP HR S P ERA WHIP | | | | | | | | | | | IP WLS BF H R ER SO BB IBB HBP BLK WP HR S P ERA WHIP | | | | | | | | |
| 38 Jonathan Loaisiga, R ERA: 3.12 | 3.2 18 6 3 3 4 2 0 0 0 0 0 0 51 84 7.36 2.182 | | | | | | | | | | | | | | | | | | | |
| 45 Chasen Shreve, L ERA: 4.91 | 2.0 11 4 2 2 0 1 0 0 0 0 0 0 29 46 9.00 2.500 | | | | | | | | | | | | | | | | | | | |
| 56 Jonathan Holder, R ERA: 2.0 | 2.1 8 0 0 0 2 0 0 0 1 0 0 0 21 32 0.00 0.000 | | | | | | | | | | | | | | | | | | | |
| 54 Aroldis Chapman, L ERA: 1.1 | 1.0 W 3 0 0 0 1 0 0 0 0 0 0 0 8 10 0.00 0.000 | | | | | | | | | | | | | | | | | | | |

| Batter | 1 | 2 | 3 | 4 | 5 | 6 | 7 | 8 | 9 | AB R H RBI BB SO LOB | BOTTOM | | | | | | | | | |
|---|---|---|--------------------------------------|---|---------------------------------------|---|---------------------------------------|---|--------------------------------------|---|---|---|---|--------------------------------------|---|---------------------------------------|---|----------------------------------|------------------------------------|----------------------------------|
| 31 Aaron Hicks, S OBP: 0.345, SLG: 0.467 | | | | | | | | | | 4 1 0 0 1 2 1 | <p>Seattle Mariners @ New York Yankees Yankee Stadium, Bronx, NY Wed Jun 20 2018, 7:10 PM - 10:37 PM EDT Att: 46,047 - Cloudy - 79 F</p> <p>livebaseballscorecards.com</p> <p>AB 35 R 7 H 11 RBI 6 BB 2 SO 11 LOB 17</p> | | | | | | | | | |
| 99 Aaron Judge, R OBP: 0.397, SLG: 0.558 | | | | | | | | | | 5 0 3 1 0 2 0 | | | | | | | | | | |
| 18 Didi Gregorius, L OBP: 0.328, SLG: 0.482 | | | | | | | | | | 4 1 1 1 0 0 2 | | | | | | | | | | |
| 27 Giancarlo Stanton, R OBP: 0.329, SLG: 0.504 | | | | | | | | | | 4 1 2 2 0 2 2 | | | | | | | | | | |
| 25 Gleyber Torres, R OBP: 0.344, SLG: 0.556 | | | | | | | | | | 3 1 0 0 1 0 2 | | | | | | | | | | |
| 24 Gary Sánchez, R OBP: 0.297, SLG: 0.448 | | | | | | | | | | 3 1 2 2 0 0 1 | | | | | | | | | | |
| 33 Greg Bird, L OBP: 0.298, SLG: 0.440 | | | | | | | | | | 4 0 1 0 0 2 2 | | | | | | | | | | |
| 41 Miguel Andujar, R OBP: 0.316, SLG: 0.519 | | | | | | | | | | 4 1 1 0 0 1 4 | | | | | | | | | | |
| 77 Clint Frazier, R OBP: 0.474, SLG: 0.467 | | | | | | | | | | 4 1 1 0 0 2 3 | | | | | | | | | | |
| Inning Stats | R: 0 H: 1 E: 0 K: 2 S: 11 | H: 2 R: 0 ER: 0 LOB: 2 BB: 0 P: 17 | R: 0 H: 0 E: 0 K: 1 S: 9 | H: 0 R: 0 ER: 0 LOB: 0 BB: 0 P: 14 | R: 0 H: 1 E: 0 K: 0 S: 13 | H: 1 R: 0 ER: 0 LOB: 0 BB: 0 P: 17 | R: 2 H: 2 E: 1 K: 2 S: 17 | H: 2 R: 0 ER: 0 LOB: 1 BB: 1 P: 32 | R: 0 H: 0 E: 0 K: 1 S: 6 | H: 0 R: 0 ER: 0 LOB: 2 BB: 0 P: 12 | | R: 1 H: 2 E: 0 K: 2 S: 14 | H: 2 R: 0 ER: 0 LOB: 1 BB: 0 P: 23 | R: 2 H: 1 E: 0 K: 1 S: 8 | H: 1 R: 0 ER: 0 LOB: 1 BB: 1 P: 14 | R: 2 H: 2 E: 0 K: 1 S: 10 | H: 2 R: 0 ER: 0 LOB: 0 BB: 0 P: 16 | 1B: 6 2B: 3 3B: 0 HR: 2 | SF: 1 SAC: 0 DP: 1 HBP: 2 | WP: 0 PB: 0 SB: 0 CS: 0 |
| PITCHER | IP WLS BF H R ER SO BB IBB HBP BLK WP HR S P ERA WHIP | | | | | | | | | | | IP WLS BF H R ER SO BB IBB HBP BLK WP HR S P ERA WHIP | | | | | | | | |
| 34 Félix Hernández, R ERA: 5.14 | 5.0 21 6 2 1 6 1 0 0 2 0 0 0 61 95 1.80 1.400 | | | | | | | | | | | | | | | | | | | |
| 12 Juan Nicasio, R ERA: 5.16 | 1.0 H 5 0 0 0 1 0 0 0 0 0 0 6 12 0.00 0.000 | | | | | | | | | | | | | | | | | | | |
| 47 James Pazos, L ERA: 1.8 | 0.2 H 4 2 1 1 1 0 0 0 0 0 0 11 17 13.50 3.000 | | | | | | | | | | | | | | | | | | | |
| 48 Alex Colomé, R ERA: 4.45 | 1.1 B 6 1 2 2 2 1 0 0 0 0 0 1 11 20 13.50 1.500 | | | | | | | | | | | | | | | | | | | |
| 46 Ryan Cook, R ERA: 6.75 | 0.2 L 4 2 2 2 1 0 0 0 0 0 0 1 10 16 27.00 3.000 | | | | | | | | | | | | | | | | | | | |

| Batter | 1 | 2 | 3 | 4 | 5 | 6 | 7 | 8 | 9 | AB | R | H | RBI | BB | SO | LOB | TOP | | | | | | | | | | |
|---|-------------------------------|----------------------------------|-------------------------------|----------------------------------|-------------------------------|----------------------------------|-------------------------------|----------------------------------|-------------------------------|----------------------------------|-------------------------------|----------------------------------|-------------------------------|----------------------------------|------------------------------|----------------------------------|---|----------------------------------|---------------------------------|----------------------------------|------------------------------------|----------------------------------|--------|--|--|--|--|
| 9 Dee Strange-Gordon, L (1,4) OBP: 0.311, SLG: 0.362 | | | | | | | | | | 4 | 0 | 1 | 0 | 0 | 1 | 3 | Seattle Mariners @ New York Yankees Yankee Stadium, Bronx, NY Thu Jun 21 2018, 1:12 PM - 4:00 PM EDT Att: 46,658 - Partly Cloudy - 80 F | | | | | | | | | | |
| 17 Mitch Haniger, R (1,8) OBP: 0.345, SLG: 0.491 | | | | | | | | | | 4 | 0 | 0 | 0 | 0 | 2 | 3 | | | | | | | | | | | |
| 4 Denard Span, L (1,7) OBP: 0.356, SLG: 0.399 | | | | | | | | | | 4 | 0 | 0 | 0 | 0 | 2 | 2 | | | | | | | | | | | |
| 23 Nelson Cruz, R (1,10) OBP: 0.342, SLG: 0.531 | | | | | | | | | 3 | 2 | 2 | 0 | 1 | 1 | 0 | | | | | | | | | | | | |
| 15 Kyle Seager, L (1,5) OBP: 0.279, SLG: 0.424 | | | | | | | | | | 4 | 1 | 2 | 2 | 0 | 1 | 1 | | | | | | | | | | | |
| 27 Ryan Healy, R (1,3) OBP: 0.296, SLG: 0.479 | | | | | | | | | 2 | 0 | 1 | 0 | 1 | 0 | 2 | | | | | | | | | | | | |
| 5 Guillermo Heredia, R (8,PR) OBP: 0.339, SLG: 0.343 | | | | | | | | | 0 | 0 | 0 | 0 | 0 | 0 | 0 | | | | | | | | | | | | |
| 16 Ben Gamel, L (1,9) OBP: 0.362, SLG: 0.401 | | | | | | | | | | 4 | 0 | 1 | 1 | 0 | 1 | 3 | | | | | | | | | | | |
| 3 Mike Zunino, R (1,2) OBP: 0.266, SLG: 0.434 | | | | | | | | | | 3 | 0 | 1 | 0 | 1 | 0 | 3 | | | | | | | | | | | |
| 26 Chris Herrmann, L (9,PR) OBP: 0.250, SLG: 0.250 | | | | | | | | | | 0 | 0 | 0 | 0 | 0 | 0 | 0 | | | | | | | | | | | |
| 7 Andrew Romine, S (1,6) OBP: 0.212, SLG: 0.164 | | | | | | | | | | 4 | 0 | 1 | 0 | 0 | 1 | 2 | | | | | | | | | | | |
| Inning Stats | R: 0 E: 0 K: 1 S: 9 | H: 0 LOB: 0 BB: 0 P: 13 | R: 2 E: 0 K: 1 S: 15 | H: 2 LOB: 0 BB: 1 P: 23 | R: 0 E: 0 K: 1 S: 13 | H: 1 LOB: 1 BB: 0 P: 22 | R: 0 E: 0 K: 0 S: 6 | H: 1 LOB: 1 BB: 0 P: 10 | R: 0 E: 0 K: 1 S: 10 | H: 1 LOB: 2 BB: 0 P: 18 | R: 1 E: 0 K: 1 S: 20 | H: 3 LOB: 2 BB: 0 P: 25 | R: 0 E: 0 K: 1 S: 13 | H: 1 LOB: 1 BB: 0 P: 17 | R: 0 E: 0 K: 2 S: 8 | H: 0 LOB: 1 BB: 1 P: 19 | R: 0 E: 0 K: 1 S: 12 | H: 0 LOB: 2 BB: 1 P: 17 | 1B: 6 2B: 2 HR: 1 | SF: 0 SAC: 1 HBP: 1 | WP: 0 PB: 0 SB: 0 CS: 1 | PA: 38 | | | | | |
| PITCHER | IP | WLS | BF | H | R | ER | SO | BB | IBB | HBP | BLK | WP | HR | S | P | ERA | WHIP | | | | | | | | | | |
| 40 Luis Severino, R (1,1) ERA: 2.24 | 5.2 | W | 25 | 8 | 3 | 3 | 5 | 1 | 0 | 1 | 0 | 0 | 1 | 70 | 107 | 4.76 | 1.588 | | | | | | | | | | |
| 30 David Robertson, R (6,1) ERA: 3.44 | 1.1 | H | 5 | 1 | 0 | 0 | 1 | 0 | 0 | 0 | 0 | 0 | 0 | 16 | 21 | 0.00 | 0.750 | | | | | | | | | | |
| 68 Dellin Betances, R (8,1) ERA: 3.0 | 1.0 | H | 3 | 0 | 0 | 0 | 2 | 1 | 0 | 0 | 0 | 0 | 0 | 8 | 19 | 0.00 | 1.000 | | | | | | | | | | |
| 54 Aroldis Chapman, L (9,1) ERA: 1.07 | 1.0 | S | 4 | 0 | 0 | 0 | 1 | 1 | 0 | 0 | 0 | 0 | 0 | 12 | 17 | 0.00 | 1.000 | | | | | | | | | | |
| Batter | 1 | 2 | 3 | 4 | 5 | 6 | 7 | 8 | 9 | AB | R | H | RBI | BB | SO | LOB | BOTTOM | | | | | | | | | | |
| 77 Clint Frazier, R (1,8) OBP: 0.478, SLG: 0.474 | | | | | | | | | | 4 | 1 | 2 | 0 | 0 | 0 | 1 | Seattle Mariners @ New York Yankees Yankee Stadium, Bronx, NY Thu Jun 21 2018, 1:12 PM - 4:00 PM EDT Att: 46,658 - Partly Cloudy - 80 F | | | | | | | | | | |
| 99 Aaron Judge, R (1,9) OBP: 0.398, SLG: 0.567 | | | | | | | | | | 3 | 1 | 1 | 2 | 1 | 1 | 2 | | | | | | | | | | | |
| 27 Giancarlo Stanton, R (1,7) OBP: 0.325, SLG: 0.496 | | | | | | | | | | 4 | 0 | 0 | 0 | 0 | 2 | 2 | | | | | | | | | | | |
| 18 Didi Gregorius, L (1,6) OBP: 0.330, SLG: 0.482 | | | | | | | | | | 4 | 0 | 2 | 0 | 0 | 1 | 0 | | | | | | | | | | | |
| 25 Gleyber Torres, R (1,4) OBP: 0.347, SLG: 0.560 | | | | | | | | | | 4 | 1 | 2 | 0 | 0 | 2 | 3 | | | | | | | | | | | |
| 41 Miguel Andujar, R (1,10) OBP: 0.319, SLG: 0.529 | | | | | | | | | | 3 | 1 | 1 | 2 | 1 | 1 | 3 | | | | | | | | | | | |
| 33 Greg Bird, L (1,3) OBP: 0.295, SLG: 0.423 | | | | | | | | | | 3 | 0 | 0 | 0 | 1 | 2 | 1 | | | | | | | | | | | |
| 28 Austin Romine, R (1,2) OBP: 0.375, SLG: 0.526 | | | | | | | | | | 4 | 0 | 0 | 0 | 0 | 1 | 3 | | | | | | | | | | | |
| 14 Neil Walker, S (1,5) OBP: 0.280, SLG: 0.280 | | | | | | | | | | 3 | 0 | 0 | 0 | 1 | 1 | 0 | | | | | | | | | | | |
| Inning Stats | R: 4 E: 0 K: 2 S: 18 | H: 4 LOB: 0 BB: 0 P: 28 | R: 0 E: 0 K: 1 S: 9 | H: 0 LOB: 1 BB: 1 P: 15 | R: 0 E: 0 K: 2 S: 11 | H: 1 LOB: 3 BB: 2 P: 25 | R: 0 E: 0 K: 1 S: 11 | H: 1 LOB: 1 BB: 0 P: 18 | R: 0 E: 0 K: 3 S: 12 | H: 1 LOB: 1 BB: 0 P: 21 | R: 0 E: 0 K: 1 S: 7 | H: 0 LOB: 0 BB: 0 P: 10 | R: 0 E: 0 K: 1 S: 14 | H: 1 LOB: 2 BB: 1 P: 24 | R: 0 E: 0 K: 0 S: 6 | H: 0 LOB: 0 BB: 0 P: 9 | | R: 0 E: 0 K: 0 S: 6 | H: 0 LOB: 0 BB: 0 P: 9 | 1B: 5 2B: 1 3B: 0 HR: 2 | SF: 0 SAC: 0 DP: 0 HBP: 0 | WP: 1 PB: 0 SB: 0 CS: 0 | PA: 36 | | | | |
| PITCHER | IP | WLS | BF | H | R | ER | SO | BB | IBB | HBP | BLK | WP | HR | S | P | ERA | WHIP | | | | | | | | | | |
| 65 James Paxton, L (1,1) ERA: 3.72 | 5.0 | L | 25 | 7 | 4 | 4 | 9 | 3 | 0 | 0 | 0 | 0 | 1 | 2 | 61 | 7.20 | 2.000 | | | | | | | | | | |
| 60 Chasen Bradford, R (6,1) ERA: 3.0 | 2.0 | | 8 | 1 | 0 | 0 | 2 | 1 | 0 | 0 | 0 | 0 | 0 | 21 | 34 | 0.00 | 1.000 | | | | | | | | | | |
| 52 Nick Rumbelow, R (8,1) ERA: 2.45 | 1.0 | | 3 | 0 | 0 | 0 | 0 | 0 | 0 | 0 | 0 | 0 | 0 | 6 | 9 | 0.00 | 0.000 | | | | | | | | | | |

| Batter | 1 | 2 | 3 | 4 | 5 | 6 | 7 | 8 | 9 | AB | R | H | RBI | BB | SO | LOB | TOP | | | | | | | |
|---|---|---|---|---|---|---|---|---|---|---|---|---|---|---|---|---|--|---|---|---|---|---|---|---|
| 9 Dee Strange-Gordon, L (1,4) OBP: 0.316, SLG: 0.384 | | | | | | | | | | 4 | 2 | 2 | 0 | 1 | 1 | 1 | Seattle Mariners @ Boston Red Sox Fenway Park, Boston, MA Fri Jun 22 2018, 7:12 PM - 10:45 PM EDT Att: 37,342 - Partly Cloudy - 69 F | | | | | | | |
| 17 Mitch Haniger, R (1,9) OBP: 0.352, SLG: 0.493 | | | | | | | | | | 3 | 1 | 2 | 1 | 2 | 1 | 1 | | | | | | | | |
| 4 Denard Span, L (1,7) OBP: 0.357, SLG: 0.404 | | | | | | | | | | 5 | 2 | 2 | 1 | 0 | 0 | 6 | | | | | | | | |
| 23 Nelson Cruz, R (1,10) OBP: 0.351, SLG: 0.562 | | | | | | | | | | 5 | 2 | 4 | 7 | 0 | 0 | 0 | | | | | | | | |
| 15 Kyle Seager, L (1,5) OBP: 0.274, SLG: 0.417 | | | | | | | | | | 5 | 0 | 0 | 0 | 0 | 2 | 3 | | | | | | | | |
| 27 Ryan Healy, R (1,3) OBP: 0.294, SLG: 0.486 | | | | | | | | | | 5 | 1 | 1 | 1 | 0 | 1 | 1 | | | | | | | | |
| 3 Mike Zunino, R (1,2) OBP: 0.260, SLG: 0.424 | | | | | | | | | | 4 | 0 | 0 | 0 | 0 | 2 | 0 | | | | | | | | |
| 5 Guillermo Heredia, R (1,8) OBP: 0.331, SLG: 0.333 | | | | | | | | | | 4 | 0 | 0 | 0 | 0 | 2 | 0 | | | | | | | | |
| 7 Andrew Romine, S (1,6) OBP: 0.243, SLG: 0.200 | | | | | | | | | | 4 | 2 | 3 | 0 | 0 | 1 | 0 | | | | | | | | |
| Inning Stats | R: 4 E: 0 K: 1 S: 11 | H: 4 LOB: 0 BB: 0 P: 14 | R: 2 E: 0 K: 0 S: 15 | H: 3 LOB: 2 BB: 1 P: 21 | R: 0 E: 0 K: 1 S: 5 | H: 0 LOB: 0 BB: 0 P: 7 | R: 4 E: 0 K: 1 S: 15 | H: 3 LOB: 3 BB: 0 P: 27 | R: 0 E: 0 K: 2 S: 17 | H: 3 LOB: 0 BB: 0 P: 22 | R: 0 E: 0 K: 0 S: 8 | H: 1 LOB: 0 BB: 0 P: 11 | R: 0 E: 0 K: 3 S: 10 | H: 0 LOB: 0 BB: 0 P: 14 | R: 0 E: 0 K: 1 S: 7 | H: 0 LOB: 0 BB: 0 P: 11 | R: 0 E: 0 K: 1 S: 9 | H: 0 LOB: 0 BB: 0 P: 11 | 1B: 10 2B: 1 3B: 0 HR: 3 | SF: 0 SAC: 0 DP: 2 HBP: 0 | WP: 0 PB: 2 SB: 0 CS: 0 | PA: 42 | | |
| PITCHER | IP WLS BF H R ER SO BB IBB HBP BLK WP HR S P ERA WHIP | IP WLS BF H R ER SO BB IBB HBP BLK WP HR S P ERA WHIP | IP WLS BF H R ER SO BB IBB HBP BLK WP HR S P ERA WHIP | IP WLS BF H R ER SO BB IBB HBP BLK WP HR S P ERA WHIP | IP WLS BF H R ER SO BB IBB HBP BLK WP HR S P ERA WHIP | IP WLS BF H R ER SO BB IBB HBP BLK WP HR S P ERA WHIP | IP WLS BF H R ER SO BB IBB HBP BLK WP HR S P ERA WHIP | IP WLS BF H R ER SO BB IBB HBP BLK WP HR S P ERA WHIP | IP WLS BF H R ER SO BB IBB HBP BLK WP HR S P ERA WHIP | IP WLS BF H R ER SO BB IBB HBP BLK WP HR S P ERA WHIP | IP WLS BF H R ER SO BB IBB HBP BLK WP HR S P ERA WHIP | IP WLS BF H R ER SO BB IBB HBP BLK WP HR S P ERA WHIP | IP WLS BF H R ER SO BB IBB HBP BLK WP HR S P ERA WHIP | IP WLS BF H R ER SO BB IBB HBP BLK WP HR S P ERA WHIP | IP WLS BF H R ER SO BB IBB HBP BLK WP HR S P ERA WHIP | IP WLS BF H R ER SO BB IBB HBP BLK WP HR S P ERA WHIP | IP WLS BF H R ER SO BB IBB HBP BLK WP HR S P ERA WHIP | IP WLS BF H R ER SO BB IBB HBP BLK WP HR S P ERA WHIP | IP WLS BF H R ER SO BB IBB HBP BLK WP HR S P ERA WHIP | IP WLS BF H R ER SO BB IBB HBP BLK WP HR S P ERA WHIP | IP WLS BF H R ER SO BB IBB HBP BLK WP HR S P ERA WHIP | IP WLS BF H R ER SO BB IBB HBP BLK WP HR S P ERA WHIP | IP WLS BF H R ER SO BB IBB HBP BLK WP HR S P ERA WHIP | IP WLS BF H R ER SO BB IBB HBP BLK WP HR S P ERA WHIP |

| | |
|-----|----|
| AB | 39 |
| R | 10 |
| H | 14 |
| RBI | 10 |
| BB | 3 |
| SO | 10 |
| LOB | 12 |



| Batter | 1 | 2 | 3 | 4 | 5 | 6 | 7 | 8 | 9 | AB | R | H | RBI | BB | SO | LOB | BOTTOM | | | | | | | |
|---|---|---|---|---|---|---|---|---|---|---|---|---|---|---|---|---|--|---|---|---|---|---|---|---|
| 50 Mookie Betts, R (1,9) OBP: 0.427, SLG: 0.689 | | | | | | | | | | 4 | 2 | 1 | 0 | 2 | 0 | 1 | Seattle Mariners @ Boston Red Sox Fenway Park, Boston, MA Fri Jun 22 2018, 7:12 PM - 10:45 PM EDT Att: 37,342 - Partly Cloudy - 69 F | | | | | | | |
| 16 Andrew Benintendi, L (1,8) OBP: 0.361, SLG: 0.534 | | | | | | | | | | 4 | 3 | 2 | 1 | 1 | 0 | 1 | | | | | | | | |
| 28 J.D. Martinez, R (1,7) OBP: 0.393, SLG: 0.644 | | | | | | | | | | 5 | 3 | 4 | 5 | 0 | 0 | 0 | | | | | | | | |
| 18 Mitch Moreland, L (1,3) OBP: 0.368, SLG: 0.551 | | | | | | | | | | 5 | 3 | 3 | 1 | 0 | 1 | 4 | | | | | | | | |
| 2 Xander Bogaerts, R (1,6) OBP: 0.335, SLG: 0.508 | | | | | | | | | | 4 | 0 | 1 | 1 | 0 | 1 | 5 | | | | | | | | |
| 36 Eduardo Núñez, R (7,PH) OBP: 0.280, SLG: 0.351 | | | | | | | | | | 1 | 0 | 1 | 1 | 0 | 0 | 0 | | | | | | | | |
| 12 Brock Holt, L (1,4) OBP: 0.375, SLG: 0.421 | | | | | | | | | | 5 | 1 | 2 | 1 | 0 | 2 | 2 | | | | | | | | |
| 11 Rafael Devers, L (1,5) OBP: 0.287, SLG: 0.421 | | | | | | | | | | 5 | 1 | 3 | 2 | 0 | 0 | 1 | | | | | | | | |
| 7 Christian Vázquez, R (1,2) OBP: 0.257, SLG: 0.293 | | | | | | | | | | 5 | 0 | 2 | 1 | 0 | 1 | 4 | | | | | | | | |
| 23 Blake Swihart, S (1,10) OBP: 0.215, SLG: 0.178 | | | | | | | | | | 5 | 1 | 1 | 0 | 0 | 0 | 2 | | | | | | | | |
| Inning Stats | R: 5 E: 0 K: 1 S: 16 | H: 6 LOB: 1 BB: 0 P: 25 | R: 0 E: 0 K: 0 S: 7 | H: 1 LOB: 2 BB: 1 P: 16 | R: 0 E: 0 K: 1 S: 6 | H: 1 LOB: 1 BB: 0 P: 8 | R: 0 E: 0 K: 0 S: 6 | H: 0 LOB: 0 BB: 0 P: 8 | R: 1 E: 0 K: 0 S: 18 | H: 3 LOB: 2 BB: 0 P: 28 | R: 3 E: 0 K: 0 S: 20 | H: 3 LOB: 1 BB: 1 P: 31 | R: 5 E: 0 K: 3 S: 26 | H: 5 LOB: 1 BB: 1 P: 39 | R: 0 E: 0 K: 0 S: 12 | H: 1 LOB: 1 BB: 0 P: 20 | R: 0 E: 0 K: 1 S: 9 | H: 0 LOB: 0 BB: 0 P: 11 | 1B: 13 2B: 5 3B: 1 HR: 1 | SF: 0 SAC: 0 DP: 0 HBP: 0 | WP: 2 PB: 0 SB: 2 CS: 0 | PA: 46 | | |
| PITCHER | IP WLS BF H R ER SO BB IBB HBP BLK WP HR S P ERA WHIP | IP WLS BF H R ER SO BB IBB HBP BLK WP HR S P ERA WHIP | IP WLS BF H R ER SO BB IBB HBP BLK WP HR S P ERA WHIP | IP WLS BF H R ER SO BB IBB HBP BLK WP HR S P ERA WHIP | IP WLS BF H R ER SO BB IBB HBP BLK WP HR S P ERA WHIP | IP WLS BF H R ER SO BB IBB HBP BLK WP HR S P ERA WHIP | IP WLS BF H R ER SO BB IBB HBP BLK WP HR S P ERA WHIP | IP WLS BF H R ER SO BB IBB HBP BLK WP HR S P ERA WHIP | IP WLS BF H R ER SO BB IBB HBP BLK WP HR S P ERA WHIP | IP WLS BF H R ER SO BB IBB HBP BLK WP HR S P ERA WHIP | IP WLS BF H R ER SO BB IBB HBP BLK WP HR S P ERA WHIP | IP WLS BF H R ER SO BB IBB HBP BLK WP HR S P ERA WHIP | IP WLS BF H R ER SO BB IBB HBP BLK WP HR S P ERA WHIP | IP WLS BF H R ER SO BB IBB HBP BLK WP HR S P ERA WHIP | IP WLS BF H R ER SO BB IBB HBP BLK WP HR S P ERA WHIP | IP WLS BF H R ER SO BB IBB HBP BLK WP HR S P ERA WHIP | IP WLS BF H R ER SO BB IBB HBP BLK WP HR S P ERA WHIP | IP WLS BF H R ER SO BB IBB HBP BLK WP HR S P ERA WHIP | IP WLS BF H R ER SO BB IBB HBP BLK WP HR S P ERA WHIP | IP WLS BF H R ER SO BB IBB HBP BLK WP HR S P ERA WHIP | IP WLS BF H R ER SO BB IBB HBP BLK WP HR S P ERA WHIP | IP WLS BF H R ER SO BB IBB HBP BLK WP HR S P ERA WHIP | IP WLS BF H R ER SO BB IBB HBP BLK WP HR S P ERA WHIP | IP WLS BF H R ER SO BB IBB HBP BLK WP HR S P ERA WHIP |

| | |
|-----|----|
| AB | 43 |
| R | 14 |
| H | 20 |
| RBI | 13 |
| BB | 3 |
| SO | 5 |
| LOB | 20 |



| Batter | 1 | 2 | 3 | 4 | 5 | 6 | 7 | 8 | 9 | AB | R | H | RBI | BB | SO | LOB | TOP | | | | | | |
|---|---|---|---|---|---|---|---|---|---|---|---|---|---|---|---|---|---|---|---|---|---|---|---|
| 9 Dee Strange-Gordon, L (1.4) OBP: 0.313, SLG: 0.360 | | | | | | | | | | 6 | 1 | 1 | 1 | 0 | 0 | 6 | | | | | | | |
| 17 Mitch Haniger, R (1.9) OBP: 0.353, SLG: 0.498 | | | | | | | | | | 5 | 1 | 2 | 3 | 0 | 1 | 1 | | | | | | | |
| 23 Nelson Cruz, R (1.10) OBP: 0.359, SLG: 0.570 | | | | | | | | | | 4 | 2 | 3 | 0 | 1 | 0 | 1 | | | | | | | |
| 15 Kyle Seager, L (1.5) OBP: 0.276, SLG: 0.420 | | | | | | | | | | 5 | 0 | 2 | 1 | 0 | 1 | 3 | | | | | | | |
| 27 Ryon Healy, R (1.3) OBP: 0.292, SLG: 0.480 | | | | | | | | | | 5 | 0 | 1 | 1 | 0 | 1 | 4 | | | | | | | |
| 16 Ben Gamel, L (1.7) OBP: 0.357, SLG: 0.390 | | | | | | | | | | 4 | 0 | 0 | 0 | 0 | 0 | 4 | | | | | | | |
| 5 Guillermo Heredia, R (1.8) OBP: 0.333, SLG: 0.336 | | | | | | | | | | 5 | 1 | 2 | 0 | 0 | 2 | 1 | | | | | | | |
| 26 Chris Herrmann, L (1.2) OBP: 0.556, SLG: 0.429 | | | | | | | | | | 3 | 1 | 2 | 0 | 2 | 0 | 1 | | | | | | | |
| 7 Andrew Romine, S (1.6) OBP: 0.240, SLG: 0.200 | | | | | | | | | | 5 | 1 | 1 | 0 | 0 | 1 | 6 | | | | | | | |
| Inning Stats | R: 1 H: 2 E: 0 K: 0 S: 12 | H: 2 LOB: 1 BB: 0 P: 19 | R: 0 H: 1 E: 0 K: 1 S: 11 | H: 1 LOB: 2 BB: 0 P: 20 | R: 1 H: 1 E: 1 K: 1 S: 14 | H: 1 LOB: 1 BB: 0 P: 21 | R: 3 H: 3 E: 0 K: 0 S: 15 | H: 3 LOB: 2 BB: 2 P: 26 | R: 0 H: 1 E: 0 K: 0 S: 9 | H: 1 LOB: 1 BB: 0 P: 14 | R: 1 H: 3 E: 0 K: 0 S: 14 | H: 3 LOB: 2 BB: 0 P: 21 | R: 1 H: 2 E: 0 K: 1 S: 12 | H: 2 LOB: 1 BB: 0 P: 17 | R: 0 H: 1 E: 0 K: 2 S: 12 | H: 1 LOB: 1 BB: 0 P: 17 | R: 0 H: 0 E: 0 K: 1 S: 10 | H: 0 LOB: 1 BB: 1 P: 18 | 1B: 10 2B: 4 3B: 0 HR: 0 | SF: 0 SAC: 0 DP: 0 HBP: 1 | WP: 0 PB: 0 SB: 0 CS: 0 | PA: 46 | |
| PITCHER | IP WLS BF H R ER SO BB IBB HBP BLK WP HR S P ERA WHIP | IP WLS BF H R ER SO BB IBB HBP BLK WP HR S P ERA WHIP | IP WLS BF H R ER SO BB IBB HBP BLK WP HR S P ERA WHIP | IP WLS BF H R ER SO BB IBB HBP BLK WP HR S P ERA WHIP | IP WLS BF H R ER SO BB IBB HBP BLK WP HR S P ERA WHIP | IP WLS BF H R ER SO BB IBB HBP BLK WP HR S P ERA WHIP | IP WLS BF H R ER SO BB IBB HBP BLK WP HR S P ERA WHIP | IP WLS BF H R ER SO BB IBB HBP BLK WP HR S P ERA WHIP | IP WLS BF H R ER SO BB IBB HBP BLK WP HR S P ERA WHIP | IP WLS BF H R ER SO BB IBB HBP BLK WP HR S P ERA WHIP | IP WLS BF H R ER SO BB IBB HBP BLK WP HR S P ERA WHIP | IP WLS BF H R ER SO BB IBB HBP BLK WP HR S P ERA WHIP | IP WLS BF H R ER SO BB IBB HBP BLK WP HR S P ERA WHIP | IP WLS BF H R ER SO BB IBB HBP BLK WP HR S P ERA WHIP | IP WLS BF H R ER SO BB IBB HBP BLK WP HR S P ERA WHIP | IP WLS BF H R ER SO BB IBB HBP BLK WP HR S P ERA WHIP | IP WLS BF H R ER SO BB IBB HBP BLK WP HR S P ERA WHIP | IP WLS BF H R ER SO BB IBB HBP BLK WP HR S P ERA WHIP | IP WLS BF H R ER SO BB IBB HBP BLK WP HR S P ERA WHIP | IP WLS BF H R ER SO BB IBB HBP BLK WP HR S P ERA WHIP | IP WLS BF H R ER SO BB IBB HBP BLK WP HR S P ERA WHIP | IP WLS BF H R ER SO BB IBB HBP BLK WP HR S P ERA WHIP | IP WLS BF H R ER SO BB IBB HBP BLK WP HR S P ERA WHIP |

Seattle Mariners @ Boston Red Sox
Fenway Park, Boston, MA
Sat Jun 23 2018, 7:17 PM - 10:17 PM EDT
Att: 36,051 - Cloudy - 60 F

AB 42
R 7
H 14
RBI 6
BB 3
SO 6
LOB 27



| Batter | 1 | 2 | 3 | 4 | 5 | 6 | 7 | 8 | 9 | AB | R | H | RBI | BB | SO | LOB | BOTTOM |
|--|---------------------------------------|----------------------------------|--------------------------------------|----------------------------------|--------------------------------------|----------------------------------|--------------------------------------|----------------------------------|--------------------------------------|----------------------------------|---------------------------------------|----------------------------------|----------------------------------|--------------|----|-----|--------|
| 5 Tzu-Wei Lin, L (1.6) OBP: 0.250, SLG: 0.222 | | | | | | | | | | 4 | 0 | 0 | 0 | 0 | 2 | 0 | |
| 16 Andrew Benintendi, L (1.7) OBP: 0.360, SLG: 0.500 | | | | | | | | | | 4 | 0 | 1 | 0 | 0 | 0 | 1 | |
| 28 J.D. Martinez, R (1.9) OBP: 0.394, SLG: 0.642 | | | | | | | | | | 4 | 1 | 2 | 0 | 0 | 0 | 2 | |
| 18 Mitch Moreland, L (1.3) OBP: 0.371, SLG: 0.560 | | | | | | | | | | 4 | 1 | 2 | 1 | 0 | 0 | 1 | |
| 12 Brock Holt, L (1.4) OBP: 0.372, SLG: 0.412 | | | | | | | | | | 3 | 0 | 0 | 0 | 1 | 1 | 1 | |
| 11 Rafael Devers, L (1.5) OBP: 0.284, SLG: 0.417 | | | | | | | | | | 3 | 0 | 0 | 0 | 0 | 1 | 3 | |
| 23 Blake Swihart, S (8.5) OBP: 0.213, SLG: 0.176 | | | | | | | | | | 1 | 0 | 0 | 0 | 0 | 1 | 1 | |
| 36 Eduardo Núñez, R (1.10) OBP: 0.283, SLG: 0.351 | | | | | | | | | | 3 | 0 | 1 | 1 | 1 | 0 | 0 | |
| 7 Christian Vázquez, R (1.2) OBP: 0.251, SLG: 0.286 | | | | | | | | | | 4 | 0 | 0 | 0 | 0 | 1 | 2 | |
| 19 Jackie Bradley Jr., L (1.8) OBP: 0.275, SLG: 0.288 | | | | | | | | | | 3 | 0 | 0 | 0 | 0 | 1 | 0 | |
| Inning Stats | R: 0 H: 2 E: 0 K: 1 S: 10 | H: 0 LOB: 0 BB: 0 P: 17 | R: 0 H: 1 E: 0 K: 1 S: 9 | H: 1 LOB: 0 BB: 0 P: 13 | R: 0 H: 0 E: 0 K: 1 S: 9 | H: 0 LOB: 0 BB: 0 P: 12 | R: 0 H: 0 E: 1 K: 0 S: 6 | H: 0 LOB: 1 BB: 0 P: 11 | R: 0 H: 0 E: 0 K: 1 S: 7 | H: 0 LOB: 0 BB: 0 P: 13 | R: 2 H: 3 E: 1 K: 2 S: 14 | H: 3 LOB: 1 BB: 0 P: 19 | 1B: 5 2B: 0 3B: 1 HR: 0 | SF: 0 SAC | | | |

| Batter | 1 | 2 | 3 | 4 | 5 | 6 | 7 | 8 | 9 | AB | R | H | RBI | BB | SO | LOB | TOP | | | | | | | | | | | | | | | | | | | | | |
|---|------------------------------|----------------------------------|------------------------------|----------------------------------|-------------------------------|----------------------------------|-------------------------------|----------------------------------|------------------------------|----------------------------------|-------------------------------|----------------------------------|-------------------------------|----------------------------------|------------------------------|----------------------------------|------------------------------|----------------------------------|----------------------------------|------------------------------------|-------------------------|--------|-----|----|---|---|----|----|----|-----|-----|-----|----|----|---|---|-----|------|
| 9 Dee Strange-Gordon, L (1.4) OBP: 0.308, SLG: 0.355 | | | | | | | | | | 4 | 0 | 0 | 0 | 0 | 1 | 1 | | | | | | | | | | | | | | | | | | | | | | |
| 17 Mitch Haniger, R (1.9) OBP: 0.349, SLG: 0.491 | | | | | | | | | | 4 | 0 | 0 | 0 | 0 | 2 | 1 | | | | | | | | | | | | | | | | | | | | | | |
| 23 Nelson Cruz, R (1.10) OBP: 0.358, SLG: 0.573 | | | | | | | | | | 4 | 0 | 1 | 0 | 0 | 1 | 0 | | | | | | | | | | | | | | | | | | | | | | |
| 27 Ryon Healy, R (1.3) OBP: 0.292, SLG: 0.476 | | | | | | | | | | 4 | 0 | 1 | 0 | 0 | 1 | 1 | | | | | | | | | | | | | | | | | | | | | | |
| 15 Kyle Seager, L (1.5) OBP: 0.274, SLG: 0.416 | | | | | | | | | | 3 | 0 | 0 | 0 | 0 | 3 | 1 | | | | | | | | | | | | | | | | | | | | | | |
| 5 Guillermo Heredia, R (1.8) OBP: 0.333, SLG: 0.331 | | | | | | | | | | 2 | 0 | 0 | 0 | 1 | 1 | 0 | | | | | | | | | | | | | | | | | | | | | | |
| 3 Mike Zunino, R (1.2) OBP: 0.256, SLG: 0.417 | | | | | | | | | | 3 | 0 | 0 | 0 | 0 | 3 | 2 | | | | | | | | | | | | | | | | | | | | | | |
| 4 Denard Span, L (1.7) OBP: 0.356, SLG: 0.403 | | | | | | | | | | 3 | 0 | 1 | 0 | 0 | 0 | 0 | | | | | | | | | | | | | | | | | | | | | | |
| 7 Andrew Romine, S (1.6) OBP: 0.244, SLG: 0.205 | | | | | | | | | | 3 | 0 | 1 | 0 | 0 | 1 | 1 | | | | | | | | | | | | | | | | | | | | | | |
| Inning Stats | R: 0 E: 0 K: 1 S: 8 | H: 0 LOB: 0 BB: 0 P: 10 | R: 0 E: 0 K: 1 S: 8 | H: 0 LOB: 0 BB: 0 P: 10 | R: 0 E: 0 K: 2 S: 11 | H: 1 LOB: 0 BB: 0 P: 15 | R: 0 E: 0 K: 3 S: 12 | H: 1 LOB: 1 BB: 0 P: 15 | R: 0 E: 0 K: 3 S: 9 | H: 0 LOB: 0 BB: 0 P: 10 | R: 0 E: 0 K: 0 S: 10 | H: 1 LOB: 1 BB: 0 P: 14 | R: 0 E: 0 K: 3 S: 13 | H: 1 LOB: 2 BB: 1 P: 19 | R: 0 E: 0 K: 0 S: 7 | H: 0 LOB: 0 BB: 0 P: 14 | R: 0 E: 0 K: 0 S: 6 | H: 0 LOB: 0 BB: 0 P: 10 | 1B: 3 2B: 0 3B: 1 HR: 0 | SF: 0 SAC: 0 DP: 0 HBP: 0 | WP: 0 PB: 0 CS: 1 | PA: 32 | | | | | | | | | | | | | | | | |
| PITCHER | IP | WLS | BF | H | R | ER | SO | BB | IBB | HBP | BLK | WP | HR | S | P | ERA | WHIP | PITCHER | | | | IP | WLS | BF | H | R | ER | SO | BB | IBB | HBP | BLK | WP | HR | S | P | ERA | WHIP |
| 41 Chris Sale, L (1.1) ERA: 2.56 | 7.0 | W | 25 | 4 | 0 | 0 | 13 | 1 | 0 | 0 | 0 | 0 | 0 | 71 | 93 | 0.00 | 0.714 | | | | | | | | | | | | | | | | | | | | | |
| 56 Joe Kelly, R (8.1) ERA: 3.0 | 1.0 | | 3 | 0 | 0 | 0 | 0 | 0 | 0 | 0 | 0 | 0 | 0 | 7 | 14 | 0.00 | 0.000 | | | | | | | | | | | | | | | | | | | | | |
| 32 Matt Barnes, R (9.1) ERA: 2.67 | 1.0 | | 3 | 0 | 0 | 0 | 0 | 0 | 0 | 0 | 0 | 0 | 0 | 6 | 10 | 0.00 | 0.000 | | | | | | | | | | | | | | | | | | | | | |

Seattle Mariners @ Boston Red Sox
Fenway Park, Boston, MA
Sun Jun 24 2018, 1:09 PM - 3:37 PM EDT
Att: 36,274 - Partly Cloudy - 74 F

| | |
|-----|----|
| AB | 30 |
| R | 0 |
| H | 4 |
| RBI | 0 |
| BB | 1 |
| SO | 13 |
| LOB | 7 |



| Batter | 1 | 2 | 3 | 4 | 5 | 6 | 7 | 8 | 9 | AB | R | H | RBI | BB | SO | LOB | BOTTOM | | | | | | | | | | | | | | | | | | | | | |
|--|------------------------------|----------------------------------|------------------------------|----------------------------------|-------------------------------|----------------------------------|-------------------------------|----------------------------------|-------------------------------|----------------------------------|-------------------------------|----------------------------------|-------------------------------|----------------------------------|------------------------------|---------------------------------|----------------------------------|------------------------------------|-------------------------|--------|--|----|-----|----|---|---|----|----|----|-----|-----|-----|----|----|---|---|-----|------|
| 50 Mookie Betts, R (1.9) OBP: 0.421, SLG: 0.680 | | | | | | | | | | 3 | 0 | 0 | 1 | 0 | 3 | 2 | | | | | | | | | | | | | | | | | | | | | | |
| 16 Andrew Benintendi, L (1.7) OBP: 0.376, SLG: 0.522 | | | | | | | | | | 4 | 0 | 0 | 0 | 0 | 1 | 2 | | | | | | | | | | | | | | | | | | | | | | |
| 28 J.D. Martinez, R (1.10) OBP: 0.393, SLG: 0.636 | | | | | | | | | | 4 | 1 | 1 | 0 | 0 | 2 | 0 | | | | | | | | | | | | | | | | | | | | | | |
| 18 Mitch Moreland, L (1.3) OBP: 0.368, SLG: 0.569 | | | | | | | | | | 4 | 1 | 1 | 2 | 0 | 1 | 0 | | | | | | | | | | | | | | | | | | | | | | |
| 2 Xander Bogaerts, R (1.6) OBP: 0.333, SLG: 0.508 | | | | | | | | | | 4 | 1 | 1 | 0 | 0 | 0 | 0 | | | | | | | | | | | | | | | | | | | | | | |
| 36 Eduardo Nunez, R (1.4) OBP: 0.284, SLG: 0.350 | | | | | | | | | | 3 | 1 | 1 | 0 | 0 | 0 | 0 | | | | | | | | | | | | | | | | | | | | | | |
| 11 Rafael Devers, L (1.5) OBP: 0.284, SLG: 0.419 | | | | | | | | | | 3 | 1 | 1 | 1 | 0 | 0 | 0 | | | | | | | | | | | | | | | | | | | | | | |
| 3 Sandy León, S (1.2) OBP: 0.282, SLG: 0.333 | | | | | | | | | | 2 | 0 | 0 | 1 | 0 | 1 | 0 | | | | | | | | | | | | | | | | | | | | | | |
| 19 Jackie Bradley Jr., L (1.8) OBP: 0.283, SLG: 0.297 | | | | | | | | | | 3 | 0 | 3 | 0 | 0 | 0 | 0 | | | | | | | | | | | | | | | | | | | | | | |
| Inning Stats | R: 0 E: 0 K: 2 S: 9 | H: 0 LOB: 0 BB: 0 P: 15 | R: 0 E: 0 K: 0 S: 8 | H: 0 LOB: 0 BB: 0 P: 11 | R: 0 E: 0 K: 1 S: 15 | H: 1 LOB: 0 BB: 0 P: 22 | R: 0 E: 0 K: 3 S: 11 | H: 0 LOB: 0 BB: 0 P: 14 | R: 3 E: 0 K: 0 S: 14 | H: 4 LOB: 1 BB: 0 P: 20 | R: 2 E: 0 K: 0 S: 11 | H: 2 LOB: 0 BB: 0 P: 14 | R: 0 E: 0 K: 2 S: 16 | H: 1 LOB: 1 BB: 0 P: 23 | R: 0 E: 0 K: 0 S: 6 | H: 0 LOB: 0 BB: 0 P: 9 | 1B: 5 2B: 2 3B: 0 HR: 1 | SF: 2 SAC: 0 DP: 0 HBP: 0 | WP: 0 PB: 0 CS: 0 | PA: 32 | | | | | | | | | | | | | | | | | | |
| PITCHER | IP | WLS | BF | H | R | ER | SO | BB | IBB | HBP | BLK | WP | HR | S | P | ERA | WHIP | PITCHER | | | | IP | WLS | BF | H | R | ER | SO | BB | IBB | HBP | BLK | WP | HR | S | P | ERA | WHIP |
| 32 Marco Gonzales, L (1.1) ERA: 4.04 | 6.0 | L | 25 | 7 | 5 | 5 | 6 | 0 | 0 | 0 | 0 | 0 | 0 | 16 | 23 | 0.00 | 1.167 | | | | | | | | | | | | | | | | | | | | | |
| 60 Chasen Bradford, R (7.1) ERA: 2.5 | 1.0 | | 4 | 1 | 0 | 0 | 2 | 0 | 0 | 0 | 0 | 0 | 0 | 6 | 9 | 0.00 | 0.000 | | | | | | | | | | | | | | | | | | | | | |
| 50 Nick Vincent, R (8.1) ERA: 4.63 | 1.0 | | 3 | 0 | 0 | 0 | 0 | 0 | 0 | 0 | 0 | 0 | 0 | 6 | 9 | 0.00 | 0.000 | | | | | | | | | | | | | | | | | | | | | |

Seattle Mariners @ Boston Red Sox
Fenway Park, Boston, MA
Sun Jun 24 2018, 1:09 PM - 3:37 PM EDT
Att: 36,274 - Partly Cloudy - 74 F

| | |
|-----|----|
| AB | 30 |
| R | 5 |
| H | 8 |
| RBI | 5 |
| BB | 0 |
| SO | 8 |
| LOB | 4 |



| Batter | 1 | 2 | 3 | 4 | 5 | 6 | 7 | 8 | 9 | AB | R | H | RBI | BB | SO | LOB | TOP | | | | | |
|---|---------------------------------------|---------------------------------------|---------------------------------------|---------------------------------------|---------------------------------------|---------------------------------------|---------------------------------------|---------------------------------------|---------------------------------------|---|---|--|---|--|---------------------------------------|---------------------------------------|---|----------------------------------|------------------------------------|------------------------------------|----------------------------------|--------|
| 9 Dee Strange-Gordon, L (1,4) OBP: 0.309, SLG: 0.357 | G6-3 | | F9 | | G4-3 | | | 2B | | 4 | 1 | 1 | 0 | 0 | 0 | 1 | Seattle Mariners @ Baltimore Orioles Oriole Park at Camden Yards, Baltimore, MD Tue Jun 26 2018, 7:09 PM - 9:48 PM EDT Att: 16,327 - Clear - 80 F | | | | | |
| 2 Jean Segura, R (1,6) OBP: 0.354, SLG: 0.479 | 1B | | 1B | | L8 | | | 1B | | 4 | 1 | 3 | 0 | 0 | 0 | | | | | | | |
| 17 Mitch Haniger, R (1,9) OBP: 0.351, SLG: 0.493 | 2B | | F8 | | | | K | BB | | 3 | 0 | 1 | 0 | 1 | 1 | 2 | | | | | | |
| 15 Kyle Seager, L (1,5) OBP: 0.275, SLG: 0.421 | P5 | | | | HR | | K | 1B | | 4 | 1 | 2 | 3 | 0 | 1 | 1 | | | | | | |
| 4 Denard Span, L (1,10) OBP: 0.352, SLG: 0.409 | K | | G6-3 | | G6-3 | | K | K | | 4 | 0 | 0 | 0 | 0 | 3 | 2 | | | | | | |
| 27 Ryan Healy, R (1,3) OBP: 0.285, SLG: 0.460 | G5-3 | | F9 | | F9 | | F9 | G5-4-3 | | 4 | 0 | 0 | 0 | 0 | 0 | 2 | | | | | | |
| 16 Ben Gamel, L (1,7) OBP: 0.360, SLG: 0.389 | G4-3 | | | | | | 1B | K | | 3 | 0 | 1 | 0 | 1 | 1 | 0 | | | | | | |
| 3 Mike Zunino, R (1,2) OBP: 0.251, SLG: 0.408 | | | F8 | | F9 | | K | F9 | | 4 | 0 | 0 | 0 | 0 | 1 | 2 | | | | | | |
| 5 Guillermo Heredia, R (1,8) OBP: 0.340, SLG: 0.331 | 1B | | | | G5-3 | | FC6-4 | P4 | | 4 | 0 | 1 | 0 | 0 | 0 | 1 | | | | | | |
| Inning Stats | R: 0 H: 2 E: 0 K: 0 S: 14 | H: 2 LOB: 1 BB: 0 P: 23 | R: 0 H: 0 E: 0 K: 1 S: 6 | H: 0 LOB: 0 BB: 0 P: 10 | R: 0 H: 2 E: 0 K: 0 S: 11 | H: 2 LOB: 2 BB: 0 P: 15 | R: 1 H: 1 E: 0 K: 0 S: 13 | H: 1 LOB: 1 BB: 1 P: 21 | R: 0 H: 0 E: 0 K: 3 S: 13 | H: 0 LOB: 0 BB: 0 P: 20 | R: 0 H: 1 E: 0 K: 1 S: 9 | H: 1 LOB: 1 BB: 0 P: 11 | R: 2 H: 3 E: 0 K: 1 S: 16 | H: 3 LOB: 1 BB: 1 P: 24 | R: 0 H: 0 E: 0 K: 1 S: 11 | H: 0 LOB: 0 BB: 0 P: 17 | | 1B: 6 2B: 2 3B: 0 HR: 1 | SF: 0 SAC: 0 DP: 1 HBP: 0 | WP: 0 PB: 0 SB: 0 CS: 1 | PA: 36 | |
| PITCHER | IP WLS BF H R ER SO | IP WLS BF H R ER SO | IP WLS BF H R ER SO | IP WLS BF H R ER SO | IP WLS BF H R ER SO | IP WLS BF H R ER SO | IP WLS BF H R ER SO | IP WLS BF H R ER SO | IP WLS BF H R ER SO | IP WLS BF H R ER SO | IP WLS BF H R ER SO | IP WLS BF H R ER SO | IP WLS BF H R ER SO | IP WLS BF H R ER SO | IP WLS BF H R ER SO | IP WLS BF H R ER SO | ERA WHIP | ERA WHIP | | | | |
| 34 Kevin Gausman, R (1,1) ERA: 4.2 | 6.0 | 23 | 5 | 1 | 1 | 4 | 1 | 0 | 0 | 0 | 0 | 0 | 0 | 0 | 0 | 0 | 1.50 | 1.000 | | | | |
| 60 Mychal Givens, R (7,1) ERA: 3.92 | 1.0 | 4 | 1 | 0 | 0 | 1 | 0 | 0 | 0 | 0 | 0 | 0 | 0 | 0 | 0 | 9 | 11 | 0.00 | 1.000 | | | |
| 56 Darren O'Day, R (8,1) ERA: 3.6 | 0.0 | L | 2 | 2 | 2 | 0 | 0 | 0 | 0 | 0 | 0 | 0 | 0 | 0 | 0 | 4 | 6 | ∞ | ∞ | | | |
| 66 Tanner Scott, L (8,1) ERA: 6.41 | 0.1 | B | 3 | 1 | 0 | 0 | 1 | 0 | 0 | 0 | 0 | 0 | 0 | 0 | 10 | 16 | 0.00 | 6.000 | | | | |
| 50 Miguel Castro, R (8,1) ERA: 2.77 | 1.2 | 4 | 0 | 0 | 0 | 1 | 0 | 0 | 0 | 0 | 0 | 0 | 0 | 0 | 13 | 19 | 0.00 | 0.000 | | | | |
| Batter | 1 | 2 | 3 | 4 | 5 | 6 | 7 | 8 | 9 | AB <td>R <td>H <td>RBI <td>BB <td>SO <td>LOB <td>BOTTOM</td> </td></td></td></td></td></td> | R <td>H <td>RBI <td>BB <td>SO <td>LOB <td>BOTTOM</td> </td></td></td></td></td> | H <td>RBI <td>BB <td>SO <td>LOB <td>BOTTOM</td> </td></td></td></td> | RBI <td>BB <td>SO <td>LOB <td>BOTTOM</td> </td></td></td> | BB <td>SO <td>LOB <td>BOTTOM</td> </td></td> | SO <td>LOB <td>BOTTOM</td> </td> | LOB <td>BOTTOM</td> | BOTTOM | | | | | |
| 16 Trey Mancini, R (1,7) OBP: 0.297, SLG: 0.373 | K | | L7 | | | G4-6-3 | | 1B | | 4 | 0 | 2 | 0 | 0 | 1 | 0 | Seattle Mariners @ Baltimore Orioles Oriole Park at Camden Yards, Baltimore, MD Tue Jun 26 2018, 7:09 PM - 9:48 PM EDT Att: 16,327 - Clear - 80 F | | | | | |
| 61 Austin Wynns, R (9,2) OBP: 0.192, SLG: 0.308 | | | | | F9 | | | L9 | | 4 | 0 | 1 | 0 | 0 | 0 | 1 | | | | | | |
| 10 Adam Jones, R (1,8) OBP: 0.314, SLG: 0.447 | L9 | | | | | G4-6-3 | | 1B | | 4 | 0 | 0 | 0 | 0 | 0 | 1 | | | | | | |
| 13 Manny Machado, R (1,6) OBP: 0.371, SLG: 0.552 | K | | | | G4-3 | | G4-6-3 | G6-3 | | 4 | 0 | 0 | 0 | 0 | 1 | 2 | | | | | | |
| 2 Danny Valencia, R (1,9) OBP: 0.354, SLG: 0.487 | | | | | | | | 1B | | 3 | 1 | 2 | 1 | 1 | 1 | 1 | | | | | | |
| 29 Jace Peterson, L (9, PR) OBP: 0.319, SLG: 0.336 | | | | | | | | 1B | | 0 | 0 | 0 | 0 | 0 | 0 | 0 | | | | | | |
| 45 Mark Trumbo, R (1,10) OBP: 0.326, SLG: 0.476 | | | | | | | | F9 | | 4 | 0 | 1 | 0 | 0 | 2 | 2 | | | | | | |
| 6 Jonathan Schoop, R (1,4) OBP: 0.245, SLG: 0.357 | FC4-6 | | | | CS | | | FC6-4 | | 4 | 0 | 0 | 0 | 0 | 1 | 2 | | | | | | |
| 19 Chris Davis, L (1,3) OBP: 0.227, SLG: 0.236 | | | | | | | | K | | 3 | 0 | 0 | 0 | 0 | 3 | 1 | | | | | | |
| 1 Tim Beckham, R (1,5) OBP: 0.240, SLG: 0.264 | | | | | | | | L6 | | 3 | 0 | 1 | 0 | 0 | 0 | 0 | | | | | | |
| 36 Caleb Joseph, R (1,2) OBP: 0.202, SLG: 0.307 | | | | | | | | K | | 2 | 1 | 1 | 0 | 0 | 1 | 0 | | | | | | |
| 28 Colby Rasmus, L (8, PH) OBP: 0.238, SLG: 0.263 | | | | | | | | K | | 1 | 0 | 0 | 0 | 0 | 1 | 0 | | | | | | |
| Inning Stats | R: 0 H: 0 E: 0 K: 2 S: 10 | H: 3 LOB: 2 BB: 0 P: 14 | R: 1 H: 0 E: 0 K: 1 S: 11 | H: 0 LOB: 0 BB: 0 P: 14 | R: 0 H: 0 E: 0 K: 1 S: 8 | H: 0 LOB: 0 BB: 0 P: 11 | R: 0 H: 0 E: 0 K: 1 S: 7 | H: 0 LOB: 0 BB: 1 P: 11 | R: 0 H: 3 E: 0 K: 1 S: 8 | H: 0 LOB: 0 BB: 0 P: 10 | R: 1 H: 3 E: 0 K: 1 S: 13 | H: 3 LOB: 1 BB: 0 P: 18 | R: 0 H: 0 E: 0 K: 3 S: 10 | H: 0 LOB: 0 BB: 0 P: 14 | R: 0 H: 1 E: 0 K: 1 S: 12 | H: 1 LOB: 1 BB: 0 P: 18 | R: 0 H: 1 E: 0 K: 0 S: 7 | H: 1 LOB: 1 BB: 0 P: 10 | 1B: 6 2B: 1 3B: 0 HR: 1 | SF: 0 SAC: 0 DP: 1 HBP: 0 | WP: 0 PB: 0 SB: 0 CS: 1 | PA: 34 |
| PITCHER | IP WLS BF H R ER SO | IP WLS BF H R ER SO | IP WLS BF H R ER SO | IP WLS BF H R ER SO | IP WLS BF H R ER SO | IP WLS BF H R ER SO | IP WLS BF H R ER SO | IP WLS BF H R ER SO | IP WLS BF H R ER SO | IP WLS BF H R ER SO | IP WLS BF H R ER SO | IP WLS BF H R ER SO | IP WLS BF H R ER SO | IP WLS BF H R ER SO | IP WLS BF H R ER SO | IP WLS BF H R ER SO | ERA WHIP | ERA WHIP | | | | |
| 65 James Paxton, L (1,1) ERA: 3.65 | 7.0 | 25 | 6 | 2 | 2 | 10 | 1 | 0 | 0 | 0 | 0 | 0 | 0 | 0 | 0 | 0 | 2.57 | 1.000 | | | | |
| 48 Alex Colomé, R (8,1) ERA: 4.18 | 1.0 | 4 | 1 | 0 | 0 | 1 | 0 | 0 | 0 | 0 | 0 | 0 | 0 | 0 | 0 | 12 | 18 | 0.00 | 1.000 | | | |
| 39 Edwin Díaz, R (9,1) ERA: 2.63 | 1.0 | S | 4 | 1 | 0 | 0 | 0 | 0 | 0 | 0 | 0 | 0 | 0 | 0 | 7 | 10 | 0.00 | 1.000 | | | | |

| Batter | 1 | 2 | 3 | 4 | 5 | 6 | 7 | 8 | 9 | 10 | AB | R | H | RBI | BB | SO | LOB | TOP | | | | |
|---|------------------------------|----------------------------------|-------------------------------|----------------------------------|------------------------------|---------------------------------|-------------------------------|----------------------------------|-------------------------------|----------------------------------|------------------------------|---------------------------------|------------------------------|----------------------------------|------------------------------|---------------------------------|-------------------------------|---|-----------------------------------|------------------------------------|----------------------------------|--------|
| 9 Dee Strange-Gordon, L OBP: 0.308, SLG: 0.354 | G4-3 | | K | | | | K2-3 | | | | 5 | 1 | 2 | 0 | 0 | 2 | 2 | Seattle Mariners @ Baltimore Orioles Oriole Park at Camden Yards, Baltimore, MD Thu Jun 28 2018, 3:09 PM - 6:10 PM EDT Att. 14,263 - Partly Cloudy - 88 F | | | | |
| 2 Jean Segura, R OBP: 0.364, SLG: 0.479 | K | | P6 | | | | F9 | | | E8 | 5 | 1 | 1 | 0 | 0 | 1 | 4 | | | | | |
| 17 Mitch Haniger, R OBP: 0.352, SLG: 0.487 | G5-3 | | | | | | G5-3 | | | E5 | 4 | 1 | 0 | 0 | 1 | 0 | 3 | | | | | |
| 23 Nelson Cruz, R OBP: 0.363, SLG: 0.578 | | P3 | | | | | K | | | | 5 | 1 | 3 | 3 | 0 | 1 | 2 | | | | | |
| 4 Denard Span, L OBP: 0.355, SLG: 0.411 | | | | | | | | | | | 0 | 0 | 0 | 0 | 0 | 0 | 0 | | | | | |
| 16 Ben Gamel, L OBP: 0.308, SLG: 0.399 | | | | | | | | | | | 5 | 0 | 3 | 0 | 0 | 0 | 3 | | | | | |
| 27 Ryon Healy, R OBP: 0.277, SLG: 0.457 | | | | | | | | | | | 5 | 0 | 0 | 0 | 0 | 4 | 6 | | | | | |
| 26 Chris Herrmann, L OBP: 0.389, SLG: 0.214 | | | | | | | | | | | 5 | 0 | 0 | 0 | 0 | 1 | 5 | | | | | |
| 5 Guillermo Heredia, R OBP: 0.335, SLG: 0.325 | | | | | | | | | | | 4 | 0 | 2 | 0 | 0 | 0 | 1 | | | | | |
| 7 Andrew Romine, S OBP: 0.253, SLG: 0.216 | | | | | | | | | | | 1 | 0 | 1 | 0 | 0 | 0 | 0 | | | | | |
| 15 Kyle Seager, L OBP: 0.279, SLG: 0.434 | | | | | | | | | | | 1 | 0 | 0 | 0 | 0 | 0 | 0 | | | | | |
| Inning Stats | R: 0 E: 0 K: 1 S: 7 | H: 0 LOB: 0 BB: 0 P: 10 | R: 0 E: 0 K: 2 S: 11 | H: 1 LOB: 1 BB: 0 P: 20 | R: 0 E: 0 K: 1 S: 7 | H: 1 LOB: 1 BB: 0 P: 9 | R: 2 E: 0 K: 1 S: 13 | H: 2 LOB: 1 BB: 1 P: 22 | R: 0 E: 0 K: 1 S: 14 | H: 2 LOB: 2 BB: 0 P: 17 | R: 0 E: 0 K: 0 S: 5 | H: 1 LOB: 0 BB: 0 P: 8 | R: 0 E: 0 K: 1 S: 9 | H: 1 LOB: 1 BB: 0 P: 14 | R: 0 E: 0 K: 0 S: 6 | H: 0 LOB: 0 BB: 0 P: 9 | R: 2 E: 2 K: 1 S: 17 | H: 3 LOB: 3 BB: 0 P: 21 | 1B: 10 2B: 2 3B: 0 HR: 1 | SF: 0 SAC: 2 DP: 1 HBP: 0 | WP: 3 PB: 0 SB: 0 CS: 0 | PA: 43 |
| PITCHER | IP 4.0 | WLS 19 | BF 6 | H 2 | R 2 | ER 2 | SO 5 | BB 1 | IBB 0 | HBP 0 | BLK 0 | WP 1 | HR 1 | S 42 | P 67 | ERA 4.50 | WHIP 1.750 | | | | | |
| 31 Jimmy Yacabis, R ERA: 6.53 | 5.0 | 17 | 3 | 0 | 0 | 3 | 0 | 0 | 0 | 0 | 0 | 1 | 0 | 37 | 52 | 0.00 | 0.600 | | | | | |
| 32 Yefry Ramirez, R ERA: 2.89 | 0.0 | L | 4 | 3 | 2 | 1 | 0 | 0 | 0 | 0 | 0 | 0 | 0 | 10 | 11 | ∞ | ∞ | | | | | |
| 50 Miguel Castro, R ERA: 2.98 | 1.0 | 3 | 0 | 0 | 0 | 1 | 0 | 0 | 0 | 0 | 0 | 1 | 0 | 7 | 10 | 0.00 | 0.000 | | | | | |
| 66 Tanner Scott, L ERA: 6.1 | | | | | | | | | | | | | | | | | | | | | | |

| | |
|-----|----|
| AB | 40 |
| R | 4 |
| H | 12 |
| RBI | 3 |
| BB | 1 |
| SO | 9 |
| LOB | 26 |



| Batter | 1 | 2 | 3 | 4 | 5 | 6 | 7 | 8 | 9 | 10 | AB | R | H | RBI | BB | SO | LOB | BOTTOM | | | | | | |
|--|------------------------------|----------------------------------|-------------------------------|----------------------------------|------------------------------|----------------------------------|------------------------------|----------------------------------|-------------------------------|----------------------------------|-------------------------------|----------------------------------|-------------------------------|----------------------------------|------------------------------|----------------------------------|-------------------------------|---|----------------------------------|------------------------------|---------------------------------|----------------------------------|------------------------------------|----------------------------------|
| 16 Trey Mancini, R OBP: 0.295, SLG: 0.368 | G6-3 | | | | | | | | | | 5 | 0 | 1 | 0 | 0 | 1 | 2 | Seattle Mariners @ Baltimore Orioles Oriole Park at Camden Yards, Baltimore, MD Thu Jun 28 2018, 3:09 PM - 6:10 PM EDT Att. 14,263 - Partly Cloudy - 88 F | | | | | | |
| 28 Colby Rasmus, L OBP: 0.208, SLG: 0.227 | F8 | | | | | | | | | | 5 | 0 | 0 | 0 | 0 | 0 | 2 | | | | | | | |
| 13 Manny Machado, R OBP: 0.373, SLG: 0.557 | G6-4-3 | | | | | | | | | | 3 | 1 | 1 | 1 | 1 | 1 | 1 | | | | | | | |
| 45 Mark Trumbo, R OBP: 0.321, SLG: 0.462 | F9 | | | | | | | | | | 4 | 0 | 1 | 0 | 0 | 1 | 2 | | | | | | | |
| 19 Chris Davis, L OBP: 0.235, SLG: 0.266 | | | | | | | | | | | 3 | 1 | 1 | 1 | 1 | 0 | 1 | | | | | | | |
| 2 Danny Valencia, R OBP: 0.350, SLG: 0.474 | FC5-4 | | | | | | | | | | 4 | 0 | 0 | 0 | 0 | 1 | 1 | | | | | | | |
| 6 Jonathan Schoop, R OBP: 0.244, SLG: 0.350 | G1-3 | | | | | | | | | | 3 | 0 | 0 | 0 | 1 | 2 | 1 | | | | | | | |
| 15 Chance Sisco, L OBP: 0.338, SLG: 0.325 | K | | | | | | | | | | 4 | 0 | 1 | 0 | 0 | 2 | 1 | | | | | | | |
| 12 Stevie Wilkerson, S OBP: 0.273, SLG: 0.200 | P4 | | | | | | | | | | 4 | 0 | 1 | 0 | 0 | 0 | 1 | | | | | | | |
| Inning Stats | R: 0 E: 0 K: 0 S: 6 | H: 1 LOB: 0 BB: 0 P: 10 | R: 0 E: 0 K: 0 S: 11 | H: 0 LOB: 1 BB: 1 P: 18 | R: 0 E: 0 K: 1 S: 9 | H: 0 LOB: 0 BB: 0 P: 13 | R: 2 E: 0 K: 2 S: 9 | H: 2 LOB: 0 BB: 0 P: 13 | R: 0 E: 0 K: 1 S: 12 | H: 1 LOB: 1 BB: 0 P: 19 | R: 0 E: 0 K: 1 S: 10 | H: 1 LOB: 1 BB: 0 P: 13 | R: 0 E: 0 K: 1 S: 11 | H: 0 LOB: 0 BB: 0 P: 17 | R: 0 E: 0 K: 1 S: 9 | H: 1 LOB: 2 BB: 1 P: 15 | R: 0 E: 0 K: 1 S: 15 | | H: 0 LOB: 1 BB: 0 P: 23 | R: 0 E: 0 K: 0 S: 5 | H: 0 LOB: 0 BB: 0 P: 7 | 1B: 4 2B: 0 3B: 0 HR: 2 | SF: 0 SAC: 0 DP: 1 HBP: 0 | WP: 0 PB: 0 SB: 1 CS: 0 |
| PITCHER | IP 7.0 | WLS 26 | BF 5 | H 2 | R 2 | ER 2 | SO 6 | BB 1 | IBB 0 | HBP 0 | BLK 0 | WP 0 | HR 2 | S 68 | P 103 | ERA 2.57 | WHIP 0.857 | | | | | | | |
| 8 Mike Leake, R ERA: 4.01 | 1.0 | 5 | 1 | 0 | 0 | 1 | 0 | 0 | 0 | 0 | 0 | 0 | 0 | 9 | 15 | 0.00 | 1.000 | | | | | | | |
| 50 Nick Vincent, R ERA: 4.26 | 1.0 | W | 4 | 0 | 0 | 0 | 1 | 1 | 0 | 0 | 0 | 0 | 0 | 15 | 23 | 0.00 | 1.000 | | | | | | | |
| 47 James Pazos, L ERA: 1.91 | 1.0 | S | 3 | 0 | 0 | 0 | 0 | 0 | 0 | 0 | 0 | 0 | 0 | 5 | 7 | 0.00 | 0.000 | | | | | | | |
| 12 Juan Nicasio, R ERA: 6.19 | | | | | | | | | | | | | | | | | | | | | | | | |

| | |
|-----|----|
| AB | 35 |
| R | 2 |
| H | 6 |
| RBI | 2 |
| BB | 3 |
| SO | 8 |
| LOB | 12 |



| Batter | 1 | 2 | 3 | 4 | 5 | 6 | 7 | 8 | 9 | AB | R | H | RBI | BB | SO | LOB | TOP | | | | | |
|---|--|---------------------------------|------------------------------|----------------------------------|-------------------------------|----------------------------------|-------------------------------|----------------------------------|-------------------------------|----------------------------------|------------------------------|----------------------------------|------------------------------|----------------------------------|------------------------------|---------------------------------|--|---------------------------------|----------------------------------|------------------------------------|----------------------------------|--------|
| 15 Whit Merrifield, R OBP: 0.358, SLG: 0.401 | 1-0 8 F7 7 SH1-3 1B | | | 0-3 K | | 0-1 7 FC6-4 1B | | | 0-0 G5-3 | 4 | 0 | 2 | 0 | 0 | 1 | 1 | Kansas City Royals @ Seattle Mariners Safeco Field, Seattle, WA Fri Jun 29 2018, 7:11 PM - 9:36 PM PDT Att: 25,558 - Cloudy - 67 F | | | | | |
| 7 Rosell Herrera, S OBP: 0.250, SLG: 0.364 | 0-0 SH1-3 | | | 1-1 8 1B | | 1-1 FC6-4 | | 1-0 G6-3 | 3 | 0 | 1 | 0 | 0 | 0 | 2 | | | | | | | |
| 8 Mike Moustakas, L OBP: 0.313, SLG: 0.467 | 1-0 F7 | | | 2-1 13 G6-4-3 1B | | | 1-2 G6-3 | 1-2 13 FC6-4 1B | 4 | 0 | 2 | 1 | 0 | 0 | 1 | | | | | | | |
| 13 Salvador Perez, R OBP: 0.253, SLG: 0.388 | | | 0-3 K | 0-1 G6-4-3 | | | 1-2 F9 | 0-0 FC6-4 | 4 | 0 | 0 | 0 | 0 | 1 | 3 | | | | | | | |
| 38 Jorge Bonifacio, R (1, 7) | | 2-1 G5-3 | | | 2-3 K | | | 1-1 G6-3 | 3 | 0 | 0 | 0 | 0 | 1 | 0 | | | | | | | |
| 21 Lucas Duda, L OBP: 0.317, SLG: 0.399 | | | 2-3 K | | 1-3 K | | | 1-2 17 G6-4-3 HBP | 2 | 0 | 0 | 0 | 0 | 2 | 0 | | | | | | | |
| 17 Hunter Dozier, R OBP: 0.284, SLG: 0.360 | | | 1-1 G5-3 | | 0-0 G3 | | | 0-0 G6-4-3 | 3 | 0 | 0 | 0 | 0 | 0 | 1 | | | | | | | |
| 2 Alcides Escobar, R OBP: 0.251, SLG: 0.279 | | | 1-3 K | | | 1-3 K | | 1-1 G5-3 | 3 | 0 | 0 | 0 | 0 | 2 | 0 | | | | | | | |
| 27 Adalberto Mondesi, S OBP: 0.250, SLG: 0.419 | | | 1-2 F7 | | | 1-0 F8 | | 0-0 8 1B 2B | 3 | 1 | 1 | 0 | 0 | 0 | 0 | | | | | | | |
| Inning Stats | R: 0 E: 0 K: 0 S: 3 | H: 1 LOB: 0 BB: 0 P: 5 | R: 0 E: 0 K: 2 S: 9 | H: 0 LOB: 0 BB: 0 P: 13 | R: 0 E: 0 K: 1 S: 10 | H: 0 LOB: 0 BB: 0 P: 13 | R: 0 E: 0 K: 1 S: 10 | H: 2 LOB: 1 BB: 0 P: 13 | R: 0 E: 0 K: 2 S: 10 | H: 0 LOB: 0 BB: 0 P: 13 | R: 0 E: 0 K: 1 S: 8 | H: 1 LOB: 1 BB: 0 P: 11 | R: 0 E: 0 K: 0 S: 9 | H: 0 LOB: 0 BB: 0 P: 12 | R: 0 E: 0 K: 0 S: 5 | H: 0 LOB: 0 BB: 0 P: 7 | R: 1 E: 0 K: 0 S: 7 | H: 2 LOB: 1 BB: 0 P: 9 | 1B: 4 2B: 2 3B: 0 HR: 0 | SF: 0 SAC: 1 DP: 2 HBP: 1 | WP: 0 PB: 0 SB: 0 CS: 0 | PA: 31 |
| PITCHER 32 Marco Gonzales, L ERA: 3.77 | IP: 9.0 WLS: W BF: 31 H: 6 R: 1 ER: 1 SO: 7 BB: 0 IBB: 0 HBP: 1 BLK: 0 WP: 0 HR: 0 S: 71 P: 96 ERA: 1.00 WHIP: 0.667 | | | | | | | | | | | | | | | PITCHER | | | | | | |

| Batter | 1 | 2 | 3 | 4 | 5 | 6 | 7 | 8 | 9 | AB | R | H | RBI | BB | SO | LOB | BOTTOM | | | | | |
|--|--|----------------------------------|------------------------------|---------------------------------|------------------------------|----------------------------------|-------------------------------|----------------------------------|-------------------------------|----------------------------------|-------------------------------|----------------------------------|-------------------------------|----------------------------------|-------------------------------|----------------------------------|--|----------------------------------|----------------------------------|------------------------------------|----------------------------------|--------|
| 9 Dee Strange-Gordon, L OBP: 0.307, SLG: 0.351 | 1-0 G3 | | | 1-0 F8 | 1-3 K | | | | 4-1 2 1B BB | 3 | 0 | 0 | 0 | 1 | 1 | 0 | Kansas City Royals @ Seattle Mariners Safeco Field, Seattle, WA Fri Jun 29 2018, 7:11 PM - 9:36 PM PDT Att: 25,558 - Cloudy - 67 F | | | | | |
| 2 Jean Segura, R OBP: 0.386, SLG: 0.479 | 2-2 G6-3 | | | 0-0 17 HR 1B | | 0-2 L9 | | 3-1 1-2 2-H 1B | 4 | 1 | 2 | 1 | 0 | 0 | 0 | | | | | | | |
| 17 Mitch Haniger, R OBP: 0.353, SLG: 0.495 | 2-3 K | | | 3-1 HR | | 4-2 15 BB BB | | 3-1 P5 | 3 | 1 | 1 | 2 | 1 | 1 | 2 | | | | | | | |
| 23 Nelson Cruz, R OBP: 0.358, SLG: 0.569 | | 0-0 L7 | | 3-2 P2 | | 2-2 P3 | | 1-2 F9 | 4 | 0 | 0 | 0 | 0 | 0 | 1 | | | | | | | |
| 15 Kyle Seager, L OBP: 0.284, SLG: 0.434 | 2-2 F7 | | | 4-2 BB | | 4-2 BB | | 1-2 1B | 2 | 0 | 1 | 0 | 2 | 0 | 0 | | | | | | | |
| 27 Ryon Healy, R OBP: 0.273, SLG: 0.450 | 0-0 L4 | | | 2-1 P4 | | 0-0 F9 | | 1-3 K | 4 | 0 | 0 | 0 | 0 | 1 | 4 | | | | | | | |
| 4 Denard Span, L OBP: 0.350, SLG: 0.404 | | | 1-3 K | | 0-0 L7 | | | 1-0 G4-3 F9 | 4 | 0 | 0 | 0 | 0 | 1 | 1 | | | | | | | |
| 3 Mike Zunino, R OBP: 0.256, SLG: 0.419 | | | 2-3 K | | 2-2 HR | | | 2-3 K | 3 | 1 | 1 | 1 | 0 | 2 | 0 | | | | | | | |
| 5 Guillermo Heredia, R OBP: 0.335, SLG: 0.322 | | | 2-0 F9 | | 2-0 L9 | | | 4-1 9 BB 2 1B BB | 2 | 1 | 0 | 0 | 1 | 0 | 0 | | | | | | | |
| Inning Stats | R: 0 E: 0 K: 1 S: 8 | H: 0 LOB: 0 BB: 0 P: 13 | R: 0 E: 0 K: 0 S: 5 | H: 0 LOB: 0 BB: 0 P: 7 | R: 0 E: 0 K: 2 S: 8 | H: 0 LOB: 0 BB: 0 P: 13 | R: 2 E: 0 K: 0 S: 12 | H: 2 LOB: 1 BB: 1 P: 25 | R: 1 E: 0 K: 1 S: 11 | H: 1 LOB: 0 BB: 0 P: 16 | R: 0 E: 0 K: 0 S: 13 | H: 0 LOB: 2 BB: 2 P: 23 | R: 1 E: 0 K: 1 S: 11 | H: 1 LOB: 2 BB: 2 P: 28 | R: 0 E: 0 K: 1 S: 11 | H: 1 LOB: 1 BB: 0 P: 15 | R: 0 E: 0 K: 1 S: 11 | H: 1 LOB: 1 BB: 0 P: 15 | 1B: 3 2B: 0 3B: 0 HR: 2 | SF: 0 SAC: 0 DP: 0 HBP: 0 | WP: 0 PB: 0 SB: 0 CS: 0 | PA: 34 |
| PITCHER 31 Ian Kennedy, R ERA: 5.11 50 Jason Adam, R ERA: 4.41 37 Brandon Maurer, R ERA: 10.8 64 Burch Smith, R ERA: 6.03 | IP: 5.0 WLS: L BF: 19 H: 3 R: 3 ER: 3 SO: 4 BB: 1 IBB: 0 HBP: 0 BLK: 0 WP: 0 HR: 2 S: 44 P: 74 ERA: 5.40 WHIP: 0.800 | | | | | | | | | | | | | | | PITCHER | | | | | | |

| | |
|-----|----|
| AB | 29 |
| R | 1 |
| H | 6 |
| RBI | 1 |
| BB | 0 |
| SO | 7 |
| LOB | 8 |

| | |
|-----|----|
| AB | 29 |
| R | 4 |
| H | 5 |
| RBI | 4 |
| BB | 5 |
| SO | 6 |
| LOB | 8 |



| Batter | 1 | 2 | 3 | 4 | 5 | 6 | 7 | 8 | 9 | AB | R | H | RBI | BB | SO | LOB | TOP | | | | | | | | | | |
|---|-------------------------------|----------------------------------|------------------------------|----------------------------------|-------------------------------|----------------------------------|------------------------------|---------------------------------|------------------------------|---------------------------------|-------------------------------|----------------------------------|-------------------------------|----------------------------------|------------------------------|----------------------------------|----------------------------------|------------------------------------|----------------------------------|--------|--|--|--|--|--|--|--|
| 15 Whit Merrifield, R OBP: 0.362, SLG: 0.405 | | | | | | | | | | 5 | 1 | 3 | 0 | 0 | 0 | 0 | | | | | | | | | | | |
| 7 Rosell Herrera, S OBP: 0.246, SLG: 0.356 | | | | | | | | | | 4 | 1 | 1 | 1 | 0 | 1 | 1 | | | | | | | | | | | |
| 8 Mike Moustakas, L OBP: 0.317, SLG: 0.477 | | | | | | | | | | 4 | 1 | 2 | 3 | 1 | 1 | 1 | | | | | | | | | | | |
| 13 Salvador Perez, R OBP: 0.253, SLG: 0.386 | | | | | | | | | | 4 | 0 | 1 | 0 | 0 | 2 | 4 | | | | | | | | | | | |
| 21 Lucas Duda, L OBP: 0.310, SLG: 0.388 | | | | | | | | | | 4 | 0 | 0 | 0 | 0 | 0 | 2 | | | | | | | | | | | |
| 38 Jorge Bonifacio, R OBP: 0.286, SLG: 0.286 | | | | | | | | | | 4 | 0 | 2 | 0 | 0 | 0 | 1 | | | | | | | | | | | |
| 4 Alex Gordon, L OBP: 0.333, SLG: 0.348 | | | | | | | | | | 3 | 0 | 0 | 0 | 1 | 2 | 2 | | | | | | | | | | | |
| 2 Alcides Escobar, R OBP: 0.248, SLG: 0.275 | | | | | | | | | | 4 | 0 | 0 | 0 | 0 | 0 | 3 | | | | | | | | | | | |
| 27 Adalberto Mondesi, S OBP: 0.222, SLG: 0.371 | | | | | | | | | | 4 | 1 | 0 | 0 | 0 | 1 | 2 | | | | | | | | | | | |
| Inning Stats | R: 3 E: 0 K: 1 S: 18 | H: 4 LOB: 1 BB: 0 P: 24 | R: 0 E: 0 K: 1 S: 7 | H: 0 LOB: 0 BB: 0 P: 11 | R: 0 E: 0 K: 1 S: 11 | H: 1 LOB: 1 BB: 0 P: 16 | R: 0 E: 0 K: 0 S: 7 | H: 0 LOB: 0 BB: 0 P: 9 | R: 0 E: 0 K: 1 S: 8 | H: 1 LOB: 2 BB: 0 P: 9 | R: 1 E: 0 K: 1 S: 14 | H: 1 LOB: 1 BB: 0 P: 20 | R: 0 E: 0 K: 0 S: 12 | H: 1 LOB: 2 BB: 1 P: 20 | R: 0 E: 0 K: 0 S: 9 | H: 0 LOB: 0 BB: 0 P: 11 | 1B: 8 2B: 0 3B: 0 HR: 1 | SF: 1 SAC: 0 DP: 0 HBP: 0 | WP: 1 PB: 0 SB: 0 CS: 0 | PA: 39 | | | | | | | |
| PITCHER | IP | WLS | BF | H | R | ER | SO | BB | IBB | HBP | BLK | WP | HR | S | P | ERA | WHIP | | | | | | | | | | |
| 34 Félix Hernández, R ERA: 5.11 | 5.0 | W | 22 | 6 | 3 | 3 | 5 | 1 | 0 | 0 | 0 | 0 | 1 | 55 | 81 | 5.40 | 1.400 | | | | | | | | | | |
| 47 James Pazos, L ERA: 1.94 | 1.0 | H | 4 | 1 | 0 | 0 | 1 | 0 | 0 | 0 | 0 | 0 | 0 | 8 | 9 | 0.00 | 1.000 | | | | | | | | | | |
| 12 Juan Nicasio, R ERA: 6.0 | 1.0 | H | 5 | 1 | 1 | 0 | 1 | 0 | 0 | 0 | 0 | 0 | 0 | 14 | 20 | 0.00 | 1.000 | | | | | | | | | | |
| 48 Alex Colomé, R ERA: 4.72 | 1.0 | H | 5 | 1 | 0 | 0 | 0 | 1 | 0 | 0 | 0 | 1 | 0 | 12 | 20 | 0.00 | 2.000 | | | | | | | | | | |
| 39 Edwin Díaz, R ERA: 2.51 | 1.0 | S | 3 | 0 | 0 | 0 | 0 | 0 | 0 | 0 | 0 | 0 | 0 | 9 | 11 | 0.00 | 0.000 | | | | | | | | | | |

Kansas City Royals @ Seattle Mariners
Safeco Field, Seattle, WA
Sat Jun 30 2018, 7:10 PM - 9:48 PM PDT
Att: 33,395 - Roof Closed - 66 F

AB 36
R 4
H 9
RBI 4
BB 2
SO 7
LOB 16

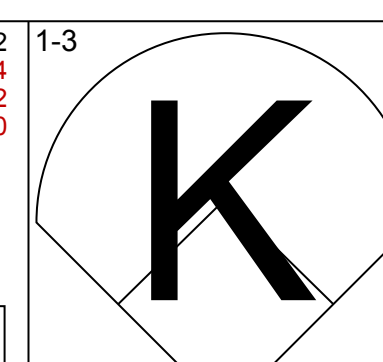
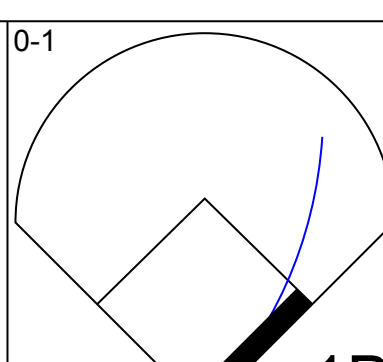
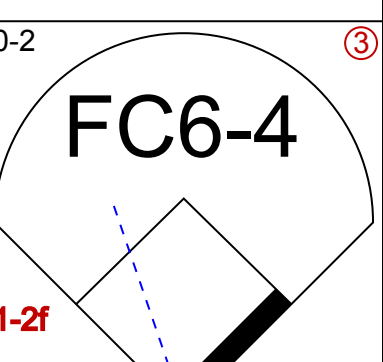
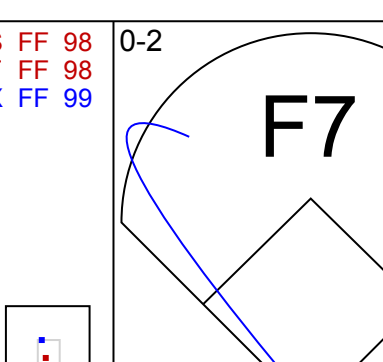
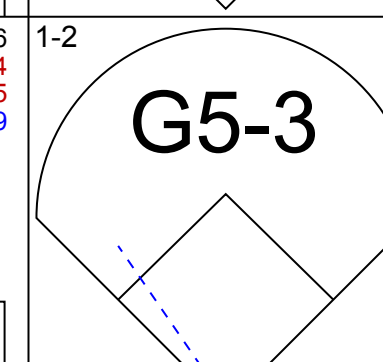
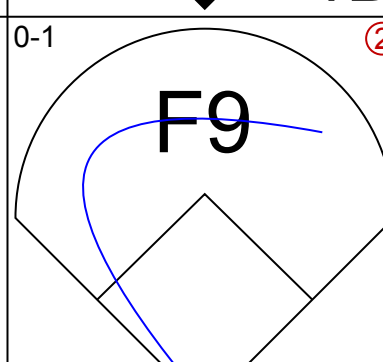
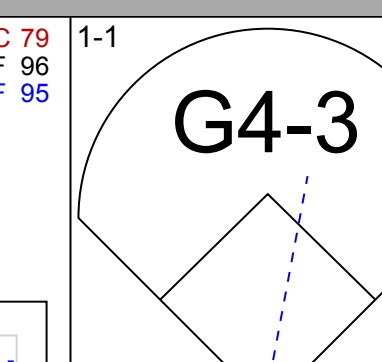
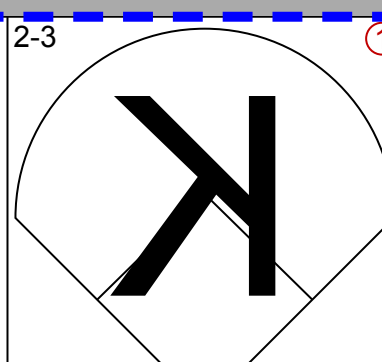
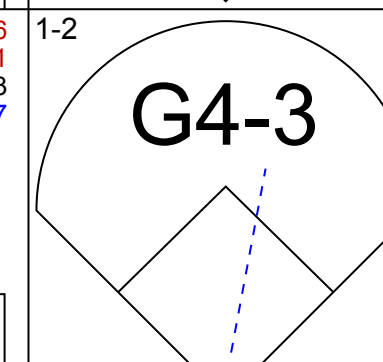
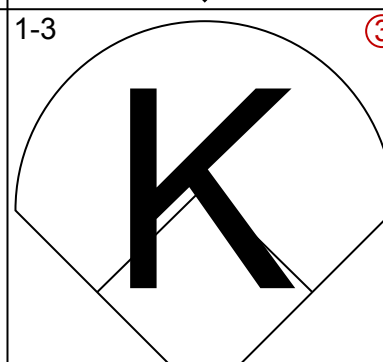
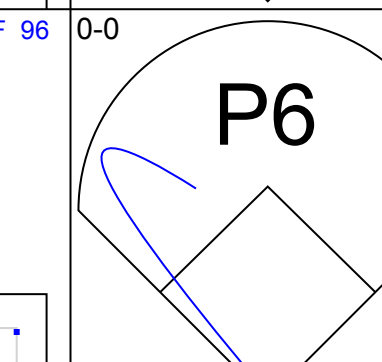
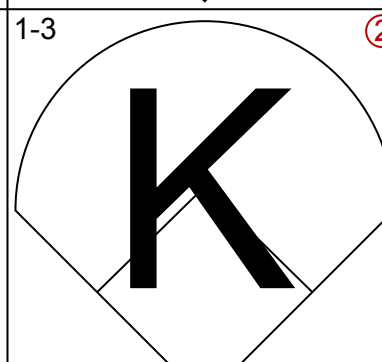
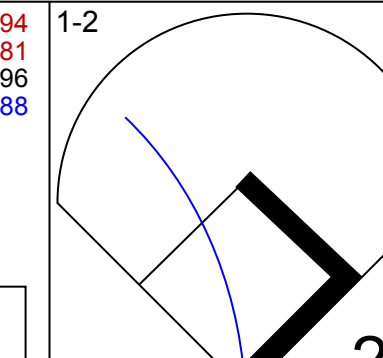
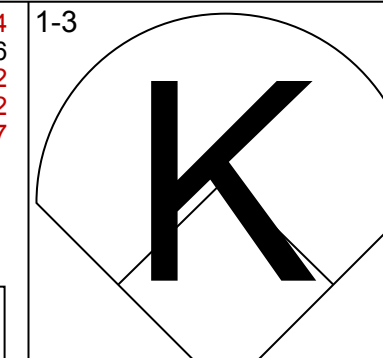
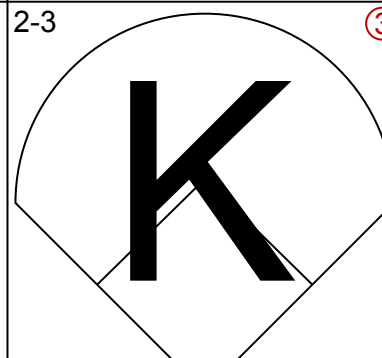
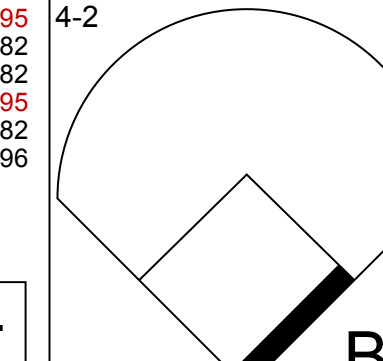
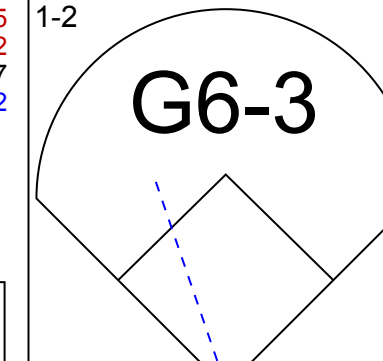
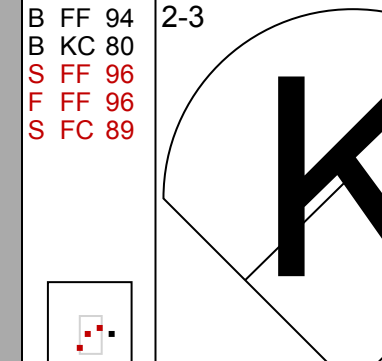
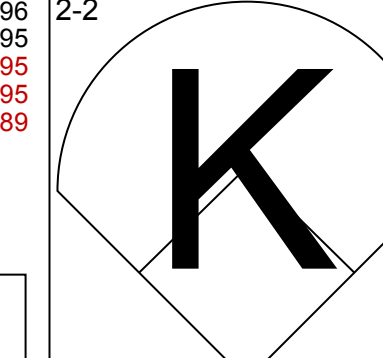
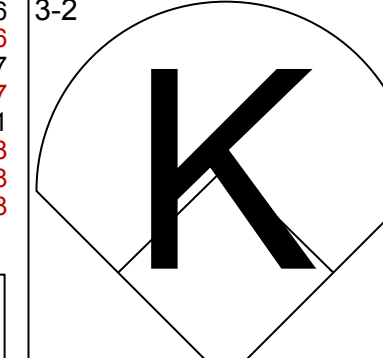
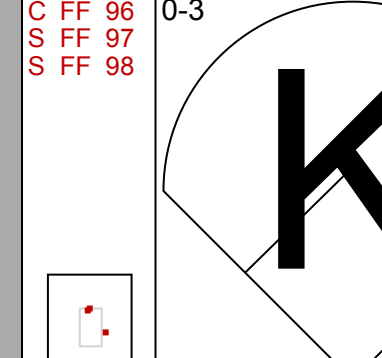
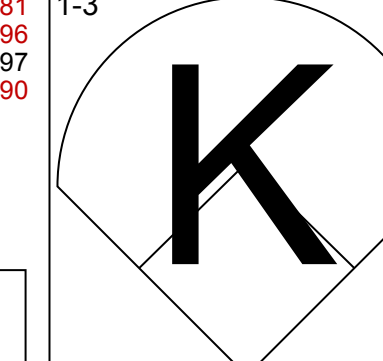
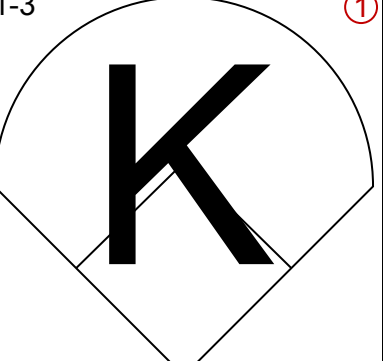
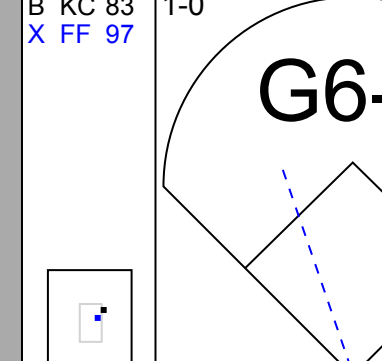
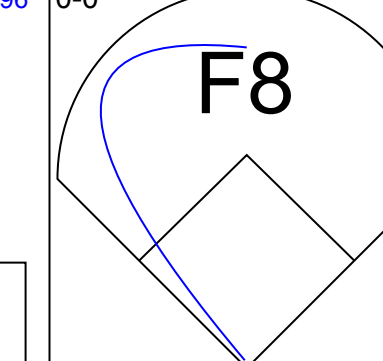
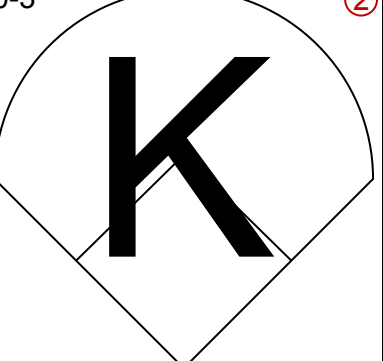
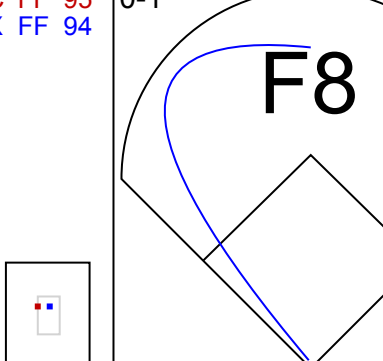
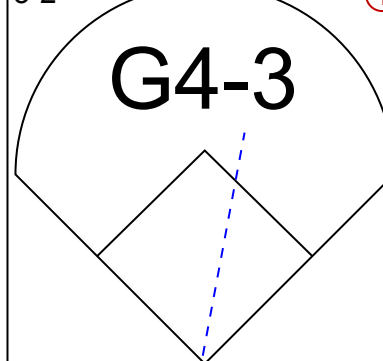
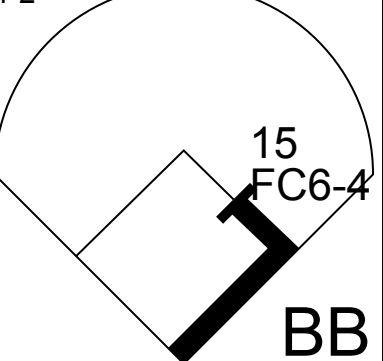
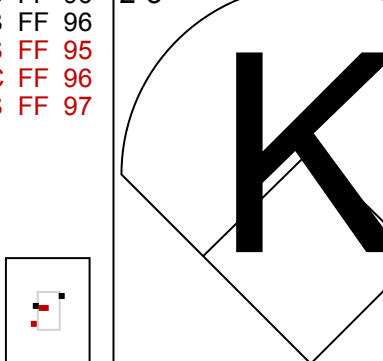


| Batter | 1 | 2 | 3 | 4 | 5 | 6 | 7 | 8 | 9 | AB | R | H | RBI | BB | SO | LOB | BOTTOM | | | | | | | | | | |
|---|-------------------------------|----------------------------------|-------------------------------|----------------------------------|-------------------------------|----------------------------------|-------------------------------|----------------------------------|-------------------------------|----------------------------------|------------------------------|---------------------------------|------------------------------|----------------------------------|------------------------------|----------------------------------|-----------------------------------|------------------------------------|----------------------------------|--------|--|--|--|--|--|--|--|
| 9 Dee Strange-Gordon, L OBP: 0.302, SLG: 0.345 | | | | | | | | | | 5 | 0 | 0 | 0 | 0 | 1 | 1 | | | | | | | | | | | |
| 2 Jean Segura, R OBP: 0.384, SLG: 0.477 | | | | | | | | | | 4 | 1 | 1 | 0 | 0 | 1 | 0 | | | | | | | | | | | |
| 17 Mitch Haniger, R OBP: 0.358, SLG: 0.502 | | | | | | | | | | 4 | 1 | 3 | 1 | 0 | 1 | 0 | | | | | | | | | | | |
| 23 Nelson Cruz, R OBP: 0.360, SLG: 0.568 | | | | | | | | | | 4 | 1 | 2 | 0 | 0 | 1 | 1 | | | | | | | | | | | |
| 15 Kyle Seager, L OBP: 0.281, SLG: 0.429 | | | | | | | | | | 4 | 0 | 0 | 0 | 0 | 1 | 5 | | | | | | | | | | | |
| 4 Denard Span, L OBP: 0.352, SLG: 0.409 | | | | | | | | | | 4 | 1 | 2 | 1 | 0 | 1 | 0 | | | | | | | | | | | |
| 5 Guillermo Heredia, R OBP: 0.335, SLG: 0.322 | | | | | | | | | | 0 | 0 | 0 | 0 | 0 | 0 | 0 | | | | | | | | | | | |
| 27 Ryon Healy, R OBP: 0.284, SLG: 0.471 | | | | | | | | | | 4 | 1 | 4 | 3 | 0 | 0 | 0 | | | | | | | | | | | |
| 16 Ben Gamel, L OBP: 0.371, SLG: 0.414 | | | | | | | | | | 4 | 1 | 2 | 0 | 0 | 0 | 2 | | | | | | | | | | | |
| 3 Mike Zunino, R OBP: 0.251, SLG: 0.412 | | | | | | | | | | 3 | 0 | 0 | 1 | 0 | 1 | 5 | | | | | | | | | | | |
| Inning Stats | R: 1 E: 0 K: 1 S: 12 | H: 2 LOB: 1 BB: 0 P: 19 | R: 3 E: 0 K: 0 S: 15 | H: 3 LOB: 0 BB: 0 P: 20 | R: 2 E: 0 K: 0 S: 12 | H: 5 LOB: 2 BB: 0 P: 13 | R: 0 E: 0 K: 1 S: 14 | H: 2 LOB: 0 BB: 0 P: 19 | R: 0 E: 0 K: 0 S: 10 | H: 1 LOB: 1 BB: 0 P: 14 | R: 0 E: 0 K: 2 S: 7 | H: 0 LOB: 0 BB: 0 P: 9 | R: 0 E: 0 K: 1 S: 5 | H: 0 LOB: 0 BB: 0 P: 12 | R: 0 E: 0 K: 1 S: 6 | H: 1 LOB: 1 BB: 0 P: 11 | 1B: 10 2B: 2 3B: 1 HR: 1 | SF: 1 SAC: 0 DP: 1 HBP: 0 | WP: 1 PB: 0 SB: 0 CS: 0 | PA: 37 | | | | | | | |
| PITCHER | IP | WLS | BF | H | R | ER | SO | BB | IBB | HBP | BLK | WP | HR | S | P | ERA | WHIP | | | | | | | | | | |
| 39 Jason Hammel, R ERA: 5.56 | 6.0 | L | 30 | 13 | 6 | 6 | 4 | 0 | 0 | 0 | 0 | 1 | 0 | 70 | 94 | 9.00 | 2.167 | | | | | | | | | | |
| 49 Heath Fillmyer, R ERA: 3.0 | 2.0 | | 7 | 1 | 0 | 0 | 2 | 0 | 0 | 0 | 0 | 1 | 0 | 11 | 23 | 0.00 | 0.500 | | | | | | | | | | |

Kansas City Royals @ Seattle Mariners
Safeco Field, Seattle, WA
Sat Jun 30 2018, 7:10 PM - 9:48 PM PDT
Att: 33,395 - Roof Closed - 66 F

AB 36
R 6
H 14
RBI 6
BB 0
SO 6
LOB 14

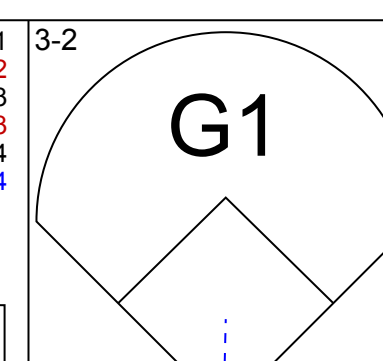
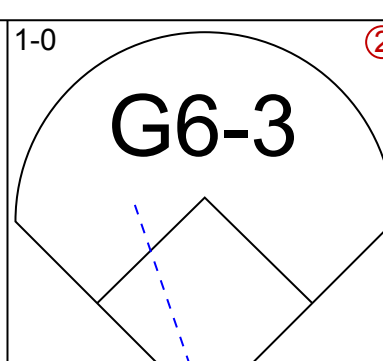
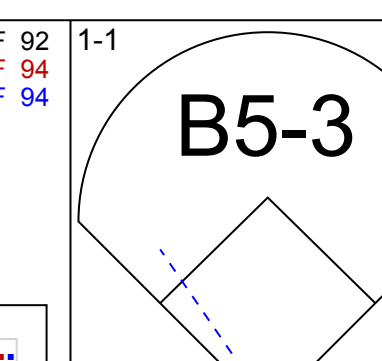
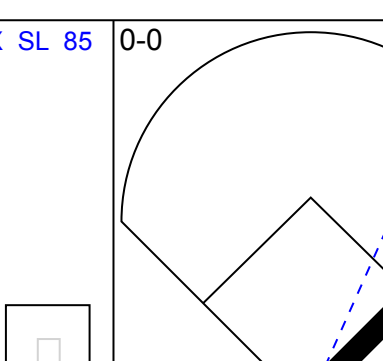
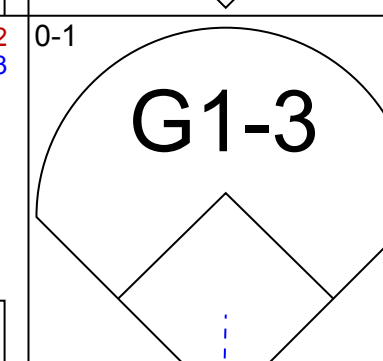
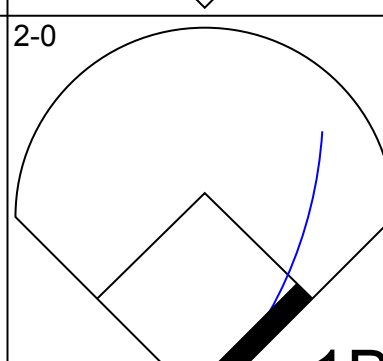
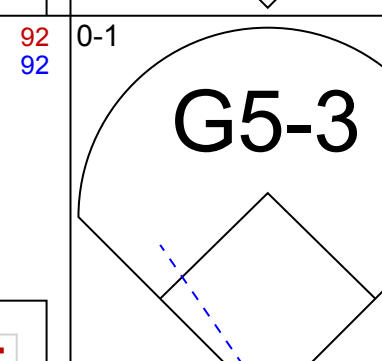
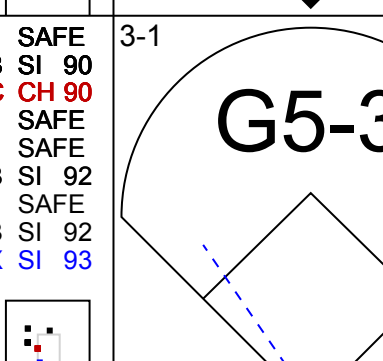
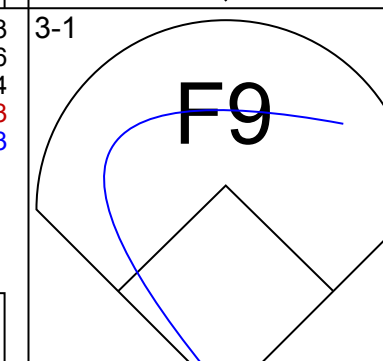
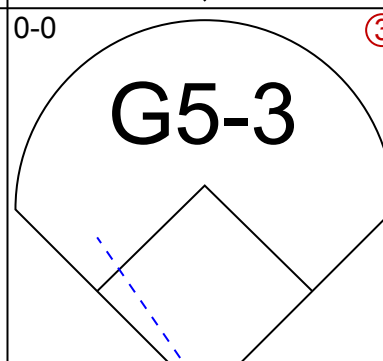
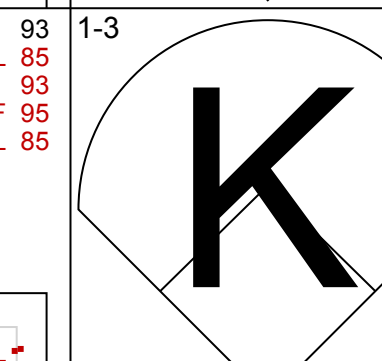
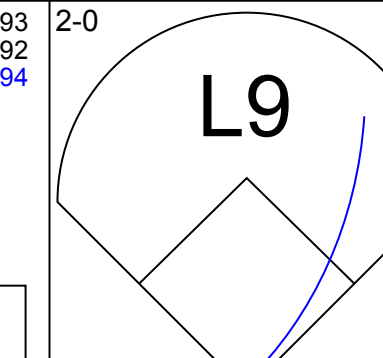
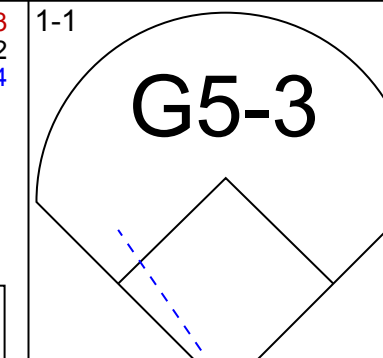
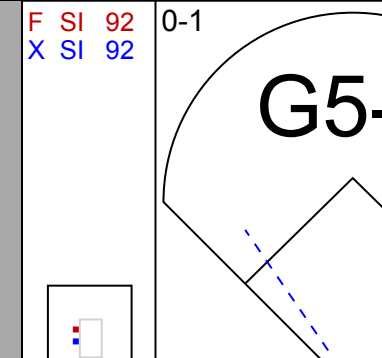
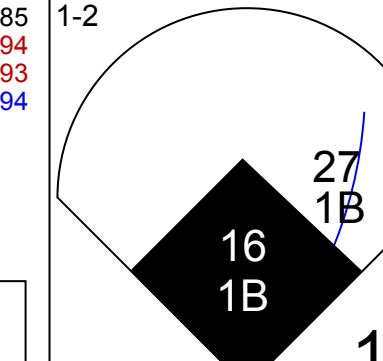
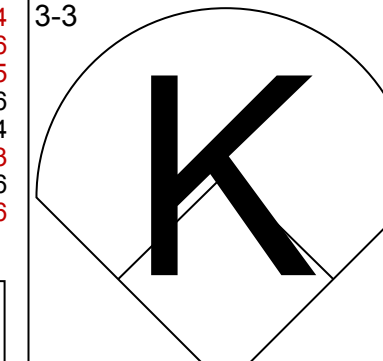
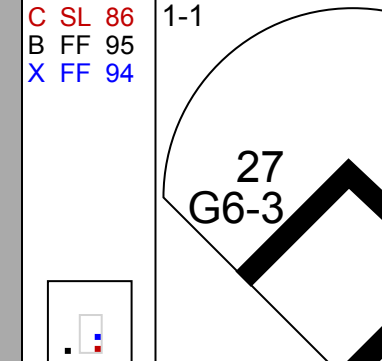
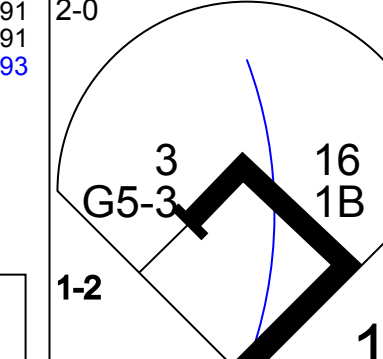
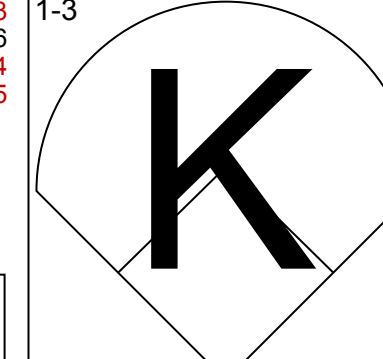
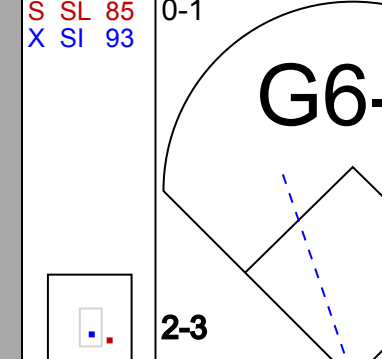
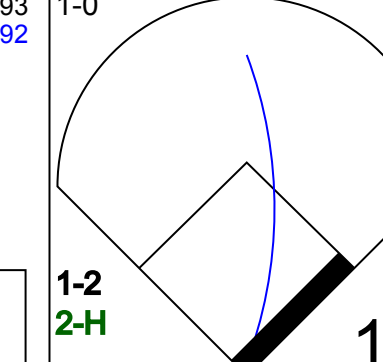
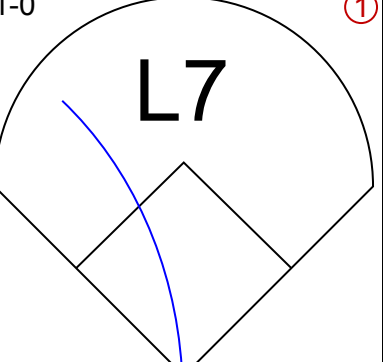
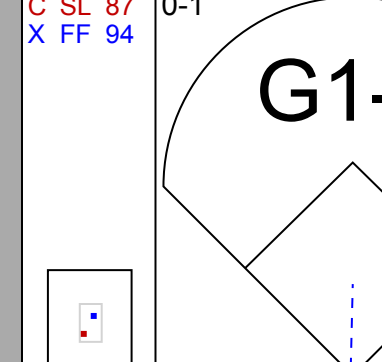
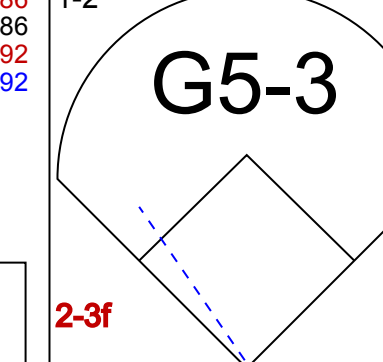
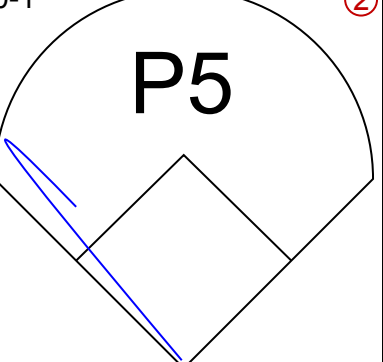
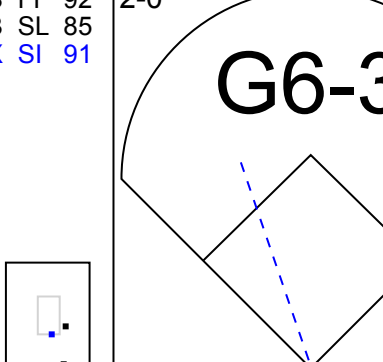
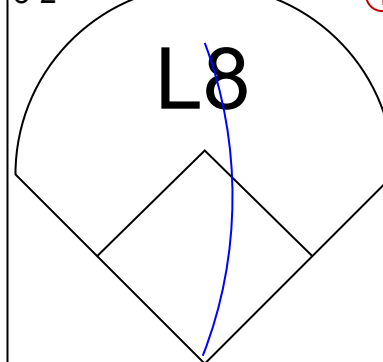
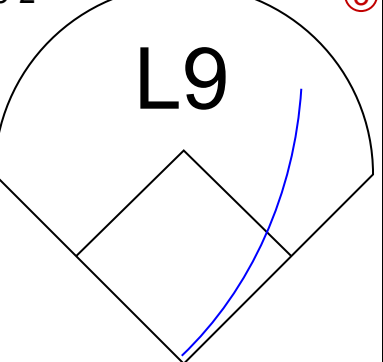
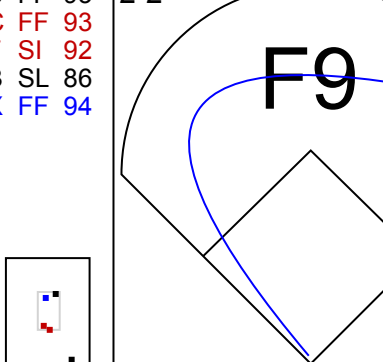


| Batter | 1 | 2 | 3 | 4 | 5 | 6 | 7 | 8 | 9 | AB | R | H | RBI | BB | SO | LOB | TOP | | | | | |
|---|---|--|---|----------------------------------|---|--|-------------------------------|---|-------------------------------|----------------------------------|------------------------------|---------------------------------|------------------------------|----------------------------------|------------------------------|----------------------------------|-------------------------------|----------------------------------|----------------------------------|------------------------------------|----------------------------------|--------|
| 15 Whit Merrifield, R OBP: 0.360, SLG: 0.403 |  | |  | |  | | |  | | 4 | 0 | 1 | 0 | 0 | 1 | 1 | | | | | | |
| 7 Rosell Herrera, S OBP: 0.231, SLG: 0.333 |  | |  | | |  | |  | | 4 | 0 | 0 | 0 | 0 | 1 | 1 | | | | | | |
| 8 Mike Moustakas, L OBP: 0.313, SLG: 0.471 |  | |  | | |  | |  | | 4 | 0 | 0 | 0 | 0 | 2 | 1 | | | | | | |
| 13 Salvador Perez, R OBP: 0.253, SLG: 0.388 | |  | | |  | | |  | | 4 | 0 | 1 | 0 | 0 | 2 | 0 | | | | | | |
| 38 Jorge Bonifacio, R OBP: 0.300, SLG: 0.222 | |  | | |  | | |  | | 2 | 0 | 0 | 0 | 1 | 1 | 0 | | | | | | |
| 17 Hunter Dozier, R OBP: 0.276, SLG: 0.353 | |  | | |  | | |  | | 3 | 0 | 0 | 0 | 0 | 3 | 2 | | | | | | |
| 4 Alex Gordon, L OBP: 0.330, SLG: 0.343 | |  | | | |  | |  | | 3 | 0 | 0 | 0 | 0 | 2 | 2 | | | | | | |
| 2 Alcides Escobar, R OBP: 0.245, SLG: 0.272 | |  | | | |  | |  | | 3 | 0 | 0 | 0 | 0 | 1 | 2 | | | | | | |
| 9 Drew Butera, R OBP: 0.234, SLG: 0.221 | | |  | | |  | |  | | 2 | 0 | 0 | 0 | 1 | 1 | 0 | | | | | | |
| Inning Stats | R: 0 E: 0 K: 1 S: 9 | H: 0 LOB: 0 BB: 0 P: 12 | R: 0 E: 0 K: 2 S: 12 | H: 1 LOB: 2 BB: 1 P: 20 | R: 0 E: 0 K: 2 S: 12 | H: 1 LOB: 0 BB: 0 P: 16 | R: 0 E: 0 K: 2 S: 12 | H: 0 LOB: 0 BB: 0 P: 17 | R: 0 E: 0 K: 2 S: 14 | H: 0 LOB: 1 BB: 1 P: 19 | R: 0 E: 0 K: 0 S: 5 | H: 0 LOB: 0 BB: 0 P: 6 | R: 0 E: 0 K: 2 S: 7 | H: 0 LOB: 0 BB: 0 P: 10 | R: 0 E: 0 K: 1 S: 8 | H: 0 LOB: 0 BB: 0 P: 10 | R: 0 E: 0 K: 3 S: 10 | H: 0 LOB: 0 BB: 0 P: 15 | 1B: 1 2B: 1 3B: 0 HR: 0 | SF: 0 SAC: 0 DP: 0 HBP: 0 | WP: 0 PB: 0 SB: 0 CS: 0 | PA: 31 |
| PITCHER | IP | WLS | BF | H | R | ER | SO | BB | IBB | HBP | BLK | WP | HR | S | P | ERA | WHIP | | | | | |
| 65 James Paxton, L ERA: 3.39 | 8.0 | W | 28 | 2 | 0 | 0 | 11 | 2 | 0 | 0 | 0 | 0 | 0 | 79 | 110 | 0.00 | 0.500 | | | | | |
| 39 Edwin Diaz, R ERA: 2.45 | 1.0 | S | 3 | 0 | 0 | 0 | 3 | 0 | 0 | 0 | 0 | 0 | 0 | 10 | 15 | 0.00 | 0.000 | | | | | |

Kansas City Royals @ Seattle Mariners
Safeco Field, Seattle, WA
Sun Jul 01 2018, 1:11 PM - 3:10 PM PDT
Att: 38,344 - Cloudy - 64 F

AB 29
R 0
H 2
RBI 0
BB 2
SO 14
LOB 9



| Batter | 1 | 2 | 3 | 4 | 5 | 6 | 7 | 8 | 9 | AB | R | H | RBI | BB | SO | LOB | BOTTOM | | | | | |
|---|---|---|---|----------------------------------|---|---|-------------------------------|---|------------------------------|----------------------------------|------------------------------|----------------------------------|------------------------------|---------------------------------|------------------------------|----------------------------------|------------------------------|----------------------------------|----------------------------------|------------------------------------|----------------------------------|--------|
| 9 Dee Strange-Gordon, L OBP: 0.302, SLG: 0.344 |  | |  | | |  | |  | | 4 | 0 | 1 | 0 | 0 | 0 | 0 | | | | | | |
| 2 Jean Segura, R OBP: 0.383, SLG: 0.474 |  | |  | | |  | |  | | 4 | 0 | 1 | 0 | 0 | 0 | 1 | | | | | | |
| 17 Mitch Haniger, R OBP: 0.355, SLG: 0.497 |  | |  | | |  | | | | 3 | 0 | 0 | 0 | 0 | 1 | 1 | | | | | | |
| 23 Nelson Cruz, R OBP: 0.356, SLG: 0.562 | |  | | |  | | |  | | 3 | 0 | 0 | 0 | 0 | 0 | 0 | | | | | | |
| 15 Kyle Seager, L OBP: 0.284, SLG: 0.434 | |  | | |  | | |  | | 3 | 1 | 2 | 0 | 0 | 1 | 0 | | | | | | |
| 27 Ryon Healy, R OBP: 0.284, SLG: 0.469 | |  | | |  | | |  | | 3 | 0 | 1 | 0 | 0 | 1 | 1 | | | | | | |
| 16 Ben Gamel, L OBP: 0.371, SLG: 0.413 | |  | | | |  | |  | | 3 | 0 | 1 | 1 | 0 | 0 | 1 | | | | | | |
| 3 Mike Zunino, R OBP: 0.248, SLG: 0.406 | |  | | | |  | |  | | 3 | 0 | 0 | 0 | 0 | 0 | 2 | | | | | | |
| 5 Guillermo Heredia, R OBP: 0.330, SLG: 0.316 | | |  | | |  | |  | | 3 | 0 | 0 | 0 | 0 | 0 | 0 | | | | | | |
| Inning Stats | R: 0 E: 0 K: 0 S: 7 | H: 3 LOB: 1 BB: 0 P: 13 | R: 1 E: 0 K: 0 S: 9 | H: 3 LOB: 0 BB: 0 P: 16 | R: 0 E: 0 K: 0 S: 7 | H: 1 LOB: 0 BB: 0 P: 13 | R: 0 E: 0 K: 2 S: 10 | H: 0 LOB: 0 BB: 0 P: 15 | R: 0 E: 0 K: 0 S: 8 | H: 0 LOB: 0 BB: 0 P: 12 | R: 0 E: 0 K: 1 S: 8 | H: 0 LOB: 0 BB: 0 P: 10 | R: 0 E: 0 K: 0 S: 8 | H: 1 LOB: 1 BB: 0 P: 9 | R: 0 E: 0 K: 0 S: 7 | H: 1 LOB: 1 BB: 0 P: 14 | R: 0 E: 0 K: 0 S: 7 | H: 1 LOB: 1 BB: 0 P: 14 | 1B: 5 2B: 1 3B: 0 HR: 0 | SF: 0 SAC: 0 DP: 1 HBP: 0 | WP: 0 PB: 0 SB: 0 CS: 0 | PA: 29 |
| PITCHER | IP | WLS | BF | H | R | ER | SO | BB | IBB | HBP | BLK | WP | HR | S | P | ERA | WHIP | | | | | |
| 56 Brad Keller, R ERA: 2.09 | 8.0 | L | 29 | 6 | 1 | 1 | 3 | 0 | 0 | 0 | 0 | 0 | 0 | 64 | 102 | 1.12 | 0.750 | | | | | |

Kansas City Royals @ Seattle Mariners
Safeco Field, Seattle, WA
Sun Jul 01 2018, 1:11 PM - 3:10 PM PDT
Att: 38,344 - Cloudy - 64 F

AB 29
R 1
H 6
RBI 1
BB 0
SO 3
LOB 6



| Batter | 1 | 2 | 3 | 4 | 5 | 6 | 7 | 8 | 9 | AB | R | H | RBI | BB | SO | LOB | TOP | | | |
|--|---|----------------------------------|-------------------------------|----------------------------------|------------------------------|----------------------------------|------------------------------|----------------------------------|------------------------------|----------------------------------|------------------------------|---------------------------------|-------------------------------|----------------------------------|-------------------------------|----------------------------------|---|------------------------------------|----------------------------------|--------|
| 6 David Fletcher, R OBP: 0.364, SLG: 0.390 | | | | | | | | | | 4 | 0 | 1 | 0 | 0 | 0 | 1 | Los Angeles Angels @ Seattle Mariners Safeco Field, Seattle, WA Tue Jul 03 2018, 7:10 PM - 9:36 PM PDT Att: 38,624 - Clear - 73 F | | | |
| 27 Mike Trout, R OBP: 0.454, SLG: 0.626 | | | | | | | | | | 3 | 0 | 0 | 0 | 1 | 0 | 1 | | | | |
| 8 Justin Upton, R OBP: 0.341, SLG: 0.450 | | | | | | | | | | 4 | 0 | 0 | 0 | 0 | 2 | 3 | | | | |
| 5 Albert Pujols, R OBP: 0.287, SLG: 0.402 | | | | | | | | | | 3 | 0 | 0 | 0 | 1 | 0 | 0 | | | | |
| 2 Andrelton Simmons, R OBP: 0.378, SLG: 0.448 | | | | | | | | | | 4 | 1 | 1 | 1 | 0 | 0 | 2 | | | | |
| 17 Shohei Ohtani, L OBP: 0.361, SLG: 0.517 | | | | | | | | | | 4 | 0 | 0 | 0 | 0 | 3 | 0 | | | | |
| 3 Ian Kinsler, R OBP: 0.274, SLG: 0.380 | | | | | | | | | | 3 | 0 | 0 | 0 | 0 | 0 | 0 | | | | |
| 12 Martin Maldonado, R OBP: 0.303, SLG: 0.371 | | | | | | | | | | 3 | 0 | 1 | 0 | 0 | 0 | 0 | | | | |
| 24 Chris Young, R OBP: 0.252, SLG: 0.363 | | | | | | | | | | 0 | 0 | 0 | 0 | 0 | 0 | 0 | | | | |
| 56 Kole Calhoun, L OBP: 0.222, SLG: 0.253 | | | | | | | | | | 3 | 0 | 1 | 0 | 0 | 0 | 1 | | | | |
| Inning Stats | R: 0 E: 0 K: 1 S: 10 | H: 1 LOB: 2 BB: 1 P: 19 | R: 0 E: 0 K: 1 S: 13 | H: 1 LOB: 1 BB: 2 P: 21 | R: 0 E: 0 K: 0 S: 6 | H: 0 LOB: 0 BB: 0 P: 11 | R: 1 E: 0 K: 0 S: 7 | H: 1 LOB: 0 BB: 0 P: 10 | R: 0 E: 0 K: 1 S: 8 | H: 0 LOB: 0 BB: 0 P: 15 | R: 0 E: 0 K: 1 S: 6 | H: 0 LOB: 0 BB: 0 P: 7 | R: 0 E: 0 K: 1 S: 10 | H: 1 LOB: 2 BB: 1 P: 17 | R: 0 E: 0 K: 1 S: 10 | H: 0 LOB: 0 BB: 0 P: 14 | 1B: 1 2B: 2 3B: 0 HR: 1 | SF: 0 SAC: 0 DP: 0 HBP: 0 | WP: 0 PB: 0 SB: 0 CS: 0 | PA: 33 |
| PITCHER | IP WLS BF H R ER SO BB IBB HBP BLK WP HR S P ERA WHIP | | | | | | | | | | | | | | | | | | | |
| 49 Wade LeBlanc, L ERA: 3.19 | 7.0 W 25 3 1 1 4 1 0 0 0 0 1 60 95 1.29 0.571 | | | | | | | | | | | | | | | | | | | |
| 48 Alex Colomé, R ERA: 4.58 | 1.0 H 5 1 0 0 0 0 1 0 0 0 0 10 17 0.00 1.000 | | | | | | | | | | | | | | | | | | | |
| 39 Edwin Díaz, R ERA: 2.4 | 1.0 S 3 0 0 0 1 0 0 0 0 0 0 10 14 0.00 0.000 | | | | | | | | | | | | | | | | | | | |

| Batter | 1 | 2 | 3 | 4 | 5 | 6 | 7 | 8 | 9 | AB | R | H | RBI | BB | SO | LOB | BOTTOM | | | |
|---|---|----------------------------------|------------------------------|----------------------------------|------------------------------|----------------------------------|------------------------------|---------------------------------|------------------------------|----------------------------------|-------------------------------|----------------------------------|-------------------------------|----------------------------------|------------------------------|----------------------------------|---|----------------------------------|------------------------------------|----------------------------------|
| 9 Dee Strange-Gordon, L OBP: 0.301, SLG: 0.343 | | | | | | | | | | 4 | 0 | 1 | 0 | 0 | 0 | 0 | Los Angeles Angels @ Seattle Mariners Safeco Field, Seattle, WA Tue Jul 03 2018, 7:10 PM - 9:36 PM PDT Att: 38,624 - Clear - 73 F | | | |
| 2 Jean Segura, R OBP: 0.382, SLG: 0.474 | | | | | | | | | | 4 | 1 | 1 | 0 | 0 | 1 | 1 | | | | |
| 17 Mitch Haniger, R OBP: 0.354, SLG: 0.492 | | | | | | | | | | 3 | 1 | 0 | 0 | 1 | 2 | 1 | | | | |
| 23 Nelson Cruz, R OBP: 0.358, SLG: 0.570 | | | | | | | | | | 3 | 2 | 1 | 1 | 1 | 2 | 0 | | | | |
| 15 Kyle Seager, L OBP: 0.287, SLG: 0.438 | | | | | | | | | | 4 | 0 | 2 | 2 | 0 | 0 | 0 | | | | |
| 27 Ryon Healy, R OBP: 0.280, SLG: 0.462 | | | | | | | | | | 4 | 0 | 0 | 0 | 0 | 2 | 2 | | | | |
| 4 Denard Span, L OBP: 0.350, SLG: 0.407 | | | | | | | | | | 4 | 0 | 1 | 0 | 0 | 1 | 2 | | | | |
| 3 Mike Zunino, R OBP: 0.244, SLG: 0.400 | | | | | | | | | | 3 | 0 | 0 | 0 | 0 | 1 | 4 | | | | |
| 5 Guillermo Heredia, R OBP: 0.325, SLG: 0.311 | | | | | | | | | | 3 | 0 | 0 | 0 | 0 | 2 | 0 | | | | |
| Inning Stats | R: 3 E: 0 K: 3 S: 21 | H: 2 LOB: 2 BB: 2 P: 32 | R: 0 E: 0 K: 2 S: 8 | H: 0 LOB: 0 BB: 0 P: 12 | R: 0 E: 0 K: 2 S: 9 | H: 1 LOB: 1 BB: 0 P: 13 | R: 0 E: 0 K: 0 S: 5 | H: 0 LOB: 0 BB: 0 P: 6 | R: 0 E: 0 K: 1 S: 8 | H: 0 LOB: 0 BB: 0 P: 10 | R: 0 E: 0 K: 1 S: 12 | H: 1 LOB: 2 BB: 0 P: 17 | R: 0 E: 0 K: 1 S: 12 | H: 1 LOB: 1 BB: 0 P: 16 | R: 1 E: 0 K: 1 S: 9 | H: 1 LOB: 0 BB: 0 P: 12 | | 1B: 3 2B: 2 3B: 0 HR: 1 | SF: 0 SAC: 0 DP: 0 HBP: 0 | WP: 0 PB: 2 SB: 1 CS: 0 |
| PITCHER | IP WLS BF H R ER SO BB IBB HBP BLK WP HR S P ERA WHIP | | | | | | | | | | | | | | | | | | | |
| 28 Andrew Heaney, L ERA: 3.84 | 7.0 L 30 5 3 2 10 2 0 0 0 0 0 75 106 2.57 1.000 | | | | | | | | | | | | | | | | | | | |
| 25 Noé Ramirez, R ERA: 4.47 | 1.0 4 1 1 1 1 0 0 0 0 0 1 9 12 9.00 1.000 | | | | | | | | | | | | | | | | | | | |

| Batter | 1 | 2 | 3 | 4 | 5 | 6 | 7 | 8 | 9 | AB | R | H | RBI | BB | SO | LOB | TOP | | | | | | | | | | | | | | | | | | | | | | |
|--|-------------------------------|----------------------------------|-------------------------------|----------------------------------|-------------------------------|----------------------------------|-------------------------------|----------------------------------|-------------------------------|----------------------------------|------------------------------|----------------------------------|-------------------------------|----------------------------------|-------------------------------|----------------------------------|--|----------------------------------|----------------------------------|------------------------------------|----------------------------------|--------|-----|----|---|---|----|----|----|-----|-----|-----|----|----|---|---|-----|------|--|
| 56 Kole Calhoun, L OBP: 0.230, SLG: 0.275 | G4-3 | | F9 | FC6-4 | | HR | | G3-1 | | 5 | 2 | 3 | 3 | 0 | 0 | 0 | Los Angeles Angels @ Seattle Mariners Safeco Field, Seattle, WA Wed Jul 04 2018, 1:11 PM - 4:43 PM PDT Att: 39,518 - Cloudy - 75 F | | | | | | | | | | | | | | | | | | | | | | |
| 2 Andrelton Simmons, R OBP: 0.375, SLG: 0.447 | K | | 2B | FC6-4 | | F8 | | FC6 G3-1 27 IBB | | 5 | 0 | 1 | 0 | 0 | 1 | 3 | | | | | | | | | | | | | | | | | | | | | | | |
| 27 Mike Trout, R OBP: 0.456, SLG: 0.627 | F8 | | IBB | | | L9 | | G3-1 IBB | | 3 | 1 | 1 | 0 | 2 | 0 | 0 | | | | | | | | | | | | | | | | | | | | | | | |
| 8 Justin Upton, R OBP: 0.339, SLG: 0.446 | | P4 | FC5-4 | | | F8 | | G3-1 | | 5 | 0 | 1 | 1 | 0 | 0 | 4 | | | | | | | | | | | | | | | | | | | | | | | |
| 5 Albert Pujols, R OBP: 0.288, SLG: 0.405 | L5 | | | | | | | L4 | | 5 | 1 | 2 | 1 | 0 | 0 | 2 | | | | | | | | | | | | | | | | | | | | | | | |
| 17 Shohei Ohtani, L OBP: 0.365, SLG: 0.525 | CI | | | | | | | G4-3 | | 4 | 2 | 2 | 0 | 0 | 0 | 2 | | | | | | | | | | | | | | | | | | | | | | | |
| 18 Luis Valbuena, L OBP: 0.261, SLG: 0.362 | | | | | | | | G5-3 | | 4 | 0 | 2 | 2 | 1 | 0 | 1 | | | | | | | | | | | | | | | | | | | | | | | |
| 12 Martin Maldonado, R OBP: 0.297, SLG: 0.363 | K | | | | | | | F7 | | 5 | 0 | 0 | 0 | 0 | 2 | 6 | | | | | | | | | | | | | | | | | | | | | | | |
| 6 David Fletcher, R OBP: 0.354, SLG: 0.400 | | | K | F7 | | 56 HR | | P3 | | 4 | 1 | 1 | 0 | 0 | 1 | 2 | | | | | | | | | | | | | | | | | | | | | | | |
| Inning Stats | R: 0 E: 0 K: 1 S: 10 | H: 0 LOB: 0 BB: 0 P: 15 | R: 1 E: 1 K: 1 S: 17 | H: 1 LOB: 1 BB: 0 P: 24 | R: 0 E: 0 K: 1 S: 10 | H: 1 LOB: 2 BB: 1 P: 14 | R: 2 E: 0 K: 1 S: 15 | H: 4 LOB: 2 BB: 0 P: 25 | R: 1 E: 0 K: 0 S: 14 | H: 3 LOB: 2 BB: 1 P: 26 | R: 2 E: 0 K: 0 S: 9 | H: 2 LOB: 0 BB: 0 P: 13 | R: 0 E: 0 K: 0 S: 11 | H: 1 LOB: 1 BB: 0 P: 16 | R: 1 E: 1 K: 0 S: 17 | H: 1 LOB: 2 BB: 1 P: 23 | R: 0 E: 0 K: 0 S: 6 | H: 0 LOB: 0 BB: 0 P: 11 | 1B: 6 2B: 7 3B: 0 HR: 1 | SF: 0 SAC: 0 DP: 1 HBP: 0 | WP: 0 PB: 0 SB: 1 CS: 0 | PA: 44 | | | | | | | | | | | | | | | | | |
| PITCHER | IP | WLS | BF | H | R | ER | SO | BB | IBB | HBP | BLK | WP | HR | S | P | ERA | WHIP | PITCHER | | | | IP | WLS | BF | H | R | ER | SO | BB | IBB | HBP | BLK | WP | HR | S | P | ERA | WHIP | |
| 8 Mike Leake, R ERA: 4.11 | 4.0 | L | 23 | 9 | 4 | 3 | 4 | 0 | 1 | 0 | 0 | 0 | 0 | 1 | 17 | 30 | 6.75 | 2.250 | | | | | | | | | | | | | | | | | | | | | |
| 52 Nick Rumbelow, R ERA: 4.25 | 2.0 | | 8 | 2 | 2 | 2 | 0 | 0 | 1 | 0 | 0 | 0 | 0 | 1 | 17 | 30 | 9.00 | 1.000 | | | | | | | | | | | | | | | | | | | | | |
| 60 Chasen Bradford, R ERA: 2.73 | 1.0 | | 4 | 1 | 0 | 0 | 0 | 0 | 0 | 0 | 0 | 0 | 0 | 0 | 11 | 16 | 0.00 | 1.000 | | | | | | | | | | | | | | | | | | | | | |
| 50 Nick Vincent, R ERA: 4.1 | 1.0 | | 6 | 1 | 1 | 0 | 0 | 0 | 1 | 0 | 0 | 0 | 0 | 0 | 17 | 23 | 0.00 | 1.000 | | | | | | | | | | | | | | | | | | | | | |
| 55 Roenis Elias, L ERA: 1.46 | 1.0 | | 3 | 0 | 0 | 0 | 0 | 0 | 0 | 0 | 0 | 0 | 0 | 6 | 11 | 0.00 | 0.000 | | | | | | | | | | | | | | | | | | | | | | |

| Batter | 1 | 2 | 3 | 4 | 5 | 6 | 7 | 8 | 9 | AB | R | H | RBI | BB | SO | LOB | BOTTOM | | | | | | | | | | | | | | | | | | | | | | | |
|---|------------------------------|---------------------------------|------------------------------|----------------------------------|------------------------------|----------------------------------|------------------------------|----------------------------------|-------------------------------|----------------------------------|-------------------------------|----------------------------------|-------------------------------|----------------------------------|-------------------------------|----------------------------------|--|----------------------------------|----------------------------------|------------------------------------|----------------------------------|--------|-----|----|---|---|----|----|----|-----|-----|-----|----|----|---|---|-----|------|--|--|
| 9 Dee Strange-Gordon, L OBP: 0.301, SLG: 0.342 | G5-4-3 | | L7 | | | SH | | | L8 | 4 | 0 | 1 | 0 | 0 | 1 | 5 | Los Angeles Angels @ Seattle Mariners Safeco Field, Seattle, WA Wed Jul 04 2018, 1:11 PM - 4:43 PM PDT Att: 39,518 - Cloudy - 75 F | | | | | | | | | | | | | | | | | | | | | | | |
| 2 Jean Segura, R OBP: 0.280, SLG: 0.468 | G5-4-3 | | BB | | | K | | | FC3-2 17 DI | 4 | 0 | 0 | 0 | 1 | 1 | 8 | | | | | | | | | | | | | | | | | | | | | | | | |
| 17 Mitch Haniger, R OBP: 0.351, SLG: 0.491 | K | | CS | | | K | | G5-3 | | 5 | 1 | 1 | 0 | 0 | 2 | 4 | | | | | | | | | | | | | | | | | | | | | | | | |
| 23 Nelson Cruz, R OBP: 0.356, SLG: 0.566 | | F9 | | | | K | | K | | 4 | 0 | 1 | 1 | 0 | 2 | 1 | | | | | | | | | | | | | | | | | | | | | | | | |
| 15 Kyle Seager, L OBP: 0.289, SLG: 0.448 | | HR | | | | K | | K | | 4 | 1 | 2 | 2 | 0 | 2 | 2 | | | | | | | | | | | | | | | | | | | | | | | | |
| 27 Ryon Healy, R OBP: 0.283, SLG: 0.474 | | HR | | | | K | | K | | 4 | 1 | 2 | 1 | 0 | 2 | 1 | | | | | | | | | | | | | | | | | | | | | | | | |
| 16 Ben Gamel, L OBP: 0.368, SLG: 0.405 | | HR | | | | K | | K | | 3 | 0 | 0 | 0 | 1 | 2 | 1 | | | | | | | | | | | | | | | | | | | | | | | | |
| 26 Chris Herrmann, L OBP: 0.350, SLG: 0.188 | | | | | | | | | | 2 | 0 | 0 | 0 | 0 | 1 | 0 | | | | | | | | | | | | | | | | | | | | | | | | |
| 3 Mike Zunino, R OBP: 0.251, SLG: 0.403 | G3 | | | | | | | | | 1 | 0 | 1 | 0 | 1 | 0 | 0 | | | | | | | | | | | | | | | | | | | | | | | | |
| 5 Guillermo Heredia, R OBP: 0.327, SLG: 0.313 | | | | | | | | | | 2 | 1 | 1 | 0 | 0 | 1 | 0 | | | | | | | | | | | | | | | | | | | | | | | | |
| 4 Denard Span, L OBP: 0.351, SLG: 0.412 | | | | | | | | | | 2 | 0 | 1 | 0 | 0 | 1 | 3 | | | | | | | | | | | | | | | | | | | | | | | | |
| Inning Stats | R: 0 E: 0 K: 1 S: 7 | H: 1 LOB: 0 BB: 0 P: 9 | R: 2 E: 0 K: 1 S: 7 | H: 2 LOB: 0 BB: 0 P: 13 | R: 0 E: 0 K: 1 S: 9 | H: 0 LOB: 0 BB: 1 P: 17 | R: 0 E: 0 K: 2 S: 9 | H: 0 LOB: 0 BB: 0 P: 14 | R: 0 E: 0 K: 2 S: 10 | H: 0 LOB: 0 BB: 0 P: 14 | R: 1 E: 1 K: 3 S: 19 | H: 2 LOB: 2 BB: 0 P: 29 | R: 0 E: 0 K: 2 S: 13 | H: 1 LOB: 3 BB: 2 P: 25 | R: 1 E: 0 K: 3 S: 16 | H: 2 LOB: 1 BB: 0 P: 24 | R: 0 E: 0 K: 0 S: 11 | H: 2 LOB: 2 BB: 0 P: 18 | 1B: 6 2B: 2 3B: 0 HR: 2 | SF: 0 SAC: 1 DP: 1 HBP: 0 | WP: 1 PB: 0 SB: 0 CS: 1 | PA: 40 | | | | | | | | | | | | | | | | | | |
| PITCHER | IP | WLS | BF | H | R | ER | SO | BB | IBB | HBP | BLK | WP | HR | S | P | ERA | WHIP | PITCHER | | | | IP | WLS | BF | H | R | ER | SO | BB | IBB | HBP | BLK | WP | HR | S | P | ERA | WHIP | | |
| 43 Garrett Richards, R ERA: 3.42 | 5.1 | W | 20 | 4 | 3 | 2 | 8 | 1 | 0 | 0 | 0 | 0 | 0 | 2 | 51 | 80 | 3.38 | 0.938 | | | | | | | | | | | | | | | | | | | | | | |
| 32 Cam Bedrosian, R ERA: 3.32 | 0.2 | H | 3 | 1 | 0 | 0 | 2 | 0 | 0 | 0 | 0 | 0 | 0 | 0 | 10 | 16 | 0.00 | 1.500 | | | | | | | | | | | | | | | | | | | | | | |
| 48 Jose Alvarez, L ERA: 2.95 | 0.0 | | 2 | 1 | 0 | 0 | 0 | 1 | 0 | 0 | 0 | 0 | 0 | 0 | 4 | 9 | ∞ | ∞ | | | | | | | | | | | | | | | | | | | | | | |
| 57 Hansel Robles, R ERA: 5.04 | 1.0 | H | 4 | 0 | 0 | 0 | 2 | 1 | 0 | 0 | 0 | 0 | 0 | 0 | 9 | 16 | 0.00 | 1.000 | | | | | | | | | | | | | | | | | | | | | | |
| 36 Justin Anderson, R ERA: 3.86 | 1.0 | | 5 | 2 | 1 | 1 | 3 | 0 | 0 | 0 | 0 | 1 | 0 | 0 | 16 | 24 | 9.00 | 2.000 | | | | | | | | | | | | | | | | | | | | | | |

| | |
|-----|----|
| AB | 40 |
| R | 7 |
| H | 13 |
| RBI | 7 |
| BB | 3 |
| SO | 4 |
| LOB | 20 |



| | |
|-----|----|
| AB | 35 |
| R | 4 |
| H | 10 |
| RBI | 4 |
| BB | 3 |
| SO | 15 |
| LOB | 25 |




| Batter | 1 | 2 | 3 | 4 | 5 | 6 | 7 | 8 | 9 | AB | R | H | RBI | BB | SO | LOB | TOP | | | | |
|--|---|---|---|---|---|---|---|---|---|---|---|---|---|---|---|---|---|---|---|---|---|
| 6 David Fletcher, R OBP: 0.340, SLG: 0.367 | | | | | | | | | | 4 | 0 | 0 | 0 | 1 | 2 | 4 | | | | | |
| 2 Andrelton Simmons, R OBP: 0.373, SLG: 0.444 | | | | | | | | | | 4 | 0 | 1 | 0 | 0 | 0 | 1 | | | | | |
| 27 Mike Trout, R OBP: 0.454, SLG: 0.625 | | | | | | | | | | 4 | 0 | 1 | 0 | 0 | 3 | 2 | | | | | |
| 8 Justin Upton, R OBP: 0.341, SLG: 0.443 | | | | | | | | | | 2 | 0 | 0 | 0 | 2 | 1 | 1 | | | | | |
| 5 Albert Pujols, R OBP: 0.288, SLG: 0.403 | | | | | | | | | | 4 | 0 | 1 | 0 | 0 | 0 | 4 | | | | | |
| 19 Jefry Marte, R OBP: 0.301, SLG: 0.425 | | | | | | | | | | 3 | 0 | 0 | 0 | 0 | 2 | 0 | | | | | |
| 18 Luis Valbuena, L OBP: 0.260, SLG: 0.361 | | | | | | | | | | 1 | 0 | 0 | 0 | 0 | 1 | 2 | | | | | |
| 3 Ian Kinsler, R OBP: 0.274, SLG: 0.378 | | | | | | | | | | 4 | 1 | 1 | 0 | 0 | 0 | 2 | | | | | |
| 12 Martin Maldonado, R OBP: 0.305, SLG: 0.368 | | | | | | | | | | 2 | 0 | 2 | 0 | 1 | 0 | 0 | | | | | |
| 17 Shohei Ohtani, L OBP: 0.362, SLG: 0.520 | | | | | | | | | | 1 | 0 | 0 | 0 | 0 | 1 | 0 | | | | | |
| 56 Kole Calhoun, L OBP: 0.226, SLG: 0.271 | | | | | | | | | | 3 | 0 | 0 | 1 | 0 | 2 | 3 | | | | | |
| Inning Stats | R: 0 H: 1 E: 0 K: 1 S: 9 | H: 1 LOB: 2 BB: 2 P: 21 | R: 0 H: 1 E: 1 K: 3 S: 16 | H: 1 LOB: 2 BB: 0 P: 21 | R: 0 H: 1 E: 0 K: 0 S: 7 | H: 1 LOB: 1 BB: 0 P: 11 | R: 1 H: 2 E: 0 K: 1 S: 11 | H: 2 LOB: 1 BB: 0 P: 20 | R: 0 H: 0 E: 0 K: 0 S: 8 | H: 0 LOB: 0 BB: 1 P: 14 | R: 0 H: 0 E: 0 K: 0 S: 11 | H: 0 LOB: 1 BB: 1 P: 19 | R: 0 H: 1 E: 0 K: 2 S: 12 | H: 1 LOB: 2 BB: 1 P: 20 | R: 0 H: 0 E: 0 K: 3 S: 10 | H: 0 LOB: 0 BB: 0 P: 15 | 1B: 5 2B: 1 3B: 0 HR: 0 | SF: 1 SAC: 0 DP: 1 HBP: 0 | WP: 0 PB: 0 SB: 0 CS: 0 | PA: 37 | |
| PITCHER | IP WLS BF H R ER SO BB IBB HBP BLK WP HR S P ERA WHIP | IP WLS BF H R ER SO BB IBB HBP BLK WP HR S P ERA WHIP | IP WLS BF H R ER SO BB IBB HBP BLK WP HR S P ERA WHIP | IP WLS BF H R ER SO BB IBB HBP BLK WP HR S P ERA WHIP | IP WLS BF H R ER SO BB IBB HBP BLK WP HR S P ERA WHIP | IP WLS BF H R ER SO BB IBB HBP BLK WP HR S P ERA WHIP | IP WLS BF H R ER SO BB IBB HBP BLK WP HR S P ERA WHIP | IP WLS BF H R ER SO BB IBB HBP BLK WP HR S P ERA WHIP | IP WLS BF H R ER SO BB IBB HBP BLK WP HR S P ERA WHIP | IP WLS BF H R ER SO BB IBB HBP BLK WP HR S P ERA WHIP | IP WLS BF H R ER SO BB IBB HBP BLK WP HR S P ERA WHIP | IP WLS BF H R ER SO BB IBB HBP BLK WP HR S P ERA WHIP | IP WLS BF H R ER SO BB IBB HBP BLK WP HR S P ERA WHIP | IP WLS BF H R ER SO BB IBB HBP BLK WP HR S P ERA WHIP | IP WLS BF H R ER SO BB IBB HBP BLK WP HR S P ERA WHIP | IP WLS BF H R ER SO BB IBB HBP BLK WP HR S P ERA WHIP | IP WLS BF H R ER SO BB IBB HBP BLK WP HR S P ERA WHIP | IP WLS BF H R ER SO BB IBB HBP BLK WP HR S P ERA WHIP | IP WLS BF H R ER SO BB IBB HBP BLK WP HR S P ERA WHIP | IP WLS BF H R ER SO BB IBB HBP BLK WP HR S P ERA WHIP | IP WLS BF H R ER SO BB IBB HBP BLK WP HR S P ERA WHIP |

Los Angeles Angels @ Seattle Mariners
Safeco Field, Seattle, WA
Thu Jul 05 2018, 7:11 PM - 10:32 PM PDT
Att: 32,128 - Clear - 75 F

livebaseballscores.com

AB 32
R 1
H 6
RBI 1
BB 4
SO 12
LOB 19




| Batter | 1 | 2 | 3 | 4 | 5 | 6 | 7 | 8 | 9 | AB | R | H | RBI | BB | SO | LOB | BOTTOM | | | | |
|---|---|---|---|---|---|---|---|---|---|---|---|---|---|---|---|---|---|---|---|---|---|
| 9 Dee Strange-Gordon, L OBP: 0.303, SLG: 0.350 | | | | | | | | | | 4 | 1 | 2 | 1 | 0 | 0 | 1 | | | | | |
| 2 Jean Segura, R OBP: 0.381, SLG: 0.469 | | | | | | | | | | 4 | 0 | 2 | 1 | 0 | 0 | 1 | | | | | |
| 4 Denard Span, L OBP: 0.350, SLG: 0.409 | | | | | | | | | | 4 | 0 | 1 | 0 | 0 | 0 | 1 | | | | | |
| 23 Nelson Cruz, R OBP: 0.365, SLG: 0.567 | | | | | | | | | | 1 | 0 | 1 | 0 | 3 | 0 | 0 | | | | | |
| 15 Kyle Seager, L OBP: 0.286, SLG: 0.442 | | | | | | | | | | 4 | 0 | 0 | 0 | 0 | 1 | 7 | | | | | |
| 27 Ryon Healy, R OBP: 0.278, SLG: 0.467 | | | | | | | | | | 4 | 0 | 0 | 0 | 0 | 2 | 3 | | | | | |
| 16 Ben Gamel, L OBP: 0.366, SLG: 0.398 | | | | | | | | | | 3 | 1 | 0 | 0 | 1 | 1 | 1 | | | | | |
| 26 Chris Herrmann, L OBP: 0.375, SLG: 0.368 | | | | | | | | | | 3 | 1 | 1 | 1 | 1 | 0 | 1 | | | | | |
| 5 Guillermo Heredia, R OBP: 0.330, SLG: 0.328 | | | | | | | | | | 4 | 1 | 2 | 1 | 0 | 1 | 1 | | | | | |
| Inning Stats | R: 0 H: 0 E: 0 K: 0 S: 7 | H: 0 LOB: 0 BB: 0 P: 11 | R: 0 H: 0 E: 0 K: 0 S: 9 | H: 0 LOB: 1 BB: 1 P: 18 | R: 1 H: 2 E: 0 K: 0 S: 7 | H: 2 LOB: 0 BB: 0 P: 9 | R: 0 H: 1 E: 0 K: 0 S: 11 | H: 1 LOB: 1 BB: 0 P: 15 | R: 1 H: 1 E: 0 K: 1 S: 10 | H: 1 LOB: 1 BB: 1 P: 20 | R: 0 H: 1 E: 0 K: 1 S: 12 | H: 1 LOB: 2 BB: 1 P: 21 | R: 2 H: 4 E: 0 K: 1 S: 21 | H: 4 LOB: 3 BB: 1 P: 37 | R: 0 H: 0 E: 0 K: 2 S: 13 | H: 0 LOB: 1 BB: 1 P: 22 | 1B: 5 2B: 2 3B: 1 HR: 1 | SF: 0 SAC: 0 DP: 2 HBP: 0 | WP: 0 PB: 0 SB: 0 CS: 0 | PA: 36 | |
| PITCHER | IP WLS BF H R ER SO BB IBB HBP BLK WP HR S P ERA WHIP | IP WLS BF H R ER SO BB IBB HBP BLK WP HR S P ERA WHIP | IP WLS BF H R ER SO BB IBB HBP BLK WP HR S P ERA WHIP | IP WLS BF H R ER SO BB IBB HBP BLK WP HR S P ERA WHIP | IP WLS BF H R ER SO BB IBB HBP BLK WP HR S P ERA WHIP | IP WLS BF H R ER SO BB IBB HBP BLK WP HR S P ERA WHIP | IP WLS BF H R ER SO BB IBB HBP BLK WP HR S P ERA WHIP | IP WLS BF H R ER SO BB IBB HBP BLK WP HR S P ERA WHIP | IP WLS BF H R ER SO BB IBB HBP BLK WP HR S P ERA WHIP | IP WLS BF H R ER SO BB IBB HBP BLK WP HR S P ERA WHIP | IP WLS BF H R ER SO BB IBB HBP BLK WP HR S P ERA WHIP | IP WLS BF H R ER SO BB IBB HBP BLK WP HR S P ERA WHIP | IP WLS BF H R ER SO BB IBB HBP BLK WP HR S P ERA WHIP | IP WLS BF H R ER SO BB IBB HBP BLK WP HR S P ERA WHIP | IP WLS BF H R ER SO BB IBB HBP BLK WP HR S P ERA WHIP | IP WLS BF H R ER SO BB IBB HBP BLK WP HR S P ERA WHIP | IP WLS BF H R ER SO BB IBB HBP BLK WP HR S P ERA WHIP | IP WLS BF H R ER SO BB IBB HBP BLK WP HR S P ERA WHIP | IP WLS BF H R ER SO BB IBB HBP BLK WP HR S P ERA WHIP | IP WLS BF H R ER SO BB IBB HBP BLK WP HR S P ERA WHIP | IP WLS BF H R ER SO BB IBB HBP BLK WP HR S P ERA WHIP |

Los Angeles Angels @ Seattle Mariners
Safeco Field, Seattle, WA
Thu Jul 05 2018, 7:11 PM - 10:32 PM PDT
Att: 32,128 - Clear - 75 F

livebaseballscores.com


AB 31
R 4
H 9
RBI 4
BB 5
SO 5
LOB 16



| Batter | 1 | 2 | 3 | 4 | 5 | 6 | 7 | 8 | 9 | AB | R | H | RBI | BB | SO | LOB | TOP | | |
|---|---------------------------------------|---------------------------------------|---------------------------------------|---------------------------------------|---------------------------------------|---------------------------------------|---------------------------------------|---------------------------------------|---------------------------------------|---------------------------------------|---------------------------------------|---------------------------------------|---------------------------------------|---------------------------------------|---------------------------------------|---------------------------------------|----------------------------------|------------------------------------|--|
| 9 DJ LeMahieu, R (1, 4) OBP: 0.321, SLG: 0.431 | F8 | | F8 | | L8 | | F8 | | K | 5 | 0 | 0 | 0 | 0 | 1 | 5 | | | |
| 19 Charlie Blackmon, L (1, 8) OBP: 0.348, SLG: 0.469 | K | | K | | K | | K | | P6 | 5 | 0 | 0 | 0 | 0 | 4 | 5 | | | |
| 28 Nolan Arenado, R (1, 5) OBP: 0.389, SLG: 0.587 | G4-3 | | K | | K | | K | | P3 | 4 | 0 | 0 | 0 | 0 | 2 | 3 | | | |
| 20 Ian Desmond, R (1, 3) OBP: 0.296, SLG: 0.433 | | G3 | | | 5 1B | | K | | G1-3 | 4 | 1 | 1 | 0 | 0 | 1 | 0 | | | |
| 42 Chris Iannetta, R (1, 2) OBP: 0.345, SLG: 0.409 | | K | | | K | | G4-3 | | K | 4 | 0 | 0 | 0 | 0 | 3 | 1 | | | |
| 5 Carlos González, L (1, 10) OBP: 0.320, SLG: 0.436 | | F7 | | | 1B | | G4-3 | | 4 1B 8 SF7 | 4 | 1 | 2 | 1 | 0 | 0 | 0 | | | |
| 4 Pat Valaika, R (1, 6) OBP: 0.215, SLG: 0.233 | | | | | F9 | | 56 1B | | 8 1B 56 HR | 3 | 1 | 2 | 0 | 1 | 0 | 1 | | | |
| 8 Gerardo Parra, L (1, 7) OBP: 0.341, SLG: 0.417 | | | | | L7 | | 56 1B | | 56 HR | 3 | 1 | 2 | 1 | 0 | 0 | 1 | | | |
| 56 Noel Cuevas, R (1, 9) OBP: 0.296, SLG: 0.367 | | | | | | | P2 | | 1-H HR | 4 | 1 | 3 | 3 | 0 | 0 | 0 | | | |
| Inning Stats | R: 0 E: 0 K: 1 S: 13 | H: 0 LOB: 0 BB: 0 P: 19 | R: 0 E: 0 K: 1 S: 10 | H: 0 LOB: 0 BB: 0 P: 11 | R: 0 E: 0 K: 2 S: 14 | H: 3 LOB: 3 BB: 0 P: 17 | R: 1 E: 0 K: 1 S: 9 | H: 2 LOB: 1 BB: 0 P: 11 | R: 0 E: 0 K: 2 S: 9 | H: 0 LOB: 0 BB: 0 P: 12 | R: 3 E: 0 K: 1 S: 13 | H: 2 LOB: 0 BB: 1 P: 19 | R: 0 E: 0 K: 1 S: 8 | H: 0 LOB: 0 BB: 0 P: 11 | R: 1 E: 0 K: 1 S: 16 | H: 3 LOB: 2 BB: 0 P: 18 | 1B: 8 2B: 1 3B: 0 HR: 1 | SF: 1 SAC: 0 DP: 0 HBP: 0 | WP: 0 PA: 38 PB: 0 SB: 1 CS: 0 |
| PITCHER | IP WLS BF H R ER SO | IP WLS BF H R ER SO | IP WLS BF H R ER SO | IP WLS BF H R ER SO | IP WLS BF H R ER SO | IP WLS BF H R ER SO | IP WLS BF H R ER SO | IP WLS BF H R ER SO | IP WLS BF H R ER SO | IP WLS BF H R ER SO | IP WLS BF H R ER SO | IP WLS BF H R ER SO | IP WLS BF H R ER SO | IP WLS BF H R ER SO | IP WLS BF H R ER SO | IP WLS BF H R ER SO | ERA WHIP | ERA WHIP | |
| 65 James Paxton, L (1, 1) ERA: 3.49 | 7.0 | L | 29 | 7 | 4 | 4 | 9 | 1 | 0 | 0 | 0 | 0 | 0 | 0 | 0 | 0 | 0 | 5.14 | 1.143 |
| 60 Chasen Bradford, R (8, 1) ERA: 2.55 | 1.0 | | 3 | 0 | 0 | 0 | 1 | 0 | 0 | 0 | 0 | 0 | 0 | 0 | 0 | 0 | 0 | 0.00 | 0.000 |
| 12 Juan Nicasio, R (9, 1) ERA: 6.09 | 1.0 | | 6 | 3 | 1 | 1 | 1 | 0 | 0 | 0 | 0 | 0 | 0 | 0 | 0 | 0 | 0 | 9.00 | 3.000 |

Colorado Rockies @ Seattle Mariners
 Safeco Field, Seattle, WA
 Sat Jul 07 2018, 1:13 PM - 4:03 PM PDT
 Att: 36,104 - Cloudy - 68 F


AB 36
R 5
H 10
RBI 5
BB 1
SO 11
LOB 16



| Batter | 1 | 2 | 3 | 4 | 5 | 6 | 7 | 8 | 9 | AB | R | H | RBI | BB | SO | LOB | BOTTOM | | | | |
|---|---------------------------------------|---------------------------------------|---------------------------------------|---------------------------------------|---------------------------------------|---------------------------------------|---------------------------------------|---------------------------------------|---------------------------------------|---------------------------------------|---------------------------------------|---------------------------------------|---------------------------------------|---------------------------------------|---------------------------------------|---------------------------------------|------------------------------|----------------------------------|----------------------------------|------------------------------------|--|
| 2 Jean Segura, R (1, 6) OBP: 0.361, SLG: 0.475 | G1-3 | | 17 BB | | HR | | K | | | 4 | 1 | 2 | 1 | 0 | 1 | 0 | | | | | |
| 17 Mitch Haniger, R (1, 9) OBP: 0.358, SLG: 0.494 | 27 FC6-5 | | 23 G6-4-3 | | 15 BB | | 1B | | | 2 | 0 | 2 | 0 | 2 | 0 | 0 | | | | | |
| 23 Nelson Cruz, R (1, 10) OBP: 0.356, SLG: 0.551 | K | | G6-4-3 | | F8 | | K | | | 4 | 0 | 0 | 0 | 0 | 2 | 5 | | | | | |
| 15 Kyle Seager, L (1, 5) OBP: 0.290, SLG: 0.441 | 27 FC6-5 | | 5 1B | | 27 G6-3 | | 1B | | 4 G4-6-3 | 2 | 0 | 2 | 0 | 2 | 0 | 0 | | | | | |
| 27 Ryon Healy, R (1, 3) OBP: 0.271, SLG: 0.453 | FC6-5 | | G6-3 | | F9 | | P3 | | | 4 | 0 | 0 | 0 | 0 | 0 | 6 | | | | | |
| 5 Guillermo Heredia, R (1, 8) OBP: 0.330, SLG: 0.328 | F8 | | F8 | | 1B | | K | | G4-6-3 | 3 | 0 | 1 | 0 | 0 | 1 | 0 | | | | | |
| 4 Denard Span, L (8, PH) OBP: 0.354, SLG: 0.425 | | | | | | | | | | 1 | 0 | 0 | 0 | 0 | 0 | 1 | | | | | |
| 57 John Andreoli, R (1, 7) ERA: 3.04 | | | | | | | | | | 2 | 0 | 0 | 0 | 0 | 2 | 2 | | | | | |
| 16 Ben Gamel, L (6, PH) OBP: 0.356, SLG: 0.386 | | | | | | | | | | 2 | 0 | 0 | 0 | 0 | 1 | 0 | | | | | |
| 36 David Freitas, R (1, 2) OBP: 0.286, SLG: 0.270 | | | | | | | | | | 3 | 0 | 0 | 0 | 0 | 1 | 2 | | | | | |
| 9 Dee Strange-Gordon, L (9, PH) OBP: 0.302, SLG: 0.348 | | | | | | | | | | 1 | 0 | 0 | 0 | 0 | 0 | 0 | | | | | |
| 7 Andrew Romine, S (1, 4) OBP: 0.253, SLG: 0.218 | | | | | | | | | | 3 | 0 | 0 | 0 | 0 | 1 | 0 | | | | | |
| 26 Chris Herrmann, L (9, PH) OBP: 0.357, SLG: 0.348 | | | | | | | | | | 1 | 0 | 0 | 0 | 0 | 0 | 0 | | | | | |
| Inning Stats | R: 0 E: 0 K: 1 S: 10 | H: 1 LOB: 2 BB: 1 P: 17 | R: 0 E: 0 K: 2 S: 11 | H: 0 LOB: 0 BB: 0 P: 19 | R: 0 E: 0 K: 0 S: 8 | H: 1 LOB: 1 BB: 1 P: 17 | R: 0 E: 0 K: 1 S: 16 | H: 1 LOB: 2 BB: 1 P: 27 | R: 1 E: 0 K: 0 S: 11 | H: 2 LOB: 2 BB: 1 P: 18 | R: 0 E: 0 K: 2 S: 10 | H: 0 LOB: 0 BB: 0 P: 15 | R: 0 E: 0 K: 3 S: 12 | H: 1 LOB: 0 BB: 0 P: 19 | R: 0 E: 0 K: 0 S: 8 | H: 1 LOB: 0 BB: 0 P: 11 | R: 0 E: 0 K: 0 S: 9 | H: 0 LOB: 0 BB: 0 P: 14 | 1B: 6 2B: 0 3B: 0 HR: 1 | SF: 0 SAC: 0 DP: 2 HBP: 0 | WP: 0 PA: 36 PB: 0 SB: 0 CS: 0 |
| PITCHER | IP WLS BF H R ER SO | IP WLS BF H R ER SO | IP WLS BF H R ER SO | IP WLS BF H R ER SO | IP WLS BF H R ER SO | IP WLS BF H R ER SO | IP WLS BF H R ER SO | IP WLS BF H R ER SO | IP WLS BF H R ER SO | IP WLS BF H R ER SO | IP WLS BF H R ER SO | IP WLS BF H R ER SO | IP WLS BF H R ER SO | IP WLS BF H R ER SO | IP WLS BF H R ER SO | IP WLS BF H R ER SO | ERA WHIP | ERA WHIP | | | |
| 21 Kyle Freeland, L (1, 1) ERA: 3.18 | 5.0 | | 23 | 5 | 1 | 1 | 4 | 4 | 0 | 0 | 0 | 0 | 0 | 0 | 0 | 0 | 0 | 1.80 | 1.800 | | |
| 45 Scott Oberg, R (6, 1) ERA: 3.04 | 1.0 | W | 3 | 0 | 0 | 0 | 2 | 0 | 0 | 0 | 0 | 0 | 0 | 0 | 0 | 0 | 0 | 0.00 | 0.000 | | |
| 0 Adam Ottavino, R (7, 1) ERA: 1.79 | 2.0 | H | 7 | 2 | 0 | 0 | 3 | 0 | 0 | 0 | 0 | 0 | 0 | 0 | 0 | 0 | 0 | 0.00 | 1.000 | | |
| 71 Wade Davis, R (9, 1) ERA: 4.04 | 1.0 | | 3 | 0 | 0 | 0 | 0 | 0 | 0 | 0 | 0 | 0 | 0 | 0 | 0 | 0 | 0 | 0.00 | 0.000 | | |

Colorado Rockies @ Seattle Mariners
 Safeco Field, Seattle, WA
 Sat Jul 07 2018, 1:13 PM - 4:03 PM PDT
 Att: 36,104 - Cloudy - 68 F

AB 32
R 1
H 7
RBI 1
BB 4
SO 9
LOB 16



| Batter | 1 | 2 | 3 | 4 | 5 | 6 | 7 | 8 | 9 | AB | R | H | RBI | BB | SO | LOB | TOP | | | |
|-------------------------------|---|---------------------------------|------------------------------|---------------------------------|------------------------------|----------------------------------|-------------------------------|----------------------------------|-------------------------------|----------------------------------|------------------------------|---------------------------------|-------------------------------|----------------------------------|------------------------------|---------------------------------|--|----------------------------------|------------------------------------|----------------------------------|
| 9 Dee Strange-Gordon, L (1.4) | | | | | | | | | | 4 | 0 | 1 | 0 | 0 | 1 | 1 | Seattle Mariners @ Los Angeles Angels Angel Stadium, Anaheim, CA Wed Jul 11 2018, 7:09 PM - 9:48 PM PDT Att: 35,591 - Partly Cloudy - 79 F | | | |
| 2 Jean Segura, R (1.6) | | | | | | | | | | 3 | 1 | 1 | 0 | 0 | 2 | | | | | |
| 17 Mitch Haniger, R (1.9) | | | | | | | | | | 3 | 1 | 1 | 0 | 0 | 2 | | | | | |
| 23 Nelson Cruz, R (1.10) | | | | | | | | | | 3 | 0 | 1 | 2 | 0 | 2 | | | | | |
| 15 Kyle Seager, L (1.5) | | | | | | | | | | 4 | 0 | 0 | 0 | 0 | 5 | | | | | |
| 27 Ryon Healy, R (1.3) | | | | | | | | | | 4 | 0 | 0 | 0 | 0 | 1 | | | | | |
| 16 Ben Gamel, L (1.7) | | | | | | | | | | | 4 | 0 | 0 | 0 | 1 | 0 | | | | |
| 5 Guillermo Heredia, R (1.8) | | | | | | | | | | | 4 | 0 | 0 | 0 | 2 | 0 | | | | |
| 36 David Freitas, R (1.2) | | | | | | | | | | | 2 | 1 | 2 | 1 | 1 | 0 | | 0 | | |
| Inning Stats | R: 0 E: 0 K: 1 S: 6 | H: 0 LOB: 0 BB: 0 P: 9 | R: 0 E: 0 K: 0 S: 5 | H: 0 LOB: 0 BB: 0 P: 8 | R: 1 E: 0 K: 1 S: 9 | H: 1 LOB: 0 BB: 0 P: 13 | R: 2 E: 0 K: 0 S: 11 | H: 2 LOB: 0 BB: 0 P: 21 | R: 0 E: 0 K: 0 S: 12 | H: 1 LOB: 1 BB: 0 P: 20 | R: 0 E: 0 K: 0 S: 5 | H: 0 LOB: 0 BB: 0 P: 9 | R: 0 E: 0 K: 1 S: 11 | H: 1 LOB: 3 BB: 1 P: 25 | R: 0 E: 0 K: 1 S: 6 | H: 0 LOB: 0 BB: 0 P: 9 | | 1B: 4 2B: 1 3B: 0 HR: 1 | SF: 0 SAC: 0 DP: 2 HBP: 3 | WP: 1 PB: 0 SB: 0 CS: 0 |
| PITCHER | IP WLS BF H R ER SO BB IBB HBP BLK WP HR S P ERA WHIP | | | | | | | | | | | | | | | | | | | |
| 51 Jaime Barria, R (1.1) | 5.0 L 21 5 3 3 5 0 0 2 0 1 1 49 78 5.40 1.000 | | | | | | | | | | | | | | | | | | | |
| 32 Cam Bedrosian, R (6.1) | 1.0 2 0 0 0 0 0 0 0 0 0 0 5 8 0.00 0.000 | | | | | | | | | | | | | | | | | | | |
| 57 Hansel Robles, R (7.1) | 1.0 3 0 0 0 0 0 0 0 0 0 0 5 9 0.00 0.000 | | | | | | | | | | | | | | | | | | | |
| 68 Deck McGuire, R (8.1) | 1.0 6 1 0 0 1 1 0 1 0 0 0 11 25 0.00 2.000 | | | | | | | | | | | | | | | | | | | |
| 36 Oliver Drake, R (9.1) | 1.0 3 0 0 0 1 0 0 0 0 0 0 6 9 0.00 0.000 | | | | | | | | | | | | | | | | | | | |

| Batter | 1 | 2 | 3 | 4 | 5 | 6 | 7 | 8 | 9 | AB | R | H | RBI | BB | SO | LOB | BOTTOM | | | | | |
|------------------------------|---|----------------------------------|------------------------------|----------------------------------|------------------------------|---------------------------------|-------------------------------|----------------------------------|-------------------------------|----------------------------------|------------------------------|---------------------------------|------------------------------|---------------------------------|------------------------------|----------------------------------|--|----------------------------------|----------------------------------|------------------------------------|----------------------------------|--------|
| 6 David Fletcher, R (1.5) | | | | | | | | | | | 3 | 0 | 0 | 0 | 0 | 0 | Seattle Mariners @ Los Angeles Angels Angel Stadium, Anaheim, CA Wed Jul 11 2018, 7:09 PM - 9:48 PM PDT Att: 35,591 - Partly Cloudy - 79 F | | | | | |
| 17 Shohei Ohtani, L (9. PH) | | | | | | | | | | | 4 | 0 | 1 | 0 | 0 | 0 | | | | | | |
| 2 Andrelton Simmons, R (1.6) | | | | | | | | | | | 4 | 0 | 1 | 0 | 0 | 0 | | | | | | |
| 27 Mike Trout, R (1.8) | | | | | | | | | | | 4 | 0 | 1 | 0 | 0 | 1 | | | | | | |
| 8 Justin Upton, R (1.7) | | | | | | | | | | | 3 | 0 | 0 | 0 | 1 | 2 | | | | | | |
| 5 Albert Pujols, R (1.10) | | | | | | | | | | | 3 | 0 | 0 | 0 | 0 | 2 | | | | | | |
| 3 Ian Kinsler, R (1.4) | | | | | | | | | | | 2 | 0 | 0 | 0 | 0 | 0 | | | | | | |
| 19 Jefry Marte, R (1.3) | | | | | | | | | | 2 | 0 | 0 | 0 | 0 | 0 | 0 | | | | | | |
| 18 Luis Valbuena, L (6. PH) | | | | | | | | | | 1 | 0 | 0 | 0 | 0 | 0 | 1 | | | | | | |
| 12 Martin Maldonado, R (1.2) | | | | | | | | | | 3 | 0 | 0 | 0 | 0 | 2 | 1 | | | | | | |
| 56 Kole Calhoun, L (1.9) | | | | | | | | | | 3 | 0 | 0 | 0 | 0 | 1 | 1 | | | | | | |
| Inning Stats | R: 0 E: 0 K: 1 S: 8 | H: 0 LOB: 0 BB: 0 P: 10 | R: 0 E: 0 K: 0 S: 9 | H: 0 LOB: 0 BB: 0 P: 12 | R: 0 E: 0 K: 1 S: 7 | H: 0 LOB: 0 BB: 0 P: 9 | R: 0 E: 0 K: 1 S: 10 | H: 2 LOB: 2 BB: 0 P: 15 | R: 0 E: 0 K: 1 S: 11 | H: 0 LOB: 0 BB: 0 P: 18 | R: 0 E: 0 K: 0 S: 7 | H: 0 LOB: 0 BB: 0 P: 9 | R: 0 E: 0 K: 0 S: 5 | H: 0 LOB: 0 BB: 0 P: 9 | R: 0 E: 0 K: 1 S: 9 | H: 0 LOB: 1 BB: 0 P: 15 | R: 0 E: 0 K: 1 S: 7 | H: 0 LOB: 0 BB: 0 P: 10 | 1B: 2 2B: 0 3B: 0 HR: 0 | SF: 0 SAC: 0 DP: 0 HBP: 1 | WP: 1 PB: 0 SB: 0 CS: 0 | PA: 30 |
| PITCHER | IP WLS BF H R ER SO BB IBB HBP BLK WP HR S P ERA WHIP | | | | | | | | | | | | | | | | | | | | | |
| 32 Marco Gonzales, L (1.1) | 7.0 W 23 2 0 0 4 0 0 0 0 1 0 57 82 0.00 0.286 | | | | | | | | | | | | | | | | | | | | | |
| 48 Alex Colomé, R (8.1) | 1.0 H 4 0 0 0 1 0 0 1 0 1 0 9 15 0.00 0.000 | | | | | | | | | | | | | | | | | | | | | |
| 39 Edwin Díaz, R (9.1) | 1.0 S 3 0 0 0 1 0 0 0 0 0 0 7 10 0.00 0.000 | | | | | | | | | | | | | | | | | | | | | |

| Batter | 1 | 2 | 3 | 4 | 5 | 6 | 7 | 8 | 9 | AB | R | H | RBI | BB | SO | LOB | TOP | | | |
|---|---------------------------------------|---------------------------------------|---------------------------------------|---------------------------------------|---------------------------------------|---------------------------------------|---------------------------------------|---------------------------------------|---------------------------------------|---------------------------------------|---------------------------------------|---------------------------------------|---------------------------------------|---------------------------------------|---------------------------------------|---------------------------------------|---|------------------------------------|----------------------------------|--------|
| 9 Dee Strange-Gordon, L (1.4) OBP: 0.305, SLG: 0.352 | E1 15 1B | | G4-3 | | | | G1-3 | | G4-3 | 5 | 1 | 2 | 0 | 0 | 0 | 3 | Seattle Mariners @ Los Angeles Angels Angel Stadium, Anaheim, CA Thu Jul 12 2018, 7:09 PM - 10:11 PM PDT Att: 44,027 - Clear - 80 F | | | |
| 2 Jean Segura, R (1.6) OBP: 0.395, SLG: 0.465 | P6 | | G1-3 | | | | FC5-4 | | G5-4-3 | 3 | 0 | 0 | 0 | 0 | 0 | 2 | | | | |
| 16 Ben Gamel, L (7.9) OBP: 0.350, SLG: 0.379 | | | G1-3 | | | | FC5-4 | | G5-4-3 | 1 | 0 | 1 | 0 | 0 | 0 | 0 | | | | |
| 17 Mitch Haniger, R (1.9) OBP: 0.359, SLG: 0.496 | K | | K | | | | G5-3 | | G5-4-3 | 3 | 0 | 0 | 0 | 0 | 2 | 1 | | | | |
| 1 Gordon Beckham, R (7.6) OBP: 0.263, SLG: 0.229 | | | K | | | | G5-3 | | G5-4-3 | 1 | 0 | 0 | 0 | 0 | 0 | 1 | | | | |
| 23 Nelson Cruz, R (1.10) OBP: 0.363, SLG: 0.538 | | | K | | | | G4-3 | | G5-4-3 | 3 | 0 | 1 | 0 | 1 | 1 | 0 | | | | |
| 15 Kyle Seager, L (1.5) OBP: 0.286, SLG: 0.431 | | | P4 | | | | P5 | | K | 4 | 0 | 1 | 1 | 0 | 1 | 1 | | | | |
| 27 Ryon Healy, R (1.3) OBP: 0.270, SLG: 0.456 | | | K | | | | K | | P6 | 4 | 0 | 1 | 0 | 0 | 2 | 2 | | | | |
| 4 Denard Span, L (1.7) OBP: 0.360, SLG: 0.430 | | | G4-3 | | | | G4-3 | | P6 | 3 | 1 | 2 | 0 | 1 | 0 | 1 | | | | |
| 5 Guillermo Heredia, R (1.8) OBP: 0.322, SLG: 0.320 | | | G4-3 | | | | B3 | | K | 3 | 0 | 1 | 1 | 0 | 0 | 1 | | | | |
| 36 David Freitas, R (1.2) OBP: 0.284, SLG: 0.301 | | | F7 | | | | K | | G5-3 | 4 | 0 | 0 | 0 | 0 | 1 | 3 | | | | |
| Inning Stats | R: 1 E: 1 K: 2 S: 18 | H: 2 LOB: 2 BB: 1 P: 27 | R: 0 E: 0 K: 0 S: 5 | H: 1 LOB: 0 BB: 0 P: 7 | R: 0 E: 0 K: 1 S: 10 | H: 0 LOB: 0 BB: 0 P: 17 | R: 0 E: 0 K: 1 S: 7 | H: 1 LOB: 1 BB: 0 P: 10 | R: 0 E: 0 K: 0 S: 6 | H: 0 LOB: 2 BB: 1 P: 8 | R: 0 E: 0 K: 1 S: 10 | H: 0 LOB: 2 BB: 1 P: 19 | R: 0 E: 0 K: 1 S: 8 | H: 2 LOB: 1 BB: 0 P: 14 | R: 1 E: 0 K: 0 S: 12 | H: 2 LOB: 1 BB: 0 P: 18 | 1B: 8 2B: 1 3B: 0 HR: 0 | SF: 0 SAC: 0 DP: 2 HBP: 1 | WP: 0 PB: 0 SB: 0 CS: 0 | PA: 37 |
| PITCHER | IP WLS BF H R ER SO | IP WLS BF H R ER SO | IP WLS BF H R ER SO | IP WLS BF H R ER SO | IP WLS BF H R ER SO | IP WLS BF H R ER SO | IP WLS BF H R ER SO | IP WLS BF H R ER SO | IP WLS BF H R ER SO | IP WLS BF H R ER SO | IP WLS BF H R ER SO | IP WLS BF H R ER SO | IP WLS BF H R ER SO | IP WLS BF H R ER SO | IP WLS BF H R ER SO | IP WLS BF H R ER SO | ERA WHIP | ERA WHIP | | |
| 45 Tyler Skaggs, L (1.1) ERA: 2.57 | 6.0 W 23 5 1 1 5 | | | | | | | | | | | | | | | | 1.50 | 1.000 | | |
| 25 Noé Ramirez, R (7.1) ERA: 4.33 | 1.0 5 0 0 0 1 | | | | | | | | | | | | | | | | 0.00 | 1.000 | | |
| 36 Oliver Drake, R (8.1) ERA: 7.54 | 2.0 9 4 1 1 1 | | | | | | | | | | | | | | | | 4.50 | 2.000 | | |

| Batter | 1 | 2 | 3 | 4 | 5 | 6 | 7 | 8 | 9 | AB | R | H | RBI | BB | SO | LOB | BOTTOM | | | |
|--|---------------------------------------|---------------------------------------|---------------------------------------|---------------------------------------|---------------------------------------|---------------------------------------|---------------------------------------|---------------------------------------|---------------------------------------|---------------------------------------|---------------------------------------|---------------------------------------|---------------------------------------|---------------------------------------|---------------------------------------|---------------------------------------|---|------------------------------------|----------------------------------|--------|
| 6 David Fletcher, R (1.5) OBP: 0.314, SLG: 0.379 | HR | | K | | | | G6-4-3 | | G5-3 | 5 | 1 | 2 | 1 | 0 | 1 | 1 | Seattle Mariners @ Los Angeles Angels Angel Stadium, Anaheim, CA Thu Jul 12 2018, 7:09 PM - 10:11 PM PDT Att: 44,027 - Clear - 80 F | | | |
| 2 Andrelton Simmons, R (1.6) OBP: 0.371, SLG: 0.437 | L7 | | P4 | | | | G6-4-3 | | G5-3 | 4 | 2 | 1 | 0 | 1 | 0 | 2 | | | | |
| 27 Mike Trout, R (1.8) OBP: 0.457, SLG: 0.618 | 5 HR | | FC5-4 | | | | G6-4-3 | | G6-4-3 | 3 | 3 | 1 | 0 | 1 | 0 | 3 | | | | |
| 8 Justin Upton, R (1.7) OBP: 0.338, SLG: 0.438 | K | | K | | | | G6-4-3 | | G6-4-3 | 4 | 1 | 2 | 3 | 0 | 2 | 2 | | | | |
| 50 Michael Hermosillo, R (8.7) OBP: 0.214, SLG: 0.205 | | | K | | | | G6-4-3 | | G6-4-3 | 1 | 1 | 1 | 0 | 0 | 0 | 0 | | | | |
| 5 Albert Pujols, R (1.10) OBP: 0.291, SLG: 0.432 | HR | | BB | | | | G6-4-3 | | G6-4-3 | 4 | 2 | 3 | 3 | 1 | 0 | 2 | | | | |
| 3 Ian Kinsler, R (1.4) OBP: 0.279, SLG: 0.372 | P4 | | F5 | | | | G6-4-3 | | G6-4-3 | 5 | 0 | 3 | 3 | 0 | 0 | 2 | | | | |
| 19 Jefry Marte, R (1.3) OBP: 0.296, SLG: 0.407 | | | L7 | | | | G6-4-3 | | G6-4-3 | 0 | 1 | 0 | 0 | 0 | 0 | 0 | | | | |
| 18 Luis Valbuena, L (3. PH) OBP: 0.252, SLG: 0.351 | | | L7 | | | | G6-4-3 | | G6-4-3 | 4 | 0 | 0 | 0 | 0 | 1 | 6 | | | | |
| 12 Martin Maldonado, R (1.2) OBP: 0.300, SLG: 0.359 | | | L7 | | | | G6-4-3 | | G6-4-3 | 4 | 0 | 1 | 0 | 0 | 0 | 4 | | | | |
| 56 Kole Calhoun, L (1.9) OBP: 0.229, SLG: 0.278 | SF8 | | K | | | | G6-4-3 | | G6-4-3 | 3 | 0 | 1 | 1 | 0 | 1 | 0 | | | | |
| Inning Stats | R: 3 E: 0 K: 1 S: 15 | H: 3 LOB: 0 BB: 0 P: 22 | R: 1 E: 0 K: 0 S: 14 | H: 2 LOB: 0 BB: 0 P: 18 | R: 0 E: 0 K: 0 S: 9 | H: 1 LOB: 2 BB: 1 P: 16 | R: 0 E: 0 K: 2 S: 10 | H: 0 LOB: 0 BB: 0 P: 15 | R: 1 E: 0 K: 2 S: 12 | H: 2 LOB: 1 BB: 1 P: 21 | R: 4 E: 0 K: 0 S: 14 | H: 4 LOB: 1 BB: 0 P: 21 | R: 0 E: 0 K: 0 S: 7 | H: 1 LOB: 0 BB: 0 P: 13 | R: 2 E: 0 K: 0 S: 19 | H: 2 LOB: 1 BB: 1 P: 30 | 1B: 11 2B: 0 3B: 0 HR: 4 | SF: 1 SAC: 0 DP: 1 HBP: 2 | WP: 1 PB: 0 SB: 2 CS: 0 | PA: 43 |
| PITCHER | IP WLS BF H R ER SO | IP WLS BF H R ER SO | IP WLS BF H R ER SO | IP WLS BF H R ER SO | IP WLS BF H R ER SO | IP WLS BF H R ER SO | IP WLS BF H R ER SO | IP WLS BF H R ER SO | IP WLS BF H R ER SO | IP WLS BF H R ER SO | IP WLS BF H R ER SO | IP WLS BF H R ER SO | IP WLS BF H R ER SO | IP WLS BF H R ER SO | IP WLS BF H R ER SO | IP WLS BF H R ER SO | ERA WHIP | ERA WHIP | | |
| 65 James Paxton, L (1.1) ERA: 3.7 | 0.2 L 12 3 1 1 0 | | | | | | | | | | | | | | | | 40.50 | 4.500 | | |
| 60 Chasen Bradford, R (1.1) ERA: 2.72 | 2.1 3 1 1 0 | | | | | | | | | | | | | | | | 3.86 | 1.714 | | |
| 50 Nick Vincent, R (4.1) ERA: 3.95 | 1.0 3 0 0 0 2 | | | | | | | | | | | | | | | | 0.00 | 0.000 | | |
| 12 Juan Nicasio, R (5.1) ERA: 8.17 | 1.0 6 2 1 1 2 | | | | | | | | | | | | | | | | 9.00 | 3.000 | | |
| 52 Nick Rumbelow, R (6.1) ERA: 7.84 | 1.0 8 4 4 4 0 | | | | | | | | | | | | | | | | 36.00 | 4.000 | | |

| Batter | 1 | 2 | 3 | 4 | 5 | 6 | 7 | 8 | 9 | AB | R | H | RBI | BB | SO | LOB | TOP | | | | | | | | |
|---|---|---|--|--|---|--|---------------------------------------|--------------------------|--------------------------------------|--------------------------|--------------------------------------|-------------------------|---------------------------------------|--------------------------|--------------------------------------|--------------------------|--------------------------------------|--------------------------|----------------------------------|------------------------------------|----------------------------------|--------|--|--|--|
| 9 Dee Strange-Gordon, L (1.4) OBP: 0.353, SLG: 0.349 | | | | | | | | | | 5 | 1 | 1 | 0 | 0 | 0 | 2 | | | | | | | | | |
| 2 Jean Segura, R (1.6) OBP: 0.356, SLG: 0.463 | | | | | | | | | | 4 | 2 | 1 | 0 | 1 | 1 | 2 | | | | | | | | | |
| 17 Mitch Haniger, R (1.9) OBP: 0.361, SLG: 0.494 | | | | | | | | | | 3 | 1 | 1 | 1 | 2 | 2 | 0 | | | | | | | | | |
| 15 Kyle Seager, L (1.5) OBP: 0.288, SLG: 0.433 | | | | | | | | | | 5 | 1 | 2 | 1 | 0 | 0 | 2 | | | | | | | | | |
| 4 Denard Span, L (1.7) OBP: 0.361, SLG: 0.437 | | | | | | | | | | 5 | 1 | 2 | 2 | 0 | 1 | 1 | | | | | | | | | |
| 27 Ryon Healy, R (1.3) OBP: 0.297, SLG: 0.450 | | | | | | | | | | 4 | 0 | 0 | 0 | 0 | 1 | 4 | | | | | | | | | |
| 16 Ben Gamel, L (1.8) OBP: 0.358, SLG: 0.392 | | | | | | | | | | 4 | 0 | 3 | 1 | 0 | 0 | 2 | | | | | | | | | |
| 26 Chris Herrmann, L (1.2) OBP: 0.361, SLG: 0.433 | | | | | | | | | | 3 | 1 | 1 | 0 | 1 | 1 | 2 | | | | | | | | | |
| 56 Christian Bergman, R (1.1) OBP: 0.350, SLG: 0.320 | | | | | | | | | | 2 | 0 | 1 | 1 | 0 | 0 | 1 | | | | | | | | | |
| 47 James Pazos, R (5.1) ERA: 3.97 | | | | | | | | | | 0 | 0 | 0 | 0 | 0 | 0 | 0 | | | | | | | | | |
| 5 Guillermo Heredia, R (6.1) ERA: 3.50, SLG: 0.519 | | | | | | | | | | 0 | 0 | 0 | 0 | 0 | 0 | 0 | | | | | | | | | |
| 64 Mike Morin, R (6.1) ERA: 0.75 | | | | | | | | | | 0 | 0 | 0 | 0 | 0 | 0 | 0 | | | | | | | | | |
| 7 Andrew Romine, S (8.1) OBP: 0.320, SLG: 0.465 | | | | | | | | | | 0 | 0 | 0 | 0 | 0 | 0 | 0 | | | | | | | | | |
| 61 Casey Lawrence, R (8.1) ERA: 1.68 | | | | | | | | | | 0 | 0 | 0 | 0 | 0 | 0 | 0 | | | | | | | | | |
| Inning Stats | R: 2 H: 4 E: 0 K: 0 S: 19 | LOB: 2 BB: 0 P: 30 | R: 0 H: 0 E: 0 K: 0 S: 11 | LOB: 1 BB: 1 P: 18 | R: 0 H: 1 E: 0 K: 2 S: 13 | LOB: 0 BB: 0 P: 19 | R: 1 H: 3 E: 0 K: 0 S: 10 | LOB: 1 BB: 0 P: 19 | R: 0 H: 0 E: 0 K: 0 S: 6 | LOB: 0 BB: 0 P: 12 | R: 0 H: 1 E: 0 K: 0 S: 7 | LOB: 1 BB: 0 P: 9 | R: 4 H: 3 E: 0 K: 2 S: 15 | LOB: 1 BB: 2 P: 30 | R: 0 H: 0 E: 0 K: 1 S: 7 | LOB: 0 BB: 0 P: 11 | R: 0 H: 0 E: 0 K: 1 S: 9 | LOB: 0 BB: 0 P: 13 | 1B: 8 2B: 2 3B: 2 HR: 0 | SF: 0 SAC: 0 DP: 1 HBP: 0 | WP: 1 PB: 0 SB: 0 CS: 1 | PA: 41 | | | |
| PITCHER | IP WLS BF H R ER SO BB IBB HBP BLK WP HR S P ERA WHIP | 3.1 3.0 W 13 2 3 3 0 0 0 0 0 0 49 77 8.10 2.700 | 3.0 W 13 2 3 3 0 0 0 0 0 0 22 45 9.00 1.667 | 0.0 0 1 0 0 0 0 0 0 0 0 0 1 1 ∞ ∞ | 0.2 3 1 1 1 2 0 0 0 0 0 0 9 14 13.50 1.500 | 1.0 H 3 0 0 0 2 0 0 0 0 0 7 11 0.00 0.000 | | | | | | | | | | | | | | | | | | | |
| 34 Jeff Hoffman, R (1.1) ERA: 9.35 | | | | | | | | | | | | | | | | | | | | | | | | | |
| 59 Harrison Musgrave, L (4.1) ERA: 4.76 | | | | | | | | | | | | | | | | | | | | | | | | | |
| 52 Chris Rusin, L (7.1) ERA: 6.18 | | | | | | | | | | | | | | | | | | | | | | | | | |
| 45 Scott Oberg, R (7.1) ERA: 3.12 | | | | | | | | | | | | | | | | | | | | | | | | | |
| 0 Adam Ottavino, R (8.1) ERA: 1.68 | | | | | | | | | | | | | | | | | | | | | | | | | |

Seattle Mariners @ Colorado Rockies
Coors Field, Denver, CO
Fri Jul 13 2018, 6:41 PM - 10:00 PM MDT
Att: 38,126 - Partly Cloudy - 88 F

livebaseballscorecards.com

AB 37
R 7
H 12
RBI 6
BB 4
SO 7
LOB 17

| Batter | 1 | 2 | 3 | 4 | 5 | 6 | 7 | 8 | 9 | AB | R | H | RBI | BB | SO | LOB | BOTTOM | | | | | | |
|--|---|--|---|--|--|--------------------------|--------------------------------------|-------------------------|---------------------------------------|--------------------------|---------------------------------------|--------------------------|--------------------------------------|--------------------------|---------------------------------------|--------------------------|--------------------------------------|--------------------------|----------------------------------|------------------------------------|----------------------------------|--------|--|
| 9 DJ LeMahieu, R (1.4) OBP: 0.324, SLG: 0.434 | | | | | | | | | | 5 | 0 | 2 | 0 | 0 | 0 | 1 | | | | | | | |
| 19 Charlie Blackmon, L (1.8) OBP: 0.352, SLG: 0.644 | | | | | | | | | | 5 | 1 | 2 | 1 | 0 | 1 | 2 | | | | | | | |
| 28 Nolan Arenado, R (1.5) OBP: 0.390, SLG: 0.583 | | | | | | | | | | 5 | 2 | 0 | 0 | 0 | 0 | 3 | | | | | | | |
| 5 Carlos González, L (1.9) OBP: 0.335, SLG: 0.476 | | | | | | | | | | 3 | 3 | 3 | 0 | 2 | 0 | 0 | | | | | | | |
| 27 Trevor Story, R (1.6) OBP: 0.353, SLG: 0.553 | | | | | | | | | | 5 | 1 | 2 | 4 | 0 | 1 | 5 | | | | | | | |
| 8 Gerardo Parra, L (1.7) OBP: 0.337, SLG: 0.407 | | | | | | | | | | 3 | 2 | 2 | 1 | 1 | 0 | 1 | | | | | | | |
| 20 Ian Desmond, R (1.3) OBP: 0.303, SLG: 0.440 | | | | | | | | | | 4 | 1 | 2 | 1 | 0 | 1 | 1 | | | | | | | |
| 14 Tony Wolters, L (1.2) OBP: 0.268, SLG: 0.269 | | | | | | | | | | 4 | 0 | 1 | 3 | 0 | 1 | 1 | | | | | | | |
| 34 Jeff Hoffman, R (1.1) ERA: 3.97 | | | | | | | | | | | | | | | | | | | | | | | |
| 59 Harrison Musgrave, L (4.1) ERA: 4.76 | | | | | | | | | | | | | | | | | | | | | | | |
| 52 Chris Rusin, L (7.1) ERA: 6.18 | | | | | | | | | | | | | | | | | | | | | | | |
| 45 Scott Oberg, R (7.1) ERA: 3.12 | | | | | | | | | | | | | | | | | | | | | | | |
| 15 Raimel Tapia, L (8.1) OBP: 0.320, SLG: 0.465 | | | | | | | | | | | | | | | | | | | | | | | |
| 0 Adam Ottavino, S (8.1) ERA: 1.68 | | | | | | | | | | | | | | | | | | | | | | | |
| 71 Wade Davis, R (8.1) ERA: 3.82 | | | | | | | | | | | | | | | | | | | | | | | |
| Inning Stats | R: 1 H: 2 E: 0 K: 0 S: 10 | LOB: 1 BB: 0 P: 14 | R: 1 H: 2 E: 0 K: 0 S: 9 | LOB: 1 BB: 0 P: 17 | R: 2 H: 1 E: 0 K: 0 S: 11 | LOB: 1 BB: 2 P: 23 | R: 0 H: 0 E: 0 K: 0 S: 7 | LOB: 0 BB: 0 P: 9 | R: 4 H: 5 E: 0 K: 1 S: 14 | LOB: 1 BB: 0 P: 18 | R: 2 H: 3 E: 0 K: 1 S: 11 | LOB: 1 BB: 0 P: 18 | R: 0 H: 0 E: 0 K: 2 S: 7 | LOB: 0 BB: 0 P: 12 | R: 0 H: 1 E: 0 K: 1 S: 12 | LOB: 2 BB: 1 P: 19 | R: 0 H: 0 E: 0 K: 1 S: 9 | LOB: 0 BB: 0 P: 13 | 1B: 7 2B: 5 3B: 0 HR: 2 | SF: 0 SAC: 1 DP: 0 HBP: 0 | WP: 0 PB: 0 SB: 1 CS: 0 | PA: 41 | |
| PITCHER | IP WLS BF H R ER SO BB IBB HBP BLK WP HR S P ERA WHIP | 4.1 L 21 6 4 3 5 0 0 0 0 0 2 39 66 10.38 1.846 | 0.2 6 4 3 3 1 0 0 0 0 0 0 0 12 15 40.50 6.000 | 2.0 9 3 2 2 3 0 0 0 0 0 0 0 18 30 9.00 1.500 | 1.0 5 1 0 0 1 0 1 0 0 0 0 0 12 19 0.00 1.000 | | | | | | | | | | | | | | | | | | |

Seattle Mariners @ Colorado Rockies
Coors Field, Denver, CO
Fri Jul 13 2018, 6:41 PM - 10:00 PM MDT
Att: 38,126 - Partly Cloudy - 88 F

livebaseballscorecards.com

AB 37
R 10
H 14
RBI 10
BB 3
SO 5
LOB 15


| Batter | 1 | 2 | 3 | 4 | 5 | 6 | 7 | 8 | 9 | AB | R | H | RBI | BB | SO | LOB | TOP | | | | | | | | |
|---|---|---|---|---|---|---|---|---|---|---|---|---|---|---|---|---|--|---|---|---|---|---|---|---|---|
| 9 Dee Strange-Gordon, L (1.4) OBP: 0.350, SLG: 0.348 | G4-3 | | L7 | | | K | | FC5-2 | | 4 | 0 | 0 | 0 | 0 | 1 | 3 | Seattle Mariners @ Colorado Rockies Coors Field, Denver, CO Sat Jul 14 2018, 7:13 PM - 10:02 PM MDT Att: 47,789 - Clear - 93 F | | | | | | | | |
| 2 Jean Segura, R (1.6) OBP: 0.355, SLG: 0.460 | G6-3 | | | | G5-4-3 17 1B | F8 | | K | | 4 | 0 | 1 | 0 | 0 | 1 | 2 | | | | | | | | | |
| 17 Mitch Haniger, R (1.9) OBP: 0.357, SLG: 0.488 | K | | | | G5-4-3 1-2 | | | G4-3 | | 4 | 0 | 0 | 0 | 0 | 1 | 1 | | | | | | | | | |
| 15 Kyle Seager, L (1.5) OBP: 0.285, SLG: 0.428 | | K | | | F7 | | | G3 | | 4 | 0 | 0 | 0 | 0 | 1 | 0 | | | | | | | | | |
| 4 Denard Span, L (1.7) OBP: 0.356, SLG: 0.430 | F7 | | | | | F7 | | G3-1 | | 4 | 0 | 0 | 0 | 0 | 1 | 0 | | | | | | | | | |
| 27 Ryan Healy, R (1.3) OBP: 0.288, SLG: 0.449 | G5-3 | | | | | | | G1-3 | | 3 | 0 | 1 | 0 | 0 | 0 | 0 | | | | | | | | | |
| 16 Ben Gamel, L (1.8) OBP: 0.358, SLG: 0.391 | | | K | | | FC4-6 26 WP | | 26 2B | | 3 | 1 | 1 | 0 | 0 | 1 | 1 | | | | | | | | | |
| 26 Chris Herrmann, L (1.2) OBP: 0.385, SLG: 0.469 | | | | | G3-1 | | | 23 1B 9 FC5-2 | | 2 | 0 | 1 | 1 | 1 | 0 | 1 | | | | | | | | | |
| 49 Wade LeBlanc, L (1.1) OBP: 0.349, SLG: 0.347 | | | | | | | | 9 FC5-2 | | 1 | 0 | 0 | 0 | 0 | 0 | 1 | | | | | | | | | |
| 67 Matt Festa, R (5.1) OBP: 0.295, SLG: 0.317 | | | | | | | | | | 0 | 0 | 0 | 0 | 0 | 0 | 0 | | | | | | | | | |
| 5 Guillermo Heredia, R (6.1) OBP: 0.295, SLG: 0.317 | | | | | | | | | | 0 | 0 | 0 | 0 | 0 | 0 | 0 | | | | | | | | | |
| 55 Roenis Elias, L (6.1) OBP: 0.295, SLG: 0.317 | | | | | | | | | | 0 | 0 | 0 | 0 | 0 | 0 | 0 | | | | | | | | | |
| 61 Casey Lawrence, R (7.1) OBP: 0.295, SLG: 0.317 | | | | | | | | | | 0 | 0 | 0 | 0 | 0 | 0 | 0 | | | | | | | | | |
| 23 Nelson Cruz, R (8.1) OBP: 0.295, SLG: 0.317 | | | | | | | | | | 0 | 0 | 0 | 0 | 0 | 0 | 0 | | | | | | | | | |
| 12 Juan Nicasio, R (8.1) OBP: 0.295, SLG: 0.317 | | | | | | | | | | 0 | 0 | 0 | 0 | 0 | 0 | 0 | | | | | | | | | |
| Inning Stats | R: 0 E: 0 K: 1 S: 10 | H: 0 LOB: 0 BB: 0 P: 15 | R: 0 E: 0 K: 1 S: 6 | H: 0 LOB: 0 BB: 0 P: 11 | R: 0 E: 0 K: 2 S: 12 | H: 0 LOB: 1 BB: 1 P: 19 | R: 0 E: 0 K: 0 S: 5 | H: 1 LOB: 0 BB: 0 P: 7 | R: 0 E: 0 K: 0 S: 11 | H: 0 LOB: 1 BB: 0 P: 15 | R: 0 E: 0 K: 2 S: 7 | H: 0 LOB: 0 BB: 0 P: 11 | R: 0 E: 0 K: 0 S: 6 | H: 0 LOB: 0 BB: 0 P: 6 | R: 1 E: 0 K: 1 S: 12 | H: 3 LOB: 2 BB: 0 P: 15 | R: 0 E: 0 K: 1 S: 8 | H: 0 LOB: 0 BB: 0 P: 14 | 1B: 4 2B: 1 3B: 0 HR: 0 | SF: 0 SAC: 0 DP: 1 HBP: 0 | WP: 1 PB: 0 SB: 0 CS: 0 | PA: 32 | | | |
| PITCHER | IP WLS BF H R ER SO BB IBB HBP BLK WP HR S P ERA WHIP | IP WLS BF H R ER SO BB IBB HBP BLK WP HR S P ERA WHIP | IP WLS BF H R ER SO BB IBB HBP BLK WP HR S P ERA WHIP | IP WLS BF H R ER SO BB IBB HBP BLK WP HR S P ERA WHIP | IP WLS BF H R ER SO BB IBB HBP BLK WP HR S P ERA WHIP | IP WLS BF H R ER SO BB IBB HBP BLK WP HR S P ERA WHIP | IP WLS BF H R ER SO BB IBB HBP BLK WP HR S P ERA WHIP | IP WLS BF H R ER SO BB IBB HBP BLK WP HR S P ERA WHIP | IP WLS BF H R ER SO BB IBB HBP BLK WP HR S P ERA WHIP | IP WLS BF H R ER SO BB IBB HBP BLK WP HR S P ERA WHIP | IP WLS BF H R ER SO BB IBB HBP BLK WP HR S P ERA WHIP | IP WLS BF H R ER SO BB IBB HBP BLK WP HR S P ERA WHIP | IP WLS BF H R ER SO BB IBB HBP BLK WP HR S P ERA WHIP | IP WLS BF H R ER SO BB IBB HBP BLK WP HR S P ERA WHIP | IP WLS BF H R ER SO BB IBB HBP BLK WP HR S P ERA WHIP | IP WLS BF H R ER SO BB IBB HBP BLK WP HR S P ERA WHIP | IP WLS BF H R ER SO BB IBB HBP BLK WP HR S P ERA WHIP | IP WLS BF H R ER SO BB IBB HBP BLK WP HR S P ERA WHIP | IP WLS BF H R ER SO BB IBB HBP BLK WP HR S P ERA WHIP | IP WLS BF H R ER SO BB IBB HBP BLK WP HR S P ERA WHIP | IP WLS BF H R ER SO BB IBB HBP BLK WP HR S P ERA WHIP | IP WLS BF H R ER SO BB IBB HBP BLK WP HR S P ERA WHIP | IP WLS BF H R ER SO BB IBB HBP BLK WP HR S P ERA WHIP | IP WLS BF H R ER SO BB IBB HBP BLK WP HR S P ERA WHIP | IP WLS BF H R ER SO BB IBB HBP BLK WP HR S P ERA WHIP |
| 55 Jon Gray, R (1.1) ERA: 5.44 | 7.1 | W | 27 | 5 | 1 | 1 | 6 | 1 | 0 | 0 | 0 | 1 | 1 | 0 | 0 | 0 | 1.23 | 0.818 | | | | | | | |
| 0 Adam Ottavino, R (8.1) ERA: 1.62 | 0.2 | H | 2 | 0 | 0 | 0 | 1 | 0 | 0 | 0 | 0 | 0 | 0 | 0 | 5 | 6 | 0.00 | 0.000 | | | | | | | |
| 71 Wade Davis, R (9.1) ERA: 3.72 | 1.0 | S | 3 | 0 | 0 | 0 | 1 | 0 | 0 | 0 | 0 | 0 | 0 | 8 | 14 | 0.00 | 0.000 | | | | | | | | |

| Batter | 1 | 2 | 3 | 4 | 5 | 6 | 7 | 8 | 9 | AB | R | H | RBI | BB | SO | LOB | BOTTOM | | | | | | | | |
|--|---|---|---|---|---|---|---|---|---|---|---|---|---|---|---|---|--|---|---|---|---|---|---|---|---|
| 19 Charlie Blackmon, L (1.8) OBP: 0.353, SLG: 0.497 | G3-1 | | 28 L8 | | | 20 3B | | G6-3 | | 4 | 1 | 2 | 0 | 0 | 0 | 0 | Seattle Mariners @ Colorado Rockies Coors Field, Denver, CO Sat Jul 14 2018, 7:13 PM - 10:02 PM MDT Att: 47,789 - Clear - 93 F | | | | | | | | |
| 20 Ian Desmond, R (1.3) OBP: 0.305, SLG: 0.447 | | | K | | | 28 1B | | K | | 4 | 1 | 2 | 1 | 0 | 2 | 1 | | | | | | | | | |
| 28 Nolan Arenado, R (1.5) OBP: 0.391, SLG: 0.585 | L9 | | L8 | | | 5 WP 5 FC4-2 | | | | 4 | 0 | 2 | 1 | 0 | 0 | 2 | | | | | | | | | |
| 27 Trevor Story, R (1.6) OBP: 0.354, SLG: 0.552 | | | F8 | | | 5 FC4-2 | | F7 | | 4 | 1 | 2 | 0 | 0 | 0 | 2 | | | | | | | | | |
| 5 Carlos González, L (1.9) OBP: 0.337, SLG: 0.486 | | | HR | | | 23 G5-4-3 | | F7 | | 3 | 1 | 1 | 2 | 1 | 0 | 2 | | | | | | | | | |
| 23 Tom Murphy, R (1.2) OBP: 0.309, SLG: 0.396 | F8 | | | | | G5-4-3 | | G6-3 | | 4 | 0 | 0 | 0 | 0 | 0 | 3 | | | | | | | | | |
| 8 Gerardo Parra, L (1.7) OBP: 0.339, SLG: 0.407 | K | | | | | 4 HBP | | G4-3 | | 3 | 0 | 1 | 0 | 0 | 1 | 0 | | | | | | | | | |
| 4 Pat Valaika, R (1.4) OBP: 0.210, SLG: 0.217 | | | | | | F8 | | K | | 3 | 0 | 0 | 0 | 1 | 2 | 2 | | | | | | | | | |
| 55 Jon Gray, R (1.1) OBP: 0.161, SLG: 0.138 | | | G6-3 | | | | | | | 3 | 0 | 0 | 0 | 0 | 2 | 1 | | | | | | | | | |
| 0 Adam Ottavino, S (8.1) ERA: 6.0 | | | | | | | | | | 0 | 0 | 0 | 0 | 0 | 0 | 0 | | | | | | | | | |
| 71 Wade Davis, R (9.1) ERA: 6.0 | | | | | | | | | | 0 | 0 | 0 | 0 | 0 | 0 | 0 | | | | | | | | | |
| Inning Stats | R: 0 E: 0 K: 0 S: 8 | H: 1 LOB: 0 BB: 0 P: 14 | R: 2 E: 0 K: 1 S: 20 | H: 2 LOB: 1 BB: 1 P: 29 | R: 0 E: 0 K: 1 S: 11 | H: 1 LOB: 1 BB: 0 P: 17 | R: 0 E: 0 K: 0 S: 8 | H: 0 LOB: 1 BB: 1 P: 19 | R: 2 E: 0 K: 1 S: 14 | H: 4 LOB: 2 BB: 0 P: 18 | R: 0 E: 0 K: 2 S: 8 | H: 0 LOB: 0 BB: 0 P: 11 | R: 0 E: 0 K: 1 S: 14 | H: 1 LOB: 1 BB: 0 P: 17 | R: 0 E: 0 K: 1 S: 9 | H: 1 LOB: 1 BB: 0 P: 13 | 1B: 6 2B: 2 3B: 1 HR: 1 | SF: 0 SAC: 0 DP: 1 HBP: 1 | WP: 1 PB: 0 SB: 2 CS: 1 | PA: 35 | | | | | |
| PITCHER | IP WLS BF H R ER SO BB IBB HBP BLK WP HR S P ERA WHIP | IP WLS BF H R ER SO BB IBB HBP BLK WP HR S P ERA WHIP | IP WLS BF H R ER SO BB IBB HBP BLK WP HR S P ERA WHIP | IP WLS BF H R ER SO BB IBB HBP BLK WP HR S P ERA WHIP | IP WLS BF H R ER SO BB IBB HBP BLK WP HR S P ERA WHIP | IP WLS BF H R ER SO BB IBB HBP BLK WP HR S P ERA WHIP | IP WLS BF H R ER SO BB IBB HBP BLK WP HR S P ERA WHIP | IP WLS BF H R ER SO BB IBB HBP BLK WP HR S P ERA WHIP | IP WLS BF H R ER SO BB IBB HBP BLK WP HR S P ERA WHIP | IP WLS BF H R ER SO BB IBB HBP BLK WP HR S P ERA WHIP | IP WLS BF H R ER SO BB IBB HBP BLK WP HR S P ERA WHIP | IP WLS BF H R ER SO BB IBB HBP BLK WP HR S P ERA WHIP | IP WLS BF H R ER SO BB IBB HBP BLK WP HR S P ERA WHIP | IP WLS BF H R ER SO BB IBB HBP BLK WP HR S P ERA WHIP | IP WLS BF H R ER SO BB IBB HBP BLK WP HR S P ERA WHIP | IP WLS BF H R ER SO BB IBB HBP BLK WP HR S P ERA WHIP | IP WLS BF H R ER SO BB IBB HBP BLK WP HR S P ERA WHIP | IP WLS BF H R ER SO BB IBB HBP BLK WP HR S P ERA WHIP | IP WLS BF H R ER SO BB IBB HBP BLK WP HR S P ERA WHIP | IP WLS BF H R ER SO BB IBB HBP BLK WP HR S P ERA WHIP | IP WLS BF H R ER SO BB IBB HBP BLK WP HR S P ERA WHIP | IP WLS BF H R ER SO BB IBB HBP BLK WP HR S P ERA WHIP | IP WLS BF H R ER SO BB IBB HBP BLK WP HR S P ERA WHIP | IP WLS BF H R ER SO BB IBB HBP BLK WP HR S P ERA WHIP | IP WLS BF H R ER SO BB IBB HBP BLK WP HR S P ERA WHIP |
| 49 Wade LeBlanc, L (1.1) ERA: 3.63 | 4.1 | L | 20 | 4 | 4 | 4 | 3 | 2 | 0 | 0 | 0 | 0 | 0 | 1 | 0 | 7 | 10 | 0.00 | 3.000 | | | | | | |
| 67 Matt Festa, R (5.1) ERA: 6.0 | 0.2 | | 4 | 2 | 0 | 0 | 0 | 0 | 0 | 0 | 0 | 0 | 0 | 0 | 7 | 10 | 0.00 | 3.000 | | | | | | | |
| 55 Roenis Elias, L (6.1) ERA: 2.33 | 1.0 | | 3 | 0 | 0 | 0 | 2 | 0 | 0 | 0 | 0 | 0 | 0 | 0 | 8 | 11 | 0.00 | 0.000 | | | | | | | |
| 61 Casey Lawrence, R (7.1) ERA: 8.1 | 1.0 | | 4 | 1 | 0 | 0 | 1 | 0 | 0 | 0 | 0 | 0 | 0 | 0 | 14 | 17 | 0.00 | 1.000 | | | | | | | |
| 12 Juan Nicasio, R (8.1) ERA: 6.0 | 1.0 | | 4 | 1 | 0 | 0 | 1 | 0 | 0 | 0 | 0 | 0 | 0 | 0 | 9 | 13 | 0.00 | 1.000 | | | | | | | |

| Batter | 1 | 2 | 3 | 4 | 5 | 6 | 7 | 8 | 9 | AB | R | H | RBI | BB | SO | LOB | TOP | | | | |
|---|---------------------------------------|----------------------------------|--------------------------------------|---------------------------------|--------------------------------------|---------------------------------|---------------------------------------|----------------------------------|--------------------------------------|----------------------------------|--------------------------------------|----------------------------------|--------------------------------------|---------------------------------|--------------------------------------|----------------------------------|----------------------------------|------------------------------------|----------------------------------|--------|--|
| 7 Tim Anderson, R OBP: 0.299, SLG: 0.409 | | | | | | | | | | 4 | 0 | 0 | 0 | 0 | 1 | 3 | | | | | |
| 28 Leury García, S OBP: 0.321, SLG: 0.406 | | | | | | | | | | 4 | 1 | 1 | 0 | 0 | 0 | 3 | | | | | |
| 79 José Abreu, R OBP: 0.308, SLG: 0.436 | | | | | | | | | | 4 | 0 | 0 | 0 | 0 | 2 | 1 | | | | | |
| 18 Daniel Palka, L OBP: 0.280, SLG: 0.468 | | | | | | | | | | 4 | 0 | 1 | 1 | 0 | 2 | 0 | | | | | |
| 10 Yoán Moncada, S OBP: 0.313, SLG: 0.425 | | | | | | | | | | 2 | 0 | 0 | 0 | 2 | 2 | 1 | | | | | |
| 30 Nicky Delmonico, L OBP: 0.282, SLG: 0.292 | | | | | | | | | | 4 | 0 | 0 | 0 | 0 | 2 | 2 | | | | | |
| 15 Adam Engel, R OBP: 0.269, SLG: 0.299 | | | | | | | | | | 3 | 0 | 0 | 0 | 0 | 1 | 0 | | | | | |
| 38 Omar Narváez, L OBP: 0.355, SLG: 0.413 | | | | | | | | | | 3 | 0 | 1 | 0 | 0 | 1 | 0 | | | | | |
| 5 Yolmer Sánchez, S OBP: 0.309, SLG: 0.406 | | | | | | | | | | 3 | 0 | 2 | 0 | 0 | 0 | 0 | | | | | |
| Inning Stats | R: 1 H: 2 E: 0 K: 1 S: 11 | H: 2 LOB: 1 BB: 0 P: 15 | R: 0 H: 0 E: 0 K: 1 S: 7 | H: 0 LOB: 0 BB: 0 P: 8 | R: 0 H: 1 E: 0 K: 0 S: 5 | H: 1 LOB: 0 BB: 0 P: 6 | R: 0 H: 0 E: 0 K: 2 S: 10 | H: 0 LOB: 1 BB: 1 P: 17 | R: 0 H: 0 E: 0 K: 2 S: 7 | H: 0 LOB: 0 BB: 0 P: 10 | R: 0 H: 0 E: 0 K: 2 S: 8 | H: 0 LOB: 0 BB: 0 P: 14 | R: 0 H: 2 E: 0 K: 0 S: 5 | H: 2 LOB: 2 BB: 0 P: 8 | R: 0 H: 0 E: 0 K: 1 S: 8 | H: 0 LOB: 1 BB: 1 P: 17 | 1B: 3 2B: 3 3B: 0 HR: 0 | SF: 0 SAC: 0 DP: 1 HBP: 0 | WP: 0 PB: 0 SB: 0 CS: 0 | PA: 33 | |
| PITCHER | IP | WLS | BF | H | R | ER | SO | BB | IBB | HBP | BLK | WP | HR | S | P | ERA | WHIP | | | | |
| 49 Wade LeBlanc, L ERA: 3.44 | 7.1 | W | 26 | 4 | 1 | 1 | 10 | 1 | 0 | 0 | 0 | 0 | 0 | 57 | 84 | 1.23 | 0.682 | | | | |
| 48 Alex Colomé, R ERA: 4.05 | 0.2 | H | 3 | 1 | 0 | 0 | 0 | 0 | 0 | 0 | 0 | 0 | 0 | 3 | 4 | 0.00 | 1.500 | | | | |
| 39 Edwin Díaz, R ERA: 2.2 | 1.0 | S | 4 | 0 | 0 | 0 | 1 | 1 | 0 | 0 | 0 | 0 | 0 | 8 | 17 | 0.00 | 1.000 | | | | |

Chicago White Sox @ Seattle Mariners
Safeco Field, Seattle, WA
Fri Jul 20 2018, 7:11 PM - 9:48 PM PDT
Att: 43,331 - Clear - 73 F

AB 31
R 1
H 5
RBI 1
BB 2
SO 11
LOB 10



| Batter | 1 | 2 | 3 | 4 | 5 | 6 | 7 | 8 | 9 | AB | R | H | RBI | BB | SO | LOB | BOTTOM | | | | |
|---|---------------------------------------|----------------------------------|--------------------------------------|----------------------------------|---------------------------------------|----------------------------------|---------------------------------------|----------------------------------|---------------------------------------|----------------------------------|--------------------------------------|---------------------------------|---------------------------------------|----------------------------------|--------------------------------------|----------------------------------|----------------------------------|------------------------------------|----------------------------------|--------|--|
| 9 Dee Strange-Gordon, L OBP: 0.399, SLG: 0.353 | | | | | | | | | | 4 | 1 | 4 | 0 | 0 | 0 | 0 | | | | | |
| 2 Jean Segura, R OBP: 0.353, SLG: 0.459 | | | | | | | | | | 4 | 1 | 1 | 0 | 0 | 0 | 3 | | | | | |
| 17 Mitch Haniger, R OBP: 0.360, SLG: 0.487 | | | | | | | | | | 3 | 0 | 1 | 0 | 0 | 1 | 1 | | | | | |
| 23 Nelson Cruz, R OBP: 0.362, SLG: 0.536 | | | | | | | | | | 3 | 0 | 1 | 2 | 0 | 0 | 0 | | | | | |
| 57 John Andreoli, R OBP: 0.333, SLG: 0.290 | | | | | | | | | | 0 | 0 | 0 | 0 | 0 | 0 | 0 | | | | | |
| 15 Kyle Seager, L OBP: 0.284, SLG: 0.426 | | | | | | | | | | 3 | 1 | 1 | 0 | 1 | 1 | 3 | | | | | |
| 4 Denard Span, L OBP: 0.397, SLG: 0.432 | | | | | | | | | | 4 | 0 | 1 | 0 | 0 | 0 | 3 | | | | | |
| 27 Ryon Healy, R OBP: 0.268, SLG: 0.443 | | | | | | | | | | 3 | 0 | 0 | 1 | 0 | 1 | 1 | | | | | |
| 26 Chris Herrmann, L OBP: 0.349, SLG: 0.417 | | | | | | | | | | 3 | 0 | 0 | 0 | 0 | 1 | 1 | | | | | |
| 5 Guillermo Heredia, R OBP: 0.315, SLG: 0.313 | | | | | | | | | | 3 | 0 | 0 | 0 | 0 | 1 | 0 | | | | | |
| Inning Stats | R: 1 H: 2 E: 1 K: 1 S: 13 | H: 2 LOB: 1 BB: 0 P: 20 | R: 0 H: 0 E: 0 K: 2 S: 9 | H: 0 LOB: 0 BB: 0 P: 12 | R: 0 H: 2 E: 0 K: 1 S: 10 | H: 2 LOB: 1 BB: 0 P: 16 | R: 1 H: 2 E: 0 K: 0 S: 10 | H: 2 LOB: 1 BB: 0 P: 18 | R: 0 H: 0 E: 0 K: 1 S: 12 | H: 0 LOB: 0 BB: 1 P: 24 | R: 0 H: 0 E: 0 K: 0 S: 4 | H: 0 LOB: 0 BB: 0 P: 8 | R: 1 H: 2 E: 0 K: 0 S: 13 | H: 2 LOB: 2 BB: 0 P: 17 | R: 0 H: 0 E: 0 K: 1 S: 8 | H: 0 LOB: 0 BB: 0 P: 17 | 1B: 7 2B: 2 3B: 0 HR: 0 | SF: 1 SAC: 0 DP: 1 HBP: 1 | WP: 1 PB: 0 SB: 2 CS: 1 | PA: 33 | |
| PITCHER | IP | WLS | BF | H | R | ER | SO | BB | IBB | HBP | BLK | WP | HR | S | P | ERA | WHIP | | | | |
| 33 James Shields, R ERA: 4.26 | 7.0 | L | 27 | 7 | 2 | 1 | 5 | 1 | 0 | 0 | 0 | 0 | 0 | 63 | 103 | 1.29 | 1.143 | | | | |
| 70 Luis Avilán, L ERA: 4.29 | 0.0 | | 1 | 1 | 1 | 1 | 0 | 0 | 0 | 0 | 0 | 0 | 0 | 1 | 2 | ∞ | ∞ | | | | |
| 37 Juan Minaya, R ERA: 3.38 | 0.1 | | 3 | 1 | 0 | 0 | 0 | 0 | 0 | 1 | 0 | 1 | 0 | 8 | 11 | 0.00 | 3.000 | | | | |
| 57 Jace Fry, L ERA: 3.9 | 0.2 | | 2 | 0 | 0 | 0 | 0 | 0 | 0 | 0 | 0 | 0 | 0 | 4 | 4 | 0.00 | 0.000 | | | | |

Chicago White Sox @ Seattle Mariners
Safeco Field, Seattle, WA
Fri Jul 20 2018, 7:11 PM - 9:48 PM PDT
Att: 43,331 - Clear - 73 F

AB 30
R 3
H 9
RBI 3
BB 1
SO 5
LOB 12



| Batter | 1 | 2 | 3 | 4 | 5 | 6 | 7 | 8 | 9 | AB | R | H | RBI | BB | SO | LOB | TOP | | | | | | | | | | |
|---|------------------------------|---------------------------------|-------------------------------|----------------------------------|------------------------------|----------------------------------|------------------------------|----------------------------------|-------------------------------|----------------------------------|------------------------------|---------------------------------|------------------------------|----------------------------------|------------------------------|----------------------------------|---|----------------------------------|-------------------------|------------------------------------|----------------------------------|--------|--|--|--|--|--|
| 10 Yoán Moncada, S OBP: 0.309, SLG: 0.419 | G3-1 | | K | | G4-3 | | K | | F7 | 5 | 0 | 0 | 0 | 0 | 2 | 2 | Chicago White Sox @ Seattle Mariners Safeco Field, Seattle, WA Sat Jul 21 2018, 7:11 PM - 9:38 PM PDT Att: 38,186 - Partly Cloudy - 74 F | | | | | | | | | | |
| 5 Yolmer Sánchez, S OBP: 0.311, SLG: 0.407 | L8 | | | | 79 HBP 26 HR 1B | | | | P5 | 4 | 1 | 2 | 0 | 0 | 0 | | | | | | | | | | | | |
| 79 José Abreu, R OBP: 0.312, SLG: 0.435 | L8 | | | | 26 HR HBP | | | | HBP | 1 | 1 | 0 | 0 | 1 | 0 | | | | | | | | | | | | |
| 18 Daniel Palka, L OBP: 0.275, SLG: 0.460 | | | K | | L4 | | K2-3 | | F8 | 4 | 0 | 0 | 0 | 0 | 2 | 5 | | | | | | | | | | | |
| 26 Avisail García, R OBP: 0.296, SLG: 0.555 | | | K | | | | | | K | 4 | 1 | 1 | 3 | 0 | 3 | 1 | | | | | | | | | | | |
| 38 Omar Narváez, L OBP: 0.365, SLG: 0.425 | | | | | | | | | | | | | | | | | | | | | | | | | | | |
| 28 Leury García, S OBP: 0.320, SLG: 0.403 | | | | | | | | | | | | | | | | | | | | | | | | | | | |
| 30 Nicky Delmonico, L OBP: 0.322, SLG: 0.298 | | | | | | | | | | | | | | | | | | | | | | | | | | | |
| 15 Adam Engel, R OBP: 0.269, SLG: 0.299 | | | | | | | | | | | | | | | | | | | | | | | | | | | |
| 7 Tim Anderson, R OBP: 0.295, SLG: 0.406 | | | | | | | | | | | | | | | | | | | | | | | | | | | |
| Inning Stats | R: 0 E: 0 K: 0 S: 6 | H: 0 LOB: 0 BB: 0 P: 8 | R: 0 E: 0 K: 3 S: 13 | H: 0 LOB: 1 BB: 1 P: 21 | R: 0 E: 0 K: 3 S: 9 | H: 0 LOB: 0 BB: 0 P: 12 | R: 4 E: 1 K: 0 S: 9 | H: 4 LOB: 0 BB: 1 P: 16 | R: 0 E: 0 K: 1 S: 16 | H: 1 LOB: 2 BB: 1 P: 23 | R: 0 E: 0 K: 1 S: 8 | H: 0 LOB: 0 BB: 0 P: 9 | R: 0 E: 0 K: 2 S: 9 | H: 0 LOB: 0 BB: 0 P: 12 | R: 0 E: 0 K: 1 S: 9 | H: 0 LOB: 1 BB: 0 P: 12 | R: 0 E: 0 K: 0 S: 8 | H: 2 LOB: 2 BB: 0 P: 14 | 1B: 4 2B: 2 HR: 1 | SF: 1 SAC: 0 DP: 0 HBP: 2 | WP: 0 PB: 0 SB: 0 CS: 0 | PA: 37 | | | | | |
| PITCHER | IP | WLS | BF | H | R | ER | SO | BB | IBB | HBP | BLK | WP | HR | S | P | ERA | WHIP | | | | | | | | | | |
| 34 Félix Hernández, R ERA: 5.14 | 5.0 | L | 22 | 5 | 4 | 3 | 7 | 2 | 0 | 1 | 0 | 0 | 1 | 53 | 80 | 5.40 | 1.400 | | | | | | | | | | |
| 60 Chasen Bradford, R ERA: 2.55 | 1.0 | | 3 | 0 | 0 | 0 | 1 | 0 | 0 | 0 | 0 | 0 | 0 | 8 | 9 | 0.00 | 0.000 | | | | | | | | | | |
| 47 James Pazos, L ERA: 2.45 | 1.0 | | 3 | 0 | 0 | 0 | 2 | 0 | 0 | 0 | 0 | 0 | 0 | 9 | 12 | 0.00 | 0.000 | | | | | | | | | | |
| 50 Nick Vincent, R ERA: 4.13 | 1.0 | | 4 | 0 | 0 | 0 | 1 | 0 | 0 | 1 | 0 | 0 | 0 | 9 | 12 | 0.00 | 0.000 | | | | | | | | | | |
| 55 Roenis Elías, L ERA: 2.66 | 1.0 | | 5 | 2 | 1 | 1 | 0 | 0 | 0 | 0 | 0 | 0 | 0 | 8 | 14 | 9.00 | 2.000 | | | | | | | | | | |

| Batter | 1 | 2 | 3 | 4 | 5 | 6 | 7 | 8 | 9 | AB | R | H | RBI | BB | SO | LOB | BOTTOM | | | | | | | | | | |
|---|------------------------------|----------------------------------|------------------------------|----------------------------------|------------------------------|----------------------------------|-------------------------------|----------------------------------|------------------------------|---------------------------------|------------------------------|----------------------------------|------------------------------|----------------------------------|------------------------------|----------------------------------|---|----------------------------------|----------------------------------|------------------------------------|----------------------------------|--------|--|--|--|--|--|
| 9 Dee Strange-Gordon, L OBP: 0.308, SLG: 0.352 | K | | G6-3 | | | | | | F7 | 4 | 0 | 1 | 0 | 0 | 1 | 0 | Chicago White Sox @ Seattle Mariners Safeco Field, Seattle, WA Sat Jul 21 2018, 7:11 PM - 9:38 PM PDT Att: 38,186 - Partly Cloudy - 74 F | | | | | | | | | | |
| 2 Jean Segura, R OBP: 0.351, SLG: 0.456 | G1-3 | | | | E5 23 CS | | | | P3 | 4 | 0 | 1 | 0 | 0 | 0 | 1 | | | | | | | | | | | |
| 17 Mitch Haniger, R OBP: 0.361, SLG: 0.484 | | | | | 23 FC6 BB | | | | G5-3 | 2 | 0 | 0 | 0 | 2 | 0 | 2 | | | | | | | | | | | |
| 23 Nelson Cruz, R OBP: 0.358, SLG: 0.529 | G5-3 | | | | FC6-4 2-2 2-3 | | | | G5-3 | 4 | 0 | 0 | 0 | 0 | 1 | 4 | | | | | | | | | | | |
| 15 Kyle Seager, L OBP: 0.282, SLG: 0.422 | | | | | K | | | | F7 | 3 | 0 | 0 | 0 | 0 | 1 | 1 | | | | | | | | | | | |
| 4 Denard Span, L OBP: 0.353, SLG: 0.428 | | | | | | | | | L6 | 3 | 0 | 0 | 0 | 0 | 0 | 0 | | | | | | | | | | | |
| 16 Ben Gamel, L OBP: 0.351, SLG: 0.383 | | | | | | | | | L9 | | | | | | | | | | | | | | | | | | |
| 16 Ben Gamel, L OBP: 0.351, SLG: 0.383 | | | | | | | | | G6-3 | 3 | 0 | 0 | 0 | 0 | 0 | 0 | | | | | | | | | | | |
| 20 Daniel Vogelbach, L OBP: 0.333, SLG: 0.323 | | | | | | | | | G4-3 | 3 | 0 | 0 | 0 | 0 | 0 | 0 | | | | | | | | | | | |
| 36 David Freitas, R OBP: 0.267, SLG: 0.282 | | | | | | | | | K | 3 | 0 | 0 | 0 | 0 | 2 | 0 | | | | | | | | | | | |
| 26 Chris Herrmann, L OBP: 0.341, SLG: 0.405 | | | | | | | | | L7 | 3 | 0 | 0 | 0 | 0 | 2 | 0 | | | | | | | | | | | |
| 36 David Freitas, R OBP: 0.267, SLG: 0.282 | | | | | | | | | K | 2 | 0 | 0 | 0 | 0 | 0 | 0 | | | | | | | | | | | |
| 26 Chris Herrmann, L OBP: 0.341, SLG: 0.405 | | | | | | | | | G5-3 | 1 | 0 | 0 | 0 | 0 | 1 | 0 | | | | | | | | | | | |
| Inning Stats | R: 0 E: 0 K: 1 S: 8 | H: 0 LOB: 1 BB: 1 P: 13 | R: 0 E: 0 K: 0 S: 8 | H: 0 LOB: 0 BB: 0 P: 15 | R: 0 E: 0 K: 1 S: 6 | H: 0 LOB: 0 BB: 0 P: 12 | R: 0 E: 1 K: 1 S: 11 | H: 0 LOB: 1 BB: 1 P: 17 | R: 0 E: 0 K: 0 S: 4 | H: 0 LOB: 0 BB: 0 P: 6 | R: 0 E: 0 K: 0 S: 7 | H: 1 LOB: 1 BB: 0 P: 11 | R: 0 E: 0 K: 0 S: 8 | H: 0 LOB: 0 BB: 0 P: 12 | R: 0 E: 0 K: 2 S: 9 | H: 0 LOB: 0 BB: 0 P: 11 | R: 0 E: 0 K: 1 S: 9 | H: 1 LOB: 1 BB: 0 P: 14 | 1B: 2 2B: 0 3B: 0 HR: 0 | SF: 0 SAC: 0 DP: 0 HBP: 0 | WP: 0 PB: 0 SB: 0 CS: 1 | PA: 31 | | | | | |
| PITCHER | IP | WLS | BF | H | R | ER | SO | BB | IBB | HBP | BLK | WP | HR | S | P | ERA | WHIP | | | | | | | | | | |
| 68 Dylan Covey, R ERA: 4.95 | 1.1 | | 29 | 2 | 0 | 0 | 5 | 2 | 0 | 0 | 0 | 0 | 0 | 66 | 105 | 0.00 | 0.480 | | | | | | | | | | |
| 48 Joakim Soria, R ERA: 2.7 | 0.2 | | 2 | 0 | 0 | 0 | 1 | 0 | 0 | 0 | 0 | 0 | 0 | 4 | 6 | 0.00 | 0.000 | | | | | | | | | | |

AB 32
R 5
H 7
RBI 4
BB 2
SO 11
LOB 10



AB 29
R 0
H 2
RBI 0
BB 2
SO 6
LOB 8



| Batter | 1 | 2 | 3 | 4 | 5 | 6 | 7 | 8 | 9 | AB | R | H | RBI | BB | SO | LOB | TOP | | | | | | | | | | |
|--|---------------------------------------|----------------------------------|--------------------------------------|---------------------------------|--------------------------------------|----------------------------------|--------------------------------------|---------------------------------|---------------------------------------|----------------------------------|---------------------------------------|----------------------------------|---------------------------------------|----------------------------------|---------------------------------------|----------------------------------|---|------------------------------------|-------------------------|--------|--|--|--|--|--|--|--|
| 7 Tim Anderson, R OBP: 0.298, SLG: 0.416 | G3 | | | G3 | | HR | | 1B | | 4 | 1 | 2 | 2 | 0 | 0 | 0 | Chicago White Sox @ Seattle Mariners Safeco Field, Seattle, WA Sun Jul 22 2018, 1:11 PM - 4:03 PM PDT Att: 38,207 - Sunny - 74 F | | | | | | | | | | |
| 28 Leury García, S OBP: 0.314, SLG: 0.395 | K | | | L4 | | K | | G3 | | 4 | 0 | 0 | 0 | 0 | 2 | 1 | | | | | | | | | | | |
| 79 José Abreu, R OBP: 0.311, SLG: 0.433 | K | | | G5-3 | | | | 1B | | 4 | 0 | 1 | 0 | 0 | 2 | 0 | | | | | | | | | | | |
| 26 Avisail García, R OBP: 0.288, SLG: 0.540 | | G5-3 | | | K | | | F9 | | 4 | 0 | 0 | 0 | 0 | 1 | 1 | | | | | | | | | | | |
| 24 Matt Davidson, R OBP: 0.329, SLG: 0.435 | | E6 | | | K | | | 1B | | 4 | 0 | 1 | 0 | 0 | 2 | 1 | | | | | | | | | | | |
| 10 Yoenis Alcántara, S OBP: 0.306, SLG: 0.414 | | G5-4-3 | | | K | | | F9 | | 4 | 0 | 0 | 0 | 0 | 1 | 4 | | | | | | | | | | | |
| 36 Kevan Smith, R OBP: 0.348, SLG: 0.345 | | | | G4-3 | | BB | | K | | 2 | 0 | 0 | 0 | 1 | 1 | 2 | | | | | | | | | | | |
| 5 Yolmer Sánchez, S OBP: 0.309, SLG: 0.403 | | | | L5 | | G6-4-3 | | K | | 3 | 0 | 0 | 0 | 0 | 1 | 1 | | | | | | | | | | | |
| 15 Adam Engel, R OBP: 0.270, SLG: 0.299 | | | | G4-3 | | HR | | K | | 3 | 1 | 1 | 0 | 0 | 1 | 0 | | | | | | | | | | | |
| Inning Stats | R: 0 H: 0 E: 0 K: 2 S: 10 | H: 0 LOB: 0 BB: 0 P: 14 | R: 0 H: 0 E: 1 K: 0 S: 7 | H: 0 LOB: 0 BB: 0 P: 7 | R: 0 H: 0 E: 0 K: 0 S: 7 | H: 0 LOB: 0 BB: 0 P: 13 | R: 0 H: 0 E: 0 K: 0 S: 7 | H: 0 LOB: 0 BB: 0 P: 9 | R: 0 H: 0 E: 0 K: 3 S: 12 | H: 0 LOB: 0 BB: 0 P: 16 | R: 2 H: 2 E: 0 K: 1 S: 11 | H: 2 LOB: 0 BB: 1 P: 17 | R: 0 H: 2 E: 0 K: 1 S: 12 | H: 1 LOB: 1 BB: 0 P: 17 | R: 0 H: 0 E: 1 K: 2 S: 15 | H: 0 LOB: 1 BB: 0 P: 19 | 1B: 4 2B: 0 3B: 0 HR: 1 | SF: 0 SAC: 0 DP: 2 HBP: 0 | WP: 0 PB: 0 CS: 0 | PA: 33 | | | | | | | |
| PITCHER | IP | WLS | BF | H | R | ER | SO | BB | IBB | HBP | BLK | WP | HR | S | P | ERA | WHIP | | | | | | | | | | |
| 32 Marco Gonzales, L ERA: 3.38 | 6.1 | W | 23 | 4 | 2 | 2 | 6 | 1 | 0 | 0 | 0 | 0 | 1 | 60 | 84 | 2.84 | 0.789 | | | | | | | | | | |
| 47 James Pazos, L ERA: 2.43 | 0.1 | H | 1 | 0 | 0 | 0 | 0 | 0 | 0 | 0 | 0 | 0 | 0 | 3 | 4 | 0.00 | 0.000 | | | | | | | | | | |
| 12 Juan Nicasio, R ERA: 6.03 | 0.1 | H | 1 | 0 | 0 | 0 | 1 | 0 | 0 | 0 | 0 | 0 | 0 | 3 | 5 | 0.00 | 0.000 | | | | | | | | | | |
| 48 Alex Colomé, R ERA: 3.95 | 1.0 | H | 4 | 1 | 0 | 0 | 2 | 0 | 0 | 0 | 0 | 0 | 0 | 10 | 12 | 0.00 | 1.000 | | | | | | | | | | |
| 50 Nick Vincent, R ERA: 3.99 | 1.0 | | 4 | 0 | 0 | 0 | 2 | 0 | 0 | 0 | 0 | 0 | 0 | 15 | 19 | 0.00 | 0.000 | | | | | | | | | | |

| Batter | 1 | 2 | 3 | 4 | 5 | 6 | 7 | 8 | 9 | AB | R | H | RBI | BB | SO | LOB | BOTTOM | | | | | | | | | | |
|---|---------------------------------------|----------------------------------|--------------------------------------|----------------------------------|---------------------------------------|----------------------------------|--------------------------------------|----------------------------------|--------------------------------------|----------------------------------|--------------------------------------|---------------------------------|--------------------------------------|----------------------------------|---------------------------------------|----------------------------------|---|------------------------------------|-------------------------|--------|--|--|--|--|--|--|--|
| 9 Dee Strange-Gordon, L OBP: 0.307, SLG: 0.357 | L7 | | | F7 | | | | F7 | | 4 | 0 | 1 | 0 | 0 | 0 | 0 | Chicago White Sox @ Seattle Mariners Safeco Field, Seattle, WA Sun Jul 22 2018, 1:11 PM - 4:03 PM PDT Att: 38,207 - Sunny - 74 F | | | | | | | | | | |
| 2 Jean Segura, R OBP: 0.350, SLG: 0.454 | 23 BB 17 S 15 BB | F9 | | F8 | | | | F9 | | 4 | 1 | 1 | 0 | 0 | 0 | 1 | | | | | | | | | | | |
| 17 Mitch Haniger, R OBP: 0.365, SLG: 0.483 | 15 BB 4 SF 23 BB | | | G6-3 | | | | 15 BB 27 HR | | 1 | 2 | 0 | 0 | 3 | 0 | 0 | | | | | | | | | | | |
| 23 Nelson Cruz, R OBP: 0.357, SLG: 0.525 | 15 BB 27 HR | | | P5 | | | | L5 | | 4 | 1 | 1 | 0 | 0 | 0 | 3 | | | | | | | | | | | |
| 15 Kyle Seager, L OBP: 0.284, SLG: 0.421 | 27 HR | | | L7 | | | | 27 HR | | 3 | 2 | 1 | 1 | 1 | 0 | 0 | | | | | | | | | | | |
| 4 Denard Span, L OBP: 0.352, SLG: 0.424 | SF7 | | | 27 BB 3 | | | | F7 | | 2 | 0 | 0 | 1 | 1 | 0 | 2 | | | | | | | | | | | |
| 27 Ryon Healy, R OBP: 0.274, SLG: 0.466 | HR | | | 3 | | | | HR | | 4 | 2 | 3 | 6 | 0 | 1 | 0 | | | | | | | | | | | |
| 3 Mike Zunino, R OBP: 0.247, SLG: 0.395 | K | | | FC5-2-5-1-6-7 | | | | L8 | | 4 | 0 | 0 | 0 | 0 | 2 | 2 | | | | | | | | | | | |
| 5 Guillermo Heredia, R OBP: 0.311, SLG: 0.308 | | G6-3 | | | | | | G6-3 | | 3 | 0 | 0 | 0 | 0 | 0 | 0 | | | | | | | | | | | |
| Inning Stats | R: 5 H: 3 E: 0 K: 1 S: 23 | H: 3 LOB: 0 BB: 2 P: 40 | R: 0 H: 1 E: 0 K: 0 S: 5 | H: 1 LOB: 2 BB: 1 P: 11 | R: 0 H: 1 E: 0 K: 0 S: 11 | H: 1 LOB: 1 BB: 1 P: 15 | R: 0 H: 0 E: 0 K: 0 S: 6 | H: 0 LOB: 0 BB: 0 P: 10 | R: 0 H: 0 E: 0 K: 2 S: 9 | H: 0 LOB: 0 BB: 0 P: 13 | R: 0 H: 0 E: 0 K: 2 S: 7 | H: 0 LOB: 0 BB: 0 P: 9 | R: 0 H: 0 E: 0 K: 0 S: 9 | H: 0 LOB: 0 BB: 0 P: 14 | R: 3 H: 2 E: 0 K: 0 S: 16 | H: 2 LOB: 0 BB: 1 P: 29 | 1B: 4 2B: 1 3B: 1 HR: 2 | SF: 1 SAC: 0 DP: 1 HBP: 0 | WP: 0 PB: 0 CS: 0 | PA: 35 | | | | | | | |
| PITCHER | IP | WLS | BF | H | R | ER | SO | BB | IBB | HBP | BLK | WP | HR | S | P | ERA | WHIP | | | | | | | | | | |
| 40 Reynaldo López, R ERA: 4.13 | 5.0 | L | 23 | 5 | 5 | 5 | 1 | 4 | 0 | 0 | 0 | 0 | 0 | 7 | 9 | 9.00 | 1.800 | | | | | | | | | | |
| 70 Luis Avilán, L ERA: 4.13 | 1.0 | | 3 | 0 | 0 | 0 | 2 | 0 | 0 | 0 | 0 | 0 | 0 | 7 | 9 | 0.00 | 0.000 | | | | | | | | | | |
| 54 Jeanmar Gómez, R ERA: 3.86 | 1.0 | | 3 | 0 | 0 | 0 | 0 | 0 | 0 | 0 | 0 | 0 | 0 | 9 | 14 | 0.00 | 0.000 | | | | | | | | | | |
| 66 Chris Volstad, R ERA: 5.08 | 0.1 | | 2 | 0 | 1 | 1 | 0 | 1 | 0 | 0 | 0 | 0 | 0 | 3 | 7 | 27.00 | 3.000 | | | | | | | | | | |
| 53 Héctor Santiago, L ERA: 5.81 | 0.2 | | 4 | 2 | 2 | 2 | 0 | 0 | 0 | 0 | 0 | 0 | 1 | 13 | 22 | 27.00 | 3.000 | | | | | | | | | | |

| | |
|-----|----|
| AB | 32 |
| R | 2 |
| H | 5 |
| RBI | 2 |
| BB | 1 |
| SO | 11 |
| LOB | 10 |



| | |
|-----|----|
| AB | 29 |
| R | 8 |
| H | 7 |
| RBI | 8 |
| BB | 5 |
| SO | 3 |
| LOB | 8 |



| Batter | 1 | 2 | 3 | 4 | 5 | 6 | 7 | 8 | 9 | AB | R | H | RBI | BB | SO | LOB | TOP | | | |
|---|---|--|---|---|--|----------------------------------|--------------------------------------|----------------------------------|---------------------------------------|----------------------------------|---------------------------------------|----------------------------------|--------------------------------------|----------------------------------|---------------------------------------|---|---|------------------------------------|----------------------------------|--------|
| 6 Steven Duggar, L (1, 8) OBP: 0.277, SLG: 0.370 | G3-1 | | G4-3 | | | G3-1 | | FC6-4 19 1B | | 4 | 0 | 1 | 0 | 0 | 0 | 2 | San Francisco Giants @ Seattle Mariners Safeco Field, Seattle, WA Wed Jul 25 2018, 1:11 PM - 3:47 PM PDT Att: 45,548 - Sunny - 74 F | | | |
| 19 Alen Hanson, S (1, 4) OBP: 0.304, SLG: 0.477 | 1B | | | L9 | | K | | FC6-4 1-2 | | 4 | 0 | 1 | 0 | 0 | 1 | 3 | | | | |
| 22 Andrew McCutchen, R (1, 9) OBP: 0.349, SLG: 0.411 | L8 | | | G6-3 | | K | | L8 | | 4 | 0 | 0 | 0 | 0 | 1 | 4 | | | | |
| 9 Brandon Belt, L (1, 3) OBP: 0.372, SLG: 0.470 | F7 | | | F8 | | | | K | | 3 | 0 | 1 | 0 | 0 | 0 | 1 | | | | |
| 2 Chase d'Arnaud, R (7, PR) OBP: 0.333, SLG: 0.515 | | | | | | | | K | | 1 | 1 | 0 | 0 | 0 | 1 | 1 | | | | |
| 28 Buster Posey, R (1, 10) OBP: 0.356, SLG: 0.392 | | G6-3 | | | L8 | | | G4-3 | | 4 | 0 | 0 | 0 | 0 | 1 | 1 | | | | |
| 35 Brandon Crawford, L (1, 6) OBP: 0.354, SLG: 0.447 | | G4-3 | | | G4-3 | | | 8 2B | | 4 | 1 | 1 | 1 | 0 | 1 | 0 | | | | |
| 48 Pablo Sandoval, S (1, 5) OBP: 0.317, SLG: 0.417 | | L9 | | | F7 | | | K | | 4 | 0 | 0 | 0 | 0 | 2 | 1 | | | | |
| 8 Hunter Pence, R (1, 7) OBP: 0.273, SLG: 0.315 | | | G1-3 | | | E6 6 G3-1 5 1B | | 2B | | 3 | 0 | 1 | 1 | 0 | 0 | 0 | | | | |
| 5 Nick Hundley, R (1, 2) OBP: 0.296, SLG: 0.471 | | G1 | | | | 6 G3-1 1B | | G4-3 | | 3 | 0 | 1 | 0 | 0 | 0 | 1 | | | | |
| Inning Stats | R: 0 H: 1 E: 0 K: 0 S: 9 | H: 1 LOB: 1 BB: 0 P: 12 | R: 0 H: 0 E: 0 K: 0 S: 5 | H: 0 LOB: 0 BB: 0 P: 8 | R: 0 H: 0 E: 0 K: 0 S: 7 | H: 0 LOB: 0 BB: 0 P: 10 | R: 0 H: 0 E: 0 K: 0 S: 7 | H: 0 LOB: 0 BB: 0 P: 10 | R: 0 H: 1 E: 1 K: 2 S: 13 | H: 1 LOB: 2 BB: 0 P: 20 | R: 2 H: 3 E: 1 K: 1 S: 14 | H: 3 LOB: 1 BB: 0 P: 18 | R: 0 H: 1 E: 0 K: 1 S: 8 | H: 1 LOB: 1 BB: 0 P: 14 | R: 0 H: 0 E: 0 K: 3 S: 10 | H: 0 LOB: 0 BB: 0 P: 14 | 1B: 4 2B: 2 3B: 0 HR: 0 | SF: 0 SAC: 0 DP: 0 HBP: 0 | WP: 0 PB: 0 SB: 0 CS: 0 | PA: 34 |
| PITCHER | IP WLS BF H R ER SO BB IBB HBP BLK WP HR S P ERA WHIP | 6.1 B 3 1 0 2 2 0 0 0 0 0 0 57 78 2.84 0.632 | 7.1 0.2 B 3 1 0 0 1 0 0 0 0 0 8 11 0.00 1.500 | 8.1 1.0 W 4 1 0 0 1 0 0 0 0 0 8 14 0.00 1.000 | 9.1 1.0 S 3 0 0 0 3 0 0 0 0 0 10 14 0.00 0.000 | PITCHER | | | | | | | | | | IP WLS BF H R ER SO BB IBB HBP BLK WP HR S P ERA WHIP | | | | |

AB 34
R 2
H 6
RBI 2
BB 0
SO 7
LOB 14



| Batter | 1 | 2 | 3 | 4 | 5 | 6 | 7 | 8 | 9 | AB | R | H | RBI | BB | SO | LOB | BOTTOM | | | |
|--|---|--|--|---|---------------------------------------|----------------------------------|---------------------------------------|----------------------------------|---------------------------------------|----------------------------------|--------------------------------------|----------------------------------|--------------------------------------|----------------------------------|---|----------------------------------|---|----------------------------------|------------------------------------|----------------------------------|
| 9 Dee Strange-Gordon, L (1, 4) OBP: 0.306, SLG: 0.353 | 2 SF8 HBP | | 2 BLK 1B | | G6-3 | | | SH1-3 | | 2 | 1 | 1 | 0 | 0 | 0 | 0 | San Francisco Giants @ Seattle Mariners Safeco Field, Seattle, WA Wed Jul 25 2018, 1:11 PM - 3:47 PM PDT Att: 45,548 - Sunny - 74 F | | | |
| 2 Jean Segura, R (1, 6) OBP: 0.346, SLG: 0.451 | SF8 | | L8 | | | F9 | | E8 17 L9-6 1B | | 3 | 0 | 1 | 2 | 0 | 0 | 1 | | | | |
| 17 Mitch Haniger, R (1, 9) OBP: 0.360, SLG: 0.475 | K | | F9 | | | G5-3 | | L9-6 | | 4 | 0 | 0 | 0 | 0 | 1 | 2 | | | | |
| 23 Nelson Cruz, R (1, 10) OBP: 0.355, SLG: 0.518 | G6-3 | | | | F7 | | | BB | | 2 | 0 | 0 | 0 | 1 | 0 | 0 | | | | |
| 15 Kyle Seager, L (1, 5) OBP: 0.284, SLG: 0.419 | | G4-3 | | | G4-3 | | | K | | 3 | 0 | 0 | 0 | 0 | 1 | 1 | | | | |
| 27 Ryon Healy, R (1, 3) OBP: 0.280, SLG: 0.476 | | HR | | | 1B | | | K | | 3 | 1 | 2 | 1 | 0 | 1 | 0 | | | | |
| 4 Denard Span, L (1, 7) OBP: 0.348, SLG: 0.417 | | G3 | | | K | | | L4 | | 3 | 0 | 0 | 0 | 0 | 1 | 1 | | | | |
| 3 Mike Zunino, R (1, 2) OBP: 0.248, SLG: 0.389 | | G5-3 | | | K | | | F9 | | 3 | 0 | 0 | 0 | 0 | 1 | 0 | | | | |
| 5 Guillermo Heredia, R (1, 8) OBP: 0.313, SLG: 0.321 | | G5-3 | | | P3 | | | 9 SH1-3 BB | | 2 | 1 | 0 | 0 | 1 | 0 | 0 | | | | |
| Inning Stats | R: 1 H: 0 E: 0 K: 1 S: 9 | H: 0 LOB: 0 BB: 0 P: 17 | R: 1 H: 1 E: 0 K: 0 S: 12 | H: 1 LOB: 0 BB: 0 P: 18 | R: 0 H: 1 E: 0 K: 0 S: 10 | H: 1 LOB: 1 BB: 0 P: 16 | R: 0 H: 1 E: 0 K: 1 S: 11 | H: 1 LOB: 1 BB: 0 P: 16 | R: 0 H: 0 E: 0 K: 1 S: 12 | H: 0 LOB: 1 BB: 1 P: 17 | R: 0 H: 0 E: 0 K: 1 S: 7 | H: 0 LOB: 0 BB: 0 P: 14 | R: 1 H: 1 E: 1 K: 0 S: 4 | H: 1 LOB: 0 BB: 1 P: 11 | R: 0 H: 0 E: 0 K: 3 S: 10 | H: 0 LOB: 0 BB: 0 P: 14 | | 1B: 3 2B: 1 3B: 0 HR: 1 | SF: 1 SAC: 1 DP: 1 HBP: 1 | WP: 0 PB: 0 SB: 1 CS: 0 |
| PITCHER | IP WLS BF H R ER SO BB IBB HBP BLK WP HR S P ERA WHIP | 6.0 3 0 0 0 1 0 0 0 0 0 0 7 14 0.00 0.000 | 7.1 1.0 L 2 0 1 1 0 1 0 0 0 2 7 27.00 3.000 | 8.1 0.2 2 1 0 0 0 0 0 0 0 0 2 4 0.00 1.500 | PITCHER | | | | | | | | | | IP WLS BF H R ER SO BB IBB HBP BLK WP HR S P ERA WHIP | | | | | |

AB 25
R 3
H 4
RBI 3
BB 2
SO 5
LOB 5



| Batter | 1 | 2 | 3 | 4 | 5 | 6 | 7 | 8 | 9 | 10 | AB | R | H | RBI | BB | SO | LOB | TOP | | |
|--|---|---|---|---|---|---|---|---|---|---|---|---|---|---|---|---|---|---|----------------------------------|--------|
| 9 Dee Strange-Gordon, L (1, 4) OBP: 0.310, SLG: 0.356 | | | | | | | | | | | 5 | 0 | 3 | 0 | 0 | 1 | 1 | Seattle Mariners @ Los Angeles Angels Angel Stadium, Anaheim, CA Fri Jul 27 2018, 7:08 PM - 10:02 PM PDT Att: 42,336 - Clear - 84 F | | |
| 2 Jean Segura, R (1, 6) OBP: 0.347, SLG: 0.447 | | | | | | | | | | | 4 | 0 | 0 | 0 | 1 | 1 | 4 | | | |
| 17 Mitch Haniger, R (1, 9) OBP: 0.358, SLG: 0.470 | | | | | | | | | | | 4 | 0 | 0 | 0 | 0 | 1 | 5 | | | |
| 23 Nelson Cruz, R (1, 10) OBP: 0.307, SLG: 0.528 | | | | | | | | | | | 4 | 1 | 2 | 1 | 0 | 1 | 1 | | | |
| 4 Denard Span, L (9, PR) OBP: 0.348, SLG: 0.417 | | | | | | | | | | | 0 | 0 | 0 | 0 | 0 | 0 | 0 | | | |
| 15 Kyle Seager, L (1, 5) OBP: 0.294, SLG: 0.416 | | | | | | | | | | | 3 | 0 | 0 | 0 | 1 | 0 | 0 | | | |
| 27 Ryan Healy, R (1, 3) OBP: 0.277, SLG: 0.470 | | | | | | | | | | | 4 | 0 | 0 | 0 | 0 | 1 | 2 | | | |
| 3 Mike Zunino, R (1, 2) OBP: 0.253, SLG: 0.411 | | | | | | | | | | | 3 | 1 | 2 | 1 | 0 | 0 | 0 | | | |
| 7 Andrew Romine, S (8, PR) OBP: 0.250, SLG: 0.215 | | | | | | | | | | | 0 | 1 | 0 | 0 | 0 | 0 | 0 | | | |
| 26 Chris Herrmann, L (8, 2) OBP: 0.333, SLG: 0.395 | | | | | | | | | | | 1 | 0 | 0 | 0 | 0 | 0 | 2 | | | |
| 16 Ben Gamel, L (1, 7) OBP: 0.346, SLG: 0.376 | | | | | | | | | | | 4 | 0 | 0 | 0 | 0 | 2 | 4 | | | |
| 5 Guillermo Heredia, R (1, 8) OBP: 0.316, SLG: 0.324 | | | | | | | | | | | 4 | 0 | 2 | 1 | 0 | 1 | 0 | | | |
| Inning Stats | R: 0 E: 0 K: 1 S: 7 | H: 1 LOB: 1 BB: 0 P: 11 | R: 0 E: 0 K: 0 S: 7 | H: 0 LOB: 0 BB: 10 P: 10 | R: 0 E: 0 K: 1 S: 6 | H: 1 LOB: 0 BB: 0 P: 10 | R: 0 E: 0 K: 2 S: 8 | H: 0 LOB: 0 BB: 0 P: 8 | R: 1 E: 0 K: 0 S: 7 | H: 1 LOB: 0 BB: 0 P: 8 | R: 1 E: 0 K: 0 S: 13 | H: 3 LOB: 3 BB: 0 P: 17 | R: 0 E: 0 K: 2 S: 13 | H: 1 LOB: 3 BB: 1 P: 23 | R: 0 E: 0 K: 1 S: 10 | H: 1 LOB: 1 BB: 1 P: 17 | 1B: 6 2B: 1 3B: 0 HR: 2 | SF: 0 SAC: 0 DP: 2 HBP: 1 | WP: 0 PB: 0 SB: 1 CS: 2 | PA: 39 |
| PITCHER | IP WLS BF H R ER SO BB IBB HBP BLK WP HR S P ERA WHIP | IP WLS BF H R ER SO BB IBB HBP BLK WP HR S P ERA WHIP | IP WLS BF H R ER SO BB IBB HBP BLK WP HR S P ERA WHIP | IP WLS BF H R ER SO BB IBB HBP BLK WP HR S P ERA WHIP | IP WLS BF H R ER SO BB IBB HBP BLK WP HR S P ERA WHIP | IP WLS BF H R ER SO BB IBB HBP BLK WP HR S P ERA WHIP | IP WLS BF H R ER SO BB IBB HBP BLK WP HR S P ERA WHIP | IP WLS BF H R ER SO BB IBB HBP BLK WP HR S P ERA WHIP | IP WLS BF H R ER SO BB IBB HBP BLK WP HR S P ERA WHIP | IP WLS BF H R ER SO BB IBB HBP BLK WP HR S P ERA WHIP | IP WLS BF H R ER SO BB IBB HBP BLK WP HR S P ERA WHIP | IP WLS BF H R ER SO BB IBB HBP BLK WP HR S P ERA WHIP | IP WLS BF H R ER SO BB IBB HBP BLK WP HR S P ERA WHIP | IP WLS BF H R ER SO BB IBB HBP BLK WP HR S P ERA WHIP | IP WLS BF H R ER SO BB IBB HBP BLK WP HR S P ERA WHIP | IP WLS BF H R ER SO BB IBB HBP BLK WP HR S P ERA WHIP | IP WLS BF H R ER SO BB IBB HBP BLK WP HR S P ERA WHIP | IP WLS BF H R ER SO BB IBB HBP BLK WP HR S P ERA WHIP | | |
| 28 Andrew Heaney, L (1, 1) ERA: 3.64 | 8.0 | 0.1 | 0.2 | 1.0 | 0.1 | 0.2 | 1.0 | 0.1 | 0.2 | 1.0 | 0.1 | 0.2 | 1.0 | 0.1 | 0.2 | 1.0 | 0.1 | 0.2 | 1.0 | |
| 57 Hansel Robles, R (9, 1) ERA: 4.00 | 0.1 | 0.2 | 1.0 | 0.1 | 0.2 | 1.0 | 0.1 | 0.2 | 1.0 | 0.1 | 0.2 | 1.0 | 0.1 | 0.2 | 1.0 | 0.1 | 0.2 | 1.0 | 0.1 | |
| 48 Jose Alvarez, L (9, 1) ERA: 3.16 | 0.2 | 1.0 | 0.1 | 0.2 | 1.0 | 0.1 | 0.2 | 1.0 | 0.1 | 0.2 | 1.0 | 0.1 | 0.2 | 1.0 | 0.1 | 0.2 | 1.0 | 0.1 | 0.2 | |
| 33 Jim Johnson, R (10, 1) ERA: 3.52 | 1.0 | 0.1 | 0.2 | 1.0 | 0.1 | 0.2 | 1.0 | 0.1 | 0.2 | 1.0 | 0.1 | 0.2 | 1.0 | 0.1 | 0.2 | 1.0 | 0.1 | 0.2 | 1.0 | |

Seattle Mariners @ Los Angeles Angels
 Angel Stadium, Anaheim, CA
 Fri Jul 27 2018, 7:08 PM - 10:02 PM PDT
 Att: 42,336 - Clear - 84 F

AB 36
 R 3
 H 9
 RBI 3
 BB 2
 SO 8
 LOB 19



| Batter | 1 | 2 | 3 | 4 | 5 | 6 | 7 | 8 | 9 | 10 | AB | R | H | RBI | BB | SO | LOB | BOTTOM | | | | | | |
|---|---|---|---|---|---|---|---|---|---|---|---|---|---|---|---|---|---|---|----------------------------------|------------------------------|---------------------------------|----------------------------------|------------------------------------|----------------------------------|
| 6 David Fletcher, R (1, 5) OBP: 0.339, SLG: 0.406 | | | | | | | | | | | 3 | 0 | 1 | 1 | 0 | 0 | 1 | Seattle Mariners @ Los Angeles Angels Angel Stadium, Anaheim, CA Fri Jul 27 2018, 7:08 PM - 10:02 PM PDT Att: 42,336 - Clear - 84 F | | | | | | |
| 17 Shohei Ohtani, L (1, 10) OBP: 0.342, SLG: 0.509 | | | | | | | | | | | 4 | 0 | 0 | 0 | 0 | 2 | 2 | | | | | | | |
| 27 Mike Trout, R (1, 8) OBP: 0.462, SLG: 0.619 | | | | | | | | | | | 3 | 0 | 1 | 0 | 1 | 2 | 1 | | | | | | | |
| 8 Justin Upton, R (1, 7) OBP: 0.349, SLG: 0.444 | | | | | | | | | | | 4 | 0 | 1 | 0 | 0 | 1 | 3 | | | | | | | |
| 5 Albert Pujols, R (1, 3) OBP: 0.295, SLG: 0.435 | | | | | | | | | | | 4 | 1 | 1 | 0 | 0 | 0 | 1 | | | | | | | |
| 2 Andrelton Simmons, R (1, 6) OBP: 0.359, SLG: 0.430 | | | | | | | | | | | 4 | 0 | 0 | 0 | 0 | 0 | 1 | | | | | | | |
| 3 Ian Kinsler, R (1, 4) OBP: 0.295, SLG: 0.398 | | | | | | | | | | | 3 | 1 | 0 | 0 | 1 | 2 | 0 | | | | | | | |
| 10 José Briceño, R (1, 2) OBP: 0.314, SLG: 0.417 | | | | | | | | | | | 2 | 1 | 1 | 0 | 2 | 0 | 0 | | | | | | | |
| 56 Kole Calhoun, L (1, 9) OBP: 0.255, SLG: 0.366 | | | | | | | | | | | 4 | 1 | 2 | 3 | 0 | 1 | 2 | | | | | | | |
| Inning Stats | R: 0 E: 0 K: 1 S: 9 | H: 0 LOB: 1 BB: 1 P: 16 | R: 3 E: 0 K: 1 S: 12 | H: 3 LOB: 1 BB: 20 P: 20 | R: 0 E: 0 K: 0 S: 4 | H: 1 LOB: 0 BB: 8 P: 8 | R: 0 E: 0 K: 2 S: 9 | H: 0 LOB: 1 BB: 1 P: 15 | R: 0 E: 0 K: 1 S: 10 | H: 1 LOB: 1 BB: 1 P: 15 | R: 0 E: 0 K: 0 S: 4 | H: 0 LOB: 0 BB: 0 P: 10 | R: 0 E: 0 K: 0 S: 8 | H: 0 LOB: 0 BB: 1 P: 16 | R: 0 E: 0 K: 1 S: 11 | H: 1 LOB: 1 BB: 0 P: 20 | R: 0 E: 0 K: 1 S: 10 | | H: 0 LOB: 0 BB: 0 P: 14 | R: 1 E: 0 K: 0 S: 1 | H: 1 LOB: 0 BB: 0 P: 1 | 1B: 4 2B: 3 3B: 0 HR: 1 | SF: 1 SAC: 0 DP: 2 HBP: 0 | WP: 0 PB: 0 SB: 0 CS: 0 |
| PITCHER | IP WLS BF H R ER SO BB IBB HBP BLK WP HR S P ERA WHIP | IP WLS BF H R ER SO BB IBB HBP BLK WP HR S P ERA WHIP | IP WLS BF H R ER SO BB IBB HBP BLK WP HR S P ERA WHIP | IP WLS BF H R ER SO BB IBB HBP BLK WP HR S P ERA WHIP | IP WLS BF H R ER SO BB IBB HBP BLK WP HR S P ERA WHIP | IP WLS BF H R ER SO BB IBB HBP BLK WP HR S P ERA WHIP | IP WLS BF H R ER SO BB IBB HBP BLK WP HR S P ERA WHIP | IP WLS BF H R ER SO BB IBB HBP BLK WP HR S P ERA WHIP | IP WLS BF H R ER SO BB IBB HBP BLK WP HR S P ERA WHIP | IP WLS BF H R ER SO BB IBB HBP BLK WP HR S P ERA WHIP | IP WLS BF H R ER SO BB IBB HBP BLK WP HR S P ERA WHIP | IP WLS BF H R ER SO BB IBB HBP BLK WP HR S P ERA WHIP | IP WLS BF H R ER SO BB IBB HBP BLK WP HR S P ERA WHIP | IP WLS BF H R ER SO BB IBB HBP BLK WP HR S P ERA WHIP | IP WLS BF H R ER SO BB IBB HBP BLK WP HR S P ERA WHIP | IP WLS BF H R ER SO BB IBB HBP BLK WP HR S P ERA WHIP | IP WLS BF H R ER SO BB IBB HBP BLK WP HR S P ERA WHIP | IP WLS BF H R ER SO BB IBB HBP BLK WP HR S P ERA WHIP | | | | | | |
| 49 Wade LeBlanc, L (1, 1) ERA: 3.51 | 6.0 | 1.0 | 1.0 | 1.0 | 1.0 | 1.0 | 1.0 | 1.0 | 1.0 | 1.0 | 6.0 | 1.0 | 1.0 | 1.0 | 1.0 | 1.0 | 1.0 | | | | | | | |
| 50 Nick Vincent, R (7, 1) ERA: 3.80 | 1.0 | 1.0 | 1.0 | 1.0 | 1.0 | 1.0 | 1.0 | 1.0 | 1.0 | 1.0 | 1.0 | 1.0 | 1.0 | 1.0 | 1.0 | 1.0 | 1.0 | | | | | | | |
| 48 Alex Colomé, R (8, 1) ERA: 3.68 | 1.0 | 1.0 | 1.0 | 1.0 | 1.0 | 1.0 | 1.0 | 1.0 | 1.0 | 1.0 | 1.0 | 1.0 | 1.0 | 1.0 | 1.0 | 1.0 | 1.0 | | | | | | | |
| 12 Juan Nicasio, R (9, 1) ERA: 5.85 | 1.0 | 1.0 | 1.0 | 1.0 | 1.0 | 1.0 | 1.0 | 1.0 | 1.0 | 1.0 | 1.0 | 1.0 | 1.0 | 1.0 | 1.0 | 1.0 | 1.0 | | | | | | | |

Seattle Mariners @ Los Angeles Angels
 Angel Stadium, Anaheim, CA
 Fri Jul 27 2018, 7:08 PM - 10:02 PM PDT
 Att: 42,336 - Clear - 84 F

AB 31
 R 4
 H 7
 RBI 4
 BB 4
 SO 8
 LOB 11



| Batter | 1 | 2 | 3 | 4 | 5 | 6 | 7 | 8 | 9 | AB | R | H | RBI | BB | SO | LOB | TOP | | | | | | | | |
|---|------------------------------|----------------------------------|------------------------------|----------------------------------|------------------------------|----------------------------------|-------------------------------|----------------------------------|------------------------------|----------------------------------|-------------------------------|----------------------------------|------------------------------|----------------------------------|-------------------------------|----------------------------------|------------------------------|----------------------------------|----------------------------------|------------------------------------|----------------------------------|--------|--|--|--|
| 9 Dee Strange-Gordon, L OBP: 0.309, SLG: 0.354 | G3-1 | | FC6-4 | | G5-3 | | | 7 1B FC5-4 | L4 | 5 | 1 | 1 | 0 | 0 | 0 | 2 | | | | | | | | | |
| 2 Jean Segura, R OBP: 0.347, SLG: 0.446 | K | | B5-3 | | | | | 17 FC5-4 | | 3 | 0 | 1 | 0 | 0 | 0 | 1 | | | | | | | | | |
| 7 Andrew Romine, S OBP: 0.259, SLG: 0.225 | K | | | | | | | 17 FC5-4 | | 1 | 0 | 1 | 0 | 0 | 0 | 0 | | | | | | | | | |
| 17 Mitch Haniger, R OBP: 0.358, SLG: 0.465 | G6-3 | | | | G5-3 | | | 20 DI 1B | | 4 | 1 | 0 | 1 | 0 | 0 | 2 | | | | | | | | | |
| 23 Nelson Cruz, R OBP: 0.358, SLG: 0.546 | | HR | | | | | | | | 4 | 2 | 2 | 2 | 0 | 1 | 2 | | | | | | | | | |
| 15 Kyle Seager, L OBP: 0.292, SLG: 0.413 | G4-3 | | | | F8 | | | | | 3 | 0 | 0 | 0 | 0 | 0 | 1 | | | | | | | | | |
| 20 Daniel Vogelbach, L OBP: 0.342, SLG: 0.333 | G4-3 | | | | F8 | | | | | 1 | 0 | 1 | 1 | 0 | 0 | 0 | | | | | | | | | |
| 4 Denard Span, L OBP: 0.346, SLG: 0.415 | L7 | | | | | | | | | 4 | 0 | 1 | 0 | 0 | 1 | 1 | | | | | | | | | |
| 27 Ryon Healy, R OBP: 0.274, SLG: 0.465 | G5-3 | | | | G5-3 | | | | | 4 | 0 | 0 | 0 | 0 | 1 | 1 | | | | | | | | | |
| 3 Mike Zunino, R OBP: 0.254, SLG: 0.410 | | | | | | | | | | 3 | 0 | 1 | 0 | 0 | 1 | 0 | | | | | | | | | |
| 26 Chris Herrmann, L OBP: 0.346, SLG: 0.410 | | | | | | | | | | 1 | 0 | 1 | 0 | 0 | 0 | 0 | | | | | | | | | |
| 5 Guillermo Heredia, R OBP: 0.315, SLG: 0.336 | | | | | | | | | | 4 | 1 | 1 | 1 | 0 | 0 | 2 | | | | | | | | | |
| Inning Stats | R: 0 E: 0 K: 1 S: 8 | H: 0 LOB: 0 BB: 0 P: 11 | R: 1 E: 0 K: 0 S: 7 | H: 1 LOB: 0 BB: 0 P: 12 | R: 0 E: 0 K: 0 S: 9 | H: 1 LOB: 1 BB: 0 P: 13 | R: 1 E: 0 K: 0 S: 11 | H: 2 LOB: 1 BB: 0 P: 18 | R: 0 E: 0 K: 1 S: 9 | H: 0 LOB: 0 BB: 0 P: 16 | R: 0 E: 0 K: 0 S: 10 | H: 1 LOB: 1 BB: 0 P: 16 | R: 0 E: 0 K: 0 S: 8 | H: 0 LOB: 0 BB: 0 P: 13 | R: 3 E: 0 K: 2 S: 19 | H: 4 LOB: 1 BB: 0 P: 25 | R: 0 E: 0 K: 1 S: 8 | H: 1 LOB: 1 BB: 0 P: 11 | 1B: 7 2B: 0 3B: 0 HR: 3 | SF: 0 SAC: 0 DP: 0 HBP: 0 | WP: 0 PB: 0 SB: 0 CS: 0 | PA: 37 | | | |
| PITCHER | IP | WLS | BF | H | R | ER | SO | BB | IBB | HBP | BLK | WP | HR | S | P | ERA | WHIP | | | | | | | | |
| 51 Jaime Barria, R ERA: 3.74 | 6.0 | W | 23 | 5 | 2 | 2 | 2 | 0 | 0 | 0 | 0 | 0 | 2 | 54 | 86 | 3.00 | 0.833 | | | | | | | | |
| 25 Noé Ramirez, R ERA: 4.91 | 2.0 | | 10 | 4 | 3 | 3 | 2 | 0 | 0 | 0 | 0 | 0 | 1 | 27 | 38 | 13.50 | 2.000 | | | | | | | | |
| 57 Hansel Robles, R ERA: 3.97 | 1.0 | | 4 | 1 | 0 | 0 | 1 | 0 | 0 | 0 | 0 | 0 | 0 | 8 | 11 | 0.00 | 1.000 | | | | | | | | |

Seattle Mariners @ Los Angeles Angels
Angel Stadium, Anaheim, CA
Sat Jul 28 2018, 6:09 PM - 8:49 PM PDT
Att. 43,325 - Clear - 79 F

AB 37
R 5
H 10
RBI 5
BB 0
SO 5
LOB 12



| Batter | 1 | 2 | 3 | 4 | 5 | 6 | 7 | 8 | 9 | AB | R | H | RBI | BB | SO | LOB | BOTTOM | | | | | | | | |
|--|------------------------------|----------------------------------|-------------------------------|----------------------------------|-------------------------------|----------------------------------|------------------------------|---------------------------------|------------------------------|----------------------------------|-------------------------------|----------------------------------|------------------------------|----------------------------------|------------------------------|----------------------------------|----------------------------------|------------------------------------|----------------------------------|--------|--|--|--|--|--|
| 56 Kole Calhoun, L OBP: 0.254, SLG: 0.367 | G4-3 | | | G4-3 | | K | | G5-3 | | 5 | 0 | 1 | 2 | 0 | 1 | 0 | | | | | | | | | |
| 17 Shohel Ohtani, L OBP: 0.339, SLG: 0.506 | G4-3 | | F8 | G4-3 | | F7 | | | | 5 | 0 | 1 | 0 | 0 | 0 | 1 | | | | | | | | | |
| 27 Mike Trout, R OBP: 0.460, SLG: 0.623 | | | F9 | | L8 | | | | | 4 | 1 | 1 | 1 | 0 | 0 | 0 | | | | | | | | | |
| 19 Jefry Marte, R OBP: 0.270, SLG: 0.389 | HR | | | | | F7 | | G6-3 | | 1 | 0 | 0 | 0 | 0 | 0 | 1 | | | | | | | | | |
| 8 Justin Upton, R OBP: 0.351, SLG: 0.447 | F8 | | | | | | | | | 4 | 1 | 2 | 0 | 0 | 0 | 0 | | | | | | | | | |
| 5 Albert Pujols, R OBP: 0.290, SLG: 0.435 | | | | | | | | | | 4 | 0 | 1 | 0 | 0 | 0 | 2 | | | | | | | | | |
| 9 Eric Young Jr., S (7, PR) | | | | | | | | | | 0 | 1 | 0 | 0 | 0 | 0 | 0 | | | | | | | | | |
| 2 Andrelton Simmons, R OBP: 0.359, SLG: 0.429 | | | | | | | | | | 3 | 2 | 1 | 0 | 0 | 1 | 1 | | | | | | | | | |
| 18 Luis Valbuena, L OBP: 0.255, SLG: 0.341 | K | | | | | | | | | 1 | 0 | 0 | 0 | 0 | 0 | 1 | | | | | | | | | |
| 3 Ian Kinsler, R OBP: 0.302, SLG: 0.406 | | | | | | | | | | 3 | 3 | 3 | 2 | 1 | 0 | 0 | | | | | | | | | |
| 37 Francisco Arcia, L OBP: 0.667, SLG: 1.625 | | | | | | | | | | 4 | 2 | 3 | 6 | 0 | 0 | 1 | | | | | | | | | |
| 6 David Fletcher, R OBP: 0.336, SLG: 0.394 | | | | | | | | | | 3 | 1 | 0 | 0 | 1 | 1 | 1 | | | | | | | | | |
| Inning Stats | R: 1 E: 0 K: 0 S: 6 | H: 1 LOB: 0 BB: 0 P: 10 | R: 3 E: 0 K: 1 S: 14 | H: 2 LOB: 1 BB: 2 P: 26 | R: 4 E: 0 K: 0 S: 16 | H: 4 LOB: 0 BB: 0 P: 27 | R: 0 E: 0 K: 0 S: 5 | H: 0 LOB: 0 BB: 0 P: 8 | R: 2 E: 0 K: 0 S: 9 | H: 3 LOB: 1 BB: 0 P: 17 | R: 0 E: 0 K: 1 S: 10 | H: 0 LOB: 0 BB: 0 P: 13 | R: 1 E: 0 K: 0 S: 9 | H: 2 LOB: 1 BB: 0 P: 16 | R: 0 E: 0 K: 1 S: 9 | H: 1 LOB: 1 BB: 0 P: 13 | 1B: 4 2B: 7 3B: 0 HR: 2 | SF: 0 SAC: 0 DP: 0 HBP: 0 | WP: 0 PB: 0 SB: 0 CS: 0 | PA: 39 | | | | | |
| PITCHER | IP | WLS | BF | H | R | ER | SO | BB | IBB | HBP | BLK | WP | HR | S | P | ERA | WHIP | | | | | | | | |
| 34 Félix Hernández, R ERA: 5.58 | 2.2 | L | 16 | 6 | 7 | 7 | 1 | 2 | 0 | 0 | 0 | 0 | 1 | 31 | 56 | 23.62 | 3.000 | | | | | | | | |
| 61 Casey Lawrence, R ERA: 8.16 | 4.1 | | 19 | 6 | 4 | 4 | 1 | 0 | 0 | 0 | 0 | 0 | 1 | 38 | 61 | 8.31 | 1.385 | | | | | | | | |
| 55 Roenis Elias, L ERA: 2.88 | 1.0 | | 4 | 1 | 0 | 0 | 1 | 0 | 0 | 0 | 0 | 0 | 0 | 9 | 13 | 0.00 | 1.000 | | | | | | | | |

Seattle Mariners @ Los Angeles Angels
Angel Stadium, Anaheim, CA
Sat Jul 28 2018, 6:09 PM - 8:49 PM PDT
Att. 43,325 - Clear - 79 F

AB 37
R 11
H 13
RBI 11
BB 2
SO 3
LOB 8



| Batter | 1 | 2 | 3 | 4 | 5 | 6 | 7 | 8 | 9 | AB | R | H | RBI | BB | SO | LOB | TOP | | | | |
|--|---|---|--|--|-------------------------------|----------------------------------|-------------------------------|---------------------------------|-------------------------------|----------------------------------|-------------------------------|----------------------------------|-------------------------------|----------------------------------|------------------------------|---------------------------------|----------------------------------|------------------------------------|----------------------------------|--------|--|
| 4 George Springer, R OBP: 0.334, SLG: 0.429 | (1, 9) C FF 95 B FC 90 F FF 96 X KC 84 | 2-2 L7 | 1-3 K | | | 1-3 K | | 4-2 BB | 1-2 BB | 3 | 0 | 0 | 0 | 1 | 2 | 0 | | | | | |
| 2 Alex Bregman, R OBP: 0.382, SLG: 0.529 | (1, 6) X FF 96 | 0-0 1B | 2-1 G5-3 | | | 2-0 F8 | | 3-3 K | | 4 | 0 | 1 | 0 | 0 | 1 | 2 | | | | | |
| 10 Yuli Gurriel, R OBP: 0.318, SLG: 0.409 | (1, 4) B KC 82 B FF 96 X FF 96 | 2-0 1B | | X FF 95 | 0-0 G4-3 | | 0-0 F8 | | T FF 95 B FF 96 X SL 88 | 1-1 F7 | 4 | 0 | 1 | 0 | 0 | 0 | 0 | | | | |
| 11 Evan Gattis, R OBP: 0.304, SLG: 0.482 | (1, 10) C KC 81 B FC 90 S FC 90 | 1-3 K | | C KC 82 X FF 97 | 0-1 1B | | 2-1 F7 | | F FF 96 X SL 88 | 0-1 G4-3 | 4 | 0 | 1 | 0 | 0 | 1 | 2 | | | | |
| 13 Tyler White, R OBP: 0.396, SLG: 0.513 | (1, 3) B KC 83 B FC 90 X FF 96 | 2-0 F8 | | C FF 96 C KC 83 X FF 96 | 0-2 1B | | 1-3 K | | C FF 96 X FF 96 | 0-1 F7 | 4 | 0 | 0 | 0 | 0 | 1 | 3 | | | | |
| 9 Marwin Gonzalez, S OBP: 0.310, SLG: 0.350 | (1, 7) (8, 4) | C FF 94 X KC 82 | 0-1 G5-3 | | C FF 97 F FF 96 S KC 85 | 0-3 K | | B FF 96 B FC 90 S KC 85 | | 3 | 0 | 0 | 0 | 0 | 2 | 1 | | | | | |
| 28 J.D. Davis, R OBP: 0.274, SLG: 0.262 | (1, 5) T FF 95 B FF 96 S FC 90 | 1-3 K | | B KC 80 B FF 97 S FC 90 S KC 85 | 2-3 K | | C FF 95 X FF 96 | 0-2 F7 | C FF 95 X FF 96 | 0-2 F7 | 2 | 0 | 0 | 0 | 0 | 2 | 0 | | | | |
| 22 Josh Reddick, L OBP: 0.318, SLG: 0.399 | (8, PH) (8, 9) | | | | X FF 97 | 0-0 P4 | | X FF 96 | 0-0 1B | 3 | 0 | 1 | 0 | 0 | 0 | 0 | | | | | |
| 12 Max Stassi, R OBP: 0.325, SLG: 0.429 | (1, 2) | B FF 96 C KC 83 X FF 97 | 1-1 F9 | | C FF 95 X FC 90 | 0-2 F8 | | C FC 89 B FC 90 | 0-3 K | 3 | 0 | 0 | 0 | 0 | 1 | 1 | | | | | |
| 18 Tony Kemp, L OBP: 0.385, SLG: 0.406 | (1, 8) (8, 7) | | | C FF 95 X FC 90 | 0-2 G1-3 | | C FF 97 B FC 90 X FF 96 | 2-1 F8 | C FC 89 B FC 90 | 0-3 K | 3 | 0 | 0 | 0 | 0 | 1 | 1 | | | | |
| Inning Stats | R: 0 E: 0 K: 1 S: 10 | H: 2 LOB: 2 BB: 0 P: 17 | R: 0 E: 0 K: 1 S: 7 | H: 0 LOB: 0 BB: 0 P: 9 | R: 0 E: 0 K: 1 S: 8 | H: 0 LOB: 0 BB: 0 P: 11 | R: 0 E: 0 K: 1 S: 9 | H: 1 LOB: 1 BB: 0 P: 9 | R: 0 E: 0 K: 1 S: 8 | H: 0 LOB: 0 BB: 0 P: 12 | R: 0 E: 0 K: 2 S: 12 | H: 0 LOB: 0 BB: 0 P: 16 | R: 0 E: 0 K: 2 S: 17 | H: 1 LOB: 2 BB: 1 P: 27 | R: 0 E: 0 K: 0 S: 6 | H: 0 LOB: 0 BB: 0 P: 7 | 1B: 4 2B: 0 3B: 0 HR: 0 | SF: 0 SAC: 0 DP: 0 HBP: 0 | WP: 0 PB: 0 SB: 0 CS: 0 | PA: 32 | |
| PITCHER | IP WLS BF H R ER SO BB IBB HBP BLK WP HR S P ERA WHIP | 7.0 W 24 3 0 0 8 0 0 0 0 0 0 59 82 0.00 0.429 | 1.0 H 5 1 0 0 2 1 0 0 0 0 0 17 27 0.00 2.000 | 1.0 S 3 0 0 0 0 0 0 0 0 0 0 6 7 0.00 0.000 | | | | | | | | | | | | | | | | | |

Houston Astros @ Seattle Mariners
Safeco Field, Seattle, WA
Mon Jul 30 2018, 7:12 PM - 9:29 PM PDT
Att: 35,198 - Clear - 80 F

AB 31
R 0
H 4
RBI 0
BB 1
SO 10
LOB 9



| Batter | 1 | 2 | 3 | 4 | 5 | 6 | 7 | 8 | 9 | AB | R | H | RBI | BB | SO | LOB | BOTTOM | | | |
|---|---|--|--|----------------------------------|--|----------------------------------|-------------------------------|---------------------------------|--|----------------------------------|-------------------------------|----------------------------------|-------------------------------|----------------------------------|------------------------------|----------------------------------|----------------------------------|------------------------------------|----------------------------------|--------|
| 9 Dee Strange-Gordon, L OBP: 0.309, SLG: 0.353 | (1, 4) B FF 95 B FC 90 X FF 96 | 1-1 L7 | | X FF 97 | 0-0 G4-3 | | C KC 85 F FC 90 S SL 89 | 0-3 K | C CU 81 X CU 81 | 0-1 FC6 | 4 | 0 | 0 | 0 | 0 | 1 | 2 | | | |
| 2 Jean Segura, R OBP: 0.346, SLG: 0.442 | (1, 6) C FF 96 F SL 88 S SL 88 | 0-3 K | | X FF 96 | 0-0 F8 | | C FF 97 X SL 90 | 0-1 4 2B | | 4 1B | 4 | 1 | 1 | 0 | 0 | 1 | 0 | | | |
| 4 Denard Span, L OBP: 0.349, SLG: 0.419 | (1, 7) B FF 96 T FF 96 X FF 96 | 1-1 L8 | | C FF 96 B KC 82 X KC 84 | 1-1 G5-3 | | C FF 97 1 SAFE X KC 83 | 0-1 23 2B | | 23 2B | 4 | 1 | 1 | 0 | 0 | 0 | 0 | | | |
| 23 Nelson Cruz, R OBP: 0.358, SLG: 0.542 | (1, 10) | B FF 98 S SL 89 S SL 89 | 1-3 K | | B FF 96 B SL 88 F FF 97 F SL 89 H KC 82 | 3-2 17 HBP | X SL 88 | 0-0 2B | | 2B | 3 | 0 | 1 | 2 | 0 | 1 | 0 | | | |
| 17 Mitch Haniger, R OBP: 0.358, SLG: 0.461 | (1, 8) (8, 9) | B FF 97 C FC 84 S SL 89 | 2-3 K | | C SI 97 B SI 98 B SL 90 F FF 98 F SL 89 X SL 90 | 2-2 FC9-4-6 16 S | F SI 96 X FF 97 | 0-1 F8 | | F8 | 3 | 0 | 0 | 0 | 0 | 1 | 2 | | | |
| 16 Ben Gamel, L OBP: 0.357, SLG: 0.392 | (1, 9) | B FF 98 C FC 84 C KC 86 | 1-3 K | | F FF 97 C FC 84 B FF 98 1 SAFE B FC 90 D KC 86 | 4-2 BB | | 0-1 F7 | | F7 | 2 | 0 | 0 | 0 | 1 | 1 | 0 | | | |
| 5 Guillermo Heredia, R OBP: 0.314, SLG: 0.335 | (8, 8) | | | | | | | | C FF 96 X CH 89 | 0-1 F7 | 2 | 0 | 0 | 0 | 1 | 1 | 0 | | | |
| 27 Ryon Healy, R OBP: 0.273, SLG: 0.458 | (1, 3) | C SI 95 B FF 97 B SL 88 P FF 100 X FF 96 | 3-2 G6-3 | | C SI 97 X SL 89 | 0-1 L8 | | B FF 96 S KC 82 X SL 90 | 1-1 FC5-4 | 3 FC5-4 | 3 | 0 | 1 | 0 | 0 | 2 | | | | |
| 3 Mike Zunino, R OBP: 0.254, SLG: 0.409 | (1, 2) | C KC 85 B FF 98 B SL 88 D SL 91 X FF 98 | 2-3 K | | C FF 97 B FF 98 B SL 88 D SL 91 X FF 98 | 2-2 P3 | | C FF 96 F SI 96 X KC 84 | 1-2 FC5-4 | 7 BB | 3 | 0 | 0 | 0 | 1 | 3 | | | | |
| 7 Andrew Romine, S OBP: 0.261, SLG: 0.220 | (1, 5) | C SI 95 B FF 97 B SL 88 P FF 100 X FF 96 | 3-2 K | | F FF 97 C KC 84 B FF 98 1 SAFE B FC 90 D KC 86 | 4-1 9 FC6 | | 0-3 K | B KC 85 B FF 96 C FC 84 B FF 97 | 4-1 9 FC6 | 2 | 0 | 0 | 0 | 1 | 2 | 0 | | | |
| Inning Stats | R: 0 E: 0 K: 1 S: 7 | H: 0 LOB: 0 BB: 0 P: 9 | R: 0 E: 0 K: 3 S: 9 | H: 0 LOB: 0 BB: 0 P: 13 | R: 0 E: 0 K: 2 S: 12 | H: 0 LOB: 0 BB: 0 P: 17 | R: 0 E: 0 K: 0 S: 4 | H: 0 LOB: 0 BB: 0 P: 5 | R: 0 E: 0 K: 0 S: 18 | H: 0 LOB: 2 BB: 1 P: 29 | R: 2 E: 0 K: 2 S: 14 | H: 3 LOB: 1 BB: 0 P: 14 | R: 0 E: 0 K: 0 S: 10 | H: 1 LOB: 2 BB: 1 P: 16 | R: 0 E: 0 K: 0 S: 9 | H: 0 LOB: 0 BB: 0 P: 12 | 1B: 3 2B: 1 3B: 0 HR: 0 | SF: 0 SAC: 0 DP: 0 HBP: 1 | WP: 0 PB: 0 SB: 1 CS: 0 | PA: 31 |
| PITCHER | IP WLS BF H R ER SO BB IBB HBP BLK WP HR S P ERA WHIP | 6.2 L 27 4 2 2 8 2 0 1 0 0 0 11 14 2.70 0.900 | 1.1 4 0 0 0 0 0 0 0 0 0 0 11 14 0.00 0.000 | | | | | | | | | | | | | | | | | |

Houston Astros @ Seattle Mariners
Safeco Field, Seattle, WA
Mon Jul 30 2018, 7:12 PM - 9:29 PM PDT
Att: 35,198 - Clear - 80 F

AB 28
R 2
H 4
RBI 2
BB 2
SO 8
LOB 9



| Batter | 1 | 2 | 3 | 4 | 5 | 6 | 7 | 8 | 9 | AB | R | H | RBI | BB | SO | LOB | TOP | | | | | | | |
|--|---|---|---|---|---|---|---|---|---|---|---|---|---|---|---|---|---|---|---|---|---|---|---|---|
| 4 George Springer, R OBP: 0.333, SLG: 0.428 | | | | | | | | | | 1 | 0 | 0 | 0 | 0 | 1 | 0 | Houston Astros @ Seattle Mariners Safeco Field, Seattle, WA Tue Jul 31 2018, 7:11 PM - 10:19 PM PDT Att: 28,478 - Clear - 79 F | | | | | | | |
| 3 Kyle Tucker, L OBP: 0.240, SLG: 0.222 | | | | | | | | | | 3 | 1 | 1 | 0 | 1 | 0 | 2 | | | | | | | | |
| 22 Josh Reddick, L OBP: 0.323, SLG: 0.413 | | | | | | | | | | 5 | 1 | 3 | 3 | 0 | 0 | 0 | | | | | | | | |
| 2 Alex Bregman, R OBP: 0.384, SLG: 0.532 | | | | | | | | | | 5 | 1 | 3 | 0 | 0 | 1 | 2 | | | | | | | | |
| 10 Yuli Gurriel, R OBP: 0.317, SLG: 0.406 | | | | | | | | | | 5 | 0 | 1 | 0 | 0 | 0 | 4 | | | | | | | | |
| 11 Evan Gattis, R OBP: 0.306, SLG: 0.490 | | | | | | | | | | 5 | 1 | 2 | 2 | 0 | 1 | 2 | | | | | | | | |
| 9 Marwin Gonzalez, S OBP: 0.311, SLG: 0.349 | | | | | | | | | | 4 | 0 | 1 | 0 | 0 | 2 | 2 | | | | | | | | |
| 13 Tyler White, R OBP: 0.404, SLG: 0.512 | | | | | | | | | | 4 | 0 | 2 | 0 | 0 | 0 | 3 | | | | | | | | |
| 15 Martin Maldonado, R OBP: 0.276, SLG: 0.324 | | | | | | | | | | 4 | 0 | 0 | 0 | 0 | 0 | 3 | | | | | | | | |
| 18 Tony Kemp, L OBP: 0.388, SLG: 0.415 | | | | | | | | | | 4 | 1 | 2 | 0 | 0 | 0 | 0 | | | | | | | | |
| Inning Stats | R: 0 E: 0 K: 2 S: 10 | H: 0 LOB: 0 BB: 12 P: 12 | R: 0 E: 0 K: 1 S: 11 | H: 0 LOB: 0 BB: 0 P: 12 | R: 0 E: 0 K: 1 S: 10 | H: 1 LOB: 1 BB: 0 P: 13 | R: 0 E: 0 K: 1 S: 9 | H: 2 LOB: 3 BB: 0 P: 16 | R: 1 E: 0 K: 0 S: 10 | H: 2 LOB: 0 BB: 0 P: 15 | R: 2 E: 0 K: 0 S: 10 | H: 3 LOB: 1 BB: 1 P: 14 | R: 0 E: 0 K: 0 S: 10 | H: 1 LOB: 2 BB: 1 P: 20 | R: 0 E: 0 K: 0 S: 11 | H: 2 LOB: 1 BB: 0 P: 18 | R: 2 E: 0 K: 1 S: 19 | H: 4 LOB: 2 BB: 0 P: 30 | 1B: 11 2B: 2 HR: 2 | SF: 0 SAC: 0 DP: 1 HBP: 1 | WP: 1 PB: 0 SB: 0 CS: 1 | PA: 43 | | |
| PITCHER | IP WLS BF H R ER SO BB IBB HBP BLK WP HR S P ERA WHIP | IP WLS BF H R ER SO BB IBB HBP BLK WP HR S P ERA WHIP | IP WLS BF H R ER SO BB IBB HBP BLK WP HR S P ERA WHIP | IP WLS BF H R ER SO BB IBB HBP BLK WP HR S P ERA WHIP | IP WLS BF H R ER SO BB IBB HBP BLK WP HR S P ERA WHIP | IP WLS BF H R ER SO BB IBB HBP BLK WP HR S P ERA WHIP | IP WLS BF H R ER SO BB IBB HBP BLK WP HR S P ERA WHIP | IP WLS BF H R ER SO BB IBB HBP BLK WP HR S P ERA WHIP | IP WLS BF H R ER SO BB IBB HBP BLK WP HR S P ERA WHIP | IP WLS BF H R ER SO BB IBB HBP BLK WP HR S P ERA WHIP | IP WLS BF H R ER SO BB IBB HBP BLK WP HR S P ERA WHIP | IP WLS BF H R ER SO BB IBB HBP BLK WP HR S P ERA WHIP | IP WLS BF H R ER SO BB IBB HBP BLK WP HR S P ERA WHIP | IP WLS BF H R ER SO BB IBB HBP BLK WP HR S P ERA WHIP | IP WLS BF H R ER SO BB IBB HBP BLK WP HR S P ERA WHIP | IP WLS BF H R ER SO BB IBB HBP BLK WP HR S P ERA WHIP | IP WLS BF H R ER SO BB IBB HBP BLK WP HR S P ERA WHIP | IP WLS BF H R ER SO BB IBB HBP BLK WP HR S P ERA WHIP | IP WLS BF H R ER SO BB IBB HBP BLK WP HR S P ERA WHIP | IP WLS BF H R ER SO BB IBB HBP BLK WP HR S P ERA WHIP | IP WLS BF H R ER SO BB IBB HBP BLK WP HR S P ERA WHIP | IP WLS BF H R ER SO BB IBB HBP BLK WP HR S P ERA WHIP | IP WLS BF H R ER SO BB IBB HBP BLK WP HR S P ERA WHIP | IP WLS BF H R ER SO BB IBB HBP BLK WP HR S P ERA WHIP |
| 8 Mike Leake, R ERA: 4.16 | 6.0 | L | 26 | 8 | 3 | 3 | 4 | 0 | 0 | 0 | 1 | 0 | 0 | 0 | 0 | 0 | 0 | 1 | 60 | 82 | 4.50 | 1.333 | | |
| 47 James Pazos, L ERA: 2.39 | 0.1 | | 3 | 1 | 0 | 0 | 0 | 1 | 0 | 0 | 0 | 0 | 0 | 0 | 0 | 0 | 0 | 0 | 4 | 12 | 0.00 | 6.000 | | |
| 62 Sam Tuivailala, R ERA: 3.51 | 1.2 | | 6 | 2 | 0 | 0 | 0 | 0 | 0 | 0 | 0 | 0 | 0 | 0 | 0 | 0 | 0 | 1 | 17 | 26 | 0.00 | 1.200 | | |
| 33 Zach Duke, L ERA: 4.06 | 0.1 | | 3 | 2 | 2 | 2 | 0 | 0 | 0 | 0 | 0 | 0 | 0 | 0 | 0 | 0 | 0 | 1 | 7 | 12 | 54.00 | 6.000 | | |
| 60 Chasen Bradford, R ERA: 2.7 | 0.2 | | 4 | 2 | 0 | 0 | 1 | 0 | 0 | 0 | 0 | 0 | 0 | 0 | 0 | 0 | 0 | 1 | 0 | 12 | 18 | 0.00 | 3.000 | |

| | |
|-----|----|
| AB | 40 |
| R | 5 |
| H | 15 |
| RBI | 5 |
| BB | 1 |
| SO | 5 |
| LOB | 18 |



| Batter | 1 | 2 | 3 | 4 | 5 | 6 | 7 | 8 | 9 | AB | R | H | RBI | BB | SO | LOB | BOTTOM | | | | | | | |
|---|---|---|---|---|---|---|---|---|---|---|---|---|---|---|---|---|---|---|---|---|---|---|---|---|
| 9 Dee Strange-Gordon, L OBP: 0.309, SLG: 0.352 | | | | | | | | | | 4 | 0 | 1 | 0 | 0 | 2 | 1 | Houston Astros @ Seattle Mariners Safeco Field, Seattle, WA Tue Jul 31 2018, 7:11 PM - 10:19 PM PDT Att: 28,478 - Clear - 79 F | | | | | | | |
| 2 Jean Segura, R OBP: 0.346, SLG: 0.450 | | | | | | | | | | 4 | 2 | 2 | 1 | 0 | 0 | 0 | | | | | | | | |
| 4 Denard Span, L OBP: 0.354, SLG: 0.428 | | | | | | | | | | 3 | 0 | 2 | 0 | 1 | 0 | 0 | | | | | | | | |
| 23 Nelson Cruz, R OBP: 0.354, SLG: 0.535 | | | | | | | | | | 4 | 0 | 0 | 0 | 0 | 2 | 4 | | | | | | | | |
| 17 Mitch Haniger, R OBP: 0.357, SLG: 0.459 | | | | | | | | | | 4 | 0 | 1 | 1 | 0 | 1 | 1 | | | | | | | | |
| 26 Chris Herrmann, L OBP: 0.320, SLG: 0.372 | | | | | | | | | | 4 | 0 | 0 | 0 | 0 | 2 | 3 | | | | | | | | |
| 27 Ryon Healy, R OBP: 0.270, SLG: 0.452 | | | | | | | | | | 4 | 0 | 0 | 0 | 0 | 1 | 0 | | | | | | | | |
| 5 Guillermo Heredia, R OBP: 0.312, SLG: 0.332 | | | | | | | | | | 2 | 0 | 0 | 0 | 0 | 0 | 0 | | | | | | | | |
| 16 Ben Gamel, L OBP: 0.360, SLG: 0.395 | | | | | | | | | | 1 | 0 | 1 | 0 | 0 | 0 | 0 | | | | | | | | |
| 7 Andrew Romine, S OBP: 0.253, SLG: 0.212 | | | | | | | | | | 3 | 0 | 0 | 0 | 0 | 2 | 1 | | | | | | | | |
| Inning Stats | R: 0 E: 0 K: 1 S: 8 | H: 1 LOB: 1 BB: 0 P: 12 | R: 0 E: 0 K: 2 S: 8 | H: 0 LOB: 0 BB: 0 P: 11 | R: 0 E: 0 K: 1 S: 11 | H: 1 LOB: 0 BB: 0 P: 18 | R: 1 E: 0 K: 2 S: 11 | H: 1 LOB: 1 BB: 1 P: 18 | R: 0 E: 0 K: 0 S: 5 | H: 0 LOB: 0 BB: 0 P: 6 | R: 1 E: 0 K: 2 S: 15 | H: 3 LOB: 2 BB: 0 P: 25 | R: 0 E: 0 K: 2 S: 10 | H: 1 LOB: 1 BB: 0 P: 13 | R: 0 E: 0 K: 0 S: 7 | H: 0 LOB: 0 BB: 0 P: 10 | R: 0 E: 0 K: 0 S: 10 | H: 0 LOB: 0 BB: 0 P: 18 | 1B: 5 2B: 0 3B: 1 HR: 1 | SF: 0 SAC: 0 DP: 0 HBP: 0 | WP: 0 PB: 0 SB: 0 CS: 0 | PA: 35 | | |
| PITCHER | IP WLS BF H R ER SO BB IBB HBP BLK WP HR S P ERA WHIP | IP WLS BF H R ER SO BB IBB HBP BLK WP HR S P ERA WHIP | IP WLS BF H R ER SO BB IBB HBP BLK WP HR S P ERA WHIP | IP WLS BF H R ER SO BB IBB HBP BLK WP HR S P ERA WHIP | IP WLS BF H R ER SO BB IBB HBP BLK WP HR S P ERA WHIP | IP WLS BF H R ER SO BB IBB HBP BLK WP HR S P ERA WHIP | IP WLS BF H R ER SO BB IBB HBP BLK WP HR S P ERA WHIP | IP WLS BF H R ER SO BB IBB HBP BLK WP HR S P ERA WHIP | IP WLS BF H R ER SO BB IBB HBP BLK WP HR S P ERA WHIP | IP WLS BF H R ER SO BB IBB HBP BLK WP HR S P ERA WHIP | IP WLS BF H R ER SO BB IBB HBP BLK WP HR S P ERA WHIP | IP WLS BF H R ER SO BB IBB HBP BLK WP HR S P ERA WHIP | IP WLS BF H R ER SO BB IBB HBP BLK WP HR S P ERA WHIP | IP WLS BF H R ER SO BB IBB HBP BLK WP HR S P ERA WHIP | IP WLS BF H R ER SO BB IBB HBP BLK WP HR S P ERA WHIP | IP WLS BF H R ER SO BB IBB HBP BLK WP HR S P ERA WHIP | IP WLS BF H R ER SO BB IBB HBP BLK WP HR S P ERA WHIP | IP WLS BF H R ER SO BB IBB HBP BLK WP HR S P ERA WHIP | IP WLS BF H R ER SO BB IBB HBP BLK WP HR S P ERA WHIP | IP WLS BF H R ER SO BB IBB HBP BLK WP HR S P ERA WHIP | IP WLS BF H R ER SO BB IBB HBP BLK WP HR S P ERA WHIP | IP WLS BF H R ER SO BB IBB HBP BLK WP HR S P ERA WHIP | IP WLS BF H R ER SO BB IBB HBP BLK WP HR S P ERA WHIP | IP WLS BF H R ER SO BB IBB HBP BLK WP HR S P ERA WHIP |
| 50 Charlie Morton, R ERA: 2.9 | 6.0 | W | 24 | 6 | 2 | 2 | 8 | 1 | 0 | 0 | 0 | 0 | 0 | 0 | 0 | 0 | 0 | 1 | 58 | 90 | 3.00 | 1.167 | | |
| 36 Joe Smith, R ERA: 4.08 | 0.1 | H | 1 | 0 | 0 | 0 | 0 | 0 | 0 | 0 | 0 | 0 | 0 | 0 | 0 | 0 | 0 | 1 | 2 | 0.00 | 0.000 | | | |
| 29 Tony Sipp, L ERA: 1.65 | 0.2 | H | 3 | 1 | 0 | 0 | 2 | 0 | 0 | 0 | 0 | 0 | 0 | 0 | 0 | 0 | 0 | 9 | 11 | 0.00 | 1.500 | | | |
| 31 Collin McHugh, R ERA: 1.03 | 1.0 | H | 3 | 0 | 0 | 0 | 0 | 0 | 0 | 0 | 0 | 0 | 0 | 0 | 0 | 0 | 0 | 7 | 10 | 0.00 | 0.000 | | | |
| 30 Héctor Rondón, R ERA: 2.35 | 1.0 | S | 3 | 0 | 0 | 0 | 0 | 0 | 0 | 0 | 0 | 0 | 0 | 0 | 0 | 0 | 0 | 10 | 18 | 0.00 | 0.000 | | | |

| | |
|-----|----|
| AB | 33 |
| R | 2 |
| H | 7 |
| RBI | 2 |
| BB | 1 |
| SO | 10 |
| LOB | 10 |



| Batter | 1 | 2 | 3 | 4 | 5 | 6 | 7 | 8 | 9 | AB | R | H | RBI | BB | SO | LOB | TOP | | | | | | | | | | |
|--|--------------------------------------|----------------------------------|---------------------------------------|----------------------------------|--------------------------------------|----------------------------------|---------------------------------------|----------------------------------|---------------------------------------|----------------------------------|--------------------------------------|----------------------------------|---------------------------------------|----------------------------------|---------------------------------------|----------------------------------|---------------------------------------|----------------------------------|----------------------------------|------------------------------------|----------------------------------|--------|--|--|--|--|--|
| 18 Tony Kemp, L OBP: 0.382, SLG: 0.408 | | | | | | | | | | 5 | 0 | 1 | 0 | 0 | 2 | 2 | | | | | | | | | | | |
| 2 Alex Bregman, R OBP: 0.382, SLG: 0.530 | | | | | | | | | | 5 | 1 | 1 | 0 | 0 | 1 | 2 | | | | | | | | | | | |
| 11 Evan Gattis, R OBP: 0.310, SLG: 0.498 | | | | | | | | | | 5 | 0 | 3 | 0 | 0 | 1 | 1 | | | | | | | | | | | |
| 10 Yuli Gurriel, R OBP: 0.315, SLG: 0.403 | | | | | | | | | | 5 | 1 | 1 | 0 | 0 | 0 | 3 | | | | | | | | | | | |
| 22 Josh Reddick, L OBP: 0.324, SLG: 0.411 | | | | | | | | | | 4 | 1 | 1 | 1 | 1 | 1 | 1 | | | | | | | | | | | |
| 12 Max Stassi, R OBP: 0.315, SLG: 0.447 | | | | | | | | | | 4 | 1 | 2 | 3 | 1 | 0 | 0 | | | | | | | | | | | |
| 9 Marwin Gonzalez, S OBP: 0.313, SLG: 0.368 | | | | | | | | | | 5 | 2 | 2 | 2 | 0 | 3 | 5 | | | | | | | | | | | |
| 28 J.D. Davis, R OBP: 0.282, SLG: 0.271 | | | | | | | | | | 5 | 1 | 2 | 0 | 0 | 0 | 3 | | | | | | | | | | | |
| 6 Jake Marisnick, R OBP: 0.243, SLG: 0.381 | | | | | | | | | | 4 | 1 | 2 | 2 | 0 | 2 | 1 | | | | | | | | | | | |
| Inning Stats | R: 0 H: 1 E: 0 K: 1 S: 8 | H: 1 LOB: 1 BB: 0 P: 15 | R: 3 H: 4 E: 0 K: 0 S: 12 | H: 4 LOB: 1 BB: 0 P: 15 | R: 0 H: 0 E: 0 K: 2 S: 8 | H: 0 LOB: 0 BB: 0 P: 15 | R: 1 H: 2 E: 0 K: 0 S: 12 | H: 2 LOB: 1 BB: 0 P: 19 | R: 4 H: 4 E: 0 K: 1 S: 19 | H: 4 LOB: 0 BB: 0 P: 27 | R: 0 H: 0 E: 0 K: 2 S: 8 | H: 0 LOB: 0 BB: 0 P: 12 | R: 0 H: 1 E: 0 K: 1 S: 16 | H: 1 LOB: 2 BB: 1 P: 27 | R: 0 H: 1 E: 0 K: 2 S: 13 | H: 1 LOB: 1 BB: 0 P: 17 | R: 0 H: 2 E: 0 K: 1 S: 21 | H: 2 LOB: 3 BB: 1 P: 30 | 1B: 8 2B: 3 3B: 0 HR: 4 | SF: 0 SAC: 0 DP: 0 HBP: 0 | WP: 0 PB: 0 SB: 0 CS: 0 | PA: 44 | | | | | |
| PITCHER | IP | WLS | BF | H | R | ER | SO | BB | IBB | HBP | BLK | WP | HR | S | P | ERA | WHIP | | | | | | | | | | |
| 49 Wade LeBlanc, L ERA: 3.95 | 4.1 | L | 23 | 10 | 7 | 7 | 3 | 0 | 0 | 0 | 0 | 0 | 3 | 49 | 78 | 14.54 | 2.308 | | | | | | | | | | |
| 50 Nick Vincent, R ERA: 4.89 | 1.2 | | 6 | 1 | 1 | 1 | 3 | 0 | 0 | 0 | 0 | 0 | 1 | 18 | 25 | 5.40 | 0.600 | | | | | | | | | | |
| 43 Adam Warren, R ERA: 2.61 | 1.0 | | 5 | 1 | 0 | 0 | 1 | 1 | 0 | 0 | 0 | 0 | 0 | 16 | 27 | 0.00 | 2.000 | | | | | | | | | | |
| 47 James Pazos, L ERA: 2.31 | 1.0 | | 4 | 1 | 0 | 0 | 2 | 0 | 0 | 0 | 0 | 0 | 0 | 13 | 17 | 0.00 | 1.000 | | | | | | | | | | |
| 12 Juan Nicasio, R ERA: 5.69 | 1.0 | | 6 | 2 | 0 | 0 | 1 | 1 | 0 | 0 | 0 | 0 | 0 | 21 | 30 | 0.00 | 3.000 | | | | | | | | | | |

Houston Astros @ Seattle Mariners
Safeco Field, Seattle, WA
Wed Aug 01 2018, 1:11 PM - 4:12 PM PDT
Att: 34,575 - Cloudy - 66 F


AB 42
R 8
H 15
RBI 8
BB 2
SO 10
LOB 18



| Batter | 1 | 2 | 3 | 4 | 5 | 6 | 7 | 8 | 9 | AB | R | H | RBI | BB | SO | LOB | BOTTOM | | | | | | | | | | |
|---|---------------------------------------|----------------------------------|---------------------------------------|----------------------------------|--------------------------------------|---------------------------------|--------------------------------------|----------------------------------|---------------------------------------|----------------------------------|---------------------------------------|----------------------------------|--------------------------------------|---------------------------------|---------------------------------------|----------------------------------|---------------------------------------|----------------------------------|----------------------------------|------------------------------------|----------------------------------|--------|--|--|--|--|--|
| 9 Dee Strange-Gordon, L OBP: 0.306, SLG: 0.349 | | | | | | | | | | 4 | 0 | 0 | 0 | 0 | 0 | 4 | | | | | | | | | | | |
| 2 Jean Segura, R OBP: 0.345, SLG: 0.446 | | | | | | | | | | 4 | 0 | 0 | 0 | 0 | 1 | 0 | | | | | | | | | | | |
| 23 Nelson Cruz, R OBP: 0.353, SLG: 0.541 | | | | | | | | | | 4 | 1 | 1 | 1 | 0 | 0 | 0 | | | | | | | | | | | |
| 17 Mitch Haniger, R OBP: 0.356, SLG: 0.457 | | | | | | | | | | 4 | 0 | 1 | 0 | 0 | 1 | 0 | | | | | | | | | | | |
| 10 Cameron Maybin, R OBP: 0.344, SLG: 0.344 | | | | | | | | | | 2 | 1 | 1 | 0 | 2 | 0 | 0 | | | | | | | | | | | |
| 3 Mike Zunino, R OBP: 0.254, SLG: 0.406 | | | | | | | | | | 4 | 1 | 1 | 0 | 0 | 2 | 3 | | | | | | | | | | | |
| 5 Guillermo Heredia, R OBP: 0.314, SLG: 0.335 | | | | | | | | | | 4 | 0 | 2 | 0 | 0 | 0 | 0 | | | | | | | | | | | |
| 7 Andrew Romine, S OBP: 0.253, SLG: 0.213 | | | | | | | | | | 4 | 0 | 1 | 1 | 0 | 1 | 2 | | | | | | | | | | | |
| 6 Zach Vincej, R OBP: 0.500, SLG: 0.500 | | | | | | | | | | 4 | 0 | 2 | 1 | 0 | 1 | 2 | | | | | | | | | | | |
| Inning Stats | R: 0 H: 0 E: 0 K: 0 S: 11 | H: 0 LOB: 0 BB: 0 P: 15 | R: 2 H: 4 E: 0 K: 0 S: 13 | H: 4 LOB: 2 BB: 1 P: 22 | R: 0 H: 0 E: 0 K: 0 S: 5 | H: 0 LOB: 0 BB: 0 P: 6 | R: 0 H: 0 E: 0 K: 0 S: 8 | H: 0 LOB: 0 BB: 0 P: 13 | R: 0 H: 0 E: 0 K: 1 S: 10 | H: 0 LOB: 0 BB: 0 P: 11 | R: 1 H: 3 E: 0 K: 1 S: 17 | H: 3 LOB: 2 BB: 0 P: 23 | R: 0 H: 1 E: 0 K: 0 S: 8 | H: 1 LOB: 1 BB: 0 P: 9 | R: 0 H: 0 E: 0 K: 2 S: 11 | H: 0 LOB: 0 BB: 0 P: 14 | R: 0 H: 1 E: 0 K: 2 S: 13 | H: 1 LOB: 2 BB: 1 P: 21 | 1B: 8 2B: 1 3B: 0 HR: 1 | SF: 0 SAC: 0 DP: 1 HBP: 0 | WP: 1 PB: 0 SB: 0 CS: 0 | PA: 36 | | | | | |
| PITCHER | IP | WLS | BF | H | R | ER | SO | BB | IBB | HBP | BLK | WP | HR | S | P | ERA | WHIP | | | | | | | | | | |
| 60 Dallas Keuchel, L ERA: 3.61 | 7.0 | | 28 | 8 | 3 | 3 | 2 | 1 | 0 | 0 | 0 | 0 | 1 | 72 | 99 | 3.86 | 1.286 | | | | | | | | | | |
| 41 Brad Peacock, R ERA: 3.09 | 1.0 | | 3 | 0 | 0 | 0 | 2 | 0 | 0 | 0 | 0 | 0 | 0 | 11 | 14 | 0.00 | 0.000 | | | | | | | | | | |
| 36 Will Harris, R ERA: 4.35 | 1.0 | | 5 | 1 | 0 | 0 | 2 | 1 | 0 | 0 | 0 | 1 | 0 | 13 | 21 | 0.00 | 2.000 | | | | | | | | | | |

Houston Astros @ Seattle Mariners
Safeco Field, Seattle, WA
Wed Aug 01 2018, 1:11 PM - 4:12 PM PDT
Att: 34,575 - Cloudy - 66 F

AB 34
R 3
H 9
RBI 3
BB 2
SO 6
LOB 11



| Batter | 1 | 2 | 3 | 4 | 5 | 6 | 7 | 8 | 9 | AB | R | H | RBI | BB | SO | LOB | TOP | | | | | |
|--|------------------------------|----------------------------------|-------------------------------|----------------------------------|------------------------------|----------------------------------|-------------------------------|----------------------------------|------------------------------|----------------------------------|-------------------------------|----------------------------------|-------------------------------|----------------------------------|-------------------------------|----------------------------------|--|-------------------------------|----------------------------------|----------------------------------|------------------------------------|----------------------------------|
| 18 Curtis Granderson, L OBP: 0.338, SLG: 0.419 | K2-3 | K | | G1-3 | | | K | | E5 14 FC5 | 5 | 1 | 1 | 0 | 0 | 3 | 4 | Toronto Blue Jays @ Seattle Mariners Safeco Field, Seattle, WA Thu Aug 02 2018, 7:11 PM - 10:11 PM PDT Att: 26,110 - Cloudy - 68 F | | | | | |
| 15 Randal Grichuk, R OBP: 0.285, SLG: 0.458 | P4 | P4 | | G6-3 | | | 8 HR | | E5 14 FC5 | 5 | 2 | 1 | 0 | 0 | 0 | 3 | | | | | | |
| 14 Justin Smoak, S OBP: 0.358, SLG: 0.474 | | | | G1-3 | | | F7 | | FC5 | 5 | 0 | 1 | 0 | 0 | 1 | 2 | | | | | | |
| 8 Kendrys Morales, S OBP: 0.336, SLG: 0.444 | G4-3 | | | G3-1 | | | F7 | | G5-4-3 | 5 | 1 | 1 | 2 | 0 | 0 | 3 | | | | | | |
| 26 Yangervis Solarte, S OBP: 0.289, SLG: 0.407 1 Aledmys Diaz, R OBP: 0.294, SLG: 0.438 | | | | L8 | | | F7 | | HR | 4 | 1 | 1 | 0 | 0 | 0 | 0 | | | | | | |
| 37 Teoscar Hernández, R OBP: 0.305, SLG: 0.491 | | | | | | | G3 | | HR | 1 | 1 | 1 | 2 | 0 | 0 | 0 | | | | | | |
| 10 Brandon Drury, R OBP: 0.256, SLG: 0.246 | | | | | | | | | HR | 5 | 1 | 4 | 0 | 0 | 0 | 0 | | | | | | |
| 21 Luke Maile, R OBP: 0.321, SLG: 0.350 | | | | | | | | | P4 | 3 | 0 | 0 | 0 | 1 | 1 | 4 | | | | | | |
| 29 Devon Travis, R OBP: 0.291, SLG: 0.379 | | | | | | | | | | 2 | 0 | 0 | 0 | 2 | 1 | 3 | | | | | | |
| Inning Stats | R: 0 E: 0 K: 1 S: 9 | H: 1 LOB: 1 BB: 0 P: 18 | R: 2 E: 0 K: 1 S: 16 | H: 3 LOB: 2 BB: 1 P: 28 | R: 0 E: 0 K: 0 S: 6 | H: 0 LOB: 0 BB: 0 P: 10 | R: 0 E: 0 K: 0 S: 12 | H: 1 LOB: 2 BB: 1 P: 23 | R: 0 E: 0 K: 0 S: 8 | H: 0 LOB: 0 BB: 0 P: 13 | R: 0 E: 0 K: 2 S: 14 | H: 1 LOB: 2 BB: 1 P: 24 | R: 2 E: 0 K: 2 S: 14 | H: 2 LOB: 0 BB: 0 P: 26 | R: 0 E: 0 K: 1 S: 10 | H: 1 LOB: 1 BB: 0 P: 14 | | R: 3 E: 2 K: 0 S: 10 | H: 2 LOB: 0 BB: 0 P: 12 | 1B: 4 2B: 5 3B: 0 HR: 2 | SF: 0 SAC: 0 DP: 1 HBP: 0 | WP: 0 PB: 1 SB: 0 CS: 0 |
| PITCHER | IP | WLS | BF | H | R | ER | SO | BB | IBB | HBP | BLK | WP | HR | S | P | ERA | WHIP | | | | | |
| 34 Félix Hernández, R ERA: 5.49 | 5.0 | | 22 | 5 | 2 | 2 | 2 | 2 | 0 | 0 | 0 | 0 | 0 | 51 | 92 | 3.60 | 1.400 | | | | | |
| 43 Adam Warren, R ERA: 2.53 | 1.0 | | 5 | 1 | 0 | 0 | 2 | 1 | 0 | 0 | 0 | 0 | 0 | 14 | 24 | 0.00 | 2.000 | | | | | |
| 33 Zach Duke, L ERA: 4.03 | 0.1 | | 1 | 0 | 0 | 0 | 1 | 0 | 0 | 0 | 0 | 0 | 0 | 3 | 6 | 0.00 | 0.000 | | | | | |
| 12 Juan Nicasio, R ERA: 6.0 | 0.2 | L | 4 | 2 | 2 | 2 | 1 | 0 | 0 | 0 | 0 | 0 | 1 | 11 | 20 | 27.00 | 3.000 | | | | | |
| 62 Sam Tuivailala, R ERA: 3.41 | 1.0 | | 4 | 1 | 0 | 0 | 1 | 0 | 0 | 0 | 0 | 0 | 0 | 10 | 14 | 0.00 | 1.000 | | | | | |

| Batter | 1 | 2 | 3 | 4 | 5 | 6 | 7 | 8 | 9 | AB | R | H | RBI | BB | SO | LOB | BOTTOM | | | | | |
|---|-------------------------------|----------------------------------|-------------------------------|----------------------------------|------------------------------|----------------------------------|-------------------------------|----------------------------------|------------------------------|----------------------------------|------------------------------|----------------------------------|------------------------------|----------------------------------|------------------------------|---------------------------------|--|------------------------------|---------------------------------|----------------------------------|------------------------------------|----------------------------------|
| 9 Dee Strange-Gordon, L OBP: 0.308, SLG: 0.349 7 Andrew Romine, S OBP: 0.260, SLG: 0.253 | G4-3 23 HR | | | K | | | K | | | 3 | 1 | 1 | 0 | 1 | 2 | 2 | Toronto Blue Jays @ Seattle Mariners Safeco Field, Seattle, WA Thu Aug 02 2018, 7:11 PM - 10:11 PM PDT Att: 26,110 - Cloudy - 68 F | | | | | |
| 2 Jean Segura, R OBP: 0.341, SLG: 0.440 | G4-3 | F9 | | K | | | G4-3 | | L1 | 5 | 0 | 0 | 0 | 0 | 1 | 6 | | | | | | |
| 4 Denard Span, L OBP: 0.350, SLG: 0.422 | K | F7 | | | | | G4-3 | | F9 | 4 | 0 | 0 | 0 | 0 | 1 | 3 | | | | | | |
| 23 Nelson Cruz, R OBP: 0.354, SLG: 0.559 | | HR | | F8 | | | G4-3 | | HR | 4 | 2 | 2 | 3 | 0 | 0 | 0 | | | | | | |
| 17 Mitch Haniger, R OBP: 0.359, SLG: 0.458 | 15 1B | | | G6-5-3 | | | L8 | | G4-3 | 3 | 0 | 2 | 0 | 1 | 0 | 0 | | | | | | |
| 15 Kyle Seager, L OBP: 0.278, SLG: 0.406 | | | | G6-5-3 | | | L4 | | L7 | 4 | 0 | 1 | 0 | 0 | 0 | 2 | | | | | | |
| 27 Ryon Healy, R OBP: 0.270, SLG: 0.448 | F7 | | | | | | G6-3 | | G4-3 | 3 | 0 | 0 | 0 | 0 | 0 | 3 | | | | | | |
| 3 Mike Zunino, R OBP: 0.258, SLG: 0.408 | | | | K | | | | | G5-3 | 4 | 0 | 2 | 0 | 0 | 1 | 0 | | | | | | |
| 10 Cameron Maybin, R OBP: 0.342, SLG: 0.342 | | | | L6 | | | K | | F8 | 4 | 0 | 1 | 0 | 0 | 1 | 3 | | | | | | |
| Inning Stats | R: 2 E: 0 K: 1 S: 18 | H: 3 LOB: 2 BB: 1 P: 28 | R: 0 E: 0 K: 1 S: 10 | H: 1 LOB: 2 BB: 1 P: 19 | R: 0 E: 0 K: 0 S: 4 | H: 1 LOB: 0 BB: 0 P: 10 | R: 0 E: 0 K: 2 S: 16 | H: 1 LOB: 2 BB: 0 P: 23 | R: 0 E: 0 K: 0 S: 7 | H: 0 LOB: 0 BB: 0 P: 10 | R: 0 E: 0 K: 1 S: 9 | H: 1 LOB: 1 BB: 0 P: 15 | R: 0 E: 0 K: 1 S: 7 | H: 0 LOB: 0 BB: 0 P: 12 | R: 1 E: 0 K: 0 S: 4 | H: 2 LOB: 0 BB: 0 P: 6 | | R: 0 E: 0 K: 0 S: 6 | H: 1 LOB: 1 BB: 0 P: 7 | 1B: 7 2B: 1 3B: 0 HR: 2 | SF: 0 SAC: 0 DP: 2 HBP: 1 | WP: 0 PB: 0 SB: 1 CS: 0 |
| PITCHER | IP | WLS | BF | H | R | ER | SO | BB | IBB | HBP | BLK | WP | HR | S | P | ERA | WHIP | | | | | |
| 36 Tyler Clippard, R ERA: 4.01 | 1.0 | | 7 | 3 | 2 | 2 | 1 | 0 | 0 | 0 | 0 | 0 | 0 | 18 | 28 | 18.00 | 4.000 | | | | | |
| 44 Mike Hauschild, R ERA: 6.2 | 6.0 | W | 23 | 4 | 0 | 0 | 5 | 1 | 0 | 1 | 0 | 0 | 0 | 53 | 89 | 0.00 | 0.833 | | | | | |
| 31 Joe Blagini, R ERA: 6.2 | 1.0 | H | 4 | 2 | 1 | 1 | 0 | 0 | 0 | 0 | 0 | 0 | 1 | 4 | 6 | 9.00 | 2.000 | | | | | |
| 52 Ryan Tepera, R ERA: 3.55 | 1.0 | | 4 | 1 | 0 | 0 | 0 | 0 | 0 | 0 | 0 | 0 | 0 | 6 | 7 | 0.00 | 1.000 | | | | | |

| Batter | 1 | 2 | 3 | 4 | 5 | 6 | 7 | 8 | 9 | AB R H RBI BB SO LOB | TOP | | | | | | | | | | | |
|---|---|----------------------------------|--------------------------------------|----------------------------------|---------------------------------------|----------------------------------|---------------------------------------|----------------------------------|--------------------------------------|---------------------------------|--|---|--------------------------------------|---------------------------------|--------------------------------------|---------------------------------|---------------------------------------|----------------------------------|----------------------------------|------------------------------------|----------------------------------|--------|
| 15 Randal Grichuk, R OBP: 0.294, SLG: 0.469 | | | | | | | | | | 5 2 4 1 0 0 0 | Toronto Blue Jays @ Seattle Mariners Safeco Field, Seattle, WA Fri Aug 03 2018, 7:11 PM - 9:33 PM PDT Att: 30,715 - Partly Cloudy - 71 F | | | | | | | | | | | |
| 29 Devon Travis, R OBP: 0.294, SLG: 0.393 | | | | | | | | | | 5 1 2 3 0 1 3 | | | | | | | | | | | | |
| 14 Justin Smoak, S OBP: 0.357, SLG: 0.471 | | | | | | | | | | 4 0 1 0 0 1 3 | | | | | | | | | | | | |
| 8 Kendrys Morales, S OBP: 0.332, SLG: 0.438 | | | | | | | | | | 4 0 0 0 0 1 4 | | | | | | | | | | | | |
| 37 Teoscar Hernández, R OBP: 0.304, SLG: 0.494 | | | | | | | | | | 4 1 1 0 0 2 1 | | | | | | | | | | | | |
| 55 Russell Martin, R OBP: 0.337, SLG: 0.349 | | | | | | | | | | 4 2 2 2 0 1 0 | | | | | | | | | | | | |
| 1 Aledmys Díaz, R OBP: 0.283, SLG: 0.436 | | | | | | | | | | 4 1 1 0 0 0 0 | | | | | | | | | | | | |
| 10 Brandon Drury, R OBP: 0.244, SLG: 0.233 | | | | | | | | | | 4 0 0 0 0 1 2 | | | | | | | | | | | | |
| 11 Kevin Pillar, R OBP: 0.276, SLG: 0.403 | | | | | | | | | | 3 0 0 1 0 0 0 | | | | | | | | | | | | |
| Inning Stats | R: 1 H: 2 E: 0 K: 2 S: 11 | H: 2 LOB: 1 BB: 0 P: 15 | R: 0 H: 0 E: 0 K: 2 S: 9 | H: 1 LOB: 2 BB: 0 P: 12 | R: 0 H: 1 E: 1 K: 2 S: 12 | H: 1 LOB: 0 BB: 0 P: 10 | R: 1 H: 1 E: 0 K: 1 S: 15 | H: 1 LOB: 1 BB: 0 P: 20 | R: 2 H: 3 E: 0 K: 0 S: 7 | H: 0 LOB: 0 BB: 0 P: 9 | R: 0 H: 0 E: 0 K: 0 S: 9 | H: 0 LOB: 0 BB: 0 P: 13 | R: 0 H: 0 E: 0 K: 0 S: 7 | H: 0 LOB: 0 BB: 0 P: 7 | R: 0 H: 0 E: 0 K: 0 S: 4 | H: 0 LOB: 0 BB: 0 P: 6 | R: 3 H: 4 E: 0 K: 0 S: 16 | H: 1 LOB: 1 BB: 0 P: 22 | 1B: 7 2B: 1 3B: 1 HR: 2 | SF: 1 SAC: 0 DP: 1 HBP: 0 | WP: 0 PB: 0 SB: 1 CS: 0 | PA: 38 |
| PITCHER | IP WLS BF H R ER SO BB IBB HBP BLK WP HR S P ERA WHIP | | | | | | | | | | | IP WLS BF H R ER SO BB IBB HBP BLK WP HR S P ERA WHIP | | | | | | | | | | |
| 32 Marco Gonzales, L ERA: 3.46 | 7.0 L 28 7 4 4 7 0 0 0 0 0 0 2 63 83 5.14 1.000 | | | | | | | | | | | | | | | | | | | | | |
| 50 Nick Vincent, R ERA: 4.54 | 1.0 3 0 0 0 0 0 0 0 0 0 0 0 4 6 0.00 0.000 | | | | | | | | | | | | | | | | | | | | | |
| 60 Chasen Bradford, R ERA: 3.29 | 1.0 7 4 3 3 0 0 0 0 0 0 0 0 16 22 27.00 4.000 | | | | | | | | | | | | | | | | | | | | | |

| Batter | 1 | 2 | 3 | 4 | 5 | 6 | 7 | 8 | 9 | AB R H RBI BB SO LOB | BOTTOM | | | | | | | | | | | |
|---|---|----------------------------------|--------------------------------------|----------------------------------|--------------------------------------|---------------------------------|---------------------------------------|----------------------------------|--------------------------------------|---------------------------------|--|---|---------------------------------------|----------------------------------|--------------------------------------|----------------------------------|---------------------------------------|----------------------------------|----------------------------------|------------------------------------|----------------------------------|--------|
| 9 Dee Strange-Gordon, L OBP: 0.305, SLG: 0.345 | | | | | | | | | | 4 0 0 0 0 0 1 | Toronto Blue Jays @ Seattle Mariners Safeco Field, Seattle, WA Fri Aug 03 2018, 7:11 PM - 9:33 PM PDT Att: 30,715 - Partly Cloudy - 71 F | | | | | | | | | | | |
| 2 Jean Segura, R OBP: 0.340, SLG: 0.438 | | | | | | | | | | 4 0 1 0 0 0 0 | | | | | | | | | | | | |
| 17 Mitch Haniger, R OBP: 0.361, SLG: 0.459 | | | | | | | | | | 4 2 2 0 0 0 0 | | | | | | | | | | | | |
| 23 Nelson Cruz, R OBP: 0.351, SLG: 0.552 | | | | | | | | | | 4 0 0 0 0 1 4 | | | | | | | | | | | | |
| 15 Kyle Seager, L OBP: 0.280, SLG: 0.409 | | | | | | | | | | 4 0 2 1 0 1 3 | | | | | | | | | | | | |
| 27 Ryan Healy, R OBP: 0.269, SLG: 0.446 | | | | | | | | | | 4 0 1 1 0 1 2 | | | | | | | | | | | | |
| 3 Mike Zunino, R OBP: 0.254, SLG: 0.401 | | | | | | | | | | 4 0 0 0 0 2 2 | | | | | | | | | | | | |
| 10 Cameron Maybin, R OBP: 0.339, SLG: 0.338 | | | | | | | | | | 3 0 0 0 0 0 0 | | | | | | | | | | | | |
| 5 Guillermo Heredia, R OBP: 0.311, SLG: 0.331 | | | | | | | | | | 3 0 0 0 0 0 1 | | | | | | | | | | | | |
| Inning Stats | R: 0 H: 0 E: 0 K: 0 S: 8 | H: 0 LOB: 0 BB: 0 P: 14 | R: 0 H: 1 E: 0 K: 0 S: 7 | H: 1 LOB: 0 BB: 0 P: 10 | R: 0 H: 0 E: 1 K: 0 S: 5 | H: 0 LOB: 0 BB: 0 P: 7 | R: 0 H: 1 E: 0 K: 0 S: 15 | H: 1 LOB: 1 BB: 0 P: 20 | R: 0 H: 0 E: 0 K: 1 S: 5 | H: 0 LOB: 0 BB: 0 P: 7 | R: 0 H: 2 E: 0 K: 0 S: 14 | H: 0 LOB: 2 BB: 0 P: 24 | R: 0 H: 0 E: 0 K: 1 S: 12 | H: 0 LOB: 0 BB: 0 P: 16 | R: 0 H: 0 E: 0 K: 0 S: 9 | H: 0 LOB: 0 BB: 0 P: 13 | R: 1 H: 2 E: 0 K: 3 S: 16 | H: 2 LOB: 1 BB: 0 P: 23 | 1B: 5 2B: 1 3B: 0 HR: 0 | SF: 0 SAC: 0 DP: 1 HBP: 0 | WP: 0 PB: 0 SB: 0 CS: 0 | PA: 34 |
| PITCHER | IP WLS BF H R ER SO BB IBB HBP BLK WP HR S P ERA WHIP | | | | | | | | | | | IP WLS BF H R ER SO BB IBB HBP BLK WP HR S P ERA WHIP | | | | | | | | | | |
| 56 Ryan Borucki, L ERA: 2.3 | 8.0 W 29 4 1 0 2 0 0 0 0 0 0 0 75 11 0.00 0.500 | | | | | | | | | | | | | | | | | | | | | |
| 51 Ken Giles, R ERA: 5.12 | 1.0 5 2 1 1 3 0 0 0 0 0 0 0 16 23 9.00 2.000 | | | | | | | | | | | | | | | | | | | | | |

| Batter | 1 | 2 | 3 | 4 | 5 | 6 | 7 | 8 | 9 | AB | R | H | RBI | BB | SO | LOB | TOP | | | | | | | | | | |
|---|-------------------------------|----------------------------------|-------------------------------|----------------------------------|-------------------------------|----------------------------------|------------------------------|----------------------------------|------------------------------|----------------------------------|-------------------------------|----------------------------------|------------------------------|----------------------------------|------------------------------|----------------------------------|--|-------------------------------|----------------------------------|-----------------------------------|-----------------------------------|----------------------------------|--------|--|--|--|--|
| 15 Randal Grichuk, R OBP: 0.297, SLG: 0.469 | G4-3 | | 29 WP 1B | | | | | L6 | | 4 | 1 | 2 | 0 | 0 | 0 | 1 | Toronto Blue Jays @ Seattle Mariners Safeco Field, Seattle, WA Sat Aug 04 2018, 7:12 PM - 9:44 PM PDT Att: 41,238 - Clear - 76 F | | | | | | | | | | |
| 29 Devon Travis, R OBP: 0.301, SLG: 0.401 | 2B | | 14 G6-4-3 1B | | G5-4-3 | | | 37 CS 14 1B BB | | 3 | 0 | 2 | 2 | 1 | 0 | 2 | | | | | | | | | | | |
| 14 Justin Smoak, S OBP: 0.359, SLG: 0.470 | BB | | G6-4-3 | | | G6-3 | | | | 3 | 0 | 1 | 1 | 1 | 0 | 1 | | | | | | | | | | | |
| 37 Teoscar Hernández, R OBP: 0.301, SLG: 0.489 | G5-4-3 | | | | | | | | | 4 | 0 | 0 | 0 | 0 | 3 | 4 | | | | | | | | | | | |
| 26 Yangervis Solarte, S OBP: 0.285, SLG: 0.403 | K | | | | | | | | | 4 | 0 | 0 | 0 | 0 | 2 | 0 | | | | | | | | | | | |
| 55 Russell Martin, R OBP: 0.336, SLG: 0.347 | K | | | | | | | | | 4 | 0 | 1 | 0 | 0 | 1 | 0 | | | | | | | | | | | |
| 1 Aledmys Díaz, R OBP: 0.286, SLG: 0.451 | G6-3 | | | | | | | | | 4 | 2 | 2 | 1 | 0 | 0 | 1 | | | | | | | | | | | |
| 10 Brandon Drury, R OBP: 0.256, SLG: 0.260 | | | | | | | | | | 4 | 0 | 2 | 1 | 0 | 1 | 0 | | | | | | | | | | | |
| 11 Kevin Pillar, R OBP: 0.278, SLG: 0.407 | | | | | | | | | | 4 | 2 | 2 | 0 | 0 | 1 | 2 | | | | | | | | | | | |
| Inning Stats | R: 0 E: 0 K: 0 S: 13 | H: 1 LOB: 1 BB: 1 P: 22 | R: 0 E: 0 K: 2 S: 10 | H: 0 LOB: 0 BB: 0 P: 13 | R: 2 E: 0 K: 1 S: 21 | H: 3 LOB: 0 BB: 0 P: 28 | R: 0 E: 0 K: 1 S: 7 | H: 0 LOB: 0 BB: 0 P: 10 | R: 1 E: 0 K: 1 S: 9 | H: 3 LOB: 1 BB: 0 P: 11 | R: 0 E: 0 K: 2 S: 10 | H: 0 LOB: 0 BB: 0 P: 11 | R: 0 E: 0 K: 0 S: 8 | H: 1 LOB: 0 BB: 0 P: 10 | R: 1 E: 0 K: 1 S: 8 | H: 2 LOB: 1 BB: 1 P: 16 | | R: 1 E: 0 K: 0 S: 12 | H: 2 LOB: 1 BB: 0 P: 21 | 1B: 7 2B: 10 3B: 0 HR: 1 | SF: 0 2B: 4 3B: 0 HBP: 0 | WP: 2 PB: 0 SB: 1 CS: 1 | PA: 36 | | | | |
| PITCHER | IP | WLS | BF | H | R | ER | SO | BB | IBB | HBP | BLK | WP | HR | S | P | ERA | WHIP | | | | | | | | | | |
| 65 James Paxton, L ERA: 3.51 | 7.0 | L | 26 | 8 | 3 | 3 | 7 | 1 | 0 | 0 | 0 | 1 | 1 | 78 | 105 | 3.86 | 1.286 | | | | | | | | | | |
| 62 Sam Tuivailala, R ERA: 3.57 | 1.0 | | 5 | 2 | 1 | 1 | 1 | 1 | 0 | 0 | 0 | 1 | 0 | 8 | 16 | 9.00 | 3.000 | | | | | | | | | | |
| 47 James Pazos, L ERA: 2.43 | 1.0 | | 5 | 2 | 1 | 1 | 0 | 0 | 0 | 0 | 0 | 0 | 0 | 12 | 21 | 9.00 | 2.000 | | | | | | | | | | |

| Batter | 1 | 2 | 3 | 4 | 5 | 6 | 7 | 8 | 9 | AB | R | H | RBI | BB | SO | LOB | BOTTOM | | | | | | | | | | |
|--|------------------------------|---------------------------------|-------------------------------|----------------------------------|-------------------------------|----------------------------------|------------------------------|----------------------------------|------------------------------|---------------------------------|-------------------------------|----------------------------------|------------------------------|---------------------------------|-------------------------------|----------------------------------|--|----------------------------------|----------------------------------|-----------------------------------|----------------------------------|--------|--|--|--|--|--|
| 2 Jean Segura, R OBP: 0.337, SLG: 0.434 | G6-3 | | F9 | | | | | | | 4 | 0 | 0 | 0 | 0 | 1 | 1 | Toronto Blue Jays @ Seattle Mariners Safeco Field, Seattle, WA Sat Aug 04 2018, 7:12 PM - 9:44 PM PDT Att: 41,238 - Clear - 76 F | | | | | | | | | | |
| 4 Denard Span, L OBP: 0.348, SLG: 0.418 | L7 | | | | | | | | | 3 | 0 | 0 | 0 | 0 | 0 | 0 | | | | | | | | | | | |
| 17 Mitch Haniger, R OBP: 0.360, SLG: 0.459 | G1-3 | | | | | | | | | 4 | 0 | 1 | 0 | 0 | 1 | 1 | | | | | | | | | | | |
| 23 Nelson Cruz, R OBP: 0.352, SLG: 0.550 | BB | | | | | | | | | 3 | 0 | 1 | 0 | 1 | 0 | 1 | | | | | | | | | | | |
| 15 Kyle Seager, L OBP: 0.278, SLG: 0.405 | F8 | | | | | | | | | 4 | 0 | 0 | 0 | 0 | 0 | 4 | | | | | | | | | | | |
| 27 Ryon Healy, R OBP: 0.270, SLG: 0.443 | P6 | | | | | | | | | 2 | 1 | 0 | 0 | 1 | 0 | 1 | | | | | | | | | | | |
| 10 Cameron Maybin, R OBP: 0.339, SLG: 0.338 | K | | | | | | | | | 3 | 0 | 1 | 0 | 0 | 1 | 1 | | | | | | | | | | | |
| 3 Mike Zunino, R OBP: 0.251, SLG: 0.396 | | | | | | | | | | 3 | 0 | 0 | 0 | 0 | 3 | 2 | | | | | | | | | | | |
| 7 Andrew Romine, S OBP: 0.255, SLG: 0.228 | | | | | | | | | | 2 | 0 | 0 | 0 | 0 | 0 | 0 | | | | | | | | | | | |
| 26 Chris Herrmann, L OBP: 0.314, SLG: 0.372 | F7 | | | | | | | | | 0 | 0 | 0 | 1 | 0 | 0 | 0 | | | | | | | | | | | |
| Inning Stats | R: 0 E: 0 K: 0 S: 9 | H: 0 LOB: 0 BB: 0 P: 9 | R: 0 E: 0 K: 1 S: 11 | H: 0 LOB: 1 BB: 1 P: 19 | R: 0 E: 0 K: 1 S: 14 | H: 0 LOB: 0 BB: 0 P: 19 | R: 0 E: 0 K: 1 S: 7 | H: 0 LOB: 0 BB: 0 P: 12 | R: 0 E: 0 K: 0 S: 6 | H: 0 LOB: 0 BB: 0 P: 7 | R: 0 E: 0 K: 1 S: 12 | H: 0 LOB: 0 BB: 0 P: 15 | R: 0 E: 0 K: 0 S: 7 | H: 1 LOB: 1 BB: 0 P: 8 | R: 1 E: 0 K: 2 S: 11 | H: 1 LOB: 1 BB: 1 P: 21 | R: 0 E: 0 K: 0 S: 10 | H: 1 LOB: 1 BB: 0 P: 14 | 1B: 2 2B: 1 3B: 0 HR: 0 | SF: 1 2B: 1 DP: 1 HBP: 1 | WP: 1 PB: 0 SB: 0 CS: 0 | PA: 32 | | | | | |
| PITCHER | IP | WLS | BF | H | R | ER | SO | BB | IBB | HBP | BLK | WP | HR | S | P | ERA | WHIP | | | | | | | | | | |
| 25 Marco Estrada, R ERA: 4.65 | 7.0 | W | 24 | 1 | 1 | 1 | 4 | 2 | 0 | 0 | 0 | 0 | 0 | 66 | 93 | 1.29 | 0.429 | | | | | | | | | | |
| 52 Ryan Tepera, R ERA: 3.47 | 1.0 | | 4 | 1 | 0 | 0 | 2 | 0 | 0 | 0 | 0 | 0 | 0 | 11 | 17 | 0.00 | 1.000 | | | | | | | | | | |
| 51 Ken Giles, R ERA: 4.96 | 1.0 | | 4 | 1 | 0 | 0 | 0 | 0 | 0 | 1 | 0 | 1 | 0 | 10 | 14 | 0.00 | 1.000 | | | | | | | | | | |

| Batter | 1 | 2 | 3 | 4 | 5 | 6 | 7 | 8 | 9 | AB | R | H | RBI | BB | SO | LOB | TOP | | | |
|--|---|---|---|---|---|---|---|---|---|---|---|---|---|---|---|---|---|------------------------------------|----------------------------------|--------|
| 18 Curtis Granderson, L OBP: 0.333, SLG: 0.418 37 Teoscar Hernández, R (7, PH) OBP: 0.301, SLG: 0.467 | G3 | | 1-2 1B | | | L9 | | | | 3 | 0 | 1 | 0 | 0 | 0 | 1 | Toronto Blue Jays @ Seattle Mariners Safeco Field, Seattle, WA Sun Aug 05 2018, 1:11 PM - 3:47 PM PDT Att: 40,515 - Sunny - 67 F | | | |
| 29 Devon Travis, R OBP: 0.300, SLG: 0.398 | 14 1B | | L5-4 | | | F7 | | | | 4 | 0 | 1 | 0 | 0 | 0 | 3 | | | | |
| 15 Randal Grichuk, R OBP: 0.293, SLG: 0.462 | G6-3 | | | | | G5-3 | | | | 4 | 0 | 0 | 0 | 0 | 1 | 2 | | | | |
| 14 Justin Smoak, S OBP: 0.360, SLG: 0.469 | | | | | | G3 | | | | 3 | 0 | 1 | 0 | 1 | 1 | 0 | | | | |
| 8 Kendrys Morales, S OBP: 0.328, SLG: 0.432 | | | | | | F7 | | | | 4 | 0 | 0 | 0 | 0 | 1 | 3 | | | | |
| 26 Yaneris Solarte, S OBP: 0.285, SLG: 0.461 | | | | | | F8 | | | | 4 | 1 | 1 | 0 | 0 | 1 | 0 | | | | |
| 1 Aledmys Díaz, R OBP: 0.293, SLG: 0.471 | | | | | | 21 1B | | | | 4 | 2 | 3 | 2 | 0 | 0 | 0 | | | | |
| 21 Luke Maile, R OBP: 0.319, SLG: 0.348 | | | | | | | | | | 4 | 0 | 1 | 1 | 0 | 1 | 1 | | | | |
| 11 Kevin Pillar, R OBP: 0.279, SLG: 0.407 | | | | | | | | | | 3 | 0 | 1 | 0 | 0 | 2 | 1 | | | | |
| Inning Stats | R: 0 H: 2 E: 1 K: 1 S: 10 | H: 2 LOB: 2 BB: 0 P: 12 | R: 0 H: 1 E: 0 K: 0 S: 5 | H: 1 LOB: 0 BB: 0 P: 6 | R: 0 H: 2 E: 0 K: 1 S: 8 | H: 2 LOB: 1 BB: 0 P: 12 | R: 0 H: 0 E: 0 K: 0 S: 8 | H: 0 LOB: 0 BB: 0 P: 12 | R: 1 H: 2 E: 0 K: 1 S: 11 | H: 2 LOB: 1 BB: 0 P: 16 | R: 0 H: 0 E: 0 K: 1 S: 8 | H: 0 LOB: 0 BB: 0 P: 12 | R: 2 H: 2 E: 0 K: 2 S: 13 | H: 2 LOB: 0 BB: 0 P: 19 | R: 0 H: 0 E: 0 K: 0 S: 6 | H: 0 LOB: 1 BB: 0 P: 10 | 1B: 7 2B: 2 3B: 0 HR: 1 | SF: 0 SAC: 0 DP: 2 HBP: 0 | WP: 0 PB: 0 SB: 0 CS: 0 | PA: 35 |
| PITCHER | IP WLS BF H R ER SO BB IBB HBP BLK WP HR S P ERA WHIP | IP WLS BF H R ER SO BB IBB HBP BLK WP HR S P ERA WHIP | IP WLS BF H R ER SO BB IBB HBP BLK WP HR S P ERA WHIP | IP WLS BF H R ER SO BB IBB HBP BLK WP HR S P ERA WHIP | IP WLS BF H R ER SO BB IBB HBP BLK WP HR S P ERA WHIP | IP WLS BF H R ER SO BB IBB HBP BLK WP HR S P ERA WHIP | IP WLS BF H R ER SO BB IBB HBP BLK WP HR S P ERA WHIP | IP WLS BF H R ER SO BB IBB HBP BLK WP HR S P ERA WHIP | IP WLS BF H R ER SO BB IBB HBP BLK WP HR S P ERA WHIP | IP WLS BF H R ER SO BB IBB HBP BLK WP HR S P ERA WHIP | IP WLS BF H R ER SO BB IBB HBP BLK WP HR S P ERA WHIP | IP WLS BF H R ER SO BB IBB HBP BLK WP HR S P ERA WHIP | IP WLS BF H R ER SO BB IBB HBP BLK WP HR S P ERA WHIP | IP WLS BF H R ER SO BB IBB HBP BLK WP HR S P ERA WHIP | IP WLS BF H R ER SO BB IBB HBP BLK WP HR S P ERA WHIP | IP WLS BF H R ER SO BB IBB HBP BLK WP HR S P ERA WHIP | IP WLS BF H R ER SO BB IBB HBP BLK WP HR S P ERA WHIP | | | |
| 8 Mike Leake, R ERA: 4.16 | 33 Zach Duke, L ERA: 3.99 | 48 Alex Colomé, L ERA: 3.45 | 39 Edwin Diaz, R ERA: 2.0 | | | | | | | | | | | | | | | | | |

| | |
|-----|----|
| AB | 34 |
| R | 3 |
| H | 9 |
| RBI | 3 |
| BB | 1 |
| SO | 8 |
| LOB | 11 |



| Batter | 1 | 2 | 3 | 4 | 5 | 6 | 7 | 8 | 9 | AB | R | H | RBI | BB | SO | LOB | BOTTOM | |
|--|---|---|---|---|---|---|---|---|---|---|---|---|---|---|---|---|---|--------|
| 4 Denard Span, L OBP: 0.346, SLG: 0.415 | F8 | | 23 1B | | | F7 | | | | 5 | 1 | 1 | 0 | 0 | 1 | 4 | Toronto Blue Jays @ Seattle Mariners Safeco Field, Seattle, WA Sun Aug 05 2018, 1:11 PM - 3:47 PM PDT Att: 40,515 - Sunny - 67 F | |
| 2 Jean Segura, R OBP: 0.335, SLG: 0.435 | F8 | | 23 1B | | | F8 | | | | 4 | 1 | 2 | 0 | 0 | 0 | 0 | | |
| 17 Mitch Haniger, R OBP: 0.357, SLG: 0.455 | | | L6 | | | G5-3 | | | | 4 | 0 | 0 | 0 | 0 | 1 | 4 | | |
| 23 Nelson Cruz, R OBP: 0.354, SLG: 0.558 | | | G6-3 | | | K | | | | 4 | 1 | 2 | 4 | 0 | 1 | 0 | | |
| 15 Kyle Seager, L OBP: 0.280, SLG: 0.421 | | | K | | | F8 | | | | 4 | 2 | 2 | 2 | 0 | 1 | 2 | | |
| 27 Ryon Healy, R OBP: 0.272, SLG: 0.447 | | | | | | HR | | | | 4 | 0 | 2 | 0 | 0 | 2 | 0 | | |
| 26 Chris Herrmann, L OBP: 0.309, SLG: 0.383 | | | | | | HR | | | | 4 | 0 | 2 | 0 | 0 | 2 | 1 | | |
| 3 Mike Zunino, R OBP: 0.251, SLG: 0.396 | | | K2-3 | | | P5 | | | | 0 | 0 | 0 | 0 | 0 | 0 | 0 | | |
| 5 Guillermo Heredia, R OBP: 0.310, SLG: 0.326 | | | K | | | G5-3 | | | | 3 | 0 | 0 | 0 | 1 | 1 | 2 | | |
| 7 Andrew Romine, S OBP: 0.265, SLG: 0.223 | | | | | | L6 | | | | 2 | 1 | 0 | 0 | 2 | 1 | 2 | | |
| Inning Stats | R: 0 H: 0 E: 0 K: 1 S: 6 | H: 1 LOB: 0 BB: 0 P: 6 | R: 2 H: 3 E: 0 K: 1 S: 14 | H: 3 LOB: 2 BB: 1 P: 25 | R: 0 H: 2 E: 0 K: 1 S: 9 | H: 2 LOB: 2 BB: 0 P: 11 | R: 0 H: 0 E: 0 K: 1 S: 9 | H: 0 LOB: 0 BB: 0 P: 15 | R: 1 H: 1 E: 0 K: 1 S: 9 | H: 1 LOB: 2 BB: 2 P: 20 | R: 3 H: 3 E: 0 K: 2 S: 17 | H: 3 LOB: 0 BB: 0 P: 25 | R: 0 H: 0 E: 0 K: 1 S: 7 | H: 0 LOB: 0 BB: 0 P: 10 | 1B: 5 2B: 2 3B: 0 HR: 3 | SF: 0 SAC: 0 DP: 0 HBP: 0 | WP: 0 PB: 0 SB: 1 CS: 0 | PA: 37 |
| PITCHER | IP WLS BF H R ER SO BB IBB HBP BLK WP HR S P ERA WHIP | IP WLS BF H R ER SO BB IBB HBP BLK WP HR S P ERA WHIP | IP WLS BF H R ER SO BB IBB HBP BLK WP HR S P ERA WHIP | IP WLS BF H R ER SO BB IBB HBP BLK WP HR S P ERA WHIP | IP WLS BF H R ER SO BB IBB HBP BLK WP HR S P ERA WHIP | IP WLS BF H R ER SO BB IBB HBP BLK WP HR S P ERA WHIP | IP WLS BF H R ER SO BB IBB HBP BLK WP HR S P ERA WHIP | IP WLS BF H R ER SO BB IBB HBP BLK WP HR S P ERA WHIP | IP WLS BF H R ER SO BB IBB HBP BLK WP HR S P ERA WHIP | IP WLS BF H R ER SO BB IBB HBP BLK WP HR S P ERA WHIP | IP WLS BF H R ER SO BB IBB HBP BLK WP HR S P ERA WHIP | IP WLS BF H R ER SO BB IBB HBP BLK WP HR S P ERA WHIP | IP WLS BF H R ER SO BB IBB HBP BLK WP HR S P ERA WHIP | IP WLS BF H R ER SO BB IBB HBP BLK WP HR S P ERA WHIP | IP WLS BF H R ER SO BB IBB HBP BLK WP HR S P ERA WHIP | IP WLS BF H R ER SO BB IBB HBP BLK WP HR S P ERA WHIP | | |
| 43 Sam Gaviglio, R ERA: 5.08 | 31 Joe Blaginski, R ERA: 6.66 | 39 Jake Petricka, R ERA: 4.5 | 71 Luis Santos, R ERA: 6.75 | | | | | | | | | | | | | | | |

| | |
|-----|----|
| AB | 34 |
| R | 6 |
| H | 10 |
| RBI | 6 |
| BB | 3 |
| SO | 10 |
| LOB | 15 |



| Batter | 1 | 2 | 3 | 4 | 5 | 6 | 7 | 8 | 9 | 10 | 11 | 12 | AB | R | H | RBI | BB | SO | LOB | TOP | | | | |
|---|---------------------------------------|----------------------------------|-------------------------------|----------------------------------|-------------------------------|----------------------------------|------------------------------|---------------------------------|------------------------------|----------------------------------|-------------------------------|----------------------------------|------------------------------|----------------------------------|------------------------------|----------------------------------|------------------------------|----------------------------------|-------------------------------|----------------------------------|-----------------------------------|------------------------------------|----------------------------------|--------|
| 9 Dee Strange-Gordon, L (1.4) OBP: 0.303, SLG: 0.343 | | | | | | | | | | | | | 6 | 0 | 1 | 0 | 0 | 1 | 5 | | | | | |
| 2 Jean Segura, R (1.6) OBP: 0.334, SLG: 0.429 | | | | | | | | | | | | | | 6 | 0 | 0 | 0 | 0 | 1 | 2 | | | | |
| 17 Mitch Haniger, R (1.9) OBP: 0.356, SLG: 0.455 | | | | | | | | | | | | | | 6 | 1 | 2 | 0 | 0 | 2 | 1 | | | | |
| 23 Nelson Cruz, R (1.10) OBP: 0.356, SLG: 0.556 | | | | | | | | | | | | | | 5 | 0 | 2 | 0 | 1 | 1 | 2 | | | | |
| 15 Kyle Seager, L (1.5) OBP: 0.280, SLG: 0.418 | | | | | | | | | | | | | | 5 | 0 | 1 | 0 | 1 | 0 | 4 | | | | |
| 27 Ryan Healy, R (1.3) OBP: 0.273, SLG: 0.448 | | | | | | | | | | | | | | 6 | 1 | 2 | 1 | 0 | 0 | 3 | | | | |
| 10 Cameron Maybin, R (1.8) OBP: 0.339, SLG: 0.336 | | | | | | | | | | | | | | 5 | 1 | 1 | 1 | 1 | 0 | 2 | | | | |
| 3 Mike Zunino, R (1.2) OBP: 0.258, SLG: 0.412 | | | | | | | | | | | | | | 5 | 1 | 3 | 1 | 0 | 0 | 0 | | | | |
| 5 Guillermo Heredia, R (1.7) OBP: 0.310, SLG: 0.320 | | | | | | | | | | | | | | 3 | 0 | 1 | 0 | 0 | 0 | 2 | | | | |
| 4 Denard Span, L (9. PH) OBP: 0.347, SLG: 0.419 | | | | | | | | | | | | | | 2 | 0 | 1 | 0 | 0 | 0 | 0 | | | | |
| Inning Stats | R: 0 E: 0 K: 0 S: 7 | H: 1 LOB: 2 BB: 1 P: 16 | R: 0 E: 0 K: 0 S: 11 | H: 1 LOB: 2 BB: 1 P: 20 | R: 0 E: 0 K: 0 S: 12 | H: 2 LOB: 2 BB: 0 P: 14 | R: 0 E: 0 K: 0 S: 7 | H: 1 LOB: 0 BB: 0 P: 8 | R: 0 E: 0 K: 1 S: 9 | H: 0 LOB: 0 BB: 0 P: 13 | R: 2 E: 0 K: 2 S: 12 | H: 4 LOB: 0 BB: 0 P: 15 | R: 0 E: 0 K: 2 S: 7 | H: 0 LOB: 0 BB: 0 P: 12 | R: 0 E: 0 K: 1 S: 9 | H: 1 LOB: 1 BB: 0 P: 14 | R: 0 E: 0 K: 1 S: 9 | H: 1 LOB: 1 BB: 0 P: 13 | R: 1 E: 1 K: 0 S: 11 | H: 2 LOB: 2 BB: 1 P: 23 | 1B: 10 2B: 3 3B: 0 HR: 1 | SF: 0 SAC: 0 DP: 1 HBP: 0 | WP: 1 PB: 0 SB: 0 CS: 1 | PA: 52 |
| PITCHER | IP WLS BF H R ER SO | BB IBB HBP BLK | WP HR S P | ERA WHIP | | | | | | | | | | | | | | | | | | | | |
| 33 Martin Pérez, L (1.1) ERA: 4.0 | 7.0 1.0 32 3 3 3 | 0 0 0 0 | 0 0 7 11 | 0.00 0.000 | | | | | | | | | | | | | | | | | | | | |
| 31 Chris Martin, R (8.1) ERA: 4.0 | 1.0 3 0 0 | 0 0 0 0 | 0 0 7 11 | 0.00 0.000 | | | | | | | | | | | | | | | | | | | | |
| 62 José Leclerc, R (9.1) ERA: 2.16 | 1.0 3 0 0 | 0 0 0 1 | 0 0 9 16 | 0.00 0.000 | | | | | | | | | | | | | | | | | | | | |
| 44 Cory Gearrin, R (10.1) ERA: 3.71 | 1.2 6 1 0 | 0 0 0 0 | 0 0 11 8 | 0.00 0.600 | | | | | | | | | | | | | | | | | | | | |
| 58 Alex Claudio, L (11.1) ERA: 4.6 | 0.1 2 1 0 | 0 0 0 1 | 0 0 6 8 | 0.00 3.000 | | | | | | | | | | | | | | | | | | | | |
| PITCHER | IP WLS BF H R ER SO | BB IBB HBP BLK | WP HR S P | ERA WHIP | | | | | | | | | | | | | | | | | | | | |
| 32 Eddie Butler, R (12.1) ERA: 4.56 | 1.0 1 6 2 | 0 1 1 0 | 0 1 1 0 | 9.00 2.000 | | | | | | | | | | | | | | | | | | | | |

Seattle Mariners @ Texas Rangers
Globe Life Park in Arlington, Arlington, TX
Mon Aug 06 2018, 8:10 PM - 12:02 AM EDT
Att. 17,759 - Partly Cloudy - 98 F

AB 49
R 4
H 14
RBI 3
BB 3
SO 5
LOB 21



| Batter | 1 | 2 | 3 | 4 | 5 | 6 | 7 | 8 | 9 | 10 | 11 | 12 | AB | R | H | RBI | BB | SO | LOB | BOTTOM | | | | |
|--|---------------------------------------|---------------------------------|------------------------------|----------------------------------|------------------------------|----------------------------------|------------------------------|---------------------------------|------------------------------|----------------------------------|-------------------------------|----------------------------------|-------------------------------|----------------------------------|------------------------------|---------------------------------|------------------------------|---------------------------------|-------------------------------|----------------------------------|----------------------------------|------------------------------------|----------------------------------|--------|
| 17 Shin-Soo Choo, L (1.9) OBP: 0.381, SLG: 0.474 | | | | | | | | | | | | | | 6 | 0 | 0 | 0 | 0 | 4 | 6 | | | | |
| 12 Rougned Odor, L (1.4) OBP: 0.349, SLG: 0.466 | | | | | | | | | | | | | | 4 | 0 | 0 | 0 | 1 | 1 | 0 | | | | |
| 1 Elvis Andrus, R (1.6) OBP: 0.333, SLG: 0.423 | | | | | | | | | | | | | | 5 | 1 | 1 | 0 | 0 | 0 | 1 | | | | |
| 29 Adrián Beltré, R (1.5) OBP: 0.336, SLG: 0.384 | | | | | | | | | | | | | | 4 | 1 | 0 | 0 | 1 | 1 | 2 | | | | |
| 19 Jurickson Profar, S (1.3) OBP: 0.341, SLG: 0.444 | | | | | | | | | | | | | | 5 | 1 | 1 | 1 | 0 | 1 | 1 | | | | |
| 61 Robinson Chirinos, R (1.10) OBP: 0.324, SLG: 0.450 | | | | | | | | | | | | | | 4 | 0 | 1 | 0 | 0 | 0 | 0 | | | | |
| 18 Drew Robinson, L (12. PR) OBP: 0.269, SLG: 0.253 | | | | | | | | | | | | | | 0 | 0 | 0 | 0 | 0 | 0 | 0 | | | | |
| 13 Joey Gallo, L (1.7) OBP: 0.307, SLG: 0.472 | | | | | | | | | | | | | | 4 | 0 | 0 | 1 | 1 | 3 | 1 | | | | |
| 9 Isiah Kiner-Falefa, R (1.2) OBP: 0.334, SLG: 0.386 | | | | | | | | | | | | | | 5 | 0 | 2 | 1 | 0 | 0 | 0 | | | | |
| 15 Carlos Tocci, R (1.8) OBP: 0.224, SLG: 0.211 | | | | | | | | | | | | | | 2 | 0 | 1 | 0 | 0 | 0 | 0 | | | | |
| 5 Willie Calhoun, L (7. PH) OBP: 0.276, SLG: 0.352 | | | | | | | | | | | | | | 3 | 0 | 0 | 0 | 0 | 0 | 5 | | | | |
| Inning Stats | R: 0 E: 0 K: 0 S: 3 | H: 0 LOB: 1 BB: 1 P: 8 | R: 0 E: 0 K: 2 S: 9 | H: 0 LOB: 0 BB: 0 P: 16 | R: 0 E: 0 K: 1 S: 8 | H: 1 LOB: 1 BB: 0 P: 14 | R: 0 E: 0 K: 0 S: 6 | H: 0 LOB: 0 BB: 0 P: 9 | R: 0 E: 0 K: 1 S: 7 | H: 0 LOB: 0 BB: 0 P: 13 | R: 0 E: 0 K: 1 S: 22 | H: 3 LOB: 3 BB: 2 P: 39 | R: 0 E: 1 K: 1 S: 12 | H: 0 LOB: 0 BB: 0 P: 19 | R: 0 E: 0 K: 0 S: 5 | H: 0 LOB: 0 BB: 0 P: 8 | R: 0 E: 0 K: 1 S: 6 | H: 0 LOB: 0 BB: 0 P: 8 | R: 0 E: 0 K: 2 S: 14 | H: 2 LOB: 2 BB: 0 P: 20 | 1B: 5 2B: 2 3B: 0 HR: 0 | SF: 0 SAC: 0 DP: 1 HBP: 1 | WP: 0 PB: 0 SB: 0 CS: 1 | PA: 46 |
| PITCHER | IP WLS BF H R ER SO | BB IBB HBP BLK | WP HR S P | ERA WHIP | | | | | | | | | | | | | | | | | | | | |
| 49 Wade LeBlanc, L (1.1) ERA: 3.21 | 6.1 0.0 3 1 | 0 0 0 0 | 0 0 6 14 | ∞ ∞ | | | | | | | | | | | | | | | | | | | | |
| 43 Adam Warren, R (7.1) ERA: 3.09 | 0.0 1 0 1 | 1 1 1 0 | 0 2 6 14 | ∞ ∞ | | | | | | | | | | | | | | | | | | | | |
| 33 Zach Duke, L (7.1) ERA: 3.33 | 1.2 7 1 1 | 1 1 1 2 | 0 0 19 28 | 5.40 0.600 | | | | | | | | | | | | | | | | | | | | |
| 48 Alex Colomé, R (9.1) ERA: 4.41 | 1.0 3 0 0 | 0 0 0 0 | 0 0 5 5 | 0.00 0.000 | | | | | | | | | | | | | | | | | | | | |
| PITCHER | IP WLS BF H R ER SO | BB IBB HBP BLK | WP HR S P | ERA WHIP | | | | | | | | | | | | | | | | | | | | |
| 47 James Pazos, L (10.1) ERA: 2.37 | 1.0 1 3 0 | 0 0 0 0 | 0 0 1 0 | 0.00 0.000 | | | | | | | | | | | | | | | | | | | | |
| 62 Sam Tuivailala, R (11.1) ERA: 3.47 | 1.0 1 3 0 | 0 0 0 0 | 0 0 14 20 | 0.00 0.000 | | | | | | | | | | | | | | | | | | | | |
| 39 Edwin Diaz, R (12.1) ERA: 1.96 | 1.0 1 5 2 | 0 0 0 0 | 0 0 14 20 | 0.00 2.000 | | | | | | | | | | | | | | | | | | | | |

Seattle Mariners @ Texas Rangers
Globe Life Park in Arlington, Arlington, TX
Mon Aug 06 2018, 8:10 PM - 12:02 AM EDT
Att. 17,759 - Partly Cloudy - 98 F

AB 42
R 3
H 6
RBI 3
BB 3
SO 10
LOB 16



| Batter | 1 | 2 | 3 | 4 | 5 | 6 | 7 | 8 | 9 | AB | R | H | RBI | BB | SO | LOB | TOP | | | | | | | | | | | |
|---|------------------------------|---------------------------------|-------------------------------|----------------------------------|------------------------------|---------------------------------|------------------------------|---------------------------------|------------------------------|----------------------------------|-------------------------------|----------------------------------|------------------------------|----------------------------------|-------------------------------|----------------------------------|---|---------------------------------|----------------------------------|------------------------------------|----------------------------------|--------|--|--|--|--|--|--|
| 17 Mitch Haniger, R OBP: 0.362, SLG: 0.475 | | | | | | | | | | 4 | 1 | 2 | 1 | 0 | 0 | 0 | Seattle Mariners @ Houston Astros Minute Maid Park, Houston, TX Fri Aug 10 2018, 7:12 PM - 9:59 PM CDT Att: 41,236 - Roof Closed - 73 F | | | | | | | | | | | |
| 4 Denard Span, L OBP: 0.353, SLG: 0.445 | | | | | | | | | | 4 | 1 | 2 | 1 | 0 | 0 | 0 | | | | | | | | | | | | |
| 5 Guillermo Heredia, R OBP: 0.310, SLG: 0.326 | | | | | | | | | | 0 | 0 | 0 | 0 | 0 | 0 | 0 | | | | | | | | | | | | |
| 2 Jean Segura, R OBP: 0.337, SLG: 0.435 | | | | | | | | | | 3 | 1 | 0 | 0 | 0 | 0 | 2 | | | | | | | | | | | | |
| 23 Nelson Cruz, R OBP: 0.353, SLG: 0.556 | | | | | | | | | | 4 | 0 | 2 | 2 | 0 | 1 | 2 | | | | | | | | | | | | |
| 15 Kyle Seager, L OBP: 0.277, SLG: 0.418 | | | | | | | | | | 4 | 0 | 0 | 1 | 0 | 2 | 4 | | | | | | | | | | | | |
| 3 Mike Zunino, R OBP: 0.256, SLG: 0.424 | | | | | | | | | | 4 | 0 | 0 | 0 | 0 | 2 | 2 | | | | | | | | | | | | |
| 27 Ryon Healy, R OBP: 0.264, SLG: 0.431 | | | | | | | | | | 4 | 0 | 0 | 0 | 0 | 1 | 1 | | | | | | | | | | | | |
| 10 Cameron Maybin, R OBP: 0.337, SLG: 0.335 | | | | | | | | | | 4 | 1 | 1 | 0 | 0 | 0 | 0 | | | | | | | | | | | | |
| 9 Dee Strange-Gordon, L OBP: 0.299, SLG: 0.339 | | | | | | | | | | 3 | 1 | 0 | 0 | 1 | 0 | 0 | | | | | | | | | | | | |
| Inning Stats | R: 0 E: 0 K: 0 S: 4 | H: 0 LOB: 0 BB: 0 P: 7 | R: 0 E: 0 K: 2 S: 11 | H: 1 LOB: 1 BB: 0 P: 15 | R: 0 E: 0 K: 1 S: 8 | H: 0 LOB: 0 BB: 0 P: 8 | R: 0 E: 0 K: 1 S: 6 | H: 0 LOB: 0 BB: 0 P: 8 | R: 0 E: 0 K: 2 S: 9 | H: 0 LOB: 2 BB: 0 P: 12 | R: 2 E: 0 K: 0 S: 12 | H: 3 LOB: 2 BB: 1 P: 21 | R: 0 E: 0 K: 0 S: 6 | H: 0 LOB: 0 BB: 0 P: 11 | R: 3 E: 0 K: 1 S: 16 | H: 3 LOB: 1 BB: 0 P: 26 | R: 0 E: 0 K: 0 S: 5 | H: 0 LOB: 0 BB: 0 P: 8 | 1B: 3 2B: 4 3B: 0 HR: 0 | SF: 0 SAC: 0 DP: 1 HBP: 1 | WP: 0 PB: 0 SB: 0 CS: 0 | PA: 36 | | | | | | |
| PITCHER | IP | WLS | BF | H | R | ER | SO | BB | IBB | HBP | BLK | WP | HR | S | P | ERA | WHIP | | | | | | | | | | | |
| 45 Gerrit Cole, R ERA: 2.75 | (1, 1) | 7.1 | L | 29 | 6 | 4 | 4 | 5 | 1 | 0 | 0 | 0 | 0 | 0 | 63 | 93 | 4.91 | 0.955 | | | | | | | | | | |
| 55 Ryan Pressly, R ERA: 3.4 | (8, 1) | 0.2 | | 4 | 1 | 1 | 1 | 1 | 0 | 0 | 1 | 0 | 0 | 9 | 15 | 13.50 | 1.500 | | | | | | | | | | | |
| 31 Collin McHugh, R ERA: 0.98 | (9, 1) | 1.0 | | 3 | 0 | 0 | 0 | 0 | 0 | 0 | 0 | 0 | 0 | 5 | 8 | 0.00 | 0.000 | | | | | | | | | | | |

| | |
|-----|----|
| AB | 34 |
| R | 5 |
| H | 7 |
| RBI | 5 |
| BB | 1 |
| SO | 6 |
| LOB | 11 |



| Batter | 1 | 2 | 3 | 4 | 5 | 6 | 7 | 8 | 9 | AB | R | H | RBI | BB | SO | LOB | BOTTOM | | | | | | | | | | |
|--|------------------------------|----------------------------------|-------------------------------|----------------------------------|------------------------------|---------------------------------|------------------------------|----------------------------------|-------------------------------|----------------------------------|-------------------------------|----------------------------------|-------------------------------|----------------------------------|------------------------------|----------------------------------|---|----------------------------------|----------------------------------|------------------------------------|----------------------------------|--------|--|--|--|--|--|
| 18 Tony Kemp, L OBP: 0.392, SLG: 0.442 | | | | | | | | | | 3 | 0 | 1 | 1 | 1 | 1 | 0 | Seattle Mariners @ Houston Astros Minute Maid Park, Houston, TX Fri Aug 10 2018, 7:12 PM - 9:59 PM CDT Att: 41,236 - Roof Closed - 73 F | | | | | | | | | | |
| 2 Alex Bregman, R OBP: 0.381, SLG: 0.517 | | | | | | | | | | 4 | 0 | 2 | 1 | 0 | 0 | 2 | | | | | | | | | | | |
| 1 Carlos Correa, R OBP: 0.351, SLG: 0.474 | | | | | | | | | | 3 | 0 | 0 | 0 | 1 | 1 | 5 | | | | | | | | | | | |
| 22 Josh Reddick, L OBP: 0.319, SLG: 0.413 | | | | | | | | | | 4 | 0 | 1 | 0 | 0 | 1 | 1 | | | | | | | | | | | |
| 10 Yuli Gurriel, R OBP: 0.309, SLG: 0.391 | | | | | | | | | | 4 | 0 | 0 | 0 | 0 | 0 | 2 | | | | | | | | | | | |
| 9 Marwin Gonzalez, S OBP: 0.326, SLG: 0.389 | | | | | | | | | | 4 | 0 | 3 | 0 | 0 | 0 | 0 | | | | | | | | | | | |
| 13 Tyler White, R OBP: 0.380, SLG: 0.574 | | | | | | | | | | 4 | 1 | 1 | 0 | 0 | 2 | 2 | | | | | | | | | | | |
| 15 Martin Maldonado, R OBP: 0.279, SLG: 0.325 | | | | | | | | | | 3 | 1 | 0 | 0 | 0 | 1 | 2 | | | | | | | | | | | |
| 11 Evan Gattis, R OBP: 0.301, SLG: 0.485 | | | | | | | | | | 1 | 0 | 0 | 0 | 0 | 0 | 0 | | | | | | | | | | | |
| 6 Jake Marisnick, R OBP: 0.279, SLG: 0.411 | | | | | | | | | | 3 | 0 | 1 | 0 | 0 | 0 | 2 | | | | | | | | | | | |
| 21 Derek Fisher, L OBP: 0.214, SLG: 0.403 | | | | | | | | | | 1 | 0 | 0 | 0 | 0 | 1 | 0 | | | | | | | | | | | |
| Inning Stats | R: 0 E: 0 K: 1 S: 8 | H: 0 LOB: 1 BB: 1 P: 16 | R: 0 E: 0 K: 0 S: 12 | H: 1 LOB: 0 BB: 0 P: 18 | R: 0 E: 0 K: 1 S: 8 | H: 0 LOB: 0 BB: 0 P: 8 | R: 0 E: 0 K: 1 S: 9 | H: 2 LOB: 1 BB: 0 P: 14 | R: 2 E: 0 K: 0 S: 15 | H: 4 LOB: 2 BB: 0 P: 23 | R: 0 E: 0 K: 1 S: 13 | H: 1 LOB: 1 BB: 0 P: 18 | R: 0 E: 0 K: 0 S: 14 | H: 1 LOB: 2 BB: 1 P: 22 | R: 0 E: 0 K: 1 S: 7 | H: 0 LOB: 0 BB: 0 P: 11 | R: 0 E: 0 K: 2 S: 9 | H: 0 LOB: 0 BB: 0 P: 12 | 1B: 7 2B: 2 3B: 0 HR: 0 | SF: 0 SAC: 0 DP: 1 HBP: 0 | WP: 0 PB: 0 SB: 0 CS: 1 | PA: 36 | | | | | |
| PITCHER | IP | WLS | BF | H | R | ER | SO | BB | IBB | HBP | BLK | WP | HR | S | P | ERA | WHIP | | | | | | | | | | |
| 8 Mike Leake, R ERA: 4.11 | (1, 1) | 6.0 | | 25 | 8 | 2 | 2 | 4 | 1 | 0 | 0 | 0 | 0 | 14 | 22 | 0.00 | 2.000 | | | | | | | | | | |
| 43 Adam Warren, R ERA: 3.0 | (7, 1) | 1.0 | W | 5 | 1 | 0 | 0 | 0 | 1 | 0 | 0 | 0 | 0 | 7 | 11 | 0.00 | 0.000 | | | | | | | | | | |
| 4B Alex Colomé, R ERA: 3.18 | (8, 1) | 1.0 | H | 3 | 0 | 0 | 0 | 1 | 0 | 0 | 0 | 0 | 0 | 7 | 11 | 0.00 | 0.000 | | | | | | | | | | |
| 39 Edwin Diaz, R ERA: 2.05 | (9, 1) | 1.0 | S | 3 | 0 | 0 | 0 | 2 | 0 | 0 | 0 | 0 | 0 | 9 | 12 | 0.00 | 0.000 | | | | | | | | | | |



| Batter | 1 | 2 | 3 | 4 | 5 | 6 | 7 | 8 | 9 | AB | R | H | RBI | BB | SO | LOB | TOP | | | | | | | | | | |
|---|-------------------------------|----------------------------------|-------------------------------|----------------------------------|-------------------------------|----------------------------------|-------------------------------|----------------------------------|------------------------------|----------------------------------|------------------------------|----------------------------------|-------------------------------|----------------------------------|-------------------------------|----------------------------------|---|----------------------------------|----------------------------------|------------------------------------|----------------------------------|--------|--|--|--|--|--|
| 17 Mitch Haniger, R OBP: 0.361, SLG: 0.471 | | | | | | | | | | 3 | 0 | 0 | 0 | 1 | 1 | 1 | Seattle Mariners @ Houston Astros Minute Maid Park, Houston, TX Sat Aug 11 2018, 6:12 PM - 9:06 PM CDT Att: 38,888 - Roof Closed - 73 F | | | | | | | | | | |
| 4 Denard Span, L OBP: 0.357, SLG: 0.444 | | | | | | | | | | 3 | 0 | 1 | 0 | 0 | 2 | 1 | | | | | | | | | | | |
| 2 Jean Segura, R OBP: 0.336, SLG: 0.434 | | | | | | | | | | 4 | 0 | 1 | 0 | 0 | 0 | 3 | | | | | | | | | | | |
| 23 Nelson Cruz, R OBP: 0.355, SLG: 0.556 | | | | | | | | | | 4 | 1 | 2 | 0 | 0 | 1 | 1 | | | | | | | | | | | |
| 15 Kyle Seager, L OBP: 0.276, SLG: 0.419 | | | | | | | | | | 4 | 1 | 1 | 1 | 0 | 0 | 2 | | | | | | | | | | | |
| 26 Chris Herrmann, L OBP: 0.317, SLG: 0.436 | | | | | | | | | | 4 | 1 | 1 | 1 | 0 | 1 | 0 | | | | | | | | | | | |
| 3 Mike Zunino, R OBP: 0.256, SLG: 0.424 | | | | | | | | | | 0 | 0 | 0 | 0 | 0 | 0 | 0 | | | | | | | | | | | |
| 27 Ryon Healy, R OBP: 0.269, SLG: 0.440 | | | | | | | | | | 4 | 0 | 3 | 1 | 0 | 1 | 0 | | | | | | | | | | | |
| 9 Dee Strange-Gordon, L OBP: 0.298, SLG: 0.338 | | | | | | | | | | 4 | 0 | 1 | 0 | 0 | 0 | 2 | | | | | | | | | | | |
| 5 Guillermo Heredia, R OBP: 0.307, SLG: 0.322 | | | | | | | | | | 3 | 0 | 0 | 0 | 0 | 0 | 2 | | | | | | | | | | | |
| Inning Stats | R: 0 E: 0 K: 1 S: 6 | H: 0 LOB: 1 BB: 1 P: 13 | R: 0 E: 0 K: 2 S: 10 | H: 0 LOB: 0 BB: 0 P: 17 | R: 0 E: 0 K: 0 S: 10 | H: 1 LOB: 1 BB: 0 P: 18 | R: 3 E: 0 K: 0 S: 13 | H: 4 LOB: 1 BB: 0 P: 18 | R: 0 E: 0 K: 1 S: 5 | H: 0 LOB: 0 BB: 0 P: 10 | R: 0 E: 0 K: 0 S: 7 | H: 2 LOB: 1 BB: 0 P: 11 | R: 0 E: 0 K: 1 S: 10 | H: 1 LOB: 1 BB: 0 P: 16 | R: 0 E: 0 K: 1 S: 12 | H: 1 LOB: 1 BB: 0 P: 14 | R: 0 E: 0 K: 0 S: 12 | H: 1 LOB: 1 BB: 0 P: 19 | 1B: 6 2B: 3 3B: 1 HR: 0 | SF: 0 SAC: 0 DP: 3 HBP: 1 | WP: 0 PB: 0 SB: 1 CS: 0 | PA: 35 | | | | | |
| PITCHER | IP | WLS | BF | H | R | ER | SO | BB | IBB | HBP | BLK | WP | HR | S | P | ERA | WHIP | | | | | | | | | | |
| 50 Charlie Morton, R ERA: 2.88 | 6.0 | L | 23 | 7 | 3 | 3 | 4 | 1 | 0 | 1 | 0 | 0 | 0 | 51 | 87 | 4.50 | 1.333 | | | | | | | | | | |
| 29 Tony Sipp, L ERA: 1.52 | 0.2 | | 3 | 1 | 0 | 0 | 1 | 0 | 0 | 0 | 0 | 0 | 0 | 8 | 12 | 0.00 | 1.500 | | | | | | | | | | |
| 38 Joe Smith, R ERA: 3.69 | 0.1 | | 1 | 0 | 0 | 0 | 0 | 0 | 0 | 0 | 0 | 0 | 0 | 2 | 4 | 0.00 | 0.000 | | | | | | | | | | |
| 54 Roberto Osuna, R ERA: 2.45 | 1.0 | | 4 | 1 | 0 | 0 | 1 | 0 | 0 | 0 | 0 | 0 | 0 | 12 | 14 | 0.00 | 1.000 | | | | | | | | | | |
| 30 Héctor Rondón, R ERA: 2.11 | 1.0 | | 4 | 1 | 0 | 0 | 0 | 0 | 0 | 0 | 0 | 0 | 0 | 12 | 19 | 0.00 | 1.000 | | | | | | | | | | |
| Batter | 1 | 2 | 3 | 4 | 5 | 6 | 7 | 8 | 9 | AB | R | H | RBI | BB | SO | LOB | BOTTOM | | | | | | | | | | |
| 18 Tony Kemp, L OBP: 0.383, SLG: 0.431 | | | | | | | | | | 4 | 0 | 0 | 0 | 0 | 0 | 3 | Seattle Mariners @ Houston Astros Minute Maid Park, Houston, TX Sat Aug 11 2018, 6:12 PM - 9:06 PM CDT Att: 38,888 - Roof Closed - 73 F | | | | | | | | | | |
| 2 Alex Bregman, R OBP: 0.382, SLG: 0.516 | | | | | | | | | | 3 | 0 | 1 | 0 | 1 | 0 | 1 | | | | | | | | | | | |
| 1 Carlos Correa, R OBP: 0.350, SLG: 0.469 | | | | | | | | | | 3 | 0 | 0 | 0 | 1 | 2 | 1 | | | | | | | | | | | |
| 11 Evan Gattis, R OBP: 0.298, SLG: 0.479 | | | | | | | | | | 4 | 0 | 0 | 0 | 0 | 0 | 3 | | | | | | | | | | | |
| 9 Marwin Gonzalez, S OBP: 0.323, SLG: 0.384 | | | | | | | | | | 4 | 0 | 0 | 0 | 0 | 3 | 0 | | | | | | | | | | | |
| 10 Yuli Gurriel, R OBP: 0.308, SLG: 0.390 | | | | | | | | | | 4 | 1 | 1 | 0 | 0 | 1 | 0 | | | | | | | | | | | |
| 22 Josh Reddick, L OBP: 0.318, SLG: 0.414 | | | | | | | | | | 4 | 1 | 1 | 0 | 0 | 0 | 0 | | | | | | | | | | | |
| 13 Tyler White, R OBP: 0.390, SLG: 0.571 | | | | | | | | | | 2 | 0 | 1 | 2 | 1 | 0 | 0 | | | | | | | | | | | |
| 12 Max Stassi, R OBP: 0.330, SLG: 0.432 | | | | | | | | | | 3 | 0 | 1 | 0 | 0 | 2 | 2 | | | | | | | | | | | |
| 21 Derek Fisher, L OBP: 0.214, SLG: 0.403 | | | | | | | | | | 0 | 0 | 0 | 0 | 0 | 0 | 0 | | | | | | | | | | | |
| 15 Martin Maldonado, R OBP: 0.278, SLG: 0.325 | | | | | | | | | | 0 | 0 | 0 | 0 | 0 | 0 | 0 | | | | | | | | | | | |
| Inning Stats | R: 0 E: 0 K: 1 S: 11 | H: 3 LOB: 1 BB: 0 P: 20 | R: 2 E: 0 K: 2 S: 21 | H: 3 LOB: 1 BB: 0 P: 26 | R: 0 E: 0 K: 0 S: 5 | H: 0 LOB: 0 BB: 0 P: 11 | R: 0 E: 0 K: 1 S: 10 | H: 0 LOB: 0 BB: 0 P: 17 | R: 0 E: 0 K: 1 S: 8 | H: 0 LOB: 1 BB: 1 P: 16 | R: 0 E: 0 K: 1 S: 6 | H: 0 LOB: 0 BB: 0 P: 7 | R: 0 E: 0 K: 0 S: 10 | H: 0 LOB: 0 BB: 0 P: 14 | R: 0 E: 0 K: 0 S: 9 | H: 2 LOB: 2 BB: 1 P: 16 | R: 0 E: 0 K: 2 S: 7 | H: 0 LOB: 0 BB: 0 P: 11 | 1B: 4 2B: 2 3B: 0 HR: 0 | SF: 0 SAC: 0 DP: 1 HBP: 0 | WP: 0 PB: 0 SB: 0 CS: 0 | PA: 34 | | | | | |
| PITCHER | IP | WLS | BF | H | R | ER | SO | BB | IBB | HBP | BLK | WP | HR | S | P | ERA | WHIP | | | | | | | | | | |
| 49 Wade LeBlanc, L ERA: 3.8 | 5.0 | W | 20 | 3 | 2 | 2 | 5 | 2 | 0 | 0 | 0 | 0 | 0 | 8 | 9 | 0.00 | 0.000 | | | | | | | | | | |
| 50 Nick Vincent, R ERA: 4.39 | 1.1 | H | 4 | 0 | 0 | 0 | 1 | 0 | 0 | 0 | 0 | 0 | 0 | 8 | 9 | 0.00 | 0.000 | | | | | | | | | | |
| 33 Zach Duke, L ERA: 4.81 | 0.1 | H | 1 | 0 | 0 | 0 | 0 | 0 | 0 | 0 | 0 | 0 | 0 | 2 | 3 | 0.00 | 0.000 | | | | | | | | | | |
| 43 Adam Warren, R ERA: 2.97 | 0.1 | H | 1 | 0 | 0 | 0 | 0 | 0 | 0 | 0 | 0 | 0 | 0 | 6 | 9 | 0.00 | 0.000 | | | | | | | | | | |
| 48 Alex Colomé, R ERA: 3.12 | 1.0 | H | 5 | 2 | 0 | 0 | 0 | 1 | 0 | 0 | 0 | 0 | 0 | 9 | 16 | 0.00 | 3.000 | | | | | | | | | | |
| PITCHER | IP | WLS | BF | H | R | ER | SO | BB | IBB | HBP | BLK | WP | HR | S | P | ERA | WHIP | | | | | | | | | | |
| 39 Edwin Diaz, R ERA: 2.02 | 1.0 | S | 3 | 0 | 0 | 0 | 2 | 0 | 0 | 0 | 0 | 0 | 0 | 7 | 11 | 0.00 | 0.000 | | | | | | | | | | |

| Batter | 1 | 2 | 3 | 4 | 5 | 6 | 7 | 8 | 9 | AB | R | H | RBI | BB | SO | LOB | TOP | | | |
|--|---|----------------------------------|------------------------------|----------------------------------|-------------------------------|----------------------------------|-------------------------------|----------------------------------|------------------------------|----------------------------------|------------------------------|----------------------------------|-------------------------------|----------------------------------|-------------------------------|----------------------------------|--|------------------------------------|----------------------------------|--------|
| 17 Mitch Haniger, R OBP: 0.366, SLG: 0.479 | F9 | | | G6-3 | | G6-3 | | G6-3 | | 5 | 2 | 3 | 2 | 0 | 0 | 0 | Seattle Mariners @ Oakland Athletics Oakland Coliseum, Oakland, CA Mon Aug 13 2018, 7:08 PM - 10:16 PM PDT Att: 10,400 - Cloudy - 62 F | | | |
| 10 Cameron Maybin, R OBP: 0.333, SLG: 0.330 | F8 | | | G6-3 | | F8 | | F8 | | 5 | 1 | 1 | 0 | 0 | 1 | 2 | | | | |
| 2 Jean Segura, R OBP: 0.341, SLG: 0.437 | G5-3 | | | G5-3 | | G5-3 | | G5-3 | | 5 | 0 | 4 | 1 | 0 | 0 | 1 | | | | |
| 23 Nelson Cruz, R OBP: 0.354, SLG: 0.548 | CS | | | G6-3 | | G6-3 | | G6-3 | | 3 | 0 | 1 | 1 | 2 | 1 | 3 | | | | |
| 15 Kyle Seager, L OBP: 0.276, SLG: 0.414 | G6-3 | | | G6-3 | | G6-3 | | G6-3 | | 4 | 0 | 1 | 1 | 0 | 1 | 3 | | | | |
| 27 Ryan Healy, R OBP: 0.271, SLG: 0.445 | F8 | | | G6-3 | | G6-3 | | G6-3 | | 3 | 1 | 0 | 0 | 1 | 0 | 2 | | | | |
| 3 Mike Zunino, R OBP: 0.256, SLG: 0.428 | | | | K | | G5-3 | | G5-3 | | 3 | 1 | 0 | 0 | 1 | 1 | 0 | | | | |
| 5 Guillermo Heredia, R OBP: 0.300, SLG: 0.315 | | | | L7 | | G6-3 | | G6-3 | | 3 | 0 | 0 | 0 | 0 | 0 | 0 | | | | |
| 4 Denard Span, L OBP: 0.358, SLG: 0.443 | | | | | | G6-3 | | G6-3 | | 0 | 1 | 0 | 0 | 1 | 0 | 0 | | | | |
| 7 Andrew Romine, S OBP: 0.263, SLG: 0.226 | | | | K | | K | | G5-3 | | 3 | 0 | 0 | 0 | 0 | 2 | 0 | | | | |
| 26 Chris Herrmann, L OBP: 0.313, SLG: 0.429 | | | | | | K | | K | | 1 | 0 | 0 | 0 | 0 | 1 | 3 | | | | |
| Inning Stats | R: 0 E: 0 K: 0 S: 9 | H: 1 LOB: 0 BB: 0 P: 12 | R: 0 E: 0 K: 0 S: 7 | H: 0 LOB: 0 BB: 0 P: 12 | R: 0 E: 0 K: 2 S: 10 | H: 0 LOB: 0 BB: 0 P: 13 | R: 1 E: 0 K: 0 S: 11 | H: 2 LOB: 2 BB: 1 P: 13 | R: 0 E: 0 K: 0 S: 7 | H: 1 LOB: 1 BB: 0 P: 10 | R: 0 E: 0 K: 0 S: 5 | H: 0 LOB: 0 BB: 0 P: 10 | R: 2 E: 0 K: 1 S: 19 | H: 4 LOB: 2 BB: 3 P: 24 | R: 3 E: 0 K: 3 S: 20 | H: 2 LOB: 2 BB: 3 P: 37 | 1B: 9 2B: 1 3B: 0 HR: 0 | SF: 0 SAC: 0 DP: 1 HBP: 0 | WP: 1 PB: 0 SB: 1 CS: 0 | PA: 41 |
| PITCHER | IP WLS BF H R ER SO BB IBB HBP BLK WP HR S P ERA WHIP | | | | | | | | | | | | | | | | | | | |
| 55 Sean Manaea, L ERA: 3.44 | 7.2 W 28 5 2 2 3 1 1 0 0 0 0 0 61 89 2.35 0.783 | | | | | | | | | | | | | | | | | | | |
| 15 Emilio Pagán, R ERA: 3.47 | 0.0 2 2 0 0 0 0 0 0 0 0 0 0 7 9 ∞ ∞ | | | | | | | | | | | | | | | | | | | |
| 62 Lou Trivino, R ERA: 1.56 | 0.1 2 1 1 1 1 0 0 0 0 0 0 0 7 8 27.00 3.000 | | | | | | | | | | | | | | | | | | | |
| 32 Jeury Familia, R ERA: 3.14 | 0.0 3 0 3 3 0 3 0 0 0 0 0 0 5 17 ∞ ∞ | | | | | | | | | | | | | | | | | | | |
| 39 Blake Treinen, R ERA: 0.5 | 1.0 S 5 2 0 0 3 0 0 0 0 1 0 15 20 0.00 2.000 | | | | | | | | | | | | | | | | | | | |

| Batter | 1 | 2 | 3 | 4 | 5 | 6 | 7 | 8 | 9 | AB | R | H | RBI | BB | SO | LOB | BOTTOM | | | |
|--|---|----------------------------------|-------------------------------|----------------------------------|-------------------------------|----------------------------------|------------------------------|----------------------------------|-------------------------------|----------------------------------|-------------------------------|----------------------------------|------------------------------|---------------------------------|------------------------------|----------------------------------|--|------------------------------------|----------------------------------|--------|
| 10 Marcus Semien, R OBP: 0.323, SLG: 0.385 | F9 | | | G5-4-3 | | K | | F8 | | 4 | 1 | 1 | 0 | 1 | 1 | 2 | Seattle Mariners @ Oakland Athletics Oakland Coliseum, Oakland, CA Mon Aug 13 2018, 7:08 PM - 10:16 PM PDT Att: 10,400 - Cloudy - 62 F | | | |
| 26 Matt Chapman, R OBP: 0.365, SLG: 0.508 | G5-3 | | | G5-4-3 | | G5-3 | | F8 | | 5 | 3 | 3 | 2 | 0 | 0 | 2 | | | | |
| 8 Jed Lowrie, S OBP: 0.350, SLG: 0.465 | G5-3 | | | G4-3 | | P3 | | F8 | | 5 | 1 | 3 | 4 | 0 | 0 | 0 | | | | |
| 2 Khris Davis, R OBP: 0.333, SLG: 0.561 | G4-3 | | | G4-3 | | G5-3 | | G5-3 | | 3 | 0 | 1 | 0 | 1 | 0 | 2 | | | | |
| 20 Mark Canha, R OBP: 0.331, SLG: 0.450 | L9 | | | K2-3 | | G5-3 | | G5-3 | | 3 | 0 | 1 | 0 | 1 | 1 | 3 | | | | |
| 22 Ramón Laureano, R OBP: 0.250, SLG: 0.250 | | | | | | | | | | 0 | 0 | 0 | 0 | 0 | 0 | 0 | | | | |
| 28 Matt Olson, L OBP: 0.324, SLG: 0.439 | G6-3 | | | | | L6 | | F7 | | 4 | 0 | 1 | 1 | 0 | 0 | 6 | | | | |
| 25 Stephen Piscotty, R OBP: 0.314, SLG: 0.439 | | | | K | | G5-3 | | G4-3 | | 4 | 0 | 0 | 0 | 0 | 2 | 3 | | | | |
| 18 Chad Pinder, R OBP: 0.331, SLG: 0.436 | | | | K | | G1-3 | | G1-3 | | 4 | 1 | 1 | 0 | 0 | 1 | 0 | | | | |
| 21 Jonathan Lucroy, R OBP: 0.301, SLG: 0.326 | G4-3 | | | | | | | P4 | | 2 | 1 | 0 | 0 | 2 | 0 | 0 | | | | |
| Inning Stats | R: 1 E: 0 K: 0 S: 14 | H: 2 LOB: 2 BB: 1 P: 26 | R: 0 E: 0 K: 2 S: 10 | H: 0 LOB: 0 BB: 0 P: 13 | R: 3 E: 0 K: 2 S: 12 | H: 3 LOB: 1 BB: 1 P: 21 | R: 0 E: 0 K: 0 S: 7 | H: 1 LOB: 1 BB: 1 P: 15 | R: 0 E: 0 K: 0 S: 14 | H: 2 LOB: 2 BB: 0 P: 22 | R: 3 E: 0 K: 1 S: 23 | H: 3 LOB: 2 BB: 2 P: 42 | R: 0 E: 0 K: 0 S: 7 | H: 0 LOB: 0 BB: 0 P: 8 | R: 0 E: 0 K: 0 S: 5 | H: 0 LOB: 0 BB: 0 P: 10 | 1B: 5 2B: 6 3B: 0 HR: 0 | SF: 0 SAC: 0 DP: 1 HBP: 0 | WP: 0 PB: 0 SB: 1 CS: 0 | PA: 39 |
| PITCHER | IP WLS BF H R ER SO BB IBB HBP BLK WP HR S P ERA WHIP | | | | | | | | | | | | | | | | | | | |
| 32 Marco Gonzales, L ERA: 3.91 | 5.0 L 25 8 4 4 4 3 2 0 0 0 0 0 35 60 9.00 1.667 | | | | | | | | | | | | | | | | | | | |
| 61 Casey Lawrence, R ERA: 6.31 | 3.0 14 3 3 3 1 2 0 0 0 0 0 0 35 60 9.00 1.667 | | | | | | | | | | | | | | | | | | | |

| Batter | 1 | 2 | 3 | 4 | 5 | 6 | 7 | 8 | 9 | AB | R | H | RBI | BB | SO | LOB | TOP | | | | | | | | | | |
|---|--------------------------------------|--|--------------------------------------|--|---------------------------------------|--|--------------------------------------|--|---------------------------------------|--|--------------------------------------|---|--------------------------------------|--|--------------------------------------|-------------------------|---|----------------------------------|--------|--|--|--|--|--|--|--|--|
| 17 Mitch Haniger, R OBP: 0.365, SLG: 0.479 | | | | | | | | | | 4 | 1 | 1 | 0 | 0 | 2 | 1 | Seattle Mariners @ Oakland Athletics Oakland Coliseum, Oakland, CA Tue Aug 14 2018, 7:08 PM - 9:35 PM PDT Att: 17,419 - Cloudy - 64 F | | | | | | | | | | |
| 22 Robinson Cano, L OBP: 0.392, SLG: 0.435 | | | | | | | | | | 4 | 0 | 1 | 0 | 0 | 0 | 1 | | | | | | | | | | | |
| 2 Jean Segura, R OBP: 0.339, SLG: 0.433 | | | | | | | | | | 4 | 0 | 0 | 0 | 0 | 2 | 2 | | | | | | | | | | | |
| 23 Nelson Cruz, R OBP: 0.353, SLG: 0.545 | | | | | | | | | | 4 | 0 | 1 | 1 | 0 | 1 | 0 | | | | | | | | | | | |
| 4 Denard Span, L OBP: 0.395, SLG: 0.446 | | | | | | | | | | 4 | 0 | 2 | 0 | 0 | 0 | 1 | | | | | | | | | | | |
| 15 Kyle Seager, L OBP: 0.276, SLG: 0.413 | | | | | | | | | | 4 | 0 | 1 | 0 | 0 | 0 | 1 | | | | | | | | | | | |
| 3 Mike Zunino, R OBP: 0.256, SLG: 0.429 | | | | | | | | | | 4 | 0 | 1 | 0 | 0 | 1 | 3 | | | | | | | | | | | |
| 10 Cameron Maybin, R OBP: 0.333, SLG: 0.340 | | | | | | | | | | 3 | 1 | 1 | 1 | 0 | 1 | 1 | | | | | | | | | | | |
| 9 Dee Strange-Gordon, L OBP: 0.300, SLG: 0.339 | | | | | | | | | | 3 | 0 | 1 | 0 | 0 | 0 | 1 | | | | | | | | | | | |
| Inning Stats | R: 1 H: 2 E: 0 K: 0 S: 7 | H: 2 R: 1 ER: 0 LOB: 1 P: 12 | R: 0 H: 1 E: 0 K: 1 S: 9 | H: 1 R: 0 ER: 0 LOB: 1 P: 10 | R: 0 H: 1 E: 0 K: 1 S: 12 | H: 1 R: 0 ER: 0 LOB: 1 P: 15 | R: 1 H: 1 E: 0 K: 1 S: 8 | H: 1 R: 0 ER: 0 LOB: 0 P: 11 | R: 0 H: 0 E: 0 K: 2 S: 13 | H: 0 R: 0 ER: 0 LOB: 0 P: 17 | R: 0 H: 0 E: 0 K: 0 S: 5 | H: 0 R: 0 ER: 0 LOB: 0 P: 8 | R: 0 H: 1 E: 0 K: 1 S: 8 | H: 1 R: 2 ER: 0 LOB: 2 P: 15 | R: 0 H: 2 E: 0 K: 1 S: 8 | 1B: 5 2B: 3 HR: 1 | SF: 0 SAC: 0 HBP: 0 | WP: 0 PB: 0 SB: 0 CS: 1 | PA: 34 | | | | | | | | |
| PITCHER | IP | WLS | BF | H | R | ER | SO | BB | IBB | HBP | BLK | WP | HR | S | P | ERA | WHIP | | | | | | | | | | |
| 50 Mike Fiers, R ERA: 3.38 | 6.0 | W | 23 | 6 | 2 | 2 | 5 | 0 | 0 | 0 | 0 | 0 | 1 | 57 | 78 | 3.00 | 1.000 | | | | | | | | | | |
| 52 Ryan Buchter, L ERA: 3.45 | 0.1 | H | 1 | 0 | 0 | 0 | 0 | 0 | 0 | 0 | 0 | 0 | 0 | 2 | 3 | 0.00 | 0.000 | | | | | | | | | | |
| 36 Yusmeiro Petit, R ERA: 3.19 | 0.2 | H | 2 | 0 | 0 | 0 | 0 | 0 | 0 | 0 | 0 | 0 | 0 | 3 | 5 | 0.00 | 0.000 | | | | | | | | | | |
| 56 Fernando Rodney, R ERA: 2.99 | 1.0 | H | 3 | 1 | 0 | 0 | 1 | 0 | 0 | 0 | 0 | 0 | 0 | 8 | 15 | 0.00 | 1.000 | | | | | | | | | | |
| 39 Blake Treinen, R ERA: 0.89 | 1.0 | S | 5 | 2 | 0 | 0 | 1 | 0 | 0 | 0 | 0 | 0 | 0 | 8 | 9 | 0.00 | 2.000 | | | | | | | | | | |

| Batter | 1 | 2 | 3 | 4 | 5 | 6 | 7 | 8 | 9 | AB | R | H | RBI | BB | SO | LOB | BOTTOM | | | | | | | | | | |
|--|---------------------------------------|--|--------------------------------------|---|---------------------------------------|--|--------------------------------------|--|--------------------------------------|--|---------------------------------------|--|--------------------------------------|---|--------------------------------------|--|---|---------------------------|----------------------------------|--------|--|--|--|--|--|--|--|
| 10 Marcus Semien, R OBP: 0.324, SLG: 0.392 | | | | | | | | | | 4 | 1 | 2 | 1 | 0 | 0 | 0 | Seattle Mariners @ Oakland Athletics Oakland Coliseum, Oakland, CA Tue Aug 14 2018, 7:08 PM - 9:35 PM PDT Att: 17,419 - Cloudy - 64 F | | | | | | | | | | |
| 26 Matt Chapman, R OBP: 0.366, SLG: 0.509 | | | | | | | | | | 3 | 1 | 1 | 0 | 1 | 1 | 2 | | | | | | | | | | | |
| 8 Jed Lowrie, S OBP: 0.351, SLG: 0.472 | | | | | | | | | | 4 | 1 | 2 | 2 | 0 | 0 | 2 | | | | | | | | | | | |
| 2 Khris Davis, R OBP: 0.333, SLG: 0.557 | | | | | | | | | | 3 | 0 | 0 | 0 | 1 | 1 | 1 | | | | | | | | | | | |
| 20 Mark Canha, R OBP: 0.331, SLG: 0.450 | | | | | | | | | | 0 | 0 | 0 | 0 | 0 | 0 | 0 | | | | | | | | | | | |
| 28 Matt Olson, L OBP: 0.325, SLG: 0.440 | | | | | | | | | | 3 | 0 | 1 | 0 | 1 | 0 | 2 | | | | | | | | | | | |
| 18 Chad Pinder, R OBP: 0.325, SLG: 0.428 | | | | | | | | | | 4 | 0 | 0 | 0 | 0 | 1 | 3 | | | | | | | | | | | |
| 25 Stephen Piscotty, R OBP: 0.314, SLG: 0.441 | | | | | | | | | | 3 | 0 | 1 | 0 | 0 | 0 | 1 | | | | | | | | | | | |
| 21 Jonathan Lucroy, R OBP: 0.299, SLG: 0.323 | | | | | | | | | | 3 | 0 | 0 | 0 | 0 | 0 | 1 | | | | | | | | | | | |
| 22 Ramon Laureano, R OBP: 0.261, SLG: 0.261 | | | | | | | | | | 3 | 0 | 1 | 0 | 0 | 2 | 0 | | | | | | | | | | | |
| Inning Stats | R: 1 H: 2 E: 0 K: 1 S: 17 | H: 0 R: 0 ER: 0 LOB: 0 P: 28 | R: 0 H: 0 E: 0 K: 0 S: 6 | H: 0 R: 1 ER: 0 LOB: 1 P: 7 | R: 2 H: 1 E: 0 K: 1 S: 12 | H: 1 R: 0 ER: 0 LOB: 1 P: 21 | R: 0 H: 1 E: 0 K: 0 S: 9 | H: 1 R: 0 ER: 0 LOB: 1 P: 11 | R: 0 H: 2 E: 0 K: 0 S: 8 | H: 1 R: 0 ER: 0 LOB: 1 P: 14 | R: 0 H: 1 E: 0 K: 1 S: 14 | H: 0 R: 0 ER: 0 LOB: 0 P: 19 | R: 0 H: 0 E: 0 K: 1 S: 6 | H: 0 R: 0 ER: 0 LOB: 0 P: 6 | R: 0 H: 1 E: 0 K: 1 S: 9 | H: 1 R: 2 ER: 0 LOB: 2 P: 14 | 1B: 3 2B: 3 HR: 2 | SF: 0 SAC: 0 HBP: 0 | WP: 0 PB: 0 SB: 0 CS: 0 | PA: 33 | | | | | | | |
| PITCHER | IP | WLS | BF | H | R | ER | SO | BB | IBB | HBP | BLK | WP | HR | S | P | ERA | WHIP | | | | | | | | | | |
| 65 James Paxton, L ERA: 3.68 | 0.1 | L | 22 | 5 | 2 | 2 | 2 | 2 | 0 | 0 | 0 | 0 | 1 | 58 | 87 | 3.18 | 1.235 | | | | | | | | | | |
| 34 Félix Hernández, R ERA: 5.62 | 1.0 | | 3 | 0 | 0 | 0 | 1 | 0 | 0 | 0 | 0 | 0 | 0 | 6 | 6 | 0.00 | 0.000 | | | | | | | | | | |
| 50 Nick Vincent, R ERA: 4.42 | 1.0 | | 5 | 1 | 0 | 0 | 1 | 0 | 1 | 0 | 0 | 0 | 0 | 9 | 14 | 0.00 | 1.000 | | | | | | | | | | |

| | |
|-----|----|
| AB | 34 |
| R | 2 |
| H | 9 |
| RBI | 2 |
| BB | 0 |
| SO | 7 |
| LOB | 11 |



| | |
|-----|----|
| AB | 30 |
| R | 3 |
| H | 8 |
| RBI | 3 |
| BB | 3 |
| SO | 5 |
| LOB | 12 |




| Batter | 1 | 2 | 3 | 4 | 5 | 6 | 7 | 8 | 9 | 10 | 11 | 12 | AB | R | H | RBI | BB | SO | LOB | TOP |
|---|---|---|---|---|---|---|---|---|---|---|---|---|---|---|---|---|---|---|---|---|
| 17 Mitch Haniger, R OBP: 0.363, SLG: 0.477 | G6-3 | | F9 | | | G4-3 | | P4 | | | F8 | | | 6 | 0 | 1 | 0 | 0 | 0 | 1 |
| 22 Robinson Canó, L OBP: 0.382, SLG: 0.434 | | | | G4-3 | | G4-3 | | | F7 | | | G4-3 | | 5 | 0 | 2 | 0 | 0 | 0 | 0 |
| 7 Andrew Romine, S OBP: 0.261, SLG: 0.224 | 1B | | | | | | | | | | 1B | | | 1 | 0 | 0 | 0 | 0 | 0 | 1 |
| 2 Jean Segura, R OBP: 0.343, SLG: 0.437 | | | | E5 | | | | | | | 1B | | | 5 | 0 | 4 | 0 | 0 | 0 | 0 |
| 23 Nelson Cruz, R OBP: 0.352, SLG: 0.539 | | | | | | G5-3 | | | | | 1B | | | 4 | 0 | 0 | 0 | 0 | 0 | 1 |
| 15 Kyle Seager, L OBP: 0.275, SLG: 0.413 | | | | | | G6-3 | | | | | | | | 5 | 0 | 1 | 0 | 0 | 1 | 5 |
| 27 Ryan Healy, R OBP: 0.269, SLG: 0.441 | | | | | | | | | | | | | | | | | | | | |
| 4 Denard Span, L OBP: 0.357, SLG: 0.444 | | | | | | G6-3 | | | | | | | | 3 | 0 | 0 | 0 | 0 | 0 | 1 |
| 3 Mike Zunino, R OBP: 0.255, SLG: 0.423 | | | | | | | | | | | | | | 2 | 0 | 0 | 0 | 0 | 1 | 2 |
| 9 Dee Strange-Gordon, L OBP: 0.299, SLG: 0.345 | | | | | | | | | | | | | | 4 | 1 | 0 | 0 | 1 | 1 | 0 |
| 5 Guillermo Heredia, R OBP: 0.299, SLG: 0.313 | | | | | | | | | | | | | | 5 | 1 | 1 | 2 | 0 | 2 | 0 |
| | | | | | | | | | | | | | | 5 | 0 | 1 | 0 | 0 | 0 | 0 |
| Inning Stats | R: 0 E: 0 K: 1 S: 9 | H: 2 LOB: 1 BB: 0 P: 12 | R: 0 E: 0 K: 1 S: 9 | H: 0 LOB: 0 BB: 0 P: 14 | R: 0 E: 0 K: 0 S: 7 | H: 0 LOB: 0 BB: 0 P: 11 | R: 0 E: 1 K: 0 S: 6 | H: 1 LOB: 1 BB: 0 P: 8 | R: 0 E: 0 K: 1 S: 6 | H: 0 LOB: 0 BB: 0 P: 11 | R: 0 E: 0 K: 0 S: 9 | H: 1 LOB: 2 BB: 0 P: 16 | R: 0 E: 0 K: 1 S: 12 | H: 2 LOB: 2 BB: 0 P: 16 | R: 2 E: 0 K: 0 S: 18 | H: 2 LOB: 1 BB: 0 P: 26 | 1B: 7 2B: 2 3B: 0 HR: 1 | SF: 0 SAC: 0 DP: 1 HBP: 1 | WP: 0 PB: 0 SB: 0 CS: 0 | PA: 47 |
| PITCHER | IP WLS BF H R ER SO BB IBB HBP BLK WP HR S P ERA WHIP | IP WLS BF H R ER SO BB IBB HBP BLK WP HR S P ERA WHIP | IP WLS BF H R ER SO BB IBB HBP BLK WP HR S P ERA WHIP | IP WLS BF H R ER SO BB IBB HBP BLK WP HR S P ERA WHIP | IP WLS BF H R ER SO BB IBB HBP BLK WP HR S P ERA WHIP | IP WLS BF H R ER SO BB IBB HBP BLK WP HR S P ERA WHIP | IP WLS BF H R ER SO BB IBB HBP BLK WP HR S P ERA WHIP | IP WLS BF H R ER SO BB IBB HBP BLK WP HR S P ERA WHIP | IP WLS BF H R ER SO BB IBB HBP BLK WP HR S P ERA WHIP | IP WLS BF H R ER SO BB IBB HBP BLK WP HR S P ERA WHIP | IP WLS BF H R ER SO BB IBB HBP BLK WP HR S P ERA WHIP | IP WLS BF H R ER SO BB IBB HBP BLK WP HR S P ERA WHIP | IP WLS BF H R ER SO BB IBB HBP BLK WP HR S P ERA WHIP | IP WLS BF H R ER SO BB IBB HBP BLK WP HR S P ERA WHIP | IP WLS BF H R ER SO BB IBB HBP BLK WP HR S P ERA WHIP | IP WLS BF H R ER SO BB IBB HBP BLK WP HR S P ERA WHIP | IP WLS BF H R ER SO BB IBB HBP BLK WP HR S P ERA WHIP | IP WLS BF H R ER SO BB IBB HBP BLK WP HR S P ERA WHIP | IP WLS BF H R ER SO BB IBB HBP BLK WP HR S P ERA WHIP | IP WLS BF H R ER SO BB IBB HBP BLK WP HR S P ERA WHIP |
| 30 Brett Anderson, L ERA: 3.9 | 7.2 | 0 | 0 | 0 | 2 | 0 | 0 | 0 | 0 | 0 | 0 | 0 | 0 | 0 | 0 | 0 | 0 | 0 | 0 | 0 |
| 62 Lou Trivino, R ERA: 1.55 | 0.1 | 1 | 0 | 0 | 0 | 0 | 0 | 0 | 0 | 0 | 0 | 0 | 0 | 0 | 0 | 0 | 0 | 0 | 0 | 0 |
| 56 Fernando Rodney, R ERA: 2.93 | 1.0 | 5 | 1 | 0 | 0 | 1 | 0 | 0 | 1 | 0 | 0 | 0 | 0 | 0 | 0 | 0 | 0 | 0 | 0 | 0 |
| 32 Jeury Familia, R ERA: 3.02 | 2.0 | 8 | 2 | 0 | 0 | 3 | 0 | 0 | 0 | 0 | 0 | 0 | 0 | 0 | 0 | 0 | 0 | 0 | 0 | 0 |
| 36 Yusmeiro Petit, R ERA: 3.39 | 1.0 | L | 6 | 2 | 2 | 2 | 0 | 1 | 0 | 0 | 0 | 0 | 0 | 0 | 0 | 0 | 0 | 0 | 0 | 0 |

Seattle Mariners @ Oakland Athletics
Oakland Coliseum, Oakland, CA
Wed Aug 15 2018, 12:37 PM - 3:49 PM PDT
Att. 17,078 - Partly Cloudy - 65 F

livebaseballscorecards.com

AB 45
R 2
H 10
RBI 2
BB 1
SO 6
LOB 15




| Batter | 1 | 2 | 3 | 4 | 5 | 6 | 7 | 8 | 9 | 10 | 11 | 12 | AB | R | H | RBI | BB | SO | LOB | BOTTOM | | |
|--|---|---|---|---|---|---|---|---|---|---|---|---|---|---|---|---|---|---|---|---|---|--------|
| 38 Nick Martini, L OBP: 0.416, SLG: 0.444 | G6-3 | | | | | G4-3 | | | | | | | | 5 | 0 | 3 | 0 | 0 | 0 | 0 | | |
| 26 Matt Chapman, R OBP: 0.367, SLG: 0.509 | | | | | | | | | | | | | | 4 | 0 | 1 | 0 | 1 | 1 | 2 | | |
| 8 Jed Lowrie, S OBP: 0.350, SLG: 0.468 | | | | | | | | | | | | | | 4 | 0 | 0 | 0 | 1 | 1 | 4 | | |
| 2 Khris Davis, R OBP: 0.329, SLG: 0.551 | | | | | | | | | | | | | | 5 | 0 | 0 | 0 | 0 | 2 | 4 | | |
| 28 Matt Olson, L OBP: 0.326, SLG: 0.442 | | | | | | | | | | | | | | 5 | 0 | 2 | 0 | 0 | 1 | 2 | | |
| 25 Stephen Piscotty, R OBP: 0.311, SLG: 0.436 | | | | | | | | | | | | | | 5 | 0 | 0 | 0 | 0 | 2 | 2 | | |
| 10 Marcus Semien, R OBP: 0.323, SLG: 0.389 | | | | | | | | | | | | | | 4 | 0 | 0 | 0 | 1 | 3 | 1 | | |
| 20 Mark Canha, R OBP: 0.329, SLG: 0.446 | | | | | | | | | | | | | | 3 | 0 | 0 | 0 | 0 | 0 | 0 | | |
| 22 Ramón Laureano, R OBP: 0.250, SLG: 0.250 | | | | | | | | | | | | | | 1 | 0 | 0 | 0 | 0 | 1 | 2 | | |
| 18 Chad Pinder, R OBP: 0.324, SLG: 0.426 | | | | | | | | | | | | | | 1 | 0 | 0 | 0 | 0 | 1 | 1 | | |
| 21 Jonathan Lucroy, R OBP: 0.295, SLG: 0.319 | | | | | | | | | | | | | | 4 | 0 | 0 | 0 | 0 | 0 | 0 | | |
| Inning Stats | R: 0 E: 0 K: 1 S: 8 | H: 0 LOB: 0 BB: 0 P: 11 | R: 0 E: 0 K: 0 S: 6 | H: 0 LOB: 0 BB: 0 P: 10 | R: 0 E: 0 K: 1 S: 13 | H: 0 LOB: 0 BB: 0 P: 10 | R: 0 E: 0 K: 0 S: 13 | H: 1 LOB: 2 BB: 1 P: 19 | R: 0 E: 0 K: 1 S: 7 | H: 0 LOB: 0 BB: 0 P: 12 | R: 0 E: 0 K: 0 S: 8 | H: 0 LOB: 0 BB: 0 P: 10 | R: 0 E: 0 K: 2 S: 11 | H: 1 LOB: 0 BB: 0 P: 16 | R: 0 E: 0 K: 3 S: 12 | H: 1 LOB: 2 BB: 1 P: 23 | R: 0 E: 0 K: 3 S: 14 | H: 1 LOB: 1 BB: 0 P: 17 | 1B: 3 2B: 2 3B: 1 HR: 0 | SF: 0 SAC: 0 DP: 1 HBP: 0 | WP: 0 PB: 0 SB: 0 CS: 0 | PA: 44 |
| PITCHER | IP WLS BF H R ER SO BB IBB HBP BLK WP HR S P ERA WHIP | IP WLS BF H R ER SO BB IBB HBP BLK WP HR S P ERA WHIP | IP WLS BF H R ER SO BB IBB HBP BLK WP HR S P ERA WHIP | IP WLS BF H R ER SO BB IBB HBP BLK WP HR S P ERA WHIP | IP WLS BF H R ER SO BB IBB HBP BLK WP HR S P ERA WHIP | IP WLS BF H R ER SO BB IBB HBP BLK WP HR S P ERA WHIP | IP WLS BF H R ER SO BB IBB HBP BLK WP HR S P ERA WHIP | IP WLS BF H R ER SO BB IBB HBP BLK WP HR S P ERA WHIP | IP WLS BF H R ER SO BB IBB HBP BLK WP HR S P ERA WHIP | IP WLS BF H R ER SO BB IBB HBP BLK WP HR S P ERA WHIP | IP WLS BF H R ER SO BB IBB HBP BLK WP HR S P ERA WHIP | IP WLS BF H R ER SO BB IBB HBP BLK WP HR S P ERA WHIP | IP WLS BF H R ER SO BB IBB HBP BLK WP HR S P ERA WHIP | IP WLS BF H R ER SO BB IBB HBP BLK WP HR S P ERA WHIP | IP WLS BF H R ER SO BB IBB HBP BLK WP HR S P ERA WHIP | IP WLS BF H R ER SO BB IBB HBP BLK WP HR S P ERA WHIP | IP WLS BF H R ER SO BB IBB HBP BLK WP HR S P ERA WHIP | IP WLS BF H R ER SO BB IBB HBP BLK WP HR S P ERA WHIP | IP WLS BF H R ER SO BB IBB HBP BLK WP HR S P ERA WHIP | IP WLS BF H R ER SO BB IBB HBP BLK WP HR S P ERA WHIP | IP WLS BF H R ER SO BB IBB HBP BLK WP HR S P ERA WHIP | |
| 8 Mike Leake, R ERA: 3.9 | 8.0 | 2 | 0 | 0 | 6 | 1 | 0 | 0 | 0 | 0 | 0 | 0 | 0 | 0 | 0 | 0 | 0 | 0 | 0 | 0 | | |
| 48 Alex Colomé, R ERA: 3.04 | 1.1 | 4 | 1 | 0 | 0 | 0 | 0 | 0 | 0 | 0 | 0 | 0 | 0 | 0 | 0 | 0 | 0 | 0 | 0 | 0 | | |
| 33 Zach Duke, L ERA: 4.65 | 0.0 | 1 | 1 | 0 | 0 | 0 | 0 | 0 | 0 | 0 | 0 | 0 | 0 | 0 | 0 | 0 | 0 | 0 | 0 | 0 | | |
| 50 Nick Vincent, R ERA: 4.28 | 1.1 | 6 | 1 | 0 | 0 | 2 | 0 | 1 | 0 | 0 | 0 | 0 | 0 | 0 | 0 | 0 | 0 | 0 | 0 | 0 | | |
| 47 James Pazos, L ERA: 2.75 | 0.1 | W | 2 | 0 | 0 | 1 | 1 | 0 | 0 | 0 | 0 | 0 | 0 | 0 | 0 | 0 | 0 | 0 | 0 | 0 | | |

Seattle Mariners @ Oakland Athletics
Oakland Coliseum, Oakland, CA
Wed Aug 15 2018, 12:37 PM - 3:49 PM PDT
Att. 17,078 - Partly Cloudy - 65 F

livebaseballscorecards.com


AB 41
R 0
H 6
RBI 0
BB 3
SO 12
LOB 18



| Batter | 1 | 2 | 3 | 4 | 5 | 6 | 7 | 8 | 9 | AB | R | H | RBI | BB | SO | LOB | TOP | | | | | | |
|---|---|---|---|---|---|---|---|---|---|---|---|---|---|---|---|---|---|---|---|---|---|---|---|
| 6 Brian Dozier, R OBP: 0.317, SLG: 0.414 | F8 | | K | | | F8 | | G5-4-3 | | 4 | 1 | 0 | 0 | 1 | 1 | 1 | | | | | | | |
| 10 Justin Turner, R OBP: 0.383, SLG: 0.465 | L9 | | G5-3 | | | | | G5-3 | | 5 | 2 | 2 | 0 | 0 | 0 | 0 | | | | | | | |
| 8 Manny Machado, R OBP: 0.382, SLG: 0.551 | G5-3 | | | | | | | | | 5 | 2 | 2 | 3 | 0 | 0 | 2 | | | | | | | |
| 35 Cody Bellinger, L OBP: 0.343, SLG: 0.465 | | | | | | | | | | 4 | 2 | 2 | 1 | 1 | 1 | 0 | | | | | | | |
| 27 Matt Kemp, R OBP: 0.337, SLG: 0.481 | | | | | | | | | | 4 | 2 | 2 | 2 | 1 | 1 | 2 | | | | | | | |
| 14 Enrique Hernández, R OBP: 0.295, SLG: 0.431 | | | | | | | | | | 4 | 0 | 1 | 1 | 0 | 0 | 3 | | | | | | | |
| 13 Max Muncy, L OBP: 0.377, SLG: 0.575 | | | | | | | | | | 4 | 1 | 1 | 2 | 0 | 2 | 3 | | | | | | | |
| 9 Yasmani Grandal, S OBP: 0.349, SLG: 0.490 | | | | | | | | | | 3 | 1 | 1 | 1 | 1 | 0 | 1 | | | | | | | |
| 31 Joc Pederson, L OBP: 0.324, SLG: 0.520 | | | | | | | | | | 3 | 0 | 0 | 0 | 1 | 1 | 1 | | | | | | | |
| Inning Stats | R: 0 H: 0 E: 0 K: 0 S: 5 | H: 0 LOB: 0 BB: 0 P: 8 | R: 0 H: 1 E: 0 K: 2 S: 14 | LOB: 1 BB: 0 P: 21 | R: 1 H: 1 E: 0 K: 1 S: 9 | LOB: 0 BB: 0 P: 13 | R: 3 H: 3 E: 0 K: 1 S: 20 | LOB: 1 BB: 1 P: 27 | R: 3 H: 2 E: 1 K: 1 S: 16 | LOB: 0 BB: 1 P: 25 | R: 0 H: 0 E: 0 K: 1 S: 6 | H: 0 LOB: 0 BB: 0 P: 7 | R: 4 H: 4 E: 0 K: 0 S: 18 | LOB: 0 BB: 1 P: 27 | R: 0 H: 0 E: 0 K: 0 S: 4 | H: 0 LOB: 0 BB: 1 P: 10 | R: 0 H: 0 E: 0 K: 0 S: 6 | H: 0 LOB: 1 BB: 1 P: 15 | 1B: 6 2B: 0 3B: 0 HR: 5 | SF: 1 SAC: 0 DP: 2 HBP: 0 | WP: 0 PB: 0 SB: 0 CS: 0 | PA: 42 | |
| PITCHER | IP WLS BF H R ER SO BB IBB HBP BLK WP HR S P ERA WHIP | IP WLS BF H R ER SO BB IBB HBP BLK WP HR S P ERA WHIP | IP WLS BF H R ER SO BB IBB HBP BLK WP HR S P ERA WHIP | IP WLS BF H R ER SO BB IBB HBP BLK WP HR S P ERA WHIP | IP WLS BF H R ER SO BB IBB HBP BLK WP HR S P ERA WHIP | IP WLS BF H R ER SO BB IBB HBP BLK WP HR S P ERA WHIP | IP WLS BF H R ER SO BB IBB HBP BLK WP HR S P ERA WHIP | IP WLS BF H R ER SO BB IBB HBP BLK WP HR S P ERA WHIP | IP WLS BF H R ER SO BB IBB HBP BLK WP HR S P ERA WHIP | IP WLS BF H R ER SO BB IBB HBP BLK WP HR S P ERA WHIP | IP WLS BF H R ER SO BB IBB HBP BLK WP HR S P ERA WHIP | IP WLS BF H R ER SO BB IBB HBP BLK WP HR S P ERA WHIP | IP WLS BF H R ER SO BB IBB HBP BLK WP HR S P ERA WHIP | IP WLS BF H R ER SO BB IBB HBP BLK WP HR S P ERA WHIP | IP WLS BF H R ER SO BB IBB HBP BLK WP HR S P ERA WHIP | IP WLS BF H R ER SO BB IBB HBP BLK WP HR S P ERA WHIP | IP WLS BF H R ER SO BB IBB HBP BLK WP HR S P ERA WHIP | IP WLS BF H R ER SO BB IBB HBP BLK WP HR S P ERA WHIP | IP WLS BF H R ER SO BB IBB HBP BLK WP HR S P ERA WHIP | IP WLS BF H R ER SO BB IBB HBP BLK WP HR S P ERA WHIP | IP WLS BF H R ER SO BB IBB HBP BLK WP HR S P ERA WHIP | IP WLS BF H R ER SO BB IBB HBP BLK WP HR S P ERA WHIP | IP WLS BF H R ER SO BB IBB HBP BLK WP HR S P ERA WHIP |

Los Angeles Dodgers @ Seattle Mariners
Safeco Field, Seattle, WA
Fri Aug 17 2018, 7:11 PM - 9:56 PM PDT
Att. 46,796 - Clear - 71 F

livebaseballscores.com




AB 36
R 11
H 11
RBI 10
BB 5
SO 6
LOB 13

| Batter | 1 | 2 | 3 | 4 | 5 | 6 | 7 | 8 | 9 | AB | R | H | RBI | BB | SO | LOB | BOTTOM | | | | | | |
|---|---|---|---|---|---|---|---|---|---|---|---|---|---|---|---|---|---|---|---|---|---|---|---|
| 17 Mitch Haniger, R OBP: 0.360, SLG: 0.473 | L4 | | E4 | | | | | G5-3 | | 4 | 0 | 0 | 0 | 0 | 1 | 0 | | | | | | | |
| 5 Guillermo Heredia, R OBP: 0.299, SLG: 0.313 | | | | | | | | | | 0 | 0 | 0 | 0 | 0 | 0 | 0 | | | | | | | |
| 22 Robinson Canó, L OBP: 0.379, SLG: 0.426 | | | | | | | | | | 3 | 0 | 0 | 0 | 1 | 1 | 0 | | | | | | | |
| 23 Nelson Cruz, R OBP: 0.354, SLG: 0.539 | | | | | | | | | | 2 | 0 | 1 | 0 | 1 | 1 | 0 | | | | | | | |
| 1 Gordon Beckham, R OBP: 0.282, SLG: 0.250 | | | | | | | | | | 1 | 0 | 1 | 0 | 0 | 0 | 0 | | | | | | | |
| 4 Denard Span, L OBP: 0.354, SLG: 0.439 | | | | | | | | | | 4 | 0 | 0 | 0 | 0 | 1 | 5 | | | | | | | |
| 15 Kyle Seager, L OBP: 0.273, SLG: 0.409 | | | | | | | | | | 4 | 0 | 0 | 0 | 0 | 1 | 3 | | | | | | | |
| 27 Ryan Healy, R OBP: 0.288, SLG: 0.447 | | | | | | | | | | 4 | 1 | 1 | 1 | 1 | 0 | 2 | | | | | | | |
| 10 Cameron Maybin, R OBP: 0.332, SLG: 0.539 | | | | | | | | | | 4 | 0 | 1 | 0 | 0 | 1 | 0 | | | | | | | |
| 3 Mike Zunino, R OBP: 0.253, SLG: 0.418 | | | | | | | | | | 3 | 0 | 0 | 0 | 0 | 3 | 1 | | | | | | | |
| 26 Chris Herrmann, L OBP: 0.313, SLG: 0.429 | | | | | | | | | | 0 | 0 | 0 | 0 | 0 | 0 | 0 | | | | | | | |
| 9 Dee Strange-Gordon, L OBP: 0.297, SLG: 0.342 | | | | | | | | | | 3 | 0 | 0 | 0 | 0 | 0 | 0 | | | | | | | |
| Inning Stats | R: 0 H: 1 E: 0 K: 1 S: 8 | H: 1 LOB: 1 BB: 0 P: 10 | R: 0 H: 1 E: 0 K: 3 S: 12 | LOB: 1 BB: 0 P: 19 | R: 0 H: 0 E: 1 K: 0 S: 10 | LOB: 0 BB: 2 P: 22 | R: 1 H: 1 E: 0 K: 2 S: 14 | LOB: 0 BB: 0 P: 19 | R: 0 H: 0 E: 0 K: 2 S: 7 | LOB: 0 BB: 0 P: 12 | R: 0 H: 0 E: 0 K: 0 S: 8 | H: 0 LOB: 0 BB: 0 P: 11 | R: 0 H: 0 E: 0 K: 1 S: 6 | LOB: 0 BB: 0 P: 8 | R: 0 H: 1 E: 0 K: 1 S: 12 | LOB: 1 BB: 0 P: 16 | R: 0 H: 0 E: 0 K: 1 S: 10 | LOB: 0 BB: 0 P: 13 | 1B: 3 2B: 0 3B: 0 HR: 1 | SF: 0 SAC: 0 DP: 0 HBP: 0 | WP: 0 PB: 0 SB: 0 CS: 0 | PA: 34 | |
| PITCHER | IP WLS BF H R ER SO BB IBB HBP BLK WP HR S P ERA WHIP | IP WLS BF H R ER SO BB IBB HBP BLK WP HR S P ERA WHIP | IP WLS BF H R ER SO BB IBB HBP BLK WP HR S P ERA WHIP | IP WLS BF H R ER SO BB IBB HBP BLK WP HR S P ERA WHIP | IP WLS BF H R ER SO BB IBB HBP BLK WP HR S P ERA WHIP | IP WLS BF H R ER SO BB IBB HBP BLK WP HR S P ERA WHIP | IP WLS BF H R ER SO BB IBB HBP BLK WP HR S P ERA WHIP | IP WLS BF H R ER SO BB IBB HBP BLK WP HR S P ERA WHIP | IP WLS BF H R ER SO BB IBB HBP BLK WP HR S P ERA WHIP | IP WLS BF H R ER SO BB IBB HBP BLK WP HR S P ERA WHIP | IP WLS BF H R ER SO BB IBB HBP BLK WP HR S P ERA WHIP | IP WLS BF H R ER SO BB IBB HBP BLK WP HR S P ERA WHIP | IP WLS BF H R ER SO BB IBB HBP BLK WP HR S P ERA WHIP | IP WLS BF H R ER SO BB IBB HBP BLK WP HR S P ERA WHIP | IP WLS BF H R ER SO BB IBB HBP BLK WP HR S P ERA WHIP | IP WLS BF H R ER SO BB IBB HBP BLK WP HR S P ERA WHIP | IP WLS BF H R ER SO BB IBB HBP BLK WP HR S P ERA WHIP | IP WLS BF H R ER SO BB IBB HBP BLK WP HR S P ERA WHIP | IP WLS BF H R ER SO BB IBB HBP BLK WP HR S P ERA WHIP | IP WLS BF H R ER SO BB IBB HBP BLK WP HR S P ERA WHIP | IP WLS BF H R ER SO BB IBB HBP BLK WP HR S P ERA WHIP | IP WLS BF H R ER SO BB IBB HBP BLK WP HR S P ERA WHIP | IP WLS BF H R ER SO BB IBB HBP BLK WP HR S P ERA WHIP |

Los Angeles Dodgers @ Seattle Mariners
Safeco Field, Seattle, WA
Fri Aug 17 2018, 7:11 PM - 9:56 PM PDT
Att. 46,796 - Clear - 71 F

livebaseballscores.com



AB 32
R 1
H 4
RBI 1
BB 2
SO 11
LOB 9

| Batter | 1 | 2 | 3 | 4 | 5 | 6 | 7 | 8 | 9 | 10 | AB | R | H | RBI | BB | SO | LOB | TOP | | | |
|--|-------------------------------|----------------------------------|-------------------------------|----------------------------------|-------------------------------|----------------------------------|------------------------------|----------------------------------|-------------------------------|----------------------------------|-------------------------------|----------------------------------|-------------------------------|----------------------------------|------------------------------|----------------------------------|----------------------------------|------------------------------------|----------------------------------|--------|--|
| 31 Joc Pederson, L OBP: 0.322, SLG: 0.513 | | | | | | | | | | | 4 | 1 | 0 | 0 | 1 | 1 | 3 | | | | |
| 10 Justin Turner, R OBP: 0.387, SLG: 0.477 | | | | | | | | | | | 3 | 1 | 1 | 1 | 1 | 0 | 1 | | | | |
| 8 Manny Machado, R OBP: 0.378, SLG: 0.545 | | | | | | | | | | | 5 | 0 | 0 | 0 | 0 | 1 | 5 | | | | |
| 35 Cody Bellinger, L OBP: 0.346, SLG: 0.472 | | | | | | | | | | | 4 | 1 | 2 | 2 | 1 | 1 | 1 | | | | |
| 6 Brian Dozier, R OBP: 0.336, SLG: 0.411 | | | | | | | | | | | 4 | 0 | 0 | 0 | 1 | 1 | 2 | | | | |
| 9 Yasmani Grandal, S OBP: 0.346, SLG: 0.484 | | | | | | | | | | | 4 | 0 | 0 | 0 | 0 | 3 | 2 | | | | |
| 27 Matt Kemp, R OBP: 0.336, SLG: 0.479 | | | | | | | | | | | 4 | 0 | 1 | 0 | 0 | 0 | 0 | | | | |
| 13 Max Muncy, L OBP: 0.378, SLG: 0.583 | | | | | | | | | | | 3 | 1 | 1 | 1 | 1 | 0 | 1 | | | | |
| 66 Yasiel Puig, R OBP: 0.326, SLG: 0.474 | | | | | | | | | | | 4 | 0 | 1 | 0 | 0 | 1 | 1 | | | | |
| Inning Stats | R: 1 E: 0 K: 1 S: 18 | H: 1 LOB: 2 BB: 2 P: 31 | R: 0 E: 0 K: 0 S: 11 | H: 2 LOB: 3 BB: 0 P: 19 | R: 0 E: 0 K: 1 S: 11 | H: 0 LOB: 0 BB: 1 P: 13 | R: 0 E: 0 K: 0 S: 9 | H: 0 LOB: 0 BB: 0 P: 14 | R: 0 E: 0 K: 0 S: 11 | H: 0 LOB: 0 BB: 0 P: 14 | R: 2 E: 0 K: 3 S: 20 | H: 2 LOB: 0 BB: 0 P: 27 | R: 1 E: 0 K: 2 S: 12 | H: 1 LOB: 0 BB: 0 P: 18 | R: 0 E: 0 K: 0 S: 9 | H: 0 LOB: 1 BB: 1 P: 20 | 1B: 3 2B: 0 3B: 0 HR: 3 | SF: 0 SAC: 0 DP: 1 HBP: 1 | WP: 0 PB: 0 SB: 1 CS: 0 | PA: 41 | |
| PITCHER | IP 5.0 | WLS 22 | BF 31 | H 3 | R 1 | ER 1 | SO 3 | BB 4 | IBB 0 | HBP 1 | BLK 0 | WP 0 | HR 0 | S 55 | P 90 | ERA 1.80 | WHIP 1.400 | | | | |
| 31 Erasmo Ramirez, R ERA: 5.49 | | | | | | | | | | | | | | | | | | | | | |
| 50 Nick Vincent, R ERA: 4.17 | 1.0 | H 3 | R 0 | ER 0 | SO 0 | BB 0 | IBB 0 | HBP 0 | BLK 0 | WP 0 | HR 0 | S 11 | P 14 | ERA 0.00 | WHIP 0.000 | | | | | | |
| 33 Zach Duke, L ERA: 4.54 | 1.0 | H 3 | R 0 | ER 0 | SO 0 | BB 0 | IBB 0 | HBP 0 | BLK 0 | WP 0 | HR 0 | S 5 | P 7 | ERA 0.00 | WHIP 0.000 | | | | | | |
| 48 Alex Colomé, R ERA: 3.31 | 1.0 | H 5 | R 2 | ER 2 | SO 3 | BB 0 | IBB 0 | HBP 0 | BLK 0 | WP 0 | HR 2 | S 20 | P 27 | ERA 18.00 | WHIP 2.000 | | | | | | |
| 39 Edwin Diaz, R ERA: 2.07 | 1.0 | B 4 | R 1 | ER 1 | SO 2 | BB 0 | IBB 0 | HBP 0 | BLK 0 | WP 0 | HR 1 | S 12 | P 18 | ERA 9.00 | WHIP 1.000 | | | | | | |

Los Angeles Dodgers @ Seattle Mariners
Safeco Field, Seattle, WA
Sat Aug 18 2018, 7:11 PM - 10:46 PM PDT
Att. 43,264 - Cloudy - 73 F

livebaseballscorecards.com

AB 35
R 4
H 6
RBI 4
BB 5
SO 8
LOB 16

| Batter | 1 | 2 | 3 | 4 | 5 | 6 | 7 | 8 | 9 | 10 | AB | R | H | RBI | BB | SO | LOB | BOTTOM | | | | |
|---|-------------------------------|----------------------------------|-------------------------------|----------------------------------|------------------------------|----------------------------------|------------------------------|----------------------------------|-------------------------------|----------------------------------|-------------------------------|----------------------------------|------------------------------|----------------------------------|-------------------------------|----------------------------------|-------------------------------|----------------------------------|----------------------------------|------------------------------------|----------------------------------|--------|
| 17 Mitch Haniger, R OBP: 0.364, SLG: 0.473 | | | | | | | | | | | 2 | 1 | 1 | 0 | 3 | 0 | 0 | | | | | |
| 10 Cameron Maybin, R OBP: 0.328, SLG: 0.333 | | | | | | | | | | | 5 | 1 | 0 | 0 | 0 | 1 | 4 | | | | | |
| 22 Robinson Cano, L OBP: 0.380, SLG: 0.425 | | | | | | | | | | | 5 | 1 | 2 | 0 | 0 | 0 | 1 | | | | | |
| 23 Nelson Cruz, R OBP: 0.354, SLG: 0.536 | | | | | | | | | | | 4 | 1 | 1 | 1 | 1 | 1 | 0 | | | | | |
| 15 Kyle Seager, L OBP: 0.277, SLG: 0.416 | | | | | | | | | | | 3 | 1 | 1 | 3 | 2 | 1 | 2 | | | | | |
| 27 Ryan Healy, R OBP: 0.288, SLG: 0.445 | | | | | | | | | | | 4 | 0 | 1 | 0 | 0 | 2 | 1 | | | | | |
| 7 Andrew Romine, S OBP: 0.261, SLG: 0.224 | | | | | | | | | | | 0 | 0 | 0 | 0 | 0 | 0 | 0 | | | | | |
| 3 Mike Zunino, R OBP: 0.250, SLG: 0.414 | | | | | | | | | | | 3 | 0 | 0 | 0 | 0 | 3 | 1 | | | | | |
| 4 Denard Span, L OBP: 0.355, SLG: 0.440 | | | | | | | | | | | 1 | 0 | 1 | 0 | 0 | 0 | 0 | | | | | |
| 26 Chris Herrmann, L OBP: 0.313, SLG: 0.429 | | | | | | | | | | | 4 | 0 | 0 | 0 | 0 | 1 | 2 | | | | | |
| 9 Dee Strange-Gordon, L OBP: 0.294, SLG: 0.339 | | | | | | | | | | | 4 | 0 | 0 | 0 | 0 | 1 | 2 | | | | | |
| 5 Guillermo Heredia, R OBP: 0.286, SLG: 0.312 | | | | | | | | | | | 4 | 0 | 1 | 0 | 0 | 1 | 2 | | | | | |
| Inning Stats | R: 4 E: 1 K: 2 S: 16 | H: 3 LOB: 0 BB: 1 P: 25 | R: 0 E: 0 K: 1 S: 14 | H: 1 LOB: 1 BB: 1 P: 21 | R: 0 E: 0 K: 0 S: 6 | H: 0 LOB: 0 BB: 1 P: 14 | R: 0 E: 0 K: 1 S: 9 | H: 0 LOB: 0 BB: 0 P: 13 | R: 0 E: 0 K: 1 S: 10 | H: 0 LOB: 1 BB: 1 P: 17 | R: 0 E: 0 K: 3 S: 12 | H: 0 LOB: 1 BB: 1 P: 21 | R: 0 E: 0 K: 1 S: 8 | H: 0 LOB: 0 BB: 0 P: 12 | R: 0 E: 0 K: 0 S: 14 | H: 2 LOB: 2 BB: 0 P: 19 | R: 1 E: 0 K: 1 S: 10 | H: 2 LOB: 2 BB: 1 P: 14 | 1B: 7 2B: 0 3B: 0 HR: 1 | SF: 0 SAC: 0 DP: 0 HBP: 0 | WP: 0 PB: 0 SB: 0 CS: 1 | PA: 42 |
| PITCHER | IP 6.0 | WLS 25 | BF 44 | H 4 | R 4 | ER 4 | SO 8 | BB 5 | IBB 0 | HBP 0 | BLK 0 | WP 0 | HR 1 | S 67 | P 111 | ERA 6.00 | WHIP 1.500 | | | | | |
| 44 Rich Hill, L ERA: 3.73 | | | | | | | | | | | | | | | | | | | | | | |
| 52 Pedro Báez, R ERA: 3.79 | 1.0 | 3 | 0 | 0 | 0 | 1 | 0 | 0 | 0 | 0 | 0 | 0 | 0 | 8 | 12 | 0.00 | 0.000 | | | | | |
| 75 Scott Alexander, L ERA: 3.72 | 1.1 | 4 | 0 | 0 | 0 | 0 | 0 | 0 | 0 | 0 | 0 | 0 | 0 | 11 | 16 | 0.00 | 0.000 | | | | | |
| 47 JT Chargois, R ERA: 3.45 | 0.0 | 1 | 1 | 0 | 0 | 0 | 0 | 0 | 0 | 0 | 0 | 0 | 0 | 3 | 4 | ∞ | ∞ | | | | | |
| 64 Caleb Ferguson, L ERA: 3.30 | 1.0 | L 6 | 3 | 1 | 1 | 0 | 0 | 0 | 0 | 0 | 0 | 0 | 0 | 16 | 19 | 9.00 | 3.000 | | | | | |
| PITCHER | IP 10.0 | WLS 2 | BF 40 | H 0 | R 0 | ER 0 | SO 0 | BB 1 | IBB 0 | HBP 0 | BLK 1 | WP 0 | HR 0 | S 2 | P 6 | ERA ∞ | WHIP ∞ | | | | | |
| 51 Dylan Floro, R ERA: 2.55 | | | | | | | | | | | | | | | | | | | | | | |

Los Angeles Dodgers @ Seattle Mariners
Safeco Field, Seattle, WA
Sat Aug 18 2018, 7:11 PM - 10:46 PM PDT
Att. 43,264 - Cloudy - 73 F

livebaseballscorecards.com

AB 35
R 5
H 8
RBI 4
BB 6
SO 10
LOB 13

| Batter | 1 | 2 | 3 | 4 | 5 | 6 | 7 | 8 | 9 | AB | R | H | RBI | BB | SO | LOB | TOP | | | | |
|--|---|---|---|---|---|---|---|---|---|---|---|---|---|---|---|---|---|---|---|---|---|
| 6 Brian Dozier, R OBP: 0.320, SLG: 0.413 | | | | | | | | | | 5 | 2 | 3 | 0 | 1 | 0 | 2 | | | | | |
| 10 Justin Turner, R OBP: 0.398, SLG: 0.498 | | | | | | | | | | 5 | 2 | 4 | 5 | 1 | 0 | 0 | | | | | |
| 8 Manny Machado, R OBP: 0.378, SLG: 0.541 59 Zac Rosscup, R OBP: 0.320, SLG: 0.510 | | | | | | | | | | 5 | 2 | 1 | 0 | 0 | 0 | 4 | | | | | |
| 27 Matt Kemp, R OBP: 0.335, SLG: 0.477 31 Joc Pederson, L OBP: 0.320, SLG: 0.510 | | | | | | | | | | 4 | 1 | 1 | 0 | 0 | 0 | 4 | | | | | |
| 35 Cody Bellinger, L OBP: 0.348, SLG: 0.475 | | | | | | | | | | 6 | 1 | 3 | 2 | 0 | 2 | 2 | | | | | |
| 14 Enrique Hernández, R OBP: 0.298, SLG: 0.440 | | | | | | | | | | 5 | 1 | 2 | 3 | 1 | 0 | 2 | | | | | |
| 3 Chris Taylor, R OBP: 0.321, SLG: 0.434 | | | | | | | | | | 5 | 1 | 1 | 0 | 0 | 0 | 6 | | | | | |
| 66 Yasiel Puig, R OBP: 0.325, SLG: 0.470 | | | | | | | | | | 5 | 0 | 1 | 2 | 0 | 0 | 2 | | | | | |
| 15 Austin Barnes, R OBP: 0.338, SLG: 0.249 | | | | | | | | | | 3 | 2 | 1 | 0 | 2 | 1 | 1 | | | | | |
| Inning Stats | R: 5 H: 5 E: 0 K: 0 S: 25 | H: 5 LOB: 2 BB: 2 P: 44 | R: 0 H: 1 E: 0 K: 1 S: 10 | H: 1 LOB: 1 BB: 0 P: 16 | R: 0 H: 1 E: 0 K: 1 S: 19 | H: 1 LOB: 1 BB: 0 P: 24 | R: 1 H: 2 E: 1 K: 0 S: 13 | H: 2 LOB: 3 BB: 1 P: 24 | R: 1 H: 1 E: 0 K: 1 S: 15 | H: 1 LOB: 0 BB: 1 P: 18 | R: 1 H: 2 E: 0 K: 0 S: 12 | H: 2 LOB: 2 BB: 1 P: 24 | R: 0 H: 1 E: 0 K: 0 S: 12 | H: 1 LOB: 1 BB: 0 P: 17 | R: 3 H: 3 E: 0 K: 0 S: 10 | H: 3 LOB: 1 BB: 0 P: 19 | 1B: 12 2B: 3 3B: 0 HR: 2 | SF: 0 SAC: 0 DP: 0 HBP: 1 | WP: 1 PB: 0 SB: 5 CS: 0 | PA: 51 | |
| PITCHER | IP WLS BF H R ER SO BB IBB HBP BLK WP HR S P ERA WHIP | IP WLS BF H R ER SO BB IBB HBP BLK WP HR S P ERA WHIP | IP WLS BF H R ER SO BB IBB HBP BLK WP HR S P ERA WHIP | IP WLS BF H R ER SO BB IBB HBP BLK WP HR S P ERA WHIP | IP WLS BF H R ER SO BB IBB HBP BLK WP HR S P ERA WHIP | IP WLS BF H R ER SO BB IBB HBP BLK WP HR S P ERA WHIP | IP WLS BF H R ER SO BB IBB HBP BLK WP HR S P ERA WHIP | IP WLS BF H R ER SO BB IBB HBP BLK WP HR S P ERA WHIP | IP WLS BF H R ER SO BB IBB HBP BLK WP HR S P ERA WHIP | IP WLS BF H R ER SO BB IBB HBP BLK WP HR S P ERA WHIP | IP WLS BF H R ER SO BB IBB HBP BLK WP HR S P ERA WHIP | IP WLS BF H R ER SO BB IBB HBP BLK WP HR S P ERA WHIP | IP WLS BF H R ER SO BB IBB HBP BLK WP HR S P ERA WHIP | IP WLS BF H R ER SO BB IBB HBP BLK WP HR S P ERA WHIP | IP WLS BF H R ER SO BB IBB HBP BLK WP HR S P ERA WHIP | IP WLS BF H R ER SO BB IBB HBP BLK WP HR S P ERA WHIP | IP WLS BF H R ER SO BB IBB HBP BLK WP HR S P ERA WHIP | IP WLS BF H R ER SO BB IBB HBP BLK WP HR S P ERA WHIP | IP WLS BF H R ER SO BB IBB HBP BLK WP HR S P ERA WHIP | IP WLS BF H R ER SO BB IBB HBP BLK WP HR S P ERA WHIP | IP WLS BF H R ER SO BB IBB HBP BLK WP HR S P ERA WHIP |
| 55 Roenis Elias, L ERA: 4.18 | 3.0 | 18 | 7 | 5 | 5 | 2 | 2 | 0 | 0 | 0 | 0 | 0 | 0 | 1 | 41 | 66 | 6.00 | 2.000 | | | |
| 60 Chasen Bradford, R ERA: 3.23 | 3.0 | 16 | 4 | 3 | 2 | 1 | 2 | 0 | 0 | 0 | 0 | 0 | 1 | 0 | 24 | 41 | 4.50 | 2.000 | | | |
| 67 Matt Festa, R ERA: 3.38 | 2.0 | 10 | 3 | 1 | 1 | 0 | 1 | 0 | 0 | 0 | 0 | 1 | 0 | 10 | 19 | 27.00 | 3.000 | | | | |
| 7 Andrew Romine, R ERA: 15.0 | 1.0 | 7 | 3 | 3 | 3 | 0 | 0 | 0 | 1 | 0 | 0 | 0 | 1 | 10 | 19 | 27.00 | 3.000 | | | | |
| Batter | 1 | 2 | 3 | 4 | 5 | 6 | 7 | 8 | 9 | AB | R | H | RBI | BB | SO | LOB | BOTTOM | | | | |
| 17 Mitch Haniger, R OBP: 0.363, SLG: 0.471 | | | | | | | | | | 4 | 0 | 1 | 0 | 0 | 3 | 0 | | | | | |
| 22 Robinson Canó, L OBP: 0.377, SLG: 0.421 | | | | | | | | | | 4 | 0 | 1 | 0 | 0 | 1 | 1 | | | | | |
| 23 Nelson Cruz, R OBP: 0.351, SLG: 0.530 | | | | | | | | | | 4 | 0 | 0 | 0 | 0 | 2 | 1 | | | | | |
| 15 Kyle Seager, L OBP: 0.276, SLG: 0.417 | | | | | | | | | | 4 | 1 | 1 | 0 | 0 | 2 | 0 | | | | | |
| 27 Ryon Healy, R OBP: 0.271, SLG: 0.446 | | | | | | | | | | 4 | 0 | 2 | 1 | 0 | 1 | 0 | | | | | |
| 10 Cameron Maybin, R OBP: 0.327, SLG: 0.330 | | | | | | | | | | 3 | 0 | 0 | 0 | 1 | 1 | 1 | | | | | |
| 9 Dee Strange-Gordon, L OBP: 0.293, SLG: 0.337 | | | | | | | | | | 3 | 0 | 0 | 0 | 0 | 1 | 3 | | | | | |
| 5 Guillermo Heredia, R OBP: 0.295, SLG: 0.308 | | | | | | | | | | 3 | 0 | 0 | 0 | 0 | 0 | 0 | | | | | |
| 26 Chris Herrmann, L OBP: 0.313, SLG: 0.429 3 Mike Zunino, R OBP: 0.248, SLG: 0.409 | | | | | | | | | | 0 | 0 | 0 | 0 | 0 | 0 | 0 | | | | | |
| Inning Stats | R: 0 H: 0 E: 0 K: 2 S: 10 | H: 1 LOB: 1 BB: 0 P: 12 | R: 0 H: 0 E: 0 K: 1 S: 11 | H: 0 LOB: 0 BB: 0 P: 14 | R: 0 H: 1 E: 0 K: 1 S: 8 | H: 1 LOB: 1 BB: 0 P: 10 | R: 0 H: 0 E: 0 K: 1 S: 10 | H: 0 LOB: 0 BB: 0 P: 12 | R: 0 H: 0 E: 0 K: 1 S: 6 | H: 0 LOB: 0 BB: 0 P: 6 | R: 0 H: 1 E: 0 K: 2 S: 12 | H: 1 LOB: 1 BB: 0 P: 18 | R: 0 H: 0 E: 0 K: 3 S: 9 | H: 0 LOB: 0 BB: 0 P: 9 | R: 0 H: 0 E: 0 K: 3 S: 9 | H: 0 LOB: 0 BB: 0 P: 9 | 1B: 4 2B: 1 3B: 0 HR: 0 | SF: 0 SAC: 0 DP: 0 HBP: 0 | WP: 0 PB: 0 SB: 0 CS: 0 | PA: 33 | |
| PITCHER | IP WLS BF H R ER SO BB IBB HBP BLK WP HR S P ERA WHIP | IP WLS BF H R ER SO BB IBB HBP BLK WP HR S P ERA WHIP | IP WLS BF H R ER SO BB IBB HBP BLK WP HR S P ERA WHIP | IP WLS BF H R ER SO BB IBB HBP BLK WP HR S P ERA WHIP | IP WLS BF H R ER SO BB IBB HBP BLK WP HR S P ERA WHIP | IP WLS BF H R ER SO BB IBB HBP BLK WP HR S P ERA WHIP | IP WLS BF H R ER SO BB IBB HBP BLK WP HR S P ERA WHIP | IP WLS BF H R ER SO BB IBB HBP BLK WP HR S P ERA WHIP | IP WLS BF H R ER SO BB IBB HBP BLK WP HR S P ERA WHIP | IP WLS BF H R ER SO BB IBB HBP BLK WP HR S P ERA WHIP | IP WLS BF H R ER SO BB IBB HBP BLK WP HR S P ERA WHIP | IP WLS BF H R ER SO BB IBB HBP BLK WP HR S P ERA WHIP | IP WLS BF H R ER SO BB IBB HBP BLK WP HR S P ERA WHIP | IP WLS BF H R ER SO BB IBB HBP BLK WP HR S P ERA WHIP | IP WLS BF H R ER SO BB IBB HBP BLK WP HR S P ERA WHIP | IP WLS BF H R ER SO BB IBB HBP BLK WP HR S P ERA WHIP | IP WLS BF H R ER SO BB IBB HBP BLK WP HR S P ERA WHIP | IP WLS BF H R ER SO BB IBB HBP BLK WP HR S P ERA WHIP | IP WLS BF H R ER SO BB IBB HBP BLK WP HR S P ERA WHIP | IP WLS BF H R ER SO BB IBB HBP BLK WP HR S P ERA WHIP | IP WLS BF H R ER SO BB IBB HBP BLK WP HR S P ERA WHIP |
| 22 Clayton Kershaw, L ERA: 2.4 | 7.0 | 26 | 4 | 1 | 1 | 0 | 0 | 0 | 0 | 0 | 0 | 0 | 0 | 0 | 12 | 18 | 0.00 | 1.000 | | | |
| 41 Daniel Hudson, R ERA: 3.53 | 1.0 | 4 | 1 | 0 | 0 | 2 | 0 | 0 | 0 | 0 | 0 | 0 | 0 | 9 | 9 | 0.00 | 0.000 | | | | |
| 59 Zac Rosscup, L ERA: 6.75 | 1.0 | 3 | 0 | 0 | 0 | 3 | 0 | 0 | 0 | 0 | 0 | 0 | 0 | 9 | 9 | 0.00 | 0.000 | | | | |

Los Angeles Dodgers @ Seattle Mariners
Safeco Field, Seattle, WA
Sun Aug 19 2018, 1:12 PM - 4:22 PM PDT
Att: 45,419 - Sunny - 68 F

livebaseballscorecards.com

AB 45
R 12
H 17
RBI 12
BB 5
SO 3
LOB 26

Los Angeles Dodgers @ Seattle Mariners
Safeco Field, Seattle, WA
Sun Aug 19 2018, 1:12 PM - 4:22 PM PDT
Att: 45,419 - Sunny - 68 F


livebaseballscorecards.com

AB 32
R 1
H 5
RBI 1
BB 1
SO 12
LOB 6

| Batter | 1 | 2 | 3 | 4 | 5 | 6 | 7 | 8 | 9 | AB | R | H | RBI | BB | SO | LOB | TOP | | |
|--|---|---|---|---|---|---|---|---|---|---|---|---|---|---|---|---|---|------------------------------------|--|
| 2 Alex Bregman, R OBP: 0.382, SLG: 0.517 | F7 | | G5-3 | | G5-4-3 | | P4 | | | 4 | 0 | 1 | 0 | 0 | 0 | 1 | | | |
| 27 Jose Altuve, R OBP: 0.391, SLG: 0.461 | G3 | | | | G6-3 | | | L4 | | 3 | 0 | 0 | 0 | 1 | 0 | 0 | | | |
| 1 Carlos Correa, R OBP: 0.341, SLG: 0.447 | | | SF7 | | | | | | | 3 | 1 | 3 | 1 | 0 | 0 | 0 | | | |
| 9 Marwin Gonzalez, S OBP: 0.325, SLG: 0.399 | P5 | | G5-3 | | | | | G5-4-3 | | 4 | 0 | 1 | 0 | 0 | 0 | 4 | | | |
| 13 Tyler White, R OBP: 0.377, SLG: 0.581 | | K | | | | | | | | 4 | 0 | 2 | 0 | 0 | 2 | 2 | | | |
| 10 Yuli Gurriel, R OBP: 0.310, SLG: 0.404 | F7 | | G6-4-3 | | | | | G5-3 | | 4 | 0 | 1 | 1 | 0 | 0 | 2 | | | |
| 22 Josh Reddick, L OBP: 0.315, SLG: 0.404 | | | | | | | | | | 2 | 1 | 1 | 1 | 2 | 0 | 2 | | | |
| 12 Max Stassi, R OBP: 0.318, SLG: 0.410 | | | | | | | | | | 3 | 0 | 0 | 0 | 0 | 1 | 1 | | | |
| 11 Evan Gattis, R OBP: 0.290, SLG: 0.482 | | | | | | | | | | 1 | 0 | 0 | 0 | 0 | 0 | 2 | | | |
| 15 Martin Maldonado, R OBP: 0.278, SLG: 0.353 | | | | | | | | | | 0 | 0 | 0 | 0 | 0 | 0 | 0 | | | |
| 18 Tony Kemp, L OBP: 0.369, SLG: 0.425 | | | | | | | | | | 2 | 1 | 1 | 0 | 1 | 0 | 0 | | | |
| Inning Stats | R: 0 H: 1 E: 0 K: 0 S: 10 | H: 1 LOB: 1 BB: 0 P: 14 | R: 0 H: 0 E: 0 K: 1 S: 7 | H: 0 LOB: 1 BB: 1 P: 12 | R: 1 H: 1 E: 0 K: 0 S: 14 | H: 1 LOB: 1 BB: 2 P: 23 | R: 1 H: 2 E: 0 K: 0 S: 7 | H: 0 LOB: 0 BB: 0 P: 12 | R: 0 H: 1 E: 0 K: 1 S: 6 | H: 3 LOB: 1 BB: 0 P: 9 | R: 1 H: 0 E: 0 K: 1 S: 10 | H: 0 LOB: 0 BB: 0 P: 13 | R: 0 H: 1 E: 0 K: 0 S: 4 | H: 1 LOB: 0 BB: 0 P: 5 | R: 0 H: 1 E: 0 K: 0 S: 7 | H: 1 LOB: 1 BB: 1 P: 14 | 1B: 8 2B: 1 3B: 0 HR: 1 | SF: 1 SAC: 0 DP: 6 HBP: 0 | WP: 0 PA: 35 PB: 0 SB: 0 CS: 0 |
| PITCHER | IP WLS BF H R ER SO BB IBB HBP BLK WP HR S P ERA WHIP | IP WLS BF H R ER SO BB IBB HBP BLK WP HR S P ERA WHIP | IP WLS BF H R ER SO BB IBB HBP BLK WP HR S P ERA WHIP | IP WLS BF H R ER SO BB IBB HBP BLK WP HR S P ERA WHIP | IP WLS BF H R ER SO BB IBB HBP BLK WP HR S P ERA WHIP | IP WLS BF H R ER SO BB IBB HBP BLK WP HR S P ERA WHIP | IP WLS BF H R ER SO BB IBB HBP BLK WP HR S P ERA WHIP | IP WLS BF H R ER SO BB IBB HBP BLK WP HR S P ERA WHIP | IP WLS BF H R ER SO BB IBB HBP BLK WP HR S P ERA WHIP | IP WLS BF H R ER SO BB IBB HBP BLK WP HR S P ERA WHIP | IP WLS BF H R ER SO BB IBB HBP BLK WP HR S P ERA WHIP | IP WLS BF H R ER SO BB IBB HBP BLK WP HR S P ERA WHIP | IP WLS BF H R ER SO BB IBB HBP BLK WP HR S P ERA WHIP | IP WLS BF H R ER SO BB IBB HBP BLK WP HR S P ERA WHIP | IP WLS BF H R ER SO BB IBB HBP BLK WP HR S P ERA WHIP | IP WLS BF H R ER SO BB IBB HBP BLK WP HR S P ERA WHIP | IP WLS BF H R ER SO BB IBB HBP BLK WP HR S P ERA WHIP | | |
| 50 Nick Vincent, R ERA: 3.98 | 2.0 | 8 | 1 | 0 | 0 | 1 | 1 | 0 | 0 | 0 | 0 | 0 | 0 | 0 | 0 | 0 | 0.00 | 1.000 | |
| 45 Ross Detwiler, L ERA: 4.5 | 6.0 | 23 | 8 | 3 | 3 | 2 | 2 | 0 | 0 | 0 | 0 | 1 | 48 | 76 | 4.50 | 1.667 | | | |
| 33 Zach Duke, L ERA: 4.43 | 1.0 | 4 | 1 | 0 | 0 | 0 | 1 | 0 | 0 | 0 | 0 | 0 | 7 | 14 | 0.00 | 2.000 | | | |

Houston Astros @ Seattle Mariners
Safeco Field, Seattle, WA
Tue Aug 21 2018, 7:11 PM - 10:06 PM PDT
Att: 25,415 - Clear - 80 F

AB 30
R 3
H 10
RBI 3
BB 4
SO 3
LOB 14



| Batter | 1 | 2 | 3 | 4 | 5 | 6 | 7 | 8 | 9 | AB | R | H | RBI | BB | SO | LOB | BOTTOM | | |
|---|---|---|---|---|---|---|---|---|---|---|---|---|---|---|---|---|---|------------------------------------|--|
| 17 Mitch Haniger, R OBP: 0.364, SLG: 0.468 | K | | | | | | | | | 5 | 1 | 1 | 0 | 0 | 3 | 2 | | | |
| 22 Robinson Cano, L OBP: 0.378, SLG: 0.448 | G3-1 | | F7 | | | | | | | 5 | 0 | 1 | 0 | 0 | 0 | 1 | | | |
| 2 Jean Segura, R OBP: 0.344, SLG: 0.437 | | | | | | | | | | 5 | 0 | 2 | 0 | 0 | 0 | 1 | | | |
| 4 Denard Span, L OBP: 0.357, SLG: 0.441 | G3 | | | | | | | | | 3 | 1 | 1 | 0 | 0 | 0 | 1 | | | |
| 15 Kyle Seager, L OBP: 0.274, SLG: 0.411 | | | | | | | | | | 4 | 0 | 0 | 0 | 0 | 2 | 3 | | | |
| 27 Ryan Healy, R OBP: 0.273, SLG: 0.446 | | | | | | | | | | 4 | 0 | 2 | 0 | 0 | 0 | 2 | | | |
| 7 Andrew Romine, S OBP: 0.261, SLG: 0.224 | | | | | | | | | | 0 | 0 | 0 | 0 | 0 | 0 | 0 | | | |
| 16 Ben Gamel, L OBP: 0.365, SLG: 0.401 | | | | | | | | | | 3 | 0 | 1 | 1 | 1 | 1 | 1 | | | |
| 26 Chris Herrmann, L OBP: 0.313, SLG: 0.424 | | | | | | | | | | 3 | 0 | 1 | 0 | 0 | 2 | 1 | | | |
| 23 Nelson Cruz, R OBP: 0.349, SLG: 0.528 | | | | | | | | | | 1 | 0 | 0 | 0 | 0 | 1 | 2 | | | |
| 3 Mike Zunino, R OBP: 0.248, SLG: 0.411 | | | | | | | | | | 0 | 0 | 0 | 0 | 0 | 0 | 0 | | | |
| 9 Dee Strange-Gordon, L OBP: 0.296, SLG: 0.337 | | | | | | | | | | 2 | 0 | 0 | 0 | 0 | 1 | 4 | | | |
| Inning Stats | R: 0 H: 1 E: 0 K: 1 S: 11 | H: 2 LOB: 2 BB: 0 P: 14 | R: 0 H: 2 E: 0 K: 1 S: 17 | H: 2 LOB: 0 BB: 0 P: 25 | R: 1 H: 2 E: 0 K: 1 S: 12 | H: 2 LOB: 1 BB: 0 P: 21 | R: 0 H: 0 E: 0 K: 2 S: 9 | H: 0 LOB: 0 BB: 0 P: 15 | R: 0 H: 0 E: 0 K: 1 S: 11 | H: 0 LOB: 1 BB: 1 P: 19 | R: 0 H: 1 E: 0 K: 1 S: 9 | H: 1 LOB: 1 BB: 0 P: 14 | R: 1 H: 3 E: 0 K: 3 S: 21 | H: 3 LOB: 2 BB: 0 P: 28 | R: 0 H: 0 E: 0 K: 0 S: 7 | H: 0 LOB: 0 BB: 0 P: 9 | 1B: 9 2B: 0 3B: 0 HR: 0 | SF: 0 SAC: 0 DP: 0 HBP: 3 | WP: 0 PA: 39 PB: 1 SB: 1 CS: 1 |
| PITCHER | IP WLS BF H R ER SO BB IBB HBP BLK WP HR S P ERA WHIP | IP WLS BF H R ER SO BB IBB HBP BLK WP HR S P ERA WHIP | IP WLS BF H R ER SO BB IBB HBP BLK WP HR S P ERA WHIP | IP WLS BF H R ER SO BB IBB HBP BLK WP HR S P ERA WHIP | IP WLS BF H R ER SO BB IBB HBP BLK WP HR S P ERA WHIP | IP WLS BF H R ER SO BB IBB HBP BLK WP HR S P ERA WHIP | IP WLS BF H R ER SO BB IBB HBP BLK WP HR S P ERA WHIP | IP WLS BF H R ER SO BB IBB HBP BLK WP HR S P ERA WHIP | IP WLS BF H R ER SO BB IBB HBP BLK WP HR S P ERA WHIP | IP WLS BF H R ER SO BB IBB HBP BLK WP HR S P ERA WHIP | IP WLS BF H R ER SO BB IBB HBP BLK WP HR S P ERA WHIP | IP WLS BF H R ER SO BB IBB HBP BLK WP HR S P ERA WHIP | IP WLS BF H R ER SO BB IBB HBP BLK WP HR S P ERA WHIP | IP WLS BF H R ER SO BB IBB HBP BLK WP HR S P ERA WHIP | IP WLS BF H R ER SO BB IBB HBP BLK WP HR S P ERA WHIP | IP WLS BF H R ER SO BB IBB HBP BLK WP HR S P ERA WHIP | IP WLS BF H R ER SO BB IBB HBP BLK WP HR S P ERA WHIP | | |
| 41 Brad Peacock, R ERA: 3.09 | 1.2 | 8 | 3 | 1 | 0 | 4 | 1 | 0 | 3 | 0 | 0 | 0 | 42 | 67 | 0.00 | 0.692 | | | |
| 65 Framber Valdez, L ERA: 3.38 | 4.1 | 19 | 2 | 1 | 0 | 4 | 1 | 0 | 3 | 0 | 0 | 0 | 9 | 13 | 0.00 | 1.000 | | | |
| 38 Joe Smith, R ERA: 3.38 | 1.0 | 3 | 1 | 0 | 0 | 1 | 0 | 0 | 0 | 0 | 0 | 0 | 21 | 28 | 9.00 | 3.000 | | | |
| 54 Roberto Osuna, R ERA: 2.95 | 1.0 | 3 | 0 | 0 | 0 | 0 | 0 | 0 | 0 | 0 | 0 | 0 | 7 | 9 | 0.00 | 0.000 | | | |
| 30 Héctor Rondón, R ERA: 2.31 | 1.0 | 3 | 0 | 0 | 0 | 0 | 0 | 0 | 0 | 0 | 0 | 0 | 7 | 9 | 0.00 | 0.000 | | | |

Houston Astros @ Seattle Mariners
Safeco Field, Seattle, WA
Tue Aug 21 2018, 7:11 PM - 10:06 PM PDT
Att: 25,415 - Clear - 80 F

AB 35
R 2
H 9
RBI 1
BB 1
SO 10
LOB 18



| Batter | 1 | 2 | 3 | 4 | 5 | 6 | 7 | 8 | 9 | AB | R | H | RBI | BB | SO | LOB | TOP | | | | | |
|--|---|----------------------------------|-------------------------------|----------------------------------|------------------------------|----------------------------------|-------------------------------|----------------------------------|-------------------------------|----------------------------------|------------------------------|----------------------------------|------------------------------|---------------------------------|-------------------------------|----------------------------------|---|----------------------------------|--------------------------|------------------------------------|----------------------------------|--------|
| 2 Alex Bregman, R OBP: 0.384, SLG: 0.517 | | | | | | | | | | 4 | 1 | 2 | 1 | 1 | 0 | 2 | Houston Astros @ Seattle Mariners Safeco Field, Seattle, WA Wed Aug 22 2018, 1:10 PM - 4:23 PM PDT Att: 31,062 - Sunny - 74 F | | | | | |
| 27 Jose Altuve, R OBP: 0.391, SLG: 0.460 | | | | | | | | | | 5 | 0 | 2 | 1 | 0 | 1 | 5 | | | | | | |
| 1 Carlos Correa, R OBP: 0.336, SLG: 0.442 | | | | | | | | | | 4 | 1 | 0 | 1 | 0 | 0 | 2 | | | | | | |
| 13 Tyler White, R OBP: 0.387, SLG: 0.633 | | | | | | | | | | 5 | 2 | 3 | 2 | 0 | 0 | 0 | | | | | | |
| 9 Marwin Gonzalez, S OBP: 0.324, SLG: 0.397 | | | | | | | | | | 5 | 0 | 1 | 0 | 0 | 3 | 2 | | | | | | |
| 10 Yuli Gurriel, R OBP: 0.313, SLG: 0.408 | | | | | | | | | | 4 | 2 | 2 | 0 | 1 | 0 | 3 | | | | | | |
| 22 Josh Reddick, L OBP: 0.313, SLG: 0.401 | | | | | | | | | | 5 | 1 | 1 | 0 | 0 | 0 | 3 | | | | | | |
| 15 Martin Maldonado, R OBP: 0.283, SLG: 0.370 | | | | | | | | | | 5 | 2 | 3 | 3 | 0 | 0 | 2 | | | | | | |
| 18 Tony Kemp, L OBP: 0.376, SLG: 0.432 | | | | | | | | | | 4 | 1 | 3 | 1 | 0 | 0 | 0 | | | | | | |
| Inning Stats | R: 2 E: 0 K: 2 S: 16 | H: 2 LOB: 0 BB: 0 P: 20 | R: 1 E: 0 K: 0 S: 10 | H: 3 LOB: 2 BB: 0 P: 16 | R: 0 E: 0 K: 1 S: 9 | H: 0 LOB: 0 BB: 0 P: 11 | R: 5 E: 0 K: 0 S: 21 | H: 7 LOB: 2 BB: 0 P: 25 | R: 1 E: 0 K: 0 S: 17 | H: 2 LOB: 1 BB: 1 P: 27 | R: 0 E: 0 K: 1 S: 8 | H: 0 LOB: 0 BB: 0 P: 11 | R: 0 E: 0 K: 0 S: 4 | H: 0 LOB: 0 BB: 1 P: 9 | R: 0 E: 0 K: 0 S: 11 | H: 1 LOB: 1 BB: 0 P: 18 | R: 1 E: 0 K: 0 S: 13 | H: 2 LOB: 1 BB: 0 P: 17 | 1B: 12 2B: 2 HR: 2 | SF: 1 SAC: 0 DP: 2 HBP: 0 | WP: 2 PB: 0 SB: 1 CS: 0 | PA: 44 |
| PITCHER | IP WLS BF H R ER SO BB IBB HBP BLK WP HR S P ERA WHIP | | | | | | | | | | | | | | | | | | | | | |
| 32 Marco Gonzales, L ERA: 4.32 | 3.0 L 20 11 8 8 3 0 0 0 0 0 1 0 48 61 24.00 3.667 | | | | | | | | | | | | | | | | | | | | | |
| 52 Nick Rumbelow, R ERA: 6.75 | 3.0 12 3 1 1 1 1 0 0 0 0 1 33 49 3.00 1.333 | | | | | | | | | | | | | | | | | | | | | |
| 33 Zach Duke, L ERA: 4.3 | 1.1 4 0 0 0 0 1 0 0 0 0 0 6 11 0.00 0.750 | | | | | | | | | | | | | | | | | | | | | |
| 43 Adam Warren, R ERA: 2.79 | 1.0 6 3 1 1 0 0 0 0 0 0 1 16 26 9.00 3.000 | | | | | | | | | | | | | | | | | | | | | |
| 55 Roenis Elias, L ERA: 4.08 | 0.2 2 0 0 0 0 0 0 0 0 0 1 0 6 7 0.00 0.000 | | | | | | | | | | | | | | | | | | | | | |

| Batter | 1 | 2 | 3 | 4 | 5 | 6 | 7 | 8 | 9 | AB | R | H | RBI | BB | SO | LOB | BOTTOM | | | | | |
|---|---|----------------------------------|-------------------------------|----------------------------------|------------------------------|---------------------------------|-------------------------------|----------------------------------|-------------------------------|----------------------------------|-------------------------------|----------------------------------|------------------------------|----------------------------------|------------------------------|----------------------------------|---|----------------------------------|-------------------------|------------------------------------|----------------------------------|--------|
| 17 Mitch Haniger, R OBP: 0.364, SLG: 0.473 | | | | | | | | | | 4 | 1 | 1 | 2 | 0 | 1 | 0 | Houston Astros @ Seattle Mariners Safeco Field, Seattle, WA Wed Aug 22 2018, 1:10 PM - 4:23 PM PDT Att: 31,062 - Sunny - 74 F | | | | | |
| 22 Robinson Cano, L OBP: 0.374, SLG: 0.447 | | | | | | | | | | 5 | 0 | 1 | 1 | 0 | 1 | 0 | | | | | | |
| 2 Jean Segura, R OBP: 0.343, SLG: 0.435 | | | | | | | | | 2 | 0 | 0 | 0 | 0 | 1 | 0 | 0 | | | | | | |
| 7 Andrew Romine, S OBP: 0.259, SLG: 0.222 | | | | | | | | | 1 | 0 | 0 | 0 | 0 | 1 | 2 | 0 | | | | | | |
| 15 Kyle Seager, L OBP: 0.273, SLG: 0.409 | | | | | | | | | 2 | 0 | 0 | 0 | 0 | 1 | 0 | 0 | | | | | | |
| 23 Nelson Cruz, R OBP: 0.350, SLG: 0.537 | | | | | | | | | | 4 | 2 | 2 | 1 | 0 | 0 | 0 | | | | | | |
| 4 Denard Span, L OBP: 0.356, SLG: 0.439 | | | | | | | | | 4 | 1 | 1 | 0 | 0 | 0 | 0 | 0 | | | | | | |
| 27 Ryon Healy, R OBP: 0.277, SLG: 0.449 | | | | | | | | | 4 | 1 | 3 | 1 | 0 | 1 | 0 | 0 | | | | | | |
| 16 Ben Gamel, L OBP: 0.368, SLG: 0.397 | | | | | | | | | | 2 | 1 | 0 | 0 | 1 | 1 | 1 | | | | | | |
| 3 Mike Zunino, R OBP: 0.248, SLG: 0.408 | | | | | | | | | | 2 | 0 | 0 | 1 | 1 | 1 | 2 | | | | | | |
| 9 Dee Strange-Gordon, L OBP: 0.296, SLG: 0.339 | | | | | | | | | | 3 | 1 | 1 | 1 | 0 | 0 | 1 | | | | | | |
| Inning Stats | R: 0 E: 0 K: 1 S: 9 | H: 0 LOB: 0 BB: 0 P: 10 | R: 0 E: 0 K: 1 S: 13 | H: 1 LOB: 1 BB: 1 P: 23 | R: 0 E: 0 K: 1 S: 7 | H: 0 LOB: 0 BB: 0 P: 9 | R: 1 E: 0 K: 2 S: 11 | H: 1 LOB: 0 BB: 0 P: 17 | R: 1 E: 0 K: 2 S: 13 | H: 2 LOB: 2 BB: 0 P: 21 | R: 5 E: 1 K: 0 S: 14 | H: 4 LOB: 0 BB: 0 P: 24 | R: 0 E: 0 K: 0 S: 8 | H: 0 LOB: 0 BB: 0 P: 11 | R: 0 E: 0 K: 0 S: 7 | H: 1 LOB: 1 BB: 1 P: 11 | R: 0 E: 0 K: 1 S: 8 | H: 0 LOB: 0 BB: 0 P: 12 | 1B: 4 2B: 3 HR: 2 | SF: 2 SAC: 0 DP: 1 HBP: 2 | WP: 0 PB: 0 SB: 0 CS: 0 | PA: 39 |
| PITCHER | IP WLS BF H R ER SO BB IBB HBP BLK WP HR S P ERA WHIP | | | | | | | | | | | | | | | | | | | | | |
| 50 Charlie Morton, R ERA: 3.05 | 5.0 W 25 7 6 6 7 1 0 0 0 0 0 1 59 91 10.80 1.600 | | | | | | | | | | | | | | | | | | | | | |
| 36 Joe Smith, R ERA: 3.57 | 0.2 3 1 1 1 0 0 0 0 0 0 1 6 8 13.50 1.500 | | | | | | | | | | | | | | | | | | | | | |
| 29 Tony Sipp, L ERA: 2.03 | 0.1 H 1 0 0 0 0 0 0 0 0 0 0 2 5 0.00 0.000 | | | | | | | | | | | | | | | | | | | | | |
| 55 Ryan Pressly, R ERA: 3.14 | 1.0 H 3 0 0 0 0 0 0 0 0 0 0 8 11 0.00 0.000 | | | | | | | | | | | | | | | | | | | | | |
| 30 Héctor Rondón, R ERA: 2.27 | 1.0 H 4 1 0 0 0 1 0 0 0 0 0 7 11 0.00 2.000 | | | | | | | | | | | | | | | | | | | | | |

| Batter | 1 | 2 | 3 | 4 | 5 | 6 | 7 | 8 | 9 | AB | R | H | RBI | BB | SO | LOB | TOP | | | | | | | | | | |
|---|-------------------------------|----------------------------------|-------------------------------|----------------------------------|-------------------------------|----------------------------------|-------------------------------|----------------------------------|-------------------------------|----------------------------------|------------------------------|----------------------------------|-------------------------------|----------------------------------|------------------------------|----------------------------------|--|----------------------------------|----------------------------------|------------------------------------|----------------------------------|--------|--|--|--|--|--|
| 17 Mitch Haniger, R OBP: 0.368, SLG: 0.486 | E6 1B | G1-3 | | | G3 | | | | L5 | 5 | 1 | 2 | 0 | 0 | 0 | 4 | Seattle Mariners @ Arizona Diamondbacks Chase Field, Phoenix, AZ Sun Aug 26 2018, 1:12 PM - 4:00 PM MST Att: 37,175 - Roof Closed - 77 F livebaseballscorecards.com | | | | | | | | | | |
| 22 Robinson Cano, L OBP: 0.360, SLG: 0.426 | K | | F7 | | G3 | | G3 | | G6-4-3 | 5 | 0 | 0 | 0 | 0 | 1 | 7 | | | | | | | | | | | |
| 2 Jean Segura, R OBP: 0.345, SLG: 0.433 | P3 | | G6-3 | | G6-3 | | | | G6-3 | 4 | 0 | 0 | 0 | 0 | 2 | | | | | | | | | | | | |
| 4 Denard Span, L OBP: 0.357, SLG: 0.449 | 1B | | G1-3 | | | | G3-1 | | G4-3 | 4 | 0 | 1 | 0 | 0 | 0 | 0 | | | | | | | | | | | |
| 15 Kyle Seager, L OBP: 0.270, SLG: 0.405 | 1B | | | | K | | F9 | | F8 | 4 | 0 | 1 | 1 | 0 | 1 | 0 | | | | | | | | | | | |
| 16 Ben Gamel, L OBP: 0.365, SLG: 0.398 | G4-3 | | | | K2-3 | | G3-1 | | 1B | 4 | 1 | 1 | 0 | 0 | 1 | 2 | | | | | | | | | | | |
| 26 Chris Herrmann, L OBP: 0.333, SLG: 0.419 | | G4-3 | | | | | K | | 1B | 2 | 0 | 1 | 0 | 2 | 1 | 0 | | | | | | | | | | | |
| 9 Dee Strange-Gordon, L OBP: 0.294, SLG: 0.338 | | G4-3 | | | F7 | | | | E7 | 4 | 0 | 1 | 0 | 0 | 0 | 3 | | | | | | | | | | | |
| 8 Mike Leake, R | | | | | | | | | | 2 | 0 | 0 | 0 | 0 | 2 | 1 | | | | | | | | | | | |
| 27 Ryon Healy, R OBP: 0.276, SLG: 0.445 | | | | | | | | | | 1 | 0 | 0 | 0 | 0 | 0 | 1 | | | | | | | | | | | |
| 55 Roenis Elias, L | | | | | | | | | | 0 | 0 | 0 | 0 | 0 | 0 | 0 | | | | | | | | | | | |
| 23 Nelson Cruz, R OBP: 0.352, SLG: 0.535 | | | | | | | | | | 0 | 0 | 0 | 0 | 0 | 1 | 0 | | | | | | | | | | | |
| 7 Andrew Romine, S OBP: 0.259, SLG: 0.222 | | | | | | | | | | 0 | 0 | 0 | 0 | 0 | 0 | 0 | | | | | | | | | | | |
| Inning Stats | R: 1 E: 1 K: 1 S: 15 | H: 2 LOB: 2 BB: 0 P: 19 | R: 0 E: 0 K: 1 S: 12 | H: 0 LOB: 1 BB: 1 P: 21 | R: 0 E: 0 K: 0 S: 8 | H: 0 LOB: 0 BB: 0 P: 11 | R: 0 E: 0 K: 2 S: 9 | H: 0 LOB: 1 BB: 1 P: 17 | R: 0 E: 0 K: 1 S: 8 | H: 1 LOB: 1 BB: 0 P: 10 | R: 0 E: 0 K: 0 S: 9 | H: 0 LOB: 0 BB: 0 P: 14 | R: 0 E: 0 K: 1 S: 12 | H: 2 LOB: 2 BB: 0 P: 21 | R: 0 E: 0 K: 0 S: 6 | H: 0 LOB: 0 BB: 0 P: 8 | R: 1 E: 1 K: 0 S: 17 | H: 2 LOB: 3 BB: 1 P: 27 | 1B: 6 2B: 1 3B: 0 HR: 0 | SF: 0 SAC: 0 DP: 1 HBP: 0 | WP: 1 PB: 0 SB: 0 CS: 0 | PA: 38 | | | | | |
| PITCHER | IP | WLS | BF | H | R | ER | SO | BB | IBB | HBP | BLK | WP | HR | S | P | ERA | WHIP | | | | | | | | | | |
| 21 Zack Greinke, R ERA: 2.93 | (1, 1) | 6.2 | W | 28 | 5 | 1 | 0 | 6 | 2 | 0 | 0 | 0 | 0 | 70 | 108 | 0.00 | 1.050 | | | | | | | | | | |
| 40 Andrew Chafin, L ERA: 2.11 | (7, 1) | 0.1 | H | 1 | 0 | 0 | 0 | 0 | 0 | 0 | 0 | 0 | 0 | 3 | 5 | 0.00 | 0.000 | | | | | | | | | | |
| 25 Archie Bradley, R ERA: 3.21 | (8, 1) | 1.0 | | 3 | 0 | 0 | 0 | 0 | 0 | 0 | 0 | 0 | 0 | 6 | 8 | 0.00 | 0.000 | | | | | | | | | | |
| 66 Yoshinaka Hirano, R ERA: 2.13 | (9, 1) | 0.0 | S | 3 | 2 | 1 | 0 | 0 | 0 | 0 | 0 | 0 | 1 | 9 | 14 | = | = | | | | | | | | | | |
| 31 Brad Boxberger, R ERA: 3.55 | (9, 1) | 1.0 | S | 3 | 0 | 0 | 0 | 0 | 1 | 0 | 0 | 0 | 0 | 8 | 13 | 0.00 | 1.000 | | | | | | | | | | |
| Batter | 1 | 2 | 3 | 4 | 5 | 6 | 7 | 8 | 9 | AB | R | H | RBI | BB | SO | LOB | BOTTOM | | | | | | | | | | |
| 9 Jon Jay, L OBP: 0.343, SLG: 0.359 | G3 | | 1B | | L3 | | G3 | | | 4 | 1 | 1 | 0 | 0 | 0 | 1 | Seattle Mariners @ Arizona Diamondbacks Chase Field, Phoenix, AZ Sun Aug 26 2018, 1:12 PM - 4:00 PM MST Att: 37,175 - Roof Closed - 77 F livebaseballscorecards.com | | | | | | | | | | |
| 11 AJ Pollock, R OBP: 0.333, SLG: 0.520 | K | | SF8 | | K | | | | F9 | 3 | 0 | 0 | 1 | 0 | 2 | 0 | | | | | | | | | | | |
| 6 David Peralta, L OBP: 0.362, SLG: 0.541 | K | | 1B | | G4-3 | | | | P5 | 4 | 1 | 1 | 1 | 0 | 1 | 0 | | | | | | | | | | | |
| 44 Paul Goldschmidt, R OBP: 0.396, SLG: 0.550 | K | | HR | | P4 | | | | G6-3 | 4 | 1 | 1 | 3 | 0 | 1 | 0 | | | | | | | | | | | |
| 14 Eduardo Escobar, S OBP: 0.339, SLG: 0.511 | F9 | | 2B | | K | | | | K | 3 | 0 | 1 | 0 | 0 | 1 | 0 | | | | | | | | | | | |
| 3 Daniel Descalso, L OBP: 0.371, SLG: 0.458 | G3 | | K | | F7 | | | | | 3 | 0 | 0 | 0 | 0 | 1 | 1 | | | | | | | | | | | |
| 13 Nick Ahmed, R OBP: 0.300, SLG: 0.443 | | | | | | | | | | 0 | 0 | 0 | 0 | 0 | 0 | 0 | | | | | | | | | | | |
| 4 Ketel Marte, S OBP: 0.322, SLG: 0.412 | L7 | | G3 | | 1B | | | | 1B | 3 | 0 | 1 | 0 | 0 | 0 | 0 | | | | | | | | | | | |
| 2 Jeff Mathis, R OBP: 0.301, SLG: 0.292 | 1B | | 1B | | G5-4-3 | | | | L6-3 | 3 | 1 | 2 | 0 | 0 | 0 | 1 | | | | | | | | | | | |
| 21 Zack Greinke, R OBP: 0.286, SLG: 0.392 | (1, 1) | 6.0 | L | 24 | 7 | 5 | 5 | 0 | 0 | 0 | 0 | 0 | 0 | 0 | 0 | 1 | | | | | | | | | | | |
| 40 Andrew Chafin, R OBP: 0.343, SLG: 0.359 | (7, 1) | 0.1 | | 1 | 0 | 0 | 0 | 0 | 0 | 0 | 0 | 0 | 0 | 0 | 0 | 0 | | | | | | | | | | | |
| 28 Steven Souza Jr., R | (7, PH) | | | | | | | | | 0 | 0 | 0 | 0 | 0 | 0 | 0 | | | | | | | | | | | |
| 25 Archie Bradley, R | (8, 1) | | | | | | | | | 0 | 0 | 0 | 0 | 0 | 0 | 0 | | | | | | | | | | | |
| 66 Yoshinaka Hirano, R | (9, 1) | | | | | | | | | 0 | 0 | 0 | 0 | 0 | 0 | 0 | | | | | | | | | | | |
| 31 Brad Boxberger, R | (9, 1) | | | | | | | | | 0 | 0 | 0 | 0 | 0 | 0 | 0 | | | | | | | | | | | |
| Inning Stats | R: 0 E: 0 K: 2 S: 8 | H: 0 LOB: 0 BB: 0 P: 13 | R: 0 E: 0 K: 1 S: 8 | H: 0 LOB: 0 BB: 0 P: 11 | R: 5 E: 0 K: 1 S: 21 | H: 6 LOB: 1 BB: 0 P: 23 | R: 0 E: 0 K: 0 S: 10 | H: 1 LOB: 0 BB: 0 P: 13 | R: 0 E: 0 K: 1 S: 10 | H: 0 LOB: 0 BB: 0 P: 11 | R: 0 E: 0 K: 0 S: 8 | H: 0 LOB: 0 BB: 0 P: 11 | R: 0 E: 0 K: 0 S: 9 | H: 1 LOB: 1 BB: 0 P: 18 | R: 0 E: 0 K: 0 S: 8 | H: 0 LOB: 0 BB: 0 P: 13 | R: 0 E: 0 K: 0 S: 8 | H: 0 LOB: 0 BB: 0 P: 13 | 1B: 6 2B: 1 3B: 0 HR: 1 | SF: 1 SAC: 0 DP: 1 HBP: 0 | WP: 0 PB: 0 SB: 0 CS: 0 | PA: 31 | | | | | |
| PITCHER | IP | WLS | BF | H | R | ER | SO | BB | IBB | HBP | BLK | WP | HR | S | P | ERA | WHIP | | | | | | | | | | |
| 8 Mike Leake, R ERA: 4.03 | (1, 1) | 6.0 | L | 24 | 7 | 5 | 5 | 0 | 0 | 0 | 0 | 0 | 0 | 0 | 0 | 1 | 1.67 | | | | | | | | | | |
| 55 Roenis Elias, L ERA: 3.82 | (7, 1) | 2.0 | | 7 | 1 | 0 | 0 | 0 | 0 | 0 | 0 | 0 | 0 | 17 | 31 | 0.00 | 0.500 | | | | | | | | | | |

| Batter | 1 | 2 | 3 | 4 | 5 | 6 | 7 | 8 | 9 | AB | R | H | RBI | BB | SO | LOB | TOP | | | |
|--|---|---|---|---|---|---|---|---|---|---|---|---|---|---|---|---|---|------------------------------------|----------------------------------|--------|
| 17 Mitch Haniger, R (1, 8) OBP: 0.368, SLG: 0.484 | C FF 93 X FF 93 0-1 G4-3 | | C CU 77 X FF 93 0-1 L9 | | | B CU 76 B CU 78 X FF 92 2-0 G4-3 | | C CU 77 X FF 93 0-1 1B | | 4 | 0 | 1 | 0 | 0 | 0 | 1 | Seattle Mariners @ San Diego Padres Petco Park, San Diego, CA Tue Aug 28 2018, 7:10 PM - 9:23 PM PDT Att: 25,168 - Partly Cloudy - 74 F | | | |
| 22 Robinson Cano, L (1, 3) OBP: 0.354, SLG: 0.417 | C FF 94 X CH 82 0-1 G6-3 | | | X FF 93 0-0 G6-3 | | B FF 93 X FF 92 1-0 G4-3 | | 1 SAFE B FF 91 1 SAFE X CH 79 1-0 F9 | | 4 | 0 | 0 | 0 | 0 | 0 | 1 | | | | |
| 2 Jean Segura, R (1, 6) OBP: 0.347, SLG: 0.438 | B FF 92 C FF 94 X FF 93 1-1 G3-1 | | | C FF 93 B CU 77 B CU 77 X FF 94 2-1 1B | | B FF 91 X FF 92 1-0 3B | | B FF 92 F FF 91 X FF 92 1-2 F9 | | 4 | 0 | 2 | 0 | 0 | 0 | 0 | | | | |
| 23 Nelson Cruz, R (1, 9) OBP: 0.351, SLG: 0.540 | | B FF 93 X FF 93 1-0 F9 | | 1 SAFE B CU 78 1 SAFE X FF 92 1-0 F8 | | B CU 75 B CU 75 S CH 78 B FF 92 C CU 74 X CH 78 3-2 G6-3 | | C CU 75 X FF 92 0-1 HR | | 4 | 1 | 1 | 1 | 0 | 0 | 2 | | | | |
| 4 Denard Span, L (1, 7) OBP: 0.354, SLG: 0.444 | | C CH 80 X FF 93 0-1 P6 | | 1 SAFE X FF 91 0-0 B1-3 | | | | C FF 91 F CH 80 X FF 92 0-2 P5 | | 4 | 0 | 0 | 0 | 0 | 0 | 1 | | | | |
| 15 Kyle Seager, L (1, 5) OBP: 0.288, SLG: 0.402 | | C FF 93 C CU 76 F FF 94 X FF 94 0-2 F8 | | | C CU 76 B CU 76 C FF 93 X FF 93 1-2 G6-3 | | X FF 91 0-0 L8 | | B FF 92 F FF 92 X FF 92 1-1 F9 | | 4 | 0 | 0 | 0 | 0 | 1 | | 0 | | |
| 3 Mike Zunino, R (1, 2) OBP: 0.257, SLG: 0.416 | | | C FF 92 X FF 91 0-1 34 B1-6-4 9 1B | | B FF 91 C FF 93 C CU 76 X FF 93 1-2 34 B1-5-4 9 1B | | | | | 3 | 0 | 2 | 0 | 0 | 0 | 0 | | | | |
| 9 Dee Strange-Gordon, L (1, 4) OBP: 0.296, SLG: 0.340 | | | X FF 91 0-0 34 B1-6-4 1B | | F CU 78 B FF 92 X FF 93 1-1 34 B1-6-4 1B | | | C CU 75 B CU 79 B CU 75 X FF 91 2-1 F8 | | 3 | 0 | 2 | 0 | 0 | 0 | 0 | | | | |
| 34 Félix Hernández, R (1, 1) OBP: 0.364, SLG: 0.396 | | | L FF 93 X FF 92 0-1 34 B1-6-4 1B | | X FF 92 0-0 34 B1-5-4 1B | | | C FF 93 X CU 76 0-2 F8 | | 2 | 0 | 0 | 0 | 0 | 0 | 4 | | | | |
| 16 Ben Gamel, L (8, PH) OBP: 0.364, SLG: 0.396 | | | 1-2 2-3 B1-6-4 | | 2-3 B1-5-4 | | | | | 1 | 0 | 0 | 0 | 0 | 0 | 0 | | | | |
| 37 Shawn Armstrong, R (8, 1) | | | | | | | | | | 0 | 0 | 0 | 0 | 0 | 0 | 0 | | | | |
| Inning Stats | R: 0 E: 0 K: 0 S: 6 | H: 0 LOB: 0 BB: 0 P: 7 | R: 0 E: 0 K: 0 S: 7 | H: 0 LOB: 0 BB: 0 P: 8 | R: 0 E: 0 K: 0 S: 7 | H: 2 LOB: 1 BB: 0 P: 7 | R: 0 E: 0 K: 0 S: 5 | H: 1 LOB: 1 BB: 0 P: 8 | R: 0 E: 0 K: 0 S: 9 | H: 2 LOB: 1 BB: 0 P: 12 | R: 0 E: 0 K: 0 S: 6 | H: 0 LOB: 0 BB: 0 P: 7 | R: 0 E: 0 K: 0 S: 8 | H: 1 LOB: 1 BB: 0 P: 11 | R: 1 E: 0 K: 1 S: 17 | H: 1 LOB: 0 BB: 0 P: 24 | 1B: 6 2B: 0 3B: 1 HR: 1 | SF: 0 SAC: 0 DP: 2 HBP: 0 | WP: 0 PB: 0 SB: 0 CS: 0 | PA: 33 |
| PITCHER | IP WLS BF H R ER SO BB IBB HBP BLK WP HR S P ERA WHIP | IP WLS BF H R ER SO BB IBB HBP BLK WP HR S P ERA WHIP | IP WLS BF H R ER SO BB IBB HBP BLK WP HR S P ERA WHIP | IP WLS BF H R ER SO BB IBB HBP BLK WP HR S P ERA WHIP | IP WLS BF H R ER SO BB IBB HBP BLK WP HR S P ERA WHIP | IP WLS BF H R ER SO BB IBB HBP BLK WP HR S P ERA WHIP | IP WLS BF H R ER SO BB IBB HBP BLK WP HR S P ERA WHIP | IP WLS BF H R ER SO BB IBB HBP BLK WP HR S P ERA WHIP | IP WLS BF H R ER SO BB IBB HBP BLK WP HR S P ERA WHIP | IP WLS BF H R ER SO BB IBB HBP BLK WP HR S P ERA WHIP | IP WLS BF H R ER SO BB IBB HBP BLK WP HR S P ERA WHIP | IP WLS BF H R ER SO BB IBB HBP BLK WP HR S P ERA WHIP | IP WLS BF H R ER SO BB IBB HBP BLK WP HR S P ERA WHIP | IP WLS BF H R ER SO BB IBB HBP BLK WP HR S P ERA WHIP | IP WLS BF H R ER SO BB IBB HBP BLK WP HR S P ERA WHIP | IP WLS BF H R ER SO BB IBB HBP BLK WP HR S P ERA WHIP | IP WLS BF H R ER SO BB IBB HBP BLK WP HR S P ERA WHIP | | | |
| 63 Jacob Nix, R (1, 1) ERA: 4.05 | 8.1 W 31 8 1 1 0 0 0 0 0 0 1 59 79 1.08 0.960 | 0.2 S 2 0 0 0 1 0 0 0 0 0 0 12 18 0.00 0.000 | | | | | | | | | | | | | | | | | | |
| 39 Kirby Yates, R (9, 1) ERA: 2.13 | | | | | | | | | | | | | | | | | | | | |

| | |
|-----|----|
| AB | 33 |
| R | 1 |
| H | 8 |
| RBI | 1 |
| BB | 0 |
| SO | 1 |
| LOB | 9 |



| Batter | 1 | 2 | 3 | 4 | 5 | 6 | 7 | 8 | 9 | AB | R | H | RBI | BB | SO | LOB | BOTTOM | | | |
|---|---|---|---|---|---|---|---|---|---|---|---|---|---|---|---|---|---|------------------------------------|----------------------------------|--------|
| 16 Travis Jankowski, L (1, 8) OBP: 0.335, SLG: 0.340 | X SI 88 (8, 9) HR | | B SI 90 F SI 89 C SI 90 F SI 91 S CU 79 1-3 K | | C CH 85 B CU 79 S CU 78 B FF 91 X CU 78 3-2 1-2 G2-3 | | | T FF 94 F FC 91 B FF 95 B FC 91 X FC 80 2-2 G1-3 | | 4 | 1 | 1 | 1 | 0 | 1 | 1 | Seattle Mariners @ San Diego Padres Petco Park, San Diego, CA Tue Aug 28 2018, 7:10 PM - 9:23 PM PDT Att: 25,168 - Partly Cloudy - 74 F | | | |
| 9 Luis Urias, R (1, 4) | C SI 88 B CU 79 X SI 89 2-1 G5-3 | | | B SI 89 X SI 89 1-0 G6-3 | | C CU 79 B SI 89 S CU 80 B CH 83 D CU 80 4-2 10 WP BB | | B FC 91 B FF 94 B FC 90 B FC 89 F FF 93 F FC 91 X FC 91 3-2 G1-3 | | 3 | 0 | 0 | 0 | 1 | 0 | 0 | | | | |
| 4 Wil Myers, R (1, 5) OBP: 0.322, SLG: 0.477 | C CU 78 X CH 84 0-1 G5-3 | | | X SI 90 0-0 30 G3 10 1B | | B CH 91 F CU 78 1 SAFE F CH 82 F SI 89 X SI 89 1-2 P2 | | C FC 90 X FC 92 0-1 1B | | 4 | 1 | 2 | 0 | 0 | 0 | 1 | | | | |
| 30 Eric Hosmer, L (1, 3) | C SI 90 B SI 89 T CH 86 1-2 K | | | S CU 80 X CH 86 0-2 G3 | | X SI 89 0-0 F7 | | B FC 92 1 SAFE F FC 90 B FC 94 B FC 90 X FC 90 2-2 G1-6-3 | | 4 | 0 | 0 | 0 | 0 | 1 | 3 | | | | |
| 10 Hunter Renfroe, R (1, 7) OBP: 0.311, SLG: 0.493 | | B CU 78 B SI 89 C SI 89 B CU 81 C CU 78 3-3 K | | X CU 80 0-0 3H 1B | | 1 SAFE C CU 79 B CU 81 S CH 84 1-3 K | | | | 3 | 0 | 1 | 1 | 0 | 2 | 1 | | | | |
| 18 Austin Hedges, R (1, 2) OBP: 0.288, SLG: 0.416 | | C SI 91 B SI 89 F CU 78 S CH 86 1-3 K | | D SI 91 C CU 79 C CU 79 S CH 86 1-3 K | | | | C CU 78 B SI 89 B CH 86 F CH 86 B SI 91 X SI 90 3-2 F8 | | 3 | 0 | 0 | 0 | 0 | 2 | 1 | | | | |
| 13 Freddy Galvis, S (1, 6) OBP: 0.295, SLG: 0.371 | | C SI 90 X CU 80 0-1 L9 | | | C SI 89 B CH 84 B CH 85 F SI 89 S CH 84 3-3 K | | B SI 91 B CU 78 C SI 90 B CH 85 B SI 89 X SI 90 3-2 F8 | | | 3 | 0 | 0 | 0 | 0 | 1 | 0 | | | | |
| 32 Franmil Reyes, R (1, 9) OBP: 0.299, SLG: 0.484 | | | | | C CU 78 C CU 80 X CH 84 1-1 G6-3 | | B SI 90 B CH 85 F CU 79 B CH 87 B CH 86 B SI 89 B SI 90 4-2 16 WP BB | | B CH 87 C SI 91 F CH 85 X SI 90 1-2 1B | | 2 | 0 | 1 | 0 | 1 | 0 | | 0 | | |
| 7 Manuel Margot, R (7, PR) OBP: 0.293, SLG: 0.376 | | | | | | | | | | 0 | 0 | 0 | 0 | 0 | 0 | 0 | | | | |
| 63 Jacob Nix, R (1, 1) 39 Kirby Yates, L (9, 1) | | | | | X SI 89 0-0 G4-3 | | C SI 89 C CU 77 M CU 79 0-3 K | | F SI 89 C CU 78 0-3 K | | 3 | 0 | 0 | 0 | 0 | 2 | | 2 | | |
| Inning Stats | R: 1 E: 0 K: 1 S: 8 | H: 1 LOB: 0 BB: 0 P: 11 | R: 0 E: 0 K: 2 S: 8 | H: 0 LOB: 0 BB: 0 P: 12 | R: 0 E: 0 K: 1 S: 7 | H: 0 LOB: 0 BB: 0 P: 9 | R: 1 E: 0 K: 1 S: 9 | H: 2 LOB: 1 BB: 0 P: 11 | R: 0 E: 0 K: 2 S: 12 | H: 0 LOB: 1 BB: 1 P: 22 | R: 0 E: 0 K: 1 S: 10 | H: 0 LOB: 1 BB: 1 P: 16 | R: 0 E: 0 K: 1 S: 13 | H: 1 LOB: 1 BB: 0 P: 20 | R: 0 E: 0 K: 0 S: 13 | H: 1 LOB: 1 BB: 0 P: 20 | 1B: 3 2B: 1 3B: 0 HR: 1 | SF: 0 SAC: 0 DP: 0 HBP: 0 | WP: 2 PB: 0 SB: 0 CS: 0 | PA: 31 |
| PITCHER | IP WLS BF H R ER SO BB IBB HBP BLK WP HR S P ERA WHIP | IP WLS BF H R ER SO BB IBB HBP BLK WP HR S P ERA WHIP | IP WLS BF H R ER SO BB IBB HBP BLK WP HR S P ERA WHIP | IP WLS BF H R ER SO BB IBB HBP BLK WP HR S P ERA WHIP | IP WLS BF H R ER SO BB IBB HBP BLK WP HR S P ERA WHIP | IP WLS BF H R ER SO BB IBB HBP BLK WP HR S P ERA WHIP | IP WLS BF H R ER SO BB IBB HBP BLK WP HR S P ERA WHIP | IP WLS BF H R ER SO BB IBB HBP BLK WP HR S P ERA WHIP | IP WLS BF H R ER SO BB IBB HBP BLK WP HR S P ERA WHIP | IP WLS BF H R ER SO BB IBB HBP BLK WP HR S P ERA WHIP | IP WLS BF H R ER SO BB IBB HBP BLK WP HR S P ERA WHIP | IP WLS BF H R ER SO BB IBB HBP BLK WP HR S P ERA WHIP | IP WLS BF H R ER SO BB IBB HBP BLK WP HR S P ERA WHIP | IP WLS BF H R ER SO BB IBB HBP BLK WP HR S P ERA WHIP | IP WLS BF H R ER SO BB IBB HBP BLK WP HR S P ERA WHIP | IP WLS BF H R ER SO BB IBB HBP BLK WP HR S P ERA WHIP | | | | |
| 34 Félix Hernández, R (1, 1) ERA: 5.49 | 7.0 L 27 4 2 2 0 0 0 0 0 0 1 67 101 2.57 0.857 | 1.0 4 1 0 0 0 0 0 0 0 0 0 0 13 20 0.00 1.000 | | | | | | | | | | | | | | | | | | |
| 37 Shawn Armstrong, R (8, 1) | | | | | | | | | | | | | | | | | | | | |

| | |
|-----|----|
| AB | 29 |
| R | 2 |
| H | 5 |
| RBI | 2 |
| BB | 2 |
| SO | 9 |
| LOB | 9 |



| Batter | 1 | 2 | 3 | 4 | 5 | 6 | 7 | 8 | 9 | AB | R | H | RBI | BB | SO | LOB | TOP | | | | |
|--|--------------------------------|----------------------------------|--------------------------------|----------------------------------|--------------------------------|----------------------------------|--------------------------------|----------------------------------|--------------------------------|----------------------------------|--------------------------------|----------------------------------|--------------------------------|----------------------------------|--------------------------------|----------------------------------|----------------------------------|------------------------------------|----------------------------------|--------------------------------|--------------------------------|
| 17 Mitch Haniger, R OBP: 0.366, SLG: 0.484 | | | | | | | | | | 5 | 0 | 1 | 0 | 0 | 2 | 3 | | | | | |
| 2 Jean Segura, R OBP: 0.348, SLG: 0.439 | | | | | | | | | | 3 | 1 | 2 | 0 | 0 | 0 | 0 | | | | | |
| 7 Andrew Romine, S OBP: 0.263, SLG: 0.227 | | | | | | | | | | 2 | 0 | 1 | 1 | 2 | 1 | 2 | | | | | |
| 22 Robinson Cano, L OBP: 0.361, SLG: 0.418 | | | | | | | | | | 4 | 1 | 1 | 1 | 0 | 0 | 4 | | | | | |
| 23 Nelson Cruz, R OBP: 0.350, SLG: 0.537 | | | | | | | | | | 4 | 0 | 1 | 0 | 0 | 0 | 3 | | | | | |
| 5 Guillermo Heredia, R OBP: 0.295, SLG: 0.308 | | | | | | | | | | 4 | 0 | 1 | 1 | 0 | 3 | 2 | | | | | |
| 27 Ryon Healy, R OBP: 0.276, SLG: 0.443 | | | | | | | | | | 4 | 0 | 1 | 0 | 0 | 0 | 3 | | | | | |
| 15 Kyle Seager, L OBP: 0.288, SLG: 0.402 | | | | | | | | | | 4 | 0 | 0 | 0 | 0 | 2 | 1 | | | | | |
| 3 Mike Zunino, R OBP: 0.300, SLG: 0.410 | | | | | | | | | | 3 | 0 | 0 | 0 | 0 | 0 | 0 | | | | | |
| 26 Chris Herrmann, L OBP: 0.333, SLG: 0.419 | | | | | | | | | | 3 | 0 | 0 | 0 | 1 | 1 | 0 | | | | | |
| 10 Cameron Maybin, R OBP: 0.322, SLG: 0.323 | | | | | | | | | | 3 | 0 | 0 | 0 | 1 | 1 | 0 | | | | | |
| 31 Erasmo Ramirez, R OBP: 0.366, SLG: 0.396 | | | | | | | | | | 1 | 0 | 0 | 0 | 0 | 0 | 0 | | | | | |
| 55 Roenis Elias, L OBP: 0.300, SLG: 0.500 | | | | | | | | | | 2 | 0 | 1 | 0 | 0 | 1 | 0 | | | | | |
| 16 Ben Gamel, L OBP: 0.366, SLG: 0.396 | | | | | | | | | | 0 | 0 | 0 | 0 | 1 | 0 | 0 | | | | | |
| Inning Stats | R: 1 E: 0 K: 2 S: 16 | H: 3 LOB: 2 BB: 0 P: 24 | R: 0 E: 0 K: 0 S: 7 | H: 0 LOB: 0 BB: 0 P: 11 | R: 0 E: 0 K: 1 S: 8 | H: 2 LOB: 1 BB: 0 P: 15 | R: 0 E: 0 K: 2 S: 9 | H: 0 LOB: 0 BB: 0 P: 14 | R: 0 E: 0 K: 3 S: 9 | H: 0 LOB: 0 BB: 0 P: 12 | R: 0 E: 0 K: 0 S: 6 | H: 1 LOB: 2 BB: 1 P: 28 | R: 2 E: 0 K: 1 S: 14 | H: 3 LOB: 1 BB: 1 P: 28 | R: 0 E: 0 K: 1 S: 11 | H: 0 LOB: 1 BB: 1 P: 18 | 1B: 7 2B: 2 3B: 0 HR: 0 | SF: 0 SAC: 0 DP: 2 HBP: 0 | WP: 1 PB: 0 SB: 1 CS: 0 | PA: 38 | |
| PITCHER | IP WLS BF ERA WHIP | IP WLS BF ERA WHIP | IP WLS BF ERA WHIP | IP WLS BF ERA WHIP | IP WLS BF ERA WHIP | IP WLS BF ERA WHIP | IP WLS BF ERA WHIP | IP WLS BF ERA WHIP | IP WLS BF ERA WHIP | IP WLS BF ERA WHIP | IP WLS BF ERA WHIP | IP WLS BF ERA WHIP | IP WLS BF ERA WHIP | IP WLS BF ERA WHIP | IP WLS BF ERA WHIP | IP WLS BF ERA WHIP | IP WLS BF ERA WHIP | IP WLS BF ERA WHIP | IP WLS BF ERA WHIP | IP WLS BF ERA WHIP | IP WLS BF ERA WHIP |
| 37 Joey Lucchesi, L ERA: 3.59 | 6.2 W 27 | 6.2 W 27 | 6.2 W 27 | 6.2 W 27 | 6.2 W 27 | 6.2 W 27 | 6.2 W 27 | 6.2 W 27 | 6.2 W 27 | 6.2 W 27 | 6.2 W 27 | 6.2 W 27 | 6.2 W 27 | 6.2 W 27 | 6.2 W 27 | 6.2 W 27 | 6.2 W 27 | 6.2 W 27 | 6.2 W 27 | 6.2 W 27 | 6.2 W 27 |
| 58 Trey Wingerter, R ERA: 2.09 | 0.1 1 0 0 0 0 | 0.1 1 0 0 0 0 | 0.1 1 0 0 0 0 | 0.1 1 0 0 0 0 | 0.1 1 0 0 0 0 | 0.1 1 0 0 0 0 | 0.1 1 0 0 0 0 | 0.1 1 0 0 0 0 | 0.1 1 0 0 0 0 | 0.1 1 0 0 0 0 | 0.1 1 0 0 0 0 | 0.1 1 0 0 0 0 | 0.1 1 0 0 0 0 | 0.1 1 0 0 0 0 | 0.1 1 0 0 0 0 | 0.1 1 0 0 0 0 | 0.1 1 0 0 0 0 | 0.1 1 0 0 0 0 | 0.1 1 0 0 0 0 | 0.1 1 0 0 0 0 | 0.1 1 0 0 0 0 |
| 54 Colten Brewer, R ERA: 4.91 | 0.2 5 3 2 2 0 | 0.2 5 3 2 2 0 | 0.2 5 3 2 2 0 | 0.2 5 3 2 2 0 | 0.2 5 3 2 2 0 | 0.2 5 3 2 2 0 | 0.2 5 3 2 2 0 | 0.2 5 3 2 2 0 | 0.2 5 3 2 2 0 | 0.2 5 3 2 2 0 | 0.2 5 3 2 2 0 | 0.2 5 3 2 2 0 | 0.2 5 3 2 2 0 | 0.2 5 3 2 2 0 | 0.2 5 3 2 2 0 | 0.2 5 3 2 2 0 | 0.2 5 3 2 2 0 | 0.2 5 3 2 2 0 | 0.2 5 3 2 2 0 | 0.2 5 3 2 2 0 | 0.2 5 3 2 2 0 |
| 34 Craig Stammen, R ERA: 2.59 | 0.1 1 0 0 0 1 | 0.1 1 0 0 0 1 | 0.1 1 0 0 0 1 | 0.1 1 0 0 0 1 | 0.1 1 0 0 0 1 | 0.1 1 0 0 0 1 | 0.1 1 0 0 0 1 | 0.1 1 0 0 0 1 | 0.1 1 0 0 0 1 | 0.1 1 0 0 0 1 | 0.1 1 0 0 0 1 | 0.1 1 0 0 0 1 | 0.1 1 0 0 0 1 | 0.1 1 0 0 0 1 | 0.1 1 0 0 0 1 | 0.1 1 0 0 0 1 | 0.1 1 0 0 0 1 | 0.1 1 0 0 0 1 | 0.1 1 0 0 0 1 | 0.1 1 0 0 0 1 | 0.1 1 0 0 0 1 |
| 65 José Castillo, L ERA: 3.04 | 1.0 4 0 0 0 1 | 1.0 4 0 0 0 1 | 1.0 4 0 0 0 1 | 1.0 4 0 0 0 1 | 1.0 4 0 0 0 1 | 1.0 4 0 0 0 1 | 1.0 4 0 0 0 1 | 1.0 4 0 0 0 1 | 1.0 4 0 0 0 1 | 1.0 4 0 0 0 1 | 1.0 4 0 0 0 1 | 1.0 4 0 0 0 1 | 1.0 4 0 0 0 1 | 1.0 4 0 0 0 1 | 1.0 4 0 0 0 1 | 1.0 4 0 0 0 1 | 1.0 4 0 0 0 1 | 1.0 4 0 0 0 1 | 1.0 4 0 0 0 1 | 1.0 4 0 0 0 1 | 1.0 4 0 0 0 1 |

Seattle Mariners @ San Diego Padres
Petco Park, San Diego, CA
Wed Aug 29 2018, 12:43 PM - 3:57 PM PDT
Att: 20,266 - Partly Cloudy - 81 F

| | |
|-----|----|
| AB | 34 |
| R | 3 |
| H | 9 |
| RBI | 3 |
| BB | 4 |
| SO | 11 |
| LOB | 16 |



| Batter | 1 | 2 | 3 | 4 | 5 | 6 | 7 | 8 | 9 | AB | R | H | RBI | BB | SO | LOB | BOTTOM | | | |
|--|-------------------------------|----------------------------------|-------------------------------|----------------------------------|-------------------------------|----------------------------------|-------------------------------|----------------------------------|-------------------------------|----------------------------------|------------------------------|------------------------------|------------------------------|------------------------------|------------------------------|------------------------------|------------------------------|------------------------------|------------------------------|------------------------------|
| 13 Freddy Galvis, S OBP: 0.294, SLG: 0.370 | | | | | | | | | | 5 | 1 | 1 | 0 | 0 | 2 | 3 | | | | |
| 9 Luis Urias, R OBP: 0.444, SLG: 0.500 | | | | | | | | | | 5 | 1 | 3 | 0 | 0 | 0 | 1 | | | | |
| 4 Wil Myers, R OBP: 0.324, SLG: 0.470 | | | | | | | | | | 3 | 1 | 0 | 0 | 2 | 1 | 2 | | | | |
| 30 Eric Hosmer, L OBP: 0.315, SLG: 0.391 | | | | | | | | | | 5 | 1 | 3 | 1 | 0 | 0 | 3 | | | | |
| 10 Hunter Renfroe, R OBP: 0.309, SLG: 0.500 | | | | | | | | | | 4 | 1 | 1 | 4 | 0 | 0 | 4 | | | | |
| 18 Austin Hedges, R OBP: 0.287, SLG: 0.413 | | | | | | | | | | 4 | 1 | 1 | 0 | 0 | 1 | 1 | | | | |
| 32 Franmil Reyes, R OBP: 0.303, SLG: 0.482 | | | | | | | | | 3 | 1 | 1 | 0 | 1 | 0 | 0 | 0 | | | | |
| 16 Travis Jankowski, L OBP: 0.335, SLG: 0.340 | | | | | | | | | 4 | 1 | 3 | 2 | 0 | 0 | 1 | | | | | |
| 7 Manuel Margot, R OBP: 0.297, SLG: 0.390 | | | | | | | | | 2 | 0 | 0 | 1 | 0 | 1 | 1 | | | | | |
| 37 Joey Lucchesi, L ERA: 3.59 | 3.0 L 19 | 3.0 L 19 | 3.0 L 19 | 3.0 L 19 | 3.0 L 19 | 3.0 L 19 | 3.0 L 19 | 3.0 L 19 | 3.0 L 19 | 3.0 L 19 | 3.0 L 19 | 3.0 L 19 | 3.0 L 19 | 3.0 L 19 | 3.0 L 19 | 3.0 L 19 | 3.0 L 19 | 3.0 L 19 | 3.0 L 19 | 3.0 L 19 |
| 58 Trey Wingerter, R ERA: 2.09 | 0.1 1 0 0 0 0 | 0.1 1 0 0 0 0 | 0.1 1 0 0 0 0 | 0.1 1 0 0 0 0 | 0.1 1 0 0 0 0 | 0.1 1 0 0 0 0 | 0.1 1 0 0 0 0 | 0.1 1 0 0 0 0 | 0.1 1 0 0 0 0 | 0.1 1 0 0 0 0 | 0.1 1 0 0 0 0 | 0.1 1 0 0 0 0 | 0.1 1 0 0 0 0 | 0.1 1 0 0 0 0 | 0.1 1 0 0 0 0 | 0.1 1 0 0 0 0 | 0.1 1 0 0 0 0 | 0.1 1 0 0 0 0 | 0.1 1 0 0 0 0 | 0.1 1 0 0 0 0 |
| 54 Colten Brewer, R ERA: 4.91 | 0.2 5 3 2 2 0 | 0.2 5 3 2 2 0 | 0.2 5 3 2 2 0 | 0.2 5 3 2 2 0 | 0.2 5 3 2 2 0 | 0.2 5 3 2 2 0 | 0.2 5 3 2 2 0 | 0.2 5 3 2 2 0 | 0.2 5 3 2 2 0 | 0.2 5 3 2 2 0 | 0.2 5 3 2 2 0 | 0.2 5 3 2 2 0 | 0.2 5 3 2 2 0 | 0.2 5 3 2 2 0 | 0.2 5 3 2 2 0 | 0.2 5 3 2 2 0 | 0.2 5 3 2 2 0 | 0.2 5 3 2 2 0 | 0.2 5 3 2 2 0 | 0.2 5 3 2 2 0 |
| 34 Craig Stammen, R ERA: 2.59 | 0.1 1 0 0 0 1 | 0.1 1 0 0 0 1 | 0.1 1 0 0 0 1 | 0.1 1 0 0 0 1 | 0.1 1 0 0 0 1 | 0.1 1 0 0 0 1 | 0.1 1 0 0 0 1 | 0.1 1 0 0 0 1 | 0.1 1 0 0 0 1 | 0.1 1 0 0 0 1 | 0.1 1 0 0 0 1 | 0.1 1 0 0 0 1 | 0.1 1 0 0 0 1 | 0.1 1 0 0 0 1 | 0.1 1 0 0 0 1 | 0.1 1 0 0 0 1 | 0.1 1 0 0 0 1 | 0.1 1 0 0 0 1 | 0.1 1 0 0 0 1 | 0.1 1 0 0 0 1 |
| 65 José Castillo, L ERA: 3.04 | 1.0 4 0 0 0 1 | 1.0 4 0 0 0 1 | 1.0 4 0 0 0 1 | 1.0 4 0 0 0 1 | 1.0 4 0 0 0 1 | 1.0 4 0 0 0 1 | 1.0 4 0 0 0 1 | 1.0 4 0 0 0 1 | 1.0 4 0 0 0 1 | 1.0 4 0 0 0 1 | 1.0 4 0 0 0 1 | 1.0 4 0 0 0 1 | 1.0 4 0 0 0 1 | 1.0 4 0 0 0 1 | 1.0 4 0 0 0 1 | 1.0 4 0 0 0 1 | 1.0 4 0 0 0 1 | 1.0 4 0 0 0 1 | 1.0 4 0 0 0 1 | 1.0 4 0 0 0 1 |
| Inning Stats | R: 2 E: 0 K: 0 S: 18 | H: 2 LOB: 1 BB: 1 P: 28 | R: 1 E: 0 K: 1 S: 11 | H: 1 LOB: 0 BB: 0 P: 18 | R: 4 E: 0 K: 1 S: 20 | H: 6 LOB: 2 BB: 0 P: 23 | R: 0 E: 0 K: 0 S: 10 | H: 1 LOB: 1 BB: 0 P: 13 | R: 1 E: 0 K: 2 S: 14 | H: 1 LOB: 1 BB: 1 P: 20 | R: 0 E: 0 K: 0 S | | | | | | | | | |

| Batter | 1 | 2 | 3 | 4 | 5 | 6 | 7 | 8 | 9 | AB | R | H | RBI | BB | SO | LOB | TOP | | | | |
|---|---|---|---|---|---|---|---|---|---|---|---|---|---|---|---|---|---|---|---|---|---|
| 17 Mitch Haniger, R OBP: 0.365, SLG: 0.486 | F9 | | G5-3 | K | | | G4-3 | | K | 5 | 0 | 1 | 0 | 0 | 2 | 1 | | | | | |
| 4 Denard Span, L OBP: 0.345, SLG: 0.441 | G3 | | G4-3 | | F7 | | G4-3 | | | 4 | 0 | 0 | 0 | 0 | 0 | 1 | | | | | |
| 22 Robinson Cano, L OBP: 0.366, SLG: 0.438 | L8 | | | HR | BB | | G6-3 | | | 3 | 1 | 1 | 1 | 1 | 0 | 1 | | | | | |
| 23 Nelson Cruz, R OBP: 0.349, SLG: 0.539 | | 26 WP | | HR | F9 | | | K | | 4 | 2 | 2 | 1 | 0 | 1 | 1 | | | | | |
| 15 Kyle Seager, L OBP: 0.268, SLG: 0.399 | L8 | | 27 HR | | L3 | | | K | | 4 | 1 | 1 | 0 | 0 | 1 | 2 | | | | | |
| 27 Ryan Healy, R OBP: 0.280, SLG: 0.451 | K | | | HR | G4-3 | | | 1B | | 4 | 1 | 2 | 2 | 0 | 1 | 1 | | | | | |
| 26 Chris Herrmann, L OBP: 0.329, SLG: 0.409 | | | G3-1 | | F9 | | | K | | 4 | 0 | 1 | 1 | 0 | 1 | 1 | | | | | |
| 10 Cameron Maybin, R OBP: 0.320, SLG: 0.321 | | | | | F8 | | | | | 2 | 0 | 0 | 0 | 0 | 1 | 1 | | | | | |
| 16 Ben Gamel, L OBP: 0.281, SLG: 0.387 | | | | | | | | | | 2 | 0 | 0 | 0 | 0 | 2 | 0 | | | | | |
| 9 Dee Strange-Gordon, L OBP: 0.297, SLG: 0.341 | | | G3-1 | | | | G6-3 | | L8 | 4 | 0 | 1 | 0 | 0 | 0 | 0 | | | | | |
| Inning Stats | R: 0 E: 0 K: 0 S: 8 | H: 0 LOB: 0 BB: 0 P: 12 | R: 1 E: 0 K: 2 S: 12 | H: 2 LOB: 1 BB: 0 P: 18 | R: 0 E: 0 K: 0 S: 6 | H: 0 LOB: 0 BB: 0 P: 7 | R: 4 E: 0 K: 1 S: 21 | H: 5 LOB: 1 BB: 0 P: 35 | R: 0 E: 0 K: 0 S: 7 | H: 0 LOB: 1 BB: 0 P: 15 | R: 0 E: 0 K: 1 S: 9 | H: 1 LOB: 1 BB: 0 P: 17 | R: 0 E: 0 K: 3 S: 13 | H: 1 LOB: 1 BB: 0 P: 16 | R: 0 E: 0 K: 2 S: 12 | H: 0 LOB: 0 BB: 0 P: 15 | 1B: 6 2B: 0 3B: 0 HR: 3 | SF: 0 SAC: 0 DP: 0 HBP: 0 | WP: 1 PB: 0 SB: 1 CS: 0 | PA: 37 | |
| PITCHER | IP WLS BF H R ER SO BB IBB HBP BLK WP HR S P ERA WHIP | IP WLS BF H R ER SO BB IBB HBP BLK WP HR S P ERA WHIP | IP WLS BF H R ER SO BB IBB HBP BLK WP HR S P ERA WHIP | IP WLS BF H R ER SO BB IBB HBP BLK WP HR S P ERA WHIP | IP WLS BF H R ER SO BB IBB HBP BLK WP HR S P ERA WHIP | IP WLS BF H R ER SO BB IBB HBP BLK WP HR S P ERA WHIP | IP WLS BF H R ER SO BB IBB HBP BLK WP HR S P ERA WHIP | IP WLS BF H R ER SO BB IBB HBP BLK WP HR S P ERA WHIP | IP WLS BF H R ER SO BB IBB HBP BLK WP HR S P ERA WHIP | IP WLS BF H R ER SO BB IBB HBP BLK WP HR S P ERA WHIP | IP WLS BF H R ER SO BB IBB HBP BLK WP HR S P ERA WHIP | IP WLS BF H R ER SO BB IBB HBP BLK WP HR S P ERA WHIP | IP WLS BF H R ER SO BB IBB HBP BLK WP HR S P ERA WHIP | IP WLS BF H R ER SO BB IBB HBP BLK WP HR S P ERA WHIP | IP WLS BF H R ER SO BB IBB HBP BLK WP HR S P ERA WHIP | IP WLS BF H R ER SO BB IBB HBP BLK WP HR S P ERA WHIP | IP WLS BF H R ER SO BB IBB HBP BLK WP HR S P ERA WHIP | IP WLS BF H R ER SO BB IBB HBP BLK WP HR S P ERA WHIP | IP WLS BF H R ER SO BB IBB HBP BLK WP HR S P ERA WHIP | IP WLS BF H R ER SO BB IBB HBP BLK WP HR S P ERA WHIP | IP WLS BF H R ER SO BB IBB HBP BLK WP HR S P ERA WHIP |

Seattle Mariners @ Oakland Athletics
Oakland Coliseum, Oakland, CA
Fri Aug 31 2018, 7:10 PM - 10:15 PM PDT
Att: 17,942 - Clear - 64 F

AB 36
R 5
H 9
RBI 5
BB 1
SO 9
LOB 9



| Batter | 1 | 2 | 3 | 4 | 5 | 6 | 7 | 8 | 9 | AB | R | H | RBI | BB | SO | LOB | BOTTOM | | | | |
|--|---|---|---|---|---|---|---|---|---|---|---|---|---|---|---|---|---|---|---|---|---|
| 11 Dustin Fowler, L OBP: 0.254, SLG: 0.358 | G4-3 | | G1-3 | | K | | F7 | | | 5 | 0 | 0 | 0 | 0 | 1 | 3 | | | | | |
| 18 Chad Pinder, R OBP: 0.333, SLG: 0.418 | | | | | | | | | | 0 | 0 | 0 | 0 | 0 | 0 | 0 | | | | | |
| 26 Matt Chapman, R OBP: 0.364, SLG: 0.530 | HR | | | | | G6-3 | | G6-3 | | 5 | 1 | 2 | 1 | 0 | 0 | 0 | | | | | |
| 8 Jed Lowrie, S OBP: 0.358, SLG: 0.473 | G3 | | L3 | | | | 2B | K | | 5 | 1 | 2 | 0 | 0 | 1 | 1 | | | | | |
| 2 Khris Davis, R OBP: 0.327, SLG: 0.545 | 2B | | | | | | | K | | 4 | 1 | 1 | 1 | 1 | 3 | 2 | | | | | |
| 28 Matt Olson, L OBP: 0.324, SLG: 0.446 | 25 HR | | | | E9 | | K | | | 4 | 2 | 3 | 1 | 0 | 1 | 1 | | | | | |
| 25 Stephen Piscotty, R OBP: 0.318, SLG: 0.461 | | | FC4-6 | | | | F9 | | | 4 | 1 | 2 | 2 | 0 | 0 | 2 | | | | | |
| 22 Ramon Laureano, R OBP: 0.380, SLG: 0.524 | | | | | | | | | | 2 | 1 | 1 | 1 | 0 | 1 | 1 | | | | | |
| 10 Marcus Semien, R OBP: 0.322, SLG: 0.385 | | | | | | | | | | 3 | 0 | 2 | 1 | 1 | 0 | 1 | | | | | |
| 21 Jonathan Lucroy, R OBP: 0.295, SLG: 0.328 | P3 | | | | | | | | | 4 | 0 | 0 | 0 | 0 | 0 | 6 | | | | | |
| Inning Stats | R: 5 E: 0 K: 0 S: 20 | H: 5 LOB: 1 BB: 1 P: 30 | R: 0 E: 0 K: 1 S: 9 | H: 1 LOB: 0 BB: 0 P: 14 | R: 0 E: 0 K: 1 S: 15 | H: 1 LOB: 2 BB: 1 P: 22 | R: 0 E: 0 K: 1 S: 11 | H: 1 LOB: 1 BB: 0 P: 16 | R: 1 E: 0 K: 1 S: 16 | H: 3 LOB: 2 BB: 0 P: 21 | R: 1 E: 0 K: 1 S: 14 | H: 2 LOB: 1 BB: 0 P: 24 | R: 0 E: 0 K: 0 S: 6 | H: 0 LOB: 1 BB: 0 P: 12 | R: 0 E: 0 K: 2 S: 8 | H: 0 LOB: 0 BB: 0 P: 12 | 1B: 7 2B: 4 3B: 0 HR: 2 | SF: 1 SAC: 0 DP: 0 HBP: 1 | WP: 0 PB: 0 SB: 0 CS: 0 | PA: 40 | |
| PITCHER | IP WLS BF H R ER SO BB IBB HBP BLK WP HR S P ERA WHIP | IP WLS BF H R ER SO BB IBB HBP BLK WP HR S P ERA WHIP | IP WLS BF H R ER SO BB IBB HBP BLK WP HR S P ERA WHIP | IP WLS BF H R ER SO BB IBB HBP BLK WP HR S P ERA WHIP | IP WLS BF H R ER SO BB IBB HBP BLK WP HR S P ERA WHIP | IP WLS BF H R ER SO BB IBB HBP BLK WP HR S P ERA WHIP | IP WLS BF H R ER SO BB IBB HBP BLK WP HR S P ERA WHIP | IP WLS BF H R ER SO BB IBB HBP BLK WP HR S P ERA WHIP | IP WLS BF H R ER SO BB IBB HBP BLK WP HR S P ERA WHIP | IP WLS BF H R ER SO BB IBB HBP BLK WP HR S P ERA WHIP | IP WLS BF H R ER SO BB IBB HBP BLK WP HR S P ERA WHIP | IP WLS BF H R ER SO BB IBB HBP BLK WP HR S P ERA WHIP | IP WLS BF H R ER SO BB IBB HBP BLK WP HR S P ERA WHIP | IP WLS BF H R ER SO BB IBB HBP BLK WP HR S P ERA WHIP | IP WLS BF H R ER SO BB IBB HBP BLK WP HR S P ERA WHIP | IP WLS BF H R ER SO BB IBB HBP BLK WP HR S P ERA WHIP | IP WLS BF H R ER SO BB IBB HBP BLK WP HR S P ERA WHIP | IP WLS BF H R ER SO BB IBB HBP BLK WP HR S P ERA WHIP | IP WLS BF H R ER SO BB IBB HBP BLK WP HR S P ERA WHIP | IP WLS BF H R ER SO BB IBB HBP BLK WP HR S P ERA WHIP | IP WLS BF H R ER SO BB IBB HBP BLK WP HR S P ERA WHIP |

Seattle Mariners @ Oakland Athletics
Oakland Coliseum, Oakland, CA
Fri Aug 31 2018, 7:10 PM - 10:15 PM PDT
Att: 17,942 - Clear - 64 F

AB 36
R 7
H 13
RBI 7
BB 2
SO 7
LOB 17



| Batter | 1 | 2 | 3 | 4 | 5 | 6 | 7 | 8 | 9 | AB | R | H | RBI | BB | SO | LOB | TOP |
|---|---|----------------------------------|------------------------------|----------------------------------|------------------------------|----------------------------------|------------------------------|----------------------------------|------------------------------|----------------------------------|-------------------------------|----------------------------------|------------------------------|----------------------------------|----------------------------------|------------------------------------|--|
| 17 Mitch Haniger, R OBP: 0.366, SLG: 0.486 | | | | | | | | | | 4 | 1 | 1 | 0 | 1 | 1 | 2 | |
| 2 Jean Segura, R OBP: 0.352, SLG: 0.440 | | | | | | | | | | 4 | 1 | 1 | 0 | 0 | 0 | 2 | |
| 22 Robinson Cano, L OBP: 0.360, SLG: 0.429 | | | | | | | | | | 4 | 0 | 1 | 0 | 0 | 0 | 2 | |
| 23 Nelson Cruz, R OBP: 0.346, SLG: 0.531 | | | | | | | | | | 4 | 0 | 1 | 1 | 0 | 1 | 3 | |
| 4 Denard Span, L OBP: 0.349, SLG: 0.440 | | | | | | | | | | 4 | 0 | 1 | 0 | 0 | 2 | 2 | |
| 27 Ryan Healy, R OBP: 0.283, SLG: 0.450 | | | | | | | | | | 3 | 0 | 1 | 1 | 1 | 0 | 2 | |
| 15 Kyle Seager, L OBP: 0.267, SLG: 0.398 | | | | | | | | | | 4 | 0 | 1 | 0 | 0 | 0 | 3 | |
| 3 Mike Zunino, R OBP: 0.251, SLG: 0.404 | | | | | | | | | | 4 | 0 | 1 | 0 | 0 | 1 | 1 | |
| 9 Dee Strange-Gordon, L OBP: 0.295, SLG: 0.338 | | | | | | | | | | 4 | 0 | 0 | 0 | 0 | 0 | 2 | |
| Inning Stats | R: 1 E: 0 K: 0 S: 12 | H: 3 LOB: 2 BB: 0 P: 19 | R: 0 E: 0 K: 0 S: 6 | H: 0 LOB: 0 BB: 0 P: 10 | R: 0 E: 0 K: 0 S: 7 | H: 0 LOB: 1 BB: 1 P: 13 | R: 0 E: 0 K: 1 S: 6 | H: 0 LOB: 0 BB: 0 P: 13 | R: 0 E: 0 K: 1 S: 9 | H: 2 LOB: 2 BB: 0 P: 15 | R: 1 E: 0 K: 2 S: 18 | H: 3 LOB: 2 BB: 0 P: 24 | R: 0 E: 0 K: 0 S: 7 | H: 0 LOB: 0 BB: 0 P: 10 | 1B: 5 2B: 3 3B: 0 HR: 0 | SF: 0 SAC: 0 DP: 0 HBP: 0 | WP: 0 PA: 37 PB: 0 SB: 0 CS: 0 |
| PITCHER | IP WLS BF H R ER SO BB IBB HBP BLK WP HR S P ERA WHIP | | | | | | | | | | | | | | | | |
| 37 Edwin Jackson, R ERA: 2.91 | 6.0 W 23 3 1 1 2 2 0 0 0 0 0 0 45 77 1.50 0.833 | | | | | | | | | | | | | | | | |
| 62 Lou Trivino, R ERA: 2.18 | 1.0 5 2 0 0 1 0 0 0 0 0 0 0 11 15 0.00 2.000 | | | | | | | | | | | | | | | | |
| 56 Fernando Rodney, R ERA: 2.6 | 0.2 5 3 1 1 2 0 0 0 0 0 0 0 17 23 13.50 4.500 | | | | | | | | | | | | | | | | |
| 39 Blake Treinen, R ERA: 0.92 | 1.1 S 4 0 0 0 0 0 0 0 0 0 0 0 8 11 0.00 0.000 | | | | | | | | | | | | | | | | |

Seattle Mariners @ Oakland Athletics
Oakland Coliseum, Oakland, CA
Sun Sep 02 2018, 1:08 PM - 4:00 PM PDT
Att: 21,497 - Sunny - 71 F

AB 35
R 2
H 8
RBI 2
BB 2
SO 5
LOB 19



| Batter | 1 | 2 | 3 | 4 | 5 | 6 | 7 | 8 | 9 | AB | R | H | RBI | BB | SO | LOB | BOTTOM | | |
|--|---|----------------------------------|------------------------------|----------------------------------|------------------------------|----------------------------------|------------------------------|----------------------------------|-------------------------------|----------------------------------|-------------------------------|----------------------------------|-------------------------------|----------------------------------|-------------------------------|----------------------------------|----------------------------------|------------------------------------|--|
| 10 Marcus Semien, R OBP: 0.324, SLG: 0.386 | | | | | | | | | | 3 | 1 | 1 | 2 | 1 | 0 | 0 | | | |
| 26 Matt Chapman, R OBP: 0.394, SLG: 0.524 | | | | | | | | | | 3 | 1 | 1 | 0 | 1 | 1 | 1 | | | |
| 8 Jed Lowrie, S OBP: 0.359, SLG: 0.470 | | | | | | | | | | 3 | 1 | 1 | 1 | 1 | 0 | 1 | | | |
| 2 Khris Davis, R OBP: 0.324, SLG: 0.543 | | | | | | | | | | 4 | 0 | 0 | 0 | 0 | 2 | 3 | | | |
| 28 Matt Olson, L OBP: 0.324, SLG: 0.444 | | | | | | | | | | 3 | 1 | 1 | 0 | 1 | 1 | 0 | | | |
| 25 Stephen Piscotty, R OBP: 0.318, SLG: 0.472 | | | | | | | | | | 3 | 2 | 2 | 5 | 0 | 0 | 0 | | | |
| 22 Ramón Laureano, R OBP: 0.380, SLG: 0.493 | | | | | | | | | | 4 | 0 | 0 | 0 | 0 | 2 | 2 | | | |
| 18 Chad Pinder, R OBP: 0.339, SLG: 0.430 | | | | | | | | | | 4 | 1 | 3 | 0 | 0 | 1 | 0 | | | |
| 19 Josh Phegley, R OBP: 0.247, SLG: 0.378 | | | | | | | | | | 1 | 0 | 0 | 0 | 0 | 0 | 1 | | | |
| 23 Nick Vincent, L ERA: 4.24 | | | | | | | | | | 0 | 1 | 0 | 0 | 1 | 0 | 0 | | | |
| 21 Jonathan Lucroy, R OBP: 0.292, SLG: 0.324 | | | | | | | | | | 2 | 0 | 0 | 0 | 0 | 1 | 1 | | | |
| Inning Stats | R: 0 E: 0 K: 1 S: 10 | H: 0 LOB: 0 BB: 0 P: 14 | R: 0 E: 0 K: 0 S: 6 | H: 0 LOB: 0 BB: 0 P: 10 | R: 0 E: 0 K: 1 S: 8 | H: 1 LOB: 0 BB: 0 P: 12 | R: 0 E: 0 K: 0 S: 5 | H: 0 LOB: 0 BB: 1 P: 10 | R: 1 E: 0 K: 1 S: 11 | H: 1 LOB: 0 BB: 0 P: 15 | R: 4 E: 0 K: 2 S: 16 | H: 4 LOB: 2 BB: 2 P: 29 | R: 0 E: 0 K: 2 S: 14 | H: 0 LOB: 1 BB: 1 P: 23 | R: 3 E: 0 K: 1 S: 19 | H: 3 LOB: 1 BB: 1 P: 29 | 1B: 6 2B: 1 3B: 0 HR: 2 | SF: 1 SAC: 0 DP: 2 HBP: 0 | WP: 2 PA: 36 PB: 1 SB: 1 CS: 0 |
| PITCHER | IP WLS BF H R ER SO BB IBB HBP BLK WP HR S P ERA WHIP | | | | | | | | | | | | | | | | | | |
| 34 Félix Hernández, R ERA: 5.55 | 5.0 L 19 4 4 4 3 2 0 0 0 0 0 0 5 6 0.00 6.000 | | | | | | | | | | | | | | | | | | |
| 50 Nick Vincent, R ERA: 4.24 | 0.1 3 2 0 0 1 0 0 0 0 0 0 0 5 6 0.00 6.000 | | | | | | | | | | | | | | | | | | |
| 33 Zach Duke, L ERA: 4.26 | 0.0 1 0 0 0 0 0 1 0 0 0 0 0 2 6 ∞ ∞ | | | | | | | | | | | | | | | | | | |
| 37 Shawn Armstrong, R ERA: 4.26 | 0.2 2 0 1 1 1 0 0 0 0 0 0 0 5 8 13.50 0.000 | | | | | | | | | | | | | | | | | | |
| 46 Ryan Cook, R ERA: 6.1 | 1.0 4 0 0 0 2 1 0 0 0 0 0 0 14 23 0.00 1.000 | | | | | | | | | | | | | | | | | | |
| 47 James Pazos, L ERA: 3.1 | 0.1 3 1 2 2 1 0 0 0 0 0 0 0 1 9 12 13.50 3.000 | | | | | | | | | | | | | | | | | | |
| 57 Justin Grimm, R ERA: 13.5 | 0.2 4 2 1 1 0 0 0 0 0 0 0 0 1 9 12 13.50 3.000 | | | | | | | | | | | | | | | | | | |

Seattle Mariners @ Oakland Athletics
Oakland Coliseum, Oakland, CA
Sun Sep 02 2018, 1:08 PM - 4:00 PM PDT
Att: 21,497 - Sunny - 71 F

AB 30
R 8
H 9
RBI 8
BB 5
SO 8
LOB 9



| Batter | 1 | 2 | 3 | 4 | 5 | 6 | 7 | 8 | 9 | AB | R | H | RBI | BB | SO | LOB | TOP | | | | | | | | | | |
|---|---------------------------------------|----------------------------------|---------------------------------------|--------------------------|--------------------------------------|--------------------------|---------------------------------------|--------------------------|---------------------------------------|----------------------------------|--------------------------------------|----------------------------------|---------------------------------------|----------------------------------|--------------------------------------|----------------------------------|--|---------------------------------------|----------------------------------|----------------------------------|------------------------------------|----------------------------------|--------|--|--|--|--|
| 3 Cedric Mullins, L (1, 8) OBP: 0.325, SLG: 0.461 | G6-3 | | F8 | | | K | | | K | 4 | 0 | 0 | 0 | 0 | 2 | 0 | Baltimore Orioles @ Seattle Mariners Safeco Field, Seattle, WA Mon Sep 03 2018, 6:12 PM - 8:44 PM PDT Att: 20,579 - Clear - 72 F | | | | | | | | | | |
| 2 Jonathan Villar, S (1, 4) OBP: 0.320, SLG: 0.394 | K | | | HR | | G4-3 | | | K | 4 | 1 | 1 | 1 | 0 | 2 | 0 | | | | | | | | | | | |
| 16 Trey Mancini, R (1, 3) OBP: 0.301, SLG: 0.415 | L8 | | | G6-3 | | | | G6-3 | | 4 | 0 | 0 | 0 | 0 | 1 | 0 | | | | | | | | | | | |
| 10 Adam Jones, R (1, 9) OBP: 0.317, SLG: 0.429 | | G5-3 | | | L6 | | | K | | 3 | 0 | 0 | 0 | 0 | 1 | 0 | | | | | | | | | | | |
| 1 Tim Beckham, R (1, 6) OBP: 0.283, SLG: 0.372 | | | | | K | | | E8 | | 3 | 0 | 1 | 0 | 0 | 1 | 0 | | | | | | | | | | | |
| 39 Renato Núñez, R (1, 5) OBP: 0.304, SLG: 0.341 | | | | | | | | K | | 3 | 0 | 0 | 0 | 0 | 2 | 2 | | | | | | | | | | | |
| 15 Chance Sisco, L (1, 10) OBP: 0.301, SLG: 0.283 | | | | | | | | K | | 3 | 0 | 0 | 0 | 0 | 1 | 1 | | | | | | | | | | | |
| 23 Joey Rickard, R (1, 7) OBP: 0.295, SLG: 0.419 | | | | | | | | | | 3 | 0 | 1 | 0 | 0 | 2 | 0 | | | | | | | | | | | |
| 36 Caleb Joseph, R (1, 2) OBP: 0.244, SLG: 0.310 | | | | | | | | | | 3 | 0 | 0 | 0 | 0 | 0 | 1 | | | | | | | | | | | |
| Inning Stats | R: 0 H: 0 E: 0 K: 1 S: 13 | H: 0 LOB: 0 BB: 0 P: 17 | R: 0 H: 1 E: 0 K: 0 S: 11 | LOB: 1 BB: 0 P: 11 | R: 0 H: 0 E: 0 K: 1 S: 7 | LOB: 0 BB: 0 P: 12 | R: 1 H: 1 E: 0 K: 1 S: 11 | LOB: 1 BB: 0 P: 19 | R: 0 H: 0 E: 0 K: 2 S: 12 | H: 0 LOB: 0 BB: 0 P: 15 | R: 0 H: 0 E: 0 K: 1 S: 7 | H: 0 LOB: 0 BB: 0 P: 14 | R: 0 H: 0 E: 1 K: 2 S: 10 | H: 0 LOB: 1 BB: 0 P: 10 | R: 0 H: 1 E: 0 K: 1 S: 6 | H: 1 LOB: 0 BB: 0 P: 11 | | R: 0 H: 0 E: 0 K: 3 S: 15 | H: 0 LOB: 0 BB: 0 P: 23 | 1B: 2 2B: 0 3B: 0 HR: 1 | SF: 0 SAC: 0 DP: 1 HBP: 0 | WP: 0 PB: 0 SB: 0 CS: 0 | PA: 30 | | | | |
| PITCHER | IP | WLS | BF | H | R | ER | SO | BB | IBB | HBP | BLK | WP | HR | S | P | ERA | WHIP | | | | | | | | | | |
| 31 Erasmo Ramírez, R (1, 1) ERA: 5.56 | 5.1 | W | 18 | 2 | 1 | 1 | 5 | 0 | 0 | 0 | 0 | 0 | 1 | 55 | 77 | 1.69 | 0.375 | | | | | | | | | | |
| 33 Zach Duke, L (6, 1) ERA: 4.2 | 0.2 | H | 2 | 0 | 0 | 0 | 1 | 0 | 0 | 0 | 0 | 0 | 0 | 6 | 11 | 0.00 | 0.000 | | | | | | | | | | |
| 50 Nick Vincent, R (7, 1) ERA: 4.15 | 1.0 | H | 4 | 0 | 0 | 0 | 2 | 0 | 0 | 0 | 0 | 0 | 0 | 10 | 10 | 0.00 | 0.000 | | | | | | | | | | |
| 48 Alex Colomé, R (8, 1) ERA: 3.51 | 1.0 | H | 3 | 1 | 0 | 0 | 1 | 0 | 0 | 0 | 0 | 0 | 0 | 6 | 11 | 0.00 | 1.000 | | | | | | | | | | |
| 39 Edwin Díaz, R (9, 1) ERA: 1.9 | 1.0 | S | 3 | 0 | 0 | 0 | 3 | 0 | 0 | 0 | 0 | 0 | 0 | 15 | 23 | 0.00 | 0.000 | | | | | | | | | | |

| Batter | 1 | 2 | 3 | 4 | 5 | 6 | 7 | 8 | 9 | AB | R | H | RBI | BB | SO | LOB | BOTTOM | | | | | | | | | | |
|---|---------------------------------------|----------------------------------|--------------------------------------|--------------------------|--------------------------------------|--------------------------|---------------------------------------|--------------------------|--------------------------------------|----------------------------------|---------------------------------------|----------------------------------|---------------------------------------|----------------------------------|---------------------------------------|----------------------------------|--|------------------------------------|----------------------------------|--------|--|--|--|--|--|--|--|
| 17 Mitch Haniger, R (1, 9) OBP: 0.366, SLG: 0.489 | K | | F9 | | | | | | | 3 | 0 | 1 | 0 | 1 | 1 | 1 | Baltimore Orioles @ Seattle Mariners Safeco Field, Seattle, WA Mon Sep 03 2018, 6:12 PM - 8:44 PM PDT Att: 20,579 - Clear - 72 F | | | | | | | | | | |
| 2 Jean Segura, R (1, 6) OBP: 0.346, SLG: 0.437 | G6-3 | | | G4-3 | | L9 | | | L4 | 4 | 0 | 0 | 0 | 0 | 0 | 2 | | | | | | | | | | | |
| 22 Robinson Canó, L (1, 4) OBP: 0.359, SLG: 0.423 | K | | | | | | | G6-3 | | 3 | 1 | 0 | 0 | 1 | 1 | 1 | | | | | | | | | | | |
| 23 Nelson Cruz, R (1, 10) OBP: 0.347, SLG: 0.530 | | | | | | | | | | 3 | 0 | 1 | 0 | 1 | 0 | 0 | | | | | | | | | | | |
| 45 Kristopher Negron, R (8, PR) OBP: 0.533, SLG: 0.533 | | | | | | | | | | 0 | 0 | 0 | 0 | 0 | 0 | 0 | | | | | | | | | | | |
| 27 Ryon Healy, R (1, 3) OBP: 0.285, SLG: 0.449 | | | | | | | | | | 3 | 0 | 1 | 1 | 1 | 0 | 2 | | | | | | | | | | | |
| 15 Kyle Seager, L (1, 5) OBP: 0.295, SLG: 0.395 | | | | | | | | | | 3 | 0 | 0 | 0 | 0 | 1 | 2 | | | | | | | | | | | |
| 10 Cameron Maybin, R (1, 7) OBP: 0.323, SLG: 0.530 | | | | | | | | | | 3 | 1 | 2 | 0 | 0 | 1 | 0 | | | | | | | | | | | |
| 3 Mike Zunino, R (1, 2) OBP: 0.249, SLG: 0.400 | | | | | | | | | | 3 | 0 | 0 | 0 | 0 | 3 | 2 | | | | | | | | | | | |
| 9 Dee Strange-Gordon, L (1, 8) OBP: 0.293, SLG: 0.337 | | | | | | | | | | 2 | 0 | 0 | 1 | 0 | 0 | 1 | | | | | | | | | | | |
| 5 Guillermo Heredia, R (8, 8) OBP: 0.256, SLG: 0.368 | | | | | | | | | | 0 | 0 | 0 | 0 | 0 | 0 | 0 | | | | | | | | | | | |
| Inning Stats | R: 0 H: 0 E: 0 K: 2 S: 11 | H: 0 LOB: 0 BB: 0 P: 15 | R: 0 H: 0 E: 0 K: 0 S: 7 | LOB: 0 BB: 0 P: 11 | R: 0 H: 1 E: 0 K: 1 S: 6 | LOB: 1 BB: 0 P: 11 | R: 1 H: 1 E: 0 K: 0 S: 11 | LOB: 1 BB: 2 P: 20 | R: 0 H: 0 E: 0 K: 1 S: 9 | H: 0 LOB: 1 BB: 1 P: 17 | R: 0 H: 0 E: 0 K: 2 S: 12 | H: 0 LOB: 0 BB: 0 P: 19 | R: 0 H: 1 E: 0 K: 0 S: 11 | H: 1 LOB: 2 BB: 1 P: 19 | R: 0 H: 0 E: 0 K: 3 S: 15 | H: 0 LOB: 0 BB: 0 P: 23 | 1B: 3 2B: 0 3B: 2 HR: 0 | SF: 1 SAC: 0 DP: 0 HBP: 0 | WP: 0 PB: 0 SB: 0 CS: 0 | PA: 32 | | | | | | | |
| PITCHER | IP | WLS | BF | H | R | ER | SO | BB | IBB | HBP | BLK | WP | HR | S | P | ERA | WHIP | | | | | | | | | | |
| 65 Josh Rogers, L (1, 1) ERA: 4.35 | 1.2 | L | 21 | 4 | 2 | 2 | 4 | 1 | 0 | 0 | 0 | 0 | 0 | 19 | 34 | 0.00 | 0.600 | | | | | | | | | | |
| 31 Jimmy Yacabis, R (6, 1) ERA: 7.1 | 1.0 | | 6 | 0 | 0 | 0 | 3 | 1 | 0 | 0 | 0 | 0 | 0 | 11 | 19 | 0.00 | 2.000 | | | | | | | | | | |
| 50 Miguel Castro, R (8, 1) ERA: 4.13 | 1.0 | | 5 | 1 | 0 | 0 | 0 | 1 | 0 | 0 | 0 | 0 | 0 | 11 | 19 | 0.00 | 2.000 | | | | | | | | | | |

| | |
|-----|----|
| AB | 30 |
| R | 1 |
| H | 3 |
| RBI | 1 |
| BB | 0 |
| SO | 12 |
| LOB | 4 |



| | |
|-----|----|
| AB | 27 |
| R | 2 |
| H | 5 |
| RBI | 2 |
| BB | 4 |
| SO | 7 |
| LOB | 11 |



| Batter | 1 | 2 | 3 | 4 | 5 | 6 | 7 | 8 | 9 | AB | R | H | RBI | BB | SO | LOB | TOP | | | | | | | | | | |
|--|------------------------------|---------------------------------|-------------------------------|----------------------------------|-------------------------------|----------------------------------|-------------------------------|----------------------------------|-------------------------------|----------------------------------|-------------------------------|----------------------------------|-------------------------------|---------------------------------|------------------------------|----------------------------------|-------------------------|---------------------------|----------------------------------|--------|--|--|--|--|--|--|--|
| 3 Cedric Mullins, L (1.8) OBP: 0.344, SLG: 0.469 | G4-3 | | HBP | | 2B | | | | K | 4 | 1 | 1 | 0 | 0 | 1 | 2 | | | | | | | | | | | |
| 2 Jonathan Villar, S (1.4) OBP: 0.320, SLG: 0.391 | L8 | | 1B | | E3 | | | | K | 5 | 1 | 1 | 0 | 0 | 1 | 2 | | | | | | | | | | | |
| 16 Trey Mancini, R (1.3) OBP: 0.301, SLG: 0.415 | L4 | | G6-3 | | F7 | | | | F9 | 5 | 0 | 0 | 0 | 0 | 0 | 3 | | | | | | | | | | | |
| 10 Adam Jones, R (1.9) OBP: 0.317, SLG: 0.429 | | 2B | | | E6 | | | | | 4 | 0 | 3 | 0 | 0 | 0 | 0 | | | | | | | | | | | |
| 19 Chris Davis, L (1.10) OBP: 0.255, SLG: 0.316 | K | | | | E4 | | | | F8 | 4 | 0 | 1 | 0 | 0 | 1 | 3 | | | | | | | | | | | |
| 39 Renato Núñez, R (1.5) OBP: 0.307, SLG: 0.360 | G5-3 | | | | G5-3 | | | | K | 4 | 0 | 0 | 0 | 0 | 2 | 6 | | | | | | | | | | | |
| 1 Tim Beckham, R (1.6) OBP: 0.280, SLG: 0.367 | K | | | | F8 | | | | G1-3 | 4 | 0 | 0 | 0 | 0 | 1 | 3 | | | | | | | | | | | |
| 23 Joey Rickard, R (1.7) OBP: 0.297, SLG: 0.411 | | | G6-3 | | G2-3 | | | | K | 4 | 0 | 1 | 0 | 0 | 1 | 2 | | | | | | | | | | | |
| 36 Caleb Joseph, R (1.2) OBP: 0.244, SLG: 0.309 | K | | | | P4 | | | | F8 | 4 | 0 | 1 | 0 | 0 | 1 | 0 | | | | | | | | | | | |
| Inning Stats | R: 0 E: 0 K: 0 S: 4 | H: 0 LOB: 0 BB: 0 P: 7 | R: 0 E: 0 K: 2 S: 11 | H: 1 LOB: 1 BB: 0 P: 14 | R: 0 E: 0 K: 1 S: 11 | H: 1 LOB: 2 BB: 0 P: 17 | R: 0 E: 0 K: 1 S: 14 | H: 2 LOB: 2 BB: 0 P: 20 | R: 2 E: 0 K: 0 S: 18 | H: 1 LOB: 2 BB: 0 P: 23 | R: 0 E: 0 K: 0 S: 10 | H: 2 LOB: 1 BB: 0 P: 15 | R: 0 E: 0 K: 1 S: 10 | H: 0 LOB: 0 BB: 0 P: 8 | R: 0 E: 0 K: 2 S: 8 | H: 0 LOB: 0 BB: 0 P: 11 | 1B: 6 2B: 2 HR: 0 | SF: 0 SAC: 0 HBP: 1 | WP: 0 PB: 0 SB: 1 CS: 0 | PA: 39 | | | | | | | |
| PITCHER | IP | WLS | BF | H | R | ER | SO | BB | IBB | HBP | BLK | WP | HR | S | P | ERA | WHIP | | | | | | | | | | |
| 8 Mike Leake, R (1.1) ERA: 4.11 | 6.0 | W | 29 | 7 | 2 | 0 | 4 | 0 | 0 | 1 | 0 | 0 | 0 | 68 | 16 | 0.00 | 1.167 | | | | | | | | | | |
| 37 Shawn Armstrong, R (7.1) ERA: | 1.0 | H | 4 | 1 | 0 | 0 | 1 | 0 | 0 | 0 | 0 | 0 | 0 | 10 | 14 | 0.00 | 1.000 | | | | | | | | | | |
| 48 Alex Colomé, R (8.1) ERA: 3.45 | 1.0 | H | 3 | 0 | 0 | 0 | 1 | 0 | 0 | 0 | 0 | 0 | 0 | 6 | 8 | 0.00 | 0.000 | | | | | | | | | | |
| 39 Edwin Díaz, R (9.1) ERA: 1.87 | 1.0 | S | 3 | 0 | 0 | 0 | 2 | 0 | 0 | 0 | 0 | 0 | 0 | 8 | 11 | 0.00 | 0.000 | | | | | | | | | | |

Baltimore Orioles @ Seattle Mariners
 Safeco Field, Seattle, WA
 Wed Sep 05 2018, 7:11 PM - 10:15 PM PDT
 Att: 15,017 - Clear - 75 F

| | |
|-----|----|
| AB | 38 |
| R | 2 |
| H | 8 |
| RBI | 0 |
| BB | 0 |
| SO | 8 |
| LOB | 21 |



| Batter | 1 | 2 | 3 | 4 | 5 | 6 | 7 | 8 | 9 | AB | R | H | RBI | BB | SO | LOB | BOTTOM | | | | | | | | | | |
|---|------------------------------|----------------------------------|-------------------------------|----------------------------------|-------------------------------|----------------------------------|-------------------------------|----------------------------------|-------------------------------|----------------------------------|-------------------------------|----------------------------------|------------------------------|----------------------------------|-------------------------|---------------------------|----------------------------------|--------|--|--|--|--|--|--|--|--|--|
| 17 Mitch Haniger, R (1.8) OBP: 0.365, SLG: 0.490 | P3 | | HR | | G6-3 | | | | F8 | 4 | 1 | 1 | 1 | 1 | 0 | 2 | | | | | | | | | | | |
| 2 Jean Segura, R (1.6) OBP: 0.345, SLG: 0.430 | 1B | | G5-3 | | G6-3 | | | | G6-3 | 5 | 0 | 1 | 0 | 0 | 0 | 3 | | | | | | | | | | | |
| 22 Robinson Canó, L (1.3) OBP: 0.369, SLG: 0.445 | F9 | | 2B | | F7 | | | | G3-1 | 4 | 0 | 1 | 0 | 1 | 0 | 1 | | | | | | | | | | | |
| 23 Nelson Cruz, R (1.10) OBP: 0.353, SLG: 0.538 | G5-3 | | BB | | HR | | | | G3 | 4 | 2 | 2 | 1 | 1 | 0 | 3 | | | | | | | | | | | |
| 4 Denard Span, L (1.7) OBP: 0.353, SLG: 0.449 | 1B | | BB | | HR | | | | SH1-3 | 3 | 2 | 3 | 2 | 1 | 0 | 0 | | | | | | | | | | | |
| 15 Kyle Seager, L (1.5) OBP: 0.297, SLG: 0.393 | F7 | | L8 | | G5-3 | | | | HBP | 3 | 0 | 0 | 0 | 0 | 0 | 4 | | | | | | | | | | | |
| 16 Ben Gamel, L (1.9) OBP: 0.357, SLG: 0.395 | F9 | | | | L7 | | | | SH1-3 | 3 | 0 | 0 | 0 | 0 | 1 | 1 | | | | | | | | | | | |
| 5 Guillermo Heredia, R (7.8) OBP: 0.295, SLG: 0.308 | | | | | | | | | | 0 | 0 | 0 | 1 | 0 | 0 | 0 | | | | | | | | | | | |
| 3 Mike Zunino, R (1.2) OBP: 0.246, SLG: 0.395 | L7 | | | | F9 | | | | K | 4 | 0 | 0 | 0 | 0 | 1 | 2 | | | | | | | | | | | |
| 9 Dee Strange-Gordon, L (1.4) OBP: 0.293, SLG: 0.337 | B5-3 | | | | | | | | G6-3 | 4 | 0 | 2 | 0 | 0 | 1 | 1 | | | | | | | | | | | |
| Inning Stats | R: 0 E: 0 K: 0 S: 9 | H: 1 LOB: 1 BB: 0 P: 16 | R: 0 E: 0 K: 0 S: 16 | H: 1 LOB: 0 BB: 0 P: 25 | R: 1 E: 0 K: 0 S: 17 | H: 2 LOB: 2 BB: 0 P: 31 | R: 0 E: 0 K: 0 S: 10 | H: 1 LOB: 0 BB: 0 P: 16 | R: 2 E: 0 K: 2 S: 13 | H: 2 LOB: 1 BB: 1 P: 19 | R: 0 E: 0 K: 1 S: 12 | H: 2 LOB: 1 BB: 0 P: 21 | R: 0 E: 0 K: 0 S: 8 | H: 1 LOB: 2 BB: 1 P: 17 | 1B: 4 2B: 3 HR: 3 | SF: 0 SAC: 1 HBP: 1 | WP: 1 PB: 0 SB: 1 CS: 0 | PA: 40 | | | | | | | | | |
| PITCHER | IP | WLS | BF | H | R | ER | SO | BB | IBB | HBP | BLK | WP | HR | S | P | ERA | WHIP | | | | | | | | | | |
| 54 Andrew Cashner, R (1.1) ERA: 4.89 | 4.2 | L | 23 | 7 | 3 | 3 | 0 | 2 | 0 | 0 | 0 | 0 | 0 | 10 | 13 | 0.00 | 0.000 | | | | | | | | | | |
| 66 Tanner Scott, L (5.1) ERA: 5.73 | 1.0 | | 4 | 0 | 0 | 0 | 2 | 0 | 0 | 0 | 0 | 0 | 0 | 10 | 17 | 13.50 | 3.000 | | | | | | | | | | |
| 43 Mike Wright Jr., R (6.1) ERA: 5.71 | 0.2 | | 4 | 1 | 1 | 1 | 0 | 1 | 0 | 0 | 0 | 0 | 0 | 3 | 5 | ∞ | ∞ | | | | | | | | | | |
| 63 Sean Gilmartin, L (7.1) ERA: 3.09 | 0.0 | | 2 | 1 | 0 | 0 | 0 | 0 | 0 | 1 | 0 | 0 | 0 | 3 | 5 | ∞ | ∞ | | | | | | | | | | |
| 52 Ryan Meisinger, R (7.1) ERA: 6.0 | 0.2 | | 2 | 0 | 1 | 1 | 1 | 0 | 0 | 0 | 0 | 0 | 0 | 5 | 9 | 13.50 | 0.000 | | | | | | | | | | |

Baltimore Orioles @ Seattle Mariners
 Safeco Field, Seattle, WA
 Wed Sep 05 2018, 7:11 PM - 10:15 PM PDT
 Att: 15,017 - Clear - 75 F

| | |
|-----|----|
| AB | 34 |
| R | 5 |
| H | 10 |
| RBI | 5 |
| BB | 4 |
| SO | 3 |
| LOB | 17 |



| Batter | 1 | 2 | 3 | 4 | 5 | 6 | 7 | 8 | 9 | AB | R | H | RBI | BB | SO | LOB | TOP | | | | | | | | | | |
|---|------------------------------|---------------------------------|-------------------------------|----------------------------------|-------------------------------|----------------------------------|------------------------------|----------------------------------|-------------------------------|----------------------------------|------------------------------|----------------------------------|------------------------------|----------------------------------|------------------------------|----------------------------------|---|------------------------------------|-------------------------|--------|--|--|--|--|--|--|--|
| 26 Andrew McCutchen, R (1, 9) OBP: 0.359, SLG: 0.499 | | | | | | | | | | 3 | 1 | 2 | 1 | 0 | 0 | | New York Yankees @ Seattle Mariners Safeco Field, Seattle, WA Fri Sep 07 2018, 7:10 PM - 9:42 PM PDT Att: 32,195 - Roof Closed - 67 F | | | | | | | | | | |
| 27 Giancarlo Stanton, R (1, 10) OBP: 0.341, SLG: 0.507 | | | | | | | | | | 4 | 0 | 0 | 0 | 0 | 3 | 2 | | | | | | | | | | | |
| 31 Aaron Hicks, S (1, 8) OBP: 0.370, SLG: 0.470 | | | | | | | | | | 4 | 0 | 0 | 0 | 0 | 1 | 2 | | | | | | | | | | | |
| 24 Gary Sánchez, R (1, 2) OBP: 0.280, SLG: 0.404 | | | | | | | | | | 4 | 0 | 0 | 0 | 0 | 2 | 0 | | | | | | | | | | | |
| 41 Miguel Andujar, R (1, 5) OBP: 0.329, SLG: 0.520 | | | | | | | | | | 3 | 0 | 0 | 0 | 0 | 0 | 0 | | | | | | | | | | | |
| 18 Didi Gregorius, L (6, 6) OBP: 0.333, SLG: 0.481 | | | | | | | | | | 1 | 0 | 0 | 0 | 0 | 0 | 0 | | | | | | | | | | | |
| 45 Luke Voit, R (1, 3) OBP: 0.372, SLG: 0.615 | | | | | | | | | | 4 | 1 | 2 | 0 | 0 | 2 | 0 | | | | | | | | | | | |
| 25 Gleyber Torres, R (1, 4) OBP: 0.348, SLG: 0.507 | | | | | | | | | | 4 | 1 | 1 | 2 | 0 | 2 | 1 | | | | | | | | | | | |
| 29 Adeiny Hechavarria, R (1, 6) OBP: 0.286, SLG: 0.349 | | | | | | | | | | 3 | 0 | 1 | 0 | 0 | 1 | 0 | | | | | | | | | | | |
| 11 Brett Gardner, L (1, 7) OBP: 0.326, SLG: 0.373 | | | | | | | | | | 2 | 1 | 1 | 0 | 0 | 0 | 0 | | | | | | | | | | | |
| Inning Stats | R: 0 E: 0 K: 1 S: 7 | H: 0 LOB: 0 BB: 0 P: 9 | R: 2 E: 0 K: 1 S: 15 | H: 2 LOB: 0 BB: 0 P: 21 | R: 2 E: 0 K: 3 S: 16 | H: 2 LOB: 0 BB: 0 P: 22 | R: 0 E: 0 K: 1 S: 8 | H: 0 LOB: 0 BB: 0 P: 11 | R: 0 E: 0 K: 1 S: 12 | H: 1 LOB: 2 BB: 1 P: 21 | R: 0 E: 0 K: 1 S: 9 | H: 0 LOB: 0 BB: 0 P: 11 | R: 0 E: 0 K: 0 S: 8 | H: 0 LOB: 0 BB: 0 P: 12 | R: 0 E: 0 K: 0 S: 8 | H: 1 LOB: 1 BB: 0 P: 22 | 1B: 4 HR: 2 | SF: 0 SAC: 1 DP: 0 HBP: 0 | WP: 0 PB: 0 CS: 0 | PA: 34 | | | | | | | |
| PITCHER | IP | WLS | BF | H | R | ER | SO | BB | IBB | HBP | BLK | WP | HR | S | P | ERA | WHIP | | | | | | | | | | |
| 65 James Paxton, L (1, 1) ERA: 3.83 | 6.0 | L | 24 | 5 | 4 | 4 | 8 | 1 | 0 | 0 | 0 | 0 | 2 | 67 | 95 | 6.00 | 1.000 | | | | | | | | | | |
| 46 Ryan Cook, R (7, 1) ERA: 5.55 | 1.0 | | 3 | 0 | 0 | 0 | 2 | 0 | 0 | 0 | 0 | 0 | 0 | 7 | 12 | 0.00 | 0.000 | | | | | | | | | | |
| 43 Adam Warren, R (8, 1) ERA: 3.48 | 1.0 | | 3 | 0 | 0 | 0 | 0 | 0 | 0 | 0 | 0 | 0 | 0 | 8 | 11 | 0.00 | 0.000 | | | | | | | | | | |
| 60 Chasen Bradford, R (9, 1) ERA: 3.26 | 1.0 | | 4 | 1 | 0 | 0 | 1 | 0 | 0 | 0 | 0 | 0 | 0 | 14 | 22 | 0.00 | 1.000 | | | | | | | | | | |

| Batter | 1 | 2 | 3 | 4 | 5 | 6 | 7 | 8 | 9 | AB | R | H | RBI | BB | SO | LOB | BOTTOM | | | | | | | | | | |
|--|------------------------------|----------------------------------|------------------------------|----------------------------------|-------------------------------|----------------------------------|------------------------------|---------------------------------|-------------------------------|----------------------------------|-------------------------------|----------------------------------|------------------------------|----------------------------------|------------------------------|----------------------------------|---|----------------|------------------------------------|-------------------------|--------|--|--|--|--|--|--|
| 17 Mitch Haniger, R (1, 9) OBP: 0.363, SLG: 0.487 | | | | | | | | | | 4 | 0 | 0 | 0 | 0 | 2 | 1 | New York Yankees @ Seattle Mariners Safeco Field, Seattle, WA Fri Sep 07 2018, 7:10 PM - 9:42 PM PDT Att: 32,195 - Roof Closed - 67 F | | | | | | | | | | |
| 2 Jean Segura, R (1, 6) OBP: 0.346, SLG: 0.430 | | | | | | | | | | 3 | 0 | 1 | 0 | 1 | 1 | 0 | | | | | | | | | | | |
| 22 Robinson Canó, L (1, 4) OBP: 0.367, SLG: 0.442 | | | | | | | | | | 4 | 0 | 1 | 0 | 0 | 1 | 3 | | | | | | | | | | | |
| 23 Nelson Cruz, R (1, 10) OBP: 0.350, SLG: 0.534 | | | | | | | | | | 4 | 0 | 0 | 0 | 0 | 1 | 2 | | | | | | | | | | | |
| 4 Denard Span, L (1, 7) OBP: 0.351, SLG: 0.445 | | | | | | | | | | 3 | 0 | 0 | 0 | 0 | 2 | 0 | | | | | | | | | | | |
| 27 Ryan Healy, R (1, 3) OBP: 0.281, SLG: 0.442 | | | | | | | | | | 3 | 0 | 0 | 0 | 0 | 1 | 0 | | | | | | | | | | | |
| 15 Kyle Seager, L (1, 5) OBP: 0.265, SLG: 0.391 | | | | | | | | | | 3 | 0 | 0 | 0 | 0 | 1 | 0 | | | | | | | | | | | |
| 3 Mike Zunino, R (1, 2) OBP: 0.246, SLG: 0.398 | | | | | | | | | | 3 | 0 | 1 | 0 | 0 | 1 | 0 | | | | | | | | | | | |
| 9 Dee Strange-Gordon, L (1, 8) OBP: 0.291, SLG: 0.335 | | | | | | | | | | 3 | 0 | 0 | 0 | 0 | 1 | 1 | | | | | | | | | | | |
| Inning Stats | R: 0 E: 0 K: 1 S: 8 | H: 1 LOB: 1 BB: 0 P: 11 | R: 0 E: 0 K: 0 S: 8 | H: 0 LOB: 0 BB: 0 P: 12 | R: 0 E: 0 K: 1 S: 10 | H: 0 LOB: 0 BB: 0 P: 12 | R: 0 E: 0 K: 1 S: 5 | H: 0 LOB: 0 BB: 0 P: 8 | R: 0 E: 0 K: 3 S: 14 | H: 2 LOB: 2 BB: 0 P: 17 | R: 0 E: 0 K: 2 S: 11 | H: 0 LOB: 0 BB: 0 P: 13 | R: 0 E: 0 K: 1 S: 8 | H: 0 LOB: 0 BB: 0 P: 14 | R: 0 E: 0 K: 1 S: 9 | H: 0 LOB: 1 BB: 1 P: 18 | | 1B: 2 HR: 0 | SF: 0 SAC: 0 DP: 0 HBP: 0 | WP: 0 PB: 0 CS: 0 | PA: 31 | | | | | | |
| PITCHER | IP | WLS | BF | H | R | ER | SO | BB | IBB | HBP | BLK | WP | HR | S | P | ERA | WHIP | | | | | | | | | | |
| 19 Masahiro Tanaka, R (1, 1) ERA: 3.61 | 8.0 | W | 27 | 3 | 3 | 0 | 10 | 1 | 0 | 0 | 0 | 0 | 0 | 74 | 102 | 0.00 | 0.375 | | | | | | | | | | |
| 30 David Robertson, R (9, 1) ERA: 2.6 | 1.0 | | 4 | 0 | 0 | 0 | 1 | 1 | 0 | 0 | 0 | 0 | 0 | 9 | 18 | 0.00 | 1.000 | | | | | | | | | | |

| Batter | 1 | 2 | 3 | 4 | 5 | 6 | 7 | 8 | 9 | AB | R | H | RBI | BB | SO | LOB | TOP | | | | | | | | | | |
|--|-------------------------------|----------------------------------|------------------------------|---------------------------------|-------------------------------|----------------------------------|-------------------------------|----------------------------------|------------------------------|---------------------------------|------------------------------|----------------------------------|-------------------------------|----------------------------------|-------------------------------|----------------------------------|---|-------------------------------|----------------------------------|----------------------------------|------------------------------------|----------------------------------|--------|--|--|--|--|
| 9 Luis Urias, R OBP: 0.264, SLG: 0.354 15 Cory Spangenberg, L OBP: 0.256, SLG: 0.374 | | | | | | | | | | 4 | 0 | 1 | 0 | 0 | 1 | 0 | San Diego Padres @ Seattle Mariners Safeco Field, Seattle, WA Tue Sep 11 2018, 7:12 PM - 9:59 PM PDT Att: 13,833 - Partly Cloudy - 64 F | | | | | | | | | | |
| 27 Francisco Mejia, S OBP: 0.316, SLG: 0.647 | | | | | | | | | | 4 | 0 | 1 | 0 | 0 | 1 | 1 | | | | | | | | | | | |
| 10 Hunter Renfroe, R OBP: 0.309, SLG: 0.515 16 Travis Jankowski, L OBP: 0.336, SLG: 0.337 | | | | | | | | | | 4 | 1 | 2 | 0 | 0 | 1 | 1 | | | | | | | | | | | |
| 30 Eric Hosmer, L OBP: 0.318, SLG: 0.401 | | | | | | | | | | 4 | 0 | 1 | 0 | 0 | 0 | 2 | | | | | | | | | | | |
| 32 Franmil Reyes, R OBP: 0.316, SLG: 0.525 | | | | | | | | | | 4 | 0 | 1 | 1 | 0 | 1 | 3 | | | | | | | | | | | |
| 4 Will Myers, R OBP: 0.312, SLG: 0.455 | | | | | | | | | | | 4 | 0 | 2 | 1 | 0 | 1 | | | | | | | | | | | |
| 18 Austin Hedges, R OBP: 0.290, SLG: 0.434 | | | | | | | | | | | 4 | 0 | 0 | 0 | 0 | 1 | | 4 | | | | | | | | | |
| 13 Freddy Galvis, S OBP: 0.289, SLG: 0.355 | | | | | | | | | | | 4 | 0 | 0 | 0 | 0 | 1 | | 2 | | | | | | | | | |
| 7 Manuel Margot, R OBP: 0.292, SLG: 0.381 | | | | | | | | | | 3 | 0 | 0 | 0 | 0 | 1 | 0 | | | | | | | | | | | |
| Inning Stats | R: 0 E: 0 K: 1 S: 10 | H: 0 LOB: 0 BB: 0 P: 15 | R: 0 E: 0 K: 0 S: 6 | H: 1 LOB: 1 BB: 0 P: 8 | R: 0 E: 0 K: 0 S: 11 | H: 1 LOB: 1 BB: 0 P: 16 | R: 1 E: 0 K: 0 S: 13 | H: 2 LOB: 1 BB: 0 P: 20 | R: 0 E: 0 K: 1 S: 5 | H: 0 LOB: 0 BB: 0 P: 7 | R: 0 E: 0 K: 1 S: 8 | H: 1 LOB: 1 BB: 0 P: 14 | R: 0 E: 0 K: 3 S: 11 | H: 0 LOB: 0 BB: 0 P: 14 | R: 0 E: 0 K: 1 S: 12 | H: 0 LOB: 2 BB: 0 P: 14 | | R: 1 E: 0 K: 1 S: 11 | H: 3 LOB: 2 BB: 0 P: 15 | 1B: 5 2B: 3 3B: 0 HR: 0 | SF: 0 SAC: 0 DP: 0 HBP: 0 | WP: 0 PB: 0 SB: 1 CS: 1 | PA: 35 | | | | |
| PITCHER | IP | WLS | BF | H | R | ER | SO | BB | IBB | HBP | BLK | WP | HR | S | P | ERA | WHIP | | | | | | | | | | |
| 32 Marco Gonzales, L ERA: 4.24 | (1, 1) | 5.0 | 19 | 4 | 1 | 1 | 2 | 0 | 0 | 0 | 0 | 0 | 0 | 45 | 66 | 1.80 | 0.800 | | | | | | | | | | |
| 37 Shawn Armstrong, R ERA: | (6, 1) | 1.0 | 4 | 1 | 0 | 0 | 1 | 0 | 0 | 0 | 0 | 0 | 0 | 8 | 14 | 0.00 | 1.000 | | | | | | | | | | |
| 50 Nick Vincent, R ERA: 4.03 | (7, 1) | 1.0 | 3 | 0 | 0 | 0 | 3 | 0 | 0 | 0 | 0 | 0 | 0 | 11 | 14 | 0.00 | 0.000 | | | | | | | | | | |
| 48 Alex Colomé, R ERA: 3.29 | (8, 1) | 1.0 | 3 | 0 | 0 | 0 | 1 | 0 | 0 | 0 | 0 | 0 | 0 | 12 | 14 | 0.00 | 0.000 | | | | | | | | | | |
| 39 Edwin Diaz, R ERA: 1.95 | (9, 1) | 1.0 | L | 6 | 3 | 1 | 1 | 0 | 0 | 0 | 0 | 0 | 0 | 11 | 15 | 9.00 | 3.000 | | | | | | | | | | |

| Batter | 1 | 2 | 3 | 4 | 5 | 6 | 7 | 8 | 9 | AB | R | H | RBI | BB | SO | LOB | BOTTOM | | | | | | | | | | |
|---|------------------------------|----------------------------------|-------------------------------|----------------------------------|------------------------------|----------------------------------|------------------------------|----------------------------------|------------------------------|----------------------------------|------------------------------|---------------------------------|-------------------------------|----------------------------------|-------------------------------|----------------------------------|---|------------------------------|----------------------------------|----------------------------------|------------------------------------|----------------------------------|--------|--|--|--|--|
| 17 Mitch Haniger, R OBP: 0.360, SLG: 0.481 | | | | | | | | | | 5 | 0 | 1 | 0 | 0 | 2 | 2 | San Diego Padres @ Seattle Mariners Safeco Field, Seattle, WA Tue Sep 11 2018, 7:12 PM - 9:59 PM PDT Att: 13,833 - Partly Cloudy - 64 F | | | | | | | | | | |
| 4 Denard Span, L OBP: 0.268, SLG: 0.438 | | | | | | | | | | 4 | 0 | 1 | 0 | 0 | 1 | 1 | | | | | | | | | | | |
| 22 Robinson Cano, L OBP: 0.366, SLG: 0.446 | | | | | | | | | | 4 | 1 | 1 | 1 | 0 | 1 | 2 | | | | | | | | | | | |
| 23 Nelson Cruz, R OBP: 0.346, SLG: 0.523 | | | | | | | | | | 4 | 0 | 0 | 0 | 0 | 0 | 2 | | | | | | | | | | | |
| 27 Ryon Healy, R OBP: 0.281, SLG: 0.438 | | | | | | | | | | 4 | 0 | 1 | 0 | 0 | 0 | 0 | | | | | | | | | | | |
| 15 Kyle Seager, L OBP: 0.288, SLG: 0.392 | | | | | | | | | | 2 | 0 | 1 | 0 | 2 | 0 | 0 | | | | | | | | | | | |
| 16 Ben Gamel, L 10 Cameron Maybin, R OBP: 0.324, SLG: 0.334 | | | | | | | | | | 0 | 0 | 0 | 0 | 2 | 0 | 0 | | | | | | | | | | | |
| 3 Mike Zunino, R OBP: 0.247, SLG: 0.404 | | | | | | | | | | 4 | 0 | 1 | 0 | 0 | 0 | 3 | | | | | | | | | | | |
| 9 Dee Strange-Gordon, L OBP: 0.289, SLG: 0.333 | | | | | | | | | | 4 | 0 | 0 | 0 | 0 | 0 | 5 | | | | | | | | | | | |
| Inning Stats | R: 0 E: 0 K: 1 S: 8 | H: 1 LOB: 1 BB: 0 P: 15 | R: 0 E: 0 K: 0 S: 10 | H: 2 LOB: 2 BB: 1 P: 18 | R: 1 E: 0 K: 1 S: 8 | H: 1 LOB: 0 BB: 0 P: 11 | R: 0 E: 0 K: 0 S: 7 | H: 0 LOB: 1 BB: 1 P: 16 | R: 0 E: 0 K: 0 S: 9 | H: 0 LOB: 0 BB: 0 P: 11 | R: 0 E: 0 K: 0 S: 3 | H: 0 LOB: 2 BB: 0 P: 7 | R: 0 E: 0 K: 0 S: 11 | H: 1 LOB: 2 BB: 1 P: 19 | R: 0 E: 0 K: 1 S: 12 | H: 2 LOB: 3 BB: 1 P: 21 | | R: 0 E: 0 K: 1 S: 9 | H: 0 LOB: 0 BB: 0 P: 12 | 1B: 4 2B: 2 3B: 0 HR: 1 | SF: 0 SAC: 0 DP: 1 HBP: 0 | WP: 0 PB: 0 SB: 0 CS: 0 | PA: 37 | | | | |
| PITCHER | IP | WLS | BF | H | R | ER | SO | BB | IBB | HBP | BLK | WP | HR | S | P | ERA | WHIP | | | | | | | | | | |
| 50 Bryan Mitchell, R ERA: 6.07 | (1, 1) | 6.0 | 23 | 4 | 1 | 1 | 2 | 2 | 0 | 0 | 0 | 0 | 0 | 45 | 78 | 1.50 | 1.000 | | | | | | | | | | |
| 55 Matt Strahm, L ERA: 2.14 | (7, 1) | 1.1 | 7 | 2 | 0 | 0 | 1 | 1 | 0 | 0 | 0 | 0 | 0 | 16 | 26 | 0.00 | 2.250 | | | | | | | | | | |
| 34 Craig Stammen, R ERA: 2.55 | (8, 1) | 0.2 | W | 4 | 1 | 0 | 0 | 1 | 0 | 0 | 0 | 0 | 0 | 7 | 14 | 0.00 | 3.000 | | | | | | | | | | |
| 39 Kirby Yates, R ERA: 1.94 | (9, 1) | 1.0 | S | 3 | 0 | 0 | 0 | 0 | 0 | 0 | 0 | 0 | 0 | 9 | 12 | 0.00 | 0.000 | | | | | | | | | | |

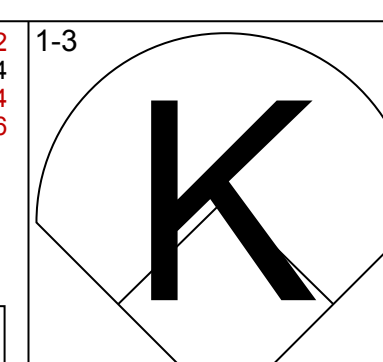
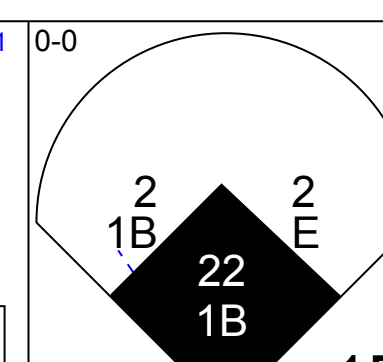
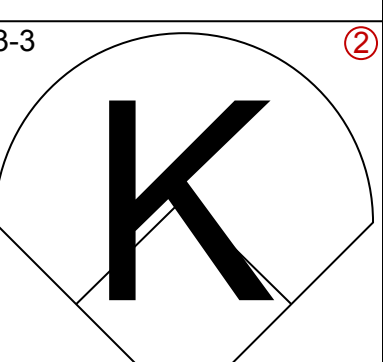
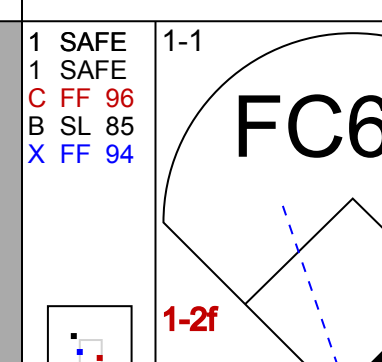
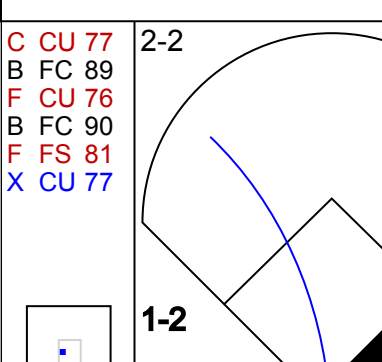
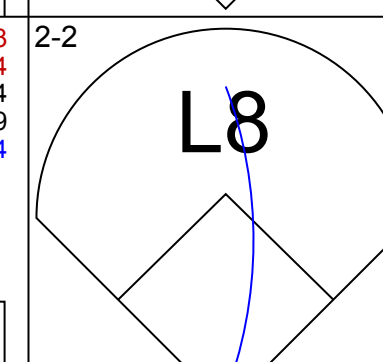
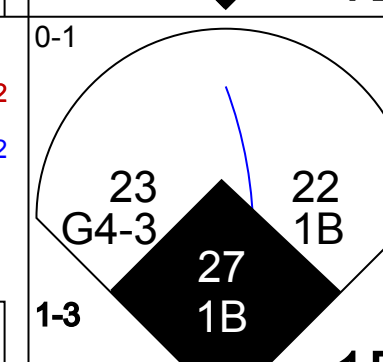
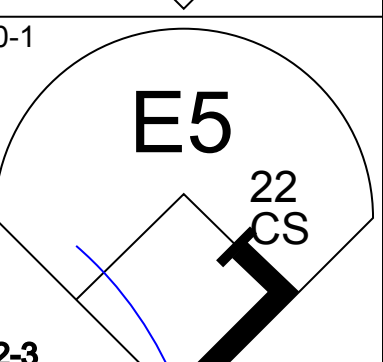
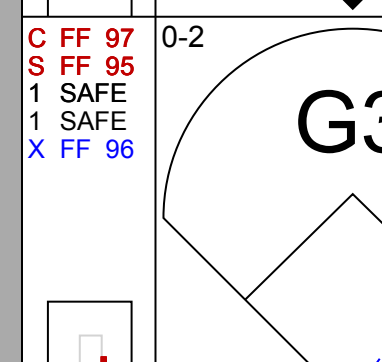
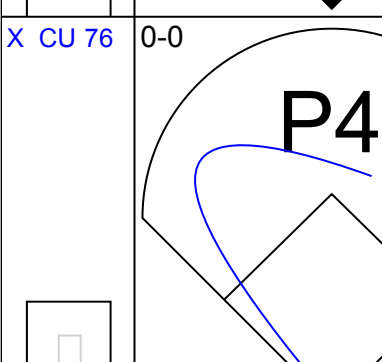
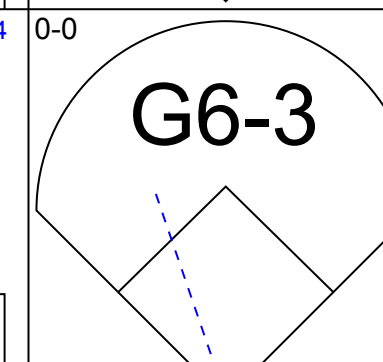
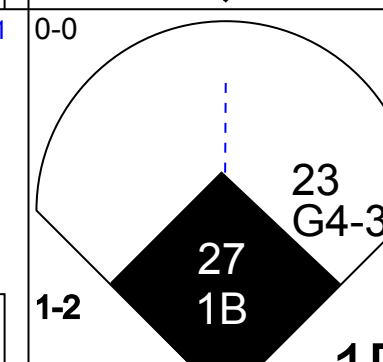
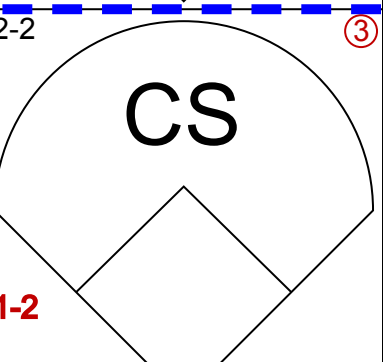


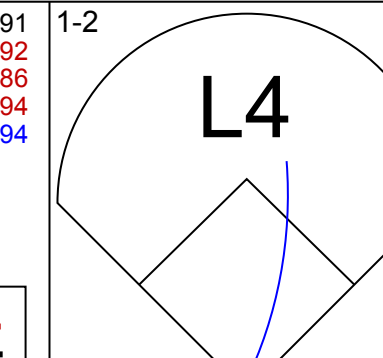
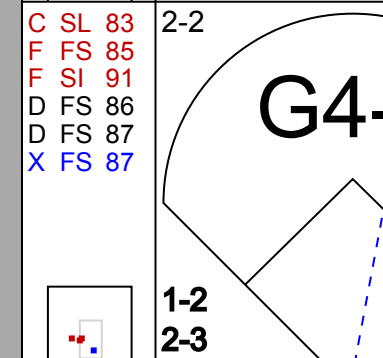
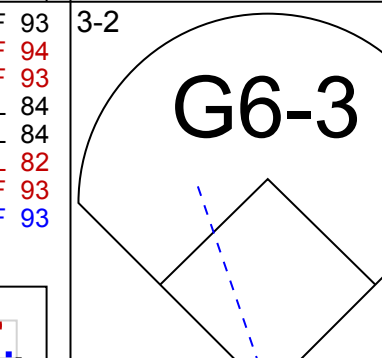
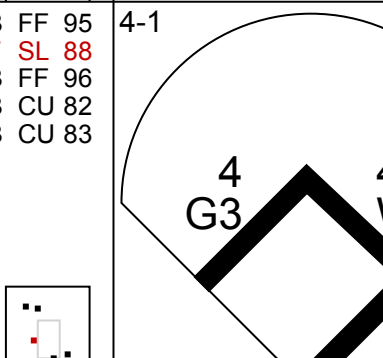
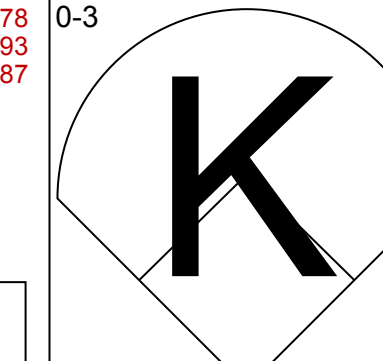

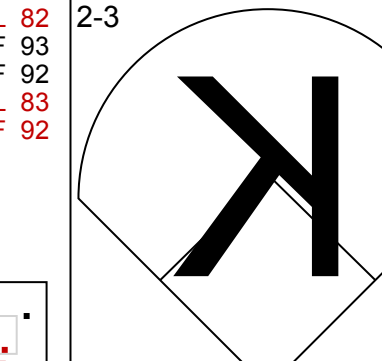




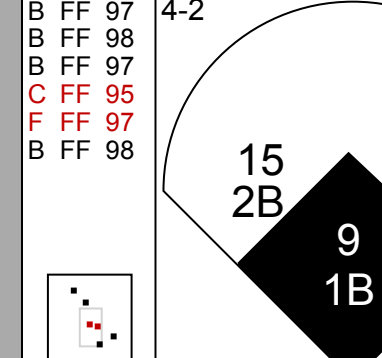

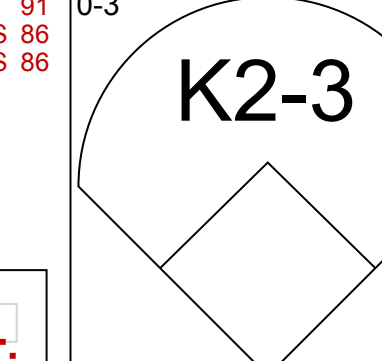

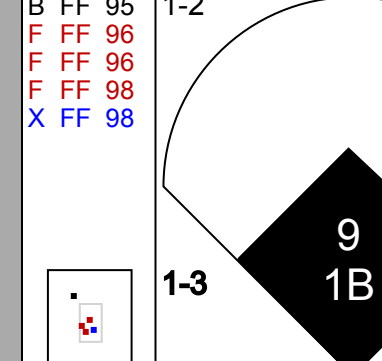
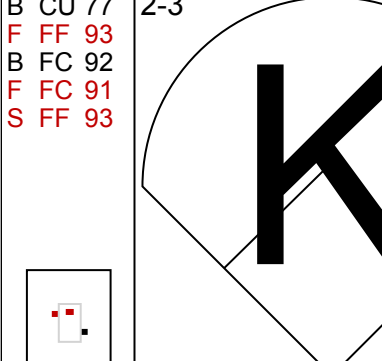
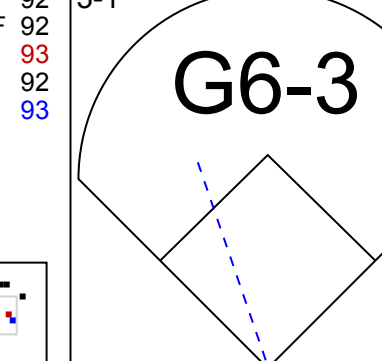
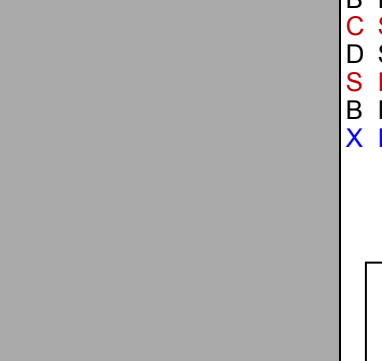
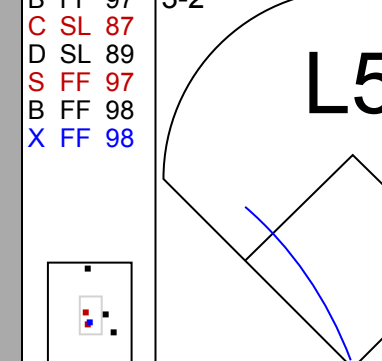
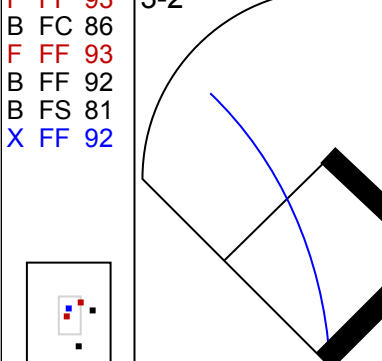


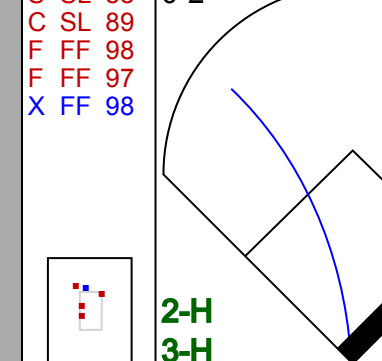
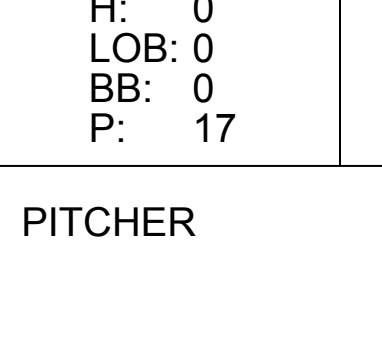
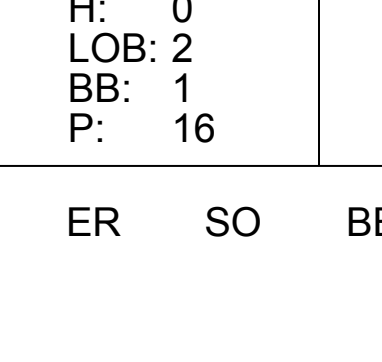
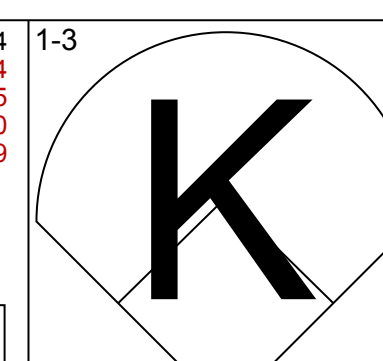


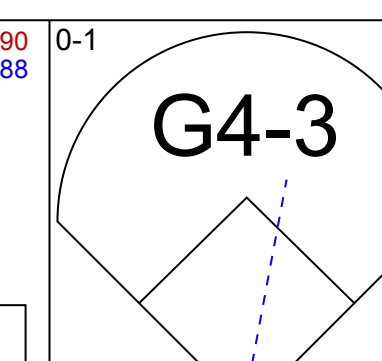
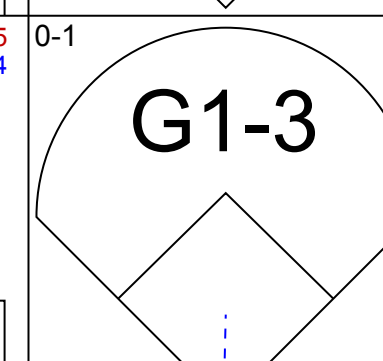
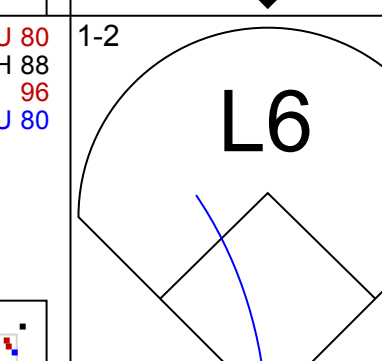
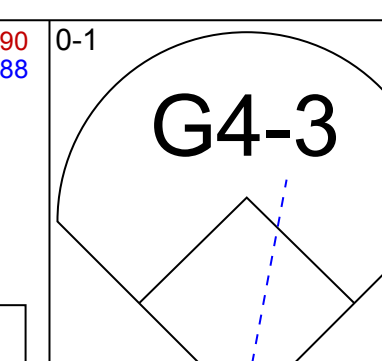
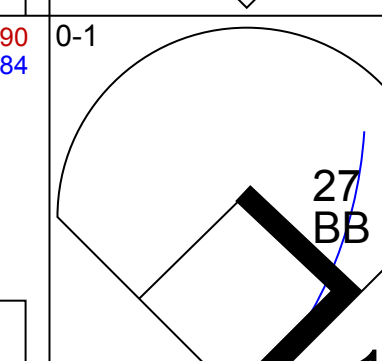

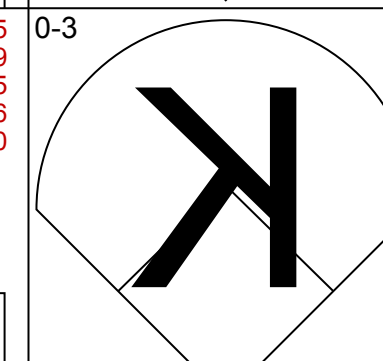
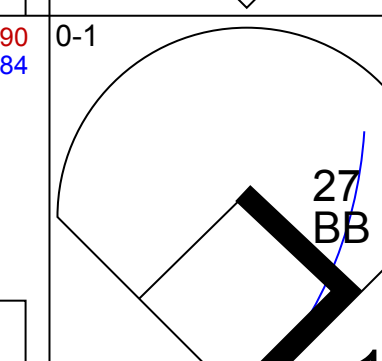



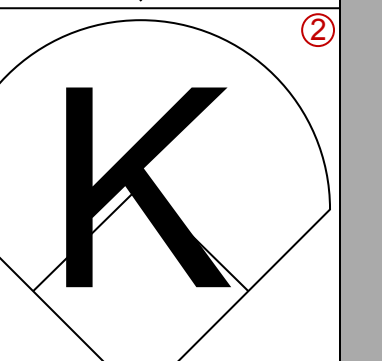
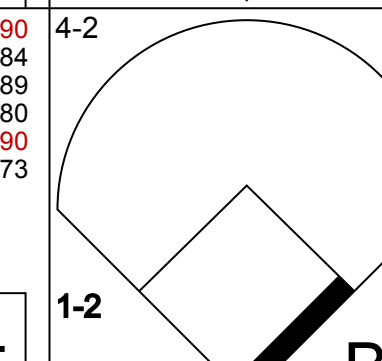
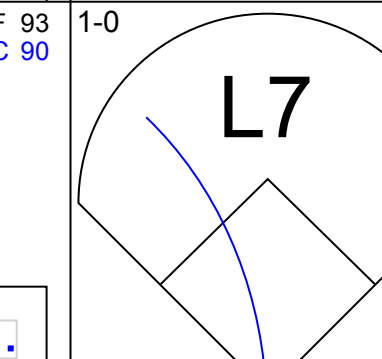
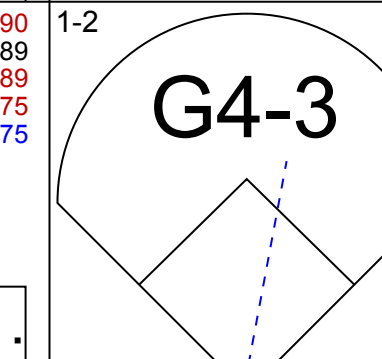

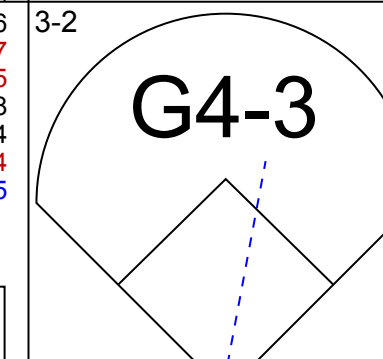
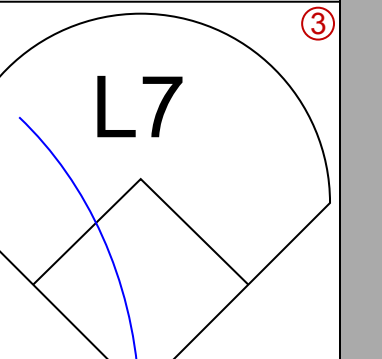
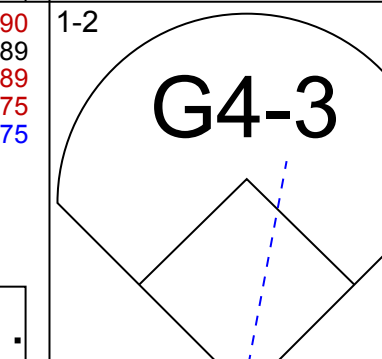
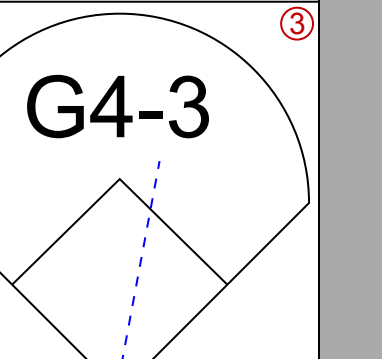

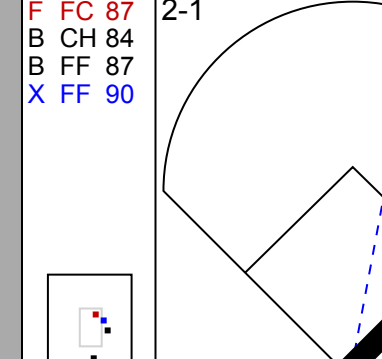
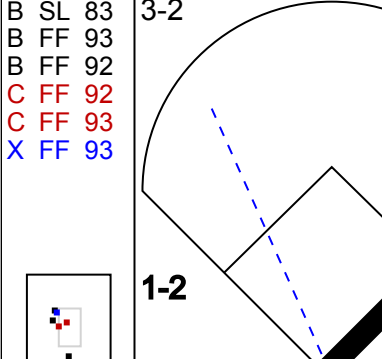










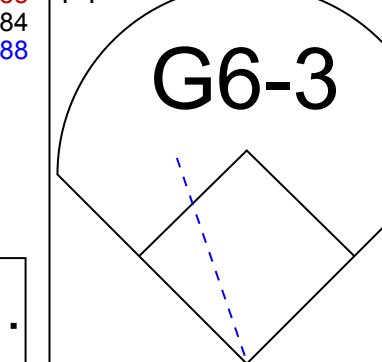

AB 35
R 2
H 8
RBI 2
BB 0
SO 8
LOB 14



WP: 0
PB: 0
SB: 1
CS: 1

AB 33
R 1
H 7
RBI 1
BB 4
SO 4
LOB 18



| Batter | 1 | 2 | 3 | 4 | 5 | 6 | 7 | 8 | 9 | AB | R | H | RBI | BB | SO | LOB | TOP | | | | | | | | |
|---|---|---|---|---|--|---|---|---|---|----------------------------------|-------------------------------|----------------------------------|-------------------------------|----------------------------------|-------------------------------|----------------------------------|---|----------------------------------|----------------------------------|------------------------------------|----------------------------------|--------|--|--|--|
| 17 Mitch Haniger, R OBP: 0.362, SLG: 0.486 |  | | |  |  | |  | |  | 5 | 1 | 2 | 0 | 0 | 2 | 2 | Seattle Mariners @ Los Angeles Angels Angel Stadium, Anaheim, CA Fri Sep 14 2018, 7:09 PM - 10:30 PM PDT Att: 39,872 - Clear - 84 F | | | | | | | | |
| 2 Jean Segura, R OBP: 0.340, SLG: 0.422 |  | | |  |  | |  | |  | 5 | 1 | 1 | 0 | 0 | 0 | 4 | | | | | | | | | |
| 22 Robinson Cano, L OBP: 0.360, SLG: 0.435 |  | | |  |  | |  | |  | 4 | 1 | 1 | 1 | 0 | 1 | 0 | | | | | | | | | |
| 23 Nelson Cruz, R OBP: 0.351, SLG: 0.535 | |  | |  | | |  | |  | 3 | 0 | 0 | 0 | 1 | 0 | 2 | | | | | | | | | |
| 45 Kristopher Negron, R OBP: 0.250, SLG: 0.250 | | |  | | | | | | | 0 | 0 | 0 | 0 | 0 | 0 | 0 | | | | | | | | | |
| 4 Denard Span, L OBP: 0.343, SLG: 0.431 |  | | |  | | |  | |  | 4 | 0 | 0 | 0 | 0 | 3 | 3 | | | | | | | | | |
| 27 Ryan Healy, R OBP: 0.281, SLG: 0.432 |  | | |  | | |  | |  | 3 | 1 | 1 | 2 | 1 | 1 | 2 | | | | | | | | | |
| 15 Kyle Seager, L OBP: 0.289, SLG: 0.399 | | |  |  | | |  | |  | 4 | 1 | 1 | 0 | 0 | 3 | 1 | | | | | | | | | |
| 3 Mike Zunino, R OBP: 0.254, SLG: 0.407 | | |  | |  | |  | |  | 4 | 0 | 2 | 0 | 0 | 0 | 2 | | | | | | | | | |
| 9 Dee Strange-Gordon, L OBP: 0.290, SLG: 0.333 | | |  | |  | |  | |  | 3 | 0 | 1 | 2 | 0 | 2 | 1 | | | | | | | | | |
| 5 Guillermo Heredia, R OBP: 0.259, SLG: 0.310 | | | | |  | | | | | 1 | 0 | 0 | 0 | 0 | 0 | 1 | | | | | | | | | |
| Inning Stats | R: 0 E: 0 K: 1 S: 7 | H: 0 LOB: 0 BB: 0 P: 10 | R: 0 E: 0 K: 1 S: 10 | H: 0 LOB: 0 BB: 0 P: 12 | R: 0 E: 0 K: 2 S: 8 | H: 0 LOB: 0 BB: 0 P: 12 | R: 3 E: 1 K: 2 S: 18 | H: 4 LOB: 1 BB: 0 P: 25 | R: 0 E: 1 K: 2 S: 13 | H: 1 LOB: 1 BB: 0 P: 22 | R: 0 E: 0 K: 1 S: 11 | H: 0 LOB: 0 BB: 0 P: 17 | R: 2 E: 0 K: 0 S: 19 | H: 2 LOB: 1 BB: 1 P: 28 | R: 0 E: 0 K: 2 S: 10 | H: 0 LOB: 2 BB: 1 P: 16 | R: 0 E: 0 K: 1 S: 13 | H: 2 LOB: 2 BB: 0 P: 21 | 1B: 7 2B: 2 3B: 0 HR: 0 | SF: 0 SAC: 0 DP: 0 HBP: 0 | WP: 1 PB: 0 SB: 0 CS: 1 | PA: 39 | | | |
| PITCHER | IP | WLS | BF | H | R | ER | SO | BB | IBB | HBP | BLK | WP | HR | S | P | ERA | WHIP | | | | | | | | |
| 52 Matt Shoemaker, R ERA: 3.98 | 4.2 | L | 20 | 5 | 3 | 3 | 8 | 0 | 0 | 0 | 0 | 0 | 0 | 54 | 77 | 5.79 | 1.071 | | | | | | | | |
| 32 Cam Bedrosian, R ERA: 3.59 | 1.1 | | 3 | 0 | 0 | 0 | 1 | 0 | 0 | 0 | 0 | 0 | 0 | 13 | 21 | 0.00 | 0.000 | | | | | | | | |
| 57 Hansel Robles, R ERA: 4.06 | 1.0 | | 6 | 2 | 2 | 2 | 0 | 1 | 0 | 0 | 0 | 0 | 0 | 19 | 28 | 18.00 | 3.000 | | | | | | | | |
| 49 Miguel Almonte, R ERA: 5.4 | 1.0 | | 4 | 0 | 0 | 0 | 2 | 1 | 0 | 0 | 0 | 1 | 0 | 10 | 16 | 0.00 | 1.000 | | | | | | | | |
| 53 Blake Parker, R ERA: 3.11 | 1.0 | | 5 | 2 | 0 | 0 | 1 | 0 | 0 | 0 | 0 | 0 | 0 | 13 | 21 | 0.00 | 2.000 | | | | | | | | |
| Batter | 1 | 2 | 3 | 4 | 5 | 6 | 7 | 8 | 9 | AB | R | H | RBI | BB | SO | LOB | BOTTOM | | | | | | | | |
| 56 Kole Calhoun, L OBP: 0.288, SLG: 0.379 |  | |  | |  | | |  | | 3 | 0 | 0 | 0 | 1 | 1 | 1 | Seattle Mariners @ Los Angeles Angels Angel Stadium, Anaheim, CA Fri Sep 14 2018, 7:09 PM - 10:30 PM PDT Att: 39,872 - Clear - 84 F | | | | | | | | |
| 6 David Fletcher, R OBP: 0.314, SLG: 0.355 |  | |  | |  | |  | |  | 4 | 0 | 1 | 0 | 0 | 0 | 2 | | | | | | | | | |
| 27 Mike Trout, R OBP: 0.464, SLG: 0.615 |  | | |  | | |  | |  | 3 | 0 | 0 | 0 | 1 | 2 | 0 | | | | | | | | | |
| 17 Shohei Ohtani, L OBP: 0.370, SLG: 0.583 |  | |  | |  | |  | |  | 4 | 0 | 0 | 0 | 0 | 1 | 2 | | | | | | | | | |
| 8 Justin Upton, R OBP: 0.346, SLG: 0.462 |  | | |  | | |  | |  | 3 | 0 | 1 | 0 | 1 | 1 | 0 | | | | | | | | | |
| 2 Andrelton Simmons, R OBP: 0.343, SLG: 0.425 |  | | |  | | |  | |  | 4 | 0 | 2 | 0 | 0 | 1 | 1 | | | | | | | | | |
| 20 José Miguel Fernández, Jr. OBP: 0.292, SLG: 0.402 | |  | |  | |  | |  | | 4 | 0 | 1 | 0 | 0 | 0 | 3 | | | | | | | | | |
| 3 Taylor Ward, R OBP: 0.260, SLG: 0.316 | |  | |  | |  | |  | | 4 | 0 | 0 | 0 | 0 | 2 | 4 | | | | | | | | | |
| 10 José Briceño, R OBP: 0.297, SLG: 0.350 | | |  | |  | | |  | | 3 | 0 | 1 | 0 | 0 | 0 | 1 | | | | | | | | | |
| 37 Zach Duke, L ERA: 4.18 | | | | | | | |  | | 1 | 0 | 0 | 0 | 0 | 0 | 2 | | | | | | | | | |
| Inning Stats | R: 0 E: 0 K: 2 S: 11 | H: 0 LOB: 0 BB: 0 P: 12 | R: 0 E: 0 K: 2 S: 7 | H: 0 LOB: 0 BB: 0 P: 11 | R: 0 E: 0 K: 0 S: 10 | H: 1 LOB: 2 BB: 1 P: 20 | R: 0 E: 0 K: 1 S: 12 | H: 0 LOB: 1 BB: 1 P: 22 | R: 0 E: 0 K: 0 S: 9 | H: 1 LOB: 1 BB: 0 P: 14 | R: 0 E: 0 K: 1 S: 9 | H: 0 LOB: 0 BB: 0 P: 14 | R: 0 E: 0 K: 1 S: 10 | H: 1 LOB: 1 BB: 0 P: 16 | R: 0 E: 0 K: 0 S: 12 | H: 1 LOB: 2 BB: 1 P: 18 | R: 0 E: 0 K: 1 S: 17 | H: 2 LOB: 2 BB: 0 P: 26 | 1B: 5 2B: 1 3B: 0 HR: 0 | SF: 0 SAC: 0 DP: 0 HBP: 0 | WP: 0 PB: 0 SB: 0 CS: 0 | PA: 36 | | | |
| PITCHER | IP | WLS | BF | H | R | ER | SO | BB | IBB | HBP | BLK | WP | HR | S | P | ERA | WHIP | | | | | | | | |
| 55 Roenis Elias, L ERA: 3.18 | 3.2 | | 14 | 1 | 0 | 0 | 4 | 2 | 0 | 0 | 0 | 0 | 0 | 36 | 58 | 0.00 | 0.818 | | | | | | | | |
| 43 Adam Warren, R ERA: 3.3 | 1.1 | W | 5 | 1 | 0 | 0 | 1 | 0 | 0 | 0 | 0 | 0 | 0 | 13 | 21 | 0.00 | 0.750 | | | | | | | | |
| 37 Shawn Armstrong, R ERA: 3.9 | 1.0 | H | 3 | 0 | 0 | 0 | 1 | 0 | 0 | 0 | 0 | 0 | 0 | 9 | 14 | 0.00 | 0.000 | | | | | | | | |
| 50 Nick Vincent, R ERA: 3.96 | 1.0 | | 4 | 1 | 0 | 0 | 1 | 0 | 0 | 0 | 0 | 0 | 0 | 10 | 16 | 0.00 | 1.000 | | | | | | | | |
| 33 Zach Duke, L ERA: 4.18 | 1.0 | | 5 | 1 | 0 | 0 | 0 | 1 | 0 | 0 | 0 | 0 | 0 | 12 | 18 | 0.00 | 2.000 | | | | | | | | |
| PITCHER | IP | WLS | BF | H | R | ER | SO | BB | IBB | HBP | BLK | WP | HR | S | P | ERA | WHIP | | | | | | | | |
| 46 Ryan Cook, R ERA: 5.14 | 1.0 | | 5 | 2 | 0 | 0 | 1 | 0 | 0 | 0 | 0 | 0 | 0 | 17 | 26 | 0.00 | 2.000 | | | | | | | | |

| Batter | 1 | 2 | 3 | 4 | 5 | 6 | 7 | 8 | 9 | AB | R | H | RBI | BB | SO | LOB | TOP | | | | | |
|---|---|---|---|---|---|---|---|---|---|---|---|---|---|---|---|---|---|---|---|---|---|---|
| 17 Mitch Haniger, R OBP: 0.363, SLG: 0.493 | F8 | | 1-H 2B | | L8 | | | G4-6-3 1B | | 4 | 0 | 2 | 1 | 0 | 0 | 0 | | | | | | |
| 4 Denard Span, L OBP: 0.343, SLG: 0.428 | 27 CS 1B | | | | L8 | | | G4-6-3 1-2 | | 4 | 0 | 1 | 0 | 0 | 0 | 1 | | | | | | |
| 22 Robinson Cano, L OBP: 0.359, SLG: 0.431 | F7 | | G3 | | K | | | L7 | | 4 | 0 | 0 | 0 | 0 | 1 | 2 | | | | | | |
| 27 Ryon Healy, R OBP: 0.282, SLG: 0.431 | CS | L8 | | G5-3 | | K | | | K | 4 | 0 | 0 | 0 | 0 | 2 | 0 | | | | | | |
| 15 Kyle Seager, L OBP: 0.271, SLG: 0.399 | | 36 WP BB | | 20 HR 1B | | L8 | | | K | 3 | 1 | 1 | 0 | 1 | 1 | 0 | | | | | | |
| 20 Daniel Vogelbach, L OBP: 0.333, SLG: 0.366 | F8 | | | HR | | G4-3 | | | K | 4 | 1 | 1 | 2 | 0 | 1 | 1 | | | | | | |
| 36 David Freitas, R OBP: 0.281, SLG: 0.307 | | | | | | | | | | 2 | 0 | 1 | 0 | 0 | 1 | 1 | | | | | | |
| 16 Ben Gamel, L OBP: 0.362, SLG: 0.377 | | | | | | | | | | 1 | 0 | 0 | 0 | 0 | 1 | 0 | | | | | | |
| 3 Mike Zunino, R OBP: 0.253, SLG: 0.404 | | | | | | | | | | 0 | 0 | 0 | 0 | 0 | 0 | 0 | | | | | | |
| 9 Dee Strange-Gordon, L OBP: 0.289, SLG: 0.331 | | | | | | | | | | 3 | 1 | 1 | 0 | 0 | 0 | 1 | | | | | | |
| 7 Andrew Romine, S OBP: 0.256, SLG: 0.221 | | | | | | | | | | 3 | 0 | 0 | 0 | 0 | 1 | 2 | | | | | | |
| Inning Stats | R: 0 E: 0 K: 0 S: 7 | H: 1 LOB: 0 BB: 0 P: 11 | R: 0 E: 0 K: 1 S: 13 | H: 0 LOB: 1 BB: 1 P: 21 | R: 1 E: 0 K: 1 S: 16 | H: 2 LOB: 1 BB: 0 P: 22 | R: 2 E: 0 K: 0 S: 14 | H: 3 LOB: 1 BB: 0 P: 19 | R: 0 E: 0 K: 1 S: 5 | H: 0 LOB: 0 BB: 0 P: 9 | R: 0 E: 0 K: 2 S: 9 | H: 0 LOB: 0 BB: 0 P: 13 | R: 0 E: 0 K: 0 S: 5 | H: 1 LOB: 0 BB: 0 P: 11 | R: 0 E: 0 K: 3 S: 12 | H: 0 LOB: 0 BB: 0 P: 16 | 1B: 5 2B: 1 3B: 0 HR: 1 | SF: 0 SAC: 0 DP: 1 HBP: 0 | WP: 1 PB: 0 SB: 0 CS: 1 | PA: 34 | | |
| PITCHER | IP WLS BF H R ER SO BB IBB HBP BLK WP HR S P ERA WHIP | IP WLS BF H R ER SO BB IBB HBP BLK WP HR S P ERA WHIP | IP WLS BF H R ER SO BB IBB HBP BLK WP HR S P ERA WHIP | IP WLS BF H R ER SO BB IBB HBP BLK WP HR S P ERA WHIP | IP WLS BF H R ER SO BB IBB HBP BLK WP HR S P ERA WHIP | IP WLS BF H R ER SO BB IBB HBP BLK WP HR S P ERA WHIP | IP WLS BF H R ER SO BB IBB HBP BLK WP HR S P ERA WHIP | IP WLS BF H R ER SO BB IBB HBP BLK WP HR S P ERA WHIP | IP WLS BF H R ER SO BB IBB HBP BLK WP HR S P ERA WHIP | IP WLS BF H R ER SO BB IBB HBP BLK WP HR S P ERA WHIP | IP WLS BF H R ER SO BB IBB HBP BLK WP HR S P ERA WHIP | IP WLS BF H R ER SO BB IBB HBP BLK WP HR S P ERA WHIP | IP WLS BF H R ER SO BB IBB HBP BLK WP HR S P ERA WHIP | IP WLS BF H R ER SO BB IBB HBP BLK WP HR S P ERA WHIP | IP WLS BF H R ER SO BB IBB HBP BLK WP HR S P ERA WHIP | IP WLS BF H R ER SO BB IBB HBP BLK WP HR S P ERA WHIP | IP WLS BF H R ER SO BB IBB HBP BLK WP HR S P ERA WHIP | IP WLS BF H R ER SO BB IBB HBP BLK WP HR S P ERA WHIP | IP WLS BF H R ER SO BB IBB HBP BLK WP HR S P ERA WHIP | IP WLS BF H R ER SO BB IBB HBP BLK WP HR S P ERA WHIP | IP WLS BF H R ER SO BB IBB HBP BLK WP HR S P ERA WHIP | IP WLS BF H R ER SO BB IBB HBP BLK WP HR S P ERA WHIP |

Seattle Mariners @ Los Angeles Angels
Angel Stadium, Anaheim, CA
Sun Sep 16 2018, 1:08 PM - 4:03 PM PDT
Att: 35,578 - Sunny - 83 F

AB 32
R 3
H 7
RBI 3
BB 1
SO 9
LOB 9



| Batter | 1 | 2 | 3 | 4 | 5 | 6 | 7 | 8 | 9 | AB | R | H | RBI | BB | SO | LOB | BOTTOM | | | | | | |
|---|---|---|---|---|---|---|---|---|---|---|---|---|---|---|---|---|---|---|---|---|---|---|---|
| 56 Kole Calhoun, L OBP: 0.285, SLG: 0.381 | G4-3 | | P6 | | L9 | | | HR | | 4 | 1 | 1 | 1 | 0 | 0 | 1 | | | | | | | |
| 6 David Fletcher, R OBP: 0.316, SLG: 0.363 | | | | | | | | | | 1 | 0 | 1 | 0 | 0 | 0 | 0 | | | | | | | |
| 22 Kaleb Cowart, S OBP: 0.229, SLG: 0.192 | | | 17 FC3-6 BB | | K | | | P6 | | 2 | 0 | 0 | 0 | 1 | 1 | 0 | | | | | | | |
| 17 Shohel Ohtani, L OBP: 0.370, SLG: 0.587 | | | FC3-6 8 HR | | | | | K 2 CS | | 3 | 1 | 0 | 0 | 1 | 2 | 3 | | | | | | | |
| 8 Justin Upton, R OBP: 0.346, SLG: 0.478 | | | | | | | | P3 | | 4 | 1 | 1 | 3 | 0 | 1 | 3 | | | | | | | |
| 2 Andrelton Simmons, R OBP: 0.340, SLG: 0.420 | | | | | | | | G6-3 | | 4 | 0 | 1 | 0 | 0 | 1 | 1 | | | | | | | |
| 19 Jefry Marte, R OBP: 0.281, SLG: 0.351 | | | | | | | | | | 3 | 0 | 2 | 0 | 0 | 0 | 0 | | | | | | | |
| 3 Taylor Ward, R OBP: 0.252, SLG: 0.306 | | | | | | | | | | 3 | 0 | 0 | 0 | 0 | 2 | 3 | | | | | | | |
| 10 José Briceño, R OBP: 0.292, SLG: 0.343 | | | | | | | | | | 2 | 0 | 0 | 0 | 0 | 2 | 3 | | | | | | | |
| 20 José Miguel Fernández, R OBP: 0.287, SLG: 0.391 | | | | | | | | | | 1 | 0 | 0 | 0 | 0 | 0 | 0 | | | | | | | |
| 44 Joe Hudson, R | | | | | | | | | | 0 | 0 | 0 | 0 | 0 | 0 | 0 | | | | | | | |
| 59 Michael Hermosillo, R OBP: 0.234, SLG: 0.250 | | | | | | | | | | 2 | 1 | 1 | 0 | 0 | 0 | 1 | | | | | | | |
| 9 Eric Young Jr., S OBP: 0.256, SLG: 0.327 | | | | | | | | | | 1 | 0 | 0 | 0 | 0 | 0 | 0 | | | | | | | |
| Inning Stats | R: 0 E: 0 K: 1 S: 10 | H: 1 LOB: 1 BB: 0 P: 15 | R: 0 E: 0 K: 2 S: 12 | H: 2 LOB: 1 BB: 0 P: 20 | R: 3 E: 0 K: 0 S: 11 | H: 2 LOB: 0 BB: 1 P: 22 | R: 0 E: 0 K: 1 S: 9 | H: 1 LOB: 1 BB: 0 P: 11 | R: 0 E: 0 K: 2 S: 8 | H: 0 LOB: 0 BB: 1 P: 16 | R: 0 E: 0 K: 2 S: 7 | H: 0 LOB: 0 BB: 0 P: 12 | R: 1 E: 0 K: 0 S: 8 | H: 1 LOB: 0 BB: 0 P: 13 | R: 0 E: 0 K: 1 S: 8 | H: 0 LOB: 0 BB: 0 P: 13 | 1B: 3 2B: 2 3B: 0 HR: 2 | SF: 0 SAC: 0 DP: 0 HBP: 0 | WP: 1 PB: 0 SB: 0 CS: 2 | PA: 32 | | | |
| PITCHER | IP WLS BF H R ER SO BB IBB HBP BLK WP HR S P ERA WHIP | IP WLS BF H R ER SO BB IBB HBP BLK WP HR S P ERA WHIP | IP WLS BF H R ER SO BB IBB HBP BLK WP HR S P ERA WHIP | IP WLS BF H R ER SO BB IBB HBP BLK WP HR S P ERA WHIP | IP WLS BF H R ER SO BB IBB HBP BLK WP HR S P ERA WHIP | IP WLS BF H R ER SO BB IBB HBP BLK WP HR S P ERA WHIP | IP WLS BF H R ER SO BB IBB HBP BLK WP HR S P ERA WHIP | IP WLS BF H R ER SO BB IBB HBP BLK WP HR S P ERA WHIP | IP WLS BF H R ER SO BB IBB HBP BLK WP HR S P ERA WHIP | IP WLS BF H R ER SO BB IBB HBP BLK WP HR S P ERA WHIP | IP WLS BF H R ER SO BB IBB HBP BLK WP HR S P ERA WHIP | IP WLS BF H R ER SO BB IBB HBP BLK WP HR S P ERA WHIP | IP WLS BF H R ER SO BB IBB HBP BLK WP HR S P ERA WHIP | IP WLS BF H R ER SO BB IBB HBP BLK WP HR S P ERA WHIP | IP WLS BF H R ER SO BB IBB HBP BLK WP HR S P ERA WHIP | IP WLS BF H R ER SO BB IBB HBP BLK WP HR S P ERA WHIP | IP WLS BF H R ER SO BB IBB HBP BLK WP HR S P ERA WHIP | IP WLS BF H R ER SO BB IBB HBP BLK WP HR S P ERA WHIP | IP WLS BF H R ER SO BB IBB HBP BLK WP HR S P ERA WHIP | IP WLS BF H R ER SO BB IBB HBP BLK WP HR S P ERA WHIP | IP WLS BF H R ER SO BB IBB HBP BLK WP HR S P ERA WHIP | IP WLS BF H R ER SO BB IBB HBP BLK WP HR S P ERA WHIP | IP WLS BF H R ER SO BB IBB HBP BLK WP HR S P ERA WHIP |

Seattle Mariners @ Los Angeles Angels
Angel Stadium, Anaheim, CA
Sun Sep 16 2018, 1:08 PM - 4:03 PM PDT
Att: 35,578 - Sunny - 83 F

AB 30
R 4
H 7
RBI 4
BB 2
SO 9
LOB 15



| Batter | 1 | 2 | 3 | 4 | 5 | 6 | 7 | 8 | 9 | AB | R | H | RBI | BB | SO | LOB | TOP | | | | | | | | | | |
|---|------------------------------|----------------------------------|-------------------------------|----------------------------------|-------------------------------|----------------------------------|-------------------------------|----------------------------------|-------------------------------|----------------------------------|------------------------------|----------------------------------|-------------------------------|----------------------------------|-------------------------------|----------------------------------|---|------------------------------------|----------------------------------|--------|--|--|--|--|--|--|--|
| 17 Mitch Haniger, R OBP: 0.364, SLG: 0.490 (1, 8) | G5-3 | | | | | | | | | | 4 | 0 | 1 | 0 | 0 | 0 | Seattle Mariners @ Houston Astros Minute Maid Park, Houston, TX Tue Sep 18 2018, 7:11 PM - 10:05 PM CDT Att: 35,715 - Roof Closed - 73 F | | | | | | | | | | |
| 45 Kristopher Negrón, R OBP: 0.385, SLG: 0.615 (9, PH) | | | 1B | | | | | | | 1 | 0 | 0 | 0 | 0 | 1 | | | | | | | | | | | | |
| 2 Jean Segura, R OBP: 0.335, SLG: 0.415 (1, 6) | F9 | | K | | | | | | | 4 | 0 | 0 | 0 | 0 | 1 | | | | | | | | | | | | |
| 22 Robinson Canó, L OBP: 0.362, SLG: 0.440 (1, 3) (6, 4) | | | | | | | | | | 4 | 0 | 3 | 0 | 0 | 0 | | | | | | | | | | | | |
| 23 Nelson Cruz, R OBP: 0.348, SLG: 0.527 (1, 10) | K | | | | | | | | | 4 | 0 | 0 | 0 | 0 | 3 | | | | | | | | | | | | |
| 4 Denard Span, L OBP: 0.346, SLG: 0.426 (1, 7) | | P5 | | | | | | | | 2 | 0 | 0 | 0 | 2 | 0 | | | | | | | | | | | | |
| 15 Kyle Seager, L OBP: 0.273, SLG: 0.397 (1, 5) | | | | | | | | | | 3 | 0 | 0 | 0 | 1 | 1 | | | | | | | | | | | | |
| 16 Ben Gamel, L OBP: 0.301, SLG: 0.376 (1, 9) (6, PH) | | | | | | | | | | 2 | 0 | 1 | 0 | 0 | 1 | | | | | | | | | | | | |
| 27 Ryan Healy, R OBP: 0.280, SLG: 0.426 (6, 3) | | | | | | | | | | 2 | 0 | 0 | 0 | 0 | 0 | | | | | | | | | | | | |
| 26 Chris Herrmann, L OBP: 0.329, SLG: 0.394 (1, 2) | | | | | | | | | | 3 | 0 | 1 | 0 | 1 | 1 | | | | | | | | | | | | |
| 9 Dee Strange-Gordon, L OBP: 0.289, SLG: 0.335 (6, 8) | | | | | | | | | | 3 | 0 | 0 | 0 | 0 | 0 | | | | | | | | | | | | |
| 20 Daniel Vogelbach, L OBP: 0.337, SLG: 0.411 (9, PH) | | | | | | | | | | 1 | 0 | 0 | 0 | 0 | 0 | | | | | | | | | | | | |
| Inning Stats | R: 0 E: 0 K: 1 S: 9 | H: 1 LOB: 1 BB: 0 P: 11 | R: 0 E: 0 K: 2 S: 10 | H: 0 LOB: 0 BB: 0 P: 16 | R: 0 E: 0 K: 1 S: 10 | H: 1 LOB: 2 BB: 1 P: 17 | R: 0 E: 0 K: 2 S: 14 | H: 0 LOB: 0 BB: 0 P: 24 | R: 0 E: 0 K: 1 S: 14 | H: 1 LOB: 2 BB: 1 P: 24 | R: 0 E: 0 K: 0 S: 5 | H: 0 LOB: 0 BB: 0 P: 10 | R: 0 E: 0 K: 0 S: 10 | H: 1 LOB: 2 BB: 0 P: 20 | R: 0 E: 0 K: 1 S: 10 | H: 1 LOB: 1 BB: 0 P: 16 | 1B: 4 2B: 2 3B: 0 HR: 0 | SF: 0 SAC: 0 DP: 0 HBP: 0 | WP: 0 PB: 0 SB: 0 CS: 0 | PA: 37 | | | | | | | |
| PITCHER | IP | WLS | BF | H | R | ER | SO | BB | IBB | HBP | BLK | WP | HR | S | P | ERA | WHIP | | | | | | | | | | |
| 63 Josh James, R ERA: 2.81 (1, 1) | 5.1 | W | 22 | 4 | 0 | 0 | 7 | 2 | 0 | 0 | 0 | 0 | 0 | 55 | 87 | 0.00 | 1.125 | | | | | | | | | | |
| 29 Tony Sipp, L ERA: 2.05 (6, 1) | 0.1 | | 2 | 0 | 0 | 0 | 0 | 1 | 0 | 0 | 0 | 0 | 0 | 7 | 12 | 0.00 | 3.000 | | | | | | | | | | |
| 36 Will Harris, R ERA: 3.64 (8, 1) | 1.1 | H | 4 | 0 | 0 | 0 | 0 | 0 | 0 | 0 | 0 | 0 | 0 | 7 | 15 | 0.00 | 0.000 | | | | | | | | | | |
| 31 Collin McHugh, R ERA: 2.12 (9, 1) | 1.0 | | 5 | 1 | 0 | 0 | 0 | 1 | 0 | 0 | 0 | 0 | 0 | 10 | 20 | 0.00 | 2.000 | | | | | | | | | | |
| 47 Chris Devenski, R ERA: 4.22 (9, 1) | 1.0 | | 4 | 1 | 0 | 0 | 1 | 0 | 0 | 0 | 0 | 0 | 0 | 10 | 16 | 0.00 | 1.000 | | | | | | | | | | |

| Batter | 1 | 2 | 3 | 4 | 5 | 6 | 7 | 8 | 9 | AB | R | H | RBI | BB | SO | LOB | BOTTOM | | | | | | | | | | |
|--|------------------------------|---------------------------------|------------------------------|---------------------------------|-------------------------------|----------------------------------|------------------------------|----------------------------------|------------------------------|----------------------------------|------------------------------|---------------------------------|-------------------------------|----------------------------------|-------------------------------|----------------------------------|---|------------------------------------|----------------------------------|--------|--|--|--|--|--|--|--|
| 4 George Springer, R OBP: 0.346, SLG: 0.430 (1, 9) (9, 9) | L8 | | | | | | | | | 4 | 1 | 1 | 1 | 0 | 0 | 1 | Seattle Mariners @ Houston Astros Minute Maid Park, Houston, TX Tue Sep 18 2018, 7:11 PM - 10:05 PM CDT Att: 35,715 - Roof Closed - 73 F | | | | | | | | | | |
| 26 Myles Straw, R (9, 9) | | | | | | | | | | 0 | 0 | 0 | 0 | 0 | 0 | | | | | | | | | | | | |
| 27 Jose Altuve, R OBP: 0.386, SLG: 0.454 (1, 4) | K | | | | | | | | | 3 | 1 | 0 | 1 | 1 | 1 | | | | | | | | | | | | |
| 2 Alex Bregman, R OBP: 0.396, SLG: 0.543 (1, 5) (9, 5) | G6-3 | | | | | | | | | 4 | 0 | 0 | 0 | 0 | 1 | | | | | | | | | | | | |
| 28 J.D. Davis, R OBP: 0.245, SLG: 0.233 (9, 5) | | | | | | | | | | 0 | 0 | 0 | 0 | 0 | 0 | | | | | | | | | | | | |
| 9 Marwin Gonzalez, S OBP: 0.323, SLG: 0.419 (1, 7) (9, 6) | | | | | | | | | | 3 | 2 | 2 | 2 | 1 | 0 | | | | | | | | | | | | |
| 13 Tyler White, R OBP: 0.379, SLG: 0.601 (1, 10) | | | | | | | | | | 4 | 0 | 1 | 1 | 0 | 1 | | | | | | | | | | | | |
| 1 Carlos Correa, R OBP: 0.323, SLG: 0.400 (1, 6) (8, PH) | | | | | | | | | | 3 | 0 | 0 | 0 | 0 | 1 | | | | | | | | | | | | |
| 3 Kyle Tucker, L OBP: 0.250, SLG: 0.208 (9, 7) | | | | | | | | | | 1 | 0 | 0 | 1 | 0 | 0 | | | | | | | | | | | | |
| 10 Yuli Gurriel, R OBP: 0.313, SLG: 0.406 (1, 3) | | | | | | | | | | 4 | 1 | 1 | 0 | 0 | 1 | | | | | | | | | | | | |
| 16 Brian McCann, L OBP: 0.302, SLG: 0.309 (1, 2) | | | | | | | | | | 2 | 1 | 1 | 1 | 0 | 0 | | | | | | | | | | | | |
| 18 Tony Kemp, L OBP: 0.371, SLG: 0.425 (1, 8) (8, 8) | | | | | | | | | | 3 | 1 | 1 | 0 | 0 | 1 | | | | | | | | | | | | |
| 6 Jake Marisnick, R OBP: 0.264, SLG: 0.379 (8, 8) | | | | | | | | | | 0 | 0 | 0 | 0 | 0 | 0 | | | | | | | | | | | | |
| Inning Stats | R: 0 E: 0 K: 1 S: 6 | H: 0 LOB: 0 BB: 0 P: 7 | R: 0 E: 0 K: 0 S: 7 | H: 1 LOB: 1 BB: 0 P: 8 | R: 4 E: 1 K: 1 S: 14 | H: 3 LOB: 0 BB: 0 P: 21 | R: 0 E: 0 K: 0 S: 8 | H: 0 LOB: 0 BB: 0 P: 13 | R: 0 E: 0 K: 0 S: 8 | H: 0 LOB: 0 BB: 0 P: 11 | R: 0 E: 0 K: 0 S: 8 | H: 0 LOB: 0 BB: 0 P: 8 | R: 1 E: 0 K: 0 S: 13 | H: 2 LOB: 1 BB: 0 P: 17 | R: 2 E: 0 K: 2 S: 14 | H: 1 LOB: 1 BB: 2 P: 27 | 1B: 3 2B: 3 3B: 0 HR: 1 | SF: 0 SAC: 0 DP: 0 HBP: 1 | WP: 0 PB: 0 SB: 1 CS: 0 | PA: 34 | | | | | | | |
| PITCHER | IP | WLS | BF | H | R | ER | SO | BB | IBB | HBP | BLK | WP | HR | S | P | ERA | WHIP | | | | | | | | | | |
| 8 Mike Leake, R ERA: 4.1 (1, 1) | 6.1 | L | 26 | 6 | 5 | 5 | 3 | 0 | 0 | 0 | 0 | 0 | 0 | 4 | 4 | 0.00 | 0.947 | | | | | | | | | | |
| 60 Chase Bradford, R ERA: 3.33 (7, 1) | 0.2 | | 2 | 0 | 0 | 0 | 0 | 0 | 0 | 0 | 0 | 0 | 0 | 4 | 4 | 0.00 | 0.000 | | | | | | | | | | |
| 52 Nick Rumbelow, R ERA: 7.53 (8, 1) | 1.0 | | 6 | 1 | 2 | 2 | 2 | 2 | 0 | 0 | 0 | 0 | 0 | 14 | 27 | 18.00 | 3.000 | | | | | | | | | | |

| | |
|-----|----|
| AB | 33 |
| R | 0 |
| H | 6 |
| RBI | 0 |
| BB | 4 |
| SO | 8 |
| LOB | 18 |



| | |
|-----|----|
| AB | 31 |
| R | 7 |
| H | 7 |
| RBI | 7 |
| BB | 2 |
| SO | 5 |
| LOB | 10 |



| Batter | 1 | 2 | 3 | 4 | 5 | 6 | 7 | 8 | 9 | AB | R | H | RBI | BB | SO | LOB | TOP | | | | | | | | |
|---|---|---|--|---|---|--|------------------------------|----------------------------------|-------------------------------|----------------------------------|-------------------------------|----------------------------------|-------------------------------|----------------------------------|-------------------------------|----------------------------------|------------------------------|----------------------------------|----------------------------------|------------------------------------|----------------------------------|--------|--|--|--|
| 17 Mitch Haniger, R OBP: 0.366, SLG: 0.496 | 0-0 2B | 1-2 P4 | | | 4-2 2B | | 3-2 HR | 1-3 K | | 3 | 3 | 2 | 1 | 1 | 0 | 0 | | | | | | | | | |
| 16 Ben Gamel, L OBP: 0.360, SLG: 0.374 | 1B | | | | BB | | | | | 1 | 0 | 0 | 0 | 0 | 1 | 0 | | | | | | | | | |
| 2 Jean Segura, R OBP: 0.340, SLG: 0.418 | 0-1 2B | 0-0 L8 | | | 2 F8 | | 1-2 2B | 1-2 F7 | | 4 | 2 | 2 | 0 | 0 | 0 | 1 | | | | | | | | | |
| 7 Andrew Romine, S OBP: 0.254, SLG: 0.219 | 1-3 2B | | | | 1B | | 2B | | | 1 | 0 | 0 | 0 | 0 | 0 | 0 | | | | | | | | | |
| 22 Robinson Cano, L OBP: 0.367, SLG: 0.452 | 1-0 1B | | | | 2B | | 2B | | | 4 | 2 | 3 | 3 | 0 | 0 | 0 | | | | | | | | | |
| 45 Kristopher Negron, R OBP: 0.357, SLG: 0.571 | 1-3 1B | | | | 2B | | 2B | | | 1 | 0 | 0 | 0 | 0 | 0 | 0 | | | | | | | | | |
| 23 Nelson Cruz, R OBP: 0.347, SLG: 0.525 | 1-1 K | | | | 2B | | 2B | | | 4 | 0 | 1 | 1 | 0 | 1 | 3 | | | | | | | | | |
| 20 Daniel Vogelbach, L OBP: 0.333, SLG: 0.405 | 1-3 K | | | | 1B | | 1B | | | 1 | 0 | 0 | 0 | 0 | 0 | 0 | | | | | | | | | |
| 27 Ryon Healy, R OBP: 0.280, SLG: 0.424 | 4-0 BB | | | | 3B | | 3B | | | 3 | 0 | 0 | 0 | 1 | 1 | 2 | | | | | | | | | |
| 15 Kyle Seager, L OBP: 0.275, SLG: 0.404 | 3-2 1B | | | | 1B | | HR | | | 4 | 1 | 2 | 2 | 0 | 0 | 1 | | | | | | | | | |
| 1 Gordon Beckham, R OBP: 0.262, SLG: 0.231 | 1-3 1B | | | | HR | | HR | | | 0 | 0 | 0 | 0 | 0 | 0 | 0 | | | | | | | | | |
| 3 Mike Zunino, R OBP: 0.251, SLG: 0.397 | 3-2 K | | | | 2B | | 2B | | | 4 | 0 | 0 | 0 | 0 | 3 | 2 | | | | | | | | | |
| 5 Guillermo Heredia, R OBP: 0.300, SLG: 0.319 | 2-1 F9 | | | | 2B | | L7 | | | 4 | 1 | 1 | 1 | 0 | 0 | 2 | | | | | | | | | |
| 9 Dee Strange-Gordon, L OBP: 0.287, SLG: 0.332 | 0-2 G4-3 | | | | 1B | | L9 | | | 4 | 0 | 0 | 0 | 0 | 0 | 0 | | | | | | | | | |
| | | | | | 1B | | L8 | | | | | | | | | | | | | | | | | | |
| Inning Stats | R: 3 E: 0 K: 2 S: 15 | H: 4 LOB: 2 BB: 1 P: 28 | R: 0 E: 0 K: 0 S: 7 | H: 0 LOB: 0 BB: 0 P: 8 | R: 0 E: 0 K: 1 S: 9 | H: 0 LOB: 0 BB: 1 P: 14 | R: 0 E: 0 K: 0 S: 6 | H: 0 LOB: 1 BB: 1 P: 8 | R: 2 E: 0 K: 0 S: 15 | H: 2 LOB: 1 BB: 1 P: 23 | R: 1 E: 0 K: 1 S: 12 | H: 1 LOB: 0 BB: 0 P: 18 | R: 2 E: 0 K: 0 S: 19 | H: 3 LOB: 1 BB: 0 P: 31 | R: 1 E: 0 K: 2 S: 12 | H: 1 LOB: 0 BB: 0 P: 18 | R: 0 E: 0 K: 0 S: 8 | H: 0 LOB: 0 BB: 0 P: 13 | 1B: 5 2B: 3 3B: 0 HR: 3 | SF: 0 SAC: 0 DP: 0 HBP: 0 | WP: 1 PB: 0 SB: 0 CS: 0 | PA: 40 | | | |
| PITCHER | IP WLS BF H R ER SO BB IBB HBP BLK WP HR S P ERA WHIP | 5.0 L 23 6 5 5 3 2 0 0 0 1 0 52 81 9.00 1.600 | 1.0 4 1 1 1 1 0 0 0 0 0 0 1 12 18 9.00 1.000 | 0.2 5 3 2 2 0 0 0 0 0 0 1 16 27.00 4.500 | 1.1 5 1 1 1 2 0 0 0 0 0 1 15 22 6.75 0.750 | 1.0 3 0 0 0 0 0 0 0 0 0 0 8 13 0.00 0.000 | | | | | | | | | | | | | | | | | | | |
| 60 Dallas Keuchel, L ERA: 3.71 | | | | | | | | | | | | | | | | | | | | | | | | | |
| 41 Brad Peacock, R ERA: 3.13 | | | | | | | | | | | | | | | | | | | | | | | | | |
| 67 Dean Deetz, R ERA: 13.5 | | | | | | | | | | | | | | | | | | | | | | | | | |
| 59 Cionel Pérez, L ERA: 4.32 | | | | | | | | | | | | | | | | | | | | | | | | | |
| 47 Chris Devenski, R ERA: 4.12 | | | | | | | | | | | | | | | | | | | | | | | | | |
| Batter | 1 | 2 | 3 | 4 | 5 | 6 | 7 | 8 | 9 | AB | R | H | RBI | BB | SO | LOB | BOTTOM | | | | | | | | |
| 4 George Springer, R OBP: 0.346, SLG: 0.429 | 2-2 F9 | | | | 2-0 1B | | 0-1 G6-3 | 2-1 P4 | | 3 | 0 | 1 | 0 | 0 | 0 | 0 | | | | | | | | | |
| 26 Myles Straw, R OBP: 0.246, SLG: 0.204 | 0-1 F7 | | | | 0-0 G6-4-3 | | 4-1 9B | 2-1 G3 | | 2 | 0 | 0 | 0 | 1 | 0 | 1 | | | | | | | | | |
| 27 Jose Altuve, R OBP: 0.386, SLG: 0.452 | 3-2 L9 | | | | 4-1 BB | | 0-0 F7 | 0-1 F8 | | 2 | 0 | 0 | 0 | 1 | 0 | 1 | | | | | | | | | |
| 28 J.D. Davis, R OBP: 0.242, SLG: 0.230 | | | | | 1-1 BB | | 0-1 G4-3 | 0-0 G5-3 | | 4 | 0 | 1 | 0 | 0 | 0 | 1 | | | | | | | | | |
| 9 Marwin Gonzalez, S OBP: 0.322, SLG: 0.417 | 0-0 F8 | | | | 1-1 G4-3 | | 0-1 G6-3 | 1-3 1B | | 4 | 0 | 0 | 0 | 0 | 0 | 2 | | | | | | | | | |
| 13 Tyler White, R OBP: 0.372, SLG: 0.588 | 3-1 G5-3 | | | | 2-2 G6-3 | | 2-2 F9 | 0-1 G5-3 | | 4 | 0 | 0 | 0 | 0 | 0 | 2 | | | | | | | | | |
| 10 Yuli Gurriel, R OBP: 0.315, SLG: 0.407 | 1-1 F8 | | | | 0-1 1B | | 0-1 F9 | 0-1 G6-3 | | 4 | 0 | 2 | 0 | 0 | 0 | 0 | | | | | | | | | |
| 22 Josh Reddick, L OBP: 0.314, SLG: 0.392 | | | | | 4-2 BB | | 0-0 FC4-6 | 1-1 G6-3 | | 2 | 0 | 1 | 0 | 1 | 0 | 1 | | | | | | | | | |
| 15 Martin Maldonado, R OBP: 0.280, SLG: 0.360 | 1-3 K | | | | 1-3 K | | 3-2 F9 | 0-3 K | | 1 | 0 | 0 | 0 | 0 | 1 | 1 | | | | | | | | | |
| 18 Tony Kemp, L OBP: 0.388, SLG: 0.421 | 1-3 K | | | | 2-3 K | | 2-3 K | 0-3 K | | 2 | 0 | 0 | 0 | 0 | 1 | 3 | | | | | | | | | |
| 6 Jake Marisnick, R OBP: 0.263, SLG: 0.378 | 0-2 G5-4-3 | | | | 2-2 K | | 2-2 K | 2-1 G4-3 | | 1 | 0 | 0 | 0 | 0 | 0 | 1 | | | | | | | | | |
| 11 Evan Gattis, R OBP: 0.279, SLG: 0.461 | 1-2 K | | | | 1-2 K | | 1-2 K | 1-2 K | | 1 | 0 | 0 | 0 | 0 | 1 | 2 | | | | | | | | | |
| 12 Max Stassi, R OBP: 0.321, SLG: 0.405 | 1-2 K | | | | 1-2 K | | 1-2 K | 1-2 K | | 1 | 0 | 0 | 0 | 0 | 0 | 1 | | | | | | | | | |
| Inning Stats | R: 0 E: 0 K: 0 S: 8 | H: 0 LOB: 0 BB: 0 P: 13 | R: 0 E: 0 K: 0 S: 5 | H: 0 LOB: 0 BB: 0 P: 9 | R: 0 E: 0 K: 1 S: 8 | H: 0 LOB: 1 BB: 1 P: 13 | R: 0 E: 0 K: 0 S: 5 | H: 1 LOB: 1 BB: 1 P: 12 | R: 0 E: 0 K: 1 S: 14 | H: 2 LOB: 2 BB: 0 P: 21 | R: 0 E: 0 K: 0 S: 9 | H: 1 LOB: 2 BB: 1 P: 15 | R: 0 E: 0 K: 1 S: 11 | H: 1 LOB: 1 BB: 0 P: 16 | R: 0 E: 0 K: 0 S: 6 | H: 0 LOB: 0 BB: 0 P: 10 | R: 0 E: 0 K: 0 S: 6 | H: 0 LOB: 0 BB: 0 P: 7 | 1B: 5 2B: 0 3B: 0 HR: 0 | SF: 0 SAC: 0 DP: 2 HBP: 0 | WP: 0 PB: 0 SB: 0 CS: 0 | PA: 33 | | | |
| PITCHER | IP WLS BF H R ER SO BB IBB HBP BLK WP HR S P ERA WHIP | 1.0 W 10 1 0 0 1 2 0 0 0 0 0 18 34 0.00 1.000 | 1.0 5 2 0 0 1 0 0 0 0 0 0 9 15 0.00 2.000 | 1.0 5 1 0 0 0 1 0 0 0 0 0 11 16 0.00 1.000 | | | | | | | | | | | | | | | | | | | | | |
| 67 Matt Festa, R ERA: 1.42 | | | | | | | | | | | | | | | | | | | | | | | | | |
| 61 Casey Lawrence, R ERA: 7.09 | | | | | | | | | | | | | | | | | | | | | | | | | |
| 43 Adam Warren, R ERA: 3.12 | | | | | | | | | | | | | | | | | | | | | | | | | |
| 37 Shawn Armstrong, R ERA: 1.0 | | | | | | | | | | | | | | | | | | | | | | | | | |
| 33 Zach Duke, L ERA: 4.1 | | | | | | | | | | | | | | | | | | | | | | | | | |
| 57 Justin Grimm, R ERA: 12.56 | | | | | | | | | | | | | | | | | | | | | | | | | |
| 55 Roenis Elias, L ERA: 3.1 | | | | | | | | | | | | | | | | | | | | | | | | | |

Seattle Mariners @ Houston Astros
Minute Maid Park, Houston, TX
Wed Sep 19 2018, 7:11 PM - 9:58 PM CDT
Att: 31,229 - Roof Closed - 73 F

| | |
|-----|----|
| AB | 38 |
| R | 9 |
| H | 11 |
| RBI | 8 |
| BB | 2 |
| SO | 6 |
| LOB | 11 |



Seattle Mariners @ Houston Astros
Minute Maid Park, Houston, TX
Wed Sep 19 2018, 7:11 PM - 9:58 PM CDT
Att: 31,229 - Roof Closed - 73 F

| | |
|-----|----|
| AB | 30 |
| R | 0 |
| H | 5 |
| RBI | 0 |
| BB | 3 |
| SO | 3 |
| LOB | 14 |



| Batter | 1 | 2 | 3 | 4 | 5 | 6 | 7 | 8 | 9 | AB | R | H | RBI | BB | SO | LOB | TOP | |
|---|---|----------------------------------|-------------------------------|----------------------------------|------------------------------|----------------------------------|------------------------------|----------------------------------|------------------------------|----------------------------------|-------------------------------|----------------------------------|-------------------------------|----------------------------------|------|-------|-------|-------|
| 17 Mitch Haniger, R OBP: 0.367, SLG: 0.497 | | | | | | | | | | 3 | 1 | 1 | 1 | 1 | 0 | 2 | | |
| 2 Jean Segura, R OBP: 0.335, SLG: 0.417 | | | | | | | | | | 4 | 0 | 1 | 1 | 0 | 0 | 1 | | |
| 22 Robinson Cano, L OBP: 0.372, SLG: 0.455 | | | | | | | | | | 3 | 0 | 2 | 0 | 1 | 0 | 1 | | |
| 23 Nelson Cruz, R OBP: 0.347, SLG: 0.522 | | | | | | | | | | 3 | 0 | 0 | 0 | 1 | 1 | 4 | | |
| 15 Kyle Seager, L OBP: 0.274, SLG: 0.401 | | | | | | | | | | 3 | 0 | 0 | 0 | 0 | 0 | 3 | | |
| 4 Denard Span, L OBP: 0.344, SLG: 0.423 | | | | | | | | | | 3 | 0 | 0 | 0 | 0 | 0 | 0 | | |
| 16 Ben Gamel, L OBP: 0.360, SLG: 0.374 | | | | | | | | | | 3 | 1 | 1 | 0 | 0 | 1 | 0 | | |
| 3 Mike Zunino, R OBP: 0.255, SLG: 0.402 | | | | | | | | | | 3 | 0 | 2 | 1 | 0 | 0 | 0 | | |
| 9 Dee Strange-Gordon, L OBP: 0.289, SLG: 0.338 | | | | | | | | | | 3 | 1 | 2 | 0 | 0 | 0 | 1 | | |
| Inning Stats | R: 0 E: 0 K: 0 S: 11 | H: 0 LOB: 2 BB: 2 P: 21 | R: 0 E: 0 K: 0 S: 11 | H: 2 LOB: 2 BB: 0 P: 19 | R: 0 E: 0 K: 1 S: 9 | H: 0 LOB: 1 BB: 1 P: 18 | R: 0 E: 0 K: 1 S: 7 | H: 0 LOB: 0 BB: 0 P: 11 | R: 1 E: 0 K: 0 S: 9 | H: 2 LOB: 1 BB: 0 P: 12 | R: 1 E: 0 K: 0 S: 11 | H: 2 LOB: 1 BB: 0 P: 15 | R: 1 E: 0 K: 0 S: 11 | H: 3 LOB: 1 BB: 0 P: 20 | | | | |
| PITCHER | IP WLS BF H R ER SO BB IBB HBP BLK WP HR S P ERA WHIP | | | | | | | | | | | | | | | | | |
| 59 Connor Sadzeck, R ERA: 6.59 | 1.0 | 5 | 0 | 0 | 0 | 0 | 2 | 0 | 0 | 0 | 0 | 0 | 0 | 0 | 0 | 0 | 0.00 | 2.000 |
| 57 Ariel Jurado, R ERA: 6.66 | 5.0 | W 22 | 6 | 2 | 2 | 2 | 1 | 0 | 0 | 0 | 0 | 0 | 0 | 47 | 75 | 3.60 | 1.400 | |
| 32 Eddie Butler, R ERA: 6.2 | 0.0 | 2 | 2 | 1 | 1 | 0 | 0 | 0 | 0 | 0 | 1 | 0 | 4 | 8 | ∞ | ∞ | | |
| 58 Alex Claudio, L ERA: 4.89 | 0.2 | 2 | 1 | 0 | 0 | 0 | 0 | 0 | 0 | 0 | 0 | 0 | 7 | 12 | 0.00 | 1.500 | | |

Seattle Mariners @ Texas Rangers
Globe Life Park in Arlington, Arlington, TX
Fri Sep 21 2018, 8:10 PM - 10:24 PM EDT
Att: 29,420 - Overcast - 78 F

AB 28
R 3
H 9
RBI 3
BB 3
SO 2
LOB 12



WP: 1 PA: 31
PB: 0
SB: 0
CS: 0

| Batter | 1 | 2 | 3 | 4 | 5 | 6 | 7 | 8 | 9 | AB | R | H | RBI | BB | SO | LOB | BOTTOM | |
|---|---|----------------------------------|------------------------------|----------------------------------|-------------------------------|----------------------------------|------------------------------|----------------------------------|------------------------------|----------------------------------|------------------------------|----------------------------------|------------------------------|----------------------------------|-------|-------|--------|-------|
| 17 Shin-Soo Choo, L OBP: 0.383, SLG: 0.443 | | | | | | | | | | 3 | 2 | 1 | 0 | 0 | 0 | 0 | | |
| 19 Jurickson Profar, S OBP: 0.338, SLG: 0.461 | | | | | | | | | | 4 | 2 | 2 | 0 | 0 | 1 | 1 | | |
| 1 Elvis Andrus, R OBP: 0.305, SLG: 0.363 | | | | | | | | | | 2 | 1 | 0 | 0 | 1 | 0 | 2 | | |
| 30 Nomar Mazara, L OBP: 0.323, SLG: 0.447 | | | | | | | | | | 3 | 0 | 0 | 0 | 0 | 1 | 4 | | |
| 29 Adrian Beltré, R OBP: 0.335, SLG: 0.434 | | | | | | | | | | 3 | 2 | 2 | 5 | 0 | 1 | 0 | | |
| 12 Rougned Odor, L OBP: 0.331, SLG: 0.441 | | | | | | | | | | 3 | 0 | 2 | 0 | 0 | 0 | 0 | | |
| 61 Robinson Chirinos, R OBP: 0.333, SLG: 0.414 | | | | | | | | | | 3 | 0 | 1 | 0 | 0 | 0 | 1 | | |
| 13 Joey Gallo, L OBP: 0.319, SLG: 0.507 | | | | | | | | | | 1 | 1 | 1 | 2 | 2 | 0 | 0 | | |
| 5 Willie Calhoun, L OBP: 0.289, SLG: 0.364 | | | | | | | | | | 2 | 0 | 0 | 0 | 0 | 0 | 4 | | |
| 3 Delino DeShields, R OBP: 0.306, SLG: 0.279 | | | | | | | | | | 1 | 0 | 0 | 0 | 0 | 1 | 0 | | |
| Inning Stats | R: 3 E: 0 K: 1 S: 13 | H: 2 LOB: 0 BB: 1 P: 20 | R: 0 E: 0 K: 0 S: 8 | H: 0 LOB: 0 BB: 1 P: 17 | R: 3 E: 0 K: 1 S: 21 | H: 4 LOB: 3 BB: 1 P: 36 | R: 1 E: 1 K: 0 S: 9 | H: 1 LOB: 0 BB: 0 P: 16 | R: 0 E: 0 K: 1 S: 9 | H: 1 LOB: 0 BB: 0 P: 12 | R: 1 E: 0 K: 0 S: 8 | H: 1 LOB: 0 BB: 0 P: 12 | R: 1 E: 0 K: 0 S: 8 | H: 3 LOB: 1 BB: 0 P: 20 | | | | |
| PITCHER | IP WLS BF H R ER SO BB IBB HBP BLK WP HR S P ERA WHIP | | | | | | | | | | | | | | | | | |
| 31 Erasmo Ramírez, R ERA: 6.5 | 2.2 | L 14 | 4 | 6 | 6 | 2 | 2 | 0 | 1 | 0 | 0 | 0 | 0 | 1 | 34 | 58 | 20.25 | 2.250 |
| 55 Roenis Elías, L ERA: 2.93 | 2.1 | 11 | 4 | 1 | 0 | 1 | 1 | 0 | 0 | 0 | 0 | 0 | 26 | 43 | 0.00 | 2.143 | | |
| 47 James Pazos, L ERA: 2.96 | 1.0 | 4 | 1 | 1 | 1 | 0 | 0 | 0 | 0 | 0 | 1 | 8 | 12 | 9.00 | 1.000 | | | |

Seattle Mariners @ Texas Rangers
Globe Life Park in Arlington, Arlington, TX
Fri Sep 21 2018, 8:10 PM - 10:24 PM EDT
Att: 29,420 - Overcast - 78 F

AB 25
R 8
H 9
RBI 7
BB 3
SO 4
LOB 12



WP: 0 PA: 29
PB: 0
SB: 0
CS: 0

| Batter | 1 | 2 | 3 | 4 | 5 | 6 | 7 | 8 | 9 | AB | R | H | RBI | BB | SO | LOB | TOP | | | | | | | | | | |
|---|------------------------------|---------------------------------|------------------------------|----------------------------------|-------------------------------|----------------------------------|-------------------------------|----------------------------------|------------------------------|----------------------------------|-------------------------------|----------------------------------|-------------------------------|----------------------------------|------------------------------|----------------------------------|---|------------------------------------|----------------------------------|--------|--|--|--|--|--|--|--|
| 2 Jean Segura, R OBP: 0.339, SLG: 0.413 | | | | | | | | | | 4 | 0 | 1 | 0 | 0 | 0 | 1 | Seattle Mariners @ Texas Rangers Globe Life Park in Arlington, Arlington, TX Sun Sep 23 2018, 3:09 PM - 6:05 PM EDT Att: 31,269 - Overcast - 69 F | | | | | | | | | | |
| 22 Robinson Cano, L OBP: 0.380, SLG: 0.473 | | | | | | | | | | 4 | 0 | 2 | 0 | 0 | 0 | 1 | | | | | | | | | | | |
| 23 Nelson Cruz, R OBP: 0.346, SLG: 0.517 | | | | | | | | | | 4 | 0 | 0 | 0 | 0 | 1 | 3 | | | | | | | | | | | |
| 27 Ryon Healy, R OBP: 0.277, SLG: 0.420 | | | | | | | | | | 4 | 0 | 0 | 0 | 0 | 2 | 3 | | | | | | | | | | | |
| 15 Kyle Seager, L OBP: 0.273, SLG: 0.403 | | | | | | | | | | 4 | 0 | 1 | 0 | 0 | 0 | 2 | | | | | | | | | | | |
| 10 Cameron Maybin, R OBP: 0.318, SLG: 0.325 | | | | | | | | | | 3 | 0 | 0 | 0 | 0 | 0 | 1 | | | | | | | | | | | |
| 16 Ben Gamel, L OBP: 0.357, SLG: 0.372 | | | | | | | | | | 1 | 0 | 0 | 0 | 0 | 0 | 0 | | | | | | | | | | | |
| 45 Kristopher Negrón, R OBP: 0.369, SLG: 0.526 | | | | | | | | | | 4 | 1 | 1 | 0 | 0 | 1 | 1 | | | | | | | | | | | |
| 5 Guillermo Heredia, R OBP: 0.311, SLG: 0.333 | | | | | | | | | | 1 | 0 | 1 | 1 | 2 | 0 | 0 | | | | | | | | | | | |
| 20 Daniel Vogelbach, L OBP: 0.330, SLG: 0.400 | | | | | | | | | | 1 | 0 | 0 | 0 | 0 | 0 | 0 | | | | | | | | | | | |
| 36 David Freitas, R OBP: 0.273, SLG: 0.297 | | | | | | | | | | 3 | 0 | 0 | 0 | 0 | 0 | 4 | | | | | | | | | | | |
| Inning Stats | R: 0 E: 0 K: 0 S: 6 | H: 0 LOB: 0 BB: 0 P: 9 | R: 0 E: 0 K: 0 S: 8 | H: 0 LOB: 0 BB: 0 P: 11 | R: 1 E: 0 K: 0 S: 12 | H: 2 LOB: 1 BB: 0 P: 16 | R: 0 E: 0 K: 1 S: 11 | H: 0 LOB: 0 BB: 0 P: 13 | R: 0 E: 0 K: 1 S: 8 | H: 1 LOB: 1 BB: 0 P: 16 | R: 0 E: 0 K: 1 S: 12 | H: 1 LOB: 2 BB: 1 P: 22 | R: 0 E: 0 K: 1 S: 11 | H: 2 LOB: 2 BB: 0 P: 18 | R: 0 E: 0 K: 0 S: 8 | H: 0 LOB: 0 BB: 0 P: 13 | 1B: 5 2B: 1 3B: 0 HR: 0 | SF: 0 SAC: 0 DP: 0 HBP: 0 | WP: 0 PB: 0 SB: 1 CS: 0 | PA: 35 | | | | | | | |
| PITCHER | IP | WLS | BF | H | R | ER | SO | BB | IBB | HBP | BLK | WP | HR | S | P | ERA | WHIP | | | | | | | | | | |
| 33 Martin Pérez, L ERA: 6.13 | 4.0 | | 14 | 2 | 1 | 1 | 1 | 0 | 0 | 0 | 0 | 0 | 0 | 37 | 49 | 2.25 | 0.500 | | | | | | | | | | |
| 54 Jeffrey Springs, L ERA: 3.03 | 2.0 | W | 9 | 2 | 0 | 0 | 2 | 1 | 0 | 0 | 0 | 0 | 0 | 23 | 35 | 0.00 | 1.500 | | | | | | | | | | |
| 55 Matt Moore, L ERA: 6.96 | 1.0 | H | 4 | 0 | 0 | 0 | 2 | 1 | 0 | 0 | 0 | 0 | 0 | 11 | 18 | 0.00 | 1.000 | | | | | | | | | | |
| 31 Chris Martin, R ERA: 4.62 | 1.0 | H | 5 | 2 | 0 | 0 | 1 | 0 | 0 | 0 | 0 | 0 | 0 | 11 | 18 | 0.00 | 2.000 | | | | | | | | | | |
| 62 José Leclerc, R ERA: 1.62 | 1.0 | | 3 | 0 | 0 | 0 | 0 | 0 | 0 | 0 | 0 | 0 | 0 | 8 | 13 | 0.00 | 0.000 | | | | | | | | | | |

| | |
|-----|----|
| AB | 33 |
| R | 1 |
| H | 6 |
| RBI | 1 |
| BB | 2 |
| SO | 4 |
| LOB | 16 |



| Batter | 1 | 2 | 3 | 4 | 5 | 6 | 7 | 8 | 9 | AB | R | H | RBI | BB | SO | LOB | BOTTOM | | | | | | | | | | |
|---|-------------------------------|----------------------------------|------------------------------|---------------------------------|-------------------------------|----------------------------------|------------------------------|----------------------------------|------------------------------|---------------------------------|-------------------------------|----------------------------------|------------------------------|----------------------------------|-------------------------------|----------------------------------|---|------------------------------------|----------------------------------|--------|--|--|--|--|--|--|--|
| 17 Shin-Soo Choo, L OBP: 0.380, SLG: 0.439 | | | | | | | | | | 5 | 0 | 0 | 0 | 0 | 1 | 5 | Seattle Mariners @ Texas Rangers Globe Life Park in Arlington, Arlington, TX Sun Sep 23 2018, 3:09 PM - 6:05 PM EDT Att: 31,269 - Overcast - 69 F | | | | | | | | | | |
| 19 Jurickson Profar, S OBP: 0.337, SLG: 0.467 | | | | | | | | | | 4 | 0 | 1 | 0 | 0 | 1 | 4 | | | | | | | | | | | |
| 1 Elvis Andrus, R OBP: 0.307, SLG: 0.365 | | | | | | | | | | 3 | 1 | 2 | 0 | 0 | 0 | 0 | | | | | | | | | | | |
| 29 Adrian Beltré, R OBP: 0.333, SLG: 0.431 | | | | | | | | | | 2 | 0 | 0 | 0 | 0 | 2 | 4 | | | | | | | | | | | |
| 12 Rougned Odor, L OBP: 0.332, SLG: 0.439 | | | | | | | | | | 1 | 1 | 0 | 0 | 1 | 1 | 0 | | | | | | | | | | | |
| 30 Nomar Mazara, L OBP: 0.323, SLG: 0.445 | | | | | | | | | | 4 | 1 | 1 | 2 | 0 | 1 | 0 | | | | | | | | | | | |
| 61 Robinson Chirinos, R OBP: 0.335, SLG: 0.413 | | | | | | | | | | 3 | 2 | 1 | 1 | 0 | 0 | 0 | | | | | | | | | | | |
| 67 Ronald Guzmán, L OBP: 0.306, SLG: 0.412 | | | | | | | | | | 4 | 0 | 2 | 0 | 0 | 1 | 1 | | | | | | | | | | | |
| 16 Ryan Rua, R OBP: 0.225, SLG: 0.364 | | | | | | | | | | 4 | 0 | 2 | 0 | 0 | 2 | 2 | | | | | | | | | | | |
| 15 Carlos Tocci, R OBP: 0.276, SLG: 0.289 | | | | | | | | | | 2 | 0 | 2 | 1 | 0 | 0 | 0 | | | | | | | | | | | |
| 13 Joey Gallo, L OBP: 0.319, SLG: 0.512 | | | | | | | | | | 1 | 1 | 1 | 2 | 0 | 0 | 0 | | | | | | | | | | | |
| Inning Stats | R: 0 E: 0 K: 1 S: 14 | H: 2 LOB: 1 BB: 0 P: 21 | R: 0 E: 0 K: 1 S: 6 | H: 0 LOB: 0 BB: 0 P: 8 | R: 0 E: 0 K: 2 S: 12 | H: 2 LOB: 3 BB: 0 P: 18 | R: 0 E: 0 K: 1 S: 9 | H: 1 LOB: 1 BB: 0 P: 15 | R: 0 E: 0 K: 0 S: 5 | H: 1 LOB: 0 BB: 0 P: 7 | R: 4 E: 0 K: 1 S: 26 | H: 5 LOB: 2 BB: 1 P: 37 | R: 0 E: 0 K: 1 S: 8 | H: 0 LOB: 0 BB: 0 P: 10 | R: 2 E: 0 K: 2 S: 14 | H: 1 LOB: 0 BB: 0 P: 19 | 1B: 9 2B: 2 3B: 0 HR: 1 | SF: 1 SAC: 0 DP: 1 HBP: 2 | WP: 2 PB: 0 SB: 0 CS: 0 | PA: 37 | | | | | | | |
| PITCHER | IP | WLS | BF | H | R | ER | SO | BB | IBB | HBP | BLK | WP | HR | S | P | ERA | WHIP | | | | | | | | | | |
| 49 Wade LeBlanc, L ERA: 3.55 | 5.0 | L | 23 | 8 | 3 | 3 | 3 | 1 | 0 | 0 | 0 | 0 | 0 | 53 | 81 | 2.20 | 1.800 | | | | | | | | | | |
| 50 Nick Vincent, R ERA: 4.14 | 0.0 | | 3 | 3 | 0 | 0 | 0 | 0 | 0 | 0 | 0 | 0 | 0 | 8 | 12 | 0.00 | 0.000 | | | | | | | | | | |
| 47 James Pazos, L ERA: 2.91 | 0.2 | | 2 | 0 | 1 | 1 | 0 | 0 | 0 | 0 | 0 | 0 | 0 | 8 | 9 | 13.50 | 0.000 | | | | | | | | | | |
| 67 Matt Festa, R ERA: 1.17 | 1.1 | | 4 | 0 | 0 | 0 | 2 | 0 | 0 | 0 | 0 | 0 | 0 | 11 | 14 | 0.00 | 0.000 | | | | | | | | | | |
| 46 Ryan Cook, R ERA: 5.63 | 1.0 | | 5 | 1 | 2 | 2 | 2 | 0 | 0 | 1 | 0 | 2 | 1 | 14 | 19 | 18.00 | 1.000 | | | | | | | | | | |

| | |
|-----|----|
| AB | 33 |
| R | 6 |
| H | 12 |
| RBI | 6 |
| BB | 1 |
| SO | 9 |
| LOB | 16 |



| Batter | 1 | 2 | 3 | 4 | 5 | 6 | 7 | 8 | 9 | 10 | 11 | AB | R | H | RBI | BB | SO | LOB | TOP | | | | | | | | | | | | | | | | | |
|---|---------------------------------------|----------------------------------|-------------------------------|----------------------------------|------------------------------|----------------------------------|-------------------------------|----------------------------------|------------------------------|-------------------------------------|-------------------------------|----------------------------------|------------------------------|----------------------------------|------------------------------|----------------------------------|-------------------------------|----------------------------------|------------------------------|----------------------------------|-----------------------------------|------------------------------------|----------------------------------|--------|---|---|---|---|---|---|---|---|----|------|-------|-------|
| Nick Martini, L OBP: 0.401, SLG: 0.423 | | | | | | | | | | | | 6 | 2 | 3 | 2 | 0 | 3 | 0 | | | | | | | | | | | | | | | | | | |
| 26 Matt Chapman, R OBP: 0.368, SLG: 0.515 | | | | | | | | | | | | 5 | 0 | 2 | 0 | 1 | 0 | 1 | | | | | | | | | | | | | | | | | | |
| 8 Jed Lowrie, S OBP: 0.356, SLG: 0.449 | | | | | | | | | | | | 6 | 1 | 2 | 1 | 0 | 1 | 5 | | | | | | | | | | | | | | | | | | |
| 28 Matt Olson, L OBP: 0.335, SLG: 0.454 | | | | | | | | | | | | 5 | 1 | 2 | 1 | 1 | 1 | 3 | | | | | | | | | | | | | | | | | | |
| 22 Ramón Laureano, R OBP: 0.364, SLG: 0.486 | | | | | | | | | | | | 5 | 1 | 1 | 1 | 1 | 2 | 4 | | | | | | | | | | | | | | | | | | |
| 23 Matt Joyce, L OBP: 0.324, SLG: 0.358 | | | | | | | | | | | | 3 | 0 | 2 | 2 | 0 | 1 | 0 | | | | | | | | | | | | | | | | | | |
| 20 Mark Canha, R OBP: 0.326, SLG: 0.450 | | | | | | | | | | | | 3 | 0 | 1 | 0 | 0 | 1 | 4 | | | | | | | | | | | | | | | | | | |
| 10 Marcus Semien, R OBP: 0.319, SLG: 0.384 | | | | | | | | | | | | 5 | 1 | 1 | 1 | 0 | 2 | 6 | | | | | | | | | | | | | | | | | | |
| 18 Chad Pinder, R OBP: 0.330, SLG: 0.424 | | | | | | | | | | | | 4 | 1 | 1 | 0 | 1 | 1 | | | | | | | | | | | | | | | | | | | |
| 21 Jonathan Lucroy, R OBP: 0.292, SLG: 0.328 | | | | | | | | | | | | 5 | 1 | 1 | 0 | 0 | 1 | 1 | | | | | | | | | | | | | | | | | | |
| Inning Stats | R: 3 E: 0 K: 2 S: 18 | H: 4 LOB: 1 BB: 0 P: 25 | R: 3 E: 0 K: 1 S: 20 | H: 4 LOB: 1 BB: 0 P: 26 | R: 0 E: 0 K: 1 S: 8 | H: 1 LOB: 1 BB: 1 P: 17 | R: 0 E: 0 K: 0 S: 10 | H: 2 LOB: 2 BB: 0 P: 17 | R: 1 E: 0 K: 1 S: 9 | H: 1 LOB: 0 BB: 0 P: 14 | R: 1 E: 0 K: 1 S: 26 | H: 3 LOB: 3 BB: 1 P: 37 | R: 0 E: 0 K: 1 S: 8 | H: 0 LOB: 0 BB: 0 P: 13 | R: 0 E: 0 K: 2 S: 9 | H: 1 LOB: 1 BB: 0 P: 14 | R: 0 E: 0 K: 1 S: 11 | H: 0 LOB: 1 BB: 1 P: 18 | R: 0 E: 0 K: 1 S: 7 | H: 0 LOB: 0 BB: 1 P: 13 | 1B: 13 2B: 1 3B: 1 HR: 1 | SF: 0 SAC: 0 DP: 2 HBP: 0 | WP: 0 PB: 0 SB: 0 CS: 0 | PA: 51 | | | | | | | | | | | | |
| PITCHER | IP WLS BF H R ER SO | BB IBB HBP BLK | WP HR S P | ERA WHIP | PITCHER | | | | | | | | | | | | | | | | | | | | | | | | | | | | | | | |
| 8 Mike Leake, R ERA: 4.36 | 1.1 | 0 | 0 | 0 | 0 | 0 | 0 | 0.00 | 0.000 | 43 Adam Warren, R ERA: 3.2 | 7.1 | 1.0 | 0 | 0 | 0 | 0 | 0 | 0.00 | 0.000 | 57 Justin Grimm, R ERA: 3.23 | (8.1) | 1.0 | 3 | 0 | 0 | 0 | 2 | 0 | 0 | 0 | 0 | 0 | 9 | 14 | 0.00 | 0.000 |
| 60 Chasen Bradford, R ERA: 3.23 | 0.2 | 2 | 0 | 0 | 0 | 1 | 0 | 0.00 | 0.000 | 37 Shawn Armstrong, R ERA: 10.38 | (9.1) | 1.0 | 4 | 1 | 0 | 0 | 2 | 0 | 0.00 | 1.000 | 39 Edwin Diaz, R ERA: 1.35 | (10.1) | 1.0 | 4 | 0 | 0 | 0 | 1 | 1 | 0 | 0 | 9 | 18 | 0.00 | 1.000 | |
| 55 Roenis Elias, L ERA: 2.93 | 3.0 | 13 | 4 | 1 | 1 | 2 | 1 | 0 | 1.667 | 48 Alex Colomé, R ERA: 1.99 | (11.1) | 1.0 | W | 3 | 0 | 0 | 1 | 1 | 0.00 | 1.000 | | | | | | | | | | | | | | | | |
| 67 Matt Festa, R ERA: 2.25 | 0.1 | 5 | 3 | 1 | 1 | 0 | 0 | 3.00 | 12.000 | | | | | | | | | | | | | | | | | | | | | | | | | | | |
| 47 James Pazos, L ERA: 2.87 | 0.2 | 2 | 0 | 0 | 0 | 1 | 0 | 0.00 | 0.000 | | | | | | | | | | | | | | | | | | | | | | | | | | | |

Oakland Athletics @ Seattle Mariners
Safeco Field, Seattle, WA
Tue Sep 25 2018, 7:11 PM - 11:07 PM PDT
Att: 12,791 - Party Cloudy - 62 F

AB 47
R 8
H 16
RBI 8
BB 4
SO 13
LOB 25



| Batter | 1 | 2 | 3 | 4 | 5 | 6 | 7 | 8 | 9 | 10 | 11 | AB | R | H | RBI | BB | SO | LOB | BOTTOM | | | | | | | | | | | | | | | | |
|---|---------------------------------------|----------------------------------|-------------------------------|----------------------------------|-------------------------------|----------------------------------|-------------------------------|----------------------------------|------------------------------|------------------------------------|-------------------------------|----------------------------------|------------------------------|---------------------------------|-------------------------------|----------------------------------|-------------------------------|----------------------------------|-------------------------------|----------------------------------|----------------------------------|----------------------------------|----------------------------------|------------------------------------|----------------------------------|--------|----|-------|-------|---|---|----|----|------|-------|
| 17 Mitch Haniger, R OBP: 0.366, SLG: 0.497 | | | | | | | | | | | | 6 | 1 | 2 | 0 | 0 | 3 | 4 | | | | | | | | | | | | | | | | | |
| 2 Jean Segura, R OBP: 0.339, SLG: 0.416 | | | | | | | | | | | | 6 | 2 | 2 | 1 | 0 | 1 | 3 | | | | | | | | | | | | | | | | | |
| 22 Robinson Canó, L OBP: 0.375, SLG: 0.474 | | | | | | | | | | | | 6 | 0 | 1 | 0 | 0 | 1 | 4 | | | | | | | | | | | | | | | | | |
| 23 Nelson Cruz, R OBP: 0.346, SLG: 0.520 | | | | | | | | | | | | 5 | 1 | 2 | 3 | 0 | 2 | 1 | | | | | | | | | | | | | | | | | |
| 16 Ben Gamel, L OBP: 0.359, SLG: 0.368 | | | | | | | | | | | | 0 | 2 | 0 | 0 | 1 | 0 | 0 | | | | | | | | | | | | | | | | | |
| 27 Ryan Healy, R OBP: 0.279, SLG: 0.419 | | | | | | | | | | | | 4 | 1 | 1 | 0 | 1 | 1 | 1 | | | | | | | | | | | | | | | | | |
| 7 Andrew Romine, S OBP: 0.252, SLG: 0.217 | | | | | | | | | | | | 0 | 0 | 0 | 0 | 0 | 0 | 0 | | | | | | | | | | | | | | | | | |
| 26 Chris Herrmann, L OBP: 0.337, SLG: 0.444 | | | | | | | | | | | | 1 | 1 | 1 | 2 | 0 | 0 | 0 | | | | | | | | | | | | | | | | | |
| 45 Keston Newton, R OBP: 0.310, SLG: 0.420 | | | | | | | | | | | | 3 | 0 | 0 | 0 | 0 | 0 | 2 | | | | | | | | | | | | | | | | | |
| 15 Kyle Seager, L OBP: 0.296, SLG: 0.401 | | | | | | | | | | | | 1 | 0 | 1 | 1 | 0 | 0 | 0 | | | | | | | | | | | | | | | | | |
| 3 Mike Zunino, R OBP: 0.261, SLG: 0.419 | | | | | | | | | | | | 5 | 1 | 2 | 0 | 0 | 2 | 6 | | | | | | | | | | | | | | | | | |
| 5 Guillermo Heredia, R OBP: 0.310, SLG: 0.332 | | | | | | | | | | | | 1 | 0 | 0 | 0 | 1 | 0 | 1 | | | | | | | | | | | | | | | | | |
| 4 Denard Span, L OBP: 0.343, SLG: 0.425 | | | | | | | | | | | | 3 | 0 | 2 | 2 | 0 | 0 | 1 | | | | | | | | | | | | | | | | | |
| 9 Dee Strange-Gordon, L OBP: 0.288, SLG: 0.345 | | | | | | | | | | | | 5 | 0 | 0 | 1 | 0 | 0 | 5 | | | | | | | | | | | | | | | | | |
| Inning Stats | R: 3 E: 0 K: 1 S: 13 | H: 3 LOB: 0 BB: 0 P: 24 | R: 1 E: 0 K: 1 S: 18 | H: 1 LOB: 0 BB: 0 P: 25 | R: 1 E: 0 K: 1 S: 13 | H: 3 LOB: 2 BB: 1 P: 22 | R: 0 E: 0 K: 1 S: 10 | H: 1 LOB: 1 BB: 1 P: 16 | R: 0 E: 0 K: 0 S: 4 | H: 0 LOB: 0 BB: 0 P: 5 | R: 0 E: 0 K: 0 S: 10 | H: 1 LOB: 1 BB: 0 P: 14 | R: 0 E: 0 K: 2 S: 8 | H: 0 LOB: 0 BB: 0 P: 8 | R: 2 E: 0 K: 2 S: 12 | H: 1 LOB: 2 BB: 2 P: 25 | R: 1 E: 1 K: 1 S: 12 | H: 2 LOB: 2 BB: 0 P: 17 | R: 0 E: 0 K: 1 S: 10 | H: 1 LOB: 1 BB: 0 P: 15 | R: 2 E: 0 K: 0 S: 4 | H: 1 LOB: 0 BB: 1 P: 10 | 1B: 7 2B: 4 3B: 0 HR: 3 | SF: 0 SAC: 0 DP: 0 HBP: 0 | WP: 2 PB: 0 SB: 0 CS: 0 | PA: 50 | | | | | | | | | |
| PITCHER | IP WLS BF H R ER SO | BB IBB HBP BLK | WP HR S P | ERA WHIP | PITCHER | | | | | | | | | | | | | | | | | | | | | | | | | | | | | | |
| 30 Brett Anderson, L ERA: 4.42 | 1.1 | 0 | 0 | 0 | 0 | 0 | 0 | 0.00 | 0.000 | 56 Fernando Rodney, R ERA: 3.27 | (8.1) | 1.0 | 1 | 2 | 0 | 2 | 2 | 2 | 0.00 | 3.000 | 39 Blake Treinen, R ERA: 0.79 | (9.1) | 1.0 | B | 6 | 2 | 1 | 0 | 1 | 0 | 0 | 12 | 17 | 0.00 | 2.000 |
| 16 Liam Hendriks, R ERA: 4.43 | 0.2 | 2 | 0 | 0 | 0 | 1 | 0 | 0.00 | 0.000 | 15 Emilio Pagán, R ERA: 4.5 | (10.1) | 1.1 | L | 7 | 2 | 2 | 2 | 1 | 1 | 0 | 0 | 0 | 0 | 0 | 1 | 14 | 25 | 13.50 | 2.250 | | | | | | |
| 57 J.B. Wendelken, R ERA: 3.63 | 2.0 | 8 | 1 | 0 | 0 | 1 | 1 | 0 | 1.000 | | | | | | | | | | | | | | | | | | | | | | | | | | |
| 36 Yusmeiro Petit, R ERA: 3.07 | 1.0 | H | 4 | 1 | 0 | 0 | 0 | 0.00 | 1.000 | | | | | | | | | | | | | | | | | | | | | | | | | | |
| 31 Shawn Kelley, R ERA: 3.0 | 1.0 | H | 3 | 0 | 0 | 0 | 2 | 0 | 0.00 | 0.000 | | | | | | | | | | | | | | | | | | | | | | | | | |

Oakland Athletics @ Seattle Mariners
Safeco Field, Seattle, WA
Tue Sep 25 2018, 7:11 PM - 11:07 PM PDT
Att: 12,791 - Party Cloudy - 62 F

AB 46
R 10
H 14
RBI 10
BB 4
SO 10
LOB 28



| Batter | 1 | 2 | 3 | 4 | 5 | 6 | 7 | 8 | 9 | AB | R | H | RBI | BB | SO | LOB | TOP | | | | | | | | | | |
|--|-------------------------------|----------------------------------|-------------------------------|----------------------------------|------------------------------|----------------------------------|------------------------------|---------------------------------|-------------------------------|----------------------------------|------------------------------|----------------------------------|-------------------------------|----------------------------------|-------------------------------|----------------------------------|------------------------------|----------------------------------|----------------------------------|------------------------------------|----------------------------------|--------|--|--|--|--|--|
| Nick Martini, L OBP: 0.401, SLG: 0.429 | G4-3 | L8 | | | | K | | | | 5 | 1 | 2 | 1 | 0 | 1 | 2 | | | | | | | | | | | |
| 10 Marcus Semien, R OBP: 0.319, SLG: 0.389 | HR | | K | | | K | | K | | 5 | 2 | 2 | 2 | 0 | 3 | 1 | | | | | | | | | | | |
| 8 Jed Lowrie, S OBP: 0.350, SLG: 0.447 1 Franklin Barreto, R OBP: 0.290, SLG: 0.457 | L7 | | K | | G3 | | | | | 5 | 0 | 1 | 0 | 0 | 1 | 2 | | | | | | | | | | | |
| 2 Khris Davis, R OBP: 0.327, SLG: 0.550 | F7 | | K | | | | | | | 0 | 0 | 0 | 0 | 0 | 0 | 0 | | | | | | | | | | | |
| 28 Matt Olson, L OBP: 0.332, SLG: 0.457 | | | | | | | | | | 4 | 2 | 1 | 1 | 1 | 1 | 1 | | | | | | | | | | | |
| 25 Stephen Piscotty, R OBP: 0.329, SLG: 0.468 | F9 | | | | | | | | | 5 | 1 | 1 | 4 | 0 | 1 | 0 | | | | | | | | | | | |
| 18 Chad Pinder, R OBP: 0.332, SLG: 0.435 | HR | | | | | | | | | 3 | 0 | 0 | 0 | 1 | 0 | 0 | | | | | | | | | | | |
| 20 Mark Canha, R OBP: 0.328, SLG: 0.447 | BB | | | | | | | | | 4 | 1 | 2 | 1 | 0 | 1 | 1 | | | | | | | | | | | |
| 19 Josh Phegley, R OBP: 0.253, SLG: 0.344 | BB | | | | | | | | | 2 | 1 | 0 | 0 | 1 | 0 | 1 | | | | | | | | | | | |
| Inning Stats | R: 1 E: 0 K: 0 S: 11 | H: 1 LOB: 0 BB: 0 P: 16 | R: 1 E: 0 K: 1 S: 14 | H: 1 LOB: 2 BB: 2 P: 26 | R: 0 E: 0 K: 3 S: 9 | H: 0 LOB: 0 BB: 0 P: 13 | R: 0 E: 0 K: 0 S: 5 | H: 0 LOB: 0 BB: 0 P: 8 | R: 6 E: 1 K: 0 S: 19 | H: 4 LOB: 1 BB: 1 P: 33 | R: 0 E: 0 K: 2 S: 9 | H: 0 LOB: 1 BB: 0 P: 11 | R: 1 E: 0 K: 1 S: 11 | H: 1 LOB: 1 BB: 1 P: 15 | R: 0 E: 0 K: 1 S: 11 | H: 1 LOB: 1 BB: 0 P: 17 | R: 0 E: 0 K: 0 S: 8 | H: 1 LOB: 0 BB: 0 P: 10 | 1B: 4 2B: 1 3B: 0 HR: 4 | SF: 0 SAC: 0 DP: 1 HBP: 1 | WP: 1 PB: 0 SB: 0 CS: 0 | PA: 41 | | | | | |
| PITCHER | IP | WLS | BF | H | R | ER | SO | BB | IBB | HBP | BLK | WP | HR | S | P | ERA | WHIP | | | | | | | | | | |
| 34 Félix Hernández, R ERA: 5.55 | 4.0 | L | 19 | 3 | 5 | 4 | 4 | 2 | 0 | 1 | 0 | 1 | 2 | 45 | 74 | 9.00 | 1.250 | | | | | | | | | | |
| 60 Chasen Bradford, R ERA: 3.69 | 0.2 | | 6 | 3 | 3 | 3 | 0 | 0 | 1 | 0 | 0 | 0 | 1 | 11 | 20 | 40.50 | 4.500 | | | | | | | | | | |
| 52 Nick Rumbelow, R ERA: 6.48 | 1.1 | | 4 | 0 | 0 | 0 | 2 | 0 | 0 | 0 | 0 | 0 | 0 | 1 | 13 | 0.00 | 0.000 | | | | | | | | | | |
| 61 Casey Lawrence, R ERA: 7.33 | 3.0 | | 12 | 3 | 1 | 1 | 2 | 1 | 0 | 0 | 0 | 0 | 1 | 30 | 42 | 3.00 | 1.333 | | | | | | | | | | |

Oakland Athletics @ Seattle Mariners
Safeco Field, Seattle, WA
Wed Sep 26 2018, 7:10 PM - 10:23 PM PDT
Att: 13,727 - Clear - 67 F

| | |
|-----|----|
| AB | 36 |
| R | 9 |
| H | 9 |
| RBI | 9 |
| BB | 4 |
| SO | 8 |
| LOB | 9 |



| Batter | 1 | 2 | 3 | 4 | 5 | 6 | 7 | 8 | 9 | AB | R | H | RBI | BB | SO | LOB | BOTTOM | | | | | | | | | | |
|--|------------------------------|---------------------------------|-------------------------------|----------------------------------|------------------------------|----------------------------------|-------------------------------|----------------------------------|-------------------------------|----------------------------------|-------------------------------|----------------------------------|------------------------------|----------------------------------|------------------------------|----------------------------------|-------------------------------|----------------------------------|----------------------------------|------------------------------------|----------------------------------|--------|--|--|--|--|--|
| 17 Mitch Haniger, R OBP: 0.364, SLG: 0.493 45 Kristopher Negron, R OBP: 0.304, SLG: 0.435 | F8 | F9 | | | | K | | | | 4 | 0 | 0 | 0 | 0 | 1 | 6 | | | | | | | | | | | |
| 2 Jean Segura, R OBP: 0.340, SLG: 0.416 7 Andrew Romine, S OBP: 0.258, SLG: 0.241 | 1B | | F8 | | | G1 | | | | 3 | 1 | 1 | 0 | 1 | 0 | 1 | | | | | | | | | | | |
| 22 Robinson Cano, L OBP: 0.373, SLG: 0.471 1 Gordon Beckham, R OBP: 0.250, SLG: 0.220 | G3-6-1 | | F7 | | | | | | | 4 | 0 | 1 | 0 | 0 | 1 | 1 | | | | | | | | | | | |
| 23 Nelson Cruz, R OBP: 0.345, SLG: 0.518 | | | G3-1 | | | | | | | 2 | 1 | 0 | 1 | 1 | 1 | 0 | | | | | | | | | | | |
| 4 Denard Span, L OBP: 0.344, SLG: 0.425 5 Guillermo Heredia, R OBP: 0.310, SLG: 0.332 | K | | | | | | | | | 3 | 0 | 1 | 0 | 0 | 2 | 1 | | | | | | | | | | | |
| 15 Kyle Seager, L OBP: 0.274, SLG: 0.401 | BB | | | | | | | | | 3 | 1 | 1 | 0 | 1 | 1 | 2 | | | | | | | | | | | |
| 20 Daniel Vogelbach, L OBP: 0.333, SLG: 0.385 | BB | | | | | | | | | 3 | 0 | 0 | 0 | 1 | 1 | 4 | | | | | | | | | | | |
| 16 Ben Gamel, L OBP: 0.361, SLG: 0.373 | | | | | | | | | | 2 | 0 | 1 | 2 | 2 | 0 | 0 | | | | | | | | | | | |
| 26 Chris Herrmann, L OBP: 0.322, SLG: 0.421 | L4 | | | | | | | | | 4 | 0 | 0 | 0 | 0 | 1 | 6 | | | | | | | | | | | |
| Inning Stats | R: 0 E: 0 K: 0 S: 5 | H: 1 LOB: 0 BB: 0 P: 8 | R: 2 E: 0 K: 1 S: 13 | H: 1 LOB: 3 BB: 3 P: 28 | R: 0 E: 0 K: 0 S: 9 | H: 0 LOB: 0 BB: 0 P: 12 | R: 0 E: 0 K: 1 S: 13 | H: 1 LOB: 3 BB: 1 P: 22 | R: 1 E: 0 K: 2 S: 14 | H: 2 LOB: 2 BB: 1 P: 26 | R: 0 E: 0 K: 1 S: 11 | H: 0 LOB: 1 BB: 1 P: 17 | R: 0 E: 0 K: 3 S: 9 | H: 0 LOB: 0 BB: 0 P: 11 | R: 0 E: 0 K: 0 S: 6 | H: 0 LOB: 0 BB: 0 P: 10 | R: 0 E: 0 K: 0 S: 15 | H: 1 LOB: 1 BB: 0 P: 22 | 1B: 4 2B: 1 3B: 1 HR: 0 | SF: 1 SAC: 0 DP: 1 HBP: 1 | WP: 0 PB: 1 SB: 0 CS: 0 | PA: 39 | | | | | |
| PITCHER | IP | WLS | BF | H | R | ER | SO | BB | IBB | HBP | BLK | WP | HR | S | P | ERA | WHIP | | | | | | | | | | |
| 37 Edwin Jackson, R ERA: 3.33 | 4.1 | | 23 | 5 | 3 | 3 | 2 | 5 | 0 | 1 | 0 | 0 | 0 | 12 | 22 | 6.23 | 2.308 | | | | | | | | | | |
| 52 Ryan Buchter, L ERA: 2.82 | 1.0 | W | 4 | 0 | 0 | 0 | 2 | 1 | 0 | 0 | 0 | 0 | 0 | 6 | 7 | 0.00 | 1.000 | | | | | | | | | | |
| 16 Liam Hendriks, R ERA: 4.3 | 0.2 | | 2 | 0 | 0 | 0 | 1 | 0 | 0 | 0 | 0 | 0 | 0 | 6 | 7 | 0.00 | 0.000 | | | | | | | | | | |
| 57 J.B. Wendelken, R ERA: 0.57 | 1.0 | | 3 | 0 | 0 | 0 | 3 | 0 | 0 | 0 | 0 | 0 | 0 | 9 | 11 | 0.00 | 0.000 | | | | | | | | | | |
| Ryan Dull, R ERA: 4.38 | 1.0 | | 3 | 0 | 0 | 0 | 0 | 0 | 0 | 0 | 0 | 0 | 0 | 6 | 10 | 0.00 | 0.000 | | | | | | | | | | |

Oakland Athletics @ Seattle Mariners
Safeco Field, Seattle, WA
Wed Sep 26 2018, 7:10 PM - 10:23 PM PDT
Att: 13,727 - Clear - 67 F

| | |
|-----|----|
| AB | 31 |
| R | 3 |
| H | 6 |
| RBI | 3 |
| BB | 6 |
| SO | 8 |
| LOB | 22 |



| Batter | 1 | 2 | 3 | 4 | 5 | 6 | 7 | 8 | 9 | AB | R | H | RBI | BB | SO | LOB | TOP | | | | | | | | | | |
|--|------------------------------|----------------------------------|-------------------------------|----------------------------------|------------------------------|----------------------------------|-------------------------------|----------------------------------|-------------------------------|----------------------------------|------------------------------|----------------------------------|-------------------------------|----------------------------------|------------------------------|----------------------------------|--|----------------------------------|------------------------------------|----------------------------------|--------|--|--|--|--|--|--|
| 17 Shin-Soo Choo, L (1, 10) OBP: 0.377, SLG: 0.434 3 Delino DeShields, R (6, PR) (6, 10) | | | | | | | | | | 3 | 0 | 1 | 0 | 0 | 0 | 0 | Texas Rangers @ Seattle Mariners Safeco Field, Seattle, WA Sun Sep 30 2018, 12:11 PM - 2:24 PM PDT Att: 21,146 - Cloudy - 65 F | | | | | | | | | | |
| 1 Elvis Andrus, R (1, 6) OBP: 0.308, SLG: 0.367 2 Hanser Alberto, R (6, 6) | | | | | | | | | | 3 | 0 | 0 | 0 | 0 | 0 | 1 | | | | | | | | | | | |
| 12 Rougned Odor, L (1, 4) OBP: 0.326, SLG: 0.424 | | | | | | | | | | 3 | 0 | 0 | 0 | 0 | 3 | 0 | | | | | | | | | | | |
| 29 Adrian Beltré, R (1, 5) OBP: 0.328, SLG: 0.434 19 Jurickson Proffar, S (5, 5) | | | | | | | | | | 2 | 0 | 1 | 0 | 0 | 0 | 0 | | | | | | | | | | | |
| 13 Joey Gallo, L (1, 9) OBP: 0.312, SLG: 0.498 | | | | | | | | | | 3 | 0 | 0 | 0 | 0 | 0 | 1 | | | | | | | | | | | |
| 67 Ronald Guzmán, L (1, 3) OBP: 0.306, SLG: 0.416 | | | | | | | | | | 3 | 0 | 0 | 0 | 0 | 1 | 0 | | | | | | | | | | | |
| 60 Carlos Pérez, R (1, 2) OBP: 0.178, SLG: 0.214 | | | | | | | | | | 3 | 0 | 0 | 0 | 0 | 3 | 0 | | | | | | | | | | | |
| 5 Willie Calhoun, L (1, 7) OBP: 0.269, SLG: 0.333 | | | | | | | | | | 3 | 0 | 0 | 0 | 0 | 0 | 0 | | | | | | | | | | | |
| 18 Drew Robinson, L (1, 8) OBP: 0.288, SLG: 0.294 | | | | | | | | | | 3 | 1 | 1 | 1 | 0 | 1 | 0 | | | | | | | | | | | |
| Inning Stats | R: 0 E: 0 K: 1 S: 7 | H: 0 LOB: 0 BB: 0 P: 10 | R: 0 E: 0 K: 1 S: 7 | H: 1 LOB: 0 BB: 0 P: 12 | R: 0 E: 0 K: 1 S: 9 | H: 0 LOB: 0 BB: 0 P: 12 | R: 0 E: 0 K: 1 S: 6 | H: 0 LOB: 0 BB: 0 P: 7 | R: 0 E: 0 K: 2 S: 12 | H: 0 LOB: 0 BB: 0 P: 17 | R: 1 E: 0 K: 1 S: 8 | H: 2 LOB: 1 BB: 0 P: 13 | R: 0 E: 0 K: 2 S: 10 | H: 0 LOB: 0 BB: 0 P: 12 | R: 0 E: 0 K: 1 S: 7 | H: 1 LOB: 0 BB: 0 P: 14 | | 1B: 3 2B: 1 3B: 0 HR: 1 | SF: 0 SAC: 0 DP: 1 HBP: 0 | WP: 0 PB: 0 SB: 0 CS: 0 | PA: 29 | | | | | | |
| PITCHER | IP | WLS | BF | H | R | ER | SO | BB | IBB | HBP | BLK | WP | HR | S | P | ERA | WHIP | | | | | | | | | | |
| 55 Roenis Elias, L (1, 1) ERA: 2.65 | 5.0 | W | 15 | 1 | 0 | 0 | 4 | 0 | 0 | 0 | 0 | 0 | 0 | 41 | 58 | 0.00 | 0.200 | | | | | | | | | | |
| 47 James Pazos, L (6, 1) ERA: 2.89 | 1.0 | H | 5 | 2 | 1 | 1 | 1 | 0 | 0 | 0 | 0 | 0 | 1 | 8 | 13 | 9.00 | 2.000 | | | | | | | | | | |
| 33 Zach Duke, L (7, 1) ERA: 4.15 | 1.0 | H | 3 | 0 | 0 | 0 | 2 | 0 | 0 | 0 | 0 | 0 | 0 | 10 | 12 | 0.00 | 0.000 | | | | | | | | | | |
| 52 Nick Rumbelow, R (8, 1) ERA: 6.1 | 1.0 | H | 3 | 0 | 0 | 0 | 1 | 0 | 0 | 0 | 0 | 0 | 0 | 7 | 10 | 0.00 | 0.000 | | | | | | | | | | |
| 37 Shawn Armstrong, R (9, 1) ERA: 1.23 | 1.0 | S | 3 | 1 | 0 | 0 | 1 | 0 | 0 | 0 | 0 | 0 | 0 | 11 | 14 | 0.00 | 1.000 | | | | | | | | | | |
| Batter | 1 | 2 | 3 | 4 | 5 | 6 | 7 | 8 | 9 | AB | R | H | RBI | BB | SO | LOB | BOTTOM | | | | | | | | | | |
| 5 Guillermo Heredia, R (1, 8) OBP: 0.318, SLG: 0.342 | | | | | | | | | | 4 | 0 | 2 | 0 | 0 | 0 | 2 | Texas Rangers @ Seattle Mariners Safeco Field, Seattle, WA Sun Sep 30 2018, 12:11 PM - 2:24 PM PDT Att: 21,146 - Cloudy - 65 F | | | | | | | | | | |
| 4 Denard Span, L (1, 7) OBP: 0.341, SLG: 0.419 10 Cameron Maybin, R (4, 7) OBP: 0.326, SLG: 0.336 | | | | | | | | | | 2 | 0 | 0 | 0 | 0 | 3 | 3 | | | | | | | | | | | |
| 23 Nelson Cruz, R (1, 9) OBP: 0.342, SLG: 0.509 16 Ben Gamel, L (4, 9) OBP: 0.358, SLG: 0.370 | | | | | | | | | | 2 | 0 | 0 | 0 | 0 | 2 | 1 | | | | | | | | | | | |
| 15 Kyle Seager, L (1, 5) OBP: 0.273, SLG: 0.400 1 Gordon Beckham, R (6, 5) OBP: 0.250, SLG: 0.205 | | | | | | | | | | 2 | 0 | 1 | 1 | 0 | 0 | 1 | | | | | | | | | | | |
| 20 Daniel Vogelbach, L (1, 10) OBP: 0.324, SLG: 0.368 | | | | | | | | | | 4 | 0 | 0 | 0 | 0 | 0 | 1 | | | | | | | | | | | |
| 27 Ryon Healy, R (1, 3) OBP: 0.277, SLG: 0.412 | | | | | | | | | | 4 | 0 | 0 | 0 | 0 | 0 | 0 | | | | | | | | | | | |
| 45 Kristopher Negrón, R (1, 4) OBP: 0.242, SLG: 0.313 | | | | | | | | | | 2 | 1 | 0 | 0 | 1 | 2 | 1 | | | | | | | | | | | |
| 36 David Freitas, R (1, 2) OBP: 0.277, SLG: 0.312 | | | | | | | | | | 2 | 1 | 1 | 1 | 0 | 1 | 0 | | | | | | | | | | | |
| 7 Andrew Romine, S (1, 6) OBP: 0.260, SLG: 0.244 | | | | | | | | | | 3 | 0 | 1 | 1 | 0 | 0 | 2 | | | | | | | | | | | |
| Inning Stats | R: 0 E: 0 K: 1 S: 9 | H: 1 LOB: 1 BB: 0 P: 11 | R: 2 E: 0 K: 0 S: 12 | H: 3 LOB: 2 BB: 1 P: 24 | R: 0 E: 0 K: 1 S: 9 | H: 1 LOB: 0 BB: 0 P: 16 | R: 0 E: 2 K: 1 S: 11 | H: 0 LOB: 2 BB: 0 P: 20 | R: 1 E: 0 K: 0 S: 7 | H: 1 LOB: 0 BB: 0 P: 7 | R: 0 E: 0 K: 2 S: 9 | H: 0 LOB: 0 BB: 0 P: 11 | R: 0 E: 0 K: 0 S: 7 | H: 1 LOB: 1 BB: 0 P: 11 | R: 0 E: 0 K: 1 S: 5 | H: 0 LOB: 0 BB: 0 P: 7 | | 1B: 5 2B: 2 3B: 0 HR: 0 | SF: 1 SAC: 0 DP: 1 HBP: 0 | WP: 1 PB: 0 SB: 2 CS: 0 | PA: 33 | | | | | | |
| PITCHER | IP | WLS | BF | H | R | ER | SO | BB | IBB | HBP | BLK | WP | HR | S | P | ERA | WHIP | | | | | | | | | | |
| 49 Yovani Gallardo, R (1, 1) ERA: 6.39 | 4.1 | L | 21 | 6 | 3 | 3 | 3 | 1 | 0 | 0 | 0 | 0 | 0 | 46 | 76 | 6.23 | 1.615 | | | | | | | | | | |
| 55 Matt Moore, L (5, 1) ERA: 6.79 | 0.2 | | 2 | 0 | 0 | 0 | 0 | 0 | 0 | 0 | 0 | 0 | 0 | 2 | 2 | 0.00 | 0.000 | | | | | | | | | | |
| 50 Zac Curtis, L (6, 1) ERA: 4.96 | 1.0 | | 3 | 0 | 0 | 0 | 2 | 0 | 0 | 0 | 0 | 0 | 0 | 9 | 11 | 0.00 | 0.000 | | | | | | | | | | |
| 65 Yohander Méndez, L (7, 1) ERA: 5.53 | 1.0 | | 4 | 1 | 0 | 0 | 0 | 0 | 0 | 0 | 0 | 0 | 0 | 7 | 11 | 0.00 | 1.000 | | | | | | | | | | |
| 31 Chris Martin, R (8, 1) ERA: 4.54 | 1.0 | | 3 | 0 | 0 | 0 | 1 | 0 | 0 | 0 | 0 | 0 | 0 | 5 | 7 | 0.00 | 0.000 | | | | | | | | | | |