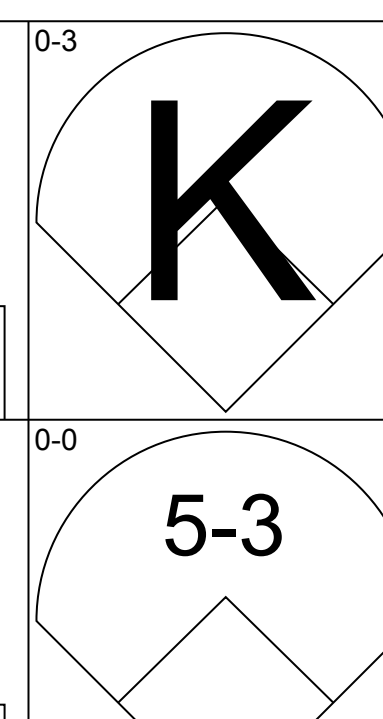
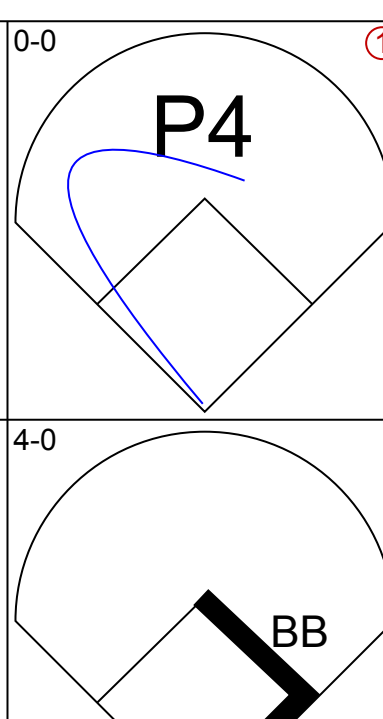
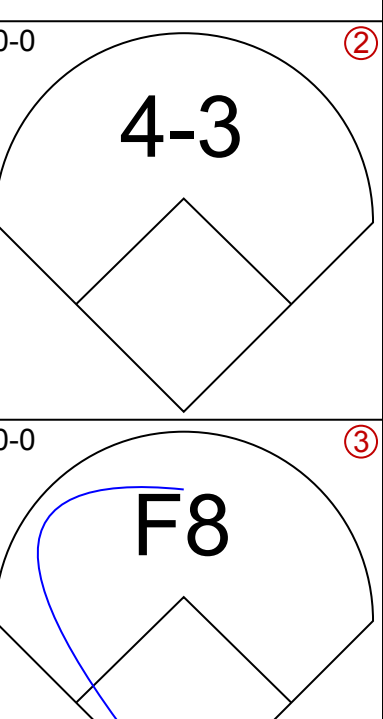
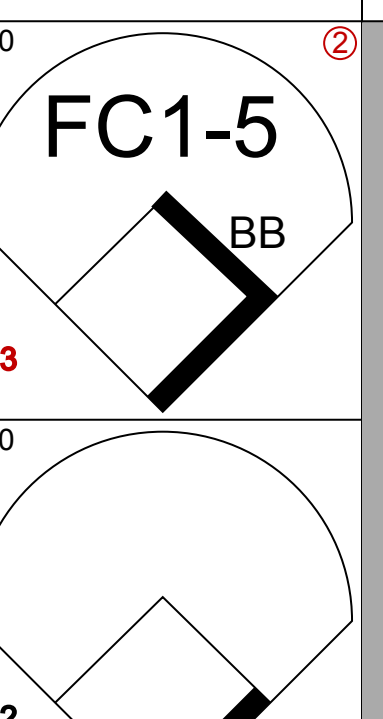
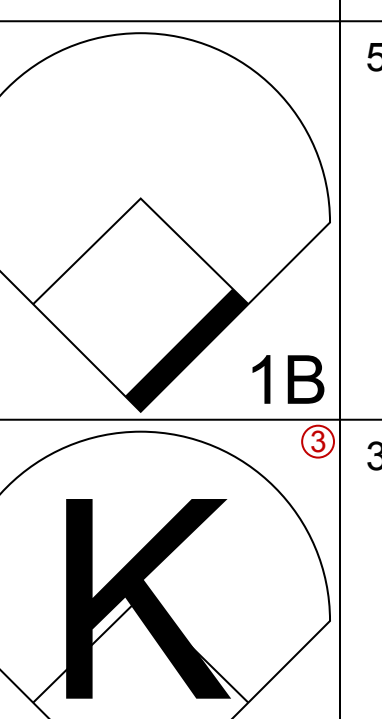
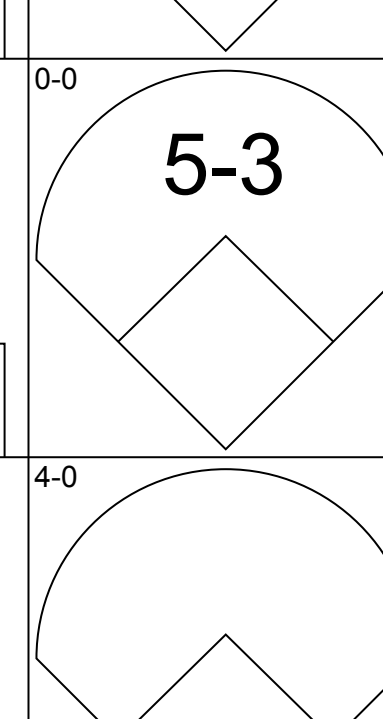
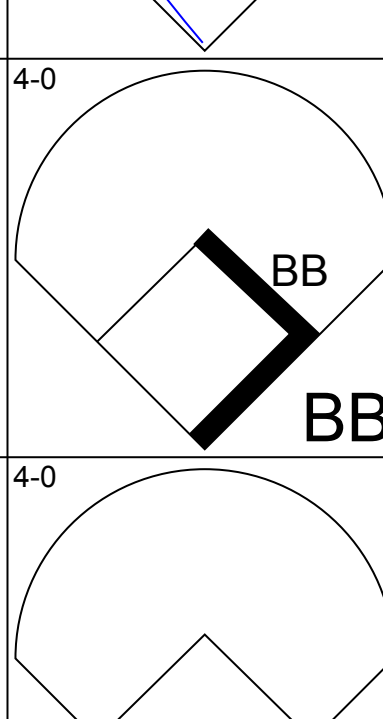
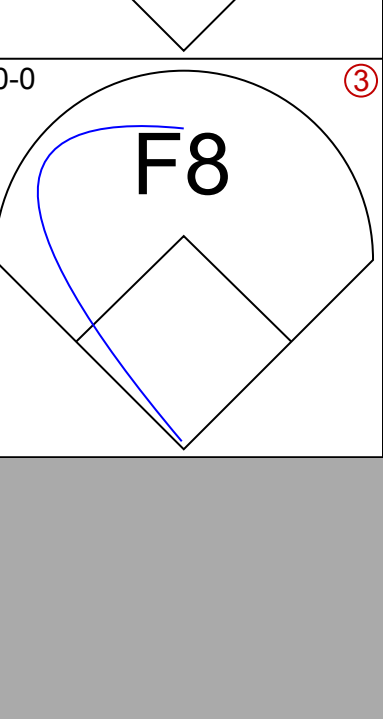

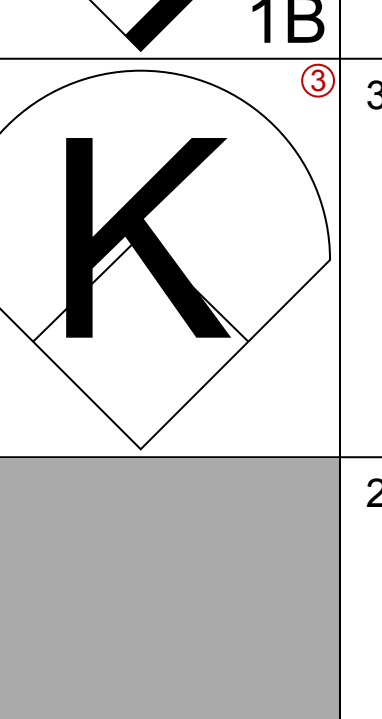
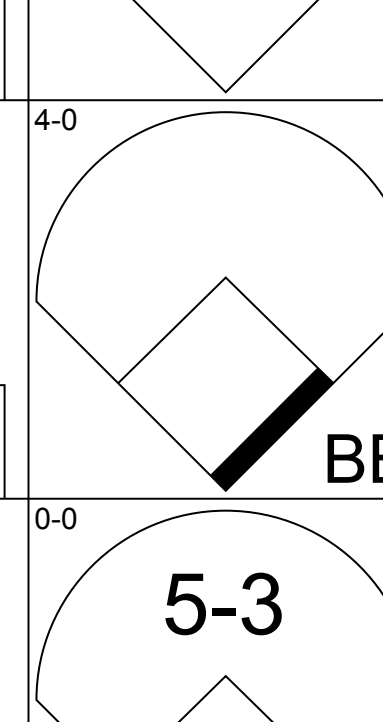
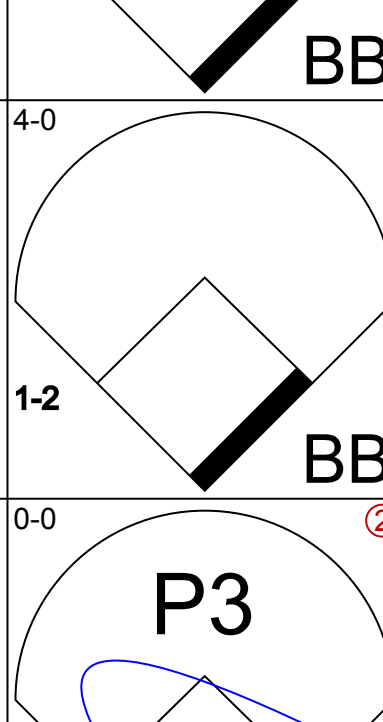

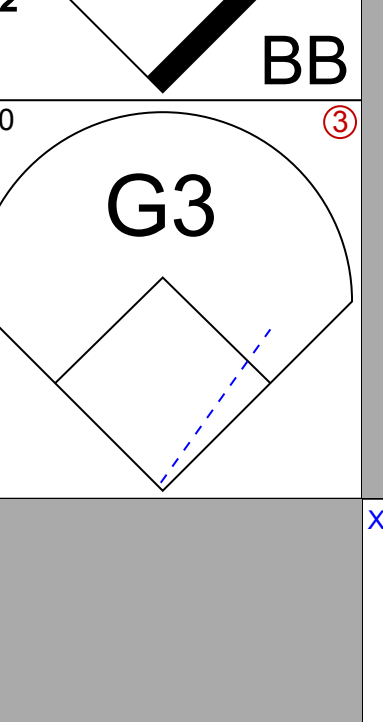

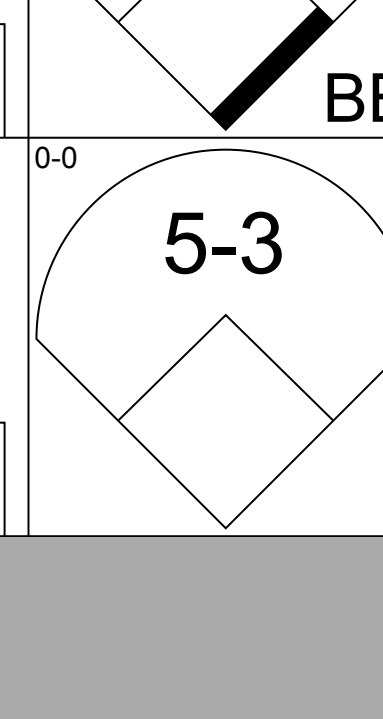
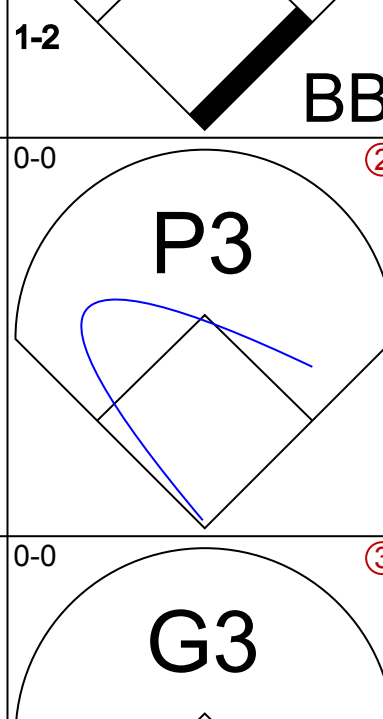


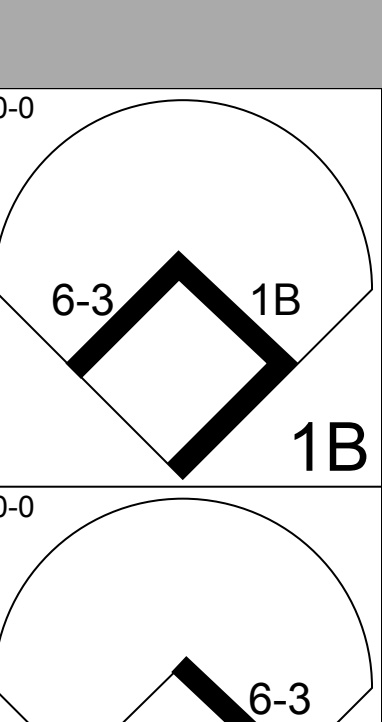
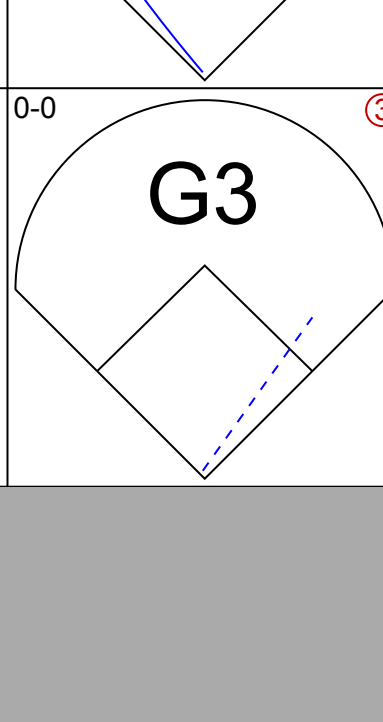


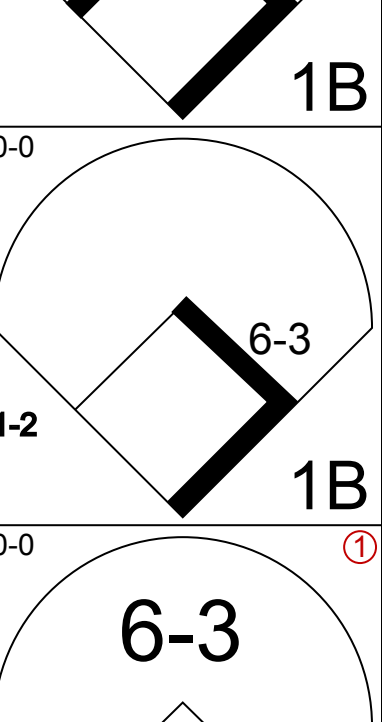
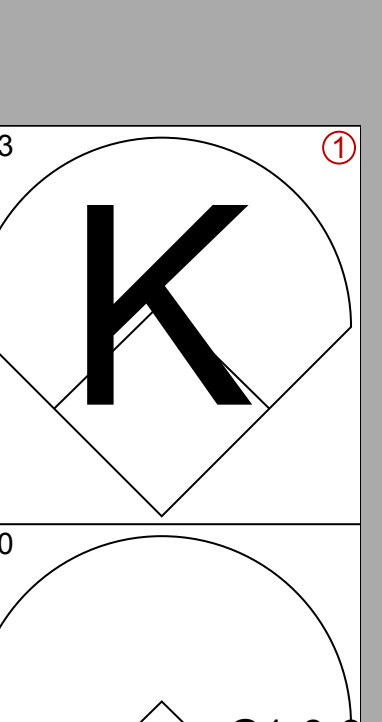
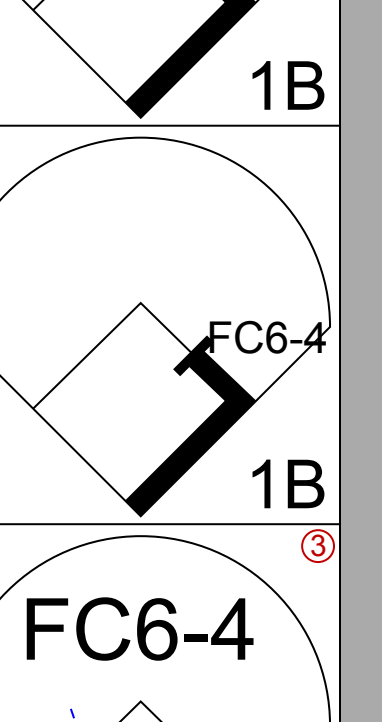
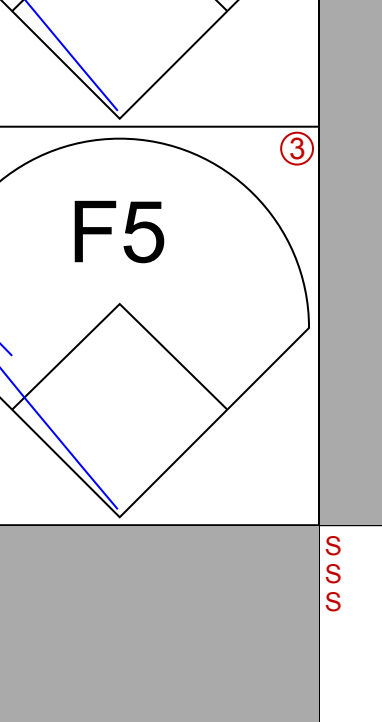


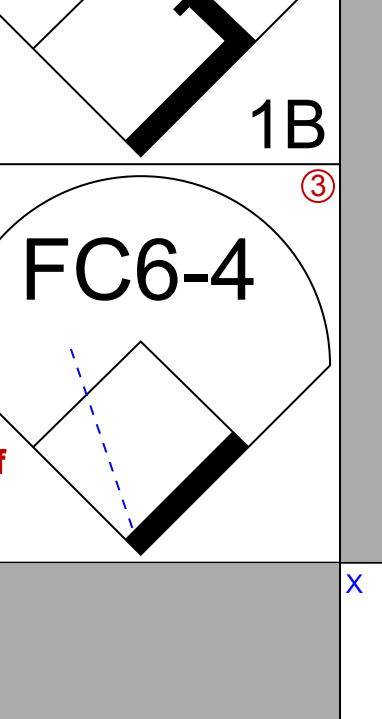
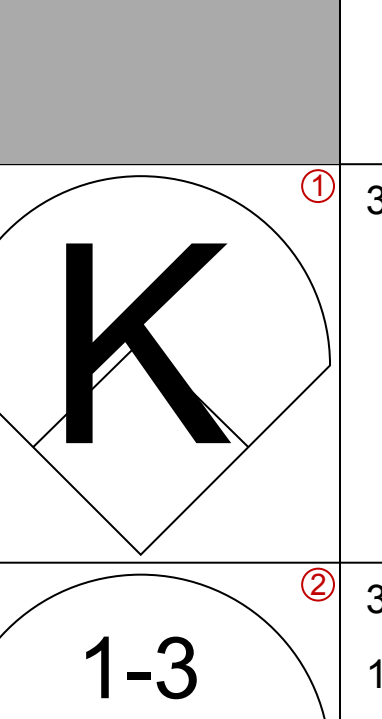

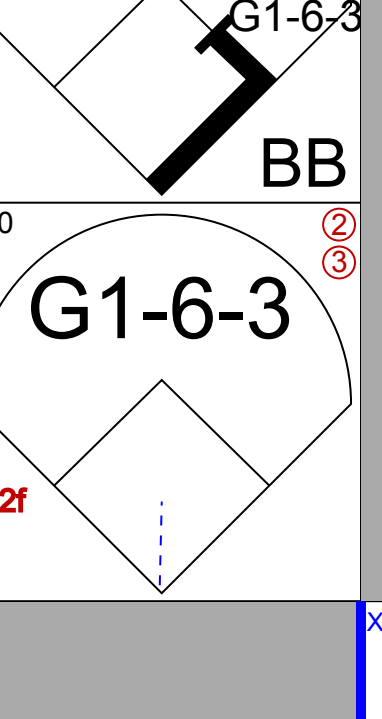
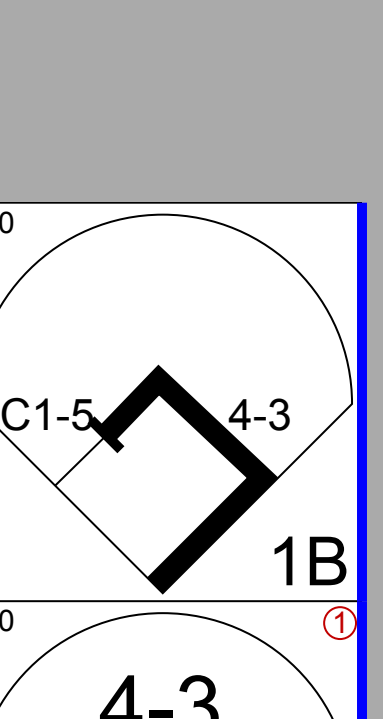
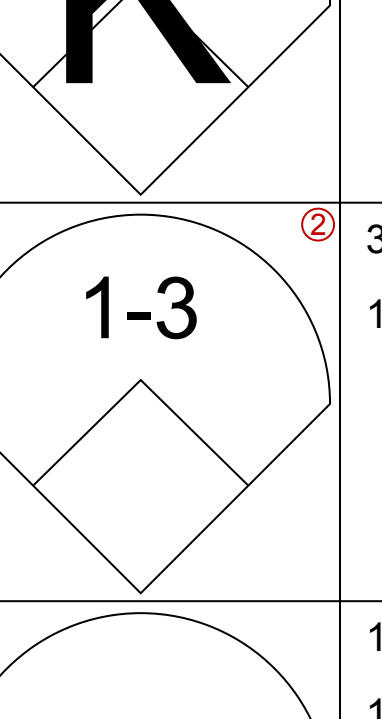

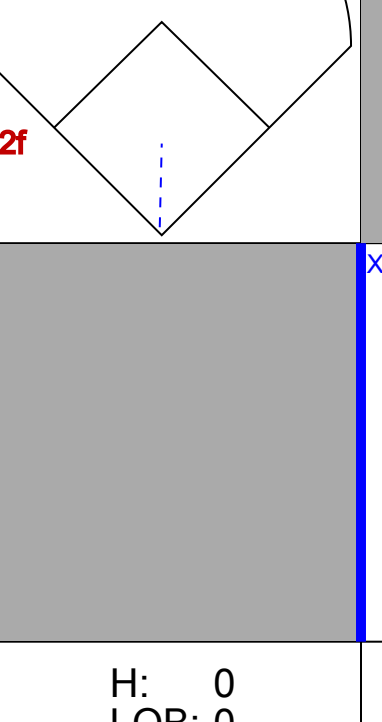
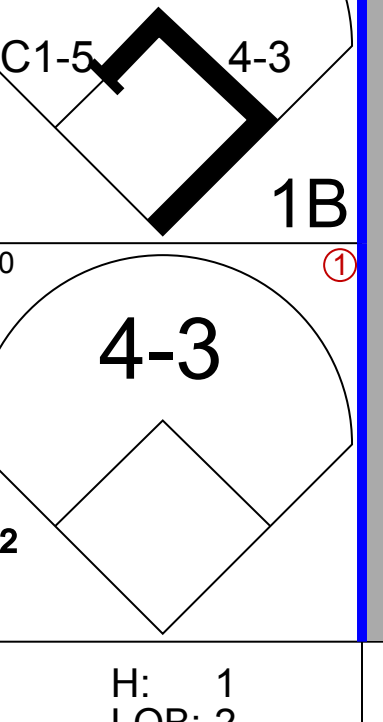
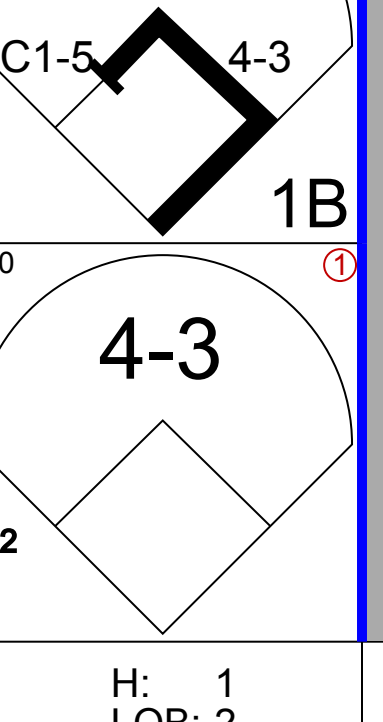
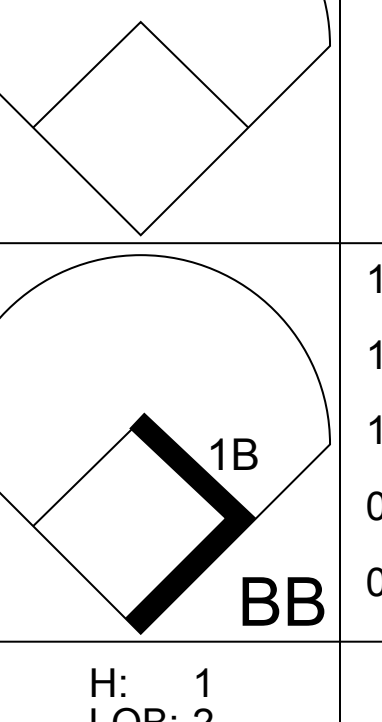
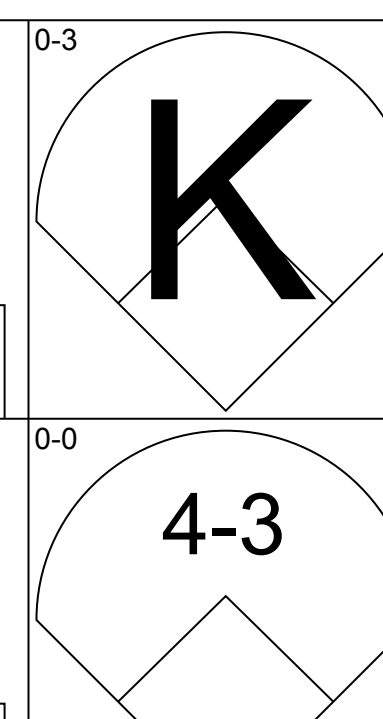
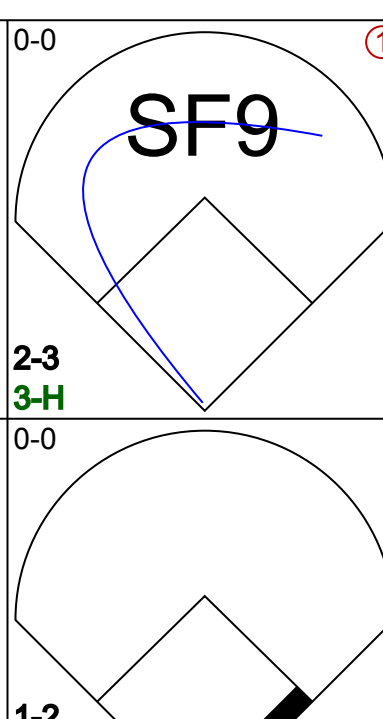
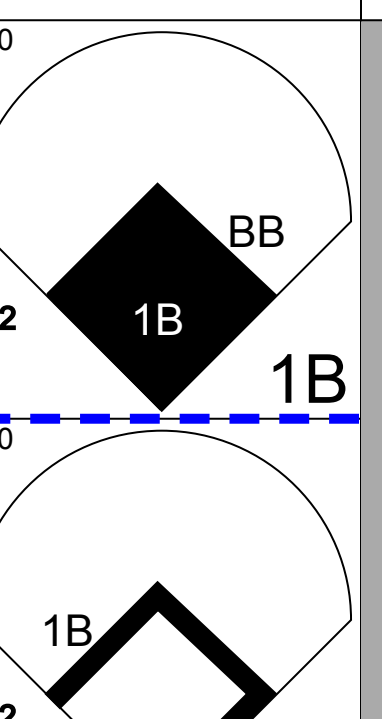
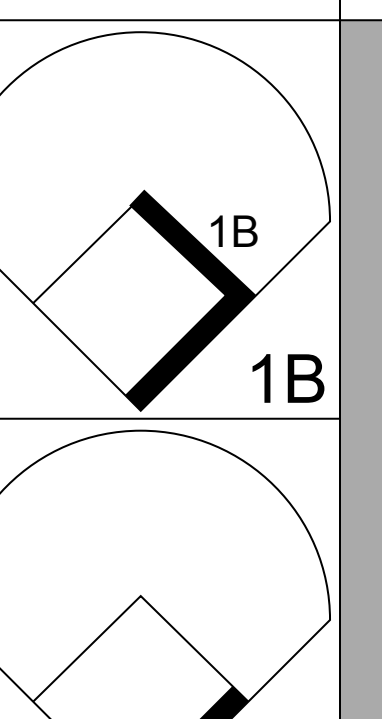
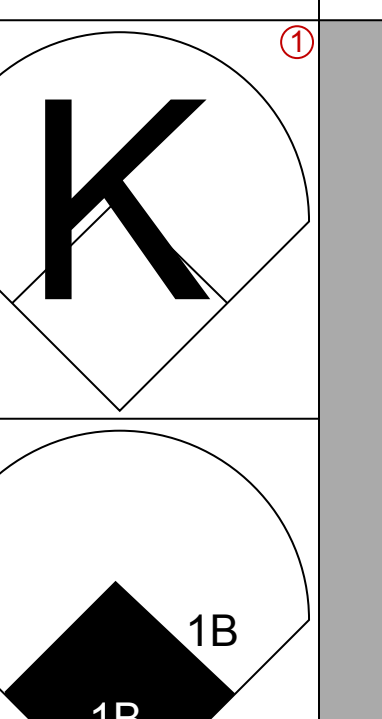
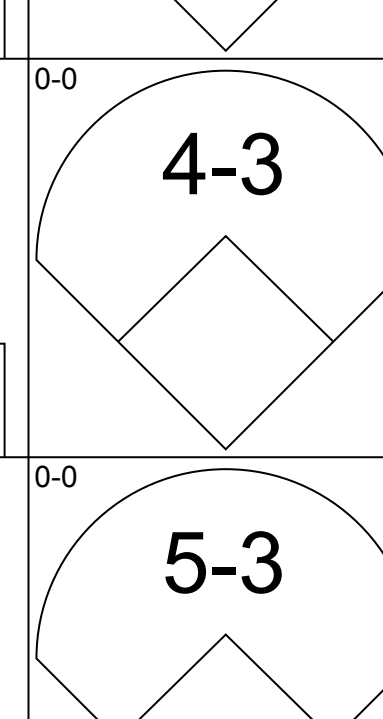
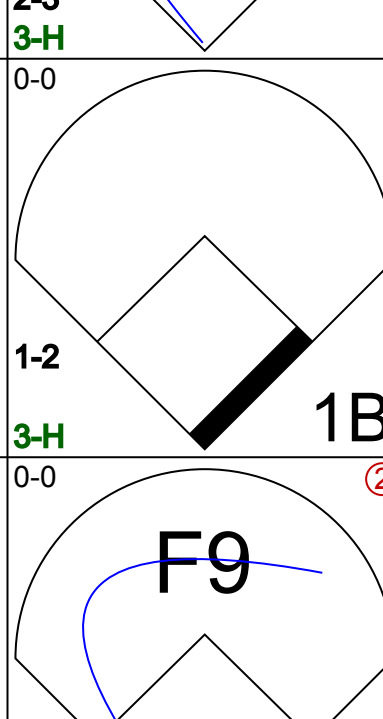
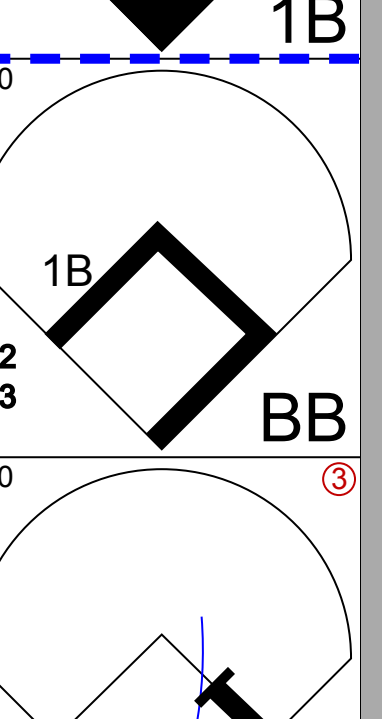
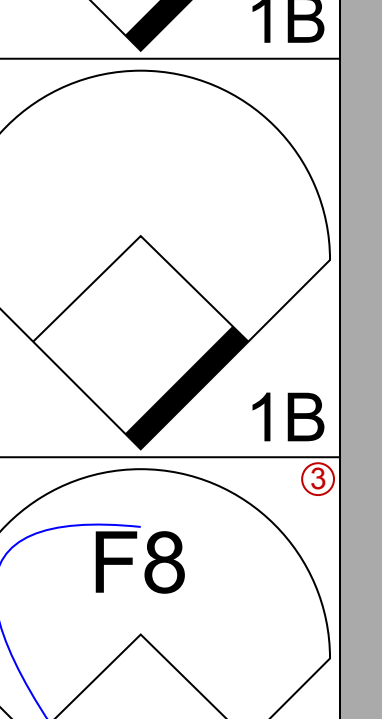
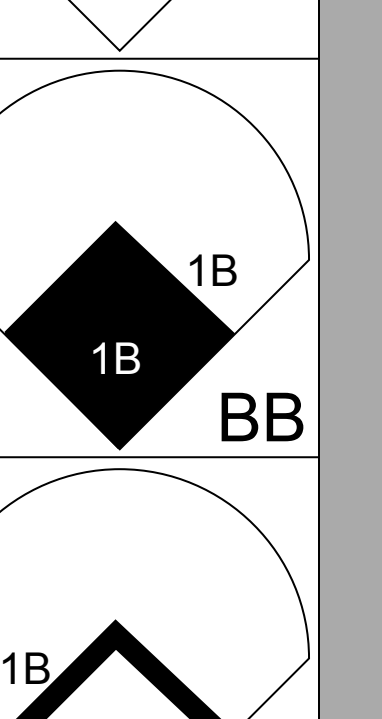
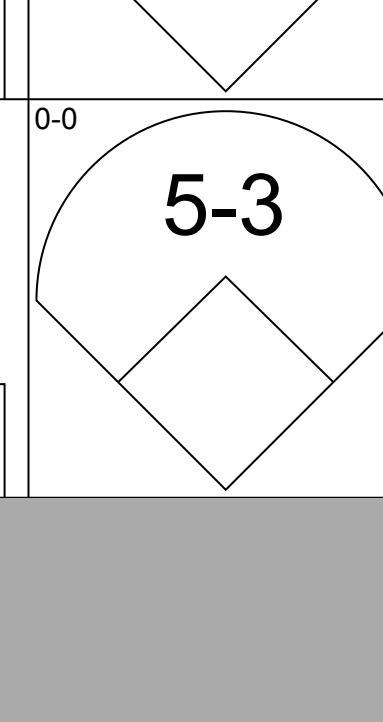
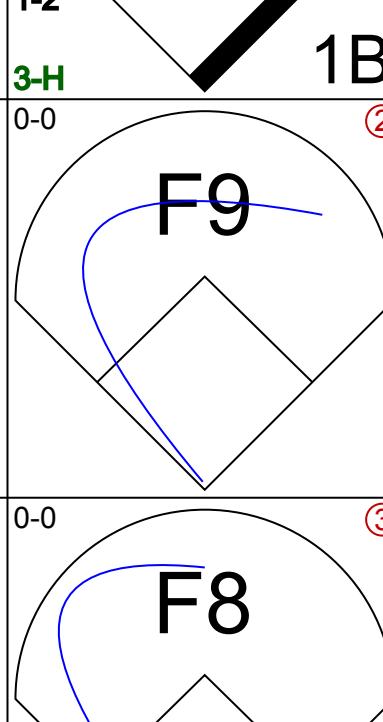
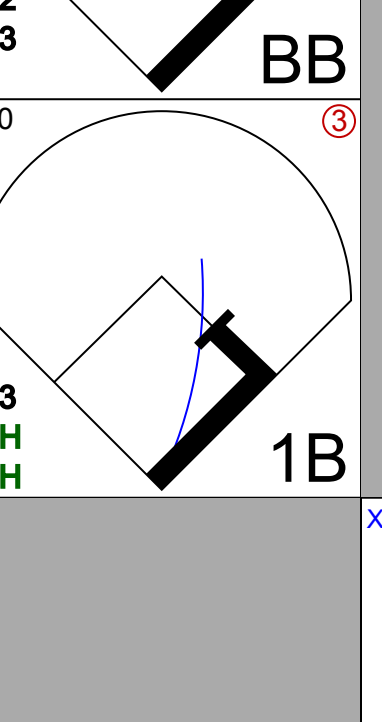
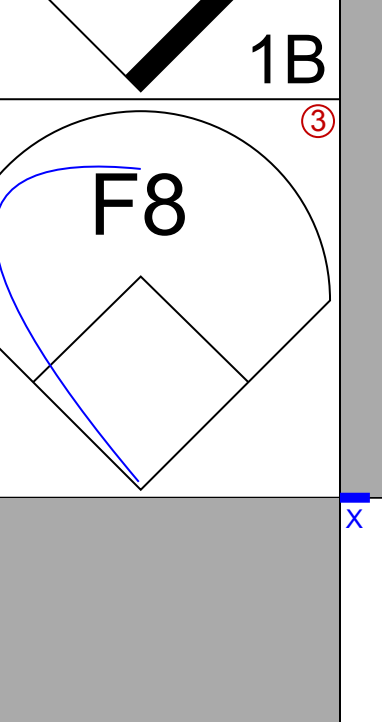
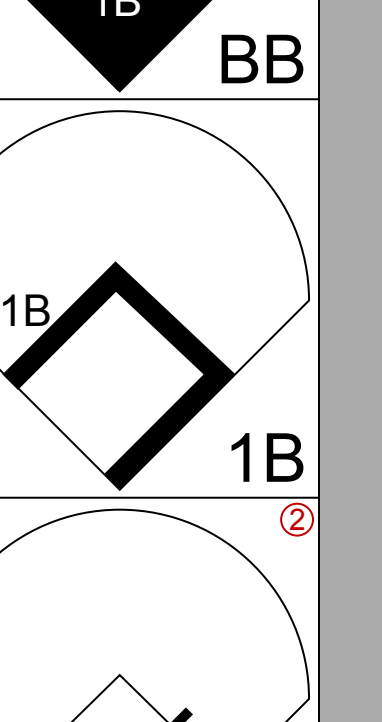
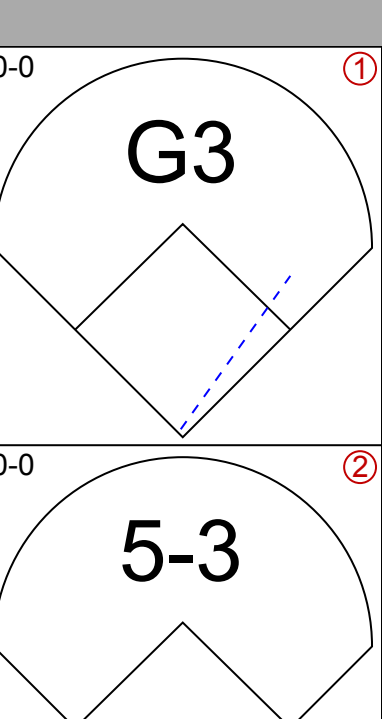
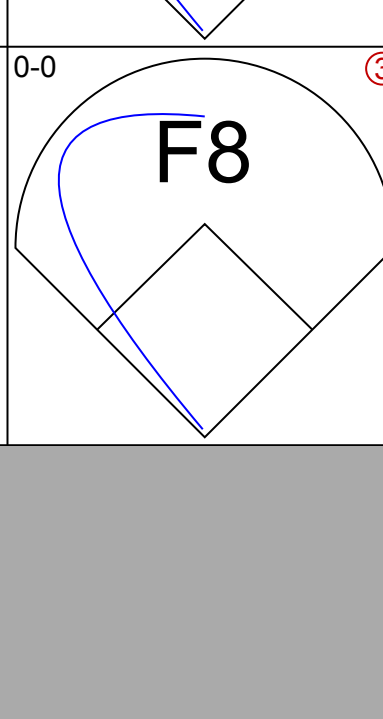
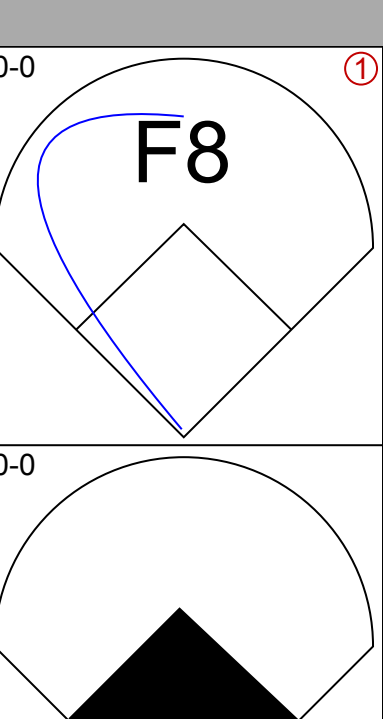
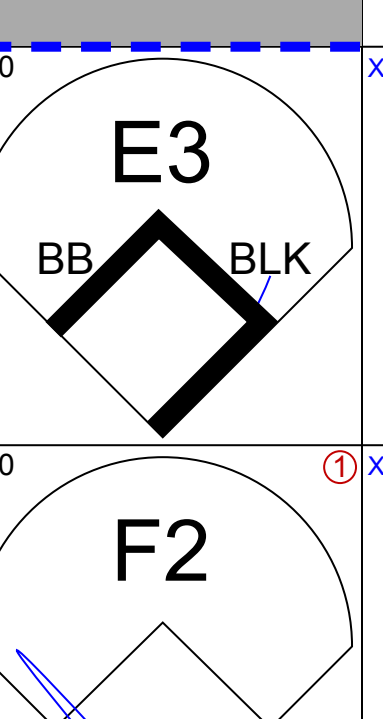


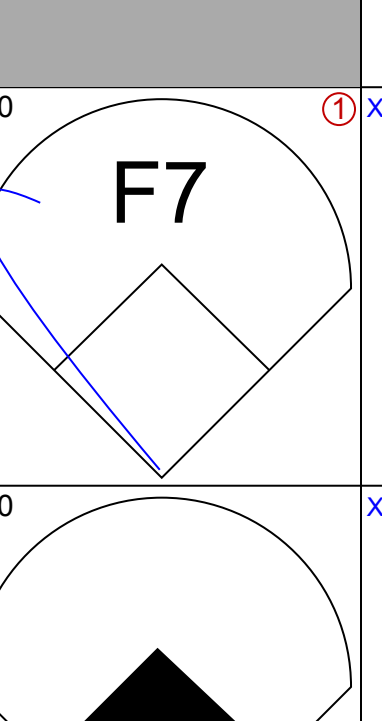
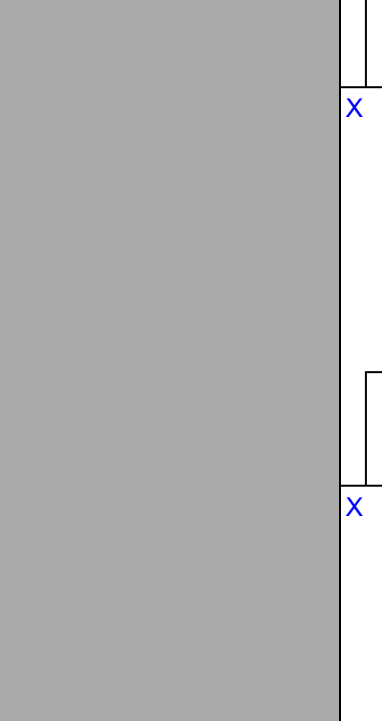
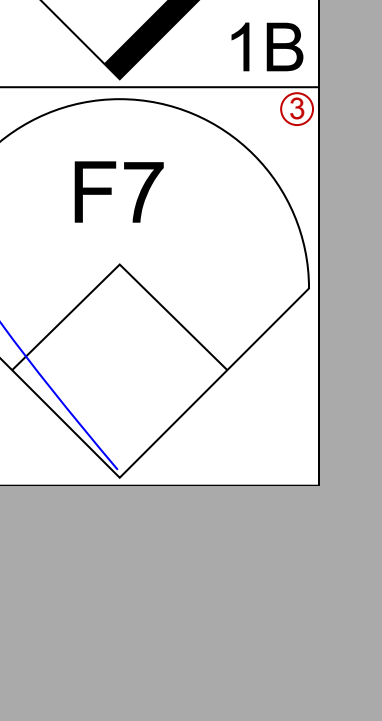

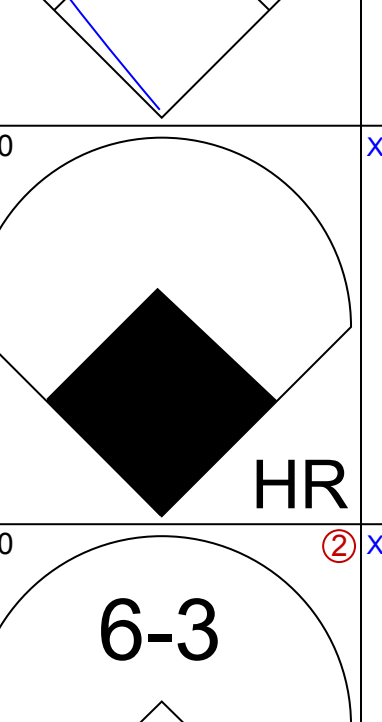
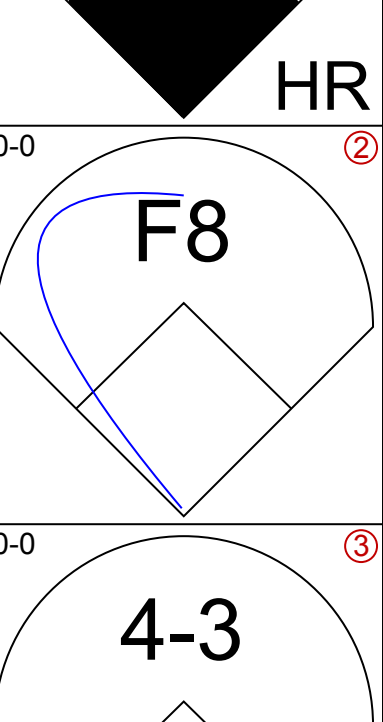
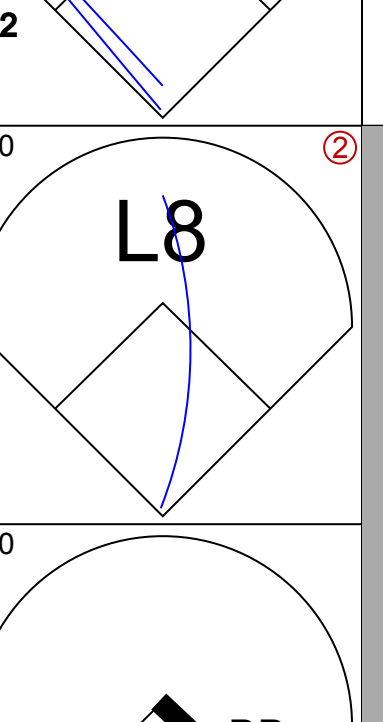
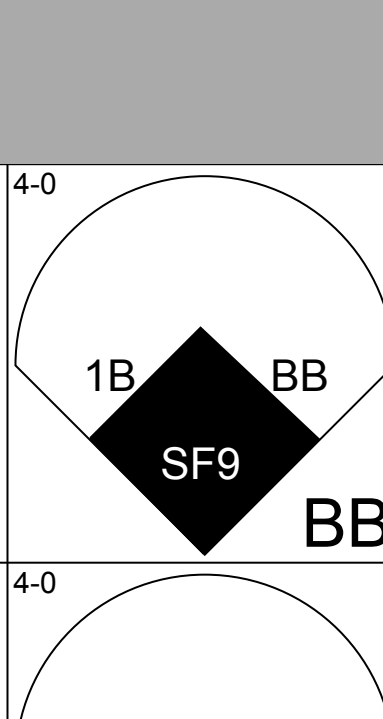
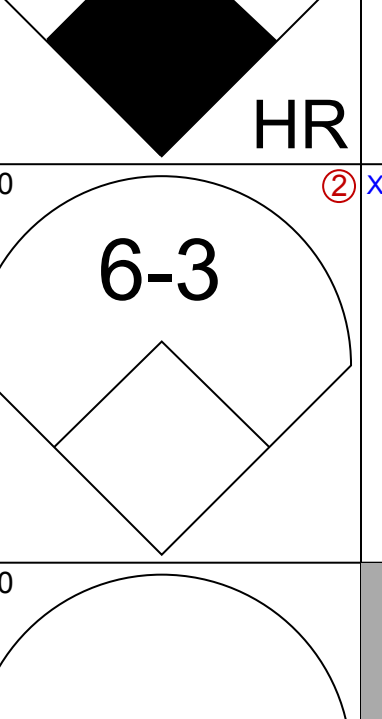
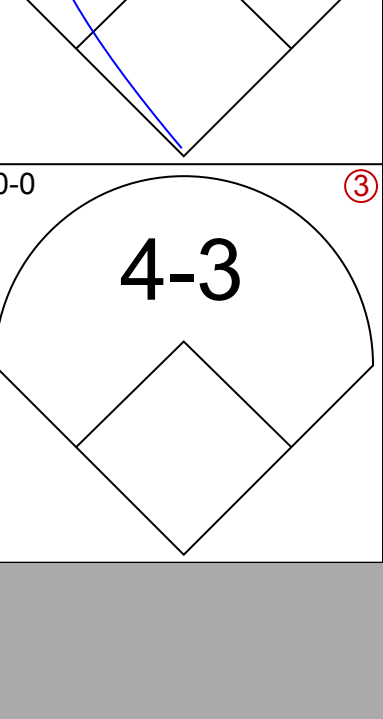
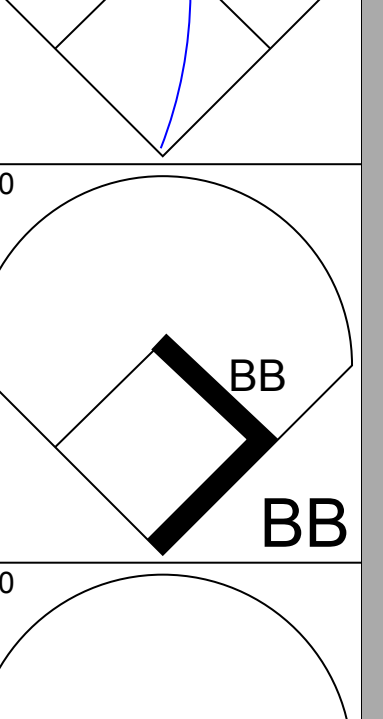
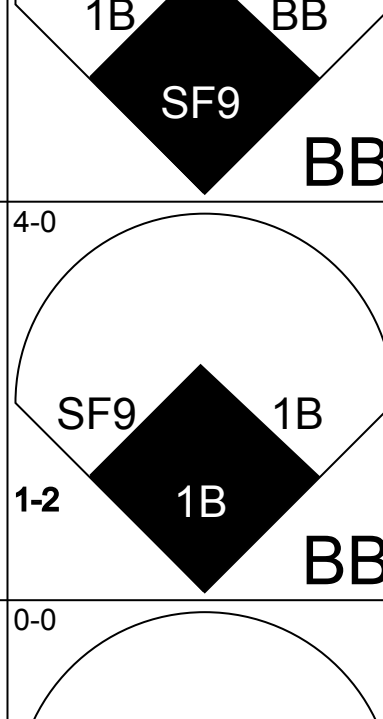
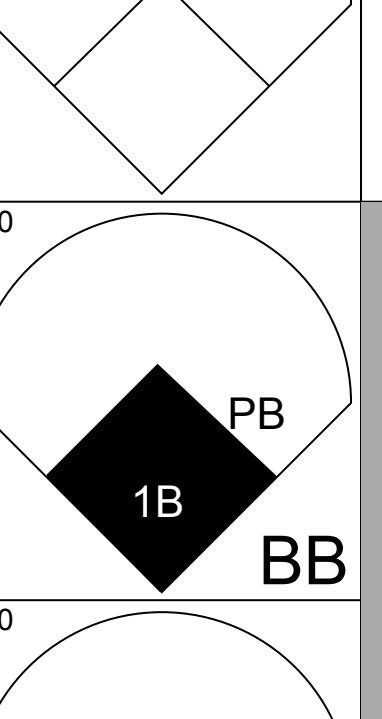
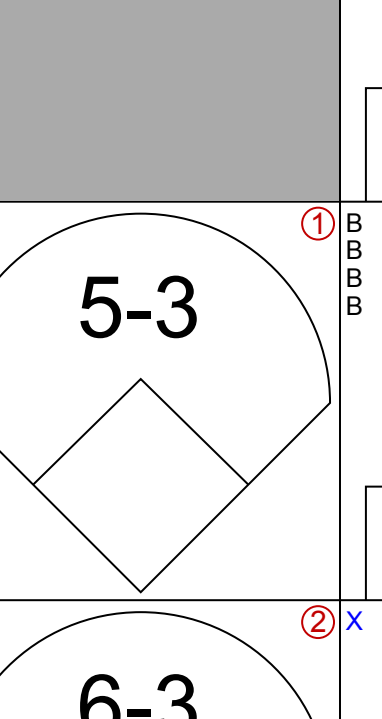

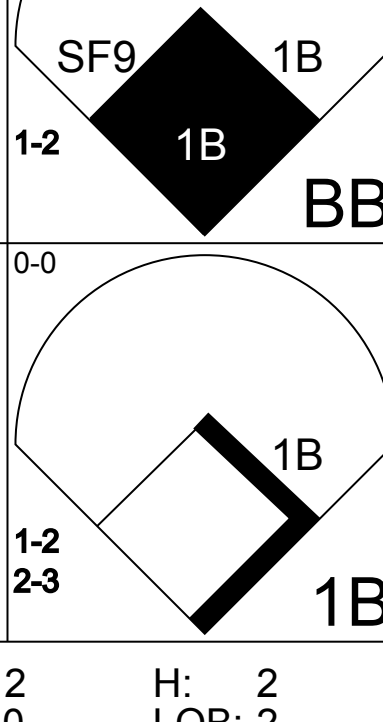
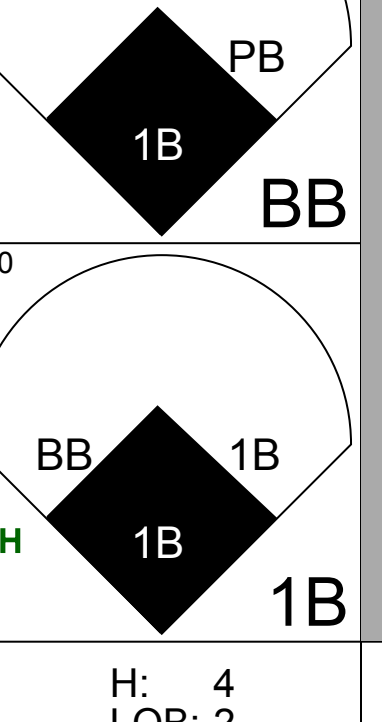
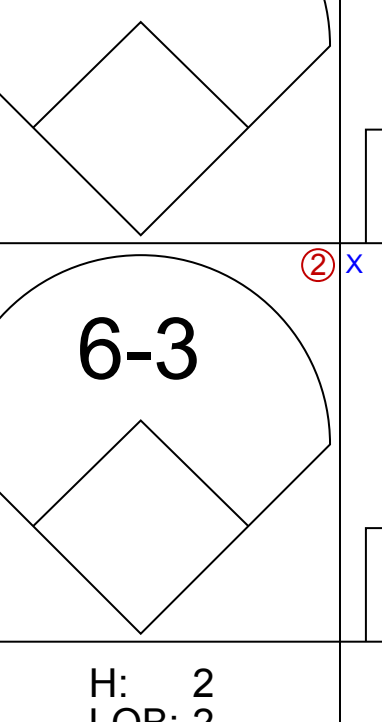



San Francisco Giants - 1958

Batter	1	2	3	4	5	6	7	8	9	AB	R	H	RBI	BB	SO	LOB	TOP		
Gino Cimoli, R OBP: 0.200, SLG: 0.200 (1, 8)										5	0	1	0	0	1	2	Los Angeles Dodgers @ San Francisco Giants Seals Stadium, San Francisco, CA Tue Apr 15 1958, 6:33 AM EST Att: 23,448 - Unknown livebaseballscorecards.com		
Pee Wee Reese, R (1, 6)										3	0	0	0	2	1	2			
Duke Snider, L (1, 7)										2	0	0	0	2	0	2			
Gil Hodges, R (1, 3)										4	0	0	0	0	0	3			
Charlie Neat, R OBP: 0.500, SLG: 0.500 (1, 4)										4	0	2	0	0	0	2			
Dick Gray, R OBP: 0.500, SLG: 0.500 (1, 5)									4	0	2	0	0	1	0				
Carl Furillo, R (1, 9)										3	0	0	0	1	1	4			
Rube Walker, L OBP: 0.333, SLG: 0.333 John Roseboro, L (7, PR) (7, 2)										3	0	1	0	0	1	3			
Don Drysdale, R Don Bessent, R Norm Larker, L Ron Negray, R Jim Gilliam, S (1, 1) (4, 1) (7, PH) (7, 1) (9, PH)										1	0	0	0	0	1	2			
Inning Stats	R: 0 E: 0 K: 1 S: 5	H: 0 LOB: 1 BB: 1 P: 9	R: 0 E: 0 K: 2 S: 9	H: 2 LOB: 2 BB: 0 P: 9	R: 0 E: 0 K: 0 S: 3	H: 0 LOB: 2 BB: 2 P: 11	R: 0 E: 0 K: 1 S: 4	H: 0 LOB: 0 BB: 1 P: 8	R: 0 E: 0 K: 0 S: 3	H: 2 LOB: 2 BB: 0 P: 5	R: 0 E: 0 K: 0 S: 4	H: 1 LOB: 2 BB: 1 P: 8	R: 0 E: 0 K: 0 S: 3	H: 0 LOB: 0 BB: 0 P: 3	R: 0 E: 0 K: 2 S: 8	H: 1 LOB: 2 BB: 1 P: 12		1B: 6 2B: 0 3B: 0 HR: 0	SF: 0 SAC: 0 DP: 1 HBP: 0
PITCHER Ruben Gomez, R ERA:	IP: 9.0 WLS: W BF: 38 H: 6 R: 0 ER: 0 SO: 6 BB: 6 IBB: 0 HBP: 0 BLK: 0 WP: 0 HR: 0 S: 44 P: 68 ERA: 0.00 WHIP: 1.333															PITCHER			

Batter	1	2	3	4	5	6	7	8	9	AB	R	H	RBI	BB	SO	LOB	BOTTOM
Jim Davenport, R OBP: 0.400, SLG: 0.500 (1, 5)										4	1	2	1	0	2	0	Los Angeles Dodgers @ San Francisco Giants Seals Stadium, San Francisco, CA Tue Apr 15 1958, 6:33 AM EST Att: 23,448 - Unknown livebaseballscorecards.com
Jim King, L OBP: 0.800, SLG: 0.667 (1, 7)										3	1	2	1	2	0	0	
Willie Mays, R OBP: 0.400, SLG: 0.400 (1, 8)										5	0	2	2	0	0	4	
Willie Kirkland, L OBP: 0.200, SLG: 0.200 (1, 9)										5	0	1	1	0	0	2	
Orlando Cepeda, R OBP: 0.200, SLG: 0.800 (1, 3)										5	1	1	1	0	0	2	
Daryl Spencer, R OBP: 0.250, SLG: 1.000 (1, 6)										4	1	1	1	0	0	1	
Danny O'Connell, R (1, 4)										2	1	0	0	2	0	0	
Valmy Thomas, R (1, 2)										1	2	0	0	3	0	0	
Ruben Gomez, R OBP: 0.500, SLG: 0.500 (1, 1)										4	1	2	1	0	0	3	
Inning Stats	R: 0 E: 0 K: 1 S: 5	H: 0 LOB: 0 BB: 0 P: 5	R: 2 E: 0 K: 0 S: 5	H: 2 LOB: 2 BB: 2 P: 13	R: 4 E: 0 K: 0 S: 6	H: 4 LOB: 2 BB: 2 P: 14	R: 1 E: 0 K: 0 S: 4	H: 1 LOB: 0 BB: 0 P: 4	R: 0 E: 0 K: 0 S: 5	H: 2 LOB: 0 BB: 0 P: 5	R: 0 E: 1 K: 0 S: 4	H: 0 LOB: 3 BB: 2 P: 12	R: 1 E: 0 K: 1 S: 6	H: 2 LOB: 1 BB: 1 P: 10	1B: 9 2B: 0 3B: 0 HR: 2	SF: 1 SAC: 0 DP: 0 HBP: 0	
PITCHER Don Drysdale, R ERA: 14.73 Don Bessent, R ERA: 3.86 Ron Negray, R ERA: 4.5	IP: 3.2 WLS: L BF: 19 H: 5 R: 6 ER: 6 SO: 1 BB: 3 IBB: 0 HBP: 0 BLK: 0 WP: 0 HR: 1 S: 18 P: 30 ERA: 14.73 WHIP: 2.182															PITCHER	

Batter	1	2	3	4	5	6	7	8	9	AB	R	H	RBI	BB	SO	LOB	TOP					
Jim Gilliam, S OBP: 0.571, SLG: 0.400	3-1		F8		4-3	FC5-4 BB	BB	1B		5	0	2	2	1	0	0	Los Angeles Dodgers @ San Francisco Giants Seals Stadium, San Francisco, CA Wed Apr 16 1958, 9:05 PM EST Att: 22,735 - Unknown					
Pee Wee Reese, R OBP: 0.500, SLG: 0.571 Don Zimmer, R	K		HR		BB SF9	FC5-4 E PB	BB	K		4	2	2	1	1	1	2						
Duke Snider, L OBP: 0.400, SLG: 0.571	E3		HR		SF9 BB	E3			F6	5	1	1	2	1	1	3						
Gil Hodges, R OBP: 0.400, SLG: 0.143	K		CS		SF9 BB	F6		BB 1B	BB	3	1	1	0	3	1	3						
Charlie Neat, R OBP: 0.600, SLG: 0.571		HR	CS		SF9		5-3 1B	BB	F9	3	3	2	1	2	0	1						
Dick Gray, R OBP: 0.500, SLG: 0.800	HR		CS		F8	4-3	5-3	FC1-6 1B	2-6 1B	6	2	3	3	0	0	3						
Gino Cimoli, R OBP: 0.222, SLG: 0.125 Carl Furillo, R	F5				4-3	6-3	E 1B HBP	SF7	2-6	3	0	0	0	0	0	0						
John Roseboro, L OBP: 0.667, SLG: 0.600	F9				1B	BB FC5-4 BB	E7 1B	FC1-6 1B		4	2	3	1	1	0	0						
Johnny Podres, L OBP: 0.200, SLG: 0.200	F2				1-3	FC5-4 E 1B	G3	FC1-6 1B WP		5	1	1	0	0	0	6						
Inning Stats	R: 0 E: 1 K: 2 S: 11	H: 0 LOB: 1 BB: 0 P: 15	R: 2 E: 0 K: 0 S: 9	H: 2 LOB: 0 BB: 0 P: 11	R: 2 E: 0 K: 0 S: 14	H: 4 LOB: 0 BB: 0 P: 21	R: 0 E: 0 K: 0 S: 7	H: 1 LOB: 1 BB: 0 P: 12	R: 1 E: 0 K: 0 S: 8	H: 1 LOB: 2 BB: 2 P: 21	R: 2 E: 1 K: 0 S: 12	H: 1 LOB: 2 BB: 2 P: 26	R: 3 E: 1 K: 1 S: 15	H: 2 LOB: 2 BB: 2 P: 36	R: 3 E: 0 K: 1 S: 17	H: 3 LOB: 2 BB: 1 P: 34	R: 0 E: 0 K: 0 S: 6	H: 1 LOB: 2 BB: 1 P: 13	1B: 11 2B: 2 3B: 0 HR: 2	SF: 2 SAC: 0 DP: 0 HBP: 1	WP: 1 PB: 1 SB: 0 CS: 2	PA: 52
PITCHER	IP WLS BF H R ER SO BB IBB HBP BLK WP HR S P ERA WHIP	IP WLS BF H R ER SO BB IBB HBP BLK WP HR S P ERA WHIP	IP WLS BF H R ER SO BB IBB HBP BLK WP HR S P ERA WHIP	IP WLS BF H R ER SO BB IBB HBP BLK WP HR S P ERA WHIP	IP WLS BF H R ER SO BB IBB HBP BLK WP HR S P ERA WHIP	IP WLS BF H R ER SO BB IBB HBP BLK WP HR S P ERA WHIP	IP WLS BF H R ER SO BB IBB HBP BLK WP HR S P ERA WHIP	IP WLS BF H R ER SO BB IBB HBP BLK WP HR S P ERA WHIP	IP WLS BF H R ER SO BB IBB HBP BLK WP HR S P ERA WHIP	IP WLS BF H R ER SO BB IBB HBP BLK WP HR S P ERA WHIP	IP WLS BF H R ER SO BB IBB HBP BLK WP HR S P ERA WHIP	IP WLS BF H R ER SO BB IBB HBP BLK WP HR S P ERA WHIP	IP WLS BF H R ER SO BB IBB HBP BLK WP HR S P ERA WHIP	IP WLS BF H R ER SO BB IBB HBP BLK WP HR S P ERA WHIP	IP WLS BF H R ER SO BB IBB HBP BLK WP HR S P ERA WHIP	IP WLS BF H R ER SO BB IBB HBP BLK WP HR S P ERA WHIP						
Ramon Monzant, R ERA: 13.5	2.2	2.2	2.2	2.2	2.2	2.2	2.2	2.2	2.2	2.2	2.2	2.2	2.2	2.2	2.2	2.2						
Paul Giel, R ERA: 9.82	3.1	3.1	3.1	3.1	3.1	3.1	3.1	3.1	3.1	3.1	3.1	3.1	3.1	3.1	3.1	3.1						
Jim Constable, L ERA: 0.00	7.1	7.1	7.1	7.1	7.1	7.1	7.1	7.1	7.1	7.1	7.1	7.1	7.1	7.1	7.1	7.1						
Ray Crone, R ERA: 40.5	8.1	8.1	8.1	8.1	8.1	8.1	8.1	8.1	8.1	8.1	8.1	8.1	8.1	8.1	8.1	8.1						
Stu Miller, R ERA: 0.00	8.1	8.1	8.1	8.1	8.1	8.1	8.1	8.1	8.1	8.1	8.1	8.1	8.1	8.1	8.1	8.1						

AB	39
R	13
H	15
RBI	11
BB	9
SO	4
LOB	20



Batter	1	2	3	4	5	6	7	8	9	AB	R	H	RBI	BB	SO	LOB	BOTTOM					
Jim Davenport, R OBP: 0.333, SLG: 0.375	K		K			BB 1B		6-3		4	1	1	0	0	2	0	Los Angeles Dodgers @ San Francisco Giants Seals Stadium, San Francisco, CA Wed Apr 16 1958, 9:05 PM EST Att: 22,735 - Unknown					
Danny O'Connell, R	BB		K			BB		F8		2	0	0	0	2	1	0						
Willie Mays, R OBP: 0.444, SLG: 0.444	F9				G5-4-3 1B	1B		4-3		4	0	2	1	0	0	1						
Hank Sauer, R OBP: 0.250, SLG: 0.250	K				G5-4-3	F4		G5-4-3 1B		4	0	1	0	0	1	3						
Orlando Cepeda, R OBP: 0.111, SLG: 0.444		K			K	5-3		G5-4-3		4	0	0	0	0	2	2						
Daryl Spencer, R OBP: 0.125, SLG: 0.500		6-3				5-3		F7		4	0	0	0	0	0	0						
Willie Kirkland, L OBP: 0.500, SLG: 0.333		BB				BB		1B		1	0	1	0	2	0	0						
Valmy Thomas, R		F8				K		K		2	0	0	0	0	1	2						
Jim Finigan, R (7, PH)						K		K		1	0	0	0	0	1	1						
Ray Crone, R										0	0	0	0	0	0	0						
Stu Miller, R										0	0	0	0	0	0	0						
Ramon Monzant, R										0	0	0	0	0	0	0						
Paul Giel, R										2	0	0	0	0	2	1						
Jim Constable, S										0	0	0	0	0	0	0						
Bob Schmidt, R (7, PH)										1	0	0	0	0	1	1						
Inning Stats	R: 0 E: 0 K: 2 S: 9	H: 0 LOB: 1 BB: 1 P: 17	R: 0 E: 0 K: 1 S: 9	H: 0 LOB: 1 BB: 1 P: 15	R: 0 E: 0 K: 3 S: 9	H: 0 LOB: 0 BB: 0 P: 12	R: 0 E: 0 K: 1 S: 7	H: 1 LOB: 0 BB: 0 P: 10	R: 0 E: 0 K: 2 S: 10	H: 0 LOB: 1 BB: 1 P: 20	R: 1 E: 0 K: 0 S: 8	H: 2 LOB: 1 BB: 1 P: 15	R: 0 E: 0 K: 2 S: 12	H: 1 LOB: 1 BB: 0 P: 16	R: 0 E: 0 K: 0 S: 5	H: 0 LOB: 0 BB: 0 P: 9	R: 0 E: 0 K: 0 S: 7	H: 1 LOB: 0 BB: 0 P: 11	1B: 5 2B: 0 3B: 0 HR: 0	SF: 0 SAC: 0 DP: 2 HBP: 0	WP: 0 PB: 0 SB: 0 CS: 0	PA: 33
PITCHER	IP WLS BF H R ER SO BB IBB HBP BLK WP HR S P ERA WHIP	IP WLS BF H R ER SO BB IBB HBP BLK WP HR S P ERA WHIP	IP WLS BF H R ER SO BB IBB HBP BLK WP HR S P ERA WHIP	IP WLS BF H R ER SO BB IBB HBP BLK WP HR S P ERA WHIP	IP WLS BF H R ER SO BB IBB HBP BLK WP HR S P ERA WHIP	IP WLS BF H R ER SO BB IBB HBP BLK WP HR S P ERA WHIP	IP WLS BF H R ER SO BB IBB HBP BLK WP HR S P ERA WHIP	IP WLS BF H R ER SO BB IBB HBP BLK WP HR S P ERA WHIP	IP WLS BF H R ER SO BB IBB HBP BLK WP HR S P ERA WHIP	IP WLS BF H R ER SO BB IBB HBP BLK WP HR S P ERA WHIP	IP WLS BF H R ER SO BB IBB HBP BLK WP HR S P ERA WHIP	IP WLS BF H R ER SO BB IBB HBP BLK WP HR S P ERA WHIP	IP WLS BF H R ER SO BB IBB HBP BLK WP HR S P ERA WHIP	IP WLS BF H R ER SO BB IBB HBP BLK WP HR S P ERA WHIP	IP WLS BF H R ER SO BB IBB HBP BLK WP HR S P ERA WHIP	IP WLS BF H R ER SO BB IBB HBP BLK WP HR S P ERA WHIP						
Johnny Podres, L ERA: 1.0	9.0	9.0	9.0	9.0	9.0	9.0	9.0	9.0	9.0	9.0	9.0	9.0	9.0	9.0	9.0	9.0						



Batter	1	2	3	4	5	6	7	8	9	AB	R	H	RBI	BB	SO	LOB	TOP						
Jim Gilliam, S OBP: 0.500, SLG: 0.444 (1, 7)										4	1	1	0	1	0	3	Los Angeles Dodgers @ San Francisco Giants Seals Stadium, San Francisco, CA Thu Apr 17 1958, 6:33 AM EST Att: 12,520 - Unknown						
Pee Wee Reese, R OBP: 0.467, SLG: 0.667 (1, 6)										5	0	2	1	0	0	3							
Charlie Neal, R OBP: 0.400, SLG: 0.364 (1, 4)										4	0	0	1	0	1	2							
Gil Hodges, R OBP: 0.467, SLG: 0.111 (1, 3)										2	0	0	0	3	0	0							
Dick Gray, R OBP: 0.533, SLG: 0.692 (1, 5)										3	0	1	1	1	0	3							
Gino Cimoli, R OBP: 0.214, SLG: 0.385 (1, 8)										5	1	1	1	0	0	6							
Carl Furillo, R OBP: 0.300, SLG: 0.143 (1, 9)										4	1	1	0	1	1	2							
Joe Pignatano, R OBP: 0.333, SLG: 0.667 (7, PH)										3	0	1	0	0	1	2							
Duke Snider, L OBP: 0.384, SLG: 0.500 (7, 2)										1	0	0	0	0	0	1							
Rube Walker, L OBP: 0.333, SLG: 0.333 (7, 2)										0	0	0	0	0	0	0							
Don Newcombe, L ERA: 1.000, SLG: 1.000 (4, 1)										1	1	1	0	1	0	0							
Larry Sherry, R ERA: 1.000, SLG: 1.000 (4, 1)										0	0	0	0	0	0	0							
Ed Roebuck, R ERA: 1.000, SLG: 1.000 (4, 1)										0	0	0	0	0	0	0							
Norm Larker, L ERA: 1.000, SLG: 1.000 (5, PH)										1	0	0	0	0	0	1							
Don Bessent, R ERA: 1.000, SLG: 1.000 (5, PH)										0	0	0	0	0	0	0							
Elmer Valo, L ERA: 1.000, SLG: 1.000 (5, PH)										1	0	0	0	0	0	0							
Clem Labine, R ERA: 1.000, SLG: 1.000 (8, 1)										0	0	0	0	0	0	0							
Inning Stats	R: 0 E: 0 K: 0 S: 7	H: 1 LOB: 2 BB: 1 P: 14	R: 1 E: 0 K: 0 S: 9	H: 2 LOB: 2 BB: 1 P: 18	R: 0 E: 0 K: 1 S: 7	H: 0 LOB: 1 BB: 1 P: 14	R: 3 E: 0 K: 1 S: 17	H: 2 LOB: 3 BB: 4 P: 36	R: 0 E: 0 K: 0 S: 9	H: 1 LOB: 1 BB: 0 P: 14	R: 0 E: 0 K: 0 S: 6	H: 0 LOB: 1 BB: 0 P: 8	R: 0 E: 0 K: 1 S: 7	H: 0 LOB: 1 BB: 0 P: 10	R: 0 E: 0 K: 0 S: 6	H: 1 LOB: 1 BB: 0 P: 9	R: 0 E: 0 K: 0 S: 8	H: 1 LOB: 1 BB: 0 P: 14	1B: 4 2B: 2 3B: 1 HR: 1	SF: 1 SAC: 0 DP: 0 HBP: 1	WP: 0 PB: 0 SB: 0 CS: 0	PA: 43	
PITCHER	IP WLS BF H R ER SO BB IBB HBP BLK WP HR S P ERA WHIP	IP WLS BF H R ER SO BB IBB HBP BLK WP HR S P ERA WHIP	IP WLS BF H R ER SO BB IBB HBP BLK WP HR S P ERA WHIP	IP WLS BF H R ER SO BB IBB HBP BLK WP HR S P ERA WHIP	IP WLS BF H R ER SO BB IBB HBP BLK WP HR S P ERA WHIP	IP WLS BF H R ER SO BB IBB HBP BLK WP HR S P ERA WHIP	IP WLS BF H R ER SO BB IBB HBP BLK WP HR S P ERA WHIP	IP WLS BF H R ER SO BB IBB HBP BLK WP HR S P ERA WHIP	IP WLS BF H R ER SO BB IBB HBP BLK WP HR S P ERA WHIP	IP WLS BF H R ER SO BB IBB HBP BLK WP HR S P ERA WHIP	IP WLS BF H R ER SO BB IBB HBP BLK WP HR S P ERA WHIP	IP WLS BF H R ER SO BB IBB HBP BLK WP HR S P ERA WHIP	IP WLS BF H R ER SO BB IBB HBP BLK WP HR S P ERA WHIP	IP WLS BF H R ER SO BB IBB HBP BLK WP HR S P ERA WHIP	IP WLS BF H R ER SO BB IBB HBP BLK WP HR S P ERA WHIP	IP WLS BF H R ER SO BB IBB HBP BLK WP HR S P ERA WHIP	IP WLS BF H R ER SO BB IBB HBP BLK WP HR S P ERA WHIP	IP WLS BF H R ER SO BB IBB HBP BLK WP HR S P ERA WHIP	IP WLS BF H R ER SO BB IBB HBP BLK WP HR S P ERA WHIP	IP WLS BF H R ER SO BB IBB HBP BLK WP HR S P ERA WHIP	IP WLS BF H R ER SO BB IBB HBP BLK WP HR S P ERA WHIP	IP WLS BF H R ER SO BB IBB HBP BLK WP HR S P ERA WHIP	IP WLS BF H R ER SO BB IBB HBP BLK WP HR S P ERA WHIP


AB	34
R	4
H	8
RBI	4
BB	7
SO	3
LOB	23




Batter	1	2	3	4	5	6	7	8	9	AB	R	H	RBI	BB	SO	LOB	BOTTOM						
Jim Davenport, R OBP: 0.500, SLG: 0.615 (1, 5)										5	0	4	2	0	0	0	Los Angeles Dodgers @ San Francisco Giants Seals Stadium, San Francisco, CA Thu Apr 17 1958, 6:33 AM EST Att: 12,520 - Unknown						
Jim King, L OBP: 0.600, SLG: 0.625 (1, 7)										5	1	2	1	0	0	3							
Willie Mays, R OBP: 0.429, SLG: 0.333 (1, 8)										3	1	0	0	2	0	2							
Willie Kirkland, L OBP: 0.333, SLG: 0.200 (1, 9)										4	1	0	0	0	1	5							
Orlando Cepeda, R OBP: 0.154, SLG: 0.364 (1, 3)										2	0	0	1	0	1	3							
Daryl Spencer, R OBP: 0.250, SLG: 0.455 (1, 6)										3	0	1	2	1	0	0							
Bob Schmidt, R OBP: 0.200, SLG: 0.800 (1, 2)										4	1	1	1	0	0	3							
Danny O'Connell, R OBP: 0.583, SLG: 0.167 (1, 4)										2	2	1	0	2	0	0							
Johnny Antonelli, L ERA: 5.4 (4, 1)										1	0	0	0	0	1	0							
Curt Barclay, R ERA: 1.000, SLG: 0.500 (4, 1)										2	1	1	0	0	1	1							
Marv Grissom, R ERA: 1.000, SLG: 0.500 (8, 1)										1	0	0	0	0	1	1							
Inning Stats	R: 3 E: 1 K: 0 S: 14	H: 2 LOB: 1 BB: 1 P: 26	R: 0 E: 0 K: 1 S: 11	H: 1 LOB: 0 BB: 0 P: 15	R: 0 E: 0 K: 0 S: 7	H: 0 LOB: 0 BB: 0 P: 7	R: 3 E: 0 K: 1 S: 20	H: 4 LOB: 3 BB: 2 P: 37	R: 0 E: 0 K: 0 S: 8	H: 0 LOB: 1 BB: 1 P: 18	R: 0 E: 0 K: 0 S: 4	H: 1 LOB: 0 BB: 0 P: 6	R: 0 E: 0 K: 1 S: 4	H: 0 LOB: 1 BB: 1 P: 11	R: 0 E: 0 K: 1 S: 12	H: 2 LOB: 1 BB: 0 P: 23	R: 1 E: 0 K: 1 S: 12	H: 2 LOB: 1 BB: 0 P: 23	1B: 7 2B: 2 3B: 0 HR: 1	SF: 1 SAC: 0 DP: 2 HBP: 1	WP: 0 PB: 0 SB: 0 CS: 0	PA: 39	
PITCHER	IP WLS BF H R ER SO BB IBB HBP BLK WP HR S P ERA WHIP	IP WLS BF H R ER SO BB IBB HBP BLK WP HR S P ERA WHIP	IP WLS BF H R ER SO BB IBB HBP BLK WP HR S P ERA WHIP	IP WLS BF H R ER SO BB IBB HBP BLK WP HR S P ERA WHIP	IP WLS BF H R ER SO BB IBB HBP BLK WP HR S P ERA WHIP	IP WLS BF H R ER SO BB IBB HBP BLK WP HR S P ERA WHIP	IP WLS BF H R ER SO BB IBB HBP BLK WP HR S P ERA WHIP	IP WLS BF H R ER SO BB IBB HBP BLK WP HR S P ERA WHIP	IP WLS BF H R ER SO BB IBB HBP BLK WP HR S P ERA WHIP	IP WLS BF H R ER SO BB IBB HBP BLK WP HR S P ERA WHIP	IP WLS BF H R ER SO BB IBB HBP BLK WP HR S P ERA WHIP	IP WLS BF H R ER SO BB IBB HBP BLK WP HR S P ERA WHIP	IP WLS BF H R ER SO BB IBB HBP BLK WP HR S P ERA WHIP	IP WLS BF H R ER SO BB IBB HBP BLK WP HR S P ERA WHIP	IP WLS BF H R ER SO BB IBB HBP BLK WP HR S P ERA WHIP	IP WLS BF H R ER SO BB IBB HBP BLK WP HR S P ERA WHIP	IP WLS BF H R ER SO BB IBB HBP BLK WP HR S P ERA WHIP	IP WLS BF H R ER SO BB IBB HBP BLK WP HR S P ERA WHIP	IP WLS BF H R ER SO BB IBB HBP BLK WP HR S P ERA WHIP	IP WLS BF H R ER SO BB IBB HBP BLK WP HR S P ERA WHIP	IP WLS BF H R ER SO BB IBB HBP BLK WP HR S P ERA WHIP	IP WLS BF H R ER SO BB IBB HBP BLK WP HR S P ERA WHIP	IP WLS BF H R ER SO BB IBB HBP BLK WP HR S P ERA WHIP

AB	32
R	7
H	10
RBI	7
BB	5
SO	5
LOB	18



Batter	1	2	3	4	5	6	7	8	9	AB	R	H	RBI	BB	SO	LOB	TOP										
Jim Davenport, R (1, 5) OBP: 0.526, SLG: 0.667	2-1 1-4 1B		1-2 2B BB 1B		1-1 5-3		2-2 F9		0-1 3B 2B	5	1	3	0	0	0	0	<p>San Francisco Giants @ Los Angeles Dodgers Los Angeles Memorial Coliseum, Los Angeles, CA</p> <p>Fri Apr 18 1958, 6:33 AM EST Att: 78,672 - Unknown - 70 F</p> <p>livebaseballscores.com</p> <p>AB 36 R 5 H 12 RBI 3 BB 4 SO 7 LOB 15</p> 										
Willie Kirkland, L (1, 9) OBP: 0.412, SLG: 0.533	2-1 1-2 1B		3-2 BB 1-3 2B		3-1 L3		0-1 F8		2-0 E 3B	5	1	3	0	0	0	0											
Willie Mays, R (1, 8) OBP: 0.474, SLG: 0.375	0-1 F2		4-0 BB IBB		1-1 E5 FC5-4		0-1 1B		0-0 E6 1B	4	0	2	0	1	0	2											
Daryl Spencer, R (1, 6) OBP: 0.235, SLG: 0.333 (8, 4)	2-2 1-4 2-3f		4-1 FC5-4 BB		1-1 FC5-4 1-2f		0-0 F7		3-H F8 1-2	4	0	0	1	1	0	5											
Orlando Cepeda, R (1, 3) OBP: 0.111, SLG: 0.250		3-3 K	0-1 FC5-4 1-2f		1-3 K		0-0 F3		2-2 F7	5	0	0	0	0	2	4											
Hank Sauer, R (1, 7) OBP: 0.375, SLG: 1.125		1-3 K		2-2 HR		0-3 K		2-2 HR		4	2	2	2	0	2	0											
Bob Schmidt, R (1, 2) OBP: 0.444, SLG: 1.000		0-0 5-3		4-2 FC4-6 BB		0-0 WP 3B		0-0 SH5-3 1B		3	1	2	0	1	0	0											
Danny O'Connell, R (1, 4) OBP: 0.100, SLG: 0.125 Jim King, L (5, PH) Ruben Gomez, R (5, PH) Eddie Bressoud, R (5, 4) Whitey Lockman, L (5, PH) Andre Rodgers, R (5, 6)			0-3 K 1-2f	1-1 FC4-6 G5-4-3		4-2 BB		1-1 SH5-3 1-2		2	0	0	0	0	1	1											
Al Worthington, R (1, 1) Mike McCormick, L (5, 1) Bob Speake, L (5, PH) Johnny Antonelli, L (5, 1) Ray Jablonski, R (5, PH) Marv Grissom, R (5, 1)			1-0 F3	0-0 G5-4-3 1-2f		2-3 K 1-2 3-H		1-3 K		3	2	0	0	0	0	1											
Inning Stats	R: 0 E: 0 K: 0 S: 9	H: 2 LOB: 1 BB: 0 P: 15	R: 0 E: 0 K: 2 S: 7	H: 0 LOB: 0 BB: 0 P: 11	R: 1 E: 0 K: 1 S: 16	H: 2 LOB: 3 BB: 2 P: 29	R: 1 E: 0 K: 0 S: 8	H: 1 LOB: 0 BB: 1 P: 15	R: 0 E: 1 K: 0 S: 8	H: 0 LOB: 1 BB: 0 P: 14	R: 1 E: 0 K: 3 S: 14	H: 1 LOB: 1 BB: 1 P: 21	R: 0 E: 0 K: 0 S: 8	H: 1 LOB: 1 BB: 0 P: 10	R: 1 E: 0 K: 1 S: 11	H: 2 LOB: 1 BB: 0 P: 15		R: 1 E: 1 K: 0 S: 10	H: 3 LOB: 1 BB: 0 P: 15	1B: 6 2B: 3 3B: 2 HR: 2	SF: 0 SAC: 1 DP: 2 HBP: 0	WP: 1 PB: 0 SB: 0 CS: 0	PA: 41				
PITCHER	IP	WLS	BF	H	R	ER	SO	BB	IBB	HBP	BLK	WP	HR	S	P	ERA	WHIP										
Carl Erskine, R (1, 1) ERA: 4.5	8.0	W	37	10	5	5	7	3	1	0	0	1	2	83	132	5.62	1.625										
Clem Labine, R (9, 1) ERA: 9.0	1.0	S	4	2	0	0	0	0	0	0	0	0	0	8	13	0.00	2.000										


Batter	1	2	3	4	5	6	7	8	9	AB	R	H	RBI	BB	SO	LOB	BOTTOM										
Jim Gilliam, S (1, 7) OBP: 0.471, SLG: 0.333	1-2 F9		4-0 E BB 1-3	4-1 1B BB		0-0 6-3		1-0 F9		3	1	0	0	2	0	0	<p>San Francisco Giants @ Los Angeles Dodgers Los Angeles Memorial Coliseum, Los Angeles, CA</p> <p>Fri Apr 18 1958, 6:33 AM EST Att: 78,672 - Unknown - 70 F</p> <p>livebaseballscores.com</p> <p>AB 32 R 6 H 8 RBI 4 BB 7 SO 5 LOB 16</p> 										
Pee Wee Reese, R (1, 6) OBP: 0.450, SLG: 0.563	3-2 F6		3-2 1-3 1-2	2-2 1B		4-2 4-1 BB		1-0 F8		4	0	1	0	1	0	1											
Duke Snider, L (1, 9) OBP: 0.375, SLG: 0.462 Carl Furillo, R (9, 9) OBP: 0.300, SLG: 0.143	1-0 1B		1-0 E8 BB 1B 2-H	0-1 3-1		3-2 4-1 1-2		2-3 K		5	1	2	1	0	1	3											
Gil Hodges, R (1, 3) OBP: 0.368, SLG: 0.077	3-3 K		1-3 K		2-2 F9		1-1 6-3			4	0	0	0	2	3												
Charlie Neal, R (1, 4) OBP: 0.474, SLG: 0.429		0-0 1-3 1B	3-2 S 1B 2-H		4-2 1B BB		0-2 F5			3	1	2	1	1	0	0											
Dick Gray, R (1, 5) OBP: 0.579, SLG: 0.875		2-2 L6	4-2 1-2 BB		1-0 1B E 1B		2-0 HR			3	2	2	1	1	0	1											
Gino Cimoli, R (1, 8) OBP: 0.276, SLG: 0.375		1-1 1-3	2-3 K		1-1 E2 WP 1B 1-H 2-H		4-1 BB			3	1	1	1	1	1	3											
John Roseboro, L (1, 2) OBP: 0.625, SLG: 0.500 Randy Jackson, R (5, PH) Joe Pignatano, R (6, 2) OBP: 0.250, SLG: 0.500		4-0 IBB		2-2 F8		1-1 1-3 1-2 3-H		3-1 F8		1	0	0	0	1	0	0											
Carl Erskine, R (1, 1) Clem Labine, R (9, 1)		2-3 K		2-1 F8		1-0 L9		1-2 F8		4	0	0	0	0	1	3											
Inning Stats	R: 0 E: 0 K: 1 S: 10	H: 1 LOB: 1 BB: 0 P: 18	R: 0 E: 0 K: 1 S: 9	H: 1 LOB: 2 BB: 1 P: 18	R: 2 E: 1 K: 2 S: 15	H: 2 LOB: 2 BB: 2 P: 33	R: 0 E: 0 K: 0 S: 12	H: 1 LOB: 2 BB: 1 P: 21	R: 3 E: 1 K: 0 S: 12	H: 2 LOB: 0 BB: 1 P: 22	R: 0 E: 0 K: 0 S: 9	H: 0 LOB: 1 BB: 1 P: 17	R: 1 E: 0 K: 0 S: 10	H: 1 LOB: 1 BB: 1 P: 20	R: 0 E: 0 K: 1 S: 5	H: 0 LOB: 0 BB: 0 P: 9		R: 0 E: 0 K: 1 S: 0	H: 0 LOB: 0 BB: 0 P: 0	1B: 7 2B: 0 3B: 0 HR: 1	SF: 0 SAC: 0 DP: 0 HBP: 0	WP: 1 PB: 0 SB: 1 CS: 0	PA: 39				
PITCHER	IP	WLS	BF	H	R	ER	SO	BB	IBB	HBP	BLK	WP	HR	S	P	ERA	WHIP										
Al Worthington, R (1, 1) ERA: 6.23	4.1	L	25	7	5	3	4	4	1	0	0	1	0	3	5	0.00	0.000										
Mike McCormick, L (5, 1) ERA: 7.94	0.2		2	0	0	0	0	0	0	0	0	0	0	3	5	0.00	0.000										
Johnny Antonelli, L (6, 1) ERA: 7.94	2.0		9	1	1	1	0	2	0	0	0	0	1	19	37	4.50	1.500										
Marv Grissom, R (8, 1) ERA: 7.94	1.0		3	0	0	0	1	0	0	0	0	0	0	5	9	0.00	0.000										


Batter	1	2	3	4	5	6	7	8	9	AB	R	H	RBI	BB	SO	LOB	TOP								
Jim Davenport, R (1.5) OBP: 0.517, SLG: 0.615										4	1	1	1	1	1	1	San Francisco Giants @ Los Angeles Dodgers Los Angeles Memorial Coliseum, Los Angeles, CA Sun Apr 20 1958, 6:33 AM EST Att: 47,234 - Unknown								
Willie Kirkland, L (1.9) OBP: 0.295, SLG: 0.400										5	0	1	1	0	1	2									
Willie Mays, R (1.8) OBP: 0.517, SLG: 0.577										5	2	3	0	0	0	1									
Hank Sauer, R (1.7) OBP: 0.333, SLG: 0.833 Whitey Lockman, L (9, PR) (9.7)										5	1	1	0	0	0	1									
Orlando Cepeda, R (1.3) OBP: 0.250, SLG: 0.480										5	1	1	1	0	1	2									
Daryl Spencer, R (1.6) OBP: 0.333, SLG: 0.565										3	3	3	3	1	0	0									
Valmy Thomas, R (1.2) OBP: 0.400, SLG: 0.250										5	1	2	2	0	0	2									
Danny O'Connell, R (1.4) OBP: 0.545, SLG: 0.786										4	2	2	3	1	0	2									
Ramon Monzant, R (1.1) OBP: 0.200, SLG: 0.200										5	0	1	0	0	2	3									
Inning Stats	R: 0 E: 0 K: 2 S: 7	H: 1 LOB: 1 BB: 0 P: 11	R: 0 E: 0 K: 0 S: 6	H: 0 LOB: 1 BB: 1 P: 11	R: 1 E: 0 K: 0 S: 6	H: 2 LOB: 0 BB: 0 P: 9	R: 4 E: 1 K: 1 S: 16	H: 3 LOB: 0 BB: 0 P: 21	R: 1 E: 0 K: 0 S: 7	H: 1 LOB: 1 BB: 0 P: 11	R: 1 E: 0 K: 0 S: 19	H: 1 LOB: 2 BB: 0 P: 35	R: 0 E: 0 K: 1 S: 6	H: 0 LOB: 0 BB: 0 P: 11	R: 3 E: 0 K: 0 S: 12	H: 4 LOB: 1 BB: 0 P: 22	R: 2 E: 0 K: 1 S: 12	H: 3 LOB: 1 BB: 0 P: 16	1B: 8 2B: 3 3B: 1 HR: 3	SF: 1 SAC: 0 DP: 1 HBP: 0	WP: 1 PB: 0 SB: 0 CS: 0	PA: 45			
PITCHER	IP	WLS	BF	H	R	ER	SO	BB	IBB	HBP	BLK	WP	HR	S	P	ERA	WHIP								
Don Drysdale, R (1.1) ERA: 11.42	5.0	L	23	7	6	5	3	1	0	0	0	0	2	42	63	9.00	1.600								
Don Bessent, R (6.1) ERA: 2.45	2.0		9	1	1	1	1	2	0	0	0	0	1	25	46	4.50	1.500								
Clem Labine, R (8.1) ERA: 11.25	2.0		13	7	5	3	1	0	0	0	0	1	0	24	38	13.50	3.500								

Batter	1	2	3	4	5	6	7	8	9	AB	R	H	RBI	BB	SO	LOB	BOTTOM								
Gino Cimoli, R (1.8) OBP: 0.240, SLG: 0.304 Elmer Valo, L (7.7) OBP: 0.500, SLG: 1.500										3	0	0	0	0	1	1	San Francisco Giants @ Los Angeles Dodgers Los Angeles Memorial Coliseum, Los Angeles, CA Sun Apr 20 1958, 6:33 AM EST Att: 47,234 - Unknown								
Pee Wee Reese, R (1.6) OBP: 0.444, SLG: 0.609										4	0	2	0	0	0	1									
Duke Snider, L (1.7) OBP: 0.292, SLG: 0.381 (7.8)										4	0	0	0	0	1	3									
Gil Hodges, R (1.3) OBP: 0.370, SLG: 0.333										4	0	1	0	0	0	0									
Charlie Neal, R (1.4) OBP: 0.407, SLG: 0.476										3	0	0	0	1	1	0									
Dick Gray, R (1.5) OBP: 0.556, SLG: 0.864										3	1	1	0	1	0	2									
Carl Furillo, R (1.9) OBP: 0.357, SLG: 0.636										4	1	2	2	0	0	3									
John Roseboro, L (1.2) OBP: 0.538, SLG: 0.400										4	0	1	0	0	0	1									
Don Drysdale, R (1.1) OBP: 0.409, SLG: 0.250 Jim Gilliam, S (5, PH) Don Bessent, R (6.1) Randy Jackson, R (7, PH) Clem Labine, R (8.1) Don Zimmer, R (9, PH)										1	0	0	0	0	0	1									
Inning Stats	R: 0 E: 0 K: 1 S: 10	H: 0 LOB: 0 BB: 0 P: 16	R: 0 E: 0 K: 0 S: 7	H: 0 LOB: 1 BB: 1 P: 12	R: 0 E: 0 K: 1 S: 11	H: 2 LOB: 0 BB: 0 P: 13	R: 2 E: 0 K: 0 S: 11	H: 2 LOB: 0 BB: 0 P: 16	R: 0 E: 0 K: 1 S: 8	H: 1 LOB: 1 BB: 0 P: 9	R: 0 E: 0 K: 0 S: 6	H: 1 LOB: 1 BB: 1 P: 16	R: 0 E: 0 K: 1 S: 7	H: 1 LOB: 0 BB: 0 P: 8	R: 0 E: 0 K: 0 S: 7	H: 1 LOB: 0 BB: 0 P: 10	1B: 5 2B: 1 3B: 1 HR: 1	SF: 0 SAC: 0 DP: 1 HBP: 0	WP: 0 PB: 0 SB: 0 CS: 0	PA: 36					
PITCHER	IP	WLS	BF	H	R	ER	SO	BB	IBB	HBP	BLK	WP	HR	S	P	ERA	WHIP								
Ramon Monzant, R (1.1) ERA: 4.63	9.0	W	36	8	2	2	4	2	0	0	0	0	1	77	114	2.00	1.111								

AB	41
R	12
H	15
RBI	11
BB	3
SO	5
LOB	14



Batter	1	2	3	4	5	6	7	8	9	AB	R	H	RBI	BB	SO	LOB	TOP
Dick Schofield, S OBP: 0.412, SLG: 0.417	4-0 BB 1B BB	0-0 F6		0-0 FC6-4 CS			0-3 K		4-0 FC4-6 BB	3	1	0	0	2	1	1	St. Louis Cardinals @ San Francisco Giants Seals Stadium, San Francisco, CA Wed Apr 23 1958, 6:33 AM EST Att: 14,715 - Unknown AB 34 R 7 H 11 RBI 7 BB 7 SO 2 LOB 21 
Don Blasingame, L OBP: 0.466, SLG: 0.600	0-0 1B BB G4	0-0 G4-6-3 1B		0-0 CS	0-0 4-3		0-0 1B 3B		0-0 FC4-6 2B	5	3	3	0	0	0	1	
Stan Musial, L OBP: 0.529, SLG: 0.967	4-0 G4 1B 1-2 2-3 BB	0-0 G4-6-3 1-2			4-0 G6-4-3 BB		4-0 3-1 1B IBB		0-0 1-2 2B	2	1	1	1	3	0	1	
Del Ennis, R OBP: 0.414, SLG: 0.520	0-0 1-2 2-3 3-H 1B 1B			4-0 CS BB			0-0 3-1 1B		0-0 F9	4	1	2	2	1	0	2	
Wally Moon, L OBP: 0.583, SLG: 0.357	0-0 F5			0-0 FC1-5-6 2B			0-0 4-3		4-0 IBB	4	0	1	0	1	0	5	
Irv Noren, L OBP: 0.364, SLG: 0.375 Bobby Gene Smith, R OBP: 0.286, SLG: 0.250	0-0 G4 1-2 2-3 3-H			0-0 FC1-5-6 2-3			0-0 6-3		0-0 F8	4	0	0	1	0	0	5	
Ken Boyer, R OBP: 0.233, SLG: 0.222	0-0 2H 1B			0-0 5-3			1-0 1B HBP		0-0 F8	3	1	1	2	0	0	1	
Ray Katt, R OBP: 0.429, SLG: 0.500	0-0 2H 2B			0-0 5-3			0-0 1-2 1B		0-0 F4	4	0	2	1	0	0	0	
Sam Jones, R OBP: 0.400, SLG: 0.250 Phil Paine, R Morrie Martin, L Phil Clark, R	0-0 5-3			0-0 FC6-4 1B			0-3 K		0-0 6-3	4	0	1	0	0	1	3	
Inning Stats	R: 5 E: 0 K: 0 S: 7	H: 4 LOB: 1 BB: 2 P: 15	R: 0 E: 0 K: 0 S: 3	H: 1 LOB: 0 BB: 0 P: 3	R: 0 E: 0 K: 0 S: 3	H: 1 LOB: 1 BB: 1 P: 7	R: 0 E: 0 K: 0 S: 3	H: 1 LOB: 0 BB: 0 P: 3	R: 0 E: 0 K: 1 S: 6	H: 0 LOB: 0 BB: 1 P: 6	R: 0 E: 0 K: 0 S: 3	H: 0 LOB: 0 BB: 0 P: 3	R: 1 E: 0 K: 0 S: 4	H: 1 LOB: 2 BB: 2 P: 12	1B: 7 2B: 3 3B: 1 HR: 0	SF: 0 SAC: 0 DP: 2 HBP: 1	
PITCHER	IP WLS BF H R ER SO BB IBB HBP BLK WP HR S P ERA WHIP	Ruben Gomez, R (1, 1) 0.2 7 3 5 5 0 2 0 0 0 0 0 0 5 13 67.50 7.500 Stu Miller, R (1, 1) 2.1 9 3 0 0 0 1 0 0 0 0 0 0 8 12 0.00 1.714 Jim Constable, L (4, 1) 2.0 6 1 0 0 0 1 0 0 0 0 0 0 5 9 0.00 1.000 Curt Barclay, R (6, 1) 2.0 11 3 1 1 2 0 1 1 0 0 0 0 13 18 4.50 1.500 Ray Crone, R (8, 1) 1.0 3 0 0 0 0 0 0 0 0 0 0 0 3 3 0.00 0.000 Mary Grissom, R (9, 1) 1.0 W 6 1 1 1 0 1 1 0 0 0 0 0 4 12 9.00 2.000															

Batter	1	2	3	4	5	6	7	8	9	AB	R	H	RBI	BB	SO	LOB	BOTTOM				
Jim Davenport, R OBP: 0.462, SLG: 0.514	4-0 FC5-4 BB		0-3 K		0-0 F8				0-0 E 3B 1B	4	1	2	0	1	1	0	St. Louis Cardinals @ San Francisco Giants Seals Stadium, San Francisco, CA Wed Apr 23 1958, 6:33 AM EST Att: 14,715 - Unknown AB 39 R 8 H 12 RBI 8 BB 3 SO 9 LOB 15 				
Jim King, L OBP: 0.429, SLG: 0.353	0-0 FC5-4 G6-4-3 1-2		0-3 K		0-3 K		0-3 K		0-0 F4	5	0	0	0	0	3	3					
Willie Mays, R OBP: 0.462, SLG: 0.500	0-0 G6-4-3 1-2			0-0 F8			0-3 K		0-0 4-3	5	1	0	0	0	1	2					
Willie Kirkland, L OBP: 0.270, SLG: 0.514		0-0 1-3		0-3 K			0-0 HR		0-0 G3	5	1	1	1	0	1	2					
Orlando Cepeda, R OBP: 0.342, SLG: 0.629		0-0 6-3		0-0 E 1B 2B			0-3 K		0-0 BB 1B 1B	5	3	3	2	0	1	0					
Daryl Spencer, R OBP: 0.456, SLG: 0.774		0-0 BB 1B		0-0 E6 1B			0-0 1B		0-0 1-2 1B 1B	5	2	4	2	0	0	1					
Danny O'Connell, R OBP: 0.571, SLG: 0.737 Hank Sauer, R OBP: 0.400, SLG: 0.833 Eddie Bressoud, R		4-0 BB 1B		0-0 E6 1B			0-0 F7		4-0 BB 1B BB	2	0	1	1	1	0	1					
Valmy Thomas, R OBP: 0.305, SLG: 0.214 Whitely Lockman, L OBP: 0.305, SLG: 0.500 Bob Schmidt, R OBP: 0.305, SLG: 0.727 Ray Jablonski, R OBP: 0.305, SLG: 0.667 Nick Testa, R		0-0 5-3		0-0 F8			0-0 F8		0-0 1-2 2-H 3-H 1B	1	0	0	0	0	0	2					
Ruben Gomez, R Stu Miller, R Jim Constable, L Curt Barclay, R Ray Crone, R Avea Rodgers, R Mary Grissom, R				0-0 F9			0-3 K		0-3 K	0	0	0	0	0	0	0					
Inning Stats	R: 0 E: 0 K: 0 S: 2	H: 0 LOB: 0 BB: 1 P: 6	R: 0 E: 0 K: 0 S: 4	H: 1 LOB: 2 BB: 1 P: 8	R: 0 E: 0 K: 2 S: 7	H: 0 LOB: 0 BB: 0 P: 7	R: 1 E: 1 K: 1 S: 8	H: 2 LOB: 2 BB: 0 P: 8	R: 0 E: 0 K: 1 S: 5	H: 0 LOB: 0 BB: 0 P: 5	R: 1 E: 0 K: 2 S: 9	H: 2 LOB: 1 BB: 0 P: 9	R: 0 E: 0 K: 2 S: 8	H: 1 LOB: 1 BB: 0 P: 8	R: 2 E: 0 K: 1 S: 8	H: 3 LOB: 2 BB: 1 P: 12		R: 4 E: 1 K: 0 S: 6	H: 3 LOB: 0 BB: 0 P: 6	1B: 8 2B: 1 3B: 1 HR: 2	SF: 0 SAC: 0 DP: 1 HBP: 0
PITCHER	IP WLS BF H R ER SO BB IBB HBP BLK WP HR S P ERA WHIP	Sam Jones, R (1, 1) 7.2 34 8 4 3 8 3 0 0 0 0 0 0 7 59 3.52 1.435 Phil Paine, R (8, 1) 0.2 5 2 2 0 1 0 0 0 0 0 0 0 7 7 0.00 3.000 Morrie Martin, L (9, 1) 0.1 1 0 0 0 0 0 0 0 0 0 0 0 1 1 0.00 0.000 Phil Clark, R (9, 1) 0.0 L 2 2 2 0 0 0 0 0 0 0 1 2 2 ∞ ∞																			

Batter	1	2	3	4	5	6	7	8	9	AB	R	H	RBI	BB	SO	LOB	TOP			
Tony Taylor, R (1,4) OBP: 0.348, SLG: 0.229	HBP		F8			4-3		6-3		3	0	0	0	0	0	0	Chicago Cubs @ San Francisco Giants Seals Stadium, San Francisco, CA Fri Apr 25 1958, 9:05 PM EST Att: 16,870 - Unknown			
Lee Walls, R (1,9) OBP: 0.293, SLG: 0.600	F7			F2				F8		4	0	1	0	0	0	1				
14 Ernie Banks, R (1,6) OBP: 0.425, SLG: 0.676	F8			K		K				4	0	0	0	0	3	2				
Walt Moryn, L (1,7) OBP: 0.368, SLG: 0.469	K					F9				4	0	1	0	0	1	2				
Bobby Thomson, R (1,8) OBP: 0.410, SLG: 0.485		F5		F9				6-3		4	0	0	0	0	0	1				
Dale Long, L (1,3) OBP: 0.270, SLG: 0.241		4-3				F5		F2		3	0	0	0	0	0	0				
Johnny Goryl, R (1,5) OBP: 0.471, SLG: 0.821		K								3	0	2	0	0	1	0				
El Tappe, R (1,2) OBP: 0.364, SLG: 0.300				4-3						2	0	0	0	0	0	1				
Chuck Tanner, L (7, PH) OBP: 0.250, SLG: 1.000						6-3				1	0	0	0	0	0	1				
Cal Neeman, R (7,2) OBP: 0.350, SLG: 0.474								F9		0	0	0	0	0	0	0				
Jim Brosnan, R (1,1) OBP: 0.250, SLG: 0.500				6-3						2	0	0	0	0	1	1				
Jim Bolger, R (8, PH) OBP: 1.000, SLG: 1.000						K				1	0	0	0	0	1	0				
Don Elston, R (8,1) OBP: 1.000, SLG: 1.000								K		0	0	0	0	0	0	0				
Inning Stats	R: 0 E: 0 K: 1 S: 5	H: 0 LOB: 1 BB: 0 P: 6	R: 0 E: 0 K: 1 S: 5	H: 0 LOB: 0 BB: 0 P: 5	R: 0 E: 0 K: 0 S: 3	H: 0 LOB: 0 BB: 0 P: 3	R: 0 E: 0 K: 1 S: 6	H: 1 LOB: 1 BB: 0 P: 6	R: 0 E: 0 K: 1 S: 6	H: 1 LOB: 1 BB: 0 P: 6	R: 0 E: 0 K: 0 S: 4	H: 1 LOB: 1 BB: 0 P: 4	R: 0 E: 0 K: 1 S: 5	H: 0 LOB: 0 BB: 0 P: 5	R: 0 E: 0 K: 1 S: 5	H: 0 LOB: 0 BB: 0 P: 5	1B: 3 2B: 1 3B: 0 HR: 0	SF: 0 SAC: 0 DP: 0 HBP: 1	WP: 0 PB: 0 SB: 0 CS: 0	PA: 32
PITCHER Ramon Monzant, R (1,1) ERA: 2.61	IP: 9.0 WLS: W BF: 32 H: 4 R: 0 ER: 0 SO: 7 BB: 0 IBB: 0 HBP: 1 BLK: 0 WP: 0 HR: 0 S: 45 P: 46 ERA: 0.00 WHIP: 0.444																			

Batter	1	2	3	4	5	6	7	8	9	AB	R	H	RBI	BB	SO	LOB	BOTTOM			
Jim Davenport, R (1,5) OBP: 0.396, SLG: 0.419	4-3		F2			6-3		F8		4	0	0	0	0	0	1	Chicago Cubs @ San Francisco Giants Seals Stadium, San Francisco, CA Fri Apr 25 1958, 9:05 PM EST Att: 16,870 - Unknown			
Danny O'Connell, R (1,4) OBP: 0.486, SLG: 0.571	3-1		4-3			F9		5-3		4	0	0	0	0	0	1				
Willie Mays, R (1,8) OBP: 0.447, SLG: 0.488	6-3			K				1B SF8		3	1	1	0	0	1	0				
Hank Sauer, R (1,7) OBP: 0.481, SLG: 1.083						F7				3	0	1	0	0	0	0				
Whitey Lockman, L (7, PR) OBP: 0.750, SLG: 1.000		6-3						FC5 3-1		0	0	0	0	0	0	0				
Orlando Cepeda, R (1,3) OBP: 0.341, SLG: 0.600						K		SF8		2	0	1	1	0	1	0				
Daryl Spencer, R (1,6) OBP: 0.444, SLG: 0.676		G1-4-3 1B						3-H		3	0	0	0	0	0	2				
Willie Kirkland, L (1,9) OBP: 0.250, SLG: 0.439			K			F3				2	0	0	0	1	1	0				
Bob Schmidt, R (1,2) OBP: 0.421, SLG: 0.765						F6				3	1	1	0	0	0	2				
Ramon Monzant, R (1,1) OBP: 0.250, SLG: 0.250						F4		FC5		3	0	1	1	0	2	0				
Inning Stats	R: 0 E: 0 K: 0 S: 3	H: 0 LOB: 0 BB: 0 P: 3	R: 0 E: 0 K: 0 S: 3	H: 1 LOB: 0 BB: 0 P: 3	R: 1 E: 0 K: 1 S: 7	H: 2 LOB: 1 BB: 0 P: 7	R: 0 E: 0 K: 2 S: 7	H: 0 LOB: 0 BB: 0 P: 7	R: 0 E: 0 K: 0 S: 3	H: 0 LOB: 0 BB: 0 P: 3	R: 0 E: 0 K: 1 S: 5	H: 0 LOB: 0 BB: 0 P: 5	R: 1 E: 0 K: 0 S: 5	H: 2 LOB: 2 BB: 1 P: 9	R: 0 E: 0 K: 1 S: 5	H: 0 LOB: 0 BB: 0 P: 5	1B: 4 2B: 0 3B: 1 HR: 0	SF: 1 SAC: 0 DP: 1 HBP: 0	WP: 0 PB: 0 SB: 0 CS: 0	PA: 29
PITCHER Jim Brosnan, R (1,1) ERA: 3.38	IP: 7.0 WLS: L BF: 26 H: 5 R: 2 ER: 2 SO: 4 BB: 0 IBB: 1 HBP: 0 BLK: 0 WP: 0 HR: 0 S: 33 P: 37 ERA: 2.57 WHIP: 0.714																			
Don Elston, R (8,1) ERA:	IP: 1.0 WLS: L BF: 3 H: 0 R: 0 ER: 0 SO: 1 BB: 0 IBB: 0 HBP: 0 BLK: 0 WP: 0 HR: 0 S: 5 P: 5 ERA: 0.00 WHIP: 0.000																			

Batter	1	2	3	4	5	6	7	8	9	AB	R	H	RBI	BB	SO	LOB	TOP					
Tony Taylor, R OBP: 0.340, SLG: 0.231 (1,4)										4	0	1	0	0	0	3	Chicago Cubs @ San Francisco Giants Seals Stadium, San Francisco, CA Sat Apr 26 1958, 6:33 AM EST Att: 19,284 - Unknown					
Lee Walls, R OBP: 0.289, SLG: 0.636 (1,9)										4	1	1	1	0	0	5						
14 Ernie Banks, R OBP: 0.409, SLG: 0.658 (1,6)										4	0	1	0	0	1	3						
Walt Moryn, L OBP: 0.381, SLG: 0.441 (1,7)										2	0	0	0	1	1	1						
Bobby Thomson, R OBP: 0.372, SLG: 0.432 (1,8)										4	0	0	0	0	0	3						
Dale Long, L OBP: 0.244, SLG: 0.212 (1,3)										4	0	0	0	0	1	1						
Johnny Goryl, R OBP: 0.447, SLG: 0.750 (1,5)										4	0	1	0	0	0	1						
El Tappe, R OBP: 0.385, SLG: 0.333 (1,2)										2	0	1	0	0	0	0						
Jim Bolger, R OBP: 0.400, SLG: 0.500 (7, PH)										0	0	0	0	1	0	0						
Cal Neeman, R OBP: 0.333, SLG: 0.450 (7,2)										1	0	0	0	0	1	0						
Glen Hobbie, R OBP: 0.250, SLG: 0.250 (1,1)										2	0	1	0	0	1	2						
Frank Ernaga, R (7, PH)										1	0	0	0	0	0	1						
Dolan Nichols, R (7,1)										0	0	0	0	0	0	0						
Ed Mayer, L (8,1)										0	0	0	0	0	0	0						
Inning Stats	R: 0 E: 0 K: 0 S: 3	H: 1 LOB: 0 BB: 0 P: 3	R: 0 E: 0 K: 1 S: 5	H: 0 LOB: 1 BB: 0 P: 6	R: 0 E: 0 K: 0 S: 5	H: 1 LOB: 2 BB: 0 P: 5	R: 0 E: 0 K: 1 S: 5	H: 0 LOB: 0 BB: 0 P: 5	R: 0 E: 0 K: 1 S: 7	H: 2 LOB: 2 BB: 0 P: 7	R: 0 E: 0 K: 1 S: 4	H: 0 LOB: 0 BB: 1 P: 8	R: 0 E: 0 K: 0 S: 3	H: 0 LOB: 1 BB: 1 P: 7	R: 1 E: 0 K: 0 S: 5	H: 2 LOB: 1 BB: 0 P: 5	R: 0 E: 0 K: 1 S: 5	H: 0 LOB: 0 BB: 0 P: 5	1B: 4 2B: 1 3B: 0 HR: 1	SF: 0 SAC: 0 DP: 2 HBP: 1	WP: 0 PB: 0 SB: 0 CS: 0	PA: 35
PITCHER Johnny Antonelli, L ERA: 3.92 (1,1)	IP: 9.0 WLS: W BF: 35 H: 6 R: 1 ER: 1 SO: 5 BB: 2 IBB: 0 HBP: 1 BLK: 0 WP: 0 HR: 1 S: 42 P: 51 ERA: 1.00 WHIP: 0.889															PITCHER IP: 9.0 WLS: W BF: 35 H: 6 R: 1 ER: 1 SO: 5 BB: 2 IBB: 0 HBP: 1 BLK: 0 WP: 0 HR: 1 S: 42 P: 51 ERA: 1.00 WHIP: 0.889						

AB	32
R	1
H	6
RBI	1
BB	2
SO	5
LOB	20



Batter	1	2	3	4	5	6	7	8	9	AB	R	H	RBI	BB	SO	LOB	BOTTOM					
Jim Davenport, R OBP: 0.385, SLG: 0.391 (1,5)										3	0	0	0	1	0	1	Chicago Cubs @ San Francisco Giants Seals Stadium, San Francisco, CA Sat Apr 26 1958, 6:33 AM EST Att: 19,284 - Unknown					
Danny O'Connell, R OBP: 0.439, SLG: 0.500 (1,4)										4	0	0	0	0	0	4						
Willie Mays, R OBP: 0.471, SLG: 0.617 (1,8)										4	3	3	1	0	0	0						
Hank Sauer, R OBP: 0.484, SLG: 1.000 (1,7)										3	0	1	1	1	0	1						
Whitey Lockman, L OBP: 0.750, SLG: 1.000 (9,7)										0	0	0	0	0	0	0						
Orlando Cepeda, R OBP: 0.313, SLG: 0.545 (1,3)										4	0	0	0	0	1	3						
Daryl Spencer, R OBP: 0.448, SLG: 0.683 (1,6)										4	0	2	1	0	1	2						
Willie Kirkland, L OBP: 0.229, SLG: 0.490 (1,9)										4	0	0	0	0	1	4						
Bob Schmidt, R OBP: 0.364, SLG: 0.650 (1,2)										3	0	0	0	0	0	0						
Johnny Antonelli, L OBP: 0.333, SLG: 0.333 (1,1)										3	0	2	0	0	0	0						
Inning Stats	R: 0 E: 0 K: 0 S: 3	H: 0 LOB: 0 BB: 0 P: 3	R: 0 E: 0 K: 0 S: 3	H: 0 LOB: 1 BB: 1 P: 7	R: 0 E: 1 K: 0 S: 4	H: 1 LOB: 1 BB: 0 P: 4	R: 1 E: 0 K: 2 S: 9	H: 2 LOB: 1 BB: 0 P: 9	R: 0 E: 0 K: 0 S: 4	H: 0 LOB: 1 BB: 0 P: 4	R: 1 E: 0 K: 1 S: 7	H: 2 LOB: 1 BB: 0 P: 7	R: 0 E: 0 K: 0 S: 3	H: 1 LOB: 1 BB: 1 P: 7	R: 1 E: 0 K: 0 S: 5	H: 2 LOB: 1 BB: 0 P: 5	R: 1 E: 0 K: 0 S: 5	H: 2 LOB: 1 BB: 0 P: 5	1B: 4 2B: 3 3B: 0 HR: 1	SF: 0 SAC: 0 DP: 1 HBP: 0	WP: 0 PB: 0 SB: 0 CS: 1	PA: 34
PITCHER Glen Hobbie, R ERA: 4.05 (1,1)	IP: 6.0 WLS: L BF: 25 H: 5 R: 2 ER: 2 SO: 3 BB: 1 IBB: 0 HBP: 0 BLK: 0 WP: 0 HR: 1 S: 30 P: 34 ERA: 3.00 WHIP: 1.000															PITCHER IP: 6.0 WLS: L BF: 25 H: 5 R: 2 ER: 2 SO: 3 BB: 1 IBB: 0 HBP: 0 BLK: 0 WP: 0 HR: 1 S: 30 P: 34 ERA: 3.00 WHIP: 1.000						
Dolan Nichols, R ERA: 1.04 (7,1)	IP: 1.2 WLS: 0 BF: 8 H: 3 R: 1 ER: 1 SO: 0 BB: 1 IBB: 0 HBP: 0 BLK: 0 WP: 0 HR: 0 S: 7 P: 11 ERA: 5.40 WHIP: 2.400															PITCHER IP: 1.2 WLS: 0 BF: 8 H: 3 R: 1 ER: 1 SO: 0 BB: 1 IBB: 0 HBP: 0 BLK: 0 WP: 0 HR: 0 S: 7 P: 11 ERA: 5.40 WHIP: 2.400						
Ed Mayer, L ERA: (8,1)	IP: 0.1 WLS: 0 BF: 1 H: 0 R: 0 ER: 0 SO: 0 BB: 0 IBB: 0 HBP: 0 BLK: 0 WP: 0 HR: 0 S: 1 P: 1 ERA: 0.00 WHIP: 0.000															PITCHER IP: 0.1 WLS: 0 BF: 1 H: 0 R: 0 ER: 0 SO: 0 BB: 0 IBB: 0 HBP: 0 BLK: 0 WP: 0 HR: 0 S: 1 P: 1 ERA: 0.00 WHIP: 0.000						



Batter	1	2	3	4	5	6	7	8	9	AB	R	H	RBI	BB	SO	LOB	TOP										
Richie Ashburn, L OBP: 0.538, SLG: 0.513	4-0 1B E BB	0-0 E6 CS			0-0 F9	0-3 K		0-0 F9		4	1	0	0	1	1	1	Philadelphia Phillies @ San Francisco Giants Seals Stadium, San Francisco, CA Tue Apr 29 1958, 6:33 AM EDT Att: 6,801 - Unknown										
Dave Philley, S OBP: 0.313, SLG: 0.533	0-0 SH5-3 1-3 1B	0-0 CS	0-0 4-3 2B		0-0 HR	0-3 6-3		0-0 F8		5	1	3	1	0	0	0											
Harry Anderson, L OBP: 0.292, SLG: 0.293	0-0 FC3 SH5-3		0-3 K		0-0 BB 1B		0-0 F7		0-0 5-3	3	1	1	0	0	1	2											
Chuck Essegian, R OBP: 0.269, SLG: 0.348	1-2 3-H 2-3		0-0 K		4-0 BB 1B		0-0 F7		0-0 5-3	2	0	0	0	0	0	0											
Granny Hamner, R OBP: 0.304, SLG: 0.318	0-0 SH5-3		0-0 4-3		1-2 1B BB		0-0 F7		0-0 5-3	3	2	2	0	1	0	1											
Stan Lopata, R OBP: 0.417, SLG: 0.250	4-0 IBB		0-0 5-3		4-0 1B E BB		0-0 F9		0-0 5-3	3	2	1	1	2	0	2											
Wally Post, R OBP: 0.324, SLG: 0.424	0-0 F6			0-0 4-3 6-3 1B	0-0 E7 1-H 2-H 3-H 1B		0-3 K		0-0 5-3	5	0	3	3	0	1	4											
Ted Kazanski, R OBP: 0.333, SLG: 0.317	0-0 F6		0-0 6-3	0-0 6-3 1-2	0-0 6-3		0-0 F3		0-3 K	5	0	0	0	0	1	6											
Chico Fernandez, R OBP: 0.293, SLG: 0.200		0-0 B1-3	0-0 4-3	0-0 6-3			0-0 5-3			4	0	0	0	0	0	2											
Curt Simmons, L OBP: 0.200, SLG: 0.200	0-3 K		0-0 1-3		0-3 K		0-0 1B			4	0	1	0	0	2	1											
Turk Farrell, R OBP: 0.324, SLG: 0.424										0	0	0	0	0	0	0											
Inning Stats	R: 1 E: 1 K: 0 S: 5	H: 1 LOB: 3 BB: 2 P: 13	R: 0 E: 1 K: 1 S: 5	H: 0 LOB: 0 BB: 0 P: 5	R: 0 E: 0 K: 1 S: 6	H: 1 LOB: 1 BB: 0 P: 6	R: 0 E: 0 K: 0 S: 4	H: 1 LOB: 2 BB: 0 P: 4	R: 4 E: 1 K: 0 S: 6	H: 3 LOB: 1 BB: 2 P: 14	R: 0 E: 0 K: 2 S: 7	H: 0 LOB: 0 BB: 0 P: 7	R: 0 E: 0 K: 1 S: 6	H: 1 LOB: 1 BB: 0 P: 6	R: 0 E: 0 K: 0 S: 4	H: 1 LOB: 1 BB: 0 P: 4	R: 2 E: 0 K: 1 S: 8	H: 3 LOB: 1 BB: 0 P: 8	1B: 8 2B: 2 3B: 0 HR: 1	SF: 0 SAC: 1 DP: 0 HBP: 0	WP: 0 PB: 1 SB: 0 CS: 1	PA: 44					
PITCHER	IP	WLS	BF	H	R	ER	SO	BB	IBB	HBP	BLK	WP	HR	S	P	ERA	WHIP										
Ramon Monzant, R ERA: 3.24	4.1	L	23	5	5	3	2	3	1	0	0	0	1	23	39	6.23	1.846										
Curt Barclay, R ERA: 1.29	0.2		3	1	0	0	0	0	0	0	0	0	0	3	3	0.00	1.500										
Mike McCormick, L ERA: 8.1	2.0		7	1	0	0	3	0	0	0	0	0	0	13	13	0.00	0.500										
Stu Miller, R ERA: 3.38	1.2		9	4	2	2	0	0	0	0	0	0	0	9	9	10.80	2.400										
Marv Grissom, R ERA: 3.0	0.1		1	0	0	0	1	0	0	0	0	0	0	3	3	0.00	0.000										
Batter	1	2	3	4	5	6	7	8	9	AB	R	H	RBI	BB	SO	LOB	BOTTOM										
Jim Davenport, R OBP: 0.377, SLG: 0.400	0-0 WP SH5-4 1B		0-3 K		0-0 2B		0-0 G5-4-3 1B		0-0 F4	5	0	3	0	0	1	0	Philadelphia Phillies @ San Francisco Giants Seals Stadium, San Francisco, CA Tue Apr 29 1958, 6:33 AM EDT Att: 6,801 - Unknown										
Danny O'Connell, R OBP: 0.400, SLG: 0.444	0-0 SH5-4		0-0 5-3		0-0 6-3		0-0 G5-4-3			2	0	0	0	0	0	1											
Ray Jablonski, R OBP: 0.333, SLG: 0.400	0-0 SH5-4		0-0 5-3		0-0 6-3		0-0 G5-4-3			1	0	0	0	0	0	2											
Stu Miller, R ERA: 8.1	1-2						1-2			0	0	0	0	0	0	0											
Marv Grissom, R ERA: 3.0	0-0 1B						1-2			0	0	0	0	0	0	0											
Willie Mays, R OBP: 0.475, SLG: 0.630	0-3 K		0-0 4-0 1B BB		0-0 1B		0-0 1B		0-0 HR 3B	3	2	2	0	1	1	1											
Hank Sauer, R OBP: 0.487, SLG: 1.059	0-0 F8		0-0 1B		0-0 1B		0-0 F8		0-0 HR	4	1	2	2	0	0	2											
Orlando Cepeda, R OBP: 0.304, SLG: 0.558		0-0 F9		0-0 1B		0-0 F8		0-0 5-3		4	0	1	1	0	0	1											
Daryl Spencer, R OBP: 0.421, SLG: 0.633		0-0 2B		0-0 F7		0-0 F2		0-0 F4		4	0	1	0	0	0	3											
Bob Schmidt, R OBP: 0.502, SLG: 0.542		0-0 F4		0-0 F8		0-0 1-3		0-3 K		3	0	0	0	0	0	2											
Valmy Thomas, R OBP: 0.368, SLG: 0.250										0	0	0	0	0	0	0											
Don Taussig, R OBP: 0.500, SLG: 0.500			0-0 F8		0-0 G5-4-3 1B		0-0 2B 1B		4-0 G4-6-3 BB	3	1	2	0	0	0	0											
Whitney Lockman, L OBP: 0.200, SLG: 1.000			0-0 F8		0-0 G5-4-3 1B		0-0 2B 1B		0-0 G4-6-3 BB	0	0	0	0	1	0	0											
Ramon Monzant, R ERA: 3.24			0-3 K		0-0 G5-4-3		0-0 1-2		0-0 1-H	1	0	0	0	0	1	0											
Curt Barclay, R ERA: 1.29										0	0	0	0	0	0	0											
Andre Rodgers, R ERA: 8.1										1	0	0	0	0	0	1											
Mike McCormick, L ERA: 8.1										0	0	0	0	0	0	0											
Jim Finigan, R OBP: 0.299, SLG: 0.500										2	0	1	1	0	0	1											
Inning Stats	R: 0 E: 0 K: 1 S: 6	H: 1 LOB: 1 BB: 0 P: 6	R: 0 E: 0 K: 0 S: 3	H: 1 LOB: 0 BB: 0 P: 3	R: 0 E: 0 K: 2 S: 7	H: 0 LOB: 0 BB: 0 P: 7	R: 1 E: 0 K: 0 S: 5	H: 2 LOB: 2 BB: 1 P: 9	R: 0 E: 0 K: 0 S: 4	H: 2 LOB: 1 BB: 0 P: 4	R: 0 E: 0 K: 0 S: 4	H: 1 LOB: 1 BB: 0 P: 4	R: 1 E: 0 K: 0 S: 5	H: 3 LOB: 1 BB: 0 P: 5	R: 2 E: 0 K: 1 S: 7	H: 2 LOB: 0 BB: 0 P: 7	R: 0 E: 0 K: 0 S: 2	H: 0 LOB: 0 BB: 1 P: 6	1B: 7 2B: 3 3B: 1 HR: 1	SF: 0 SAC: 1 DP: 3 HBP: 0	WP: 1 PB: 0 SB: 0 CS: 0	PA: 37					
PITCHER	IP	WLS	BF	H	R	ER	SO	BB	IBB	HBP	BLK	WP	HR	S	P	ERA	WHIP										
Curt Simmons, L ERA: 4.6	7.0	W	31	12	4	4	3	1	0	0	0	0	1	36	40	5.14	1.857										
Turk Farrell, R ERA: 3.0	2.0	S	6	0	0	0	1	1	0	0	0	0	0	7	11	0.00	0.500										

Batter	1	2	3	4	5	6	7	8	9	AB	R	H	RBI	BB	SO	LOB	TOP										
Richie Ashburn, L (1.8) OBP: 0.544, SLG: 0.500	F7			G3						3	0	1	0	2	0	0	Philadelphia Phillies @ San Francisco Giants Seals Stadium, San Francisco, CA Wed Apr 30 1958, 6:33 AM EDT Att: 7,886 - Unknown livebaseballscorecards.com										
Chuck Essegian, R (1.7) OBP: 0.290, SLG: 0.333	K			BB						4	0	1	0	1	2	5											
Granny Hamner, R (1.5) OBP: 0.300, SLG: 0.313	F9			F9						4	0	1	0	0	0	3											
Stan Lopata, R (1.2) OBP: 0.423, SLG: 0.237		4-3								2	0	0	1	2	0	2											
Wally Post, R (1.9) OBP: 0.289, SLG: 0.378	4-3									4	0	0	0	0	0	5											
Pancho Herrera, R (1.3) OBP: 0.289, SLG: 0.378	6-3									4	0	0	0	0	1	0											
Ted Kazanski, R (1.4) OBP: 0.306, SLG: 0.289			F5		F7					4	0	0	0	0	0	0											
Chico Fernandez, R (1.6) OBP: 0.289, SLG: 0.295			4-3		F9					4	0	1	0	0	0	0											
Robin Roberts, S (1.1) OBP: 0.423, SLG: 0.500										2	0	0	0	0	1	0											
Bob Miller, R (6.1) OBP: 0.289, SLG: 1.000										0	0	0	0	0	0	0											
Seth Morehead, L (6.1) ERA: 13.5										0	0	0	0	0	0	0											
Willie Jones, R (6.1) ERA: 13.5										1	1	1	0	0	0	0											
Johnny Gray, R (6.1) ERA: 13.5										0	0	0	0	0	0	0											
Rip Repulski, R (6.1) ERA: 13.5										1	0	1	0	0	0	0											
Inning Stats	R: 0 E: 0 K: 1 S: 5	H: 0 LOB: 0 BB: 0 P: 5	R: 0 E: 0 K: 0 S: 3	H: 0 LOB: 0 BB: 0 P: 3	R: 0 E: 0 K: 1 S: 5	H: 0 LOB: 0 BB: 0 P: 5	R: 0 E: 0 K: 0 S: 3	H: 0 LOB: 2 BB: 2 P: 11	R: 0 E: 0 K: 1 S: 5	H: 1 LOB: 2 BB: 1 P: 8	R: 0 E: 0 K: 0 S: 3	H: 0 LOB: 0 BB: 0 P: 3	R: 1 E: 0 K: 1 S: 8	H: 3 LOB: 3 BB: 1 P: 12	R: 0 E: 0 K: 0 S: 5	H: 2 LOB: 3 BB: 1 P: 9	1B: 5 2B: 1 3B: 0 HR: 0	SF: 0 SAC: 0 DP: 0 HBP: 0	WP: 0 PB: 0 SB: 0 CS: 0	PA: 38							
PITCHER	IP	WLS	BF	H	R	ER	SO	BB	IBB	HBP	BLK	WP	HR	S	P	ERA	WHIP										
Johnny Antonelli, L (1.1) ERA: 3.03	9.0	W	38	6	1	1	4	5	0	0	0	0	0	41	61	1.00	1.222										

Batter	1	2	3	4	5	6	7	8	9	AB	R	H	RBI	BB	SO	LOB	BOTTOM										
Jim Davenport, R (1.5) OBP: 0.379, SLG: 0.450		F5								5	1	2	3	0	1	1	Philadelphia Phillies @ San Francisco Giants Seals Stadium, San Francisco, CA Wed Apr 30 1958, 6:33 AM EDT Att: 7,886 - Unknown livebaseballscorecards.com										
Jim King, L (1.9) OBP: 0.370, SLG: 0.273	F8		F3		3-1	G3				4	0	0	0	0	0	1											
Willie Mays, R (1.8) OBP: 0.444, SLG: 0.586	F6		F3			6-3				4	0	0	0	0	0	1											
Hank Sauer, R (1.7) OBP: 0.476, SLG: 1.000	F6		F7							2	1	0	0	1	0	1											
Don Taussig, R (7.7) OBP: 0.400, SLG: 0.400	F6		F7							1	0	0	0	0	0	0											
Orlando Cepeda, R (1.3) OBP: 0.350, SLG: 0.643										4	3	4	2	0	0	0											
Daryl Spencer, R (1.6) OBP: 0.410, SLG: 0.660		F2		F7		6-3				4	1	1	2	0	0	2											
Danny O'Connell, R (1.4) OBP: 0.388, SLG: 0.425		F8		F9						4	1	1	0	0	0	2											
Bob Schmidt, R (1.2) OBP: 0.333, SLG: 0.643				5-3						4	2	2	2	0	0	1											
Johnny Antonelli, L (1.1) OBP: 0.400, SLG: 0.500					F9					4	1	2	1	0	1	0											
Inning Stats	R: 0 E: 0 K: 0 S: 4	H: 1 LOB: 1 BB: 0 P: 4	R: 2 E: 0 K: 0 S: 6	H: 3 LOB: 1 BB: 0 P: 6	R: 0 E: 0 K: 0 S: 3	H: 0 LOB: 0 BB: 0 P: 3	R: 0 E: 0 K: 0 S: 4	H: 1 LOB: 1 BB: 0 P: 4	R: 0 E: 0 K: 0 S: 3	H: 0 LOB: 0 BB: 0 P: 3	R: 6 E: 0 K: 0 S: 8	H: 5 LOB: 0 BB: 1 P: 12	R: 2 E: 0 K: 0 S: 5	H: 2 LOB: 0 BB: 0 P: 5	R: 0 E: 0 K: 2 S: 7	H: 0 LOB: 0 BB: 0 P: 7	1B: 7 2B: 1 3B: 0 HR: 4	SF: 0 SAC: 0 DP: 0 HBP: 0	WP: 0 PB: 0 SB: 1 CS: 0	PA: 37							
PITCHER	IP	WLS	BF	H	R	ER	SO	BB	IBB	HBP	BLK	WP	HR	S	P	ERA	WHIP										
Robin Roberts, R (1.1) ERA: 4.5	5.2	L	26	8	6	6	0	1	0	0	0	0	0	25	29	9.53	1.588										
Bob Miller, R (6.1) ERA: 9.0	0.0		2	2	2	2	0	0	0	0	0	0	1	2	2	∞	∞										
Seth Morehead, L (6.1) ERA: 13.5	1.1		6	2	2	2	0	0	0	0	0	0	1	6	6	13.50	1.500										
Johnny Gray, R (6.1) ERA: 13.5	1.0		3	0	0	0	2	0	0	0	0	0	0	7	7	0.00	0.000										

Batter	1	2	3	4	5	6	7	8	9	AB	R	H	RBI	BB	SO	LOB	TOP			
Richie Ashburn, L (1, 8) OBP: 0.516, SLG: 0.468	F7		F8					F3	4-3	5	0	1	0	0	0	0	Philadelphia Phillies @ San Francisco Giants Seals Stadium, San Francisco, CA Thu May 01 1958, 6:33 AM EDT Att: 6,728 - Unknown			
Dave Philley, S (1, 3) Pancho Herrera, R (8, 3)	F7			4-3						3	1	0	0	1	1	1				
Harry Anderson, L (1, 7) OBP: 0.308, SLG: 0.311	K			6-3						4	2	2	0	0	1	0				
Granny Hamner, R (1, 5) OBP: 0.315, SLG: 0.365			K		F6					4	2	2	2	0	1	0				
Stan Lopata, R (1, 2) OBP: 0.411, SLG: 0.262			K			4-3				4	0	1	1	0	2	2				
Wally Post, R (1, 9) OBP: 0.310, SLG: 0.390						K				4	1	2	2	0	1	1				
Ted Kazanski, R (1, 4) OBP: 0.321, SLG: 0.354										3	1	1	2	0	0	2				
Chico Fernandez, R (1, 6) OBP: 0.265, SLG: 0.186				G3						4	0	0	0	0	0	1				
Ray Semproch, R (1, 1)				5-3			1-3	F9		4	0	0	0	0	1	0				
Inning Stats	R: 0 E: 0 K: 1 S: 5	H: 0 LOB: 0 BB: 0 P: 5	R: 0 E: 0 K: 2 S: 8	H: 1 LOB: 1 BB: 0 P: 8	R: 0 E: 0 K: 0 S: 3	H: 0 LOB: 0 BB: 0 P: 3	R: 0 E: 0 K: 0 S: 3	H: 0 LOB: 0 BB: 0 P: 3	R: 0 E: 0 K: 1 S: 5	H: 1 LOB: 0 BB: 0 P: 5	R: 4 E: 1 K: 1 S: 9	H: 4 LOB: 0 BB: 0 P: 9	R: 3 E: 0 K: 0 S: 6	H: 3 LOB: 1 BB: 1 P: 10	R: 0 E: 0 K: 1 S: 5	H: 0 LOB: 0 BB: 0 P: 5	1B: 5 2B: 3 3B: 0 HR: 1	SF: 0 SAC: 0 DP: 0 HBP: 1	WP: 0 PB: 0 SB: 1 CS: 1	PA: 37
PITCHER	IP WLS BF H R ER SO BB IBB HBP BLK WP HR S P ERA WHIP																			
Ruben Gomez, R (1, 1) ERA: 5.18	7.1 L 31 8 7 7 6 1 0 1 0 0 0 1 41 46 8.59 1.227																			
Al Worthington, R (8, 1) ERA: 5.79	0.2 3 1 0 0 0 0 0 0 0 0 0 0 3 3 0.00 1.500																			
Jim Constable, L (9, 1) ERA: 2.25	1.0 3 0 0 0 1 0 0 0 0 0 0 0 5 5 0.00 0.000																			

AB	35
R	7
H	9
RBI	7
BB	1
SO	7
LOB	7



Batter	1	2	3	4	5	6	7	8	9	AB	R	H	RBI	BB	SO	LOB	BOTTOM			
Jim Davenport, R (1, 5) OBP: 0.371, SLG: 0.438	F4		F7					F7		4	0	1	0	0	0	1	Philadelphia Phillies @ San Francisco Giants Seals Stadium, San Francisco, CA Thu May 01 1958, 6:33 AM EDT Att: 6,728 - Unknown			
Jim King, L (1, 9) OBP: 0.355, SLG: 0.269	1-4-3			F7			F4			4	0	1	0	0	0	1				
Willie Mays, R (1, 8) OBP: 0.448, SLG: 0.581	F8			6-3						4	0	2	0	0	0	0				
Hank Sauer, R (1, 7) OBP: 0.457, SLG: 0.923			F3		F6					3	0	0	0	1	0	2				
Orlando Cepeda, R (1, 3) OBP: 0.328, SLG: 0.600			F7			F2				4	0	0	0	0	0	4				
Daryl Spencer, R (1, 6) OBP: 0.415, SLG: 0.649					6-3					4	0	2	0	0	1	1				
Danny O'Connell, R (1, 4) OBP: 0.373, SLG: 0.495										2	0	0	0	0	0	1				
Whitey Lockman, L (8, PH) OBP: 0.667, SLG: 0.750			F9							1	0	0	0	0	0	0				
Bob Schmidt, R (9, 2) OBP: 0.323, SLG: 0.621										1	0	0	0	0	1	3				
Valmy Thomas, R (1, 2) OBP: 0.333, SLG: 0.222										2	0	0	0	0	0	0				
Willie Kirkland, L (8, PH) OBP: 0.228, SLG: 0.367			F7							1	0	0	0	0	0	0				
Jim Constable, S (9, 1)										0	0	0	0	0	0	0				
Ruben Gomez, R (1, 1) OBP: 0.333, SLG: 0.500										2	0	0	0	0	0	0				
Al Worthington, R (8, 1)				4-3						0	0	0	0	0	0	0				
Jim Finigan, R (8, PH) OBP: 0.400, SLG: 0.600										1	0	1	0	0	0	0				
Inning Stats	R: 0 E: 0 K: 0 S: 3	H: 0 LOB: 0 BB: 0 P: 3	R: 0 E: 0 K: 0 S: 4	H: 1 LOB: 1 BB: 0 P: 4	R: 0 E: 0 K: 0 S: 3	H: 0 LOB: 0 BB: 0 P: 3	R: 0 E: 0 K: 0 S: 3	H: 0 LOB: 0 BB: 0 P: 3	R: 0 E: 0 K: 0 S: 4	H: 1 LOB: 1 BB: 0 P: 4	R: 0 E: 0 K: 1 S: 5	H: 1 LOB: 1 BB: 1 P: 9	R: 0 E: 0 K: 0 S: 4	H: 1 LOB: 3 BB: 0 P: 4	R: 0 E: 0 K: 1 S: 8	H: 3 LOB: 3 BB: 0 P: 8	1B: 7 2B: 0 3B: 0 HR: 0	SF: 0 SAC: 0 DP: 1 HBP: 0	WP: 0 PB: 0 SB: 0 CS: 0	PA: 34
PITCHER	IP WLS BF H R ER SO BB IBB HBP BLK WP HR S P ERA WHIP																			
Ray Semproch, R (1, 1) ERA: 1.65	9.0 W 34 7 0 0 2 1 0 0 0 0 0 0 37 41 0.00 0.889																			

AB	33
R	0
H	7
RBI	0
BB	1
SO	2
LOB	13



Batter	1	2	3	4	5	6	7	8	9	AB	R	H	RBI	BB	SO	LOB	TOP										
Richie Ashburn, L (1, 8) OBP: 0.478, SLG: 0.423	0-3 K		0-0 G3		0-0 E4		0-0 4-3		0-3 K	5	0	0	0	0	2	3	Philadelphia Phillies @ San Francisco Giants Seals Stadium, San Francisco, CA Fri May 02, 1958, 10:05 PM EDT Att: 13,486 - Unknown										
Rip Repulski, R (1, 7) OBP: 0.384, SLG: 0.737	0-0 F5		0-0 BB BB 1B		0-0 G4-6-3			0-0 HR	0-0 F3	5	1	2	2	0	0	3											
Granny Hamner, R (1, 5) OBP: 0.310, SLG: 0.345	0-0 6-3		4-0 BB BB 1-2		0-0 6-3			0-0 6-3		3	0	0	0	1	0	0											
Stan Lopata, R (1, 2) OBP: 0.417, SLG: 0.250		0-0 F8	4-0 BB BB 1-2 2-3		4-0 BB BB			0-3 K		2	0	0	0	2	1	0											
Wally Post, R (1, 9) OBP: 0.348, SLG: 0.432		0-0 1B	0-0 F8		4-0 BB BB 1-2			0-0 2B		3	0	2	0	1	0	3											
Pancho Herrera, R (1, 3) OBP: 0.310, SLG: 0.345	0-3 K			0-3 K		0-3 K		0-0 F8		4	0	0	0	0	3	4											
Ted Kazanski, R (1, 4) OBP: 0.316, SLG: 0.346	0-0 F4			0-0 6-3		0-0 F8			0-0 1B 1B	4	0	1	0	0	0	3											
Chico Fernandez, R (1, 6) OBP: 0.269, SLG: 0.178 Chuck Essegian, R (9, PH) OBP: 0.313, SLG: 0.357			4-0 G3 S 1B BB		0-0 6-3		0-0 F8		0-0 1-2 1B	2	1	0	0	1	0	0											
Jack Sanford, R (1, 1) OBP: 0.250, SLG: 0.250 Bob Bowman, R (9, PH) OBP: 0.267, SLG: 0.467			0-0 6-3		0-0 5-3		0-0 5-3		0-3 K	3	0	0	0	0	0	1											
Inning Stats	R: 0 E: 0 K: 1 S: 5	H: 0 LOB: 0 BB: 0 P: 5	R: 0 E: 0 K: 1 S: 6	H: 1 LOB: 1 BB: 0 P: 6	R: 1 E: 0 K: 0 S: 4	H: 1 LOB: 3 BB: 3 P: 16	R: 0 E: 0 K: 1 S: 5	H: 0 LOB: 0 BB: 0 P: 5	R: 0 E: 1 K: 0 S: 3	H: 0 LOB: 0 BB: 0 P: 3	R: 0 E: 0 K: 1 S: 5	H: 0 LOB: 2 BB: 2 P: 13	R: 0 E: 0 K: 0 S: 3	H: 0 LOB: 0 BB: 0 P: 3	R: 1 E: 0 K: 1 S: 7	H: 2 LOB: 1 BB: 0 P: 7		R: 0 E: 0 K: 2 S: 9	H: 2 LOB: 2 BB: 0 P: 9	1B: 4 2B: 1 3B: 0 HR: 1	SF: 0 SAC: 0 DP: 1 HBP: 0	WP: 0 PB: 0 SB: 1 CS: 0	PA: 38				
PITCHER	IP	WLS	BF	H	R	ER	SO	BB	IBB	HBP	BLK	WP	HR	S	P	ERA	WHIP										
Mike McCormick, L (1, 1) ERA: 3.97	8.0	W	35	6	2	2	5	5	0	0	0	0	1	40	60	2.25	1.375										
Mary Grissom, R (9, 1) ERA: 2.57	1.0	S	3	0	0	0	2	0	0	0	0	0	0	7	7	0.00	0.000										

Batter	1	2	3	4	5	6	7	8	9	AB	R	H	RBI	BB	SO	LOB	BOTTOM										
Jim Davenport, R (1, 5) OBP: 0.365, SLG: 0.426	0-0 BB HBP 1B		0-3 K	0-0 SH1-4		0-0 5-3		0-0 F3		4	0	1	0	0	1	1	Philadelphia Phillies @ San Francisco Giants Seals Stadium, San Francisco, CA Fri May 02, 1958, 10:05 PM EDT Att: 13,486 - Unknown										
Jim Finigan, R (1, 4) OBP: 0.556, SLG: 0.571 Danny O'Connell, R (8, 4) OBP: 0.365, SLG: 0.395	1-0 BB HBP		0-0 BB 1B	0-0 3-1		4-0 SH2-4 1B BB		0-0 F9		2	2	1	0	1	0	1											
Willie Mays, R (1, 8) OBP: 0.465, SLG: 0.578	4-0 1-2 2-3 BB		4-0 BB 1B BB	0-0 G3		0-0 SH2-4 1B				2	1	1	0	2	0	1											
Hank Sauer, R (1, 7) OBP: 0.429, SLG: 0.857 Whitey Lockman, L (7, PH) OBP: 0.697, SLG: 0.750	0-3 K		0-3 K		0-3 K		0-0 SH2-4			3	0	0	0	0	3	5											
Orlando Cepeda, R (1, 3) OBP: 0.338, SLG: 0.587	0-3 K		0-0 BB 1B	0-0 E6		4-0 SH2-4 1B				3	0	1	1	1	1	3											
Daryl Spencer, R (1, 6) OBP: 0.406, SLG: 0.633	0-0 F8		0-0 BB 1B	0-0 E6		0-0 SF7				3	0	1	2	0	0	4											
Willie Kirkland, L (1, 9) OBP: 0.228, SLG: 0.346		0-3 K	4-0 BB 1-2 2-3		0-0 1-3		0-0 F5			3	0	0	0	1	1	2											
Bob Schmidt, R (1, 2) OBP: 0.314, SLG: 0.667		0-0 F8	0-0 4-3		0-0 HR		0-0 F7			4	1	1	1	0	0	3											
Mike McCormick, L (1, 1) OBP: 0.500, SLG: 0.333 Marv Grissom, R (9, 1) ERA: 2.91		0-3 K		0-0 3-1 SH1-4 1B		0-0 F4		4-0 BB		3	0	1	0	1	1	0											
Inning Stats	R: 0 E: 0 K: 2 S: 8	H: 1 LOB: 3 BB: 1 P: 13	R: 0 E: 0 K: 2 S: 7	H: 0 LOB: 0 BB: 0 P: 7	R: 2 E: 0 K: 2 S: 10	H: 3 LOB: 3 BB: 2 P: 18	R: 0 E: 0 K: 0 S: 4	H: 1 LOB: 0 BB: 0 P: 4	R: 0 E: 0 K: 1 S: 5	H: 0 LOB: 0 BB: 0 P: 5	R: 1 E: 0 K: 0 S: 4	H: 1 LOB: 0 BB: 0 P: 4	R: 1 E: 0 K: 0 S: 4	H: 1 LOB: 2 BB: 2 P: 12	R: 0 E: 0 K: 0 S: 3	H: 0 LOB: 1 BB: 1 P: 7		1B: 6 2B: 0 3B: 0 HR: 1	SF: 1 SAC: 2 DP: 1 HBP: 1	WP: 0 PB: 0 SB: 0 CS: 0	PA: 38						
PITCHER	IP	WLS	BF	H	R	ER	SO	BB	IBB	HBP	BLK	WP	HR	S	P	ERA	WHIP										
Jack Sanford, R (1, 1) ERA: 2.91	8.0	L	38	7	4	4	7	5	1	1	0	0	1	45	70	4.50	1.500										

Batter	1	2	3	4	5	6	7	8	9	AB	R	H	RBI	BB	SO	LOB	TOP										
Richie Ashburn, L (1, 8) OBP: 0.465, SLG: 0.400	4-0 BB	FC4-2			SH5-3		F7		F9	3	0	0	0	1	0	2	Philadelphia Phillies @ San Francisco Giants Seals Stadium, San Francisco, CA Sat May 03 1958, 6:33 AM EDT Att: 13,073 - Unknown										
Dave Philley, S (1, 3) Pancho Herrera, R (9, 3)	F1	1-3			E8		1-6-3		4-3	5	1	1	1	0	0	3											
Harry Anderson, L (1, 7) OBP: 0.304, SLG: 0.327	F8				3-1		1B			4	0	1	0	0	0	2											
Wally Post, R (1, 9) OBP: 0.360, SLG: 0.426	K				F9		1B			3	0	1	1	1	1	1											
Granny Hamner, R (1, 5) OBP: 0.339, SLG: 0.390		1B			K		1B			4	1	3	0	0	1	0											
Stan Lopata, R (1, 2) OBP: 0.406, SLG: 0.250		1B			1-3		F7		K	4	1	1	1	0	1	2											
Ted Kazanski, R (1, 4) OBP: 0.344, SLG: 0.364		1B			1-3		G6-4-3		B3-1	3	0	2	0	0	0	0											
Chico Fernandez, R (1, 6) OBP: 0.250, SLG: 0.167		SF4			G6-4-3		6-3		5-3	3	0	0	1	0	0	2											
Curt Simmons, L (1, 1) Turk Farrell, R (9, 1)		FC4-2			SH5-3		G3		4-3	4	1	2	0	0	0	0											
Inning Stats	R: 0 E: 0 K: 1 S: 5	H: 0 LOB: 1 BB: 1 P: 9	R: 2 E: 0 K: 0 S: 7	H: 4 LOB: 2 BB: 0 P: 7	R: 0 E: 0 K: 1 S: 5	H: 0 LOB: 0 BB: 0 P: 5	R: 0 E: 0 K: 0 S: 3	H: 1 LOB: 0 BB: 0 P: 3	R: 2 E: 1 K: 0 S: 7	H: 4 LOB: 2 BB: 0 P: 7	R: 0 E: 0 K: 0 S: 3	H: 0 LOB: 0 BB: 0 P: 3	R: 0 E: 0 K: 1 S: 4	H: 2 LOB: 3 BB: 1 P: 8	R: 0 E: 0 K: 1 S: 4	H: 0 LOB: 0 BB: 0 P: 5	R: 0 E: 0 K: 0 S: 3	H: 0 LOB: 0 BB: 0 P: 3	1B: 9 2B: 2 3B: 0 HR: 0	SF: 1 SAC: 1 DP: 1 HBP: 1	WP: 0 PB: 0 SB: 0 CS: 1	PA: 38					
PITCHER	IP	WLS	BF	H	R	ER	SO	BB	IBB	HBP	BLK	WP	HR	S	P	ERA	WHIP										
Ramon Monzant, R (1, 1) ERA: 3.94	4.2	L	22	8	4	4	2	1	0	0	0	0	0	25	29	7.71	1.929										
Curt Barclay, R (5, 1) ERA: 0.73	4.1		16	3	0	0	1	0	1	1	0	0	0	16	21	0.00	0.692										

Batter	1	2	3	4	5	6	7	8	9	AB	R	H	RBI	BB	SO	LOB	BOTTOM										
Jim Davenport, R (1, 5) Jim King, L (9, FH) OBP: 0.346, SLG: 0.403 OBP: 0.344, SLG: 0.259	5-3		F8		F4		6-3		K	4	0	0	0	0	0	2	Philadelphia Phillies @ San Francisco Giants Seals Stadium, San Francisco, CA Sat May 03 1958, 6:33 AM EDT Att: 13,073 - Unknown										
Jim Finigan, R (1, 4) OBP: 0.429, SLG: 0.417			K		4-3		6-3		F9	5	0	1	0	0	1	4											
Willie Mays, R (1, 8) OBP: 0.453, SLG: 0.588	F2		F8				SF8		F9	4	1	1	0	0	0	2											
Hank Sauer, R (1, 7) OBP: 0.415, SLG: 0.800	1-3				6-3		BB		G3	3	0	0	0	1	0	1											
Orlando Cepeda, R (1, 3) OBP: 0.319, SLG: 0.561			F8		F6		SF8		F8	3	0	0	1	0	0	0											
Daryl Spencer, R (1, 6) OBP: 0.425, SLG: 0.635		F2					BB			3	1	2	0	1	0	0											
Bob Schmidt, R (1, 2) OBP: 0.333, SLG: 0.667					F8		BB		2B	3	0	1	0	1	0	3											
Don Taussig, R (1, 9) Whitney Lockman, L (9, PH) OBP: 0.250, SLG: 0.250 OBP: 0.714, SLG: 0.800							K		F4	3	0	0	0	0	2	3											
Ramon Monzant, R (1, 1) Curt Barclay, R (5, 1) Ray Jablonski, R (9, PH)							K		F8	1	0	1	0	0	0	0											
Inning Stats	R: 0 E: 0 K: 0 S: 4	H: 1 LOB: 1 BB: 0 P: 4	R: 0 E: 0 K: 1 S: 5	H: 0 LOB: 1 BB: 1 P: 9	R: 0 E: 0 K: 1 S: 6	H: 1 LOB: 1 BB: 0 P: 6	R: 0 E: 0 K: 0 S: 4	H: 1 LOB: 1 BB: 0 P: 4	R: 0 E: 0 K: 0 S: 4	H: 1 LOB: 2 BB: 2 P: 12	R: 0 E: 0 K: 1 S: 5	H: 0 LOB: 0 BB: 0 P: 5	R: 0 E: 0 K: 0 S: 3	H: 0 LOB: 0 BB: 0 P: 3	R: 1 E: 0 K: 1 S: 8	H: 3 LOB: 2 BB: 0 P: 8	1B: 5 2B: 2 3B: 1 HR: 0	SF: 1 SAC: 0 DP: 0 HBP: 0	WP: 0 PB: 0 SB: 0 CS: 0	PA: 38							
PITCHER	IP	WLS	BF	H	R	ER	SO	BB	IBB	HBP	BLK	WP	HR	S	P	ERA	WHIP										
Curt Simmons, L (1, 1) ERA: 3.8	8.0		34	7	2	2	4	3	0	0	0	0	0	39	51	2.25	1.250										
Turk Farrell, R (9, 1) ERA:	1.0	S	4	1	0	0	1	0	0	0	0	0	0	6	6	0.00	1.000										

Batter	1	2	3	4	5	6	7	8	9	AB	R	H	RBI	BB	SO	LOB	TOP					
Roman Mejias, R OBP: 0.333, SLG: 0.944										5	3	3	4	0	0	1	Pittsburgh Pirates @ San Francisco Giants Seals Stadium, San Francisco, CA Sun May 04 1958, 6:33 AM EDT Unknown livebaseballscorecards.com					
Dick Groat, R OBP: 0.299, SLG: 0.427										5	0	2	0	0	0	1						
Bob Skinner, L OBP: 0.375, SLG: 0.371										4	1	0	0	1	2	2						
R C Stevens, R OBP: 0.400, SLG: 1.000										5	0	1	1	0	2	3						
Frank Thomas, R OBP: 0.389, SLG: 0.712										3	1	1	1	1	0	3						
Roberto Clemente, R OBP: 0.359, SLG: 0.468										4	0	0	0	0	0	2						
Bill Mazerowski, R OBP: 0.368, SLG: 0.519										4	0	0	0	0	0	0						
Hank Foiles, R OBP: 0.283, SLG: 0.236										4	0	0	0	0	0	0						
Ron Kline, R Roy Face, R										3	1	0	0	0	2	1						
Inning Stats	R: 1 E: 0 K: 1 S: 7	H: 2 LOB: 2 BB: 1 P: 11	R: 0 E: 1 K: 0 S: 4	H: 0 LOB: 1 BB: 0 P: 4	R: 0 E: 0 K: 2 S: 7	H: 0 LOB: 0 BB: 0 P: 7	R: 1 E: 0 K: 0 S: 4	H: 1 LOB: 0 BB: 0 P: 4	R: 2 E: 0 K: 1 S: 8	H: 3 LOB: 1 BB: 0 P: 8	R: 0 E: 1 K: 0 S: 6	H: 0 LOB: 1 BB: 0 P: 6	R: 0 E: 1 K: 0 S: 4	H: 0 LOB: 2 BB: 1 P: 8	R: 0 E: 0 K: 0 S: 3	H: 0 LOB: 0 BB: 0 P: 3	R: 2 E: 0 K: 1 S: 6	H: 1 LOB: 0 BB: 0 P: 7	1B: 2 2B: 1 3B: 0 HR: 4	SF: 0 SAC: 0 DP: 0 HBP: 1	WP: 1 PB: 0 SB: 2 CS: 0	PA: 40
PITCHER	IP WLS BF H R ER SO BB IBB HBP BLK WP HR S P ERA WHIP																					
Johnny Antonelli, L ERA: 3.63	(1, 1) 5.0 L 23 6 4 4 4 1 0 0 0 0 1 3 30 34 7.20 1.400																					
Al Worthington, R ERA: 4.76	(6, 1) 2.0 9 0 0 0 1 1 0 0 0 0 0 0 10 14 0.00 0.500																					
Marv Grissom, R ERA: 4.0	(8, 1) 2.0 8 1 2 2 1 0 0 0 1 0 0 1 9 10 9.00 0.500																					

Batter	1	2	3	4	5	6	7	8	9	AB	R	H	RBI	BB	SO	LOB	BOTTOM			
Jim Davenport, R OBP: 0.342, SLG: 0.397										1	0	0	0	0	0	0	Pittsburgh Pirates @ San Francisco Giants Seals Stadium, San Francisco, CA Sun May 04 1958, 6:33 AM EDT Unknown livebaseballscorecards.com			
Ray Jablonski, R OBP: 0.500, SLG: 0.429										1	1	1	0	2	0	0				
Willie Kirkland, L OBP: 0.230, SLG: 0.357										4	0	1	1	0	0	2				
Willie Mays, R OBP: 0.443, SLG: 0.583										4	0	1	0	0	1	1				
Hank Sauer, R OBP: 0.421, SLG: 0.833										3	1	1	1	1	1	1				
Orlando Cepeda, R OBP: 0.303, SLG: 0.529										4	0	0	0	0	1	2				
Daryl Spencer, R OBP: 0.426, SLG: 0.627										4	0	2	0	0	0	2				
Bob Schmidt, R OBP: 0.302, SLG: 0.600										4	0	0	0	0	2	3				
Danny O'Connell, R OBP: 0.364, SLG: 0.391										3	0	1	0	0	1	0				
Whitney Lockman, L OBP: 0.625, SLG: 0.667										1	0	0	0	0	0	1				
Johnny Antonelli, L OBP: 0.364, SLG: 0.455	(1, 1) 1 0 0 0 0 0 0 0																			
Bob Speake, L (5, PH)	(6, PH) 1 0 0 0 0 0 0 0																			
Al Worthington, R (6, 1)	(6, 1) 0 0 0 0 0 0 0 0																			
Jim King, L OBP: 0.333, SLG: 0.250	(7, PH) 1 0 0 0 0 0 0 0																			
Marv Grissom, R (8, 1)	(8, 1) 0 0 0 0 0 0 0 0																			
Inning Stats	R: 0 E: 0 K: 0 S: 3	H: 0 LOB: 0 BB: 0 P: 3	R: 0 E: 0 K: 1 S: 5	H: 0 LOB: 1 BB: 1 P: 9	R: 1 E: 0 K: 1 S: 7	H: 2 LOB: 1 BB: 0 P: 7	R: 0 E: 0 K: 1 S: 6	H: 1 LOB: 1 BB: 0 P: 6	R: 0 E: 0 K: 2 S: 8	H: 1 LOB: 1 BB: 0 P: 8	R: 0 E: 0 K: 0 S: 3	H: 0 LOB: 0 BB: 0 P: 3	R: 0 E: 0 K: 1 S: 4	H: 0 LOB: 0 BB: 1 P: 8	R: 1 E: 0 K: 0 S: 5	H: 2 LOB: 1 BB: 0 P: 5	1B: 4 2B: 2 3B: 0 HR: 1	SF: 0 SAC: 0 DP: 2 HBP: 0	WP: 1 PB: 0 SB: 0 CS: 0	PA: 35
PITCHER	IP WLS BF H R ER SO BB IBB HBP BLK WP HR S P ERA WHIP																			
Ron Kline, R ERA: 3.33	(1, 1) 8.0 W 30 5 1 1 0 3 0 0 0 0 0 1 39 51 1.12 1.000																			
Roy Face, R ERA: 2.16	(9, 1) 1.0 S 5 2 1 1 0 0 0 0 0 0 0 1 5 5 9.00 2.000																			

Batter	1	2	3	4	5	6	7	8	9	10	AB	R	H	RBI	BB	SO	LOB	TOP			
Roman Mejias, R OBP: 0.304, SLG: 0.783 (1, 8)	5-3	1-3		G6-4-3		FC6-4			PB BB 1B		5	0	1	0	0	0	4	Pittsburgh Pirates @ San Francisco Giants Seals Stadium, San Francisco, CA Sun May 04 1968, 6:38 AM EDT Att: 22,721 - Unknown livebaseballscorecards.com			
Dick Groat, R OBP: 0.305, SLG: 0.456 (1, 6)	F7			F8	HR		4-3		PB BB 1B		4	1	1	1	1	0	0				
Bob Skinner, L OBP: 0.364, SLG: 0.373 (1, 7)	1B			F5		F7	4-3		4-3		5	1	1	0	0	0	2				
Ted Kluszewski, L OBP: 0.313, SLG: 0.237 (1, 3)	1B			FC5-4		1-3			F9		4	0	1	0	1	0	0				
Frank Thomas, R OBP: 0.350, SLG: 0.690 (1, 5)	1B			FC5-4					F8		5	0	2	1	0	0	1				
Roberto Clemente, R OBP: 0.362, SLG: 0.455 (1, 9)	FC4-6				1B	SF9			F8		4	1	1	0	1	0	3				
Bill Mazeroski, R OBP: 0.355, SLG: 0.492 (1, 4)									F8		4	1	1	0	1	0	3				
Hardy Peterson, R OBP: 0.667, SLG: 0.500 Hank Foiles, R OBP: 0.279, SLG: 0.232 (8, 2)									FC6-4		5	0	1	0	0	1	1				
Bob Smith, R OBP: 0.167, SLG: 0.200 Ron Blackburn, R OBP: 1.000, SLG: 2.000 Gene Freese, R Roy Face, R (9, PH)									F6		2	0	1	1	0	0	1				
											0	0	0	0	0	0	0				
											0	0	0	0	0	0	0				
											0	0	0	0	0	0	0				
Inning Stats	R: 1 E: 0 K: 0 S: 5	H: 2 LOB: 2 BB: 1 P: 9	R: 0 E: 0 K: 0 S: 4	H: 1 LOB: 1 BB: 0 P: 4	R: 0 E: 0 K: 0 S: 4	H: 1 LOB: 1 BB: 0 P: 4	R: 1 E: 0 K: 1 S: 6	H: 2 LOB: 1 BB: 0 P: 5	R: 0 E: 0 K: 0 S: 3	H: 0 LOB: 0 BB: 0 P: 3	R: 0 E: 0 K: 0 S: 3	H: 0 LOB: 0 BB: 0 P: 3	R: 0 E: 0 K: 1 S: 6	H: 1 LOB: 2 BB: 1 P: 10	R: 0 E: 0 K: 0 S: 3	H: 0 LOB: 1 BB: 1 P: 7	1B: 8 2B: 1 3B: 0 HR: 1	SF: 1 SAC: 0 DP: 1 HBP: 0	WP: 0 PB: 1 SB: 0 CS: 0	PA: 43	
PITCHER	IP WLS BF H R ER SO ERA WHIP	IP WLS BF H R ER SO ERA WHIP	IP WLS BF H R ER SO ERA WHIP	IP WLS BF H R ER SO ERA WHIP	IP WLS BF H R ER SO ERA WHIP	IP WLS BF H R ER SO ERA WHIP	IP WLS BF H R ER SO ERA WHIP	IP WLS BF H R ER SO ERA WHIP	IP WLS BF H R ER SO ERA WHIP	IP WLS BF H R ER SO ERA WHIP	IP WLS BF H R ER SO ERA WHIP	IP WLS BF H R ER SO ERA WHIP	IP WLS BF H R ER SO ERA WHIP	IP WLS BF H R ER SO ERA WHIP	IP WLS BF H R ER SO ERA WHIP	IP WLS BF H R ER SO ERA WHIP	IP WLS BF H R ER SO ERA WHIP	IP WLS BF H R ER SO ERA WHIP	IP WLS BF H R ER SO ERA WHIP	IP WLS BF H R ER SO ERA WHIP	IP WLS BF H R ER SO ERA WHIP
Ray Crone, R ERA: 5.91 Stu Miller, R ERA: 2.45 Al Worthington, R ERA: 3.77 (1, 1) (6, 1) (8, 1)	5.0 2.0 3.0	WLS 24 7 12	BF 8 7 12	H 3 0 1	R 3 0 0	ER 3 0 0	SO 0 1 1	BB 2 0 0	IBB 0 0 0	HBP 0 0 0	BLK 0 0 0	WP 0 0 0	HR 1 0 0	S 22 9 12	P 30 9 20	ERA 5.40 0.00 0.00	WHIP 2.000 0.500 1.000				

Batter	1	2	3	4	5	6	7	8	9	10	AB	R	H	RBI	BB	SO	LOB	BOTTOM						
Don Taussig, R OBP: 0.385, SLG: 0.333 (8, 7)	1B			G6-4-3		F4			5-3		4	1	2	0	1	0	4	Pittsburgh Pirates @ San Francisco Giants Seals Stadium, San Francisco, CA Sun May 04 1968, 6:38 AM EDT Att: 22,721 - Unknown livebaseballscorecards.com						
Willie Mays, R OBP: 0.429, SLG: 0.558 (1, 8)	1B			G6-4-3		F4			F9		5	0	1	0	0	1	3							
Daryl Spencer, R OBP: 0.427, SLG: 0.625 (1, 6)	5-3					F3			F7		5	1	2	0	0	0	0							
Ray Jablonski, R OBP: 0.400, SLG: 0.273 (1, 5)	5-3					K			F8		4	0	0	0	1	1	1							
Hank Sauer, R OBP: 0.417, SLG: 0.804 Bob Speake, L Bob Schmidt, R OBP: 0.311, SLG: 0.585 (1, 7) (7, PR) (8, 2)						F9			2B		3	0	1	0	0	0	0							
Orlando Cepeda, R OBP: 0.333, SLG: 0.635 (1, 3)									G6-3		4	2	3	2	1	0	3							
Valmy Thomas, R OBP: 0.348, SLG: 0.211 Jim King, L OBP: 0.353, SLG: 0.250 Eddie Bressoud, R OBP: 0.333, SLG: 0.333 (1, 2) (7, PH) (8, 4)									FC4-2		1	0	0	0	1	0	0							
Danny O'Connell, R OBP: 0.351, SLG: 0.375 Whitey Lockman, L OBP: 0.556, SLG: 0.571 Al Worthington, R (8, 1)									FC4-2		2	0	1	1	0	0	0							
Ray Crone, R Jim Finigan, R Stu Miller, R Willie Kirkland, L OBP: 0.238, SLG: 0.362 (1, 1) (5, PH) (6, 1) (7, PH) (8, 9)									FC4-2		1	0	0	0	0	0	0							
											1	0	0	0	0	0	3							
Inning Stats	R: 1 E: 0 K: 0 S: 4	H: 2 LOB: 0 BB: 0 P: 4	R: 1 E: 0 K: 0 S: 4	H: 1 LOB: 0 BB: 0 P: 4	R: 0 E: 0 K: 0 S: 2	H: 0 LOB: 0 BB: 0 P: 6	R: 0 E: 0 K: 1 S: 5	H: 0 LOB: 0 BB: 0 P: 5	R: 1 E: 0 K: 0 S: 4	H: 1 LOB: 1 BB: 1 P: 8	R: 0 E: 0 K: 0 S: 3	H: 0 LOB: 0 BB: 0 P: 3	R: 0 E: 0 K: 1 S: 5	H: 2 LOB: 3 BB: 1 P: 9	R: 0 E: 0 K: 1 S: 5	H: 1 LOB: 2 BB: 2 P: 13	R: 0 E: 0 K: 0 S: 5	H: 2 LOB: 2 BB: 0 P: 5	R: 1 E: 0 K: 0 S: 4	H: 2 LOB: 2 BB: 1 P: 8	1B: 7 2B: 2 3B: 0 HR: 2	SF: 0 SAC: 0 DP: 2 HBP: 0	WP: 1 PB: 1 SB: 1 CS: 0	PA: 43
PITCHER	IP WLS BF H R ER SO ERA WHIP	IP WLS BF H R ER SO ERA WHIP	IP WLS BF H R ER SO ERA WHIP	IP WLS BF H R ER SO ERA WHIP	IP WLS BF H R ER SO ERA WHIP	IP WLS BF H R ER SO ERA WHIP	IP WLS BF H R ER SO ERA WHIP	IP WLS BF H R ER SO ERA WHIP	IP WLS BF H R ER SO ERA WHIP	IP WLS BF H R ER SO ERA WHIP	IP WLS BF H R ER SO ERA WHIP	IP WLS BF H R ER SO ERA WHIP	IP WLS BF H R ER SO ERA WHIP	IP WLS BF H R ER SO ERA WHIP	IP WLS BF H R ER SO ERA WHIP	IP WLS BF H R ER SO ERA WHIP	IP WLS BF H R ER SO ERA WHIP	IP WLS BF H R ER SO ERA WHIP	IP WLS BF H R ER SO ERA WHIP	IP WLS BF H R ER SO ERA WHIP	IP WLS BF H R ER SO ERA WHIP			
Bob Smith, L ERA: 4.8 Ron Blackburn, R ERA: 2.57 Roy Face, R ERA: 2.7 (1, 1) (7, 1) (9, 1)	6.0 2.0 1.2	WLS 24 9 10	BF 8 7 10	H 3 1	R 3 1	ER 3 0 1	SO 0 1 0	BB 2 0 1	IBB 0 0 0	HBP 0 0 0	BLK 0 0 0	WP 0 0 0	HR 2 0 0	S 28 20 13	P 32 20 13	ERA 3.00 0.00 5.40	WHIP 1.333 1.500 2.400							

Batter	1	2	3	4	5	6	7	8	9	AB	R	H	RBI	BB	SO	LOB	TOP					
Roman Mejias, R OBP: 0.333, SLG: 0.731	F7	F4						SH1-3		3	0	1	0	1	0	2	Pittsburgh Pirates @ San Francisco Giants Seals Stadium, San Francisco, CA Mon May 05 1958, 6:33 AM EDT Att: 5,506 - Unknown					
Dick Groat, R OBP: 0.299, SLG: 0.440	6-3		4-3				G4-6-3 1B		F9	5	1	1	1	0	0	3						
Bob Skinner, L OBP: 0.378, SLG: 0.380	K		F8							4	3	2	0	1	1	0						
R C Stevens, R OBP: 0.350, SLG: 0.950		K	F6							5	1	1	3	0	2	2						
Frank Thomas, R OBP: 0.390, SLG: 0.711				5-3						5	2	2	2	0	0	1						
Roberto Clemente, R OBP: 0.365, SLG: 0.465				K						5	1	2	1	0	1	0						
Bill Mazerolski, R OBP: 0.373, SLG: 0.598					4-0					4	1	2	1	1	0	1						
Hank Foiles, R OBP: 0.290, SLG: 0.232 Danny Kravitz, L OBP: 0.500, SLG: 0.500					0-3					0	0	0	0	0	0	0						
Vern Law, R OBP: 0.364, SLG: 0.778 Curt Raydon, R OBP: 1.000, SLG: 2.000 Don Gross, L OBP: 0.500, SLG: 0.500										0	0	0	0	0	0	0						
										0	0	0	0	0	0	0						
Inning Stats	R: 0 E: 0 K: 1 S: 5	H: 0 LOB: 0 BB: 0 P: 5	R: 2 E: 0 K: 1 S: 8	H: 3 LOB: 2 BB: 0 P: 9	R: 0 E: 0 K: 0 S: 3	H: 0 LOB: 0 BB: 0 P: 3	R: 0 E: 0 K: 2 S: 7	H: 0 LOB: 1 BB: 1 P: 11	R: 0 E: 0 K: 0 S: 3	H: 1 LOB: 0 BB: 0 P: 3	R: 1 E: 0 K: 0 S: 5	H: 2 LOB: 1 BB: 0 P: 5	R: 5 E: 1 K: 0 S: 7	H: 4 LOB: 0 BB: 1 P: 11	R: 0 E: 0 K: 0 S: 3	H: 0 LOB: 2 BB: 2 P: 11	R: 3 E: 0 K: 1 S: 9	H: 4 LOB: 1 BB: 0 P: 9	1B: 8 2B: 4 3B: 0 HR: 2	SF: 1 SAC: 2 DP: 1 HBP: 1	WP: 1 PB: 0 CS: 1 ER: 0	PA: 45
PITCHER	IP WLS BF H R ER SO BB IBB HBP BLK WP HR S P ERA WHIP																					
Ruben Gomez, R ERA: 5.72	(1, 1) 6.1 L 29 9 6 6 4 1 0 1 0 0 0 0 35 40 8.53 1.579																					
Paul Giel, R ERA: 10.13	(7, 1) 1.2 9 1 2 2 0 3 0 0 0 1 1 6 18 10.80 2.400																					
Pete Burnside, L ERA: 15.0	(9, 1) 1.0 7 4 3 3 1 0 0 0 0 0 0 1 9 9 27.00 4.000																					

Batter	1	2	3	4	5	6	7	8	9	AB	R	H	RBI	BB	SO	LOB	BOTTOM					
Eddie Bressoud, R OBP: 0.286, SLG: 0.571 Bob Speake, L OBP: 0.143, SLG: 0.286			G6-4-3							4	1	1	0	0	1	3	Pittsburgh Pirates @ San Francisco Giants Seals Stadium, San Francisco, CA Mon May 05 1958, 6:33 AM EDT Att: 5,506 - Unknown					
Willie Mays, R OBP: 0.427, SLG: 0.550	SF9		F5							3	0	1	1	1	0	0						
Daryl Spencer, R OBP: 0.414, SLG: 0.592				K						4	1	0	0	1	1	3						
Ray Jablonski, R OBP: 0.450, SLG: 0.563				5-3						5	2	3	3	0	1	0						
Orlando Cepeda, R OBP: 0.349, SLG: 0.671										5	2	3	1	0	0	2						
Hank Sauer, R OBP: 0.431, SLG: 0.778 Danny O'Connell, R OBP: 0.351, SLG: 0.375										3	1	1	0	2	1	2						
Willie Kirkland, L OBP: 0.224, SLG: 0.339 Bob Schmidt, R OBP: 0.326, SLG: 0.585										0	0	0	0	0	0	0						
Valmy Thomas, R OBP: 0.308, SLG: 0.182 Jim King, L OBP: 0.371, SLG: 0.310 Jim Finigan, R OBP: 0.375, SLG: 0.357										3	0	0	0	0	0	2						
Ruben Gomez, R ERA: 5.72 Paul Giel, R ERA: 10.13 Whitey Lockman, L OBP: 0.500, SLG: 0.500 Pete Burnside, R OBP: 0.375, SLG: 0.357 Johnny Antonelli, L OBP: 0.417, SLG: 0.563 Don Taussig, R OBP: 0.357, SLG: 0.308										1	0	0	0	1	0	2						
										0	0	0	0	0	0	0						
Inning Stats	R: 1 E: 0 K: 0 S: 4	H: 2 LOB: 1 BB: 1 P: 8	R: 0 E: 0 K: 1 S: 5	H: 0 LOB: 0 BB: 0 P: 5	R: 0 E: 0 K: 0 S: 2	H: 0 LOB: 0 BB: 1 P: 6	R: 0 E: 0 K: 1 S: 5	H: 1 LOB: 0 BB: 0 P: 5	R: 0 E: 0 K: 1 S: 7	H: 1 LOB: 2 BB: 0 P: 7	R: 0 E: 0 K: 0 S: 5	H: 0 LOB: 0 BB: 0 P: 5	R: 0 E: 0 K: 0 S: 3	H: 0 LOB: 1 BB: 1 P: 7	R: 0 E: 0 K: 0 S: 4	H: 1 LOB: 1 BB: 0 P: 4	R: 9 E: 2 K: 0 S: 12	H: 7 LOB: 3 BB: 3 P: 24	1B: 6 2B: 3 3B: 1 HR: 2	SF: 1 SAC: 0 DP: 2 HBP: 0	WP: 0 PB: 0 CS: 1 ER: 0	PA: 46
PITCHER	IP WLS BF H R ER SO BB IBB HBP BLK WP HR S P ERA WHIP																					
Vern Law, R ERA: 4.91	(1, 1) 8.1 W 37 10 7 5 4 3 0 0 0 0 0 0 42 54 5.40 1.560																					
Curt Raydon, R ERA: 4.29	(9, 1) 0.1 3 1 2 0 0 1 0 0 0 0 0 1 2 6 0.00 6.000																					
Ron Blackburn, R ERA: 2.57	(9, 1) 0.0 2 1 1 0 0 1 0 0 0 0 0 1 1 5 ∞ ∞																					
Don Gross, L ERA:	(9, 1) 0.1 S 3 0 0 0 0 1 0 0 0 0 0 0 2 6 0.00 3.000																					

Batter	1	2	3	4	5	6	7	8	9	AB	R	H	RBI	BB	SO	LOB	TOP		
Roman Mejias, R OBP: 0.290, SLG: 0.633	0-0 4-3		0-0 F3			0-0 5-3		0-0 5-3	4 0 0 0 0 0										
Dick Groat, R OBP: 0.297, SLG: 0.432	0-0 4-3			0-0 F8		0-0 F7		0-0 G3 1B	4 0 1 0 0 0										
Bob Skinner, L OBP: 0.360, SLG: 0.360	0-0 4-3			0-0 E4			0-0 F9	0-0 G3	4 0 0 0 0 1										
R C Stevens, R OBP: 0.333, SLG: 0.826		4-0 4-1 BB		0-0 F7		0-0 6-3		0-0 F4	3 0 0 0 1 0 2										
Frank Thomas, R OBP: 0.376, SLG: 0.684		0-0 F8		0-0 F7			0-0 5-3		3 0 0 0 0 0 2										
Roberto Clemente, R OBP: 0.364, SLG: 0.459		0-0 4-1			0-0 FC6-4 1B		0-3 K		3 0 1 0 0 1 1										
Bill Mazerolski, R OBP: 0.357, SLG: 0.485		0-0 F8			0-0 FC6-4 G1-6-3 1-2		0-0 F8		3 0 0 0 0 0 2										
Danny Kravitz, L OBP: 0.455, SLG: 0.444			0-3 K		0-0 G1-6-3 1-2		0-0 1B		3 0 1 0 0 1 1										
Bennie Daniels, L George Perez, R Johnny O'Brien, R George Witt, R Gene Freese, R Bob Smith, R			0-3 K		0-3 K		0-0 5-3		0 0 0 0 0 0 0 1 0 0 0 0 0 1 0 1 0 0 0 0 0 1 0 0 0 0 0 0 0 0 0 1 0 0 0 0 0 0 1 0 0 0 0 0 0 0 0										
Inning Stats	R: 0 E: 0 K: 0 S: 3	H: 0 LOB: 0 BB: 0 P: 3	R: 0 E: 0 K: 0 S: 3	H: 0 LOB: 1 BB: 1 P: 7	R: 0 E: 0 K: 2 S: 7	H: 0 LOB: 0 BB: 0 P: 7	R: 0 E: 1 K: 0 S: 4	H: 0 LOB: 1 BB: 0 P: 4	R: 0 E: 0 K: 1 S: 5	H: 0 LOB: 0 BB: 0 P: 5	R: 0 E: 0 K: 0 S: 3	H: 0 LOB: 0 BB: 0 P: 3	R: 0 E: 0 K: 1 S: 6	H: 1 LOB: 1 BB: 0 P: 6	R: 0 E: 0 K: 0 S: 4	H: 1 LOB: 1 BB: 0 P: 4	1B: 3 2B: 0 3B: 0 HR: 0	SF: 0 SAC: 0 DP: 1 HBP: 0	WP: 0 PA: 31 PB: 0 SB: 0 CS: 0
PITCHER Mike McCormick, L ERA: 2.21	IP: 9.0 WLS: W BF: 31 H: 3 R: 0 ER: 0 SO: 4 BB: 1 IBB: 0 HBP: 0 BLK: 0 WP: 0 HR: 0 S: 38 P: 42 ERA: 0.00 WHIP: 0.444																		

Pittsburgh Pirates @ San Francisco Giants
Seals Stadium, San Francisco, CA
Tue May 06 1958, 10:05 PM EDT
Att: 10,849 - Unknown

AB	30
R	0
H	3
RBI	0
BB	1
SO	4
LOB	10



Batter	1	2	3	4	5	6	7	8	9	AB	R	H	RBI	BB	SO	LOB	BOTTOM		
Eddie Bressoud, R OBP: 0.417, SLG: 0.500	0-0 K			4-0 FC6-4 BB		4-0 WP BB		0-0 6-3	3 1 1 0 2 1 2										
Willie Mays, R OBP: 0.436, SLG: 0.554	4-0 1B SF8 BB	0-0 G4-6-3 1B		0-0 F7		0-0 SF9		0-0 1B	3 1 2 1 1 0 1										
Daryl Spencer, R OBP: 0.402, SLG: 0.568	0-0 BB 2B 1B	0-0 F8		0-0 FC6-4 1-2		0-0 5-3		0-0 4-3	5 1 1 1 0 0 5										
Ray Jablonski, R OBP: 0.391, SLG: 0.500	0-0 SF8	0-0 G4-6-3			0-0 5-3		0-0 F7		2 0 0 1 0 0 1										
Jim Davenport, R OBP: 0.336, SLG: 0.392		0-0 1-2 2-3							1 0 0 0 0 0 0										
Orlando Cepeda, R OBP: 0.356, SLG: 0.695	4-0 BB 2B BB		0-0 HR		0-0 5-3		0-0 6-3		3 2 1 1 1 0 0										
Hank Sauer, R OBP: 0.426, SLG: 0.750	4-0 BB 2B		0-3 K		0-0 F8		0-0 WP 1B		2 1 0 0 1 1 0										
Don Taussig, R OBP: 0.400, SLG: 0.357	1-2 2-3 BB		0-0 L6-3						1 0 1 0 0 0 0										
Willie Kirkland, L OBP: 0.239, SLG: 0.338	0-0 F4		0-0 L6-3			0-0 BB SF9 1B	4-0 BB 1-2		3 1 1 0 1 0 4										
Bob Schmidt, R OBP: 0.340, SLG: 0.591	0-0 2B		0-0 4-3			4-0 WP BB K	0-3 K		3 0 1 3 1 1 2										
Mike McCormick, L OBP: 0.375, SLG: 0.167	4-0 BB			0-0 F7		0-3 K		0-0 1-3	3 0 0 0 1 1 2										
Inning Stats	R: 5 E: 0 K: 1 S: 8	H: 3 LOB: 2 BB: 4 P: 24	R: 0 E: 0 K: 0 S: 3	H: 1 LOB: 0 BB: 0 P: 3	R: 1 E: 0 K: 1 S: 6	H: 1 LOB: 0 BB: 0 P: 6	R: 0 E: 0 K: 0 S: 3	H: 0 LOB: 1 BB: 1 P: 7	R: 0 E: 0 K: 0 S: 3	H: 0 LOB: 0 BB: 0 P: 3	R: 1 E: 0 K: 1 S: 6	H: 1 LOB: 2 BB: 2 P: 14	R: 0 E: 0 K: 1 S: 6	H: 1 LOB: 2 BB: 1 P: 10	R: 0 E: 0 K: 0 S: 4	H: 1 LOB: 1 BB: 0 P: 4	1B: 6 2B: 2 3B: 0 HR: 1	SF: 2 SAC: 0 DP: 2 HBP: 0	WP: 3 PA: 39 PB: 0 SB: 0 CS: 0
PITCHER Bennie Daniels, R George Perez, R George Witt, R Bob Smith, L	IP: 0.1 WLS: L BF: 5 H: 2 R: 4 ER: 4 SO: 2 BB: 0 IBB: 0 HBP: 0 BLK: 0 WP: 1 HR: 1 S: 11 P: 32 ERA: 3.86 WHIP: 1.286	IP: 4.2 WLS: 19 BF: 3 H: 2 R: 2 ER: 2 SO: 2 BB: 3 IBB: 0 HBP: 0 BLK: 0 WP: 2 HR: 0 S: 12 P: 24 ERA: 4.50 WHIP: 2.500	IP: 2.0 WLS: 11 BF: 2 H: 1 R: 1 ER: 1 SO: 2 BB: 3 IBB: 0 HBP: 0 BLK: 0 WP: 0 HR: 0 S: 4 P: 4 ERA: 5.06 WHIP: 1.000	IP: 1.0 WLS: 4 BF: 1 H: 0 R: 0 ER: 0 SO: 0 BB: 0 IBB: 0 HBP: 0 BLK: 0 WP: 0 HR: 0 S: 4 P: 4 ERA: 0.00 WHIP: 1.000															

Pittsburgh Pirates @ San Francisco Giants
Seals Stadium, San Francisco, CA
Tue May 06 1958, 10:05 PM EDT
Att: 10,849 - Unknown


AB	29
R	7
H	8
RBI	7
BB	8
SO	4
LOB	17



Batter	1	2	3	4	5	6	7	8	9	AB	R	H	RBI	BB	SO	LOB	TOP								
Bill Virdon, L (1, 8) OBP: 0.362, SLG: 0.391	G3	K			F8		F6		K	5	0	0	0	0	2	4									
Dick Groat, R (1, 6) OBP: 0.313, SLG: 0.441	F6			FC6-4 1B	5-3		HR 1B		FC4-6 1B	5	1	3	0	0	0	0									
Bob Skinner, L (1, 7) OBP: 0.352, SLG: 0.388	F8		F8		HR		F9		FC4-6 BB	5	1	1	1	1	0	4									
Ted Kluszewski, L (1, 3) OBP: 0.333, SLG: 0.349		3-1	FC6-4 2B		HR					4	2	2	3	1	0	1									
R C Stevens, R (9, PR) OBP: 0.333, SLG: 0.826			1-2		HR		1-H HR		BB	0	0	0	0	0	0	0									
Frank Thomas, R (1, 5) OBP: 0.378, SLG: 0.714		1-3		2B	HR		K		K	5	1	2	1	0	2	3									
Roberto Clemente, R (1, 9) OBP: 0.370, SLG: 0.462			F3		1-3					4	1	2	0	0	0	2									
Bill Mazerowski, R (1, 4) OBP: 0.351, SLG: 0.471			1B BB		F4		F3		G6-4-3 1B	4	0	1	0	0	0	1									
Hardy Peterson, R (1, 2) OBP: 0.429, SLG: 0.333					5-3		5-3		1-3	4	0	1	0	0	0	0									
Bob Friend, R (1, 1)					6-3		K			1	0	0	1	1	0	0									
Ron Blackburn, R (4, 1) OBP: 1.000, SLG: 2.000									FC4-6 1B	0	0	0	0	0	0	0									
Curt Raydon, R (5, 1)										1	0	0	0	0	1	0									
John Powers, L (9, PH) OBP: 0.364, SLG: 0.222									1B	1	0	1	0	0	0	0									
Inning Stats	R: 0 E: 0 K: 0 S: 3	H: 0 LOB: 0 BB: 0 P: 3	R: 1 E: 0 K: 1 S: 8	H: 3 LOB: 3 BB: 1 P: 12	R: 0 E: 0 K: 0 S: 5	H: 2 LOB: 2 BB: 0 P: 5	R: 0 E: 0 K: 0 S: 3	H: 0 LOB: 0 BB: 0 P: 3	R: 3 E: 0 K: 0 S: 6	H: 3 LOB: 0 BB: 0 P: 6	R: 0 E: 0 K: 1 S: 5	H: 0 LOB: 0 BB: 0 P: 5	R: 2 E: 0 K: 1 S: 7	H: 2 LOB: 0 BB: 0 P: 7	R: 0 E: 0 K: 0 S: 3	H: 1 LOB: 0 BB: 0 P: 3	R: 0 E: 0 K: 2 S: 9	H: 2 LOB: 3 BB: 1 P: 13	1B: 8 2B: 1 3B: 0 HR: 4	SF: 0 SAC: 0 DP: 1 HBP: 0	WP: 0 PB: 0 SB: 0 CS: 0	PA: 41			
PITCHER	IP	WLS	BF	H	R	ER	SO	BB	IBB	HBP	BLK	WP	HR	S	P	ERA	WHIP								
Curt Barclay, R (1, 1) ERA: 2.81	4.2		23	8	4	4	1	1	0	0	0	0	3	24	28	7.71	1.929								
Ai Worthington, R (5, 1) ERA: 4.32	2.1	W	10	3	2	2	2	0	0	0	0	0	1	14	14	7.71	1.286								
Mary Grissom, R (8, 1) ERA: 3.27	2.0	S	8	2	0	0	2	1	0	0	0	0	0	11	15	0.00	1.500								

Pittsburgh Pirates @ San Francisco Giants
Seals Stadium, San Francisco, CA
Wed May 07 1958, 6:33 AM EDT
Att: 8,052 - Unknown


AB 39
R 6
H 13
RBI 6
BB 2
SO 5
LOB 15



Batter	1	2	3	4	5	6	7	8	9	AB	R	H	RBI	BB	SO	LOB	BOTTOM								
Eddie Bressoud, R (1, 4) OBP: 0.313, SLG: 0.357	G3		5-3	SH1-4	F8			5-3		4	0	0	0	0	0	4									
Willie Mays, R (1, 8) OBP: 0.434, SLG: 0.535	F9		1B IBB	4-3		4-3		CS BB		3	0	0	0	2	0	1									
Daryl Spencer, R (1, 6) OBP: 0.396, SLG: 0.553	6-3			6-3		5-3		CS		4	0	1	2	0	0	1									
Ray Jablonski, R (1, 5) OBP: 0.333, SLG: 0.409		5-3			F7		K			4	0	0	0	0	1	2									
Jim Davenport, R (7, 5) OBP: 0.336, SLG: 0.392			FC6-4 1B			K				0	0	0	0	0	0	0									
Orlando Cepeda, R (1, 3) OBP: 0.362, SLG: 0.682	F8			1B BB	HBP BB		1-3			3	2	1	0	1	0	0									
Hank Sauer, R (1, 7) OBP: 0.444, SLG: 0.741	K			1B HR	1B		BB HBP			2	2	1	0	2	1	0									
Don Taussig, R (8, 7) OBP: 0.400, SLG: 0.357				1B HR	1B		SH1-3 BB			0	0	0	0	0	0	0									
Willie Kirkland, L (1, 9) OBP: 0.287, SLG: 0.353								F9		3	1	2	1	0	0	1									
Bob Schmidt, R (1, 2) OBP: 0.358, SLG: 0.652										2	2	1	4	1	0	1									
Jim King, L (7, PH) OBP: 0.361, SLG: 0.300			FC6-4 2B					3-1		1	0	0	0	0	0	1									
Valmy Thomas, R (8, 2) OBP: 0.308, SLG: 0.182			1B		HR		SH1-3 BB			0	0	0	0	0	0	0									
Curt Barclay, R (1, 1) OBP: 0.667, SLG: 1.000										2	1	2	0	0	0	0									
Ai Worthington, R (5, 1)										0	0	0	1	0	0	0									
Mary Grissom, R (8, 1)										1	0	0	0	0	1	0									
Inning Stats	R: 0 E: 0 K: 0 S: 3	H: 0 LOB: 0 BB: 0 P: 3	R: 0 E: 0 K: 1 S: 5	H: 0 LOB: 0 BB: 0 P: 5	R: 2 E: 0 K: 0 S: 6	H: 3 LOB: 2 BB: 1 P: 10	R: 4 E: 0 K: 0 S: 7	H: 4 LOB: 1 BB: 1 P: 11	R: 2 E: 0 K: 0 S: 4	H: 1 LOB: 2 BB: 2 P: 13	R: 0 E: 0 K: 1 S: 5	H: 0 LOB: 0 BB: 0 P: 5	R: 0 E: 0 K: 0 S: 3	H: 0 LOB: 1 BB: 1 P: 7	R: 0 E: 0 K: 1 S: 4	H: 0 LOB: 0 BB: 1 P: 8	R: 0 E: 0 K: 1 S: 4	H: 0 LOB: 0 BB: 1 P: 8	1B: 6 2B: 1 3B: 0 HR: 1	SF: 0 SAC: 2 DP: 0 HBP: 1	WP: 0 PB: 0 SB: 0 CS: 1	PA: 39			
PITCHER	IP	WLS	BF	H	R	ER	SO	BB	IBB	HBP	BLK	WP	HR	S	P	ERA	WHIP								
Bob Friend, R (1, 1) ERA: 3.64	3.0	L	18	7	6	6	1	1	0	0	0	0	0	5	14	13.50	2.250								
Ron Blackburn, R (4, 1) ERA: 3.52	1.1		8	1	2	2	0	2	0	1	0	0	0	5	14	13.50	2.250								
Curt Raydon, R (5, 1) ERA: 2.7	3.2		12	0	0	0	2	2	0	0	0	0	0	14	22	0.00	0.545								

Pittsburgh Pirates @ San Francisco Giants
Seals Stadium, San Francisco, CA
Wed May 07 1958, 6:33 AM EDT
Att: 8,052 - Unknown

AB 29
R 8
H 8
RBI 8
BB 6
SO 3
LOB 11



Batter	1	2	3	4	5	6	7	8	9	AB	R	H	RBI	BB	SO	LOB	TOP					
Jim Gilliam, S OBP: 0.409, SLG: 0.405 (1, 7)	1-1 F8 2B		0-0 1B			2-2 F9		2-2 5-3 1B	0-0 6-3	5	0	3	0	0	0	1	Los Angeles Dodgers @ San Francisco Giants Seals Stadium, San Francisco, CA Fri May 09 1958, 10:05 PM EDT Att: 20,653 - Unknown					
Gino Cimoli, R OBP: 0.295, SLG: 0.398 (1, 9)	1-2 F8 2-3		1-1 F7			2-2 4-3		2-1 F8		4	0	0	0	0	0	4						
Duke Snider, L OBP: 0.319, SLG: 0.308 Don Demeter, R OBP: 0.182, SLG: 0.273 (1, 8) (7, 8)	3-3 K			0-0 G3		2-1 4-3		0-0 5-3		3	0	0	0	0	1	1						
Gil Hodges, R OBP: 0.337, SLG: 0.351 (1, 3)	1-2 6-3			2-3 K			2-2 BB 1B G6-4-3 1B	3-3 K		4	1	1	0	0	2	3						
Charlie Neal, R OBP: 0.380, SLG: 0.486 (1, 4)		2-3 K		1-0 1B		1-0 1B		0-1 1B 3B 1B		4	1	3	0	0	1	0						
Dick Gray, R OBP: 0.387, SLG: 0.593 (1, 5)	1-2 5-3			1-3 K		4-1 1B		2-3 K		3	0	0	0	1	2	2						
Don Zimmer, R OBP: 0.349, SLG: 0.397 (1, 6)	1-3 K				0-1 F2		1-2 G6-4-3 BB	0-0 1B 3B 1B		4	1	1	0	0	1	2						
Rube Walker, L OBP: 0.220, SLG: 0.167 John Roseboro, L OBP: 0.471, SLG: 0.385 (1, 2) (5, 2)			1-2 G3		0-0 F8		1-2 F1	0-0 3B		2	0	0	0	0	0	0						
Danny McDevitt, L Norm Lanier, L Larry Sherry, R Ron Negray, R Elmer Valo, L Roger Craig, R Randy Jackson, R (1, 1) (3, PH) (3, 1) (4, 1) (8, PH) (8, 1) (9, PH)			2-2 F7		1-3 K			2-2 5-3 1B 1B	3-2 F4	0	0	0	0	0	0	0						
Inning Stats	R: 0 E: 0 K: 1 S: 13	H: 1 LOB: 1 BB: 0 P: 19	R: 0 E: 0 K: 2 S: 9	H: 0 LOB: 0 BB: 0 P: 13	R: 0 E: 0 K: 0 S: 9	H: 1 LOB: 1 BB: 0 P: 13	R: 0 E: 0 K: 2 S: 10	H: 1 LOB: 1 BB: 0 P: 14	R: 0 E: 0 K: 1 S: 8	H: 0 LOB: 0 BB: 0 P: 9	R: 0 E: 0 K: 0 S: 8	H: 0 LOB: 0 BB: 0 P: 14	R: 1 E: 0 K: 0 S: 10	H: 2 LOB: 1 BB: 1 P: 18	R: 0 E: 0 K: 1 S: 12	H: 2 LOB: 2 BB: 0 P: 21		R: 2 E: 0 K: 1 S: 13	H: 3 LOB: 1 BB: 0 P: 18	1B: 8 2B: 1 3B: 1 HR: 0	SF: 0 SAC: 0 DP: 1 HBP: 0	WP: 0 PB: 0 SB: 0 CS: 0
PITCHER Ramon Monzant, R ERA: 3.72 (1, 1)	IP: 9.0 WLS: W BF: 37 H: 10 R: 3 ER: 3 SO: 8 BB: 1 IBB: 0 HBP: 0 BLK: 0 WP: 0 HR: 0 S: 92 P: 139 ERA: 3.00 WHIP: 1.222															PITCHER						


Batter	1	2	3	4	5	6	7	8	9	AB	R	H	RBI	BB	SO	LOB	BOTTOM			
Jim Davenport, R OBP: 0.353, SLG: 0.430 (1, 5)	1-1 BB 2B 1B	2-2 WP 1B HR 1B		0-3 K	0-1 3B		3-2 5-3			5	2	3	1	0	1	1	Los Angeles Dodgers @ San Francisco Giants Seals Stadium, San Francisco, CA Fri May 09 1958, 10:05 PM EDT Att: 20,653 - Unknown			
Daryl Spencer, R OBP: 0.406, SLG: 0.562 (1, 6)	4-0 2B 6-3 BB	0-0 WP HR 1B		0-0 HBP SF7 2B	0-1 F3			0-0 F7		4	3	2	0	1	0	1				
Willie Mays, R OBP: 0.452, SLG: 0.622 (1, 8)	2-0 6-3 SF9 2B	3-1 HR		4-0 HBP IBB		1-2 HR		3-2 5-3		4	3	3	5	1	0	0				
Hank Sauer, R OBP: 0.434, SLG: 0.705 Don Taussig, R OBP: 0.375, SLG: 0.333 (1, 7) (7, 7)	2-1 6-3	0-2 F7		3-2 HBP		3-3 K		1-3 K		3	0	0	2	0	1	1				
Orlando Cepeda, R OBP: 0.357, SLG: 0.678 (1, 3)	0-1 SF9		3-0 CS BB 1B	2-2 SF7		0-1 F6				2	0	1	2	0	0	0				
Bob Schmidt, R OBP: 0.388, SLG: 0.633 (1, 2)	3-3 5-3		4-1 CS BB	1-2 1-3		1-0 WP 1B				3	0	1	0	1	0	2				
Willie Kirkland, L OBP: 0.278, SLG: 0.366 (1, 9)		4-2 FC3-6 BB	3-1 F6		3-2 4-3 3B 2B	2-1 F7				3	1	1	0	1	0	3				
Danny O'Connell, R OBP: 0.328, SLG: 0.346 (1, 4)		0-1 F4	2-1 6-3		2-1 4-3		1-0 G3			4	0	0	0	0	0	4				
Ramon Monzant, R OBP: 0.286, SLG: 0.286 (1, 1)		0-2 FC3-6 1B WP		1-2 2B HBP 1B		0-2 6-3		0-1 1-3		4	2	1	0	0	0	2				
Inning Stats	R: 3 E: 0 K: 0 S: 8	H: 2 LOB: 0 BB: 1 P: 17	R: 4 E: 0 K: 0 S: 19	H: 3 LOB: 0 BB: 1 P: 28	R: 0 E: 0 K: 0 S: 6	H: 1 LOB: 1 BB: 1 P: 18	R: 2 E: 0 K: 1 S: 15	H: 2 LOB: 2 BB: 1 P: 25	R: 1 E: 0 K: 0 S: 13	H: 2 LOB: 1 BB: 0 P: 18	R: 1 E: 0 K: 1 S: 11	H: 2 LOB: 1 BB: 0 P: 18	R: 0 E: 0 K: 0 S: 6	H: 0 LOB: 0 BB: 0 P: 10	R: 0 E: 0 K: 1 S: 7	H: 0 LOB: 0 BB: 0 P: 11		1B: 6 2B: 3 3B: 1 HR: 2	SF: 2 SAC: 0 DP: 0 HBP: 1	WP: 2 PB: 0 SB: 0 CS: 2
PITCHER Danny McDevitt, L ERA: 7.4 Larry Sherry, R ERA: 12.46 Ron Negray, R ERA: 7.15 Roger Craig, R ERA: 9.82 (1, 1) (3, 1) (4, 1) (8, 1)	IP: 2.0 WLS: L BF: 13 H: 5 R: 7 ER: 7 SO: 7 BB: 2 IBB: 0 HBP: 0 BLK: 0 WP: 1 HR: 1 S: 27 P: 45 ERA: 31.50 WHIP: 3.500															PITCHER				


AB	36
R	3
H	10
RBI	2
BB	1
SO	8
LOB	17



Batter	1	2	3	4	5	6	7	8	9	AB	R	H	RBI	BB	SO	LOB	TOP										
Jim Gilliam, S OBP: 0.424, SLG: 0.455 (1, 7)	2-2 FC1-6 1B			0-0 HR		1-1 6-3			4-0 IBB SH3-4 BB	3	1	2	1	1	0	0	Los Angeles Dodgers @ San Francisco Giants Seals Stadium, San Francisco, CA Sat May 10 1958, 6:33 AM EDT Att: 20,774 - Unknown										
Gino Cimoli, R OBP: 0.297, SLG: 0.430 (1, 8)	0-1 FC1-6 G6-4-3 1-2f			1-2 F3		0-2 HR			0-0 SH3-4 1-2	3	1	1	1	0	0	1											
Charlie Neal, R OBP: 0.368, SLG: 0.468 (9, PH)	3-1 G6-4-3 1-2f			1-3 K		1-3 K			4-0 IBB IBB	3	0	0	0	0	2	1											
Duke Snider, L OBP: 0.329, SLG: 0.308 (9, 7)				0-0 F9					4-0 IBB IBB	3	0	1	0	1	0	0											
Carl Furillo, R OBP: 0.386, SLG: 0.531 (1, 9)		0-0 G6-4-3 1B							4-0 IBB IBB	3	0	1	0	1	0	0											
Dick Gray, R OBP: 0.364, SLG: 0.552 (1, 5)		1-0 G6-4-3 1-2f			1-2 5-3				1-0 F8	4	0	0	0	0	1	3											
Gil Hodges, R OBP: 0.336, SLG: 0.344 (1, 3)		1-0 L8			4-1 FC6-4 BB					2	0	0	0	1	1	0											
Don Zimmer, R OBP: 0.348, SLG: 0.393 (1, 6)			1-1 6-3 1B		3-2 FC6-4 1-2f				0-1 F4	3	0	1	0	0	0	1											
Joe Pignatano, R OBP: 0.250, SLG: 0.176 (1, 2)			3-2 6-3 1-2		2-0 F8				0-1 F8	3	0	0	0	0	0	2											
Johnny Podres, L OBP: 0.133, SLG: 0.143 (1, 1)			0-2 F3			2-3 K			0-0 F2	3	0	0	0	0	1	0											
Inning Stats	R: 0 E: 0 K: 0 S: 7	H: 1 LOB: 0 BB: 0 P: 12	R: 0 E: 0 K: 0 S: 3	H: 1 LOB: 0 BB: 0 P: 5	R: 0 E: 0 K: 0 S: 10	H: 1 LOB: 0 BB: 0 P: 14	R: 1 E: 0 K: 1 S: 8	H: 1 LOB: 1 BB: 1 P: 10	R: 0 E: 0 K: 0 S: 9	H: 0 LOB: 0 BB: 0 P: 14	R: 1 E: 0 K: 2 S: 12	H: 1 LOB: 0 BB: 0 P: 16	R: 0 E: 0 K: 2 S: 9	H: 0 LOB: 0 BB: 0 P: 14	R: 0 E: 0 K: 0 S: 5	H: 0 LOB: 2 BB: 3 P: 15	1B: 3 2B: 0 3B: 0 HR: 2	SF: 0 SAC: 1 DP: 2 HBP: 0	WP: 0 PB: 0 SB: 0 CS: 0	PA: 32							
PITCHER	IP	WLS	BF	H	R	ER	SO	BB	IBB	HBP	BLK	WP	HR	S	P	ERA	WHIP										
Johnny Antonelli, L ERA: 3.38 Mary Grissom, R ERA: 3.0	(1, 1)	8.0	27	5	2	2	5	1	0	0	0	0	2	63	95	2.25	0.750										

Batter	1	2	3	4	5	6	7	8	9	AB	R	H	RBI	BB	SO	LOB	BOTTOM										
Jim Davenport, R OBP: 0.348, SLG: 0.422 (1, 5)	0-2 G6-4-3 1B		2-0 F4			0-2 5-3			2-2 FC4-6 1-2f	4	0	1	0	0	0	1	Los Angeles Dodgers @ San Francisco Giants Seals Stadium, San Francisco, CA Sat May 10 1958, 6:33 AM EDT Att: 20,774 - Unknown										
Daryl Spencer, R OBP: 0.390, SLG: 0.538 (1, 6)	2-2 G6-4-3 1-2f			2-2 6-3		1-2 L5			0-0 5-3	4	0	0	0	0	0	2											
Willie Mays, R OBP: 0.454, SLG: 0.645 (1, 8)	3-2 HR			0-1 F9			4-0 BB		1-2 F9	3	1	1	1	1	0	0											
Hank Sauer, R OBP: 0.425, SLG: 0.672 (1, 7)	3-2 L7			4-1 BB			1-1 F8		2-2 6-3	3	0	0	0	1	0	1											
Orlando Cepeda, R OBP: 0.353, SLG: 0.656 (1, 3)		3-3 K		1-3 K			1-2 F7		4-0 BB 1B BB	3	1	0	0	1	2	2											
Bob Schmidt, R OBP: 0.361, SLG: 0.596 (1, 2)		0-0 6-3			1-1 F8				4-0 1B BB	3	0	0	0	1	0	1											
Willie Kirkland, L OBP: 0.272, SLG: 0.356 Don Taussig, R OBP: 0.357, SLG: 0.435 (8, PH)		2-2 F8			0-1 F3			4-1 SH1-4 1B BB	0-0 1B	2	0	0	0	0	0	0											
Danny O'Connell, R OBP: 0.317, SLG: 0.333 (1, 4)			2-2 6-3		2-1 F7			1-1 SH1-4	1-2 1B	2	0	0	0	0	0	0											
Johnny Antonelli, L OBP: 0.357, SLG: 0.500 Ray Jablonski, R OBP: 0.357, SLG: 0.435 Ruben Gomez, R OBP: 0.357, SLG: 0.462 Mary Grissom, R (9, 1)			0-3 K		1-1 F6			0-2 FC4-6 1B		2	0	0	0	0	1	0											
Inning Stats	R: 1 E: 0 K: 0 S: 17	H: 2 LOB: 0 BB: 0 P: 25	R: 0 E: 0 K: 1 S: 7	H: 0 LOB: 0 BB: 0 P: 12	R: 0 E: 0 K: 1 S: 8	H: 0 LOB: 0 BB: 0 P: 12	R: 0 E: 0 K: 1 S: 9	H: 0 LOB: 1 BB: 1 P: 16	R: 0 E: 0 K: 0 S: 6	H: 0 LOB: 0 BB: 0 P: 9	R: 0 E: 0 K: 0 S: 8	H: 0 LOB: 0 BB: 0 P: 10	R: 0 E: 0 K: 0 S: 7	H: 0 LOB: 1 BB: 1 P: 13	R: 1 E: 0 K: 0 S: 10	H: 1 LOB: 1 BB: 1 P: 17	R: 0 E: 0 K: 0 S: 8	H: 1 LOB: 2 BB: 2 P: 19	1B: 3 2B: 0 3B: 0 HR: 1	SF: 0 SAC: 1 DP: 1 HBP: 0	WP: 0 PB: 0 SB: 0 CS: 0	PA: 34					
PITCHER	IP	WLS	BF	H	R	ER	SO	BB	IBB	HBP	BLK	WP	HR	S	P	ERA	WHIP										
Johnny Podres, L ERA: 3.26	(1, 1)	8.2	L	34	4	3	3	3	5	0	0	0	1	80	133	3.12	1.038										

Batter	1	2	3	4	5	6	7	8	9	AB R H RBI BB SO LOB	TOP											
Jim Davenport, R OBP: 0.368, SLG: 0.425 (1.5)	0-0 E 1B	1-0 2H 1B		4-0 1B BB	4-2 HR BB	2-2 E5 1-3 2H		3-1 F5		4 1 2 1 2 0 2	San Francisco Giants @ Los Angeles Dodgers Los Angeles Memorial Coliseum, Los Angeles, CA Mon May 12 1958, 10:05 PM EDT Att: 29,770 - Unknown AB 43 R 12 H 17 RBI 11 BB 6 SO 7 LOB 30 											
Don Toussig, R OBP: 0.417, SLG: 0.333 (1.9)	2-2 F7	3-2 G3		2-2 1-2 1B	4-2 HR BB		0-2 5-3	0-1 5-3	5 1 1 1 1 0 2													
Willie Mays, R OBP: 0.465, SLG: 0.704 (1.8)	0-0 E1 1-2		0-0 HR	2-3 K	0-0 HR		1-2 1B	4-1 5-3-2 BB	5 2 3 5 1 1 3													
Hank Sauer, R OBP: 0.412, SLG: 0.638 (1.7)	2-2 F6		1-1 G1-6-3 1B	2-3 K	0-0 F6		1-3 K	3-1 5-3-2 1H	5 0 1 0 0 2 5 1 0 0 0 0 0 1													
Willie Kirkland, L OBP: 0.298, SLG: 0.351 (7.7)																						
Orlando Cepeda, R OBP: 0.355, SLG: 0.642 (1.3)	1-1 F3		0-0 G1-6-3 1B 1-2		2-2 E 2B 1B	2-2 1B 1B	2-2 L7		5 2 2 0 0 0 4													
Daryl Spencer, R OBP: 0.400, SLG: 0.598 (1.6)		3-2 HR	4-1 2B BB		1-3 K	1-3 K		2-1 HR	4 2 2 2 1 2 2													
Bob Schmidt, R OBP: 0.394, SLG: 0.625 (1.2)		4-2 1B BB	2-0 1-3 2B		3-2 E6 2B BB	3-1 1B E		0-0 FC6-4 1B	4 3 3 0 1 0 1													
Danny O'Connell, R OBP: 0.324, SLG: 0.339 (1.4)		1-2 1-2 K 1B	1-1 5-3		1-3 K	0-1 E5 1-2 3H 1B		2-2 F3	5 0 2 1 0 1 5													
Ruben Gomez, R OBP: 0.316, SLG: 0.444 (1.1)		1-3 K 1-2		0-0 6-3	2-2 BB HR 2B	0-0 F3		2-2 FC6-4 1-2	5 1 1 1 0 1 5													
Inning Stats	R: 0 E: 1 K: 0 S: 11	H: 1 LOB: 2 BB: 0 P: 16	R: 2 E: 0 K: 1 S: 18	H: 3 LOB: 1 BB: 1 P: 31	R: 1 E: 0 K: 0 S: 8	H: 3 LOB: 2 BB: 1 P: 16	R: 0 E: 0 K: 2 S: 10	H: 1 LOB: 1 BB: 0 P: 20	R: 6 E: 1 K: 2 S: 25	H: 3 LOB: 0 BB: 2 P: 42	R: 2 E: 1 K: 1 S: 15	H: 3 LOB: 2 BB: 0 P: 23	R: 0 E: 0 K: 1 S: 12	H: 1 LOB: 1 BB: 0 P: 16	R: 1 E: 0 K: 0 S: 11	H: 2 LOB: 1 BB: 0 P: 20	R: 0 E: 0 K: 0 S: 5	H: 0 LOB: 0 BB: 1 P: 12	1B: 11 2B: 3 3B: 0 HR: 4	SF: 0 SAC: 0 DP: 2 HBP: 0	WP: 0 PB: 0 SB: 0 CS: 0	PA: 49
PITCHER	IP WLS BF H R ER SO BB IBB HBP BLK WP HR S P ERA WHIP											PITCHER	IP WLS BF H R ER SO BB IBB HBP BLK WP HR S P ERA WHIP									
Don Drysdale, R ERA: 7.94 (1.1)	2.0 L 13 6 3 3 1 1 0 0 0 0 2 32 51 13.50 3.500																					
Don Bessent, R ERA: 1.06 (3.1)	2.2 15 4 4 0 4 3 0 0 0 0 0 35 65 0.00 2.625																					
Ed Roebuck, R ERA: 2.7 (5.1)	0.1 3 1 2 0 0 1 0 0 0 0 0 1 5 9 0.00 6.000																					
Roger Craig, R ERA: 8.71 (6.1)	3.0 15 6 3 2 2 0 0 0 0 0 1 38 59 6.00 2.000																					
Clem Labine, R ERA: 7.94 (9.1)	1.0 3 0 0 0 0 1 0 0 0 0 0 5 12 0.00 1.000																					

Batter	1	2	3	4	5	6	7	8	9	AB R H RBI BB SO LOB	BOTTOM						
Jim Gilliam, S OBP: 0.406, SLG: 0.432 (1.7)	1-2 4-3		3-1 4-3			0-1 1-3		1-2 F9		4 0 0 0 0 0 1	San Francisco Giants @ Los Angeles Dodgers Los Angeles Memorial Coliseum, Los Angeles, CA Mon May 12 1958, 10:05 PM EDT Att: 29,770 - Unknown AB 33 R 3 H 6 RBI 3 BB 1 SO 10 LOB 10 						
Don Zimmer, R OBP: 0.343, SLG: 0.400 (1.6)	1-3 K			2-2 2B		1-1 5-3		3-1 F4		4 1 1 0 0 1 1							
Duke Snider, L OBP: 0.338, SLG: 0.324 (1.8)	4-2 BB			0-0 2H 2B		2-2 4-3		1-0 4-3		3 0 1 1 1 0 1							
Carl Furillo, R OBP: 0.361, SLG: 0.491 (1.9)	2-1 F8			2-3 K			1-2 F7		2-2 5-3	4 0 0 0 0 1 2							
Charlie Neal, R OBP: 0.364, SLG: 0.469 (1.4)		1-3 K G5-4-3		1-3 K			2-2 3B 2B		0-2 4-3	4 1 1 0 0 2 1							
Gil Hodges, R OBP: 0.333, SLG: 0.370 (1.3)		0-1 G5-4-3 1-2		0-0 5-3			2-1 1-3		2-0 HR	4 1 1 1 0 0 3							
Dick Gray, R OBP: 0.357, SLG: 0.565 (1.5)		3-3 K			2-1 6-3		1-1 2H 3B		2-3 K	4 0 1 1 0 2 0							
John Roseboro, L OBP: 0.432, SLG: 0.345 (1.2)			1-3 K		0-0 F8		3-3 K			3 0 0 0 0 2 1							
Don Drysdale, R ERA: 7.94 (1.1)			1-3 K		1-3 K			0-0 1B		0 0 0 0 0 0 0 1 0 0 0 0 0 1 0 0 0 0 0 0 0 1 0 0 0 0 0 1 0 0 0 0 0 0 0 1 0 0 0 0 0 0 1 0 0 0 0 0 0 0 0 0 0 0 0 0	WP: 0 PB: 1 SB: 0 CS: 0	PA: 34					
PITCHER	IP WLS BF H R ER SO BB IBB HBP BLK WP HR S P ERA WHIP											PITCHER	IP WLS BF H R ER SO BB IBB HBP BLK WP HR S P ERA WHIP				
Ruben Gomez, R ERA: 5.21 (1.1)	9.0 W 34 6 3 3 10 1 0 0 0 0 1 84 132 3.00 0.778																

Batter	1	2	3	4	5	6	7	8	9	AB	R	H	RBI	BB	SO	LOB	TOP					
Jim Davenport, R OBP: 0.382, SLG: 0.435	4-1 HR BB	0-1 F7	0-1 F9	4-2 1-2 BB		1-0 1B BB 2B	2-3 K		1-0 2-3 1B	5	2	2	0	2	1	4	San Francisco Giants @ Los Angeles Dodgers Los Angeles Memorial Coliseum, Los Angeles, CA Tue May 13 1958, 6:33 AM EDT Att: 10,507 - Unknown					
Don Toussig, R OBP: 0.285, SLG: 0.286	1-2 F4	2-2 E5 HR	1-0 1-3	1-3 K		1-1 BB BB 1B		1-0 5-3	1-0 F1	7	1	1	0	0	1	8						
Willie Mays, R OBP: 0.492, SLG: 0.816	1-1 1-H HR	0-1 1-H HR		2-1 1B 3B	2-2 CS S 1B	4-2 1-2 BB BB		0-1 1B 3B		5	4	5	4	1	0	0						
Hank Sauer, R OBP: 0.411, SLG: 0.611	2-2 E5 1B 3B	0-3 K		4-1 1B HR BB	1-2 F2	4-2 1-2 G4-3 BB		1-2 L4-6 1B		3	2	0	1	2	1	1						
Willie Kirkland, L OBP: 0.277, SLG: 0.360										1	0	1	1	0	0	0						
Orlando Cepeda, R OBP: 0.372, SLG: 0.673	1-0 1-2 3B 1B	0-3 K		0-0 1-2 HR 1B	2-1 2-3 HR	2-1 2-3 HR		1-1 G4-3 1B		6	3	4	2	0	1	3						
Daryl Spencer, R OBP: 0.414, SLG: 0.689	1-2 1-H 2-H 1B 3B		0-1 F9	1-1 1-H 2-H HR	0-0 2B 2B		2-0 HR	1-1 L4-6		6	4	4	6	0	0	2						
Bob Schmidt, R OBP: 0.417, SLG: 0.645	2-3 K		0-0 1B 1B	2-2 1B 1B	0-0 2B 2B		1-0 5-3	0-1 1B SH1-3 1B		6	0	4	1	0	1	1						
Danny O'Connell, R OBP: 0.356, SLG: 0.376	2-1 3-H 1B		0-0 1-2 1B	0-2 1-2 1B	1-2 F8		3-2 FC1-6 1B	2-1 SH1-3		5	0	4	1	0	0	1						
Mike McCormick, L OBP: 0.333, SLG: 0.429	0-0 1-3		1-1 1-2 2-3 1B	0-2 FC3-5-6 BB		1-2 G3	0-0 FC1-6	2-0 6-3		1	0	0	0	0	0	1						
Inning Stats	R: 5 E: 1 K: 1 S: 22	H: 4 LOB: 1 BB: 1 P: 36	R: 2 E: 1 K: 2 S: 14	H: 1 LOB: 0 BB: 0 P: 16	R: 0 E: 0 K: 0 S: 9	H: 3 LOB: 3 BB: 0 P: 11	R: 4 E: 0 K: 1 S: 24	H: 5 LOB: 2 BB: 2 P: 38	R: 2 E: 0 K: 0 S: 16	H: 4 LOB: 1 BB: 0 P: 22	R: 1 E: 0 K: 0 S: 12	H: 2 LOB: 3 BB: 2 P: 24	R: 1 E: 0 K: 1 S: 11	H: 2 LOB: 1 BB: 0 P: 19	R: 1 E: 0 K: 0 S: 9	H: 3 LOB: 1 BB: 0 P: 13	R: 0 E: 0 K: 0 S: 7	H: 2 LOB: 2 BB: 0 P: 13	1B: 15 2B: 4 3B: 3 HR: 5	SF: 0 SAC: 1 DP: 3 HBP: 0	WP: 0 PB: 0 SB: 1 CS: 1	PA: 56
PITCHER	IP WLS BF H R ER SO BB IBB HBP BLK WP HR S P ERA WHIP															PITCHER	IP WLS BF H R ER SO BB IBB HBP BLK WP HR S P ERA WHIP					
Don Newcombe, R ERA: 8.25	(1.1) 2.1	(3.1) 0.2	(4.1) 2.0	(6.1) 2.0	(8.1) 2.0																	
Fred Kipp, L ERA: 5.09	(3.1) 0.2	(4.1) 2.0	(6.1) 2.0	(8.1) 2.0																		
Ed Roebuck, R ERA: 4.5	(4.1) 2.0	(6.1) 2.0	(8.1) 2.0																			
Sandy Koufax, L ERA: 6.75	(6.1) 2.0																					
Danny McDevitt, L ERA: 7.15	(8.1) 2.0																					

Batter	1	2	3	4	5	6	7	8	9	AB	R	H	RBI	BB	SO	LOB	BOTTOM					
Jim Gilliam, S OBP: 0.402, SLG: 0.412	4-1 HR HBP BB	3-2 3-1 4-3			0-0 F8		2-1 F9		4-2 BB	4	1	0	0	2	0	6	San Francisco Giants @ Los Angeles Dodgers Los Angeles Memorial Coliseum, Los Angeles, CA Tue May 13 1958, 6:33 AM EDT Att: 10,507 - Unknown					
Gino Cimoli, R OBP: 0.305, SLG: 0.429	1-2 HR HBP	2-2 HR 1B		0-0 F2		1-0 1B 1B		3-1 5-3	1-3 K	5	2	2	0	0	1	2						
Charlie Neal, R OBP: 0.365, SLG: 0.535	3-3 K	1-2 1-H 3-H HR		3-3 K		2-2 F6		0-0 HR		5	2	2	4	0	2	3						
Carl Furillo, R OBP: 0.369, SLG: 0.544	2-1 HR	0-0 5-3		1-0 6-3		0-1 1B		2-1 FC6-4 1B		4	1	2	3	0	0	0						
Johnny Podres, L OBP: 0.153, SLG: 0.143										0	0	0	0	0	0	0						
Elmer Valo, L OBP: 0.400, SLG: 0.571	1-2 1-H 2-H HR					1-2 1B				1	0	1	0	0	0	0						
Gil Hodges, R OBP: 0.345, SLG: 0.410	0-0 FC6-4 1B		0-0 HR		2-2 BB FC4-6 1B	2-0 F3		2-3 K		5	2	3	1	0	1	3						
Dick Gray, R OBP: 0.347, SLG: 0.530	0-1 F4		2-0 F8		4-2 FC4-6 BB 1-2 BB	0-0 4-3		2-1 FC6-4		4	0	0	0	1	0	4						
Don Zimmer, R OBP: 0.333, SLG: 0.377	2-0 FC6-4		1-1 E5 HBP		4-2 FC4-6 BB		0-0 E6		0-0 5-3	4	0	0	0	1	0	1						
Joe Pignatano, R OBP: 0.280, SLG: 0.190		2-1 1-3	2-1 FC3-6 HBP		0-0 L8		3-2 5-3		1-1 5-3 1B	4	0	1	0	0	0	4						
Don Newcombe, L ERA: 3.48	(1.1) 0.1	(3.1) 1.2	(4.1) 2.0	(6.1) 2.0	(8.1) 2.0																	
Ramon Montant, R ERA: 4.24	(3.1) 1.2	(4.1) 2.0	(6.1) 2.0	(8.1) 2.0																		
Al Worthington, R ERA: 4.37	(6.1) 2.0																					
Marv Grissom, R ERA: 2.77	(9.1) 1.0																					
Inning Stats	R: 3 E: 0 K: 1 S: 12	H: 2 LOB: 1 BB: 1 P: 24	R: 3 E: 0 K: 0 S: 14	H: 2 LOB: 0 BB: 1 P: 26	R: 1 E: 1 K: 0 S: 9	H: 1 LOB: 2 BB: 0 P: 17	R: 0 E: 0 K: 1 S: 5	H: 0 LOB: 0 BB: 0 P: 9	R: 0 E: 0 K: 0 S: 12	H: 2 LOB: 2 BB: 2 P: 23	R: 0 E: 0 K: 0 S: 9	H: 2 LOB: 0 BB: 0 P: 14	R: 0 E: 1 K: 0 S: 9	H: 0 LOB: 1 BB: 0 P: 16	R: 1 E: 0 K: 1 S: 10	H: 2 LOB: 1 BB: 0 P: 19	R: 0 E: 0 K: 1 S: 11	H: 1 LOB: 2 BB: 1 P: 17	1B: 7 2B: 0 3B: 0 HR: 4	SF: 0 SAC: 0 DP: 0 HBP: 2	WP: 0 PB: 0 SB: 0 CS: 0	PA: 47
PITCHER	IP WLS BF H R ER SO BB IBB HBP BLK WP HR S P ERA WHIP															PITCHER	IP WLS BF H R ER SO BB IBB HBP BLK WP HR S P ERA WHIP					

Batter	1	2	3	4	5	6	7	8	9	AB	R	H	RBI	BB	SO	LOB	TOP			
Jim Davenport, R (1.5) X OBP: 0.377, SLG: 0.438	F7		5-3 2B		K			F7		4	0	1	1	0	1	0	San Francisco Giants @ St. Louis Cardinals Sportsman's Park, St. Louis, MO Wed May 14 1958, 8:05 PM EDT Att: 20,442 - Unknown			
Danny O'Connell, R (1.4) B OBP: 0.364, SLG: 0.364	FC9-6 BB		5-3				F8	BB		2	0	0	0	2	0	1				
Willie Mays, R (1.8) X OBP: 0.476, SLG: 0.785	FC9-6 S 1-2 E		F9				F9	F3		4	1	0	0	0	0	3				
Orlando Cepeda, R (1.3) S OBP: 0.359, SLG: 0.648	K 1-H			5-3			5-3		F8	4	0	0	0	0	1	0				
Daryl Spencer, R (1.6) X OBP: 0.417, SLG: 0.701		4-3		6-3						4	0	2	0	0	0	0				
Bob Schmidt, R (1.2) X OBP: 0.408, SLG: 0.615		6-3			4-0 BB		2B K		F4	3	0	0	0	1	1	2				
Don Taussig, R (1.7) OBP: 0.333, SLG: 0.267										2	0	0	0	0	1	1				
Ray Jablonski, R (7. PH) OBP: 0.345, SLG: 0.417										1	0	0	0	0	1	1				
Stu Miller, R (7.1) OBP: 0.333, SLG: 0.313										0	0	0	0	0	0	0				
Jim Finigan, R (9. PH) OBP: 0.333, SLG: 0.313										1	0	0	0	0	0	1				
Willie Kirkland, L (1.9) X OBP: 0.291, SLG: 0.377										2	1	1	0	1	0	0				
Johnny Antonelli, L (1.1) OBP: 0.333, SLG: 0.467										1	0	0	0	0	0	0				
Hank Sauer, R (7. PH) OBP: 0.467, SLG: 0.603										1	0	0	0	0	1	0				
Jim King, L (8.7) OBP: 0.361, SLG: 0.300										0	0	0	0	0	0	0				
Inning Stats	R: 1 E: 0 K: 1 S: 5	H: 0 LOB: 0 BB: 1 P: 9	R: 0 E: 0 K: 1 S: 5	H: 0 LOB: 0 BB: 0 P: 5	R: 1 E: 0 K: 0 S: 5	H: 2 LOB: 1 BB: 0 P: 5	R: 0 E: 0 K: 0 S: 3	H: 0 LOB: 1 BB: 1 P: 7	R: 0 E: 0 K: 1 S: 5	H: 0 LOB: 0 BB: 0 P: 5	R: 0 E: 0 K: 2 S: 7	H: 1 LOB: 1 BB: 1 P: 11	R: 0 E: 0 K: 1 S: 5	H: 0 LOB: 1 BB: 1 P: 9	R: 0 E: 0 K: 0 S: 4	H: 1 LOB: 1 BB: 0 P: 4	1B: 0 2B: 4 3B: 0 HR: 0	SF: 0 SAC: 1 DP: 0 HBP: 0	WP: 0 PB: 0 CS: 2	PA: 35
PITCHER Vinegar Bend Mizell, L (1.1) ERA: 3.8	IP: 9.0 WLS: W BF: 34 H: 4 R: 2 ER: 1 SO: 6 BB: 4 IBB: 0 HBP: 0 BLK: 0 WP: 0 HR: 0 S: 42 P: 58 ERA: 1.00 WHIP: 0.889																			

Batter	1	2	3	4	5	6	7	8	9	AB	R	H	RBI	BB	SO	LOB	BOTTOM			
Dick Schofield, S (1.6) X OBP: 0.413, SLG: 0.313	6-3									3	0	0	0	1	2	2	San Francisco Giants @ St. Louis Cardinals Sportsman's Park, St. Louis, MO Wed May 14 1958, 8:05 PM EDT Att: 20,442 - Unknown			
Don Blasingame, L (1.4) X OBP: 0.366, SLG: 0.337	2-3									4	0	2	2	0	0	1				
Stan Musial, L (1.3) X OBP: 0.565, SLG: 0.826										4	1	3	1	0	0	1				
Del Ennis, R (1.7) X OBP: 0.348, SLG: 0.420										4	0	0	0	0	1	3				
Irv Noren, L (8.7) OBP: 0.452, SLG: 0.375	F5									0	0	0	0	0	0	0				
Gene Green, R (1.9) X OBP: 0.345, SLG: 0.519										3	0	2	0	1	1	0				
Ken Boyer, R (1.5) X OBP: 0.287, SLG: 0.296										4	0	1	0	0	1	2				
Curt Flood, R (1.8) X OBP: 0.308, SLG: 0.375										4	0	0	0	0	1	2				
Hal Smith, R (1.2) X OBP: 0.310, SLG: 0.222										3	1	1	0	0	2	2				
Vinegar Bend Mizell, R (1.1) OBP: 0.200, SLG: 0.200										3	1	0	0	0	1	1				
Inning Stats	R: 1 E: 0 K: 0 S: 4	H: 1 LOB: 0 BB: 0 P: 4	R: 0 E: 0 K: 0 S: 3	H: 1 LOB: 0 BB: 0 P: 3	R: 0 E: 0 K: 2 S: 7	H: 0 LOB: 1 BB: 1 P: 11	R: 0 E: 0 K: 0 S: 3	H: 1 LOB: 1 BB: 1 P: 7	R: 2 E: 1 K: 1 S: 8	H: 2 LOB: 1 BB: 0 P: 8	R: 0 E: 0 K: 1 S: 7	H: 2 LOB: 2 BB: 0 P: 7	R: 0 E: 0 K: 2 S: 9	H: 2 LOB: 2 BB: 0 P: 9	R: 0 E: 0 K: 3 S: 9	H: 0 LOB: 0 BB: 0 P: 9	1B: 6 2B: 2 3B: 0 HR: 1	SF: 0 SAC: 0 DP: 2 HBP: 0	WP: 0 PB: 0 SB: 0 CS: 0	PA: 34
PITCHER Johnny Antonelli, L (1.1) ERA: 3.14 Stu Miller, R (7.1) ERA: 1.93	IP: 6.0 WLS: L BF: 26 H: 7 R: 3 ER: 3 SO: 4 BB: 2 IBB: 0 HBP: 0 BLK: 0 WP: 0 HR: 1 S: 32 P: 40 ERA: 1.50 WHIP: 1.500																			

Batter	1	2	3	4	5	6	7	8	9	AB	R	H	RBI	BB	SO	LOB	TOP										
Jim Davenport, R (1.5) OBP: 0.373, SLG: 0.450	5-3	1-H 3B			F2		F8			4	0	1	1	0	0	0	San Francisco Giants @ St. Louis Cardinals Sportsman's Park, St. Louis, MO Thu May 15 1958, 4:33 AM EDT Att: 8,580 - Unknown										
Jim King, L (1.7) OBP: 0.350, SLG: 0.382 Don Taussig, R (9.7) OBP: 0.333, SLG: 0.267	F8	F2			HR		3-1			4	1	1	1	0	0	1											
Willie Mays, R (1.8) OBP: 0.477, SLG: 0.802	HR				F9			F8		4	1	2	1	0	0	0											
Willie Kirkland, L (1.9) OBP: 0.300, SLG: 0.383	FC6-4 1B				F2			L5-4 1B		4	0	2	0	0	1	1											
Orlando Cepeda, R (1.3) OBP: 0.347, SLG: 0.624	FC6-4 1-2				K			L5-4 1-2		4	0	0	0	0	1	3											
Daryl Spencer, R (1.6) OBP: 0.419, SLG: 0.691		F7			4-3			4-3 BB		3	0	1	0	1	0	1											
Bob Schmidt, R (1.2) OBP: 0.400, SLG: 0.609		4-3 1B 2B			F4			4-3 1-2		4	1	1	0	0	1	2											
Danny O'Connell, R (1.4) OBP: 0.346, SLG: 0.343		4-3 2-3			F8			F7		4	0	0	0	0	1	3											
Mike McCormick, L (1.1) OBP: 0.308, SLG: 0.182 Jim Constable, S (9.1)		3B 1B			4-3			4-3		4	1	1	1	0	0	1											
		3H			4-3			F4		0	0	0	0	0	0	0											
Inning Stats	R: 1 E: 0 K: 0 S: 5	H: 2 LOB: 1 BB: 0 P: 5	R: 2 E: 0 K: 0 S: 6	H: 3 LOB: 1 BB: 0 P: 6	R: 0 E: 0 K: 1 S: 6	H: 1 LOB: 0 BB: 0 P: 6	R: 0 E: 0 K: 0 S: 3	H: 0 LOB: 0 BB: 0 P: 3	R: 1 E: 0 K: 1 S: 6	H: 1 LOB: 0 BB: 0 P: 6	R: 0 E: 0 K: 2 S: 8	H: 1 LOB: 1 BB: 0 P: 8	R: 0 E: 0 K: 0 S: 3	H: 0 LOB: 0 BB: 0 P: 3	R: 0 E: 0 K: 0 S: 3	H: 1 LOB: 1 BB: 0 P: 7	R: 0 E: 0 K: 0 S: 3	H: 0 LOB: 1 BB: 1 P: 7	1B: 5 2B: 2 3B: 1 HR: 2	SF: 0 SAC: 0 DP: 1 HBP: 0	WP: 0 PB: 0 SB: 1 CS: 0	PA: 36					
PITCHER	IP	WLS	BF	H	R	ER	SO	BB	IBB	HBP	BLK	WP	HR	S	P	ERA	WHIP										
Lindy McDaniel, R (1.1) ERA: 5.4	5.0	L	22	7	4	4	2	0	0	0	0	0	2	26	26	7.20	1.400										
Bob Mabe, R (6.1) ERA: 2.53	2.0		7	1	0	0	2	0	0	0	0	0	0	11	11	0.00	0.500										
Phil Paine, R (8.1) ERA:	2.0		7	1	0	0	0	1	0	0	0	0	0	6	10	0.00	1.000										

Batter	1	2	3	4	5	6	7	8	9	AB	R	H	RBI	BB	SO	LOB	BOTTOM										
Dick Schofield, S (1.6) OBP: 0.412, SLG: 0.340	5-3		6-3		F3 2H 2B		G6-4-3 1-2		1-2 1B	5	0	2	1	0	0	1	San Francisco Giants @ St. Louis Cardinals Sportsman's Park, St. Louis, MO Thu May 15 1958, 4:33 AM EDT Att: 8,580 - Unknown										
Don Blasingame, L (1.4) OBP: 0.355, SLG: 0.323	6-3		FC4-6 BB		F9		3-1		K	4	0	0	0	1	1	3											
Stan Musial, L (1.3) OBP: 0.545, SLG: 0.792	4-3		K		F3 2-3			F5		4	0	0	0	0	1	2											
Del Ennis, R (1.7) OBP: 0.344, SLG: 0.412 Frank Barnes, R (8. PR) Irv Noren, L (9.7) OBP: 0.452, SLG: 0.375		6-3	FC4-6 1-2		F9			F9		4	0	1	0	0	0	2											
Gene Green, R (1.9) OBP: 0.339, SLG: 0.500		1B 1B 1B			5-3			6-3		4	0	1	0	0	0	1											
Ken Boyer, R (1.5) OBP: 0.275, SLG: 0.280		K			F6			F7		4	0	0	0	0	1	3											
Curt Flood, R (1.8) OBP: 0.367, SLG: 0.571		1B 1-2 1B			HR			2B		4	1	3	1	0	0	0											
Hal Smith, R (1.2) OBP: 0.304, SLG: 0.225		1-2 2-3 1B			4-3			6-3		4	0	1	0	0	0	1											
Lindy McDaniel, R (1.1) Eddie Kasko, R (5. PR) Bob Mabe, R (6.1) Alvin Dark, R (7. PR) Phil Paine, R (8.1) Joe Cunningham, L (9. PR) OBP: 0.477, SLG: 0.346		4-3			E5 2B 1B			G6-4-3 1B		1	0	0	0	0	0	3											
		1-2 1B			1B			1B		1	1	1	0	0	0	0											
		1-2 1B			1B			1B		1	0	1	0	0	0	0											
		1-2 1B			1B			1B		1	0	1	0	0	0	0											
		1-2 1B			1B			1B		1	0	1	0	0	0	0											
		1-2 1B			1B			1B		1	0	1	0	0	0	0											
Inning Stats	R: 0 E: 0 K: 0 S: 3	H: 0 LOB: 0 BB: 0 P: 3	R: 0 E: 0 K: 1 S: 8	H: 3 LOB: 3 BB: 0 P: 8	R: 0 E: 0 K: 1 S: 5	H: 0 LOB: 1 BB: 1 P: 9	R: 1 E: 0 K: 0 S: 4	H: 1 LOB: 0 BB: 0 P: 4	R: 1 E: 1 K: 0 S: 5	H: 2 LOB: 1 BB: 0 P: 5	R: 0 E: 0 K: 0 S: 4	H: 1 LOB: 1 BB: 0 P: 4	R: 0 E: 0 K: 0 S: 3	H: 1 LOB: 2 BB: 0 P: 3	R: 0 E: 0 K: 0 S: 4	H: 1 LOB: 2 BB: 0 P: 4	R: 0 E: 0 K: 1 S: 7	H: 2 LOB: 2 BB: 0 P: 7	1B: 8 2B: 2 3B: 0 HR: 1	SF: 0 SAC: 0 DP: 1 HBP: 0	WP: 0 PB: 0 SB: 0 CS: 0	PA: 38					
PITCHER	IP	WLS	BF	H	R	ER	SO	BB	IBB	HBP	BLK	WP	HR	S	P	ERA	WHIP										
Mike McCormick, L (1.1) ERA: 2.76	8.2		37	11	2	1	2	1	0	0	0	0	1	40	44	1.04	1.385										
Jim Constable, L (9.1) ERA: 2.09	0.1	S	1	0	0	0	1	0	0	0	0	0	0	3	3	0.00	0.000										



Batter	1	2	3	4	5	6	7	8	9	AB	R	H	RBI	BB	SO	LOB	TOP										
Jim Davenport, R (1.5) OBP: 0.368, SLG: 0.437	0-0 4-3		0-0 F9			4-0 HR BB	0-0 SH1-3		0-0 F9	3	1	0	0	1	0	2											
Danny O'Connell, R (1.4) OBP: 0.353, SLG: 0.342	4-0 BB		0-3 K			0-0 HR 1B	0-0 F7			3	1	1	0	1	1	2											
Willie Mays, R (1.8) OBP: 0.470, SLG: 0.809	0-0 G4-6-3			0-0 1-3		0-0 HR	0-0 FC5			4	1	1	3	0	0	2											
Orlando Cepeda, R (1.3) OBP: 0.344, SLG: 0.619		0-0 F6		0-3 K		0-0 1B 2B		0-3 K		4	1	1	0	0	2	0											
Daryl Spencer, R (1.6) OBP: 0.414, SLG: 0.675		0-0 F8		0-0 6-3		0-0 F8 WP 1B		0-3 K		4	1	1	1	0	1	0											
Hank Sauer, R (1.7) OBP: 0.400, SLG: 0.597		0-0 2B			0-0 4-3	0-0 F8		0-3 K		4	0	1	0	0	1	1											
Don Taussig, R (8.7) OBP: 0.333, SLG: 0.267						2-3				0	0	0	0	0	0	0											
Bob Schmidt, R (1.2) OBP: 0.393, SLG: 0.589		0-3 K			0-0 FC4-6 1B	0-3 K			0-3 K	4	0	1	0	0	3	1											
Willie Kirkland, L (1.9) OBP: 0.287, SLG: 0.365			0-0 F2		0-0 FC4-6 1-2	0-0 6-3			0-0 G3	4	0	0	0	0	0	1											
Ramon Monzant, R (1.1) OBP: 0.353, SLG: 0.353					0-3 K				0-0	3	0	2	0	0	1	1											
Stu Miller, R (7.1)										0	0	0	0	0	0	0											
Al Worthington, R (8.1)										0	0	0	0	0	0	0											
Jim Constable, S (8.1) OBP: 1.000, SLG: 2.000										1	0	1	0	0	0	0											
Ray Crone, R (9.1)										0	0	0	0	0	0	0											
Inning Stats	R: 0 E: 0 K: 0 S: 2	H: 0 LOB: 0 BB: 1 P: 6	R: 0 E: 0 K: 1 S: 6	H: 1 LOB: 1 BB: 0 P: 6	R: 0 E: 0 K: 1 S: 6	H: 1 LOB: 0 BB: 0 P: 5	R: 0 E: 0 K: 1 S: 5	H: 1 LOB: 1 BB: 0 P: 6	R: 5 E: 0 K: 0 S: 9	H: 4 LOB: 0 BB: 1 P: 13	R: 0 E: 0 K: 0 S: 4	H: 1 LOB: 0 BB: 0 P: 4	R: 0 E: 0 K: 3 S: 9	H: 0 LOB: 0 BB: 0 P: 9	R: 0 E: 0 K: 1 S: 6	H: 1 LOB: 0 BB: 0 P: 6	1B: 5 2B: 3 3B: 0 HR: 1	SF: 0 SAC: 1 DP: 1 HBP: 0	WP: 1 PA: 37 PB: 0 SB: 0 CS: 0								
PITCHER	IP	WLS	BF	H	R	ER	SO	BB	IBB	HBP	BLK	WP	HR	S	P	ERA	WHIP										
Taylor Phillips, L (1.1) ERA: 3.47	5.0		22	6	4	4	4	2	0	0	0	0	1	28	36	7.20	1.600										
Dolan Nichols, R (6.1) ERA: 2.99	2.0		8	2	1	1	1	0	0	0	0	1	0	10	10	4.50	1.000										
Don Elston, R (8.1) ERA: 2.25	2.0	W	7	1	0	0	4	0	0	0	0	0	0	15	15	0.00	0.500										

San Francisco Giants @ Chicago Cubs
Wrigley Field, Chicago, IL
Fri May 16 1958, 3:33 AM CDT
Att: 5,676 - Unknown

AB 34
R 5
H 9
RBI 4
BB 2
SO 9
LOB 10



Batter	1	2	3	4	5	6	7	8	9	AB	R	H	RBI	BB	SO	LOB	BOTTOM										
Tony Taylor, R (1.4) OBP: 0.266, SLG: 0.188	1-0 5-3		0-0 F9		0-0 6-3		0-0		0-0	2	1	0	0	0	0	0											
Paul Smith, L (7.7) OBP: 0.462, SLG: 0.222	0-0 2B						1-2			1	0	1	1	0	0	0											
Don Elston, R (8.1) OBP: 0.333, SLG: 0.333	0-0 HBP						3-H			0	0	0	0	0	0	0											
Bobby Adams, R (9.7) OBP: 0.333, SLG: 0.300	0-0 1B						0-0		0-0	1	1	1	1	0	0	0											
Lee Walls, R (1.9) OBP: 0.409, SLG: 0.683	0-0 5-3		0-0			0-0 F9	0-0 1-3		0-0	5	0	2	1	0	0	3											
14 Ernie Banks, R (1.6) OBP: 0.364, SLG: 0.569	0-3 K		0-0 F8			0-0 F7		4-0 F9-4 1B BB		3	0	0	0	1	1	2											
Dale Long, L (1.3) OBP: 0.380, SLG: 0.515	0-0				0-0	0-0 F7		0-0 1B 1B		4	1	3	2	0	0	0											
Jim Bolger, R (1.8) OBP: 0.421, SLG: 0.647	0-3 K				0-0 4-3			0-0 1B BB	0-0 F9-4	3	1	0	0	1	1	3											
Walt Moryn, L (1.7) OBP: 0.362, SLG: 0.554		0-0 F8			0-0 F4		0-0 F8		0-0	4	0	1	0	0	0	1											
Sammy Taylor, L (1.2) OBP: 0.375, SLG: 0.382		0-0 F7			0-0 1-3		0-0 F8		0-0 F8	3	0	0	0	0	0	1											
Cal Neeman, R (6.7) OBP: 0.280, SLG: 0.375								2-3		1	0	0	0	0	0	2											
Bobby Thomson, R (1.5) OBP: 0.349, SLG: 0.412		0-0 1-3				0-0 4-3		0-0 1B 1B	0-0	4	2	2	0	0	0	0											
Taylor Phillips, L (1.1)								0-0 1B 1B		2	0	0	0	0	1	0											
Dolan Nichols, R (6.1)								0-0 F8		0	0	0	0	0	0	0											
Chuck Tanner, L (7.7) OBP: 0.200, SLG: 0.357								1-3		1	0	1	1	0	0	0											
Johnny Goryl, R (8.4) OBP: 0.354, SLG: 0.459								1-3 2-H		1	0	0	0	0	0	1											
Inning Stats	R: 1 E: 0 K: 2 S: 8	H: 1 LOB: 1 BB: 0 P: 9	R: 0 E: 0 K: 0 S: 3	H: 0 LOB: 0 BB: 0 P: 3	R: 0 E: 0 K: 0 S: 4	H: 1 LOB: 0 BB: 0 P: 4	R: 1 E: 0 K: 0 S: 4	H: 1 LOB: 0 BB: 0 P: 4	R: 0 E: 0 K: 0 S: 3	H: 0 LOB: 0 BB: 0 P: 3	R: 2 E: 0 K: 0 S: 6	H: 3 LOB: 2 BB: 1 P: 10	R: 0 E: 0 K: 0 S: 4	H: 2 LOB: 2 BB: 1 P: 8	R: 2 E: 0 K: 0 S: 4	H: 3 LOB: 1 BB: 0 P: 4	1B: 8 2B: 3 3B: 0 HR: 1	SF: 0 SAC: 0 DP: 1 HBP: 1	WP: 0 PA: 38 PB: 0 SB: 0 CS: 0								
PITCHER	IP	WLS	BF	H	R	ER	SO	BB	IBB	HBP	BLK	WP	HR	S	P	ERA	WHIP										
Ramon Monzant, R (1.1) ERA: 4.4	0.1		3	1	0	0	0	1	0	0	0	0	0	2	6	0.00	6.000										
Stu Miller, R (7.1) ERA: 1.99	0.1		2	1	0	0	0	0	0	0	0	0	0	2	2	0.00	1.500										
Al Worthington, R (8.1) ERA: 4.24	0.1		2	1	1	1	0	0	0	0	0	0	0	2	2	27.00	3.000										
Jim Constable, L (8.1) ERA: 3.86	0.1	L	3	2	1	1	0	0	0	0	0	0	0	3	3	27.00	6.000										
Ray Crone, R (9.1) ERA: 6.55																											

San Francisco Giants @ Chicago Cubs
Wrigley Field, Chicago, IL
Fri May 16 1958, 3:33 AM CDT
Att: 5,676 - Unknown

AB 35
R 6
H 11
RBI 6
BB 2
SO 3
LOB 13



Batter	1	2	3	4	5	6	7	8	9	AB	R	H	RBI	BB	SO	LOB	TOP											
Jim Davenport, R OBP: 0.361, SLG: 0.426 (1, 5)	5-3		FC4-6 1B	F7			F7	F8		5	0	1	0	0	0	3	San Francisco Giants @ Chicago Cubs Wrigley Field, Chicago, IL Sat May 17 1958, 3:33 AM CDT Att: 17,419 - Unknown											
Willie Kirkland, L OBP: 0.283, SLG: 0.356 (1, 9)	1B		FC4-6 BB 1-2 HR		F9		F6		F7	5	1	1	0	0	0	1												
Willie Mays, R OBP: 0.474, SLG: 0.824 (1, 8)	1-2 1B		HR BB		F7			HR	F9	4	2	2	1	1	0	0												
Orlando Cepeda, R OBP: 0.346, SLG: 0.661 (1, 3)	F7		F3		HR			K	HR	5	2	2	2	0	1	4												
Daryl Spencer, R OBP: 0.406, SLG: 0.681 (1, 6)	K		HR		F6			K	F6	5	1	1	3	0	2	2												
Hank Sauer, R OBP: 0.404, SLG: 0.593 (1, 7)		L5 BB 1B	K			5-3		1B 1B		4	0	2	0	0	1	0												
Don Taussig, R OBP: 0.333, SLG: 0.267 (8, 7)										0	1	0	0	0	0	0												
Bob Schmidt, R OBP: 0.386, SLG: 0.571 (1, 2)	F3			K		F8		1B 1B		4	1	1	0	0	1	1												
Danny O'Connell, R OBP: 0.360, SLG: 0.342 (1, 4)		4-0 1-2 BB	E6 4-3		F5			2B 1B		3	1	1	1	1	0	0												
Ruben Gomez, R OBP: 0.304, SLG: 0.455 (1, 1)	L5 2-3			4-3			F8	1-2 3-H 2B		4	0	1	2	0	0	3												
Inning Stats	R: 0 E: 0 K: 1 S: 7	H: 2 LOB: 2 BB: 0 P: 7	R: 0 E: 0 K: 0 S: 3	H: 1 LOB: 1 BB: 1 P: 7	R: 3 E: 0 K: 1 S: 7	H: 2 LOB: 0 BB: 1 P: 11	R: 0 E: 1 K: 0 S: 6	H: 0 LOB: 1 BB: 0 P: 6	R: 1 E: 0 K: 0 S: 4	H: 1 LOB: 0 BB: 0 P: 4	R: 0 E: 0 K: 0 S: 3	H: 0 LOB: 0 BB: 0 P: 3	R: 0 E: 0 K: 0 S: 3	H: 0 LOB: 0 BB: 0 P: 3	R: 4 E: 0 K: 2 S: 12	H: 5 LOB: 2 BB: 0 P: 12	R: 1 E: 0 K: 0 S: 4	H: 1 LOB: 0 BB: 0 P: 4	1B: 7 2B: 2 3B: 0 HR: 4	SF: 0 SAC: 0 DP: 1 HBP: 0	WP: 0 PA: 41 PB: 0 SB: 0 CS: 0							
PITCHER	IP	WLS	BF	H	R	ER	SO	BB	IBB	HBP	BLK	WP	HR	S	P	ERA	WHIP											
Glen Hobbie, R ERA: 3.95 (1, 1)	5.0	L	23	6	4	4	3	2	0	0	0	0	0	2	27	35	7.20	1.600										
Hersh Freeman, R ERA: 5.4 (6, 1)	2.2		13	5	4	4	2	0	0	0	0	0	0	1	17	17	13.50	1.875										
Dolan Nichols, R ERA: 2.93 (8, 1)	0.1		1	0	0	0	0	0	0	0	0	0	0	1	1	0.00	0.000											
Gene Fodge, R ERA: 2.89 (9, 1)	1.0		4	1	1	1	0	0	0	0	0	0	0	1	4	4	9.00	1.000										

Batter	1	2	3	4	5	6	7	8	9	AB	R	H	RBI	BB	SO	LOB	BOTTOM										
Tony Taylor, R OBP: 0.267, SLG: 0.154 (11, 4)	5-3			6-3	1-3					2	0	0	0	0	0	0	San Francisco Giants @ Chicago Cubs Wrigley Field, Chicago, IL Sat May 17 1958, 3:33 AM CDT Att: 17,419 - Unknown										
Lee Walls, R OBP: 0.404, SLG: 0.669 (1, 9)	F9			F9		1B		K		4	0	1	0	0	1	1											
14 Ernie Banks, R OBP: 0.353, SLG: 0.550 (1, 6)	F9			F8		F4		F9		4	0	0	0	0	0	2											
Dale Long, L OBP: 0.376, SLG: 0.505 (1, 3)		K			K	G6-4-3 1B		F7		4	0	1	0	0	2	0											
Jim Bolger, R OBP: 0.435, SLG: 0.600 (1, 8)	F4			E8 2B 1B		G6-4-3 1-2		4-3 BB 1B BB		3	2	1	0	1	0	2											
Walt Moryn, L OBP: 0.366, SLG: 0.557 (1, 7)	G3				1B 2B		F7	4-3 1B BB		3	2	1	1	1	0	0											
Sammy Taylor, L OBP: 0.353, SLG: 0.356 (1, 2)			K		F8		K	4-3		4	0	0	0	0	2	3											
Bobby Thomson, R OBP: 0.354, SLG: 0.415 (1, 5)			F9		BB 1B		K			4	0	2	3	0	1	0											
Glen Hobbie, R OBP: 0.154, SLG: 0.091 (1, 1)					2H 1B			6-3 3-H		1	0	0	0	0	1	0											
Chuck Tanner, L OBP: 0.250, SLG: 0.357 (5, PH)			K					K		0	0	0	0	1	0	0											
Johnny Goryl, R OBP: 0.348, SLG: 0.450 (6, 4)					1-2 BB			K		2	0	0	0	0	1	1											
Inning Stats	R: 0 E: 0 K: 0 S: 3	H: 0 LOB: 0 BB: 0 P: 3	R: 0 E: 0 K: 1 S: 5	H: 0 LOB: 0 BB: 0 P: 5	R: 0 E: 0 K: 2 S: 7	H: 0 LOB: 0 BB: 0 P: 7	R: 0 E: 0 K: 0 S: 3	H: 0 LOB: 0 BB: 0 P: 3	R: 2 E: 1 K: 1 S: 8	H: 3 LOB: 2 BB: 1 P: 12	R: 0 E: 0 K: 0 S: 4	H: 2 LOB: 1 BB: 0 P: 4	R: 0 E: 0 K: 2 S: 7	H: 0 LOB: 0 BB: 0 P: 7	R: 0 E: 0 K: 1 S: 6	H: 1 LOB: 1 BB: 0 P: 6	R: 2 E: 0 K: 1 S: 6	H: 1 LOB: 1 BB: 2 P: 14	1B: 5 2B: 2 3B: 0 HR: 0	SF: 0 SAC: 0 DP: 1 HBP: 0	WP: 0 PA: 36 PB: 0 SB: 0 CS: 0						
PITCHER	IP	WLS	BF	H	R	ER	SO	BB	IBB	HBP	BLK	WP	HR	S	P	ERA	WHIP										
Ruben Gomez, R ERA: 5.02 (1, 1)	9.0	W	36	7	4	4	8	3	0	0	0	0	0	49	61	4.00	1.111										



Batter	1	2	3	4	5	6	7	8	9	AB	R	H	RBI	BB	SO	LOB	TOP								
Jim Davenport, R OBP: 0.363, SLG: 0.420 (1, 5)	F9	F4		FC6-4-5 1B		SH2-4	3B BB		1B	4	2	1	0	1	0	3	San Francisco Giants @ Chicago Cubs Wrigley Field, Chicago, IL Sun May 18 1958, 3:33 AM CDT Unknown								
Willie Kirkland, L OBP: 0.305, SLG: 0.383 (1, 9)	F7		1B BB	HBP 1B		BB BB	1-H 2-H 3B		F9	4	0	2	3	2	0	1									
Willie Mays, R OBP: 0.472, SLG: 0.805 (1, 8)	1-3		F4	HBP 1B		G4-6-3 BB	K			4	0	1	0	1	1	2									
Orlando Cepeda, R OBP: 0.348, SLG: 0.648 (1, 3)		F3	K	FC6 HBP 1B		G4-6-3 BB		SH5-3 1B		4	0	1	0	0	1	4									
Daryl Spencer, R OBP: 0.401, SLG: 0.667 (1, 6)		K	1B	FC6 1-2			K	SH5-3 1-2		4	0	1	0	0	2	3									
Hank Sauer, R OBP: 0.427, SLG: 0.598 Don Taussig, R OBP: 0.324, SLG: 0.258 (7, 7)	E 2B 1B			IBB		G5-4-3 BB	1B BB	F7		1	2	1	0	3	0	0									
Bob Schmidt, R OBP: 0.376, SLG: 0.549 (1, 2)	E5 2B		K			G5-4-3 1-2	2B FC1-2 1B	F6		5	1	1	0	0	1	6									
Danny O'Connell, R OBP: 0.372, SLG: 0.375 (1, 4)				SH1-4 BB		K	1-3 2-H FC1-2 2B	5-3		4	1	2	3	1	1	0									
Johnny Antonelli, L OBP: 0.368, SLG: 0.444 (1, 1)				SH1-4 BB		BB SH2-4 1B	2-H 3-H FC1-2 BB 3B	K		3	1	1	0	1	1	1									
Inning Stats	R: 0 E: 0 K: 0 S: 3	H: 0 LOB: 0 BB: 0 P: 3	R: 2 E: 1 K: 1 S: 8	H: 2 LOB: 2 BB: 1 P: 12	R: 0 E: 0 K: 2 S: 8	H: 1 LOB: 3 BB: 2 P: 16	R: 1 E: 0 K: 0 S: 5	H: 2 LOB: 3 BB: 1 P: 10	R: 0 E: 0 K: 1 S: 4	H: 0 LOB: 0 BB: 1 P: 8	R: 0 E: 0 K: 0 S: 3	H: 1 LOB: 2 BB: 2 P: 11	R: 4 E: 0 K: 2 S: 10	H: 3 LOB: 1 BB: 2 P: 18	R: 0 E: 0 K: 0 S: 4	H: 1 LOB: 1 BB: 0 P: 4		R: 0 E: 0 K: 1 S: 6	H: 1 LOB: 1 BB: 0 P: 6	1B: 8 2B: 2 3B: 1 HR: 0	SF: 0 SAC: 3 DP: 2 HBP: 1	WP: 0 PB: 0 SB: 0 CS: 0	PA: 47		
PITCHER	IP	WLS	BF	H	R	ER	SO	BB	IBB	HBP	BLK	WP	HR	S	P	ERA	WHIP								
Moe Drabowsky, R ERA: 4.12 Freddy Rodriguez, R ERA: 8.59 Dolan Nichols, R ERA: 3.21 Dave Hillman, R ERA: 7.71 Gene Fodge, R ERA: 2.61 (8, 1)	6.0	L	31	6	3	1	4	6	1	1	0	0	0	31	60	1.50	2.000								

Batter	1	2	3	4	5	6	7	8	9	AB	R	H	RBI	BB	SO	LOB	BOTTOM								
Tony Taylor, R OBP: 0.261, SLG: 0.186 (1, 4)	F9		K			F8		G6-4-3 1B		4	0	1	0	0	1	1	San Francisco Giants @ Chicago Cubs Wrigley Field, Chicago, IL Sun May 18 1958, 3:33 AM CDT Unknown								
Lee Walls, R OBP: 0.393, SLG: 0.654 (1, 9)	F8		F7			SF8		G6-4-3 1-2		3	0	0	1	0	0	1									
14 Ernie Banks, R OBP: 0.350, SLG: 0.540 (1, 6)	5-3			K			1B	F8		4	0	1	0	0	1	0									
Dale Long, L OBP: 0.372, SLG: 0.491 (1, 3)				4-3		4-3			K	3	0	0	0	1	1	1									
Bobby Thomson, R OBP: 0.351, SLG: 0.434 (1, 8)		FC6-4 E 1-2		6-3			HR		K	4	1	1	1	0	1	1									
Walt Moryn, L OBP: 0.363, SLG: 0.542 (1, 7)					F4		1-3		K	3	0	0	0	1	1	0									
Johnny Goryl, R OBP: 0.339, SLG: 0.437 (1, 5)					F7		1-3			3	0	0	0	0	2										
Cal Neeman, R OBP: 0.286, SLG: 0.481 (1, 2)					K		G3			3	1	1	1	0	1	2									
Moe Drabowsky, R Bobby Adams, R Freddy Rodriguez, R Dolan Nichols, R Dave Hillman, R El Tagge, R Gene Fodge, R (8, 1)					K				SF8 3B	1	0	0	0	0	1	0									
Inning Stats	R: 0 E: 0 K: 0 S: 3	H: 0 LOB: 0 BB: 0 P: 3	R: 0 E: 1 K: 1 S: 5	H: 0 LOB: 2 BB: 2 P: 13	R: 0 E: 0 K: 2 S: 7	H: 0 LOB: 0 BB: 0 P: 7	R: 0 E: 0 K: 1 S: 5	H: 0 LOB: 0 BB: 0 P: 5	R: 0 E: 0 K: 0 S: 3	H: 0 LOB: 0 BB: 0 P: 3	R: 1 E: 0 K: 0 S: 5	H: 2 LOB: 1 BB: 0 P: 5	R: 2 E: 0 K: 1 S: 7	H: 2 LOB: 0 BB: 0 P: 7	R: 0 E: 0 K: 0 S: 3	H: 1 LOB: 0 BB: 0 P: 3		R: 0 E: 0 K: 3 S: 9	H: 0 LOB: 0 BB: 0 P: 9	1B: 2 2B: 0 3B: 1 HR: 2	SF: 1 SAC: 0 DP: 1 HBP: 0	WP: 0 PB: 0 SB: 0 CS: 0	PA: 33		
PITCHER	IP	WLS	BF	H	R	ER	SO	BB	IBB	HBP	BLK	WP	HR	S	P	ERA	WHIP								
Johnny Antonelli, L ERA: 3.12 (1, 1)	9.0	W	33	5	3	3	8	2	0	0	0	0	2	47	55	3.00	0.778								



Batter	1	2	3	4	5	6	7	8	9	AB R H RBI BB SO LOB	TOP											
Jim Davenport, R (1.5) OBP: 0.372, SLG: 0.444										5 1 3 1 0 2 1	San Francisco Giants @ Chicago Cubs Wrigley Field, Chicago, IL Sun May 18 1958, 3:38 AM CDT Att: 33,224 - Unknown											
Willie Kirkland, L (1.9) OBP: 0.318, SLG: 0.388										4 0 2 1 1 1 0												
Willie Mays, R (1.8) OBP: 0.469, SLG: 0.797										5 0 2 0 0 0 3												
Orlando Cepeda, R (1.3) OBP: 0.338, SLG: 0.627										4 0 0 0 0 1 6												
Daryl Spencer, R (1.6) OBP: 0.390, SLG: 0.646										4 0 0 0 0 0 6												
Jim King, L (1.7) OBP: 0.341, SLG: 0.351										3 1 0 0 1 1 0												
Don Taussig, R (8.7) OBP: 0.324, SLG: 0.258										0 0 0 0 0 0 0												
Danny O'Connell, R (1.4) OBP: 0.388, SLG: 0.429										4 2 3 1 0 0 0												
Valmy Thomas, R (1.2) OBP: 0.300, SLG: 0.240										3 0 1 1 0 1 2												
Stu Miller, R (1.1)										4 0 0 0 0 2 3												
Inning Stats	R: 0 E: 0 K: 0 S: 5	H: 2 LOB: 2 BB: 0 P: 5	R: 1 E: 0 K: 2 S: 8	H: 1 LOB: 0 BB: 0 P: 8	R: 0 E: 0 K: 0 S: 4	H: 2 LOB: 2 BB: 1 P: 8	R: 3 E: 0 K: 1 S: 8	H: 3 LOB: 1 BB: 1 P: 12	R: 0 E: 0 K: 1 S: 5	H: 0 LOB: 0 BB: 0 P: 5	R: 0 E: 0 K: 1 S: 6	H: 1 LOB: 1 BB: 0 P: 6	R: 0 E: 0 K: 1 S: 6	H: 1 LOB: 1 BB: 0 P: 6	R: 0 E: 0 K: 1 S: 6	H: 1 LOB: 1 BB: 0 P: 6	R: 0 E: 0 K: 1 S: 5	H: 0 LOB: 0 BB: 0 P: 5	1B: 5 2B: 5 3B: 1 HR: 0	SF: 1 SAC: 0 DP: 1 HBP: 0	WP: 0 PB: 1 SB: 2 CS: 0	PA: 39
PITCHER	IP WLS BF H R ER SO BB IBB HBP BLK WP HR S P ERA WHIP											IP WLS BF H R ER SO BB IBB HBP BLK WP HR S P ERA WHIP										
Jim Brosnan, R (1.1) ERA: 3.14	3.2 L 20 8 4 4 3 2 0 0 0 0 0 0 24 32 9.82 2.727																					
Dave Hillman, R (4.1) ERA: 6.0	1.1 4 0 0 0 1 0 0 0 0 0 0 0 6 6 0.00 0.000																					
Dick Drott, R (6.1) ERA: 4.58	3.0 12 3 0 0 3 0 0 0 0 0 0 0 18 18 0.00 1.000																					
Don Elston, R (9.1) ERA: 2.12	1.0 3 0 0 0 1 0 0 0 0 0 0 0 5 5 0.00 0.000																					

AB	36
R	4
H	11
RBI	4
BB	2
SO	8
LOB	21



Batter	1	2	3	4	5	6	7	8	9	AB R H RBI BB SO LOB	BOTTOM									
Tony Taylor, R (1.4) OBP: 0.255, SLG: 0.182										3 0 0 0 0 1 0	San Francisco Giants @ Chicago Cubs Wrigley Field, Chicago, IL Sun May 18 1958, 3:38 AM CDT Att: 33,224 - Unknown									
Jim Bolger, R (8.8) OBP: 0.417, SLG: 0.571										1 0 0 0 0 1 0										
Lee Walls, R (1.9) OBP: 0.389, SLG: 0.638										3 0 0 0 1 1 0										
14 Ernie Banks, R (1.6) OBP: 0.347, SLG: 0.528										3 0 0 0 1 0 1										
Dale Long, L (1.3) OBP: 0.361, SLG: 0.473										4 0 0 0 0 0 3										
Walt Moryn, L (1.7) OBP: 0.367, SLG: 0.537										3 0 1 0 1 0 0										
Bobby Thomson, R (1.8) OBP: 0.341, SLG: 0.421										4 0 0 0 0 1 2										
Sammy Taylor, L (1.2) OBP: 0.375, SLG: 0.361										2 0 1 0 2 0 0										
Johnny Goryl, R (1.5) OBP: 0.336, SLG: 0.430										4 0 1 0 0 0 2										
Jim Brosnan, R (1.1) OBP: 0.105, SLG: 0.158										1 0 0 0 0 0 3										
Dave Hillman, R (4.1) OBP: 0.295, SLG: 0.462										0 0 0 0 0 0 0										
Chuck Tanner, L (5.9) OBP: 0.295, SLG: 0.333										1 0 0 0 0 0 1										
Dick Drott, R (8.1) OBP: 0.402, SLG: 0.462										0 0 0 0 0 0 0										
Paul Smith, L (8.9) OBP: 0.402, SLG: 0.182										1 0 0 0 0 0 0										
Don Elston, R (9.1) OBP: 0.333, SLG: 0.333										0 0 0 0 0 0 0										
Inning Stats	R: 0 E: 0 K: 0 S: 3	H: 0 LOB: 0 BB: 0 P: 3	R: 0 E: 0 K: 0 S: 5	H: 2 LOB: 3 BB: 1 P: 9	R: 0 E: 0 K: 1 S: 5	H: 0 LOB: 1 BB: 1 P: 9	R: 0 E: 0 K: 0 S: 3	H: 0 LOB: 1 BB: 1 P: 7	R: 0 E: 0 K: 2 S: 7	H: 0 LOB: 0 BB: 0 P: 7	R: 0 E: 0 K: 0 S: 3	H: 0 LOB: 0 BB: 0 P: 3	R: 0 E: 0 K: 1 S: 5	H: 0 LOB: 2 BB: 1 P: 10	R: 0 E: 0 K: 1 S: 3	H: 1 LOB: 1 BB: 1 P: 7	1B: 3 2B: 0 3B: 0 HR: 0	SF: 0 SAC: 0 DP: 1 HBP: 0	WP: 0 PB: 1 SB: 0 CS: 0	PA: 35
PITCHER	IP WLS BF H R ER SO BB IBB HBP BLK WP HR S P ERA WHIP											IP WLS BF H R ER SO BB IBB HBP BLK WP HR S P ERA WHIP								
Stu Miller, R (1.1) ERA: 0.96	9.0 W 35 3 0 0 5 5 0 0 0 0 0 0 40 60 0.00 0.889																			



Batter	1	2	3	4	5	6	7	8	9	AB	R	H	RBI	BB	SO	LOB	TOP				
Jim Davenport, R (1, 5) OBP: 0.366, SLG: 0.434	0-3 K		0-0 5-3		0-0 F9			0-0 2B SF9 1B	0-0 5-3	5	1	1	0	0	1	0	San Francisco Giants @ Cincinnati Redlegs Crosley Field, Cincinnati, OH Tue May 20 1958, 7:05 PM EDT Att: 8,096 - Unknown livebaseballscorecards.com				
Danny O'Connell, R (1, 4) OBP: 0.373, SLG: 0.409	0-3 K		0-0 F5		0-0 6-3			0-3 K		4	0	0	0	0	2	1					
Willie Mays, R (1, 8) OBP: 0.470, SLG: 0.803	0-0 F7			0-0 E 1B 2B		0-0 F9		0-0 SF9 1-3 2B		4	2	2	0	0	0	0					
Hank Sauer, R (1, 7) OBP: 0.430, SLG: 0.624 Don Taussig, R (8, PR) OBP: 0.324, SLG: 0.258 (8, 7)		0-0 F8		0-0 F7 2-3		0-0 HR		4-0 2B IBB		3	1	1	1	1	0	1					
Orlando Cepeda, R (1, 3) OBP: 0.336, SLG: 0.620		0-0 1B 1B		0-0 6-3		0-0 5-3		0-0 SF9		3	0	1	1	0	0	1					
Daryl Spencer, R (1, 6) OBP: 0.393, SLG: 0.649		0-0 F6		0-0 1B 1B		0-3 K		0-0 2-3 3-H 0-0		4	0	2	2	0	1	1					
Bob Schmidt, R (1, 2) OBP: 0.381, SLG: 0.547		0-0 1B		0-0 1B 1B			0-0 F8	0-3 K		4	0	2	0	0	1	3					
Willie Kirkland, L (1, 9) OBP: 0.307, SLG: 0.373	0-3 K		0-3 K				0-3 K		0-0 4-3	4	0	0	0	0	3	4					
Mike McCormick, L (1, 1) OBP: 0.235, SLG: 0.133			0-3 K		0-0 6-3		0-3 K		0-0 4-1	4	0	0	0	0	2	0					
Inning Stats	R: 0 E: 0 K: 2 S: 7	H: 0 LOB: 0 BB: 0 P: 7	R: 0 E: 0 K: 1 S: 7	H: 2 LOB: 2 BB: 0 P: 7	R: 0 E: 0 K: 1 S: 5	H: 0 LOB: 0 BB: 0 P: 5	R: 1 E: 1 K: 1 S: 8	H: 3 LOB: 2 BB: 0 P: 8	R: 0 E: 0 K: 0 S: 3	H: 0 LOB: 0 BB: 0 P: 3	R: 1 E: 0 K: 1 S: 6	H: 1 LOB: 0 BB: 0 P: 6	R: 0 E: 0 K: 2 S: 7	H: 0 LOB: 0 BB: 0 P: 7	R: 2 E: 0 K: 2 S: 10	H: 3 LOB: 3 BB: 1 P: 14		R: 0 E: 0 K: 0 S: 3	H: 0 LOB: 0 BB: 0 P: 3	1B: 5 2B: 3 3B: 0 HR: 1	SF: 1 SAC: 0 DP: 0 HBP: 0
PITCHER	IP WLS BF H R ER SO BB IBB HBP BLK WP HR S P ERA WHIP	7.2 L 33 9 4 4 9 0 1 0 0 0 1 50 54 4.70 1.174	0.1 1 0 0 0 1 0 0 0 0 0 0 3 3 0.00 0.000	1.0 3 0 0 0 0 0 0 0 0 0 0 3 3 0.00 0.000	PITCHER																

Batter	1	2	3	4	5	6	7	8	9	AB	R	H	RBI	BB	SO	LOB	BOTTOM				
Johnny Temple, R (1, 4) OBP: 0.434, SLG: 0.396	4-0 BB		0-0 SH1-3 1-2		0-0 CS 1B			4-0 BB		1	0	1	0	2	0	0	San Francisco Giants @ Cincinnati Redlegs Crosley Field, Cincinnati, OH Tue May 20 1958, 7:05 PM EDT Att: 8,096 - Unknown livebaseballscorecards.com				
Pete Whisenant, R (1, 9) OBP: 0.375, SLG: 0.407	0-0 F9		0-0 F4		0-0 SF8 3-H 0-0		0-0 F3		3	0	0	1	0	0	3						
Frank Robinson, R (1, 7) OBP: 0.364, SLG: 0.438	0-3 K		0-0 CS 1B		0-0 F1 1-2		0-0 1-3		4	0	1	1	0	1	2						
George Crowe, L (1, 3) OBP: 0.400, SLG: 0.569	0-0 4-3		0-0 F2		0-0 F8		0-0 F8		4	0	0	0	0	0	2						
Don Hoak, R (1, 5) OBP: 0.368, SLG: 0.495		0-0 2B		0-0 F2		0-0 F7		0-0 F4		4	0	1	0	0	0						
Ed Bailey, L (1, 2) OBP: 0.310, SLG: 0.338	0-3 K		0-0 CS 1B		0-0 F8		0-0 F9		4	0	1	0	0	1	1						
Gus Bell, L (1, 8) OBP: 0.254, SLG: 0.287	0-0 FC G1-6-3		0-3 K		0-0 4-3		0-0 4-3		3	0	0	0	0	1	2						
Roy McMillan, R (1, 6) OBP: 0.207, SLG: 0.115	0-0 G1-6-3		0-0 1B SF8 1B		0-0 6-3		0-0 K		3	1	1	0	0	0	2						
Harvey Haddix, L (1, 1) OBP: 0.222, SLG: 0.133 Tom Acker, R (8, 1) Steve Bilko, R (8, PH) OBP: 0.313, SLG: 0.410 Hal Jeffcoat, R (9, 1) OBP: 1.000, SLG: 1.000		0-0 SH1-3 1B BB		4-0 K			0-3 K		1	1	0	0	1	1	1						
Inning Stats	R: 0 E: 0 K: 1 S: 5	H: 0 LOB: 1 BB: 1 P: 9	R: 0 E: 0 K: 1 S: 6	H: 1 LOB: 1 BB: 0 P: 6	R: 1 E: 0 K: 0 S: 4	H: 1 LOB: 1 BB: 1 P: 8	R: 0 E: 0 K: 1 S: 5	H: 1 LOB: 0 BB: 0 P: 5	R: 1 E: 0 K: 1 S: 6	H: 2 LOB: 0 BB: 0 P: 6	R: 0 E: 0 K: 0 S: 3	H: 0 LOB: 0 BB: 0 P: 3	R: 0 E: 0 K: 0 S: 3	H: 0 LOB: 0 BB: 0 P: 3	R: 0 E: 0 K: 1 S: 5	H: 0 LOB: 1 BB: 1 P: 9		R: 0 E: 0 K: 0 S: 3	H: 0 LOB: 0 BB: 0 P: 3	1B: 4 2B: 2 3B: 0 HR: 0	SF: 1 SAC: 1 DP: 2 HBP: 0
PITCHER	IP WLS BF H R ER SO BB IBB HBP BLK WP HR S P ERA WHIP	9.0 W 33 5 2 2 5 3 0 0 0 0 0 40 52 2.00 0.889	PITCHER																		

Batter	1	2	3	4	5	6	7	8	9	10	AB	R	H	RBI	BB	SO	LOB	
Jim Davenport, R OBP: 0.360, SLG: 0.425 (1.5)	F5	1-3			F9		1B SF8 1B		FC6-5		5	1	1	0	0	0	2	
Danny O'Connell, R OBP: 0.371, SLG: 0.418 Whitely Lockman, L OBP: 0.545, SLG: 0.556 Marv Grissom, R (7.1)	2B		5-3		4-3		FC5-4 1B		K		3	1	1	0	0	0	0	
Willie Mays, R OBP: 0.474, SLG: 0.624 (1.8)	5-3				CS 1B		SF8				4	1	3	2	0	0	1	
Hank Sauer, R OBP: 0.420, SLG: 0.611 Don Taussig, R OBP: 0.324, SLG: 0.258 (10.7)	1B		K		6-3		FC5-4				5	1	1	1	0	1	3	
Orlando Cepeda, R OBP: 0.331, SLG: 0.604 (1.3)	S 1B		4-3				F3				5	0	1	1	0	0	1	
Daryl Spencer, R OBP: 0.400, SLG: 0.644 (1.6)	K				FC6-4 1B		F7				4	0	2	0	1	1	1	
Willie Kirkland, L OBP: 0.294, SLG: 0.355 (1.9)					F8		F8				5	0	0	0	0	0	3	
Valmy Thomas, R OBP: 0.281, SLG: 0.222 Jim King, L OBP: 0.333, SLG: 0.342 Bob Schmidt, R OBP: 0.388, SLG: 0.552 (7.2)			K		K		G3				2	0	0	0	0	2	1	
Ramon Monzant, R OBP: 0.368, SLG: 0.388 Al Worthington, R (4.1)					FC6-4				FC6-5 SH1-4 1B		1	0	0	0	0	0	0	
Bob Speake, L OBP: 0.250, SLG: 0.286 Eddie Bressoud, R OBP: 0.313, SLG: 0.357 (7.4)					1B		1B		SH1-4		0	0	0	0	0	0	0	
Inning Stats	R: 2 E: 0 K: 1 S: 8	H: 3 LOB: 1 BB: 0 P: 8	R: 0 E: 0 K: 1 S: 6	H: 1 LOB: 1 BB: 0 P: 6	R: 0 E: 0 K: 1 S: 6	H: 1 LOB: 1 BB: 0 P: 6	R: 0 E: 0 K: 0 S: 3	H: 0 LOB: 0 BB: 0 P: 3	R: 2 E: 0 K: 0 S: 5	H: 2 LOB: 1 BB: 1 P: 9	R: 0 E: 0 K: 0 S: 3	H: 1 LOB: 0 BB: 0 P: 3	R: 0 E: 0 K: 1 S: 6	H: 1 LOB: 0 BB: 0 P: 6	R: 1 E: 0 K: 0 S: 4	H: 1 LOB: 1 BB: 1 P: 8	1B: 9 2B: 3 3B: 0 HR: 1	SF: 1 SAC: 1 DP: 1 HBP: 0
PITCHER	IP 6.1	WLS L	BF 29	H 9	R 4	ER 4	SO 4	BB 1	IBB 0	HBP 0	BLK 0	WP 0	HR 0	S 36	P 40	ERA 5.68	WHIP 1.579	
Brooks Lawrence, R ERA: 4.91 Hal Jeffcoat, R ERA: 1.37 (7.1)	3.2	L	14	3	1	1	1	1	0	0	0	0	0	1	15	2.46	1.091	

TOP

San Francisco Giants @ Cincinnati Redlegs
Crosley Field, Cincinnati, OH
Wed May 21 1958, 7:05 PM EDT
Att: 8,669 - Unknown

AB	39
R	5
H	12
RBI	5
BB	2
SO	5
LOB	14

GIANTS

WP: 0	PA: 43
PB: 0	
SB: 1	
CS: 1	

Batter	1	2	3	4	5	6	7	8	9	10	AB	R	H	RBI	BB	SO	LOB					
Johnny Temple, R OBP: 0.421, SLG: 0.381 (1.4)	5-3		SH1-4	K		F9			FC3-6		4	0	0	0	1	5						
Jerry Lynch, L OBP: 0.300, SLG: 0.450 Dino Fondy, L OBP: 0.343, SLG: 0.485 (10.9)	4-3		F8		F3		F2				5	0	1	0	0	0						
Frank Robinson, R OBP: 0.358, SLG: 0.427 (1.7)	F4		K		5-3		G4-6-3 1B		F8		5	0	1	0	0	1						
George Crowe, L OBP: 0.412, SLG: 0.566 Eddie Miksis, R OBP: 0.333, SLG: 0.333 (10. PR)			4-3		2B SF7 BB		G4-6-3				4	1	2	0	1	0						
Don Hoak, R OBP: 0.364, SLG: 0.487 (1.5)	E7				K		K				4	1	1	0	0	2						
Ed Bailey, L OBP: 0.326, SLG: 0.400 (1.2)					BB		2B				4	2	2	2	1	0						
Gus Bell, L OBP: 0.261, SLG: 0.295 (1.8)	F7				BB		4-3				4	0	1	1	1	0						
Roy McMillan, R OBP: 0.205, SLG: 0.114 Bob Thurman, L OBP: 0.316, SLG: 0.313 Alex Grammas, R OBP: 0.111, SLG: 0.111 (5.6)	F8				SF7		F9		F2		1	0	0	0	0	0						
Brooks Lawrence, R OBP: 0.308, SLG: 0.200 Hal Jeffcoat, R OBP: 1.000, SLG: 1.000 (7.1)					SH1-4 1B		4-3		FC3-6 1B		2	0	1	0	1	0						
Inning Stats	R: 0 E: 0 K: 0 S: 3	H: 0 LOB: 0 BB: 0 P: 3	R: 2 E: 1 K: 0 S: 5	H: 2 LOB: 0 BB: 0 P: 5	R: 0 E: 0 K: 1 S: 6	H: 1 LOB: 1 BB: 0 P: 6	R: 1 E: 0 K: 2 S: 8	H: 1 LOB: 3 BB: 3 P: 20	R: 0 E: 0 K: 1 S: 6	H: 1 LOB: 1 BB: 0 P: 6	R: 1 E: 0 K: 0 S: 4	H: 1 LOB: 0 BB: 0 P: 8	R: 0 E: 0 K: 0 S: 3	H: 0 LOB: 0 BB: 0 P: 3	R: 0 E: 0 K: 0 S: 3	H: 0 LOB: 0 BB: 0 P: 3	R: 0 E: 0 K: 0 S: 5	H: 2 LOB: 2 BB: 0 P: 5	R: 0 E: 0 K: 0 S: 4	H: 1 LOB: 2 BB: 0 P: 4	1B: 7 2B: 2 3B: 0 HR: 1	SF: 1 SAC: 2 DP: 1 HBP: 0
PITCHER	IP 3.2	WLS 18	BF 10	H 4	R 3	ER 3	SO 2	BB 1	IBB 0	HBP 0	BLK 0	WP 0	HR 1	S 19	P 31	ERA 7.36	WHIP 1.636					
Ramon Monzant, R ERA: 4.62 Al Worthington, R ERA: 4.21 Marv Grissom, R ERA: 2.12 (7.1)	2.1	W	15	4	0	0	0	0	0	0	0	0	0	0	13	3.86	1.286					
	4.0	W	15	4	0	0	0	0	0	0	0	0	0	15	15	0.00	1.000					

BOTTOM

San Francisco Giants @ Cincinnati Redlegs
Crosley Field, Cincinnati, OH
Wed May 21 1958, 7:05 PM EDT
Att: 8,669 - Unknown

AB	36
R	4
H	10
RBI	4
BB	4
SO	4
LOB	18

GIANTS

WP: 0	PA: 43
PB: 0	
SB: 0	
CS: 0	

Batter	1	2	3	4	5	6	7	8	9	AB	R	H	RBI	BB	SO	LOB	TOP	
Jim Davenport, R (1.5) OBP: 0.368, SLG: 0.431	0-0 5-3		4-0 1B BB		0-0 4-3		0-0 4-3 2B		4-0 BB	3	0	1	0	2	0	1	San Francisco Giants @ Milwaukee Braves Milwaukee County Stadium, Milwaukee, WI Thu May 22 1958, 8:05 PM EDT Att: 15,424 - Unknown AB 34 R 3 H 8 RBI 3 BB 4 SO 2 LOB 19	
Willie Kirkland, L (1.9) OBP: 0.282, SLG: 0.339	0-0 6-3		0-0 F7		0-0 4-3		0-0 4-3		0-3 K	5	0	0	0	0	1	4		
Willie Mays, R (1.8) OBP: 0.469, SLG: 0.807	0-0 F3		0-0 1-2 1B		0-0 5-3		0-0 F9			4	0	1	0	0	0	2		
Hank Sauer, R (1.7) OBP: 0.421, SLG: 0.609		0-0 FC1-4 1B		0-0 G5-4-3 1-2		0-0 E8 HR		0-0 3-1		2	0	1	0	0	0	2		
Bob Speake, L (3.7) OBP: 0.200, SLG: 0.222										2	1	0	0	0	0	0		
Orlando Cepeda, R (1.3) OBP: 0.342, SLG: 0.638		0-0 FC1-4 2B		0-0 2B		0-0 2H HR		0-0 5-3 1B		4	2	3	2	0	0	1		
Daryl Spencer, R (1.6) OBP: 0.396, SLG: 0.633		0-0 F9		0-0 1-3		0-0 G6-4-3 1B		0-0 5-3		4	0	1	0	0	0	3		
Bob Schmidt, R (1.2) OBP: 0.382, SLG: 0.549		0-0 1-H 2B		0-0 5-3		0-0 G6-4-3 1-2		0-0 5-3		4	0	1	1	0	0	3		
Danny O'Connell, R (1.4) OBP: 0.370, SLG: 0.409		4-0 BB		0-3 K		0-0 F8		0-0 F5		2	0	0	0	1	1	1		
Ray Jablonski, R (9. PH) OBP: 0.333, SLG: 0.400		0-0 BB		0-0 4-3		4-0 BB		0-0 F9		1	0	0	0	0	0	0		
Ruben Gomez, R (1.1) Stu Miller, R (2.1) Jim Constable, S (2.1) Jim King, S (5. PH) Ray Crone, R (5.1) Johnny Antonelli, L (7. PH) Pete Burnside, R (7.1) Whitey Lockman, L (9. PH)		0-0 4-3		0-0 4-3 BB		0-0 4-3		0-0 F9		1	0	0	0	0	0	2		
Inning Stats	R: 0 E: 0 K: 0 S: 3	H: 0 LOB: 0 BB: 0 P: 3	R: 1 E: 0 K: 0 S: 5	H: 2 LOB: 2 BB: 1 P: 9	R: 0 E: 0 K: 1 S: 6	H: 1 LOB: 1 BB: 1 P: 7	R: 0 E: 0 K: 1 S: 6	H: 1 LOB: 1 BB: 0 P: 6	R: 0 E: 1 K: 0 S: 5	H: 2 LOB: 0 BB: 0 P: 5	R: 0 E: 0 K: 0 S: 4	H: 1 LOB: 1 BB: 0 P: 4	R: 0 E: 0 K: 1 S: 5	H: 0 LOB: 1 BB: 1 P: 9	1B: 4 2B: 3 3B: 0 HR: 1	SF: 0 SAC: 0 DP: 2 HBP: 0	WP: 0 PB: 0 SB: 0 CS: 0	PA: 38
PITCHER Lew Burdette, R (1.1) ERA: 3.79	IP: 9.0 WLS: W BF: 38 H: 8 R: 3 ER: 2 SO: 2 BB: 4 IBB: 0 HBP: 0 BLK: 0 WP: 0 HR: 1 S: 38 P: 54 ERA: 2.00 WHIP: 1.333															PITCHER Lew Burdette, R (1.1) ERA: 3.79	IP: 9.0 WLS: W BF: 38 H: 8 R: 3 ER: 2 SO: 2 BB: 4 IBB: 0 HBP: 0 BLK: 0 WP: 0 HR: 1 S: 38 P: 54 ERA: 2.00 WHIP: 1.333	

Batter	1	2	3	4	5	6	7	8	9	AB	R	H	RBI	BB	SO	LOB	BOTTOM	
Felix Mantilla, R (1.4) OBP: 0.222, SLG: 0.188	0-0 1B 2B	4-0 FC5-4 BB	0-0 6-3		0-0 F5			0-0 1-3		4	1	1	0	1	0	2	San Francisco Giants @ Milwaukee Braves Milwaukee County Stadium, Milwaukee, WI Thu May 22 1958, 8:05 PM EDT Att: 15,424 - Unknown AB 31 R 9 H 9 RBI 9 BB 7 SO 0 LOB 13	
Johnny Logan, R (1.6) OBP: 0.346, SLG: 0.452	0-0 1-3	0-0 FC5-4 BB BB		0-0 6-3	0-0 F9			0-0 1-3		5	1	0	0	0	0	4		
Eddie Mathews, L (1.5) OBP: 0.383, SLG: 0.573	4-0 1B SF8 BB	4-0 BB 1B BB		4-0 HR BB		0-0 FC6-4 1B		0-0 FC6 1B		2	3	2	0	3	0	0		
Hank Aaron, R (1.8) OBP: 0.319, SLG: 0.455	0-0 SF8 1B	4-0 1B BB		0-0 FC4 HR		0-0 FC6-4 FC4-6		0-0 FC6 1-2		4	2	1	2	1	0	3		
Frank Torre, L (1.3) OBP: 0.400, SLG: 0.460	0-0 SF8	4-0 1B BB		0-0 HR		0-0 FC4-6		0-0 G3		2	1	1	5	1	0	1		
Wes Covington, L (1.7) OBP: 0.388, SLG: 0.696	2-3 3-H	0-0 1-2 2-3 3-H		0-0 HR		0-0 G3				4	0	2	2	0	0	1		
Andy Pafko, R (7.7) OBP: 0.256, SLG: 0.359	0-0 1B	0-0 1-2 2-3 3-H		0-0 F8		0-0 G3				0	0	0	0	0	0	0		
Harry Hanebrink, L (1.9) OBP: 0.250, SLG: 0.277	0-0 4-3		0-0 1-3	0-0 1-3			0-0 F8			4	0	0	0	0	0	1		
Del Crandall, R (1.2) OBP: 0.321, SLG: 0.416		0-0 5-3		0-0 SH1-4 1B		4-0 FC3-6 BB		0-0 5-3		3	0	1	0	1	0	0		
Lew Burdette, R (1.1) OBP: 0.300, SLG: 0.300		0-0 FC5-4 BB 1B		0-0 SH1-4		0-0 FC3-6 1-2		0-0 F9		3	1	1	0	0	0	1		
Inning Stats	R: 3 E: 0 K: 0 S: 6	H: 3 LOB: 1 BB: 1 P: 10	R: 3 E: 0 K: 0 S: 4	H: 2 LOB: 4 BB: 4 P: 20	R: 0 E: 0 K: 0 S: 4	H: 1 LOB: 1 BB: 0 P: 4	R: 3 E: 1 K: 0 S: 5	H: 1 LOB: 0 BB: 1 P: 9	R: 0 E: 0 K: 0 S: 3	H: 0 LOB: 1 BB: 1 P: 7	R: 0 E: 0 K: 0 S: 4	H: 1 LOB: 1 BB: 0 P: 4	R: 0 E: 0 K: 0 S: 4	H: 1 LOB: 1 BB: 0 P: 4	1B: 7 2B: 1 3B: 0 HR: 1	SF: 1 SAC: 1 DP: 0 HBP: 0	WP: 0 PB: 0 SB: 0 CS: 0	PA: 40
PITCHER Ruben Gomez, R (1.1) ERA: 5.8 Stu Miller, R (2.1) ERA: 0.96 Jim Constable, L (2.1) ERA: 5.14 Ray Crone, R (5.1) ERA: 5.54 Pete Burnside, L (7.1) ERA: 9.0	IP: 1.2 WLS: L BF: 12 H: 4 R: 6 ER: 6 SO: 0 BB: 3 IBB: 0 HBP: 0 BLK: 0 WP: 0 HR: 0 S: 9 P: 21 ERA: 32.40 WHIP: 4.200															PITCHER Ruben Gomez, R (1.1) ERA: 5.8 Stu Miller, R (2.1) ERA: 0.96 Jim Constable, L (2.1) ERA: 5.14 Ray Crone, R (5.1) ERA: 5.54 Pete Burnside, L (7.1) ERA: 9.0	IP: 1.2 WLS: L BF: 12 H: 4 R: 6 ER: 6 SO: 0 BB: 3 IBB: 0 HBP: 0 BLK: 0 WP: 0 HR: 0 S: 9 P: 21 ERA: 32.40 WHIP: 4.200	

Batter	1	2	3	4	5	6	7	8	9	AB	R	H	RBI	BB	SO	LOB	TOP		
Jim Davenport, R OBP: 0.358, SLG: 0.418 (1, 5)	0-3 K			0-3 K			0-0 5-3	0-3 K		4	0	0	0	0	3	0	San Francisco Giants @ Milwaukee Braves Milwaukee County Stadium, Milwaukee, WI Fri May 23 1958, 8:05 PM EDT Att: 24,430 - Unknown livebaseballscores.com		
Danny O'Connell, R OBP: 0.375, SLG: 0.406 (1, 4)	0-0 6-3			0-3 K			4-0 1B 5-3 BB		0-0 HR	3	2	1	0	1	1	0			
Willie Mays, R OBP: 0.470, SLG: 0.819 (1, 8)	0-0 F3			0-0 F9			0-0 1-3 1B		0-0 1B HR	4	1	2	2	0	0	0			
Hank Sauer, R OBP: 0.407, SLG: 0.583 Don Taussig, R OBP: 0.324, SLG: 0.258 (9, 7)		0-0 6-3			0-3 K		0-0 5-3		0-0 F5	4	0	0	1	0	1	1			
Orlando Cepeda, R OBP: 0.340, SLG: 0.627 (1, 3)		0-0 F9			0-3 K		0-0 1-2 3-H K		0-0 CS 1B	4	0	1	0	0	2	1			
Daryl Spencer, R OBP: 0.392, SLG: 0.622 (1, 6)		0-0 6-3			0-0 5-3				0-0 F3	4	0	1	0	0	0	0			
Bob Schmidt, R OBP: 0.377, SLG: 0.568 (1, 2)			0-0 6-3			0-0 5-3			0-0 HR	4	1	1	1	0	0	1			
Willie Kirkland, L OBP: 0.283, SLG: 0.365 (1, 9)			0-0 F8			0-0 4-3			0-0 HR	3	1	1	1	0	0	0			
Johnny Antonelli, L OBP: 0.304, SLG: 0.364 (1, 1)			0-3 K			0-0 1-3			0-0 F9	3	0	0	0	0	1	0			
Inning Stats	R: 0 E: 0 K: 1 S: 5	H: 0 LOB: 0 BB: 0 P: 5	R: 0 E: 0 K: 0 S: 3	H: 0 LOB: 0 BB: 0 P: 3	R: 0 E: 0 K: 1 S: 5	H: 0 LOB: 0 BB: 0 P: 5	R: 0 E: 0 K: 2 S: 7	H: 0 LOB: 0 BB: 0 P: 7	R: 0 E: 0 K: 2 S: 7	H: 0 LOB: 0 BB: 0 P: 7	R: 1 E: 0 K: 1 S: 6	H: 1 LOB: 1 BB: 1 P: 10	R: 2 E: 0 K: 1 S: 7	H: 2 LOB: 2 BB: 0 P: 7	R: 2 E: 0 K: 0 S: 6	H: 4 LOB: 1 BB: 0 P: 6		1B: 4 2B: 0 3B: 0 HR: 3	SF: 0 SAC: 0 DP: 0 HBP: 0
PITCHER Warren Spahn, L ERA: 2.34 (1, 1)	IP: 9.0 WLS: L BF: 34 H: 7 R: 5 ER: 5 SO: 8 BB: 1 IBB: 0 HBP: 0 BLK: 0 WP: 0 HR: 3 S: 49 P: 53 ERA: 5.00 WHIP: 0.889																		

Batter	1	2	3	4	5	6	7	8	9	AB	R	H	RBI	BB	SO	LOB	BOTTOM		
Felix Mantilla, R OBP: 0.182, SLG: 0.150 (1, 4)	0-0 F2		0-0 F8			0-0 F8		0-0 6-3		4	0	0	0	0	0	1	San Francisco Giants @ Milwaukee Braves Milwaukee County Stadium, Milwaukee, WI Fri May 23 1958, 8:05 PM EDT Att: 24,430 - Unknown livebaseballscores.com		
Johnny Logan, R OBP: 0.336, SLG: 0.438 (1, 6)	0-0 1-3			0-3 K		0-0 5-3		0-0 4-3		4	0	0	0	0	1	1			
Eddie Mathews, L OBP: 0.386, SLG: 0.593 (1, 5)	0-0 HR			0-3 K		4-0 BB		0-0 4-3		3	1	1	1	1	1	0			
Hank Aaron, R OBP: 0.309, SLG: 0.441 (1, 8)	0-0 F9			0-0 F9		0-0 F9		0-3 K		4	0	0	0	0	1	1			
Joe Adcock, R OBP: 0.338, SLG: 0.636 Frank Torre, L OBP: 0.395, SLG: 0.453 (8, 3)		0-0 1-3			0-3 K		0-0 F9		0-0 4-3	3	0	0	0	0	1	0			
Andy Pafko, R OBP: 0.239, SLG: 0.333 (1, 9)		0-0 F8			0-0 6-3		0-0 6-3			3	0	0	0	0	0	0			
Wes Covington, L OBP: 0.365, SLG: 0.653 (1, 7)		0-0 G3			0-0 E1 HR		0-0 F4			3	1	0	0	0	0	0			
Del Crandall, R OBP: 0.333, SLG: 0.475 (1, 2)			0-0 5-3		0-0 1-H HR		0-0 SH5-4 2B			3	1	2	2	0	0	0			
Warren Spahn, L OBP: 0.394, SLG: 0.483 (1, 1)			0-0 6-3		0-3 K		0-0 SH5-4			2	0	0	0	0	1	0			
Inning Stats	R: 1 E: 0 K: 0 S: 4	H: 1 LOB: 0 BB: 0 P: 4	R: 0 E: 0 K: 0 S: 3	H: 0 LOB: 0 BB: 0 P: 3	R: 0 E: 0 K: 2 S: 7	H: 0 LOB: 0 BB: 0 P: 7	R: 2 E: 1 K: 2 S: 9	H: 1 LOB: 0 BB: 0 P: 9	R: 0 E: 0 K: 0 S: 3	H: 0 LOB: 1 BB: 1 P: 7	R: 0 E: 0 K: 0 S: 3	H: 0 LOB: 0 BB: 0 P: 3	R: 0 E: 0 K: 0 S: 4	H: 1 LOB: 1 BB: 0 P: 4	R: 0 E: 0 K: 1 S: 5	H: 0 LOB: 0 BB: 0 P: 5		1B: 0 2B: 1 3B: 0 HR: 2	SF: 0 SAC: 1 DP: 0 HBP: 0
PITCHER Johnny Antonelli, L ERA: 2.84 (1, 1)	IP: 9.0 WLS: W BF: 32 H: 3 R: 3 ER: 1 SO: 5 BB: 1 IBB: 0 HBP: 0 BLK: 0 WP: 0 HR: 2 S: 41 P: 45 ERA: 1.00 WHIP: 0.444																		

Batter	1	2	3	4	5	6	7	8	9	AB	R	H	RBI	BB	SO	LOB	TOP										
Jim Davenport, R (1.5) OBP: 0.358, SLG: 0.423	1-3		SH1-3		6-3			2B		3	0	1	0	0	0	0	San Francisco Giants @ Milwaukee Braves Milwaukee County Stadium, Milwaukee, WI Sat May 24 1958, 4:33 AM EDT Att: 26,948 - Unknown livebaseballscores.com										
Whitney Lockman, L (1.7) OBP: 0.438, SLG: 0.429 Don Taussig, R (8.7) OBP: 0.324, SLG: 0.258	4-3		1B		3-1			4-3		4	1	1	1	0	0	1											
Willie Mays, R (1.8) OBP: 0.458, SLG: 0.797	K		5-3		F6			F6		4	0	0	0	0	1	1											
Orlando Cepeda, R (1.3) OBP: 0.350, SLG: 0.651		2B	1B		F4			2B		4	1	3	1	0	0	0											
Daryl Spencer, R (1.6) OBP: 0.383, SLG: 0.605	F6				6-3			F9		4	0	0	0	0	0	2											
Willie Kirkland, L (1.9) OBP: 0.282, SLG: 0.370	2B		K		K			K		4	0	1	1	0	3	1											
Bob Schmidt, R (1.2) OBP: 0.367, SLG: 0.551	K		K		K			4-3		3	0	0	0	0	2	1											
Danny O'Connell, R (1.4) OBP: 0.374, SLG: 0.404	F5				6-3			2B		3	0	1	0	0	0	1											
Mike McCormick, L (1.1) OBP: 0.263, SLG: 0.176 Al Worthington, R (6.1) Mary Grissom, R (8.1)			SH1-3		K			5-3		2	1	1	0	0	1	0											
			1B					1B		1	0	0	0	0	0	1											
			1B							0	0	0	0	0	0	0											
Inning Stats	R: 0 E: 0 K: 1 S: 5	H: 0 LOB: 0 BB: 0 P: 5	R: 1 E: 0 K: 1 S: 7	H: 2 LOB: 1 BB: 0 P: 7	R: 2 E: 0 K: 0 S: 5	H: 3 LOB: 1 BB: 0 P: 5	R: 0 E: 0 K: 2 S: 7	H: 0 LOB: 0 BB: 0 P: 7	R: 0 E: 0 K: 1 S: 5	H: 0 LOB: 0 BB: 0 P: 3	R: 0 E: 0 K: 1 S: 5	H: 0 LOB: 0 BB: 0 P: 5	R: 0 E: 0 K: 0 S: 4	H: 2 LOB: 1 BB: 0 P: 4	R: 0 E: 0 K: 1 S: 6	H: 1 LOB: 1 BB: 0 P: 6	1B: 4 2B: 3 3B: 1 HR: 0	SF: 0 SAC: 1 DP: 0 HBP: 0	WP: 0 PB: 0 CS: 0	PA: 33							
PITCHER	IP	WLS	BF	H	R	ER	SO	BB	IBB	HBP	BLK	WP	HR	S	P	ERA	WHIP										
Gene Conley, R (1.1) ERA: 3.97	7.0		25	5	3	3	6	0	0	0	0	0	0	37	37	3.86	0.714										
Don McMahon, R (8.1) ERA: 1.46	2.0	W	8	3	0	0	1	0	0	0	0	0	0	10	10	0.00	1.500										


Batter	1	2	3	4	5	6	7	8	9	AB	R	H	RBI	BB	SO	LOB	BOTTOM										
Felix Mantilla, R (1.4) OBP: 0.200, SLG: 0.174 Frank Torre, L (7, PH) OBP: 0.390, SLG: 0.446 Don McMahon, R (8.1)	F6	HBP			G3		F4	BB		3	0	1	0	0	0	0	San Francisco Giants @ Milwaukee Braves Milwaukee County Stadium, Milwaukee, WI Sat May 24 1958, 4:33 AM EDT Att: 26,948 - Unknown livebaseballscores.com										
Johnny Logan, R (1.6) OBP: 0.338, SLG: 0.427	1B	BB			F7		6-3	K		3	1	0	0	1	1	2											
Eddie Mathews, L (1.5) OBP: 0.382, SLG: 0.581	1B				F5			4-3		4	0	1	0	0	1	2											
Hank Aaron, R (1.8) OBP: 0.308, SLG: 0.435	FC1-6				F9			E6		4	1	1	1	0	0	1											
Joe Adcock, R (1.3) OBP: 0.348, SLG: 0.621	1B				F6		G6-3	1B		3	1	1	0	1	0	1											
Andy Pafko, R (1.9) OBP: 0.280, SLG: 0.348	K				6-3		FC5	1B		4	0	2	1	0	1	2											
Wes Covington, L (1.7) OBP: 0.393, SLG: 0.654 Bill Bruton, L (9.8)					G5-4-3			FC1-2		3	1	2	1	1	0	0											
Del Crandall, R (1.2) OBP: 0.330, SLG: 0.500					G5-4-3		FC5	1B		4	2	1	1	0	0	5											
Gene Conley, R (1.1) OBP: 0.100, SLG: 0.100 Red Schoendienst, S (7, PH) OBP: 0.377, SLG: 0.344	F3				1-3			F9		2	0	0	0	0	0	0											
										2	0	1	1	0	0	0											
Inning Stats	R: 1 E: 0 K: 1 S: 7	H: 2 LOB: 2 BB: 1 P: 11	R: 1 E: 0 K: 1 S: 7	H: 2 LOB: 2 BB: 0 P: 8	R: 0 E: 0 K: 0 S: 3	H: 0 LOB: 0 BB: 0 P: 3	R: 0 E: 0 K: 0 S: 2	H: 0 LOB: 0 BB: 1 P: 6	R: 0 E: 0 K: 0 S: 3	H: 3 LOB: 2 BB: 0 P: 5	R: 0 E: 0 K: 0 S: 3	H: 0 LOB: 0 BB: 0 P: 3	R: 0 E: 0 K: 1 S: 9	H: 3 LOB: 2 BB: 2 P: 17	R: 4 E: 1 K: 1 S: 9	H: 3 LOB: 2 BB: 2 P: 17	1B: 9 2B: 0 3B: 0 HR: 1	SF: 0 SAC: 0 DP: 2 HBP: 1	WP: 1 PB: 0 SB: 1 CS: 0	PA: 38							
PITCHER	IP	WLS	BF	H	R	ER	SO	BB	IBB	HBP	BLK	WP	HR	S	P	ERA	WHIP										
Mike McCormick, L (1.1) ERA: 2.66	5.2		25	7	2	2	2	2	0	1	0	0	0	26	35	3.18	1.588										
Al Worthington, R (6.1) ERA: 4.28	1.2	L	8	1	3	1	0	1	0	0	0	0	0	7	11	5.40	1.200										
Mary Grissom, R (8.1) ERA: 2.04	0.2		5	2	1	0	1	1	0	0	0	1	0	6	10	0.00	4.500										

Batter	1	2	3	4	5	6	7	8	9	AB	R	H	RBI	BB	SO	LOB	TOP										
Jim Davenport, R OBP: 0.353, SLG: 0.423 (1, 5)	0-0 6-3		0-0 F9		0-0 F9		0-0 1B 2B		0-0 F8	5	1	1	0	0	0	1	San Francisco Giants @ Pittsburgh Pirates Forbes Field, Pittsburgh, PA Sun May 25 1958, 3:33 AM EDT Unknown livebaseballscores.com										
Willie Kirkland, L OBP: 0.287, SLG: 0.371 (1, 9)	0-0 4-1		0-0 F4		0-0 1B		0-0 1B 1B		0-0 F2	5	1	2	2	0	0	0											
Willie Mays, R OBP: 0.457, SLG: 0.797 (1, 8)	0-0 F3		0-3 K		0-0 F6		0-0 1B 1B		0-0 3B	5	0	2	0	0	1	1											
Orlando Cepeda, R OBP: 0.352, SLG: 0.649 (1, 3)		0-0 6-3		0-0 G4-6-3 2B		0-0 F7		0-0 1B 2H	0-0 6-3	5	0	2	1	0	0	1											
Daryl Spencer, R OBP: 0.386, SLG: 0.609 (1, 6)		0-0 1B 2B		0-0 G4-6-3 1B		0-0 5-3		0-3 K		4	1	2	0	0	1	2											
Hank Sauer, R OBP: 0.413, SLG: 0.596 Don Taussig, R OBP: 0.314, SLG: 0.250 (1, 7) (7, 7)		0-0 1B 1B		0-0 G4-6-3 1-2 2-3		0-0 2B		0-0 F7		3	0	2	1	0	0	2											
Bob Schmidt, R OBP: 0.363, SLG: 0.569 (1, 2)		0-0 F4		0-0 F9		0-0 6-3		0-0 HR		4	1	1	1	0	0	3											
Danny O'Connell, R OBP: 0.378, SLG: 0.408 (1, 4)		0-0 1-2 1B		0-0 1B 1B		0-0 F9		0-0 F8		4	0	2	0	0	0	0											
Ruben Gomez, R OBP: 0.286, SLG: 0.407 (1, 1)		0-0 4-3		0-0 F9 1-3 1B		0-0 F2		0-0 F8		4	1	1	0	0	0	2											
Inning Stats	R: 0 E: 0 K: 0 S: 3	H: 0 LOB: 0 BB: 0 P: 3	R: 1 E: 0 K: 0 S: 6	H: 3 LOB: 2 BB: 0 P: 6	R: 0 E: 0 K: 1 S: 5	H: 0 LOB: 0 BB: 0 P: 5	R: 0 E: 0 K: 0 S: 4	H: 2 LOB: 1 BB: 0 P: 4	R: 1 E: 0 K: 0 S: 5	H: 3 LOB: 1 BB: 0 P: 5	R: 0 E: 0 K: 0 S: 4	H: 1 LOB: 1 BB: 0 P: 4	R: 2 E: 0 K: 1 S: 9	H: 4 LOB: 2 BB: 0 P: 9	R: 1 E: 0 K: 0 S: 4	H: 1 LOB: 0 BB: 0 P: 4		R: 0 E: 0 K: 0 S: 4	H: 1 LOB: 1 BB: 0 P: 4	1B: 9 2B: 4 3B: 1 HR: 1	SF: 0 SAC: 0 DP: 1 HBP: 0	WP: 0 PB: 0 SB: 0 CS: 0	PA: 40				
PITCHER	IP	WLS	BF	H	R	ER	SO	BB	IBB	HBP	BLK	WP	HR	S	P	ERA	WHIP										
Vern Law, R ERA: 4.72 Ron Blackburn, R ERA: 2.29 Bob Porterfield, R ERA: 5.01 (1, 1) (7, 1) (8, 1)	6.2	L	31	13	4	3	1	0	0	0	0	0	0	33	33	4.05	1.950										

Batter	1	2	3	4	5	6	7	8	9	AB	R	H	RBI	BB	SO	LOB	BOTTOM										
Bill Virdon, L OBP: 0.354, SLG: 0.375 (1, 8)	0-3 K		0-0 G3	0-0 E3			0-0 5-3		0-0 1-3	5	0	0	0	0	1	1	San Francisco Giants @ Pittsburgh Pirates Forbes Field, Pittsburgh, PA Sun May 25 1958, 3:33 AM EDT Unknown livebaseballscores.com										
Bob Stinner, L OBP: 0.409, SLG: 0.471 (1, 7)	4-0 1B BB		0-0 1B E	0-0 4-3			0-0 1B 1B			3	1	2	0	1	0	2											
Dick Groat, R OBP: 0.321, SLG: 0.429 (1, 6)	0-0 1-2 1B		0-0 1H 1B		0-0 F7		0-0 1-2 1B			4	0	3	0	0	0	0											
Ted Kluszewski, L OBP: 0.336, SLG: 0.386 (1, 3)	0-0 1-2 FC6-4 1B		0-0 1-2 1B		0-0 F9		0-0 3-1			4	0	2	0	0	0	2											
Frank Thomas, R OBP: 0.353, SLG: 0.655 (1, 5)	0-0 1-2 FC6-4		0-0 F8		0-0 4-3			0-0 F4		4	0	0	0	0	0	4											
Roberto Clemente, R OBP: 0.331, SLG: 0.394 (1, 9)		0-0 F9-6-3 1B		0-0 E1		0-0 F7		0-0 1-3		4	0	1	0	0	0	0											
Bill Mazerowski, R OBP: 0.355, SLG: 0.512 (1, 4)		0-0 F6		1-0 1B SF7 HBP		0-0 F5		0-0 5-3		3	1	0	0	0	0	1											
Danny Kravitz, L OBP: 0.385, SLG: 0.318 (1, 2)		0-0 F9-6-3		0-0 E 1B		0-0 F9			0-0 F8	4	0	1	0	0	0	1											
Vern Law, R OBP: 0.273, SLG: 0.526 Ron Blackburn, R OBP: 0.500, SLG: 1.000 Gene Baker, R OBP: 0.267, SLG: 0.231 Bob Porterfield, R (8, 1) John Powers, L OBP: 0.286, SLG: 0.167 (8, PH)			0-0 F6	0-0 SF7			0-0 F7		0-3 K	1	0	0	0	0	0	0											
Inning Stats	R: 0 E: 0 K: 1 S: 6	H: 2 LOB: 2 BB: 1 P: 10	R: 0 E: 0 K: 0 S: 3	H: 1 LOB: 0 BB: 0 P: 3	R: 1 E: 1 K: 0 S: 6	H: 3 LOB: 2 BB: 0 P: 6	R: 2 E: 2 K: 0 S: 5	H: 1 LOB: 0 BB: 0 P: 6	R: 0 E: 0 K: 0 S: 3	H: 0 LOB: 0 BB: 0 P: 3	R: 0 E: 0 K: 0 S: 5	H: 2 LOB: 2 BB: 0 P: 5	R: 0 E: 0 K: 0 S: 3	H: 0 LOB: 0 BB: 0 P: 3	R: 0 E: 0 K: 1 S: 5	H: 0 LOB: 0 BB: 0 P: 5		1B: 9 2B: 1 3B: 0 HR: 0	SF: 1 SAC: 0 DP: 1 HBP: 1	WP: 0 PB: 0 SB: 0 CS: 0	PA: 37						
PITCHER	IP	WLS	BF	H	R	ER	SO	BB	IBB	HBP	BLK	WP	HR	S	P	ERA	WHIP										
Ruben Gomez, R ERA: 5.29 (1, 1)	9.0	W	37	9	2	2	2	1	0	1	0	0	0	39	44	2.00	1.111										

Batter	1	2	3	4	5	6	7	8	9	AB	R	H	RBI	BB	SO	LOB	TOP								
Jim Davenport, R (1, 5) OBP: 0.342, SLG: 0.408	0-3 K		0-0 F8		0-0 FC4-6		0-0 FC1-4		0-0 FC1-4	5	0	0	0	0	1	4	San Francisco Giants @ Pittsburgh Pirates Forbes Field, Pittsburgh, PA Sun May 25 1958, 3:38 AM EDT Att: 35,797 - Unknown livebaseballscorecards.com								
Willie Kirkland, L (1, 9) OBP: 0.277, SLG: 0.357	0-0 3-1		0-0 F7			0-0 G3	0-0 F8		0-0 F8	5	0	0	0	0	0	2									
Willie Mays, R (1, 8) OBP: 0.452, SLG: 0.790	0-0 F9			0-0 F2		0-0 1B 2B		0-3 K		4	1	1	0	0	1	0									
Orlando Cepeda, R (1, 3) OBP: 0.355, SLG: 0.643		4-0 FC5-4 BB		0-0 F9		0-0 1B WP 1B		0-0 F3		3	1	1	1	1	0	0									
Daryl Spencer, R (1, 6) OBP: 0.388, SLG: 0.606		0-0 FC5-4 FC4-6		0-0 6-3		0-0 WP G3 1B		0-0 HR 1B		4	3	2	0	0	0	1									
Bob Speake, L (1, 7) OBP: 0.214, SLG: 0.462		0-0 E3 FC4-6			0-0 4-3	0-0 G3		0-0 HR		4	1	1	3	0	0	1									
Don Taussig, R (8, 7) OBP: 0.314, SLG: 0.250		1-3 E3 FC4-6				1-H 3-H G3		1-H HR		0	0	0	0	0	0	0									
Bob Schmidt, R (1, 2) OBP: 0.350, SLG: 0.547		0-0 FC4-6			0-0 5-3	0-0 6-3		0-0 5-3		4	0	0	1	0	0	1									
Danny O'Connell, R (1, 4) OBP: 0.382, SLG: 0.406		0-3 K			4-0 1B BB		0-0 E1 FC1-4 S		0-0 FC3-6 1B	3	0	1	0	1	1	1									
Ramon Monzant, R (1, 1) OBP: 0.348, SLG: 0.348			0-0 F7		0-0 FC4-6 1B		0-3 K		0-0 FC3-6 FC1-4	4	0	1	0	0	1	2									
Inning Stats	R: 0 E: 0 K: 1 S: 5	H: 0 LOB: 0 BB: 0 P: 5	R: 1 E: 1 K: 1 S: 6	H: 0 LOB: 1 BB: 1 P: 10	R: 0 E: 0 K: 0 S: 3	H: 0 LOB: 0 BB: 0 P: 3	R: 0 E: 0 K: 0 S: 3	H: 0 LOB: 0 BB: 0 P: 3	R: 0 E: 0 K: 0 S: 4	H: 1 LOB: 2 BB: 1 P: 8	R: 3 E: 0 K: 0 S: 6	H: 3 LOB: 0 BB: 0 P: 6	R: 0 E: 1 K: 1 S: 6	H: 0 LOB: 1 BB: 0 P: 6	R: 2 E: 0 K: 1 S: 7	H: 2 LOB: 2 BB: 0 P: 7	R: 0 E: 0 K: 0 S: 4	H: 1 LOB: 1 BB: 0 P: 4	1B: 5 2B: 1 3B: 0 HR: 1	SF: 0 SAC: 0 DP: 0 HBP: 0	WP: 2 PA: 38 PB: 0 SB: 1 CS: 0				
PITCHER	IP	WLS	BF	H	R	ER	SO	BB	IBB	HBP	BLK	WP	HR	S	P	ERA	WHIP								
Curt Raydon, R (1, 1) ERA: 2.31	7.0	L	29	4	4	3	3	2	0	0	0	1	0	33	41	3.86	0.857								
Roy Face, R (8, 1) ERA: 6.89	2.0		9	3	2	2	1	0	0	0	0	0	1	11	11	9.00	1.500								

Batter	1	2	3	4	5	6	7	8	9	AB	R	H	RBI	BB	SO	LOB	BOTTOM								
Bill Virdon, L (1, 8) OBP: 0.342, SLG: 0.361	0-0 3-1		0-0 F7		0-0 F6			0-0 1-3	0-0 F9	5	0	0	0	0	0	2	San Francisco Giants @ Pittsburgh Pirates Forbes Field, Pittsburgh, PA Sun May 25 1958, 3:38 AM EDT Att: 35,797 - Unknown livebaseballscorecards.com								
Bob Stinner, L (1, 7) OBP: 0.417, SLG: 0.476	4-0 G3-6 BB		0-0 1B			0-0 F7		0-0 BB 1B		3	0	2	0	1	0	0									
Dick Groat, R (1, 6) OBP: 0.320, SLG: 0.425	0-0 G3-6		0-0 1B		0-0 1B		0-0 F7		0-0 F9	4	0	1	0	0	0	2									
R C Stevens, R (1, 3) OBP: 0.349, SLG: 0.725		0-3 K	0-3 K			0-0 FC6-4 1B		4-0 1B BB		3	0	1	0	1	2	2									
Frank Thomas, R (1, 5) OBP: 0.350, SLG: 0.644		0-0 3B 1B		0-0 6-3		0-0 FC6-4		0-0 F7		4	1	1	0	0	0	3									
Roberto Clemente, R (1, 9) OBP: 0.336, SLG: 0.412		0-0 1B 3B		0-0 F8		0-0 F8		0-0 1B 1B		4	0	2	1	0	0	0									
Bill Mazerowski, R (1, 4) OBP: 0.352, SLG: 0.504		0-0 F4		0-0 F4		0-0 G6-3 1B		0-0 F5		4	0	1	0	0	0	1									
Danny Kravitz, L (1, 2) OBP: 0.367, SLG: 0.308		0-0 4-3			0-0 F4		0-0 F3		0-0 E 1B	4	0	1	0	0	0	3									
Curt Raydon, R (1, 1) Ted Kluszewski, L (7, PH) Roy Face, R (8, 1) John Powers, L (8, PH)			0-3 K		0-3 K		0-0 G6-3		0-0 E3	2	0	0	0	0	2	0									
Inning Stats	R: 0 E: 0 K: 0 S: 2	H: 0 LOB: 0 BB: 1 P: 6	R: 1 E: 0 K: 1 S: 7	H: 2 LOB: 1 BB: 0 P: 7	R: 0 E: 0 K: 2 S: 9	H: 2 LOB: 0 BB: 0 P: 9	R: 0 E: 0 K: 0 S: 3	H: 0 LOB: 0 BB: 0 P: 3	R: 0 E: 0 K: 1 S: 5	H: 0 LOB: 0 BB: 0 P: 5	R: 0 E: 0 K: 0 S: 4	H: 1 LOB: 1 BB: 0 P: 4	R: 0 E: 0 K: 0 S: 4	H: 2 LOB: 1 BB: 0 P: 4	R: 0 E: 0 K: 0 S: 4	H: 1 LOB: 2 BB: 1 P: 8	R: 0 E: 1 K: 0 S: 5	H: 1 LOB: 2 BB: 0 P: 5	1B: 8 2B: 0 3B: 1 HR: 0	SF: 0 SAC: 0 DP: 2 HBP: 0	WP: 0 PA: 37 PB: 0 SB: 0 CS: 0				
PITCHER	IP	WLS	BF	H	R	ER	SO	BB	IBB	HBP	BLK	WP	HR	S	P	ERA	WHIP								
Ramon Monzant, R (1, 1) ERA: 4.07	9.0	W	37	9	1	1	4	2	0	0	0	0	0	43	51	1.00	1.222								

Batter	1	2	3	4	5	6	7	8	9	AB	R	H	RBI	BB	SO	LOB	TOP					
Jim Davenport, R (1.5) OBP: 0.343, SLG: 0.408	F8		6-3						F9	5	0	2	1	0	0	1	San Francisco Giants @ Philadelphia Phillies Connie Mack Stadium, Philadelphia, PA Tue May 27 1958, 7:05 PM EDT Att: 15,718 - Unknown					
Willie Kirkland, L (1.9) OBP: 0.289, SLG: 0.346	F6			K	F7		F6			4	0	0	0	0	1	3						
Willie Mays, R (1.8) OBP: 0.448, SLG: 0.776	4-3								F8	4	0	1	0	0	0	0						
Orlando Cepeda, R (1.3) OBP: 0.353, SLG: 0.633		F6		K					K	4	0	1	0	0	2	1						
Daryl Spencer, R (1.6) OBP: 0.397, SLG: 0.608					FC6-4					3	0	2	0	1	0	1						
Bob Speake, L (1.7) OBP: 0.222, SLG: 0.412										4	1	1	0	0	0	4						
Bob Schmidt, R (1.2) OBP: 0.347, SLG: 0.545										4	0	1	0	0	0	4						
Danny O'Connell, R (1.4) OBP: 0.386, SLG: 0.409									F9	4	0	2	0	0	0	1						
Stu Miller, R (1.1) Al Worthington, R (1.1) Jim King, L (5. Ph) Ray Crone, R (5.1) Whitey Lockman, L (7. Ph) Pete Burnside, R (7.1) Hank Sauer, R (9. Ph)									F8	0	0	0	0	0	0	0		AB 36 R 1 H 10 RBI 1 BB 1 SO 5 LOB 19 				
Inning Stats	R: 0 E: 0 K: 0 S: 3	H: 0 LOB: 0 BB: 0 P: 3	R: 0 E: 0 K: 0 S: 4	H: 1 LOB: 0 BB: 0 P: 4	R: 0 E: 0 K: 0 S: 3	H: 1 LOB: 0 BB: 0 P: 3	R: 0 E: 0 K: 2 S: 8	H: 1 LOB: 1 BB: 0 P: 8	R: 1 E: 0 K: 1 S: 8	H: 3 LOB: 2 BB: 0 P: 8	R: 0 E: 0 K: 0 S: 5	H: 2 LOB: 2 BB: 0 P: 5	R: 0 E: 0 K: 1 S: 6	H: 1 LOB: 1 BB: 0 P: 6	R: 0 E: 0 K: 1 S: 5	H: 0 LOB: 1 BB: 1 P: 9			R: 0 E: 0 K: 0 S: 4	H: 1 LOB: 1 BB: 0 P: 4	1B: 9 2B: 1 3B: 0 HR: 0	SF: 0 SAC: 0 DP: 1 HBP: 0
PITCHER Jack Sanford, R (1.1) ERA: 4.33	IP: 9.0 WLS: W BF: 37 H: 10 R: 1 ER: 1 SO: 5 BB: 1 IBB: 0 HBP: 0 BLK: 0 WP: 0 HR: 0 S: 46 P: 50 ERA: 1.00 WHIP: 1.222															PITCHER	IP: 9.0 WLS: W BF: 37 H: 10 R: 1 ER: 1 SO: 5 BB: 1 IBB: 0 HBP: 0 BLK: 0 WP: 0 HR: 0 S: 46 P: 50 ERA: 1.00 WHIP: 1.222					

Batter	1	2	3	4	5	6	7	8	9	AB	R	H	RBI	BB	SO	LOB	BOTTOM			
Richie Ashburn, L (1.8) OBP: 0.448, SLG: 0.436	HR									3	2	3	0	1	0	0	San Francisco Giants @ Philadelphia Phillies Connie Mack Stadium, Philadelphia, PA Tue May 27 1958, 7:05 PM EDT Att: 15,718 - Unknown			
Solly Hemus, L (1.4) OBP: 0.406, SLG: 0.333	HR									4	1	2	1	0	1	2				
Harry Anderson, L (1.3) OBP: 0.368, SLG: 0.443	K									4	0	1	0	0	2	3				
Rip Repulski, R (1.9) OBP: 0.315, SLG: 0.602										3	1	1	3	1	1	1				
Bob Bowman, R (9.9) OBP: 0.333, SLG: 0.500	HR									0	0	0	0	0	0	0				
Chuck Essegian, R (1.7) OBP: 0.344, SLG: 0.459										3	0	1	0	1	2	3				
Stan Lopata, R (1.2) OBP: 0.370, SLG: 0.402										3	0	0	0	1	0	2				
Willie Jones, R (1.5) OBP: 0.369, SLG: 0.509										4	0	0	0	0	0	3				
Chico Fernandez, R (1.6) OBP: 0.262, SLG: 0.214										4	1	2	0	0	0	0				
Jack Sanford, R (1.1) OBP: 0.286, SLG: 0.263										4	0	0	0	0	2	2				
Inning Stats	R: 3 E: 0 K: 1 S: 7	H: 3 LOB: 0 BB: 1 P: 11	R: 1 E: 1 K: 2 S: 9	H: 2 LOB: 1 BB: 0 P: 9	R: 0 E: 0 K: 1 S: 5	H: 0 LOB: 1 BB: 1 P: 9	R: 0 E: 0 K: 0 S: 3	H: 0 LOB: 0 BB: 0 P: 3	R: 1 E: 0 K: 1 S: 7	H: 2 LOB: 3 BB: 2 P: 15	R: 0 E: 0 K: 1 S: 6	H: 1 LOB: 1 BB: 0 P: 6	R: 0 E: 0 K: 2 S: 7	H: 1 LOB: 1 BB: 0 P: 7	R: 0 E: 0 K: 0 S: 4	H: 1 LOB: 1 BB: 0 P: 4	1B: 7 2B: 2 3B: 1 HR: 1	SF: 0 SAC: 0 DP: 2 HBP: 0	WP: 1 PB: 0 SB: 0 CS: 1	PA: 36
PITCHER Stu Miller, R (1.1) ERA: 2.37	IP: 0.1 WLS: L BF: 5 H: 3 R: 3 ER: 3 SO: 1 BB: 1 IBB: 0 HBP: 0 BLK: 0 WP: 1 HR: 0 S: 6 P: 10 ERA: 81.00 WHIP: 12.000															PITCHER	IP: 0.1 WLS: L BF: 5 H: 3 R: 3 ER: 3 SO: 1 BB: 1 IBB: 0 HBP: 0 BLK: 0 WP: 1 HR: 0 S: 6 P: 10 ERA: 81.00 WHIP: 12.000			
Al Worthington, R (1.1) ERA: 3.77	IP: 3.2 WLS: L BF: 13 H: 2 R: 1 ER: 0 SO: 3 BB: 1 IBB: 0 HBP: 0 BLK: 0 WP: 0 HR: 0 S: 18 P: 22 ERA: 0.00 WHIP: 0.818															PITCHER	IP: 3.2 WLS: L BF: 13 H: 2 R: 1 ER: 0 SO: 3 BB: 1 IBB: 0 HBP: 0 BLK: 0 WP: 0 HR: 0 S: 18 P: 22 ERA: 0.00 WHIP: 0.818			
Ray Crone, R (5.1) ERA: 5.4	IP: 2.0 WLS: L BF: 11 H: 3 R: 1 ER: 1 SO: 2 BB: 2 IBB: 0 HBP: 0 BLK: 0 WP: 0 HR: 0 S: 13 P: 21 ERA: 4.50 WHIP: 2.500															PITCHER	IP: 2.0 WLS: L BF: 11 H: 3 R: 1 ER: 1 SO: 2 BB: 2 IBB: 0 HBP: 0 BLK: 0 WP: 0 HR: 0 S: 13 P: 21 ERA: 4.50 WHIP: 2.500			
Pete Burnside, L (7.1) ERA: 6.43	IP: 2.0 WLS: L BF: 7 H: 2 R: 0 ER: 0 SO: 2 BB: 0 IBB: 0 HBP: 0 BLK: 0 WP: 0 HR: 0 S: 11 P: 11 ERA: 0.00 WHIP: 1.000															PITCHER	IP: 2.0 WLS: L BF: 7 H: 2 R: 0 ER: 0 SO: 2 BB: 0 IBB: 0 HBP: 0 BLK: 0 WP: 0 HR: 0 S: 11 P: 11 ERA: 0.00 WHIP: 1.000			

Batter	1	2	3	4	5	6	7	8	9	AB	R	H	RBI	BB	SO	LOB	TOP								
Danny O'Connell, R OBP: 0.385, SLG: 0.402	4-0 WP BB		0-0 6-3				0-0 F7	0-3 K	4-0 BB	0-0 F2	2	1	0	0	1	0	1								
Bob Speake, L OBP: 0.211, SLG: 0.389											1	0	0	0	0	1	1								
Eddie Bressoud, R OBP: 0.313, SLG: 0.357											0	0	0	0	0	0	0								
Whitey Lockman, L OBP: 0.444, SLG: 0.400											0	0	0	0	1	0	0								
Mary Grissom, R OBP: 0.444, SLG: 0.400											1	0	0	0	0	0	2								
Jim Davenport, R OBP: 0.341, SLG: 0.405	0-0 F8		0-0 F3				0-0 FC5-4 1B				1	0	0	0	0	0	1								
Ray Jablonski, R OBP: 0.353, SLG: 0.517											4	1	2	2	0	0	3								
Willie Mays, R OBP: 0.446, SLG: 0.765	0-0 WP SF8 1B		0-3 K				0-0 FC5-4 1-2				5	1	2	0	0	1	2								
Hank Sauer, R OBP: 0.409, SLG: 0.587	0-0 SF8						0-0 F5				4	0	2	1	0	0	0								
Ruben Gomez, R OBP: 0.296, SLG: 0.407											0	1	0	0	0	0	0								
Don Tausig, R OBP: 0.314, SLG: 0.250											0	0	0	0	0	0	0								
Orlando Cepeda, R OBP: 0.354, SLG: 0.632	0-3 K						0-0 5-3				5	1	2	0	0	2	2								
Daryl Spencer, R OBP: 0.397, SLG: 0.615							0-0 F3				3	0	1	1	1	0	1								
Willie Kirkland, L OBP: 0.287, SLG: 0.362			0-0 FC4-6 1-2				0-0 5-3 1-2				5	1	1	2	0	0	3								
Bob Schmidt, R OBP: 0.349, SLG: 0.548			0-0 FC4-6 1-2				0-0 6-3				5	0	2	0	0	0	1								
Johnny Antonelli, L OBP: 0.346, SLG: 0.400											3	1	2	0	0	0	1								
Jim King, L OBP: 0.354, SLG: 0.350											1	0	1	0	0	0	0								
Jim Finigan, R OBP: 0.368, SLG: 0.313							0-0 1B				0	0	0	0	1	0	0								
Inning Stats	R: 2 E: 0 K: 1 S: 6	H: 1 LOB: 0 BB: 1 P: 10	R: 0 E: 0 K: 0 S: 3	H: 0 LOB: 1 BB: 1 P: 7	R: 0 E: 0 K: 1 S: 5	H: 0 LOB: 0 BB: 0 P: 5	R: 0 E: 0 K: 0 S: 4	H: 1 LOB: 1 BB: 0 P: 4	R: 0 E: 0 K: 0 S: 5	H: 2 LOB: 2 BB: 0 P: 5	R: 0 E: 0 K: 0 S: 4	H: 1 LOB: 1 BB: 0 P: 4	R: 2 E: 0 K: 2 S: 11	H: 4 LOB: 2 BB: 0 P: 11	R: 0 E: 0 K: 0 S: 5	H: 2 LOB: 3 BB: 1 P: 9	R: 3 E: 0 K: 0 S: 7	H: 4 LOB: 2 BB: 1 P: 11	1B: 10 2B: 2 3B: 1 HR: 2	SF: 2 SAC: 0 DP: 0 HBP: 0	WP: 2 PB: 0 SB: 1 CS: 0	PA: 46			
PITCHER	IP	WLS	BF	H	R	ER	SO	BB	IBB	HBP	BLK	WP	HR	S	P	ERA	WHIP								
Ray Semproch, R ERA: 3.56	(1, 1)	6.2	30	8	4	4	3	2	0	0	0	1	1	34	42	5.40	1.500								
Turk Farrell, R ERA: 1.52	(7, 1)	2.0	L	14	7	3	3	1	1	0	0	0	1	15	19	13.50	4.000								
Jim Hearn, R ERA: 4.66	(9, 1)	0.1		2	0	0	0	0	1	0	0	0	0	1	5	0.00	0.000								

San Francisco Giants @ Philadelphia Phillies
 Connie Mack Stadium, Philadelphia, PA
 Wed May 28 1958, 7:05 PM EDT
 Att: 10,561 - Unknown

AB 40
 R 7
 H 15
 RBI 6
 BB 4
 SO 4
 LOB 18



Batter	1	2	3	4	5	6	7	8	9	AB	R	H	RBI	BB	SO	LOB	BOTTOM									
Richie Ashburn, L OBP: 0.446, SLG: 0.442	0-0 F7		0-0 1B	0-3 K			0-0 F5		0-0 2B 2B	5	1	2	0	0	1	1										
Chico Fernandez, R OBP: 0.287, SLG: 0.254	0-0 G3 3B		0-0 F8				0-0 6-3		0-3 K	5	2	2	0	0	1	2										
Harry Anderson, L OBP: 0.370, SLG: 0.450	0-0 G3 3H		0-3 K				0-0 4-3		0-0 1B	5	0	2	3	0	1	1										
Rip Repulski, R OBP: 0.312, SLG: 0.586	0-3 K						0-0 F7		0-0 F5	4	1	1	0	0	1	1										
Bob Bowman, R OBP: 0.321, SLG: 0.481										1	0	0	0	0	0	1										
Chuck Essegian, R OBP: 0.340, SLG: 0.483			0-3 K				0-0 4-3		0-3 K	4	1	1	2	0	2	0										
Willie Jones, R OBP: 0.377, SLG: 0.491							0-0 F8		4-0 WP BB	2	0	0	0	1	0	0										
Ted Kazanski, R OBP: 0.304, SLG: 0.333			0-0 E6				0-0 F8		4-0 BB	3	1	1	0	1	0	1										
Joe Lonnett, R OBP: 0.231, SLG: 0.304			0-0 G3				0-0 F9		0-3 K	4	0	0	0	0	1	4										
Ray Semproch, R OBP: 0.050, SLG: 0.100							0-0 F6			2	0	1	1	0	0	0										
Turk Farrell, R OBP: 0.286, SLG: 0.167										1	0	0	0	0	1	0										
Jim Hearn, R OBP: 0.268, SLG: 0.318										0	0	0	0	0	0	0										
Dave Philley, S OBP: 0.268, SLG: 0.318										1	0	0	0	0	0	0										
Inning Stats	R: 1 E: 0 K: 1 S: 6	H: 1 LOB: 0 BB: 0 P: 6	R: 0 E: 1 K: 1 S: 6	H: 0 LOB: 1 BB: 0 P: 6	R: 0 E: 0 K: 1 S: 6	H: 1 LOB: 1 BB: 0 P: 6	R: 3 E: 0 K: 1 S: 9	H: 4 LOB: 1 BB: 0 P: 9	R: 0 E: 0 K: 0 S: 3	H: 0 LOB: 0 BB: 0 P: 3	R: 0 E: 0 K: 1 S: 5	H: 0 LOB: 1 BB: 1 P: 9	R: 1 E: 0 K: 1 S: 7	H: 2 LOB: 1 BB: 0 P: 7	R: 0 E: 0 K: 1 S: 4	H: 0 LOB: 1 BB: 1 P: 9	R: 1 E: 0 K: 1 S: 7	H: 2 LOB: 1 BB: 0 P: 7	1B: 3 2B: 4 3B: 2 HR: 1	SF: 0 SAC: 0 DP: 0 HBP: 1	WP: 1 PB: 0 SB: 0 CS: 1	PA: 40				
PITCHER	IP	WLS	BF	H	R	ER	SO	BB	IBB	HBP	BLK	WP	HR	S	P	ERA	WHIP									
Johnny Antonelli, L ERA: 3.18	(1, 1)	7.0	31	8	5	5	6	1	0	0	0	0	0	11	16	4.50	1.286									
Mary Grissom, R ERA: 2.29	(8, 1)	2.0	W	9	2	1	1	2	1	0	1	0	0	0	0	0	4.50	1.500								

San Francisco Giants @ Philadelphia Phillies
 Connie Mack Stadium, Philadelphia, PA
 Wed May 28 1958, 7:05 PM EDT
 Att: 10,561 - Unknown

AB 37
 R 6
 H 10
 RBI 6
 BB 2
 SO 8
 LOB 11



Batter	1	2	3	4	5	6	7	8	9	AB	R	H	RBI	BB	SO	LOB	TOP		
Danny O'Connell, R OBP: 0.384, SLG: 0.403	0-0 1B		0-0 F8		0-0 6-3		0-0 2B			4	0	2	0	0	0	1	San Francisco Giants @ St. Louis Cardinals Sportsman's Park, St. Louis, MO Fri May 30 1958, 4:38 AM EDT Att: 30,461 - Unknown		
Whitey Lockman, L OBP: 0.435, SLG: 0.500	0-0 F9		0-0 2B		0-0 2B		0-0 F8			4	0	2	0	0	0	2			
Willie Mays, R Pete Burnside, R Bob Speake, L Ray Crone, R	0-0 F8		0-0 F3		0-0 F5		0-0 K		0-3 K	3	0	0	0	0	0	4			
Ray Jablonski, R OBP: 0.326, SLG: 0.526	0-0 1-3		0-3 K				0-0 F9		0-3 K	4	0	0	0	0	2	3			
Daryl Spencer, R OBP: 0.392, SLG: 0.608		0-0 F3		0-0 F3		0-0 5-3		0-0 2B		4	0	1	0	0	0	0			
Willie Kirkland, L OBP: 0.277, SLG: 0.370		0-0 FC4-6 1B		0-0 BB 1B		0-0 F9		0-0 5-3		4	0	2	0	0	0	1			
Jim King, L OBP: 0.340, SLG: 0.318		0-0 FC4-6 1-2		4-0 BB G4-6-3 1B		0-0 G3		0-0 G3		3	0	0	0	1	0	1			
Valmy Thomas, R OBP: 0.278, SLG: 0.323		0-0 1-3		0-0 G4-6-3 1-2		0-0 G3		0-0 6-3		4	1	1	1	0	0	3			
Mike McCormick, L Al Worthington, R Johnny Antonelli, L Don Taussig, R			0-0 2B 1B		0-0 F3		0-0 F7		0-0 6-3	0	0	0	0	0	0	0			
Inning Stats	R: 0 E: 0 K: 0 S: 4	H: 1 LOB: 1 BB: 0 P: 4	R: 0 E: 0 K: 0 S: 4	H: 1 LOB: 1 BB: 0 P: 4	R: 0 E: 0 K: 1 S: 7	H: 2 LOB: 2 BB: 0 P: 7	R: 0 E: 0 K: 0 S: 3	H: 1 LOB: 1 BB: 0 P: 7	R: 0 E: 0 K: 0 S: 4	H: 1 LOB: 0 BB: 0 P: 3	R: 1 E: 0 K: 0 S: 5	H: 2 LOB: 1 BB: 0 P: 5	R: 0 E: 0 K: 2 S: 8	H: 1 LOB: 1 BB: 0 P: 8	R: 0 E: 0 K: 0 S: 3	H: 0 LOB: 0 BB: 0 P: 3		1B: 4 2B: 4 3B: 0 HR: 1	SF: 0 SAC: 0 DP: 1 HBP: 0
PITCHER Jim Brosnan, R ERA: 2.7	IP: 9.0 WLS: W BF: 36 H: 9 R: 1 ER: 1 SO: 3 BB: 1 IBB: 0 HBP: 0 BLK: 0 WP: 0 HR: 1 S: 41 P: 45 ERA: 1.00 WHIP: 1.111																		

Batter	1	2	3	4	5	6	7	8	9	AB	R	H	RBI	BB	SO	LOB	BOTTOM		
Don Blasingame, L OBP: 0.371, SLG: 0.394	0-0 CS 1B		0-0 F7		0-0 F7		0-0 4-3		0-0 1B	5	0	2	0	0	0	4	San Francisco Giants @ St. Louis Cardinals Sportsman's Park, St. Louis, MO Fri May 30 1958, 4:38 AM EDT Att: 30,461 - Unknown		
Eddie Kasko, R OBP: 0.300, SLG: 0.259	0-0 5-3 1-2	4-0 BB 2B			0-0 F8		0-3 K	0-0 F8		4	1	0	0	1	1	2			
Joe Cunningham, L OBP: 0.446, SLG: 0.472	4-0 HR BB	0-0 1B 2B			0-0 1B 2B		4-0 HR BB	0-0 F7		3	2	2	3	2	0	1			
Ken Boyer, R OBP: 0.347, SLG: 0.480	0-0 1-H HR	0-0 F7			0-0 L4-3 1B		0-0 HR			4	2	3	4	0	0	1			
Gene Green, R OBP: 0.388, SLG: 0.478	0-0 4-3		0-0 F8-3 1B		0-0 L4-3 1-2		0-0 5-3			4	0	1	0	0	0	2			
Del Ennis, R OBP: 0.301, SLG: 0.361		0-0 1B 2B	0-0 F8-3 1-2		0-0 F8		0-0 2B			4	1	2	0	0	0	1			
Joe Taylor, R OBP: 0.400, SLG: 0.250		0-0 1B 1B	0-0 5-3		0-0 6-3		4-0 BB			3	0	1	1	1	0	0			
Hal Smith, R OBP: 0.321, SLG: 0.299		0-0 BB 2B 1B		0-0 F5		0-0 BB 1B	0-0 F6			4	1	2	0	0	0	2			
Jim Brosnan, R OBP: 0.192, SLG: 0.208		0-0 FC1-5-2 2B		0-0 4-3		4-0 BB	0-0 5-3			3	1	0	0	1	0	2			
Inning Stats	R: 2 E: 0 K: 0 S: 4	H: 2 LOB: 0 BB: 1 P: 8	R: 4 E: 0 K: 0 S: 7	H: 4 LOB: 1 BB: 1 P: 11	R: 0 E: 0 K: 0 S: 3	H: 1 LOB: 0 BB: 0 P: 3	R: 0 E: 0 K: 0 S: 3	H: 0 LOB: 0 BB: 0 P: 3	R: 0 E: 0 K: 0 S: 4	H: 2 LOB: 1 BB: 0 P: 4	R: 0 E: 0 K: 0 S: 4	H: 1 LOB: 2 BB: 1 P: 8	R: 2 E: 0 K: 1 S: 7	H: 2 LOB: 2 BB: 2 P: 15	R: 0 E: 0 K: 0 S: 4	H: 1 LOB: 1 BB: 0 P: 4		1B: 7 2B: 6 3B: 0 HR: 2	SF: 0 SAC: 0 DP: 2 HBP: 0
PITCHER Mike McCormick, L Al Worthington, R Pete Burnside, L Ray Crone, R	IP: 1.2 WLS: L BF: 7 H: 1 R: 0 ER: 0 SO: 0 BB: 0 IBB: 0 HBP: 0 BLK: 0 WP: 0 HR: 0 S: 10 P: 18 ERA: 0.00 WHIP: 0.429	IP: 3.0 WLS: L BF: 16 H: 5 R: 2 ER: 2 SO: 1 BB: 3 IBB: 0 HBP: 0 BLK: 0 WP: 0 HR: 1 S: 15 P: 27 ERA: 6.00 WHIP: 2.667	IP: 1.0 WLS: L BF: 4 H: 1 R: 0 ER: 0 SO: 0 BB: 0 IBB: 0 HBP: 0 BLK: 0 WP: 0 HR: 0 S: 4 P: 4 ERA: 0.00 WHIP: 1.000																

Batter	1	2	3	4	5	6	7	8	9	10	11	12	AB	R	H	RBI	BB	SO	LOB	TOP						
Danny O'Connell, R Eddie Bressoud, R OBP: 0.278, SLG: 0.390 (8, FR) (8, 4)	4-3		1-3		IHR 1B	F3		FC2-6 1B		F2		E4	4	1	0	0	1	0	1	2	1	0	0	0	2	
Daryl Spencer, R OBP: 0.393, SLG: 0.601 (1, 6)	1-3		F7		IHR 1B	F8 BB 1B		1B 1B		F7		F9	7	1	3	0	0	0	3							
Willie Mays, R OBP: 0.453, SLG: 0.760 (1, 8)	K		K		F4			G5-4-3 1B				FC5 2B	5	0	2	1	1	2	2							
Orlando Cepeda, R OBP: 0.349, SLG: 0.632 (1, 3)		K		2-3	IHR 1B	F8		G5-4-3 1B				K	6	1	1	3	0	2	5							
Ray Jablonski, R OBP: 0.327, SLG: 0.591 (1, 5)		1B 2B		HR	K	F9				F7		FC5	6	2	2	1	0	1	3							
Hank Sauer, R Don Taussig, R OBP: 0.484, SLG: 0.559 OBP: 0.282, SLG: 0.222 (1, 7) (7, 7)		E 1B 1B		F7	1B 1B BB			K		5-3		K	3	2	1	1	1	1	0							
Willie Kirkland, L OBP: 0.279, SLG: 0.384 (1, 9)	E3 1B			2B BB	1B 1B BB			K		F8			5	1	1	0	1	1	1							
Bob Schmidt, R OBP: 0.365, SLG: 0.560 (1, 2)		G6-4-3 1B		WP 2B	1B 1B BB			1-3		1-3		K	6	0	3	3	0	1	0							
Ramon Monzant, R Al Worthington, R Mike McCormick, L Whitey Lockman, L Stu Miller, R OBP: 0.308, SLG: 0.308 OBP: 0.091, SLG: 0.091 OBP: 0.263, SLG: 0.176 OBP: 0.458, SLG: 0.524 OBP: 0.333, SLG: 0.200 (1, 1) (5, 1) (6, 1) (8, PH) (8, 1)	G6-4-3		F7	F7	F6			FC2-6 1B				E	1	0	0	0	0	0	5							
Inning Stats	R: 0 E: 0 K: 1 S: 5	H: 0 LOB: 0 BB: 5	R: 2 E: 1 K: 1 S: 8	H: 3 LOB: 1 BB: 0 P: 8	R: 0 E: 0 K: 1 S: 5	H: 0 LOB: 0 BB: 0 P: 5	R: 2 E: 0 K: 0 S: 5	H: 2 LOB: 1 BB: 9	R: 4 E: 0 K: 1 S: 9	H: 4 LOB: 2 BB: 2 P: 17	R: 0 E: 0 K: 2 S: 7	H: 0 LOB: 0 BB: 0 P: 7	R: 1 E: 0 K: 0 S: 5	H: 3 LOB: 2 BB: 5	R: 0 E: 0 K: 0 S: 3	H: 0 LOB: 0 BB: 0 P: 3	R: 0 E: 0 K: 0 S: 3	H: 0 LOB: 1 BB: 1 P: 7	R: 0 E: 1 K: 1 S: 7	H: 1 LOB: 2 BB: 0 P: 7	1B: 10 2B: 3 3B: 0 HR: 2	SF: 0 SAC: 0 DP: 2 HBP: 0	WP: 1 PB: 0 SB: 0 CS: 0	PA: 56		
PITCHER	IP WLS BF H R ER SO BB IBB HBP BLK WP HR S P ERA WHIP	IP WLS BF H R ER SO BB IBB HBP BLK WP HR S P ERA WHIP	IP WLS BF H R ER SO BB IBB HBP BLK WP HR S P ERA WHIP	IP WLS BF H R ER SO BB IBB HBP BLK WP HR S P ERA WHIP	IP WLS BF H R ER SO BB IBB HBP BLK WP HR S P ERA WHIP	IP WLS BF H R ER SO BB IBB HBP BLK WP HR S P ERA WHIP	IP WLS BF H R ER SO BB IBB HBP BLK WP HR S P ERA WHIP	IP WLS BF H R ER SO BB IBB HBP BLK WP HR S P ERA WHIP	IP WLS BF H R ER SO BB IBB HBP BLK WP HR S P ERA WHIP	IP WLS BF H R ER SO BB IBB HBP BLK WP HR S P ERA WHIP	IP WLS BF H R ER SO BB IBB HBP BLK WP HR S P ERA WHIP	IP WLS BF H R ER SO BB IBB HBP BLK WP HR S P ERA WHIP	IP WLS BF H R ER SO BB IBB HBP BLK WP HR S P ERA WHIP	IP WLS BF H R ER SO BB IBB HBP BLK WP HR S P ERA WHIP	IP WLS BF H R ER SO BB IBB HBP BLK WP HR S P ERA WHIP	IP WLS BF H R ER SO BB IBB HBP BLK WP HR S P ERA WHIP	IP WLS BF H R ER SO BB IBB HBP BLK WP HR S P ERA WHIP	IP WLS BF H R ER SO BB IBB HBP BLK WP HR S P ERA WHIP	IP WLS BF H R ER SO BB IBB HBP BLK WP HR S P ERA WHIP	IP WLS BF H R ER SO BB IBB HBP BLK WP HR S P ERA WHIP	IP WLS BF H R ER SO BB IBB HBP BLK WP HR S P ERA WHIP	IP WLS BF H R ER SO BB IBB HBP BLK WP HR S P ERA WHIP	IP WLS BF H R ER SO BB IBB HBP BLK WP HR S P ERA WHIP	IP WLS BF H R ER SO BB IBB HBP BLK WP HR S P ERA WHIP	IP WLS BF H R ER SO BB IBB HBP BLK WP HR S P ERA WHIP	

San Francisco Giants @ St. Louis Cardinals
Sportsman's Park, St. Louis, MO
Sat May 31 1958, 4:33 AM EDT
Alt. 12,652 - Unknown

AB 51
R 9
H 15
RBI 9
BB 5
SO 9
LOB 23



Batter	1	2	3	4	5	6	7	8	9	10	11	12	AB	R	H	RBI	BB	SO	LOB	BOTTOM						
Don Blasingame, L OBP: 0.375, SLG: 0.386 (1, 4)	3-1 1B BB		F3		1B 1B BB	2B BB	1-3			K			3	3	0	0	3	1	1							
Wally Moon, L Irv Noren, L OBP: 0.395, SLG: 0.308 OBP: 0.373, SLG: 0.349 (1, 8) (5, 8)	K				1B 1B BB	2B	1-3				6-3		2	0	1	0	0	1	1	4	1	2	3	0	0	
Stan Musial, L OBP: 0.506, SLG: 0.681 (1, 3)	3-1				F4	F7		3-1			F6		6	0	1	0	0	0	4							
Joe Cunningham, L OBP: 0.497, SLG: 0.466 (1, 7)					FC6-4 1B	1B BB		2-3			F9		5	1	2	1	1	0	1							
Ken Boyer, R OBP: 0.353, SLG: 0.504 (1, 5)	F9				F6	1B 1B BB		HR 1B					6	2	3	3	0	0	2							
Gene Green, R OBP: 0.380, SLG: 0.457 (1, 9)		6-3			F8	F8		F8		6-3			4	0	0	0	1	0	4							
Hal Smith, R OBP: 0.315, SLG: 0.329 (1, 2)		F8			F8			K		6-3			5	1	1	3	0	1	2							
Eddie Kasko, R OBP: 0.314, SLG: 0.258 (1, 6)		1-3			4-3	E 2B 1B		HR		1-3			4	1	1	0	1	0	0							
Lindy McDaniel, R Frank Thomas, R Joe Judge, R Morrie Martin, L Dick Schofield, S Phil Paine, R Oki Ernie, R Larry Jackson, R OBP: 0.216, SLG: 0.105 OBP: 0.250, SLG: 0.200 OBP: 0.250, SLG: 0.400 OBP: 0.216, SLG: 0.208 OBP: 0.216, SLG: 0.105 OBP: 0.167, SLG: 0.167 (1, 1) (5, 1) (5, 1) (5, PH) (10, PH) (10, 1)			K		WP 1B 2B	1B		K		F7			1	0	0	0	0	0	0	1	1	0	0	0	0	
Inning Stats	R: 1 E: 0 K: 1 S: 6	H: 1 LOB: 1 BB: 10	R: 0 E: 0 K: 0 S: 3	H: 0 LOB: 0 BB: 0 P: 3	R: 0 E: 0 K: 1 S: 5	H: 1 LOB: 1 BB: 0 P: 5	R: 0 E: 0 K: 0 S: 4	H: 1 LOB: 1 BB: 1 P: 8	R: 3 E: 0 K: 2 S: 9	H: 3 LOB: 2 BB: 2 P: 14	R: 2 E: 1 K: 2 S: 9	H: 2 LOB: 1 BB: 1 P: 13	R: 3 E: 0 K: 0 S: 3	H: 3 LOB: 1 BB: 0 P: 3	R: 0 E: 0 K: 0 S: 3	H: 0 LOB: 0 BB: 0 P: 3	R: 0 E: 0 K: 1 S: 5	H: 0 LOB: 0 BB: 0 P: 5	R: 0 E: 0 K: 0 S: 3	H: 0 LOB: 0 BB: 0 P: 3	R: 1 E: 0 K: 0 S: 1	H: 1 LOB: 0 BB: 0 P: 1	1B: 8 2B: 2 3B: 0 HR: 2	SF: 0 SAC: 0 DP: 0 HBP: 0	WP: 1 PB: 0 SB: 1 CS: 0	PA: 50
PITCHER	IP WLS BF H R ER SO BB IBB HBP BLK WP HR S P ERA WHIP	IP WLS BF H R ER SO BB IBB HBP BLK WP HR S P ERA WHIP	IP WLS BF H R ER SO BB IBB HBP BLK WP HR S P ERA WHIP	IP WLS BF H R ER SO BB IBB HBP BLK WP HR S P ERA WHIP	IP WLS BF H R ER SO BB IBB HBP BLK WP HR S P ERA WHIP	IP WLS BF H R ER SO BB IBB HBP BLK WP HR S P ERA WHIP	IP WLS BF H R ER SO BB IBB HBP BLK WP HR S P ERA WHIP	IP WLS BF H R ER SO BB IBB HBP BLK WP HR S P ERA WHIP	IP WLS BF H R ER SO BB IBB HBP BLK WP HR S P ERA WHIP	IP WLS BF H R ER SO BB IBB HBP BLK WP HR S P ERA WHIP	IP WLS BF H R ER SO BB IBB HBP BLK WP HR S P ERA WHIP	IP WLS BF H R ER SO BB IBB HBP BLK WP HR S P ERA WHIP	IP WLS BF H R ER SO BB IBB HBP BLK WP HR S P ERA WHIP	IP WLS BF H R ER SO BB IBB HBP BLK WP HR S P ERA WHIP	IP WLS BF H R ER SO BB IBB HBP BLK WP HR S P ERA WHIP	IP WLS BF H R ER SO BB IBB HBP BLK WP HR S P ERA WHIP	IP WLS BF H R ER SO BB IBB HBP BLK WP HR S P ERA WHIP	IP WLS BF H R ER SO BB IBB HBP BLK WP HR S P ERA WHIP	IP WLS BF H R ER SO BB IBB HBP BLK WP HR S P ERA WHIP	IP WLS BF H R ER SO BB IBB HBP BLK WP HR S P ERA WHIP	IP WLS BF H R ER SO BB IBB HBP BLK WP HR S P ERA WHIP	IP WLS BF H R ER SO BB IBB HBP BLK WP HR S P ERA WHIP	IP WLS BF H R ER SO BB IBB HBP BLK WP HR S P ERA WHIP	IP WLS BF H R ER SO BB IBB HBP BLK WP HR S P ERA WHIP	IP WLS BF H R ER SO BB IBB HBP BLK WP HR S P ERA WHIP	

San Francisco Giants @ St. Louis Cardinals
Sportsman's Park, St. Louis, MO
Sat May 31 1958, 4:33 AM EDT
Alt. 12,652 - Unknown

AB 44
R 10
H 12
RBI 10
BB 6
SO 6
LOB 17



Batter	1	2	3	4	5	6	7	8	9	AB	R	H	RBI	BB	SO	LOB	TOP									
Danny O'Connell, R (1,4) OBP: 0.378, SLG: 0.386	4-0 FC1-6 BB	0-0 F9		0-0 F9		0-0 3B 1B		0-3 K		4	1	1	0	1	1	0	San Francisco Giants @ St. Louis Cardinals Sportsman's Park, St. Louis, MO Sun Jun 01 1958, 4:33 AM EDT Att: 14,076 - Unknown									
Daryl Spencer, R (1,6) OBP: 0.393, SLG: 0.604	0-0 FC1-6 1B 1-2 1B		0-3 K	0-3 K		0-0 1B SF9 3B		4-0 1B BB		4	3	1	1	1	2	1										
Willie Mays, R (1,8) OBP: 0.456, SLG: 0.758	0-0 1B BB 1-3 1B		4-0 2B BB		0-0 1-3	0-0 SF9		0-0 1-3 1B		3	2	2	1	1	0	0										
Ray Jablonski, R (1,5) OBP: 0.352, SLG: 0.604	0-3 K		0-0 1B 2B		4-0 1B 1B BB	0-0 F7		0-0 1-1 1B		4	1	2	3	1	1	2										
Jim Finigan, R (8, PR) OBP: 0.396, SLG: 0.313			1-1 1B					1-1 1B		0	0	0	0	0	0	0										
Orlando Cepeda, R (1,3) OBP: 0.356, SLG: 0.629	4-0 1B BB 1-2		0-0 FC5 BB 2-3 1B		0-0 F3 1B 1B		0-0 F9	0-0 6-3		4	0	2	0	1	0	1										
Hank Sauer, R (1,7) OBP: 0.421, SLG: 0.566	0-0 1B		4-0 1B BB		0-0 1-2 1B		4-0 BB		0-0 F6	2	0	2	2	2	0	0										
Don Taussig, R (7, PR) OBP: 0.275, SLG: 0.216	1-2 2-3 3-H 1B		0-0 BB		0-0 1-2 1B					1	0	0	0	0	0	0										
Willie Kirkland, L (1,9) OBP: 0.276, SLG: 0.359	0-0 F8		0-3 K		0-0 F3		0-3 K		0-0 1B	5	0	1	0	0	2	9										
Bob Schmidt, R (1,2) OBP: 0.352, SLG: 0.538		0-0 G3	0-0 FC5		0-0 F7		0-0 G3		0-0 F8	5	0	0	0	0	0	7										
Johnny Antonelli, L (1,1) OBP: 0.281, SLG: 0.323		0-3 K		0-3 K		0-3 K		0-0 G3	0-0 F8	5	0	0	0	0	3	1										
Inning Stats	R: 1 E: 0 K: 1 S: 7	H: 2 LOB: 3 BB: 2 P: 15	R: 0 E: 0 K: 1 S: 5	H: 0 LOB: 0 BB: 0 P: 5	R: 1 E: 0 K: 2 S: 9	H: 2 LOB: 3 BB: 2 P: 17	R: 0 E: 0 K: 2 S: 7	H: 0 LOB: 0 BB: 0 P: 7	R: 1 E: 0 K: 0 S: 5	H: 2 LOB: 2 BB: 1 P: 9	R: 2 E: 0 K: 1 S: 7	H: 2 LOB: 1 BB: 1 P: 7	R: 0 E: 0 K: 1 S: 5	H: 0 LOB: 1 BB: 1 P: 9	R: 2 E: 0 K: 1 S: 7	H: 2 LOB: 1 BB: 1 P: 11	R: 0 E: 0 K: 0 S: 4	H: 1 LOB: 1 BB: 0 P: 4	1B: 9 2B: 1 3B: 1 HR: 0	SF: 1 SAC: 0 DP: 0 HBP: 0	WP: 0 PB: 0 SB: 0 CS: 0	PA: 45				
PITCHER	IP WLS BF H R ER SO BB IBB HBP BLK WP HR S P ERA WHIP	6.0 L 31 8 5 5 7 5 0 0 0 0 0 40 60 7.50 2.167	2.0 10 2 2 1 2 2 0 0 0 0 0 12 20 4.50 2.000	1.0 4 1 0 0 0 0 0 0 0 0 0 4 4 0.00 1.000																						

Batter	1	2	3	4	5	6	7	8	9	AB	R	H	RBI	BB	SO	LOB	BOTTOM									
Don Blasingame, L (1,4) OBP: 0.376, SLG: 0.383	0-0 FC5-4 1B	4-0 BB		0-0 F4			0-0 F8		0-0 6-3	4	0	1	0	1	0	1	San Francisco Giants @ St. Louis Cardinals Sportsman's Park, St. Louis, MO Sun Jun 01 1958, 4:33 AM EDT Att: 14,076 - Unknown									
Eddie Kasko, R (1,6) OBP: 0.300, SLG: 0.250	0-0 FC5-4 E S FC5-2 1-2	0-0 F8			0-0 5-3		0-0 G3 1B		0-0 F8	5	0	1	0	0	0	3										
Joe Cunningham, L (1,3) OBP: 0.434, SLG: 0.435	4-0 FC5-2 BB		0-0 F7		0-0 F6		0-0 G3	0-0 F7		4	0	0	0	1	0	1										
Ken Boyer, R (1,5) OBP: 0.350, SLG: 0.496	0-0 FC5-2		0-0 F8		0-0 BB 1B		0-0 F7			4	0	1	0	0	0	3										
Gene Green, R (1,9) OBP: 0.393, SLG: 0.495	0-0 F9		0-0 1B		4-0 1-2 BB			0-0 HR		3	1	2	1	1	0	2										
Del Ennis, R (1,7) OBP: 0.297, SLG: 0.354		0-0 2B 6-3 1B	0-0 4-3		0-0 F7		0-0 F8		0-0 F8	4	1	1	0	0	0	3										
Joe Taylor, R (1,8) OBP: 0.400, SLG: 0.556		0-0 1-3 2B		0-0 F3		0-0 6-3		0-0 F7		4	0	1	0	0	0	0										
Hal Smith, R (1,2) OBP: 0.323, SLG: 0.337		0-0 6-3		0-0 SH5-4 1B		0-0 F8		0-0 1B		4	0	2	1	0	0	1										
Sam Jones, R (1,1) OBP: 0.167, SLG: 0.130		0-0 3-H		0-0 K		0-0 5-3		0-0 F9		1	0	0	0	0	1	1										
Dick Schofield, S (6, PH) OBP: 0.352, SLG: 0.286										1	0	0	0	0	0	0										
Bill Wight, L (7, 1) OBP: 0.256, SLG: 0.289										0	0	0	0	0	0	0										
Ray Katt, R (8, PH) OBP: 0.400, SLG: 0.500										0	0	0	0	0	0	0										
Inning Stats	R: 0 E: 0 K: 0 S: 4	H: 1 LOB: 2 BB: 1 P: 8	R: 1 E: 0 K: 1 S: 7	H: 2 LOB: 2 BB: 1 P: 11	R: 0 E: 0 K: 0 S: 4	H: 1 LOB: 1 BB: 0 P: 4	R: 0 E: 0 K: 0 S: 4	H: 1 LOB: 1 BB: 0 P: 4	R: 0 E: 0 K: 0 S: 3	H: 0 LOB: 0 BB: 0 P: 3	R: 0 E: 0 K: 0 S: 4	H: 1 LOB: 1 BB: 0 P: 4	R: 1 E: 0 K: 0 S: 5	H: 2 LOB: 1 BB: 0 P: 5	R: 0 E: 0 K: 0 S: 3	H: 0 LOB: 0 BB: 0 P: 3	1B: 7 2B: 1 3B: 0 HR: 1	SF: 0 SAC: 1 DP: 0 HBP: 0	WP: 0 PB: 0 SB: 1 CS: 0	PA: 39						
PITCHER	IP WLS BF H R ER SO BB IBB HBP BLK WP HR S P ERA WHIP	9.0 W 39 9 2 2 1 3 0 0 0 0 1 38 50 2.00 1.333																								



Batter	1	2	3	4	5	6	7	8	9	AB	R	H	RBI	BB	SO	LOB	TOP																	
Felix Mantilla, R OBP: 0.322, SLG: 0.375 (1, 4)										5	1	2	1	0	1	0	Milwaukee Braves @ San Francisco Giants Seals Stadium, San Francisco, CA Tue Jun 03 1958, 10:05 PM EDT Att: 22,934 - Unknown																	
Hank Aaron, R OBP: 0.312, SLG: 0.457 (1, 9)										5	2	2	2	0	1	1																		
Eddie Mathews, L OBP: 0.376, SLG: 0.553 (1, 5)										3	1	1	0	2	1	1																		
Wes Covington, L OBP: 0.379, SLG: 0.682 Andy Paiko, R OBP: 0.279, SLG: 0.339 (1, 7) (9, 7)										5	2	2	3	0	0	2																		
Joe Adcock, R OBP: 0.341, SLG: 0.583 (1, 3)										4	1	1	0	1	0	1																		
Johnny Logan, R OBP: 0.326, SLG: 0.388 (1, 6)										3	0	1	0	0	0	0																		
Bill Bruton, L OBP: 0.265, SLG: 0.250 (1, 8)										3	0	2	1	0	0	1																		
Del Crandall, R OBP: 0.352, SLG: 0.544 (1, 2)										3	0	1	0	1	0	2																		
Lew Burdette, R OBP: 0.231, SLG: 0.231 Gene Conley, R OBP: 0.167, SLG: 0.167 Frank Torre, L OBP: 0.385, SLG: 0.452 Don McMahon, R (7, 1) Ernie Johnson, R (9, 1)										2	0	0	0	0	0	0																		
Inning Stats	R: 0 E: 0 K: 0 S: 4	H: 1 LOB: 1 BB: 0 P: 4	R: 0 E: 0 K: 0 S: 4	H: 1 LOB: 1 BB: 0 P: 4	R: 0 E: 0 K: 1 S: 5	H: 0 LOB: 0 BB: 0 P: 5	R: 2 E: 0 K: 0 S: 5	H: 3 LOB: 1 BB: 1 P: 9	R: 2 E: 0 K: 1 S: 7	H: 2 LOB: 0 BB: 0 P: 7	R: 0 E: 0 K: 0 S: 4	H: 2 LOB: 2 BB: 0 P: 4	R: 0 E: 0 K: 0 S: 3	H: 0 LOB: 0 BB: 0 P: 3	R: 2 E: 0 K: 1 S: 7	H: 2 LOB: 2 BB: 2 P: 15		R: 1 E: 0 K: 1 S: 6	H: 1 LOB: 1 BB: 1 P: 10	1B: 5 2B: 2 3B: 0 HR: 5	SF: 1 SAC: 1 DP: 0 HBP: 0	WP: 0 PB: 0 SB: 1 CS: 1	PA: 41											
PITCHER	IP WLS BF H R ER SO BB IBB HBP BLK WP HR S P ERA WHIP																																	
Ruben Gomez, R ERA: 5.44 Marv Grissom, R ERA: 2.49	(1, 1) (8, 1)	7.0 L	31 31	10 10	6 1	6 1	2 2	2 1	0 1	0 0	0 0	0 0	0 0	0 1	12 12	20 20	4.50 4.50	1.500 1.500																

AB	35
R	7
H	12
RBI	7
BB	4
SO	4
LOB	10



Batter	1	2	3	4	5	6	7	8	9	AB	R	H	RBI	BB	SO	LOB	BOTTOM															
Danny O'Connell, R OBP: 0.382, SLG: 0.392 Bob Speake, L OBP: 0.304, SLG: 0.450 Eddie Bressoud, R OBP: 0.263, SLG: 0.294 (1, 4) (8, PH) (9, 4)										3	1	1	0	1	1	1	Milwaukee Braves @ San Francisco Giants Seals Stadium, San Francisco, CA Tue Jun 03 1958, 10:05 PM EDT Att: 22,934 - Unknown															
Daryl Spencer, R OBP: 0.393, SLG: 0.595 (1, 6)										3	0	0	0	2	0	3																
Willie Mays, R OBP: 0.455, SLG: 0.765 (1, 8)										5	3	2	1	0	1	2																
Ray Jablonski, R OBP: 0.356, SLG: 0.635 (1, 5)										4	1	1	2	0	1	3																
Orlando Cepeda, R OBP: 0.362, SLG: 0.626 (1, 3)										4	0	2	1	1	0	0																
Hank Sauer, R OBP: 0.410, SLG: 0.547 Don Taussig, R OBP: 0.275, SLG: 0.216 Whitey Lockman, L OBP: 0.490, SLG: 0.545 (1, 7) (8, 7) (9, PH)										4	0	0	0	0	1	4																
Willie Kirkland, L OBP: 0.282, SLG: 0.369 (1, 9)										4	1	2	0	0	2	2																
Valmy Thomas, R OBP: 0.317, SLG: 0.371 (1, 2)										4	0	2	1	1	0	2																
Ruben Gomez, R OBP: 0.242, SLG: 0.344 Marv Grissom, R (1, 1) (8, 1)										2	0	0	0	0	0	3																
Jim King, L OBP: 0.333, SLG: 0.311 Bob Schmidt, R OBP: 0.350, SLG: 0.534 (8, 9) (9, PH)										1	0	0	0	0	0	2																
Inning Stats	R: 0 E: 0 K: 1 S: 6	H: 1 LOB: 1 BB: 0 P: 6	R: 0 E: 0 K: 0 S: 3	H: 1 LOB: 2 BB: 2 P: 11	R: 2 E: 0 K: 0 S: 4	H: 1 LOB: 0 BB: 1 P: 8	R: 0 E: 0 K: 1 S: 6	H: 1 LOB: 1 BB: 0 P: 6	R: 2 E: 0 K: 1 S: 7	H: 1 LOB: 1 BB: 2 P: 14	R: 1 E: 0 K: 1 S: 8	H: 2 LOB: 1 BB: 0 P: 7	R: 0 E: 0 K: 2 S: 8	H: 1 LOB: 2 BB: 0 P: 9	R: 0 E: 0 K: 0 S: 3	H: 0 LOB: 1 BB: 1 P: 7	R: 1 E: 0 K: 0 S: 6	H: 3 LOB: 2 BB: 0 P: 6	1B: 5 2B: 4 3B: 1 HR: 1	SF: 0 SAC: 1 DP: 1 HBP: 1	WP: 0 PB: 0 SB: 0 CS: 1	PA: 44										
PITCHER	IP WLS BF H R ER SO BB IBB HBP BLK WP HR S P ERA WHIP																															
Lew Burdette, R ERA: 4.52 Gene Conley, R ERA: 4.4 Don McMahon, R ERA: 2.88 Ernie Johnson, R ERA: 4.22	(1, 1) (5, 1) (7, 1) (9, 1)	4.0 2.0 2.1 0.2	21 8 13 2	5 2 4 0	4 1 1 0	3 1 1 0	2 2 2 0	0 0 1 0	0 0 0 0	0 0 0 0	0 0 0 0	0 0 15 0	20 12 20 2	40 12 20 2	6.75 4.50 3.86 0.00	2.500 1.000 2.143 0.000																



Batter	1	2	3	4	5	6	7	8	9	10	11	AB	R	H	RBI	BB	SO	LOB	TOP							
Felix Mantilla, R OBP: 0.323, SLG: 0.410	(1,4) X 0-0 HR	0-0 1-3			0-0 E1 WP		4-0 1B BB		0-0 6-3	0-0 F7		5	1	1	1	1	0	3								
Hank Aaron, R OBP: 0.318, SLG: 0.458	(1,8) X 0-0 1B		0-0 F7		0-0 F2		0-0 1B		0-0 2B HR 1B	0-0 E5 1B		6	1	3	1	0	0	3								
Eddie Mathews, L OBP: 0.389, SLG: 0.538	(1,5) S 0-3 K		0-3 K		0-3 K		0-0 6-3		0-0 F7	0-0 FC6-4 1B		6	0	1	2	0	3	4								
Joe Adcock, R OBP: 0.341, SLG: 0.577	(1,3) X 0-0 BB 1B		0-0 6-3			0-0 F3		0-0 5-3	0-0 HR 2B	0-0 FC6-4 1B		6	1	2	0	0	0	2								
Wes Covington, L OBP: 0.388, SLG: 0.696	(1,7) B 4-0 BB BB			0-3 K		0-3 K		0-0 F8	0-0 HR		4-0 SH1-4 BB	4	1	1	3	2	2	0								
Bill Bruton, L OBP: 0.285, SLG: 0.250	(11, PR) (11, 8) 1-2 BB											0	1	0	0	0	0	0								
Johnny Logan, R OBP: 0.324, SLG: 0.389	(1,6) X 0-0 F4			0-0 F5		0-0 F1		0-0 1B 2B	0-0 F8		0-0 SH1-4 1-2	5	1	1	0	0	0	2								
Andy Pafko, R OBP: 0.284, SLG: 0.339	(1,9) (11, 7) 0-0 F4			0-0 5-3			0-0 6-3		0-0 1B 2H	0-0 FC3-6 1B	0-0 F9	6	0	2	1	0	0	2								
Del Crispin, R OBP: 0.222, SLG: 0.188		0-0 5-3			0-0 HR							2	0	0	0	0	0	0								
Bob Rush, R OBP: 0.333, SLG: 0.333					0-0 F9							1	0	1	0	0	0	0								
Bob Trowbridge, R OBP: 0.311, SLG: 0.357							4-0 1B BB		0-0 K		0-0 4-3	2	1	0	0	1	1	2								
Carl Sawatski, L OBP: 0.250, SLG: 0.111												1	1	0	0	1	0	1								
Inning Stats	R: 1 E: 0 K: 1 S: 7	H: 3 LOB: 2 BB: 1 P: 11	R: 0 E: 0 K: 0 S: 4	H: 1 LOB: 1 BB: 0 P: 4	R: 0 E: 0 K: 1 S: 5	H: 0 LOB: 0 BB: 0 P: 5	R: 0 E: 0 K: 1 S: 5	H: 0 LOB: 0 BB: 0 P: 5	R: 1 E: 0 K: 1 S: 7	H: 1 LOB: 1 BB: 0 P: 7	R: 0 E: 0 K: 1 S: 5	H: 0 LOB: 0 BB: 0 P: 5	R: 1 E: 0 K: 1 S: 4	H: 1 LOB: 2 BB: 2 P: 12	R: 1 E: 0 K: 1 S: 8	H: 3 LOB: 2 BB: 0 P: 8	R: 3 E: 0 K: 0 S: 6	H: 3 LOB: 0 BB: 0 P: 6	R: 2 E: 1 K: 0 S: 6	H: 2 LOB: 2 BB: 1 P: 10	R: 1 E: 0 K: 0 S: 4	H: 1 LOB: 1 BB: 1 P: 8	1B: 10 2B: 2 3B: 0 HR: 3	SF: 0 SAC: 1 DP: 0 HBP: 0	WP: 1 PB: 1 SB: 0 CS: 0	PA: 54
PITCHER	IP ERA WLS BF H R ER SO BB IBB HBP BLK WP HR S P ERA WHIP	6.2 4.19 2.0 12 6 3 3 1 0 0 0 0 0 0 14 14 13.50 3.000	7.1 3.86 0.2 5 2 3 1 0 1 0 0 0 0 1 4 8 13.50 4.500	10.1 2.36 1.2 9 2 1 1 0 1 0 0 0 0 0 8 12 5.40 1.800	PITCHER										IP ERA WLS BF H R ER SO BB IBB HBP BLK WP HR S P ERA WHIP	10.0 18.00 1.0 3 0 0 0 2 0 0 0 0 0 0 7 7 0.00 0.000										

Milwaukee Braves @ San Francisco Giants
Seals Stadium, San Francisco, CA
Wed Jun 04 1958, 6:33 AM EDT
Att: 20,866 - Unknown

AB 48
R 10
H 15
RBI 10
BB 5
SO 6
LOB 20



Batter	1	2	3	4	5	6	7	8	9	10	11	AB	R	H	RBI	BB	SO	LOB	BOTTOM			
Danny O'Connell, R OBP: 0.376, SLG: 0.388	(1,4) X 0-0 F8	0-0 FC4-6 1B	0-0 SF7		0-0 G5-4-3			0-3 K		0-0 HR		4	0	1	1	0	1	2				
Hank Sauer, R OBP: 0.414, SLG: 0.576	(10, PH) (11, 7) 0-0 1B		0-0 F6			0-3 K		4-0 FC6-4 BB		0-0 HR		4	1	1	1	1	1	3				
Bob Speake, L OBP: 0.542	(1,7) X 0-0 HR	0-0 FC4-6 1B	0-0 F6									0	0	0	0	0	0	0				
Don Taussig, R OBP: 0.275, SLG: 0.216	(9, 7) 0-0 1B											1	1	1	1	0	0	0				
Bob Schmidt, R OBP: 0.354, SLG: 0.561	(10, PH) (11, 2) 0-0 HR											1	1	1	1	0	0	0				
Willie Mays, R OBP: 0.461, SLG: 0.772	(1,8) X 0-0 S PB 2B	0-0 1B		0-0 5-3		0-0 5-3 2B		0-0 FC6-4 1-2		0-0 S 1B		6	1	4	1	0	0	1				
Ray Jablonski, R OBP: 0.354, SLG: 0.596	(1,5) B 4-0 BB BB	0-0 K		0-0 5-3		0-0 5-3		0-3 K		0-3 K2-3		5	1	1	0	1	3	5				
Orlando Cepeda, R OBP: 0.356, SLG: 0.610	(1,3) X 0-0 F8		0-3 K	0-0 F7		4-0 BB			0-0 5-3		0-3 K	5	0	0	0	1	2	2				
Daryl Spencer, R OBP: 0.392, SLG: 0.584	(1,6) X 0-0 1B		4-0 3B BB	0-3 K		0-0 4-3			0-0 F7		0-0 F9	5	1	1	1	1	1	3				
Jim King, L OBP: 0.359, SLG: 0.347	(1,9) X 0-0 G3		0-0 1B 3B					0-0 F8				4	1	1	1	0	0	1				
Stu Miller, R OBP: 0.353, SLG: 0.200	(10, 1) 0-0 1B		1-0 HBP									0	0	0	0	0	0	0				
Johnny Antonelli, L OBP: 0.273, SLG: 0.313	(11, PH) 0-0 1B											1	0	0	0	0	1	0				
Valmy Thomas, R OBP: 0.333, SLG: 0.368	(1,2) 0-0 F8		0-0 1B 3B									3	1	1	1	1	1	0				
Whitney Lockman, L OBP: 0.462, SLG: 0.522	(10, PH) 0-0 F8		0-0 1B 3B									1	0	0	0	0	0	0				
Eddie Bressoud, R OBP: 0.263, SLG: 0.294	(11, 4) 0-0 1B		0-0 SF7 1B									0	0	0	0	0	0	0				
Mike McCormick, L OBP: 0.319, SLG: 0.250	(1,1) X 0-0 1B		0-0 1B									3	1	2	0	0	1	2				
Al Worthington, R OBP: 0.083, SLG: 0.083	(7, 1) 0-0 FC4-6 1B		0-0 1B									1	0	0	0	0	0	0				
Pete Burnside, R OBP: 0.280, SLG: 0.366	(9, 1) (10, 9) 0-0 1B		0-0 1B									0	0	0	0	0	0	0				
Inning Stats	R: 3 E: 0 K: 0 S: 6	H: 3 LOB: 1 BB: 1 P: 10	R: 1 E: 0 K: 1 S: 8	H: 3 LOB: 2 BB: 0 P: 8	R: 3 E: 0 K: 1 S: 8	H: 3 LOB: 1 BB: 1 P: 12	R: 0 E: 0 K: 1 S: 6	H: 1 LOB: 1 BB: 0 P: 6	R: 0 E: 0 K: 1 S: 4	H: 1 LOB: 1 BB: 1 P: 9	R: 0 E: 0 K: 2 S: 7	H: 0 LOB: 1 BB: 1 P: 11	R: 0 E: 0 K: 2 S: 3	H: 0 LOB: 0 BB: 0 P: 3	R: 2 E: 0 K: 2 S: 10	H: 3 LOB: 1 BB: 0 P: 10	R: 0 E: 0 K: 2 S: 7	H: 0 LOB: 0 BB: 0 P: 7	1B: 8 2B: 2 3B: 1 HR: 3	SF: 1 SAC: 0 DP: 1 HBP: 1	WP: 0 PB: 1 SB: 3 CS: 0	PA: 52
PITCHER	IP ERA WLS BF H R ER SO BB IBB HBP BLK WP HR S P ERA WHIP	2.1 2.72 12 4 3 3 3 0 1 0 0 0 0 0 17 21 11.57 2.143	5.1 0.00 2.0 9 1 0 0 2 2 0 1 0 0 0 10 19 0.00 1.500	7.1 0.00 1.0 3 0 0 0 1 0 0 0 0 0 5 5 0.00 0.000	8.1 0.00 2.0 7 0 0 0 2 1 0 0 0 0 0 10 14 0.00 0.500	PITCHER										IP ERA WLS BF H R ER SO BB IBB HBP BLK WP HR S P ERA WHIP	10.1 18.00 1.0 3 0 0 0 2 0 0 0 0 0 0 7 7 0.00 0.000					

Milwaukee Braves @ San Francisco Giants
Seals Stadium, San Francisco, CA
Wed Jun 04 1958, 6:33 AM EDT
Att: 20,866 - Unknown

AB 45
R 9
H 14
RBI 8
BB 5
SO 12
LOB 19



Batter	1	2	3	4	5	6	7	8	9	10	11	12	AB	R	H	RBI	BB	SO	LOB	TOP								
Felix Mantilla, R OBP: 0.324, SLG: 0.394 (1.4)	F8		1-3	BB		K					F6		5	0	1	1	1	1	2									
Hank Aaron, R OBP: 0.318, SLG: 0.454 (9.9)	1B		BB	F3		G4-6-3		K			5-3		6	1	2	0	0	1	6									
Eddie Mathews, L OBP: 0.368, SLG: 0.528 (1.5)	1B		BB	1B				K			F9		5	1	1	0	1	1	2									
Joe Adcock, R OBP: 0.333, SLG: 0.554 (9. PR)	K		BB	1B									5	0	1	1	1	0	2									
Bill Bruton, L OBP: 0.257, SLG: 0.242 (9.8)	K		1B	1B									1	0	0	0	0	0	0									
Wes Covington, L OBP: 0.387, SLG: 0.680 (9.3)	4-3		1B	FC6-4									5	0	2	1	0	0	3									
Frank Torre, L OBP: 0.387, SLG: 0.453 (9.3)	4-3		1B	1B									1	0	0	0	0	0	0									
Johnny Logan, R OBP: 0.323, SLG: 0.403 (1.6)		F6	FC6-4										6	1	2	1	0	0	3									
Andy Pafko, R OBP: 0.292, SLG: 0.343 (9.7)	F8			FC5-6				1B			F8		5	1	2	0	0	0	2									
Del Crandall, R OBP: 0.348, SLG: 0.554 (1.2)	F7			F8				F8			K		5	0	1	0	0	1	2									
Warren Spahn, L OBP: 0.422, SLG: 0.487 (7.1)				F9									2	0	0	0	0	0	1									
Lew Burdette, R OBP: 0.231, SLG: 0.231 (8. PH)				FC5-6									0	0	0	0	0	0	0									
Mel Roach, R OBP: 0.471, SLG: 0.706 (8.1)				BB				1B			6-3		1	0	1	0	0	0	0									
Gene Conley, R OBP: 0.194, SLG: 0.154 (8.1)				1-2				1B					1	0	0	0	0	0	0									
Inning Stats	R: 0 E: 0 K: 1 S: 7	H: 2 LOB: 2 BB: 0 P: 7	R: 0 E: 0 K: 0 S: 3	H: 0 LOB: 0 BB: 0 P: 3	R: 2 E: 0 K: 0 S: 6	H: 3 LOB: 3 BB: 1 P: 10	R: 0 E: 0 K: 0 S: 4	H: 1 LOB: 2 BB: 1 P: 8	R: 0 E: 0 K: 1 S: 7	H: 2 LOB: 2 BB: 0 P: 7	R: 0 E: 1 K: 1 S: 6	H: 1 LOB: 1 BB: 0 P: 6	R: 0 E: 0 K: 0 S: 5	H: 0 LOB: 0 BB: 0 P: 5	R: 2 E: 0 K: 1 S: 9	H: 4 LOB: 2 BB: 0 P: 9	R: 0 E: 1 K: 0 S: 5	H: 0 LOB: 1 BB: 0 P: 3	R: 0 E: 0 K: 1 S: 5	H: 0 LOB: 0 BB: 0 P: 3	R: 0 E: 0 K: 0 S: 3	H: 0 LOB: 0 BB: 0 P: 3	R: 0 E: 0 K: 0 S: 3	H: 0 LOB: 0 BB: 0 P: 3	1B: 12 2B: 1 3B: 0 HR: 1	SF: 0 SAC: 1 DP: 2 HBP: 0	WP: 0 PB: 0 CS: 0	PA: 51
PITCHER	IP	WLS	BF	H	R	ER	SO	BB	IBB	HBP	BLK	WP	HR	S	P	ERA	WHIP											
Johnny Antonelli, L ERA: 2.21 (1.1)	7.0		34	11	4	4	4	2	0	0	0	0	0	0	48	5.14	1.857											
Ruben Gomez, R ERA: 5.42 (8.1)	0.1		3	2	0	0	0	0	0	0	0	0	0	3	3	0.00	6.000											
Marv Grissom, R ERA: 2.13 (8.1)	3.2		11	0	0	0	2	0	0	0	0	0	0	15	15	0.00	0.000											
Jim Constance, L ERA: 5.93 (12.1)	1.0	W	3	0	0	0	0	0	0	0	0	0	0	3	3	0.00	0.000											

Milwaukee Braves @ San Francisco Giants
Seals Stadium, San Francisco, CA
Thu Jun 05 1958, 6:33 AM EDT
Att. 19,891 - Unknown

AB 48
R 4
H 13
RBI 4
BB 2
SO 6
LOB 23



Batter	1	2	3	4	5	6	7	8	9	10	11	12	AB	R	H	RBI	BB	SO	LOB	BOTTOM								
Danny O'Connell, R OBP: 0.368, SLG: 0.379 (1.4)	K			F9		F8					F7		6	0	1	0	0	1	0									
Daryl Spencer, R OBP: 0.390, SLG: 0.574 (1.6)	6-3			BB		4-3		G3			F9		5	1	1	0	1	0	2									
Willie Mays, R OBP: 0.471, SLG: 0.773 (1.8)	F9			BB				1B					5	2	4	0	1	0	0									
Ray Jablonski, R OBP: 0.382, SLG: 0.607 (1.5)				1B				1B					4	1	2	3	0	0	3									
Jim Davenport, R OBP: 0.341, SLG: 0.405 (9.9)				1B				1B					0	0	0	0	0	0	0									
Whitey Lockman, L OBP: 0.444, SLG: 0.500 (9. PH)				2B				1B					1	0	0	0	0	0	2									
Jim Finigan, R OBP: 0.400, SLG: 0.412 (10.5)				2B				1B					1	1	1	0	0	0	0									
Orlando Cepeda, R OBP: 0.365, SLG: 0.611 (1.3)	F6			F6				1B					6	0	4	1	0	0	1									
Hank Sauer, R OBP: 0.416, SLG: 0.570 (1.7)	K2-3							1B					3	0	1	1	0	1	1									
Jim King, L OBP: 0.333, SLG: 0.340 (9.7)				5-3				1B					1	0	0	0	0	0	1									
Bob Schmidt, R OBP: 0.342, SLG: 0.540 (1.2)								1B					5	0	0	0	0	0	6									
Don Taussig, R OBP: 0.267, SLG: 0.214 (1.9)				F3									5	0	1	0	0	0	2									
Johnny Antonelli, L OBP: 0.259, SLG: 0.286 (8.1)				K									3	0	0	0	0	1	1									
Ruben Gomez, R OBP: 0.242, SLG: 0.344 (8.1)													0	0	0	0	0	0	0									
Marv Grissom, R OBP: 0.310, SLG: 0.520 (11. PH)													1	0	0	0	0	0	0									
Bob Speake, L OBP: 0.310, SLG: 0.520 (12.1)													0	0	0	0	0	0	0									
Inning Stats	R: 0 E: 0 K: 1 S: 5	H: 0 LOB: 0 BB: 0 P: 5	R: 0 E: 0 K: 1 S: 5	H: 0 LOB: 0 BB: 0 P: 5	R: 0 E: 0 K: 1 S: 5	H: 0 LOB: 0 BB: 0 P: 5	R: 2 E: 0 K: 0 S: 5	H: 2 LOB: 1 BB: 1 P: 9	R: 0 E: 0 K: 0 S: 5	H: 0 LOB: 0 BB: 0 P: 3	R: 2 E: 1 K: 0 S: 7	H: 4 LOB: 2 BB: 0 P: 7	R: 0 E: 0 K: 0 S: 5	H: 2 LOB: 3 BB: 1 P: 9	R: 0 E: 0 K: 0 S: 3	H: 1 LOB: 1 BB: 0 P: 4	R: 0 E: 0 K: 0 S: 5	H: 2 LOB: 2 BB: 0 P: 5	R: 0 E: 1 K: 0 S: 4	H: 1 LOB: 1 BB: 0 P: 4	R: 0 E: 0 K: 0 S: 3	H: 0 LOB: 0 BB: 0 P: 3	R: 1 E: 0 K: 0 S: 3	H: 3 LOB: 1 BB: 0 P: 3	1B: 13 2B: 2 3B: 0 HR: 0	SF: 0 SAC: 0 DP: 1 HBP: 1	WP: 0 PB: 0 CS: 1	PA: 50
PITCHER	IP	WLS	BF	H	R	ER	SO	BB	IBB	HBP	BLK	WP	HR	S	P	ERA	WHIP											
Warren Spahn, L ERA: 2.57 (7.1)	6.1		28	8	4	4	3	1	0	0	0	0	0	33	37	5.68	1.421											
Lew Burdette, R ERA: 4.48 (8.1)	0.2		3	0	0	0	0	0	0	0	0	0	0	2	6	0.00	0.000											
Gene Conley, R ERA: 4.1 (8.1)	4.1	L	19	7	1	1	0	0	0	1	0	0	0	18	19	2.08	1.615											

Milwaukee Braves @ San Francisco Giants
Seals Stadium, San Francisco, CA
Thu Jun 05 1958, 6:33 AM EDT
Att. 19,891 - Unknown

AB 47
R 5
H 15
RBI 5
BB 2
SO 3
LOB 19



Batter	1	2	3	4	5	6	7	8	9	AB	R	H	RBI	BB	SO	LOB	TOP																					
Johnny Temple, R OBP: 0.401, SLG: 0.422 (1, 4)	F9		4-3			6-3			FC6-4	5	0	1	0	0	0	2																						
Frank Robinson, R OBP: 0.343, SLG: 0.404 (1, 7)	5-3					BB				4	1	2	0	0	1	1																						
Smoky Burgess, L OBP: 0.375, SLG: 0.468 Ed Bailey, L OBP: 0.298, SLG: 0.365 (1, 2) (8, 2)	1-3					BB			F5	3	1	0	0	1	0	1																						
George Crowe, L OBP: 0.398, SLG: 0.505 Dee Fondy, L OBP: 0.357, SLG: 0.487 (6, PR) (6, 3)		4-3				BB			1-3	2	0	0	0	1	0	0																						
Don Hoak, R OBP: 0.386, SLG: 0.485 (1, 5)						HR				3	1	2	2	1	0	0																						
Jerry Lynch, L OBP: 0.288, SLG: 0.492 Eddie Miksis, R OBP: 0.167, SLG: 0.167 (1, 9) (8, 9)	G3-6					HR			4-3	4	1	1	3	0	0	2																						
Gus Bell, L OBP: 0.285, SLG: 0.348 (1, 8)										4	0	1	0	0	0	1																						
Roy McMillan, R OBP: 0.252, SLG: 0.182 (1, 6)										4	0	0	0	0	1	1																						
Harvey Haddix, L OBP: 0.333, SLG: 0.273 Willard Schmidt, R (4, 1)									E6	0	0	0	0	1	0	0																						
Inning Stats	R: 0 E: 0 K: 0 S: 3	H: 0 LOB: 0 BB: 0 P: 3	R: 0 E: 0 K: 0 S: 3	H: 1 LOB: 0 BB: 0 P: 3	R: 0 E: 0 K: 1 S: 5	H: 0 LOB: 1 BB: 1 P: 9	R: 0 E: 0 K: 0 S: 3	H: 1 LOB: 0 BB: 0 P: 3	R: 0 E: 0 K: 0 S: 4	H: 1 LOB: 1 BB: 0 P: 4	R: 5 E: 0 K: 1 S: 8	H: 3 LOB: 1 BB: 2 P: 16	R: 0 E: 0 K: 2 S: 8	H: 1 LOB: 1 BB: 0 P: 8	R: 0 E: 0 K: 0 S: 3	H: 0 LOB: 1 BB: 1 P: 7	R: 0 E: 1 K: 0 S: 4	H: 0 LOB: 1 BB: 0 P: 4	1B: 5 2B: 0 3B: 1 HR: 1	SF: 0 SAC: 0 DP: 2 HBP: 0	WP: 0 PB: 0 SB: 0 CS: 0	PA: 37																
PITCHER	IP	WLS	BF	H	R	ER	SO	BB	IBB	HBP	BLK	WP	HR	S	P	ERA	WHIP	PITCHER				IP	WLS	BF	H	R	ER	SO	BB	IBB	HBP	BLK	WP	HR	S	P	ERA	WHIP
Ramon Monzant, R ERA: 4.63 (1, 1)	5.2	L	24	6	5	5	2	3	0	0	0	0	1	25	37	7.94	1.588																					
Stu Miller, R ERA: 2.25 (6, 1)	1.1		5	1	0	0	2	0	0	0	0	0	0	9	9	0.00	0.750																					
Mary Grissom, R ERA: 1.98 (8, 1)	2.0		8	0	0	0	0	1	0	0	0	0	0	7	11	0.00	0.500																					

Cincinnati Redlegs @ San Francisco Giants
Seals Stadium, San Francisco, CA
Fri Jun 06 1958, 10:05 PM EDT
Att: 21,952 - Unknown

AB 33
R 5
H 7
RBI 5
BB 4
SO 4
LOB 8



Batter	1	2	3	4	5	6	7	8	9	AB	R	H	RBI	BB	SO	LOB	BOTTOM																					
Danny O'Connell, R OBP: 0.359, SLG: 0.368 (1, 4)	1-4-3		4-3							4	0	0	0	0	1	0																						
Daryl Spencer, R OBP: 0.383, SLG: 0.563 (1, 6)	F3									4	0	0	0	0	0	0																						
Willie Mays, R OBP: 0.480, SLG: 0.791 (1, 8)										3	2	3	1	1	0	0																						
Ray Jablonski, R OBP: 0.356, SLG: 0.585 (1, 5)										4	1	1	0	0	1	2																						
Orlando Cepeda, R OBP: 0.363, SLG: 0.604 (1, 3)										4	0	1	0	0	1	3																						
Hank Sauer, R OBP: 0.418, SLG: 0.565 (1, 7)										3	0	1	1	1	0	1																						
Bob Schmidt, R OBP: 0.333, SLG: 0.529 (1, 2)										3	0	0	1	0	0	3																						
Don Taussig, R OBP: 0.271, SLG: 0.289 Jim King, L OBP: 0.328, SLG: 0.333 (9, PH) (9, PH)										3	1	1	1	0	1	1																						
Ramon Monzant, R OBP: 0.286, SLG: 0.286 (1, 1)										2	0	0	0	0	1	0																						
Stu Miller, R OBP: 0.333, SLG: 0.200 Bob Speake, L OBP: 0.300, SLG: 0.500 Mary Grissom, R (7, PH) (8, 1)										1	0	0	0	0	0	0																						
Inning Stats	R: 1 E: 0 K: 1 S: 6	H: 1 LOB: 0 BB: 0 P: 6	R: 0 E: 0 K: 0 S: 3	H: 0 LOB: 0 BB: 0 P: 3	R: 1 E: 0 K: 1 S: 6	H: 1 LOB: 0 BB: 0 P: 6	R: 2 E: 0 K: 0 S: 6	H: 3 LOB: 1 BB: 0 P: 6	R: 0 E: 0 K: 1 S: 5	H: 0 LOB: 0 BB: 0 P: 5	R: 0 E: 0 K: 1 S: 5	H: 0 LOB: 2 BB: 2 P: 13	R: 0 E: 0 K: 1 S: 5	H: 0 LOB: 0 BB: 0 P: 5	R: 0 E: 0 K: 0 S: 3	H: 1 LOB: 0 BB: 0 P: 3	R: 0 E: 0 K: 1 S: 6	H: 1 LOB: 1 BB: 0 P: 6	1B: 5 2B: 0 3B: 0 HR: 2	SF: 1 SAC: 0 DP: 1 HBP: 0	WP: 0 PB: 0 SB: 1 CS: 0	PA: 35																
PITCHER	IP	WLS	BF	H	R	ER	SO	BB	IBB	HBP	BLK	WP	HR	S	P	ERA	WHIP	PITCHER				IP	WLS	BF	H	R	ER	SO	BB	IBB	HBP	BLK	WP	HR	S	P	ERA	WHIP
Harvey Haddix, L ERA: 3.74 (1, 1)	3.1		15	5	4	2	2	0	0	0	0	0	2	19	19	5.40	1.500																					
Willard Schmidt, R ERA: 2.19 (4, 1)	5.2	W	20	2	0	0	4	2	0	0	0	0	0	26	34	0.00	0.706																					

Cincinnati Redlegs @ San Francisco Giants
Seals Stadium, San Francisco, CA
Fri Jun 06 1958, 10:05 PM EDT
Att: 21,952 - Unknown

AB 32
R 4
H 7
RBI 4
BB 2
SO 6
LOB 11



Batter	1	2	3	4	5	6	7	8	9	AB	R	H	RBI	BB	SO	LOB	TOP						
Johnny Temple, R (1,4) OBP: 0.405, SLG: 0.429										2	1	2	1	0	0	0	Cincinnati Redlegs @ San Francisco Giants Seals Stadium, San Francisco, CA Sat Jun 07 1958, 6:33 AM EDT Att: 20,297 - Unknown livebaseballscorecards.com						
Frank Robinson, R (1,7) OBP: 0.335, SLG: 0.394										4	0	0	0	0	0	3							
Smoky Burgess, L (1,2) OBP: 0.382, SLG: 0.485										4	0	2	1	0	0	1							
Steve Bilko, R (1,3) OBP: 0.358, SLG: 0.543										4	0	2	0	0	2	0							
Eddie Miksis, R (8,3) OBP: 0.167, SLG: 0.167										0	0	0	0	0	0	0							
Don Hoak, R (1,5) OBP: 0.378, SLG: 0.474										4	0	0	0	0	0	3							
Jerry Lynch, L (1,9) OBP: 0.286, SLG: 0.471										3	0	0	0	1	1	0							
Gus Bell, L (1,8) OBP: 0.284, SLG: 0.351										4	1	1	0	0	0	3							
Roy McMillan, R (1,6) OBP: 0.262, SLG: 0.204										3	1	2	1	0	0	0							
Dee Fondy, L (9, PH) OBP: 0.349, SLG: 0.475										1	0	0	0	0	0	0							
Joe Nuxhall, L (1,1) OBP: 0.364, SLG: 0.500										1	0	0	0	0	1	1							
Tom Acker, R (6,1)										0	0	0	0	0	0	0							
Bob Thurman, L (7, PH) OBP: 0.341, SLG: 0.417										0	0	0	0	1	0	0							
Hal Jeffcoat, R (7,1) OBP: 0.750, SLG: 0.750										0	0	0	0	0	0	0							
Turk Lown, R (8,1)										0	0	0	0	0	0	0							
Inning Stats	R: 1 E: 0 K: 0 S: 5	H: 3 LOB: 1 BB: 0 P: 5	R: 0 E: 0 K: 2 S: 8	H: 1 LOB: 1 BB: 0 P: 8	R: 0 E: 0 K: 1 S: 3	H: 1 LOB: 0 BB: 0 P: 3	R: 0 E: 0 K: 1 S: 5	H: 0 LOB: 0 BB: 0 P: 5	R: 2 E: 0 K: 0 S: 5	H: 2 LOB: 2 BB: 1 P: 5	R: 0 E: 0 K: 0 S: 4	H: 2 LOB: 2 BB: 1 P: 8	R: 0 E: 0 K: 0 S: 3	H: 0 LOB: 1 BB: 1 P: 7	R: 0 E: 0 K: 1 S: 5	H: 0 LOB: 0 BB: 0 P: 5	R: 0 E: 0 K: 0 S: 3	H: 0 LOB: 0 BB: 0 P: 3	1B: 5 2B: 5 3B: 0 HR: 0	SF: 1 SAC: 2 DP: 2 HBP: 0	WP: 0 PB: 0 SB: 0 CS: 0	PA: 35	
PITCHER	IP WLS BF H R ER SO BB IBB HBP BLK WP HR S P ERA WHIP																						
Ruben Gomez, R (1,1) ERA: 5.42	5.0	W	22	9	3	3	3	0	0	0	0	0	0	0	0	28	28	5.40	1.800				
Al Worthington, R (6,1) ERA: 3.45	4.0	W	13	0	0	0	1	1	1	0	0	0	0	0	0	13	21	0.00	0.250				

Batter	1	2	3	4	5	6	7	8	9	AB	R	H	RBI	BB	SO	LOB	BOTTOM						
Danny O'Connell, R (1,4) OBP: 0.363, SLG: 0.368										0	0	0	0	1	0	0	Cincinnati Redlegs @ San Francisco Giants Seals Stadium, San Francisco, CA Sat Jun 07 1958, 6:33 AM EDT Att: 20,297 - Unknown livebaseballscorecards.com						
Eddie Bressoud, R (2,4) OBP: 0.304, SLG: 0.263										2	2	0	0	2	0	2							
Daryl Spencer, R (1,6) OBP: 0.388, SLG: 0.562										4	0	2	0	1	0	1							
Willie Mays, R (1,8) OBP: 0.470, SLG: 0.776										4	0	0	2	0	0	3							
Ray Jablonski, R (1,5) OBP: 0.351, SLG: 0.565										4	0	1	0	0	1	2							
Jim Davenport, R (8,5) OBP: 0.341, SLG: 0.405										0	0	0	0	0	0	0							
Orlando Cepeda, R (1,3) OBP: 0.370, SLG: 0.612										4	3	3	0	0	0	1							
Hank Sauer, R (1,7) OBP: 0.414, SLG: 0.555										4	0	1	0	0	0	3							
Whitey Lockman, L (8, PR) OBP: 0.444, SLG: 0.500										0	1	0	0	0	0	0							
Valmy Thomas, R (1,2) OBP: 0.340, SLG: 0.359										1	0	0	0	1	0	1							
Bob Schmidt, R (6, PH) OBP: 0.335, SLG: 0.528										2	1	1	0	0	0	1							
Don Taussig, R (1,9) OBP: 0.260, SLG: 0.277										2	0	0	1	0	0	3							
Bob Speake, L (6, PH) OBP: 0.290, SLG: 0.481										1	0	0	0	0	0	2							
Jim King, L (7,9) OBP: 0.339, SLG: 0.346										1	0	1	1	0	0	0							
Ruben Gomez, R (1,1) OBP: 0.229, SLG: 0.324										2	0	0	0	0	0	1							
Al Worthington, R (6,1) OBP: 0.143, SLG: 0.154										1	0	1	2	0	0	0							
Inning Stats	R: 0 E: 0 K: 0 S: 2	H: 0 LOB: 0 BB: 1 P: 6	R: 0 E: 1 K: 0 S: 5	H: 1 LOB: 2 BB: 0 P: 5	R: 1 E: 0 K: 0 S: 4	H: 1 LOB: 1 BB: 1 P: 8	R: 1 E: 0 K: 0 S: 4	H: 1 LOB: 1 BB: 1 P: 8	R: 1 E: 1 K: 0 S: 6	H: 3 LOB: 2 BB: 0 P: 6	R: 0 E: 0 K: 1 S: 5	H: 0 LOB: 0 BB: 0 P: 5	R: 3 E: 1 K: 0 S: 6	H: 3 LOB: 2 BB: 2 P: 14	R: 0 E: 0 K: 0 S: 6	H: 0 LOB: 0 BB: 0 P: 5	1B: 9 2B: 1 3B: 0 HR: 0	SF: 2 SAC: 0 DP: 2 HBP: 0	WP: 0 PB: 1 SB: 0 CS: 1	PA: 39			
PITCHER	IP WLS BF H R ER SO BB IBB HBP BLK WP HR S P ERA WHIP																						
Joe Nuxhall, L (1,1) ERA: 3.89	5.1	L	25	6	4	3	0	0	0	0	0	0	0	0	0	22	34	5.06	1.688				
Tom Acker, R (6,1) ERA: 4.14	0.2		3	1	0	0	0	0	0	0	0	0	0	0	0	3	3	0.00	1.500				
Hal Jeffcoat, R (7,1) ERA: 2.86	1.0		7	3	3	2	1	0	0	0	0	0	0	0	9	9	18.00	3.000					
Turk Lown, R (8,1) ERA: 5.14	1.0		4	0	0	0	0	2	0	0	0	0	0	0	2	10	0.00	2.000					

Batter	1	2	3	4	5	6	7	8	9	AB	R	H	RBI	BB	SO	LOB	TOP			
Johnny Temple, R OBP: 0.400, SLG: 0.422 (1, 4)	F4	F8		G4-6-3 1B			1-3		FC3-6 1B HBP	5	1	1	2	0	0	2				
Pete Whisenant, R OBP: 0.344, SLG: 0.377 (1, 9)										2	1	1	0	0	0	0				
Jerry Lynch, L OBP: 0.301, SLG: 0.479 (4, PH) (4, 9)	WP 1B		F8	G4-6-3 1B					HBP 1B	3	1	2	0	0	0	2				
Frank Robinson, R OBP: 0.331, SLG: 0.388 (1, 7)	F8		6-3		4-3		K		HBP 1B	5	1	1	0	0	1	2				
Steve Bilko, R OBP: 0.365, SLG: 0.534 (1, 3)										3	0	1	0	1	2	1				
Smoky Burgess, L OBP: 0.399, SLG: 0.485 (9, PH)										0	0	0	1	0	0	0				
Dee Fondy, L OBP: 0.349, SLG: 0.475 (9, FR) (9, 3)	1B BB								1B HBP	0	0	0	0	0	0	0				
Don Hoak, R OBP: 0.389, SLG: 0.480 (1, 5)										4	0	3	3	1	0	1				
Ed Bailey, L OBP: 0.296, SLG: 0.355 (1, 2)	5-3									3	0	0	0	1	0	4				
Eddie Miksis, R OBP: 0.250, SLG: 0.250 (1, 8)										2	1	1	0	0	0	0				
Gus Bell, L OBP: 0.281, SLG: 0.347 (8, PH) (8, 8)			6-3	1B 1B			SH1-3		F8	2	0	0	0	0	0	3				
Roy McMillan, R OBP: 0.264, SLG: 0.207 (1, 6)										3	1	1	0	0	0	1				
Bob Thurman, L OBP: 0.333, SLG: 0.405 (8, PH)										1	0	0	0	0	0	1				
Alex Grammas, R OBP: 0.281, SLG: 0.276 (8, 6)				FC 1B			6-3		F3	0	0	0	0	0	0	0				
Brooks Lawrence, R OBP: 0.240, SLG: 0.105 (1, 1)										3	0	0	0	1	1	4				
Inning Stats	R: 1 E: 0 K: 0 S: 5	H: 2 LOB: 2 BB: 1 P: 9	R: 0 E: 1 K: 0 S: 4	H: 0 LOB: 1 BB: 0 P: 4	R: 0 E: 0 K: 0 S: 4	H: 1 LOB: 1 BB: 0 P: 4	R: 2 E: 0 K: 1 S: 6	H: 3 LOB: 1 BB: 0 P: 6	R: 0 E: 0 K: 1 S: 4	H: 0 LOB: 0 BB: 1 P: 8	R: 0 E: 0 K: 2 S: 8	H: 1 LOB: 1 BB: 0 P: 8	R: 0 E: 0 K: 0 S: 4	H: 1 LOB: 1 BB: 0 P: 4	R: 3 E: 0 K: 0 S: 6	H: 3 LOB: 2 BB: 1 P: 11	1B: 11 2B: 0 3B: 0 HR: 0	SF: 0 SAC: 2 DP: 1 HBP: 1	WP: 1 PB: 0 SB: 2 CS: 1	PA: 44
PITCHER	IP WLS BF H R ER SO BB IBB HBP BLK WP HR S P ERA WHIP																			
Mike McCormick, L ERA: 4.42 (1, 1)	3.1	19	6	3	3	0	1	0	0	0	1	0	18	22	8.10	2.100				
Paul Giel, R ERA: 7.71 (4, 1)	1.2	4	0	0	0	1	1	0	0	0	0	0	5	9	0.00	0.600				
Stu Miller, R ERA: 2.1 (6, 1)	2.0	8	1	0	0	3	1	0	0	0	0	0	13	17	0.00	1.000				
Marv Grissom, R ERA: 2.83 (8, 1)	1.1	L 10	4	3	3	0	1	0	1	0	0	0	8	13	20.25	3.750				
Al Worthington, R ERA: 3.43 (9, 1)	0.2	2	0	0	0	0	0	0	0	0	0	0	2	2	0.00	0.000				

Cincinnati Redlegs @ San Francisco Giants
 Seals Stadium, San Francisco, CA
 Sun Jun 08 1958, 6:33 AM EDT
 Att: 22,396 - Unknown
 livebaseballscorecards.com

AB	36
R	6
H	11
RBI	6
BB	4
SO	4
LOB	21



Batter	1	2	3	4	5	6	7	8	9	AB	R	H	RBI	BB	SO	LOB	BOTTOM			
Felipe Alou, R OBP: 0.500, SLG: 1.000 (1, 9)	G5-3 BB 1B									3	0	2	1	0	0	1				
Daryl Spencer, R OBP: 0.390, SLG: 0.558 (1, 6)	G5-3 BB									3	0	1	0	1	0	0				
Willie Mays, R OBP: 0.462, SLG: 0.761 (1, 8)	G5-3									4	0	0	0	0	0	4				
Ray Jablonski, R OBP: 0.333, SLG: 0.534 (1, 5)	6-3									4	0	0	0	0	0	1				
Orlando Cepeda, R OBP: 0.363, SLG: 0.600 (1, 3)										4	0	0	0	0	0	0				
Hank Sauer, R OBP: 0.410, SLG: 0.545 (1, 7)										4	0	1	0	0	1	1				
Ramon Montant, R OBP: 0.286, SLG: 0.286 (9, FR)										0	0	0	0	0	0	0				
Bob Schmidt, R OBP: 0.340, SLG: 0.548 (1, 2)										4	2	2	1	0	0	2				
Eddie Bressoud, R OBP: 0.346, SLG: 0.409 (1, 4)										3	1	2	0	0	0	0				
Mike McCormick, L ERA: 4.42 (1, 1)										1	0	0	0	0	0	0				
Paul Giel, R ERA: 7.71 (4, 1)										0	0	0	0	0	0	0				
Whitey Lockman, L OBP: 0.333, SLG: 0.200 (5, PH)										1	0	0	0	0	0	2				
Stu Miller, R ERA: 2.1 (6, 1)										0	0	0	0	0	0	0				
Jim King, L OBP: 0.333, SLG: 0.340 (7, PH)										1	0	0	0	0	0	1				
Marv Grissom, R ERA: 2.83 (8, 1)										0	0	0	0	0	0	0				
Al Worthington, R ERA: 3.43 (9, 1)										0	0	0	0	0	0	0				
Inning Stats	R: 0 E: 0 K: 0 S: 3	H: 1 LOB: 1 BB: 1 P: 7	R: 0 E: 1 K: 0 S: 3	H: 0 LOB: 0 BB: 0 P: 3	R: 0 E: 0 K: 0 S: 5	H: 2 LOB: 2 BB: 0 P: 5	R: 0 E: 0 K: 1 S: 5	H: 0 LOB: 0 BB: 0 P: 5	R: 2 E: 1 K: 0 S: 5	H: 2 LOB: 0 BB: 0 P: 5	R: 0 E: 0 K: 0 S: 3	H: 0 LOB: 0 BB: 0 P: 3	R: 0 E: 0 K: 0 S: 3	H: 0 LOB: 0 BB: 0 P: 3	R: 0 E: 0 K: 0 S: 3	H: 1 LOB: 1 BB: 0 P: 3	1B: 4 2B: 4 3B: 0 HR: 1	SF: 1 SAC: 0 DP: 3 HBP: 0	WP: 0 PB: 0 SB: 0 CS: 0	PA: 34
PITCHER	IP WLS BF H R ER SO BB IBB HBP BLK WP HR S P ERA WHIP																			
Brooks Lawrence, R ERA: 3.86 (1, 1)	9.0	34	8	3	2	1	1	0	0	0	0	1	35	39	2.00	1.000				

Cincinnati Redlegs @ San Francisco Giants
 Seals Stadium, San Francisco, CA
 Sun Jun 08 1958, 6:33 AM EDT
 Att: 22,396 - Unknown
 livebaseballscorecards.com

AB	32
R	3
H	8
RBI	2
BB	1
SO	1
LOB	12



Batter	1	2	3	4	5	6	7	8	9	AB	R	H	RBI	BB	SO	LOB	TOP				
Johnny Temple, R OBP: 0.399, SLG: 0.417 (1, 4)	0-1 CI FC6-4 1B		0-0 6-3		0-0 1-3			4-0 1B BB		2	0	0	0	1	0	1					
Pete Whisenant, R OBP: 0.354, SLG: 0.386 (1, 9)	0-0 FC6-4 1B			0-0 E5 HR		0-0 5-3		0-0 1B		4	1	2	0	0	0	0					
Frank Robinson, R OBP: 0.324, SLG: 0.379 (1, 7)	0-0 FC6-4 G6-4-3 1-2 2-3			0-0 F9		0-0 F4		0-0 F8		4	0	0	0	0	0	5					
Steve Bilko, R OBP: 0.360, SLG: 0.558 Dee Fondy, L OBP: 0.349, SLG: 0.475 (1, 3) (8, 3)	0-0 G6-4-3 1-2			0-0 HR		0-3 K		0-0 F8		4	1	1	2	0	1	4					
Don Hoak, R OBP: 0.386, SLG: 0.475 (1, 5)		0-0 6-3		0-0 F7			0-0 SH1-3 1B		0-3 K	4	1	1	0	0	1	0					
Ed Bailey, L OBP: 0.289, SLG: 0.345 (1, 2)		0-0 4-3		0-0 F3			0-0 SH1-3 1-2		0-0 F4	3	0	0	0	0	0	0					
Eddie Miksis, R OBP: 0.250, SLG: 0.250 (1, 8)				0-0 F8			0-0 1B		0-0 5-3	4	0	1	1	0	0	0					
Roy McMillan, R OBP: 0.265, SLG: 0.210 (1, 6)			0-0 5-3				0-0 SH2-3 1B			3	0	1	0	0	0	0					
Bob Purkey, R OBP: 0.129, SLG: 0.258 (1, 1)			0-3 K				0-0 SH2-3		0-3 K	2	0	0	0	0	2	0					
Inning Stats	R: 0 E: 1 K: 0 S: 4	H: 1 LOB: 1 BB: 0 P: 4	R: 0 E: 0 K: 0 S: 3	H: 0 LOB: 0 BB: 0 P: 3	R: 0 E: 0 K: 1 S: 5	H: 0 LOB: 0 BB: 0 P: 5	R: 2 E: 1 K: 0 S: 5	H: 1 LOB: 1 BB: 0 P: 5	R: 0 E: 0 K: 0 S: 4	H: 0 LOB: 0 BB: 0 P: 5	R: 1 E: 0 K: 0 S: 4	H: 2 LOB: 0 BB: 0 P: 4	R: 0 E: 0 K: 1 S: 6	H: 1 LOB: 2 BB: 0 P: 10	R: 0 E: 0 K: 1 S: 5	H: 0 LOB: 0 BB: 0 P: 5	1B: 5 2B: 0 3B: 0 HR: 1	SF: 0 SAC: 2 DP: 1 HBP: 0	WP: 0 PB: 0 SB: 0 CS: 0	PA: 34	
PITCHER	IP	WLS	BF	H	R	ER	SO	BB	IBB	HBP	BLK	WP	HR	S	P	ERA	WHIP				
Johnny Antonelli, L ERA: 3.15 Paul Giel, R ERA: 6.75	(1, 1) (9, 1)		8.0 3	L 0	31 0	6 0	3 0	2 0	3 1	0 0	0 0	0 0	0 0	1 5	40 5	2.25 0.00	0.875 0.000				

Cincinnati Redlegs @ San Francisco Giants
Seals Stadium, San Francisco, CA
Mon Jun 09 1958, 6:33 AM EDT
Att: 10,350 - Unknown

livebaseballscorecards.com

AB 30
R 3
H 6
RBI 3
BB 1
SO 4
LOB 10




Batter	1	2	3	4	5	6	7	8	9	AB	R	H	RBI	BB	SO	LOB	BOTTOM					
Felipe Alou, R OBP: 0.500, SLG: 0.857 (1, 9)	0-0 5-3 1B		0-0 5-3			0-0 5-3 2B		0-0 1-3		4	0	2	0	0	0	1						
Jim Finigan, R OBP: 0.348, SLG: 0.350 Ray Jablonski, R OBP: 0.341, SLG: 0.541 Jim Davenport, R OBP: 0.341, SLG: 0.405 (1, 5) (8, PH) (8, PR) (9, 5)	0-0 5-3			0-0 F9		0-0 5-3		0-0 FC6-4 1B		3	0	0	0	0	0	2						
Willie Mays, R OBP: 0.454, SLG: 0.746 (1, 8)	0-0 F8			0-3 K		0-0 1-3		0-0 FC6-4 1-2		4	0	0	0	0	1	4						
Orlando Cepeda, R OBP: 0.361, SLG: 0.593 (1, 3)	0-0 F3			0-0 1B			0-0 F6		0-0 5-3	4	0	1	0	0	0	1						
Daryl Spencer, R OBP: 0.383, SLG: 0.548 (1, 6)		0-0 F8		0-0 F2			0-0 4-3		0-0 6-3	4	0	0	0	0	0	1						
Bob Speake, L OBP: 0.286, SLG: 0.452 (1, 7)		0-0 F3			0-0 6-3		0-0 FC6-4 1B		0-0 F4	4	0	1	0	0	0	0						
Bob Schmidt, R OBP: 0.333, SLG: 0.537 (1, 2)				0-0 1-3			0-0 FC6-4 1-2			3	0	0	0	0	0	1						
Eddie Bressoud, R OBP: 0.310, SLG: 0.360 (1, 4)			0-0 F4		0-0 6-3			0-3 K		3	0	0	0	0	1	0						
Johnny Antonelli, L OBP: 0.237, SLG: 0.270 Whitey Lockman, L OBP: 0.448, SLG: 0.500 Paul Giel, R (1, 1) (8, PH) (9, 1)			0-3 K			0-0 4-3		0-0 1B 1-3 1B		2	0	0	0	0	1	0						
Inning Stats	R: 0 E: 0 K: 0 S: 4	H: 1 LOB: 1 BB: 0 P: 4	R: 0 E: 0 K: 0 S: 3	H: 0 LOB: 0 BB: 0 P: 3	R: 0 E: 0 K: 1 S: 5	H: 0 LOB: 0 BB: 0 P: 5	R: 0 E: 0 K: 1 S: 6	H: 1 LOB: 1 BB: 0 P: 6	R: 0 E: 0 K: 0 S: 3	H: 0 LOB: 0 BB: 0 P: 3	R: 0 E: 0 K: 0 S: 4	H: 1 LOB: 1 BB: 0 P: 4	R: 0 E: 0 K: 0 S: 4	H: 1 LOB: 1 BB: 0 P: 4	R: 0 E: 0 K: 1 S: 7	H: 2 LOB: 2 BB: 0 P: 7	R: 0 E: 0 K: 0 S: 3	H: 0 LOB: 0 BB: 0 P: 3	1B: 5 2B: 1 3B: 0 HR: 0	SF: 0 SAC: 0 DP: 0 HBP: 0	WP: 0 PB: 0 SB: 0 CS: 0	PA: 33
PITCHER	IP	WLS	BF	H	R	ER	SO	BB	IBB	HBP	BLK	WP	HR	S	P	ERA	WHIP					
Bob Purkey, R ERA: 3.09	(1, 1)		9.0 W	33	6	0	0	3	0	0	0	0	0	39	39	0.00	0.667					

Cincinnati Redlegs @ San Francisco Giants
Seals Stadium, San Francisco, CA
Mon Jun 09 1958, 6:33 AM EDT
Att: 10,350 - Unknown

livebaseballscorecards.com

AB 33
R 0
H 6
RBI 0
BB 0
SO 3
LOB 10



Batter	1	2	3	4	5	6	7	8	9	AB	R	H	RBI	BB	SO	LOB	TOP								
Bill Virdon, L OBP: 0.340, SLG: 0.382 (1, 8)										3	2	2	0	1	0	0	Pittsburgh Pirates @ San Francisco Giants Seals Stadium, San Francisco, CA Tue Jun 10 1958, 10:05 PM EDT Att: 16,621 - Unknown								
Bob Skinner, L OBP: 0.394, SLG: 0.466 (1, 7)										3	1	1	2	1	0	1									
Roman Mejias, R OBP: 0.273, SLG: 0.512 (7, 7)										0	0	0	0	0	0	0									
Dick Groat, R OBP: 0.332, SLG: 0.425 (1, 6)										4	0	0	0	0	0	3									
R C Stevens, R OBP: 0.344, SLG: 0.759 (1, 3)										4	1	1	2	0	1	2									
Frank Thomas, R OBP: 0.355, SLG: 0.662 (1, 5)										4	1	1	1	0	1	0									
Roberto Clemente, R OBP: 0.328, SLG: 0.383 (1, 9)										4	0	1	0	0	1	0									
Bill Mazerolski, R OBP: 0.320, SLG: 0.455 (1, 4)										4	0	0	0	0	1	1									
Hank Foiles, R OBP: 0.313, SLG: 0.269 (1, 2)										4	0	1	0	0	1	1									
Bob Friend, R OBP: 0.119, SLG: 0.103 (1, 1)										4	0	0	0	0	1	2									
Inning Stats	R: 2 E: 0 K: 1 S: 7	H: 2 LOB: 0 BB: 0 P: 7	R: 0 E: 0 K: 1 S: 6	H: 1 LOB: 1 BB: 0 P: 6	R: 2 E: 0 K: 1 S: 7	H: 2 LOB: 0 BB: 0 P: 7	R: 0 E: 0 K: 0 S: 3	H: 0 LOB: 0 BB: 0 P: 3	R: 0 E: 0 K: 0 S: 3	H: 0 LOB: 2 BB: 2 P: 11	R: 1 E: 0 K: 0 S: 4	H: 1 LOB: 0 BB: 0 P: 4	R: 0 E: 0 K: 1 S: 5	H: 0 LOB: 0 BB: 0 P: 5	R: 0 E: 0 K: 0 S: 3	H: 0 LOB: 0 BB: 0 P: 3	R: 0 E: 0 K: 2 S: 8	H: 1 LOB: 1 BB: 0 P: 8	1B: 3 2B: 1 3B: 0 HR: 3	SF: 0 SAC: 0 DP: 0 HBP: 0	WP: 0 PB: 0 SB: 0 CS: 0	PA: 36			
PITCHER	IP	WLS	BF	H	R	ER	SO	BB	IBB	HBP	BLK	WP	HR	S	P	ERA	WHIP								
Ramon Monzant, R ERA: 4.93 (1, 1)	3.0	L	14	5	4	4	3	0	0	0	0	0	2	20	20	12.00	1.667								
Al Worthington, R ERA: 3.25 (4, 1)	5.0		18	1	1	1	1	2	0	0	0	0	1	18	26	1.80	0.600								
Stu Miller, R ERA: 2.03 (9, 1)	1.0		4	1	0	0	2	0	0	0	0	0	0	8	8	0.00	1.000								

Batter	1	2	3	4	5	6	7	8	9	AB	R	H	RBI	BB	SO	LOB	BOTTOM								
Jim Davenport, R OBP: 0.333, SLG: 0.395 (1, 5)										4	0	0	0	0	0	1	Pittsburgh Pirates @ San Francisco Giants Seals Stadium, San Francisco, CA Tue Jun 10 1958, 10:05 PM EDT Att: 16,621 - Unknown								
Felipe Alou, R OBP: 0.417, SLG: 0.636 (1, 9)										4	0	1	0	0	2	0									
Willie Mays, R OBP: 0.451, SLG: 0.737 (1, 8)										4	1	1	0	0	1	1									
Orlando Cepeda, R OBP: 0.364, SLG: 0.606 (1, 3)										4	2	2	2	0	0	0									
Daryl Spencer, R OBP: 0.381, SLG: 0.542 (1, 6)										4	0	1	0	0	1	0									
Hank Sauer, R OBP: 0.400, SLG: 0.529 (1, 7)										4	0	0	0	0	1	1									
Bob Schmidt, R OBP: 0.333, SLG: 0.533 (1, 2)										3	0	1	0	0	1	0									
Eddie Bressoud, R OBP: 0.290, SLG: 0.333 (1, 4)										2	0	0	0	0	0	1									
Whitney Lockman, L OBP: 0.167, SLG: 0.519 (8, PH)										1	1	1	0	0	0	0									
Stu Miller, R OBP: 0.333, SLG: 0.200 (9, 1)										0	0	0	0	0	0	0									
Ramon Monzant, R OBP: 0.286, SLG: 0.286 (3, PH)										0	0	0	0	0	0	0									
Johnny Antonelli, L OBP: 0.231, SLG: 0.200 (4, 1)										1	0	0	0	0	1	0									
Al Worthington, L OBP: 0.133, SLG: 0.143 (8, PH)										1	0	0	0	0	1	0									
Ray Jablonski, R OBP: 0.049, SLG: 0.047 (8, PH)										1	0	1	0	0	0	0									
Jim Finigan, R OBP: 0.348, SLG: 0.350 (9, 4)										0	0	0	0	0	0	0									
Inning Stats	R: 0 E: 0 K: 1 S: 5	H: 0 LOB: 0 BB: 0 P: 5	R: 1 E: 0 K: 0 S: 5	H: 3 LOB: 1 BB: 0 P: 5	R: 0 E: 0 K: 1 S: 5	H: 0 LOB: 0 BB: 0 P: 5	R: 2 E: 0 K: 2 S: 9	H: 2 LOB: 0 BB: 0 P: 9	R: 0 E: 0 K: 1 S: 5	H: 0 LOB: 0 BB: 0 P: 5	R: 0 E: 0 K: 2 S: 7	H: 0 LOB: 0 BB: 0 P: 7	R: 0 E: 0 K: 1 S: 5	H: 0 LOB: 0 BB: 0 P: 5	R: 1 E: 0 K: 0 S: 5	H: 3 LOB: 1 BB: 0 P: 5	R: 0 E: 0 K: 0 S: 3	H: 0 LOB: 0 BB: 0 P: 3	1B: 7 2B: 0 3B: 0 HR: 1	SF: 0 SAC: 0 DP: 2 HBP: 0	WP: 0 PB: 0 SB: 0 CS: 0	PA: 33			
PITCHER	IP	WLS	BF	H	R	ER	SO	BB	IBB	HBP	BLK	WP	HR	S	P	ERA	WHIP								
Bob Friend, R ERA: 3.59 (1, 1)	9.0	W	33	8	4	4	8	0	0	0	0	0	1	49	49	4.00	0.889								



Batter	1	2	3	4	5	6	7	8	9	AB	R	H	RBI	BB	SO	LOB	TOP										
Bill Virdon, L OBP: 0.349, SLG: 0.387 (1, 8)										5	2	3	0	1	0	2	Pittsburgh Pirates @ San Francisco Giants Seals Stadium, San Francisco, CA Wed Jun 11 1958, 6:33 AM EDT Att: 7,912 - Unknown livebaseballscorecards.com										
Bob Stinner, L OBP: 0.399, SLG: 0.472 Roman Mejias, R OBP: 0.273, SLG: 0.512 (1, 7)										4	3	2	0	1	0	3											
Dick Groat, R OBP: 0.328, SLG: 0.417 (1, 6)										6	2	1	0	0	0	6											
R C Stevens, R OBP: 0.358, SLG: 0.730 (1, 3)										5	2	2	2	1	1	4											
Frank Thomas, R OBP: 0.359, SLG: 0.684 (1, 5)										5	3	2	7	1	0	2											
Roberto Clemente, R OBP: 0.335, SLG: 0.389 (1, 9)										5	1	3	2	0	0	0											
Bill Mazerowski, R OBP: 0.327, SLG: 0.474 (1, 4)										5	1	3	3	0	1	1											
Hank Foiles, R OBP: 0.316, SLG: 0.274 (1, 2)										5	0	2	0	0	0	2											
Vern Law, R OBP: 0.310, SLG: 0.458 Roy Face, R (7, 1)										3	0	0	0	1	0	2											
Inning Stats	R: 6 E: 1 K: 0 S: 8	H: 4 LOB: 0 BB: 1 P: 12	R: 4 E: 0 K: 0 S: 7	H: 5 LOB: 1 BB: 1 P: 11	R: 0 E: 0 K: 1 S: 4	H: 1 LOB: 1 BB: 0 P: 4	R: 0 E: 0 K: 1 S: 5	H: 0 LOB: 0 BB: 0 P: 5	R: 0 E: 0 K: 1 S: 6	H: 1 LOB: 2 BB: 1 P: 10	R: 2 E: 0 K: 0 S: 7	H: 4 LOB: 2 BB: 0 P: 7	R: 0 E: 0 K: 0 S: 3	H: 0 LOB: 1 BB: 1 P: 7	R: 0 E: 0 K: 0 S: 4	H: 1 LOB: 1 BB: 0 P: 4		R: 2 E: 1 K: 1 S: 7	H: 2 LOB: 1 BB: 1 P: 11	1B: 14 2B: 1 3B: 0 HR: 3	SF: 0 SAC: 1 DP: 1 HBP: 0	WP: 0 PB: 0 SB: 1 CS: 0	PA: 50				
PITCHER	IP	WLS	BF	H	R	ER	SO	BB	IBB	HBP	BLK	WP	HR	S	P	ERA	WHIP										
Ruben Gomez, R ERA: 5.82 (1, 1)	0.1	L	6	3	5	4	0	1	0	0	0	0	0	5	9	108.00	12.000										
Ray Crone, R ERA: 7.79 (2, 1)	1.0		9	5	5	5	0	1	0	0	0	0	2	8	12	45.00	6.000										
Stu Miller, R ERA: 1.82 (2, 1)	3.2		14	3	0	0	2	1	0	0	0	0	0	17	21	0.00	1.091										
Mike McCormick, L ERA: 4.58 (6, 1)	2.0		11	4	2	2	0	1	0	0	0	0	1	10	14	9.00	2.500										
Ramon Monzant, R ERA: 4.92 (8, 1)	2.0		10	3	2	1	1	1	0	0	0	0	0	11	15	4.50	2.000										

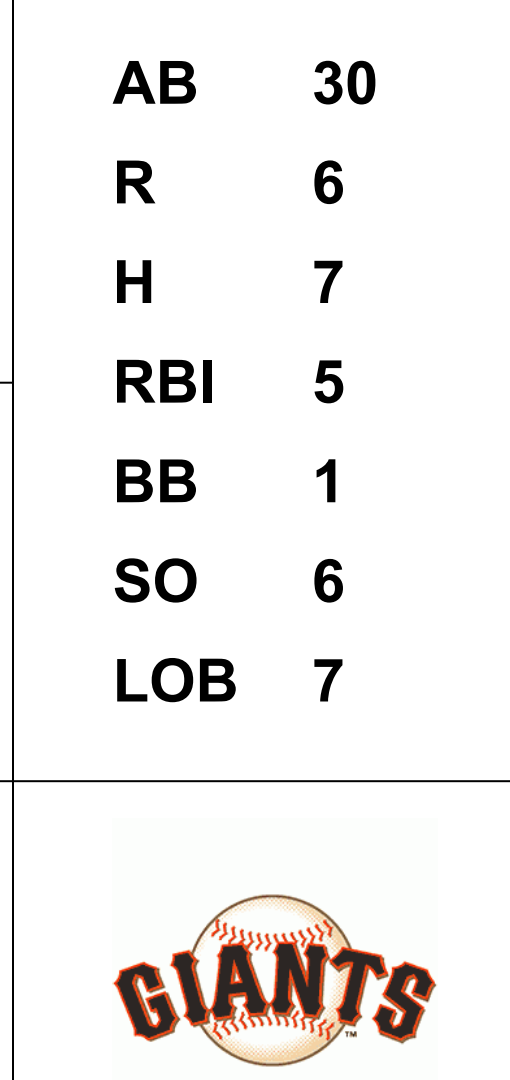
Batter	1	2	3	4	5	6	7	8	9	AB	R	H	RBI	BB	SO	LOB	BOTTOM										
Felipe Alou, R OBP: 0.375, SLG: 0.733 (1, 9)										4	1	1	2	0	0	0	Pittsburgh Pirates @ San Francisco Giants Seals Stadium, San Francisco, CA Wed Jun 11 1958, 6:33 AM EDT Att: 7,912 - Unknown livebaseballscorecards.com										
Jim Davenport, R OBP: 0.337, SLG: 0.422 (1, 5)										4	2	2	1	0	1	0											
Willie Mays, R OBP: 0.448, SLG: 0.727 (1, 8)										3	1	0	0	1	0	0											
Orlando Cepeda, R OBP: 0.362, SLG: 0.599 (1, 3)										4	0	1	1	0	0	0											
Daryl Spencer, R OBP: 0.379, SLG: 0.537 (1, 6)										4	0	1	1	0	0	1											
Bob Speake, L OBP: 0.308, SLG: 0.457 (1, 7)										4	0	2	0	0	0	1											
Bob Schmidt, R OBP: 0.325, SLG: 0.519 (1, 2)										4	0	0	0	0	0	3											
Eddie Bressoud, R OBP: 0.294, SLG: 0.310 Hank Sauer, R OBP: 0.398, SLG: 0.526 (9, PH)										2	1	0	0	1	0	0											
Ruben Gomez, R OBP: 0.229, SLG: 0.324 Ray Crone, R OBP: 0.229, SLG: 0.324 Stu Miller, R OBP: 0.229, SLG: 0.324 Whitely Lockman, L OBP: 0.229, SLG: 0.324 Mike McCormick, L OBP: 0.229, SLG: 0.324 Jim King, L OBP: 0.229, SLG: 0.324 Ramon Monzant, R OBP: 0.229, SLG: 0.324 Ray Jablonski, R OBP: 0.229, SLG: 0.324 (11, PH)										0	0	0	0	0	0	0											
Inning Stats	R: 2 E: 0 K: 0 S: 5	H: 2 LOB: 1 BB: 1 P: 9	R: 0 E: 0 K: 0 S: 3	H: 0 LOB: 0 BB: 0 P: 3	R: 0 E: 0 K: 1 S: 5	H: 0 LOB: 0 BB: 0 P: 5	R: 0 E: 0 K: 0 S: 4	H: 2 LOB: 1 BB: 0 P: 4	R: 0 E: 0 K: 0 S: 4	H: 1 LOB: 1 BB: 0 P: 4	R: 0 E: 0 K: 0 S: 5	H: 2 LOB: 0 BB: 0 P: 5	R: 0 E: 0 K: 0 S: 3	H: 0 LOB: 0 BB: 0 P: 3	R: 0 E: 0 K: 0 S: 3	H: 0 LOB: 0 BB: 0 P: 3		R: 0 E: 0 K: 0 S: 3	H: 0 LOB: 0 BB: 0 P: 3	1B: 4 2B: 1 3B: 0 HR: 3	SF: 0 SAC: 0 DP: 1 HBP: 0	WP: 0 PB: 0 SB: 0 CS: 0	PA: 36				
PITCHER	IP	WLS	BF	H	R	ER	SO	BB	IBB	HBP	BLK	WP	HR	S	P	ERA	WHIP										
Vern Law, R ERA: 5.45 (1, 1)	6.2		29	8	6	6	1	2	0	0	0	0	0	29	37	8.10	1.500										
Roy Face, R ERA: 5.18 (7, 1)	2.1	S	7	0	0	0	0	0	0	0	0	0	0	7	7	0.00	0.000										



Batter	1	2	3	4	5	6	7	8	9	AB	R	H	RBI	BB	SO	LOB	TOP								
Richie Ashburn, L (1, 8) OBP: 0.436, SLG: 0.441	0-0 5-3			0-0 3-1		0-0 F9		0-0 FC4-6		4	0	0	0	0	0	1	Philadelphia Phillies @ San Francisco Giants Seals Stadium, San Francisco, CA Fri Jun 13 1958, 10:05 PM EDT Att: 18,068 - Unknown								
Chico Fernandez, R (1, 6) OBP: 0.248, SLG: 0.225	0-0 1-3			4-0 BB		0-0 F7		0-0 F3		3	0	0	0	1	0										
Harry Anderson, L (1, 3) OBP: 0.368, SLG: 0.476	0-3 K			0-0 F6				0-3 K		4	0	0	0	0	2	1									
Rip Repulski, R (1, 7) OBP: 0.301, SLG: 0.524		0-0 F7		0-0 F7				0-0 1B 1B		4	1	2	0	0	0	1									
Willie Jones, R (1, 5) OBP: 0.381, SLG: 0.472	0-3 K			0-0 F8				0-0 1B 1B		4	0	1	1	0	1	0									
Wally Post, R (1, 9) OBP: 0.379, SLG: 0.434	0-3 K			0-0 1B				0-0 1B 1B		4	0	2	0	0	1	0									
Ted Kazanski, R (1, 4) OBP: 0.266, SLG: 0.276			0-0 6-3		0-0 F9			0-0 F9		3	0	0	0	0	0	3									
Joe Lonnett, R (1, 2) OBP: 0.167, SLG: 0.180			0-0 F8		0-0 F7			0-3 K		3	0	0	0	0	1	1									
Robin Roberts, S (1, 1) OBP: 0.300, SLG: 0.278			0-0 4-3			0-0 F4		4-0 FC4-6 BB		2	0	0	0	0	0	0									
Bob Bowman, R (8, PH) OBP: 0.357, SLG: 0.538										0	0	0	0	1	0	0									
Jim Hearn, R (8, 1)										0	0	0	0	0	0	0									
Seth Morehead, L (8, 1)										0	0	0	0	0	0	0									
Bob Miller, R (8, 1)										0	0	0	0	0	0	0									
Inning Stats	R: 0 E: 0 K: 1 S: 5	H: 0 LOB: 0 BB: 0 P: 5	R: 0 E: 0 K: 2 S: 7	H: 0 LOB: 0 BB: 0 P: 7	R: 0 E: 0 K: 0 S: 3	H: 0 LOB: 0 BB: 0 P: 3	R: 0 E: 0 K: 0 S: 3	H: 0 LOB: 1 BB: 0 P: 7	R: 0 E: 0 K: 0 S: 4	H: 1 LOB: 1 BB: 0 P: 4	R: 0 E: 0 K: 0 S: 3	H: 0 LOB: 0 BB: 0 P: 3	R: 0 E: 0 K: 1 S: 7	H: 3 LOB: 2 BB: 0 P: 7	R: 0 E: 0 K: 1 S: 5	H: 0 LOB: 1 BB: 1 P: 9	R: 1 E: 0 K: 0 S: 4	H: 1 LOB: 0 BB: 0 P: 4	1B: 4 2B: 0 3B: 1 HR: 0	SF: 0 SAC: 0 DP: 0 HBP: 0	WP: 0 PB: 0 SB: 0 CS: 0	PA: 33			
PITCHER	IP	WLS	BF	H	R	ER	SO	BB	IBB	HBP	BLK	WP	HR	S	P	ERA	WHIP								
Johnny Antonelli, L (1, 1) ERA: 2.95	9.0	W	33	5	1	1	5	2	0	0	0	0	0	41	49	1.00	0.778								

Batter	1	2	3	4	5	6	7	8	9	AB	R	H	RBI	BB	SO	LOB	BOTTOM								
Jim Davenport, R (1, 5) OBP: 0.339, SLG: 0.429	0-3 K		0-0 E 1B		0-3 K			0-0 SH 3B		4	2	2	1	0	2	0	Philadelphia Phillies @ San Francisco Giants Seals Stadium, San Francisco, CA Fri Jun 13 1958, 10:05 PM EDT Att: 18,068 - Unknown								
Whitey Lockman, L (1, 7) OBP: 0.400, SLG: 0.438	0-0 F8		0-0 5-3 1-H			0-0 6-3		0-0 SH PB SF8		3	1	0	1	0	0	0									
Willie Mays, R (1, 8) OBP: 0.441, SLG: 0.709	0-0 F7		0-0 1B			0-3 K		0-0 1B 1B IBB		3	1	1	0	1	1	0									
Orlando Cepeda, R (1, 3) OBP: 0.357, SLG: 0.587		0-3 K	0-0 6-3			0-0 F7		0-0 E6 1B		2	0	0	0	0	1	1									
Hank Sauer, R (4, 7) OBP: 0.395, SLG: 0.522								1-2 2-3 1B		1	0	0	0	0	0	0									
Don Taussig, R (8, 7) OBP: 0.255, SLG: 0.271								1-2 2-3 1B		1	1	0	0	0	0	2									
Daryl Spencer, R (1, 6) OBP: 0.371, SLG: 0.524		0-0 F5		0-0 F9				0-0 SF8		3	0	0	1	0	0	0									
Felipe Alou, R (1, 9) OBP: 0.417, SLG: 0.619		0-0 HBP 1B		0-0 F3				0-0 1B 1B		4	0	2	0	0	0	0									
Bob Schmidt, R (1, 2) OBP: 0.328, SLG: 0.506		1-0 HBP 1B		0-0 6-3				0-0 1B 1B		3	0	1	2	0	1	0									
Eddie Bressoud, R (1, 4) OBP: 0.325, SLG: 0.303		0-0 F8			0-0 F4			0-0 SH 1B F9		4	1	1	0	0	0	4									
Johnny Antonelli, L (1, 1) OBP: 0.220, SLG: 0.250			0-0 F7			0-3 K		0-0 SH1-4		2	0	0	0	0	1	0									
Inning Stats	R: 0 E: 0 K: 1 S: 5	H: 0 LOB: 0 BB: 0 P: 5	R: 0 E: 0 K: 1 S: 6	H: 1 LOB: 2 BB: 0 P: 7	R: 1 E: 1 K: 0 S: 5	H: 2 LOB: 1 BB: 0 P: 5	R: 0 E: 0 K: 0 S: 3	H: 0 LOB: 0 BB: 0 P: 3	R: 0 E: 0 K: 2 S: 7	H: 0 LOB: 0 BB: 0 P: 7	R: 0 E: 0 K: 1 S: 5	H: 0 LOB: 0 BB: 0 P: 5	R: 0 E: 0 K: 1 S: 5	H: 0 LOB: 0 BB: 0 P: 5	R: 5 E: 2 K: 0 S: 9	H: 4 LOB: 2 BB: 1 P: 13	R: 6 2B: 0 3B: 1 HR: 0	SF: 1 SAC: 2 DP: 0 HBP: 1	WP: 0 PB: 1 SB: 0 CS: 0	PA: 35					
PITCHER	IP	WLS	BF	H	R	ER	SO	BB	IBB	HBP	BLK	WP	HR	S	P	ERA	WHIP								
Robin Roberts, R (1, 1) ERA: 3.33	7.0	L	25	3	1	1	6	0	0	0	0	0	0	36	37	1.29	0.429								
Jim Hearn, R (8, 1) ERA: 6.19	0.1		3	2	2	2	0	0	0	0	0	0	0	3	3	54.00	6.000								
Seth Morehead, L (8, 1) ERA: 7.64	0.1		6	2	3	0	0	0	1	0	0	0	0	5	9	0.00	6.000								
Bob Miller, R (8, 1) ERA: 12.34	0.1		1	0	0	0	0	0	0	0	0	0	0	1	1	0.00	0.000								

AB	31
R	1
H	5
RBI	1
BB	2
SO	5
LOB	8



AB	30
R	6
H	7
RBI	5
BB	1
SO	6
LOB	7

Batter	1	2	3	4	5	6	7	8	9	AB	R	H	RBI	BB	SO	LOB	TOP								
Richie Ashburn, L OBP: 0.428, SLG: 0.433 (1, 8)	0-0 1-3		0-0 F3		0-0 3-1		0-0 F9			4	0	0	0	0	0	0	Philadelphia Phillies @ San Francisco Giants Seals Stadium, San Francisco, CA Sat Jun 14 1958, 6:33 AM EDT Att: 16,363 - Unknown								
Chico Fernandez, R OBP: 0.248, SLG: 0.226 (1, 6)	0-0 F3			0-0 G3	0-0 CS 1B		0-3 K			4	0	1	0	0	1	0									
Willie Jones, R OBP: 0.371, SLG: 0.457 (1, 5)	0-3 K			0-0 F8	0-0 F9			0-0 F7		4	0	0	0	0	1	1									
Rip Repuski, R OBP: 0.312, SLG: 0.531 Bob Bowman, R OBP: 0.357, SLG: 0.538 (8, 7)				0-0 1B	0-0 HR 1B		0-0 FC4-6 1B	0-0 5-3		4	1	3	0	0	0	0									
Stan Lopata, R OBP: 0.398, SLG: 0.458 Carl Sawatski, L OBP: 0.200, SLG: 0.083 (5, 2)		0-3 K		0-0 K	0-0 1-H HR		0-0 FC4-6 1B	0-0 F8		2	1	1	2	0	1	1									
Wally Post, R OBP: 0.389, SLG: 0.435 (1, 9)		0-0 F4		0-0 HBP 1B BB	4-0 HBP 1B BB		0-0 G1-6-3 1B	1-0 FC1-6 HBP		2	0	1	0	1	0	1									
Harry Anderson, L OBP: 0.370, SLG: 0.476 (1, 3)		0-0 F6		0-0 HBP 1B	0-0 1-2 HBP 1B		0-0 G1-6-3	0-0 FC1-6 1B		4	0	2	0	0	0	3									
Ted Kazanski, R OBP: 0.266, SLG: 0.274 Solly Hemus, L OBP: 0.473, SLG: 0.553 (4, PH)			0-0 F1	1-0 HBP	0-0 1-2 2-3 HBP		0-0 HR	0-0 FC1-6 S		1	0	0	0	0	0	0									
Ray Semproch, R OBP: 0.071, SLG: 0.107 (1, 1)			0-0 3-1	0-0 F3			0-3 K	0-0 FC6-2-5-3		4	0	0	0	0	1	5									
Inning Stats	R: 0 E: 0 K: 1 S: 5	H: 0 LOB: 0 BB: 0 P: 5	R: 0 E: 0 K: 1 S: 6	H: 1 LOB: 1 BB: 0 P: 6	R: 0 E: 0 K: 0 S: 3	H: 0 LOB: 0 BB: 0 P: 3	R: 2 E: 0 K: 0 S: 6	H: 3 LOB: 3 BB: 1 P: 11	R: 0 E: 0 K: 0 S: 3	H: 1 LOB: 0 BB: 0 P: 3	R: 0 E: 0 K: 2 S: 4	H: 2 LOB: 1 BB: 0 P: 4	R: 1 E: 0 K: 2 S: 8	H: 1 LOB: 0 BB: 0 P: 8	R: 0 E: 0 K: 0 S: 3	H: 0 LOB: 0 BB: 0 P: 3		R: 0 E: 0 K: 0 S: 3	H: 1 LOB: 1 BB: 0 P: 4	1B: 7 2B: 1 3B: 0 HR: 2	SF: 0 SAC: 0 DP: 2 HBP: 2	WP: 0 PB: 0 SB: 1 CS: 1	PA: 36		
PITCHER	IP	WLS	BF	H	R	ER	SO	BB	IBB	HBP	BLK	WP	HR	S	P	ERA	WHIP								
Mike McCormick, L ERA: 4.6 (1, 1)	3.2		16	4	2	2	2	1	0	0	0	0	1	19	23	4.91	1.364								
Ramon Monzant, R ERA: 4.53 (4, 1)	3.1	L	13	4	1	1	2	0	0	1	0	0	1	16	17	2.70	1.200								
Marv Grissom, R ERA: 2.48 (8, 1)	2.0		7	1	0	0	0	0	0	1	0	0	0	6	7	0.00	0.500								

Batter	1	2	3	4	5	6	7	8	9	AB	R	H	RBI	BB	SO	LOB	BOTTOM								
Jim Davenport, R OBP: 0.337, SLG: 0.424 (1, 5)	0-0 F5		0-0 SH1-3 2B 1B		0-0 F5			0-0 F8		4	1	1	0	0	0	0	Philadelphia Phillies @ San Francisco Giants Seals Stadium, San Francisco, CA Sat Jun 14 1958, 6:33 AM EDT Att: 16,363 - Unknown								
Whitey Lockman, L OBP: 0.368, SLG: 0.400 (1, 7)	0-0 F8		0-0 SH1-3 1-2		0-0 4-3			0-0 4-3		3	0	0	0	0	0	0									
Willie Mays, R OBP: 0.442, SLG: 0.706 (1, 8)	0-0 1B		0-0 6-3		0-3 K			0-0 1B		4	0	2	0	0	1	1									
Orlando Cepeda, R OBP: 0.355, SLG: 0.586 (1, 3)	0-3 K		0-0 2H 2B		0-0 F3			0-0 4-3		4	0	1	1	0	1	2									
Daryl Spencer, R OBP: 0.365, SLG: 0.515 (1, 6)		0-0 F9	0-0 5-3				0-0 F7	0-0 6-3		4	0	0	0	0	0	1									
Felipe Alou, R OBP: 0.393, SLG: 0.560 (1, 9)	0-3 K		0-3 K		0-0 F4			0-0 S 1B		4	0	1	0	0	2	0									
Bob Schmidt, R OBP: 0.326, SLG: 0.497 (1, 2)		4-0 3B BB		0-0 F8			0-0 F8	0-0 F8		3	1	0	0	1	0	1									
Eddie Bressoud, R OBP: 0.349, SLG: 0.389 Hank Sauer, R OBP: 0.393, SLG: 0.518 (9, PH)		0-0 1-H 3B		0-0 1B			0-0 6-3	0-0 F3		3	0	2	1	0	0	0									
Mike McCormick, L OBP: 0.292, SLG: 0.227 Ramon Monzant, R OBP: 0.276, SLG: 0.276 Bob Speake, L OBP: 0.295, SLG: 0.410 Marv Grissom, R (8, 1)		0-0 G1		0-0 F8			0-0 4-3			1	0	0	0	0	0	1									
Inning Stats	R: 0 E: 0 K: 1 S: 6	H: 1 LOB: 1 BB: 0 P: 6	R: 1 E: 0 K: 1 S: 6	H: 1 LOB: 1 BB: 1 P: 10	R: 1 E: 0 K: 0 S: 5	H: 2 LOB: 1 BB: 0 P: 5	R: 0 E: 0 K: 1 S: 6	H: 1 LOB: 1 BB: 0 P: 6	R: 0 E: 0 K: 1 S: 5	H: 0 LOB: 0 BB: 0 P: 5	R: 0 E: 0 K: 0 S: 3	H: 0 LOB: 0 BB: 0 P: 3	R: 0 E: 0 K: 0 S: 3	H: 0 LOB: 0 BB: 0 P: 3	R: 0 E: 0 K: 0 S: 4	H: 1 LOB: 1 BB: 0 P: 4		R: 0 E: 0 K: 0 S: 4	H: 1 LOB: 1 BB: 0 P: 4	1B: 5 2B: 1 3B: 1 HR: 0	SF: 0 SAC: 1 DP: 0 HBP: 0	WP: 0 PB: 0 SB: 1 CS: 0	PA: 35		
PITCHER	IP	WLS	BF	H	R	ER	SO	BB	IBB	HBP	BLK	WP	HR	S	P	ERA	WHIP								
Ray Semproch, R ERA: 3.59 (1, 1)	9.0	W	35	7	2	2	4	1	0	0	0	0	0	42	46	2.00	0.889								


Batter	1	2	3	4	5	6	7	8	9	AB	R	H	RBI	BB	SO	LOB	TOP								
Richie Ashburn, L OBP: 0.430, SLG: 0.439 (1, 8)										4	0	2	0	0	0	0	Philadelphia Phillies @ San Francisco Giants Seals Stadium, San Francisco, CA Sun Jun 15 1958, 6:33 AM EDT Att: 22,462 - Unknown								
Solly Hemus, L OBP: 0.474, SLG: 0.544 (1, 4)										3	0	1	0	1	1	0									
Harry Anderson, L OBP: 0.367, SLG: 0.471 (1, 3)										2	0	0	0	0	1	2									
Dave Philley, S OBP: 0.277, SLG: 0.307 (3, 3)										2	0	0	0	0	0	1									
Rip Repuski, R OBP: 0.304, SLG: 0.517 (1, 7)										4	0	0	0	0	1	2									
Carl Sawatski, L OBP: 0.263, SLG: 0.188 (1, 2)										4	0	2	0	0	0	0									
Willie Jones, R OBP: 0.381, SLG: 0.466 (1, 5)										4	1	3	0	0	0	0									
Wally Post, R OBP: 0.382, SLG: 0.425 (1, 9)										3	0	0	0	0	0	5									
Chico Fernandez, R OBP: 0.245, SLG: 0.223 (1, 6)										2	0	0	1	0	0	4									
Curt Simmons, L OBP: 0.297, SLG: 0.306 (1, 1)										3	0	0	0	0	0	2									
Turk Farrell, R OBP: 0.250, SLG: 0.162 (8, 1)										0	0	0	0	0	0	0									
Inning Stats	R: 0 E: 0 K: 0 S: 3	H: 1 LOB: 1 BB: 1 P: 7	R: 0 E: 0 K: 0 S: 5	H: 2 LOB: 2 BB: 0 P: 5	R: 0 E: 0 K: 1 S: 5	H: 0 LOB: 0 BB: 0 P: 5	R: 0 E: 0 K: 0 S: 5	H: 2 LOB: 2 BB: 0 P: 5	R: 0 E: 0 K: 0 S: 3	H: 0 LOB: 0 BB: 0 P: 3	R: 1 E: 1 K: 0 S: 4	H: 1 LOB: 0 BB: 0 P: 4	R: 0 E: 0 K: 0 S: 3	H: 2 LOB: 0 BB: 0 P: 3	R: 0 E: 0 K: 1 S: 5	H: 0 LOB: 0 BB: 0 P: 5	1B: 7 2B: 1 3B: 0 HR: 0	SF: 1 SAC: 0 DP: 2 HBP: 0	WP: 0 PB: 0 SB: 0 CS: 1	PA: 33					
PITCHER A Worthington, R ERA: 2.67 (1, 1)	IP: 9.0 WLS: W BF: 33	H: 8 R: 1 ER: 0 SO: 3	BB: 1 IBB: 0 HBP: 0 BLK: 0	WP: 0 HR: 0 S: 38 P: 42	ERA: 0.00 WHIP: 1.000																				

Batter	1	2	3	4	5	6	7	8	9	AB	R	H	RBI	BB	SO	LOB	BOTTOM								
Felipe Alou, R OBP: 0.438, SLG: 0.690 (1, 9)										4	2	3	1	0	0	0	Philadelphia Phillies @ San Francisco Giants Seals Stadium, San Francisco, CA Sun Jun 15 1958, 6:33 AM EDT Att: 22,462 - Unknown								
Jim Davenport, R OBP: 0.340, SLG: 0.426 (1, 5)										4	0	2	2	0	0	1									
Willie Mays, R OBP: 0.436, SLG: 0.694 (1, 8)										4	0	0	0	0	1	3									
Orlando Cepeda, R OBP: 0.349, SLG: 0.576 (1, 3)										4	0	0	0	0	1	2									
Daryl Spencer, R OBP: 0.360, SLG: 0.509 (1, 6)										3	0	0	0	0	0	0									
Hank Sauer, R OBP: 0.396, SLG: 0.518 (1, 7)										2	0	1	0	1	0	0									
Don Taussig, R OBP: 0.255, SLG: 0.271 (7, PR) (8, 7)										0	0	0	0	0	0	0									
Bob Schmidt, R OBP: 0.326, SLG: 0.494 (1, 2)										3	0	1	0	0	0	1									
Eddie Bressoud, R OBP: 0.348, SLG: 0.385 (1, 4)										3	1	1	0	0	0	2									
AJ Worthington, R OBP: 0.118, SLG: 0.125 (1, 1)										2	0	0	0	0	1	2									
Inning Stats	R: 0 E: 0 K: 0 S: 4	H: 1 LOB: 0 BB: 0 P: 4	R: 0 E: 0 K: 0 S: 3	H: 0 LOB: 0 BB: 0 P: 3	R: 2 E: 0 K: 1 S: 7	H: 3 LOB: 1 BB: 0 P: 7	R: 0 E: 0 K: 0 S: 3	H: 0 LOB: 1 BB: 1 P: 7	R: 0 E: 0 K: 0 S: 5	H: 0 LOB: 0 BB: 0 P: 5	R: 0 E: 0 K: 0 S: 3	H: 2 LOB: 2 BB: 0 P: 5	R: 1 E: 0 K: 1 S: 6	H: 2 LOB: 0 BB: 0 P: 6	R: 0 E: 0 K: 0 S: 3	H: 0 LOB: 0 BB: 0 P: 3	1B: 6 2B: 2 3B: 1 HR: 0	SF: 0 SAC: 1 DP: 1 HBP: 0	WP: 0 PB: 0 SB: 0 CS: 2	PA: 31					
PITCHER Curt Simmons, L ERA: 4.6 (1, 1)	IP: 7.0 WLS: L BF: 29	H: 8 R: 3 ER: 3 SO: 2	BB: 1 IBB: 0 HBP: 0 BLK: 0	WP: 0 HR: 0 S: 32 P: 36	ERA: 3.86 WHIP: 1.286																				
Turk Farrell, R ERA: 1.07 (8, 1)	IP: 1.0 WLS: L BF: 2	H: 0 R: 0 ER: 0 SO: 1	BB: 0 IBB: 0 HBP: 0 BLK: 0	WP: 0 HR: 0 S: 4 P: 4	ERA: 0.00 WHIP: 0.000																				

Batter	1	2	3	4	5	6	7	8	9	AB	R	H	RBI	BB	SO	LOB	TOP										
Felipe Alou, R OBP: 0.432, SLG: 0.727 (1, 9)										4	1	1	1	1	1	2	San Francisco Giants @ Pittsburgh Pirates Forbes Field, Pittsburgh, PA Tue Jun 17 1958, 7:05 PM EDT Att: 27,763 - Unknown										
Jim Davenport, R OBP: 0.332, SLG: 0.414 (1, 5)										5	0	0	0	0	1	4											
Willie Mays, R OBP: 0.433, SLG: 0.686 (1, 8)										4	0	1	0	0	1	2											
Orlando Cepeda, R OBP: 0.348, SLG: 0.570 (1, 3)										4	0	1	0	0	1	1											
Daryl Spencer, R OBP: 0.366, SLG: 0.506 (1, 6)										1	0	0	0	3	0	0											
Bob Speake, L OBP: 0.313, SLG: 0.419 (1, 7)										4	0	2	0	0	0	4											
Bob Schmidt, R OBP: 0.324, SLG: 0.488 (1, 2)										4	0	1	0	0	1	4											
Eddie Bressoud, R OBP: 0.380, SLG: 0.419 (1, 4)										4	0	3	0	0	1	0											
Johnny Antonelli, L OBP: 0.214, SLG: 0.244 (2, 1)										1	0	0	0	0	0	2											
Inning Stats	R: 1 E: 0 K: 2 S: 8	H: 1 LOB: 0 BB: 0 P: 8	R: 0 E: 0 K: 0 S: 5	H: 2 LOB: 2 BB: 0 P: 5	R: 0 E: 0 K: 1 S: 5	H: 0 LOB: 0 BB: 0 P: 5	R: 0 E: 0 K: 0 S: 3	H: 1 LOB: 1 BB: 1 P: 7	R: 0 E: 0 K: 1 S: 6	H: 1 LOB: 2 BB: 1 P: 10	R: 0 E: 0 K: 1 S: 5	H: 0 LOB: 0 BB: 0 P: 5	R: 0 E: 0 K: 0 S: 4	H: 1 LOB: 2 BB: 1 P: 8	R: 0 E: 0 K: 0 S: 5	H: 2 LOB: 2 BB: 0 P: 5		1B: 8 2B: 0 3B: 0 HR: 1	SF: 0 SAC: 0 DP: 2 HBP: 0	WP: 0 PB: 0 SB: 0 CS: 0	PA: 38						
PITCHER	IP	WLS	BF	H	R	ER	SO	BB	IBB	HBP	BLK	WP	HR	S	P	ERA	WHIP										
Curt Raydon, R ERA: 2.82 (1, 1)	8.0	W	35	9	1	1	6	4	0	0	0	0	1	43	59	1.12	1.625										
Roy Face, R ERA: 4.85 (9, 1)	1.0	S	3	0	0	0	0	0	0	0	0	0	0	3	3	0.00	0.000										

Batter	1	2	3	4	5	6	7	8	9	AB	R	H	RBI	BB	SO	LOB	BOTTOM										
Bill Virdon, L OBP: 0.349, SLG: 0.396 (1, 8)										3	1	2	1	1	1	0	San Francisco Giants @ Pittsburgh Pirates Forbes Field, Pittsburgh, PA Tue Jun 17 1958, 7:05 PM EDT Att: 27,763 - Unknown										
Bob Stinner, L OBP: 0.411, SLG: 0.473 (1, 7)										3	0	0	0	0	0	1											
Dick Groat, R OBP: 0.311, SLG: 0.404 (1, 6)										4	0	0	0	0	0	4											
Ted Kluszewski, L OBP: 0.365, SLG: 0.422 (8, PR)										4	1	3	0	0	0	0											
R C Stevens, R OBP: 0.325, SLG: 0.622 (9, 3)										0	1	0	0	0	0	0											
Frank Thomas, R OBP: 0.370, SLG: 0.674 (1, 5)										2	1	1	1	2	0	1											
Roman Mejias, R OBP: 0.286, SLG: 0.537 (1, 9)										3	1	1	2	0	0	2											
Bill Mazerowski, R OBP: 0.323, SLG: 0.459 (1, 4)										3	0	0	0	1	1	3											
Hank Foiles, R OBP: 0.307, SLG: 0.277 (1, 2)										3	1	1	1	1	1	1											
Curt Raydon, R (1, 1)										4	0	0	0	0	4	4											
Roy Face, R (9, 1)										0	0	0	0	0	0	0											
Inning Stats	R: 0 E: 0 K: 1 S: 5	H: 0 LOB: 0 BB: 0 P: 5	R: 5 E: 1 K: 1 S: 10	H: 5 LOB: 0 BB: 0 P: 10	R: 0 E: 0 K: 0 S: 4	H: 1 LOB: 1 BB: 0 P: 4	R: 0 E: 0 K: 2 S: 7	H: 0 LOB: 3 BB: 2 P: 16	R: 0 E: 0 K: 0 S: 2	H: 0 LOB: 0 BB: 1 P: 6	R: 0 E: 0 K: 1 S: 5	H: 0 LOB: 0 BB: 0 P: 5	R: 0 E: 0 K: 0 S: 3	H: 1 LOB: 0 BB: 0 P: 3	R: 1 E: 0 K: 2 S: 8	H: 1 LOB: 2 BB: 2 P: 16	1B: 5 2B: 0 3B: 3 HR: 0	SF: 1 SAC: 0 DP: 2 HBP: 1	WP: 1 PB: 0 SB: 0 CS: 0	PA: 36							
PITCHER	IP	WLS	BF	H	R	ER	SO	BB	IBB	HBP	BLK	WP	HR	S	P	ERA	WHIP										
Johnny Antonelli, L ERA: 3.24 (1, 1)	1.2	L	10	5	5	4	2	0	0	0	0	0	0	14	14	21.60	3.000										
Ruben Gomez, R ERA: 5.66 (2, 1)	2.1		11	1	0	0	2	2	0	1	0	0	0	12	21	0.00	1.286										
Stu Miller, R ERA: 1.72 (5, 1)	2.0		6	0	0	0	1	1	0	0	0	0	0	7	11	0.00	0.500										
Mike McCormick, L ERA: 4.59 (7, 1)	2.0		9	2	1	1	2	1	1	0	0	1	0	11	19	4.50	1.500										

Batter	1	2	3	4	5	6	7	8	9	10	AB	R	H	RBI	BB	SO	LOB	TOP		
Eddie Bressoud, R OBP: 0.364, SLG: 0.417 (1.4)	0-0 4-3 BLK 2B		0-0 G4-6-3 1-2			0-3 K		0-0 1-3		0-3 K	5	1	1	0	0	2	4	San Francisco Giants @ Pittsburgh Pirates Forbes Field, Pittsburgh, PA Wed Jun 18 1958, 7:05 PM EDT Att: 21,512 - Unknown livebaseballscorecards.com		
Whitey Lockman, L OBP: 0.341, SLG: 0.366 (1.9) (9.7)	0-0 4-3 2-3			0-0 F6		0-0 4-3		0-0 G3		0-0 1B 1-2 2-H	5	0	1	1	0	0	3			
Daryl Spencer, R OBP: 0.363, SLG: 0.500 (1.6)	0-0 6-3			0-0 5-3		0-0 4-3			0-0 1B 6-3	5	0	1	0	0	0	2				
Hank Sauer, R OBP: 0.397, SLG: 0.514 (7, PR) Don Taussig, R OBP: 0.255, SLG: 0.271 (7.7)	0-0 5-3			0-0 F8			0-0 1B 1B		0-0 6-3	3	0	1	0	0	0	0				
Willie Mays, R OBP: 0.430, SLG: 0.680 (9, PH) (9.8)									0-0 F5	0	0	0	0	0	0	0				
Orlando Cepeda, R OBP: 0.356, SLG: 0.580 (1.3)		0-0 G4-3 1B				0-0 2B		0-0 1B 1-2 G1-6-3		4-0 IBB	3	0	3	0	1	0				
Felipe Alou, R OBP: 0.320, SLG: 0.649 (9.9)		0-3 K				0-0 1-3		0-0 F9		0-3 K	4	0	0	0	0	2	6			
Jim Davenport, R OBP: 0.330, SLG: 0.408 (1.5)		0-0 G4-3 1-2				4-0 BB BB BB		0-0 G1-6-3 1-2		0-0 5-3	3	0	0	0	1	0	5			
Valmy Thomas, R OBP: 0.340, SLG: 0.381 (8, PR) Bob Speake, L OBP: 0.313, SLG: 0.419 Bob Schmidt, R OBP: 0.328, SLG: 0.491 (8.2)			0-0 4-3			0-3 K				0-0 1B BB	3	0	1	0	0	1	2			
Paul Giel, R Marv Grissom, R (10, 1)			0-0 E6 G4-6-3			0-3 K		0-3 K		4-0 1B 1-2 BB	3	0	0	0	1	2	3			
Inning Stats	R: 1 E: 0 K: 0 S: 4	H: 1 LOB: 0 BB: 0 P: 4	R: 0 E: 0 K: 1 S: 5	H: 1 LOB: 0 BB: 0 P: 5	R: 0 E: 1 K: 0 S: 3	H: 0 LOB: 0 BB: 0 P: 3	R: 0 E: 0 K: 2 S: 3	H: 0 LOB: 0 BB: 0 P: 3	R: 0 E: 0 K: 1 S: 5	H: 2 LOB: 2 BB: 0 P: 4	R: 0 E: 0 K: 1 S: 6	H: 1 LOB: 2 BB: 0 P: 6	R: 0 E: 0 K: 1 S: 6	H: 1 LOB: 2 BB: 1 P: 10	R: 1 E: 0 K: 1 S: 7	H: 2 LOB: 2 BB: 1 P: 11	1B: 6 2B: 3 3B: 0 HR: 0	SF: 0 SAC: 0 DP: 3 HBP: 0	WP: 0 PB: 0 SB: 0 CS: 0	PA: 40
PITCHER Bob Friend, R ERA: 3.56 (1.1)	IP 10.0	WLS L	BF 40	H 9	R 2	ER 2	SO 7	BB 2	IBB 1	HBP 0	BLK 1	WP 0	HR 0	S 51	P 63	ERA 1.80	WHIP 1.100			
PITCHER	IP	WLS	BF	H	R	ER	SO	BB	IBB	HBP	BLK	WP	HR	S	P	ERA	WHIP			
Batter	1	2	3	4	5	6	7	8	9	10	AB	R	H	RBI	BB	SO	LOB	BOTTOM		
Bill Virdon, L OBP: 0.346, SLG: 0.392 (1.8)	0-0 F7		0-0 1B 1B		0-0 4-3			0-0 F7		0-0 4-3	5	1	1	0	0	0	1	San Francisco Giants @ Pittsburgh Pirates Forbes Field, Pittsburgh, PA Wed Jun 18 1958, 7:05 PM EDT Att: 21,512 - Unknown livebaseballscorecards.com		
Bob Skinner, L OBP: 0.413, SLG: 0.471 (1.7)	4-0 BB BB		0-0 1B 1-3		0-0 F5		0-0 4-3				3	0	1	0	1	0	0			
Dick Groat, R OBP: 0.306, SLG: 0.398 (1.6)	0-0 F9		0-3 K		0-0 4-3			0-0 6-3			4	0	0	0	0	1	3			
Ted Kluszewski, L OBP: 0.368, SLG: 0.421 (1.3)	4-0 BB BB		0-0 1B 1-3		0-0 F8			0-0 F4		0-0 5-3	3	0	1	1	1	0	0			
Frank Thomas, R OBP: 0.354, SLG: 0.662 (1.5)	0-0 F5		0-3 K		0-0 5-3			0-0 5-3		0-0 4-3	4	0	0	0	0	1	4			
Roman Mejias, R OBP: 0.267, SLG: 0.500 (1.9)		0-0 F8		0-3 K		0-0 F3			0-0 4-3		4	0	0	0	0	1	0			
Bill Mazerowski, R OBP: 0.322, SLG: 0.455 (1.4)		0-0 F9		0-0 F8			0-3 K			0-0 1B	4	0	1	0	0	1	0			
Hank Foiles, R OBP: 0.308, SLG: 0.273 Dick Schofield, S OBP: 0.346, SLG: 0.275 (10, PH)		0-3 K		4-0 BB BB BB			0-0 6-3		0-0 F3	2	0	0	0	1	1	0	1			
Bob Friend, R OBP: 0.106, SLG: 0.091 John Powers, L OBP: 0.324, SLG: 0.267 (10, PH)			0-0 4-1		0-3 K		0-0 F6		0-3 K	3	0	0	0	0	1	1	1			
Inning Stats	R: 0 E: 0 K: 0 S: 3	H: 0 LOB: 2 BB: 2 P: 11	R: 0 E: 0 K: 1 S: 5	H: 0 LOB: 0 BB: 0 P: 5	R: 1 E: 0 K: 2 S: 10	H: 3 LOB: 2 BB: 0 P: 10	R: 0 E: 0 K: 2 S: 7	H: 0 LOB: 1 BB: 0 P: 11	R: 0 E: 0 K: 0 S: 3	H: 0 LOB: 0 BB: 0 P: 3	R: 0 E: 0 K: 1 S: 5	H: 0 LOB: 0 BB: 0 P: 5	R: 0 E: 0 K: 0 S: 3	H: 0 LOB: 0 BB: 0 P: 3	R: 0 E: 0 K: 1 S: 6	H: 1 LOB: 1 BB: 0 P: 6	1B: 4 2B: 0 3B: 0 HR: 0		SF: 0 SAC: 0 DP: 0 HBP: 0	WP: 0 PB: 0 SB: 0 CS: 0
PITCHER Paul Giel, R ERA: 2.78 Marv Grissom, R ERA: 2.41 (10, 1)	IP 9.0	WLS W	BF 34	H 4	R 1	ER 1	SO 6	BB 3	IBB 0	HBP 0	BLK 0	WP 0	HR 0	S 43	P 55	ERA 1.00	WHIP 0.778			
PITCHER	IP	WLS	BF	H	R	ER	SO	BB	IBB	HBP	BLK	WP	HR	S	P	ERA	WHIP			

Batter	1	2	3	4	5	6	7	8	9	AB	R	H	RBI	BB	SO	LOB	TOP								
Eddie Bressoud, R (1, 4) OBP: 0.373, SLG: 0.423	F5		F7			L3-1		1B	K	4	2	0	0	0	0	0	San Francisco Giants @ Pittsburgh Pirates Forbes Field, Pittsburgh, PA Thu Jun 19 1958, 3:33 AM EDT Att: 8,474 - Unknown livebaseballscorecards.com								
Bob Speake, L (9, PH) OBP: 0.313, SLG: 0.419										0	0	0	0	0	0	0									
Jim Finigan, R (9, PH) OBP: 0.333, SLG: 0.333										1	0	0	0	0	1	1									
Whitey Lockman, L (1, 9) OBP: 0.354, SLG: 0.364	1B		F7			L3-1		FC6		3	0	1	0	1	0	1									
Daryl Spencer, R (1, 6) OBP: 0.365, SLG: 0.502	1B			6-3				SF7		3	0	2	2	0	0	0									
Orlando Cepeda, R (1, 3) OBP: 0.352, SLG: 0.570	F6			F9		G4-6-3		FC6		4	0	0	0	0	0	4									
Hank Sauer, R (1, 7) OBP: 0.393, SLG: 0.514	FC5-4									4	0	1	0	0	0	2									
Don Taussig, R (9, PR) OBP: 0.255, SLG: 0.271			F7						F8	0	1	0	0	0	0	0									
Felipe Alou, R (1, 8) OBP: 0.356, SLG: 0.585		K				F9			F8	4	0	0	0	0	1	1									
Jim Davenport, R (1, 5) OBP: 0.336, SLG: 0.409		L1-3								2	1	1	0	2	0	0									
Valmy Thomas, R (1, 2) OBP: 0.321, SLG: 0.356																	San Francisco Giants @ Pittsburgh Pirates Forbes Field, Pittsburgh, PA Thu Jun 19 1958, 3:33 AM EDT Att: 8,474 - Unknown 								
Marv Grissom, R (7, 1)																									
Stu Miller, R (8, 1) OBP: 0.286, SLG: 0.167																									
Ray Jablonski, R (9, PH) OBP: 0.333, SLG: 0.519																									
Al Worthington, R (1, 1) OBP: 0.105, SLG: 0.111																									
Bob Schmidt, R (7, 2) OBP: 0.330, SLG: 0.509			K			L1-3				2	0	0	0	0	1	1									
										2	1	1	2	0	0	0									
Inning Stats	R: 0 E: 0 K: 0 S: 4	H: 1 LOB: 2 BB: 1 P: 8	R: 0 E: 0 K: 2 S: 7	H: 0 LOB: 0 BB: 0 P: 7	R: 0 E: 0 K: 1 S: 5	H: 0 LOB: 0 BB: 0 P: 5	R: 0 E: 0 K: 0 S: 3	H: 0 LOB: 0 BB: 0 P: 3	R: 0 E: 0 K: 0 S: 4	H: 1 LOB: 1 BB: 0 P: 4	R: 1 E: 0 K: 0 S: 4	H: 2 LOB: 0 BB: 0 P: 4	R: 0 E: 0 K: 0 S: 3	H: 0 LOB: 1 BB: 1 P: 7	R: 1 E: 0 K: 0 S: 5	H: 2 LOB: 1 BB: 0 P: 5	R: 3 E: 0 K: 1 S: 7	H: 2 LOB: 1 BB: 1 P: 11	1B: 6 2B: 1 3B: 0 HR: 1	SF: 1 SAC: 0 DP: 1 HBP: 0	WP: 0 PB: 0 SB: 0 CS: 0	PA: 37			
PITCHER	IP	WLS	BF	H	R	ER	SO	BB	IBB	HBP	BLK	WP	HR	S	P	ERA	WHIP								
Ron Kline, R (1, 1) ERA: 3.84	8.1	W	34	7	5	5	3	3	0	0	0	0	0	37	49	5.40	1.200								
Roy Face, R (9, 1) ERA: 5.13	0.1		2	1	0	0	0	0	0	0	0	0	1	2	2	0.00	3.000								
Don Gross, L (9, 1) ERA: 1.97	0.1	S	1	0	0	0	1	0	0	0	0	0	0	3	3	0.00	0.000								

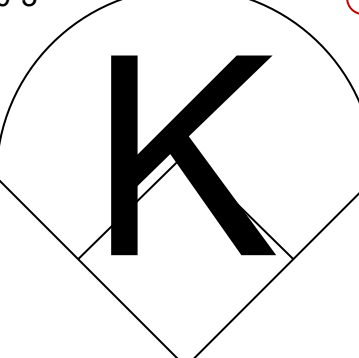
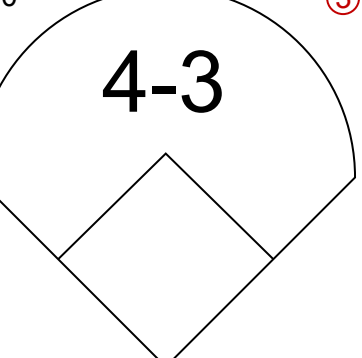
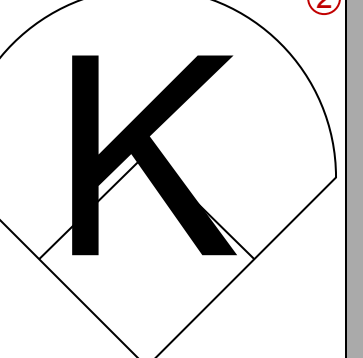
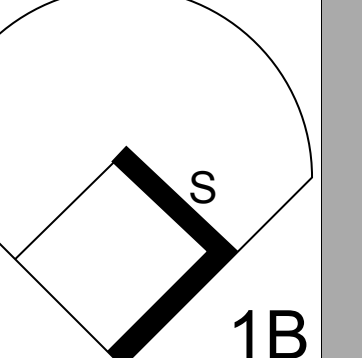
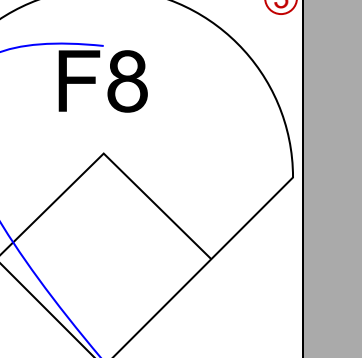
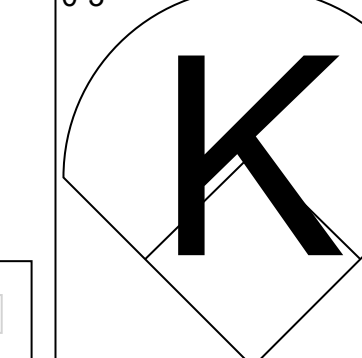
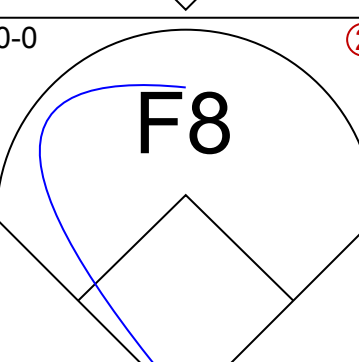
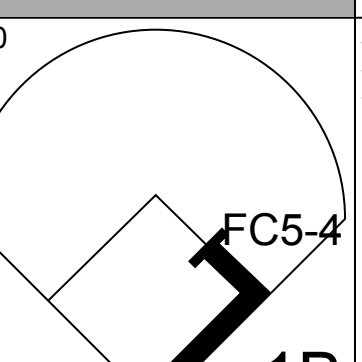
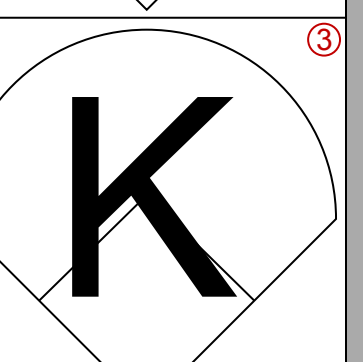
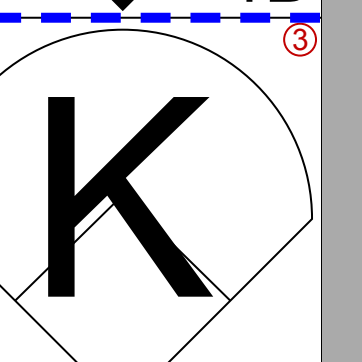
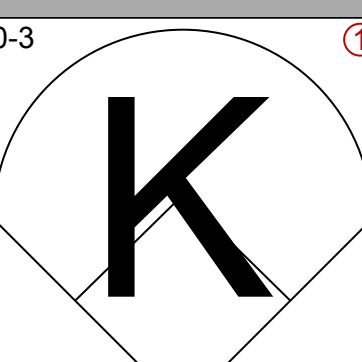
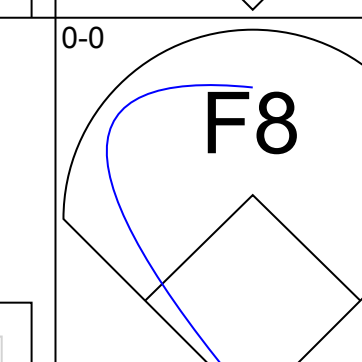
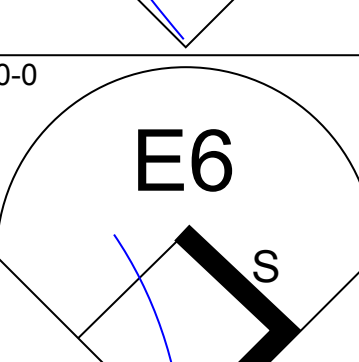
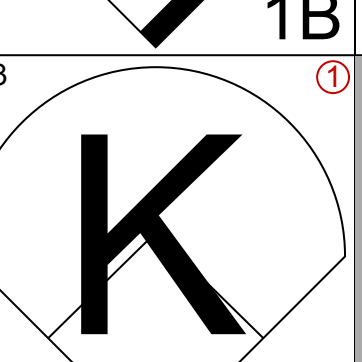
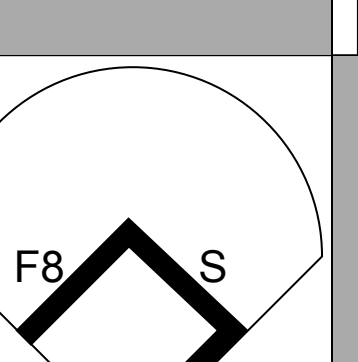
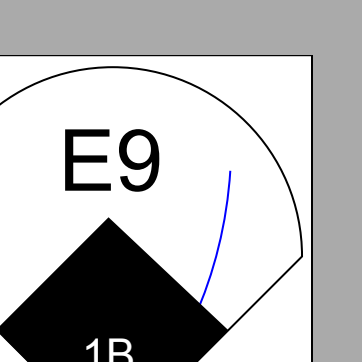
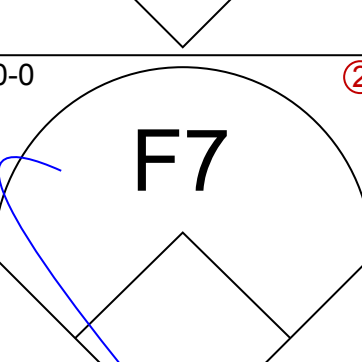
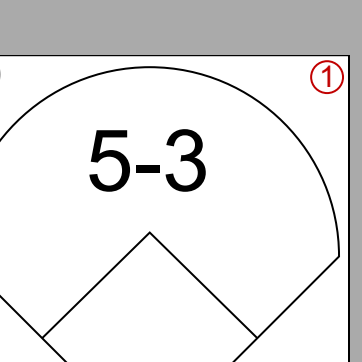
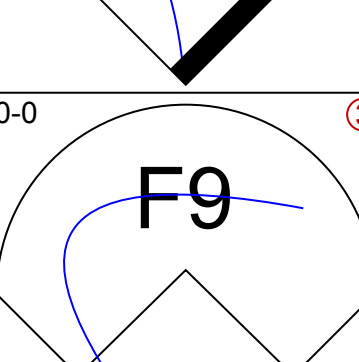
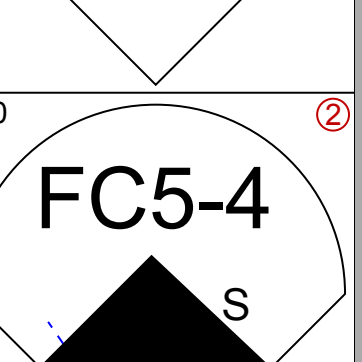


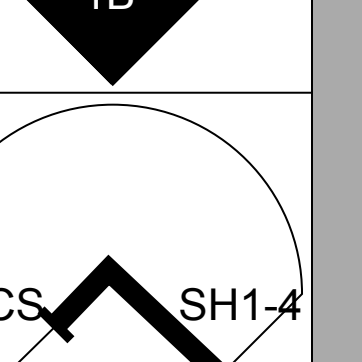
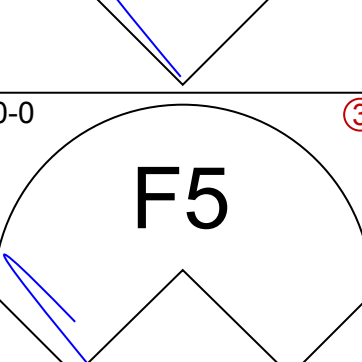
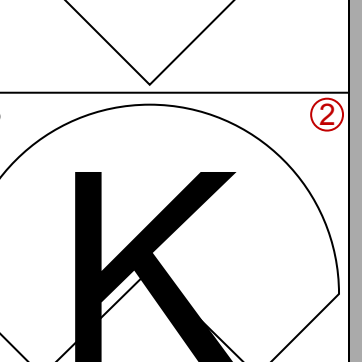
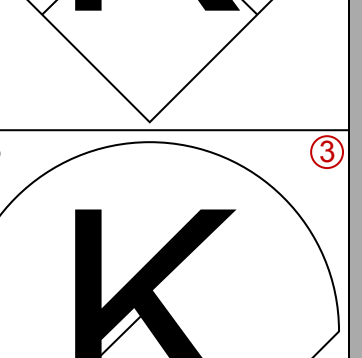
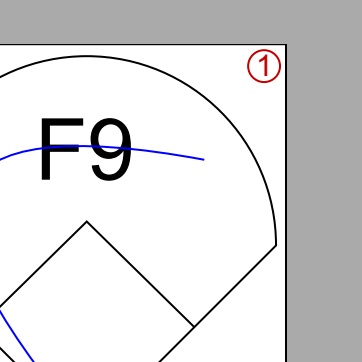
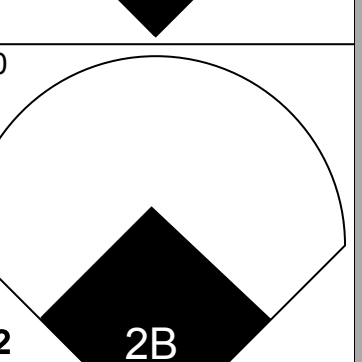


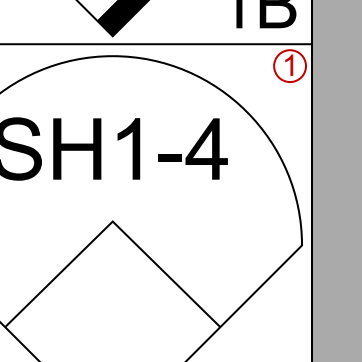
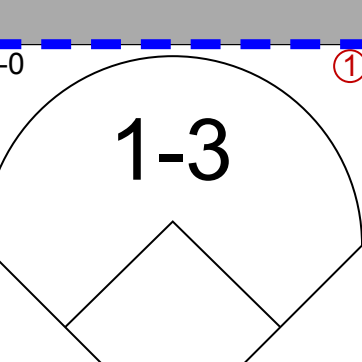
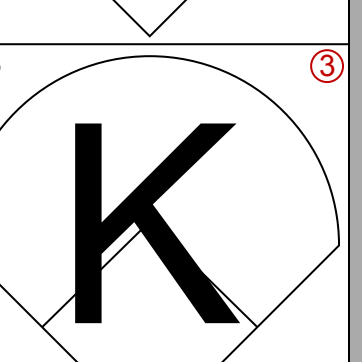
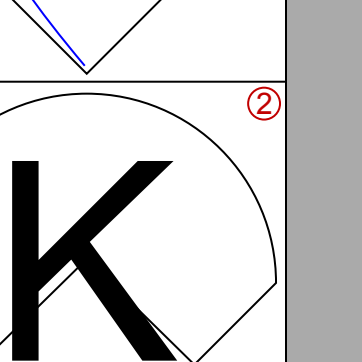
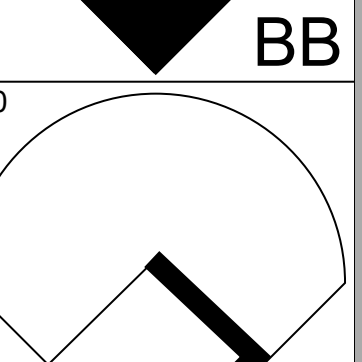
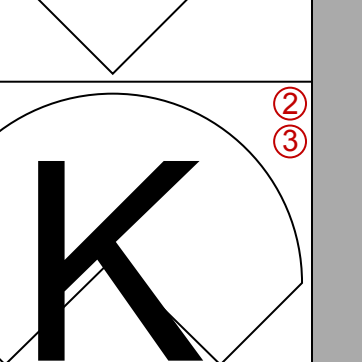
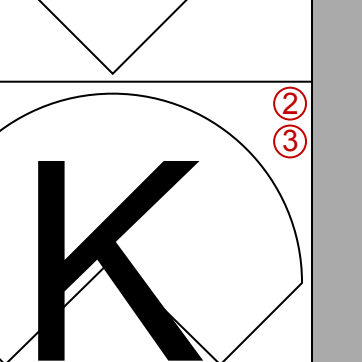
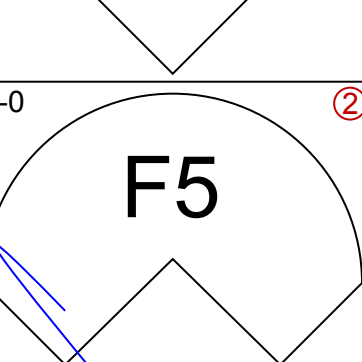
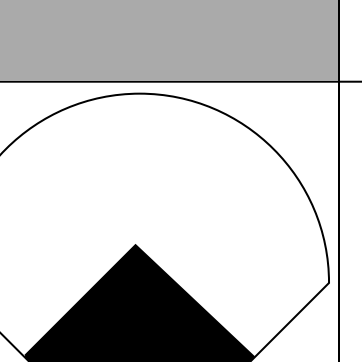
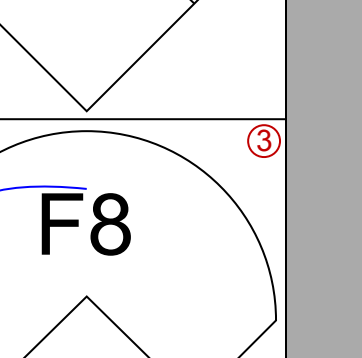
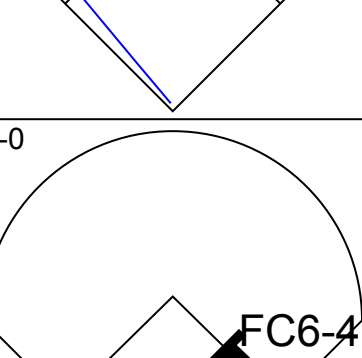
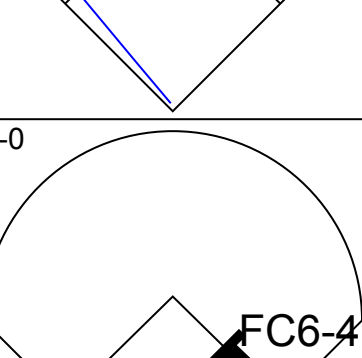

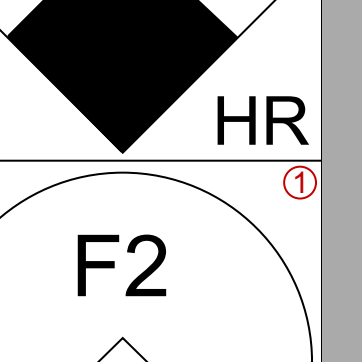
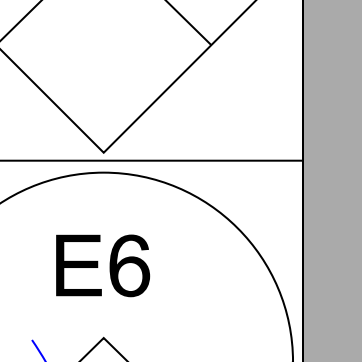
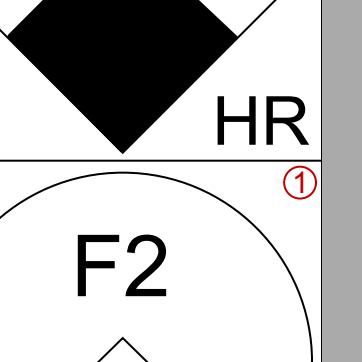
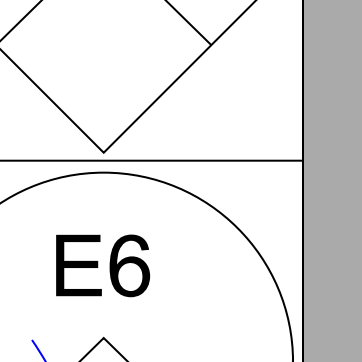
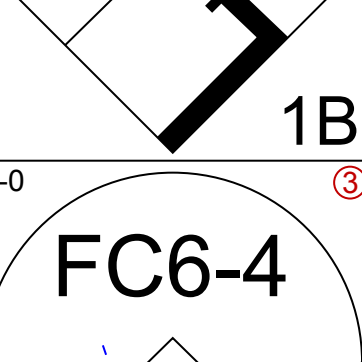
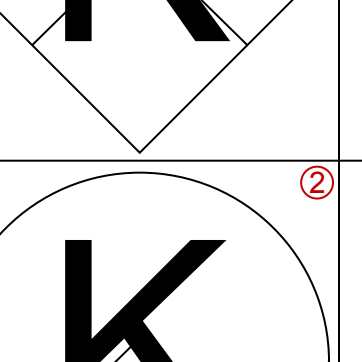
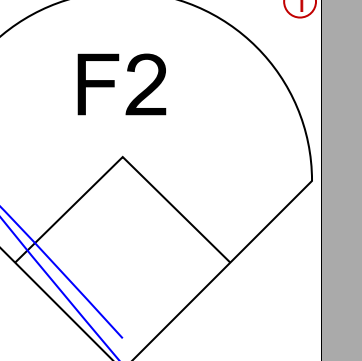
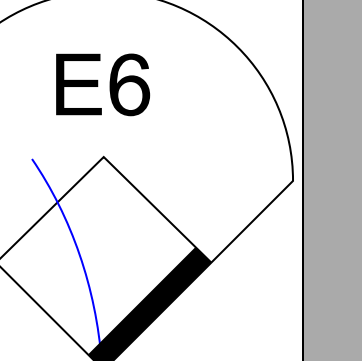
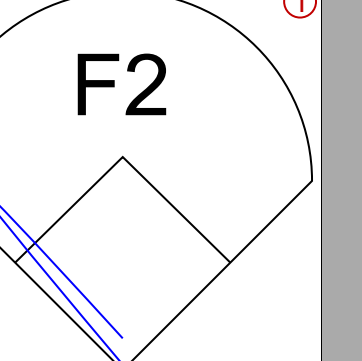
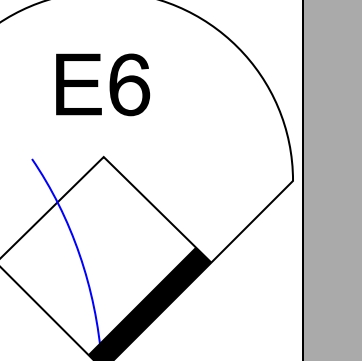
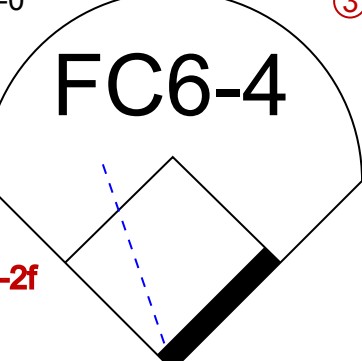
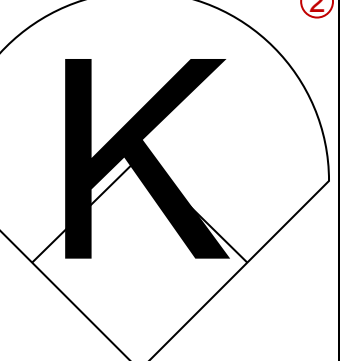
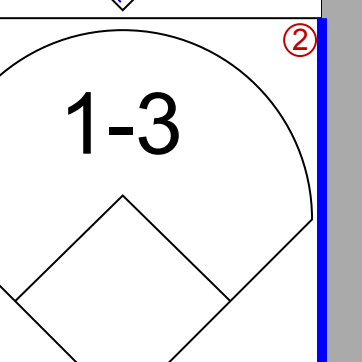
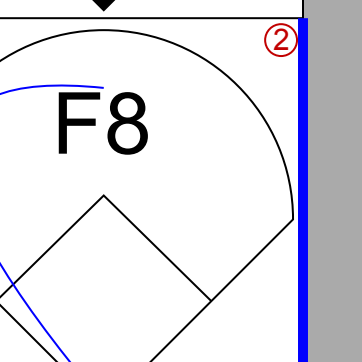
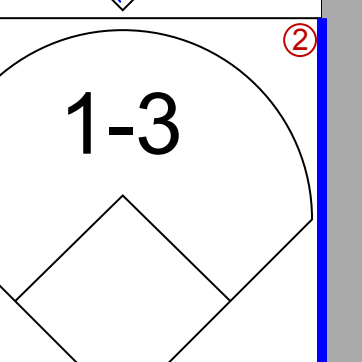
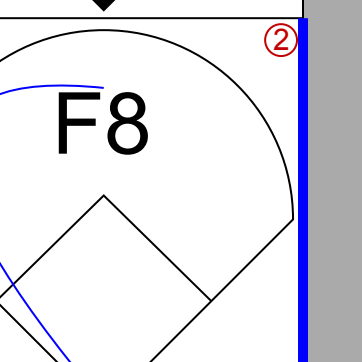
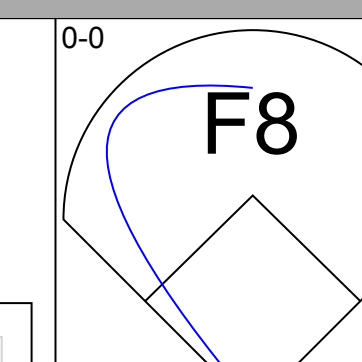
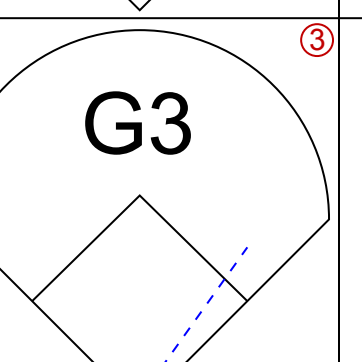
Batter	1	2	3	4	5	6	7	8	9	AB	R	H	RBI	BB	SO	LOB	BOTTOM								
Bill Virdon, L (1, 8) OBP: 0.344, SLG: 0.386	4-3		F6	F9			HR	SH1-3		3	1	0	0	1	0	0	San Francisco Giants @ Pittsburgh Pirates Forbes Field, Pittsburgh, PA Thu Jun 19 1958, 3:33 AM EDT Att: 8,474 - Unknown livebaseballscorecards.com								
Bob Skinner, L (1, 7) OBP: 0.414, SLG: 0.486										4	2	2	2	0	0	0									
Roberto Clemente, R (8, 9) OBP: 0.335, SLG: 0.381	G3		1B				HR	1B		1	0	1	0	0	0	0									
Dick Groat, R (1, 6) OBP: 0.312, SLG: 0.410			F4					F8		5	1	3	0	0	0	3									
Ted Kluszewski, L (1, 3) OBP: 0.376, SLG: 0.425										3	1	2	1	1	0	1									
R C Stevens, R (7, PR) OBP: 0.321, SLG: 0.613			BB					FC5		1	1	0	0	0	0	2									
Frank Thomas, R (1, 5) OBP: 0.367, SLG: 0.658	F4		1B							3	0	1	0	1	0	3									
Roman Mejias, R (1, 9) OBP: 0.291, SLG: 0.500										4	0	2	2	0	0	2									
Bill Mazerowski, R (1, 4) OBP: 0.320, SLG: 0.452			F3	K			K	FC5-4		4	0	1	1	0	2	3									
Hank Foiles, R (1, 2) OBP: 0.300, SLG: 0.265										4	0	0	0	0	0	3									
Ron Kline, R (1, 1) OBP: 0.135, SLG: 0.088										4	0	1	0	0	2	1									
Roy Face, R (9, 1)										0	0	0	0	0	0	0									
Don Gross, L (9, 1)										0	0	0	0	0	0	0									
Inning Stats	R: 0 E: 0 K: 0 S: 4	H: 1 LOB: 2 BB: 1 P: 8	R: 0 E: 0 K: 1 S: 6	H: 1 LOB: 0 BB: 0 P: 6	R: 2 E: 0 K: 1 S: 8	H: 3 LOB: 2 BB: 1 P: 12	R: 0 E: 0 K: 1 S: 5	H: 0 LOB: 0 BB: 0 P: 5	R: 0 E: 0 K: 0 S: 4	H: 1 LOB: 1 BB: 0 P: 4	R: 0 E: 0 K: 1 S: 5	H: 0 LOB: 0 BB: 0 P: 5	R: 4 E: 0 K: 0 S: 8	H: 5 LOB: 2 BB: 1 P: 12	R: 0 E: 0 K: 0 S: 5	H: 2 LOB: 2 BB: 0 P: 5	R: 0 E: 0 K: 0 S: 5	H: 2 LOB: 2 BB: 0 P: 5	1B: 10 2B: 2 3B: 0 HR: 1	SF: 0 SAC: 1 DP: 0 HBP: 0	WP: 0 PB: 0 SB: 0 CS: 0	PA: 40			
PITCHER	IP	WLS	BF	H	R	ER	SO	BB	IBB	HBP	BLK	WP	HR	S	P	ERA	WHIP								
Al Worthington, R (1, 1) ERA: 3.11	6.1	L	30	8	5	5	4	3	0	0	0	0	0	35	47	7.11	1.737								
Marv Grissom, R (7, 1) ERA: 2.62	0.2		5	3	1	1	0	0	0	0	0	0	0	5	5	13.50	4.500								
Stu Miller, R (8, 1) ERA: 1.67	1.0		5	2	0	0	0	0	0	0	0	0	0	5	5	0.00	2.000								

Batter	1	2	3	4	5	6	7	8	9	AB	R	H	RBI	BB	SO	LOB	TOP								
Felipe Alou, R OBP: 0.347, SLG: 0.578 (1, 8)	0-0 6-3	0-0 6-3			0-0 5-3		0-0 PB 2B			4	0	1	1	0	0	1	San Francisco Giants @ Philadelphia Phillies Connie Mack Stadium, Philadelphia, PA Fri Jun 20 1958, 7:05 PM EDT Att: 14,877 - Unknown								
Daryl Spencer, R OBP: 0.360, SLG: 0.494 (1, 6)	0-0 F9	0-0 F6			0-3 K		0-3 K			4	0	0	0	0	2	2									
Orlando Cepeda, R OBP: 0.347, SLG: 0.561 (1, 3)	0-3 K		0-3 K		0-0 F3			0-0 6-3		4	0	0	0	0	2	0									
Ray Jablonski, R OBP: 0.330, SLG: 0.518 (1, 5)		0-0 1B 2B 2B	0-3 K		0-0 F5			0-0 5-3		4	1	1	0	0	1	0									
Jim Davenport, R OBP: 0.336, SLG: 0.409 (9, 5)										0	0	0	0	0	0	0									
Hank Sauer, R OBP: 0.396, SLG: 0.513 (1, 7)		0-0 2B 1B 2-3	0-0 F5		0-0 1B			0-0 F6		4	1	2	0	0	0	0									
Bob Schmidt, R OBP: 0.328, SLG: 0.508 (1, 2)		0-0 1B E 1-3 3-H	0-0 F5		0-0 F7			0-0 5-3		4	1	1	1	0	0	1									
Eddie Bressoud, R OBP: 0.381, SLG: 0.446 (1, 4)		0-0 F4			0-0 1B		0-3 K		0-0 2B	4	0	2	0	0	1	3									
Don Taussig, R OBP: 0.299, SLG: 0.260 (9, PH)	4-0 E				0-0 F7		0-3 K		4-0 G1-6-3 IBB	2	1	0	0	1	1	1									
Whitely Lockman, L OBP: 0.397, SLG: 0.354 (9, 9)										0	0	0	0	1	0	0									
Jim King, L OBP: 0.333, SLG: 0.393 (9, 9)		0-0 6-3 IBB								0	0	0	0	0	0	0									
Mike McCormick, L OBP: 0.296, SLG: 0.240 (1, 1)	0-0 E1				0-3 K		0-3 K		0-0 G1-6-3	3	0	1	1	0	2	1									
Ruben Gomez, R OBP: 0.222, SLG: 0.314 (7, 1)	1-3 2-H 3-H								1-2	1	0	0	0	0	0	2									
Inning Stats	R: 0 E: 0 K: 1 S: 5	H: 0 LOB: 0 BB: 0 P: 5	R: 4 E: 1 K: 0 S: 7	H: 4 LOB: 1 BB: 1 P: 11	R: 0 E: 0 K: 2 S: 7	H: 0 LOB: 0 BB: 0 P: 7	R: 0 E: 0 K: 1 S: 6	H: 1 LOB: 1 BB: 0 P: 6	R: 0 E: 0 K: 1 S: 5	H: 0 LOB: 0 BB: 0 P: 5	R: 0 E: 0 K: 1 S: 6	H: 1 LOB: 1 BB: 0 P: 6	R: 0 E: 0 K: 3 S: 10	H: 0 LOB: 0 BB: 0 P: 10	R: 0 E: 0 K: 0 S: 3	H: 1 LOB: 1 BB: 1 P: 7	1B: 4 2B: 4 3B: 0 HR: 0	SF: 0 SAC: 0 DP: 1 HBP: 0	WP: 0 PB: 1 SB: 0 CS: 0	PA: 36					
PITCHER	IP	WLS	BF	H	R	ER	SO	BB	IBB	HBP	BLK	WP	HR	S	P	ERA	WHIP								
Curt Simmons, L ERA: 4.84 (1, 1)	1.1		9	4	4	3	1	0	1	0	0	0	0	10	14	20.25	3.000								
Jack Meyer, R ERA: 2.53 (2, 1)	5.2		20	3	0	0	8	0	0	0	0	0	0	36	36	0.00	0.529								
Turk Farrell, R ERA: 1.23 (8, 1)	1.0	W	3	0	0	0	0	0	0	0	0	0	0	3	3	0.00	0.000								
Jim Hearn, R ERA: 5.82 (9, 1)	1.0		4	1	0	0	0	0	1	0	0	0	0	3	7	0.00	1.000								

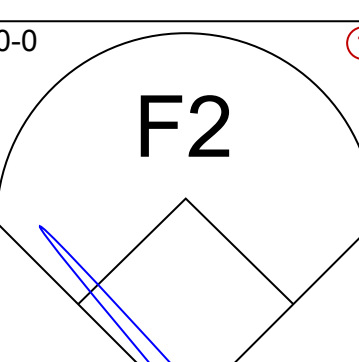
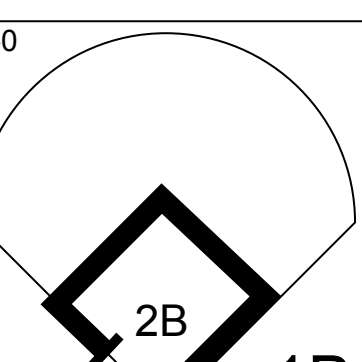
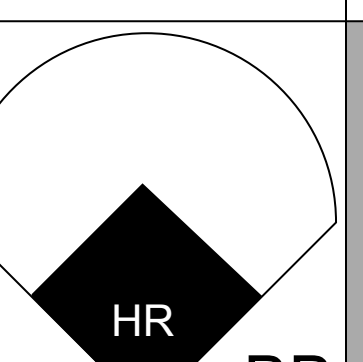
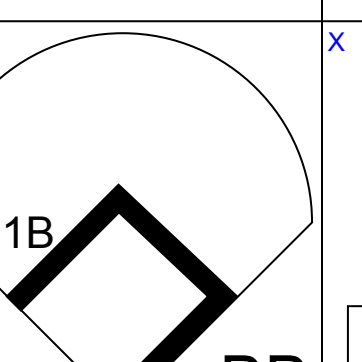
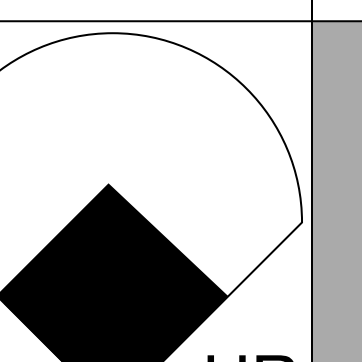
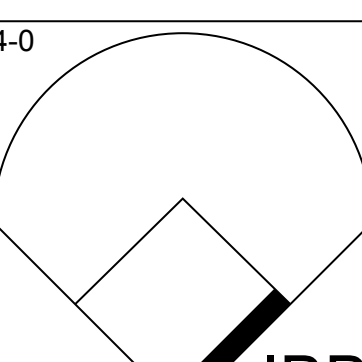
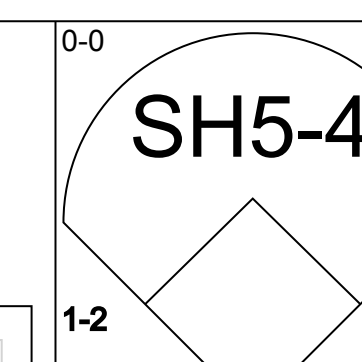
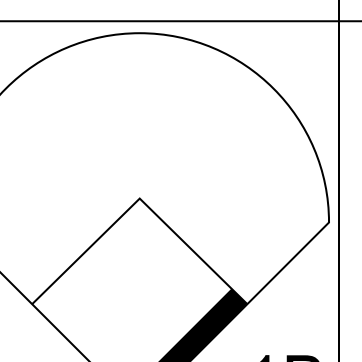
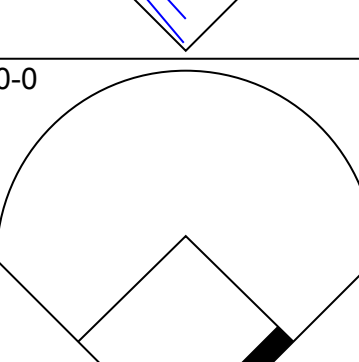
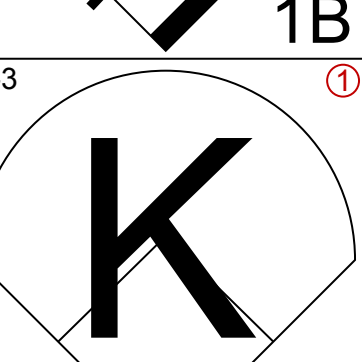
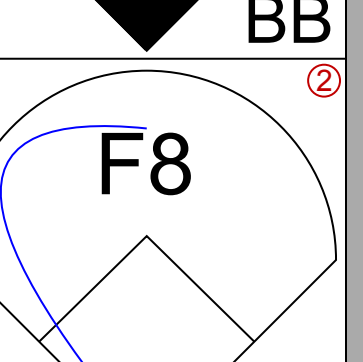
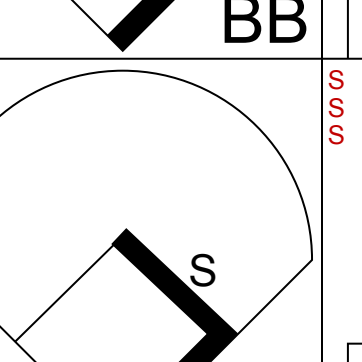
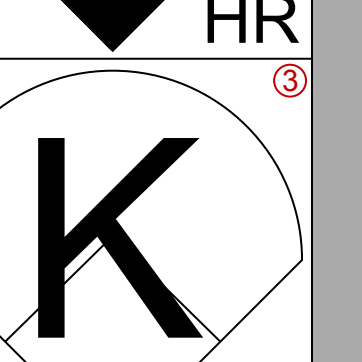
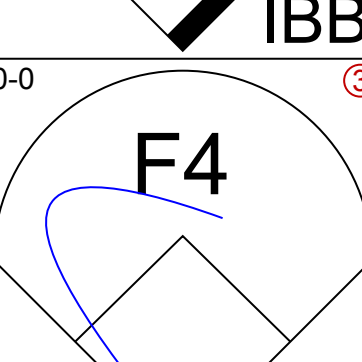
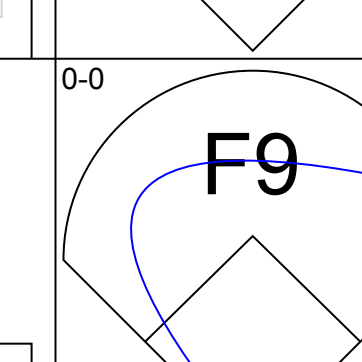
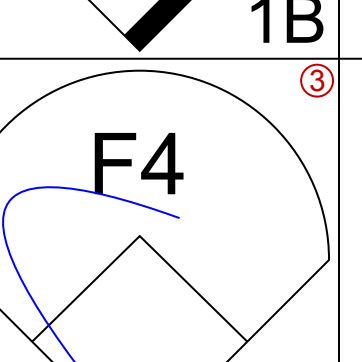
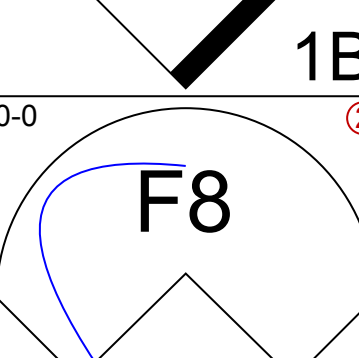
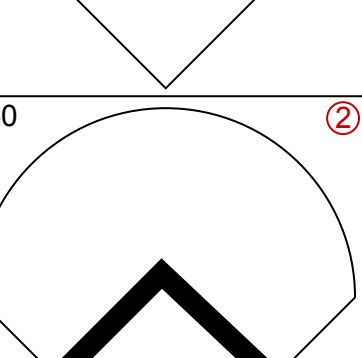
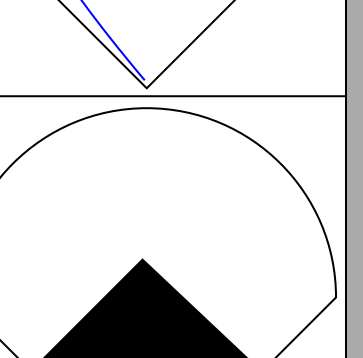
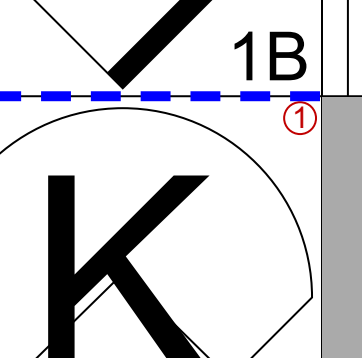
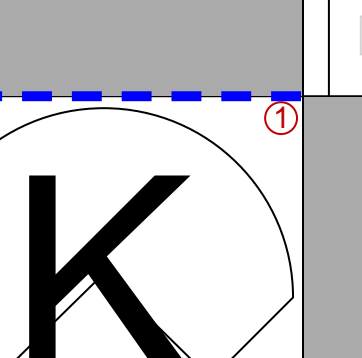
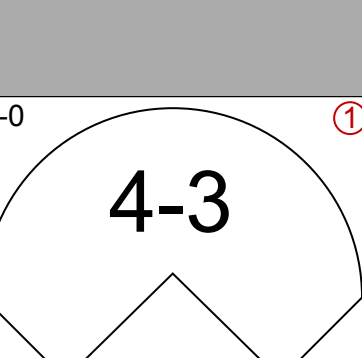
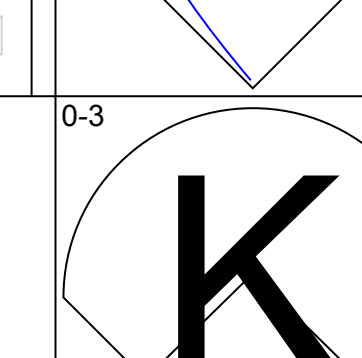
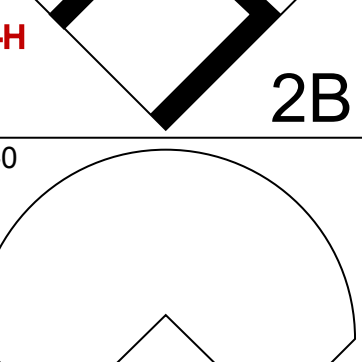
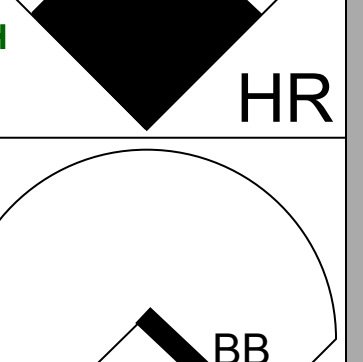
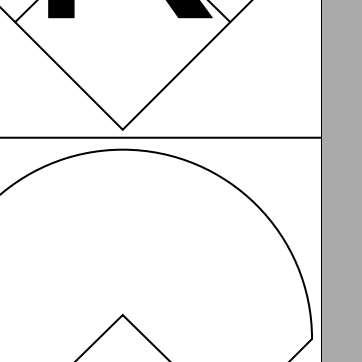
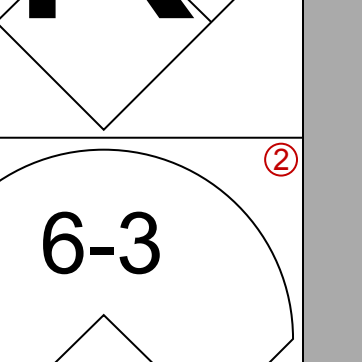
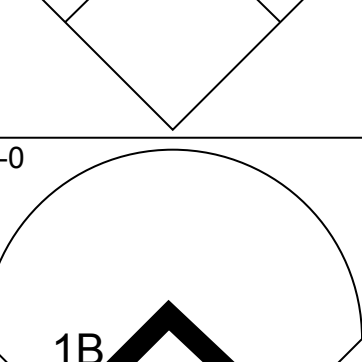
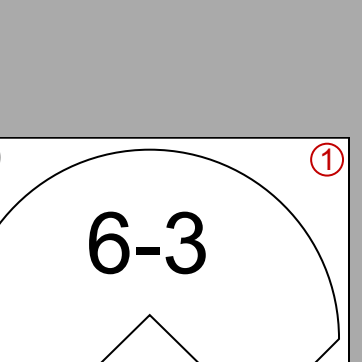
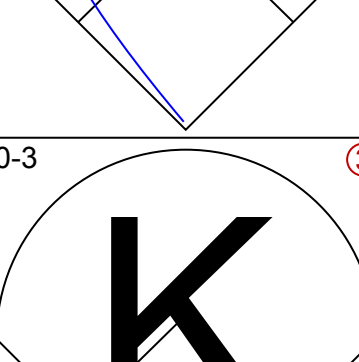
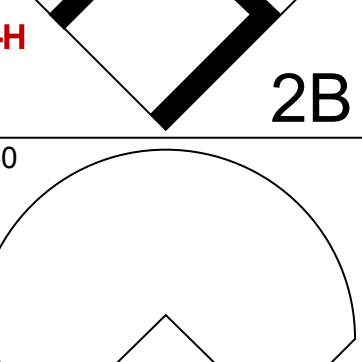
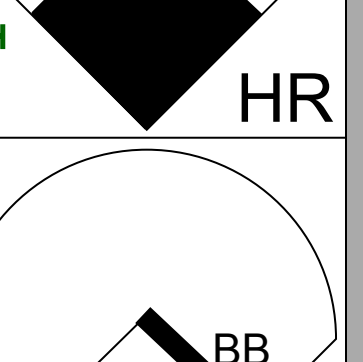
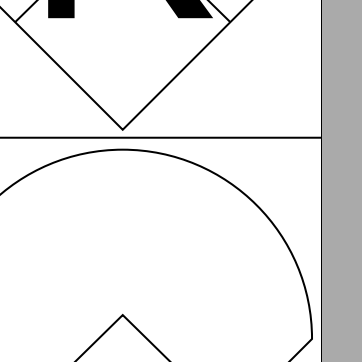
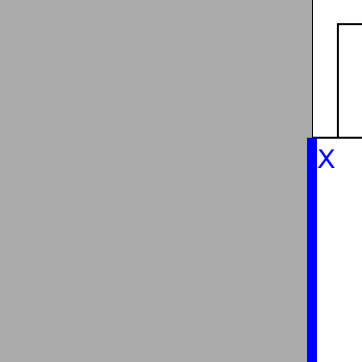

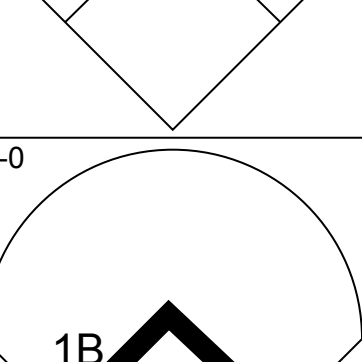
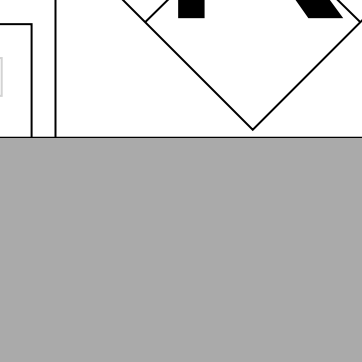
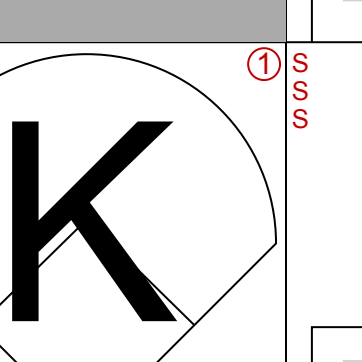
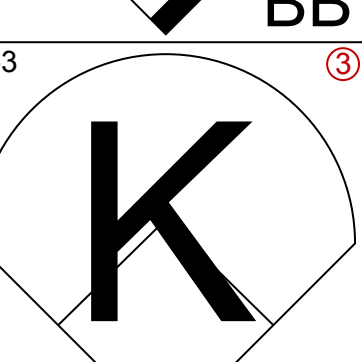

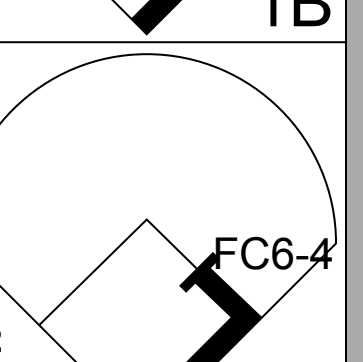
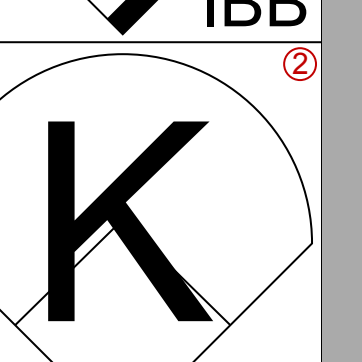
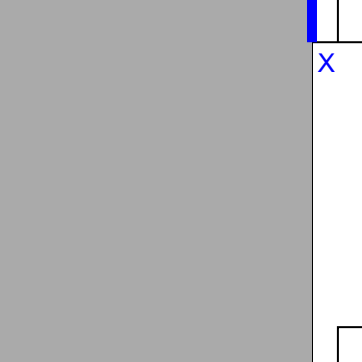

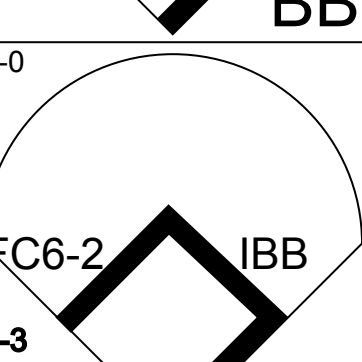


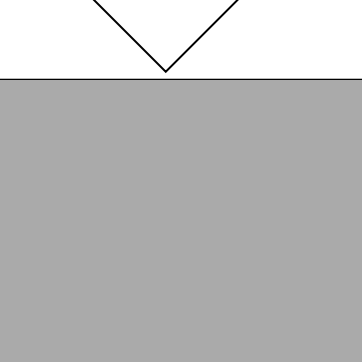
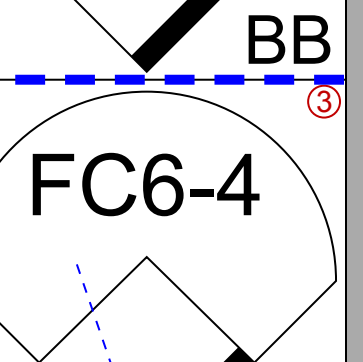
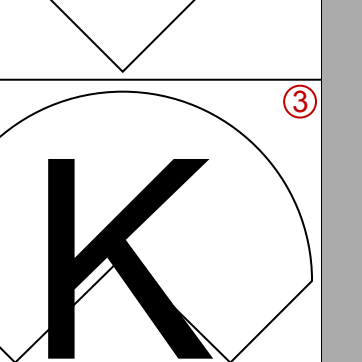

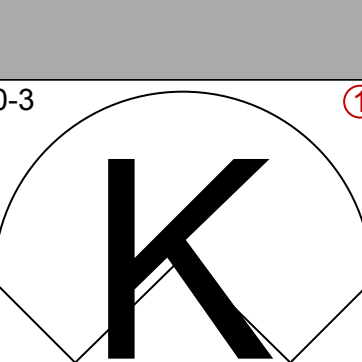
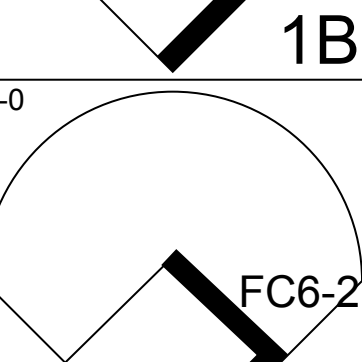

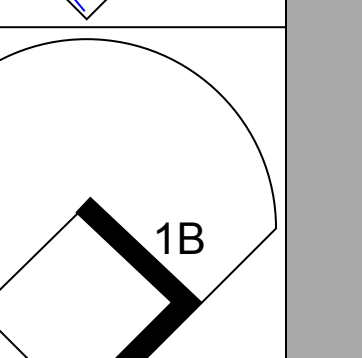



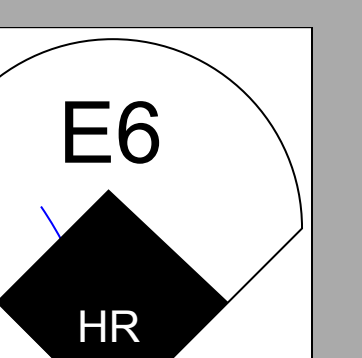
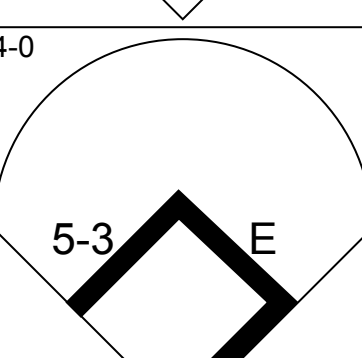
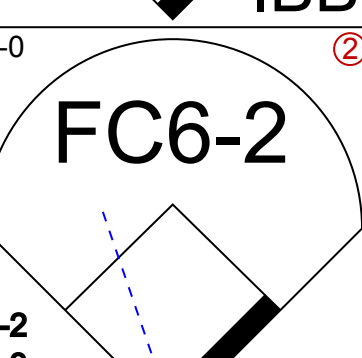




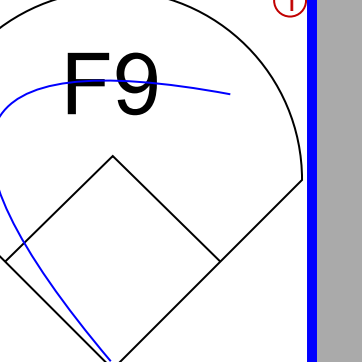
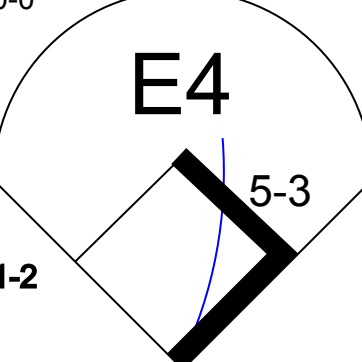
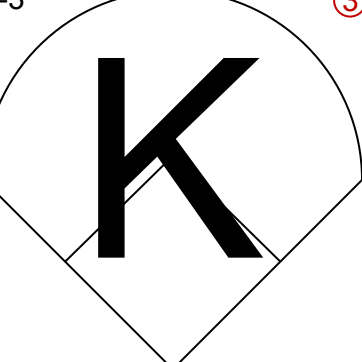

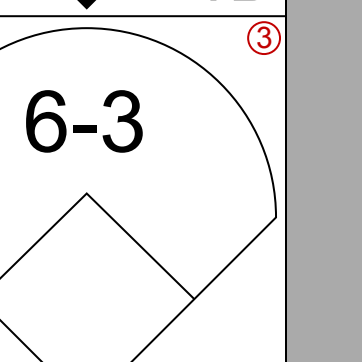

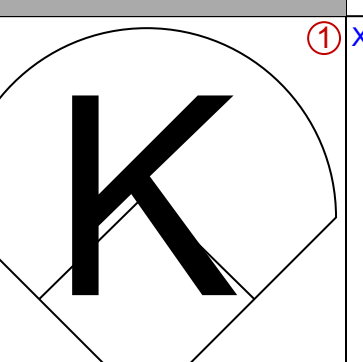
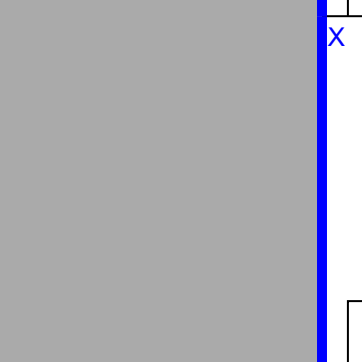
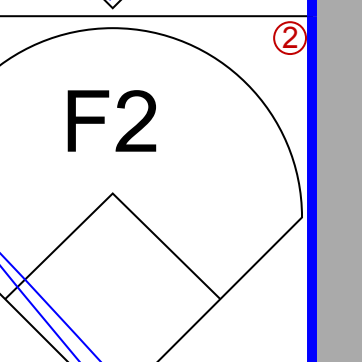
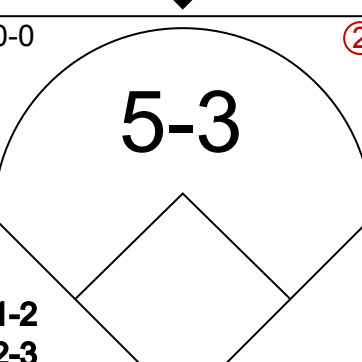

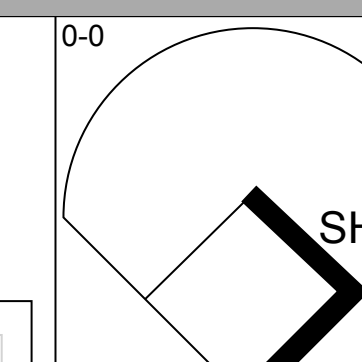


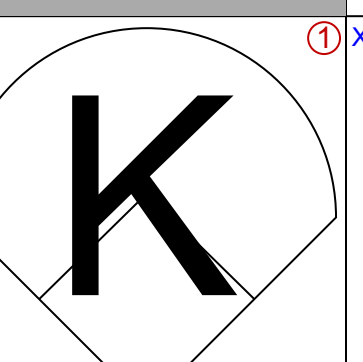
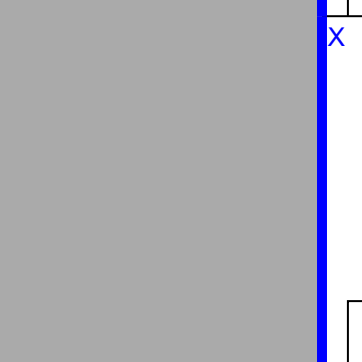
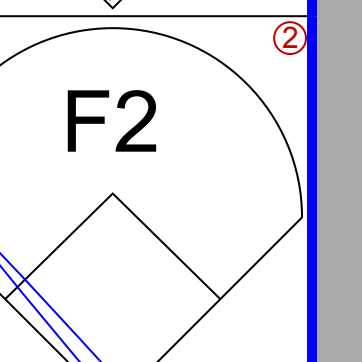
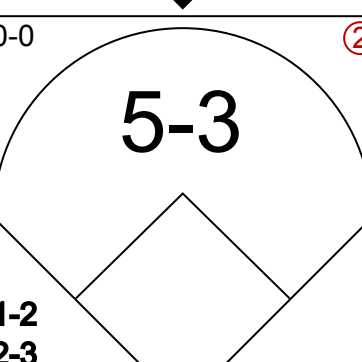
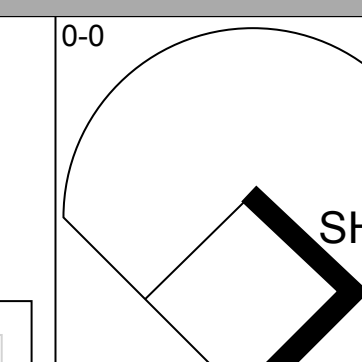
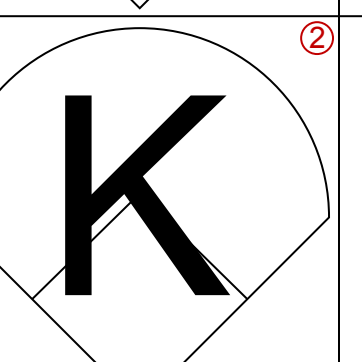
Batter	1	2	3	4	5	6	7	8	9	AB	R	H	RBI	BB	SO	LOB	BOTTOM								
Richie Ashburn, L OBP: 0.426, SLG: 0.428 (1, 8)	0-0 FC5-4 1B	0-0 5-3		0-0 FC4-6 FC6 1-2			0-0 6-3	4-0 IBB		4	0	1	0	1	0	1	San Francisco Giants @ Philadelphia Phillies Connie Mack Stadium, Philadelphia, PA Fri Jun 20 1958, 7:05 PM EDT Att: 14,877 - Unknown								
Ted Kazanski, R OBP: 0.283, SLG: 0.278 (1, 4)	0-0 FC5-4	0-0 6-3		0-0 FC6			0-0 1B	0-0 F5		4	2	1	0	0	0	2									
Solly Hemus, L OBP: 0.458, SLG: 0.523 (8, PH)	1-2 2B						0-0 2B			1	0	0	0	0	0	2									
Willie Jones, R OBP: 0.386, SLG: 0.462 (1, 5)	0-0 1B 1-H		0-0 6-3		0-0 G4-6-3 1B		0-0 BB 1B		0-0 6-3	5	2	3	2	0	0	0									
Stan Lopata, R OBP: 0.407, SLG: 0.467 (1, 2)	4-0 1B BB		4-0 G3 1B BB		0-0 G4-6-3 1-2		4-0 1B BB		4-0 1B BB BB	1	1	0	0	4	0	1									
Wally Post, R OBP: 0.388, SLG: 0.420 (1, 9)	0-0 1B		0-0 G3 1B		0-0 F8		0-0 1B		0-0 BB BB 1B	5	0	4	2	0	0	0									
Bob Bowman, R OBP: 0.404, SLG: 0.596 (1, 7)	4-0 IBB		0-0 G3		0-0 5-3		0-0 F8		4-0 BB BB	3	0	0	0	2	0	4									
Harry Anderson, L OBP: 0.381, SLG: 0.480 (1, 3)	0-3 K		0-0 F6		0-0 F8		0-0 F8		0-0 SH1-3 1B	4	0	1	1	1	1	5									
Chico Fernandez, R OBP: 0.237, SLG: 0.216 (1, 6)	0-3 K			0-0 F8		0-0 F8		0-0 SH1-3		3	0	0	0	0	1	3									
Curt Simmons, L OBP: 0.297, SLG: 0.306 (1, 1)		0-0 G3					0-3 K		0-3 K	0	0	0	0	0	0	0									
Jack Meyer, R OBP: 0.333, SLG: 0.320 (2, 1)										2	0	1	0	0	0	0									
Chuck Fessenden, R OBP: 0.277, SLG: 0.249 (7, PH)										1	0	0	0	0	0	0									
Turk Farrell, R OBP: 0.296, SLG: 0.182 (8, 1)										0	0	0	0	0	0	0									
Carl Sawatski, L OBP: 0.310, SLG: 0.228 (8, PH)										1	0	0	0	0	1	1									
Jim Hearn, R ERA: 5.82 (9, 1)										0	0	0	0	0	0	0									
Inning Stats	R: 2 E: 0 K: 2 S: 10	H: 3 LOB: 3 BB: 2 P: 18	R: 0 E: 0 K: 0 S: 3	H: 0 LOB: 0 BB: 0 P: 3	R: 0 E: 0 K: 0 S: 4	H: 1 LOB: 2 BB: 1 P: 8	R: 0 E: 0 K: 0 S: 4	H: 1 LOB: 1 BB: 0 P: 4	R: 0 E: 0 K: 0 S: 3	H: 0 LOB: 0 BB: 0 P: 3	R: 2 E: 0 K: 1 S: 8	H: 3 LOB: 2 BB: 1 P: 12	R: 0 E: 0 K: 1 S: 6	H: 1 LOB: 2 BB: 1 P: 10	R: 1 E: 0 K: 0 S: 2	H: 1 LOB: 3 BB: 3 P: 14	1B: 9 2B: 2 3B: 0 HR: 0	SF: 0 SAC: 1 DP: 1 HBP: 0	WP: 0 PB: 0 SB: 0 CS: 0	PA: 43					
PITCHER	IP	WLS	BF	H	R	ER	SO	BB	IBB	HBP	BLK	WP	HR	S	P	ERA	WHIP								
Mike McCormick, L ERA: 4.67 (1, 1)	6.2		31	8	4	4	3	3	1	0	0	0	0	10	26	5.40	1.650								
Ruben Gomez, R ERA: 5.82 (7, 1)	1.2	L	12	3	1	1	1	3	1	0	0	0	0	10	26	5.40	3.600								

livebaseballscores.com



Batter	1	2	3	4	5	6	7	8	9	10	11	12	13	14	AB	R	H	RBI	BB	SO	LOB	TOP				
Felipe Alou, R OBP: 0.327, SLG: 0.529 (1, 9)							 1B								6	0	1	0	0	3	1					
Jim Davenport, R OBP: 0.333, SLG: 0.401 (1, 5)				 1B			 1-2								6	0	1	0	0	3	1					
Willie Mays, R OBP: 0.424, SLG: 0.668 (1, 9)						 1B		 1B							6	1	1	0	0	1	1					
Orlando Cepeda, R OBP: 0.343, SLG: 0.552 (1, 3)				 2B	 1-2		 1-2	 SH1-4 1B							6	1	1	1	0	2	3					
Daryl Spencer, R OBP: 0.357, SLG: 0.486 (1, 6)				 BB	 1-2		 2-3	 1B							4	1	0	0	1	1	1					
Hank Sauer, R OBP: 0.395, SLG: 0.516 (1, 7)					 1-2		 2-3	 2-3							3	0	1	2	0	1	1					
Willie Kirtland, L OBP: 0.281, SLG: 0.384 (7, 7)					 1-2										3	1	1	1	0	1	1					
Bob Schmidt, R OBP: 0.333, SLG: 0.522 (1, 2)												 1B			5	1	2	1	1	1	0					
Eddie Bressoud, R OBP: 0.348, SLG: 0.403 (1, 4)											 1-2			6	0	0	0	0	1	3						
Ramon Monzant, R OBP: 0.298, SLG: 0.258 (5, 1)															2	0	0	0	0	0	0					
Al Worthington, R OBP: 0.190, SLG: 0.105 (7, 1)															1	0	0	0	0	0	0					
Mary Grissom, R OBP: 0.265, SLG: 0.233 (9, 1)															0	0	0	0	0	0	0					
Leon Wagner, L OBP: 0.205, SLG: 0.233 (9, 1)															1	0	0	0	0	0	1					
Johnny Antonelli, L OBP: 0.205, SLG: 0.233 (9, 1)															2	0	0	0	0	0	0					
Inning Stats	R: 0 E: 1 K: 1 S: 6	H: 0 LOB: 1 BB: 0 P: 6	R: 0 E: 0 K: 1 S: 5	H: 0 LOB: 0 BB: 0 P: 5	R: 0 E: 0 K: 2 S: 3	H: 0 LOB: 0 BB: 0 P: 3	R: 2 E: 0 K: 1 S: 7	H: 2 LOB: 2 BB: 0 P: 15	R: 0 E: 0 K: 2 S: 7	H: 0 LOB: 0 BB: 0 P: 7	R: 0 E: 0 K: 1 S: 6	H: 1 LOB: 1 BB: 0 P: 6	R: 1 E: 0 K: 1 S: 7	H: 1 LOB: 0 BB: 0 P: 6	R: 0 E: 0 K: 1 S: 4	H: 0 LOB: 1 BB: 0 P: 4	R: 0 E: 0 K: 1 S: 5	H: 1 LOB: 1 BB: 0 P: 4	R: 0 E: 0 K: 2 S: 7	H: 0 LOB: 0 BB: 0 P: 7	R: 1 E: 0 K: 2 S: 8	H: 1 LOB: 0 BB: 0 P: 8	1B: 5 2B: 1 HR: 2	SF: 0 SAC: 1 DP: 0 HBP: 0	WP: 0 PB: 0 SB: 4 CS: 1	PA: 54

PITCHER															IP	WLS	BF	H	R	ER	SO	BB	IBB	HBP	BLK	WP	HR	S	P	ERA	WHIP
Seth Morehead, L ERA: 6.66 (1, 1)	6.2	WLS	28	5	3	ER	3	SO	6	BB	1	IBB	0	HBP	0	BLK	0	WP	0	HR	1	S	38	P	46	4.05	0.900				
Turk Farrell, R ERA: 1.19 (7, 1)	1.1	5	1	1	0	2	0	0	0	0	0	0	0	0	9	9	0.00	0.750													
Jim Hearn, R ERA: 5.21 (9, 1)	2.0	7	0	0	0	1	0	0	0	0	0	0	0	9	9	0.00	0.000														
Ray Sempoch, R ERA: 3.47 (11, 1)	4.0	L	14	2	1	1	5	0	0	0	0	0	0	1	24	24	2.25	0.500													

Batter	1	2	3	4	5	6	7	8	9	10	11	12	13	14	AB	R	H	RBI	BB	SO	LOB	BOTTOM				
Richie Ashburn, L OBP: 0.437, SLG: 0.446 (1, 8)			 1B		 BB		 BB	 1-2				 1-2			4	2	3	2	3	0	0					
Solly Hemus, L OBP: 0.443, SLG: 0.500 (1, 4)							 1B	 1-3							8	0	2	0	0	2	7					
Harry Anderson, L OBP: 0.379, SLG: 0.493 (1, 3)			 1-2		 1-2		 1-2								7	1	2	2	0	3	4					
Carl Sawatski, L OBP: 0.364, SLG: 0.231 (1, 2)							 1B					 FC6-2 BB			2	0	1	0	2	1	1					
Stan Lopata, R OBP: 0.406, SLG: 0.461 (10, 2)			 1B		 1-2		 1-2	 BB				 1B			6	0	1	0	1	3	5					
Willie Jones, R OBP: 0.382, SLG: 0.450 (1, 5)					 BB		 1-2	 1-2		 1-3	 1B				6	0	1	0	1	3	5					
Wally Post, R OBP: 0.379, SLG: 0.404 (1, 9)					 1-2		 1-2	 1-2		 1-2	 1B				6	0	0	0	1	4	5					
Bob Bowman, R OBP: 0.390, SLG: 0.547 (1, 7)	 1B				 1-2			 HR		 BB	 1B				6	1	1	0	1	1	4					
Chico Fernandez, R OBP: 0.238, SLG: 0.218 (8, PH)					 1-2			 1-2		 5-3	 1-2				3	0	1	0	0	1	0					
Ted Kazanski, R OBP: 0.257, SLG: 0.271 (9, 6)		 1-2				 1-2		 1-2		 1-2	 1-2				3	0	0	0	0	2	4					
Seth Morehead, L OBP: 0.327, SLG: 0.529 (1, 9)					 1-2			 1-2		 1-2		 1B			3	0	0	0	0	1	2					
Inning Stats	R: 0 E: 0 K: 1 S: 6	H: 1 LOB: 1 BB: 0 P: 6	R: 0 E: 0 K: 1 S: 7	H: 2 LOB: 2 BB: 0 P: 7	R: 0 E: 0 K: 2 S: 8	H: 2 LOB: 2 BB: 1 P: 12	R: 0 E: 0 K: 3 S: 7	H: 0 LOB: 0 BB: 0 P: 9	R: 2 E: 0 K: 1 S: 7	H: 2 LOB: 2 BB: 0 P: 15	R: 0 E: 0 K: 3 S: 10	H: 1 LOB: 3 BB: 2 P: 18	R: 2 E: 1 K: 1 S: 7	H: 1 LOB: 0 BB: 0 P: 7	R: 0 E: 0 K: 1 S: 5	H: 0 LOB: 0 BB: 0 P: 5	R: 0 E: 0 K: 1 S: 6	H: 1 LOB: 1 BB: 2 P: 14	R: 0 E: 0 K: 1 S: 6	H: 1 LOB: 1 BB: 0 P: 6	R: 0 E: 0 K: 2 S: 8	H: 0 LOB: 0 BB: 0 P: 8	1B: 9 2B: 1 HR: 2	SF: 0 SAC: 1 DP: 0 HBP: 0	WP: 1 PB: 0 SB: 1 CS: 0	PA: 65

PITCHER															IP	WLS	BF	H	R	ER	SO	BB	IBB	HBP	BLK	WP	HR	S	P	ERA	WHIP
Ramon Monzant, R ERA: 4.77 (1, 1)	4.2	WLS	23	7	2	ER	2	SO	8	BB	3	IBB	0	HBP	0	BLK	0	WP	0	HR	1	S	36	P	48	3.86	2.143				
Al Worthington, R ERA: 3.85 (5, 1)	1.1	6	1	0	0	0	1	0	0	0	0	0	0	5	9	0.00	1.500														
Mary Grissom, R ERA: 2.48 (7, 1)	2.0	9	1	2	0	4	0	1	0	0	0	0	0	16	20	0.00	0.500														
Johnny Antonelli, L ERA: 3.07 (9, 1)	6.0	W	27	3	0	0	7	2	2	0	0	0	1	0	37	53	0.00	0.833													

San Francisco Giants @ Philadelphia Phillies
 Connie Mack Stadium, Philadelphia, PA
 Sun Jun 22 1958; 3:33 AM EDT
 Unknown

San Francisco Giants @ Philadelphia Phillies
 Connie Mack Stadium

Batter	1	2	3	4	5	6	7	8	9	AB	R	H	RBI	BB	SO	LOB	TOP			
Eddie Bressoud, R OBP: 0.329, SLG: 0.377 (1, 4)	0-0 4-3		0-0 F9			0-0 6-3		0-3 K		4	0	0	0	0	1	1	San Francisco Giants @ Milwaukee Braves Milwaukee County Stadium, Milwaukee, WI Mon Jun 23 1958, 8:05 PM EDT Att: 22,416 - Unknown livebaseballscorecards.com			
Willie Kirkland, L OBP: 0.283, SLG: 0.376 (1, 9)	0-0 F6			4-0 FC6-4 BB		0-0 G3		0-0 4-3		3	0	0	0	1	0					
Willie Mays, R OBP: 0.428, SLG: 0.664 (1, 8)	0-0 1B			0-0 FC6-4 1B 1-2		0-0 1-3			0-0 L6-4 1B	4	0	2	0	0	0	1				
Orlando Cepeda, R OBP: 0.339, SLG: 0.542 (1, 3)	0-0 F4			0-0 F8			0-3 K		0-3 K	4	0	0	0	0	2	3				
Leon Wagner, L OBP: 0.444, SLG: 0.444 (1, 7)		0-3 K		0-0 1-3 1B			0-0 1B		0-0 1-2 1B	4	0	3	0	0	1	0				
Ray Jablonski, R OBP: 0.306, SLG: 0.478 (1, 5)		0-3 K		0-0 F7			0-0 F7		0-0 L6-4	4	0	0	0	0	1	5				
Jim Davenport, R OBP: 0.321, SLG: 0.385 (1, 6)		0-0 F8			0-0 F8		0-0 6-3			3	0	0	0	0	0	1				
Valmy Thomas, R OBP: 0.310, SLG: 0.340 (1, 2)			0-0 5-3			0-3 K				2	0	0	0	0	1	0				
Whitely Lockman, L OBP: 0.373, SLG: 0.370 (8, PH)										1	0	1	0	0	0	0				
Bob Schmidt, R OBP: 0.333, SLG: 0.522 (8, 2)										0	0	0	0	0	0	0				
Paul Giel, R (1, 1)										2	0	0	0	0	0	0				
Mike McCormick, L OBP: 0.296, SLG: 0.240 (8, PH)										0	0	0	0	0	0	0				
Bob Speake, L OBP: 0.300, SLG: 0.400 (8, PH)										1	0	0	0	0	1	1				
Ray Crone, R (8, 1)										0	0	0	0	0	0	0				
Inning Stats	R: 0 E: 0 K: 0 S: 4	H: 1 LOB: 1 BB: 0 P: 4	R: 0 E: 0 K: 2 S: 7	H: 0 LOB: 0 BB: 0 P: 7	R: 0 E: 0 K: 0 S: 3	H: 0 LOB: 0 BB: 0 P: 3	R: 0 E: 0 K: 0 S: 4	H: 1 LOB: 2 BB: 1 P: 8	R: 0 E: 0 K: 1 S: 5	H: 0 LOB: 0 BB: 0 P: 5	R: 0 E: 0 K: 1 S: 6	H: 1 LOB: 1 BB: 0 P: 6	R: 0 E: 0 K: 2 S: 8	H: 1 LOB: 1 BB: 0 P: 8	R: 0 E: 0 K: 1 S: 6	H: 2 LOB: 1 BB: 0 P: 6	1B: 6 2B: 1 3B: 0 HR: 0	SF: 0 SAC: 0 DP: 1 HBP: 0	WP: 0 PB: 0 SB: 0 CS: 0	PA: 33
PITCHER Carl Willey, R ERA:	IP: 9.0 WLS: W BF: 33 H: 6 R: 0 ER: 0 SO: 7 BB: 1 IBB: 0 HBP: 0 BLK: 0 WP: 0 HR: 0 S: 46 P: 50 ERA: 0.00 WHIP: 0.778																			

Batter	1	2	3	4	5	6	7	8	9	AB	R	H	RBI	BB	SO	LOB	BOTTOM			
Red Schoendienst, S OBP: 0.322, SLG: 0.301 (1, 4)	0-0 F4	0-0 G3				0-0 4-3		0-0 4-3		5	1	1	1	0	0	2	San Francisco Giants @ Milwaukee Braves Milwaukee County Stadium, Milwaukee, WI Mon Jun 23 1958, 8:05 PM EDT Att: 22,416 - Unknown livebaseballscorecards.com			
Hank Aaron, R OBP: 0.322, SLG: 0.458 (1, 9)	0-0 E5 1B		0-0 6-3		0-3 K		0-0 2B	0-0 F7		5	2	1	0	0	1	2				
Eddie Mathews, L OBP: 0.358, SLG: 0.493 (1, 5)	0-0 FC6-4 2B		0-0 F7		0-0 K		0-0 F8			4	1	2	1	0	0	1				
Frank Torre, L OBP: 0.410, SLG: 0.431 (1, 3)	0-0 FC6-4 1B		0-0 4-3		0-0 F5		0-0 F9			4	0	1	1	0	0	2				
Joe Adcock, R OBP: 0.331, SLG: 0.528 (1, 7)	0-0 FC6-4 2B			0-3 K	0-0 4-3		0-0 K			4	0	1	1	0	1	3				
Andy Pafko, R OBP: 0.283, SLG: 0.341 (8, 7)	0-0 FC6-4 2B				0-0 4-3		0-0 K			0	0	0	0	0	0	0				
Johnny Logan, R OBP: 0.397, SLG: 0.448 (1, 6)	0-0 1-3 3H				0-0 K		0-0 F8	0-0 F7		4	1	2	2	0	0	1				
Bill Bruton, L OBP: 0.321, SLG: 0.355 (1, 8)	0-0 4-3				0-0 6-3		0-0 F7		0-0 SH3-1 BB	4	1	1	0	0	0	2				
Del Crandall, R OBP: 0.352, SLG: 0.524 (1, 2)		0-0 F8		4-0 BB		0-0 K		4-0 K	4-0 SH3-1 BB	2	1	1	1	2	0	0				
Carl Willey, R OBP: 0.333, SLG: 0.333 (1, 1)		0-3 K		0-3 K		0-0 K		0-0 SH3-1		3	0	1	0	0	2	1				
Inning Stats	R: 2 E: 1 K: 0 S: 7	H: 3 LOB: 2 BB: 0 P: 7	R: 0 E: 0 K: 1 S: 5	H: 0 LOB: 0 BB: 0 P: 5	R: 0 E: 0 K: 0 S: 3	H: 0 LOB: 0 BB: 0 P: 3	R: 1 E: 0 K: 2 S: 8	H: 1 LOB: 1 BB: 1 P: 12	R: 1 E: 0 K: 1 S: 7	H: 2 LOB: 1 BB: 0 P: 7	R: 1 E: 0 K: 0 S: 5	H: 2 LOB: 1 BB: 0 P: 5	R: 1 E: 0 K: 0 S: 5	H: 2 LOB: 1 BB: 0 P: 5	R: 1 E: 0 K: 0 S: 4	H: 1 LOB: 1 BB: 1 P: 8	1B: 6 2B: 3 3B: 0 HR: 2	SF: 0 SAC: 1 DP: 0 HBP: 0	WP: 0 PB: 0 SB: 0 CS: 0	PA: 38
PITCHER Paul Giel, R ERA: 3.45	IP: 6.0 WLS: L BF: 29 H: 9 R: 6 ER: 4 SO: 4 BB: 1 IBB: 0 HBP: 0 BLK: 0 WP: 0 HR: 2 S: 36 P: 40 ERA: 6.00 WHIP: 1.667																			
Mike McCormick, L ERA: 4.5	IP: 1.0 WLS: L BF: 4 H: 1 R: 0 ER: 0 SO: 0 BB: 0 IBB: 0 HBP: 0 BLK: 0 WP: 0 HR: 0 S: 4 P: 4 ERA: 0.00 WHIP: 1.000																			
Ray Crone, R ERA: 7.85	IP: 1.0 WLS: L BF: 5 H: 1 R: 1 ER: 1 SO: 0 BB: 1 IBB: 0 HBP: 0 BLK: 0 WP: 0 HR: 0 S: 4 P: 8 ERA: 9.00 WHIP: 2.000																			

Batter	1	2	3	4	5	6	7	8	9	AB	R	H	RBI	BB	SO	LOB	TOP			
Felipe Alou, R OBP: 0.356, SLG: 0.593 (1, 9)	4-0 SH1-3 BB		0-0 6-3			0-0 HR		0-0 4-3 1B		3	1	2	1	1	0	0	San Francisco Giants @ Milwaukee Braves Milwaukee County Stadium, Milwaukee, WI Tue Jun 24 1958, 8:05 PM EDT Att: 23,546 - Unknown livebaseballscorecards.com			
Jim Davenport, R OBP: 0.317, SLG: 0.379 (1, 6)	0-0 SH1-3			0-0 F7		0-0 F4		0-0 4-3		3	0	0	0	0	0	2				
Willie Mays, R OBP: 0.422, SLG: 0.654 (1, 8)	0-3 K			0-0 F2		0-0 F9			0-0 F9	4	0	0	0	0	1	1				
Ray Jablonski, R OBP: 0.294, SLG: 0.457 (1, 5)	0-3 K			0-0 F5		0-3 K			0-0 F9	4	0	0	0	0	2	1				
Orlando Cepeda, R OBP: 0.338, SLG: 0.538 (1, 3)		0-0 6-3			0-0 E 1B		0-3 K		0-3 K	4	0	1	0	0	2	0				
Hank Sauer, R OBP: 0.388, SLG: 0.506 (1, 7)		0-0 F7			0-0 F7		0-0 5-3			3	0	0	0	0	0	1				
Bob Schmidt, R OBP: 0.328, SLG: 0.513 (1, 2)		0-3 K			0-0 F8		0-3 K			3	0	0	0	0	2	1				
Eddie Bressoud, R OBP: 0.316, SLG: 0.361 (1, 4)			0-0 F9		0-0 E5			0-0 F5		3	0	0	0	0	0	1				
Stu Miller, R OBP: 0.222, SLG: 0.125 (1, 1)			0-0 1-3		0-0 6-3			0-0 E8 1B 4-3		2	0	0	0	0	0	2				
Ruben Gomez, R OBP: 0.237, SLG: 0.324 (6, PH)										0	0	0	0	0	0	0				
Jim Finigan, R OBP: 0.320, SLG: 0.318 (8, PH)										1	0	0	0	0	0	0				
Mary Grissom, R (8, 1)										0	0	0	0	0	0	0				
Inning Stats	R: 0 E: 0 K: 2 S: 7	H: 0 LOB: 1 BB: 1 P: 11	R: 0 E: 0 K: 1 S: 5	H: 0 LOB: 0 BB: 0 P: 5	R: 0 E: 0 K: 0 S: 3	H: 0 LOB: 0 BB: 0 P: 3	R: 0 E: 0 K: 0 S: 3	H: 0 LOB: 0 BB: 0 P: 3	R: 1 E: 0 K: 1 S: 6	H: 1 LOB: 0 BB: 0 P: 6	R: 0 E: 0 K: 2 S: 7	H: 0 LOB: 0 BB: 0 P: 7	R: 0 E: 1 K: 0 S: 4	H: 1 LOB: 1 BB: 0 P: 4	R: 0 E: 0 K: 1 S: 5	H: 0 LOB: 0 BB: 0 P: 5	1B: 2 2B: 0 3B: 0 HR: 1	SF: 0 SAC: 1 DP: 0 HBP: 0	WP: 0 PB: 0 CS: 0	PA: 32
PITCHER Warren Spahn, L ERA: 3.13 (1, 1)	IP: 9.0 WLS: W BF: 32 H: 3 R: 1 ER: 1 SO: 7 BB: 1 IBB: 0 HBP: 0 BLK: 0 WP: 0 HR: 1 S: 45 P: 49 ERA: 1.00 WHIP: 0.444															PITCHER				

Batter	1	2	3	4	5	6	7	8	9	AB	R	H	RBI	BB	SO	LOB	BOTTOM			
Red Schoendienst, S OBP: 0.340, SLG: 0.308 (1, 4)	0-0 5-3		0-0 1B		4-0 1-2 BB		0-0 BB 1B			3	0	2	0	1	0	0	San Francisco Giants @ Milwaukee Braves Milwaukee County Stadium, Milwaukee, WI Tue Jun 24 1958, 8:05 PM EDT Att: 23,546 - Unknown livebaseballscorecards.com			
Hank Aaron, R OBP: 0.317, SLG: 0.451 (1, 9)	0-3 K		0-0 F7		0-0 F3		0-3 K			4	0	0	0	0	2	5				
Eddie Mathews, L OBP: 0.360, SLG: 0.505 (1, 5)	0-0 HR		0-0 G3		0-0 3-1		4-0 1-2 BB			3	1	1	1	1	0	4				
Frank Torre, L OBP: 0.406, SLG: 0.426 (1, 3)	0-0 F9			0-0 F9		0-0 G4-6-3 1B		0-0 4-3		4	0	1	0	0	0	2				
Joe Adcock, R OBP: 0.336, SLG: 0.555 (8, PR)		0-0 HR		0-0 F7		0-0 G4-6-3 1B		0-0 G3-6 1B		4	1	2	1	0	0	1				
Felix Mantilla, R OBP: 0.314, SLG: 0.427 (9, 7)						1-2				0	0	0	0	0	0	0				
Andy Pafko, R OBP: 0.283, SLG: 0.341 (9, 7)										0	0	0	0	0	0	0				
Johnny Logan, R OBP: 0.335, SLG: 0.444 (1, 6)	0-3 K		0-0 K		0-0 6-3		0-0 BB 1B		0-3 K	4	0	1	0	0	2	1				
Bill Bruton, L OBP: 0.329, SLG: 0.354 (1, 8)		0-0 F6			0-0 FC6-4 1B		4-0 1-2 BB		0-0 G3-6	3	0	1	0	1	0	1				
Del Crandall, R OBP: 0.346, SLG: 0.515 (1, 2)		0-3 K			0-0 FC6-4 1B		0-0 F8			3	0	0	0	0	1	3				
Warren Spahn, L OBP: 0.439, SLG: 0.569 (1, 1)			0-3 K		0-0 BB 1B		0-0 3-1			3	0	1	0	0	1	0				
Inning Stats	R: 1 E: 0 K: 1 S: 6	H: 1 LOB: 0 BB: 0 P: 6	R: 1 E: 0 K: 2 S: 8	H: 1 LOB: 0 BB: 0 P: 8	R: 0 E: 0 K: 1 S: 6	H: 1 LOB: 1 BB: 0 P: 6	R: 0 E: 0 K: 0 S: 3	H: 0 LOB: 0 BB: 0 P: 3	R: 0 E: 0 K: 0 S: 5	H: 2 LOB: 3 BB: 1 P: 9	R: 0 E: 0 K: 0 S: 4	H: 2 LOB: 2 BB: 1 P: 8	R: 0 E: 0 K: 1 S: 6	H: 1 LOB: 2 BB: 1 P: 10	R: 0 E: 0 K: 1 S: 5	H: 1 LOB: 1 BB: 0 P: 5	1B: 7 2B: 0 3B: 0 HR: 2	SF: 0 SAC: 0 DP: 2 HBP: 0	WP: 0 PB: 0 CS: 0	PA: 34
PITCHER Stu Miller, R ERA: 1.93 (1, 1)	IP: 4.1 WLS: L BF: 19 H: 5 R: 2 ER: 2 SO: 4 BB: 1 IBB: 0 HBP: 0 BLK: 0 WP: 0 HR: 2 S: 26 P: 30 ERA: 4.15 WHIP: 1.385															PITCHER				
Ruben Gomez, R ERA: 5.35 (5, 1)	2.2 BF: 12 H: 3 R: 0 ER: 0 SO: 1 BB: 2 IBB: 0 HBP: 0 BLK: 0 WP: 0 HR: 0 S: 12 P: 20 ERA: 0.00 WHIP: 1.875																			
Mary Grissom, R ERA: 2.35 (8, 1)	1.0 BF: 3 H: 1 R: 0 ER: 0 SO: 1 BB: 0 IBB: 0 HBP: 0 BLK: 0 WP: 0 HR: 0 S: 5 P: 5 ERA: 0.00 WHIP: 1.000																			



Batter	1	2	3	4	5	6	7	8	9	AB	R	H	RBI	BB	SO	LOB	TOP					
Eddie Bressoud, R OBP: 0.321, SLG: 0.364 (1, 4)	K2-3		CS 1B			1B F2		5-3		5	1	2	0	0	1	3	San Francisco Giants @ Milwaukee Braves Milwaukee County Stadium, Milwaukee, WI Wed Jun 25 1958, 8:05 PM EDT Att: 26,625 - Unknown livebaseballscorecards.com					
Willie Mays, R OBP: 0.418, SLG: 0.645 (1, 8)	F9		K			E6 1B	K		1B 1B	5	2	1	0	0	2	2						
Leon Wagner, L OBP: 0.362, SLG: 0.417 Felipe Alou, R OBP: 0.367, SLG: 0.600 (1, 7) (7, 9)				K		1B 2B IBB	6-3		1B 1B	3	1	1	0	1	1	0						
Ray Jablonski, R OBP: 0.295, SLG: 0.454 Daryl Spencer, R OBP: 0.393, SLG: 0.488 (1, 5) (6, 6)	F8			K		2B BB 1B			1B SF7 1B	3	1	1	2	0	1	1						
Orlando Cepeda, R OBP: 0.339, SLG: 0.539 (1, 3)		6-3				BB SF8 2B	F8		1B	5	1	2	2	0	0	1						
Willie Kirkland, L OBP: 0.286, SLG: 0.376 (1, 9) (7, 7)					4-3	BB BB IBB		K	SF7	3	0	1	1	1	1	0						
Bob Schmidt, R OBP: 0.330, SLG: 0.513 (1, 2)			K		K	1-2 2-3 3-H BB			F9	4	1	1	1	1	2	1						
Jim Davenport, R OBP: 0.316, SLG: 0.393 (1, 6) (6, 5)		FC6-4			F8	SF8				3	1	1	3	0	0	1						
Al Worthington, R OBP: 0.125, SLG: 0.091 Ramon Manzant, R OBP: 0.258, SLG: 0.258 (1, 1) (8, 1)			K			K		6-3		3	0	0	0	1	2	0						
Inning Stats	R: 0 E: 0 K: 1 S: 6	H: 1 LOB: 1 BB: 0 P: 6	R: 0 E: 0 K: 1 S: 6	H: 1 LOB: 1 BB: 0 P: 6	R: 0 E: 0 K: 2 S: 7	H: 1 LOB: 0 BB: 0 P: 7	R: 0 E: 0 K: 2 S: 7	H: 0 LOB: 0 BB: 0 P: 7	R: 0 E: 0 K: 1 S: 5	H: 0 LOB: 0 BB: 0 P: 5	R: 5 E: 1 K: 1 S: 9	H: 3 LOB: 3 BB: 4 P: 25	R: 0 E: 0 K: 1 S: 6	H: 1 LOB: 1 BB: 0 P: 6	R: 2 E: 0 K: 1 S: 7	H: 2 LOB: 2 BB: 0 P: 7		R: 3 E: 0 K: 0 S: 6	H: 4 LOB: 0 BB: 0 P: 6	1B: 10 2B: 2 3B: 0 HR: 1	SF: 2 SAC: 0 DP: 0 HBP: 0	WP: 0 PB: 0 SB: 0 CS: 1
PITCHER	IP	WLS	BF	H	R	ER	SO	BB	IBB	HBP	BLK	WP	HR	S	P	ERA	WHIP					
Bob Rush, R ERA: 3.32 (1, 1)	5.1	L	23	6	5	3	8	0	1	0	0	0	0	38	42	5.06	1.125					
Bob Trowbridge, R ERA: 2.4 (6, 1)	1.2		9	1	0	0	1	2	1	0	0	0	0	8	20	0.00	1.800					
Ernie Johnson, R ERA: 8.68 (8, 1)	1.1		9	6	5	5	1	0	0	0	0	0	1	11	11	33.75	4.500					
Don McMahon, R ERA: 2.67 (9, 1)	0.2		2	0	0	0	0	0	0	0	0	0	0	2	2	0.00	0.000					

Batter	1	2	3	4	5	6	7	8	9	AB	R	H	RBI	BB	SO	LOB	BOTTOM					
Red Schoendienst, S OBP: 0.332, SLG: 0.299 (1, 4)	4-3		F7			4-3	F2		6-3	5	0	0	0	0	0	4	San Francisco Giants @ Milwaukee Braves Milwaukee County Stadium, Milwaukee, WI Wed Jun 25 1958, 8:05 PM EDT Att: 26,625 - Unknown livebaseballscorecards.com					
Hank Aaron, R OBP: 0.322, SLG: 0.452 (1, 9)	F6			E9 6-3		BB 1B		1B BB	1B	4	1	2	1	1	0	0						
Eddie Mathews, L OBP: 0.357, SLG: 0.496 (1, 5)	G3			F8		G4-6-3 BB		F2	K	4	0	0	0	1	1	3						
Frank Torre, L OBP: 0.402, SLG: 0.421 (1, 3)		G3		6-3		G4-6-3			1B 1B	4	0	1	0	0	0	3						
Joe Adcock, R OBP: 0.341, SLG: 0.553 (1, 7)				F8			1B E	F9		4	0	2	0	0	0	3						
Johnny Logan, R OBP: 0.354, SLG: 0.441 (1, 6)				F8			K	1B		4	0	1	1	0	1	2						
Bill Bruton, L OBP: 0.315, SLG: 0.337 (1, 8)		FC6-4			E4		E4 1B	F7		4	0	0	0	0	0	4						
Del Crandall, R OBP: 0.344, SLG: 0.509 (1, 2)			F6						E7 6-3 1B	4	1	1	0	0	0	1						
Bob Rush, R OBP: 0.200, SLG: 0.179 Bob Trowbridge, R OBP: 0.333, SLG: 0.333 Wes Covington, L OBP: 0.386, SLG: 0.873 Ernie Johnson, R OBP: 0.285, SLG: 0.473 Don McMahon, R OBP: 0.333, SLG: 0.405 (1, 1) (6, 1) (7, 1) (8, 1) (9, 1) (9, 1)			K				F9		F4	2	0	0	0	0	1	1						
Inning Stats	R: 0 E: 0 K: 0 S: 3	H: 0 LOB: 0 BB: 0 P: 3	R: 0 E: 0 K: 0 S: 4	H: 1 LOB: 1 BB: 0 P: 4	R: 0 E: 0 K: 1 S: 5	H: 0 LOB: 0 BB: 0 P: 5	R: 0 E: 1 K: 0 S: 4	H: 0 LOB: 1 BB: 0 P: 4	R: 0 E: 1 K: 0 S: 4	H: 0 LOB: 1 BB: 0 P: 4	R: 0 E: 0 K: 0 S: 3	H: 1 LOB: 1 BB: 1 P: 7	R: 0 E: 1 K: 1 S: 8	H: 2 LOB: 2 BB: 0 P: 8	R: 1 E: 0 K: 0 S: 5	H: 2 LOB: 2 BB: 1 P: 9		R: 1 E: 1 K: 2 S: 9	H: 1 LOB: 1 BB: 0 P: 9	1B: 7 2B: 0 3B: 0 HR: 0	SF: 0 SAC: 0 DP: 1 HBP: 0	WP: 0 PB: 0 SB: 0 CS: 0
PITCHER	IP	WLS	BF	H	R	ER	SO	BB	IBB	HBP	BLK	WP	HR	S	P	ERA	WHIP					
Al Worthington, R ERA: 2.85 (1, 1)	7.2	W	33	6	1	1	2	2	0	0	0	0	0	35	43	1.17	1.043					
Ramon Manzant, R ERA: 4.7 (8, 1)	1.1	S	6	1	1	0	2	0	0	0	0	0	0	10	10	0.00	0.750					



Batter	1	2	3	4	5	6	7	8	9	AB	R	H	RBI	BB	SO	LOB	TOP
Felipe Alou, R OBP: 0.365, SLG: 0.586 (1,9)										3	1	1	0	0	0	0	San Francisco Giants @ Cincinnati Redlegs Crosley Field, Cincinnati, OH Thu Jun 26 1958, 7:05 PM EDT Att: 11,736 - Unknown livebaseballscorecards.com
Willie Mays, R OBP: 0.419, SLG: 0.642 (1,8)										3	1	1	0	1	0		
Daryl Spencer, R OBP: 0.365, SLG: 0.488 (1,6)										4	1	2	2	0	0	1	
Orlando Cepeda, R OBP: 0.338, SLG: 0.546 (1,3)										4	1	1	3	0	1	2	
Hank Sauer, R OBP: 0.380, SLG: 0.494 (1,7)										4	0	0	0	0	0	1	
Whitley Lockman, L OBP: 0.373, SLG: 0.370 (8,7)										0	0	0	0	0	0	0	
Bob Schmidt, R OBP: 0.333, SLG: 0.513 (1,2)										4	0	2	0	0	1	0	
Jim Davenport, R OBP: 0.310, SLG: 0.386 (1,5)										4	0	0	0	0	0	2	
Eddie Bressoud, R OBP: 0.307, SLG: 0.346 (1,4)										4	0	0	0	0	1	2	
Johnny Antonelli, L OBP: 0.208, SLG: 0.234 (1,1)										4	1	1	0	0	2	1	
Inning Stats	R: 1 E: 1 K: 1 S: 7	H: 2 LOB: 1 BB: 0 P: 7	R: 0 E: 0 K: 1 S: 6	H: 1 LOB: 1 BB: 0 P: 6	R: 0 E: 0 K: 0 S: 4	H: 1 LOB: 1 BB: 0 P: 4	R: 0 E: 0 K: 0 S: 3	H: 0 LOB: 0 BB: 0 P: 3	R: 0 E: 0 K: 1 S: 5	H: 0 LOB: 0 BB: 0 P: 5	R: 0 E: 0 K: 1 S: 8	H: 3 LOB: 1 BB: 1 P: 12	R: 0 E: 0 K: 1 S: 5	H: 0 LOB: 0 BB: 0 P: 5	1B: 7 2B: 0 3B: 0 HR: 1	SF: 0 SAC: 1 DP: 0 HBP: 0	WP: 0 PA: 36 PB: 0 SB: 0 CS: 0
PITCHER	IP WLS BF H R ER SO BB IBB HBP BLK WP HR S P ERA WHIP																
Harvey Haddix, L ERA: 3.69 (1,1)	7.1 L 31 8 5 4 3 0 0 0 0 0 0 1 36 40 4.91 1.091																
Joe Nuxhall, L ERA: 3.34 (8,1)	0.2 2 0 0 0 1 0 0 0 0 0 0 0 4 4 0.00 0.000																
Gene Hayden, L ERA: (9,1)	1.0 3 0 0 0 1 0 0 0 0 0 0 0 5 5 0.00 0.000																

Batter	1	2	3	4	5	6	7	8	9	AB	R	H	RBI	BB	SO	LOB	BOTTOM
Johnny Temple, R OBP: 0.401, SLG: 0.391 (1,4)										4	0	3	0	0	0	0	San Francisco Giants @ Cincinnati Redlegs Crosley Field, Cincinnati, OH Thu Jun 26 1958, 7:05 PM EDT Att: 11,736 - Unknown livebaseballscorecards.com
Pete Whisenant, R OBP: 0.311, SLG: 0.404 (1,9)										4	1	0	0	0	1	4	
Frank Robinson, R OBP: 0.332, SLG: 0.429 (1,7)										4	0	1	0	0	1	0	
Walt Dropo, R OBP: 0.282, SLG: 0.355 (1,3)										4	0	0	1	0	0	1	
Don Hoak, R OBP: 0.378, SLG: 0.434 (1,5)										4	0	0	0	0	0	0	
Ed Bailey, L OBP: 0.343, SLG: 0.400 (1,2)										3	0	2	0	0	0	0	
Gus Bell, L OBP: 0.292, SLG: 0.377 (1,8)										2	0	0	0	0	1	1	
Roy McMillan, R OBP: 0.287, SLG: 0.257 (1,6)										2	0	0	0	0	0	1	
Jerry Lynch, L OBP: 0.311, SLG: 0.495 (8, PH)										1	0	0	0	0	0	0	
Alex Grammas, R OBP: 0.240, SLG: 0.217 (9,6)										0	0	0	0	0	0	0	
Harvey Haddix, L OBP: 0.361, SLG: 0.400 (1,1)										2	0	1	0	0	1	1	
Joe Nuxhall, L OBP: 0.300, SLG: 0.368 (8,1)										0	0	0	0	0	0	0	
Bob Thurman, L OBP: 0.338, SLG: 0.316 (8, PH)										1	0	0	0	0	1	0	
Gene Hayden, L OBP: (9,1)										0	0	0	0	0	0	0	
Inning Stats	R: 0 E: 0 K: 0 S: 3	H: 0 LOB: 0 BB: 0 P: 3	R: 0 E: 0 K: 0 S: 4	H: 1 LOB: 1 BB: 0 P: 4	R: 0 E: 0 K: 0 S: 4	H: 2 LOB: 1 BB: 0 P: 4	R: 0 E: 0 K: 0 S: 4	H: 0 LOB: 0 BB: 0 P: 4	R: 0 E: 0 K: 1 S: 5	H: 0 LOB: 0 BB: 0 P: 5	R: 0 E: 0 K: 2 S: 8	H: 1 LOB: 1 BB: 0 P: 8	R: 0 E: 0 K: 1 S: 5	H: 0 LOB: 0 BB: 0 P: 5	1B: 6 2B: 2 3B: 0 HR: 0	SF: 0 SAC: 1 DP: 2 HBP: 0	WP: 0 PA: 32 PB: 0 SB: 0 CS: 0
PITCHER	IP WLS BF H R ER SO BB IBB HBP BLK WP HR S P ERA WHIP																
Johnny Antonelli, L ERA: 2.96 (1,1)	9.0 W 32 7 1 1 5 0 0 0 0 0 0 0 42 42 1.00 0.778																

Batter	1	2	3	4	5	6	7	8	9	AB	R	H	RBI	BB	SO	LOB	TOP																			
Felipe Alou, R OBP: 0.353, SLG: 0.548 (1, 9)										4	1	0	0	1	1	2																				
Willie Mays, R OBP: 0.419, SLG: 0.637 (1, 8)										5	1	2	0	0	0	2																				
Daryl Spencer, R OBP: 0.365, SLG: 0.498 (1, 6)										5	2	2	3	0	0	3																				
Orlando Cepeda, R OBP: 0.342, SLG: 0.558 (1, 3)										5	1	3	2	0	0	1																				
Leon Wagner, L OBP: 0.500, SLG: 0.471 Whitley Lockman, L OBP: 0.373, SLG: 0.370 (9, 7)										5	0	3	0	0	0	1																				
Bob Schmidt, R OBP: 0.332, SLG: 0.508 (1, 2)										4	0	1	0	0	0	4																				
Jim Davenport, R OBP: 0.309, SLG: 0.388 (1, 5)										4	0	1	0	0	1	2																				
Eddie Bressoud, R OBP: 0.304, SLG: 0.341 (1, 4)										4	0	1	0	0	1	1																				
Ruben Gomez, R OBP: 0.237, SLG: 0.324 Stu Miller, R OBP: 0.250, SLG: 0.100 Mary Grissom, R (7, 1)										0	0	0	0	0	0	0																				
Inning Stats	R: 1 E: 0 K: 0 S: 3	H: 1 LOB: 0 BB: 1 P: 7	R: 0 E: 0 K: 1 S: 6	H: 2 LOB: 1 BB: 0 P: 6	R: 2 E: 0 K: 0 S: 7	H: 4 LOB: 2 BB: 0 P: 7	R: 0 E: 0 K: 1 S: 5	H: 0 LOB: 1 BB: 1 P: 9	R: 2 E: 0 K: 1 S: 8	H: 3 LOB: 2 BB: 0 P: 8	R: 0 E: 1 K: 0 S: 4	H: 1 LOB: 0 BB: 0 P: 4	R: 0 E: 0 K: 1 S: 5	H: 0 LOB: 0 BB: 0 P: 5	R: 0 E: 0 K: 0 S: 4	H: 1 LOB: 1 BB: 0 P: 4	1B: 10 2B: 2 3B: 0 HR: 2	SF: 0 SAC: 0 DP: 1 HBP: 0	WP: 1 PB: 0 CS: 1 PA: 41																	
PITCHER	IP	WLS	BF	H	R	ER	SO	BB	IBB	HBP	BLK	WP	HR	S	P	ERA	WHIP	PITCHER		IP	WLS	BF	H	R	ER	SO	BB	IBB	HBP	BLK	WP	HR	S	P	ERA	WHIP
Brooks Lawrence, R ERA: 3.6 (1, 1)	4.1		23	10	5	5	2	2	0	0	0	0	2	25	33	10.38	2.769																			
Willard Schmidt, R ERA: 3.09 (5, 1)	2.2		11	2	0	0	2	0	0	0	0	1	0	15	15	0.00	0.750																			
Hal Jeffcoat, R ERA: 3.76 (8, 1)	2.0	W	7	1	0	0	1	0	0	0	0	0	0	9	9	0.00	0.500																			

San Francisco Giants @ Cincinnati Redlegs
Crosley Field, Cincinnati, OH
Fri Jun 27 1958, 7:05 PM EDT
Att: 18,950 - Unknown

livebaseballscorecards.com

AB 39
R 5
H 13
RBI 5
BB 2
SO 5
LOB 17

Batter	1	2	3	4	5	6	7	8	9	AB	R	H	RBI	BB	SO	LOB	BOTTOM																				
Johnny Temple, R OBP: 0.401, SLG: 0.399 (1, 4)										5	0	2	2	0	3	3																					
Bob Thurman, L OBP: 0.381, SLG: 0.393 (1, 7)										4	0	3	2	0	1	0																					
Jerry Lynch, L OBP: 0.309, SLG: 0.514 (1, 9)										4	1	1	1	0	1	4																					
George Crowe, L OBP: 0.417, SLG: 0.529 (1, 3)										4	0	0	0	0	1	1																					
Don Hoak, R OBP: 0.376, SLG: 0.431 (1, 5)										4	1	1	0	0	0	0																					
Ed Bailey, L OBP: 0.335, SLG: 0.390 (1, 2)										4	0	0	0	0	1	1																					
Gus Bell, L OBP: 0.296, SLG: 0.379 Dee Fondy, L OBP: 0.300, SLG: 0.404 (9, PR)										4	1	2	0	0	0	0																					
Roy McMillan, R OBP: 0.287, SLG: 0.253 (1, 6)										2	1	0	0	1	1	1																					
Brooks Lawrence, R OBP: 0.286, SLG: 0.379 Willard Schmidt, R OBP: 0.125, SLG: 0.125 Smoky Burgess, R OBP: 0.346, SLG: 0.494 Hal Jeffcoat, R OBP: 0.250, SLG: 0.800 Walt Dropo, R OBP: 0.355, SLG: 0.355 Eddie Miksis, R OBP: 0.316, SLG: 0.235 (9, PR)										2	0	1	1	0	0	0																					
Inning Stats	R: 1 E: 0 K: 2 S: 8	H: 1 LOB: 0 BB: 0 P: 8	R: 3 E: 0 K: 1 S: 9	H: 4 LOB: 2 BB: 1 P: 13	R: 0 E: 0 K: 1 S: 5	H: 0 LOB: 0 BB: 0 P: 5	R: 0 E: 0 K: 1 S: 5	H: 0 LOB: 0 BB: 0 P: 5	R: 0 E: 0 K: 0 S: 4	H: 1 LOB: 1 BB: 0 P: 4	R: 0 E: 0 K: 1 S: 6	H: 2 LOB: 1 BB: 0 P: 6	R: 0 E: 0 K: 0 S: 3	H: 0 LOB: 0 BB: 0 P: 3	R: 2 E: 1 K: 0 S: 3	H: 1 LOB: 2 BB: 1 P: 7	1B: 5 2B: 3 3B: 1 HR: 1	SF: 0 SAC: 1 DP: 0 HBP: 0	WP: 0 PB: 0 CS: 0 PA: 37																		
PITCHER	IP	WLS	BF	H	R	ER	SO	BB	IBB	HBP	BLK	WP	HR	S	P	ERA	WHIP	PITCHER		IP	WLS	BF	H	R	ER	SO	BB	IBB	HBP	BLK	WP	HR	S	P	ERA	WHIP	
Ruben Gomez, R ERA: 5.63 (1, 1)	1.2		11	5	4	4	3	1	0	0	0	0	0	16	20	21.60	3.600																				
Stu Miller, R ERA: 1.72 (2, 1)	5.0		18	4	0	0	3	0	0	0	0	0	0	24	24	0.00	0.800																				
Mary Grissom, R ERA: 2.48 (7, 1)	1.2	L	8	1	2	1	1	1	0	0	0	0	0	9	13	5.40	1.200																				

San Francisco Giants @ Cincinnati Redlegs
Crosley Field, Cincinnati, OH
Fri Jun 27 1958, 7:05 PM EDT
Att: 18,950 - Unknown

livebaseballscorecards.com

AB 34
R 6
H 10
RBI 6
BB 2
SO 7
LOB 10

Batter	1	2	3	4	5	6	7	8	9	AB	R	H	RBI	BB	SO	LOB	TOP					
Felipe Alou, R OBP: 0.347, SLG: 0.530 (1, 9)	0-3 K		0-0 1B		0-0 FC6-4		0-0 FC6-4			4	0	1	1	0	1	3	San Francisco Giants @ Cincinnati Redlegs Crosley Field, Cincinnati, OH Sat Jun 28 1958, 7:05 PM EDT Att: 19,416 - Unknown					
Willie Mays, R OBP: 0.417, SLG: 0.630 (1, 8)	0-0 6-3		0-0 F7			4-0 BB		0-0 F2		3	1	0	0	1	0	0						
Daryl Spencer, R OBP: 0.364, SLG: 0.492 (1, 6)	0-0 F8			4-0 BB		0-0 F4		0-0 F7		3	0	0	0	1	0	1						
Orlando Cepeda, R OBP: 0.338, SLG: 0.550 (1, 3)		0-3 K		0-0 F8		0-0 F3		0-0 F5		4	0	0	0	0	1	2						
Ray Jablonski, R OBP: 0.303, SLG: 0.475 (1, 5)		0-0 2B		0-3 K		0-0 F6			0-0 2B	4	0	2	0	0	1	1						
Hank Sauer, R OBP: 0.378, SLG: 0.494 (1, 7)	0-0 F8			0-3 K			0-0 2B		0-0 6-3	4	0	1	0	0	1	3						
Bob Schmidt, R OBP: 0.326, SLG: 0.498 (1, 2)		0-0 F2			0-0 F7		0-0 F3		0-0 6-3	4	0	0	0	0	0	3						
Eddie Bressoud, R OBP: 0.313, SLG: 0.341 (1, 4)			0-0 SH1-4 1B		4-0 FC1-6 BB		0-3 K		0-0 F8	3	1	1	0	1	1	2						
Mike McCormick, L OBP: 0.296, SLG: 0.271 (6, 1) Ramon Montzant, R OBP: 0.258, SLG: 0.258 (6, 1) Paul Giel, R OBP: 0.258, SLG: 0.258 (6, 1) Marv Grissom, R OBP: 0.245, SLG: 0.318 (7, PH) Jim Finigan, R OBP: 0.245, SLG: 0.318 (7, 1) Ray Crone, R OBP: 0.245, SLG: 0.318 (7, 1)			0-0 SH1-4		0-0 FC1-6 BB		4-0 FC6-4 BB			1	0	0	0	0	0	1	GIANTS					
Inning Stats	R: 0 E: 0 K: 1 S: 5	H: 0 LOB: 0 BB: 0 P: 5	R: 0 E: 0 K: 1 S: 6	H: 1 LOB: 1 BB: 0 P: 6	R: 1 E: 0 K: 0 S: 4	H: 2 LOB: 0 BB: 0 P: 4	R: 0 E: 0 K: 2 S: 7	H: 0 LOB: 1 BB: 1 P: 11	R: 0 E: 0 K: 0 S: 3	H: 0 LOB: 0 BB: 1 P: 7	R: 1 E: 1 K: 0 S: 3	H: 0 LOB: 0 BB: 1 P: 7	R: 0 E: 0 K: 1 S: 6	H: 1 LOB: 2 BB: 1 P: 10	R: 0 E: 0 K: 0 S: 3	H: 0 LOB: 0 BB: 0 P: 3		R: 0 E: 0 K: 0 S: 4	H: 1 LOB: 1 BB: 0 P: 4	1B: 2 2B: 3 3B: 0 HR: 0	SF: 0 SAC: 1 DP: 0 HBP: 0	WP: 0 PB: 0 SB: 1 CS: 0
PITCHER Joe Nuxhall, L ERA: 3.04 (1, 1)	IP: 9.0 WLS: W BF: 35 H: 5 R: 2 ER: 1 SO: 5 BB: 4 IBB: 0 HBP: 0 BLK: 0 WP: 0 HR: 0 S: 41 P: 57 ERA: 1.00 WHIP: 1.000															PITCHER Joe Nuxhall, L ERA: 3.04 (1, 1)	IP: 9.0 WLS: W BF: 35 H: 5 R: 2 ER: 1 SO: 5 BB: 4 IBB: 0 HBP: 0 BLK: 0 WP: 0 HR: 0 S: 41 P: 57 ERA: 1.00 WHIP: 1.000					

Batter	1	2	3	4	5	6	7	8	9	AB	R	H	RBI	BB	SO	LOB	BOTTOM			
Johnny Temple, R OBP: 0.402, SLG: 0.409 (1, 4)	0-0 4-3 1B		0-0 F8			0-0 F9		0-0 SH2-4		4	1	2	1	0	0	1	San Francisco Giants @ Cincinnati Redlegs Crosley Field, Cincinnati, OH Sat Jun 28 1958, 7:05 PM EDT Att: 19,416 - Unknown			
Jerry Lynch, L OBP: 0.322, SLG: 0.514 (1, 9)	0-3 K			0-0 1B		0-0 BB		0-0 F9		4	1	2	1	1	1	2				
Frank Robinson, R OBP: 0.333, SLG: 0.430 (1, 7)	0-0 4-3 1-2			0-0 F8		0-0 1B		0-3 K		4	0	1	0	1	1	3				
Walt Dropo, R OBP: 0.293, SLG: 0.354 (6, PR) Dee Fondy, L OBP: 0.314, SLG: 0.417 (7, 3)	0-0 6-3			0-0 F9		0-0 BB		0-0 K		3	0	1	1	0	0	2				
Don Hoak, R OBP: 0.378, SLG: 0.430 (1, 5)		0-0 5-3		0-0 1B		0-0 BB		0-0 F9		3	1	1	0	1	0	3				
Smoky Burgess, L OBP: 0.361, SLG: 0.398 (1, 2)		0-0 F8		0-3 K		0-0 BB		0-0 G3		4	1	1	1	0	1	2				
Gus Bell, L OBP: 0.299, SLG: 0.378 (1, 8)		0-0 F7			0-0 F8		0-0 1B	0-0 F7		3	1	1	0	1	0	0				
Roy McMillan, R OBP: 0.284, SLG: 0.250 (6, PH) Bob Thurman, L OBP: 0.356, SLG: 0.387 (7, 6) Alex Grammas, R OBP: 0.235, SLG: 0.213 (7, 6)			0-3 K		0-0 F8		0-0 1B	0-0 F8		2	0	0	0	0	1	1				
Joe Nuxhall, L OBP: 0.375, SLG: 0.409 (1, 1)			0-0 CS 1B		0-3 K		0-0 BB	4-0 SH2-4 BB		3	1	2	2	1	1	0				
Inning Stats	R: 0 E: 0 K: 1 S: 6	H: 1 LOB: 1 BB: 0 P: 6	R: 0 E: 0 K: 0 S: 3	H: 0 LOB: 0 BB: 0 P: 3	R: 0 E: 0 K: 1 S: 5	H: 1 LOB: 0 BB: 0 P: 5	R: 0 E: 0 K: 1 S: 7	H: 2 LOB: 2 BB: 0 P: 7	R: 0 E: 0 K: 0 S: 5	H: 1 LOB: 0 BB: 0 P: 5	R: 3 E: 1 K: 0 S: 10	H: 7 LOB: 3 BB: 4 P: 26	R: 0 E: 0 K: 0 S: 3	H: 0 LOB: 0 BB: 0 P: 3	R: 0 E: 0 K: 1 S: 5	H: 0 LOB: 1 BB: 1 P: 9	1B: 10 2B: 1 3B: 1 HR: 0	SF: 0 SAC: 1 DP: 0 HBP: 0	WP: 0 PB: 0 SB: 0 CS: 1	PA: 39
PITCHER Mike McCormick, L ERA: 4.5 (1, 1) Ramon Montzant, R ERA: 4.7 (6, 1) Paul Giel, R ERA: 3.45 (6, 1) Marv Grissom, R ERA: 2.45 (7, 1) Ray Crone, R ERA: 7.09 (7, 1)	IP: 5.2 WLS: L BF: 22 H: 7 R: 2 ER: 2 SO: 4 BB: 1 IBB: 1 HBP: 0 BLK: 0 WP: 0 HR: 0 S: 29 P: 33 ERA: 3.18 WHIP: 1.412															PITCHER Mike McCormick, L ERA: 4.5 (1, 1) Ramon Montzant, R ERA: 4.7 (6, 1) Paul Giel, R ERA: 3.45 (6, 1) Marv Grissom, R ERA: 2.45 (7, 1) Ray Crone, R ERA: 7.09 (7, 1)	IP: 5.2 WLS: L BF: 22 H: 7 R: 2 ER: 2 SO: 4 BB: 1 IBB: 1 HBP: 0 BLK: 0 WP: 0 HR: 0 S: 29 P: 33 ERA: 3.18 WHIP: 1.412			

Batter	1	2	3	4	5	6	7	8	9	AB	R	H	RBI	BB	SO	LOB	TOP			
Eddie Bressoud, R OBP: 0.310, SLG: 0.337 (1, 4)	F9		2B		6-3		SH3-4		6-3	4	0	1	0	0	0	0	San Francisco Giants @ Cincinnati Redlegs Crosley Field, Cincinnati, OH Sun Jun 29 1958, 3:33 AM EDT Att: 18,490 - Unknown AB 36 R 2 H 10 RBI 2 BB 2 SO 0 LOB 17			
Daryl Spencer, R OBP: 0.364, SLG: 0.494 (1, 6)	F7		1B		4-3		F8		FC6-4	5	0	2	1	0	0	1				
Willie Mays, R OBP: 0.417, SLG: 0.633 (1, 8)	5-3		F6		2B		2B		FC6-4	5	0	2	1	0	0	3				
Orlando Cepeda, R OBP: 0.340, SLG: 0.547 (1, 3)		1B	IBB		F8		F4			3	0	1	0	1	0	2				
Ray Jablonski, R OBP: 0.292, SLG: 0.457 Whitey Lockman, L OBP: 0.373, SLG: 0.370 (8, 7)	FC8-4-5-6		5-3				F7		F6	4	0	0	0	0	0	4				
Leon Wagner, L OBP: 0.305, SLG: 0.381 Jim Davenport, R OBP: 0.309, SLG: 0.388 (8, 5)	F8				4-3		4-3		F6	4	0	0	0	0	0	1				
Willie Kirkland, L OBP: 0.296, SLG: 0.384 Felipe Alou, R OBP: 0.347, SLG: 0.530 (8, 9)	4-1									4	0	3	0	0	0	1				
Bob Schmidt, R OBP: 0.324, SLG: 0.490 (1, 2)			BB		F2		F7		F8	3	0	0	0	1	0	3				
Al Worthington, R OBP: 0.148, SLG: 0.120 Bob Speake, L OBP: 0.294, SLG: 0.391 Johnny Antonelli, L OBP: 0.208, SLG: 0.234 (9, PH) (9, 1)			FC3-6		4-3				F9	3	2	1	0	0	0	2				
Inning Stats	R: 0 E: 0 K: 0 S: 3	H: 0 LOB: 0 BB: 0 P: 3	R: 0 E: 0 K: 0 S: 4	H: 1 LOB: 1 BB: 0 P: 4	R: 1 E: 0 K: 0 S: 5	H: 2 LOB: 3 BB: 2 P: 13	R: 0 E: 0 K: 0 S: 4	H: 1 LOB: 1 BB: 0 P: 4	R: 0 E: 0 K: 0 S: 4	H: 1 LOB: 1 BB: 0 P: 4	R: 1 E: 0 K: 0 S: 5	H: 2 LOB: 1 BB: 0 P: 5	R: 0 E: 0 K: 0 S: 4	H: 1 LOB: 1 BB: 0 P: 4	R: 0 E: 0 K: 0 S: 4	H: 1 LOB: 1 BB: 0 P: 4		1B: 7 2B: 3 3B: 0 HR: 0	SF: 0 SAC: 1 DP: 0 HBP: 0	WP: 0 PA: 39 PB: 0 SB: 0 CS: 0
PITCHER	IP	WLS	BF	H	R	ER	SO	BB	IBB	HBP	BLK	WP	HR	S	P	ERA	WHIP			
Don Newcombe, R ERA: 5.82 Hal Jeffcoat, R ERA: 3.66 (1, 1) (9, 1)	8.0	L	35	9	2	2	0	1	1	0	0	0	0	0	4	4	2.25	1.250		

Batter	1	2	3	4	5	6	7	8	9	AB	R	H	RBI	BB	SO	LOB	BOTTOM		
Johnny Temple, R OBP: 0.403, SLG: 0.408 (1, 4)	F8		1-6-3				G3			3	0	1	0	1	0	0	San Francisco Giants @ Cincinnati Redlegs Crosley Field, Cincinnati, OH Sun Jun 29 1958, 3:33 AM EDT Att: 18,490 - Unknown AB 31 R 0 H 4 RBI 0 BB 1 SO 3 LOB 9		
Bob Thurman, L OBP: 0.351, SLG: 0.379 Alex Grammas, R OBP: 0.235, SLG: 0.213 (1, 7) (9, 6)	4-3				4-3		F8		K	4	0	1	0	0	1	2			
Jerry Lynch, L OBP: 0.314, SLG: 0.500 Pete Whisenant, R OBP: 0.308, SLG: 0.400 (1, 9) (9, PH)	4-3				G3		G3		F8	3	0	0	0	0	0	2			
George Crowe, L OBP: 0.408, SLG: 0.516 (1, 3)	F9				G3		6-3		F8	4	0	0	0	0	0	2			
Don Hoak, R OBP: 0.372, SLG: 0.423 (1, 5)		4-3					F8		F6	4	0	0	0	0	0	0			
Ed Bailey, L OBP: 0.335, SLG: 0.389 (1, 2)		K					FC4-6		F2	3	0	1	0	0	1	0			
Gus Bell, L OBP: 0.295, SLG: 0.373 (1, 8)		K					FC4-6		F9	3	0	0	0	0	1	1			
Roy McMillan, R OBP: 0.287, SLG: 0.253 Frank Robinson, R OBP: 0.332, SLG: 0.428 (1, 6) (8, PH) (9, 7)			F2						F8	2	0	1	0	0	0	0			
Don Newcombe, L OBP: 0.385, SLG: 0.304 Walt Dropo, R OBP: 0.269, SLG: 0.348 Hal Jeffcoat, R OBP: 0.833, SLG: 0.800 (1, 1) (8, PH) (9, 1)			F5				F7		1-3	2	0	0	0	0	0	2			
Inning Stats	R: 0 E: 0 K: 0 S: 4	H: 1 LOB: 1 BB: 0 P: 4	R: 0 E: 0 K: 2 S: 7	H: 0 LOB: 0 BB: 0 P: 7	R: 0 E: 0 K: 0 S: 3	H: 0 LOB: 0 BB: 0 P: 3	R: 0 E: 0 K: 0 S: 3	H: 0 LOB: 0 BB: 0 P: 3	R: 0 E: 0 K: 0 S: 4	H: 1 LOB: 1 BB: 0 P: 4	R: 0 E: 0 K: 0 S: 3	H: 0 LOB: 0 BB: 0 P: 3	R: 0 E: 0 K: 1 S: 5	H: 0 LOB: 1 BB: 1 P: 9	R: 0 E: 0 K: 0 S: 3	H: 0 LOB: 0 BB: 0 P: 3		1B: 4 2B: 0 3B: 0 HR: 0	SF: 0 SAC: 0 DP: 0 HBP: 0
PITCHER	IP	WLS	BF	H	R	ER	SO	BB	IBB	HBP	BLK	WP	HR	S	P	ERA	WHIP		
Al Worthington, R ERA: 2.91 Johnny Antonelli, L ERA: 2.94 (1, 1) (9, 1)	8.0	W	29	4	0	0	3	1	0	0	0	0	0	3	3	0.00	0.625		

Batter	1	2	3	4	5	6	7	8	9	AB	R	H	RBI	BB	SO	LOB	TOP					
Felipe Alou, R OBP: 0.317, SLG: 0.467 (1, 9)										5	0	0	0	0	1	1	San Francisco Giants @ Chicago Cubs Wrigley Field, Chicago, IL Wed Jul 02 1958, 3:33 AM CDT Att: 14,181 - Unknown					
Daryl Spencer, R OBP: 0.363, SLG: 0.507 (1, 6)										4	0	1	1	0	1	0						
Willie Mays, R OBP: 0.417, SLG: 0.646 (1, 8)										4	1	1	1	0	0	1						
Orlando Cepeda, R OBP: 0.337, SLG: 0.536 (1, 3)										3	1	1	0	1	0	0						
Ray Jablonski, R OBP: 0.292, SLG: 0.500 Whitley Lockman, L OBP: 0.377, SLG: 0.362 (6, 7)										3	1	1	2	0	1	2						
Hank Sauer, R OBP: 0.370, SLG: 0.482 Jim Davenport, R OBP: 0.308, SLG: 0.386 (6, 5)										3	0	0	0	0	0	2						
Bob Schmidt, R OBP: 0.330, SLG: 0.516 (1, 2)										3	1	1	1	1	0	1						
Eddie Bressoud, R OBP: 0.314, SLG: 0.333 (1, 4)										3	1	1	0	1	0	0						
Stu Miller, R OBP: 0.200, SLG: 0.077 Johnny Antonelli, L OBP: 0.259, SLG: 0.234 (9, 1)										3	0	0	0	0	2	3						
Inning Stats	R: 0 E: 0 K: 0 S: 3	H: 0 LOB: 0 BB: 0 P: 3	R: 0 E: 2 K: 1 S: 6	H: 0 LOB: 1 BB: 0 P: 6	R: 1 E: 0 K: 1 S: 7	H: 2 LOB: 1 BB: 0 P: 7	R: 0 E: 0 K: 1 S: 5	H: 0 LOB: 3 BB: 3 P: 17	R: 0 E: 0 K: 1 S: 5	H: 0 LOB: 0 BB: 0 P: 5	R: 3 E: 0 K: 1 S: 8	H: 3 LOB: 0 BB: 0 P: 8	R: 1 E: 0 K: 0 S: 4	H: 1 LOB: 0 BB: 0 P: 4	R: 0 E: 0 K: 0 S: 3	H: 0 LOB: 0 BB: 0 P: 3		R: 0 E: 0 K: 0 S: 3	H: 0 LOB: 0 BB: 0 P: 3	1B: 2 2B: 0 3B: 1 HR: 3	SF: 0 SAC: 1 DP: 0 HBP: 0	WP: 1 PB: 0 SB: 2 CS: 0
PITCHER	IP	WLS	BF	H	R	ER	SO	BB	IBB	HBP	BLK	WP	HR	S	P	ERA	WHIP					
Dick Drott, R ERA: 5.65 Don Elston, R ERA: 3.14	(1, 1) 7.0	L	31	6	5	5	5	1	2	0	0	1	3	38	50	6.43	1.000					
PITCHER	IP	WLS	BF	H	R	ER	SO	BB	IBB	HBP	BLK	WP	HR	S	P	ERA	WHIP					
Dick Drott, R ERA: 5.65 Don Elston, R ERA: 3.14	(8, 1) 2.0		6	0	0	0	0	0	0	0	0	0	0	6	6	0.00	0.000					

Batter	1	2	3	4	5	6	7	8	9	AB	R	H	RBI	BB	SO	LOB	BOTTOM					
Tony Taylor, R OBP: 0.292, SLG: 0.305 (1, 4)										4	0	2	0	0	2	2	San Francisco Giants @ Chicago Cubs Wrigley Field, Chicago, IL Wed Jul 02 1958, 3:33 AM CDT Att: 14,181 - Unknown					
Alvin Dark, R OBP: 0.364, SLG: 0.417 (1, 5)										4	0	0	0	0	0	2						
Lee Walls, R OBP: 0.372, SLG: 0.536 (1, 9)										4	1	2	1	0	0	1						
14 Ernie Banks, R OBP: 0.360, SLG: 0.616 (1, 6)										4	0	0	0	0	0	2						
Walt Moryn, L OBP: 0.349, SLG: 0.500 (1, 7)										4	0	1	0	0	2	0						
Dale Long, L OBP: 0.375, SLG: 0.474 (1, 3)										3	1	0	0	1	1	1						
Sammy Taylor, L OBP: 0.360, SLG: 0.444 (1, 2)										4	0	2	1	0	1	0						
Bobby Thomson, R OBP: 0.369, SLG: 0.469 (1, 8)										4	0	2	0	0	1	1						
Dick Drott, R OBP: 0.290, SLG: 0.267 Chuck Tanner, L OBP: 0.311, SLG: 0.415 Don Elston, R OBP: 0.143, SLG: 0.143 Jim Bolger, R OBP: 0.327, SLG: 0.378 (9, PH)										1	0	0	0	1	0	0						
Inning Stats	R: 0 E: 0 K: 0 S: 4	H: 1 LOB: 1 BB: 0 P: 4	R: 1 E: 0 K: 3 S: 10	H: 1 LOB: 2 BB: 2 P: 18	R: 1 E: 0 K: 1 S: 6	H: 1 LOB: 0 BB: 0 P: 6	R: 0 E: 0 K: 1 S: 5	H: 0 LOB: 0 BB: 0 P: 5	R: 0 E: 0 K: 0 S: 3	H: 1 LOB: 0 BB: 0 P: 3	R: 0 E: 0 K: 1 S: 6	H: 1 LOB: 1 BB: 0 P: 6	R: 0 E: 0 K: 0 S: 3	H: 1 LOB: 0 BB: 0 P: 3	R: 0 E: 0 K: 1 S: 6	H: 1 LOB: 1 BB: 0 P: 6		R: 0 E: 0 K: 0 S: 3	H: 1 LOB: 2 BB: 0 P: 5	1B: 4 2B: 4 3B: 0 HR: 1	SF: 0 SAC: 0 DP: 1 HBP: 0	WP: 0 PB: 0 SB: 0 CS: 1
PITCHER	IP	WLS	BF	H	R	ER	SO	BB	IBB	HBP	BLK	WP	HR	S	P	ERA	WHIP					
Stu Miller, R ERA: 1.78 Johnny Antonelli, L ERA: 3.19	(1, 1) 8.2	W	35	9	2	2	7	2	0	0	0	0	1	47	55	2.08	1.269					
PITCHER	IP	WLS	BF	H	R	ER	SO	BB	IBB	HBP	BLK	WP	HR	S	P	ERA	WHIP					
Stu Miller, R ERA: 1.78 Johnny Antonelli, L ERA: 3.19	(9, 1) 0.1	S	1	0	0	0	0	0	0	0	0	0	0	1	1	0.00	0.000					



Batter	1	2	3	4	5	6	7	8	9	AB	R	H	RBI	BB	SO	LOB	TOP		
Tony Taylor, R OBP: 0.290, SLG: 0.302 (1, 4)										5	0	1	0	0	1	4			
Alvin Dark, R OBP: 0.366, SLG: 0.416 (1, 5)										3	0	1	0	1	0	1			
Lee Walls, R OBP: 0.367, SLG: 0.529 (1, 9)										4	0	0	0	0	2	3			
14 Ernie Banks, R OBP: 0.359, SLG: 0.621 (1, 6)										4	1	1	1	0	0	2			
Walt Moryn, L OBP: 0.391, SLG: 0.498 (1, 7)										3	2	1	0	1	0	0			
Dale Long, L OBP: 0.374, SLG: 0.483 (1, 3)										4	1	1	2	0	0	2			
Sammy Taylor, L OBP: 0.356, SLG: 0.437 (1, 2)										3	0	0	0	1	0	1			
Bobby Thomson, R OBP: 0.374, SLG: 0.479 (1, 8)										3	0	2	1	1	1	1			
Taylor Phillips, L OBP: 0.103, SLG: 0.054 Glen Hobbie, R OBP: 0.194, SLG: 0.172 Bill Henry, L OBP: 0.333, SLG: 0.333 Don Elston, R OBP: 0.143, SLG: 0.143 (1, 1)										2	0	0	0	0	0	2			
Inning Stats	R: 0 E: 0 K: 0 S: 4	H: 1 LOB: 1 BB: 0 P: 4	R: 1 E: 1 K: 0 S: 5	H: 1 LOB: 2 BB: 1 P: 9	R: 0 E: 0 K: 1 S: 5	H: 0 LOB: 0 BB: 0 P: 5	R: 2 E: 0 K: 1 S: 8	H: 3 LOB: 1 BB: 0 P: 8	R: 0 E: 0 K: 1 S: 5	H: 0 LOB: 1 BB: 1 P: 9	R: 0 E: 0 K: 0 S: 3	H: 0 LOB: 0 BB: 1 P: 7	R: 1 E: 0 K: 0 S: 4	H: 1 LOB: 0 BB: 0 P: 4	R: 0 E: 0 K: 1 S: 4	H: 0 LOB: 0 BB: 1 P: 8	1B: 3 2B: 2 3B: 0 HR: 2	SF: 0 SAC: 1 DP: 2 HBP: 0	WP: 0 PA: 37 PB: 0 SB: 0 CS: 0
PITCHER	IP WLS BF H R ER SO BB IBB HBP BLK WP HR S P ERA WHIP	8.0 L 35 7 4 3 4 4 0 0 0 0 2 39 55 3.38 1.375	1.0 2 0 0 0 1 0 0 0 0 0 0 4 4 0.00 0.000																

Chicago Cubs @ San Francisco Giants
Seals Stadium, San Francisco, CA
Thu Jul 03 1958, 6:33 AM EDT
Att: 9,477 - Unknown

AB	32
R	4
H	7
RBI	4
BB	4
SO	5
LOB	17

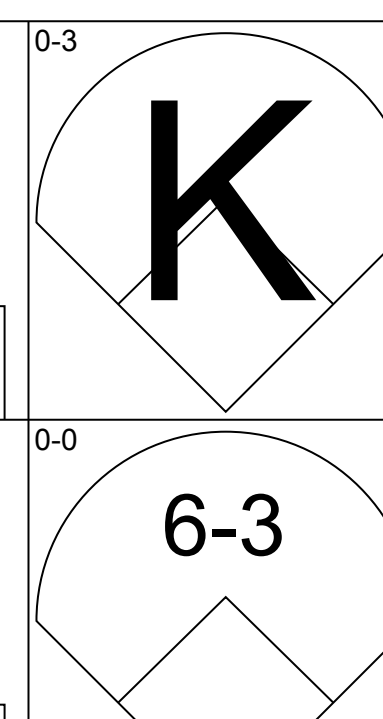
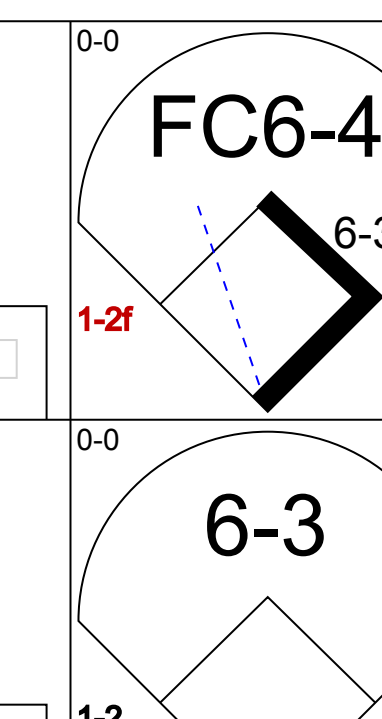
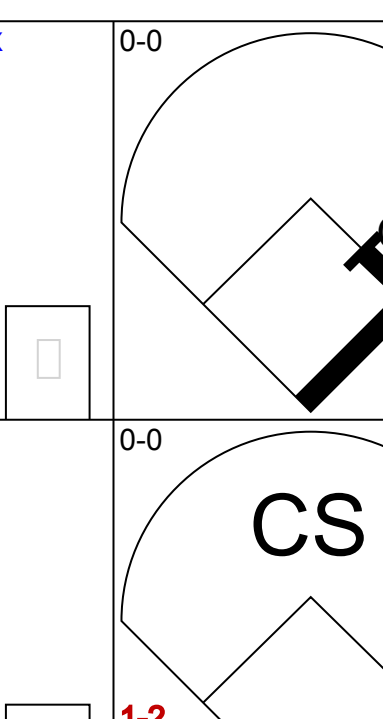
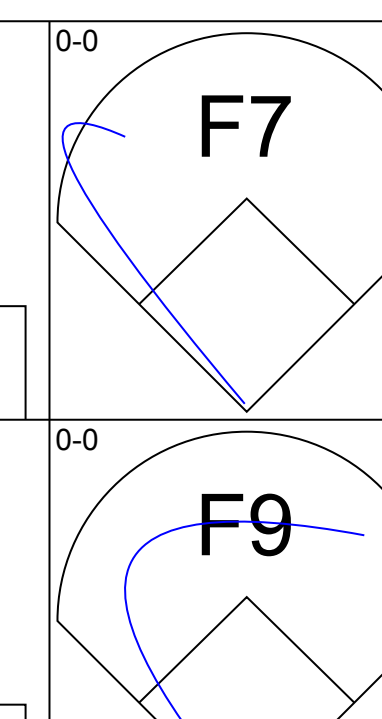
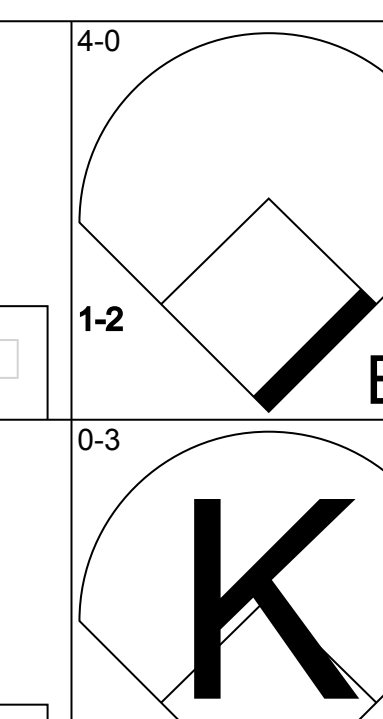
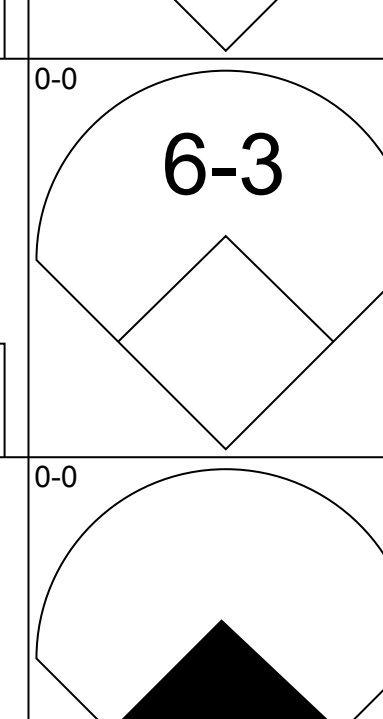
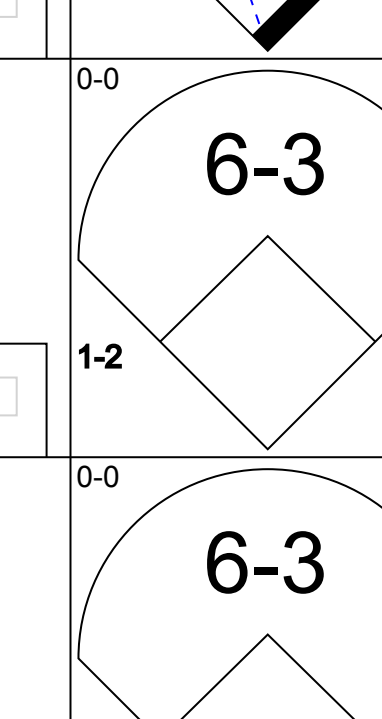
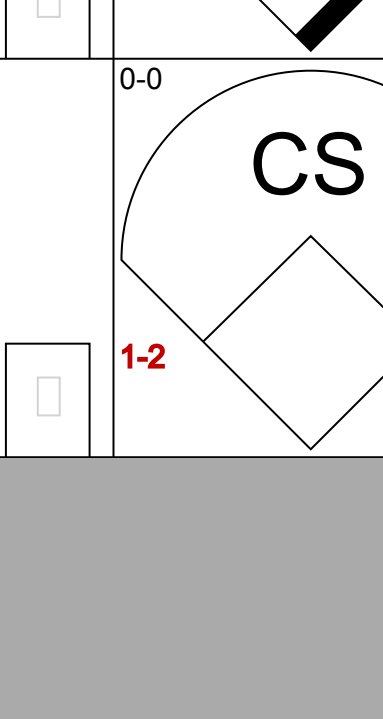
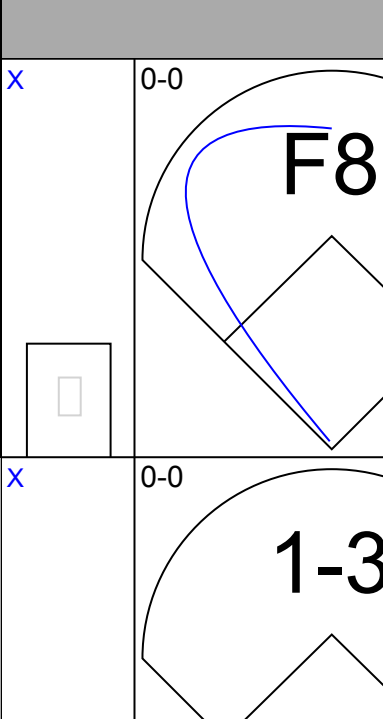
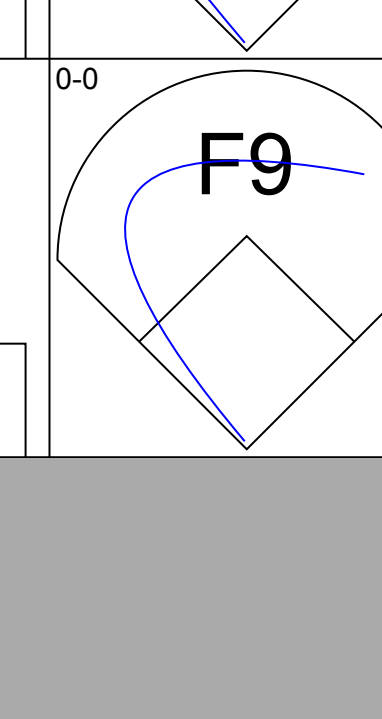
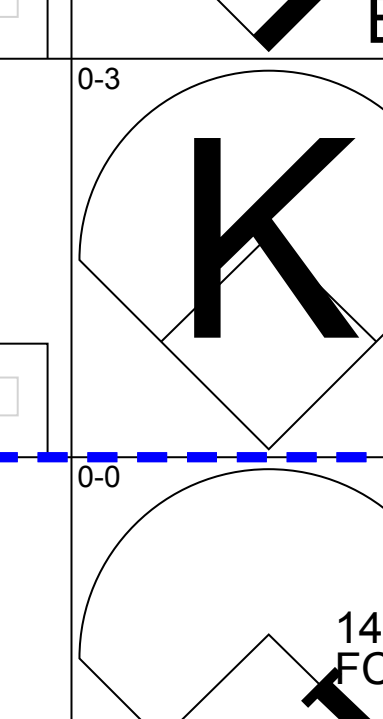
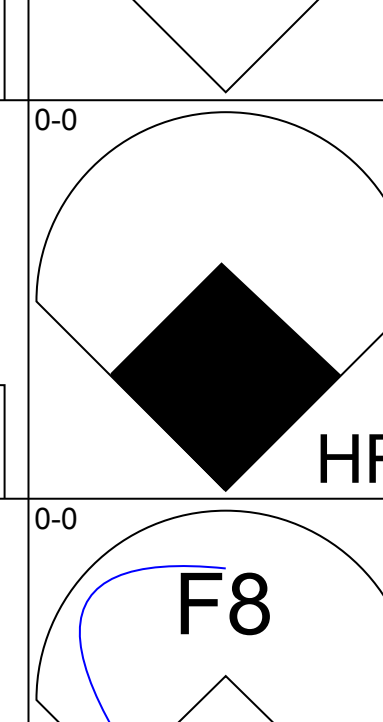
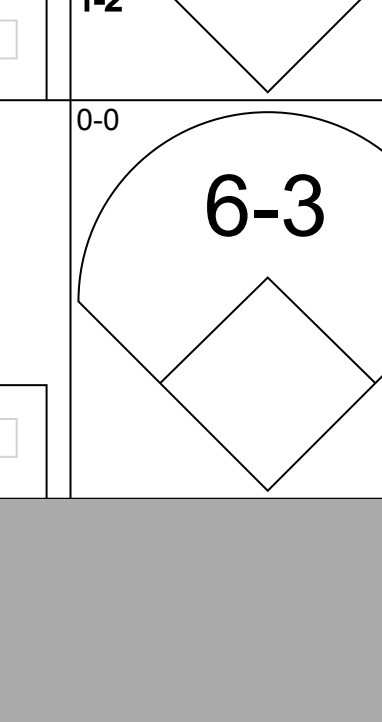
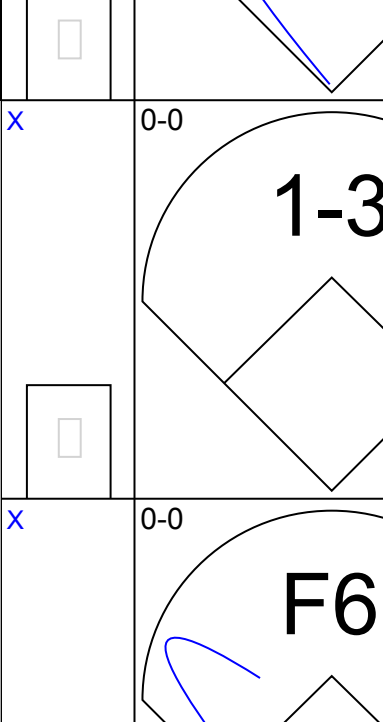
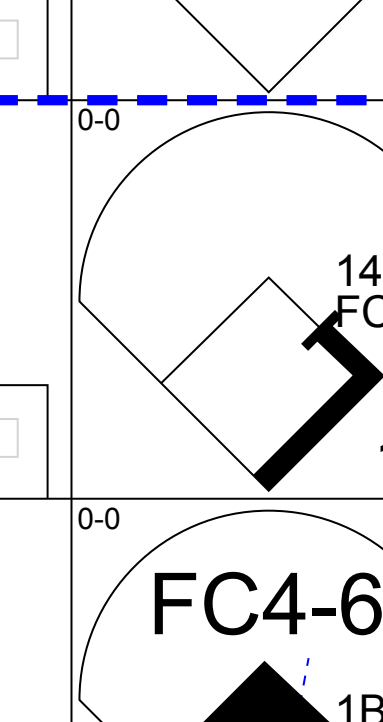
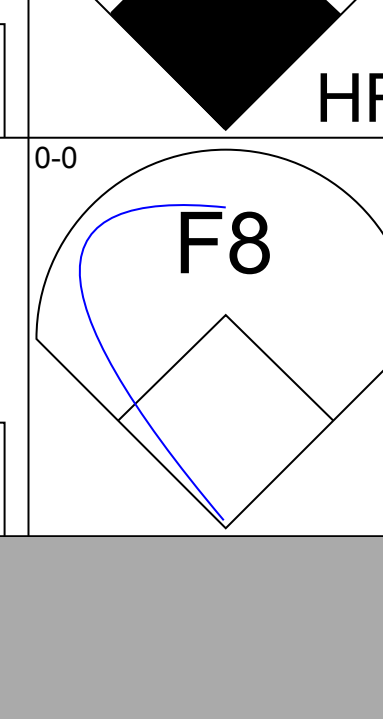
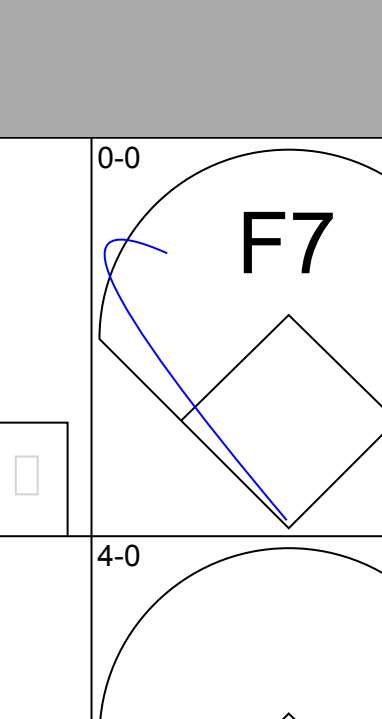
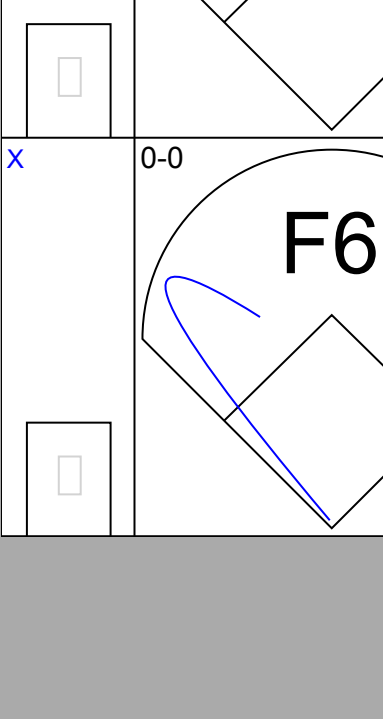
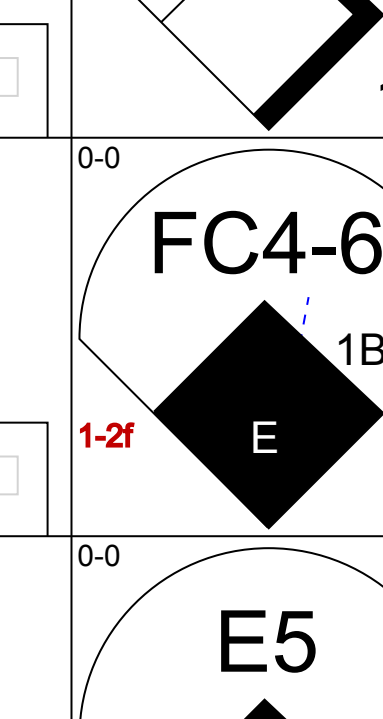
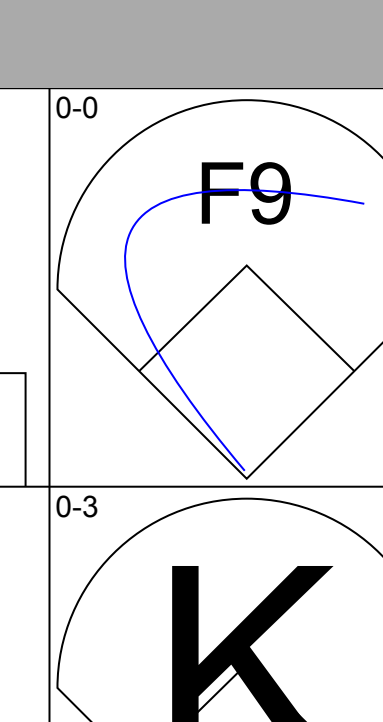
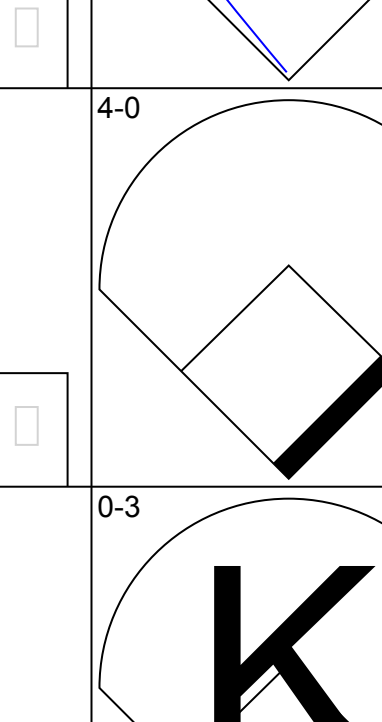
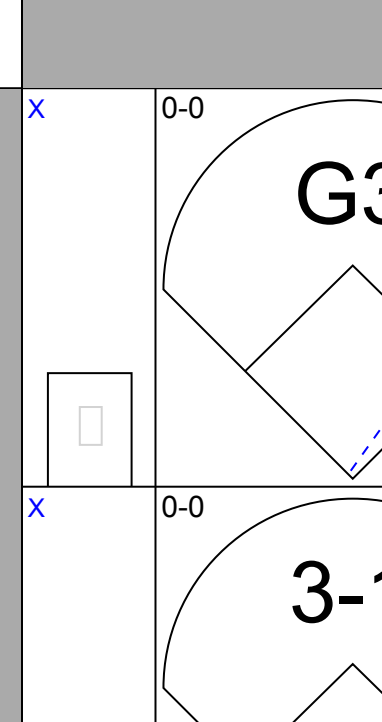
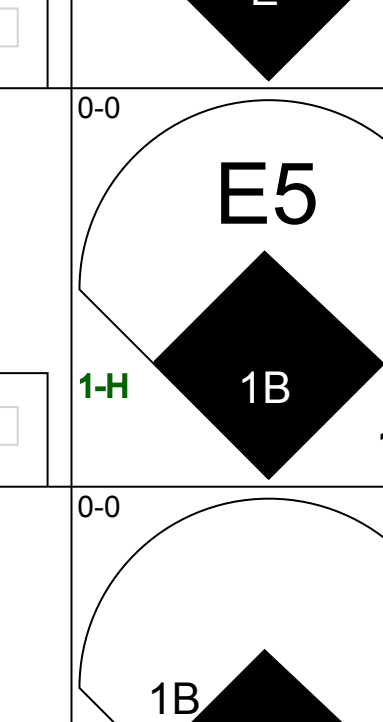

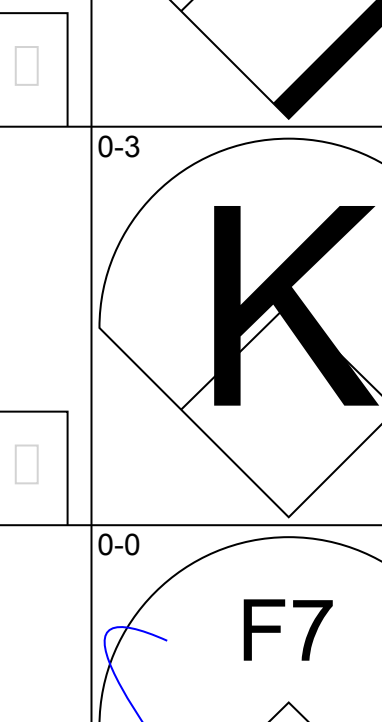
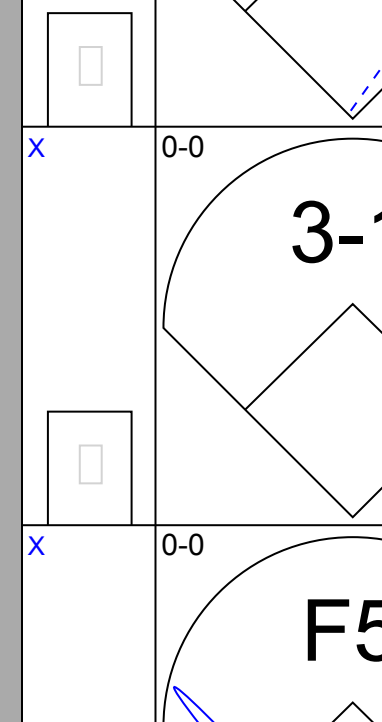
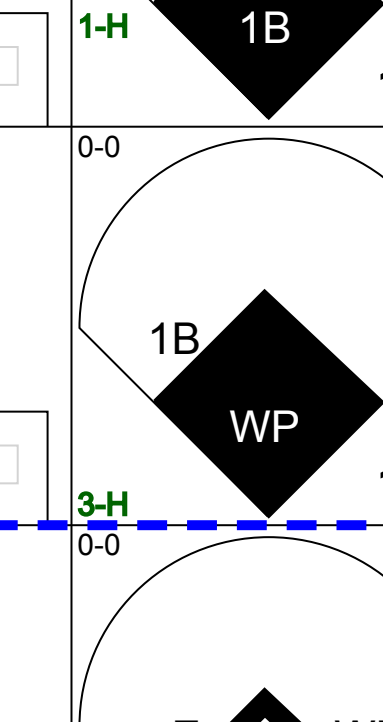
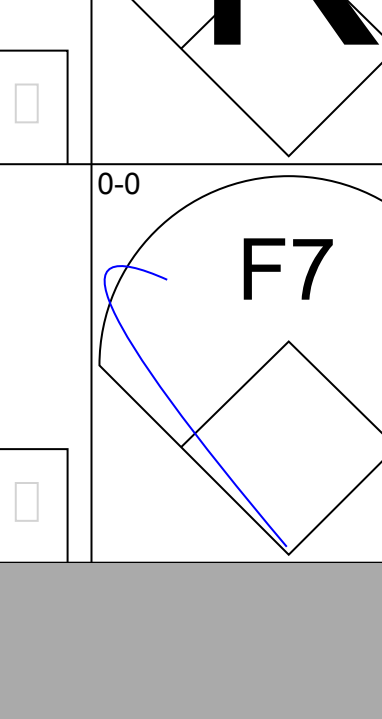
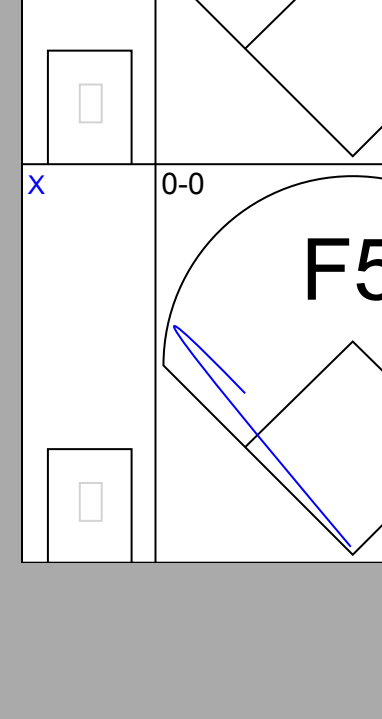
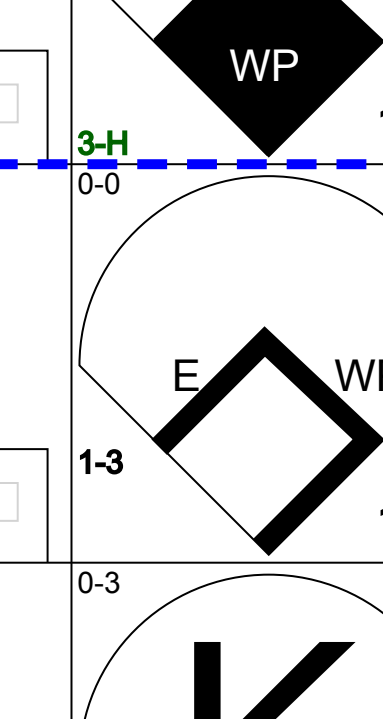
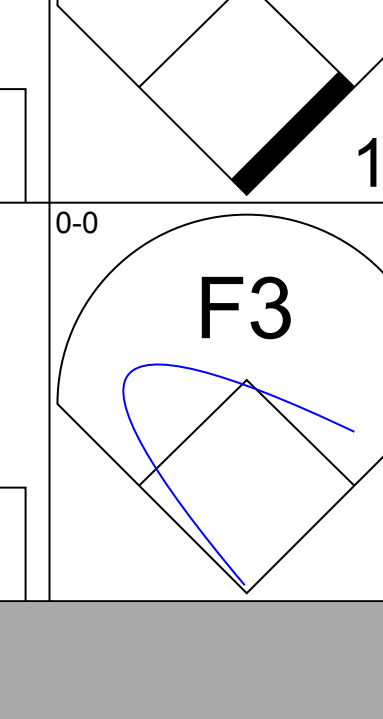
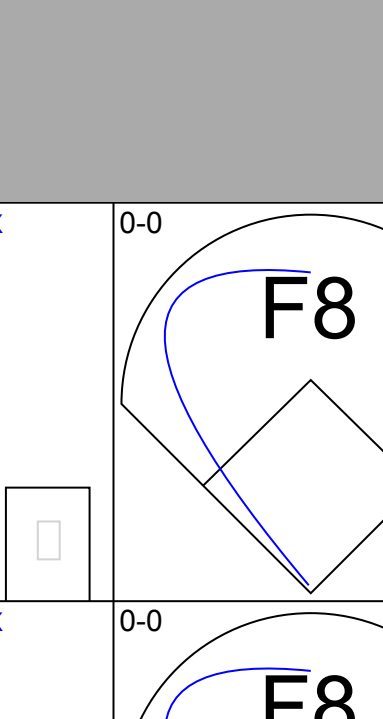
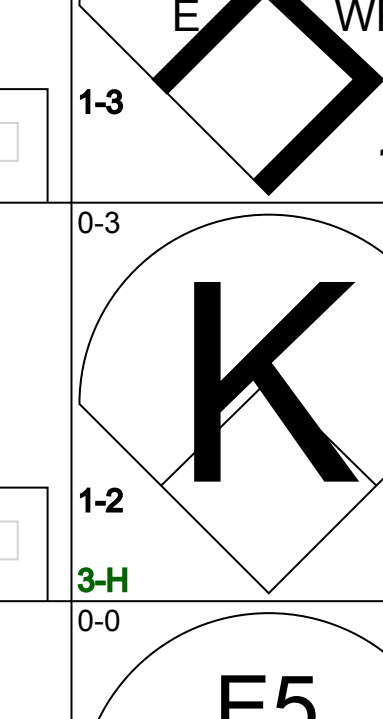
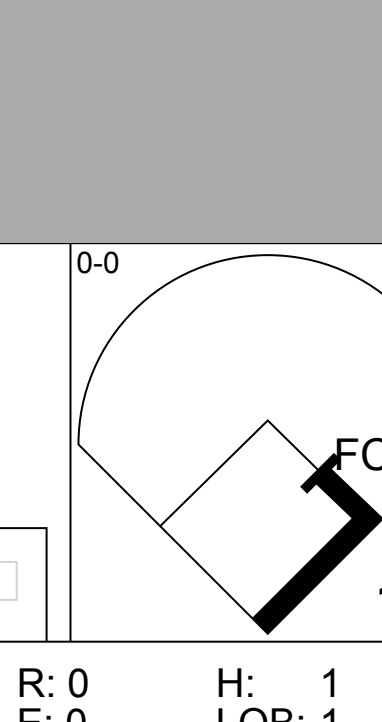
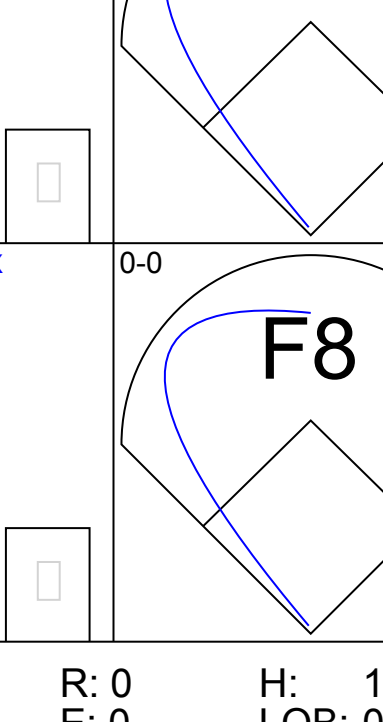
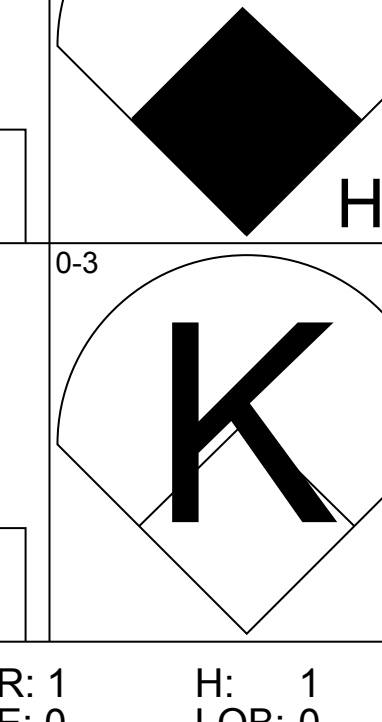
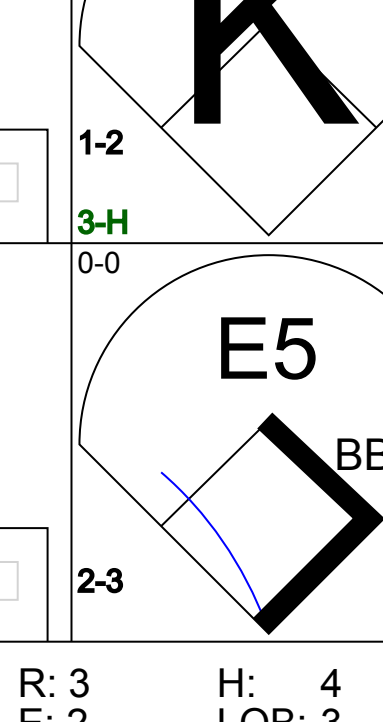


Batter	1	2	3	4	5	6	7	8	9	AB	R	H	RBI	BB	SO	LOB	BOTTOM				
Felipe Alou, R OBP: 0.333, SLG: 0.468 (1, 9)										4	1	2	0	1	0	2					
Daryl Spencer, R OBP: 0.358, SLG: 0.498 (1, 6)										5	0	0	0	0	1	6					
Willie Mays, R OBP: 0.415, SLG: 0.640 (1, 8)										4	1	1	1	0	0	0					
Orlando Cepeda, R OBP: 0.335, SLG: 0.535 (1, 3)										4	1	1	0	0	0	2					
Ray Jablonski, R OBP: 0.282, SLG: 0.483 (1, 5)										4	0	0	0	0	1	3					
Hank Sauer, R OBP: 0.373, SLG: 0.483 (1, 7)										4	0	2	1	0	2	1					
Bob Schmidt, R OBP: 0.333, SLG: 0.514 Bob Speake, L OBP: 0.308, SLG: 0.391 (9, PR)										3	0	1	0	1	0	2					
Eddie Bressoud, R OBP: 0.315, SLG: 0.333 Leon Wagner, L OBP: 0.444, SLG: 0.462 Ruben Gomez, R OBP: 0.237, SLG: 0.324 (9, PH)										3	0	1	0	0	1	1					
Paul Giel, R OBP: 0.167, SLG: 0.091 Marv Grissom, R (9, 1)										2	0	1	0	0	0	0					
Jim Davenport, R OBP: 0.308, SLG: 0.386 Whitey Lockman, L OBP: 0.377, SLG: 0.362 Jim Finigan, R OBP: 0.310, SLG: 0.280 (9, PH)										2	0	1	0	0	0	0					
Inning Stats	R: 2 E: 1 K: 1 S: 8	H: 2 LOB: 1 BB: 0 P: 8	R: 0 E: 0 K: 1 S: 6	H: 1 LOB: 0 BB: 0 P: 6	R: 0 E: 0 K: 0 S: 3	H: 0 LOB: 0 BB: 0 P: 3	R: 0 E: 0 K: 0 S: 3	H: 1 LOB: 0 BB: 0 P: 3	R: 0 E: 0 K: 0 S: 4	H: 2 LOB: 1 BB: 0 P: 4	R: 1 E: 0 K: 0 S: 5	H: 2 LOB: 1 BB: 0 P: 5	R: 0 E: 0 K: 1 S: 5	H: 0 LOB: 0 BB: 0 P: 5	R: 0 E: 0 K: 2 S: 8	H: 1 LOB: 3 BB: 2 P: 16	1B: 9 2B: 1 3B: 0 HR: 0	SF: 0 SAC: 1 DP: 1 HBP: 0	WP: 1 PA: 38 PB: 0 SB: 2 CS: 0		
PITCHER	IP WLS BF H R ER SO BB IBB HBP BLK WP HR S P ERA WHIP	6.2 W 28 9 3 2 2 1 0 0 0 0 0 10 14 0.00 1.200	1.2 7 1 0 0 2 1 0 0 0 0 0 1 1 0.00 0.000	0.1 1 0 0 0 0 0 0 0 0 0 0 1 1 0.00 0.000	0.1 S 2 0 0 0 1 1 0 0 0 0 0 3 7 0.00 3.000																

Chicago Cubs @ San Francisco Giants
Seals Stadium, San Francisco, CA
Thu Jul 03 1958, 6:33 AM EDT
Att: 9,477 - Unknown

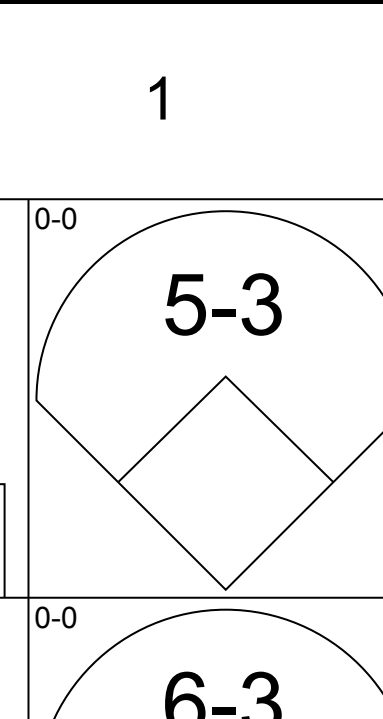
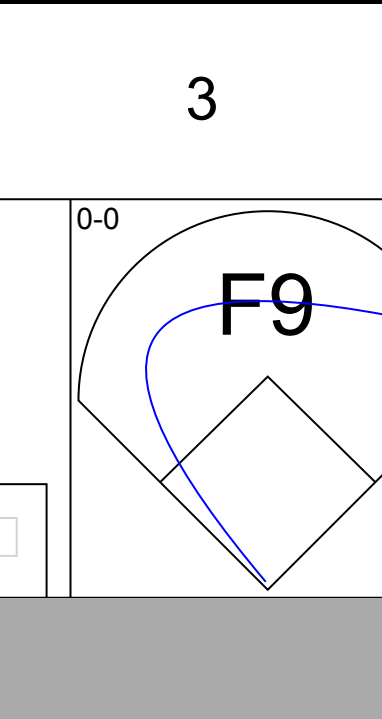
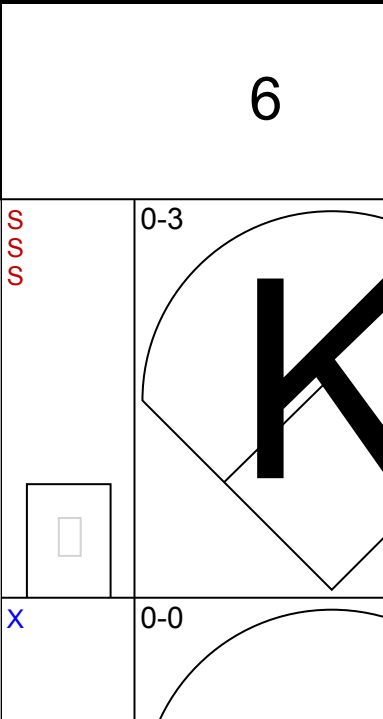
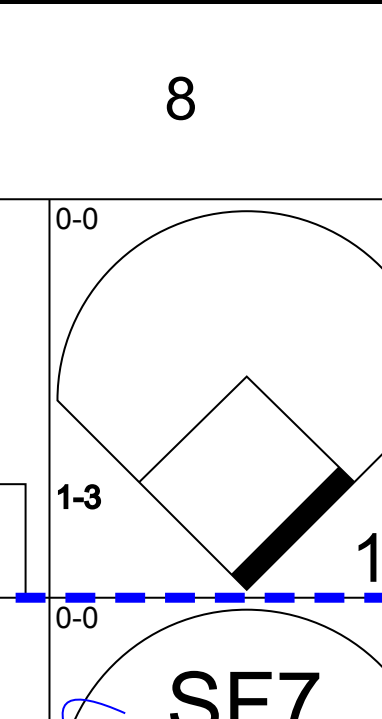
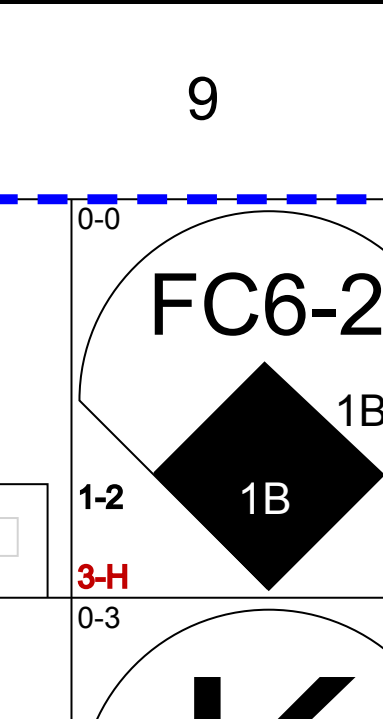
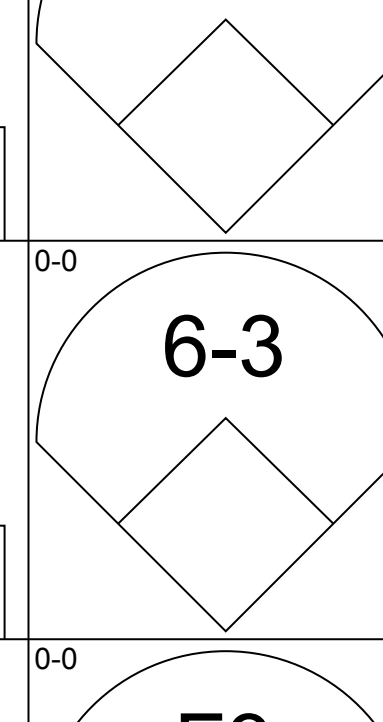
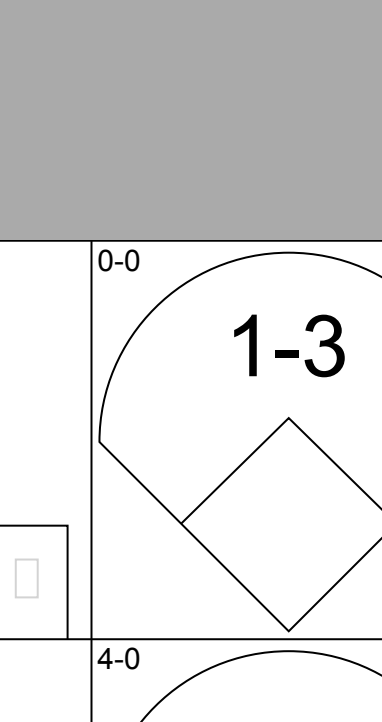
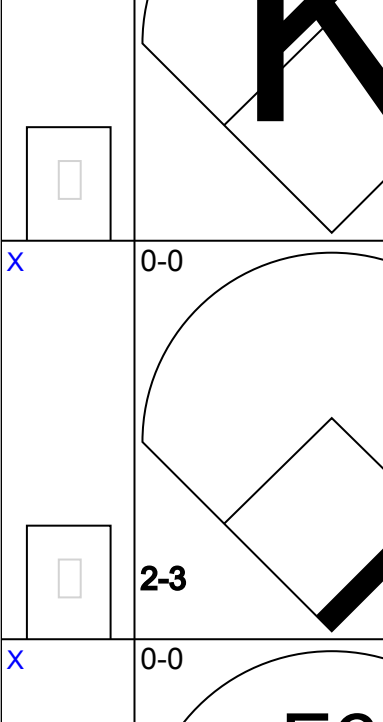
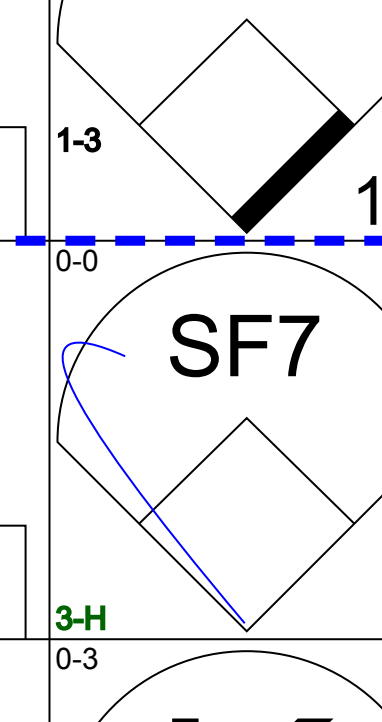
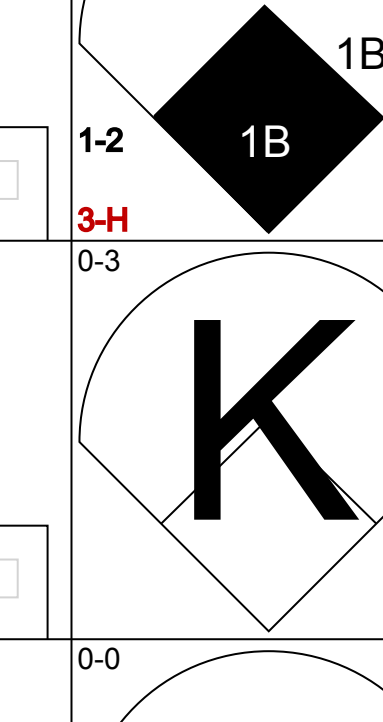
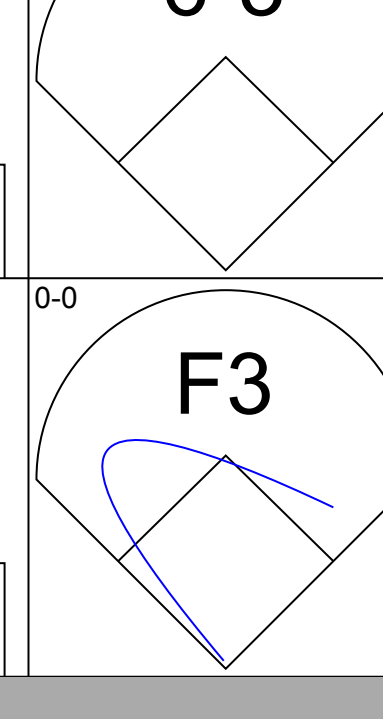
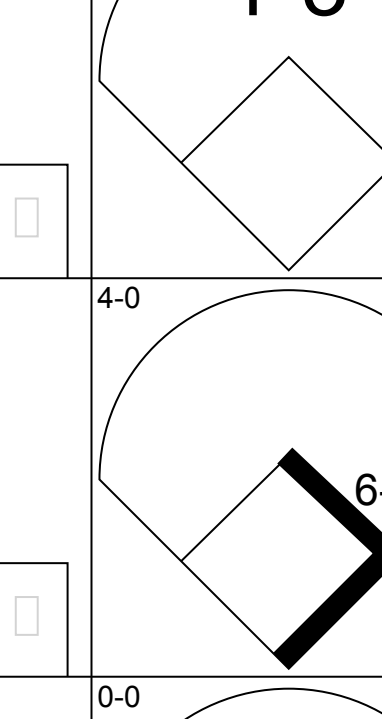
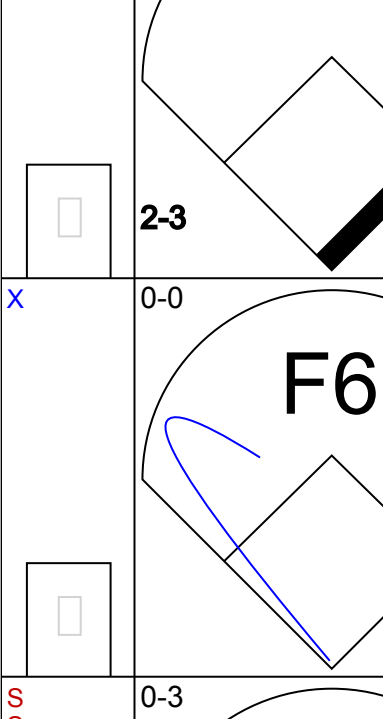
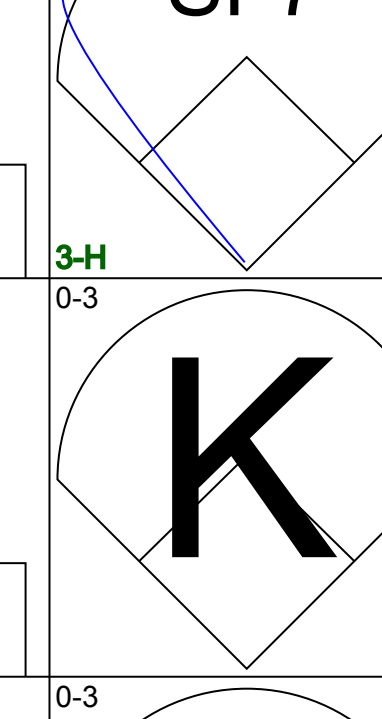
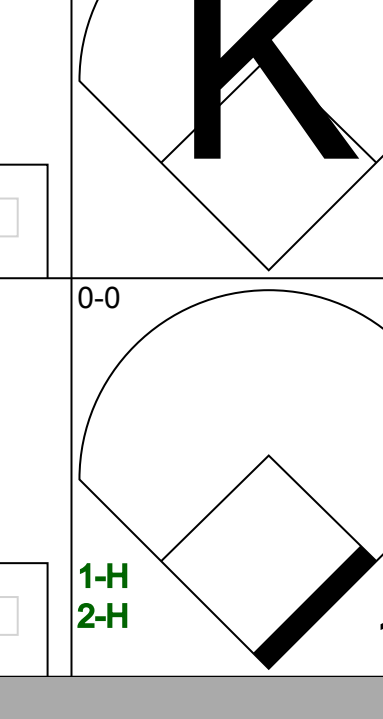
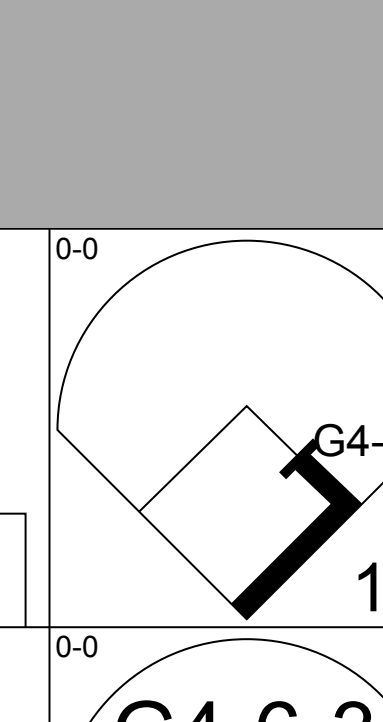
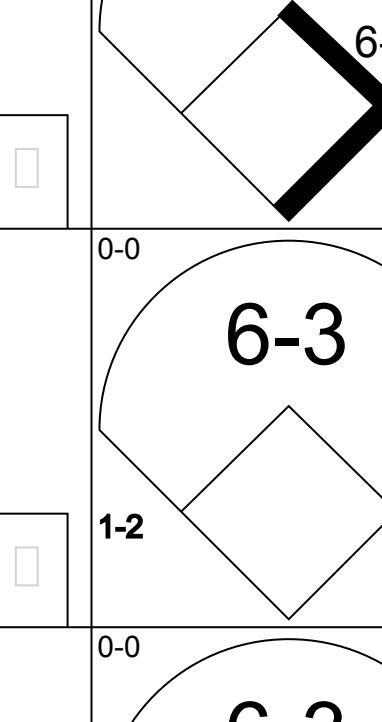
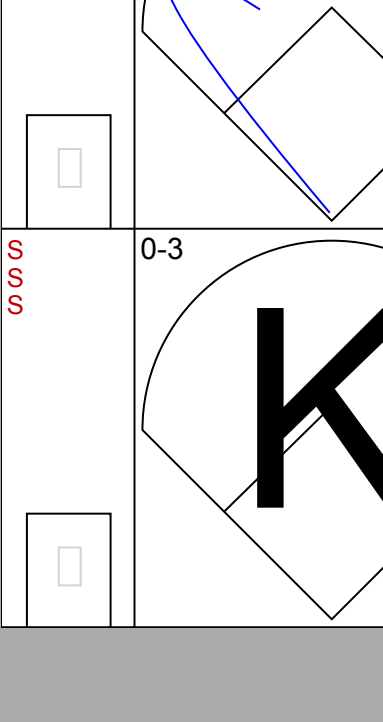
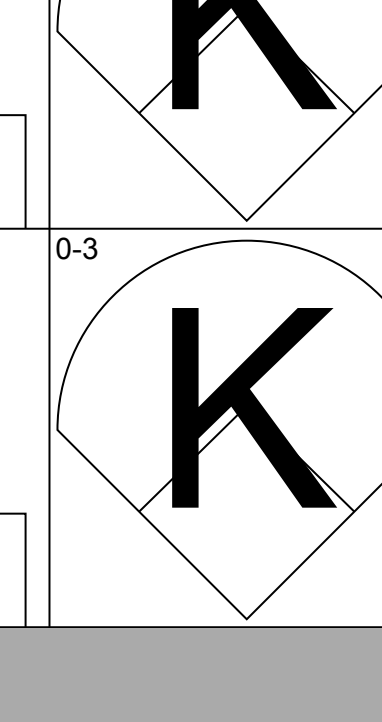
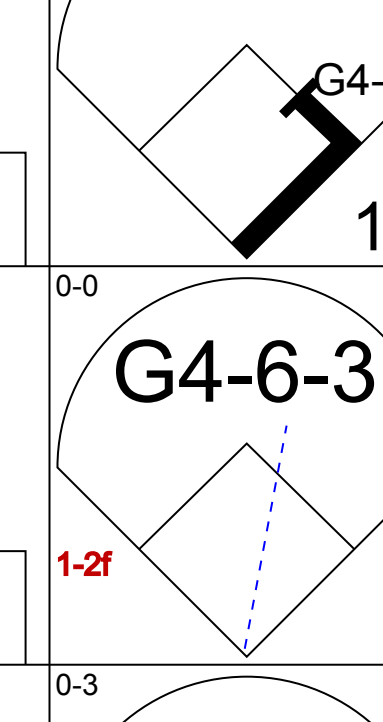
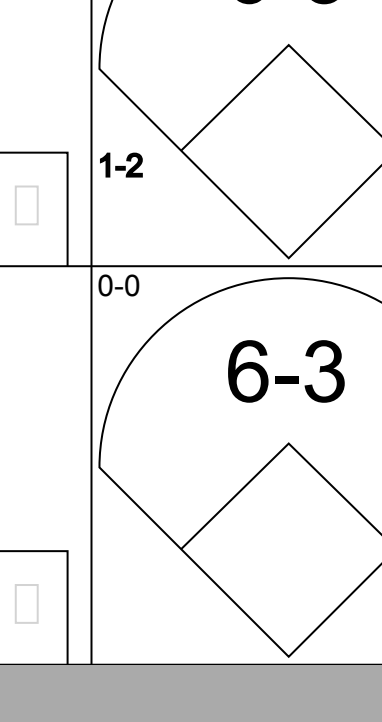
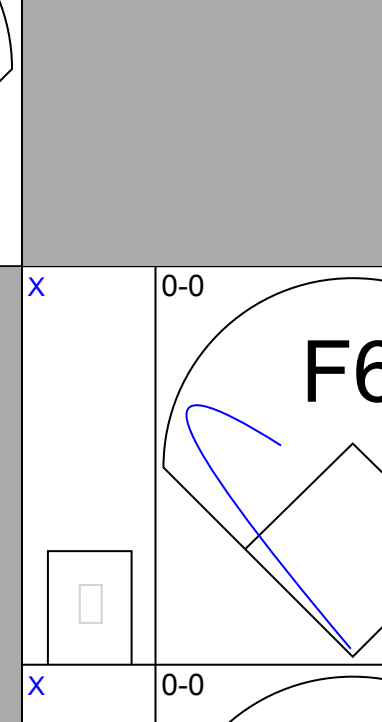
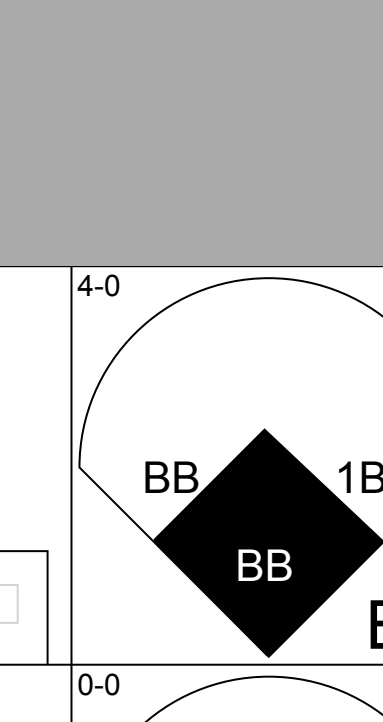

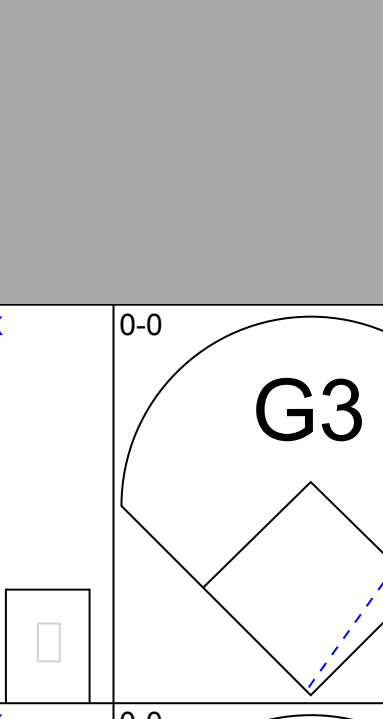
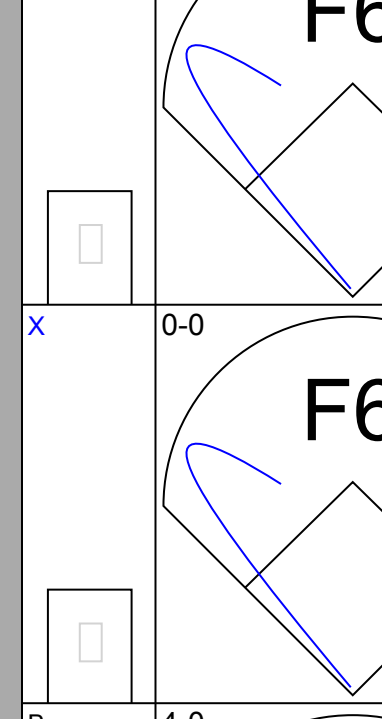
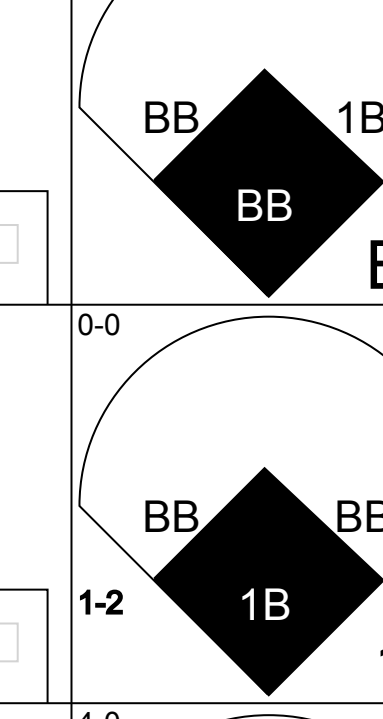
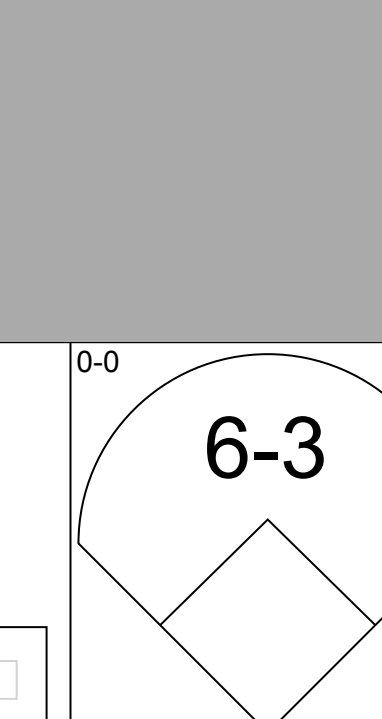
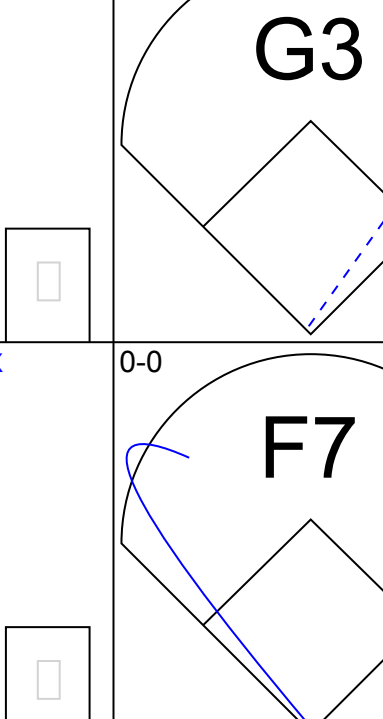
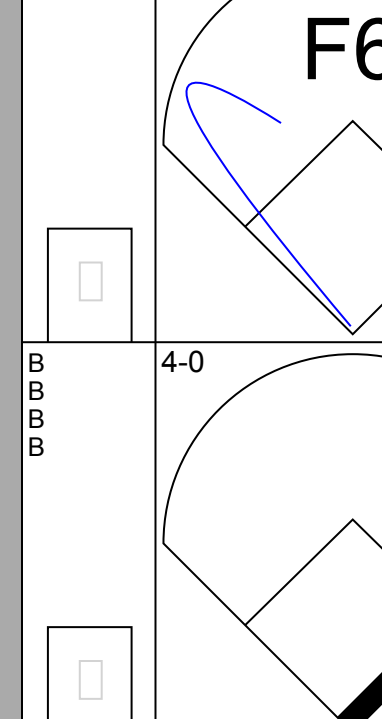
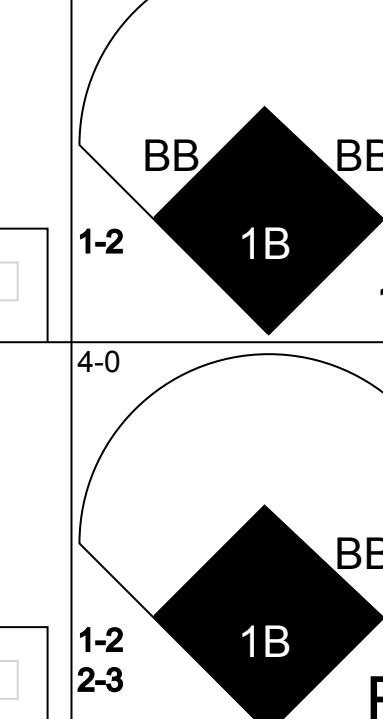
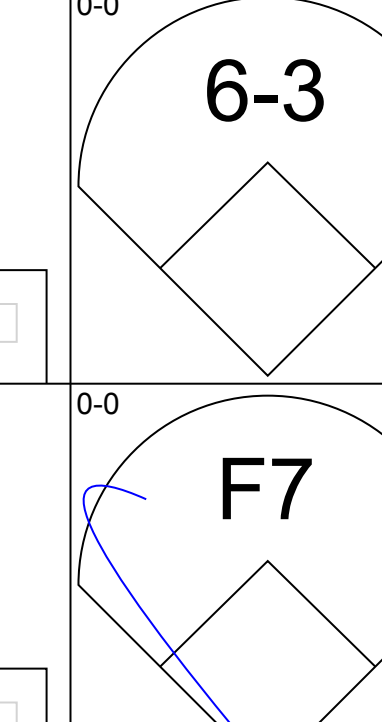
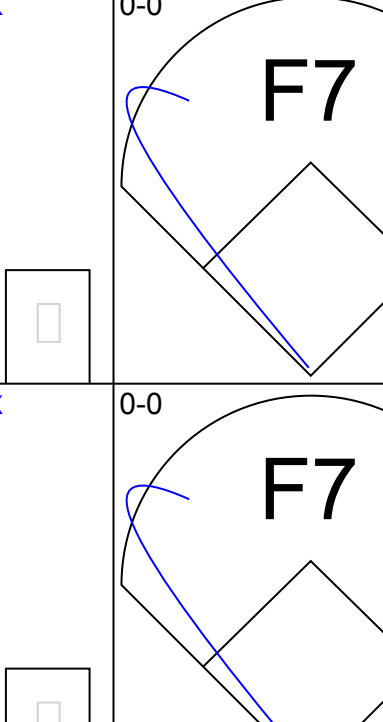
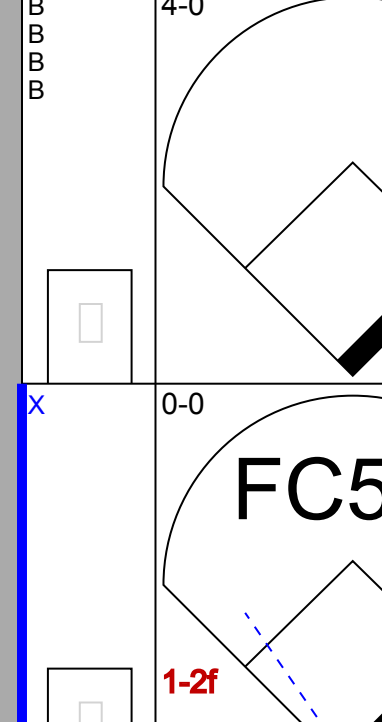
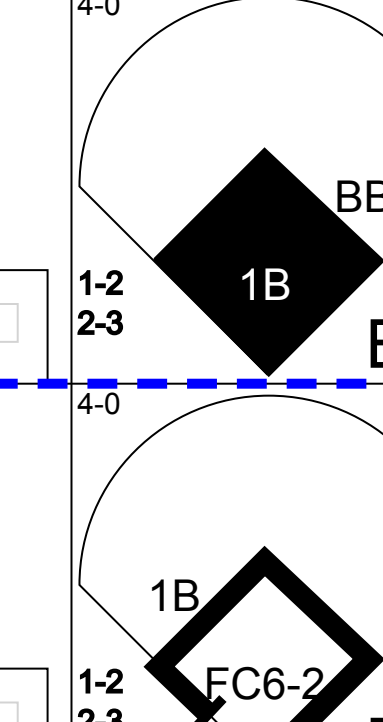
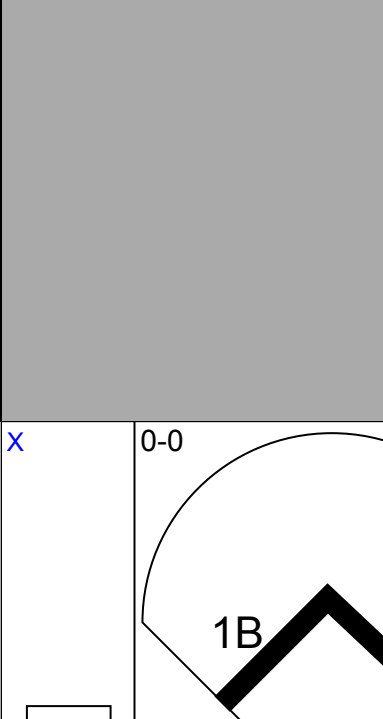
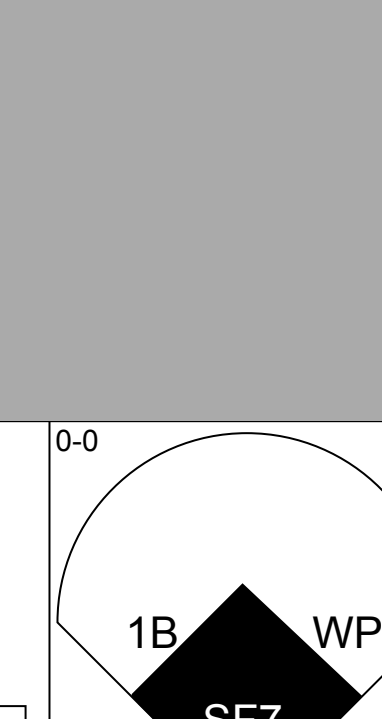
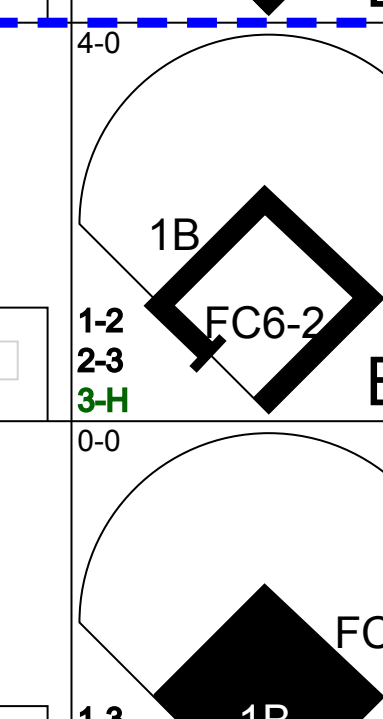
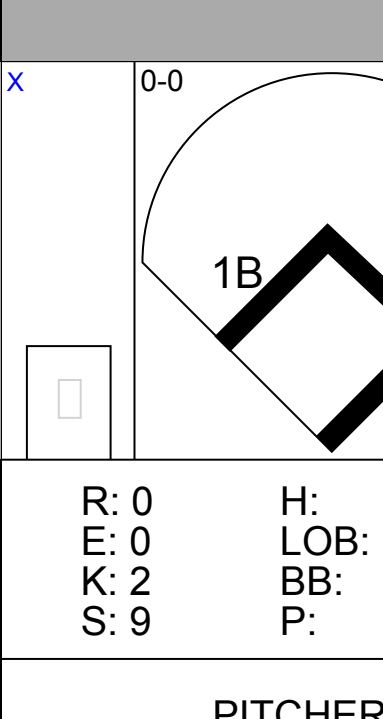
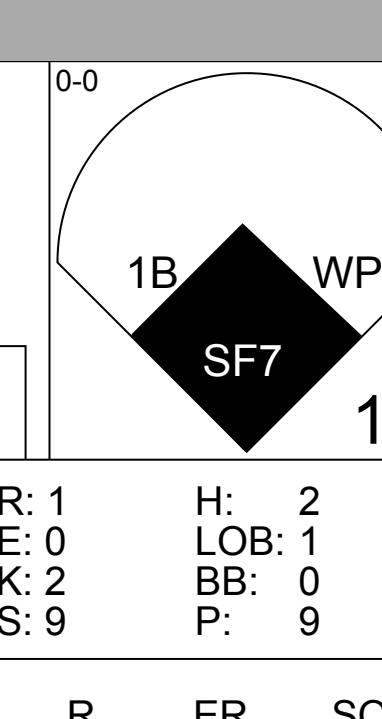
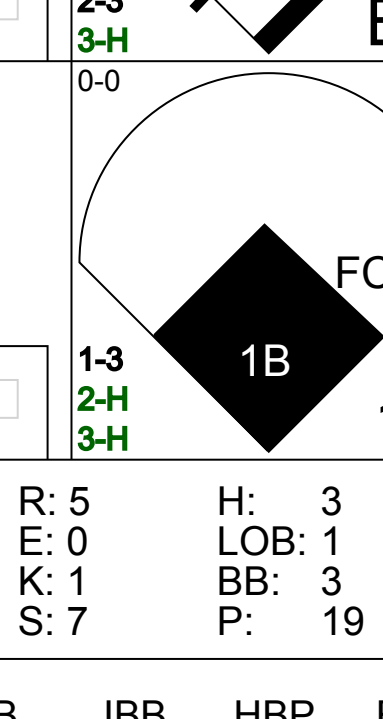
AB	35
R	3
H	10
RBI	2
BB	2
SO	5
LOB	19



Batter	1	2	3	4	5	6	7	8	9	AB	R	H	RBI	BB	SO	LOB	TOP											
Tony Taylor, R OBP: 0.292, SLG: 0.301 (1, 4)										4	0	1	0	1	1	1	<p>Chicago Cubs @ San Francisco Giants</p> <p>Seals Stadium, San Francisco, CA</p> <p>Fri Jul 04 1958, 6:33 AM EDT</p> <p>Unknown</p>											
Alvin Dark, R OBP: 0.355, SLG: 0.407 (1, 5)										5	0	0	0	0	1	4												
Lee Walls, R OBP: 0.369, SLG: 0.538 (1, 9)										4	1	2	1	0	0	1												
14 Ernie Banks, R OBP: 0.354, SLG: 0.613 (1, 6)										4	1	0	0	0	0	1												
Walt Moryn, L OBP: 0.353, SLG: 0.496 (1, 7)										3	1	1	0	1	0	0												
Dale Long, L OBP: 0.372, SLG: 0.479 (1, 3)										4	1	1	1	0	2	1												
Sammy Taylor, L OBP: 0.350, SLG: 0.438 El Tappe, R OBP: 0.290, SLG: 0.214 (1, 2) (9, 2)										4	0	2	0	0	0	1												
Bobby Thomson, R OBP: 0.372, SLG: 0.487 (1, 8)										4	1	1	1	0	1	2												
John Briggs, R OBP: 0.083, SLG: 0.083 Don Elston, R OBP: 0.125, SLG: 0.125 Glen Hobbie, R OBP: 0.194, SLG: 0.172 Dick Drott, R OBP: 0.290, SLG: 0.267 (1, 1) (8, 1) (9, 1) (9, 1)										3	0	1	0	0	1	0												
Inning Stats	R: 1 E: 0 K: 1 S: 6	H: 1 LOB: 0 BB: 0 P: 6	R: 0 E: 0 K: 1 S: 6	H: 1 LOB: 1 BB: 0 P: 6	R: 0 E: 0 K: 0 S: 4	H: 1 LOB: 1 BB: 0 P: 4	R: 0 E: 0 K: 1 S: 5	H: 0 LOB: 1 BB: 1 P: 9	R: 0 E: 0 K: 0 S: 3	H: 0 LOB: 0 BB: 0 P: 3	R: 0 E: 0 K: 0 S: 3	H: 0 LOB: 0 BB: 0 P: 3	R: 0 E: 0 K: 1 S: 6	H: 1 LOB: 0 BB: 0 P: 6	R: 3 E: 2 K: 2 S: 12	H: 4 LOB: 1 BB: 1 P: 16		1B: 7 2B: 0 3B: 0 HR: 2	SF: 0 SAC: 0 DP: 0 HBP: 0	WP: 1 PB: 0 SB: 0 CS: 1	PA: 39							
PITCHER	IP	WLS	BF	H	R	ER	SO	BB	IBB	HBP	BLK	WP	HR	S	P	ERA		WHIP										
Al Worthington, R ERA: 2.54 Ramon Manzant, R ERA: 4.93 Mary Grissom, R ERA: 2.51 (1, 1) (9, 1) (9, 1)	8.0		29	5	2	2	4	1	0	0	0	0	2	36	40	2.25		0.750										
	0.1		4	3	3	3	0	0	0	0	0	0	0	4	4	81.00		9.000										
	0.2	W	5	1	0	0	2	1	0	0	0	1	0	8	12	0.00		3.000										

AB 36
R 5
H 9
RBI 3
BB 2
SO 6
LOB 12



Batter	1	2	3	4	5	6	7	8	9	AB	R	H	RBI	BB	SO	LOB	BOTTOM											
Felipe Alou, R OBP: 0.326, SLG: 0.452 (1, 9)										5	1	1	0	0	1	4	<p>Chicago Cubs @ San Francisco Giants</p> <p>Seals Stadium, San Francisco, CA</p> <p>Fri Jul 04 1958, 6:33 AM EDT</p> <p>Unknown</p>											
Daryl Spencer, R OBP: 0.355, SLG: 0.495 (1, 6)										4	0	1	1	0	1	2												
Willie Mays, R OBP: 0.415, SLG: 0.635 (1, 8)										4	0	1	2	1	1	3												
Orlando Cepeda, R OBP: 0.334, SLG: 0.532 (1, 3)										4	0	1	0	0	2	4												
Ray Jablonski, R OBP: 0.276, SLG: 0.471 Jim Davenport, R OBP: 0.311, SLG: 0.386 (1, 5) (9, 5)										3	0	0	0	0	0	2												
Leon Wagner, L OBP: 0.319, SLG: 0.433 (1, 7)										4	1	1	0	0	1	0												
Bob Schmidt, R OBP: 0.336, SLG: 0.509 (1, 2)										2	1	0	0	2	0	0												
Eddie Bressoud, R OBP: 0.309, SLG: 0.327 Hank Sauer, R OBP: 0.371, SLG: 0.480 Danny O'Connell, R OBP: 0.371, SLG: 0.377 Bob Speake, L OBP: 0.321, SLG: 0.391 (1, 4) (7, PH) (8, 4) (9, PH)										2	0	0	0	0	0	0												
Al Worthington, R OBP: 0.207, SLG: 0.222 Whitley Lockman, L OBP: 0.389, SLG: 0.375 Ramon Manzant, R OBP: 0.250, SLG: 0.250 Mary Grissom, R (1, 1) (8, PH) (9, 1) (9, PH)										2	0	2	0	0	0	0												
Willie Kirkland, L OBP: 0.303, SLG: 0.388 (9, PH)										1	1	1	0	0	0	0												
Inning Stats	R: 0 E: 0 K: 0 S: 3	H: 0 LOB: 0 BB: 0 P: 3	R: 0 E: 0 K: 1 S: 5	H: 1 LOB: 0 BB: 0 P: 5	R: 0 E: 0 K: 0 S: 4	H: 1 LOB: 1 BB: 0 P: 4	R: 0 E: 0 K: 0 S: 3	H: 0 LOB: 1 BB: 1 P: 7	R: 0 E: 0 K: 2 S: 9	H: 2 LOB: 2 BB: 0 P: 9	R: 0 E: 0 K: 0 S: 3	H: 0 LOB: 1 BB: 1 P: 7	R: 1 E: 0 K: 2 S: 9	H: 2 LOB: 1 BB: 0 P: 9	R: 5 E: 0 K: 1 S: 7	H: 3 LOB: 1 BB: 3 P: 19		1B: 8 2B: 1 3B: 0 HR: 0	SF: 1 SAC: 0 DP: 1 HBP: 0	WP: 1 PB: 0 SB: 0 CS: 0	PA: 39							
PITCHER	IP	WLS	BF	H	R	ER	SO	BB	IBB	HBP	BLK	WP	HR	S	P	ERA		WHIP										
John Briggs, R ERA: 2.67 Don Elston, R ERA: 3.65 Glen Hobbie, R ERA: 3.9 Dick Drott, R ERA: 5.61 (1, 1) (8, 1) (9, 1) (9, 1)	7.0		28	6	1	1	3	2	0	0	0	0	0	8	16	27.00		3.000										
	1.0		6	1	3	3	2	2	0	0	0	0	0	8	16	27.00		3.000										
	0.0	L	2	1	0	0	0	1	0	0	0	0	0	1	5	∞	∞											
	0.2		3	1	2	2	1	0	0	0	0	0	0	5	5	27.00	1.500											



Batter	1	2	3	4	5	6	7	8	9	AB	R	H	RBI	BB	SO	LOB	TOP				
Tony Taylor, R OBP: 0.298, SLG: 0.313 (1, 4)	4-3	SH3-4 HBP		K			G6-3 1B		3B	4	0	2	0	0	1	0	Chicago Cubs @ San Francisco Giants Seals Stadium, San Francisco, CA Fri Jul 04, 1958, 6:38 AM EDT Att: 22,715 - Unknown livebaseballscorecards.com				
Alvin Dark, R OBP: 0.361, SLG: 0.414 (1, 5)	14 1B HBP	SH3-4					G6-3 1-2		6-3	3	1	1	0	0	0	2					
Lee Walls, R OBP: 0.366, SLG: 0.533 (1, 9)	14 1B E	5-3		G3			F8		6-3	5	1	1	1	0	0	3					
14 Ernie Banks, R OBP: 0.353, SLG: 0.608 (1, 6)	E 1B BB	F7					F9		F4	4	1	1	1	0	0	1					
Bobby Thomson, R OBP: 0.377, SLG: 0.494 (1, 8)	E4 BB 1B			4-3 2B			G6-4-3 1B		5-3	4	0	3	1	0	0	0					
Jim Bolger, R OBP: 0.321, SLG: 0.354 (1, 7)	BB BB			4-3			G6-4-3 1-2		4-3	3	0	0	0	1	0	2					
Dale Long, L OBP: 0.374, SLG: 0.482 (1, 3)	G6-4-3 BB			K			K		HR	3	1	1	1	1	2	1					
Cal Neeman, R OBP: 0.319, SLG: 0.540 (1, 2)	G6-4-3 1-2			F8			5-3		HR	4	1	1	2	0	0	4					
Dave Hillman, R OBP: 0.125, SLG: 0.250 (1, 1)		SH3-4 5-3 2B					F9		4-3	4	1	1	0	0	1	0					
Inning Stats	R: 3 E: 1 K: 0 S: 5	H: 3 LOB: 2 BB: 2 P: 14	R: 1 E: 0 K: 0 S: 4	H: 1 LOB: 1 BB: 0 P: 5	R: 0 E: 0 K: 1 S: 6	H: 1 LOB: 1 BB: 0 P: 6	R: 0 E: 0 K: 1 S: 6	H: 1 LOB: 1 BB: 0 P: 6	R: 0 E: 0 K: 2 S: 7	H: 0 LOB: 0 BB: 0 P: 7	R: 0 E: 0 K: 0 S: 3	H: 1 LOB: 0 BB: 0 P: 3	R: 0 E: 0 K: 0 S: 3	H: 0 LOB: 0 BB: 0 P: 3	R: 2 E: 0 K: 0 S: 6	H: 3 LOB: 1 BB: 0 P: 6	1B: 5 2B: 3 3B: 2 HR: 1	SF: 0 SAC: 1 DP: 3 HBP: 2	WP: 0 PB: 0 SB: 0 CS: 0	PA: 39	
PITCHER	IP WLS BF H R ER SO BB IBB HBP BLK WP HR S P ERA WHIP	IP WLS BF H R ER SO BB IBB HBP BLK WP HR S P ERA WHIP	IP WLS BF H R ER SO BB IBB HBP BLK WP HR S P ERA WHIP	IP WLS BF H R ER SO BB IBB HBP BLK WP HR S P ERA WHIP	IP WLS BF H R ER SO BB IBB HBP BLK WP HR S P ERA WHIP	IP WLS BF H R ER SO BB IBB HBP BLK WP HR S P ERA WHIP	IP WLS BF H R ER SO BB IBB HBP BLK WP HR S P ERA WHIP	IP WLS BF H R ER SO BB IBB HBP BLK WP HR S P ERA WHIP	IP WLS BF H R ER SO BB IBB HBP BLK WP HR S P ERA WHIP	IP WLS BF H R ER SO BB IBB HBP BLK WP HR S P ERA WHIP	IP WLS BF H R ER SO BB IBB HBP BLK WP HR S P ERA WHIP	IP WLS BF H R ER SO BB IBB HBP BLK WP HR S P ERA WHIP	IP WLS BF H R ER SO BB IBB HBP BLK WP HR S P ERA WHIP	IP WLS BF H R ER SO BB IBB HBP BLK WP HR S P ERA WHIP	IP WLS BF H R ER SO BB IBB HBP BLK WP HR S P ERA WHIP	IP WLS BF H R ER SO BB IBB HBP BLK WP HR S P ERA WHIP	IP WLS BF H R ER SO BB IBB HBP BLK WP HR S P ERA WHIP	IP WLS BF H R ER SO BB IBB HBP BLK WP HR S P ERA WHIP	IP WLS BF H R ER SO BB IBB HBP BLK WP HR S P ERA WHIP	IP WLS BF H R ER SO BB IBB HBP BLK WP HR S P ERA WHIP	IP WLS BF H R ER SO BB IBB HBP BLK WP HR S P ERA WHIP
Johnny Antonelli, L ERA: 3.32 (1, 1)	0.1	L	5	3	3	2	0	0	0	0	0	1	0	0	0	0	54.00	9.000			
Ruben Gomez, R ERA: 5.3 (1, 1)	7.2		28	5	1	1	4	2	0	0	1	0	0	0	0	0	1.17	0.913			
Mary Grissom, R ERA: 2.91 (9, 1)	0.1		4	3	2	2	0	0	0	0	0	0	0	0	1	4	54.00	9.000			
Ramon Monzant, R ERA: 4.89 (9, 1)	0.2		2	0	0	0	0	0	0	0	0	0	0	0	0	2	0.00	0.000			

Batter	1	2	3	4	5	6	7	8	9	AB	R	H	RBI	BB	SO	LOB	BOTTOM				
Felipe Alou, R OBP: 0.323, SLG: 0.437 (1, 9)	F8		BB BB				F6		K	3	0	0	0	1	1	1	Chicago Cubs @ San Francisco Giants Seals Stadium, San Francisco, CA Fri Jul 04, 1958, 6:38 AM EDT Att: 22,715 - Unknown livebaseballscorecards.com				
Jim Davenport, R OBP: 0.311, SLG: 0.382 (1, 5)	F9		BB BB				F7		K	2	0	0	0	1	0	0					
Willie Kirkland, L OBP: 0.302, SLG: 0.385 (8, PH)										1	0	0	0	0	1	1					
Mary Grissom, R (9, 1)										0	0	0	0	0	0	0					
Ramon Monzant, R OBP: 0.250, SLG: 0.250 (9, 1)										0	0	0	0	0	0	0					
Willie Mays, R OBP: 0.410, SLG: 0.627 (1, 8)	F8						F5		F7	4	0	0	0	0	0	3					
Orlando Cepeda, R OBP: 0.333, SLG: 0.528 (1, 3)		FC3-6 BB 1B					F7		6-3	4	0	1	0	0	0	2					
Daryl Spencer, R OBP: 0.363, SLG: 0.502 (1, 6)		FC3-6 BB					G6-4-3 1B		F9 2B	2	1	2	0	2	0	0					
Leon Wagner, L OBP: 0.300, SLG: 0.412 (1, 7)	FC3-6 S						F7		F9	4	0	1	0	0	0	4					
Bob Schmidt, R OBP: 0.335, SLG: 0.505 (1, 2)	F1						G6-4-3 1-2		F6	4	0	1	1	0	0	4					
Danny O'Connell, R OBP: 0.366, SLG: 0.372 (7, PH)	F4						4-3		F8	2	0	0	0	0	0	2					
Whitney Lockman, L OBP: 0.382, SLG: 0.387 (8, PH)										1	0	0	0	0	0	1					
Eddie Bressoud, R OBP: 0.309, SLG: 0.327 (8, PH)										0	0	0	0	0	0	0					
Ray Jablonski, R OBP: 0.273, SLG: 0.467 (9, PH)										1	0	0	0	0	0	2					
Johnny Antonelli, L OBP: 0.208, SLG: 0.234 (1, 1)							F8			0	0	0	0	0	0	0					
Ruben Gomez, R OBP: 0.225, SLG: 0.308 (8, PH)										2	0	0	0	0	0	0					
Bob Speake, L OBP: 0.333, SLG: 0.391 (9, PH)										0	0	0	0	1	0	0					
Jim Finigan, R OBP: 0.310, SLG: 0.280 (9, PH)										0	0	0	0	0	0	0					
Hank Sauer, R OBP: 0.369, SLG: 0.477 (9, PH)										1	0	0	0	0	0	2					
Inning Stats	R: 0 E: 0 K: 0 S: 3	H: 0 LOB: 0 BB: 0 P: 3	R: 0 E: 0 K: 0 S: 4	H: 1 LOB: 2 BB: 1 P: 8	R: 0 E: 0 K: 0 S: 3	H: 0 LOB: 2 BB: 2 P: 11	R: 0 E: 0 K: 0 S: 3	H: 1 LOB: 0 BB: 0 P: 3	R: 0 E: 0 K: 0 S: 3	H: 0 LOB: 0 BB: 0 P: 3	R: 0 E: 0 K: 0 S: 4	H: 1 LOB: 1 BB: 0 P: 4	R: 0 E: 0 K: 2 S: 7	H: 0 LOB: 1 BB: 1 P: 11	R: 1 E: 0 K: 0 S: 5	H: 2 LOB: 2 BB: 1 P: 9	1B: 4 2B: 1 3B: 0 HR: 0	SF: 0 SAC: 0 DP: 1 HBP: 0	WP: 0 PB: 0 SB: 1 CS: 0	PA: 36	
PITCHER	IP WLS BF H R ER SO BB IBB HBP BLK WP HR S P ERA WHIP	IP WLS BF H R ER SO BB IBB HBP BLK WP HR S P ERA WHIP	IP WLS BF H R ER SO BB IBB HBP BLK WP HR S P ERA WHIP	IP WLS BF H R ER SO BB IBB HBP BLK WP HR S P ERA WHIP	IP WLS BF H R ER SO BB IBB HBP BLK WP HR S P ERA WHIP	IP WLS BF H R ER SO BB IBB HBP BLK WP HR S P ERA WHIP	IP WLS BF H R ER SO BB IBB HBP BLK WP HR S P ERA WHIP	IP WLS BF H R ER SO BB IBB HBP BLK WP HR S P ERA WHIP	IP WLS BF H R ER SO BB IBB HBP BLK WP HR S P ERA WHIP	IP WLS BF H R ER SO BB IBB HBP BLK WP HR S P ERA WHIP	IP WLS BF H R ER SO BB IBB HBP BLK WP HR S P ERA WHIP	IP WLS BF H R ER SO BB IBB HBP BLK WP HR S P ERA WHIP	IP WLS BF H R ER SO BB IBB HBP BLK WP HR S P ERA WHIP	IP WLS BF H R ER SO BB IBB HBP BLK WP HR S P ERA WHIP	IP WLS BF H R ER SO BB IBB HBP BLK WP HR S P ERA WHIP	IP WLS BF H R ER SO BB IBB HBP BLK WP HR S P ERA WHIP	IP WLS BF H R ER SO BB IBB HBP BLK WP HR S P ERA WHIP	IP WLS BF H R ER SO BB IBB HBP BLK WP HR S P ERA WHIP	IP WLS BF H R ER SO BB IBB HBP BLK WP HR S P ERA WHIP	IP WLS BF H R ER SO BB IBB HBP BLK WP HR S P ERA WHIP	IP WLS BF H R ER SO BB IBB HBP BLK WP HR S P ERA WHIP
Dave Hillman, R ERA: 3.51 (1, 1)	9.0	W	36	5	1	1	2	5	0	0	0	0	0	0	0	0	1.00	1.111			



Batter	1	2	3	4	5	6	7	8	9	AB	R	H	RBI	BB	SO	LOB	TOP					
Don Blasingame, L (1, 4) OBP: 0.358, SLG: 0.382	5-3		4-3		HR			6-3		4	1	1	2	0	0	0	St. Louis Cardinals @ San Francisco Giants Seals Stadium, San Francisco, CA Sat Jul 05 1958, 6:33 AM EDT Att: 22,679 - Unknown					
Curt Flood, R (1, 8) OBP: 0.380, SLG: 0.506	F8			K	4-3			F8		4	0	0	0	0	1	0						
Stan Musial, L (1, 3) OBP: 0.444, SLG: 0.690 Joe Cunningham, L (9, 3) OBP: 0.430, SLG: 0.445	6-3			1B			F8		K	4	0	1	0	0	1	0						
Ken Boyer, R (1, 5) OBP: 0.332, SLG: 0.483		G1-4-3 BB		F7			5-3		2B SF7 1B	3	1	1	0	1	0	1						
Del Ennis, R (1, 7) OBP: 0.322, SLG: 0.385 Johnny O'Brien, R (9, PR)	G1-4-3		4-3		6-3					4	0	1	0	0	0	2						
Irv Noren, L (9, 7) OBP: 0.329, SLG: 0.333	1-2								2B	0	0	0	0	0	0	0						
Gene Green, R (1, 9) OBP: 0.402, SLG: 0.471		FC6-4 BB			F2		F8		IBB	2	0	0	0	2	0	0						
Hal Smith, R (1, 2) OBP: 0.291, SLG: 0.282 Joe Taylor, R (9, PH) OBP: 0.375, SLG: 0.462 Hobie Landrith, L (9, 2) OBP: 0.345, SLG: 0.205	FC6-4				2B F7 1B		F9		SF7	3	1	1	0	0	0	1						
Eddie Kasko, R (1, 6) OBP: 0.275, SLG: 0.250			F4		F7 HR 2B		5-3		4-3	4	1	1	0	0	2							
Lindy McDaniel, R (1, 1) OBP: 0.071, SLG: 0.071 Larry Jackson, R (9, 1) OBP: 0.167, SLG: 0.167			K		F7			K		3	0	0	1	0	2	1						
Inning Stats	R: 0 E: 0 K: 0 S: 3	H: 0 LOB: 0 BB: 2 P: 3	R: 0 E: 0 K: 0 S: 2	H: 0 LOB: 1 BB: 2 P: 10	R: 0 E: 0 K: 1 S: 5	H: 0 LOB: 0 BB: 0 P: 5	R: 0 E: 0 K: 1 S: 6	H: 1 LOB: 1 BB: 0 P: 6	R: 3 E: 0 K: 0 S: 6	H: 3 LOB: 0 BB: 0 P: 6	R: 0 E: 0 K: 0 S: 3	H: 0 LOB: 0 BB: 0 P: 3	R: 0 E: 0 K: 0 S: 3	H: 0 LOB: 0 BB: 0 P: 3	R: 0 E: 0 K: 1 S: 5	H: 0 LOB: 0 BB: 0 P: 5	R: 1 E: 0 K: 1 S: 7	H: 2 LOB: 2 BB: 1 P: 11	1B: 3 2B: 2 3B: 0 HR: 1	SF: 1 SAC: 0 DP: 1 HBP: 0	WP: 0 PB: 0 SB: 0 CS: 0	PA: 35
PITCHER Mike McCormick, L (1, 1) ERA: 4.72	IP: 9.0 WLS: W BF: 35 H: 6 R: 4 ER: 4 SO: 4 BB: 2 IBB: 1 HBP: 0 BLK: 0 WP: 0 HR: 1 S: 40 P: 52 ERA: 4.00 WHIP: 0.889											PITCHER	IP: 9.0 WLS: W BF: 35 H: 6 R: 4 ER: 4 SO: 4 BB: 2 IBB: 1 HBP: 0 BLK: 0 WP: 0 HR: 1 S: 40 P: 52 ERA: 4.00 WHIP: 0.889									

Batter	1	2	3	4	5	6	7	8	9	AB	R	H	RBI	BB	SO	LOB	BOTTOM					
Felipe Alou, R (1, 9) OBP: 0.320, SLG: 0.429	5-3			FC6 2B 4-3 1B		6-3		G5-4-3		4	1	1	0	0	0	1	St. Louis Cardinals @ San Francisco Giants Seals Stadium, San Francisco, CA Sat Jul 05 1958, 6:33 AM EDT Att: 22,679 - Unknown					
Whitely Lockman, L (1, 3) OBP: 0.356, SLG: 0.340	4-3			4-3		G3		F9		4	0	0	0	0	0	1						
Willie Mays, R (1, 8) OBP: 0.408, SLG: 0.622	4-3			FC6 2B SF8		K			3B 1B	4	2	1	0	0	1	1						
Ray Jablonski, R (1, 5) OBP: 0.288, SLG: 0.524 Bob Speake, L (9, PR) OBP: 0.333, SLG: 0.391	F4			2B		HR			BB 3B	4	1	3	3	0	0	0						
Daryl Spencer, R (1, 6) OBP: 0.362, SLG: 0.498	5-3			SF8		F4			BB IBB	2	0	0	1	1	0	0						
Leon Wagner, L (1, 7) OBP: 0.310, SLG: 0.405	1-3			F8		G6-4-3 1B			BB IBB	3	0	1	0	1	0	1						
Bob Schmidt, R (1, 2) OBP: 0.329, SLG: 0.496			F4		6-3		G6-4-3		F2	4	0	0	0	0	4							
Danny O'Connell, R (1, 4) OBP: 0.360, SLG: 0.364 Willie Kirkland, L (9, PH) OBP: 0.305, SLG: 0.385	F9			F9				5-3		3	0	0	0	0	0	0						
Mike McCormick, L (1, 1) OBP: 0.290, SLG: 0.241	F7			4-3					BB	3	0	1	0	0	0	0						
Inning Stats	R: 0 E: 0 K: 0 S: 3	H: 0 LOB: 0 BB: 0 P: 3	R: 0 E: 0 K: 0 S: 3	H: 0 LOB: 0 BB: 0 P: 3	R: 0 E: 0 K: 0 S: 3	H: 0 LOB: 0 BB: 0 P: 3	R: 2 E: 0 K: 0 S: 6	H: 2 LOB: 1 BB: 0 P: 6	R: 0 E: 0 K: 0 S: 3	H: 0 LOB: 0 BB: 0 P: 3	R: 0 E: 0 K: 1 S: 5	H: 0 LOB: 0 BB: 0 P: 5	R: 1 E: 0 K: 0 S: 4	H: 2 LOB: 0 BB: 0 P: 4	R: 0 E: 0 K: 0 S: 3	H: 1 LOB: 0 BB: 0 P: 3		R: 2 E: 0 K: 0 S: 4	H: 2 LOB: 3 BB: 3 P: 16	1B: 4 2B: 1 3B: 1 HR: 1	SF: 1 SAC: 0 DP: 2 HBP: 0	WP: 0 PB: 0 SB: 0 CS: 0
PITCHER Lindy McDaniel, R (1, 1) ERA: 4.89 Larry Jackson, R (9, 1) ERA: 3.49	IP: 8.1 WLS: L BF: 5 H: 1 R: 1 ER: 1 SO: 0 BB: 1 IBB: 2 HBP: 0 BLK: 0 WP: 0 HR: 1 S: 32 P: 14 ERA: 27.00 WHIP: 6.000											PITCHER	IP: 8.1 WLS: L BF: 5 H: 1 R: 1 ER: 1 SO: 0 BB: 1 IBB: 2 HBP: 0 BLK: 0 WP: 0 HR: 1 S: 32 P: 14 ERA: 27.00 WHIP: 6.000									

Batter	1	2	3	4	5	6	7	8	9	AB	R	H	RBI	BB	SO	LOB	TOP					
Don Blasingame, L (1,4) OBP: 0.359, SLG: 0.380	4-0 BB G1-6-3		0-0 G3			0-0 4-3		0-0 1B E 1B	0-0 4-3	4	1	1	0	1	0	0						
Wally Moon, L (1,7) OBP: 0.376, SLG: 0.310	0-0 G1-6-3			0-0 WP 1B		0-3 K		0-0 1B FC6-4 1B		4	1	2	0	0	0	1						
Stan Musial, L (1,3) OBP: 0.448, SLG: 0.599	4-0 BB			0-0 F9		4-0 1B BB		0-0 E9 FC6-4 1B		2	0	1	0	2	0	1						
Ken Boyer, R (1,5) OBP: 0.331, SLG: 0.479	0-0 1-3			0-0 5-3		0-0 1-2 1B		0-0 FC6-4		4	0	1	1	0	0	3						
Gene Green, R (1,9) OBP: 0.395, SLG: 0.462		0-3 K		0-0 6-3		0-0 6-3		0-0 F3		4	0	0	0	0	1	4						
Curt Flood, R (1,8) OBP: 0.372, SLG: 0.494		0-0 F7			0-0 F7		0-3 K		0-0 1-3	4	0	0	0	0	1	1						
Hobie Landrith, L (1,2) OBP: 0.356, SLG: 0.277		0-0 1-3			0-0 HR		4-0 BB		0-0 1-3	3	1	1	1	1	0	0						
Eddie Kasko, R (1,6) OBP: 0.272, SLG: 0.247			0-0 F8		0-0 5-3		0-3 K		0-0 6-3	2	0	0	0	0	0	0						
Joe Taylor, R (7, PH) OBP: 0.353, SLG: 0.429										1	0	0	0	0	1	1						
Johnny O'Brien, R (7,6)										0	0	0	0	0	0	0						
Del Ennis, R (9, PH) OBP: 0.321, SLG: 0.382										1	0	0	0	0	0	0						
Larry Jackson, R (9,1) OBP: 0.167, SLG: 0.167										0	0	0	0	0	0	0						
Jim Brosnan, R (11,1) OBP: 0.140, SLG: 0.125										1	0	0	0	0	0	0						
Gene Freese, R (5, PH) OBP: 0.200, SLG: 0.273										0	0	0	0	0	0	0						
Billy Muffett, R (5,1) OBP: 0.288, SLG: 0.333										0	0	0	0	0	0	0						
Joe Cunningham, L (7, PH) OBP: 0.288, SLG: 0.333										1	0	0	0	0	0	1						
Phil Paine, R (7,1) OBP: 0.400, SLG: 0.400										0	0	0	0	0	0	0						
Irv Noren, L (9, PH) OBP: 0.337, SLG: 0.382										1	1	1	1	0	0	0						
Inning Stats	R: 0 E: 0 K: 0 S: 2	H: 0 LOB: 1 BB: 2 P: 10	R: 0 E: 0 K: 1 S: 5	H: 0 LOB: 0 BB: 0 P: 5	R: 0 E: 0 K: 0 S: 3	H: 0 LOB: 0 BB: 0 P: 3	R: 0 E: 0 K: 0 S: 4	H: 1 LOB: 1 BB: 0 P: 4	R: 1 E: 0 K: 0 S: 4	H: 1 LOB: 0 BB: 0 P: 4	R: 0 E: 0 K: 1 S: 6	H: 1 LOB: 2 BB: 1 P: 10	R: 0 E: 0 K: 3 S: 9	H: 0 LOB: 1 BB: 1 P: 13	R: 2 E: 1 K: 0 S: 6	H: 3 LOB: 1 BB: 0 P: 6	R: 1 E: 0 K: 0 S: 4	H: 1 LOB: 0 BB: 0 P: 4	1B: 5 2B: 0 3B: 0 HR: 2	SF: 0 SAC: 0 DP: 1 HBP: 0	WP: 1 PB: 0 SB: 0 CS: 0	PA: 37
PITCHER	IP WLS BF H R ER SO BB IBB HBP BLK WP HR S P ERA WHIP																					
Stu Miller, R (1,1) ERA: 1.87	7.0 30 6 3 2 5 4 0 0 0 1 1 36 52 2.57 1.429																					
Al Worthington, R (8,1) ERA: 2.98	2.0 7 1 1 1 0 0 0 0 0 0 1 7 7 4.50 0.500																					

St. Louis Cardinals @ San Francisco Giants
Seals Stadium, San Francisco, CA
Sun Jul 06 1958, 6:33 AM EDT
Att: 22,736 - Unknown

AB 33
R 4
H 7
RBI 3
BB 4
SO 5
LOB 12



Batter	1	2	3	4	5	6	7	8	9	AB	R	H	RBI	BB	SO	LOB	BOTTOM					
Whitey Lockman, L (1,3) OBP: 0.359, SLG: 0.397	0-0 HR		0-0 6-3	0-3 K		0-0 4-3			0-0 FC4-6 1B	5	1	2	1	0	1	2						
Willie Kirkland, L (1,9) OBP: 0.307, SLG: 0.402	0-0 HR		0-0 F7		0-0 FC6-4 1B		0-0 F8		0-0 FC4-6 HBP IBB	5	1	2	1	0	0	2						
Willie Mays, R (1,8) OBP: 0.411, SLG: 0.622	4-0 F7 BB		0-0 2B		0-0 FC6-4 FC5-4 1B		0-0 F6		4-0 HBP IBB	3	0	1	0	2	0	1						
Ray Jablonski, R (1,5) OBP: 0.287, SLG: 0.516	0-0 F7		0-0 5-3		0-0 FC5-4 1B		0-0 F4		1-0 IBB	4	0	1	0	0	0	2						
Jim Davenport, R (8,5) OBP: 0.314, SLG: 0.382	1-2 F7				1-2 FC5-4 1B		0-0 F4		1-2 2-3 3-H HBP	0	0	0	1	0	0	0						
Daryl Spencer, R (1,6) OBP: 0.357, SLG: 0.492	0-0 F8			0-0 F4	0-0 FC5-4		0-0 F4			4	0	0	0	0	0	3						
Leon Wagner, L (1,7) OBP: 0.395, SLG: 0.463	0-0 G3			0-0 HR	0-0 F9		0-0 3-1			4	1	1	1	0	0	3						
Danny O'Connell, R (1,4) OBP: 0.358, SLG: 0.368		0-0 1-3		0-0 F8		0-0 F9 SH3-4 2B		0-0 6-3		4	1	1	0	0	0	0						
Valmy Thomas, R (1,2) OBP: 0.306, SLG: 0.321		0-0 F4		4-0 BB BB		0-0 F9		0-0 4-3		3	0	0	0	1	0	1						
Stu Miller, R (1,1) OBP: 0.235, SLG: 0.071		0-3 K		4-0 BB BB		0-0 SH3-4		4-0 FC4-6 HBP BB		1	0	0	1	1	1	0						
Al Worthington, R (8,1) OBP: 0.233, SLG: 0.222				1-2 BB		3-H				0	1	0	0	1	0	0						
Inning Stats	R: 2 E: 0 K: 0 S: 5	H: 2 LOB: 1 BB: 1 P: 9	R: 0 E: 0 K: 1 S: 5	H: 0 LOB: 0 BB: 0 P: 5	R: 0 E: 0 K: 0 S: 4	H: 1 LOB: 1 BB: 0 P: 4	R: 1 E: 0 K: 0 S: 6	H: 1 LOB: 2 BB: 2 P: 14	R: 0 E: 0 K: 0 S: 5	H: 2 LOB: 0 BB: 0 P: 5	R: 0 E: 0 K: 0 S: 4	H: 1 LOB: 0 BB: 0 P: 4	R: 0 E: 0 K: 0 S: 3	H: 0 LOB: 0 BB: 0 P: 3	R: 0 E: 0 K: 0 S: 3	H: 0 LOB: 0 BB: 0 P: 3	R: 1 E: 0 K: 0 S: 3	H: 1 LOB: 3 BB: 2 P: 12	1B: 3 2B: 2 3B: 0 HR: 3	SF: 0 SAC: 1 DP: 0 HBP: 1	WP: 0 PB: 0 SB: 0 CS: 0	PA: 40
PITCHER	IP WLS BF H R ER SO BB IBB HBP BLK WP HR S P ERA WHIP																					
Jim Brosnan, R (1,1) ERA: 3.5	4.0 19 4 3 3 2 3 0 0 0 0 0 3 20 32 6.75 1.750																					
Billy Muffett, R (5,1) ERA: 5.09	2.0 9 3 1 1 0 0 0 0 0 0 0 9 9 4.50 1.500																					
Phil Paine, R (7,1) ERA: 0.92	2.0 6 0 0 0 0 0 0 0 0 0 0 6 6 0.00 0.000																					
Larry Jackson, R (9,1) ERA: 3.57	0.2 6 1 1 1 0 1 1 1 0 0 0 3 12 13.50 3.000																					

St. Louis Cardinals @ San Francisco Giants
Seals Stadium, San Francisco, CA
Sun Jul 06 1958, 6:33 AM EDT
Att: 22,736 - Unknown

AB 33
R 5
H 8
RBI 5
BB 5
SO 2
LOB 14



Batter	1	2	3	4	5	6	7	8	9	AB	R	H	RBI	BB	SO	LOB	TOP								
Johnny Temple, R OBP: 0.396, SLG: 0.408 (1, 4)										5	1	2	0	0	0	2									
Jerry Lynch, L OBP: 0.308, SLG: 0.477 (1, 9)										4	0	1	1	0	2	1									
Eddie Miksis, R OBP: 0.381, SLG: 0.235 (8, 9)										0	0	0	0	0	1	0									
Ed Bailey, L OBP: 0.340, SLG: 0.424 (1, 2)										4	0	1	0	0	1	2									
George Crowe, L OBP: 0.377, SLG: 0.458 (1, 3)										3	1	1	0	1	0	0									
Harvey Haddix, L OBP: 0.375, SLG: 0.441 (7, PR)										0	0	0	0	0	0	0									
Walt Dropo, R OBP: 0.250, SLG: 0.309 (7, 3)										1	0	0	0	0	0	1									
Don Hoak, R OBP: 0.370, SLG: 0.416 (1, 5)										3	0	2	0	1	0	1									
Gus Bell, L OBP: 0.299, SLG: 0.396 (1, 8)										4	0	0	0	0	1	6									
Frank Robinson, R OBP: 0.326, SLG: 0.419 (1, 7)										4	1	3	2	0	0	0									
Alex Grammas, R OBP: 0.242, SLG: 0.228 (1, 6)										3	0	0	0	0	1	2									
Dee Fondy, L OBP: 0.327, SLG: 0.423 (8, PH)										1	0	1	0	0	0	0									
Roy McMillan, R OBP: 0.283, SLG: 0.260 (8, 6)										0	0	0	0	0	0	0									
Bob Purkey, R OBP: 0.170, SLG: 0.227 (1, 1)										3	1	0	0	1	2	2									
Inning Stats	R: 0 E: 0 K: 1 S: 6	H: 1 LOB: 3 BB: 2 P: 14	R: 2 E: 0 K: 1 S: 7	H: 3 LOB: 1 BB: 1 P: 11	R: 1 E: 0 K: 1 S: 7	H: 3 LOB: 1 BB: 0 P: 7	R: 0 E: 0 K: 1 S: 5	H: 0 LOB: 0 BB: 0 P: 5	R: 0 E: 0 K: 1 S: 4	H: 1 LOB: 1 BB: 0 P: 4	R: 0 E: 0 K: 1 S: 5	H: 0 LOB: 0 BB: 0 P: 5	R: 1 E: 1 K: 1 S: 7	H: 1 LOB: 1 BB: 0 P: 7	R: 0 E: 0 K: 1 S: 7	H: 2 LOB: 2 BB: 0 P: 7	R: 0 E: 0 K: 0 S: 2	H: 0 LOB: 0 BB: 1 P: 6	1B: 10 2B: 1 3B: 0 HR: 1	SF: 0 SAC: 1 DP: 1 HBP: 0	WP: 0 PB: 0 SB: 2 CS: 1	PA: 40			
PITCHER	IP	WLS	BF	H	R	ER	SO	BB	IBB	HBP	BLK	WP	HR	S	P	ERA	WHIP								
Al Worthington, R ERA: 2.82 (1, 1)	2.0	L	14	6	3	3	2	3	0	0	0	0	1	15	27	13.50	4.500								
Ruben Gomez, R ERA: 5.15 (3, 1)	3.0		10	2	0	0	2	0	0	0	0	0	0	14	14	0.00	0.667								
Stu Miller, R ERA: 1.78 (6, 1)	3.0		13	3	1	0	3	0	0	0	0	0	0	19	19	0.00	1.000								
Paul Giel, R ERA: 3.35 (9, 1)	1.0		3	0	0	0	0	1	0	0	0	0	0	2	6	0.00	1.000								

Cincinnati Redlegs @ San Francisco Giants
Seals Stadium, San Francisco, CA
Thu Jul 10 1958, 10:05 PM EDT
Att: 19,349 - Unknown

AB 35
R 4
H 11
RBI 3
BB 4
SO 7
LOB 17

Batter	1	2	3	4	5	6	7	8	9	AB	R	H	RBI	BB	SO	LOB	BOTTOM								
Whitey Lockman, L OBP: 0.353, SLG: 0.387 (1, 3)										4	0	1	0	0	0	1									
Willie Kirkland, L OBP: 0.306, SLG: 0.399 (1, 9)										4	0	1	0	0	0	1									
Willie Mays, R OBP: 0.406, SLG: 0.614 (1, 8)										4	0	0	0	0	0	1									
Ray Jablonski, R OBP: 0.286, SLG: 0.508 (1, 5)										4	0	1	0	0	0	1									
Leon Wagner, L OBP: 0.426, SLG: 0.477 (1, 7)										3	0	2	0	1	1	0									
Daryl Spencer, R OBP: 0.353, SLG: 0.485 (1, 6)										4	0	0	0	0	0	4									
Bob Schmidt, R OBP: 0.329, SLG: 0.498 (1, 2)										3	0	1	0	0	0	1									
Danny O'Connell, R OBP: 0.359, SLG: 0.369 (1, 4)										2	0	1	0	0	0	1									
Felipe Alou, R OBP: 0.317, SLG: 0.424 (8, PH)										1	0	0	0	0	0	0									
Eddie Bressoud, R OBP: 0.309, SLG: 0.327 (9, 4)										0	0	0	0	0	0	0									
Al Worthington, R OBP: 0.283, SLG: 0.222 (3, 1)										0	0	0	0	0	0	0									
Ruben Gomez, R OBP: 0.220, SLG: 0.300 (5, PH)										1	0	0	0	0	1	0									
Bob Schmidt, R OBP: 0.329, SLG: 0.498 (1, 2)										1	0	0	0	0	1	0									
Stu Miller, R OBP: 0.327, SLG: 0.423 (8, PH)										0	0	0	0	0	0	0									
Orlando Cepeda, R OBP: 0.328, SLG: 0.524 (8, PH)										1	0	0	0	0	0	0									
Paul Giel, R OBP: 0.170, SLG: 0.227 (1, 1)										0	0	0	0	0	0	0									
Inning Stats	R: 0 E: 0 K: 0 S: 4	H: 1 LOB: 1 BB: 0 P: 4	R: 0 E: 0 K: 1 S: 6	H: 1 LOB: 0 BB: 0 P: 6	R: 0 E: 0 K: 1 S: 5	H: 0 LOB: 0 BB: 0 P: 5	R: 0 E: 0 K: 0 S: 3	H: 1 LOB: 1 BB: 1 P: 7	R: 0 E: 0 K: 0 S: 3	H: 1 LOB: 1 BB: 0 P: 3	R: 0 E: 0 K: 0 S: 3	H: 0 LOB: 0 BB: 0 P: 3	R: 0 E: 0 K: 0 S: 3	H: 1 LOB: 1 BB: 0 P: 3	R: 0 E: 0 K: 0 S: 4	H: 1 LOB: 1 BB: 0 P: 4	R: 0 E: 0 K: 0 S: 4	H: 1 LOB: 1 BB: 0 P: 4	1B: 6 2B: 2 3B: 0 HR: 0	SF: 0 SAC: 0 DP: 2 HBP: 0	WP: 0 PB: 0 SB: 0 CS: 0	PA: 33			
PITCHER	IP	WLS	BF	H	R	ER	SO	BB	IBB	HBP	BLK	WP	HR	S	P	ERA	WHIP								
Bob Purkey, R ERA: 3.68 (1, 1)	9.0	W	33	7	0	0	2	1	0	0	0	0	0	36	40	0.00	0.889								

Cincinnati Redlegs @ San Francisco Giants
Seals Stadium, San Francisco, CA
Thu Jul 10 1958, 10:05 PM EDT
Att: 19,349 - Unknown

AB 32
R 0
H 7
RBI 0
BB 1
SO 2
LOB 11

Batter	1	2	3	4	5	6	7	8	9	10	11	12	AB	R	H	RBI	BB	SO	LOB	TOP
Johnny Temple, R (1.4) OBP: 0.397, SLG: 0.404	F5		6-3			1-3 BB		3B BB	SH3-4		K		3	1	0	0	2	1	1	
Danny Morejon, R (1.9) OBP: 0.283, SLG: 0.321	F9		6-3			1-3		HR 3B	K		FC6-4 BB		3	0	0	0	0	0	1	
Bob Thurman, L (8. PH) OBP: 0.368, SLG: 0.430													2	1	1	1	1	1	2	
Frank Robinson, R (1.7) OBP: 0.326, SLG: 0.429	6-3			1-3				HR			FC6-4		6	1	2	3	0	0	3	
Walt Dropo, R (1.3) OBP: 0.301, SLG: 0.400		1B 1B		4-3				4-3	4-3				3	0	2	0	0	0	0	
Dee Fondy, L (7. PH) OBP: 0.310, SLG: 0.400													3	0	0	0	0	1	1	
Don Hoak, R (1.5) OBP: 0.367, SLG: 0.410		F7		F3				SH1-3	SH1-3				4	0	0	0	1	0	1	
Ed Bailey, L (1.2) OBP: 0.335, SLG: 0.412								WP 1-6-3 BB					4	0	0	0	1	0	1	
Gus Bell, L (1.8) OBP: 0.301, SLG: 0.394								1-6-3 BB					5	0	0	0	1	1	2	
Alex Grammas, R (1.6) OBP: 0.250, SLG: 0.237								FC4-6 BB					4	0	1	0	1	0	2	
Jerry Lynch, L (7. PH) OBP: 0.313, SLG: 0.477								1-2 2-3					2	0	1	0	0	0	0	
Tom Acker, R (7. 1)													0	0	0	0	0	0	0	
George Crowe, L (8. PH) OBP: 0.375, SLG: 0.455													1	0	0	0	0	0	2	
Hal Jeffcoat, R (8. 1) OBP: 0.667, SLG: 0.625								BB					1	0	1	0	0	0	0	
Harvey Haddix, L (1.1) ERA: 4.47													1	0	0	0	0	0	0	
Proctor, R (1.1) ERA: 4.47													1	0	0	0	0	0	0	
Proctor, R (1.1) ERA: 4.47													1	0	0	0	0	0	0	
Proctor, R (1.1) ERA: 4.47													1	0	0	0	0	0	0	
Proctor, R (1.1) ERA: 4.47													1	0	0	0	0	0	0	
Proctor, R (1.1) ERA: 4.47													1	0	0	0	0	0	0	
Proctor, R (1.1) ERA: 4.47													1	0	0	0	0	0	0	
Proctor, R (1.1) ERA: 4.47													1	0	0	0	0	0	0	
Proctor, R (1.1) ERA: 4.47													1	0	0	0	0	0	0	
Proctor, R (1.1) ERA: 4.47													1	0	0	0	0	0	0	
Proctor, R (1.1) ERA: 4.47													1	0	0	0	0	0	0	
Proctor, R (1.1) ERA: 4.47													1	0	0	0	0	0	0	
Proctor, R (1.1) ERA: 4.47													1	0	0	0	0	0	0	
Proctor, R (1.1) ERA: 4.47													1	0	0	0	0	0	0	
Proctor, R (1.1) ERA: 4.47													1	0	0	0	0	0	0	
Proctor, R (1.1) ERA: 4.47													1	0	0	0	0	0	0	
Proctor, R (1.1) ERA: 4.47													1	0	0	0	0	0	0	
Proctor, R (1.1) ERA: 4.47													1	0	0	0	0	0	0	
Proctor, R (1.1) ERA: 4.47													1	0	0	0	0	0	0	
Proctor, R (1.1) ERA: 4.47													1	0	0	0	0	0	0	
Proctor, R (1.1) ERA: 4.47													1	0	0	0	0	0	0	
Proctor, R (1.1) ERA: 4.47													1	0	0	0	0	0	0	
Proctor, R (1.1) ERA: 4.47													1	0	0	0	0	0	0	
Proctor, R (1.1) ERA: 4.47													1	0	0	0	0	0	0	
Proctor, R (1.1) ERA: 4.47													1	0	0	0	0	0	0	
Proctor, R (1.1) ERA: 4.47													1	0	0	0	0	0	0	
Proctor, R (1.1) ERA: 4.47													1	0	0	0	0	0	0	
Proctor, R (1.1) ERA: 4.47													1	0	0	0	0	0	0	
Proctor, R (1.1) ERA: 4.47													1	0	0	0	0	0	0	
Proctor, R (1.1) ERA: 4.47													1	0	0	0	0	0	0	
Proctor, R (1.1) ERA: 4.47													1	0	0	0	0	0	0	
Proctor, R (1.1) ERA: 4.47													1	0	0	0	0	0	0	
Proctor, R (1.1) ERA: 4.47													1	0	0	0	0	0	0	
Proctor, R (1.1) ERA: 4.47													1	0	0	0	0	0	0	
Proctor, R (1.1) ERA: 4.47													1	0	0	0	0	0	0	
Proctor, R (1.1) ERA: 4.47													1	0	0	0	0	0	0	
Proctor, R (1.1) ERA: 4.47													1	0	0	0	0	0	0	
Proctor, R (1.1) ERA: 4.47													1	0	0	0	0	0	0	
Proctor, R (1.1) ERA: 4.47													1	0	0	0	0	0	0	
Proctor, R (1.1) ERA: 4.47													1	0	0	0	0	0	0	
Proctor, R (1.1) ERA: 4.47													1	0	0	0	0	0	0	
Proctor, R (1.1) ERA: 4.47													1	0	0	0	0	0	0	
Proctor, R (1.1) ERA: 4.47													1	0	0	0	0	0	0	
Proctor, R (1.1) ERA: 4.47													1	0	0	0	0	0	0	
Proctor, R (1.1) ERA: 4.47													1	0	0	0	0	0	0	
Proctor, R (1.1) ERA: 4.47													1	0	0	0	0	0	0	
Proctor, R (1.1) ERA: 4.47													1	0	0	0	0	0	0	
Proctor, R (1.1) ERA: 4.47													1	0	0	0	0	0	0	
Proctor, R (1.1) ERA: 4.47													1	0	0	0	0	0	0	
Proctor, R (1.1) ERA: 4.47													1	0	0	0	0	0	0	
Proctor, R (1.1) ERA: 4.47													1	0	0	0	0	0	0	
Proctor, R (1.1) ERA: 4.47													1	0	0	0	0	0	0	
Proctor, R (1.1) ERA: 4.47													1	0	0	0	0	0	0	
Proctor, R (1.1) ERA: 4.47													1	0	0	0	0	0	0	
Proctor, R (1.1) ERA: 4.47													1	0	0	0	0	0	0	
Proctor, R (1.1) ERA: 4.47													1	0	0	0	0	0	0	
Proctor, R (1.1) ERA: 4.47													1	0	0	0	0	0	0	
Proctor, R (1.1) ERA: 4.47													1	0	0	0	0	0	0	
Proctor, R (1.1) ERA: 4.47													1	0	0	0	0	0	0	
Proctor, R (1.1) ERA: 4.47													1	0	0	0	0	0	0	
Proctor, R (1.1) ERA: 4.47													1	0	0	0	0	0	0	
Proctor, R (1.1) ERA: 4.47													1	0	0	0	0	0	0	
Proctor, R (1.1) ERA: 4.47													1	0	0	0	0	0	0	
Proctor, R (1.1) ERA: 4.47													1	0	0	0	0	0	0	
Proctor, R (1.1) ERA: 4.47													1	0	0	0	0	0	0	
Proctor, R (1.1) ERA: 4.47													1	0	0	0	0	0	0	
Proctor, R (1.1) ERA: 4.47													1	0	0	0	0	0	0	
Proctor, R (1.1) ERA: 4.47													1	0	0	0	0	0	0	

Batter	1	2	3	4	5	6	7	8	9	AB	R	H	RBI	BB	SO	LOB	TOP					
Felix Mantilla, R (1, 8) OBP: 0.277, SLG: 0.423	0-0 5-3		0-0 1-3		0-0 1-3		0-0 G4-6-3		0-0 G3	4	0	0	0	0	0	4	Milwaukee Braves @ San Francisco Giants Seals Stadium, San Francisco, CA Sat Jul 12 1958, 6:33 AM EDT Att: 22,806 - Unknown					
Bill Bruton, L (7, 8) OBP: 0.303, SLG: 0.321										0	0	0	0	0	0	0						
Wes Covington, L (9, PH) OBP: 0.377, SLG: 0.667										1	0	0	0	0	2							
Mel Roach, R (1, 4) OBP: 0.379, SLG: 0.426	0-3 K		0-0 6-3			0-0 FC3-6 1B		0-0 4-3		4	0	1	0	0	1	2						
Eddie Mathews, L (1, 5) OBP: 0.361, SLG: 0.477	0-0 FC6-4 1B			0-0 3-1		0-0 FC3-6 HR		0-0 FC6-4 1B		4	1	2	0	0	0	1						
Hank Aaron, R (1, 9) OBP: 0.356, SLG: 0.493	0-0 FC6-4			0-0 5-3		0-0 HR		0-0 FC6-4 G4-3		4	1	1	2	0	0	2						
Joe Adcock, R (1, 3) OBP: 0.306, SLG: 0.494		0-0 HR		0-0 F4		0-0 5-3		0-0 G4-3		4	1	1	1	0	0	1						
Johnny Logan, R (1, 6) OBP: 0.336, SLG: 0.408			0-0 F3		0-0 F7		0-0 FC6-4 1B		0-3 K	4	0	1	0	0	1	0						
Andy Pafko, R (1, 7) OBP: 0.319, SLG: 0.330			0-0 F9		4-0 1B BB		0-0 FC6-4		4-0 1B BB	2	0	0	0	2	0	1						
Del Crandall, R (1, 2) OBP: 0.359, SLG: 0.491			0-0 F8		0-0 F9		0-0 G4-6-3 1B		0-0 1-2 1B	4	0	2	0	0	0	1						
Warren Spahn, L (1, 1) OBP: 0.439, SLG: 0.542			0-3 K		0-0 1-2 1B		0-0 G4-6-3 1B		0-3 K	2	0	1	0	0	1	0						
Bob Rush, R (5, 1) OBP: 0.236, SLG: 0.219										0	0	0	0	0	0	0						
Frank Torre, R (7, PH) OBP: 0.362, SLG: 0.387										1	0	0	0	0	0	0						
Lew Burdette, R (7, PH) OBP: 0.154, SLG: 0.154										0	0	0	0	0	0	0						
Gene Conley, R (7, 1) OBP: 0.154, SLG: 0.154										0	0	0	0	0	0	0						
Del Rice, R (9, PH) OBP: 0.292, SLG: 0.317										1	0	0	0	0	1	2						
Inning Stats	R: 0 E: 0 K: 1 S: 6	H: 1 LOB: 1 BB: 0 P: 6	R: 1 E: 0 K: 0 S: 4	H: 1 LOB: 0 BB: 0 P: 4	R: 0 E: 0 K: 1 S: 5	H: 0 LOB: 0 BB: 0 P: 5	R: 0 E: 0 K: 0 S: 3	H: 0 LOB: 0 BB: 0 P: 3	R: 0 E: 0 K: 0 S: 4	H: 1 LOB: 2 BB: 1 P: 8	R: 2 E: 0 K: 0 S: 6	H: 3 LOB: 1 BB: 0 P: 6	R: 0 E: 0 K: 0 S: 4	H: 2 LOB: 2 BB: 0 P: 4	R: 0 E: 0 K: 0 S: 3	H: 1 LOB: 0 BB: 0 P: 3	R: 0 E: 0 K: 2 S: 8	H: 1 LOB: 2 BB: 1 P: 12	1B: 8 2B: 0 3B: 0 HR: 2	SF: 0 SAC: 0 DP: 2 HBP: 0	WP: 0 PB: 0 CS: 0	PA: 37
PITCHER Johnny Antonelli, L (1, 1) ERA: 3.3	IP: 9.0 WLS: W BF: 37 H: 10 R: 3 ER: 3 SO: 4 BB: 2 IBB: 0 HBP: 0 BLK: 0 WP: 0 HR: 2 S: 43 P: 51 ERA: 3.00 WHIP: 1.333											PITCHER	IP: 9.0 WLS: W BF: 37 H: 10 R: 3 ER: 3 SO: 4 BB: 2 IBB: 0 HBP: 0 BLK: 0 WP: 0 HR: 2 S: 43 P: 51 ERA: 3.00 WHIP: 1.333									



Batter	1	2	3	4	5	6	7	8	9	AB	R	H	RBI	BB	SO	LOB	BOTTOM			
Felipe Alou, R (1, 9) OBP: 0.318, SLG: 0.429	0-0 G4-6-3 1B		0-0 1-3		0-3 K		0-0 F9			4	0	1	0	0	1	2	Milwaukee Braves @ San Francisco Giants Seals Stadium, San Francisco, CA Sat Jul 12 1958, 6:33 AM EDT Att: 22,806 - Unknown			
Daryl Spencer, R (1, 6) OBP: 0.354, SLG: 0.484	0-0 G4-6-3			0-0 F8	4-0 1B HR BB		0-0 1B			3	1	1	0	1	0	1				
Willie Mays, R (1, 8) OBP: 0.403, SLG: 0.603	4-0 BB			0-0 6-3	0-0 SF8		0-0 F9			2	0	0	1	1	0	1				
Ray Jablonski, R (1, 5) OBP: 0.288, SLG: 0.500	0-3 K			0-0 E5 BB 1B	0-0 HR 1B		0-0 F2			3	1	1	1	0	1	1				
Jim Davenport, R (7, 5) OBP: 0.317, SLG: 0.386				0-0 BB 1B	1-3 3-H HR 1B		0-0 F7			1	0	0	0	0	0	1				
Orlando Cepeda, R (1, 3) OBP: 0.337, SLG: 0.544		0-0 F5		0-0 BB 1B	0-0 HR		0-3 K			4	1	2	3	0	1	1				
Hank Sauer, R (1, 7) OBP: 0.386, SLG: 0.467		0-0 F7		4-0 BB 1B	4-0 HR BB		0-0 F7			2	0	0	0	2	0	0				
Whitey Lockman, L (9, 7) OBP: 0.357, SLG: 0.381		0-0 F7		1-2 2-3 BB	1-2 2-3 BB		0-0 F7			0	0	0	0	0	0	0				
Bob Schmidt, R (1, 2) OBP: 0.323, SLG: 0.487		0-0 1-3		0-0 F8	0-3 K		0-3 K			4	0	0	0	0	2	4				
Danny O'Connell, R (1, 4) OBP: 0.353, SLG: 0.367			0-0 6-3		0-0 BB SF8 1B		0-0 4-3		0-0 F9	4	1	1	0	0	0	0				
Johnny Antonelli, L (1, 1) OBP: 0.216, SLG: 0.240			0-0 1-3		0-0 SF8 BB 1B		0-0 4-3			3	1	1	0	0	0	0				
Inning Stats	R: 0 E: 0 K: 1 S: 5	H: 1 LOB: 1 BB: 1 P: 9	R: 0 E: 0 K: 0 S: 3	H: 0 LOB: 0 BB: 0 P: 3	R: 0 E: 0 K: 0 S: 3	H: 0 LOB: 0 BB: 0 P: 3	R: 0 E: 1 K: 0 S: 5	H: 1 LOB: 3 BB: 1 P: 9	R: 5 E: 0 K: 2 S: 11	H: 4 LOB: 2 BB: 2 P: 19	R: 0 E: 0 K: 0 S: 3	H: 0 LOB: 0 BB: 0 P: 3	R: 0 E: 0 K: 1 S: 6	H: 1 LOB: 1 BB: 0 P: 6	R: 0 E: 0 K: 1 S: 5	H: 0 LOB: 0 BB: 0 P: 5	1B: 6 2B: 0 3B: 0 HR: 1	SF: 1 SAC: 0 DP: 1 HBP: 0	WP: 0 PB: 0 CS: 0	PA: 35
PITCHER Warren Spahn, L (1, 1) ERA: 3.25	IP: 4.2 WLS: L BF: 23 H: 6 R: 5 ER: 5 SO: 2 BB: 3 IBB: 0 HBP: 0 BLK: 0 WP: 0 HR: 1 S: 24 P: 36 ERA: 9.64 WHIP: 1.929											PITCHER	IP: 4.2 WLS: L BF: 23 H: 6 R: 5 ER: 5 SO: 2 BB: 3 IBB: 0 HBP: 0 BLK: 0 WP: 0 HR: 1 S: 24 P: 36 ERA: 9.64 WHIP: 1.929							
Bob Rush, R (5, 1) ERA: 3.78	1.1 5 0 0 0 1 1 0 0 0 0 0 6 10 0.00 0.750																			
Gene Conley, R (7, 1) ERA: 4.6	2.0 7 1 0 0 2 0 0 0 0 0 0 11 11 0.00 0.500																			



Batter	1	2	3	4	5	6	7	8	9	AB	R	H	RBI	BB	SO	LOB	TOP								
Red Schoendienst, S OBP: 0.317, SLG: 0.293										5	1	3	1	0	0	0									
Bill Bruton, L OBP: 0.306, SLG: 0.325										5	1	2	0	0	1	2									
Eddie Mathews, L OBP: 0.355, SLG: 0.468										5	0	0	0	0	0	5									
Hank Aaron, R OBP: 0.352, SLG: 0.487										4	1	0	1	0	0	2									
Wes Covington, L OBP: 0.376, SLG: 0.659										3	0	1	0	0	0	0									
Andy Pafko, R OBP: 0.319, SLG: 0.330										0	0	0	0	0	0	0									
Joe Adcock, R OBP: 0.316, SLG: 0.503										3	1	2	0	1	0	1									
Felix Mantilla, R OBP: 0.277, SLG: 0.423										0	0	0	0	0	0	0									
Frank Torre, L OBP: 0.392, SLG: 0.387										0	0	0	0	0	0	0									
Johnny Logan, R OBP: 0.335, SLG: 0.409										4	0	1	3	0	0	3									
Del Crandall, R OBP: 0.361, SLG: 0.489										3	1	1	0	1	1	1									
Carl Willey, R OBP: 0.250, SLG: 0.250										3	0	0	0	0	2	2									
Don McMahon, R OBP: 0.250, SLG: 0.250										0	0	0	0	0	0	0									
Bob Trowbridge, R OBP: 0.250, SLG: 0.250										0	0	0	0	0	0	0									
Mel Roach, R OBP: 0.373, SLG: 0.419										1	0	0	0	0	1	1									
Ernie Johnson, R OBP: 0.373, SLG: 0.419										0	0	0	0	0	0	0									
Inning Stats	R: 4 E: 1 K: 1 S: 9	H: 3 LOB: 1 BB: 1 P: 13	R: 0 E: 0 K: 1 S: 6	H: 1 LOB: 1 BB: 0 P: 6	R: 0 E: 0 K: 0 S: 4	H: 1 LOB: 1 BB: 0 P: 4	R: 0 E: 0 K: 0 S: 3	H: 0 LOB: 0 BB: 0 P: 3	R: 0 E: 0 K: 1 S: 5	H: 0 LOB: 0 BB: 0 P: 5	R: 0 E: 0 K: 1 S: 6	H: 1 LOB: 2 BB: 1 P: 10	R: 0 E: 1 K: 0 S: 4	H: 1 LOB: 1 BB: 0 P: 4	R: 0 E: 0 K: 0 S: 3	H: 1 LOB: 1 BB: 0 P: 3	R: 1 E: 1 K: 1 S: 7	H: 2 LOB: 1 BB: 0 P: 7	1B: 8 2B: 2 3B: 0 HR: 0	SF: 0 SAC: 1 DP: 1 HBP: 0	WP: 0 PB: 0 CS: 0	PA: 39			
PITCHER	IP	WLS	BF	H	R	ER	SO	BB	IBB	HBP	BLK	WP	HR	S	P	ERA	WHIP								
Stu Miller, R ERA: 1.76	6.0		27	6	4	1	4	0	2	0	1	0	0	33	41	1.50	1.000								
Paul Giel, R ERA: 3.18	2.0		7	2	0	0	0	0	0	0	0	0	0	7	7	0.00	1.000								
Mike McCormick, L ERA: 4.42	1.0	W	5	2	1	0	1	0	0	0	0	0	0	7	7	0.00	2.000								

Milwaukee Braves @ San Francisco Giants
Seals Stadium, San Francisco, CA
Sun Jul 13 1958, 6:33 AM EDT
Att: 22,833 - Unknown

AB 36
R 5
H 10
RBI 5
BB 2
SO 5
LOB 17



Batter	1	2	3	4	5	6	7	8	9	AB	R	H	RBI	BB	SO	LOB	BOTTOM								
Danny O'Connell, R OBP: 0.356, SLG: 0.367										3	0	1	0	1	0	0									
Bob Speake, L OBP: 0.351, SLG: 0.396										1	0	1	2	0	0	0									
Eddie Bressoud, R OBP: 0.309, SLG: 0.327										0	0	0	0	0	0	0									
Daryl Spencer, R OBP: 0.352, SLG: 0.479										5	0	1	0	0	0	4									
Willie Mays, R OBP: 0.401, SLG: 0.595										4	1	0	0	1	1	1									
Ray Jablonski, R OBP: 0.293, SLG: 0.518										3	1	1	1	1	1	1									
Jim Davenport, R OBP: 0.317, SLG: 0.386										0	0	0	0	0	0	0									
Orlando Cepeda, R OBP: 0.341, SLG: 0.553										4	1	2	1	1	0	0									
Leon Wagner, L OBP: 0.342, SLG: 0.479										3	2	2	0	1	1	2									
Felipe Alou, R OBP: 0.324, SLG: 0.434										1	0	1	1	0	0	0									
Willie Kirkland, L OBP: 0.309, SLG: 0.395										3	1	2	0	1	0	1									
Bob Schmidt, R OBP: 0.322, SLG: 0.487										4	0	1	1	0	0	6									
Stu Miller, R ERA: 1.76										2	0	0	0	0	1	0									
Whitey Lockman, L ERA: 3.29										1	0	0	0	0	2	0									
Paul Giel, R ERA: 3.18										0	0	0	0	0	0	0									
Hank Sawyer, R ERA: 3.29										0	0	0	0	0	0	0									
Jim Finigan, R ERA: 3.29										0	0	0	0	0	0	0									
Mike McCormick, L ERA: 4.42										0	0	0	0	0	0	0									
Inning Stats	R: 0 E: 0 K: 2 S: 8	H: 1 LOB: 0 BB: 0 P: 8	R: 0 E: 0 K: 0 S: 4	H: 1 LOB: 0 BB: 0 P: 4	R: 0 E: 0 K: 1 S: 5	H: 1 LOB: 0 BB: 0 P: 5	R: 0 E: 0 K: 1 S: 6	H: 1 LOB: 3 BB: 2 P: 14	R: 0 E: 0 K: 0 S: 2	H: 0 LOB: 0 BB: 1 P: 6	R: 2 E: 0 K: 0 S: 7	H: 4 LOB: 2 BB: 0 P: 7	R: 0 E: 0 K: 0 S: 3	H: 0 LOB: 0 BB: 0 P: 3	R: 3 E: 0 K: 0 S: 6	H: 3 LOB: 2 BB: 1 P: 11	R: 1 E: 0 K: 0 S: 2	H: 1 LOB: 2 BB: 2 P: 10	1B: 9 2B: 1 3B: 0 HR: 2	SF: 0 SAC: 1 DP: 2 HBP: 1	WP: 0 PB: 0 CS: 0	PA: 42			
PITCHER	IP	WLS	BF	H	R	ER	SO	BB	IBB	HBP	BLK	WP	HR	S	P	ERA	WHIP								
Carl Willey, R ERA: 2.86	5.2		26	8	2	2	4	3	0	0	0	0	1	31	43	3.18	1.941								
Don McMahon, R ERA: 3.29	1.2		8	2	3	3	0	1	0	0	0	0	1	7	11	16.20	1.800								
Bob Trowbridge, R ERA: 2.58	0.2		4	1	0	0	0	0	0	1	0	0	0	3	4	0.00	1.500								
Ernie Johnson, R ERA: 8.02	0.1	L	4	1	1	1	0	1	1	0	0	0	0	2	10	27.00	6.000								

Milwaukee Braves @ San Francisco Giants
Seals Stadium, San Francisco, CA
Sun Jul 13 1958, 6:33 AM EDT
Att: 22,833 - Unknown


AB 34
R 6
H 12
RBI 6
BB 6
SO 4
LOB 17




Batter	1	2	3	4	5	6	7	8	9	AB	R	H	RBI	BB	SO	LOB	TOP					
Red Schoendienst, S OBP: 0.319, SLG: 0.292 Mel Roach, R OBP: 0.330, SLG: 0.446	F4 6-3 1B BB	F8		F5		F5	HR 2B	SF7 1B WP 4-3		1	1	0	0	1	0	1	Milwaukee Braves @ San Francisco Giants Seals Stadium, San Francisco, CA Mon Jul 14 1958, 6:33 AM EDT Att: 22,864 - Unknown					
Johnny Logan, R OBP: 0.336, SLG: 0.421	F4 6-3 1B	F4		F9		HR	HR 4-3	F8		6	2	3	3	0	0	4						
Eddie Mathews, L OBP: 0.349, SLG: 0.459	F4		4-3		G3	F6	4-3		6-3	6	0	0	1	0	0	3						
Hank Aaron, R OBP: 0.346, SLG: 0.478	6-3		6-3		E5 BB E	K	6-3		1-3	6	1	0	0	0	1	3						
Wes Covington, L OBP: 0.399, SLG: 0.693 Andy Pafko, R OBP: 0.316, SLG: 0.327	1B 2-H 3-H		HR		E 1B BB	1B		HBP BB FC5-2 1B	6-3	4	2	4	3	1	0	0						
Joe Adcock, R OBP: 0.326, SLG: 0.509 Frank Torre, L OBP: 0.394, SLG: 0.387	1B		1B		1B	5-3		FC5-2 HBP BB		4	0	3	1	0	0	1						
Bill Bruton, L OBP: 0.310, SLG: 0.322	F9		4-3		1B	1B		BB FC5-2 SF7 HBP		4	1	1	0	0	0	3						
Del Crandall, R OBP: 0.362, SLG: 0.484		6-3		SH1-4 1B	F9		1B HBP BB WP	FC5-2 SF7 BB		4	1	1	0	1	0	5						
Lew Burdette, R OBP: 0.260, SLG: 0.354			SH1-4		1B	1B	WP 1B HBP	1B 2-H 3-H BB		2	1	2	1	1	0	0						
Inning Stats	R: 2 E: 0 K: 0 S: 6	H: 3 LOB: 2 BB: 1 P: 10	R: 0 E: 0 K: 0 S: 4	H: 1 LOB: 1 BB: 0 P: 4	R: 1 E: 0 K: 0 S: 5	H: 2 LOB: 1 BB: 0 P: 5	R: 0 E: 0 K: 0 S: 4	H: 1 LOB: 1 BB: 0 P: 4	R: 2 E: 1 K: 1 S: 6	H: 3 LOB: 2 BB: 1 P: 10	R: 2 E: 0 K: 1 S: 8	H: 3 LOB: 1 BB: 0 P: 8	R: 3 E: 0 K: 0 S: 5	H: 2 LOB: 1 BB: 1 P: 10	R: 2 E: 0 K: 0 S: 4	H: 1 LOB: 2 BB: 2 P: 13		R: 0 E: 0 K: 0 S: 3	H: 0 LOB: 0 BB: 0 P: 3	1B: 13 2B: 1 3B: 0 HR: 2	SF: 1 SAC: 1 DP: 0 HBP: 2	WP: 1 PB: 0 SB: 1 CS: 0
PITCHER	IP WLS BF H R ER SO BB IBB HBP BLK WP HR S P ERA WHIP	4.1 L 24 8 5 4 0 2 0 0 0 0 1 22 30 8.31 2.308	1.2 9 5 2 2 1 0 0 0 0 0 1 11 11 10.80 3.000	1.1 12 3 5 5 0 3 0 0 0 0 0 7 21 33.75 4.500	1.2 5 0 0 0 0 0 0 0 0 0 0 5 5 0.00 0.000	PITCHER										IP WLS BF H R ER SO BB IBB HBP BLK WP HR S P ERA WHIP	4.1 L 24 8 5 4 0 2 0 0 0 0 1 22 30 8.31 2.308					

Batter	1	2	3	4	5	6	7	8	9	AB	R	H	RBI	BB	SO	LOB	BOTTOM	
Danny O'Connell, R OBP: 0.348, SLG: 0.358	F4		F3			FC3-6 2B		4-3		4	1	0	0	0	0	1	Milwaukee Braves @ San Francisco Giants Seals Stadium, San Francisco, CA Mon Jul 14 1958, 6:33 AM EDT Att: 22,864 - Unknown	
Daryl Spencer, R OBP: 0.348, SLG: 0.473	F5		F7			F9		F8		4	0	0	0	0	0	1		
Willie Mays, R OBP: 0.399, SLG: 0.594	F3			3-1		2B		F3		4	0	1	1	0	0	0		
Ray Jablonski, R OBP: 0.299, SLG: 0.521		FC4-6 BB		F7		5-3		1B 2B		3	0	1	0	1	0	1		
Orlando Cepeda, R OBP: 0.337, SLG: 0.546		F7		F8		6-3		F7		4	0	0	0	0	0	2		
Leon Wagner, L OBP: 0.346, SLG: 0.538		FC4-6 1B			K	HR		1B		4	2	2	1	0	1	1		
Willie Kirkland, L OBP: 0.309, SLG: 0.391 Ramon Monzant, R OBP: 0.242, SLG: 0.242 Bob Speake, L OBP: 0.345, SLG: 0.388		E6 1B		G6-4-3 BB		K		F9		2	0	0	0	1	1	1		
Bob Schmidt, R OBP: 0.322, SLG: 0.485				G6-4-3 1B		F3				0	0	0	0	0	0	0		
Whitey Lockman, L OBP: 0.361, SLG: 0.375 Joe Shipley, R OBP: 0.321, SLG: 0.430				5-3		FC3-6 BB		K		0	0	0	0	0	0	0		
Inning Stats	R: 0 E: 0 K: 0 S: 3	H: 0 LOB: 0 BB: 0 P: 3	R: 1 E: 1 K: 0 S: 4	H: 1 LOB: 2 BB: 1 P: 8	R: 0 E: 0 K: 0 S: 3	H: 0 LOB: 0 BB: 0 P: 3	R: 0 E: 0 K: 1 S: 4	H: 0 LOB: 0 BB: 1 P: 8	R: 0 E: 0 K: 1 S: 5	H: 0 LOB: 0 BB: 0 P: 5	R: 0 E: 0 K: 0 S: 3	H: 2 LOB: 2 BB: 0 P: 5	R: 0 E: 0 K: 0 S: 5	H: 0 LOB: 0 BB: 0 P: 5	1B: 2 2B: 2 3B: 0 HR: 1	SF: 0 SAC: 0 DP: 1 HBP: 0		WP: 0 PB: 0 SB: 0 CS: 0
PITCHER	IP WLS BF H R ER SO BB IBB HBP BLK WP HR S P ERA WHIP	9.0 W 34 5 3 2 3 3 0 0 0 0 1 37 49 2.00 0.889	PITCHER										IP WLS BF H R ER SO BB IBB HBP BLK WP HR S P ERA WHIP	9.0 W 34 5 3 2 3 3 0 0 0 0 1 37 49 2.00 0.889				



Batter	1	2	3	4	5	6	7	8	9	AB	R	H	RBI	BB	SO	LOB	TOP			
Richie Ashburn, L (1, 8) OBP: 0.418, SLG: 0.415	0-0 6-3		0-3 K			0-0 1B		0-0 1-2 1B		4	0	2	0	0	1	0	Philadelphia Phillies @ San Francisco Giants Seals Stadium, San Francisco, CA Tue Jul 15 1958, 10:05 PM EDT Att: 14,523 - Unknown AB 34 R 0 H 9 RBI 0 BB 1 SO 5 LOB 15 			
Chico Fernandez, R (1, 6) OBP: 0.251, SLG: 0.254	0-0 1B			0-0 B2-3		0-0 1-2 1B		0-0 1-2 2-3 1B		4	0	2	0	0	0	2				
Ed Bouchee, L (1, 3) OBP: 0.400, SLG: 0.392	0-0 F8			0-3 K		0-0 F6		4-0 BB		3	0	0	0	1	1	3				
Rip Repuski, R (1, 7) OBP: 0.300, SLG: 0.481	0-0 F9			0-0 F3			0-0 1B	0-0 F9		4	0	1	0	0	0	4				
Bob Bowman, R (1, 9) OBP: 0.330, SLG: 0.500		0-0 5-3			0-0 F3		0-3 K		0-0 5-3	4	0	0	0	0	1	1				
Willie Jones, R (1, 5) OBP: 0.354, SLG: 0.418		0-3 K			0-0 F7		0-0 F8		0-0 1B	4	0	1	0	0	1	1				
Ted Kazanski, R (1, 4) OBP: 0.287, SLG: 0.324		0-0 2B			0-0 6-3		0-0 1-3		0-0 1-2 G4-6-3 1B	4	0	2	0	0	0	1				
Carl Sawatski, L (1, 2) OBP: 0.313, SLG: 0.326			0-0 F8			0-0 F5		0-0 4-3 1B	0-0 G4-6-3 1-2	4	0	1	0	0	0	2				
Robin Roberts, S (1, 1) OBP: 0.322, SLG: 0.288			0-0 5-3			0-0 1-3		0-3 K		2	0	0	0	0	0	0				
Wally Post, R (8, PH) OBP: 0.364, SLG: 0.383										1	0	0	0	0	1	1				
Jim Hearn, R (8, 1)										0	0	0	0	0	0	0				
Inning Stats	R: 0 E: 0 K: 0 S: 4	H: 1 LOB: 1 BB: 0 P: 4	R: 0 E: 0 K: 1 S: 5	H: 1 LOB: 1 BB: 0 P: 5	R: 0 E: 0 K: 1 S: 5	H: 0 LOB: 0 BB: 0 P: 5	R: 0 E: 0 K: 0 S: 3	H: 0 LOB: 0 BB: 0 P: 3	R: 0 E: 0 K: 0 S: 5	H: 2 LOB: 2 BB: 0 P: 5	R: 0 E: 0 K: 1 S: 6	H: 1 LOB: 1 BB: 0 P: 6	R: 0 E: 0 K: 1 S: 7	H: 2 LOB: 3 BB: 1 P: 11	R: 0 E: 0 K: 0 S: 4	H: 2 LOB: 1 BB: 0 P: 4	1B: 8 2B: 1 3B: 0 HR: 0	SF: 0 SAC: 0 DP: 1 HBP: 0	WP: 0 PB: 0 SB: 0 CS: 0	PA: 35
PITCHER Mike McCormick, L (1, 1) ERA: 4.04	IP: 9.0 WLS: W BF: 35 H: 9 R: 0 ER: 0 SO: 5 BB: 1 IBB: 0 HBP: 0 BLK: 0 WP: 0 HR: 0 S: 44 P: 48 ERA: 0.00 WHIP: 1.111															PITCHER				

Batter	1	2	3	4	5	6	7	8	9	AB	R	H	RBI	BB	SO	LOB	BOTTOM	
Danny O'Connell, R (1, 4) OBP: 0.347, SLG: 0.352	0-0 6-3			0-0 1-3		4-0 2B E BB		0-0 4-3		3	1	0	0	1	0	0	Philadelphia Phillies @ San Francisco Giants Seals Stadium, San Francisco, CA Tue Jul 15 1958, 10:05 PM EDT Att: 14,523 - Unknown AB 27 R 1 H 3 RBI 1 BB 4 SO 3 LOB 14 	
Willie Kirkland, L (1, 9) OBP: 0.308, SLG: 0.393	0-3 K			0-0 3-1		0-0 E FC5-2 2B		0-0 G3		4	0	1	0	0	1	0		
Felipe Alou, R (9, 9)						1-3 FC5-2 2B				0	0	0	0	0	0	0		
Willie Mays, R (1, 8) OBP: 0.400, SLG: 0.591	0-3 K			0-0 F4		4-0 FC5-2 E IBB		0-0 1B		3	0	1	0	1	1	0		
Ray Jablonski, R (1, 5) OBP: 0.297, SLG: 0.510		4-0 L4-6 PB BB			0-0 6-3	0-0 E5 FC5-2		0-0 F6		3	0	0	1	1	0	3		
Jim Davenport, R (9, 5) OBP: 0.317, SLG: 0.386						1-2 2-3 3-H				0	0	0	0	0	0	0		
Orlando Cepeda, R (1, 3) OBP: 0.337, SLG: 0.544	0-0 F2				0-0 4-3	0-0 FC5-2				3	0	1	0	0	0	4		
Leon Wagner, L (1, 7) OBP: 0.324, SLG: 0.509	0-0 L4-6				0-0 4-3	0-0 4-3				3	0	0	0	0	0	5		
Whitey Lockman, L (9, 7)					1-2					0	0	0	0	0	0	0		
Daryl Spencer, R (1, 6) OBP: 0.348, SLG: 0.470			0-0 4-3			4-0 BB		0-0 G3		2	0	0	0	1	0	0		
Bob Schmidt, R (1, 2) OBP: 0.318, SLG: 0.480			0-0 5-3			0-0 F2		0-0 5-3		3	0	0	0	0	0	2		
Mike McCormick, L (1, 1) OBP: 0.250, SLG: 0.206			0-3 K			0-0 5-3		0-0 4-3		3	0	0	0	0	1	0		
Inning Stats	R: 0 E: 0 K: 2 S: 7	H: 0 LOB: 0 BB: 0 P: 7	R: 0 E: 0 K: 0 S: 2	H: 0 LOB: 0 BB: 1 P: 6	R: 0 E: 0 K: 1 S: 5	H: 0 LOB: 0 BB: 0 P: 5	R: 0 E: 0 K: 0 S: 3	H: 0 LOB: 0 BB: 0 P: 3	R: 1 E: 1 K: 0 S: 5	H: 1 LOB: 3 BB: 2 P: 13	R: 0 E: 0 K: 0 S: 3	H: 0 LOB: 0 BB: 0 P: 3	R: 0 E: 0 K: 0 S: 4	H: 1 LOB: 1 BB: 0 P: 4	1B: 2 2B: 2 3B: 0 HR: 0	SF: 0 SAC: 0 DP: 1 HBP: 0	WP: 0 PB: 1 SB: 0 CS: 0	PA: 31
PITCHER Robin Roberts, R (1, 1) ERA: 2.98	IP: 7.0 WLS: L BF: 27 H: 2 R: 1 ER: 1 SO: 3 BB: 3 IBB: 1 HBP: 0 BLK: 0 WP: 0 HR: 0 S: 29 P: 45 ERA: 1.29 WHIP: 0.714															PITCHER		
Jim Hearn, R (8, 1) ERA: 5.24	IP: 1.0 WLS: L BF: 4 H: 1 R: 0 ER: 0 SO: 0 BB: 0 IBB: 0 HBP: 0 BLK: 0 WP: 0 HR: 0 S: 4 P: 4 ERA: 0.00 WHIP: 1.000															PITCHER		

Batter	1	2	3	4	5	6	7	8	9	AB	R	H	RBI	BB	SO	LOB	TOP										
Richie Ashburn, L OBP: 0.422, SLG: 0.417	4-0 FC6-4 BB		0-0 1B HR	0-0 2B 1B		0-0 1-3		0-0 3-1		4	3	2	0	1	0	0											
Solly Hemus, L OBP: 0.396, SLG: 0.456	0-0 FC6-4 1B		0-0 F7	0-0 2B		0-0 F6		0-0 4-3 1B 2B		5	1	3	1	0	0	1											
Ed Bouchee, L OBP: 0.392, SLG: 0.373	0-0 FC6-4 1-2 3-H		0-0 HR 1B	0-0 F7		0-0 F9		0-0 4-3		5	1	1	1	0	0	3											
Harry Anderson, L OBP: 0.388, SLG: 0.535	0-0 F9		0-0 HR		0-3 K		0-0 3-1		4-0 1B 1B IBB	4	2	1	3	1	1	1											
Carl Sawatski, L OBP: 0.337, SLG: 0.376	0-0 G3		0-0 4-3 1B		0-0 BB 1B 1B		0-0 3B		0-0 1B 1B 1B	5	0	4	1	0	0	1											
Dave Philley, S OBP: 0.336, SLG: 0.390		0-0 4-3	0-0 4-3		0-0 BB 1B		4-0 IBB		0-0 1B	4	0	2	1	1	0	1											
Bob Bowman, R OBP: 0.328, SLG: 0.491			1-2		1-2 1B				1-2 1B	0	0	0	0	0	0	0											
Ted Kazanski, R OBP: 0.294, SLG: 0.327		0-3 K	0-0 F8		4-0 1-2 2-3 BB		0-0 6-3		0-0 1-2 2-3 1B	4	0	1	0	1	1	3											
Chico Fernandez, R OBP: 0.250, SLG: 0.253		0-0 1B		0-0 5-3		0-0 G6-4-3		0-0 4-3	0-0 F8	5	0	1	0	0	0	6											
Ray Semproch, R OBP: 0.080, SLG: 0.100	0-3 K			0-0 1-3		0-3 K		0-0 4-3	0-0 5-3	2	0	0	0	0	1	1											
Jim Hearn, R OBP: 0.182, SLG: 0.273										1	0	0	0	0	1	0											
Bobby Young, L OBP: 0.263, SLG: 0.222										1	0	0	0	0	0	0											
Turk Farrell, R OBP: 0.263, SLG: 0.222										1	0	0	0	0	0	3											
Inning Stats	R: 1 E: 0 K: 0 S: 4	H: 1 LOB: 1 BB: 1 P: 8	R: 0 E: 0 K: 2 S: 8	H: 1 LOB: 1 BB: 0 P: 8	R: 3 E: 0 K: 0 S: 7	H: 4 LOB: 1 BB: 0 P: 7	R: 1 E: 0 K: 0 S: 5	H: 2 LOB: 1 BB: 0 P: 5	R: 0 E: 0 K: 1 S: 6	H: 0 LOB: 0 BB: 0 P: 5	R: 0 E: 0 K: 0 S: 4	H: 1 LOB: 2 BB: 1 P: 8	R: 0 E: 0 K: 0 S: 3	H: 0 LOB: 0 BB: 0 P: 3	R: 2 E: 0 K: 0 S: 7	H: 4 LOB: 3 BB: 1 P: 11	1B: 11 2B: 2 3B: 1 HR: 1	SF: 0 SAC: 0 DP: 1 HBP: 0	WP: 0 PB: 0 SB: 0 CS: 0	PA: 45							
PITCHER	IP	WLS	BF	H	R	ER	SO	BB	IBB	HBP	BLK	WP	HR	S	P	ERA	WHIP										
Ruben Gomez, R ERA: 5.35	4.0		21	8	5	5	2	1	0	0	0	0	1	24	28	11.25	2.250										
Ramon Monzant, R ERA: 4.45	4.0		16	3	0	0	2	1	1	0	0	0	0	18	26	0.00	1.000										
Don Johnson, R ERA: 54.0	0.1		5	3	2	2	0	0	1	0	0	0	0	4	8	54.00	9.000										
Marv Grissom, R ERA: 3.27	0.2	W	3	1	0	0	0	0	0	0	0	0	0	3	3	0.00	1.500										

Philadelphia Phillies @ San Francisco Giants
Seals Stadium, San Francisco, CA
Thu Jul 17 1958, 6:33 AM EDT
Att: 10,259 - Unknown

AB	41
R	7
H	15
RBI	7
BB	4
SO	4
LOB	20



Batter	1	2	3	4	5	6	7	8	9	AB	R	H	RBI	BB	SO	LOB	BOTTOM										
Danny O'Connell, R OBP: 0.349, SLG: 0.357	0-0 5-3		0-0 1B 2B	0-0 1-3 3-H 1B		0-3 K		0-3 K		5	1	2	1	0	2	2											
Willie Kirkland, L OBP: 0.321, SLG: 0.414	0-0 HR		0-0 F9	0-0 F8		0-0 FC6-4 1B		4-0 SH5-4 BB BB		4	2	2	1	1	0	2											
Willie Mays, R OBP: 0.405, SLG: 0.592	4-0 G6-4-3 BB		0-0 2-H 1B	0-0 F8		0-0 FC6-4 F8 E 1-2		4-0 SH5-4 BB BB		3	1	1	1	2	0	2											
Ray Jablonski, R OBP: 0.289, SLG: 0.490	0-0 G6-4-3		0-0 F5		0-3 K		0-0 E4		0-0 SH5-4	4	0	0	0	0	1	3											
Jim Davenport, R OBP: 0.316, SLG: 0.385	1-2						1-2		1-2 2-3	0	0	0	0	0	0	0											
Orlando Cepeda, R OBP: 0.342, SLG: 0.546		0-0 FC6-4 1B	0-0 1-3		0-0 6-3		0-0 F8		0-0 BB WP 2B	5	1	2	2	0	0	3											
Leon Wagner, L OBP: 0.326, SLG: 0.540	0-0 FC6-4 1-2		0-0 HR		0-0 4-3		0-0 1-3		4-0 2-H 3-H 4-0 BB IBB	4	1	1	1	1	0	3											
Daryl Spencer, R OBP: 0.350, SLG: 0.462	0-0 F7		0-0 E5 BB 1B		0-0 F5		4-0 BB		4-0 1-2 2-3 BB	3	1	0	0	2	0	1											
Valmy Thomas, R OBP: 0.348, SLG: 0.345		0-0 1-2 1B		4-0 1B 1B BB		0-0 SH2-3 1B		0-0 F2		3	1	2	0	1	0	1											
Hank Sauer, R OBP: 0.369, SLG: 0.467									WP	1	0	0	0	0	0	2											
Ruben Gomez, R OBP: 0.214, SLG: 0.299										1	0	0	0	0	1	2											
Bob Spivey, L OBP: 0.296, SLG: 0.600										1	0	1	1	0	0	0											
Ramon Monzant, R OBP: 0.242, SLG: 0.242										0	0	0	0	0	0	0											
Whitley Lockman, L OBP: 0.336, SLG: 0.389										1	0	0	0	0	0	1											
Don Johnson, R OBP: 0.336, SLG: 0.389										0	0	0	0	0	0	0											
Marv Grissom, R OBP: 0.336, SLG: 0.389										0	0	0	0	0	0	0											
Inning Stats	R: 1 E: 0 K: 0 S: 3	H: 1 LOB: 0 BB: 1 P: 7	R: 0 E: 0 K: 1 S: 7	H: 2 LOB: 2 BB: 0 P: 7	R: 1 E: 0 K: 0 S: 5	H: 2 LOB: 1 BB: 0 P: 5	R: 3 E: 1 K: 0 S: 6	H: 3 LOB: 1 BB: 1 P: 10	R: 0 E: 0 K: 1 S: 5	H: 0 LOB: 0 BB: 0 P: 5	R: 0 E: 0 K: 1 S: 6	H: 1 LOB: 1 BB: 0 P: 6	R: 0 E: 1 K: 0 S: 5	H: 1 LOB: 2 BB: 0 P: 5	R: 0 E: 0 K: 1 S: 5	H: 0 LOB: 1 BB: 1 P: 9	R: 3 E: 0 K: 0 S: 2	H: 1 LOB: 2 BB: 4 P: 18	1B: 7 2B: 2 3B: 0 HR: 2	SF: 0 SAC: 2 DP: 1 HBP: 0	WP: 1 PB: 0 SB: 0 CS: 0	PA: 44					
PITCHER	IP	WLS	BF	H	R	ER	SO	BB	IBB	HBP	BLK	WP	HR	S	P	ERA	WHIP										
Ray Semproch, R ERA: 3.36	3.0		18	7	5	4	1	2	0	0	0	0	0	19	19	0.00	0.750										
Jim Hearn, R ERA: 4.44	4.0		15	3	0	0	2	0	0	0	0	0	0	19	19	0.00	0.750										
Turk Farrell, R ERA: 1.89	1.1	L	11	1	3	3	1	4	1	0	0	1	0	7	27	20.25	3.750										

Philadelphia Phillies @ San Francisco Giants
Seals Stadium, San Francisco, CA
Thu Jul 17 1958, 6:33 AM EDT
Att: 10,259 - Unknown

AB	35
R	8
H	11
RBI	7
BB	7
SO	4
LOB	22



Batter	1	2	3	4	5	6	7	8	9	AB	R	H	RBI	BB	SO	LOB	TOP		
Bill Virdon, L OBP: 0.340, SLG: 0.411 (1, 8)	0-0 1-3		0-0 F3	0-0 4-3			0-0 1-3			4	0	0	0	0	0	3	Pittsburgh Pirates @ San Francisco Giants Seals Stadium, San Francisco, CA Sat Jul 19 1958, 6:33 AM EDT Att: 19,685 - Unknown livebaseballscorecards.com		
Roberto Clemente, R OBP: 0.321, SLG: 0.363 (1, 9)	0-0 6-3		0-0 1-3		0-0 F4		0-0 F1			4	0	0	0	0	1				
Dick Stuart, R OBP: 0.217, SLG: 0.381 (1, 3)	0-0 F9			0-0 1-3	0-0 F8			0-0 F3		4	0	0	0	0	0				
Frank Thomas, R OBP: 0.345, SLG: 0.583 (1, 5)		0-0 1B 2B		4-0 1B BB	0-0 1B			0-0 F7		3	2	2	0	1	0	0			
Bob Skinner, L OBP: 0.394, SLG: 0.458 (1, 7)		0-0 G5-4-3 2H 1B		0-0 4-3	0-0 F8			0-0 F5		4	0	1	1	0	2				
Bill Mazeroski, R OBP: 0.324, SLG: 0.447 (1, 4)				4-0 1B BB		0-0 F7			0-0 1-3	3	1	0	0	1	1				
Dick Groat, R OBP: 0.299, SLG: 0.375 (1, 6)				0-0 G5-4-3 1-2	0-0 1B		0-0 F8		0-0 4-3	4	1	1	1	0	1				
Bill Hall, L OBP: 0.372, SLG: 0.389 (1, 2)				4-0 1B IBB		0-3 K			0-0 6-3	2	0	1	0	1	1	0			
Roman Mejias, R OBP: 0.236, SLG: 0.425 (9, PH)			0-0 SH3-4 1B	0-0 1B IBB						1	0	0	0	0	0	0			
Curt Raydon, R OBP: 0.154, SLG: 0.083 (2, 1)			0-0 SH3-4			0-0 G3				0	0	0	0	0	0	0			
Don Gross, L OBP: 0.154, SLG: 0.083 (4, 1)										1	0	1	2	0	0	0			
Bob Porterfield, R OBP: 0.313, SLG: 0.286 (7, PH)										0	0	0	0	0	0	0			
John Powers, L OBP: 0.313, SLG: 0.286 (7, PH)										1	0	0	0	0	0	0			
Roy Face, R OBP: 0.286, SLG: 0.286 (7, 1)										0	0	0	0	0	0	0			
Inning Stats	R: 0 E: 0 K: 0 S: 3	H: 0 LOB: 0 BB: 0 P: 3	R: 1 E: 0 K: 0 S: 4	H: 2 LOB: 0 BB: 0 P: 4	R: 0 E: 0 K: 0 S: 4	H: 1 LOB: 1 BB: 0 P: 4	R: 3 E: 0 K: 0 S: 5	H: 2 LOB: 2 BB: 3 P: 17	R: 0 E: 0 K: 1 S: 5	H: 0 LOB: 0 BB: 0 P: 5	R: 0 E: 0 K: 0 S: 3	H: 0 LOB: 0 BB: 0 P: 3	R: 0 E: 0 K: 0 S: 3	H: 0 LOB: 0 BB: 0 P: 3	R: 0 E: 0 K: 0 S: 3	H: 0 LOB: 0 BB: 0 P: 3	1B: 5 2B: 1 3B: 0 HR: 0	SF: 0 SAC: 1 DP: 1 HBP: 0	WP: 0 PA: 35 PB: 0 SB: 0 CS: 0
PITCHER	IP WLS BF H R ER SO BB IBB HBP BLK WP HR S P ERA WHIP	IP WLS BF H R ER SO BB IBB HBP BLK WP HR S P ERA WHIP	IP WLS BF H R ER SO BB IBB HBP BLK WP HR S P ERA WHIP	IP WLS BF H R ER SO BB IBB HBP BLK WP HR S P ERA WHIP	IP WLS BF H R ER SO BB IBB HBP BLK WP HR S P ERA WHIP	IP WLS BF H R ER SO BB IBB HBP BLK WP HR S P ERA WHIP	IP WLS BF H R ER SO BB IBB HBP BLK WP HR S P ERA WHIP	IP WLS BF H R ER SO BB IBB HBP BLK WP HR S P ERA WHIP	IP WLS BF H R ER SO BB IBB HBP BLK WP HR S P ERA WHIP	IP WLS BF H R ER SO BB IBB HBP BLK WP HR S P ERA WHIP	IP WLS BF H R ER SO BB IBB HBP BLK WP HR S P ERA WHIP	IP WLS BF H R ER SO BB IBB HBP BLK WP HR S P ERA WHIP	IP WLS BF H R ER SO BB IBB HBP BLK WP HR S P ERA WHIP	IP WLS BF H R ER SO BB IBB HBP BLK WP HR S P ERA WHIP	IP WLS BF H R ER SO BB IBB HBP BLK WP HR S P ERA WHIP	IP WLS BF H R ER SO BB IBB HBP BLK WP HR S P ERA WHIP	IP WLS BF H R ER SO BB IBB HBP BLK WP HR S P ERA WHIP		
Al Worthington, R ERA: 3.31 (1, 1)	3.2	18	5	4	4	0	2	1	0	0	0	0	0	0	15	27	9.82	1.909	
Don Johnson, R ERA: 27.0 (4, 1)	0.1	1	0	0	0	0	0	0	0	0	0	0	0	1	1	0.00	0.000		
Ramon Monzant, R ERA: 4.28 (5, 1)	4.0	W	13	1	0	0	1	0	0	0	0	0	0	15	15	0.00	0.250		
Johnny Antonelli, L ERA: 3.2 (9, 1)	1.0	S	3	0	0	0	0	0	0	0	0	0	0	3	3	0.00	0.000		

Batter	1	2	3	4	5	6	7	8	9	AB	R	H	RBI	BB	SO	LOB	BOTTOM		
Danny O'Connell, R OBP: 0.355, SLG: 0.353 (1, 4)	0-0 L4-3 1B	4-0 FC6-4 BB		4-0 WP BB		0-0 4-3				2	0	1	0	2	0	0	Pittsburgh Pirates @ San Francisco Giants Seals Stadium, San Francisco, CA Sat Jul 19 1958, 6:33 AM EDT Att: 19,685 - Unknown livebaseballscorecards.com		
Jim Davenport, R OBP: 0.310, SLG: 0.376 (1, 5)	0-0 L4-3 1-2	0-0 FC6-4 1-2		0-0 F9		0-0 F2				4	0	0	0	0	5				
Willie Mays, R OBP: 0.407, SLG: 0.592 (1, 8)	4-0 S BB		0-0 F4	4-0 1-2 BB		0-0 3-1				2	0	0	0	2	0	0			
Leon Wagner, L OBP: 0.300, SLG: 0.493 (1, 7)	0-0 4-3		0-0 F7	0-0 3-1		0-3 K				4	0	0	0	0	1	3			
Felipe Alou, R OBP: 0.315, SLG: 0.422 (8, 7)	0-0 4-3 1-2		0-0 F7	0-0 3-1						0	0	0	0	0	0	0			
Orlando Cepeda, R OBP: 0.340, SLG: 0.539 (1, 3)		0-0 F8	0-0 F6		0-0 1B SF9 1B		0-0 4-3			4	1	1	0	0	0	0			
Willie Kirkland, L OBP: 0.324, SLG: 0.426 (1, 9)		0-0 HR		4-0 1B HR BB	0-0 SF9 1B		0-0 F5			3	2	2	1	1	0	0			
Daryl Spencer, R OBP: 0.348, SLG: 0.459 (1, 6)		0-0 SH5-3 1B		0-0 F8	0-0 SF9			0-0 F9-3 1B		3	0	2	1	0	0	1			
Valmy Thomas, R OBP: 0.355, SLG: 0.354 (1, 2)		0-0 SH5-3 1B		0-0 HR 1B	0-0 F5			0-0 F8		4	1	2	0	0	2				
Al Worthington, R OBP: 0.286, SLG: 0.214 (1, 1)				0-0 SH5-3	0-0 1-3					0	0	0	0	0	0	0			
Don Johnson, R OBP: 0.286, SLG: 0.214 (4, 1)				0-0 SH5-3	0-0 1-3					1	1	1	3	0	0	0			
Ray Jablonski, R OBP: 0.286, SLG: 0.214 (4, PH)				0-0 SH5-3	0-0 1-3					1	0	0	0	0	0	1			
Ramon Monzant, R OBP: 0.286, SLG: 0.214 (5, 1)				0-0 SH5-3	0-0 1-3					1	0	0	0	0	0	1			
Whitley Lockman, L OBP: 0.286, SLG: 0.214 (8, PH)				0-0 SH5-3	0-0 1-3					1	0	0	0	0	0	1			
Johnny Antonelli, L OBP: 0.286, SLG: 0.214 (9, 1)				0-0 SH5-3	0-0 1-3					0	0	0	0	0	0	0			
Inning Stats	R: 0 E: 0 K: 0 S: 3	H: 1 LOB: 1 BB: 1 P: 7	R: 1 E: 0 K: 0 S: 6	H: 3 LOB: 3 BB: 1 P: 10	R: 0 E: 0 K: 0 S: 3	H: 0 LOB: 0 BB: 0 P: 3	R: 3 E: 0 K: 0 S: 5	H: 2 LOB: 2 BB: 3 P: 17	R: 1 E: 0 K: 0 S: 5	H: 2 LOB: 1 BB: 0 P: 5	R: 0 E: 0 K: 1 S: 3	H: 0 LOB: 0 BB: 0 P: 3	R: 0 E: 0 K: 0 S: 3	H: 1 LOB: 0 BB: 0 P: 3	R: 0 E: 0 K: 0 S: 3	H: 0 LOB: 0 BB: 0 P: 3	1B: 7 2B: 2 3B: 0 HR: 2	SF: 1 SAC: 1 DP: 2 HBP: 0	WP: 1 PA: 36 PB: 0 SB: 1 CS: 0
PITCHER	IP WLS BF H R ER SO BB IBB HBP BLK WP HR S P ERA WHIP	IP WLS BF H R ER SO BB IBB HBP BLK WP HR S P ERA WHIP	IP WLS BF H R ER SO BB IBB HBP BLK WP HR S P ERA WHIP	IP WLS BF H R ER SO BB IBB HBP BLK WP HR S P ERA WHIP	IP WLS BF H R ER SO BB IBB HBP BLK WP HR S P ERA WHIP	IP WLS BF H R ER SO BB IBB HBP BLK WP HR S P ERA WHIP	IP WLS BF H R ER SO BB IBB HBP BLK WP HR S P ERA WHIP	IP WLS BF H R ER SO BB IBB HBP BLK WP HR S P ERA WHIP	IP WLS BF H R ER SO BB IBB HBP BLK WP HR S P ERA WHIP	IP WLS BF H R ER SO BB IBB HBP BLK WP HR S P ERA WHIP	IP WLS BF H R ER SO BB IBB HBP BLK WP HR S P ERA WHIP	IP WLS BF H R ER SO BB IBB HBP BLK WP HR S P ERA WHIP	IP WLS BF H R ER SO BB IBB HBP BLK WP HR S P ERA WHIP	IP WLS BF H R ER SO BB IBB HBP BLK WP HR S P ERA WHIP	IP WLS BF H R ER SO BB IBB HBP BLK WP HR S P ERA WHIP	IP WLS BF H R ER SO BB IBB HBP BLK WP HR S P ERA WHIP	IP WLS BF H R ER SO BB IBB HBP BLK WP HR S P ERA WHIP		
Curt Raydon, R ERA: 3.33 (1, 1)	1.1	8	4	1	1	0	3	0	0	0	0	0	0	1	8	20	13.50	2.500	
Don Gross, L ERA: 2.98 (2, 1)	2.0	L	11	2	3	3	0	1	0	0	0	0	0	10	14	3.38	1.125		
Bob Porterfield, R ERA: 4.35 (4, 1)	2.2	L	11	2	1	1	0	1	0	0	0	0	0	8	8	0.00	0.500		
Roy Face, R ERA: 3.1 (7, 1)	2.0		6	1	0	0	1	0	0	0	0	0	0	8	8	0.00	0.500		



Batter	1	2	3	4	5	6	7	8	9	AB	R	H	RBI	BB	SO	LOB	TOP						
Bill Virdon, L OBP: 0.339, SLG: 0.408 (1, 8)	F9		3-1		3-1		1B WP		F8	5	0	1	1	0	0	0							
Roberto Clemente, R OBP: 0.322, SLG: 0.364 (1, 9)	1B		1B			F8	F3		4-3	5	0	2	0	0	0	2							
Dick Stuart, R OBP: 0.235, SLG: 0.447 (1, 3)	1-2 1B		K			HR	F6		F6	5	1	2	1	0	1	3							
Frank Thomas, R OBP: 0.347, SLG: 0.585 (1, 5)	F8		K			2B	1B			4	0	2	1	0	1	3							
Bob Skinner, L OBP: 0.393, SLG: 0.453 (1, 7)	4-3				F5	BB	F6			3	0	0	0	1	0	4							
Bill Mazeroski, R OBP: 0.320, SLG: 0.442 (1, 4)		5-3		K		F2			F7	4	0	0	0	0	1	2							
Dick Groat, R OBP: 0.296, SLG: 0.371 (1, 6)	F9		4-3			F6			F4	4	0	0	0	0	0	2							
Hank Foiles, R OBP: 0.250, SLG: 0.310 (5, 1)		4-0			F2					1	0	0	0	1	0	0							
Bob Smith, R OBP: 0.125, SLG: 0.143 (5, 1)										0	0	0	0	0	0	0							
John Powers, L OBP: 0.125, SLG: 0.250 (7, PH)										1	1	1	0	0	0	0							
Don Gross, L OBP: 0.125, SLG: 0.250 (7, 1)										0	0	0	0	0	0	0							
Ted Kluszewski OBP: 0.250, SLG: 0.400 (8, PH)										1	0	1	0	0	0	0							
Bob Porterfield, R OBP: 0.250, SLG: 0.400 (8, 1)										0	0	0	0	0	0	0							
Bob Friend, R OBP: 0.172, SLG: 0.148 (1, 1)		0-3			F9				4-3	0	0	0	0	0	0	0							
Ron Blackburn, R OBP: 0.400, SLG: 0.800 (1, 1)		K								1	0	0	0	0	1	1							
Danny Kravitz, L OBP: 0.311, SLG: 0.316 (5, PH)		1-2								3	1	1	0	0	0	1							
Inning Stats	R: 0 E: 0 K: 0 S: 5	H: 2 LOB: 2 BB: 0 P: 5	R: 0 E: 0 K: 1 S: 5	H: 0 LOB: 1 BB: 1 P: 9	R: 0 E: 0 K: 2 S: 8	H: 1 LOB: 1 BB: 0 P: 8	R: 0 E: 0 K: 1 S: 5	H: 0 LOB: 0 BB: 0 P: 5	R: 0 E: 0 K: 0 S: 3	H: 0 LOB: 0 BB: 0 P: 3	R: 1 E: 0 K: 0 S: 5	H: 2 LOB: 2 BB: 1 P: 9	R: 2 E: 0 K: 0 S: 7	H: 4 LOB: 2 BB: 0 P: 7	R: 0 E: 0 K: 0 S: 4	H: 1 LOB: 1 BB: 0 P: 4	R: 0 E: 0 K: 0 S: 3	H: 0 LOB: 0 BB: 0 P: 3	1B: 8 2B: 1 3B: 0 HR: 1	SF: 0 SAC: 0 DP: 0 HBP: 0	WP: 1 PB: 0 SB: 0 CS: 0	PA: 39	
PITCHER	IP	WLS	BF	H	R	ER	SO	BB	IBB	HBP	BLK	WP	HR	S	P	ERA	WHIP					ERA	WHIP
Paul Giel, R ERA: 3.35 (1, 1)	6.0	W	28	8	3	3	4	2	0	0	1	0	1	34	42	4.50	1.667						
Ruben Gomez, R ERA: 5.22 (7, 1)	3.0	S	11	2	0	0	0	0	0	0	0	1	0	11	11	0.00	0.667						

Pittsburgh Pirates @ San Francisco Giants
Seals Stadium, San Francisco, CA
Sun Jul 20 1958, 6:33 AM EDT
Att: 22,814 - Unknown

AB	37
R	3
H	10
RBI	3
BB	2
SO	4
LOB	18





Batter	1	2	3	4	5	6	7	8	9	AB	R	H	RBI	BB	SO	LOB	BOTTOM						
Danny O'Connell, R OBP: 0.357, SLG: 0.349 (1, 4)	5-3	4-3		SH1-3		WP				2	0	0	1	2	0	0							
Jim Davenport, R OBP: 0.315, SLG: 0.393 (1, 5)	1B	1B		HR		F3			F4	5	2	3	1	0	0	3							
Willie Mays, R OBP: 0.408, SLG: 0.591 (1, 8)	1B	1B		F9		F9				4	1	2	0	0	0	2							
Leon Wagner, L OBP: 0.392, SLG: 0.479 (1, 7)						F9			4-3	4	1	1	1	0	0	1							
Felipe Alou, R OBP: 0.315, SLG: 0.422 (8, 7)	1B	2B								0	0	0	0	0	0	0							
Orlando Cepeda, R OBP: 0.339, SLG: 0.536 (1, 3)	2B			F9		6-3			6-3	4	1	1	1	0	0	0							
Willie Kirkland, L OBP: 0.331, SLG: 0.427 (1, 9)	2B			K						2	1	1	0	2	1	0							
Daryl Spencer, R OBP: 0.347, SLG: 0.460 (1, 6)	2B			6-3		K			1-3	4	0	1	3	0	1	2							
Valmy Thomas, R OBP: 0.363, SLG: 0.362 (1, 2)	F8					SH5-4	SH1-3		F4	4	1	2	0	0	0	1							
Paul Giel, R OBP: 0.154, SLG: 0.083 (1, 1)						SH1-4			5-3	1	0	0	0	0	0	1							
Ruben Gomez, R OBP: 0.209, SLG: 0.286 (7, 1)	5-3			SH5-4		SH1-4				1	0	0	0	0	0	0							
Inning Stats	R: 5 E: 0 K: 0 S: 8	H: 5 LOB: 1 BB: 1 P: 12	R: 0 E: 0 K: 0 S: 4	H: 2 LOB: 0 BB: 0 P: 4	R: 0 E: 0 K: 1 S: 5	H: 0 LOB: 0 BB: 0 P: 5	R: 2 E: 0 K: 0 S: 5	H: 2 LOB: 0 BB: 0 P: 5	R: 0 E: 0 K: 1 S: 5	H: 0 LOB: 1 BB: 1 P: 9	R: 0 E: 0 K: 0 S: 4	H: 1 LOB: 2 BB: 1 P: 8	R: 0 E: 0 K: 0 S: 4	H: 1 LOB: 1 BB: 0 P: 4	R: 0 E: 0 K: 0 S: 3	H: 0 LOB: 1 BB: 1 P: 7	1B: 9 2B: 1 3B: 0 HR: 1	SF: 0 SAC: 3 DP: 0 HBP: 0	WP: 1 PB: 0 SB: 0 CS: 0	PA: 38			
PITCHER	IP	WLS	BF	H	R	ER	SO	BB	IBB	HBP	BLK	WP	HR	S	P	ERA	WHIP					ERA	WHIP
Bob Friend, R ERA: 3.86 (1, 1)	0.1	L	7	5	5	5	0	0	0	0	0	0	0	0	0	135.00	15.000						
Ron Blackburn, R ERA: 3.29 (1, 1)	3.2		14	4	2	2	1	0	0	0	0	0	1	16	16	4.91	1.091						
Bob Smith, L ERA: 3.86 (5, 1)	2.0		9	1	0	0	1	2	0	0	0	1	0	9	17	0.00	1.500						
Don Gross, L ERA: 2.92 (7, 1)	1.0		4	1	0	0	0	0	0	0	0	0	0	4	4	0.00	1.000						
Bob Porterfield, R ERA: 4.27 (8, 1)	1.0		4	0	0	0	0	1	0	0	0	0	0	3	7	0.00	1.000						

Pittsburgh Pirates @ San Francisco Giants
Seals Stadium, San Francisco, CA
Sun Jul 20 1958, 6:33 AM EDT
Att: 22,814 - Unknown

AB	31
R	7
H	11
RBI	7
BB	4
SO	2
LOB	10



Batter	1	2	3	4	5	6	7	8	9	AB	R	H	RBI	BB	SO	LOB	TOP					
Danny O'Connell, R (1,4) OBP: 0.357, SLG: 0.345 Bob Speake, L (8,PH) OBP: 0.350, SLG: 0.392 Ruben Gomez, R (8,1) OBP: 0.209, SLG: 0.286	4-0 SH2-3 BB		0-0 F8			0-0 3-1		0-0 4-3		2	0	0	0	1	0	0	San Francisco Giants @ Philadelphia Phillies Connie Mack Stadium, Philadelphia, PA Wed Jul 23 1958, 7:05 PM EDT Att: 23,050 - Unknown					
Jim Davenport, R (1,5) OBP: 0.317, SLG: 0.391 Ray Jablonski, R (8,PH) OBP: 0.292, SLG: 0.510	0-0 SH2-3			4-0 1B BB		0-0 6-3		0-3 K		1	0	0	0	1	0	0						
Willie Mays, R (1,8) OBP: 0.407, SLG: 0.587	0-0 F8			0-0 1B		0-0 F9			0-0 5-3	4	0	1	0	0	0	1						
Leon Wagner, L (1,7) OBP: 0.373, SLG: 0.455	0-0 F8			0-0 F5			0-0 F2		0-0 F7	4	0	0	0	0	0	3						
Orlando Cepeda, R (1,3) OBP: 0.340, SLG: 0.535		0-0 P3-4 1B		0-0 F9			0-0 F8		0-0 1B	4	0	2	0	0	0	2						
Willie Kirkland, L (1,9) OBP: 0.329, SLG: 0.421		0-0 F2		0-0 F5			1-0 1B HBP		0-0 F8	3	0	0	0	0	0	4						
Daryl Spencer, R (1,6) OBP: 0.347, SLG: 0.459		0-0 P3-4			0-0 5-3			0-0 1-2 1B		3	0	1	0	0	0	1						
Valmy Thomas, R (1,2) OBP: 0.373, SLG: 0.380			1-0 G4-6-3 HBP		0-0 2B			0-0 F7		2	0	1	0	0	0	2						
Mike McCormick, L (1,1) OBP: 0.237, SLG: 0.194 Whitley Lockman, L (8,PH) OBP: 0.347, SLG: 0.359 Eddie Bressoud, R (8,4) OBP: 0.309, SLG: 0.327			0-0 G4-6-3		0-3 K			0-0 F8		2	0	0	0	0	1	1						
Inning Stats	R: 0 E: 0 K: 0 S: 3	H: 0 LOB: 1 BB: 1 P: 7	R: 0 E: 0 K: 0 S: 3	H: 1 LOB: 0 BB: 0 P: 3	R: 0 E: 0 K: 0 S: 2	H: 0 LOB: 0 BB: 0 P: 3	R: 0 E: 0 K: 0 S: 4	H: 1 LOB: 2 BB: 1 P: 8	R: 0 E: 0 K: 1 S: 5	H: 1 LOB: 0 BB: 0 P: 5	R: 0 E: 0 K: 0 S: 3	H: 0 LOB: 0 BB: 0 P: 3	R: 0 E: 0 K: 0 S: 4	H: 1 LOB: 2 BB: 0 P: 5	R: 0 E: 0 K: 1 S: 5	H: 0 LOB: 0 BB: 0 P: 5		R: 0 E: 0 K: 0 S: 4	H: 1 LOB: 1 BB: 0 P: 4	1B: 4 2B: 2 3B: 0 HR: 0	SF: 0 SAC: 1 DP: 2 HBP: 2	WP: 0 PB: 0 SB: 0 CS: 0
PITCHER Ray Semproch, R (1,1) ERA: 3.15	IP: 9.0 WLS: W BF: 33 H: 5 R: 0 ER: 0 SO: 2 BB: 2 IBB: 0 HBP: 2 BLK: 0 WP: 0 HR: 0 S: 33 P: 43 ERA: 0.00 WHIP: 0.778															PITCHER	IP: 9.0 WLS: W BF: 33 H: 5 R: 0 ER: 0 SO: 2 BB: 2 IBB: 0 HBP: 2 BLK: 0 WP: 0 HR: 0 S: 33 P: 43 ERA: 0.00 WHIP: 0.778					

Batter	1	2	3	4	5	6	7	8	9	AB	R	H	RBI	BB	SO	LOB	BOTTOM					
Richie Ashburn, L (1,8) OBP: 0.420, SLG: 0.413	0-0 6-3				0-0 F9			0-0 G3		4	0	1	0	0	0	0	San Francisco Giants @ Philadelphia Phillies Connie Mack Stadium, Philadelphia, PA Wed Jul 23 1958, 7:05 PM EDT Att: 23,050 - Unknown					
Chico Fernandez, R (1,6) OBP: 0.258, SLG: 0.276	4-0 1B BB	0-0 F6			0-0 1B			0-0 F4		3	1	1	0	1	0	2						
Harry Anderson, L (1,7) OBP: 0.387, SLG: 0.529	0-0 1B F9-2 1B		4-0 G4-6-3 BB		0-0 F4			0-0 4-3		3	0	1	0	1	0	0						
Ed Bouchee, L (1,3) OBP: 0.396, SLG: 0.419	0-0 1B		0-0 G4-6-3			0-3 K				3	0	1	1	0	1	1						
Willie Jones, R (1,5) OBP: 0.357, SLG: 0.417	4-0 1B		0-0 F7			0-0 L9				2	0	0	0	1	0	0						
Bob Bowman, R (1,9) OBP: 0.313, SLG: 0.479	0-0 F9-2			0-0 HR		0-0 F7				3	1	1	1	0	0	3						
Carl Sawatski, L (1,2) OBP: 0.303, SLG: 0.327		0-0 F6		0-3 K			0-0 F9			3	0	0	0	0	1	0						
Ted Kazanski, R (1,4) OBP: 0.305, SLG: 0.320		4-0 FC2-8 BB		0-0 F6			0-0 4-3			2	0	0	0	1	0	0						
Ray Semproch, R (1,1) OBP: 0.075, SLG: 0.094		0-0 FC2-6 1B		0-0 1-3			0-3 K			3	0	0	0	0	1	1						
Inning Stats	R: 1 E: 0 K: 0 S: 4	H: 2 LOB: 2 BB: 2 P: 12	R: 0 E: 0 K: 0 S: 4	H: 1 LOB: 2 BB: 1 P: 8	R: 0 E: 0 K: 0 S: 2	H: 0 LOB: 0 BB: 1 P: 6	R: 1 E: 0 K: 1 S: 6	H: 1 LOB: 0 BB: 0 P: 6	R: 0 E: 0 K: 0 S: 3	H: 1 LOB: 0 BB: 0 P: 3	R: 0 E: 0 K: 1 S: 5	H: 0 LOB: 0 BB: 0 P: 5	R: 0 E: 0 K: 1 S: 5	H: 0 LOB: 0 BB: 0 P: 5	R: 0 E: 0 K: 0 S: 3	H: 0 LOB: 0 BB: 0 P: 3	R: 0 E: 0 K: 0 S: 3	H: 0 LOB: 0 BB: 0 P: 3	1B: 4 2B: 1 3B: 0 HR: 1	SF: 0 SAC: 0 DP: 2 HBP: 0	WP: 0 PB: 0 SB: 0 CS: 0	PA: 30
PITCHER Mike McCormick, L (1,1) ERA: 3.95 Ruben Gomez, R (8,1) ERA: 5.18	IP: 7.0 WLS: L BF: 27 H: 5 R: 2 ER: 2 SO: 3 BB: 4 IBB: 0 HBP: 0 BLK: 0 WP: 0 HR: 1 S: 29 P: 45 ERA: 2.57 WHIP: 1.286															PITCHER	IP: 1.0 WLS: 3 BF: 3 H: 0 R: 0 ER: 0 SO: 0 BB: 0 IBB: 0 HBP: 0 BLK: 0 WP: 0 HR: 0 S: 3 P: 3 ERA: 0.00 WHIP: 0.000					

Batter	1	2	3	4	5	6	7	8	9	AB	R	H	RBI	BB	SO	LOB	TOP			
Jim Davenport, R OBP: 0.326, SLG: 0.391 (1, 6)	F9	F9			F2		F7		F3	5	0	0	0	0	0	4	San Francisco Giants @ Philadelphia Phillies Connie Mack Stadium, Philadelphia, PA Wed Jul 23 1958, 3:33 AM EDT Att: 30,454 - Unknown livebaseballscorecards.com			
Willie Kirkland, L OBP: 0.284, SLG: 0.383 (1, 9)	1B E BB		FC5-4 1B		6-3		K		SF8	3	1	1	1	1	1	1				
Willie Mays, R OBP: 0.427, SLG: 0.667 (1, 8)	E S 1-3 1B		F6					4-3	S PB 1B	5	0	3	0	0	0	1				
Orlando Cepeda, R OBP: 0.344, SLG: 0.551 (1, 3)	F4		FC5-4		F8			1B 2B	1-3 BB	4	0	1	0	1	0	3				
Ray Jablonski, R OBP: 0.319, SLG: 0.500 Daryl Spencer, R OBP: 0.358, SLG: 0.484 (1, 5) (6, 6)	F7		K			F8		FC5 1B BB	F8	3	0	0	0	0	1	2				
Leon Wagner, L OBP: 0.200, SLG: 0.200 (1, 7)		F3		K		F9		1-2 2-3 1B		4	0	1	0	0	1	0				
Eddie Bressoud, R OBP: 0.347, SLG: 0.400 Johnny Antonelli, L OBP: 0.205, SLG: 0.233 Bob Spenate, L OBP: 0.306, SLG: 0.409 Marv Grissom, R (8, PH) (8, 1)	1B		F8		6-3			K		3	0	1	0	0	0	0				
Valmy Thomas, R OBP: 0.321, SLG: 0.354 Whitey Lockman, L OBP: 0.360, SLG: 0.356 Bob Schmidt, R OBP: 0.333, SLG: 0.522 (8, PH) (8, 2)	F9						F7	FC5		3	0	1	0	0	0	1				
Ruben Gomez, R OBP: 0.237, SLG: 0.324 Danny O'Connell, R OBP: 0.371, SLG: 0.377 (1, 1) (6, 4)	1-2 1B		F4					2-3f 1B	E6 F3 SF8 1B	2	0	1	0	0	0	1				
Inning Stats	R: 1 E: 0 K: 0 S: 4	H: 1 LOB: 1 BB: 1 P: 8	R: 0 E: 0 K: 0 S: 5	H: 2 LOB: 2 BB: 0 P: 5	R: 0 E: 1 K: 1 S: 6	H: 1 LOB: 1 BB: 0 P: 6	R: 0 E: 0 K: 1 S: 6	H: 1 LOB: 1 BB: 0 P: 6	R: 0 E: 0 K: 0 S: 3	H: 0 LOB: 0 BB: 0 P: 3	R: 0 E: 0 K: 1 S: 6	H: 1 LOB: 1 BB: 0 P: 6	R: 0 E: 0 K: 1 S: 7	H: 2 LOB: 3 BB: 1 P: 11	R: 1 E: 1 K: 0 S: 5	H: 2 LOB: 2 BB: 1 P: 9		1B: 10 2B: 1 3B: 0 HR: 0	SF: 1 SAC: 0 DP: 0 HBP: 0	WP: 0 PA: 41 PB: 1 SB: 2 CS: 0
PITCHER Robin Roberts, R ERA: 3.07 (1, 1)	IP: 9.0 WLS: W BF: 41 H: 11 R: 2 ER: 0 SO: 4 BB: 3 IBB: 0 HBP: 0 BLK: 0 WP: 0 HR: 0 S: 46 P: 58 ERA: 0.00 WHIP: 1.556																			

Batter	1	2	3	4	5	6	7	8	9	AB	R	H	RBI	BB	SO	LOB	BOTTOM			
Richie Ashburn, L OBP: 0.438, SLG: 0.445 (1, 8)	6-3		3-1			E1 HR 1B		S BB		3	1	1	0	1	0	1	San Francisco Giants @ Philadelphia Phillies Connie Mack Stadium, Philadelphia, PA Wed Jul 23 1958, 3:33 AM EDT Att: 30,454 - Unknown livebaseballscorecards.com			
Solly Hemus, L OBP: 0.429, SLG: 0.480 (1, 4)	F8			1-3		F2		F8		4	0	0	0	0	0	3				
Harry Anderson, L OBP: 0.381, SLG: 0.505 (1, 3) (7, 7)	F7			1-3		1-H 3-H HR		1-2 IBB		3	1	1	3	1	0	0				
Stan Lopata, R OBP: 0.400, SLG: 0.452 Carl Sawatski, L OBP: 0.353, SLG: 0.222 (1, 2) (8, 2)	F8			1-3		K		F4		3	0	0	0	0	1	0				
Willie Jones, R OBP: 0.381, SLG: 0.444 (1, 5)	F7				F7			FC6-4 BB		2	0	0	0	1	0	0				
Wally Post, R OBP: 0.374, SLG: 0.399 Ed Bouchee, L (7, 3)	F2				5-3			K		2	0	0	0	0	0	0				
Bob Bowman, R OBP: 0.371, SLG: 0.518 (1, 7) (7, 9)			5-3			K		F8		3	0	0	0	0	1	1				
Chico Fernandez, R OBP: 0.235, SLG: 0.214 (1, 6)			6-3			6-3		FC6-4		3	0	0	0	0	0	1				
Robin Roberts, S OBP: 0.326, SLG: 0.275 (1, 1)						E 1B HR BB		4-3		2	1	1	0	1	0	0				
Inning Stats	R: 0 E: 0 K: 0 S: 3	H: 0 LOB: 0 BB: 0 P: 3	R: 0 E: 0 K: 0 S: 3	H: 0 LOB: 0 BB: 0 P: 3	R: 0 E: 0 K: 0 S: 4	H: 1 LOB: 1 BB: 0 P: 4	R: 0 E: 0 K: 0 S: 3	H: 0 LOB: 0 BB: 0 P: 3	R: 0 E: 1 K: 1 S: 7	H: 2 LOB: 1 BB: 1 P: 11	R: 0 E: 0 K: 1 S: 5	H: 0 LOB: 1 BB: 1 P: 9	R: 0 E: 0 K: 0 S: 3	H: 0 LOB: 2 BB: 2 P: 11	R: 0 E: 0 K: 0 S: 3	H: 0 LOB: 2 BB: 2 P: 11		1B: 2 2B: 0 3B: 0 HR: 1	SF: 0 SAC: 0 DP: 0 HBP: 0	WP: 0 PA: 31 PB: 0 SB: 1 CS: 0
PITCHER Ruben Gomez, R ERA: 5.51 Johnny Antonelli, L ERA: 3.11 Marv Grissom, R ERA: 2.41 (1, 1) (6, 1) (8, 1)	IP: 5.2 WLS: L BF: 20 H: 2 R: 2 ER: 2 SO: 1 BB: 1 IBB: 0 HBP: 0 BLK: 0 WP: 0 HR: 1 S: 9 P: 13 ERA: 6.75 WHIP: 1.500																			

Batter	1	2	3	4	5	6	7	8	9	AB	R	H	RBI	BB	SO	LOB	TOP			
Danny O'Connell, R (1.4) Ruben Gomez, R (8.1)	F8					K		F7		4	0	1	0	0	1	0	San Francisco Giants @ Pittsburgh Pirates Forbes Field, Pittsburgh, PA Fri Jul 25 1958, 7:05 PM EDT Att: 30,545 - Unknown livebaseballscorecards.com			
Jim Davenport, R (1.5)	K		5-3			F9		F6		4	0	0	0	0	1					
Willie Mays, R (1.8)	E S BB				G6-4-3 BB			1B		2	0	2	0	2	0					
Leon Wagner, L (1.7)	F5				F7		F9 1B BB		K	3	0	0	0	1	1	3				
Orlando Cepeda, R (1.3)		K			G6-4-3			K		4	0	1	0	0	2	2				
Willie Kirkland, L (1.9)		4-3			F6		F9			3	0	0	0	0	0	2				
Daryl Spencer, R (1.6)					F8		F2			2	0	0	0	1	0	2				
Valmy Thomas, R (1.2)		1-3			F8			6-3		3	0	0	0	0	0	1				
Stu Miller, R (1.1) Bob Spivey, L (5. Ph) Ramon Montzant, R (6.1) Don Johnson, R (6.1) Hank Sauer, R (8. Ph) Whitely Lockman, L (8.4)					K		F6		K	1	0	0	0	0	1	0				
Inning Stats	R: 0 E: 0 K: 1 S: 5	H: 0 LOB: 1 BB: 1 P: 9	R: 0 E: 0 K: 1 S: 5	H: 0 LOB: 1 BB: 1 P: 9	R: 0 E: 0 K: 1 S: 5	H: 1 LOB: 0 BB: 0 P: 5	R: 0 E: 0 K: 0 S: 2	H: 0 LOB: 0 BB: 1 P: 6	R: 0 E: 0 K: 0 S: 3	H: 0 LOB: 0 BB: 0 P: 3	R: 0 E: 0 K: 1 S: 5	H: 0 LOB: 2 BB: 1 P: 8	R: 0 E: 0 K: 1 S: 5	H: 0 LOB: 0 BB: 0 P: 5	R: 0 E: 0 K: 2 S: 8	H: 1 LOB: 1 BB: 0 P: 8		1B: 4 2B: 0 3B: 0 HR: 0	SF: 0 SAC: 0 DP: 1 HBP: 0	WP: 0 PB: 0 SB: 1 CS: 1
PITCHER Curt Raydon, R (1.1) ERA: 2.98	IP: 9.0 WLS: W BF: 32 H: 4 R: 0 ER: 0 SO: 7 BB: 4 IBB: 0 HBP: 0 BLK: 0 WP: 0 HR: 0 S: 42 P: 58 ERA: 0.00 WHIP: 0.889																			

Batter	1	2	3	4	5	6	7	8	9	AB	R	H	RBI	BB	SO	LOB	BOTTOM			
Bill Virdon, L (1.8)	6-3		3-1			1B		K		4	2	2	0	1	1	1	San Francisco Giants @ Pittsburgh Pirates Forbes Field, Pittsburgh, PA Fri Jul 25 1958, 7:05 PM EDT Att: 30,545 - Unknown livebaseballscorecards.com			
Roberto Clemente, R (1.9)	6-3		6-3		F7	2B		2B		5	1	2	2	0	0	1				
Dick Stuart, R (1.3)	K		K		K	2B		2B		5	0	2	3	0	3	1				
Frank Thomas, R (1.5) Harry Bright, R (9.5)	F7				K	2B		K		5	1	2	0	0	2	1				
Bob Skinner, L (1.7) Roman Mejias, R (8.7)					6-3	2B		FC4-6		4	3	3	2	0	0	1				
Bill Mazerowski, R (1.4)		HR			1B	2B		2B		0	0	0	0	0	0	0				
Dick Groat, R (1.6)		K			6-3	F6		K		4	0	0	0	0	2	3				
Bill Hall, L (1.2)		2B			1B	2B		2B		4	2	2	1	0	1	2				
Curt Raydon, R (1.1)					K	2B		K		4	0	0	0	0	2	3				
Inning Stats	R: 1 E: 0 K: 1 S: 6	H: 1 LOB: 0 BB: 0 P: 6	R: 1 E: 0 K: 2 S: 9	H: 2 LOB: 0 BB: 0 P: 9	R: 0 E: 0 K: 1 S: 5	H: 0 LOB: 0 BB: 0 P: 5	R: 1 E: 0 K: 2 S: 9	H: 2 LOB: 1 BB: 0 P: 9	R: 0 E: 0 K: 1 S: 6	H: 1 LOB: 1 BB: 0 P: 6	R: 5 E: 0 K: 0 S: 8	H: 6 LOB: 2 BB: 1 P: 12	R: 0 E: 0 K: 1 S: 6	H: 1 LOB: 0 BB: 0 P: 6	R: 2 E: 0 K: 3 S: 12	H: 3 LOB: 1 BB: 0 P: 12		1B: 6 2B: 6 3B: 3 HR: 1	SF: 0 SAC: 0 DP: 0 HBP: 0	WP: 0 PB: 0 SB: 0 CS: 0
PITCHER Stu Miller, R (1.1) Ramon Montzant, R (6.1) Don Johnson, R (6.1) Ruben Gomez, R (8.1)	IP: 5.0 WLS: L BF: 21 H: 6 R: 3 ER: 3 SO: 7 BB: 0 IBB: 0 HBP: 0 BLK: 0 WP: 0 HR: 1 S: 35 P: 35 ERA: 5.40 WHIP: 1.200	0.1 4 3 3 3 0 0 0 0 0 0 4 4 81.00 9.000	1.2 9 4 2 2 1 1 0 0 0 0 10 14 10.80 3.000	1.0 6 3 2 2 3 0 0 0 0 0 0 12 12 18.00 3.000																

Batter	1	2	3	4	5	6	7	8	9	AB	R	H	RBI	BB	SO	LOB	TOP		
Danny O'Connell, R OBP: 0.350, SLG: 0.338 (1, 4)			SH1-4			4-3		L6-4		3	0	0	0	0	1	1			
Willie Kirkland, L OBP: 0.324, SLG: 0.414 (1, 9)			SF9			F9		F6		3	0	1	1	0	0	0			
Willie Mays, R OBP: 0.408, SLG: 0.583 (1, 8)			FC5			F4		F7		4	0	0	0	0	0	2			
Ray Jablonski, R OBP: 0.292, SLG: 0.503 Jim Davenport, R OBP: 0.311, SLG: 0.383 (7, PR) (7, 5)			F7		K			F7		2	0	0	0	1	1	0			
Orlando Cepeda, R OBP: 0.339, SLG: 0.531 (1, 3)			F9			BB		F7		1	0	0	0	0	0	0			
Leon Wagner, L OBP: 0.367, SLG: 0.434 Felipe Alou, R OBP: 0.315, SLG: 0.422 (1, 7) (7, 7)			F3			F8				3	0	1	0	0	0	1			
Daryl Spencer, R OBP: 0.347, SLG: 0.455 (1, 6)			G4-6-3			F2				0	0	0	0	0	0	0			
Bob Schmidt, R OBP: 0.321, SLG: 0.476 (1, 2)			SH1-4 SF9 1B			G6-4-3		L6-4 SH1-3 1B		3	1	2	0	0	0	1			
Johnny Antonelli, L OBP: 0.232, SLG: 0.291 Marv Grissom, R (7, 1)			FC5 SH1-4 1B			F6		SH1-3		2	0	1	0	0	0	0			
Inning Stats	R: 0 E: 0 K: 1 S: 5	H: 1 LOB: 0 BB: 0 P: 5	R: 0 E: 0 K: 0 S: 4	H: 2 LOB: 1 BB: 0 P: 4	R: 1 E: 0 K: 0 S: 5	H: 2 LOB: 1 BB: 0 P: 5	R: 0 E: 0 K: 1 S: 5	H: 0 LOB: 0 BB: 0 P: 5	R: 0 E: 0 K: 0 S: 3	H: 1 LOB: 0 BB: 0 P: 3	R: 0 E: 0 K: 1 S: 5	H: 0 LOB: 1 BB: 1 P: 9	R: 0 E: 0 K: 0 S: 3	H: 1 LOB: 0 BB: 0 P: 3	R: 0 E: 0 K: 0 S: 3	H: 0 LOB: 0 BB: 0 P: 3	1B: 7 2B: 1 3B: 0 HR: 0	SF: 1 SAC: 2 DP: 4 HBP: 0	WP: 0 PA: 31 PB: 0 SB: 0 CS: 0
PITCHER Vern Law, R ERA: 4.73 (1, 1)	IP: 9.0 WLS: L BF: 31	H: 7 R: 1 ER: 1 SO: 3	BB: 1 IBB: 0 HBP: 0 BLK: 0	WP: 0 HR: 0 S: 36 P: 40	ERA: 1.00 WHIP: 0.889														

San Francisco Giants @ Pittsburgh Pirates
Forbes Field, Pittsburgh, PA
Sat Jul 26 1958, 3:33 AM EDT
Att: 15,549 - Unknown

AB 27
R 1
H 7
RBI 1
BB 1
SO 3
LOB 9



Batter	1	2	3	4	5	6	7	8	9	AB	R	H	RBI	BB	SO	LOB	BOTTOM		
Bill Virdon, L OBP: 0.344, SLG: 0.414 (1, 8)			F7		K		4-3		K	5	0	1	0	0	2	4			
Roberto Clemente, R OBP: 0.331, SLG: 0.386 (1, 9)			FC6-4 1B		FC5-4 1B		BB			3	0	2	0	1	0	1			
Dick Stuart, R OBP: 0.288, SLG: 0.559 (1, 3)			FC6-4		F4		K			4	0	1	0	0	1	5			
Frank Thomas, R OBP: 0.350, SLG: 0.592 (1, 5)			F7		FC5-4			K		3	0	0	0	1	1	3			
Bob Skinner, L OBP: 0.396, SLG: 0.476 (1, 7)			4-3		4-3		4-3		F4	4	0	0	0	0	0	4			
Bill Mazeroski, R OBP: 0.317, SLG: 0.439 (1, 4)			G6-3 1B		G6-3 1B		F8			4	0	2	0	0	0	3			
Dick Groat, R OBP: 0.306, SLG: 0.385 (1, 6)			G6-3 1B		G6-3		5-3		F9	4	0	1	0	0	0	2			
Hank Foiles, R OBP: 0.308, SLG: 0.317 Ted Kluszewski, L OBP: 0.265, SLG: 0.404 Dick Schofield, S OBP: 0.331, SLG: 0.260 (1, 2) (9, PH) (9, PR)			F9		6-3		SH3-4 2B		G4-6-3 HBP	3	0	1	0	0	0	1			
Vern Law, R OBP: 0.304, SLG: 0.487 John Powers, L OBP: 0.318, SLG: 0.293 (1, 1) (9, PH)			F8				SH3-4 1B BB		G4-6-3	1	0	0	0	1	0	1			
Inning Stats	R: 0 E: 0 K: 0 S: 5	H: 2 LOB: 3 BB: 1 P: 9	R: 0 E: 0 K: 0 S: 4	H: 1 LOB: 1 BB: 0 P: 4	R: 0 E: 0 K: 0 S: 4	H: 1 LOB: 1 BB: 0 P: 4	R: 0 E: 0 K: 0 S: 3	H: 1 LOB: 0 BB: 0 P: 3	R: 0 E: 0 K: 1 S: 6	H: 1 LOB: 2 BB: 1 P: 10	R: 0 E: 0 K: 1 S: 6	H: 1 LOB: 2 BB: 1 P: 10	R: 0 E: 0 K: 1 S: 6	H: 1 LOB: 1 BB: 0 P: 6	R: 0 E: 0 K: 1 S: 4	H: 0 LOB: 1 BB: 0 P: 5	1B: 6 2B: 2 3B: 0 HR: 0	SF: 0 SAC: 1 DP: 2 HBP: 1	WP: 0 PA: 37 PB: 0 SB: 0 CS: 0
PITCHER Johnny Antonelli, L ERA: 3.06 Marv Grissom, R ERA: 3.21 (1, 1) (7, 1)	IP: 6.2 WLS: W BF: 29	H: 7 R: 0 ER: 0 SO: 1	BB: 3 IBB: 0 HBP: 0 BLK: 0	WP: 0 HR: 0 S: 28 P: 40	ERA: 0.00 WHIP: 1.500														

San Francisco Giants @ Pittsburgh Pirates
Forbes Field, Pittsburgh, PA
Sat Jul 26 1958, 3:33 AM EDT
Att: 15,549 - Unknown

AB 32
R 0
H 8
RBI 0
BB 3
SO 4
LOB 25



Batter	1	2	3	4	5	6	7	8	9	10	11	12	13	14	AB	R	H	RBI	BB	SO	LOB	TOP
Danny O'Connell, R OBP: 0.343, SLG: 0.330 Hank Sauer, R OBP: 0.366, SLG: 0.462 Eddie Bressoud, R OBP: 0.309, SLG: 0.327	5-3		F6			F9		F4		6-3		F9			5	0	0	0	0	0	0	0
Willie Kirkland, L OBP: 0.321, SLG: 0.412	F8					G3		3-1		K			K		6	0	1	0	0	2	0	
Willie Mays, R OBP: 0.410, SLG: 0.579			F8			F8									4	0	1	0	2	0	1	
Ray Jablonski, R OBP: 0.293, SLG: 0.519 Jim Davenport, R OBP: 0.307, SLG: 0.379	F7				6-3		HR		FC6-5 1B		6-3		F9		3	1	1	1	0	0	1	
Orlando Cepeda, R OBP: 0.337, SLG: 0.625		K			F8		F2		F8				3-1		6	0	1	0	0	1	2	
Leon Wagner, L OBP: 0.366, SLG: 0.430 Felipe Alou, R OBP: 0.325, SLG: 0.429					L3-1		F7					CS	K		3	0	1	0	0	0	0	
Daryl Spencer, R OBP: 0.348, SLG: 0.451	F8					F4							F4		3	0	0	0	2	0	1	
Bob Schmidt, R OBP: 0.321, SLG: 0.471	5-3					K				6-3					5	0	1	0	1	2	5	
Al Worthington, R OBP: 0.206, SLG: 0.194 Whitey Lockman, L OBP: 0.342, SLG: 0.353 Stu Miller, R OBP: 0.261, SLG: 0.200 Valmy Thomas, R OBP: 0.356, SLG: 0.360 Ramon Montzant, R OBP: 0.235, SLG: 0.235			K			5-3		F7		5-3					3	0	0	0	0	1	0	
Inning Stats	R: 0 E: 0 K: 0 S: 3	H: 0 LOB: 1 BB: 1 P: 7	R: 0 E: 0 K: 1 S: 6	H: 1 LOB: 1 BB: 0 P: 6	R: 0 E: 0 K: 1 S: 6	H: 1 LOB: 0 BB: 0 P: 6	R: 0 E: 0 K: 0 S: 3	H: 0 LOB: 0 BB: 0 P: 3	R: 0 E: 0 K: 1 S: 5	H: 0 LOB: 0 BB: 0 P: 5	R: 0 E: 0 K: 0 S: 3	H: 0 LOB: 0 BB: 0 P: 3	R: 0 E: 0 K: 1 S: 5	H: 2 LOB: 2 BB: 1 P: 7	R: 0 E: 0 K: 0 S: 5	H: 0 LOB: 1 BB: 1 P: 9	R: 0 E: 0 K: 0 S: 3	H: 1 LOB: 1 BB: 1 P: 7	1B: 7 2B: 1 3B: 0 HR: 1	SF: 0 SAC: 1 DP: 1 HBP: 0	WP: 0 PB: 0 SB: 2 CS: 1	PA: 55
PITCHER	IP 7.0	WLS 26	BF 3	H 3	R 1	ER 1	SO 4	BB 2	IBB 0	HBP 0	BLK 0	WP 0	HR 1	S 32	P 40	ERA 1.29	WHIP 0.714					
Ron Kline, R ERA: 3.56	1.2	8	2	0	0	0	1	0	0	0	0	0	0	7	11	0.00	1.800					
Bob Porterfield, R ERA: 4.14	4.1	16	3	0	0	4	1	0	0	0	0	0	0	23	27	0.00	0.923					
Roy Face, R ERA: 2.79	1.0	W	4	1	0	0	0	0	1	0	0	0	0	3	7	0.00	1.000					
Don Gross, L ERA: 3.04																						

San Francisco Giants @ Pittsburgh Pirates
Forbes Field, Pittsburgh, PA
Sun Jul 27 1956, 3:33 AM EDT
Unknown


AB: 48
R: 1
H: 9
RBI: 1
BB: 5
SO: 8
LOB: 16



Batter	1	2	3	4	5	6	7	8	9	10	11	12	13	14	AB	R	H	RBI	BB	SO	LOB	BOTTOM		
Bill Virdon, L OBP: 0.342, SLG: 0.410	1B	F8			3-1			4-3		F8			E7		6	0	1	0	0	0	1			
Roberto Clemente, R OBP: 0.328, SLG: 0.382	E6				F9			4-3		5-3			K2-3		6	0	1	0	0	1	1			
Dick Stuart, R OBP: 0.291, SLG: 0.562 Dick Schofield, S OBP: 0.331, SLG: 0.260	K		1-3		F2										5	0	1	0	1	1	3			
Frank Thomas, R OBP: 0.345, SLG: 0.582	F8				6-3			F9		5-3			F6		6	1	0	0	0	0	5			
Bob Skinner, L OBP: 0.400, SLG: 0.486								K					K		5	1	3	1	1	2	0			
Bill Mazerowski, R OBP: 0.314, SLG: 0.433	FC5-4				F6			K							5	0	0	0	1	2	5			
Dick Groat, R OBP: 0.304, SLG: 0.383					5-3			K					F2		5	0	1	1	0	1	0			
Bill Hall, L OBP: 0.379, SLG: 0.400 Ted Kluszewski, L OBP: 0.364, SLG: 0.402 Hank Foltes, R OBP: 0.306, SLG: 0.316					6-3			4-3		F9			F4		3	0	1	0	0	0	0			
Ron Kline, R OBP: 0.291, SLG: 0.310 Bob Porterfield, R ERA: 4.14 Roy Face, R ERA: 2.79 Ramon Montzant, R OBP: 0.235, SLG: 0.235 Don Gross, L ERA: 3.04					SH1-3			3-1							1	0	0	0	0	1	0			
Inning Stats	R: 0 E: 1 K: 1 S: 8	H: 2 LOB: 3 BB: 0 P: 8	R: 0 E: 0 K: 0 S: 4	H: 2 LOB: 1 BB: 0 P: 4	R: 0 E: 0 K: 0 S: 4	H: 1 LOB: 2 BB: 1 P: 8	R: 0 E: 0 K: 1 S: 5	H: 0 LOB: 0 BB: 0 P: 5	R: 0 E: 0 K: 1 S: 5	H: 0 LOB: 0 BB: 0 P: 3	R: 0 E: 0 K: 2 S: 7	H: 0 LOB: 0 BB: 0 P: 7	R: 0 E: 0 K: 1 S: 5	H: 0 LOB: 0 BB: 0 P: 5	R: 0 E: 0 K: 1 S: 5	H: 0 LOB: 0 BB: 0 P: 5	R: 0 E: 0 K: 1 S: 5	H: 0 LOB: 0 BB: 0 P: 5	R: 1 E: 0 K: 0 S: 3	H: 1 LOB: 2 BB: 2 P: 11	1B: 6 2B: 0 3B: 1 HR: 1	SF: 1 SAC: 1 DP: 0 HBP: 0	WP: 1 PB: 0 SB: 0 CS: 0	PA: 52
PITCHER	IP 9.0	WLS 35	BF 7	H 7	R 1	ER 1	SO 5	BB 0	IBB 0	HBP 0	BLK 0	WP 1	HR 1	S 44	P 48	ERA 1.00	WHIP 0.778							
Al Worthington, R ERA: 3.12	4.0	12	0	0	0	4	0	0	0	0	0	0	0	20	20	0.00	0.000							
Stu Miller, R ERA: 1.94	0.2	L	5	1	1	1	0	1	1	0	0	0	0	3	11	13.50	3.000							

San Francisco Giants @ Pittsburgh Pirates
Forbes Field, Pittsburgh, PA
Sun Jul 27 1956, 3:33 AM EDT
Unknown

AB: 47
R: 2
H: 8
RBI: 2
BB: 3
SO: 9
LOB: 15



Batter	1	2	3	4	5	6	7	8	9	AB	R	H	RBI	BB	SO	LOB	TOP					
Felipe Alou, R OBP: 0.333, SLG: 0.468 (1, 7)	F2		FC3-5 HBP		HR		2B		6-3	5	1	2	2	0	0	3	San Francisco Giants @ Philadelphia Phillies Connie Mack Stadium, Philadelphia, PA Mon Jul 28 1958, 3:33 AM EDT Unknown					
Willie Kirkland, L OBP: 0.317, SLG: 0.400 (1, 9)	K		G6-4-3 HBP		4-3		BB		E1 1B	3	0	0	0	1	1	0						
Willie Mays, R OBP: 0.413, SLG: 0.578 (1, 8)	BB		G6-4-3		4-3		F8		S 1B	4	0	1	0	1	0	6						
Ray Jablonski, R OBP: 0.284, SLG: 0.503 Jim Davenport, R OBP: 0.307, SLG: 0.379 (9, 5)	K				5-3		F6		K	5	0	0	0	0	2	3						
Orlando Cepeda, R OBP: 0.340, SLG: 0.524 (1, 3)							K		F8	4	0	2	0	0	1	0						
Daryl Spencer, R OBP: 0.348, SLG: 0.448 (1, 6)	K				F9		F7		1B	4	0	1	0	0	1	2						
Bob Schmidt, R OBP: 0.317, SLG: 0.463 (1, 2)	F7				F8		F5		1-3	4	0	0	0	0	0	2						
Danny O'Connell, R OBP: 0.344, SLG: 0.329 (1, 4)					K		FC5-6 1B		SH1-4 E BB	3	1	2	0	1	1	0						
Mike McCormick, L OBP: 0.268, SLG: 0.256 (1, 1)					HBP FC3-5 1B		FC5-6 2B		SH1-4	3	1	2	0	0	0	1						
Inning Stats	R: 0 E: 0 K: 2 S: 7	H: 0 LOB: 1 BB: 1 P: 11	R: 0 E: 0 K: 1 S: 5	H: 1 LOB: 0 BB: 0 P: 5	R: 0 E: 0 K: 0 S: 4	H: 2 LOB: 2 BB: 0 P: 5	R: 0 E: 0 K: 0 S: 4	H: 1 LOB: 1 BB: 0 P: 4	R: 2 E: 0 K: 1 S: 7	H: 2 LOB: 0 BB: 0 P: 7	R: 0 E: 0 K: 0 S: 5	H: 0 LOB: 0 BB: 0 P: 5	R: 0 E: 0 K: 0 S: 5	H: 2 LOB: 3 BB: 1 P: 9	R: 0 E: 0 K: 1 S: 6	H: 1 LOB: 1 BB: 0 P: 6		R: 1 E: 1 K: 0 S: 5	H: 1 LOB: 2 BB: 1 P: 9	1B: 7 2B: 3 3B: 0 HR: 1	SF: 0 SAC: 1 DP: 2 HBP: 1	WP: 0 PB: 0 SB: 1 CS: 1
PITCHER	IP	WLS	BF	H	R	ER	SO	BB	IBB	HBP	BLK	WP	HR	S	P	ERA	WHIP					
Ray Semproch, R ERA: 3.1 (1, 1)	8.0		34	9	2	2	6	2	0	1	0	0	0	1	43	52	2.25	1.375				
Turk Farrell, R ERA: 2.35 (9, 1)	1.0	L	6	1	1	0	0	1	0	0	0	0	0	5	9	0.00	2.000					

AB 35
R 3
H 10
RBI 2
BB 3
SO 6
LOB 17



Batter	1	2	3	4	5	6	7	8	9	AB	R	H	RBI	BB	SO	LOB	BOTTOM				
Richie Ashburn, L OBP: 0.428, SLG: 0.425 (1, 8)	4-3		1B		G3 1B		FC5-4		6-3	5	1	2	0	0	0	2	San Francisco Giants @ Philadelphia Phillies Connie Mack Stadium, Philadelphia, PA Mon Jul 28 1958, 3:33 AM EDT Unknown				
Solly Hemus, L OBP: 0.400, SLG: 0.469 (1, 4)	FC6-4 BB		1B		G3		F8		FC4-6 BB	3	0	1	0	2	0	1					
Harry Anderson, L OBP: 0.381, SLG: 0.518 (1, 7)	K		F8		BB 1B		K		FC4-6	5	0	1	1	0	2	4					
Bob Bowman, R OBP: 0.324, SLG: 0.492 (1, 9)	FC6-4				E SF8 4-3 1B		F7		6-3	4	1	1	0	1	0	2					
Ed Bouchee, L OBP: 0.351, SLG: 0.348 (1, 3)			F8		4-3		F8		FC1-6 1B	4	0	1	0	0	0	3					
Willie Jones, R OBP: 0.352, SLG: 0.430 (1, 5)	F7				E6		FC8-5 1B		FC1-6 1B	4	0	1	0	0	0	2					
Chico Fernandez, R OBP: 0.282, SLG: 0.283 (1, 6)	F5				SF8		FC1-5 FC8-5 1B		1B	3	0	2	1	0	0	0					
Jim Hegan, R OBP: 0.241, SLG: 0.252 (1, 2)			F8		K		FC8-5 FC1-5		K	4	0	0	0	0	2	5					
Ray Semproch, R OBP: 0.071, SLG: 0.089 Wally Post, R OBP: 0.363, SLG: 0.423 (8, PH) Turk Farrell, R OBP: 0.263, SLG: 0.222 (9, 1)	K				F4		FC1-5 FC5-4		F8	3	0	0	0	0	1	2					
Inning Stats	R: 0 E: 0 K: 1 S: 5	H: 0 LOB: 1 BB: 1 P: 9	R: 0 E: 0 K: 0 S: 3	H: 0 LOB: 0 BB: 0 P: 3	R: 0 E: 0 K: 1 S: 7	H: 2 LOB: 2 BB: 0 P: 7	R: 1 E: 1 K: 1 S: 7	H: 1 LOB: 1 BB: 0 P: 7	R: 1 E: 0 K: 0 S: 5	H: 2 LOB: 2 BB: 1 P: 9	R: 0 E: 0 K: 0 S: 5	H: 0 LOB: 0 BB: 0 P: 5	R: 0 E: 0 K: 1 S: 7	H: 2 LOB: 2 BB: 0 P: 7	R: 0 E: 0 K: 0 S: 3	H: 0 LOB: 1 BB: 1 P: 7		1B: 9 2B: 0 3B: 0 HR: 0	SF: 1 SAC: 0 DP: 0 HBP: 0	WP: 0 PB: 0 SB: 0 CS: 0	PA: 40
PITCHER	IP	WLS	BF	H	R	ER	SO	BB	IBB	HBP	BLK	WP	HR	S	P	ERA	WHIP				
Mike McCormick, L ERA: 3.73 (1, 1)	9.0	W	40	9	2	1	5	3	0	0	0	0	0	47	59	1.00	1.333				

AB 36
R 2
H 9
RBI 2
BB 3
SO 5
LOB 23



Batter	1	2	3	4	5	6	7	8	9	AB	R	H	RBI	BB	SO	LOB	TOP					
Felipe Alou, R OBP: 0.323, SLG: 0.452 (1, 7)	F5		K		F3			6-3		4	0	0	0	0	1	0	San Francisco Giants @ Philadelphia Phillies Connie Mack Stadium, Philadelphia, PA Mon Jul 28 1958, 7:05 PM EDT Att: 29,805 - Unknown					
Jim Davenport, R OBP: 0.303, SLG: 0.372 (1, 5)	K		F8		F3			K		4	0	0	0	0	2	0						
Willie Mays, R OBP: 0.411, SLG: 0.577 (1, 8)	F4		F8		F8			2B		4	0	1	0	0	0	0						
Willie Kirkland, L OBP: 0.316, SLG: 0.402 (1, 9)		K		K		1B 2B		K		4	1	1	0	0	3	1						
Orlando Cepeda, R OBP: 0.344, SLG: 0.526 (1, 3)		BB 1B		1B		2H 1B		K		4	1	3	1	0	1	0						
Daryl Spencer, R OBP: 0.347, SLG: 0.444 (1, 6)		1B BB		F7		6-3		F8		3	0	0	0	1	0	2						
Valmy Thomas, R OBP: 0.351, SLG: 0.358 (1, 2)		1-3 2H 1B		K				F5		4	0	1	1	0	1	1						
Danny O'Connell, R OBP: 0.344, SLG: 0.326 (1, 4)		K		K2-3				B1-3 BB		2	0	0	0	1	2	2						
Ruben Gomez, R OBP: 0.196, SLG: 0.267 (1, 1)		K		K		B1-3		1-2		3	0	0	0	0	2	3						
Inning Stats	R: 0 E: 0 K: 1 S: 5	H: 0 LOB: 0 BB: 0 P: 5	R: 1 E: 0 K: 3 S: 11	H: 2 LOB: 2 BB: 1 P: 15	R: 0 E: 0 K: 1 S: 5	H: 0 LOB: 0 BB: 0 P: 5	R: 0 E: 0 K: 2 S: 8	H: 1 LOB: 1 BB: 0 P: 8	R: 0 E: 0 K: 0 S: 5	H: 0 LOB: 0 BB: 0 P: 7	R: 1 E: 0 K: 0 S: 5	H: 2 LOB: 1 BB: 0 P: 5	R: 0 E: 0 K: 0 S: 2	H: 0 LOB: 0 BB: 1 P: 6	R: 0 E: 0 K: 2 S: 8	H: 1 LOB: 1 BB: 0 P: 8	R: 0 E: 0 K: 1 S: 5	H: 0 LOB: 0 BB: 0 P: 5	1B: 4 2B: 3 3B: 0 HR: 0	SF: 0 SAC: 0 DP: 1 HBP: 0	WP: 0 PB: 0 SB: 0 CS: 0	PA: 34
PITCHER Jack Meyer, R ERA: 2.73 (1, 1)	IP: 9.0 WLS: L BF: 34 H: 6 R: 2 ER: 2 SO: 12 BB: 2 IBB: 0 HBP: 0 BLK: 0 WP: 0 HR: 0 S: 56 P: 64 ERA: 2.00 WHIP: 0.889															PITCHER Jack Meyer, R ERA: 2.73 (1, 1)	IP: 9.0 WLS: W BF: 34 H: 4 R: 1 ER: 1 SO: 4 BB: 3 IBB: 0 HBP: 0 BLK: 0 WP: 0 HR: 0 S: 39 P: 51 ERA: 1.00 WHIP: 0.778					

AB 32
R 2
H 6
RBI 2
BB 2
SO 12
LOB 9




Batter	1	2	3	4	5	6	7	8	9	AB	R	H	RBI	BB	SO	LOB	BOTTOM			
Richie Ashburn, L OBP: 0.429, SLG: 0.425 (1, 8)	F8			1B		FC3-6 BB FC6-4 1B		F9		4	1	2	0	0	0	0	San Francisco Giants @ Philadelphia Phillies Connie Mack Stadium, Philadelphia, PA Mon Jul 28 1958, 7:05 PM EDT Att: 29,805 - Unknown			
Solly Hemus, L OBP: 0.397, SLG: 0.462 (1, 4)	G3			F9		FC3-6 BB 1-2		F4		3	0	0	0	1	0	1				
Harry Anderson, L OBP: 0.377, SLG: 0.511 (1, 7)	F7			F7		FC3-6 FC6-4 BB 1-2 2-3		F8		4	0	0	0	0	0	3				
Ed Bouchee, L OBP: 0.348, SLG: 0.337 (1, 3)		1-3		K		FC6-4 1-2 BB		3-1		3	0	0	0	1	1	1				
Dave Philley, S OBP: 0.345, SLG: 0.391 (1, 9)		K			FC1-5 BB 1B	FC6-4 1-2 2-3 3-4				4	0	2	1	0	1	2				
Bob Bowman, R OBP: 0.324, SLG: 0.492 (9, PR)								1B		0	0	0	0	0	0	0				
Willie Jones, R OBP: 0.351, SLG: 0.425 (1, 5)		F5			FC1-5 BB 1-2	F7		F4		3	0	0	0	1	0	3				
Chico Fernandez, R OBP: 0.259, SLG: 0.281 (1, 6)			F5		FC1-5 1-2 2-3			K		3	0	0	0	0	0	2				
Wally Post, R OBP: 0.362, SLG: 0.421 (9, PH)										1	0	0	0	0	1	1				
Carl Sawatski, L OBP: 0.306, SLG: 0.336 (1, 2)			F2		K			F8		3	0	0	0	0	1	2				
Jack Meyer, R OBP: 0.308, SLG: 0.308 (1, 1)			6-3		FC6-4 1-2			6-3		3	0	0	0	0	0	2				
Inning Stats	R: 0 E: 0 K: 0 S: 3	H: 0 LOB: 0 BB: 0 P: 3	R: 0 E: 0 K: 1 S: 5	H: 0 LOB: 0 BB: 0 P: 5	R: 0 E: 0 K: 1 S: 6	H: 1 LOB: 1 BB: 0 P: 6	R: 0 E: 0 K: 1 S: 6	H: 1 LOB: 2 BB: 1 P: 10	R: 1 E: 0 K: 0 S: 4	H: 1 LOB: 2 BB: 2 P: 12	R: 0 E: 0 K: 0 S: 3	H: 0 LOB: 0 BB: 0 P: 3	R: 0 E: 0 K: 0 S: 3	H: 0 LOB: 0 BB: 0 P: 3	R: 0 E: 0 K: 1 S: 6	H: 1 LOB: 1 BB: 0 P: 6	1B: 4 2B: 0 3B: 0 HR: 0	SF: 0 SAC: 0 DP: 0 HBP: 0	WP: 0 PB: 0 SB: 0 CS: 0	PA: 34
PITCHER Ruben Gomez, R ERA: 4.99 (1, 1)	IP: 9.0 WLS: W BF: 34 H: 4 R: 1 ER: 1 SO: 4 BB: 3 IBB: 0 HBP: 0 BLK: 0 WP: 0 HR: 0 S: 39 P: 51 ERA: 1.00 WHIP: 0.778															PITCHER Ruben Gomez, R ERA: 4.99 (1, 1)	IP: 9.0 WLS: W BF: 34 H: 4 R: 1 ER: 1 SO: 4 BB: 3 IBB: 0 HBP: 0 BLK: 0 WP: 0 HR: 0 S: 39 P: 51 ERA: 1.00 WHIP: 0.778			

AB 31
R 1
H 4
RBI 1
BB 3
SO 4
LOB 17



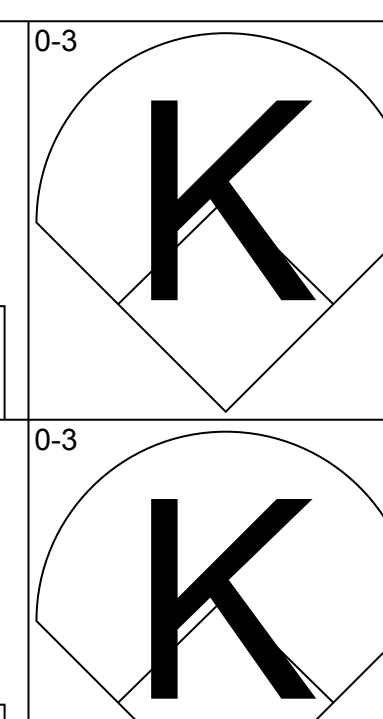
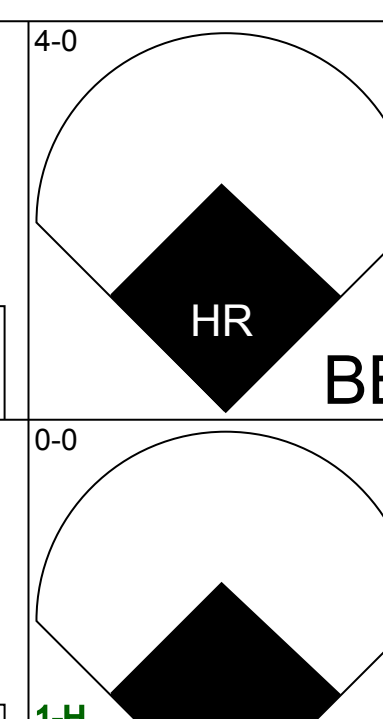
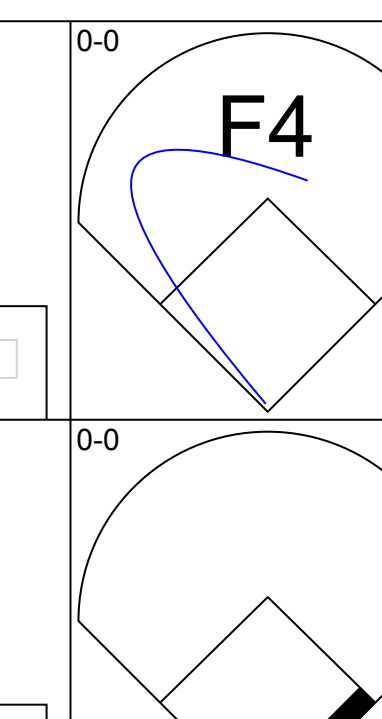
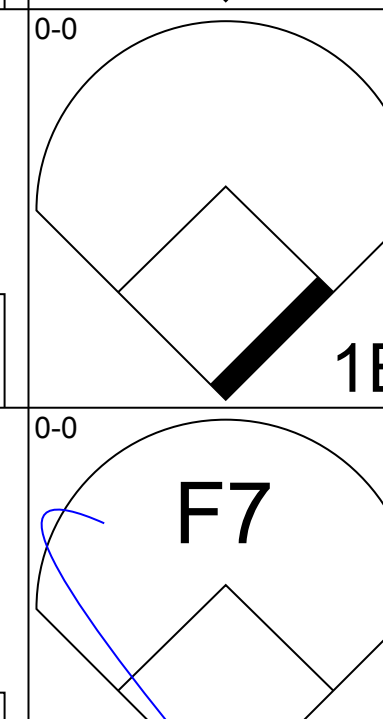
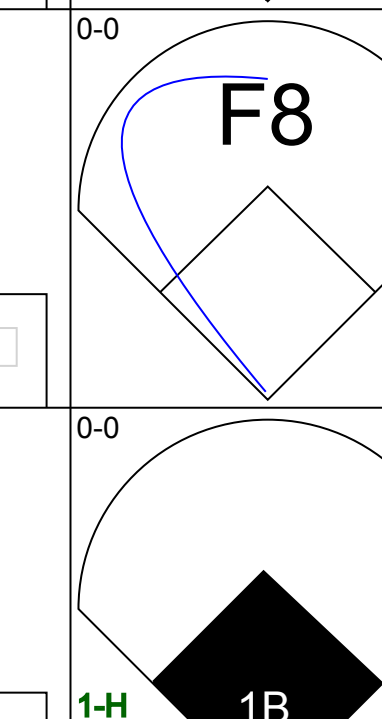
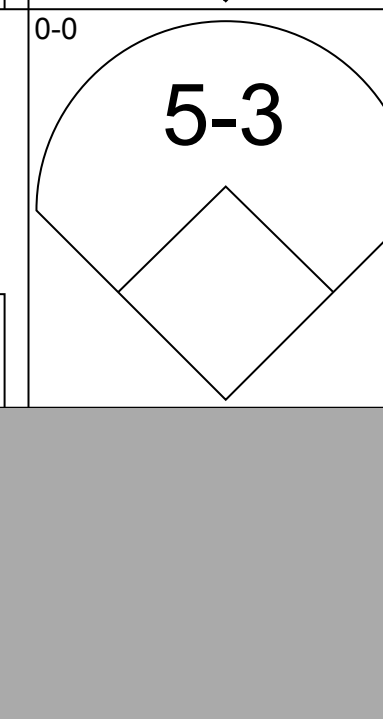
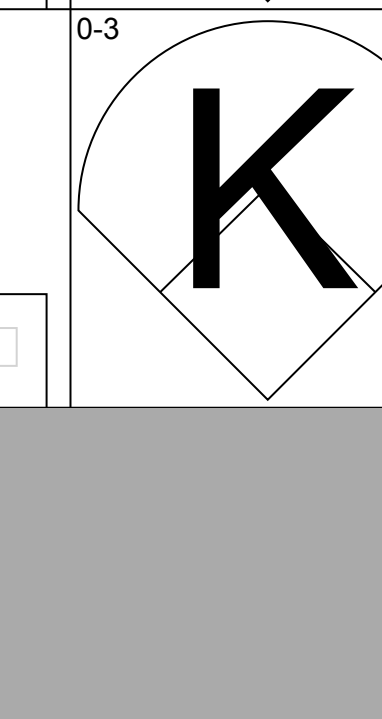
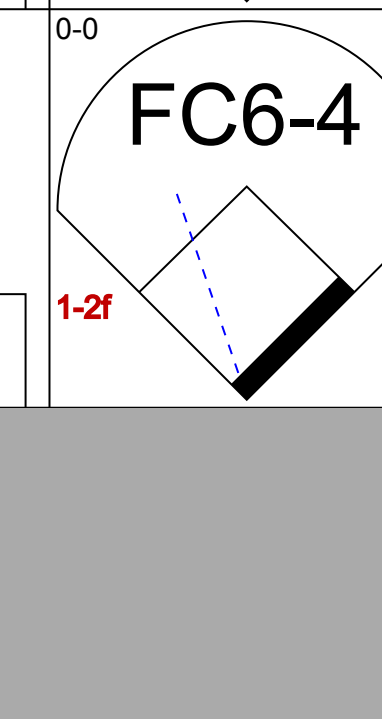



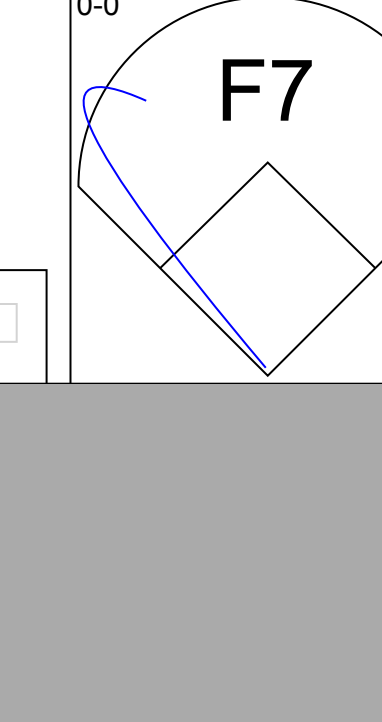
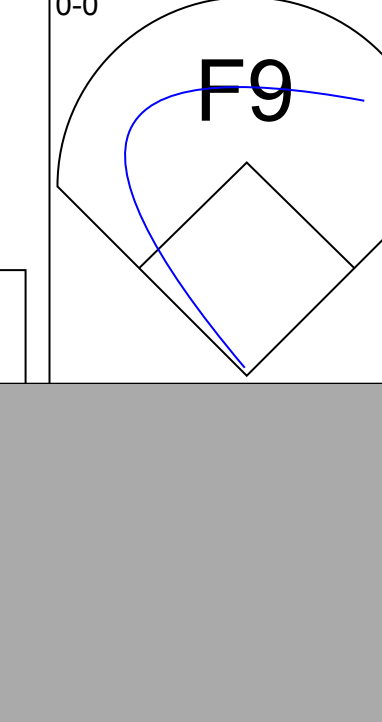
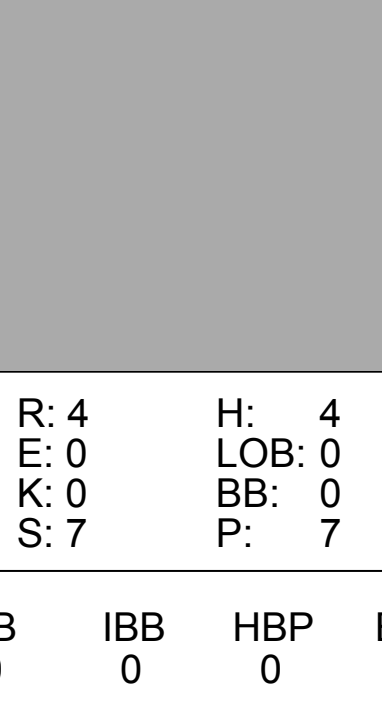
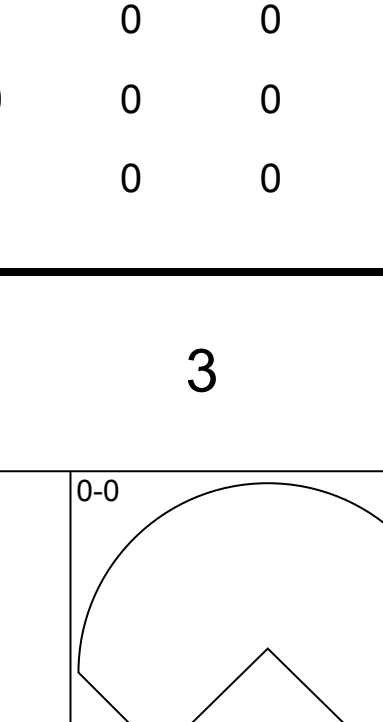
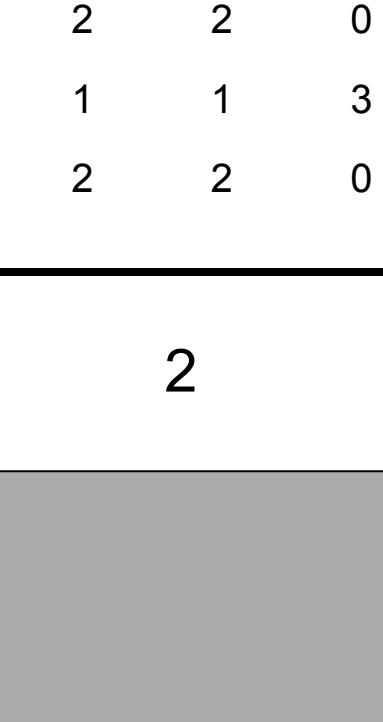
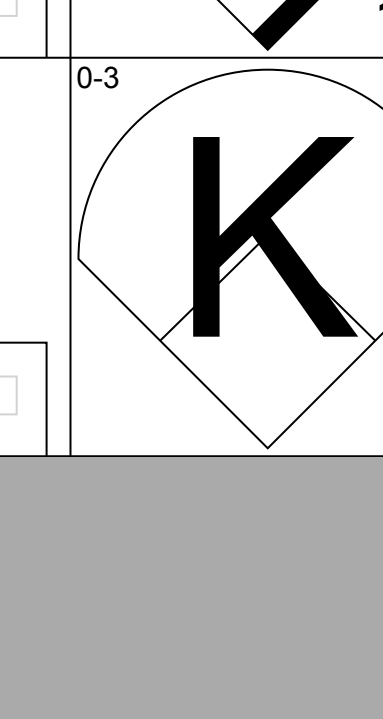


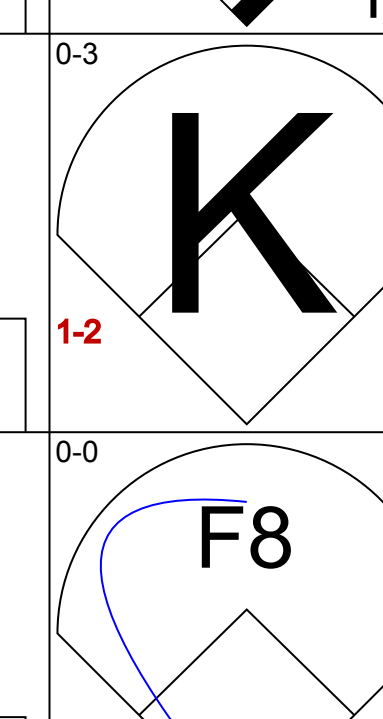
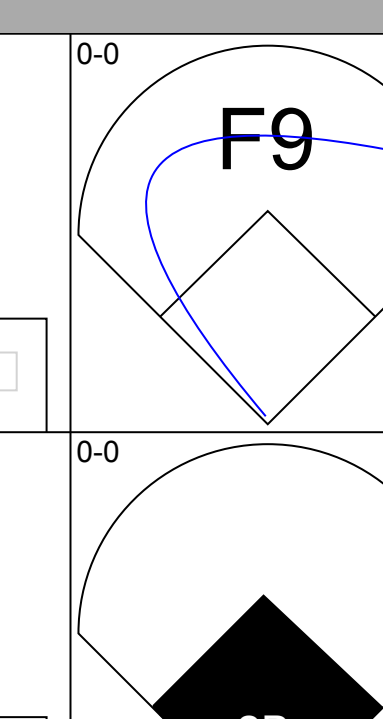

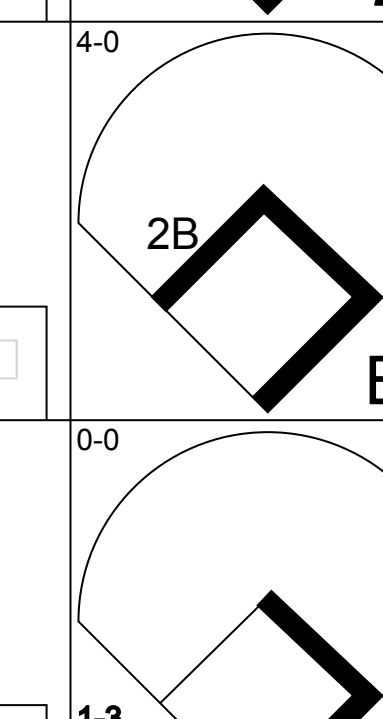
Batter	1	2	3	4	5	6	7	8	9	AB	R	H	RBI	BB	SO	LOB	TOP								
Felipe Alou, R OBP: 0.313, SLG: 0.437 (1, 7)										4	0	0	0	0	0	0	San Francisco Giants @ Cincinnati Redlegs Crosley Field, Cincinnati, OH Tue Jul 29 1958, 7:05 PM EDT Att: 12,430 - Unknown								
Willie Kirkland, L OBP: 0.315, SLG: 0.399 (1, 9)										4	0	1	0	0	1	0									
Willie Mays, R OBP: 0.410, SLG: 0.573 (1, 8)										4	1	1	0	0	0	1									
Ray Jablonski, R OBP: 0.289, SLG: 0.520 (1, 5)										4	1	2	2	0	0	0									
Jim Davenport, R OBP: 0.305, SLG: 0.372 (9, 5)										0	0	0	0	0	0	0									
Orlando Cepeda, R OBP: 0.346, SLG: 0.525 (1, 3)										3	1	1	0	1	1	1									
Daryl Spencer, R OBP: 0.347, SLG: 0.443 (1, 6)										3	1	1	0	0	0	2									
Bob Schmidt, R OBP: 0.317, SLG: 0.462 (1, 2)										3	0	1	1	0	0	1									
Danny O'Connell, R OBP: 0.341, SLG: 0.323 (1, 4)										2	0	0	1	0	1	0									
Stu Miller, R OBP: 0.240, SLG: 0.182 (1, 1)										2	0	0	0	0	0	1									
Marv Grissom, R (7, 1)										1	0	0	0	0	1	0									
Inning Stats	R: 0 E: 1 K: 0 S: 3	H: 1 LOB: 0 BB: 0 P: 3	R: 0 E: 0 K: 1 S: 6	H: 1 LOB: 1 BB: 0 P: 6	R: 0 E: 0 K: 1 S: 5	H: 0 LOB: 0 BB: 0 P: 5	R: 0 E: 0 K: 0 S: 3	H: 0 LOB: 0 BB: 0 P: 3	R: 2 E: 0 K: 0 S: 5	H: 3 LOB: 1 BB: 0 P: 5	R: 0 E: 0 K: 0 S: 3	H: 0 LOB: 0 BB: 1 P: 6	R: 0 E: 0 K: 1 S: 5	H: 0 LOB: 0 BB: 0 P: 5	R: 2 E: 0 K: 1 S: 7	H: 2 LOB: 2 BB: 0 P: 7	1B: 6 2B: 0 3B: 0 HR: 1	SF: 0 SAC: 1 DP: 2 HBP: 0	WP: 0 PB: 0 SB: 0 CS: 0	PA: 32					
PITCHER	IP	WLS	BF	H	R	ER	SO	BB	IBB	HBP	BLK	WP	HR	S	P	ERA	WHIP								
Brooks Lawrence, R ERA: 3.95 (1, 1)	7.0		24	5	2	2	2	1	0	0	0	0	0	27	31	2.57	0.857								
Willard Schmidt, R ERA: 2.79 (8, 1)	2.0	L	8	2	2	2	2	0	0	0	0	0	1	12	12	9.00	1.000								

Batter	1	2	3	4	5	6	7	8	9	AB	R	H	RBI	BB	SO	LOB	BOTTOM								
Johnny Temple, R OBP: 0.394, SLG: 0.385 (1, 4)										5	0	1	0	0	0	0	San Francisco Giants @ Cincinnati Redlegs Crosley Field, Cincinnati, OH Tue Jul 29 1958, 7:05 PM EDT Att: 12,430 - Unknown								
Dee Fondy, L OBP: 0.293, SLG: 0.361 (1, 7)										4	0	0	1	0	0	3									
Pete Whisenant, R OBP: 0.287, SLG: 0.444 (9, 9)										1	0	0	0	0	1	0									
Jerry Lynch, L OBP: 0.392, SLG: 0.451 (1, 9)										4	0	0	0	0	1	3									
Eddie Miksis, R OBP: 0.333, SLG: 0.200 (8, 9)										0	0	0	0	0	0	0									
Frank Robinson, R OBP: 0.341, SLG: 0.479 (1, 8)										4	1	1	1	0	0	0									
George Crowe, L OBP: 0.365, SLG: 0.468 (1, 3)										2	1	1	0	2	0	0									
Ed Bailey, L OBP: 0.315, SLG: 0.378 (1, 2)										3	0	0	0	1	2	3									
Don Hoak, R OBP: 0.349, SLG: 0.376 (1, 5)										4	0	2	1	0	1	2									
Roy McMillan, R OBP: 0.299, SLG: 0.278 (1, 6)										4	1	0	0	0	0	3									
Brooks Lawrence, R OBP: 0.220, SLG: 0.140 (1, 1)										2	0	0	0	0	0	0									
Bob Thurman, L OBP: 0.357, SLG: 0.418 (7, PH)										0	0	0	0	1	0	0									
Willard Schmidt, R OBP: 0.111, SLG: 0.111 (8, 1)										0	0	0	0	0	0	0									
Walt Dropo, R OBP: 0.301, SLG: 0.387 (8, PH)										1	0	0	0	0	0	0									
Inning Stats	R: 0 E: 0 K: 0 S: 3	H: 0 LOB: 0 BB: 0 P: 3	R: 1 E: 0 K: 1 S: 7	H: 2 LOB: 1 BB: 0 P: 7	R: 0 E: 1 K: 0 S: 4	H: 0 LOB: 1 BB: 0 P: 4	R: 0 E: 0 K: 1 S: 5	H: 0 LOB: 1 BB: 1 P: 9	R: 0 E: 0 K: 0 S: 4	H: 0 LOB: 1 BB: 0 P: 4	R: 0 E: 0 K: 0 S: 3	H: 0 LOB: 1 BB: 1 P: 7	R: 1 E: 0 K: 1 S: 7	H: 2 LOB: 2 BB: 1 P: 11	R: 1 E: 0 K: 1 S: 6	H: 1 LOB: 1 BB: 1 P: 10	R: 0 E: 0 K: 1 S: 5	H: 0 LOB: 0 BB: 0 P: 5	1B: 2 2B: 2 3B: 0 HR: 1	SF: 0 SAC: 0 DP: 0 HBP: 0	WP: 0 PB: 0 SB: 0 CS: 0	PA: 38			
PITCHER	IP	WLS	BF	H	R	ER	SO	BB	IBB	HBP	BLK	WP	HR	S	P	ERA	WHIP								
Stu Miller, R ERA: 2.0 (1, 1)	6.1		27	3	2	2	2	3	0	0	0	0	0	28	40	2.84	0.947								
Marv Grissom, R ERA: 3.16 (7, 1)	2.2	W	11	2	1	1	3	1	0	0	0	0	0	16	20	3.38	1.125								



Batter	1	2	3	4	5	6	7	8	9	AB	R	H	RBI	BB	SO	LOB	TOP		
Felipe Alou, R OBP: 0.303, SLG: 0.423 (1, 7)	0-0 6-3		0-0 5-3			0-0 5-3		0-0 6-3	0-0 6-3	4	0	0	0	0	0	0	San Francisco Giants @ Cincinnati Redlegs Crosley Field, Cincinnati, OH Wed Jul 30 1958, 7:05 PM EDT Att: 10,471 - Unknown livebaseballscorecards.com		
Willie Kirkland, L OBP: 0.311, SLG: 0.393 (1, 9)	0-0 G3			0-0 G3		0-0 F8		0-0 F8	0-0 F8	4	0	0	0	0	0	0			
Willie Mays, R OBP: 0.408, SLG: 0.573 (1, 8)	0-0 F4			0-0 1-3			0-0 6-3		0-0 2B	4	0	1	0	0	0	0			
Ray Jablonski, R OBP: 0.283, SLG: 0.508 (1, 5)		0-0 5-3		0-0 6-3			0-0 K		0-0 1-3	4	0	0	0	0	1	1			
Orlando Cepeda, R OBP: 0.348, SLG: 0.531 (1, 3)		0-0 5-3 2B			0-0 1B 2B		0-0 F9			3	1	2	0	0	0	0			
Daryl Spencer, R OBP: 0.347, SLG: 0.442 (1, 6)		0-0 5-3			0-0 G3-6-3 1B			0-0 F7		3	0	1	1	0	0	1			
Bob Schmidt, R OBP: 0.315, SLG: 0.458 (8, PH) Leon Wagner, L OBP: 0.371, SLG: 0.444 Eddie Bressoud, R OBP: 0.309, SLG: 0.327 (8, 4)	0-0 F7			0-0 F3				0-0 2B		2	0	0	0	0	0	2			
Danny O'Connell, R OBP: 0.339, SLG: 0.320 Bill White, L (8, PH) Valmy Thomas, R OBP: 0.351, SLG: 0.358 (8, 2)	0-0 6-3			0-0 G3-6-3				0-0 G3		2	0	0	0	0	0	1			
Johnny Antonelli, L OBP: 0.224, SLG: 0.281 (8, PH) Bob Speake, L OBP: 0.233, SLG: 0.370 Ramon Monzant, R OBP: 0.235, SLG: 0.235 Paul Giel, R OBP: 0.188, SLG: 0.133 (8, 1)	0-0 4-3			0-0 4-3				0-0 F2		2	0	0	0	0	0	0			
Inning Stats	R: 0 E: 0 K: 0 S: 3	H: 0 LOB: 0 BB: 0 P: 3	R: 0 E: 0 K: 0 S: 4	H: 1 LOB: 1 BB: 0 P: 4	R: 0 E: 0 K: 0 S: 3	H: 0 LOB: 0 BB: 0 P: 3	R: 0 E: 0 K: 0 S: 3	H: 0 LOB: 0 BB: 0 P: 3	R: 1 E: 0 K: 0 S: 4	H: 2 LOB: 0 BB: 0 P: 4	R: 0 E: 0 K: 0 S: 5	H: 0 LOB: 0 BB: 0 P: 5	R: 0 E: 0 K: 0 S: 4	H: 1 LOB: 1 BB: 0 P: 4	R: 0 E: 0 K: 0 S: 4	H: 1 LOB: 1 BB: 0 P: 4		1B: 1 2B: 4 3B: 0 HR: 0	SF: 0 SAC: 0 DP: 1 HBP: 0
PITCHER Bob Purkey, R ERA: 3.44 (1, 1)	IP: 9.0 WLS: W BF: 31 H: 5 R: 1 ER: 1 SO: 1 BB: 0 IBB: 0 HBP: 0 BLK: 0 WP: 0 HR: 0 S: 33 P: 33 ERA: 1.00 WHIP: 0.556															PITCHER IP: WLS: BF: H: R: ER: SO: BB: IBB: HBP: BLK: WP: HR: S: P: ERA: WHIP			

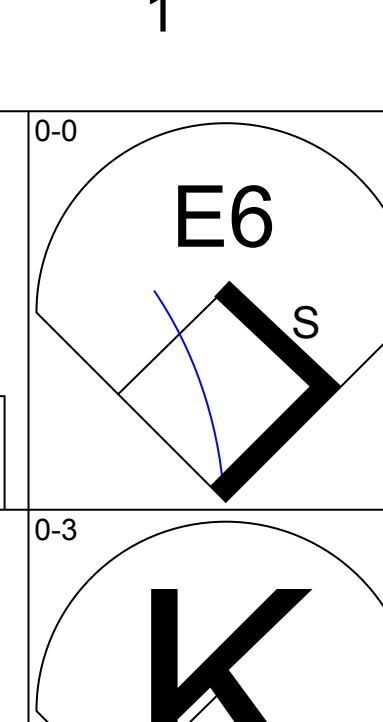
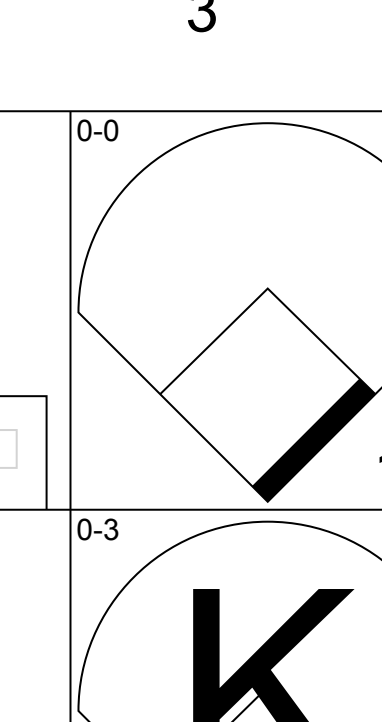
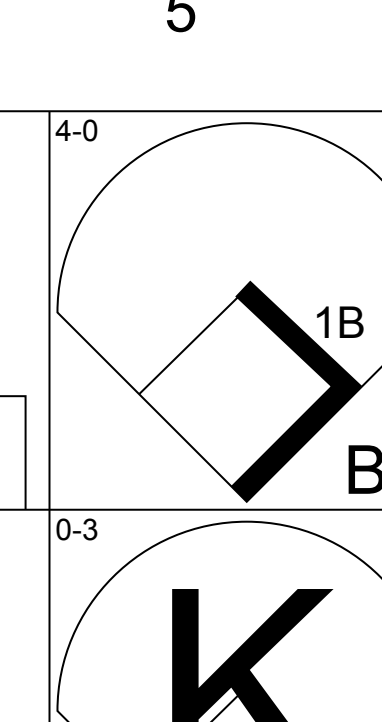
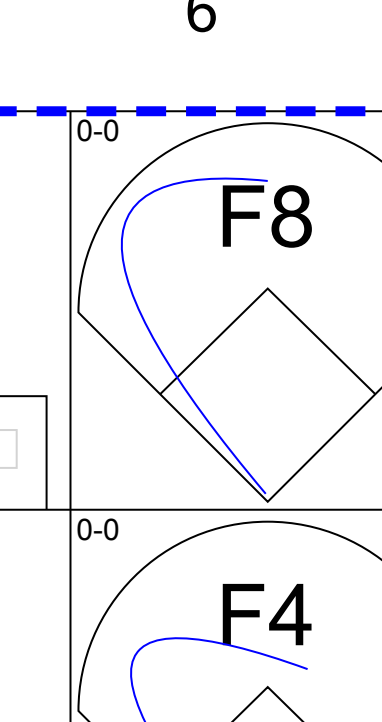
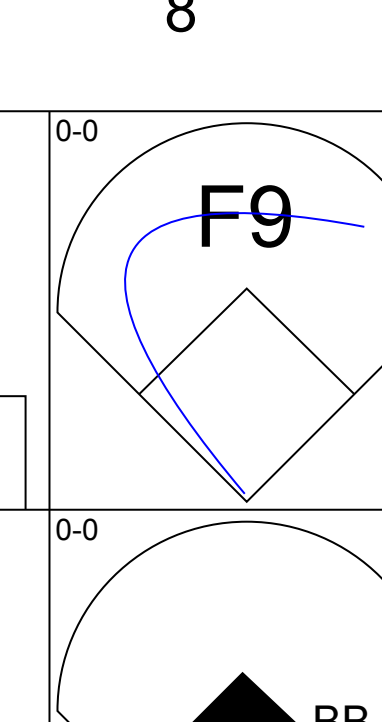
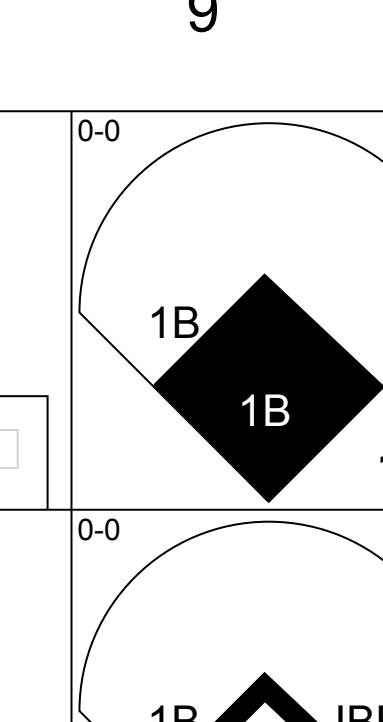
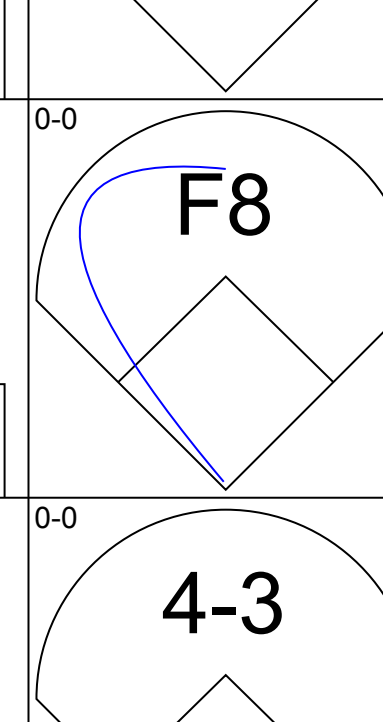

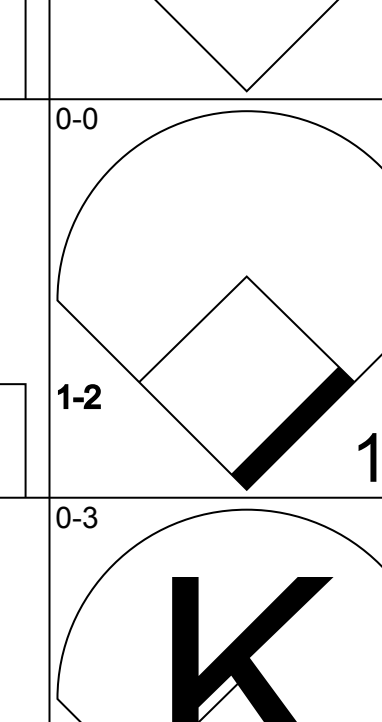

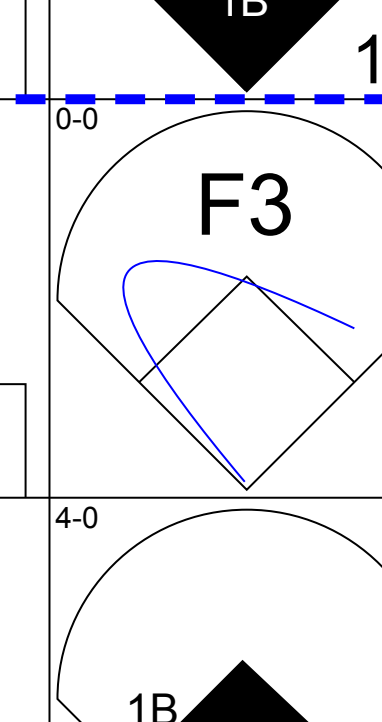
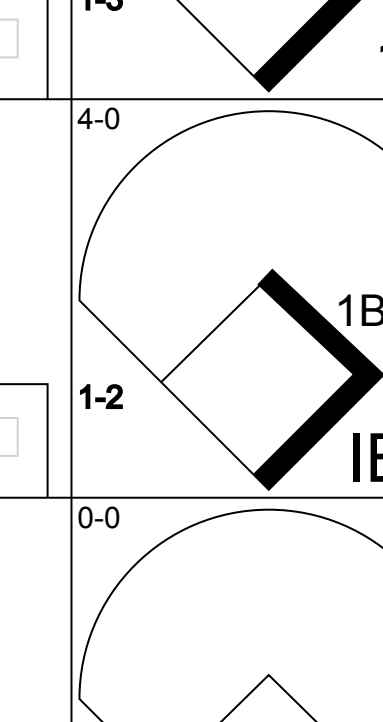

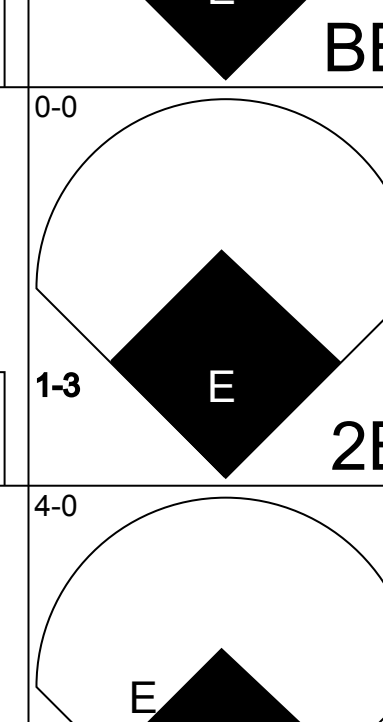
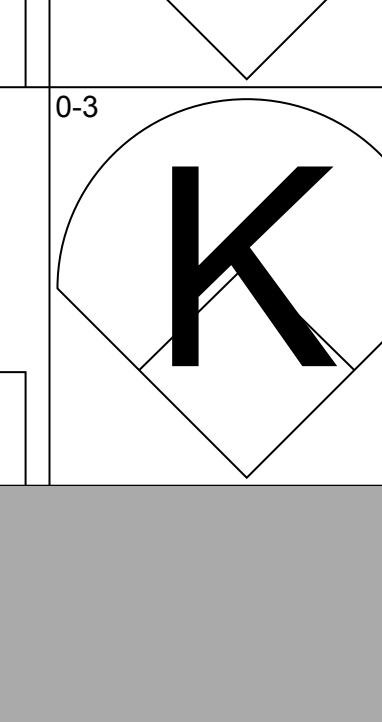
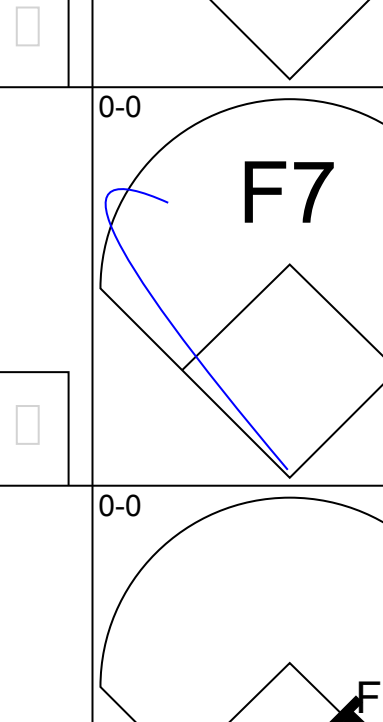
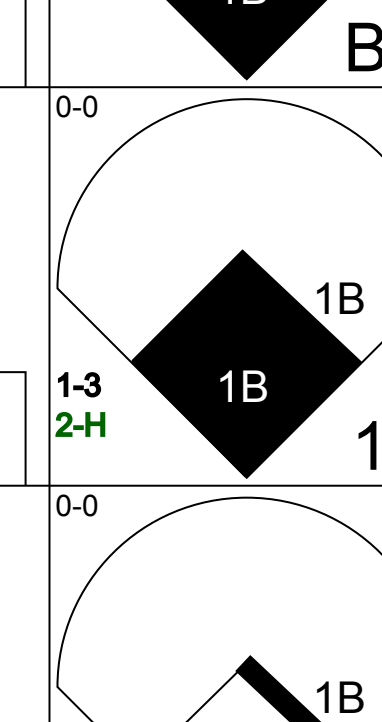


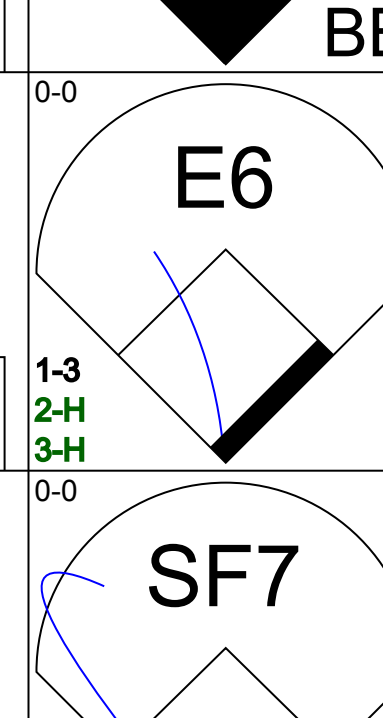

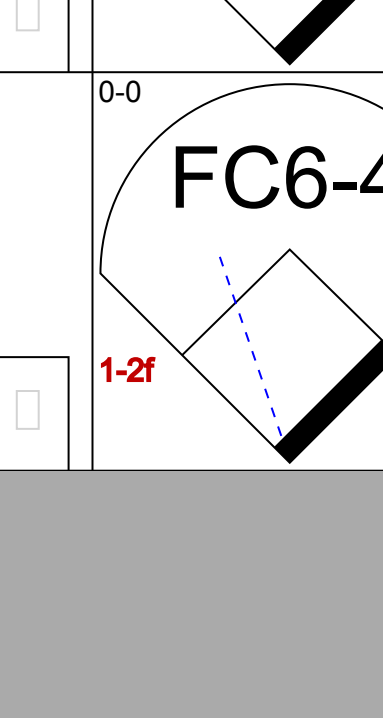
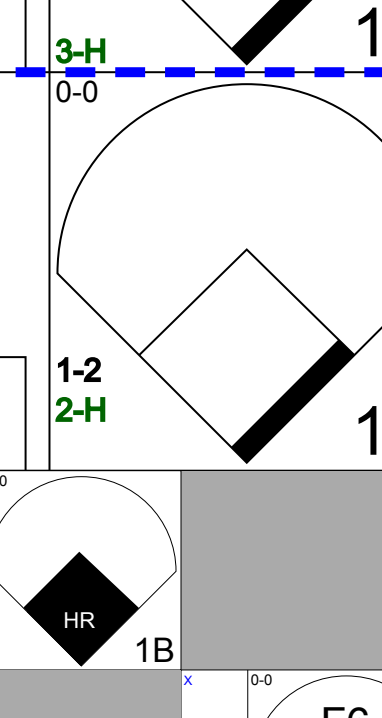

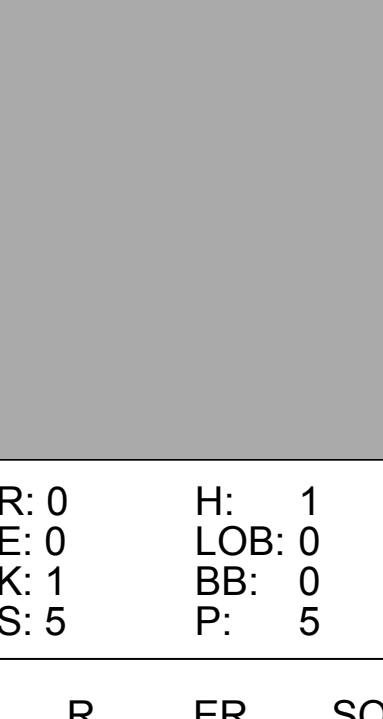
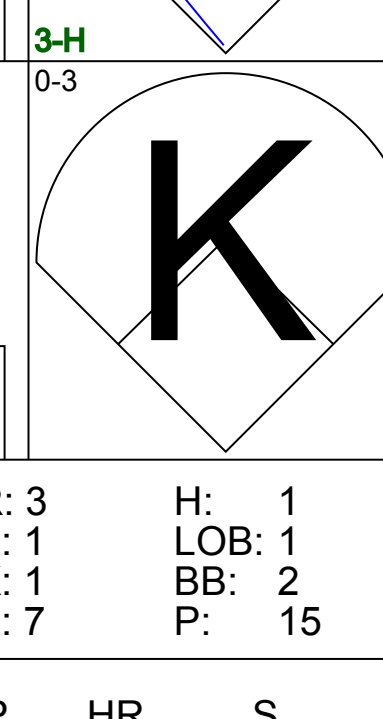
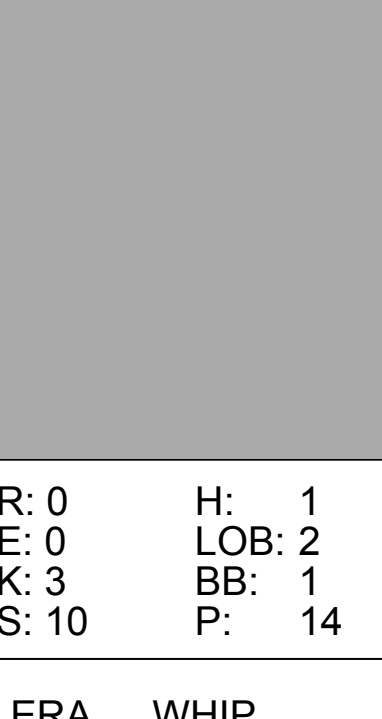
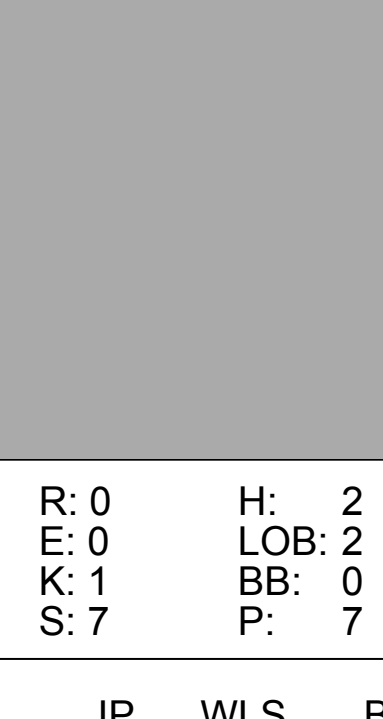
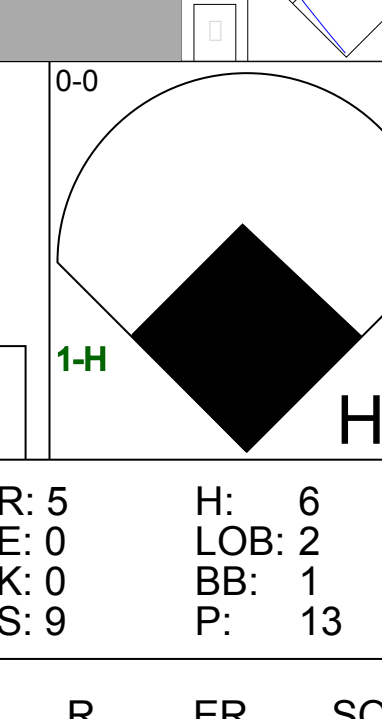
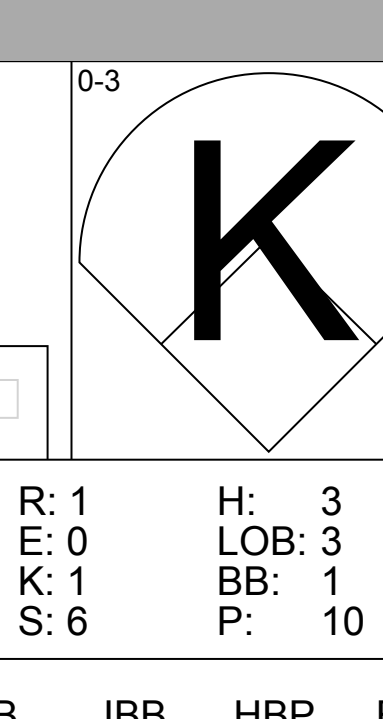






Batter	1	2	3	4	5	6	7	8	9	AB	R	H	RBI	BB	SO	LOB	BOTTOM		
Johnny Temple, R OBP: 0.392, SLG: 0.382 (1, 4)	0-0 F9		0-0 6-3		0-0 K		0-0 F5	0-0 BB 1B		5	0	1	0	0	1	0	San Francisco Giants @ Cincinnati Redlegs Crosley Field, Cincinnati, OH Wed Jul 30 1958, 7:05 PM EDT Att: 10,471 - Unknown livebaseballscorecards.com		
Danny Morgan, R OBP: 0.412, SLG: 0.200 Eddie Miksis, R OBP: 0.360, SLG: 0.200 (8, 7) (9, 9)	0-0 6-3		0-0 FC5-4 1B		0-0 FC6-4 BB		0-0 1B	0-0 1-2 2-3 3-H BB		3	0	2	0	1	0	0			
Don Hoak, R OBP: 0.344, SLG: 0.370 (1, 5)	0-0 F7		0-0 FC5-4 1-2		0-0 FC6-4 1-2		0-0 F9	0-0 F8		5	0	0	0	0	0	6			
Frank Robinson, R OBP: 0.337, SLG: 0.473 (1, 8)	0-0 F3		0-0 F7		0-0 F4			0-0 6-3		4	0	0	0	0	0	2			
Walt Dropo, R OBP: 0.307, SLG: 0.415 (1, 3)	0-0 HR			0-0 F7		0-0 K		0-0 BB 1B		4	2	2	1	0	1	0			
Pete Whisenant, R OBP: 0.288, SLG: 0.465 Bob Thurman, L OBP: 0.353, SLG: 0.414 (8, 7) (9, 7)	0-0 K			0-0 K		0-0 HR		0-0 K		3	1	1	1	0	2	0			
Roy McMillan, R OBP: 0.306, SLG: 0.284 (1, 6)	0-0 BB			0-0 2B		0-0 F8		0-0 BB 1B BB		2	1	1	0	2	0	0			
Ed Bailey, L OBP: 0.321, SLG: 0.377 (1, 2)	0-0 BB			0-0 IBB		0-0 G3		0-0 1B BB 1B BB		1	1	0	0	3	0	0			
Bob Purkey, R OBP: 0.153, SLG: 0.196 (1, 1)	0-0 K			0-0 K			0-0 4-3	0-0 BB 1B		4	0	1	2	0	2	4			
Inning Stats	R: 0 E: 0 K: 0 S: 3	H: 0 LOB: 0 BB: 0 P: 3	R: 1 E: 0 K: 2 S: 8	H: 1 LOB: 2 BB: 2 P: 16	R: 0 E: 0 K: 0 S: 4	H: 1 LOB: 1 BB: 0 P: 4	R: 0 E: 0 K: 2 S: 8	H: 1 LOB: 2 BB: 1 P: 12	R: 0 E: 0 K: 1 S: 5	H: 0 LOB: 1 BB: 1 P: 9	R: 1 E: 0 K: 0 S: 6	H: 1 LOB: 0 BB: 0 P: 6	R: 0 E: 0 K: 0 S: 4	H: 1 LOB: 1 BB: 0 P: 4	R: 3 E: 0 K: 1 S: 8	H: 3 LOB: 3 BB: 3 P: 20		1B: 5 2B: 1 3B: 0 HR: 2	SF: 0 SAC: 0 DP: 0 HBP: 0
PITCHER Johnny Antonelli, L ERA: 3.04 Ramon Monzant, R ERA: 4.82 Paul Giel, R ERA: 9.54 (8, 1) (8, 1)	IP: 7.0 WLS: L BF: 30 H: 5 R: 2 ER: 2 SO: 6 BB: 3 IBB: 1 HBP: 0 BLK: 0 WP: 0 HR: 2 S: 28 P: 54 ERA: 2.57 WHIP: 1.143															PITCHER IP: WLS: BF: H: R: ER: SO: BB: IBB: HBP: BLK: WP: HR: S: P: ERA: WHIP			

Batter	1	2	3	4	5	6	7	8	9	AB	R	H	RBI	BB	SO	LOB	TOP					
Danny O'Connell, R OBP: 0.337, SLG: 0.315			5-3	 BB				SH1-4		3	1	0	1	1	1	1						
Willie Kirkland, L OBP: 0.319, SLG: 0.410			 1B					 BB		4	2	3	3	1	1	0						
Willie Mays, R OBP: 0.406, SLG: 0.568			F8	5-3				FC6-4		5	0	1	0	0	1	3						
Ray Jablonski, R OBP: 0.282, SLG: 0.508			 2B				4-3		G3	4	1	1	1	0	1	1						
Whitney Lockman, L OBP: 0.333, SLG: 0.343			 2B							1	0	0	0	0	0	0						
Orlando Cepeda, R OBP: 0.346, SLG: 0.527		1-3	 1B		4-3		F9		F5	5	1	1	1	0	0	0						
Leon Wagner, L OBP: 0.396, SLG: 0.532		 1B							F7	4	2	4	3	0	0	0						
Jim Davenport, R OBP: 0.301, SLG: 0.371		 1B								1	0	0	0	0	0	0						
Daryl Spencer, R OBP: 0.346, SLG: 0.440		 1B	F7		F9		F7			4	0	1	0	0	0	1						
Bob Schmidt, R OBP: 0.317, SLG: 0.466		F8		5-3		 2B		SH3-4	SH1-4	4	2	2	0	0	0	2						
Al Worthington, R OBP: 0.189, SLG: 0.176				6-3				SH3-4		3	0	0	0	0	2	3						
Don Johnson, R										0	0	0	0	0	0	0						
Mary Grissom, R										0	0	0	0	0	0	0						
Ruben Gomez, R OBP: 0.196, SLG: 0.267										0	0	0	0	0	0	0						
Inning Stats	R: 0 E: 0 K: 2 S: 8	H: 1 LOB: 1 BB: 0 P: 8	R: 0 E: 0 K: 1 S: 7	H: 2 LOB: 2 BB: 0 P: 7	R: 4 E: 0 K: 0 S: 7	H: 4 LOB: 0 BB: 1 P: 7	R: 2 E: 0 K: 0 S: 4	H: 1 LOB: 0 BB: 1 P: 8	R: 0 E: 0 K: 1 S: 6	H: 1 LOB: 1 BB: 0 P: 6	R: 1 E: 0 K: 2 S: 9	H: 2 LOB: 1 BB: 0 P: 9	R: 1 E: 0 K: 0 S: 4	H: 1 LOB: 0 BB: 0 P: 4	R: 1 E: 0 K: 0 S: 4	H: 1 LOB: 1 BB: 1 P: 8	R: 0 E: 0 K: 0 S: 3	H: 0 LOB: 0 BB: 0 P: 3	1B: 7 2B: 3 3B: 0 HR: 3	SF: 0 SAC: 2 DP: 0 HBP: 0	WP: 0 PB: 0 SB: 0 CS: 0	PA: 42
PITCHER	IP	WLS	BF	H	R	ER	SO	BB	IBB	HBP	BLK	WP	HR	S	P	ERA	WHIP					
Don Newcombe, R ERA: 5.68	2.2		15	7	4	4	3	0	0	0	0	0	1	21	21	13.50	2.625					
Brooks Lawrence, R ERA: 3.54	0.1		1	0	0	0	0	0	0	0	0	0	0	1	1	0.00	0.000					
Willard Schmidt, R ERA: 3.11	1.0		5	1	2	2	0	1	0	0	0	0	1	4	8	18.00	2.000					
Alex Kellner, L ERA: 3.53	2.0		9	3	1	1	3	0	0	0	0	0	0	15	15	4.50	1.500					
Hal Jeffcoat, R ERA: 3.75	2.0		9	2	2	2	0	1	0	0	0	0	1	8	12	9.00	1.500					

San Francisco Giants @ Cincinnati Redlegs
Crosley Field, Cincinnati, OH
Thu Jul 31 1958, 7:05 PM EDT
Att: 7,492 - Unknown


AB 38
R 9
H 13
RBI 9
BB 2
SO 6
LOB 11



Batter	1	2	3	4	5	6	7	8	9	AB	R	H	RBI	BB	SO	LOB	BOTTOM				
Johnny Temple, R OBP: 0.394, SLG: 0.383	 S				 BB				 1B	5	1	2	0	1	0	2					
Dee Fondy, L OBP: 0.296, SLG: 0.359								 1B	 IBB	6	1	2	0	0	3	5					
Frank Robinson, R OBP: 0.339, SLG: 0.472							 1B		 IBB	5	0	2	0	1	0	2					
George Crowe, L OBP: 0.366, SLG: 0.462				 E			 1B	 BB	 1B	3	1	0	0	2	2	4					
Eddie Miksis, R OBP: 0.369, SLG: 0.200										0	1	0	0	0	0	0					
Joe Nuxhall, L OBP: 0.308, SLG: 0.324										0	0	0	0	0	0	0					
Pete Whisenant, R OBP: 0.293, SLG: 0.469										1	0	1	1	0	0	0					
Jerry Lynch, L OBP: 0.309, SLG: 0.460		 1B		 2B				 1B	 1B	5	2	3	1	0	1	3					
Ed Bailey, L OBP: 0.326, SLG: 0.379				 SF7			 1B	 1B	 1B	4	1	2	1	1	1	1					
Don Hoak, R OBP: 0.345, SLG: 0.374				1-3		2B	1B	1-2	1B	5	1	2	2	0	0	3					
Roy McMillan, R OBP: 0.308, SLG: 0.284						BB		1B		3	1	1	1	1	1	2					
Don Newcombe, L ERA: 3.13	5.1		27	6	4	2	9	4	0	0	0	0	0	0	0	0					
Brooks Lawrence, R ERA: 3.54	0.1		1	0	0	0	0	0	0	0	0	0	0	0	0	0					
Willard Schmidt, R ERA: 3.11	1.0		5	1	2	2	0	1	0	0	0	0	1	4	8	18.00	2.000				
Alex Kellner, L ERA: 3.53	2.0		9	3	1	1	3	0	0	0	0	0	0	15	15	4.50	1.500				
Hal Jeffcoat, R ERA: 3.75	2.0		9	2	2	2	0	1	0	0	0	0	1	8	12	9.00	1.500				
PITCHER	IP	WLS	BF	H	R	ER	SO	BB	IBB	HBP	BLK	WP	HR	S	P	ERA	WHIP				
Joe Nuxhall, L ERA: 3.35	1.0		3	0	0	0	0	0	0	0	0	0	0	3	3	0.00	0.000				

San Francisco Giants @ Cincinnati Redlegs
Crosley Field, Cincinnati, OH
Thu Jul 31 1958, 7:05 PM EDT
Att: 7,492 - Unknown

AB 42
R 10
H 17
RBI 9
BB 6
SO 11
LOB 23



Batter	1	2	3	4	5	6	7	8	9	AB	R	H	RBI	BB	SO	LOB	TOP								
Danny O'Connell, R (1,4) OBP: 0.333, SLG: 0.311 Bill White, L (7, PH)	6-3			F7	4-3		G3		F7	3	0	0	0	0	0	2	San Francisco Giants @ Milwaukee Braves Milwaukee County Stadium, Milwaukee, WI Fri Aug 01 1958, 8:05 PM EDT Att: 39,563 - Unknown								
Eddie Bressoud, R (7,4) OBP: 0.309, SLG: 0.327 Hank Sauer, R (9, PH)										1	0	0	0	0	0	1									
Willie Kirkland, L (1,9)	F9			4-3		1B				5	0	3	1	0	0	0									
Willie Mays, R (1,8)	K						F9	E5		5	0	1	0	0	2	4									
Ray Jablonski, R (1,5)				1-3			K	FC6-4		3	0	0	0	1	1	4									
Orlando Cepeda, R (1,3)	G1-4-3									4	1	2	1	0	1	1									
Leon Wagner, L (1,7)	6-3					HR				4	0	2	0	0	1	0									
Daryl Spencer, R (1,6)										4	0	1	0	0	1	3									
Bob Schmidt, R (1,2)										4	0	1	0	0	1	2									
Mike McCormick, L (1,1) Whitely Lockman, L (7, PH) Paul Giel, R (7, 1) Al Worthington, R (8, 1) Bob Speake, L (9, PH)	K									2	0	0	0	0	2	2									
Inning Stats	R: 0 E: 0 K: 1 S: 5	H: 0 LOB: 0 BB: 0 P: 5	R: 0 E: 0 K: 0 S: 2	H: 0 LOB: 0 BB: 1 P: 6	R: 0 E: 0 K: 1 S: 5	H: 0 LOB: 0 BB: 0 P: 5	R: 0 E: 0 K: 0 S: 4	H: 1 LOB: 1 BB: 0 P: 4	R: 1 E: 0 K: 2 S: 10	H: 3 LOB: 2 BB: 0 P: 10	R: 0 E: 0 K: 1 S: 8	H: 3 LOB: 2 BB: 0 P: 8	R: 1 E: 1 K: 0 S: 6	H: 2 LOB: 0 BB: 0 P: 6	R: 0 E: 0 K: 3 S: 9	H: 0 LOB: 0 BB: 0 P: 9	R: 0 E: 0 K: 1 S: 7	H: 2 LOB: 2 BB: 0 P: 7	1B: 9 2B: 1 3B: 0 HR: 1	SF: 0 SAC: 0 DP: 1 HBP: 0	WP: 0 PB: 0 CS: 0	PA: 39			
PITCHER	IP	WLS	BF	H	R	ER	SO	BB	IBB	HBP	BLK	WP	HR	S	P	ERA	WHIP								
Low Burdette, R (1,1) ERA: 3.53 Don McMahon, R (9,1) ERA: 2.93	8.2	W	38	11	2	2	8	1	0	0	0	0	1	53	57	2.08	1.385								

Batter	1	2	3	4	5	6	7	8	9	AB	R	H	RBI	BB	SO	LOB	BOTTOM								
Felix Mantilla, R (1,8) OBP: 0.291, SLG: 0.396	5-3		6-3		F8			F5		4	0	0	0	1	0	4	San Francisco Giants @ Milwaukee Braves Milwaukee County Stadium, Milwaukee, WI Fri Aug 01 1958, 8:05 PM EDT Att: 39,563 - Unknown								
Mel Roach, R (1,4) OBP: 0.316, SLG: 0.384	6-3		6-3			HR				4	1	2	1	0	0	0									
Eddie Mathews, L (1,5)	4-3		K							4	1	1	0	0	1	2									
Hank Aaron, R (1,9)	6-3				G4-6-3			F5		4	0	1	0	0	1	1									
Joe Adcock, R (1,7) Casey Wise, S (8, PR) Bill Bruton, L (9, 8)					F8		G3			4	1	2	0	0	0	2									
Frank Torre, L (1,3) OBP: 0.407, SLG: 0.393										0	1	0	0	0	0	0									
Johnny Logan, R (1,6) OBP: 0.323, SLG: 0.391										3	0	1	1	1	0	2									
Del Crandall, R (1,2) OBP: 0.341, SLG: 0.462										3	0	1	1	1	0	1									
Low Burdette, R (1,1) Don McMahon, R (9,1)										4	0	1	1	0	3	3									
Inning Stats	R: 0 E: 0 K: 0 S: 3	H: 0 LOB: 0 BB: 0 P: 3	R: 1 E: 0 K: 1 S: 7	H: 2 LOB: 2 BB: 1 P: 11	R: 0 E: 0 K: 1 S: 5	H: 0 LOB: 0 BB: 0 P: 5	R: 0 E: 0 K: 0 S: 3	H: 1 LOB: 0 BB: 0 P: 3	R: 0 E: 0 K: 1 S: 6	H: 1 LOB: 1 BB: 0 P: 6	R: 2 E: 0 K: 1 S: 8	H: 3 LOB: 1 BB: 0 P: 8	R: 0 E: 0 K: 1 S: 6	H: 1 LOB: 2 BB: 1 P: 10	R: 1 E: 0 K: 0 S: 5	H: 2 LOB: 3 BB: 2 P: 13		1B: 8 2B: 1 3B: 0 HR: 1	SF: 0 SAC: 0 DP: 1 HBP: 0	WP: 1 PB: 1 CS: 0	PA: 37				
PITCHER	IP	WLS	BF	H	R	ER	SO	BB	IBB	HBP	BLK	WP	HR	S	P	ERA	WHIP								
Mike McCormick, L (1,1) ERA: 3.77 Paul Giel, R (7,1) ERA: 3.5 Al Worthington, R (8,1) ERA: 3.12	6.0	L	25	7	3	3	4	1	2	0	0	1	0	10	22	5.40	2.400								



Batter	1	2	3	4	5	6	7	8	9	AB	R	H	RBI	BB	SO	LOB	TOP			
Danny O'Connell, R (1.4) Whitey Lockman, L (6, PH) (6.4) OBP: 0.335, SLG: 0.313 OBP: 0.333, SLG: 0.342										2	0	1	0	0	0	0				
Willie Kirkland, L (1.9) OBP: 0.323, SLG: 0.419										4	0	1	0	0	0	1				
Willie Mays, R (1.8) OBP: 0.402, SLG: 0.560										4	0	1	0	0	1	1				
Leon Wagner, L (1.7) OBP: 0.385, SLG: 0.510										4	0	0	0	0	0	1				
Orlando Cepeda, R (1.3) OBP: 0.344, SLG: 0.529										4	0	0	0	0	0	1				
Ray Jablonski, R (1.5) OBP: 0.282, SLG: 0.495										2	0	0	0	1	1	0				
Daryl Spencer, R (1.6) OBP: 0.348, SLG: 0.441										2	0	1	0	1	0	0				
Valmy Thomas, R (1.2) OBP: 0.340, SLG: 0.345										3	0	0	0	0	0	3				
Stu Miller, R (1.1) Bob Spivey, L (5, PH) (5.1) Don Johnson, R (5.1) Ramon Monzant, R (5.1) Bill White, L (8, PH) (8.1) Paul Giel, R (8.1) OBP: 0.231, SLG: 0.174 OBP: 0.320, SLG: 0.357 OBP: 0.225, SLG: 0.235 OBP: 0.188, SLG: 0.133										1	0	0	0	0	1	0				
Inning Stats	R: 0 E: 0 K: 1 S: 5	H: 1 LOB: 0 BB: 0 P: 5	R: 0 E: 0 K: 0 S: 3	H: 0 LOB: 2 BB: 2 P: 11	R: 0 E: 0 K: 1 S: 6	H: 1 LOB: 1 BB: 0 P: 6	R: 0 E: 0 K: 0 S: 3	H: 0 LOB: 0 BB: 0 P: 3	R: 0 E: 0 K: 0 S: 3	H: 0 LOB: 0 BB: 0 P: 3	R: 0 E: 0 K: 1 S: 5	H: 0 LOB: 0 BB: 0 P: 5	R: 0 E: 0 K: 0 S: 4	H: 1 LOB: 1 BB: 0 P: 4	R: 0 E: 0 K: 0 S: 4	H: 1 LOB: 1 BB: 0 P: 4	1B: 2 2B: 3 3B: 0 HR: 0	SF: 0 SAC: 0 DP: 1 HBP: 0	WP: 0 PB: 0 CS: 1	PA: 32
PITCHER Carl Willey, R (1.1) ERA: 2.35	IP: 9.0 WLS: W BF: 32 H: 4 R: 0 ER: 0 SO: 3 BB: 2 IBB: 0 HBP: 0 BLK: 0 WP: 0 HR: 0 S: 36 P: 44 ERA: 0.00 WHIP: 0.667															PITCHER				

San Francisco Giants @ Milwaukee Braves
Milwaukee County Stadium, Milwaukee, WI
Sat Aug 02 1958, 4:33 AM EDT
Att: 34,770 - Unknown

AB 30
R 0
H 4
RBI 0
BB 2
SO 3
LOB 9





Batter	1	2	3	4	5	6	7	8	9	AB	R	H	RBI	BB	SO	LOB	BOTTOM	
Bill Bruton, L (1.8) OBP: 0.330, SLG: 0.355										5	2	2	1	0	1	0		
Mel Roach, R (1.4) OBP: 0.328, SLG: 0.415										5	2	3	2	0	0	1		
Eddie Mathews, L (1.5) Harry Hanebrink, L (8.5) OBP: 0.354, SLG: 0.470 OBP: 0.282, SLG: 0.325										4	1	1	0	0	1	2		
Hank Aaron, R (1.9) OBP: 0.377, SLG: 0.567										4	2	4	3	0	0	0		
Wes Covington, L (1.7) Andy Pafko, R (8.7) OBP: 0.376, SLG: 0.669 OBP: 0.312, SLG: 0.309										3	2	2	3	0	0	1		
Frank Torre, L (1.3) OBP: 0.401, SLG: 0.385										4	0	0	0	0	0	2		
Johnny Logan, R (1.6) OBP: 0.320, SLG: 0.386										4	0	0	0	0	1	2		
Del Crandall, R (1.2) OBP: 0.340, SLG: 0.457										3	1	0	0	1	0	0		
Carl Willey, R (1.1) OBP: 0.160, SLG: 0.200										4	0	1	1	0	2	0		
Inning Stats	R: 1 E: 1 K: 1 S: 7	H: 1 LOB: 1 BB: 0 P: 7	R: 0 E: 0 K: 1 S: 5	H: 0 LOB: 0 BB: 0 P: 5	R: 0 E: 0 K: 1 S: 6	H: 1 LOB: 1 BB: 0 P: 6	R: 3 E: 0 K: 0 S: 6	H: 4 LOB: 2 BB: 1 P: 10	R: 2 E: 0 K: 1 S: 7	H: 2 LOB: 0 BB: 0 P: 7	R: 2 E: 0 K: 0 S: 5	H: 2 LOB: 0 BB: 0 P: 5	R: 0 E: 0 K: 1 S: 5	H: 0 LOB: 0 BB: 0 P: 5	1B: 7 2B: 3 3B: 0 HR: 3	SF: 1 SAC: 0 DP: 0 HBP: 0	WP: 1 PB: 0 CS: 0	PA: 38
PITCHER Stu Miller, R (1.1) ERA: 2.19 Don Johnson, R (5.1) ERA: 18.69 Ramon Monzant, R (5.1) ERA: 5.03 Paul Giel, R (8.1) ERA: 3.54	IP: 4.0 WLS: L BF: 19 H: 4 R: 4 ER: 3 SO: 3 BB: 0 IBB: 0 HBP: 0 BLK: 0 WP: 0 HR: 0 S: 24 P: 28 ERA: 6.75 WHIP: 1.500															PITCHER		

San Francisco Giants @ Milwaukee Braves
Milwaukee County Stadium, Milwaukee, WI
Sat Aug 02 1958, 4:33 AM EDT
Att: 34,770 - Unknown

AB 36
R 10
H 13
RBI 10
BB 1
SO 5
LOB 8



Batter	1	2	3	4	5	6	7	8	9	AB	R	H	RBI	BB	SO	LOB	TOP	
Danny O'Connell, R OBP: 0.333, SLG: 0.320	F7		1B	K			6-3			4	1	1	0	0	1	1	San Francisco Giants @ Milwaukee Braves Milwaukee County Stadium, Milwaukee, WI Sun Aug 03 1958, 4:33 AM EDT Unknown livebaseballscorecards.com	
Willie Mays, R OBP: 0.401, SLG: 0.556	K		1B	1B		F9		G3		3	1	0	0	1	1	0		
Leon Wagner, L OBP: 0.389, SLG: 0.505	HBP		1B	1B		E3		K		3	0	1	1	0	1	0		
Willie Kirkland, L OBP: 0.322, SLG: 0.416	K		1B	1B		L3		6-3		4	0	1	1	0	1	2		
Orlando Cepeda, R OBP: 0.344, SLG: 0.526		SH3-4 FC5 1B	F2			F8		5-3		4	0	1	0	0	0	2		
Daryl Spencer, R OBP: 0.347, SLG: 0.439		SH3-4 E 1B	G6-4-3			F9		6-3		4	1	1	0	0	0	2		
Jim Davenport, R OBP: 0.299, SLG: 0.368 Ray Jablonski, R OBP: 0.281, SLG: 0.492	SH3-4			F7		4-3		6-3		2	0	0	0	0	0	0		AB 30 R 3 H 5 RBI 2 BB 2 SO 6 LOB 9
Bob Schmidt, R OBP: 0.313, SLG: 0.458	FC5			F5		F7				3	0	0	0	0	0	1		
Johnny Antonelli, L OBP: 0.230, SLG: 0.271	K					K				2	0	0	0	1	2	1		
Inning Stats	R: 0 E: 0 K: 2 S: 7	H: 0 LOB: 1 BB: 0 P: 8	R: 1 E: 1 K: 1 S: 7	H: 2 LOB: 1 BB: 0 P: 7	R: 2 E: 0 K: 0 S: 5	H: 3 LOB: 1 BB: 1 P: 9	R: 0 E: 0 K: 1 S: 5	H: 0 LOB: 1 BB: 1 P: 9	R: 0 E: 1 K: 0 S: 3	H: 0 LOB: 0 BB: 0 P: 3	R: 0 E: 0 K: 1 S: 5	H: 0 LOB: 0 BB: 0 P: 5	R: 0 E: 0 K: 1 S: 3	H: 0 LOB: 0 BB: 0 P: 3	R: 0 E: 0 K: 0 S: 3	H: 0 LOB: 0 BB: 0 P: 3	1B: 4 2B: 1 3B: 1 HR: 0 SF: 0 SAC: 1 DP: 2 HBP: 1 WP: 0 PA: 34 CS: 0	
PITCHER	IP	WLS	BF	H	R	ER	SO	BB	IBB	HBP	BLK	WP	HR	S	P	ERA	WHIP	
Gene Conley, R ERA: 4.33	2.0		13	5	3	2	3	1	0	1	0	0	0	17	22	9.00	3.000	
Bob Trowbridge, R ERA: 2.61	7.0	W	21	0	0	0	3	1	0	0	0	0	0	26	30	0.00	0.143	

Batter	1	2	3	4	5	6	7	8	9	AB	R	H	RBI	BB	SO	LOB	BOTTOM	
Felix Mantilla, R OBP: 0.284, SLG: 0.387	6-3		E5			6-3		F7		4	0	0	0	0	0	2	San Francisco Giants @ Milwaukee Braves Milwaukee County Stadium, Milwaukee, WI Sun Aug 03 1958, 4:33 AM EDT Unknown livebaseballscorecards.com	
Mel Roach, R OBP: 0.340, SLG: 0.433	F7		1B			1B		F9		4	1	3	1	0	0	0		
Eddie Mathews, L OBP: 0.350, SLG: 0.464	K		3-1			K		F9		4	0	0	0	0	2	3		
Hank Aaron, R OBP: 0.381, SLG: 0.571		G5-4-3 1B		5-3		HR		1B		3	1	2	0	1	0	0		
Joe Adcock, R OBP: 0.326, SLG: 0.537		G5-4-3		K		HR		SF8-4-3		3	1	1	3	0	1	1		
Andy Pafko, R OBP: 0.313, SLG: 0.310	F9			1B		F6				3	0	1	0	0	0	0		
Johnny Logan, R OBP: 0.318, SLG: 0.383			5-3	FC6-4		K				3	0	0	0	0	1	1		AB 29 R 4 H 9 RBI 4 BB 1 SO 6 LOB 8
Del Rice, R OBP: 0.311, SLG: 0.333			FC3-6 1B			1B		K		3	0	2	0	0	1	0		
Gene Conley, R OBP: 0.188, SLG: 0.375 Bob Trowbridge, R OBP: 0.125, SLG: 0.125			FC3-6 E 1B			SH3-4		K		0	0	0	0	0	0	0		
Inning Stats	R: 0 E: 0 K: 1 S: 5	H: 0 LOB: 0 BB: 0 P: 5	R: 0 E: 0 K: 0 S: 3	H: 1 LOB: 0 BB: 0 P: 3	R: 1 E: 2 K: 0 S: 6	H: 2 LOB: 2 BB: 0 P: 6	R: 0 E: 0 K: 1 S: 6	H: 1 LOB: 1 BB: 0 P: 6	R: 0 E: 0 K: 0 S: 4	H: 2 LOB: 2 BB: 0 P: 4	R: 2 E: 0 K: 2 S: 9	H: 2 LOB: 0 BB: 0 P: 9	R: 0 E: 0 K: 2 S: 7	H: 0 LOB: 0 BB: 0 P: 7	R: 1 E: 0 K: 0 S: 3	H: 1 LOB: 0 BB: 1 P: 7	1B: 6 2B: 3 3B: 0 HR: 1 SF: 1 SAC: 1 DP: 2 HBP: 0 WP: 0 PA: 32 CS: 0	
PITCHER	IP	WLS	BF	H	R	ER	SO	BB	IBB	HBP	BLK	WP	HR	S	P	ERA	WHIP	
Johnny Antonelli, L ERA: 3.05	8.0	L	32	9	4	3	6	0	1	0	0	0	1	43	47	3.38	1.125	

Batter	1	2	3	4	5	6	7	8	9	AB	R	H	RBI	BB	SO	LOB	TOP					
Felipe Alou, R OBP: 0.294, SLG: 0.409 (1,9)	0-0 6-3			0-3 K		0-0 6-3		0-0 4-3		4	0	0	0	0	1	1	San Francisco Giants @ Milwaukee Braves Milwaukee County Stadium, Milwaukee, WI Sun Aug 03 1958, 4:38 AM EDT Att: 41,498 - Unknown livebaseballscorecards.com					
Jim Davenport, R OBP: 0.295, SLG: 0.362 (1,5)	0-0 6-3			0-0 6-3		0-0 4-3			0-0 5-3	4	0	0	0	0	0	0						
Willie Mays, R OBP: 0.400, SLG: 0.553 (1,8)	0-0 6-3			0-0 1B		0-0 F6			0-0 F7	4	0	1	0	0	0	0						
Hank Sauer, R OBP: 0.367, SLG: 0.457 (1,7)		0-0 6-3		0-0 1B		0-0 F6			4-0 BB	3	0	1	0	1	0	0						
Orlando Cepeda, R OBP: 0.340, SLG: 0.521 (1,3)		0-0 1-3		0-0 F4		0-0 6-3			0-0 1-3	4	0	0	0	0	0	3						
Daryl Spencer, R OBP: 0.347, SLG: 0.437 (1,6)		0-0 5-3			4-0 FC6-4 BB	0-0 6-3				2	0	0	0	1	0	0						
Valmy Thomas, R OBP: 0.340, SLG: 0.345 (1,2)			0-0 G6-3 1B		0-0 FC6-4 1-2	0-0 F7				3	0	1	0	0	0	1						
Danny O'Connell, R OBP: 0.332, SLG: 0.319 (1,4)			0-0 G6-3		0-3 K	0-0 F7				1	0	0	0	0	0	1						
Leon Wagner, L OBP: 0.396, SLG: 0.500 (5, PH)			0-0 G6-3		0-0 K	0-0 F7				1	0	0	0	0	1	1						
Eddie Bressoud, R OBP: 0.315, SLG: 0.353 (5,4)			0-0 G6-3		0-0 K	0-0 F7				1	0	1	0	0	0	0						
Ruben Gomez, R OBP: 0.196, SLG: 0.267 (1,1)			0-3 K		0-0 FC6-4	0-0 F8				0	0	0	0	0	0	0						
Al Worthington, R OBP: 0.179, SLG: 0.167 (2,1)			0-3 K		0-0 FC6-4	0-0 F8				2	0	0	0	0	1	1						
Don Johnson, R OBP: 0.279, SLG: 0.489 (8, PH)			0-3 K		0-0 FC6-4	0-0 F8				0	0	0	0	0	0	1						
Ray Jablonski, R OBP: 0.279, SLG: 0.489 (8, PH)			0-3 K		0-0 FC6-4	0-0 F8				1	0	0	0	0	0	1						
Ramon Monzant, R OBP: 0.235, SLG: 0.235 (8,1)			0-0 K		0-0 FC6-4	0-0 F8				0	0	0	0	0	0	0						
Inning Stats	R: 0 E: 0 K: 0 S: 3	H: 0 LOB: 0 BB: 0 P: 3	R: 0 E: 0 K: 0 S: 3	H: 0 LOB: 0 BB: 0 P: 3	R: 0 E: 0 K: 1 S: 5	H: 1 LOB: 0 BB: 0 P: 5	R: 0 E: 0 K: 1 S: 7	H: 2 LOB: 2 BB: 0 P: 7	R: 0 E: 0 K: 1 S: 5	H: 0 LOB: 1 BB: 0 P: 9	R: 0 E: 0 K: 0 S: 3	H: 0 LOB: 0 BB: 0 P: 3	R: 0 E: 0 K: 0 S: 3	H: 0 LOB: 0 BB: 0 P: 3	R: 0 E: 0 K: 0 S: 4	H: 1 LOB: 1 BB: 0 P: 4	R: 0 E: 0 K: 0 S: 3	H: 0 LOB: 1 BB: 1 P: 7	1B: 3 2B: 0 3B: 1 HR: 0	SF: 0 SAC: 0 DP: 1 HBP: 0	WP: 0 PB: 0 SB: 0 CS: 0	PA: 32
PITCHER Warren Spahn, L ERA: 3.11 (1,1)	IP: 9.0 WLS: W BF: 32 H: 4 R: 0 ER: 0 SO: 3 BB: 2 IBB: 0 HBP: 0 BLK: 0 WP: 0 HR: 0 S: 36 P: 44 ERA: 0.00 WHIP: 0.667															PITCHER						

Batter	1	2	3	4	5	6	7	8	9	AB	R	H	RBI	BB	SO	LOB	BOTTOM					
Bill Bruton, L OBP: 0.326, SLG: 0.349 (1,8)	4-0 BB E BB	0-0 G3		0-0 F6		0-0 FC4 1B				3	1	0	1	1	0	3	San Francisco Giants @ Milwaukee Braves Milwaukee County Stadium, Milwaukee, WI Sun Aug 03 1958, 4:38 AM EDT Att: 41,498 - Unknown livebaseballscorecards.com					
Mel Roach, R OBP: 0.336, SLG: 0.426 (1,4)	0-0 E5	0-3 K			4-0 HR BB	0-0 G4-6-3 1B				2	0	0	0	0	1	2						
Red Schoendienst, S OBP: 0.324, SLG: 0.295 (3,4)	0-0 BB BB	0-3 K			0-0 HR BB	0-0 G4-6-3 1B				1	1	1	0	1	0	0						
Eddie Mathews, L OBP: 0.350, SLG: 0.460 (1,5)	4-0 BB BB		0-0 4-3		0-3 K	0-0 G4-6-3				3	0	0	0	1	1	3						
Hank Aaron, R OBP: 0.382, SLG: 0.569 (1,9)	4-0 BB BB		0-0 4-3		0-0 K	0-0 G4-6-3				3	0	1	1	1	0	1						
Wes Covington, L OBP: 0.378, SLG: 0.679 (7, PR)	0-0 F6		0-0 F9		0-0 K	0-0 G4-6-3 BB				3	1	1	2	1	0	4						
Felix Mantilla, R OBP: 0.284, SLG: 0.387 (7, PR)	0-0 F6		0-0 F9		0-0 K	0-0 G4-6-3 BB				0	0	0	0	0	0	0						
Andy Pafko, R OBP: 0.313, SLG: 0.310 (9,7)	0-0 F6		0-0 F9		1-H HR	0-0 G4-6-3 BB				0	0	0	0	0	0	0						
Frank Torre, L OBP: 0.398, SLG: 0.396 (1,3)	0-0 G3-6-3		0-0 G3		0-0 HR	0-0 G4-6-3				4	1	1	1	0	0	5						
Johnny Logan, R OBP: 0.317, SLG: 0.382 (1,6)		0-0 6-3		0-0 FC2-6 1B		0-0 F7			0-0 F8	4	0	1	0	0	0	0						
Del Crandall, R OBP: 0.341, SLG: 0.455 (1,2)		0-0 2B 1B		0-0 FC2-6 FC3-6 1-2		1-0 1B FC4 HBP			0-0 6-3	3	2	1	0	0	0	1						
Warren Spahn, L OBP: 0.407, SLG: 0.500 (1,1)		0-0 G3 1-H 2B		0-0 FC3-6 1-2		0-0 FC4 1B			0-3 K	4	0	2	1	0	1	1						
Inning Stats	R: 1 E: 1 K: 0 S: 3	H: 0 LOB: 2 BB: 3 P: 15	R: 1 E: 0 K: 1 S: 7	H: 2 LOB: 1 BB: 0 P: 7	R: 0 E: 0 K: 0 S: 4	H: 1 LOB: 1 BB: 0 P: 4	R: 0 E: 1 K: 0 S: 4	H: 1 LOB: 1 BB: 0 P: 4	R: 3 E: 0 K: 1 S: 7	H: 2 LOB: 0 BB: 1 P: 11	R: 1 E: 0 K: 0 S: 4	H: 2 LOB: 1 BB: 0 P: 5	R: 0 E: 0 K: 0 S: 2	H: 0 LOB: 1 BB: 1 P: 6	R: 0 E: 0 K: 1 S: 5	H: 0 LOB: 0 BB: 0 P: 5	R: 0 E: 0 K: 1 S: 5	H: 0 LOB: 0 BB: 0 P: 5	1B: 5 2B: 1 3B: 0 HR: 2	SF: 0 SAC: 0 DP: 3 HBP: 1	WP: 0 PB: 0 SB: 0 CS: 0	PA: 36
PITCHER Ruben Gomez, R ERA: 5.05 (1,1)	IP: 1.1 WLS: L BF: 9 H: 2 R: 2 ER: 1 SO: 1 BB: 3 IBB: 0 HBP: 0 BLK: 0 WP: 0 HR: 0 S: 19 P: 18 ERA: 6.75 WHIP: 3.750															PITCHER						
Al Worthington, R ERA: 3.25 (2,1)	IP: 3.2 WLS: L BF: 16 H: 4 R: 3 ER: 3 SO: 2 BB: 1 IBB: 0 HBP: 0 BLK: 0 WP: 0 HR: 2 S: 23 P: 23 ERA: 7.36 WHIP: 1.364															PITCHER						
Don Johnson, R ERA: 14.21 (6,1)	IP: 2.0 WLS: L BF: 8 H: 2 R: 1 ER: 1 SO: 0 BB: 1 IBB: 0 HBP: 1 BLK: 0 WP: 0 HR: 0 S: 6 P: 11 ERA: 4.50 WHIP: 1.500															PITCHER						
Ramon Monzant, R ERA: 4.98 (8,1)	IP: 1.0 WLS: L BF: 3 H: 0 R: 0 ER: 0 SO: 1 BB: 0 IBB: 0 HBP: 0 BLK: 0 WP: 0 HR: 0 S: 5 P: 5 ERA: 0.00 WHIP: 0.000															PITCHER						



Batter	1	2	3	4	5	6	7	8	9	AB	R	H	RBI	BB	SO	LOB	TOP								
Eddie Bressoud, R (1, 4) OBP: 0.336, SLG: 0.371	4-0 WP 4-3 1B BB	0-0 2H 3H 2B		4-0 BB		0-0 F7		0-0 FC1-6 1B		3	1	2	3	2	0	0	San Francisco Giants @ Chicago Cubs Wrigley Field, Chicago, IL Mon Aug 04 1958, 3:33 AM CDT Att: 15,765 - Unknown								
Willie Kirkland, L (1, 9) OBP: 0.317, SLG: 0.409	0-0 F9	0-0 F7		0-0 4-3		0-3 K		0-0 FC1-6		5	0	0	0	0	1	6									
Willie Mays, R (1, 8) OBP: 0.402, SLG: 0.563	0-0 4-3 WP 1B		0-0 HR		0-0 S 1B 2B		0-0 F7	0-0 F3		5	2	3	1	0	0	2									
Leon Wagner, L (1, 7) OBP: 0.381, SLG: 0.486	0-0 4-3		0-0 3-1		0-3 K		4-0 6-3 BB		0-3 K	3	0	0	1	1	1	2									
Felipe Alou, R (7, 7) OBP: 0.292, SLG: 0.406	1-3 2H									1	0	0	0	0	1	0									
Orlando Cepeda, R (1, 3) OBP: 0.336, SLG: 0.515	0-3 K		0-0 1-3		0-0 F9		0-0 6-3		0-0 1-3	5	0	0	0	0	1	3									
Daryl Spencer, R (1, 6) OBP: 0.348, SLG: 0.434		4-0 SH1-3 E 2B BB	0-0 4-3		4-0 1B 2-3 BB		0-0 F7		4-0 FC5-4 BB	2	1	0	0	3	0	1									
Bob Schmidt, R (1, 2) OBP: 0.315, SLG: 0.457		0-0 FC4 SH1-3 2B		0-0 6-3		0-0 1-3 3H 1B		0-0 HBP 1B	0-0 FC5-4	5	2	2	1	0	0	2									
Jim Davenport, R (1, 5) OBP: 0.295, SLG: 0.362		0-0 SH1-3		0-0 SH3 1B		0-0 F8		0-3 K		3	0	1	0	0	1	3									
Mike McCormick, L (1, 1) OBP: 0.250, SLG: 0.238		0-3 K		0-0 SH3		0-0 F9		1-0 FC1-6 1B		1	0	0	0	0	1	2									
Paul Giel, R (3, 1) OBP: 0.222, SLG: 0.125										1	0	0	0	0	0	0									
Mary Grissom, R (9, 1)										0	0	0	0	0	0	0									
Inning Stats	R: 1 E: 0 K: 1 S: 6	H: 1 LOB: 1 BB: 1 P: 10	R: 2 E: 1 K: 1 S: 7	H: 1 LOB: 1 BB: 1 P: 11	R: 1 E: 0 K: 0 S: 4	H: 1 LOB: 0 BB: 0 P: 4	R: 0 E: 0 K: 0 S: 4	H: 1 LOB: 2 BB: 1 P: 8	R: 1 E: 0 K: 1 S: 7	H: 2 LOB: 2 BB: 1 P: 11	R: 0 E: 0 K: 0 S: 5	H: 0 LOB: 0 BB: 0 P: 5	R: 0 E: 0 K: 0 S: 3	H: 0 LOB: 1 BB: 1 P: 7	R: 1 E: 0 K: 1 S: 7	H: 2 LOB: 2 BB: 0 P: 8	R: 0 E: 0 K: 1 S: 5	H: 0 LOB: 1 BB: 1 P: 9	1B: 5 2B: 2 3B: 0 HR: 1	SF: 0 SAC: 2 DP: 0 HBP: 1	WP: 1 PB: 0 SB: 1 CS: 0	PA: 43			
PITCHER	IP	WLS	BF	H	R	ER	SO	BB	IBB	HBP	BLK	WP	HR	S	P	ERA	WHIP								
Dick Drott, R (1, 1) ERA: 5.68	7.0	L	33	6	5	3	4	5	0	0	0	1	1	36	56	3.86	1.571								
Glen Hobbie, R (8, 1) ERA: 3.76	2.0		10	2	1	1	2	1	0	1	0	0	0	12	17	4.50	1.500								

Batter	1	2	3	4	5	6	7	8	9	AB	R	H	RBI	BB	SO	LOB	BOTTOM								
Tony Taylor, R (1, 4) OBP: 0.302, SLG: 0.307	0-0 6-3		0-0 E4 WP 1B	0-0 G4-6-3			0-3 K		0-0 G5-4-3	4	1	0	0	0	1	2	San Francisco Giants @ Chicago Cubs Wrigley Field, Chicago, IL Mon Aug 04 1958, 3:33 AM CDT Att: 15,765 - Unknown								
Cal Neeman, R (9, FH) OBP: 0.353, SLG: 0.566			1-2	1-2					1-2	1	0	0	0	0	1										
Alvin Dark, R (1, 5) OBP: 0.367, SLG: 0.407	0-0 14 1B		0-0 14 FC6-4 1B	4-0 CS BB			0-0 1B			3	0	3	2	1	0	0									
14 Ernie Banks, R (1, 6) OBP: 0.351, SLG: 0.602	0-0 G4-3 1B		0-0 FC6-4 1B 1B	0-3 K			0-0 F9			4	1	1	0	0	1	3									
Bobby Thomson, R (1, 8) OBP: 0.357, SLG: 0.471	0-0 G4-3		0-0 BB 1B	0-0 6-3				0-0 F8		4	1	1	0	0	0	3									
Lee Walls, R (1, 9) OBP: 0.372, SLG: 0.513		0-0 F4	4-0 1B BB	0-0 6-3				4-0 4-3 BLK BB		2	0	0	0	2	0	0									
Jim Bolger, R (1, 7) OBP: 0.276, SLG: 0.311		0-0 1-3	0-0 1B	0-0 F9				0-0 4-3		1	0	0	0	0	0	0									
Walt Moryn, L (3, FH) OBP: 0.343, SLG: 0.499			1-2 2H 3H 1B	0-0 F7				1-3 F8		3	0	1	2	0	0	1									
Dale Long, L (1, 3) OBP: 0.364, SLG: 0.465	0-0 F7		0-0 F7					0-0 F8		4	0	1	0	0	0	3									
Moe Thacker, R (1, 2) OBP: 0.143, SLG: 0.667			0-0 F7	0-0 F8					0-0 G3	3	0	0	0	0	1	1									
Bobby Adams, R (9, FH) OBP: 0.305, SLG: 0.402										1	0	0	0	0	0	0									
Dick Drott, R (1, 1) OBP: 0.316, SLG: 0.278			0-0 WP E 1B	4-0 G4-6-3 BB					0-0 G5-4-3 1B	1	1	1	0	1	0	0									
Lou Jackson, L (7, FH) OBP: 0.250, SLG: 0.474										1	0	0	0	0	1	0									
Glen Hobbie, R (8, 1) OBP: 0.184, SLG: 0.167										0	0	0	0	0	0	0									
Chuck Tanner, L (9, FH) OBP: 0.293, SLG: 0.358										1	0	1	0	0	0	0									
Inning Stats	R: 0 E: 0 K: 0 S: 4	H: 2 LOB: 1 BB: 0 P: 4	R: 0 E: 0 K: 0 S: 3	H: 0 LOB: 0 BB: 0 P: 3	R: 4 E: 1 K: 0 S: 8	H: 4 LOB: 2 BB: 1 P: 12	R: 0 E: 0 K: 0 S: 2	H: 0 LOB: 0 BB: 1 P: 6	R: 0 E: 0 K: 1 S: 4	H: 0 LOB: 0 BB: 1 P: 8	R: 0 E: 0 K: 1 S: 6	H: 1 LOB: 1 BB: 0 P: 6	R: 0 E: 0 K: 2 S: 8	H: 1 LOB: 1 BB: 0 P: 8	R: 0 E: 0 K: 0 S: 3	H: 0 LOB: 1 BB: 1 P: 7	R: 0 E: 0 K: 0 S: 3	H: 1 LOB: 0 BB: 0 P: 3	1B: 9 2B: 0 3B: 0 HR: 0	SF: 0 SAC: 0 DP: 3 HBP: 0	WP: 1 PB: 0 SB: 0 CS: 1	PA: 37			
PITCHER	IP	WLS	BF	H	R	ER	SO	BB	IBB	HBP	BLK	WP	HR	S	P	ERA	WHIP								
Mike McCormick, L (1, 1) ERA: 3.76	2.2		14	5	4	1	0	1	0	0	0	1	0	13	17	3.38	2.250								
Paul Giel, R (3, 1) ERA: 3.21	5.2	W	22	4	0	0	4	3	0	0	1	0	0	27	39	0.00	1.235								
Mary Grissom, R (9, 1) ERA: 3.46	0.2	S	1	0	0	0	0	0	0	0	0	0	0	1	1	0.00	0.000								



Batter	1	2	3	4	5	6	7	8	9	10	AB	R	H	RBI	BB	SO	LOB	TOP									
Eddie Bressoud, R (1.4) OBP: 0.328, SLG: 0.360 (10, 5)	6-3		K		K			K		F8	6	1	1	0	0	3	1	San Francisco Giants @ Chicago Cubs Wrigley Field, Chicago, IL Tue Aug 05 1958, 3:33 AM CDT Att: 14,713 - Unknown									
Willie Kirkland, L (1.9) OBP: 0.321, SLG: 0.410	G3		K			BB	1B	BB		1-3	4	2	1	1	2	1	0										
Willie Mays, R (1.8) OBP: 0.405, SLG: 0.563	HR									F5	5	2	3	1	1	0	2										
Leon Wagner, L (1.7) OBP: 0.390, SLG: 0.513	HR									F8	4	2	2	2	1	0	1										
Orlando Cepeda, R (1.3) OBP: 0.337, SLG: 0.519	6-3									F7	4	1	1	4	1	0	2										
Ray Jablonski, R (1.5) OBP: 0.283, SLG: 0.482			K								3	0	0	0	1	1	4										
Ruben Gomez, R (9, PR) OBP: 0.196, SLG: 0.287											0	1	0	0	0	0	0										
Johnny Antonelli, L (9, 1) OBP: 0.230, SLG: 0.271											0	0	0	0	0	0	0										
Bob Schmidt, R (1.2) OBP: 0.313, SLG: 0.454											2	0	0	0	0	0	2										
Bill White, L (6, PH) OBP: 0.400, SLG: 0.250	F8										1	0	1	0	0	0	0										
Valmy Thomas, R (6, 2) OBP: 0.343, SLG: 0.348											2	0	1	0	0	0	1										
Jim Davenport, R (1.6) OBP: 0.283, SLG: 0.359											2	0	0	0	0	1	0										
Hank Sauer, R (7, PH) OBP: 0.365, SLG: 0.455											1	0	0	0	0	0	0										
Daryl Spencer, R (7, 6) OBP: 0.350, SLG: 0.433	K										1	0	0	0	1	0	0										
Shumaker, R Ramon Montzant, R Willie Mays, R Don Johnson, R Merv Griffin, R Bob Schmidt, R Marty Grissom, R Felipe Alou, R Darryl Strawberry, R			5-3								2	0	0	0	0	0	1	0									
Inning Stats	R: 2 E: 0 K: 0 S: 4	H: 1 LOB: 0 BB: 1 P: 8	R: 0 E: 0 K: 2 S: 7	H: 0 LOB: 0 BB: 0 P: 7	R: 0 E: 0 K: 2 S: 7	H: 0 LOB: 0 BB: 0 P: 7	R: 0 E: 0 K: 2 S: 4	H: 1 LOB: 2 BB: 1 P: 8	R: 0 E: 0 K: 2 S: 7	H: 0 LOB: 0 BB: 0 P: 7	R: 1 E: 0 K: 0 S: 4	H: 2 LOB: 2 BB: 2 P: 12	R: 5 E: 0 K: 0 S: 8	H: 5 LOB: 1 BB: 1 P: 12	R: 0 E: 0 K: 1 S: 6	H: 1 LOB: 2 BB: 1 P: 10	R: 1 E: 0 K: 0 S: 4	H: 1 LOB: 2 BB: 1 P: 9	R: 0 E: 0 K: 0 S: 3	H: 0 LOB: 0 BB: 0 P: 3	1B: 7 2B: 2 3B: 0 HR: 2	SF: 0 SAC: 0 DP: 0 HBP: 1	WP: 1 PB: 0 SB: 0 CS: 0	PA: 48			
PITCHER	IP	WLS	BF	H	R	ER	SO	BB	IBB	HBP	BLK	WP	HR	S	P	ERA	WHIP										
Dave Hillman, R ERA: 3.48	(1, 1)	6.2	30	7	6	6	6	4	0	0	0	0	1	2	2	∞	∞										
Bill Henry, L ERA: 1.77	(7, 1)	0.0	2	2	2	2	0	0	0	0	0	0	0	1	2	∞	∞										
Don Elston, R ERA: 3.3	(7, 1)	0.1	2	0	0	0	0	1	0	0	0	0	0	1	5	0.00	3.000										
Glen Hobbie, R ERA: 3.75	(8, 1)	3.0	W	14	2	1	1	1	1	0	0	1	0	13	22	3.00	1.000										

Batter	1	2	3	4	5	6	7	8	9	10	AB	R	H	RBI	BB	SO	LOB	BOTTOM										
Tony Taylor, R (1.4) OBP: 0.301, SLG: 0.305	K										5	1	1	1	0	2	3	San Francisco Giants @ Chicago Cubs Wrigley Field, Chicago, IL Tue Aug 05 1958, 3:33 AM CDT Att: 14,713 - Unknown										
Johnny Goryl, R (10, PH) OBP: 0.323, SLG: 0.400		FC6									1	1	1	0	0	0	0											
Alvin Dark, R (1.5) OBP: 0.369, SLG: 0.405	14 1B		6-3								4	1	1	0	2	0	1											
14 Ernie Banks, R (1.6) OBP: 0.355, SLG: 0.610	2B		F7								6	2	4	3	0	0	1											
Walt Moryn, L (1.7) OBP: 0.349, SLG: 0.507											4	0	3	2	1	0	0											
Jim Bolger, R (9, 7) OBP: 0.278, SLG: 0.311	2B										0	0	0	0	0	0	0											
Lee Walls, R (1.9) OBP: 0.368, SLG: 0.507	F7										5	0	0	0	0	1	5											
Date Long, L (1.3) OBP: 0.362, SLG: 0.461	F8										5	1	1	0	0	1	1											
Bobby Thomson, R (1.8) OBP: 0.358, SLG: 0.473											5	1	2	0	0	0	0											
Moe Thacker, R (1.2) OBP: 0.250, SLG: 0.800											4	2	1	1	1	2	1											
Dave Hillman, R OBP: 0.143, SLG: 0.238	(1, 1)	5.1	27	9	8	8	5	1	1	0	0	0	0	0	0	0	0											
Bill Henry, L ERA: 5.03	(7, 1)	1.0	5	1	0	0	2	0	0	0	0	0	0	9	9	0.00	1.000											
Don Elston, R ERA: 12.27	(7, 1)	1.0	4	2	0	0	0	0	0	0	0	0	0	4	4	0.00	2.000											
Lou Jackson, L ERA: 3.4	(7, PH)	1.1	L	7	2	1	1	2	1	0	0	0	0	0	0	1	2											
Glen Hobbie, R ERA: 3.08	(8, 1)	1.1	L	7	2	1	1	2	1	0	0	0	0	0	0	1	2											
Inning Stats	R: 2 E: 0 K: 1 S: 7	H: 2 LOB: 1 BB: 1 P: 11	R: 0 E: 0 K: 1 S: 6	H: 1 LOB: 1 BB: 0 P: 6	R: 0 E: 0 K: 1 S: 6	H: 1 LOB: 1 BB: 0 P: 6	R: 1 E: 0 K: 2 S: 8	H: 1 LOB: 0 BB: 0 P: 8	R: 1 E: 0 K: 0 S: 4	H: 1 LOB: 0 BB: 0 P: 4	R: 5 E: 0 K: 0 S: 8	H: 5 LOB: 2 BB: 2 P: 16	R: 0 E: 1 K: 2 S: 9	H: 1 LOB: 2 BB: 0 P: 9	R: 0 E: 0 K: 0 S: 4	H: 2 LOB: 1 BB: 0 P: 4	R: 0 E: 0 K: 1 S: 5	H: 0 LOB: 0 BB: 0 P: 5	R: 1 E: 0 K: 1 S: 5	H: 2 LOB: 2 BB: 1 P: 9	1B: 10 2B: 4 3B: 0 HR: 2	SF: 0 SAC: 0 DP: 1 HBP: 0	WP: 0 PB: 0 SB: 1 CS: 0	PA: 48				
PITCHER	IP	WLS	BF	H	R	ER	SO	BB	IBB	HBP	BLK	WP	HR	S	P	ERA	WHIP											
Stu Miller, R ERA: 2.77	(1, 1)	5.1	27	9	8	8	5	1	1	0	0	0	0	2	35	43	13.50	1.875										
Ramon Montzant, R ERA: 5.03	(8, 1)	0.2	5	2	1	1	0	1	0	0	0	0	0	4	8	13.50	4.500											
Don Johnson, R ERA: 12.27	(7, 1)	1.0	5	1	0	0	2	0	0	0	0	0	0	9	9	0.00	1.000											
Merv Griffin, R ERA: 3.4	(8, 1)	1.0	4	2	0	0	0	0	0	0	0	0	0	4	4	0.00	2.000											
Johnny Antonelli, L ERA: 3.08	(8, 1)	1.1	L	7	2	1	1	2	1	0	0	0	0	10	14	6.75	2.250											

AB 40
R 9
H 11
RBI 8
BB 7
SO 7
LOB 15



AB 44
R 10
H 16
RBI 10
BB 4
SO 9
LOB 14



Batter	1	2	3	4	5	6	7	8	9	AB	R	H	RBI	BB	SO	LOB	TOP								
Eddie Bressoud, R (1,4) OBP: 0.325, SLG: 0.357 Whitey Lockman, L (8,PH) OBP: 0.333, SLG: 0.333	F7	3B 1B		F9		6-3		HR BB	1-3	4	1	1	1	0	0	0									
Willie Kirkland, L (1,9) OBP: 0.328, SLG: 0.436	1B 2B	2H 3B		K		BB BB		HR		4	2	3	3	1	1	0									
Willie Mays, R (1,8) OBP: 0.405, SLG: 0.560	1B	4-3		1B BB		K		5-3		4	1	1	0	1	1	2									
Leon Wagner, L (1,7) OBP: 0.398, SLG: 0.513	FC4-6 2H 3H	4-3		1B BB		1-2 BB		K		4	0	2	2	1	1	1									
Orlando Cepeda, R (1,3) OBP: 0.338, SLG: 0.518	F6			SH1-3 BB 1B		FC5-4 1-2		F9		5	0	2	0	0	0	5									
Daryl Spencer, R (1,6) OBP: 0.351, SLG: 0.431 Bill White, L (9,PH) OBP: 0.500, SLG: 0.250	FC4-6 1-2			SH1-3 BB 1-2		BB		5-3		2	0	0	0	2	0	1									
Bob Schmidt, R (1,2) OBP: 0.310, SLG: 0.449 Felipe Alou, R (7,PH) OBP: 0.288, SLG: 0.400 Valmy Thomas, R (7,2) OBP: 0.350, SLG: 0.348		E6 1B WP SF8		K		F4		K		3	1	0	0	0	1	3	AB 36								
Jim Davenport, R (1,5) OBP: 0.296, SLG: 0.362 Ray Jablonski, R (5,PH) OBP: 0.283, SLG: 0.485		1B 1B		SH1-3		K				1	1	1	0	0	0	0	R 7								
Al Worthington, R (1,1) OBP: 0.175, SLG: 0.187 Don Johnson, R (2,1) OBP: 0.202, SLG: 0.118 Paul Giel, R (4,1) OBP: 0.221, SLG: 0.118 Marv Grissom, R (6,1) OBP: 0.303, SLG: 0.452 Hank Sauer, R (7,PH) OBP: 0.333, SLG: 0.190 Stu Miller, R (7,1) OBP: 0.162, SLG: 0.397 Bob Speake, R (9,PH) OBP: 0.343, SLG: 0.397		SF8		K		1-3		1-3		0	0	0	1	0	0	0	H 12								
																	RBI 7								
																	BB 8								
																	SO 7								
																	LOB 21								
Inning Stats	R: 2 E: 0 K: 0 S: 6	H: 3 LOB: 1 BB: 0 P: 6	R: 3 E: 1 K: 0 S: 7	H: 3 LOB: 1 BB: 0 P: 7	R: 0 E: 0 K: 2 S: 8	H: 1 LOB: 2 BB: 1 P: 12	R: 0 E: 0 K: 1 S: 6	H: 1 LOB: 2 BB: 1 P: 10	R: 0 E: 0 K: 1 S: 5	H: 0 LOB: 2 BB: 2 P: 9	R: 0 E: 0 K: 1 S: 5	H: 0 LOB: 2 BB: 2 P: 13	R: 0 E: 0 K: 1 S: 6	H: 1 LOB: 1 BB: 0 P: 6	R: 2 E: 0 K: 1 S: 6	H: 2 LOB: 1 BB: 1 P: 10	R: 0 E: 0 K: 0 S: 3	H: 1 LOB: 2 BB: 2 P: 11	1B: 8 2B: 2 3B: 1 HR: 1	SF: 1 SAC: 1 DP: 1 HBP: 0	WP: 1 PB: 0 SB: 0 CS: 0	PA: 46			
PITCHER	IP	WLS	BF	H	R	ER	SO	BB	IBB	HBP	BLK	WP	HR	S	P	ERA	WHIP								
Bob Mabe, R (1,1) ERA: 4.13	1.0		8	4	4	4	0	0	0	0	0	1	0	8	8	36.00	4.000								
Bill Wright, L (2,1) ERA: 4.46	1.0	5	2	1	0	0	0	0	0	0	0	0	0	5	5	0.00	2.000								
Chuck Stobbs, L (3,1) ERA: 5.24	5.0	W	23	3	0	0	6	5	0	0	0	0	0	30	50	0.00	1.600								
Phil Paine, R (8,1) ERA: 2.09	1.0		6	2	2	2	1	2	0	0	0	0	1	6	14	18.00	4.000								
Jim Brosnan, R (9,1) ERA: 3.39	1.0	S	4	1	0	0	0	1	0	0	0	0	0	3	7	0.00	2.000								

San Francisco Giants @ St. Louis Cardinals
Sportsman's Park, St. Louis, MO
Wed Aug 06 1958, 8:05 PM EDT
Att: 22,034 - Unknown

livebaseballscores.com

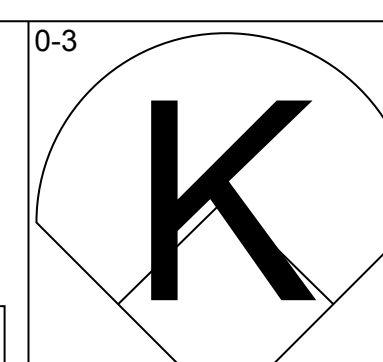
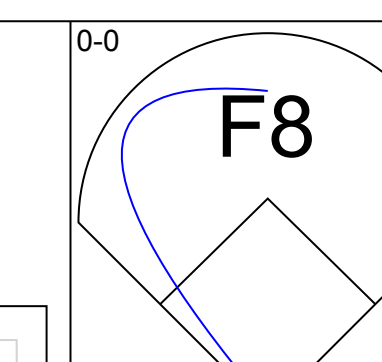
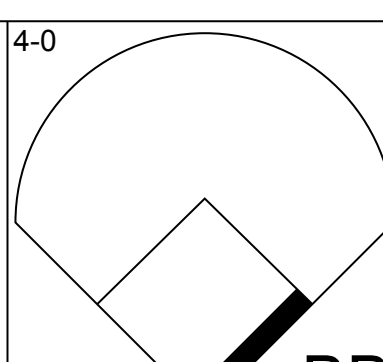
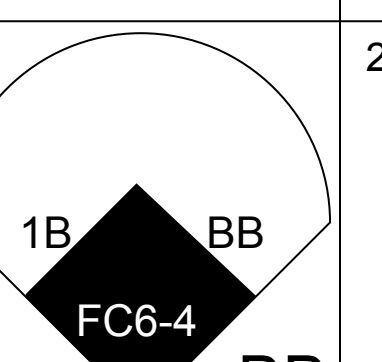
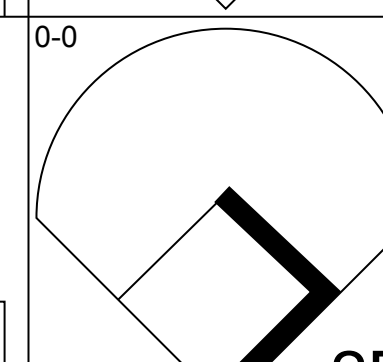
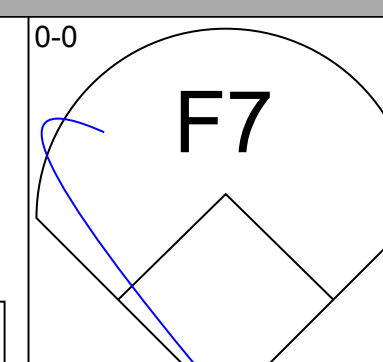
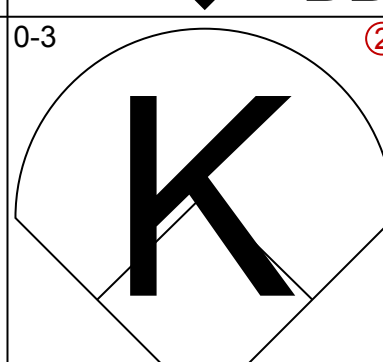
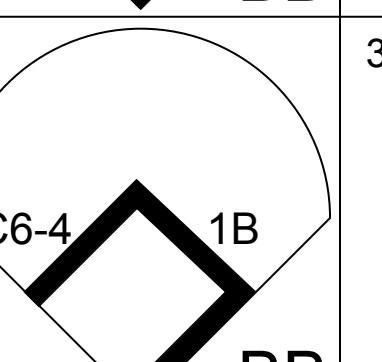
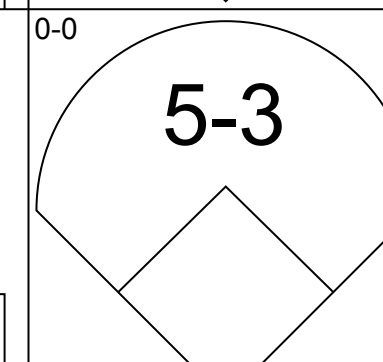
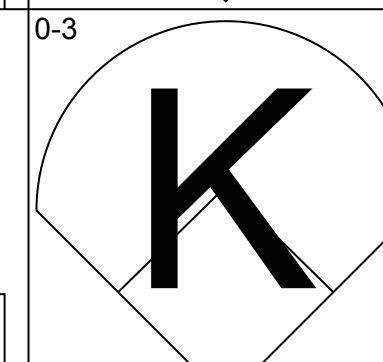
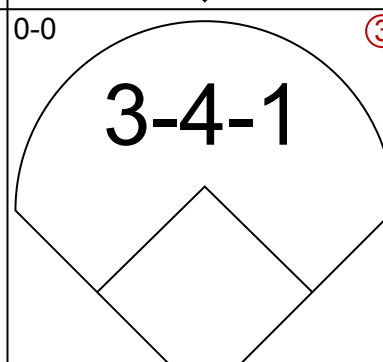
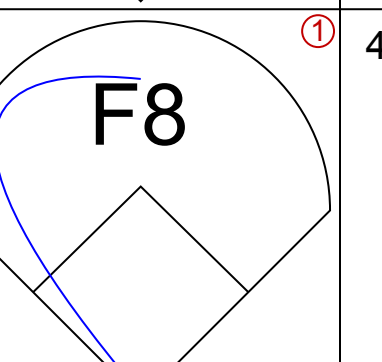
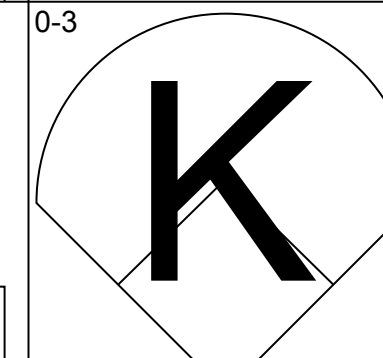
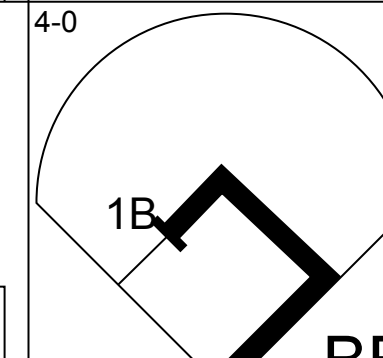
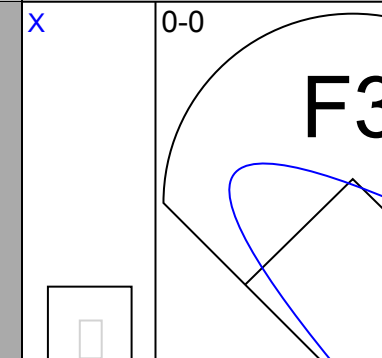
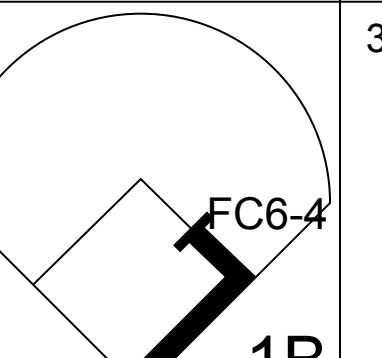
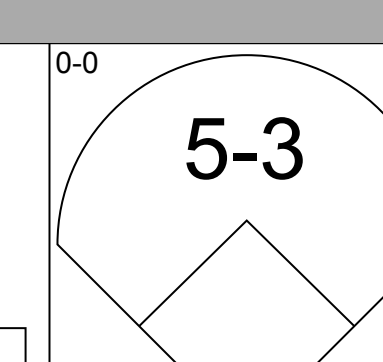
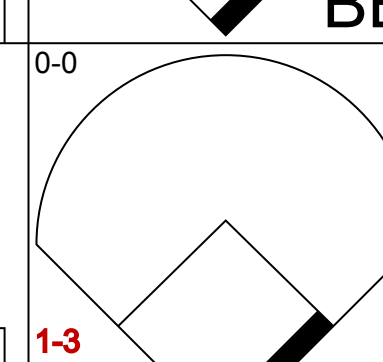
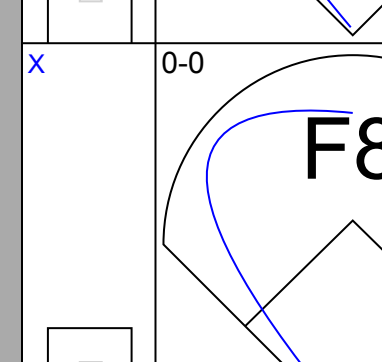
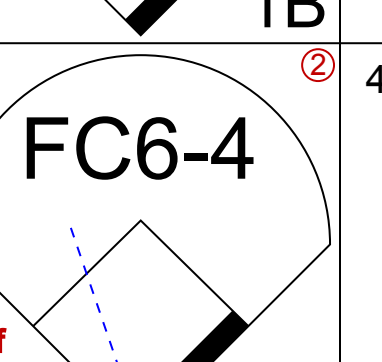
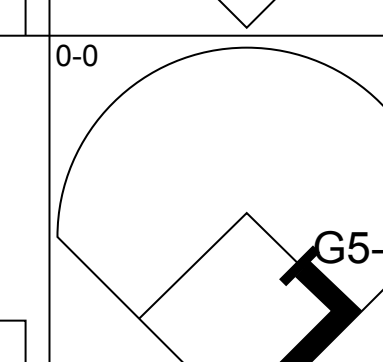
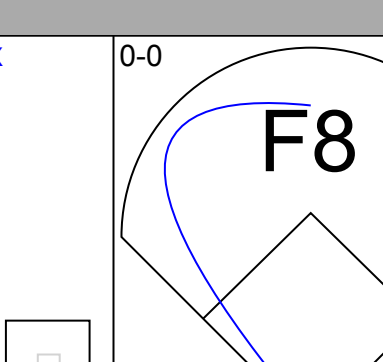
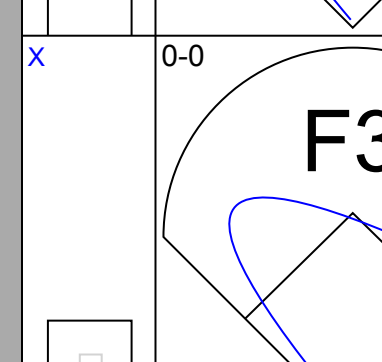
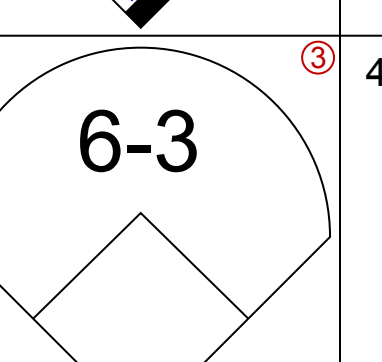
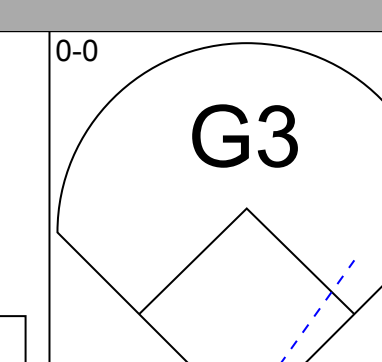
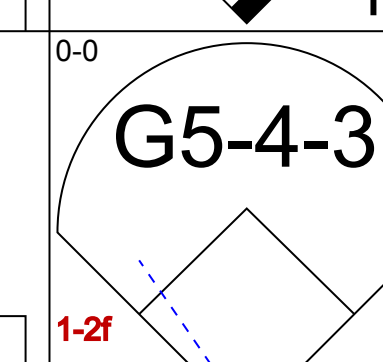
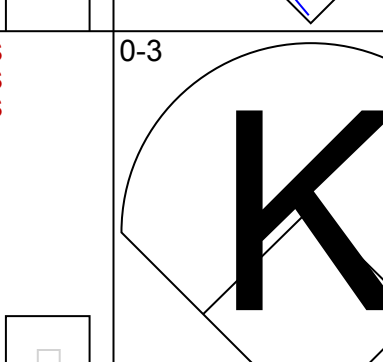
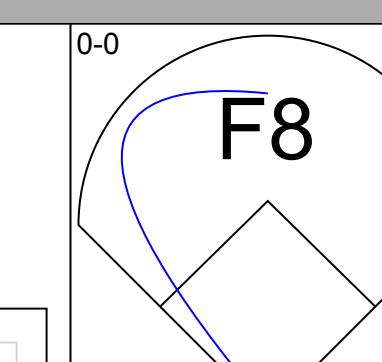
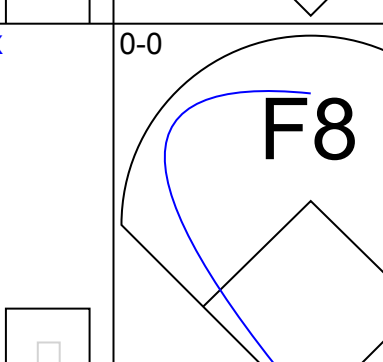
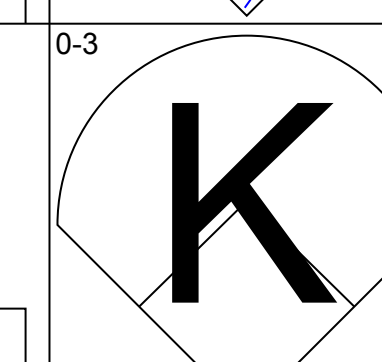
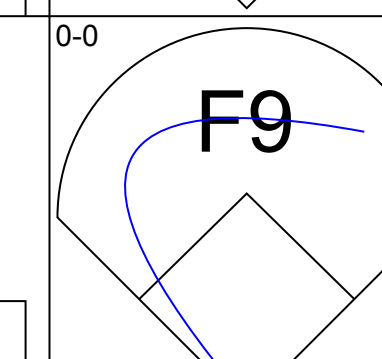
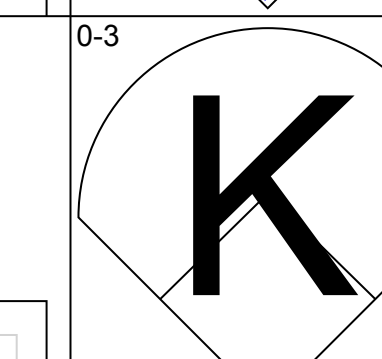


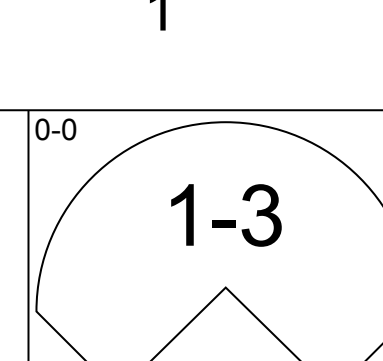
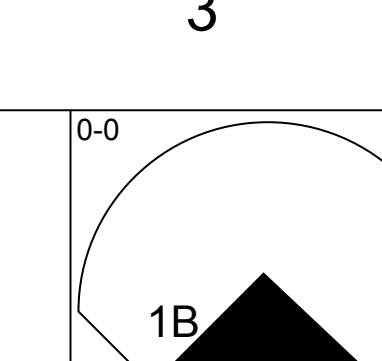
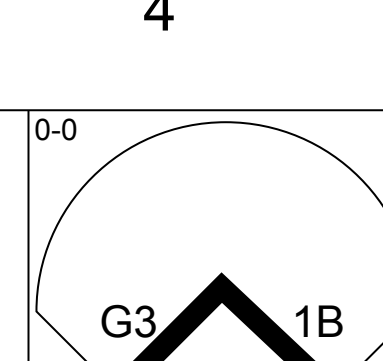
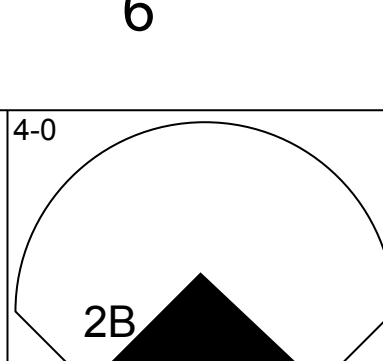
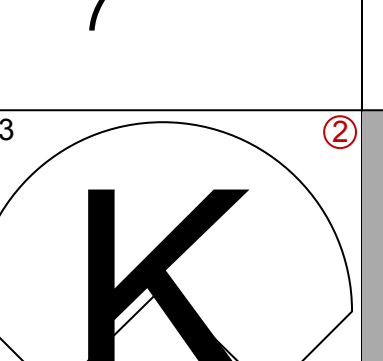
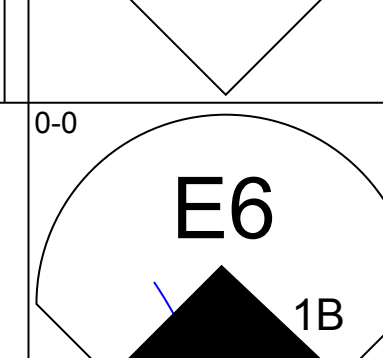
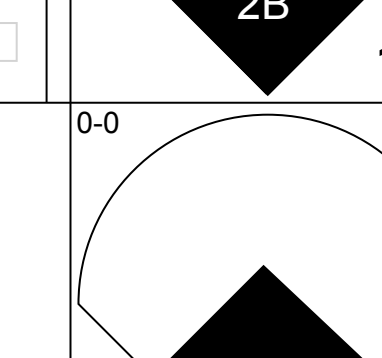
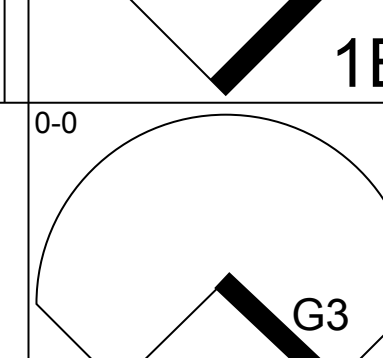
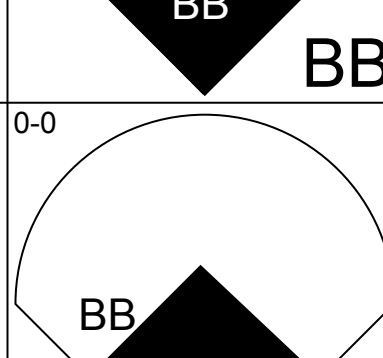
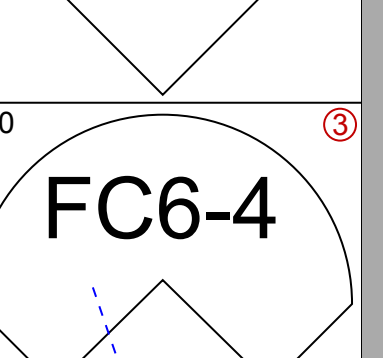
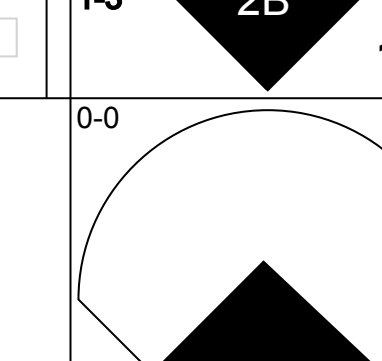
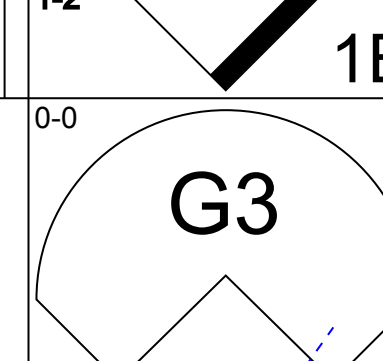
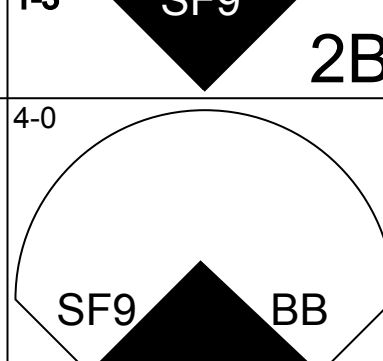
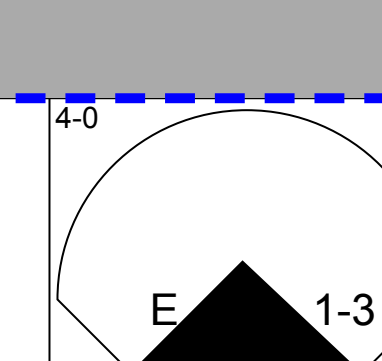
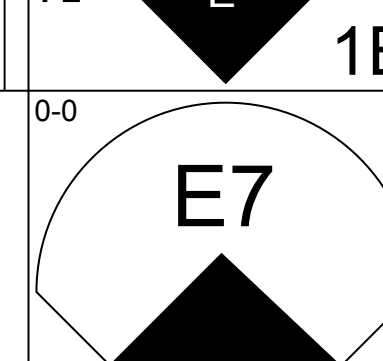
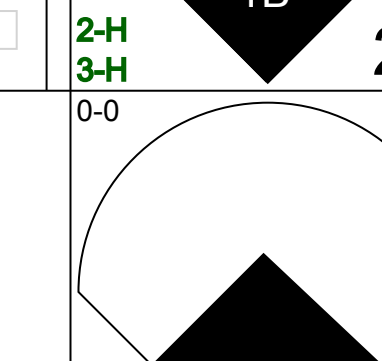
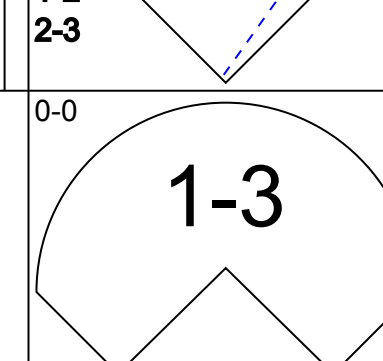
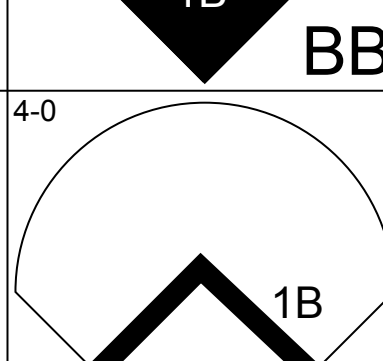
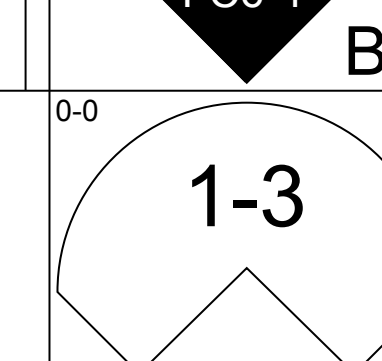
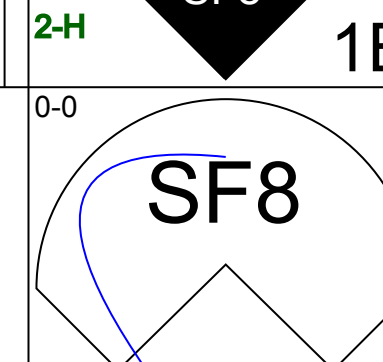
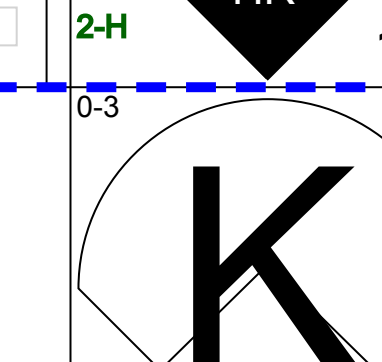
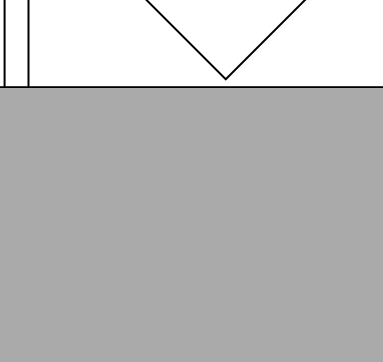
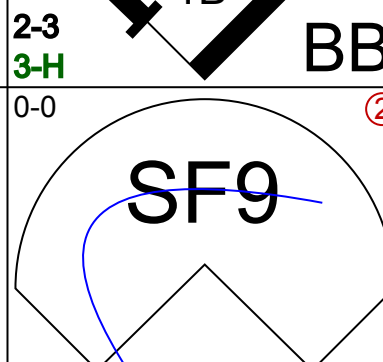
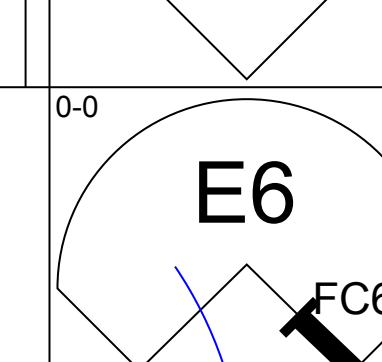
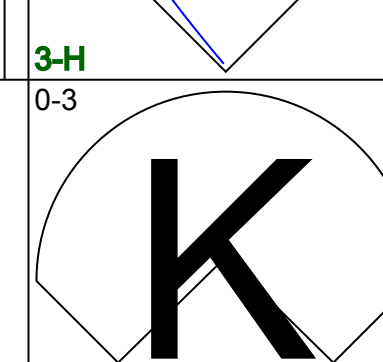
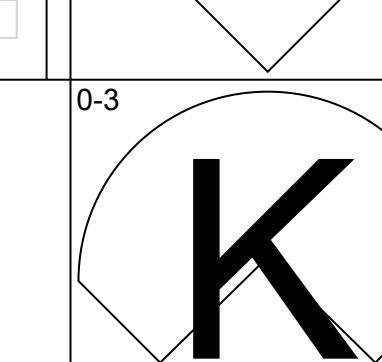
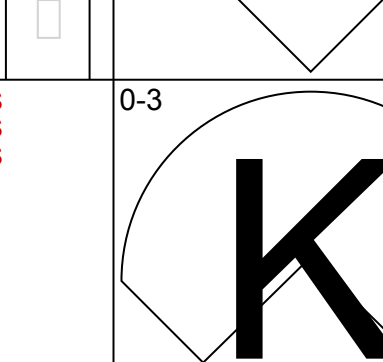
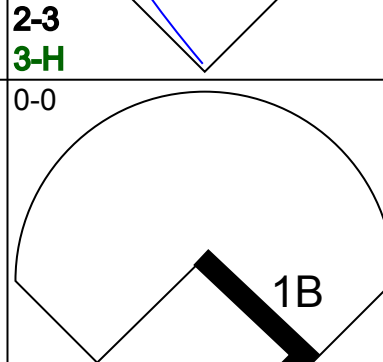
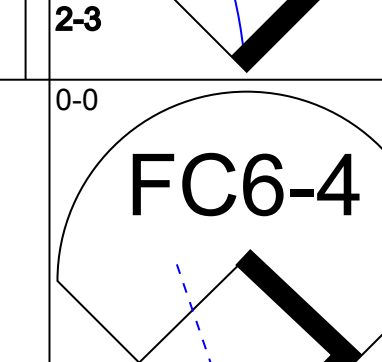
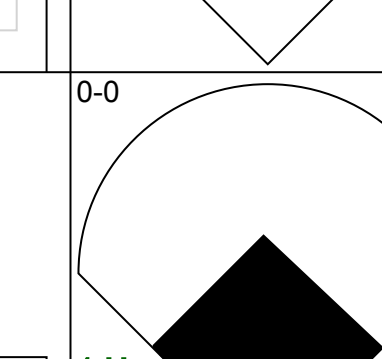
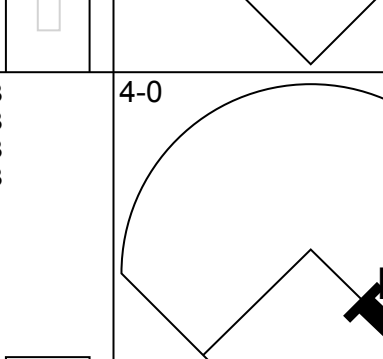
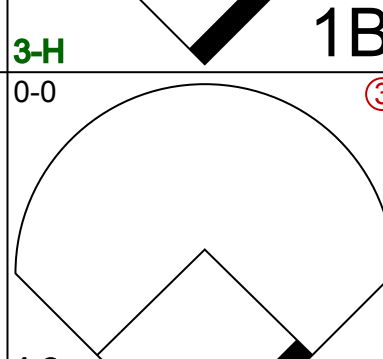
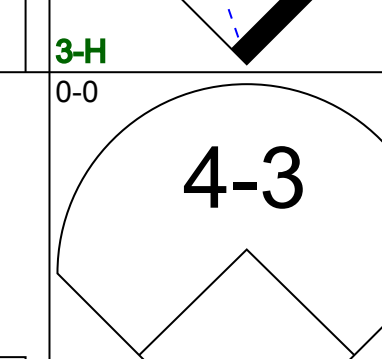

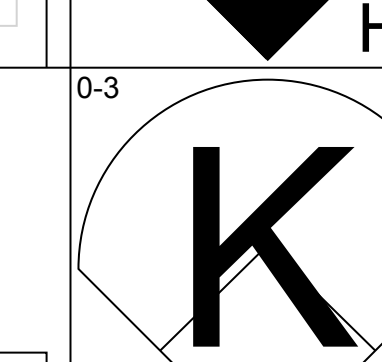
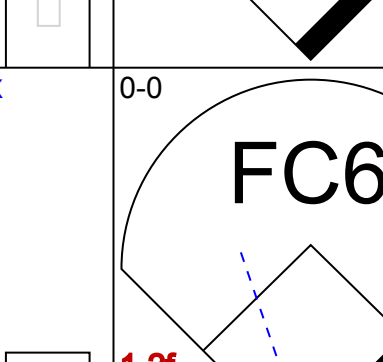
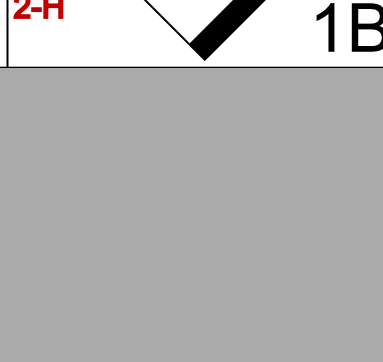
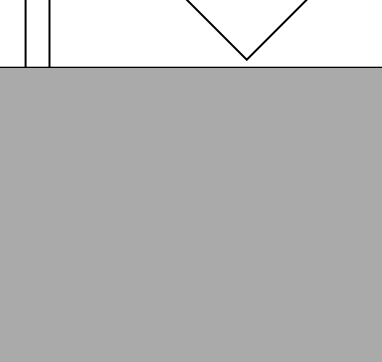
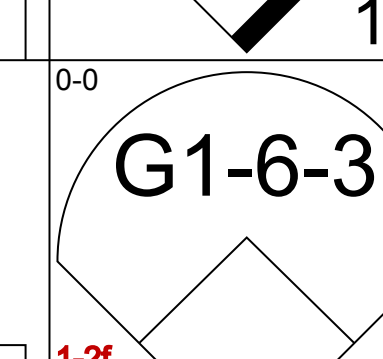
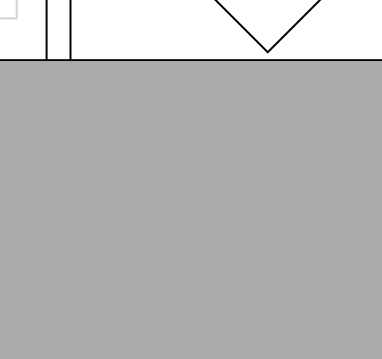
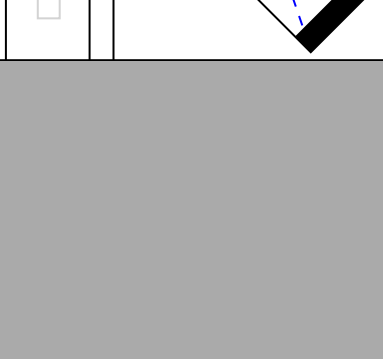
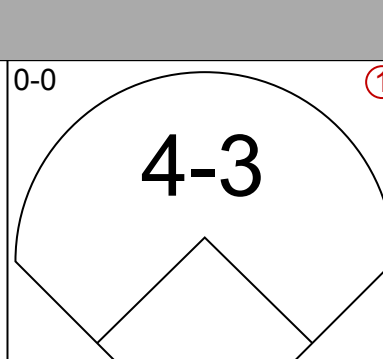

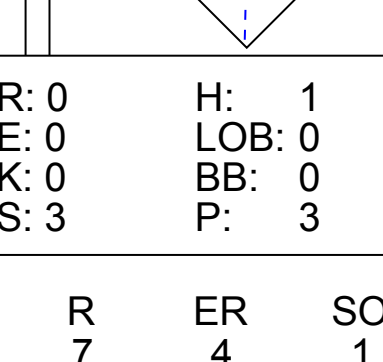
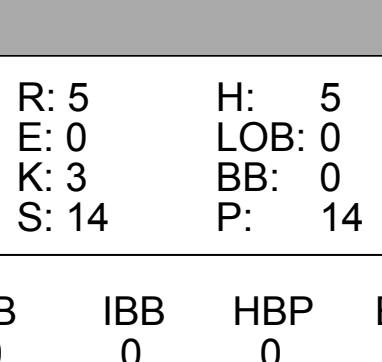
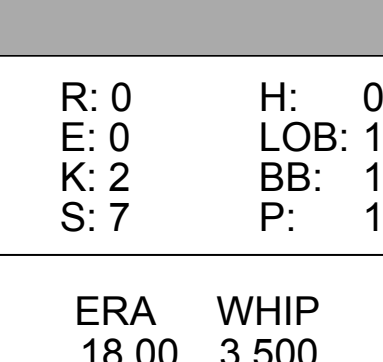
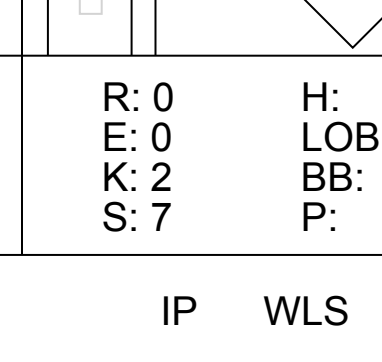




Batter	1	2	3	4	5	6	7	8	9	AB	R	H	RBI	BB	SO	LOB	BOTTOM								
Don Blasingame, L (1,4) OBP: 0.358, SLG: 0.377	1B 2B	1B 1B		2B 1B			K			5	1	4	2	0	1	0									
Gene Freese, R (1,6) OBP: 0.286, SLG: 0.303 Ruben Amaro, R (6,6) OBP: 0.286, SLG: 0.292	FC5-4 2-3	FC5-2-4 K		K		2H 1B	F8			4	0	1	0	0	3	6									
Stan Musial, L (1,3) OBP: 0.426, SLG: 0.560	FC5-2-5 1-2 3H	FC5-4 1B		1-3 2H 3H	1B 2B	IBB		BB		3	1	2	3	2	0	2									
Ken Boyer, R (1,5) OBP: 0.346, SLG: 0.497	FC5-4 1-2 2-3	F5		1B 1B		K		F8		5	1	1	1	0	1	7									
Wally Moon, L (1,9) OBP: 0.339, SLG: 0.344	4-3			P1 F8			1-3 BB			4	0	0	0	1	1	4									
Gene Green, R (1,2) OBP: 0.376, SLG: 0.452		6-3		4-3		WP 1B	1-3		F8	5	0	1	1	0	0	2									
Del Ennis, R (1,7) OBP: 0.311, SLG: 0.376		BB 1B 1B		1B		1-2	K			4	1	2	0	0	1	2	AB 35								
Curt Flood, R (1,8) OBP: 0.333, SLG: 0.405		1B BB 1B		F7		SH2-4 1B BB	6-3			3	2	1	0	1	0	2	R 8								
Bob Mabe, R (1,1) OBP: 0.322, SLG: 0.125 Hobie Landrid, L (2,PH) OBP: 0.202, SLG: 0.282 Chuck Stobbs, L (3,1) OBP: 0.303, SLG: 0.317 Irv Noren, L (7,PH) OBP: 0.333, SLG: 0.333 Phil Paine, R (8,1) OBP: 0.162, SLG: 0.163 Jim Brosnan, R (9,1) OBP: 0.343, SLG: 0.397		1B BB		1B 2B		SH2-4 1B BB	1-3			0	0	0	0	0	0	0	H 12								
																	RBI 7								
																	BB 6								
																	SO 7								
																	LOB 25								
Inning Stats	R: 0 E: 0 K: 0 S: 5	H: 2 LOB: 2 BB: 0 P: 5	R: 3 E: 0 K: 1 S: 9	H: 4 LOB: 1 BB: 1 P: 13	R: 0 E: 0 K: 0 S: 4	H: 1 LOB: 1 BB: 0 P: 4	R: 4 E: 0 K: 1 S: 9	H: 4 LOB: 1 BB: 1 P: 13	R: 1 E: 0 K: 2 S: 8	H: 1 LOB: 2 BB: 2 P: 16	R: 0 E: 0 K: 1 S: 5	H: 0 LOB: 1 BB: 1 P: 9	R: 0 E: 0 K: 1 S: 5	H: 0 LOB: 0 BB: 0 P: 5	R: 0 E: 0 K: 1 S: 5	H: 0 LOB: 1 BB: 1 P: 9	1B: 10 2B: 2 3B: 0 HR: 0	SF: 0 SAC: 1 DP: 0 HBP: 0	WP: 1 PB: 0 SB: 1 CS: 0	PA: 42					
PITCHER	IP	WLS	BF	H	R	ER	SO	BB	IBB	HBP	BLK	WP	HR	S	P	ERA	WHIP								
Al Worthington, R (1,1) ERA: 3.44	1.1		10	5	3	3	0	1	0	0	0	0	0	9	13	20.25	4.500								
Don Johnson, R (2,1) ERA: 13.5	2.0	L	12	5	4	4	2	1	0	0	0	0	0	15	19	18.00	3.000								
Paul Giel, R (4,1) ERA: 3.27	1.2		9	2	1	1	2	1	1	0	0	1	0	11	19	5.40	1.800								
Marv Grissom, R (6,1) ERA: 3.33	1.0		4	0	0	0	1	1	0	0	0	0	0	5	9	0.00	1.000								
Stu Miller, R (7,1) ERA: 2.72	2.0		7	0	0	0	2	1	0	0	0	0	0	10	14	0.00	0.500								

San Francisco Giants @ St. Louis Cardinals
Sportsman's Park, St. Louis, MO
Wed Aug 06 1958, 8:05 PM EDT
Att: 22,034 - Unknown

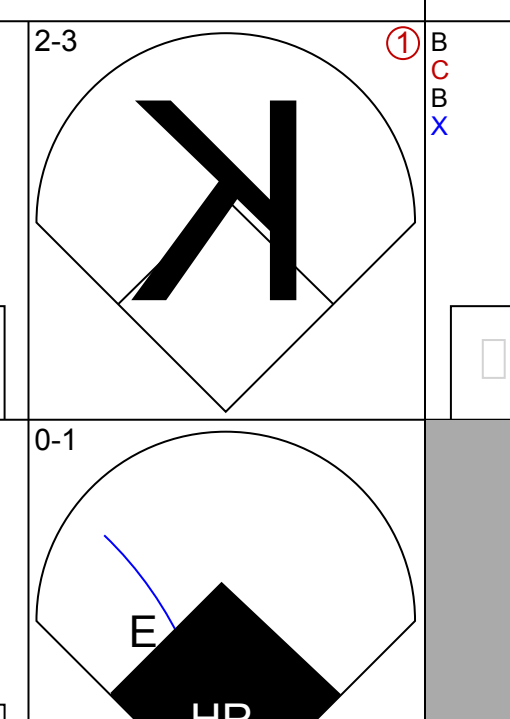
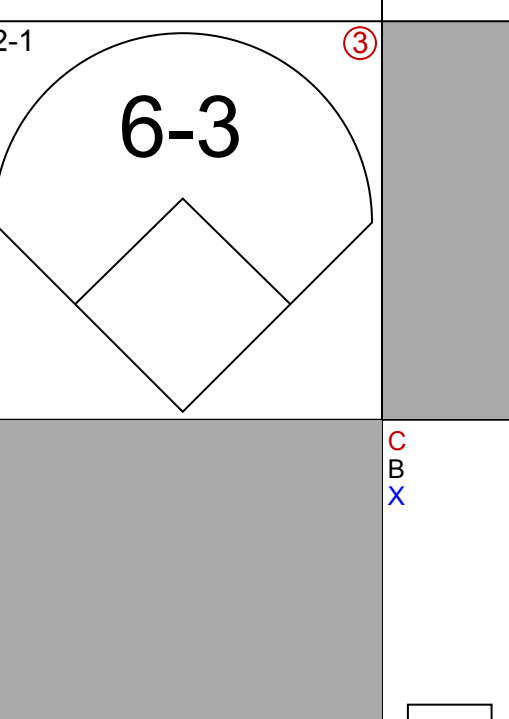
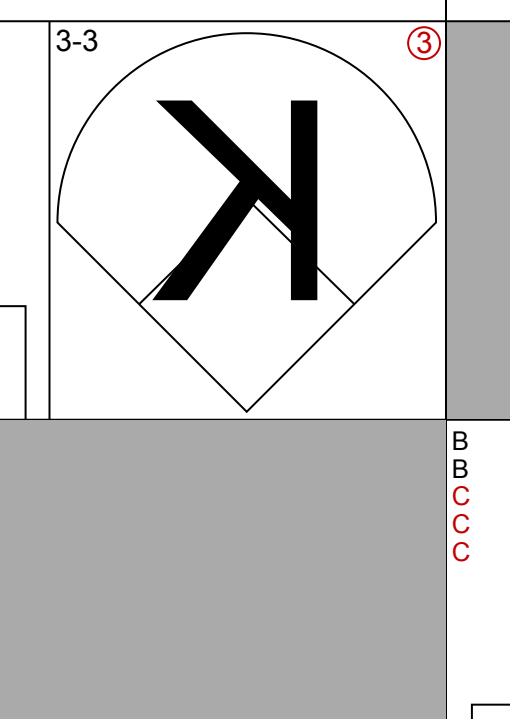
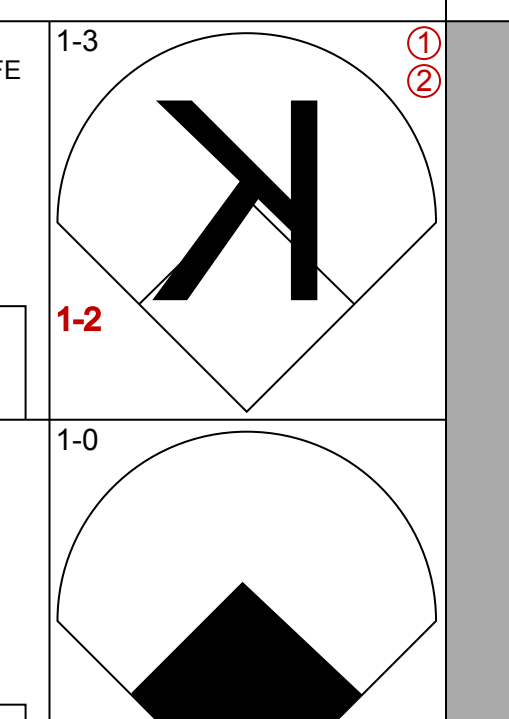
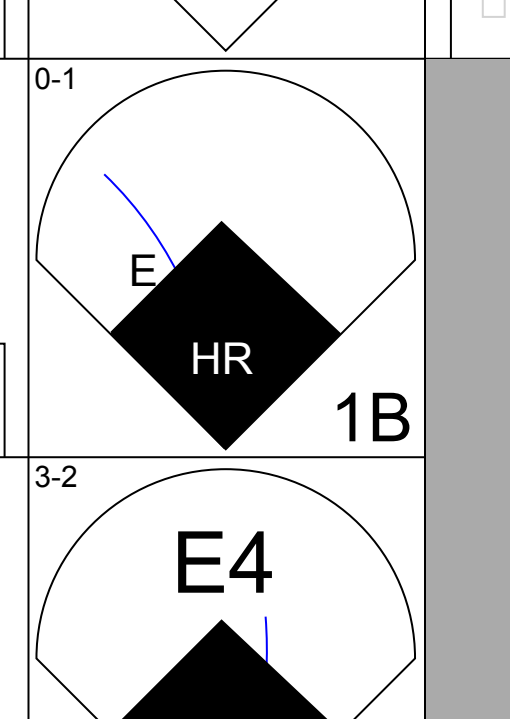
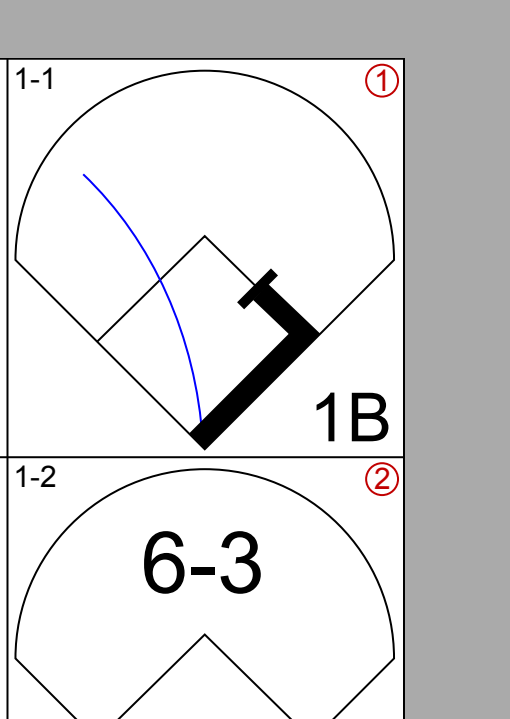
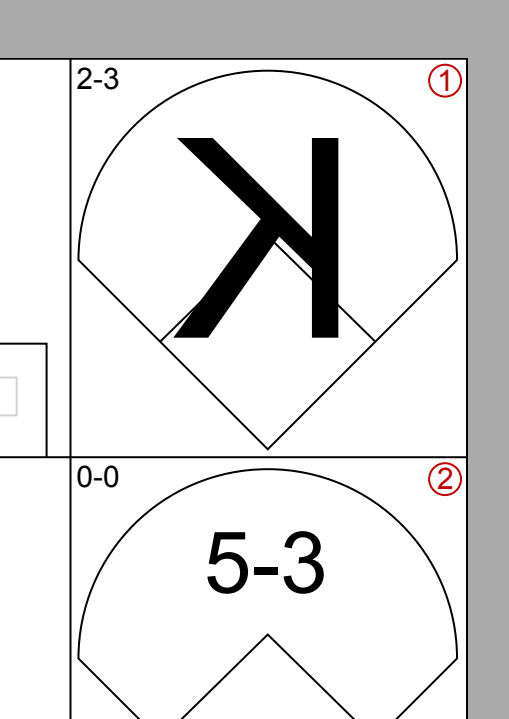
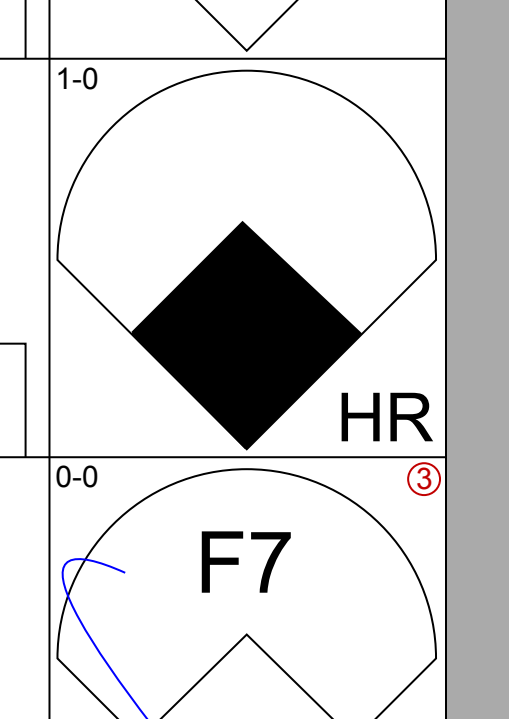
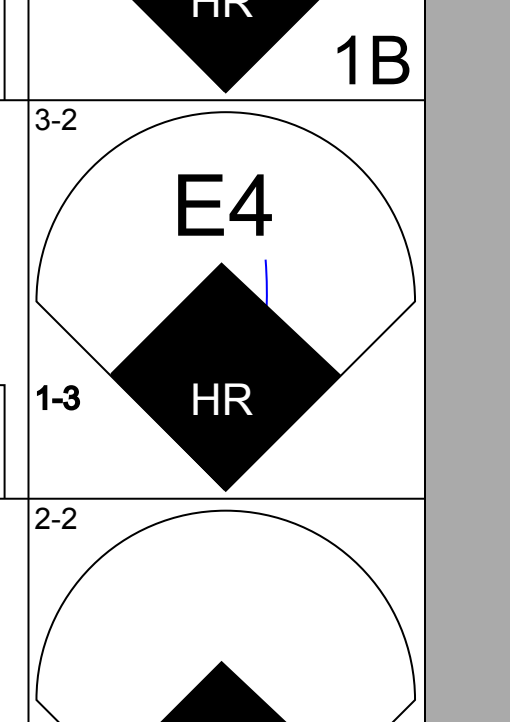
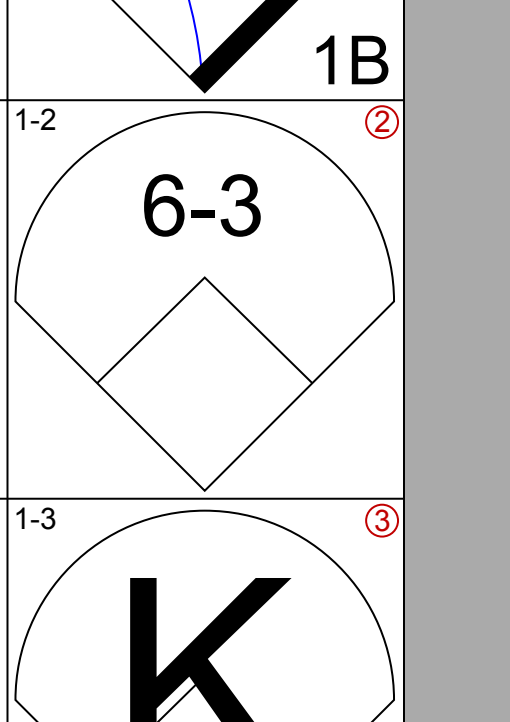
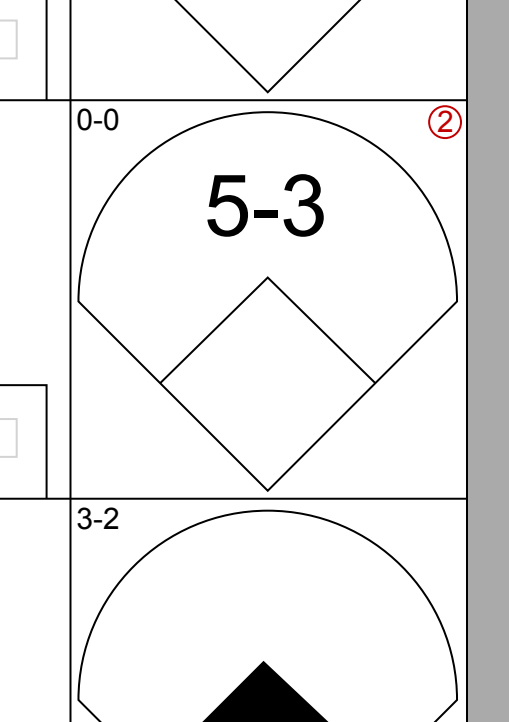
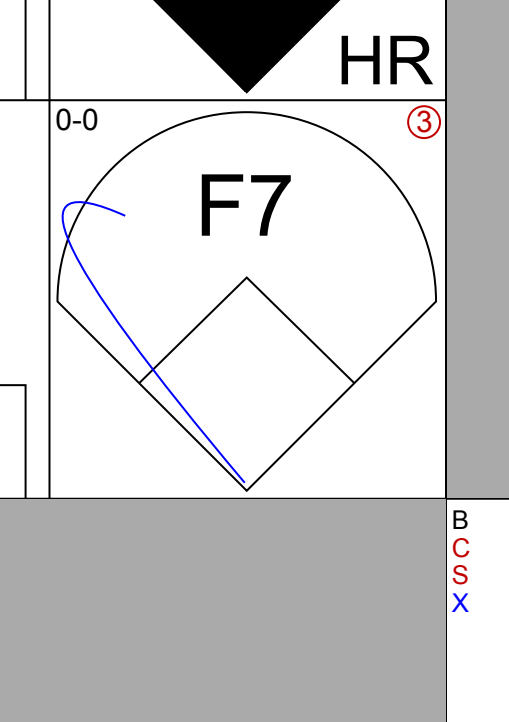
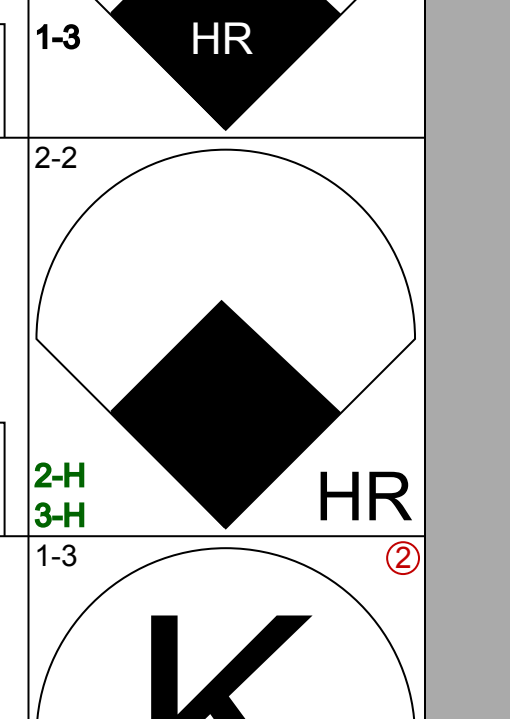
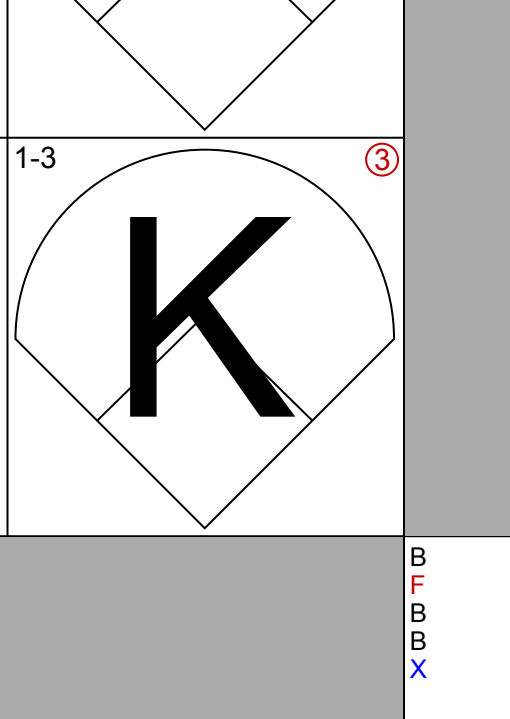
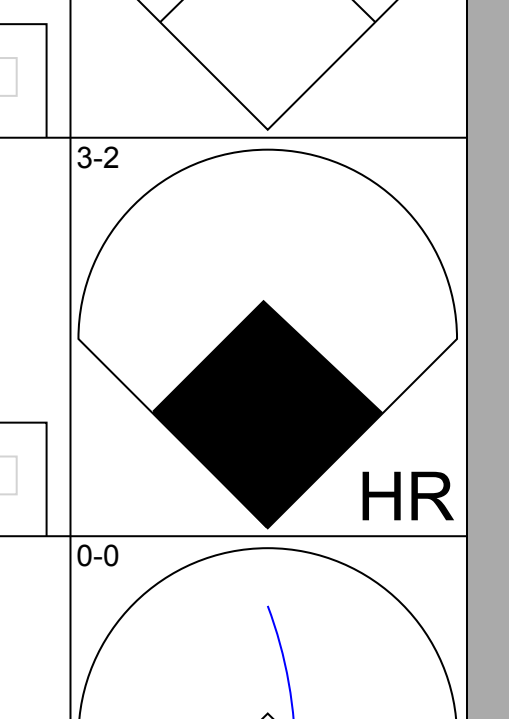
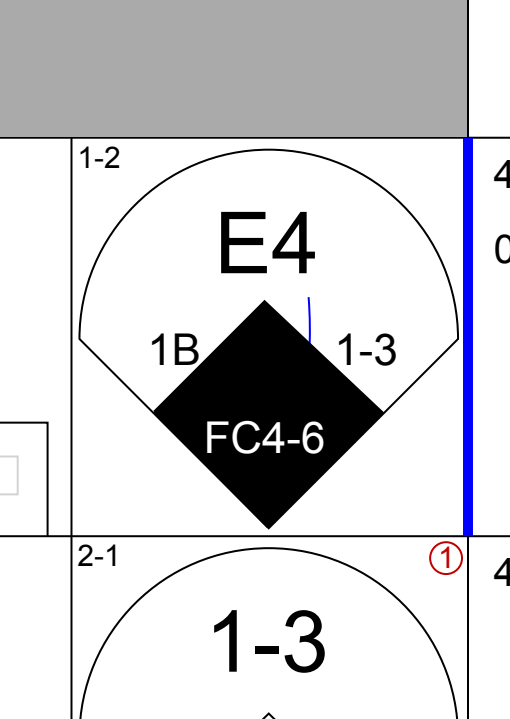
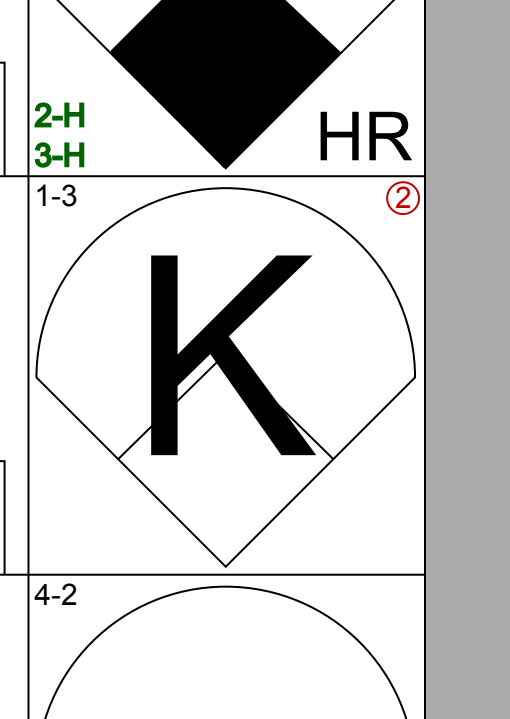
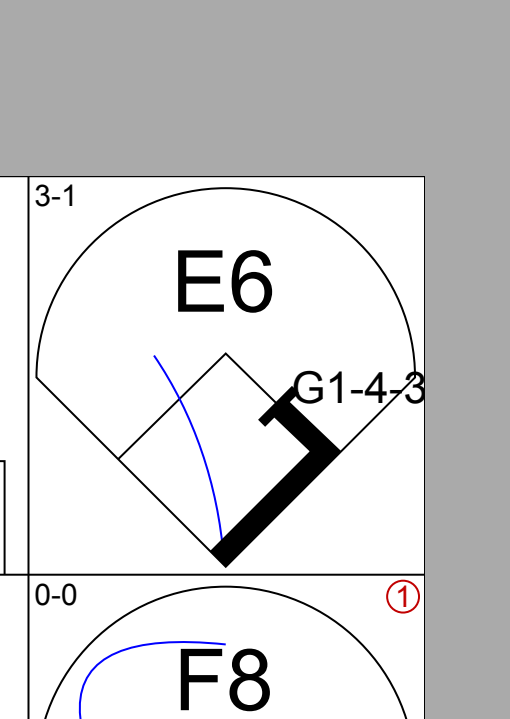
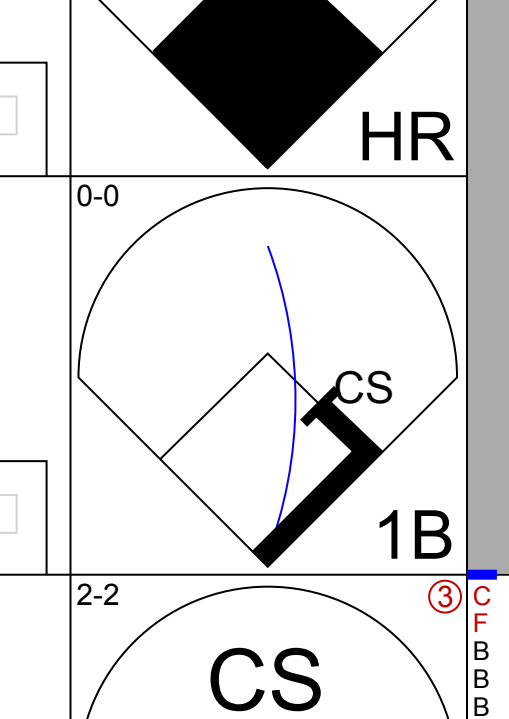
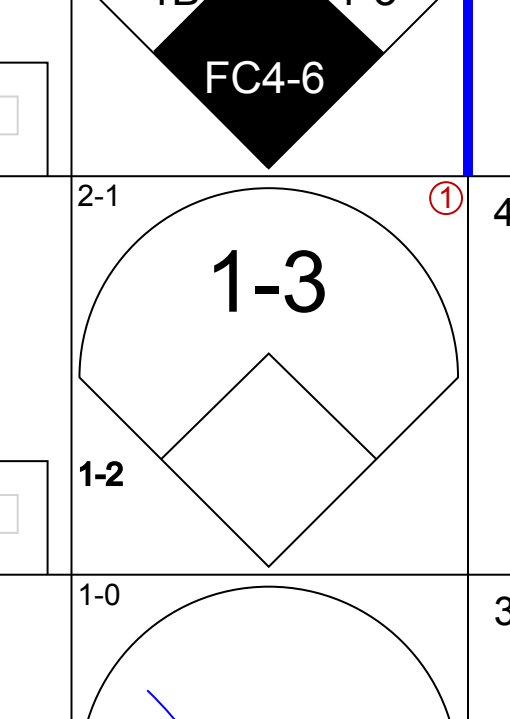
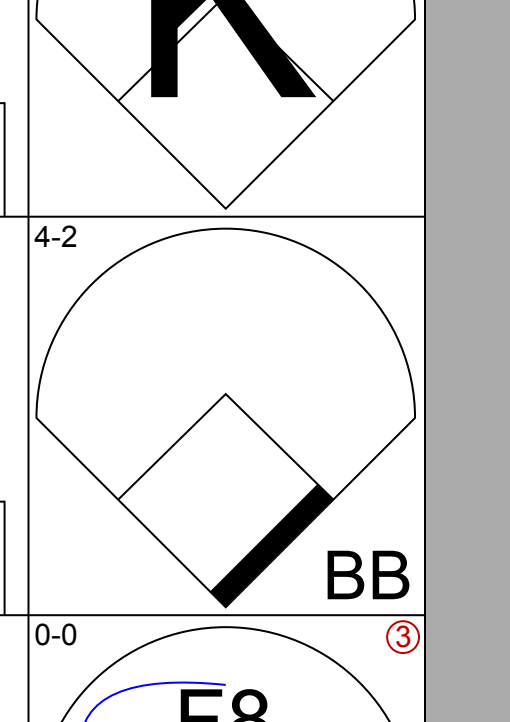
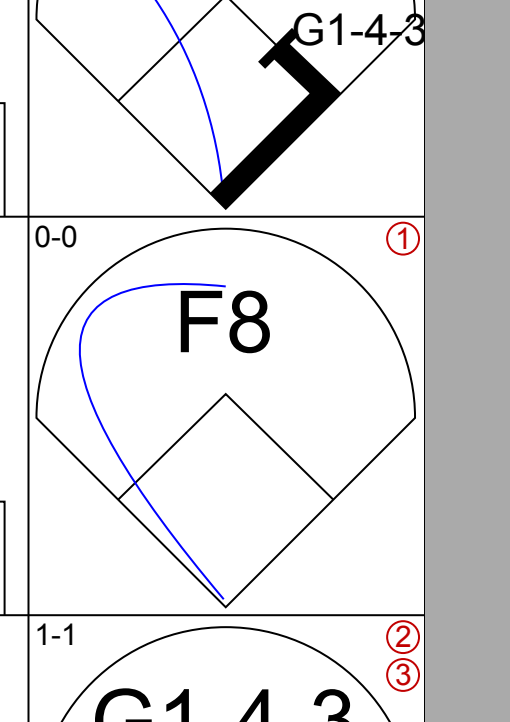
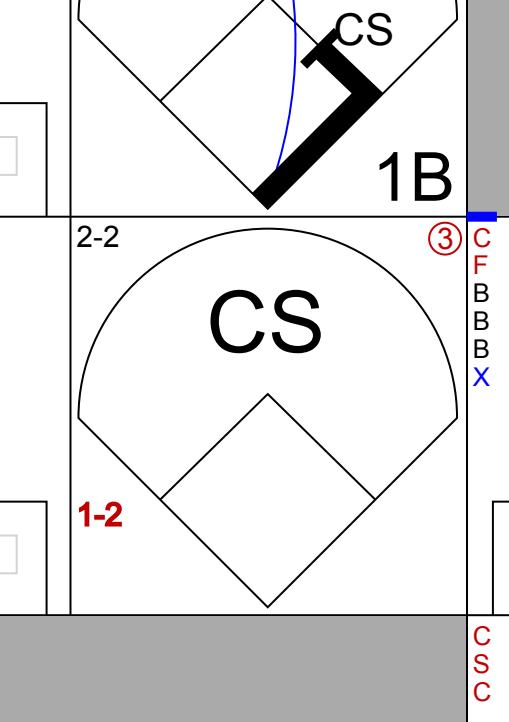
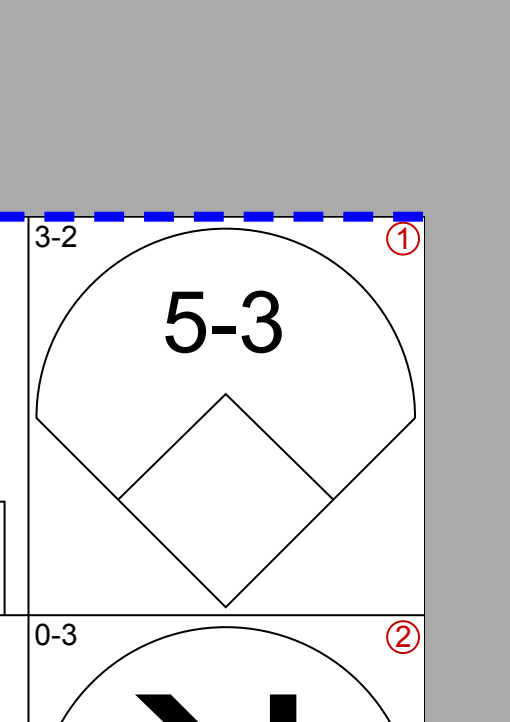
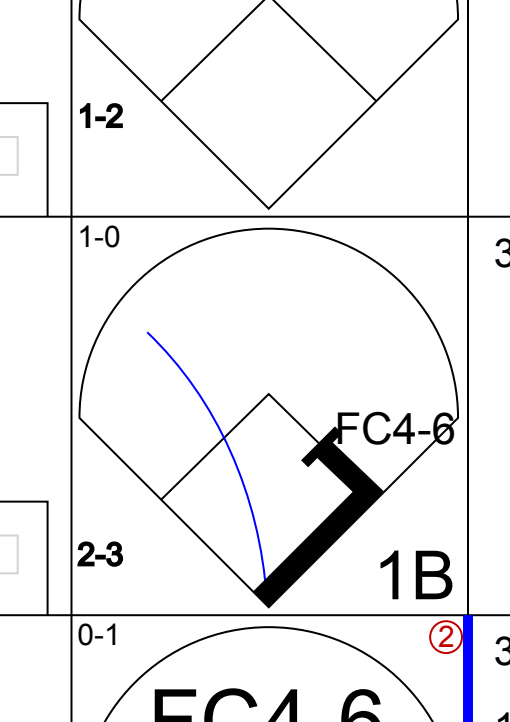
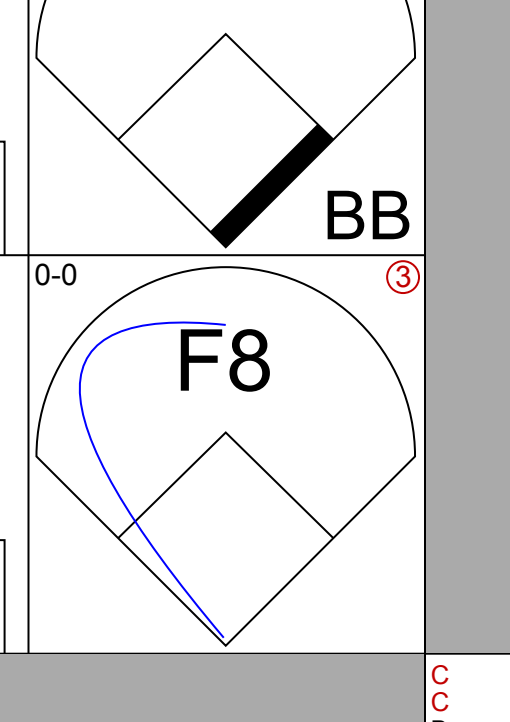
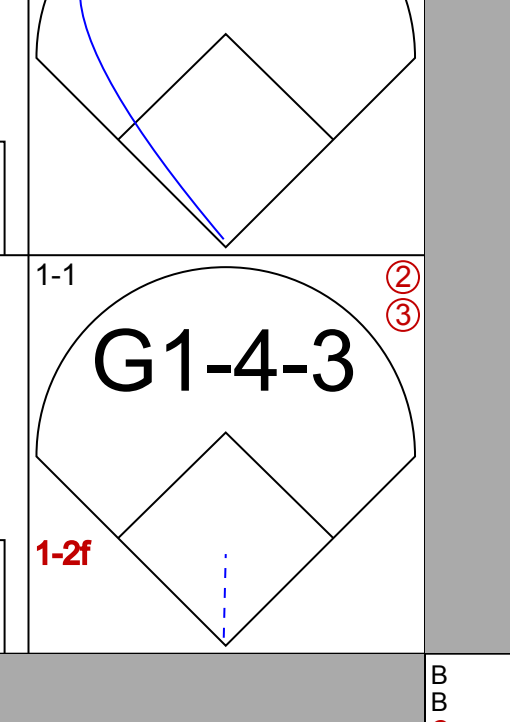
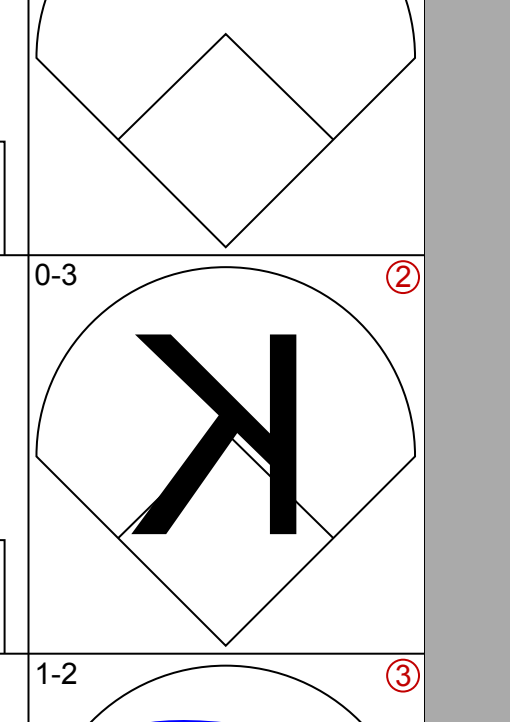
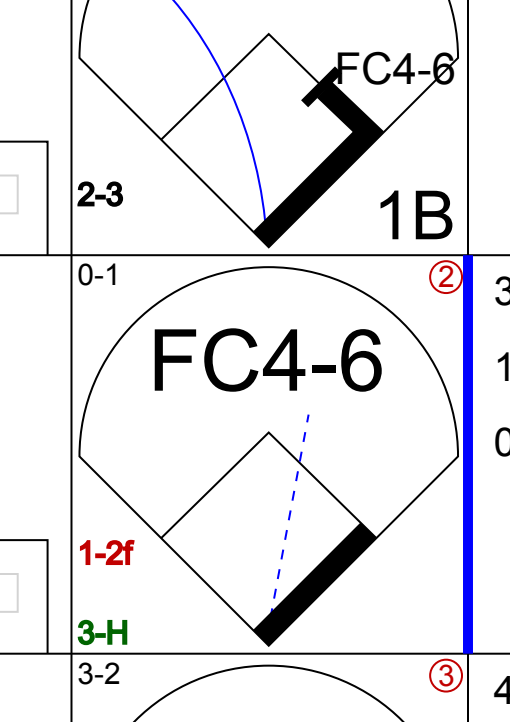
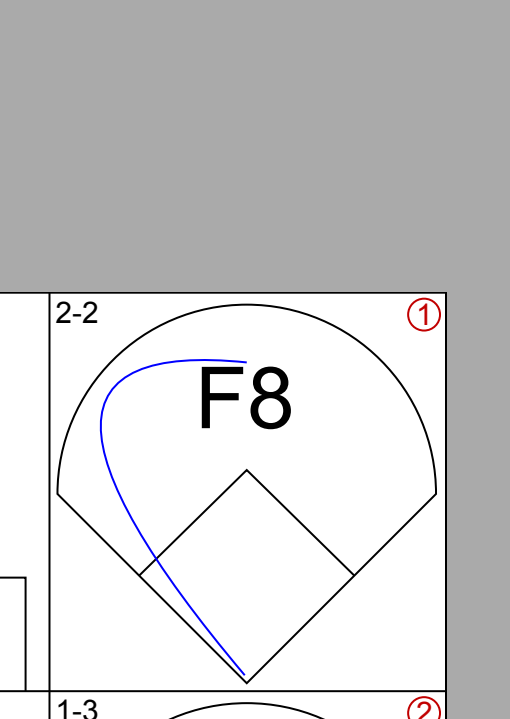
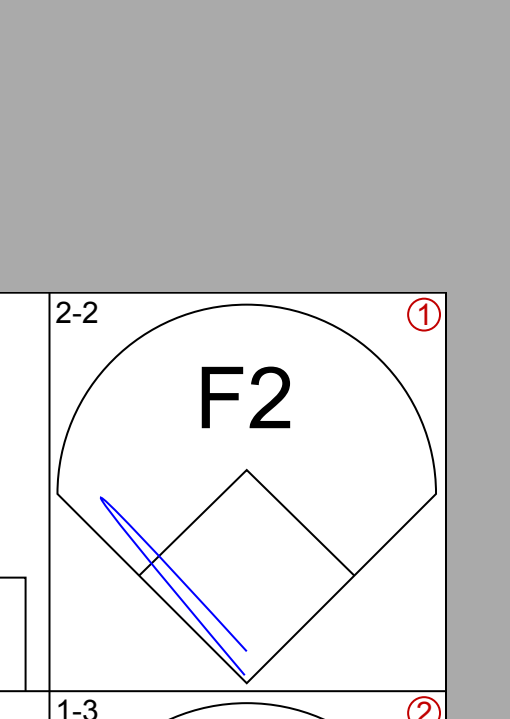
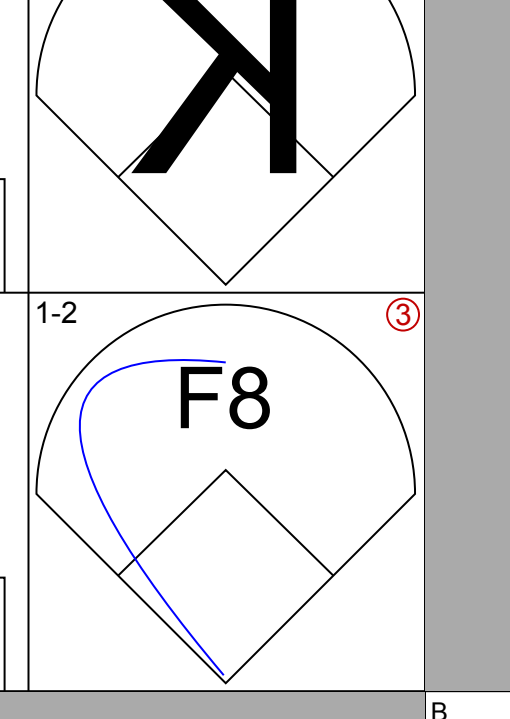
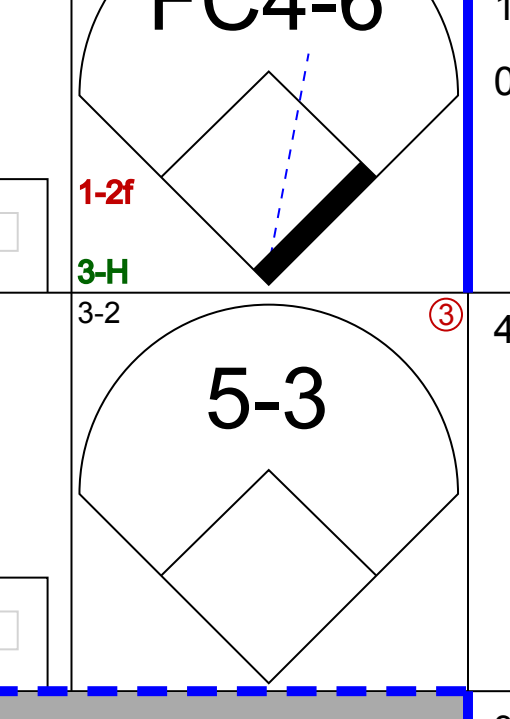
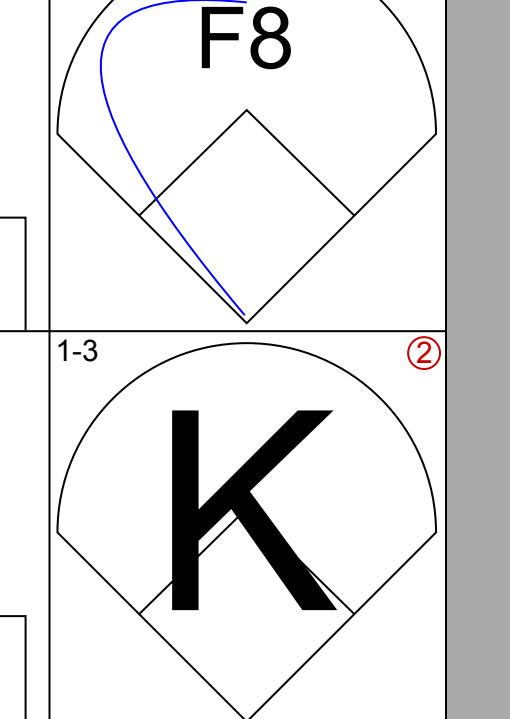
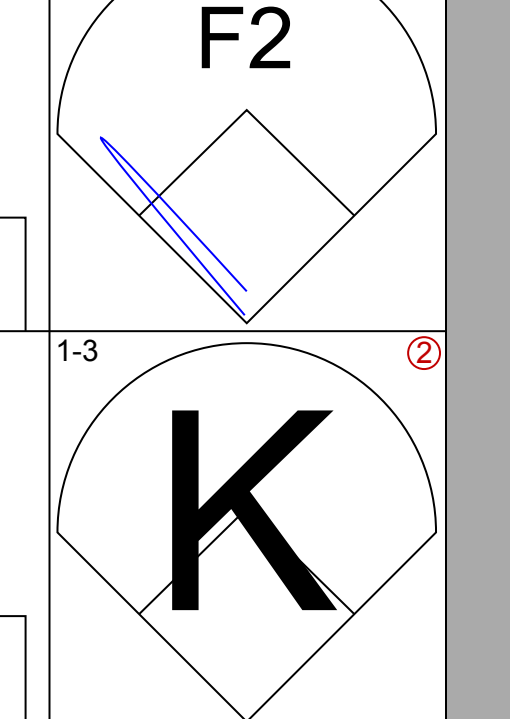
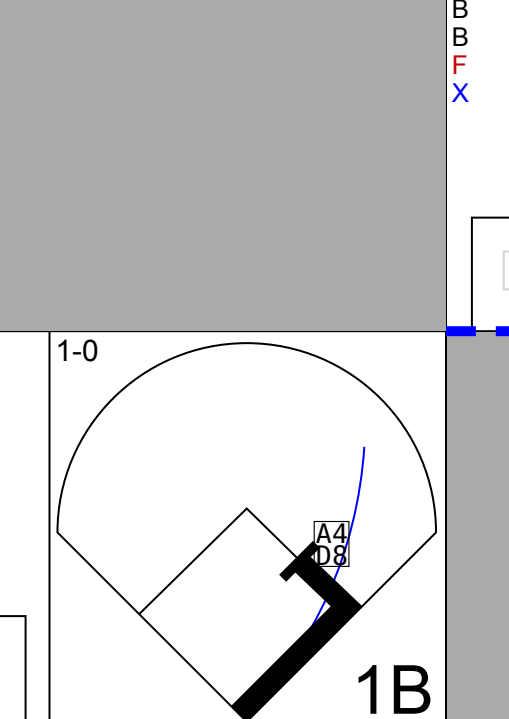
livebaseballscores.com

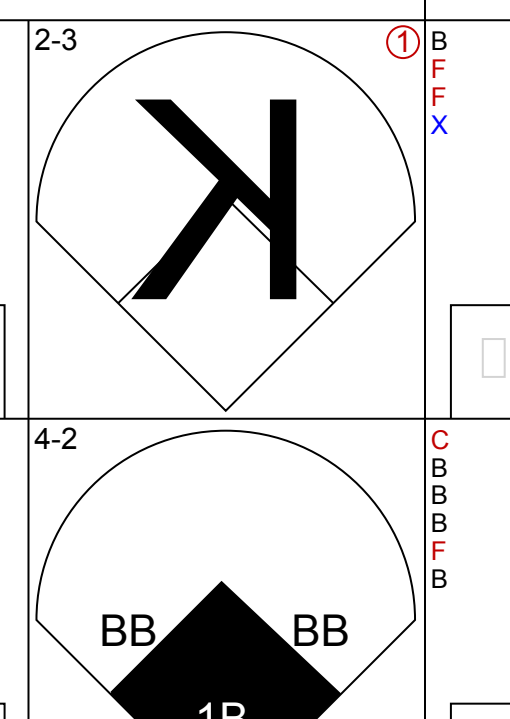
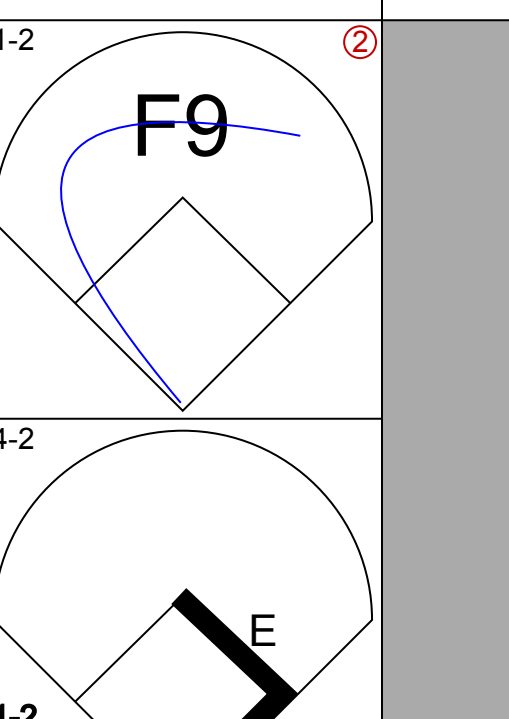
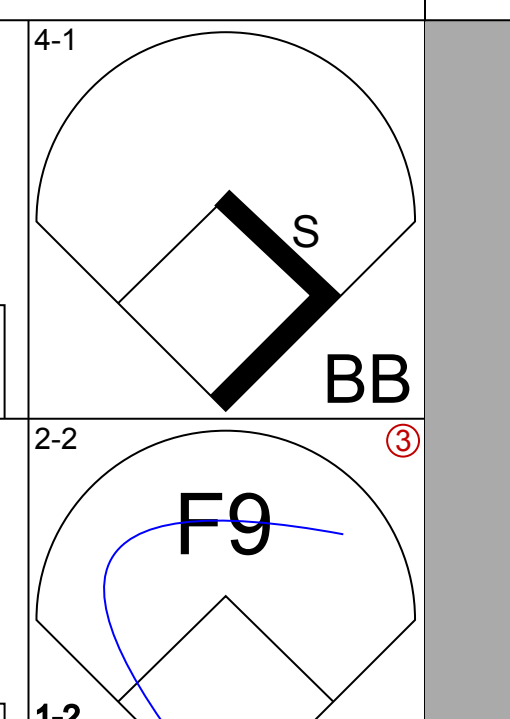
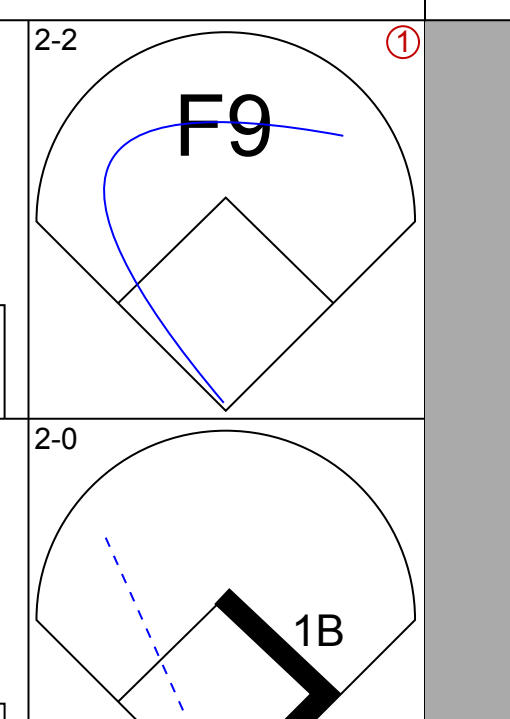
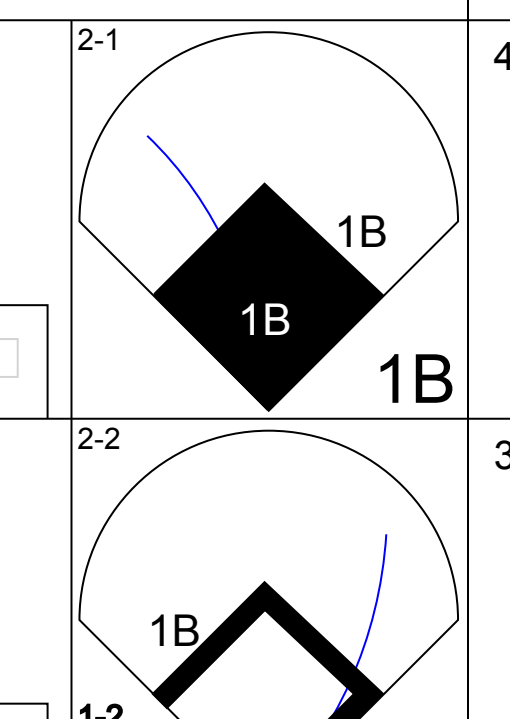
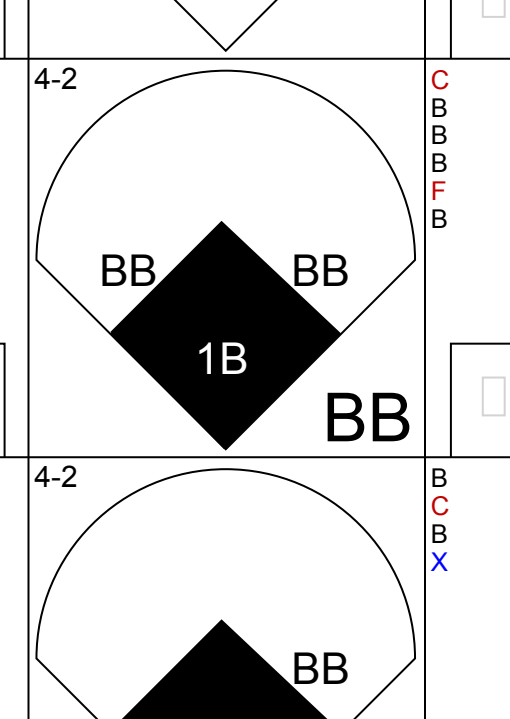
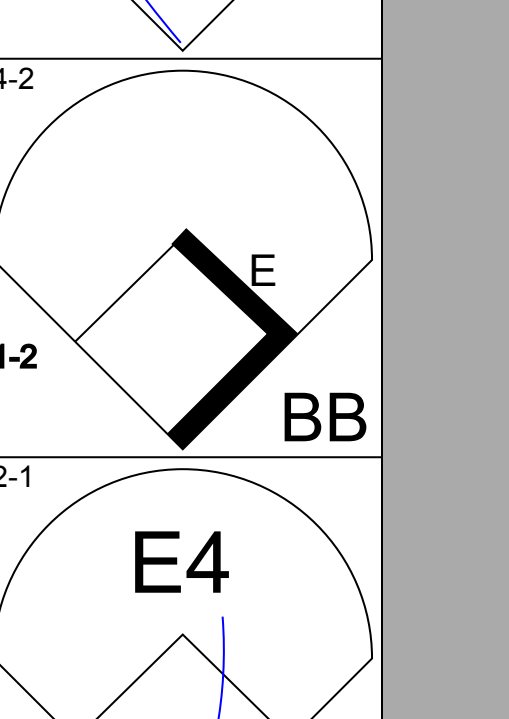
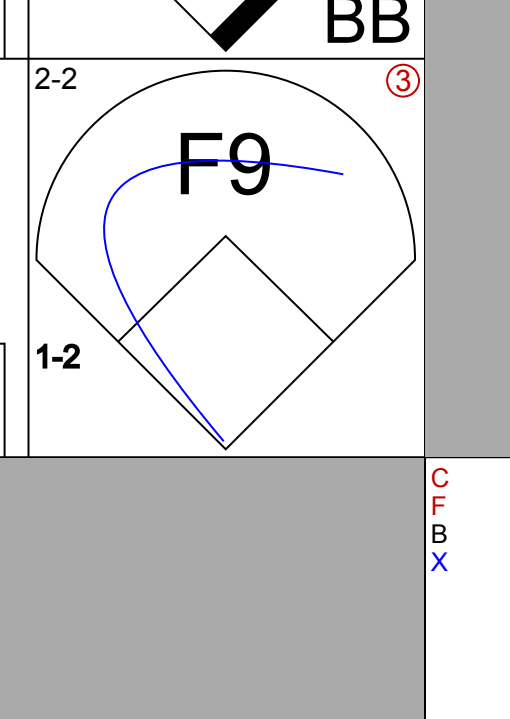
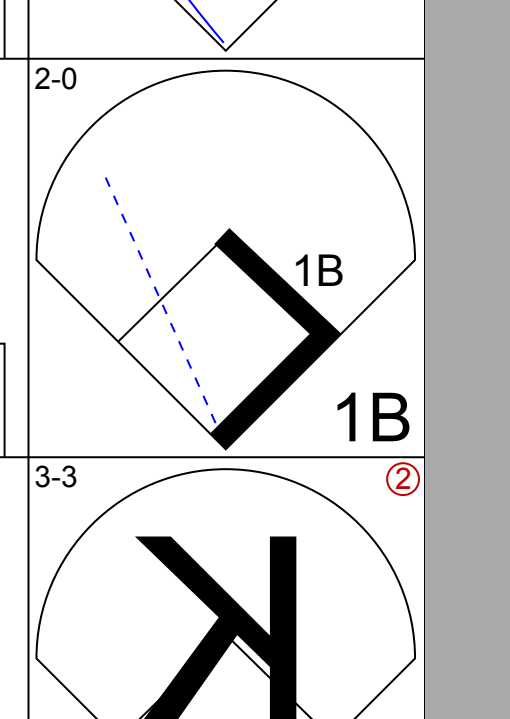
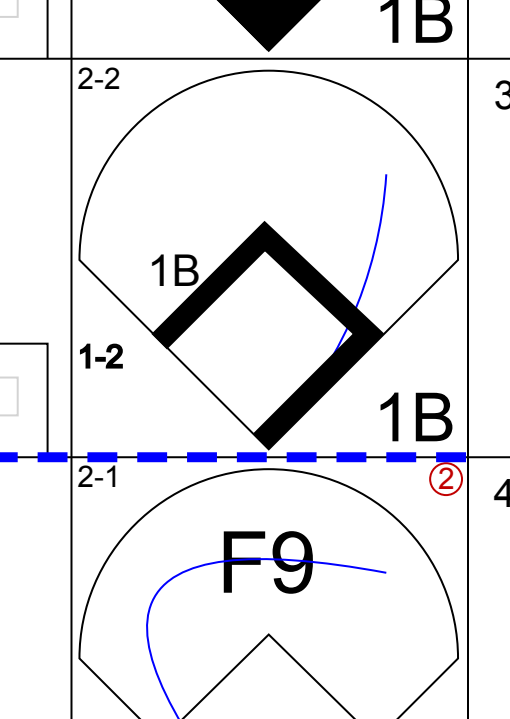
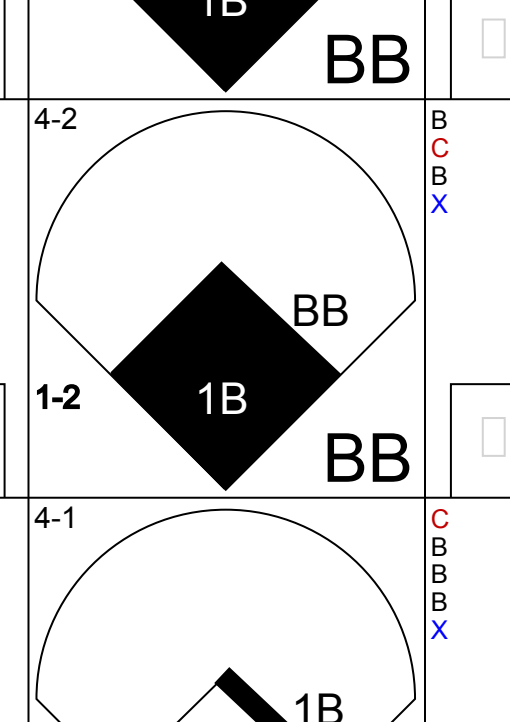
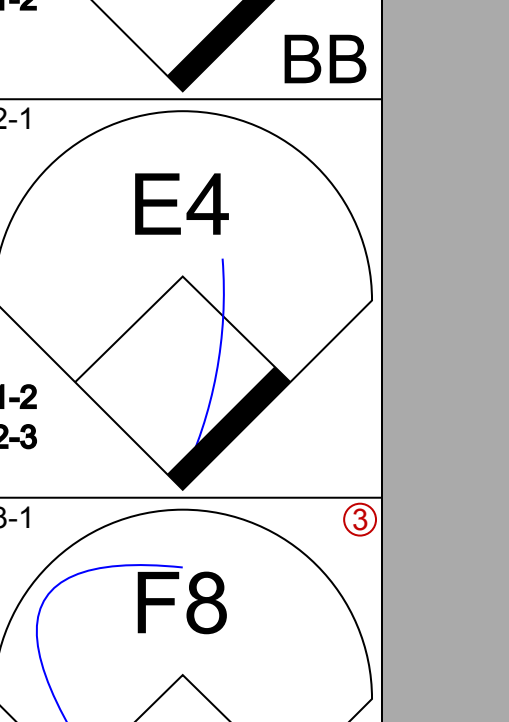
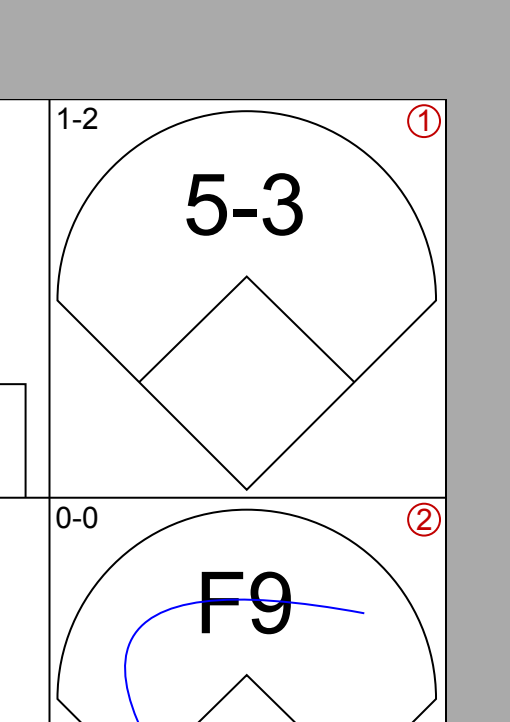
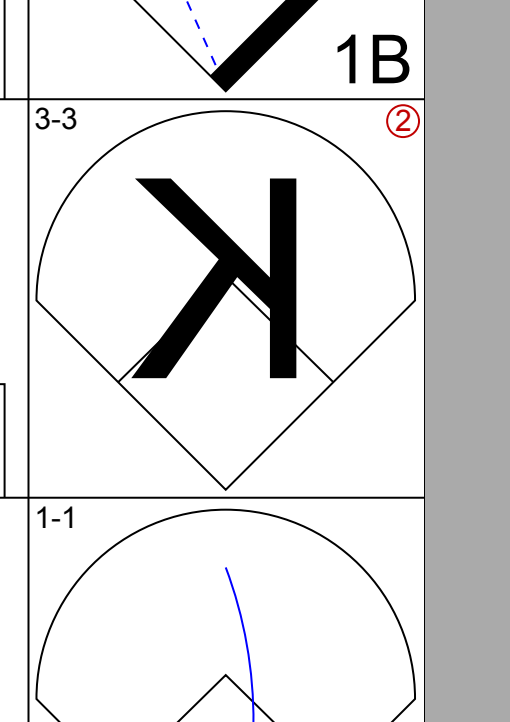
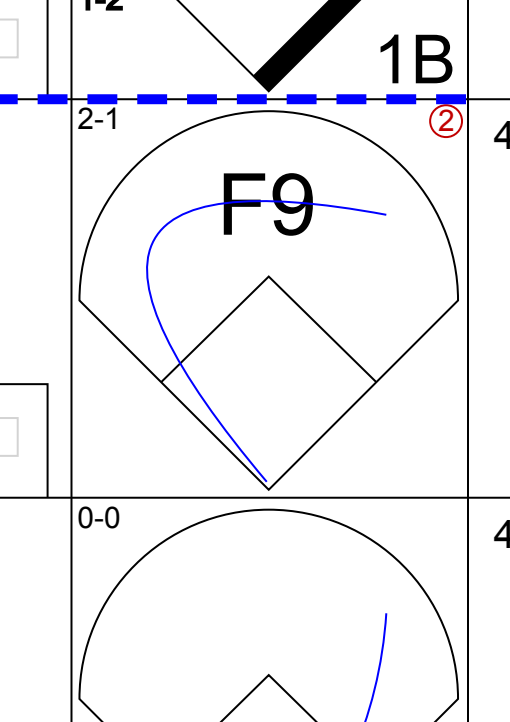
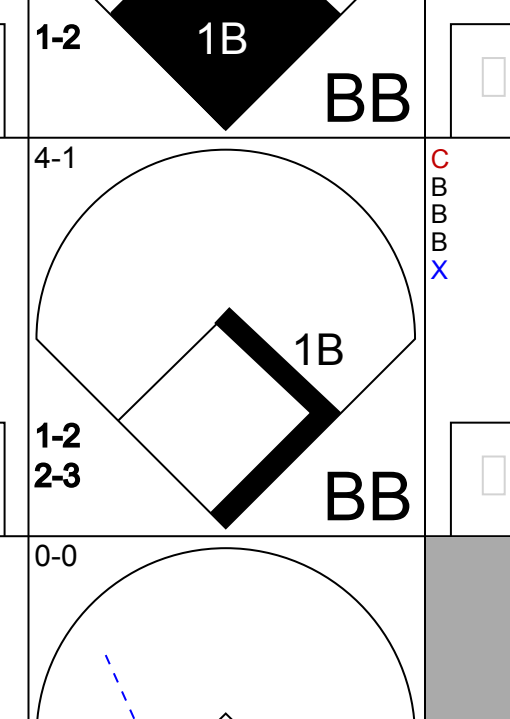
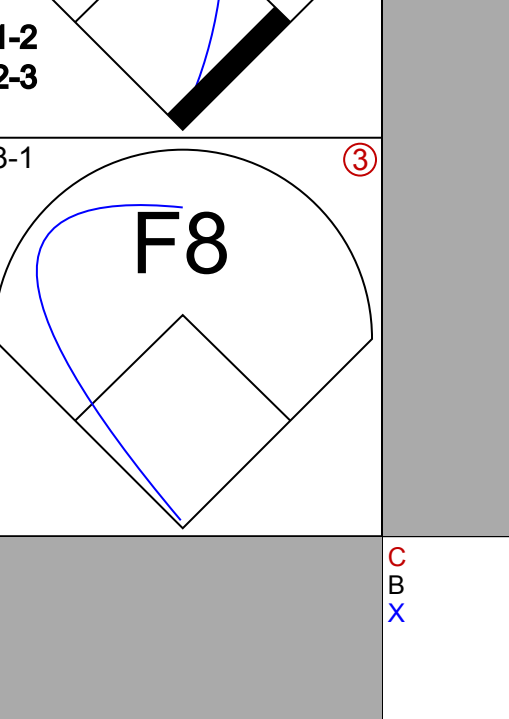
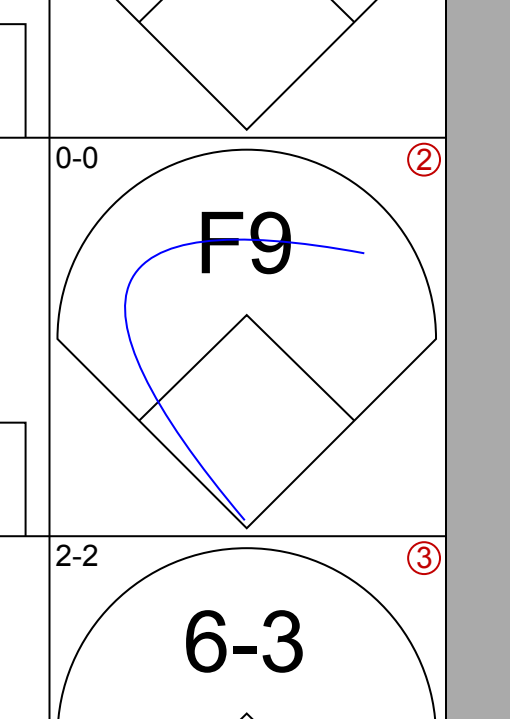
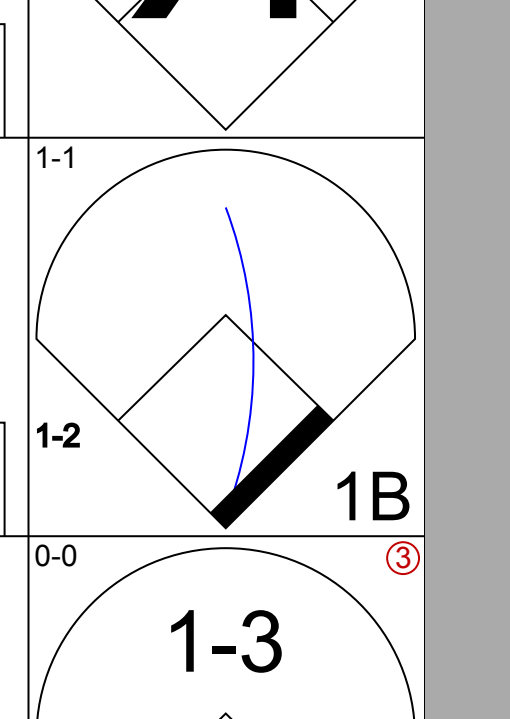
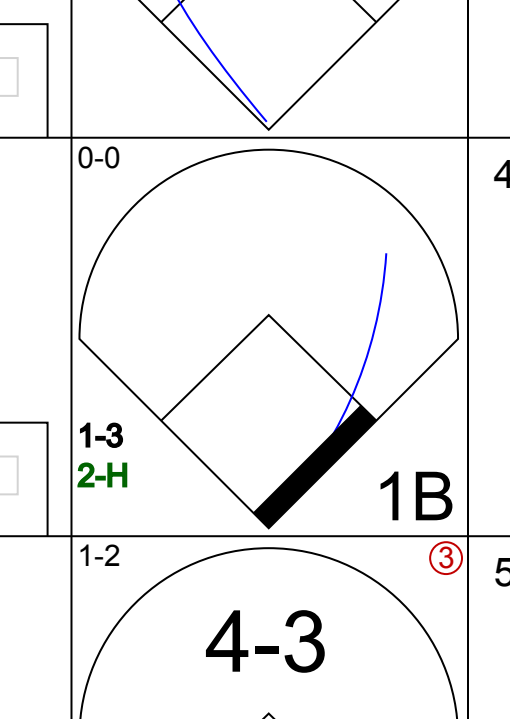
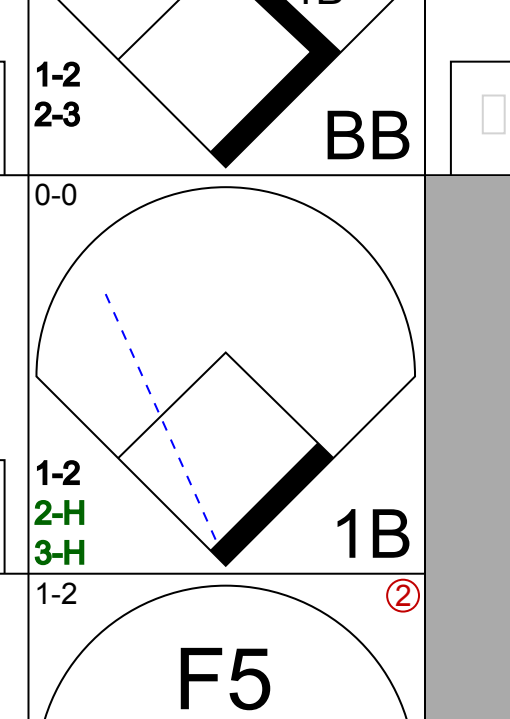
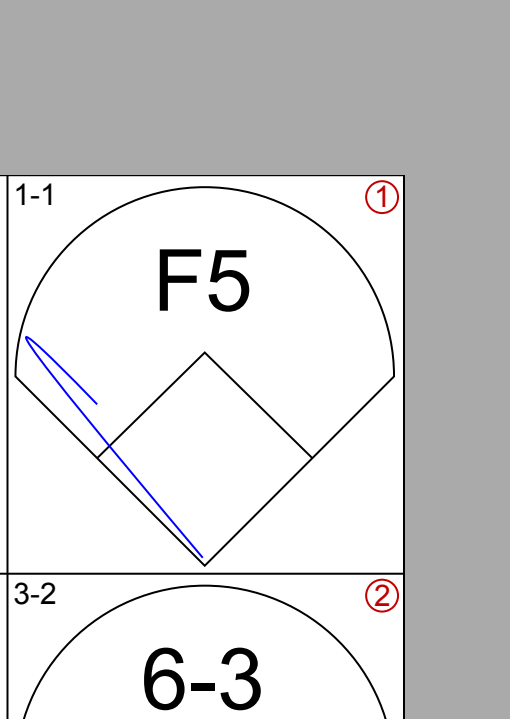
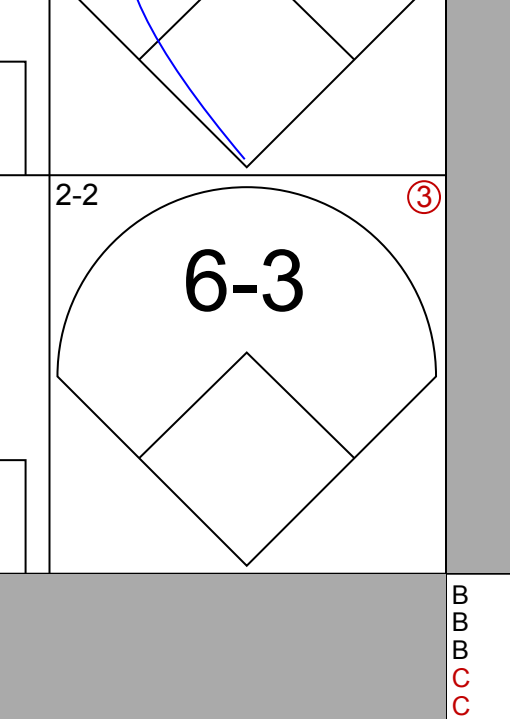
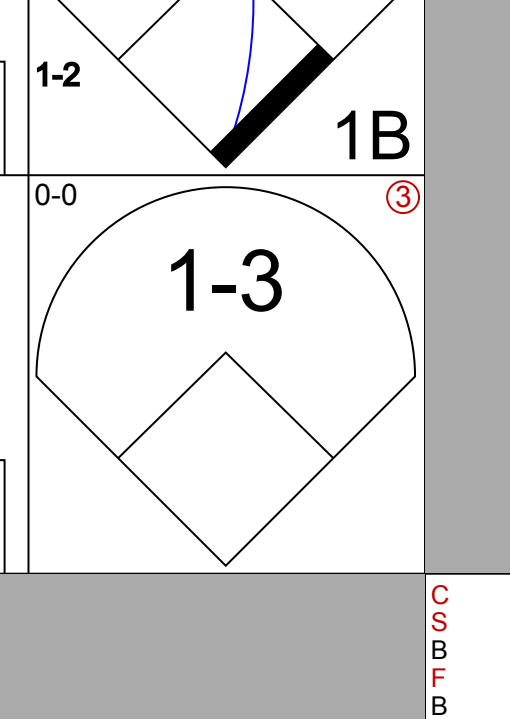
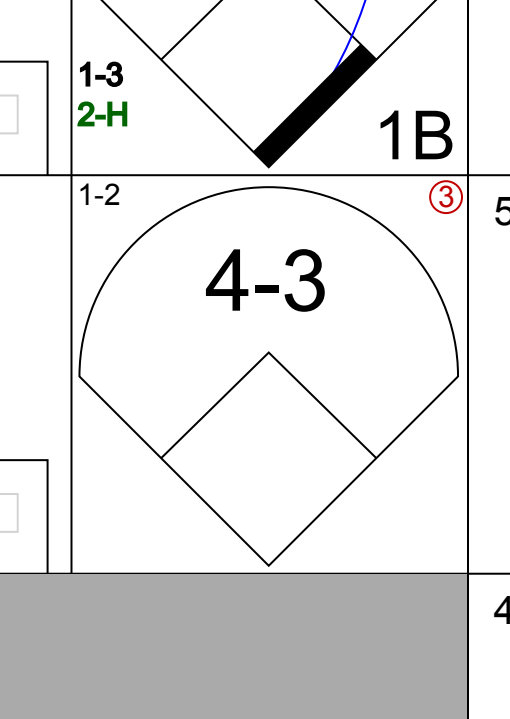
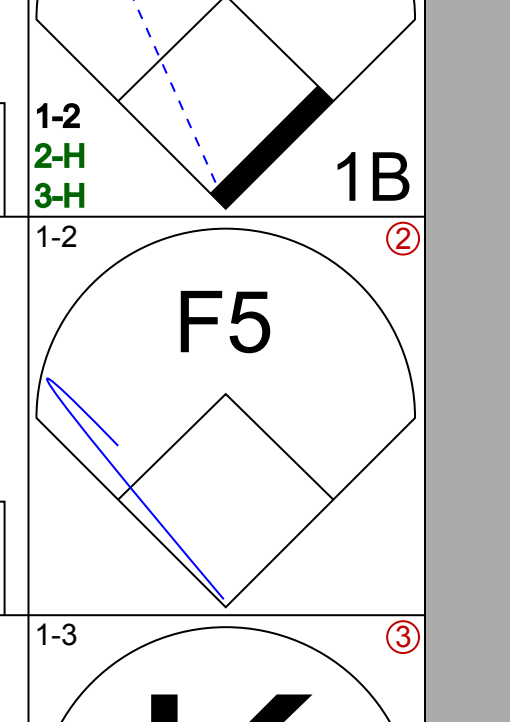
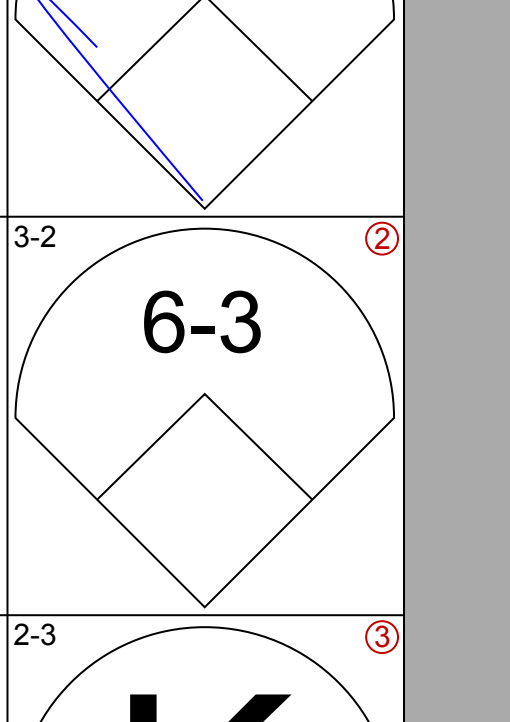
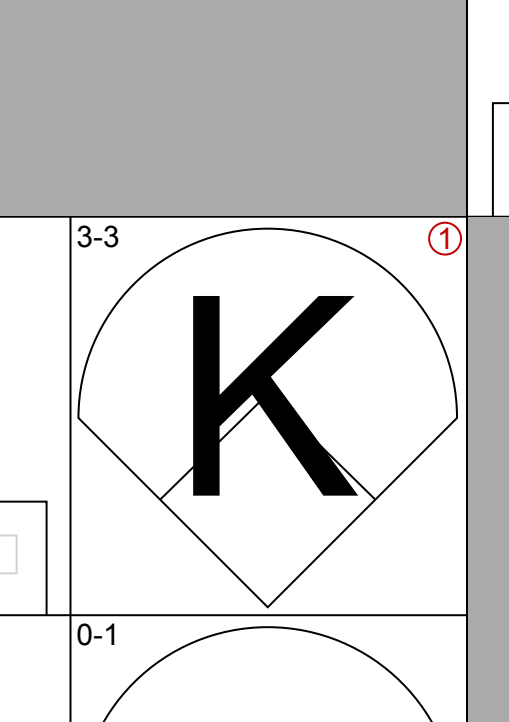
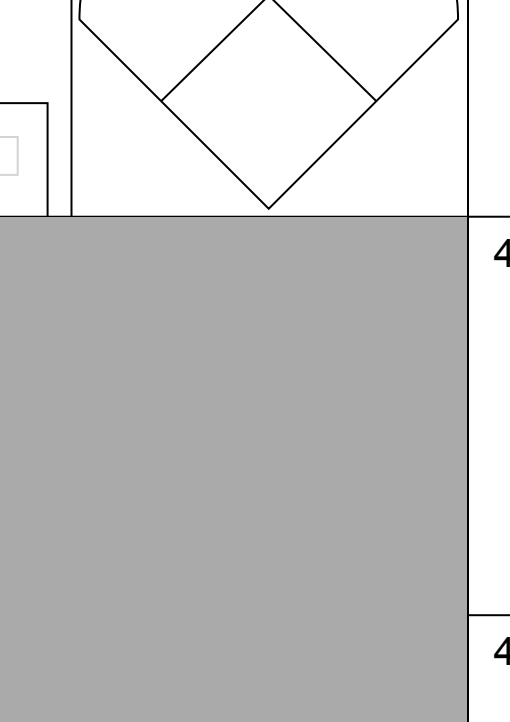
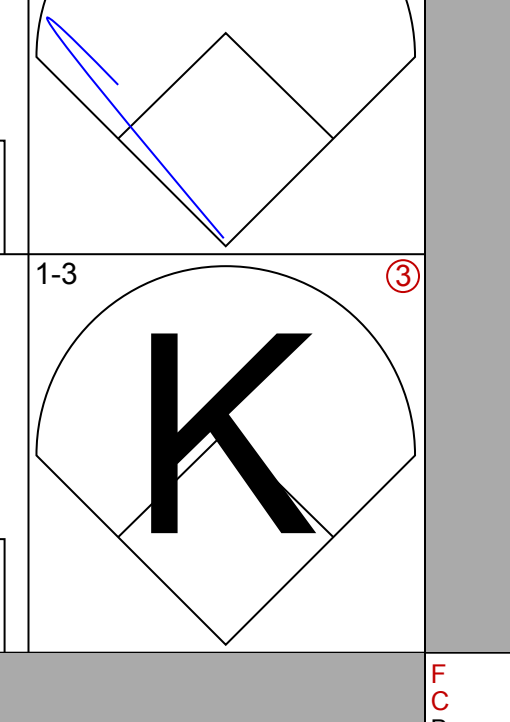
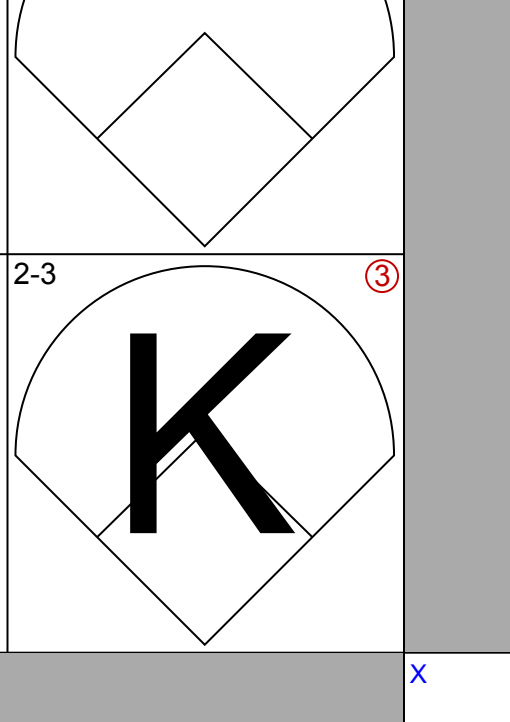
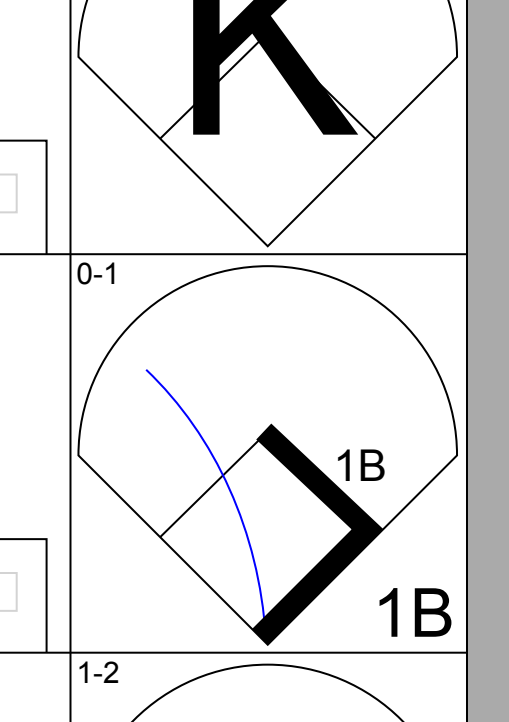

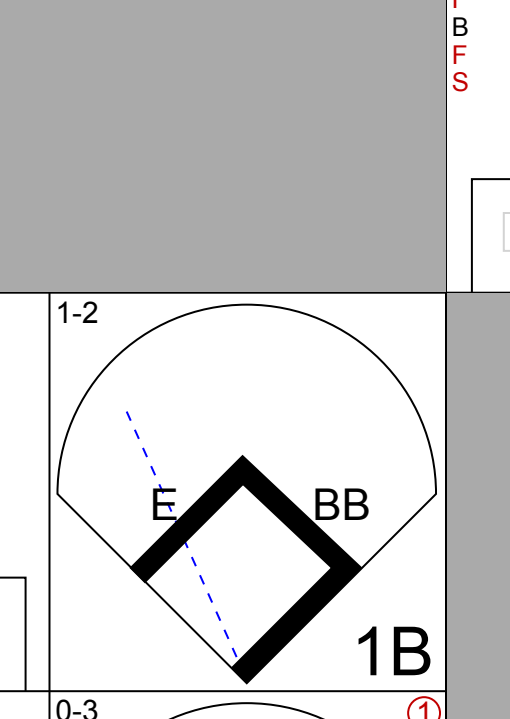
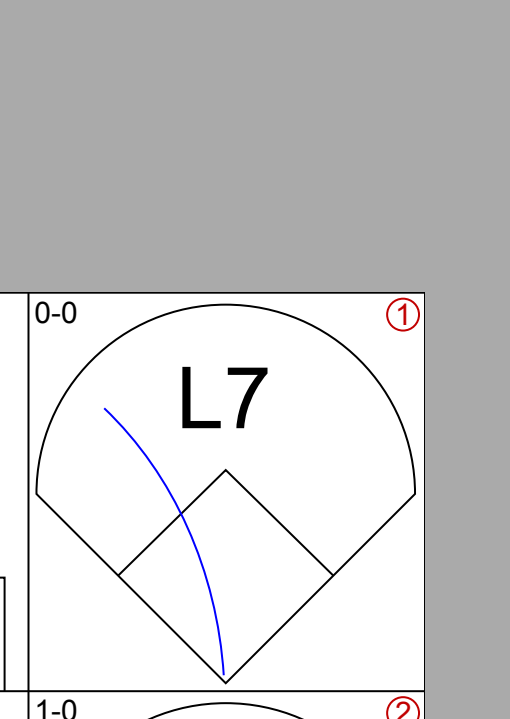
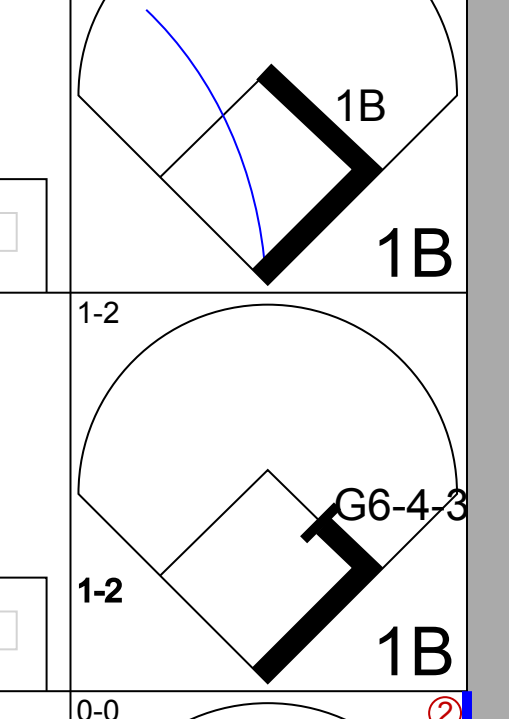

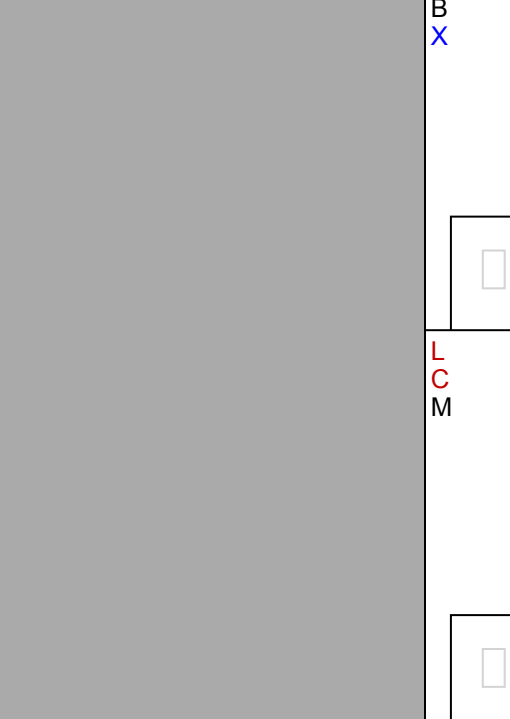
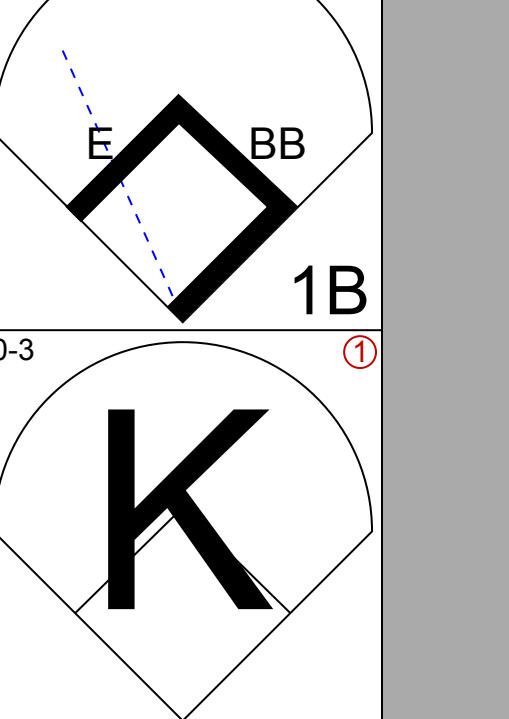
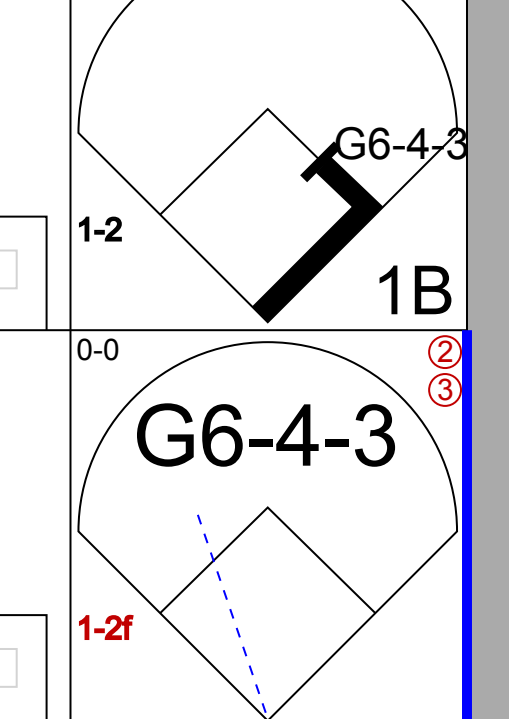
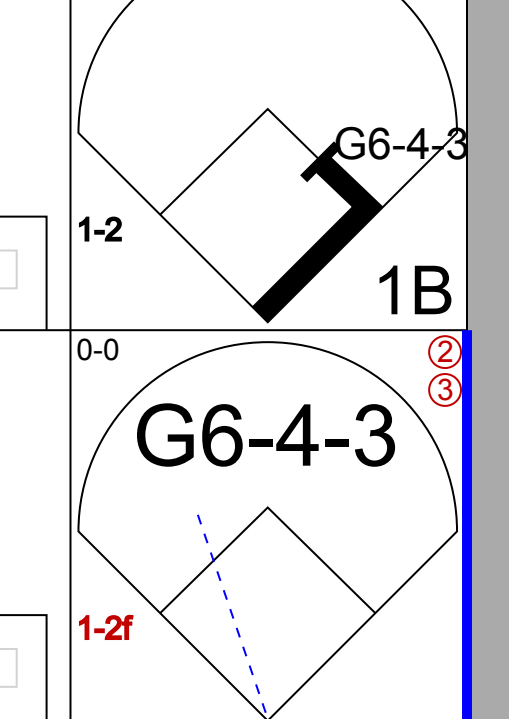


Batter	1	2	3	4	5	6	7	8	9	AB	R	H	RBI	BB	SO	LOB	TOP			
Jim Davenport, R (1, 5) OBP: 0.299, SLG: 0.359										2	1	0	0	2	1	0	San Francisco Giants @ St. Louis Cardinals Sportsman's Park, St. Louis, MO Thu Aug 07 1958, 8:05 PM EDT Att: 21,952 - Unknown			
Willie Kirkland, L (1, 9) OBP: 0.330, SLG: 0.439										3	0	1	0	1	1	1				
Willie Mays, R (1, 8) OBP: 0.402, SLG: 0.555										4	0	0	0	0	1	4				
Leon Wagner, L (1, 7) OBP: 0.402, SLG: 0.508										3	0	1	0	1	1	1				
Orlando Cepeda, R (1, 3) OBP: 0.337, SLG: 0.515										4	0	1	1	0	0	2				
Daryl Spencer, R (1, 6) OBP: 0.351, SLG: 0.429										4	0	1	0	0	0	2				
Valmy Thomas, R (1, 2) OBP: 0.343, SLG: 0.341										2	0	0	0	0	1	1		AB 29 R 1 H 4 RBI 1 BB 4 SO 7 LOB 11		
Whitey Lockman, L (8, PH) OBP: 0.329, SLG: 0.329										1	0	0	0	0	0	0				
Eddie Bressoud, R (1, 4) OBP: 0.320, SLG: 0.350										2	0	0	0	0	0	0				
Bob Speake, L (8, PH) OBP: 0.338, SLG: 0.390										1	0	0	0	0	1	0				
Bob Schmidt, R (8, 2) OBP: 0.310, SLG: 0.449										0	0	0	0	0	0	0				
Mike McCormick, L (1, 1) OBP: 0.244, SLG: 0.233										1	0	0	0	0	1	0				
Ramon Monzant, R (3, 1) OBP: 0.229, SLG: 0.229										1	0	0	0	0	0	0				
Bill White, L (8, PH) OBP: 0.429, SLG: 0.200										1	0	0	0	0	0	0				
Don Johnson, R (8, 1) OBP: 0.429, SLG: 0.200										0	0	0	0	0	0	0				
Inning Stats	R: 0 E: 0 K: 2 S: 8	H: 1 LOB: 1 BB: 0 P: 8	R: 0 E: 0 K: 0 S: 3	H: 1 LOB: 0 BB: 0 P: 3	R: 0 E: 0 K: 1 S: 5	H: 0 LOB: 0 BB: 0 P: 5	R: 0 E: 0 K: 1 S: 5	H: 0 LOB: 2 BB: 1 P: 9	R: 0 E: 0 K: 1 S: 5	H: 0 LOB: 0 BB: 1 P: 9	R: 0 E: 0 K: 0 S: 3	H: 0 LOB: 0 BB: 0 P: 3	R: 0 E: 0 K: 1 S: 5	H: 0 LOB: 0 BB: 0 P: 5	R: 1 E: 0 K: 0 S: 4	H: 1 LOB: 2 BB: 2 P: 12	1B: 3 2B: 1 3B: 0 HR: 0	SF: 0 SAC: 0 DP: 1 HBP: 0	WP: 0 PB: 0 SB: 0 CS: 0	PA: 33
PITCHER Sam Jones, R (1, 1) ERA: 2.47	IP: 9.0 WLS: W BF: 33 H: 4 R: 1 ER: 1 SO: 7 BB: 4 IBB: 0 HBP: 0 BLK: 0 WP: 0 HR: 0 S: 43 P: 59 ERA: 1.00 WHIP: 0.889															PITCHER				

Batter	1	2	3	4	5	6	7	8	9	AB	R	H	RBI	BB	SO	LOB	BOTTOM			
Curt Flood, R (1, 8) OBP: 0.337, SLG: 0.406										4	2	2	0	1	1	1	San Francisco Giants @ St. Louis Cardinals Sportsman's Park, St. Louis, MO Thu Aug 07 1958, 8:05 PM EDT Att: 21,952 - Unknown			
Gene Freese, R (1, 6) OBP: 0.286, SLG: 0.333										5	3	3	0	0	0	1				
Stan Musial, L (1, 3) OBP: 0.428, SLG: 0.564										3	2	2	2	0	0	2				
Joe Cunningham, L (6, 3) OBP: 0.440, SLG: 0.479										0	2	0	0	2	0	0				
Ken Boyer, R (1, 5) OBP: 0.349, SLG: 0.497										4	2	2	3	1	0	3				
Del Ennis, R (1, 7) OBP: 0.305, SLG: 0.371										3	0	0	2	0	2	2				
Gene Green, R (1, 2) OBP: 0.372, SLG: 0.447										3	0	0	0	0	3	1				
Hal Smith, R (6, 2) OBP: 0.280, SLG: 0.283										2	0	1	2	0	0	1				
Wally Moon, L (1, 9) OBP: 0.346, SLG: 0.368										4	1	2	2	1	0	1				
Don Blasingame, L (1, 4) OBP: 0.359, SLG: 0.376										3	0	1	0	1	1	1				
Sam Jones, R (1, 1) OBP: 0.111, SLG: 0.098										4	0	0	0	0	1	2				
Inning Stats	R: 3 E: 2 K: 1 S: 8	H: 2 LOB: 0 BB: 0 P: 8	R: 0 E: 0 K: 0 S: 3	H: 1 LOB: 0 BB: 0 P: 3	R: 5 E: 0 K: 3 S: 14	H: 5 LOB: 0 BB: 0 P: 14	R: 0 E: 0 K: 0 S: 5	H: 2 LOB: 2 BB: 0 P: 5	R: 0 E: 0 K: 2 S: 7	H: 0 LOB: 1 BB: 1 P: 11	R: 3 E: 0 K: 0 S: 5	H: 3 LOB: 2 BB: 3 P: 17	R: 0 E: 0 K: 2 S: 7	H: 0 LOB: 1 BB: 1 P: 11	R: 1 E: 2 K: 0 S: 4	H: 0 LOB: 1 BB: 1 P: 8	1B: 10 2B: 2 3B: 0 HR: 1	SF: 2 SAC: 0 DP: 1 HBP: 0	WP: 0 PB: 0 SB: 0 CS: 0	PA: 43
PITCHER Mike McCormick, L (1, 1) ERA: 3.97	IP: 2.0 WLS: L BF: 13 H: 7 R: 4 ER: 4 SO: 7 BB: 0 IBB: 0 HBP: 0 BLK: 0 WP: 0 HR: 0 S: 15 P: 15 ERA: 18.00 WHIP: 3.500															PITCHER				
Ramon Monzant, R (3, 1) ERA: 5.13	IP: 5.0 WLS: L BF: 25 H: 6 R: 4 ER: 4 SO: 7 BB: 5 IBB: 0 HBP: 0 BLK: 0 WP: 0 HR: 1 S: 34 P: 54 ERA: 7.20 WHIP: 2.200															PITCHER				
Don Johnson, R (8, 1) ERA: 12.19	IP: 1.0 WLS: L BF: 5 H: 0 R: 1 ER: 0 SO: 0 BB: 1 IBB: 0 HBP: 0 BLK: 0 WP: 0 HR: 0 S: 4 P: 8 ERA: 0.00 WHIP: 1.000															PITCHER				



Batter	1	2	3	4	5	6	7	8	9	AB	R	H	RBI	BB	SO	LOB	TOP				
Felipe Alou, R OBP: 0.281, SLG: 0.387 (1, 9)										4	0	0	0	0	3	1	San Francisco Giants @ Los Angeles Dodgers Los Angeles Memorial Coliseum, Los Angeles, CA Sat Aug 09 1958, 10:05 PM EDT Att: 46,178 - Unknown				
Jim Davenport, R OBP: 0.334, SLG: 0.374 (1, 5)										4	2	3	1	0	1	0					
Willie Mays, R OBP: 0.399, SLG: 0.552 (1, 8)										4	1	0	0	0	0	1					
Hank Sauer, R OBP: 0.359, SLG: 0.474 Whitney Lockman, L OBP: 0.337, SLG: 0.338 (9, PR)										4	2	2	4	0	1	0					
Orlando Cepeda, R OBP: 0.338, SLG: 0.512 (1, 3)										4	0	1	0	0	1	1					
Daryl Spencer, R OBP: 0.353, SLG: 0.427 (1, 6)										3	0	1	0	1	0	1					
Bob Schmidt, R OBP: 0.306, SLG: 0.443 Leon Wagner, L OBP: 0.396, SLG: 0.500 Valmy Thomas, R OBP: 0.333, SLG: 0.330 (9, PH)										3	0	0	0	0	1	2					
Danny O'Connell, R OBP: 0.328, SLG: 0.314 (1, 4)										4	0	0	0	0	0	2					
Johnny Antonelli, L OBP: 0.234, SLG: 0.274 Marv Grissom, R (9, 1)										3	0	1	0	0	2	0					
Inning Stats	R: 3 E: 1 K: 2 S: 19	H: 2 LOB: 1 BB: 1 P: 31	R: 0 E: 0 K: 1 S: 8	H: 0 LOB: 0 BB: 0 P: 13	R: 0 E: 0 K: 1 S: 9	H: 1 LOB: 0 BB: 0 P: 12	R: 0 E: 0 K: 0 S: 5	H: 0 LOB: 0 BB: 0 P: 9	R: 0 E: 0 K: 1 S: 11	H: 2 LOB: 0 BB: 0 P: 17	R: 0 E: 0 K: 1 S: 9	H: 0 LOB: 0 BB: 0 P: 13	R: 1 E: 0 K: 1 S: 7	H: 2 LOB: 0 BB: 0 P: 10	R: 1 E: 0 K: 0 S: 11	H: 1 LOB: 2 BB: 0 P: 18		1B: 5 2B: 0 3B: 0 HR: 3	SF: 0 SAC: 0 DP: 1 HBP: 0	WP: 0 PB: 0 SB: 0 CS: 1	PA: 36
PITCHER	IP	WLS	BF	H	R	ER	SO	BB	IBB	HBP	BLK	WP	HR	S	P	ERA	WHIP				
Johnny Podres, L ERA: 3.62	(1, 1)	6.0	L	23	5	4	3	7	1	0	0	0	0	2	62	99	4.50	1.000			
Clem Labine, R ERA: 4.27	(7, 1)	3.0		12	3	2	1	2	0	0	0	0	0	1	27	41	3.00	1.000			

Batter	1	2	3	4	5	6	7	8	9	AB	R	H	RBI	BB	SO	LOB	BOTTOM				
Jim Gilliam, S OBP: 0.354, SLG: 0.360 (1, 5)										4	1	1	0	1	1	1	San Francisco Giants @ Los Angeles Dodgers Los Angeles Memorial Coliseum, Los Angeles, CA Sat Aug 09 1958, 10:05 PM EDT Att: 46,178 - Unknown				
Gino Cimoli, R OBP: 0.285, SLG: 0.370 (1, 7)										3	1	2	0	2	0	1					
Charlie Neal, R OBP: 0.346, SLG: 0.471 (1, 4)										4	1	0	0	1	1	5					
Carl Furillo, R OBP: 0.332, SLG: 0.433 (1, 9)										4	0	2	1	1	0	3					
Gil Hodges, R OBP: 0.323, SLG: 0.408 (1, 3)											5	0	1	2	0	4					
Don Zimmer, R OBP: 0.312, SLG: 0.425 (1, 6)										4	0	0	0	0	1	2					
Don Demeter, R OBP: 0.161, SLG: 0.194 (1, 8)										4	0	1	0	0	3	2					
Joe Pignatano, R OBP: 0.277, SLG: 0.385 (1, 2)										4	0	2	0	0	0	0					
Johnny Podres, L OBP: 0.130, SLG: 0.098 Pee Wee Reese, R OBP: 0.343, SLG: 0.396 Clem Labine, R (7, 1)										2	0	0	0	0	1	1					
Norm Larker, L OBP: 0.401, SLG: 0.477 (9, PH)										1	0	0	0	0	0	0					
Inning Stats	R: 2 E: 0 K: 2 S: 18	H: 1 LOB: 2 BB: 3 P: 34	R: 0 E: 1 K: 1 S: 15	H: 1 LOB: 3 BB: 1 P: 26	R: 0 E: 0 K: 1 S: 11	H: 0 LOB: 0 BB: 0 P: 17	R: 0 E: 0 K: 0 S: 6	H: 0 LOB: 1 BB: 1 P: 13	R: 0 E: 0 K: 1 S: 9	H: 2 LOB: 1 BB: 0 P: 13	R: 0 E: 0 K: 1 S: 10	H: 2 LOB: 2 BB: 0 P: 18	R: 0 E: 0 K: 1 S: 11	H: 0 LOB: 0 BB: 0 P: 17	R: 1 E: 0 K: 0 S: 15	H: 3 LOB: 2 BB: 0 P: 25	1B: 9 2B: 0 3B: 0 HR: 0	SF: 0 SAC: 0 DP: 1 HBP: 0	WP: 0 PB: 0 SB: 1 CS: 0	PA: 41	
PITCHER	IP	WLS	BF	H	R	ER	SO	BB	IBB	HBP	BLK	WP	HR	S	P	ERA	WHIP				
Johnny Antonelli, L ERA: 3.09	(1, 1)	8.1	W	38	8	3	3	7	5	0	0	0	0	0	6	9	0.00	1.560			
Marv Grissom, R ERA: 3.18	(9, 1)	0.2	S	3	1	0	0	0	0	0	0	0	0	0	0	0	0.00	1.560			

Batter	1	2	3	4	5	6	7	8	9	AB	R	H	RBI	BB	SO	LOB	TOP				
Curt Flood, R OBP: 0.334, SLG: 0.416 (1, 8)	0-0 6-3		0-0 6-3					0-0 1B WP BB 1B	0-0 4-3	5	1	1	0	0	0	1					
Gene Freese, R OBP: 0.287, SLG: 0.324 (1, 6)	0-0 F8		0-0 F9					0-0 F9		4	0	0	0	0	0	1					
Irv Noren, L OBP: 0.314, SLG: 0.317 (8, 7)										0	0	0	0	0	0	0					
Stan Musial, L OBP: 0.429, SLG: 0.553 (1, 3)	0-0 F2		0-0 4-3					4-0 WP 1B 1-2 1B BB		3	1	0	0	1	0	0					
Ken Boyer, R OBP: 0.347, SLG: 0.490 (1, 5)		4-0 2B 6-3 BB		0-0 F3				0-0 F7		3	2	0	0	1	0	2					
Del Ennis, R OBP: 0.308, SLG: 0.378 (1, 7)		0-0 F9		0-0 6-3				0-0 F9		4	0	1	0	0	0	2					
Ruben Amaro, R OBP: 0.282, SLG: 0.288 (8, 6)								2-3 1-2 2-3 1B WP		0	1	0	0	0	0	0					
Wally Moon, L OBP: 0.360, SLG: 0.387 (1, 9)		0-0 6-3 2B		0-0 F8				4-0 1B FC8-6 BB		3	2	2	2	1	0	0					
Gene Green, R OBP: 0.358, SLG: 0.427 (1, 2)		0-0 6-3			0-0 F2			0-0 FC8-6 1B		4	0	1	2	0	0	1					
Don Blasingame, L OBP: 0.354, SLG: 0.371 (1, 4)		2-3 3-H 0-0		0-0 4-3				0-0 FC8-6		4	0	1	2	0	1	2					
Sam Jones, R OBP: 0.104, SLG: 0.092 (1, 1)		3-H 0-3		0-0 K				0-3 1-2 3-H		4	0	0	0	0	2	3					
Inning Stats	R: 0 E: 0 K: 0 S: 3	H: 0 LOB: 0 BB: 0 P: 3	R: 2 E: 0 K: 1 S: 7	H: 2 LOB: 1 BB: 1 P: 11	R: 0 E: 0 K: 0 S: 3	H: 0 LOB: 0 BB: 0 P: 3	R: 0 E: 0 K: 0 S: 3	H: 0 LOB: 0 BB: 0 P: 3	R: 0 E: 0 K: 0 S: 3	H: 0 LOB: 0 BB: 0 P: 3	R: 2 E: 1 K: 1 S: 7	H: 1 LOB: 1 BB: 1 P: 11	R: 3 E: 0 K: 0 S: 5	H: 3 LOB: 1 BB: 1 P: 9	R: 0 E: 1 K: 1 S: 6	H: 0 LOB: 1 BB: 0 P: 6	1B: 4 2B: 2 3B: 0 HR: 0	SF: 0 SAC: 0 DP: 0 HBP: 0	WP: 1 PB: 0 SB: 0 CS: 0	PA: 37	
PITCHER Mike McCormick, L ERA: 4.04 (1, 1)	IP: 9.0 WLS: L BF: 37	H: 6 R: 7 ER: 5 SO: 3	BB: 3 IBB: 0 HBP: 0 BLK: 0	WP: 1 HR: 0 S: 40 P: 52	ERA: 5.00 WHIP: 1.000											PITCHER	IP: 9.0 WLS: W BF: 38	H: 6 R: 3 ER: 3 SO: 7	BB: 7 IBB: 1 HBP: 0 BLK: 0	WP: 1 HR: 0 S: 44 P: 76	ERA: 3.00 WHIP: 1.444

St. Louis Cardinals @ San Francisco Giants
Seals Stadium, San Francisco, CA
Tue Aug 12 1958, 10:05 PM EDT
Att: 22,892 - Unknown

AB 34
R 7
H 6
RBI 6
BB 3
SO 3
LOB 12



Batter	1	2	3	4	5	6	7	8	9	AB	R	H	RBI	BB	SO	LOB	BOTTOM				
Jim Davenport, R OBP: 0.310, SLG: 0.404 (1, 5)	0-0 F5		0-3 K	0-3 K					0-0 FC6-4	4	0	0	0	0	2	5					
Whitey Lockman, L OBP: 0.333, SLG: 0.333 (9, PH)									0-0 FC6-4	1	0	0	0	0	0	1					
Willie Kirkland, L OBP: 0.327, SLG: 0.432 (1, 9)	0-0 4-3			0-0 E2					0-0 F7	5	1	2	0	0	0	3					
Willie Mays, R OBP: 0.399, SLG: 0.548 (1, 8)	0-0 F8			4-0 1B SF9						3	1	0	0	1	1	3					
Leon Wagner, L OBP: 0.396, SLG: 0.496 (1, 7)		0-3 K		0-0 1B SF9						4	1	1	0	0	1	0					
Orlando Cepeda, R OBP: 0.339, SLG: 0.510 (1, 3)		4-0 G5-3 BB		0-0 SF9						2	0	1	1	1	0	0					
Daryl Spencer, R OBP: 0.361, SLG: 0.433 (1, 6)		4-0 BB		1-2 2-3 3-H 4-0						1	0	0	0	3	0	1					
Bob Schmidt, R OBP: 0.301, SLG: 0.435 (1, 2)		0-0 G5-3		0-3 K						2	0	0	0	0	1	5					
Bill White, L OBP: 0.400, SLG: 0.143 (6, PH)										1	0	0	0	0	0	1					
Valmy Thomas, R OBP: 0.336, SLG: 0.333 (7, 2)		1-2 BB								1	0	0	0	0	0	1					
Danny O'Connell, R OBP: 0.338, SLG: 0.329 (1, 4)				0-0 6-3						2	0	1	1	2	0	0					
Mike McCormick, L OBP: 0.271, SLG: 0.244 (1, 1)				0-3 K						2	0	1	1	1	1	0					
Bob Speake, L OBP: 0.352, SLG: 0.443 (9, PH)										1	0	0	0	0	1	1					
Inning Stats	R: 0 E: 0 K: 0 S: 3	H: 0 LOB: 0 BB: 0 P: 3	R: 0 E: 0 K: 1 S: 4	H: 0 LOB: 1 BB: 2 P: 12	R: 0 E: 0 K: 2 S: 7	H: 0 LOB: 0 BB: 0 P: 7	R: 3 E: 1 K: 2 S: 10	H: 3 LOB: 3 BB: 3 P: 22	R: 0 E: 0 K: 0 S: 3	H: 1 LOB: 0 BB: 0 P: 3	R: 0 E: 0 K: 0 S: 3	H: 1 LOB: 2 BB: 1 P: 10	R: 0 E: 0 K: 0 S: 3	H: 0 LOB: 1 BB: 1 P: 7	R: 0 E: 0 K: 1 S: 5	H: 0 LOB: 1 BB: 1 P: 9	1B: 5 2B: 3 3B: 0 HR: 0	SF: 1 SAC: 0 DP: 3 HBP: 0	WP: 1 PB: 0 SB: 0 CS: 0	PA: 38	
PITCHER Sam Jones, R ERA: 2.5 (1, 1)	IP: 9.0 WLS: W BF: 38	H: 6 R: 3 ER: 3 SO: 7	BB: 7 IBB: 1 HBP: 0 BLK: 0	WP: 1 HR: 0 S: 44 P: 76	ERA: 3.00 WHIP: 1.444											PITCHER	IP: 9.0 WLS: W BF: 38	H: 6 R: 3 ER: 3 SO: 7	BB: 7 IBB: 1 HBP: 0 BLK: 0	WP: 1 HR: 0 S: 44 P: 76	ERA: 3.00 WHIP: 1.444

St. Louis Cardinals @ San Francisco Giants
Seals Stadium, San Francisco, CA
Tue Aug 12 1958, 10:05 PM EDT
Att: 22,892 - Unknown

AB 29
R 3
H 6
RBI 3
BB 8
SO 7
LOB 21



Batter	1	2	3	4	5	6	7	8	9	AB	R	H	RBI	BB	SO	LOB	TOP			
Don Blasingame, L (1.4)	G3			1-3		1-3	F4			4	0	0	0	0	0	3	St. Louis Cardinals @ San Francisco Giants Seals Stadium, San Francisco, CA Wed Aug 13 1958, 6:33 AM EDT Att: 17,346 - Unknown			
Gene Freese, R (1.6)	F9			1B				F7		4	0	2	0	0	0	0				
Stan Musial, L (1.3)	F5			F4		G3		G4-6-3 BB		3	0	0	0	1	0	2				
Ken Boyer, R (1.5)		F9		1B			1B BB SF8	G4-6-3		4	1	2	0	0	0	1				
Wally Moon, L (1.9)	K			4-3			BB 1B	1B		3	1	1	0	1	1	2				
Del Ennis, R (1.7)	4-3				G6-4-3 1B		BB 1B	K		4	0	2	0	0	1	1				
Curt Flood, R (1.8)			G3		G6-4-3 1-2		K	G6-4-3 1B		4	0	1	1	0	1	4				
Gene Green, R (1.2)			6-3		5-3		SF8	G6-4-3 1-2		3	0	0	1	0	0	1				
Vinegar Bend Mizell, R (1.1)			4-3				3-H 4-0			1	0	0	0	0	0	0				
Jim Brosnan, R (5.1)							1-2 2-3			0	0	0	0	0	0	0				
Irv Noren, L (6.1)										0	0	0	0	0	1	0				
Phil Paine, R (6.1)										0	0	0	0	0	0	0				
Joe Cunningham, L (7.1)										0	0	0	0	0	1	0				
Bill Wight, L (7.1)										0	0	0	0	0	0	0				
Inning Stats	R: 0 E: 0 K: 0 S: 3	H: 0 LOB: 0 BB: 0 P: 3	R: 0 E: 0 K: 1 S: 5	H: 0 LOB: 0 BB: 0 P: 5	R: 0 E: 0 K: 0 S: 3	H: 2 LOB: 2 BB: 0 P: 5	R: 0 E: 0 K: 0 S: 3	H: 1 LOB: 1 BB: 0 P: 3	R: 0 E: 0 K: 1 S: 6	H: 1 LOB: 3 BB: 2 P: 6	R: 1 E: 0 K: 1 S: 7	H: 2 LOB: 2 BB: 2 P: 15	R: 0 E: 0 K: 0 S: 2	H: 0 LOB: 0 BB: 1 P: 6	R: 1 E: 0 K: 1 S: 6	H: 2 LOB: 0 BB: 0 P: 6	1B: 7 2B: 0 3B: 1 HR: 0	SF: 1 SAC: 0 DP: 3 HBP: 0	WP: 0 PB: 0 SB: 0 CS: 0	PA: 35
PITCHER	IP WLS BF H R ER SO BB IBB HBP BLK WP HR S P ERA WHIP																			
Ruben Gomez, R (1.1)	9.0 W 35 8 2 2 4 3 0 0 0 0 0 40 52 2.00 1.222																			

Batter	1	2	3	4	5	6	7	8	9	AB	R	H	RBI	BB	SO	LOB	BOTTOM			
Danny O'Connell, R (1.4)	6-3		F7		2B	1B		WP HR		4	2	2	1	1	0	0	St. Louis Cardinals @ San Francisco Giants Seals Stadium, San Francisco, CA Wed Aug 13 1958, 6:33 AM EDT Att: 17,346 - Unknown			
Jim Davenport, R (1.5)	HR			BB	1-H 2B	6-3		HR		4	2	3	2	1	0	3				
Willie Mays, R (1.8)	F9			F4	F7		5-3	1-H 3-H HR		5	1	1	3	0	0	2				
Hank Sauer, R (1.7)	1-3			F8	2-3		F9	F4		4	0	0	0	0	0	2				
Felipe Alou, R (8.7)										1	0	0	0	0	0	0				
Orlando Cepeda, R (1.3)		F8		F8		1B 2B	5-3			4	1	1	0	0	0	1				
Daryl Spencer, R (1.6)		G6-3 BB			2B HR BB	FC4-6 1B		2B 1B		2	2	2	0	2	0	0				
Willie Kirkland, L (1.9)		G6-3 1-2			1-3 HR 2B	F4		1-H 1B 2B		4	2	2	1	0	0	3				
Valmy Thomas, R (1.2)			6-3		2-H 3-H HR	FC4-6 1B		5-3		4	1	2	4	0	0	1				
Ruben Gomez, R (1.1)			K		F5	FC4-6 BB		5-3		4	0	0	0	0	1	3				
Inning Stats	R: 1 E: 0 K: 0 S: 4	H: 1 LOB: 0 BB: 0 P: 4	R: 0 E: 0 K: 0 S: 2	H: 0 LOB: 1 BB: 1 P: 6	R: 0 E: 0 K: 1 S: 5	H: 0 LOB: 0 BB: 0 P: 5	R: 0 E: 0 K: 0 S: 3	H: 0 LOB: 1 BB: 1 P: 7	R: 4 E: 0 K: 0 S: 7	H: 4 LOB: 1 BB: 1 P: 11	R: 1 E: 0 K: 0 S: 6	H: 3 LOB: 3 BB: 1 P: 10	R: 0 E: 0 K: 0 S: 3	H: 0 LOB: 0 BB: 0 P: 3	R: 5 E: 0 K: 0 S: 8	H: 5 LOB: 0 BB: 0 P: 8	1B: 6 2B: 4 3B: 0 HR: 3	SF: 0 SAC: 0 DP: 1 HBP: 0	WP: 1 PB: 0 SB: 0 CS: 0	PA: 40
PITCHER	IP WLS BF H R ER SO BB IBB HBP BLK WP HR S P ERA WHIP																			
Vinegar Bend Mizell, L (1.1)	4.1 L 20 5 5 5 1 3 0 0 0 0 0 2 19 31 10.38 1.846																			
Jim Brosnan, R (5.1)	0.2 2 0 0 0 0 0 0 0 0 0 0 2 2 0.00 0.000																			
Phil Paine, R (6.1)	1.0 7 3 1 1 0 1 0 0 0 0 0 6 10 9.00 4.000																			
Bill Wight, L (7.1)	2.0 11 5 5 5 0 0 0 0 0 0 1 1 11 11 22.50 2.500																			

AB	31
R	2
H	8
RBI	2
BB	3
SO	4
LOB	14



AB	36
R	11
H	13
RBI	11
BB	4
SO	1
LOB	15



Batter	1	2	3	4	5	6	7	8	9	AB	R	H	RBI	BB	SO	LOB	TOP				
Curt Flood, R OBP: 0.337, SLG: 0.415 (1, 8)	F8		FC5-4			2B		2B	1B	4	1	2	1	1	0	2	St. Louis Cardinals @ San Francisco Giants Seals Stadium, San Francisco, CA Thu Aug 14 1958, 6:33 AM EDT Att: 14,837 - Unknown				
Gene Freese, R OBP: 0.289, SLG: 0.355 (1, 6)	CS		F7			2B		FC9-2	5-3	4	0	2	2	1	0	5					
Stan Musial, L OBP: 0.423, SLG: 0.543 (1, 3)	F7					1-3		F9		4	0	0	0	0	0	4					
Ken Boyer, R OBP: 0.345, SLG: 0.485 (1, 5)	CS	5-3				F8		FC9-2		4	0	0	0	0	0	3					
Del Ennis, R OBP: 0.306, SLG: 0.375 (1, 7)		F9				F9			F8	4	0	0	0	0	0	2					
Gene Green, R OBP: 0.353, SLG: 0.421 (1, 2)		4-3				F6				4	0	1	0	0	0	0					
Eddie Kasko, R OBP: 0.276, SLG: 0.243 (9, PR)								BB	1B	0	1	0	0	0	0	0					
Wally Moon, L OBP: 0.365, SLG: 0.393 (1, 9)			FC5-4			3-1			1B	2	0	0	0	2	1	0					
Don Blasingame, L OBP: 0.352, SLG: 0.369 (1, 4)						F3			F8	4	0	2	0	0	0	2					
Billy Muffett, R OBP: 0.222, SLG: 0.235 (1, 1)										3	1	1	0	0	2	3					
Jim Brosnan, R OBP: 0.152, SLG: 0.163 (8, 1)										0	0	0	0	0	0	0					
Joe Cunningham, L OBP: 0.446, SLG: 0.475 (9, PH)										0	0	0	0	1	0	0					
Inning Stats	R: 0 E: 0 K: 0 S: 2	H: 0 LOB: 0 BB: 1 P: 6	R: 0 E: 0 K: 0 S: 3	H: 0 LOB: 0 BB: 0 P: 3	R: 0 E: 0 K: 1 S: 6	H: 1 LOB: 2 BB: 1 P: 10	R: 0 E: 0 K: 0 S: 3	H: 0 LOB: 0 BB: 0 P: 3	R: 0 E: 0 K: 0 S: 3	H: 0 LOB: 0 BB: 0 P: 3	R: 1 E: 0 K: 0 S: 5	H: 2 LOB: 2 BB: 1 P: 9	R: 0 E: 0 K: 2 S: 8	H: 1 LOB: 1 BB: 0 P: 8	R: 1 E: 0 K: 0 S: 4	H: 2 LOB: 0 BB: 2 P: 4	R: 1 E: 0 K: 0 S: 5	H: 2 LOB: 3 BB: 2 P: 13	1B: 6 2B: 3 3B: 0 HR: 0	SF: 0 SAC: 0 DP: 1 HBP: 0	WP: 0 PA: 39 PB: 0 SB: 1 CS: 1
PITCHER	IP WLS BF H R ER SO BB IBB HBP BLK WP HR S P ERA WHIP	IP WLS BF H R ER SO BB IBB HBP BLK WP HR S P ERA WHIP	IP WLS BF H R ER SO BB IBB HBP BLK WP HR S P ERA WHIP	IP WLS BF H R ER SO BB IBB HBP BLK WP HR S P ERA WHIP	IP WLS BF H R ER SO BB IBB HBP BLK WP HR S P ERA WHIP	IP WLS BF H R ER SO BB IBB HBP BLK WP HR S P ERA WHIP	IP WLS BF H R ER SO BB IBB HBP BLK WP HR S P ERA WHIP	IP WLS BF H R ER SO BB IBB HBP BLK WP HR S P ERA WHIP	IP WLS BF H R ER SO BB IBB HBP BLK WP HR S P ERA WHIP	IP WLS BF H R ER SO BB IBB HBP BLK WP HR S P ERA WHIP	IP WLS BF H R ER SO BB IBB HBP BLK WP HR S P ERA WHIP	IP WLS BF H R ER SO BB IBB HBP BLK WP HR S P ERA WHIP	IP WLS BF H R ER SO BB IBB HBP BLK WP HR S P ERA WHIP	IP WLS BF H R ER SO BB IBB HBP BLK WP HR S P ERA WHIP	IP WLS BF H R ER SO BB IBB HBP BLK WP HR S P ERA WHIP	IP WLS BF H R ER SO BB IBB HBP BLK WP HR S P ERA WHIP	IP WLS BF H R ER SO BB IBB HBP BLK WP HR S P ERA WHIP	IP WLS BF H R ER SO BB IBB HBP BLK WP HR S P ERA WHIP	IP WLS BF H R ER SO BB IBB HBP BLK WP HR S P ERA WHIP	IP WLS BF H R ER SO BB IBB HBP BLK WP HR S P ERA WHIP	IP WLS BF H R ER SO BB IBB HBP BLK WP HR S P ERA WHIP

AB	33
R	3
H	8
RBI	3
BB	5
SO	3
LOB	21



Batter	1	2	3	4	5	6	7	8	9	AB	R	H	RBI	BB	SO	LOB	BOTTOM				
Danny O'Connell, R OBP: 0.339, SLG: 0.328 (1, 4)	6-3					G4-6-3		F8		3	0	0	0	0	0	1	St. Louis Cardinals @ San Francisco Giants Seals Stadium, San Francisco, CA Thu Aug 14 1958, 6:33 AM EDT Att: 14,837 - Unknown				
Bob Speake, L OBP: 0.347, SLG: 0.435 (8, PH)										1	0	0	0	0	0	0					
Eddie Bressoud, R OBP: 0.318, SLG: 0.347 (9, 4)										0	0	0	0	0	0	0					
Jim Davenport, R OBP: 0.321, SLG: 0.420 (1, 5)	F9					1B		6-3		2	1	0	0	0	0	0					
Willie Mays, R OBP: 0.398, SLG: 0.558 (1, 8)	F6					F8				4	1	2	1	0	0	1					
Hank Sauer, R OBP: 0.355, SLG: 0.459 (1, 7)										3	0	1	1	1	0	1					
Felipe Alou, R OBP: 0.297, SLG: 0.381 (8, PR)										0	1	0	0	0	0	0					
Orlando Cepeda, R OBP: 0.338, SLG: 0.510 (1, 3)										4	0	1	1	0	0	3					
Willie Kirkland, L OBP: 0.331, SLG: 0.440 (1, 9)										4	0	2	0	0	0	1					
Daryl Spencer, R OBP: 0.367, SLG: 0.447 (1, 6)										4	1	2	1	0	0	2					
Valmy Thomas, R OBP: 0.342, SLG: 0.369 (1, 2)										3	0	1	0	0	1	1					
Johnny Antonelli, L OBP: 0.239, SLG: 0.277 (1, 1)										3	0	1	0	0	0	1					
Marv Grissom, R OBP: 0.367, SLG: 0.447 (9, 1)										0	0	0	0	0	0	0					
Inning Stats	R: 0 E: 0 K: 0 S: 3	H: 0 LOB: 0 BB: 0 P: 3	R: 0 E: 1 K: 0 S: 3	H: 0 LOB: 0 BB: 0 P: 3	R: 0 E: 0 K: 0 S: 3	H: 0 LOB: 0 BB: 0 P: 3	R: 0 E: 0 K: 0 S: 3	H: 0 LOB: 1 BB: 0 P: 4	R: 0 E: 0 K: 0 S: 6	H: 2 LOB: 1 BB: 0 P: 6	R: 1 E: 0 K: 0 S: 5	H: 3 LOB: 2 BB: 0 P: 6	R: 1 E: 0 K: 0 S: 4	H: 2 LOB: 0 BB: 0 P: 4	R: 2 E: 0 K: 0 S: 6	H: 3 LOB: 2 BB: 1 P: 10	1B: 6 2B: 3 3B: 0 HR: 2	SF: 0 SAC: 0 DP: 3 HBP: 2	WP: 0 PA: 34 PB: 0 SB: 0 CS: 1		
PITCHER	IP WLS BF H R ER SO BB IBB HBP BLK WP HR S P ERA WHIP	IP WLS BF H R ER SO BB IBB HBP BLK WP HR S P ERA WHIP	IP WLS BF H R ER SO BB IBB HBP BLK WP HR S P ERA WHIP	IP WLS BF H R ER SO BB IBB HBP BLK WP HR S P ERA WHIP	IP WLS BF H R ER SO BB IBB HBP BLK WP HR S P ERA WHIP	IP WLS BF H R ER SO BB IBB HBP BLK WP HR S P ERA WHIP	IP WLS BF H R ER SO BB IBB HBP BLK WP HR S P ERA WHIP	IP WLS BF H R ER SO BB IBB HBP BLK WP HR S P ERA WHIP	IP WLS BF H R ER SO BB IBB HBP BLK WP HR S P ERA WHIP	IP WLS BF H R ER SO BB IBB HBP BLK WP HR S P ERA WHIP	IP WLS BF H R ER SO BB IBB HBP BLK WP HR S P ERA WHIP	IP WLS BF H R ER SO BB IBB HBP BLK WP HR S P ERA WHIP	IP WLS BF H R ER SO BB IBB HBP BLK WP HR S P ERA WHIP	IP WLS BF H R ER SO BB IBB HBP BLK WP HR S P ERA WHIP	IP WLS BF H R ER SO BB IBB HBP BLK WP HR S P ERA WHIP	IP WLS BF H R ER SO BB IBB HBP BLK WP HR S P ERA WHIP	IP WLS BF H R ER SO BB IBB HBP BLK WP HR S P ERA WHIP	IP WLS BF H R ER SO BB IBB HBP BLK WP HR S P ERA WHIP	IP WLS BF H R ER SO BB IBB HBP BLK WP HR S P ERA WHIP	IP WLS BF H R ER SO BB IBB HBP BLK WP HR S P ERA WHIP	IP WLS BF H R ER SO BB IBB HBP BLK WP HR S P ERA WHIP



Batter	1	2	3	4	5	6	7	8	9	10	AB	R	H	RBI	BB	SO	LOB	TOP			
Tony Taylor, R OBP: 0.300, SLG: 0.304 (1.4)	K		F5			L6-3 1B		FC6-4 1B		S 1B 1B	5	1	3	0	0	1	0	Chicago Cubs @ San Francisco Giants Seals Stadium, San Francisco, CA Fri Aug 15 1958, 10:05 PM EDT Att. 17,036 - Unknown			
Alvin Dark, R OBP: 0.355, SLG: 0.382 (1.5)	K		5-3			L6-3 1-2		FC6-4 1-2f		F8	5	0	0	1	0	1	3				
Lee Walls, R OBP: 0.372, SLG: 0.507 (1.9)	14 1B 1B		6-3			HBP		F9 3-H		14 1B 1-H	4	0	2	1	0	0	1				
14 Ernie Banks, R OBP: 0.359, SLG: 0.612 (1.6)	1B		6-3			F8		F7		1B	5	0	2	0	0	0	1				
Walt Moryn, L OBP: 0.246, SLG: 0.500 Jim Bolger, R OBP: 0.270, SLG: 0.319 (1.7) (9.7)	K		G4-6-3 1B			F7		FC1-6 1B		K	4	0	2	0	0	1	2				
Dale Long, L OBP: 0.355, SLG: 0.445 (1.3)		4-3	G4-6-3 1-2f			F6		FC1-6 FC6-4			4	0	0	0	0	0	2				
Bobby Thomson, R OBP: 0.356, SLG: 0.472 (1.8)		FC6-4 BB				F7		K		FC6-4 1-2f	3	0	0	0	1	1	1				
Cal Neeman, R OBP: 0.333, SLG: 0.539 (1.2)		FC6-4 FC5-4 1-2f				6-3		F8			4	1	1	1	0	0	1				
Dave Hillman, R OBP: 0.148, SLG: 0.222 (1.1)		FC5-4 1-2f				K		1B FC6-4 1B		HR 6-3	4	1	1	0	0	1	1				
Inning Stats	R: 0 E: 0 K: 3 S: 11	H: 2 LOB: 2 BB: 0 P: 11	R: 0 E: 0 K: 0 S: 3	H: 0 LOB: 1 BB: 1 P: 7	R: 0 E: 0 K: 0 S: 3	H: 1 LOB: 0 BB: 0 P: 3	R: 0 E: 0 K: 1 S: 5	H: 0 LOB: 0 BB: 0 P: 5	R: 0 E: 0 K: 0 S: 3	H: 1 LOB: 1 BB: 0 P: 4	R: 0 E: 0 K: 1 S: 5	H: 0 LOB: 0 BB: 0 P: 5	R: 1 E: 0 K: 0 S: 5	H: 2 LOB: 1 BB: 0 P: 5	R: 0 E: 0 K: 0 S: 4	H: 1 LOB: 1 BB: 0 P: 4	R: 2 E: 0 K: 1 S: 9		H: 4 LOB: 2 BB: 0 P: 9	1B: 10 2B: 1 3B: 0 HR: 1	SF: 0 SAC: 0 DP: 2 HBP: 1
PITCHER	IP 9.2	WLS L	BF 39	H 10	R 3	ER 3	SO 5	BB 1	IBB 0	HBP 1	BLK 0	WP 0	HR 1	S 47	P 52	ERA 2.79	WHIP 1.138				
Stu Miller, R ERA: 2.72 Al Worthington, R ERA: 3.49	(1.1) (10.1)	0.1	2	1	0	0	1	0	0	0	0	0	0	0	4	4	0.00	3.000			

Chicago Cubs @ San Francisco Giants
Seals Stadium, San Francisco, CA
Fri Aug 15 1958, 10:05 PM EDT
Att. 17,036 - Unknown

AB	39
R	3
H	11
RBI	3
BB	1
SO	6
LOB	14



WP: 0	PA: 41
PB: 0	
SB: 1	
CS: 0	

Batter	1	2	3	4	5	6	7	8	9	10	AB	R	H	RBI	BB	SO	LOB	BOTTOM	
Danny O'Connell, R OBP: 0.339, SLG: 0.328 Whitey Lockman, L OBP: 0.337, SLG: 0.329 (1.4) (8. PH) (9.4)	K		BB 1B		G6-4-3 1-2f			4-3		4-0 BB	3	0	1	0	0	1	1	Chicago Cubs @ San Francisco Giants Seals Stadium, San Francisco, CA Fri Aug 15 1958, 10:05 PM EDT Att. 17,036 - Unknown	
Jim Davenport, R OBP: 0.321, SLG: 0.417 Leon Wagner, L OBP: 0.393, SLG: 0.492 Eddie Bressoud, R OBP: 0.318, SLG: 0.347 Ray Jablonski, R OBP: 0.285, SLG: 0.482 (1.5) (8. PH) (9.5) (10. PH)	6-3		BB BB			F7		F6		K	2	0	0	0	1	0	0		
Willie Mays, R OBP: 0.395, SLG: 0.553 (1.8)	K		5-3			6-3		F8			4	0	0	0	0	1	2		
Hank Sauer, R OBP: 0.353, SLG: 0.455 (1.7)		E4				5-3		1B		K	4	0	1	0	0	1	0		
Orlando Cepeda, R OBP: 0.337, SLG: 0.514 (1.3)		F8				K		6-3		HR	4	1	1	1	0	1	2		
Willie Kirkland, L OBP: 0.330, SLG: 0.438 (1.9)		K				1B		4-3		F6	4	0	1	0	0	1	1		
Daryl Spencer, R OBP: 0.366, SLG: 0.445 (1.6)		F7				F9		1B		K	4	0	1	0	0	1	2		
Valmy Thomas, R OBP: 0.333, SLG: 0.358 Bill White, L OBP: 0.364, SLG: 0.125 (1.2) (10. PH)			K			F9		F8		K	3	0	0	0	0	1	1		
Stu Miller, R OBP: 0.226, SLG: 0.179 Al Worthington, R OBP: 0.196, SLG: 0.189 Bob Speake, L OBP: 0.342, SLG: 0.429 (1.1) (10.1) (10. PH)			K			G6-4-3 1B		F4		3-1	3	0	1	0	0	1	1		
Inning Stats	R: 0 E: 0 K: 2 S: 7	H: 0 LOB: 0 BB: 0 P: 7	R: 0 E: 1 K: 1 S: 6	H: 0 LOB: 1 BB: 0 P: 6	R: 0 E: 0 K: 2 S: 8	H: 1 LOB: 2 BB: 1 P: 12	R: 0 E: 0 K: 1 S: 6	H: 1 LOB: 1 BB: 0 P: 6	R: 0 E: 0 K: 0 S: 3	H: 1 LOB: 1 BB: 0 P: 4	R: 0 E: 0 K: 2 S: 8	H: 1 LOB: 0 BB: 0 P: 8	R: 1 E: 0 K: 2 S: 8	H: 1 LOB: 0 BB: 0 P: 8	R: 0 E: 0 K: 2 S: 7	H: 0 LOB: 1 BB: 1 P: 11	1B: 5 2B: 0 3B: 0 HR: 1		SF: 0 SAC: 0 DP: 1 HBP: 0
PITCHER	IP 10.0	WLS W	BF 38	H 6	R 1	ER 1	SO 10	BB 2	IBB 0	HBP 0	BLK 0	WP 0	HR 1	S 56	P 64	ERA 0.90	WHIP 0.800		
Dave Hillman, R ERA: 2.98	(1.1)																		

Chicago Cubs @ San Francisco Giants
Seals Stadium, San Francisco, CA
Fri Aug 15 1958, 10:05 PM EDT
Att. 17,036 - Unknown

AB	36
R	1
H	6
RBI	1
BB	2
SO	10
LOB	11



WP: 0	PA: 38
PB: 0	
SB: 0	
CS: 0	

Batter	1	2	3	4	5	6	7	8	9	AB	R	H	RBI	BB	SO	LOB	TOP
Tony Taylor, R (1,4) OBP: 0.299, SLG: 0.314 Jim Bolger, R (9,PH) OBP: 0.272, SLG: 0.320	0-0 1-3		0-0 4-3 S 2B		0-3 K		0-0 F3		0-0 F4	4	1	1	0	0	1	1	Chicago Cubs @ San Francisco Giants Seals Stadium, San Francisco, CA Sun Aug 17 1958, 6:33 AM EDT Att: 20,892 - Unknown
Alvin Dark, R (1,5) OBP: 0.350, SLG: 0.376	0-0 F7		0-0 4-3		0-0 F3		0-0 F2		0-0 5-3	5	0	0	0	0	0	3	
Lee Walls, R (1,9) OBP: 0.370, SLG: 0.504	0-0 F4		0-0 F8		0-0 14 HR 1B		0-0 F8			4	1	1	0	0	0	1	
14 Ernie Banks, R (1,6) OBP: 0.362, SLG: 0.628		0-0 6-3	0-0 F8		0-0 HR		0-0 1-3			4	1	1	2	0	0	0	
Walt Moryn, L (1,7) OBP: 0.341, SLG: 0.492		0-0 G3		0-3 K		0-0 F8		0-0 4-3		4	0	0	0	0	1	0	
Dale Long, L (1,3) OBP: 0.358, SLG: 0.453		0-0 HR		0-0 F6		0-0 4-3		4-0 BB		3	1	1	1	1	0	0	
Bobby Thomson, R (1,8) OBP: 0.356, SLG: 0.483		0-0 HR		0-0 HR		4-0 BB		0-0 F3		3	2	2	2	1	0	1	
Cal Neeman, R (1,2) OBP: 0.336, SLG: 0.526		1-0 HBP		0-0 F8		0-0 F8		0-0 F4		3	0	0	0	0	0	1	
Moe Drabowsky, R (1,1) John Briggs, R (3,1) Lou Johnson, R (5,PH) Bob Anderson, R (5,1) Bobby Adams, R (7,PH) Don Elston, R (7,1) Sammy Taylor, L (9,PH)	0-3 K				0-3 K		0-0 1B		0-0 1B	1	0	0	0	0	0	1	<div style="display: flex; justify-content: space-between;"> <div> Inning Stats R: 0 H: 0 E: 0 LOB: 0 K: 0 BB: 0 S: 3 R: 2 H: 2 E: 0 LOB: 1 K: 1 BB: 0 S: 7 R: 1 H: 1 E: 0 LOB: 0 K: 0 BB: 0 S: 4 R: 1 H: 1 E: 0 LOB: 0 K: 1 BB: 0 S: 6 R: 0 H: 0 E: 0 LOB: 0 K: 2 BB: 0 S: 7 R: 2 H: 2 E: 0 LOB: 1 K: 0 BB: 1 S: 5 R: 0 H: 1 E: 0 LOB: 1 K: 0 BB: 0 S: 4 R: 0 H: 0 E: 0 LOB: 1 K: 0 BB: 1 S: 3 R: 0 H: 1 E: 0 LOB: 1 K: 0 BB: 0 S: 4 </div> <div> PITCHER Ruben Gomez, R (1,1) ERA: 4.98 Paul Giel, R (4,1) ERA: 3.95 Al Worthington, R (7,1) ERA: 3.41 </div> </div>
Inning Stats	R: 0 H: 0 E: 0 LOB: 0 K: 0 BB: 0 S: 3	R: 2 H: 2 E: 0 LOB: 1 K: 1 BB: 0 S: 7	R: 1 H: 1 E: 0 LOB: 0 K: 0 BB: 0 S: 4	R: 1 H: 1 E: 0 LOB: 0 K: 1 BB: 0 S: 6	R: 0 H: 0 E: 0 LOB: 0 K: 2 BB: 0 S: 7	R: 2 H: 2 E: 0 LOB: 1 K: 0 BB: 1 S: 5	R: 0 H: 1 E: 0 LOB: 1 K: 0 BB: 0 S: 4	R: 0 H: 0 E: 0 LOB: 1 K: 0 BB: 1 S: 3	R: 0 H: 1 E: 0 LOB: 1 K: 0 BB: 0 S: 4	1B: 3 SF: 0 2B: 1 SAC: 0 3B: 0 DP: 0 HR: 4 HBP: 1	WP: 0 PA: 38 PB: 0 SB: 1 CS: 0						

Batter	1	2	3	4	5	6	7	8	9	AB	R	H	RBI	BB	SO	LOB	BOTTOM
Danny O'Connell, R (1,4) OBP: 0.340, SLG: 0.327	0-0 SH1 HR 1B		4-0 BB SH3-4 1B BB	0-0 1-2 HR 1B		0-0 4-3				3	3	2	0	1	0	0	Chicago Cubs @ San Francisco Giants Seals Stadium, San Francisco, CA Sun Aug 17 1958, 6:33 AM EDT Att: 20,892 - Unknown
Jim Davenport, R (1,5) OBP: 0.318, SLG: 0.412	0-0 SH1 1-2		0-0 SH3-4 1-2	0-0 F4		0-0 F6				2	0	0	0	0	2		
Willie Mays, R (1,8) OBP: 0.395, SLG: 0.562	0-0 F7		4-0 BB 1B BB	0-0 1-2 2H HR		0-0 F5				3	2	1	3	1	0	1	
Leon Wagner, L (1,7) OBP: 0.385, SLG: 0.496	0-0 2H HR		4-0 FC1-3 1B BB	0-0 3-1		0-3 K				3	1	1	2	1	1	0	
Orlando Cepeda, R (1,3) OBP: 0.340, SLG: 0.523	0-0 F8		0-0 FC1-3 1B 1-2 2H 3H		0-0 6-3		0-0 5-3			4	0	1	2	0	0	0	
Willie Kirkland, L (1,9) OBP: 0.329, SLG: 0.436		0-0 F4	0-0 FC1-3 S 1-2 2-3		0-3 K		0-0 F8			4	0	0	0	0	1	2	
Daryl Spencer, R (1,6) OBP: 0.364, SLG: 0.447		0-0 HR	0-0 F4 1-2		0-0 F9		0-0 F7			4	1	1	1	0	0	2	
Valmy Thomas, R (1,2) OBP: 0.333, SLG: 0.358		0-3 K		0-0 1B HR 1B		0-3 K				3	1	1	0	0	2	0	
Ruben Gomez, R (1,1) Paul Giel, R (4,1) Bob Speake, L (6,PH) Al Worthington, R (7,1)	0-0 F7			0-0 F3		0-0 F9				1	0	0	0	0	0	0	<div style="display: flex; justify-content: space-between;"> <div> Inning Stats R: 2 H: 2 E: 0 LOB: 0 K: 0 BB: 0 S: 5 R: 1 H: 1 E: 0 LOB: 0 K: 1 BB: 0 S: 6 R: 2 H: 1 E: 0 LOB: 2 K: 0 BB: 3 S: 4 R: 3 H: 3 E: 0 LOB: 0 K: 0 BB: 0 S: 6 R: 0 H: 0 E: 0 LOB: 0 K: 1 BB: 0 S: 5 R: 0 H: 0 E: 0 LOB: 0 K: 1 BB: 0 S: 5 R: 0 H: 0 E: 0 LOB: 0 K: 0 BB: 0 S: 3 R: 0 H: 0 E: 0 LOB: 0 K: 0 BB: 0 S: 3 </div> <div> PITCHER Moe Drabowsky, R (1,1) ERA: 4.59 John Briggs, R (3,1) ERA: 4.4 Bob Anderson, R (5,1) ERA: 5.25 Don Elston, R (7,1) ERA: 3.12 </div> </div>
Inning Stats	R: 2 H: 2 E: 0 LOB: 0 K: 0 BB: 0 S: 5	R: 1 H: 1 E: 0 LOB: 0 K: 1 BB: 0 S: 6	R: 2 H: 1 E: 0 LOB: 2 K: 0 BB: 3 S: 4	R: 3 H: 3 E: 0 LOB: 0 K: 0 BB: 0 S: 6	R: 0 H: 0 E: 0 LOB: 0 K: 1 BB: 0 S: 5	R: 0 H: 0 E: 0 LOB: 0 K: 1 BB: 0 S: 5	R: 0 H: 0 E: 0 LOB: 0 K: 0 BB: 0 S: 3	R: 0 H: 0 E: 0 LOB: 0 K: 0 BB: 0 S: 3	R: 0 H: 0 E: 0 LOB: 0 K: 0 BB: 0 S: 3	1B: 4 SF: 0 2B: 0 SAC: 2 3B: 0 DP: 0 HR: 3 HBP: 0	WP: 0 PA: 34 PB: 0 SB: 1 CS: 0						

Batter	1	2	3	4	5	6	7	8	9	AB	R	H	RBI	BB	SO	LOB	TOP																																									
Johnny Temple, R OBP: 0.390, SLG: 0.383 (1, 4)	F7		1B			HR	5-3		6-3	4	1	1	1	1	0	0	Cincinnati Redlegs @ San Francisco Giants Seals Stadium, San Francisco, CA Wed Aug 20 1958, 6:33 AM EDT Att: 10,212 - Unknown livebaseballscorecards.com																																									
Jerry Lynch, L OBP: 0.321, SLG: 0.455 (1, 9)	F8		1B			K	1-3		1B	5	0	2	1	0	1	0																																										
George Crowe, L OBP: 0.360, SLG: 0.430 Dee Fondy, L OBP: 0.283, SLG: 0.317 (6, PR) (8, 3)	F8		G3-6				F4		1-3	4	0	1	0	0	0	2																																										
Frank Robinson, R OBP: 0.342, SLG: 0.501 (8, 5)	F7					HR	E6		1B	4	1	2	1	0	0	0																																										
Ed Bailey, L OBP: 0.329, SLG: 0.384 (1, 2)	6-3					K	F7		SH1-4	3	0	0	0	0	1	1																																										
Bob Thurman, L OBP: 0.323, SLG: 0.394 (1, 7)						1-3			FC5-2	1	0	0	0	3	0	0																																										
Alex Grammas, R OBP: 0.299, SLG: 0.254 Smoky Burgess, L OBP: 0.348, SLG: 0.390 Eddie Miksis, R OBP: 0.216, SLG: 0.130 Don Newcombe, L OBP: 0.360, SLG: 0.400 Pete Whisenant, R OBP: 0.274, SLG: 0.440 Roy McMillan, R OBP: 0.308, SLG: 0.286 (1, 5) (6, PH) (6, 5) (6, PH) (8, 8) (1, 6)	6-3					1-3			FC5-2	2	0	0	0	0	1	1																																										
Harvey Haddix, L OBP: 0.279, SLG: 0.315 Brooks Lawrence, R OBP: 0.220, SLG: 0.140 Gus Bell, L OBP: 0.307, SLG: 0.381 Hal Jeffcoat, R OBP: 0.667, SLG: 0.625 Walt Dropp, R OBP: 0.309, SLG: 0.411 (1, 1) (5, 1) (7, PH) (7, 1) (9, PH)			SH2-3			5-3			F3	4	1	1	0	0	0	6																																										
Inning Stats	R: 0 E: 0 K: 0 S: 3	H: 0 LOB: 0 BB: 0 P: 3	R: 0 E: 0 K: 0 S: 3	H: 0 LOB: 1 BB: 1 P: 7	R: 1 E: 0 K: 0 S: 4	H: 2 LOB: 1 BB: 1 P: 8	R: 1 E: 0 K: 1 S: 6	H: 1 LOB: 0 BB: 0 P: 6	R: 1 E: 0 K: 1 S: 6	H: 1 LOB: 0 BB: 2 P: 6	R: 0 E: 0 K: 0 S: 4	H: 0 LOB: 0 BB: 0 P: 12	R: 0 E: 0 K: 0 S: 3	H: 0 LOB: 0 BB: 0 P: 3	R: 0 E: 0 K: 0 S: 5	H: 2 LOB: 3 BB: 1 P: 9		R: 0 E: 0 K: 1 S: 6	H: 1 LOB: 1 BB: 0 P: 6	1B: 5 2B: 0 3B: 0 HR: 2	SF: 0 SAC: 2 DP: 1 HBP: 0	WP: 0 PB: 0 SB: 0 CS: 0	PA: 39																																			
PITCHER	IP	WLS	BF	H	R	ER	SO	BB	IBB	HBP	BLK	WP	HR	S	P	ERA		WHIP	PITCHER				IP	WLS	BF	H	R	ER	SO	BB	IBB	HBP	BLK	WP	HR	S	P	ERA	WHIP																			
Stu Miller, R ERA: 2.83 Al Worthington, R ERA: 3.39 Marv Grissom, R ERA: 3.0	(1, 1)	5.0	20	4	3	3	2	2	0	0	0	0	2	22	30	5.40	1.200					(6, 1)	1.0	W	6	0	0	0	0	2	0	0	0	0	0	4	12	0.00	2.000	(7, 1)	3.0	S	13	3	0	0	1	0	1	0	0	0	0	0	14	18	0.00	1.000

Batter	1	2	3	4	5	6	7	8	9	AB	R	H	RBI	BB	SO	LOB	BOTTOM																																				
Danny O'Connell, R OBP: 0.341, SLG: 0.323 Bob Speake, L OBP: 0.347, SLG: 0.422 Eddie Bressoud, R OBP: 0.323, SLG: 0.353 (1, 4) (6, PH) (7, 4)	FC5-4		F8			1B			G6-4-3	2	0	0	0	1	0	3	Cincinnati Redlegs @ San Francisco Giants Seals Stadium, San Francisco, CA Wed Aug 20 1958, 6:33 AM EDT Att: 10,212 - Unknown livebaseballscorecards.com																																				
Jim Davenport, R OBP: 0.316, SLG: 0.408 Hank Sauer, R OBP: 0.352, SLG: 0.453 Al Worthington, R OBP: 0.305, SLG: 0.189 Bill White, L OBP: 0.429, SLG: 0.273 Marv Grissom, R (1, 5) (5, PH) (6, 1) (6, PH) (7, 1)	FC5-4		F3			IBB			G6-4-3	2	0	0	0	0	2																																						
Willie Mays, R OBP: 0.393, SLG: 0.555 (1, 8)	F2					IBB			F4	3	0	0	0	1	0	3																																					
Leon Wagner, L OBP: 0.385, SLG: 0.500 Felipe Alou, R OBP: 0.297, SLG: 0.381 (1, 7) (9, 7)	K					IBB			6-3	3	0	0	1	1	1																																						
Orlando Cepeda, R OBP: 0.339, SLG: 0.519 (1, 3)			4-3			IBB			6-3	4	0	1	0	0	0	3																																					
Daryl Spencer, R OBP: 0.360, SLG: 0.441 (1, 6)	F8					IBB			6-3	4	0	0	0	0	1																																						
Willie Kirkland, L OBP: 0.331, SLG: 0.439 (1, 9)	F5					IBB			F6	3	1	1	0	0	0																																						
Valmy Thomas, R OBP: 0.351, SLG: 0.385 (1, 2)						IBB			6-3	4	2	3	0	0	2																																						
Stu Miller, R OBP: 0.219, SLG: 0.172 Ray Jablonski, R OBP: 0.290, SLG: 0.495 (1, 1) (5, PH) (6, 5)						IBB			5-3	1	0	0	0	0	1																																						
Inning Stats	R: 0 E: 0 K: 1 S: 5	H: 0 LOB: 1 BB: 1 P: 9	R: 0 E: 0 K: 0 S: 3	H: 0 LOB: 0 BB: 0 P: 3	R: 0 E: 0 K: 1 S: 6	H: 1 LOB: 1 BB: 0 P: 6	R: 0 E: 1 K: 0 S: 4	H: 1 LOB: 1 BB: 0 P: 4	R: 2 E: 0 K: 0 S: 6	H: 3 LOB: 3 BB: 2 P: 14	R: 2 E: 0 K: 0 S: 6	H: 3 LOB: 2 BB: 1 P: 10	R: 0 E: 1 K: 0 S: 4	H: 0 LOB: 2 BB: 0 P: 5	R: 0 E: 0 K: 0 S: 3	H: 1 LOB: 0 BB: 0 P: 3		1B: 5 2B: 4 3B: 0 HR: 0	SF: 0 SAC: 0 DP: 1 HBP: 1	WP: 0 PB: 0 SB: 0 CS: 0	PA: 38																																
PITCHER	IP	WLS	BF	H	R	ER	SO	BB	IBB	HBP	BLK	WP	HR	S	P	ERA	WHIP	PITCHER				IP	WLS	BF	H	R	ER	SO	BB	IBB	HBP	BLK	WP	HR	S	P	ERA	WHIP															
Harvey Haddix, L ERA: 3.58 Brooks Lawrence, R ERA: 4.54 Hal Jeffcoat, R ERA: 3.68	(1, 1)	4.2	22	5	2	2	2	2	0	0	0	0	0	7	11	3.86	1.500					(5, 1)	1.1	L	8	3	2	2	0	0	1	0	0	0	7	11	13.50	2.250	(7, 1)	2.0		8	1	0	0	0	0	0	0	7	8	0.00	0.500

Batter	1	2	3	4	5	6	7	8	9	AB	R	H	RBI	BB	SO	LOB	TOP	
Johnny Temple, R OBP: 0.393, SLG: 0.387 (1,4)										3	2	0	1	0	1		Cincinnati Redlegs @ San Francisco Giants Seals Stadium, San Francisco, CA Thu Aug 21 1958, 6:33 AM EDT Att: 10,983 - Unknown AB 34 R 8 H 10 RBI 7 BB 6 SO 2 LOB 23	
Jerry Lynch, L OBP: 0.318, SLG: 0.448 (1,9)										4	1	0	0	1	0	4		
Pete Whisenant, R OBP: 0.274, SLG: 0.431 (1,7)										3	1	0	0	1	0	2		
Frank Robinson, R OBP: 0.342, SLG: 0.498 (1,8)										3	2	0	0	2	0	3		
Ed Bailey, L OBP: 0.330, SLG: 0.384 (1,2)										5	0	2	2	0	1	5		
Walt Dropo, R OBP: 0.322, SLG: 0.426 (1,3)										4	1	3	2	1	0	1		
Alex Grammas, R OBP: 0.304, SLG: 0.264 (1,5)										3	0	1	3	0	1	1		
Roy McMillan, R OBP: 0.303, SLG: 0.281 (1,6)										5	0	0	0	0	0	5		
Don Newcombe, L OBP: 0.370, SLG: 0.408 (1,1)										4	1	2	0	0	0	1		
Inning Stats	R: 4 E: 0 K: 1 S: 7	H: 2 LOB: 1 BB: 3 P: 19	R: 1 E: 1 K: 0 S: 5	H: 1 LOB: 1 BB: 0 P: 5	R: 0 E: 0 K: 0 S: 3	H: 1 LOB: 0 BB: 0 P: 3	R: 0 E: 0 K: 0 S: 4	H: 0 LOB: 1 BB: 0 P: 4	R: 0 E: 0 K: 1 S: 5	H: 1 LOB: 2 BB: 0 P: 5	R: 0 E: 0 K: 0 S: 4	H: 1 LOB: 1 BB: 0 P: 4	R: 3 E: 0 K: 0 S: 4	H: 2 LOB: 2 BB: 3 P: 17	1B: 7 2B: 3 3B: 0 HR: 0	SF: 0 SAC: 0 DP: 2 HBP: 1	WP: 0 PB: 0 SB: 0 CS: 0	PA: 44
PITCHER	IP WLS BF H R ER SO BB IBB HBP BLK WP HR S P ERA WHIP	IP WLS BF H R ER SO BB IBB HBP BLK WP HR S P ERA WHIP																
Mike McCormick, L ERA: 4.32 (1,1)	0.2 L 7 2 4 4 1 3 0 0 0 0 0 0 6 18 54.00 7.500																	
Gordon Jones, R ERA: 0.73 (1,1)	7.1 29 6 1 0 1 0 0 0 1 0 0 31 31 0.00 0.818																	
Paul Giel, R ERA: 4.33 (9,1)	0.1 4 0 3 3 0 3 0 0 0 0 0 0 1 13 81.00 9.000																	
Don Johnson, R ERA: 11.45 (9,1)	0.2 4 2 0 0 0 0 0 0 1 0 0 0 3 4 0.00 3.000																	

Batter	1	2	3	4	5	6	7	8	9	AB	R	H	RBI	BB	SO	LOB	BOTTOM			
Danny O'Connell, R OBP: 0.338, SLG: 0.320 (1,4)										3	0	0	0	0	0	0	Cincinnati Redlegs @ San Francisco Giants Seals Stadium, San Francisco, CA Thu Aug 21 1958, 6:33 AM EDT Att: 10,983 - Unknown AB 32 R 1 H 6 RBI 1 BB 1 SO 4 LOB 9			
Bob Speake, L OBP: 0.342, SLG: 0.415 (8, PH)										1	0	0	0	0	1	0				
Paul Giel, R OBP: 0.182, SLG: 0.100 (9,1)										0	0	0	0	0	0	0				
Don Johnson, R (9,1)										0	0	0	0	0	0	0				
Willie Kirkland, L OBP: 0.328, SLG: 0.434 (1,9)										4	0	0	0	0	0	0				
Willie Mays, R OBP: 0.394, SLG: 0.554 (1,8)										3	0	1	0	1	0	0				
Leon Wagner, L OBP: 0.394, SLG: 0.527 (1,7)										4	1	3	1	0	0	1				
Orlando Cepeda, R OBP: 0.337, SLG: 0.515 (1,3)										4	0	0	0	0	1	4				
Ray Jablonski, R OBP: 0.290, SLG: 0.490 (1,5)										4	0	1	0	0	1	1				
Daryl Spencer, R OBP: 0.360, SLG: 0.440 (1,6)										3	0	1	0	0	0	2				
Bob Schmidt, R OBP: 0.304, SLG: 0.437 (1,2)										3	0	0	0	0	0	1				
Mike McCormick, L OBP: 0.265, SLG: 0.239 (1,1)										0	0	0	0	0	0	0				
Gordon Jones, R (1,1)										2	0	0	0	0	1	0				
Whitey Lockman, L OBP: 0.333, SLG: 0.325 (8, PH)										1	0	0	0	0	0	0				
Inning Stats	R: 0 E: 0 K: 0 S: 3	H: 0 LOB: 0 BB: 0 P: 3	R: 1 E: 0 K: 2 S: 9	H: 2 LOB: 1 BB: 0 P: 9	R: 0 E: 0 K: 1 S: 5	H: 0 LOB: 0 BB: 0 P: 5	R: 0 E: 0 K: 0 S: 5	H: 2 LOB: 2 BB: 0 P: 5	R: 0 E: 0 K: 0 S: 3	H: 0 LOB: 0 BB: 0 P: 3	R: 0 E: 0 K: 0 S: 4	H: 2 LOB: 1 BB: 0 P: 4	R: 0 E: 0 K: 0 S: 3	H: 0 LOB: 0 BB: 0 P: 3	R: 0 E: 0 K: 1 S: 5	H: 0 LOB: 1 BB: 1 P: 7	1B: 5 2B: 0 3B: 0 HR: 1	SF: 0 SAC: 0 DP: 1 HBP: 0	WP: 0 PB: 0 SB: 0 CS: 0	PA: 33
PITCHER	IP WLS BF H R ER SO BB IBB HBP BLK WP HR S P ERA WHIP	IP WLS BF H R ER SO BB IBB HBP BLK WP HR S P ERA WHIP																		
Don Newcombe, R ERA: 5.02 (1,1)	9.0 W 33 6 1 1 4 1 0 0 0 0 1 40 44 1.00 0.778																			



Batter	1	2	3	4	5	6	7	8	9	AB	R	H	RBI	BB	SO	LOB	TOP					
Johnny Temple, R OBP: 0.391, SLG: 0.383 (1, 4)										3	1	1	0	2	0	1	Cincinnati Redlegs @ San Francisco Giants Seals Stadium, San Francisco, CA Sat Aug 23 1958, 6:33 AM EDT Att: 17,714 - Unknown livebaseballscorecards.com					
Jerry Lynch, L OBP: 0.319, SLG: 0.451 (1, 9)										4	0	2	0	0	0	1						
George Crowe, L OBP: 0.360, SLG: 0.427 (1, 3)					K					3	0	1	1	1	1	3						
Dee Fondy, L OBP: 0.280, SLG: 0.314 (7, PR) (7, 3)										0	0	0	0	0	0	0						
Frank Robinson, R OBP: 0.341, SLG: 0.494 (1, 8)										3	0	0	0	1	0	6						
Ed Bailey, L OBP: 0.334, SLG: 0.391 (1, 2)	K									3	0	0	1	1	1	2						
Gus Bell, L OBP: 0.304, SLG: 0.376 (1, 7)										4	0	1	0	0	0	3						
Alex Grammas, R OBP: 0.308, SLG: 0.266 (1, 5)										4	0	0	0	0	0	1						
Roy McMillan, R OBP: 0.304, SLG: 0.283 (9, PH)										3	1	2	0	0	0	0						
Smoky Burgess, L OBP: 0.343, SLG: 0.386 (9, PH)										1	0	0	0	0	0	0						
Bob Purkey, R OBP: 0.151, SLG: 0.174 (1, 1)										2	0	0	0	0	0	1						
Bob Thurman, L OBP: 0.325, SLG: 0.395 (7, PH)										1	0	0	0	0	0	1						
Willard Schmidt, R OBP: 0.091, SLG: 0.091 (7, 1)										0	0	0	0	0	0	0						
Don Newcombe, L OBP: 0.382, SLG: 0.408 (9, PH)										0	0	0	0	1	0	0						
Eddie Miksis, R OBP: 0.212, SLG: 0.128 (9, PR)										0	0	0	0	0	0	0						
Inning Stats	R: 0 E: 0 K: 1 S: 5	H: 0 LOB: 2 BB: 2 P: 13	R: 0 E: 0 K: 0 S: 4	H: 2 LOB: 1 BB: 0 P: 4	R: 1 E: 0 K: 0 S: 4	H: 2 LOB: 2 BB: 2 P: 12	R: 0 E: 0 K: 0 S: 3	H: 0 LOB: 0 BB: 0 P: 3	R: 0 E: 0 K: 1 S: 5	H: 0 LOB: 1 BB: 1 P: 9	R: 0 E: 0 K: 0 S: 3	H: 0 LOB: 0 BB: 0 P: 3	R: 1 E: 0 K: 0 S: 6	H: 3 LOB: 2 BB: 0 P: 6	R: 0 E: 0 K: 0 S: 3	H: 0 LOB: 0 BB: 0 P: 3	R: 0 E: 0 K: 0 S: 2	H: 0 LOB: 1 BB: 1 P: 6	1B: 7 2B: 0 3B: 0 HR: 0	SF: 0 SAC: 0 DP: 2 HBP: 0	WP: 0 PB: 0 SB: 0 CS: 1	PA: 37
PITCHER	IP WLS BF H R ER SO BB IBB HBP BLK WP HR S P ERA WHIP																					
Ramon Monzant, R ERA: 5.2 (1, 1)	2.1	14	4	1	1	1	1	4	0	0	0	0	0	0	12	28	3.86	3.429				
Paul Giel, R ERA: 4.06 (3, 1)	6.2	W	23	3	1	1	1	2	0	0	0	0	0	0	23	31	1.35	0.750				

Batter	1	2	3	4	5	6	7	8	9	AB	R	H	RBI	BB	SO	LOB	BOTTOM					
Danny O'Connell, R OBP: 0.339, SLG: 0.316 (1, 4)										3	1	0	0	1	0	0	Cincinnati Redlegs @ San Francisco Giants Seals Stadium, San Francisco, CA Sat Aug 23 1958, 6:33 AM EDT Att: 17,714 - Unknown livebaseballscorecards.com					
Whitey Lockman, L OBP: 0.333, SLG: 0.337 (1, 3)										3	1	1	0	0	0	0						
Willie Mays, R OBP: 0.394, SLG: 0.556 (1, 8)										4	1	2	2	0	0	0						
Leon Wagner, L OBP: 0.388, SLG: 0.536 (1, 7)							K			4	1	1	1	0	1	2						
Felipe Alou, R OBP: 0.297, SLG: 0.381 (8, 7)							K			0	0	0	0	0	0	0						
Willie Kirkland, L OBP: 0.329, SLG: 0.444 (1, 9)										4	1	3	2	0	0	0						
Daryl Spencer, R OBP: 0.363, SLG: 0.439 (1, 6)										3	0	0	0	1	0	3						
Valmy Thomas, R OBP: 0.341, SLG: 0.395 (1, 2)										4	0	0	0	0	1	2						
Jim Davenport, R OBP: 0.318, SLG: 0.407 (1, 5)								K		3	0	2	0	1	1	0						
Ramon Monzant, R OBP: 0.222, SLG: 0.222 (1, 1)										1	0	0	0	0	0	2						
Paul Giel, R OBP: 0.160, SLG: 0.087 (3, 1)										3	0	0	0	0	0	3						
Inning Stats	R: 0 E: 0 K: 0 S: 3	H: 0 LOB: 0 BB: 0 P: 3	R: 1 E: 0 K: 1 S: 8	H: 3 LOB: 0 BB: 0 P: 8	R: 2 E: 0 K: 0 S: 5	H: 2 LOB: 0 BB: 0 P: 5	R: 0 E: 0 K: 0 S: 3	H: 0 LOB: 1 BB: 1 P: 7	R: 0 E: 0 K: 0 S: 3	H: 0 LOB: 0 BB: 0 P: 3	R: 1 E: 0 K: 0 S: 5	H: 2 LOB: 2 BB: 1 P: 9	R: 1 E: 0 K: 1 S: 7	H: 2 LOB: 2 BB: 1 P: 11	R: 0 E: 0 K: 1 S: 5	H: 0 LOB: 0 BB: 0 P: 5	1B: 4 2B: 2 3B: 0 HR: 3	SF: 0 SAC: 1 DP: 0 HBP: 0	WP: 0 PB: 0 SB: 0 CS: 0	PA: 36		
PITCHER	IP WLS BF H R ER SO BB IBB HBP BLK WP HR S P ERA WHIP																					
Bob Purkey, R ERA: 3.49 (1, 1)	6.0	L	27	7	4	4	1	2	0	0	0	0	0	0	12	16	4.50	1.500				
Willard Schmidt, R ERA: 2.93 (7, 1)	2.0		9	2	1	1	2	1	0	0	0	0	0	0	12	16	4.50	1.500				

Batter	1	2	3	4	5	6	7	8	9	AB	R	H	RBI	BB	SO	LOB	TOP								
Felix Mantilla, R OBP: 0.290, SLG: 0.358 (1, 8)	F9	1B		6-3					WP SF8 1B	5	1	3	1	0	0	0	Milwaukee Braves @ San Francisco Giants Seals Stadium, San Francisco, CA Mon Aug 25 1958, 10:05 PM EDT Att: 21,433 - Unknown livebaseballscorecards.com								
Red Schoendienst, S OBP: 0.313, SLG: 0.310 (1, 4)	F3	1B		F8					E4 WP	5	0	1	0	0	0	4									
Eddie Mathews, L OBP: 0.355, SLG: 0.473 (1, 5)	4-3	1B							SF8	3	0	1	2	1	0	0									
Hank Aaron, R OBP: 0.384, SLG: 0.578 (1, 9)		1B							F8	5	1	1	0	0	0	5									
Joe Adcock, R OBP: 0.311, SLG: 0.504 Frank Torre, L OBP: 0.389, SLG: 0.421 (1, 3) (5, 3)		1B								3	1	1	0	0	0	3									
Andy Pafo, R OBP: 0.306, SLG: 0.329 (1, 7)										1	0	0	0	0	0	0									
Del Crandall, R OBP: 0.348, SLG: 0.476 (1, 2)										4	1	2	1	0	1	0									
Johnny Logan, R OBP: 0.303, SLG: 0.354 (1, 6)										2	0	0	0	1	0	0									
Warren Spahn, L OBP: 0.385, SLG: 0.442 (1, 1)										4	1	0	0	0	1	4									
Inning Stats	R: 0 E: 0 K: 0 S: 3	H: 0 LOB: 0 BB: 0 P: 3	R: 5 E: 1 K: 0 S: 10	H: 6 LOB: 3 BB: 0 P: 11	R: 0 E: 0 K: 1 S: 5	H: 0 LOB: 0 BB: 0 P: 5	R: 0 E: 0 K: 0 S: 3	H: 0 LOB: 0 BB: 1 P: 6	R: 0 E: 0 K: 2 S: 9	H: 2 LOB: 3 BB: 1 P: 13	R: 0 E: 0 K: 0 S: 3	H: 0 LOB: 0 BB: 0 P: 3	R: 0 E: 0 K: 0 S: 3	H: 0 LOB: 0 BB: 0 P: 3	R: 1 E: 1 K: 0 S: 5	H: 1 LOB: 1 BB: 0 P: 5	1B: 8 2B: 1 3B: 0 HR: 0	SF: 1 SAC: 0 DP: 1 HBP: 1	WP: 1 PB: 0 SB: 0 CS: 0	PA: 40					
PITCHER	IP	WLS	BF	H	R	ER	SO	BB	IBB	HBP	BLK	WP	HR	S	P	ERA	WHIP								
Mike McCormick, L ERA: 4.64 (1, 1)	1.1	L	10	4	5	5	0	0	0	1	0	0	0	9	10	33.75	3.000								
Gordon Jones, R ERA: 0.55 (2, 1)	3.2		13	2	0	0	1	1	0	0	0	0	0	14	18	0.00	0.818								
Stu Miller, R ERA: 2.79 (6, 1)	2.0		9	2	0	0	2	1	0	0	0	0	0	12	16	0.00	1.500								
Don Johnson, R ERA: 9.69 (8, 1)	2.0		8	1	1	0	0	0	0	0	0	1	0	8	8	0.00	0.500								

Batter	1	2	3	4	5	6	7	8	9	AB	R	H	RBI	BB	SO	LOB	BOTTOM								
Eddie Bressoud, R OBP: 0.321, SLG: 0.344 (1, 4)	F6									3	0	0	0	1	0	1	Milwaukee Braves @ San Francisco Giants Seals Stadium, San Francisco, CA Mon Aug 25 1958, 10:05 PM EDT Att: 21,433 - Unknown livebaseballscorecards.com								
Felipe Alou, R OBP: 0.291, SLG: 0.381 (9, PH)										0	0	0	0	1	0	0									
Willie Kirkland, L OBP: 0.330, SLG: 0.441 (1, 9)										3	0	1	0	0	1	3									
Stu Miller, R OBP: 0.219, SLG: 0.172 (6, 1)										0	0	0	0	0	0	0									
Hank Sauer, R OBP: 0.349, SLG: 0.452 (7, PH)										1	0	0	0	0	1	1									
Don Johnson, R OBP: 0.313, SLG: 0.399 (9, PH)										1	0	0	0	0	0	2									
Willie Mays, R OBP: 0.395, SLG: 0.552 (1, 8)	F4									4	0	1	1	0	0	1									
Leon Wagner, L OBP: 0.387, SLG: 0.547 (1, 7)	E4									4	0	0	0	0	0	4									
Orlando Cepeda, R OBP: 0.338, SLG: 0.514 (1, 3)	K									3	0	1	0	1	1	2									
Ray Jablonski, R OBP: 0.283, SLG: 0.478 (1, 5)										4	0	0	0	0	1	2									
Daryl Spencer, R OBP: 0.363, SLG: 0.440 (1, 6)										4	1	1	0	0	0	0									
Valmy Thomas, R OBP: 0.340, SLG: 0.388 (1, 2)										2	0	0	0	1	2	0									
Bob Schmidt, R OBP: 0.303, SLG: 0.435 (9, PH)										1	0	0	0	0	1	0									
Mike McCormick, L OBP: 0.265, SLG: 0.239 (2, 1)										0	0	0	0	0	0	0									
Gordon Jones, R OBP: 0.303, SLG: 0.435 (9, PH)										1	0	0	0	0	0	0									
Jackie Brandt, R OBP: 0.667, SLG: 0.500 (5, PH) (6, 9)										2	0	1	0	1	0	2									
Inning Stats	R: 0 E: 1 K: 1 S: 7	H: 1 LOB: 2 BB: 0 P: 7	R: 0 E: 0 K: 1 S: 5	H: 0 LOB: 0 BB: 0 P: 5	R: 0 E: 0 K: 0 S: 3	H: 0 LOB: 0 BB: 0 P: 3	R: 0 E: 0 K: 0 S: 3	H: 0 LOB: 1 BB: 1 P: 7	R: 1 E: 0 K: 1 S: 7	H: 2 LOB: 3 BB: 2 P: 15	R: 0 E: 0 K: 0 S: 3	H: 0 LOB: 0 BB: 0 P: 3	R: 0 E: 0 K: 2 S: 7	H: 0 LOB: 1 BB: 1 P: 11	R: 0 E: 0 K: 1 S: 6	H: 1 LOB: 1 BB: 0 P: 6	R: 0 E: 0 K: 1 S: 6	H: 1 LOB: 2 BB: 1 P: 10	1B: 5 2B: 0 3B: 0 HR: 0	SF: 0 SAC: 0 DP: 0 HBP: 0	WP: 0 PB: 0 SB: 0 CS: 0	PA: 38			
PITCHER	IP	WLS	BF	H	R	ER	SO	BB	IBB	HBP	BLK	WP	HR	S	P	ERA	WHIP								
Warren Spahn, L ERA: 3.02 (1, 1)	9.0	W	38	5	1	1	7	5	0	0	0	0	0	47	67	1.00	1.111								



Batter	1	2	3	4	5	6	7	8	9	AB	R	H	RBI	BB	SO	LOB	TOP			
Bill Bruton, L OBP: 0.308, SLG: 0.354 (1, 8)	F7	F3		F3		G3				5	0	1	0	0	0	3	Milwaukee Braves @ San Francisco Giants Seals Stadium, San Francisco, CA Tue Aug 26 1958, 6:33 AM EDT Att: 20,297 - Unknown livebaseballscorecards.com			
Red Schoendienst, S OBP: 0.314, SLG: 0.314 (1, 4)	1B	2B	F5		1B		6-3	F7		5	1	2	0	0	0	2				
Eddie Mathews, L OBP: 0.356, SLG: 0.485 (1, 5)	F9		3-1		F8		HR		HR	5	2	2	2	0	0	2				
Hank Aaron, R OBP: 0.386, SLG: 0.577 (1, 9)	2B	1B			F4		G4-6-3		4-3	4	1	2	1	1	0	1				
Wes Covington, L OBP: 0.389, SLG: 0.664 Andy Pafko, R OBP: 0.306, SLG: 0.329 (1, 7) (9, 7)	2B	1B					G4-6-3			5	1	3	2	0	1	2				
Frank Torre, L OBP: 0.386, SLG: 0.418 (1, 3)	G3				F7	FC6				0	0	0	0	0	0	0				
Del Crandall, R OBP: 0.351, SLG: 0.489 (1, 2)					F7	FC6		F8	1B	5	0	1	0	0	0	3				
Johnny Logan, R OBP: 0.302, SLG: 0.351 (1, 6)					E6	E7		F8	1B	5	2	3	1	0	0	0				
Lew Burdette, R OBP: 0.280, SLG: 0.367 (1, 1)					G6-4-3	SF8		4-3	F4	3	0	0	1	1	0	3				
Inning Stats	R: 2 E: 0 K: 0 S: 6	H: 3 LOB: 1 BB: 0 P: 6	R: 0 E: 1 K: 0 S: 4	H: 1 LOB: 1 BB: 0 P: 4	R: 0 E: 0 K: 1 S: 6	H: 1 LOB: 1 BB: 0 P: 6	R: 1 E: 1 K: 0 S: 5	H: 2 LOB: 1 BB: 0 P: 5	R: 0 E: 0 K: 0 S: 3	H: 0 LOB: 1 BB: 1 P: 7	R: 1 E: 0 K: 0 S: 3	H: 1 LOB: 0 BB: 1 P: 7	R: 1 E: 0 K: 0 S: 6	H: 3 LOB: 2 BB: 0 P: 6	R: 2 E: 0 K: 0 S: 7	H: 4 LOB: 2 BB: 0 P: 7		1B: 10 2B: 3 3B: 0 HR: 4	SF: 1 SAC: 1 DP: 2 HBP: 0	WP: 0 PB: 0 SB: 0 CS: 0
PITCHER	IP	WLS	BF	H	R	ER	SO	BB	IBB	HBP	BLK	WP	HR	S	P	ERA	WHIP			
Ruben Gomez, R ERA: 4.85 (1, 1)	7.0	L	32	10	4	4	1	2	0	0	0	0	1	32	40	5.14	1.714			
Mary Grissom, R ERA: 3.71 (8, 1)	1.1		9	5	3	3	0	0	0	0	0	0	3	9	9	20.25	3.750			
Ramon Monzant, R ERA: 5.17 (9, 1)	0.2		4	2	0	0	0	0	0	0	0	0	0	4	4	0.00	3.000			

Batter	1	2	3	4	5	6	7	8	9	AB	R	H	RBI	BB	SO	LOB	BOTTOM					
Jim Davenport, R OBP: 0.313, SLG: 0.398 (1, 5)	F6									3	1	1	0	0	0	2	Milwaukee Braves @ San Francisco Giants Seals Stadium, San Francisco, CA Tue Aug 26 1958, 6:33 AM EDT Att: 20,297 - Unknown livebaseballscorecards.com					
Hank Sauer, R OBP: 0.348, SLG: 0.450 (7, PH)			FC6-4			HR				1	0	0	0	0	0	2						
Mary Grissom, R (8, 1)						1B				0	0	0	0	0	0	0						
Ramon Monzant, R OBP: 0.222, SLG: 0.222 (9, 1)										0	0	0	0	0	0	0						
Whitey Lockman, L OBP: 0.304, SLG: 0.304 (1, 4)	K		1-3			F8		6-3		4	0	0	0	0	1	3						
Willie Mays, R OBP: 0.396, SLG: 0.558 (1, 8)	K					F8				4	1	2	2	0	1	0						
Leon Wagner, L OBP: 0.379, SLG: 0.534 (1, 7)						HR		1B		4	0	0	0	0	1	1						
Orlando Cepeda, R OBP: 0.335, SLG: 0.509 (1, 3)						1-3		F8		4	0	0	0	0	1	1						
Willie Kirkland, L OBP: 0.332, SLG: 0.449 (1, 9)						6-3		F7		4	0	0	0	0	0	1						
Daryl Spencer, R OBP: 0.360, SLG: 0.436 (1, 6)						6-3				3	1	1	1	1	1	0						
Valmy Thomas, R OBP: 0.342, SLG: 0.385 Bob Speake, L OBP: 0.246, SLG: 0.409 Bob Schmidt, R OBP: 0.305, SLG: 0.437 (1, 2) (7, PH) (8, 2)						HR		FC6-4	BB	4	0	0	0	0	0	1						
Ruben Gomez, R OBP: 0.179, SLG: 0.236 Ray Jablonski, R OBP: 0.252, SLG: 0.476 Johany Antonelli, L OBP: 0.239, SLG: 0.319 Danny O'Connell, R OBP: 0.339, SLG: 0.316 Jackie Brandt, R OBP: 0.290, SLG: 0.333 (1, 1) (7, PH) (7, PH) (8, 5) (9, PH)						F9		FC6-4	BB	1	0	0	0	0	0	0						
Inning Stats	R: 0 E: 0 K: 2 S: 7	H: 0 LOB: 0 BB: 0 P: 7	R: 0 E: 0 K: 1 S: 5	H: 0 LOB: 0 BB: 0 P: 5	R: 0 E: 0 K: 0 S: 4	H: 1 LOB: 2 BB: 1 P: 8	R: 0 E: 0 K: 1 S: 5	H: 0 LOB: 0 BB: 0 P: 5	R: 1 E: 0 K: 0 S: 4	H: 1 LOB: 0 BB: 0 P: 4	R: 2 E: 0 K: 0 S: 5	H: 2 LOB: 0 BB: 0 P: 5	R: 0 E: 0 K: 0 S: 3	H: 0 LOB: 2 BB: 2 P: 11	R: 0 E: 0 K: 0 S: 4	H: 1 LOB: 1 BB: 0 P: 4	R: 0 E: 0 K: 0 S: 4	H: 1 LOB: 1 BB: 0 P: 4	1B: 4 2B: 0 3B: 0 HR: 2	SF: 0 SAC: 0 DP: 0 HBP: 0	WP: 0 PB: 0 SB: 0 CS: 0	PA: 36
PITCHER	IP	WLS	BF	H	R	ER	SO	BB	IBB	HBP	BLK	WP	HR	S	P	ERA	WHIP					
Lew Burdette, R ERA: 3.16 (1, 1)	9.0	W	36	6	3	3	4	3	0	0	0	0	2	41	53	3.00	1.000					



Batter	1	2	3	4	5	6	7	8	9	10	11	12	AB	R	H	RBI	BB	SO	LOB	TOP
Bill Bruton, L OBP: 0.301, SLG: 0.345 (1.8)	F7		6-3		6-3		F6	F3			5-3		6	0	0	0	0	0	1	
Red Schoendienst, S OBP: 0.314, SLG: 0.313 (1.4)	1B		4-3				G3			F7	6-3		5	1	1	0	1	0	0	
Eddie Mathews, L OBP: 0.356, SLG: 0.481 (1.5)	F6		1B	BB	F8					G3		6-3	4	0	0	0	2	0	2	
Hank Aaron, R OBP: 0.391, SLG: 0.580 (1.9)	1B		1B	1B							1-3		6	0	5	0	0	0	0	
Wes Covington, L OBP: 0.362, SLG: 0.658 (1.7) Joe Koppe, R OBP: 0.571, SLG: 0.500 (12, PH) Bob Trowbridge, R OBP: 0.111, SLG: 0.111 (12, 1)			G3							FC6	1B		5	0	2	1	1	0	5	
Frank Torre, L OBP: 0.242, SLG: 0.242 (1.3) Humberto Robinson, R OBP: 0.226, SLG: 0.256 (10, PH) Henry Rodriguez, L OBP: 0.219, SLG: 0.219 (10, 1) Don McMahon, R OBP: 0.219, SLG: 0.219 (12, PH) Andy Palco, R OBP: 0.226, SLG: 0.226 (12, 7)	F8				G3								4	0	0	0	0	0	7	
Del Crandall, R OBP: 0.349, SLG: 0.483 (1.2)		5-3		F9							K		4	0	0	0	1	1	0	
Johnny Logan, R OBP: 0.289, SLG: 0.347 (1.6)	F8		1-3				4-3				F1		5	0	0	0	0	0	2	
Juan Pizarro, L OBP: 0.346, SLG: 0.318 (1.1) Joe Adcock, R OBP: 0.315, SLG: 0.515 (7, PH)	1-3				4-3							K	2	0	0	0	0	0	0	
Inning Stats	R: 1 E: 0 K: 0 S: 6	H: 3 LOB: 2 BB: 0 P: 6	R: 0 E: 0 K: 3 S: 3	H: 0 LOB: 0 BB: 0 P: 3	R: 0 E: 0 K: 0 S: 4	H: 1 LOB: 2 BB: 1 P: 6	R: 0 E: 0 K: 0 S: 3	H: 0 LOB: 0 BB: 1 P: 3	R: 0 E: 0 K: 0 S: 3	H: 1 LOB: 1 BB: 1 P: 7	R: 0 E: 0 K: 0 S: 4	H: 0 LOB: 0 BB: 0 P: 5	R: 0 E: 0 K: 1 S: 5	H: 0 LOB: 0 BB: 0 P: 5	R: 0 E: 0 K: 1 S: 5	H: 0 LOB: 1 BB: 1 P: 9	1B: 8 2B: 0 3B: 0 HR: 1	SF: 0 SAC: 0 DP: 1 HBP: 0	WP: 0 PB: 0 SB: 0 CS: 0	PA: 51
PITCHER	IP WLS BF H R ER SO BB IBB HBP BLK WP HR S P ERA WHIP	IP WLS BF H R ER SO BB IBB HBP BLK WP HR S P ERA WHIP	IP WLS BF H R ER SO BB IBB HBP BLK WP HR S P ERA WHIP	IP WLS BF H R ER SO BB IBB HBP BLK WP HR S P ERA WHIP	IP WLS BF H R ER SO BB IBB HBP BLK WP HR S P ERA WHIP	IP WLS BF H R ER SO BB IBB HBP BLK WP HR S P ERA WHIP	IP WLS BF H R ER SO BB IBB HBP BLK WP HR S P ERA WHIP	IP WLS BF H R ER SO BB IBB HBP BLK WP HR S P ERA WHIP	IP WLS BF H R ER SO BB IBB HBP BLK WP HR S P ERA WHIP	IP WLS BF H R ER SO BB IBB HBP BLK WP HR S P ERA WHIP	IP WLS BF H R ER SO BB IBB HBP BLK WP HR S P ERA WHIP	IP WLS BF H R ER SO BB IBB HBP BLK WP HR S P ERA WHIP	IP WLS BF H R ER SO BB IBB HBP BLK WP HR S P ERA WHIP	IP WLS BF H R ER SO BB IBB HBP BLK WP HR S P ERA WHIP	IP WLS BF H R ER SO BB IBB HBP BLK WP HR S P ERA WHIP	IP WLS BF H R ER SO BB IBB HBP BLK WP HR S P ERA WHIP	IP WLS BF H R ER SO BB IBB HBP BLK WP HR S P ERA WHIP	IP WLS BF H R ER SO BB IBB HBP BLK WP HR S P ERA WHIP	IP WLS BF H R ER SO BB IBB HBP BLK WP HR S P ERA WHIP	IP WLS BF H R ER SO BB IBB HBP BLK WP HR S P ERA WHIP
Stu Miller, R ERA: 2.73 (1.1)	9.0	W	10	0	0	0	3	1	0	0	0	0	0	0	15	19	0.00	0.333		
Al Worthington, R ERA: 3.38 (10, 1)	3.0	W	10	0	0	0	3	1	0	0	0	0	0	0	15	19	0.00	0.333		

Milwaukee Braves @ San Francisco Giants
Seals Stadium, San Francisco, CA
Wed Aug 27 1958, 10:05 PM EDT
Att. 21,389 - Unknown

AB 45
R 2
H 9
RBI 2
BB 6
SO 3
LOB 18



Batter	1	2	3	4	5	6	7	8	9	10	11	12	AB	R	H	RBI	BB	SO	LOB	BOTTOM			
Felipe Alou, R OBP: 0.299, SLG: 0.378 (1.9)	F4		BB	1B			F4					6-3	4	0	1	0	2	0	0				
Jim Davenport, R OBP: 0.315, SLG: 0.397 (1.5) Willie Kirkland, L OBP: 0.331, SLG: 0.448 (9, PH) Al Worthington, R OBP: 0.200, SLG: 0.195 (10, 1)			BB	K			K			F4		1B	3	0	1	0	1	2	2				
Willie Mays, R OBP: 0.597, SLG: 0.556 (1.8)	F8		BB				1B			F6		BB	4	0	1	0	2	0	2				
Jackie Brandt, R OBP: 0.400, SLG: 0.333 (1.7)	K		F9				1B					BB	6	0	2	0	0	2	4				
Orlando Cepeda, R OBP: 0.337, SLG: 0.510 (1.3)		K		HR			F3			K		BB	5	1	2	1	1	2	2				
Daryl Spencer, R OBP: 0.358, SLG: 0.440 (1.6)	K			HR						F2		BB	5	1	1	2	0	3	1				
Bob Schmidt, R OBP: 0.300, SLG: 0.430 (1.2)		5-3		E4			F3					F7	5	0	0	0	0	0	0				
Danny O'Connell, R OBP: 0.336, SLG: 0.312 (1.4)			F9	BB			4-3			F3		F9	4	0	0	0	1	0	0				
Stu Miller, R OBP: 0.200, SLG: 0.156 (1.1) Leon Wagner, L OBP: 0.376, SLG: 0.530 (9, PH) Eddie Bressoud, R OBP: 0.319, SLG: 0.341 (10, 5)			K				F8			F5		K	3	0	0	0	0	1	2				
Inning Stats	R: 0 E: 0 K: 1 S: 6	H: 1 LOB: 1 BB: 0 P: 6	R: 0 E: 0 K: 2 S: 7	H: 0 LOB: 0 BB: 0 P: 7	R: 0 E: 0 K: 1 S: 7	H: 1 LOB: 3 BB: 2 P: 14	R: 0 E: 0 K: 1 S: 6	H: 1 LOB: 1 BB: 0 P: 6	R: 0 E: 0 K: 0 S: 3	H: 0 LOB: 0 BB: 0 P: 3	R: 0 E: 0 K: 1 S: 7	H: 2 LOB: 2 BB: 0 P: 5	R: 0 E: 0 K: 2 S: 7	H: 0 LOB: 1 BB: 1 P: 7	R: 0 E: 0 K: 1 S: 5	H: 0 LOB: 0 BB: 0 P: 5	R: 0 E: 0 K: 1 S: 5	R: 1 E: 0 K: 0 S: 3	H: 2 LOB: 3 BB: 2 P: 11	1B: 7 2B: 1 3B: 0 HR: 1	SF: 0 SAC: 0 DP: 0 HBP: 0	WP: 0 PB: 0 SB: 0 CS: 0	PA: 50
PITCHER	IP WLS BF H R ER SO BB IBB HBP BLK WP HR S P ERA WHIP	IP WLS BF H R ER SO BB IBB HBP BLK WP HR S P ERA WHIP	IP WLS BF H R ER SO BB IBB HBP BLK WP HR S P ERA WHIP	IP WLS BF H R ER SO BB IBB HBP BLK WP HR S P ERA WHIP	IP WLS BF H R ER SO BB IBB HBP BLK WP HR S P ERA WHIP	IP WLS BF H R ER SO BB IBB HBP BLK WP HR S P ERA WHIP	IP WLS BF H R ER SO BB IBB HBP BLK WP HR S P ERA WHIP	IP WLS BF H R ER SO BB IBB HBP BLK WP HR S P ERA WHIP	IP WLS BF H R ER SO BB IBB HBP BLK WP HR S P ERA WHIP	IP WLS BF H R ER SO BB IBB HBP BLK WP HR S P ERA WHIP	IP WLS BF H R ER SO BB IBB HBP BLK WP HR S P ERA WHIP	IP WLS BF H R ER SO BB IBB HBP BLK WP HR S P ERA WHIP	IP WLS BF H R ER SO BB IBB HBP BLK WP HR S P ERA WHIP	IP WLS BF H R ER SO BB IBB HBP BLK WP HR S P ERA WHIP	IP WLS BF H R ER SO BB IBB HBP BLK WP HR S P ERA WHIP	IP WLS BF H R ER SO BB IBB HBP BLK WP HR S P ERA WHIP	IP WLS BF H R ER SO BB IBB HBP BLK WP HR S P ERA WHIP	IP WLS BF H R ER SO BB IBB HBP BLK WP HR S P ERA WHIP	IP WLS BF H R ER SO BB IBB HBP BLK WP HR S P ERA WHIP	IP WLS BF H R ER SO BB IBB HBP BLK WP HR S P ERA WHIP			
Juan Pizarro, L ERA: 2.56 (1.1)	6.0	W	27	5	2	2	6	4	0	0	0	0	0	1	35	51	3.00	1.500					
Humberto Robinson, R ERA: 3.24 (7, 1)	3.0	L	12	2	0	0	2	1	0	0	0	0	0	15	19	0.00	1.000						
Don McMahon, R ERA: 3.78 (10, 1)	2.0	L	6	0	0	0	3	0	0	0	0	0	0	12	12	0.00	0.000						
Bob Trowbridge, R ERA: 3.95 (12, 1)	0.1	L	5	2	1	1	0	2	0	0	0	0	0	3	11	27.00	12.000						

Milwaukee Braves @ San Francisco Giants
Seals Stadium, San Francisco, CA
Wed Aug 27 1958, 10:05 PM EDT
Att. 21,389 - Unknown

AB 43
R 3
H 9
RBI 3
BB 7
SO 11
LOB 14



Batter	1	2	3	4	5	6	7	8	9	AB	R	H	RBI	BB	SO	LOB	TOP									
Felix Mantilla, R OBP: 0.289, SLG: 0.356 (1, 8)										4	1	1	0	0	0	1										
Red Schoendienst, S OBP: 0.321, SLG: 0.323 (1, 4)										5	0	4	1	0	0	0										
Eddie Mathews, L OBP: 0.355, SLG: 0.478 (1, 5)										3	0	0	0	1	0	3										
Hank Aaron, R OBP: 0.391, SLG: 0.578 (1, 9)										2	0	0	0	2	0	1										
Joe Adcock, R OBP: 0.311, SLG: 0.507 (1, 3)										4	0	0	0	0	0	6										
Frank Torre, L OBP: 0.381, SLG: 0.412 (8, 3)										0	0	0	0	0	0	0										
Del Crandall, R OBP: 0.350, SLG: 0.481 (1, 2)										2	1	0	1	2	0	3										
Andy Pafko, R OBP: 0.296, SLG: 0.317 (1, 7)										4	0	0	0	0	1	3										
Johnny Logan, R OBP: 0.297, SLG: 0.344 (1, 6)										4	0	0	0	0	0	0										
Bob Rush, R OBP: 0.250, SLG: 0.244 (1, 1)										3	1	1	0	1	1	0										
Inning Stats	R: 0 E: 0 K: 0 S: 3	H: 0 LOB: 0 BB: 0 P: 3	R: 0 E: 0 K: 0 S: 3	H: 0 LOB: 0 BB: 0 P: 3	R: 0 E: 0 K: 2 S: 7	H: 0 LOB: 0 BB: 0 P: 7	R: 0 E: 0 K: 0 S: 4	H: 1 LOB: 1 BB: 0 P: 4	R: 1 E: 0 K: 0 S: 3	H: 0 LOB: 0 BB: 1 P: 7	R: 0 E: 0 K: 0 S: 3	H: 0 LOB: 0 BB: 0 P: 3	R: 1 E: 0 K: 0 S: 5	H: 2 LOB: 3 BB: 2 P: 13	R: 0 E: 0 K: 0 S: 3	H: 0 LOB: 0 BB: 0 P: 3	R: 1 E: 0 K: 0 S: 4	H: 2 LOB: 2 BB: 1 P: 8	R: 0 E: 0 K: 0 S: 4	H: 1 LOB: 2 BB: 1 P: 8	1B: 5 2B: 1 3B: 0 HR: 0	SF: 0 SAC: 0 DP: 0 HBP: 0	WP: 0 PB: 0 CS: 1	PA: 39		
PITCHER Johnny Antonelli, L ERA: 3.15 (1, 1)	IP: 9.0 WLS: L BF: 39	H: 6 R: 3 ER: 2 SO: 2	BB: 5 IBB: 1 HBP: 0 BLK: 0	WP: 0 HR: 0 S: 37 P: 61	ERA: 2.00 WHIP: 1.222											ERA: 2.00 WHIP: 1.222										

Milwaukee Braves @ San Francisco Giants
Seals Stadium, San Francisco, CA
Thu Aug 28 1958, 6:33 AM EDT
Att: 19,018 - Unknown

AB 31
R 3
H 6
RBI 2
BB 6
SO 2
LOB 17



Batter	1	2	3	4	5	6	7	8	9	AB	R	H	RBI	BB	SO	LOB	BOTTOM									
Jim Davenport, R OBP: 0.315, SLG: 0.397 (1, 5)										3	0	1	0	0	0	0										
Bob Speake, L OBP: 0.342, SLG: 0.403 (7, PH)										1	0	0	0	0	1	1										
Eddie Bressoud, R OBP: 0.319, SLG: 0.341 (8, 5)										0	0	0	0	0	0	0										
Ray Jablonski, R OBP: 0.281, SLG: 0.474 (9, PH)										1	0	0	0	0	1	1										
Whitey Lockman, L OBP: 0.308, SLG: 0.309 (1, 4)										5	0	2	0	0	0	2										
Willie Mays, R OBP: 0.397, SLG: 0.554 (1, 8)										3	0	1	0	1	0	3										
Willie Kirkland, L OBP: 0.327, SLG: 0.443 (1, 9)										4	0	0	0	0	1	3										
Orlando Cepeda, R OBP: 0.340, SLG: 0.518 (1, 3)										4	0	3	0	0	1	0										
Jackie Brandt, R OBP: 0.286, SLG: 0.231 (1, 7)										4	0	0	0	0	1	3										
Daryl Spencer, R OBP: 0.358, SLG: 0.438 (1, 6)										4	0	1	0	0	2	4										
Bob Schmidt, R OBP: 0.300, SLG: 0.428 (1, 2)										4	0	1	0	0	0	2										
Johnny Antonelli, L OBP: 0.243, SLG: 0.319 (1, 1)										3	0	1	0	0	0	0										
Leon Wagner, L OBP: 0.374, SLG: 0.527 (9, PH)										1	0	0	0	0	0	1										
Inning Stats	R: 0 E: 0 K: 1 S: 5	H: 0 LOB: 1 BB: 1 P: 9	R: 0 E: 0 K: 1 S: 6	H: 1 LOB: 0 BB: 0 P: 6	R: 0 E: 0 K: 0 S: 5	H: 2 LOB: 2 BB: 0 P: 5	R: 0 E: 1 K: 0 S: 4	H: 1 LOB: 1 BB: 0 P: 4	R: 0 E: 0 K: 0 S: 4	H: 1 LOB: 1 BB: 0 P: 4	R: 0 E: 0 K: 1 S: 6	H: 1 LOB: 2 BB: 0 P: 6	R: 0 E: 0 K: 1 S: 7	H: 2 LOB: 2 BB: 0 P: 7	R: 0 E: 0 K: 2 S: 8	H: 1 LOB: 1 BB: 0 P: 8	R: 0 E: 0 K: 1 S: 6	H: 1 LOB: 1 BB: 0 P: 6	1B: 8 2B: 1 3B: 1 HR: 0	SF: 0 SAC: 0 DP: 0 HBP: 0	WP: 0 PB: 0 CS: 0	PA: 38				
PITCHER Bob Rush, R ERA: 3.38 (1, 1)	IP: 9.0 WLS: W BF: 38	H: 10 R: 0 ER: 0 SO: 7	BB: 1 IBB: 0 HBP: 0 BLK: 0	WP: 0 HR: 0 S: 51 P: 55	ERA: 0.00 WHIP: 1.222											ERA: 0.00 WHIP: 1.222										

Milwaukee Braves @ San Francisco Giants
Seals Stadium, San Francisco, CA
Thu Aug 28 1958, 6:33 AM EDT
Att: 19,018 - Unknown

AB 37
R 0
H 10
RBI 0
BB 1
SO 7
LOB 20



Batter	1	2	3	4	5	6	7	8	9	AB	R	H	RBI	BB	SO	LOB	TOP					
Jim Gilliam, S OBP: 0.357, SLG: 0.352 (1, 4)	L1		F7			FC5-4		F7		4	0	0	0	0	0	1	Los Angeles Dodgers @ San Francisco Giants Seals Stadium, San Francisco, CA Sat Aug 30 1958, 10:05 PM EDT Att: 9,865 - Unknown					
Gino Cimoli, R OBP: 0.286, SLG: 0.367 (1, 7)	1-3			1-3		4-3		6-3		4	0	0	0	0	0	1						
Carl Furillo, R OBP: 0.342, SLG: 0.462 (1, 9)	5-3			F9			1B SF8	FC5-4 BB		3	1	1	0	1	0	0						
Gil Hodges, R OBP: 0.328, SLG: 0.433 (1, 3)		F6		K			1B SF8	FC5-4		4	0	1	0	0	1	1						
Don Zimmer, R OBP: 0.318, SLG: 0.447 (1, 5)		FC6-4 1B			F6				F7	4	0	2	0	0	0	0						
Don Demeter, R OBP: 0.182, SLG: 0.234 Steve Bilko, R OBP: 0.303, SLG: 0.480 Charlie Neal, R OBP: 0.332, SLG: 0.440 (1, 8)		F9			K				F8	2	0	0	0	0	1	1						
Bob Lillis, R (1, 6)										1	0	0	0	0	1	3						
Joe Pignatano, R OBP: 0.287, SLG: 0.413 (1, 2)										1	0	0	0	0	0	0						
Johnny Podres, L OBP: 0.156, SLG: 0.131 Pee Wee Reese, R OBP: 0.333, SLG: 0.382 Clem Labine, R OBP: 0.158, SLG: 0.059 (1, 1)										2	0	1	0	0	1	0						
										1	0	0	0	0	0	3						
										0	0	0	0	0	0	0						
Inning Stats	R: 0 E: 0 K: 0 S: 4	H: 0 LOB: 0 BB: 0 P: 5	R: 0 E: 0 K: 0 S: 4	H: 1 LOB: 1 BB: 0 P: 6	R: 0 E: 0 K: 1 S: 6	H: 0 LOB: 0 BB: 0 P: 10	R: 0 E: 0 K: 1 S: 10	H: 0 LOB: 0 BB: 0 P: 15	R: 0 E: 0 K: 1 S: 6	H: 0 LOB: 0 BB: 0 P: 8	R: 0 E: 0 K: 0 S: 6	H: 1 LOB: 1 BB: 0 P: 7	R: 1 E: 0 K: 1 S: 10	H: 3 LOB: 3 BB: 1 P: 17	R: 0 E: 0 K: 0 S: 8	H: 0 LOB: 1 BB: 1 P: 17	R: 0 E: 0 K: 0 S: 7	H: 0 LOB: 0 BB: 0 P: 9	1B: 5 2B: 0 3B: 0 HR: 0	SF: 1 SAC: 0 DP: 0 HBP: 0	WP: 0 PB: 0 SB: 0 CS: 0	PA: 34
PITCHER Mike McCormick, L ERA: 4.43 (1, 1)	IP: 9.0 WLS: W BF: 34 H: 5 R: 1 ER: 1 SO: 4 BB: 1 IBB: 1 HBP: 0 BLK: 0 WP: 0 HR: 0 S: 61 P: 94 ERA: 1.00 WHIP: 0.667																					

Batter	1	2	3	4	5	6	7	8	9	AB	R	H	RBI	BB	SO	LOB	BOTTOM			
Felipe Alou, R OBP: 0.293, SLG: 0.373 (1, 9)	4-3 6-3 2B		K		F5		K			4	1	1	0	0	2	2	Los Angeles Dodgers @ San Francisco Giants Seals Stadium, San Francisco, CA Sat Aug 30 1958, 10:05 PM EDT Att: 9,865 - Unknown			
Jim Davenport, R OBP: 0.324, SLG: 0.416 (1, 5)	4-3		BB HBP		FC6-4 BB			HR 1B		2	1	1	0	1	0	1				
Willie Mays, R OBP: 0.396, SLG: 0.559 (1, 8)	6-3		BB		FC6-4			HR		3	1	1	3	1	0	2				
Jackie Brandt, R OBP: 0.250, SLG: 0.261 (1, 7)	F2		F8					4-3		4	0	0	0	0	1	2				
Orlando Cepeda, R OBP: 0.335, SLG: 0.507 (1, 3)		BB						1-3		3	0	0	0	1	1	0				
Daryl Spencer, R OBP: 0.351, SLG: 0.428 (1, 6)		F9						K		4	0	0	0	0	3	1				
Bob Schmidt, R OBP: 0.298, SLG: 0.424 (1, 2)		F7			6-3			FC5-6 1B		3	0	1	0	0	0	1				
Danny O'Connell, R OBP: 0.333, SLG: 0.309 (1, 4)		G3						FC5-6		3	0	0	0	0	0	2				
Mike McCormick, L OBP: 0.269, SLG: 0.245 (1, 1)			5-3					K		3	0	1	0	0	1	1				
										3	0	0	0	0	0	2				
Inning Stats	R: 1 E: 0 K: 0 S: 12	H: 1 LOB: 0 BB: 0 P: 17	R: 0 E: 0 K: 0 S: 9	H: 0 LOB: 1 BB: 1 P: 16	R: 0 E: 0 K: 1 S: 12	H: 0 LOB: 2 BB: 1 P: 23	R: 0 E: 0 K: 2 S: 9	H: 0 LOB: 0 BB: 0 P: 13	R: 0 E: 0 K: 2 S: 12	H: 1 LOB: 1 BB: 0 P: 17	R: 0 E: 0 K: 2 S: 8	H: 0 LOB: 0 BB: 0 P: 17	R: 0 E: 0 K: 2 S: 8	H: 1 LOB: 1 BB: 0 P: 12	R: 2 E: 0 K: 1 S: 8	H: 2 LOB: 0 BB: 0 P: 12	1B: 3 2B: 1 3B: 0 HR: 1	SF: 0 SAC: 0 DP: 0 HBP: 1	WP: 0 PB: 0 SB: 0 CS: 0	PA: 33
PITCHER Johnny Podres, L ERA: 3.44 Clem Labine, R ERA: 3.97 (1, 1)	IP: 6.0 WLS: L BF: 24 H: 2 R: 1 ER: 2 SO: 3 BB: 3 IBB: 0 HBP: 0 BLK: 0 WP: 0 HR: 0 S: 63 P: 103 ERA: 1.50 WHIP: 0.833																			

Batter	1	2	3	4	5	6	7	8	9	AB	R	H	RBI	BB	SO	LOB	TOP		
Jim Gilliam, S OBP: 0.356, SLG: 0.351	1-0 CS 1B	0-0 1-3		2-1 F7			0-1 F8			4	0	1	0	0	0	3	Los Angeles Dodgers @ San Francisco Giants Seals Stadium, San Francisco, CA Sun Aug 31 1958, 6:33 AM EDT Att: 20,744 - Unknown		
Norm Larker, L OBP: 0.376, SLG: 0.463	1-2 G3		0-1 E8 1B		0-0 F8			0-0 G5-4-3 1B		4	0	1	0	0	0	1			
Carl Furillo, R OBP: 0.338, SLG: 0.457	0-0 6-3		1-1 F9		1-2 6-3			0-0 G5-4-3 1-2 1B		4	0	0	0	0	0	2			
Gil Hodges, R OBP: 0.329, SLG: 0.436		1-0 1B E SF7 1B	2-3 K		2-1 6-3			3-1 1B 2B		4	1	2	0	0	1	1			
John Roseboro, L OBP: 0.328, SLG: 0.432		1-2 E FC6-4 1B	1-1 1B		2-1 F8			1-0 1-3		4	1	1	0	0	0	2			
Don Zimmer, R OBP: 0.317, SLG: 0.445		2-0 FC6-4 E 1-2 2-3 1B	1-2 F8		0-1 B1-3			0-0 6-3		4	0	1	0	0	0	2			
Charlie Neal, R OBP: 0.331, SLG: 0.439		1-1 SF7		1-2 6-3		3-3 K		1-1 1B		3	0	1	1	0	1	0			
Bob Lillis, R (1, 6)		3-H E6 FC6-4 1-2 2-3 1B	0-1 F6		0-0 5-3			0-2 F3		4	0	0	0	0	0	3			
Sandy Koufax, R OBP: 0.154, SLG: 0.158		3-2 FC6-4		1-1 2B		0-0 6-3		2-3 K		0	0	0	0	0	0	0			
Carl Erskine, R OBP: 0.077, SLG: 0.040		1-2 2-3 3-H								1	0	0	0	0	0	0			
Steve Bilko, S OBP: 0.395, SLG: 0.600		1-2 2-3 3-H								1	0	1	0	0	0	2			
Babe Birrer, R OBP: 0.365, SLG: 0.395		1-2 2-3 3-H								1	0	1	0	0	0	0			
Gino Cimoli, R OBP: 0.305, SLG: 0.305		1-2 2-3 3-H								1	0	0	0	0	0	0			
Danny McDevitt, L OBP: 0.133, SLG: 0.230		1-2 2-3 3-H								1	0	0	0	0	0	0			
Don Demeter, R OBP: 0.176, SLG: 0.231		1-2 2-3 3-H								1	0	0	0	0	1	1			
Inning Stats	R: 0 E: 0 K: 0 S: 5	H: 1 LOB: 0 BB: 0 P: 7	R: 2 E: 2 K: 0 S: 12	H: 2 LOB: 2 BB: 0 P: 21	R: 0 E: 1 K: 1 S: 13	H: 1 LOB: 2 BB: 0 P: 18	R: 0 E: 0 K: 0 S: 9	H: 1 LOB: 0 BB: 0 P: 13	R: 0 E: 0 K: 1 S: 7	H: 0 LOB: 0 BB: 0 P: 12	R: 0 E: 0 K: 0 S: 4	H: 0 LOB: 0 BB: 0 P: 4	R: 0 E: 0 K: 0 S: 5	H: 2 LOB: 1 BB: 0 P: 9	R: 0 E: 0 K: 1 S: 11	H: 1 LOB: 1 BB: 0 P: 14	1B: 6 2B: 2 3B: 0 HR: 0	SF: 1 SAC: 0 DP: 1 HBP: 0	WP: 0 PA: 36 PB: 0 SB: 0 CS: 1
PITCHER Stu Miller, R ERA: 2.62	IP: 9.0 WLS: W BF: 36 H: 8 R: 2 ER: 1 SO: 3 BB: 0 IBB: 0 HBP: 0 BLK: 0 WP: 0 HR: 0 S: 72 P: 107 ERA: 1.00 WHIP: 0.889																		

Batter	1	2	3	4	5	6	7	8	9	AB	R	H	RBI	BB	SO	LOB	BOTTOM		
Felipe Alou, R OBP: 0.288, SLG: 0.361	4-2 CS BB	2-1 F8		0-0 6-3		1-2 F8	1-0 4-3	1-0 L7		5	0	0	0	1	0	4	Los Angeles Dodgers @ San Francisco Giants Seals Stadium, San Francisco, CA Sun Aug 31 1958, 6:33 AM EDT Att: 20,744 - Unknown		
Jim Davenport, R OBP: 0.328, SLG: 0.417	3-2 2B 1B	0-1 HR 1B		3-3 K		0-0 F8		4-1 1B BB		4	3	2	0	1	1	0			
Willie Mays, R OBP: 0.400, SLG: 0.567	4-1 2B HR BB	0-1 HR 1B		0-0 F9		1-0 1B		1-0 1B 4-3 1B		4	3	3	2	1	0	0			
Jackie Brandt, R OBP: 0.276, SLG: 0.286	0-3 K	0-2 6-3			3-2 1B SF9 1B	1-0 F8		1-0 1B 4-3 1B		5	2	2	1	0	1	3			
Orlando Cepeda, R OBP: 0.337, SLG: 0.510	0-0 HR 2B	0-1 FC6-4 1B			1-1 F9		2-0 BB 1B	0-0 4-3		5	2	3	2	0	0	2			
Daryl Spencer, R OBP: 0.356, SLG: 0.429	4-2 HR BB	0-2 FC6-4			0-1 2B 1B		4-2 1B BB	0-0 BB 1-3 1B		3	3	2	1	2	0	1			
Bob Schmidt, R OBP: 0.300, SLG: 0.434	1-2 1-H 2-H 3-H HR		2-3 K		2-0 SF9		1-1 G5-4-3 1B	1-0 1-3 2-H 1B		4	1	2	6	0	1	1			
Danny O'Connell, R OBP: 0.337, SLG: 0.312	4-1 BB		2-1 F3		3-1 2B		1-0 G5-4-3	4-1 BB		3	0	1	1	2	0	1			
Stu Miller, R OBP: 0.225, SLG: 0.143	2-0 F7		1-3 K		0-0 F7		4-0 BB	4-2 1-2 2-3 BB		3	0	0	0	2	1	2			
Inning Stats	R: 5 E: 0 K: 1 S: 18	H: 3 LOB: 4 BB: 4 P: 40	R: 2 E: 0 K: 0 S: 14	H: 3 LOB: 0 BB: 0 P: 16	R: 0 E: 0 K: 2 S: 10	H: 0 LOB: 0 BB: 0 P: 15	R: 0 E: 0 K: 1 S: 5	H: 0 LOB: 0 BB: 0 P: 8	R: 2 E: 0 K: 0 S: 11	H: 3 LOB: 1 BB: 0 P: 20	R: 0 E: 0 K: 0 S: 6	H: 1 LOB: 1 BB: 0 P: 9	R: 2 E: 0 K: 0 S: 7	H: 2 LOB: 1 BB: 2 P: 20	R: 3 E: 0 K: 0 S: 10	H: 3 LOB: 3 BB: 3 P: 26		1B: 11 2B: 2 3B: 0 HR: 2	SF: 1 SAC: 0 DP: 1 HBP: 0
PITCHER Sandy Koufax, L ERA: 4.86	IP: 0.2 WLS: L BF: 8 H: 3 R: 5 ER: 5 SO: 1 BB: 4 IBB: 0 HBP: 0 BLK: 0 WP: 0 HR: 1 S: 17 P: 37 ERA: 67.50 WHIP: 10.500																		
Carl Erskine, R ERA: 5.4	0.1	1	0	0	0	0	0	0	0	0	1	3	0.00	0.000					
Babe Birrer, R ERA: 5.4	5.0	22	7	4	4	3	0	0	0	0	1	46	68	7.20	1.400				
Danny McDevitt, L ERA: 6.99	2.0	15	5	5	5	0	5	0	0	0	0	17	46	22.50	5.000				

Batter	1	2	3	4	5	6	7	8	9	AB	R	H	RBI	BB	SO	LOB	TOP																								
Jim Gilliam, S OBP: 0.356, SLG: 0.350 (1, 5)	F7		F8					G3		4	0	1	0	0	0	0	Los Angeles Dodgers @ San Francisco Giants Seals Stadium, San Francisco, CA Mon Sep 01 1958, 6:33 AM EDT Att: 14,121 - Unknown																								
Norm Larker, L OBP: 0.374, SLG: 0.464 (1, 7)	2B		F5					G3		4	1	1	0	0	0	1																									
Duke Snider, L OBP: 0.364, SLG: 0.471 (1, 8)	E		4-3					HR		4	2	2	1	0	0	0																									
Carl Furillo, R OBP: 0.340, SLG: 0.466 (1, 9)	E7							HR		4	1	2	3	0	0	0																									
Gil Hodges, R OBP: 0.328, SLG: 0.434 (1, 3)	6-3							HR		4	0	1	0	0	0	1																									
John Roseboro, L OBP: 0.327, SLG: 0.439 (1, 2)	L9									4	1	1	1	0	0	2																									
Don Zimmer, R OBP: 0.317, SLG: 0.443 (1, 6)										4	0	1	0	0	1	0																									
Charlie Neal, R OBP: 0.329, SLG: 0.435 (1, 4)										4	1	0	0	0	2	1																									
Clem Labine, R OBP: 0.156, SLG: 0.056 (5, PH) Steve Bilko, R OBP: 0.326, SLG: 0.486 (5, PH) Don Drysdale, R OBP: 0.285, SLG: 0.335 (5, 1) Johnny Klippstein, R OBP: 0.172, SLG: 0.227 (7, PH) Don Diemeter, R OBP: 0.077, SLG: 0.040 (7, 1) Carl Erskine, R OBP: 0.040, SLG: 0.000 (8, 1) Babe Birrer, L OBP: 0.320, SLG: 0.326 (9, PH)	5-3							F8		1	0	0	0	0	0	0																									
Inning Stats	R: 2 E: 1 K: 0 S: 11	H: 3 LOB: 1 BB: 0 P: 18	R: 0 E: 0 K: 2 S: 10	H: 0 LOB: 0 BB: 0 P: 14	R: 0 E: 0 K: 0 S: 4	H: 0 LOB: 0 BB: 0 P: 7	R: 0 E: 0 K: 0 S: 10	H: 0 LOB: 0 BB: 0 P: 15	R: 1 E: 0 K: 0 S: 9	H: 3 LOB: 1 BB: 0 P: 13	R: 0 E: 0 K: 2 S: 8	H: 1 LOB: 0 BB: 0 P: 15	R: 0 E: 0 K: 2 S: 9	H: 0 LOB: 0 BB: 0 P: 14	R: 2 E: 0 K: 0 S: 13	H: 2 LOB: 0 BB: 0 P: 20		R: 1 E: 0 K: 0 S: 10	H: 1 LOB: 0 BB: 0 P: 14	1B: 5 2B: 3 3B: 0 HR: 2	SF: 0 SAC: 0 DP: 0 HBP: 0	WP: 0 PA: 36 PB: 0 SB: 0 CS: 0																			
PITCHER	IP	WLS	BF	H	R	ER	SO	BB	IBB	HBP	BLK	WP	HR	S	P	ERA	WHIP	PITCHER				IP	WLS	BF	H	R	ER	SO	BB	IBB	HBP	BLK	WP	HR	S	P	ERA	WHIP			
Gordon Jones, R ERA: 1.71 (1, 1)	5.0	W	20	6	3	3	2	0	0	0	0	0	0	44	67	5.40	1.200					5.0	L	22	8	4	4	2	2	0	0	0	0	0	0	0	0	0	0	0	
Al Worthington, R ERA: 3.45 (6, 1)	4.0	S	16	4	3	3	2	0	0	0	0	0	2	40	63	6.75	1.000					2.0		7	0	0	0	0	0	0	1	0	0	0	0	0	0	0	0	0	0

AB	36
R	6
H	10
RBI	6
BB	0
SO	4
LOB	5

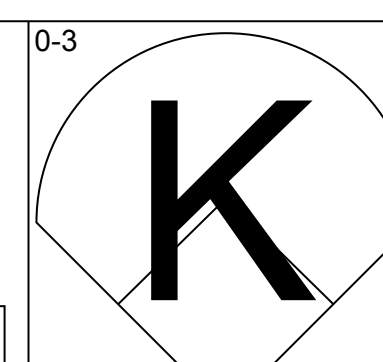
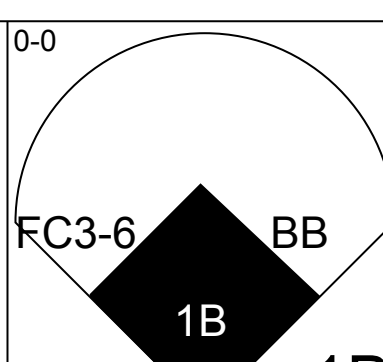
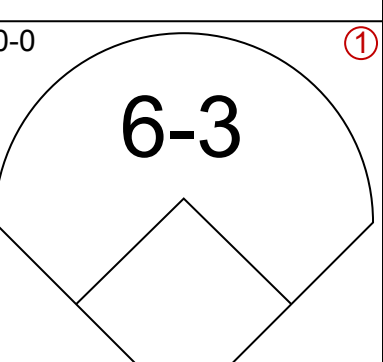
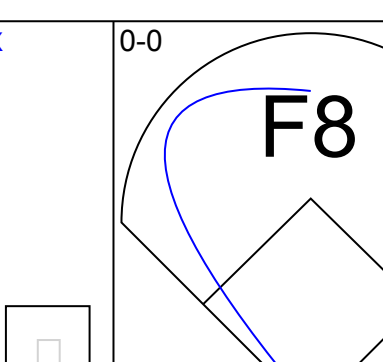
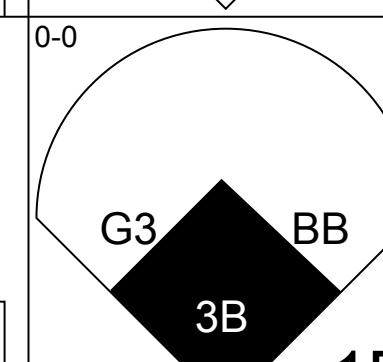
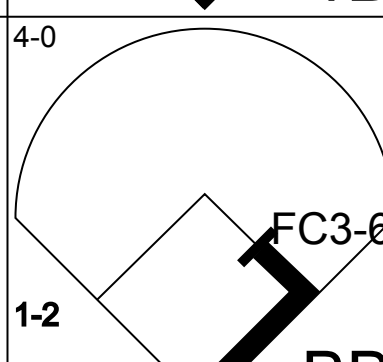
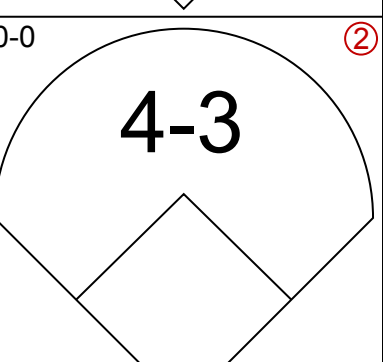
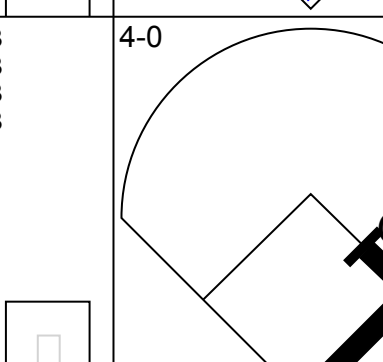
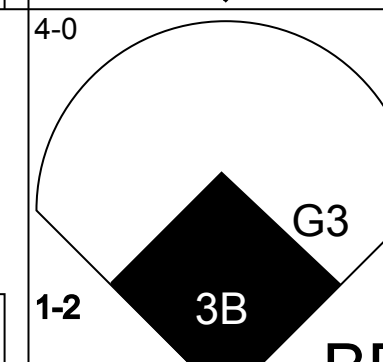
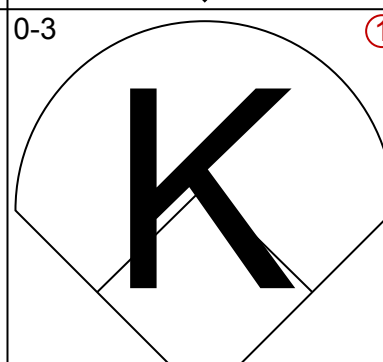
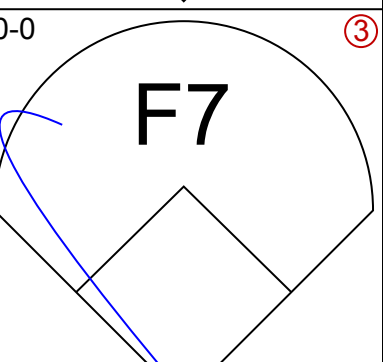
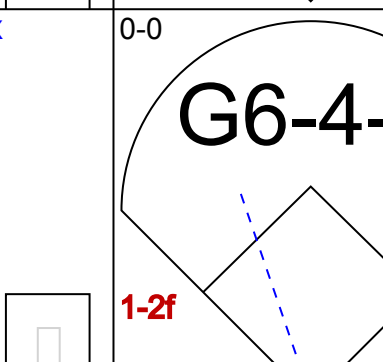
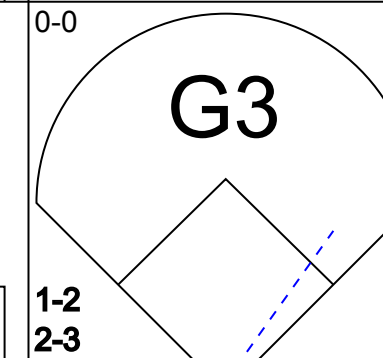
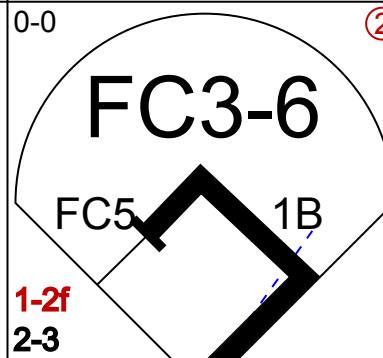


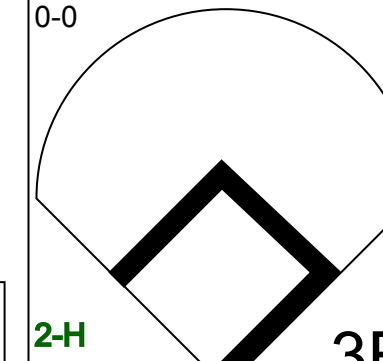
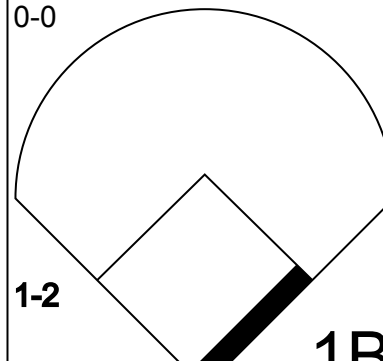


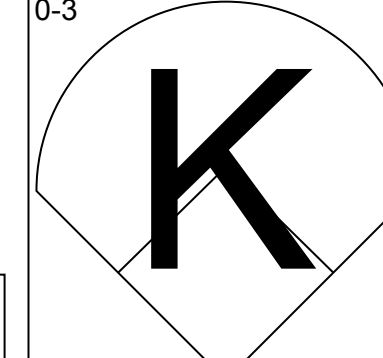
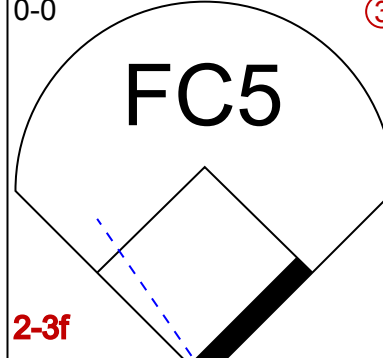


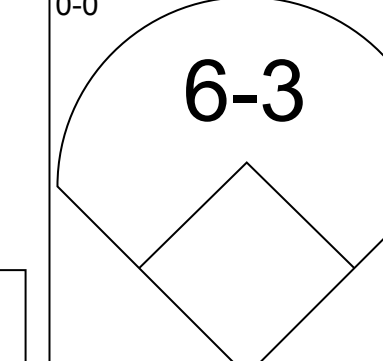
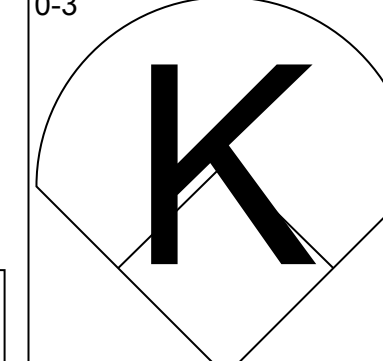
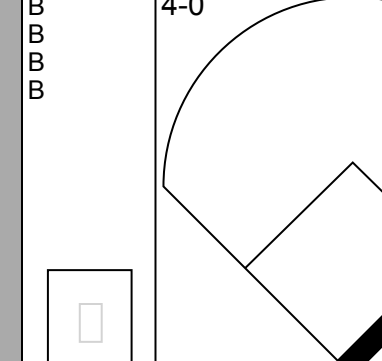
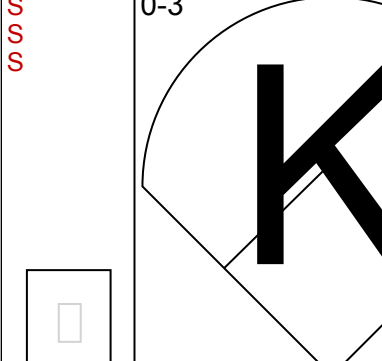

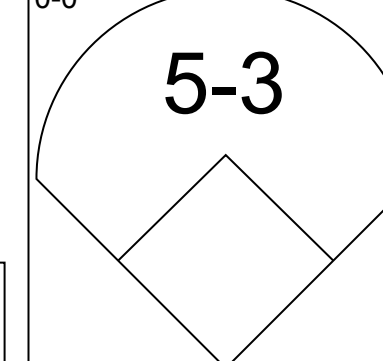
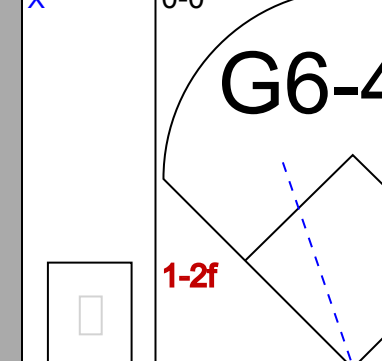
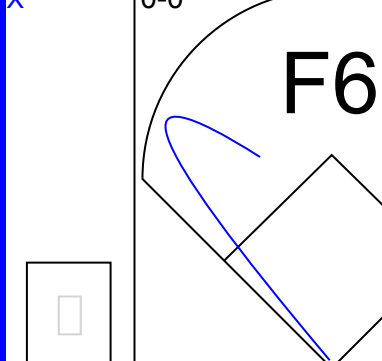





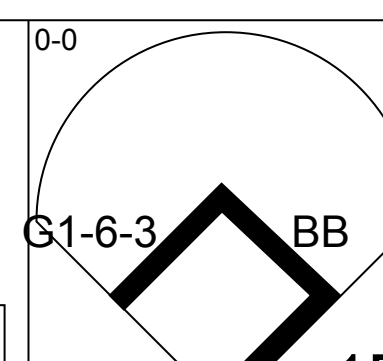
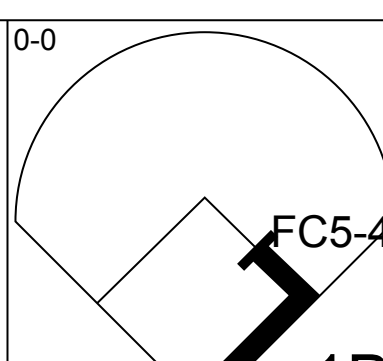
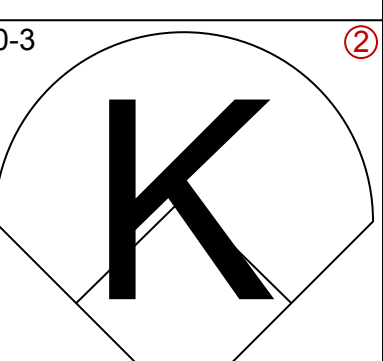
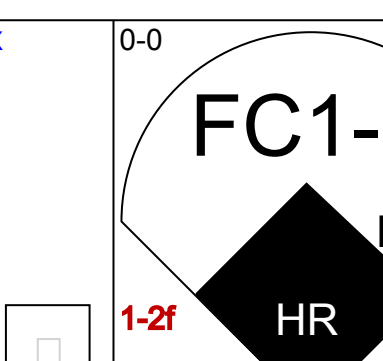
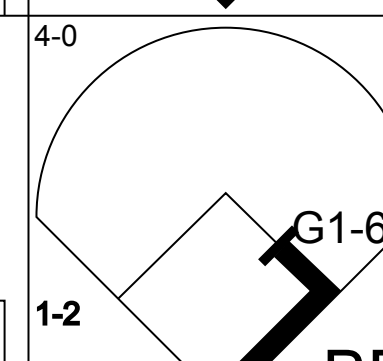
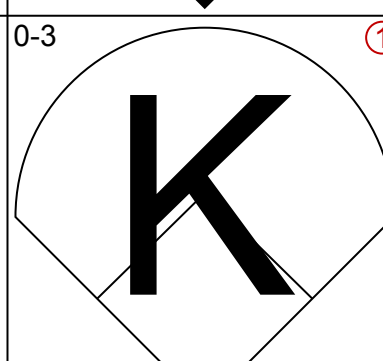
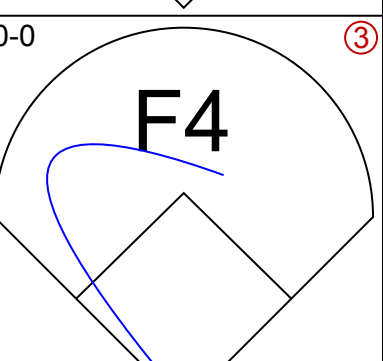
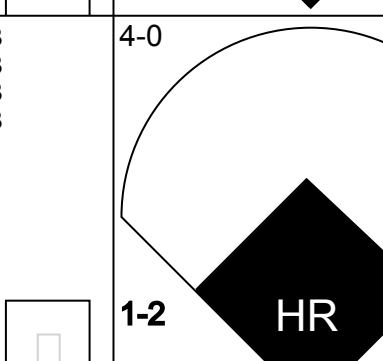
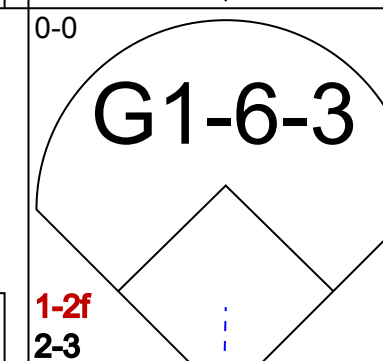
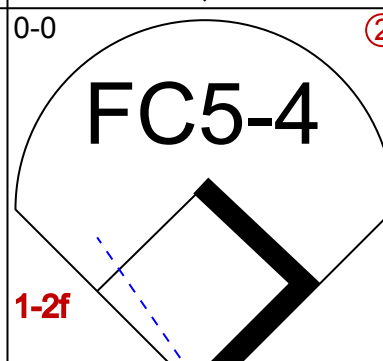

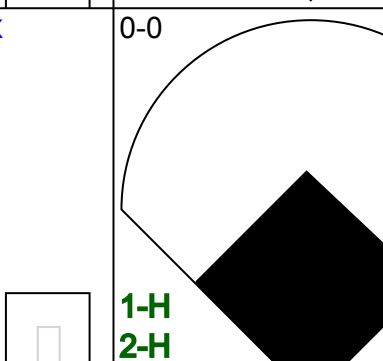
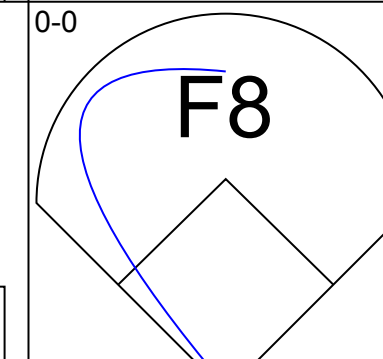
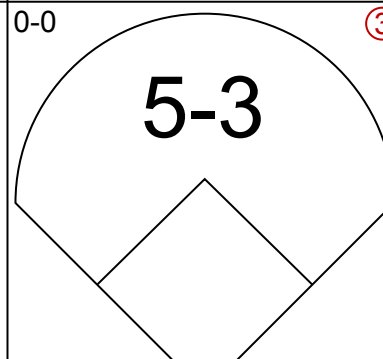

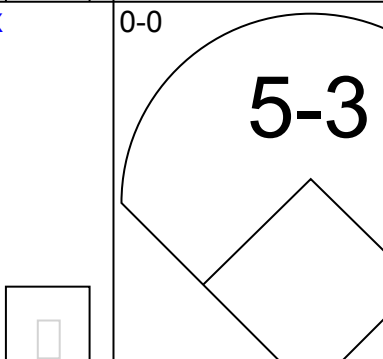
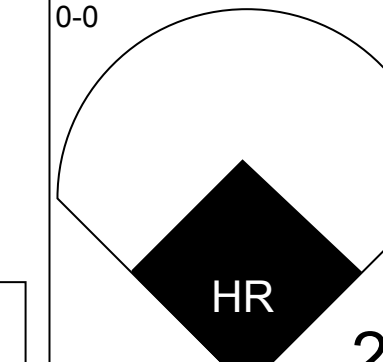
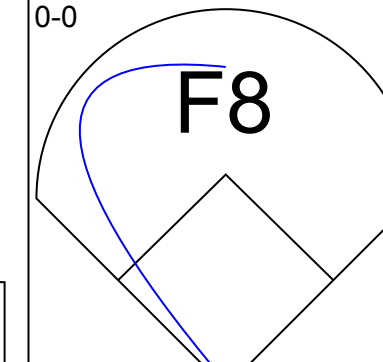
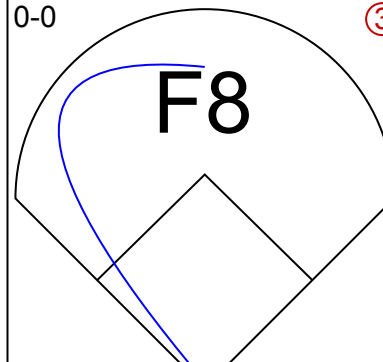
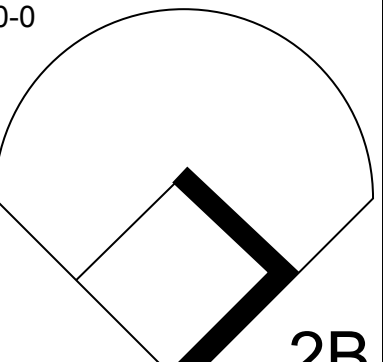
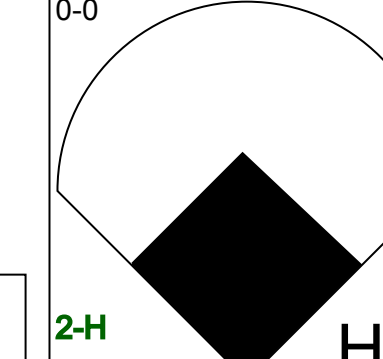
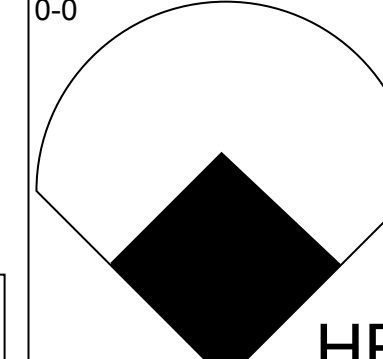

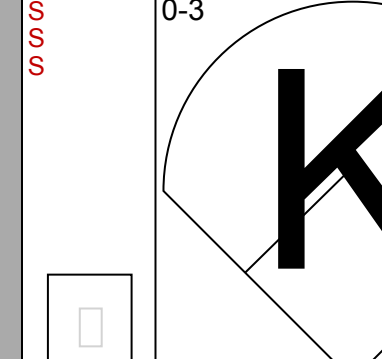
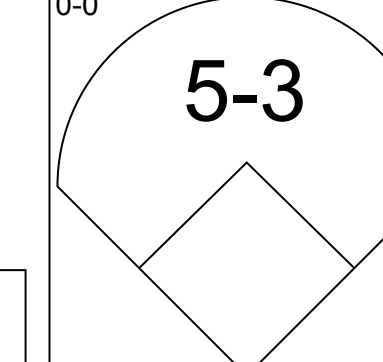
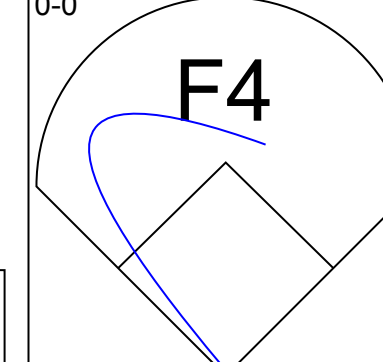

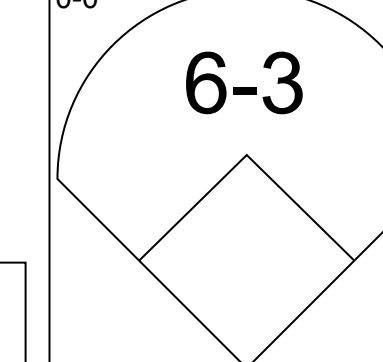
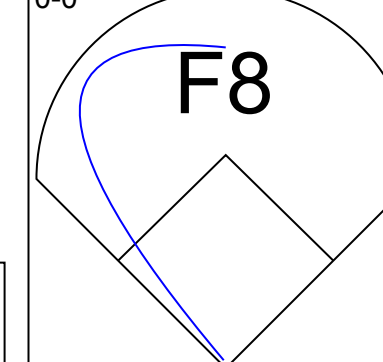

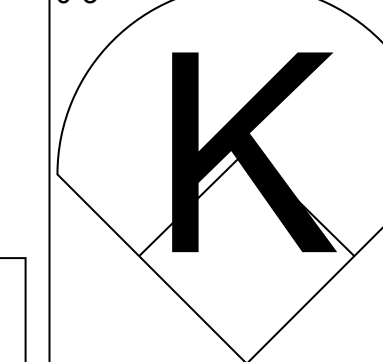
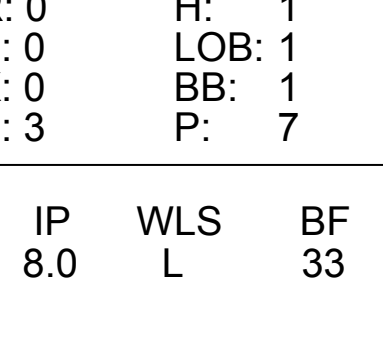
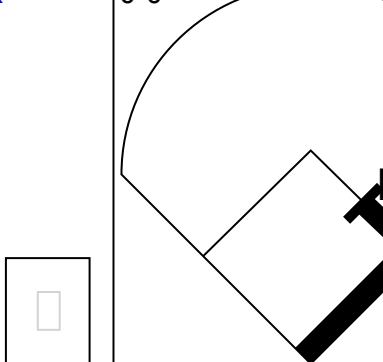
Batter	1	2	3	4	5	6	7	8	9	AB	R	H	RBI	BB	SO	LOB	BOTTOM																							
Danny O'Connell, R OBP: 0.338, SLG: 0.314 (1, 4)	2B	FC5-4								5	1	2	0	0	1	3	Los Angeles Dodgers @ San Francisco Giants Seals Stadium, San Francisco, CA Mon Sep 01 1958, 6:33 AM EDT Att: 14,121 - Unknown																							
Jim Davenport, R OBP: 0.326, SLG: 0.414 (1, 5)	L8									5	1	1	0	0	0	2																								
Willie Mays, R OBP: 0.405, SLG: 0.581 (1, 8)	F8									5	3	5	2	0	0	0																								
Leon Wagner, L OBP: 0.369, SLG: 0.529 (1, 7)	F8									2	0	0	0	1	0	3																								
Jackie Brandt, R OBP: 0.300, SLG: 0.286 (5, 7)	F8									0	0	0	0	1	0	0																								
Orlando Cepeda, R OBP: 0.338, SLG: 0.509 (1, 3)										5	2	2	3	0	0	3																								
Willie Kirkland, L OBP: 0.329, SLG: 0.443 (1, 9)										3	0	1	0	1	1	1																								
Felipe Alou, R OBP: 0.292, SLG: 0.361 (8, 9)										0	1	0	0	1	0	0																								
Daryl Spencer, R ERA: 4.17 (1, 6)										2	0	1	1	0	0	0																								
Eddie Bressoud, R OBP: 0.321, SLG: 0.339 (6, 6)										1	0	0	0	1	0	3																								
Bob Schmidt, R OBP: 0.302, SLG: 0.437 (1, 2)										3	0	1	2	1	0	3																								
Gordon Jones, R ERA: 1.71 (1, 1)										2	0	0	0	0	1	1																								
Al Worthington, R OBP: 0.191, SLG: 0.186 (6, 1)										2	0	0	0	0	0	3																								
Inning Stats	R: 2 E: 0 K: 1 S: 13	H: 3 LOB: 1 BB: 0 P: 22	R: 0 E: 0 K: 1 S: 8	H: 0 LOB: 1 BB: 1 P: 14	R: 2 E: 0 K: 0 S: 16	H: 3 LOB: 2 BB: 1 P: 27	R: 0 E: 0 K: 0 S: 12	H: 2 LOB: 0 BB: 0 P: 14	R: 0 E: 0 K: 0 S: 5	H: 0 LOB: 1 BB: 0 P: 8	R: 0 E: 0 K: 0 S: 8	H: 0 LOB: 0 BB: 0 P: 14	R: 3 E: 0 K: 1 S: 16	H: 3 LOB: 2 BB: 2 P: 32	R: 1 E: 0 K: 0 S: 6	H: 2 LOB: 2 BB: 2 P: 18	1B: 9 2B: 4 3B: 0 HR: 1	SF: 0 SAC: 1 DP: 1 HBP: 1	WP: 0 PA: 43 PB: 1 SB: 0 CS: 0																					
PITCHER	IP	WLS	BF	H	R	ER	SO	BB	IBB	HBP	BLK	WP	HR	S	P	ERA	WHIP	PITCHER				IP	WLS	BF	H	R	ER	SO	BB	IBB	HBP	BLK	WP	HR	S	P	ERA	WHIP		
Clem Labine, R ERA: 4.27 (5, 1)	2.0		7	0	0	0	0	0	0	1	0	0	0	13	22	0.00	0.000					4.0	L	22	8	4	4	2	2	0	0	0	0	0	0	0	0	0	0	
Carl Erskine, R ERA: 5.76 (7, 1)	1.0		9	4	4	4	1	2	0	0	0	0	0	17	33	36.00	6.000					1.0		9	4	4	4	1	2	0	0	0	0	0	0	0	0	0	0	0
Babe Birrer, R ERA: 5.16 (8, 1)	1.0		5	1	0	0	0	1	1	0	0	0	0	5	17	0.00	2.000					1.0		5	1	0	0	0	1	1	0	0	0	0	0	0	0	0	0	0



Batter	1	2	3	4	5	6	7	8	9	AB	R	H	RBI	BB	SO	LOB	TOP				
Jim Davenport, R OBP: 0.316, SLG: 0.398 (1, 5)	F8		F8		F8			K		4	0	0	0	0	1	1	San Francisco Giants @ Los Angeles Dodgers Los Angeles Memorial Coliseum, Los Angeles, CA Wed Sep 03 1958, 10:05 PM EDT Att: 28,016 - Unknown				
Willie Kirkland, L OBP: 0.328, SLG: 0.436 (1, 9)	3-1		F5		FC6-4			K		4	0	0	0	0	1	1					
Willie Mays, R OBP: 0.405, SLG: 0.578 (1, 8)	F9				F9 BB			F4		3	0	0	0	1	0	0					
Hank Sauer, R OBP: 0.347, SLG: 0.441 (1, 7)		1B WP			BB			6-3		2	1	0	0	2	0	0					
Orlando Cepeda, R OBP: 0.337, SLG: 0.511 (1, 3)		1B			F9			F8		4	2	2	1	0	0	2					
Daryl Spencer, R OBP: 0.356, SLG: 0.428 (1, 6)		1B			K			K		4	0	1	2	0	2	2					
Valmy Thomas, R OBP: 0.331, SLG: 0.370 (1, 2)		F4			K			6-3		3	0	0	0	0	1	3					
Danny O'Connell, R OBP: 0.335, SLG: 0.311 (1, 4)		G4-6-3			FC6-4			K		3	0	1	0	0	1	1					
Ruben Gomez, R OBP: 0.194, SLG: 0.246 (7, PH)					F9			6-3		2	0	0	0	0	1	1					
Felipe Alou, R OBP: 0.290, SLG: 0.352 (7, PH)					K			6-3		1	0	0	0	0	0	0					
Al Worthington, R OBP: 0.191, SLG: 0.186 (7, 1)										0	0	0	0	0	0	0					
Inning Stats	R: 0 E: 0 K: 0 S: 6	H: 0 LOB: 0 BB: 0 P: 9	R: 2 E: 0 K: 0 S: 10	H: 2 LOB: 0 BB: 1 P: 17	R: 0 E: 0 K: 0 S: 8	H: 0 LOB: 0 BB: 0 P: 14	R: 0 E: 0 K: 2 S: 12	H: 0 LOB: 2 BB: 2 P: 23	R: 0 E: 0 K: 1 S: 13	H: 1 LOB: 1 BB: 0 P: 20	R: 1 E: 0 K: 1 S: 9	H: 1 LOB: 0 BB: 0 P: 15	R: 0 E: 0 K: 1 S: 8	H: 0 LOB: 0 BB: 0 P: 12	R: 0 E: 0 K: 0 S: 7	H: 0 LOB: 0 BB: 0 P: 12	1B: 3 2B: 0 3B: 0 HR: 1	SF: 0 SAC: 0 DP: 1 HBP: 0	WP: 1 PB: 0 SB: 0 CS: 0	PA: 33	
PITCHER	IP	WLS	BF	H	R	ER	SO	BB	IBB	HBP	BLK	WP	HR	S	P	ERA	WHIP				
Stan Williams, R ERA: 3.94 (1, 1)	1.0		5	1	2	2	0	1	0	0	0	1	0	9	17	18.00	2.000				
Babe Birrer, R ERA: 4.97 (2, 1)	1.0	3	1	0	0	0	0	0	0	0	0	0	0	7	9	0.00	1.000				
Sandy Koufax, L ERA: 4.68 (3, 1)	7.0	W	25	2	1	1	7	2	0	0	0	0	1	65	110	1.29	0.571				

Batter	1	2	3	4	5	6	7	8	9	AB	R	H	RBI	BB	SO	LOB	BOTTOM				
Jim Gilliam, S OBP: 0.354, SLG: 0.349 (1, 4)	1B		1-3		6-3			6-3		4	1	2	1	1	0	1	San Francisco Giants @ Los Angeles Dodgers Los Angeles Memorial Coliseum, Los Angeles, CA Wed Sep 03 1958, 10:05 PM EDT Att: 28,016 - Unknown				
Gino Cimoli, R OBP: 0.299, SLG: 0.382 (1, 7)	2B		K		G1-2-3			K		4	1	1	0	1	2	4					
Duke Snider, L OBP: 0.366, SLG: 0.479 (1, 8)	F5		1-3		3-1			2B		5	1	2	2	0	0	3					
Carl Furillo, R OBP: 0.339, SLG: 0.462 (1, 9)	L3-6		2-3		F4			F8		3	0	1	1	1	0	1					
Norm Larker, L OBP: 0.370, SLG: 0.459 (1, 3)	L3-6		4-3		1B			2B		3	0	1	0	1	0	4					
Gil Hodges, R OBP: 0.332, SLG: 0.439 (1, 5)	1-3		1B		BB			FC1-4		3	1	2	0	1	0	0					
Don Zimmer, R OBP: 0.312, SLG: 0.432 (1, 6)	F8		BB		1B			FC1-4		3	0	0	0	1	1	5					
Joe Pignatano, R OBP: 0.292, SLG: 0.434 (1, 2)		HR			F8			5-3		4	1	2	1	0	0	2					
Stan Williams, R OBP: 0.050, SLG: 0.125 (1, 1)					0-2			1B		0	0	0	0	0	0	0					
Babe Birrer, R OBP: 0.097, SLG: 0.800 (2, PH)					BB			K		1	0	0	0	0	1	0					
Don Drysdale, R OBP: 0.281, SLG: 0.691 (2, PH)					1-2			K		3	0	1	0	0	2	1					
Sandy Koufax, R OBP: 0.167, SLG: 0.171 (3, 1)					1B					3	0	1	0	0	2	1					
Inning Stats	R: 1 E: 0 K: 0 S: 8	H: 3 LOB: 1 BB: 0 P: 11	R: 1 E: 0 K: 1 S: 8	H: 1 LOB: 0 BB: 0 P: 11	R: 0 E: 0 K: 1 S: 11	H: 1 LOB: 2 BB: 1 P: 18	R: 1 E: 0 K: 0 S: 10	H: 2 LOB: 2 BB: 2 P: 23	R: 0 E: 0 K: 1 S: 7	H: 0 LOB: 0 BB: 0 P: 8	R: 0 E: 0 K: 1 S: 10	H: 2 LOB: 3 BB: 1 P: 22	R: 0 E: 0 K: 1 S: 8	H: 1 LOB: 0 BB: 0 P: 11	R: 2 E: 0 K: 0 S: 5	H: 1 LOB: 0 BB: 1 P: 10	1B: 7 2B: 4 3B: 0 HR: 2	SF: 0 SAC: 0 DP: 2 HBP: 0	WP: 0 PB: 0 SB: 0 CS: 1	PA: 39	
PITCHER	IP	WLS	BF	H	R	ER	SO	BB	IBB	HBP	BLK	WP	HR	S	P	ERA	WHIP				
Ruben Gomez, R ERA: 4.71 (1, 1)	6.0		28	8	3	3	4	4	0	0	0	0	1	52	89	4.50	2.000				
Al Worthington, R ERA: 3.54 (7, 1)	2.0	L	11	4	2	2	2	1	1	0	0	0	1	23	43	9.00	2.500				

Batter	1	2	3	4	5	6	7	8	9	AB	R	H	RBI	BB	SO	LOB	TOP			
Whitey Lockman, L (1,4) OBP: 0.304, SLG: 0.325										4	1	1	0	0	1	0	San Francisco Giants @ Chicago Cubs Wrigley Field, Chicago, IL Sun Sep 07 1958, 3:33 AM CDT Unknown			
Bill White, L (1,3) OBP: 0.500, SLG: 0.286										2	1	1	0	2	0	0				
Willie Mays, R (1,8) OBP: 0.407, SLG: 0.579										3	1	0	0	1	1	3				
Leon Wagner, L (1,7) OBP: 0.367, SLG: 0.533										4	1	2	1	0	0	4				
Willie Kirkland, L (1,9) OBP: 0.331, SLG: 0.448										4	0	3	3	0	0	1				
Ray Jablonski, R (1,5) OBP: 0.283, SLG: 0.456										4	0	0	0	0	1	4				
Daryl Spencer, R (1,6) OBP: 0.355, SLG: 0.423										3	0	0	0	1	2	1				
Bob Schmidt, R (1,2) OBP: 0.306, SLG: 0.432										3	0	0	0	0	0	1				
Bob Speake, L (9, PH) OBP: 0.320, SLG: 0.386										1	0	0	0	0	0	1				
Mike McCormick, L (1,1) OBP: 0.255, SLG: 0.231										3	0	0	0	0	3	0				
Inning Stats	R: 2 E: 0 K: 2 S: 9	H: 2 LOB: 1 BB: 1 P: 13	R: 0 E: 0 K: 1 S: 5	H: 0 LOB: 0 BB: 0 P: 5	R: 1 E: 0 K: 1 S: 7	H: 2 LOB: 2 BB: 1 P: 11	R: 0 E: 0 K: 2 S: 7	H: 0 LOB: 0 BB: 0 P: 7	R: 0 E: 0 K: 0 S: 3	H: 1 LOB: 0 BB: 1 P: 3	R: 0 E: 0 K: 1 S: 4	H: 0 LOB: 0 BB: 1 P: 8	R: 0 E: 0 K: 0 S: 2	H: 0 LOB: 0 BB: 0 P: 6	R: 1 E: 0 K: 1 S: 7	H: 2 LOB: 1 BB: 0 P: 7	1B: 4 2B: 1 3B: 1 HR: 1	SF: 0 SAC: 0 DP: 3 HBP: 0	WP: 0 PB: 0 SB: 0 CS: 0	PA: 35
PITCHER	IP WLS BF H R ER SO BB IBB HBP BLK WP HR S P ERA WHIP																			
Bob Anderson, R (1,1) ERA: 3.25	8.0 W 32 7 4 4 7 4 0 0 0 0 0 1 42 58 4.50 1.375																			
Don Elston, R (9,1) ERA: 2.96	1.0 S 3 0 0 0 1 0 0 0 0 0 0 0 5 5 0.00 0.000																			

Batter	1	2	3	4	5	6	7	8	9	AB	R	H	RBI	BB	SO	LOB	BOTTOM			
Tony Taylor, R (1,4) OBP: 0.297, SLG: 0.321										4	1	2	0	0	1	1	San Francisco Giants @ Chicago Cubs Wrigley Field, Chicago, IL Sun Sep 07 1958, 3:33 AM CDT Unknown			
Jim Marshall, L (1,3) OBP: 0.278, SLG: 0.382										2	0	0	0	1	1	1				
Jim Bolger, R (8, PH) OBP: 0.282, SLG: 0.320										0	1	0	0	1	0	0				
Lee Walls, R (1,9) OBP: 0.370, SLG: 0.496										4	1	1	3	0	0	3				
14 Ernie Banks, R (1,6) OBP: 0.367, SLG: 0.621										4	0	0	0	0	1	2				
Bobby Thomson, R (1,8) OBP: 0.346, SLG: 0.465										4	1	2	0	0	0	0				
Walt Moryn, L (1,7) OBP: 0.355, SLG: 0.511										4	2	2	3	0	1	1				
Dale Long, L (9,3) OBP: 0.359, SLG: 0.453										0	0	0	0	0	0	0				
Alvin Dark, R (1,5) OBP: 0.341, SLG: 0.365										3	0	0	0	0	0	0				
Cal Neeman, R (1,2) OBP: 0.333, SLG: 0.519										3	0	0	0	0	0	0				
Bob Anderson, R (1,1) OBP: 0.100, SLG: 0.100										3	0	1	0	0	1	0				
Don Elston, R (9,1) OBP: 0.250, SLG: 0.250										0	0	0	0	0	0	0				
Inning Stats	R: 0 E: 0 K: 0 S: 3	H: 1 LOB: 1 BB: 1 P: 7	R: 2 E: 0 K: 1 S: 7	H: 2 LOB: 0 BB: 0 P: 7	R: 0 E: 1 K: 1 S: 6	H: 1 LOB: 1 BB: 0 P: 6	R: 1 E: 0 K: 0 S: 4	H: 1 LOB: 0 BB: 0 P: 4	R: 0 E: 0 K: 1 S: 5	H: 0 LOB: 0 BB: 0 P: 5	R: 0 E: 0 K: 1 S: 5	H: 0 LOB: 0 BB: 0 P: 5	R: 0 E: 0 K: 1 S: 5	H: 0 LOB: 0 BB: 0 P: 5	R: 3 E: 0 K: 0 S: 6	H: 3 LOB: 1 BB: 1 P: 10	1B: 3 2B: 2 3B: 0 HR: 3	SF: 0 SAC: 0 DP: 1 HBP: 0	WP: 0 PB: 0 SB: 0 CS: 0	PA: 33
PITCHER	IP WLS BF H R ER SO BB IBB HBP BLK WP HR S P ERA WHIP																			
Mike McCormick, L (1,1) ERA: 4.55	8.0 L 33 8 6 6 5 2 0 0 0 0 0 0 3 41 6.75 1.250																			



Batter	1	2	3	4	5	6	7	8	9	AB	R	H	RBI	BB	SO	LOB	TOP
Jim Davenport, R (1, 5) OBP: 0.312, SLG: 0.390	F4		F7			6-3		F3		4	0	0	0	0	0	1	San Francisco Giants @ Chicago Cubs Wrigley Field, Chicago, IL Sun Sep 07 1958, 3:38 AM CDT Att: 23,435 - Unknown
Whitey Lockman, L (1, 4) OBP: 0.310, SLG: 0.333	4-3			F5			2B BB	WP 2B		3	1	1	0	1	0	0	
Willie Mays, R (1, 8) OBP: 0.405, SLG: 0.574	K			6-3			F7	K		4	0	0	0	0	2	1	
Leon Wagner, L (1, 7) OBP: 0.365, SLG: 0.533		K		K			1-3 2B	F7		4	0	1	0	0	2	0	
Willie Kirkland, L (1, 9) OBP: 0.329, SLG: 0.444		K			F9		1-3			3	0	0	0	0	1	2	
Bill White, L (1, 3) OBP: 0.435, SLG: 0.235		K			F8		K			3	0	0	0	0	2	2	
Daryl Spencer, R (1, 6) OBP: 0.353, SLG: 0.420			4-3		5-3			K		3	0	0	0	0	1	0	
Valmy Thomas, R (1, 2) OBP: 0.325, SLG: 0.362			F4			6-3		F4		3	0	0	0	0	0	0	
Ruben Gomez, R (1, 1) OBP: 0.203, SLG: 0.254 (8, PH)								K2-3		2	0	1	0	0	1	0	
Ray Jablonski, R (8, PH) OBP: 0.282, SLG: 0.454										1	0	0	0	0	1	0	
Al Worthington, R (8, 1) OBP: 0.191, SLG: 0.186										0	0	0	0	0	0	0	
Ramon Monzant, R (8, 1) OBP: 0.216, SLG: 0.216										0	0	0	0	0	0	0	
Inning Stats	R: 0 H: 0 E: 0 LOB: 0 K: 1 BB: 0 S: 5 P: 5	R: 0 H: 0 E: 0 LOB: 0 K: 3 BB: 0 S: 9 P: 9	R: 0 H: 1 E: 0 LOB: 1 K: 0 BB: 0 S: 4 P: 4	R: 0 H: 0 E: 0 LOB: 0 K: 1 BB: 0 S: 5 P: 5	R: 0 H: 0 E: 0 LOB: 0 K: 0 BB: 0 S: 3 P: 3	R: 0 H: 0 E: 0 LOB: 0 K: 1 BB: 0 S: 5 P: 5	R: 0 H: 1 E: 0 LOB: 2 K: 1 BB: 1 S: 6 P: 10	R: 0 H: 0 E: 0 LOB: 0 K: 2 BB: 0 S: 7 P: 7	R: 1 H: 1 E: 0 LOB: 0 K: 1 BB: 0 S: 6 P: 6	1B: 1 SF: 0 2B: 2 SAC: 0 3B: 0 DP: 0 HR: 0 HBP: 0	WP: 2 PA: 31 PB: 2 SB: 0 CS: 0						
PITCHER Dick Drott, R (1, 1) ERA: 5.23	IP: 9.0 WLS: W BF: 31 H: 3 R: 1 ER: 1 SO: 10 BB: 1 IBB: 0 HBP: 0 BLK: 0 WP: 1 HR: 0 S: 50 P: 54 ERA: 1.00 WHIP: 0.444											PITCHER	IP: WLS: BF: H: R: ER: SO: BB: IBB: HBP: BLK: WP: HR: S: P: ERA: WHIP:				

Batter	1	2	3	4	5	6	7	8	9	AB	R	H	RBI	BB	SO	LOB	BOTTOM
Tony Taylor, R (1, 4) OBP: 0.300, SLG: 0.322	CS BB		FC5-4			1B		SH3-4		2	0	1	0	1	0	1	San Francisco Giants @ Chicago Cubs Wrigley Field, Chicago, IL Sun Sep 07 1958, 3:38 AM CDT Att: 23,435 - Unknown
Jim Marshall, L (1, 3) OBP: 0.278, SLG: 0.380	K			K		F7		14 2B		4	1	1	0	0	2	2	
14 Ernie Banks, R (1, 6) OBP: 0.368, SLG: 0.627	F4			F7			HR	1B 2B		4	2	2	3	0	0	0	
Walt Moryn, L (1, 7) OBP: 0.354, SLG: 0.509		K			G3		F9	1B 2B		4	0	1	1	0	1	0	
Jim Bolger, R (9, 7) OBP: 0.282, SLG: 0.320								5-3 1B		0	0	0	0	0	0	0	
Lee Walls, R (1, 9) OBP: 0.369, SLG: 0.493		6-3			G3		IBB 1B	5-3		3	0	0	0	0	0	1	
Bobby Thomson, R (1, 8) OBP: 0.345, SLG: 0.463		5-3			K		IBB	6-3		4	0	1	0	0	1	1	
Alvin Dark, R (1, 5) OBP: 0.343, SLG: 0.366			G5-4-3 1B		F7		1-2 2-3	IBB		2	0	1	0	1	0	0	
Cal Neeman, R (1, 2) OBP: 0.328, SLG: 0.510			G5-4-3			F7	F4			3	0	0	0	0	0	3	
Dick Drott, R (1, 1) OBP: 0.309, SLG: 0.269			FC5-4 BB			K		1B 14 2B SH3-4 1B		2	1	1	0	1	1	0	
Inning Stats	R: 0 H: 0 E: 0 LOB: 0 K: 1 BB: 1 S: 4 P: 8	R: 0 H: 0 E: 0 LOB: 0 K: 1 BB: 0 S: 5 P: 5	R: 0 H: 1 E: 0 LOB: 1 K: 0 BB: 1 S: 3 P: 7	R: 0 H: 0 E: 0 LOB: 0 K: 1 BB: 0 S: 5 P: 5	R: 0 H: 0 E: 0 LOB: 0 K: 1 BB: 0 S: 5 P: 5	R: 0 H: 1 E: 0 LOB: 1 K: 1 BB: 0 S: 6 P: 6	R: 1 H: 2 E: 0 LOB: 2 K: 0 BB: 1 S: 4 P: 9	R: 3 H: 4 E: 0 LOB: 1 K: 0 BB: 0 S: 7 P: 7	1B: 6 SF: 0 2B: 1 SAC: 1 3B: 0 DP: 1 HR: 1 HBP: 1	WP: 0 PA: 33 PB: 0 SB: 0 CS: 1							
PITCHER Ruben Gomez, R (1, 1) ERA: 4.58	IP: 7.0 WLS: L BF: 26 H: 4 R: 1 ER: 1 SO: 5 BB: 2 IBB: 1 HBP: 0 BLK: 0 WP: 0 HR: 1 S: 32 P: 45 ERA: 1.29 WHIP: 0.857											PITCHER	IP: WLS: BF: H: R: ER: SO: BB: IBB: HBP: BLK: WP: HR: S: P: ERA: WHIP:				
Al Worthington, R (8, 1) ERA: 3.72	0.1	5	4	3	3	0	0	0	0	0	0	5	5	81.00	12.000		
Ramon Monzant, R (8, 1) ERA: 5.14	0.2	2	0	0	0	0	0	0	0	0	0	2	2	0.00	0.000		


Batter	1	2	3	4	5	6	7	8	9	AB	R	H	RBI	BB	SO	LOB	TOP				
Danny O'Connell, R (1,4) OBP: 0.337, SLG: 0.324 Bob Speake, L (9, PH) OBP: 0.339, SLG: 0.377	F8	4-3			K		6-3		F3	4	0	0	0	0	1	2	San Francisco Giants @ Pittsburgh Pirates Forbes Field, Pittsburgh, PA Tue Sep 09 1958, 3:33 AM EDT Att: 31,718 - Unknown livebaseballscorecards.com				
Willie Kirkland, L (1,9) OBP: 0.316, SLG: 0.405	F2		F9		4-3		F9			4	0	0	0	0	0	0					
Willie Mays, R (1,8) OBP: 0.413, SLG: 0.581	1B		1B		1B		4-3			4	0	3	0	0	0	0					
Ray Jablonski, R (1,5) OBP: 0.292, SLG: 0.518 Jim Davenport, L (8,5) OBP: 0.307, SLG: 0.379	CS	1B	G4-6-3		FC6-4				F5	4	1	1	0	0	0	2					
Orlando Cepeda, R (1,3) OBP: 0.338, SLG: 0.524		F6							F4	4	1	2	0	0	0	1					
Leon Wagner, L (1,7) OBP: 0.385, SLG: 0.427 Felipe Alou, R (7,7) OBP: 0.330, SLG: 0.434	K				G3					3	0	1	0	0	1	2					
Daryl Spencer, R (1,6) OBP: 0.349, SLG: 0.450		1B								1	0	1	0	0	0	0					
Valmy Thomas, R (1,2) OBP: 0.356, SLG: 0.364 Whitey Lockman, L (9, PH) OBP: 0.338, SLG: 0.348	1B				SF7				6-3	2	0	1	1	0	0	2					
Paul Giel, R (1,1) OBP: 0.188, SLG: 0.133 Al Worthington, R (8,1) OBP: 0.206, SLG: 0.194 Mary Grissom, R (8,1) OBP: 0.338, SLG: 0.348 Bill White, L (9, PH)	1B				K					3	0	1	1	0	2	4					
Inning Stats	R: 0 E: 0 K: 0 S: 3	H: 1 LOB: 0 BB: 0 P: 3	R: 2 E: 0 K: 1 S: 9	H: 4 LOB: 2 BB: 0 P: 9	R: 0 E: 0 K: 0 S: 3	H: 1 LOB: 0 BB: 0 P: 3	R: 1 E: 0 K: 1 S: 6	H: 1 LOB: 1 BB: 1 P: 10	R: 0 E: 0 K: 1 S: 6	H: 1 LOB: 1 BB: 0 P: 6	R: 0 E: 1 K: 0 S: 7	H: 2 LOB: 3 BB: 0 P: 7	R: 0 E: 0 K: 0 S: 3	H: 0 LOB: 0 BB: 0 P: 3	R: 0 E: 0 K: 0 S: 3	H: 1 LOB: 1 BB: 1 P: 7		1B: 10 2B: 1 3B: 0 HR: 0	SF: 1 SAC: 0 DP: 1 HBP: 0	WP: 0 PB: 0 SB: 1 CS: 1	PA: 38
PITCHER	IP	WLS	BF	H	R	ER	SO	BB	IBB	HBP	BLK	WP	HR	S	P	ERA	WHIP				
Ron Blackburn, R (1,1) ERA: 3.46 Bob Porterfield, R (6,1) ERA: 3.66	5.0		22	8	3	3	3	1	0	0	0	0	0	27	31	5.40	1.800				

Batter	1	2	3	4	5	6	7	8	9	AB	R	H	RBI	BB	SO	LOB	BOTTOM				
Bill Virdon, L (1,8) OBP: 0.338, SLG: 0.405	6-3		F8			F8		F5		4	0	0	0	0	0	0	San Francisco Giants @ Pittsburgh Pirates Forbes Field, Pittsburgh, PA Tue Sep 09 1958, 3:33 AM EDT Att: 31,718 - Unknown livebaseballscorecards.com				
Roberto Clemente, R (1,9) OBP: 0.333, SLG: 0.383					1-3			1B		2	2	1	0	2	0	0					
Dick Stuart, R (1,3) OBP: 0.301, SLG: 0.571										4	1	2	0	0	1	2					
Frank Thomas, R (1,5) OBP: 0.349, SLG: 0.595		F5								4	1	3	3	0	0	0					
Bob Skinner, L (1,7) OBP: 0.401, SLG: 0.491					SF7					3	0	2	1	0	0	2					
Bill Mazerowski, R (1,4) OBP: 0.312, SLG: 0.429										3	0	0	0	0	2	3					
Dick Groat, R (1,6) OBP: 0.302, SLG: 0.380										3	0	0	0	0	1	1					
Bill Hall, L (1,2) OBP: 0.361, SLG: 0.377										3	0	0	0	0	0	0					
Ron Blackburn, R (1,1) OBP: 0.333, SLG: 0.667 John Powers, L (5, PH) OBP: 0.313, SLG: 0.288 Bob Porterfield, R (6,1)										1	0	0	0	0	0	0					
Inning Stats	R: 0 E: 0 K: 0 S: 3	H: 1 LOB: 0 BB: 0 P: 3	R: 0 E: 0 K: 1 S: 6	H: 1 LOB: 1 BB: 0 P: 6	R: 0 E: 0 K: 0 S: 3	H: 0 LOB: 0 BB: 0 P: 3	R: 1 E: 0 K: 1 S: 7	H: 2 LOB: 1 BB: 0 P: 7	R: 0 E: 0 K: 1 S: 5	H: 0 LOB: 0 BB: 0 P: 5	R: 2 E: 0 K: 1 S: 7	H: 2 LOB: 1 BB: 1 P: 11	R: 0 E: 0 K: 0 S: 3	H: 0 LOB: 0 BB: 0 P: 3	R: 1 E: 0 K: 0 S: 4	H: 2 LOB: 1 BB: 1 P: 8		1B: 4 2B: 3 3B: 0 HR: 1	SF: 1 SAC: 0 DP: 2 HBP: 0	WP: 0 PB: 0 SB: 0 CS: 0	PA: 32
PITCHER	IP	WLS	BF	H	R	ER	SO	BB	IBB	HBP	BLK	WP	HR	S	P	ERA	WHIP				
Paul Giel, R (1,1) ERA: 3.57 Al Worthington, R (8,1) ERA: 3.12 Mary Grissom, R (8,1) ERA: 3.17	7.1	L	28	6	3	3	4	1	0	0	0	0	0	2	6	3.68	0.955				

Batter	1	2	3	4	5	6	7	8	9	10	AB	R	H	RBI	BB	SO	LOB	TOP				
Jim Davenport, R OBP: 0.315, SLG: 0.390	0-0 L3 1B		0-0 HR 1B		0-0 6-3	0-0 1-2 1B		4-0 BB			4	1	3	0	1	0	0	San Francisco Giants @ Pittsburgh Pirates Forbes Field, Pittsburgh, PA Wed Sep 10 1958, 7:05 PM EDT Att: 20,260 - Unknown				
Daryl Spencer, R OBP: 0.353, SLG: 0.424	0-0 L3		0-0 HR		0-0 E SF8 1B	0-0 4-3		0-0 F7			5	2	2	2	0	0	4					
Willie Mays, R OBP: 0.404, SLG: 0.570	0-0 1B		0-0 5-3		0-0 E5 SF8 1B		0-0 F9		0-0 F9		5	0	2	0	0	0	0					
Willie Kirkland, L OBP: 0.329, SLG: 0.438	0-0 F8		0-0 6-3		4-0 FC6-4 IBB		1-0 BB 1B HBP		0-0 F8		3	0	0	0	1	0	1					
Orlando Cepeda, R OBP: 0.345, SLG: 0.523		0-0 E 3B	0-0 S 1B		0-0 SF8		0-0 G5-3 BB 1B		0-0 1B		4	1	4	1	0	0	0					
Jackie Brandt, R OBP: 0.255, SLG: 0.227	0-0 E3	0-0 1-3			0-0 FC6-4		4-0 1-2 BB		0-0 F8		4	0	0	1	1	0	4					
Andre Rodgers, R OBP: 0.222, SLG: 0.222	0-3 3-H K				0-0 F8		0-0 1B 1B		0-0 G5-3		5	0	1	0	0	2	4					
Bob Schmidt, R OBP: 0.303, SLG: 0.427	0-0 F8				0-0 6-3		0-0 F9		0-3 K		3	0	0	0	0	0	2					
Bill White, L OBP: 0.400, SLG: 0.211										0-0 4-3	1	0	0	0	0	1	0					
Valmy Thomas, R OBP: 0.323, SLG: 0.359										0-0 K	1	0	0	0	0	0	0					
Paul Giel, R OBP: 0.138, SLG: 0.074	0-3 K				0-3 K		0-3 K		0-0 F9		1	0	0	0	0	1	1					
Ramon Monzant, R OBP: 0.200, SLG: 0.200										0-0 F7	3	0	0	0	0	2	1					
Leon Wagner, L OBP: 0.366, SLG: 0.538											1	0	0	0	0	0	0					
Marv Grissom, R OBP: 0.366, SLG: 0.538											0	0	0	0	0	0	0					
Inning Stats	R: 0 E: 0 K: 0 S: 4	H: 2 LOB: 1 BB: 0 P: 4	R: 1 E: 1 K: 2 S: 9	H: 1 LOB: 1 BB: 0 P: 9	R: 2 E: 0 K: 0 S: 6	H: 3 LOB: 1 BB: 0 P: 6	R: 0 E: 0 K: 1 S: 5	H: 0 LOB: 0 BB: 0 P: 5	R: 1 E: 1 K: 0 S: 5	H: 2 LOB: 2 BB: 1 P: 9	R: 0 E: 0 K: 1 S: 7	H: 2 LOB: 2 BB: 0 P: 7	R: 0 E: 0 K: 0 S: 3	H: 1 LOB: 2 BB: 1 P: 8	R: 0 E: 0 K: 1 S: 5	H: 0 LOB: 1 BB: 0 P: 4	R: 0 E: 0 K: 1 S: 5	H: 0 LOB: 0 BB: 0 P: 5	1B: 10 2B: 1 3B: 1 HR: 1	SF: 1 SAC: 0 DP: 2 HBP: 1	WP: 0 PB: 0 SB: 1 CS: 0	PA: 45
PITCHER Bob Friend, R ERA: 3.83	IP: 10.0 W: 10 L: 0 S: 3	WLS: 45 BF: 12 R: 4 ER: 3 P: 9	H: 12 R: 4 ER: 3 P: 9	R: 4 ER: 3 P: 9	BB: 2 IBB: 1 HBP: 1 BLK: 0	WP: 0 HR: 1 S: 53 P: 66	ERA: 2.70 WHIP: 1.400	PITCHER										IP: 10.0 WLS: 45 BF: 12 R: 4 ER: 3 P: 9	H: 12 R: 4 ER: 3 P: 9	BB: 2 IBB: 1 HBP: 1 BLK: 0	WP: 0 HR: 1 S: 53 P: 66	ERA: 2.70 WHIP: 1.400



Batter	1	2	3	4	5	6	7	8	9	10	AB	R	H	RBI	BB	SO	LOB	BOTTOM				
Bill Virdon, L OBP: 0.327, SLG: 0.400	0-0 6-3				0-0 4-1			0-0 G3		0-0 F4	5	0	1	2	0	0	0	San Francisco Giants @ Pittsburgh Pirates Forbes Field, Pittsburgh, PA Wed Sep 10 1958, 7:05 PM EDT Att: 20,260 - Unknown				
Roberto Clemente, R OBP: 0.326, SLG: 0.408	0-0 6-3	0-0 E 1B 1B			0-0 F9			0-0 S 1B		0-0 HR 1B	5	1	3	1	0	0	0					
Dick Stuart, R OBP: 0.304, SLG: 0.541	0-3 K	0-0 F2			0-3 K			0-0 F9		0-0 HR	5	1	1	2	0	2	3					
Bob Skinner, L OBP: 0.387, SLG: 0.474		4-0 SH2-3 1B BB	0-0 1-3		0-0 3-1			4-0 1-2 BB			2	1	0	0	2	0	0					
Frank Thomas, R OBP: 0.343, SLG: 0.547		0-0 1B SH2-3 1B	4-0 G5-4-3 BB		0-0 F8			0-0 F1			3	1	1	0	1	0	2					
Bill Mazerowski, R OBP: 0.307, SLG: 0.436		0-0 SH2-3	0-0 G5-4-3		0-3 K			0-0 5-3			3	0	0	0	0	1	1					
Dick Groat, R OBP: 0.320, SLG: 0.397		0-0 1B 1B			0-0 F9			0-0 6-3		0-0 F9	4	1	1	1	0	0	0					
Bill Hall, L OBP: 0.378, SLG: 0.381		4-0 2-3 3-H 1B			0-3 K			0-0 6-3		0-3 K	2	1	0	0	1	1	0					
John Powers, L OBP: 0.294, SLG: 0.301		0-0 1B 1B									1	0	0	0	0	1	0					
Hank Foiles, R OBP: 0.313, SLG: 0.333		0-0 1B IBB									0	0	0	0	0	0	0					
Bob Friend, R OBP: 0.159, SLG: 0.145		0-0 F8			0-0 F7			0-0 F2		0-0 F8	4	0	0	0	0	0	3					
Inning Stats	R: 0 E: 0 K: 1 S: 5	H: 0 LOB: 0 BB: 0 P: 5	R: 4 E: 1 K: 0 S: 7	H: 4 LOB: 2 BB: 2 P: 15	R: 0 E: 0 K: 0 S: 2	H: 0 LOB: 0 BB: 0 P: 6	R: 0 E: 0 K: 1 S: 5	H: 0 LOB: 0 BB: 0 P: 5	R: 0 E: 0 K: 1 S: 5	H: 0 LOB: 0 BB: 0 P: 5	R: 0 E: 0 K: 0 S: 3	H: 0 LOB: 0 BB: 0 P: 3	R: 0 E: 0 K: 0 S: 4	H: 1 LOB: 2 BB: 1 P: 8	R: 0 E: 0 K: 1 S: 5	H: 0 LOB: 0 BB: 0 P: 5	R: 2 E: 0 K: 0 S: 4	H: 2 LOB: 0 BB: 0 P: 4	1B: 6 2B: 0 3B: 0 HR: 1	SF: 0 SAC: 1 DP: 1 HBP: 0	WP: 0 PB: 0 SB: 1 CS: 0	PA: 39
PITCHER Paul Giel, R ERA: 4.31	IP: 1.2 W: 1 L: 0 S: 2	WLS: 25 BF: 2 R: 0 ER: 0 P: 4	H: 3 R: 0 ER: 0 P: 4	R: 0 ER: 0 P: 4	BB: 1 IBB: 0 HBP: 0 BLK: 0	WP: 0 HR: 0 S: 10 P: 18	ERA: 21.60 WHIP: 2.400	PITCHER										IP: 1.2 W: 1 L: 0 S: 2	H: 3 R: 0 ER: 0 P: 4	BB: 1 IBB: 0 HBP: 0 BLK: 0	WP: 0 HR: 0 S: 10 P: 18	ERA: 21.60 WHIP: 2.400
Ramon Monzant, R ERA: 4.85	IP: 7.1 W: 2 L: 0 S: 2	WLS: 25 BF: 2 R: 0 ER: 0 P: 4	H: 2 R: 0 ER: 0 P: 4	R: 0 ER: 0 P: 4	BB: 2 IBB: 0 HBP: 0 BLK: 0	WP: 0 HR: 0 S: 31 P: 39	ERA: 0.00 WHIP: 0.545	PITCHER										IP: 7.1 W: 2 L: 0 S: 2	H: 2 R: 0 ER: 0 P: 4	BB: 2 IBB: 0 HBP: 0 BLK: 0	WP: 0 HR: 0 S: 31 P: 39	ERA: 0.00 WHIP: 0.545
Marv Grissom, R ERA: 3.86	IP: 0.2 W: 0 L: 1 S: 1	WLS: 4 BF: 2 R: 2 ER: 2 P: 2	H: 2 R: 2 ER: 2 P: 2	R: 0 ER: 0 P: 2	BB: 0 IBB: 0 HBP: 0 BLK: 0	WP: 0 HR: 1 S: 4 P: 4	ERA: 27.00 WHIP: 3.000	PITCHER										IP: 0.2 W: 0 L: 1 S: 1	H: 2 R: 2 ER: 2 P: 2	BB: 0 IBB: 0 HBP: 0 BLK: 0	WP: 0 HR: 1 S: 4 P: 4	ERA: 27.00 WHIP: 3.000



Batter	1	2	3	4	5	6	7	8	9	AB	R	H	RBI	BB	SO	LOB	TOP					
Jim Davenport, R (1.5) OBP: 0.318, SLG: 0.403										5	3	3	1	0	1	3	San Francisco Giants @ Philadelphia Phillies Connie Mack Stadium, Philadelphia, PA Fri Sep 12 1958, 7:05 PM EDT Unknown					
Daryl Spencer, R (1.4) OBP: 0.353, SLG: 0.423										4	0	1	1	1	1	0						
Willie Mays, R (1.8) OBP: 0.405, SLG: 0.572										5	0	3	2	0	0	0						
Leon Wagner, L (1.7) OBP: 0.363, SLG: 0.532										2	0	0	0	0	2	1						
Willie Kirkland, L (6.9) OBP: 0.326, SLG: 0.434										3	0	0	0	0	1	3						
Orlando Cepeda, R (1.3) OBP: 0.342, SLG: 0.520										3	0	0	0	1	0	1						
Jackie Brandt, R (1.9) OBP: 0.275, SLG: 0.234										3	1	1	0	1	0	2						
Andre Rodgers, R (1.6) OBP: 0.231, SLG: 0.308										4	0	1	1	0	2	1						
Bob Schmidt, R (1.2) OBP: 0.302, SLG: 0.423										3	0	0	0	1	3	1						
Ruben Gomez, R (1.1) OBP: 0.209, SLG: 0.258										3	0	1	0	0	1	0						
Al Worthington, R (8.1) OBP: 0.208, SLG: 0.205										1	1	1	0	0	0	0						
Inning Stats	R: 1 E: 0 K: 1 S: 6	H: 2 LOB: 0 BB: 0 P: 6	R: 0 E: 0 K: 2 S: 8	H: 1 LOB: 1 BB: 0 P: 8	R: 0 E: 0 K: 2 S: 7	H: 0 LOB: 0 BB: 0 P: 7	R: 0 E: 0 K: 1 S: 5	H: 1 LOB: 0 BB: 0 P: 5	R: 0 E: 0 K: 1 S: 5	H: 0 LOB: 0 BB: 0 P: 5	R: 1 E: 0 K: 0 S: 4	H: 1 LOB: 0 BB: 0 P: 4	R: 1 E: 0 K: 1 S: 7	H: 2 LOB: 3 BB: 2 P: 15	R: 0 E: 0 K: 1 S: 6	H: 1 LOB: 2 BB: 1 P: 10	R: 2 E: 0 K: 2 S: 10	H: 3 LOB: 2 BB: 1 P: 14	1B: 7 2B: 3 3B: 0 HR: 1	SF: 0 SAC: 0 DP: 1 HBP: 0	WP: 0 PB: 0 SB: 1 CS: 0	PA: 40
PITCHER	IP WLS BF H R ER SO BB IBB HBP BLK WP HR S P ERA WHIP																					
Don Cardwell, R (1.1) ERA: 4.66	8.0 L 33 8 3 3 9 1 2 0 0 0 1 48 60 3.38 1.125																					
Jack Meyer, R (9.1) ERA: 4.02	1.0 7 3 2 2 2 1 0 0 0 0 0 0 10 14 18.00 4.000																					

AB 36
R 5
H 11
RBI 5
BB 4
SO 11
LOB 12



Batter	1	2	3	4	5	6	7	8	9	AB	R	H	RBI	BB	SO	LOB	BOTTOM					
Richie Ashburn, L (1.8) OBP: 0.429, SLG: 0.427										5	1	3	0	0	0	0	San Francisco Giants @ Philadelphia Phillies Connie Mack Stadium, Philadelphia, PA Fri Sep 12 1958, 7:05 PM EDT Unknown					
Ted Kazanski, R (1.4) OBP: 0.299, SLG: 0.320										3	0	0	0	0	0	1						
Dave Philley, S (8, PH) OBP: 0.356, SLG: 0.426										1	0	1	1	0	0	0						
Curt Simmons, L (8, PR) OBP: 0.217, SLG: 0.220										0	0	0	0	0	0	0						
Bobby Young, L (9.4) OBP: 0.172, SLG: 0.250										1	0	0	0	0	0	2						
Ed Bouchee, L (1.3) OBP: 0.353, SLG: 0.396										1	0	0	0	3	0	0						
Wally Post, R (1.9) OBP: 0.347, SLG: 0.463										3	0	0	0	1	2	4						
Harry Anderson, L (1.7) OBP: 0.371, SLG: 0.524										4	0	1	0	0	2	5						
Pancho Herrera, R (1.5) OBP: 0.297, SLG: 0.485										3	0	0	0	0	1	3						
Rip Repulski, R (8, PH) OBP: 0.297, SLG: 0.485										1	0	0	0	0	1	3						
Willie Jones, R (9.5) OBP: 0.351, SLG: 0.422										0	0	0	0	0	0	0						
Chico Fernandez, R (1.6) OBP: 0.274, SLG: 0.312										4	0	0	0	0	0	1						
Jim Hegan, R (1.2) OBP: 0.258, SLG: 0.267										2	0	0	0	0	2	0						
Solly Hemus, L (7, PH) OBP: 0.339, SLG: 0.424										1	0	0	0	0	0	1						
Stan Lopata, R (8.2) OBP: 0.395, SLG: 0.404										1	0	0	0	0	1	0						
Don Cardwell, R (1.1) OBP: 0.182, SLG: 0.212										2	0	0	0	0	1	0						
Bob Bowman, R (8, PH) OBP: 0.339, SLG: 0.511										1	1	1	0	0	0	0						
Jack Meyer, R (9.1) OBP: 0.294, SLG: 0.294										0	0	0	0	0	0	0						
Carl Sawatski, L (9, PH) OBP: 0.302, SLG: 0.341										1	0	1	0	0	0	0						
Inning Stats	R: 1 E: 0 K: 2 S: 8	H: 1 LOB: 2 BB: 2 P: 16	R: 0 E: 0 K: 1 S: 5	H: 0 LOB: 0 BB: 0 P: 5	R: 0 E: 0 K: 0 S: 3	H: 0 LOB: 1 BB: 1 P: 7	R: 0 E: 0 K: 0 S: 3	H: 0 LOB: 0 BB: 0 P: 3	R: 0 E: 0 K: 2 S: 7	H: 0 LOB: 0 BB: 0 P: 7	R: 0 E: 0 K: 1 S: 5	H: 0 LOB: 0 BB: 0 P: 5	R: 0 E: 0 K: 0 S: 4	H: 1 LOB: 1 BB: 0 P: 4	R: 1 E: 0 K: 3 S: 12	H: 3 LOB: 3 BB: 1 P: 16	R: 0 E: 0 K: 1 S: 7	H: 2 LOB: 2 BB: 0 P: 7	1B: 5 2B: 2 3B: 0 HR: 0	SF: 0 SAC: 0 DP: 0 HBP: 0	WP: 1 PB: 0 SB: 0 CS: 0	PA: 38
PITCHER	IP WLS BF H R ER SO BB IBB HBP BLK WP HR S P ERA WHIP																					
Ruben Gomez, R (1.1) ERA: 4.51	7.0 W 29 7 0 2 6 3 0 0 0 0 0 38 50 2.57 1.143																					
Al Worthington, R (8.1) ERA: 3.67	2.0 S 9 2 0 0 4 1 0 0 0 0 0 0 16 20 0.00 1.500																					

AB 34
R 2
H 7
RBI 1
BB 4
SO 10
LOB 20



Batter	1	2	3	4	5	6	7	8	9	AB	R	H	RBI	BB	SO	LOB	TOP							
Jim Davenport, R (1.5) OBP: 0.325, SLG: 0.419										5	4	4	3	0	0	0								
Daryl Spencer, R (1.4) OBP: 0.351, SLG: 0.419										5	2	0	0	0	1	3								
Willie Mays, R (1.8) OBP: 0.409, SLG: 0.573										4	4	3	2	2	0	0								
Leon Wagner, L (1.7) OBP: 0.370, SLG: 0.539										3	3	2	2	1	0	2								
Felipe Alou, R (6.7) OBP: 0.299, SLG: 0.367										1	1	0	0	1	1	1								
Orlando Cepeda, R (1.3) OBP: 0.344, SLG: 0.522										6	1	3	5	0	0	3								
Willie Kirkland, L (1.9) OBP: 0.324, SLG: 0.434										5	1	1	2	0	1	3								
Andre Rodgers, R (1.6) OBP: 0.263, SLG: 0.353										4	2	1	2	1	0	1								
Bob Schmidt, R (1.2) OBP: 0.306, SLG: 0.425										5	1	3	3	0	2	1								
Johnny Antonelli, L (1.1) OBP: 0.295, SLG: 0.304										5	0	0	0	0	1	4								
Inning Stats	R: 3 E: 1 K: 0 S: 9	H: 5 LOB: 0 BB: 2 P: 17	R: 2 E: 0 K: 1 S: 6	H: 1 LOB: 1 BB: 2 P: 14	R: 0 E: 0 K: 0 S: 3	H: 0 LOB: 0 BB: 0 P: 3	R: 0 E: 0 K: 0 S: 4	H: 1 LOB: 1 BB: 0 P: 4	R: 0 E: 0 K: 1 S: 5	H: 0 LOB: 0 BB: 0 P: 5	R: 5 E: 0 K: 1 S: 10	H: 5 LOB: 1 BB: 0 P: 11	R: 1 E: 0 K: 2 S: 9	H: 2 LOB: 1 BB: 0 P: 9	R: 0 E: 0 K: 0 S: 4	H: 1 LOB: 1 BB: 0 P: 4	R: 3 E: 0 K: 1 S: 7	H: 2 LOB: 1 BB: 1 P: 12	1B: 11 2B: 5 3B: 0 HR: 1	SF: 2 SAC: 0 DP: 0 HBP: 2	WP: 0 PB: 2 SB: 0 CS: 0	PA: 52		
PITCHER	IP WLS BF H R ER SO BB IBB HBP BLK WP HR S P ERA WHIP	0.1 L 6 3 5 4 0 0 1 0 0 0 0 0 4 8 108.00 12.000	0.2 5 2 3 0 0 1 0 0 0 0 0 0 4 8 0.00 4.500	5.0 25 7 7 6 3 2 0 0 1 0 0 0 28 37 10.80 1.800	3.0 16 5 4 4 3 1 0 0 1 0 0 0 20 25 12.00 2.000																			

San Francisco Giants @ Philadelphia Phillies
 Connie Mack Stadium, Philadelphia, PA
 Fri Sep 12 1958, 7:05 PM EDT
 Att: 16,560 - Unknown

AB	43
R	19
H	17
RBI	19
BB	5
SO	6
LOB	18



Batter	1	2	3	4	5	6	7	8	9	AB	R	H	RBI	BB	SO	LOB	BOTTOM							
Richie Ashburn, L (1.8) OBP: 0.431, SLG: 0.432										3	0	2	0	1	0	0								
Ted Kazanski, R (1.4) OBP: 0.295, SLG: 0.315										4	0	0	0	0	2	3								
Ed Bouchee, L (1.3) OBP: 0.352, SLG: 0.397										4	1	1	0	0	1	2								
Wally Post, R (1.9) OBP: 0.343, SLG: 0.458										4	0	0	0	0	0	2								
Harry Anderson, L (1.7) OBP: 0.370, SLG: 0.528										4	1	1	1	0	1	1								
Willie Jones, R (1.5) OBP: 0.350, SLG: 0.420										2	0	0	0	0	0	0								
Pancho Herrera, R (7.5) OBP: 0.143, SLG: 0.053										2	0	1	1	0	0	0								
Chico Fernandez, R (1.6) OBP: 0.276, SLG: 0.312										3	0	1	0	1	0	1								
Jimmie Coker, R (1.2) OBP: 0.167, SLG: 0.167										3	0	0	0	0	0	2								
Ray Semproch, R (1.1) OBP: 0.096, SLG: 0.110										0	0	0	0	0	0	0								
Jim Hearn, R (1.1)										0	0	0	0	0	0	0								
Hank Mason, R (2.1)										2	0	0	0	0	1	0								
John Anderson, R (7.1)										1	0	0	0	0	1	0								
Inning Stats	R: 0 E: 0 K: 0 S: 4	H: 1 LOB: 1 BB: 0 P: 4	R: 0 E: 0 K: 0 S: 3	H: 0 LOB: 1 BB: 1 P: 7	R: 0 E: 0 K: 3 S: 9	H: 0 LOB: 1 BB: 1 P: 13	R: 0 E: 0 K: 1 S: 5	H: 0 LOB: 0 BB: 0 P: 5	R: 0 E: 0 K: 1 S: 3	H: 1 LOB: 0 BB: 0 P: 3	R: 0 E: 0 K: 1 S: 5	H: 0 LOB: 0 BB: 0 P: 5	R: 1 E: 0 K: 0 S: 4	H: 1 LOB: 0 BB: 0 P: 4	R: 0 E: 0 K: 1 S: 6	H: 1 LOB: 1 BB: 0 P: 6	R: 1 E: 0 K: 0 S: 5	H: 2 LOB: 1 BB: 0 P: 5	1B: 2 2B: 3 3B: 0 HR: 1	SF: 0 SAC: 0 DP: 1 HBP: 0	WP: 0 PB: 0 SB: 0 CS: 0	PA: 34		
PITCHER	IP WLS BF H R ER SO BB IBB HBP BLK WP HR S P ERA WHIP	9.0 W 34 6 2 2 6 2 0 0 0 0 0 1 44 52 2.00 0.889																						

San Francisco Giants @ Philadelphia Phillies
 Connie Mack Stadium, Philadelphia, PA
 Fri Sep 12 1958, 7:05 PM EDT
 Att: 16,560 - Unknown

AB	32
R	2
H	6
RBI	2
BB	2
SO	6
LOB	11



Batter	1	2	3	4	5	6	7	8	9	AB	R	H	RBI	BB	SO	LOB	TOP				
Jim Davenport, R (1, 5) OBP: 0.329, SLG: 0.424										5	1	3	0	0	1	3					
Daryl Spencer, R (1, 4) OBP: 0.352, SLG: 0.419										4	1	2	1	0	0	2					
Willie Mays, R (1, 8) OBP: 0.408, SLG: 0.572										4	1	1	2	0	0	3					
Hank Sauer, R (1, 7) OBP: 0.347, SLG: 0.439										3	0	1	0	0	0	1					
Bob Speake, L (7, PR) OBP: 0.329, SLG: 0.386										0	0	0	0	0	0	0					
Willie Kirkland, L (7, 9) OBP: 0.326, SLG: 0.443										1	1	1	2	0	0	0					
Orlando Cepeda, R (1, 3) OBP: 0.342, SLG: 0.518										4	0	0	0	0	1	2					
Andre Rodgers, R (1, 6) OBP: 0.261, SLG: 0.476										4	1	1	1	0	1	1					
Felipe Alou, R (1, 9) OBP: 0.298, SLG: 0.365										4	0	1	0	0	1	0					
Bob Schmidt, R (1, 2) OBP: 0.305, SLG: 0.423										4	0	1	0	0	2	1					
Mike McCormick, L (1, 1) OBP: 0.263, SLG: 0.241										2	0	1	0	0	1	0					
Gordon Jones, R (6, 1)										0	0	0	0	0	0	0					
Jackie Brandt, R (8, PH) OBP: 0.288, SLG: 0.234										0	1	0	0	1	0	0					
Al Worthington, R (8, 1) OBP: 0.208, SLG: 0.205										0	0	0	0	0	0	0					
Don Johnson, R (8, 1)										1	0	0	0	0	0	0					
Inning Stats	R: 0 E: 0 K: 0 S: 3	H: 1 LOB: 0 BB: 0 P: 3	R: 0 E: 0 K: 1 S: 5	H: 0 LOB: 0 BB: 0 P: 5	R: 0 E: 0 K: 0 S: 4	H: 2 LOB: 1 BB: 0 P: 4	R: 0 E: 0 K: 0 S: 4	H: 1 LOB: 1 BB: 0 P: 4	R: 0 E: 0 K: 1 S: 5	H: 0 LOB: 0 BB: 0 P: 5	R: 0 E: 0 K: 1 S: 6	H: 1 LOB: 1 BB: 0 P: 6	R: 0 E: 0 K: 0 S: 3	H: 1 LOB: 1 BB: 0 P: 3	R: 5 E: 0 K: 1 S: 9	H: 5 LOB: 0 BB: 1 P: 13	R: 1 E: 0 K: 3 S: 11	H: 1 LOB: 1 BB: 0 P: 11	1B: 8 2B: 3 3B: 0 HR: 2	SF: 0 SAC: 0 DP: 4 HBP: 0	WP: 0 PA: 37 PB: 0 SB: 0 CS: 0
PITCHER	IP WLS BF H R ER SO BB IBB HBP BLK WP HR S P ERA WHIP																				
Seth Morehead, L (1, 1) ERA: 6.51	7.2 L 30 10 4 4 3 1 0 0 0 0 0 0 35 39 4.70 1.435																				
Turk Farrell, R (8, 1) ERA: 3.95	0.1 2 1 1 1 1 0 0 0 0 0 1 4 4 27.00 3.000																				
Don Erickson, R (9, 1) ERA: 3.38	1.0 5 1 1 1 3 0 0 0 0 0 0 1 11 9.00 1.000																				

San Francisco Giants @ Philadelphia Phillies
 Connie Mack Stadium, Philadelphia, PA
 Sat Sep 13 1958, 3:33 AM EDT
 Att: 6,502 - Unknown

AB 36
 R 6
 H 12
 RBI 6
 BB 1
 SO 7
 LOB 13



Batter	1	2	3	4	5	6	7	8	9	AB	R	H	RBI	BB	SO	LOB	BOTTOM				
Richie Ashburn, L (1, 8) OBP: 0.431, SLG: 0.432										5	0	2	0	0	0	3					
Ted Kazanski, R (1, 4) OBP: 0.291, SLG: 0.310										4	0	0	0	0	0	2					
Dave Philley, S (8, PH) OBP: 0.359, SLG: 0.429										0	1	1	0	0	0	0					
Don Erickson, R (9, 1)										0	0	0	0	0	0	0					
Ed Bouchee, L (1, 3) OBP: 0.347, SLG: 0.390										5	0	0	0	0	0	4					
Wally Post, R (1, 9) OBP: 0.341, SLG: 0.453										4	1	0	0	1	1	4					
Harry Anderson, L (1, 7) OBP: 0.376, SLG: 0.539										5	3	5	1	0	0	0					
Pancho Herrera, R (1, 5) OBP: 0.231, SLG: 0.208										5	0	3	1	0	0	1					
Chico Fernandez, R (1, 6) OBP: 0.277, SLG: 0.314										4	0	2	2	0	0	2					
Stan Lopata, R (1, 2) OBP: 0.395, SLG: 0.402										4	1	1	0	1	1	4					
Seth Morehead, L (1, 1) OBP: 0.222, SLG: 0.125										1	0	0	0	1	1	2					
Turk Farrell, R (8, 1) OBP: 0.240, SLG: 0.208										0	0	0	0	0	0	0					
Solly Hemus, L (6, PH) OBP: 0.393, SLG: 0.422										1	0	0	0	0	0	1					
Inning Stats	R: 0 E: 0 K: 0 S: 3	H: 0 LOB: 0 BB: 0 P: 3	R: 1 E: 0 K: 1 S: 7	H: 2 LOB: 1 BB: 1 P: 11	R: 0 E: 0 K: 0 S: 3	H: 0 LOB: 0 BB: 0 P: 3	R: 0 E: 0 K: 0 S: 5	H: 2 LOB: 2 BB: 0 P: 5	R: 0 E: 0 K: 0 S: 4	H: 1 LOB: 2 BB: 1 P: 8	R: 1 E: 0 K: 0 S: 6	H: 3 LOB: 2 BB: 0 P: 6	R: 1 E: 0 K: 0 S: 5	H: 2 LOB: 1 BB: 1 P: 9	R: 1 E: 0 K: 1 S: 8	H: 3 LOB: 2 BB: 0 P: 8	R: 1 E: 0 K: 1 S: 6	H: 1 LOB: 0 BB: 0 P: 6	1B: 12 2B: 2 3B: 0 HR: 1	SF: 1 SAC: 1 DP: 1 HBP: 0	WP: 1 PA: 44 PB: 0 SB: 0 CS: 0
PITCHER	IP WLS BF H R ER SO BB IBB HBP BLK WP HR S P ERA WHIP																				
Mike McCormick, L (1, 1) ERA: 4.52	5.0 W 25 8 2 2 1 0 1 0 0 0 0 0 25 33 3.60 1.800																				
Gordon Jones, R (6, 1) ERA: 2.54	2.0 W 9 2 1 1 0 1 0 0 0 0 0 0 8 12 4.50 1.500																				
Al Worthington, R (8, 1) ERA: 3.72	0.1 4 3 1 1 0 0 0 0 0 0 0 0 4 4 27.00 9.000																				
Don Johnson, R (8, 1) ERA: 6.04	1.2 S 6 1 1 1 2 0 0 0 0 0 1 1 10 10 5.40 0.600																				

San Francisco Giants @ Philadelphia Phillies
 Connie Mack Stadium, Philadelphia, PA
 Sat Sep 13 1958, 3:33 AM EDT
 Att: 6,502 - Unknown

AB 39
 R 5
 H 14
 RBI 5
 BB 3
 SO 3
 LOB 23




Batter	1	2	3	4	5	6	7	8	9	AB	R	H	RBI	BB	SO	LOB	TOP			
Jim Davenport, R (1,5) OBP: 0.328, SLG: 0.425 Ray Jablonski, R (9,PH) OBP: 0.285, SLG: 0.456 Eddie Bressoud, R (9,PR) OBP: 0.327, SLG: 0.343	F7		K		F8		2B		1B	4	0	1	0	0	1	0	San Francisco Giants @ Cincinnati Redlegs Crosley Field, Cincinnati, OH Sun Sep 14 1958, 3:33 AM EDT Unknown livebaseballscorecards.com			
Daryl Spencer, R (1,4) OBP: 0.351, SLG: 0.417	5-3		F9		FC1-4		5-3		FC4-6	5	0	1	0	0	0	3				
Willie Mays, R (1,8) OBP: 0.405, SLG: 0.567	F9		K		FC1-4		F8		F4	5	0	0	0	0	1	4				
Leon Wagner, L (1,7) OBP: 0.377, SLG: 0.541		1B FC5-4		1B 2B	FC5-4				K	3	2	2	0	1	1	0				
Orlando Cepeda, R (1,3) OBP: 0.343, SLG: 0.518		FC5-4		1B 2B	FC5-4				E6	4	1	2	0	0	0	2				
Willie Kirkland, L (1,9) OBP: 0.323, SLG: 0.438 Felipe Alou, R (8,9) OBP: 0.298, SLG: 0.365	F5		F8		F5				F2	4	0	0	0	0	0	5				
Andre Rodgers, R (1,6) OBP: 0.222, SLG: 0.400	FC5-4		F3		6-3				F3	4	0	0	1	0	0	4				
Bob Schmidt, R (1,2) OBP: 0.307, SLG: 0.427		1B			F4				6-3	4	0	2	2	0	0	0				
Stu Miller, R (1,1) OBP: 0.224, SLG: 0.119 Whitely Lockman, L (7,PH) OBP: 0.313, SLG: 0.331 Paul Giel, R (7,1) OBP: 0.138, SLG: 0.074 Bill White, L (9,PH) OBP: 0.423, SLG: 0.250	F3		K		4-3				FC4-6	2	0	0	0	0	1	3				
Inning Stats	R: 0 E: 0 K: 0 S: 3	H: 0 LOB: 0 BB: 0 P: 3	R: 1 E: 0 K: 0 S: 6	H: 3 LOB: 2 BB: 0 P: 6	R: 0 E: 0 K: 2 S: 7	H: 0 LOB: 0 BB: 0 P: 7	R: 2 E: 0 K: 1 S: 8	H: 3 LOB: 1 BB: 0 P: 8	R: 0 E: 0 K: 0 S: 4	H: 0 LOB: 0 BB: 0 P: 3	R: 0 E: 0 K: 0 S: 4	H: 1 LOB: 1 BB: 0 P: 4	R: 0 E: 1 K: 1 S: 6	H: 0 LOB: 1 BB: 0 P: 6	R: 0 E: 0 K: 0 S: 5	H: 2 LOB: 2 BB: 0 P: 5		1B: 8 2B: 2 3B: 0 HR: 0	SF: 0 SAC: 0 DP: 0 HBP: 0	WP: 0 PB: 0 SB: 1 CS: 0
PITCHER Bob Purkey, R (1,1) ERA: 3.5	IP: 9.0 WLS: W BF: 39 H: 10 R: 3 ER: 3 SO: 4 BB: 1 IBB: 0 HBP: 0 BLK: 0 WP: 0 HR: 0 S: 46 P: 50 ERA: 3.00 WHIP: 1.222															PITCHER				

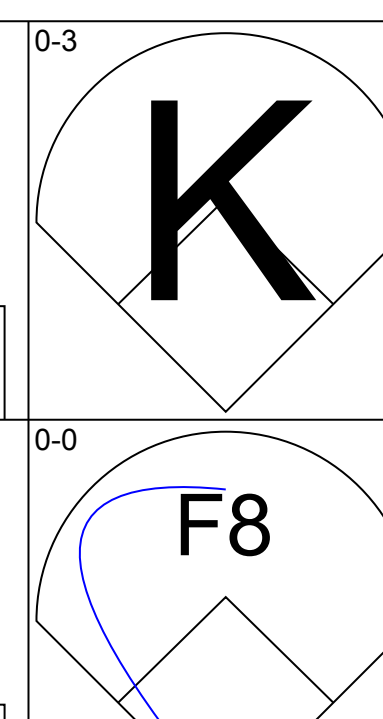
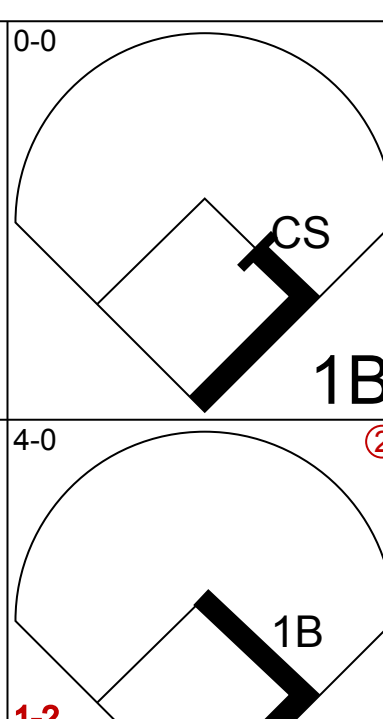
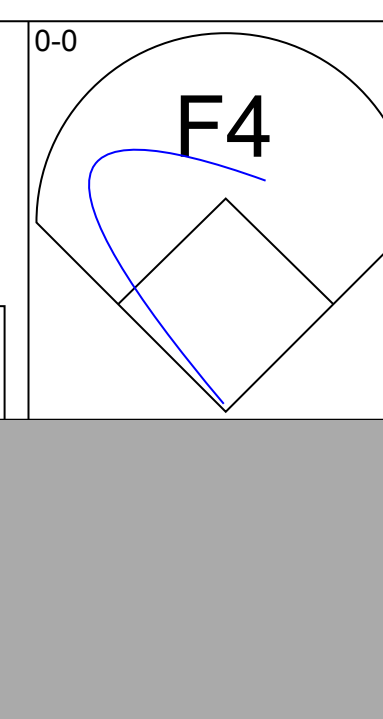
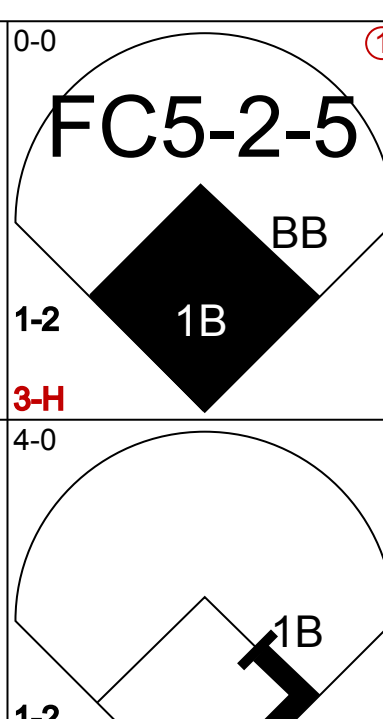
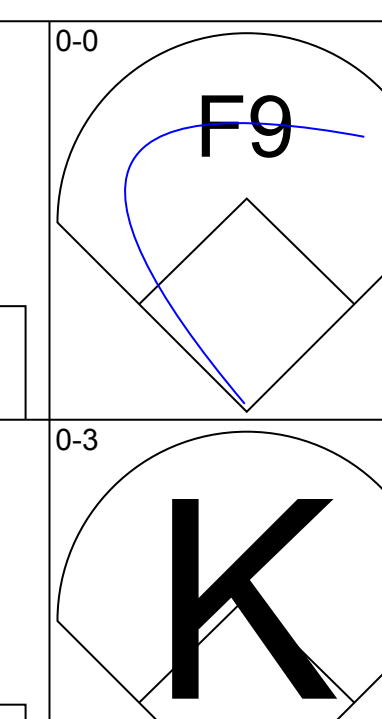
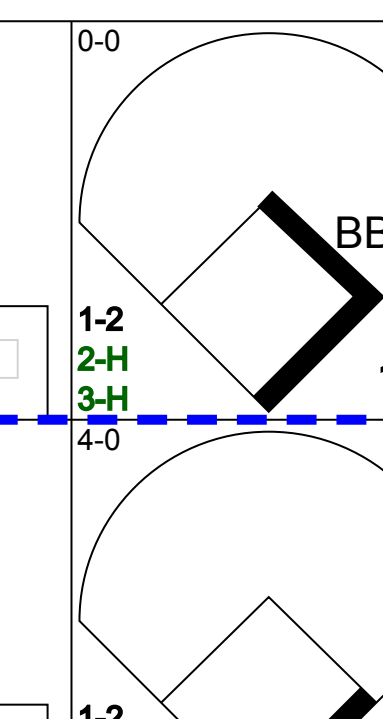
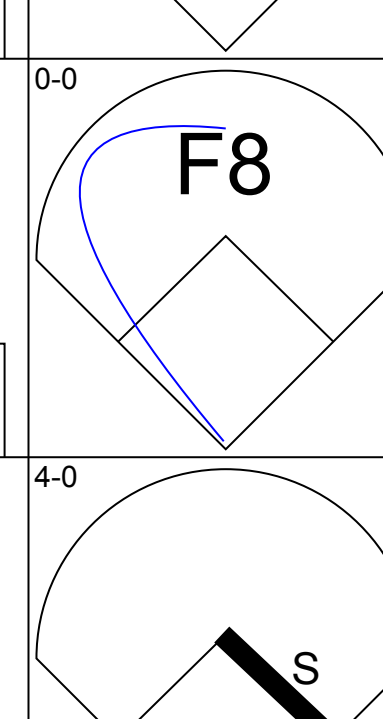
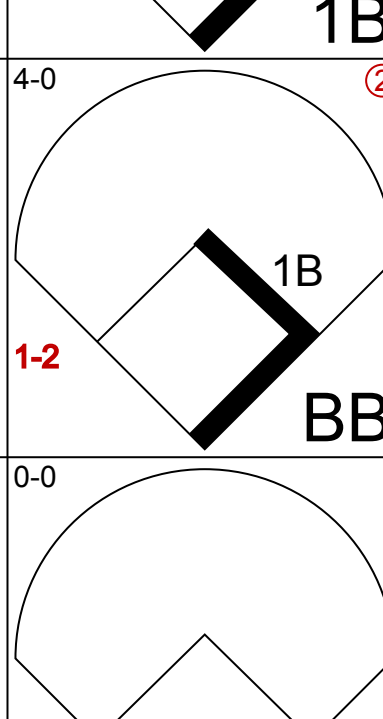
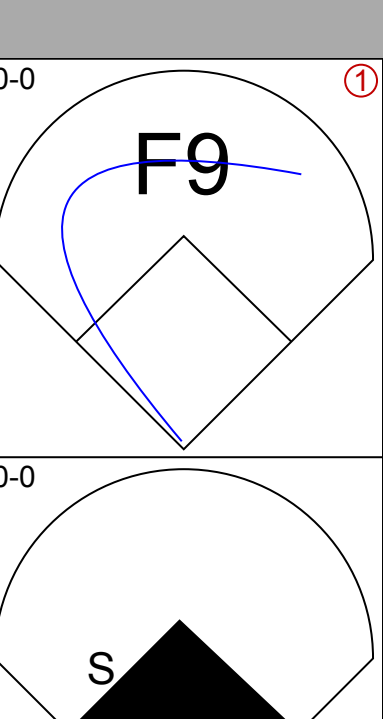
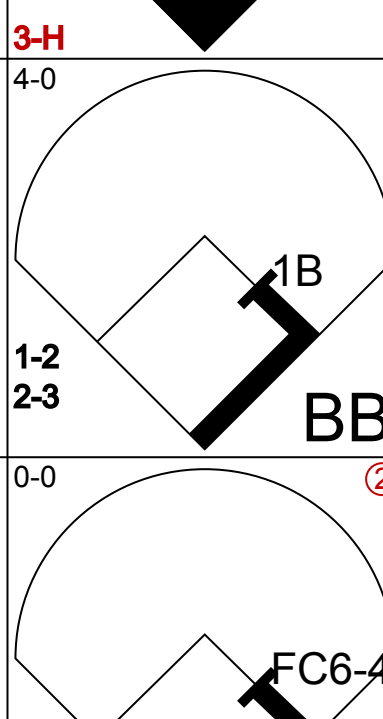
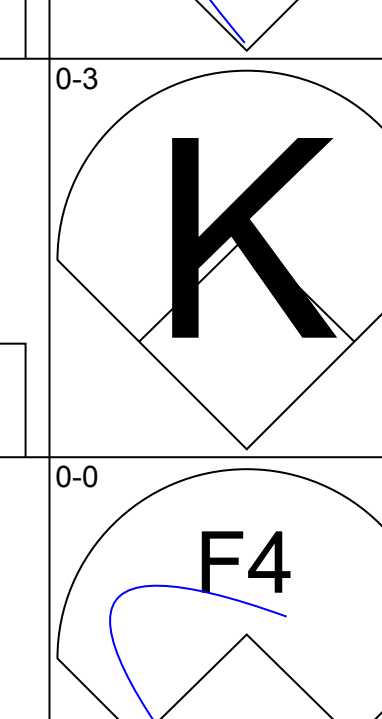
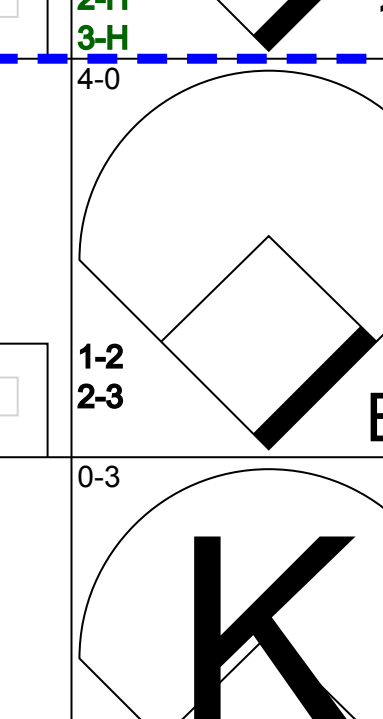
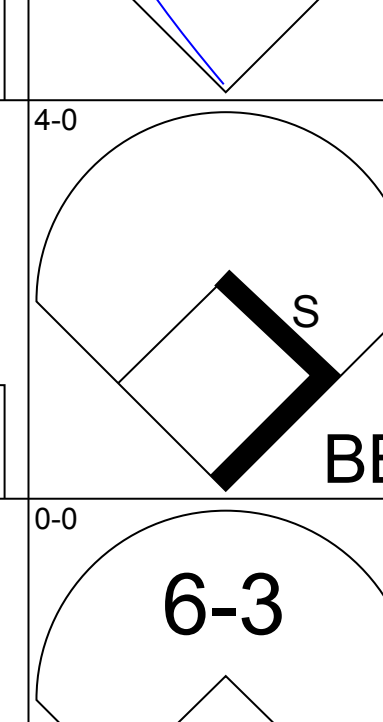
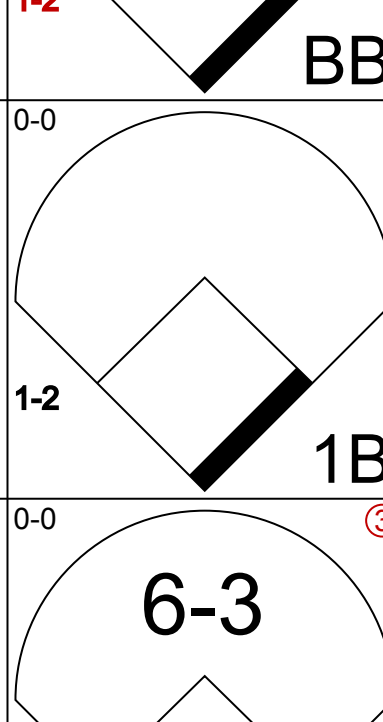
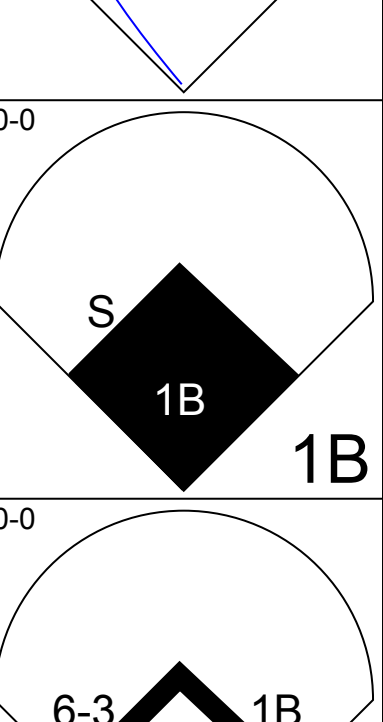
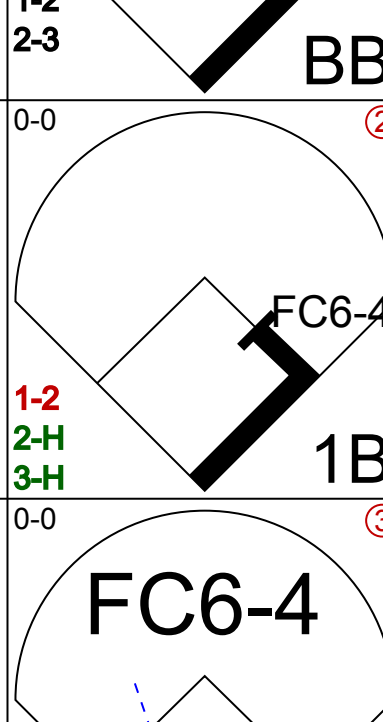
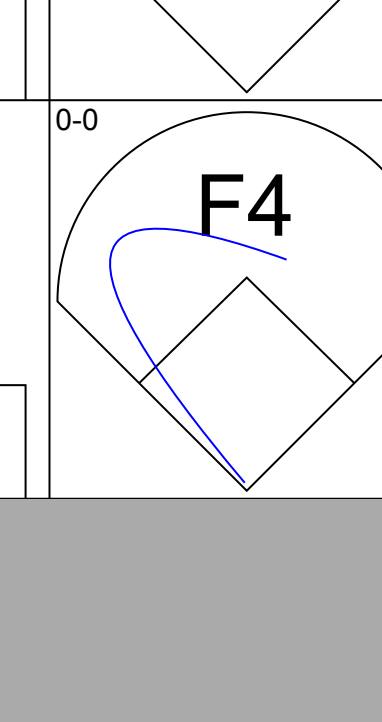
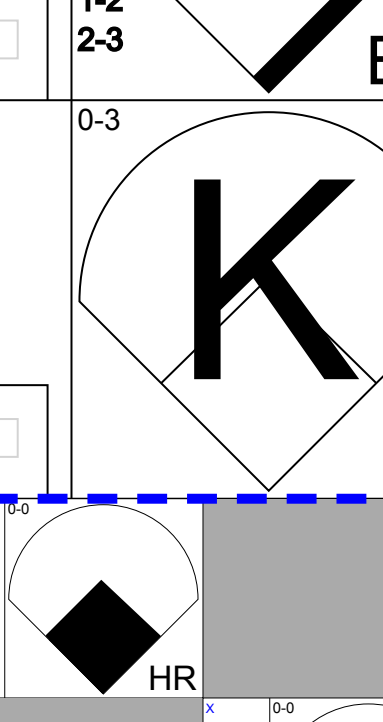
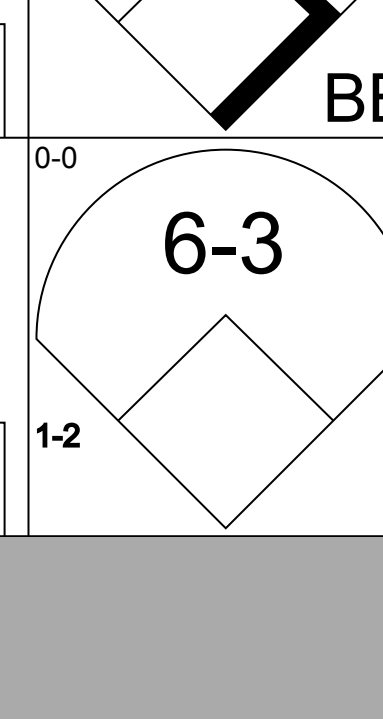
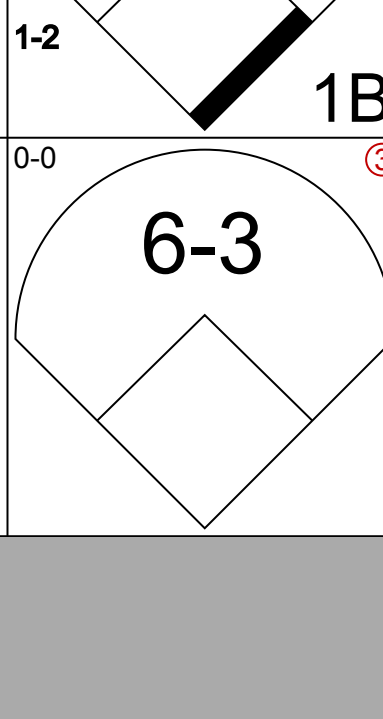
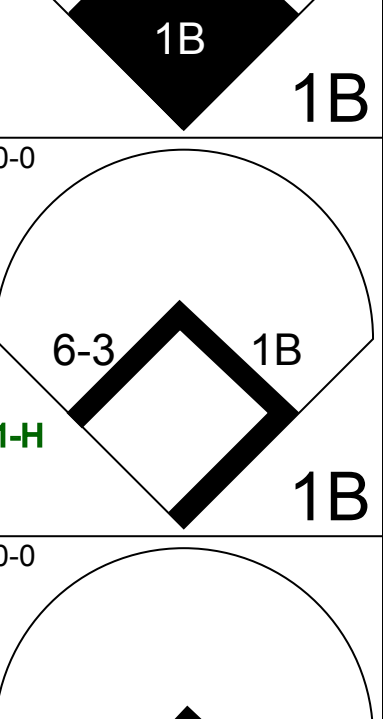
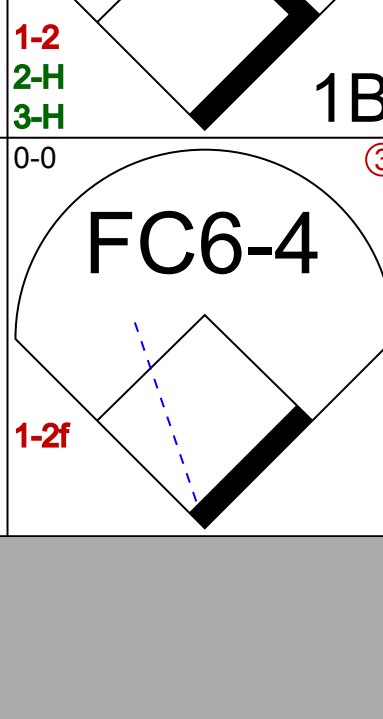
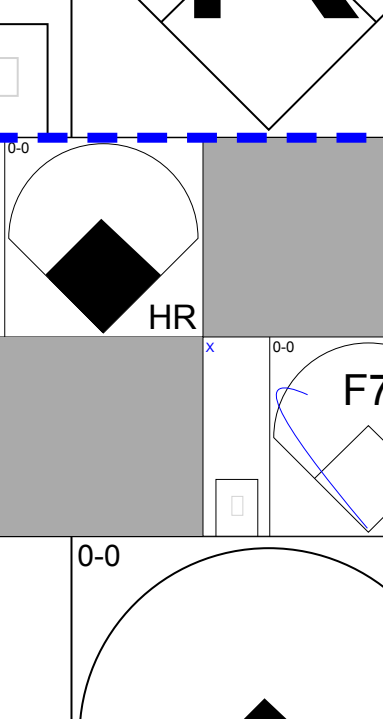

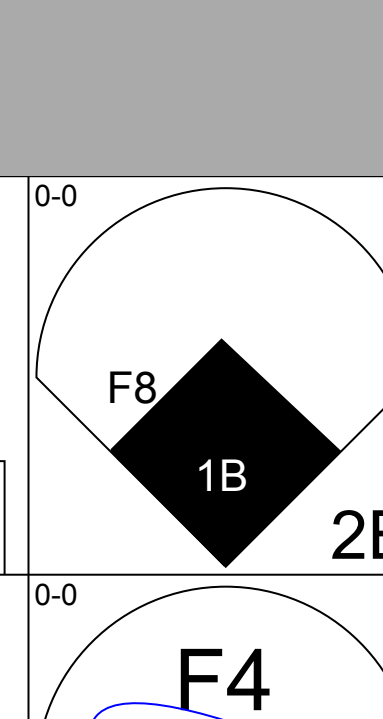
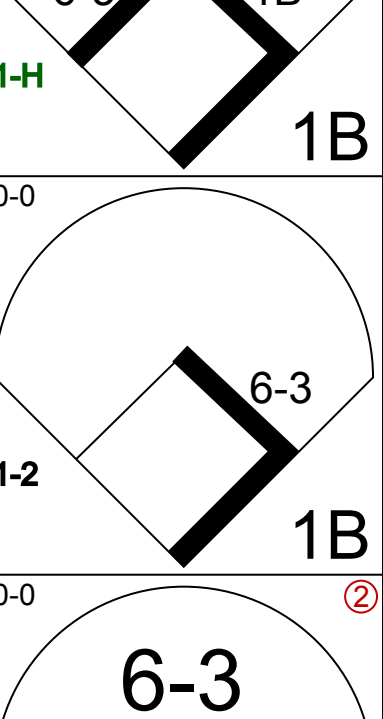
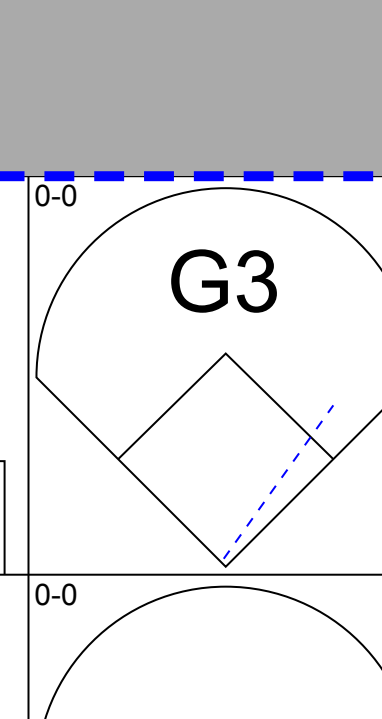
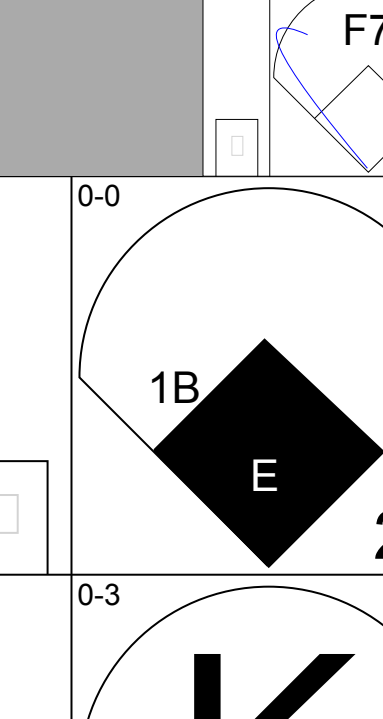

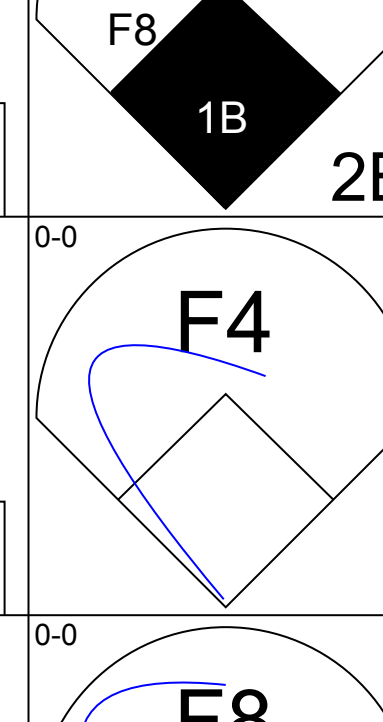
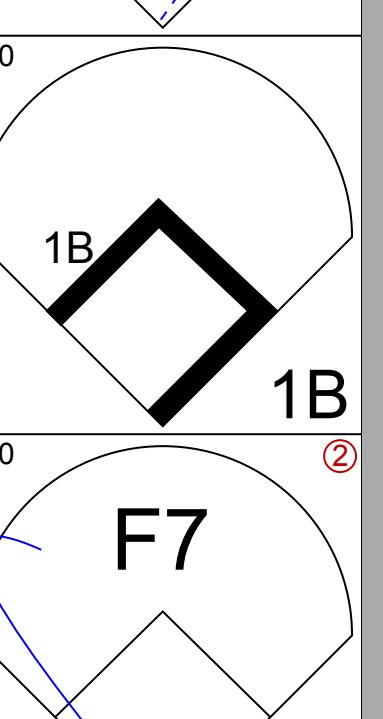
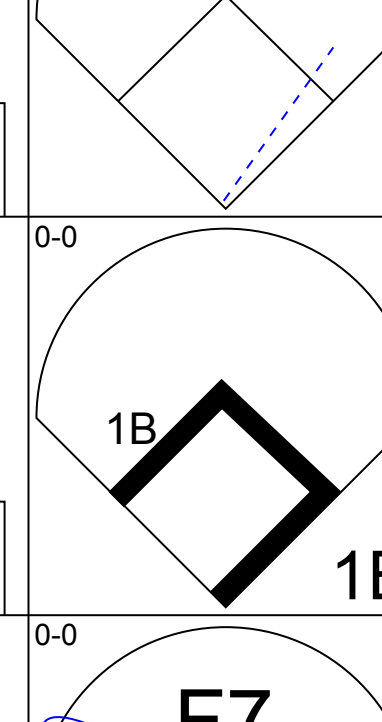
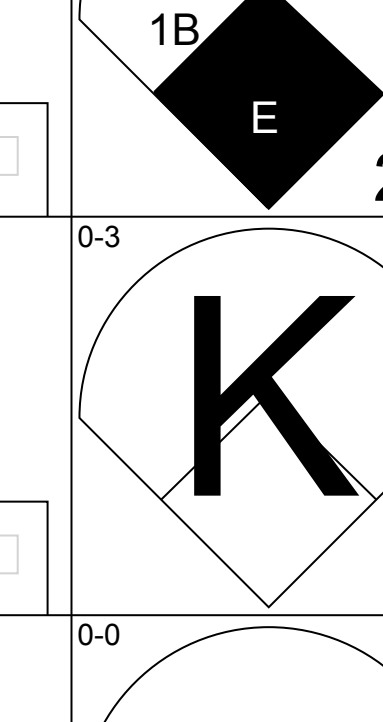

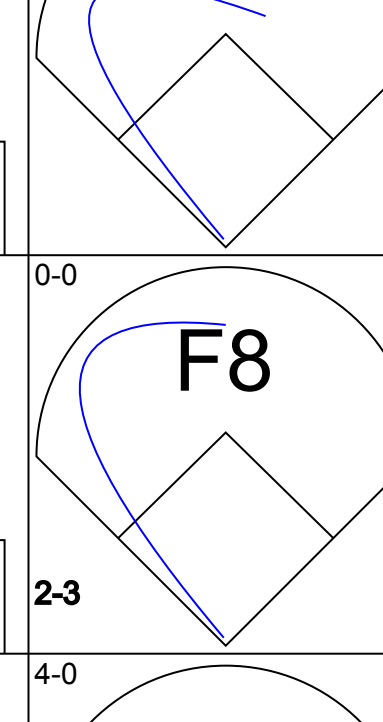
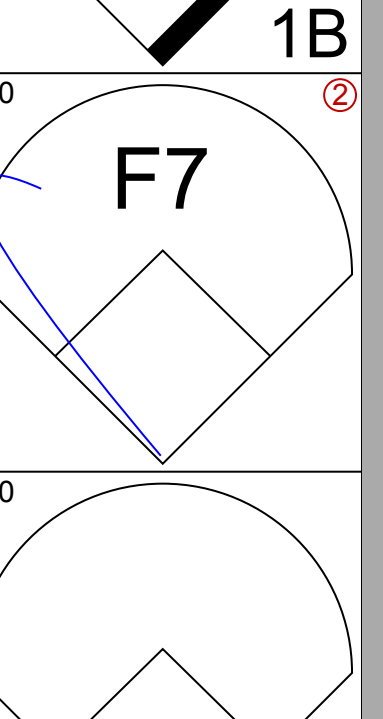
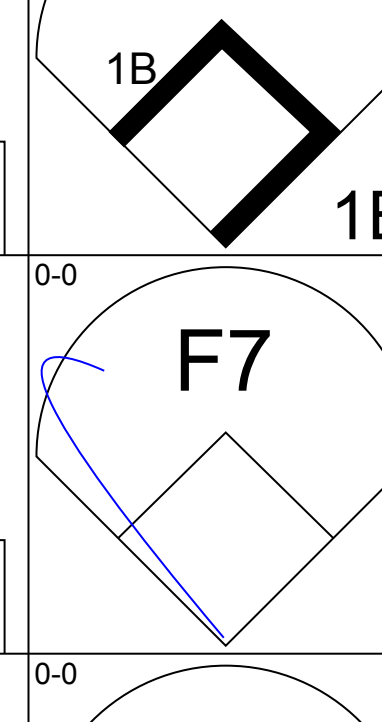
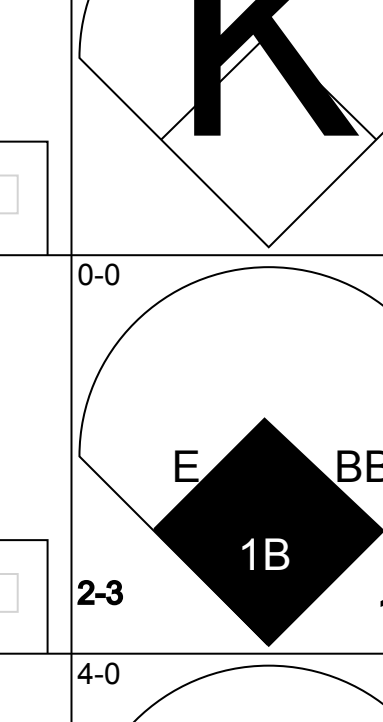

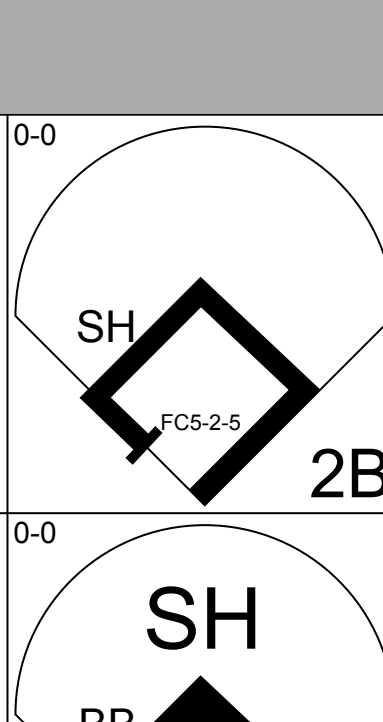
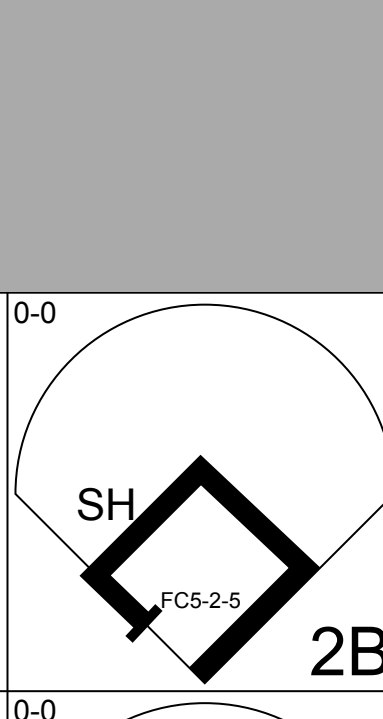
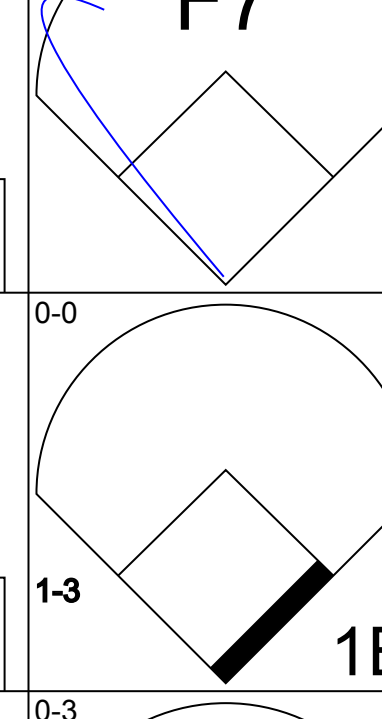
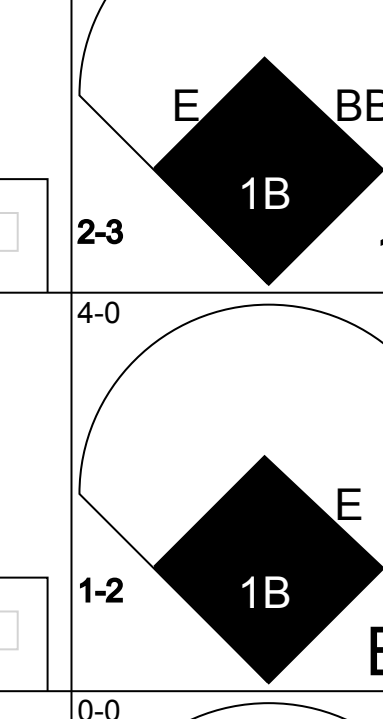
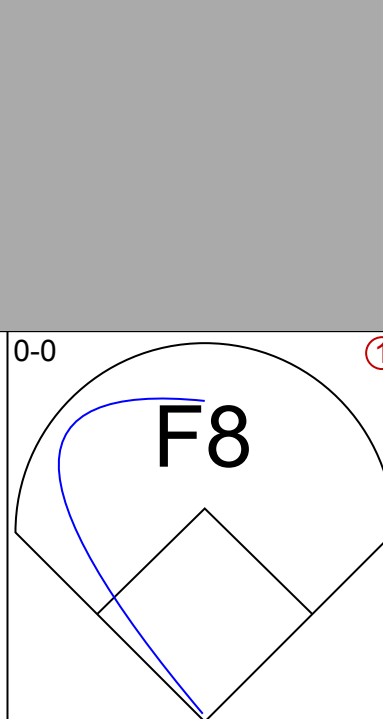
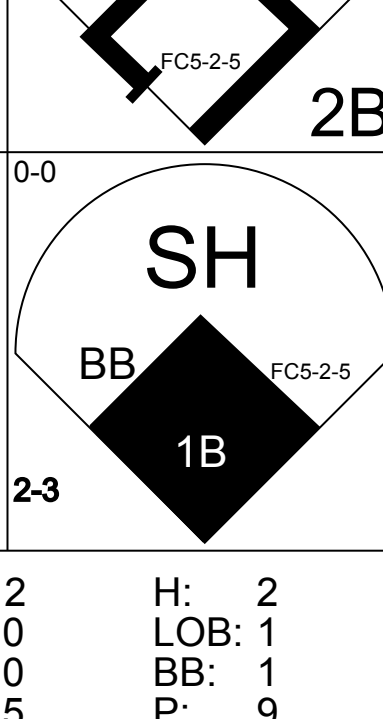
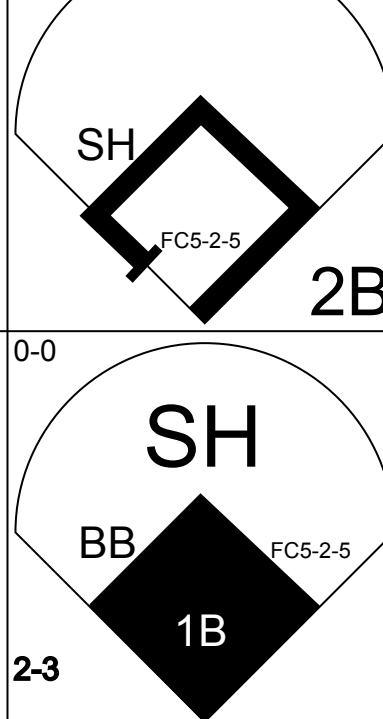
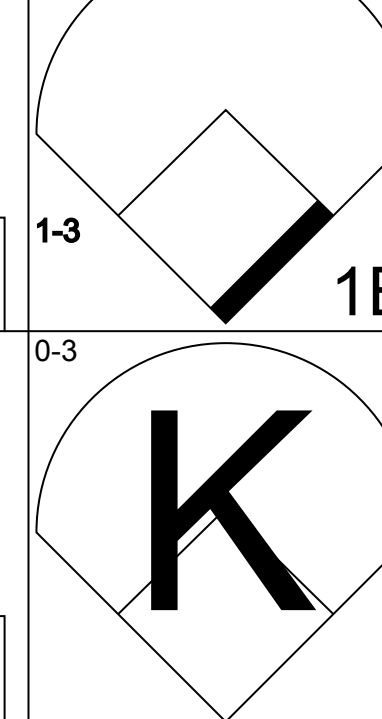
Batter	1	2	3	4	5	6	7	8	9	AB	R	H	RBI	BB	SO	LOB	BOTTOM			
Johnny Temple, R (1,4) OBP: 0.405, SLG: 0.403 Eddie Miksis, R (8,5) OBP: 0.222, SLG: 0.143	E9		F7		6-3		1B			4	0	2	0	0	0	0	San Francisco Giants @ Cincinnati Redlegs Crosley Field, Cincinnati, OH Sun Sep 14 1958, 3:33 AM EDT Unknown livebaseballscorecards.com			
Jerry Lynch, L (1,9) OBP: 0.326, SLG: 0.481	E9		F4		FC4-6		1B		F9	4	1	1	0	0	0	1				
Vada Pinson, L (1,7) OBP: 0.321, SLG: 0.324					4-3		FC4-6		G3	4	1	1	1	0	0	1				
Frank Robinson, R (1,8) OBP: 0.350, SLG: 0.508	K				HR		1B		BB	3	2	2	2	1	1	1				
Smoky Burgess, L (1,2) OBP: 0.344, SLG: 0.398	G3		F9		F9		1B		F8	4	0	1	1	0	0	2				
Dee Fondy, L (1,3) OBP: 0.254, SLG: 0.275			F2		F4		K			3	0	0	0	0	1	1				
Alex Grammas, R (1,5) OBP: 0.343, SLG: 0.268 (8,4)			K		F8		CS		BB	2	0	0	0	1	1	0				
Roy McMillan, R (1,6) OBP: 0.322, SLG: 0.308			4-3		6-3		SH1-3		1B	3	0	1	0	0	0	0				
Bob Purkey, R (1,1) OBP: 0.163, SLG: 0.152			K		K		SH1-3			2	0	0	0	0	2	0				
Inning Stats	R: 1 E: 1 K: 1 S: 7	H: 2 LOB: 1 BB: 0 P: 7	R: 0 E: 0 K: 1 S: 5	H: 0 LOB: 0 BB: 0 P: 5	R: 0 E: 0 K: 0 S: 4	H: 1 LOB: 0 BB: 0 P: 4	R: 0 E: 0 K: 1 S: 5	H: 0 LOB: 0 BB: 0 P: 5	R: 2 E: 0 K: 1 S: 8	H: 3 LOB: 1 BB: 0 P: 8	R: 0 E: 0 K: 0 S: 3	H: 2 LOB: 2 BB: 1 P: 7	R: 0 E: 0 K: 0 S: 3	H: 0 LOB: 1 BB: 1 P: 7	R: 0 E: 0 K: 0 S: 5	H: 0 LOB: 1 BB: 1 P: 7		1B: 4 2B: 2 3B: 1 HR: 1	SF: 0 SAC: 1 DP: 0 HBP: 0	WP: 0 PB: 0 SB: 0 CS: 1
PITCHER Stu Miller, R (1,1) ERA: 2.53 Paul Giel, R (7,1) ERA: 4.22	IP: 6.0 WLS: L BF: 24 H: 6 R: 4 ER: 3 SO: 5 BB: 0 IBB: 0 HBP: 0 BLK: 0 WP: 0 HR: 1 S: 34 P: 34 ERA: 4.50 WHIP: 1.000															PITCHER				

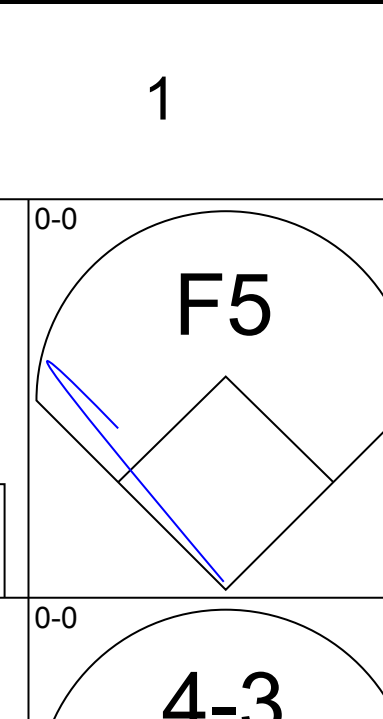
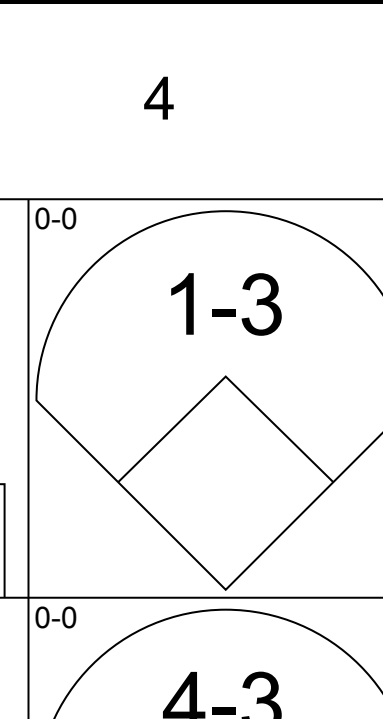
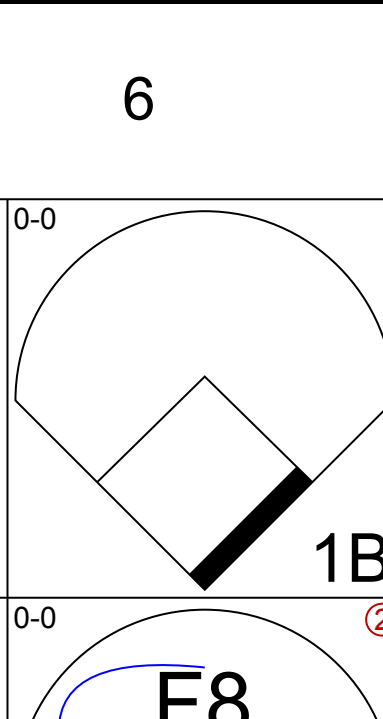
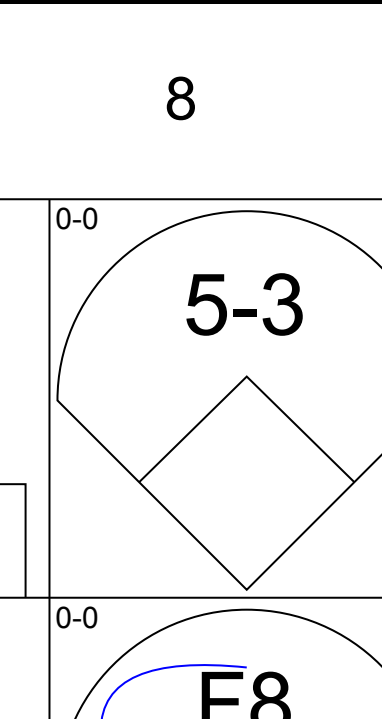
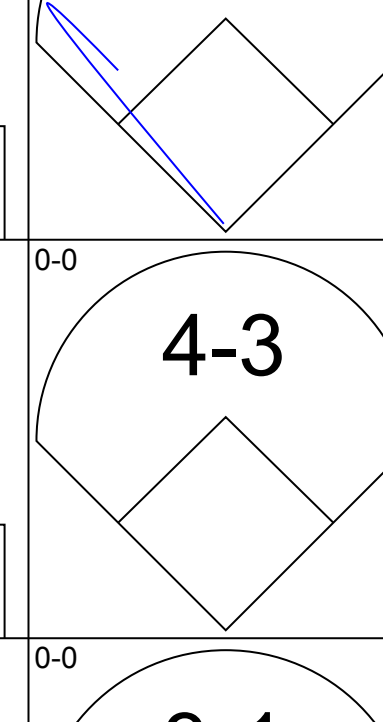
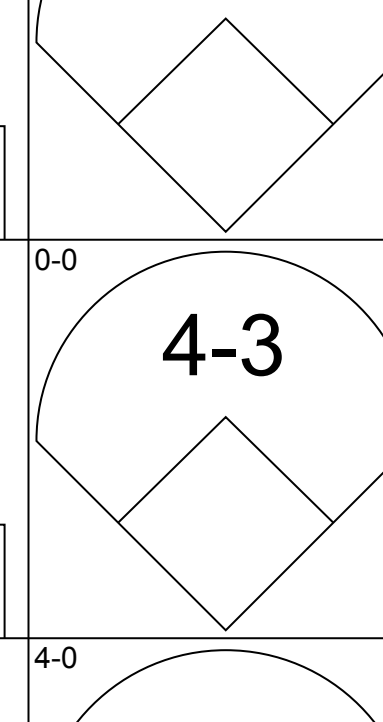
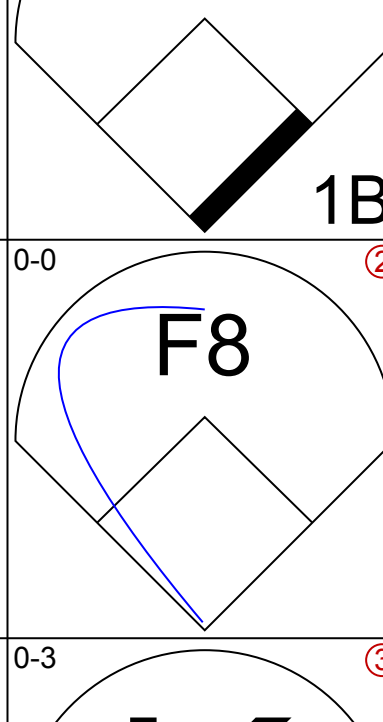
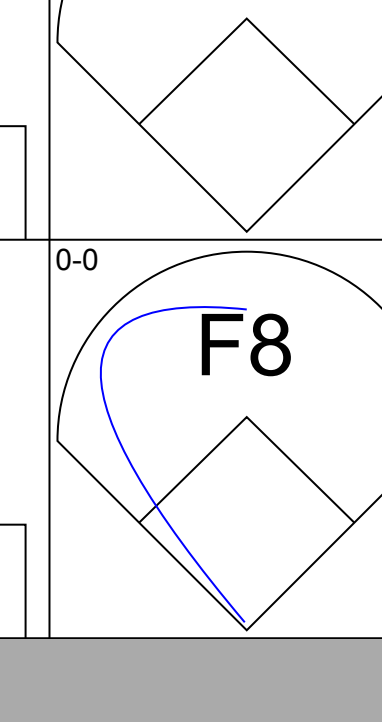
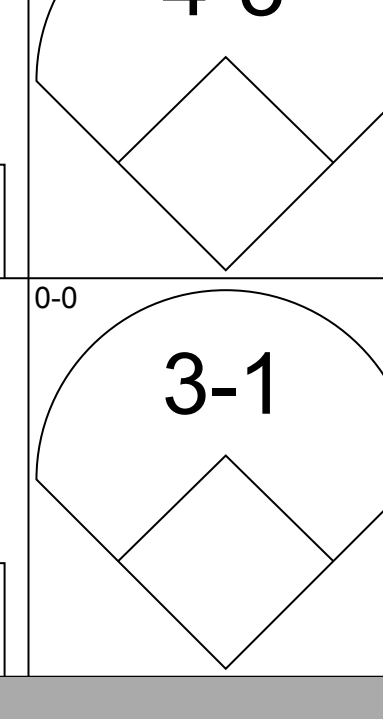
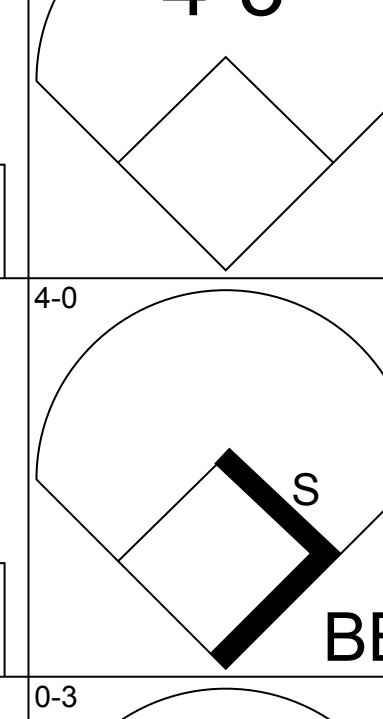
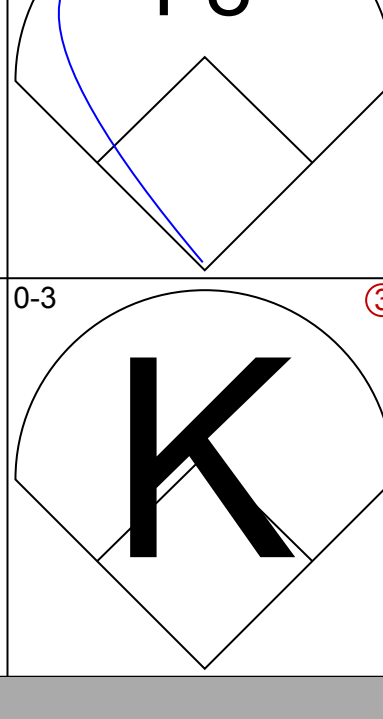
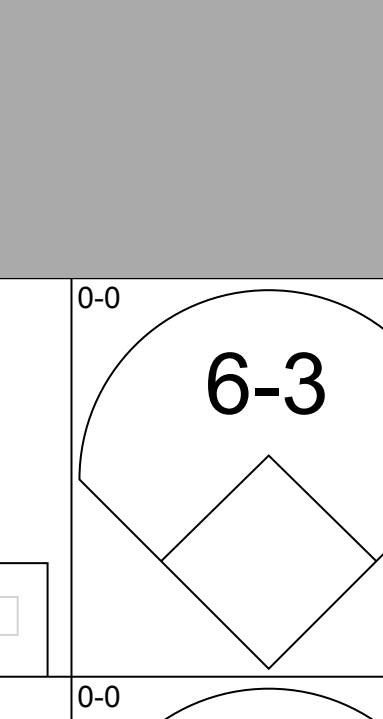

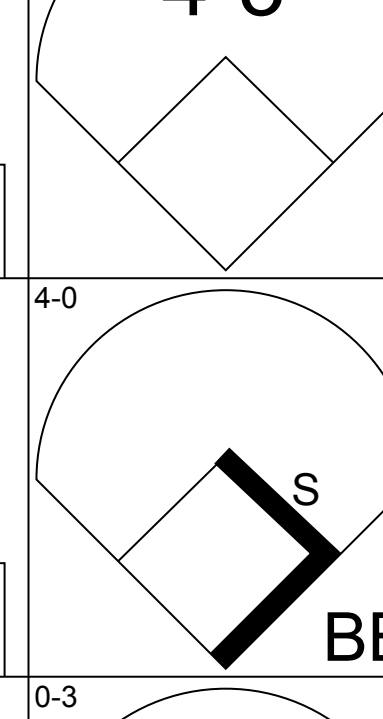

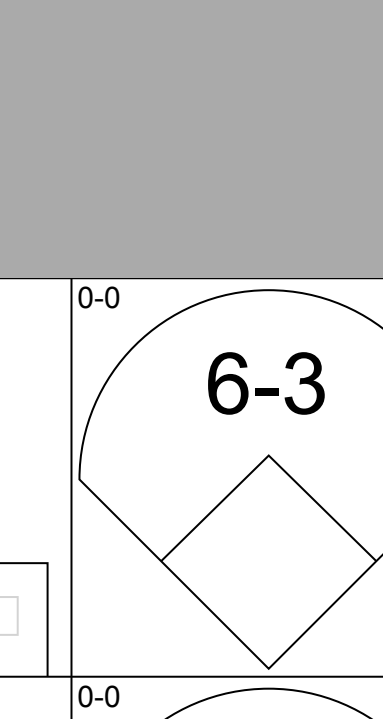
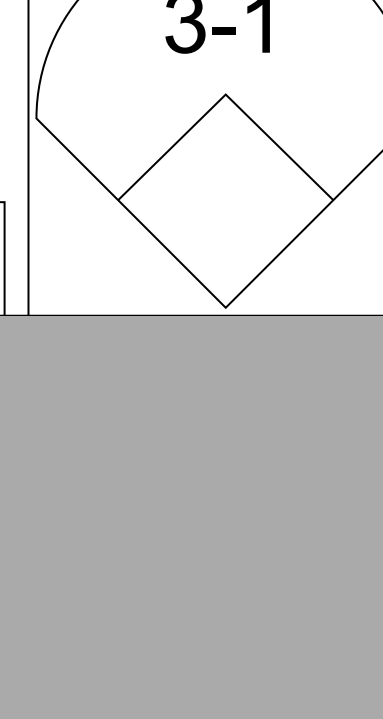

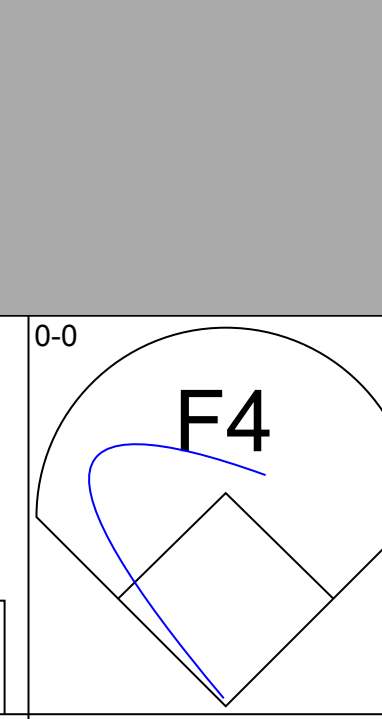
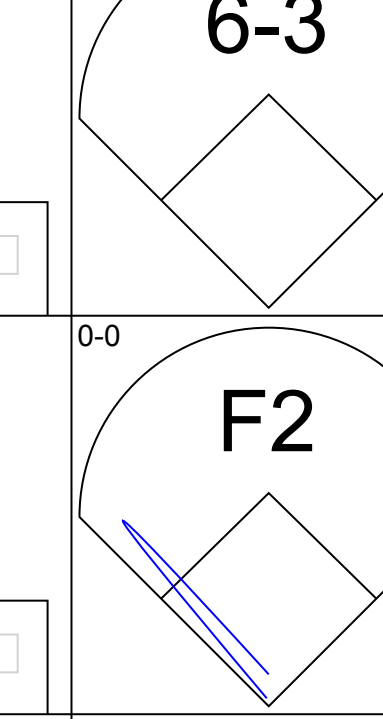

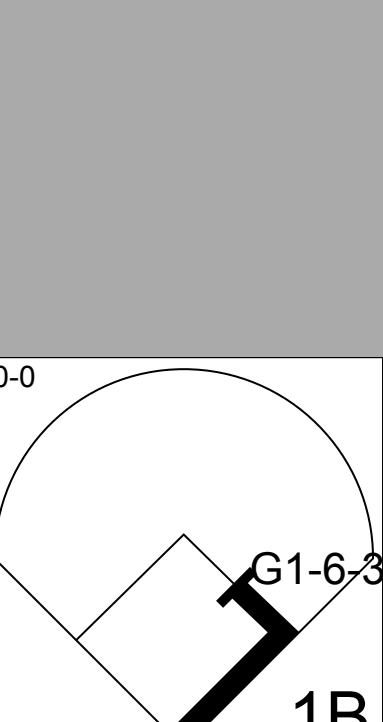
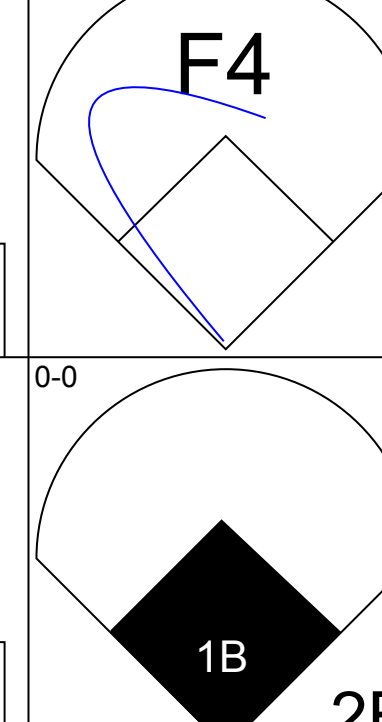
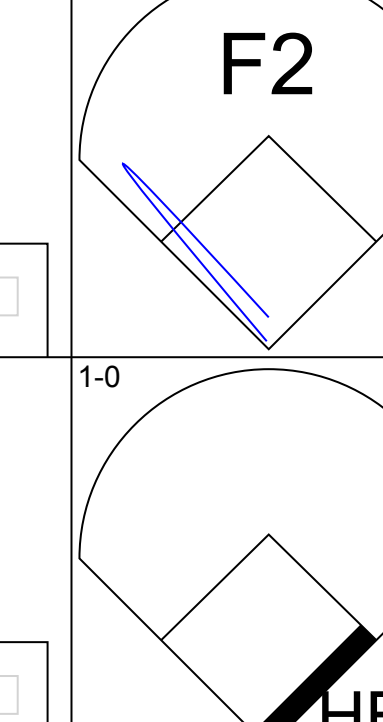

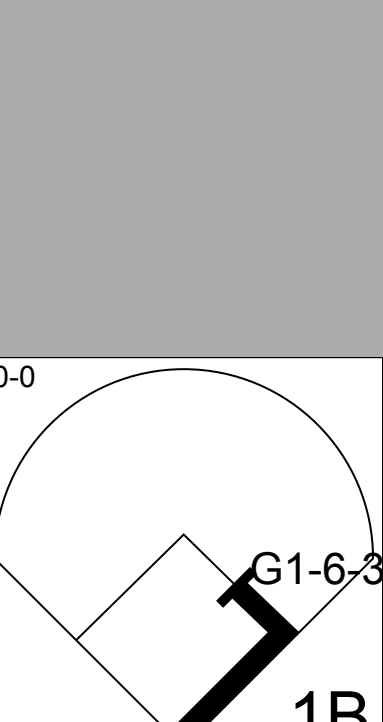
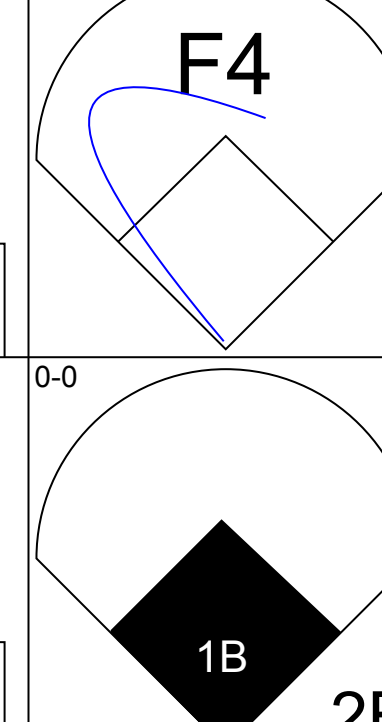

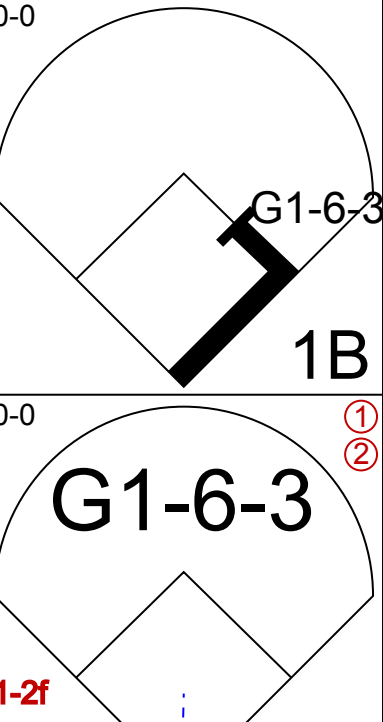
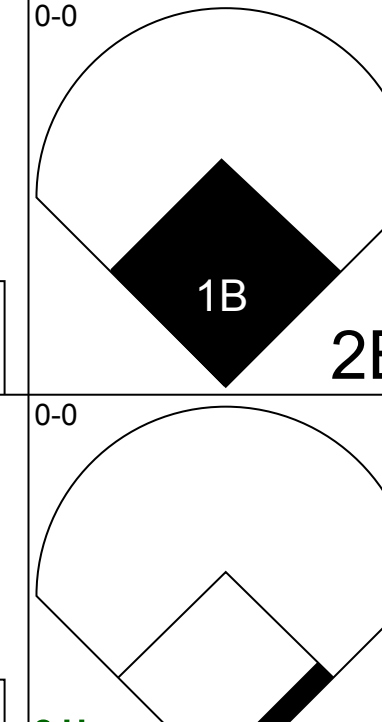
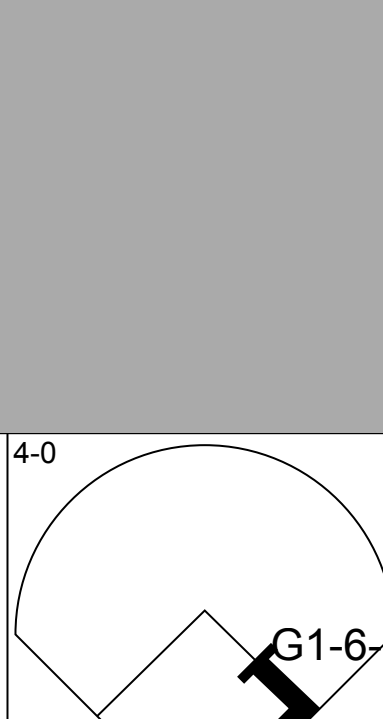


Batter	1	2	3	4	5	6	7	8	9	AB	R	H	RBI	BB	SO	LOB	TOP										
Jim Davenport, R OBP: 0.326, SLG: 0.422 (1, 5)										5	1	1	0	0	0	2	San Francisco Giants @ Cincinnati Redlegs Crosley Field, Cincinnati, OH Sun Sep 14 1958, 3:38 AM EDT Att: 17,829 - Unknown livebaseballscorecards.com										
Daryl Spencer, R OBP: 0.350, SLG: 0.421 (1, 4)										5	1	1	1	0	1												
Willie Mays, R OBP: 0.408, SLG: 0.571 (1, 8)										5	2	4	1	0	0												
Leon Wagner, L OBP: 0.380, SLG: 0.545 Whitely Lockman, L OBP: 0.318, SLG: 0.336 (7, PR) (7, 9)										4	0	2	1	0	0	1											
Orlando Cepeda, R OBP: 0.345, SLG: 0.520 (1, 3)										5	1	3	1	0	0	3											
Andre Rodgers, R OBP: 0.250, SLG: 0.448 (1, 6)										4	0	2	2	0	0	3											
Bob Schmidt, R OBP: 0.304, SLG: 0.422 (1, 2)										4	0	0	0	0	1	4											
Felipe Alou, R OBP: 0.297, SLG: 0.362 (1, 9) (7, 7)										4	0	1	0	0	0	1											
Ramon Monzant, R OBP: 0.182, SLG: 0.182 Marv Grissom, R (8, 1) Mike McCormick, L OBP: 0.263, SLG: 0.241 (8, 1)										4	0	0	0	0	1	3											
Inning Stats	R: 0 E: 0 K: 0 S: 5	H: 2 LOB: 2 BB: 0 P: 5	R: 0 E: 0 K: 0 S: 5	H: 2 LOB: 2 BB: 0 P: 5	R: 0 E: 0 K: 2 S: 7	H: 0 LOB: 0 BB: 0 P: 7	R: 1 E: 0 K: 0 S: 4	H: 1 LOB: 1 BB: 0 P: 4	R: 1 E: 0 K: 0 S: 5	H: 2 LOB: 1 BB: 0 P: 5	R: 3 E: 0 K: 1 S: 9	H: 4 LOB: 2 BB: 0 P: 9	R: 0 E: 0 K: 0 S: 3	H: 0 LOB: 0 BB: 0 P: 3	R: 1 E: 0 K: 0 S: 5	H: 2 LOB: 1 BB: 0 P: 5	1B: 10 2B: 4 3B: 0 HR: 1	SF: 1 SAC: 0 DP: 0 HBP: 0	WP: 0 PB: 0 CS: 0	PA: 42							
PITCHER	IP	WLS	BF	H	R	ER	SO	BB	IBB	HBP	BLK	WP	HR	S	P	ERA	WHIP										
Don Newcombe, R ERA: 4.88 Willard Schmidt, R ERA: 2.97 Orlando Pena, R ERA: 0.82	(1, 1) (7, 1) (8, 1)	6.1 0.2 2.0	L 3 8	31 1 2	12 0 2	5 0 1	5 0 1	3 0 0	0 0 0	0 0 0	0 0 0	0 0 0	1 0 0	37 3 8	37 3 8	7.11 0.00 4.50	1.895 1.500 1.000										

Batter	1	2	3	4	5	6	7	8	9	AB	R	H	RBI	BB	SO	LOB	BOTTOM										
Johnny Temple, R OBP: 0.405, SLG: 0.402 Eddie Miksis, R OBP: 0.211, SLG: 0.135 Walt Dropo, R OBP: 0.330, SLG: 0.470 (9, PH)										1	0	0	0	0	0	0	San Francisco Giants @ Cincinnati Redlegs Crosley Field, Cincinnati, OH Sun Sep 14 1958, 3:38 AM EDT Att: 17,829 - Unknown livebaseballscorecards.com										
Jerry Lynch, L OBP: 0.329, SLG: 0.479 (1, 9)										5	1	2	0	0	1	2											
Vada Pinson, L OBP: 0.329, SLG: 0.347 (1, 7)										4	1	2	1	0	0	2											
Frank Robinson, R OBP: 0.351, SLG: 0.509 (1, 8)										3	1	1	1	0	0	1											
Ed Bailey, L OBP: 0.336, SLG: 0.412 (1, 2)										3	0	1	1	0	1	0											
Dee Fondy, L OBP: 0.248, SLG: 0.268 Pete Whisenant, R OBP: 0.296, SLG: 0.466 George Crowe, L OBP: 0.351, SLG: 0.405 (9, 3)										3	0	0	0	0	1	2											
Alex Grammas, R OBP: 0.341, SLG: 0.263 (2, 4)										3	0	0	0	1	0	0											
Roy McMillan, R OBP: 0.322, SLG: 0.308 Jim Fridley, R (9, PH)										3	0	1	0	0	0	2											
Don Newcombe, L OBP: 0.447, SLG: 0.431 Willard Schmidt, R OBP: 0.167, SLG: 0.091 Bob Thurman, L OBP: 0.323, SLG: 0.386 Orlando Pena, R (8, 1) Dutch Dotterer, R (9, PH)										2	0	1	0	0	1	1											
Inning Stats	R: 0 E: 0 K: 0 S: 3	H: 0 LOB: 0 BB: 0 P: 3	R: 0 E: 0 K: 0 S: 3	H: 1 LOB: 2 BB: 1 P: 8	R: 1 E: 0 K: 1 S: 7	H: 2 LOB: 1 BB: 0 P: 7	R: 0 E: 0 K: 1 S: 5	H: 0 LOB: 0 BB: 0 P: 5	R: 0 E: 0 K: 0 S: 3	H: 0 LOB: 1 BB: 1 P: 7	R: 3 E: 0 K: 0 S: 6	H: 3 LOB: 0 BB: 0 P: 6	R: 0 E: 0 K: 0 S: 4	H: 1 LOB: 1 BB: 0 P: 4	R: 0 E: 0 K: 0 S: 5	H: 1 LOB: 0 BB: 0 P: 4	1B: 7 2B: 3 3B: 0 HR: 0	SF: 2 SAC: 0 DP: 1 HBP: 1	WP: 3 PB: 0 CS: 0	PA: 38							
PITCHER	IP	WLS	BF	H	R	ER	SO	BB	IBB	HBP	BLK	WP	HR	S	P	ERA	WHIP										
Ramon Monzant, R ERA: 4.8 Marv Grissom, R ERA: 3.99 Mike McCormick, L ERA: 4.47	(1, 1) (8, 1) (8, 1)	7.0 0.0 2.0	W 1 S	30 1 7	3 1 1	3 0 1	3 0 1	0 0 0	0 0 0	0 0 0	0 0 0	0 0 0	0 0 0	1 1 7	46 1 7	3.86 ∞ 4.50	1.286 ∞ 0.500										

Batter	1	2	3	4	5	6	7	8	9	AB	R	H	RBI	BB	SO	LOB	TOP					
Jim Davenport, R (1,5) OBP: 0.324, SLG: 0.419	K		5-3		1-3			FC4-6 1B		3	0	0	0	0	1	1	San Francisco Giants @ Milwaukee Braves Milwaukee County Stadium, Milwaukee, WI Tue Sep 16 1958, 8:05 PM EDT Att: 31,081 - Unknown livebaseballscores.com					
Willie Kirkland, L (8,PH) OBP: 0.324, SLG: 0.440										1	0	1	0	0	0	0						
Eddie Bressoud, R (8,PH) OBP: 0.327, SLG: 0.343										0	0	0	0	0	0	0						
Daryl Spencer, R (1,4) OBP: 0.347, SLG: 0.418	F3		5-3			6-3		FC4-6 1-2		4	0	0	0	0	0	1						
Willie Mays, R (1,8) OBP: 0.409, SLG: 0.571						3-1		F8		4	0	2	0	0	0	1						
Leon Wagner, L (1,7) OBP: 0.373, SLG: 0.535	K					3-1				4	0	0	0	0	1	2						
Orlando Cepeda, R (1,3) OBP: 0.346, SLG: 0.520										4	0	2	0	0	0	1						
Bill White, L (1,9) OBP: 0.400, SLG: 0.375										4	1	1	1	0	0	2						
Andre Rodgers, R (1,6) OBP: 0.229, SLG: 0.406										3	0	0	0	0	0	2	AB 33 R 1 H 7 RBI 1 BB 0 SO 4 LOB 13					
Bob Schmidt, R (1,2) OBP: 0.304, SLG: 0.422										3	0	1	0	0	1	2						
Johnny Antonelli, L (1,1) OBP: 0.229, SLG: 0.296										2	0	0	0	0	1	1						
Al Worthington, R (7,1) OBP: 0.256, SLG: 0.295										0	0	0	0	0	0	0						
Whitey Lockman, L (8,PH) OBP: 0.316, SLG: 0.333										1	0	0	0	0	0	0						
Mike McCormick, L (8,1) OBP: 0.263, SLG: 0.241										0	0	0	0	0	0	0						
Inning Stats	R: 0 E: 0 K: 2 S: 8	H: 1 LOB: 1 BB: 0 P: 8	R: 0 E: 0 K: 1 S: 6	H: 1 LOB: 1 BB: 0 P: 6	R: 0 E: 0 K: 0 S: 3	H: 0 LOB: 0 BB: 0 P: 3	R: 0 E: 0 K: 0 S: 3	H: 1 LOB: 0 BB: 0 P: 3	R: 1 E: 0 K: 1 S: 7	H: 2 LOB: 1 BB: 0 P: 7	R: 0 E: 0 K: 0 S: 3	H: 0 LOB: 0 BB: 0 P: 3	R: 0 E: 0 K: 0 S: 4	H: 1 LOB: 1 BB: 0 P: 4	R: 0 E: 0 K: 0 S: 4	H: 1 LOB: 1 BB: 0 P: 4	R: 0 E: 0 K: 0 S: 3	H: 0 LOB: 0 BB: 0 P: 3	1B: 6 2B: 0 3B: 0 HR: 1	SF: 0 SAC: 0 DP: 1 HBP: 0	WP: 0 PB: 0 SB: 0 CS: 0	PA: 33
PITCHER Lew Burdette, R (1,1) ERA: 3.01	IP: 9.0 WLS: W BF: 33 H: 7 R: 1 ER: 1 SO: 4 BB: 0 IBB: 0 HBP: 0 BLK: 0 WP: 0 HR: 1 S: 41 P: 41 ERA: 1.00 WHIP: 0.778															PITCHER	IP: 9.0 WLS: W BF: 33 H: 7 R: 1 ER: 1 SO: 4 BB: 0 IBB: 0 HBP: 0 BLK: 0 WP: 0 HR: 1 S: 41 P: 41 ERA: 1.00 WHIP: 0.778					

Batter	1	2	3	4	5	6	7	8	9	AB	R	H	RBI	BB	SO	LOB	BOTTOM					
Felix Mantilla, R (1,6) OBP: 0.286, SLG: 0.360	F4	6-3			F6		E4 3B	6-3		5	1	1	0	0	0	3	San Francisco Giants @ Milwaukee Braves Milwaukee County Stadium, Milwaukee, WI Tue Sep 16 1958, 8:05 PM EDT Att: 31,081 - Unknown livebaseballscores.com					
Casey Wise, S (1,4) OBP: 0.206, SLG: 0.209	F4						F7			3	0	1	0	1	0	0						
Eddie Mathews, L (1,5) OBP: 0.354, SLG: 0.468										4	1	0	0	0	0	2						
Hank Aaron, R (1,9) OBP: 0.390, SLG: 0.557										4	1	1	1	0	0	1						
Joe Adcock, R (1,3) OBP: 0.326, SLG: 0.524										4	1	2	0	0	1	2						
Andy Pafko, R (1,8) OBP: 0.309, SLG: 0.333										4	0	2	0	0	0	0						
Del Crandall, R (1,2) OBP: 0.357, SLG: 0.471										3	0	1	1	1	0	1						
Hawk Taylor, R (1,7) OBP: 0.331, SLG: 0.358										3	0	0	0	0	0	5						
Lew Burdette, R (1,1) OBP: 0.276, SLG: 0.372										3	0	0	0	1	1	4	AB 33 R 4 H 8 RBI 2 BB 4 SO 2 LOB 18					
Inning Stats	R: 0 E: 0 K: 0 S: 3	H: 0 LOB: 0 BB: 0 P: 3	R: 1 E: 0 K: 0 S: 6	H: 3 LOB: 3 BB: 1 P: 10	R: 0 E: 0 K: 0 S: 4	H: 1 LOB: 1 BB: 0 P: 4	R: 0 E: 0 K: 0 S: 3	H: 0 LOB: 0 BB: 0 P: 3	R: 0 E: 0 K: 1 S: 7	H: 0 LOB: 1 BB: 1 P: 7	R: 0 E: 0 K: 0 S: 3	H: 2 LOB: 3 BB: 1 P: 11	R: 3 E: 3 K: 1 S: 9	H: 2 LOB: 1 BB: 0 P: 9	R: 0 E: 0 K: 0 S: 2	H: 0 LOB: 0 BB: 1 P: 6		R: 0 E: 0 K: 0 S: 2	H: 0 LOB: 0 BB: 1 P: 6	1B: 6 2B: 1 3B: 1 HR: 0	SF: 0 SAC: 0 DP: 1 HBP: 0	WP: 0 PB: 0 SB: 1 CS: 0
PITCHER Johnny Antonelli, L (1,1) ERA: 3.28	IP: 0.2 WLS: L BF: 3 H: 0 R: 0 ER: 0 SO: 1 BB: 2 IBB: 0 HBP: 0 BLK: 0 WP: 0 HR: 0 S: 5 P: 5 ERA: 0.00 WHIP: 0.000															PITCHER	IP: 0.2 WLS: L BF: 3 H: 0 R: 0 ER: 0 SO: 1 BB: 2 IBB: 0 HBP: 0 BLK: 0 WP: 0 HR: 0 S: 5 P: 5 ERA: 0.00 WHIP: 0.000					
PITCHER Al Worthington, R (7,1) ERA: 3.7	IP: 1.0 WLS: L BF: 3 H: 0 R: 0 ER: 0 SO: 0 BB: 1 IBB: 0 HBP: 0 BLK: 0 WP: 0 HR: 0 S: 2 P: 6 ERA: 0.00 WHIP: 1.000															PITCHER	IP: 1.0 WLS: L BF: 3 H: 0 R: 0 ER: 0 SO: 0 BB: 1 IBB: 0 HBP: 0 BLK: 0 WP: 0 HR: 0 S: 2 P: 6 ERA: 0.00 WHIP: 1.000					

Batter	1	2	3	4	5	6	7	8	9	AB	R	H	RBI	BB	SO	LOB	TOP								
Jim Davenport, R OBP: 0.324, SLG: 0.417 (1, 5)			 1B			 BB 1B			 1B	6	1	2	2	0	1	4	San Francisco Giants @ St. Louis Cardinals Sportsman's Park, St. Louis, MO Fri Sep 19 1958, 8:05 PM EDT Att: 8,523 - Unknown								
Daryl Spencer, R OBP: 0.349, SLG: 0.415 (1, 4)			 BB			 BB			 BB	3	0	0	0	3	1	0									
Willie Mays, R OBP: 0.411, SLG: 0.571 (1, 8)	 BB				 1B	 1B				5	1	3	2	1	1	3									
Hank Sauer, R OBP: 0.346, SLG: 0.436 (1, 7)																									
Willie Kirkland, L OBP: 0.325, SLG: 0.448 (6, 9)					 1B	 1B			 F7	4	0	1	1	0	0	4									
Orlando Cepeda, R OBP: 0.348, SLG: 0.524 (1, 3)				 1B	 1B				 E 2B	5	2	3	0	0	1	0									
Andre Rodgers, R OBP: 0.250, SLG: 0.389 (1, 6)		 BB						 1B		4	0	1	0	1	1	4									
Bob Schmidt, R OBP: 0.303, SLG: 0.419 (1, 2)									 BB 1B	5	1	1	0	0	1	5									
Felipe Alou, R OBP: 0.310, SLG: 0.373 (1, 9)		 1-2		 1B IBB		 2B		 1B	 1B BB	3	1	2	0	2	0	1									
Stu Miller, R OBP: 0.226, SLG: 0.130 (1, 1)				 1B		 BB 1B			 BB 1B	4	1	1	2	0	1	4									
Inning Stats	R: 0 E: 0 K: 1 S: 5	H: 0 LOB: 1 BB: 1 P: 9	R: 0 E: 0 K: 1 S: 5	H: 0 LOB: 1 BB: 1 P: 9	R: 0 E: 0 K: 0 S: 4	H: 2 LOB: 2 BB: 1 P: 8	R: 1 E: 1 K: 0 S: 5	H: 2 LOB: 2 BB: 1 P: 9	R: 1 E: 0 K: 1 S: 8	H: 3 LOB: 2 BB: 0 P: 8	R: 2 E: 0 K: 0 S: 5	H: 2 LOB: 1 BB: 1 P: 9	R: 0 E: 0 K: 1 S: 7	H: 2 LOB: 2 BB: 0 P: 7	R: 0 E: 0 K: 1 S: 5	H: 0 LOB: 0 BB: 0 P: 5	R: 4 E: 1 K: 2 S: 12	H: 4 LOB: 3 BB: 2 P: 20	1B: 11 2B: 3 3B: 0 HR: 1	SF: 0 SAC: 1 DP: 0 HBP: 0	WP: 0 PB: 0 SB: 3 CS: 1	PA: 49			
PITCHER	IP	WLS	BF	H	R	ER	SO	BB	IBB	HBP	BLK	WP	HR	S	P	ERA	WHIP								
Vinegar Bend Mizell, L ERA: 3.42 (1, 1)	6.0	L	31	9	4	4	3	4	1	0	0	0	0	32	52	6.00	2.167								
Billy Muffett, R ERA: 4.88 (7, 1)	2.0		8	2	0	0	2	0	0	0	0	0	0	12	12	6.00	1.000								
Phil Paine, R ERA: 0.56 (9, 1)	0.1		7	4	4	4	1	1	0	0	0	0	1	8	12	108.00	15.000								
Chuck Stobbs, L ERA: 5.12 (9, 1)	0.2		3	0	0	0	1	1	0	0	0	0	0	4	8	0.00	1.500								

Batter	1	2	3	4	5	6	7	8	9	AB	R	H	RBI	BB	SO	LOB	BOTTOM								
Bobby Gene Smith, R OBP: 0.281, SLG: 0.258 (1, 8)						 1B				4	0	1	0	0	0	0	San Francisco Giants @ St. Louis Cardinals Sportsman's Park, St. Louis, MO Fri Sep 19 1958, 8:05 PM EDT Att: 8,523 - Unknown								
Lee Tate, R OBP: 0.143, SLG: 0.143 (1, 6)										4	0	0	0	0	0	1									
Joe Cunningham, L OBP: 0.451, SLG: 0.491 (1, 3)				 BB						3	0	0	0	1	1	1									
Ken Boyer, R OBP: 0.362, SLG: 0.499 (1, 5)				 1-2						4	0	0	0	0	1	1									
Irv Noren, L OBP: 0.333, SLG: 0.408 (1, 7)					 1B		 2B			3	1	2	0	0	1	0									
Gene Green, R OBP: 0.336, SLG: 0.424 (1, 9)					 1-2		 1B			4	0	1	1	0	1	2									
Hobie Landrith, L OBP: 0.335, SLG: 0.310 (1, 2)			 BB		 1B					2	0	0	0	1	1	1									
Eddie Kasko, R OBP: 0.269, SLG: 0.283 (1, 4)			 1-2		 1B					3	0	1	0	0	1	2									
Vinegar Bend Mizell, R OBP: 0.126, SLG: 0.133 (5, PH) Benny Valenzuela, R OBP: 0.207, SLG: 0.286 (7, 1) Billy Muffett, R OBP: 0.228, SLG: 0.250 (8, PH) Ellis Burton, S (9, 1) Phil Paine, R OBP: 0.286, SLG: 0.286 (9, 1) Chuck Stobbs, L OBP: 0.118, SLG: 0.063 (9, 1)										1	0	0	0	0	0	0									
Inning Stats	R: 0 E: 0 K: 0 S: 3	H: 0 LOB: 0 BB: 0 P: 3	R: 0 E: 0 K: 2 S: 7	H: 0 LOB: 0 BB: 0 P: 7	R: 0 E: 0 K: 0 S: 2	H: 0 LOB: 0 BB: 1 P: 6	R: 0 E: 0 K: 1 S: 5	H: 0 LOB: 1 BB: 1 P: 9	R: 0 E: 0 K: 0 S: 4	H: 2 LOB: 2 BB: 0 P: 4	R: 0 E: 0 K: 1 S: 6	H: 1 LOB: 1 BB: 0 P: 6	R: 1 E: 0 K: 2 S: 9	H: 2 LOB: 1 BB: 0 P: 9	R: 0 E: 0 K: 1 S: 5	H: 0 LOB: 0 BB: 0 P: 5		R: 0 E: 0 K: 0 S: 3	H: 0 LOB: 1 BB: 0 P: 4	1B: 4 2B: 1 3B: 0 HR: 0	SF: 0 SAC: 0 DP: 2 HBP: 1	WP: 0 PB: 0 SB: 1 CS: 0	PA: 33		
PITCHER	IP	WLS	BF	H	R	ER	SO	BB	IBB	HBP	BLK	WP	HR	S	P	ERA	WHIP								
Stu Miller, R ERA: 2.45 (1, 1)	9.0	W	33	5	1	1	7	2	0	1	0	0	0	44	53	1.00	0.778								

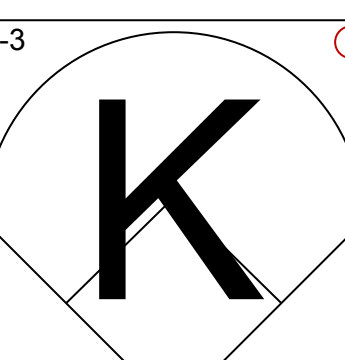
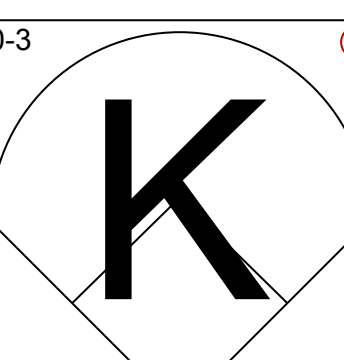
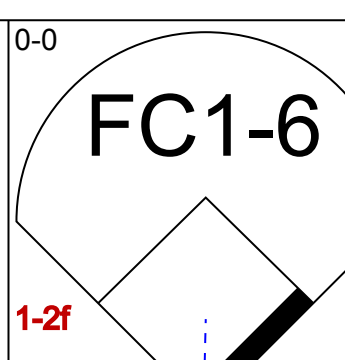
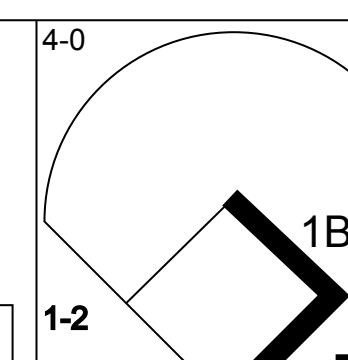
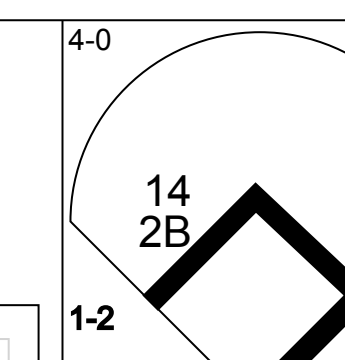
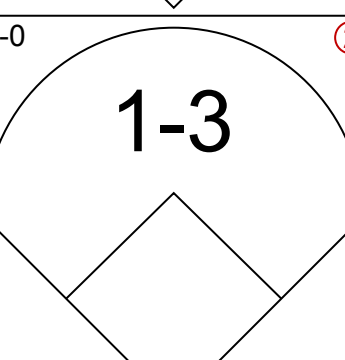
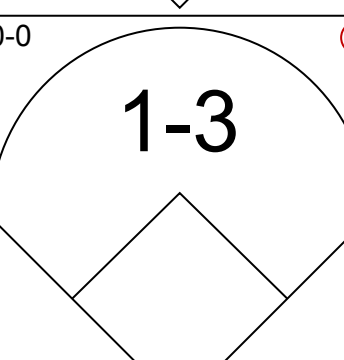
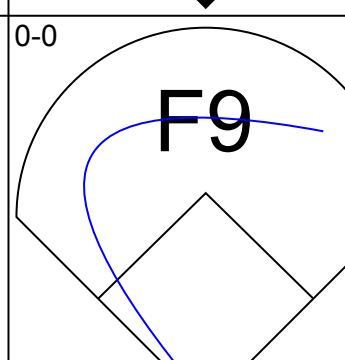
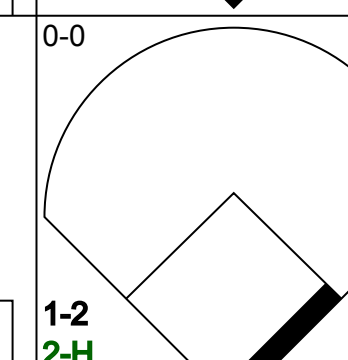
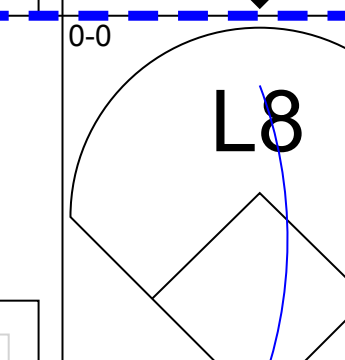
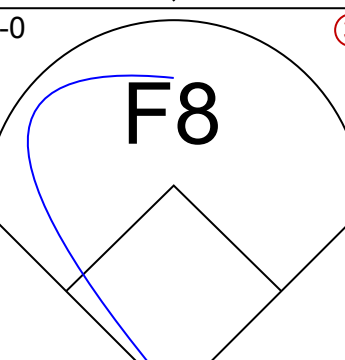
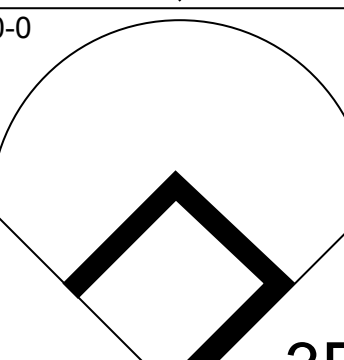
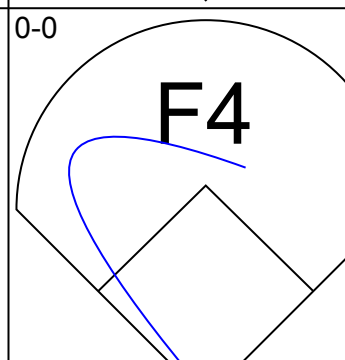
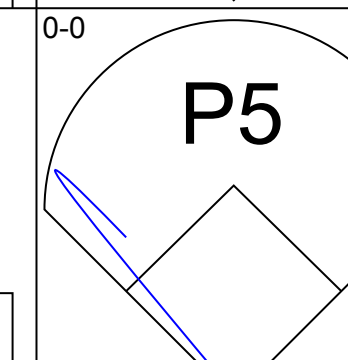
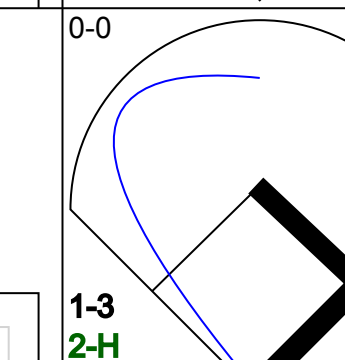
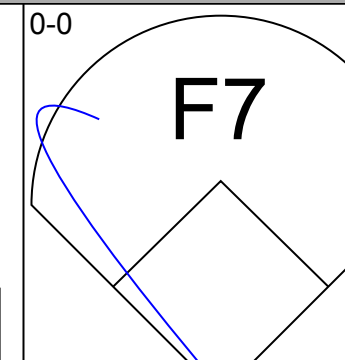
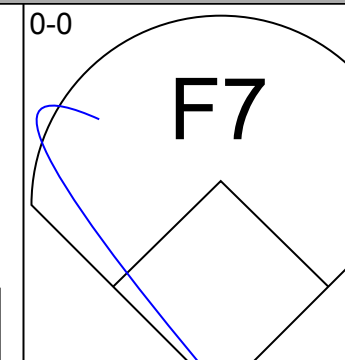
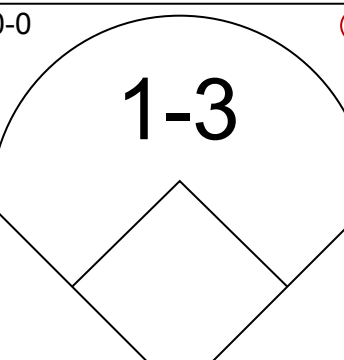
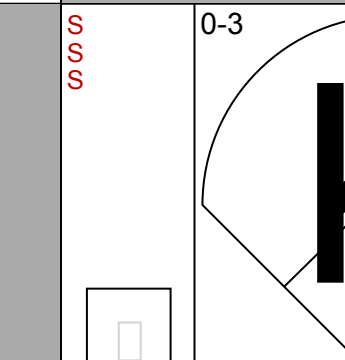
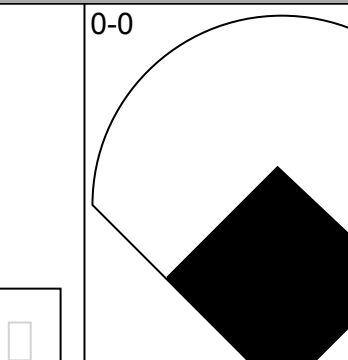
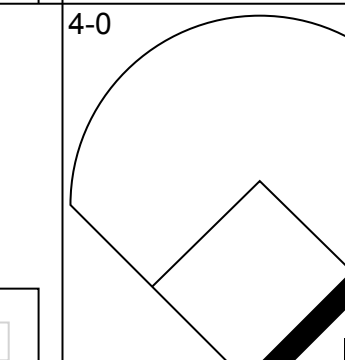
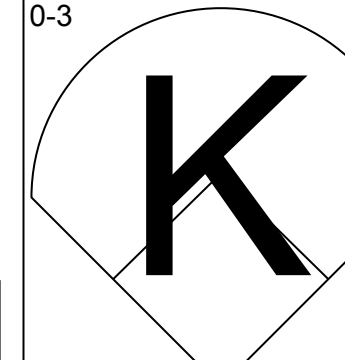
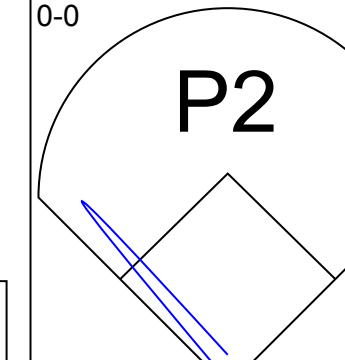
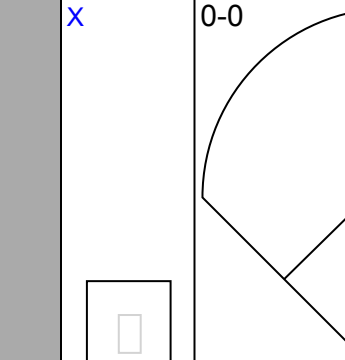
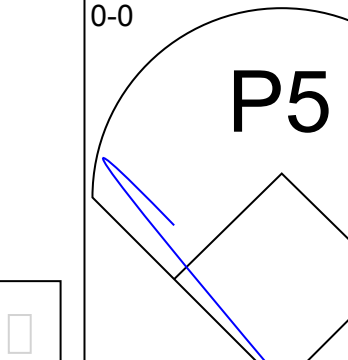
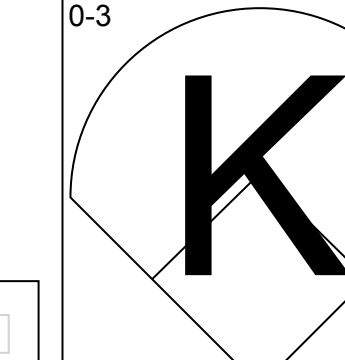
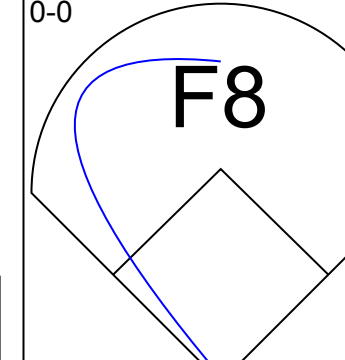
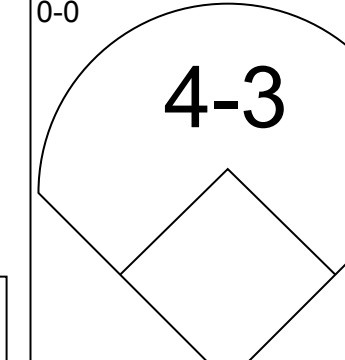
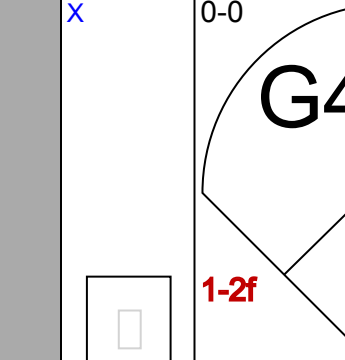
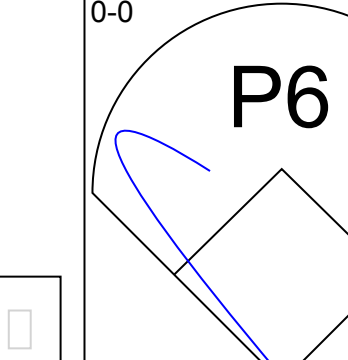
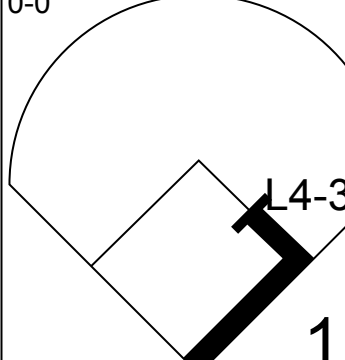
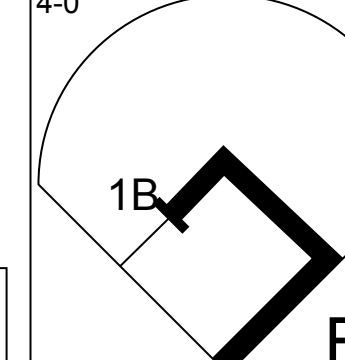

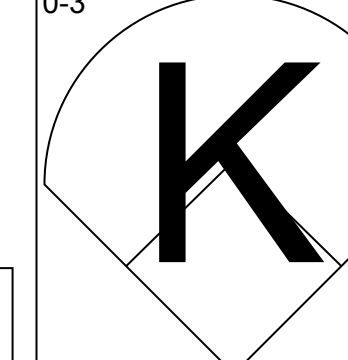
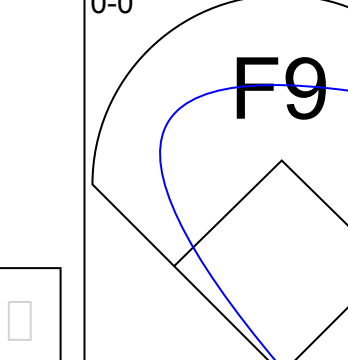
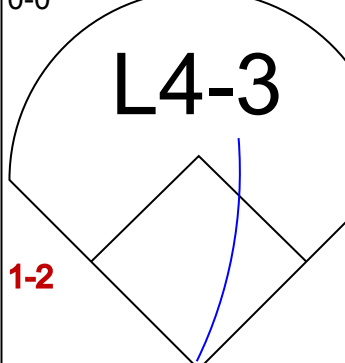
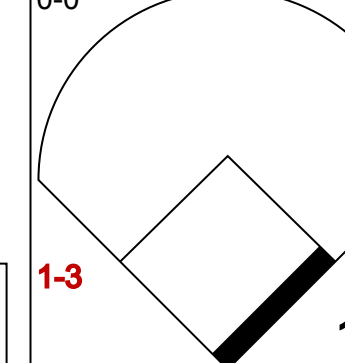

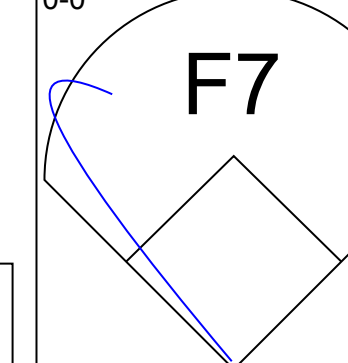
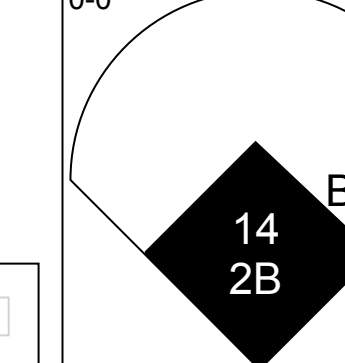
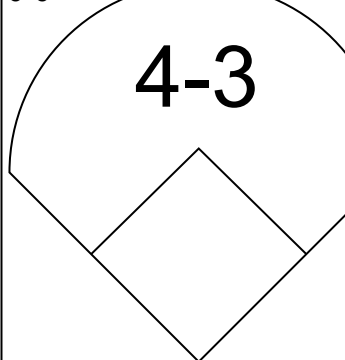
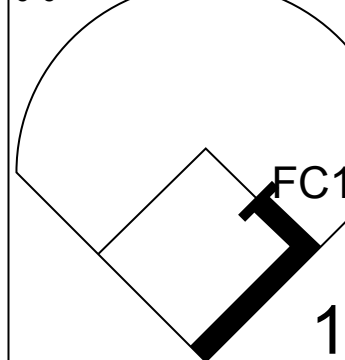
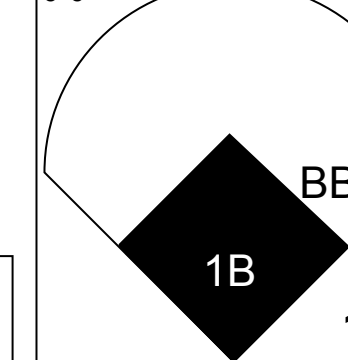
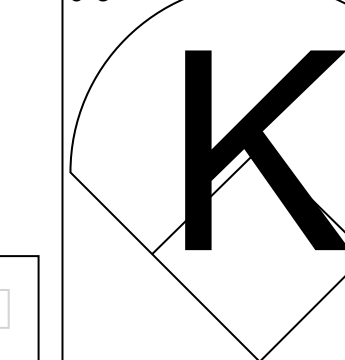


Batter	1	2	3	4	5	6	7	8	9	AB R H RBI BB SO LOB	TOP											
Jim Davenport, R OBP: 0.321, SLG: 0.413 (1, 5)	0-0 5-3		0-0 1-3		0-0 7-4-3	0-0 F6		0-0 SH3-4	4 0 0 1 0 0 2	San Francisco Giants @ St. Louis Cardinals Sportsman's Park, St. Louis, MO Sat Sep 20 1958, 4:33 AM EDT Att: 7,983 - Unknown												
Daryl Spencer, R OBP: 0.346, SLG: 0.411 (1, 4)	0-0 6-3		0-3 K		0-0 F7		0-0 F3	5 0 0 0 0 1 1														
Willie Mays, R OBP: 0.412, SLG: 0.573 (1, 8)	0-0 2B		0-0 F4		0-0 SF7 1B		0-0 F4	5 1 3 1 0 0 0														
Bill White, L OBP: 0.412, SLG: 0.407 Felipe Alou, R OBP: 0.308, SLG: 0.371 (1, 7) (7, 7)	0-0 4-1			0-0 G3 2B	4-0 SF7 2B BB		0-0 3-1	3 1 1 0 1 0 1 1 0 0 0 0 0 1														
Orlando Cepeda, R OBP: 0.346, SLG: 0.522 (1, 3)		0-0 5-3		0-0 F2		0-0 SF7	0-3 K	3 0 0 1 0 1 1														
Willie Kirkland, L OBP: 0.327, SLG: 0.450 (1, 9)		0-0 F8		0-0 G3		0-0 5-3 1B	0-0 K	4 1 2 1 0 0 1														
Andre Rodgers, R OBP: 0.227, SLG: 0.350 (1, 6)		0-0 E6 1B		0-0 F7		0-0 5-3 2B	0-0 F8	4 0 0 0 0 0 3														
Bob Schmidt, R OBP: 0.308, SLG: 0.423 (1, 2)		0-0 1B		0-0 SH2-3 7-4-3 2B	4-0 1B IBB		0-3 K	3 1 2 0 1 1 1														
Ruben Gomez, R OBP: 0.229, SLG: 0.265 (1, 1)		0-0 F3		0-0 SH2-3	0-0 1B		4-0 S SH3-4 1B BB	2 1 1 1 1 0 2														
Inning Stats	R: 0 E: 0 K: 0 S: 4	H: 1 LOB: 1 BB: 0 P: 4	R: 0 E: 1 K: 0 S: 5	H: 1 LOB: 2 BB: 0 P: 5	R: 0 E: 0 K: 1 S: 5	H: 0 LOB: 0 BB: 0 P: 5	R: 0 E: 0 K: 0 S: 4	H: 1 LOB: 1 BB: 0 P: 4	R: 1 E: 0 K: 0 S: 4	H: 1 LOB: 0 BB: 0 P: 4	R: 3 E: 0 K: 0 S: 6	H: 3 LOB: 2 BB: 2 P: 14	R: 0 E: 0 K: 0 S: 3	H: 0 LOB: 0 BB: 0 P: 3	R: 0 E: 0 K: 2 S: 8	H: 1 LOB: 1 BB: 0 P: 8	R: 1 E: 0 K: 0 S: 4	H: 1 LOB: 1 BB: 1 P: 8	1B: 5 2B: 4 3B: 0 HR: 0	SF: 1 SAC: 2 DP: 0 HBP: 0	WP: 0 PB: 0 SB: 3 CS: 0	PA: 40
PITCHER	IP WLS BF H R ER SO BB IBB HBP BLK WP HR S P ERA WHIP																					
Bob Mabe, R ERA: 4.49 (1, 1)	5.2 L 27 7 4 4 1 1 1 0 0 0 0 0 27 35 6.35 1.412																					
Nelson Chittum, R ERA: 6.39 (6, 1)	2.1 8 1 0 0 2 0 0 0 0 0 0 0 12 12 0.00 0.429																					
Billy Muffett, R ERA: 4.93 (9, 1)	1.0 5 1 1 1 0 1 0 0 0 0 0 0 4 8 9.00 2.000																					

Batter	1	2	3	4	5	6	7	8	9	AB R H RBI BB SO LOB	BOTTOM											
Lee Tate, R OBP: 0.091, SLG: 0.091 (1, 6)	0-3 K		0-0 F5		0-0 F8			0-0 F5	4 0 0 0 0 1 0	San Francisco Giants @ St. Louis Cardinals Sportsman's Park, St. Louis, MO Sat Sep 20 1958, 4:33 AM EDT Att: 7,983 - Unknown												
Bobby Gene Smith, R OBP: 0.309, SLG: 0.348 (1, 8)	0-0 2B		0-0 HR		0-3 K			0-0 1B	4 1 3 1 0 1 0													
Stan Musial, L OBP: 0.423, SLG: 0.531 (1, 3)	0-3 K		0-0 F7		0-0 F9			0-0 F2	4 0 0 0 0 1 2													
Ken Boyer, R OBP: 0.359, SLG: 0.495 (1, 5)	0-0 5-3		0-0 4-3		0-0 F3			0-0 F5	4 0 0 0 0 0 2													
Irv Noren, L OBP: 0.332, SLG: 0.401 (1, 7)		0-0 4-3		0-0 3-1		4-0 G4-6-3 BB		0-0 4-3	3 0 0 0 1 0 1													
Joe Cunningham, L OBP: 0.447, SLG: 0.486 (1, 9)		0-0 E3 FC4-6		0-0 F8		0-0 G4-6-3			3 0 0 0 0 0 1													
Gene Green, R OBP: 0.334, SLG: 0.421 (1, 2)		0-0 FC4-6 1-2		0-0 F8		0-0 F9			3 0 0 0 0 0 1													
Eddie Kasko, R OBP: 0.270, SLG: 0.281 (1, 4)		4-0 BB		0-0 F8		0-0 F7			2 0 0 0 1 0 0													
Bob Mabe, R Nelson Chittum, R Hobie Landrith, L Billy Muffett, R (1, 1) (6, 1) (6, PH) (9, 1)	0-3 K		0-3 K		0-3 K			0-0 F8	2 0 0 0 0 2 2 0 0 0 0 0 0 0 1 0 0 0 0 0 0 0 0 0 0 0 0 0													
Inning Stats	R: 0 E: 0 K: 2 S: 8	H: 1 LOB: 1 BB: 0 P: 8	R: 0 E: 1 K: 1 S: 6	H: 0 LOB: 2 BB: 1 P: 10	R: 1 E: 0 K: 0 S: 4	H: 1 LOB: 0 BB: 0 P: 4	R: 0 E: 0 K: 0 S: 3	H: 0 LOB: 0 BB: 0 P: 3	R: 0 E: 0 K: 1 S: 5	H: 0 LOB: 0 BB: 0 P: 5	R: 0 E: 0 K: 1 S: 5	H: 0 LOB: 0 BB: 0 P: 5	R: 0 E: 0 K: 0 S: 2	H: 0 LOB: 0 BB: 1 P: 6	R: 0 E: 0 K: 0 S: 3	H: 0 LOB: 0 BB: 0 P: 3	R: 0 E: 0 K: 0 S: 4	H: 1 LOB: 1 BB: 0 P: 4	1B: 1 2B: 1 3B: 0 HR: 1	SF: 0 SAC: 0 DP: 1 HBP: 0	WP: 0 PB: 0 SB: 0 CS: 0	PA: 32
PITCHER	IP WLS BF H R ER SO BB IBB HBP BLK WP HR S P ERA WHIP																					
Ruben Gomez, R ERA: 4.35 (1, 1)	9.0 W 32 3 1 1 5 2 0 0 0 0 0 1 40 48 1.00 0.556																					

Batter	1	2	3	4	5	6	7	8	9	AB	R	H	RBI	BB	SO	LOB	TOP										
Jim Davenport, R OBP: 0.322, SLG: 0.412 (1, 5)	0-0 5-3	0-0 F4			0-0 HR	4-0 FC5-4 BB			0-0 F8	4	1	1	0	1	0	1	San Francisco Giants @ St. Louis Cardinals Sportsman's Park, St. Louis, MO Sun Sep 21 1958, 4:33 AM EDT Att: 13,594 - Unknown										
Andre Rodgers, R OBP: 0.245, SLG: 0.409 (1, 6)	0-0 6-3		4-0 G3-6-3 1B BB		0-0 HR	0-0 FC5-4		0-3 K	4	1	1	2	1	1	1												
Willie Mays, R OBP: 0.415, SLG: 0.575 (1, 8)	0-0 4-3		0-0 G3-6-3 1B		4-0 1B WP BB		4-0 FC4-6 BB	0-0 2B	3	2	2	0	2	0	0												
Leon Wagner, L OBP: 0.366, SLG: 0.524 Felipe Alou, R OBP: 0.312, SLG: 0.380 (7, PR) (7, 7)		0-0 1-3	0-0 G3-6-3 1B 2-3 1-2		0-0 F9		0-0 FC4-6 1-2	0-0 2B 2H	4	0	0	0	0	0	4												
Orlando Cepeda, R OBP: 0.345, SLG: 0.519 (1, 3)		0-0 4-3	0-0 4-3		0-0 WP 1-3 1B		0-0 F3	0-3 K	5	0	1	0	0	1	3												
Willie Kirkland, L OBP: 0.328, SLG: 0.448 (1, 9)		4-0 2B BB		0-0 F6	4-0 BB		0-0 1-3		2	1	0	0	2	0	1												
Daryl Spencer, R OBP: 0.345, SLG: 0.412 (1, 4)		0-0 WP E 1H 2B		0-0 6-3	0-0 4-3		0-3 K		4	1	1	1	0	1	2												
Bob Schmidt, R OBP: 0.307, SLG: 0.420 (1, 2)		1-0 WP E HBP		0-0 6-3		0-0 F4		0-0 F8	3	1	0	0	0	0	0												
Johnny Antonelli, L OBP: 0.229, SLG: 0.296 Bob Speake, L OBP: 0.337, SLG: 0.386 Ramon Monzant, R OBP: 0.170, SLG: 0.170 (2, PH) (2, PH) (2, 1)		4-0 1H 2H BB		0-0 4-3	0-0 1-3		0-3 K		0	0	0	0	0	0	0												
Inning Stats	R: 0 E: 0 K: 0 S: 3	H: 0 LOB: 0 BB: 0 P: 3	R: 3 E: 1 K: 0 S: 4	H: 1 LOB: 1 BB: 2 P: 13	R: 0 E: 0 K: 0 S: 3	H: 1 LOB: 1 BB: 1 P: 7	R: 0 E: 0 K: 0 S: 3	H: 0 LOB: 0 BB: 0 P: 3	R: 3 E: 0 K: 0 S: 6	H: 3 LOB: 2 BB: 2 P: 14	R: 0 E: 0 K: 0 S: 3	H: 0 LOB: 1 BB: 1 P: 7	R: 0 E: 0 K: 2 S: 7	H: 0 LOB: 0 BB: 0 P: 7	R: 1 E: 0 K: 2 S: 9	H: 2 LOB: 1 BB: 0 P: 9	1B: 3 2B: 3 3B: 0 HR: 1	SF: 0 SAC: 0 DP: 1 HBP: 1	WP: 2 PA: 41 PB: 0 SB: 0 CS: 0								
PITCHER	IP	WLS	BF	H	R	ER	SO	BB	IBB	HBP	BLK	WP	HR	S	P	ERA	WHIP										
Larry Jackson, R ERA: 3.54 Bill Wright, L ERA: 4.92 Jim Brosnan, R ERA: 3.4 Chuck Stobbs, L ERA: 5.06	2.0	L	10	1	3	1	0	2	0	1	0	1	0	7	16	4.50	1.500										
	2.2		14	4	3	3	0	3	0	0	0	1	1	11	23	10.12	2.625										
	1.1		5	0	0	0	0	1	0	0	0	0	0	4	8	0.00	0.750										
	3.0		12	2	1	1	4	1	0	0	0	0	0	19	23	3.00	1.000										


Batter	1	2	3	4	5	6	7	8	9	AB	R	H	RBI	BB	SO	LOB	BOTTOM										
Ellis Burton, S OBP: 0.300, SLG: 0.600 (1, 7)	0-0 2B 3-1 1B		0-0 BB 1B		0-0 G3		0-0 F8		0-0 1H HR	5	2	3	2	0	0	0	San Francisco Giants @ St. Louis Cardinals Sportsman's Park, St. Louis, MO Sun Sep 21 1958, 4:33 AM EDT Att: 13,594 - Unknown										
Lee Tate, R OBP: 0.188, SLG: 0.250 (1, 6)	0-0 3-1 SF9 2B		0-0 F7		0-0 F7		0-0 L3 1B		0-0 F3	5	1	2	0	0	1												
Stan Musial, L OBP: 0.423, SLG: 0.530 (1, 3)	0-0 3-1		4-0 G1-4-3 BB		0-0 FC6-4 1B		0-0 L3			3	0	1	1	1	0	2											
Ken Boyer, R OBP: 0.357, SLG: 0.493 (1, 5)	0-0 SF9		0-0 G1-4-3		0-0 FC6-4		0-0 F7			3	0	0	1	0	0	3											
Gene Green, R OBP: 0.333, SLG: 0.419 (1, 2)	0-0 1B			0-0 F8		0-0 4-3		0-0 F9	4	0	1	0	0	0	0												
Joe Cunningham, L OBP: 0.446, SLG: 0.482 (1, 9)	0-0 F8		4-0 CS BB		0-0 E6 HBP		0-0 6-3			3	0	0	0	1	0	1											
Bobby Gene Smith, R OBP: 0.333, SLG: 0.377 (1, 8)		0-0 F3		0-0 2B		1-2 HBP		0-0 FC4-6 1B	3	0	2	0	0	0	0												
Eddie Kasko, R OBP: 0.272, SLG: 0.280 Wally Moon, L OBP: 0.344, SLG: 0.368 Ruben Amaro, R OBP: 0.272, SLG: 0.276 Don Blasingame, L OBP: 0.344, SLG: 0.358 (6, PH) (7, 4) (9, PH)		0-0 5-3		4-0 BB		0-0 F2		0-0 FC4-6 HR	1	0	0	0	1	0	0												
Larry Jackson, R ERA: 3.54 Gene Green, R ERA: 3.32 Bill Wright, L ERA: 4.92 Jim Brosnan, R ERA: 3.4 Hobie Landish, L ERA: 5.06 Chuck Stobbs, L ERA: 5.06 Irv Noren, L ERA: 5.06 (1, 1) (2, PH) (3, 1) (5, 1) (5, PH) (7, 1) (9, PH)		0-3 K		0-3 K		0-0 3-1		0-3 K	0	0	0	0	0	0	0												
Inning Stats	R: 2 E: 0 K: 0 S: 6	H: 3 LOB: 1 BB: 0 P: 6	R: 0 E: 0 K: 1 S: 5	H: 0 LOB: 0 BB: 0 P: 5	R: 0 E: 0 K: 1 S: 5	H: 1 LOB: 2 BB: 2 P: 13	R: 0 E: 0 K: 0 S: 4	H: 0 LOB: 0 BB: 0 P: 5	R: 0 E: 0 K: 0 S: 3	H: 1 LOB: 0 BB: 0 P: 3	R: 0 E: 0 K: 0 S: 3	H: 0 LOB: 0 BB: 0 P: 3	R: 2 E: 0 K: 1 S: 7	H: 2 LOB: 0 BB: 0 P: 7	1B: 6 2B: 3 3B: 0 HR: 1	SF: 1 SAC: 0 DP: 2 HBP: 1	WP: 0 PA: 38 PB: 0 SB: 0 CS: 1										
PITCHER	IP	WLS	BF	H	R	ER	SO	BB	IBB	HBP	BLK	WP	HR	S	P	ERA	WHIP										
Johnny Antonelli, L ERA: 3.32 Ramon Monzant, R ERA: 4.66	1.0		6	3	2	2	0	0	0	0	0	0	1	6	6	18.00	3.000										
	8.0	W	32	6	2	2	3	3	0	1	0	0	1	34	47	2.25	1.125										

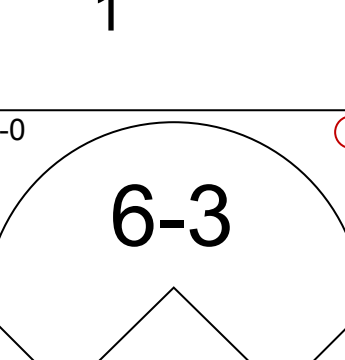
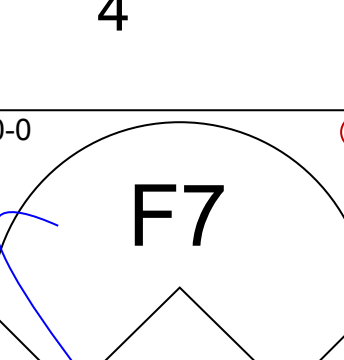
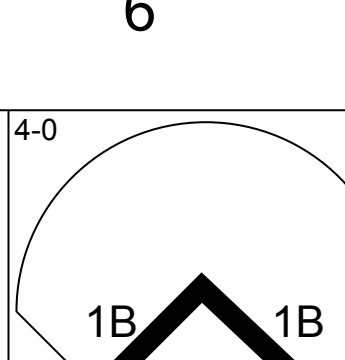
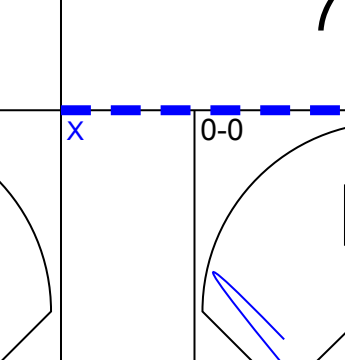
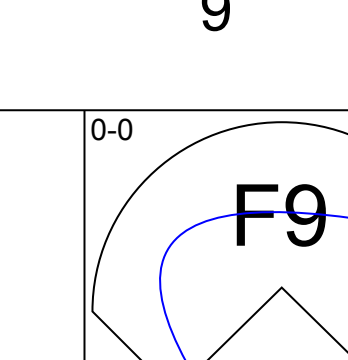
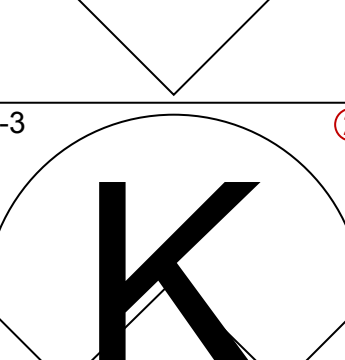
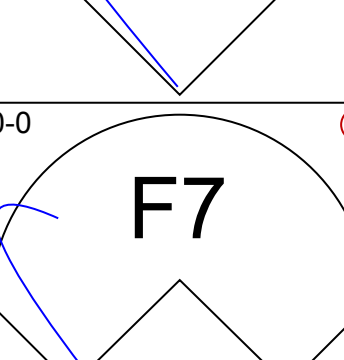
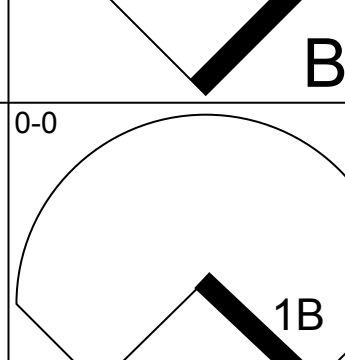
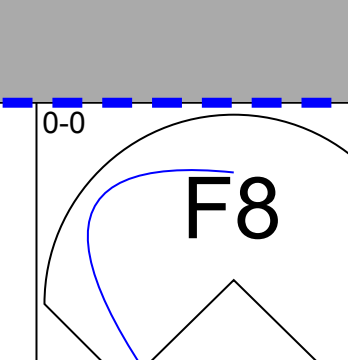
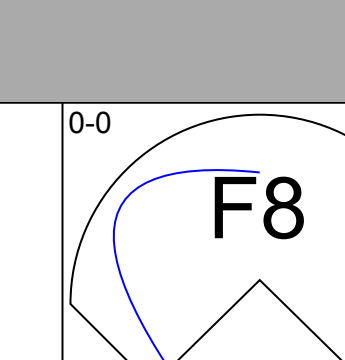
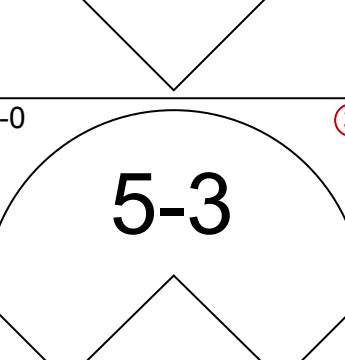
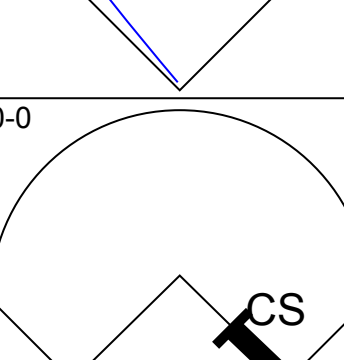
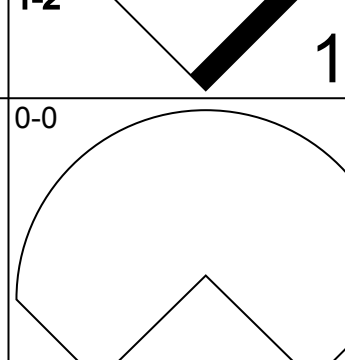
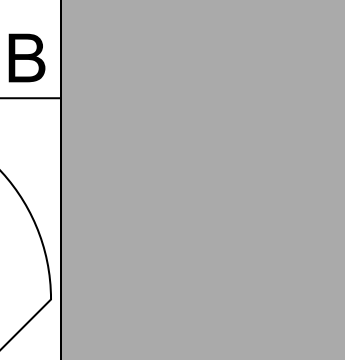
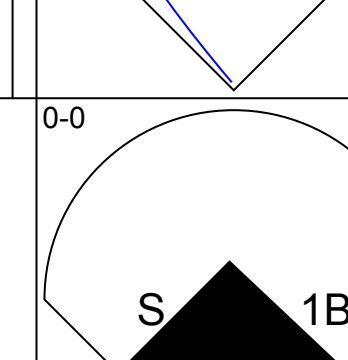
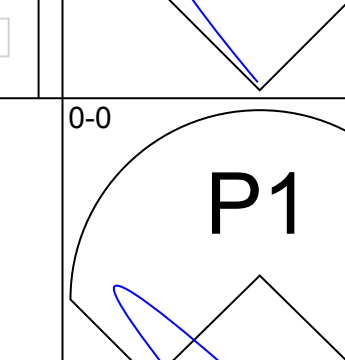
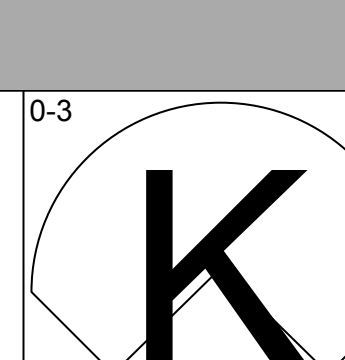
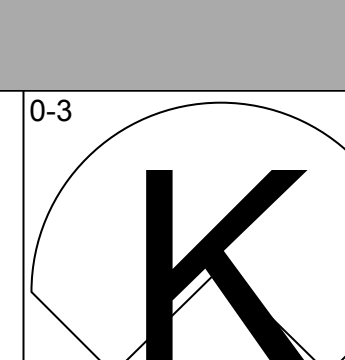
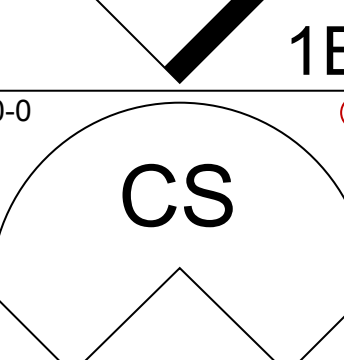
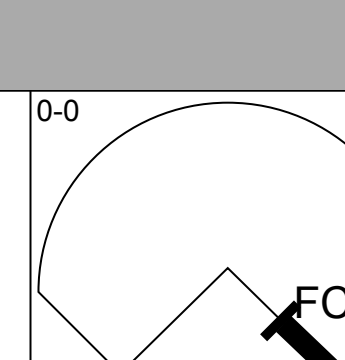
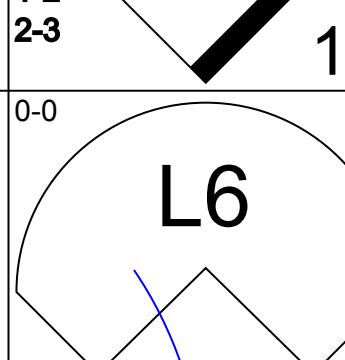
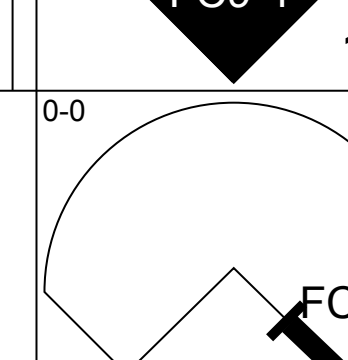
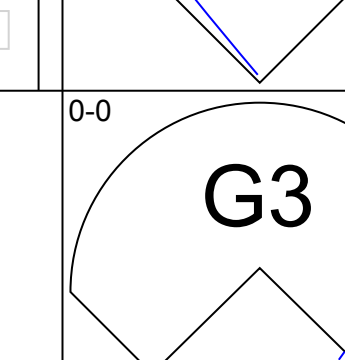
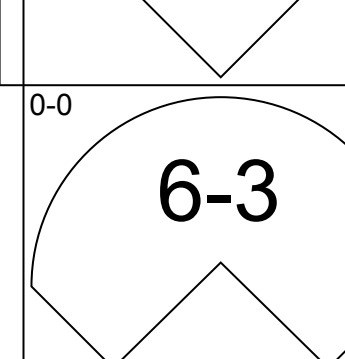
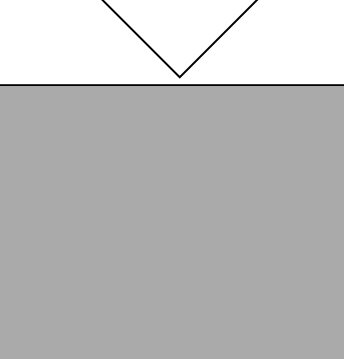
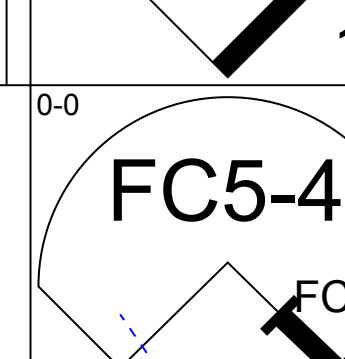
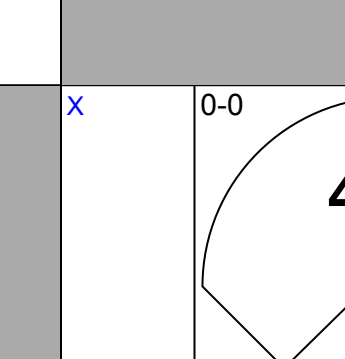
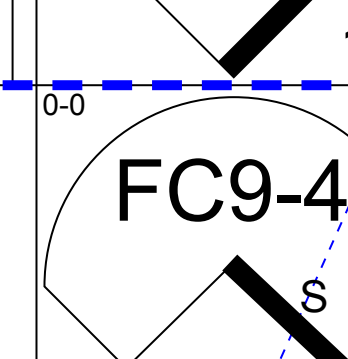
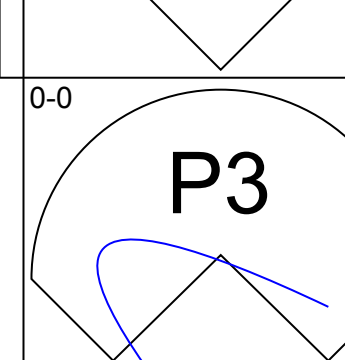

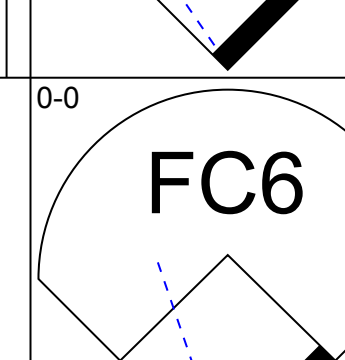
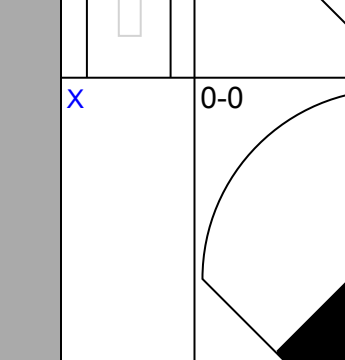
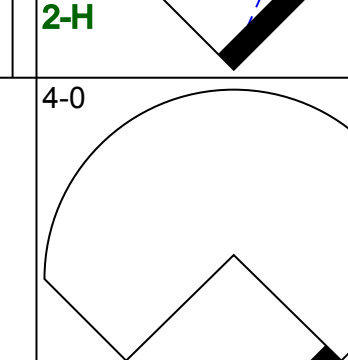

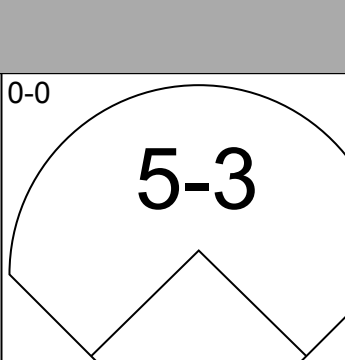
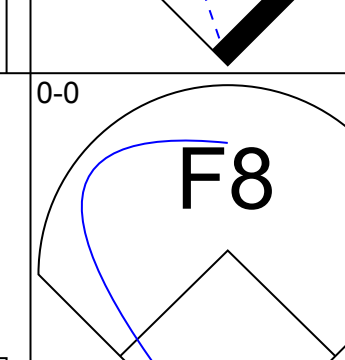
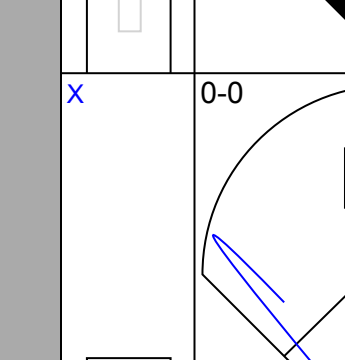
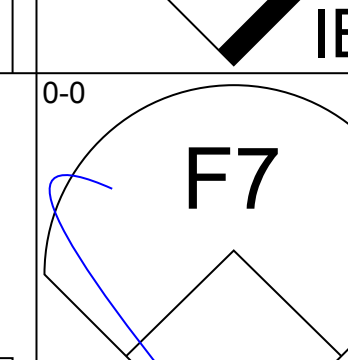
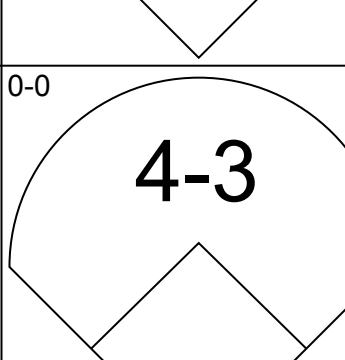
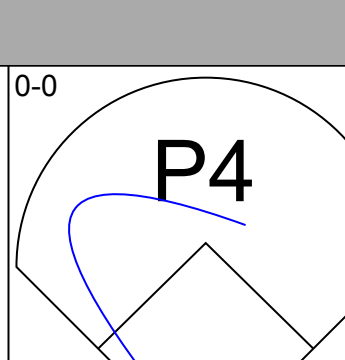
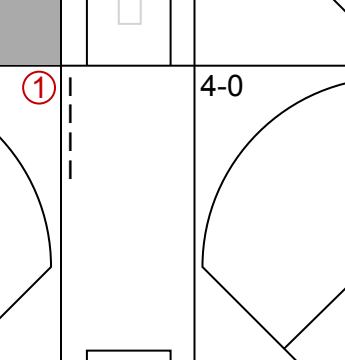
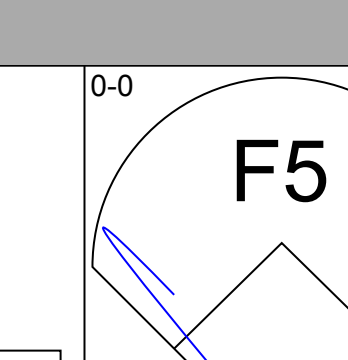
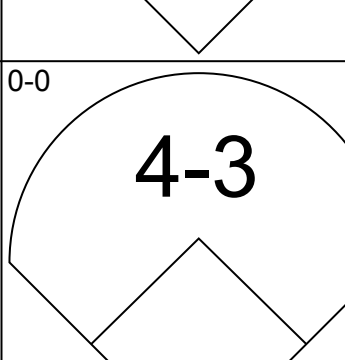
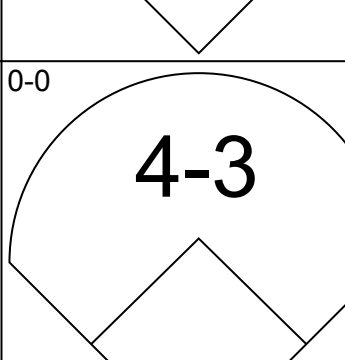
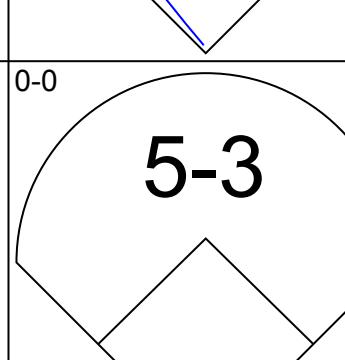
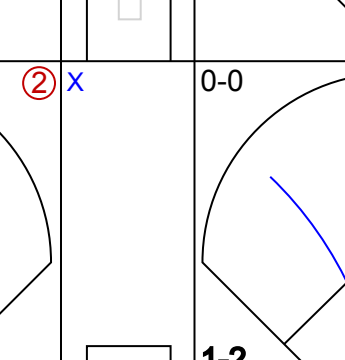
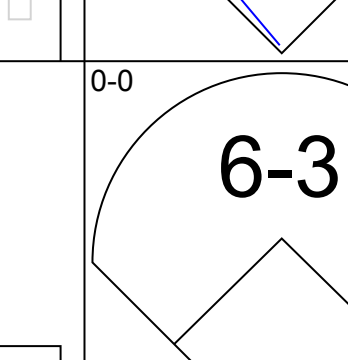
Batter	1	2	3	4	5	6	7	8	9	10	AB	R	H	RBI	BB	SO	LOB	TOP			
Tony Taylor, R OBP: 0.301, SLG: 0.316 (1.4)											3	0	0	0	2	2	1				
Alvin Dark, R OBP: 0.335, SLG: 0.352 (1.5)											5	0	1	1	0	0	3				
14 Ernie Banks, R OBP: 0.369, SLG: 0.629 (1.6)											5	0	2	1	0	0	3				
Walt Moryn, L OBP: 0.349, SLG: 0.501 Chick King, R OBP: 0.333, SLG: 0.200 (10.8)											4	1	1	1	1	1	1				
Bobby Thomson, R OBP: 0.345, SLG: 0.455 (10.7)											5	0	1	0	0	2	3				
Dale Long, L OBP: 0.357, SLG: 0.472 (1.3)											4	0	0	0	0	0	1				
Jim Marshall, L OBP: 0.302, SLG: 0.391 Sammy Taylor, L OBP: 0.319, SLG: 0.372 (10.2)											3	0	1	0	1	1	0				
Cal Neeman, R OBP: 0.340, SLG: 0.489 Lou Jackson, L OBP: 0.176, SLG: 0.303 (10.9)											4	0	2	0	0	0	1				
Dave Hillman, R OBP: 0.154, SLG: 0.205 Don Elston, R OBP: 0.250, SLG: 0.250 Bob Will, L OBP: 0.750, SLG: 0.500 Bill Henry, L OBP: 0.316, SLG: 0.294 Elmer Singleton, R OBP: 0.319, SLG: 0.372 (8.1)											2	0	1	0	0	0	0				
Inning Stats	R: 0 E: 0 K: 1 S: 5	H: 0 LOB: 0 BB: 0 P: 5	R: 0 E: 0 K: 1 S: 5	H: 0 LOB: 0 BB: 0 P: 5	R: 0 E: 0 K: 0 S: 3	H: 1 LOB: 0 BB: 0 P: 3	R: 0 E: 0 K: 1 S: 6	H: 1 LOB: 1 BB: 0 P: 6	R: 0 E: 0 K: 0 S: 3	H: 1 LOB: 2 BB: 1 P: 7	R: 0 E: 0 K: 1 S: 5	H: 1 LOB: 0 BB: 0 P: 5	R: 1 E: 0 K: 1 S: 7	H: 2 LOB: 2 BB: 1 P: 11	R: 1 E: 0 K: 0 S: 4	H: 1 LOB: 0 BB: 0 P: 4	R: 1 E: 0 K: 2 S: 9	H: 2 LOB: 3 BB: 2 P: 17	1B: 7 2B: 2 3B: 1 HR: 1	SF: 0 SAC: 0 DP: 2 HBP: 0	WP: 0 PA: 41 PB: 0 SB: 0 CS: 0
PITCHER	IP 9.1	WLS L	BF 37	H 9	R 3	ER 3	SO 6	BB 3	IBB 0	HBP 0	BLK 0	WP 0	HR 1	S 46	P 58	ERA 2.89	WHIP 1.286				
Stu Miller, R ERA: 2.47 Al Worthington, R ERA: 3.68 (10.1)	0.2	4	1	0	0	1	0	1	0	0	0	0	0	5	9	0.00	1.500				

Chicago Cubs @ San Francisco Giants
Seals Stadium, San Francisco, CA
Tue Sep 23 1958, 10:05 PM EDT
Att: 12,713 - Unknown

livebaseballscorecards.com

AB 37
R 3
H 10
RBI 3
BB 4
SO 7
LOB 14




Batter	1	2	3	4	5	6	7	8	9	10	AB	R	H	RBI	BB	SO	LOB	BOTTOM			
Jim Davenport, R OBP: 0.321, SLG: 0.408 (1.5)											4	0	0	0	1	0	2				
Andre Rodgers, R OBP: 0.241, SLG: 0.388 (1.6)											5	0	1	0	0	1	0				
Willie Mays, R OBP: 0.417, SLG: 0.575 (1.8)											5	1	3	0	0	0	0				
Leon Wagner, L OBP: 0.368, SLG: 0.524 Felipe Alou, R OBP: 0.312, SLG: 0.380 Bill White, L OBP: 0.400, SLG: 0.393 (10. PH)											4	0	2	0	0	1	3				
Orlando Cepeda, R OBP: 0.342, SLG: 0.515 (1.3)											4	0	0	1	0	0	2				
Willie Kirkland, L OBP: 0.330, SLG: 0.452 (1.9)											3	1	1	0	1	0	1				
Daryl Spencer, R OBP: 0.343, SLG: 0.409 (1.4)											4	0	0	0	0	0	4				
Bob Schmidt, R OBP: 0.308, SLG: 0.417 (1.2)											3	0	0	0	1	0	0				
Stu Miller, R OBP: 0.228, SLG: 0.140 Al Worthington, R OBP: 0.208, SLG: 0.205 (10.1)											4	0	1	1	0	0	0				
Inning Stats	R: 0 E: 0 K: 1 S: 5	H: 0 LOB: 0 BB: 0 P: 5	R: 0 E: 0 K: 1 S: 5	H: 0 LOB: 0 BB: 0 P: 5	R: 0 E: 0 K: 0 S: 3	H: 0 LOB: 0 BB: 0 P: 3	R: 0 E: 0 K: 0 S: 3	H: 1 LOB: 0 BB: 0 P: 3	R: 0 E: 0 K: 0 S: 4	H: 1 LOB: 1 BB: 0 P: 4	R: 1 E: 0 K: 0 S: 5	H: 2 LOB: 3 BB: 1 P: 9	R: 1 E: 0 K: 0 S: 5	H: 2 LOB: 2 BB: 1 P: 9	R: 0 E: 0 K: 0 S: 3	H: 0 LOB: 0 BB: 0 P: 3	R: 0 E: 0 K: 0 S: 3	H: 0 LOB: 0 BB: 0 P: 3	1B: 7 2B: 0 3B: 1 HR: 0	SF: 0 SAC: 0 DP: 0 HBP: 0	WP: 0 PA: 41 PB: 0 SB: 2 CS: 1
PITCHER	IP 6.2	WLS 27	BF 27	H 6	R 1	ER 1	SO 2	BB 1	IBB 1	HBP 0	BLK 0	WP 0	HR 0	S 29	P 37	ERA 1.35	WHIP 1.050				
Dave Hillman, R ERA: 3.04 Don Elston, R ERA: 3.05 Bill Henry, L ERA: 3.0 Elmer Singleton, R ERA: (8.1)	0.1	1	0	0	0	0	0	0	0	0	0	0	0	3	3	27.00	6.000				
0.1	3	2	1	1	0	0	0	0	0	0	0	0	0	8	12	0.00	0.000				
2.2	W	9	0	0	0	0	0	1	0	0	0	0	0	8	12	0.00	0.000				

Chicago Cubs @ San Francisco Giants
Seals Stadium, San Francisco, CA
Tue Sep 23 1958, 10:05 PM EDT
Att: 12,713 - Unknown

livebaseballscorecards.com

AB 37
R 2
H 8
RBI 2
BB 3
SO 2
LOB 12



Batter	1	2	3	4	5	6	7	8	9	AB	R	H	RBI	BB	SO	LOB	TOP								
Tony Taylor, R OBP: 0.302, SLG: 0.317	G3		2B				FC4-6		K	4	1	1	0	1	1	2									
Alvin Dark, R OBP: 0.335, SLG: 0.352	F8		SF7				F8		14 BB	3	1	1	1	1	0	1									
14 Ernie Banks, R OBP: 0.369, SLG: 0.626	5-3		F7						1B	4	2	1	1	1	0	1									
Walt Moryn, L OBP: 0.348, SLG: 0.499		P3		F7		PO	6-3		1B	4	1	1	0	0	0	0									
Lou Jackson, L OBP: 0.200, SLG: 0.382									1B	1	1	1	3	0	0	0									
Bobby Thomson, R OBP: 0.348, SLG: 0.463		HR		P3					1B	4	2	3	2	1	0	0									
Dale Long, L OBP: 0.357, SLG: 0.470	F8						F4		1B	4	0	1	2	1	0	2									
Jim Marshall, L OBP: 0.300, SLG: 0.388									1B	2	0	0	0	0	0	1									
Jim Bolger, R OBP: 0.289, SLG: 0.305				1-3			F8		1B	1	0	0	0	0	0	1									
Chuck Tanner, L OBP: 0.315, SLG: 0.431									1B	1	0	0	0	0	0	2									
Chick King, R OBP: 0.429, SLG: 0.333									1B	1	0	1	1	0	0	0									
Cal Neeman, R OBP: 0.336, SLG: 0.482									1B	5	0	1	0	0	1	3									
John Briggs, R OBP: 0.257, SLG: 0.343									1B	2	1	1	0	0	0	0									
Bill Henry, L OBP: 0.316, SLG: 0.294									1B	0	0	0	0	0	0	0									
Don Elston, R OBP: 0.357, SLG: 0.357									1B	2	1	2	0	0	0	0									
Inning Stats	R: 0 E: 0 K: 0 S: 3	H: 0 LOB: 0 BB: 0 P: 3	R: 1 E: 0 K: 0 S: 4	H: 1 LOB: 0 BB: 0 P: 4	R: 1 E: 0 K: 0 S: 5	H: 3 LOB: 1 BB: 0 P: 5	R: 0 E: 0 K: 0 S: 3	H: 0 LOB: 1 BB: 1 P: 7	R: 1 E: 0 K: 0 S: 3	H: 1 LOB: 1 BB: 2 P: 11	R: 0 E: 0 K: 0 S: 4	H: 1 LOB: 1 BB: 0 P: 4	R: 0 E: 0 K: 1 S: 6	H: 1 LOB: 1 BB: 0 P: 6	R: 2 E: 1 K: 0 S: 6	H: 3 LOB: 1 BB: 0 P: 6	R: 5 E: 0 K: 1 S: 9	H: 4 LOB: 1 BB: 2 P: 17	1B: 11 2B: 2 3B: 1 HR: 1	SF: 1 SAC: 0 DP: 1 HBP: 0	WP: 0 PB: 0 SB: 2 CS: 0	PA: 45			
PITCHER	IP	WLS	BF	H	R	ER	SO	BB	IBB	HBP	BLK	WP	HR	S	P	ERA	WHIP								
Ruben Gomez, R ERA: 4.38	5.0		21	5	3	3	0	3	0	0	0	0	1	18	30	5.40	1.600								
Mike McCormick, L ERA: 4.41	1.0		4	1	0	0	0	0	0	0	0	0	0	4	4	0.00	1.000								
Ramon Monzant, R ERA: 4.69	1.0	L	7	3	2	1	1	0	0	0	0	0	0	9	9	9.00	3.000								
Gordon Jones, R ERA: 2.45	1.0		3	1	0	0	0	0	0	0	0	0	0	3	3	0.00	1.000								
Paul Giel, R ERA: 4.6	0.1		5	3	4	4	1	1	0	0	0	0	0	6	10	108.00	12.000								
PITCHER	IP	WLS	BF	H	R	ER	SO	BB	IBB	HBP	BLK	WP	HR	S	P	ERA	WHIP								
Don Johnson, R ERA: 6.26	0.2		4	1	1	1	0	1	0	0	0	0	0	3	7	13.50	3.000								

Chicago Cubs @ San Francisco Giants
Seals Stadium, San Francisco, CA
Wed Sep 24 1958, 10:05 PM EDT
Att: 7,887 - Unknown

AB	38
R	10
H	14
RBI	10
BB	5
SO	2
LOB	13



Batter	1	2	3	4	5	6	7	8	9	AB	R	H	RBI	BB	SO	LOB	BOTTOM								
Jim Davenport, R OBP: 0.317, SLG: 0.403	L8		F4						6-3	5	0	0	0	0	1	2									
Andra Rodgers, R OBP: 0.220, SLG: 0.352	5-3		F5						K	5	0	0	0	0	2	0									
Willie Mays, R OBP: 0.419, SLG: 0.581									1B	3	0	2	0	1	0	0									
Leon Wagner, L OBP: 0.366, SLG: 0.516	F8		4-3						1B	3	1	0	0	1	1	3									
Orlando Cepeda, R OBP: 0.340, SLG: 0.512									1B	4	1	0	0	0	0	2									
Willie Kirkland, L OBP: 0.331, SLG: 0.451									1B	3	1	1	0	1	0	0									
Daryl Spencer, R OBP: 0.346, SLG: 0.409									1B	2	0	1	0	2	0	0									
Bob Schmidt, R OBP: 0.297, SLG: 0.417									1B	2	0	1	0	0	0	2									
Bill White, L OBP: 0.246, SLG: 0.393									1B	0	0	0	0	0	0	0									
Ray Jablonski, R OBP: 0.284, SLG: 0.454									1B	1	0	0	0	0	0	3									
Ramon Monzant, R OBP: 0.170, SLG: 0.170									1B	0	0	0	0	0	0	0									
Gordon Jones, R OBP: 0.257, SLG: 0.343									1B	0	0	0	0	0	0	0									
Whitley Lockman, L OBP: 0.138, SLG: 0.331									1B	1	0	0	0	0	0	0									
Paul Giel, R OBP: 0.357, SLG: 0.357									1B	0	0	0	0	0	0	0									
Ruben Gomez, R OBP: 0.222, SLG: 0.257									1B	2	0	0	0	0	1	3									
Mike McCormick, L OBP: 0.263, SLG: 0.241									1B	0	0	0	0	0	0	0									
Hank Sauer, R OBP: 0.348, SLG: 0.438									1B	1	0	1	2	0	0	0									
Valmy Thomas, R OBP: 0.321, SLG: 0.357									1B	1	0	0	0	0	1	0									
Inning Stats	R: 0 E: 0 K: 0 S: 4	H: 1 LOB: 1 BB: 0 P: 4	R: 1 E: 1 K: 0 S: 3	H: 0 LOB: 1 BB: 2 P: 11	R: 0 E: 0 K: 0 S: 4	H: 1 LOB: 1 BB: 0 P: 4	R: 0 E: 0 K: 1 S: 6	H: 1 LOB: 2 BB: 1 P: 10	R: 0 E: 0 K: 0 S: 3	H: 0 LOB: 0 BB: 0 P: 3	R: 2 E: 0 K: 1 S: 8	H: 3 LOB: 3 BB: 1 P: 12	R: 0 E: 0 K: 2 S: 7	H: 0 LOB: 1 BB: 1 P: 11	R: 0 E: 0 K: 0 S: 3	H: 0 LOB: 0 BB: 0 P: 3	R: 0 E: 0 K: 2 S: 7	H: 0 LOB: 0 BB: 0 P: 7	1B: 4 2B: 1 3B: 1 HR: 0	SF: 0 SAC: 0 DP: 1 HBP: 0	WP: 0 PB: 0 SB: 1 CS: 0	PA: 38			
PITCHER	IP	WLS	BF	H	R	ER	SO	BB	IBB	HBP	BLK	WP	HR	S	P	ERA	WHIP								
John Briggs, R ERA: 4.5	5.1		25	5	3	2	1	4	0	0	0	0	0	23	39	3.38	1.688								
Bill Henry, L ERA: 2.99	0.1		2	1	0	0	0	0	0	0	0	0	0	2	2	0.00	3.000								
Don Elston, R ERA: 2.95	3.1	W	11	0	0	0	5	1	0	0	0	0	0	20	24	0.00	0.300								

Chicago Cubs @ San Francisco Giants
Seals Stadium, San Francisco, CA
Wed Sep 24 1958, 10:05 PM EDT
Att: 7,887 - Unknown

AB	33
R	3
H	6
RBI	2
BB	5
SO	6
LOB	15



Batter	1	2	3	4	5	6	7	8	9	AB	R	H	RBI	BB	SO	LOB	TOP		
Ellis Burton, S OBP: 0.391, SLG: 0.700 (1, 7)										3	1	1	1	1	1	1	St. Louis Cardinals @ San Francisco Giants Seals Stadium, San Francisco, CA Fri Sep 26 1958, 10:05 PM EDT Att: 21,376 - Unknown livebaseballscorecards.com		
Lee Tate, R OBP: 0.241, SLG: 0.259 (1, 6)										4	1	1	0	0	0	3			
Stan Musial, L OBP: 0.424, SLG: 0.529 Don Blasingame, L OBP: 0.344, SLG: 0.357 (1, 3)										4	0	2	1	0	0	1			
Ken Boyer, R OBP: 0.357, SLG: 0.496 (1, 5)										4	0	0	0	0	2	4			
Gene Green, R OBP: 0.333, SLG: 0.418 Wally Moon, L OBP: 0.343, SLG: 0.367 (1, 9)										4	0	1	1	0	1	2			
Bobby Gene Smith, R OBP: 0.313, SLG: 0.354 Irv Noren, L OBP: 0.328, SLG: 0.395 (1, 8)										3	0	0	0	0	2	0			
Hal Smith, R OBP: 0.272, SLG: 0.268 (1, 2)										3	0	0	0	0	1	0			
Eddie Kasko, R OBP: 0.270, SLG: 0.275 (1, 4)										3	0	0	0	0	0	0			
Bill Smith, L OBP: 0.135, SLG: 0.143 Gene Freese, R OBP: 0.286, SLG: 0.411 (1, 1)										2	0	0	0	0	1	0			
Inning Stats	R: 1 E: 0 K: 2 S: 9	H: 2 LOB: 1 BB: 0 P: 9	R: 0 E: 0 K: 1 S: 5	H: 0 LOB: 0 BB: 0 P: 5	R: 0 E: 0 K: 1 S: 4	H: 0 LOB: 0 BB: 1 P: 8	R: 0 E: 0 K: 0 S: 3	H: 1 LOB: 0 BB: 0 P: 3	R: 0 E: 0 K: 1 S: 5	H: 0 LOB: 0 BB: 0 P: 5	R: 0 E: 0 K: 0 S: 3	H: 0 LOB: 0 BB: 0 P: 3	R: 0 E: 0 K: 1 S: 5	H: 0 LOB: 0 BB: 0 P: 5	R: 2 E: 1 K: 1 S: 9	H: 3 LOB: 2 BB: 0 P: 9		1B: 4 2B: 1 3B: 0 HR: 1	SF: 0 SAC: 0 DP: 0 HBP: 0
PITCHER	IP WLS BF H R ER SO BB IBB HBP BLK WP HR S P ERA WHIP																		
Johnny Antonelli, L ERA: 3.28 Al Worthington, R ERA: 3.68 (1, 1)	8.2 W 32 6 3 2 8 1 0 0 0 0 0 1 47 51 2.08 0.808																		
(9, 1)	0.1 S 1 0 0 0 0 0 0 0 0 0 0 0 0 1 1 0.00 0.000																		

Batter	1	2	3	4	5	6	7	8	9	AB	R	H	RBI	BB	SO	LOB	BOTTOM		
Jim Davenport, R OBP: 0.315, SLG: 0.399 (1, 5)										4	0	0	0	0	1	3	St. Louis Cardinals @ San Francisco Giants Seals Stadium, San Francisco, CA Fri Sep 26 1958, 10:05 PM EDT Att: 21,376 - Unknown livebaseballscorecards.com		
Andra Rodgers, R OBP: 0.222, SLG: 0.333 (1, 6)										3	0	0	0	1	2	0			
Willie Mays, R OBP: 0.418, SLG: 0.578 (1, 8)										3	1	0	0	1	0	2			
Jackie Brandt, R OBP: 0.321, SLG: 0.260 (1, 7)										3	2	2	0	1	0	0			
Orlando Cepeda, R OBP: 0.341, SLG: 0.515 (1, 3)										4	1	2	2	0	0	1			
Daryl Spencer, R OBP: 0.343, SLG: 0.406 (1, 4)										4	0	0	1	0	1	2			
Felipe Alou, R OBP: 0.322, SLG: 0.387 (1, 9)										2	0	2	0	1	0	0			
Bob Schmidt, R OBP: 0.306, SLG: 0.415 (1, 2)										2	0	0	0	0	0	3			
Johnny Antonelli, L ERA: 6.52 Al Worthington, R ERA: 3.35 (1, 1)										3	0	2	1	0	1	1			
(9, 1)										0	0	0	0	0	0	0			
Inning Stats	R: 0 E: 0 K: 0 S: 3	H: 0 LOB: 0 BB: 0 P: 3	R: 2 E: 0 K: 1 S: 8	H: 3 LOB: 2 BB: 1 P: 12	R: 0 E: 0 K: 1 S: 5	H: 0 LOB: 0 BB: 0 P: 5	R: 0 E: 0 K: 0 S: 4	H: 1 LOB: 1 BB: 0 P: 4	R: 0 E: 0 K: 0 S: 3	H: 1 LOB: 1 BB: 1 P: 7	R: 0 E: 0 K: 0 S: 2	H: 0 LOB: 0 BB: 1 P: 6	R: 0 E: 0 K: 1 S: 5	H: 1 LOB: 0 BB: 0 P: 5	R: 2 E: 0 K: 2 S: 9	H: 2 LOB: 1 BB: 1 P: 13	1B: 6 2B: 3 3B: 0 HR: 0	SF: 0 SAC: 1 DP: 2 HBP: 0	WP: 0 PA: 33 PB: 0 SB: 0 CS: 0
PITCHER	IP WLS BF H R ER SO BB IBB HBP BLK WP HR S P ERA WHIP																		
Bill Smith, L ERA: 6.52 Jim Brosnan, R ERA: 3.35 (1, 1)	7.2 L 31 7 4 4 4 4 0 0 0 0 0 0 35 51 4.70 1.435																		
(8, 1)	0.1 2 1 0 0 1 0 0 0 0 0 0 0 4 4 0.00 3.000																		

Batter	1	2	3	4	5	6	7	8	9	AB	R	H	RBI	BB	SO	LOB	TOP		
Ellis Burton, S OBP: 0.379, SLG: 0.600 (1, 7)	0-0 6-3		0-0 1B	0-3 K		1-0 1B HBP	0-3 K		0-0 F8	5	0	1	1	0	2	4	St. Louis Cardinals @ San Francisco Giants Seals Stadium, San Francisco, CA Sat Sep 27 1958, 6:33 AM EDT Att: 18,753 - Unknown		
Lee Tate, R OBP: 0.285, SLG: 0.281 (1, 6)	0-0 5-3		0-0 P5		0-0 1B 2-3	0-0 1B 1-2 2-H		0-0 P3		5	1	2	1	0	0	1			
Stan Musial, L OBP: 0.422, SLG: 0.528 Irv Noren, L OBP: 0.328, SLG: 0.395 (1, 3) (9, 9)	0-0 F5			0-0 1B 2B	0-0 2-3	0-0 P4		0-0 4-3		5	1	1	0	0	0	3			
Ken Boyer, R OBP: 0.359, SLG: 0.496 (1, 5)		0-0 F8		0-0 HR 1B	0-0 S 1B		0-0 1B 4-3	0-0 L6		5	2	3	2	0	0	0			
Gene Green, R OBP: 0.333, SLG: 0.425 (1, 2)		0-0 P6		0-0 HR 1B	0-3 K		0-0 1B 4-3	0-0 E6 FC6-4		5	2	2	2	0	1	1			
Bobby Gene Smith, R OBP: 0.307, SLG: 0.357 (1, 8)		0-0 6-3		0-0 1B 2B		0-0 F9		0-0 K	0-0 FC6-4 2B	5	2	1	0	0	1	4			
Joe Cunningham, L OBP: 0.446, SLG: 0.483 (1, 9) (9, 3)			0-0 F9	0-0 SH3-4 1B		0-0 G3	0-0 4-3		0-0 1B 2B	5	1	2	3	0	0	1			
Eddie Kasko, R OBP: 0.272, SLG: 0.277 (1, 4)			0-0 SH1-3 1B	0-0 F9		0-0 F1	0-0 1B		0-0 6-3	5	1	2	0	0	0	2			
Larry Jackson, R OBP: 0.164, SLG: 0.167 Bob Mabe, R OBP: 0.080, SLG: 0.042 Jim Brosnan, R OBP: 0.151, SLG: 0.160 (1, 1) (2, 1) (8, 1)			0-0 SH1-3	0-0 SH3-4		0-0 HBP 1B BB	0-0 1B		0-0 1B	0	0	0	0	0	0	0			
Inning Stats	R: 0 E: 0 K: 0 S: 3	H: 0 LOB: 0 BB: 0 P: 3	R: 0 E: 0 K: 0 S: 3	H: 0 LOB: 0 BB: 0 P: 3	R: 1 E: 0 K: 0 S: 5	H: 2 LOB: 1 BB: 0 P: 5	R: 4 E: 0 K: 1 S: 10	H: 5 LOB: 1 BB: 0 P: 10	R: 1 E: 0 K: 0 S: 7	H: 2 LOB: 1 BB: 0 P: 7	R: 2 E: 0 K: 2 S: 11	H: 4 LOB: 2 BB: 0 P: 11	R: 0 E: 0 K: 0 S: 3	H: 0 LOB: 0 BB: 0 P: 3	R: 2 E: 1 K: 0 S: 6	H: 2 LOB: 1 BB: 0 P: 6		1B: 12 2B: 3 3B: 0 HR: 1	SF: 0 SAC: 2 DP: 0 HBP: 1
PITCHER	IP WLS BF H R ER SO BB IBB HBP BLK WP HR S P ERA WHIP	IP WLS BF H R ER SO BB IBB HBP BLK WP HR S P ERA WHIP	IP WLS BF H R ER SO BB IBB HBP BLK WP HR S P ERA WHIP	IP WLS BF H R ER SO BB IBB HBP BLK WP HR S P ERA WHIP	IP WLS BF H R ER SO BB IBB HBP BLK WP HR S P ERA WHIP	IP WLS BF H R ER SO BB IBB HBP BLK WP HR S P ERA WHIP	IP WLS BF H R ER SO BB IBB HBP BLK WP HR S P ERA WHIP	IP WLS BF H R ER SO BB IBB HBP BLK WP HR S P ERA WHIP	IP WLS BF H R ER SO BB IBB HBP BLK WP HR S P ERA WHIP	IP WLS BF H R ER SO BB IBB HBP BLK WP HR S P ERA WHIP	IP WLS BF H R ER SO BB IBB HBP BLK WP HR S P ERA WHIP	IP WLS BF H R ER SO BB IBB HBP BLK WP HR S P ERA WHIP	IP WLS BF H R ER SO BB IBB HBP BLK WP HR S P ERA WHIP	IP WLS BF H R ER SO BB IBB HBP BLK WP HR S P ERA WHIP	IP WLS BF H R ER SO BB IBB HBP BLK WP HR S P ERA WHIP	IP WLS BF H R ER SO BB IBB HBP BLK WP HR S P ERA WHIP	IP WLS BF H R ER SO BB IBB HBP BLK WP HR S P ERA WHIP	IP WLS BF H R ER SO BB IBB HBP BLK WP HR S P ERA WHIP	IP WLS BF H R ER SO BB IBB HBP BLK WP HR S P ERA WHIP

AB	42
R	11
H	16
RBI	11
BB	1
SO	4
LOB	16



Batter	1	2	3	4	5	6	7	8	9	AB	R	H	RBI	BB	SO	LOB	BOTTOM				
Jim Davenport, R OBP: 0.314, SLG: 0.396 Bill White, L OBP: 0.389, SLG: 0.379 Gordon Jones, R (1, 5) (8, PH) (9, 1)	0-0 L5	4-0 1B FC6-4 BB		0-3 K			0-0 5-3	0-0 F7		3	1	0	0	1	1	0	St. Louis Cardinals @ San Francisco Giants Seals Stadium, San Francisco, CA Sat Sep 27 1958, 6:33 AM EDT Att: 18,753 - Unknown				
Eddie Bressoud, R OBP: 0.331, SLG: 0.343 Danny O'Connell, R OBP: 0.341, SLG: 0.315 Jackie Brandt, R OBP: 0.316, SLG: 0.255 (1, 4) (9, 5) (9, PH)	0-0 6-3	0-0 FC6-4 1B		0-0 BB		0-0 K		0-0 4-3		3	0	1	0	1	1	0					
Willie Mays, R OBP: 0.418, SLG: 0.576 (1, 8)	0-0 HR 1B	0-0 FC6-4		0-0 P6		0-0 6-3		0-0 FC4-6 1B		5	1	2	1	0	0	2					
Leon Wagner, L OBP: 0.371, SLG: 0.532 (1, 7)	0-0 HR 1B	0-0 G3		0-0 G3-6-1 1B		0-0 K		0-0 BB 1B 2B	0-0 K	5	2	3	2	0	1	2					
Orlando Cepeda, R OBP: 0.342, SLG: 0.516 (1, 3)	0-0 1B 1B		0-0 G3 SF7 2B		0-0 F3		0-0 F7	0-0 FC4-6		5	2	2	0	0	0	3					
Willie Kirkland, L OBP: 0.330, SLG: 0.450 (1, 9)	0-0 1B 1B		0-0 G3		0-0 G3-6-1		0-0 K			4	0	1	0	0	1	3					
Andre Rodgers, R OBP: 0.239, SLG: 0.350 (1, 6)	0-0 1B		0-0 SF7		0-3 K		0-0 BB 2B 1B			3	1	2	2	0	1	0					
Bob Schmidt, R OBP: 0.304, SLG: 0.413 Whitney Lockman, L OBP: 0.311, SLG: 0.328 Valmy Thomas, R OBP: 0.325, SLG: 0.357 (1, 2) (6, PH) (7, 2)	0-0 F8		0-0 K		0-0 F5		0-0 2B BB			2	0	0	0	0	1	2					
Mike McCormick, L OBP: 0.299, SLG: 0.296 Ramon Montzant, R OBP: 0.167, SLG: 0.167 Bob Spivey, R OBP: 0.333, SLG: 0.394 Paul Giel, R OBP: 0.307, SLG: 0.463 Ray Jabonson, R OBP: 0.333, SLG: 0.408 (1, 1) (4, 1) (6, PH) (7, 1) (8, PH) (9, 4)		0-0 4-3		0-3 K		0-0 F9		0-0 1B 2-3 BB		1	0	0	0	0	0	0					
Inning Stats	R: 3 E: 0 K: 0 S: 8	H: 5 LOB: 2 BB: 0 P: 8	R: 1 E: 0 K: 0 S: 4	H: 1 LOB: 1 BB: 1 P: 8	R: 1 E: 0 K: 1 S: 6	H: 1 LOB: 0 BB: 0 P: 6	R: 0 E: 0 K: 2 S: 7	H: 0 LOB: 1 BB: 1 P: 11	R: 0 E: 0 K: 0 S: 3	H: 1 LOB: 0 BB: 0 P: 3	R: 0 E: 0 K: 1 S: 5	H: 0 LOB: 0 BB: 0 P: 5	R: 0 E: 0 K: 1 S: 5	H: 0 LOB: 0 BB: 0 P: 5	R: 2 E: 0 K: 1 S: 8	H: 3 LOB: 2 BB: 1 P: 12		R: 0 E: 0 K: 1 S: 6	H: 1 LOB: 1 BB: 0 P: 6	1B: 9 2B: 2 3B: 0 HR: 1	SF: 1 SAC: 0 DP: 1 HBP: 0
PITCHER	IP WLS BF H R ER SO BB IBB HBP BLK WP HR S P ERA WHIP	IP WLS BF H R ER SO BB IBB HBP BLK WP HR S P ERA WHIP	IP WLS BF H R ER SO BB IBB HBP BLK WP HR S P ERA WHIP	IP WLS BF H R ER SO BB IBB HBP BLK WP HR S P ERA WHIP	IP WLS BF H R ER SO BB IBB HBP BLK WP HR S P ERA WHIP	IP WLS BF H R ER SO BB IBB HBP BLK WP HR S P ERA WHIP	IP WLS BF H R ER SO BB IBB HBP BLK WP HR S P ERA WHIP	IP WLS BF H R ER SO BB IBB HBP BLK WP HR S P ERA WHIP	IP WLS BF H R ER SO BB IBB HBP BLK WP HR S P ERA WHIP	IP WLS BF H R ER SO BB IBB HBP BLK WP HR S P ERA WHIP	IP WLS BF H R ER SO BB IBB HBP BLK WP HR S P ERA WHIP	IP WLS BF H R ER SO BB IBB HBP BLK WP HR S P ERA WHIP	IP WLS BF H R ER SO BB IBB HBP BLK WP HR S P ERA WHIP	IP WLS BF H R ER SO BB IBB HBP BLK WP HR S P ERA WHIP	IP WLS BF H R ER SO BB IBB HBP BLK WP HR S P ERA WHIP	IP WLS BF H R ER SO BB IBB HBP BLK WP HR S P ERA WHIP	IP WLS BF H R ER SO BB IBB HBP BLK WP HR S P ERA WHIP	IP WLS BF H R ER SO BB IBB HBP BLK WP HR S P ERA WHIP	IP WLS BF H R ER SO BB IBB HBP BLK WP HR S P ERA WHIP		

AB	37
R	7
H	12
RBI	7
BB	3
SO	7
LOB	14



