

San Francisco Giants - 1959

Batter	1	2	3	4	5	6	7	8	9	AB R H RBI BB SO LOB	TOP																	
Jim Davenport, R (1, 5) OBP: 0.250, SLG: 0.250	0-0 F3		0-0 1B		0-0 F7		0-0 SH2-4		0-0 FC2-6 2B	4 1 1 1 0 0 1	<p>San Francisco Giants @ St. Louis Cardinals</p> <p>Sportsman's Park, St. Louis, MO</p> <p>Fri Apr 10 1959, 7:05 PM EST</p> <p>Att. 20,988 - Unknown</p>																	
Jackie Brandt, R (1, 7) OBP: 0.400, SLG: 0.600	0-3 K		0-0 2-3		0-0 1B		0-0 6-3		0-0 2B	5 0 2 1 0 1 2																		
Willie Mays, R (1, 8)	0-0 1-3				0-3 K		0-0 F8		4-0 IBB	4 0 0 0 1 1 2																		
Orlando Cepeda, R (1, 3) OBP: 0.200, SLG: 0.400		0-0 F9		0-0 1B	0-0 F5			0-3 K	0-0 F8	5 1 1 0 0 1 3																		
Willie Kirkland, L (1, 9) OBP: 0.200, SLG: 0.800		0-3 K		0-0 F6		0-0 G3		0-0 HR	0-0 4-3	5 1 1 1 0 1 3																		
Daryl Spencer, R (1, 4) OBP: 0.500, SLG: 0.500		0-0 F8		0-0 BB WP 1B		0-0 5-3		0-0 E8 3B		4 1 2 1 0 0 0																		
Andre Rodgers, R (1, 6) OBP: 0.500, SLG: 1.000			0-0 F8	4-0 BB 1-2 BB	0-0 F6		0-0 F6	0-0 FC8-2 3B		3 0 1 1 1 0 0																		
Bob Schmidt, R (1, 2) OBP: 0.750, SLG: 2.000			0-0 6-3 1B	4-0 BB 1-2 2-3 BB			0-0 HR	0-0 FC8-2		3 2 2 1 1 0 1																		
Johnny Antonelli, L (1, 1) OBP: 0.333, SLG: 0.333 Bob Speake, L (9, PH) Al Worthington, R (9, 1)			0-0 6-3	0-0 1-3			0-0 SH2-4 1B		4-0 FC2-6 BB	3 0 1 0 0 0 4 0 0 0 0 1 0 0 0 0 0 0 0 0 0																		
Inning Stats	R: 0 E: 0 K: 1 S: 5	H: 0 LOB: 0 BB: 0 P: 5	R: 0 E: 0 K: 1 S: 5	H: 0 LOB: 0 BB: 0 P: 5	R: 1 E: 0 K: 0 S: 5	H: 2 LOB: 1 BB: 0 P: 5	R: 1 E: 0 K: 0 S: 5	H: 2 LOB: 3 BB: 2 P: 13	R: 0 E: 0 K: 1 S: 6	H: 1 LOB: 1 BB: 0 P: 6	R: 0 E: 0 K: 0 S: 3	H: 0 LOB: 0 BB: 0 P: 3	R: 1 E: 0 K: 0 S: 5	H: 2 LOB: 1 BB: 0 P: 5	R: 2 E: 1 K: 1 S: 7	H: 3 LOB: 0 BB: 0 P: 7	R: 1 E: 0 K: 0 S: 4	H: 1 LOB: 2 BB: 2 P: 12	1B: 5 2B: 4 3B: 1 HR: 2	SF: 0 SAC: 1 DP: 1 HBP: 0	WP: 1 PB: 0 SB: 0 CS: 0	PA: 41						
PITCHER	IP WLS BF H R ER SO BB IBB HBP BLK WP HR S P ERA WHIP												PITCHER	IP WLS BF H R ER SO BB IBB HBP BLK WP HR S P ERA WHIP														
Larry Jackson, R (1, 1) ERA: 3.86	7.0	30	7	3	3	3	2	0	0	0	0	1	1	34	42	3.86	1.286											
Jim Brosnan, R (8, 1) ERA: 13.5	2.0	L	11	4	3	3	1	1	1	0	0	0	1	11	19	13.50	2.500											

livebaseballscorecards.com

AB	36
R	6
H	11
RBI	6
BB	4
SO	4
LOB	16



Batter	1	2	3	4	5	6	7	8	9	AB R H RBI BB SO LOB
Don Blasingame, L (1, 4) OBP: 0.800, SLG: 1.000	0-0 FC3-6 2B		0-0 1B 1-3 1B		0-0 4-3		0-0 2B 2-H 1B		4-0 SH2-4 BB	4 2 3 1 1 0 0
Gino Cimoli, R (1, 8) OBP: 0.750, SLG: 1.000	4-0 FC3-6 BB		0-0 F8 2-3 3-H 1B		0-0 F9		0-0 1-H 2B		0-0 SH2-4 1-2	3 0 2 2 1 0 0
Bill White, L (1, 3) OBP: 0.200, SLG: 0.200	0-0 FC3-6 G6-4-3 1-2f 2-3		0-0 F8 1-2 3-H 1B		0-3 K		0-0 F6		0-3 K	5 0 1 1 0 2 4
Ken Boyer, R (1, 5)	0-0 G6-4-3 1-2f		0-0 F8 1-3 2-3		0-0 3-1		0-0 4-3		0-0 E6 2-3	5 0 0 0 0 0 6
Stan Musial, L (1, 7) Gary Blaylock, R (8, PR) Gene Green, R (9, 2)		0-0 F9	0-3 K		0-0 F9		4-0 4-3 E 1B BB		0-0 1-3	3 0 0 0 1 1 1 0 1 0 0 0 0 0 1 0 0 0 0 0 2
Joe Cunningham, L (1, 9)	4-0 BB			4-0 G6-4-3 BB		1-0 HBP		0-0 6-3 1-2		1 0 0 0 2 0 1
Hal Smith, R (1, 2) Curt Flood, R (8, PH) (9, 7)		0-0 F9		0-0 G6-4-3 1-2f		0-0 F9		0-0 4-3 2-3		3 0 0 0 0 0 3 1 0 0 0 0 0 2
Alex Grammas, R (1, 6) OBP: 0.750, SLG: 1.000		0-0 F9		0-0 1B			0-0 1B 2B	0-0 1B		4 1 3 1 0 0 1
Larry Jackson, R (1, 1) OBP: 0.500, SLG: 0.500 Ray Jablonski, R (7, PH) Jim Brosnan, R (8, 1)			0-0 1B 1B		0-3 K		0-0 6-3	0-0 5-3		2 1 1 0 0 1 1 1 0 0 0 0 0 1 1 0 0 0 0 0 1

Inning Stats	R: 0	H: 1	E: 0	K: 0	S: 3	LOB: 1	BB: 1	P: 7	R: 0	H: 0	E: 0	K: 0	S: 3	LOB: 1	BB: 1	P: 7	R: 2	H: 4	E: 0	K: 1	S: 8	LOB: 1	BB: 0	P: 8	R: 0	H: 1	E: 0	K: 1	S: 5	LOB: 1	BB: 1	P: 9	R: 0	H: 0	E: 0	K: 1	S: 5	LOB: 0	BB: 0	P: 5	R: 0	H: 0	E: 0	K: 0	S: 3	LOB: 1	BB: 0	P: 4	R: 2	H: 3	E: 1	K: 0	S: 6	LOB: 1	BB: 0	P: 6	R: 1	H: 1	E: 1	K: 0	S: 4	LOB: 1	BB: 1	P: 8	R: 0	H: 0	E: 1	K: 1	S: 6	LOB: 2	BB: 1	P: 10	1B: 7	SF: 0	2B: 3	SAC: 1	3B: 0	DP: 2	HR: 0	HBP: 1	WP: 0	PA: 41
--------------	------	------	------	------	------	--------	-------	------	------	------	------	------	------	--------	-------	------	------	------	------	------	------	--------	-------	------	------	------	------	------	------	--------	-------	------	------	------	------	------	------	--------	-------	------	------	------	------	------	------	--------	-------	------	------	------	------	------	------	--------	-------	------	------	------	------	------	------	--------	-------	------	------	------	------	------	------	--------	-------	-------	-------	-------	-------	--------	-------	-------	-------	--------	-------	--------

PITCHER	IP	WLS	BF	H	R	ER	SO	BB	IBB	HBP	BLK	WP	HR	S	P	ERA	WHIP
Johnny Antonelli, L (1, 1) ERA: 4.5	8.0	W	36	10	5	4	3	4	0	1	0	0	0	37	54	4.50	1.750
Al Worthington, R (9, 1) ERA:	1.0	S	5	0	0	0	1	1	0	0	0	0	0	6	10	0.00	1.000


BOTTOM

San Francisco Giants @ St. Louis Cardinals
Sportsman's Park, St. Louis, MO

Fri Apr 10 1959, 7:05 PM EST
Att. 20,988 - Unknown

livebaseballscorecards.com

AB	34
R	5
H	10
RBI	5
BB	5
SO	4
LOB	23



Batter	1	2	3	4	5	6	7	8	9	AB R H RBI BB SO LOB	TOP
Jim Davenport, R (1, 5) OBP: 0.444, SLG: 0.286 BB 	4-0 X 	0-0 X F3 		0-0 X 	0-0 X 	0-0 X 	4-0 X 		3 0 1 0 2 0 0		
Jackie Brandt, R (1, 7) OBP: 0.333, SLG: 0.375 BB 	0-0 X FC5-4 BB 1-2f 		0-0 X 4-3 		0-0 X SH2-4 	0-0 X SH2-4 1-2 	4-0 X 1B 2B BB 	0-0 X F8 		3 2 0 0 1 0 2	
Willie Mays, R (1, 8) OBP: 0.500, SLG: 0.286 BB 	4-0 X 1-2 2B BB 		0-0 X 		4-0 X 	4-0 X 1-3 2B 1B 		0-3 X K 		3 2 2 0 2 1 0	
Orlando Cepeda, R (1, 3) OBP: 0.300, SLG: 0.600 BB 	0-0 X 1-H 2-H 2B 		0-0 X F6 		0-3 X K 	0-0 X 1-H 3-H 2B 		0-0 X 1-3 		5 0 2 4 0 1 3	
Willie Kirkland, L (1, 9) OBP: 0.300, SLG: 0.500 BB 	4-0 X S BB 		0-0 X F8 		0-3 X K 	4-0 X 		0-3 X K 		3 0 0 0 2 2 3	
Daryl Spencer, R (1, 4) OBP: 0.625, SLG: 0.500 BB 	4-0 X 1-2 BB 			0-0 X WP 1B 		4-0 X 1B SH5-4-1 BB 		0-3 X K 		2 1 1 0 2 1 2	
Andre Rodgers, R (1, 6) OBP: 0.250, SLG: 0.429 K 	0-3 X K 		0-3 X 1-2 K 		0-0 X F5 	0-3 X K 		0-3 X K 		4 0 0 0 0 3 6	
Bob Schmidt, R (1, 2) OBP: 0.500, SLG: 1.000 		0-0 X F8 		0-0 X F9 		0-0 X 1-3 SH5-4-1 1B 		0-3 X K 		4 0 1 0 0 1 1	
Sam Jones, R (1, 1) 		0-0 X 1-3 		0-0 X 5-3 		0-0 X 1-2f 3-H SH5-4-1 		0-3 X K 		3 0 0 1 0 1 1	
Inning Stats	R: 2 H: 1 E: 0 LOB: 2 K: 1 BB: 4 S: 5 P: 21	R: 0 H: 0 E: 0 LOB: 0 K: 0 BB: 0 S: 3 P: 3	R: 0 H: 1 E: 0 LOB: 1 K: 0 BB: 0 S: 4 P: 4	R: 0 H: 1 E: 0 LOB: 1 K: 1 BB: 0 S: 6 P: 6	R: 0 H: 1 E: 0 LOB: 2 K: 2 BB: 1 S: 8 P: 12	R: 1 H: 1 E: 0 LOB: 0 K: 0 BB: 1 S: 3 P: 7	R: 2 H: 2 E: 0 LOB: 2 K: 2 BB: 2 S: 9 P: 17	R: 0 H: 0 E: 0 LOB: 1 K: 2 BB: 1 S: 7 P: 11	R: 0 H: 0 E: 0 LOB: 0 K: 2 BB: 0 S: 7 P: 7	1B: 5 SF: 0 2B: 3 SAC: 2 3B: 0 DP: 1 HR: 0 HBP: 0	WP: 1 PA: 41 PB: 0 SB: 1 CS: 0
PITCHER Ernie Broglio, R (1, 1) ERA: 4.5 Howie Nunn, R (7, 1) ERA: 18.0 Phil Clark, R (8, 1) ERA:	IP WLS BF H R ER SO BB IBB HBP BLK WP HR S P ERA WHIP 6.0 L 27 5 3 3 4 6 0 0 0 1 0 29 53 4.50 1.833 1.0 7 2 2 2 2 1 1 0 0 0 0 9 17 18.00 3.000 2.0 7 0 0 0 0 4 1 0 0 0 0 0 14 18 0.00 0.500	PITCHER IP WLS BF H R ER SO BB IBB HBP BLK WP HR S P ERA WHIP									

San Francisco Giants @ St. Louis Cardinals
 Sportsman's Park, St. Louis, MO
 Sat Apr 11 1959, 7:05 PM EST
 Att. 8,518 - Unknown

livebaseballscorecards.com

AB	30
R	5
H	7
RBI	5
BB	9
SO	10
LOB	18



Batter	1	2	3	4	5	6	7	8	9	AB	R	H	RBI	BB	SO	LOB
Don Blasingame, L (1, 4) OBP: 0.600, SLG: 0.625	4-0 PB 4-3 BB	0-0 F9			0-0 5-3		0-0 F6		0-0 BB 1B	4	0	1	0	1	0	4
Gino Cimoli, R (1, 8) OBP: 0.444, SLG: 0.500	0-0 F6		0-3 K		0-0 4-3			0-0 E6 1B	0-0 F9	5	1	1	0	0	1	2
Bill White, L (1, 3) OBP: 0.200, SLG: 0.111	0-0 4-3 1-2		0-3 K		0-3 K			0-3 K 1B	4-0 1-2 BB	4	0	0	0	1	3	2
Ken Boyer, R (1, 5) OBP: 0.100, SLG: 0.100 (9, 6)	0-0 F9 2-3		0-0 1B		0-3 K		0-3 K	0-0 E5 1B	0-0 1-3	5	1	1	0	0	1	4
Stan Musial, L (1, 7) OBP: 0.250, SLG: 0.143		0-0 1-3	0-3 K		0-0 F3			0-0 1B 2-H 3-H		4	0	1	2	0	1	1
Joe Cunningham, L (1, 9) OBP: 0.750, SLG: 0.600		0-0 E 1B		0-0 F8		0-0 1B		0-0 2-3 1B		4	0	3	0	0	0	0
Hal Smith, R (1, 2) George Crowe, L (8, PH) Gene Green, R (9, 2)		0-0 E4 1-3		0-0 F4		0-0 F9		0-0 F6		3	0	0	0	0	0	2
Alex Grammas, R (1, 6) Solly Heftus, L (7, PH) Bobby Gene Smith, R (7, PR) Lee Tate, R (8, 6) Ray Jablonski, R (8, PH) (9, 5)		0-0 F3		0-0 1B			4-0 G6-3 BB	0-3 K		2	0	1	0	0	0	2
Ernie Broglio, R (1, 1) Howie Nunn, R (7, 1) Irv Noren, L (7, PH) Phil Clark, R (8, 1) Curt Flood, R (9, PH)		4-0 BB		0-0 G3			0-0 G6-3 1-2f		0-0 F9	1	0	0	0	1	0	1

Inning Stats	R: 0	H: 0	E: 0	K: 0	S: 3	R: 0	H: 1	E: 1	K: 0	S: 5	R: 0	H: 1	E: 0	K: 3	S: 10	R: 0	H: 0	E: 0	K: 1	S: 5	R: 0	H: 1	E: 0	K: 1	S: 6	R: 0	H: 0	E: 0	K: 0	S: 2	R: 2	H: 3	E: 2	K: 2	S: 11	R: 0	H: 1	E: 0	K: 0	S: 4	1B: 8	2B: 0	3B: 0	HR: 0	SF: 0	SAC: 0	DP: 1	HBP: 0	WP: 0	PA: 40	
	0	0	0	0	7	0	1	0	0	9	0	1	0	0	10	0	0	0	0	0	5	0	0	0	0	6	0	0	0	0	0	3	0	2	0	11	0	1	0	0	8	0	0	0	0	0	0	0	0	0	0

PITCHER	IP	WLS	BF	H	R	ER	SO	BB	IBB	HBP	BLK	WP	HR	S	P	ERA	WHIP
Sam Jones, R (1, 1) ERA: 1.0	9.0	W	40	8	2	1	7	4	0	0	0	0	0	50	66	1.00	1.333

BOTTOM

San Francisco Giants @ St. Louis Cardinals
Sportsman's Park, St. Louis, MO

Sat Apr 11 1959, 7:05 PM EST
Att. 8,518 - Unknown

AB	36
R	2
H	8
RBI	2
BB	4
SO	7
LOB	23



livebaseballscorecards.com

Batter	1	2	3	4	5	6	7	8	9	AB R H RBI BB SO LOB	TOP											
Jim Davenport, R (1, 5) OBP: 0.538, SLG: 0.455	0-0 PO 1B		0-0 1B		0-0 E5 3B		0-0 SH1-4 1-2		0-0 3B 1B	4 2 3 1 0 0 0	<p>San Francisco Giants @ St. Louis Cardinals</p> <p>Sportsman's Park, St. Louis, MO</p> <p>Sun Apr 12 1959, 4:33 AM EST</p> <p>Att. 12,177 - Unknown</p>											
Jackie Brandt, R (1, 7) OBP: 0.286, SLG: 0.308	0-0 F8		0-0 3-H F7		0-0 FC5 3B		0-0 FC6-4 1B		0-3 K	5 1 1 0 0 1 4												
Willie Mays, R (1, 8) OBP: 0.467, SLG: 0.500	0-0 F4		0-0 1-2 1B		0-0 1-H 2-H 3B		0-0 FC6-4 1-2f		0-0 F7	5 0 2 2 0 0 4												
Orlando Cepeda, R (1, 3) OBP: 0.267, SLG: 0.600	0-0 PO 1-2	0-0 F2	0-0 F8		0-3 K		0-0 CS	0-0 4-3	0-0 1-H HR 3B	5 1 1 1 0 1 3												
Felipe Alou, R (1, 9) OBP: 0.400, SLG: 1.000		0-0 1B		0-0 F7	0-0 6-3			0-3 K	0-0 HR	5 1 2 2 0 1 1												
Daryl Spencer, R (1, 4) OBP: 0.462, SLG: 0.364		0-3 K		0-0 F8		0-0 F9		0-0 2B 1B	0-3 K	5 0 1 0 0 2 1												
Andre Rodgers, R (1, 6) OBP: 0.333, SLG: 0.500		0-0 F7		4-0 BB		0-3 K		0-0 1-3 2B		3 0 1 0 1 1 1												
Bob Schmidt, R (1, 2) OBP: 0.500, SLG: 0.900			0-0 SH3-4 1B 2B	0-0 F9		0-0 6-3		4-0 IBB		3 1 1 0 1 0 1												
Mike McCormick, L (1, 1) OBP: 0.500, SLG: 0.500			0-0 SH3-4		0-0 F8		0-0 1B SH1-4 CS 1B	0-0 F8		2 0 1 0 0 0 0												
Hank Sauer, R (8, PH)										1 0 0 0 0 0 3												
Al Worthington, R (8, 1)										0 0 0 0 0 0 0												
Inning Stats	R: 0 E: 0 K: 0 S: 3	H: 1 LOB: 0 BB: 0 P: 3	R: 0 E: 0 K: 1 S: 6	H: 1 LOB: 1 BB: 0 P: 6	R: 1 E: 0 K: 0 S: 6	H: 3 LOB: 2 BB: 0 P: 6	R: 0 E: 0 K: 0 S: 3	H: 0 LOB: 1 BB: 1 P: 7	R: 2 E: 2 K: 1 S: 8	H: 1 LOB: 1 BB: 0 P: 8	R: 0 E: 0 K: 1 S: 5	H: 0 LOB: 0 BB: 0 P: 5	R: 0 E: 0 K: 0 S: 4	H: 2 LOB: 1 BB: 0 P: 4	R: 0 E: 0 K: 1 S: 7	H: 2 LOB: 3 BB: 1 P: 11	R: 3 E: 0 K: 2 S: 10	H: 3 LOB: 0 BB: 0 P: 10	1B: 8 2B: 2 3B: 2 HR: 1	SF: 0 SAC: 2 DP: 0 HBP: 0	WP: 0 PB: 0 SB: 0 CS: 1	PA: 44
PITCHER Vinegar Bend Mizell, L (1, 1) ERA: 4.0	IP: 9.0 WLS: L BF: 42 H: 13 R: 6 ER: 4 SO: 6 BB: 1 IBB: 1 HBP: 0 BLK: 0 WP: 0 HR: 1 S: 52 P: 60 ERA: 4.00 WHIP: 1.556											PITCHER	IP: 9.0 WLS: L BF: 42 H: 13 R: 6 ER: 4 SO: 6 BB: 1 IBB: 1 HBP: 0 BLK: 0 WP: 0 HR: 1 S: 52 P: 60 ERA: 4.00 WHIP: 1.556									

AB	38
R	6
H	13
RBI	6
BB	2
SO	6
LOB	18



Batter	1	2	3	4	5	6	7	8	9	AB R H RBI BB SO LOB
Don Blasingame, L (1, 4) OBP: 0.533, SLG: 0.583	0-0 E 2B	0-0 3-1		0-0 4-3 2-3			0-0 F7		0-0 BB	4 1 1 0 1 0 2
Gino Cimoli, R (1, 8) George Crowe, L (9, PH) OBP: 0.462, SLG: 0.500	0-0 E9 6-3 2-H 1B	0-0 WP S BB 1B		0-0 4-3			0-0 F7		0-3 K 3	4 1 2 1 0 0 2 1 0 0 0 0 1 1
Bill White, L (1, 7) OBP: 0.214, SLG: 0.083	0-0 6-3 3-H	4-0 1-H BB					0-0 G3		0-0 1-3	3 0 0 1 1 0 1
Ken Boyer, R (1, 5) OBP: 0.214, SLG: 0.214	0-0 E S E 1B		0-0 1-3				0-0 G1-6-3 1B		0-0 5-3	4 1 2 0 0 0 0
Stan Musial, L (1, 3) OBP: 0.167, SLG: 0.091	0-3 K		0-0 4-1				0-0 G1-6-3 1-2f		0-0 6-3	4 0 0 0 0 1 2
Joe Cunningham, L (1, 9) OBP: 0.667, SLG: 0.429	0-0 E3 1-3 E		4-0 BB				0-0 1-3		4-0 BB	2 0 0 0 2 0 1
Hal Smith, R (1, 2)	0-0 E6 1-2 3-H FC6-4		0-0 F6				0-0 F8		0-0 F5	4 0 0 0 0 0 3
Alex Grammas, R (1, 6) Solly Hemus, L (9, PH) OBP: 0.556, SLG: 0.667	0-0 FC6-4 1-2f						0-0 F6		0-0 5-3	3 0 1 0 0 0 2 1 0 0 0 0 0 0
Vinegar Bend Mizell, R (1, 1) Irv Noren, L (9, PH)			0-0 4-3				0-0 E6		0-0 F5	2 0 0 0 0 0 0 1 0 0 0 0 0 0

BOTTOM

San Francisco Giants @ St. Louis Cardinals
Sportsman's Park, St. Louis, MO
Sun Apr 12 1959, 4:33 AM EST
Att. 12,177 - Unknown

AB	33
R	3
H	6
RBI	2
BB	4
SO	2
LOB	14



Inning Stats	R: 3	H: 3	E: 3	K: 10	S: 10	LOB: 2	BB: 0	P: 10	R: 0	H: 1	E: 0	K: 0	S: 3	LOB: 1	BB: 1	P: 7	R: 0	H: 0	E: 0	K: 0	S: 3	LOB: 0	BB: 0	P: 3	R: 0	H: 1	E: 0	K: 0	S: 3	LOB: 0	BB: 0	P: 3	R: 0	H: 0	E: 1	K: 0	S: 4	LOB: 1	BB: 0	P: 4	R: 0	H: 0	E: 0	K: 0	S: 3	LOB: 0	BB: 1	P: 7	R: 0	H: 0	E: 0	K: 0	S: 5	LOB: 1	BB: 1	P: 9	1B: 5	SF: 0	2B: 1	SAC: 1	3B: 0	DP: 1	HR: 0	HBP: 0	WP: 1	PA: 38
--------------	------	------	------	-------	-------	--------	-------	-------	------	------	------	------	------	--------	-------	------	------	------	------	------	------	--------	-------	------	------	------	------	------	------	--------	-------	------	------	------	------	------	------	--------	-------	------	------	------	------	------	------	--------	-------	------	------	------	------	------	------	--------	-------	------	-------	-------	-------	--------	-------	-------	-------	--------	-------	--------

PITCHER	IP	WLS	BF	H	R	ER	SO	BB	IBB	HBP	BLK	WP	HR	S	P	ERA	WHIP
Mike McCormick, L (1, 1) ERA: 2.57	7.0		30	6	3	2	1	2	0	0	0	1	0	30	38	2.57	1.143
Al Worthington, R (8, 1) ERA:	2.0	W	8	0	0	0	1	2	0	0	0	0	0	8	16	0.00	1.000

WP: 1	PA: 38
PB: 0	ERA
SB: 2	WHIP
CS: 0	

Batter	1	2	3	4	5	6	7	8	9	AB R H RBI BB SO LOB												
Tony Taylor, R (1, 4) OBP: 0.267, SLG: 0.154	0-0 4-3		0-0 FC6		0-0 G4-6-3		0-0 F6		4-0 E G3 BB	4 0 0 0 1 0 2												
George Altman, L (1, 8) OBP: 0.600, SLG: 0.500	0-0 F8			4-0 14 HR BB	0-0 F8			0-0 14 HR 1B	0-0 G3	4 2 1 1 1 0 1												
14 Ernie Banks, R (1, 6) OBP: 0.417, SLG: 1.083	0-0 6-3			0-0 1-H HR		0-3 K		0-0 1-H HR	0-0 F8	5 2 2 4 0 1 1												
Walt Moryn, L (1, 7) OBP: 0.417, SLG: 0.300		0-3 K		0-0 6-3		0-0 6-3		0-0 4-3		4 0 0 0 0 1 0												
Earl Averill, R (1, 5) OBP: 0.250, SLG: 0.417		0-3 K		0-3 K		0-0 2B		0-0 F5		4 0 1 0 0 2 0												
Dale Long, L (1, 3) OBP: 0.333, SLG: 0.400		0-0 4-3		0-0 3B		4-0 BB		0-0 1B		3 0 2 0 1 0 0												
Bobby Thomson, R (1, 9)			0-3 K	4-0 BB		0-3 K		0-0 F4		3 0 0 0 1 2 3												
Sammy Taylor, L (1, 2) OBP: 0.444, SLG: 0.429			4-0 FC1-6 BB	0-0 1-3			0-0 F7		H 1-0 WP G3 HBP	2 1 0 0 1 0 2												
Dave Hillman, R (1, 1) Don Elston, R (9, 1)			0-0 FC1-6 FC6		0-0 E6		0-3 K		0-3 K	4 0 0 0 0 2 2 0 0 0 0 0 0 0												
Inning Stats	R: 0 E: 0 K: 0 S: 3	H: 0 LOB: 0 BB: 0 P: 3	R: 0 E: 0 K: 2 S: 7	H: 0 LOB: 0 BB: 0 P: 7	R: 0 E: 0 K: 1 S: 5	H: 0 LOB: 1 BB: 1 P: 9	R: 2 E: 0 K: 1 S: 7	H: 2 LOB: 2 BB: 2 P: 15	R: 0 E: 1 K: 0 S: 3	H: 0 LOB: 0 BB: 0 P: 3	R: 0 E: 0 K: 2 S: 8	H: 1 LOB: 2 BB: 1 P: 12	R: 0 E: 0 K: 1 S: 5	H: 0 LOB: 0 BB: 0 P: 5	R: 2 E: 0 K: 0 S: 6	H: 3 LOB: 1 BB: 0 P: 6	R: 1 E: 1 K: 1 S: 5	H: 0 LOB: 1 BB: 1 P: 10	1B: 2 2B: 1 3B: 1 HR: 2	SF: 0 SAC: 0 DP: 1 HBP: 1	WP: 1 PB: 0 SB: 1 CS: 0	PA: 39


PITCHER	IP	WLS	BF	H	R	ER	SO	BB	IBB	HBP	BLK	WP	HR	S	P	ERA	WHIP
Jack Sanford, R (1, 1) ERA: 4.5	8.0	L	34	6	4	4	7	4	0	0	0	0	2	44	60	4.50	1.250
Al Worthington, R (9, 1) ERA: 2.25	1.0		5	0	1	1	1	1	0	1	0	1	0	5	10	9.00	1.000

PITCHER	IP	WLS	BF	H	R	ER	SO	BB	IBB	HBP	BLK	WP	HR	S	P	ERA	WHIP

Chicago Cubs @ San Francisco Giants
Seals Stadium, San Francisco, CA

Tue Apr 14 1959, 6:33 AM EST
Att: 22,522 - Unknown

AB	33
R	5
H	6
RBI	5
BB	5
SO	8
LOB	11



Batter	1	2	3	4	5	6	7	8	9	AB R H RBI BB SO LOB
--------	---	---	---	---	---	---	---	---	---	----------------------

Jim Davenport, R <small>OBP: 0.529, SLG: 0.467</small> <small>(1, 5)</small>	0-0 E5 <small>G1-6-3</small>		0-0 1B		0-0 6-3			0-0 1B <small>G5-4-3</small>		4 0 2 0 0 0 0
Jackie Brandt, R <small>OBP: 0.222, SLG: 0.235</small> <small>(1, 7)</small>	0-0 G1-6-3 <small>1-2f</small>		0-0 F3			0-0 5-3		0-0 G5-4-3 <small>1-2f</small>		4 0 0 0 0 0 3
Willie Mays, R <small>OBP: 0.421, SLG: 0.438</small> <small>(1, 8)</small>	0-0 F9		0-0 F9			0-0 1B		0-0 F8		4 0 1 0 0 0 1
Orlando Cepeda, R <small>OBP: 0.316, SLG: 0.579</small> <small>(1, 3)</small>		0-0 HR 1B	0-3 K			0-0 F4		0-0 1B 1B		4 1 2 0 0 1 2
Felipe Alou, R <small>OBP: 0.444, SLG: 1.111</small> <small>(1, 9)</small>		0-0 HR		0-0 F6		0-0 F9		0-0 HBP 1B		4 1 2 2 0 0 1
Daryl Spencer, R <small>OBP: 0.353, SLG: 0.267</small> <small>(1, 4)</small>		0-3 K		0-0 F6			0-0 F7	0-3 K		4 0 0 0 0 2 2
Andre Rodgers, R <small>OBP: 0.375, SLG: 0.462</small> <small>(1, 6)</small>		0-0 1-3 1B 1B		0-0 3-1			0-0 F9	1-0 HBP		3 0 1 0 0 0 0
Bob Schmidt, R <small>OBP: 0.438, SLG: 0.714</small> <small>(1, 2)</small>		0-0 1-3 1B			0-0 1-3		0-0 5-3	0-3 K		4 0 1 0 0 1 3
Jack Sanford, R <small>(1, 1)</small>		0-0 1-3			0-0 F4			0-0 F8		2 0 0 0 0 0 2
Leon Wagner, L <small>(8, PH)</small>										1 0 0 0 0 0 0
Al Worthington, R <small>(9, 1)</small>		1-2 2-3								0 0 0 0 0 0 0

BOTTOM

Chicago Cubs @ San Francisco Giants
 Seals Stadium, San Francisco , CA

Tue Apr 14 1959, 6:33 AM EST
 Att. 22,522 - Unknown

livebaseballscorecards.com

AB	34
R	2
H	9
RBI	2
BB	0
SO	4
LOB	14



Inning Stats	R: 0	H: 0	E: 1	K: 0	S: 3	WLS	BF	H	R	ER	SO	BB	IBB	HBP	BLK	WP	HR	S	P	ERA	WHIP
	0	0	1	0	3		31	8	2	2	2	0	0	0	0	0	1	35	35	2.16	0.960
	0	0	0	0	3		4	1	0	0	2	0	0	1	0	0	0	7	8	0.00	1.500

WP: 0	PA: 35
PB: 0	SF: 0
SB: 0	SAC: 0
CS: 0	DP: 2
	HBP: 1
	HR: 1

PITCHER	IP	WLS	BF	H	R	ER	SO	BB	IBB	HBP	BLK	WP	HR	S	P	ERA	WHIP
Dave Hillman, R <small>ERA: 2.16</small> <small>(1, 1)</small>	8.1	W	31	8	2	2	2	0	0	0	0	0	1	35	35	2.16	0.960
Don Elston, R <small>ERA:</small> <small>(9, 1)</small>	0.2	S	4	1	0	0	2	0	0	1	0	0	0	7	8	0.00	1.500

Batter	1	2	3	4	5	6	7	8	9	AB R H RBI BB SO LOB	TOP											
Tony Taylor, R (1, 4) OBP: 0.263, SLG: 0.176	0-3 K	0-3 K			0-0 E3			0-0 1B		4 0 1 0 0 2 2												
Alvin Dark, R (1, 3) OBP: 0.500, SLG: 0.333	4-0 1B 14 1B BB		0-0 F2		0-0 L6-4			0-0 1B		3 1 1 0 1 0 2												
Lee Walls, R (1, 9) OBP: 0.333, SLG: 0.333	0-0 14 1B 1-2 1B		0-3 K				0-0 F8	0-0 F8		4 0 1 0 0 1 2												
14 Ernie Banks, R (1, 6) OBP: 0.375, SLG: 0.875	0-0 1-2 2-H 1B		0-0 F9				0-0 F4	0-0 F8		4 0 1 1 0 0 2												
Earl Averill, R (1, 5) OBP: 0.188, SLG: 0.313	0-0 F9			0-0 1-3			0-0 F8		0-3 K	4 0 0 0 0 1 2												
Bobby Thomson, R (1, 8)	0-0 1-3			0-0 6-3			0-0 F9		0-0 F4	4 0 0 0 0 0 2												
Walt Moryn, L (1, 7) OBP: 0.375, SLG: 0.286		0-0 1B		0-3 K			0-0 G3		0-0 F7	4 0 1 0 0 1 0												
Cal Neeman, R (1, 2)			0-0 F3		0-0 F9		0-3 K			3 0 0 0 0 1 1												
Moe Drabowsky, R (1, 1) Elmer Singleton, R (6, 1) Bobby Adams, R (8, PH) Joe Schaffernoth, R (8, 1)		0-0 F4			4-0 L6-4 E BB			0-0 F3		1 0 0 0 1 0 1 0 0 0 0 0 0 0 1 0 0 0 0 0 0 0 0 0 0 0 0 0												
Inning Stats	R: 1 E: 0 K: 1 S: 7	H: 2 LOB: 2 BB: 1 P: 11	R: 0 E: 0 K: 1 S: 6	H: 1 LOB: 1 BB: 0 P: 6	R: 0 E: 0 K: 1 S: 5	H: 0 LOB: 0 BB: 0 P: 5	R: 0 E: 0 K: 1 S: 5	H: 0 LOB: 0 BB: 0 P: 5	R: 0 E: 1 K: 0 S: 3	H: 0 LOB: 1 BB: 1 P: 7	R: 0 E: 0 K: 0 S: 3	H: 0 LOB: 0 BB: 0 P: 3	R: 0 E: 0 K: 1 S: 5	H: 0 LOB: 0 BB: 0 P: 5	R: 0 E: 0 K: 0 S: 5	H: 2 LOB: 2 BB: 0 P: 5	R: 0 E: 0 K: 1 S: 5	H: 0 LOB: 0 BB: 0 P: 5	1B: 5 2B: 1 3B: 0 HR: 0	SF: 0 SAC: 0 DP: 1 HBP: 0	WP: 0 PB: 0 SB: 0 CS: 0	PA: 34
PITCHER Johnny Antonelli, L (1, 1) ERA: 2.65	IP: 9.0 WLS: W BF: 34 H: 5 R: 1 ER: 1 SO: 6 BB: 2 IBB: 0 HBP: 0 BLK: 0 WP: 0 HR: 0 S: 44 P: 52 ERA: 1.00 WHIP: 0.778											PITCHER	IP: WLS: BF: H: R: ER: SO: BB: IBB: HBP: BLK: WP: HR: S: P: ERA: WHIP:									

Chicago Cubs @ San Francisco Giants
Seals Stadium, San Francisco, CA
Wed Apr 15 1959, 9:05 PM EST
Att: 15,479 - Unknown

livebaseballscorecards.com

AB	32
R	1
H	5
RBI	1
BB	2
SO	6
LOB	14



Batter	1	2	3	4	5	6	7	8	9
Jim Davenport, R OBP: 0.409, SLG: 0.350 (1, 5)	0-0 F9		0-0 F7		0-0 F9	0-0 6-3		0-3 K	
Jackie Brandt, R OBP: 0.304, SLG: 0.286 (1, 7)	0-0 E3		0-0 3-1		0-0 HR 1B		4-0 E 1B BB	0-0 FC6-4 1B	
Willie Mays, R OBP: 0.375, SLG: 0.350 (1, 8)	0-0 F8		0-3 K		0-0 F9		4-0 1B 1-3 FC BB	0-0 FC6-4 1-2f	
Orlando Cepeda, R OBP: 0.348, SLG: 0.826 (1, 3)	0-0 F2			0-0 HR	0-0 HR		0-3 K		
Felipe Alou, R OBP: 0.462, SLG: 1.154 (1, 9)		0-0 6-3		0-0 HR S 1B 6-4-3	0-0 HR		0-0 S FC PO 1B 1-3 3-H		
Daryl Spencer, R OBP: 0.333, SLG: 0.263 (1, 4)		0-0 F8		0-0 6-4-3 1-2	0-0 1B		0-0 FC S		
Andre Rodgers, R OBP: 0.350, SLG: 0.375 (1, 6)		4-0 1B BB		0-0 F6 2-3	0-0 F5		0-3 K 1-2 2-3		
Bob Schmidt, R OBP: 0.550, SLG: 0.750 (1, 2)		0-0 1-2 1B		0-0 3-H 1B		4-0 1-4 BB	4-0 IBB		
Johnny Antonelli, L OBP: 0.143, SLG: 0.143 (1, 1)		0-0 4-3		0-0 F9		0-0 1-4 1-2f	0-0 PO 3-H	0-3 K	

Inning Stats	R: 0	H: 0	E: 1	K: 0	S: 4	LOB: 1	BB: 0	P: 4
	R: 0	H: 1	E: 0	K: 0	S: 4	LOB: 2	BB: 1	P: 8
	R: 0	H: 0	E: 0	K: 1	S: 5	LOB: 0	BB: 0	P: 5
	R: 2	H: 2	E: 1	K: 0	S: 6	LOB: 1	BB: 0	P: 6
	R: 3	H: 4	E: 0	K: 0	S: 7	LOB: 1	BB: 0	P: 7
	R: 0	H: 0	E: 0	K: 0	S: 2	LOB: 0	BB: 1	P: 6
	R: 2	H: 1	E: 1	K: 2	S: 8	LOB: 2	BB: 3	P: 20
	R: 0	H: 1	E: 0	K: 2	S: 8	LOB: 1	BB: 0	P: 8

PITCHER	IP	WLS	BF	H	R	ER	SO	BB	IBB	HBP	BLK	WP	HR	S	P	ERA	WHIP
Moe Drabowsky, R ERA: 7.2 (1, 1)	5.0	L	26	7	5	4	1	2	0	0	0	0	3	26	34	7.20	1.800
Elmer Singleton, R ERA: 9.0 (6, 1)	2.0		9	1	2	2	2	2	1	0	0	0	0	10	22	9.00	1.500
Joe Schaffernoth, R ERA: (8, 1)	1.0		4	1	0	0	2	0	0	0	0	0	0	8	8	0.00	1.000

BOTTOM

Chicago Cubs @ San Francisco Giants
Seals Stadium, San Francisco, CA

Wed Apr 15 1959, 9:05 PM EST
Att. 15,479 - Unknown

AB	R	H	RBI	BB	SO	LOB
5	0	0	0	0	1	0
4	2	2	0	1	0	0
4	1	0	0	1	1	3
4	2	2	3	0	1	3
4	2	2	2	0	0	0
4	0	1	1	0	0	2
3	0	0	0	1	1	4
2	0	2	1	2	0	0
4	0	0	0	0	1	4

AB	34
R	7
H	9
RBI	7
BB	5
SO	5
LOB	16

livebaseballscores.com

GIANTS

WP	PA
0	40

1B	SF	WP	PA
6	0	0	40
2B	0	PB	0
3B	0	SB	3
HR	3	CS	0

Chicago Cubs @ San Francisco Giants
Seals Stadium, San Francisco, CA

Thu Apr 16 1959, 6:33 AM EST
Att: 11,056 - Unknown

livebaseballscorecards.com



AB	44
R	11
H	16
RBI	7
BB	7
SO	6
LOB	29

WP:	0	PA:	52
PB:	0		
SB:	0		
CS:	1		

AB R H RBI BB SO LOB

5	2	2	1	1	1	3
6	2	3	1	0	0	4
6	0	1	0	0	1	2
3	1	2	2	3	0	1
4	2	1	0	2	1	4
6	2	2	2	0	0	6
4	1	2	0	1	0	3
5	1	2	1	0	1	3
4	0	1	0	0	2	2
1	0	0	0	0	0	1

Batter	1	2	3	4	5	6	7	8	9
Tony Taylor, R (1, 4) OBP: 0.320, SLG: 0.227	0-0 F9		0-0 K	0-3 K		4-0 CS		0-0 F8	0-0 1B
Alvin Dark, R (1, 5) OBP: 0.500, SLG: 0.556	0-0 2B		0-0 E 14 FC5-4	0-0 F8		0-0 F7		0-0 FC6-4	0-0 14 1B 1B
George Altman, L (1, 8) OBP: 0.438, SLG: 0.357	0-0 F4		0-0 E4 14 FC5-4		0-0 4-3	0-0 CS	0-3 K		4-3 1B
14 Ernie Banks, R (1, 6) OBP: 0.500, SLG: 0.842	4-0 BB		0-0 FC5-4		0-0 FC4-6		4-0 BB		4-0 BB 1B
Walt Moryn, L (1, 7) OBP: 0.409, SLG: 0.333	0-0 F9		4-0 BB		0-0 FC4-6		0-3 K		4-0 E 2B 1B
Dale Long, L (1, 3) OBP: 0.333, SLG: 0.563		0-0 E G3 1B	0-0 F7		0-0 HR		0-0 F7		0-0 E4 1B BB
Lee Walls, R (1, 9) OBP: 0.429, SLG: 0.385		0-0 F9	0-0 F7		0-0 1B			0-0 1B 1B	4-0 E BB
Sammy Taylor, L (1, 2) OBP: 0.429, SLG: 0.417		0-0 G3		0-0 1B		0-0 1-3		0-3 K	0-0 E1 1B 1B
Glen Hobbie, R (1, 1) OBP: 0.250, SLG: 0.250		0-3 K		0-3 K		0-0 1-3		0-0 FC6-4	0-0 L6
Don Elston, R (8, 1)									

Inning Stats	R: 0	H: 1	E: 0	LOB: 2	K: 0	BB: 1	S: 4	P: 8
	R: 0	H: 1	E: 1	LOB: 1	K: 1	BB: 0	S: 6	P: 6
	R: 2	H: 2	E: 1	LOB: 2	K: 0	BB: 1	S: 6	P: 10
	R: 0	H: 1	E: 0	LOB: 1	K: 2	BB: 0	S: 8	P: 8
	R: 2	H: 3	E: 0	LOB: 1	K: 0	BB: 0	S: 6	P: 6
	R: 0	H: 0	E: 0	LOB: 0	K: 0	BB: 1	S: 2	P: 6
	R: 0	H: 0	E: 0	LOB: 1	K: 2	BB: 1	S: 7	P: 11
	R: 0	H: 2	E: 0	LOB: 2	K: 1	BB: 0	S: 7	P: 7
	R: 7	H: 6	E: 2	LOB: 3	K: 0	BB: 3	S: 10	P: 22

PITCHER	IP	WLS	BF	H	R	ER	SO	BB	IBB	HBP	BLK	WP	HR	S	P	ERA	WHIP
Sam Jones, R (1, 1) ERA: 2.4	6.0	L	29	8	4	3	3	3	0	0	0	0	1	32	44	4.50	1.833
Stu Miller, R (7, 1) ERA:	2.0		9	2	0	0	3	1	0	0	0	0	0	14	18	0.00	1.500
Curt Barclay, R (9, 1) ERA: 54.0	0.1		6	2	5	2	0	2	0	0	0	0	0	4	12	54.00	12.000
Billy Muffett, R (9, 1) ERA:	0.1		5	4	2	0	0	0	0	0	0	0	0	5	5	0.00	12.000
Joe Shipley, R (9, 1) ERA:	0.1		2	0	0	0	0	1	0	0	0	0	0	1	5	0.00	3.000

1B:	13	SF:	0
2B:	2	SAC:	0
3B:	0	DP:	0
HR:	1	HBP:	0

Batter	1	2	3	4	5	6	7	8	9	AB R H RBI BB SO LOB	TOP	
Don Blasingame, L (1, 4) OBP: 0.485, SLG: 0.571	0-0 1B 1B	0-0 6-3			0-0 1-3		0-0 3-1		0-0 1B 2B	5 2 2 0 0 0 1		
Gino Cimoli, R (1, 9) OBP: 0.467, SLG: 0.481	0-0 1B 1B		0-0 F6		0-0 3-1		0-0 6-3		0-0 1B 2B	5 1 2 1 0 0 0		
Stan Musial, L (1, 3) OBP: 0.310, SLG: 0.167 Bill White, L (8, PR) OBP: 0.176, SLG: 0.067	0-0 2B 1B		4-0 BB		4-0 BB			0-0 E4 1B	0-0 4-3	2 0 1 1 2 0 0 1 0 0 0 0 0 1		
Ken Boyer, R (1, 5) OBP: 0.375, SLG: 0.467	0-0 1B 2B		0-0 F8		0-3 K			0-0 1B		4 0 2 1 0 1 2		
Chuck Essegian, R (1, 7) OBP: 0.214, SLG: 0.429	0-3 K		0-0 F7		0-3 K		0-3 K	0-0 F2		4 0 0 0 0 2 5		
Curt Flood, R (1, 8) OBP: 0.222, SLG: 0.222	0-0 F6			0-3 K		0-0 F9		0-3 K		4 0 0 0 0 2 4		
Hal Smith, R (1, 2) OBP: 0.280, SLG: 0.542	0-0 F7			0-0 HR		0-0 1B		0-3 K		4 1 2 1 0 1 4		
Alex Grammas, R (1, 6) OBP: 0.273, SLG: 0.286		0-0 6-3		0-0 6-3		0-0 F8			0-0 4-3	4 0 0 0 0 0 1		
Vinegar Bend Mizell, R (1, 1) OBP: 0.167, SLG: 0.167		0-0 5-3		0-3 K			0-0 CS 1B		0-0 1-3	4 0 1 0 0 1 0		
Inning Stats	R: 2 H: 4 E: 0 LOB: 2 K: 1 BB: 0 S: 9 P: 9	R: 0 H: 0 E: 0 LOB: 0 K: 0 BB: 0 S: 3 P: 3	R: 0 H: 0 E: 0 LOB: 1 K: 0 BB: 1 S: 3 P: 7	R: 1 H: 1 E: 0 LOB: 0 K: 2 BB: 0 S: 8 P: 8	R: 0 H: 0 E: 0 LOB: 1 K: 1 BB: 1 S: 5 P: 9	R: 0 H: 1 E: 0 LOB: 1 K: 1 BB: 0 S: 6 P: 6	R: 0 H: 1 E: 0 LOB: 0 K: 0 BB: 0 S: 3 P: 3	R: 0 H: 1 E: 1 LOB: 2 K: 2 BB: 0 S: 9 P: 9	R: 1 H: 2 E: 0 LOB: 1 K: 0 BB: 0 S: 5 P: 5	1B: 7 SF: 0 2B: 2 SAC: 0 3B: 0 DP: 0 HR: 1 HBP: 0	WP: 0 PA: 39 PB: 0 SB: 0 CS: 1	
PITCHER	IP WLS BF H R ER SO BB IBB HBP BLK WP HR S P ERA WHIP											
Mike McCormick, L (1, 1) ERA: 5.14	0.0 L 4 4 2 2 0 0 0 0 0 0 0 0 4 4 ∞ ∞											
Stu Miller, R (1, 1) ERA: 1.29	5.0 18 1 1 1 4 2 0 0 0 0 0 1 24 32 1.80 0.600											
Dom Zanni, R (6, 1) ERA:	3.0 12 3 0 0 3 0 0 0 0 0 0 0 18 18 0.00 1.000											
Al Worthington, R (9, 1) ERA: 3.6	1.0 5 2 1 1 0 0 0 0 0 0 0 0 5 5 9.00 2.000											

St. Louis Cardinals @ San Francisco Giants
 Seals Stadium, San Francisco, CA
 Fri Apr 17 1959, 9:05 PM EST
 Att. 19,945 - Unknown

livebaseballscorecards.com

AB 37
 R 4
 H 10
 RBI 4
 BB 2
 SO 7
 LOB 18



Batter	1	2	3	4	5	6	7	8	9	AB R H RBI BB SO LOB
Jim Davenport, R (1, 5) OBP: 0.300, SLG: 0.250	0-0 4-3		0-0 F7			0-0 F8		0-0 F8		4 0 0 0 0 0 1
Jackie Brandt, R (1, 7) OBP: 0.258, SLG: 0.345	0-0 F8			0-3 K		0-0 6-3		0-0 F7		4 0 0 0 0 1 0
Willie Mays, R (1, 8) OBP: 0.313, SLG: 0.321	0-3 K			0-0 3-1		0-0 2B		0-0 1-3		4 0 1 0 0 1 0
Orlando Cepeda, R (1, 3) OBP: 0.355, SLG: 0.903		0-0 G5-4-3 1B		0-0 F6		0-0 F8		0-0 HR		4 1 2 1 0 0 1
Felipe Alou, R (1, 9) OBP: 0.429, SLG: 0.850		0-0 G5-4-3 1-2f			0-0 F8		0-0 F2		0-0 1-3	4 0 0 0 0 0 1
Daryl Spencer, R (1, 4) OBP: 0.379, SLG: 0.346		0-0 F5			0-0 5-3		4-0 FC6-4 BB		0-0 F7	3 0 0 0 1 0 0
Andre Rodgers, R (1, 6) OBP: 0.259, SLG: 0.261			0-0 5-3		0-0 E5 1B		0-3 K			3 0 0 0 0 1 1
Bob Schmidt, R (1, 2) OBP: 0.520, SLG: 0.650			4-0 BB		0-0 1-2 1B		0-0 FC6-4 1-2f			2 0 1 0 1 0 1
Mike McCormick, L (1, 1) Stu Miller, R (1, 1) Hank Sauer, R (5, PH) Dom Zanni, R (8, 1) Eddie Bressoud, R (8, PH) Al Worthington, R (9, 1)			0-3 K		0-3 K			0-0 F7		0 0 0 0 0 0 0 1 0 0 0 0 1 1 1 0 0 0 0 1 2 0 0 0 0 0 0 0 1 0 0 0 0 0 0 0 0 0 0 0 0 0

BOTTOM

St. Louis Cardinals @ San Francisco Giants
Seals Stadium, San Francisco, CA
 Fri Apr 17 1959, 9:05 PM EST
 Att. 19,945 - Unknown

AB	31
R	1
H	4
RBI	1
BB	2
SO	5
LOB	8



Inning Stats	R: 0 E: 0 K: 1 S: 5	H: 0 LOB: 0 BB: 0 P: 5	R: 0 E: 0 K: 0 S: 3	H: 1 LOB: 0 BB: 0 P: 3	R: 0 E: 0 K: 1 S: 5	H: 0 LOB: 1 BB: 1 P: 9	R: 0 E: 0 K: 1 S: 5	H: 0 LOB: 0 BB: 0 P: 5	R: 0 E: 1 K: 1 S: 7	H: 1 LOB: 2 BB: 0 P: 7	R: 0 E: 0 K: 0 S: 4	H: 1 LOB: 1 BB: 0 P: 4	R: 0 E: 0 K: 1 S: 5	H: 0 LOB: 1 BB: 1 P: 9	R: 0 E: 0 K: 0 S: 3	H: 0 LOB: 0 BB: 0 P: 3	R: 1 E: 0 K: 0 S: 4	H: 1 LOB: 0 BB: 0 P: 4	1B: 2 2B: 1 3B: 0 HR: 1	SF: 0 SAC: 0 DP: 1 HBP: 0	WP: 0 PB: 0 SB: 0 CS: 0	PA: 33
PITCHER Vinegar Bend Mizell, L (1, 1) ERA: 2.5	IP 9.0 WLS W BF 33 H 4 R 1 ER 1 SO 5 BB 2 IBB 0 HBP 0 BLK 0 WP 0 HR 1 S 41 P 49 ERA 1.00 WHIP 0.667	PITCHER	IP 0.0 WLS 0 BF 0 H 0 R 0 ER 0 SO 0 BB 0 IBB 0 HBP 0 BLK 0 WP 0 HR 0 S 0 P 0 ERA 0.00 WHIP 0.000																			

AB	31
R	1
H	4
RBI	1
BB	2
SO	5
LOB	8

Batter	1	2	3	4	5	6	7	8	9	AB R H RBI BB SO LOB	TOP	
Don Blasingame, L (1, 4) OBP: 0.459, SLG: 0.516	4-0 CS S BB		0-0 ① 5-3		0-0 ③ F7			0-0 ③ F7		3 0 0 0 1 0 0		
Gino Cimoli, R (1, 9) OBP: 0.441, SLG: 0.433 (7, 8)	4-0 WP CS 1-2 SF8 BB		0-0 ② 6-3			0-0 ① 6-3			0-0 ① 4-3	3 1 0 0 1 0 0		
Joe Cunningham, L (1, 7) OBP: 0.524, SLG: 0.286 (7, 9)	4-0 ① HBP 1-3 2-3 BB		0-0 E6			0-0 ② 4-3			0-0 ② F8	3 0 0 0 1 0 0		
Ken Boyer, R (1, 5) OBP: 0.394, SLG: 0.467 Lee Tate, R (1, 5) (8, 6) Solly Hemus, L (9, PH)	1-0 HBP 1-2 HBP		0-0 ③ 4-3			0-0 ③ 6-3			0-3 ③ K	0 0 0 0 0 0 0 2 0 0 0 0 0 1 1 0 0 0 0 1 0		
Bill White, L (1, 3) OBP: 0.158, SLG: 0.063 Stan Musial, L (7, PH) (7, 3)	0-0 ② SF8			0-0 ① F5			0-0 G5-4-3 1B			1 0 0 1 0 0 0 1 0 1 0 0 0 0		
Curt Flood, R (1, 8) OBP: 0.200, SLG: 0.200 Chuck Essegian, R (7, PH) OBP: 0.200, SLG: 0.400 (7, 7)	0-0 ③ 1-3			0-0 ② F3			0-0 ② G5-4-3 1-2f			2 0 0 0 0 0 2 1 0 0 0 0 0 1		
Hal Smith, R (1, 2) OBP: 0.250, SLG: 0.481		0-0 ① F3		0-0 ③ 6-3			0-0 ③ F7			3 0 0 0 0 0 0		
Alex Grammas, R (1, 6) OBP: 0.250, SLG: 0.261 George Crowe, L (8, PH) OBP: 0.200, SLG: 0.200 Phil Clark, R (8, 1) Bob Gibson, R (8, 1)		0-3 ② K			0-0 ① F3			0-0 ① F7		2 0 0 0 0 1 0 1 0		
Lindy McDaniel, R (1, 1) Howie Nunn, R (7, 1) Ray Jablonski, R (8, PH) (8, 5)		0-3 ③ K			0-3 ② K			0-0 ② F3		2 0 0 0 0 2 0 0 0 0 0 0 0 0 1 0 0 0 0 0 0		
Inning Stats	R: 1 H: 0 E: 0 LOB: 2 K: 0 BB: 3 S: 2 P: 15	R: 0 H: 0 E: 0 LOB: 0 K: 2 BB: 0 S: 7 P: 7	R: 0 H: 0 E: 1 LOB: 1 K: 0 BB: 0 S: 4 P: 4	R: 0 H: 0 E: 0 LOB: 0 K: 0 BB: 0 S: 3 P: 3	R: 0 H: 0 E: 0 LOB: 0 K: 1 BB: 0 S: 5 P: 5	R: 0 H: 0 E: 0 LOB: 0 K: 0 BB: 0 S: 3 P: 3	R: 0 H: 1 E: 0 LOB: 0 K: 0 BB: 0 S: 3 P: 3	R: 0 H: 0 E: 0 LOB: 0 K: 0 BB: 0 S: 3 P: 3	R: 0 H: 0 E: 0 LOB: 0 K: 1 BB: 0 S: 5 P: 5	1B: 1 SF: 1 2B: 0 SAC: 0 3B: 0 DP: 1 HR: 0 HBP: 1	WP: 1 PA: 31 PB: 0 SB: 1 CS: 2	
PITCHER Jack Sanford, R (1, 1) ERA: 2.65	IP WLS BF H R ER SO BB IBB HBP BLK WP HR S P ERA WHIP	9.0 W 31 1 1 1 4 3 0 1 0 1 0 35 48 1.00 0.444										

St. Louis Cardinals @ San Francisco Giants
 Seals Stadium, San Francisco, CA
 Sat Apr 18 1959, 6:33 AM EST
 Att: 19,393 - Unknown

livebaseballscorecards.com

AB 26
 R 1
 H 1
 RBI 1
 BB 3
 SO 4
 LOB 4



Batter	1	2	3	4	5	6	7	8	9	AB	R	H	RBI	BB	SO	LOB	BOTTOM												
Jim Davenport, R (1, 5) OBP: 0.353, SLG: 0.313	0-0 F7		0-0 SH3-4		0-0 2B 1B		0-0 E1 F9 1B	0-0 1B 1-2 2-H		4	2	3	1	0	0	0	St. Louis Cardinals @ San Francisco Giants Seals Stadium, San Francisco, CA Sat Apr 18 1959, 6:33 AM EST Att. 19,393 - Unknown												
Jackie Brandt, R (1, 7) OBP: 0.333, SLG: 0.387	4-0 BB		0-0 6-3		0-0 WP 2B 1-H		4-0 F9 BB	4-0 1B 2B 1-2 2-3		2	1	1	1	3	0	1													
Willie Mays, R (1, 8) OBP: 0.324, SLG: 0.333	0-0 F8		0-0 E8 2-H 1B		0-0 6-3 2-3		0-0 F9	0-0 2B 1B 1-3 2-H 3-H		5	0	2	3	0	0	4													
Orlando Cepeda, R (1, 3) OBP: 0.389, SLG: 0.971	0-0 F7		0-0 5-3			0-0 HR	4-0 IBB	0-0 2B 1-3 3-H		4	1	2	2	1	0	2													
Felipe Alou, R (1, 9) OBP: 0.346, SLG: 0.680		0-3 K		0-0 6-3		0-0 F9	0-0 F9	0-0 6-3		5	0	0	0	0	1	5													
Daryl Spencer, R (1, 4) OBP: 0.364, SLG: 0.333		0-0 1B		0-0 F7		0-0 F3		0-0 1-3		4	0	1	0	0	0	0													
Andre Rodgers, R (1, 6) OBP: 0.290, SLG: 0.385		0-3 K		0-3 K		0-0 HR		4-0 BB 1B BB		3	2	1	1	1	2	1													
Bob Schmidt, R (1, 2) OBP: 0.483, SLG: 0.583		0-0 4-3			0-0 CS 1B	0-0 6-3		0-0 F9		4	0	1	0	0	0	2													
Jack Sanford, R (1, 1) OBP: 0.346, SLG: 0.680			4-0 SH3-4 E BB		0-0 6-3 1-2		0-0 F9	4-0 BB 1B 1-2 1B BB		2	2	0	0	2	0	1													
Inning Stats	R: 0 E: 0 K: 3 S: 3	H: 0 LOB: 1 BB: 1 P: 7	R: 0 E: 0 K: 2 S: 8	H: 1 LOB: 1 BB: 0 P: 8	R: 1 E: 1 K: 0 S: 4	H: 1 LOB: 1 BB: 1 P: 8	R: 0 E: 0 K: 1 S: 5	H: 0 LOB: 0 BB: 0 P: 5	R: 1 E: 0 K: 0 S: 5	H: 3 LOB: 1 BB: 0 P: 5	R: 2 E: 0 K: 0 S: 5	H: 2 LOB: 0 BB: 0 P: 5	R: 0 E: 1 K: 0 S: 4	H: 1 LOB: 3 BB: 2 P: 12	R: 4 E: 0 K: 0 S: 6	H: 3 LOB: 2 BB: 3 P: 18	1B: 7 2B: 2 3B: 0 HR: 2	SF: 0 SAC: 1 DP: 0 HBP: 0	WP: 1 PB: 0 SB: 0 CS: 1	PA: 41									
PITCHER	IP WLS L	WLS L	BF H	R ER	SO BB	BB IBB	HBP BLK	WP HR	S P	ERA WHIP	PITCHER										IP WLS L	BF H	R ER	SO BB	BB IBB	HBP BLK	WP HR	S P	ERA WHIP
Lindy McDaniel, R (1, 1) ERA: 3.52	6.1		29	8	4	3	0	1	32	5.68	1.737																		
Howie Nunn, R (7, 1) ERA: 9.64	0.2		3	0	0	0	1	0	2	0.00	0.000																		
Phil Clark, R (8, 1) ERA: 10.8	0.2		7	2	4	0	0	0	4	54.00	7.500																		
Bob Gibson, R (8, 1) ERA: 10.13	0.1		2	1	0	0	0	0	2	0.00	3.000																		

livebaseballscorecards.com

AB 33
R 8
H 11
RBI 8
BB 7
SO 3
LOB 16



Batter	1	2	3	4	5	6	7	8	9	AB R H RBI BB SO LOB	TOP																				
Don Blasingame, L (1, 4) OBP: 0.415, SLG: 0.457	0-3 K		0-0 F4		0-0 4-3			0-0 F8		4 0 0 0 0 1 2																					
Gino Cimoli, R (1, 9) OBP: 0.421, SLG: 0.412	0-0 F9		0-0 6-3			0-0 FC4-6 1B		0-0 6-3		4 0 1 0 0 0 2																					
Stan Musial, L (1, 3) OBP: 0.324, SLG: 0.207	0-0 F9			0-0 1B 1B		0-0 FC4-6 FC5-4 1-2f			0-0 1-3	4 1 1 0 0 0 1																					
Ken Boyer, R (1, 5) OBP: 0.405, SLG: 0.471		0-0 5-3		0-0 1B 1B		0-0 F2			0-0 1B 1B	4 0 2 0 0 0 1																					
Chuck Essegian, R (1, 7) OBP: 0.211, SLG: 0.368	0-3 K		0-0 1B		0-0 1B	0-0 FC5-4 1-2f			0-0 F9	4 0 1 1 0 1 2																					
Joe Durham, R (1, 8) Ray Jablonski, R (9, PH) Bob Gibson, R (9, PR)	0-0 6-3		0-3 K		0-0 K		0-0 F8		0-0 1B	3 0 0 0 0 1 1 1 0 1 0 0 0 0 0 0 0 0 0 0 0																					
Hal Smith, R (1, 2) OBP: 0.250, SLG: 0.452			0-0 S 1B 1B		0-0 5-3		0-0 F2		0-0 5-3	4 0 1 0 0 0 3																					
Alex Grammas, R (1, 6) OBP: 0.259, SLG: 0.269			0-0 S 1B		0-0 F6		0-3 K			3 0 1 0 0 1 0																					
Larry Jackson, R (1, 1) Bobby Gene Smith, R (8, PH) Jim Brosnan, R (8, 1)			0-3 K		0-0 F8			0-0 F9		2 0 0 0 0 1 2 1 0 0 0 0 0 0 0 0 0 0 0 0 0																					
Inning Stats	R: 0 E: 0 K: 1 S: 5	H: 0 LOB: 0 BB: 0 P: 5	R: 0 E: 0 K: 1 S: 5	H: 0 LOB: 0 BB: 0 P: 5	R: 0 E: 0 K: 1 S: 7	H: 2 LOB: 2 BB: 0 P: 7	R: 1 E: 0 K: 1 S: 7	H: 3 LOB: 1 BB: 0 P: 7	R: 0 E: 0 K: 0 S: 4	H: 0 LOB: 0 BB: 0 P: 3	R: 0 E: 0 K: 1 S: 5	H: 0 LOB: 0 BB: 0 P: 5	R: 0 E: 0 K: 0 S: 3	H: 0 LOB: 0 BB: 0 P: 3	R: 0 E: 0 K: 0 S: 5	H: 2 LOB: 2 BB: 0 P: 5	1B: 8 2B: 0 3B: 0 HR: 0	SF: 0 SAC: 0 DP: 0 HBP: 0	WP: 0 PB: 0 SB: 2 CS: 0	PA: 34											
PITCHER Johnny Antonelli, L (1, 1) ERA: 2.08	IP 9.0	WLS W	BF 34	H 8	R 1	ER 1	SO 5	BB 0	IBB 0	HBP 0	BLK 0	WP 0	HR 0	S 44	P 44	ERA 1.00	WHIP 0.889														
PITCHER											IP 9.0	WLS W	BF 34	H 8	R 1	ER 1	SO 5	BB 0	IBB 0	HBP 0	BLK 0	WP 0	HR 0	S 44	P 44	ERA 1.00	WHIP 0.889				

St. Louis Cardinals @ San Francisco Giants
 Seals Stadium, San Francisco, CA
 Sun Apr 19 1959, 6:33 AM EST
 Att. 22,785 - Unknown

livebaseballscorecards.com



Batter	1	2	3	4	5	6	7	8	9	AB	R	H	RBI	BB	SO	LOB
Jim Davenport, R (1, 5) OBP: 0.421, SLG: 0.371	0-0 G6-4-3 1B		0-0 1B FC1-4 1B		0-0 1B 4-1 1B		1-0 HBP			3	2	3	0	0	0	0
Jackie Brandt, R (1, 7) OBP: 0.325, SLG: 0.371	0-0 G6-4-3 1-2f		0-0 1-3 FC1-4 1B		0-0 1-2 4-1		0-3 K			4	0	1	0	0	1	3
Willie Mays, R (1, 8) OBP: 0.317, SLG: 0.324	0-0 4-3		0-0 1-2f 3-H FC1-4		0-0 2-H WP 1B		0-0 F5			4	0	1	2	0	0	1
Orlando Cepeda, R (1, 3) OBP: 0.400, SLG: 0.949		0-0 1B 2B	0-0 F6		0-0 1-2 6-3		0-0 1B G1-2-3 1B			4	1	2	0	0	0	2
Felipe Alou, R (1, 9) OBP: 0.400, SLG: 0.690		0-0 4-3 2-H FC5 1B		0-0 6-4-3 1B		0-0 1-3		0-0 1-3 1B		4	0	3	1	0	0	0
Daryl Spencer, R (1, 4) OBP: 0.351, SLG: 0.303		0-0 4-3 2-3	0-0 F8		0-0 6-3		0-0 4-0 IBB			3	0	0	0	1	0	2
Andre Rodgers, R (1, 6) OBP: 0.265, SLG: 0.345 Leon Wagner, L (8, PH) OBP: 0.333, SLG: 0.333 Eddie Bressoud, R (9, 6)		0-0 FC5	0-0 6-4-3 1-2		0-0 F9		0-0 3-Hf G1-2-3			3	0	0	0	0	0	2
Bob Schmidt, R (1, 2) OBP: 0.469, SLG: 0.538		0-0 5-3	0-0 6-3		0-0 6-3		4-0 BB G3-6-1			2	0	0	0	1	0	2
Johnny Antonelli, L (1, 1) OBP: 0.100, SLG: 0.100			0-0 F8		0-3 K		0-0 1-2f G3-6-1			3	0	0	0	0	1	1


Inning Stats	R: 0	H: 1	E: 0	LOB: 0	K: 0	P: 3	R: 1	H: 2	E: 0	LOB: 1	K: 0	P: 5	R: 1	H: 2	E: 0	LOB: 1	K: 0	P: 5	R: 0	H: 1	E: 0	LOB: 1	K: 0	P: 4	R: 1	H: 2	E: 0	LOB: 1	K: 1	P: 7	R: 0	H: 0	E: 0	LOB: 0	K: 0	P: 3	R: 0	H: 0	E: 0	LOB: 1	K: 1	P: 9	R: 0	H: 2	E: 0	LOB: 2	K: 0	P: 8
	0	1	0	0	0	3	1	2	0	1	0	5	0	1	0	1	1	0	5	0	1	0	1	0	4	1	2	0	1	0	7	0	0	0	3	0	0	0	0	1	9	2	0	2	0	8		

PITCHER	IP	WLS	BF	H	R	ER	SO	BB	IBB	HBP	BLK	WP	HR	S	P	ERA	WHIP
Larry Jackson, R (1, 1) ERA: 4.05	7.0	L	29	8	3	3	2	1	0	1	0	1	0	31	36	3.86	1.286
Jim Brosnan, R (8, 1) ERA: 6.75	1.0		5	2	0	0	0	0	1	0	0	0	0	4	8	0.00	2.000

BOTTOM

St. Louis Cardinals @ San Francisco Giants
Seals Stadium, San Francisco, CA
Sun Apr 19 1959, 6:33 AM EST
Att. 22,785 - Unknown

AB	31
R	3
H	10
RBI	3
BB	2
SO	2
LOB	16



WP	HR	S	P	ERA	WHIP
1	0	3	2	3.86	1.286
0	0	0	1	0.00	2.000

Batter	1	2	3	4	5	6	7	8	9	AB R H RBI BB SO LOB	TOP	
Jim Davenport, R (1, 5) OBP: 0.381, SLG: 0.333	0-3 		2-3 			2-3 			1-3 	4 0 0 0 0 4 0	San Francisco Giants @ Los Angeles Dodgers Los Angeles Memorial Coliseum, Los Angeles, CA Mon Apr 20 1959, 9:05 PM EST Att: 32,946 - Unknown livebaseballscorecards.com	
Jackie Brandt, R (1, 7) OBP: 0.318, SLG: 0.359	2-2 6-3			2-3 		1-2 		0-2 	4 0 1 0 0 1 0			
Willie Mays, R (1, 8) OBP: 0.333, SLG: 0.400	0-0 			0-0 		3-1 		4-2 	3 1 1 1 1 0 0			
Orlando Cepeda, R (1, 3) OBP: 0.364, SLG: 0.860	2-2 			0-0 6-3		0-2 		0-0 	4 0 0 0 0 0 2			
Felipe Alou, R (1, 9) OBP: 0.364, SLG: 0.625		1-2 			1-2 		0-3 		3 0 0 0 0 1 0			
Daryl Spencer, R (1, 4) OBP: 0.325, SLG: 0.278		0-3 			1-2 		2-3 		3 0 0 0 0 2 0			
Andre Rodgers, R (1, 6) OBP: 0.270, SLG: 0.344		1-1 			2-2 		1-1 		3 0 1 0 0 0 0			
Bob Schmidt, R (1, 2) OBP: 0.429, SLG: 0.483			0-3 			0-3 		0-0 	3 0 0 0 0 2 1			
Sam Jones, R (1, 1)			2-2 			0-3 		1-2 	3 0 0 0 0 1 0			
Inning Stats	R: 1 H: 1 E: 0 LOB: 0 K: 1 BB: 0 S: 12 P: 16	R: 0 H: 0 E: 0 LOB: 0 K: 1 BB: 0 S: 10 P: 12	R: 0 H: 0 E: 0 LOB: 0 K: 2 BB: 0 S: 12 P: 16	R: 0 H: 0 E: 0 LOB: 0 K: 1 BB: 0 S: 5 P: 7	R: 0 H: 0 E: 0 LOB: 0 K: 0 BB: 0 S: 9 P: 13	R: 0 H: 0 E: 0 LOB: 0 K: 3 BB: 0 S: 10 P: 12	R: 0 H: 0 E: 0 LOB: 0 K: 0 BB: 0 S: 11 P: 15	R: 0 H: 1 E: 0 LOB: 1 K: 2 BB: 0 S: 9 P: 12	R: 0 H: 1 E: 0 LOB: 2 K: 1 BB: 1 S: 13 P: 19	1B: 2 SF: 0 2B: 0 SAC: 0 3B: 0 DP: 0 HR: 1 HBP: 0	WP: 0 PA: 31 PB: 0 SB: 0 CS: 0	
PITCHER Don Drysdale, R (1, 1) ERA: 3.0	IP WLS BF H R ER SO BB IBB HBP BLK WP HR S P ERA WHIP 9.0 W 31 3 1 1 11 1 0 0 0 0 1 91 122 1.00 0.444											PITCHER IP WLS BF H R ER SO BB IBB HBP BLK WP HR S P ERA WHIP



Batter	1	2	3	4	5	6	7	8	9	AB	R	H	RBI	BB	SO	LOB
Jim Gilliam, S OBP: 0.222, SLG: 0.444 (1, 5)	2-1 F7		3-2 F7		1-0 FC1-2-5 3B		3-2 1-3			4	0	1	0	0	0	1
Wally Moon, L OBP: 0.455, SLG: 0.571 (1, 7)	0-2 F9		1-2 FC3-6 1-2f		4-1 FC1-2-5 BB		0-0 3B			3	0	1	0	1	0	1
Duke Snider, L OBP: 0.200, SLG: 0.350 (1, 9)	1-0 4-3		0-0 1-3		0-1 FC1-2-5 1-3 3-H		0-1 G3			4	0	0	0	0	0	4
Don Demeter, R OBP: 0.400, SLG: 0.724 (1, 8)		4-2 1B SH1-3 1B BB		1-2 F9	0-0 5-3		2-1 5-3			3	1	0	0	1	0	2
John Roseboro, L OBP: 0.290, SLG: 0.241 (1, 2)		0-0 SH1-3		0-0 G3		1-2 F9	2-1 F6			3	0	0	0	0	0	0
Norm Larker, L OBP: 0.467, SLG: 0.636 (1, 3)		0-0 CS 1B 2-3 1B		1-0 BB HBP		4-2 BB	1-0 2B			2	0	2	0	1	0	0
Don Zimmer, R OBP: 0.394, SLG: 0.333 (1, 6)		2-2 1-2 1B 3-H		4-2 1-2 BB		2-3 K	0-1 5-3			3	0	1	1	1	1	2
Charlie Neal, R OBP: 0.286, SLG: 0.290 (1, 4)		3-3 K		1-2 F8		1-2 4-3			1-0 HR	4	1	1	1	0	1	5
Don Drysdale, R OBP: 0.286, SLG: 0.667 (1, 1)			4-1 FC3-8 BB		1-1 4-3		3-2 6-3			2	0	0	0	1	0	0

Inning Stats	R: 0	H: 0	E: 0	K: 0	S: 6	R: 1	H: 2	E: 0	K: 1	S: 10	R: 0	H: 0	E: 0	K: 0	S: 8	R: 0	H: 1	E: 0	K: 0	S: 7	R: 0	H: 0	E: 0	K: 1	S: 11	R: 0	H: 1	E: 0	K: 0	S: 9	R: 0	H: 1	E: 0	K: 0	S: 7	R: 1	H: 1	E: 0	K: 0	S: 1	1B: 2	2B: 2	3B: 2	HR: 1	SF: 0	SAC: 1	DP: 1	HBP: 1	WP: 0	PB: 0	SB: 0	CS: 1	PA: 35
--------------	------	------	------	------	------	------	------	------	------	-------	------	------	------	------	------	------	------	------	------	------	------	------	------	------	-------	------	------	------	------	------	------	------	------	------	------	------	------	------	------	------	-------	-------	-------	-------	-------	--------	-------	--------	-------	-------	-------	-------	--------

PITCHER	IP	WLS	BF	H	R	ER	SO	BB	IBB	HBP	BLK	WP	HR	S	P	ERA	WHIP
Sam Jones, R ERA: 2.35 (1, 1)	8.0	L	35	6	2	2	2	5	0	1	0	0	1	71	124	2.25	1.375


BOTTOM

San Francisco Giants @ Los Angeles Dodgers
Los Angeles Memorial Coliseum, Los Angeles, CA

Mon Apr 20 1959, 9:05 PM EST
 Att. 32,946 - Unknown

livebaseballscorecards.com

AB 28
R 2
H 6
RBI 2
BB 5
SO 2
LOB 15



Batter	1	2	3	4	5	6	7	8	9	10	11	AB R H RBI BB SO LOB	TOP	
Jim Davenport, R <small>(1, 5) OBP: 0.375, SLG: 0.318</small> 												5 1 1 0 0 0 1	San Francisco Giants @ Los Angeles Dodgers Los Angeles Memorial Coliseum, Los Angeles, CA <small>Tue Apr 21 1959, 9:05 PM EST Att. 30,423 - Unknown</small>	
Jackie Brandt, R <small>(1, 7) OBP: 0.340, SLG: 0.419</small> 												4 2 1 3 2 0 1		
Willie Mays, R <small>(1, 8) OBP: 0.360, SLG: 0.489</small> 												5 2 3 0 0 1 1		
Orlando Cepeda, R <small>(1, 3) OBP: 0.367, SLG: 0.830</small> 												4 0 2 2 0 2 0		
Felipe Alou, R <small>(1, 9) OBP: 0.378, SLG: 0.694</small> 												4 1 2 1 0 0 2		
Daryl Spencer, R <small>(1, 4) OBP: 0.333, SLG: 0.275</small> <small>(8, 6) (10, 4)</small> 												4 0 1 1 1 1 1		
Eddie Bressoud, R <small>(1, 6)</small> Bob Speake, L <small>(8, PH)</small> Danny O'Connell, R <small>(8, 4)</small> Leon Wagner, L <small>(10, PH) (10, 7)</small> 												3 0 0 0 0 0 1 1 0 0 0 0 1 1 0 0 0 0 0 0 0 1 0 0 0 0 1 3		
Bob Schmidt, R <small>(1, 2) OBP: 0.395, SLG: 0.438</small> Willie Kirkland, L <small>(9, PH) OBP: 0.333, SLG: 0.444</small> Hobie Landrith, L <small>(9, 2)</small> 												3 0 0 0 0 0 0 1 0 0 0 0 0 0 1 0 0 0 0 0 3		
Stu Miller, R <small>(1, 1)</small> Dom Zanni, R <small>(2, 1)</small> Mike McCormick, L <small>(4, 1) OBP: 0.667, SLG: 0.500</small> Hank Sauer, R <small>(7, PH)</small> Al Worthington, R <small>(7, 1)</small> 												0 0 0 0 0 0 0 0 0 0 0 1 0 0 0 1 0 0 1 0 0 1 0 0 0 0 1 0 2 0 0 0 0 0 0		
Inning Stats	R: 0 H: 0 E: 0 LOB: 0 K: 0 BB: 0 S: 8 P: 16	R: 1 H: 1 E: 0 LOB: 0 K: 1 BB: 0 S: 14 P: 19	R: 0 H: 0 E: 0 LOB: 0 K: 0 BB: 1 S: 4 P: 10	R: 2 H: 2 E: 0 LOB: 1 K: 0 BB: 1 S: 13 P: 21	R: 4 H: 3 E: 0 LOB: 0 K: 0 BB: 1 S: 15 P: 26	R: 0 H: 0 E: 0 LOB: 0 K: 1 BB: 0 S: 7 P: 10	R: 0 H: 0 E: 0 LOB: 1 K: 2 BB: 1 S: 12 P: 22	R: 0 H: 1 E: 0 LOB: 1 K: 2 BB: 0 S: 10 P: 15	R: 0 H: 1 E: 0 LOB: 1 K: 0 BB: 0 S: 14 P: 22	R: 0 H: 2 E: 0 LOB: 3 K: 1 BB: 1 S: 9 P: 17	R: 0 H: 0 E: 0 LOB: 0 K: 0 BB: 0 S: 7 P: 11	1B: 6 SF: 1 2B: 1 SAC: 1 3B: 1 DP: 1 HR: 2 HBP: 1		WP: 0 PA: 48 PB: 0 SB: 0 CS: 1
PITCHER Stan Williams, R <small>(1, 1) ERA: 8.71</small> Art Fowler, R <small>(5, 1) ERA: 3.44</small>	IP WLS BF H R ER SO BB IBB HBP BLK WP HR S P ERA WHIP 4.1 0 20 4 6 6 1 3 0 1 0 0 2 46 78 12.46 1.615 6.2 W 27 6 1 1 6 1 1 0 0 0 0 67 111 1.35 1.050													

livebaseballscorecards.com

AB	39
R	7
H	10
RBI	7
BB	5
SO	7
LOB	14



Batter	1	2	3	4	5	6	7	8	9	10	11	AB R H RBI BB SO LOB
Jim Gilliam, S OBP: 0.200, SLG: 0.286 (1, 5)	1-1 F7		2-2 F9	0-0 F5		1-0 F8		4-1 BB		2-1 4-3		5 0 0 0 1 0 0
Wally Moon, L OBP: 0.462, SLG: 0.531 (1, 7)	2-2 L6		4-0 IHR BB	3-1 HR 1B		0-0 F8		2-3 K		4-1 FC1-6 BB		4 2 1 0 2 1 1
Duke Snider, L OBP: 0.217, SLG: 0.348 Carl Furillo, R OBP: 0.250, SLG: 0.182 Solly Drake, S (9, PR) (10, 9)	1-1 1B		1-3 K	1-3 K			1-1 FC6-4 1B		4-2 SH1-4 BB		0-2 FC1-6 HR	3 0 1 0 0 2 2 1 0 1 0 1 0 0 1 1 0 0 0 0 1
Don Demeter, R OBP: 0.429, SLG: 0.971 (1, 8)	0-3 K		0-1 IHR	3-2 HR			2-2 FC6-4 WP		0-0 SH1-4		1-0 HR	5 3 3 6 0 1 2
John Roseboro, L OBP: 0.333, SLG: 0.303 (1, 2)		1-0 1B G1-2-3 1B	0-0 WP HR 2B	0-3 K			1-2 L9		4-0 FC5-4 IBB			4 1 2 0 1 1 1
Norm Larker, L OBP: 0.500, SLG: 0.571 Gil Hodges, R OBP: 0.238, SLG: 0.429 (1, 3) (10, 3)		3-2 BB 1B	4-1 WP HR BB		1-3 K		4-0 IBB		2-2 F3			3 1 1 0 2 1 2 0 0 0 0 0 0 0
Don Zimmer, R OBP: 0.395, SLG: 0.412 (1, 6)		4-0 BB	2-2 HR		0-2 1-3		0-1 6-3		0-0 FC5-4			4 1 1 3 1 0 4
Charlie Neal, R OBP: 0.275, SLG: 0.257 (1, 4)		3-3 K	2-1 HBP		3-1 F9		3-3 K		2-2 1-3			4 0 0 0 0 2 3
Stan Williams, R OBP: 0.250, SLG: 0.250 Art Fowler, R (5, 1)		0-0 G1-2-3	0-0 1-3		0-0 6-3		0-3 K		0-0 F4			2 0 0 0 0 0 4 3 0 0 0 0 1 0

Inning Stats	R: 0	H: 1	E: 0	K: 1	S: 13	P: 17	R: 0	H: 2	E: 0	K: 1	S: 9	P: 20	R: 5	H: 3	E: 0	K: 1	S: 16	R: 2	H: 2	E: 0	K: 2	S: 13	P: 20	R: 0	H: 0	E: 0	K: 1	S: 8	P: 12	R: 0	H: 0	E: 0	K: 0	S: 4	P: 6	R: 0	H: 1	E: 0	K: 0	S: 10	P: 18	R: 0	H: 0	E: 0	K: 3	S: 12	P: 21	R: 0	H: 0	E: 0	K: 0	S: 7	P: 17	R: 0	H: 0	E: 0	K: 0	S: 6	P: 10	R: 2	H: 1	E: 0	K: 0	S: 5	P: 10
	1	1	0	0	13	17	2	2	0	1	9	20	5	3	0	1	16	2	2	0	2	13	20	0	0	0	0	8	12	0	0	0	4	6	0	0	10	18	0	1	10	18	0	0	12	21	0	0	7	17	0	0	6	10	2	1	5	10							

PITCHER	IP	WLS	BF	H	R	ER	SO	BB	IBB	HBP	BLK	WP	HR	S	P	ERA	WHIP
Stu Miller, R ERA: 1.13 (1, 1)	1.0		7	3	0	0	1	1	0	0	0	0	0	18	30	0.00	4.000
Dom Zanni, R ERA: 9.0 (2, 1)	2.0		11	3	5	5	2	2	0	1	0	1	1	20	38	22.50	2.500
Mike McCormick, L ERA: 5.4 (4, 1)	3.0		11	2	2	2	3	0	0	0	0	0	1	25	38	6.00	0.667
Al Worthington, R ERA: 3.86 (7, 1)	4.1	L	20	2	2	2	3	3	2	0	0	1	1	40	76	4.15	1.154


BOTTOM

San Francisco Giants @ Los Angeles Dodgers
Los Angeles Memorial Coliseum, Los Angeles, CA

Tue Apr 21 1959, 9:05 PM EST
Att. 30,423 - Unknown

livebaseballscorecards.com

AB	39
R	9
H	10
RBI	9
BB	8
SO	9
LOB	20



WP: 2	PA: 49
PB: 0	
SB: 2	
CS: 0	

Batter	1	2	3	4	5	6	7	8	9	AB R H RBI BB SO LOB	TOP		
Jim Davenport, R (1, 5) <small>OBP: 0.358, SLG: 0.292</small>										4 1 0 0 1 1 1			
Jackie Brandt, R (1, 7) <small>OBP: 0.364, SLG: 0.438</small>										5 2 3 0 0 0 1			
Willie Mays, R (1, 8) <small>OBP: 0.382, SLG: 0.531</small>										4 1 2 1 1 0 1			
Orlando Cepeda, R (1, 3) <small>OBP: 0.352, SLG: 0.788</small>										5 1 1 1 0 2 4			
Felipe Alou, R (1, 9) <small>OBP: 0.405, SLG: 0.707</small>										5 1 3 2 0 0 1			
Daryl Spencer, R (1, 4) <small>OBP: 0.360, SLG: 0.295</small>										4 0 2 1 1 1 3			
Eddie Bressoud, R (1, 6) 										3 0 0 0 1 2 4			
Bob Schmidt, R (1, 2) <small>OBP: 0.375, SLG: 0.412</small> Leon Wagner, L (5, PH) <small>OBP: 0.200, SLG: 0.200</small> Hobie Landrith, L (5, 2) <small>OBP: 0.333, SLG: 0.500</small>										2 0 0 0 0 1 0 1 0 0 0 0 0 3 1 0 1 0 0 0 0			
Jack Sanford, R (1, 1) Sam Jones, R (9, 1)										3 0 0 0 0 1 1 0 0 0 0 0 0 0			
Inning Stats	R: 1 H: 2 E: 0 LOB: 3 K: 3 BB: 2 S: 21 P: 33	R: 0 H: 0 E: 0 LOB: 0 K: 1 BB: 0 S: 11 P: 17	R: 0 H: 2 E: 0 LOB: 2 K: 1 BB: 0 S: 11 P: 16	R: 0 H: 0 E: 0 LOB: 0 K: 2 BB: 0 S: 7 P: 9	R: 5 H: 5 E: 0 LOB: 1 K: 0 BB: 2 S: 16 P: 30	R: 0 H: 0 E: 0 LOB: 0 K: 0 BB: 0 S: 6 P: 9	R: 0 H: 1 E: 0 LOB: 1 K: 0 BB: 0 S: 10 P: 16	R: 0 H: 1 E: 0 LOB: 1 K: 0 BB: 0 S: 10 P: 15	R: 0 H: 1 E: 0 LOB: 1 K: 1 BB: 0 S: 9 P: 12	1B: 9 SF: 0 2B: 3 SAC: 1 3B: 1 DP: 1 HR: 0 HBP: 0	WP: 0 PA: 42 PB: 1 SB: 0 CS: 0		
PITCHER	IP WLS BF H R ER SO BB IBB HBP BLK WP HR S P ERA WHIP											PITCHER	IP WLS BF H R ER SO BB IBB HBP BLK WP HR S P ERA WHIP
Carl Erskine, R (1, 1) <small>ERA: 9.0</small>	4.0 L 21 6 4 4 7 3 0 0 0 0 0 0 56 90 9.00 2.250												
Johnny Klippstein, R (5, 1) <small>ERA: 4.0</small>	0.0 4 3 1 1 0 1 0 0 0 0 0 0 6 10 ∞ ∞												
Clem Labine, R (5, 1) <small>ERA: 2.08</small>	3.0 9 1 1 0 0 0 0 0 0 0 0 0 20 30 0.00 0.333												
Danny McDevitt, L (8, 1) <small>ERA: 5.4</small>	1.0 4 1 0 0 0 0 0 0 0 0 0 0 10 15 0.00 1.000												
Stan Williams, R (9, 1) <small>ERA: 7.94</small>	1.0 4 1 0 0 1 0 0 0 0 0 0 0 9 12 0.00 1.000												

San Francisco Giants @ Los Angeles Dodgers
 Los Angeles Memorial Coliseum, Los Angeles, CA
 Wed Apr 22 1959, 9:05 PM EST
 Att: 38,036 - Unknown

AB	37
R	6
H	12
RBI	5
BB	4
SO	8
LOB	19



Batter	1	2	3	4	5	6	7	8	9	AB R H RBI BB SO LOB
Jim Gilliam, S OBP: 0.350, SLG: 0.353 (1, 5)	4-2 G3 BB		0-1 FC3-6 1B		4-0 G4-6-3 BB		0-0 2B 1-2 2-3 1B		1-1 4-3	3 0 2 0 2 0 0
Wally Moon, L OBP: 0.432, SLG: 0.486 (1, 7)	0-3 K		1-0 FC3-6 F5 1-2f		1-1 G4-6-3 1-2f		3-1 F7		2-1 1B 1B	5 0 1 0 0 1 6
John Roseboro, L OBP: 0.317, SLG: 0.289 (1, 2)	2-1 G3 1-2		1-1 F5 1-2		0-0 F8		0-0 F2		1-0 1-2 1B	5 0 1 0 0 0 5
Don Demeter, R OBP: 0.400, SLG: 0.897 (1, 8)	0-1 F7		1-1 6-3			2-2 5-3	1-0 2B 1-3 2-H 3-H		3-3 K	5 0 1 2 0 1 4
Ron Fairly, L OBP: 0.318, SLG: 0.476 (1, 9)		0-0 4-3		3-2 3B 1B		0-1 2B	0-3 K		2-3 K	4 1 2 0 0 1 3 1 0 0 0 0 1 2
Carl Furillo, R OBP: 0.231, SLG: 0.167 (9, PH)										
Gil Hodges, R OBP: 0.200, SLG: 0.360 (1, 3)		2-3 K		2-3 K		0-0 F9		3-2 F7		4 0 0 0 0 2 2
Don Zimmer, R OBP: 0.405, SLG: 0.421 (1, 6)		0-2 1B 1B		0-1 F3		0-3 K		2-0 1B		4 0 2 0 0 1 2
Charlie Neal, R OBP: 0.318, SLG: 0.359 (1, 4)		2-1 1-3 1B		0-2 1-H 3B			0-0 1B 2B 1B E	1-0 F9		4 1 3 1 0 0 1
Carl Erskine, R OBP: 0.478, SLG: 0.533 (1, 1)		2-3 K		0-3 K			0-2 E4 2B 1B	0-0 F5		2 0 0 0 0 0 2 3 0 0 0 0 0 0 0 0 0 0 0 0 0 0 0 0 1 0 0 0 0 0 0 1 0 0 1 0 0 0 0 0 0 0 0 0 0 0 0 0 1 0 0 0 0 0 0 1 0 0 0 0 0 0 0 0
Johnny Klippstein, R OBP: 0.206, SLG: 0.333 (5, 1)										
Clem Labine, R OBP: 0.250, SLG: 0.250 (5, 1)										
Norm Larker, L OBP: 0.206, SLG: 0.333 (7, PH)										
Bob Lillis, R OBP: 0.206, SLG: 0.333 (7, PR)										
Danny McDevitt, L OBP: 0.206, SLG: 0.333 (8, 1)										
Duke Snider, L OBP: 0.206, SLG: 0.333 (8, PH)										
Stan Williams, R OBP: 0.206, SLG: 0.333 (9, 1)										

Inning Stats	R: 0	H: 0	E: 0	K: 1	S: 9	H: 0	LOB: 1	BB: 1	P: 15	R: 0	H: 2	E: 0	K: 2	S: 12	H: 1	LOB: 1	BB: 0	P: 18	R: 0	H: 1	E: 0	K: 0	S: 7	R: 1	H: 2	E: 0	K: 2	S: 17	H: 0	LOB: 0	BB: 1	P: 8	R: 0	H: 1	E: 0	K: 1	S: 9	H: 3	LOB: 3	BB: 0	P: 16	R: 0	H: 1	E: 0	K: 0	S: 6	H: 2	LOB: 2	BB: 0	P: 21	1B: 9	SF: 0	2B: 2	SAC: 0	3B: 1	DP: 1	HR: 0	HBP: 0	WP: 0	PA: 41
--------------	------	------	------	------	------	------	--------	-------	-------	------	------	------	------	-------	------	--------	-------	-------	------	------	------	------	------	------	------	------	------	-------	------	--------	-------	------	------	------	------	------	------	------	--------	-------	-------	------	------	------	------	------	------	--------	-------	-------	-------	-------	-------	--------	-------	-------	-------	--------	-------	--------

PITCHER	IP	WLS	BF	H	R	ER	SO	BB	IBB	HBP	BLK	WP	HR	S	P	ERA	WHIP
Jack Sanford, R ERA: 2.13 (1, 1)	8.1	W	39	12	3	1	7	2	0	0	0	0	0	80	121	1.08	1.680
Sam Jones, R ERA: 2.28 (9, 1)	0.2	S	2	0	0	0	2	0	0	0	0	0	0	7	12	0.00	0.000


BOTTOM

San Francisco Giants @ Los Angeles Dodgers
Los Angeles Memorial Coliseum, Los Angeles, CA

Wed Apr 22 1959, 9:05 PM EST
Att. 38,036 - Unknown

livebaseballscorecards.com

AB	39
R	3
H	12
RBI	3
BB	2
SO	9
LOB	30



Batter	1	2	3	4	5	6	7	8	9	10	11	AB R H RBI BB SO LOB	TOP																		
Jim Davenport, R (1.5) OBP: 0.368, SLG: 0.365												4 2 2 1 0 0 0	San Francisco Giants @ Chicago Cubs Wrigley Field, Chicago, IL Fri Apr 24 1959, 3:33 AM CST Att: 3,511 - Unknown																		
Jackie Brandt, R (1.7) OBP: 0.333, SLG: 0.404												4 0 0 1 0 0 2																			
Willie Mays, R (1.8) OBP: 0.367, SLG: 0.509												4 0 1 1 0 2 0																			
Orlando Cepeda, R (1.3) OBP: 0.356, SLG: 0.754												5 1 2 0 0 1 0																			
Felipe Alou, R (1.9) OBP: 0.426, SLG: 0.739												5 0 3 0 0 2 0																			
Daryl Spencer, R (1.4) OBP: 0.327, SLG: 0.271												4 0 0 1 0 0 3																			
Hobie Landrith, L (1.2) OBP: 0.400, SLG: 0.333												1 0 0 0 1 0 0																			
Leon Wagner, L (7. PH) OBP: 0.167, SLG: 0.167												1 0 0 0 0 1 2																			
Bob Schmidt, R (7.2) OBP: 0.357, SLG: 0.389												2 0 0 0 0 0 2																			
Eddie Bressoud, R (1.6) OBP: 0.167, SLG: 0.182												4 1 1 0 0 0 1																			
Johnny Antonelli, L (1.1) OBP: 0.083, SLG: 0.083												2 0 0 0 0 2 0																			
Al Worthington, R (9.1) OBP: 0.083, SLG: 0.083												0 0 0 0 0 0 0																			
Stu Miller, R (9.1) OBP: 0.500, SLG: 0.500												1 0 1 0 0 0 0																			
Inning Stats	R: 1 E: 0 K: 0 S: 4	H: 1 LOB: 0 BB: 0 P: 4	R: 0 E: 0 K: 0 S: 3	H: 1 LOB: 1 BB: 1 P: 7	R: 0 E: 0 K: 1 S: 5	H: 0 LOB: 0 BB: 0 P: 5	R: 0 E: 0 K: 2 S: 7	H: 0 LOB: 0 BB: 0 P: 7	R: 0 E: 0 K: 0 S: 3	H: 0 LOB: 0 BB: 0 P: 3	R: 0 E: 0 K: 1 S: 5	H: 0 LOB: 0 BB: 0 P: 5	R: 0 E: 0 K: 2 S: 9	H: 2 LOB: 2 BB: 0 P: 9	R: 2 E: 0 K: 0 S: 5	H: 3 LOB: 0 BB: 0 P: 5	R: 0 E: 1 K: 2 S: 8	H: 0 LOB: 1 BB: 0 P: 8	R: 0 E: 0 K: 0 S: 4	H: 1 LOB: 1 BB: 0 P: 4	R: 1 E: 1 K: 0 S: 5	H: 2 LOB: 1 BB: 0 P: 5	1B: 5 2B: 5 3B: 1 HR: 0	SF: 3 SAC: 2 DP: 1 HBP: 0	WP: 0 PB: 0 SB: 2 CS: 1	PA: 44					
PITCHER	IP WLS BF H R ER SO BB IBB HBP BLK WP HR S P ERA WHIP														IP WLS BF H R ER SO BB IBB HBP BLK WP HR S P ERA WHIP																
Dave Hillman, R (1.1) ERA: 3.52	7.1	28	6	3	3	6	1	0	0	0	0	0	0	0	39	43	3.68	0.955													
Don Elston, R (8.1) ERA: 3.86	1.2	6	1	0	0	2	0	0	0	0	0	0	0	0	10	10	0.00	0.600													
John Buzhardt, R (10.1) ERA: 5.4	1.1	L 7	3	1	1	0	0	0	0	0	0	0	0	0	7	7	6.75	2.250													
Glen Hobbie, R (11.1) ERA: 1.02	0.2	2	0	0	0	0	0	0	0	0	0	0	0	0	2	2	0.00	0.000													

livebaseballscorecards.com

AB	37
R	4
H	10
RBI	4
BB	1
SO	8
LOB	10



Batter	1	2	3	4	5	6	7	8	9	10	11	AB R H RBI BB SO LOB	BOTTOM	
Tony Taylor, R OBP: 0.386, SLG: 0.313 (1, 4)	0-0 5-3		0-0 4-3 2B		0-0 F9		0-0 F8		0-0 E 1-2 14 1B		0-3 K	6 2 2 0 0 1 1	San Francisco Giants @ Chicago Cubs Wrigley Field, Chicago, IL Fri Apr 24 1959, 3:33 AM CST Att: 3,511 - Unknown	
Alvin Dark, R OBP: 0.325, SLG: 0.316 (1, 5)	0-0 E3 14 1B		0-0 4-3 2-3		0-3 K		0-0 L7		0-0 E5 14 1B			5 0 1 1 0 1 2		
Lee Walls, R OBP: 0.442, SLG: 0.571 (1, 9)	0-0 F8		0-0 3-H 2B		4-0 BB		4-0 BB		4-0 14 1B			2 0 1 1 3 0 1		
14 Ernie Banks, R OBP: 0.434, SLG: 0.696 (1, 6)	0-0 1-2 1B		4-0 IBB		0-0 F7		0-0 F7		0-0 1-2 2-H 3-H 1B			4 0 2 1 1 0 2		
Walt Moryn, L OBP: 0.373, SLG: 0.439 (1, 7)	0-0 3-1		0-0 F9		0-0 F8		0-0 P5		0-0 F9			5 0 0 0 0 0 5		
Earl Averill, R OBP: 0.185, SLG: 0.231 (1, 2)		0-0 5-3		0-0 6-3		0-0 F8		0-0 F8		0-0 F8		5 0 0 0 0 0 1		
Dale Long, L OBP: 0.353, SLG: 0.645 Don Eaddy, R (9, PR)		0-0 F8		0-0 1B		0-0 F5		4-0 E 1B BB		0-3 K		3 0 1 0 1 0 0 0 1 0 0 0 0 0 1 0 0 0 0 1 0 0 0 0 0 0 0 0		
John Buzhardt, R Glen Hobbie, R OBP: 0.143, SLG: 0.143 (11, 1)		0-3 K		0-0 F3 1B		0-0 F9		0-0 F8		0-3 K		3 0 0 0 0 1 1 0 0 0 0 0 0 0 2 0 0 0 0 1 1		
Chick King, R Bobby Thomson, R George Altman, L OBP: 0.375, SLG: 0.345 (10, 8)				0-3 K		0-0 F9		0-0 F8		0-0 F9		2 0 0 0 1 1 1 0 0 0 0 0 0 0 2 0 0 0 0 0 1		
Dave Hillman, R OBP: 0.400, SLG: 0.143 Don Elston, R Jim Marshall, L (10, 3)			0-0 1-3		0-3 K		4-0 BB		0-0 F8		0-0 F9	1B: 5 SF: 0 2B: 2 SAC: 0 3B: 0 DP: 0 HR: 0 HBP: 0		
Inning Stats	R: 0 H: 1 E: 1 LOB: 2 K: 0 BB: 0 S: 5 P: 5	R: 0 H: 0 E: 0 LOB: 0 K: 1 BB: 0 S: 5 P: 5	R: 1 H: 2 E: 0 LOB: 2 K: 0 BB: 1 S: 5 P: 9	R: 0 H: 1 E: 0 LOB: 1 K: 1 BB: 0 S: 6 P: 6	R: 0 H: 0 E: 0 LOB: 1 K: 1 BB: 1 S: 5 P: 9	R: 0 H: 0 E: 0 LOB: 0 K: 0 BB: 0 S: 3 P: 3	R: 0 H: 0 E: 0 LOB: 1 K: 0 BB: 1 S: 3 P: 7	R: 0 H: 0 E: 0 LOB: 1 K: 0 BB: 1 S: 3 P: 7	R: 2 H: 3 E: 1 LOB: 2 K: 0 BB: 2 S: 5 P: 13	R: 0 H: 0 E: 0 LOB: 0 K: 1 BB: 0 S: 5 P: 5	R: 0 H: 0 E: 0 LOB: 0 K: 2 BB: 0 S: 7 P: 7	WP: 0 PA: 46		
PITCHER	IP WLS BF H R ER SO BB IBB HBP BLK WP HR S P ERA WHIP													
Johnny Antonelli, L ERA: 2.12 Al Worthington, R ERA: 4.5 Stu Miller, R ERA: 0.87	(1, 1) 8.0 34 4 2 2 3 4 1 0 0 0 0 0 35 55 2.25 1.000	(9, 1) 0.2 5 2 0 0 0 1 0 0 0 0 0 0 4 8 0.00 4.500	(9, 1) 2.1 W 7 1 1 1 3 0 0 0 0 0 0 0 13 13 3.86 0.429											

livebaseballscorecards.com

AB	40
R	3
H	7
RBI	3
BB	6
SO	6
LOB	16



Batter	1	2	3	4	5	6	7	8	9	AB R H RBI BB SO LOB	TOP	
Jim Davenport, R (1, 5) <small>OBP: 0.361, SLG: 0.357</small>	0-0 4-3 			0-0 6-3 		0-0 F8 		0-0 		4 0 1 0 0 0 0	San Francisco Giants @ Chicago Cubs Wrigley Field, Chicago, IL Sat Apr 25 1959, 3:33 AM CST Att: 13,873 - Unknown livebaseballscorecards.com	
Jackie Brandt, R (1, 7) <small>OBP: 0.359, SLG: 0.429</small>	0-0 			0-0 		0-0 		0-0 F9 		4 0 3 0 0 0 2		
Willie Mays, R (1, 8) <small>OBP: 0.359, SLG: 0.491</small>	0-0 G6-4-3 			0-0 G6-4-3 		0-0 FC6-4 		0-0 		4 0 1 1 0 0 3		
Orlando Cepeda, R (1, 3) <small>OBP: 0.349, SLG: 0.717</small>		0-0 5-3 			4-0 	0-0 F8 		0-3 K 		3 1 0 0 1 1 3		
Felipe Alou, R (1, 9) <small>OBP: 0.412, SLG: 0.740</small>		0-0 5-3 			0-0 		0-0 F7 	0-0 4-3 		4 1 1 1 0 0 0		
Daryl Spencer, R (1, 4) <small>OBP: 0.322, SLG: 0.255</small>		0-0 P3 			0-0 1-3 		4-0 	0-3 K 		3 0 0 0 1 1 1		
Hobie Landrith, L (1, 2) <small>OBP: 0.286, SLG: 0.200</small> Willie Kirkland, L (7, PH) <small>OBP: 0.308, SLG: 0.400</small> Bob Schmidt, R (7, 2) <small>OBP: 0.357, SLG: 0.389</small> Bob Speake, L (9, PH)			0-0 F8 		0-0 5-3 		0-0 G6-4-3 		0-0 6-3 			2 0 0 0 0 0 1 1 0 0 0 0 0 1 0 0 0 0 0 0 0 1 0 0 0 0 0 0
Eddie Bressoud, R (1, 6) <small>OBP: 0.200, SLG: 0.154</small>			0-0 F8 		4-0 			0-0 E5 		2 1 0 0 1 0 0		
Sam Jones, R (1, 1) Gordon Jones, R (5, 1) Leon Wagner, L (8, PH) <small>OBP: 0.143, SLG: 0.143</small> Stu Miller, R (8, 1) <small>OBP: 0.500, SLG: 0.500</small>			0-0 F7 		0-0 5-3 		0-3 K 		0-3 K 			2 0 0 0 0 0 1 0 0 0 0 0 0 0 1 0 0 0 0 1 1 0 0 0 0 0 0 0
Inning Stats	R: 0 H: 1 E: 0 LOB: 0 K: 0 BB: 0 S: 3 P: 3	R: 0 H: 0 E: 0 LOB: 0 K: 0 BB: 0 S: 3 P: 3	R: 0 H: 0 E: 0 LOB: 0 K: 0 BB: 0 S: 3 P: 3	R: 0 H: 1 E: 0 LOB: 0 K: 0 BB: 0 S: 3 P: 3	R: 2 H: 1 E: 0 LOB: 1 K: 0 BB: 2 S: 4 P: 12	R: 0 H: 1 E: 0 LOB: 1 K: 0 BB: 0 S: 4 P: 4	R: 0 H: 0 E: 0 LOB: 0 K: 0 BB: 1 S: 2 P: 6	R: 1 H: 2 E: 1 LOB: 2 K: 2 BB: 0 S: 10 P: 10	R: 0 H: 0 E: 0 LOB: 0 K: 1 BB: 0 S: 5 P: 5	1B: 5 SF: 0 2B: 0 SAC: 0 3B: 1 DP: 3 HR: 0 HBP: 0	WP: 1 PA: 34 PB: 0 SB: 0 CS: 0	
PITCHER Bob Anderson, R (1, 1) <small>ERA: 1.62</small> Don Elston, R (8, 1) <small>ERA: 3.24</small>	IP WLS BF H R ER SO BB IBB HBP BLK WP HR S P ERA WHIP											PITCHER IP WLS BF H R ER SO BB IBB HBP BLK WP HR S P ERA WHIP



Batter	1	2	3	4	5	6	7	8	9	AB	R	H	RBI	BB	SO	LOB
Tony Taylor, R OBP: 0.393, SLG: 0.333 (1, 4)	0-0 F9		0-0 3B 2B		4-0 SH3-4 BB	0-3 K				3	1	1	1	1	1	2
Alvin Dark, R OBP: 0.326, SLG: 0.366 (1, 5)	0-0 4-3		0-0 3B		0-0 SH3-4		0-3 K			3	0	1	1	0	1	0
George Altman, L OBP: 0.361, SLG: 0.313 (1, 8)	0-0 4-3		0-0 5-3		4-0 BB		0-0 F7			3	0	0	0	1	0	1
14 Ernie Banks, R OBP: 0.421, SLG: 0.694 (1, 6)		0-0 F9		0-0 1B SF7-6 2B	0-0 SF7		0-3 K			3	1	1	1	0	1	0
Walt Moryn, L OBP: 0.364, SLG: 0.409 (1, 7)		0-0 F8		4-0 SF7-6 1B BB	0-3 K		0-0 G3			3	0	0	0	1	1	2
Dale Long, L OBP: 0.368, SLG: 0.714 (1, 3)		0-0 6-3		0-0 SF7-6 1B		0-0 F5		0-0 HR		4	1	2	1	0	0	0
Lee Walls, R OBP: 0.404, SLG: 0.526 (1, 9)			0-3 K	0-0 SF7-6		0-0 4-3		0-3 K		3	0	0	1	0	2	0
Sammy Taylor, L OBP: 0.314, SLG: 0.344 (1, 2)			4-0 SH3-4 2B BB	0-0 F8		0-0 E3 1B		0-0 F8		3	1	0	0	1	0	1
Bob Anderson, R OBP: 0.333, SLG: 0.333 (1, 1)			0-0 SH3-4		0-0 SH3-4 14 SF7 1B					2	1	2	0	0	0	0
Don Elston, R (8, 1)										0	0	0	0	0	0	0

Inning Stats	R: 0	H: 0	E: 0	K: 0	S: 3	LOB: 0	BB: 0	P: 3	R: 0	H: 0	E: 0	K: 0	S: 3	LOB: 0	BB: 0	P: 3	R: 2	H: 2	E: 0	K: 1	S: 7	LOB: 1	BB: 1	P: 11	R: 1	H: 2	E: 0	K: 0	S: 4	LOB: 1	BB: 1	P: 8	R: 1	H: 1	E: 0	K: 1	S: 6	LOB: 2	BB: 2	P: 14	R: 0	H: 1	E: 1	K: 1	S: 7	LOB: 2	BB: 0	P: 7	R: 0	H: 0	E: 0	K: 2	S: 7	LOB: 0	BB: 0	P: 7	R: 1	H: 1	E: 0	K: 1	S: 6	LOB: 0	BB: 0	P: 6
1B: 3	SF: 2	2B: 3	SAC: 2	3B: 1	DP: 1	HR: 1	HBP: 0	WP: 0	PA: 35																																																							

PITCHER	IP	WLS	BF	H	R	ER	SO	BB	IBB	HBP	BLK	WP	HR	S	P	ERA	WHIP
Sam Jones, R ERA: 3.25 (1, 1)	4.0	L	19	5	4	4	1	3	0	0	0	0	0	18	30	9.00	2.000
Gordon Jones, R ERA: (5, 1)	3.0		12	1	0	0	4	1	0	0	0	0	0	19	23	0.00	0.667
Stu Miller, R ERA: 1.59 (8, 1)	1.0		4	1	1	1	1	0	0	0	0	0	1	6	6	9.00	1.000

BOTTOM

San Francisco Giants @ Chicago Cubs
Wrigley Field, Chicago, IL
Sat Apr 25 1959, 3:33 AM CST
Att. 13,873 - Unknown

livebaseballscorecards.com

AB	27
R	5
H	7
RBI	5
BB	4
SO	6
LOB	6



Batter	1	2	3	4	5	6	7	8	9	AB R H RBI BB SO LOB	TOP		
Jim Davenport, R (1, 5) OBP: 0.364, SLG: 0.350	0-0 F7		4-0 2B BB		0-0 FC6-4 1B		0-0 F6		0-0 F8	4 1 1 0 1 0 0	San Francisco Giants @ Chicago Cubs Wrigley Field, Chicago, IL Sun Apr 26 1959, 3:33 AM CDT Att. 8,427 - Unknown		
Jackie Brandt, R (1, 7) OBP: 0.362, SLG: 0.475	0-0 G3		0-0 6-3		0-0 F4		0-0 HR		0-0 1B 1B	5 1 2 1 0 0 3			
Willie Mays, R (1, 8) OBP: 0.362, SLG: 0.500	0-0 6-3		0-0 2B		0-0 FC6-4 1-2f		0-0 6-3		0-0 1B 1-3	5 0 2 1 0 0 2			
Orlando Cepeda, R (1, 3) OBP: 0.324, SLG: 0.662		0-0 1-3	0-0 6-3			0-0 F9	0-0 F3		0-0 F9	5 0 0 0 0 0 3			
Felipe Alou, R (1, 9) OBP: 0.400, SLG: 0.698		0-3 K		0-0 5-3		4-0 1B BB		0-0 F3		3 1 0 0 1 1 0			
Daryl Spencer, R (1, 4) OBP: 0.302, SLG: 0.236		0-0 E3 1B		0-0 F9		0-0 1-3		0-0 5-3		4 0 0 0 0 0 1			
Eddie Bressoud, R (1, 6) OBP: 0.316, SLG: 0.200		0-0 1-2 1B		0-0 F3		4-0 1B BB		4-0 BB		2 0 1 0 2 0 0			
Bob Schmidt, R (1, 2) OBP: 0.370, SLG: 0.400		0-3 K		0-0 SH1-4 1B		0-0 1-2 2-H 1B		0-3 K		4 0 2 1 0 2 3			
Jack Sanford, R (1, 1)			0-0 6-3		0-0 SH1-4 1-2		0-3 K		0-3 K	3 0 0 0 0 2 2			
Inning Stats	R: 0 E: 0 K: 0 S: 3 H: 0 LOB: 0 BB: 0 P: 3	R: 0 E: 1 K: 2 S: 9 H: 1 LOB: 2 BB: 0 P: 9	R: 1 E: 0 K: 0 S: 4 H: 1 LOB: 1 BB: 1 P: 8	R: 0 E: 0 K: 0 S: 3 H: 0 LOB: 0 BB: 0 P: 3	R: 0 E: 0 K: 0 S: 5 H: 2 LOB: 2 BB: 0 P: 5	R: 1 E: 0 K: 1 S: 6 H: 1 LOB: 2 BB: 2 P: 14	R: 1 E: 0 K: 0 S: 4 H: 1 LOB: 0 BB: 0 P: 4	R: 0 E: 0 K: 1 S: 5 H: 0 LOB: 1 BB: 1 P: 9	R: 0 E: 0 K: 1 S: 7 H: 2 LOB: 2 BB: 0 P: 7	1B: 6 2B: 1 3B: 0 HR: 1 SF: 0 SAC: 1 DP: 0 HBP: 0		WP: 0 PB: 0 SB: 0 CS: 0 PA: 40	
PITCHER	IP WLS BF H R ER SO BB IBB HBP BLK WP HR S P ERA WHIP											PITCHER	IP WLS BF H R ER SO BB IBB HBP BLK WP HR S P ERA WHIP
Glen Hobbie, R (1, 1) ERA: 1.82	7.0 L 31 6 3 3 3 3 0 0 0 0 0 1 34 46 3.86 1.286												
Elmer Singleton, R (8, 1) ERA: 3.0	2.0 9 2 0 0 2 1 0 0 0 0 0 0 12 16 0.00 1.500												

livebaseballscorecards.com

AB	35
R	3
H	8
RBI	3
BB	4
SO	5
LOB	14




Batter	1	2	3	4	5	6	7	8	9	AB	R	H	RBI	BB	SO	LOB
Tony Taylor, R OBP: 0.369, SLG: 0.309 (1, 4)	0-0 6-3	0-0 FC4-6 1-2f			0-0 SH3		0-0 6-3		0-0 1-3	4	0	0	0	0	0	5
Alvin Dark, R OBP: 0.298, SLG: 0.341 (1, 5)	0-0 F9		0-0 5-3		0-0 SF7			0-0 5-3		3	0	0	1	0	0	0
George Altman, L OBP: 0.350, SLG: 0.306 (1, 8)	0-0 1B		0-0 4-3		0-0 4-3			0-0 F8		4	0	1	0	0	0	0
14 Ernie Banks, R OBP: 0.410, SLG: 0.654 (1, 6)	0-0 F6		1-0 HBP		0-0 F7			0-0 5-3		3	0	0	0	0	0	1
Walt Moryn, L OBP: 0.356, SLG: 0.383 (1, 7)		0-0 4-3	0-0 G3		0-0 E3 FC6-4				4-0 SH1-4 1B BB	3	0	0	0	1	0	1
Chick King, R (9, PR)										0	1	0	0	0	0	0
Dale Long, L OBP: 0.357, SLG: 0.667 (1, 3)		0-0 E 1B		0-3 K		0-0 F7			0-0 E3 1B SH1-4	4	0	1	0	0	1	2
Don Eaddy, R (9, PR)										0	0	0	0	0	0	0
Lee Walls, R OBP: 0.380, SLG: 0.488 (1, 9)		0-0 E6 1-3		0-0 F7		0-0 FC6-4 1-2f			0-0 SH1-4	3	0	0	0	0	0	2
Sammy Taylor, L OBP: 0.308, SLG: 0.314 (1, 2)		4-0 FC4-6 IBB		0-0 F8			0-0 6-3		0-3 K	3	0	0	0	1	1	3
Glen Hobbie, R OBP: 0.222, SLG: 0.333 (1, 1)		0-3 K			0-0 SH3 SF7 2B		0-3 K		0-0 K	2	1	1	0	0	1	3
Jim Marshall, L (7, PH)										1	0	0	0	0	1	0
Elmer Singleton, R (8, 1)										0	0	0	0	0	0	0
Bobby Thomson, R OBP: 0.071, SLG: 0.038 (9, PH)									2-3 3-H	1	0	1	1	0	0	0

Inning Stats	R: 0	H: 1	E: 0	LOB: 1	K: 0	BB: 0	S: 4	P: 4	R: 0	H: 1	E: 1	LOB: 3	K: 1	BB: 1	S: 7	P: 11	R: 0	H: 0	E: 0	LOB: 1	K: 0	BB: 0	S: 3	P: 4	R: 0	H: 0	E: 0	LOB: 0	K: 1	BB: 0	S: 5	P: 5	R: 1	H: 1	E: 0	LOB: 0	K: 0	BB: 0	S: 4	P: 4	R: 0	H: 0	E: 1	LOB: 1	K: 0	BB: 0	S: 4	P: 4	R: 0	H: 0	E: 0	LOB: 0	K: 1	BB: 0	S: 5	P: 5	R: 0	H: 0	E: 0	LOB: 0	K: 0	BB: 0	S: 3	P: 3	R: 1	H: 1	E: 1	LOB: 2	K: 1	BB: 1	S: 7	P: 11	1B: 3	SF: 1	2B: 1	SAC: 2	3B: 0	DP: 0	HR: 0	HBP: 1	WP: 0	PA: 37
PITCHER Jack Sanford, R ERA: 1.83 (1, 1)	IP	WLS	BF	H	R	ER	SO	BB	IBB	HBP	BLK	WP	HR	S	P	ERA	WHIP	IP	WLS	BF	H	R	ER	SO	BB	IBB	HBP	BLK	WP	HR	S	P	ERA	WHIP	IP	WLS	BF	H	R	ER	SO	BB	IBB	HBP	BLK	WP	HR	S	P	ERA	WHIP																															

BOTTOM

San Francisco Giants @ Chicago Cubs
 Wrigley Field, Chicago, IL
 Sun Apr 26 1959, 3:33 AM CDT
 Att. 8,427 - Unknown

AB	31
R	2
H	4
RBI	2
BB	2
SO	4
LOB	17



Batter	1	2	3	4	5	6	7	8	9	AB R H RBI BB SO LOB	TOP
Jim Davenport, R (1, 5) <small>OBP: 0.357, SLG: 0.359</small>	0-3 K	0-3 K			0-0 F9			0-0 2B		4 0 1 0 0 2 2	San Francisco Giants @ Pittsburgh Pirates Forbes Field, Pittsburgh, PA Wed Apr 29 1959, 7:05 PM EDT Att: 19,799 - Unknown
Jackie Brandt, R (1, 7) <small>OBP: 0.342, SLG: 0.446</small>	0-3 K		0-0 F9		0-0 F9		0-0 6-3		4 0 0 0 0 1 1		
Willie Mays, R (1, 8) <small>OBP: 0.356, SLG: 0.477</small>	0-0 6-3		0-3 K		4-0 G4-6-3 BB		0-0 F8		3 0 0 0 1 1 1		
Orlando Cepeda, R (1, 3) <small>OBP: 0.319, SLG: 0.638</small>		0-0 4-3 1B	0-3 K		0-0 G4-6-3 1-2f		0-0 F4		4 1 1 0 0 1 1		
Felipe Alou, R (1, 9) <small>OBP: 0.390, SLG: 0.667</small>		0-0 4-3 1-2		0-0 G4-6-3 1B		0-0 F9		0-3 K	4 0 1 0 0 1 1		
Daryl Spencer, R (1, 4) <small>OBP: 0.313, SLG: 0.254</small>		0-0 F8 1B 2-H		0-0 G4-6-3 1-2f		0-0 FC4-6 1B		0-0 6-3	4 1 2 1 0 0 1		
Andre Rodgers, R (1, 6) <small>OBP: 0.275, SLG: 0.343</small>		0-0 1B 1-2		0-0 6-3		0-3 K			3 0 1 0 0 1 1		
Bob Schmidt, R (1, 2) <small>OBP: 0.347, SLG: 0.372</small>		0-0 F8 2-3		0-0 F9		0-0 FC4-6 1-2f			3 0 0 0 0 0 3		
Johnny Antonelli, L (1, 1) <small>OBP: 0.143, SLG: 0.143</small> Gordon Jones, R (7, 1) Bob Speake, L (8, PH) Al Worthington, R (8, 1)		0-0 1B 1-2 3-H		0-3 K		0-3 K			2 0 1 1 0 1 0 0 0 0 0 0 0 0 1 0 0 0 0 1 0 0 0 0 0 0 0 0		
Inning Stats	R: 0 H: 0 E: 0 LOB: 0 K: 2 BB: 0 S: 7 P: 7	R: 2 H: 4 E: 0 LOB: 2 K: 1 BB: 0 S: 9 P: 9	R: 0 H: 0 E: 0 LOB: 0 K: 2 BB: 0 S: 7 P: 7	R: 0 H: 1 E: 0 LOB: 0 K: 0 BB: 0 S: 3 P: 3	R: 0 H: 0 E: 0 LOB: 0 K: 1 BB: 0 S: 5 P: 5	R: 0 H: 0 E: 0 LOB: 0 K: 0 BB: 1 S: 2 P: 6	R: 0 H: 1 E: 0 LOB: 1 K: 1 BB: 0 S: 6 P: 6	R: 0 H: 1 E: 0 LOB: 1 K: 1 BB: 0 S: 6 P: 6	R: 0 H: 0 E: 0 LOB: 0 K: 1 BB: 0 S: 5 P: 5	1B: 6 SF: 0 2B: 1 SAC: 0 3B: 0 DP: 2 HR: 0 HBP: 0	WP: 0 PA: 33 PB: 0 SB: 0 CS: 0
PITCHER Ron Kline, R (1, 1) <small>ERA: 4.12</small>	IP 9.0 WLS W BF 33 H 7 R 2 ER 2 SO 9 BB 1 IBB 0 HBP 0 BLK 0 WP 0 HR 0 S 50 P 54 ERA 2.00 WHIP 0.889										

AB	32
R	2
H	7
RBI	2
BB	1
SO	9
LOB	11



Batter	1	2	3	4	5	6	7	8	9
Bill Virdon, L (1, 8) OBP: 0.194, SLG: 0.262	0-0 F7			0-0 L1-3 1B		0-0 4-3		0-0 G3	
Roberto Clemente, R (1, 9) OBP: 0.284, SLG: 0.354	0-0 5-3			0-0 L1-3 1-2			0-0 2B 3B	0-0 F9	
Smoky Burgess, L (1, 2) Dick Schofield, S (7, PR) Hank Foiles, R (8, 2) OBP: 0.512, SLG: 0.811 OBP: 1.000, SLG: 1.000 OBP: 0.227, SLG: 0.381	0-0 G3			0-0 1B			0-0 1B 2B		
Dick Stuart, R (1, 3) OBP: 0.435, SLG: 0.694		0-0 6-3		0-3 K			0-0 1B	G6-4-3 1B	
Don Hoak, R (1, 5) OBP: 0.397, SLG: 0.370		0-0 1-4-3			0-0 F4		0-0 G6-4-3		
Bill Mazeroski, R (1, 4) OBP: 0.288, SLG: 0.386		0-0 F3			0-0 F9		0-0 HR		
Dick Groat, R (1, 6) OBP: 0.305, SLG: 0.340			0-0 6-3		0-0 6-3		0-0 1B		
Roman Mejias, R (1, 7) OBP: 0.262, SLG: 0.189			0-3 K			0-0 6-3	0-3 K		
Ron Kline, R (1, 1)			0-3 K			0-0 L4-3		0-0 L8	

AB	R	H	RBI	BB	SO	LOB
4	0	1	0	0	0	0
4	1	1	0	0	0	1
3	0	2	1	0	0	0
0	1	0	0	0	0	0
0	0	0	0	0	0	0
3	0	1	1	0	1	1
3	0	0	0	0	0	2
3	1	1	1	0	0	0
3	0	1	0	0	0	0
3	0	0	0	0	2	2
3	0	0	0	0	1	0

Inning Stats															1B: 4		SF: 0		WP: 0		PA: 29		
R: 0		H: 0		R: 0		H: 0		R: 0		H: 2		R: 0		H: 0		R: 3		H: 5		R: 0		H: 0	
E: 0		LOB: 0		E: 0		LOB: 0		E: 0		LOB: 1		E: 0		LOB: 0		E: 0		LOB: 2		E: 0		LOB: 0	
K: 0		BB: 0		K: 0		BB: 0		K: 1		BB: 0		K: 0		BB: 0		K: 1		BB: 0		K: 0		BB: 0	
S: 3		P: 3		S: 3		P: 3		S: 7		P: 7		S: 3		P: 3		S: 9		P: 9		S: 3		P: 3	

PITCHER															PITCHER																				
IP	WLS	BF	H	R	ER	SO	BB	IBB	HBP	BLK	WP	HR	S	P	ERA	WHIP	IP	WLS	BF	H	R	ER	SO	BB	IBB	HBP	BLK	WP	HR	S	P	ERA	WHIP		
Johnny Antonelli, L (1, 1) ERA: 2.43	6.2	L	25	7	3	3	3	0	0	0	0	1	31	31	4.05	1.050																			
Gordon Jones, R (7, 1) ERA:	0.1		1	0	0	0	1	0	0	0	0	0	3	3	0.00	0.000																			
Al Worthington, R (8, 1) ERA: 4.09	1.0		3	0	0	0	0	0	0	0	0	0	3	3	0.00	0.000																			

San Francisco Giants @ Pittsburgh Pirates
 Forbes Field, Pittsburgh, PA
 Wed Apr 29 1959, 7:05 PM EDT
 Att. 19,799 - Unknown

AB	29
R	3
H	7
RBI	3
BB	0
SO	4
LOB	6

livebaseballscores.com

Batter	1	2	3	4	5	6	7	8	9	AB R H RBI BB SO LOB	TOP									
Jim Davenport, R (1, 5) OBP: 0.360, SLG: 0.406	0-0 5-3			0-0 WP 1B	0-0 HR		0-0 6-3		0-0 FC5-2	5 1 2 1 0 0 3	San Francisco Giants @ Milwaukee Braves Milwaukee County Stadium, Milwaukee, WI Fri May 01 1959, 8:05 PM EDT Att. 16,900 - Unknown									
Jackie Brandt, R (1, 7) OBP: 0.333, SLG: 0.420	0-3 K			0-0 1-3	0-0 F9		4-0 CS BB		0-0 5-3	4 0 0 0 1 1 4										
Willie Mays, R (1, 8) OBP: 0.351, SLG: 0.456	0-0 F9			0-3 K		4-0 2B BB	0-0 CS	0-0 F9		3 1 0 0 1 1 1										
Orlando Cepeda, R (1, 3) OBP: 0.316, SLG: 0.630		0-3 K		0-0 6-3		0-0 1B 2B		0-0 F8		4 1 1 1 0 1 1										
Felipe Alou, R (1, 9) OBP: 0.381, SLG: 0.633		0-0 4-3			0-0 6-3	0-3 K		4-0 CS BB		3 0 0 0 1 1 1										
Daryl Spencer, R (1, 4) OBP: 0.310, SLG: 0.242		0-0 F3			4-0 BB HR BB	0-3 K		0-0 CS	0-0 E6 SH3 1B FC5-2	3 1 0 0 1 1 1										
Andre Rodgers, R (1, 6) OBP: 0.318, SLG: 0.368			0-0 6-3		4-0 HR BB	0-0 1B			0-0 FC5-2 SH3 1B	3 1 2 1 1 0 0										
Bob Schmidt, R (1, 2) OBP: 0.346, SLG: 0.435 Bob Speake, L (9, PH) Hobie Landrith, L (9, 2) OBP: 0.286, SLG: 0.200			0-0 F2		0-0 HR	0-0 1-3			0-0 SH3	3 1 1 3 0 0 1 0 0 0 0 0 0 0 0 0 0 0 0 0 0										
Sam Jones, R (1, 1) Al Worthington, R (8, 1) Leon Wagner, L (9, PH) Stu Miller, R (9, 1) OBP: 0.500, SLG: 0.500			0-3 K		0-3 K		0-3 K		4-0 FC5-2 IBB	3 0 0 0 0 3 0 0 0 0 0 0 0 0 0 0 0 0 1 0 0 0 0 0 0 0 0 0										
Inning Stats	R: 0 E: 0 K: 1 S: 5	H: 0 LOB: 0 BB: 0 P: 5	R: 0 E: 0 K: 1 S: 5	H: 0 LOB: 0 BB: 0 P: 5	R: 0 E: 0 K: 1 S: 5	H: 1 LOB: 1 BB: 0 P: 6	R: 4 E: 0 K: 1 S: 7	H: 2 LOB: 0 BB: 2 P: 15	R: 2 E: 0 K: 2 S: 9	H: 2 LOB: 1 BB: 1 P: 13		R: 0 E: 0 K: 1 S: 4	H: 0 LOB: 0 BB: 1 P: 8	R: 0 E: 0 K: 0 S: 2	H: 0 LOB: 0 BB: 1 P: 6	R: 0 E: 1 K: 0 S: 5	H: 1 LOB: 3 BB: 1 P: 9	1B: 3 2B: 1 3B: 0 HR: 2	SF: 0 SAC: 1 DP: 0 HBP: 0	WP: 1 PB: 0 SB: 0 CS: 2
PITCHER	IP WLS BF H R ER SO BB IBB HBP BLK WP HR S P ERA WHIP											PITCHER	IP WLS BF H R ER SO BB IBB HBP BLK WP HR S P ERA WHIP							
Carl Willey, R (1, 1) ERA: 6.35	5.0 L 20 3 4 4 5 2 0 0 0 1 2 28 36 7.20 1.000																			
Bob Buhl, R (6, 1) ERA: 4.32	3.0 12 2 2 2 3 3 0 0 0 0 0 0 15 27 6.00 1.667																			
Bob Trowbridge, R (9, 1) ERA: 2.7	1.0 6 1 0 0 0 0 0 1 0 0 0 0 5 9 0.00 1.000																			

AB	31
R	6
H	6
RBI	6
BB	6
SO	8
LOB	12



Batter	1	2	3	4	5	6	7	8	9
Bill Bruton, L OBP: 0.408, SLG: 0.708 (1, 8)	0-0 6-3		0-0 1B		0-0 4-3			0-0 1B FC6-4	
Eddie Mathews, L OBP: 0.400, SLG: 0.746 (1, 5)	0-0 3-1		0-3 K			0-0 3B SF7		0-0 1B FC6-4	
Hank Aaron, R OBP: 0.600, SLG: 0.938 (1, 9)	0-0 1B			0-3 K		0-0 1B SF7		0-0 2B FC6-4	
Wes Covington, L OBP: 0.358, SLG: 0.390 (1, 7)	0-0 F9			0-0 1B FC4-6 HBP		0-0 F9		0-0 1B 2B	
Frank Torre, L OBP: 0.386, SLG: 0.351 (1, 3)		0-0 F5		1-0 HBP FC4-6		0-0 G3		0-0 2B 1-H 2-H	
Del Crandall, R OBP: 0.288, SLG: 0.333 (1, 2)		0-3 K		0-0 FC4-6			0-0 F7	0-0 F8	
Bob Trowbridge, R (9, 1)				1-2 HBP FC4-6					
Johnny Logan, R OBP: 0.295, SLG: 0.260 (1, 6)		0-3 K		0-0 F8			0-0 6-3	0-0 6-3	
Chuck Cottier, R OBP: 0.231, SLG: 0.174 (1, 4)			0-0 F7		0-0 F6		0-0 F9		0-0 3-1
Mickey Vernon, L OBP: 0.286, SLG: 0.167 (9, PH)									
Carl Willey, R (1, 1)			0-3 K		0-0 F2			0-3 K	0-3 K
Joe Morgan, L OBP: 0.462, SLG: 0.500 (5, PH)									
Bob Buhl, R (6, 1)									
Stan Lopata, R (8, PH)									
Stan Lopata, R (9, 2)									

Inning Stats	R: 0	H: 1	E: 0	LOB: 1	K: 0	BB: 0	S: 4	R: 0	H: 0	E: 0	LOB: 0	K: 2	BB: 0	S: 7	R: 0	H: 1	E: 0	LOB: 1	K: 2	BB: 0	S: 8	R: 0	H: 1	E: 0	LOB: 2	K: 1	BB: 0	S: 6	R: 0	H: 0	E: 0	LOB: 0	K: 0	BB: 0	S: 3	R: 1	H: 1	E: 0	LOB: 0	K: 0	BB: 0	S: 4	R: 0	H: 0	E: 0	LOB: 0	K: 0	BB: 0	S: 3	R: 3	H: 4	E: 0	LOB: 1	K: 1	BB: 0	S: 9	R: 0	H: 0	E: 0	LOB: 0	K: 1	BB: 0	S: 5	R: 0	H: 0	E: 0	LOB: 0	K: 1	BB: 0	S: 5	1B: 6	SF: 1	2B: 1	SAC: 0	3B: 1	DP: 0	HR: 0	HBP: 1	WP: 0	PA: 36
--------------	------	------	------	--------	------	-------	------	------	------	------	--------	------	-------	------	------	------	------	--------	------	-------	------	------	------	------	--------	------	-------	------	------	------	------	--------	------	-------	------	------	------	------	--------	------	-------	------	------	------	------	--------	------	-------	------	------	------	------	--------	------	-------	------	------	------	------	--------	------	-------	------	------	------	------	--------	------	-------	------	-------	-------	-------	--------	-------	-------	-------	--------	-------	--------

PITCHER	IP	WLS	BF	H	R	ER	SO	BB	IBB	HBP	BLK	WP	HR	S	P	ERA	WHIP
Sam Jones, R ERA: 3.57 (1, 1)	7.2	W	31	7	4	4	6	0	0	1	0	0	0	42	43	4.70	0.913
Al Worthington, R ERA: 3.97 (8, 1)	0.1		2	1	0	0	0	0	0	0	0	0	0	2	2	0.00	3.000
Stu Miller, R ERA: 1.46 (9, 1)	1.0	S	3	0	0	0	1	0	0	0	0	0	0	5	5	0.00	0.000

BOTTOM

San Francisco Giants @ Milwaukee Braves
Milwaukee County Stadium, Milwaukee, WI

Fri May 01 1959, 8:05 PM EDT
Att. 16,900 - Unknown

livebaseballscorecards.com

AB	34
R	4
H	8
RBI	4
BB	0
SO	7
LOB	8



Batter	1	2	3	4	5	6	7	8	9	AB R H RBI BB SO LOB	TOP	
Jim Davenport, R (1, 5) OBP: 0.346, SLG: 0.387	0-0 F8		0-0 1-3	0-0 1B	0-0 FC6-4		0-0 FC6-4		0-0 F9	6 0 1 1 0 0 5	San Francisco Giants @ Milwaukee Braves Milwaukee County Stadium, Milwaukee, WI Sat May 02 1959, 4:33 AM EDT Att: 20,127 - Unknown livebaseballscorecards.com	
Willie Kirkland, L (1, 7) Jackie Brandt, R (8, 7) OBP: 0.333, SLG: 0.800 OBP: 0.329, SLG: 0.414	0-0 5-3		0-0 HR	0-0 F7		0-0 HR		0-0 F7	0-0 F3	5 2 2 2 0 0 2 1 0 0 0 0 0 0		
Willie Mays, R (1, 8) OBP: 0.378, SLG: 0.479	0-0 1B		0-0 2B 1B		0-0 1B HBP	0-0 6-3		0-0 1B 1B		5 2 4 0 0 0 0		
Orlando Cepeda, R (1, 3) OBP: 0.321, SLG: 0.623	0-0 F4		0-0 2B		H 1-0 1B HBP	0-0 5-3		0-0 F6		4 1 1 1 0 0 2		
Felipe Alou, R (1, 9) OBP: 0.382, SLG: 0.615		0-0 F2	0-0 4-3		0-0 1B SH	0-0 6-3		0-0 1B		5 0 2 1 0 0 1		
Daryl Spencer, R (1, 4) OBP: 0.320, SLG: 0.258		0-0 5-3		0-0 1B 1B	0-0 SH 1B		0-0 1B FC3-2	0-0 F4		4 1 2 0 0 0 2		
Andre Rodgers, R (1, 6) OBP: 0.367, SLG: 0.442		0-0 E4		0-0 1B 1B	0-0 FC6-4 1B		0-0 1B FC3-2		0-0 HR 2B	5 1 4 1 0 0 0		
Bob Schmidt, R (1, 2) Leon Wagner, L (5, PH) Hobie Landrith, L (5, 2) OBP: 0.333, SLG: 0.417 OBP: 0.222, SLG: 0.125 OBP: 0.333, SLG: 0.714		0-3 K		0-0 F9	0-0 F5		0-0 FC3-2 FC6-4		0-0 HR	2 0 0 0 0 1 3 1 0 0 0 0 0 3 2 1 1 2 0 0 2		
Jack Sanford, R (1, 1) Stu Miller, R (8, 1) Gordon Jones, R (9, 1)			0-3 K	0-0 F7	0-3 K		0-3 K		0-0 F4	4 0 0 0 0 3 7 1 0 0 0 0 0 0 0 0 0 0 0 0 0		
Inning Stats	R: 0 H: 1 E: 0 LOB: 1 K: 0 BB: 0 S: 4 P: 4	R: 0 H: 0 E: 1 LOB: 1 K: 1 BB: 0 S: 6 P: 6	R: 2 H: 3 E: 0 LOB: 1 K: 1 BB: 0 S: 8 P: 8	R: 1 H: 3 E: 0 LOB: 2 K: 0 BB: 0 S: 6 P: 6	R: 2 H: 3 E: 1 LOB: 3 K: 1 BB: 0 S: 9 P: 10	R: 1 H: 1 E: 0 LOB: 0 K: 0 BB: 0 S: 4 P: 4	R: 0 H: 2 E: 0 LOB: 2 K: 1 BB: 0 S: 7 P: 7	R: 0 H: 2 E: 0 LOB: 2 K: 0 BB: 0 S: 5 P: 5	R: 2 H: 2 E: 0 LOB: 0 K: 0 BB: 0 S: 5 P: 5	1B: 12 SF: 0 2B: 2 SAC: 1 3B: 0 DP: 0 HR: 3 HBP: 1		WP: 0 PA: 47 PB: 0 SB: 0 CS: 0
PITCHER	IP WLS BF H R ER SO BB IBB HBP BLK WP HR S P ERA WHIP											
Joey Jay, R (1, 1) ERA: 7.15	4.0 L 23 9 5 5 2 0 0 0 1 0 0 1 26 27 11.25 2.250											
Bob Rush, R (5, 1) ERA: 1.93	1.0 5 1 0 0 1 0 0 0 0 0 0 0 7 7 0.00 1.000											
Bob Trowbridge, R (6, 1) ERA: 3.38	2.0 9 3 1 1 1 0 0 0 0 0 0 1 11 11 4.50 1.500											
Don McMahon, R (8, 1) ERA: 4.91	2.0 10 4 2 2 0 0 0 0 0 0 0 1 10 10 9.00 2.000											



Batter	1	2	3	4	5	6	7	8	9	AB R H RBI BB SO LOB
Bill Bruton, L (1, 8) OBP: 0.407, SLG: 0.679	0-0 F5		0-0 1B		0-0 4-3			0-0 SF8	0-0 F8	5 1 2 0 0 0 1
Eddie Mathews, L (1, 5) OBP: 0.400, SLG: 0.761	0-0 4-3		0-0 F8		0-0 HR			4-0 1B	0-3 K	4 1 1 2 1 1 2
Hank Aaron, R (1, 9) OBP: 0.486, SLG: 0.897	0-0 4-3			0-0 1B	0-0 F6			0-0 F6		4 0 1 0 0 0 2
Joe Adcock, R (1, 7) OBP: 0.444, SLG: 0.500 Jim Pisoni, R (8, PR) OBP: 0.273, SLG: 0.250 (9, 7)		0-0 F8		0-0 1B		0-3 K		0-0 1B		4 0 2 0 0 1 0 0 0 0 0 0 0 0
Frank Torre, L (1, 3) OBP: 0.375, SLG: 0.333		0-0 G3		4-0 1B		0-0 F9		0-0 SF8		2 0 0 1 1 0 0
Del Crandall, R (1, 2) OBP: 0.270, SLG: 0.311		0-0 F7		0-0 L6-4		0-0 6-3		0-0 5-3		4 0 0 0 0 0 5
Johnny Logan, R (1, 6) OBP: 0.277, SLG: 0.241			0-0 F2		0-0 F9		0-0 1-3		0-0 6-3	4 0 0 0 0 0 2
Chuck Cottier, R (1, 4) OBP: 0.222, SLG: 0.167 Joe Morgan, L (5, PH) OBP: 0.429, SLG: 0.462 Bob Trowbridge, R (6, 1) Andy Paiko, R (7, PH) Don McMahon, R (8, 1) Mickey Vernon, L (9, PH) OBP: 0.375, SLG: 0.714			0-0 6-3		0-0 F7		0-0 5-3		0-0 HR	1 0 0 0 0 0 0 1 0 0 0 0 0 0 0 0 0 0 0 0 0 1 0 0 0 0 0 0 0 0 0 0 0 0 0 1 1 1 1 0 0 0
Joey Jay, S (1, 1) Bob Rush, R (5, 1) OBP: 0.333, SLG: 0.333 Johnny O'Brien, R (5, PH) OBP: 0.600, SLG: 1.250 (6, 4)			4-0 1B		1-0 HR		0-0 4-3		0-0 HR	0 0 0 0 1 0 0 0 0 0 0 0 0 0 2 2 1 1 0 0 0

Inning Stats	R: 0	H: 0	E: 0	K: 0	S: 3	LOB: 0	BB: 0	P: 3	R: 0	H: 0	E: 0	K: 0	S: 3	LOB: 0	BB: 0	P: 3	R: 0	H: 1	E: 0	K: 0	S: 4	LOB: 2	BB: 1	P: 8	R: 2	H: 1	E: 0	K: 0	S: 4	LOB: 0	BB: 0	P: 5	R: 0	H: 0	E: 0	K: 1	S: 5	LOB: 0	BB: 0	P: 5	R: 0	H: 0	E: 0	K: 0	S: 3	LOB: 0	BB: 0	P: 3	R: 1	H: 2	E: 0	K: 0	S: 5	LOB: 2	BB: 1	P: 9	R: 2	H: 2	E: 0	K: 1	S: 7	LOB: 0	BB: 0	P: 7	1B: 5	2B: 1	3B: 0	HR: 3	SF: 1	SAC: 0	DP: 1	HBP: 1	WP: 0	PB: 0	SB: 0	CS: 0	PA: 38
--------------	------	------	------	------	------	--------	-------	------	------	------	------	------	------	--------	-------	------	------	------	------	------	------	--------	-------	------	------	------	------	------	------	--------	-------	------	------	------	------	------	------	--------	-------	------	------	------	------	------	------	--------	-------	------	------	------	------	------	------	--------	-------	------	------	------	------	------	------	--------	-------	------	-------	-------	-------	-------	-------	--------	-------	--------	-------	-------	-------	-------	--------

PITCHER	IP	WLS	BF	H	R	ER	SO	BB	IBB	HBP	BLK	WP	HR	S	P	ERA	WHIP
Jack Sanford, R (1, 1) ERA: 2.16	7.1	W	31	6	3	3	3	1	3	0	0	0	1	29	42	3.68	1.227
Stu Miller, R (8, 1) ERA: 2.7	1.0		5	2	2	2	0	0	0	0	0	0	2	5	5	18.00	2.000
Gordon Jones, R (9, 1) ERA:	0.2	S	2	0	0	0	1	0	0	0	0	0	0	4	4	0.00	0.000

BOTTOM

San Francisco Giants @ Milwaukee Braves
Milwaukee County Stadium, Milwaukee, WI
 Sat May 02 1959, 4:33 AM EDT
 Att. 20,127 - Unknown

AB	33
R	5
H	8
RBI	5
BB	3
SO	2
LOB	12



WP	HR	S	P	ERA	WHIP
0	0	0	0	0	0

livebaseballscores.com

Batter	1	2	3	4	5	6	7	8	9	AB R H RBI BB SO LOB	TOP											
Jim Davenport, R (1, 5) OBP: 0.341, SLG: 0.392	0-0 F3		0-0 FC6-4 2B		0-0 F7			0-3 K		4 0 1 0 0 1 0	San Francisco Giants @ Milwaukee Braves Milwaukee County Stadium, Milwaukee, WI Sun May 03 1959, 4:33 AM EDT Att: 22,911 - Unknown livebaseballscorecards.com											
Willie Kirkland, L (1, 7) OBP: 0.318, SLG: 0.667	4-0 HR BB		0-0 FC6-4 1B 2-3			0-0 F9		0-0 5-3		3 1 0 0 1 0 1												
Willie Mays, R (1, 8) OBP: 0.384, SLG: 0.519	0-0 HR		0-0 1B			0-0 F8		0-0 F6		4 1 2 2 0 0 0												
Orlando Cepeda, R (1, 3) OBP: 0.318, SLG: 0.605	0-0 G3			0-0 F3		0-0 1B		0-0 F8		4 0 1 0 0 0 0												
Felipe Alou, R (1, 9) OBP: 0.361, SLG: 0.580	0-0 F3			0-0 6-3		0-0 F9		0-0 6-3		4 0 0 0 0 0 1												
Daryl Spencer, R (1, 4) OBP: 0.316, SLG: 0.300		0-0 6-3		0-0 HR		0-0 F3		0-0 1-3		4 1 1 1 0 0 0												
Andre Rodgers, R (1, 6) OBP: 0.365, SLG: 0.500		0-0 6-3		0-3 K		0-0 HR				3 1 1 1 0 1 0												
Bob Schmidt, R (1, 2) OBP: 0.316, SLG: 0.392		0-0 F4			0-0 6-3	0-3 K				3 0 0 0 0 1 0												
Johnny Antonelli, L (1, 1) OBP: 0.125, SLG: 0.125			0-0 4-3		0-0 6-3		0-0 F9			2 0 0 0 0 0 0												
Dom Zanni, R (5, 1)										0 0 0 0 0 0 0												
Al Worthington, R (5, 1)										0 0 0 0 0 0 0												
Bob Speake, L (7, PH)										1 0 0 0 0 0 0												
Joe Shipley, R (7, 1)										0 0 0 0 0 0 0												
Inning Stats	R: 2 E: 0 K: 0 S: 4	H: 1 LOB: 0 BB: 1 P: 8	R: 0 E: 0 K: 0 S: 3	H: 0 LOB: 0 BB: 0 P: 3	R: 0 E: 0 K: 0 S: 4	H: 2 LOB: 2 BB: 0 P: 4	R: 1 E: 0 K: 1 S: 6	H: 1 LOB: 0 BB: 0 P: 6	R: 0 E: 0 K: 0 S: 3	H: 0 LOB: 0 BB: 0 P: 3	R: 0 E: 0 K: 0 S: 4	H: 1 LOB: 1 BB: 0 P: 4	R: 1 E: 0 K: 1 S: 6	H: 1 LOB: 0 BB: 0 P: 6	R: 0 E: 0 K: 1 S: 5	H: 0 LOB: 0 BB: 0 P: 5	R: 0 E: 0 K: 0 S: 3	H: 0 LOB: 0 BB: 0 P: 3	1B: 2 2B: 1 3B: 0 HR: 3	SF: 0 SAC: 0 DP: 0 HBP: 0	WP: 0 PB: 0 SB: 0 CS: 0	PA: 33
PITCHER Lew Burdette, R (1, 1) ERA: 3.4	IP 9.0 WLS W BF 33 H 6 R 4 ER 4 SO 3 BB 1 IBB 0 HBP 0 BLK 0 WP 0 HR 3 S 38 P 42 ERA 4.00 WHIP 0.778											PITCHER	IP WLS BF H R ER SO BB IBB HBP BLK WP HR S P ERA WHIP									



Batter	1	2	3	4	5	6	7	8	9	AB R H RBI BB SO LOB	TOP									
Jim Davenport, R (1, 5) <small>OBP: 0.333, SLG: 0.393</small>	0-0 4-3		0-0 6-3		0-0 5-3			0-0 F5	0-0 1B	5 1 1 3 0 0 2										
Willie Kirkland, L (1, 7) <small>OBP: 0.333, SLG: 0.609</small> Al Worthington, R (9, 1) Jack Sanford, R (9, 1)	0-3 K			0-0 1-3		0-0 F8		0-0 1B	0-0 1B	5 0 2 1 0 1 0 0 0 0 0 0 0 0 0 0 0 0 0 0 0										
Willie Mays, R (1, 8) <small>OBP: 0.374, SLG: 0.500</small>	0-3 K			0-0 F9		0-3 K		0-0 1B	0-0 F3	5 0 1 0 0 2 1										
Orlando Cepeda, R (1, 3) <small>OBP: 0.326, SLG: 0.635</small>		0-0 F9		0-0 HR		0-0 FC4-6 1B		0-0 F9		4 1 2 1 0 0 2										
Felipe Alou, R (1, 9) <small>OBP: 0.368, SLG: 0.616</small>		0-0 HR		0-0 6-3		0-0 FC4-6 1-2f			0-0 1B FC4-2 1B	4 1 2 1 0 0 1										
Daryl Spencer, R (1, 4) <small>OBP: 0.325, SLG: 0.311</small>		0-0 F6			0-0 SH1-3 1B		0-0 F8		0-0 FC4-2 1B 1-2 2B 1B	4 1 2 0 0 0 0										
Andre Rodgers, R (1, 6) <small>OBP: 0.357, SLG: 0.480</small>		0-0 F7			0-0 E1 SH1-3		0-3 K		0-0 FC4-2 1B 1-2 2-3 2B 1B	4 1 1 0 0 1 1										
Bob Schmidt, R (1, 2) <small>OBP: 0.300, SLG: 0.370</small> Jackie Brandt, R (9, PH) <small>OBP: 0.325, SLG: 0.408</small> (9, 7)			0-0 1-3		0-0 F9		0-3 K		0-0 FC4-2 1B 1-2 2-3 2B	3 0 0 0 0 1 2 1 1 0 0 0 0 3										
Mike McCormick, L (1, 1) <small>OBP: 0.500, SLG: 0.333</small> Leon Wagner, L (8, PH) <small>OBP: 0.200, SLG: 0.111</small> Gordon Jones, R (8, 1) Hank Sauer, R (9, PH) Hobie Landrith, L (9, 2) <small>OBP: 0.333, SLG: 0.714</small>		0-0 F7		0-0 SH1-3		0-0 SH1-3 1-2 2-3		0-0 G3	0-3 K	1 0 0 0 0 0 0 1 0 0 0 0 0 0 0 0 0 0 0 0 0 1 0 0 0 0 1 3 0 0 0 0 0 0 0										
Inning Stats	R: 0 E: 0 K: 2 S: 7	H: 0 LOB: 0 BB: 0 P: 7	R: 1 E: 0 K: 0 S: 4	H: 1 LOB: 0 BB: 0 P: 4	R: 0 E: 0 K: 0 S: 3	H: 0 LOB: 0 BB: 0 P: 3	R: 1 E: 0 K: 0 S: 4	H: 1 LOB: 0 BB: 0 P: 4	R: 0 E: 1 K: 1 S: 6	H: 1 LOB: 2 BB: 0 P: 6	R: 0 E: 0 K: 2 S: 7	H: 0 LOB: 0 BB: 0 P: 7	R: 0 E: 0 K: 0 S: 5	H: 2 LOB: 2 BB: 0 P: 5	R: 4 E: 0 K: 1 S: 10	H: 5 LOB: 1 BB: 0 P: 10	1B: 8 2B: 1 3B: 0 HR: 2	SF: 0 SAC: 1 DP: 0 HBP: 0	WP: 0 PB: 0 SB: 0 CS: 0	PA: 39
PITCHER	IP WLS BF H R ER SO BB IBB HBP BLK WP HR S P ERA WHIP																			
Bob Purkey, R (1, 1) <small>ERA: 4.17</small> Bob Mabe, R (9, 1) <small>ERA: 2.0</small>	8.2 L 37 10 6 6 6 0 0 0 0 0 0 2 49 49 6.23 1.154																			

San Francisco Giants @ Cincinnati Redlegs
 Crosley Field, Cincinnati, OH
 Mon May 04 1959, 7:05 PM EDT
 Att. 5,932 - Unknown

AB	38
R	6
H	11
RBI	6
BB	0
SO	6
LOB	15



Batter	1	2	3	4	5	6	7	8	9	AB	R	H	RBI	BB	SO	LOB
Johnny Temple, R OBP: 0.423, SLG: 0.530 (1, 4)	4-0 BB K		0-0 1-3 1B	4-0 IBB		0-0 2B		0-0 FC6-4 1-2f		3	0	2	0	2	0	1
Vada Pinson, L OBP: 0.458, SLG: 0.651 (1, 8)	0-3 1-2 K		0-3 2 K	0-0 F9		0-0 4-3			0-0 3-1	5	0	0	0	0	2	7
Frank Robinson, R OBP: 0.374, SLG: 0.613 (1, 3)	0-0 4-3		0-0 3 F5		0-0 1-3	0-0 F9			0-0 HR	5	1	1	1	0	0	3
Frank Thomas, R OBP: 0.367, SLG: 0.500 (1, 5) (9, 7)		0-3 K		0-0 HR 1B	0-0 HR		0-0 F8		0-0 2B 1B	5	3	3	1	0	1	0
Pete Whisenant, R OBP: 0.250, SLG: 0.400 (1, 7)		4-0 BB 1B		0-0 1-H HR	4-0 BB		0-0 4-3		0-3 K	2	1	1	2	2	0	0
Eddie Kasko, R OBP: 0.500, SLG: 0.500 (9, 5)										0	0	0	0	0	0	0
Jerry Lynch, L OBP: 0.323, SLG: 0.679 (9, PH)										1	0	0	0	0	1	1
Gus Bell, L OBP: 0.337, SLG: 0.480 (1, 9)		0-0 1-2 G6-4-3 1B		4-0 FC5-4 BB	0-0 F5		0-0 F8		0-0 1-H 2B	4	0	2	1	1	0	1
Roy McMillan, R OBP: 0.383, SLG: 0.529 (1, 6)		0-0 G6-4-3 1-2f		0-0 FC5-4 2B 1-2f	4-0 BB			0-0 F8	0-0 F8	4	0	0	0	1	0	4
Ed Bailey, L OBP: 0.386, SLG: 0.400 (1, 2)			4-0 FC1-6 BB	0-0 1-3 2B	0-0 F9			0-0 F8		3	0	1	0	1	0	2
Bob Purkey, R OBP: 0.286, SLG: 0.308 (1, 1)			0-0 FC1-6 1B WP 1-2f	0-0 5-6-3			0-3 K	1-0 FC6-4 HBP		3	0	0	0	0	1	3
Bob Mabe, R (9, 1)										0	0	0	0	0	0	0

BOTTOM	
San Francisco Giants @ Cincinnati Redlegs	
Crosley Field, Cincinnati, OH	
Mon May 04 1959, 7:05 PM EDT	
Att. 5,932 - Unknown	
AB 35	
R 5	
H 10	
RBI 5	
BB 7	
SO 5	
LOB 22	
WP: 1 PA: 43	
PB: 0	
SB: 0	
CS: 0	

PITCHER																
IP	WLS	BF	H	R	ER	SO	BB	IBB	HBP	BLK	WP	HR	S	P	ERA	WHIP
Mike McCormick, L ERA: 4.76 (1, 1)	7.0	33	7	3	3	4	6	1	0	0	1	2	34	62	3.86	1.857
Gordon Jones, R ERA: (8, 1)	1.0	4	0	0	0	0	0	0	1	0	0	0	3	4	0.00	0.000
Al Worthington, R ERA: 4.73 (9, 1)	0.2	5	3	2	2	1	0	0	0	0	0	1	7	7	27.00	4.500
Jack Sanford, R ERA: 2.14 (9, 1)	0.1	1	0	0	0	0	0	0	0	0	0	0	1	1	0.00	0.000



livebaseballscorecards.com

Batter	1	2	3	4	5	6	7	8	9	AB R H RBI BB SO LOB	TOP											
Jim Davenport, R (1, 5) OBP: 0.319, SLG: 0.375	0-0 F2		0-0 F8			0-0 F6		0-0 F6		4 0 0 0 0 0 0	San Francisco Giants @ Cincinnati Redlegs Crosley Field, Cincinnati, OH Tue May 05 1959, 7:05 PM EDT Att: 13,822 - Unknown AB 32 R 2 H 5 RBI 2 BB 1 SO 3 LOB 11											
Willie Kirkland, L (1, 7) OBP: 0.355, SLG: 0.692	0-0 F9			0-0 HR		4-0 2B BB		0-0 4-3		3 2 1 1 1 0 0												
Willie Mays, R (1, 8) OBP: 0.368, SLG: 0.500	0-0 5-3			0-0 4-3		0-0 1-H 2B		0-0 F9		4 0 1 1 0 0 0												
Orlando Cepeda, R (1, 3) OBP: 0.333, SLG: 0.625		H 1-0 6-3 HBP		0-0 6-3		0-0 F3		0-0 1B		3 0 1 0 0 0 1												
Felipe Alou, R (1, 9) OBP: 0.350, SLG: 0.584		X 0-0 6-3 1-2		0-0 5-3		0-3 K		0-0 F2		4 0 0 0 0 1 3												
Daryl Spencer, R (1, 4) OBP: 0.310, SLG: 0.295		X 0-0 5-3			X 0-0 E6 G6-4-3		0-0 4-3		X 0-0 F9	4 0 0 0 0 0 2												
Andre Rodgers, R (1, 6) OBP: 0.333, SLG: 0.444		0-0 K			X 0-0 G6-4-3 1-2f		0-0 F8		S 0-3 K	4 0 0 0 0 2 3												
Bob Schmidt, R (1, 2) OBP: 0.317, SLG: 0.386			X 0-0 F8		0-0 1B		0-0 1B			3 0 2 0 0 0 0												
Sam Jones, R (1, 1) Bob Speake, L (7, PH) Stu Miller, R (7, 1) OBP: 0.333, SLG: 0.333			X 0-0 4-3		X 0-0 F6		X 0-0 F3			2 0 0 0 0 0 1 1 0 0 0 0 0 1 0 0 0 0 0 0 0												
Inning Stats	R: 0 E: 0 K: 0 S: 3	H: 0 LOB: 0 BB: 0 P: 3	R: 0 E: 0 K: 1 S: 5	H: 0 LOB: 1 BB: 0 P: 6	R: 0 E: 0 K: 0 S: 3	H: 0 LOB: 0 BB: 0 P: 3	R: 1 E: 0 K: 0 S: 4	H: 1 LOB: 0 BB: 0 P: 4	R: 0 E: 1 K: 0 S: 4	H: 1 LOB: 1 BB: 0 P: 4	R: 1 E: 0 K: 1 S: 6	H: 1 LOB: 1 BB: 1 P: 10	R: 0 E: 0 K: 0 S: 4	H: 1 LOB: 1 BB: 0 P: 4	R: 0 E: 0 K: 0 S: 3	H: 0 LOB: 0 BB: 0 P: 3	R: 0 E: 0 K: 1 S: 6	H: 1 LOB: 1 BB: 0 P: 6	1B: 3 2B: 1 3B: 0 HR: 1	SF: 0 SAC: 0 DP: 1 HBP: 1	WP: 0 PB: 0 SB: 0 CS: 0	PA: 34
PITCHER Don Newcombe, R (1, 1) ERA: 2.82	IP 9.0 WLS W BF 34 H 5 R 2 ER 2 SO 3 BB 1 IBB 0 HBP 1 BLK 0 WP 0 HR 1 S 38 P 43 ERA 2.00 WHIP 0.667											PITCHER	IP WLS BF H R ER SO BB IBB HBP BLK WP HR S P ERA WHIP									



Batter	1	2	3	4	5	6	7	8	9	AB R H RBI BB SO LOB	TOP
Jim Gilliam, S (1, 5) OBP: 0.368, SLG: 0.286	1-0 		4-2 		0-0 		1-2 		3-2 	4 0 2 0 1 0 0	Los Angeles Dodgers @ San Francisco Giants Seals Stadium, San Francisco, CA Thu May 07 1959, 6:33 AM EDT Att. 14,216 - Unknown
Charlie Neal, R (1, 4) OBP: 0.368, SLG: 0.388	2-2 		0-0 		2-1 		0-2 	2-1 	5 0 2 0 0 0 2		
Wally Moon, L (1, 7) OBP: 0.436, SLG: 0.494	2-0 		1-2 		1-0 		2-1 		4 0 1 0 0 0 3		
Duke Snider, L (1, 9) OBP: 0.288, SLG: 0.393 Ron Fairly, L (7, 9) OBP: 0.392, SLG: 0.457		3-1 	3-1 		2-1 		0-0 		4 0 0 0 0 0 5 0 0 0 0 0 0 0		
Don Demeter, R (1, 8) OBP: 0.360, SLG: 0.570		1-2 		0-1 		2-2 		3-3 	4 1 2 0 0 1 0		
Gil Hodges, R (1, 3) OBP: 0.388, SLG: 0.544 Norm Larker, L (3, 3) OBP: 0.486, SLG: 0.593		1-1 		0-2 		0-0 		2-1 	1 0 1 0 0 0 0 3 1 2 2 0 0 0		
John Roseboro, L (1, 2) OBP: 0.316, SLG: 0.282		4-1 		0-0 		0-0 		1-2 	3 0 2 0 1 0 2		
Don Zimmer, R (1, 6) OBP: 0.323, SLG: 0.365		2-3 		1-1 		4-1 		0-0 	3 0 0 0 1 1 4		
Stan Williams, R (1, 1) OBP: 0.200, SLG: 0.111			2-3 	2-2 		0-0 		0-3 	4 0 0 0 0 2 2		
Inning Stats	R: 0 H: 1 E: 0 LOB: 0 K: 0 BB: 0 S: 5 P: 10	R: 0 H: 1 E: 0 LOB: 2 K: 1 BB: 1 S: 12 P: 23	R: 0 H: 1 E: 0 LOB: 2 K: 1 BB: 1 S: 12 P: 22	R: 2 H: 3 E: 0 LOB: 0 K: 0 BB: 0 S: 12 P: 15	R: 0 H: 1 E: 0 LOB: 1 K: 0 BB: 0 S: 6 P: 11	R: 0 H: 2 E: 0 LOB: 2 K: 0 BB: 1 S: 7 P: 13	R: 0 H: 1 E: 1 LOB: 1 K: 0 BB: 0 S: 9 P: 12	R: 0 H: 1 E: 0 LOB: 1 K: 1 BB: 0 S: 10 P: 16	R: 0 H: 1 E: 0 LOB: 0 K: 1 BB: 0 S: 9 P: 14	1B: 10 SF: 0 2B: 1 SAC: 0 3B: 1 DP: 5 HR: 1 HBP: 0	
PITCHER Jack Sanford, R (1, 1) ERA: 2.16 Gordon Jones, R (9, 1) ERA:	IP WLS BF H R ER SO BB IBB HBP BLK WP HR S P ERA WHIP 8.0 L 35 11 2 2 3 2 1 0 0 0 1 73 122 2.25 1.625 1.0 3 1 0 0 1 0 0 0 0 0 0 9 14 0.00 1.000	PITCHER IP WLS BF H R ER SO BB IBB HBP BLK WP HR S P ERA WHIP									

livebaseballscorecards.com

AB	35
R	2
H	12
RBI	2
BB	3
SO	4
LOB	18



Batter	1	2	3	4	5	6	7	8	9	AB	R	H	RBI	BB	SO	LOB
Jim Davenport, R OBP: 0.306, SLG: 0.359 (1, 5)	1-1 F9		0-0 F8		0-0 L7			0-0 FC3-6 2B		4	0	0	0	0	0	1
Felipe Alou, R OBP: 0.345, SLG: 0.580 (1, 9)	2-0 F3		1-0 F4			1-1 F5		0-2 1-3 2B		4	0	1	0	0	0	0
Willie Mays, R OBP: 0.384, SLG: 0.544 (1, 8)	2-0 1B			2-0 SF4 3B		0-0 2B		3-0 F2		4	1	3	0	0	0	3
Willie Kirkland, L OBP: 0.314, SLG: 0.600 (1, 7)	0-1 L7			1-3 K		0-0 F7		1-0 1-3		4	0	0	0	0	1	6
Orlando Cepeda, R OBP: 0.330, SLG: 0.604 (1, 3)		2-2 5-3		4-2 BB		1-2 6-3			1-0 F8	3	0	0	0	1	0	1
Daryl Spencer, R OBP: 0.308, SLG: 0.296 (1, 4)		1-1 1B		0-1 SF4			1-0 F7		3-2 F6	3	0	1	1	0	0	0
Andre Rodgers, R OBP: 0.328, SLG: 0.421 (1, 6)		4-2 BB		1-0 L7			3-1 F3		2-2 F2	3	0	0	0	1	0	1
Bob Schmidt, R OBP: 0.318, SLG: 0.373 (1, 2)		1-1 FC1-5-4			4-0 BB		0-0 F5			2	0	0	0	1	0	1
Jack Sanford, R (1, 1)			1-2 6-3		1-2 F4			3-2 FC3-6 1B		2	0	0	0	0	0	1
Leon Wagner, L OBP: 0.273, SLG: 0.200 (8, PH)										1	0	1	0	0	0	0
Bob Speake, L (8, PR)										0	0	0	0	0	0	0
Gordon Jones, R (9, 1)										0	0	0	0	0	0	0

Inning Stats	R: 0	H: 1	E: 0	LOB: 1	K: 0	BB: 0	S: 6	P: 11	R: 0	H: 1	E: 0	LOB: 1	K: 0	BB: 0	S: 9	P: 17	R: 0	H: 0	E: 0	LOB: 0	K: 0	BB: 0	S: 7	P: 9	R: 1	H: 1	E: 0	LOB: 1	K: 1	BB: 1	S: 10	P: 18	R: 0	H: 0	E: 0	LOB: 0	K: 0	BB: 1	S: 6	P: 11	R: 0	H: 1	E: 0	LOB: 1	K: 0	BB: 0	S: 7	P: 9	R: 0	H: 0	E: 0	LOB: 0	K: 0	BB: 0	S: 4	P: 8	R: 0	H: 2	E: 0	LOB: 3	K: 0	BB: 0	S: 9	P: 16	R: 0	H: 0	E: 0	LOB: 0	K: 0	BB: 0	S: 8	P: 14	1B: 3	SF: 1	2B: 2	SAC: 0	3B: 1	DP: 0	HR: 0	HBP: 0	WP: 0	PA: 34
PITCHER Stan Williams, R ERA: 4.56 (1, 1)	IP	WLS	BF	H	R	ER	SO	BB	IBB	HBP	BLK	WP	HR	S	P	ERA	WHIP	IP	WLS	BF	H	R	ER	SO	BB	IBB	HBP	BLK	WP	HR	S	P	ERA	WHIP	IP	WLS	BF	H	R	ER	SO	BB	IBB	HBP	BLK	WP	HR	S	P	ERA	WHIP																															

Los Angeles Dodgers @ San Francisco Giants
Seals Stadium, San Francisco, CA
Thu May 07 1959, 6:33 AM EDT
Att. 14,216 - Unknown

AB	30
R	1
H	6
RBI	1
BB	3
SO	1
LOB	14



Batter	1	2	3	4	5	6	7	8	9	AB R H RBI BB SO LOB	TOP									
Solly Drake, S (1, 9) OBP: 0.500, SLG: 0.400	1-3 	1-2 			1-1 		1-3 		4-1 	4 0 2 0 1 2 0	<p>Los Angeles Dodgers @ San Francisco Giants</p> <p>Seals Stadium, San Francisco, CA</p> <p>Fri May 08 1959, 10:05 PM EDT</p> <p>Att: 22,706 - Unknown</p>									
Charlie Neal, R (1, 4) OBP: 0.353, SLG: 0.370	1-0 	0-0 			0-0 		1-2 		0-2 	5 0 0 0 0 0 4										
Don Demeter, R (1, 8) OBP: 0.356, SLG: 0.552	1-2 			1-2 	3-2 		4-0 			3 0 0 0 1 0 1										
Rip Repulski, R (1, 7) OBP: 0.350, SLG: 0.294		1-1 		0-2 	0-1 		1-3 			4 0 1 0 0 1 3										
Jim Baxes, R (1, 5) OBP: 0.395, SLG: 0.515		2-1 		0-0 		0-0 		0-1 		4 0 1 0 0 0 1										
Norm Larker, L (1, 3) OBP: 0.500, SLG: 0.600		2-1 		2-1 		1-1 		0-0 		3 1 2 0 0 0 0										
Bob Lillis, R (1, 6) OBP: 0.400, SLG: 0.333		4-2 		0-0 		1-0 		1-2 		3 1 2 0 1 0 1										
Joe Pignatano, R (1, 2) OBP: 0.280, SLG: 0.227		0-0 		0-0 		1-2 		1-2 		4 1 1 1 0 0 4										
Danny McDevitt, L (1, 1) OBP: 0.125, SLG: 0.250		0-0 		0-3 		0-1 			2-1 	3 0 1 2 0 1 3										
Art Fowler, R (6, 1) OBP: 0.111, SLG: 0.111										0 0 0 0 0 0 0										
Johnny Klippstein, R (7, 1)										0 0 0 0 0 0 0										
Jim Gilliam, S (9, PH) OBP: 0.362, SLG: 0.281										1 0 0 0 0 0 0										
Inning Stats	R: 0 E: 0 K: 1 S: 7	H: 0 LOB: 0 BB: 0 P: 10	R: 3 E: 0 K: 0 S: 14	H: 5 LOB: 2 BB: 1 P: 24	R: 0 E: 1 K: 0 S: 7	H: 0 LOB: 0 BB: 0 P: 8	R: 0 E: 0 K: 1 S: 7	H: 1 LOB: 1 BB: 0 P: 9	R: 0 E: 0 K: 0 S: 10	H: 1 LOB: 1 BB: 0 P: 14	R: 0 E: 0 K: 2 S: 9	H: 0 LOB: 1 BB: 1 P: 16	R: 0 E: 0 K: 0 S: 9	H: 1 LOB: 1 BB: 0 P: 11	R: 0 E: 0 K: 0 S: 6	H: 0 LOB: 0 BB: 1 P: 12	1B: 9 2B: 1 3B: 0 HR: 0	SF: 0 SAC: 1 DP: 2 HBP: 0	WP: 0 PB: 0 SB: 1 CS: 1	PA: 38
PITCHER Johnny Antonelli, L (1, 1) ERA: 2.67	IP: 9.0 WLS: W BF: 38 H: 10 R: 3 ER: 3 SO: 4 BB: 3 IBB: 0 HBP: 0 BLK: 0 WP: 0 HR: 0 S: 79 P: 117 ERA: 3.00 WHIP: 1.444																			

AB	34
R	3
H	10
RBI	3
BB	3
SO	4
LOB	17



livebaseballscorecards.com

Batter	1	2	3	4	5	6	7	8	9	AB	R	H	RBI	BB	SO	LOB
Jim Davenport, R OBP: 0.301, SLG: 0.361 (1, 5)	L8		2B		1-3	K		F5		5	0	1	0	0	1	2
Jackie Brandt, R OBP: 0.329, SLG: 0.461 (1, 7)	5-3		6-3		F9		1B 2B 2B	HR		5	2	2	1	0	0	1
Willie Mays, R OBP: 0.404, SLG: 0.585 (1, 8)	6-3			1-3 1B 1B		E BB	PB 2B 1B	HR		4	4	3	1	1	0	0
Orlando Cepeda, R OBP: 0.324, SLG: 0.594 (1, 3)		6-3	1-3 1-2	1-3 1-2		E9 1B 2B	K 1-2	F5		5	1	1	1	0	1	3
Felipe Alou, R OBP: 0.348, SLG: 0.565 (1, 9)		K	2-3 1-2	K		SH 1B 1B	SF8 IBB	F2		4	2	1	1	1	2	1
Daryl Spencer, R OBP: 0.337, SLG: 0.341 (1, 4)		1B	1-2 2-H	BB 1B		SH G3-2-3 1B	2B			4	0	4	3	0	0	0
Andre Rodgers, R OBP: 0.328, SLG: 0.414 (1, 6)		1-3	4-1 1-2	BB BB		SH G3-2-3 1-3 2-H	SF8			1	0	0	1	1	0	1
Roger McCardell, R (1, 2)			1-0 1-X	4-3		F9				2	0	0	0	0	0	2
Willie Kirkland, L OBP: 0.333, SLG: 0.600 (6, PH)			2-3 1-X	4-3		F9				0	0	0	0	1	0	0
Hobie Landrith, L OBP: 0.400, SLG: 0.714 (7, 2)										0	0	0	0	1	0	0
Johnny Antonelli, L OBP: 0.100, SLG: 0.100 (1, 1)			K			K	G3-2-3 1-2 2-3 3-H	5-3		4	0	0	0	0	2	5

BOTTOM															
Los Angeles Dodgers @ San Francisco Giants Seals Stadium, San Francisco, CA Fri May 08 1959, 10:05 PM EDT Att. 22,706 - Unknown															
AB	34	R	9	H	12	RBI	8	BB	5	SO	6	LOB	15		
WP: 0	PA: 41	PB: 1	SB: 0	CS: 0											

Inning Stats																																																												
R: 0	H: 0	E: 0	K: 0	S: 7	R: 0	H: 1	E: 0	K: 1	S: 10	R: 0	H: 1	E: 0	K: 1	S: 8	R: 1	H: 2	E: 0	K: 1	S: 12	R: 0	H: 0	E: 0	K: 1	S: 8	R: 3	H: 3	E: 2	K: 1	S: 12	R: 3	H: 3	E: 0	K: 1	S: 10	R: 2	H: 2	E: 0	K: 0	S: 9																					
IP: 5.0	WLS: L	BF: 23	H: 6	R: 4	ER: 3	SO: 4	BB: 2	IBB: 0	HBP: 0	BLK: 0	WP: 0	HR: 0	S: 49	P: 81	ERA: 5.40	WHIP: 1.600	IP: 1.1	WLS: L	BF: 10	H: 4	R: 3	ER: 3	SO: 2	BB: 0	IBB: 2	HBP: 0	BLK: 0	WP: 0	HR: 0	S: 16	P: 32	ERA: 20.25	WHIP: 3.000	IP: 0.1	WLS: L	BF: 8	H: 2	R: 2	ER: 2	SO: 0	BB: 1	IBB: 0	HBP: 0	BLK: 0	WP: 0	HR: 2	S: 11	P: 26	ERA: 10.80	WHIP: 1.800										

PITCHER																																	
IP	WLS	BF	H	R	ER	SO	BB	IBB	HBP	BLK	WP	HR	S	P	ERA	WHIP	IP	WLS	BF	H	R	ER	SO	BB	IBB	HBP	BLK	WP	HR	S	P	ERA	WHIP

Batter	1	2	3	4	5	6	7	8	9	10	11	AB R H RBI BB SO LOB	TOP										
Jim Gilliam, S OBP: 0.360, SLG: 0.274 (1, 5)	G3	E S BB		F6		L9			1-3		SH3-4 1B	5 1 1 0 1 0 1	Los Angeles Dodgers @ San Francisco Giants Seals Stadium, San Francisco, CA Sat May 09 1959, 6:33 AM EDT Att. 22,679 - Unknown										
Charlie Neal, R OBP: 0.355, SLG: 0.372 (1, 4)	HR 1B	4-3		FC6-4 1B		FC6-4 1-2f			F7		SH3-4 1-2	5 1 2 0 0 0 2											
Wally Moon, L OBP: 0.420, SLG: 0.471 (1, 7)	F8			F7		5-3			F7		F8 E 2-H 1B	6 0 1 1 0 0 2											
Duke Snider, L OBP: 0.308, SLG: 0.452 (1, 9)	HR 1-H			4-3 1B		K					BB SH2-4 1B	6 2 3 2 0 1 2											
Norm Larker, L OBP: 0.489, SLG: 0.647 (1, 3)	HR			1B FC6-4 HBP		F5			6-3		SH2-4 1-2	4 2 1 1 0 0 2											
John Roseboro, L OBP: 0.329, SLG: 0.289 (1, 2)	1B			FC6-4 1-3 2-H 1B		K			B3		BB IBB	5 0 2 1 1 1 2											
Ron Fairly, L OBP: 0.362, SLG: 0.429 Don Demeter, R OBP: 0.352, SLG: 0.546 (1, 8) (9, 8)	1-3			FC6-4 IBB		F7			K		K	3 0 0 0 1 1 1 1 0 0 0 0 1 2											
Don Zimmer, R OBP: 0.320, SLG: 0.360 Rip Repulski, R OBP: 0.381, SLG: 0.294 Bob Lillis, R OBP: 0.400, SLG: 0.333 (1, 6) (10, PH) (10, PR) (10, 6)		5-3		FC6-4 1-2f 2-3 3-H 1B		K			1B		1-2 2-3 BB	4 0 1 1 0 1 2 0 0 0 0 1 0 0 0 0 0 0 0 0 0											
Don Drysdale, R OBP: 0.238, SLG: 0.350 Dick Gray, R OBP: 0.385, SLG: 0.429 Clem Labine, R (1, 1) (10, PH) (10, 1)		K		F3		FC6-4 1B			K		F8	4 0 1 0 0 2 3 1 0 0 0 0 0 3 0 0 0 0 0 0 0											
Inning Stats	R: 3 E: 0 S: 13	H: 4 LOB: 1 BB: 0 P: 18	R: 0 E: 0 K: 1 S: 9	H: 0 LOB: 1 BB: 1 P: 19	R: 2 E: 0 K: 0 S: 12	H: 2 LOB: 2 BB: 1 P: 23	R: 0 E: 0 K: 0 S: 7	H: 1 LOB: 1 BB: 0 P: 8	R: 0 E: 0 K: 1 S: 5	H: 0 LOB: 0 BB: 0 P: 8	R: 0 E: 0 K: 2 S: 9	H: 1 LOB: 1 BB: 0 P: 12		R: 0 E: 0 K: 0 S: 7	H: 0 LOB: 0 BB: 0 P: 11	R: 0 E: 0 K: 1 S: 9	H: 1 LOB: 3 BB: 2 P: 17	R: 1 E: 1 K: 0 S: 12	H: 2 LOB: 2 BB: 0 P: 14	1B: 10 2B: 0 3B: 0 HR: 2	SF: 0 SAC: 2 DP: 0 HBP: 1	WP: 0 PB: 0 SB: 2 CS: 0	PA: 51
PITCHER	IP WLS BF H R ER SO BB IBB HBP BLK WP HR S P ERA WHIP																						
Sam Jones, R ERA: 4.95 (1, 1)	2.1	15	6	5	5	1	1	0	1	0	0	0	0	2	29	49	19.29	3.000					
Al Worthington, R ERA: 3.71 (3, 1)	3.2	14	2	0	0	2	0	1	0	0	0	0	0	0	27	45	0.00	0.545					
Stu Miller, R ERA: 1.96 (7, 1)	3.0	10	1	0	0	3	0	0	0	0	0	0	0	0	25	38	0.00	0.333					
Gordon Jones, R ERA: 1.13 (10, 1)	2.0	L 12	3	1	1	1	1	1	0	0	0	0	0	0	21	31	4.50	2.000					

livebaseballscorecards.com

AB	44
R	6
H	12
RBI	6
BB	4
SO	7
LOB	22



Batter	1	2	3	4	5	6	7	8	9	10	11	AB R H RBI BB SO LOB	BOTTOM					
Jim Davenport, R OBP: 0.287, SLG: 0.343 (1, 5)	2-3 K	0-0 F3			1-0 5-3	0-0 FC6-4			0-0 F7			5 0 0 0 0 1 4	Los Angeles Dodgers @ San Francisco Giants Seals Stadium, San Francisco, CA Sat May 09 1959, 6:33 AM EDT Att. 22,679 - Unknown					
Willie Kirkland, L OBP: 0.366, SLG: 0.588 (1, 9)	4-0 3-1 WP 2B BB		1-0 L8		2-1 FC1-6 1B		0-3 K		0-2 2-H 1B			4 1 2 1 1 1 0						
Willie Mays, R OBP: 0.394, SLG: 0.561 (1, 8)	1-1 3-1		1-0 1B PB HBP		2-2 FC1-6 1-2f		2-1 1-3		0-0 F8			4 1 0 0 0 0 3						
Leon Wagner, L OBP: 0.313, SLG: 0.333 (1, 7)	2-1 BLK 2B		3-1 1B PB 1B		0-0 F2		3-3 K			2-3 K		5 1 2 1 0 2 1						
Orlando Cepeda, R OBP: 0.327, SLG: 0.580 (1, 3)	4-1 BLK BB		0-1 1-H 3-H 1B			0-1 2-3		1-3 K		1-1 6-3		4 0 1 1 1 1 0						
Daryl Spencer, R OBP: 0.320, SLG: 0.322 (1, 4)	3-2 6-3 1-2 2-3		0-1 G1-4-6-3 1-2f			0-2 F7		1-2 F2		3-2 6-3		5 0 0 0 0 0 3						
Hobie Landrith, L OBP: 0.333, SLG: 0.455 (1, 2)		0-1 6-3		0-0 4-3		4-2 1B BB BB		3-2 6-3			0-1 F7	4 1 0 0 1 0 0						
Andre Rodgers, R OBP: 0.347, SLG: 0.419 (1, 6)		0-2 E 1B		2-0 5-3		4-2 1B BB BB			0-1 SH3 1B 1B		2-3 K	4 1 2 0 1 1 0						
Sam Jones, R Al Worthington, R Bob Speake, L Stu Miller, R Jackie Brandt, R Gordon Jones, R Felipe Alou, R (1, 1) (3, 1) (6, PH) (7, 1) (9, PH) (10, 1) (11, PH)		0-1 SAFE F6		0-1 6-3		0-1 FC6-4 1B			0-1 SH3		3-1 1-3	1 0 0 0 0 0 0 1 1 0 0 0 0 0 0 0 1 0 0 1 1 0 1 0 0 0 0 0 0 0						
Inning Stats	R: 1 H: 1 E: 0 LOB: 2 K: 1 BB: 2 S: 12 P: 28	R: 0 H: 1 E: 1 LOB: 1 K: 0 BB: 0 S: 8 P: 8	R: 2 H: 2 E: 0 LOB: 0 K: 0 BB: 0 S: 7 P: 12	R: 0 H: 0 E: 0 LOB: 0 K: 0 BB: 0 S: 4 P: 6	R: 0 H: 1 E: 0 LOB: 1 K: 0 BB: 0 S: 7 P: 12	R: 1 H: 1 E: 0 LOB: 2 K: 0 BB: 2 S: 13 P: 21	R: 0 H: 0 E: 0 LOB: 0 K: 2 BB: 0 S: 8 P: 13	R: 0 H: 0 E: 0 LOB: 0 K: 1 BB: 0 S: 9 P: 14	R: 1 H: 2 E: 0 LOB: 1 K: 0 BB: 0 S: 9 P: 9	R: 0 H: 0 E: 0 LOB: 0 K: 1 BB: 0 S: 10 P: 16	R: 0 H: 0 E: 0 LOB: 0 K: 1 BB: 0 S: 8 P: 13	1B: 7 SF: 0 2B: 1 SAC: 1 3B: 0 DP: 1 HR: 0 HBP: 1		WP: 1 PA: 45 PB: 1 SB: 0 CS: 0				
PITCHER	IP WLS BF H R ER SO BB IBB HBP BLK WP HR S P ERA WHIP																	
Don Drysdale, R ERA: 3.6 (1, 1)	9.0	39	8	5	4	4	4	4	0	0	1	1	1	0	77	123	4.00	1.333
Clem Labine, R ERA: 4.43 (10, 1)	2.0	6	0	0	0	2	0	0	0	0	0	0	0	0	18	29	0.00	0.000



Batter	1	2	3	4	5	6	7	8	9	AB R H RBI BB SO LOB	TOP	
Jim Gilliam, S (1, 9) OBP: 0.367, SLG: 0.288 (8, 5)	2-2 		3-1 			0-0 		1-1 		4 1 2 0 0 0 0	Los Angeles Dodgers @ San Francisco Giants Seals Stadium, San Francisco, CA Sun May 10 1959, 6:33 AM EDT Att. 22,641 - Unknown livebaseballscorecards.com	
Charlie Neal, R (1, 4) OBP: 0.354, SLG: 0.397	2-1 		2-1 			1-0 		0-1 		3 1 1 1 0 0 1		
Don Demeter, R (1, 8) OBP: 0.349, SLG: 0.550	1-2 			0-0 		2-0 		1-1 		3 0 1 1 0 0 0		
Gil Hodges, R (1, 3) OBP: 0.350, SLG: 0.514	0-1 			1-2 		3-1 		1-3 		4 0 0 0 0 1 1		
Rip Repulski, R (1, 7) OBP: 0.440, SLG: 0.500		4-1 		2-2 		2-0 		2-3 		3 1 2 1 1 1 0		
Dick Gray, R (1, 5) Ron Fairly, L (8, 9) OBP: 0.375, SLG: 0.420		0-3 		1-2 		0-0 		1-2 		2 0 0 0 0 1 1 1 0 0 0 0 0 0		
Bob Lillis, R (1, 6) OBP: 0.286, SLG: 0.231		1-0 		1-2 		0-1 		0-1 		4 0 0 0 0 0 2		
Joe Pignatano, R (1, 2) OBP: 0.286, SLG: 0.208		2-0 		1-1 		4-0 				2 0 0 0 1 0 1		
Johnny Podres, L (1, 1) Clem Labine, R (8, 1)			0-2 		0-1 		1-3 			3 0 0 0 0 1 2 0 0 0 0 0 0 0		
Inning Stats	R: 0 H: 2 E: 0 LOB: 1 K: 0 BB: 0 S: 11 P: 16	R: 0 H: 0 E: 0 LOB: 1 K: 1 BB: 1 S: 6 P: 13	R: 0 H: 0 E: 0 LOB: 0 K: 0 BB: 0 S: 7 P: 12	R: 1 H: 1 E: 0 LOB: 0 K: 0 BB: 0 S: 11 P: 15	R: 0 H: 0 E: 0 LOB: 0 K: 0 BB: 0 S: 8 P: 10	R: 1 H: 1 E: 0 LOB: 0 K: 0 BB: 0 S: 5 P: 11	R: 0 H: 1 E: 0 LOB: 2 K: 1 BB: 1 S: 7 P: 14	R: 1 H: 1 E: 0 LOB: 0 K: 1 BB: 0 S: 8 P: 11	R: 0 H: 0 E: 0 LOB: 0 K: 1 BB: 0 S: 8 P: 11	1B: 3 SF: 1 2B: 1 SAC: 2 3B: 0 DP: 1 HR: 2 HBP: 0	WP: 0 PA: 34 PB: 0 SB: 1 CS: 0	
PITCHER Mike McCormick, L (1, 1) ERA: 4.13 Stu Miller, R (8, 1) ERA: 2.21	IP WLS BF H R ER SO BB IBB HBP BLK WP HR S P ERA WHIP 7.0 L 27 5 2 2 2 1 1 0 0 0 1 55 91 2.57 0.857 2.0 7 1 1 1 2 0 0 0 0 0 1 17 23 4.50 0.500											PITCHER IP WLS BF H R ER SO BB IBB HBP BLK WP HR S P ERA WHIP



Batter	1	2	3	4	5	6	7	8	9	AB	R	H	RBI	BB	SO	LOB
Jim Davenport, R (1, 5) <small>OBP: 0.277, SLG: 0.330</small> Leon Wagner, L (9, PH) <small>OBP: 0.353, SLG: 0.438</small>	1-2 L3		0-0 F9	1-2 L9			1-3 K		0-0 2B	4	0	0	0	0	1	3
Jackie Brandt, R (1, 7) <small>OBP: 0.322, SLG: 0.444</small>	2-1 F4		1-2 BB 1B		0-0 F7			0-0 5-3	2-2 F4	5	0	1	0	0	0	1
Willie Mays, R (1, 8) <small>OBP: 0.398, SLG: 0.564</small>	2-0 F6		4-2 BB		0-0 6-3			3-2 HR 2B		3	1	1	0	1	0	0
Orlando Cepeda, R (1, 3) <small>OBP: 0.315, SLG: 0.558</small>			2-3 K		1-1 1-3			0-0 5-3		4	0	0	0	0	2	3
Felipe Alou, R (1, 9) <small>OBP: 0.351, SLG: 0.584</small>		4-0 BB BB		1-2 5-3		0-0 L6		1-2 HR 2-H		3	1	1	2	1	0	0
Daryl Spencer, R (1, 4) <small>OBP: 0.327, SLG: 0.323</small>		0-0 F8		2-1 BB 1B 1B		2-3 K		4-2 BB		3	0	1	0	1	1	1
Andre Rodgers, R (1, 6) <small>OBP: 0.342, SLG: 0.400</small>		4-2 FC4-6 BB		1-3 K		3-2 F7		2-1 L7		3	0	0	0	1	1	2
Bob Schmidt, R (1, 2) <small>OBP: 0.314, SLG: 0.365</small>		0-2 FC4-6 1-2f		1-1 BB 1B		0-0 5-3			2-1 F9	4	0	1	0	0	0	2
Mike McCormick, L (1, 1) <small>OBP: 0.500, SLG: 0.250</small> Eddie Bressoud, R (7, PH) <small>OBP: 0.300, SLG: 0.188</small> Stu Miller, R (8, 1) <small>OBP: 0.333, SLG: 0.333</small> Willie Kirkland, L (9, PH) <small>OBP: 0.357, SLG: 0.571</small>			1-3 K	4-2 BB		2-2 F8		0-0 L8		1	0	0	0	1	1	0
				1-2 2-3 BB						1	0	0	0	0	0	0
										0	0	0	0	0	0	0
										1	0	0	0	0	0	0

Inning Stats	R: 0	H: 0	E: 0	K: 0	S: 6	R: 0	H: 0	E: 0	K: 1	S: 9	R: 0	H: 1	E: 0	K: 2	S: 13	R: 0	H: 2	E: 0	K: 1	S: 16	R: 0	H: 0	E: 0	K: 0	S: 4	R: 0	H: 0	E: 0	K: 1	S: 7	R: 0	H: 0	E: 0	K: 1	S: 7	R: 2	H: 2	E: 0	K: 0	S: 12	R: 0	H: 1	E: 0	K: 0	S: 9	1B: 3	SF: 0	2B: 2	SAC: 0	3B: 0	DP: 0	HR: 1	HBP: 0	WP: 0	PA: 38
Johnny Podres, L (1, 1) <small>ERA: 3.51</small> Clem Labine, R (8, 1) <small>ERA: 4.15</small>	IP: 7.2	WLS: W	BF: 33	H: 5	R: 2	ER: 2	SO: 6	BB: 5	IBB: 0	HBP: 0	BLK: 0	WP: 0	HR: 1	S: 72	P: 120	ERA: 2.35	WHIP: 1.304																																						
	IP: 1.1	WLS: S	BF: 5	H: 1	R: 0	ER: 0	SO: 0	BB: 0	IBB: 0	HBP: 0	BLK: 0	WP: 0	HR: 0	S: 11	P: 17	ERA: 0.00	WHIP: 0.750																																						

BOTTOM

Los Angeles Dodgers @ San Francisco Giants
Seals Stadium, San Francisco, CA
 Sun May 10 1959, 6:33 AM EDT
 Att. 22,641 - Unknown

livebaseballscorecards.com

AB	33
R	2
H	6
RBI	2
BB	5
SO	6
LOB	12



Batter	1	2	3	4	5	6	7	8	9	AB R H RBI BB SO LOB	TOP									
Don Hoak, R (1, 5) OBP: 0.333, SLG: 0.306	0-3 K		0-0 F8			0-0 1B		0-0 6-3	0-3 K	5 0 1 0 0 2 1	Pittsburgh Pirates @ San Francisco Giants Seals Stadium, San Francisco, CA Mon May 11 1959, 10:05 PM EDT Att: 13,789 - Unknown livebaseballscorecards.com									
Roberto Clemente, R (1, 9) OBP: 0.265, SLG: 0.345	0-0 F4		0-0 1-3			0-0 F8		0-0 F7		4 0 0 0 0 0 2										
Smoky Burgess, L (1, 2) OBP: 0.451, SLG: 0.750	0-0 1B				0-0 F4		0-0 F9		2B 3B	4 1 2 0 0 0 1										
Ted Kluszewski, L (1, 3) OBP: 0.442, SLG: 0.683	0-0 F4				0-0 F8		0-0 HR	0-0 1B	2B	4 1 2 1 0 0 1										
Bob Skinner, L (1, 7) OBP: 0.275, SLG: 0.373		0-0 F6			0-0 G3		0-0 HR	0-0 2B	1B	4 1 2 2 0 0 0										
Bill Mazaroski, R (1, 4) OBP: 0.236, SLG: 0.295		0-0 G4-6-3 1B			0-0 6-3		0-0 F3	0-3 K		4 0 1 0 0 1 2										
Dick Groat, R (1, 6) OBP: 0.324, SLG: 0.343		0-0 G4-6-3 1-2f			0-0 4-3		0-0 F9		0-0 F8	4 0 0 0 0 0 1										
Bill Virdon, L (1, 8) OBP: 0.288, SLG: 0.324			0-0 F3		0-0 F7		4-0 BB		0-0 F5	3 0 0 0 1 0 0										
Bennie Daniels, L (1, 1) OBP: 0.333, SLG: 0.667 Ron Blackburn, R (4, 1) Harry Bright, R (6, PH) Paul Giel, R (6, 1) Bob Smith, R (6, 1) Dick Stuart, R (9, PH) OBP: 0.393, SLG: 0.606			0-0 WP 2B			0-3 K2-3	0-0 4-3		0-0 HR	1 0 1 0 0 0 0 0 0 0 0 0 0 0 1 0 0 0 0 1 0 0 0 0 0 0 0 0 1 0 0 0 0 0 1 1 1 1 1 0 0 0										
Inning Stats	R: 0 E: 0 K: 1 S: 6	H: 1 LOB: 1 BB: 0 P: 6	R: 0 E: 0 K: 0 S: 3	H: 1 LOB: 0 BB: 0 P: 3	R: 0 E: 0 K: 0 S: 4	H: 0 LOB: 0 BB: 0 P: 4	R: 0 E: 0 K: 0 S: 3	H: 0 LOB: 0 BB: 0 P: 3	R: 0 E: 0 K: 1 S: 6	H: 1 LOB: 1 BB: 0 P: 6	R: 2 E: 0 K: 0 S: 5	H: 2 LOB: 1 BB: 1 P: 9	R: 1 E: 0 K: 1 S: 8	H: 3 LOB: 2 BB: 0 P: 8	R: 1 E: 0 K: 1 S: 6	H: 1 LOB: 0 BB: 0 P: 6	1B: 4 2B: 3 3B: 1 HR: 2	SF: 0 SAC: 0 DP: 1 HBP: 0	WP: 1 PB: 0 SB: 0 CS: 0	PA: 37
PITCHER Jack Sanford, R (1, 1) ERA: 2.44	IP: 9.0 WLS: W BF: 37 H: 10 R: 4 ER: 4 SO: 4 BB: 1 IBB: 0 HBP: 0 BLK: 0 WP: 1 HR: 2 S: 44 P: 48 ERA: 4.00 WHIP: 1.222																			

AB	36
R	4
H	10
RBI	4
BB	1
SO	4
LOB	9



Batter	1	2	3	4	5	6	7	8	9
Jim Davenport, R OBP: 0.282, SLG: 0.333 (1, 5)	0-0 WP 1-6-3 1B		0-0 1-3	0-0 1-2 1B		0-0 SH3-4 1-2 1B	0-0 F7	0-0 FC5-6-4 1-2f 2-3 G6-4-3	
Willie Kirkland, L OBP: 0.375, SLG: 0.561 (1, 9)	0-0 1-3 1-2		0-0 F8	0-0 1-2 2-3 1B		0-0 WP 1B	0-0 1B	0-0 G6-4-3 1-2f	
Willie Mays, R OBP: 0.390, SLG: 0.547 (1, 8)	0-0 1-6-3 2-H		0-3 K	0-0 F2		0-0 S 2B 1B 1-H 3-H	0-0 F9		
Orlando Cepeda, R OBP: 0.310, SLG: 0.541 (1, 3)	0-3 K			E4 SF8 K		0-3 K 1-2	0-0 1B E		
Jackie Brandt, R OBP: 0.337, SLG: 0.477 (1, 7)		0-0 1-3		0-0 E6 SF8 2B 1-3	0-0 S 2B	0-0 1B 2B 2-H	0-0 E9 1B 1-H 2-H		
Daryl Spencer, R OBP: 0.330, SLG: 0.340 (1, 4)		0-0 2B		0-0 SF8 2-3 3-H	0-0 6-3	0-0 1B 2B 2-H	0-0 F9		
Andre Rodgers, R OBP: 0.358, SLG: 0.406 (1, 6)		0-3 K		4-0 2B BB	0-3 K 2-3	0-0 2B 1B 1-3		0-0 1B 1B	
Bob Schmidt, R OBP: 0.347, SLG: 0.418 (1, 2)		4-0 IBB		0-0 1B 2B 1-H 3-H	0-0 F3	0-0 2B 1-H 3-H	0-0 1B 1B FC5-6-4		
Jack Sanford, R OBP: 0.217, SLG: 0.143 (1, 1)		0-3 K		0-0 1B 1B 2-H		0-0 1B 1B SH3-4 F9	0-0 1B 1B FC6-6-4 1-2 2-H		


Inning Stats	R: 1 E: 0 K: 1 S: 6	H: 1 LOB: 0 BB: 0 P: 6	R: 0 E: 0 K: 2 S: 8	H: 1 LOB: 2 BB: 1 P: 12	R: 0 E: 0 K: 1 S: 5	H: 0 LOB: 0 BB: 0 P: 5	R: 4 E: 2 K: 1 S: 11	H: 4 LOB: 3 BB: 1 P: 15	R: 0 E: 0 K: 1 S: 6	H: 1 LOB: 1 BB: 0 P: 6	R: 6 E: 0 K: 1 S: 12	H: 7 LOB: 1 BB: 0 P: 12	R: 2 E: 1 K: 0 S: 6	H: 3 LOB: 1 BB: 0 P: 6	R: 1 E: 0 K: 0 S: 5	H: 3 LOB: 1 BB: 0 P: 5
--------------	------------------------------	---------------------------------	------------------------------	----------------------------------	------------------------------	---------------------------------	-------------------------------	----------------------------------	------------------------------	---------------------------------	-------------------------------	----------------------------------	------------------------------	---------------------------------	------------------------------	---------------------------------

PITCHER															PITCHER																		
IP	WLS	BF	H	R	ER	SO	BB	IBB	HBP	BLK	WP	HR	S	P	ERA	WHIP	IP	WLS	BF	H	R	ER	SO	BB	IBB	HBP	BLK	WP	HR	S	P	ERA	WHIP
Bennie Daniels, R ERA: 3.75 (1, 1)	3.1	L	18	4	5	1	4	1	1	0	0	0	24	32	2.70	1.500																	
Ron Blackburn, R ERA: 3.07 (4, 1)	1.2		8	3	0	2	0	0	0	0	0	0	12	12	0.00	1.800																	
Paul Giel, R ERA: 14.09 (6, 1)	0.2		8	6	6	1	0	0	0	0	1	0	10	10	81.00	9.000																	
Bob Smith, L ERA: 2.16 (6, 1)	2.1		13	7	3	2	0	0	0	0	0	0	13	13	7.71	3.000																	

BOTTOM

AB	R	H	RBI	BB	SO	LOB
5	1	2	0	0	0	2
6	2	3	0	0	0	3
5	1	1	3	0	1	4
5	2	1	0	0	3	4
5	2	3	2	0	0	1
4	1	2	2	0	0	2
4	3	2	0	1	2	2
4	1	3	4	1	0	1
5	1	3	2	0	1	3

AB 43
R 14
H 20
RBI 13
BB 2
SO 7
LOB 22



Pittsburgh Pirates @ San Francisco Giants
Seals Stadium, San Francisco, CA
Mon May 11 1959, 10:05 PM EDT
Att. 13,789 - Unknown

TOP

Batter	1	2	3	4	5	6	7	8	9	10	11	12	AB	R	H	RBI	BB	SO	LOB
Don Hoak, R (1, 5) OBP: 0.331, SLG: 0.305	G3 1B		4-3			F9	F7		1B		F7	K	7	0	2	0	0	1	5
Roberto Clemente, R (1, 9) OBP: 0.282, SLG: 0.358	K			F4				2B 1B			F8		7	1	4	1	0	1	1
Smoky Burgess, L (1, 2) OBP: 0.460, SLG: 0.750	G3					G3		FC5-4 1-H		FC5-4		2	4	0	2	1	1	0	2
Dick Schofield, S (9, PR) OBP: 0.500, SLG: 0.500													0	0	0	0	0	0	0
Hank Foiles, R (9, 2) OBP: 0.290, SLG: 0.393	1-2												1	0	0	0	0	1	0
Dick Stuart, R (1, 3) OBP: 0.389, SLG: 0.592				F8				BB FC6-4					5	2	1	0	1	2	6
Rocky Nelson, L (12, 3) OBP: 0.313, SLG: 0.357	K												0	0	0	0	0	0	0
Bob Skinner, L (1, 7) OBP: 0.267, SLG: 0.350		F8											5	0	0	0	1	0	3
Bill Mazerowski, R (1, 4) OBP: 0.250, SLG: 0.306						6-3							6	2	3	1	0	0	2
Dick Groat, R (1, 6) OBP: 0.325, SLG: 0.337													5	1	1	0	1	1	3
Bill Virdon, L (1, 8) OBP: 0.263, SLG: 0.318													2	0	0	0	0	1	0
Roman Mejias, R (7, PH) OBP: 0.291, SLG: 0.208			K			4-3							3	0	2	1	1	0	2
Vern Law, R (1, 1) OBP: 0.294, SLG: 0.438													3	0	1	1	0	0	0
Roy Face, R (8, 1) OBP: 0.333, SLG: 0.333													0	0	0	0	0	0	0
Ted Kluszewski, L (10, PH) OBP: 0.432, SLG: 0.667				F4									1	0	0	0	0	1	2
Bennie Daniels, L (10, 1) OBP: 0.500, SLG: 0.667													0	0	0	1	1	0	0

Pittsburgh Pirates @ San Francisco Giants
Seals Stadium, San Francisco, CA

AB	49
R	6
H	16
RBI	6
BB	6
SO	8
LOB	26



WP: 0	PA: 56
PB: 0	
SB: 0	
CS: 0	

Tue May 12 1959, 6:33 AM EDT
Att: 8,084 - Unknown

livebaseballscorecards.com

Inning Stats														PITCHER														PITCHER				PITCHER					
R	H	E	K	S	R	H	E	K	S	R	H	E	K	S	R	H	E	K	S	IP	WLS	BF	H	R	ER	SO	BB	IBB	HBP	BLK	WP	HR	S	P	ERA	WHIP	
0	1	0	2	8	0	0	0	1	3	0	0	0	0	5	0	1	0	0	4	7.0	0.0	28	5	2	2	3	2	0	0	0	0	0	0	32	40	2.57	1.000
0	0	0	0	0	0	0	0	0	0	0	0	0	0	0	0	0	0	0	0	0.0	0.0	2	2	1	1	0	0	0	0	0	0	2	2	∞	∞		
0	0	0	0	0	0	0	0	0	0	0	0	0	0	0	0	0	0	0	0	4.0	0.0	18	5	0	0	4	1	1	0	0	0	24	32	0.00	1.500		
0	0	0	0	0	0	0	0	0	0	0	0	0	0	0	0	0	0	0	0	0.1	L	4	3	3	3	0	0	0	0	4	4	81.00	9.000				
0	0	0	0	0	0	0	0	0	0	0	0	0	0	0	0	0	0	0	0	0.0	0.0	2	0	0	0	0	2	0	0	0	0	8	∞	∞			

Batter	1	2	3	4	5	6	7	8	9	10	11	12	AB	R	H	RBI	BB	SO	LOB
Jim Davenport, R (1, 5) OBP: 0.285, SLG: 0.359	0-0 E3		0-0 HR		0-0 F9		0-0 5-3		0-3 K			0-0 E9 1B	6	2	2	1	0	1	3
Willie Kirkland, L (1, 9) OBP: 0.389, SLG: 0.533	0-0 F5		0-0 FC4 1B		4-0 BB			4-0 2B BB		0-0 4-3		0-3 K 1B	4	1	1	0	2	1	2
Willie Mays, R (1, 8) OBP: 0.395, SLG: 0.550	0-0 5-3		0-0 FC4 1-2f		0-3 K			0-0 F8 1-H 1B 2B		4-0 G4-6-3 BB		0-0 E9 E 1B	5	2	2	2	1	1	3
Orlando Cepeda, R (1, 3) OBP: 0.303, SLG: 0.522	0-0 5-3			0-0 1B 1B		0-0 F4		0-0 F8 2-3		0-0 G4-6-3 1-2f		0-0 E5 2-H	6	0	1	0	0	0	3
Jackie Brandt, R (1, 7) OBP: 0.347, SLG: 0.478		0-3 K		0-0 1-2 1B		0-0 6-3		0-0 G4-3 1B			0-0 4-3 SH3-4 1B	0-0 F2	6	0	3	1	0	1	1
Daryl Spencer, R (1, 4) OBP: 0.316, SLG: 0.324		0-0 F8		0-0 F7		0-0 G1		0-0 G4-3 1-2f			0-0 SH3-4 1-2	0-0 F6	5	0	0	0	0	0	4
Andre Rodgers, R (1, 6) OBP: 0.337, SLG: 0.378		0-0 6-3		0-0 F1		0-0 5-3			0-0 F7		0-0 4-3		5	0	0	0	0	0	3
Bob Schmidt, R (1, 2) OBP: 0.338, SLG: 0.406			0-0 1-3	0-0 1-3		0-0 2-3 1B			0-0 FC2-6 1B		4-0 IBB		2	0	0	0	0	0	2
Dusty Rhodes, L (7, PH) OBP: 1.000, SLG: 1.000													1	0	1	0	0	0	0
Eddie Bressoud, R (7, PR) OBP: 0.300, SLG: 0.188													0	0	0	0	0	0	0
Hobie Landrith, L (8, 2) OBP: 0.412, SLG: 0.500													1	0	1	0	1	0	0
Johnny Antonelli, L (1, 1) OBP: 0.091, SLG: 0.091			0-0 F6		0-3 K								2	0	0	0	0	1	0
Leon Vizquel, L (7, PH) OBP: 0.333, SLG: 0.412													1	0	0	0	0	0	1
Al Worthington, R (8, 1) OBP: 0.250, SLG: 0.250													0	0	0	0	0	0	1
Stu Miller, R (8, 1) OBP: 0.347, SLG: 0.578													1	0	0	0	0	0	2
Felipe Alou, R (11, PH) OBP: 0.347, SLG: 0.578													0	0	0	0	0	0	0
Gordon Jones, R (12, 1) OBP: 0.347, SLG: 0.578													0	0	0	0	0	0	0
Dom Zanni, R (12, 1) OBP: 0.347, SLG: 0.578													0	0	0	0	0	0	0
Joe Shipley, R (12, 1) OBP: 0.347, SLG: 0.578													0	0	0	0	0	0	0

Inning Stats	R: 0	H: 0	E: 1	LOB: 1	K: 0	BB: 0	S: 4	P: 4	R: 0	H: 0	E: 0	LOB: 0	K: 1	BB: 0	S: 5	P: 5	R: 1	H: 2	E: 0	LOB: 1	K: 0	BB: 0	S: 5	P: 5	R: 0	H: 2	E: 0	LOB: 2	K: 0	BB: 0	S: 5	P: 5	R: 0	H: 0	E: 0	LOB: 0	K: 2	BB: 1	S: 7	P: 11	R: 0	H: 1	E: 0	LOB: 2	K: 0	BB: 0	S: 4	P: 4	R: 2	H: 2	E: 0	LOB: 0	K: 0	BB: 1	S: 4	P: 8	R: 0	H: 1	E: 0	LOB: 1	K: 1	BB: 0	S: 6	P: 6	R: 0	H: 0	E: 0	LOB: 0	K: 0	BB: 1	S: 2	P: 6	R: 0	H: 1	E: 0	LOB: 2	K: 0	BB: 1	S: 4	P: 8	R: 2	H: 2	E: 3	LOB: 1	K: 1	BB: 0	S: 8	P: 8	1B: 9	SF: 0	2B: 1	SAC: 1	3B: 0	DP: 2	HR: 1	HBP: 0	WP: 0	PA: 51
--------------	------	------	------	--------	------	-------	------	------	------	------	------	--------	------	-------	------	------	------	------	------	--------	------	-------	------	------	------	------	------	--------	------	-------	------	------	------	------	------	--------	------	-------	------	-------	------	------	------	--------	------	-------	------	------	------	------	------	--------	------	-------	------	------	------	------	------	--------	------	-------	------	------	------	------	------	--------	------	-------	------	------	------	------	------	--------	------	-------	------	------	------	------	------	--------	------	-------	------	------	-------	-------	-------	--------	-------	-------	-------	--------	-------	--------


PITCHER	IP	WLS	BF	H	R	ER	SO	BB	IBB	HBP	BLK	WP	HR	S	P	ERA	WHIP
Vern Law, R (1, 1) ERA: 4.17	7.0		30	6	3	3	3	2	0	0	0	0	1	34	42	3.86	1.143
Roy Face, R (8, 1) ERA: 2.25	2.0		7	2	0	0	1	0	0	0	0	0	0	9	9	0.00	1.000
Bennie Daniels, R (10, 1) ERA: 3.6	3.0	W	14	3	2	1	1	1	1	0	0	0	0	14	22	3.00	1.333

BOTTOM

Pittsburgh Pirates @ San Francisco Giants
Seals Stadium, San Francisco, CA

Tue May 12 1959, 6:33 AM EDT
Att. 8,084 - Unknown

AB	46
R	5
H	11
RBI	4
BB	4
SO	5
LOB	25



Batter	1	2	3	4	5	6	7	8	9	AB R H RBI BB SO LOB	TOP																			
Richie Ashburn, L (1, 8) OBP: 0.371, SLG: 0.262	0-3 K		4-0 BB			0-0 F7		0-0 F7		3 0 0 0 1 1 1																				
Granny Hamner, R (1, 6) OBP: 0.328, SLG: 0.407	4-0 CS BB		0-3 K			0-0 F8		0-0 F9		3 0 0 0 1 1 3																				
Ed Bouchee, L (1, 3) OBP: 0.442, SLG: 0.543	0-3 K					0-0 F7		0-0 F3		3 0 0 0 1 1 1																				
Wally Post, R (1, 9) OBP: 0.339, SLG: 0.563		0-3 K				0-3 K			0-0 F9	4 0 0 0 0 3 1																				
Harry Anderson, L (1, 7) OBP: 0.311, SLG: 0.439		0-0 F7				0-0 4-3			0-0 P6	4 0 0 0 0 1 1																				
Willie Jones, R (1, 5) OBP: 0.396, SLG: 0.591		0-0 F7				0-3 K			0-0 P4	4 0 1 0 0 1 1																				
Sparky Anderson, R (1, 4) OBP: 0.258, SLG: 0.200			4-0 BB BB			4-0 BB BB				0 0 0 0 2 0 0																				
Harry Hanebrink, L (7, PH) OBP: 0.071, SLG: 0.071										1 0 0 0 0 1 1	AB 28																			
Joe Koppe, R (7, 4) OBP: 0.267, SLG: 0.083										0 0 0 0 0 0 0	R 0																			
Valmy Thomas, R (1, 2) OBP: 0.214, SLG: 0.120			0-3 K			0-3 K				2 0 0 0 0 2 2	H 2																			
Gene Freese, R (8, PH) OBP: 0.316, SLG: 0.813										1 0 1 0 0 0 0	RBI 0																			
Jim Hegan, R (8, 2) OBP: 0.158, SLG: 0.139										0 0 0 0 0 0 0	BB 5																			
Ruben Gomez, R (1, 1)			0-3 K			0-0 F8			0-0 F8	0 0 0 0 0 0 0	SO 12																			
Don Cardwell, R (2, 1)										2 0 0 0 0 1 2	LOB 14																			
Dave Philley, S (8, PH) OBP: 0.300, SLG: 0.556										1 0 0 0 0 0 1																				
Taylor Phillips, L (8, 1)										0 0 0 0 0 0 0																				
Inning Stats	R: 0 E: 0 K: 2 S: 6	H: 0 LOB: 1 BB: 1 P: 10	R: 0 E: 0 K: 1 S: 5	H: 0 LOB: 0 BB: 0 P: 5	R: 0 E: 0 K: 3 S: 9	H: 0 LOB: 2 BB: 2 P: 17	R: 0 E: 0 K: 1 S: 5	H: 0 LOB: 0 BB: 0 P: 5	R: 0 E: 0 K: 2 S: 7	H: 0 LOB: 1 BB: 1 P: 11	R: 0 E: 0 K: 3 S: 10	H: 1 LOB: 1 BB: 0 P: 10	R: 0 E: 0 K: 3 S: 4	H: 1 LOB: 1 BB: 0 P: 4	R: 0 E: 0 K: 0 S: 3	H: 0 LOB: 1 BB: 1 P: 7	1B: 2 2B: 1 3B: 0 HR: 0	SF: 0 SAC: 0 DP: 1 HBP: 0	WP: 0 PB: 0 SB: 0 CS: 1	PA: 33										
PITCHER Sam Jones, R (1, 1) ERA: 4.1	IP 9.0	WLS W	BF 33	H 2	R 0	ER 0	SO 12	BB 5	IBB 0	HBP 0	BLK 0	WP 0	HR 0	S 52	P 72	ERA 0.00	WHIP 0.778													
											PITCHER	IP	WLS	BF	H	R	ER	SO	BB	IBB	HBP	BLK	WP	HR	S	P	ERA	WHIP		

Philadelphia Phillies @ San Francisco Giants
Seals Stadium, San Francisco, CA
Wed May 13 1959, 6:33 AM EDT
Att. 5,128 - Unknown

livebaseballscores.com



Batter	1	2	3	4	5	6	7	8	9
Andre Rodgers, R OBP: 0.333, SLG: 0.364 (1, 6)	4-0 1B HR BB	0-3 K		0-0 P6			0-0 F7		
Willie Kirkland, L OBP: 0.397, SLG: 0.521 (1, 9)	0-0 1-2 HR 1B	0-0 F8			0-0 F7			1-0 FC5 1B HBP	
Willie Mays, R OBP: 0.391, SLG: 0.565 (1, 8)	0-0 1-H 2-H HR	0-0 F8			0-0 F7			0-3 K	
Leon Wagner, L OBP: 0.381, SLG: 0.600 Orlando Cepeda, R OBP: 0.301, SLG: 0.517 (1, 7) (8, 3)	0-0 1B 1B		0-0 HR		0-0 6-3			0-0 F9	
Jackie Brandt, R OBP: 0.343, SLG: 0.469 (1, 3) (8, 7)	0-0 F8		0-0 F4		0-0 P4			0-0 1-2 1B	
Daryl Spencer, R OBP: 0.314, SLG: 0.321 (1, 4)	0-0 1B 1-3 SF7 1B		0-0 F8		0-3 K			0-0 FC5 2-3f	
Jim Davenport, R OBP: 0.286, SLG: 0.358 (1, 5)	0-0 1-3 3-H 1B		0-0 F6		0-0 5-3				
Hobie Landrith, L OBP: 0.350, SLG: 0.429 (1, 2)	0-0 SF7			0-0 L7			0-0 4-3		
Sam Jones, R (1, 1)	0-0 F8			0-0 L4			0-0 F3		

Inning Stats	R: 5 E: 0 K: 0 S: 8	H: 5 LOB: 1 BB: 1 P: 12	R: 0 E: 0 K: 1 S: 5	H: 0 LOB: 0 BB: 0 P: 5	R: 1 E: 0 K: 0 S: 4	H: 1 LOB: 0 BB: 0 P: 4	R: 0 E: 0 K: 0 S: 3	H: 0 LOB: 0 BB: 0 P: 3	R: 0 E: 0 K: 1 S: 5	H: 0 LOB: 0 BB: 0 P: 5	R: 0 E: 0 K: 0 S: 3	H: 1 LOB: 2 BB: 0 P: 7
1B: 5 2B: 0 3B: 0 HR: 2	SF: 1 SAC: 0 DP: 0 HBP: 1	WP: 0 PB: 0 SB: 0 CS: 0										

PITCHER	IP	WLS	BF	H	R	ER	SO	BB	IBB	HBP	BLK	WP	HR	S	P	ERA	WHIP
Ruben Gomez, R ERA: 7.13 (1, 1)	1.0	L	9	5	5	5	0	1	0	0	0	0	1	8	12	45.00	6.000
Don Cardwell, R ERA: 7.56 (2, 1)	6.0		19	1	1	1	2	0	0	0	0	0	1	23	23	1.50	0.167
Taylor Phillips, L ERA: 7.13 (8, 1)	1.0		5	1	0	0	1	0	0	1	0	0	0	6	7	0.00	1.000

BOTTOM

Philadelphia Phillies @ San Francisco Giants
Seals Stadium, San Francisco, CA

Wed May 13 1959, 6:33 AM EDT
Att. 5,128 - Unknown

AB 30
R 6
H 7
RBI 6
BB 1
SO 3
LOB 6



WP	HR	S	P	ERA	WHIP
0	0	0	0	0	0

Batter	1	2	3	4	5	6	7	8	9	AB R H RBI BB SO LOB	TOP									
Richie Ashburn, L (1, 8) OBP: 0.368, SLG: 0.255	0-3 K			4-0 BB		0-3 K			0-0 F4	3 0 0 0 1 2 1	Philadelphia Phillies @ San Francisco Giants Seals Stadium, San Francisco, CA Thu May 14 1959, 6:33 AM EDT Att. 6,235 - Unknown									
Chico Fernandez, R (1, 6) OBP: 0.339, SLG: 0.380	0-0 F3			0-3 K			0-0 F8	0-0 1B	4 0 1 0 0 1 1											
Ed Bouchee, L (1, 3) OBP: 0.427, SLG: 0.520	0-0 F6			0-0 F8			0-0 F7	0-3 K	4 0 0 0 0 1 3											
Wally Post, R (1, 9) OBP: 0.327, SLG: 0.542		0-0 F9		0-0 F8			0-3 K	0-0 5-3	4 0 0 0 0 1 3											
Bob Bowman, R (1, 7) OBP: 0.214, SLG: 0.296		0-0 F6			0-3 K			0-0 F3	3 0 0 0 0 1 0											
Willie Jones, R (1, 5) OBP: 0.389, SLG: 0.579		0-0 F7			0-0 F7				2 0 0 0 0 0 0											
Jack Meyer, R (6, 1) OBP: 0.333, SLG: 0.333									0 0 0 0 0 0 0											
Granny Hamner, R (8, PH) OBP: 0.338, SLG: 0.433									1 0 1 0 0 0 0											
Jim Hearn, R (8, 1)									0 0 0 0 0 0 0											
Sparky Anderson, R (1, 4) OBP: 0.250, SLG: 0.193			0-0 1-3		0-0 6-3			0-3 K	3 0 0 0 0 1 1											
Jim Hegan, R (1, 2) OBP: 0.146, SLG: 0.128			0-0 6-3		0-0 6-3			0-3 K	3 0 0 0 0 1 1											
Ray Semproch, R (1, 1) OBP: 0.143, SLG: 0.143			0-3 K			0-0 F2		0-0 1B	1 0 0 0 0 1 0											
Taylor Phillips, L (4, 1)									0 0 0 0 0 0 0											
Gene Freese, R (6, PH) OBP: 0.333, SLG: 0.778									2 0 1 0 0 0 0											
Inning Stats	R: 0 E: 0 K: 1 S: 5	H: 0 LOB: 0 BB: 0 P: 5	R: 0 E: 0 K: 0 S: 3	H: 0 LOB: 0 BB: 0 P: 3	R: 0 E: 0 K: 1 S: 5	H: 0 LOB: 0 BB: 0 P: 5	R: 0 E: 0 K: 1 S: 5	H: 0 LOB: 1 BB: 1 P: 9	R: 0 E: 0 K: 1 S: 5	H: 0 LOB: 0 BB: 0 P: 5	R: 0 E: 0 K: 1 S: 5	H: 0 LOB: 0 BB: 0 P: 5	R: 0 E: 0 K: 2 S: 8	H: 1 LOB: 1 BB: 0 P: 8	R: 0 E: 0 K: 1 S: 7	H: 2 LOB: 2 BB: 0 P: 7	1B: 2 2B: 1 3B: 0 HR: 0	SF: 0 SAC: 0 DP: 0 HBP: 0	WP: 0 PB: 0 SB: 0 CS: 0	PA: 31
PITCHER Mike McCormick, L (1, 1) ERA: 3.0	IP: 9.0 WLS: W BF: 31 H: 3 R: 0 ER: 0 SO: 9 BB: 1 IBB: 0 HBP: 0 BLK: 0 WP: 0 HR: 0 S: 48 P: 52 ERA: 0.00 WHIP: 0.444																			

livebaseballscorecards.com

AB 30
R 0
H 3
RBI 0
BB 1
SO 9
LOB 10



Batter	1	2	3	4	5	6	7	8	9
Andre Rodgers, R (1, 6) OBP: 0.347, SLG: 0.383	0-0 F4	0-0 SF7 1B		4-0 HR BB		0-3 K		0-0 2B	
Willie Kirkland, L (1, 9) OBP: 0.381, SLG: 0.491	0-0 F5	0-0 FC4-6 1B		0-3 K		0-3 K		0-0 4-3	
Willie Mays, R (1, 8) OBP: 0.394, SLG: 0.593	0-0 S 1B	0-0 SF7		0-0 HR		0-3 K			
Leon Wagner, L (1, 7) OBP: 0.440, SLG: 0.727 Orlando Cepeda, R (7, PR) OBP: 0.301, SLG: 0.517	4-0 BB E 1-2 BB	0-0 FC4-6		0-0 HR			1-0 G1-6-3 HBP		
Jackie Brandt, R (1, 3) OBP: 0.330, SLG: 0.450	0-0 E3 BB		0-0 5-3	0-0 6-3			0-0 F7		
Daryl Spencer, R (1, 4) OBP: 0.320, SLG: 0.349	4-0 1-2 2-3 BB		0-0 4-3		0-0 HR		0-0 G1-6-3		
Jim Davenport, R (1, 5) OBP: 0.277, SLG: 0.347	0-0 5-3		0-0 6-3		0-0 F4		0-0 6-3		
Hobie Landrith, L (1, 2) OBP: 0.375, SLG: 0.471		0-0 SH1-4 1B		4-0 SH1-4 HR BB		0-0 4-3		0-0 F8	
Mike McCormick, L (1, 1) OBP: 0.500, SLG: 0.333		0-0 SH1-4		0-0 SH1-4		0-0 1-3		0-0 2B 1B	

Inning Stats	R: 1	H: 1	E: 1	K: 0	S: 5	LOB: 3	BB: 2	P: 13
	R: 2	H: 3	E: 0	K: 0	S: 6	LOB: 1	BB: 0	P: 6
	R: 0	H: 0	E: 0	K: 0	S: 3	LOB: 0	BB: 0	P: 3
	R: 4	H: 2	E: 0	K: 1	S: 7	LOB: 0	BB: 2	P: 15
	R: 1	H: 1	E: 0	K: 0	S: 4	LOB: 0	BB: 0	P: 4
	R: 0	H: 0	E: 0	K: 3	S: 9	LOB: 0	BB: 0	P: 9
	R: 0	H: 0	E: 0	K: 0	S: 2	LOB: 1	BB: 0	P: 3
	R: 0	H: 2	E: 0	K: 0	S: 5	LOB: 2	BB: 0	P: 5

PITCHER	IP	WLS	BF	H	R	ER	SO	BB	IBB	HBP	BLK	WP	HR	S	P	ERA	WHIP
Ray Semproch, R (1, 1) ERA: 5.4	3.2	L	22	6	7	6	1	4	0	0	0	0	2	20	36	14.73	2.727
Taylor Phillips, L (4, 1) ERA: 7.11	1.1		5	1	1	1	0	0	0	0	0	0	1	5	5	6.75	0.750
Jack Meyer, R (6, 1) ERA: 6.11	2.0		6	0	0	0	3	0	0	1	0	0	0	11	12	0.00	0.000
Jim Hearn, R (8, 1) ERA: 6.75	1.0		5	2	0	0	0	0	0	0	0	0	0	5	5	0.00	2.000

BOTTOM


Philadelphia Phillies @ San Francisco Giants
Seals Stadium, San Francisco, CA

Thu May 14 1959, 6:33 AM EDT
Att. 6,235 - Unknown

AB	R	H	RBI	BB	SO	LOB
4	2	2	1	1	1	0
5	0	1	0	0	2	4
3	2	2	4	0	1	0
2	1	1	1	1	0	1
0	0	0	0	0	0	0
4	0	0	0	0	0	2
3	1	1	1	1	0	1
4	0	0	0	0	0	3
3	2	1	0	1	0	0
2	0	1	0	0	0	0

AB	30
R	8
H	9
RBI	7
BB	4
SO	4
LOB	11

WP: 0 PA: 38
PB: 0
SB: 1
CS: 0



Batter	1	2	3	4	5	6	7	8	9	AB R H RBI BB SO LOB	TOP											
Johnny Temple, R (1, 4) OBP: 0.415, SLG: 0.496	0-0 2B 1B	0-0 2-3 1B		0-0 F9			0-0 6-3	0-0 FC6-4 1-2f		5 1 2 0 0 0 2												
Vada Pinson, L (1, 8) OBP: 0.415, SLG: 0.567	0-0 G3 1-H 2B	0-3 K		0-0 F7			0-0 3B	0-0 1-3		5 0 2 1 0 1 2												
Jerry Lynch, L (1, 7) OBP: 0.281, SLG: 0.494 Eddie Kasko, R (9, PR) OBP: 0.500, SLG: 0.500	0-0 G3 2-3		4-0 E BB		0-0 F8		0-0 4-3	0-0 1B 1B		4 0 1 0 1 0 2 0 1 0 0 0 0 0												
Frank Robinson, R (1, 3) OBP: 0.377, SLG: 0.593	0-0 F9		0-0 F9 1-2		0-3 K		4-0 BB	0-0 HBP 1B 1B		4 0 1 0 1 1 2												
Gus Bell, L (1, 9) OBP: 0.316, SLG: 0.413	0-0 4-3		0-0 F8		0-0 1B		0-0 5-3	0-0 HBP 1B 1-2 2-H		5 0 2 1 0 0 4												
Frank Thomas, R (1, 5) OBP: 0.326, SLG: 0.439 Walt Dropo, R (9, 3) OBP: 0.154, SLG: 0.333		0-0 4-3	0-0 5-3		0-0 F9		0-0 F4	0-3 K	0-3 K	5 0 0 0 0 1 4 0 0 0 0 0 0 0												
Ed Bailey, L (1, 2) OBP: 0.371, SLG: 0.359		0-0 2B 2B		0-0 F4		0-0 F9	0-3 K	1-0 HBP 2-3		4 1 1 0 0 1 0												
Roy McMillan, R (1, 6) OBP: 0.345, SLG: 0.465		0-0 5-3		0-0 HR 1B		0-0 F8	0-0 1B 1B	0-0 3-1		5 1 2 0 0 0 4												
Don Newcombe, L (1, 1) OBP: 0.556, SLG: 0.733		0-0 1B 2-H 2B		0-0 1-H HR		0-3 K	0-0 FC6-4 1B			4 1 3 3 0 1 0												
Inning Stats	R: 1 E: 0 K: 0 S: 5	H: 2 LOB: 1 BB: 0 P: 5	R: 1 E: 0 K: 1 S: 8	H: 3 LOB: 2 BB: 0 P: 8	R: 0 E: 1 K: 0 S: 3	H: 0 LOB: 1 BB: 1 P: 7	R: 2 E: 0 K: 0 S: 5	H: 2 LOB: 0 BB: 0 P: 5	R: 0 E: 0 K: 1 S: 6	H: 1 LOB: 1 BB: 0 P: 6	R: 0 E: 0 K: 1 S: 5	H: 0 LOB: 0 BB: 0 P: 5	R: 0 E: 0 K: 0 S: 4	H: 1 LOB: 2 BB: 1 P: 8	R: 0 E: 0 K: 1 S: 7	H: 2 LOB: 2 BB: 0 P: 7	R: 1 E: 0 K: 1 S: 8	H: 3 LOB: 3 BB: 0 P: 9	1B: 9 2B: 3 3B: 1 HR: 1	SF: 0 SAC: 0 DP: 0 HBP: 1	WP: 0 PB: 0 SB: 0 CS: 0	PA: 44
PITCHER	IP WLS BF H R ER SO BB IBB HBP BLK WP HR S P ERA WHIP																					
Jack Sanford, R (1, 1) ERA: 2.81	5.0 L 24 8 4 4 2 1 0 0 0 0 0 1 27 31 7.20 1.800																					
Al Worthington, R (6, 1) ERA: 3.6	3.0 13 3 0 0 2 1 0 0 0 0 0 0 16 20 0.00 1.333																					
Stu Miller, R (9, 1) ERA: 2.13	1.0 7 3 1 1 1 0 0 1 0 0 0 0 8 9 9.00 3.000																					

Cincinnati Redlegs @ San Francisco Giants
Seals Stadium, San Francisco, CA
Fri May 15 1959, 10:05 PM EDT
Att. 21,614 - Unknown

AB	41
R	5
H	14
RBI	5
BB	2
SO	5
LOB	20



Batter	1	2	3	4	5	6	7	8	9	AB	R	H	RBI	BB	SO	LOB
Andre Rodgers, R (1, 6) OBP: 0.354, SLG: 0.400	0-0 6-3		0-0 1B			0-0 5-3		0-0 2B		4	0	2	0	0	0	0
Willie Kirkland, L (1, 9) OBP: 0.358, SLG: 0.456	0-3 K		0-3 K			0-0 6-3		0-3 K		4	0	0	0	0	3	3
Willie Mays, R (1, 8) OBP: 0.390, SLG: 0.582	0-0 F7					0-0 HR 1B		0-0 5-3		4	1	1	0	0	0	1
Leon Wagner, L (1, 7) OBP: 0.448, SLG: 0.808		0-0 F9				0-0 G1-6-3 1B		0-0 HR		4	1	2	2	0	0	0
Jackie Brandt, R (1, 3) OBP: 0.319, SLG: 0.433		0-0 F8				0-0 G1-6-3 1-2f		0-0 F6		4	0	0	0	0	0	1
Daryl Spencer, R (1, 4) OBP: 0.310, SLG: 0.336		0-0 6-3				0-0 F4		0-0 F6		4	0	0	0	0	0	0
Jim Davenport, R (1, 5) OBP: 0.278, SLG: 0.354			0-3 K			0-0 2B		0-0 F8		3	0	1	0	0	1	0
Hobie Landrith, L (1, 2) OBP: 0.370, SLG: 0.450			0-0 1B 1B			0-0 F6		0-0 F4		3	0	1	0	0	0	1
Jack Sanford, R (1, 1) OBP: 0.208, SLG: 0.136			0-3 K			0-3 K		0-3 K		1	0	0	0	0	1	1
Hank Sauer, R (5, PH)										1	0	0	0	0	1	1
Al Worthington, R (6, 1)										0	0	0	0	0	0	0
Dusty Rhodes, L (8, PH)										1	0	0	0	0	1	0
Stu Miller, R (9, 1)										0	0	0	0	0	0	0

Inning Stats	R: 0	H: 0	E: 0	K: 1	S: 5	R: 0	H: 0	E: 0	K: 0	S: 3	R: 0	H: 2	E: 0	K: 3	S: 11	R: 0	H: 1	E: 0	K: 0	S: 3	R: 0	H: 1	E: 0	K: 1	S: 6	R: 2	H: 2	E: 0	K: 0	S: 5	R: 0	H: 0	E: 0	K: 0	S: 3	R: 0	H: 1	E: 0	K: 2	S: 8	R: 0	H: 0	E: 0	K: 0	S: 3	R: 0	H: 0	E: 0	K: 0	S: 3	R: 0	H: 0	E: 0	K: 0	S: 3	1B: 4	SF: 0	2B: 2	SAC: 0	3B: 0	DP: 1	HR: 1	HBP: 0	WP: 0	PA: 33
--------------	------	------	------	------	------	------	------	------	------	------	------	------	------	------	-------	------	------	------	------	------	------	------	------	------	------	------	------	------	------	------	------	------	------	------	------	------	------	------	------	------	------	------	------	------	------	------	------	------	------	------	------	------	------	------	------	-------	-------	-------	--------	-------	-------	-------	--------	-------	--------

PITCHER	IP	WLS	BF	H	R	ER	SO	BB	IBB	HBP	BLK	WP	HR	S	P	ERA	WHIP
Don Newcombe, R (1, 1) ERA: 3.29	9.0	W	33	7	2	2	7	0	0	0	0	0	1	47	47	2.00	0.778

BOTTOM

Cincinnati Redlegs @ San Francisco Giants
Seals Stadium, San Francisco, CA

Fri May 15 1959, 10:05 PM EDT
Att. 21,614 - Unknown

AB	33
R	2
H	7
RBI	2
BB	0
SO	7
LOB	8



Batter	1	2	3	4	5	6	7	8	9	AB R H RBI BB SO LOB	TOP									
Johnny Temple, R (1, 4) OBP: 0.421, SLG: 0.492 BB BB	4-0 FC3-6 BB	0-0 6-3			0-0 1-2 1B		4-0 BB		0-0 FC5-4 1-2f	3 0 1 0 2 0 1										
Vada Pinson, L (1, 8) OBP: 0.403, SLG: 0.548	0-0 FC3-6 2B 1B 1-2f		0-0 G3		0-0 F8		0-0 4-3			4 1 0 0 0 0 4										
Frank Robinson, R (1, 7) OBP: 0.373, SLG: 0.590	0-0 1B 2B 1-3		0-3 K		0-0 2-3			0-0 E5		4 1 1 0 0 1 2										
Frank Thomas, R (1, 5) OBP: 0.323, SLG: 0.432	0-0 1B 1B 2-H 3-H		0-0 1-3		0-0 F7			0-0 F7		4 0 1 2 0 0 1										
Pete Whisenant, R (1, 9) OBP: 0.235, SLG: 0.333	0-0 1B 1-2			0-0 F3		0-0 F2		0-0 4-3		4 0 1 0 0 0 1										
Walt Dropo, R (1, 3) OBP: 0.176, SLG: 0.313	0-0 F9			0-0 F3		0-0 1B		0-0 4-3		4 0 1 0 0 0 3										
Roy McMillan, R (1, 6) OBP: 0.333, SLG: 0.448 S S S	0-3 K			0-0 F4		0-0 F7			0-0 6-3	4 0 0 0 0 1 3										
Dutch Dotterer, R (1, 2) OBP: 0.400, SLG: 0.286		0-0 6-3			0-0 1-3		0-0 5-3		0-0 5-3	4 0 0 0 0 0 0										
Brooks Lawrence, R (1, 1) OBP: 0.200, SLG: 0.200 Willard Schmidt, R (4, 1) Orlando Pena, R (4, 1) Eddie Kasko, R (7, PH) Hal Jeffcoat, R (7, 1) Jim Pendleton, R (8, PH) OBP: 0.333, SLG: 0.333		0-0 6-3			4-0 1B BB		0-0 6-3		0-0 FC5-4 1B	1 0 1 0 0 1 0 0 0 0 0 0 0 0 0 0 0 0 0 0 0 1 0 1 0 0 0 0 0										
Inning Stats	R: 2 E: 0 K: 1 S: 8	H: 3 LOB: 2 BB: 1 P: 12	R: 0 E: 0 K: 0 S: 3	H: 0 LOB: 0 BB: 0 P: 3	R: 0 E: 0 K: 1 S: 5	H: 0 LOB: 0 BB: 0 P: 5	R: 0 E: 0 K: 0 S: 3	H: 0 LOB: 0 BB: 0 P: 3	R: 0 E: 0 K: 0 S: 4	H: 1 LOB: 2 BB: 1 P: 8	R: 0 E: 0 K: 0 S: 4	H: 1 LOB: 1 BB: 0 P: 4	R: 0 E: 1 K: 0 S: 4	H: 0 LOB: 1 BB: 0 P: 4	R: 0 E: 0 K: 0 S: 4	H: 1 LOB: 1 BB: 0 P: 4	1B: 5 2B: 1 3B: 0 HR: 0	SF: 0 SAC: 0 DP: 0 HBP: 0	WP: 0 PB: 0 SB: 0 CS: 0	PA: 37
PITCHER Johnny Antonelli, L (1, 1) ERA: 2.57	IP 9.0 WLS W BF 37 H 6 R 2 ER 2 SO 2 BB 3 IBB 0 HBP 0 BLK 0 WP 0 HR 0 S 38 P 50 ERA 2.00 WHIP 1.000																			

Cincinnati Redlegs @ San Francisco Giants
 Seals Stadium, San Francisco, CA
 Sat May 16 1959, 6:33 AM EDT
 Att: 18,911 - Unknown

AB	34
R	2
H	6
RBI	2
BB	3
SO	2
LOB	15



Batter	1	2	3	4	5	6	7	8	9	AB R H RBI BB SO LOB
Andre Rodgers, R OBP: 0.365, SLG: 0.391 (1, 6)	4-0 1B BB	4-0 1-2 BB		4-0 1B BB	0-0 F8			0-0 5-3		2 2 0 0 3 0 0
Willie Kirkland, L OBP: 0.375, SLG: 0.459 (1, 9) (7, 7)	0-0 G3 1-3 1B	0-0 1-3		0-0 1B 1B		0-0 F7		4-0 FC6-4 BB		4 1 2 1 1 0 2
Willie Mays, R OBP: 0.397, SLG: 0.583 (1, 8)	0-0 G3 1-2 3-H 1B		0-0 F8	0-0 1B 1B		0-0 FC4-6 1B		0-0 FC6-4 FC5-4 1-2f		5 1 3 1 0 0 1
Leon Wagner, L OBP: 0.424, SLG: 0.733 Felipe Alou, R OBP: 0.344, SLG: 0.571 (1, 7) (7, 9)	0-0 G3 1-2 2-3		0-0 F7	0-0 1B 1B		0-0 FC4-6 HR 1-2f		0-0 FC5-4 1-2f		4 1 1 1 0 0 3 1 0 0 0 0 0 1
Orlando Cepeda, R OBP: 0.307, SLG: 0.542 (1, 3)	0-3 K		0-0 F4	0-0 FC6-4 1B		0-0 HR 1-H				4 1 2 4 0 1 2
Daryl Spencer, R OBP: 0.308, SLG: 0.342 (1, 4)	0-0 F4			SH 2B F7		0-0 F3				4 1 1 0 0 0 4
Jim Davenport, R OBP: 0.272, SLG: 0.346 (1, 5)		0-0 6-3		SH 2B FC6-4		0-0 5-3				3 1 0 0 0 0 2
Bob Schmidt, R OBP: 0.346, SLG: 0.425 (1, 2)		0-0 BB 1B		SH3-4 1-H 3-H 2B	0-3 K	0-0 6-3				4 1 2 2 0 1 0
Johnny Antonelli, L OBP: 0.080, SLG: 0.080 (1, 1)		0-0 F8		SH3-4 2-3	0-0 F8	0-0 3-1				3 0 0 0 0 0 1

Inning Stats	R: 1	H: 2	E: 0	K: 1	S: 7	LOB: 2	BB: 1	P: 11	R: 0	H: 1	E: 0	K: 0	S: 4	LOB: 2	BB: 1	P: 8	R: 0	H: 0	E: 0	K: 0	S: 3	LOB: 0	BB: 0	P: 3	R: 6	H: 6	E: 1	K: 0	S: 10	LOB: 2	BB: 1	P: 14	R: 0	H: 0	E: 0	K: 1	S: 5	LOB: 0	BB: 0	P: 5	R: 2	H: 2	E: 0	K: 0	S: 5	LOB: 0	BB: 0	P: 5	R: 0	H: 0	E: 0	K: 0	S: 3	LOB: 0	BB: 0	P: 3	R: 0	H: 0	E: 0	K: 0	S: 3	LOB: 1	BB: 1	P: 7
--------------	------	------	------	------	------	--------	-------	-------	------	------	------	------	------	--------	-------	------	------	------	------	------	------	--------	-------	------	------	------	------	------	-------	--------	-------	-------	------	------	------	------	------	--------	-------	------	------	------	------	------	------	--------	-------	------	------	------	------	------	------	--------	-------	------	------	------	------	------	------	--------	-------	------

PITCHER	IP	WLS	BF	H	R	ER	SO	BB	IBB	HBP	BLK	WP	HR	S	P	ERA	WHIP
Brooks Lawrence, R ERA: 5.67 (1, 1)	3.0	L	17	5	4	3	1	2	0	0	0	0	0	17	25	9.00	2.333
Willard Schmidt, R ERA: 6.08 (4, 1)	0.1		5	3	1	1	0	1	0	0	0	0	0	4	8	27.00	12.000
Orlando Pena, R ERA: 8.03 (4, 1)	2.2		11	3	4	4	1	0	0	0	0	0	1	13	13	13.50	1.125
Hal Jeffcoat, R ERA: 1.54 (7, 1)	2.0		7	0	0	0	0	1	0	0	0	0	0	6	10	0.00	0.500

BOTTOM

Cincinnati Redlegs @ San Francisco Giants
Seals Stadium, San Francisco, CA

Sat May 16 1959, 6:33 AM EDT
Att. 18,911 - Unknown

AB	34
R	9
H	11
RBI	9
BB	4
SO	2
LOB	16

livebaseballscorecards.com



WP	HR	S	P	ERA	WHIP
0	0	0	40		

Batter	1	2	3	4	5	6	7	8	9	AB R H RBI BB SO LOB	TOP	
Johnny Temple, R (1, 4) OBP: 0.410, SLG: 0.476	0-0 F9		0-0 F7		0-0 F7			0-0 F9		4 0 0 0 0 0 0	Cincinnati Redlegs @ San Francisco Giants Seals Stadium, San Francisco, CA Sun May 17 1959, 6:33 AM EDT Att. 22,725 - Unknown livebaseballscorecards.com	
Vada Pinson, L (1, 8) OBP: 0.406, SLG: 0.555	0-0 1B 2B		0-0 1B		0-3 K			0-0 4-3		4 1 2 0 0 1 0		
Jerry Lynch, L (1, 7) OBP: 0.290, SLG: 0.495	0-0 FC4-6 1B 2-H		0-3 K		0-0 1B			0-0 F4		4 0 2 1 0 1 1		
Frank Robinson, R (1, 3) OBP: 0.362, SLG: 0.570	0-0 F7		0-0 E5		0-0 F2			0-0 F5		4 0 0 0 0 0 3		
Gus Bell, L (1, 9) OBP: 0.306, SLG: 0.398	0-0 FC4-6 1-2f		0-0 F4		0-0 F9			0-0 F9		4 0 0 0 0 0 4		
Frank Thomas, R (1, 5) OBP: 0.321, SLG: 0.426		0-0 FC1-6 1B		0-0 G3		0-0 F8		0-3 K		4 0 1 0 0 1 1		
Ed Bailey, L (1, 2) OBP: 0.360, SLG: 0.346		0-0 FC1-6 E 1-2f		0-0 4-3		0-0 F8				3 0 0 0 0 0 1		
Roy McMillan, R (1, 6) OBP: 0.325, SLG: 0.435		0-3 K 1-3		0-0 6-3		0-0 F7				3 0 0 0 0 1 1		
Bob Purkey, R (1, 1) OBP: 0.190, SLG: 0.200 Don Newcombe, L (7, PH) OBP: 0.526, SLG: 0.688 Tom Acker, R (7, 1) OBP: 0.667, SLG: 0.500 Don Rudolph, L (7, 1) Hal Jeffcoat, R (7, 1)		0-3 K		0-0 5-3		0-3 K				2 0 0 0 0 1 1 1 0 0 0 0 1 0		
Inning Stats	R: 1 H: 2 E: 0 LOB: 1 K: 0 BB: 0 S: 5 P: 5	R: 0 H: 1 E: 1 LOB: 1 K: 2 BB: 0 S: 8 P: 8	R: 0 H: 1 E: 1 LOB: 2 K: 1 BB: 0 S: 7 P: 7	R: 0 H: 0 E: 0 LOB: 0 K: 0 BB: 0 S: 3 P: 3	R: 0 H: 0 E: 0 LOB: 0 K: 1 BB: 0 S: 5 P: 5	R: 0 H: 1 E: 0 LOB: 1 K: 0 BB: 0 S: 4 P: 4	R: 0 H: 0 E: 0 LOB: 0 K: 1 BB: 0 S: 5 P: 5	R: 0 H: 0 E: 0 LOB: 0 K: 0 BB: 0 S: 3 P: 3	R: 0 H: 0 E: 0 LOB: 0 K: 1 BB: 0 S: 5 P: 5	1B: 4 SF: 0 2B: 1 SAC: 0 3B: 0 DP: 0 HR: 0 HBP: 0	WP: 0 PA: 33 PB: 0 SB: 1 CS: 0	
PITCHER Stu Miller, R (1, 1) ERA: 1.83	IP WLS BF H R ER SO BB IBB HBP BLK WP HR S P ERA WHIP	9.0 W 33 5 1 1 6 0 0 0 0 0 0 0 45 45 1.00 0.556										



Batter	1	2	3	4	5	6	7	8	9	AB	R	H	RBI	BB	SO	LOB
Andre Rodgers, R OBP: 0.376, SLG: 0.467 (1, 6)	0-0 HR	0-0 6-3			0-0 FC3-6 1B		0-0 HR	0-0 F7		5	2	3	2	0	0	0
Willie Kirkland, L OBP: 0.390, SLG: 0.469 (1, 9) (8, 7)	0-0 F8	0-0 2B			0-0 FC3-6 HR		4-0 2B 3B BB	4-0 WP BB		3	2	1	0	2	0	1
Willie Mays, R OBP: 0.397, SLG: 0.606 (1, 8)	0-0 E6 1B	0-0 F2			0-0 HR		0-0 3B 2B	0-0 1-3		5	3	2	2	0	0	2
Leon Wagner, L OBP: 0.486, SLG: 0.813 (1, 7) Felipe Alou, R OBP: 0.344, SLG: 0.571 (7, PR) (8, 9)	4-0 1B E BB		0-0 G5-4-3 1B		4-0 BB		0-0 2B 3B			2	1	2	2	2	0	0
Orlando Cepeda, R OBP: 0.313, SLG: 0.548 (1, 3)	0-0 E 1B		0-0 G5-4-3		0-0 F9		0-0 S 2B			4	0	2	2	0	0	2
Daryl Spencer, R OBP: 0.299, SLG: 0.331 (1, 4)	0-0 E4 1-2 3-H		0-3 K		0-0 F7		0-3 K			4	0	0	1	0	2	4
Jim Davenport, R OBP: 0.264, SLG: 0.336 (1, 5)	0-0 F6			0-0 5-3		0-0 F8	0-0 6-3			4	0	0	0	0	0	4
Bob Schmidt, R OBP: 0.329, SLG: 0.403 (1, 2)	0-0 F3			0-0 F7		0-0 F8	0-0 6-3			4	0	0	0	0	0	3
Stu Miller, R OBP: 0.125, SLG: 0.125 (1, 1)		0-0 F7		0-0 6-3		0-3 K		0-3 K		4	0	0	0	0	2	0

Inning Stats	R: 3	H: 2	E: 2	K: 0	S: 7	LOB: 2	BB: 1	P: 11	R: 0	H: 1	E: 0	K: 0	S: 4	LOB: 1	BB: 0	P: 4	R: 0	H: 1	E: 0	K: 1	S: 5	LOB: 0	BB: 0	P: 5	R: 0	H: 0	E: 0	K: 0	S: 3	LOB: 0	BB: 0	P: 3	R: 2	H: 2	E: 0	K: 0	S: 5	LOB: 1	BB: 1	P: 9	R: 0	H: 0	E: 0	K: 1	S: 5	LOB: 0	BB: 0	P: 5	R: 4	H: 4	E: 0	K: 1	S: 9	LOB: 1	BB: 1	P: 13	R: 0	H: 0	E: 0	K: 1	S: 5	LOB: 1	BB: 1	P: 9
--------------	------	------	------	------	------	--------	-------	-------	------	------	------	------	------	--------	-------	------	------	------	------	------	------	--------	-------	------	------	------	------	------	------	--------	-------	------	------	------	------	------	------	--------	-------	------	------	------	------	------	------	--------	-------	------	------	------	------	------	------	--------	-------	-------	------	------	------	------	------	--------	-------	------

PITCHER	IP	WLS	BF	H	R	ER	SO	BB	IBB	HBP	BLK	WP	HR	S	P	ERA	WHIP
Bob Purkey, R ERA: 4.34 (1, 1)	6.0	L	27	6	5	3	2	2	0	0	0	0	2	29	37	4.50	1.333
Tom Acker, R ERA: 4.3 (7, 1)	0.0		3	2	3	3	0	1	0	0	0	0	1	2	6	∞	∞
Don Rudolph, L ERA: 3.0 (7, 1)	0.0		2	2	1	1	0	0	0	0	0	0	0	2	2	∞	∞
Hal Jeffcoat, R ERA: 1.32 (7, 1)	2.0		7	0	0	0	2	1	0	0	0	1	0	10	14	0.00	0.500

BOTTOM

Cincinnati Redlegs @ San Francisco Giants
Seals Stadium, San Francisco, CA
 Sun May 17 1959, 6:33 AM EDT
 Att. 22,725 - Unknown

AB	35
R	9
H	10
RBI	9
BB	4
SO	4
LOB	16

livebaseballscorecards.com

GIANTS

1B: 3	SF: 0	WP: 1	PA: 39
2B: 3	SAC: 0	PB: 0	
3B: 1	DP: 1	SB: 1	
HR: 3	HBP: 0	CS: 0	

Batter	1	2	3	4	5	6	7	8	9	AB R H RBI BB SO LOB	TOP											
Bill Bruton, L (1, 8) OBP: 0.340, SLG: 0.545	0-0 F9		0-0 E6		0-0 1B BB	0-0 1B 2B	0-0 F8			5 2 2 0 0 0 2	Milwaukee Braves @ San Francisco Giants Seals Stadium, San Francisco, CA Mon May 18 1959, 6:33 AM EDT Att. 17,524 - Unknown											
Eddie Mathews, L (1, 5) OBP: 0.364, SLG: 0.657	0-0 F9		0-0 F5		0-0 F7	0-0 2B 1B		0-0 G3		5 0 1 1 0 0 2												
Hank Aaron, R (1, 9) OBP: 0.507, SLG: 0.867	0-0 5-3		0-3 K		4-0 1B BB	0-0 2B		0-3 K		4 0 1 1 1 2 1												
Wes Covington, L (1, 7) OBP: 0.373, SLG: 0.400		0-0 F2	0-0 F8		0-0 1B BB	4-0 IBB		0-0 F5		4 0 1 1 1 0 1												
Frank Torre, L (1, 3) OBP: 0.330, SLG: 0.338		0-0 1-3		0-0 1B 2B	4-0 1B BB	0-0 4-3		0-0 F9		4 1 1 0 1 0 3												
Del Crandall, R (1, 2) OBP: 0.360, SLG: 0.492		0-0 1B 1B		0-0 2-3	0-0 G6-4-3		0-0 FC5-4		0-0 5-3	5 0 2 0 0 0 4												
Johnny Logan, R (1, 6) OBP: 0.411, SLG: 0.450		0-0 1B BB		0-0 SH1-3		0-0 F8	0-0 F8		0-0 F7	5 0 2 1 0 0 1												
Johnny O'Brien, R (1, 4) OBP: 0.273, SLG: 0.300		4-0 1B BB		0-0 SH1-3		0-3 K	0-0 FC5-4			2 0 0 0 1 1 1												
Warren Spahn, L (1, 1) OBP: 0.286, SLG: 0.250		0-0 F6		0-3 K		0-0 1B 1B	0-0 1B			4 1 2 0 0 1 4												
Inning Stats	R: 0 E: 0 K: 0 S: 3	H: 0 LOB: 0 BB: 0 P: 3	R: 0 E: 0 K: 0 S: 5	H: 2 LOB: 3 BB: 1 P: 9	R: 0 E: 1 K: 1 S: 6	H: 0 LOB: 1 BB: 0 P: 6	R: 1 E: 0 K: 1 S: 7	H: 2 LOB: 1 BB: 0 P: 7	R: 1 E: 0 K: 0 S: 4	H: 2 LOB: 2 BB: 2 P: 12	R: 2 E: 0 K: 1 S: 9	H: 4 LOB: 3 BB: 1 P: 13	R: 0 E: 0 K: 0 S: 5	H: 2 LOB: 2 BB: 0 P: 5	R: 0 E: 0 K: 1 S: 5	H: 0 LOB: 0 BB: 0 P: 5	R: 0 E: 0 K: 0 S: 3	H: 0 LOB: 0 BB: 0 P: 3	1B: 10 2B: 2 3B: 0 HR: 0	SF: 0 SAC: 1 DP: 1 HBP: 0	WP: 0 PB: 0 SB: 0 CS: 0	PA: 43
PITCHER	IP WLS BF H R ER SO BB IBB HBP BLK WP HR S P ERA WHIP																					
Sam Jones, R (1, 1) ERA: 4.32	5.2 L 30 10 4 4 3 3 3 0 0 0 0 0 33 45 6.35 2.294																					
Al Worthington, R (6, 1) ERA: 3.38	1.1 7 2 0 0 0 0 0 1 0 0 0 0 6 10 0.00 1.500																					
Gordon Jones, R (8, 1) ERA: 3.48	2.0 6 0 0 0 0 1 0 0 0 0 0 0 8 8 0.00 0.000																					

AB	38
R	4
H	12
RBI	4
BB	4
SO	4
LOB	19



Batter	1	2	3	4	5	6	7	8	9	AB	R	H	RBI	BB	SO	LOB
Andre Rodgers, R (1, 6) OBP: 0.381, SLG: 0.463	0-3 K ①		4-0 BB		0-0 F7 ②		0-0 G3-6-3 1B			3	0	1	1	1	1	1
Leon Wagner, L (1, 7) OBP: 0.439, SLG: 0.722 Gordon Jones, R (8, 1)	0-3 K ②		0-3 K ③		0-0 F4 ③		0-0 G3-6-3 ② ③			4	0	0	0	0	2	5
Willie Mays, R (1, 8) OBP: 0.393, SLG: 0.618	0-0 F3 ③				0-0 HR		0-0 F8 ①		0-0 F5 ①	4	1	1	1	0	0	0
Orlando Cepeda, R (1, 3) OBP: 0.319, SLG: 0.547		0-0 F8 ①		0-0 1B 1B		0-0 1B		0-3 K ②		4	0	2	0	0	1	0
Jackie Brandt, R (1, 9) OBP: 0.316, SLG: 0.426 (8, 7)		0-0 F3 ②		0-0 1B		0-3 K ②		0-0 F9 ③		4	0	1	0	0	1	1
Daryl Spencer, R (1, 4) OBP: 0.297, SLG: 0.323		0-3 K ③		4-0 G1-4-3 BB		0-0 4-3 ③			0-0 F9 ①	3	0	0	0	1	1	1
Bob Schmidt, R (1, 2) OBP: 0.315, SLG: 0.383			0-0 6-3 ①	0-0 G1-4-3 ② ③		0-0 5-3 ①			0-0 4-3 ②	4	0	0	0	0	0	2
Jim Davenport, R (1, 5) OBP: 0.271, SLG: 0.341			0-0 SH5-4 1B		0-0 F8 ①		0-0 1B 1B		0-0 2-3 ③	4	1	2	0	0	0	0
Sam Jones, R (1, 1) OBP: 0.053, SLG: 0.053 Al Worthington, R (6, 1) Felipe Alou, R (7, PH) OBP: 0.351, SLG: 0.576 (8, 9)			0-0 SH5-4 ②		0-0 1B		0-0 1B			1	0	1	0	0	0	0
			1-2				1-2 1B			0	0	0	0	0	0	0
										1	0	1	0	0	0	0

Inning Stats	R: 0	H: 0	E: 0	K: 2	S: 7	R: 0	H: 0	E: 0	K: 1	S: 5	R: 0	H: 1	E: 0	K: 1	S: 6	R: 1	H: 3	E: 0	K: 0	S: 4	R: 0	H: 1	E: 0	K: 0	S: 4	R: 0	H: 1	E: 0	K: 1	S: 6	R: 1	H: 3	E: 0	K: 0	S: 5	R: 0	H: 0	E: 0	K: 1	S: 5	R: 0	H: 0	E: 0	K: 0	S: 3	1B: 8	2B: 0	3B: 0	HR: 1	SF: 0	SAC: 1	DP: 2	HBP: 0	WP: 0	PA: 35
PITCHER Warren Spahn, L (1, 1) ERA: 2.97	IP	WLS	BF	H	R	ER	SO	BB	IBB	HBP	BLK	WP	HR	S	P	ERA	WHIP																																						
	9.0	W	35	9	2	2	6	2	0	0	0	0	1	45	53	2.00	1.222																																						

BOTTOM

Milwaukee Braves @ San Francisco Giants
Seals Stadium, San Francisco, CA

Mon May 18 1959, 6:33 AM EDT
Att. 17,524 - Unknown

livebaseballscorecards.com

AB 32
R 2
H 9
RBI 2
BB 2
SO 6
LOB 10



Batter	1	2	3	4	5	6	7	8	9	AB R H RBI BB SO LOB	TOP											
Bill Bruton, L (1, 8) OBP: 0.343, SLG: 0.543	0-3 K	0-0 2B		4-0 CS BB		0-0 F8	0-0 F7			4 0 1 0 1 1 3	Milwaukee Braves @ San Francisco Giants Seals Stadium, San Francisco, CA Tue May 19 1959, 10:05 PM EDT Att: 22,910 - Unknown											
Eddie Mathews, L (1, 5) OBP: 0.365, SLG: 0.648	0-0 HR 1B	0-0 F8		0-0 CS 1-2	0-0 E7 WP 1B	0-0 1B		0-0 F9		5 2 2 0 0 0 2												
Hank Aaron, R (1, 9) OBP: 0.497, SLG: 0.841	0-0 FC6 HR 1-2	0-0 F7			4-0 1B SF8 BB 2-3	0-3 K				4 2 0 0 1 2 5												
Wes Covington, L (1, 7) OBP: 0.390, SLG: 0.450	0-0 HR 1-H 2-H		0-0 F8		0-0 1B 1-3 3-H		4-0 SH5-3 BB 1B BB	0-0 2B		4 2 3 4 1 0 0												
Frank Torre, L (1, 3) OBP: 0.323, SLG: 0.325	0-0 F7		0-0 G3		0-0 SF8 3-H		4-0 SH5-3 BB 1B BB 1-2	0-0 F1		3 1 0 1 1 0 1												
Del Crandall, R (1, 2) OBP: 0.364, SLG: 0.516	0-0 HR		0-0 FC5-4 1B		0-0 F7 3-H		0-0 SH5-3 BB 1-2 2-3	0-0 F8		4 1 2 1 0 0 1												
Johnny Logan, R (1, 6) OBP: 0.403, SLG: 0.439	0-0 5-3		0-0 FC5-4 1-2f		0-0 F9		0-0 WP 1B 1B 2-H 3-H	0-3 K		5 0 1 2 0 1 2												
Johnny O'Brien, R (1, 4) OBP: 0.275, SLG: 0.302 Felix Mantilla, R (7, PH) OBP: 0.360, SLG: 0.200		0-0 FC1-6 1B		0-0 1-3		0-0 6-3	0-0 F7	0-0 F7		3 0 1 0 0 0 0 2 0 0 0 0 0 1												
Joey Jay, S (1, 1) OBP: 0.333, SLG: 0.143		0-0 FC1-6 2B		0-0 4-3		4-0 1B BB	0-0 1B			3 0 1 0 1 0 1												
Inning Stats	R: 4 E: 1 K: 1 S: 9	H: 3 LOB: 0 BB: 0 P: 9	R: 0 E: 0 K: 0 S: 5	H: 2 LOB: 2 BB: 0 P: 5	R: 0 E: 0 K: 0 S: 4	H: 1 LOB: 1 BB: 0 P: 4	R: 0 E: 0 K: 0 S: 2	H: 0 LOB: 0 BB: 1 P: 6	R: 2 E: 1 K: 0 S: 5	H: 1 LOB: 1 BB: 1 P: 9	R: 0 E: 0 K: 1 S: 6	H: 1 LOB: 2 BB: 1 P: 10	R: 2 E: 0 K: 0 S: 5	H: 2 LOB: 2 BB: 2 P: 13	R: 0 E: 0 K: 1 S: 6	H: 1 LOB: 1 BB: 0 P: 6	R: 0 E: 0 K: 1 S: 5	H: 0 LOB: 0 BB: 0 P: 5	1B: 7 2B: 2 3B: 0 HR: 2	SF: 1 SAC: 1 DP: 0 HBP: 0	WP: 2 PB: 0 SB: 0 CS: 1	PA: 45
PITCHER	IP WLS BF H R ER SO BB IBB HBP BLK WP HR S P ERA WHIP																					
Jack Sanford, R (1, 1) ERA: 3.0	5.0 L 25 7 6 3 1 2 0 0 0 1 2 25 33 5.40 1.800																					
Joe Shipley, R (6, 1) ERA: 7.2	2.0 12 3 2 2 1 3 0 0 0 1 0 11 23 9.00 3.000																					
Dom Zanni, R (8, 1) ERA: 6.14	2.0 7 1 0 0 0 2 0 0 0 0 0 0 11 11 0.00 0.500																					

AB	37
R	8
H	11
RBI	8
BB	5
SO	4
LOB	16



Batter	1	2	3	4	5	6	7	8	9	AB R H RBI BB SO LOB	BOTTOM
--------	---	---	---	---	---	---	---	---	---	----------------------	--------

Andre Rodgers, R <small>(1, 6) OBP: 0.376, SLG: 0.465</small>	X	0-0	1	0-0	2	X	0-0	3	X	0-0	4	4 0 1 0 0 0 0	
5-3		F5		F8					2B				

Leon Wagner, L <small>(1, 7) OBP: 0.422, SLG: 0.667</small>	B B B	4-0	2	X	0-0	3	X	0-0	1	X	0-0	3	3 0 0 0 1 0 1	
FC5-4 BB		F7		3-1				F4						

Willie Mays, R <small>(1, 8) OBP: 0.390, SLG: 0.607</small>	X	0-0	2	X	0-0	2	X	0-0	2	X	0-0	2	4 1 1 0 0 0 2	
FC5-4		1B FC5-4 1B		6-3				F7						

Orlando Cepeda, R <small>(1, 3) OBP: 0.324, SLG: 0.545</small>	S S S	0-3	3	X	0-0	1	X	0-0	3	X	0-0	3	4 0 2 0 0 1 2	
K		1B FC5-4 1B		1B				F5						

Jackie Brandt, R <small>(1, 9) OBP: 0.306, SLG: 0.411</small>		0-3	1	X	0-0	1	X	0-0	3	X	0-0	1	4 0 0 1 0 1 2	
K		1B FC5-4 1B		F4				6-3						

Daryl Spencer, R <small>(1, 4) OBP: 0.303, SLG: 0.328</small>		0-3	2	X	0-0	2	X	0-0	1	X	0-0	1	4 0 2 0 0 2 1	
K		1B G6-3 1B		K				FC6-4 1B						

Hobie Landrith, L <small>(1, 2) OBP: 0.355, SLG: 0.391</small>	B B B	4-0	2	X	0-0	3	X	0-0	1	X	0-0	2	3 0 0 0 1 0 3	
BB		4-3		G6-3				F5						

Jim Davenport, R <small>(1, 5) OBP: 0.270, SLG: 0.338</small>		0-3	3	X	0-0	1	X	0-0	3	X	0-0	3	4 0 1 0 0 1 2	
K		6-3		1B				FC6-4						

Jack Sanford, R <small>(1, 1) OBP: 0.200, SLG: 0.130</small> Dusty Rhodes, L <small>(5, PH) OBP: 0.333, SLG: 0.333</small> Joe Shipley, R <small>(6, 1)</small> Willie Kirkland, L <small>(7, PH) OBP: 0.385, SLG: 0.462</small> Dom Zanni, R <small>(8, 1)</small>	S S S	0-3	1	X	0-3	2	X	0-3	1	X	0-3	2	1 0 0 0 0 1 0	
K		K		K				K						

Inning Stats	R: 0	H: 0	E: 0	LOB: 1	K: 1	S: 5	P: 9	R: 0	H: 0	E: 0	LOB: 1	K: 3	S: 9	P: 13	R: 0	H: 0	E: 0	LOB: 0	K: 1	S: 5	R: 1	H: 2	E: 0	LOB: 1	K: 1	S: 7	P: 7	R: 0	H: 0	E: 0	LOB: 0	K: 1	S: 5	R: 0	H: 1	E: 0	LOB: 1	K: 0	S: 4	P: 4	R: 0	H: 2	E: 0	LOB: 1	K: 1	S: 6	P: 6	R: 0	H: 1	E: 0	LOB: 1	K: 0	S: 4	P: 4	R: 0	H: 1	E: 0	LOB: 1	K: 0	S: 4	P: 4	R: 0	H: 1	E: 0	LOB: 1	K: 0	S: 4	P: 4	R: 0	H: 1	E: 0	LOB: 1	K: 0	S: 4	P: 4	1B: 6	SF: 0	2B: 1	SAC: 0	3B: 0	DP: 1	HR: 0	HBP: 0	WP: 0	PA: 35	PB: 0	SB: 0	CS: 0
--------------	------	------	------	--------	------	------	------	------	------	------	--------	------	------	-------	------	------	------	--------	------	------	------	------	------	--------	------	------	------	------	------	------	--------	------	------	------	------	------	--------	------	------	------	------	------	------	--------	------	------	------	------	------	------	--------	------	------	------	------	------	------	--------	------	------	------	------	------	------	--------	------	------	------	------	------	------	--------	------	------	------	-------	-------	-------	--------	-------	-------	-------	--------	-------	--------	-------	-------	-------

PITCHER	IP	WLS	BF	H	R	ER	SO	BB	IBB	HBP	BLK	WP	HR	S	P	ERA	WHIP	PITCHER	IP	WLS	BF	H	R	ER	SO	BB	IBB	HBP	BLK	WP	HR	S	P	ERA	WHIP															
Joey Jay, R <small>(1, 1) ERA: 5.04</small>	9.0	W	35	7	1	1	8	2	0	0	0	0	0	49	57	1.00	1.000																																	

Milwaukee Braves @ San Francisco Giants
 Seals Stadium, San Francisco, CA
Tue May 19 1959, 10:05 PM EDT
Att. 22,910 - Unknown

livebaseballscores.com

AB	33
R	1
H	7
RBI	1
BB	2
SO	8
LOB	14



Batter	1	2	3	4	5	6	7	8	9	AB R H RBI BB SO LOB	TOP		
Felix Mantilla, R (1, 4) OBP: 0.310, SLG: 0.167 Mickey Vernon, L (9, PH) OBP: 0.393, SLG: 0.538	0-0 F7		0-0 F8		0-0 FC5-4		0-0 6-3		0-0 FC4-6	4 0 0 0 0 0 2 1 0 0 0 0 0 2	Milwaukee Braves @ San Francisco Giants Seals Stadium, San Francisco, CA Wed May 20 1959, 6:33 AM EDT Att: 17,825 - Unknown livebaseballscorecards.com		
Eddie Mathews, L (1, 5) OBP: 0.354, SLG: 0.626	0-0 F9			0-0 F8		0-0 G3	0-0 4-3		0-0 FC4-6	5 0 0 0 0 0 2			
Hank Aaron, R (1, 9) OBP: 0.490, SLG: 0.846	0-0 F5			0-0 6-3		0-0 HR	0-0 6-3			4 1 1 1 0 0 0			
Joe Adcock, R (1, 3) OBP: 0.414, SLG: 0.520		0-0 F7		0-3 K		0-0 E7 1B		0-0 5-3		4 1 0 0 0 1 0			
Wes Covington, L (1, 7) OBP: 0.366, SLG: 0.442		0-0 4-3			0-0 BB 1B	0-0 F3		0-0 F6		4 1 1 0 0 0 1			
Del Crandall, R (1, 2) OBP: 0.368, SLG: 0.512		0-0 1B			0-0 F7	4-0 IBB 1B		0-0 6-3		3 0 1 0 1 0 1			
Andy Pafko, R (1, 8) OBP: 0.290, SLG: 0.300		0-0 F9			4-0 1B	0-0 IBB			0-0 FC4-6 1B	3 0 2 1 1 0 1			
Johnny Logan, R (1, 6) OBP: 0.413, SLG: 0.444			0-0 6-3		0-0 FC5-4 1B	4-0 1B			0-0 FC4-6 1B	3 0 2 1 1 0 0			
Bob Buhl, R (1, 1) Stan Lopata, R (9, PH)			0-3 K		0-3 K	0-0 G1			0-3 K	3 0 0 0 0 2 5 1 0 0 0 0 1 2			
Inning Stats	R: 0 E: 0 K: 0 S: 3 H: 0 LOB: 0 BB: 0 P: 3	R: 0 E: 0 K: 0 S: 4 H: 1 LOB: 1 BB: 0 P: 4	R: 0 E: 0 K: 1 S: 5 H: 0 LOB: 0 BB: 0 P: 5	R: 0 E: 0 K: 1 S: 5 H: 0 LOB: 0 BB: 0 P: 5	R: 1 E: 0 K: 1 S: 7 H: 2 LOB: 2 BB: 1 P: 11	R: 2 E: 1 K: 0 S: 6 H: 2 LOB: 3 BB: 2 P: 14	R: 0 E: 0 K: 0 S: 3 H: 0 LOB: 0 BB: 0 P: 3	R: 0 E: 0 K: 0 S: 3 H: 0 LOB: 0 BB: 0 P: 3	R: 0 E: 0 K: 1 S: 7 H: 2 LOB: 2 BB: 0 P: 7	1B: 6 2B: 0 3B: 0 HR: 1 SF: 0 SAC: 0 DP: 0 HBP: 0	WP: 0 PB: 0 SB: 0 CS: 0 PA: 38		
PITCHER Mike McCormick, L (1, 1) ERA: 2.85 Sam Jones, R (9, 1) ERA: 4.25	IP WLS BF H R ER SO BB IBB HBP BLK WP HR S P ERA WHIP	8.0 W 35 7 3 2 3 1 2 0 0 0 1 38 50 2.25 1.000	1.0 S 3 0 0 0 1 0 0 0 0 0 0 5 5 0.00 0.000										



Batter	1	2	3	4	5	6	7	8	9	AB	R	H	RBI	BB	SO	LOB
Andre Rodgers, R (1, 6) OBP: 0.372, SLG: 0.466	F4		2B		F7		6-3			4	0	1	0	0	0	0
Leon Wagner, L (1, 7) OBP: 0.396, SLG: 0.619	F8		F9			G3		S E BB		3	0	0	0	0	0	1
Jackie Brandt, R (7, 7) OBP: 0.311, SLG: 0.411										0	1	0	0	1	0	0
Willie Mays, R (1, 8) OBP: 0.386, SLG: 0.594	6-3				F8	S 2B BB		F3		3	1	0	0	1	0	1
Orlando Cepeda, R (1, 3) OBP: 0.329, SLG: 0.541		F6		HR 1B		5-3		E FC3-6 BB		3	2	1	0	1	0	1
Felipe Alou, R (1, 9) OBP: 0.366, SLG: 0.625		FC6-4 1B		1-H HR		2B		E1 FC3-6		4	2	3	3	0	0	1
Daryl Spencer, R (1, 4) OBP: 0.301, SLG: 0.333		FC6-4 1-2f		F9		2B		FC3-6		4	0	1	2	0	0	2
Bob Schmidt, R (1, 2) OBP: 0.301, SLG: 0.365		FC6-4 1-2f		5-3		F4		2-3		4	0	0	0	0	0	3
Jim Davenport, R (1, 5) OBP: 0.265, SLG: 0.331			5-3		F9		F7			3	0	0	0	0	0	0
Mike McCormick, L (1, 1) OBP: 0.364, SLG: 0.222			K		4-3		4-3			3	0	0	0	0	1	0
Sam Jones, R (9, 1) OBP: 0.053, SLG: 0.053										0	0	0	0	0	0	0
Hobie Landrith, L (9, 2) OBP: 0.355, SLG: 0.391										0	0	0	0	0	0	0

Inning Stats	R: 0	H: 0	E: 0	K: 0	S: 3	R: 0	H: 1	E: 0	K: 0	S: 4	R: 0	H: 1	E: 0	K: 1	S: 6	R: 2	H: 2	E: 0	K: 0	S: 5	R: 0	H: 0	E: 0	K: 0	S: 3	R: 2	H: 2	E: 0	K: 0	S: 5	R: 0	H: 0	E: 0	K: 0	S: 3	R: 2	H: 0	E: 1	K: 0	S: 4	R: 2	H: 0	E: 1	K: 0	S: 4				
	LOB: 0	BB: 0	P: 3			LOB: 1	BB: 0	P: 4			LOB: 0	BB: 0	P: 6			LOB: 1	BB: 0	P: 5			LOB: 0	BB: 0	P: 3			LOB: 1	BB: 1	P: 9			LOB: 0	BB: 0	P: 3			LOB: 1	BB: 2	P: 12											

PITCHER	IP	WLS	BF	H	R	ER	SO	BB	IBB	HBP	BLK	WP	HR	S	P	ERA	WHIP																	
Bob Buhl, R (1, 1) ERA: 2.2	8.0	L	34	6	6	3	1	3	0	0	0	0	1	33	45	3.38	1.125																	
PITCHER																		IP	WLS	BF	H	R	ER	SO	BB	IBB	HBP	BLK	WP	HR	S	P	ERA	WHIP

BOTTOM

Milwaukee Braves @ San Francisco Giants
 Seals Stadium, San Francisco, CA

AB	31
R	6
H	6
RBI	5
BB	3
SO	1
LOB	9



WP: 0	PA: 34
PB: 0	SB: 2
CS: 0	

Wed May 20 1959, 6:33 AM EDT
 Att. 17,825 - Unknown

livebaseballscorecards.com

Batter	1	2	3	4	5	6	7	8	9	10	11	12	13	AB R H RBI BB SO LOB	TOP														
Andre Rodgers, R (1, 6) <small>OBP: 0.354, SLG: 0.440</small>	2-1 6-3		0-2 6-3			3-1 6-3			1-0 F4	1-3 K			1-1 4-3	6 0 0 0 0 1 2	San Francisco Giants @ Los Angeles Dodgers Los Angeles Memorial Coliseum, Los Angeles, CA Fri May 22 1959, 10:05 PM EDT Att. 31,014 - Unknown														
Willie Kirkland, L (1, 9) Felipe Alou, R (9, PR) <small>OBP: 0.378, SLG: 0.449</small> <small>OBP: 0.359, SLG: 0.612</small>	0-3 K		2-3 K			1-0 F8			2-1 3B 1B				1-2 F4	4 0 1 0 0 2 0 2 1 0 0 0 1 0															
Willie Mays, R (1, 8) <small>OBP: 0.374, SLG: 0.574</small>	2-2 F4			1-3 K		3-2 4-3			0-3 K				0-0 L7	5 0 0 0 0 2 1															
Orlando Cepeda, R (1, 3) <small>OBP: 0.338, SLG: 0.557</small>		0-1 BB 1B		2-1 4-3			1-3 K		0-0 3B				0-2 1B	5 0 3 1 0 1 0															
Leon Wagner, L (1, 7) <small>OBP: 0.358, SLG: 0.553</small>		0-0 F8		2-2 F9			0-3 K		0-1 4-3				1-1 4-3	5 0 0 0 0 1 4															
Daryl Spencer, R (1, 4) <small>OBP: 0.305, SLG: 0.331</small>		4-2 FC4 BB			2-2 5-3		2-1 F7			1-1 SH3-4 1B			2-3 K	4 0 1 0 1 1 0															
Hobie Landrith, L (1, 2) <small>OBP: 0.314, SLG: 0.333</small>		0-2 F2			2-0 F8			1-1 F8		0-0 SH3-4			2-0 G3	4 0 0 0 0 0 2															
Eddie Bressoud, R (1, 5) Dusty Rhodes, L (10, PH) Jim Davenport, R (10, PR) <small>OBP: 0.304, SLG: 0.211</small> <small>OBP: 0.500, SLG: 0.333</small> <small>OBP: 0.263, SLG: 0.329</small>		2-2 FC4			3-2 1B			1-3 K		4-0 IBB			0-0 F6	3 0 1 0 0 1 2 0 0 0 0 1 0 0 1 0 0 0 0 0 0															
Johnny Antonelli, L (1, 1) Al Worthington, R (12, 1) <small>OBP: 0.069, SLG: 0.069</small>			0-0 F7		1-0 4-3			2-3 K		2-2 F6			3-2 5-3	4 0 0 0 0 1 3 1 0 0 0 0 0 0															
Inning Stats	R: 0 E: 0 K: 1 S: 8	H: 0 LOB: 0 BB: 0 P: 12	R: 0 E: 0 K: 0 S: 14	H: 1 LOB: 2 BB: 1 P: 20	R: 0 E: 0 K: 1 S: 8	H: 0 LOB: 0 BB: 0 P: 10	R: 0 E: 0 K: 0 S: 8	H: 0 LOB: 0 BB: 0 P: 13	R: 0 E: 0 K: 0 S: 6	H: 0 LOB: 0 BB: 0 P: 13	R: 0 E: 0 K: 2 S: 9	H: 0 LOB: 0 BB: 0 P: 12	R: 0 E: 0 K: 2 S: 8	H: 0 LOB: 0 BB: 0 P: 12		R: 1 E: 0 K: 1 S: 9	H: 2 LOB: 2 BB: 0 P: 12	R: 0 E: 0 K: 1 S: 11	H: 1 LOB: 2 BB: 1 P: 19	R: 0 E: 0 K: 0 S: 10	H: 1 LOB: 1 BB: 0 P: 12	R: 0 E: 0 K: 1 S: 5	H: 0 LOB: 0 BB: 0 P: 9	R: 0 E: 0 K: 1 S: 8	H: 0 LOB: 0 BB: 0 P: 13	1B: 5 2B: 0 3B: 1 HR: 0	SF: 0 SAC: 1 DP: 0 HBP: 0	WP: 0 PB: 0 SB: 0 CS: 0	PA: 47
PITCHER Don Drysdale, R (1, 1) <small>ERA: 3.72</small>	IP 13.0 W 7 BF 47 H 6 R 1 ER 1 SO 11 BB 1 IBB 1 HBP 0 BLK 0 WP 0 HR 0 S 112 P 173 ERA 0.69 WHIP 0.538								PITCHER																				

livebaseballscorecards.com

AB	44
R	1
H	6
RBI	1
BB	2
SO	11
LOB	14



Batter	1	2	3	4	5	6	7	8	9	10	11	12	13	AB R H RBI BB SO LOB
Jim Gilliam, S OBP: 0.419, SLG: 0.344 (1, 7)	1-0 G6-4-3 1B		4-2 E BB			4-1 SH3-4 E BB		1-3 K			2-2 1B		0-1 F6	4 1 2 0 2 1 0
Charlie Neal, R OBP: 0.345, SLG: 0.422 (1, 4)	0-0 G6-4-3 1-2r		1-0 E5			1-1 SH3-4		1-0 F9			0-1 F2		2-2 4-3	5 0 0 0 0 0 3
Don Demeter, R OBP: 0.350, SLG: 0.545 (1, 8)	2-3 K		1-0 F8			2-2 F8		0-0 F8			1-0 1B		2-1 1B HBP	5 1 1 0 0 1 3
Rip Repulski, R OBP: 0.441, SLG: 0.444 (1, 9)		0-2 1B		0-1 6-3		2-0 E5		1-3 K			0-0 F6		4-2 1B BB	3 0 1 0 0 0 0 1 0 0 0 0 1 0 1 0 0 0 0 0 2 0 0 0 0 0 0 0 0 0 0 0 1 0 0
Ron Fairly, L OBP: 0.410, SLG: 0.458 (8, 9)														
Don Zimmer, R OBP: 0.314, SLG: 0.314 (11, PH)														
Solly Drake, S OBP: 0.429, SLG: 0.333 (12, 9)														
Duke Snider, L OBP: 0.309, SLG: 0.432 (13, PH)														
Gil Hodges, R OBP: 0.352, SLG: 0.440 (1, 3)		2-0 F6		3-2 L6			0-0 5-3		4-1 BB		4-0 1B		1-2 1B	4 0 1 1 2 0 1
Dick Gray, R OBP: 0.314, SLG: 0.333 (1, 5)		1-3 K		1-2 6-3			1-0 6-3		1-3 K		2-2 F6			5 0 0 0 0 2 5
Joe Pignatano, R OBP: 0.333, SLG: 0.357 (1, 2)		2-1 F2				2-2 5-3		4-1 BB		0-1 2-3		3-3 K	4 0 0 0 1 1 1	
Bob Lillis, R OBP: 0.250, SLG: 0.233 (1, 6)			1-3 K		1-2 6-3		1-3 K		0-2 5-3		0-2 F7			5 0 0 0 0 2 1
Don Drysdale, R OBP: 0.161, SLG: 0.233 (1, 1)			0-2 6-3		0-1 1-3		1-1 F9		2-1 1-3		0-0 6-3			5 0 0 0 0 0 0


Inning Stats	R: 0	H: 1	E: 0	LOB: 0	K: 1	BB: 0	S: 5	P: 8
	R: 0	H: 1	E: 0	LOB: 1	K: 1	BB: 0	S: 9	P: 14
	R: 0	H: 0	E: 1	LOB: 2	K: 1	BB: 1	S: 12	P: 19
	R: 0	H: 0	E: 0	LOB: 0	K: 0	BB: 0	S: 8	P: 12
	R: 0	H: 0	E: 0	LOB: 0	K: 0	BB: 0	S: 8	P: 11
	R: 1	H: 0	E: 1	LOB: 1	K: 0	BB: 1	S: 7	P: 16
	R: 0	H: 0	E: 0	LOB: 1	K: 1	BB: 1	S: 7	P: 13
	R: 0	H: 0	E: 0	LOB: 0	K: 1	BB: 0	S: 7	P: 10
	R: 0	H: 0	E: 0	LOB: 1	K: 2	BB: 1	S: 8	P: 14
	R: 0	H: 0	E: 0	LOB: 0	K: 0	BB: 0	S: 9	P: 11
	R: 0	H: 2	E: 0	LOB: 3	K: 0	BB: 1	S: 12	P: 21
	R: 1	H: 1	E: 0	LOB: 2	K: 0	BB: 1	S: 9	P: 18
	1B: 5	SF: 0	2B: 0	SAC: 1	3B: 0	DP: 1	HR: 0	HBP: 1
	WP: 0	PA: 50	PB: 0	SB: 0	CS: 0			


PITCHER	IP	WLS	BF	H	R	ER	SO	BB	IBB	HBP	BLK	WP	HR	S	P	ERA	WHIP
Johnny Antonelli, L ERA: 2.22 (1, 1)	11.0		42	4	1	0	7	4	1	0	0	0	0	92	149	0.00	0.727
Al Worthington, R ERA: 3.52 (12, 1)	1.2	L	8	1	1	1	1	1	0	1	0	0	0	16	31	5.40	1.200

San Francisco Giants @ Los Angeles Dodgers
Los Angeles Memorial Coliseum, Los Angeles, CA
 Fri May 22 1959, 10:05 PM EDT
 Att: 31,014 - Unknown

livebaseballscorecards.com

AB	42
R	2
H	5
RBI	1
BB	6
SO	8
LOB	16



Batter	1	2	3	4	5	6	7	8	9	AB R H RBI BB SO LOB	TOP														
Andre Rodgers, R (1, 6) OBP: 0.348, SLG: 0.425	4-1 BB		1-1 F9		3-3 K		2-2 5-3		3-3 K	4 0 0 0 1 2 2	<p>San Francisco Giants @ Los Angeles Dodgers Los Angeles Memorial Coliseum, Los Angeles, CA</p> <p>Sat May 23 1959, 10:05 PM EDT Att. 37,258 - Unknown</p> <p>livebaseballscorecards.com</p> <table border="1"> <tr><td>AB</td><td>34</td></tr> <tr><td>R</td><td>4</td></tr> <tr><td>H</td><td>8</td></tr> <tr><td>RBI</td><td>3</td></tr> <tr><td>BB</td><td>3</td></tr> <tr><td>SO</td><td>5</td></tr> <tr><td>LOB</td><td>15</td></tr> </table> 	AB	34	R	4	H	8	RBI	3	BB	3	SO	5	LOB	15
AB	34																								
R	4																								
H	8																								
RBI	3																								
BB	3																								
SO	5																								
LOB	15																								
Felipe Alou, R (1, 9) OBP: 0.343, SLG: 0.583	2-1 F5		2-2 6-3		0-1 F9		0-0 4-3		0-1 F8	5 0 0 0 0 0 3															
Willie Mays, R (1, 8) OBP: 0.371, SLG: 0.566	1-2 L9			1-0 F9		2-1 6-3		0-1 1B E 1B		4 1 1 0 0 0 1															
Orlando Cepeda, R (1, 3) OBP: 0.336, SLG: 0.549	0-3 K			3-1 F9		0-0 WP 1B S 1B		0-1 F6		4 1 1 0 0 1 2															
Jackie Brandt, R (1, 7) OBP: 0.325, SLG: 0.417		1-2 1-3		4-1 BB		2-1 1B SF8 1B		1-0 E8 1B 2B 1B		3 2 2 1 1 0 0															
Daryl Spencer, R (1, 4) OBP: 0.310, SLG: 0.343		1-0 F8		2-1 5-3		0-0 FC6-4 1B		2-2 FC1-5 2B		4 0 2 1 0 0 1															
Hobie Landrith, L (1, 2) OBP: 0.333, SLG: 0.345		4-1 BB			0-1 1B 1B	2-2 SF8		0-0 FC1-5 2B		2 0 1 1 1 0 1															
Jim Davenport, R (1, 5) OBP: 0.283, SLG: 0.327		0-0 F8			2-2 1B	0-0 FC6-4 1B		3-2 4-3		4 0 1 0 0 0 3															
Sam Jones, R (1, 1) OBP: 0.043, SLG: 0.043			0-2 1-3		1-3 K		0-3 K		0-2 F7	4 0 0 0 0 2 2															
Inning Stats	R: 0 H: 0 E: 0 K: 1 S: 9	H: 0 LOB: 1 BB: 1 P: 16	R: 0 H: 0 E: 0 K: 0 S: 6	H: 0 LOB: 1 BB: 1 P: 12	R: 0 H: 0 E: 0 K: 0 S: 6	H: 0 LOB: 1 BB: 1 P: 16	R: 0 H: 2 E: 0 K: 2 S: 14	H: 2 LOB: 2 BB: 0 P: 20	R: 2 H: 3 E: 0 K: 0 S: 13	H: 3 LOB: 1 BB: 0 P: 19	R: 0 H: 0 E: 0 K: 1 S: 7	H: 0 LOB: 0 BB: 0 P: 9	R: 2 H: 3 E: 1 K: 0 S: 12	H: 3 LOB: 1 BB: 0 P: 18	R: 0 H: 0 E: 0 K: 1 S: 9	H: 0 LOB: 0 BB: 0 P: 12	1B: 7 SF: 1 2B: 1 SAC: 0 3B: 0 DP: 0 HR: 0 HBP: 0	WP: 1 PA: 38 PB: 0 SB: 1 CS: 0							
PITCHER	IP WLS BF H R ER SO BB IBB HBP BLK WP HR S P ERA WHIP																								
Stan Williams, R (1, 1) ERA: 5.05	6.0 L 26 5 2 2 3 3 0 0 0 1 0 57 95 3.00 1.333																								
Clem Labine, R (7, 1) ERA: 4.75	2.0 9 3 2 2 1 0 0 0 0 0 0 19 27 9.00 1.500																								
Johnny Klippstein, R (9, 1) ERA: 4.44	1.0 3 0 0 0 0 1 0 0 0 0 0 0 9 12 0.00 0.000																								

Batter	1	2	3	4	5	6	7	8	9	AB R H RBI BB SO LOB
Jim Gilliam, S <small>OBP: 0.410, SLG: 0.337</small> (1, 5)	0-1 		3-2 		1-0 		1-0 		2-2 	5 0 1 0 0 0 0
Charlie Neal, R <small>OBP: 0.346, SLG: 0.418</small> (1, 4)	2-1 		3-2 		3-3 		4-1 		2-1 	4 0 1 0 1 1 1
Ron Fairly, L <small>OBP: 0.398, SLG: 0.442</small> (1, 8)	1-0 		3-2 		1-1 		0-0 		1-2 	5 1 1 0 0 0 2
Duke Snider, L <small>OBP: 0.316, SLG: 0.429</small> (1, 9)	4-0 			0-0 		2-0 		2-3 		3 0 1 0 1 1 1
Norm Larker, L <small>OBP: 0.430, SLG: 0.500</small> (1, 3)	1-3 			1-1 		1-0 		0-3 		4 0 1 0 0 2 4
Wally Moon, L <small>OBP: 0.389, SLG: 0.439</small> (1, 7)		3-2 		0-0 		3-2 		0-1 		4 1 3 1 0 0 1
Don Zimmer, R <small>OBP: 0.320, SLG: 0.315</small> (1, 6)		3-3 		2-2 		4-2 		0-0 		3 0 1 0 1 1 2
Joe Pignatano, R <small>OBP: 0.313, SLG: 0.333</small> (1, 2)		1-3 			2-1 	3-3 		1-0 		4 0 0 1 0 2 5
Stan Williams, R <small>OBP: 0.188, SLG: 0.071</small> (1, 1)		2-3 			1-3 	1-0 		1-1 		2 0 0 0 0 2 1
Don Demeter, R <small>OBP: 0.348, SLG: 0.541</small> (6, PH)										1 0 0 0 0 0 3
Clem Labine, R (7, 1)										0 0 0 0 0 0 0
Gil Hodges, R <small>OBP: 0.349, SLG: 0.435</small> (8, PH)										1 0 0 0 0 0 1
Johnny Klippstein, R (9, 1)										0 0 0 0 0 0 0

Inning Stats	R: 0	H: 1	E: 1	LOB: 2	K: 1	BB: 1	S: 11	R: 0	H: 1	E: 0	LOB: 1	K: 3	BB: 0	S: 13	R: 0	H: 0	E: 0	LOB: 0	K: 0	BB: 0	S: 11	R: 0	H: 1	E: 0	LOB: 1	K: 0	BB: 0	S: 7	R: 0	H: 1	E: 0	LOB: 1	K: 2	BB: 0	S: 9	R: 1	H: 3	E: 0	LOB: 3	K: 1	BB: 1	S: 16	R: 0	H: 0	E: 0	LOB: 1	K: 1	BB: 1	S: 6	R: 1	H: 2	E: 0	LOB: 1	K: 1	BB: 0	S: 9	R: 0	H: 0	E: 0	LOB: 0	K: 0	BB: 0	S: 9	R: 0	H: 0	E: 0	LOB: 0	K: 0	BB: 0	S: 9	1B: 7	SF: 0	2B: 1	SAC: 0	3B: 1	DP: 0	HR: 0	HBP: 0	WP: 0	PA: 39
--------------	------	------	------	--------	------	-------	-------	------	------	------	--------	------	-------	-------	------	------	------	--------	------	-------	-------	------	------	------	--------	------	-------	------	------	------	------	--------	------	-------	------	------	------	------	--------	------	-------	-------	------	------	------	--------	------	-------	------	------	------	------	--------	------	-------	------	------	------	------	--------	------	-------	------	------	------	------	--------	------	-------	------	-------	-------	-------	--------	-------	-------	-------	--------	-------	--------

PITCHER	IP	WLS	BF	H	R	ER	SO	BB	IBB	HBP	BLK	WP	HR	S	P	ERA	WHIP
Sam Jones, R <small>ERA: 3.95</small> (1, 1)	9.0	W	39	9	2	2	9	3	0	0	0	0	0	91	156	2.00	1.333

BOTTOM

San Francisco Giants @ Los Angeles Dodgers
Los Angeles Memorial Coliseum, Los Angeles, CA

Sat May 23 1959, 10:05 PM EDT
 Att. 37,258 - Unknown

livebaseballscorecards.com

AB	36
R	2
H	9
RBI	2
BB	3
SO	9
LOB	21

Batter	1	2	3	4	5	6	7	8	9	AB R H RBI BB SO LOB	TOP
Andre Rodgers, R (1, 6) OBP: 0.343, SLG: 0.415	0-3 K		0-0 6-3		2-3 K	2-0 1B		3-3 K		5 0 1 0 0 3 1	<p>San Francisco Giants @ Los Angeles Dodgers Los Angeles Memorial Coliseum, Los Angeles, CA</p> <p>Sun May 24 1959, 6:33 AM EDT Att: 30,518 - Unknown</p> <p>livebaseballscorecards.com</p>
Felipe Alou, R (1, 9) OBP: 0.336, SLG: 0.561	0-0 5-3		1-1 4-3		4-1 2B BB	3-2 5-3		0-0 F3	4 0 0 0 1 0 1		
Willie Mays, R (1, 8) OBP: 0.378, SLG: 0.592	0-1 HR 1B		0-1 F9		0-1 2B		0-1 F9	1-0 HR	5 2 3 1 0 0 0		
Orlando Cepeda, R (1, 3) OBP: 0.350, SLG: 0.588	0-1 1-H HR			0-1 G1 1B 1B	4-0 IBB		0-1 F4	1-0 1B 3B	4 2 3 2 1 0 0		
Jackie Brandt, R (1, 5) OBP: 0.336, SLG: 0.420 (6, 7)	2-1 F9			1-0 G1 1B	3-3 K		4-2 S BB	3-0 PB 1B	4 0 2 1 1 1 3		
Hank Sauer, R (1, 7)		0-0 5-3		0-0 G1		1-0 F4	1-3 K	3-3 K	3 0 0 0 0 0 2		
Jim Davenport, R (6, 5)				1-2 2-3			1-2	1-2	2 0 0 0 0 2 2		
Daryl Spencer, R (1, 4) OBP: 0.313, SLG: 0.347		1-0 F9		4-0 G4-6-3 IBB		0-1 HR 2B		1-3 K	4 1 1 0 1 1 1		
Bob Schmidt, R (1, 2) OBP: 0.320, SLG: 0.409		4-2 FC5-4 BB		1-0 G4-6-3		2-0 HR		3-1 1B	3 1 2 2 1 0 3		
Jack Sanford, R (1, 1) OBP: 0.172, SLG: 0.111		2-1 FC5-4		0-1 P4		1-1 6-3		1-3 K	4 0 0 0 0 1 2		
Inning Stats	R: 2 H: 2 E: 0 LOB: 0 K: 1 BB: 0 S: 10 P: 12	R: 0 H: 0 E: 0 LOB: 1 K: 0 BB: 1 S: 6 P: 13	R: 0 H: 0 E: 0 LOB: 2 K: 0 BB: 1 S: 5 P: 11	R: 0 H: 2 E: 0 LOB: 3 K: 2 BB: 2 S: 11 P: 24	R: 2 H: 3 E: 0 LOB: 1 K: 0 BB: 0 S: 10 P: 19	R: 0 H: 0 E: 0 LOB: 1 K: 1 BB: 1 S: 12 P: 17	R: 0 H: 1 E: 0 LOB: 1 K: 3 BB: 0 S: 13 P: 21	R: 2 H: 3 E: 0 LOB: 1 K: 1 BB: 0 S: 8 P: 18	1B: 6 SF: 0 2B: 2 SAC: 0 3B: 1 DP: 1 HR: 3 HBP: 0	WP: 0 PA: 43 PB: 1 SB: 1 CS: 0	
PITCHER	IP WLS BF H R ER SO BB IBB HBP BLK WP HR S P ERA WHIP										
Danny McDevitt, L (1, 1) ERA: 3.8	5.0 L 23 5 2 2 3 2 2 0 0 0 1 37 66 3.60 1.400										
Johnny Klippstein, R (6, 1) ERA: 4.6	3.0 14 4 2 2 4 1 0 0 0 0 1 35 57 6.00 1.667										
Art Fowler, R (9, 1) ERA: 4.99	1.0 6 3 2 2 1 0 0 0 0 0 1 8 18 18.00 3.000										



Batter	1	2	3	4	5	6	7	8	9	AB	R	H	RBI	BB	SO	LOB
Jim Gilliam, S OBP: 0.405, SLG: 0.333 (1, 5)	2-1 6-3 1B		2-1 F9		1-0 L8-3			1-0 G3		4	0	1	0	0	0	2
Charlie Neal, R OBP: 0.344, SLG: 0.414 (1, 4)	1-2 6-3 1-3		1-2 4-3			0-0 G1-6-3 1B		0-0 F6		4	0	1	0	0	0	2
Ron Fairly, L OBP: 0.402, SLG: 0.430 (1, 9)	0-1 F5			4-2 BB		0-1 G1-6-3 1-2f			4-2 BB	2	0	0	0	2	0	2
Don Demeter, R OBP: 0.340, SLG: 0.527 (1, 8)	3-1 6-3			0-1 F6		2-0 5-3			0-3 K	4	0	0	0	0	1	3
Norm Larker, L OBP: 0.411, SLG: 0.474 (1, 3)		3-1 4-3		1-3 K			1-0 4-3		0-2 L7	4	0	0	0	0	1	2
Wally Moon, L OBP: 0.378, SLG: 0.425 (1, 7)		0-3 K		0-0 F9			0-0 F9		0-0 4-3	4	0	0	0	0	1	2
Joe Pignatano, R OBP: 0.314, SLG: 0.323 (1, 2)		2-2 5-3			0-2 F2		4-1 BB			2	0	0	0	1	0	0
Bob Lillis, R OBP: 0.257, SLG: 0.273 (1, 6)			1-0 6-3		0-1 WP 1B 2B		1-1 1-3			3	1	1	0	0	0	1
Danny McDevitt, L OBP: 0.188, SLG: 0.250 (1, 1)			1-1 1B		2-2 L8-3 1B			1-2 6-3		1	0	1	0	0	0	0
Duke Snider, L OBP: 0.323, SLG: 0.435 (5, PH)										1	0	1	1	0	0	0
Johnny Klippstein, R (6, 1)										0	0	0	0	0	0	0
Solly Drake, S OBP: 0.375, SLG: 0.286 (8, PH)										1	0	0	0	0	0	0
Art Fowler, R OBP: 0.100, SLG: 0.100 (9, 1)										0	0	0	0	0	0	0

Inning Stats	R: 0	H: 1	E: 0	K: 0	S: 9	R: 0	H: 0	E: 0	K: 1	S: 8	R: 0	H: 1	E: 0	K: 0	S: 8	R: 0	H: 0	E: 0	K: 1	S: 8	R: 1	H: 2	E: 0	K: 0	S: 9	R: 0	H: 1	E: 0	K: 0	S: 4	R: 0	H: 0	E: 0	K: 0	S: 5	R: 0	H: 0	E: 0	K: 0	S: 6	R: 0	H: 0	E: 0	K: 1	S: 10	1B: 4	SF: 0	2B: 2	SAC: 0	3B: 0	DP: 2	HR: 0	HBP: 0	WP: 1	PA: 33
Jack Sanford, R ERA: 2.77 (1, 1)	IP: 9.0	WLS: W	BF: 33	H: 5	R: 1	ER: 1	SO: 3	BB: 3	IBB: 0	HBP: 0	BLK: 0	WP: 1	HR: 0	S: 67	P: 105	ERA: 1.00	WHIP: 0.889																																						

BOTTOM

San Francisco Giants @ Los Angeles Dodgers
Los Angeles Memorial Coliseum, Los Angeles, CA

Sun May 24 1959, 6:33 AM EDT
Att. 30,518 - Unknown

livebaseballscorecards.com

AB 30
R 1
H 5
RBI 1
BB 3
SO 3
LOB 14



Batter	1	2	3	4	5	6	7	8	9	AB R H RBI BB SO LOB	TOP
Jim Gilliam, S (1, 7) <small>OBP: 0.397, SLG: 0.327</small>	0-0 		1-0 		2-2 	0-1 		0-0 		5 1 1 0 0 0 2	
Charlie Neal, R (1, 4) <small>OBP: 0.356, SLG: 0.421</small>	2-2 		0-1 		4-0 		4-2 	4-0 		2 2 1 1 3 0 0	
Don Demeter, R (1, 8) <small>OBP: 0.341, SLG: 0.519</small>	4-2 		1-2 		3-2 		0-3 	0-0 		4 1 1 1 1 1 4	
Gil Hodges, R (1, 3) <small>OBP: 0.360, SLG: 0.500</small>	1-3 		2-2 		0-1 		4-2 	0-0 		4 2 2 4 1 1 1	
Rip Repulski, R (1, 9) <small>OBP: 0.421, SLG: 0.400</small> Ron Fairly, L (7, 9) <small>OBP: 0.409, SLG: 0.430</small>			1-2 		4-2 		1-3 		4-1 	3 0 0 0 1 2 2 0 0 0 0 1 0 0	
Dick Gray, R (1, 5) <small>OBP: 0.325, SLG: 0.429</small>				1-2 		0-0 		0-3 	2-1 	5 1 2 1 0 1 3	
Joe Pignatano, R (1, 2) <small>OBP: 0.311, SLG: 0.308</small>				0-0 		1-0 		4-1 	3-1 	3 1 0 0 1 0 0	
Bob Lillis, R (1, 6) <small>OBP: 0.256, SLG: 0.270</small>			1-0 	0-0 		2-0 		1 SAFE 		4 0 1 1 0 0 1	
Johnny Podres, L (1, 1) <small>OBP: 0.280, SLG: 0.217</small>			2-1 	2-1 		2-2 		0-0 		3 0 1 0 0 0 1	
Inning Stats	R: 0 H: 0 E: 0 LOB: 1 K: 1 BB: 1 S: 9 P: 16	R: 0 H: 0 E: 0 LOB: 0 K: 1 BB: 0 S: 8 P: 12	R: 4 H: 4 E: 0 LOB: 0 K: 0 BB: 0 S: 18 P: 26	R: 0 H: 1 E: 0 LOB: 1 K: 0 BB: 0 S: 7 P: 10	R: 2 H: 1 E: 0 LOB: 1 K: 0 BB: 2 S: 12 P: 25	R: 0 H: 1 E: 0 LOB: 1 K: 0 BB: 0 S: 9 P: 14	R: 0 H: 0 E: 0 LOB: 2 K: 3 BB: 2 S: 15 P: 24	R: 1 H: 1 E: 1 LOB: 2 K: 0 BB: 2 S: 6 P: 14	R: 1 H: 1 E: 0 LOB: 0 K: 0 BB: 1 S: 6 P: 15	1B: 5 SF: 0 2B: 1 SAC: 2 3B: 0 DP: 0 HR: 3 HBP: 0	WP: 0 PA: 43 PB: 0 SB: 2 CS: 0
PITCHER Mike McCormick, L (1, 1) <small>ERA: 3.74</small> Al Worthington, R (5, 1) <small>ERA: 3.33</small> Joe Shipley, R (7, 1) <small>ERA: 5.63</small>	IP WLS BF H R ER SO BB IBB HBP BLK WP HR S P ERA WHIP 4.2 L 23 6 6 6 2 3 0 0 0 0 2 53 88 11.57 1.929 1.1 5 1 0 0 0 0 0 0 0 0 0 10 15 0.00 0.750 3.0 15 2 2 1 3 5 0 0 0 0 1 27 53 3.00 2.333	PITCHER IP WLS BF H R ER SO BB IBB HBP BLK WP HR S P ERA WHIP									

Los Angeles Dodgers @ San Francisco Giants
Seals Stadium, San Francisco, CA
 Mon May 25 1959, 6:33 AM EDT
 Att. 9,173 - Unknown

livebaseballscorecards.com

AB	33
R	8
H	9
RBI	8
BB	8
SO	5
LOB	14



Batter	1	2	3	4	5	6	7	8	9	AB R H RBI BB SO LOB
Felipe Alou, R OBP: 0.325, SLG: 0.541 (1, 9)	0-3 K			1-3 K		3-3 K			0-3 K	4 0 0 0 0 4 0
Andre Rodgers, R OBP: 0.340, SLG: 0.405 (1, 6)	1-1 5-3			4-2 G5-4-3 BB			0-0 F9		2-1 F8	3 0 0 0 1 0 0
Willie Mays, R OBP: 0.371, SLG: 0.581 (1, 8)	3-2 F4			0-1 G5-4-3 1-2f			0-0 F9			3 0 0 0 0 0 1
Orlando Cepeda, R OBP: 0.350, SLG: 0.580 (1, 3)					0-0 F7			1-2 F6		2 0 0 0 1 0 0
Jackie Brandt, R OBP: 0.328, SLG: 0.410 (1, 7)					2-0 F9			1-1 B1-3		3 0 0 0 0 0 1
Daryl Spencer, R OBP: 0.319, SLG: 0.349 (1, 4)					4-2 BB			2-1 L6-4 1B 1B		2 0 1 0 1 0 0
Bob Schmidt, R OBP: 0.320, SLG: 0.407 (1, 2)				0-1 5-3		0-0 1-3		2-0 1B 1-2 1B		3 0 1 0 0 0 1
Jim Davenport, R OBP: 0.255, SLG: 0.316 (1, 5)				2-3 K		2-3 K		3-2 L6-4		3 0 0 0 0 2 2
Mike McCormick, L OBP: 0.333, SLG: 0.200 (1, 1)				1-3 K		0-1 6-3			1-2 6-3	1 0 0 0 0 1 0
Al Worthington, R (5, 1)										0 0 0 0 0 0 0
Eddie Bressoud, R OBP: 0.292, SLG: 0.200 (6, PH)										1 0 0 0 0 0 0
Joe Shipley, R (7, 1)										0 0 0 0 0 0 0
Roger McCardell, R (9, PH)										1 0 0 0 0 0 0

Inning Stats	R: 0	H: 0	E: 0	K: 1	S: 8	LOB: 0	BB: 0	P: 12	R: 0	H: 0	E: 0	K: 0	S: 4	LOB: 0	BB: 1	P: 10	R: 0	H: 0	E: 0	K: 2	S: 11	LOB: 0	BB: 0	P: 14	R: 0	H: 0	E: 0	K: 1	S: 8	LOB: 0	BB: 1	P: 13	R: 0	H: 0	E: 0	K: 0	S: 5	LOB: 1	BB: 1	P: 11	R: 0	H: 0	E: 0	K: 2	S: 9	LOB: 0	BB: 0	P: 14	R: 0	H: 0	E: 0	K: 0	S: 5	LOB: 0	BB: 0	P: 6	R: 0	H: 2	E: 0	K: 0	S: 8	LOB: 1	BB: 0	P: 16	R: 0	H: 0	E: 0	K: 1	S: 10	LOB: 0	BB: 0	P: 13	1B: 2	2B: 1	3B: 0	HR: 0	SF: 0	SAC: 0	DP: 3	HBP: 0	WP: 0	PB: 0	SB: 0	CS: 0	PA: 29
PITCHER Johnny Podres, L ERA: 3.74 (1, 1)	IP	WLS	BF	H	R	ER	SO	BB	IBB	HBP	BLK	WP	HR	S	P	ERA	WHIP																																																																				
	9.0	W	29	2	0	0	7	3	0	0	0	0	0	68	109	0.00	0.556																																																																				

BOTTOM

Los Angeles Dodgers @ San Francisco Giants
Seals Stadium, San Francisco, CA
 Mon May 25 1959, 6:33 AM EDT
 Att. 9,173 - Unknown

AB	26
R	0
H	2
RBI	0
BB	3
SO	7
LOB	5



Batter	1	2	3	4	5	6	7	8	9	AB R H RBI BB SO LOB	TOP																
Ron Fairly, L (1, 9) OBP: 0.402, SLG: 0.422	2-1 1-3		2-2 1-3			1-2 3-1		0-1 L4-3 1B		4 0 1 0 0 0 1	<p>Los Angeles Dodgers @ San Francisco Giants</p> <p>Seals Stadium, San Francisco, CA</p> <p>Tue May 26 1959, 10:05 PM EDT</p> <p>Att. 18,471 - Unknown</p> <p>livebaseballscorecards.com</p>																
Charlie Neal, R (1, 4) OBP: 0.354, SLG: 0.423	1-2 5-3			0-2 5-3		2-1 1B 2B		1-1 L4-3 1-2	4 1 1 1 0 0 2																		
Wally Moon, L (1, 7) OBP: 0.375, SLG: 0.420	3-3 K			0-0 4-3		0-2 1B 1B		0-3 K	4 1 1 1 0 2 1																		
Don Demeter, R (1, 8) OBP: 0.345, SLG: 0.529		1-0 6-3 3B		0-0 L4		4-0 1B BB		0-0 F2	3 1 1 0 1 0 0																		
Gil Hodges, R (1, 3) OBP: 0.357, SLG: 0.490		0-1 6-3		0-0 5-3		3-1 1B		1-1 F8	4 0 1 2 0 0 0																		
Dick Gray, R (1, 5) OBP: 0.295, SLG: 0.385		0-3 K		0-2 F7		0-0 F4		2-2 F7	4 0 0 0 0 1 0																		
Joe Pignatano, R (1, 2) OBP: 0.299, SLG: 0.294		0-1 G3		0-0 F9		0-0 5-3			3 0 0 0 0 0 0																		
Bob Lillis, R (1, 6) OBP: 0.238, SLG: 0.250			0-0 6-3		0-0 1-3		2-3 K		3 0 0 0 0 1 0																		
Sandy Koufax, R (1, 1) OBP: 0.250, SLG: 0.500			1-2 6-3		0-0 3-1 2B		0-0 1B 2B		3 1 2 0 0 0 0																		
Art Fowler, R (9, 1) OBP: 0.100, SLG: 0.100									0 0 0 0 0 0 0																		
Inning Stats	R: 0 E: 0 K: 1 S: 9	H: 0 LOB: 0 BB: 0 P: 15	R: 1 E: 0 K: 1 S: 8	H: 1 LOB: 0 BB: 0 P: 9	R: 0 E: 0 K: 0 S: 7	H: 0 LOB: 0 BB: 0 P: 10	R: 0 E: 0 K: 0 S: 6	H: 0 LOB: 0 BB: 0 P: 6	R: 0 E: 0 K: 0 S: 5	H: 0 LOB: 0 BB: 0 P: 5	R: 3 E: 0 K: 0 S: 12	H: 4 LOB: 2 BB: 1 P: 22	R: 0 E: 0 K: 1 S: 5	H: 0 LOB: 0 BB: 0 P: 7	R: 0 E: 0 K: 1 S: 8	H: 2 LOB: 1 BB: 0 P: 9	R: 0 E: 0 K: 0 S: 6	H: 0 LOB: 0 BB: 0 P: 9	1B: 3 2B: 4 3B: 1 HR: 0	SF: 0 SAC: 0 DP: 1 HBP: 0	WP: 0 PB: 0 SB: 1 CS: 0	PA: 33					
PITCHER	IP WLS BF H R ER SO BB IBB HBP BLK WP HR S P ERA WHIP																										
Stu Miller, R (1, 1) ERA: 2.4	7.0		26	5	4	4	3	1	0	0	0	0	0	52	74	5.14	0.857										
Gordon Jones, R (8, 1) ERA: 2.92	2.0	W	7	2	0	0	1	0	0	0	0	0	0	14	18	0.00	1.000										



Batter	1	2	3	4	5	6	7	8	9	AB	R	H	RBI	BB	SO	LOB
Danny O'Connell, R (1, 5) B C C B X	3-2 F7 ①		0-3 K ②		3-3 K ③			0-3 K ①		4	0	0	0	0	3	0
Andre Rodgers, R (1, 6) OBP: 0.338, SLG: 0.424 C C C B C	1-3 K ②		1-1 2-3 ③			1-0 HR		2-1 F4 ②		4	1	1	1	0	1	0
Willie Mays, R (1, 8) OBP: 0.380, SLG: 0.586 B B B B	4-0 E BB			0-0 WP FC5-2 2B		4-0 1B BB		3-3 K ③		2	1	1	0	2	1	0
Orlando Cepeda, R (1, 3) OBP: 0.348, SLG: 0.571 B X	1-0 E4 1-H			1-1 4-3 ① 2-3		0-0 CS 1B			1-3 K ①	4	0	1	0	0	1	1
Jackie Brandt, R (1, 7) OBP: 0.326, SLG: 0.400 C B X	1-1 4-3 ③			0-0 FC5-2 1B		1-3 K ①			4-2 BB 1B HR BB	3	1	0	0	1	1	4
Felipe Alou, R (1, 9) OBP: 0.331, SLG: 0.539 B B C X		2-1 F8 ①		1-1 1-2 1B		1-3 K ③ 1-2			1-2 BB HR 1B	4	1	2	0	0	1	2
Daryl Spencer, R (1, 4) OBP: 0.317, SLG: 0.342 B B C X		2-1 6-3 ②		2-1 6-3 ③			2-2 F4 ①		4-2 HR BB	3	1	0	0	1	0	2
Bob Schmidt, R (1, 2) OBP: 0.311, SLG: 0.394 Leon Wagner, L (9, PH) OBP: 0.370, SLG: 0.625 S B S		1-3 K ③			0-0 F8 ①		1-1 6-3 ②		0-1 HR 1-H 2-H 3-H	3	0	0	0	0	1	0
Stu Miller, R (1, 1) OBP: 0.100, SLG: 0.100 Eddie Bressoud, R (7, PH) OBP: 0.280, SLG: 0.190 Gordon Jones, R (8, 1)			2-2 G3 ①		3-3 K ②		3-3 K ③			1	1	1	4	0	0	0
										2	0	0	0	0	1	0
										0	0	0	0	0	1	0
										0	0	0	0	0	0	0

Inning Stats	R: 1	H: 0	E: 1	LOB: 1	K: 1	BB: 1	S: 9	R: 0	H: 0	E: 0	LOB: 0	K: 1	BB: 0	S: 7	R: 0	H: 0	E: 0	LOB: 0	K: 1	BB: 0	S: 8	R: 0	H: 2	E: 0	LOB: 2	K: 0	BB: 0	S: 8	R: 0	H: 0	E: 0	LOB: 0	K: 2	BB: 0	S: 8	R: 1	H: 2	E: 0	LOB: 2	K: 2	BB: 1	S: 9	R: 0	H: 0	E: 0	LOB: 0	K: 1	BB: 0	S: 9	R: 0	H: 0	E: 0	LOB: 0	K: 2	BB: 0	S: 9	R: 4	H: 2	E: 0	LOB: 0	K: 1	BB: 2	S: 14	R: 0	H: 2	E: 0	LOB: 0	K: 1	BB: 2	S: 14	1B: 3	SF: 0	2B: 2	SAC: 0	3B: 0	DP: 1	HR: 2	HBP: 0	WP: 1	PA: 35
PITCHER	IP	WLS	BF	H	R	ER	SO	BB	IBB	HBP	BLK	WP	HR	S	P	ERA	WHIP																																																															
Sandy Koufax, L (1, 1) ERA: 8.06	8.1	L	34	5	5	4	11	4	0	0	0	1	1	79	135	4.32	1.080																																																															
Art Fowler, R (9, 1) ERA: 5.22	0.0		1	1	1	0	0	0	0	0	0	0	1	2	2	∞	∞																																																															

Los Angeles Dodgers @ San Francisco Giants
Seals Stadium, San Francisco, CA
 Tue May 26 1959, 10:05 PM EDT
 Att. 18,471 - Unknown

AB	31
R	6
H	6
RBI	5
BB	4
SO	11
LOB	9

Batter	1	2	3	4	5	6	7	8	9	AB R H RBI BB SO LOB	TOP										
Don Blasingame, L (1, 4) OBP: 0.344, SLG: 0.355	0-0 F7	0-0 F9		0-3 K			0-0 F8		0-3 K	5 0 0 0 0 2 4											
Gino Cimoli, R (1, 8) OBP: 0.377, SLG: 0.513	0-0 5-3		0-0 F8		0-0 1B 2B		4-0 G5-3 BB		0-0 2-3 1B	4 1 2 0 1 0 0											
Stan Musial, L (1, 3) OBP: 0.376, SLG: 0.389	0-0 3-1		0-0 HR		0-0 F4		4-0 1-2 BB		0-0 5-3	4 1 1 1 1 0 3											
Ken Boyer, R (1, 5) OBP: 0.369, SLG: 0.522		0-0 E9 1B	0-0 F2		0-0 FC5-4 1B		0-0 G5-3			4 1 1 1 0 0 2											
Joe Cunningham, L (1, 7) OBP: 0.454, SLG: 0.425 (8, 9)		4-0 E 1B BB	0-0 FC4-6 1B		0-3 K		4-0 G4-6-3 BB			2 0 1 0 2 1 1											
Gene Green, R (1, 9) OBP: 0.283, SLG: 0.357		0-3 K	0-0 FC4-6		0-0 FC5-4		0-0 F2			3 0 0 0 0 1 4											
Bill White, L (8, PH) OBP: 0.349, SLG: 0.538 (8, 7)			1-2f		1-2f					1 0 0 0 0 0 1											
Hal Smith, R (1, 2) OBP: 0.305, SLG: 0.435		0-0 E7 BB 1B		0-0 5-3		0-0 F6		0-0 G4-6-3		4 0 1 1 0 0 1											
Lee Tate, R (1, 6) OBP: 0.304, SLG: 0.524		4-0 1-3 2-H		0-0 5-3		0-0 F8				2 1 1 1 1 0 0											
Solly Hemus, L (9, PH) OBP: 0.556, SLG: 0.364		4-0 1-2 BB		0-0 HR		0-3 K				1 0 0 0 0 1 0											
Gary Blaylock, R (1, 1) OBP: 0.143, SLG: 0.429		0-3 K		0-0 6-3		0-3 K				3 0 0 0 0 2 3											
George Crowe, L (9, PH) OBP: 0.359, SLG: 0.595									0-0 1B 2B	1 0 1 0 0 0 0											
Inning Stats	R: 0 E: 0 K: 0 S: 3	H: 0 LOB: 0 BB: 0 P: 3	R: 1 E: 2 K: 2 S: 9	H: 1 LOB: 3 BB: 2 P: 17	R: 1 E: 0 K: 0 S: 5	H: 2 LOB: 1 BB: 0 P: 5	R: 1 E: 0 K: 1 S: 6	H: 1 LOB: 0 BB: 0 P: 6	R: 1 E: 0 K: 1 S: 7	H: 2 LOB: 1 BB: 0 P: 7	R: 0 E: 0 K: 1 S: 5	H: 0 LOB: 0 BB: 0 P: 5	R: 0 E: 0 K: 0 S: 2	H: 0 LOB: 1 BB: 2 P: 10	R: 0 E: 0 K: 0 S: 2	H: 0 LOB: 0 BB: 1 P: 6	R: 0 E: 0 K: 2 S: 9	H: 2 LOB: 2 BB: 0 P: 9	1B: 4 2B: 2 3B: 0 HR: 2	SF: 0 SAC: 0 DP: 2 HBP: 0	WP: 0 PA: 39 PB: 0 SB: 0 CS: 0
PITCHER	IP WLS BF H R ER SO BB IBB HBP BLK WP HR S P ERA WHIP																				
Johnny Antonelli, L (1, 1) ERA: 2.41	5.0 W 24 6 4 3 4 2 0 0 0 0 2 30 38 5.40 1.600																				
Al Worthington, R (6, 1) ERA: 2.86	4.0 S 15 2 0 0 3 3 0 0 0 0 0 0 18 30 0.00 1.250																				

St. Louis Cardinals @ San Francisco Giants
 Seals Stadium, San Francisco, CA
 Wed May 27 1959, 6:33 AM EDT
 Att. 8,017 - Unknown

livebaseballscorecards.com

AB	34
R	4
H	8
RBI	4
BB	5
SO	7
LOB	19



Batter	1	2	3	4	5	6	7	8	9	AB	R	H	RBI	BB	SO	LOB
Danny O'Connell, R (1, 5) Jim Davenport, R (9, 5) OBP: 0.255, SLG: 0.316	0-0 F9		0-0 F4	0-0 F8			0-0 6-3			4	0	0	0	0	0	0
Willie Kirkland, L (1, 9) Felipe Alou, R (9, 9) OBP: 0.372, SLG: 0.431 OBP: 0.331, SLG: 0.539	0-0 F7		4-0 BB SF9 BB		0-0 F7		0-3 K			3	1	0	0	1	1	0
Willie Mays, R (1, 8) OBP: 0.383, SLG: 0.602	0-0 4-3		0-0 SF9 BB S 1B		0-0 4-3			0-0 HR		4	2	2	1	0	0	0
Orlando Cepeda, R (1, 3) OBP: 0.363, SLG: 0.611		0-0 1B FC5-2-5 2B	4-0 E S 1B BB		0-0 HR			0-0 CS 2B		3	2	3	1	1	0	0
Leon Wagner, L (1, 7) Jackie Brandt, R (9, 7) OBP: 0.362, SLG: 0.608 OBP: 0.326, SLG: 0.400		0-0 FC5-2-5 SF 1B	0-0 SF9		0-0 F7			0-0 F8		3	1	1	1	0	0	1
Daryl Spencer, R (1, 4) OBP: 0.322, SLG: 0.342		0-0 FC5-2-5 SF SF8	0-0 1B			0-0 F7		4-0 HR BB		3	2	1	1	1	0	2
Andre Rodgers, R (1, 6) OBP: 0.336, SLG: 0.445		0-0 SF SF8	0-0 K			0-0 F8		0-0 HR		3	1	1	3	0	1	1
Hobie Landrith, L (1, 2) OBP: 0.302, SLG: 0.313		0-0 SF8		0-0 F9		0-0 1-3		0-0 1-3		3	0	0	1	0	0	0
Johnny Antonelli, L (1, 1) Al Worthington, R (6, 1) OBP: 0.065, SLG: 0.065		0-0 F8		0-0 F7			0-0 6-3			2	0	0	0	0	0	1


Inning Stats	R: 0 E: 0 K: 0 S: 3	H: 0 LOB: 0 BB: 0 P: 3	R: 2 E: 1 K: 0 S: 6	H: 2 LOB: 1 BB: 0 P: 6	R: 3 E: 0 K: 1 S: 7	H: 2 LOB: 1 BB: 2 P: 15	R: 0 E: 0 K: 0 S: 3	H: 0 LOB: 0 BB: 0 P: 3	R: 1 E: 0 K: 0 S: 4	H: 1 LOB: 0 BB: 0 P: 4	R: 0 E: 0 K: 0 S: 3	H: 0 LOB: 0 BB: 0 P: 3	R: 0 E: 0 K: 1 S: 5	H: 0 LOB: 0 BB: 0 P: 5	R: 3 E: 0 K: 0 S: 5	H: 3 LOB: 0 BB: 1 P: 9	1B: 3 2B: 2 3B: 0 HR: 3	SF: 3 SAC: 0 DP: 0 HBP: 0	WP: 0 PB: 0 SB: 2 CS: 1	PA: 35
PITCHER Gary Blaylock, R (1, 1) ERA: 3.45	IP: 8.0 WLS: L BF: 35 H: 8 R: 9 ER: 8 SO: 2 BB: 3 IBB: 0 HBP: 0 BLK: 0 WP: 0 HR: 3 S: 36 P: 48 ERA: 9.00 WHIP: 1.375																			

BOTTOM

St. Louis Cardinals @ San Francisco Giants
Seals Stadium, San Francisco, CA
 Wed May 27 1959, 6:33 AM EDT
 Att. 8,017 - Unknown

livebaseballscorecards.com

AB 29
R 9
H 8
RBI 8
BB 3
SO 2
LOB 5



Batter	1	2	3	4	5	6	7	8	9	AB R H RBI BB SO LOB	TOP																
Don Blasingame, L (1, 4) OBP: 0.345, SLG: 0.352	0-0 F7	0-3 K		0-0 E1 2B		0-0 6-3		4-0 BB		4 1 1 0 1 1 2																	
Gino Cimoli, R (1, 8) OBP: 0.378, SLG: 0.512	0-3 K		4-0 BB	0-0 2B			0-0 G3	0-0 1-3		4 0 1 1 1 1 3																	
Stan Musial, L (1, 3) OBP: 0.370, SLG: 0.376	4-0 BB		0-0 F6	0-0 4-3			0-0 F7		0-0 F3	4 0 0 0 1 0 2																	
Ken Boyer, R (1, 5) OBP: 0.370, SLG: 0.512	0-3 K		0-0 F9		0-0 5-3		4-0 BB		4-0 FC6-4 BB	3 0 0 0 2 1 2																	
Bill White, L (1, 7) OBP: 0.362, SLG: 0.542		0-0 E S 1B	4-0 BB		0-0 1B		0-0 F4		0-0 F7	3 2 2 0 1 0 1																	
Chuck Essegian, R (9, PH) OBP: 0.226, SLG: 0.355			1-2 BB							1 0 0 0 0 0 1																	
Joe Cunningham, L (1, 9) OBP: 0.455, SLG: 0.422		4-0 1B	0-0 F4		0-0 1B			0-0 F8	0-0 FC6-4	3 0 1 1 1 0 2																	
Ray Jablonski, R (9, PH) OBP: 0.273, SLG: 0.367		1-3 BB		1-H CS 1B					1-2	1 0 0 0 0 0 1																	
Hal Smith, R (1, 2) OBP: 0.304, SLG: 0.430		0-0 1-2 3-H 1B		0-0 F3	0-0 5-3			0-0 4-3		4 0 1 1 0 0 1																	
Lee Tate, R (1, 6) OBP: 0.333, SLG: 0.500		0-0 F8		1-0 SH2-4 E HBP		0-0 F5		0-0 BB 1B		3 1 1 0 0 0 2																	
Larry Jackson, R (1, 1) OBP: 0.185, SLG: 0.192		0-3 K		0-0 SH2-4		0-0 F6		0-0 BB 1B		1 0 0 0 0 1 2																	
Lindy McDaniel, R (5, 1) OBP: 0.222, SLG: 0.067				1-2						2 0 1 0 0 0 0																	
Inning Stats	R: 0 E: 0 K: 2 S: 7	H: 0 LOB: 1 BB: 1 P: 11	R: 1 E: 0 K: 2 S: 9	H: 2 LOB: 2 BB: 1 P: 13	R: 0 E: 0 K: 0 S: 3	H: 0 LOB: 2 BB: 2 P: 11	R: 2 E: 1 K: 0 S: 5	H: 2 LOB: 1 BB: 0 P: 6	R: 1 E: 0 K: 0 S: 4	H: 2 LOB: 0 BB: 0 P: 4	R: 0 E: 0 K: 0 S: 3	H: 0 LOB: 0 BB: 0 P: 3	R: 0 E: 0 K: 0 S: 3	H: 0 LOB: 1 BB: 1 P: 7	R: 0 E: 0 K: 0 S: 5	H: 2 LOB: 3 BB: 1 P: 9	R: 0 E: 0 K: 0 S: 3	H: 0 LOB: 1 BB: 1 P: 7	1B: 7 2B: 1 3B: 0 HR: 0	SF: 0 SAC: 1 DP: 0 HBP: 1	WP: 0 PB: 0 SB: 3 CS: 1	PA: 42					
PITCHER	IP WLS BF H R ER SO BB IBB HBP BLK WP HR S P ERA WHIP																										
Sam Jones, R (1, 1) ERA: 3.98	4.0		21	4	3	2	4	4	0	1	0	0	0	24	41	4.50	2.000										
Stu Miller, R (5, 1) ERA: 2.36	4.1	W	19	4	1	1	0	3	0	0	0	0	0	16	28	2.08	1.615										
Mike McCormick, L (9, 1) ERA: 3.69	0.2	S	2	0	0	0	0	0	0	0	0	0	0	2	2	0.00	0.000										

St. Louis Cardinals @ San Francisco Giants
 Seals Stadium, San Francisco, CA
 Thu May 28 1959, 6:33 AM EDT
 Att. 7,814 - Unknown

livebaseballscorecards.com

AB	33
R	4
H	8
RBI	3
BB	7
SO	4
LOB	19



Batter	1	2	3	4	5	6	7	8	9
Danny O'Connell, R (1, 5) OBP: 0.167, SLG: 0.167 Jackie Brandt, R (9, 7) OBP: 0.326, SLG: 0.400	0-3 K		0-0 1B		0-0 1B	0-0 1B			
Willie Kirkland, L (1, 9) OBP: 0.356, SLG: 0.408 Jim Davenport, R (9, 5) OBP: 0.255, SLG: 0.316	0-0 F7		0-3 K		0-0 FC6-4 2B				
Willie Mays, R (1, 8) OBP: 0.385, SLG: 0.606	0-0 F9		0-0 1-3		0-0 1B 2B				
Orlando Cepeda, R (1, 3) OBP: 0.366, SLG: 0.609		0-0 5-3		0-0 1B 1B	0-0 1B FC3-6 1B			0-0 P3-1 1B	
Leon Wagner, L (1, 7) OBP: 0.387, SLG: 0.648 Felipe Alou, R (8, PR) OBP: 0.331, SLG: 0.539		4-0 1B BB		0-0 F9	0-0 1B FC3-6 1B			0-0 SF8 3B	
Daryl Spencer, R (1, 4) OBP: 0.326, SLG: 0.348		0-0 1B		0-0 1B	0-0 FC3-6			0-0 SF8	
Andre Rodgers, R (1, 6) OBP: 0.333, SLG: 0.435		0-0 G6-4-3 1B		0-0 E6	0-3 K			4-0 BB BB	
Hobie Landrith, L (1, 2) OBP: 0.295, SLG: 0.303 Bob Speake, L (4, PH) OBP: 0.222, SLG: 0.125 Bob Schmidt, R (5, 2) OBP: 0.305, SLG: 0.385			0-0 F8	0-3 K		0-3 K		0-0 F8	
Sam Jones, R (1, 1) OBP: 0.083, SLG: 0.083 Dusty Rhodes, L (4, PH) OBP: 0.400, SLG: 0.250 Stu Miller, R (5, 1) OBP: 0.083, SLG: 0.083 Mike McCormick, L (9, 1) OBP: 0.333, SLG: 0.200			0-0 1B	0-0 4-3		0-3 K		0-0 5-3	

AB	R	H	RBI	BB	SO	LOB
4	0	2	0	0	1	0
0	0	0	0	0	0	0
4	1	0	0	0	2	3
0	0	0	0	0	0	0
4	1	2	1	0	0	2
4	2	2	1	0	0	1
3	0	2	0	1	0	1
0	1	0	0	0	0	0
3	0	2	2	0	0	1
3	0	0	0	1	1	4
1	0	0	0	0	0	0
1	0	0	0	0	1	2
2	0	0	0	0	1	2
1	0	1	0	0	0	0
1	0	0	0	0	0	2
2	0	0	0	0	1	2
0	0	0	0	0	0	0

AB	R	H	RBI	BB	SO	LOB
33	5	11	4	2	7	20

Inning Stats	R: 0	H: 0	E: 0	K: 1	S: 5	H: 0	LOB: 0	BB: 0	P: 5	R: 0	H: 1	E: 0	K: 0	S: 3	H: 1	LOB: 1	BB: 1	P: 7	R: 0	H: 2	E: 0	K: 1	S: 7	H: 2	LOB: 2	BB: 0	P: 7	R: 1	H: 2	E: 1	K: 1	S: 8	R: 3	H: 4	E: 0	K: 1	S: 9	R: 0	H: 0	E: 0	K: 2	S: 7	H: 0	LOB: 0	BB: 0	P: 7	R: 0	H: 1	E: 0	K: 1	S: 5	R: 1	H: 1	E: 0	K: 0	S: 4	H: 1	LOB: 2	BB: 1	P: 8
PITCHER	IP	WLS	BF	H	R	ER	SO	BB	IBB	HBP	BLK	WP	HR	S	P	ERA	WHIP																																											
Larry Jackson, R (1, 1) ERA: 3.55	4.1		23	9	4	3	3	1	0	0	0	0	0	28	32	6.23	2.308																																											
Lindy McDaniel, R (5, 1) ERA: 3.57	3.2	L	13	2	1	1	4	1	0	0	0	0	0	20	24	2.46	0.818																																											
PITCHER	IP	WLS	BF	H	R	ER	SO	BB	IBB	HBP	BLK	WP	HR	S	P	ERA	WHIP																																											

St. Louis Cardinals @ San Francisco Giants
Seals Stadium, San Francisco, CA
 Thu May 28 1959, 6:33 AM EDT
 Att. 7,814 - Unknown



WP	PA
0	36

Batter	1	2	3	4	5	6	7	8	9	AB R H RBI BB SO LOB	TOP	
Don Blasingame, L (1, 4) OBP: 0.347, SLG: 0.354	0-0 1-3		0-0 4-3		0-0 4-3		0-0 1B		0-0 1B	5 0 2 1 0 0 0		
Gino Cimoli, R (1, 8) OBP: 0.386, SLG: 0.521 Curt Flood, R (7, PR) OBP: 0.283, SLG: 0.286 (7, 8)	0-0 4-3 2B		4-0 1B BB		0-0 6-3		0-0 1B		0-0 1B	3 0 2 0 1 0 0 1 0 1 0 0 0 0		
Stan Musial, L (1, 3) OBP: 0.367, SLG: 0.372 Bobby Gene Smith, R (7, 9) OBP: 0.208, SLG: 0.333	0-0 4-3 2-3		0-0 1-3 1B		0-0 F4		0-0 F7		0-0 F2	4 0 1 0 0 0 4 1 0 0 0 0 0 2		
Ken Boyer, R (1, 5) OBP: 0.365, SLG: 0.500	0-3 K		0-3 K		0-0 6-3		0-0 5-3		4-0 1-2 BB	4 0 0 0 1 2 3		
Bill White, L (1, 7) OBP: 0.358, SLG: 0.532 Chick King, R (8, 7) OBP: 0.273, SLG: 0.300		0-0 FC4-6 1B		0-0 F8		0-0 4-3		0-0 F5	0-3 K	4 0 1 0 0 0 0 1 0 0 0 0 1 3		
Joe Cunningham, L (1, 9) OBP: 0.457, SLG: 0.452 (7, 3)		0-0 F5		0-3 K		0-0 HR		4-0 HR BB		3 2 1 1 1 1 1		
Hal Smith, R (1, 2) OBP: 0.302, SLG: 0.445		0-0 FC4-6 1-2f		0-0 6-3		0-0 6-3		0-0 1H HR		4 1 1 2 0 0 1		
Lee Tate, R (1, 6) OBP: 0.323, SLG: 0.464		0-0 5-3		0-3 K		0-0 1B 1B		0-0 F9		4 1 1 0 0 1 1		
Vinegar Bend Mizell, R (1, 1) OBP: 0.257, SLG: 0.343 Lindy McDaniel, R (9, 1) OBP: 0.222, SLG: 0.067			0-3 K		0-0 4-3		0-0 1B 1B		0-0 1B	4 0 2 0 0 1 0 0 0 0 0 0 0 0		
Inning Stats	R: 0 H: 1 E: 0 LOB: 1 K: 1 BB: 0 S: 6 P: 6	R: 0 H: 1 E: 0 LOB: 1 K: 0 BB: 0 S: 4 P: 4	R: 0 H: 1 E: 0 LOB: 2 K: 2 BB: 1 S: 8 P: 12	R: 0 H: 0 E: 0 LOB: 0 K: 1 BB: 0 S: 5 P: 5	R: 0 H: 0 E: 0 LOB: 0 K: 1 BB: 0 S: 5 P: 5	R: 0 H: 0 E: 0 LOB: 0 K: 0 BB: 0 S: 3 P: 3	R: 2 H: 5 E: 0 LOB: 3 K: 0 BB: 0 S: 8 P: 8	R: 2 H: 1 E: 0 LOB: 0 K: 0 BB: 1 S: 4 P: 8	R: 0 H: 3 E: 0 LOB: 3 K: 1 BB: 1 S: 7 P: 11	1B: 9 SF: 0 2B: 1 SAC: 0 3B: 0 DP: 0 HR: 2 HBP: 0	WP: 0 PA: 41 PB: 0 SB: 0 CS: 0	
PITCHER	IP WLS BF H R ER SO BB IBB HBP BLK WP HR S P ERA WHIP											
Jack Sanford, R (1, 1) ERA: 2.93	8.0 L 35 9 4 4 5 2 0 0 0 0 0 2 43 51 4.50 1.375											
Gordon Jones, R (9, 1) ERA: 2.84	0.1 3 3 0 0 0 0 0 0 0 0 0 0 3 3 0.00 9.000											
Al Worthington, R (9, 1) ERA: 2.79	0.2 3 0 0 0 0 1 1 0 0 0 0 0 4 8 0.00 1.500											

St. Louis Cardinals @ San Francisco Giants
 Seals Stadium, San Francisco, CA
 Fri May 29 1959, 10:05 PM EDT
 Att. 20,199 - Unknown

livebaseballscorecards.com

AB	38
R	4
H	12
RBI	4
BB	3
SO	6
LOB	15



Batter	1	2	3	4	5	6	7	8	9	AB	R	H	RBI	BB	SO	LOB
Danny O'Connell, R OBP: 0.133, SLG: 0.133 Leon Wagner, L OBP: 0.381, SLG: 0.636 (8, PH) (9, 7)	0-0 6-3 ①			0-0 6-3 ①		0-0 1-3 ①		0-0 F8 ②		3	0	0	0	0	0	0
Felipe Alou, R OBP: 0.336, SLG: 0.530 Gordon Jones, R Al Worthington, R (1, 9) (9, 1) (9, 1)	0-0 6-3 ②			0-0 1-3 ②		4-0 BB ②		4-0 2B 1-2 BB		2	0	0	0	2	0	0
Willie Mays, R OBP: 0.387, SLG: 0.607 (1, 8)	0-0 F3			4-0 BB ②		0-0 F7 ②		0-0 1-3 2-H 2B		3	0	1	1	1	0	1
Orlando Cepeda, R OBP: 0.358, SLG: 0.594 (1, 3)			0-3 K ①	0-0 F4 ③		0-0 F5 ③		0-0 F9 ③		4	0	0	0	0	1	4
Jackie Brandt, R OBP: 0.324, SLG: 0.403 (1, 7) (9, 9)			0-3 K ②		0-0 6-3 ①		0-0 F2 ①		0-0 1B 2B	4	1	1	0	0	1	0
Daryl Spencer, R OBP: 0.330, SLG: 0.352 (1, 4)			0-0 F9 ③		0-0 BB 1B		0-0 5-3 ②		0-0 1B 1B	4	0	2	0	0	0	0
Andre Rodgers, R OBP: 0.344, SLG: 0.440 (1, 6)				0-0 CS 1B		4-0 1-2 BB		0-0 F9 ③		3	0	2	1	1	0	0
Bob Schmidt, R OBP: 0.306, SLG: 0.384 Bob Speake, L OBP: 0.200, SLG: 0.111 (1, 2) (9, PH)				0-0 F6 ① 1-2		0-0 F9 ②		0-0 BB 2B 1B		3	1	1	0	0	0	3
Jack Sanford, R OBP: 0.161, SLG: 0.103 Jim Davenport, R OBP: 0.253, SLG: 0.314 (8, PH) (9, 5)				0-0 F9 ③		0-0 F9 ③		0-0 F8 ①		1	0	0	0	0	0	1
Willie Kirkland, L OBP: 0.352, SLG: 0.403 (9, PH)								0-0 F8 ① 1-2f		1	0	0	0	0	0	2

Inning Stats	R: 0	H: 0	E: 0	K: 0	S: 3	R: 0	H: 0	E: 0	K: 2	S: 7	R: 0	H: 1	E: 0	K: 0	S: 3	R: 0	H: 0	E: 0	K: 0	S: 3	R: 0	H: 1	E: 0	K: 0	S: 4	R: 0	H: 0	E: 0	K: 0	S: 3	R: 1	H: 2	E: 0	K: 0	S: 5	R: 1	H: 3	E: 0	K: 1	S: 7	1B: 5	2B: 2	3B: 0	HR: 0	SF: 0	SAC: 0	DP: 1	HBP: 0	WP: 0	PA: 36
	0	0	0	0	3	0	0	0	2	7	0	1	0	0	3	0	0	0	0	0	3	0	0	0	1	4	0	0	0	0	0	0	1	2	0	0	9	0	1	7	5	2	0	0	0	0	0	0	36	

PITCHER	IP	WLS	BF	H	R	ER	SO	BB	IBB	HBP	BLK	WP	HR	S	P	ERA	WHIP
Vinegar Bend Mizell, L ERA: 3.47 Lindy McDaniel, R ERA: 3.5	(1, 1)	8.0	W	33	6	2	2	2	4	0	0	0	0	33	49	2.25	1.250
	(9, 1)	1.0	S	3	1	0	0	1	0	0	0	0	0	5	5	0.00	1.000


BOTTOM


St. Louis Cardinals @ San Francisco Giants
Seals Stadium, San Francisco, CA

Fri May 29 1959, 10:05 PM EDT
Att. 20,199 - Unknown

AB	32
R	2
H	7
RBI	2
BB	4
SO	3
LOB	16

livebaseballscorecards.com



Batter	1	2	3	4	5	6	7	8	9	AB R H RBI BB SO LOB	TOP																								
Tony Taylor, R (1, 4) OBP: 0.346, SLG: 0.398	0-3 K		0-3 K		0-0 E4 1-3 3-H 1B			0-0 6-3		4 0 1 1 0 2 0	<p>Chicago Cubs @ San Francisco Giants Seals Stadium, San Francisco, CA</p> <p>Sat May 30 1959, 6:33 AM EDT Att: 21,890 - Unknown</p> <p>livebaseballscorecards.com</p> <table border="1"> <tr><td>AB</td><td>30</td></tr> <tr><td>R</td><td>2</td></tr> <tr><td>H</td><td>5</td></tr> <tr><td>RBI</td><td>2</td></tr> <tr><td>BB</td><td>3</td></tr> <tr><td>SO</td><td>11</td></tr> <tr><td>LOB</td><td>8</td></tr> </table> 	AB	30	R	2	H	5	RBI	2	BB	3	SO	11	LOB	8										
AB	30																																		
R	2																																		
H	5																																		
RBI	2																																		
BB	3																																		
SO	11																																		
LOB	8																																		
Jim Marshall, L (1, 3) OBP: 0.322, SLG: 0.392	0-3 K			0-3 K	0-3 K			4-0 BB		3 0 0 0 1 3 2																									
Lee Walls, R (1, 9) OBP: 0.331, SLG: 0.355	0-0 6-3			0-3 K		0-3 K		0-0 F9		4 0 0 0 0 2 1																									
14 Ernie Banks, R (1, 6) OBP: 0.353, SLG: 0.539		0-0 F8		0-0 1B		0-0 F4		0-0 G6-4-3 1B		4 0 2 0 0 0 0																									
Bobby Thomson, R (1, 8) OBP: 0.310, SLG: 0.441		0-0 F8			0-0 BB 1B	0-0 F9		0-0 G6-4-3 1-2f		4 1 1 0 0 0 1																									
Walt Moryn, L (1, 7) OBP: 0.330, SLG: 0.381 Randy Jackson, R (9, PH) OBP: 0.321, SLG: 0.440		4-0 FC5-4 BB			0-3 K		0-3 K	0-3 K		2 0 0 0 1 2 1 1 0 0 0 0 1 0																									
Earl Averill, R (1, 2) OBP: 0.268, SLG: 0.446		0-0 FC5-4 1-2f			4-0 1B 1-2 1B BB		0-0 5-3			2 1 0 0 1 0 1																									
Alvin Dark, R (1, 5) OBP: 0.323, SLG: 0.315			0-3 K		0-0 F7		0-0 F7			3 0 0 0 0 1 2																									
Bob Anderson, R (1, 1) OBP: 0.231, SLG: 0.240 John Buzhardt, R (7, 1) Johnny Goryl, R (8, PH) OBP: 0.297, SLG: 0.486 Elmer Singleton, R (8, 1)			0-0 6-3		0-0 E 1-3 2-H 1B			0-0 F8		2 0 1 1 0 0 0 0 0 0 0 0 0 0 1 0 0 0 0 0 0 0 0 0 0 0 0 0																									
Inning Stats	R: 0 E: 0 K: 2 S: 7	H: 0 LOB: 0 BB: 0 P: 7	R: 0 E: 0 K: 0 S: 3	H: 0 LOB: 1 BB: 1 P: 7	R: 0 E: 0 K: 2 S: 7	H: 0 LOB: 0 BB: 0 P: 7	R: 0 E: 0 K: 2 S: 7	H: 1 LOB: 1 BB: 0 P: 7	R: 2 E: 1 K: 2 S: 10	H: 3 LOB: 2 BB: 1 P: 14	R: 0 E: 0 K: 1 S: 5	H: 0 LOB: 0 BB: 0 P: 5	R: 0 E: 0 K: 1 S: 5	H: 0 LOB: 0 BB: 0 P: 5	R: 0 E: 0 K: 0 S: 3	H: 0 LOB: 1 BB: 1 P: 7	R: 0 E: 0 K: 1 S: 5	H: 1 LOB: 0 BB: 0 P: 5	1B: 5 2B: 0 3B: 0 HR: 0	SF: 0 SAC: 0 DP: 1 HBP: 0	WP: 0 PB: 0 SB: 0 CS: 0	PA: 33													
PITCHER Mike McCormick, L (1, 1) ERA: 3.42	IP 9.0	WLS W	BF 33	H 5	R 2	ER 2	SO 11	BB 3	IBB 0	HBP 0	BLK 0	WP 0	HR 0	S 52	P 64	ERA 2.00	WHIP 0.889	PITCHER	IP	WLS	BF	H	R	ER	SO	BB	IBB	HBP	BLK	WP	HR	S	P	ERA	WHIP

Batter	1	2	3	4	5	6	7	8	9	AB	R	H	RBI	BB	SO	LOB
Jim Davenport, R OBP: 0.251, SLG: 0.311 (1, 5)	0-0 5-3 1B		0-0 2B 1B		0-0 F8	0-0 6-3 1-2		0-0 4-3		5	1	1	0	0	0	2
Willie Kirkland, L OBP: 0.358, SLG: 0.392 (1, 9) (8, 7)	4-0 1B 1B BB		0-0 F8		4-0 BB		0-0 6-3			2	0	0	0	2	0	1
Willie Mays, R OBP: 0.390, SLG: 0.605 (1, 8)	0-0 1-2 1B 1B		0-0 F6		0-0 F9		0-0 E S 1B			4	1	2	0	0	0	2
Orlando Cepeda, R OBP: 0.361, SLG: 0.598 (1, 3)	0-0 F3		0-0 1-H 2B 2B		0-0 F7		0-0 1-H 1B 1B			4	2	2	2	0	0	3
Leon Wagner, L OBP: 0.403, SLG: 0.655 Felipe Alou, R OBP: 0.336, SLG: 0.530 (1, 7) (8, 9)	0-0 1-2 2-3 1B FC6-4		0-0 2-H 2B		4-0 SH1-3 SF9 BB		0-0 F9 1-2			3	1	2	1	1	0	1
Daryl Spencer, R OBP: 0.333, SLG: 0.356 (1, 4)	0-0 1-2f FC6-4		0-3 K		0-0 SF9 SH1-3 1B		0-0 2-H 1B			4	0	2	1	0	1	4
Andre Rodgers, R OBP: 0.338, SLG: 0.431 (1, 6)		0-0 4-3		0-3 K		0-0 SH1-3 1-2 2-3 1B		0-0 F9		3	0	0	0	0	1	1
Bob Schmidt, R OBP: 0.300, SLG: 0.376 Jackie Brandt, R OBP: 0.329, SLG: 0.403 Hobie Landrith, L OBP: 0.289, SLG: 0.294 (1, 2) (6, PH) (7, 2)		0-0 1-3		0-3 K		4-0 S IBB		0-0 G3		2	0	0	0	0	1	0
Mike McCormick, L OBP: 0.250, SLG: 0.154 (1, 1)		0-0 5-3		0-0 6-3		0-0 SF9 2-3 3-H		0-0 F9		1	0	0	1	0	0	0

Inning Stats		R: 0	H: 2	E: 0	LOB: 3	K: 0	BB: 1	S: 5	P: 9	R: 0	H: 0	E: 0	LOB: 0	K: 0	BB: 0	S: 3	R: 0	H: 0	E: 0	LOB: 0	K: 1	BB: 0	S: 8	R: 0	H: 0	E: 0	LOB: 0	K: 2	BB: 0	S: 7	R: 0	H: 0	E: 0	LOB: 1	K: 0	BB: 1	S: 3	R: 1	H: 1	E: 0	LOB: 2	K: 0	BB: 2	S: 4	R: 2	H: 3	E: 0	LOB: 1	K: 0	BB: 0	S: 6	R: 0	H: 0	E: 0	LOB: 0	K: 0	BB: 0	S: 3	1B: 7	2B: 2	3B: 0	HR: 0	SF: 1	SAC: 1	DP: 0	HBP: 0	WP: 0	PA: 37
PITCHER	IP	WLS	BF	H	R	ER	SO	BB	IBB	HBP	BLK	WP	HR	S	P	ERA	WHIP																																																			
Bob Anderson, R ERA: 3.31 (1, 1)	6.2	L	33	9	5	5	3	3	1	0	0	0	0	35	51	6.75	1.800																																																			
John Buzhardt, R ERA: 4.55 (7, 1)	0.1		1	0	0	0	0	0	0	0	0	0	0	1	1	0.00	0.000																																																			
Elmer Singleton, R ERA: 2.51 (8, 1)	1.0		3	0	0	0	0	0	0	0	0	0	0	3	3	0.00	0.000																																																			

BOTTOM

Chicago Cubs @ San Francisco Giants
Seals Stadium, San Francisco, CA
 Sat May 30 1959, 6:33 AM EDT
 Att. 21,890 - Unknown

AB 31
R 5
H 9
RBI 5
BB 4
SO 3
LOB 14



Batter	1	2	3	4	5	6	7	8	9	AB R H RBI BB SO LOB	TOP																
Tony Taylor, R (1, 4) OBP: 0.347, SLG: 0.415	0-3 K		0-0 6-3			0-0 BB 1B		0-0 HR	0-0 G3	5 1 2 1 0 1 3																	
George Altman, L (1, 8) OBP: 0.302, SLG: 0.333	0-3 K		0-0 F9			0-0 F7		0-0 G3		4 0 0 0 0 1 1																	
Randy Jackson, R (1, 5) OBP: 0.313, SLG: 0.393	0-0 1-3		0-3 K			4-0 14 G5-4-3 1-2 BB		0-0 F8		3 0 0 0 1 1 0																	
14 Ernie Banks, R (1, 6) OBP: 0.351, SLG: 0.538		0-0 2B		0-0 F7		0-0 G5-4-3 1-2f			0-3 K	4 1 1 0 0 1 2																	
Bobby Thomson, R (1, 9) OBP: 0.315, SLG: 0.447		0-0 6-3 2-H 2B		0-0 F4			0-0 6-3		4-0 1B 1B BB	3 1 1 1 1 0 0																	
Walt Moryn, L (1, 7) OBP: 0.328, SLG: 0.374		0-3 K		0-3 K			4-0 BB		0-3 K	3 0 0 0 1 3 2																	
Earl Averill, R (1, 2) OBP: 0.267, SLG: 0.435		0-0 6-3 2-3		0-0 K		0-3 K	0-0 F9		0-0 1B BB 1B	4 0 1 0 0 1 2																	
Jim Marshall, L (1, 3) OBP: 0.323, SLG: 0.382		4-0 BB		0-0 4-3		0-0 K	0-3 K		4-0 1B 1-2 BB	2 0 0 0 1 1 1 0 0 0 0 1 0 0																	
Alvin Dark, R (9, PH) OBP: 0.327, SLG: 0.315		0-3 K		0-3 K					0-0 6-3																		
Glen Hobbie, R (1, 1) OBP: 0.192, SLG: 0.200									0-0 1B	1 0 0 0 0 0 1 2 1 0 0 0 0 0 1 0 1 0 1 0 1 1 0 0 0 0																	
John Buzhardt, R (2, 1) OBP: 0.291, SLG: 0.472																											
Johnny Goryl, R (8, PH)																											
Elmer Singleton, R (8, 1)																											
Cal Neeman, R (9, PH)																											
Dale Long, L (9, PH) OBP: 0.174, SLG: 0.050																											
Dale Long, L (9, PH) OBP: 0.333, SLG: 0.524																											
Inning Stats	R: 0 E: 0 K: 2 S: 7	H: 0 LOB: 0 BB: 0 P: 7	R: 1 E: 0 K: 2 S: 9	H: 2 LOB: 2 BB: 1 P: 13	R: 0 E: 0 K: 1 S: 5	H: 0 LOB: 0 BB: 0 P: 5	R: 0 E: 0 K: 1 S: 5	H: 0 LOB: 0 BB: 0 P: 5	R: 0 E: 0 K: 2 S: 7	H: 0 LOB: 0 BB: 0 P: 7	R: 0 E: 0 K: 0 S: 3	H: 1 LOB: 1 BB: 1 P: 7	R: 0 E: 0 K: 1 S: 5	H: 0 LOB: 1 BB: 1 P: 9	R: 1 E: 0 K: 0 S: 4	H: 1 LOB: 0 BB: 0 P: 4	R: 1 E: 0 K: 2 S: 9	H: 2 LOB: 3 BB: 2 P: 17	1B: 3 2B: 2 3B: 0 HR: 1	SF: 0 SAC: 0 DP: 1 HBP: 0	WP: 0 PB: 0 SB: 0 CS: 0	PA: 37					
PITCHER	IP	WLS	BF	H	R	ER	SO	BB	IBB	HBP	BLK	WP	HR	S	P	ERA	WHIP										
Johnny Antonelli, L (1, 1) ERA: 2.47	8.2	W	35	5	3	3	11	5	0	0	0	0	1	52	72	3.12	1.154										
Stu Miller, R (9, 1) ERA: 2.35	0.1	S	2	1	0	0	0	0	0	0	0	0	0	2	2	0.00	3.000										

Chicago Cubs @ San Francisco Giants
Seals Stadium, San Francisco, CA
 Sun May 31 1959, 6:33 AM EDT
 Att: 21,828 - Unknown

AB	32
R	3
H	6
RBI	3
BB	5
SO	11
LOB	13



Batter	1	2	3	4	5	6	7	8	9
Jim Davenport, R <small>(1, 5)</small> <small>OBP: 0.257, SLG: 0.321</small>	0-3 <small>1B</small>	0-0 <small>2-H</small> <small>1B</small>			0-0 <small>2B</small>	0-3 <small>2B</small>			
Willie Kirkland, L <small>(1, 9)</small> <small>OBP: 0.364, SLG: 0.390</small> Felipe Alou, R <small>(8, 9)</small> <small>OBP: 0.336, SLG: 0.530</small>	0-0 <small>G6-4-3</small> <small>1B</small>	0-0 <small>1-3</small>			4-0 <small>2B</small> <small>BB</small>		0-0 <small>F8</small>		
Willie Mays, R <small>(1, 8)</small> <small>OBP: 0.392, SLG: 0.606</small>	0-0 <small>G6-4-3</small> <small>1-2f</small>		4-0 <small>S</small> <small>BB</small>		0-0 <small>1-3</small> <small>2-H</small> <small>2B</small>		0-0 <small>F6</small>		
Orlando Cepeda, R <small>(1, 3)</small> <small>OBP: 0.353, SLG: 0.584</small>		0-0 <small>6-3</small>	0-3 <small>1-2</small>		0-0 <small>4-3</small>		0-0 <small>4-3</small>		
Leon Wagner, L <small>(1, 7)</small> <small>OBP: 0.400, SLG: 0.633</small> Jackie Brandt, R <small>(7, 7)</small> <small>OBP: 0.326, SLG: 0.400</small>		0-0 <small>F8</small>	0-0 <small>4-3</small>		4-0 <small>G5-4-3</small> <small>IBB</small>		0-3 <small>K</small>		
Daryl Spencer, R <small>(1, 4)</small> <small>OBP: 0.332, SLG: 0.349</small>		4-0 <small>BB</small> <small>2B</small> <small>BB</small>	0-0 <small>F8</small>		0-0 <small>G5-4-3</small> <small>1-2f</small>		0-3 <small>K</small>		
Andre Rodgers, R <small>(1, 6)</small> <small>OBP: 0.335, SLG: 0.421</small>		4-0 <small>1-2</small> <small>2B</small> <small>BB</small>		0-0 <small>F4</small>		0-0 <small>6-3</small>		0-0 <small>F9</small>	
Bob Schmidt, R <small>(1, 2)</small> <small>OBP: 0.310, SLG: 0.408</small>		4-0 <small>1-2</small> <small>2-3</small> <small>2B</small> <small>BB</small>		0-0 <small>6-3</small>		0-0 <small>HR</small>			
Johnny Antonelli, L <small>(1, 1)</small> <small>OBP: 0.088, SLG: 0.118</small> Stu Miller, R <small>(9, 1)</small> <small>OBP: 0.083, SLG: 0.083</small>		0-0 <small>1-H</small> <small>2-H</small> <small>3-H</small> <small>1B</small> <small>2B</small>		0-0 <small>5-3</small>		0-0 <small>F9</small>			

Inning Stats	R: 0	H: 1	E: 0	LOB: 0	K: 1	BB: 0	S: 5	P: 5
	R: 4	H: 2	E: 0	LOB: 1	K: 0	BB: 3	S: 5	P: 17
	R: 0	H: 0	E: 0	LOB: 1	K: 1	BB: 1	S: 5	P: 9
	R: 0	H: 0	E: 0	LOB: 0	K: 0	BB: 0	S: 3	P: 3
	R: 1	H: 2	E: 0	LOB: 2	K: 0	BB: 2	S: 4	P: 12
	R: 1	H: 1	E: 0	LOB: 0	K: 1	BB: 0	S: 6	P: 6
	R: 0	H: 0	E: 0	LOB: 0	K: 0	BB: 0	S: 3	P: 3
	R: 0	H: 0	E: 0	LOB: 0	K: 2	BB: 0	S: 7	P: 7

PITCHER	IP	WLS	BF	H	R	ER	SO	BB	IBB	HBP	BLK	WP	HR	S	P	ERA	WHIP
Glen Hobbie, R <small>(1, 1)</small> <small>ERA: 3.73</small>	1.2	L	10	3	4	4	1	3	0	0	0	0	0	9	21	21.60	3.600
John Buzhardt, R <small>(2, 1)</small> <small>ERA: 4.36</small>	5.1		21	3	2	2	2	2	1	0	0	0	1	22	34	3.38	0.938
Elmer Singleton, R <small>(8, 1)</small> <small>ERA: 2.35</small>	1.0		3	0	0	0	2	0	0	0	0	0	0	7	7	0.00	0.000

BOTTOM

AB	R	H	RBI	BB	SO	LOB
4	1	2	1	0	2	0
3	0	1	0	1	0	1
0	0	0	0	0	0	0
3	0	1	1	1	0	1
4	0	0	0	0	1	3
2	0	0	0	1	0	1
1	0	0	0	0	1	0
3	1	0	0	1	1	4
3	1	0	0	1	0	0
2	2	1	1	1	0	0
3	1	1	3	0	0	0
0	0	0	0	0	0	0

Chicago Cubs @ San Francisco Giants
Seals Stadium, San Francisco, CA
 Sun May 31 1959, 6:33 AM EDT
 Att. 21,828 - Unknown

AB	28
R	6
H	6
RBI	6
BB	6
SO	5
LOB	10

WP	PA
0	34

WP	HR	S	P	ERA	WHIP
0	1	2	7	0.00	0.000

Batter 1 2 3 4 5 6 7 8 9 AB R H RBI BB SO LOB TOP

Jim Davenport, R (1, 5) <small>OBP: 0.266, SLG: 0.327</small>	0-0 1B 1B		0-0 1B 1B		0-3 K		0-0 6-3	0-0 F8	6 1 3 1 0 1 0
Willie Kirkland, L (1, 9) <small>OBP: 0.371, SLG: 0.391</small>	0-0 F3		0-0 F7 1B BB		0-0 1B BB		0-3 K	0-0 F8	5 1 2 0 1 1 1
Willie Mays, R (1, 8) Felipe Alou, R (9, 9) <small>OBP: 0.397, SLG: 0.603</small> <small>OBP: 0.336, SLG: 0.530</small>	0-0 F8		0-0 1B PB F7 1B 1-2 2-H	0-0 6-3	4-0 1-2 BB		0-0 2B 1B		4 2 2 1 1 0 1 0 0 0 0 0 0 0
Orlando Cepeda, R (1, 3) <small>OBP: 0.354, SLG: 0.584</small>	0-0 1B		0-0 F7 1B 1-2 2-3	0-0 1-3	0-3 K		0-0 2B		5 1 2 1 0 1 3
Leon Wagner, L (1, 7) Bob Schmidt, R (7, 2) <small>OBP: 0.405, SLG: 0.613</small> <small>OBP: 0.316, SLG: 0.408</small>	0-0 6-3		4-0 PB 1B 1B IBB	0-0 F7	4-0 F8 1B CI BB		4-0 2B BB		2 2 0 0 2 0 2 0 1 0 0 1 0 0
Daryl Spencer, R (1, 4) <small>OBP: 0.335, SLG: 0.349</small>		0-0 5-3	0-0 PB 1B 1B	0-0 6-3	0-1 CI 1B K		4-0 2B BB		3 2 1 1 1 0 0
Andre Rodgers, R (1, 6) <small>OBP: 0.331, SLG: 0.421</small>		0-3 K	0-3 K	0-3 K	0-0 F8		0-0 2B		5 0 1 3 0 3 5
Hobie Landrith, L (1, 2) Jackie Brandt, R (7, PH) <small>OBP: 0.333, SLG: 0.314</small> <small>OBP: 0.329, SLG: 0.402</small>		4-0 BB	4-0 1B 1B IBB	0-0 1B	0-0 K		0-3 K2-3		1 1 1 0 2 0 0 2 0 1 1 0 1 1
Sam Jones, R (1, 1) <small>OBP: 0.103, SLG: 0.103</small>		0-3 K	0-0 1B 1B	0-3 K	0-3 K			0-3 K	5 0 1 2 0 4 4


Inning Stats	R: 0 E: 0 K: 0 S: 5	H: 2 LOB: 2 BB: 0 P: 5	R: 0 E: 0 K: 2 S: 7	H: 0 LOB: 1 BB: 1 P: 11	R: 6 E: 0 K: 1 S: 10	H: 6 LOB: 3 BB: 3 P: 22	R: 0 E: 0 K: 0 S: 3	H: 0 LOB: 0 BB: 0 P: 3	R: 0 E: 0 K: 2 S: 8	H: 1 LOB: 1 BB: 0 P: 8	R: 0 E: 0 K: 2 S: 7	H: 1 LOB: 1 BB: 1 P: 11	R: 1 E: 1 K: 1 S: 6	H: 1 LOB: 1 BB: 1 P: 10	R: 4 E: 0 K: 2 S: 10	H: 3 LOB: 1 BB: 2 P: 18	R: 0 E: 0 K: 1 S: 5	H: 0 LOB: 0 BB: 0 P: 5	1B: 12 2B: 2 3B: 0 HR: 0	SF: 0 SAC: 0 DP: 0 HBP: 0	WP: 0 PB: 1 SB: 0 CS: 0	PA: 47
---------------------	------------------------------	---------------------------------	------------------------------	----------------------------------	-------------------------------	----------------------------------	------------------------------	---------------------------------	------------------------------	---------------------------------	------------------------------	----------------------------------	------------------------------	----------------------------------	-------------------------------	----------------------------------	------------------------------	---------------------------------	-----------------------------------	------------------------------------	----------------------------------	--------

PITCHER	IP	WLS	BF	H	R	ER	SO	BB	IBB	HBP	BLK	WP	HR	S	P	ERA	WHIP
Joey Jay, R (1, 1) <small>ERA: 7.22</small>	2.2	L	19	7	6	6	3	2	2	0	0	0	0	21	37	20.25	3.375
Juan Pizarro, L (3, 1) <small>ERA: 4.84</small>	6.1		28	7	5	4	8	4	0	0	0	0	0	40	56	5.68	1.737

San Francisco Giants @ Milwaukee Braves
Milwaukee County Stadium, Milwaukee, WI
 Mon Jun 01 1959, 8:05 PM EDT
 Att. 16,666 - Unknown

AB	38
R	11
H	14
RBI	10
BB	8
SO	11
LOB	17



Batter	1	2	3	4	5	6	7	8	9	AB R H RBI BB SO LOB	TOP	
Jim Davenport, R (1, 5) <small>OBP: 0.260, SLG: 0.320</small>	0-0 E5 <small>FC6-4</small>		0-3 K		0-0 6-3			0-0 6-3		4 0 0 0 0 1 1	San Francisco Giants @ Milwaukee Braves Milwaukee County Stadium, Milwaukee, WI Tue Jun 02 1959, 8:05 PM EDT Att. 20,364 - Unknown AB 33 R 0 H 5 RBI 0 BB 0 SO 8 LOB 12 	
Willie Kirkland, L (1, 9) <small>OBP: 0.376, SLG: 0.396</small>	0-3 K		0-0 1B			0-0 F7		0-0 1B		4 0 2 0 0 1 1		
Willie Mays, R (1, 8) <small>OBP: 0.389, SLG: 0.590</small>	0-0 FC6-4 <small>1-2f</small>		0-0 5-3			0-3 K		0-0 F3		4 0 0 0 0 1 3		
Orlando Cepeda, R (1, 3) <small>OBP: 0.347, SLG: 0.571</small>	0-0 F9			0-3 K		0-3 K		0-0 1-3		4 0 0 0 0 2 1		
Leon Wagner, L (1, 7) <small>OBP: 0.385, SLG: 0.576</small>		0-0 F3		0-3 K			0-0 F9		0-0 F6			4 0 0 0 0 1 0
Daryl Spencer, R (1, 4) <small>OBP: 0.338, SLG: 0.353</small>		0-0 1B		0-0 F3			0-0 1B		0-0 1-3			4 0 2 0 0 0 0
Andre Rodgers, R (1, 6) <small>OBP: 0.331, SLG: 0.419</small>		0-0 F8			0-0 1B		0-3 K					3 0 1 0 0 1 2
Hobie Landrith, L (1, 2) <small>OBP: 0.314, SLG: 0.289</small>		0-0 F8			0-0 F5		0-0 4-3					3 0 0 0 0 0 3
Stu Miller, R (1, 1) <small>OBP: 0.071, SLG: 0.071</small> Dusty Rhodes, L (8, PH) <small>OBP: 0.333, SLG: 0.200</small> Al Worthington, R (8, 1)			0-0 F3		0-3 K			0-0 F3				2 0 0 0 0 1 1 1 0 0 0 0 0 0 0 0 0 0 0 0 0
Inning Stats	R: 0 H: 0 E: 1 LOB: 1 K: 1 BB: 0 S: 6 P: 6	R: 0 H: 1 E: 0 LOB: 1 K: 0 BB: 0 S: 4 P: 4	R: 0 H: 1 E: 0 LOB: 1 K: 1 BB: 0 S: 6 P: 6	R: 0 H: 0 E: 0 LOB: 0 K: 2 BB: 0 S: 7 P: 7	R: 0 H: 1 E: 0 LOB: 1 K: 1 BB: 0 S: 6 P: 6	R: 0 H: 0 E: 0 LOB: 0 K: 2 BB: 0 S: 7 P: 7	R: 0 H: 1 E: 0 LOB: 1 K: 1 BB: 0 S: 6 P: 6	R: 0 H: 1 E: 0 LOB: 1 K: 0 BB: 0 S: 4 P: 4	R: 0 H: 0 E: 0 LOB: 0 K: 0 BB: 0 S: 3 P: 3	1B: 5 SF: 0 2B: 0 SAC: 0 3B: 0 DP: 0 HR: 0 HBP: 0	WP: 0 PA: 33 PB: 0 SB: 0 CS: 0	
PITCHER Bob Rush, R (1, 1) <small>ERA: 1.47</small>	IP 9.0 WLS W BF 33 H 5 R 0 ER 0 SO 8 BB 0 IBB 0 HBP 0 BLK 0 WP 0 HR 0 S 49 P 49 ERA 0.00 WHIP 0.556											PITCHER IP WLS BF H R ER SO BB IBB HBP BLK WP HR S P ERA WHIP

Batter	1	2	3	4	5	6	7	8	9	AB	R	H	RBI	BB	SO	LOB
Casey Wise, S OBP: 0.333, SLG: 0.333 (1, 4)	0-0 6-3		0-0 4-3		0-0 2B 1B		0-0 SH2-3 1B			4	1	2	0	0	0	0
Eddie Mathews, L OBP: 0.364, SLG: 0.618 (1, 5)	0-0 HR		4-0 1B BB		0-3 K		0-0 SH2-3 1-2			2	1	1	1	1	1	1
Hank Aaron, R OBP: 0.462, SLG: 0.770 (1, 9)	0-0 4-3 2B		0-0 1-2 1B		0-0 1B E 2B		4-0 IBB			3	1	3	0	1	0	0
Wes Covington, L OBP: 0.373, SLG: 0.449 (1, 7)	0-0 4-3 2-3		0-0 6-3		4-0 E IBB		0-3 K			3	0	0	0	1	1	5
Frank Torre, L OBP: 0.341, SLG: 0.367 (1, 3)	0-0 4-3			0-0 G3		0-0 E6 1B		0-0 F2		4	0	1	1	0	0	3
Bill Bruton, L OBP: 0.344, SLG: 0.474 (1, 8)		0-0 G6-4-3 1B		0-0 5-3 1B		0-0 F2		4-0 SH1-4 BB		3	0	2	0	1	0	2
Del Crandall, R OBP: 0.299, SLG: 0.404 (1, 2)		0-0 G6-4-3 1-2		0-0 5-3 1-2		0-0 1-3		0-0 SH1-4		3	0	0	0	0	0	2
Johnny Logan, R OBP: 0.402, SLG: 0.466 (1, 6)		0-0 5-3		0-3 K		0-0 4-3		0-0 F7		4	0	0	0	0	1	2
Bob Rush, R OBP: 0.167, SLG: 0.167 (1, 1)			0-3 K		0-0 6-3		0-0 F8		0-0 4-3	4	0	0	0	0	1	1

Inning Stats		R: 1	H: 2	E: 0	LOB: 1	K: 0	BB: 0	S: 5	P: 5	R: 0	H: 1	E: 0	LOB: 0	K: 0	BB: 0	S: 3	P: 3	R: 0	H: 1	E: 0	LOB: 2	K: 1	BB: 1	S: 6	P: 10	R: 0	H: 3	E: 1	LOB: 2	K: 1	BB: 1	S: 8	P: 12	R: 0	H: 0	E: 0	LOB: 0	K: 0	BB: 0	S: 3	P: 3	R: 0	H: 1	E: 0	LOB: 2	K: 1	BB: 1	S: 6	P: 10	R: 0	H: 0	E: 0	LOB: 1	K: 0	BB: 1	S: 3	P: 7
PITCHER	IP	WLS	BF	H	R	ER	SO	BB	IBB	HBP	BLK	WP	HR	S	P	ERA	WHIP																																								
Stu Miller, R ERA: 2.38 (1, 1)	7.0	L	32	9	3	2	4	1	2	0	0	0	1	37	49	2.57	1.429																																								
Al Worthington, R ERA: 2.7 (8, 1)	1.0		4	0	0	0	0	1	0	0	0	0	0	3	7	0.00	1.000																																								

BOTTOM

San Francisco Giants @ Milwaukee Braves
Milwaukee County Stadium, Milwaukee, WI

Tue Jun 02 1959, 8:05 PM EDT
Att. 20,364 - Unknown

livebaseballscorecards.com

AB	30
R	3
H	9
RBI	2
BB	4
SO	4
LOB	16



WP: 0	PA: 36
PB: 0	
SB: 0	
CS: 0	

Batter	1	2	3	4	5	6	7	8	9	AB R H RBI BB SO LOB	TOP											
Jim Davenport, R (1, 5) OBP: 0.253, SLG: 0.311	0-0 6-3		0-0 F3			0-0 E5 3-1 WP 1B		0-0 F4	0-0 F8	5 1 0 0 0 0 0	San Francisco Giants @ Milwaukee Braves Milwaukee County Stadium, Milwaukee, WI Wed Jun 03 1959, 8:05 PM EDT Att: 23,071 - Unknown livebaseballscorecards.com											
Willie Kirkland, L (1, 9) OBP: 0.372, SLG: 0.421	0-0 F9		0-0 F8			0-0 3-1		0-0 HR		4 1 1 1 0 0 1												
Willie Mays, R (1, 8) OBP: 0.392, SLG: 0.594	0-0 F3				0-0 4-3	0-0 HR 1B		0-0 BB 2B		4 1 2 1 0 0 0												
Orlando Cepeda, R (1, 3) OBP: 0.350, SLG: 0.586		0-0 1B 1B			0-0 F3	0-0 HR 1B		0-0 6-3		4 1 2 2 0 0 1												
Leon Wagner, L (1, 7) OBP: 0.378, SLG: 0.551		0-0 F7			0-3 K	0-0 G3		4-0 BB BB		3 0 0 0 1 1 1												
Daryl Spencer, R (1, 4) OBP: 0.342, SLG: 0.352		0-0 F8				0-0 F4		4-0 BB BB		3 0 1 0 1 0 1												
Andre Rodgers, R (1, 6) OBP: 0.335, SLG: 0.421		0-0 1B			0-0 1B	0-3 K	0-3 K	0-3 BB		4 0 2 0 0 2 3												
Bob Schmidt, R (1, 2) OBP: 0.310, SLG: 0.400 Dusty Rhodes, L (7, PH) OBP: 0.286, SLG: 0.167 Hobie Landrith, L (7, 2) OBP: 0.308, SLG: 0.282		0-0 F2			0-0 G6-4-3	0-0 G6-4-3 1B	0-0 1-3		0-0 F4	2 0 0 0 0 0 4 1 0 0 0 0 0 0 1 0 0 0 0 0 0												
Jack Sanford, R (1, 1) OBP: 0.152, SLG: 0.097 Gordon Jones, R (6, 1) Jackie Brandt, R (7, PH) OBP: 0.327, SLG: 0.398 Al Worthington, R (7, 1) Dom Zanni, R (7, 1) Felipe Alou, R (8, PH) OBP: 0.333, SLG: 0.525			0-0 6-3		0-0 4-3	0-0 4-3	0-0 1-3	0-3 K	0-3 K	2 0 0 0 0 0 1 0 0 0 0 0 0 0 1 0 1 0 0 0 0 1 0												
Inning Stats	R: 0 E: 0 K: 0 S: 3	H: 0 LOB: 0 BB: 0 P: 3	R: 0 E: 0 K: 0 S: 5	H: 2 LOB: 2 BB: 0 P: 5	R: 0 E: 0 K: 0 S: 3	H: 0 LOB: 0 BB: 0 P: 3	R: 0 E: 0 K: 1 S: 5	H: 0 LOB: 0 BB: 0 P: 5	R: 0 E: 0 K: 0 S: 4	H: 2 LOB: 1 BB: 0 P: 4		R: 3 E: 1 K: 0 S: 6	H: 2 LOB: 0 BB: 0 P: 6	R: 0 E: 0 K: 1 S: 5	H: 0 LOB: 0 BB: 0 P: 5	R: 1 E: 0 K: 1 S: 7	H: 2 LOB: 3 BB: 2 P: 15	R: 0 E: 0 K: 1 S: 5	H: 0 LOB: 0 BB: 0 P: 5	1B: 5 2B: 1 3B: 0 HR: 2	SF: 0 SAC: 0 DP: 1 HBP: 0	WP: 1 PB: 0 SB: 0 CS: 0
PITCHER	IP WLS BF H R ER SO BB IBB HBP BLK WP HR S P ERA WHIP																					
Bob Buhl, R (1, 1) ERA: 3.05	7.2 W 33 8 4 3 2 2 0 0 0 1 2 35 43 3.52 1.304																					
Don McMahon, R (8, 1) ERA: 1.96	1.1 S 4 0 0 0 2 0 0 0 0 0 0 0 8 8 0.00 0.000																					



Batter	1	2	3	4	5	6	7	8	9
Casey Wise, S OBP: 0.455, SLG: 0.500 (1, 4)	0-0 4-3		0-0 1-H 2B			4-0 HR BB	0-0 HR 1B	0-0 1-3	
Eddie Mathews, L OBP: 0.366, SLG: 0.645 (1, 5)	0-0 4-3		0-3 K			0-0 1-H HR	0-0 1-H HR		
Hank Aaron, R OBP: 0.463, SLG: 0.785 (1, 9)	0-3 K			0-0 F8		0-0 1B 2B	0-0 HR		
Wes Covington, L OBP: 0.370, SLG: 0.444 (1, 7)		0-0 4-3		0-0 F8		0-0 1B 1B	0-3 K		
Frank Torre, L OBP: 0.338, SLG: 0.357 (1, 3)		4-0 G6-3 BB		0-0 G3		0-0 F5	0-0 3-1		
Bill Bruton, L OBP: 0.341, SLG: 0.468 (1, 8)		0-0 G6-3			0-0 F7	0-0 1-2 1B		0-0 1-3	
Del Crandall, R OBP: 0.303, SLG: 0.402 (1, 2)			0-0 5-3		0-0 4-3 1B	0-0 F7		4-0 S G3 BB	
Johnny Logan, R OBP: 0.405, SLG: 0.470 (1, 6)			0-0 BLK 2B 1B		0-0 4-3	0-3 K		0-0 G3	
Felix Mantilla, R OBP: 0.226, SLG: 0.089 (5, PH) (6, 6)					1-2			1-2	
Bob Buhl, R Don McMahon, R OBP: 0.333, SLG: 0.200 (8, 1)			0-3 K		0-0 F9		0-3 K	4-0 2-3 BB	

AB	R	H	RBI	BB	SO	LOB
4	2	2	1	1	0	2
4	2	2	4	0	1	1
4	2	2	1	0	1	0
4	0	1	1	0	1	0
3	0	0	0	1	0	1
4	0	1	0	0	0	1
3	0	1	0	1	0	2
1	1	1	0	0	0	0
3	0	0	0	0	1	4
3	0	0	0	0	2	2
0	0	0	0	1	0	0

BOTTOM

San Francisco Giants @ Milwaukee Braves
Milwaukee County Stadium, Milwaukee, WI
 Wed Jun 03 1959, 8:05 PM EDT
 Att. 23,071 - Unknown


AB	33
R	7
H	10
RBI	7
BB	4
SO	6
LOB	13



1B:	5	SF:	0
2B:	2	SAC:	0
3B:	0	DP:	1
HR:	3	HBP:	0

WP:	0	PA:	37
PB:	0		
SB:	1		
CS:	0		

Inning Stats	R	H	E	K	S											R	H	E	K	S	ERA	WHIP					
	0	0	0	1	5	R	0	0	0	2	0	0	0	0	0	0	0	0	0	0	0	0	0	0	0	0	0
PITCHER	IP	WLS	BF	H	R	ER	SO	BB	IBB	HBP	BLK	WP	HR	S	P	ERA	WHIP										
Jack Sanford, R ERA: 3.16 (1, 1)	5.0	L	22	6	4	4	3	2	0	0	1	0	1	26	34	7.20	1.600										
Gordon Jones, R ERA: 2.63 (6, 1)	1.0		4	1	0	0	1	0	0	0	0	0	0	6	6	0.00	1.000										
Al Worthington, R ERA: 3.56 (7, 1)	0.1		4	3	3	3	1	0	0	0	0	0	2	6	6	81.00	9.000										
Dom Zanni, R ERA: 5.0 (7, 1)	1.2		7	0	0	0	1	2	0	0	0	0	0	7	15	0.00	1.200										

Batter	1	2	3	4	5	6	7	8	9	AB R H RBI BB SO LOB	TOP											
Jim Davenport, R (1, 5) OBP: 0.267, SLG: 0.321	0-0 1B FC6-4 1B		0-0 F8		0-0 1B E	0-0 1B G4-6-3		4-0 2B BB		4 3 3 1 1 0 0	San Francisco Giants @ Milwaukee Braves Milwaukee County Stadium, Milwaukee, WI Thu Jun 04 1959, 4:33 AM EDT Att: 16,713 - Unknown livebaseballscorecards.com											
Willie Kirkland, L (1, 9) OBP: 0.364, SLG: 0.410	0-0 1B FC6-4 1B		0-0 F8		0-0 1B E6	0-0 1B G4-6-3		0-3 2B K		5 1 1 0 0 1 4												
Willie Mays, R (1, 8) OBP: 0.396, SLG: 0.592	0-0 1B FC6-4 1B			0-0 1B HR	0-0 1B HR		0-0 1B F9	4-0 2B BB		4 2 2 2 1 0 1												
Orlando Cepeda, R (1, 3) OBP: 0.361, SLG: 0.628	0-0 1B			0-0 1B HR	0-0 1B HR		0-0 1B E6	0-0 2B		5 2 4 7 0 0 0												
Jackie Brandt, R (1, 7) OBP: 0.316, SLG: 0.384	0-0 F4			0-3 K	0-0 F7		0-3 K	0-0 6-3		5 0 0 0 0 2 4												
Daryl Spencer, R (1, 4) OBP: 0.343, SLG: 0.354		0-0 4-3		0-0 1B FC6-4	0-0 F7		0-0 1B	0-0 F7		5 0 2 0 0 0 0												
Andre Rodgers, R (1, 6) OBP: 0.337, SLG: 0.423		0-0 6-3		0-0 1B FC6-4		0-0 2B	0-0 F9	4-0 BB		4 1 1 0 1 0 3												
Hobie Landrith, L (1, 2) OBP: 0.316, SLG: 0.318		0-0 4-3		0-0 F7		0-0 2B SH5-4		0-0 1B FC1-6	0-0 F7	5 1 2 1 0 0 2												
Mike McCormick, L (1, 1) OBP: 0.235, SLG: 0.143			0-0 1-3		0-0 F5	0-0 SH5-4		0-0 2B FC1-6	0-0 1-3	1 0 0 0 0 0 0												
Gordon Jones, R (4, 1)								0-0 2B BB		0 0 0 0 0 0 0												
Bob Speake, L (5, PH) OBP: 0.182, SLG: 0.100								1-2f 2B		1 0 0 0 0 0 0												
Stu Miller, R (5, 1) OBP: 0.063, SLG: 0.063										2 1 0 0 0 0 2												
Inning Stats	R: 1 E: 0 K: 0 S: 5	H: 3 LOB: 1 BB: 0 P: 5	R: 0 E: 0 K: 0 S: 3	H: 0 LOB: 0 BB: 0 P: 3	R: 0 E: 0 K: 0 S: 3	H: 0 LOB: 0 BB: 0 P: 3	R: 2 E: 0 K: 1 S: 8	H: 3 LOB: 1 BB: 0 P: 8	R: 4 E: 1 K: 0 S: 7	H: 3 LOB: 0 BB: 0 P: 7	R: 2 E: 0 K: 0 S: 5	H: 3 LOB: 0 BB: 0 P: 5	R: 0 E: 1 K: 1 S: 7	H: 1 LOB: 2 BB: 0 P: 7	R: 2 E: 0 K: 1 S: 7	H: 2 LOB: 2 BB: 2 P: 15	R: 0 E: 0 K: 0 S: 3	H: 0 LOB: 1 BB: 1 P: 7	1B: 10 2B: 3 3B: 0 HR: 2	SF: 0 SAC: 1 DP: 1 HBP: 0	WP: 0 PB: 0 SB: 0 CS: 0	PA: 45
PITCHER	IP WLS BF H R ER SO BB IBB HBP BLK WP HR S P ERA WHIP												PITCHER	IP WLS BF H R ER SO BB IBB HBP BLK WP HR S P ERA WHIP								
Lev Burdette, R (1, 1) ERA: 3.97	4.1 L 22 9 7 6 1 0 0 0 0 0 0 2 24 24 12.46 2.077																					
Juan Pizarro, L (5, 1) ERA: 5.35	3.1 17 5 4 4 2 2 0 0 0 0 0 0 19 27 10.80 2.100																					
Carl Willey, R (8, 1) ERA: 3.06	1.1 6 1 0 0 0 0 1 0 0 0 0 0 5 9 0.00 1.500																					

Batter	1	2	3	4	5	6	7	8	9	AB R H RBI BB SO LOB
Casey Wise, S OBP: 0.500, SLG: 0.462 (1, 4) BBB (7, 6)	4-0 4-3 BB	0-0 F7		0-0 F8			4-0 BB		0-0 1B 1B	3 0 1 0 2 0 2
Eddie Mathews, L OBP: 0.362, SLG: 0.635 (1, 5) X	0-0 4-3 1-2	0-3 K		0-0 F3			0-0 F9		0-0 FC6-4 1B	5 0 1 0 0 1 4
Hank Aaron, R OBP: 0.457, SLG: 0.769 (1, 9) X	0-0 5-3		0-0 G3		4-0 BB		0-0 F3		0-0 FC6-4	4 0 0 0 1 0 4
Joe Adcock, R OBP: 0.356, SLG: 0.463 Mel Roach, R (7, 4)	0-3 K		4-0 HR BB		0-0 5-3		0-0 F8			2 1 0 0 1 1 2 1 0 0 0 0 0 1
Wes Covington, L OBP: 0.373, SLG: 0.460 (1, 7)		4-0 HR BB	0-0 HR		0-0 G3			0-3 K		3 2 1 2 1 1 1
Andy Pafko, R OBP: 0.282, SLG: 0.250 Bill Bruton, L OBP: 0.343, SLG: 0.469 (5, PH) (6, 8)		4-0 HR BB	0-3 K		0-0 4-3			0-0 G6-4-3 1B		1 1 0 0 1 1 0 2 0 1 0 0 0 1
Del Crandall, R OBP: 0.302, SLG: 0.416 (1, 2)		0-0 HR	0-0 F8			0-0 F7		0-0 G6-4-3		4 1 1 3 0 0 1
Felix Mantilla, R OBP: 0.236, SLG: 0.087 Frank Torre, L OBP: 0.333, SLG: 0.351 (6, PH) (7, 3)		0-0 F4		4-0 SH3-4 BB		0-0 F7		0-0 F7		1 0 0 0 1 0 0 2 0 0 0 0 0 0
Lew Burdette, R OBP: 0.175, SLG: 0.184 Juan Pizarro, L OBP: 0.214, SLG: 0.154 Carl Willey, R Mickey Vernon, L OBP: 0.316, SLG: 0.417 (9, PH)		0-0 1B		0-0 SH3-4		0-3 K		0-3 K		1 0 1 0 0 0 0 1 0 0 0 0 1 0 0 0 0 0 0 0 0 1 0 0 0 0 1 0

Inning Stats	R: 0 E: 0 K: 1 S: 5	H: 0 LOB: 1 BB: 1 P: 9	R: 3 E: 0 K: 1 S: 7	H: 2 LOB: 1 BB: 2 P: 15	R: 2 E: 0 K: 1 S: 6	H: 1 LOB: 0 BB: 1 P: 10	R: 0 E: 0 K: 0 S: 3	H: 0 LOB: 1 BB: 1 P: 7	R: 0 E: 0 K: 0 S: 3	H: 0 LOB: 1 BB: 1 P: 7	R: 0 E: 0 K: 1 S: 5	H: 0 LOB: 0 BB: 0 P: 5	R: 0 E: 0 K: 0 S: 3	H: 0 LOB: 1 BB: 1 P: 7	R: 0 E: 0 K: 1 S: 5	H: 1 LOB: 0 BB: 0 P: 5	R: 0 E: 0 K: 1 S: 7	H: 2 LOB: 2 BB: 0 P: 7	1B: 4 2B: 0 3B: 0 HR: 2	SF: 0 SAC: 1 DP: 1 HBP: 0	WP: 0 PB: 0 SB: 0 CS: 0	PA: 39
--------------	------------------------------	---------------------------------	------------------------------	----------------------------------	------------------------------	----------------------------------	------------------------------	---------------------------------	------------------------------	---------------------------------	------------------------------	---------------------------------	------------------------------	---------------------------------	------------------------------	---------------------------------	------------------------------	---------------------------------	----------------------------------	------------------------------------	----------------------------------	--------

PITCHER	IP	WLS	BF	H	R	ER	SO	BB	IBB	HBP	BLK	WP	HR	S	P	ERA	WHIP
Mike McCormick, L ERA: 4.01 (1, 1)	3.0		16	3	5	5	3	4	0	0	0	0	2	18	34	15.00	2.333
Gordon Jones, R ERA: 2.45 (4, 1)	1.0	W	4	0	0	0	0	1	0	0	0	0	0	3	7	0.00	1.000
Stu Miller, R ERA: 2.17 (5, 1)	5.0	S	19	3	0	0	3	2	0	0	0	0	0	23	31	0.00	1.000

BOTTOM

San Francisco Giants @ Milwaukee Braves
Milwaukee County Stadium, Milwaukee, WI

livebaseballscores.com

AB	31
R	5
H	6
RBI	5
BB	7
SO	6
LOB	16




Thu Jun 04 1959, 4:33 AM EDT
Att. 16,713 - Unknown

Batter	1	2	3	4	5	6	7	8	9	AB R H RBI BB SO LOB	TOP
Jim Davenport, R (1, 5) <small>OBP: 0.267, SLG: 0.316</small> 										3 0 0 0 1 0 0	San Francisco Giants @ Cincinnati Redlegs Crosley Field, Cincinnati, OH Fri Jun 05 1959, 7:05 PM EDT Att. 18,930 - Unknown GIANTS
Willie Kirkland, L (1, 9) <small>OBP: 0.369, SLG: 0.437</small> 									3 2 1 1 1 1 1		
Willie Mays, R (1, 8) <small>OBP: 0.389, SLG: 0.580</small> 									4 0 0 0 0 1 2		
Orlando Cepeda, R (1, 3) <small>OBP: 0.359, SLG: 0.621</small> 									4 0 1 0 0 0 1		
Leon Wagner, L (1, 7) <small>OBP: 0.360, SLG: 0.521</small> 									4 0 0 0 0 2 1		
Daryl Spencer, R (1, 4) <small>OBP: 0.343, SLG: 0.353</small> 									3 0 1 0 0 0 0		
Andre Rodgers, R (1, 6) <small>OBP: 0.332, SLG: 0.415</small> 									3 0 0 0 0 0 1		
Hobie Landrith, L (1, 2) <small>OBP: 0.300, SLG: 0.298</small> 									3 0 0 0 0 0 1		
Johnny Antonelli, L (1, 1) <small>OBP: 0.083, SLG: 0.111</small> Al Worthington, R (6, 1) Dom Zanni, R (6, 1) Dusty Rhodes, L (8, PH) <small>OBP: 0.250, SLG: 0.143</small> Joe Shipley, R (8, 1)									2 0 0 0 0 2 0 0 0 0 0 0 0 0 0 0 0 0 0 0 0 1 0 0 0 0 0 0 0 0 0 0 0 0 0		
Inning Stats	R: 0 H: 0 E: 0 LOB: 1 K: 0 BB: 1 S: 3 P: 7	R: 0 H: 0 E: 0 LOB: 0 K: 1 BB: 0 S: 5 P: 5	R: 0 H: 0 E: 0 LOB: 0 K: 1 BB: 0 S: 5 P: 5	R: 0 H: 0 E: 0 LOB: 0 K: 2 BB: 0 S: 7 P: 7	R: 0 H: 1 E: 0 LOB: 1 K: 0 BB: 0 S: 4 P: 4	R: 1 H: 1 E: 0 LOB: 0 K: 1 BB: 0 S: 6 P: 6	R: 0 H: 0 E: 0 LOB: 0 K: 1 BB: 0 S: 5 P: 5	R: 0 H: 0 E: 0 LOB: 0 K: 0 BB: 0 S: 3 P: 3	R: 1 H: 1 E: 0 LOB: 1 K: 0 BB: 1 S: 4 P: 8	1B: 2 SF: 0 2B: 0 SAC: 0 3B: 0 DP: 0 HR: 1 HBP: 0	WP: 1 PA: 32 PB: 0 SB: 0 CS: 0
PITCHER Don Newcombe, R (1, 1) <small>ERA: 3.65</small>	IP WLS BF H R ER SO BB IBB HBP BLK WP HR S P ERA WHIP 9.0 W 32 3 2 2 6 2 0 0 0 1 1 42 50 2.00 0.556										

BOTTOM

San Francisco Giants @ Cincinnati Redlegs
Crosley Field, Cincinnati, OH

AB	34
R	7
H	10
RBI	7
BB	2
SO	4
LOB	10



WP	0	PA	36
PB	0	SB	0
CS	0		

ERA	7.94	WHIP	1.235
ERA	6.75	WHIP	1.500
ERA	0.00	WHIP	0.000

Fri Jun 05 1959, 7:05 PM EDT
Att. 18,930 - Unknown

livebaseballscorecards.com

AB	R	H	RBI	BB	SO	LOB	
3	1	2	1	1	0	2	
3	1	0	0	1	0	2	
3	0	0	0	0	0	2	
1	0	1	1	0	0	0	
4	1	1	0	0	2	2	
4	1	1	1	0	0	1	
4	1	1	1	0	1	1	
4	1	1	1	0	0	0	
4	1	2	1	0	0	0	
4	0	1	1	0	1	0	
1B:	4	SF:	0	WP:	0	PA:	36
2B:	4	SAC:	0	PB:	0	SB:	0
3B:	0	DP:	0	CS:	0		
HR:	2	HBP:	0				

Batter	1	2	3	4	5	6	7	8	9							
Johnny Temple, R OBP: 0.412, SLG: 0.465 (1, 4)	4-0 FC1-6 BB		0-0 1B			HR										
Vada Pinson, L OBP: 0.390, SLG: 0.587 (1, 8)	0-0 FC1-6 1-2f		0-0 F9			F7	4-0 2B BB									
Pete Whisenant, R OBP: 0.297, SLG: 0.353 Gus Bell, L OBP: 0.306, SLG: 0.420 (1, 9) (7, 9)	0-0 F9		0-0 F9			5-3	0-0 FC1-5-4-2 1-H 2B									
Frank Robinson, R OBP: 0.372, SLG: 0.585 (1, 7)	0-0 5-3			0-3 K		0-0 2B 2B	0-3 K									
Dutch Dotterer, R OBP: 0.451, SLG: 0.500 (1, 2)		0-0 F8		0-0 F9		0-0 2B 2B	0-0 FC1-5-4-2 2-3									
Walt Dropo, R OBP: 0.200, SLG: 0.259 (1, 3)		0-0 F4		0-0 6-3		0-0 1B 2B	0-3 K									
Frank Thomas, R OBP: 0.299, SLG: 0.381 (1, 5)		0-0 4-3			0-0 F6	0-0 1B 1B 1B		0-0 6-3								
Roy McMillan, R OBP: 0.343, SLG: 0.480 (1, 6)			0-0 HR		0-0 F8	0-0 1B 1B		0-0 6-3								
Don Newcombe, L OBP: 0.429, SLG: 0.484 (1, 1)			0-3 K		0-0 F4	0-0 1B		0-0 F7								
Inning Stats	R: 0 E: 0 K: 0 S: 3	H: 0 LOB: 1 BB: 1 P: 7	R: 0 E: 0 K: 0 S: 3	H: 0 LOB: 0 BB: 0 P: 3	R: 1 E: 0 K: 1 S: 7	H: 2 LOB: 1 BB: 0 P: 7	R: 0 E: 0 K: 1 S: 5	H: 0 LOB: 0 BB: 0 P: 5	R: 0 E: 0 K: 0 S: 3	H: 0 LOB: 0 BB: 0 P: 3	R: 5 E: 0 K: 0 S: 10	H: 7 LOB: 2 BB: 0 P: 10	R: 1 E: 0 K: 2 S: 8	H: 1 LOB: 1 BB: 1 P: 12	R: 0 E: 0 K: 0 S: 3	H: 0 LOB: 0 BB: 0 P: 3

PITCHER	IP	WLS	BF	H	R	ER	SO	BB	IBB	HBP	BLK	WP	HR	S	P	ERA	WHIP
Johnny Antonelli, L ERA: 2.78 (1, 1)	5.2	L	24	6	5	5	2	1	0	0	0	0	2	27	31	7.94	1.235
Al Worthington, R ERA: 3.86 (6, 1)	0.0		3	3	1	1	0	0	0	0	0	0	0	3	3	∞	∞
Dom Zanni, R ERA: 5.23 (6, 1)	1.1		6	1	1	1	2	1	0	0	0	0	0	9	13	6.75	1.500
Joe Shipley, R ERA: 5.0 (8, 1)	1.0		3	0	0	0	0	0	0	0	0	0	0	3	3	0.00	0.000

Batter	1	2	3	4	5	6	7	8	9	AB R H RBI BB SO LOB	TOP											
Jim Davenport, R (1, 5) OBP: 0.274, SLG: 0.321	0-3 K	0-0 1B		0-0 F8	0-0 1B		0-0 2B	0-0 F4		6 1 3 1 0 1 0												
Willie Kirkland, L (1, 9) OBP: 0.375, SLG: 0.439	0-0 1B	0-0 F3		0-0 4-3	4-0 1B		0-0 F8	4-0 BB		4 1 1 0 2 0 2												
Willie Mays, R (1, 8) OBP: 0.383, SLG: 0.573	0-0 5-3		0-0 F5	0-0 F7	0-0 F8		0-0 2B	0-0 F4		6 1 1 1 0 0 5												
Orlando Cepeda, R (1, 3) OBP: 0.358, SLG: 0.617	0-0 HR		0-0 F8		0-0 6-3	0-0 6-3	0-0 2B		0-3 K	6 2 2 1 0 1 0												
Leon Wagner, L (1, 7) OBP: 0.374, SLG: 0.558	0-0 HR		0-0 1B		4-0 2B	0-0 E4	0-3 K		0-3 K	4 4 2 3 1 1 1												
Jackie Brandt, R (7, 7) OBP: 0.314, SLG: 0.381	1-H 3-H HR		1B		BB	1B			0-3 K	1 0 0 0 0 1 0												
Daryl Spencer, R (1, 4) OBP: 0.352, SLG: 0.368	0-3 K		0-0 1B		0-0 2B	0-0 1B	0-0 2B		0-0 F8	6 2 4 1 0 1 0												
Andre Rodgers, R (1, 6) OBP: 0.339, SLG: 0.423		0-0 F8	0-0 1B		0-0 1B	0-3 K	4-0 BB			4 1 2 3 1 1 2												
Hobie Landrith, L (1, 2) OBP: 0.323, SLG: 0.314		4-0 1B	0-0 1B		0-0 1-3	0-0 1B	0-0 F8			4 1 2 2 1 0 3												
Sam Jones, R (1, 1) OBP: 0.121, SLG: 0.121		0-0 SH3-4	0-0 F9		0-0 1B	0-3 K		0-0 F2		4 0 1 0 0 1 4												
Inning Stats	R: 3 E: 0 K: 2 S: 10	H: 3 LOB: 0 BB: 0 P: 10	R: 1 E: 0 K: 0 S: 4	H: 1 LOB: 1 BB: 1 P: 8	R: 2 E: 0 K: 0 S: 7	H: 4 LOB: 2 BB: 0 P: 7	R: 0 E: 0 K: 0 S: 3	H: 0 LOB: 0 BB: 0 P: 3	R: 3 E: 0 K: 0 S: 7	H: 4 LOB: 3 BB: 2 P: 15	R: 1 E: 1 K: 2 S: 10	H: 2 LOB: 2 BB: 0 P: 10	R: 3 E: 0 K: 1 S: 9	H: 4 LOB: 2 BB: 1 P: 13	R: 0 E: 0 K: 0 S: 3	H: 0 LOB: 1 BB: 1 P: 7	R: 0 E: 0 K: 2 S: 7	H: 0 LOB: 0 BB: 0 P: 7	1B: 12 2B: 5 3B: 0 HR: 1	SF: 0 SAC: 1 DP: 0 HBP: 0	WP: 1 PB: 0 SB: 0 CS: 0	PA: 51
PITCHER	IP WLS BF H R ER SO BB IBB HBP BLK WP HR S P ERA WHIP	Bob Purkey, R (1, 1) ERA: 4.92	Willard Schmidt, R (3, 1) ERA: 4.26	Hal Jeffcoat, R (4, 1) ERA: 2.7	Bob Mabe, R (5, 1) ERA: 5.46	Luis Arroyo, L (5, 1) ERA: 11.57	PITCHER	IP WLS BF H R ER SO BB IBB HBP BLK WP HR S P ERA WHIP	Tom Acker, R (7, 1) ERA: 3.09													

San Francisco Giants @ Cincinnati Redlegs
Crosley Field, Cincinnati, OH
Sat Jun 06 1959, 3:33 AM EDT
Att. 9,956 - Unknown

AB	45
R	13
H	18
RBI	12
BB	5
SO	7
LOB	17



WP	1	PA	51
PB	0		
SB	0		
CS	0		

1B	12	SF	0
2B	5	SAC	1
3B	0	DP	0
HR	1	HBP	0

WP	1	PA	51
PB	0		
SB	0		
CS	0		

Batter	1	2	3	4	5	6	7	8	9	AB	R	H	RBI	BB	SO	LOB
Johnny Temple, R OBP: 0.408, SLG: 0.455 (1, 4)	4-0 BB 		0-0 E6 F5 1B 1-2 2-H	0-0 F9 		0-0 6-3 			0-0 F8 	4	1	0	0	1	0	3
Vada Pinson, L OBP: 0.391, SLG: 0.583 (1, 8)	0-3 K 		0-3 K 		0-0 BB 1B 		0-0 4-3 		0-0 1B S 1B 	5	0	2	0	0	2	3
Jerry Lynch, L OBP: 0.323, SLG: 0.467 (1, 7)	0-3 K 		0-0 F5 1-2 2-3 	1-2 BB 	4-0 BB BB BB BB 	1-2 BB 	0-0 FC5-4 1B 	0-0 1-3 1B 	0-0 FC5-4 1B 1-3 	4	0	2	0	1	1	3
Frank Robinson, R OBP: 0.368, SLG: 0.576 (1, 3)	0-3 K 		0-0 BB 1B 2-H 3-H 	0-0 F7 	0-0 F7 	0-0 FC5-4 S 1-2f 	0-0 FC5-4 S 1-2f 	0-0 FC5-4 S 1-2f 	0-0 FC5-4 S 1-2f 	5	0	1	2	0	1	6
Gus Bell, L OBP: 0.305, SLG: 0.413 (1, 9)		0-0 F2 	4-0 BB 1-2 	0-0 F9 	0-0 F9 	0-3 K2-3 1-2 				3	0	0	0	1	1	3
Ed Bailey, L OBP: 0.379, SLG: 0.375 Dutch Dotterer, R OBP: 0.442, SLG: 0.489 (1, 2) (6, 2)	0-0 F9 	0-0 F9 	0-0 F7 	0-3 K 				0-0 F8 	0-0 F8 	3	0	0	0	0	1	4
Frank Thomas, R OBP: 0.303, SLG: 0.394 (1, 5)	0-0 F5 			0-0 2B 				0-0 F7 	0-0 F7 	4	0	2	0	0	0	0
Roy McMillan, R OBP: 0.342, SLG: 0.472 (1, 6)			4-0 BB E 1B 	0-0 F4 	0-0 F7 	0-0 F7 	0-0 F6 	0-0 F6 	0-0 F6 	3	1	0	0	1	0	2
Bob Purkey, R Willard Schmidt, R Jim Pindleston, R Hal Jeffcoat, R John Powers, L Bob Milbe, R Luis Arroyo, L Tom Ackler, R Don Newcombe, L			0-0 BB S F5 E 1B 1B 1-2 	0-3 K 			0-0 F8 	0-0 F8 	0-0 4-3 	0	0	0	0	0	0	0


BOTTOM

San Francisco Giants @ Cincinnati Redlegs
Crosley Field, Cincinnati, OH

Sat Jun 06 1959, 3:33 AM EDT
Att. 9,956 - Unknown

AB	36
R	3
H	8
RBI	2
BB	4
SO	7
LOB	26

livebaseballscorecards.com



Inning Stats	R: 0 E: 0 K: 3 S: 9	H: 0 LOB: 1 BB: 1 P: 13	R: 0 E: 0 K: 0 S: 3	H: 0 LOB: 0 BB: 0 P: 3	R: 3 E: 1 K: 1 S: 8	H: 2 LOB: 2 BB: 2 P: 16	R: 0 E: 0 K: 1 S: 6	H: 1 LOB: 1 BB: 0 P: 6	R: 0 E: 0 K: 1 S: 6	H: 1 LOB: 2 BB: 1 P: 10	R: 0 E: 0 K: 0 S: 4	H: 1 LOB: 1 BB: 0 P: 4	R: 0 E: 0 K: 1 S: 6	H: 1 LOB: 1 BB: 0 P: 6	R: 0 E: 0 K: 0 S: 3	H: 0 LOB: 0 BB: 0 P: 3	R: 0 E: 0 K: 0 S: 5	H: 2 LOB: 2 BB: 0 P: 5	1B: 6 2B: 2 3B: 0 HR: 0	SF: 0 SAC: 0 DP: 0 HBP: 0	WP: 0 PB: 0 SB: 2 CS: 0	PA: 40													
PITCHER Sam Jones, R ERA: 3.29 (1, 1)	IP 9.0	WLS W	BF 40	H 8	R 3	ER 0	SO 7	BB 4	IBB 0	HBP 0	BLK 0	WP 0	HR 0	S 50	P 66	ERA 0.00	WHIP 1.333																		
																		PITCHER	IP	WLS	BF	H	R	ER	SO	BB	IBB	HBP	BLK	WP	HR	S	P	ERA	WHIP

San Francisco Giants @ Cincinnati Redlegs
 Crosley Field, Cincinnati, OH

Sun Jun 07 1959, 3:33 AM EDT
 Unknown

AB	35
R	5
H	10
RBI	4
BB	4
SO	9
LOB	17



WP:	0	PA:	39
PB:	0		
SB:	2		
CS:	0		

AB R H RBI BB SO LOB

5	0	1	0	0	2	1
5	1	2	1	0	0	2
5	1	1	1	0	2	3
3	1	1	0	1	1	1
2	0	0	0	1	1	2
1	0	0	0	0	0	1
3	1	3	2	1	0	0
4	0	1	0	0	0	4
3	1	1	0	1	0	1
4	0	0	0	0	3	2

Batter	1	2	3	4	5	6	7	8	9
Jim Davenport, R (1, 5) OBP: 0.272, SLG: 0.318	0-3 K		0-0 1-3		0-0 1-2 1B		0-0 6-3		0-3 K
Willie Kirkland, L (1, 9) OBP: 0.376, SLG: 0.464	0-0 F9			0-0 1B 3B	0-0 F8		0-0 4-3		0-0 2B
Willie Mays, R (1, 8) OBP: 0.379, SLG: 0.564	0-3 K			0-0 1B S 1B	0-3 K			0-0 F8	0-0 F8
Orlando Cepeda, R (1, 3) OBP: 0.361, SLG: 0.618		0-0 6-3		0-3 K		4-0 G6-3 BB		0-0 5-3 1B 2B	
Leon Wagner, L (1, 7) OBP: 0.372, SLG: 0.544		4-0 BB BB		0-3 K		0-0 G6-3		0-0 5-3	
Jackie Brandt, R (6, 7) OBP: 0.312, SLG: 0.379						1-2f		2-3	
Daryl Spencer, R (1, 4) OBP: 0.364, SLG: 0.394		4-0 BB BB		0-0 S 1B		0-0 HR		0-0 FC4 1B	
Andre Rodgers, R (1, 6) OBP: 0.337, SLG: 0.419		0-0 G6-4-3		0-0 1-3 1B		0-0 1B		0-0 FC4	
Hobie Landrith, L (1, 2) OBP: 0.333, SLG: 0.315			0-0 6-3		4-0 1B BB		0-0 F9		0-0 2B 1B
Jack Sanford, R (1, 1) OBP: 0.135, SLG: 0.086			0-0 5-3		0-3 K		0-3 K		0-3 K

Inning Stats	R: 0 E: 0 K: 2 S: 7	H: 0 LOB: 0 BB: 0 P: 7	R: 0 E: 0 K: 0 S: 2	H: 0 LOB: 1 BB: 2 P: 10	R: 0 E: 0 K: 0 S: 3	H: 0 LOB: 0 BB: 0 P: 3	R: 2 E: 0 K: 2 S: 10	H: 3 LOB: 1 BB: 0 P: 10	R: 0 E: 0 K: 2 S: 8	H: 1 LOB: 2 BB: 1 P: 12	R: 1 E: 0 K: 0 S: 4	H: 2 LOB: 1 BB: 1 P: 8	R: 0 E: 0 K: 1 S: 5	H: 0 LOB: 0 BB: 0 P: 5	R: 1 E: 0 K: 0 S: 5	H: 2 LOB: 1 BB: 0 P: 5	R: 1 E: 0 K: 2 S: 9	H: 2 LOB: 1 BB: 0 P: 9	1B: 6 2B: 2 3B: 1 HR: 1	SF: 0 SAC: 0 DP: 2 HBP: 0	WP: 0 PB: 0 SB: 2 CS: 0	PA: 39
--------------	------------------------------	---------------------------------	------------------------------	----------------------------------	------------------------------	---------------------------------	-------------------------------	----------------------------------	------------------------------	----------------------------------	------------------------------	---------------------------------	------------------------------	---------------------------------	------------------------------	---------------------------------	------------------------------	---------------------------------	----------------------------------	------------------------------------	----------------------------------	--------

PITCHER	IP	WLS	BF	H	R	ER	SO	BB	IBB	HBP	BLK	WP	HR	S	P	ERA	WHIP
Brooks Lawrence, R (1, 1) ERA: 5.37	7.0	L	29	6	3	3	7	4	0	0	0	0	1	39	55	3.86	1.429
Hal Jeffcoat, R (8, 1) ERA: 3.32	1.2		9	4	2	2	2	0	0	0	0	0	0	13	13	10.80	2.400
Tom Acker, R (9, 1) ERA: 3.06	0.1		1	0	0	0	0	0	0	0	0	0	0	1	1	0.00	0.000

Batter	1	2	3	4	5	6	7	8	9	AB	R	H	RBI	BB	SO	LOB
Johnny Temple, R (1, 4) OBP: 0.409, SLG: 0.461	0-0 1B 2B		0-0 6-3		0-0 1B		0-3 K			4	1	2	0	0	1	2
Vada Pinson, L (1, 8) OBP: 0.388, SLG: 0.577	0-0 2-H E 1B		0-0 4-3		0-0 1-3		0-0 3-1			4	1	1	1	0	0	3
Jerry Lynch, L (1, 7) OBP: 0.327, SLG: 0.484	0-0 F4			4-0 1B BB		0-0 4-3		0-0 HR		3	1	1	1	1	0	1
Frank Robinson, R (1, 3) OBP: 0.366, SLG: 0.569	0-0 CS 2-H E6			0-0 1-2 1B		0-0 F8		0-0 F9		4	0	1	0	0	0	0
Gus Bell, L (1, 9) OBP: 0.304, SLG: 0.407	0-0 2-3 F8			0-0 F6		4-0 BB		0-0 F6		3	0	0	0	1	0	3
Ed Bailey, L (1, 2) OBP: 0.369, SLG: 0.364		0-0 3-1		0-0 F3		0-0 F2		0-0 F4		4	0	0	0	0	0	3
Frank Thomas, R (1, 5) OBP: 0.298, SLG: 0.386		0-0 5-3		0-0 1-3			0-0 F8		0-0 F7	4	0	0	0	0	0	2
Roy McMillan, R (1, 6) OBP: 0.340, SLG: 0.464		0-3 K			0-0 F4		4-0 1B BB		0-3 K	3	0	0	0	1	2	0
Brooks Lawrence, R (1, 1) Don Newcombe, L (7, PH) Jim Fendleton, R (7, PR) Hal Jeffcoat, R (8, 1) Tom Acker, R (9, 1) John Powers, L (9, PH)			0-0 4-3		0-0 6-3		0-0 1-2 1B		0-3 K	2	0	0	0	0	0	0

Inning Stats	R: 2	H: 2	E: 1	LOB: 0	K: 0	BB: 0	S: 5	P: 5	R: 0	H: 0	E: 0	LOB: 0	K: 1	BB: 0	S: 5	P: 5	R: 0	H: 0	E: 0	LOB: 2	K: 0	BB: 1	S: 4	P: 8	R: 0	H: 1	E: 0	LOB: 1	K: 0	BB: 0	S: 4	P: 4	R: 0	H: 0	E: 0	LOB: 1	K: 1	BB: 1	S: 6	P: 10	R: 1	H: 1	E: 0	LOB: 0	K: 0	BB: 0	S: 4	P: 4	R: 0	H: 0	E: 0	LOB: 0	K: 2	BB: 0	S: 7	P: 7	1B: 4	SF: 0	2B: 1	SAC: 0	3B: 0	DP: 0	HR: 1	HBP: 0	WP: 0	PA: 36
PITCHER Jack Sanford, R (1, 1) ERA: 3.06	IP	WLS	BF	H	R	ER	SO	BB	IBB	HBP	BLK	WP	HR	S	P	ERA	WHIP	IP	WLS	BF	H	R	ER	SO	BB	IBB	HBP	BLK	WP	HR	S	P	ERA	WHIP	IP	WLS	BF	H	R	ER	SO	BB	IBB	HBP	BLK	WP	HR	S	P	ERA	WHIP															


BOTTOM


San Francisco Giants @ Cincinnati Redlegs
Crosley Field, Cincinnati, OH

Sun Jun 07 1959, 3:33 AM EDT
Unknown

livebaseballscorecards.com

AB	33
R	3
H	6
RBI	2
BB	3
SO	4
LOB	14



Batter	1	2	3	4	5	6	7	8	9	AB R H RBI BB SO LOB	TOP														
Jim Davenport, R (1, 5) OBP: 0.267, SLG: 0.312	0-0 5-3			0-3 K		0-3 K			0-0 F7	4 0 0 0 0 2 0	<p>San Francisco Giants @ Cincinnati Redlegs Crosley Field, Cincinnati, OH</p> <p>Sun Jun 07 1959, 3:38 AM EDT Att. 25,557 - Unknown</p> <p>livebaseballscorecards.com</p> <table> <tr><td>AB</td><td>30</td></tr> <tr><td>R</td><td>1</td></tr> <tr><td>H</td><td>4</td></tr> <tr><td>RBI</td><td>1</td></tr> <tr><td>BB</td><td>0</td></tr> <tr><td>SO</td><td>7</td></tr> <tr><td>LOB</td><td>7</td></tr> </table> 	AB	30	R	1	H	4	RBI	1	BB	0	SO	7	LOB	7
AB	30																								
R	1																								
H	4																								
RBI	1																								
BB	0																								
SO	7																								
LOB	7																								
Willie Kirkland, L (1, 9) OBP: 0.365, SLG: 0.448	0-0 4-3			0-0 F7			0-0 3-1		0-3 K	4 0 0 0 0 1 0															
Willie Mays, R (1, 8) OBP: 0.373, SLG: 0.553	0-0 6-3			0-0 F9			0-0 F2		0-0 F8	4 0 0 0 0 0 0															
Orlando Cepeda, R (1, 3) OBP: 0.365, SLG: 0.638		0-0 5-3			0-0 G3 2B		0-0 HR			3 1 2 1 0 0 0															
Leon Wagner, L (1, 7) OBP: 0.361, SLG: 0.524		0-0 G3			0-0 G3 2-3		0-0 6-3			3 0 0 0 0 0 1															
Daryl Spencer, R (1, 4) OBP: 0.364, SLG: 0.393		0-3 K			0-3 K			0-0 FC6-4 1B		3 0 1 0 0 2 1															
Andre Rodgers, R (1, 6) OBP: 0.337, SLG: 0.418			0-0 F2		0-0 F8			0-0 FC6-4 1B		3 0 1 0 0 0 1															
Bob Schmidt, R (1, 2) OBP: 0.305, SLG: 0.393			0-0 F7			0-0 6-3		0-0 FC6-4		2 0 0 0 0 0 0															
Dusty Rhodes, L (8, PH) OBP: 0.222, SLG: 0.125								1-2 2-3 G4-6-3		1 0 0 0 0 0 2															
Roger McCardell, R (8, 2)										0 0 0 0 0 0 0															
Mike McCormick, L (1, 1) OBP: 0.211, SLG: 0.125			0-3 K			0-3 K		0-0 G4-6-3		2 0 0 0 0 2 0															
Al Worthington, R (6, 1)										0 0 0 0 0 0 0															
Bob Speake, L (8, PH) OBP: 0.167, SLG: 0.091										1 0 0 0 0 0 2															
Joe Shipley, R (8, 1)										0 0 0 0 0 0 0															
Inning Stats	R: 0 E: 0 K: 0 S: 3	H: 0 LOB: 0 BB: 0 P: 3	R: 0 E: 0 K: 1 S: 5	H: 0 LOB: 0 BB: 0 P: 5	R: 0 E: 0 K: 1 S: 5	H: 0 LOB: 0 BB: 0 P: 5	R: 0 E: 0 K: 1 S: 6	H: 1 LOB: 1 BB: 0 P: 6	R: 0 E: 0 K: 2 S: 7	H: 0 LOB: 0 BB: 0 P: 7	R: 1 E: 0 K: 0 S: 4	H: 1 LOB: 0 BB: 0 P: 4	R: 0 E: 0 K: 0 S: 4	H: 2 LOB: 1 BB: 0 P: 4	R: 0 E: 0 K: 1 S: 5	H: 0 LOB: 0 BB: 0 P: 5	1B: 2 2B: 1 3B: 0 HR: 1	SF: 0 SAC: 0 DP: 1 HBP: 0	WP: 0 PB: 0 SB: 0 CS: 0	PA: 30					
PITCHER Orlando Pena, R (1, 1) ERA: 5.4	IP 9.0	WLS W	BF 30	H 4	R 1	ER 1	SO 7	BB 0	IBB 0	HBP 0	BLK 0	WP 0	HR 1	S 44	P 44	ERA 1.00	WHIP 0.444					ERA 5.4	WHIP		

Batter	1	2	3	4	5	6	7	8	9
Johnny Temple, R OBP: 0.415, SLG: 0.466 (1, 4)	4-0 1B 2B BB	0-0 2-H 2B		0-0 2-H E6		0-0 1-2 2-3 SH5-4	4-0 BB BB		
Vada Pinson, L OBP: 0.388, SLG: 0.577 (1, 8)	0-0 1-2 2B 1B	0-0 4-3			0-0 BB BB FC1-2	0-0 2-H 3-H 1B 2B	0-0 4-3		
Pete Whisenant, R OBP: 0.341, SLG: 0.405 Gus Bell, L OBP: 0.303, SLG: 0.404 (1, 9) (7, 9)	0-0 1-H 2-H 2B		0-0 F9		4-0 BB BB FC1-2 BB	0-0 2-H 1B 1B	0-0 F7		
Frank Robinson, R OBP: 0.367, SLG: 0.561 (1, 7)	0-3 K		0-0 E6 FC5-4		4-0 1-2 2-3 BB FC1-2	1-0 1-2 HBP	0-3 K		
Dutch Dotterer, R OBP: 0.421, SLG: 0.460 (1, 2)	0-3 K		0-0 F9		0-0 1-2 2-3 3-H FC1-2	0-0 1-2 2-H 1B	0-3 K		
Walt Dropo, R OBP: 0.176, SLG: 0.226 (1, 3)	0-3 K		0-0 FC5-4		0-3 K	0-3 K			
Frank Thomas, R OBP: 0.292, SLG: 0.378 Eddie Kasko, R OBP: 0.267, SLG: 0.333 (1, 5) (7, 5)		0-0 F4		0-0 6-3	0-0 F3	0-0 F3			
Roy McMillan, R OBP: 0.348, SLG: 0.476 (1, 6)		0-0 SH1-4 2B 1B		0-0 E6 2B		0-0 SH5-4 1B 2B 1B	0-3 K		
Orlando Pena, R OBP: 0.231, SLG: 0.091 (1, 1)		0-0 SH1-4		0-3 K		0-0 SH5-4 2B 1B	0-3 K		

AB	R	H	RBI	BB	SO	LOB
2	1	1	1	2	0	1
5	2	2	2	0	0	2
3	1	2	3	1	0	0
1	0	0	0	0	0	0
3	0	0	0	1	2	1
5	0	1	1	0	2	5
4	0	0	0	0	3	7
4	0	0	0	0	0	5
0	0	0	0	0	0	0
4	2	3	0	0	1	0
3	1	1	0	0	2	1

AB	34
R	7
H	10
RBI	7
BB	4
SO	10
LOB	22

WP	PA
0	41
0	0
0	0
0	0


Inning	1	2	3	4	5	6	7	8	9
R	2	1	0	0	0	4	0	0	0
H	2	2	0	1	0	5	0	0	0
E	0	0	1	1	1	0	0	0	0
K	3	0	0	0	1	1	2	2	0
S	11	5	4	6	6	10	11	7	7

PITCHER	IP	WLS	BF	H	R	ER	SO	BB	IBB	HBP	BLK	WP	HR	S	P	ERA	WHIP
Mike McCormick, L ERA: 4.66 (1, 1)	5.1	L	30	9	7	7	5	3	0	0	0	0	0	37	49	11.81	2.250
Al Worthington, R ERA: 3.66 (6, 1)	1.2		8	1	0	0	3	1	0	1	0	0	0	12	17	0.00	1.200
Joe Shipley, R ERA: 4.5 (8, 1)	1.0		3	0	0	0	2	0	0	0	0	0	0	7	7	0.00	0.000

San Francisco Giants @ Cincinnati Redlegs
Crosley Field, Cincinnati, OH

Sun Jun 07 1959, 3:38 AM EDT
Att. 25,557 - Unknown

livebaseballscorecards.com



Batter	1	2	3	4	5	6	7	8	9	10	11	AB R H RBI BB SO LOB	TOP														
Jim Davenport, R (1, 5) OBP: 0.273, SLG: 0.319	4-0 HR BB		0-3 K		0-0 F7		0-0 5-3	0-0 2B	0-0 FC6-4 1B			5 1 2 3 1 1 0	San Francisco Giants @ Pittsburgh Pirates Forbes Field, Pittsburgh, PA Mon Jun 08 1959, 7:05 PM EDT Att. 19,080 - Unknown														
Felipe Alou, R (1, 9) OBP: 0.333, SLG: 0.540	0-0 HR		0-3 K		0-0 F4		0-0 1B	0-3 K	0-0 FC6-4			6 2 2 2 0 2 2															
Willie Kirkland, L (1, 7) OBP: 0.373, SLG: 0.475	0-0 F8			0-0 HR	0-0 1B		0-0 F3	4-0 BB 1B		0-3 K		4 1 2 1 1 0 1															
Dom Zanni, R (8, 1)												0 0 0 0 0 0 0															
Al Worthington, R (8, 1)												0 0 0 0 0 0 0															
Mike McCormick, L (8, 1) OBP: 0.200, SLG: 0.118												1 0 0 0 0 1 0															
Orlando Cepeda, R (1, 3) OBP: 0.364, SLG: 0.629	0-3 K		0-3 K	0-3 K	0-3 K		0-0 3B 1B	0-0 BB 1B		0-0 F8		6 1 2 1 0 3 1															
Daryl Spencer, R (1, 4) OBP: 0.367, SLG: 0.403	0-0 F8			0-0 1B WP 1B		0-0 F8	0-0 3B	4-0 FC5-4 BB		0-0 6-3		5 1 2 1 1 0 0															
Jackie Brandt, R (1, 8) OBP: 0.306, SLG: 0.370		0-0 G3		0-0 WP BB 1B		0-0 4-3	0-0 4-3	0-0 FC5-4		0-0 F8		6 0 1 0 0 0 4															
Andre Rodgers, R (1, 6) OBP: 0.342, SLG: 0.417		0-3 K		4-0 WP BB		0-0 1B		0-0 1B 2B 1B	0-0 6-3	0-0 F5		5 1 2 0 1 1 0															
Hobie Landrith, L (1, 2) OBP: 0.329, SLG: 0.309		0-0 6-3		4-0 G5-4-3 IBB		0-0 1B		0-0 1B 2B 1B	0-0 1B	0-0 3-1		1 0 0 0 0 0 0															
Leon Wagner, L (4, PH) OBP: 0.367, SLG: 0.524												0 0 0 0 1 0 0															
Bob Schmidt, R (4, 2) OBP: 0.322, SLG: 0.409												3 1 3 0 0 0 0															
Bob Speake, L (9, PR) OBP: 0.167, SLG: 0.091												0 0 0 0 0 0 0															
Roger McCardell, R (9, 2)												1 0 0 0 0 0 0															
Stu Miller, R (1, 1) OBP: 0.056, SLG: 0.056			0-3 K		0-0 G5-4-3		0-0 5-3	0-0 2B 1B	0-0 1B			2 0 0 0 0 1 3															
Gordon Jones, R (4, 1)												1 0 0 0 0 0 2															
Willie Mays, R (8, PH) OBP: 0.378, SLG: 0.558												2 1 2 0 0 0 0															
Inning Stats	R: 2 E: 0 K: 1 S: 6	H: 1 LOB: 0 BB: 1 P: 10	R: 0 E: 0 K: 1 S: 5	H: 0 LOB: 0 BB: 0 P: 5	R: 0 E: 0 K: 3 S: 9	H: 0 LOB: 0 BB: 0 P: 9	R: 2 E: 0 K: 1 S: 7	H: 3 LOB: 2 BB: 2 P: 15	R: 0 E: 0 K: 1 S: 6	H: 1 LOB: 1 BB: 0 P: 6	R: 0 E: 0 K: 0 S: 5	H: 2 LOB: 2 BB: 0 P: 5	R: 2 E: 0 K: 0 S: 6	H: 3 LOB: 1 BB: 0 P: 6	R: 3 E: 0 K: 1 S: 9	H: 5 LOB: 3 BB: 2 P: 17	R: 0 E: 0 K: 0 S: 5	H: 3 LOB: 2 BB: 0 P: 5	R: 0 E: 0 K: 1 S: 5	H: 0 LOB: 0 BB: 0 P: 5	R: 0 E: 0 K: 0 S: 3	H: 0 LOB: 0 BB: 0 P: 3	1B: 14 2B: 1 3B: 1 HR: 2	SF: 0 SAC: 0 DP: 1 HBP: 0	WP: 1 PB: 1 SB: 3 CS: 0	PA: 53	
PITCHER	IP WLS BF H R ER SO BB IBB HBP BLK WP HR S P ERA WHIP											IP WLS BF H R ER SO BB IBB HBP BLK WP HR S P ERA WHIP															
Ron Kline, R (1, 1) ERA: 3.73	3.1			4	4	4	6	2	1	0	0	1	2	26	38	10.80	1.800										
Bennie Daniels, R (4, 1) ERA: 5.95	4.1		23	11	5	5	2	1	0	0	0	0	0	26	30	10.38	2.769										
Ron Blackburn, R (8, 1) ERA: 3.86	0.1		2	0	0	0	0	1	0	0	0	0	0	1	5	0.00	3.000										
Roy Face, R (9, 1) ERA: 1.49	3.0	W	11	3	0	0	1	0	0	0	0	0	0	13	13	0.00	1.000										

livebaseballscorecards.com

AB	48
R	9
H	18
RBI	8
BB	5
SO	9
LOB	13



Batter	1	2	3	4	5	6	7	8	9	10	11	AB R H RBI BB SO LOB	BOTTOM					
Dick Schofield, S (1, 9) Roy Face, R (9, 1) Harry Bright, R (11, PH) OBP: 0.340, SLG: 0.395 OBP: 0.500, SLG: 0.500 OBP: 0.357, SLG: 0.846	4-3	K		1B 1-2 BB		K		K		SH3-4 1B	1-H 2-H HR	4 0 0 0 1 3 5 1 0 1 0 0 0 0 1 1 1 3 0 0 0	San Francisco Giants @ Pittsburgh Pirates Forbes Field, Pittsburgh, PA Mon Jun 08 1959, 7:05 PM EDT Att. 19,080 - Unknown					
Bill Virdon, L (1, 8) OBP: 0.300, SLG: 0.387	FC3-6 1B		F7	FC6 1-3 2-H 1B			F8	E6 HR		SH3-4		5 1 2 2 0 0 1						
Smoky Burgess, L (1, 2) Danny Kravitz, L (1, PR) OBP: 0.400, SLG: 0.629 OBP: 0.423, SLG: 0.609	FC3-6 FC5-4 1-2f		HR	FC6 1-2f			F4	SF8		K		1 0 0 0 0 0 1 4 1 1 2 0 1 3						
Dick Stuart, R (1, 3) OBP: 0.364, SLG: 0.531	FC5-4 1-2f		1B				G4-3 1B	3B BB		HR	1-H	4 2 3 2 2 0 1						
Bob Skinner, L (1, 7) OBP: 0.365, SLG: 0.492		5-3 1B BB	F2			F5	3B	K		G3		5 1 1 1 1 1 5						
Bill Mazerowski, R (1, 4) OBP: 0.281, SLG: 0.386	5-3 1-2	5-3	5-3			G4-3	4-3			F8	SH1-4 HR 1B	6 1 1 0 0 0 4						
Don Hoak, R (1, 5) OBP: 0.378, SLG: 0.430	F6		6-3				SH2-4 1B	1B 1B		1B		5 1 3 0 0 0 1						
Dick Groat, R (1, 6) OBP: 0.315, SLG: 0.339	1B 2-H 1B		6-3			SH2-4	SH2-4	1B E 1B		F9	HR IBB	4 2 2 1 1 0 1						
Ron Kline, R (1, 1) Bernie Daniels, L (4, 1) Ron Blackburn, R (8, 1) Ted Kluszewski, L (8, PH) Joe Christopher, R (8, PR) Roman Mejias, R (9, 9) OBP: 0.167, SLG: 0.167 OBP: 0.400, SLG: 0.482 OBP: 0.500, SLG: 2.000 OBP: 0.382, SLG: 0.542 OBP: 0.289, SLG: 0.238	1-2 1B		1B BB			K	K	E SF8 1B		F3	F8	1 0 1 0 0 0 0 2 1 1 0 0 1 1 0 0 0 0 0 0 0 1 0 1 1 0 0 0 0 1 0 0 0 0 0 2 0 0 0 0 0 3						
Inning Stats	R: 0 H: 1 E: 0 LOB: 1 K: 0 BB: 0 S: 4 P: 4	R: 1 H: 2 E: 0 LOB: 2 K: 1 BB: 1 S: 7 P: 11	R: 1 H: 2 E: 0 LOB: 1 K: 0 BB: 0 S: 5 P: 5	R: 1 H: 2 E: 0 LOB: 2 K: 0 BB: 1 S: 5 P: 9	R: 0 H: 1 E: 0 LOB: 0 K: 0 BB: 0 S: 3 P: 3	R: 0 H: 1 E: 0 LOB: 1 K: 2 BB: 0 S: 8 P: 8	R: 1 H: 1 E: 0 LOB: 1 K: 0 BB: 1 S: 4 P: 8	R: 5 H: 4 E: 1 LOB: 1 K: 2 BB: 0 S: 12 P: 12	R: 0 H: 1 E: 0 LOB: 1 K: 0 BB: 0 S: 4 P: 4	R: 0 H: 1 E: 0 LOB: 2 K: 1 BB: 1 S: 6 P: 10	R: 3 H: 2 E: 0 LOB: 0 K: 0 BB: 1 S: 4 P: 8	1B: 14 SF: 1 2B: 0 SAC: 3 3B: 1 DP: 1 HR: 3 HBP: 0		WP: 0 PA: 55 PB: 0 SB: 0 CS: 0				
PITCHER	IP WLS BF H R ER SO BB IBB HBP BLK WP HR S P ERA WHIP																	
Stu Miller, R (1, 1) ERA: 2.48	3.2	20	7	3	3	1	2	2	0	0	0	0	0	1	20	28	7.36	2.455
Gordon Jones, R (4, 1) ERA: 2.5	3.1	13	3	1	1	2	1	0	0	0	0	0	0	0	16	20	2.70	1.200
Dom Zanni, R (8, 1) ERA: 6.97	0.0	3	3	3	2	0	0	0	0	0	0	0	0	3	3	∞	∞	
Al Worthington, R (8, 1) ERA: 3.58	0.2	4	1	2	0	1	0	0	0	0	0	0	1	6	6	0.00	1.500	
Mike McCormick, L (8, 1) ERA: 4.86	3.0	L 15	4	3	3	2	0	2	0	0	0	0	1	17	25	9.00	1.333	

AB	46
R	12
H	18
RBI	12
BB	5
SO	6
LOB	26



Batter	1	2	3	4	5	6	7	8	9	AB R H RBI BB SO LOB	TOP	
Jim Davenport, R (1, 5) <small>OBP: 0.277, SLG: 0.319</small>	0-0 		4-0 		0-3 	0-3 		0-0 		3 1 1 0 1 2 3	San Francisco Giants @ Pittsburgh Pirates Forbes Field, Pittsburgh, PA Tue Jun 09 1959, 7:05 PM EDT Att. 24,272 - Unknown livebaseballscorecards.com	
Felipe Alou, R (1, 9) <small>OBP: 0.328, SLG: 0.523</small>	4-0 		0-3 		0-0 		0-0 	0-0 		4 1 0 0 1 1 2		
Willie Kirkland, L (1, 7) <small>OBP: 0.381, SLG: 0.488</small>	0-0 		0-0 			0-0 	0-0 	0-0 		5 2 3 0 0 0 3		
Orlando Cepeda, R (1, 3) <small>OBP: 0.374, SLG: 0.636</small>	0-0 		0-0 		0-0 	4-0 	0-3 			4 2 3 2 1 1 2		
Daryl Spencer, R (1, 4) <small>OBP: 0.368, SLG: 0.403</small> Eddie Bressoud, R (9, 4) <small>OBP: 0.280, SLG: 0.190</small>	0-3 		0-0 		0-0 	0-0 		0-3 		5 0 2 3 0 2 4 0 0 0 0 0 0 0		
Jackie Brandt, R (1, 8) <small>OBP: 0.303, SLG: 0.364</small>	0-0 			0-0 		0-0 	0-0 	0-0 		5 0 1 0 0 0 4		
Andre Rodgers, R (1, 6) <small>OBP: 0.345, SLG: 0.416</small>		0-3 		0-0 		0-0 	0-0 	4-0 		3 0 1 1 1 1 0		
Hobie Landrith, L (1, 2) <small>OBP: 0.320, SLG: 0.288</small>		0-0 		0-0 		4-0 	0-0 	0-0 		4 0 0 0 1 0 3		
Johnny Antonelli, L (1, 1) <small>OBP: 0.100, SLG: 0.125</small>		0-3 			0-0 	0-0 		0-0 		4 0 1 0 0 1 3		
Inning Stats	R: 1 H: 2 E: 0 LOB: 2 K: 1 BB: 1 S: 7 P: 11	R: 0 H: 0 E: 0 LOB: 0 K: 2 BB: 0 S: 7 P: 7	R: 0 H: 1 E: 0 LOB: 2 K: 1 BB: 1 S: 6 P: 10	R: 0 H: 0 E: 0 LOB: 0 K: 0 BB: 0 S: 3 P: 3	R: 0 H: 0 E: 0 LOB: 0 K: 1 BB: 0 S: 5 P: 5	R: 2 H: 4 E: 0 LOB: 3 K: 1 BB: 1 S: 9 P: 13	R: 3 H: 3 E: 1 LOB: 1 K: 0 BB: 1 S: 6 P: 10	R: 0 H: 2 E: 0 LOB: 2 K: 1 BB: 0 S: 7 P: 7	R: 0 H: 0 E: 0 LOB: 1 K: 1 BB: 1 S: 5 P: 9	1B: 10 SF: 0 2B: 3 SAC: 2 3B: 0 DP: 1 HR: 0 HBP: 0	WP: 1 PA: 44 PB: 0 SB: 0 CS: 0	
PITCHER Vern Law, R (1, 1) <small>ERA: 4.76</small> Ron Blackburn, R (7, 1) <small>ERA: 3.58</small> Bob Smith, L (9, 1) <small>ERA: 2.89</small>	IP WLS BF H R ER SO BB IBB HBP BLK WP HR S P ERA WHIP 6.0 L 32 9 6 5 6 2 2 0 0 1 0 40 56 7.50 1.833											PITCHER IP WLS BF H R ER SO BB IBB HBP BLK WP HR S P ERA WHIP

AB	37
R	6
H	12
RBI	6
BB	5
SO	8
LOB	24



Batter	1	2	3	4	5	6	7	8	9	AB	R	H	RBI	BB	SO	LOB
Bill Virdon, L OBP: 0.294, SLG: 0.380 (1, 8)	0-3 K ①		0-3 K ①		0-0 4-3 ③			0-0 4-3 ②		4	0	0	0	0	2	1
Dick Groat, R OBP: 0.309, SLG: 0.332 (1, 6)	0-0 F8 ②		0-0 F8 ②			0-0 6-3 ①		0-0 5-3 ③		4	0	0	0	0	0	1
Harry Bright, R OBP: 0.369, SLG: 0.750 (1, 9)	0-0 1B 1B		4-0 1-2 BB			0-0 5-3 ②			0-0 F2 ①	3	0	1	0	1	0	0
Dick Stuart, R OBP: 0.368, SLG: 0.553 (1, 3)	0-0 1-2 1B		0-3 K ③			0-0 F7 ③			0-0 HR	4	1	2	1	0	1	2
Bob Skinner, L OBP: 0.357, SLG: 0.481 (1, 7)	0-3 K ③			0-3 K ①					0-0 4-3 ②	4	0	0	0	0	3	2
Bill Mazeroski, R OBP: 0.277, SLG: 0.379 (1, 4)		0-0 6-3 ①		0-0 F8 ②				0-0 6-3 ②		4	0	0	0	0	0	0
Don Hoak, R OBP: 0.377, SLG: 0.443 (1, 5)		0-0 4-3 ②		0-0 F7 ③						3	1	1	1	0	0	0
Hank Foiles, R OBP: 0.224, SLG: 0.304 (1, 2)		0-0 5-3 ③			0-0 2B			0-0 6-3 ③		3	0	1	0	0	0	0
Vern Law, R OBP: 0.250, SLG: 0.333 (1, 1)			4-0 BB BB		0-3 K ②				0-3 K ①	1	0	0	0	1	1	0
Ron Blackburn, R OBP: 0.500, SLG: 2.000 (7, 1)										0	0	0	0	0	0	0
Dick Schofield, S OBP: 0.333, SLG: 0.386 (8, PH)										1	0	0	0	0	1	0
Bob Smith, R (9, 1)										0	0	0	0	0	0	0

Inning Stats	R: 0	H: 2	E: 0	K: 2	S: 9	P: 9	R: 0	H: 0	E: 0	K: 0	S: 3	R: 0	H: 0	E: 0	K: 2	S: 7	R: 0	H: 0	E: 0	K: 1	S: 5	R: 0	H: 1	E: 0	K: 1	S: 5	R: 0	H: 0	E: 0	K: 0	S: 3	R: 1	H: 1	E: 0	K: 1	S: 6	R: 0	H: 0	E: 0	K: 1	S: 5	R: 1	H: 1	E: 0	K: 0	S: 4
	0	2	0	2	9	9	0	0	0	0	3	0	0	0	2	7	0	0	0	0	1	5	0	1	0	0	5	0	0	0	0	6	0	0	0	6	0	0	0	5	0	0	0	4		


PITCHER	IP	WLS	BF	H	R	ER	SO	BB	IBB	HBP	BLK	WP	HR	S	P	ERA	WHIP
Johnny Antonelli, L ERA: 2.72 (1, 1)	9.0	W	33	5	2	2	8	2	0	0	0	0	2	47	55	2.00	0.778

BOTTOM

San Francisco Giants @ Pittsburgh Pirates
 Forbes Field, Pittsburgh, PA

Tue Jun 09 1959, 7:05 PM EDT
 Att. 24,272 - Unknown

AB	31
R	2
H	5
RBI	2
BB	2
SO	8
LOB	6



WP	PA	ERA	WHIP
0	33		

Batter	1	2	3	4	5	6	7	8	9	AB R H RBI BB SO LOB	TOP											
Jim Davenport, R (1, 5) OBP: 0.283, SLG: 0.324	0-0 1B FC4-6 1B	0-0 F8		0-0 CS 1B	0-3 K		0-0 1-2 2-3 1B		0-3 K	6 1 3 0 0 2 2	San Francisco Giants @ Pittsburgh Pirates Forbes Field, Pittsburgh, PA Wed Jun 10 1959, 7:05 PM EDT Att. 24,317 - Unknown livebaseballscorecards.com											
Felipe Alou, R (1, 9) OBP: 0.329, SLG: 0.515	0-0 1-3 FC4-6 1B		0-0 HR 1B	0-3 1-2 K	0-0 F7		0-0 F9	0-0 6-3	6 1 2 0 0 1 5													
Willie Kirkland, L (1, 7) OBP: 0.388, SLG: 0.523	0-0 1-2f 3-H FC4-6 F8-2-4		0-0 1-H HR	0-0 BB 1B	0-0 BB 1B	0-0 1B 2B	0-0 F6		5 3 3 3 0 0 4													
Orlando Cepeda, R (1, 3) OBP: 0.379, SLG: 0.647	0-0 1-2 F8-2-4		0-0 6-3	4-0 1-2 BB 1B	0-0 BB 1B	0-0 2-H G5-4-3 1B		0-0 HR	4 2 2 2 1 0 1													
Daryl Spencer, R (1, 4) OBP: 0.369, SLG: 0.400		0-0 6-3	4-0 2B 6-3 BB	0-0 1-2 2-H 1B	0-0 1B 1B	0-0 1-2f G5-4-3		0-0 6-3	4 1 1 1 1 0 1													
Jackie Brandt, R (1, 8) OBP: 0.318, SLG: 0.385		0-0 S 1B	0-0 6-3 1B 2B	0-0 1-3 2-H 1B	0-0 1-3 2-H 1B	0-3 K		0-0 1B 1B	5 2 4 1 0 1 0													
Andre Rodgers, R (1, 6) OBP: 0.346, SLG: 0.412		4-0 1B 1-2 6-3 BB	0-0 6-3	0-3 K	0-0 E1		0-3 K	0-0 1-2 G5-4-3 1B	4 1 1 1 1 2 3													
Hobie Landrith, L (1, 2) OBP: 0.342, SLG: 0.333 Bob Schmidt, R (8, PH) OBP: 0.320, SLG: 0.405	0-0 1-3 2-H 6-3 1B	0-0 6-3	0-0 3-H 1B		0-0 1-3 1B	0-0 1B 2B	0-0 1-2f G5-4-3	0-0 1-2f G5-4-3	4 0 3 2 0 0 0 1 0 0 0 0 0 2													
Sam Jones, R (1, 1) OBP: 0.135, SLG: 0.111 Stu Miller, R (7, 1) OBP: 0.053, SLG: 0.053	0-0 1-2 3-H 6-3	0-0 6-3	0-3 K	0-0 1-3	0-0 1-3	4-0 1B BB		0-0 F7	3 0 0 1 1 1 3 1 0 0 0 0 0 0													
Inning Stats	R: 1 E: 0 K: 0 S: 4	H: 2 LOB: 0 BB: 0 P: 4	R: 2 E: 0 K: 0 S: 5	H: 2 LOB: 1 BB: 1 P: 9	R: 4 E: 0 K: 1 S: 9	H: 4 LOB: 1 BB: 1 P: 13	R: 2 E: 0 K: 2 S: 10	H: 4 LOB: 2 BB: 1 P: 14	R: 0 E: 1 K: 1 S: 6	H: 0 LOB: 1 BB: 0 P: 6		R: 1 E: 0 K: 1 S: 6	H: 2 LOB: 0 BB: 0 P: 6	R: 0 E: 0 K: 1 S: 7	H: 2 LOB: 3 BB: 1 P: 11	R: 1 E: 0 K: 0 S: 5	H: 3 LOB: 1 BB: 0 P: 5	R: 0 E: 0 K: 1 S: 5	H: 0 LOB: 0 BB: 0 P: 5	1B: 14 2B: 4 3B: 0 HR: 2	SF: 0 SAC: 0 DP: 3 HBP: 0	WP: 0 PB: 0 SB: 1 CS: 1
PITCHER	IP WLS BF H R ER SO BB IBB HBP BLK WP HR S P ERA WHIP	George Witt, R (1, 1) ERA: 9.82	2.1 L 14 6 6 6 0 2 0 0 0 0 1 12 20 23.14 3.429	Bennie Daniels, R (3, 1) ERA: 6.42	1.1 9 5 3 3 2 1 0 0 0 0 0 0 12 16 20.25 4.500	Ron Blackburn, R (4, 1) ERA: 3.48	3.1 16 5 1 1 4 1 0 0 0 0 0 0 23 27 2.70 1.800	Bob Smith, L (8, 1) ERA: 3.18	0.1 4 3 1 1 0 0 0 0 0 0 1 4 4 27.00 9.000	Al Jackson, L (8, 1) ERA: 4.66	0.2 1 0 0 0 0 0 0 0 0 0 0 0 1 1 0.00 0.000	PITCHER	IP WLS BF H R ER SO BB IBB HBP BLK WP HR S P ERA WHIP	Roy Face, R (9, 1) ERA: 1.45	1.0 3 0 0 0 0 1 0 0 0 0 0 0 0 5 5 0.00 0.000							



San Francisco Giants @ Pittsburgh Pirates
Forbes Field, Pittsburgh, PA

Wed Jun 10 1959, 7:05 PM EDT
Att. 24,317 - Unknown

AB	37
R	7
H	10
RBI	7
BB	5
SO	5
LOB	19



Batter	1	2	3	4	5	6	7	8	9	AB	R	H	RBI	BB	SO	LOB
Bill Virdon, L (1, 8) OBP: 0.297, SLG: 0.375	F9		F6		FC3-6 BB		FC4-6 BB	F8		3	0	0	0	2	0	0
Dick Groat, R (1, 6) OBP: 0.307, SLG: 0.333	1B 2B		4-3		FC3-6 3B		FC4-6 1B	6-3		5	3	1	0	0	0	3
Danny Kravitz, L (1, 2) OBP: 0.452, SLG: 0.679	BB 1B		F6		3B		1B 2B 1B		G3	5	1	3	3	0	0	0
Dick Stuart, R (1, 3) OBP: 0.375, SLG: 0.555	K			FC4-6 1B	F7		2B 1B 1B		1B	5	1	3	1	0	1	2
Bob Skinner, L (1, 7) OBP: 0.358, SLG: 0.481	1-2 BB			F9			K		F6	4	0	1	0	1	1	4
Bill Maseroski, R (1, 4) OBP: 0.275, SLG: 0.380	F4			FC4-6 BB		4-3	1B 2B		6-3	5	1	1	1	0	0	5
Don Hoak, R (1, 5) OBP: 0.379, SLG: 0.441		6-3		1-2 BB		F7	2-H 3-H 1B			3	0	1	2	1	0	1
Roman Mejias, R (1, 9) OBP: 0.292, SLG: 0.290			4-3		K		4-3			3	0	0	0	0	2	3
Ted Kluszewski, L (7, PH) OBP: 0.377, SLG: 0.534					K2-3					1	0	0	0	0	0	1
Joe Christopher, R (8, 9)										0	0	0	0	0	0	0
George Witt, R (1, 1) Bennie Daniels, L (3, 1) Ron Blackburn, R (4, 1) Rocky Nelson, L (7, PH) Bob Smith, R (8, 1) Al Jackson, L (8, 1) Harry Bright, R (8, PH) Roy Fazio, R (9, 1)			K			F9	FC4-6 BB 1B BB		5-3	1	0	0	0	0	1	0

Inning	1	2	3	4	5	6	7	8	9	1B	2B	3B	SF	SAC	DP	HBP				
	R: 1 E: 0 K: 1 S: 7	H: 2 LOB: 2 BB: 1 P: 11	R: 0 E: 0 K: 1 S: 5	H: 0 LOB: 0 BB: 0 P: 5	R: 0 E: 0 K: 1 S: 3	H: 1 LOB: 2 BB: 1 P: 10	R: 1 E: 0 K: 1 S: 4	H: 1 LOB: 1 BB: 0 P: 6	R: 0 E: 0 K: 1 S: 6	H: 1 LOB: 1 BB: 0 P: 6	R: 5 E: 0 K: 1 S: 9	H: 4 LOB: 1 BB: 2 P: 17	R: 0 E: 0 K: 0 S: 3	H: 0 LOB: 0 BB: 0 P: 3	R: 0 E: 0 K: 0 S: 4	H: 1 LOB: 1 BB: 0 P: 4	1B: 6 2B: 3 3B: 1 HR: 0	SF: 0 SAC: 0 DP: 0 HBP: 0	WP: 0 PB: 0 SB: 0 CS: 0	PA: 42

PITCHER	IP	WLS	BF	H	R	ER	SO	BB	IBB	HBP	BLK	WP	HR	S	P	ERA	WHIP
Sam Jones, R (1, 1) ERA: 3.71	6.2	W	34	9	7	7	5	5	0	0	0	0	0	39	59	9.45	2.100
Stu Miller, R (7, 1) ERA: 2.39	2.1	S	8	1	0	0	0	0	0	0	0	0	0	8	8	0.00	0.429

San Francisco Giants @ Pittsburgh Pirates

Forbes Field, Pittsburgh, PA

Thu Jun 11 1959, 3:33 AM EDT

Att. 9,444 - Unknown

livebaseballscorecards.com



AB	41
R	9
H	9
RBI	9
BB	2
SO	4
LOB	19

WP	1	PA	45
PB	0		
SB	1		
CS	1		

AB R H RBI BB SO LOB

5 0 0 0 0 1 4

5 0 2 3 0 1 1

5 2 2 2 0 1 2

5 0 0 0 0 0 0

5 0 1 0 0 0 0

4 2 1 0 1 0 2

5 2 2 0 0 0 3

2 1 0 0 1 0 2

1 0 0 0 0 0 2

1 0 0 0 0 0 2

0 1 0 1 0 0 0
0 0 0 0 0 0 0
2 0 0 0 0 1 1
0 0 0 0 0 0 0
1 1 1 3 0 0 0
0 0 0 0 0 0 0
0 0 0 0 0 0 0

1B: 4 SF: 0
2B: 1 SAC: 0
3B: 1 DP: 0
HR: 3 HBP: 1

Batter	1	2	3	4	5	6	7	8	9										
Jim Davenport, R (1, 5) OBP: 0.277, SLG: 0.317	0-0 6-3	0-0 F4		0-0 F9		0-0 5-3		0-3 K											
Felipe Alou, R (1, 9) OBP: 0.331, SLG: 0.525	0-0 5-3	0-0 3B		0-0 E5		0-3 K		0-0 1B											
Willie Kirkland, L (1, 7) OBP: 0.389, SLG: 0.563	0-0 HR	0-0 4-3		0-0 F9		0-3 K		0-0 HR											
Orlando Cepeda, R (1, 3) OBP: 0.371, SLG: 0.633	0-0 F2		0-0 F2		0-0 F7		0-0 2-3	0-0 6-3											
Daryl Spencer, R (1, 4) OBP: 0.365, SLG: 0.395		0-0 F7	0-0 F9		0-0 E6		0-0 F8	0-0 1B											
Jackie Brandt, R (1, 8) OBP: 0.320, SLG: 0.381		0-0 HBP	4-0 BB		0-0 FC5-4		0-0 E7	0-0 F9											
Andre Rodgers, R (1, 6) OBP: 0.347, SLG: 0.417		0-0 HBP	0-0 1B		0-0 FC4-6		0-0 E2	0-0 E4											
Hobie Landrith, L (1, 2) OBP: 0.341, SLG: 0.323		4-0 HBP	0-0 F9		0-0 E1		0-0 F7	0-0 2-3											
Leon Wagner, L (8, PH) OBP: 0.364, SLG: 0.518		3B			0-3 K		0-0 K												
Bob Schmidt, R (8, 2) OBP: 0.317, SLG: 0.402		3B																	
Jack Sanford, R (1, 1) OBP: 0.158, SLG: 0.086		1-0 3B		0-0 F7		0-3 K		0-0 HR											
Al Worthington, R (2, 1)																			
Joe Shipley, R (2, 1)																			
Gordon Jones, R (6, 1)																			
Willie Mays, R (8, PH) OBP: 0.381, SLG: 0.573		1-2 2-3 3-H																	
Stu Miller, R (8, 1) OBP: 0.053, SLG: 0.053																			
Dom Zanni, R (8, 1)																			
Inning Stats	R: 1 E: 0 K: 0 S: 4	H: 1 LOB: 0 BB: 0 P: 4	R: 4 E: 1 K: 0 S: 6	H: 2 LOB: 1 BB: 1 P: 11	R: 0 E: 0 K: 0 S: 4	H: 1 LOB: 2 BB: 1 P: 8	R: 0 E: 1 K: 0 S: 4	H: 0 LOB: 1 BB: 0 P: 4	R: 0 E: 1 K: 1 S: 5	H: 0 LOB: 0 BB: 0 P: 5	R: 3 E: 2 K: 1 S: 8	H: 3 LOB: 0 BB: 0 P: 8	R: 1 E: 1 K: 0 S: 6	H: 2 LOB: 2 BB: 0 P: 6	1B: 4 2B: 1 3B: 1 HR: 3	SF: 0 SAC: 0 DP: 0 HBP: 1	WP: 1 PB: 0 SB: 1 CS: 1	PA: 45	
PITCHER	IP	WLS	BF	H	R	ER	SO	BB	IBB	HBP	BLK	WP	HR	S	P	ERA	WHIP		
Bob Friend, R (1, 1) ERA: 5.4	7.0		34	5	7	3	3	1	1	1	0	1	1	37	46	3.86	0.857		
Roy Face, R (8, 1) ERA: 1.64	1.0	W	4	2	1	0	1	0	0	0	0	0	1	6	6	0.00	2.000		
Vern Law, R (9, 1) ERA: 4.81	1.0	S	6	2	1	1	0	0	0	0	0	0	1	6	6	9.00	2.000		

BOTTOM

San Francisco Giants @ Pittsburgh Pirates
Forbes Field, Pittsburgh, PA
Thu Jun 11 1959, 3:33 AM EDT
Att. 9,444 - Unknown

livebaseballscorecards.com

AB	38
R	12
H	13
RBI	10
BB	5
SO	2
LOB	22



WP:	0	PA:	46
PB:	0	SB:	0
CS:	0		

AB	R	H	RBI	BB	SO	LOB	
5	1	0	0	1	0	6	
4	1	1	1	0	0	0	
5	1	1	1	0	0	2	
3	1	1	2	1	0	0	
4	4	3	0	1	0	1	
4	3	1	0	1	1	3	
4	1	3	2	1	0	1	
2	0	1	0	0	0	2	
1	0	1	2	0	0	0	
0	0	0	0	0	0	0	
1	0	0	1	0	0	1	
1	0	0	0	0	0	1	
3	0	1	1	0	1	3	
0	0	0	0	0	0	0	
1	0	0	0	0	0	2	
0	0	0	0	0	0	0	
1B:	10	SF:	2	WP:	0	PA:	46
2B:	2	SAC:	1	PB:	0	SB:	0
3B:	0	DP:	0	CS:	0		
HR:	1	HBP:	0				

Batter	1	2	3	4	5	6	7	8	9	AB	R	H	RBI	BB	SO	LOB
Bill Virdon, L OBP: 0.293, SLG: 0.367 (1, 8)	0-0 F7	0-0 4-3		0-0 F7		4-0 IBB		E7		5	1	0	0	1	0	6
Dick Groat, R OBP: 0.304, SLG: 0.332 (1, 6)	0-0 1-3		0-0 G3		0-0 4-3	0-0 SF8		1B SF7 1B		4	1	1	1	0	0	0
Danny Kravitz, L OBP: 0.417, SLG: 0.606 (1, 2)	0-0 4-3		0-0 F8		0-0 F7	0-0 F9		1B BB 1B		5	1	1	1	0	0	2
Dick Stuart, R OBP: 0.376, SLG: 0.571 (1, 3)		0-0 HR	4-0 BB		0-0 6-3		0-0 5-3	0-0 SF7		3	1	1	2	1	0	0
Bob Skinner, L OBP: 0.369, SLG: 0.497 (1, 7)		0-0 FC6-4 1B 1B	0-0 4-3			0-0 BB 1B 2B	0-0 1B FC4-6 2B	0-0 1B BB		4	4	3	0	1	0	1
Bill Mazaroski, R OBP: 0.278, SLG: 0.378 (1, 4)		0-3 K		4-0 BB BB BB	0-0 1B BB	0-0 E6 1B BB	0-0 E8 1B E	0-0 1B E 1B		4	3	1	0	1	1	3
Don Hoak, R OBP: 0.387, SLG: 0.447 (1, 5)		0-0 FC6-4 1B		0-0 F9		4-0 SH1-4 1B SF8 BB	0-0 FC4-6 1B	0-0 E 1B		4	1	3	2	1	0	1
Roman Mejias, R OBP: 0.295, SLG: 0.294 (6, PH) Smoky Burgess, L OBP: 0.403, SLG: 0.631 (6, PR) Joe Christopher, R OBP: 0.372, SLG: 0.527 (7, PH) Dick Schofield, S OBP: 0.327, SLG: 0.378 (8, 9)		0-0 FC6-4 1B		0-0 1B		0-0 SH1-4 1B	0-0 FC4-6	0-0 E4		2	0	1	0	0	0	2
Ted Kluszewski, L OBP: 0.372, SLG: 0.527 (7, PH) Dick Schofield, S OBP: 0.327, SLG: 0.378 (8, 9)		1-2 2-3		1-3 1B		1-2 2-3 3-H	1-2 2-3 3-H	2-3 3-H		1	0	0	1	0	0	1
Bob Friend, R OBP: 0.345, SLG: 0.296 (1, 1) Roy Face, R OBP: 0.500, SLG: 0.500 (8, 1) Rocky Nelson, L OBP: 0.322, SLG: 0.298 (8, PH) Vern Law, R OBP: 0.250, SLG: 0.333 (9, 1)		0-0 1B		0-0 F9		0-0 SH1-4 1B	0-3 K	0-0 F7		3	0	1	1	0	1	3
Inning Stats	R: 0 H: 0 E: 0 K: 3 S: 3	H: 0 LOB: 0 BB: 0 P: 3	R: 2 H: 4 E: 0 K: 1 S: 9	L: 0 LOB: 2 BB: 0 P: 9	R: 0 H: 0 E: 0 K: 0 S: 3	H: 0 LOB: 1 BB: 1 P: 7	R: 0 H: 1 E: 0 K: 0 S: 4	H: 1 LOB: 2 BB: 1 P: 8	R: 0 H: 0 E: 0 K: 0 S: 3	H: 0 LOB: 0 BB: 0 P: 3	R: 3 H: 2 E: 1 K: 0 S: 6	H: 2 LOB: 2 BB: 2 P: 14	R: 2 H: 2 E: 2 K: 1 S: 8	H: 2 LOB: 1 BB: 0 P: 8	R: 5 H: 4 E: 2 K: 0 S: 9	H: 4 LOB: 2 BB: 1 P: 13
PITCHER	IP WLS BF H R ER SO BB IBB HBP BLK WP HR S P ERA WHIP	IP WLS BF H R ER SO BB IBB HBP BLK WP HR S P ERA WHIP	IP WLS BF H R ER SO BB IBB HBP BLK WP HR S P ERA WHIP	IP WLS BF H R ER SO BB IBB HBP BLK WP HR S P ERA WHIP	IP WLS BF H R ER SO BB IBB HBP BLK WP HR S P ERA WHIP	IP WLS BF H R ER SO BB IBB HBP BLK WP HR S P ERA WHIP	IP WLS BF H R ER SO BB IBB HBP BLK WP HR S P ERA WHIP	IP WLS BF H R ER SO BB IBB HBP BLK WP HR S P ERA WHIP	IP WLS BF H R ER SO BB IBB HBP BLK WP HR S P ERA WHIP	IP WLS BF H R ER SO BB IBB HBP BLK WP HR S P ERA WHIP	IP WLS BF H R ER SO BB IBB HBP BLK WP HR S P ERA WHIP	IP WLS BF H R ER SO BB IBB HBP BLK WP HR S P ERA WHIP	IP WLS BF H R ER SO BB IBB HBP BLK WP HR S P ERA WHIP	IP WLS BF H R ER SO BB IBB HBP BLK WP HR S P ERA WHIP	IP WLS BF H R ER SO BB IBB HBP BLK WP HR S P ERA WHIP	IP WLS BF H R ER SO BB IBB HBP BLK WP HR S P ERA WHIP
Jack Sanford, R ERA: 3.03 (1, 1)	1.0	3	0	0	0	0	0	0	0	0	0	3	3	0.00	0.000	
Al Worthington, R ERA: 4.05 (2, 1)	0.2	6	4	2	2	1	0	0	0	0	1	8	8	27.00	6.000	
Joe Shipley, R ERA: 4.05 (2, 1)	3.1	17	3	3	1	0	3	0	0	0	0	14	26	2.70	1.800	
Gordon Jones, R ERA: 2.25 (6, 1)	2.0	10	2	2	0	1	0	1	0	0	0	11	15	0.00	1.000	
Stu Miller, R ERA: 2.8 (8, 1)	0.1	L 6	3	5	3	0	1	0	0	0	0	5	9	81.00	12.000	
PITCHER	IP WLS BF H R ER SO BB IBB HBP BLK WP HR S P ERA WHIP	IP WLS BF H R ER SO BB IBB HBP BLK WP HR S P ERA WHIP	IP WLS BF H R ER SO BB IBB HBP BLK WP HR S P ERA WHIP	IP WLS BF H R ER SO BB IBB HBP BLK WP HR S P ERA WHIP	IP WLS BF H R ER SO BB IBB HBP BLK WP HR S P ERA WHIP	IP WLS BF H R ER SO BB IBB HBP BLK WP HR S P ERA WHIP	IP WLS BF H R ER SO BB IBB HBP BLK WP HR S P ERA WHIP	IP WLS BF H R ER SO BB IBB HBP BLK WP HR S P ERA WHIP	IP WLS BF H R ER SO BB IBB HBP BLK WP HR S P ERA WHIP	IP WLS BF H R ER SO BB IBB HBP BLK WP HR S P ERA WHIP	IP WLS BF H R ER SO BB IBB HBP BLK WP HR S P ERA WHIP	IP WLS BF H R ER SO BB IBB HBP BLK WP HR S P ERA WHIP	IP WLS BF H R ER SO BB IBB HBP BLK WP HR S P ERA WHIP	IP WLS BF H R ER SO BB IBB HBP BLK WP HR S P ERA WHIP	IP WLS BF H R ER SO BB IBB HBP BLK WP HR S P ERA WHIP	IP WLS BF H R ER SO BB IBB HBP BLK WP HR S P ERA WHIP
Dom Zanni, R ERA: 6.55 (8, 1)	0.2	4	1	0	0	0	0	0	0	0	0	4	4	0.00	1.500	

Batter	1	2	3	4	5	6	7	8	9	AB R H RBI BB SO LOB	TOP
Jim Davenport, R (1, 5) OBP: 0.282, SLG: 0.330	0-0 E 3B		0-0 4-3		0-0 1B					3 1 2 0 0 0 0	San Francisco Giants @ Philadelphia Phillies Connie Mack Stadium, Philadelphia, PA Fri Jun 12 1959, 7:05 PM EDT Att. 20,595 - Unknown livebaseballscorecards.com
Felipe Alou, R (1, 8) OBP: 0.325, SLG: 0.514	0-0 F9		0-3 K		0-0 F6					3 0 0 0 0 1 2	
Willie Kirkland, L (1, 9) OBP: 0.381, SLG: 0.551	0-0 E3 1B		0-0 F3		0-3 K					3 0 0 1 0 1 1	
Orlando Cepeda, R (1, 3) OBP: 0.372, SLG: 0.632	0-0 1-3 1B			0-0 F6						2 0 1 0 0 0 0	
Daryl Spencer, R (1, 4) OBP: 0.362, SLG: 0.392	0-0 F5			0-0 6-3						2 0 0 0 0 0 1	
Jackie Brandt, R (1, 7) OBP: 0.316, SLG: 0.377		0-0 F9		0-0 F8						2 0 0 0 0 0 0	
Eddie Bressoud, R (1, 6) OBP: 0.333, SLG: 0.273		BB 4-0 BB			0-0 HR 2B					1 1 1 0 1 0 0	
Hobie Landrith, L (1, 2) OBP: 0.345, SLG: 0.373		X 0-0 F9			0-0 HR 2-H					2 1 1 2 0 0 1	
Mike McCormick, L (1, 1) OBP: 0.182, SLG: 0.105		0-3 K			0-0 1-3					2 0 0 0 0 1 1	
Inning Stats	R: 1 E: 1 K: 0 S: 5 H: 2 LOB: 1 BB: 0 P: 5	R: 0 E: 0 K: 1 S: 5 H: 0 LOB: 1 BB: 1 P: 9	R: 0 E: 0 K: 1 S: 5 H: 0 LOB: 0 BB: 0 P: 5	R: 0 E: 0 K: 0 S: 3 H: 0 LOB: 0 BB: 0 P: 3	R: 2 E: 0 K: 1 S: 8 H: 3 LOB: 1 BB: 0 P: 8					1B: 2 2B: 1 3B: 1 HR: 1 SF: 0 SAC: 0 DP: 0 HBP: 0	
PITCHER Jack Meyer, R (1, 1) ERA: 4.71	IP 5.0 WLS L BF 21 H 5 R 3 ER 3 SO 3 BB 1 IBB 0 HBP 0 BLK 0 WP 0 HR 1 S 26 P 30 ERA 5.40 WHIP 1.200					PITCHER				IP WLS BF H R ER SO BB IBB HBP BLK WP HR S P ERA WHIP	



Batter	1	2	3	4	5	6	7	8	9	AB R H RBI BB SO LOB
--------	---	---	---	---	---	---	---	---	---	----------------------

Richie Ashburn, L (1, 8) OBP: 0.359, SLG: 0.284	0-0 6-3			0-0 6-3						2 0 0 0 0 0 0
Gene Freese, R (1, 5) OBP: 0.295, SLG: 0.611	0-0 F3			4-0 BB						1 0 0 0 1 0 0
Ed Bouchee, L (1, 3) OBP: 0.401, SLG: 0.469	0-0 F5			0-0 F9						2 0 0 0 0 0 1
Wally Post, R (1, 9) OBP: 0.330, SLG: 0.487		0-3 K		0-0 F4						2 0 0 0 0 1 1
Harry Anderson, L (1, 7) OBP: 0.346, SLG: 0.484		0-0 F7			0-0 F8					2 0 0 0 0 0 0
Joe Koppe, R (1, 6) OBP: 0.389, SLG: 0.250		0-0 F9			0-0 6-3					2 0 0 0 0 0 0
Sparky Anderson, R (1, 4) OBP: 0.257, SLG: 0.228			0-0 F8		0-0 5-3					2 0 0 0 0 0 0
Valmy Thomas, R (1, 2) OBP: 0.200, SLG: 0.149			0-0 4-3							1 0 0 0 0 0 0
Jack Meyer, R (1, 1) OBP: 0.200, SLG: 0.200			0-3 K							1 0 0 0 0 1 0

BOTTOM

San Francisco Giants @ Philadelphia Phillies
Connie Mack Stadium, Philadelphia, PA
 Fri Jun 12 1959, 7:05 PM EDT
 Att. 20,595 - Unknown

AB	15
R	0
H	0
RBI	0
BB	1
SO	2
LOB	2



Inning Stats	R: 0	H: 0	E: 0	LOB: 0	K: 0	S: 3	R: 0	H: 0	E: 0	LOB: 0	K: 1	S: 5	R: 0	H: 0	E: 0	LOB: 1	K: 0	S: 3	R: 0	H: 0	E: 0	LOB: 0	K: 0	S: 3	R: 0	H: 0	E: 0	LOB: 0	K: 0	S: 3
--------------	------	------	------	--------	------	------	------	------	------	--------	------	------	------	------	------	--------	------	------	------	------	------	--------	------	------	------	------	------	--------	------	------

PITCHER	IP	WLS	BF	H	R	ER	SO	BB	IBB	HBP	BLK	WP	HR	S	P	ERA	WHIP	PITCHER	IP	WLS	BF	H	R	ER	SO	BB	IBB	HBP	BLK	WP	HR	S	P	ERA	WHIP	
Mike McCormick, L (1, 1) ERA: 4.52	5.0	W	16	0	0	0	2	1	0	0	0	0	0	19	23	0.00	0.200																			

1B: 0	SF: 0	WP: 0	PA: 16
2B: 0	SAC: 0	PB: 0	
3B: 0	DP: 0	SB: 0	
HR: 0	HBP: 0	CS: 0	

Batter	1	2	3	4	5	6	7	8	9	AB R H RBI BB SO LOB	TOP											
Jim Davenport, R (1, 5) OBP: 0.286, SLG: 0.342	0-0 6-3		0-0 2B			0-0 3B 2B		0-0 6-3		4 1 2 0 0 0 0	San Francisco Giants @ Philadelphia Phillies Connie Mack Stadium, Philadelphia, PA Sat Jun 13 1959, 7:05 PM EDT Att: 18,941 - Unknown											
Felipe Alou, R (1, 8) OBP: 0.323, SLG: 0.503	4-0 FC5-4 BB		0-0 F9			0-3 K		0-3 K		3 0 0 0 1 2 2												
Willie Kirkland, L (1, 9) OBP: 0.384, SLG: 0.560	0-3 K			0-0 F8		0-0 2-H 3B		1-0 HBP		3 0 1 1 0 1 1												
Orlando Cepeda, R (1, 3) OBP: 0.366, SLG: 0.621	0-0 FC5-4 1-2f			0-0 F9		0-0 6-3		0-0 F5		4 0 0 0 0 0 3												
Daryl Spencer, R (1, 4) OBP: 0.360, SLG: 0.389		0-0 5-3		0-0 F5			0-0 1B SF7 1B		0-0 4-3	4 1 1 0 0 0 0												
Jackie Brandt, R (1, 7) OBP: 0.309, SLG: 0.367		0-0 5-3			0-3 K		0-0 F7		0-0 F7	4 0 0 0 0 1 1												
Eddie Bressoud, R (1, 6) OBP: 0.323, SLG: 0.269		0-3 K			0-0 1-3		0-0 1-3 1B		0-3 K	4 0 1 0 0 2 0												
Hobie Landrith, L (1, 2) OBP: 0.337, SLG: 0.362			0-0 4-3		0-3 K		0-0 SF7			2 0 0 0 0 1 0												
Willie Mays, R (7, PH) OBP: 0.379, SLG: 0.573										0 0 0 1 0 0 0												
Bob Schmidt, R (7, 2) OBP: 0.317, SLG: 0.402										0 0 0 0 0 0 0												
Johnny Antonelli, L (1, 1) OBP: 0.093, SLG: 0.116			0-0 F9			0-0 F8		0-0 F4		3 0 0 0 0 0 1												
Inning Stats	R: 0 E: 0 K: 1 S: 5	H: 0 LOB: 1 BB: 1 P: 9	R: 0 E: 0 K: 1 S: 5	H: 0 LOB: 0 BB: 0 P: 5	R: 0 E: 0 K: 0 S: 4	H: 1 LOB: 1 BB: 0 P: 4	R: 0 E: 0 K: 0 S: 3	H: 0 LOB: 0 BB: 0 P: 3	R: 0 E: 0 K: 2 S: 7	H: 0 LOB: 0 BB: 0 P: 7	R: 1 E: 0 K: 1 S: 7	H: 2 LOB: 1 BB: 0 P: 7	R: 1 E: 0 K: 0 S: 5	H: 2 LOB: 1 BB: 0 P: 5	R: 0 E: 0 K: 1 S: 5	H: 0 LOB: 1 BB: 0 P: 6	R: 0 E: 0 K: 1 S: 5	H: 0 LOB: 0 BB: 0 P: 5	1B: 2 2B: 2 3B: 1 HR: 0	SF: 1 SAC: 0 DP: 0 HBP: 1	WP: 0 PB: 0 SB: 0 CS: 0	PA: 34
PITCHER	IP WLS BF H R ER SO BB IBB HBP BLK WP HR S P ERA WHIP																					
Ray Semproch, R (1, 1) ERA: 4.28	8.0 L 31 5 2 2 6 1 0 1 0 0 0 41 46 2.25 0.750																					
Humberto Robinson, R (9, 1) ERA: 2.7	1.0 3 0 0 0 1 0 0 0 0 0 0 5 5 0.00 0.000																					

livebaseballscorecards.com

AB	31
R	2
H	5
RBI	2
BB	1
SO	7
LOB	8



BOTTOM

San Francisco Giants @ Philadelphia Phillies
 Connie Mack Stadium, Philadelphia, PA

Sat Jun 13 1959, 7:05 PM EDT
 Att. 18,941 - Unknown

livebaseballscorecards.com

AB	31
R	1
H	7
RBI	1
BB	1
SO	7
LOB	9



WP: 0	PA: 32
PB: 0	SB: 0
CS: 1	

AB	R	H	RBI	BB	SO	LOB
4	0	0	0	0	0	1
4	1	3	0	0	0	0
4	0	2	0	0	0	1
4	0	0	1	0	1	3
4	0	0	0	0	3	2
3	0	1	0	0	0	0
2	0	1	0	0	1	1
1	0	0	0	0	0	0
0	0	0	0	0	0	0
2	0	0	0	0	0	1
1	0	0	0	0	1	0
0	0	0	0	0	0	0
2	0	0	0	0	1	0
0	0	0	0	1	0	0
0	0	0	0	0	0	0

Batter	1	2	3	4	5	6	7	8	9
Richie Ashburn, L (1, 8) OBP: 0.353, SLG: 0.279	0-0 6-3		0-0 4-3			0-0 6-3		0-0 6-3	
Gene Freese, R (1, 5) OBP: 0.323, SLG: 0.655	0-0 1B FC5-4 1B		0-0 F7			0-0 3B		0-0 1B L4-6 1B	
Ed Bouchee, L (1, 3) OBP: 0.403, SLG: 0.470	0-0 1-3 FC5-4 1B		0-0 F7			0-0 4-3		0-0 1-2 1B	
Wally Post, R (1, 9) OBP: 0.324, SLG: 0.476	0-0 1-2f 3-H FC5-4		0-3 K			0-0 F4		0-0 2-3 L4-6	
Harry Anderson, L (1, 7) OBP: 0.340, SLG: 0.474	0-0 F8		0-3 K			0-3 K		0-3 K	
Joe Koppe, R (1, 6) OBP: 0.385, SLG: 0.258 (9, 4)		0-0 CS 1B			0-0 F6		0-0 6-3		
Sparky Anderson, R (1, 4) OBP: 0.260, SLG: 0.232 (8, PH)		0-3 K			0-0 G5-4-3 1B		0-0 F9		
Chico Fernandez, R (9, 6) OBP: 0.263, SLG: 0.268		1-2 K					0-3 K		
Valmy Thomas, R (1, 2) OBP: 0.192, SLG: 0.143 (8, PH)		0-0 F8			0-0 G5-4-3		0-3 K		
Bob Bowman, R (8, PH) OBP: 0.156, SLG: 0.205 (9, 2)					1-2f K				
Carl Sawatski, L (9, 2) OBP: 0.365, SLG: 0.486									
Ray Semproch, R (1, 1) OBP: 0.227, SLG: 0.227 (8, PH)			0-3 K			0-0 6-3		4-0 BB	
Solly Drake, S (8, PH) OBP: 0.333, SLG: 0.200 (9, 1)									
Humberto Robinson, R (9, 1)									

Inning	R	H	E	K	S	P	R	H	E	K	S	P	R	H	E	K	S	P	R	H	E	K	S	P	R	H	E	K	S	P	R	H	E	K	S	P				
1	1	2	0	0	5	5	0	0	0	1	5	5	0	0	0	2	5	5	0	0	0	0	0	0	0	0	0	0	0	0	0	0	0	0	0	0	0	0	0	
2	0	1	0	1	5	5	0	0	0	0	5	5	0	0	0	0	5	5	0	0	0	0	0	0	0	0	0	0	0	0	0	0	0	0	0	0	0	0	0	0
3	0	0	0	0	5	5	0	0	0	1	5	5	0	0	0	0	5	5	0	0	0	0	0	0	0	0	0	0	0	0	0	0	0	0	0	0	0	0	0	0
4	0	0	0	2	7	7	0	0	0	0	7	7	0	0	0	0	7	7	0	0	0	0	0	0	0	0	0	0	0	0	0	0	0	0	0	0	0	0	0	0
5	0	1	0	0	3	3	0	0	0	1	3	3	0	0	0	0	3	3	0	0	0	0	0	0	0	0	0	0	0	0	0	0	0	0	0	0	0	0	0	0
6	0	1	0	0	4	4	0	0	0	1	4	4	0	0	0	0	4	4	0	0	0	0	0	0	0	0	0	0	0	0	0	0	0	0	0	0	0	0	0	
7	0	0	0	0	5	5	0	0	0	0	5	5	0	0	0	0	5	5	0	0	0	0	0	0	0	0	0	0	0	0	0	0	0	0	0	0	0	0	0	0
8	0	0	0	1	9	9	0	0	0	0	9	9	0	0	0	0	9	9	0	0	0	0	0	0	0	0	0	0	0	0	0	0	0	0	0	0	0	0	0	
9	0	2	0	0	6	6	0	0	0	0	6	6	0	0	0	0	6	6	0	0	0	0	0	0	0	0	0	0	0	0	0	0	0	0	0	0	0	0	0	

PITCHER	IP	WLS	BF	H	R	ER	SO	BB	IBB	HBP	BLK	WP	HR	S	P	ERA	WHIP
Johnny Antonelli, L (1, 1) ERA: 2.59	9.0	W	32	7	1	1	7	1	0	0	0	0	0	45	49	1.00	0.889

Batter	1	2	3	4	5	6	7	8	9	AB R H RBI BB SO LOB	TOP	
Jim Davenport, R (1, 5) <small>OBP: 0.281, SLG: 0.336</small>	0-0 6-3	0-0 4-3		0-0 F9			0-0 F5			4 0 0 0 0 0 1	San Francisco Giants @ Philadelphia Phillies Connie Mack Stadium, Philadelphia, PA Sun Jun 14 1959, 3:33 AM EDT Unknown	
Felipe Alou, R (1, 8) <small>OBP: 0.321, SLG: 0.497</small>	0-0 1B	0-3 K			0-0 5-3			0-0 1-3		4 1 1 0 0 1 1		
Willie Kirkland, L (1, 9) <small>OBP: 0.381, SLG: 0.552</small>	0-0 F7		0-0 HR		0-0 6-3			0-3 K		4 1 1 0 0 1 1		
Orlando Cepeda, R (1, 3) <small>OBP: 0.372, SLG: 0.634</small>	0-0 1B		0-0 HR		0-0 F7			4-0 BB		3 2 2 3 1 0 0		
Daryl Spencer, R (1, 4) <small>OBP: 0.359, SLG: 0.387</small>	0-0 1B		0-0 F9		0-0 F7			0-0 F7		4 0 1 1 0 0 1		
Jackie Brandt, R (1, 7) <small>OBP: 0.303, SLG: 0.359</small>	0-0 6-3		0-0 F4		0-3 K			0-3 K		4 0 0 0 0 2 1		
Eddie Bressoud, R (1, 6) Dusty Rhodes, L (9, PH) Andre Rodgers, R (9, PR) <small>OBP: 0.347, SLG: 0.417</small>		0-0 1B	0-0 F8		0-0 1-3			0-0 1B		3 1 1 0 0 0 0 1 0 1 0 0 0 0 0 0 0 0 0 0 0		
Hobie Landrith, L (1, 2) Leon Wagner, L (7, PH) Bob Schmidt, R (7, 2) <small>OBP: 0.315, SLG: 0.398</small>		0-0 1B	0-0 4-3	0-0 4-3		4-0 BB		0-0 F2		2 0 1 0 0 0 0 0 0 0 0 1 0 0 1 0 0 0 0 0 1		
Sam Jones, R (1, 1) Willie Mays, R (7, PH) Mike McCormick, L (7, 1) Hank Sauer, R (9, PH) <small>OBP: 0.128, SLG: 0.108 OBP: 0.378, SLG: 0.571 OBP: 0.182, SLG: 0.105</small>		0-0 SF8	0-3 K	0-3 K		0-0 G6-4-3		0-0 F7		1 0 0 1 0 1 0 1 0 0 0 0 0 1 0 0 0 0 0 0 0 1 0 0 0 0 0 1		
Inning Stats	R: 2 H: 3 E: 1 LOB: 1 K: 0 BB: 0 S: 6 P: 6	R: 1 H: 2 E: 0 LOB: 1 K: 1 BB: 0 S: 7 P: 7	R: 2 H: 2 E: 0 LOB: 0 K: 0 BB: 0 S: 5 P: 5	R: 0 H: 0 E: 0 LOB: 0 K: 1 BB: 0 S: 5 P: 5	R: 0 H: 0 E: 0 LOB: 0 K: 0 BB: 0 S: 3 P: 3	R: 0 H: 0 E: 0 LOB: 0 K: 1 BB: 0 S: 5 P: 5	R: 0 H: 0 E: 0 LOB: 0 K: 0 BB: 1 S: 2 P: 6	R: 0 H: 0 E: 0 LOB: 1 K: 1 BB: 1 S: 5 P: 9	R: 0 H: 1 E: 0 LOB: 1 K: 1 BB: 0 S: 6 P: 6	1B: 7 SF: 1 2B: 0 SAC: 0 3B: 0 DP: 1 HR: 1 HBP: 0		WP: 0 PA: 36 PB: 0 SB: 0 CS: 0
PITCHER Gene Conley, R (1, 1) <small>ERA: 2.4</small> Humberto Robinson, R (5, 1) <small>ERA: 2.08</small>	IP WLS BF H R ER SO BB IBB HBP BLK WP HR S P ERA WHIP											PITCHER IP WLS BF H R ER SO BB IBB HBP BLK WP HR S P ERA WHIP

livebaseballscorecards.com

AB	33
R	5
H	8
RBI	5
BB	2
SO	5
LOB	8



Batter	1	2	3	4	5	6	7	8	9	AB	R	H	RBI	BB	SO	LOB
Richie Ashburn, L (1, 8) OBP: 0.346, SLG: 0.273	0-0 F4		0-0 F6	0-0 E6 HR			0-0 6-3	0-0 FC3-2-5		5	1	0	0	0	0	3
Gene Freese, R (1, 5) OBP: 0.329, SLG: 0.683	0-0 F8		0-0 6-3	0-0 HR			0-0 E 1B	0-0 F7		5	1	2	3	0	0	2
Ed Bouchee, L (1, 3) OBP: 0.404, SLG: 0.470	0-0 1B		0-3 K	0-0 F6			0-0 E8 1B			4	0	2	0	0	1	0
Dave Philley, S (1, 9) OBP: 0.379, SLG: 0.490	0-0 4-3			0-0 1B 1B	0-0 F8		4-0 IBB			3	1	1	0	1	0	1
Harry Anderson, L (1, 7) OBP: 0.340, SLG: 0.472		0-0 FC5 1B		0-3 K	0-0 F9		0-0 F4			3	0	1	0	0	1	1
Wally Post, R (7, PH) OBP: 0.322, SLG: 0.474										1	0	0	0	0	0	3
Valmy Thomas, R (8, 2) OBP: 0.192, SLG: 0.143										0	0	0	0	0	0	0
Carl Sawatski, L (1, 2) OBP: 0.364, SLG: 0.481		0-3 K		0-0 1B	0-0 4-3		0-0 F5			3	1	1	0	0	1	1
Jim Bolger, R (8, 7)				1-2 1B						1	0	0	0	0	0	3
Harry Hanebrink, L (1, 4) OBP: 0.306, SLG: 0.389		0-0 1B		0-0 1B		0-0 F5		0-0 3B 1B		4	1	3	0	0	0	0
Sparky Anderson, R (8, PR) OBP: 0.260, SLG: 0.232		1-2 1B		1-2 2-3 E 1B						0	1	0	0	0	0	0
Joe Koppe, R (1, 6) OBP: 0.395, SLG: 0.343		0-0 F4		0-0 E HR 1B		0-3 K		0-0 FC3-2-5 3B		4	1	2	3	0	1	2
Gene Conley, R (1, 1) OBP: 0.154, SLG: 0.192		0-0 FC5		0-3 K		0-0 F5		0-0 5-3		1	0	0	0	0	0	2
Solly Drake, S (4, PH) OBP: 0.300, SLG: 0.182										1	0	0	0	0	1	2
Humberto Robinson, R (5, 1)										2	0	0	0	0	0	2


Inning Stats	R: 0	H: 1	E: 0	LOB: 1	K: 0	BB: 0	S: 4	P: 4	R: 0	H: 2	E: 0	LOB: 2	K: 1	BB: 0	S: 7	P: 7	R: 0	H: 0	E: 0	LOB: 0	K: 1	BB: 0	S: 5	P: 5	R: 6	H: 5	E: 1	LOB: 0	K: 2	BB: 0	S: 13	P: 13	R: 0	H: 0	E: 0	LOB: 0	K: 0	BB: 0	S: 3	P: 3	R: 0	H: 0	E: 0	LOB: 0	K: 1	BB: 0	S: 5	P: 5	R: 0	H: 2	E: 1	LOB: 3	K: 0	BB: 1	S: 5	P: 9	R: 1	H: 2	E: 0	LOB: 2	K: 0	BB: 0	S: 5	P: 5
--------------	------	------	------	--------	------	-------	------	------	------	------	------	--------	------	-------	------	------	------	------	------	--------	------	-------	------	------	------	------	------	--------	------	-------	-------	-------	------	------	------	--------	------	-------	------	------	------	------	------	--------	------	-------	------	------	------	------	------	--------	------	-------	------	------	------	------	------	--------	------	-------	------	------

PITCHER	IP	WLS	BF	H	R	ER	SO	BB	IBB	HBP	BLK	WP	HR	S	P	ERA	WHIP
Sam Jones, R (1, 1) ERA: 3.67	6.0	L	27	8	6	2	5	0	0	0	0	0	1	37	37	3.00	1.333
Mike McCormick, L (7, 1) ERA: 4.52	2.0		11	4	1	1	0	0	1	0	0	0	0	10	14	4.50	2.000

BOTTOM

San Francisco Giants @ Philadelphia Phillies
 Connie Mack Stadium, Philadelphia, PA
 Sun Jun 14 1959, 3:33 AM EDT
 Unknown

AB	37
R	7
H	12
RBI	6
BB	1
SO	5
LOB	22



WP	PA	3B	SF	SAC	DP	HBP
0	38	1	0	0	0	0

Batter	1	2	3	4	5	6	7	8	9	AB R H RBI BB SO LOB	TOP	
Jim Davenport, R (1, 5) OBP: 0.276, SLG: 0.331	0-3 K		0-0 6-3		0-0 F8			0-3 K		4 0 0 0 0 2 0	San Francisco Giants @ Philadelphia Phillies Connie Mack Stadium, Philadelphia, PA Sun Jun 14 1959, 3:38 AM EDT Att. 21,562 - Unknown	
Willie Mays, R (1, 8) OBP: 0.380, SLG: 0.574 Felipe Alou, R (8, 8) OBP: 0.321, SLG: 0.497	0-0 F7			0-0 HR 2B	0-0 1B			0-0 F7		4 1 2 0 0 0 0 0 0 0 0 0 0 0		
Willie Kirkland, L (1, 9) OBP: 0.378, SLG: 0.564	0-0 E4			0-0 HR	0-3 K			0-0 F9		4 1 1 2 0 1 1		
Orlando Cepeda, R (1, 3) OBP: 0.370, SLG: 0.628	0-0 F9			0-0 G5-4-3 1B 1B		0-0 F2		0-3 K		4 0 1 0 0 1 1		
Daryl Spencer, R (1, 4) OBP: 0.357, SLG: 0.384		0-0 F8		0-0 G5-4-3 1B 1-2		0-0 F5		0-0 4-3		4 0 1 0 0 0 0		
Jackie Brandt, R (1, 7) OBP: 0.298, SLG: 0.353 Dusty Rhodes, L (9, PH) OBP: 0.273, SLG: 0.200		0-0 6-3		0-0 G5-4-3 1-2 2-3		0-3 K		0-3 K		3 0 0 0 0 1 2 1 0 0 0 0 1 0		
Eddie Bressoud, R (1, 6) OBP: 0.297, SLG: 0.250		0-3 K		0-0 F3		0-0 F6				3 0 0 0 0 1 1		
Bob Schmidt, R (1, 2) OBP: 0.315, SLG: 0.422			0-3 K		0-0 HR		0-3 K			3 1 1 1 0 2 0		
Joe Shipley, R (1, 1) Stu Miller, R (3, 1) OBP: 0.048, SLG: 0.048			0-3 K		0-0 F5		0-0 1-3			1 0 0 0 0 1 0 2 0 0 0 0 0 0		
Inning Stats	R: 0 H: 0 E: 1 LOB: 1 K: 1 BB: 0 S: 6 P: 6	R: 0 H: 0 E: 0 LOB: 0 K: 1 BB: 0 S: 5 P: 5	R: 0 H: 0 E: 0 LOB: 0 K: 2 BB: 0 S: 7 P: 7	R: 2 H: 4 E: 0 LOB: 1 K: 0 BB: 0 S: 6 P: 6	R: 1 H: 2 E: 0 LOB: 1 K: 1 BB: 0 S: 7 P: 7	R: 0 H: 0 E: 0 LOB: 0 K: 1 BB: 0 S: 5 P: 5	R: 0 H: 0 E: 0 LOB: 0 K: 1 BB: 0 S: 5 P: 5	R: 0 H: 0 E: 0 LOB: 0 K: 2 BB: 0 S: 7 P: 7	R: 0 H: 0 E: 0 LOB: 0 K: 2 BB: 0 S: 7 P: 7	1B: 3 SF: 0 2B: 1 SAC: 0 3B: 0 DP: 1 HR: 2 HBP: 0	WP: 0 PA: 33 PB: 0 SB: 0 CS: 0	
PITCHER Robin Roberts, R (1, 1) ERA: 5.33	IP WLS BF H R ER SO BB IBB HBP BLK WP HR S P ERA WHIP	9.0 W 33 6 3 3 10 0 0 0 0 0 0 2 53 3.00 0.667										

livebaseballscorecards.com

AB	33
R	3
H	6
RBI	3
BB	0
SO	10
LOB	5



Batter	1	2	3	4	5	6	7	8	9
Richie Ashburn, L OBP: 0.355, SLG: 0.279 (1, 8)	4-0 BB		4-3 2-3	4-0 BB			0-0 F9 2B	1-0 1B HBP	
Gene Freese, R OBP: 0.333, SLG: 0.662 (1, 5)	0-0 F3		0-0 BB G3 1B	0-0 F7			0-0 F9 2-3	0-0 1B 1-3 2-H 3-H	
Ed Bouchee, L OBP: 0.404, SLG: 0.466 (1, 3)	0-0 F2		4-0 G3 BB 1-2 BB		4-0 4-3		0-0 4-3	0-0 1B 1-3 3-H	
Dave Philley, S OBP: 0.371, SLG: 0.463 (1, 9)	0-0 F2		4-0 G3 BB 1-2 2-3		0-0 G3		0-3 K	0-0 CS 1-2	
Harry Anderson, L OBP: 0.333, SLG: 0.462 (1, 7)		0-0 F7	0-0 G3 1-2 2-3 3-H		0-3 K		0-0 F8		
Carl Sawatski, L OBP: 0.380, SLG: 0.481 Solly Drake, S OBP: 0.308, SLG: 0.182 Valmy Thomas, R OBP: 0.192, SLG: 0.143 (1, 2) (8, PR) (9, 2)		4-0 BB	4-0 BB			0-0 SH5-3 1B	0-0 E4 FC3-6		
Harry Hanebrink, L OBP: 0.282, SLG: 0.359 Sparky Anderson, R OBP: 0.260, SLG: 0.232 (1, 4) (9, 4)		0-3 K	0-0 4-3			0-0 SH5-3 1-2	0-0 FC3-6 1B 1-2		
Joe Koppe, R OBP: 0.383, SLG: 0.333 (1, 6)		0-0 F3		0-0 1-3		0-0 1-3	0-0 1B 1-2 1B		
Robin Roberts, S OBP: 0.207, SLG: 0.321 (1, 1)			0-0 4-3 1B 2B	0-0 1-3		0-0 4-3	0-0 1B 1-3 2-H		

Inning Stats	R: 0 E: 0 K: 3	H: 0 LOB: 1 BB: 1 P: 7	R: 0 E: 0 K: 1 S: 5	H: 0 LOB: 1 BB: 1 P: 9	R: 2 E: 0 K: 0 S: 5	H: 2 LOB: 3 BB: 3 P: 17	R: 0 E: 0 K: 0 S: 3	H: 0 LOB: 1 BB: 1 P: 7	R: 0 E: 0 K: 1 S: 5	H: 0 LOB: 0 BB: 0 P: 5	R: 0 E: 0 K: 0 S: 4	H: 1 LOB: 1 BB: 0 P: 4	R: 0 E: 0 K: 1 S: 6	H: 1 LOB: 1 BB: 0 P: 6	R: 4 E: 1 K: 0 S: 7	H: 4 LOB: 2 BB: 0 P: 8
--------------	----------------------	---------------------------------	------------------------------	---------------------------------	------------------------------	----------------------------------	------------------------------	---------------------------------	------------------------------	---------------------------------	------------------------------	---------------------------------	------------------------------	---------------------------------	------------------------------	---------------------------------

PITCHER	IP	WLS	BF	H	R	ER	SO	BB	IBB	HBP	BLK	WP	HR	S	P	ERA	WHIP
Joe Shipley, R ERA: 4.5 (1, 1)	2.2		15	2	2	2	1	5	0	0	0	0	0	12	32	6.75	2.625
Stu Miller, R ERA: 2.58 (3, 1)	5.1	L	24	6	4	0	2	1	0	1	0	0	0	26	31	0.00	1.312


BOTTOM

San Francisco Giants @ Philadelphia Phillies
 Connie Mack Stadium, Philadelphia, PA
 Sun Jun 14 1959, 3:38 AM EDT
 Att. 21,562 - Unknown

AB	R	H	RBI	BB	SO	LOB
2	1	1	0	2	0	1
5	1	2	3	0	0	3
4	0	1	1	1	0	2
3	0	0	0	1	1	2
4	0	0	1	0	1	2
2	0	1	0	2	0	0
0	0	0	0	0	0	0
0	0	0	0	0	0	0
3	1	0	0	0	1	5
0	0	0	0	0	0	0
4	1	1	0	0	0	2
4	2	2	1	0	0	1

AB	31
R	6
H	8
RBI	6
BB	6
SO	3
LOB	18

WP: 0 PA: 40
 PB: 0
 SB: 1
 CS: 1



1B	2B	3B	HR	SF	SAC	DP	HBP	WP	PA	ERA	WHIP
6	2	0	0	0	1	0	1	0	40		

Batter	1	2	3	4	5	6	7	8	9	AB R H RBI BB SO LOB	TOP									
Johnny Temple, R (1, 4) OBP: 0.408, SLG: 0.448	0-0 F2		0-0 F6		0-0 F8		0-0 5-3		1-0 1B HBP	4 0 0 0 0 0 3	Cincinnati Redlegs @ San Francisco Giants Seals Stadium, San Francisco, CA Tue Jun 16 1959, 10:05 PM EDT Att. 20,939 - Unknown livebaseballscorecards.com									
Vada Pinson, L (1, 8) OBP: 0.396, SLG: 0.590	0-0 G6-4-3 1B		4-0 1-2 BB		0-0 F7			0-0 HR	0-0 1-3 1B	4 1 3 1 1 0 1										
Pete Whisenant, R (1, 9) OBP: 0.304, SLG: 0.357 Gus Bell, L (8, 9) OBP: 0.311, SLG: 0.398	0-0 G6-4-3 1-2f		0-0 F9		0-0 F9			0-0 F3	0-3 K	4 0 0 0 0 0 3 1 0 0 0 0 1 2										
Frank Robinson, R (1, 7) OBP: 0.380, SLG: 0.552		0-3 K		0-0 2B		0-0 1B		0-0 2B 1B		4 1 3 0 0 1 0										
Frank Thomas, R (1, 5) OBP: 0.280, SLG: 0.363		0-0 F8		0-3 K		0-3 K		0-0 6-3 1-H 2B		4 0 1 1 0 2 2										
Dutch Dotterer, R (1, 2) OBP: 0.391, SLG: 0.410		0-0 1B		0-0 F9		0-0 F9		0-0 6-3		4 0 1 0 0 0 3										
Walt Dropo, R (1, 3) OBP: 0.175, SLG: 0.194		0-0 6-3		0-0 F8			4-0 2-3 BB	0-0 F8		3 0 0 0 1 0 3										
Eddie Kasko, R (1, 6) OBP: 0.324, SLG: 0.333			0-0 BB 1B		0-0 FC2-6 1B		0-0 2-3		0-0 F6	4 0 2 0 0 0 1										
Don Newcombe, L (1, 1) OBP: 0.370, SLG: 0.390			0-3 K		0-0 FC2-6 1-2f		0-3 K		0-0 F9	4 0 0 0 0 2 3										
Inning Stats	R: 0 E: 0 K: 0 S: 3	H: 1 LOB: 0 BB: 0 P: 3	R: 0 E: 0 K: 1 S: 6	H: 1 LOB: 1 BB: 0 P: 6	R: 0 E: 0 K: 1 S: 6	H: 1 LOB: 1 BB: 0 P: 6	R: 0 E: 0 K: 1 S: 4	H: 1 LOB: 1 BB: 0 P: 4	R: 0 E: 0 K: 1 S: 6	H: 1 LOB: 1 BB: 0 P: 6	R: 0 E: 0 K: 1 S: 5	H: 0 LOB: 1 BB: 1 P: 9	R: 2 E: 0 K: 0 S: 6	H: 3 LOB: 1 BB: 0 P: 6	R: 0 E: 0 K: 1 S: 6	H: 1 LOB: 2 BB: 0 P: 7	1B: 7 2B: 2 3B: 0 HR: 1	SF: 0 SAC: 0 DP: 1 HBP: 1	WP: 0 PB: 0 SB: 0 CS: 0	PA: 39
PITCHER	IP WLS BF H R ER SO BB IBB HBP BLK WP HR S P ERA WHIP																			
Mike McCormick, L (1, 1) ERA: 4.33	7.1 L 32 9 2 2 5 2 2 0 0 0 0 1 40 48 2.46 1.500																			
Sam Jones, R (8, 1) ERA: 3.65	0.2 2 0 0 0 0 0 0 0 0 0 0 0 2 2 0.00 0.000																			
Stu Miller, R (9, 1) ERA: 2.55	1.0 5 1 0 0 1 0 0 0 1 0 0 0 6 7 0.00 1.000																			



Batter	1	2	3	4	5	6	7	8	9	AB	R	H	RBI	BB	SO	LOB
Jim Davenport, R (1, 5) OBP: 0.272, SLG: 0.326	0-0 5-3		0-0 SF7			0-0 6-3		0-0 F4		3	0	0	1	0	0	0
Willie Mays, R (1, 8) OBP: 0.382, SLG: 0.573	0-0 6-3		0-0 F8			0-0 1B			0-0 1B	4	0	2	0	0	0	0
Willie Kirkland, L (1, 9) OBP: 0.369, SLG: 0.549	0-0 4-3			0-0 F6		0-0 3-4-3			0-0 F9	4	0	0	0	0	0	2
Orlando Cepeda, R (1, 3) OBP: 0.368, SLG: 0.621		0-0 4-3		0-3 K			0-0 5-3		0-0 G1-6-3	4	0	1	0	0	1	0
Daryl Spencer, R (1, 4) OBP: 0.351, SLG: 0.378		0-0 6-3		0-0 F7			0-0 F8		0-0 G1-6-3	4	0	0	0	0	0	2
Jackie Brandt, R (1, 7) OBP: 0.304, SLG: 0.364		0-0 1B		0-0 K			0-0 2B			3	0	2	0	0	1	0
Andre Rodgers, R (1, 6) OBP: 0.342, SLG: 0.411		0-0 6-3			0-0 5-3		0-0 1-3			3	0	0	0	0	0	2
Hobie Landrith, L (1, 2) OBP: 0.344, SLG: 0.384			0-0 SH1-3			0-0 3-1		0-0 F7		2	1	1	0	0	0	0
Dusty Rhodes, L (8, PH) OBP: 0.250, SLG: 0.182										1	0	0	0	0	0	0
Bob Schmidt, R (9, 2) OBP: 0.315, SLG: 0.422										0	0	0	0	0	0	0
Mike McCormick, L (1, 1) OBP: 0.174, SLG: 0.100			0-0 SH1-3			0-0 F5			0-3 K	1	0	0	0	0	0	0
Sam Jones, R (8, 1) OBP: 0.128, SLG: 0.108										0	0	0	0	0	0	0
Leon Wagner, L (8, PH) OBP: 0.366, SLG: 0.512										1	0	0	0	0	1	0
Stu Miller, R (9, 1) OBP: 0.048, SLG: 0.048			2-3							0	0	0	0	0	0	0

Inning Stats	R: 0	H: 0	E: 0	K: 0	S: 3	R: 0	H: 1	E: 0	K: 0	S: 4	R: 0	H: 0	E: 0	K: 1	S: 5	R: 0	H: 0	E: 0	K: 1	S: 5	R: 0	H: 1	E: 0	K: 0	S: 4	R: 0	H: 0	E: 0	K: 1	S: 5	R: 0	H: 0	E: 0	K: 1	S: 5	R: 0	H: 2	E: 0	K: 0	S: 4	R: 0	H: 0	E: 0	K: 1	S: 5
	LOB: 0	BB: 0	P: 3	LOB: 1	BB: 0	P: 4	LOB: 0	BB: 0	P: 4	LOB: 0	BB: 0	P: 4	LOB: 1	BB: 0	P: 5	LOB: 1	BB: 0	P: 5	LOB: 0	BB: 0	P: 5	LOB: 1	BB: 0	P: 4	LOB: 0	BB: 0	P: 5	LOB: 0	BB: 0	P: 5	LOB: 1	BB: 0	P: 4	LOB: 1	BB: 0	P: 4	LOB: 0	BB: 0	P: 5	LOB: 0	BB: 0	P: 5	LOB: 0	BB: 0	P: 5
	1B: 4	2B: 2	3B: 0	HR: 0	SF: 1	SAC: 1	DP: 1	HBP: 0	WP: 0	HR: 0	S: 38	P: 38	ERA: 1.00	WHIP: 0.667	1B: 4	2B: 2	3B: 0	HR: 0	SF: 1	SAC: 1	DP: 1	HBP: 0	WP: 0	HR: 0	S: 38	P: 38	ERA: 1.00	WHIP: 0.667	1B: 4	2B: 2	3B: 0	HR: 0	SF: 1	SAC: 1	DP: 1	HBP: 0	WP: 0	HR: 0	S: 38	P: 38	ERA: 1.00	WHIP: 0.667			

BOTTOM

Cincinnati Redlegs @ San Francisco Giants
Seals Stadium, San Francisco, CA


Tue Jun 16 1959, 10:05 PM EDT
Att. 20,939 - Unknown

livebaseballscorecards.com

AB	30
R	1
H	6
RBI	1
BB	0
SO	3
LOB	6



WP: 0	PA: 32
PB: 0	
SB: 0	
CS: 0	

Batter	1	2	3	4	5	6	7	8	9	AB R H RBI BB SO LOB	TOP											
Johnny Temple, R (1, 4) OBP: 0.415, SLG: 0.475	0-3 K		0-0 2B		0-0 1B		0-0 2B		0-0 HR	5 1 4 2 0 1 0	Cincinnati Redlegs @ San Francisco Giants Seals Stadium, San Francisco, CA Wed Jun 17 1959, 6:33 AM EDT Att: 13,037 - Unknown											
Vada Pinson, L (1, 8) OBP: 0.392, SLG: 0.580	4-0 BB		0-0 4-3		0-0 F9		0-3 K		0-3 K	4 0 0 0 1 2 3												
Pete Whisenant, R (1, 9) OBP: 0.320, SLG: 0.435	0-3 K			0-0 HR	0-3 K			0-0 HR		4 2 2 1 0 2 2												
Frank Robinson, R (1, 7) OBP: 0.378, SLG: 0.559	0-0 F6			0-0 HR	0-0 F3			0-0 F3		4 1 1 2 0 0 1												
Frank Thomas, R (1, 5) OBP: 0.284, SLG: 0.370		0-0 FC4-6 1B		0-0 F2	0-0 F7			0-0 2B		4 0 2 0 0 0 0												
Dutch Dotterer, R (1, 2) OBP: 0.384, SLG: 0.400		0-0 FC4-6 G6-4-3 1-2f		0-0 1B 1B	0-0 F7			0-0 6-3		4 0 1 0 0 0 2												
Walt Dropo, R (1, 3) OBP: 0.186, SLG: 0.205		0-0 G6-4-3 1-2f		0-0 FC5-4 1B			0-0 F8	0-0 F9		3 0 1 0 0 0 1												
Jerry Lynch, L (8, PH) OBP: 0.320, SLG: 0.467				0-0 1B						1 0 0 0 0 0 1												
Eddie Kasko, R (1, 6) OBP: 0.324, SLG: 0.314			0-0 6-3	0-0 FC5-4 1-2f			4-0 2B BB		0-3 K	2 1 0 0 1 0 1												
Don Newcombe, L (9, PH) OBP: 0.362, SLG: 0.381					0-0 K				0-3 K	1 0 0 0 0 1 0												
Orlando Pena, R (1, 1) OBP: 0.176, SLG: 0.067			0-3 K		0-3 K				0-3 K	2 0 0 0 0 2 0												
Tom Acker, R (6, 1) OBP: 0.250, SLG: 0.143										0 0 0 0 0 0 0												
Bobby Henrich, R (7, PH)										1 0 0 0 0 1 1												
Luis Arroyo, L (7, 1)										0 0 0 0 0 0 0												
Ed Bailey, L (9, PH) OBP: 0.358, SLG: 0.364										1 0 0 0 0 1 0												
Inning Stats	R: 0 E: 0 K: 2 S: 7	H: 0 LOB: 1 BB: 1 P: 11	R: 0 E: 0 K: 0 S: 3	H: 1 LOB: 0 BB: 0 P: 3	R: 0 E: 0 K: 1 S: 6	H: 1 LOB: 1 BB: 0 P: 6	R: 2 E: 0 K: 0 S: 6	H: 4 LOB: 1 BB: 0 P: 6	R: 0 E: 0 K: 2 S: 8	H: 1 LOB: 1 BB: 0 P: 8	R: 0 E: 0 K: 0 S: 3	H: 0 LOB: 0 BB: 0 P: 3	R: 1 E: 0 K: 2 S: 8	H: 1 LOB: 1 BB: 1 P: 12	R: 1 E: 0 K: 0 S: 5	H: 2 LOB: 1 BB: 0 P: 5	R: 1 E: 0 K: 3 S: 10	H: 1 LOB: 0 BB: 0 P: 10	1B: 5 2B: 3 3B: 0 HR: 3	SF: 0 SAC: 0 DP: 1 HBP: 0	WP: 0 PB: 0 SB: 0 CS: 0	PA: 38
PITCHER	IP WLS BF H R ER SO BB IBB HBP BLK WP HR S P ERA WHIP																					
Johnny Antonelli, L (1, 1) ERA: 2.73	7.0 W 30 9 4 4 7 2 0 0 0 0 2 42 50 5.14 1.571																					
Sam Jones, R (8, 1) ERA: 3.66	2.0 S 8 2 1 1 3 0 0 0 0 0 1 14 14 4.50 1.000																					

Batter	1	2	3	4	5	6	7	8	9	AB	R	H	RBI	BB	SO	LOB
Jim Davenport, R (1, 5) OBP: 0.278, SLG: 0.342	0-0 F3		0-0 HR		4-0 FC6-4 BB	0-0 1B 1B	0-0 G3			4	2	2	2	1	0	1
Willie Mays, R (1, 8) OBP: 0.378, SLG: 0.563	0-0 E5 2B		0-0 6-3		0-0 FC6-4 BB 1B	4-0 1B BB		0-3 K		4	1	0	0	1	1	1
Willie Kirkland, L (1, 9) OBP: 0.376, SLG: 0.557	0-0 1-3 2B		0-0 F8		0-0 BB 1B	0-0 E5 1B 1B		0-3 K		5	1	3	2	0	1	0
Orlando Cepeda, R (1, 3) OBP: 0.373, SLG: 0.619	0-3 K		0-0 CS 1B		0-3 K	0-0 2-H 1B		4-0 FC6-4 BB		4	0	2	1	1	2	4
Daryl Spencer, R (1, 4) OBP: 0.352, SLG: 0.388	0-3 K		0-0 CS	0-0 HR	4-0 1-2 2-3 BB	0-0 F7		0-0 FC6-4		4	1	1	1	1	1	4
Jackie Brandt, R (1, 7) OBP: 0.303, SLG: 0.361		0-3 K		0-0 G6-4-3 BB 1B	0-0 F8	0-0 F3				4	0	1	0	0	1	4
Hobie Landrith, L (1, 2) OBP: 0.351, SLG: 0.373		0-0 5-3		4-0 BB BB BB		4-0 BB BB	0-0 G3			2	1	0	0	2	0	0
Andre Rodgers, R (1, 6) OBP: 0.345, SLG: 0.409		0-0 1B		0-0 G6-4-3 1-2 2-3	4-0 BB 1B BB	0-0 F4				3	1	1	0	1	0	2
Johnny Antonelli, L (1, 1) OBP: 0.108, SLG: 0.128		0-3 K		0-0 4-3	0-0 K	0-3 K	0-0 1B			4	0	1	0	0	2	4
Sam Jones, R (8, 1) OBP: 0.128, SLG: 0.108										0	0	0	0	0	0	0

Inning Stats	R: 0	H: 1	E: 1	K: 2	S: 9	LOB: 2	BB: 0	P: 9	R: 0	H: 1	E: 0	K: 2	S: 8	LOB: 1	BB: 0	P: 8	R: 1	H: 2	E: 0	K: 0	S: 4	LOB: 0	BB: 0	P: 4	R: 1	H: 2	E: 0	K: 0	S: 4	LOB: 1	BB: 1	P: 8	R: 0	H: 1	E: 0	K: 1	S: 6	LOB: 3	BB: 2	P: 14	R: 5	H: 3	E: 1	K: 1	S: 8	LOB: 1	BB: 3	P: 20	R: 0	H: 1	E: 0	K: 0	S: 4	LOB: 1	BB: 0	P: 4	R: 0	H: 0	E: 0	K: 2	S: 7	LOB: 1	BB: 1	P: 11
--------------	------	------	------	------	------	--------	-------	------	------	------	------	------	------	--------	-------	------	------	------	------	------	------	--------	-------	------	------	------	------	------	------	--------	-------	------	------	------	------	------	------	--------	-------	-------	------	------	------	------	------	--------	-------	-------	------	------	------	------	------	--------	-------	------	------	------	------	------	------	--------	-------	-------

PITCHER	IP	WLS	BF	H	R	ER	SO	BB	IBB	HBP	BLK	WP	HR	S	P	ERA	WHIP
Orlando Pena, R (1, 1) ERA: 6.31	5.1	L	29	8	6	6	6	6	0	0	0	0	2	35	59	10.12	2.625
Tom Acker, R (6, 1) ERA: 3.89	0.2		4	2	1	1	0	0	0	0	0	0	0	4	4	13.50	3.000
Luis Arroyo, L (7, 1) ERA: 6.35	2.0		8	1	0	0	2	1	0	0	0	0	0	11	15	0.00	1.000

BOTTOM

Cincinnati Redlegs @ San Francisco Giants
Seals Stadium, San Francisco, CA

Wed Jun 17 1959, 6:33 AM EDT
Att. 13,037 - Unknown

livebaseballscorecards.com

AB	34
R	7
H	11
RBI	6
BB	7
SO	8
LOB	20

GIANTS

WP: 0	PA: 42
PB: 0	
SB: 0	
CS: 1	

Batter	1	2	3	4	5	6	7	8	9	AB R H RBI BB SO LOB	TOP																								
Johnny Temple, R (1, 4) OBP: 0.414, SLG: 0.476	0-0 FC3-6 1B		0-0 G3-6 1B		0-0 SF8		0-0 4-3		0-3 K	4 0 2 1 0 1 2	<p>Cincinnati Redlegs @ San Francisco Giants Seals Stadium, San Francisco, CA</p> <p>Thu Jun 18 1959, 6:33 AM EDT Att: 11,449 - Unknown</p> <p>livebaseballscorecards.com</p>																								
Vada Pinson, L (1, 8) OBP: 0.389, SLG: 0.573	0-0 F6		0-0 G3-6 1-2f		0-0 1B 2-H			0-0 3-1	0-0 4-3	5 0 1 1 0 0 4																									
Jerry Lynch, L (1, 7) OBP: 0.328, SLG: 0.473	0-0 FC3-6 HBP 1-2f			0-0 FC6-4 1B	0-0 1B 2-3			0-0 2B 6-3 1B		4 1 3 0 0 0 1																									
Frank Robinson, R (1, 3) OBP: 0.380, SLG: 0.561	1-0 FC6-4 HBP 1-2			0-0 FC6-4 1-2f	0-3 K			0-0 6-3 1-3 2B		3 0 1 0 0 1 3																									
Frank Thomas, R (1, 5) OBP: 0.283, SLG: 0.368	0-0 FC6-4 1-2f			0-0 FC6-4 1-2f		0-0 G6-4-3 1B		0-0 6-3		4 0 1 1 0 0 4																									
Gus Bell, L (1, 9) OBP: 0.306, SLG: 0.391		0-0 G3		0-0 F5		0-0 F8		0-0 4-3		4 0 0 0 0 0 3																									
Ed Bailey, L (1, 2) OBP: 0.361, SLG: 0.364		0-0 F4			4-0 SH5-4 SF8 BB	0-0 G6-4-3 1-2f			0-0 BB 1B	3 1 1 0 1 0 1																									
Eddie Kasko, R (1, 6) OBP: 0.325, SLG: 0.316		0-0 F7			0-0 SH5-4 1B 1B		0-0 F5	4-0 BB BB BB	0-0 BB 1B	3 1 1 0 0 0 0 0 0 0 0 1 0 0 0 0 0 0 0 0 0																									
Don Newcombe, L (9, PH) OBP: 0.375, SLG: 0.381																																			
Bobby Henrich, R (9, PR)																																			
Joe Nuxhall, L (1, 1) OBP: 0.280, SLG: 0.217			0-0 F9		0-0 SH5-4		0-0 F8		0-0 F7	1 0 0 0 0 0 0 0 0 0 0 0 0 0 1 0 0 0 0 0 0 0 0 0 0 0 0 0 1 0 0 0 0 0 2																									
Willard Schmidt, R (6, 1)																																			
John Powers, L (7, PH) OBP: 0.286, SLG: 0.350																																			
Jim O'Toole, S (7, 1) OBP: 0.429, SLG: 0.200																																			
Jim Pendleton, R (9, PH) OBP: 0.394, SLG: 0.367																																			
Inning Stats	R: 0 E: 0 K: 0 S: 4	H: 1 LOB: 2 BB: 0 P: 5	R: 0 E: 0 K: 0 S: 3	H: 0 LOB: 0 BB: 0 P: 3	R: 0 E: 0 K: 0 S: 3	H: 1 LOB: 1 BB: 0 P: 3	R: 0 E: 0 K: 0 S: 4	H: 1 LOB: 1 BB: 0 P: 4	R: 2 E: 0 K: 1 S: 8	H: 3 LOB: 2 BB: 1 P: 12	R: 0 E: 0 K: 0 S: 3	H: 1 LOB: 0 BB: 0 P: 3	R: 0 E: 0 K: 0 S: 3	H: 0 LOB: 0 BB: 0 P: 3	R: 1 E: 0 K: 0 S: 5	H: 2 LOB: 1 BB: 0 P: 5	R: 0 E: 0 K: 1 S: 6	H: 1 LOB: 2 BB: 1 P: 10	1B: 9 2B: 1 3B: 0 HR: 0	SF: 1 SAC: 1 DP: 2 HBP: 1	WP: 0 PB: 0 SB: 0 CS: 0	PA: 38													
PITCHER	IP WLS BF H R ER SO BB IBB HBP BLK WP HR S P ERA WHIP																																		
Al Worthington, R (1, 1) ERA: 4.03	4.2	20	5	2	2	0	1	0	1	0	0	0	18	23	3.86	1.286																			
Stu Miller, R (5, 1) ERA: 2.52	4.1	18	5	1	1	2	1	0	0	0	0	0	21	25	2.08	1.385																			



Batter	1	2	3	4	5	6	7	8	9	AB	R	H	RBI	BB	SO	LOB
Jim Davenport, R OBP: 0.285, SLG: 0.344 (1, 5)	0-0 F8		0-0 F9 1B	0-0 F8		0-0 1B 1B	4-0 E BB			4	2	2	0	1	0	1
Willie Kirkland, L OBP: 0.371, SLG: 0.543 (1, 9)	1-0 E 1B HBP		0-0 F9 1-2		0-0 1-3	0-0 F9	0-0 E4 FC4-6 1-2 2-H			4	1	0	0	0	0	3
Willie Mays, R OBP: 0.371, SLG: 0.551 (1, 8)	0-0 E4 1B 1-2		0-0 F4		0-0 5-3	0-0 F8	0-0 FC4-6 1-2f			5	0	0	0	0	0	5
Orlando Cepeda, R OBP: 0.381, SLG: 0.623 (1, 3)	0-0 1-3 2-H 1B		0-0 1B 1B 2-H		0-0 1B 2B 1B	0-0 1B 1B 1-2		0-0 F3		5	1	4	2	0	0	0
Daryl Spencer, R OBP: 0.361, SLG: 0.394 (1, 4)	0-0 F6		0-0 1B 1-2		0-0 1-3 2B 1B	0-0 1-3 2-H 1B	4-0 BB BB BB 2B BB			4	2	3	1	1	0	2
Jackie Brandt, R OBP: 0.300, SLG: 0.362 (1, 7)	0-3 K		0-3 K		0-0 E 2B 2B 1-H 3-H	0-0 F8	0-3 K			5	1	1	2	0	3	7
Bob Schmidt, R OBP: 0.318, SLG: 0.430 (1, 2)		0-0 F4		0-0 G6-4-3 1B		0-0 E6 2B	0-0 6-3	0-0 1-H 2B		5	0	2	1	0	0	1
Andre Rodgers, R OBP: 0.346, SLG: 0.414 (1, 6)		0-0 F5		0-0 G6-4-3 1-2f		0-0 1-3 3-H 2B	0-0 E 1B	0-0 F5		5	1	2	1	0	0	2
Al Worthington, R OBP: 0.143, SLG: 0.143 Stu Miller, R OBP: 0.043, SLG: 0.043 (1, 1) (5, 1)		0-3 K		0-0 1B		0-0 4-3	0-0 F2 1-2			2	0	1	0	0	1	0
										2	0	0	0	0	0	3

Inning Stats		R: 1	H: 1	E: 1	K: 1	S: 7	LOB: 2	BB: 0	P: 8	R: 0	H: 0	E: 0	K: 1	S: 5	LOB: 0	BB: 0	P: 5	R: 1	H: 3	E: 0	K: 1	S: 8	LOB: 2	BB: 0	P: 8	R: 0	H: 2	E: 0	K: 0	S: 4	LOB: 1	BB: 0	P: 4	R: 3	H: 4	E: 1	K: 0	S: 8	LOB: 2	BB: 0	P: 8	R: 1	H: 3	E: 0	K: 0	S: 6	LOB: 2	BB: 0	P: 6	R: 1	H: 1	E: 2	K: 0	S: 5	LOB: 2	BB: 1	P: 9	R: 1	H: 1	E: 0	K: 1	S: 6	LOB: 1	BB: 1	P: 10
PITCHER	IP	WLS	BF	H	R	ER	SO	BB	IBB	HBP	BLK	WP	HR	S	P	ERA	WHIP																																																
Joe Nuxhall, L ERA: 4.63	(1, 1)	5.2	32	13	6	4	3	0	0	1	0	0	0	37	38	6.35	2.294																																																
Willard Schmidt, R ERA: 4.0	(6, 1)	0.1	1	0	0	0	0	0	0	0	0	0	0	1	1	0.00	0.000																																																
Jim O'Toole, L ERA: 5.81	(7, 1)	2.0	11	2	2	1	1	2	0	0	0	0	0	11	19	4.50	2.000																																																

BOTTOM

Cincinnati Redlegs @ San Francisco Giants
Seals Stadium, San Francisco, CA

Thu Jun 18 1959, 6:33 AM EDT
Att. 11,449 - Unknown

AB	41
R	8
H	15
RBI	7
BB	2
SO	4
LOB	24

livebaseballscores.com



WP: 0	PA: 44
PB: 0	SB: 0
CS: 0	

Batter	1	2	3	4	5	6	7	8	9	10	AB R H RBI BB SO LOB
Bill Bruton, L (1, 8) OBP: 0.354, SLG: 0.469	0-0 F2		0-0 FC6-4 1B SF9 1B		0-0 F9			0-0 4-3 1B		0-0 HR	5 2 3 1 0 0 0
Eddie Mathews, L (1, 5) OBP: 0.370, SLG: 0.589	0-3 K		0-0 FC6-4 1B		0-0 F9			0-3 K		0-0 1B	5 0 2 0 0 2 1
Hank Aaron, R (1, 9) OBP: 0.432, SLG: 0.688	0-0 WP 1B 2B		0-0 FC6-4 HBP 1-2f 2-3		0-0 5-3			0-0 4-3		0-0 F8	5 1 1 0 0 0 4
Wes Covington, L (1, 7) OBP: 0.361, SLG: 0.424	0-0 2-H 1B		0-0 SF9			4-0 F8-3 BB		4-0 IBB		0-0 F7	2 0 1 2 2 0 1
Mickey Vernon, L (1, 3) OBP: 0.286, SLG: 0.415	0-0 F9		1-0 HBP		0-0 F8			0-0 4-3			3 0 0 0 0 0 4
Del Crandall, R (1, 2) OBP: 0.311, SLG: 0.440		0-0 1B	0-0 F4		0-0 F8-3			0-0 5-3			4 0 1 0 0 0 3
Johnny Logan, R (1, 6) OBP: 0.401, SLG: 0.472		0-0 F8		0-3 K		0-3 K		0-0 F7			4 0 0 0 0 2 1
Casey Wise, S (1, 4) OBP: 0.271, SLG: 0.240		0-3 K		0-0 1-3		0-3 K		0-0 F7			4 0 0 0 0 2 1
Bob Buhl, R (1, 1) OBP: 0.059, SLG: 0.059		0-3 K		0-0 4-3		0-3 K				0-3 K	4 0 0 0 0 3 1 0 0 0 0 0 0 0
Don McMahon, R (10, 1) OBP: 0.333, SLG: 0.200											

Inning Stats	R: 1 E: 0 K: 1 S: 7	H: 2 LOB: 1 BB: 0 P: 7	R: 0 E: 0 K: 2 S: 8	H: 1 LOB: 1 BB: 0 P: 8	R: 1 E: 0 K: 0 S: 5	H: 2 LOB: 2 BB: 0 P: 6	R: 0 E: 0 K: 1 S: 5	H: 0 LOB: 0 BB: 0 P: 5	R: 0 E: 0 K: 0 S: 3	H: 0 LOB: 0 BB: 0 P: 3	R: 0 E: 0 K: 0 S: 2	H: 0 LOB: 0 BB: 1 P: 6	R: 0 E: 0 K: 3 S: 9	H: 0 LOB: 0 BB: 0 P: 9	R: 0 E: 0 K: 1 S: 6	H: 1 LOB: 2 BB: 1 P: 10	R: 0 E: 0 K: 0 S: 3	H: 0 LOB: 0 BB: 0 P: 3	R: 1 E: 0 K: 1 S: 7	H: 2 LOB: 1 BB: 0 P: 7	1B: 6 2B: 2 3B: 0 HR: 1	SF: 1 SAC: 0 DP: 1 HBP: 1	WP: 1 PB: 0 SB: 0 CS: 0	PA: 40
---------------------	------------------------------	---------------------------------	------------------------------	---------------------------------	------------------------------	---------------------------------	------------------------------	---------------------------------	------------------------------	---------------------------------	------------------------------	---------------------------------	------------------------------	---------------------------------	------------------------------	----------------------------------	------------------------------	---------------------------------	------------------------------	---------------------------------	----------------------------------	------------------------------------	----------------------------------	--------

PITCHER Sam Jones, R (1, 1) ERA: 3.58	IP 10.0 WLS W BF 40 H 8 R 3 ER 3 SO 9 BB 1 IBB 1 HBP 1 BLK 0 WP 1 HR 1 S 55 P 64 ERA 2.70 WHIP 0.900	PITCHER	IP WLS BF H R ER SO BB IBB HBP BLK WP HR S P ERA WHIP
--	--	----------------	---

TOP

Milwaukee Braves @ San Francisco Giants

Seals Stadium, San Francisco, CA

Fri Jun 19 1959, 10:05 PM EDT
Att. 22,984 - Unknown

livebaseballscorecards.com

AB	36
R	3
H	8
RBI	3
BB	2
SO	9
LOB	16



BOTTOM

Milwaukee Braves @ San Francisco Giants
Seals Stadium, San Francisco, CA

Fri Jun 19 1959, 10:05 PM EDT
Att: 22,984 - Unknown

livebaseballscorecards.com

AB 37
R 4
H 11
RBI 4
BB 4
SO 3
LOB 17



WP: 0 PA: 42
PB: 0
SB: 0
CS: 0

AB R H RBI BB SO LOB

5 1 1 0 0 0 2

4 0 2 1 1 1 1

4 1 0 0 1 1 5

5 1 1 1 0 0 3

4 0 1 0 1 0 1

5 0 3 2 0 0 0

3 1 1 0 1 0 0

3 0 1 0 0 0 2

1B: 10 SF: 0
E: 0 LOB: 2 2B: 1 SAC: 1
K: 0 BB: 2 3B: 0 DP: 1
S: 2 P: 10 HR: 0 HBP: 0

Batter	1	2	3	4	5	6	7	8	9	10
Jim Davenport, R (1, 5) OBP: 0.283, SLG: 0.341	G3		E6 1B		FC4-6 BB FC4-6 1B		F3		6-3	
Willie Kirkland, L (1, 9) OBP: 0.377, SLG: 0.542	G6-4-3 1B		1-3 3-H 1B		1-2 BB		4-3		K	
Willie Mays, R (1, 8) OBP: 0.367, SLG: 0.542	G6-4-3 1-2f		F5		FC4-6 FC4-6			K		1B BB
Orlando Cepeda, R (1, 3) OBP: 0.377, SLG: 0.615		1-3	F8		FC4-6 FC6-4			5-3		1B BB 1B
Daryl Spencer, R (1, 4) OBP: 0.361, SLG: 0.392		1-3		F6	FC6-4			1B 1B		1B BB 1B
Jackie Brandt, R (1, 7) OBP: 0.307, SLG: 0.368				F8		5-3		1B 1B		1B
Hobie Landrith, L (1, 2) OBP: 0.351, SLG: 0.372						F8			G3	
Leon Wagner, L (8, PH) OBP: 0.363, SLG: 0.506										
Jim Hegan, R (9, 2) OBP: 0.232, SLG: 0.216										
Andre Rodgers, R (1, 6) OBP: 0.349, SLG: 0.413			E SH2-4 1B	FC6-4 BB		1-3			F8	
Sam Jones, R (1, 1) OBP: 0.143, SLG: 0.150			SH2-4	FC6-4			1-3			2B

Inning Stats	R: 0	H: 1	E: 0	LOB: 0	K: 0	S: 3	P: 3	R: 0	H: 1	E: 0	LOB: 1	K: 1	BB: 0	S: 6	P: 6	R: 1	H: 2	E: 1	LOB: 2	K: 0	BB: 0	S: 6	P: 6	R: 0	H: 1	E: 0	LOB: 2	K: 0	BB: 1	S: 4	P: 8	R: 1	H: 1	E: 0	LOB: 1	K: 0	BB: 1	S: 4	P: 8	R: 0	H: 0	E: 0	LOB: 0	K: 0	BB: 0	S: 3	P: 3	R: 0	H: 0	E: 0	LOB: 0	K: 0	BB: 0	S: 3	P: 3	R: 0	H: 2	E: 0	LOB: 2	K: 1	BB: 0	S: 7	P: 7	R: 0	H: 1	E: 0	LOB: 1	K: 1	BB: 0	S: 6	P: 6	R: 2	H: 2	E: 0	LOB: 2	K: 0	BB: 2	S: 2	P: 10
--------------	------	------	------	--------	------	------	------	------	------	------	--------	------	-------	------	------	------	------	------	--------	------	-------	------	------	------	------	------	--------	------	-------	------	------	------	------	------	--------	------	-------	------	------	------	------	------	--------	------	-------	------	------	------	------	------	--------	------	-------	------	------	------	------	------	--------	------	-------	------	------	------	------	------	--------	------	-------	------	------	------	------	------	--------	------	-------	------	-------

PITCHER	IP	WLS	BF	H	R	ER	SO	BB	IBB	HBP	BLK	WP	HR	S	P	ERA	WHIP
Bob Buhl, R (1, 1) ERA: 2.6	9.0	L	40	10	4	4	3	3	0	0	0	0	0	43	55	4.00	1.444
Don McMahon, R (10, 1) ERA: 1.47	0.0		2	1	0	0	0	1	0	0	0	0	0	1	5	∞	∞

Batter	1	2	3	4	5	6	7	8	9	AB R H RBI BB SO LOB	TOP
Andy Pafko, R (1, 8) OBP: 0.270, SLG: 0.261 (8, 7)	0-3 		0-0 	0-0 		0-0 			0-0 	5 0 0 0 0 1 3	Milwaukee Braves @ San Francisco Giants Seals Stadium, San Francisco, CA Sat Jun 20 1959, 6:33 AM EDT Att. 22,905 - Unknown livebaseballscorecards.com
Eddie Mathews, L (1, 5) OBP: 0.370, SLG: 0.584	0-0 		4-0 	0-0 		0-0 			0-0 	4 1 1 0 1 0 1	
Hank Aaron, R (1, 9) OBP: 0.429, SLG: 0.681	0-0 		0-0 		0-0 		0-3 			4 0 1 0 0 1 1	
Joe Adcock, R (1, 3) OBP: 0.342, SLG: 0.454		0-0 	0-0 		0-0 		0-0 			3 1 1 2 0 0 2	
Del Crandall, R (1, 2) OBP: 0.315, SLG: 0.443		0-0 	4-0 		0-0 		0-0 			3 1 1 0 1 0 0	
Wes Covington, L (1, 7) OBP: 0.355, SLG: 0.416 Bill Bruton, L (8, 8) OBP: 0.354, SLG: 0.469	0-0 	0-0 	0-0 		0-0 			0-0 		4 0 0 0 0 0 4 0 0 0 0 0 0 0	
Johnny Logan, R (1, 6) OBP: 0.403, SLG: 0.472		0-0 		0-0 		0-0 		0-0 		4 1 2 1 0 0 0	
Felix Mantilla, R (1, 4) OBP: 0.256, SLG: 0.174	0-0 	0-0 	0-3 		0-0 		0-3 			3 0 1 0 0 2 1	
Lew Burdette, R (1, 1) OBP: 0.231, SLG: 0.280	0-0 		0-0 		0-3 			0-0 		4 0 1 1 0 1 3	
Inning Stats	R: 0 H: 0 E: 0 LOB: 0 K: 1 BB: 0 S: 5 P: 5	R: 1 H: 3 E: 0 LOB: 2 K: 0 BB: 0 S: 6 P: 6	R: 0 H: 1 E: 0 LOB: 3 K: 0 BB: 2 S: 4 P: 12	R: 1 H: 1 E: 1 LOB: 1 K: 1 BB: 0 S: 7 P: 7	R: 1 H: 1 E: 0 LOB: 0 K: 0 BB: 0 S: 4 P: 4	R: 0 H: 1 E: 0 LOB: 1 K: 1 BB: 0 S: 6 P: 6	R: 1 H: 1 E: 1 LOB: 0 K: 1 BB: 0 S: 6 P: 6	R: 0 H: 0 E: 0 LOB: 0 K: 1 BB: 0 S: 5 P: 5	R: 0 H: 0 E: 1 LOB: 0 K: 0 BB: 0 S: 3 P: 3	1B: 6 SF: 1 2B: 2 SAC: 1 3B: 0 DP: 1 HR: 1 HBP: 0	
PITCHER Mike McCormick, L (1, 1) ERA: 4.19 Billy Muffett, R (8, 1) ERA:	IP WLS BF H R ER SO BB IBB HBP BLK WP HR S P ERA WHIP 7.0 L 32 8 4 2 4 1 1 0 0 1 1 38 46 2.57 1.286 2.0 6 0 0 0 1 0 0 0 0 0 0 8 8 0.00 0.000	PITCHER IP WLS BF H R ER SO BB IBB HBP BLK WP HR S P ERA WHIP									



Batter	1	2	3	4	5	6	7	8	9	AB	R	H	RBI	BB	SO	LOB
Jim Davenport, R (1, 5) OBP: 0.279, SLG: 0.336	0-0 5-3		0-0 5-3		0-0 F4			0-0 F7		4	0	0	0	0	0	0
Willie Kirkland, L (1, 9) OBP: 0.379, SLG: 0.538	0-0 F8		0-0 1B		0-0 F5			4-0 2B		3	1	1	0	1	0	0
Willie Mays, R (1, 8) OBP: 0.369, SLG: 0.545	0-0 6-3		0-0 1B		0-0 5-3			0-0 2B		4	0	2	1	0	0	0
Orlando Cepeda, R (1, 3) OBP: 0.372, SLG: 0.605		0-0 6-3	0-0 F2		0-0 F3			0-0 F8		4	0	0	0	0	0	3
Daryl Spencer, R (1, 4) OBP: 0.360, SLG: 0.387		4-0 1B	0-0 FC6-4		0-0 4-3			0-0 1-3		3	0	0	0	1	0	3
Jackie Brandt, R (1, 7) OBP: 0.311, SLG: 0.371		0-0 1B		0-0 E4		0-0 4-3		0-0 1B		4	0	2	0	0	0	0
Hobie Landrith, L (1, 2) OBP: 0.340, SLG: 0.358		0-0 F8		0-0 G3		0-0 G3		0-0 FC5-4		3	0	0	0	0	0	3
Dusty Rhodes, L (9, PH) OBP: 0.231, SLG: 0.167					1-2			1-2f		1	0	0	0	0	0	1
Eddie Bressoud, R (9, PR) OBP: 0.297, SLG: 0.250										0	0	0	0	0	0	0
Andre Rodgers, R (1, 6) OBP: 0.349, SLG: 0.409		4-0 1B		0-0 6-3		0-0 6-3		0-0 FC6-4		2	0	0	0	1	0	1
Leon Wagner, L (9, PH) OBP: 0.359, SLG: 0.500								1-2f		1	0	0	0	0	0	1
Mike McCormick, L (1, 1) OBP: 0.160, SLG: 0.091		0-0 FC1-2		0-3 K		0-3 K		0-0 1-3		2	0	0	0	0	1	4
Hank Sauer, R (7, PH)										1	0	0	0	0	1	0
Billy Muffett, R (8, 1)										0	0	0	0	0	0	0
Felipe Alou, R (9, PH) OBP: 0.319, SLG: 0.493										1	0	0	0	0	0	1


Inning Stats	R: 0	H: 0	E: 0	K: 0	S: 3	R: 0	H: 1	E: 0	K: 0	S: 4	R: 0	H: 2	E: 0	K: 0	S: 5	R: 0	H: 0	E: 1	K: 1	S: 6	R: 0	H: 0	E: 0	K: 0	S: 3	R: 0	H: 0	E: 0	K: 0	S: 3	R: 0	H: 0	E: 0	K: 1	S: 5	R: 1	H: 1	E: 0	K: 0	S: 4	R: 0	H: 1	E: 0	K: 0	S: 4	1B: 4	SF: 0	2B: 1	SAC: 0	3B: 0	DP: 0	HR: 0	HBP: 0	WP: 0	PA: 36
PITCHER Lew Burdette, R (1, 1) ERA: 4.2	IP	WLS	BF	H	R	ER	SO	BB	IBB	HBP	BLK	WP	HR	S	P	ERA	WHIP																			IP	WLS	BF	H	R	ER	SO	BB	IBB	HBP	BLK	WP	HR	S	P	ERA	WHIP			

BOTTOM

Milwaukee Braves @ San Francisco Giants
Seals Stadium, San Francisco, CA

Sat Jun 20 1959, 6:33 AM EDT
Att. 22,905 - Unknown

AB	33
R	1
H	5
RBI	1
BB	3
SO	2
LOB	17



Batter	1	2	3	4	5	6	7	8	9	AB R H RBI BB SO LOB	TOP													
Andy Pafko, R (1, 8) <small>OBP: 0.276, SLG: 0.296</small> Bill Bruton, L (2, 8) <small>OBP: 0.354, SLG: 0.472</small>				6-3		1B 2B	SH1-3		4-3	2 1 1 0 0 0 2 3 1 1 0 0 0 0														
Eddie Mathews, L (1, 5) <small>OBP: 0.373, SLG: 0.581</small>	F4	4-3		BB		HR 1B	HR 1B		4-3	5 2 2 2 1 0 1														
Hank Aaron, R (1, 9) <small>OBP: 0.430, SLG: 0.710</small>	HR	K		F2		HR	HR		F8	6 3 3 6 0 1 1														
Joe Adcock, R (1, 3) <small>OBP: 0.339, SLG: 0.441</small> Frank Torre, L (6, 3) <small>OBP: 0.321, SLG: 0.322</small>	HR BB	K		F4		K	F7			3 1 0 0 1 2 1 1 0 0 0 0 0 0														
Del Crandall, R (1, 2) <small>OBP: 0.320, SLG: 0.456</small>	HR 1B			6-3		HR	1B FC6-4 BB		F7	4 3 2 1 1 0 0														
Wes Covington, L (1, 7) <small>OBP: 0.352, SLG: 0.412</small>	F9			F7		G3	FC6-4 1B		4-3	5 0 1 0 0 0 2														
Johnny Logan, R (1, 6) <small>OBP: 0.407, SLG: 0.488</small>	HR			HBP BB		F8	FC6-4			4 1 2 4 1 0 1														
Felix Mantilla, R (1, 4) <small>OBP: 0.276, SLG: 0.192</small>	E 1B			HBP		F5			K	4 0 2 0 0 1 2														
Warren Spahn, L (1, 1) <small>OBP: 0.255, SLG: 0.233</small>	E4			4-3		1-3	SH1-3 1B		K	5 1 1 0 0 1 5														
Inning Stats	R: 5 E: 1 K: 0 S: 9	H: 5 LOB: 2 BB: 1 P: 13	R: 0 E: 0 K: 2 S: 7	H: 0 LOB: 0 BB: 0 P: 7	R: 0 E: 0 K: 0 S: 3	H: 0 LOB: 2 BB: 1 P: 8	R: 0 E: 0 K: 0 S: 3	H: 0 LOB: 1 BB: 1 P: 7	R: 1 E: 0 K: 0 S: 5	H: 2 LOB: 1 BB: 0 P: 5	R: 4 E: 0 K: 1 S: 9	H: 4 LOB: 1 BB: 1 P: 13	R: 3 E: 0 K: 0 S: 6	H: 3 LOB: 0 BB: 0 P: 6	R: 0 E: 0 K: 2 S: 8	H: 1 LOB: 1 BB: 0 P: 8	R: 0 E: 0 K: 0 S: 3	H: 0 LOB: 0 BB: 0 P: 3	1B: 8 2B: 1 3B: 1 HR: 5	SF: 0 SAC: 1 DP: 0 HBP: 1	WP: 0 PB: 0 SB: 0 CS: 0	PA: 48		
PITCHER	IP WLS BF H R ER SO BB IBB HBP BLK WP HR S P ERA WHIP																							
Johnny Antonelli, L (1, 1) <small>ERA: 3.07</small> Stu Miller, R (1, 1) <small>ERA: 2.84</small> Gordon Jones, R (6, 1) <small>ERA: 3.68</small> Joe Shipley, R (8, 1) <small>ERA: 4.0</small>	0.2 L 8 5 5 5 0 1 0 0 0 0 2 7 11 67.50 9.000	4.1 22 5 4 4 2 2 0 1 0 0 2 23 32 8.31 1.615	2.0 11 4 4 4 1 1 0 0 0 0 1 12 16 18.00 2.500	2.0 7 1 0 0 2 0 0 0 0 0 0 11 11 0.00 0.500																				

Milwaukee Braves @ San Francisco Giants
 Seals Stadium, San Francisco, CA
 Sun Jun 21 1959, 6:33 AM EDT
 Att. 22,934 - Unknown

AB	42
R	13
H	15
RBI	13
BB	4
SO	5
LOB	15



WP	0	PA	48
PB	0		
SB	0		
CS	0		

PITCHER	IP	WLS	BF	H	R	ER	SO	BB	IBB	HBP	BLK	WP	HR	S	P	ERA	WHIP
Johnny Antonelli, L	0.2	L	8	5	5	5	0	1	0	0	0	0	2	7	11	67.50	9.000
Stu Miller, R	4.1		22	5	4	4	2	2	0	1	0	0	2	23	32	8.31	1.615
Gordon Jones, R	2.0		11	4	4	4	1	1	0	0	0	0	1	12	16	18.00	2.500
Joe Shipley, R	2.0		7	1	0	0	2	0	0	0	0	0	0	11	11	0.00	0.500

Batter	1	2	3	4	5	6	7	8	9	AB R H RBI BB SO LOB
Jim Davenport, R OBP: 0.281, SLG: 0.335 (1, 5)	0-0 F9		0-0 F7		0-0 5-3		0-0 1B		4-0 1B BB	4 0 1 1 1 0 2
Willie Kirkland, L OBP: 0.380, SLG: 0.534 (1, 9)	0-0 F7		0-0 F6			0-0 FC6-4 1B	0-0 4-3		0-0 1B	5 0 2 1 0 0 3
Willie Mays, R OBP: 0.366, SLG: 0.538 (1, 8)	0-0 F3			0-0 F3		0-0 F3		0-0 FC6-4 1B	0-0 F7	5 0 1 0 0 0 3
Orlando Cepeda, R OBP: 0.370, SLG: 0.600 (1, 3)		0-3 K		0-0 FC6-4 1B		0-0 F3		0-0 FC6-4 FC1-4		4 0 1 0 0 1 2
Daryl Spencer, R OBP: 0.358, SLG: 0.397 (1, 4)		0-0 HR		0-0 F3		0-0 FC6-4		0-0 FC1-4 FC4-8		4 1 1 1 0 0 3
Jackie Brandt, R OBP: 0.305, SLG: 0.364 (1, 7)		0-3 K		0-0 FC6-4		0-0 F7		0-0 FC4-6		4 0 0 0 0 1 2
Bob Schmidt, R OBP: 0.309, SLG: 0.416 (1, 2)		0-0 1-3			0-0 F4		0-0 F8		0-0 F5	4 0 0 0 0 0 0
Andre Rodgers, R OBP: 0.356, SLG: 0.415 (1, 6)			0-0 5-3		0-0 1B		0-0 1B 1B		0-0 1B 1B	4 2 3 0 0 0 0
Johnny Antonelli, L OBP: 0.188, SLG: 0.128 (1, 1) Stu Miller, R OBP: 0.080, SLG: 0.080 (6, 1) Gordon Jones, R (7, PH) Felipe Alou, R OBP: 0.323, SLG: 0.497 (8, 1) Joe Shipley, R (9, PH)			0-0 1B		0-0 F8		0-0 1B		0-0 F8	0 0 0 0 0 0 0 2 0 1 0 0 0 1 0 0 0 0 0 0 0 1 0 1 0 0 0 0 0 0 0 0 0 0 0 1 0 0 0 0 0 1

Inning Stats	R: 0	H: 0	E: 0	K: 0	S: 3	P: 3	R: 1	H: 1	E: 0	K: 2	S: 8	R: 0	H: 1	E: 0	K: 0	S: 4	R: 0	H: 1	E: 0	K: 0	S: 4	R: 0	H: 1	E: 0	K: 0	S: 4	R: 1	H: 3	E: 0	K: 0	S: 6	R: 0	H: 1	E: 0	K: 0	S: 4	R: 1	H: 2	E: 0	K: 0	S: 5	1B: 10	2B: 0	3B: 0	HR: 1	SF: 0	SAC: 0	DP: 0	HBP: 0	WP: 0	PA: 39
--------------	------	------	------	------	------	------	------	------	------	------	------	------	------	------	------	------	------	------	------	------	------	------	------	------	------	------	------	------	------	------	------	------	------	------	------	------	------	------	------	------	------	--------	-------	-------	-------	-------	--------	-------	--------	-------	--------

PITCHER	IP	WLS	BF	H	R	ER	SO	BB	IBB	HBP	BLK	WP	HR	S	P	ERA	WHIP	PITCHER	IP	WLS	BF	H	R	ER	SO	BB	IBB	HBP	BLK	WP	HR	S	P	ERA	WHIP															
Warren Spahn, L ERA: 3.41 (1, 1)	9.0	W	39	11	3	3	2	1	0	0	0	0	1	42	46	3.00	1.333																																	


BOTTOM

Milwaukee Braves @ San Francisco Giants
Seals Stadium, San Francisco, CA

Sun Jun 21 1959, 6:33 AM EDT
Att. 22,934 - Unknown

AB	38
R	3
H	11
RBI	3
BB	1
SO	2
LOB	17

livebaseballscorecards.com



Batter	1	2	3	4	5	6	7	8	9	AB R H RBI BB SO LOB	TOP							
Dick Schofield, S (1, 4) OBP: 0.277, SLG: 0.270	0-0 F8		0-0 G3			0-0 F5		0-3 K		4 0 0 0 0 1 1	Pittsburgh Pirates @ San Francisco Giants Seals Stadium, San Francisco, CA Mon Jun 22 1959, 6:33 AM EDT Att: 11,002 - Unknown livebaseballscorecards.com							
Dick Groat, R (1, 6) OBP: 0.321, SLG: 0.368	0-0 1B			0-0 3-1			0-0 G4 1B 1B		0-0 1-3	4 1 2 0 0 0 0								
Smoky Burgess, L (1, 2) OBP: 0.373, SLG: 0.568	0-0 F8			0-0 3-1			0-0 G4 1-2		0-0 F5	4 0 0 0 0 0 2								
Dick Stuart, R (1, 3) OBP: 0.392, SLG: 0.600	0-0 5-3			0-3 K			4-0 1B BB		0-0 1B	3 0 1 0 1 1 1								
Bob Skinner, L (1, 7) OBP: 0.357, SLG: 0.465		0-0 F5			0-0 G3		0-0 F9		0-0 6-3	4 0 0 0 0 0 3								
Bill Virdon, L (1, 8) OBP: 0.299, SLG: 0.349		0-0 G3			0-0 F9		0-0 1-2 2-H 1B			3 0 1 1 0 0 0								
Don Hoak, R (1, 5) OBP: 0.395, SLG: 0.454		0-0 5-3			0-3 K			1-0 HBP		2 0 0 0 0 1 0								
Roman Mejias, R (1, 9) OBP: 0.301, SLG: 0.309			0-0 4-3			0-0 3-1		0-0 F9		3 0 0 0 0 0 1								
Ron Kline, R (1, 1) OBP: 0.152, SLG: 0.152			0-0 L9			0-3 K		0-3 K		2 0 0 0 0 1 0								
Bob Porterfield, R (7, 1)										0 0 0 0 0 0 0								
Ted Kluszewski, L (8, PH) OBP: 0.344, SLG: 0.489										1 0 0 0 0 1 1								
Ron Blackburn, R (8, 1) OBP: 0.250, SLG: 1.000										0 0 0 0 0 0 0								
Inning Stats	R: 0 E: 0 K: 0 S: 4	H: 1 LOB: 1 BB: 0 P: 4	R: 0 E: 0 K: 0 S: 3	H: 0 LOB: 0 BB: 0 P: 3	R: 0 E: 0 K: 1 S: 5	H: 0 LOB: 0 BB: 0 P: 5	R: 0 E: 0 K: 1 S: 5	H: 0 LOB: 0 BB: 0 P: 5	R: 1 E: 0 K: 0 S: 4	H: 2 LOB: 1 BB: 1 P: 8	R: 0 E: 0 K: 2 S: 7	H: 0 LOB: 1 BB: 0 P: 8	R: 0 E: 0 K: 0 S: 4	H: 1 LOB: 1 BB: 0 P: 4	1B: 4 2B: 0 3B: 0 HR: 0	SF: 0 SAC: 0 DP: 0 HBP: 1	WP: 0 PB: 0 SB: 0 CS: 0	PA: 32
PITCHER	IP WLS BF H R ER SO BB IBB HBP BLK WP HR S P ERA WHIP																	
Eddie Fisher, R (1, 1) ERA: 1.29	7.0 W 24 3 1 1 3 1 0 0 0 0 0 0 29 33 1.29 0.571																	
Al Worthington, R (8, 1) ERA: 3.83	2.0 S 8 1 0 0 2 0 0 1 0 0 0 0 11 12 0.00 0.500																	

AB	30
R	1
H	4
RBI	1
BB	1
SO	5
LOB	9



Batter	1	2	3	4	5	6	7	8	9
Jim Davenport, R (1, 5) OBP: 0.284, SLG: 0.337	0-0 G6-4-3 1B		0-0 F9			0-3 K	0-0 2B 1B		
Willie Kirkland, L (1, 9) OBP: 0.377, SLG: 0.534	0-3 K			0-0 4-3		0-0 F3	0-0 FC6-5-4 1-H 2B		
Willie Mays, R (1, 8) OBP: 0.365, SLG: 0.532	0-0 G6-4-3 1-2f			0-0 F8		4-0 1B BB	0-0 FC6-5-4 CS 2-3 2B		
Orlando Cepeda, R (1, 3) OBP: 0.372, SLG: 0.602		0-0 L1-6-3		0-0 2B		0-0 1-2 1B	0-0 CS 1-2	0-0 4-3	
Daryl Spencer, R (1, 4) OBP: 0.353, SLG: 0.391		0-0 F4		0-0 F7		0-0 5-3		0-0 5-3	
Jackie Brandt, R (1, 7) OBP: 0.304, SLG: 0.366		0-0 F9			0-0 F7		0-0 1B WP 2B	0-3 K	
Andre Rodgers, R (1, 6) OBP: 0.355, SLG: 0.411			4-0 L4-6 S BB		0-3 K		0-3 K		
Jim Hegan, R (1, 2) OBP: 0.224, SLG: 0.208			0-0 L4-6		0-0 E5		0-0 WP 3B 1B		
Dusty Rhodes, L (7, PH) OBP: 0.286, SLG: 0.231			1-3		FC6-4		2-3		
Eddie Bressoud, R (7, PR) OBP: 0.297, SLG: 0.250									
Hobie Landrith, L (8, 2) OBP: 0.340, SLG: 0.358									
Eddie Fisher, R (1, 1) OBP: 0.365, SLG: 0.529			4-0 BB		0-0 FC6-4		0-0 1-H 3-H 1B 3B		
Leon Wagner, L (7, PH) OBP: 0.143, SLG: 0.143									

Inning Stats	R: 0 E: 0 K: 5	H: 1 LOB: 0 BB: 0 P: 5	R: 0 E: 0 K: 3	H: 0 LOB: 0 BB: 0 P: 3	R: 0 E: 0 K: 2 S: 2	H: 0 LOB: 1 BB: 2 P: 10	R: 0 E: 0 K: 0 S: 4	H: 1 LOB: 1 BB: 0 P: 4	R: 0 E: 1 K: 1 S: 6	H: 0 LOB: 1 BB: 0 P: 6	R: 0 E: 0 K: 1 S: 6	H: 1 LOB: 2 BB: 1 P: 10	R: 4 E: 0 K: 1 S: 9	H: 5 LOB: 1 BB: 0 P: 9	R: 0 E: 0 K: 1 S: 5	H: 0 LOB: 0 BB: 0 P: 5
1B: 4 2B: 4 3B: 1 HR: 0	SF: 0 SAC: 0 DP: 2 HBP: 0	WP: 1 PB: 0 SB: 1 CS: 1	1B: 4 2B: 4 3B: 1 HR: 0	SF: 0 SAC: 0 DP: 2 HBP: 0	WP: 1 PB: 0 SB: 1 CS: 1	1B: 4 2B: 4 3B: 1 HR: 0	SF: 0 SAC: 0 DP: 2 HBP: 0	WP: 1 PB: 0 SB: 1 CS: 1	1B: 4 2B: 4 3B: 1 HR: 0	SF: 0 SAC: 0 DP: 2 HBP: 0	WP: 1 PB: 0 SB: 1 CS: 1	1B: 4 2B: 4 3B: 1 HR: 0	SF: 0 SAC: 0 DP: 2 HBP: 0	WP: 1 PB: 0 SB: 1 CS: 1	1B: 4 2B: 4 3B: 1 HR: 0	SF: 0 SAC: 0 DP: 2 HBP: 0

PITCHER	IP	WLS	BF	H	R	ER	SO	BB	IBB	HBP	BLK	WP	HR	S	P	ERA	WHIP
Ron Kline, R (1, 1) ERA: 3.67	6.1	L	28	7	4	4	4	3	0	0	0	1	0	33	45	5.68	1.579
Bob Porterfield, R (7, 1) ERA: 6.2	0.2		2	1	0	0	0	0	0	0	0	0	0	2	2	0.00	1.500
Ron Blackburn, R (8, 1) ERA: 3.28	1.0		3	0	0	0	1	0	0	0	0	0	0	5	5	0.00	0.000

BOTTOM

Pittsburgh Pirates @ San Francisco Giants
Seals Stadium, San Francisco, CA
Mon Jun 22 1959, 6:33 AM EDT
Att. 11,002 - Unknown

livebaseballscores.com

AB	30
R	4
H	8
RBI	3
BB	3
SO	5
LOB	11



WP: 1	PA: 34
PB: 0	
SB: 1	
CS: 1	

Batter	1	2	3	4	5	6	7	8	9	AB R H RBI BB SO LOB
Bill Virdon, L (1, 8) OBP: 0.298, SLG: 0.346	0-3 K	0-3 K	0-3 K			0-0 G3		0-0 CS 1B		5 0 1 0 0 3 5
Dick Groat, R (1, 6) OBP: 0.319, SLG: 0.362	4-0 1B BB	0-0 F7			0-0 F8	0-0 6-3		0-0 4-3		4 0 0 0 1 0 3
Smoky Burgess, L (1, 2) OBP: 0.374, SLG: 0.561	0-0 1-3 1B		0-0 F8	4-0 4-3 1B BB		0-0 F8			0-0 6-3	4 0 1 0 1 0 0
Dick Stuart, R (1, 3) OBP: 0.402, SLG: 0.623	0-3 K		0-0 1B 1B	0-0 1-2 1B		0-0 1B 1B		0-0 HR		5 2 4 1 0 1 2
Bob Skinner, L (1, 7) OBP: 0.361, SLG: 0.467	0-0 F8		0-0 BB 1B FC 1B	0-0 1-2 2-3		0-0 4-3	0-0 1-2 FC6-4 1B	0-0 1B 1B		5 2 3 0 0 0 4
Bill Mazeroski, R (1, 4) OBP: 0.299, SLG: 0.388		0-0 1B 1B	0-0 FC BB 1B	0-0 1-2 3-H 1B		0-0 F5	0-3 K	0-0 1-2 2B 1B		5 1 3 1 0 1 4
Don Hoak, R (1, 5) OBP: 0.392, SLG: 0.453		0-3 K	0-0 F3		0-3 K		0-0 F3	0-0 1-H 2-H 2B		5 0 1 1 0 2 5
Roman Mejias, R (1, 9) OBP: 0.309, SLG: 0.310		0-0 1B 1-2 1B	4-0 BB FC BB		0-0 5-3		0-0 FC6-4	4-0 IBB		3 0 1 0 2 0 2
Vern Law, R (1, 1) OBP: 0.244, SLG: 0.326		0-0 1-3 2-H 1B	0-0 FC		0-0 F3			0-3 K	0-3 K	5 0 1 2 0 2 4

Inning Stats	R: 0 E: 0 K: 2 S: 8	H: 1 LOB: 2 BB: 1 P: 12	R: 1 E: 0 K: 2 S: 10	H: 3 LOB: 2 BB: 0 P: 10	R: 2 E: 0 K: 1 S: 9	H: 3 LOB: 3 BB: 1 P: 13	R: 0 E: 0 K: 0 S: 4	H: 1 LOB: 2 BB: 1 P: 8	R: 0 E: 0 K: 1 S: 5	H: 0 LOB: 0 BB: 0 P: 5	R: 0 E: 0 K: 0 S: 3	H: 0 LOB: 0 BB: 0 P: 3	R: 0 E: 0 K: 1 S: 7	H: 2 LOB: 2 BB: 0 P: 7	R: 0 E: 0 K: 1 S: 5	H: 1 LOB: 0 BB: 0 P: 5	R: 2 E: 0 K: 1 S: 8	H: 4 LOB: 2 BB: 1 P: 12	1B: 13 2B: 1 3B: 0 HR: 1	SF: 0 SAC: 0 DP: 0 HBP: 0	WP: 0 PB: 0 SB: 0 CS: 1	PA: 45
--------------	------------------------------	----------------------------------	-------------------------------	----------------------------------	------------------------------	----------------------------------	------------------------------	---------------------------------	------------------------------	---------------------------------	------------------------------	---------------------------------	------------------------------	---------------------------------	------------------------------	---------------------------------	------------------------------	----------------------------------	-----------------------------------	------------------------------------	----------------------------------	--------

PITCHER	IP	WLS	BF	H	R	ER	SO	BB	IBB	HBP	BLK	WP	HR	S	P	ERA	WHIP
Sam Jones, R (1, 1) ERA: 3.6	7.0	L	35	10	3	3	7	3	0	0	0	0	0	46	58	3.86	1.857
Billy Muffett, R (8, 1) ERA: 4.91	1.1		7	4	2	2	1	0	0	0	0	0	1	9	9	13.50	3.000
Gordon Jones, R (9, 1) ERA: 3.57	0.2		3	1	0	0	1	0	1	0	0	0	0	4	8	0.00	1.500

TOP

Pittsburgh Pirates @ San Francisco Giants
Seals Stadium, San Francisco, CA

Tue Jun 23 1959, 10:05 PM EDT
Att: 22,706 - Unknown

AB	41
R	5
H	15
RBI	5
BB	4
SO	9
LOB	29

BOTTOM

Pittsburgh Pirates @ San Francisco Giants

Seals Stadium, San Francisco, CA

Tue Jun 23 1959, 10:05 PM EDT
Att. 22,706 - Unknown

livebaseballscorecards.com

AB	32
R	1
H	6
RBI	1
BB	5
SO	4
LOB	17



WP:	0	PA:	37
PB:	1	SB:	0
CS:	0		

AB R H RBI BB SO LOB

5 0 2 0 0 0 3

4 0 0 0 0 2 3

3 0 0 0 1 0 1

3 0 0 0 1 0 0

3 1 0 0 1 0 3

4 0 1 1 0 0 0

4 0 2 0 0 0 1

3 0 1 0 1 0 3

1B:	4	SF:	0
2B:	2	SAC:	0
3B:	0	DP:	2
HR:	0	HBP:	0

Batter	1	2	3	4	5	6	7	8	9
Jim Davenport, R OBP: 0.286, SLG: 0.338 (1, 5) X	0-0 BB BB 1B		0-0 F9		0-0 FC4-6 1B		0-0 G6-4-3 1-2f		0-0 F6
Willie Kirkland, L OBP: 0.370, SLG: 0.522 (1, 9) X	0-0 F8		0-3 K		0-0 FC4-6 1-2f		0-3 K		
Willie Mays, R OBP: 0.363, SLG: 0.525 (1, 8) B B B B	4-0 BB 1-2 BB		0-0 6-3		0-0 F7			0-0 5-3	
Orlando Cepeda, R OBP: 0.370, SLG: 0.596 (1, 3) B B B B	4-0 G6-4-3 1-2 2-3 BB			0-0 F4		0-0 1-3		0-0 F8	
Daryl Spencer, R OBP: 0.352, SLG: 0.386 (1, 4) X	0-0 G6-4-3 1-2f			4-0 BB BB 2B BB		0-0 F7		0-0 3-1	
Jackie Brandt, R OBP: 0.303, SLG: 0.369 (1, 7) X		0-0 F6		0-0 1-H 2B		0-0 E4 1B		0-0 F9	
Hobie Landrith, L OBP: 0.346, SLG: 0.365 (1, 2) X		0-0 F8		0-0 F7		0-0 FC6-4 1-3 1B		0-0 5-3 PB 1B	
Andre Rodgers, R OBP: 0.358, SLG: 0.415 (1, 6) X		0-0 2B		0-0 1-3		0-0 FC6-4 1-2f		4-0 5-3 BB 1-2 BB	
Sam Jones, R OBP: 0.136, SLG: 0.143 (7, PH)		0-3 K			0-3 K		4-0 G6-4-3 BB		0-0 5-3 1-2 2-3
Dusty Rhodes, L OBP: 0.333, SLG: 0.231 (7, PR)									
Eddie Eversoud, R OBP: 0.297, SLG: 0.250 (8, 1)									
Billy Muffett, R (9, 1)									
Gordon Jones, R (9, PH)									
Leon Wagner, L OBP: 0.362, SLG: 0.523 (9, PH)									

Inning Stats	R: 0	H: 1	E: 0	LOB: 2	K: 0	BB: 2	S: 3	P: 11																									
IP	9.0	WLS	W	BF	37	H	6	R	1	ER	1	SO	4	BB	5	IBB	0	HBP	0	BLK	0	WP	0	HR	0	S	40	P	60	ERA	1.00	WHIP	1.222

Batter	1	2	3	4	5	6	7	8	9	AB R H RBI BB SO LOB	TOP																									
Bill Virdon, L (1, 8) OBP: 0.299, SLG: 0.351	0-0 F8		0-0 2B			0-0 4-3	0-0 F8		0-0 E9 1-H	5 0 2 1 0 0 2	Pittsburgh Pirates @ San Francisco Giants Seals Stadium, San Francisco, CA Wed Jun 24 1959, 6:33 AM EDT Att: 12,643 - Unknown livebaseballscorecards.com																									
Dick Groat, R (1, 6) OBP: 0.320, SLG: 0.360	0-0 4-3		0-0 F8			0-0 5-3 1B		0-0 6-3	4-0 IBB	4 0 1 0 1 0 1																										
Roman Mejias, R (1, 9) OBP: 0.306, SLG: 0.302	0-0 6-3			0-3 K		0-0 5-3 1-2		4-0 1B BB	0-0 F7	4 1 0 0 1 1 3																										
Dick Stuart, R (1, 3) OBP: 0.413, SLG: 0.644		0-0 HR		4-0 CS BB		4-0 IBB		0-0 L4 1B 1-2		2 1 2 1 2 0 0																										
Bob Skinner, L (1, 7) OBP: 0.360, SLG: 0.464		0-0 4-3		0-3 K 1-2		0-3 K		0-0 1-2 2-H 1B		4 0 1 1 0 2 3																										
Bill Mazeroski, R (1, 4) OBP: 0.295, SLG: 0.382		0-0 F4			0-0 5-3		0-0 6-3	0-0 L4 2-3		4 0 0 0 0 0 2																										
Don Hoak, R (1, 5) OBP: 0.396, SLG: 0.459		0-0 F8			0-0 2B		0-0 1B 1B	4-0 FC3-6 BB		3 0 2 0 1 0 0																										
Hank Foiles, R (1, 2) OBP: 0.226, SLG: 0.300			0-0 6-3		0-3 K		0-0 1-2 1B	0-0 F6		3 0 1 0 0 1 1																										
Smoky Burgess, L (9, PH) OBP: 0.372, SLG: 0.558					0-3 K		0-0 F7	0-0 FC3-6 PB E 1-2f		1 0 0 0 0 0 1																										
Bob Friend, R (1, 1) OBP: 0.297, SLG: 0.257			0-0 1-3							2 0 0 0 0 0 1 1																										
Harry Bright, R (7, PH) OBP: 0.333, SLG: 0.591										1 0 0 0 0 0 0 2																										
Roy Face, R (7, 1) OBP: 0.333, SLG: 0.333										0 0 0 0 0 0 0 0																										
Ted Kluszewski, L (9, PH) OBP: 0.360, SLG: 0.484										1 0 0 0 0 0 0 1																										
Dick Schofield, S (9, PR) OBP: 0.277, SLG: 0.270										0 1 0 0 0 0 0 0																										
Bennie Daniels, L (9, 1) OBP: 0.389, SLG: 0.400										0 0 0 0 0 0 0 0																										
Bob Porterfield, R (9, 1)										0 0 0 0 0 0 0 0																										
Inning Stats	R: 0 E: 0 K: 0 S: 3	H: 0 LOB: 0 BB: 0 P: 3	R: 1 E: 0 K: 0 S: 4	H: 1 LOB: 0 BB: 0 P: 4	R: 0 E: 0 K: 0 S: 4	H: 1 LOB: 1 BB: 0 P: 4	R: 0 E: 0 K: 2 S: 6	H: 0 LOB: 1 BB: 1 P: 10	R: 0 E: 0 K: 1 S: 6	H: 1 LOB: 2 BB: 1 P: 10	R: 0 E: 0 K: 0 S: 5	H: 2 LOB: 2 BB: 0 P: 5	R: 1 E: 0 K: 0 S: 4	H: 2 LOB: 1 BB: 1 P: 8	R: 1 E: 1 K: 0 S: 4	H: 1 LOB: 2 BB: 2 P: 12	1B: 6 2B: 4 3B: 0 HR: 1	SF: 0 SAC: 0 DP: 2 HBP: 0	WP: 0 PB: 1 SB: 0 CS: 1	PA: 39																
PITCHER	IP WLS BF H R ER SO BB IBB HBP BLK WP HR S P ERA WHIP																																			
Johnny Antonelli, L (1, 1) ERA: 3.04	7.1		32	8	2	2	5	2	1	0	0	0	1	39	51	2.46	1.364																			
Al Worthington, R (8, 1) ERA: 3.76	0.2		2	0	1	0	0	1	0	0	0	0	0	1	5	0.00	1.500																			
Mike McCormick, L (9, 1) ERA: 4.15	1.0	W	5	1	0	0	0	0	1	0	0	0	0	4	8	0.00	1.000																			

AB	34
R	3
H	9
RBI	3
BB	5
SO	5
LOB	17



Batter	1	2	3	4	5	6	7	8	9	AB	R	H	RBI	BB	SO	LOB
Danny O'Connell, R (1, 4) Leon Wagner, L (9, PH) OBP: 0.211, SLG: 0.211 OBP: 0.358, SLG: 0.517	0-0 1B 1B G4-6-3 1B		0-0 F8 2		0-3 K 2		0-0 1B		0-0 F8 2 1-2 2-3 3-H	4	1	2	0	0	1	2
Willie Mays, R (1, 8) OBP: 0.365, SLG: 0.525	0-0 G4-6-3 1B 1-2 1B		0-0 1B		0-3 K 3		0-0 F7 3			4	0	2	0	0	1	3
Willie Kirkland, L (1, 9) OBP: 0.377, SLG: 0.543	0-0 G4-6-3 1-2 2-3 1B		0-3 K 3		0-0 HR		0-0 G6-4-3 1B			4	1	3	1	0	1	1
Orlando Cepeda, R (1, 3) OBP: 0.369, SLG: 0.591	0-0 G4-6-3 1-2f 2-3 3-H		0-0 1-3 1		0-0 SH1-3 1B 1B		0-0 F9 1			4	1	1	0	0	0	3
Jackie Brandt, R (1, 7) OBP: 0.299, SLG: 0.364	0-0 6-3 3		0-0 6-3 2		0-0 SH1-3 1-2 1B		0-0 G6-4-3 1-2f 3			3	0	0	0	0	0	2
Hobie Landrith, L (1, 2) Felipe Alou, R (9, PH) OBP: 0.346, SLG: 0.364 OBP: 0.327, SLG: 0.497		0-0 F8 1		0-0 3-1 3		0-0 CS 1B 2-H		4-0 SH5-4 BB BB E BB	3	0	1	1	0	0	0	0
Jim Davenport, R (1, 5) OBP: 0.289, SLG: 0.338		0-0 6-3 2			0-0 FC1-6 1B		0-0 F8 1-2 3		4-0 F8 1-2 SH5-4 BB	3	0	1	0	1	0	1
Eddie Bressoud, R (1, 6) OBP: 0.275, SLG: 0.229		0-0 5-3 3			0-0 FC1-6 1B 1-2f		0-3 K 1		0-0 SH5-4 1-2 2-3	3	0	0	0	0	1	1
Johnny Antonelli, L (1, 1) Al Worthington, R (8, 1) Mike McCormick, L (9, 1) Dusty Rhodes, L (9, PH) Daryl Spencer, R (9, PR) OBP: 0.120, SLG: 0.140 OBP: 0.143, SLG: 0.143 OBP: 0.160, SLG: 0.091 OBP: 0.375, SLG: 0.231 OBP: 0.352, SLG: 0.386			0-0 4-3 1		0-0 1-3 1B		0-0 F8 2		4-0 F8 IBB	3	0	1	0	0	0	0

Inning Stats	R: 1	H: 3	E: 0	K: 0	S: 5	H: 3	LOB: 1	BB: 0	P: 5	R: 0	H: 0	E: 0	K: 0	S: 3	R: 0	H: 1	E: 0	K: 1	S: 6	R: 0	H: 2	E: 0	K: 2	S: 9	R: 2	H: 3	E: 0	K: 0	S: 5	R: 0	H: 1	E: 0	K: 1	S: 6	R: 0	H: 1	E: 1	K: 0	S: 2	R: 1	H: 0	E: 1	K: 0	S: 2	1B: 10	2B: 0	3B: 0	HR: 1	SF: 0	SAC: 2	DP: 2	HBP: 0	WP: 0	PA: 37
--------------	------	------	------	------	------	------	--------	-------	------	------	------	------	------	------	------	------	------	------	------	------	------	------	------	------	------	------	------	------	------	------	------	------	------	------	------	------	------	------	------	------	------	------	------	------	--------	-------	-------	-------	-------	--------	-------	--------	-------	--------

PITCHER	IP	WLS	BF	H	R	ER	SO	BB	IBB	HBP	BLK	WP	HR	S	P	ERA	WHIP
Bob Friend, R (1, 1) ERA: 5.23	6.0		25	9	3	3	3	0	0	0	0	0	1	31	31	4.50	1.500
Roy Face, R (7, 1) ERA: 1.25	2.0		7	2	0	0	1	0	0	0	0	0	0	9	9	0.00	1.000
Bennie Daniels, R (9, 1) ERA: 5.81	0.0	L	2	0	1	0	0	2	0	0	0	0	0	8	8	∞	∞
Bob Porterfield, R (9, 1) ERA: 6.0	0.2		3	0	0	0	0	0	1	0	0	0	0	2	6	0.00	0.000


BOTTOM

Pittsburgh Pirates @ San Francisco Giants
Seals Stadium, San Francisco, CA

Wed Jun 24 1959, 6:33 AM EDT
Att. 12,643 - Unknown

livebaseballscores.com

AB	32
R	4
H	11
RBI	2
BB	3
SO	4
LOB	15



Batter	1	2	3	4	5	6	7	8	9	10	11	12	AB R H RBI BB SO LOB	TOP	
Bill Virdon, L (1, 8) <small>OBP: 0.301, SLG: 0.352</small>	0-0 4-3			0-0 F6			0-0 FC5-4 SF9 1B		0-0 FC2-6 1B	0-0 FC6-4			5 1 2 0 0 0 2	Pittsburgh Pirates @ San Francisco Giants Seals Stadium, San Francisco, CA Thu Jun 25 1959, 6:33 AM EDT Att: 11,487 - Unknown	
Dick Groat, R (1, 6) <small>OBP: 0.318, SLG: 0.355</small>	0-3 K			0-0 5-3			4-0 FC5-4 BB		0-0 FC2-6 G1		0-0 F2		4 0 0 0 1 1 1		
Smoky Burgess, L (1, 2) Hank Foiles, R (11, 2) <small>OBP: 0.363, SLG: 0.544</small> <small>OBP: 0.226, SLG: 0.300</small>	0-0 6-3			0-0 G3			0-0 FC5-4 FC6-4		0-0 G1		0-3 K		5 0 0 0 0 1 3 0 0 0 0 0 0 0		
Dick Stuart, R (1, 3) <small>OBP: 0.418, SLG: 0.642</small>		0-0 G6-4-3 1B			4-0 FC3-6 BB		0-0 SF9		4-0 IBB		0-0 6-3		2 0 1 1 2 0 0		
Bob Skinner, L (1, 7) <small>OBP: 0.353, SLG: 0.455</small>		0-3 K			0-0 FC3-6 G6-3		0-0 FC6-4		0-0 1-3			0-0 F2	5 0 0 0 0 1 5		
Bill Mazerowski, R (1, 4) Dick Schofield, S (10, PR) <small>OBP: 0.294, SLG: 0.380</small> <small>OBP: 0.286, SLG: 0.280</small>		0-0 G6-4-3			0-0 G6-3			0-0 1-3		0-0 FC1-6 1B		0-0 HR 1B	4 0 1 0 0 0 2 1 1 1 0 0 0 0		
Don Hoak, R (1, 5) <small>OBP: 0.393, SLG: 0.455</small>			0-0 1-3					0-0 6-3		0-0 FC1-6 FC3-6 BB		0-0 F9	5 0 1 0 0 0 2		
Roman Mejias, R (1, 9) <small>OBP: 0.308, SLG: 0.318</small>				0-0 F5				0-0 6-3		0-3 K		0-0 HR	4 1 1 2 2 1 1		
Harvey Haddix, L (1, 1) Danny Kravitz, L (10, PH) Roy Face, R (10, 1) <small>OBP: 0.167, SLG: 0.150</small> <small>OBP: 0.365, SLG: 0.533</small> <small>OBP: 0.300, SLG: 0.300</small>			0-0 4-3				0-0 F3		0-0 2-3	0-0 FC3-6 FC6-4		0-0 F3	3 0 0 0 0 0 1 1 0 0 0 0 0 2 1 0 0 0 0 0 0		
Inning Stats	R: 0 H: 0 E: 0 LOB: 0 K: 1 BB: 0 S: 5 P: 5	R: 0 H: 1 E: 0 LOB: 0 K: 1 BB: 0 S: 5 P: 5	R: 0 H: 0 E: 0 LOB: 0 K: 0 BB: 0 S: 3 P: 3	R: 0 H: 0 E: 0 LOB: 0 K: 0 BB: 0 S: 3 P: 3	R: 0 H: 0 E: 0 LOB: 0 K: 0 BB: 0 S: 2 P: 6	R: 0 H: 0 E: 0 LOB: 0 K: 0 BB: 0 S: 3 P: 3	R: 1 H: 1 E: 0 LOB: 1 K: 0 BB: 1 S: 4 P: 8	R: 0 H: 1 E: 0 LOB: 1 K: 1 BB: 0 S: 6 P: 6	R: 0 H: 1 E: 0 LOB: 2 K: 0 BB: 1 S: 4 P: 8	R: 0 H: 1 E: 0 LOB: 2 K: 0 BB: 1 S: 4 P: 8	R: 0 H: 0 E: 0 LOB: 0 K: 1 BB: 0 S: 5 P: 5	R: 2 H: 2 E: 0 LOB: 0 K: 0 BB: 0 S: 5 P: 5	1B: 6 SF: 1 2B: 0 SAC: 0 3B: 0 DP: 2 HR: 1 HBP: 0		WP: 0 PA: 45 PB: 0 SB: 1 CS: 0
PITCHER Stu Miller, R (1, 1) <small>ERA: 2.59</small> Eddie Fisher, R (12, 1) <small>ERA: 3.38</small>	IP WLS BF H R ER SO BB IBB HBP BLK WP HR S P ERA WHIP 11.0 11.0 40 5 1 1 4 3 1 0 0 0 0 1 60 0.82 0.727														

AB	40
R	3
H	7
RBI	3
BB	4
SO	4
LOB	19



livebaseballscorecards.com

Batter	1	2	3	4	5	6	7	8	9	AB R H RBI BB SO LOB	TOP											
Joe Koppe, R (1, 6) OBP: 0.295, SLG: 0.306	0-0 F7		0-0 6-3			0-3 K			0-0 6-3	4 0 0 0 0 1 0	Philadelphia Phillies @ San Francisco Giants Seals Stadium, San Francisco, CA Fri Jun 26 1959, 10:05 PM EDT Att. 15,816 - Unknown livebaseballscorecards.com											
Richie Ashburn, L (1, 8) OBP: 0.359, SLG: 0.299	0-0 6-3			0-0 6-3		0-0 F5			0-0 1-3	4 0 0 0 0 0 0												
Dave Philley, S (1, 3) OBP: 0.324, SLG: 0.442	0-3 K			0-0 G6-4-3 1B			0-0 F7			3 0 1 0 0 1 0												
Gene Freese, R (1, 5) OBP: 0.303, SLG: 0.486		0-0 6-3		0-0 G6-4-3 1-2f			0-0 F3			3 0 0 0 0 0 1												
Harry Anderson, L (1, 7) OBP: 0.338, SLG: 0.462		0-0 FC6-4 1B			0-3 K		0-3 K			3 0 1 0 0 2 0												
Wally Post, R (1, 9) OBP: 0.316, SLG: 0.474		0-0 F4			0-3 K			0-0 F7		3 0 0 0 0 1 1												
Sparky Anderson, R (1, 4) OBP: 0.249, SLG: 0.224		0-0 FC6-4 1-2f			0-0 E8 1B			0-0 5-3		3 0 1 0 0 0 1												
Valmy Thomas, R (1, 2) OBP: 0.203, SLG: 0.188			0-3 K		0-0 F9			0-0 6-3		3 0 0 0 0 1 1												
Jim Owens, R (1, 1) OBP: 0.162, SLG: 0.088			0-0 4-3			0-0 6-3			0-0 6-3	2 0 0 0 0 0 0												
Turk Farrell, R (7, 1)										0 0 0 0 0 0 0												
Jim Bolger, R (9, PH) OBP: 0.190, SLG: 0.158										1 0 0 0 0 0 0												
Inning Stats	R: 0 E: 0 K: 1 S: 5	H: 0 LOB: 0 BB: 0 P: 5	R: 0 E: 0 K: 0 S: 4	H: 1 LOB: 1 BB: 0 P: 4	R: 0 E: 0 K: 1 S: 5	H: 0 LOB: 0 BB: 0 P: 5	R: 0 E: 0 K: 1 S: 3	H: 1 LOB: 0 BB: 0 P: 3	R: 0 E: 1 K: 2 S: 8	H: 1 LOB: 1 BB: 0 P: 8	R: 0 E: 0 K: 1 S: 5	H: 0 LOB: 0 BB: 0 P: 5	R: 0 E: 0 K: 1 S: 5	H: 0 LOB: 0 BB: 0 P: 5	R: 0 E: 0 K: 0 S: 3	H: 0 LOB: 0 BB: 0 P: 3	R: 0 E: 0 K: 0 S: 3	H: 0 LOB: 0 BB: 0 P: 3	1B: 3 2B: 0 3B: 0 HR: 0	SF: 0 SAC: 0 DP: 1 HBP: 0	WP: 0 PB: 0 SB: 0 CS: 0	PA: 29
PITCHER Mike McCormick, L (1, 1) ERA: 3.77	IP: 9.0 WLS: W BF: 29 H: 3 R: 0 ER: 0 SO: 6 BB: 0 IBB: 0 HBP: 0 BLK: 0 WP: 0 HR: 0 S: 41 P: 41 ERA: 0.00 WHIP: 0.333											PITCHER	IP: 9.0 WLS: W BF: 29 H: 3 R: 0 ER: 0 SO: 6 BB: 0 IBB: 0 HBP: 0 BLK: 0 WP: 0 HR: 0 S: 41 P: 41 ERA: 0.00 WHIP: 0.333									



Batter	1	2	3	4	5	6	7	8	9	AB R H RBI BB SO LOB	TOP																									
Joe Koppe, R (1, 6) OBP: 0.310, SLG: 0.307	4-0 CS BB	0-0 FC6-4 1-2 1B		4-0 BB 1-2 BB		0-0 FC6-4 1-2f		0-3 K		3 0 1 0 2 1 3																										
Richie Ashburn, L (1, 8) OBP: 0.360, SLG: 0.300	0-0 1B 1-2 SF7 1B	0-0 FC6-4 1-2f		0-0 F8			0-0 F5		0-0 SH3 1B	5 2 2 0 0 0 4																										
Dave Philley, S (1, 3) OBP: 0.330, SLG: 0.475	0-0 SF7 1-3 HR 1B		0-0 F8		0-0 G3		0-0 HR		0-0 SH3	4 2 2 1 0 0 0																										
Harry Anderson, L (1, 7) OBP: 0.340, SLG: 0.473	0-0 SF7		0-0 6-3		0-3 K		0-0 HR		4-0 FC6-4 2-1-5 1B IBB	3 1 1 2 1 1 0 0 0 0 0 0 0 0																										
Solly Drake, S (9, PR) OBP: 0.222, SLG: 0.125	1-2 3-H																																			
Wally Post, R (1, 9) OBP: 0.318, SLG: 0.486	0-0 2-H HR		0-3 K		0-0 F5		0-3 K		0-0 FC6-4 1-2 2-H 1B	5 1 2 3 0 2 0																										
Gene Freese, R (1, 5) OBP: 0.307, SLG: 0.487	0-3 K			0-0 SH3 1B 2B		0-0 F8	4-0 CS BB		0-0 FC6-4 1-2f 2-3	4 1 1 0 1 1 2																										
Sparky Anderson, R (1, 4) OBP: 0.250, SLG: 0.222		0-0 6-3		0-0 SH3		0-0 F8	0-0 CS 1-2	4-0 FC4-6 BB	0-0 2-1-5 3-H	2 0 0 0 1 0 0																										
Carl Sawatski, L (1, 2) OBP: 0.375, SLG: 0.449		0-0 4-3		0-0 FC6-4 1B		0-0 1B 1B		0-0 F7		2 0 1 1 0 0 0 2 0 1 0 0 0 1																										
Valmy Thomas, R (4, PR) OBP: 0.211, SLG: 0.197				3-H 0-0 FC6-4 1B BB		0-0 FC6-4 1B		0-0 FC4-6		4 0 2 0 0 0 2																										
Gene Conley, R (1, 1) OBP: 0.200, SLG: 0.229		0-0 1B 1B																																		
Inning Stats	R: 3 E: 0 K: 1 S: 7	H: 3 LOB: 0 BB: 1 P: 11	R: 0 E: 0 K: 0 S: 5	H: 2 LOB: 2 BB: 0 P: 5	R: 0 E: 0 K: 1 S: 5	H: 0 LOB: 0 BB: 0 P: 5	R: 1 E: 0 K: 0 S: 5	H: 2 LOB: 2 BB: 0 P: 9	R: 0 E: 0 K: 0 S: 5	H: 2 LOB: 2 BB: 0 P: 5	R: 2 E: 0 K: 1 S: 6	H: 2 LOB: 0 BB: 1 P: 10	R: 0 E: 0 K: 1 S: 5	H: 0 LOB: 1 BB: 1 P: 9	R: 1 E: 0 K: 0 S: 4	H: 2 LOB: 2 BB: 1 P: 8	1B: 9 2B: 1 3B: 0 HR: 3	SF: 1 SAC: 2 DP: 0 HBP: 0	WP: 0 PB: 0 SB: 0 CS: 2	PA: 43																
PITCHER	IP WLS BF H R ER SO BB IBB HBP BLK WP HR S P ERA WHIP																																			
Eddie Fisher, R (1, 1) ERA: 5.56	3.1		17	7	4	4	2	1	0	0	0	0	1	20	24	10.80	2.400																			
Gordon Jones, R (4, 1) ERA: 3.2	2.2		11	2	0	0	1	1	0	0	0	0	0	12	16	0.00	1.125																			
Sam Jones, R (7, 1) ERA: 3.71	1.0	L	5	2	2	2	1	1	0	0	0	0	2	6	10	18.00	3.000																			
Billy Muffett, R (8, 1) ERA: 4.76	2.0		10	2	1	1	1	1	1	0	0	0	0	9	17	4.50	1.500																			

Philadelphia Phillies @ San Francisco Giants
 Seals Stadium, San Francisco, CA
 Sat Jun 27 1959, 6:33 AM EDT
 Att. 16,194 - Unknown

AB	34
R	7
H	13
RBI	7
BB	5
SO	5
LOB	12



WP: 0	PA: 43
PB: 0	
SB: 0	
CS: 2	

Batter	1	2	3	4	5	6	7	8	9	AB	R	H	RBI	BB	SO	LOB
Jim Davenport, R (1, 5) OBP: 0.282, SLG: 0.326	0-0 F4		0-0 F5		0-0 PB 1B		0-0 F8			4	0	1	0	0	0	1
Willie Mays, R (1, 8) OBP: 0.358, SLG: 0.524	0-0 F7			0-0 HR 2B	0-0 F9		0-0 1-3			4	1	1	0	0	0	2
Willie Kirkland, L (1, 9) OBP: 0.378, SLG: 0.551	0-3 K2-3			0-3 K	0-3 K			0-0 F8		4	0	0	0	0	3	2
Orlando Cepeda, R (1, 3) OBP: 0.369, SLG: 0.590		0-0 1-3 1B		0-0 HR	0-3 K			0-0 6-3		4	1	2	2	0	1	1
Daryl Spencer, R (1, 4) OBP: 0.353, SLG: 0.380		0-3 K		0-0 6-3		0-0 6-3		0-0 4-3		4	0	0	0	0	1	1
Jackie Brandt, R (1, 7) OBP: 0.300, SLG: 0.371		0-0 1-3		4-0 2B BB		0-0 6-3			0-0 F3	3	1	0	0	1	0	1
Hobie Landrith, L (1, 2) OBP: 0.365, SLG: 0.394		0-0 F6		0-0 E 2B		0-0 F2			0-0 1B	4	1	2	1	0	0	1
Eddie Bressoud, R (1, 6) OBP: 0.250, SLG: 0.277			0-0 F9	0-0 E3			0-0 F9		0-0 F8	3	0	0	0	0	0	0
Leon Wagner, L (9, PH) OBP: 0.352, SLG: 0.505				2-H						1	0	0	0	0	0	1
Eddie Fisher, R (1, 1)			0-0 6-3	0-3 K			4-0 BB		0-0 5-3	1	0	0	0	0	0	0
Gordon Jones, R (4, 1)										1	0	0	0	0	1	1
Sam Jones, R (7, 1)										0	0	0	0	0	0	0
Dusty Rhodes, L (7, PH) OBP: 0.136, SLG: 0.143										0	0	0	0	1	0	0
Johnny Antonelli, L (7, PR) OBP: 0.389, SLG: 0.214										0	0	0	0	0	0	0
Billy Muffett, R (8, 1)										0	0	0	0	0	0	0
Felipe Alou, R (9, PH) OBP: 0.329, SLG: 0.493										1	0	0	0	0	0	1

Inning Stats	R: 0	H: 0	E: 0	K: 1	S: 5	R: 0	H: 1	E: 0	K: 1	S: 6	R: 0	H: 0	E: 0	K: 0	S: 3	R: 4	H: 3	E: 1	K: 2	S: 11	R: 0	H: 1	E: 0	K: 2	S: 8	R: 0	H: 0	E: 0	K: 0	S: 3	R: 0	H: 0	E: 0	K: 0	S: 3	R: 0	H: 0	E: 0	K: 0	S: 3	R: 0	H: 1	E: 0	K: 0	S: 4	R: 0	H: 1	E: 0	K: 0	S: 4	1B: 3	2B: 2	3B: 0	HR: 1	SF: 0	SAC: 0	DP: 0	HBP: 0	WP: 0	PA: 36
--------------	------	------	------	------	------	------	------	------	------	------	------	------	------	------	------	------	------	------	------	-------	------	------	------	------	------	------	------	------	------	------	------	------	------	------	------	------	------	------	------	------	------	------	------	------	------	------	------	------	------	------	-------	-------	-------	-------	-------	--------	-------	--------	-------	--------

PITCHER	IP	WLS	BF	H	R	ER	SO	BB	IBB	HBP	BLK	WP	HR	S	P	ERA	WHIP
Gene Conley, R (1, 1) ERA: 3.07	9.0	W	36	6	4	3	6	2	0	0	0	0	1	46	54	3.00	0.889

BOTTOM

Philadelphia Phillies @ San Francisco Giants
Seals Stadium, San Francisco, CA
Sat Jun 27 1959, 6:33 AM EDT
Att. 16,194 - Unknown

livebaseballscorecards.com

AB	34
R	4
H	6
RBI	3
BB	2
SO	6
LOB	12



Batter	1	2	3	4	5	6	7	8	9	AB R H RBI BB SO LOB	TOP									
Joe Koppe, R (1, 6) OBP: 0.327, SLG: 0.319	0-0 G4-6-3 1B		0-0 6-3		0-0 G4-6-3 1B		4-0 G4-6-3 BB			3 0 2 0 1 0 0										
Richie Ashburn, L (1, 8) OBP: 0.358, SLG: 0.297	0-0 G4-6-3 1-2f		4-0 BB BB		0-0 G4-6-3 1-2f		0-0 G4-6-3			3 0 0 0 1 0 5										
Dave Philley, S (1, 3) OBP: 0.345, SLG: 0.475	4-0 BB		4-0 1-2 BB		0-0 FC6-4 1B		0-0 F7			2 0 1 0 2 0 0										
Wally Post, R (1, 9) OBP: 0.313, SLG: 0.477	0-0 F9		0-0 F7		0-3 K		0-0 4-3			4 0 0 0 0 1 4										
Harry Anderson, L (1, 7) OBP: 0.335, SLG: 0.465		0-0 F8	0-0 4-1		0-3 K		0-0 F5			4 0 0 0 0 1 3										
Gene Freese, R (1, 5) OBP: 0.313, SLG: 0.487		0-0 1B 1B		0-0 F3		0-0 FC6-4 1-2f		0-0 F7 SH5-3 1B		4 0 2 0 0 0 1										
Sparky Anderson, R (1, 4) OBP: 0.251, SLG: 0.224		0-0 1-2 1B		0-0 F8		0-0 5-3		0-0 SH5-3		3 0 1 0 0 0 0										
Valmy Thomas, R (1, 2) OBP: 0.213, SLG: 0.200		0-3 K		0-3 K		0-0 BB BB 1B		0-0 F7		4 0 1 0 0 2 3										
Ray Sempoch, R (1, 1) OBP: 0.217, SLG: 0.217		0-0 F8		0-3 K		4-0 BB BB 1-2 BB		0-3 K		0 0 0 0 0 0 0										
Don Cardwell, R (1, 1) OBP: 0.163, SLG: 0.208										0 0 0 0 0 0 0										
Bob Bowman, R (2, PH) OBP: 0.143, SLG: 0.143										1 0 0 0 0 0 2										
Jack Meyer, R (2, 1) OBP: 0.222, SLG: 0.158										1 0 0 0 0 1 0										
Jim Bolger, R (7, PH) OBP: 0.500, SLG: 0.500										0 0 0 0 1 0 0										
Humberto Robinson, R (7, 1) OBP: 0.500, SLG: 0.500										0 0 0 0 0 0 0										
Solly Drake, S (9, PH) OBP: 0.211, SLG: 0.118										1 0 0 0 0 1 1										
Inning Stats	R: 0 E: 0 K: 0 S: 3	H: 1 LOB: 1 BB: 1 P: 7	R: 0 E: 0 K: 1 S: 7	H: 2 LOB: 2 BB: 0 P: 7	R: 0 E: 0 K: 1 S: 5	H: 0 LOB: 2 BB: 0 P: 11	R: 0 E: 0 K: 1 S: 5	H: 0 LOB: 0 BB: 0 P: 5	R: 0 E: 0 K: 2 S: 8	H: 1 LOB: 1 BB: 0 P: 8	R: 0 E: 0 K: 0 S: 3	H: 1 LOB: 2 BB: 2 P: 11	R: 0 E: 0 K: 0 S: 3	H: 0 LOB: 0 BB: 0 P: 3	R: 0 E: 0 K: 1 S: 6	H: 1 LOB: 1 BB: 0 P: 6	1B: 7 2B: 0 3B: 0 HR: 0	SF: 0 SAC: 1 DP: 3 HBP: 0	WP: 0 PB: 0 SB: 0 CS: 0	PA: 36
PITCHER Johnny Antonelli, L (1, 1) ERA: 2.85	IP: 9.0 WLS: W BF: 36 H: 7 R: 0 ER: 0 SO: 6 BB: 5 IBB: 0 HBP: 0 BLK: 0 WP: 0 HR: 0 S: 43 P: 63 ERA: 0.00 WHIP: 1.333																			

Philadelphia Phillies @ San Francisco Giants
Seals Stadium, San Francisco, CA
Sun Jun 28 1959, 6:33 AM EDT
Att. 20,793 - Unknown

livebaseballscorecards.com

AB	30
R	0
H	7
RBI	0
BB	5
SO	6
LOB	19



Batter	1	2	3	4	5	6	7	8	9
Jim Davenport, R OBP: 0.285, SLG: 0.329 (1, 5)	0-0 2B 1B 1B		0-0 BB 1B	0-3 K			0-0 F4		
Willie Mays, R OBP: 0.356, SLG: 0.523 (1, 8)	0-0 1B 2B		0-3 K		0-3 K		0-0 L3-6		
Willie Kirkland, L OBP: 0.384, SLG: 0.552 (1, 9)	0-0 1B E 1B		4-0 1B BB		0-3 K			0-0 2B 1B	
Orlando Cepeda, R OBP: 0.374, SLG: 0.596 (1, 3)	0-0 1B		0-0 BB 1B		0-3 K			0-0 1B 2B	
Leon Wagner, L OBP: 0.360, SLG: 0.500 Jackie Brandt, R OBP: 0.303, SLG: 0.387 (1, 7) (6, PR) (7, 7)	4-0 F9-6-3 BB		0-3 K		4-0 BB			0-0 HR	
Daryl Spencer, R OBP: 0.355, SLG: 0.377 (1, 4)	0-0 F9-6-3		4-0 BB		0-0 F2			4-0 BB	
Hobie Landrith, L OBP: 0.353, SLG: 0.378 (1, 2)		0-0 F6	0-0 6-3		0-0 F4			0-3 K	
Eddie Bressoud, R OBP: 0.232, SLG: 0.255 (1, 6)		0-0 F6		0-3 K		0-3 K		0-0 4-3	
Johnny Antonelli, L OBP: 0.132, SLG: 0.170 (1, 1)		0-0 4-3		0-0 F2			0-0 L3-6 2B		

AB	R	H	RBI	BB	SO	LOB
4	2	2	0	0	1	1
4	1	1	0	0	2	2
3	2	2	2	1	1	0
4	0	3	2	0	1	0
1	0	0	0	2	1	2
1	1	1	1	0	0	0
2	0	0	0	2	0	2
4	0	0	0	0	1	5
4	0	0	0	0	2	2
3	0	1	0	0	0	0


BOTTOM

Philadelphia Phillies @ San Francisco Giants
Seals Stadium, San Francisco, CA

Sun Jun 28 1959, 6:33 AM EDT
Att. 20,793 - Unknown

AB	30
R	6
H	10
RBI	5
BB	5
SO	9
LOB	14

WP: 0 PA: 35
PB: 0
SB: 0
CS: 0



Inning Stats		R: 3	H: 4	E: 1	LOB: 0	K: 0	BB: 1	S: 5	P: 9									
R: 0 H: 0 E: 0 LOB: 0 K: 0 BB: 0 S: 3 P: 3		R: 1 H: 2 E: 0 LOB: 3 K: 2 BB: 2 S: 9 P: 17		R: 0 H: 0 E: 0 LOB: 0 K: 2 BB: 0 S: 7 P: 7		R: 0 H: 0 E: 0 LOB: 0 K: 3 BB: 0 S: 9 P: 9		R: 0 H: 0 E: 0 LOB: 1 K: 1 BB: 1 S: 5 P: 9		R: 0 H: 1 E: 0 LOB: 0 K: 0 BB: 0 S: 3 P: 3		R: 2 H: 3 E: 0 LOB: 1 K: 1 BB: 1 S: 7 P: 11						
PITCHER		IP	WLS	BF	H	R	ER	SO	BB	IBB	HBP	BLK	WP	HR	S	P	ERA	WHIP
Ray Semproch, R ERA: 5.11 (1, 1)	0.1	L	5	4	3	3	0	0	1	0	0	0	0	0	4	8	81.00	15.000
Don Cardwell, R ERA: 5.17 (1, 1)	0.2		1	0	0	0	0	0	0	0	0	0	0	0	1	1	0.00	0.000
Jack Meyer, R ERA: 4.38 (2, 1)	5.0		20	2	1	1	8	3	0	0	0	0	0	0	33	45	1.80	1.000
Humberto Robinson, R ERA: 3.38 (7, 1)	2.0		9	4	2	2	1	1	0	0	0	0	0	1	10	14	9.00	2.500

Batter	1	2	3	4	5	6	7	8	9	10	11	12	13	AB R H RBI BB SO LOB	TOP
Jim Davenport, R <small>(1, 5) OBP: 0.286, SLG: 0.349</small>	 <small>0-1</small>	 <small>0-1 SAFE</small>			 <small>1-3</small>			 <small>0-0</small>		 <small>1-3</small>			 <small>0-0</small>	6 2 2 2 0 2 2	
Willie Mays, R <small>(1, 8) OBP: 0.359, SLG: 0.532</small>	 <small>4-2</small>		 <small>2-1</small>		 <small>0-0</small>			 <small>3-2</small>		 <small>1-0</small>			 <small>1-0</small>	5 2 2 1 1 0 0	
Willie Kirkland, L <small>(1, 9) OBP: 0.383, SLG: 0.560</small>	 <small>1-1</small>		 <small>2-2</small>		 <small>1-1</small>			 <small>3-2</small>		 <small>1-0</small>			 <small>1-3</small>	6 1 2 2 0 1 0	
Orlando Cepeda, R <small>(1, 3) OBP: 0.371, SLG: 0.589</small> Leon Wagner, L <small>(13, PH) OBP: 0.357, SLG: 0.495</small> Eddie Bressoud, R <small>(13, 3) OBP: 0.232, SLG: 0.255</small>	 <small>1-3</small>		 <small>2-0</small>				 <small>1-1</small>		 <small>0-0</small>				 <small>2-3</small>	5 1 1 0 0 2 2	
Daryl Spencer, R <small>(1, 4) OBP: 0.352, SLG: 0.372</small>	 <small>1-1</small>		 <small>2-2</small>		 <small>1-2</small>			 <small>2-3</small>		 <small>0-1</small>			 <small>0-0</small>	6 0 1 0 0 1 3	
Jackie Brandt, R <small>(1, 7) OBP: 0.305, SLG: 0.394</small>		 <small>4-1</small>	 <small>0-1</small>		 <small>1-1</small>			 <small>0-0</small>		 <small>3-3</small>				4 0 1 1 1 1 1	
Hobie Landrith, L <small>(1, 2) OBP: 0.344, SLG: 0.366</small> Dusty Rhodes, L <small>(9, PH) OBP: 0.368, SLG: 0.200</small> Jim Hegan, R <small>(9, 2) OBP: 0.220, SLG: 0.204</small>		 <small>2-2</small>		 <small>0-1</small>				 <small>2-2</small>		 <small>3-2</small>			 <small>0-3</small>	3 0 0 0 0 0 1	
Andre Rodgers, R <small>(1, 6) OBP: 0.355, SLG: 0.407</small>		 <small>2-2</small>		 <small>2-0</small>				 <small>2-2</small>		 <small>4-1</small>			 <small>2-0</small>	4 0 0 0 1 0 1	
Jack Sanford, R <small>(1, 1) OBP: 0.158, SLG: 0.086</small> Stu Miller, R <small>(1, 1) OBP: 0.094, SLG: 0.065</small> Mike McCormick, L <small>(9, 1) OBP: 0.167, SLG: 0.111</small>		 <small>4-1</small>		 <small>0-0</small>				 <small>1-0</small>		 <small>2-2</small>			 <small>3-3</small>	0 0 0 0 0 0 0	
Inning Stats	R: 1 H: 2 E: 0 LOB: 1 K: 1 BB: 1 S: 11 P: 18	R: 0 H: 0 E: 1 LOB: 2 K: 0 BB: 2 S: 10 P: 22	R: 2 H: 3 E: 0 LOB: 0 K: 0 BB: 0 S: 11 P: 19	R: 0 H: 0 E: 0 LOB: 0 K: 0 BB: 0 S: 4 P: 6	R: 0 H: 0 E: 0 LOB: 0 K: 1 BB: 0 S: 6 P: 8	R: 0 H: 0 E: 0 LOB: 0 K: 0 BB: 0 S: 9 P: 12	R: 0 H: 0 E: 0 LOB: 0 K: 0 BB: 0 S: 7 P: 12	R: 0 H: 0 E: 0 LOB: 0 K: 0 BB: 0 S: 8 P: 14	R: 1 H: 2 E: 0 LOB: 2 K: 1 BB: 1 S: 15 P: 26	R: 0 H: 0 E: 0 LOB: 0 K: 1 BB: 0 S: 5 P: 8	R: 0 H: 0 E: 0 LOB: 0 K: 2 BB: 0 S: 10 P: 13	R: 0 H: 0 E: 0 LOB: 0 K: 2 BB: 0 S: 9 P: 14	R: 2 H: 2 E: 0 LOB: 0 K: 2 BB: 0 S: 10 P: 14	1B: 4 SF: 0 2B: 0 SAC: 0 3B: 1 DP: 2 HR: 4 HBP: 0	WP: 0 PA: 50 PB: 0 SB: 1 CS: 0
PITCHER Roger Craig, R <small>(1, 1) ERA: 2.63</small> Sandy Koufax, L <small>(10, 1) ERA: 3.58</small> Stan Williams, R <small>(13, 1) ERA: 4.76</small>	IP 9.0 WLS BF 36 H 7 R 4 ER 4 SO 3 BB 3 IBB 1 HBP 0 BLK 0 WP 0 HR 2 S 81 P 137 ERA 4.00 WHIP 1.111														

San Francisco Giants @ Los Angeles Dodgers
 Los Angeles Memorial Coliseum, Los Angeles, CA
 Mon Jun 29 1959, 10:05 PM EDT
 Att. 44,771 - Unknown

AB	46
R	6
H	9
RBI	6
BB	4
SO	10
LOB	13



Batter	1	2	3	4	5	6	7	8	9	AB R H RBI BB SO LOB	TOP	
Jim Davenport, R (1, 5) OBP: 0.285, SLG: 0.350 	3-3 		0-0 	3-2 FC5 		0-2 G1 			1-1 6-3 	5 1 1 0 0 1 2		
Willie Mays, R (1, 8) OBP: 0.363, SLG: 0.547 	0-0 F4 		1-0 	1-1 4-3 		1-1 		0-2 	0-2 G3 1B 	5 1 3 2 0 0 3		
Willie Kirkland, L (1, 9) OBP: 0.379, SLG: 0.557 	1-0 1B 2B 		2-1 3-1 		1-3 K 	1-0 2-3 		1-1 G3 1-2 	1-1 G3 	5 0 1 0 0 1 2		
Orlando Cepeda, R (1, 3) OBP: 0.375, SLG: 0.588 	1-1 		0-2 F3 		1-0 F8 		0-0 	4-0 	4-0 	4 0 2 0 1 0 0		
Leon Wagner, L (1, 7) Jackie Brandt, R (8, 7) OBP: 0.303, SLG: 0.392 	4-2 		2-3 		0-1 2B 1B 		2-0 F8 	0-1 3-1 	0-1 3-1 	3 0 1 0 1 1 1 1 0 0 0 0 0 2		
Daryl Spencer, R (1, 4) OBP: 0.354, SLG: 0.378 	0-1 F9 			0-0 FC5 BB 1B 	0-0 	1-3 		1-0 FC9-2 1-H 		4 0 2 0 0 0 4		
Hobie Landrith, L (1, 2) OBP: 0.349, SLG: 0.359 		2-2 F8 		4-2 FC5 FC5 BB 1-2 	4-0 			1-1 5-3 		2 0 0 0 2 0 0		
Andre Rodgers, R (1, 6) OBP: 0.349, SLG: 0.400 		1-1 5-3 		0-2 FC5 FC5 1-2 2-3f 	2-3 K 			1-3 K 		4 0 0 0 0 2 5		
Sam Jones, R (1, 1) OBP: 0.125, SLG: 0.130 		1-3 K 		0-3 K 		1-3 K 		2-2 6-3 		4 0 0 0 0 3 2		
Inning Stats	R: 0 H: 2 E: 0 LOB: 3 K: 1 BB: 1 S: 13 P: 22	R: 0 H: 0 E: 0 LOB: 0 K: 1 BB: 0 S: 9 P: 13	R: 2 H: 2 E: 0 LOB: 0 K: 1 BB: 0 S: 11 P: 16	R: 0 H: 1 E: 0 LOB: 3 K: 1 BB: 1 S: 14 P: 22	R: 0 H: 2 E: 0 LOB: 3 K: 2 BB: 1 S: 12 P: 20	R: 0 H: 1 E: 0 LOB: 1 K: 1 BB: 0 S: 9 P: 12	R: 0 H: 1 E: 0 LOB: 0 K: 0 BB: 0 S: 3 P: 6	R: 0 H: 0 E: 0 LOB: 0 K: 1 BB: 0 S: 8 P: 12	R: 0 H: 1 E: 0 LOB: 2 K: 0 BB: 1 S: 9 P: 15	1B: 5 SF: 0 2B: 5 SAC: 0 3B: 0 DP: 1 HR: 1 HBP: 0	WP: 0 PA: 41 PB: 0 SB: 1 CS: 0	
PITCHER Don Drysdale, R (1, 1) ERA: 3.31 Clem Labine, R (9, 1) ERA: 3.86	IP WLS BF H R ER SO BB IBB HBP BLK WP HR S P ERA WHIP 8.0 L 36 9 2 2 8 2 1 0 0 0 0 1 79 123 2.25 1.375 1.0 5 1 0 0 0 0 0 1 0 0 0 0 9 15 0.00 1.000											PITCHER IP WLS BF H R ER SO BB IBB HBP BLK WP HR S P ERA WHIP

San Francisco Giants @ Los Angeles Dodgers
 Los Angeles Memorial Coliseum, Los Angeles, CA
 Tue Jun 30 1959, 10:05 PM EDT
 Att: 59,312 - Unknown

AB	37
R	2
H	10
RBI	2
BB	4
SO	8
LOB	21



Batter	1	2	3	4	5	6	7	8	9	AB	R	H	RBI	BB	SO	LOB
Jim Gilliam, S OBP: 0.457, SLG: 0.418 (1, 4)	4-1 FC4-6 BB		2-3 K			4-1 5-3 BB		3-2 PB 1B		2	0	1	0	2	1	0
Wally Moon, L OBP: 0.390, SLG: 0.457 (1, 7)	2-2 FC4-6 E 1-2f		3-2 F8			3-2 5-3 1-2		3-1 F5 1-2		4	0	0	0	0	0	3
Norm Larker, L OBP: 0.380, SLG: 0.427 (1, 3)	0-1 E3 1-3		1-2 4-3			1-1 F7			0-0 6-3	4	0	0	0	0	0	2
Duke Snider, L OBP: 0.346, SLG: 0.500 (1, 9)	2-3 K			0-0 4-3		0-0 F5			0-0 4-3	4	0	0	0	0	1	3
Gil Hodges, R OBP: 0.403, SLG: 0.577 (1, 5)	1-2 F8			1-0 5-3			3-3 K		2-3 K	4	0	0	0	0	2	2
Don Demeter, R OBP: 0.327, SLG: 0.520 (1, 8)			3-3 K	0-1 F6			0-0 6-3			3	0	0	0	0	1	0
John Roseboro, L OBP: 0.324, SLG: 0.373 (1, 2)			1-0 G3		2-0 F9		3-3 K			3	0	0	0	0	1	0
Don Zimmer, R OBP: 0.282, SLG: 0.266 (1, 6)			3-1 E5		0-3 K			3-3 K		3	0	0	0	0	2	0
Don Drysdale, R OBP: 0.173, SLG: 0.373 (1, 1)			0-0 F5		1-3 K			1-3 K		2	0	0	0	0	1	1
Ron Fairly, L OBP: 0.350, SLG: 0.376 (8, PH)										1	0	0	0	0	1	0
Clem Labine, R (9, 1)										0	0	0	0	0	0	0

Inning Stats	R: 0	H: 0	R: 0	H: 0	R: 0	H: 0	R: 0	H: 0	R: 0	H: 0	R: 0	H: 1	R: 0	H: 0	1B: 1	SF: 0
Sam Jones, R ERA: 3.46 (1, 1)	E: 1	LOB: 2	E: 1	LOB: 1	E: 0	LOB: 0	E: 0	LOB: 1	E: 0	LOB: 0	E: 0	LOB: 1	E: 0	LOB: 0	2B: 0	SAC: 0
	K: 1	BB: 1	K: 1	BB: 0	K: 0	BB: 0	K: 2	BB: 1	K: 2	BB: 0	K: 2	BB: 0	K: 1	BB: 0	3B: 0	DP: 0
	S: 12	P: 21	S: 8	P: 15	S: 9	P: 15	S: 7	P: 10	S: 7	P: 13	S: 7	P: 22	S: 6	P: 8	HR: 0	HBP: 0

BOTTOM

San Francisco Giants @ Los Angeles Dodgers
Los Angeles Memorial Coliseum, Los Angeles, CA

Tue Jun 30 1959, 10:05 PM EDT
Att. 59,312 - Unknown

livebaseballscores.com

AB	30
R	0
H	1
RBI	0
BB	2
SO	10
LOB	11



WP: 0	PA: 32
PB: 1	SB: 0
CS: 0	

Batter	1	2	3	4	5	6	7	8	9	AB R H RBI BB SO LOB	TOP											
Jim Davenport, R (1, 5) OBP: 0.280, SLG: 0.344	0-0 5-3		0-0 P4			0-0 F7	0-3 K		0-3 K	5 0 0 0 0 2 1												
Willie Mays, R (1, 8) OBP: 0.362, SLG: 0.541	0-3 K			0-0 P3		0-0 FC5-4 1B	4-0 WP BB			3 1 0 0 1 1 1												
Willie Kirkland, L (1, 9) OBP: 0.381, SLG: 0.553	0-0 G3			0-0 G6-4-3 1B		4-0 1B 1-2 1B	0-3 K			3 1 1 0 1 1 1												
Orlando Cepeda, R (1, 3) OBP: 0.377, SLG: 0.587		0-0 S 1B		0-0 G6-4-3 1-2f		0-0 1B 1-3 2-H 1B	0-3 K			4 1 2 1 0 1 2												
Leon Wagner, L (1, 7) OBP: 0.367, SLG: 0.485		0-0 P6			4-0 BB	0-0 1B 1-2 1B	0-3 K			3 1 1 1 1 1 1												
Daryl Spencer, R (1, 4) OBP: 0.352, SLG: 0.376		0-0 F3			0-0 P5	0-0 BB 1B	0-0 F5			4 0 1 1 0 0 2												
Andre Rodgers, R (1, 6) OBP: 0.346, SLG: 0.396		0-3 K			0-3 K	0-0 BB 1B	0-0 F8			2 0 0 0 0 2 2												
Dusty Rhodes, L (6, PH) OBP: 0.400, SLG: 0.250		1-2			0-0 F8	4-0 BB 1B				1 0 1 1 0 0 0												
Eddie Bressoud, R (6, PR) OBP: 0.228, SLG: 0.250					0-0 F8	1-2 2-H 1B				1 0 0 0 0 0 0												
Jim Hegan, R (1, 2) OBP: 0.213, SLG: 0.196			0-0 F8		0-0 F8	1-2 2-3 BB				2 0 0 0 0 0 1												
Felipe Alou, R (6, PH) OBP: 0.333, SLG: 0.493										0 0 0 0 1 0 0												
Gordon Jones, R (6, 1)										0 0 0 0 0 0 0												
Jack Sanford, R (8, 1) OBP: 0.158, SLG: 0.086										0 0 0 0 0 0 0												
Bob Schmidt, R (9, PH) OBP: 0.300, SLG: 0.403										1 0 0 0 0 0 0												
Eddie Fisher, R (1, 1)			0-3 K							1 0 0 0 0 1 0												
Billy Muffett, R (5, 1)										0 0 0 0 0 0 0												
Hobie Landrith, L (6, PH) OBP: 0.349, SLG: 0.352										2 0 0 0 1 0 3												
Inning Stats	R: 0 E: 0 K: 1 S: 5	H: 0 LOB: 0 BB: 0 P: 5	R: 0 E: 0 K: 1 S: 6	H: 1 LOB: 1 BB: 0 P: 6	R: 0 E: 0 K: 1 S: 5	H: 0 LOB: 0 BB: 0 P: 5	R: 0 E: 0 K: 0 S: 3	H: 1 LOB: 0 BB: 0 P: 3	R: 0 E: 0 K: 1 S: 5	H: 0 LOB: 1 BB: 1 P: 9	R: 4 E: 0 K: 0 S: 7	H: 4 LOB: 3 BB: 3 P: 19	R: 0 E: 0 K: 3 S: 9	H: 0 LOB: 1 BB: 1 P: 13	R: 0 E: 0 K: 1 S: 5	H: 0 LOB: 0 BB: 0 P: 5	R: 0 E: 0 K: 1 S: 5	H: 0 LOB: 0 BB: 0 P: 5	1B: 6 2B: 0 3B: 0 HR: 0	SF: 0 SAC: 0 DP: 1 HBP: 0	WP: 1 PB: 0 SB: 1 CS: 0	PA: 37
PITCHER	IP WLS BF H R ER SO BB IBB HBP BLK WP HR S P ERA WHIP																					
Glen Hobbie, R (1, 1) ERA: 3.58	5.2 W 25 6 4 4 4 3 0 0 0 0 0 0 30 42 6.35 1.588																					
Don Elston, R (6, 1) ERA: 2.43	3.1 S 12 0 0 0 5 2 0 0 0 1 0 20 28 0.00 0.600																					

San Francisco Giants @ Chicago Cubs
Wrigley Field, Chicago, IL
Thu Jul 02 1959, 3:33 AM CDT
Att. 12,320 - Unknown

livebaseballscorecards.com

AB	32
R	4
H	6
RBI	4
BB	5
SO	9
LOB	14



Batter	1	2	3	4	5	6	7	8	9	AB	R	H	RBI	BB	SO	LOB
Tony Taylor, R OBP: 0.359, SLG: 0.422 (1, 4)	0-0 G3 1B 2B	0-0 F8		0-0 P4		0-3 K		4-0 FC6-4 BB		4	1	1	0	1	1	3
Alvin Dark, R OBP: 0.318, SLG: 0.361 (1, 5)	0-0 G3 2-3		0-0 1B SF7 1B	0-0 HR		0-3 K		0-0 FC6-4 1-2f		5	2	2	2	0	1	3
Irv Noren, L OBP: 0.370, SLG: 0.357 (1, 7) George Altman, L OBP: 0.286, SLG: 0.345 (9, 8)	0-0 FC4-6 1B 3-H		0-0 1B SF7 1B	0-0 L9		0-0 14 HR 1B		0-0 F4		5	2	3	1	0	0	1
14 Ernie Banks, R OBP: 0.370, SLG: 0.606 (1, 6)	0-0 FC4-6 S 1-2f		0-0 F3		0-0 HR 1B	0-0 HR 1B 1-H 2-H		0-0 F9		4	2	2	3	0	0	3
Dale Long, L OBP: 0.329, SLG: 0.480 (1, 3)	4-0 1-2 BB		0-0 SF7		0-0 HR 1B 1-H	0-0 F9				2	1	1	3	1	0	0
Bobby Thomson, R OBP: 0.317, SLG: 0.420 (1, 8) (9, 7)	0-0 G3		0-0 1B 2-H		4-0 G4-6-3 BB		0-3 K			3	0	1	1	1	1	2
Lee Walls, R OBP: 0.346, SLG: 0.386 (1, 9)		0-3 K	0-0 1-3		0-0 F8		0-0 1-3			4	0	0	0	0	1	2
Sammy Taylor, L OBP: 0.299, SLG: 0.356 (1, 2)		0-0 1-3		0-0 E3 SH3-4 HR	0-0 G4-6-3		0-3 K			4	1	0	0	0	1	1
Glen Hobbie, R OBP: 0.154, SLG: 0.158 (1, 1) Don Elston, R OBP: 0.250, SLG: 0.250 (6, 1)		0-0 E6		0-0 SH3-4		0-0 14 HR 1B 1B		0-3 K		1	0	0	0	0	0	0
				1-2						2	1	1	0	0	1	0

Inning Stats	R: 1	H: 2	E: 0	K: 0	S: 5	LOB: 2	BB: 1	P: 9	R: 0	H: 0	E: 1	K: 1	S: 6	LOB: 1	BB: 0	P: 6	R: 2	H: 3	E: 0	K: 0	S: 6	LOB: 1	BB: 0	P: 6	R: 2	H: 1	E: 1	K: 0	S: 5	LOB: 0	BB: 0	P: 5	R: 2	H: 2	E: 0	K: 0	S: 4	LOB: 0	BB: 1	P: 8	R: 3	H: 3	E: 0	K: 2	S: 10	LOB: 0	BB: 0	P: 10	R: 0	H: 0	E: 0	K: 2	S: 7	LOB: 0	BB: 0	P: 7	R: 0	H: 0	E: 0	K: 1	S: 5	LOB: 1	BB: 1	P: 9
--------------	------	------	------	------	------	--------	-------	------	------	------	------	------	------	--------	-------	------	------	------	------	------	------	--------	-------	------	------	------	------	------	------	--------	-------	------	------	------	------	------	------	--------	-------	------	------	------	------	------	-------	--------	-------	-------	------	------	------	------	------	--------	-------	------	------	------	------	------	------	--------	-------	------


PITCHER	IP	WLS	BF	H	R	ER	SO	BB	IBB	HBP	BLK	WP	HR	S	P	ERA	WHIP
Eddie Fisher, R ERA: 6.46 (1, 1)	4.0	L	22	7	6	4	1	1	0	0	0	0	1	23	27	9.00	2.000
Billy Muffett, R ERA: 5.4 (5, 1)	1.0		4	1	1	1	0	1	0	0	0	0	1	3	7	9.00	2.000
Gordon Jones, R ERA: 3.95 (6, 1)	2.0		9	3	3	3	4	0	0	0	0	0	1	17	17	13.50	1.500
Jack Sanford, R ERA: 3.17 (8, 1)	1.0		4	0	0	0	1	1	0	0	0	0	0	5	9	0.00	1.000

BOTTOM

San Francisco Giants @ Chicago Cubs
Wrigley Field, Chicago, IL

Thu Jul 02 1959, 3:33 AM CDT
Att. 12,320 - Unknown

AB	34
R	10
H	11
RBI	10
BB	3
SO	6
LOB	15



PITCHER	IP	WLS	BF	H	R	ER	SO	BB	IBB	HBP	BLK	WP	HR	S	P	ERA	WHIP
1B: 7	SF: 1	WP: 0	PA: 39	2B: 1	SAC: 1	PB: 0		3B: 0	DP: 1	SB: 1			HR: 3	HBP: 0	CS: 0		

Batter	1	2	3	4	5	6	7	8	9	AB R H RBI BB SO LOB	TOP											
Jim Davenport, R (1, 5) OBP: 0.277, SLG: 0.340	0-0 F3		0-0 F6			0-0 F8	0-0 1-3			4 0 0 0 0 0 3												
Willie Mays, R (1, 8) OBP: 0.360, SLG: 0.537	0-0 F2		0-0 1B			0-0 F9		0-0 6-3		4 0 1 0 0 0 0												
Willie Kirkland, L (1, 9) OBP: 0.379, SLG: 0.562	0-0 HR		0-0 4-1			0-3 K		0-0 F4		4 1 1 1 0 1 2												
Orlando Cepeda, R (1, 3) OBP: 0.378, SLG: 0.594	0-3 K			0-0 1-3			4-0 1B	0-0 HR		3 2 1 1 1 1 0												
Daryl Spencer, R (1, 4) OBP: 0.348, SLG: 0.371		0-0 6-3		0-3 K			0-0 F7	0-0 5-3		4 0 0 0 0 1 1												
Jackie Brandt, R (1, 7) OBP: 0.306, SLG: 0.394		0-0 1B		0-0 F8			0-0 1B	0-0 F4		4 1 2 1 0 0 0												
Hobie Landrith, L (1, 2) OBP: 0.353, SLG: 0.352		0-0 G3-6-3			0-3 K		0-0 1B	4-0 BB		3 0 1 0 1 1 1												
Eddie Bressoud, R (1, 6) OBP: 0.246, SLG: 0.268			0-0 1B		0-3 K		0-0 1B	0-3 K		4 0 2 1 0 2 1												
Johnny Antonelli, L (1, 1) OBP: 0.123, SLG: 0.158			0-0 FC1-6		0-0 F6		0-0 FC3-6	0-0 F5		4 0 0 0 0 0 4												
Inning Stats	R: 1 E: 0 K: 1 S: 6	H: 1 LOB: 0 BB: 0 P: 6	R: 0 E: 0 K: 0 S: 3	H: 1 LOB: 0 BB: 0 P: 3	R: 0 E: 0 K: 0 S: 5	H: 2 LOB: 2 BB: 0 P: 5	R: 0 E: 0 K: 1 S: 5	H: 0 LOB: 0 BB: 0 P: 5	R: 0 E: 0 K: 2 S: 7	H: 0 LOB: 0 BB: 0 P: 7	R: 0 E: 0 K: 1 S: 5	H: 0 LOB: 0 BB: 0 P: 5	R: 2 E: 0 K: 0 S: 6	H: 3 LOB: 2 BB: 1 P: 10	R: 1 E: 0 K: 0 S: 4	H: 1 LOB: 0 BB: 0 P: 4	R: 0 E: 0 K: 1 S: 5	H: 0 LOB: 1 BB: 1 P: 9	1B: 6 2B: 0 3B: 0 HR: 2	SF: 0 SAC: 0 DP: 1 HBP: 0	WP: 0 PB: 0 SB: 2 CS: 0	PA: 36
PITCHER	IP WLS BF H R ER SO BB IBB HBP BLK WP HR S P ERA WHIP																					
Dave Hillman, R (1, 1) ERA: 3.48	7.0 L 28 7 3 3 5 1 0 0 0 0 1 37 41 3.86 1.143																					
Bill Henry, L (8, 1) ERA: 2.49	2.0 8 1 1 1 1 1 0 0 0 0 0 1 9 13 4.50 1.000																					

San Francisco Giants @ Chicago Cubs
Wrigley Field, Chicago, IL
Fri Jul 03 1959, 3:33 AM CDT
Att. 19,386 - Unknown

livebaseballscorecards.com

AB	34
R	4
H	8
RBI	4
BB	2
SO	6
LOB	12



Batter	1	2	3	4	5	6	7	8	9	AB	R	H	RBI	BB	SO	LOB
Tony Taylor, R (1, 4) OBP: 0.364, SLG: 0.427	0-0 14 5-3 1B		0-0 E 1B		0-0 HBP 1B		0-0 1-3			4	0	3	0	0	0	0
Alvin Dark, R (1, 5) OBP: 0.320, SLG: 0.358	0-0 F8		0-0 F9		1-0 1-2 HBP		4-0 BB			2	0	0	0	1	0	2
Lee Walls, R (1, 9) OBP: 0.345, SLG: 0.384	0-0 14 5-3 1B		0-0 E4 1-2		0-0 F8		0-0 F8			4	0	1	0	0	0	4
14 Ernie Banks, R (1, 6) OBP: 0.366, SLG: 0.598	0-0 5-3		0-0 F8		0-0 F8			0-0 1-3		4	0	0	0	0	0	6
Bobby Thomson, R (1, 8) OBP: 0.312, SLG: 0.411	0-0 F8			0-0 F8		0-0 F8		0-0 F4		4	0	0	0	0	0	4
Earl Averill, R (1, 7) OBP: 0.287, SLG: 0.432		0-3 K		0-0 E 1B		0-0 1-3		0-0 5-3		4	0	1	0	0	1	0
Cal Neeman, R (1, 2) OBP: 0.214, SLG: 0.212		0-0 F8		0-0 E4 1-2		0-0 6-3		0-0 F4		4	0	0	0	0	0	1
Dale Long, L (1, 3) OBP: 0.323, SLG: 0.471		0-3 K		0-3 K		0-0 3-1		0-3 K		4	0	0	0	0	3	2
Dave Hillman, R (1, 1) OBP: 0.216, SLG: 0.065			0-0 5-3		0-3 K		0-0 F8		0-0 F7	2	0	0	0	0	1	2
Johnny Goryl, R (7, PH) OBP: 0.255, SLG: 0.362										1	0	0	0	0	0	0
Bill Henry, L (8, 1) OBP: 0.188, SLG: 0.133										0	0	0	0	0	0	0
Randy Jackson, R (9, PH) OBP: 0.326, SLG: 0.378										1	0	0	0	0	0	0

Inning Stats	R: 0	H: 2	R: 0	H: 0	R: 0	H: 1	R: 0	H: 1	R: 0	H: 0	R: 0	H: 0	R: 0	H: 0	R: 0	H: 0	R: 0	H: 0	R: 0	H: 0	1B: 5	SF: 0	WP: 0	PA: 36
	E: 0	LOB: 2	E: 0	LOB: 0	E: 1	LOB: 2	E: 1	LOB: 2	E: 0	LOB: 0	E: 0	LOB: 1	E: 0	LOB: 0	E: 0	LOB: 0	E: 0	LOB: 0	E: 0	LOB: 0	2B: 0	SAC: 0	PB: 0	
	K: 0	BB: 0	K: 2	BB: 0	K: 0	BB: 0	K: 2	BB: 0	K: 0	BB: 0	K: 0	BB: 1	K: 0	BB: 0	K: 1	BB: 0	K: 0	BB: 0	K: 0	BB: 0	3B: 0	DP: 0	SB: 0	
	S: 5	P: 5	S: 7	P: 7	S: 5	P: 5	S: 9	P: 9	S: 3	P: 3	S: 3	P: 7	S: 3	P: 3	S: 5	P: 5	S: 5	P: 5	S: 5	P: 5	HR: 0	HBP: 1	CS: 0	

PITCHER	IP	WLS	BF	H	R	ER	SO	BB	IBB	HBP	BLK	WP	HR	S	P	ERA	WHIP	PITCHER	IP	WLS	BF	H	R	ER	SO	BB	IBB	HBP	BLK	WP	HR	S	P	ERA	WHIP	
Johnny Antonelli, L (1, 1) ERA: 2.68	9.0	W	36	5	0	0	5	1	0	1	0	0	0	44	49	0.00	0.667																			


BOTTOM

San Francisco Giants @ Chicago Cubs

Wrigley Field, Chicago, IL

Fri Jul 03 1959, 3:33 AM CDT
Att. 19,386 - Unknown

AB	34
R	0
H	5
RBI	0
BB	1
SO	5
LOB	21



livebaseballscorecards.com

Batter	1	2	3	4	5	6	7	8	9	AB R H RBI BB SO LOB
Jim Davenport, R (1, 5) OBP: 0.278, SLG: 0.338	0-0 FC5-4 1B		0-3 K	0-0 F8	4-0 BB		0-0 6-3		0-0 F7	5 0 1 0 1 1 3
Willie Mays, R (1, 8) OBP: 0.369, SLG: 0.541	0-0 FC5-4 1B 1-2f		4-0 S 1B BB		1-2 2-3 BB		4-0 BB IBB		4-0 CS BB	2 3 1 1 4 0 1
Willie Kirkland, L (1, 9) OBP: 0.382, SLG: 0.558	0-3 K		0-0 S 1B	1-H	0-0 HR 1B		1-2 2-3 3-H BB		0-3 K 1-2	5 1 2 2 1 2 5
Orlando Cepeda, R (1, 3) OBP: 0.375, SLG: 0.588	0-0 1B 1-3 1B		0-3 K		0-0 E5 HR	0-3 K	0-0 F7			5 1 1 0 0 2 5
Daryl Spencer, R (1, 4) OBP: 0.352, SLG: 0.395	0-0 1B 1-3 3-H 1B		0-0 6-3	1-2	0-0 1-H 2-H HR	0-0 1-3		0-0 HR		5 2 3 5 0 0 1
Jackie Brandt, R (1, 7) OBP: 0.308, SLG: 0.391	0-3 K			0-0 1B 1B	4-0 G6-3 BB	0-0 6-3		0-3 K		4 1 1 0 1 2 2
Hobie Landrith, L (1, 2) OBP: 0.370, SLG: 0.381		0-0 CS 1B		0-0 1B 1-3 1B	0-0 G6-3		0-0 1B BB 2B		0-0 1B	5 1 4 0 0 0 1
Eddie Bressoud, R (1, 6) OBP: 0.258, SLG: 0.279		0-3 K 1-2		0-0 B1-4 1B	0-0 E6 BB 1B BB		0-0 BB 1-3 1B		0-0 F7	5 1 2 1 0 1 2
Mike McCormick, L (1, 1) OBP: 0.171, SLG: 0.125		0-0 4-3		0-0 B1-4	0-0 BB BB 1B		0-0 1-3		0-0 F7	5 0 1 0 0 0 5
Stu Miller, R (8, 1) OBP: 0.094, SLG: 0.065				1-2f	1-2		1-2			0 0 0 0 0 0 0

Inning Stats	R: 1 E: 0 K: 2 S: 10	H: 3 LOB: 2 BB: 0 P: 10	R: 0 E: 0 K: 1 S: 5	H: 1 LOB: 0 BB: 0 P: 5	R: 1 E: 0 K: 2 S: 8	H: 1 LOB: 1 BB: 1 P: 12	R: 1 E: 0 K: 0 S: 5	H: 3 LOB: 1 BB: 0 P: 5	R: 5 E: 2 K: 0 S: 8	H: 4 LOB: 3 BB: 3 P: 20	R: 0 E: 0 K: 1 S: 5	H: 0 LOB: 0 BB: 0 P: 5	R: 1 E: 0 K: 0 S: 5	H: 2 LOB: 3 BB: 2 P: 13	R: 1 E: 0 K: 1 S: 7	H: 2 LOB: 1 BB: 0 P: 7	R: 0 E: 0 K: 1 S: 4	H: 0 LOB: 1 BB: 1 P: 8	1B: 12 2B: 5 3B: 0 HR: 2	SF: 0 SAC: 0 DP: 4 HBP: 0	WP: 0 PB: 0 SB: 2 CS: 2	PA: 48
--------------	-------------------------------	----------------------------------	------------------------------	---------------------------------	------------------------------	----------------------------------	------------------------------	---------------------------------	------------------------------	----------------------------------	------------------------------	---------------------------------	------------------------------	----------------------------------	------------------------------	---------------------------------	------------------------------	---------------------------------	-----------------------------------	------------------------------------	----------------------------------	--------


PITCHER	IP	WLS	BF	H	R	ER	SO	BB	IBB	HBP	BLK	WP	HR	S	P	ERA	WHIP
Larry Jackson, R (1, 1) ERA: 3.33	4.2	L	28	12	8	6	5	3	0	0	0	0	1	35	47	11.57	3.214
Hal Jeffcoat, R (5, 1) ERA: 5.63	2.1		12	2	1	1	1	2	1	0	0	0	0	11	23	3.86	1.714
Tom Cheney, R (8, 1) ERA: 6.94	1.0		5	2	1	1	1	0	0	0	0	0	1	7	7	9.00	2.000
Dick Ricketts, R (9, 1) ERA: 4.36	1.0		3	0	0	0	1	1	0	0	0	0	0	4	8	0.00	1.000

TOP

San Francisco Giants @ St. Louis Cardinals
Sportsman's Park, St. Louis, MO

Sat Jul 04 1959, 4:33 AM EDT
Att. 18,211 - Unknown

AB	41
R	10
H	16
RBI	9
BB	7
SO	8
LOB	25



livebaseballscorecards.com

BOTTOM

San Francisco Giants @ St. Louis Cardinals
Sportsman's Park, St. Louis, MO

AB 36
R 3
H 10
RBI 3
BB 4
SO 5
LOB 23



WP: 0 PA: 40
PB: 0
SB: 0
CS: 0

Sat Jul 04 1959, 4:33 AM EDT
Att. 18,211 - Unknown

livebaseballscorecards.com

AB R H RBI BB SO LOB

4	1	2	0	1	1	2
5	0	3	3	0	0	1
5	0	0	0	0	0	5
4	0	0	0	1	0	1
3	0	1	0	1	0	3
4	0	2	0	0	1	1
4	0	0	0	0	0	4
2	1	1	0	0	0	2
1	1	1	0	1	0	0
1	0	0	0	0	1	1
1	0	0	0	0	1	1
0	0	0	0	0	0	0
0	0	0	0	0	0	2
0	0	0	0	0	0	0

1B: 9 SF: 0
2B: 1 SAC: 0
3B: 0 DP: 1
HR: 0 HBP: 0

WP HR S P ERA WHIP

Batter	1	2	3	4	5	6	7	8	9
Don Blasingame, L (1, 4) OBP: 0.371, SLG: 0.370	0-3 K ①		4-0 2B BB		0-0 1B		0-0 BB 1B	0-0 F9 ③	
Gino Cimoli, R (1, 8) OBP: 0.365, SLG: 0.503	0-0 F9 ②		0-0 2B 1-H 2-H		0-0 F4 ②		0-0 BB 1B 1-2 2-H		0-0 G6-4-3 1B
Bill White, L (1, 7) OBP: 0.365, SLG: 0.549	0-0 F7 ③		0-0 G3 ③		0-0 F4 ③		0-0 F8 ②		0-0 F2 ①
Ken Boyer, R (1, 5) OBP: 0.388, SLG: 0.533		0-0 6-3 ①		0-0 F8 ①		0-0 6-3 ①	4-0 BB 1-2 2-3		0-0 G6-4-3 ② ③ 1-2f
Joe Cunningham, L (1, 9) OBP: 0.434, SLG: 0.457		0-0 6-3 ②		0-0 1B 1B		4-0 BB	0-0 F8 ③		
Stan Musial, L (1, 3) OBP: 0.365, SLG: 0.429		0-0 F6 ③		0-0 FC4-6 1B 1-2		0-3 K ②		0-0 FC5-4 1B	
Hal Smith, R (1, 2) OBP: 0.312, SLG: 0.448			0-0 F9 ①	0-0 F5 ②		0-0 F6 ③		0-0 FC5-4 1B 1-2f	
Alex Grammas, R (1, 6) OBP: 0.337, SLG: 0.344			0-0 BB 2B 1B		0-0 FC4-6 1-2f		0-0 BB 1B 1B	4-0 BB 1-2	
Dick Gray, R (7, PH) OBP: 0.304, SLG: 0.357 (8, 6)			0-3 K ②		0-3 K ①		0-3 K ①	0-0 F3 ②	

Inning Stats	R: 0	H: 0	E: 0	K: 1	S: 5	R: 0	H: 0	E: 0	K: 0	S: 3	R: 2	H: 2	E: 0	K: 1	S: 7	R: 0	H: 2	E: 0	K: 0	S: 5	R: 0	H: 1	E: 0	K: 1	S: 6	R: 0	H: 0	E: 0	K: 1	S: 5	R: 1	H: 3	E: 0	K: 1	S: 8	R: 0	H: 1	E: 0	K: 0	S: 4	R: 0	H: 1	E: 0	K: 0	S: 3
	LOB: 0	BB: 0	LOB: 0	BB: 0	P: 5	LOB: 0	BB: 0	LOB: 0	BB: 0	P: 3	LOB: 1	BB: 1	LOB: 2	BB: 0	P: 5	LOB: 1	BB: 0	LOB: 1	BB: 0	P: 6	LOB: 1	BB: 1	LOB: 3	BB: 1	LOB: 12	LOB: 2	BB: 1	LOB: 0	BB: 0	P: 3	LOB: 0	BB: 0	LOB: 0	BB: 0	LOB: 0	BB: 0	LOB: 0	BB: 0	LOB: 0	BB: 0	LOB: 0	BB: 0	LOB: 0	BB: 0	LOB: 0

PITCHER	IP	WLS	BF	H	R	ER	SO	BB	IBB	HBP	BLK	WP	HR	S	P	ERA	WHIP
Mike McCormick, L (1, 1) ERA: 3.6	7.1	W	35	9	3	3	5	4	0	0	0	0	0	41	57	3.68	1.773
Stu Miller, R (8, 1) ERA: 2.52	1.2	S	5	1	0	0	0	0	0	0	0	0	0	5	5	0.00	0.600

Batter	1	2	3	4	5	6	7	8	9	AB R H RBI BB SO LOB	TOP
Jim Davenport, R (1, 5) <small>OBP: 0.281, SLG: 0.338</small>	0-3 K		0-0 1-3			0-0 G6-4-3 1B		4-0 2B 1-2 BB		3 0 1 0 1 1 0	San Francisco Giants @ St. Louis Cardinals Sportsman's Park, St. Louis, MO Sun Jul 05 1959, 4:33 AM EDT Unknown
Willie Mays, R (1, 8) <small>OBP: 0.367, SLG: 0.540</small>	0-0 6-3		0-0 F6			0-0 G6-4-3 1-2f		0-0 1-3 2-H 2B	4 0 1 1 0 0 1		
Willie Kirkland, L (1, 9) <small>OBP: 0.376, SLG: 0.548</small>	0-3 K		0-0 F9			0-0 F5		0-3 K2-3	4 0 0 0 0 2 2		
Orlando Cepeda, R (1, 3) <small>OBP: 0.371, SLG: 0.580</small>		0-0 F7		0-0 F6			0-0 F9	0-0 F4	4 0 0 0 0 0 2		
Daryl Spencer, R (1, 4) <small>OBP: 0.350, SLG: 0.397</small>		0-0 E 2B		0-0 F8			0-0 1-3	0-0 F4	4 1 1 0 0 0 0		
Jackie Brandt, R (1, 7) <small>OBP: 0.311, SLG: 0.397</small>		0-0 E5 2-H 1B		0-0 4-3			0-0 2B	0-0 F9	4 0 2 1 0 0 0		
Bob Schmidt, R (1, 2) <small>OBP: 0.296, SLG: 0.397</small> Dusty Rhodes, L (7, PH) <small>OBP: 0.381, SLG: 0.235</small> Jim Hegan, R (7, 2) <small>OBP: 0.213, SLG: 0.196</small> Al Worthington, R (8, 1) <small>OBP: 0.143, SLG: 0.143</small> Felipe Alou, R (9, PH) <small>OBP: 0.331, SLG: 0.490</small>		0-0 F4		0-0 5-3		0-0 4-3		0-3 K	2 0 0 0 0 0 1 1 0 0 0 0 0 1 0 0 0 0 0 0 0 1 0 0 0 0 1 0		
Eddie Bressoud, R (1, 6) <small>OBP: 0.265, SLG: 0.274</small> Hobie Landrith, L (8, PH) <small>OBP: 0.374, SLG: 0.386</small> (8, 2)		4-0 IBB		0-0 F7				0-0 BB 2B 1B	1 0 0 0 1 0 0 1 1 1 0 0 0 0		
Jack Sanford, R (1, 1) <small>OBP: 0.150, SLG: 0.081</small> Leon Wagner, L (8, PH) <small>OBP: 0.364, SLG: 0.480</small> Andre Rodgers, R (8, 6) <small>OBP: 0.346, SLG: 0.396</small>		0-3 K		0-3 K				0-0 F9	2 0 0 0 0 2 2 1 0 0 0 0 0 1 0 0 0 0 0 0 0		
Inning Stats	R: 0 H: 0 E: 0 LOB: 0 K: 2 BB: 0 S: 7 P: 7	R: 1 H: 2 E: 1 LOB: 2 K: 1 BB: 1 S: 7 P: 11	R: 0 H: 0 E: 0 LOB: 0 K: 0 BB: 0 S: 3 P: 3	R: 0 H: 0 E: 0 LOB: 0 K: 0 BB: 0 S: 3 P: 3	R: 0 H: 0 E: 0 LOB: 0 K: 1 BB: 0 S: 5 P: 5	R: 0 H: 1 E: 0 LOB: 0 K: 0 BB: 0 S: 3 P: 3	R: 0 H: 1 E: 0 LOB: 1 K: 0 BB: 0 S: 4 P: 4	R: 1 H: 2 E: 0 LOB: 2 K: 1 BB: 1 S: 7 P: 11	R: 0 H: 0 E: 0 LOB: 0 K: 1 BB: 0 S: 5 P: 5	1B: 3 SF: 0 2B: 3 SAC: 0 3B: 0 DP: 1 HR: 0 HBP: 0	
PITCHER Ernie Broglio, R (1, 1) <small>ERA: 5.13</small>	IP WLS BF H R ER SO BB IBB HBP BLK WP HR S P ERA WHIP 9.0 W 34 6 2 2 6 1 1 0 0 0 0 44 52 2.00 0.778										

livebaseballscorecards.com

AB	32
R	2
H	6
RBI	2
BB	2
SO	6
LOB	10



Batter	1	2	3	4	5	6	7	8	9	AB	R	H	RBI	BB	SO	LOB
Don Blasingame, L (1, 4) OBP: 0.373, SLG: 0.370	4-0 FC3-6 BB		0-0 5-3		0-0 E9 BB HR 1B		0-0 G3			3	1	1	0	1	0	0
Joe Cunningham, L (1, 9) OBP: 0.431, SLG: 0.450	0-0 F7		0-0 6-3		4-0 HR BB		0-0 F4			3	1	0	0	1	0	1
Bill White, L (1, 7) OBP: 0.386, SLG: 0.559 (7, 3)	0-0 FC3-6 1-2f			0-0 4-3	0-0 HR		4-0 E BB			3	1	1	4	1	0	1
Ken Boyer, R (1, 5) OBP: 0.386, SLG: 0.527	0-0 5-3			4-0 BB BB	0-0 F9		0-0 E6 1-2			3	0	0	0	1	0	2
Gino Cimoli, R (1, 8) OBP: 0.362, SLG: 0.498 (7, 7)		0-0 5-3		0-3 K	0-3 K		0-0 F9			3	0	0	0	0	2	1
Bobby Gene Smith, R (7, PH) OBP: 0.207, SLG: 0.298 (8, 7)										1	0	0	0	0	0	2
Stan Musial, L (1, 3) OBP: 0.373, SLG: 0.440 Curt Flood, R (6, PR) OBP: 0.295, SLG: 0.245 (7, 8)		0-0 2B		4-0 1-2 BB		0-0 CS 1B		0-0 6-3		2	0	2	0	1	0	0
Hal Smith, R (1, 2) OBP: 0.311, SLG: 0.445		0-3 K		0-0 6-3		0-0 6-3 1-2		0-0 CS 1B		4	0	1	0	0	1	4
Alex Grammas, R (1, 6) OBP: 0.341, SLG: 0.348		0-0 5-3			0-0 E HR 1B 1B		0-0 1B		0-3 K 1-2	4	1	2	0	0	1	2
Ernie Broglio, R (1, 1) OBP: 0.214, SLG: 0.120			0-3 K		0-0 F2		0-0 1-3			3	0	0	0	0	1	2

Inning Stats	R: 0	H: 0	E: 0	K: 0	S: 3	R: 0	H: 1	E: 0	K: 1	S: 6	R: 0	H: 0	E: 0	K: 1	S: 5	R: 0	H: 0	E: 0	K: 1	S: 5	R: 4	H: 3	E: 1	K: 1	S: 8	R: 0	H: 2	E: 0	K: 0	S: 4	R: 0	H: 0	E: 1	K: 0	S: 4	R: 0	H: 1	E: 0	K: 1	S: 5			
	0	0	0	0	3	0	1	0	1	6	0	0	0	1	5	0	0	0	0	1	5	3	0	1	12	0	0	0	2	0	4	0	0	8	0	1	0	5					

BOTTOM


San Francisco Giants @ St. Louis Cardinals
Sportsman's Park, St. Louis, MO

Sun Jul 05 1959, 4:33 AM EDT
Unknown

AB	30
R	4
H	7
RBI	4
BB	5
SO	5
LOB	15

livebaseballscorecards.com

WP: 0	PA: 35
PB: 0	
SB: 0	
CS: 2	



Batter	1	2	3	4	5	6	7	8	9	AB R H RBI BB SO LOB
--------	---	---	---	---	---	---	---	---	---	----------------------

Danny O'Connell, R (1, 5) <small>OBP: 0.222, SLG: 0.222</small>	0-0 HR 1B		0-0 1B 1B	0-3 K			0-0 E5 3-1 1B SF9		0-3 K	5 3 2 0 0 2 1
---	-------------------------	--	-------------------------	---------------------	--	--	---	--	---------------------	---------------

Willie Mays, R (1, 8) <small>OBP: 0.368, SLG: 0.548</small>	0-0 HR		0-0 F9		0-0 5-3		0-0 SF9 3-1 CS 1B		0-0 F4	5 1 2 2 0 0 1
---	----------------------	--	----------------------	--	-----------------------	--	---	--	----------------------	---------------

Willie Kirkland, L (1, 9) <small>OBP: 0.374, SLG: 0.543</small>	0-3 K		0-0 1B 1B		0-0 6-3		0-0 3-1			4 0 1 0 0 1 2
---	---------------------	--	-------------------------	--	-----------------------	--	-----------------------	--	--	---------------

Orlando Cepeda, R (1, 3) <small>OBP: 0.370, SLG: 0.575</small>	0-0 F7		0-0 F4		0-0 E3		4-0 IBB			3 0 0 0 1 0 2
--	----------------------	--	----------------------	--	----------------------	--	-----------------------	--	--	---------------

Daryl Spencer, R (1, 4) <small>OBP: 0.349, SLG: 0.396</small>	0-0 5-3		0-0 1B		0-0 CS	0-0 5-3	0-0 SF9			3 0 1 2 0 0 0
---	-----------------------	--	----------------------	--	----------------------	-----------------------	-----------------------	--	--	---------------

Jackie Brandt, R (1, 7) <small>OBP: 0.310, SLG: 0.395</small>		0-3 K	0-0 6-3		0-0 1B	0-0 CS	0-3 K			4 0 1 0 0 2 2
---	--	---------------------	-----------------------	--	----------------------	----------------------	---------------------	--	--	---------------

Hobie Landrith, L (1, 2) <small>OBP: 0.371, SLG: 0.381</small>		0-0 F9		0-0 FC6 1B		0-3 K2-3		0-0 4-3		4 0 1 0 0 1 1
--	--	----------------------	--	--------------------------	--	------------------------	--	-----------------------	--	---------------

Eddie Bressoud, R (1, 6) <small>OBP: 0.278, SLG: 0.292</small>		0-0 2B		0-0 F3		4-0 IBB		0-3 K		3 0 1 0 1 1 1
--	--	----------------------	--	----------------------	--	-----------------------	--	---------------------	--	---------------

Sam Jones, R (1, 1) <small>OBP: 0.118, SLG: 0.122</small> Stu Miller, R (8, 1) <small>OBP: 0.091, SLG: 0.063</small> Johnny Antonelli, L (9, 1) <small>OBP: 0.123, SLG: 0.158</small>		0-3 K	0-0 FC6		0-3 K		0-0 6-3			3 0 0 0 0 2 4 1 0 0 0 0 0 0 0 0 0 0 0 0 0
---	--	---------------------	-----------------------	--	---------------------	--	-----------------------	--	--	---

Inning Stats	R: 2 E: 0 K: 1 S: 7	H: 2 LOB: 0 BB: 0 P: 7	R: 0 E: 0 K: 2 S: 8	H: 1 LOB: 1 BB: 0 P: 8	R: 1 E: 0 K: 0 S: 6	H: 3 LOB: 2 BB: 0 P: 6	R: 0 E: 0 K: 1 S: 6	H: 1 LOB: 1 BB: 0 P: 6	R: 0 E: 1 K: 0 S: 3	H: 0 LOB: 0 BB: 0 P: 3	R: 0 E: 0 K: 2 S: 8	H: 1 LOB: 2 BB: 1 P: 12	R: 1 E: 1 K: 0 S: 4	H: 1 LOB: 1 BB: 1 P: 8	R: 0 E: 0 K: 2 S: 7	H: 0 LOB: 0 BB: 0 P: 7	R: 0 E: 0 K: 1 S: 5	H: 0 LOB: 0 BB: 0 P: 5	1B: 7 2B: 1 3B: 0 HR: 1	SF: 1 SAC: 0 DP: 0 HBP: 0	WP: 0 PB: 0 SB: 1 CS: 2	PA: 40
--------------	------------------------------	---------------------------------	------------------------------	---------------------------------	------------------------------	---------------------------------	------------------------------	---------------------------------	------------------------------	---------------------------------	------------------------------	----------------------------------	------------------------------	---------------------------------	------------------------------	---------------------------------	------------------------------	---------------------------------	----------------------------------	------------------------------------	----------------------------------	--------

PITCHER	IP	WLS	BF	H	R	ER	SO	BB	IBB	HBP	BLK	WP	HR	S	P	ERA	WHIP
Gary Blaylock, R (1, 1) <small>ERA: 4.53</small>	2.2	L	14	6	3	3	3	0	0	0	0	0	1	20	20	10.12	2.250
Lindy McDaniel, R (3, 1) <small>ERA: 2.83</small>	4.1		18	3	1	0	3	0	2	0	0	0	0	22	30	0.00	0.692
Marshall Bridges, L (8, 1) <small>ERA: 4.63</small>	2.0		6	0	0	0	3	0	0	0	0	0	0	12	12	0.00	0.000


TOP

San Francisco Giants @ St. Louis Cardinals
Sportsman's Park, St. Louis, MO

Sun Jul 05 1959, 4:38 AM EDT
 Att. 28,431 - Unknown

livebaseballscorecards.com

AB	35
R	4
H	9
RBI	4
BB	2
SO	9
LOB	14



BOTTOM

San Francisco Giants @ St. Louis Cardinals
Sportsman's Park, St. Louis, MO

livebaseballscorecards.com

AB 36
R 2
H 10
RBI 2
BB 6
SO 8
LOB 31



WP: 0 PA: 42
PB: 0
SB: 0
CS: 0

Sun Jul 05 1959, 4:38 AM EDT
Att. 28,431 - Unknown

AB R H RBI BB SO LOB

4	2	1	0	1	0	2
3	0	1	0	2	1	2
5	0	2	1	0	2	3
3	0	2	1	2	0	1
4	0	0	0	1	0	8
3	0	2	0	0	1	3
1	0	0	0	0	0	2
0	0	0	0	0	0	0
1	0	0	0	0	0	2
2	0	0	0	0	1	2
1	0	0	0	0	0	3
1	0	1	0	0	0	0
4	0	1	0	0	0	1
0	0	0	0	0	0	0
3	0	0	0	0	2	2
1	0	0	0	0	1	0

Batter	1	2	3	4	5	6	7	8	9
Don Blasingame, L (1, 4) OBP: 0.373, SLG: 0.368	0-0 4-3 1B		4-0 2B BB	0-0 4-3		0-0 F9			0-0 1B 1B
Joe Cunningham, L (1, 9) OBP: 0.434, SLG: 0.453	0-0 2B		0-3 K		4-0 2B BB		4-0 FC5-4 BB		0-0 F2
Bill White, L (1, 7) OBP: 0.387, SLG: 0.559	0-3 K		0-0 1-H 2B		0-3 K		0-0 FC5-4 E 1-2f		0-0 1B 1B
Ken Boyer, R (1, 5) OBP: 0.392, SLG: 0.533	4-0 BB		4-0 BB		0-0 1-3 2B		0-0 E9		0-0 1-2 1B
Stan Musial, L (1, 3) OBP: 0.369, SLG: 0.431	0-0 F4		0-0 F9		4-0 IBB		0-0 F3		0-0 3-H F9
Bobby Gene Smith, R (1, 8) OBP: 0.230, SLG: 0.317		0-0 1B		0-0 1B			0-0 F8		0-0 F9
Ray Jablonski, R (7, PH) OBP: 0.351, SLG: 0.478									
Marshall Bridges, S (8, 1) OBP: 0.444, SLG: 0.875									
Gino Cimoli, R (9, PH) OBP: 0.361, SLG: 0.497									
Ray Katt, R (1, 2) OBP: 0.238, SLG: 0.333		0-0 G6-4-3 1B		0-3 K		0-0 F9			0-0 G6-4-3 1B
George Crowe, L (5, PH) OBP: 0.340, SLG: 0.551		1-2f							
Hal Smith, R (6, 2) OBP: 0.313, SLG: 0.447									
Alex Grammas, R (1, 6) OBP: 0.339, SLG: 0.346		0-0 F8		0-0 1-2 1B		0-0 6-3		0-0 G6-4-3 1B	
Gary Blaylock, R (1, 1) OBP: 0.091, SLG: 0.273			0-3 K		0-3 K		0-0 6-3		0-3 K
Lindy McDaniel, R (3, 1) OBP: 0.160, SLG: 0.045									
Curt Flood, R (8, 8) OBP: 0.290, SLG: 0.241									

Inning	R	H	E	K	S	LOB	BB	IBB	HBP	BLK	WP	HR	S	P	ERA	WHIP
1	0	1	0	1	6	2	0	0	0	0	0	0	41	65	1.29	1.571
2	0	1	0	0	3	0	0	0	0	0	0	0	9	9	6.75	3.000
3	0	1	0	0	3	0	0	0	0	0	0	0	2	2	0.00	0.000

PITCHER	IP	WLS	BF	H	R	ER	SO	BB	IBB	HBP	BLK	WP	HR	S	P	ERA	WHIP
Sam Jones, R (1, 1) ERA: 3.35	7.0	W	33	6	1	1	7	5	1	0	0	0	0	41	65	1.29	1.571
Stu Miller, R (8, 1) ERA: 2.58	1.1		7	4	1	1	1	0	0	0	0	0	0	9	9	6.75	3.000
Johnny Antonelli, L (9, 1) ERA: 2.66	0.2	S	2	0	0	0	0	0	0	0	0	0	0	2	2	0.00	0.000

Batter	1	2	3	4	5	6	7	8	9	AB R H RBI BB SO LOB	TOP	
Jim Davenport, R (1, 5) <small>OBP: 0.280, SLG: 0.336</small>	0-0 		0-0 			0-0 		0-0 		4 1 1 0 0 0 1		
Willie Kirkland, L (1, 9) <small>OBP: 0.372, SLG: 0.551</small>	0-0 			0-0 		0-0 		0-0 		4 1 1 2 0 0 0		
Willie Mays, R (1, 8) <small>OBP: 0.367, SLG: 0.544</small>	0-0 			0-0 		0-0 			0-0 	4 1 1 0 0 0 0		
Orlando Cepeda, R (1, 3) <small>OBP: 0.368, SLG: 0.571</small>		0-3 		0-0 		0-0 			0-3 	4 0 1 0 0 2 1		
Daryl Spencer, R (1, 4) <small>OBP: 0.348, SLG: 0.394</small>		0-0 		0-0 		0-0 			0-0 	4 0 1 1 0 0 1		
Jackie Brandt, R (1, 7) <small>OBP: 0.309, SLG: 0.393</small>		0-0 			0-0 		0-0 		0-0 	4 0 1 0 0 0 1		
Hobie Landrith, L (1, 2) <small>OBP: 0.367, SLG: 0.372</small>		0-0 			0-0 		0-0 		4-0 	3 0 0 0 1 0 1		
Eddie Bressoud, R (1, 6) <small>OBP: 0.276, SLG: 0.290</small>			0-0 		0-0 		0-0 		0-3 	4 0 1 0 0 1 2		
Mike McCormick, L (1, 1) <small>OBP: 0.184, SLG: 0.143</small> Sam Jones, R (8, 1) <small>OBP: 0.118, SLG: 0.122</small>			0-0 		0-0 			0-0 		3 0 1 0 0 0 1 0 0 0 0 0 0 0		
Inning Stats	R: 0 H: 0 E: 0 LOB: 0 K: 0 BB: 0 S: 3 P: 3	R: 0 H: 1 E: 0 LOB: 1 K: 1 BB: 0 S: 6 P: 6	R: 0 H: 1 E: 0 LOB: 0 K: 0 BB: 0 S: 3 P: 3	R: 0 H: 1 E: 0 LOB: 1 K: 0 BB: 0 S: 4 P: 4	R: 0 H: 1 E: 0 LOB: 1 K: 0 BB: 0 S: 4 P: 4	R: 2 H: 2 E: 0 LOB: 0 K: 0 BB: 0 S: 5 P: 5	R: 0 H: 0 E: 0 LOB: 0 K: 0 BB: 0 S: 3 P: 3	R: 0 H: 0 E: 0 LOB: 0 K: 2 BB: 1 S: 9 P: 13	1B: 7 SF: 0 2B: 0 SAC: 0 3B: 0 DP: 1 HR: 1 HBP: 0	WP: 0 PA: 35 PB: 0 SB: 3 CS: 0		
PITCHER Don Newcombe, R (1, 1) <small>ERA: 2.99</small> Tom Acker, R (9, 1) <small>ERA: 3.23</small>	IP WLS BF H R ER SO BB IBB HBP BLK WP HR S P ERA WHIP 8.0 29 6 2 2 1 0 0 0 0 0 1 31 31 2.25 0.750											PITCHER IP WLS BF H R ER SO BB IBB HBP BLK WP HR S P ERA WHIP 1.0 L 6 2 1 1 2 0 1 0 0 0 0 9 13 9.00 2.000

San Francisco Giants @ Cincinnati Redlegs
 Crosley Field, Cincinnati, OH
 Thu Jul 09 1959, 7:05 PM EDT
 Att. 14,705 - Unknown

AB	34
R	3
H	8
RBI	3
BB	1
SO	3
LOB	8

Batter	1	2	3	4	5	6	7	8	9	AB	R	H	RBI	BB	SO	LOB
Johnny Temple, R OBP: 0.402, SLG: 0.448 (1, 4) X	0-0 F9 ①			X 0-0 F7 ①		X 0-0 1B 1B		X 0-0 F7 ②		4	0	1	0	0	0	0
Vada Pinson, L OBP: 0.369, SLG: 0.521 (1, 8) X	0-0 F6 ②			X 0-0 5-3 ②		X 0-0 FC6-4 1B		X 0-0 BB 1B 2B		4	1	2	0	0	0	0
Gus Bell, L OBP: 0.299, SLG: 0.412 (1, 9) X	0-0 6-3 ③			X 0-0 G3 ③		S S S 0-3 K ②		B B B B 4-0 1B BB BB		3	0	0	0	1	1	2
Frank Robinson, R OBP: 0.409, SLG: 0.586 (1, 3)		X 0-0 G3 ①			X 0-0 1B 1B	X 0-0 FC6-4 ③		B B B B 4-0 1-2 2-3 BB		3	0	1	0	1	0	2
Jim Pendleton, R OBP: 0.333, SLG: 0.377 (1, 5)		X 0-0 F4 ②			X 0-0 BB 1B		X 0-0 6-3 ① X	X 0-0 1-2 2-3 3-H 1B		3	0	1	0	0	0	0
Jerry Lynch, L OBP: 0.322, SLG: 0.440 (8, PH)										1	0	1	1	0	0	0
Tom Acker, R OBP: 0.200, SLG: 0.111 (9, 1)										0	0	0	0	0	0	0
Dutch Dotterer, R OBP: 0.396, SLG: 0.444 (1, 2)										3	0	0	0	0	1	2
Ed Bailey, L OBP: 0.358, SLG: 0.370 (8, PH) (9, 2)										1	0	0	0	0	1	3
Frank Thomas, R OBP: 0.280, SLG: 0.379 (1, 7)										2	1	1	1	2	0	0
Eddie Kasko, R OBP: 0.269, SLG: 0.283 (1, 6)										4	0	0	0	0	0	4
Don Newcombe, L OBP: 0.432, SLG: 0.460 (1, 1)										2	0	0	0	0	1	0
Pete Whisenant, R OBP: 0.328, SLG: 0.571 (8, PH)										1	0	0	0	0	0	0
Willie Jones, R OBP: 0.332, SLG: 0.437 (9, 5)										1	0	0	0	0	0	0


Inning Stats		R: 0	H: 0	E: 0	K: 0	S: 3	R: 0	H: 0	E: 0	K: 1	S: 5	R: 0	H: 0	E: 0	K: 1	S: 4	R: 0	H: 2	E: 0	K: 0	S: 4	R: 0	H: 2	E: 0	K: 1	S: 7	R: 1	H: 1	E: 0	K: 0	S: 4	R: 1	H: 2	E: 0	K: 1	S: 7	R: 0	H: 0	E: 0	K: 0	S: 3
PITCHER		IP	WLS	BF	H	R	ER	SO	BB	IBB	HBP	BLK	WP	HR	S	P	ERA	WHIP																							
Mike McCormick, L ERA: 3.52 (1, 1)	7.2		30	6	2	2	3	3	0	0	0	0	0	1	33	45	2.35	1.174																							
Sam Jones, R ERA: 3.32 (8, 1)	1.1	W	6	1	0	0	1	1	0	0	0	0	0	0	7	11	0.00	1.500																							

BOTTOM

San Francisco Giants @ Cincinnati Redlegs
Crosley Field, Cincinnati, OH

Thu Jul 09 1959, 7:05 PM EDT
Att. 14,705 - Unknown

AB	32
R	2
H	7
RBI	2
BB	4
SO	4
LOB	13



Inning Stats		R: 0	H: 0	E: 0	K: 0	S: 3	R: 0	H: 0	E: 0	K: 0	S: 3	R: 0	H: 0	E: 0	K: 0	S: 3	R: 1	H: 2	E: 0	K: 1	S: 7	R: 1	H: 2	E: 0	K: 1	S: 7	R: 0	H: 0	E: 0	K: 0	S: 3
PITCHER		IP	WLS	BF	H	R	ER	SO	BB	IBB	HBP	BLK	WP	HR	S	P	ERA	WHIP													

Batter	1	2	3	4	5	6	7	8	9	10	11	AB R H RBI BB SO LOB	TOP																		
Jim Davenport, R OBP: 0.279, SLG: 0.334 (1, 5)	0-0 1B HR	0-0 5-3		0-0 F6		0-0 F8			0-0 6-3		0-0 SH5-3	5 1 1 0 0 0 2	<p>San Francisco Giants @ Cincinnati Redlegs</p> <p>Crosley Field, Cincinnati, OH</p> <p>Fri Jul 10 1959, 7:05 PM EDT</p> <p>Att. 16,006 - Unknown</p> <p>livebaseballscorecards.com</p>																		
Willie Kirkland, L OBP: 0.368, SLG: 0.544 (1, 9)	0-3 K	0-0 1B 2-H		0-3 K		0-3 K			0-3 K		0-0 SF8	5 0 1 2 0 4 2																			
Willie Mays, R OBP: 0.372, SLG: 0.554 (1, 8)	0-0 1B HR	0-0 F9			0-3 K		0-0 1B 6-3 S		4-0 BB S S		0-0 HR	5 2 3 1 1 1 1																			
Orlando Cepeda, R OBP: 0.370, SLG: 0.578 (1, 3)	0-0 HR 1-H 2-H		0-0 F8		0-0 1B 1B		0-0 F2 1-2		4-0 IBB 1-2		0-3 K	5 2 2 3 1 1 1																			
Daryl Spencer, R OBP: 0.349, SLG: 0.397 (1, 4)	0-0 2B		0-0 5-3		0-0 1B 1-3		0-0 6-3 2-3		0-0 F9 2-3			5 0 2 0 0 0 3																			
Jackie Brandt, R OBP: 0.311, SLG: 0.405 (1, 7)	0-0 F9		0-0 HR		0-0 1B 1-2 3-H			0-3 K		0-0 6-3		5 1 2 2 0 1 1																			
Bob Schmidt, R OBP: 0.292, SLG: 0.391 (1, 2)	0-0 F9		0-0 F8		0-0 F8			0-0 F8		0-0 F8		2 0 0 0 0 0 1																			
Leon Wagner, L OBP: 0.361, SLG: 0.475 (5, PH)												1 0 0 0 0 0 2																			
Hobie Landrith, L OBP: 0.362, SLG: 0.366 (5, 2)												2 0 0 0 0 0 0																			
Eddie Bressoud, R OBP: 0.296, SLG: 0.311 (1, 6)		0-0 1B 5-3		0-0 1B SH3-4		0-0 FC6-4 1-2		0-0 1B		0-0 5-3		5 1 3 0 0 0 2																			
Stu Miller, R OBP: 0.088, SLG: 0.081 (1, 1)											0-0 SH5-3 SF8	1 0 0 0 0 0 1																			
Al Worthington, R OBP: 0.125, SLG: 0.125 (5, 1)												1 0 0 0 0 0 1																			
Gordon Jones, R OBP: 0.364, SLG: 0.222 (7, 1)												0 0 0 0 0 0 0																			
Dusty Rhodes, L OBP: 0.118, SLG: 0.122 (8, PH)												1 0 0 0 0 0 1																			
Sam Jones, R OBP: 0.335, SLG: 0.500 (8, 1)												0 0 0 0 0 0 0																			
Felipe Alou, R OBP: 0.335, SLG: 0.500 (11, PH)												1 1 1 0 0 0 0																			
Eddie Fisher, R (11, 1)												0 0 0 0 0 0 0																			
Inning Stats	R: 3 E: 0 K: 1 S: 9	H: 4 LOB: 1 BB: 0 P: 9	R: 1 E: 0 K: 0 S: 5	H: 2 LOB: 1 BB: 0 P: 5	R: 1 E: 0 K: 0 S: 4	H: 1 LOB: 0 BB: 0 P: 4	R: 0 E: 0 K: 1 S: 6	H: 1 LOB: 1 BB: 0 P: 6	R: 1 E: 0 K: 1 S: 8	H: 3 LOB: 2 BB: 0 P: 8	R: 0 E: 0 K: 2 S: 7	H: 0 LOB: 0 BB: 0 P: 7	R: 0 E: 0 K: 0 S: 3	H: 1 LOB: 0 BB: 0 P: 3	R: 0 E: 0 K: 2 S: 8	H: 1 LOB: 1 BB: 0 P: 8	R: 0 E: 0 K: 1 S: 5	H: 0 LOB: 2 BB: 2 P: 13	R: 0 E: 0 K: 0 S: 3	H: 0 LOB: 0 BB: 0 P: 3	R: 2 E: 0 K: 1 S: 7	H: 2 LOB: 0 BB: 0 P: 7	1B: 10 2B: 2 3B: 0 HR: 3	SF: 1 SAC: 2 DP: 0 HBP: 0	WP: 0 PA: 49						
PITCHER	IP WLS BF H R ER SO BB IBB HBP BLK WP HR S P ERA WHIP														IP WLS BF H R ER SO BB IBB HBP BLK WP HR S P ERA WHIP																
Jim O'Toole, L ERA: 6.44 (1, 1)	4.0		20	8	5	5	2	0	0	0	0	0	0	2	24	24	11.25	2.000													
Willard Schmidt, R ERA: 3.74 (5, 1)	2.0		9	3	1	1	3	0	0	0	0	0	0	0	15	15	4.50	1.500													
Orlando Pena, R ERA: 5.47 (7, 1)	5.0	L	20	4	2	2	4	1	1	0	0	0	0	1	26	34	3.60	1.000													



Batter	1	2	3	4	5	6	7	8	9	10	11	AB R H RBI BB SO LOB	BOTTOM																		
Johnny Temple, R OBP: 0.401, SLG: 0.442 (1, 4)	FC4-6 BB	K		G4-6-3 1-2f		FC6-4 1-2f		FC7-4-3 BB			F7	4 0 0 0 2 1 5	San Francisco Giants @ Cincinnati Redlegs Crosley Field, Cincinnati, OH Fri Jul 10 1959, 7:05 PM EDT Att. 16,006 - Unknown																		
Vada Pinson, L OBP: 0.371, SLG: 0.523 (1, 8)	FC4-6 1B 1-2f		G5-4-3 1B		S 1B 2B		HR 1B	F7-4-3 1-2			4-3	6 3 3 0 0 0 2																			
Gus Bell, L OBP: 0.304, SLG: 0.418 (1, 9)	F9		G5-4-3 1B 1-3		G4-6-3 1B 2-H		F7				F9 2B	5 0 3 1 0 0 2																			
Frank Robinson, R OBP: 0.411, SLG: 0.595 (1, 3)			G5-4-3 1B 1-2f 3-H		K		HR 1-H				CS IBB	4 1 2 2 1 1 2																			
Jim Pendleton, R OBP: 0.316, SLG: 0.356 Willie Jones, R OBP: 0.330, SLG: 0.435 (1, 5) (8, 5)	F8		6-3		G4-6-3 1-2f		1-3				F9 2-3	4 0 0 0 0 0 3 1 0 0 0 0 0 2																			
Ed Bailey, L OBP: 0.368, SLG: 0.405 Roy McMillan, R OBP: 0.341, SLG: 0.480 Dutch Dotterer, R OBP: 0.396, SLG: 0.444 (1, 2) (10, PR) (11, 2)		HR			HR		3-1 BB	1B BB			CS BB 1-2	3 2 2 2 2 0 0 0 0 0 0 0 0 0 0 0 0 0 0 0 0																			
Frank Thomas, R OBP: 0.278, SLG: 0.375 (1, 7)		K			K		4-3	1-2 1B			K	5 0 1 0 0 3 1																			
Eddie Kasko, R OBP: 0.275, SLG: 0.282 (1, 6)		6-3			E 1B		4-0 1B BB	F4			K 1-2	4 0 1 0 1 1 3																			
Jim O'Toole, S OBP: 0.400, SLG: 0.143 Whitney Lockman, L OBP: 0.290, SLG: 0.256 Willard Schmidt, R OBP: 0.160, SLG: 0.056 Jerry Lynch, L OBP: 0.325, SLG: 0.442 Orlando Peña, R OBP: 0.160, SLG: 0.056 Don Newcombe, L OBP: 0.427, SLG: 0.453 (1, 1) (4, PH) (5, 1) (6, PH) (7, 1) (11, PH)					E1 G4-6-3 1-2		FC6-4 1B 1-2				F8	0 0 0 0 0 1 0 0 1 0 0 0 0 0 0 1 0 0 0 0 0 0 0 0 1 0 1 0 0 0 0 0 1 0 0 0 0 0 1 0 1 0 0 0 0 0 0 0																			
Inning Stats	R: 0 E: 0 K: 0 S: 4	H: 1 LOB: 2 BB: 1 P: 8	R: 1 E: 0 K: 2 S: 8	H: 1 LOB: 1 BB: 1 P: 12	R: 1 E: 0 K: 0 S: 4	H: 2 LOB: 0 BB: 0 P: 4	R: 1 E: 1 K: 1 S: 7	H: 2 LOB: 1 BB: 0 P: 7	R: 1 E: 0 K: 1 S: 6	H: 2 LOB: 0 BB: 0 P: 6	R: 0 E: 0 K: 0 S: 4	H: 1 LOB: 2 BB: 1 P: 8		R: 2 E: 0 K: 0 S: 6	H: 3 LOB: 2 BB: 1 P: 10	R: 0 E: 0 K: 1 S: 4	H: 0 LOB: 0 BB: 1 P: 8	R: 0 E: 0 K: 0 S: 2	H: 1 LOB: 0 BB: 1 P: 6	R: 0 E: 0 K: 2 S: 6	H: 0 LOB: 1 BB: 1 P: 10	R: 0 E: 0 K: 0 S: 3	H: 0 LOB: 0 BB: 0 P: 3	1B: 8 2B: 3 3B: 0 HR: 3	SF: 0 SAC: 0 DP: 4 HBP: 0	WP: 0 PB: 0 SB: 1 CS: 2	PA: 48				
PITCHER	IP WLS BF H R ER SO BB IBB HBP BLK WP HR S P ERA WHIP															IP WLS BF H R ER SO BB IBB HBP BLK WP HR S P ERA WHIP															
Stu Miller, R ERA: 2.82 (1, 1)	4.0		21	8	4	4	3	2	0	0	0	0	2	25	33	9.00	2.500														
Al Worthington, R ERA: 3.86 (5, 1)	2.2		13	4	2	2	1	2	0	0	0	0	1	13	21	6.75	2.250														
Gordon Jones, R ERA: 3.9 (7, 1)	0.1		1	0	0	0	0	0	0	0	0	0	0	1	1	0.00	0.000														
Sam Jones, R ERA: 3.25 (8, 1)	3.0	W	9	1	0	0	3	2	1	0	0	0	0	12	24	0.00	1.000														
Eddie Fisher, R ERA: 6.06 (11, 1)	1.0	S	3	0	0	0	0	0	0	0	0	0	0	3	3	0.00	0.000														

AB	40
R	6
H	13
RBI	5
BB	7
SO	7
LOB	21



Batter	1	2	3	4	5	6	7	8	9	AB R H RBI BB SO LOB	TOP
Jim Davenport, R (1, 5) OBP: 0.281, SLG: 0.341	0-0 F4		0-0 4-3	0-0 F7			0-0 1B 2B		0-0 2B	5 2 2 0 0 0 1	
Willie Kirkland, L (1, 9) OBP: 0.372, SLG: 0.549	0-0 1B 1B		0-0 F9		0-0 F5		0-0 2-H 1B		0-0 2-H CS 2B	5 0 3 2 0 0 0	
Willie Mays, R (1, 8) OBP: 0.372, SLG: 0.550	0-0 F8		0-0 1B		0-0 5-3		0-3 1-2 K		4-0 FC5-4 IBB	4 0 1 0 1 1 2	
Orlando Cepeda, R (1, 3) OBP: 0.368, SLG: 0.572	0-0 1-2 1B		0-3 K		0-0 F8		0-3 K		0-0 FC5-4 1-2f 3-H	5 0 1 0 0 2 4	
Daryl Spencer, R (1, 4) OBP: 0.351, SLG: 0.399	0-0 F8			0-0 1B S 1B		0-0 F9		0-0 F9 SH2-4 1B		4 1 2 0 0 0 2	
Jackie Brandt, R (1, 7) OBP: 0.308, SLG: 0.400		0-3 K		0-0 F4 1-2		0-3 K		0-0 SH2-4 1-2		3 0 0 0 0 2 1	
Hobie Landrith, L (1, 2) OBP: 0.359, SLG: 0.362		0-0 G3		0-0 2B 2-H 6-3 1B		0-0 4-3		0-0 F9 2-3		4 1 1 1 0 0 1	
Eddie Bressoud, R (1, 6) OBP: 0.318, SLG: 0.397		0-0 2B		0-0 1-3 2B			0-0 HR		0-3 K	4 1 3 1 0 1 1	
Johnny Antonelli, L (1, 1) OBP: 0.115, SLG: 0.148		0-3 K		0-0 6-3 3-H			0-0 F9		0-3 K	4 0 0 1 0 2 2	
Inning Stats	R: 0 H: 2 E: 0 LOB: 2 K: 0 BB: 0 S: 5 P: 5	R: 0 H: 1 E: 0 LOB: 1 K: 2 BB: 0 S: 8 P: 8	R: 0 H: 1 E: 0 LOB: 1 K: 1 BB: 0 S: 6 P: 6	R: 2 H: 3 E: 0 LOB: 1 K: 0 BB: 0 S: 6 P: 6	R: 0 H: 0 E: 0 LOB: 0 K: 0 BB: 0 S: 3 P: 3	R: 0 H: 0 E: 0 LOB: 0 K: 1 BB: 0 S: 5 P: 5	R: 2 H: 3 E: 0 LOB: 1 K: 2 BB: 0 S: 10 P: 10	R: 0 H: 1 E: 0 LOB: 1 K: 1 BB: 0 S: 6 P: 6	R: 1 H: 2 E: 0 LOB: 1 K: 1 BB: 1 S: 6 P: 10	1B: 7 SF: 0 2B: 5 SAC: 1 3B: 0 DP: 0 HR: 1 HBP: 0	WP: 0 PA: 40 PB: 0 SB: 2 CS: 1
PITCHER	IP WLS BF H R ER SO BB IBB HBP BLK WP HR S P ERA WHIP										
Jim Brosnan, R (1, 1) ERA: 4.03	8.0 L 35 11 4 4 4 7 0 0 0 0 0 1 49 49 4.50 1.375										
Tom Acker, R (9, 1) ERA: 3.4	0.1 4 2 1 1 1 1 0 1 0 0 0 0 5 9 27.00 6.000										
Brooks Lawrence, R (9, 1) ERA: 5.34	0.2 1 0 0 0 0 0 0 0 0 0 0 0 0 1 1 0.00 0.000										

San Francisco Giants @ Cincinnati Redlegs
 Crosley Field, Cincinnati, OH
 Sat Jul 11 1959, 3:33 AM EDT
 Att. 6,560 - Unknown

AB	38
R	5
H	13
RBI	5
BB	1
SO	8
LOB	14



Batter	1	2	3	4	5	6	7	8	9	AB	R	H	RBI	BB	SO	LOB
Johnny Temple, R (1, 4) OBP: 0.399, SLG: 0.440	0-0 F7		0-0 F7			0-0 FC4-6 1B		0-0 5-3		4	0	1	0	0	0	1
Vada Pinson, L (1, 8) OBP: 0.370, SLG: 0.520	0-3 K			0-0 F7		0-0 FC4-6 1-2f		0-0 E 1B		4	1	1	1	0	1	1
Gus Bell, L (1, 9) OBP: 0.300, SLG: 0.413	0-0 F7			0-0 F2		0-0 F8		0-0 F9		4	0	0	0	0	0	2
Frank Robinson, R (1, 3) OBP: 0.412, SLG: 0.593		0-0 4-3		0-0 1B			0-0 F9	0-0 E 1B		4	0	2	0	0	0	0
Jim Pendleton, R (1, 5) OBP: 0.313, SLG: 0.364		0-3 K		0-0 F4			0-0 1B 2B	0-0 E3 1-2 2-H		4	1	1	0	0	1	2
Dutch Dotterer, R (1, 2) OBP: 0.400, SLG: 0.447		0-0 1B			0-0 E5 G6-4-3		0-0 1B 1B	0-3 K2-3		4	0	2	0	0	1	2
Frank Thomas, R (1, 7) OBP: 0.278, SLG: 0.373		0-0 F8			0-0 G6-4-3 1-2f		0-0 G5-4-3 1B		0-0 F7	4	0	1	1	0	0	2
Eddie Kasko, R (1, 6) OBP: 0.265, SLG: 0.271			0-0 6-3		0-3 K		0-0 G5-4-3 1-2f		0-0 F5	4	0	0	0	0	1	2
Jim Brosnan, R (1, 1) OBP: 0.211, SLG: 0.278			0-0 F8			0-3 K		0-0 5-3 1B		2	0	0	0	0	1	0
Pete Whisenant, R (8, PH) OBP: 0.339, SLG: 0.579									0-0 6-3	1	1	1	0	0	0	0
Tom Acker, R (9, 1) OBP: 0.200, SLG: 0.111										0	0	0	0	0	0	0
Brooks Lawrence, R (9, 1) OBP: 0.156, SLG: 0.188										0	0	0	0	0	0	0
Willie Jones, R (9, PH) OBP: 0.329, SLG: 0.433										1	0	0	0	0	0	0

Inning Stats	R: 0	H: 0	E: 0	K: 1	S: 5	R: 0	H: 1	E: 0	K: 1	S: 6	R: 0	H: 0	E: 0	K: 0	S: 3	R: 0	H: 1	E: 0	K: 0	S: 4	R: 0	H: 0	E: 1	K: 1	S: 5	R: 0	H: 1	E: 0	K: 1	S: 6	R: 1	H: 3	E: 0	K: 0	S: 5	R: 2	H: 3	E: 1	K: 1	S: 9	R: 0	H: 0	E: 0	K: 0	S: 3	1B: 8	SF: 0	2B: 1	3B: 0	HR: 0	WP: 0	PA: 36
	LOB: 0	BB: 0	P: 5	ER: 0	SO: 6	LOB: 1	BB: 0	LOB: 0	BB: 0	P: 6	LOB: 1	BB: 0	LOB: 0	BB: 0	P: 4	LOB: 0	BB: 0	LOB: 1	BB: 0	P: 5	LOB: 1	BB: 0	LOB: 0	BB: 0	P: 6	LOB: 1	BB: 0	LOB: 2	BB: 0	P: 9	LOB: 0	BB: 0	P: 3	LOB: 0	BB: 0	P: 3	SAC: 0	DP: 2	HBP: 0	CS: 0												

PITCHER	IP	WLS	BF	H	R	ER	SO	BB	IBB	HBP	BLK	WP	HR	S	P	ERA	WHIP
Johnny Antonelli, L (1, 1) ERA: 2.63	9.0	W	36	9	3	2	5	0	0	0	0	0	0	46	46	2.00	1.000


BOTTOM

San Francisco Giants @ Cincinnati Redlegs
Crosley Field, Cincinnati, OH

Sat Jul 11 1959, 3:33 AM EDT
Att. 6,560 - Unknown

livebaseballscorecards.com

AB	36
R	3
H	9
RBI	2
BB	0
SO	5
LOB	12



San Francisco Giants @ Milwaukee Braves

Milwaukee County Stadium, Milwaukee, WI

Sun Jul 12 1959, 4:33 AM EDT
Att. 40,953 - Unknown

AB	33
R	2
H	7
RBI	2
BB	0
SO	1
LOB	9



Batter	1		2		3		4		5		6		7		8		9		AB	R	H	RBI	BB	SO	LOB	TOP				
Jim Davenport, R (1, 5) <small>OBP: 0.280, SLG: 0.340</small>	0-0 				0-0 				0-0 				0-0 						4	0	1	0	0	0	0					
Willie Kirkland, L (1, 9) <small>OBP: 0.367, SLG: 0.540</small>	0-0 				0-0 				0-0 				0-0 				0-0 		0-0 				4	0	0		0	0	0	2
Willie Mays, R (1, 8) <small>OBP: 0.368, SLG: 0.543</small>	0-0 				0-0 				0-0 				0-0 				0-0 		0-0 				4	0	0		0	0	0	2
Orlando Cepeda, R (1, 3) <small>OBP: 0.369, SLG: 0.571</small>			0-0 				0-0 		0-0 				0-0 		0-0 				4	1	2	0	0	0	0					
Daryl Spencer, R (1, 4) <small>OBP: 0.349, SLG: 0.397</small>			0-0 				0-3 		0-0 				0-0 		0-0 						4	0	1	0	0		1	1		
Jackie Brandt, R (1, 7) <small>OBP: 0.310, SLG: 0.413</small>			0-0 				0-0 		0-0 				0-0 		0-0 						4	1	2	2	0		0	2		
Hobie Landrith, L (1, 2) <small>OBP: 0.353, SLG: 0.354</small>			0-0 				0-0 		0-0 										3	0	0	0	0	0	1					
Eddie Bressoud, R (1, 6) <small>OBP: 0.318, SLG: 0.395</small>			0-0 				0-0 		0-0 						0-0 		0-0 						3	0	1		0	0	0	0
Jack Sanford, R (1, 1) <small>OBP: 0.146, SLG: 0.079</small> Dusty Rhodes, L (6, PH) <small>OBP: 0.348, SLG: 0.211</small> Stu Miller, R (6, 1) <small>OBP: 0.088, SLG: 0.061</small> Leon Wagner, L (8, PH) <small>OBP: 0.358, SLG: 0.471</small> Eddie Fisher, R (8, 1)			0-0 				0-0 		0-0 						0-0 		0-0 						1	0	0		0	0	0	1
Inning Stats	R: 0 E: 0 K: 0 S: 3	H: 0 LOB: 0 BB: 0 P: 3	R: 0 E: 0 K: 0 S: 3	H: 0 LOB: 0 BB: 0 P: 3	R: 0 E: 0 K: 0 S: 3	H: 1 LOB: 0 BB: 0 P: 3	R: 0 E: 1 K: 0 S: 3	H: 0 LOB: 0 BB: 0 P: 3	R: 2 E: 0 K: 1 S: 7	H: 2 LOB: 0 BB: 0 P: 7	R: 0 E: 0 K: 0 S: 4	H: 1 LOB: 1 BB: 0 P: 4	R: 0 E: 0 K: 0 S: 4	H: 1 LOB: 1 BB: 0 P: 4	R: 0 E: 0 K: 0 S: 3	H: 0 LOB: 0 BB: 0 P: 3	R: 0 E: 0 K: 0 S: 5	H: 2 LOB: 2 BB: 0 P: 5	1B: 6 2B: 0 3B: 0 HR: 1	SF: 0 SAC: 0 DP: 2 HBP: 0	WP: 0 PB: 0 SB: 0 CS: 0	PA: 33								
PITCHER Lew Burdette, R (1, 1) <small>ERA: 3.9</small>	IP	WLS	BF	H	R	ER	SO	BB	IBB	HBP	BLK	WP	HR	S	P	ERA	WHIP								PITCHER IP WLS BF H R ER SO BB IBB HBP BLK WP HR S P ERA WHIP					

Batter	1	2	3	4	5	6	7	8	9
Bill Bruton, L OBP: 0.341, SLG: 0.433 (1, 8)	0-3 K		0-0 F8		0-0 SH3-4		0-0 G4-6-3		
Eddie Mathews, L OBP: 0.374, SLG: 0.592 (1, 5)	0-0 6-3		0-0 HR		0-0 SF8			0-0 F8	
Hank Aaron, R OBP: 0.410, SLG: 0.684 (1, 9)	0-0 6-3		0-3 K		0-0 1B			0-0 5-3	
Wes Covington, L OBP: 0.344, SLG: 0.405 (1, 7)		0-0 6-3		0-0 6-3	0-0 4-3			0-0 1B	
Frank Torre, L OBP: 0.324, SLG: 0.325 (1, 3)		0-0 4-3		0-0 1B		0-0 F7		0-0 F4	
Del Crandall, R OBP: 0.313, SLG: 0.438 (1, 2)		0-3 K		0-0 FC6-4		0-3 K			
Johnny Logan, R OBP: 0.411, SLG: 0.500 (1, 6)			0-0 F7	0-3 K		0-0 F6			
Johnny O'Brien, R OBP: 0.282, SLG: 0.283 (1, 4)			0-0 SH	0-0 FC6-4		0-0 1-3			
Lew Burdette, R OBP: 0.230, SLG: 0.259 (1, 1)			0-0 SH		4-0 WP		0-0 G4-6-3		

Inning Stats	R: 0	H: 0	E: 0	K: 1	S: 5	R: 0	H: 0	E: 0	K: 1	S: 5	R: 3	H: 2	E: 1	K: 1	S: 8	R: 0	H: 2	E: 0	K: 1	S: 7	R: 1	H: 1	E: 0	K: 0	S: 4	R: 0	H: 0	E: 0	K: 1	S: 5	R: 0	H: 1	E: 0	K: 0	S: 3	R: 0	H: 1	E: 0	K: 0	S: 4
	LOB: 0	BB: 0	P: 5	LOB: 0	BB: 0	P: 5	LOB: 0	BB: 0	P: 5	LOB: 0	BB: 0	P: 5	LOB: 0	BB: 0	P: 5	LOB: 2	BB: 0	P: 7	LOB: 1	BB: 1	P: 8	LOB: 0	BB: 0	P: 3	LOB: 0	BB: 0	P: 4	LOB: 1	BB: 0	P: 4	LOB: 0	BB: 0	P: 4	LOB: 1	BB: 0	P: 4	LOB: 0	BB: 0	P: 4	

PITCHER	IP	WLS	BF	H	R	ER	SO	BB	IBB	HBP	BLK	WP	HR	S	P	ERA	WHIP
Jack Sanford, R ERA: 3.23 (1, 1)	5.0	L	22	5	4	1	4	1	0	0	0	1	1	29	33	1.80	1.200
Stu Miller, R ERA: 2.77 (6, 1)	2.0		6	1	0	0	1	0	0	0	0	0	0	8	8	0.00	0.500
Eddie Fisher, R ERA: 5.71 (8, 1)	1.0		4	1	0	0	0	0	0	0	0	0	0	4	4	0.00	1.000

AB R H RBI BB SO LOB

3	0	0	0	0	1	3
3	1	1	4	0	0	0
4	0	1	0	0	1	0
4	0	1	0	0	0	1
4	0	1	0	0	0	1
3	0	1	0	0	2	0
3	0	0	0	0	1	2
3	1	1	0	0	0	2
1	2	1	0	1	0	0

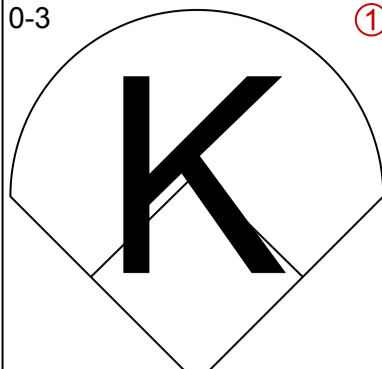
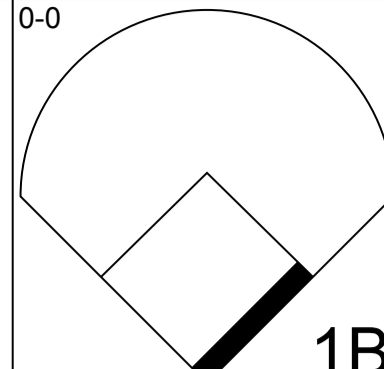
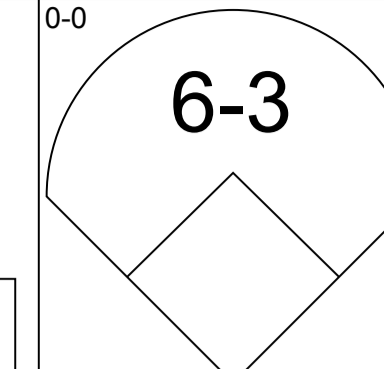
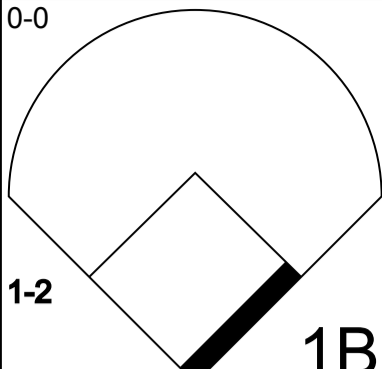
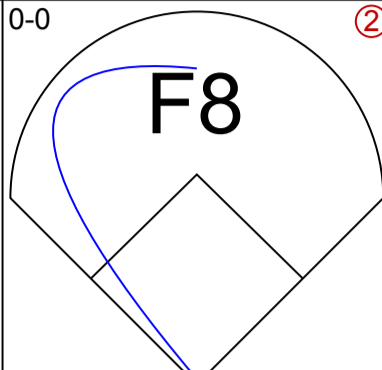
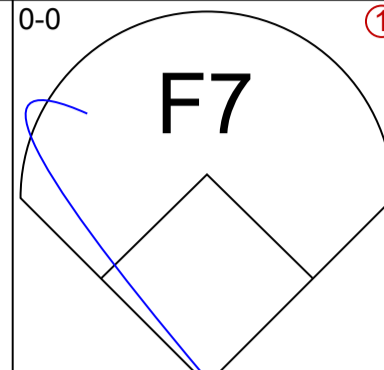
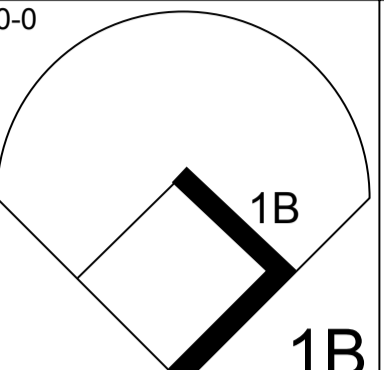
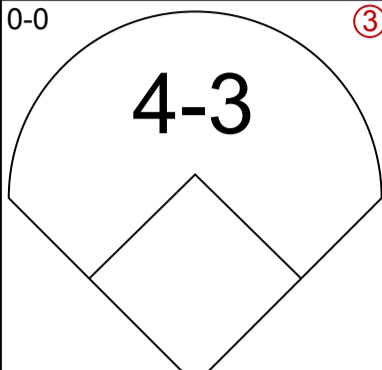
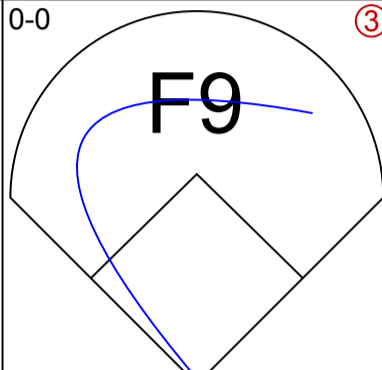
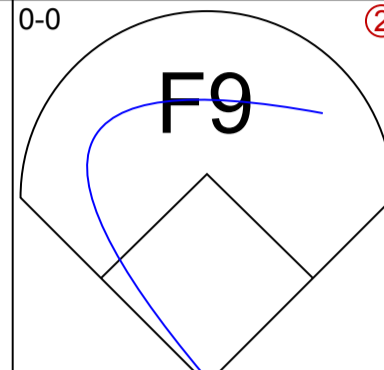
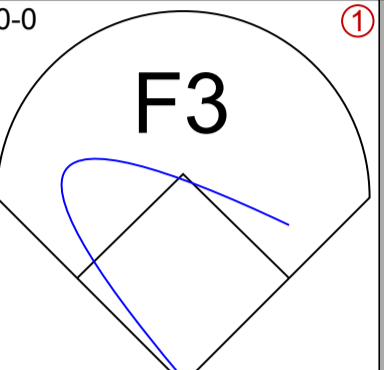
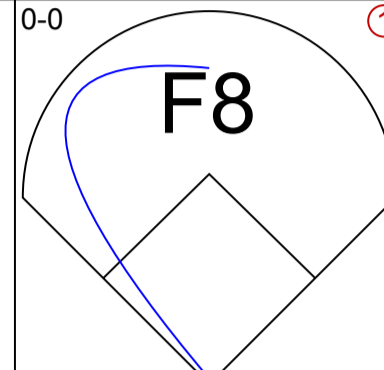
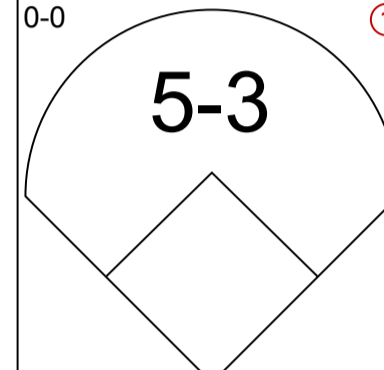
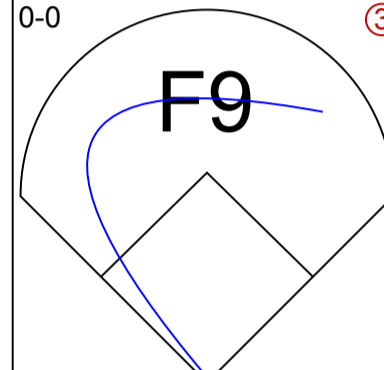
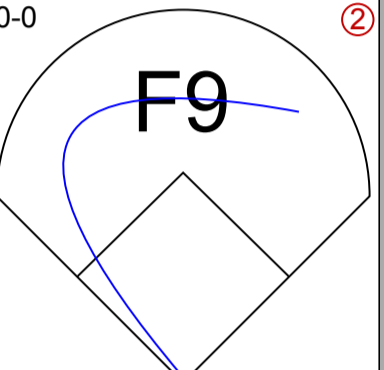
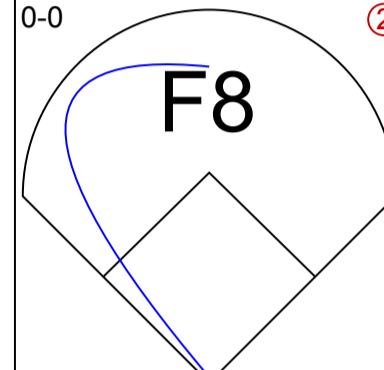
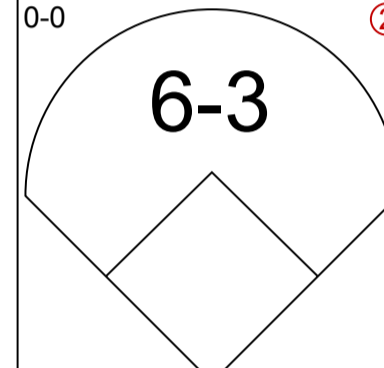
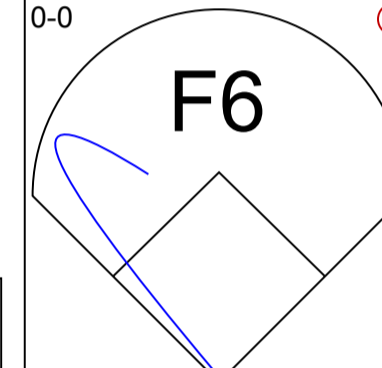
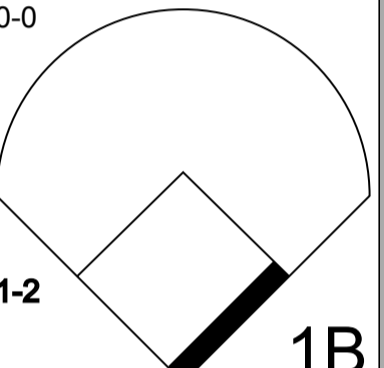
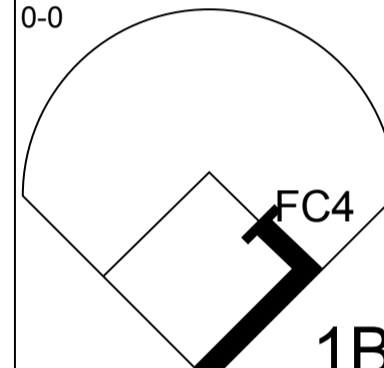
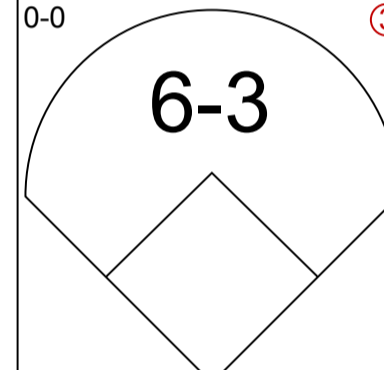
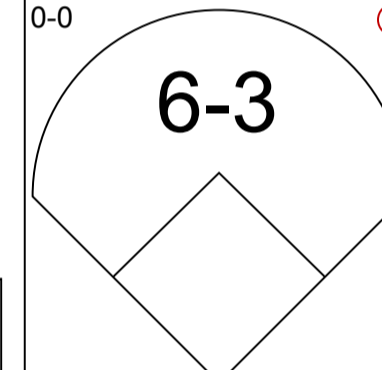
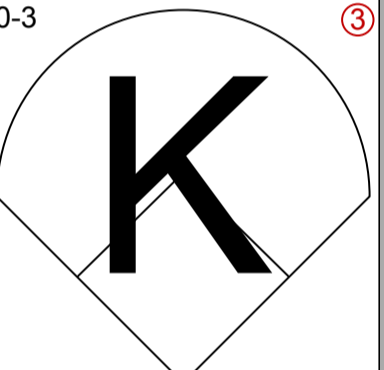
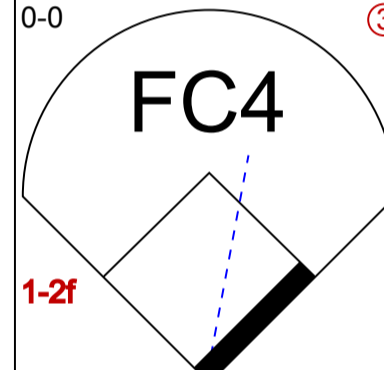
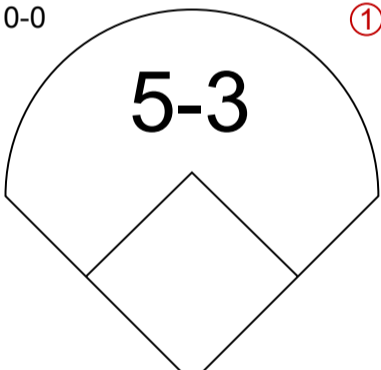
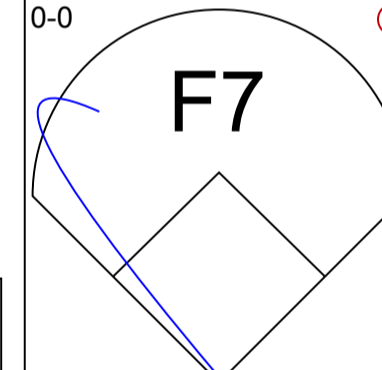
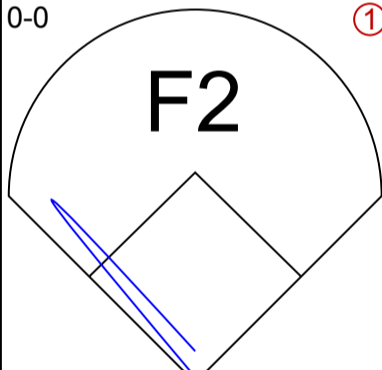
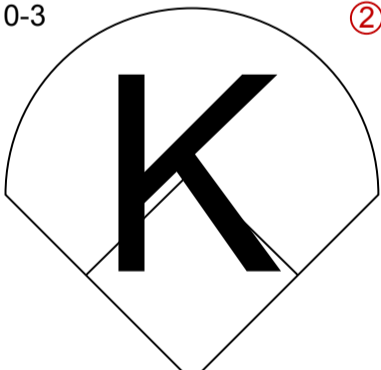
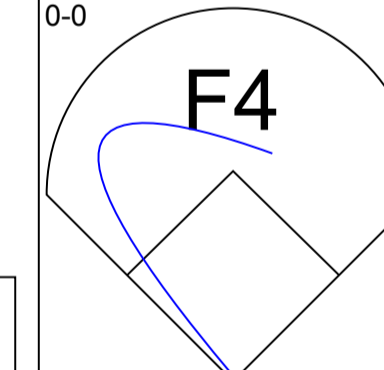
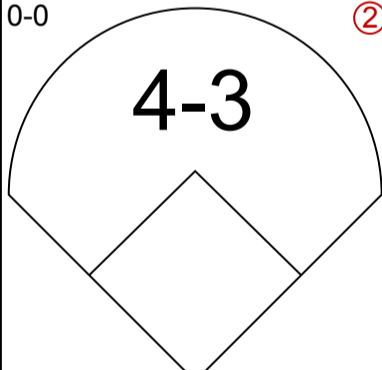
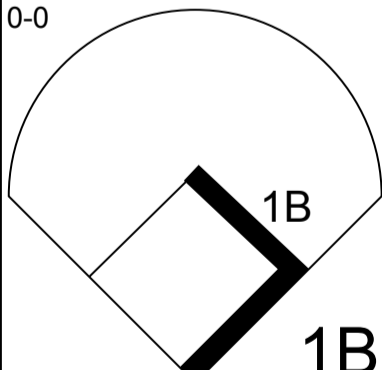
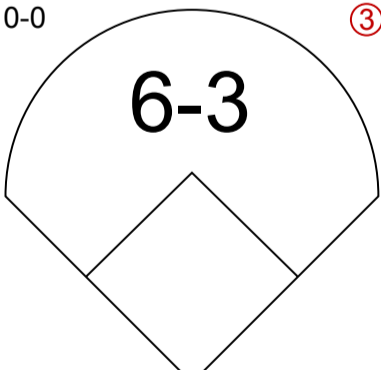
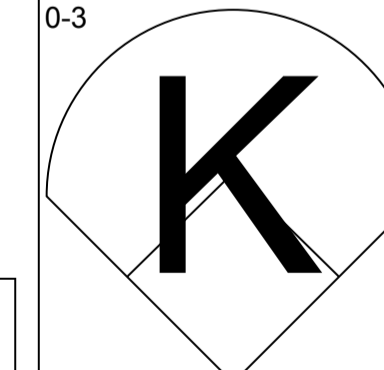
WP	HR	S	P	ERA	WHIP
1	1	3	3	1.80	1.200
0	0	1	8	0.00	0.500
0	0	0	4	0.00	1.000

San Francisco Giants @ Milwaukee Braves
 Milwaukee County Stadium, Milwaukee, WI
 Sun Jul 12 1959, 4:33 AM EDT
 Att. 40,953 - Unknown

AB	28
R	4
H	7
RBI	4
BB	1
SO	5
LOB	9



WP	HR	S	P	ERA	WHIP
1	1	3	3	1.80	1.200
0	0	1	8	0.00	0.500
0	0	0	4	0.00	1.000

Batter	1	2	3	4	5	6	7	8	9	AB R H RBI BB SO LOB	TOP											
Jim Davenport, R (1, 5) OBP: 0.283, SLG: 0.342	0-3 			0-0  1B		0-0  6-3		0-0  1B		4 0 2 0 0 1 0	San Francisco Giants @ Milwaukee Braves Milwaukee County Stadium, Milwaukee, WI Mon Jul 13 1959, 8:05 PM EDT Att: 35,386 - Unknown livebaseballscorecards.com											
Willie Kirkland, L (1, 9) OBP: 0.365, SLG: 0.535	0-0  F8			0-0  F7			0-0  1B	0-0  4-3		4 0 1 0 0 0 3												
Willie Mays, R (1, 8) OBP: 0.364, SLG: 0.537	0-0  F9			0-0  F9			0-0  F3		0-0  F8	4 0 0 0 0 0 2												
Orlando Cepeda, R (1, 3) OBP: 0.365, SLG: 0.564		0-0  5-3		0-0  F9			0-0  F9		0-0  F8	4 0 0 0 0 0 2												
Daryl Spencer, R (1, 4) OBP: 0.351, SLG: 0.398		0-0  6-3			0-0  F6		0-0  1B		0-0  FC4	4 0 2 0 0 0 0												
Jackie Brandt, R (1, 7) OBP: 0.306, SLG: 0.407		0-0  6-3			0-0  6-3		0-3  K		0-0  FC4	4 0 0 0 0 1 3												
Eddie Bressoud, R (1, 6) OBP: 0.308, SLG: 0.381			0-0  5-3		0-0  F7			0-0  F2		3 0 0 0 0 0 0												
Bob Schmidt, R (1, 2) OBP: 0.288, SLG: 0.385			0-3  K			0-0  F4		0-0  4-3		2 0 0 0 0 1 0												
Felipe Alou, R (8, PH) OBP: 0.333, SLG: 0.497								0-0  1B		1 0 0 0 0 0 0												
Hobie Landrith, L (8, 2) OBP: 0.353, SLG: 0.354										0 0 0 0 0 0 0												
Sam Jones, R (1, 1) OBP: 0.113, SLG: 0.118			0-0  6-3			0-3  K				2 0 0 0 0 1 0												
Andre Rodgers, R (8, PH) OBP: 0.349, SLG: 0.399										1 0 1 0 0 0 0												
Stu Miller, R (8, 1) OBP: 0.088, SLG: 0.061										0 0 0 0 0 0 0												
Inning Stats	R: 0 E: 0 K: 1 S: 5	H: 0 LOB: 0 BB: 0 P: 5	R: 0 E: 0 K: 0 S: 3	H: 0 LOB: 0 BB: 0 P: 3	R: 0 E: 0 K: 1 S: 5	H: 0 LOB: 0 BB: 0 P: 5	R: 0 E: 0 K: 0 S: 4	H: 1 LOB: 1 BB: 0 P: 4	R: 0 E: 0 K: 0 S: 3	H: 0 LOB: 0 BB: 0 P: 3	R: 0 E: 0 K: 1 S: 5	H: 0 LOB: 0 BB: 0 P: 5	R: 0 E: 0 K: 1 S: 7	H: 2 LOB: 2 BB: 0 P: 7	R: 0 E: 0 K: 0 S: 5	H: 2 LOB: 2 BB: 0 P: 5	R: 0 E: 0 K: 0 S: 4	H: 1 LOB: 1 BB: 0 P: 4	1B: 6 2B: 0 3B: 0 HR: 0	SF: 0 SAC: 0 DP: 0 HBP: 0	WP: 0 PB: 0 SB: 0 CS: 0	PA: 33
PITCHER Warren Spahn, L (1, 1) ERA: 2.93	IP: 9.0 WLS: W BF: 33 H: 6 R: 0 ER: 0 SO: 4 BB: 0 IBB: 0 HBP: 0 BLK: 0 WP: 0 HR: 0 S: 41 P: 41 ERA: 0.00 WHIP: 0.667											PITCHER	IP: WLS: BF: H: R: ER: SO: BB: IBB: HBP: BLK: WP: HR: S: P: ERA: WHIP:									



Batter	1	2	3	4	5	6	7	8	9
Bill Bruton, L (1, 8) OBP: 0.340, SLG: 0.428	0-3 K		0-0 F2		4-0 BB			0-0 6-3	
Eddie Mathews, L (1, 5) OBP: 0.375, SLG: 0.599	0-3 K		0-0 HR		0-0 G3			4-0 2B SF9 BB	
Hank Aaron, R (1, 9) OBP: 0.414, SLG: 0.687	0-0 FC4-6 1B		4-0 BB		0-0 F4			0-0 SF9 2B	
Wes Covington, L (1, 7) OBP: 0.346, SLG: 0.404	0-0 FC4-6		0-0 F8		0-0 FC5-4 1B			4-0 IBB	
Felix Mantilla, R (8, PR) OBP: 0.246, SLG: 0.198									
Andy Paiko, R (9, 7) OBP: 0.299, SLG: 0.321									
Frank Torre, L (1, 3) OBP: 0.317, SLG: 0.319		0-0 F8		0-0 F5		0-0 F9		0-0 SF9	
Del Crandall, R (1, 2) OBP: 0.309, SLG: 0.432		0-0 F8		0-0 1-3		0-0 FC5-4		0-0 5-3	
Johnny Logan, R (1, 6) OBP: 0.406, SLG: 0.494		0-0 5-3		0-0 6-3			0-3 K		
Johnny O'Brien, R (1, 4) OBP: 0.283, SLG: 0.277			4-0 HR BB		0-0 F9		0-0 F9		
Warren Spahn, L (1, 1) OBP: 0.259, SLG: 0.296			0-3 K		0-0 1-3		0-0 G3		

Inning Stats		R: 0	H: 1	E: 0	LOB: 1	K: 2	BB: 0	S: 8	P: 8
Inning Stats		R: 0	H: 0	E: 0	LOB: 0	K: 0	BB: 0	S: 3	P: 3
Inning Stats		R: 2	H: 1	E: 0	LOB: 1	K: 1	BB: 2	S: 6	P: 14
Inning Stats		R: 0	H: 0	E: 0	LOB: 0	K: 0	BB: 0	S: 3	P: 3
Inning Stats		R: 0	H: 0	E: 0	LOB: 1	K: 0	BB: 1	S: 3	P: 7
Inning Stats		R: 0	H: 1	E: 0	LOB: 1	K: 0	BB: 0	S: 4	P: 4
Inning Stats		R: 0	H: 0	E: 0	LOB: 0	K: 1	BB: 0	S: 5	P: 5
Inning Stats		R: 1	H: 1	E: 0	LOB: 2	K: 0	BB: 2	S: 4	P: 12

PITCHER	IP	WLS	BF	H	R	ER	SO	BB	IBB	HBP	BLK	WP	HR	S	P	ERA	WHIP
Sam Jones, R (1, 1) ERA: 3.22	7.0	L	27	3	2	2	4	3	0	0	0	0	1	32	44	2.57	0.857
Stu Miller, R (8, 1) ERA: 2.82	1.0		6	1	1	1	0	1	1	0	0	0	0	4	12	9.00	2.000

PITCHER	IP	WLS	BF	H	R	ER	SO	BB	IBB	HBP	BLK	WP	HR	S	P	ERA	WHIP

AB R H RBI BB SO LOB

3	0	0	0	1	1	1
3	2	1	2	1	1	1
3	0	2	0	1	0	0
3	0	1	0	1	0	2
0	0	0	0	0	0	0
0	0	0	0	0	0	0
3	0	0	1	0	0	1
4	0	0	0	0	0	3
3	0	0	0	0	1	0
2	1	0	0	1	0	0
3	0	0	0	0	1	1

WP: 0	PA: 33
PB: 0	
SB: 0	
CS: 0	

San Francisco Giants @ Milwaukee Braves
Milwaukee County Stadium, Milwaukee, WI
 Mon Jul 13 1959, 8:05 PM EDT
 Att. 35,386 - Unknown

AB	27
R	3
H	4
RBI	3
BB	5
SO	4
LOB	9



WP	HR	S	P	ERA	WHIP
0	0	0	0		

Batter	1	2	3	4	5	6	7	8	9	AB R H RBI BB SO LOB	TOP											
Jim Davenport, R (1, 5) OBP: 0.287, SLG: 0.344	0-0 2B 1B	0-0 F3		4-0 1-2 BB		0-0 1-3 2-H 1B		0-0 6-3		4 1 2 1 1 0 0												
Willie Kirkland, L (1, 9) OBP: 0.359, SLG: 0.525	0-0 F4		0-0 4-3	0-0 3-1		0-3 K		0-0 F7	5 0 0 0 0 1 5													
Willie Mays, R (1, 8) OBP: 0.364, SLG: 0.538	0-0 1B 2B		0-0 1B 1B		0-0 F9		0-0 5-3	0-0 1-3	5 1 2 1 0 0 0													
Orlando Cepeda, R (1, 3) OBP: 0.366, SLG: 0.565	0-0 1B 1B		0-0 F9		0-0 F3		0-0 F9 1B 2B	0-0 F2	5 1 2 1 0 0 1													
Daryl Spencer, R (1, 4) OBP: 0.353, SLG: 0.399	0-0 1-3 1B		0-0 1-3 1B		0-0 6-3		0-0 F9		4 0 2 0 0 0 1													
Jackie Brandt, R (1, 7) OBP: 0.305, SLG: 0.404	0-3 K		0-0 F2		0-3 K		0-0 1B		4 0 1 1 0 2 4													
Hobie Landrith, L (1, 2) OBP: 0.350, SLG: 0.358	0-0 4-3			0-3 K		0-0 1B 2B		0-3 K	4 1 1 0 0 2 3													
Eddie Bressoud, R (1, 6) OBP: 0.305, SLG: 0.368		0-0 6-3		0-3 K		4-0 1B BB		0-0 F9	3 0 0 0 1 1 0													
Mike McCormick, L (1, 1) OBP: 0.200, SLG: 0.139 Stu Miller, R (5, 1) OBP: 0.088, SLG: 0.061 Dusty Rhodes, L (6, PH) OBP: 0.253, SLG: 0.200 Jack Sanford, R (6, 1) OBP: 0.146, SLG: 0.079 Gordon Jones, R (7, 1) Leon Wagner, L (8, PH) OBP: 0.355, SLG: 0.466 Eddie Fisher, R (8, 1)		0-0 G3		4-0 BB BB		0-0 F7		0-3 K	1 0 0 0 1 0 0 0 0 0 0 0 0 0 1 0 0 0 0 0 2 0 1 0 0 0 0 1 0 0 0 0 0 0 0 0													
Inning Stats	R: 2 E: 0 K: 1 S: 9	H: 4 LOB: 2 BB: 0 P: 9	R: 0 E: 0 K: 0 S: 3	H: 0 LOB: 0 BB: 0 P: 3	R: 0 E: 0 K: 0 S: 5	H: 2 LOB: 2 BB: 0 P: 5	R: 0 E: 0 K: 2 S: 7	H: 0 LOB: 2 BB: 2 P: 15	R: 0 E: 0 K: 0 S: 3	H: 0 LOB: 0 BB: 0 P: 3	R: 1 E: 0 K: 2 S: 9	H: 2 LOB: 2 BB: 1 P: 13	R: 1 E: 0 K: 1 S: 7	H: 2 LOB: 1 BB: 0 P: 7	R: 0 E: 0 K: 1 S: 5	H: 0 LOB: 0 BB: 0 P: 5	R: 0 E: 0 K: 0 S: 3	H: 0 LOB: 0 BB: 0 P: 3	1B: 7 2B: 3 3B: 0 HR: 0	SF: 0 SAC: 0 DP: 0 HBP: 0	WP: 0 PB: 0 SB: 0 CS: 0	PA: 40
PITCHER Robin Roberts, R (1, 1) ERA: 4.75	IP 9.0 WLS W BF 40 H 10 R 4 ER 4 SO 7 BB 3 IBB 0 HBP 0 BLK 0 WP 0 HR 0 S 51 P 63 ERA 4.00 WHIP 1.444											PITCHER	IP WLS BF H R ER SO BB IBB HBP BLK WP HR S P ERA WHIP									

San Francisco Giants @ Philadelphia Phillies
 Connie Mack Stadium, Philadelphia, PA
 Thu Jul 16 1959, 7:05 PM EDT
 Unknown

livebaseballscorecards.com

AB	37
R	4
H	10
RBI	4
BB	3
SO	7
LOB	16



Batter	1	2	3	4	5	6	7	8	9	AB	R	H	RBI	BB	SO	LOB	BOTTOM
Joe Koppe, R OBP: 0.352, SLG: 0.386 (1, 6)	4-0 1B BB		0-0 F7	0-0 FC5-4		0-0 L3		0-3 K		4	0	0	0	1	1	4	<p>San Francisco Giants @ Philadelphia Phillies</p> <p>Connie Mack Stadium, Philadelphia, PA</p> <p>Thu Jul 16 1959, 7:05 PM EDT</p> <p>Unknown</p>
Richie Ashburn, L OBP: 0.359, SLG: 0.315 (1, 8)	0-0 1B		0-0 F7		0-0 3B 2B		4-0 1B BB	0-0 6-3		4	2	2	0	1	0	0	
Ed Bouchee, L OBP: 0.386, SLG: 0.477 (1, 3)	0-3 K		0-0 G3		0-0 5-3		0-0 1B 2B 1B			4	1	1	0	0	1	3	
Wally Post, R OBP: 0.309, SLG: 0.459 (1, 9)	0-3 K			0-0 E 1B	0-0 SF8 3B		0-0 2B 1B			4	2	3	2	0	1	2	
Gene Freese, R OBP: 0.330, SLG: 0.521 (1, 5)	0-0 F5			4-0 WP SF9 BB	0-0 SF8		0-3 K			2	1	0	1	1	1	4	
Bob Bowman, R OBP: 0.164, SLG: 0.234 (1, 7)		0-0 1B		0-0 SF9	0-0 F7		0-0 2B			2	0	1	1	0	0	0	
Dave Philley, S OBP: 0.369, SLG: 0.484 (7, PH)				1-H 2-H			1-3 2-H			1	0	1	1	0	0	0	
Solly Drake, S OBP: 0.172, SLG: 0.111 (8, 7)										0	0	0	0	0	0	0	
Sparky Anderson, R OBP: 0.263, SLG: 0.225 (1, 4)		0-0 G4-6-3		4-0 BB BB		0-3 K		0-0 5-3		3	0	0	0	1	1	3	
Joe Lonnett, R OBP: 0.500, SLG: 0.833 (1, 2)				4-0 BB	4-0 FC5-4 BB	0-0 1B 1B	0-0 F7			2	0	1	0	2	0	2	
Robin Roberts, S OBP: 0.217, SLG: 0.238 (1, 1)		0-3 K		0-0 F8	0-0 F8	0-0 L3 1B		0-0 F6		4	0	1	0	0	1	3	

Inning Stats	R: 0	H: 1	E: 0	LOB: 2	K: 2	S: 8	P: 12	R: 0	H: 1	E: 0	LOB: 1	K: 1	S: 5	P: 9	R: 0	H: 0	E: 0	LOB: 0	K: 0	S: 3	R: 2	H: 1	E: 1	LOB: 2	K: 0	S: 4	P: 3	R: 2	H: 2	E: 0	LOB: 0	K: 0	S: 5	R: 0	H: 2	E: 0	LOB: 1	K: 1	S: 6	R: 2	H: 3	E: 0	LOB: 2	K: 1	S: 8	R: 0	H: 0	E: 0	LOB: 0	K: 1	S: 5	1B: 7	2B: 3	3B: 1	HR: 0	SF: 2	SAC: 0	DP: 2	HBP: 0	WP: 2	PB: 0	SB: 0	CS: 0	PA: 38
--------------	------	------	------	--------	------	------	-------	------	------	------	--------	------	------	------	------	------	------	--------	------	------	------	------	------	--------	------	------	------	------	------	------	--------	------	------	------	------	------	--------	------	------	------	------	------	--------	------	------	------	------	------	--------	------	------	-------	-------	-------	-------	-------	--------	-------	--------	-------	-------	-------	-------	--------

PITCHER	IP	WLS	BF	H	R	ER	SO	BB	IBB	HBP	BLK	WP	HR	S	P	ERA	WHIP
Mike McCormick, L ERA: 3.54 (1, 1)	4.1		22	5	4	2	3	5	0	0	0	1	0	23	43	4.15	2.308
Stu Miller, R ERA: 2.81 (5, 1)	0.2		2	0	0	0	0	0	0	0	0	0	0	2	2	0.00	0.000
Jack Sanford, R ERA: 3.35 (6, 1)	1.1	L	9	5	2	2	2	1	0	0	0	0	0	12	16	13.50	4.500
Gordon Jones, R ERA: 3.81 (7, 1)	0.2		2	0	0	0	0	0	0	0	0	0	0	2	2	0.00	0.000
Eddie Fisher, R ERA: 5.4 (8, 1)	1.0		3	0	0	0	1	0	0	0	0	0	0	5	5	0.00	0.000

livebaseballscorecards.com

AB	30
R	6
H	10
RBI	5
BB	6
SO	6
LOB	21



Batter	1	2	3	4	5	6	7	8	9	AB R H RBI BB SO LOB	TOP
Jim Davenport, R OBP: 0.283, SLG: 0.339 (1, 5) X	0-0 4-3 ①		0-3 K ②		0-0 F9 ③		0-0 G4-6-3 ②③		0-0 F2 ③	5 0 0 0 0 1 6	San Francisco Giants @ Philadelphia Phillies Connie Mack Stadium, Philadelphia, PA Thu Jul 16 1959, 7:05 PM EDT Att. 22,159 - Unknown
Willie Kirkland, L OBP: 0.361, SLG: 0.527 (1, 9) B B B	4-0 FC6-4 BB		0-0 F4 ③			0-0 2B		0-0 F9 ①		3 0 1 0 1 0 0	
Willie Mays, R OBP: 0.360, SLG: 0.531 (1, 8) X	0-0 FC6-4 S 1B 1-2f			0-0 6-3 ①		0-0 F9 ①		0-0 4-3 ②		4 0 0 0 0 0 2	
Orlando Cepeda, R OBP: 0.367, SLG: 0.563 (1, 3) X	0-0 S 1B 1-2			0-0 E5 ②		4-0 G5-4-3 IBB		0-0 F7 ③		3 0 1 0 1 0 0	
Daryl Spencer, R OBP: 0.352, SLG: 0.398 (1, 4) X	0-0 1-4-3 1-2 2-3			0-0 FC6-4 1B		0-0 G5-4-3 1-2f			0-0 6-3 ①	4 0 1 0 0 0 4	
Jackie Brandt, R OBP: 0.308, SLG: 0.406 (1, 7) X		0-0 F7 ①		0-0 FC6-4 1-2f		0-0 1B SH FC4-2 1B			0-0 E8 1B 1B	4 1 2 0 0 0 1	
Eddie Bressoud, R OBP: 0.299, SLG: 0.360 (1, 6)		0-0 F8 ②			0-0 6-3 ①		0-0 SH FC4-2 1B 1-2		4-0 1B FC4-2 BB	2 0 0 0 0 0 0 0 0 0 0 1 0 0 0 0 0 0 0 0 0	
Leon Wagner, L OBP: 0.360, SLG: 0.466 (9, PH)											
Hobie Landrith, L OBP: 0.350, SLG: 0.358 (9, 2)											
Jim Hegan, R OBP: 0.234, SLG: 0.237 (1, 2)		0-0 6-3 ③			0-0 2B		0-0 FC4-2 1B 1-2 2-3		0-0 FC4-2 1B 1-3 2-H	3 0 2 0 0 0 0 1 0 1 1 0 0 0 0 0 0 0 0 0 0 0 0 0 0 0 0 0	
Dusty Rhodes, L OBP: 0.360, SLG: 0.238 (9, PH)											
Felipe Alou, R OBP: 0.333, SLG: 0.497 (9, PR)											
Andre Rodgers, R OBP: 0.349, SLG: 0.399 (9, 6)											
Johnny Antonelli, L OBP: 0.108, SLG: 0.138 (1, 1) X			0-0 F8 ①		0-3 K ②		0-0 FC4-2 G4-6-3 1-2 2-3 3-Hf		0-0 FC4-2 ②	4 0 0 0 0 1 6	
Inning Stats	R: 0 H: 1 E: 0 LOB: 2 K: 0 BB: 1 S: 4 P: 8	R: 0 H: 0 E: 0 LOB: 0 K: 0 BB: 0 S: 3 P: 3	R: 0 H: 0 E: 0 LOB: 0 K: 1 BB: 0 S: 5 P: 5	R: 0 H: 1 E: 1 LOB: 1 K: 0 BB: 0 S: 4 P: 4	R: 0 H: 1 E: 0 LOB: 1 K: 1 BB: 0 S: 6 P: 6	R: 0 H: 1 E: 0 LOB: 1 K: 0 BB: 1 S: 3 P: 7	R: 0 H: 2 E: 0 LOB: 2 K: 0 BB: 0 S: 5 P: 5	R: 0 H: 0 E: 0 LOB: 0 K: 0 BB: 0 S: 3 P: 3	R: 1 H: 2 E: 1 LOB: 2 K: 0 BB: 1 S: 5 P: 9	1B: 6 SF: 0 2B: 2 SAC: 1 3B: 0 DP: 2 HR: 0 HBP: 0	WP: 0 PA: 37 PB: 0 SB: 2 CS: 0
PITCHER Gene Conley, R ERA: 2.6 (1, 1)	IP WLS BF H R ER SO BB IBB HBP BLK WP HR S P ERA WHIP	9.0 L 37 8 1 1 2 2 1 0 0 0 0 0 38 50 1.00 1.111									

livebaseballscorecards.com

AB	33
R	1
H	8
RBI	1
BB	3
SO	2
LOB	19



Batter	1	2	3	4	5	6	7	8	9	AB	R	H	RBI	BB	SO	LOB
Joe Koppe, R OBP: 0.345, SLG: 0.378 (1, 6)	0-0 F8			0-3 K		0-0 SH5-3		0-0 5-3		3	0	0	0	0	1	1
Richie Ashburn, L OBP: 0.358, SLG: 0.314 (1, 8)	0-3 K			0-0 F7		0-0 FC4-2			0-0 G6-4-3 1B	4	0	1	0	0	1	2
Ed Bouchee, L OBP: 0.364, SLG: 0.471 (1, 3)	0-3 K			4-0 BB		0-0 4-3			0-3 K	3	0	0	0	1	2	3
Wally Post, R OBP: 0.305, SLG: 0.452 (1, 9)		0-0 F4		0-0 5-3			0-0 F3		0-0 G6-4-3	4	0	0	0	0	0	2
Gene Freese, R OBP: 0.330, SLG: 0.518 (1, 5)		0-0 CS 1B			0-3 K		0-3 K			3	0	1	0	0	2	0
Bob Bowman, R OBP: 0.157, SLG: 0.224 (1, 7)		0-3 K			0-0 4-3		0-3 K			3	0	0	0	0	2	1
Sparky Anderson, R OBP: 0.263, SLG: 0.223 (1, 4)			0-0 F8		0-0 5-3			4-0 SH1-4 BB		2	0	0	0	1	0	0
Joe Lonnett, R OBP: 0.500, SLG: 0.750 (1, 2)			0-0 F7			0-0 SH5-3 FC4-2 1B		0-0 SH1-4		2	0	1	0	0	0	0
Gene Conley, R OBP: 0.191, SLG: 0.213 (1, 1)			0-0 4-3			0-0 E3 FC4-2 SH5-3		0-3 K		3	0	0	0	0	1	2

Inning Stats	R: 0	H: 0	R: 0	H: 1	R: 0	H: 0	R: 0	H: 0	R: 0	H: 1	R: 0	H: 0	R: 0	H: 0	R: 0	H: 1	R: 0	H: 1	1B: 3	SF: 0	WP: 0	PA: 31
	E: 0	LOB: 0	E: 0	LOB: 1	E: 0	LOB: 0	E: 0	LOB: 0	E: 1	LOB: 2	E: 0	LOB: 0	E: 0	LOB: 0	E: 0	LOB: 1	E: 0	LOB: 0	2B: 1	SAC: 2	PB: 0	
	K: 2	BB: 0	K: 1	BB: 0	K: 0	BB: 0	K: 1	BB: 1	K: 0	BB: 0	K: 2	BB: 0	K: 1	BB: 1	K: 1	BB: 0	K: 1	BB: 0	3B: 0	DP: 2	SB: 0	
	S: 7	P: 7	S: 5	P: 5	S: 3	P: 3	S: 5	P: 9	S: 5	P: 5	S: 7	P: 7	S: 5	P: 9	S: 5	P: 5	S: 5	P: 5	HR: 0	HBP: 0	CS: 1	

PITCHER	IP	WLS	BF	H	R	ER	SO	BB	IBB	HBP	BLK	WP	HR	S	P	ERA	WHIP	IP	WLS	BF	H	R	ER	SO	BB	IBB	HBP	BLK	WP	HR	S	P	ERA	WHIP	
Johnny Antonelli, L ERA: 2.49 (1, 1)	9.0	W	31	3	0	0	9	2	0	0	0	0	0	47	55	0.00	0.556																		


BOTTOM

San Francisco Giants @ Philadelphia Phillies
Connie Mack Stadium, Philadelphia, PA

Thu Jul 16 1959, 7:05 PM EDT
Att. 22,159 - Unknown

livebaseballscorecards.com

AB	27
R	0
H	3
RBI	0
BB	2
SO	9
LOB	11



Batter	1	2	3	4	5	6	7	8	9	AB R H RBI BB SO LOB	TOP											
Jim Davenport, R (1, 5) OBP: 0.282, SLG: 0.337	0-0 F3	0-0 4-3			0-3 K		0-0 6-3		0-0 1B	5 0 1 0 0 1 3												
Willie Kirkland, L (1, 9) OBP: 0.358, SLG: 0.524	0-0 F7		0-0 G3		0-0 F8		0-0 2B		0-0 F7	5 0 1 1 0 0 1												
Willie Mays, R (1, 8) OBP: 0.358, SLG: 0.529	0-0 2B		0-3 K			0-3 K	0-0 L1-3		0-0 F9	5 1 1 0 0 2 2												
Orlando Cepeda, R (1, 3) OBP: 0.368, SLG: 0.563	0-0 FC5		0-3 K			0-0 6-3		0-0 SH	0-0 F2	5 1 2 1 0 1 1												
Daryl Spencer, R (1, 4) OBP: 0.351, SLG: 0.396	0-0 FC5			0-0 F4		0-0 BB		0-3 K		4 0 1 0 0 1 2												
Jackie Brandt, R (1, 7) OBP: 0.314, SLG: 0.404		4-0 1B		0-0 F3		4-0 BB		4-0 SH		1 1 0 0 3 0 0												
Hobie Landrith, L (1, 2) OBP: 0.350, SLG: 0.358		0-0 F5		0-0 1B		0-0 F8		0-0 SH		3 0 1 1 0 0 3												
Eddie Bressoud, R (1, 6) OBP: 0.317, SLG: 0.387		0-0 1B		0-0 F5			0-0 SH5-4	0-0 2B	0-0 1B	4 1 3 1 0 0 1												
Sam Jones, R (1, 1) OBP: 0.107, SLG: 0.111		0-0 F6			0-0 F4		0-0 SH5-4	0-3 K		3 0 0 0 0 1 3												
Inning Stats	R: 1 E: 0 K: 0 S: 5	H: 2 LOB: 1 BB: 0 P: 5	R: 0 E: 0 K: 0 S: 4	H: 1 LOB: 2 BB: 1 P: 8	R: 0 E: 0 K: 2 S: 7	H: 0 LOB: 0 BB: 0 P: 7	R: 0 E: 0 K: 0 S: 4	H: 1 LOB: 1 BB: 0 P: 4	R: 0 E: 0 K: 1 S: 5	H: 0 LOB: 0 BB: 0 P: 5	R: 0 E: 0 K: 1 S: 6	H: 1 LOB: 2 BB: 1 P: 10	R: 1 E: 0 K: 0 S: 5	H: 2 LOB: 1 BB: 0 P: 5	R: 2 E: 1 K: 2 S: 9	H: 2 LOB: 1 BB: 1 P: 13	R: 0 E: 0 K: 0 S: 4	H: 1 LOB: 1 BB: 0 P: 4	1B: 6 2B: 4 3B: 0 HR: 0	SF: 0 SAC: 2 DP: 0 HBP: 0	WP: 0 PB: 0 SB: 2 CS: 0	PA: 40
PITCHER	IP WLS BF H R ER SO BB IBB HBP BLK WP HR S P ERA WHIP																					
Ron Kline, R (1, 1) ERA: 3.77	7.0 L 30 7 2 2 4 2 0 0 0 0 0 0 36 44 2.57 1.286																					
Roy Face, R (8, 1) ERA: 1.57	2.0 10 3 2 2 2 1 0 0 0 0 0 0 13 17 9.00 2.000																					

San Francisco Giants @ Pittsburgh Pirates
 Forbes Field, Pittsburgh, PA
 Fri Jul 17 1959, 7:05 PM EDT
 Att. 33,220 - Unknown

AB	35
R	4
H	10
RBI	4
BB	3
SO	6
LOB	16



Batter	1	2	3	4	5	6	7	8	9	AB	R	H	RBI	BB	SO	LOB
Bill Virdon, L OBP: 0.287, SLG: 0.314 (1, 8)	0-3 K		0-0 4-3		0-0 1B		0-0 F7			4	0	1	0	0	1	1
Dick Groat, R OBP: 0.326, SLG: 0.389 (1, 6)	0-0 F9		0-0 FC5-4 1B		0-0 F4			0-0 F8		4	0	1	0	0	0	1
Bob Skinner, L OBP: 0.354, SLG: 0.433 (1, 7)	0-0 1B		0-0 F7			4-0 G5-3 1B BB		0-0 F8		3	0	1	0	1	0	1
Dick Stuart, R OBP: 0.393, SLG: 0.563 (1, 3)	0-0 F4		0-0 FC5-4 1-2f			0-0 F8		0-0 F8		4	0	0	0	0	0	3
Danny Kravitz, L OBP: 0.343, SLG: 0.459 (1, 2)		0-0 G3		0-0 6-3		0-0 1-2 1B			0-0 F7	4	0	1	0	0	0	0
Bill Mazerowski, R OBP: 0.306, SLG: 0.379 (1, 4)		0-3 K		0-0 F6		0-0 G5-3 2-3f			0-0 F8	4	0	0	0	0	1	2
Don Hoak, R OBP: 0.374, SLG: 0.434 (1, 5)		0-0 S 1B 1B		0-3 K			0-3 K		0-0 F7	4	1	1	0	0	2	0
Roberto Clemente, R OBP: 0.289, SLG: 0.372 (1, 9)		0-0 1-H 1B			0-0 3-1		0-0 1B			3	0	2	1	0	0	0
Ron Kline, R OBP: 0.171, SLG: 0.171 (1, 1)		0-3 K			0-3 K		0-3 K			2	0	0	0	0	2	1
Ted Kluszewski, L OBP: 0.333, SLG: 0.485 (7, PH)										1	0	0	0	0	1	1
Roy Face, R OBP: 0.273, SLG: 0.273 (8, 1)										0	0	0	0	0	0	0


Inning Stats	R: 0	H: 1	E: 0	LOB: 1	K: 1	BB: 0	S: 6	R: 1	H: 2	E: 0	LOB: 1	K: 2	BB: 0	S: 9	R: 0	H: 1	E: 0	LOB: 1	K: 0	BB: 0	S: 4	R: 0	H: 0	E: 0	LOB: 0	K: 1	BB: 0	S: 5	R: 0	H: 1	E: 0	LOB: 1	K: 1	BB: 0	S: 6	R: 0	H: 1	E: 0	LOB: 1	K: 0	BB: 1	S: 3	R: 0	H: 1	E: 0	LOB: 1	K: 2	BB: 0	S: 8	R: 0	H: 0	E: 0	LOB: 0	K: 0	BB: 0	S: 3	R: 0	H: 0	E: 0	LOB: 0	K: 0	BB: 0	S: 3	R: 0	H: 0	E: 0	LOB: 0	K: 0	BB: 0	S: 3	1B: 7	SF: 0	2B: 0	SAC: 0	3B: 0	DP: 1	HR: 0	HBP: 0
--------------	------	------	------	--------	------	-------	------	------	------	------	--------	------	-------	------	------	------	------	--------	------	-------	------	------	------	------	--------	------	-------	------	------	------	------	--------	------	-------	------	------	------	------	--------	------	-------	------	------	------	------	--------	------	-------	------	------	------	------	--------	------	-------	------	------	------	------	--------	------	-------	------	------	------	------	--------	------	-------	------	-------	-------	-------	--------	-------	-------	-------	--------

PITCHER	IP	WLS	BF	H	R	ER	SO	BB	IBB	HBP	BLK	WP	HR	S	P	ERA	WHIP
Sam Jones, R ERA: 3.09 (1, 1)	9.0	W	34	7	1	1	7	1	0	0	0	0	0	47	51	1.00	0.889

BOTTOM

San Francisco Giants @ Pittsburgh Pirates
 Forbes Field, Pittsburgh, PA
 Fri Jul 17 1959, 7:05 PM EDT
 Att. 33,220 - Unknown

AB	33
R	1
H	7
RBI	1
BB	1
SO	7
LOB	10



WP	PA	ERA	WHIP
0	34		

Batter	1	2	3	4	5	6	7	8	9	AB R H RBI BB SO LOB	TOP
Jim Davenport, R (1, 5) <small>OBP: 0.282, SLG: 0.336</small>	0-0 		0-3 		0-0 			0-0 		4 0 1 0 0 1 1	San Francisco Giants @ Pittsburgh Pirates Forbes Field, Pittsburgh, PA Sat Jul 18 1959, 3:33 AM EDT Att. 20,577 - Unknown livebaseballscorecards.com
Felipe Alou, R (1, 9) <small>OBP: 0.326, SLG: 0.484</small>	0-0 			0-0 		0-0 		0-0 		4 1 0 0 0 0 1	
Willie Mays, R (1, 8) <small>OBP: 0.362, SLG: 0.547</small>	0-3 			0-0 		0-0 		0-0 		4 2 3 2 0 1 0	
Orlando Cepeda, R (1, 3) <small>OBP: 0.366, SLG: 0.559</small>		4-0 		0-0 		0-0 		0-0 		3 0 0 0 1 0 1	
Daryl Spencer, R (1, 4) <small>OBP: 0.347, SLG: 0.391</small>		0-3 		0-0 		0-3 			0-0 	4 0 0 0 0 2 3	
Jackie Brandt, R (1, 7) <small>OBP: 0.310, SLG: 0.399</small>		0-0 		0-0 		0-0 			0-3 	4 0 0 0 0 1 2	
Eddie Bressoud, R (1, 6) <small>OBP: 0.314, SLG: 0.412</small>		0-0 			0-0 	0-0 		0-0 		4 1 1 1 0 0 1	
Jim Hegan, R (1, 2) <small>OBP: 0.250, SLG: 0.242</small>			4-0 		0-3 	0-3 		0-0 		3 0 1 0 1 2 0	
Eddie Fisher, R (1, 1) Andre Rodgers, R (8, PH) Mike McCormick, L (8, 1) <small>OBP: 0.347, SLG: 0.397</small> <small>OBP: 0.195, SLG: 0.135</small>			0-3 		0-3 		0-0 	0-0 		2 0 0 0 0 2 1 1 0 0 0 0 0 0 1 0 0 0 0 0 2	
Inning Stats	R: 0 H: 0 E: 0 LOB: 0 K: 1 BB: 0 S: 5 P: 5	R: 0 H: 0 E: 0 LOB: 1 K: 1 BB: 1 S: 5 P: 9	R: 0 H: 0 E: 0 LOB: 1 K: 2 BB: 1 S: 6 P: 10	R: 1 H: 1 E: 1 LOB: 1 K: 0 BB: 0 S: 5 P: 5	R: 1 H: 1 E: 0 LOB: 0 K: 2 BB: 0 S: 8 P: 8	R: 0 H: 1 E: 0 LOB: 1 K: 1 BB: 0 S: 6 P: 6	R: 0 H: 0 E: 0 LOB: 0 K: 1 BB: 0 S: 5 P: 5	R: 2 H: 2 E: 0 LOB: 0 K: 0 BB: 0 S: 5 P: 5	R: 0 H: 1 E: 1 LOB: 2 K: 1 BB: 0 S: 7 P: 7	1B: 2 SF: 0 2B: 3 SAC: 0 3B: 0 DP: 1 HR: 2 HBP: 0	WP: 0 PA: 36 PB: 0 SB: 0 CS: 1
PITCHER Harvey Haddix, L (1, 1) <small>ERA: 2.84</small>	IP WLS BF H R ER SO BB IBB HBP BLK WP HR S P ERA WHIP 9.0 L 36 6 4 3 9 2 0 0 0 0 0 2 52 60 3.00 0.889										



Batter	1	2	3	4	5	6	7	8	9	AB	R	H	RBI	BB	SO	LOB
Roberto Clemente, R (1, 9) OBP: 0.299, SLG: 0.381	0-0 E S HR 1B	0-0 1-2 1B			0-0 4-3			0-0 SH 1B		4	1	3	0	0	0	0
Dick Groat, R (1, 6) OBP: 0.326, SLG: 0.387	4-0 1-3 HR BB	0-0 F6			0-0 5-3			0-0 SH		2	1	0	0	1	0	2
Bob Skinner, L (1, 7) OBP: 0.350, SLG: 0.428	0-0 F7				0-0 F9			0-0 F2		4	0	0	0	0	0	4
Dick Stuart, R (1, 3) OBP: 0.391, SLG: 0.570	0-0 1-H 3-H HR				0-0 G3			0-3 K		4	1	1	3	0	1	2
Danny Kravitz, L (1, 2) OBP: 0.333, SLG: 0.446 Harry Bright, R (8, PH) OBP: 0.351, SLG: 0.576 Hardy Peterson, R (9, 2)	0-0 4-3				0-0 F8			0-0 F6		3	0	0	0	0	0	0
Bill Mazerowski, R (1, 4) OBP: 0.305, SLG: 0.377	0-3 K				0-0 F8			0-0 6-3		4	0	1	0	0	1	0
Don Hoak, R (1, 5) OBP: 0.374, SLG: 0.436					0-0 6-3			0-0 F8		3	0	1	0	0	0	0
Bill Virdon, L (1, 8) OBP: 0.290, SLG: 0.320 Roman Mejias, R (9, PH) OBP: 0.303, SLG: 0.315					0-3 K			0-0 SH1-4 1B		3	0	2	0	0	1	0
Harvey Haddix, L (1, 1) OBP: 0.200, SLG: 0.226 Ted Kluszewski, L (9, PH) OBP: 0.330, SLG: 0.480					0-0 F4			0-0 K		1	0	0	0	0	1	1
					0-0 F8			0-0 2B		3	0	0	0	0	0	2
								0-0 F6		1	0	0	0	0	0	1

Inning Stats	R: 3	H: 2	E: 0	K: 1	S: 7	LOB: 0	BB: 1	P: 11	R: 0	H: 2	E: 0	K: 0	S: 5	LOB: 2	BB: 0	P: 5	R: 0	H: 0	E: 0	K: 0	S: 3	LOB: 0	BB: 0	P: 3	R: 0	H: 1	E: 0	K: 1	S: 5	LOB: 0	BB: 0	P: 5	R: 0	H: 0	E: 0	K: 0	S: 3	LOB: 0	BB: 0	P: 3	R: 0	H: 0	E: 0	K: 0	S: 3	LOB: 0	BB: 0	P: 3	R: 0	H: 1	E: 1	K: 1	S: 7	LOB: 2	BB: 0	P: 7	R: 0	H: 1	E: 0	K: 1	S: 6	LOB: 1	BB: 0	P: 6	1B: 5	2B: 2	3B: 0	HR: 1	SF: 0	SAC: 2	DP: 0	HBP: 0	WP: 0	PB: 0	SB: 1	CS: 0	PA: 36
PITCHER	IP	WLS	BF	H	R	ER	SO	BB	IBB	HBP	BLK	WP	HR	S	P	ERA	WHIP																																																												
Eddie Fisher, R (1, 1) ERA: 4.97	7.0	W	27	6	3	3	2	1	0	0	0	0	1	30	34	3.86	1.000																																																												
Mike McCormick, L (8, 1) ERA: 3.48	2.0	S	9	2	0	0	2	0	0	0	0	0	0	13	13	0.00	1.000																																																												

BOTTOM

San Francisco Giants @ Pittsburgh Pirates
 Forbes Field, Pittsburgh, PA
 Sat Jul 18 1959, 3:33 AM EDT
 Att. 20,577 - Unknown

livebaseballscorecards.com

AB	33
R	3
H	8
RBI	3
BB	1
SO	4
LOB	14



Batter	1	2	3	4	5	6	7	8	9	AB R H RBI BB SO LOB	TOP											
Jim Davenport, R (1, 5) OBP: 0.279, SLG: 0.332	0-0 F7		0-0 6-3		0-0 F7			0-0 6-3		4 0 0 0 0 0 2	San Francisco Giants @ Pittsburgh Pirates Forbes Field, Pittsburgh, PA Sun Jul 19 1959, 3:33 AM EDT Att: 27,992 - Unknown livebaseballscorecards.com											
Willie Kirkland, L (1, 9) OBP: 0.356, SLG: 0.520	0-3 K			0-3 K		0-0 F9		0-0 FC5-4 1B		4 0 1 0 0 2 0												
Willie Mays, R (1, 8) OBP: 0.359, SLG: 0.540	0-0 F8			0-0 F4		0-0 F8		0-0 FC5-4 1-2f		4 0 0 0 0 0 1												
Orlando Cepeda, R (1, 3) OBP: 0.368, SLG: 0.569		0-0 6-3		0-0 HR		0-0 2B		0-0 F8		4 1 2 1 0 0 1												
Daryl Spencer, R (1, 4) OBP: 0.346, SLG: 0.389		0-0 5-3		0-0 F6		0-0 F8		0-0 SH1-4 E 1B		4 0 1 0 0 0 1												
Jackie Brandt, R (1, 7) OBP: 0.309, SLG: 0.404		0-0 6-3		0-0 4-3 3B		0-0 F7		0-0 E4 FC6 SH1-4 1-2		4 1 1 0 0 0 1												
Hobie Landrith, L (1, 2) OBP: 0.349, SLG: 0.364			0-0 2B		0-0 4-3		0-0 F5		0-0 SH1-4 1-2 2-3			3 0 1 1 0 0 0										
Eddie Bressoud, R (1, 6) OBP: 0.321, SLG: 0.416			0-3 K		0-0 SH3-4 1B		0-0 1B		0-0 FC6 2-3			4 0 2 0 0 1 3										
Stu Miller, R (1, 1) OBP: 0.083, SLG: 0.057 Dusty Rhodes, L (9, PH) OBP: 0.346, SLG: 0.227			0-0 5-3		0-0 SH3-4 1-2		0-0 5-3		0-0 F7			2 0 0 0 0 0 2 1 0 0 0 0 0 2										
Inning Stats	R: 0 E: 0 K: 1 S: 5	H: 0 LOB: 0 BB: 0 P: 5	R: 0 E: 0 K: 0 S: 3	H: 0 LOB: 0 BB: 0 P: 3	R: 0 E: 0 K: 1 S: 6	H: 1 LOB: 1 BB: 0 P: 6	R: 1 E: 0 K: 1 S: 6	H: 1 LOB: 0 BB: 0 P: 6	R: 1 E: 0 K: 0 S: 5	H: 2 LOB: 1 BB: 0 P: 5	R: 0 E: 0 K: 0 S: 4	H: 1 LOB: 1 BB: 0 P: 4	R: 0 E: 0 K: 0 S: 4	H: 1 LOB: 1 BB: 0 P: 4	R: 0 E: 0 K: 0 S: 4	H: 1 LOB: 1 BB: 0 P: 4	R: 0 E: 1 K: 0 S: 5	H: 1 LOB: 2 BB: 0 P: 5	1B: 4 2B: 2 3B: 1 HR: 1	SF: 0 SAC: 2 DP: 0 HBP: 0	WP: 0 PB: 0 SB: 0 CS: 0	PA: 36
PITCHER Vern Law, R (1, 1) ERA: 3.48	IP 9.0 WLS W BF 36 H 8 R 2 ER 2 SO 3 BB 0 IBB 0 HBP 0 BLK 0 WP 0 HR 1 S 42 P 42 ERA 2.00 WHIP 0.889																				PITCHER IP WLS BF H R ER SO BB IBB HBP BLK WP HR S P ERA WHIP	



Batter	1	2	3	4	5	6	7	8	9	AB R H RBI BB SO LOB	TOP
Jim Gilliam, S (1, 5) OBP: 0.440, SLG: 0.401 FBBB	4-2 G3 HR BB	2-2 F8			1-1 5-3			0-1 F8		3 1 0 0 1 0 1	
Charlie Neal, R (1, 4) OBP: 0.355, SLG: 0.484 CBBX	2-1 G3 1-2		0-1 F9			1-2 6-3		0-0 HR		4 1 1 1 0 0 1	
Wally Moon, L (1, 7) OBP: 0.377, SLG: 0.432 X	0-0 F8		2-3 K			0-0 F7		0-0 G3		4 0 0 0 0 1 1	
Gil Hodges, R (1, 3) OBP: 0.392, SLG: 0.553 CBBX	1-2 HR 2-H		0-3 K			1-1 5-3		0-0 F6		4 1 1 2 0 1 0	
Don Demeter, R (1, 8) OBP: 0.311, SLG: 0.486 FSBX	1-2 1B				1-2 6-3			0-0 F7		4 0 1 0 0 0 0	
Rip Repulski, R (1, 9) OBP: 0.349, SLG: 0.329 FFS	0-3 K				0-1 5-3			2-0 F3		3 0 0 0 0 1 1	
Joe Pignatano, R (1, 2) OBP: 0.346, SLG: 0.326 X					0-0 3B			2-3 K		3 0 1 0 0 1 0	
Don Zimmer, R (1, 6) OBP: 0.277, SLG: 0.250 CBBB								2-1 5-3		3 0 0 0 0 1 1	
Don Drysdale, R (1, 1) OBP: 0.188, SLG: 0.355 SBBM								2-2 1-6-3		3 0 0 0 0 1 1	
Inning Stats	R: 2 H: 2 E: 0 LOB: 1 K: 1 BB: 1 S: 15 P: 23	R: 0 H: 1 E: 0 LOB: 1 K: 2 BB: 0 S: 11 P: 16	R: 0 H: 0 E: 0 LOB: 0 K: 2 BB: 0 S: 9 P: 11	R: 0 H: 0 E: 0 LOB: 0 K: 0 BB: 0 S: 6 P: 7	R: 0 H: 0 E: 0 LOB: 0 K: 0 BB: 0 S: 5 P: 8	R: 0 H: 0 E: 0 LOB: 0 K: 0 BB: 0 S: 6 P: 8	R: 0 H: 0 E: 0 LOB: 0 K: 1 BB: 0 S: 6 P: 10	R: 0 H: 0 E: 0 LOB: 0 K: 0 BB: 0 S: 7 P: 11	R: 1 H: 1 E: 0 LOB: 0 K: 0 BB: 0 S: 7 P: 9	1B: 1 SF: 0 2B: 0 SAC: 0 3B: 1 DP: 0 HR: 2 HBP: 0	WP: 0 PA: 32 PB: 0 SB: 0 CS: 0
PITCHER Johnny Antonelli, L (1, 1) ERA: 2.51	IP WLS BF H R ER SO BB IBB HBP BLK WP HR S P ERA WHIP 9.0 L 32 4 3 3 6 1 0 0 0 0 2 72 103 3.00 0.556										

Los Angeles Dodgers @ San Francisco Giants
 Seals Stadium, San Francisco, CA
 Mon Jul 20 1959, 6:33 AM EDT
 Att: 22,777 - Unknown

livebaseballscorecards.com

AB	31
R	3
H	4
RBI	3
BB	1
SO	6
LOB	6



Batter	1	2	3	4	5	6	7	8	9	AB R H RBI BB SO LOB
Jim Davenport, R (1, 5) OBP: 0.281, SLG: 0.331 Leon Wagner, L (9, PH) OBP: 0.365, SLG: 0.466 Felipe Alou, R (9, PR) OBP: 0.326, SLG: 0.484	4-2 BB	2-0 E6			1-3 K		4-1 BB		4-2 BB	2 0 0 0 2 1 1
Willie Kirkland, L (1, 9) OBP: 0.351, SLG: 0.511	0-0 F5	0-2 4-3			2-3 K		0-0 L9		1-0 F8	5 0 0 0 0 1 6
Willie Mays, R (1, 8) OBP: 0.358, SLG: 0.536	1-1 L6				0-2 F6		4-1 FC5-4			3 0 0 0 1 0 1
Orlando Cepeda, R (1, 3) OBP: 0.364, SLG: 0.563	1-2 L7					2-2 5-3	0-2 FC5-4			4 0 0 0 0 0 4
Daryl Spencer, R (1, 4) OBP: 0.347, SLG: 0.391		1-1 1B			3-1 F8		1-0 1B		0-0 F7	4 1 2 0 0 0 0
Jackie Brandt, R (1, 7) OBP: 0.308, SLG: 0.401		1-1 1B			2-0 6-3		1-1 F7		1-3 K	4 1 1 0 0 1 1
Hobie Landrith, L (1, 2) OBP: 0.347, SLG: 0.357		1-1 F8			4-1 BB		0-0 4-3		3-3 K	3 0 0 0 1 1 3
Eddie Bressoud, R (1, 6) OBP: 0.327, SLG: 0.413		1-1 E			0-0 L8		4-1 BB		1-3 K	3 0 1 1 1 1 1
Johnny Antonelli, L (1, 1) OBP: 0.104, SLG: 0.134 Dusty Rhodes, L (9, PH) OBP: 0.333, SLG: 0.217		0-3 K			0-0 F9		0-0 SH5-4		3-3 K	2 0 0 0 0 1 3

Inning Stats	R: 0	H: 0	E: 0	K: 0	S: 10	R: 2	H: 3	E: 1	K: 1	S: 15	R: 0	H: 0	E: 0	K: 0	S: 6	R: 0	H: 0	E: 0	K: 0	S: 4	R: 0	H: 0	E: 0	K: 2	S: 9	R: 0	H: 1	E: 0	K: 0	S: 7	R: 0	H: 0	E: 0	K: 0	S: 8	R: 0	H: 0	E: 0	K: 2	S: 8	R: 0	H: 0	E: 0	K: 2	S: 13	R: 0	H: 0	E: 0	K: 2	S: 13	1B: 4	2B: 0	3B: 0	HR: 0	SF: 0	SAC: 1	DP: 0	HBP: 0	WP: 0	PB: 0	SB: 0	CS: 0	PA: 38
PITCHER Don Drysdale, R (1, 1) ERA: 2.96	IP	WLS	BF	H	R	ER	SO	BB	IBB	HBP	BLK	WP	HR	S	P	ERA	WHIP																			IP	WLS	BF	H	R	ER	SO	BB	IBB	HBP	BLK	WP	HR	S	P	ERA	WHIP											

BOTTOM

Los Angeles Dodgers @ San Francisco Giants
 Seals Stadium, San Francisco, CA
 Mon Jul 20 1959, 6:33 AM EDT
 Att. 22,777 - Unknown

livebaseballscorecards.com

AB	31
R	2
H	4
RBI	1
BB	6
SO	7
LOB	20



Batter	1	2	3	4	5	6	7	8	9	AB R H RBI BB SO LOB	TOP	
Jim Gilliam, S (1, 5) OBP: 0.438, SLG: 0.397	0-0 		4-1 			2-1 		2-1 		3 0 0 0 1 0 0		
Charlie Neal, R (1, 4) OBP: 0.355, SLG: 0.483	2-0 		1-1 			1-0 			1-1 	3 1 1 0 0 0 1		
Wally Moon, L (1, 7) OBP: 0.377, SLG: 0.429	2-1 			4-2 		0-0 			1-1 	2 0 0 0 1 0 1		
Duke Snider, L (1, 8) Don Demeter, R (9, 8) OBP: 0.347, SLG: 0.495 OBP: 0.311, SLG: 0.486		1-1 		2-3 		2-1 			2-1 	4 0 0 0 0 1 3 0 0 0 0 0 0 0		
Gil Hodges, R (1, 3) OBP: 0.393, SLG: 0.556		2-3 		3-3 			2-1 		2-2 	4 0 2 1 0 2 2		
Norm Larker, L (1, 9) Ron Fairly, L (9, 9) OBP: 0.385, SLG: 0.471 OBP: 0.342, SLG: 0.355		0-0 			2-2 		1-0 		1-1 	4 0 0 0 0 0 3 0 0 0 0 0 0 0		
John Roseboro, L (1, 2) OBP: 0.320, SLG: 0.377		3-3 			4-1 		3-3 			2 0 0 0 1 2 1		
Maury Wills, S (1, 6) OBP: 0.234, SLG: 0.233			1-0 		1-1 			1-1 		3 0 0 0 0 0 1		
Roger Craig, R (1, 1) OBP: 0.091, SLG: 0.048			1-1 		1-0 			3-3 		3 0 0 0 0 1 1		
Inning Stats	R: 0 H: 0 E: 0 LOB: 0 K: 0 BB: 0 S: 4 P: 8	R: 0 H: 0 E: 1 LOB: 1 K: 2 BB: 0 S: 9 P: 15	R: 0 H: 0 E: 0 LOB: 1 K: 0 BB: 1 S: 6 P: 13	R: 0 H: 0 E: 0 LOB: 0 K: 2 BB: 1 S: 8 P: 17	R: 0 H: 0 E: 0 LOB: 1 K: 0 BB: 1 S: 8 P: 16	R: 0 H: 0 E: 1 LOB: 1 K: 0 BB: 0 S: 6 P: 11	R: 0 H: 1 E: 0 LOB: 0 K: 1 BB: 0 S: 6 P: 12	R: 0 H: 0 E: 0 LOB: 0 K: 1 BB: 0 S: 7 P: 13	R: 1 H: 2 E: 0 LOB: 1 K: 0 BB: 0 S: 11 P: 18	1B: 2 SF: 0 2B: 1 SAC: 2 3B: 0 DP: 1 HR: 0 HBP: 0	WP: 0 PA: 33 PB: 1 SB: 0 CS: 1	
PITCHER Sam Jones, R (1, 1) ERA: 2.98	IP 9.0 WLS L BF 33 H 3 R 1 ER 1 SO 6 BB 3 IBB 0 HBP 0 BLK 0 WP 0 HR 0 S 65 P 123 ERA 1.00 WHIP 0.667											PITCHER IP WLS BF H R ER SO BB IBB HBP BLK WP HR S P ERA WHIP

Los Angeles Dodgers @ San Francisco Giants
 Seals Stadium, San Francisco, CA
 Tue Jul 21 1959, 6:33 AM EDT
 Att: 22,252 - Unknown

livebaseballscorecards.com

AB 28
R 1
H 3
RBI 1
BB 3
SO 6
LOB 13




Batter	1	2	3	4	5	6	7	8	9	AB R H RBI BB SO LOB
Jim Davenport, R OBP: 0.278, SLG: 0.327 (1, 5)	0-1 6-3		2-3 K			1-1 F4		3-3 K		4 0 0 0 0 2 1
Willie Kirkland, L OBP: 0.349, SLG: 0.507 (1, 9)	2-1 CS 1B			2-1 F7		0-0 F6			3-2 F8	4 0 1 0 0 0 0
Willie Mays, R OBP: 0.356, SLG: 0.532 (1, 8)	3-3 K			3-3 K			0-0 BB 1B		2-2 5-3	4 0 1 0 0 2 1
Orlando Cepeda, R OBP: 0.363, SLG: 0.558 (1, 3)		1-0 F9		0-0 F6			4-0 BB 1-2 BB		0-1 F3	3 0 0 0 1 0 0
Daryl Spencer, R OBP: 0.347, SLG: 0.388 (1, 4)		3-2 L7			0-1 5-3		4-2 BB 1-2 2-3 BB			2 0 0 0 1 0 0
Jackie Brandt, R OBP: 0.305, SLG: 0.397 (1, 7)		3-3 K			2-0 L7		2-2 F4			3 0 0 0 0 1 3
Hobie Landrith, L OBP: 0.355, SLG: 0.361 (1, 2)			1-2 FC3-6 1B		4-2 BB		0-2 G6-4-3 1-2f			1 0 1 0 1 0 0
Leon Wagner, L OBP: 0.362, SLG: 0.462 (7, PH)										1 0 0 0 0 0 3
Jim Hegan, R OBP: 0.250, SLG: 0.242 (8, 2)										0 0 0 0 0 0 0
Eddie Bressoud, R OBP: 0.319, SLG: 0.402 (1, 6)			0-0 F2		1-3 K			0-0 F7		3 0 0 0 0 1 2
Sam Jones, R OBP: 0.102, SLG: 0.105 (1, 1)			1-0 FC3-6 WP 1-2f			0-2 5-3		0-0 1-3		3 0 0 0 0 0 1

Inning Stats	R: 0	H: 1	E: 0	K: 1	S: 9	LOB: 1	BB: 0	P: 14	R: 0	H: 0	E: 0	K: 1	S: 7	LOB: 0	BB: 0	P: 14	R: 0	H: 1	E: 0	K: 1	S: 8	LOB: 1	BB: 0	P: 12	R: 0	H: 0	E: 0	K: 1	S: 6	LOB: 0	BB: 0	P: 11	R: 0	H: 0	E: 0	K: 1	S: 8	LOB: 1	BB: 1	P: 15	R: 0	H: 0	E: 0	K: 0	S: 6	LOB: 0	BB: 0	P: 7	R: 0	H: 1	E: 0	K: 0	S: 9	LOB: 2	BB: 2	P: 19	R: 0	H: 0	E: 0	K: 1	S: 7	LOB: 0	BB: 0	P: 10	R: 0	H: 0	E: 0	K: 0	S: 8	LOB: 0	BB: 0	P: 13	1B: 3	SF: 0	2B: 1	SAC: 0	3B: 0	DP: 2	HR: 0	HBP: 0
PITCHER Roger Craig, R ERA: 1.93 (1, 1)	IP	WLS	BF	H	R	ER	SO	BB	IBB	HBP	BLK	WP	HR	S	P	ERA	WHIP	IP	WLS	BF	H	R	ER	SO	BB	IBB	HBP	BLK	WP	HR	S	P	ERA	WHIP	IP	WLS	BF	H	R	ER	SO	BB	IBB	HBP	BLK	WP	HR	S	P	ERA	WHIP																													

Los Angeles Dodgers @ San Francisco Giants
Seals Stadium, San Francisco, CA
 Tue Jul 21 1959, 6:33 AM EDT
 Att. 22,252 - Unknown

AB	28
R	0
H	3
RBI	0
BB	3
SO	6
LOB	11

WP: 1 PA: 31
 PB: 0
 SB: 0
 CS: 1



livebaseballscorecards.com

Batter	1	2	3	4	5	6	7	8	9	AB R H RBI BB SO LOB	TOP											
Don Blasingame, L (1, 4) OBP: 0.362, SLG: 0.360	0-0 F8		0-0 4-3		0-0 F8		0-0 5-3			4 0 0 0 0 0 0	St. Louis Cardinals @ San Francisco Giants Seals Stadium, San Francisco, CA Wed Jul 22 1959, 10:05 PM EDT Att: 20,949 - Unknown livebaseballscorecards.com											
Gino Cimoli, R (1, 8) OBP: 0.353, SLG: 0.481	0-0 6-3		0-0 2B		0-0 F8			0-0 6-3		4 0 1 0 0 0 0												
Bill White, L (1, 3) OBP: 0.386, SLG: 0.543	0-0 1B		0-0 F9		0-0 G3			0-0 6-3		4 0 1 0 0 0 1												
Ken Boyer, R (1, 5) OBP: 0.391, SLG: 0.515	0-3 K			0-0 F3		0-0 5-3		0-0 1-3		4 0 0 0 0 1 1												
Joe Cunningham, L (1, 9) OBP: 0.445, SLG: 0.460		0-0 1-3		0-0 1B 1-3 1B		4-0 BB		0-0 5-3		3 0 1 0 1 0 0												
Gene Oliver, R (1, 7) OBP: 0.278, SLG: 0.426		0-3 K		0-0 1-3 1-2		0-3 K		0-0 FC3-6 1B		4 0 1 0 0 2 2												
Alex Grammas, R (1, 6) OBP: 0.366, SLG: 0.350		4-0 BB		0-0 2-3 1B		0-0 G3		0-0 FC3-6 3B		3 1 1 0 1 0 2												
Hal Smith, R (1, 2) OBP: 0.306, SLG: 0.433		0-0 F8		4-0 IBB			0-0 6-3		0-0 3B	3 0 1 1 1 0 1												
Dick Ricketts, L (1, 1) OBP: 0.059, SLG: 0.059		0-3 K		0-3 K			0-0 F1		0-0 1-3	2 0 0 0 0 2 3												
Curt Flood, R (7, PH) OBP: 0.342, SLG: 0.441										1 0 0 0 0 0 0												
Marshall Bridges, S (7, 1) OBP: 0.313, SLG: 0.533										0 0 0 0 0 0 0												
Ray Jablonski, R (9, PH) OBP: 0.353, SLG: 0.461										1 0 0 0 0 0 1												
Inning Stats	R: 0 E: 0 K: 1 S: 6	H: 1 LOB: 1 BB: 0 P: 6	R: 0 E: 0 K: 1 S: 5	H: 0 LOB: 1 BB: 1 P: 9	R: 0 E: 0 K: 1 S: 6	H: 1 LOB: 1 BB: 0 P: 6	R: 0 E: 0 K: 1 S: 7	H: 2 LOB: 3 BB: 1 P: 11	R: 0 E: 0 K: 1 S: 3	H: 0 LOB: 0 BB: 0 P: 3	R: 0 E: 0 K: 0 S: 5	H: 0 LOB: 1 BB: 1 P: 9	R: 0 E: 0 K: 0 S: 3	H: 0 LOB: 0 BB: 0 P: 3	R: 0 E: 0 K: 0 S: 3	H: 0 LOB: 0 BB: 0 P: 3	R: 1 E: 0 K: 0 S: 5	H: 2 LOB: 1 BB: 0 P: 5	1B: 4 2B: 1 3B: 1 HR: 0	SF: 0 SAC: 0 DP: 0 HBP: 0	WP: 0 PB: 0 SB: 0 CS: 0	PA: 36
PITCHER Mike McCormick, L (1, 1) ERA: 3.32	IP: 9.0 WLS: W BF: 36 H: 6 R: 1 ER: 1 SO: 5 BB: 2 IBB: 1 HBP: 0 BLK: 0 WP: 0 HR: 0 S: 43 P: 55 ERA: 1.00 WHIP: 0.889																					



Batter	1	2	3	4	5	6	7	8	9
Jackie Brandt, R OBP: 0.310, SLG: 0.399 (1, 7)	4-0 2B BB	0-0 1-3 1B			0-0 1B	0-0 6-3		0-0 F9	
Jim Davenport, R OBP: 0.280, SLG: 0.331 (1, 5)	0-0 1B 2B	0-3 K			0-0 1B E 1B		0-0 F5	0-3 K	
Willie Kirkland, L OBP: 0.351, SLG: 0.518 (1, 9)	0-0 1B		0-0 F4		0-0 F3		0-0 HR		
Orlando Cepeda, R OBP: 0.362, SLG: 0.555 (1, 3)	0-3 K		0-0 F8		0-0 E1 1B		0-3 K		
Willie Mays, R OBP: 0.355, SLG: 0.528 (1, 8)	0-3 K		0-0 F3		4-0 IBB		0-0 6-3		
Daryl Spencer, R OBP: 0.346, SLG: 0.390 (1, 4)	0-3 K		0-0 F3	0-0 K				0-0 WP SH 2B	
Hobie Landrith, L OBP: 0.352, SLG: 0.354 (1, 2)		0-0 F8		0-0 4-3		0-0 F8		4-0 SH BB	
Eddie Bressoud, R OBP: 0.317, SLG: 0.391 (1, 6)		4-0 1B BB		0-0 F3		0-0 F9		0-3 K	
Mike McCormick, L OBP: 0.205, SLG: 0.175 (1, 1)		0-3 K			0-3 K			0-0 SH 1-2 3-H	

Inning Stats	R: 2	H: 2	E: 0	K: 3	S: 11	LOB: 1	BB: 1	P: 15	R: 0	H: 1	E: 0	K: 2	S: 8	LOB: 2	BB: 1	P: 12	R: 0	H: 0	E: 0	K: 0	S: 3	LOB: 0	BB: 0	P: 3	R: 0	H: 0	E: 0	K: 0	S: 3	LOB: 0	BB: 0	P: 3	R: 2	H: 3	E: 1	K: 2	S: 10	LOB: 2	BB: 1	P: 14	R: 0	H: 1	E: 0	K: 0	S: 4	LOB: 1	BB: 0	P: 4	R: 1	H: 1	E: 0	K: 1	S: 6	LOB: 0	BB: 0	P: 6	R: 1	H: 1	E: 0	K: 2	S: 9	LOB: 2	BB: 1	P: 13	1B: 5	2B: 3	3B: 0	HR: 1	SF: 0	SAC: 1	DP: 0	HBP: 0
--------------	------	------	------	------	-------	--------	-------	-------	------	------	------	------	------	--------	-------	-------	------	------	------	------	------	--------	-------	------	------	------	------	------	------	--------	-------	------	------	------	------	------	-------	--------	-------	-------	------	------	------	------	------	--------	-------	------	------	------	------	------	------	--------	-------	------	------	------	------	------	------	--------	-------	-------	-------	-------	-------	-------	-------	--------	-------	--------

PITCHER	IP	WLS	BF	H	R	ER	SO	BB	IBB	HBP	BLK	WP	HR	S	P	ERA	WHIP
Dick Ricketts, R ERA: 4.88 (1, 1)	6.0	L	28	7	4	3	7	2	1	0	0	0	0	39	51	4.50	1.500
Marshall Bridges, L ERA: 4.36 (7, 1)	2.0		10	2	2	2	3	1	0	0	0	1	1	15	19	9.00	1.500

BOTTOM


St. Louis Cardinals @ San Francisco Giants
Seals Stadium, San Francisco, CA

Wed Jul 22 1959, 10:05 PM EDT
Att. 20,949 - Unknown

AB	R	H	RBI	BB	SO	LOB
4	2	2	0	1	0	3
5	2	2	2	0	2	4
4	1	2	2	0	0	1
4	0	1	0	0	2	1
3	0	0	0	1	1	1
4	1	1	0	0	2	3
3	0	0	0	1	0	0
3	0	0	0	1	1	2
3	0	1	1	0	2	1

AB	33
R	6
H	9
RBI	5
BB	4
SO	10
LOB	16

WP: 1 PA: 38
PB: 0
SB: 1
CS: 0



Batter	1	2	3	4	5	6	7	8	9	AB R H RBI BB SO LOB	TOP	
Don Blasingame, L (1, 4) OBP: 0.361, SLG: 0.359	0-0 G4-3 1B		0-0 F7			0-0 F3		0-0 F9		4 0 1 0 0 0 1		
Joe Cunningham, L (1, 9) OBP: 0.446, SLG: 0.464 Curt Flood, R (8, PR) OBP: 0.342, SLG: 0.441 (8, 8)	0-0 G4-3 1-2f			0-0 4-3		0-0 2B		0-0 1B		4 0 2 0 0 0 1 0 0 0 0 0 0 0		
Bill White, L (1, 7) OBP: 0.382, SLG: 0.537	0-0 F7			0-0 4-3		0-0 F7		0-0 2-3		4 0 0 0 0 0 3		
Ken Boyer, R (1, 5) OBP: 0.392, SLG: 0.513		4-0 5-3 BB		0-3 K		0-0 6-3		0-0 1B 1B		3 1 1 0 1 1 1		
Gino Cimoli, R (1, 8) OBP: 0.355, SLG: 0.481 (8, 9)		0-3 K			0-0 1B FC1 1B		0-0 F8		0-0 1B 1B	4 0 2 0 0 1 1		
Stan Musial, L (1, 3) OBP: 0.375, SLG: 0.433		0-0 5-3 1-2			0-0 FC FC1 1B		0-0 F7		0-3 K	4 0 1 0 0 1 3		
Hal Smith, R (1, 2) OBP: 0.303, SLG: 0.429 Dick Gray, R (9, PH) OBP: 0.300, SLG: 0.329		0-0 5-3			0-0 FC1 FC		0-0 5-3		0-3 K	3 0 0 0 0 0 3 1 0 0 0 0 1 2		
Alex Grammas, R (1, 6) OBP: 0.363, SLG: 0.346 Wally Shannon, L (8, PH) OBP: 0.556, SLG: 0.556 (8, 6)			0-0 F8		0-0 FC G4-6-3			0-0 1B 1B	0-0 1B 1B	2 0 0 0 0 0 2 2 0 2 1 0 0 0		
Vinegar Bend Mizell, R (1, 1) OBP: 0.217, SLG: 0.254 George Crowe, L (5, PH) OBP: 0.338, SLG: 0.525 (5, 1) Dean Stone, L (5, 1) Marshall Bridges, S (7, 1) OBP: 0.313, SLG: 0.533 Ray Jablonski, R (8, PH) OBP: 0.349, SLG: 0.455 Lindy McDaniel, R (8, 1) OBP: 0.148, SLG: 0.042 Gene Oliver, R (9, PH) OBP: 0.276, SLG: 0.421			0-0 F3		0-0 G4-6-3 1-2f		0-0 F7		0-3 K	1 0 0 0 0 0 0 1 0 0 0 0 0 3 0 0 0 0 0 0 0 0 0 0 0 0 0 0 1 0 0 0 0 0 1 0 0 0 0 0 0 0 1 0 0 0 0 1 2		
Inning Stats	R: 0 H: 1 E: 0 LOB: 0 K: 0 BB: 0 S: 3 P: 3	R: 0 H: 0 E: 0 LOB: 1 K: 1 BB: 1 S: 5 P: 9	R: 0 H: 0 E: 0 LOB: 0 K: 0 BB: 0 S: 3 P: 3	R: 0 H: 0 E: 0 LOB: 0 K: 1 BB: 0 S: 5 P: 5	R: 0 H: 2 E: 0 LOB: 2 K: 0 BB: 0 S: 5 P: 5	R: 0 H: 1 E: 0 LOB: 1 K: 0 BB: 0 S: 4 P: 4	R: 0 H: 0 E: 0 LOB: 0 K: 0 BB: 0 S: 3 P: 3	R: 0 H: 2 E: 0 LOB: 2 K: 3 BB: 0 S: 5 P: 5	R: 1 H: 3 E: 0 LOB: 2 K: 3 BB: 0 S: 12 P: 12	1B: 8 SF: 0 2B: 1 SAC: 0 3B: 0 DP: 2 HR: 0 HBP: 0	WP: 0 PA: 36 PB: 0 SB: 0 CS: 0	
PITCHER Jack Sanford, R (1, 1) ERA: 3.18	IP WLS BF H R ER SO BB IBB HBP BLK WP HR S P ERA WHIP											PITCHER IP WLS BF H R ER SO BB IBB HBP BLK WP HR S P ERA WHIP

St. Louis Cardinals @ San Francisco Giants
Seals Stadium, San Francisco, CA

Thu Jul 23 1959, 6:33 AM EDT
Att. 12,516 - Unknown

livebaseballscorecards.com

AB 35
R 1
H 9
RBI 1
BB 1
SO 5
LOB 23



Batter	1	2	3	4	5	6	7	8	9	AB	R	H	RBI	BB	SO	LOB
Jackie Brandt, R OBP: 0.314, SLG: 0.400 (1, 7)	0-0 F8	4-0 BB 1-2 BB		0-0 F4			0-0 E1 SF9 1B	0-0 1B 1B		4	1	2	1	1	0	1
Jim Davenport, R OBP: 0.284, SLG: 0.331 (1, 5)	0-0 6-3	4-0 FC6-4 BB 1-2 2-3			0-0 6-3		4-0 1B SF9 BB	0-0 1B 1B		3	0	1	1	2	0	0
Willie Mays, R OBP: 0.356, SLG: 0.526 (1, 8)	0-0	0-0 FC6-4					0-0 SF9	0-0 F7		3	1	1	1	1	0	5
Willie Kirkland, L OBP: 0.351, SLG: 0.518 (9, 9)	S E 1B 1B	1-2f					1-2 3-H			0	0	0	0	0	0	0
Orlando Cepeda, R OBP: 0.365, SLG: 0.554 (1, 3)	0-0 S E 1B		0-0 F4		0-0 FC6-4 1B		4-0 1B IBB	0-3 K		4	1	2	0	1	1	2
Daryl Spencer, R OBP: 0.345, SLG: 0.388 (1, 4)	0-0 E5 1-H 2-H		0-0 5-3		0-0 F6		0-0 G4-6-3 1B			4	0	1	0	0	0	2
Felipe Alou, R OBP: 0.318, SLG: 0.472 (1, 9) (9, 8)	0-0 6-3		0-0 5-3		0-0 FC6-4		0-0 G4-6-3			4	0	0	0	0	0	6
Bob Schmidt, R OBP: 0.293, SLG: 0.396 (1, 2)		0-0 F6		0-0 L4-6 2B		0-0 6-3		0-0 SH 1B 1B		4	1	2	0	0	0	0
Eddie Bressoud, R OBP: 0.315, SLG: 0.386 (1, 6)		0-0 F5		0-0 L4-6		0-0 F9		0-0 SH 1B 1B		4	0	1	0	0	0	1
Jack Sanford, R OBP: 0.182, SLG: 0.100 (1, 1)		0-0 BB BB 1B		4-0 BB		0-0 6-3		0-0 SH 1B 1B		2	1	1	0	1	0	0

Inning Stats	R: 2	H: 2	E: 1	K: 0	S: 6	LOB: 1	BB: 0	P: 6	R: 0	H: 1	E: 0	K: 0	S: 4	LOB: 3	BB: 2	P: 12	R: 0	H: 0	E: 0	K: 0	S: 3	LOB: 0	BB: 0	P: 3	R: 0	H: 1	E: 0	K: 0	S: 3	LOB: 1	BB: 1	P: 7	R: 0	H: 1	E: 0	K: 0	S: 4	LOB: 2	BB: 1	P: 8	R: 0	H: 0	E: 0	K: 0	S: 3	LOB: 0	BB: 0	P: 3	R: 1	H: 2	E: 1	K: 0	S: 4	LOB: 2	BB: 2	P: 12	R: 2	H: 4	E: 1	K: 1	S: 9	LOB: 2	BB: 0	P: 9
--------------	------	------	------	------	------	--------	-------	------	------	------	------	------	------	--------	-------	-------	------	------	------	------	------	--------	-------	------	------	------	------	------	------	--------	-------	------	------	------	------	------	------	--------	-------	------	------	------	------	------	------	--------	-------	------	------	------	------	------	------	--------	-------	-------	------	------	------	------	------	--------	-------	------

PITCHER	IP	WLS	BF	H	R	ER	SO	BB	IBB	HBP	BLK	WP	HR	S	P	ERA	WHIP
Vinegar Bend Mizell, L ERA: 3.39 (1, 1)	4.0	L	19	4	2	0	0	3	0	0	0	0	0	16	28	0.00	1.750
Dean Stone, L ERA: 0.9 (5, 1)	2.1		13	3	1	0	0	2	1	0	0	0	0	10	22	0.00	2.143
Marshall Bridges, L ERA: 4.3 (7, 1)	0.2		1	0	0	0	0	0	0	0	0	0	0	1	1	0.00	0.000
Lindy McDaniel, R ERA: 2.74 (8, 1)	1.0		7	4	2	1	1	0	0	0	0	0	0	9	9	9.00	4.000


BOTTOM

St. Louis Cardinals @ San Francisco Giants
Seals Stadium, San Francisco, CA


Thu Jul 23 1959, 6:33 AM EDT
Att. 12,516 - Unknown

AB	32
R	5
H	11
RBI	3
BB	6
SO	1
LOB	17

livebaseballscorecards.com



WP	HR	S	P	ERA	WHIP
0	0	0	0	0.00	1.750
0	0	0	0	0.00	2.143
0	0	0	0	0.00	0.000
0	0	0	0	9.00	4.000

Batter	1	2	3	4	5	6	7	8	9	10	AB R H RBI BB SO LOB	TOP													
Tony Taylor, R OBP: 0.328, SLG: 0.367 (1, 4)	F7			6-3	SH3-4 1B	FC5-4		FC3-6		K	6 0 1 0 0 1 4														
Alvin Dark, R OBP: 0.326, SLG: 0.350 (1, 5) (2, 6)	G5-4-3 1B			4-3 1B	SH3-4	F8		F2			4 0 2 0 0 0 3														
Lee Walls, R OBP: 0.340, SLG: 0.388 Jim Marshall, L OBP: 0.321, SLG: 0.390 (5, PH) (5, 3)	G5-4-3			4-3	IBB		3-1		6-3		2 0 0 0 0 0 2 2 0 0 0 1 0 0														
14 Ernie Banks, R OBP: 0.360, SLG: 0.582 Randy Jackson, R OBP: 0.333, SLG: 0.365 (1, 6) (2, 5)		F8		BB	G1-2-3		F3		F4		1 0 0 0 0 0 0 3 0 0 0 1 0 3														
Art Schult, R OBP: 0.333, SLG: 0.294 (1, 3) (5, 7)		5-3		6-3		FC4-6 BB		BB BB	FC6-4 BB		3 0 1 0 2 0 2														
Bobby Thomson, R OBP: 0.326, SLG: 0.410 (1, 7) (5, 9)		6-3			HR	FC4-6 HR		BB BB	FC6-4		4 2 1 1 1 0 2														
Earl Averill, R OBP: 0.307, SLG: 0.524 (1, 2)			4-3		2B E BB		HR			F8	3 2 1 2 2 0 0	AB 37 R 5 H 11 RBI 3 BB 8 SO 3 LOB 20													
George Altman, L OBP: 0.309, SLG: 0.356 (1, 8)			G3		E 2B	FC5-4 1B BB		K		6-3 1B	4 1 2 0 1 1 3														
Dave Hillman, R OBP: 0.250, SLG: 0.143 Don Elston, R OBP: 0.200, SLG: 0.200 (1, 1) (8, 1)			K		SH3-4 G1-2-3 1B			FC3-6 1B		6-3	4 0 3 0 0 1 0 1 0 0 0 0 0 1														
Inning Stats	R: 0 E: 0 K: 0 S: 3	H: 1 LOB: 0 BB: 0 P: 3	R: 0 E: 0 K: 0 S: 3	H: 0 LOB: 0 BB: 0 P: 3	R: 0 E: 0 K: 1 S: 5	H: 0 LOB: 0 BB: 0 P: 5	R: 0 E: 0 K: 0 S: 4	H: 1 LOB: 2 BB: 1 P: 8	R: 3 E: 1 K: 0 S: 6	H: 4 LOB: 2 BB: 2 P: 14	R: 2 E: 0 K: 0 S: 5	H: 2 LOB: 3 BB: 2 P: 13	R: 0 E: 0 K: 1 S: 6	H: 1 LOB: 3 BB: 2 P: 14	R: 0 E: 0 K: 0 S: 3	H: 1 LOB: 0 BB: 0 P: 3	R: 0 E: 0 K: 0 S: 3	H: 0 LOB: 1 BB: 1 P: 7	R: 0 E: 0 K: 1 S: 6	H: 1 LOB: 1 BB: 0 P: 6	1B: 8 2B: 1 3B: 0 HR: 2	SF: 0 SAC: 1 DP: 2 HBP: 0	WP: 0 PB: 0 SB: 0 CS: 1	PA: 46	
PITCHER	IP WLS BF H R ER SO BB IBB HBP BLK WP HR S P ERA WHIP																								
Johnny Antonelli, L ERA: 2.61 (1, 1)	4.0	19	6	3	3	1	2	0	0	0	0	1	19	6.75	2.000										
Gordon Jones, R ERA: 4.15 (5, 1)	2.0	10	2	2	2	0	2	1	0	0	0	1	7	9.00	2.000										
Eddie Fisher, R ERA: 4.61 (7, 1)	2.0	9	2	0	0	1	2	0	0	0	0	0	9	0.00	2.000										
Sam Jones, R ERA: 2.95 (8, 1)	2.0	W 8	1	0	0	1	1	0	0	0	0	0	9	0.00	1.000										

Chicago Cubs @ San Francisco Giants
Seals Stadium, San Francisco, CA
Fri Jul 24 1959, 10:05 PM EDT
Att. 22,865 - Unknown

livebaseballscorecards.com

Chicago Cubs @ San Francisco Giants
Seals Stadium, San Francisco, CA

Fri Jul 24 1959, 10:05 PM EDT
Att: 22,865 - Unknown



WP: 0 PA: 47
PB: 0
SB: 0
CS: 1

Batter	1	2	3	4	5	6	7	8	9	10	AB	R	H	RBI	BB	SO	LOB
Jackie Brandt, R (1, 7) OBP: 0.318, SLG: 0.410	4-0 CS BB		0-0 FC6-4 FC5-4 1-2f		0-0 HR	0-0 F8		0-0 FC1-2 1B		0-3 K	5	1	2	2	1	1	5
Jim Davenport, R (1, 5) OBP: 0.285, SLG: 0.333	0-3 K		0-0 FC5-4 1-2f		0-0 1B 2B	0-3 K		0-0 FC1-2 1-2 3-H		0-0 1B	6	1	2	1	0	2	6
Willie Kirkland, L (1, 9) OBP: 0.349, SLG: 0.510 Sam Jones, R (9, 1) OBP: 0.102, SLG: 0.105	0-0 F9			0-0 F9	4-0 1B BB		0-0 P6	0-3 K			4	0	0	0	1	1	2
Orlando Cepeda, R (1, 3) OBP: 0.365, SLG: 0.555		0-0 K 2B		0-0 1B 4-3 1B	0-0 F3		0-0 F9		0-3 K		5	1	2	0	0	1	2
Daryl Spencer, R (1, 4) OBP: 0.346, SLG: 0.388		0-0 5-3		0-0 4-3	0-0		0-0		0-3 K		5	0	2	1	0	1	2
Felipe Alou, R (1, 8) OBP: 0.315, SLG: 0.464		0-3 K		0-0 1B 2-3	0-0 1B	0-0 5-3		0-0 4-3		0-3 K	5	0	1	0	0	2	4
Hobie Landrith, L (1, 2) OBP: 0.359, SLG: 0.353			0-0 E5 SH3-4 1B	0-0 1-2 3-H 1B		4-0 SH5-4 BB		0-0 4-3		4-0 SH3-4 1B BB	3	2	1	1	2	0	0
Eddie Bressoud, R (1, 6) OBP: 0.312, SLG: 0.383 Leon Wagner, L (8, PH) OBP: 0.367, SLG: 0.467 Danny O'Connell, R (9, 4) OBP: 0.222, SLG: 0.222			0-0 SH3-4	0-0 K		0-0 SH5-4		0-0 1B 1B		0-0 SH3-4	1	0	0	0	0	1	2
Johnny Antonelli, L (1, 1) OBP: 0.118, SLG: 0.147 Gordon Jones, R (5, 1) Dusty Rhodes, L (6, PH) OBP: 0.321, SLG: 0.208 Andre Rodgers, R (6, PR) OBP: 0.347, SLG: 0.397 Eddie Fisher, R (7, 1) Willie Mays, R (8, PH) OBP: 0.359, SLG: 0.528			0-0 FC6-4 1B		0-0 4-3	0-0 E5		0-0 1B FC1-2 1B		4-0 1B IBB	1	0	1	1	0	0	0

Inning Stats	R: 0	H: 0	E: 0	K: 1	S: 4	P: 8	R: 0	H: 1	E: 0	K: 1	S: 5	P: 5	R: 1	H: 1	E: 1	K: 0	S: 5	R: 1	H: 3	E: 0	K: 1	S: 8	P: 8	R: 2	H: 3	E: 0	K: 0	S: 6	R: 0	H: 0	E: 1	K: 1	S: 6	R: 0	H: 1	E: 0	K: 0	S: 4	R: 1	H: 3	E: 0	K: 1	S: 8	R: 0	H: 0	E: 0	K: 3	S: 9	R: 0	H: 1	E: 0	K: 1	S: 5	1B: 10	2B: 2	3B: 0	HR: 1	SF: 0	SAC: 3	DP: 0	HBP: 0
--------------	------	------	------	------	------	------	------	------	------	------	------	------	------	------	------	------	------	------	------	------	------	------	------	------	------	------	------	------	------	------	------	------	------	------	------	------	------	------	------	------	------	------	------	------	------	------	------	------	------	------	------	------	------	--------	-------	-------	-------	-------	--------	-------	--------

PITCHER	IP	WLS	BF	H	R	ER	SO	BB	IBB	HBP	BLK	WP	HR	S	P	ERA	WHIP
Dave Hillman, R (1, 1) ERA: 3.2	7.1		35	10	5	3	4	3	0	0	0	0	1	40	52	3.68	1.773
Don Elston, R (8, 1) ERA: 3.21	2.1	L	12	3	1	1	5	1	1	0	0	0	0	20	28	3.86	1.714

WP: 0 PA: 47
PB: 0
SB: 0
CS: 1

PITCHER	IP	WLS	BF	H	R	ER	SO	BB	IBB	HBP	BLK	WP	HR	S	P	ERA	WHIP
---------	----	-----	----	---	---	----	----	----	-----	-----	-----	----	----	---	---	-----	------

Batter	1	2	3	4	5	6	7	8	9	AB R H RBI BB SO LOB	TOP																															
Tony Taylor, R (1, 4) OBP: 0.326, SLG: 0.364	0-0 1-3		0-0 S 1B		0-0 6-3		0-3 K	0-0 F8		5 0 1 0 0 1 2																																
Alvin Dark, R (1, 5) OBP: 0.325, SLG: 0.347	0-0 5-3		0-3 K		0-0 E7 1B		0-0 F9		0-0 5-3	5 1 1 1 0 1 2																																
Jim Marshall, L (1, 3) OBP: 0.329, SLG: 0.397	0-0 1B		0-0 4-3		0-0 1B		0-0 14 1B 1B		0-0 3-1	5 1 3 1 0 0 1																																
14 Ernie Banks, R (1, 6) OBP: 0.361, SLG: 0.583	0-0 5-3				0-0 F7		0-0 K		0-0 WP 2B	5 1 2 1 0 1 2																																
Walt Moryn, L (1, 7) OBP: 0.313, SLG: 0.364					0-0 F8		0-0 3-1		0-0 G3	4 0 1 0 1 0 1																																
Bobby Thomson, R (1, 9) OBP: 0.326, SLG: 0.409					0-0 F8		0-0 F5			3 0 1 0 0 0 1																																
Irv Noren, L (7, PH) OBP: 0.344, SLG: 0.345					0-0 1B		0-0 1B			1 0 1 2 0 0 0																																
Lee Walls, R (7, 9) OBP: 0.340, SLG: 0.388							0-0 1B			0 0 0 0 0 0 0																																
Sammy Taylor, L (1, 2) OBP: 0.317, SLG: 0.379					0-0 1-3		0-0 E3			4 0 0 0 0 2 4																																
George Altman, L (1, 8) OBP: 0.308, SLG: 0.354							0-0 G3		0-0 4-3	4 1 1 0 0 0 2																																
Art Ceccarelli, R (1, 1) OBP: 0.071, SLG: 0.071			0-3 K		0-0 SH2-4 1B				0-0 6-3	3 1 1 0 0 1 0																																
Inning Stats	R: 0 E: 0 K: 0 S: 4	H: 1 LOB: 1 BB: 0 P: 4	R: 0 E: 0 K: 1 S: 6	H: 1 LOB: 1 BB: 0 P: 6	R: 0 E: 0 K: 2 S: 8	H: 1 LOB: 1 BB: 0 P: 8	R: 0 E: 0 K: 0 S: 4	H: 1 LOB: 1 BB: 0 P: 4	R: 2 E: 1 K: 1 S: 8	H: 3 LOB: 1 BB: 0 P: 8	R: 0 E: 1 K: 0 S: 4	H: 0 LOB: 1 BB: 0 P: 4	R: 3 E: 0 K: 2 S: 11	H: 4 LOB: 2 BB: 1 P: 15	R: 0 E: 0 K: 0 S: 3	H: 0 LOB: 0 BB: 0 P: 3	R: 0 E: 0 K: 0 S: 4	H: 1 LOB: 1 BB: 0 P: 4	1B: 11 2B: 1 3B: 0 HR: 0	SF: 0 SAC: 1 DP: 0 HBP: 0	WP: 1 PB: 0 SB: 1 CS: 0	PA: 41																				
PITCHER	IP	WLS	BF	H	R	ER	SO	BB	IBB	HBP	BLK	WP	HR	S	P	ERA	WHIP								PITCHER	IP	WLS	BF	H	R	ER	SO	BB	IBB	HBP	BLK	WP	HR	S	P	ERA	WHIP
Stu Miller, R (1, 1) ERA: 2.95	8.0	L	37	11	5	4	6	0	1	0	0	0	0	48	52	4.50	1.375																									
Al Worthington, R (9, 1) ERA: 3.77	1.0		4	1	0	0	0	0	0	0	0	1	0	4	4	0.00	1.000																									

Chicago Cubs @ San Francisco Giants
Seals Stadium, San Francisco, CA


livebaseballscorecards.com

AB	39
R	5
H	12
RBI	5
BB	1
SO	6
LOB	15



Sat Jul 25 1959, 6:33 AM EDT
Att: 20,261 - Unknown

Batter	1	2	3	4	5	6	7	8	9	AB R H RBI BB SO LOB
Jackie Brandt, R OBP: 0.317, SLG: 0.408 (1, 7)	0-0 4-3		0-3 K			0-3 K		0-0 1B SF9 1B		4 1 1 0 0 2 0
Jim Davenport, R OBP: 0.284, SLG: 0.332 (1, 5)	0-0 6-3			0-0 F4		0-0 F9		0-0 1-3 1B		4 0 1 0 0 0 0
Willie Kirkland, L OBP: 0.346, SLG: 0.505 (1, 9) Willie Mays, R OBP: 0.358, SLG: 0.528 (8, PH) (9, 8)	0-0 F3			0-0 4-3		0-0 G3		0-0 SF9 3-H		3 0 0 0 0 0 0 0 0 0 1 0 0 0
Orlando Cepeda, R OBP: 0.362, SLG: 0.549 (1, 3)		0-0 F9		0-0 F4		0-0 5-3		0-3 K		4 0 0 0 0 1 1
Daryl Spencer, R OBP: 0.345, SLG: 0.387 (1, 4)		0-0 F6			0-0 4-3		0-0 5-3 1B		0-0 6-3	4 0 1 0 0 0 0
Felipe Alou, R OBP: 0.319, SLG: 0.465 (1, 8) (9, 9)		0-0 F9			0-0 BB 1B		0-0 5-3 1-2		0-0 1B	4 0 2 0 0 0 1
Bob Schmidt, R OBP: 0.286, SLG: 0.385 (1, 2)			0-0 F4		0-0 F9		0-0 F7		0-0 F9	4 0 0 0 0 0 3
Eddie Bressoud, R OBP: 0.318, SLG: 0.407 (1, 6)			0-0 HR		4-0 1-2 BB		0-0 5-3		0-0 F9	3 1 1 1 1 0 1
Stu Miller, R OBP: 0.079, SLG: 0.054 (1, 1) Hank Sauer, R OBP: 0.077, SLG: 0.308 (8, PH) Al Worthington, R OBP: 0.125, SLG: 0.125 (9, 1)			0-0 6-3		0-0 F9		0-0 HR			2 0 0 0 0 0 2 1 1 1 1 0 0 0 0 0 0 0 0 0 0

BOTTOM	
Chicago Cubs @ San Francisco Giants Seals Stadium, San Francisco, CA Sat Jul 25 1959, 6:33 AM EDT Att. 20,261 - Unknown	
AB 33 R 3 H 7 RBI 3 BB 1 SO 3 LOB 8	

Inning Stats		PITCHER														ERA		WHIP	
R: 0	H: 0	R: 0	H: 0	R: 1	H: 1	R: 0	H: 1	R: 0	H: 0	R: 0	H: 1	R: 2	H: 3	R: 0	H: 1	1B: 5	SF: 1	WP: 0	PA: 35
E: 0	LOB: 0	E: 0	LOB: 0	E: 0	LOB: 0	E: 0	LOB: 2	E: 0	LOB: 0	E: 0	LOB: 1	E: 0	LOB: 1	E: 0	LOB: 1	2B: 0	SAC: 0	PB: 0	
K: 0	BB: 0	K: 0	BB: 0	K: 1	BB: 0	K: 0	BB: 1	K: 1	BB: 0	K: 0	BB: 0	K: 1	BB: 0	K: 0	BB: 0	3B: 0	DP: 0	SB: 0	
S: 3	P: 3	S: 3	P: 3	S: 6	P: 6	S: 3	P: 3	S: 4	P: 8	S: 5	P: 5	S: 8	P: 8	S: 4	P: 4	HR: 2	HBP: 0	CS: 0	
PITCHER	IP	WLS	BF	H	R	ER	SO	BB	IBB	HBP	BLK	WP	HR	S	P	ERA	WHIP		
Art Ceccarelli, L ERA: 2.65 (1, 1)	9.0	W	35	7	3	3	3	1	0	0	0	0	2	40	44	3.00	0.889		

Batter	1	2	3	4	5	6	7	8	9	AB	R	H	RBI	BB	SO	LOB	TOP	
Tony Taylor, R (1, 4) OBP: 0.324, SLG: 0.362	0-0 3-1	0-0 FC5-4			0-0 2B 1B	0-0 6-3		0-0 F5		5	1	1	0	0	0	2		
Alvin Dark, R (1, 5) OBP: 0.323, SLG: 0.348	0-0 F7		0-0 F7		0-0 WP 1B 2B	0-0 F9		0-0 3-1		5	1	1	1	0	0	0		
Art Schult, R (1, 3) OBP: 0.346, SLG: 0.318 (5, 7)	0-3 K		0-0 14 HR 1B		0-0 14 BB 2B 1B	0-0 4-3		0-0 F9		5	2	2	1	0	1	0		
14 Ernie Banks, R (1, 6) OBP: 0.366, SLG: 0.591		4-0 E 1B 1B BB	0-0 1-H HR		4-0 2B 1-2 BB		0-3 K		0-0 1B	3	2	2	2	2	1	0		
Bobby Thomson, R (1, 7) OBP: 0.327, SLG: 0.413 (5, 9)		0-0 E 1B 1B	0-3 K		0-0 1-3 2-H 2B		0-0 F9		0-0 F2	5	1	2	1	0	1	1		
Earl Averill, R (1, 2) OBP: 0.305, SLG: 0.514		0-0 F9	0-3 K		0-0 4-3		0-0 1B			4	0	1	0	0	1	4		
Lee Walls, R (1, 9) OBP: 0.337, SLG: 0.385 Jim Marshall, L (5, PH) OBP: 0.325, SLG: 0.392 (5, 3)		0-3 K		0-0 5-3	0-3 K		0-3 K			2	0	0	0	0	1	2		
George Altman, L (1, 8) OBP: 0.307, SLG: 0.349		0-0 E3 1B		0-0 1-3	4-0 IBB		0-0 F7			3	0	0	0	1	0	2		
Bob Anderson, R (1, 1) OBP: 0.157, SLG: 0.143		0-0 FC5-4 1B		0-3 K	0-3 K		0-0 5-3			4	0	1	2	0	2	3		
Inning Stats	R: 0 E: 0 K: 1 S: 5 H: 0 LOB: 0 BB: 0 P: 5	R: 2 E: 1 K: 1 S: 8 H: 2 LOB: 2 BB: 1 P: 12	R: 2 E: 0 K: 2 S: 9 H: 2 LOB: 0 BB: 0 P: 9	R: 0 E: 0 K: 1 S: 5 H: 0 LOB: 0 BB: 0 P: 5	R: 3 E: 0 K: 2 S: 11 H: 4 LOB: 3 BB: 2 P: 19	R: 0 E: 0 K: 0 S: 3 H: 0 LOB: 0 BB: 0 P: 3	R: 0 E: 0 K: 2 S: 8 H: 1 LOB: 1 BB: 0 P: 8	R: 0 E: 0 K: 0 S: 3 H: 0 LOB: 0 BB: 0 P: 3	R: 0 E: 0 K: 0 S: 4 H: 1 LOB: 1 BB: 0 P: 4	1B: 7 2B: 2 3B: 0 HR: 1 SF: 0 SAC: 0 DP: 0 HBP: 0	WP: 1 PB: 0 SB: 0 CS: 0 PA: 41							
PITCHER	IP	WLS	BF	H	R	ER	SO	BB	IBB	HBP	BLK	WP	HR	S	P	ERA	WHIP	
Mike McCormick, L (1, 1) ERA: 3.55	4.0	L	21	7	7	5	5	1	0	0	0	1	1	30	34	11.25	2.000	
Jack Sanford, R (5, 1) ERA: 3.1	3.0		13	2	0	0	4	1	1	0	0	0	0	19	27	0.00	1.000	
Eddie Fisher, R (8, 1) ERA: 4.3	2.0		7	1	0	0	0	0	0	0	0	0	0	7	7	0.00	0.500	

Chicago Cubs @ San Francisco Giants
Seals Stadium, San Francisco, CA
Sun Jul 26 1959, 6:33 AM EDT
Att: 22,715 - Unknown

livebaseballscorecards.com

AB	38
R	7
H	10
RBI	7
BB	3
SO	9
LOB	17



Batter	1	2	3	4	5	6	7	8	9	AB R H RBI BB SO LOB
Jackie Brandt, R OBP: 0.319, SLG: 0.407 (1, 7)	4-0 4-3 S 6-3 BB		0-0 6-3		0-0 1B			0-3 K		3 1 1 0 1 1 0
Jim Davenport, R OBP: 0.284, SLG: 0.332 (1, 5)	0-0 4-3 1-3			0-0 HR 1B	0-0 F4			0-0 F5		4 1 1 0 0 0 2
Willie Mays, R OBP: 0.357, SLG: 0.533 (1, 8)	0-0 6-3 3-H			0-0 HR				0-3 K		4 1 1 3 0 1 0
Orlando Cepeda, R OBP: 0.361, SLG: 0.546 (1, 3)	0-3 K			0-0 4-3 1B				0-0 F9		4 0 1 0 0 1 0
Willie Kirkland, L OBP: 0.345, SLG: 0.502 (1, 9)		0-0 4-3		0-0 F9				0-0 4-3 1B		4 0 1 0 0 0 1
Daryl Spencer, R OBP: 0.344, SLG: 0.388 (1, 4) (8, 6)		0-0 5-3		0-0 4-3 1-2			0-0 G1 2B	0-0 4-3 1-2		4 0 1 0 0 0 2
Hobie Landrith, L OBP: 0.351, SLG: 0.344 (1, 2)		0-0 4-3		0-0 6-3			0-0 G1 2-3	0-0 4-3		4 0 0 0 0 0 3
Eddie Bressoud, R OBP: 0.313, SLG: 0.400 (1, 6)			0-0 F8		0-0 5-3		0-3 K			2 0 0 0 0 0 0
Dusty Rhodes, L OBP: 0.310, SLG: 0.200 (7, PH)										1 0 0 0 0 1 1
Danny O'Connell, R OBP: 0.222, SLG: 0.222 (8, 4)										0 0 0 0 0 0 0
Mike McCormick, L OBP: 0.200, SLG: 0.171 (1, 1)			0-3 K		0-3 K					1 0 0 0 0 1 0
Jack Sanford, R OBP: 0.178, SLG: 0.098 (5, 1)										1 0 0 0 0 1 0
Leon Wagner, L OBP: 0.364, SLG: 0.462 (7, PH)										1 0 0 0 0 1 1
Eddie Fisher, R (8, 1)										0 0 0 0 0 0 0

Inning Stats	R: 1	H: 0	E: 0	K: 1	S: 5	LOB: 0	BB: 1	P: 9	R: 0	H: 0	E: 0	K: 0	S: 3	LOB: 0	BB: 0	P: 3	R: 0	H: 0	E: 0	K: 1	S: 5	LOB: 0	BB: 0	P: 5	R: 2	H: 3	E: 0	K: 0	S: 6	LOB: 1	BB: 0	P: 6	R: 0	H: 1	E: 0	K: 1	S: 6	LOB: 1	BB: 0	P: 6	R: 0	H: 0	E: 0	K: 0	S: 3	LOB: 0	BB: 0	P: 3	R: 0	H: 1	E: 0	K: 2	S: 8	LOB: 1	BB: 0	P: 8	R: 0	H: 0	E: 0	K: 2	S: 7	LOB: 0	BB: 0	P: 7	R: 0	H: 1	E: 0	K: 0	S: 4	LOB: 1	BB: 0	P: 4	1B: 4	SF: 0	2B: 1	SAC: 0	3B: 0	DP: 0	HR: 1	HBP: 0	WP: 0	PA: 34
PITCHER Bob Anderson, R ERA: 3.52 (1, 1)	IP	WLS	BF	H	R	ER	SO	BB	IBB	HBP	BLK	WP	HR	S	P	ERA	WHIP	IP	WLS	BF	H	R	ER	SO	BB	IBB	HBP	BLK	WP	HR	S	P	ERA	WHIP	IP	WLS	BF	H	R	ER	SO	BB	IBB	HBP	BLK	WP	HR	S	P	ERA	WHIP																															

BOTTOM

Chicago Cubs @ San Francisco Giants
Seals Stadium, San Francisco, CA

Sun Jul 26 1959, 6:33 AM EDT
Att. 22,715 - Unknown

livebaseballscorecards.com

AB	33
R	3
H	6
RBI	3
BB	1
SO	7
LOB	10



Batter	1	2	3	4	5	6	7	8	9	AB R H RBI BB SO LOB	TOP						
Joe Koppe, R (1, 6) OBP: 0.333, SLG: 0.357	0-0 F9		0-3 K	0-0 FC5			0-0 SH5-4 1B	0-0 FC6-4		5 0 1 0 0 1 6	Philadelphia Phillies @ San Francisco Giants Seals Stadium, San Francisco, CA Tue Jul 28 1959, 10:05 PM EDT Att. 15,350 - Unknown						
Richie Ashburn, L (1, 8) OBP: 0.369, SLG: 0.327	0-0 5-3		0-0 2B		4-0 1B BB		0-0 SH5-4	0-0 F4	3 0 1 1 1 0 0								
Ed Bouchee, L (1, 3) OBP: 0.369, SLG: 0.464	0-3 K		0-0 3-1		0-0 F6		0-0 F9	0-0 F4	5 0 0 0 0 1 4								
Dave Philley, S (1, 9) OBP: 0.388, SLG: 0.549		0-3 K		0-0 6-3	0-0 1B		4-0 1B IBB	0-0 1B	4 0 2 0 1 1 0								
Harry Anderson, L (1, 7) Solly Drake, S (8, 7) OBP: 0.323, SLG: 0.441 OBP: 0.176, SLG: 0.125	0-0 F7		0-3 K	0-0 G1-6-3	0-0 1B		0-0 3-1	0-0 1B	4 0 0 0 0 1 4 1 0 1 0 0 0 0								
Gene Freese, R (1, 5) OBP: 0.361, SLG: 0.568	0-3 K		0-0 BB S BB 1B		0-0 F7		0-0 HR	4-0 IBB	4 2 2 1 1 1 0								
Sparky Anderson, R (1, 4) OBP: 0.275, SLG: 0.236		4-0 BB 2B BB	4-0 BB BB	4-0 BB BB		0-0 5-3	0-0 5-3	0-0 F5	3 1 0 0 2 0 3								
Joe Lonnett, R (1, 2) OBP: 0.447, SLG: 0.405		4-0 2B BB	4-0 FC5 BB	4-0 BB		4-0 BB	0-0 FC6-4 1B		1 0 1 0 3 0 0								
Jim Owens, R (1, 1) OBP: 0.157, SLG: 0.065		0-3 K	4-0 BB	0-3 K		0-3 K	0-3 K		3 0 0 1 1 3 4								
Inning Stats	R: 0 E: 0 K: 1 S: 5 H: 0 LOB: 0 BB: 0 P: 5	R: 0 E: 0 K: 2 S: 7 H: 0 LOB: 0 BB: 0 P: 7	R: 1 E: 0 K: 2 S: 8 H: 1 LOB: 2 BB: 2 P: 16	R: 1 E: 0 K: 1 S: 6 H: 1 LOB: 3 BB: 3 P: 18	R: 0 E: 0 K: 0 S: 3 H: 1 LOB: 1 BB: 1 P: 7	R: 0 E: 0 K: 1 S: 5 H: 0 LOB: 1 BB: 1 P: 9	R: 0 E: 0 K: 0 S: 4 H: 1 LOB: 2 BB: 1 P: 8	R: 1 E: 0 K: 1 S: 7 H: 2 LOB: 1 BB: 0 P: 7	R: 0 E: 0 K: 0 S: 5 H: 2 LOB: 3 BB: 1 P: 9	1B: 6 2B: 1 3B: 0 HR: 1 SF: 0 SAC: 1 DP: 1 HBP: 0		WP: 0 PB: 0 SB: 1 CS: 0 PA: 43					
PITCHER	IP WLS BF H R ER SO BB IBB HBP BLK WP HR S P ERA WHIP																
Sam Jones, R (1, 1) ERA: 2.97	5.0	23	3	2	2	6	6	0	0	0	0	0	0	29	53	3.60	1.800
Stu Miller, R (6, 1) ERA: 2.93	4.0	L 20	5	1	1	2	1	2	0	0	0	1	21	33	2.25	1.500	

livebaseballscorecards.com

AB	33
R	3
H	8
RBI	3
BB	9
SO	8
LOB	21



Batter	1	2	3	4	5	6	7	8	9	AB	R	H	RBI	BB	SO	LOB
Jackie Brandt, R OBP: 0.315, SLG: 0.402 (1, 7)	0-3 K		0-0 4-3			0-0 6-3		0-0 F4		4	0	0	0	0	1	1
Jim Davenport, R OBP: 0.284, SLG: 0.331 (1, 5)	0-0 F8			0-0 4-3		0-0 FC6-4 1B		0-0 F8		4	0	1	0	0	0	0
Willie Mays, R OBP: 0.354, SLG: 0.527 (1, 8)	0-0 F4			0-3 K		0-0 FC6-4 1-2f		0-0 F4		4	0	0	0	0	1	1
Orlando Cepeda, R OBP: 0.360, SLG: 0.551 (1, 3)		0-3 K		0-3 K			0-0 HR		0-0 E6 G3-6-3	4	1	1	1	0	2	0
Willie Kirkland, L OBP: 0.346, SLG: 0.512 (1, 9)		0-3 K			0-0 HR		0-0 F7 4-3 1B		0-0 G3-6-3 1-2f	4	1	2	1	0	1	1
Daryl Spencer, R OBP: 0.341, SLG: 0.384 (1, 4)		0-0 4-3		0-3 K		0-0 4-3 1-2		0-3 K		4	0	0	0	0	2	1
Hobie Landrith, L OBP: 0.346, SLG: 0.338 (1, 2)			0-0 1-3		0-0 6-3		0-0 F7 2-3			3	0	0	0	0	0	1
Eddie Bressoud, R OBP: 0.321, SLG: 0.397 (1, 6)			4-0 SH3-4 BB		0-0 4-3		4-0 IBB			1	0	0	0	2	0	0
Sam Jones, R OBP: 0.102, SLG: 0.105 (1, 1)			0-0 SH3-4			0-0 F4		0-0 5-3		0	0	0	0	0	0	0
Stu Miller, R OBP: 0.075, SLG: 0.051 (6, 1)										2	0	0	0	0	0	2

Inning Stats	R: 0	H: 0	E: 0	K: 1	S: 5	R: 0	H: 0	E: 0	K: 2	S: 7	R: 0	H: 0	E: 0	K: 0	S: 3	R: 0	H: 0	E: 0	K: 2	S: 7	R: 1	H: 1	E: 0	K: 1	S: 6	R: 0	H: 1	E: 0	K: 0	S: 4	R: 1	H: 2	E: 0	K: 0	S: 5	R: 0	H: 0	E: 1	K: 1	S: 5	1B: 2	2B: 0	3B: 0	HR: 2	SF: 0	SAC: 1	DP: 1	HBP: 0	WP: 0	PA: 33
	0	0	0	1	5	0	0	0	2	7	0	0	0	2	7	0	1	0	0	2	7	1	1	0	0	6	0	1	0	2	0	2	1	2	0	3	0	0	5	2	0	0	1	0	0	33				

PITCHER	IP	WLS	BF	H	R	ER	SO	BB	IBB	HBP	BLK	WP	HR	S	P	ERA	WHIP	IP	WLS	BF	H	R	ER	SO	BB	IBB	HBP	BLK	WP	HR	S	P	ERA	WHIP											
Jim Owens, R ERA: 3.57 (1, 1)	9.0	W	33	4	2	2	7	1	1	0	0	0	2	45	53	2.00	0.556																												

BOTTOM

Philadelphia Phillies @ San Francisco Giants
Seals Stadium, San Francisco, CA
Tue Jul 28 1959, 10:05 PM EDT
Att. 15,350 - Unknown

livebaseballscorecards.com

AB	30
R	2
H	4
RBI	2
BB	2
SO	7
LOB	7



Batter	1	2	3	4	5	6	7	8	9	AB R H RBI BB SO LOB	TOP							
Joe Koppe, R (1, 6) OBP: 0.327, SLG: 0.350	0-0 F7			0-0 5-3		0-0 5-3		0-0 6-3		4 0 0 0 0 0 0	Philadelphia Phillies @ San Francisco Giants Seals Stadium, San Francisco, CA Wed Jul 29 1959, 6:33 AM EDT Att: 10,865 - Unknown livebaseballscorecards.com							
Richie Ashburn, L (1, 8) OBP: 0.366, SLG: 0.323	0-0 F8			0-0 5-3		0-0 4-3		0-0 F7	4 0 0 0 0 0 0									
Ed Bouchee, L (1, 3) OBP: 0.367, SLG: 0.471	0-0 G3			0-0 HR		0-0 F7		0-0 4-3	4 1 1 1 0 0 0									
Wally Post, R (1, 9) OBP: 0.296, SLG: 0.432 Solly Drake, S (9, 9) OBP: 0.176, SLG: 0.125		0-0 F8		0-0 HR		0-0 1B		0-3 K	4 1 1 0 0 1 0 0 0 0 0 0 0 0									
Gene Freese, R (1, 5) OBP: 0.364, SLG: 0.582		0-0 F5		0-0 HR		4-0 FC6-4 BB			2 1 1 2 1 0 0									
Jim Bolger, R (1, 7) OBP: 0.152, SLG: 0.100		0-0 F8		0-0 5-3		0-0 FC6-4 1-2f			3 0 0 0 0 0 1									
Sparky Anderson, R (1, 4) OBP: 0.272, SLG: 0.233			0-0 1-3		0-0 F9		0-0 F9		3 0 0 0 0 0 1									
Joe Lonnett, R (1, 2) OBP: 0.420, SLG: 0.375			0-0 6-3		0-0 F5			0-0 6-3	3 0 0 0 0 0 0									
Don Cardwell, R (1, 1)			0-0 1-3		0-0 5-3			0-0 F8	3 0 0 0 0 0 0									
Inning Stats	R: 0 E: 0 K: 0 S: 3	H: 0 LOB: 0 BB: 0 P: 3	R: 0 E: 0 K: 0 S: 3	H: 0 LOB: 0 BB: 0 P: 3	R: 3 E: 0 K: 0 S: 6	H: 3 LOB: 0 BB: 0 P: 6	R: 0 E: 0 K: 0 S: 3	H: 0 LOB: 0 BB: 0 P: 3	R: 0 E: 0 K: 0 S: 3	H: 0 LOB: 1 BB: 1 P: 7		R: 0 E: 0 K: 0 S: 3	H: 0 LOB: 0 BB: 0 P: 3	R: 0 E: 0 K: 1 S: 5	H: 0 LOB: 0 BB: 0 P: 5	1B: 1 2B: 0 3B: 0 HR: 2	SF: 0 SAC: 0 DP: 0 HBP: 0	WP: 0 PB: 0 SB: 0 CS: 0
PITCHER Johnny Antonelli, L (1, 1) ERA: 2.63	IP: 9.0 WLS: L BF: 31 H: 3 R: 3 ER: 3 SO: 1 BB: 1 IBB: 0 HBP: 0 BLK: 0 WP: 0 HR: 2 S: 32 P: 36 ERA: 3.00 WHIP: 0.444																	

AB	30
R	3
H	3
RBI	3
BB	1
SO	1
LOB	2



Batter	1	2	3	4	5	6	7	8	9	AB R H RBI BB SO LOB
Felipe Alou, R OBP: 0.317, SLG: 0.466 (1, 7) x	0-0 F4 ①		x 0-0 2B		x 0-0 F7 ③			x 0-0 F8 ②		4 0 1 0 0 0 1
Jim Davenport, R OBP: 0.283, SLG: 0.330 (1, 5) x	0-0 6-3 ②		x 0-0 F4 ③			x 0-0 5-3 ①		x 0-0 1B		4 0 1 0 0 0 1
Willie Mays, R OBP: 0.350, SLG: 0.521 (1, 8) x	0-0 F6 ③			x 0-0 6-3 ①		x 0-0 F8 ②		S S S 0-3 K ③		4 0 0 0 0 1 1
Orlando Cepeda, R OBP: 0.361, SLG: 0.557 (1, 3)		B B B B 4-0	F9 BB BB	x 0-0 HR		x 0-0 4-3 ③		S S S 0-3 K ①		3 1 1 1 1 1 0
Willie Kirkland, L OBP: 0.351, SLG: 0.513 (1, 9)		B B B B 4-0	1-2 BB	x 0-0 F7 ②		x 0-0 FC4-6 1B		x 0-0 FC6-4 1B		3 0 2 0 1 0 0
Daryl Spencer, R OBP: 0.337, SLG: 0.380 (1, 4) x		x 0-0 F9 ①		x 0-0 F5 ③		x 0-0 F8 ①		x 0-0 FC6-4 ②		4 0 0 0 0 0 4
Bob Schmidt, R OBP: 0.282, SLG: 0.379 (1, 2) x		x 0-0 F9 ② ③			x 0-0 F5 ①		x 0-0 FC4-6 ②	S S S 0-3 K ③		2 0 0 0 0 0 2
Leon Wagner, L OBP: 0.362, SLG: 0.458 (7, PH)										1 0 0 0 0 0 1
Hobie Landrith, L OBP: 0.346, SLG: 0.338 (8, 2)										0 0 0 0 0 0 0
Dusty Rhodes, L OBP: 0.300, SLG: 0.192 (9, PH)		2-3								1 0 0 0 0 1 1
Eddie Bressoud, R OBP: 0.321, SLG: 0.403 (1, 6) x			x 0-0 F4 ①		x 0-0 2B		x 0-0 FC5-4 ③			3 0 1 0 0 0 1
Johnny Antonelli, L OBP: 0.113, SLG: 0.141 (1, 1) S S S			0-3 K ②		x 0-0 F9 ②			S S S 0-3 K ①		3 0 0 0 0 2 1

BOTTOM

Philadelphia Phillies @ San Francisco Giants
Seals Stadium, San Francisco, CA
 Wed Jul 29 1959, 6:33 AM EDT
 Att. 10,865 - Unknown

livebaseballscorecards.com

AB	32
R	1
H	6
RBI	1
BB	2
SO	5
LOB	13



Inning Stats	R: 0	H: 0	E: 0	LOB: 0	K: 0	BB: 0	S: 3	P: 3	R: 0	H: 0	E: 0	LOB: 1	K: 0	BB: 2	S: 2	P: 10	R: 0	H: 1	E: 0	LOB: 1	K: 1	BB: 0	S: 6	P: 6	R: 1	H: 1	E: 0	LOB: 0	K: 0	BB: 0	S: 4	P: 4	R: 0	H: 1	E: 0	LOB: 1	K: 0	BB: 0	S: 4	P: 4	R: 0	H: 0	E: 0	LOB: 0	K: 0	BB: 0	S: 3	P: 3	R: 0	H: 1	E: 0	LOB: 1	K: 0	BB: 0	S: 4	P: 4	R: 0	H: 1	E: 0	LOB: 1	K: 2	BB: 0	S: 8	P: 8	R: 0	H: 1	E: 0	LOB: 1	K: 2	BB: 0	S: 8	P: 8	R: 0	H: 1	E: 0	LOB: 1	K: 2	BB: 0	S: 8	P: 8	1B: 3	SF: 0	2B: 2	SAC: 0	3B: 0	DP: 0	HR: 1	HBP: 0	WP: 0	PA: 34	ERA	WHIP
PITCHER Don Cardwell, R ERA: 3.81 (1, 1)	IP	WLS	BF	H	R	ER	SO	BB	IBB	HBP	BLK	WP	HR	S	P	ERA	WHIP	IP	WLS	BF	H	R	ER	SO	BB	IBB	HBP	BLK	WP	HR	S	P	ERA	WHIP	IP	WLS	BF	H	R	ER	SO	BB	IBB	HBP	BLK	WP	HR	S	P	ERA	WHIP																																									

Batter	1	2	3	4	5	6	7	8	9	AB R H RBI BB SO LOB	TOP																								
Joe Koppe, R (1, 6) OBP: 0.330, SLG: 0.358	0-0 CS 2B		0-0 F3		0-0 1B CS 1B			0-0 6-3		4 0 2 1 0 0 0																									
Richie Ashburn, L (1, 8) OBP: 0.367, SLG: 0.324	4-0 S BB			0-0 F2	0-0 1B			0-3 K		3 0 1 1 1 1 0																									
Ed Bouchee, L (1, 3) OBP: 0.366, SLG: 0.468	0-3 K			0-0 F9	0-0 CS	0-0 F2			0-0 1B 1B	4 0 1 0 0 1 2																									
Wally Post, R (1, 9) OBP: 0.298, SLG: 0.433	0-3 K 1-2 2-3			0-0 1B		0-0 F8			0-0 1B G4-6-3 1B	4 0 2 0 0 1 2																									
Gene Freese, R (1, 5) OBP: 0.358, SLG: 0.571		0-0 F5		0-0 F2		0-0 6-3			0-0 F6	4 0 0 0 0 0 3																									
Jim Bolger, R (1, 7) OBP: 0.135, SLG: 0.088		0-3 K			0-0 F9		0-0 F3		0-0 G4-6-3 1-2	4 0 0 0 0 1 2																									
Sparky Anderson, R (1, 4) OBP: 0.269, SLG: 0.231		0-0 6-3			0-0 F9		0-0 B3			3 0 0 0 0 0 0																									
Joe Lonnett, R (1, 2) OBP: 0.415, SLG: 0.357			0-0 6-3		4-0 1B 1B BB		0-3 K			2 1 0 0 1 1 0																									
Robin Roberts, S (1, 1) OBP: 0.218, SLG: 0.235			0-3 K		0-0 1B 1B			0-3 K		2 1 1 0 0 1 0																									
Bob Bowman, R (8, PH) OBP: 0.155, SLG: 0.221										1 0 0 0 0 1 0																									
Humberto Robinson, R (8, 1) OBP: 0.500, SLG: 0.500										0 0 0 0 0 0 0																									
Inning Stats	R: 0 E: 0 K: 2 S: 7	H: 1 LOB: 1 BB: 1 P: 11	R: 0 E: 0 K: 1 S: 5	H: 0 LOB: 0 BB: 0 P: 5	R: 0 E: 0 K: 1 S: 5	H: 0 LOB: 0 BB: 0 P: 5	R: 0 E: 0 K: 0 S: 4	H: 1 LOB: 1 BB: 0 P: 4	R: 2 E: 0 K: 0 S: 5	H: 3 LOB: 1 BB: 1 P: 9	R: 0 E: 0 K: 0 S: 3	H: 0 LOB: 0 BB: 0 P: 3	R: 0 E: 0 K: 1 S: 5	H: 0 LOB: 0 BB: 0 P: 5	R: 0 E: 0 K: 2 S: 7	H: 0 LOB: 0 BB: 0 P: 7	R: 0 E: 0 K: 0 S: 4	H: 2 LOB: 1 BB: 0 P: 4	1B: 6 2B: 1 3B: 0 HR: 0	SF: 0 SAC: 0 DP: 1 HBP: 0	WP: 0 PB: 0 SB: 1 CS: 2	PA: 34													
PITCHER Mike McCormick, L (1, 1) ERA: 3.45	IP 9.0	WLS W	BF 33	H 7	R 2	ER 2	SO 7	BB 2	IBB 0	HBP 0	BLK 0	WP 0	HR 0	S 45	P 53	ERA 2.00	WHIP 1.000	PITCHER	IP 9.0	WLS W	BF 33	H 7	R 2	ER 2	SO 7	BB 2	IBB 0	HBP 0	BLK 0	WP 0	HR 0	S 45	P 53	ERA 2.00	WHIP 1.000

Philadelphia Phillies @ San Francisco Giants
 Seals Stadium, San Francisco, CA
 Thu Jul 30 1959, 6:33 AM EDT
 Att: 10,114 - Unknown

livebaseballscorecards.com

AB	31
R	2
H	7
RBI	2
BB	2
SO	7
LOB	9



Batter	1	2	3	4	5	6	7	8	9	AB	R	H	RBI	BB	SO	LOB
Jackie Brandt, R OBP: 0.314, SLG: 0.399 (1, 7)	0-0 1-3		0-0 5-3		0-0 SH3	0-0 FC3-6		0-0 6-3		5	0	1	0	0	0	3
Willie Mays, R OBP: 0.353, SLG: 0.524 (1, 8)	0-0 F3		4-0 BB		0-0 F6	0-0 FC6		0-0 1B		4	2	2	1	1	0	1
Willie McCovey, L OBP: 1.000, SLG: 2.000 (1, 3)	0-0 1B		0-0 S		0-0 1B		0-0 3B	0-0 F8		5	3	4	2	0	0	1
Orlando Cepeda, R OBP: 0.360, SLG: 0.554 (1, 5)	0-0 F9			0-0 E	0-0 1B		0-0 1B		0-0 3B	4	0	1	0	0	0	3
Willie Kirkland, L OBP: 0.350, SLG: 0.508 (1, 9)		0-0 F8		0-0 F4		0-0 1B		0-0 6-3		3	0	0	0	1	0	1
Daryl Spencer, R OBP: 0.337, SLG: 0.378 (1, 4)		0-0 5-3		0-0 FC4		0-0 BB		0-0 F3		4	0	1	1	0	0	3
Hobie Landrith, L OBP: 0.339, SLG: 0.329 (1, 2)		0-0 F7		0-0 5-3		0-0 1-3		0-0 1B		4	0	0	0	0	0	2
Eddie Bressoud, R OBP: 0.319, SLG: 0.398 (1, 6)			0-0 E5		0-0 F7		0-0 3-4-1	0-0 G3		4	2	1	0	0	0	0
Mike McCormick, L OBP: 0.191, SLG: 0.163 (1, 1)			0-0 SH3-4		0-0 E6		0-0 FC3-6	0-0 5-3		2	0	0	0	0	0	1

Inning Stats		R: 0	H: 1	R: 0	H: 0	R: 1	H: 0	R: 1	H: 1	R: 3	H: 3	R: 0	H: 1	R: 2	H: 3	R: 0	H: 1
E: 0		E: 0	LOB: 1	E: 0	LOB: 0	E: 2	LOB: 2	E: 1	LOB: 1	E: 1	LOB: 2	E: 0	LOB: 1	E: 0	LOB: 1	E: 0	LOB: 1
K: 0		K: 0	BB: 0	K: 0	BB: 0	K: 0	BB: 1	K: 0	BB: 0	K: 0	BB: 1	K: 0	BB: 0	K: 0	BB: 0	K: 0	BB: 0
S: 4		S: 3	P: 4	S: 3	P: 3	S: 3	P: 7	S: 5	P: 5	S: 7	P: 11	S: 4	P: 4	S: 6	P: 6	S: 4	P: 4


BOTTOM

Philadelphia Phillies @ San Francisco Giants
Seals Stadium, San Francisco, CA

Thu Jul 30 1959, 6:33 AM EDT
Att. 10,114 - Unknown

AB	35
R	7
H	10
RBI	4
BB	2
SO	0
LOB	15

WP: 1 PA: 39
PB: 1
SB: 1
CS: 0



PITCHER	IP	WLS	BF	H	R	ER	SO	BB	IBB	HBP	BLK	WP	HR	S	P	ERA	WHIP
Robin Roberts, R ERA: 4.47 (1, 1)	7.0	L	35	9	7	2	0	0	2	0	0	1	0	32	40	2.57	1.571
Humberto Robinson, R ERA: 2.94 (8, 1)	1.0		4	1	0	0	0	0	0	0	0	0	0	4	4	0.00	1.000

Batter	1	2	3	4	5	6	7	8	9	AB R H RBI BB SO LOB	TOP
Bob Skinner, L (1, 7) OBP: 0.351, SLG: 0.404	0-0 F8		0-3 K			4-0 1B SH1-5 FC5-4 BB		4-0 1B SH2-4 BB		2 2 0 0 2 1 0	Pittsburgh Pirates @ San Francisco Giants Seals Stadium, San Francisco, CA Fri Jul 31 1959, 10:05 PM EDT Att: 22,371 - Unknown livebaseballscorecards.com
Dick Groat, R (1, 6) OBP: 0.310, SLG: 0.365	0-0 G3			0-0 4-3		0-0 SH1-5		0-0 SH2-4		2 0 0 0 0 0 0	
Roberto Clemente, R (1, 9) OBP: 0.312, SLG: 0.391	0-0 3-1			0-0 6-3		0-0 FC5-4 1B		0-0 1B		4 0 2 1 0 0 0	
Dick Stuart, R (1, 3) OBP: 0.372, SLG: 0.528		0-0 1B 2B		0-0 2B		0-0 FC5-4		0-3 K		4 1 2 1 0 1 2	
Roman Mejias, R (1, 8) OBP: 0.302, SLG: 0.320		0-0 4-3		0-3 K		0-0 F3		0-0 F7		4 0 0 0 0 1 4	
Don Hoak, R (1, 5) OBP: 0.359, SLG: 0.412		0-0 CS 2-H 1B		0-0 6-3		0-0 SH1-4 1B		0-0 6-3		4 0 2 1 0 0 0	
Bill Mazerowski, R (1, 4) OBP: 0.304, SLG: 0.367		0-3 K		0-0 G3 1B		0-0 SH1-4		0-3 K		3 0 1 0 0 2 1	
Danny Kravitz, L (1, 2) OBP: 0.297, SLG: 0.383		0-0 CS 1-2	0-0 1-3		0-0 G3		0-0 F8		0-0 F7	4 0 0 0 0 0 2	
Harvey Haddix, L (1, 1) OBP: 0.200, SLG: 0.211			0-0 F4		0-0 6-3		0-0 3-1			3 0 0 0 0 0 2	
Inning Stats	R: 0 H: 0 E: 0 LOB: 0 K: 0 BB: 0 S: 3 P: 3	R: 1 H: 2 E: 0 LOB: 0 K: 1 BB: 0 S: 6 P: 6	R: 0 H: 0 E: 0 LOB: 0 K: 1 BB: 0 S: 5 P: 5	R: 0 H: 1 E: 0 LOB: 1 K: 1 BB: 0 S: 6 P: 6	R: 0 H: 1 E: 0 LOB: 1 K: 0 BB: 0 S: 4 P: 4	R: 1 H: 1 E: 0 LOB: 1 K: 0 BB: 1 S: 4 P: 8	R: 0 H: 1 E: 0 LOB: 1 K: 0 BB: 0 S: 4 P: 4	R: 1 H: 1 E: 0 LOB: 1 K: 1 BB: 1 S: 6 P: 10	R: 0 H: 0 E: 0 LOB: 0 K: 1 BB: 0 S: 5 P: 5	1B: 5 SF: 0 2B: 2 SAC: 3 3B: 0 DP: 0 HR: 0 HBP: 0	WP: 0 PA: 36 PB: 0 SB: 0 CS: 1
PITCHER Jack Sanford, R (1, 1) ERA: 3.1	IP WLS BF H R ER SO BB IBB HBP BLK WP HR S P ERA WHIP										

AB	30
R	3
H	7
RBI	3
BB	2
SO	5
LOB	11



Batter	1	2	3	4	5	6	7	8	9	AB R H RBI BB SO LOB	BOTTOM
Jackie Brandt, R OBP: 0.310, SLG: 0.394 (1, 7)	0-0 4-3 ①		0-0 4-3 ③			0-0 1-3 ① 1-2		0-3 K ②		4 0 0 0 0 1 1	Pittsburgh Pirates @ San Francisco Giants Seals Stadium, San Francisco, CA Fri Jul 31 1959, 10:05 PM EDT Att. 22,371 - Unknown livebaseballscorecards.com
Willie Mays, R OBP: 0.355, SLG: 0.521 (1, 8)	0-3 K ②			0-0 F8 ①		4-0 FC6-4 IBB		4-0 S 1B BB	2 1 0 0 2 1 0		
Willie McCovey, L OBP: 0.625, SLG: 1.125 Jim Davenport, R OBP: 0.283, SLG: 0.330 (1, 3) (9, 5)	0-3 K ③			0-0 3-1 ②		0-0 F9 ②		0-0 1B	4 0 1 1 0 1 2 0 0 0 0 0 0 0		
Orlando Cepeda, R OBP: 0.360, SLG: 0.557 (1, 5) (9, 3)		0-0 SF7 3B		0-0 F8 ③		0-0 FC6-4 ③ 1-2f			3 1 1 0 0 0 2		
Willie Kirkland, L OBP: 0.350, SLG: 0.508 (1, 9)		0-0 SF7 ①			0-0 G1-6-3 1B		0-0 6-3 ①		2 0 1 1 0 0 0		
Daryl Spencer, R OBP: 0.337, SLG: 0.386 (1, 4)		0-0 F3 ②			0-0 G1-6-3 ② 1-2f		0-0 HR		3 1 1 1 0 0 1		
Bob Schmidt, R OBP: 0.277, SLG: 0.372 (1, 2)		0-3 K ③			0-0 6-3 ③		0-0 5-3 ②		3 0 0 0 0 1 0		
Eddie Bressoud, R OBP: 0.319, SLG: 0.420 (1, 6)			0-3 K ①			0-0 HR		0-0 F3 ③	3 1 1 1 0 1 0		
Jack Sanford, R OBP: 0.188, SLG: 0.114 (1, 1)			0-3 K ②			0-0 1B 1-3		0-3 K ①	3 0 1 0 0 2 0		
Inning Stats	R: 0 H: 0 E: 0 LOB: 0 K: 2 BB: 0 S: 7 P: 7	R: 1 H: 1 E: 0 LOB: 0 K: 1 BB: 0 S: 6 P: 6	R: 0 H: 0 E: 0 LOB: 0 K: 2 BB: 0 S: 7 P: 7	R: 0 H: 0 E: 0 LOB: 0 K: 0 BB: 0 S: 3 P: 3	R: 0 H: 1 E: 0 LOB: 0 K: 0 BB: 0 S: 3 P: 3	R: 1 H: 2 E: 0 LOB: 2 K: 0 BB: 1 S: 5 P: 9	R: 1 H: 1 E: 0 LOB: 0 K: 0 BB: 0 S: 4 P: 4	R: 1 H: 1 E: 0 LOB: 1 K: 2 BB: 1 S: 7 P: 11	1B: 3 SF: 1 2B: 0 SAC: 0 3B: 1 DP: 1 HR: 2 HBP: 0	WP: 0 PA: 30 PB: 0 SB: 1 CS: 0	
PITCHER Harvey Haddix, L ERA: 3.17 (1, 1)	IP WLS BF H R ER SO BB IBB HBP BLK WP HR S P ERA WHIP										

Pittsburgh Pirates @ San Francisco Giants
 Seals Stadium, San Francisco, CA
 Fri Jul 31 1959, 10:05 PM EDT
 Att. 22,371 - Unknown

AB	27
R	4
H	6
RBI	4
BB	2
SO	7
LOB	6



Batter	1	2	3	4	5	6	7	8	9	AB R H RBI BB SO LOB
Bob Skinner, L (1, 7) OBP: 0.355, SLG: 0.404	0-0 4-3		0-0 E 1B		4-0 BB BB		4-0 SH3-4 HBP WP BB	0-0 6-3		3 1 1 0 2 0 0
Dick Groat, R (1, 6) OBP: 0.308, SLG: 0.361	0-0 6-3		0-0 E5 FC6-4		0-0 F9		1-0 WP SH3-4 1B HBP	0-0 5-3		4 1 0 0 0 0 3
Roberto Clemente, R (1, 9) OBP: 0.311, SLG: 0.386	0-0 4-3		0-0 FC6-4		4-0 G4-3 BB		0-0 SH3-4		0-0 1-3	3 0 0 0 1 0 3
Dick Stuart, R (1, 3) OBP: 0.369, SLG: 0.521		0-3 K		4-0 1B E BB	0-0 G4-3		0-0 F7		0-3 K	4 1 0 0 1 2 4
Bill Virdon, L (1, 8) OBP: 0.296, SLG: 0.328		0-0 F4		0-0 E 1B		0-0 HR 1B	4-0 1B WP BB		0-0 4-3	4 1 2 0 1 0 0
Don Hoak, R (1, 5) OBP: 0.358, SLG: 0.410		0-3 K		0-0 F9		0-0 F8	0-0 BB 1B			4 0 1 1 0 1 3
Bill Mazerowski, R (1, 4) OBP: 0.306, SLG: 0.365			4-0 E 1B BB	0-0 E5		0-0 F7	4-0 1-2 BB			2 0 0 1 2 0 2
Danny Kravitz, L (1, 2) OBP: 0.296, SLG: 0.401			0-0 F8	0-3 K		0-0 HR	0-0 4-3			4 1 1 2 0 1 6
George Witt, R (1, 1) Bob Porterfield, R (3, 1) Ted Kluszewski, L (4, PH) Bennie Daniels, L (4, 1) Roy Face, R (7, 1) Rocky Nelson, L (8, PH) Don Gross, L (8, 1)			0-0 F2	0-0 1-3		0-3 K		0-0 F3		1 0 0 0 0 0 1 0 0 0 0 0 0 0 1 0 0 0 0 0 2 1 0 0 0 0 0 1 0 0 0 0 0 0 0 1 0 0 0 0 0 0 0 0 0 0 0 0 0

TOP

Pittsburgh Pirates @ San Francisco Giants
Seals Stadium, San Francisco, CA

Sat Aug 01 1959, 6:33 AM EDT
Att: 21,567 - Unknown

AB	32
R	5
H	5
RBI	4
BB	7
SO	5
LOB	24



Inning Stats	R: 0	H: 0	E: 0	K: 0	S: 3	P: 3	R: 0	H: 0	E: 0	K: 2	S: 7	P: 7	R: 0	H: 1	E: 1	K: 0	S: 5	R: 1	H: 1	E: 1	K: 1	S: 7	P: 11	R: 0	H: 0	E: 0	K: 0	S: 2	P: 10	R: 2	H: 2	E: 0	K: 1	S: 7	P: 7	R: 2	H: 1	E: 0	K: 0	S: 4	P: 17	R: 0	H: 0	E: 0	K: 0	S: 3	P: 3	R: 0	H: 0	E: 0	K: 1	S: 5	P: 5	1B: 4	SF: 0	2B: 0	SAC: 1	3B: 0	DP: 1	HR: 1	HBP: 1	WP: 1	PA: 41
--------------	------	------	------	------	------	------	------	------	------	------	------	------	------	------	------	------	------	------	------	------	------	------	-------	------	------	------	------	------	-------	------	------	------	------	------	------	------	------	------	------	------	-------	------	------	------	------	------	------	------	------	------	------	------	------	-------	-------	-------	--------	-------	-------	-------	--------	-------	--------

PITCHER	IP	WLS	BF	H	R	ER	SO	BB	IBB	HBP	BLK	WP	HR	S	P	ERA	WHIP
Sam Jones, R (1, 1) ERA: 3.1	6.2		33	5	5	5	4	6	0	1	0	1	1	34	59	6.75	1.650
Bud Byerly, R (7, 1) ERA:	0.1	W	2	0	0	0	0	1	0	0	0	0	0	1	5	0.00	3.000
Stu Miller, R (8, 1) ERA: 2.89	2.0	S	6	0	0	0	1	0	0	0	0	0	0	8	8	0.00	0.000

Batter	1	2	3	4	5	6	7	8	9
Jackie Brandt, R OBP: 0.311, SLG: 0.392 (1, 7)	0-0 1-3	4-0 BB	0-0 F9			0-0 FC2-6	0-0 1B		
Willie Mays, R OBP: 0.350, SLG: 0.514 (1, 8)	0-0 F8	0-0 F8		0-0 1-3		0-0 G4-6-3	0-0 5-3		
Willie McCovey, L OBP: 0.615, SLG: 1.077 (1, 3)	0-0 1B 2B		0-0 1B 2B	0-3 K			0-0 1B 1B	0-0 F9	
Orlando Cepeda, R OBP: 0.366, SLG: 0.560 (1, 5) Danny O'Connell, R OBP: 0.214, SLG: 0.214 (8, 4)	0-0 S 1B		0-0 3-1 1B	4-0 S BB			0-0 WP 2B 1B	0-0 1-3	
Willie Kirkland, L OBP: 0.348, SLG: 0.503 (1, 9)	0-3 K2-3		0-0 3-1	0-0 4-3			0-0 WP 2B 1B	0-0 F8	
Daryl Spencer, R OBP: 0.340, SLG: 0.388 (1, 4) (8, 6)		4-0 1B SH1-4 BB	0-0 BB 1B		0-0 L3 1B		0-0 F8		
Hobie Landrith, L OBP: 0.337, SLG: 0.327 (1, 2)		0-0 F8	0-0 BB 1B		0-0 L3		0-0 F7		
Eddie Bressoud, R OBP: 0.327, SLG: 0.421 (1, 6) Leon Wagner, L OBP: 0.366, SLG: 0.458 (7, PH) Stu Miller, R OBP: 0.075, SLG: 0.051 (8, 1)		0-0 SH1-4 1B	4-0 1-2 2-3 BB		0-0 F8		4-0 2B IBB		
Sam Jones, R OBP: 0.115, SLG: 0.119 (1, 1) Bud Byerly, R (7, 1) Dusty Rhodes, L OBP: 0.323, SLG: 0.259 (7, PH) Jim Davenport, R OBP: 0.283, SLG: 0.330 (7, PR) (8, 5)		0-0 SH1-4	0-0 F6			0-0 FC2-6 1B	0-0 1B 2B		

Inning Stats	R: 1 E: 0 K: 1 S: 7	H: 2 LOB: 1 BB: 0 P: 7	R: 1 E: 0 K: 0 S: 4	H: 1 LOB: 2 BB: 2 P: 12	R: 2 E: 0 K: 0 S: 7	H: 4 LOB: 3 BB: 1 P: 11	R: 0 E: 0 K: 1 S: 5	H: 0 LOB: 1 BB: 1 P: 9	R: 0 E: 0 K: 0 S: 3	H: 1 LOB: 0 BB: 0 P: 3	R: 0 E: 0 K: 0 S: 3	H: 1 LOB: 0 BB: 0 P: 3	R: 5 E: 0 K: 0 S: 8	H: 5 LOB: 2 BB: 1 P: 12	R: 0 E: 0 K: 0 S: 3	H: 0 LOB: 0 BB: 0 P: 3
--------------	------------------------------	---------------------------------	------------------------------	----------------------------------	------------------------------	----------------------------------	------------------------------	---------------------------------	------------------------------	---------------------------------	------------------------------	---------------------------------	------------------------------	----------------------------------	------------------------------	---------------------------------

PITCHER	IP	WLS	BF	H	R	ER	SO	BB	IBB	HBP	BLK	WP	HR	S	P	ERA	WHIP
George Witt, R ERA: 6.51 (1, 1)	2.0		13	5	4	4	1	2	0	0	0	0	0	13	21	18.00	3.500
Bob Porterfield, R ERA: 5.97 (3, 1)	1.0		6	2	0	0	0	1	0	0	0	0	0	5	9	0.00	3.000
Bennie Daniels, R ERA: 5.75 (4, 1)	3.0	L	12	4	2	2	1	1	0	0	0	0	0	13	17	6.00	1.667
Roy Face, R ERA: 1.99 (7, 1)	1.0		7	3	3	3	0	0	1	0	0	1	0	6	10	27.00	3.000
Don Gross, L ERA: 6.14 (8, 1)	1.0		3	0	0	0	0	0	0	0	0	0	0	3	3	0.00	0.000

BOTTOM


Pittsburgh Pirates @ San Francisco Giants
Seals Stadium, San Francisco, CA

Sat Aug 01 1959, 6:33 AM EDT
Att. 21,567 - Unknown

AB	R	H	RBI	BB	SO	LOB
4	0	1	1	1	0	4
5	0	0	0	0	0	5
5	3	3	0	0	1	0
3	2	3	2	1	0	0
1	0	0	0	0	0	0
5	1	1	1	0	1	3
3	1	2	1	1	0	2
4	0	1	0	0	0	4
2	0	1	0	1	0	0
0	1	0	0	1	0	0
0	0	0	0	0	0	0
2	0	1	1	0	0	3
0	0	0	0	0	0	0
1	0	1	3	0	0	0
0	1	0	0	0	0	0

1B:	11	SF:	0
2B:	4	SAC:	1
3B:	0	DP:	2
HR:	0	HBP:	0
WP:	1	PA:	41
PB:	0		
SB:	3		
CS:	0		

AB 35
R 9
H 14
RBI 9
BB 5
SO 2
LOB 21



Batter	1	2	3	4	5	6	7	8	9	AB R H RBI BB SO LOB	TOP													
Bob Skinner, L (1, 7) OBP: 0.356, SLG: 0.405	0-0 1B		0-0 CS 1B		0-3 K			0-0 F9		4 0 2 0 0 1 0	Pittsburgh Pirates @ San Francisco Giants Seals Stadium, San Francisco, CA Sun Aug 02 1959, 6:33 AM EDT Att: 22,653 - Unknown livebaseballscorecards.com													
Dick Groat, R (1, 6) OBP: 0.305, SLG: 0.358	0-0 F8		0-0 F7 1-2		0-0 F7			0-0 4-3		4 0 0 0 0 0 2														
Roberto Clemente, R (1, 9) OBP: 0.310, SLG: 0.381	0-0 F9			4-0 2B BB				0-0 F8		3 1 0 0 1 0 1														
Dick Stuart, R (1, 3) OBP: 0.371, SLG: 0.524	0-0 1-2 1B			0-0 1B 1-H 2B				0-0 F9		4 1 2 1 0 0 0														
Roman Mejias, R (1, 8) OBP: 0.301, SLG: 0.319	0-0 F8			0-0 1B FC6-4 2-3 1B				0-0 F9		4 1 1 0 0 0 2														
Don Hoak, R (1, 5) OBP: 0.358, SLG: 0.410		0-0 6-3		0-0 FC6-4 1-3 3-H 1B				0-0 1-3		3 0 1 1 0 0 0														
Bill Mazerowski, R (1, 4) OBP: 0.303, SLG: 0.362		0-0 5-3		0-0 FC6-4 1-2 3-H L6-3 1B				0-0 5-3		3 0 0 1 0 0 1														
Smoky Burgess, L (1, 2) OBP: 0.342, SLG: 0.496		0-0 G3		0-0 L6-3 1-2				0-3 K		3 0 0 0 0 1 1														
Ron Kline, R (1, 1) OBP: 0.156, SLG: 0.156			0-0 L9		0-0 L3			0-0 F3		2 0 0 0 0 0 0														
Bob Porterfield, R (6, 1)										0 0 0 0 0 0 0														
Fred Green, R (7, 1)										0 0 0 0 0 0 0														
Harry Bright, R (8, PH) OBP: 0.326, SLG: 0.513										1 0 0 0 0 0 0														
Roy Face, R (8, 1) OBP: 0.273, SLG: 0.273										0 0 0 0 0 0 0														
Inning Stats	R: 0 E: 0 K: 0 S: 5	H: 2 LOB: 2 BB: 0 P: 5	R: 0 E: 0 K: 0 S: 3	H: 0 LOB: 0 BB: 0 P: 3	R: 0 E: 0 K: 0 S: 3	H: 1 LOB: 0 BB: 0 P: 3	R: 3 E: 0 K: 0 S: 5	H: 3 LOB: 0 BB: 1 P: 9	R: 0 E: 0 K: 1 S: 5	H: 0 LOB: 0 BB: 0 P: 5	R: 0 E: 0 K: 1 S: 5	H: 0 LOB: 0 BB: 0 P: 5	R: 0 E: 0 K: 0 S: 3	H: 0 LOB: 0 BB: 0 P: 3	R: 0 E: 0 K: 0 S: 3	H: 0 LOB: 0 BB: 0 P: 3	R: 0 E: 0 K: 0 S: 3	H: 0 LOB: 0 BB: 0 P: 3	R: 0 E: 0 K: 0 S: 3	H: 0 LOB: 0 BB: 0 P: 3	1B: 5 2B: 2 3B: 0 HR: 0	SF: 0 SAC: 0 DP: 1 HBP: 0	WP: 0 PB: 0 SB: 0 CS: 1	PA: 32
PITCHER Johnny Antonelli, L (1, 1) ERA: 2.64	IP: 9.0 WLS: W BF: 32 H: 6 R: 3 ER: 3 SO: 2 BB: 1 IBB: 0 HBP: 0 BLK: 0 WP: 0 HR: 0 S: 35 P: 39 ERA: 3.00 WHIP: 0.778											PITCHER	IP: 0.0 WLS: 0 BF: 0 H: 0 R: 0 ER: 0 SO: 0 BB: 0 IBB: 0 HBP: 0 BLK: 0 WP: 0 HR: 0 S: 0 P: 0 ERA: 0.00 WHIP: 0.000											



Batter	1	2	3	4	5	6	7	8	9
Jackie Brandt, R (1, 7) OBP: 0.309, SLG: 0.388 Leon Wagner, L (6, PH) OBP: 0.364, SLG: 0.454 Felipe Alou, R (7, 7) OBP: 0.321, SLG: 0.469	0-0 F8			0-0 F2	0-3 K	0-0 F8		0-0 FC1-4 1B	
Jim Davenport, R (1, 5) OBP: 0.287, SLG: 0.332	0-0 F5			0-0 HR 1B	0-0 1B		4-0 WP 2B BB	0-0 FC1-4	
Willie McCovey, L (1, 3) OBP: 0.500, SLG: 1.000	0-0 L3-1			0-0 1-H HR	0-0 F7		0-3 K	0-3 K	
Willie Mays, R (1, 8) OBP: 0.352, SLG: 0.517		0-0 F9		0-0 BB BB 1B	0-0 L1		0-0 2-H 2B		
Willie Kirkland, L (1, 9) OBP: 0.347, SLG: 0.503		0-0 L3-1		0-0 F9		0-0 F9 1B 2B	0-0 1-3		
Daryl Spencer, R (1, 4) OBP: 0.340, SLG: 0.385		0-0 4-3		4-0 BB BB 1-2 BB		0-0 F9 2-3	0-0 F8		
Hobie Landrith, L (1, 2) OBP: 0.345, SLG: 0.333			0-0 6-3	4-0 1-2 2-3 BB		0-0 BB 1B		0-0 FC1-6 1B	
Eddie Bressoud, R (1, 6) OBP: 0.325, SLG: 0.412			0-3 K	0-0 F6		4-0 1-2 BB		0-0 FC1-6 1B	
Johnny Antonelli, L (1, 1) OBP: 0.133, SLG: 0.160			0-0 F2		0-0 1B	0-3 K		0-0 FC1-4 1B	

Inning Stats	R: 0 E: 0 K: 0 S: 3	H: 0 LOB: 0 BB: 0 P: 3	R: 0 E: 0 K: 0 S: 3	H: 0 LOB: 0 BB: 0 P: 3	R: 0 E: 0 K: 1 S: 5	H: 0 LOB: 0 BB: 0 P: 5	R: 2 E: 0 K: 0 S: 6	H: 3 LOB: 3 BB: 2 P: 14	R: 0 E: 0 K: 1 S: 7	H: 2 LOB: 2 BB: 0 P: 7	R: 1 E: 0 K: 1 S: 7	H: 2 LOB: 2 BB: 1 P: 11	R: 1 E: 0 K: 1 S: 6	H: 1 LOB: 1 BB: 1 P: 10	R: 1 E: 0 K: 1 S: 8	H: 3 LOB: 2 BB: 0 P: 8
1B: 8 2B: 2 3B: 0 HR: 1	SF: 0 SAC: 0 DP: 0 HBP: 0	WP: 1 PB: 0 SB: 0 CS: 0	PA: 39													

PITCHER	IP	WLS	BF	H	R	ER	SO	BB	IBB	HBP	BLK	WP	HR	S	P	ERA	WHIP
Ron Kline, R (1, 1) ERA: 4.1	5.1		26	7	3	3	2	3	0	0	0	0	1	27	39	5.06	1.875
Bob Porterfield, R (6, 1) ERA: 6.06	1.0	L	5	1	1	1	2	1	0	0	0	1	0	8	12	9.00	2.000
Fred Green, L (7, 1) ERA: 6.75	0.2		2	0	0	0	0	0	0	0	0	0	0	2	2	0.00	0.000
Roy Face, R (8, 1) ERA: 2.09	1.0		6	3	1	1	1	0	0	0	0	0	0	8	8	9.00	3.000

BOTTOM

Pittsburgh Pirates @ San Francisco Giants
 Seals Stadium, San Francisco, CA

Sun Aug 02 1959, 6:33 AM EDT
 Att. 22,653 - Unknown

livebaseballscores.com

AB	35
R	5
H	11
RBI	5
BB	4
SO	5
LOB	22



Batter	1	2	3	4	5	6	7	8	9	AB R H RBI BB SO LOB	TOP		
Felix Mantilla, R OBP: 0.268, SLG: 0.265 (1, 4) X	0-0 SH 1B	0-0 1-2 1B		0-0 F8		0-0 5-3		4-0 S BB		4 1 2 0 1 0 0			
Eddie Mathews, L OBP: 0.380, SLG: 0.592 (1, 5) X	0-0 SH 1B	0-3 K			0-0 1B 1B		0-0 1B 1B	0-3 K		4 1 2 0 0 2 3			
Hank Aaron, R OBP: 0.416, SLG: 0.682 (1, 9) X	0-0 S 1B		0-0 F9		0-0 1B SF8 1B		0-0 FC6-4 1B	0-0 6-3		5 1 3 1 0 0 1			
Joe Adcock, R OBP: 0.348, SLG: 0.513 (1, 3) S S	0-3 K		0-0 E5 SH FC6-4		0-0 1-3 2-H 1B		0-0 F2		0-0 F6	5 1 1 1 0 1 4			
Johnny Logan, R OBP: 0.377, SLG: 0.468 (1, 6) S S	0-3 K		0-0 SH FC6-4		0-0 SF8		0-0 F8		0-0 6-3	3 0 0 1 0 1 4			
Andy Pafko, R OBP: 0.295, SLG: 0.324 (1, 7) X	0-0 F4		0-0 FC6-4		0-0 F9		0-0 FC6-4		0-0 6-3	5 0 0 1 0 0 6			
Bill Bruton, L OBP: 0.337, SLG: 0.413 (1, 8)		0-3 K	0-0 F9		0-0 4-3			0-0 HR 1B		4 1 1 0 0 1 2			
Del Crandall, R OBP: 0.294, SLG: 0.397 (1, 2) X		0-0 E6 1B		0-0 F7		0-0 F6		0-0 1-H HR		4 1 1 2 0 0 0			
Warren Spahn, L OBP: 0.247, SLG: 0.306 (1, 1) X		0-0 F2		0-3 K		0-0 F4		0-3 K		4 0 0 0 0 2 1			
Inning Stats	R: 1 H: 2 E: 1 LOB: 2 K: 2 BB: 0 S: 10 P: 10	R: 0 H: 1 E: 1 LOB: 2 K: 2 BB: 0 S: 9 P: 9	R: 1 H: 0 E: 2 LOB: 1 K: 0 BB: 0 S: 5 P: 5	R: 0 H: 0 E: 0 LOB: 0 K: 1 BB: 0 S: 5 P: 5	R: 2 H: 3 E: 0 LOB: 1 K: 0 BB: 0 S: 6 P: 6	R: 0 H: 0 E: 0 LOB: 0 K: 0 BB: 0 S: 3 P: 3	R: 0 H: 2 E: 0 LOB: 2 K: 0 BB: 0 S: 5 P: 5	R: 2 H: 2 E: 0 LOB: 1 K: 2 BB: 1 S: 9 P: 13	R: 0 H: 0 E: 0 LOB: 0 K: 0 BB: 0 S: 3 P: 3	1B: 9 SF: 1 2B: 0 SAC: 2 3B: 0 DP: 0 HR: 1 HBP: 0	WP: 0 PA: 42 PB: 0 SB: 2 CS: 0		
PITCHER	IP WLS BF H R ER SO BB IBB HBP BLK WP HR S P ERA WHIP											PITCHER	IP WLS BF H R ER SO BB IBB HBP BLK WP HR S P ERA WHIP
Mike McCormick, L ERA: 3.43 (1, 1)	6.0 L 28 6 4 2 5 0 0 0 0 0 0 0 0 38 38 3.00 1.000												
Eddie Fisher, R ERA: 4.75 (7, 1)	1.0 7 4 2 2 0 0 0 0 0 0 0 0 1 7 7 18.00 4.000												
Gordon Jones, R ERA: 4.02 (8, 1)	1.0 4 0 0 0 2 1 0 0 0 0 0 0 0 7 11 0.00 1.000												
Bud Byerly, R ERA: (9, 1)	1.0 3 0 0 0 0 0 0 0 0 0 0 0 0 3 3 0.00 0.000												

Milwaukee Braves @ San Francisco Giants
Seals Stadium, San Francisco, CA
Tue Aug 04 1959, 10:05 PM EDT
Att: 22,959 - Unknown

AB	38
R	6
H	10
RBI	6
BB	1
SO	7
LOB	21



livebaseballscorecards.com

Batter	1	2	3	4	5	6	7	8	9	AB R H RBI BB SO LOB
Felipe Alou, R OBP: 0.320, SLG: 0.461 (1, 7) X	0-0 6-3 ①		X 0-0 F9 ③			X 0-0 F3 ②			B B B B 4-0 BB 2B BB	3 1 0 0 1 0 0
Willie Mays, R OBP: 0.351, SLG: 0.513 (1, 8) X	0-0 5-3 ②			B B B B 4-0 G3 BB		X 0-0 6-3 ③			X 0-0 F9 ①	3 0 0 0 1 0 1
Willie McCovey, L OBP: 0.455, SLG: 0.864 (1, 3) X	0-0 1B			X 0-0 G3 ① 1-2			X 0-0 F2 ①		X 0-0 F8 ②	4 0 1 0 0 0 2
Orlando Cepeda, R OBP: 0.364, SLG: 0.556 (1, 5) S S S	0-3 K ③		X 0-0 F7 ②			X 0-0 5-3 ②			B B B B 4-0 2B 1-2 BB	3 0 0 0 1 1 2
Willie Kirkland, L OBP: 0.346, SLG: 0.503 (1, 9) X		X 0-0 F9 ①		X 0-0 4-3 ③			X 0-0 1-3 ③		X 0-0 1-3 2-H 2B	4 0 1 1 0 0 1
Daryl Spencer, R OBP: 0.336, SLG: 0.381 (1, 4) X		X 0-0 5-3 ②			X 0-0 F8 ①			X 0-0 5-3 ① X	X 0-0 F8 ③	4 0 0 0 0 0 2
Eddie Bressoud, R OBP: 0.318, SLG: 0.403 (1, 6) X		X 0-0 6-3 ③			X 0-0 F8 ②			X 0-0 6-3 ②		3 0 0 0 0 0 0
Jim Hegan, R OBP: 0.254, SLG: 0.246 (1, 2) X			X 0-0 4-3 ①		X 0-0 F4 ③			X 0-0 1B		3 0 1 0 0 0 0
Mike McCormick, L OBP: 0.386, SLG: 0.159 (6, PH) Jose Pagan, R Eddie Fisher, R Gordon Jones, R Jim Davenport, R OBP: 0.289, SLG: 0.331 (8, PH) Bud Byerly, R (9, 1)			S S S 0-3 K ②			X 0-0 5-3 ①		S S S 0-3 K ③		1 0 0 0 0 0 1 0 1 0 1 0 0 0 0 0 1 1 0 0 0 0 0 0 0 0

Inning Stats	R: 0 E: 0 K: 1 S: 6	H: 1 LOB: 1 BB: 0 P: 6	R: 0 E: 0 K: 0 S: 3	H: 0 LOB: 0 BB: 0 P: 3	R: 0 E: 0 K: 1 S: 5	H: 0 LOB: 0 BB: 0 P: 5	R: 0 E: 0 K: 0 S: 3	H: 0 LOB: 1 BB: 1 P: 7	R: 0 E: 0 K: 0 S: 3	H: 0 LOB: 0 BB: 0 P: 3	R: 0 E: 0 K: 0 S: 3	H: 0 LOB: 0 BB: 0 P: 3	R: 0 E: 0 K: 1 S: 6	H: 1 LOB: 1 BB: 0 P: 6	R: 1 E: 0 K: 0 S: 4	H: 1 LOB: 2 BB: 2 P: 12	1B: 2 2B: 1 3B: 0 HR: 0	SF: 0 SAC: 0 DP: 0 HBP: 0	WP: 0 PB: 0 SB: 0 CS: 0	PA: 33
PITCHER Warren Spahn, L ERA: 2.74 (1, 1)	IP 9.0	WLS W	BF 33	H 3	R 1	ER 1	SO 3	BB 3	IBB 0	HBP 0	BLK 0	WP 0	HR 0	S 36	P 48	ERA 1.00	WHIP 0.667			

BOTTOM

Milwaukee Braves @ San Francisco Giants
Seals Stadium, San Francisco, CA

Tue Aug 04 1959, 10:05 PM EDT
Att. 22,959 - Unknown

livebaseballscorecards.com

AB	30
R	1
H	3
RBI	1
BB	3
SO	3
LOB	9



Batter	1	2	3	4	5	6	7	8	9	AB R H RBI BB SO LOB	TOP
Felix Mantilla, R (1, 4) OBP: 0.268, SLG: 0.265	0-0 6-3		0-0 F6		0-3 K			0-0 1B		4 0 1 0 0 1 1	
Eddie Mathews, L (1, 5) OBP: 0.381, SLG: 0.591	0-0 1B		0-0 F8			0-0 FC4-6 1B		0-0 F5		4 0 2 0 0 0 1	
Hank Aaron, R (1, 9) OBP: 0.413, SLG: 0.675	0-0 F9		0-0 6-3			0-0 F4		0-0 F7		4 0 0 0 0 0 3	
Joe Adcock, R (1, 3) OBP: 0.347, SLG: 0.509 Lew Burdette, R (9, PR) OBP: 0.230, SLG: 0.257	0-0 F8			0-3 K		0-0 FC4-6 1-2f		0-0 1-3 BB 1B		4 0 1 0 0 1 2 0 0 0 0 0 0 0	
Lee Maye, L (1, 7) OBP: 0.375, SLG: 0.333		0-0 1B 1B		0-3 K		0-3 K		0-0 F7		4 1 1 0 0 2 2	
Johnny Logan, R (1, 6) OBP: 0.379, SLG: 0.466		0-0 1B 1-2 FC5-2 1B		0-3 K2-3			0-0 F2	4-0 1-2 BB		3 0 1 0 1 1 0	
Bill Bruton, L (1, 8) OBP: 0.339, SLG: 0.414		0-0 FC5-2 1-3 2-H 1B			0-0 S 1B		0-0 F7	0-0 1-3		4 0 2 1 0 0 2	
Del Crandall, R (1, 2) OBP: 0.291, SLG: 0.393		0-0 FC5-2 G4-3			0-0 F6		0-3 K	0-0 6-3		4 0 0 0 0 1 6	
Bob Buhl, R (1, 1) OBP: 0.048, SLG: 0.048		0-0 G4-3			0-3 K			0-3 K		3 0 0 0 0 2 3	
Inning Stats	R: 0 E: 0 K: 0 S: 4 H: 1 LOB: 1 BB: 0 P: 4	R: 1 E: 0 K: 0 S: 5 H: 3 LOB: 1 BB: 0 P: 5	R: 0 E: 0 K: 0 S: 3 H: 0 LOB: 0 BB: 0 P: 3	R: 0 E: 0 K: 3 S: 9 H: 0 LOB: 0 BB: 0 P: 9	R: 0 E: 0 K: 2 S: 8 H: 1 LOB: 1 BB: 0 P: 8	R: 0 E: 0 K: 1 S: 6 H: 1 LOB: 1 BB: 0 P: 6	R: 0 E: 0 K: 1 S: 5 H: 0 LOB: 0 BB: 0 P: 5	R: 0 E: 0 K: 1 S: 6 H: 1 LOB: 1 BB: 0 P: 6	R: 0 E: 0 K: 0 S: 4 H: 1 LOB: 3 BB: 1 P: 8	1B: 8 2B: 0 3B: 0 HR: 0 SF: 0 SAC: 0 DP: 1 HBP: 0	WP: 0 PB: 0 SB: 1 CS: 0 PA: 35
PITCHER Jack Sanford, R (1, 1) ERA: 2.97	IP 9.0 WLS W BF 35 H 8 R 1 ER 1 SO 8 BB 1 IBB 0 HBP 0 BLK 0 WP 0 HR 0 S 50 P 54 ERA 1.00 WHIP 1.000	PITCHER IP WLS BF H R ER SO BB IBB HBP BLK WP HR S P ERA WHIP									

Milwaukee Braves @ San Francisco Giants
Seals Stadium, San Francisco, CA
 Wed Aug 05 1959, 6:33 AM EDT
 Att: 22,807 - Unknown

AB	34
R	1
H	8
RBI	1
BB	1
SO	8
LOB	20



Batter	1	2	3	4	5	6	7	8	9	AB	R	H	RBI	BB	SO	LOB
Jim Davenport, R OBP: 0.286, SLG: 0.330 (1, 5)	0-0		0-0		0-0			0-0		4	1	1	0	0	0	2
Willie Mays, R OBP: 0.350, SLG: 0.513 (1, 8)	0-0		0-0			0-0		0-0		4	1	1	1	0	0	1
Willie McCovey, L OBP: 0.462, SLG: 1.038 (1, 3)	0-0		0-0			0-0		0-0		4	2	2	3	0	0	1
Orlando Cepeda, R OBP: 0.361, SLG: 0.551 Jackie Brandt, R OBP: 0.309, SLG: 0.388 (1, 7) (9, 7)	0-0			0-0		0-0		0-0		4	0	0	0	0	0	0
Willie Kirkland, L OBP: 0.343, SLG: 0.498 (1, 9)		0-0		0-0			0-0			3	0	0	0	0	0	0
Daryl Spencer, R OBP: 0.336, SLG: 0.383 (1, 4)		0-0		0-0			0-0			3	0	1	0	0	0	0
Hobie Landrith, L OBP: 0.345, SLG: 0.333 (1, 2)		0-3			0-0		0-0			3	0	1	0	0	1	1
Eddie Bressoud, R OBP: 0.318, SLG: 0.401 (1, 6)		0-0			0-0			0-0		3	0	1	0	0	0	2
Jack Sanford, R OBP: 0.200, SLG: 0.111 (1, 1)			4-0		0-0			0-3		1	0	0	0	1	1	1

Inning Stats	R: 1 E: 0 K: 0 S: 4	H: 1 LOB: 0 BB: 0 P: 4	R: 0 E: 0 K: 1 S: 6	H: 1 LOB: 1 BB: 0 P: 6	R: 0 E: 0 K: 0 S: 3	H: 0 LOB: 1 BB: 1 P: 7	R: 0 E: 0 K: 0 S: 3	H: 0 LOB: 0 BB: 0 P: 3	R: 0 E: 0 K: 0 S: 4	H: 1 LOB: 1 BB: 0 P: 4	R: 0 E: 0 K: 0 S: 3	H: 0 LOB: 0 BB: 0 P: 3	R: 0 E: 0 K: 0 S: 3	H: 0 LOB: 0 BB: 0 P: 3	R: 3 E: 0 K: 1 S: 8	H: 4 LOB: 0 BB: 0 P: 8	1B: 3 2B: 2 3B: 0 HR: 2	SF: 0 SAC: 1 DP: 0 HBP: 0
---------------------	------------------------------	---------------------------------	------------------------------	---------------------------------	------------------------------	---------------------------------	------------------------------	---------------------------------	------------------------------	---------------------------------	------------------------------	---------------------------------	------------------------------	---------------------------------	------------------------------	---------------------------------	----------------------------------	------------------------------------

PITCHER Bob Buhl, R ERA: 2.47 (1, 1)	IP 8.0	WLS L	BF 31	H 7	R 4	ER 4	SO 2	BB 1	IBB 0	HBP 0	BLK 0	WP 0	HR 2	S 34	P 38	ERA 4.50	WHIP 1.000
--	-----------	----------	----------	--------	--------	---------	---------	---------	----------	----------	----------	---------	---------	---------	---------	-------------	---------------

BOTTOM

Milwaukee Braves @ San Francisco Giants
Seals Stadium, San Francisco, CA
Wed Aug 05 1959, 6:33 AM EDT
Att. 22,807 - Unknown

AB	29
R	4
H	7
RBI	4
BB	1
SO	2
LOB	8



WP: 0	PA: 31
PB: 0	SB: 0
CS: 0	

Batter	1	2	3	4	5	6	7	8	9	AB R H RBI BB SO LOB	TOP											
Felix Mantilla, R (1, 4) OBP: 0.267, SLG: 0.271	0-0 5-3		0-0 1B 2B		0-0 5-3		0-0 F9			4 0 1 0 0 0 0	Milwaukee Braves @ San Francisco Giants Seals Stadium, San Francisco, CA Thu Aug 06 1959, 6:33 AM EDT Att: 22,923 - Unknown livebaseballscorecards.com											
Eddie Mathews, L (1, 5) OBP: 0.380, SLG: 0.587	0-0 1B 1B		0-0 F9		0-0 G3		0-0 6-3			4 0 1 0 0 0 1												
Hank Aaron, R (1, 9) OBP: 0.414, SLG: 0.676	0-3 K		0-0 FC6 1B		0-0 2B			0-0 6-3		4 0 2 0 0 1 1												
Wes Covington, L (1, 7) OBP: 0.332, SLG: 0.388	0-0 1-2 1B		0-3 K		0-0 2B 4-3 1B			0-0 F9		4 1 2 0 0 1 2												
Frank Torre, L (1, 3) OBP: 0.316, SLG: 0.337	0-0 4-3		0-0 FC6 1-2f		0-0 4-3 2B			0-0 F9		4 0 1 0 0 0 4												
Johnny Logan, R (1, 6) OBP: 0.374, SLG: 0.460		0-0 5-3		0-0 F7		0-0 F8		0-0 5-3		4 0 0 0 0 0 2												
Bill Bruton, L (1, 8) OBP: 0.338, SLG: 0.415		0-0 4-3		0-0 2B		0-0 4-3		0-0 F3		4 0 1 1 0 0 1												
Del Crandall, R (1, 2) OBP: 0.293, SLG: 0.391		4-0 BB		0-0 F6		0-0 5-3		4-0 BB		2 0 0 0 2 0 2												
Lew Burdette, R (1, 1) OBP: 0.224, SLG: 0.250 Mickey Vernon, L (7, PH) OBP: 0.284, SLG: 0.386 Juan Pizarro, L (7, 1) OBP: 0.152, SLG: 0.100 Lee Maye, L (9, PH) OBP: 0.366, SLG: 0.324		0-3 K		0-3 K			0-3 K		0-3 K	2 0 0 0 0 2 2 1 0 0 0 0 1 0 0 0 0 0 0 0 0 1 0 0 0 0 1 1												
Inning Stats	R: 0 E: 0 K: 1 S: 7	H: 2 LOB: 2 BB: 0 P: 7	R: 0 E: 0 K: 1 S: 5	H: 0 LOB: 1 BB: 1 P: 9	R: 0 E: 0 K: 1 S: 7	H: 2 LOB: 2 BB: 0 P: 7	R: 0 E: 0 K: 1 S: 6	H: 1 LOB: 1 BB: 0 P: 6	R: 0 E: 0 K: 0 S: 3	H: 1 LOB: 1 BB: 0 P: 3	R: 1 E: 0 K: 0 S: 5	H: 2 LOB: 1 BB: 0 P: 5	R: 0 E: 0 K: 1 S: 5	H: 0 LOB: 0 BB: 0 P: 5	R: 0 E: 0 K: 0 S: 3	H: 0 LOB: 0 BB: 0 P: 3	R: 0 E: 0 K: 1 S: 5	H: 0 LOB: 1 BB: 1 P: 9	1B: 4 2B: 4 3B: 0 HR: 0	SF: 0 SAC: 0 DP: 0 HBP: 0	WP: 0 PB: 0 SB: 0 CS: 0	PA: 36
PITCHER Sam Jones, R (1, 1) ERA: 3.01	IP 9.0	WLS W	BF 36	H 8	R 1	ER 1	SO 6	BB 2	IBB 0	HBP 0	BLK 0	WP 0	HR 0	S 46	P 54	ERA 1.00	WHIP 1.111					



Batter	1	2	3	4	5	6	7	8	9	AB	R	H	RBI	BB	SO	LOB
Jim Davenport, R (1, 5) OBP: 0.286, SLG: 0.329	0-0 1B 1B		0-0 F8	0-0 F8			0-0 F9			4	1	1	0	0	0	0
Willie Mays, R (1, 8) OBP: 0.354, SLG: 0.523	0-0 1B 1-2 SF8 1B		0-0 4-3 1B	0-0 F7			0-0 HR			4	2	3	1	0	0	0
Willie McCovey, L (1, 3) OBP: 0.467, SLG: 0.967	0-0 1-3 2-H 1B		0-0 4-3		0-3 K		0-0 G6-4-3 1B			4	0	2	1	0	1	1
Orlando Cepeda, R (1, 7) OBP: 0.388, SLG: 0.547	0-0 SF8		0-0 6-3		0-0 F8		0-0 G6-4-3			3	0	0	1	0	0	2
Jackie Brandt, R (8, 7) OBP: 0.309, SLG: 0.388	0-0 3-H						1-2f			0	0	0	0	0	0	0
Willie Kirkland, L (1, 9) OBP: 0.342, SLG: 0.495	0-0 F7			0-0 1B FC6 1B		0-0 G3		0-0 F2		4	1	1	0	0	0	1
Daryl Spencer, R (1, 4) OBP: 0.336, SLG: 0.382	0-0 F4			0-0 FC6 1-3 HR 1B		0-0 F8		0-0 F8		4	1	1	0	0	0	1
Hobie Landrith, L (1, 2) OBP: 0.338, SLG: 0.326		0-0 F7		0-0 FC6 HR		0-0 1-3		0-0 F7		4	1	0	1	0	0	1
Eddie Bressoud, R (1, 6) OBP: 0.325, SLG: 0.434		0-0 6-3		0-0 HR		0-0 2B				3	1	2	3	0	0	0
Sam Jones, R (1, 1) OBP: 0.109, SLG: 0.113		0-0 4-3		0-0 6-3		0-0 6-3				3	0	0	0	0	0	1

Inning Stats	R: 2	H: 3	E: 0	LOB: 1	K: 0	BB: 0	S: 6	P: 6	R: 0	H: 0	E: 0	LOB: 0	K: 0	BB: 0	S: 3	P: 3	R: 0	H: 1	E: 0	LOB: 1	K: 0	BB: 0	S: 4	P: 4	R: 4	H: 3	E: 1	LOB: 0	K: 0	BB: 0	S: 7	P: 7	R: 0	H: 0	E: 0	LOB: 0	K: 1	BB: 0	S: 5	P: 5	R: 0	H: 1	E: 0	LOB: 1	K: 0	BB: 0	S: 4	P: 4	R: 1	H: 2	E: 0	LOB: 0	K: 0	BB: 0	S: 4	P: 4	R: 0	H: 0	E: 0	LOB: 0	K: 0	BB: 0	S: 3	P: 3
--------------	------	------	------	--------	------	-------	------	------	------	------	------	--------	------	-------	------	------	------	------	------	--------	------	-------	------	------	------	------	------	--------	------	-------	------	------	------	------	------	--------	------	-------	------	------	------	------	------	--------	------	-------	------	------	------	------	------	--------	------	-------	------	------	------	------	------	--------	------	-------	------	------

PITCHER	IP	WLS	BF	H	R	ER	SO	BB	IBB	HBP	BLK	WP	HR	S	P	ERA	WHIP
Lew Burdette, R (1, 1) ERA: 4.1	6.0	L	27	8	6	6	1	0	0	0	0	0	1	29	29	9.00	1.333
Juan Pizarro, L (7, 1) ERA: 3.79	2.0		7	2	1	1	0	0	0	0	0	0	1	7	7	4.50	1.000

BOTTOM

Milwaukee Braves @ San Francisco Giants
Seals Stadium, San Francisco, CA

Thu Aug 06 1959, 6:33 AM EDT
Att. 22,923 - Unknown

AB	33
R	7
H	10
RBI	7
BB	0
SO	1
LOB	7

WP: 0	PA: 34
PB: 0	SB: 0
CS: 0	

Batter	1	2	3	4	5	6	7	8	9	AB R H RBI BB SO LOB	TOP											
Johnny Temple, R (1, 4) OBP: 0.402, SLG: 0.440	0-0 1-3			0-0 F8	0-3 K			0-0 5-3		4 0 0 0 0 1 2	Cincinnati Redlegs @ San Francisco Giants Seals Stadium, San Francisco, CA Fri Aug 07 1959, 10:05 PM EDT Att: 22,794 - Unknown livebaseballscores.com											
Vada Pinson, L (1, 8) OBP: 0.376, SLG: 0.516	0-0 4-3			4-0 BB BB	0-3 K			0-0 E6 1B		3 1 0 0 1 1 2												
Gus Bell, L (1, 9) OBP: 0.310, SLG: 0.422	0-0 F8			0-0 F8			0-0 1-3	0-0 2-H 1B		4 0 1 1 0 0 1												
Frank Robinson, R (1, 3) OBP: 0.398, SLG: 0.572		0-3 K		4-0 1-2 BB			0-3 K	0-0 F8		3 0 0 0 1 2 1												
Frank Thomas, R (1, 7) OBP: 0.282, SLG: 0.372		0-0 F3		0-3 K			0-0 F8		4 0 0 0 0 1 2													
Willie Jones, R (1, 5) OBP: 0.337, SLG: 0.438 Eddie Kasko, R (9, PR) OBP: 0.297, SLG: 0.300 (9, 5)		0-0 F8			0-0 E7 1B		0-0 F7	4-0 BB BB		3 1 1 0 1 0 0 0 0 0 0 0 0 0												
Ed Bailey, L (1, 2) OBP: 0.370, SLG: 0.391			0-3 K		0-0 1B 1B		0-0 F3	4-0 1-2 BB G6-4-3		3 0 1 1 1 1 0												
Roy McMillan, R (1, 6) OBP: 0.347, SLG: 0.460			0-0 6-3		0-0 1-2 1B		0-0 6-3	0-0 G6-4-3 1-2f		4 0 1 0 0 0 2												
Jim O'Toole, S (1, 1) OBP: 0.318, SLG: 0.167 Pete Whisenant, R (8, PH) OBP: 0.343, SLG: 0.557 Brooks Lawrence, R (8, 1) OBP: 0.150, SLG: 0.175			0-3 K2-3		0-3 K			0-3 K		2 0 0 0 0 2 2 1 0 0 0 0 1 0 0 0 0 0 0 0 0												
Inning Stats	R: 0 E: 0 K: 0 S: 3	H: 0 LOB: 0 BB: 0 P: 3	R: 0 E: 0 K: 1 S: 5	H: 0 LOB: 0 BB: 0 P: 5	R: 0 E: 0 K: 2 S: 7	H: 0 LOB: 0 BB: 0 P: 7	R: 0 E: 0 K: 1 S: 5	H: 0 LOB: 2 BB: 2 P: 13	R: 1 E: 1 K: 3 S: 12	H: 3 LOB: 2 BB: 0 P: 12	R: 0 E: 0 K: 1 S: 5	H: 0 LOB: 0 BB: 0 P: 5	R: 0 E: 0 K: 0 S: 3	H: 0 LOB: 0 BB: 0 P: 3	R: 1 E: 1 K: 1 S: 7	H: 1 LOB: 1 BB: 0 P: 7	R: 0 E: 0 K: 0 S: 2	H: 0 LOB: 2 BB: 2 P: 10	1B: 4 2B: 0 3B: 0 HR: 0	SF: 0 SAC: 0 DP: 1 HBP: 0	WP: 0 PB: 0 SB: 0 CS: 0	PA: 35
PITCHER Johnny Antonelli, L (1, 1) ERA: 2.57	IP: 9.0 WLS: W BF: 35 H: 4 R: 2 ER: 1 SO: 9 BB: 4 IBB: 0 HBP: 0 BLK: 0 WP: 0 HR: 0 S: 49 P: 65 ERA: 1.00 WHIP: 0.889											PITCHER	IP: WLS: BF: H: R: ER: SO: BB: IBB: HBP: BLK: WP: HR: S: P: ERA: WHIP:									

Batter	1	2	3	4	5	6	7	8	9	AB R H RBI BB SO LOB
Jim Davenport, R (1, 5) OBP: 0.282, SLG: 0.325	0-0 5-3	0-0 4-3			0-0 FC1-6 BB		0-0 FC6-4 2B		0-3 K	5 0 0 0 0 1 5
Willie Mays, R (1, 8) OBP: 0.356, SLG: 0.526	0-0 F8		0-0 K 1B		0-3 K		0-0 K 1-3 2B		0-0 K 1-2 1B	5 0 3 1 0 1 1
Willie McCovey, L (1, 3) OBP: 0.471, SLG: 0.906	4-0 FC5-4 BB		0-3 K 1-2		4-0 K 1-2 BB		0-0 F7			2 0 0 0 2 1 3
Orlando Cepeda, R (1, 7) OBP: 0.357, SLG: 0.543	0-0 FC5-4 1-2f		0-0 F7		0-3 K			1-0 HBP		3 0 0 0 0 1 3
Willie Kirkland, L (1, 9) OBP: 0.343, SLG: 0.494		0-0 E7 1B 2B 1B		4-0 K CS BB		0-0 4-3		0-3 K		3 1 1 0 1 1 1
Daryl Spencer, R (1, 4) OBP: 0.335, SLG: 0.381		0-0 2B 5-3 1B		0-3 K 1-2		0-3 K		0-3 K 1-2		4 1 1 0 0 3 2
Eddie Bressoud, R (1, 6) OBP: 0.329, SLG: 0.443		0-0 5-3 1-3 2B		0-0 K 1B		0-0 F3		0-0 F8		4 0 2 1 0 0 1
Bob Schmidt, R (1, 2) OBP: 0.272, SLG: 0.364		0-0 5-3		0-0 F6		0-0 F4			1-0 E 1B HBP	3 0 0 1 0 0 2
Leon Wagner, L (9, PH) OBP: 0.368, SLG: 0.454		2-3 3-H								0 0 0 0 0 0 0
Felipe Alou, R (9, PR) OBP: 0.320, SLG: 0.461										0 1 0 0 0 0 0
Johnny Antonelli, L (1, 1) OBP: 0.152, SLG: 0.156		0-3 K			1-0 FC1-6 HBP		4-0 FC6-4 BB		0-0 E1 1B	2 0 0 0 1 1 2

Inning Stats	R: 0	H: 0	E: 0	K: 0	S: 3	R: 2	H: 3	E: 1	K: 1	S: 8	R: 0	H: 1	E: 0	K: 1	S: 5	R: 0	H: 1	E: 0	K: 1	S: 5	R: 0	H: 0	E: 0	K: 1	S: 5	R: 0	H: 0	E: 0	K: 1	S: 5	R: 0	H: 0	E: 0	K: 2	S: 7	R: 0	H: 1	E: 1	K: 1	S: 5	R: 0	H: 0	E: 0	K: 2	S: 7	R: 1	H: 1	E: 1	K: 1	S: 5	1B: 5	2B: 2	3B: 0	HR: 0	SF: 0	SAC: 0	DP: 0	HBP: 3	WP: 0	PA: 38
PITCHER	IP	WLS	BF	H	R	ER	SO	BB	IBB	HBP	BLK	WP	HR	S	P	ERA	WHIP																																											
Jim O'Toole, L (1, 1) ERA: 5.4	7.0		30	6	2	2	6	4	0	1	0	0	0	37	54	2.57	1.429																																											
Brooks Lawrence, R (8, 1) ERA: 4.53	1.1	L	8	1	1	1	3	0	0	2	0	0	0	12	14	6.75	0.750																																											

BOTTOM

Cincinnati Redlegs @ San Francisco Giants
Seals Stadium, San Francisco, CA

livebaseballscorecards.com

AB	31
R	3
H	7
RBI	3
BB	4
SO	9
LOB	20



WP: 0	PA: 38
PB: 0	ERA
SB: 1	WHIP
CS: 1	

Fri Aug 07 1959, 10:05 PM EDT
Att. 22,794 - Unknown

Batter	1	2	3	4	5	6	7	8	9	AB	R	H	RBI	BB	SO	LOB	TOP										
Johnny Temple, R OBP: 0.400, SLG: 0.438 (1, 4)	0-0 F7	0-0 E4 2B 1B	0-0 F7		0-0 6-3			0-0 F4		5	1	1	0	0	0	1											
Vada Pinson, L OBP: 0.378, SLG: 0.523 (1, 8)	0-0 BB 1B 2B	0-0 3-1 2B		0-0 4-3	0-0 F7			0-0 2B		5	1	3	2	0	0	0											
Gus Bell, L OBP: 0.309, SLG: 0.419 (1, 9)	0-0 F4	0-0 3-1 2-3		0-0 1B HR 1B		0-0 6-3		0-0 6-3		5	1	1	0	0	0	3											
Frank Robinson, R OBP: 0.398, SLG: 0.569 (1, 3)	4-0 BB 1B BB	0-3 K		0-0 1-3 HR 1B		0-0 F8		0-0 F4		4	2	1	0	1	1	1											
Frank Thomas, R OBP: 0.284, SLG: 0.380 (1, 7)	4-0 1-2 2-3 BB 1B		0-3 K	0-0 1-3 HR 1B		0-0 F2		0-3 K		4	1	1	3	1	2	0											
Willie Jones, R OBP: 0.344, SLG: 0.442 (1, 5)	0-0 1-2 2-3 3-H 1B		4-0 BB 2B BB	0-0 F7		0-0 CS 1B		0-0 1B		4	1	3	2	1	0	0											
Ed Bailey, L OBP: 0.374, SLG: 0.391 (1, 2)	0-3 K		4-0 1-2 2B BB	4-0 FC6-4 BB		0-0 1-2 1B		0-3 K		3	1	1	0	2	2	3											
Roy McMillan, R OBP: 0.342, SLG: 0.452 (1, 6)		0-0 F9	0-0 F6	0-0 FC6-4		0-0 G5-4-3 1B		0-0 G5-4-3		4	0	0	0	0	0	4											
Jay Hook, L (1, 1)		4-0 E 2B BB	0-0 K		0-3 K		0-3 K			0	0	0	0	0	0	0											
Orlando Pena, R (1, 1)										2	1	1	2	1	1	0											
Jim Brosnan, R (5, 1)										1	0	0	0	0	1	0											
Inning Stats	R: 2 E: 0 K: 1 S: 7	H: 2 LOB: 2 BB: 2 P: 15	R: 2 E: 1 K: 1 S: 7	H: 2 LOB: 1 BB: 1 P: 11	R: 2 E: 0 K: 1 S: 6	H: 1 LOB: 1 BB: 2 P: 14	R: 3 E: 0 K: 0 S: 6	H: 3 LOB: 1 BB: 1 P: 10	R: 0 E: 0 K: 1 S: 5	H: 0 LOB: 0 BB: 0 P: 5	R: 0 E: 0 K: 0 S: 3	H: 0 LOB: 0 BB: 0 P: 3	R: 0 E: 0 K: 0 S: 3	H: 2 LOB: 0 BB: 0 P: 3	R: 0 E: 0 K: 1 S: 6	H: 1 LOB: 1 BB: 0 P: 6	R: 0 E: 0 K: 2 S: 8	H: 1 LOB: 1 BB: 0 P: 8	1B: 7 2B: 4 3B: 0 HR: 1	SF: 0 SAC: 0 DP: 1 HBP: 0	WP: 0 PB: 0 SB: 0 CS: 1	PA: 43					
PITCHER	IP	WLS	BF	H	R	ER	SO	BB	IBB	HBP	BLK	WP	HR	S	P	ERA	WHIP										
Mike McCormick, L (1, 1)	1.1	L	11	4	4	4	1	3	0	0	0	0	0	10	22	27.00	5.250										
Stu Miller, R (2, 1)	2.2		15	4	5	5	2	3	0	0	0	0	1	16	28	16.88	2.625										
Al Worthington, R (5, 1)	1.0		3	0	0	0	1	0	0	0	0	0	0	5	5	0.00	0.000										
Gordon Jones, R (6, 1)	2.0		6	2	0	0	0	0	0	0	0	0	0	6	6	0.00	1.000										
Bud Byerly, R (8, 1)	2.0		8	2	0	0	3	0	0	0	0	0	0	14	14	0.00	1.000										

Cincinnati Redlegs @ San Francisco Giants
 Seals Stadium, San Francisco, CA
 Sat Aug 08 1959, 6:33 AM EDT
 Att: 21,576 - Unknown

AB	37
R	9
H	12
RBI	9
BB	6
SO	7
LOB	12



BOTTOM

Cincinnati Redlegs @ San Francisco Giants
Seals Stadium, San Francisco, CA

Sat Aug 08 1959, 6:33 AM EDT
Att. 21,576 - Unknown

AB	38
R	6
H	11
RBI	5
BB	6
SO	4
LOB	27



WP	0	PA	45
PB	0		
SB	0		
CS	0		

AB	3	R	1	H	1	RBI	0	BB	1	SO	0	LOB	2
	1	0	0	0	0	0	0	0	0	2			
	0	0	0	0	0	0	0	0	0				

4	2	1	1	1	1	0	3						
---	---	---	---	---	---	---	---	--	--	--	--	--	--

4	1	1	1	1	1	0	0						
---	---	---	---	---	---	---	---	--	--	--	--	--	--

5	1	1	1	1	0	0	2						
---	---	---	---	---	---	---	---	--	--	--	--	--	--

4	1	3	2	0	0	0	0						
---	---	---	---	---	---	---	---	--	--	--	--	--	--

5	0	2	0	0	1	4							
---	---	---	---	---	---	---	--	--	--	--	--	--	--

3	0	1	0	2	0	2							
---	---	---	---	---	---	---	--	--	--	--	--	--	--

4	0	1	0	1	0	3							
---	---	---	---	---	---	---	--	--	--	--	--	--	--

0	0	0	0	0	0	0	0	0	0	0	0	0	0
1	0	0	0	0	0	0	0	0	0	0	0	0	0
1	0	0	0	0	0	0	0	0	0	0	0	0	0
0	0	0	0	0	0	0	0	0	0	0	0	0	0
1	0	0	0	0	0	0	0	0	0	0	0	0	0
0	0	0	0	0	0	0	0	0	0	0	0	0	0
1	0	0	0	0	0	0	0	0	0	0	0	0	0
0	0	0	0	0	0	0	0	0	0	0	0	0	0
1	0	0	0	0	0	0	0	0	0	0	0	0	0

1B	6	SF	1
2B	1	SAC	0
3B	0	DP	1
HR	4	HBP	0

Batter	1	2	3	4	5	6	7	8	9
Jim Davenport, R (1, 5) OBP: 0.284, SLG: 0.325 Dusty Rhodes, L (7, PH) OBP: 0.313, SLG: 0.250 Bud Byerly, R (8, 1)	4-0 BB BB BB E BB BB BB BB BB	0-0 F8 BB BB BB		0-0 1B BB BB BB		0-0 6-3 BB BB BB	0-0 4-3 BB BB BB		
Felipe Alou, R (1, 8) OBP: 0.322, SLG: 0.473	4-0 E BB BB 1-2 SF9 BB BB BB BB	0-0 5-3 BB BB BB		0-0 F7 BB BB BB		0-0 HR BB BB BB		0-0 F5 BB BB BB	
Willie McCovey, L (1, 3) OBP: 0.462, SLG: 0.917	4-0 SF9 E BB 1-2 2-3 BB BB BB BB		0-0 G3 BB BB BB		0-0 HR BB BB BB	0-0 4-3 BB BB BB		0-0 3-1 BB BB BB	
Orlando Cepeda, R (1, 7) OBP: 0.355, SLG: 0.546	0-0 FC5 1-2 2-3 G6-3 3-H BB BB BB BB		0-0 HR BB BB BB		0-0 5-3 BB BB BB	0-0 F6 BB BB BB		0-0 F6 BB BB BB	
Willie Kirkland, L (1, 9) OBP: 0.347, SLG: 0.506	0-0 SF9 2-3 3-H BB BB BB BB		0-0 4-3 BB BB BB		0-0 1B 1B BB BB BB		0-0 HR BB BB BB		0-0 FC4-6 1B BB BB BB
Daryl Spencer, R (1, 4) OBP: 0.336, SLG: 0.383	0-0 G6-3 1-2f BB BB BB BB		0-0 2B BB BB BB		0-3 K BB BB BB		0-0 E 1B BB BB BB		0-0 FC4-6 BB 1-2f BB BB BB
Hobie Landrith, L (1, 2) OBP: 0.344, SLG: 0.326		4-0 FC1-5 1B BB BB BB BB	0-0 G3 BB BB BB		0-0 E7 BB 1B BB BB BB		0-0 F7 BB BB BB		4-0 BB BB BB BB
Eddie Bressoud, R (1, 6) OBP: 0.331, SLG: 0.438		0-0 FC1-5 1B 1-2 BB BB BB BB		0-0 6-3 BB BB BB	4-0 BB BB BB BB BB		0-0 E6 1-2 BB BB BB BB		0-0 F5 BB BB BB
Mike McCormick, L Stu Miller, R Hank Sauer, R Al Worthington, RF Leon Wagner, L Gordon Jones, RF Willie Mays, R Danny O'Connell, R Jackie Brandt, RF		0-0 FC1-5 1-2 BB BB BB BB		0-3 K BB BB BB	0-0 F7 BB BB BB		0-3 K BB BB BB		0-3 K BB BB BB

Inning Stats	R: 2	H: 0	LOB: 1	K: 0	S: 3	R: 0	H: 1	LOB: 2	K: 0	S: 4	R: 1	H: 2	LOB: 1	K: 0	S: 5	R: 0	H: 1	LOB: 1	K: 1	S: 6	R: 1	H: 3	LOB: 3	K: 1	S: 8	R: 1	H: 1	LOB: 0	K: 0	S: 4	R: 1	H: 2	LOB: 2	K: 1	S: 8	R: 0	H: 0	LOB: 0	K: 0	S: 3	R: 0	H: 1	LOB: 2	K: 1	S: 6	R: 0	H: 1	LOB: 2	K: 1	S: 6	1B: 6	SF: 1	2B: 1	SAC: 0	3B: 0	DP: 1	HR: 4	HBP: 0	WP: 0	PA: 45
--------------	------	------	--------	------	------	------	------	--------	------	------	------	------	--------	------	------	------	------	--------	------	------	------	------	--------	------	------	------	------	--------	------	------	------	------	--------	------	------	------	------	--------	------	------	------	------	--------	------	------	------	------	--------	------	------	-------	-------	-------	--------	-------	-------	-------	--------	-------	--------

PITCHER	IP	WLS	BF	H	R	ER	SO	BB	IBB	HBP	BLK	WP	HR	S	P	ERA	WHIP
Jay Hook, R (1, 1) ERA: 2.37	0.0		3	0	2	1	0	3	0	0	0	0	0	0	12	∞	∞
Orlando Pena, R (1, 1) ERA: 5.3	4.2	W	23	7	2	2	2	2	0	0	0	0	2	25	33	3.86	1.929
Jim Brosnan, R (5, 1) ERA: 4.24	4.1	S	19	4	2	2	2	1	0	0	0	0	2	22	26	4.15	1.154

Batter	1	2	3	4	5	6	7	8	9	10	AB R H RBI BB SO LOB	TOP												
Johnny Temple, R (1, 4) OBP: 0.398, SLG: 0.439	0-0 6-3		0-0 FC6-4			0-0 F9		0-0 3B		0-0 FC6-4	5 0 1 1 0 0 2	Cincinnati Redlegs @ San Francisco Giants Seals Stadium, San Francisco, CA Sun Aug 09 1959, 6:33 AM EDT Att. 22,689 - Unknown livebaseballscorecards.com												
Vada Pinson, L (1, 8) OBP: 0.375, SLG: 0.517	0-0 F7		0-3 K			0-0 6-3		0-0 G3		0-3 K2-3	5 0 0 0 0 2 3													
Gus Bell, L (1, 9) OBP: 0.308, SLG: 0.425	0-0 HR					0-0 F9		0-0 6-3			4 1 1 1 0 1 1													
Frank Robinson, R (1, 3) OBP: 0.394, SLG: 0.563	0-0 F5									0-3 K	4 0 0 0 0 1 0													
Jerry Lynch, L (1, 7) OBP: 0.323, SLG: 0.466			0-0 6-3			0-0 4-3		0-0 G3		0-0 HR	4 1 1 1 0 0 0													
Ed Bailey, L (1, 2) OBP: 0.375, SLG: 0.390			0-3 K			0-0 E6 1B		4-0 FC6-4 BB		0-0 F8	3 0 1 0 1 1 0													
Willie Jones, R (1, 5) OBP: 0.340, SLG: 0.436			0-0 F6			0-0 F8		0-0 FC6-4		0-0 F7	4 0 0 0 0 0 2													
Roy McMillan, R (1, 6) OBP: 0.344, SLG: 0.450						0-0 F8		0-0 FC6-4 1B		0-0 F2	3 0 1 0 1 0 1													
Don Newcombe, L (1, 1) OBP: 0.396, SLG: 0.398			0-3 K			0-0 4-3		0-0 FC6-4 3B		0-0 E6 FC6-4	4 1 0 0 0 1 3													
Inning Stats	R: 1 E: 0 K: 0 S: 4	H: 1 LOB: 0 BB: 0 P: 4	R: 0 E: 0 K: 1 S: 5	H: 0 LOB: 0 BB: 0 P: 5	R: 0 E: 0 K: 2 S: 7	H: 0 LOB: 1 BB: 1 P: 11	R: 0 E: 0 K: 1 S: 5	H: 0 LOB: 0 BB: 0 P: 5	R: 0 E: 1 K: 0 S: 4	H: 1 LOB: 1 BB: 0 P: 4	R: 0 E: 0 K: 0 S: 3		H: 0 LOB: 0 BB: 0 P: 3	R: 0 E: 0 K: 0 S: 3	H: 0 LOB: 1 BB: 1 P: 7	R: 1 E: 0 K: 0 S: 5	H: 2 LOB: 1 BB: 0 P: 5	R: 1 E: 0 K: 1 S: 6	H: 1 LOB: 0 BB: 0 P: 6	R: 0 E: 1 K: 1 S: 6	H: 0 LOB: 1 BB: 0 P: 6	1B: 2 2B: 0 3B: 1 HR: 2	SF: 0 SAC: 0 DP: 0 HBP: 0	WP: 0 PB: 0 SB: 1 CS: 0
PITCHER Jack Sanford, R (1, 1) ERA: 2.95	IP 10.0	WLS W	BF 38	H 5	R 3	ER 3	SO 6	BB 2	IBB 0	HBP 0	BLK 1	WP 0	HR 2	S 48	P 56	ERA 2.70	WHIP 0.700							



Batter	1	2	3	4	5	6	7	8	9	AB R H RBI BB SO LOB	TOP
Jim Davenport, R (1, 5) <small>OBP: 0.290, SLG: 0.330</small>	0-3 		0-0 SH3-4 		0-0 F8 		0-0 		0-0 	4 1 2 0 0 1 0	San Francisco Giants @ St. Louis Cardinals Sportsman's Park, St. Louis, MO Mon Aug 10 1959, 8:05 PM EDT Att: 17,576 - Unknown
Willie Mays, R (1, 8) <small>OBP: 0.357, SLG: 0.522</small>	4-0 		0-0 F8 		0-3 		0-3 	0-0 	4 1 1 1 1 2 2		
Willie McCovey, L (1, 3) <small>OBP: 0.449, SLG: 0.791</small>	0-0 F8-3 		4-0 		4-0 		0-0 	0-0 	3 0 1 1 2 0 2		
Orlando Cepeda, R (1, 7) Mike McCormick, L (9, 1) <small>OBP: 0.188, SLG: 0.159</small>		0-0 4-3 	0-0 F6 		0-3 		0-0 FC6-4 	0-3 	5 0 0 0 0 2 7 0 0 0 0 0 0 0		
Willie Kirkland, L (1, 9) <small>OBP: 0.341, SLG: 0.499</small>		0-0 1-3 		0-0 F6 		0-0 3-1 		0-3 	0-0 	5 0 1 1 0 1 0	
Daryl Spencer, R (1, 4) <small>OBP: 0.336, SLG: 0.380</small>		4-0 		0-0 6-3 		0-0 F6 		0-3 	0-0 F9 	4 0 0 0 1 1 3	
Hobie Landrith, L (1, 2) <small>OBP: 0.345, SLG: 0.330</small>		0-0 		0-0 		4-0 		0-0 4-3 		3 0 2 0 1 0 0	
Eddie Bressoud, R (1, 6) Jackie Brandt, R (9, PH) <small>OBP: 0.307, SLG: 0.386</small>		0-0 FC6-4 		4-0 		0-0 FC6-4 			0-0 F8 	2 0 0 0 1 0 3 1 0 0 0 0 0 0	
Sam Jones, R (1, 1) Dusty Rhodes, L (7, PH) Stu Miller, R (7, 1) Leon Wagner, L (9, PH) Jose Pagan, R (9, PR)			0-0 SH3-4 	0-0 5-3 			0-0 G3 		0-0 	2 0 1 0 0 0 2 1 0 0 0 0 0 0 0 0 0 0 0 0 0 1 0 1 0 0 0 0 0 1 0 0 0 0 0	
Inning Stats	R: 0 H: 0 E: 0 LOB: 0 K: 1 BB: 1 S: 4 P: 8	R: 0 H: 1 E: 0 LOB: 2 K: 0 BB: 1 S: 4 P: 8	R: 0 H: 1 E: 0 LOB: 2 K: 0 BB: 1 S: 4 P: 8	R: 0 H: 1 E: 0 LOB: 2 K: 0 BB: 1 S: 4 P: 8	R: 0 H: 0 E: 0 LOB: 1 K: 2 BB: 1 S: 7 P: 11	R: 0 H: 0 E: 0 LOB: 1 K: 2 BB: 1 S: 3 P: 7	R: 0 H: 2 E: 0 LOB: 2 K: 1 BB: 0 S: 7 P: 7	R: 0 H: 0 E: 0 LOB: 0 K: 2 BB: 0 S: 7 P: 7	R: 3 H: 4 E: 0 LOB: 3 K: 1 BB: 0 S: 10 P: 10	1B: 7 SF: 0 2B: 3 SAC: 1 3B: 0 DP: 1 HR: 0 HBP: 0	WP: 1 PA: 42 PB: 0 SB: 0 CS: 0
PITCHER Larry Jackson, R (1, 1) <small>ERA: 3.52</small> Dean Stone, L (9, 1) <small>ERA: 4.03</small> Ernie Broglio, R (9, 1) <small>ERA: 4.59</small>	IP WLS BF H R ER SO BB IBB HBP BLK WP HR S P ERA WHIP 8.1 L 38 8 3 3 6 6 0 0 0 0 0 0 44 68 3.24 1.680 0.0 1 0 0 0 0 0 0 0 0 0 1 0 1 1 ∞ ∞ 0.2 3 1 0 0 0 1 0 0 0 0 0 0 5 5 0.00 1.500	PITCHER IP WLS BF H R ER SO BB IBB HBP BLK WP HR S P ERA WHIP									

livebaseballscorecards.com

AB	35
R	3
H	9
RBI	3
BB	6
SO	7
LOB	19



Batter	1	2	3	4	5	6	7	8	9	AB	R	H	RBI	BB	SO	LOB
Don Blasingame, L (1, 4) OBP: 0.356, SLG: 0.364	0-0 F8		0-0 F8					0-0 1B		4	0	2	0	0	0	0
Gino Cimoli, R (1, 9) OBP: 0.323, SLG: 0.432	0-0 F7			0-0 F9				0-0 F9		4	0	1	1	0	0	1
Bill White, L (1, 7) OBP: 0.351, SLG: 0.484	0-3 K			0-3 K				0-0 1B		4	0	1	0	0	3	2
Ken Boyer, R (1, 5) OBP: 0.392, SLG: 0.501		0-0 1-3		0-0 BB				0-0 F8		4	0	1	0	0	0	1
Stan Musial, L (1, 3) OBP: 0.370, SLG: 0.436		0-0 F9		4-0 FC5-4				0-0 4-1		2	0	0	0	1	0	0
Gene Oliver, R (9, 7) OBP: 0.256, SLG: 0.381				1-2 BB						1	0	1	0	0	0	0
Curt Flood, R (1, 8) OBP: 0.317, SLG: 0.380		0-0 1-3		0-0 FC5-4				0-3 K		4	0	0	0	0	1	3
Alex Grammas, R (1, 6) OBP: 0.333, SLG: 0.324			0-0 6-3		0-3 K			0-0 G3		4	1	2	0	0	1	0
Hal Smith, R (1, 2) OBP: 0.298, SLG: 0.403		0-0 5-3		0-0 E3				0-0 1-3		3	1	0	0	0	0	1
Dick Gray, R (9, PH) OBP: 0.289, SLG: 0.314				1-2 1B				1-2 K		1	0	0	0	0	1	2
Larry Jackson, R (1, 1) OBP: 0.123, SLG: 0.125		0-0 6-3		0-0 K				0-0 1-3		3	0	0	1	0	1	1
Dean Stone, L (9, 1)				3-H						0	0	0	0	0	0	0
Ernie Broglio, R (9, 1) OBP: 0.146, SLG: 0.089										0	0	0	0	0	0	0
Ray Jablonski, R (9, PH) OBP: 0.316, SLG: 0.407										1	0	0	0	0	0	2

Inning Stats	R: 0	H: 0	E: 0	K: 1	S: 5	R: 0	H: 0	E: 0	K: 0	S: 3	R: 1	H: 1	E: 0	K: 0	S: 4	R: 0	H: 1	E: 0	K: 1	S: 6	R: 1	H: 2	E: 1	K: 3	S: 12	R: 0	H: 0	E: 0	K: 1	S: 5	R: 0	H: 0	E: 0	K: 0	S: 3	R: 0	H: 2	E: 0	K: 0	S: 4	R: 0	H: 2	E: 0	K: 1	S: 7	R: 0	H: 2	E: 0	K: 1	S: 7	1B: 7	2B: 0	3B: 1	HR: 0	SF: 0	SAC: 0	DP: 0	HBP: 0	WP: 1	PB: 0	SB: 0	CS: 0
--------------	------	------	------	------	------	------	------	------	------	------	------	------	------	------	------	------	------	------	------	------	------	------	------	------	-------	------	------	------	------	------	------	------	------	------	------	------	------	------	------	------	------	------	------	------	------	------	------	------	------	------	-------	-------	-------	-------	-------	--------	-------	--------	-------	-------	-------	-------

PITCHER	IP	WLS	BF	H	R	ER	SO	BB	IBB	HBP	BLK	WP	HR	S	P	ERA	WHIP
Sam Jones, R (1, 1) ERA: 2.96	6.0		24	4	2	1	6	1	0	0	0	0	0	35	39	1.50	0.833
Stu Miller, R (7, 1) ERA: 3.12	2.0	W	7	2	0	0	0	0	0	0	0	0	0	7	7	0.00	1.000
Mike McCormick, L (9, 1) ERA: 3.62	1.0	S	5	2	0	0	1	0	0	0	0	1	0	7	7	0.00	2.000

BOTTOM

San Francisco Giants @ St. Louis Cardinals
Sportsman's Park, St. Louis, MO
Mon Aug 10 1959, 8:05 PM EDT
Att. 17,576 - Unknown

AB	35
R	2
H	8
RBI	2
BB	1
SO	7
LOB	13



WP	PA
1	36

Batter	1	2	3	4	5	6	7	8	9	10	AB R H RBI BB SO LOB
Danny O'Connell, R (1, 5) OBP: 0.212, SLG: 0.212	0-0 4-3	0-3 K		0-0 FC4-6			0-0 CS 4-3 1B		0-0 E5		5 0 1 0 0 1 3
Jackie Brandt, R (1, 7) OBP: 0.303, SLG: 0.380	0-0 6-3		0-0 F8		0-3 K		0-0 4-3		0-0 4-3		5 0 0 0 0 1 2
Willie Mays, R (1, 8) OBP: 0.359, SLG: 0.524	4-0 BB HR BB		0-0 F8		0-0 4-3		0-0 E S 1B		0-0 WP 1B 2B		4 2 2 0 1 0 0
Orlando Cepeda, R (1, 3) OBP: 0.359, SLG: 0.550	4-0 BB HR BB		0-0 CS 1B		0-0 1B 1B		0-0 5-3		0-3 K		4 1 2 0 1 1 2
Willie Kirkland, L (1, 9) OBP: 0.345, SLG: 0.509	0-0 1-H 2-H HR		0-0 CS 1-2	0-0 E8 1B SF8	0-0 1-2 1B		0-3 K		0-0 G4-6-3 1B		5 2 3 4 0 1 0
Daryl Spencer, R (1, 4) OBP: 0.335, SLG: 0.378	0-0 F8		0-0 1B 1B	0-0 2-3 1B	0-0 F1		0-0 1-3		0-0 G4-6-3		5 0 1 0 0 0 3
Eddie Bressoud, R (1, 6) OBP: 0.322, SLG: 0.417		0-0 F4		0-0 F9		0-0 6-3		0-3 K			4 0 0 0 0 1 2
Bob Schmidt, R (1, 2) OBP: 0.271, SLG: 0.364		0-0 FC1-6 1B		0-0 SF8		0-0 5-3		0-0 F4			3 0 1 1 0 0 0
Johnny Antonelli, L (1, 1) OBP: 0.157, SLG: 0.160		0-0 FC1-6		0-0 FC4-6 1B		0-0 4-3		0-0 4-3			4 0 1 0 0 0 1
Mike McCormick, L (9, 1) OBP: 0.188, SLG: 0.159											0 0 0 0 0 0 0
Bud Byerly, R (9, 1)											0 0 0 0 0 0 0
Stu Miller, R (9, 1) OBP: 0.073, SLG: 0.050											0 0 0 0 0 0 0

Inning Stats	R: 3	H: 1	E: 0	LOB: 0	K: 0	S: 4	P: 12	R: 0	H: 1	E: 0	LOB: 1	K: 1	S: 6	P: 6	R: 0	H: 2	E: 0	LOB: 2	K: 1	S: 7	P: 7	R: 0	H: 2	E: 0	LOB: 1	K: 0	S: 4	P: 4	R: 0	H: 0	E: 0	LOB: 0	K: 2	S: 7	P: 7	R: 0	H: 0	E: 1	LOB: 1	K: 0	S: 4	P: 4	R: 1	H: 2	E: 0	LOB: 0	K: 1	S: 6	P: 6	1B: 9	2B: 1	3B: 0	HR: 1	SF: 1	SAC: 0	DP: 1	HBP: 0	WP: 1	PB: 0	SB: 1	CS: 2	PA: 43
--------------	------	------	------	--------	------	------	-------	------	------	------	--------	------	------	------	------	------	------	--------	------	------	------	------	------	------	--------	------	------	------	------	------	------	--------	------	------	------	------	------	------	--------	------	------	------	------	------	------	--------	------	------	------	-------	-------	-------	-------	-------	--------	-------	--------	-------	-------	-------	-------	--------

PITCHER	IP	WLS	BF	H	R	ER	SO	BB	IBB	HBP	BLK	WP	HR	S	P	ERA	WHIP
Vinegar Bend Mizell, L (1, 1) ERA: 3.99	4.0		19	5	4	3	1	2	0	0	0	0	1	19	27	6.75	1.750
Bob Duijba, R (5, 1) ERA:	2.0		8	2	0	0	1	0	0	0	0	0	0	10	10	0.00	1.000
Dean Stone, L (7, 1) ERA: 3.55	3.0		11	2	0	0	2	0	0	0	0	0	0	15	15	0.00	0.667
Lindy McDaniel, R (10, 1) ERA: 3.62	1.0	L	4	2	1	1	1	0	0	0	0	1	0	6	6	9.00	2.000


San Francisco Giants @ St. Louis Cardinals
Sportsman's Park, St. Louis, MO
 Tue Aug 11 1959, 8:05 PM EDT
 Att. 16,526 - Unknown

AB	39
R	5
H	11
RBI	5
BB	2
SO	5
LOB	13



Batter	1	2	3	4	5	6	7	8	9	10	AB	R	H	RBI	BB	SO	LOB
Don Blasingame, L (1, 4) OBP: 0.354, SLG: 0.362	0-0 F7	0-0 6-3		0-0 1B		0-3 K			0-0 5-3	0-0 4-3	6	0	1	1	0	1	6
Gino Cimoli, R (1, 9) OBP: 0.326, SLG: 0.438	0-0 1B		0-3 K	0-0 3-1			0-0 4-3		0-0 1B		5	2	3	0	0	1	2
Bill White, L (1, 7) OBP: 0.350, SLG: 0.482	0-3 K		0-0 1B		0-0 F6		0-0 F2		0-0 1B		4	0	1	0	0	1	2
Gene Oliver, R (9, PH) OBP: 0.263, SLG: 0.386									0-0 1B		1	0	1	1	0	0	0
Ken Boyer, R (1, 5) OBP: 0.392, SLG: 0.500	0-0 1B		0-0 F6		0-3 K		0-0 4-3		0-0 1B		5	0	2	2	0	1	1
Stan Musial, L (1, 3) OBP: 0.368, SLG: 0.430	0-0 4-3		0-0 3-4-3		0-0 F2		0-0 4-3		0-0 1B		4	0	0	0	1	0	3
Alex Grammas, R (1, 6) OBP: 0.332, SLG: 0.323		0-0 1B		0-0 5-3		0-0 5-3		0-0 F8	0-3 K		4	0	1	0	0	0	0
George Crowe, L (9, PH) OBP: 0.372, SLG: 0.638											1	0	0	0	0	1	2
Lindy McDaniel, R (10, 1) OBP: 0.138, SLG: 0.038											0	0	0	0	0	0	0
Curt Flood, R (1, 8) OBP: 0.339, SLG: 0.402		0-0 1B		0-0 1B		0-0 FC4-6		0-0 4-3		0-0 3-1	5	1	4	0	0	0	0
Hal Smith, R (1, 2) OBP: 0.297, SLG: 0.401		0-0 F8		0-0 1B		0-0 E4		0-0 F5		0-0 SH3-4	4	0	1	0	0	0	3
Vinegar Bend Mizell, R (1, 1) OBP: 0.227, SLG: 0.250		0-3 K		0-3 K		0-0 FC4-6			0-0 1B	0-0 3-1	1	0	0	0	0	1	2
Ray Jablonski, R (4, PH) OBP: 0.315, SLG: 0.402											1	0	0	0	0	1	2
Bob Dilliba, R (5, 1) OBP: 0.438, SLG: 0.452											0	0	0	0	0	0	0
Joe Cunningham, L (6, PH) OBP: 0.125, SLG: 0.250											1	0	0	0	0	0	2
Bob Gibson, R (6, PR) OBP: 0.125, SLG: 0.250											0	0	0	0	0	0	0
Dean Stone, L (7, 1) OBP: 0.304, SLG: 0.331											0	0	0	0	0	0	0
Jay Porter, R (9, PH) OBP: 0.372, SLG: 0.419											1	1	1	0	0	0	0
Wally Shannon, L (10, 6) OBP: 0.372, SLG: 0.419											1	0	0	0	0	0	1

BOTTOM	
San Francisco Giants @ St. Louis Cardinals	AB 44
Sportsman's Park, St. Louis, MO	R 4
Tue Aug 11 1959, 8:05 PM EDT	H 15
Att: 16,526 - Unknown	RBI 4
	BB 1
	SO 7
	LOB 26
	WP: 0 PA: 46
	FB: 0
	SB: 0
	CS: 0



Inning Stats	R: 0	H: 2	E: 0	LOB: 2	K: 1	S: 7	P: 7	R: 0	H: 1	E: 0	LOB: 1	K: 1	S: 6	P: 6	R: 1	H: 3	E: 0	LOB: 2	K: 1	S: 8	P: 8	R: 0	H: 0	E: 0	LOB: 0	K: 1	S: 5	P: 5	R: 0	H: 1	E: 1	LOB: 2	K: 1	S: 7	P: 7	R: 1	H: 1	E: 0	LOB: 0	K: 0	S: 4	P: 4	R: 0	H: 0	E: 0	LOB: 0	K: 0	S: 3	P: 3	R: 2	H: 4	E: 0	LOB: 2	K: 1	S: 8	P: 12	R: 0	H: 1	E: 0	LOB: 1	K: 0	S: 4	P: 4
PITCHER	IP	WLS	BF	H	R	ER	SO	BB	IBB	HBP	BLK	WP	HR	S	P	ERA	WHIP																																														
Johnny Antonelli, L (1, 1) ERA: 2.64	8.1		38	12	4	4	6	0	0	0	0	0	0	50	50	4.32	1.440																																														
Mike McCormick, L (9, 1) ERA: 3.62	0.0		1	1	0	0	0	0	0	0	0	0	0	1	1	∞	∞																																														
Bud Byerly, R (9, 1) ERA:	0.1		2	1	0	0	0	0	1	0	0	0	0	1	5	0.00	3.000																																														
Stu Miller, R (9, 1) ERA: 3.09	1.1	W	5	1	0	0	1	0	0	0	0	0	0	7	7	0.00	0.750																																														

Batter	1	2	3	4	5	6	7	8	9	AB	R	H	RBI	BB	SO	LOB	TOP										
Jackie Brandt, R (1, 7) OBP: 0.310, SLG: 0.395 Mike McCormick, L (7, 1) OBP: 0.188, SLG: 0.159	4-0 3B BB	0-0 2-H 2B		4-0 G5-4-3 BB		0-0 2-H HR	0-0 F7			3	2	2	3	2	0	2											
Jim Davenport, R (1, 5) OBP: 0.289, SLG: 0.333	0-0 1-H HR 3B	0-0 F7		0-0 G5-4-3 1-2f		0-0 F8		0-0 5-3		5	1	1	1	0	0	2											
Willie Mays, R (1, 8) OBP: 0.364, SLG: 0.537	0-0 3-H HR		4-0 E HR BB	0-0 3B		4-0 1B BB		0-0 6-3		3	2	2	2	2	0	0											
Orlando Cepeda, R (1, 3) OBP: 0.359, SLG: 0.549	0-0 1-3		0-0 E3 HR	0-3 K		0-0 1-2 1B		0-0 1B		5	1	2	0	0	1	2											
Willie Kirkland, L (1, 9) OBP: 0.343, SLG: 0.513	0-0 4-3		0-0 1-H HR		0-0 F6	0-0 G3		0-3 K2-3		5	1	1	3	0	1	3											
Daryl Spencer, R (1, 4) OBP: 0.334, SLG: 0.377 Danny O'Connell, R (1, 4) OBP: 0.229, SLG: 0.229 Willie McCovey, L (7, PH) OBP: 0.471, SLG: 0.795	0-0 6-3		0-0 FC1 1-4-3 1B		0-0 6-3		0-0 BB 1B		4-0 BB BB	1	0	0	0	0	0	0											
Eddie Bressoud, R (1, 6) OBP: 0.314, SLG: 0.405		0-0 F8	0-0 1-4-3		0-0 F2		0-3 K		0-0 F7	5	0	0	0	0	1	3											
Bob Schmidt, R (1, 2) OBP: 0.274, SLG: 0.365 Hobie Landrith, L (6, PH) OBP: 0.345, SLG: 0.326		0-0 SH3-1 2B 1B	0-0 FC1 FC6		0-0 F7	4-0 BB BB	4-0 1-2 BB		0-0 F8	2	1	1	0	0	0	1											
Jack Sanford, R Gordon Jones, R Eddie Fisher, R Stu Miller, R Dusty Rhodes, L Al Worthington, R Bud Byrnes, R Leon Wagner, L Jose Pagan, R		0-0 SH3-1	0-0 FC6		0-0 HR 2B	0-0 F8		0-0 F8		0	0	0	0	0	0	0											
Inning Stats	R: 3 E: 0 K: 0 S: 5	H: 2 LOB: 0 BB: 1 P: 9	R: 1 E: 0 K: 0 S: 5	H: 2 LOB: 1 BB: 0 P: 5	R: 3 E: 1 K: 0 S: 6	H: 2 LOB: 1 BB: 1 P: 10	R: 0 E: 0 K: 1 S: 5	H: 1 LOB: 1 BB: 1 P: 9	R: 0 E: 0 K: 0 S: 3	H: 0 LOB: 0 BB: 0 P: 3	R: 2 E: 0 K: 0 S: 6	H: 3 LOB: 2 BB: 1 P: 10	R: 0 E: 0 K: 1 S: 6	H: 1 LOB: 2 BB: 1 P: 10	R: 0 E: 0 K: 1 S: 6	H: 1 LOB: 1 BB: 0 P: 6	R: 0 E: 0 K: 0 S: 3	H: 0 LOB: 1 BB: 1 P: 7	1B: 5 2B: 2 3B: 2 HR: 3	SF: 0 SAC: 1 DP: 1 HBP: 0	WP: 0 PB: 0 SB: 0 CS: 0	PA: 45					
PITCHER	IP	WLS	BF	H	R	ER	SO	BB	IBB	HBP	BLK	WP	HR	S	P	ERA	WHIP										
Art Ceccarelli, L (1, 1) ERA: 3.96	2.0		14	5	7	6	0	2	0	0	0	0	2	12	20	27.00	3.500										
John Buzhardt, R (3, 1) ERA: 4.37	1.0		4	1	0	0	0	0	0	0	0	0	0	4	4	0.00	1.000										
Ed Donnelly, R (4, 1) ERA: 2.45	1.0	W	4	1	0	0	1	1	0	0	0	0	0	5	9	0.00	2.000										
Don Eiston, R (5, 1) ERA: 3.31	5.0	S	23	5	2	2	2	3	0	0	0	0	1	24	36	3.60	1.600										

San Francisco Giants @ Chicago Cubs
Wrigley Field, Chicago, IL
Thu Aug 13 1959, 3:33 AM CDT
Att: 17,963 - Unknown

AB	38
R	9
H	12
RBI	9
BB	6
SO	3
LOB	18



BOTTOM

San Francisco Giants @ Chicago Cubs

Wrigley Field, Chicago, IL

Thu Aug 13 1959, 3:33 AM CDT
Att. 17,963 - Unknown

AB	41
R	20
H	19
RBI	20
BB	13
SO	2
LOB	22



WP	2	PA	56
PB	0	SB	0
CS	0		

AB R H RBI BB SO LOB

4	3	3	3	3	0	0	
6	3	5	5	0	0	1	
4	1	2	0	1	0	3	
1	0	0	0	0	1	1	
2	2	1	0	4	0	1	
4	0	0	1	0	0	7	
2	1	1	1	0	0	2	
4	3	2	0	2	1	0	
2	2	0	1	1	0	4	
2	1	1	1	0	0	0	
4	2	1	4	2	0	2	
1	0	0	0	0	0	0	
0	0	0	0	0	0	0	
1	1	1	2	0	0	0	
0	0	0	0	0	0	0	
1	0	1	2	0	0	0	
3	1	1	0	0	0	1	
1B:	10	SF:	0	WP:	2	PA:	56
2B:	2	SAC:	1	PB:	0	SB:	0
3B:	2	DP:	0	CS:	0		
HR:	5	HBP:	1				

Batter	1	2	3	4	5	6	7	8	9												
Tony Taylor, R (1, 4) OBP: 0.331, SLG: 0.393	4-0 HR BB	4-0 HR BB	0-0 F9		4-0 G3 SH1-3 BB	0-0 1B 1B	0-0 HR	0-0 3B													
George Altman, L (1, 8) OBP: 0.322, SLG: 0.385	0-0 1-H HR	0-0 1-H HR		0-0 1B G3 1B	0-0 SH1-3	0-0 1B 1B	0-0 WP 1B	0-0 3-1													
Jim Marshall, L (1, 3) OBP: 0.332, SLG: 0.410	4-0 1B BB	0-0 2B		0-0 G3 1B	0-0 G3	0-0 F7	0-3 K														
Lee Walls, R (7, 9) OBP: 0.329, SLG: 0.375																					
14 Ernie Banks, R (1, 6) OBP: 0.383, SLG: 0.622	0-0 F2	4-0 IBB		4-0 G3 1B IBB	4-0 FC6-4 BB																
Sammy Taylor, L (1, 2) OBP: 0.322, SLG: 0.399	0-0 F9	0-0 F7		0-0 G3	0-0 FC6-4																
Earl Averill, R (7, PH) OBP: 0.304, SLG: 0.471																					
Irv Noren, L (1, 7) OBP: 0.415, SLG: 0.451	0-0 1B		0-0 F8	4-0 G3 1B IBB		0-3 K	4-0 1B HR BB	0-0 6-3 3B													
Walt Moryn, L (1, 9) OBP: 0.315, SLG: 0.360	0-0 4-3		1-0 HR HBP	0-0 G3		4-0 1B BB	0-0 1B HR 1B	0-0 6-3													
Bobby Thomson, R (7, PH) OBP: 0.313, SLG: 0.387																					
Alvin Dark, R (1, 5) OBP: 0.323, SLG: 0.363		0-0 6-3	0-0 F4	4-0 1B IBB		0-0 F8	0-0 HR	4-0 6-3 3B BB													
Art Ceccarelli, R (1, 1) OBP: 0.185, SLG: 0.105		0-0 F4		0-0 HR	0-0 1B	0-0 1B 1B	0-0 F7	0-0 6-3													
John Buchardt, R (3, 1) OBP: 0.111, SLG: 0.115																					
Dale Long, L (3, PH) OBP: 0.321, SLG: 0.465																					
Ed Donnelly, R (4, 1) OBP: 0.327, SLG: 0.422																					
Art Schult, R (4, PH) OBP: 0.327, SLG: 0.422																					
Don Elston, R (5, 1) OBP: 0.214, SLG: 0.214																					
Inning Stats	R: 2 E: 0 K: 0 S: 5	H: 2 LOB: 2 BB: 2 P: 13	R: 2 E: 0 K: 0 S: 5	H: 2 LOB: 2 BB: 2 P: 13	R: 2 E: 0 K: 0 S: 4	H: 1 LOB: 0 BB: 0 P: 5	R: 4 E: 0 K: 0 S: 5	H: 3 LOB: 1 BB: 3 P: 17	R: 0 E: 0 K: 1 S: 3	H: 0 LOB: 2 BB: 2 P: 11	R: 2 E: 0 K: 1 S: 8	H: 3 LOB: 2 BB: 1 P: 12	R: 6 E: 0 K: 1 S: 11	H: 6 LOB: 2 BB: 2 P: 19	R: 2 E: 0 K: 0 S: 5	H: 2 LOB: 1 BB: 1 P: 9	1B: 10 2B: 2 3B: 2 HR: 5	SF: 0 SAC: 1 DP: 0 HBP: 1	WP: 2 PB: 0 SB: 0 CS: 0	PA: 56	
PITCHER	IP	WLS	BF	H	R	ER	SO	BB	IBB	HBP	BLK	WP	HR	S	P	ERA	WHIP				
Jack Sanford, R (1, 1) ERA: 3.06	0.0		2	1	2	2	0	2	1	0	0	0	1	1	5	∞	∞				
Gordon Jones, R (1, 1) ERA: 4.11	1.2		11	3	2	2	0	2	1	0	0	0	1	8	20	10.80	3.000				
Eddie Fisher, R (2, 1) ERA: 5.68	1.1	L	8	3	4	4	0	0	0	1	0	0	1	7	8	27.00	2.250				
Stu Miller, R (4, 1) ERA: 3.17	2.0		11	1	2	2	0	2	3	0	0	0	0	6	26	9.00	1.500				
Al Worthington, R (6, 1) ERA: 4.02	0.2		6	3	2	2	1	1	0	0	0	0	0	7	11	27.00	6.000				
PITCHER	IP	WLS	BF	H	R	ER	SO	BB	IBB	HBP	BLK	WP	HR	S	P	ERA	WHIP				
Bud Byerly, R (6, 1) ERA: 4.03	0.1		1	0	0	0	0	0	0	0	0	0	0	1	1	0.00	0.000				
Mike McCormick, L (7, 1) ERA: 4.03	2.0		17	8	8	8	1	3	0	0	0	1	2	16	28	36.00	5.500				

Batter	1	2	3	4	5	6	7	8	9	AB R H RBI BB SO LOB	TOP
Jim Davenport, R (1, 5) <small>OBP: 0.292, SLG: 0.335</small>	4-0 		0-0 	0-3 		0-0 			0-0 	4 1 2 1 1 1 3	
Willie Mays, R (1, 8) <small>OBP: 0.364, SLG: 0.538</small>	0-3 		0-0 		0-0 			0-0 	0-0 	5 2 2 0 0 1 2	
Willie McCovey, L (1, 3) <small>OBP: 0.491, SLG: 0.854</small> Jackie Brandt, R (7, PR) <small>OBP: 0.311, SLG: 0.396</small>	0-0 		0-0 		0-0 			0-0 	0-0 	4 1 3 3 0 0 1 1 0 1 0 0 0 0	
Orlando Cepeda, R (1, 7) <small>OBP: 0.358, SLG: 0.546</small>	0-3 		0-0 		0-0 			0-3 	0-0 	4 0 1 1 0 2 4	
Willie Kirkland, L (1, 9) <small>OBP: 0.341, SLG: 0.507</small>		0-3 	0-3 		4-0 			0-0 	0-3 	4 0 0 0 1 3 4	
Daryl Spencer, R (1, 4) <small>OBP: 0.331, SLG: 0.374</small>		0-0 		0-0 		0-3 				4 0 0 0 0 2 3	
Hobie Landrith, L (1, 2) <small>OBP: 0.345, SLG: 0.326</small> Jose Pagan, R (8, PH) Bob Schmidt, R (8, 2) <small>OBP: 0.274, SLG: 0.365</small>			0-0 		0-3 				0-0 	3 0 1 0 0 1 0 1 0 0 0 0 0 0 0 0 0 0 0 0 0	AB 36 R 5 H 12 RBI 5 BB 3 SO 12 LOB 19
Eddie Bressoud, R (1, 6) <small>OBP: 0.317, SLG: 0.413</small>			0-0 		0-0 			0-0 	0-0 	4 1 2 0 0 1 1	
Sam Jones, R (1, 1) <small>OBP: 0.132, SLG: 0.123</small> Bud Byerly, R (7, 1) Felipe Alou, R (8, PH) <small>OBP: 0.315, SLG: 0.463</small> Gordon Jones, R (8, 1)			0-0 	4-0 		0-0 		0-3 	0-0 	1 0 0 0 1 0 1 0 0 0 0 0 0 0 1 0 0 0 0 1 0 0 0 0 0 0 0 0	
Inning Stats	R: 0 H: 0 E: 0 LOB: 1 K: 2 BB: 1 S: 7 P: 11	R: 0 H: 0 E: 0 LOB: 0 K: 1 BB: 0 S: 5 P: 5	R: 2 H: 4 E: 1 LOB: 2 K: 1 BB: 0 S: 9 P: 9	R: 0 H: 1 E: 0 LOB: 2 K: 2 BB: 1 S: 8 P: 12	R: 1 H: 2 E: 0 LOB: 1 K: 1 BB: 1 S: 6 P: 10	R: 0 H: 1 E: 0 LOB: 1 K: 1 BB: 0 S: 6 P: 6	R: 1 H: 2 E: 0 LOB: 2 K: 2 BB: 0 S: 9 P: 9	R: 0 H: 0 E: 0 LOB: 0 K: 1 BB: 0 S: 5 P: 5	R: 1 H: 2 E: 0 LOB: 1 K: 1 BB: 0 S: 7 P: 7	1B: 9 SF: 1 2B: 2 SAC: 1 3B: 0 DP: 0 HR: 1 HBP: 0	WP: 1 PA: 41 PB: 0 SB: 3 CS: 0
PITCHER Glen Hobbie, R (1, 1) <small>ERA: 3.7</small> Bill Henry, L (8, 1) <small>ERA: 2.6</small>	IP WLS BF H R ER SO BB IBB HBP BLK WP HR S P ERA WHIP 7.0 W 33 10 4 4 10 3 0 0 0 1 1 50 62 5.14 1.857										

San Francisco Giants @ Chicago Cubs
 Wrigley Field, Chicago, IL
 Fri Aug 14 1959, 3:33 AM CDT
 Att: 14,176 - Unknown

livebaseballscorecards.com



BOTTOM

San Francisco Giants @ Chicago Cubs
Wrigley Field, Chicago, IL
Fri Aug 14 1959, 3:33 AM CDT
Att. 14,176 - Unknown

AB	31
R	7
H	8
RBI	7
BB	2
SO	2
LOB	13



WP	0	PA	35
PB	0		
SB	1		
CS	0		

AB	R	H	RBI	BB	SO	LOB
3	0	1	0	0	0	1
3	0	0	0	0	0	3
3	1	1	0	1	0	2
0	0	0	0	0	0	0
4	1	1	2	0	0	3
4	2	1	0	0	0	1
0	0	0	0	0	0	0
4	1	1	2	0	0	1
0	0	0	0	0	0	0
1	0	1	1	0	0	0
3	0	0	0	0	1	0
3	1	0	0	1	1	1
2	0	1	0	0	0	1
1	1	1	2	0	0	0

Batter	1	2	3	4	5	6	7	8	9
Tony Taylor, R OBP: 0.332, SLG: 0.393 (1, 4)	0-0 6-3 1B		0-0 G4-6-3 1B		0-0 FC1-4 FC6		1-0 1-3 FC4-2 HBP		
George Altman, L OBP: 0.321, SLG: 0.380 (1, 8)	1-0 FC4-6 HBP		0-0 G4-6-3 1-2f		0-0 FC6 1-2f		0-0 1-3		
Jim Marshall, L OBP: 0.335, SLG: 0.409 Bill Henry, L OBP: 0.174, SLG: 0.136 (1, 3) (8, 1)	0-0 FC4-6 14 FC5-4 1-2f		4-0 14 FC6-4 BB			0-0 FC6-4 1B	0-0 FC4-2 14 HR		
14 Ernie Banks, R OBP: 0.382, SLG: 0.626 (1, 6)	0-0 FC5-4 1-2f		0-0 FC6-4 1-2f			0-0 F7	0-0 1-H HR		
Irv Noren, L OBP: 0.407, SLG: 0.453 Bobby Thomson, R OBP: 0.313, SLG: 0.387 (1, 7) (8, 7)		0-0 1B 2B		0-0 F9		0-0 FC6-4 1-2f HR	0-0 F6		
Walt Moryn, L OBP: 0.314, SLG: 0.369 Lee Walls, R OBP: 0.329, SLG: 0.375 (1, 9) (9, 9)		0-0 F7		0-0 F8		0-0 1-H HR	0-0 4-3		
Sammy Taylor, L OBP: 0.324, SLG: 0.401 Earl Averill, R OBP: 0.298, SLG: 0.460 (1, 2) (4, 2)		0-0 FC6-4 2-H 1B		0-0 6-3		0-0 F8	0-3 K		
Alvin Dark, R OBP: 0.323, SLG: 0.360 (1, 5)		0-0 FC6-4 1-2f		0-0 F8		0-0 F8	4-0 BB HR	0-3 K	
Glen Hobbie, R OBP: 0.182, SLG: 0.170 Dale Long, L OBP: 0.323, SLG: 0.479 (1, 1) (7, PH) (8, 3)		0-0 F6		0-0 FC1-4 1B			0-0 1-H HR		

Inning	1	2	3	4	5	6	7	8	9
R: 0	R: 1	R: 0	R: 0	R: 0	R: 0	R: 2	R: 4	R: 0	R: 0
H: 0	H: 2	H: 0	H: 1	H: 0	H: 1	H: 2	H: 2	H: 0	H: 0
E: 0	E: 0	E: 0	E: 0	E: 0	E: 0	E: 0	E: 0	E: 0	E: 0
K: 0	K: 0	K: 0	K: 0	K: 0	K: 0	K: 0	K: 0	K: 2	K: 0
S: 3	S: 5	S: 3	S: 7	S: 3	S: 4	S: 5	S: 5	S: 7	S: 7
LOB: 1	LOB: 1	LOB: 0	LOB: 1	LOB: 0	LOB: 1	LOB: 0	LOB: 0	LOB: 0	LOB: 0
BB: 0	BB: 0	BB: 0	BB: 1	BB: 0	BB: 0	BB: 0	BB: 1	BB: 0	BB: 0
P: 4	P: 5	P: 7	P: 7	P: 3	P: 4	P: 5	P: 10	P: 7	P: 7

PITCHER	IP	WLS	BF	H	R	ER	SO	BB	IBB	HBP	BLK	WP	HR	S	P	ERA	WHIP
Sam Jones, R ERA: 3.14 (1, 1)	6.0	L	28	7	6	6	0	2	0	0	0	0	2	24	34	9.00	1.500
Bud Byerly, R ERA: 1.8 (7, 1)	1.0		4	1	1	1	0	0	0	0	0	0	1	4	4	9.00	1.000
Gordon Jones, R ERA: 4.0 (8, 1)	1.0		3	0	0	0	2	0	0	0	0	0	0	7	7	0.00	0.000

1B:	4	SF:	0
2B:	1	SAC:	0
3B:	0	DP:	1
HR:	3	HBP:	2

WP:	0	PA:	35
PB:	0		
SB:	1		
CS:	0		

Batter	1	2	3	4	5	6	7	8	9	AB R H RBI BB SO LOB	TOP									
Jim Davenport, R (1, 5) <small>OBP: 0.292, SLG: 0.334</small>	0-0 6-3	0-0 F6			0-0 E 1B	0-0 F6				4 1 1 0 0 0 3	San Francisco Giants @ Chicago Cubs Wrigley Field, Chicago, IL Sat Aug 15 1959, 3:33 AM CDT Att. 24,070 - Unknown livebaseballscorecards.com									
Willie Mays, R (1, 8) <small>OBP: 0.368, SLG: 0.546</small>	4-0 1B BB		0-0 HR		0-0 E 1B	0-0 F9				3 3 2 1 1 0 0										
Willie McCovey, L (1, 3) <small>OBP: 0.492, SLG: 0.885</small>	0-0 1B 1-3 1B		0-0 4-3		0-0 E3 E S 1-H 2-H	0-0 HR				4 1 2 1 0 0 0										
Orlando Cepeda, R (1, 7) Jackie Brandt, R (7, 7) <small>OBP: 0.357, SLG: 0.543</small> <small>OBP: 0.311, SLG: 0.396</small>	0-0 1B 1-3 3-H 1B		0-0 F3		0-3 K	0-0 5-3				4 0 1 1 0 1 1 0 0 0 0 0 0 0										
Willie Kirkland, L (1, 9) <small>OBP: 0.338, SLG: 0.501</small>	0-3 K		0-0 F7		0-3 K	0-0 E5				4 0 0 0 0 2 2										
Daryl Spencer, R (1, 4) <small>OBP: 0.330, SLG: 0.379</small>		0-0 F4		0-0 HR	0-0 F9 1-3	0-0 4-3				4 1 1 1 0 0 2										
Hobie Landrith, L (1, 2) <small>OBP: 0.348, SLG: 0.326</small>		4-0 1-3 1B BB		0-0 F7		0-0 FC1-6 1B	0-0 4-3			3 0 1 0 1 0 0										
Eddie Bressoud, R (1, 6) <small>OBP: 0.316, SLG: 0.409</small>		0-0 1-3 1B		0-0 4-3		0-0 FC1-6 1-2f	0-3 K			4 0 1 0 0 1 1										
Jack Sanford, R (1, 1) <small>OBP: 0.190, SLG: 0.113</small>		0-0 1-3		0-3 K		0-3 K	0-3 K			4 0 0 0 0 3 3										
Inning Stats	R: 1 E: 0 K: 1 S: 6	H: 2 LOB: 1 BB: 1 P: 10	R: 0 E: 0 K: 0 S: 4	H: 1 LOB: 2 BB: 1 P: 8	R: 1 E: 0 K: 0 S: 4	H: 1 LOB: 0 BB: 0 P: 4	R: 1 E: 0 K: 1 S: 6	H: 1 LOB: 0 BB: 0 P: 6	R: 2 E: 1 K: 2 S: 10	H: 2 LOB: 1 BB: 0 P: 10		R: 0 E: 0 K: 1 S: 6	H: 1 LOB: 1 BB: 0 P: 6	R: 1 E: 1 K: 0 S: 5	H: 1 LOB: 1 BB: 0 P: 5	R: 0 E: 0 K: 2 S: 7	H: 0 LOB: 0 BB: 0 P: 7	1B: 6 2B: 0 3B: 0 HR: 3	SF: 0 SAC: 0 DP: 0 HBP: 0	WP: 0 PB: 0 SB: 1 CS: 0
PITCHER	IP WLS BF H R ER SO BB IBB HBP BLK WP HR S P ERA WHIP																			
Moe Drabowsky, R (1, 1) <small>ERA: 3.84</small>	6.0 L 28 8 5 3 5 2 0 0 0 0 0 2 36 44 4.50 1.667																			
John Buzhardt, R (7, 1) <small>ERA: 4.37</small>	2.0 8 1 1 1 2 0 0 0 0 0 1 12 12 4.50 0.500																			

Batter	1	2	3	4	5	6	7	8	9	AB	R	H	RBI	BB	SO	LOB	BOTTOM
Tony Taylor, R (1, 4) <small>OBP: 0.331, SLG: 0.390</small> (7, 6)	0-0 F4 	0-0 6-3 		4-0 BB 		0-0 6-3 				3	0	0	0	1	0	0	
George Altman, L (1, 8) <small>OBP: 0.320, SLG: 0.376</small>	4-0 		0-3 K 	0-0 F5 			0-0 4-3 			3	1	0	0	1	1	1	
Irv Noren, L (1, 7) <small>OBP: 0.400, SLG: 0.436</small>	0-0 F8 		4-0 		0-0 1-3 		0-3 K2-3 			3	1	0	0	1	1	1	
14 Ernie Banks, R (1, 6) <small>OBP: 0.383, SLG: 0.624</small> Earl Averill, R (7, 4) <small>OBP: 0.296, SLG: 0.457</small>	1-0 		4-0 	4-3 BB 	0-3 K 		0-0 G3 			1	0	0	0	1	1	0	
Dale Long, L (1, 3) <small>OBP: 0.327, SLG: 0.479</small>	0-0 		4-0 	4-3 BB 	0-0 F7 					2	0	1	1	1	0	0	
Walt Moryn, L (1, 9) <small>OBP: 0.317, SLG: 0.370</small>	4-0 BB 		0-0 	4-3 		0-0 				2	1	1	1	1	0	2	
Sammy Taylor, L (1, 2) <small>OBP: 0.322, SLG: 0.399</small> Billy Williams, L (6, PH) <small>OBP: 0.118, SLG: 0.118</small> Cal Neeman, R (7, 2) <small>OBP: 0.217, SLG: 0.200</small>	0-3 K 		0-3 K 			0-3 				2	0	0	0	0	2	5	
Alvin Dark, R (1, 5) <small>OBP: 0.323, SLG: 0.365</small>		0-0 4-3 		0-0 5-3 		0-0 				3	1	1	1	0	0	0	
Moe Drabowsky, R (1, 1) <small>OBP: 0.175, SLG: 0.158</small> Jim Marshall, L (6, PH) <small>OBP: 0.333, SLG: 0.407</small> John Buzhardt, R (7, 1) <small>OBP: 0.111, SLG: 0.115</small>	0-3 K 		0-3 K 			0-0 				2	0	0	0	0	2	0	
Inning Stats	R: 1 H: 1 E: 0 LOB: 3 K: 1 BB: 2 S: 6 P: 15	R: 0 H: 0 E: 0 LOB: 0 K: 1 BB: 0 S: 5 P: 5	R: 1 H: 0 E: 0 LOB: 2 K: 2 BB: 3 S: 7 P: 19	R: 0 H: 0 E: 0 LOB: 1 K: 1 BB: 1 S: 5 P: 9	R: 0 H: 0 E: 0 LOB: 0 K: 1 BB: 0 S: 5 P: 5	R: 0 H: 0 E: 0 LOB: 0 K: 1 BB: 0 S: 5 P: 7	R: 2 H: 2 E: 0 LOB: 0 K: 1 BB: 0 S: 7 P: 7	R: 0 H: 0 E: 0 LOB: 0 K: 1 BB: 0 S: 5 P: 5	R: 0 H: 0 E: 0 LOB: 0 K: 1 BB: 0 S: 5 P: 5	1B: 2 SF: 0 2B: 0 SAC: 0 3B: 1 DP: 0 HR: 0 HBP: 1	WP: 0 PA: 31 PB: 0 SB: 0 CS: 0						
PITCHER Jack Sanford, R (1, 1) <small>ERA: 3.15</small>	IP WLS BF H R ER SO 7.0 3 31 3 4 4 8						PITCHER IP WLS BF H R ER SO BB IBB HBP BLK WP HR S P ERA WHIP 0 0 31 3 4 4 8 6 0 1 0 0 0 0 40 65 5.14 1.286										

San Francisco Giants @ Chicago Cubs

Wrigley Field, Chicago, IL

Sat Aug 15 1959, 3:33 AM CDT

Att. 24,070 - Unknown

	AB	24
	R	4
	H	3
	RBI	4
	BB	6
	SO	8
	LOB	10



livebaseballscorecards.com

Batter	1	2	3	4	5	6	7	8	9	AB R H RBI BB SO LOB	TOP											
Jim Davenport, R (1, 5) OBP: 0.293, SLG: 0.333	0-0 HR 1B		0-0 6-3		0-0 4-3		4-0 1B BB		0-0 6-3	4 1 1 1 1 0 1												
Willie Mays, R (1, 8) OBP: 0.372, SLG: 0.553	0-0 1-H HR		0-3 K		4-0 S BB		0-0 1-2 1B		4-0 F4 BB	3 1 2 2 2 1 0												
Willie McCovey, L (1, 3) OBP: 0.453, SLG: 0.807	0-3 K		0-0 4-3		0-0 4-3		0-3 K		0-0 F4 1-2	5 0 0 0 0 2 5												
Orlando Cepeda, R (1, 7) OBP: 0.356, SLG: 0.543	0-3 K			0-3 K		0-0 4-3 2B		0-0 5-3		4 0 1 0 0 2 0												
Willie Kirkland, L (1, 9) OBP: 0.334, SLG: 0.496	0-0 F8			0-3 K		0-0 4-3		0-0 6-3		4 0 0 0 0 1 1												
Daryl Spencer, R (1, 4) OBP: 0.332, SLG: 0.383				0-0 F9		0-0 F6		0-0 1B 2B		4 1 2 0 0 0 1												
Hobie Landrith, L (1, 2) OBP: 0.348, SLG: 0.327						0-0 SH1-4 1B 4-3 1B		1-0 1B HBP		3 1 1 0 0 1 2												
Leon Wagner, L (8, PH) OBP: 0.372, SLG: 0.450										0 0 0 0 0 0 0												
Bob Schmidt, R (8, 2) OBP: 0.274, SLG: 0.365										0 0 0 0 0 0 0												
Eddie Bressoud, R (1, 6) OBP: 0.318, SLG: 0.410										2 0 1 0 0 0 1												
Dusty Rhodes, L (7, PH) OBP: 0.314, SLG: 0.290										1 0 0 0 0 0 0												
Jose Pagan, R (7, 6) OBP: 0.250, SLG: 0.250										1 0 1 1 0 0 0												
Johnny Antonelli, L (1, 1) OBP: 0.155, SLG: 0.159										1 0 0 0 0 0 1												
Jackie Brandt, R (7, PH) OBP: 0.311, SLG: 0.395										1 0 0 0 0 0 0												
Stu Miller, R (7, 1) OBP: 0.073, SLG: 0.050										0 0 0 0 0 0 0												
Felipe Alou, R (8, PH) OBP: 0.314, SLG: 0.460										1 0 0 0 0 1 2												
Sam Jones, R (8, 1) OBP: 0.132, SLG: 0.123										0 0 0 0 0 0 0												
Inning Stats	R: 2 E: 0 K: 2 S: 9	H: 2 LOB: 0 BB: 0 P: 9	R: 0 E: 1 K: 0 S: 4	H: 1 LOB: 1 BB: 0 P: 4	R: 0 E: 0 K: 1 S: 5	H: 0 LOB: 0 BB: 0 P: 5	R: 0 E: 0 K: 2 S: 7	H: 0 LOB: 0 BB: 0 P: 7	R: 1 E: 0 K: 0 S: 5	H: 2 LOB: 2 BB: 1 P: 9	R: 0 E: 0 K: 1 S: 6	H: 1 LOB: 1 BB: 0 P: 6	R: 0 E: 0 K: 1 S: 6	H: 1 LOB: 2 BB: 1 P: 10	R: 1 E: 0 K: 1 S: 7	H: 2 LOB: 2 BB: 0 P: 8	R: 0 E: 0 K: 0 S: 2	H: 0 LOB: 0 BB: 1 P: 6	1B: 6 2B: 2 3B: 0 HR: 1	SF: 0 SAC: 1 DP: 0 HBP: 1	WP: 0 PB: 0 SB: 1 CS: 0	PA: 39
PITCHER	IP WLS BF H R ER SO BB IBB HBP BLK WP HR S P ERA WHIP	IP WLS BF H R ER SO BB IBB HBP BLK WP HR S P ERA WHIP																				
Bob Anderson, R (1, 1) ERA: 3.7	7.2 W 35 9 4 4 7 2 0 1 0 0 1 46 55 4.70 1.435	1.1 S 4 0 0 0 1 1 0 0 0 0 0 5 9 0.00 0.750																				

San Francisco Giants @ Chicago Cubs
Wrigley Field, Chicago, IL
Sun Aug 16 1959, 3:33 AM CDT
Att: 19,992 - Unknown

AB	34
R	4
H	9
RBI	4
BB	3
SO	8
LOB	14



Batter	1	2	3	4	5	6	7	8	9	AB	R	H	RBI	BB	SO	LOB
Tony Taylor, R OBP: 0.331, SLG: 0.389 (1, 4)	0-0 FC5-4 1B		0-0 6-3		0-3 K			0-0 6-3		4	0	1	0	0	1	0
Alvin Dark, R OBP: 0.319, SLG: 0.361 (1, 5)	0-0 FC5-4 14 HR		0-0 F9		0-0 5-3			0-0 F2		4	1	0	0	0	0	1
Bobby Thomson, R OBP: 0.310, SLG: 0.382 (1, 8) (8, 7)	0-0 F8			0-0 5-3				0-0 5-3		4	0	0	0	0	0	1
14 Ernie Banks, R OBP: 0.385, SLG: 0.630 (1, 6)	0-0 HR			4-0 FC6-4 HR BB				0-0 F8		2	2	1	2	1	0	0
Art Schult, R OBP: 0.327, SLG: 0.404 (1, 3) Jim Marshall, L OBP: 0.333, SLG: 0.407 (9, 3)	0-0 F8			4-0 FC6-4 BB				0-0 5-3		2	0	0	0	1	0	0
Earl Averill, R OBP: 0.292, SLG: 0.451 (1, 7) George Altman, L OBP: 0.322, SLG: 0.378 (7, PH) (8, 8)		0-3 K		0-0 FC6-4 HR				0-0 2B 4-3 1B		2	1	0	0	0	1	2
Lee Walls, R OBP: 0.332, SLG: 0.391 (1, 9)		0-0 F2		0-0 HR				0-0 1-3 2B		3	1	2	3	0	0	0
Cal Neeman, R OBP: 0.206, SLG: 0.190 (1, 2)		0-0 F8		0-0 5-3				0-0 5-3		3	0	0	0	0	0	2
Bob Anderson, R OBP: 0.123, SLG: 0.111 (1, 1) Don Elston, R OBP: 0.214, SLG: 0.214 (8, 1)			0-3 K		0-0 F4			0-0 4-3		3	0	0	0	0	1	2

Inning Stats	R: 2	H: 2	E: 0	LOB: 0	K: 0	BB: 0	S: 5	P: 5	R: 0	H: 0	E: 0	LOB: 0	K: 1	BB: 0	S: 5	P: 5	R: 0	H: 0	E: 0	LOB: 0	K: 1	BB: 0	S: 5	P: 5	R: 3	H: 1	E: 0	LOB: 0	K: 0	BB: 2	S: 4	P: 12	R: 0	H: 0	E: 0	LOB: 0	K: 1	BB: 0	S: 5	P: 5	R: 0	H: 0	E: 0	LOB: 0	K: 0	BB: 0	S: 3	P: 3	R: 0	H: 2	E: 0	LOB: 1	K: 0	BB: 0	S: 4	P: 4	R: 0	H: 0	E: 0	LOB: 0	K: 0	BB: 0	S: 3	P: 3	R: 0	H: 0	E: 0	LOB: 0	K: 0	BB: 0	S: 3	P: 3
--------------	------	------	------	--------	------	-------	------	------	------	------	------	--------	------	-------	------	------	------	------	------	--------	------	-------	------	------	------	------	------	--------	------	-------	------	-------	------	------	------	--------	------	-------	------	------	------	------	------	--------	------	-------	------	------	------	------	------	--------	------	-------	------	------	------	------	------	--------	------	-------	------	------	------	------	------	--------	------	-------	------	------


PITCHER	IP	WLS	BF	H	R	ER	SO	BB	IBB	HBP	BLK	WP	HR	S	P	ERA	WHIP
Johnny Antonelli, L ERA: 2.77 (1, 1)	6.0	L	23	3	5	5	3	2	0	0	0	0	2	27	35	7.50	0.833
Stu Miller, R ERA: 3.15 (7, 1)	1.0		4	2	0	0	0	0	0	0	0	0	0	4	4	0.00	2.000
Sam Jones, R ERA: 3.12 (8, 1)	1.0		3	0	0	0	0	0	0	0	0	0	0	3	3	0.00	0.000

BOTTOM

San Francisco Giants @ Chicago Cubs
 Wrigley Field, Chicago, IL
 Sun Aug 16 1959, 3:33 AM CDT
 Att. 19,992 - Unknown

livebaseballscorecards.com

AB	28
R	5
H	5
RBI	5
BB	2
SO	3
LOB	8



WP: 0	PA: 30
PB: 0	CS: 0
SB: 0	
HR: 2	
SF: 0	
SAC: 0	
DP: 0	
HBP: 0	

Batter	1	2	3	4	5	6	7	8	9	AB R H RBI BB SO LOB	TOP		
Jackie Brandt, R (1, 7) OBP: 0.317, SLG: 0.401	0-0 CS 1B		0-0 1B 1B	0-3 K			0-0 E 1B	0-0 1-2 2-3 3-H 1B		5 2 4 1 0 1 2	San Francisco Giants @ Cincinnati Redlegs Crosley Field, Cincinnati, OH Mon Aug 17 1959, 7:05 PM EDT Att: 20,807 - Unknown livebaseballscorecards.com		
Jim Davenport, R (1, 5) OBP: 0.295, SLG: 0.335 Jose Pagan, R (7, 5) OBP: 0.200, SLG: 0.200	0-0 1-3 1-2		0-0 1B 1B		0-0 4-3		0-0 E8 SF9 1B	0-0 F5		4 1 2 0 0 0 1 1 0 0 0 0 0 3			
Willie Mays, R (1, 8) OBP: 0.370, SLG: 0.550	0-0 F9		0-0 F8		4-0 F8 WP BB		0-0 SF9	0-0 F3		3 0 0 1 1 0 5			
Orlando Cepeda, R (1, 3) OBP: 0.354, SLG: 0.539		0-0 5-3	0-0 1B		0-0 F8		0-0 5-3	0-0 F6		5 0 1 1 0 0 4			
Daryl Spencer, R (1, 4) OBP: 0.331, SLG: 0.379		0-0 F3	0-0 5-3		4-0 BB		0-3 K	0-0 6-3		4 0 0 0 1 1 2			
Felipe Alou, R (1, 9) OBP: 0.321, SLG: 0.474		0-0 E 1B 1B		0-0 F3		0-0 5-3		0-0 1B 1B 2B	0-0 1B 2B	5 2 3 0 0 0 2			
Eddie Bressoud, R (1, 6) OBP: 0.330, SLG: 0.414		0-0 E 1B		4-0 FC1-6 HBP BB		0-0 F7		0-0 HBP 1B 1B	4-0 1B IBB	3 1 2 0 2 0 0			
Bob Schmidt, R (1, 2) OBP: 0.276, SLG: 0.363 Hank Sauer, R (6, PH) OBP: 0.067, SLG: 0.267 Hobie Landrith, L (6, 2) OBP: 0.348, SLG: 0.327 Willie McCovey, L (8, PH) OBP: 0.462, SLG: 0.810 Jim Hegan, R (8, 2) OBP: 0.250, SLG: 0.242	0-0 1-6-3 1-2 2-3		0-0 FC1-6 HBP		0-0 5-3		0-0 1B HBP 1B	0-0 K	0-3 K	1 0 0 0 0 0 2 1 0 0 0 0 0 0 0 0 0 0 0 0 0 1 0 1 1 0 0 0 1 0 0 0 0 1 2			
Mike McCormick, L (1, 1) OBP: 0.180, SLG: 0.152 Stu Miller, R (5, 1) OBP: 0.093, SLG: 0.049 Sam Jones, R (8, 1) OBP: 0.145, SLG: 0.136		0-3 K	0-0 FC1-6		0-0 3-1		1-2 2-3 HBP	0-0 1B	0-0 1B	2 0 0 0 0 1 2 1 0 0 0 0 0 0 1 0 1 1 0 0 0			
Inning Stats	R: 0 H: 1 E: 0 LOB: 0 K: 0 BB: 0 S: 3 P: 3	R: 0 H: 2 E: 1 LOB: 2 K: 0 BB: 0 S: 5 P: 5	R: 1 H: 3 E: 0 LOB: 2 K: 1 BB: 0 S: 8 P: 8	R: 0 H: 0 E: 0 LOB: 2 K: 1 BB: 1 S: 5 P: 10	R: 0 H: 0 E: 0 LOB: 2 K: 0 BB: 2 S: 3 P: 11	R: 0 H: 0 E: 0 LOB: 0 K: 0 BB: 0 S: 3 P: 3	R: 2 H: 2 E: 1 LOB: 0 K: 1 BB: 0 S: 7 P: 7	R: 2 H: 4 E: 0 LOB: 3 K: 0 BB: 0 S: 7 P: 8	R: 1 H: 2 E: 0 LOB: 1 K: 1 BB: 1 S: 6 P: 10	1B: 12 SF: 1 2B: 2 SAC: 0 3B: 0 DP: 0 HR: 0 HBP: 2		WP: 1 PA: 45 PB: 0 SB: 0 CS: 1	
PITCHER	IP WLS BF H R ER SO BB IBB HBP BLK WP HR S P ERA WHIP											PITCHER	IP WLS BF H R ER SO BB IBB HBP BLK WP HR S P ERA WHIP
Jim O'Toole, L (1, 1) ERA: 5.48 Jay Hook, R (8, 1) ERA: 4.07	7.0 L 36 11 5 4 3 3 0 2 0 1 0 37 51 5.14 2.000												



Batter	1	2	3	4	5	6	7	8	9	AB	R	H	RBI	BB	SO	LOB
Whitey Lockman, L (1, 4) OBP: 0.292, SLG: 0.288	0-0 1B 1B 1B		0-3 K		0-0 1B 1B		0-0 1-3 1B			4	0	3	1	0	1	0
Vada Pinson, L (1, 8) OBP: 0.391, SLG: 0.540	0-0 1B 1-2 1B		0-0 F7		0-0 1-2 2-3 1B		0-0 1-3			4	0	2	0	0	0	1
Gus Bell, L (1, 9) OBP: 0.323, SLG: 0.458	0-0 1-2 2-3 1B		0-0 F2		0-0 3-H SF8		0-0 1-3			3	0	1	1	0	0	1
Frank Robinson, R (1, 3) OBP: 0.390, SLG: 0.573	0-0 F4			0-0 G5-4-3 1B	0-0 F7			0-0 F3		4	0	1	0	0	0	5
Willie Jones, R (1, 5) OBP: 0.348, SLG: 0.446	0-0 F6		0-3 K	0-3 K	0-3 K			0-0 F6		4	0	0	0	0	2	6
Frank Thomas, R (1, 7) OBP: 0.272, SLG: 0.363	0-0 F3			0-0 G5-4-3		0-0 F4		0-3 K		3	0	0	0	0	0	4
Jerry Lynch, L (8, PH) OBP: 0.314, SLG: 0.456				1-2f						1	0	0	0	0	1	0
Ed Bailey, L (1, 2) OBP: 0.377, SLG: 0.396		4-0 BB BB BB			0-0 E9 1B 1B	0-0 G3		0-0 F8		3	1	1	0	1	0	0
Eddie Kasko, R (1, 6) OBP: 0.275, SLG: 0.279		0-0 G4-6-3			0-0 1B 1B 1B	0-0 F4		0-0 5-3		4	1	1	0	0	0	1
Jim O'Toole, S (1, 1) OBP: 0.286, SLG: 0.167		0-3 K			0-0 1B 1B SF8 1B		0-3 K		0-3 K	3	1	1	1	0	2	0
Jay Hook, L (8, 1)										0	0	0	0	0	0	0
John Powers, L (9, PH) OBP: 0.341, SLG: 0.553										1	0	0	0	0	1	0

Inning Stats	R: 0	H: 3	E: 0	LOB: 3	K: 0	BB: 0	S: 6	R: 0	H: 0	E: 0	LOB: 0	K: 1	BB: 1	S: 4	R: 0	H: 0	E: 0	LOB: 0	K: 1	BB: 0	S: 5	R: 0	H: 1	E: 0	LOB: 0	K: 1	BB: 0	S: 5	R: 3	H: 5	E: 1	LOB: 2	K: 1	BB: 0	S: 10	R: 0	H: 0	E: 0	LOB: 0	K: 0	BB: 0	S: 3	R: 0	H: 1	E: 0	LOB: 1	K: 1	BB: 0	S: 6	R: 0	H: 0	E: 0	LOB: 0	K: 1	BB: 0	S: 5	R: 0	H: 0	E: 0	LOB: 0	K: 1	BB: 0	S: 5	R: 0	H: 0	E: 0	LOB: 0	K: 1	BB: 0	S: 5	1B: 10	SF: 1	2B: 0	SAC: 0	3B: 0	DP: 2	HR: 0	HBP: 0	WP: 0	PA: 36
--------------	------	------	------	--------	------	-------	------	------	------	------	--------	------	-------	------	------	------	------	--------	------	-------	------	------	------	------	--------	------	-------	------	------	------	------	--------	------	-------	-------	------	------	------	--------	------	-------	------	------	------	------	--------	------	-------	------	------	------	------	--------	------	-------	------	------	------	------	--------	------	-------	------	------	------	------	--------	------	-------	------	--------	-------	-------	--------	-------	-------	-------	--------	-------	--------

PITCHER	IP	WLS	BF	H	R	ER	SO	BB	IBB	HBP	BLK	WP	HR	S	P	ERA	WHIP
Mike McCormick, L (1, 1) ERA: 4.1	4.0		20	9	3	3	3	1	0	0	0	0	0	25	29	6.75	2.500
Stu Miller, R (5, 1) ERA: 3.08	3.0	W	10	1	0	0	2	0	0	0	0	0	0	14	14	0.00	0.333
Sam Jones, R (8, 1) ERA: 3.09	2.0	S	6	0	0	0	2	0	0	0	0	0	0	10	10	0.00	0.000

BOTTOM

San Francisco Giants @ Cincinnati Redlegs
Crosley Field, Cincinnati, OH
Mon Aug 17 1959, 7:05 PM EDT
Att. 20,807 - Unknown

livebaseballscorecards.com

AB	34
R	3
H	10
RBI	3
BB	1
SO	7
LOB	18



Batter	1	2	3	4	5	6	7	8	9	AB R H RBI BB SO LOB	TOP																													
Jackie Brandt, R OBP: 0.316, SLG: 0.402 (1, 7) (6, 5)	0-0 1B FC5-2 2B		0-0 F3		0-0 6-3		0-0 F4			4 0 1 0 0 0 1																														
Jose Pagan, R OBP: 0.333, SLG: 0.333 (1, 5) (6, 4)	0-0 WP FC5-2 2-3 1B		0-0 1B		0-0 6-3		0-0 F8			4 0 2 0 0 0 1																														
Willie Mays, R OBP: 0.369, SLG: 0.547 (1, 8)	0-0 FC5-2 WP 1-2 3-H		0-0 F8		0-0 1B			0-0 6-3		4 0 1 0 0 0 3																														
Orlando Cepeda, R OBP: 0.355, SLG: 0.539 (1, 3)	0-0 F3		0-0 1-3 1B		0-0 F9			0-0 G4-6-3 1B		4 0 2 0 0 0 3																														
Willie Kirkland, L OBP: 0.331, SLG: 0.491 (1, 9) S S S	0-3 K 1-2 2-3		0-0 F8		0-0 F9			0-0 G4-6-3 1-2f		4 0 0 0 0 1 5																														
Daryl Spencer, R OBP: 0.329, SLG: 0.378 (1, 4)		0-0 F3		0-0 F9		0-0 F3		0-0 3-1		2 0 0 0 0 0 0																														
Leon Wagner, L OBP: 0.367, SLG: 0.442 (6, PH) (6, 7)										2 0 0 0 0 0 0																														
Hobie Landrith, L OBP: 0.346, SLG: 0.325 (1, 2)		0-3 K		0-0 FC5-4 1B		0-0 1-3		0-3 K		4 0 1 0 0 2 0																														
Eddie Bressoud, R OBP: 0.328, SLG: 0.411 (1, 6)		0-0 E5		0-0 F8			0-0 4-3 1B		0-0 6-3	4 0 1 0 0 0 1																														
Eddie Fisher, R (1, 1)		0-3 K		0-0 FC5-4 1-2f			0-0 4-3			1 0 0 0 0 1 1																														
Al Worthington, R OBP: 0.111, SLG: 0.111 (3, 1)										1 0 0 0 0 0 1																														
Dusty Rhodes, L OBP: 0.306, SLG: 0.281 (7, PH)										1 0 0 0 0 0 1																														
Bud Byerly, R (7, 1)										0 0 0 0 0 0 0																														
Inning Stats	R: 0 E: 0 K: 1 S: 7	H: 2 LOB: 2 BB: 0 P: 7	R: 0 E: 1 K: 2 S: 8	H: 0 LOB: 1 BB: 0 P: 8	R: 0 E: 0 K: 0 S: 5	H: 2 LOB: 2 BB: 0 P: 5	R: 0 E: 0 K: 0 S: 4	H: 1 LOB: 1 BB: 0 P: 4	R: 0 E: 0 K: 0 S: 4	H: 1 LOB: 1 BB: 0 P: 4	R: 0 E: 0 K: 0 S: 3	H: 0 LOB: 0 BB: 0 P: 3	R: 0 E: 0 K: 0 S: 4	H: 1 LOB: 1 BB: 0 P: 4	R: 0 E: 0 K: 1 S: 5	H: 1 LOB: 0 BB: 0 P: 5	R: 0 E: 0 K: 1 S: 5	H: 0 LOB: 0 BB: 0 P: 5	1B: 7 2B: 1 3B: 0 HR: 0	SF: 0 SAC: 0 DP: 1 HBP: 0	WP: 1 PB: 0 SB: 0 CS: 0	PA: 35																		
PITCHER Don Newcombe, R ERA: 3.26 (1, 1)	IP 9.0	WLS W	BF 35	H 8	R 0	ER 0	SO 4	BB 0	IBB 0	HBP 0	BLK 0	WP 1	HR 0	S 43	P 43	ERA 0.00	WHIP 0.889						PITCHER	IP 9.0	WLS W	BF 35	H 8	R 0	ER 0	SO 4	BB 0	IBB 0	HBP 0	BLK 0	WP 1	HR 0	S 43	P 43	ERA 0.00	WHIP 0.889

San Francisco Giants @ Cincinnati Redlegs
Crosley Field, Cincinnati, OH
Tue Aug 18 1959, 3:33 AM EDT
Att: 10,558 - Unknown

AB	35
R	0
H	8
RBI	0
BB	0
SO	4
LOB	17



Batter	1	2	3	4	5	6	7	8	9	AB R H RBI BB SO LOB	TOP
Jose Pagan, R (1, 5) <small>OBP: 0.250, SLG: 0.250</small> Leon Wagner, L (8, PH) <small>OBP: 0.364, SLG: 0.439</small> Gordon Jones, R (8, 1)	0-3 K		0-0 F3		0-0 4-3			0-0 FC4-6		3 0 0 0 0 1 0 1 0 0 0 0 0 1 0 0 0 0 0 0 0	San Francisco Giants @ Milwaukee Braves Milwaukee County Stadium, Milwaukee, WI Wed Aug 19 1959, 8:05 PM EDT Att: 32,966 - Unknown
Willie Mays, R (1, 8) <small>OBP: 0.366, SLG: 0.542</small>	0-0 1-3		0-0 F9		0-0 F9		0-0 F8		4 0 0 0 0 0 1		
Willie McCovey, L (1, 3) <small>OBP: 0.464, SLG: 0.790</small>	0-0 3-1		0-0 FC6-4 1B		0-0 G1-4-3 1B		0-3 K		4 0 2 0 0 1 1		
Orlando Cepeda, R (1, 7) <small>OBP: 0.357, SLG: 0.551</small>		0-0 HR	0-0 FC6-4		0-0 G1-4-3		0-0 HR		4 2 2 2 0 0 2		
Willie Kirkland, L (1, 9) <small>OBP: 0.328, SLG: 0.485</small>		0-0 4-3		0-0 F7		0-0 F7		0-3 K	4 0 0 0 0 1 0		
Daryl Spencer, R (1, 4) <small>OBP: 0.331, SLG: 0.376</small>		4-0 1B BB		4-0 BB		0-0 F8		0-0 6-3	2 0 0 0 2 0 0		
Hobie Landrith, L (1, 2) <small>OBP: 0.346, SLG: 0.325</small> Dusty Rhodes, L (9, PH) <small>OBP: 0.297, SLG: 0.273</small>		0-0 1-2 1B		0-0 F9		0-0 F3		0-0 E6	3 0 1 0 0 0 1 1 0 0 0 0 0 0		
Eddie Bressoud, R (1, 6) <small>OBP: 0.324, SLG: 0.404</small> Felipe Alou, R (9, PH) <small>OBP: 0.319, SLG: 0.472</small>		0-0 F7		0-0 5-3		0-0 4-3		0-0 F8	3 0 0 0 0 0 3 1 0 0 0 0 0 1		
Jack Sanford, R (1, 1) <small>OBP: 0.183, SLG: 0.109</small> Jackie Brandt, R (8, PH) <small>OBP: 0.318, SLG: 0.404</small> (8, 5)		0-3 K		0-0 F9			0-0 FC4-6 1B		2 0 0 0 0 1 2 1 0 1 0 0 0 0		
Inning Stats	R: 0 H: 0 E: 0 LOB: 0 K: 1 BB: 0 S: 5 P: 5	R: 1 H: 2 E: 0 LOB: 2 K: 1 BB: 1 S: 7 P: 11	R: 0 H: 1 E: 0 LOB: 1 K: 0 BB: 0 S: 4 P: 4	R: 0 H: 0 E: 0 LOB: 1 K: 0 BB: 1 S: 3 P: 7	R: 0 H: 0 E: 0 LOB: 0 K: 0 BB: 0 S: 3 P: 3	R: 0 H: 1 E: 0 LOB: 0 K: 0 BB: 0 S: 3 P: 3	R: 0 H: 0 E: 0 LOB: 0 K: 0 BB: 0 S: 3 P: 3	R: 0 H: 1 E: 0 LOB: 1 K: 1 BB: 0 S: 6 P: 6	R: 1 H: 1 E: 1 LOB: 1 K: 1 BB: 0 S: 7 P: 7	1B: 4 SF: 0 2B: 0 SAC: 0 3B: 0 DP: 1 HR: 2 HBP: 0	WP: 0 PA: 35 PB: 0 SB: 0 CS: 0
PITCHER Lew Burdette, R (1, 1) <small>ERA: 4.08</small>	IP WLS BF H R ER SO BB IBB HBP BLK WP HR S P ERA WHIP 9.0 W 35 6 2 2 4 2 0 0 0 0 0 2 41 49 2.00 0.889	PITCHER IP WLS BF H R ER SO BB IBB HBP BLK WP HR S P ERA WHIP									

livebaseballscores.com

AB	33
R	2
H	6
RBI	2
BB	2
SO	4
LOB	12



Batter	1	2	3	4	5	6	7	8	9	AB	R	H	RBI	BB	SO	LOB
Bobby Avila, R OBP: 0.300, SLG: 0.295 (1, 4) x	0-0 F8 ①			0-3 K ①		x	0-0 FC4-6 WP 1B x	0-0 F1 ②		4	0	1	0	0	1	2
Eddie Mathews, L OBP: 0.373, SLG: 0.570 (1, 5) x	0-0 6-3 ②			4-0 2B 4-3 BB x		x	0-0 F5 x	0-0 1-3 3-H 1B x		3	1	1	1	1	0	1
Hank Aaron, R OBP: 0.420, SLG: 0.684 (1, 8) (9, 9) x	0-0 F3 ③			0-0 4-3 1-3 2B x		x	4-0 FC4-6 1-2 IBB x	0-0 5-3 ③		3	0	1	0	1	0	2
Wes Covington, L OBP: 0.328, SLG: 0.396 (1, 7) x		x	0-0 F5 ①	0-0 4-3 ②		x	0-0 FC4-6 ②	x	0-0 F5 ①		4	0	0	1	0	3
Joe Adcock, R OBP: 0.341, SLG: 0.542 (1, 3) x		x	0-0 4-3 ②	0-0 F8 ③		x	0-3 K ③	x	0-0 HR ②		4	1	1	1	0	1
Lee Mays, L OBP: 0.381, SLG: 0.373 (1, 9) Bill Bruton, L OBP: 0.344, SLG: 0.413 (9, 8) x		x	0-0 F5 ③		x	0-0 F7 ①		x	0-0 F8 ②		4	1	1	0	0	0
Johnny Logan, R OBP: 0.380, SLG: 0.450 (1, 6) x			0-0 6-3 ①		x	0-0 F6 ②		x	0-0 F8 ②		4	1	2	0	0	0
Del Crandall, R OBP: 0.292, SLG: 0.390 (1, 2) x			0-3 K ②		x	0-0 HR ②		x	0-3 K ③		4	1	1	1	0	2
Lew Burdette, R OBP: 0.232, SLG: 0.256 (1, 1) x			0-3 K ③		x	0-0 5-3 ③		x	0-0 F2 ①		3	0	1	1	0	1

Inning Stats	R: 0	H: 0	E: 0	K: 0	S: 3	LOB: 0	BB: 0	P: 3	R: 0	H: 0	E: 0	K: 0	S: 3	LOB: 0	BB: 0	P: 3	R: 0	H: 0	E: 0	K: 2	S: 7	LOB: 0	BB: 0	P: 7	R: 1	H: 1	E: 0	K: 1	S: 6	LOB: 1	BB: 1	P: 10	R: 1	H: 1	E: 0	K: 0	S: 4	LOB: 0	BB: 0	P: 4	R: 0	H: 1	E: 0	K: 1	S: 6	LOB: 2	BB: 1	P: 10	R: 2	H: 4	E: 0	K: 0	S: 7	LOB: 2	BB: 0	P: 7	R: 1	H: 2	E: 0	K: 1	S: 7	LOB: 1	BB: 0	P: 7	1B: 6	SF: 0	2B: 1	SAC: 0	3B: 0	DP: 0	HR: 2	HBP: 0
--------------	------	------	------	------	------	--------	-------	------	------	------	------	------	------	--------	-------	------	------	------	------	------	------	--------	-------	------	------	------	------	------	------	--------	-------	-------	------	------	------	------	------	--------	-------	------	------	------	------	------	------	--------	-------	-------	------	------	------	------	------	--------	-------	------	------	------	------	------	------	--------	-------	------	-------	-------	-------	--------	-------	-------	-------	--------

PITCHER	IP	WLS	BF	H	R	ER	SO	BB	IBB	HBP	BLK	WP	HR	S	P	ERA	WHIP
Jack Sanford, R ERA: 3.24 (1, 1)	7.0	L	30	7	4	4	4	1	1	0	0	1	1	36	44	5.14	1.143
Gordon Jones, R ERA: 4.14 (8, 1)	1.0		5	2	1	1	1	0	0	0	0	0	1	7	7	9.00	2.000

BOTTOM

San Francisco Giants @ Milwaukee Braves
Milwaukee County Stadium, Milwaukee, WI
Wed Aug 19 1959, 8:05 PM EDT
Att. 32,966 - Unknown

AB	33
R	5
H	9
RBI	5
BB	2
SO	5
LOB	14



WP: 1	PA: 35
PB: 0	
SB: 0	
CS: 0	

livebaseballscores.com

Batter	1	2	3	4	5	6	7	8	9	AB R H RBI BB SO LOB	TOP																								
Jackie Brandt, R OBP: 0.319, SLG: 0.407 (1, 5) (9, 7)	0-0 F3		0-0 6-3		0-0 1B 1B 2-H		0-0 1B 2B		0-0 6-3	5 1 2 1 0 0 0	San Francisco Giants @ Milwaukee Braves Milwaukee County Stadium, Milwaukee, WI Thu Aug 20 1959, 8:05 PM EDT Att: 33,846 - Unknown livebaseballscorecards.com																								
Willie Mays, R OBP: 0.369, SLG: 0.543 (1, 8)	0-0 F7		0-0 1B 1B		0-0 1B 1B 1-2 FC5-4-2		0-0 6-3		0-0 HR 1B	5 1 3 0 0 0 1																									
Willie McCovey, L OBP: 0.473, SLG: 0.821 Danny O'Connell, R OBP: 0.229, SLG: 0.229 (1, 3) (9, 5)	0-0 G3		0-0 1B		0-0 1B 1-3 2-H FC5-4-2		0-0 F4		0-0 HR 1-H	5 1 3 3 0 0 1 0 0 0 0 0 0 0																									
Orlando Cepeda, R OBP: 0.357, SLG: 0.550 (1, 7) (9, 3)		0-3 K	0-3 K		0-0 FC5-4-2 1-2 3-H		0-0 FC6-4 1B 2-3		0-0 1B	5 0 2 0 0 2 4																									
Daryl Spencer, R OBP: 0.327, SLG: 0.372 (1, 4)		0-0 F8		0-0 F9		0-0 F7		0-0 FC6-4 1-2f	0-0 F3	5 0 0 0 0 0 3																									
Felipe Alou, R OBP: 0.318, SLG: 0.467 (1, 9)		0-0 1B 1B		0-0 6-3		0-0 4-3		0-0 F9		4 0 1 0 0 0 0																									
Bob Schmidt, R OBP: 0.282, SLG: 0.366 (1, 2)		0-0 1B 1-2		0-3 K		0-0 3B 1B		0-3 K		4 1 2 0 0 2 0																									
Eddie Bressoud, R OBP: 0.327, SLG: 0.422 (1, 6)		0-0 F8			0-0 1B 2B		0-0 1-H 3B		0-3 K	4 1 2 1 0 1 2																									
Sam Jones, R OBP: 0.137, SLG: 0.129 (1, 1)			0-3 K		0-0 F2		0-0 4-3		0-3 K	4 0 0 0 0 2 2																									
Inning Stats	R: 0 E: 0 K: 0 S: 3 H: 0 LOB: 0 BB: 0 P: 3	R: 0 E: 0 K: 1 S: 7 H: 2 LOB: 2 BB: 0 P: 7	R: 0 E: 0 K: 2 S: 9 H: 2 LOB: 2 BB: 0 P: 9	R: 0 E: 0 K: 1 S: 5 H: 0 LOB: 0 BB: 0 P: 5	R: 2 E: 0 K: 0 S: 6 H: 4 LOB: 1 BB: 0 P: 6	R: 1 E: 0 K: 0 S: 5 H: 2 LOB: 1 BB: 0 P: 5	R: 0 E: 0 K: 0 S: 5 H: 2 LOB: 2 BB: 0 P: 5	R: 0 E: 0 K: 2 S: 7 H: 0 LOB: 0 BB: 0 P: 7	R: 2 E: 0 K: 1 S: 8 H: 3 LOB: 1 BB: 0 P: 8	1B: 11 2B: 3 3B: 1 HR: 1 SF: 0 SAC: 0 DP: 1 HBP: 0	WP: 0 PB: 0 SB: 0 CS: 0 PA: 41																								
PITCHER Warren Spahn, L ERA: 2.93 (1, 1)	IP 9.0	WLS L	BF 41	H 15	R 5	ER 5	SO 7	BB 0	IBB 0	HBP 0	BLK 0	WP 0	HR 1	S 55	P 55	ERA 5.00	WHIP 1.667	PITCHER	IP 9.0	WLS L	BF 41	H 15	R 5	ER 5	SO 7	BB 0	IBB 0	HBP 0	BLK 0	WP 0	HR 1	S 55	P 55	ERA 5.00	WHIP 1.667



Batter	1	2	3	4	5	6	7	8	9	AB R H RBI BB SO LOB
Bobby Avila, R OBP: 0.299, SLG: 0.294 (1, 4)	0-0 E5 2B	0-0 FC5-4 1-2f			0-0 5-3		0-0 SH1-4 1-2 2-3		0-0 1B 2-3 1B	4 1 1 0 0 0 1
Eddie Mathews, L OBP: 0.375, SLG: 0.570 (1, 5)	0-0 F4		0-0 1B 1B		0-0 1B 1B		0-0 3-1 2-3 3-H		0-0 FC5-4 1-3 1B 3-H	5 0 3 2 0 0 2
Hank Aaron, R OBP: 0.420, SLG: 0.681 (1, 8) (4, 9)	0-0 2B 1-2 1B		0-0 F7		0-0 1-2 1B		0-0 F6		0-0 FC5-4 1-2f	5 0 2 0 0 0 4
Wes Covington, L OBP: 0.329, SLG: 0.397 (1, 7) Bill Bruton, L OBP: 0.342, SLG: 0.411 (4, 8)	0-0 F3		0-0 G6-4-3 1-3 1B		0-3 K			0-3 K		2 0 1 0 0 0 2 2 0 0 0 0 2 2
Joe Adcock, R OBP: 0.341, SLG: 0.542 (1, 3) Frank Torre, L OBP: 0.330, SLG: 0.337 (1, 3)	0-0 1-3 2-H 2B		0-0 G6-4-3 1-2f		0-0 F7		0-0 F7			0 0 0 0 0 0 0 4 0 1 1 0 0 2
Lee Maye, L OBP: 0.358, SLG: 0.349 (1, 9) (4, 7)	0-3 K			0-0 G3		0-0 F3		0-3 K		4 0 0 0 0 2 2
Johnny Logan, R OBP: 0.379, SLG: 0.447 (1, 6)		0-0 5-3		0-3 K2-3		0-0 F8			0-0 1B G3 1B	4 1 1 0 0 1 0
Del Crandall, R OBP: 0.294, SLG: 0.390 (1, 2)			0-0 FC5-4 1B		0-0 F7		4-0 SH1-4 1B 3-1 BB		0-0 F8	3 1 1 0 1 0 1
Warren Spahn, L OBP: 0.230, SLG: 0.284 (1, 1) Mickey Vernon, L OBP: 0.272, SLG: 0.355 (9, PH)		0-0 F7			0-0 5-3		0-0 3-1 SH1-4 1B		0-0 G3	3 0 1 0 0 0 1 1 0 0 0 0 0 1

Inning Stats	R: 1 E: 1 K: 1 S: 8	H: 2 LOB: 2 BB: 0 P: 8	R: 0 E: 0 K: 0 S: 4	H: 1 LOB: 1 BB: 0 P: 4	R: 0 E: 0 K: 0 S: 4	H: 2 LOB: 1 BB: 0 P: 4	R: 0 E: 0 K: 1 S: 5	H: 0 LOB: 0 BB: 0 P: 5	R: 0 E: 0 K: 1 S: 7	H: 2 LOB: 2 BB: 0 P: 7	R: 0 E: 0 K: 0 S: 3	H: 0 LOB: 0 BB: 0 P: 3	R: 1 E: 0 K: 0 S: 4	H: 1 LOB: 1 BB: 1 P: 8	R: 0 E: 0 K: 2 S: 7	H: 0 LOB: 0 BB: 0 P: 7	R: 1 E: 0 K: 0 S: 6	H: 3 LOB: 2 BB: 0 P: 6	1B: 10 2B: 1 3B: 0 HR: 0	SF: 0 SAC: 1 DP: 1 HBP: 0	WP: 0 PB: 0 SB: 1 CS: 0	PA: 39											
PITCHER Sam Jones, R ERA: 3.05 (1, 1)	IP 9.0	WLS W	BF 39	H 11	R 3	ER 2	SO 5	BB 1	IBB 0	HBP 0	BLK 0	WP 0	HR 0	S 48	P 52	ERA 2.00	WHIP 1.333																
											PITCHER	IP 9.0	WLS W	BF 39	H 11	R 3	ER 2	SO 5	BB 1	IBB 0	HBP 0	BLK 0	WP 0	HR 0	S 48	P 52	ERA 2.00	WHIP 1.333					

BOTTOM

San Francisco Giants @ Milwaukee Braves
Milwaukee County Stadium, Milwaukee, WI

Thu Aug 20 1959, 8:05 PM EDT
Att. 33,846 - Unknown

livebaseballscorecards.com

AB	37
R	3
H	11
RBI	3
BB	1
SO	5
LOB	18



Batter	1	2	3	4	5	6	7	8	9	AB R H RBI BB SO LOB	TOP		
Jackie Brandt, R OBP: 0.323, SLG: 0.415 (1, 5) (8, 7)	0-0 FC5-4 1B		0-0 F2			0-0 SF8 1B	0-0 3B		0-0 F8	5 1 3 1 0 0 0			
Willie Mays, R OBP: 0.367, SLG: 0.539 (1, 8)	0-0 FC5-4 1B		0-0 F7			0-0 S 1B 2B	0-0 F6		0-0 F8	5 2 1 0 0 0 2			
Willie McCovey, L OBP: 0.462, SLG: 0.789 Danny O'Connell, R OBP: 0.229, SLG: 0.229 (1, 3) (8, 5)	0-0 F8				0-0 F9	0-0 S 2B 1B	0-0 1-3			4 1 1 0 0 0 2 0 0 0 0 0 0 0			
Orlando Cepeda, R OBP: 0.358, SLG: 0.550 (1, 7) (8, 3)	0-0 2-H 1B				0-0 E7 4-3 1B	0-0 SF8		0-0 5-3		3 0 2 2 0 0 0			
Willie Kirkland, L OBP: 0.327, SLG: 0.481 (1, 9)	0-0 G3				0-0 4-3	0-3 K		4-0 BB		3 0 0 0 1 1 4			
Daryl Spencer, R OBP: 0.327, SLG: 0.373 (1, 4)		0-0 6-3			0-0 F4	0-0 1-H 2-H 2B		0-0 F3		4 0 1 2 0 0 2			
Hobie Landrith, L OBP: 0.340, SLG: 0.319 (1, 2)		0-0 G3			0-0 4-3	0-0 G3		0-0 F7		4 0 0 0 0 0 2			
Eddie Bressoud, R OBP: 0.321, SLG: 0.413 (1, 6)		0-0 F7			0-0 F3		0-0 E5 SH5-3 3B		0-0 F7	4 1 0 0 0 0 0			
Johnny Antonelli, L OBP: 0.161, SLG: 0.200 (1, 1)			0-0 5-3		0-0 F4		0-0 SH5-3		0-0 HR	3 1 1 1 0 0 0			
Inning Stats	R: 1 E: 0 K: 0 S: 5 H: 2 LOB: 1 BB: 0 P: 5	R: 0 E: 0 K: 0 S: 3 H: 0 LOB: 0 BB: 0 P: 3	R: 0 E: 0 K: 0 S: 3 H: 0 LOB: 0 BB: 0 P: 3	R: 0 E: 1 K: 0 S: 4 H: 1 LOB: 1 BB: 0 P: 4	R: 0 E: 0 K: 0 S: 3 H: 0 LOB: 0 BB: 0 P: 3	R: 3 E: 0 K: 1 S: 9 H: 4 LOB: 1 BB: 0 P: 9	R: 1 E: 1 K: 0 S: 5 H: 1 LOB: 1 BB: 0 P: 5	R: 0 E: 0 K: 0 S: 3 H: 0 LOB: 1 BB: 1 P: 7	R: 1 E: 0 K: 0 S: 4 H: 1 LOB: 0 BB: 0 P: 4	1B: 6 2B: 1 3B: 1 HR: 1 SF: 1 SAC: 1 DP: 0 HBP: 0	WP: 0 PB: 0 SB: 3 CS: 0 PA: 38		
PITCHER Robin Roberts, R ERA: 4.39 Jack Meyer, R ERA: 4.46	IP WLS BF H R ER SO BB IBB HBP BLK WP HR S P ERA WHIP											PITCHER IP WLS BF H R ER SO BB IBB HBP BLK WP HR S P ERA WHIP	
(1, 1)	7.0 L 30 8 5 4 1 0 0 0 0 0 0 0 32 32 5.14 1.143											(8, 1)	2.0 8 1 1 1 0 1 0 0 0 0 0 1 7 11 4.50 1.000

San Francisco Giants @ Philadelphia Phillies
 Connie Mack Stadium, Philadelphia, PA
 Fri Aug 21 1959, 7:05 PM EDT
 Unknown

livebaseballscorecards.com

AB	35
R	6
H	9
RBI	6
BB	1
SO	1
LOB	12



Batter	1	2	3	4	5	6	7	8	9	AB R H RBI BB SO LOB
--------	---	---	---	---	---	---	---	---	---	----------------------

Richie Ashburn, L (1, 8) <small>OBP: 0.369, SLG: 0.319</small> Jim Bolger, R (7, PH) <small>OBP: 0.130, SLG: 0.098</small> (8, 8)	0-0 6-3				0-0 4-3	0-0 F3			0-3 K	0-0 F4	3 0 0 0 0 0 2	2 0 0 0 0 1 3
	Sparky Anderson, R (1, 4) <small>OBP: 0.271, SLG: 0.229</small>				0-0 B1-3	0-0 F9			0-0 2B FC5 1B	0-0 G3	4 0 1 0 0 0 2	

Ed Bouchee, L (1, 3) <small>OBP: 0.361, SLG: 0.446</small>	0-0 G3				4-0 1B BB	0-3 K			0-3 K	3 0 0 0 1 2 1		
	Wally Post, R (1, 9) <small>OBP: 0.321, SLG: 0.471</small>				0-0 1-3	0-0 FC6-4 1B			0-0 1-3 2B	0-0 F3	4 0 2 0 0 0 0	

Gene Freese, R (1, 5)	0-0 F4				0-0 FC6-4 1-2f	0-0 FC5			4-0 BB	3 0 0 0 1 0 4		
	Harry Anderson, L (1, 7)				0-0 3-1	0-0 E1 1B			0-0 F9	0-0 F7	4 0 0 0 0 0 3	

Joe Koppe, R (1, 6)	0-0 5-3				0-0 FC6-4 1-2 1B 1B	0-0 1B 1B			0-0 F7	4 0 2 0 0 0 0		
	Valmy Thomas, R (1, 2)				0-0 B1-3	0-0 FC6-4 1-2 1B			0-0 1-2 1B	0-0 FC6-4 1B	4 0 3 0 0 0 0	

Robin Roberts, S (1, 1) Bob Bowman, R (7, PH) Jack Meyer, R (8, 1) Dave Philley, S (9, PH)	0-0 F4				0-0 FC6-4 1-2f 2-3	0-0 FC6-4			0-3 K	0-0 FC6-4 1-2f	2 0 0 0 0 0 2	1 0 0 0 0 1 2	0 0 0 0 0 0 0	1 0 0 0 0 0 1
---	--------	--	--	--	--------------------	-----------	--	--	-------	----------------	---------------	---------------	---------------	---------------

BOTTOM

San Francisco Giants @ Philadelphia Phillies
 Connie Mack Stadium, Philadelphia, PA
 Fri Aug 21 1959, 7:05 PM EDT
 Unknown

livebaseballscorecards.com

AB	35
R	0
H	8
RBI	0
BB	2
SO	4
LOB	20



Inning Stats	R: 0	H: 0	R: 0	H: 0	R: 0	H: 0	R: 0	H: 2	R: 0	H: 2	R: 0	H: 0	R: 0	H: 1	R: 0	H: 1	1B: 7	SF: 0	WP: 0	PA: 37
	E: 0	LOB: 0	E: 0	LOB: 0	E: 0	LOB: 0	E: 1	LOB: 2	E: 0	LOB: 2	E: 0	LOB: 1	E: 0	LOB: 0	E: 0	LOB: 1	2B: 1	SAC: 0	PB: 0	
	K: 0	BB: 0	K: 0	BB: 0	K: 0	BB: 0	K: 2	BB: 0	K: 1	BB: 0	K: 1	BB: 1	K: 0	BB: 0	K: 0	BB: 0	3B: 0	DP: 0	SB: 0	
	S: 3	P: 3	S: 3	P: 3	S: 3	P: 3	S: 5	P: 5	S: 7	P: 7	S: 9	P: 9	S: 5	P: 9	S: 4	P: 4	HR: 0	HBP: 0	CS: 0	

PITCHER Johnny Antonelli, L (1, 1) <small>ERA: 2.66</small>	IP	WLS	BF	H	R	ER	SO	BB	IBB	HBP	BLK	WP	HR	S	P	ERA	WHIP							
	9.0	W	37	8	0	0	4	2	0	0	0	0	0	0	43	51	0.00	1.111						
																				PITCHER IP WLS BF H R ER SO BB IBB HBP BLK WP HR S P ERA WHIP				

Batter	1	2	3	4	5	6	7	8	9	AB	R	H	RBI	BB	SO	LOB	TOP										
Jackie Brandt, R OBP: 0.324, SLG: 0.413 (1, 5) (8, 7)	0-3 K		0-0 F4	0-0 3B 1B	4-0 BB			0-0 6-3		4	1	1	1	1	1	0											
Willie Mays, R OBP: 0.363, SLG: 0.533 (1, 8)	0-3 K		0-0 F7	0-0 F4	0-0 F8			0-3 K		5	0	0	0	0	2	5											
Willie McCovey, L OBP: 0.446, SLG: 0.776 Danny O'Connell, R OBP: 0.229, SLG: 0.229 (1, 3) (8, 5)	0-0 6-3		0-0 G3	0-0 WP 3B				0-0 F8		5	1	1	2	0	0	0											
Orlando Cepeda, R OBP: 0.357, SLG: 0.549 (1, 7) (8, 3)		0-0 4-3						0-0 F5		5	1	1	0	0	2	0											
Willie Kirkland, L OBP: 0.330, SLG: 0.486 (1, 9)		0-0 F8		0-0 6-3 1B 2B	0-0 1B 4-3 1B			0-0 G3		5	2	3	1	0	0	0											
Daryl Spencer, R OBP: 0.329, SLG: 0.376 (1, 4)		0-0 1B 2B		0-0 6-3	0-0 E 4-3 1B			0-0 2B BB		4	1	2	0	1	0	2											
Eddie Bressoud, R OBP: 0.327, SLG: 0.423 (1, 6)		0-0 3B 1B		0-0 SH 1B	0-0 1-2 4-3			0-0 2B		5	2	3	3	0	0	1											
Bob Schmidt, R OBP: 0.285, SLG: 0.376 (1, 2)		0-0 3B		0-0 SH 1B BB	0-0 5-3			0-0 6-3		4	1	1	1	1	0	3											
Mike McCormick, L OBP: 0.170, SLG: 0.143 Stu Miller, R OBP: 0.093, SLG: 0.049 (1, 1) (7, 1)	0-3 K		0-0 SH 1B 3B	0-0 E3 BB				0-0 4-3		3	1	0	0	0	1	2											
Inning Stats	R: 0 E: 0 K: 2 S: 7	H: 0 LOB: 0 BB: 0 P: 7	R: 2 E: 0 K: 1 S: 8	H: 3 LOB: 1 BB: 0 P: 8	R: 0 E: 0 K: 0 S: 3	H: 0 LOB: 0 BB: 0 P: 3	R: 7 E: 1 K: 1 S: 11	H: 5 LOB: 0 BB: 1 P: 15	R: 1 E: 1 K: 0 S: 6	H: 2 LOB: 3 BB: 1 P: 10	R: 0 E: 0 K: 0 S: 4	H: 1 LOB: 1 BB: 0 P: 4	R: 0 E: 0 K: 0 S: 3	H: 0 LOB: 0 BB: 0 P: 3	R: 0 E: 0 K: 1 S: 5	H: 0 LOB: 0 BB: 0 P: 5	R: 0 E: 0 K: 1 S: 6	H: 1 LOB: 2 BB: 1 P: 10	1B: 6 2B: 4 3B: 2 HR: 0	SF: 0 SAC: 1 DP: 0 HBP: 0	WP: 1 PB: 0 SB: 0 CS: 0	PA: 44					
PITCHER	IP	WLS	BF	H	R	ER	SO	BB	IBB	HBP	BLK	WP	HR	S	P	ERA	WHIP										
Ray Semproch, R ERA: 5.54 (1, 1)	3.2	L	21	8	9	5	3	1	0	0	0	0	0	26	30	12.27	2.455										
Humberto Robinson, R ERA: 2.98 (4, 1)	3.1		15	3	1	1	1	1	0	0	0	1	0	16	20	2.70	1.200										
Jack Meyer, R ERA: 4.4 (8, 1)	1.0		3	0	0	0	1	0	0	0	0	0	0	5	5	0.00	0.000										
Taylor Phillips, L ERA: 6.04 (9, 1)	1.0		5	1	0	0	1	1	0	0	0	0	0	6	10	0.00	2.000										

San Francisco Giants @ Philadelphia Phillies
 Connie Mack Stadium, Philadelphia, PA

Fri Aug 21 1959, 7:05 PM EDT
 Att: 28,164 - Unknown

livebaseballscorecards.com

AB	40
R	10
H	12
RBI	8
BB	3
SO	6
LOB	13



Batter	1	2	3	4	5	6	7	8	9	AB	R	H	RBI	BB	SO	LOB
Richie Ashburn, L (1, 8) OBP: 0.368, SLG: 0.316	0-3 K			0-0 E4 2B	0-0 6-3		4-0 1B BB 1-2 FC5-4 BB		0-0 6-3	4	2	0	0	1	1	1
Sparky Anderson, R (1, 4) OBP: 0.272, SLG: 0.232	0-3 K			0-0 1-H 2B		0-0 4-3	4-0 FC5-4 1B 1-2 2-3 BB		0-0 4-3	4	0	1	1	1	1	0
Ed Bouchee, L (1, 3) OBP: 0.381, SLG: 0.448	0-0 F9			0-0 F8		0-0 5-3	0-0 FC5-4 1B 1-2 2-3 3-H		0-0 E	5	1	2	1	0	0	1
Wally Post, R (1, 9) OBP: 0.319, SLG: 0.475		0-0 F4		0-0 L9		0-0 HR	0-0 FC5-4 1-2 2-3 3-H		0-0 E7	5	1	1	2	0	0	3
Gene Freese, R (1, 5) OBP: 0.346, SLG: 0.510		0-3 K		0-0 F5		4-0 BB	0-3 K		0-0 6-3	1	0	0	0	0	1	0
Harry Hanebrink, L (3, 5) OBP: 0.291, SLG: 0.359						4-0 BB				3	0	0	0	1	1	4
Harry Anderson, L (1, 7) OBP: 0.322, SLG: 0.430		0-0 F9			4-0 2B SF8 BB	4-0 1-2 BB		0-0 G3		2	1	0	0	2	0	0
Joe Koppe, R (1, 6) OBP: 0.339, SLG: 0.391			0-3 K		0-0 F9	0-0 F7		0-3 K		4	0	0	0	0	2	3
Valmy Thomas, R (1, 2) OBP: 0.265, SLG: 0.258			0-0 4-3		0-0 1-3 2B		0-0 6-3	0-0 1B		4	0	2	0	0	0	0
Ray Semproch, R (1, 1) OBP: 0.181, SLG: 0.181			0-0 4-3		0-0 SF8		4-0 BB BB 1B BB	0-0 F3		1	0	0	0	0	0	0
Humberto Robinson, R (4, 1) OBP: 0.500, SLG: 0.500										0	0	0	1	0	0	0
Bob Bowman, R (7, PH) OBP: 0.183, SLG: 0.211										0	1	0	0	1	0	0
Jack Meyer, R (8, 1) OBP: 0.100, SLG: 0.100										0	0	0	0	0	0	0
Dave Philley, S (8, PH) OBP: 0.294, SLG: 0.492										1	0	0	0	0	0	1
Taylor Phillips, L (9, 1) OBP: 0.077, SLG: 0.077										0	0	0	0	0	0	0

Inning Stats	R: 0	H: 0	E: 0	LOB: 0	K: 2	BB: 0	S: 7	P: 7	R: 0	H: 0	E: 0	LOB: 0	K: 1	BB: 0	S: 5	P: 5	R: 0	H: 0	E: 0	LOB: 0	K: 1	BB: 0	S: 5	P: 5	R: 1	H: 1	E: 1	LOB: 1	K: 0	BB: 0	S: 5	P: 5	R: 1	H: 1	E: 0	LOB: 1	K: 0	BB: 1	S: 4	P: 8	R: 1	H: 1	E: 0	LOB: 2	K: 0	BB: 2	S: 4	P: 12	R: 2	H: 1	E: 0	LOB: 2	K: 1	BB: 3	S: 6	P: 18	R: 0	H: 1	E: 0	LOB: 1	K: 1	BB: 0	S: 6	P: 6	R: 1	H: 1	E: 1	LOB: 1	K: 0	BB: 0	S: 5	P: 5	1B: 2	SF: 1	2B: 3	SAC: 0	3B: 0	DP: 0	HR: 1	HBP: 0	WP: 0	PA: 41	PB: 0	SB: 0	CS: 0
PITCHER	IP	WLS	BF	H	R	ER	SO	BB	IBB	HBP	BLK	WP	HR	S	P	ERA	WHIP																			PITCHER	IP	WLS	BF	H	R	ER	SO	BB	IBB	HBP	BLK	WP	HR	S	P	ERA	WHIP																																
Mike McCormick, L (1, 1) ERA: 4.16	6.1	W	28	3	5	4	4	5	0	0	0	0	0	31	51	5.68	1.263																			Stu Miller, R (7, 1) ERA: 3.03	2.2	S	13	3	1	0	2	1	0	0	0	0	0	0	16	20	0.00	1.500																															

BOTTOM

San Francisco Giants @ Philadelphia Phillies
 Connie Mack Stadium, Philadelphia, PA

Fri Aug 21 1959, 7:05 PM EDT
 Att. 28,164 - Unknown

livebaseballscores.com

AB	34
R	6
H	6
RBI	5
BB	6
SO	6
LOB	13



Batter	1	2	3	4	5	6	7	8	9	AB R H RBI BB SO LOB	TOP		
Jackie Brandt, R OBP: 0.323, SLG: 0.420 (1, 5) (9, 7)	0-0 F2		0-0 6-3		0-0 1-3		0-0 SH5-3		0-0 HR	4 1 1 1 0 0 0			
Willie Mays, R OBP: 0.366, SLG: 0.532 (1, 8) BBB	4-0 F8 BB		0-0 6-3			0-0 F9	4-0 E BB		0-0 2B 1B	3 1 1 0 2 0 0			
Willie McCovey, L OBP: 0.443, SLG: 0.753 Danny O'Connell, R OBP: 0.229, SLG: 0.229 (1, 3) (9, 5)	0-0 F8 1-2			0-0 FC6-4 1B		0-3 K	0-0 E2 1-3 2-H 1B		0-0 F9	5 0 2 1 0 1 2 0 0 0 0 0 0 0			
Orlando Cepeda, R OBP: 0.359, SLG: 0.553 (1, 7) (9, 3)		0-0 F7		0-0 FC6-4 1B		0-0 2B	0-0 F6		0-0 F3 1-H 2B	5 1 3 1 0 0 3			
Willie Kirkland, L OBP: 0.329, SLG: 0.481 (1, 9)		0-0 G3		0-0 F6		4-0 IBB		0-0 F3	0-0 F3	4 0 0 1 1 0 2			
Daryl Spencer, R OBP: 0.332, SLG: 0.379 (1, 4)		0-0 HR 1B		0-0 FC6-4 1-2f 2-3		0-0 F5		0-0 1B SF9 1B	0-0 FC6-4 1B	5 2 3 0 0 0 4			
Hobie Landrith, L OBP: 0.344, SLG: 0.335 Jose Pagan, R OBP: 0.250, SLG: 0.250 Bob Schmidt, R OBP: 0.287, SLG: 0.377 (1, 2) (7, PR) (7, 2)		0-0 HR		0-3 K			4-0 SH3-4 1B BB	0-0 1B	0-0 FC6-4 1-2f	2 1 1 2 1 1 2 0 1 0 0 0 0 0 2 0 1 0 0 0 1	AB 36 R 8 H 13 RBI 8 BB 4 SO 2 LOB 15		
Eddie Bressoud, R OBP: 0.323, SLG: 0.419 (1, 6)		0-0 F7			0-0 F7		0-0 SH3-4	0-0 SF9		2 0 0 1 0 0 0			
Al Worthington, R OBP: 0.091, SLG: 0.091 Dusty Rhodes, L OBP: 0.316, SLG: 0.294 Johnny Antonelli, L OBP: 0.161, SLG: 0.200 Gordon Jones, R (1, 1) (7, PH) (7, PR) (7, 1)			0-0 F9		0-0 6-3		0-0 SH5-3 E 1B	0-0 1-3		2 0 0 0 0 0 0 1 0 1 1 0 0 0 0 1 0 0 0 0 0 1 0 0 0 0 0 1			
Inning Stats	R: 0 E: 0 K: 0 S: 2 H: 0 LOB: 0 BB: 1 P: 6	R: 2 E: 0 K: 0 S: 5 H: 2 LOB: 0 BB: 0 P: 5	R: 0 E: 0 K: 0 S: 3 H: 0 LOB: 0 BB: 0 P: 3	R: 0 E: 0 K: 1 S: 7 H: 2 LOB: 2 BB: 0 P: 7	R: 0 E: 0 K: 0 S: 3 H: 0 LOB: 0 BB: 0 P: 3	R: 0 E: 0 K: 1 S: 6 H: 1 LOB: 2 BB: 1 P: 10	R: 2 E: 1 K: 0 S: 5 H: 2 LOB: 3 BB: 2 P: 13	R: 1 E: 0 K: 0 S: 5 H: 2 LOB: 1 BB: 0 P: 5	R: 3 E: 0 K: 0 S: 7 H: 4 LOB: 1 BB: 0 P: 7	1B: 9 2B: 2 3B: 0 HR: 2 SF: 1 SAC: 2 DP: 0 HBP: 0	WP: 0 PB: 0 SB: 0 CS: 0 PA: 43		
PITCHER Jim Owens, R ERA: 3.63 Ruben Gomez, R ERA: 6.21	IP WLS BF H R ER SO BB IBB HBP BLK WP HR S P ERA WHIP	8.0 L 36 9 5 5 2 3 1 0 0 0 0 1 36 52 5.62 1.500	1.0 7 4 3 3 0 0 0 0 0 0 0 1 7 7 27.00 4.000	PITCHER IP WLS BF H R ER SO BB IBB HBP BLK WP HR S P ERA WHIP									

San Francisco Giants @ Philadelphia Phillies
 Connie Mack Stadium, Philadelphia, PA
 Sat Aug 22 1959, 3:33 AM EDT
 Att. 9,888 - Unknown

livebaseballscorecards.com



Batter	1	2	3	4	5	6	7	8	9	AB	R	H	RBI	BB	SO	LOB
Solly Drake, S OBP: 0.239, SLG: 0.125 (1, 8)	0-0 F4		4-0 CS BB			4-0 G3 SH3-4 BB		0-0 F9		2	0	0	0	2	0	0
Sparky Anderson, R Gene Freese, R (8, PH) OBP: 0.271, SLG: 0.230 OBP: 0.345, SLG: 0.508 (9, 5)	0-0 F9		0-3 K			0-0 SH3-4		0-3 K		2	0	0	0	0	1	1
Ed Bouchee, L OBP: 0.380, SLG: 0.445 (1, 3)	4-0 BB		0-0 F7			0-0 G3		0-3 K		3	0	0	0	1	1	1
Wally Post, R OBP: 0.318, SLG: 0.473 (1, 9)	0-0 F6			0-0 G4-6-3 1B		0-0 6-3		0-0 F3		4	0	1	0	0	0	2
Harry Hanebrink, L OBP: 0.289, SLG: 0.366 (1, 5) (9, 4)		0-3 K		0-0 G4-6-3		0-0 F6		0-0 2B		4	0	1	0	0	1	1
Harry Anderson, L OBP: 0.319, SLG: 0.425 (1, 7)		0-0 F4		0-0 F7		0-0 F9		0-0 6-3		4	0	0	0	0	0	1
Joe Koppe, R OBP: 0.339, SLG: 0.394 (1, 6)		0-0 1B 2B				0-0 F4		0-0 E5		3	1	1	0	0	0	0
Carl Sawatski, L OBP: 0.380, SLG: 0.456 (1, 2)		0-0 1B				0-0 4-3		0-0 F6		3	0	1	1	0	0	1
Jim Owens, R Richie Ashburn, L (8, PH) Ruben Gomez, R (9, 1) OBP: 0.141, SLG: 0.085 OBP: 0.367, SLG: 0.316 OBP: 0.222, SLG: 0.176		0-3 K				0-3 K		0-0 5-3		2	0	0	0	0	2	1

Inning Stats	R: 0	H: 0	E: 0	K: 0	S: 3	R: 1	H: 2	E: 0	K: 2	S: 9	R: 0	H: 0	E: 0	K: 1	S: 4	R: 0	H: 1	E: 0	K: 0	S: 3	R: 0	H: 0	E: 0	K: 1	S: 5	R: 0	H: 0	E: 1	K: 0	S: 4	R: 0	H: 0	E: 0	K: 1	S: 5	R: 0	H: 1	E: 0	K: 1	S: 6	1B: 2	SF: 0	2B: 2	SAC: 1	3B: 0	DP: 1	HR: 0	HBP: 0	WP: 0	PA: 33
--------------	------	------	------	------	------	------	------	------	------	------	------	------	------	------	------	------	------	------	------	------	------	------	------	------	------	------	------	------	------	------	------	------	------	------	------	------	------	------	------	------	-------	-------	-------	--------	-------	-------	-------	--------	-------	--------

PITCHER	IP	WLS	BF	H	R	ER	SO	BB	IBB	HBP	BLK	WP	HR	S	P	ERA	WHIP
Al Worthington, R ERA: 3.79 (1, 1)	6.0	W	22	3	1	1	4	3	0	0	0	0	0	27	39	1.50	1.000
Gordon Jones, R ERA: 3.83 (7, 1)	3.0	S	11	1	0	0	2	0	0	0	0	0	0	15	15	0.00	0.333

BOTTOM

San Francisco Giants @ Philadelphia Phillies
 Connie Mack Stadium, Philadelphia, PA
 Sat Aug 22 1959, 3:33 AM EDT
 Att. 9,888 - Unknown

AB	29
R	1
H	4
RBI	1
BB	3
SO	6
LOB	8



WP	PA	ERA	WHIP
0	33		

Batter	1	2	3	4	5	6	7	8	9	AB R H RBI BB SO LOB	TOP												
Jackie Brandt, R (1, 5) OBP: 0.327, SLG: 0.420	0-0 F7		0-0 G6-3 1B		4-0 FC6-4 BB		0-0 F7		0-0 1B 1B	4 0 2 0 1 0 1													
Willie Mays, R (1, 8) OBP: 0.366, SLG: 0.530	0-0 E8 1B		0-0 G6-3 1-2f		0-0 F8		0-0 F2		0-0 1B 1B	5 0 2 0 0 0 4													
Willie McCovey, L (1, 3) OBP: 0.430, SLG: 0.721	0-0 4-3		0-0 1B		0-3 K			0-3 K	0-3 K	5 0 1 0 0 3 6													
Orlando Cepeda, R (1, 7) OBP: 0.358, SLG: 0.551	0-0 6-3		0-0 F8		0-0 FC6-4 1-2f			0-0 1B		4 0 1 0 0 0 4													
Willie Kirkland, L (1, 9) OBP: 0.328, SLG: 0.478		0-0 G3		0-0 1B		0-0 4-1		0-3 K		4 0 1 0 0 1 1													
Daryl Spencer, R (1, 4) OBP: 0.331, SLG: 0.377		0-0 1B 1B		0-3 K		0-0 4-3		0-3 K		4 0 1 0 0 2 2													
Hobie Landrith, L (1, 2) OBP: 0.347, SLG: 0.338		0-0 FC6-4 1B		0-3 K		0-0 F6			0-0 FC6-4 1B	4 0 2 0 0 1 1 0 0 0 0 0 0 0													
Jose Pagan, R (9, PR) OBP: 0.250, SLG: 0.250		0-3 K		0-0 F7			0-0 1B		0-0 FC6-4 FC4-6	4 0 1 0 0 1 4													
Eddie Bressoud, R (1, 6) OBP: 0.322, SLG: 0.415		0-0 FC6-4		0-0 F8 BB 1B		0-0 F5		0-0 FC4-6 1B 1B	1 0 0 0 0 0 0 2 0 0 0 0 0 0 0 0 1 0 0 1 0 1 0 0 0 0 0 0 1 0 0 0 0 0 0 0 0 1 0 0 0 0 0 0 1														
Sam Jones, R (1, 1) OBP: 0.135, SLG: 0.127																							
Mike McCormick, L (4, 1) OBP: 0.170, SLG: 0.143																							
Dusty Rhodes, L (5, PH) OBP: 0.333, SLG: 0.314																							
Johnny Antonelli, L (5, PR) OBP: 0.181, SLG: 0.200																							
Eddie Fisher, R (5, 1)																							
Leon Wagner, L (7, PH) OBP: 0.362, SLG: 0.435																							
Bud Byerly, R (7, 1)																							
Felipe Alou, R (9, PH) OBP: 0.316, SLG: 0.465																							
Inning Stats	R: 0 E: 1 K: 0 S: 4	H: 1 LOB: 1 BB: 0 P: 4	R: 0 E: 0 K: 1 S: 7	H: 2 LOB: 2 BB: 0 P: 7	R: 0 E: 0 K: 0 S: 4	H: 2 LOB: 1 BB: 0 P: 4	R: 0 E: 0 K: 2 S: 8	H: 1 LOB: 1 BB: 0 P: 8	R: 0 E: 0 K: 1 S: 6	H: 1 LOB: 2 BB: 1 P: 10	R: 0 E: 0 K: 0 S: 3	H: 0 LOB: 0 BB: 0 P: 3	R: 0 E: 0 K: 3 S: 4	H: 1 LOB: 1 BB: 0 P: 4	R: 0 E: 0 K: 3 S: 10	H: 1 LOB: 1 BB: 0 P: 10	R: 0 E: 0 K: 1 S: 8	H: 3 LOB: 3 BB: 0 P: 8	1B: 12 2B: 0 3B: 0 HR: 0	SF: 0 SAC: 0 DP: 1 HBP: 0	WP: 0 PB: 0 SB: 0 CS: 0	PA: 39	
PITCHER Bob Friend, R (1, 1) ERA: 3.99	IP: 9.0 WLS: W BF: 39 H: 12 R: 0 ER: 0 SO: 8 BB: 1 IBB: 0 HBP: 0 BLK: 0 WP: 0 HR: 0 S: 54 P: 58 ERA: 0.00 WHIP: 1.444																						

San Francisco Giants @ Pittsburgh Pirates
 Forbes Field, Pittsburgh, PA
 Mon Aug 24 1959, 7:05 PM EDT
 Att: 23,617 - Unknown

livebaseballscorecards.com

AB	38
R	0
H	12
RBI	0
BB	1
SO	8
LOB	27



Batter	1	2	3	4	5	6	7	8	9
Bob Skinner, L OBP: 0.351, SLG: 0.396 (1, 7) X	0-0 F6 1B	0-0 6-3 1B		0-3 K 1B		0-0 F8 1B			
Dick Groat, R OBP: 0.313, SLG: 0.372 (1, 6) X	0-0 G3 1B 1B		0-0 HR 1B	0-0 1-H 3B			0-0 4-3 1B		
Roberto Clemente, R OBP: 0.334, SLG: 0.405 (1, 9) X	0-0 G3 1B 1-2 1B		0-3 K 1B	0-0 F8 1B			0-0 4-3 1B		
Rocky Nelson, L OBP: 0.399, SLG: 0.485 (1, 3) X	0-0 G3 1-2 2-3		0-0 1-H HR		0-0 1B G4-6-3 1B		0-0 HR 1B		
Smoky Burgess, L OBP: 0.355, SLG: 0.497 (1, 2) X	0-0 5-3 1B		0-0 WP 1B 1B		0-0 1-3 G4-6-3 1B		0-0 3-1 1B		
Don Hoak, R OBP: 0.366, SLG: 0.411 (1, 5) X		0-0 6-3 1B 2B	0-0 F9 1B		0-0 1-2f 3-H G4-6-3		0-0 5-3 1B		
Dick Schofield, S OBP: 0.307, SLG: 0.307 (1, 4) X		0-0 6-3 2-3 1B	0-0 1-H 1B		0-3 K 1B		0-0 F7 1B		
Bill Virdon, L OBP: 0.308, SLG: 0.344 (1, 8) X		0-0 S 3-H 1B		0-0 3B 1B		0-0 1-3 1B	0-0 BB 1B		
Bob Friend, R OBP: 0.177, SLG: 0.150 (1, 1) X		0-3 K 1-2		0-3 K 1B		0-0 F8 1B	0-0 F3 1B		

Inning Stats	R: 0	H: 2	E: 0	K: 5	S: 5	LOB: 2	BB: 0	P: 5
	R: 1	H: 2	E: 0	K: 1	S: 7	LOB: 1	BB: 0	P: 7
	R: 2	H: 4	E: 0	K: 1	S: 8	LOB: 2	BB: 0	P: 8
	R: 1	H: 2	E: 0	K: 2	S: 9	LOB: 1	BB: 0	P: 9
	R: 1	H: 2	E: 0	K: 1	S: 6	LOB: 0	BB: 0	P: 6
	R: 0	H: 0	E: 0	K: 3	S: 3	LOB: 0	BB: 0	P: 3
	R: 1	H: 1	E: 0	K: 0	S: 4	LOB: 0	BB: 0	P: 4
	R: 0	H: 0	E: 0	K: 3	S: 3	LOB: 1	BB: 1	P: 7

PITCHER	IP	WLS	BF	H	R	ER	SO	BB	IBB	HBP	BLK	WP	HR	S	P	ERA	WHIP
Sam Jones, R ERA: 3.13 (1, 1)	3.0	L	16	8	3	3	2	0	0	0	0	1	1	20	20	9.00	2.667
Mike McCormick, L ERA: 4.19 (4, 1)	1.0		5	2	1	1	2	0	0	0	0	0	0	9	9	9.00	2.000
Eddie Fisher, R ERA: 6.56 (5, 1)	2.0		7	2	1	1	1	0	0	0	0	0	0	9	9	4.50	1.000
Bud Byerly, R ERA: 2.0 (7, 1)	2.0		8	1	1	1	0	1	0	0	0	0	1	7	11	4.50	1.000

AB R H RBI BB SO LOB

4	0	0	0	0	1	2
4	1	3	1	0	0	0
4	0	1	0	0	1	2
4	3	3	3	0	0	2
4	0	2	0	0	0	2
4	1	1	0	0	0	2
4	0	1	0	0	1	1
3	1	2	1	1	0	0
4	0	0	0	0	2	3

WP	HR	S	P	ERA	WHIP
WP: 1	HR: 1	S: 36	P: 36	ERA: 3.13	WHIP: 2.667
PB: 0	SAC: 0	DP: 1	CS: 0		
SB: 1	HBP: 0				
CS: 0					

San Francisco Giants @ Pittsburgh Pirates
Forbes Field, Pittsburgh, PA
 Mon Aug 24 1959, 7:05 PM EDT
 Att. 23,617 - Unknown

AB	35
R	6
H	13
RBI	5
BB	1
SO	5
LOB	14



Batter	1	2	3	4	5	6	7	8	9	AB R H RBI BB SO LOB	TOP																
Jackie Brandt, R OBP: 0.329, SLG: 0.420 (1, 5) BB BB (7, 9)	4-0 2B 1B BB	0-0 F8			0-0 2B 1B		0-0 1B 4-3 1B	0-0 F8	0-0 F7	5 3 2 0 1 0 1																	
Willie Mays, R OBP: 0.366, SLG: 0.533 (1, 8) X	0-0 1B 2B		0-0 6-3		0-0 2B		0-0 F9	4-0 BB	0-0 F9	5 1 2 1 1 0 2																	
Willie McCovey, L OBP: 0.429, SLG: 0.700 (1, 3) BB BB BB	4-0 1B BB		0-3 K		0-0 F6		0-0 1B 4-3	0-0 G3		4 0 1 0 1 1 1																	
Orlando Cepeda, R OBP: 0.360, SLG: 0.551 (1, 7) X	0-0 1B		0-0 1-3		0-0 F8		4-0 1B 4-3 IBB		0-0 SH 1B	4 1 2 2 1 0 0																	
Willie Kirkland, L OBP: 0.326, SLG: 0.474 (1, 9) X Felipe Alou, R OBP: 0.316, SLG: 0.465 (7, PH) Leon Wagner, L OBP: 0.359, SLG: 0.431 (7, PH) Danny O'Connell, R OBP: 0.229, SLG: 0.229 (7, 5)	0-0 F4			0-0 F5		0-0 6-3	0-0 4-3		0-0 SH 1B 2B	3 0 0 0 0 0 2 0 0 0 0 0 0 0 1 0 0 1 0 0 2 0 1 0 0 0 0 0																	
Daryl Spencer, R OBP: 0.334, SLG: 0.388 (1, 4) SS SS	0-3 K			0-0 HR		0-0 1B 2B	0-0 6-3		0-0 2B 1B	5 3 3 2 0 1 4																	
Hobie Landrith, L OBP: 0.352, SLG: 0.346 (1, 2) SS SS	0-3 K			0-0 1B		0-3 K		4-0 HR BB	0-0 2B 2B	4 2 2 2 1 2 3 1-H 2B 3-H																	
Eddie Bressoud, R OBP: 0.323, SLG: 0.417 (1, 6) X		0-0 5-3		0-0 F9		4-0 1B 1B IBB		0-0 F2	0-0 2B	4 0 1 1 1 0 2 2-H																	
Johnny Antonelli, L OBP: 0.174, SLG: 0.244 (1, 1) SS SS		0-3 K		0-0 F7		0-0 1B		0-0 HR	0-0 F1	5 1 2 3 0 1 2 1-H 2-H																	
Inning Stats	R: 2 E: 0 K: 2 S: 9	H: 2 LOB: 2 BB: 2 P: 17	R: 0 E: 0 K: 1 S: 5	H: 0 LOB: 0 BB: 0 P: 5	R: 0 E: 0 K: 1 S: 5	H: 0 LOB: 0 BB: 0 P: 5	R: 1 E: 0 K: 0 S: 5	H: 2 LOB: 1 BB: 0 P: 5	R: 1 E: 0 K: 0 S: 4	H: 2 LOB: 0 BB: 0 P: 4	R: 1 E: 0 K: 1 S: 6	H: 2 LOB: 2 BB: 1 P: 10	R: 1 E: 0 K: 0 S: 5	H: 2 LOB: 2 BB: 1 P: 9	R: 2 E: 0 K: 0 S: 4	H: 1 LOB: 1 BB: 2 P: 12	R: 4 E: 1 K: 0 S: 8	H: 4 LOB: 1 BB: 0 P: 8	1B: 8 2B: 5 3B: 0 HR: 2	SF: 0 SAC: 1 DP: 0 HBP: 0	WP: 0 PB: 0 SB: 0 CS: 0	PA: 47					
PITCHER	IP	WLS	BF	H	R	ER	SO	BB	IBB	HBP	BLK	WP	HR	S	P	ERA	WHIP										
Ron Kline, R ERA: 4.5 (1, 1)	0.0	L	4	2	2	2	0	2	0	0	0	0	0	2	10	∞	∞										
Don Gross, L ERA: 4.63 (1, 1)	5.0		18	4	2	2	4	0	0	0	0	0	1	26	26	3.60	0.800										
Fred Green, L ERA: 3.32 (6, 1)	1.1		9	4	2	2	1	0	2	0	0	0	0	9	17	13.50	3.000										
Bob Porterfield, R ERA: 6.1 (7, 1)	1.2		8	1	2	2	0	2	0	0	0	0	1	6	14	10.80	1.800										
George Witt, R ERA: 6.93 (9, 1)	1.0		8	4	4	3	0	0	0	0	0	0	0	8	8	27.00	4.000										

San Francisco Giants @ Pittsburgh Pirates
Forbes Field, Pittsburgh, PA
 Tue Aug 25 1959, 7:05 PM EDT
 Att: 29,927 - Unknown

AB	40
R	12
H	15
RBI	12
BB	6
SO	5
LOB	19



Batter	1	2	3	4	5	6	7	8	9	10	AB	R	H	RBI	BB	SO	LOB	TOP							
Jackie Brandt, R OBP: 0.330, SLG: 0.420 (1, 5) (9, 7)	0-3 K		0-0 FC4-6 1B		0-0 1-3	0-0 FC6-4 1B			0-0 F3		5	0	2	3	0	1	0								
Willie Mays, R OBP: 0.366, SLG: 0.532 (1, 8)	0-0 F6		0-0 FC4-6 S 1B 2B		0-0 1B 2B	0-0 FC6-4			0-3 K		5	1	1	0	0	1	4								
Willie McCovey, L OBP: 0.437, SLG: 0.713 Danny O'Connell, R OBP: 0.229, SLG: 0.229 (1, 3) (9, 5)	0-0 4-3		4-0 1B IBB		0-0 1B		0-0 4-3		0-0 3B		4	0	2	1	1	0	0								
Orlando Cepeda, R OBP: 0.357, SLG: 0.545 (1, 7) (9, 3)		0-0 F7	0-0 F7		0-0 F7		0-0 F4			0-3 K	5	0	0	0	0	1	4								
Willie Kirkland, L OBP: 0.326, SLG: 0.476 (1, 9)	0-3 K			0-0 E S 1B		0-0 F8	0-0 6-3			0-0 WP 2B	5	0	2	0	0	1	0								
Daryl Spencer, R OBP: 0.331, SLG: 0.384 (1, 4)	0-0 6-3			0-0 F4		0-0 F8		0-0 F8		0-0 F6	5	0	0	0	0	0	2								
Hobie Landrith, L OBP: 0.352, SLG: 0.344 (1, 2)			4-0 1B BB	0-0 F8		0-0 BB 1B		0-0 F5		0-0 F8	4	2	1	0	1	0	2								
Eddie Bressoud, R OBP: 0.322, SLG: 0.414 (1, 6)			0-3 K	0-0 4-3		0-0 BB 1B		0-0 E6 FC6-4			4	1	1	0	0	1	2								
Jack Sanford, R OBP: 0.203, SLG: 0.121 Stu Miller, R OBP: 0.093, SLG: 0.049 (1, 1) (9, 1)			0-0 FC4-6 1B		0-3 K	4-0 1B BB		0-0 FC6-4			3	0	1	0	1	1	1								
Inning Stats	R: 0 E: 0 K: 1 S: 5	H: 0 LOB: 0 BB: 0 P: 5	R: 0 E: 0 K: 1 S: 5	H: 0 LOB: 0 BB: 0 P: 5	R: 1 E: 0 K: 1 S: 7	H: 2 LOB: 3 BB: 2 P: 15	R: 0 E: 0 K: 0 S: 4	H: 1 LOB: 1 BB: 0 P: 4	R: 1 E: 0 K: 1 S: 7	H: 2 LOB: 1 BB: 0 P: 7	R: 0 E: 0 K: 0 S: 6	H: 3 LOB: 2 BB: 1 P: 10	R: 0 E: 0 K: 0 S: 3	H: 0 LOB: 0 BB: 0 P: 3	R: 0 E: 0 K: 1 S: 5	H: 1 LOB: 1 BB: 0 P: 5	R: 0 E: 0 K: 1 S: 6	H: 1 LOB: 1 BB: 0 P: 6	1B: 7 2B: 2 3B: 1 HR: 0	SF: 0 SAC: 0 DP: 0 HBP: 0	WP: 1 PB: 0 SB: 2 CS: 0	PA: 43			
PITCHER	IP	WLS	BF	H	R	ER	SO	BB	IBB	HBP	BLK	WP	HR	S	P	ERA	WHIP								
Bennie Daniels, R ERA: 4.98 (1, 1)	6.0		29	8	4	4	4	2	1	0	0	0	0	34	46	6.00	1.667								
Fred Green, L ERA: 3.0 (7, 1)	2.0		7	0	0	0	0	0	0	0	0	0	0	7	7	0.00	0.000								
Roy Face, R ERA: 2.32 (9, 1)	1.0		3	1	0	0	1	0	0	0	0	0	0	5	5	0.00	1.000								
Ron Kline, R ERA: 4.47 (10, 1)	1.0	W	4	1	0	0	1	0	0	0	0	1	0	6	6	0.00	1.000								

San Francisco Giants @ Pittsburgh Pirates
Forbes Field, Pittsburgh, PA

AB 40
R 4
H 10
RBI 4
BB 3
SO 6
LOB 15



Wed Aug 26 1959, 7:05 PM EDT
Att. 20,244 - Unknown

livebaseballscorecards.com

Batter	1	2	3	4	5	6	7	8	9	10	AB	R	H	RBI	BB	SO	LOB
Bob Skinner, L (1, 7) OBP: 0.353, SLG: 0.397	0-3 K			X 0-0 4-3		X 0-0 F8			X 0-0 1B 2B	X 0-0 SH2-4 1B	5	2	2	0	0	1	2
Dick Groat, R (1, 6) OBP: 0.314, SLG: 0.374	0-0 4-3			X 0-0 F9		X 0-0 1B 1-2 2-3			X 0-0 1-2 2B E 1B	X 0-0 SH2-4 1-2	4	1	2	0	0	0	0
Roberto Clemente, R (1, 9) OBP: 0.337, SLG: 0.410	0-0 F4			X 0-0 6-3			X 0-0 5-3		X 0-0 E SF9 2B 1-3 2-H	X 4-0 1B IBB	4	1	1	1	1	0	0
Rocky Nelson, L (1, 3) OBP: 0.387, SLG: 0.467		X 0-0 F4			X 0-0 F6		X 0-0 G3		X 0-0 E4 2B 1B 2-3 3-H	X 0-0 1-2 2B 1B	4	0	0	1	0	0	1
Roman Mejias, R (9, PR) OBP: 0.312, SLG: 0.336											0	1	0	0	0	0	0
Bill Mazerowski, R (10, 4) OBP: 0.290, SLG: 0.345											1	0	1	1	0	0	0
Smoky Burgess, L (1, 2) OBP: 0.351, SLG: 0.492		X 0-0 4-3			X 0-0 4-3		X 0-0 F7		X 0-0 SF9 3-H		3	0	0	1	0	0	0
Don Hoak, R (1, 5) OBP: 0.364, SLG: 0.408		X 0-0 F8			X 0-0 5-3			X 0-0 F8	X 0-0 2B 1-2 G1-2-3 1B		4	0	1	0	0	0	0
Dick Schofield, S (1, 4) OBP: 0.306, SLG: 0.322			X 0-0 4-3		X 0-0 F6		X 0-0 F6		X 0-0 3B	X 0-0 1-3 2-H 2B	3	0	1	0	0	0	0
Dick Stuart, R (9, PH) OBP: 0.375, SLG: 0.541											1	0	1	1	0	0	0
Bill Virdon, L (1, 8) OBP: 0.310, SLG: 0.343			X 0-0 4-3		X 0-0 1B BB BB		X 0-3 K		X 4-0 K 1B		2	0	0	0	2	1	1
Bennie Daniels, L (1, 1) OBP: 0.412, SLG: 0.552			0-3 K		X 4-0 1B BB BB		X 0-0 F7		X 0-0 F7 3-H	X 0-0 G1-2-3 3-H	1	0	0	0	0	1	0
Harry Bright, R (6, PH) OBP: 0.338, SLG: 0.488											0	0	0	0	1	0	0
Fred Green, R (7, 1) OBP: 0.268, SLG: 0.378											0	0	0	0	0	0	0
Harry Simpson, L (8, PH) OBP: 0.250, SLG: 0.250											0	0	0	0	0	0	1
Roy Face, R (9, 1) OBP: 0.250, SLG: 0.250											0	0	0	0	0	0	0
Danny Kravitz, L (9, PH) OBP: 0.295, SLG: 0.373											0	0	0	0	0	0	3
Ron Kline, R (10, 1) OBP: 0.151, SLG: 0.151											1	0	0	0	0	0	0

Inning Stats	R: 0 E: 0 K: 1 S: 5	H: 0 LOB: 0 BB: 0 P: 5	R: 0 E: 0 K: 0 S: 3	H: 0 LOB: 0 BB: 0 P: 3	R: 0 E: 0 K: 1 S: 5	H: 0 LOB: 0 BB: 0 P: 5	R: 0 E: 0 K: 0 S: 3	H: 0 LOB: 0 BB: 0 P: 3	R: 0 E: 0 K: 0 S: 3	H: 0 LOB: 0 BB: 0 P: 3	R: 0 E: 0 K: 0 S: 3	H: 1 LOB: 2 BB: 2 P: 11	R: 0 E: 0 K: 0 S: 3	H: 0 LOB: 0 BB: 0 P: 3	R: 0 E: 0 K: 1 S: 6	H: 1 LOB: 1 BB: 0 P: 6	R: 4 E: 1 K: 0 S: 8	H: 5 LOB: 2 BB: 1 P: 12	R: 1 E: 0 K: 0 S: 3	H: 2 LOB: 2 BB: 1 P: 7	1B: 6 2B: 2 3B: 1 HR: 0	SF: 1 SAC: 1 DP: 1 HBP: 0	WP: 0 PB: 0 SB: 0 CS: 0	PA: 40
PITCHER	IP	WLS	BF	H	R	ER	SO	BB	IBB	HBP	BLK	WP	HR	S	P	ERA	WHIP							
Jack Sanford, R (1, 1) ERA: 3.24	8.0		30	5	3	3	3	2	0	0	0	0	0	34	42	3.38	0.875							
Stu Miller, R (9, 1) ERA: 3.06	1.1	L	10	4	2	1	0	0	2	0	0	0	0	8	16	6.75	3.000							

BOTTOM

San Francisco Giants @ Pittsburgh Pirates
Forbes Field, Pittsburgh, PA

Wed Aug 26 1959, 7:05 PM EDT
Att: 20,244 - Unknown

livebaseballscores.com

AB	34
R	5
H	9
RBI	5
BB	4
SO	3
LOB	8



Batter	1	2	3	4	5	6	7	8	9	AB R H RBI BB SO LOB	TOP											
Jackie Brandt, R (1, 5) OBP: 0.327, SLG: 0.416	0-0 F5		0-3 K			0-3 K		0-0 F8		4 0 0 0 0 2 0	San Francisco Giants @ Philadelphia Phillies Connie Mack Stadium, Philadelphia, PA Thu Aug 27 1959, 3:33 AM EDT Sunny											
Willie Mays, R (1, 8) OBP: 0.363, SLG: 0.527	0-0 5-3			0-0 4-3		0-0 F6		0-0 F7		4 0 0 0 0 0 0												
Willie McCovey, L (1, 3) OBP: 0.439, SLG: 0.701	0-0 WP 1B			4-0 F9-3 BB		0-3 K		0-3 K		3 0 1 0 1 2 0												
Orlando Cepeda, R (1, 7) OBP: 0.356, SLG: 0.543	0-3 K 1-2			0-0 F9-3 1-2		0-0 2B 1B		0-0 F4		4 1 1 0 0 1 2												
Willie Kirkland, L (1, 9) OBP: 0.328, SLG: 0.479		0-0 6-3		0-0 6-3		0-0 1-H 2B		0-0 1B		4 0 2 1 0 0 0												
Daryl Spencer, R (1, 4) OBP: 0.332, SLG: 0.392		0-0 G4-6-3 1B		0-0 HR		0-0 5-3		0-0 F8		4 1 2 1 0 0 2												
Eddie Bressoud, R (1, 6) OBP: 0.322, SLG: 0.417		0-0 G4-6-3 1-2		0-0 G3 2B		0-3 K				3 0 1 0 0 1 2												
Bob Schmidt, R (1, 2) OBP: 0.284, SLG: 0.373			0-0 6-3		0-0 G3 2-3		0-0 5-3			2 0 0 0 0 0 1												
Dusty Rhodes, L (7, PH) OBP: 0.325, SLG: 0.306				0-0 F9		0-0 G3		0-0 6-3		1 0 0 0 0 0 1												
Jim Hegan, R (7, 2) OBP: 0.250, SLG: 0.242										0 0 0 0 0 0 0												
Mike McCormick, L (1, 1) OBP: 0.164, SLG: 0.137										2 0 0 0 0 0 1												
Gordon Jones, R (6, 1)										0 0 0 0 0 0 0												
Eddie Fisher, R (6, 1)										0 0 0 0 0 0 0												
Felipe Alou, R (8, PH) OBP: 0.315, SLG: 0.463										1 0 0 0 0 0 0												
Bud Byerly, R (8, 1)										0 0 0 0 0 0 0												
Inning Stats	R: 0 E: 0 K: 1 S: 6	H: 1 LOB: 1 BB: 0 P: 6	R: 0 E: 0 K: 0 S: 3	H: 1 LOB: 0 BB: 0 P: 3	R: 0 E: 0 K: 1 S: 5	H: 0 LOB: 0 BB: 0 P: 5	R: 0 E: 0 K: 0 S: 2	H: 0 LOB: 0 BB: 1 P: 6	R: 1 E: 0 K: 0 S: 5	H: 2 LOB: 1 BB: 0 P: 5	R: 0 E: 0 K: 2 S: 7	H: 0 LOB: 0 BB: 0 P: 7	R: 1 E: 0 K: 1 S: 7	H: 2 LOB: 1 BB: 0 P: 7	R: 0 E: 0 K: 0 S: 3	H: 0 LOB: 0 BB: 0 P: 3	R: 0 E: 0 K: 1 S: 6	H: 1 LOB: 1 BB: 0 P: 6	1B: 4 2B: 3 3B: 0 HR: 1	SF: 0 SAC: 0 DP: 2 HBP: 0	WP: 1 PB: 0 SB: 0 CS: 0	PA: 33
PITCHER Jim Owens, R (1, 1) ERA: 3.56	IP: 9.0 WLS: W BF: 33 H: 7 R: 2 ER: 2 SO: 6 BB: 1 IBB: 0 HBP: 0 BLK: 0 WP: 1 HR: 1 S: 44 P: 48 ERA: 2.00 WHIP: 0.889											PITCHER	IP: 9.0 WLS: W BF: 33 H: 7 R: 2 ER: 2 SO: 6 BB: 1 IBB: 0 HBP: 0 BLK: 0 WP: 1 HR: 1 S: 44 P: 48 ERA: 2.00 WHIP: 0.889									

AB	32
R	2
H	7
RBI	2
BB	1
SO	6
LOB	9



Batter	1	2	3	4	5	6	7	8	9
Richie Ashburn, L OBP: 0.367, SLG: 0.314 (1, 8)	0-3 K		0-0 G3-6		0-0 F7	0-0 1B		0-0 1B	
Joe Koppe, R OBP: 0.338, SLG: 0.408 (1, 6)	0-0 6-3		0-0 F4			K		0-0 L6-4	
Ed Bouchee, L OBP: 0.379, SLG: 0.454 (1, 3)	0-0 HR			0-0 F5		0-0 4-3	0-0 1B 3B		
Wally Post, R OBP: 0.311, SLG: 0.462 (1, 9)	0-0 E5			0-0 F4		0-0 F7	0-0 F3		
Gene Freese, R OBP: 0.348, SLG: 0.511 (1, 5)	0-0 F6			4-0 1B BB		0-0 HR	0-0 1B		
Harry Anderson, L OBP: 0.322, SLG: 0.431 Solly Drake, S OBP: 0.255, SLG: 0.146 (6, PR) (7, 7)		0-0 F5		0-0 1B		1-0 1B HBP	0-0 G6-3 1B		
Sparky Anderson, R OBP: 0.270, SLG: 0.232 (1, 4)		0-0 F8		0-0 F1		4-0 1B BB	0-0 G6-3		
Joe Lonnett, R OBP: 0.326, SLG: 0.250 (1, 2)		0-0 F2			0-0 F6	4-0 1B BB		0-0 L6-4 1B	
Jim Owens, R OBP: 0.162, SLG: 0.111 (1, 1)			0-0 G3-6 1B		0-0 F9	0-0 1B		0-3 K	

AB	R	H	RBI	BB	SO	LOB
5	0	2	1	0	1	1
5	1	1	1	0	1	4
4	2	2	1	0	0	0
4	0	0	0	0	0	1
3	1	2	2	1	0	1
2	0	1	0	0	0	0
1	1	1	0	0	0	0
3	1	0	0	1	0	4
3	1	1	0	1	0	0
4	0	2	2	0	1	1

BOTTOM

San Francisco Giants @ Philadelphia Phillies
Connie Mack Stadium, Philadelphia, PA
 Thu Aug 27 1959, 3:33 AM EDT
 Sunny

livebaseballscorecards.com

AB	34
R	7
H	12
RBI	7
BB	3
SO	3
LOB	12



1B: 8	SF: 0
2B: 1	SAC: 0
3B: 1	DP: 3
HR: 3	HBP: 1

WP: 0	PA: 38
PB: 0	
SB: 0	
CS: 0	

Inning Stats	R	H	E	K	S	P	IP	WLS	BF	H	R	ER	SO	BB	IBB	HBP	BLK	WP	HR	S	P	ERA	WHIP
Mike McCormick, L ERA: 4.31 (1, 1)	1	1	1	7	7	5.2	5	25	5	5	5	1	1	2	0	0	0	0	3	24	33	7.94	1.235
Gordon Jones, R ERA: 4.05 (6, 1)	0	0	0	3	3	0.0	2	3	1	1	0	0	0	0	0	0	0	0	2	6	6	∞	∞
Eddie Fisher, R ERA: 6.57 (6, 1)	0	0	0	6	6	1.1	3	6	1	1	1	1	0	0	0	0	0	0	8	8	8	6.75	2.250
Bud Byerly, R ERA: 1.8 (8, 1)	0	0	0	4	4	1.0	2	4	0	0	0	1	0	0	0	0	0	0	6	6	6	0.00	2.000

PITCHER	IP	WLS	BF	H	R	ER	SO	BB	IBB	HBP	BLK	WP	HR	S	P	ERA	WHIP
Mike McCormick, L (1, 1)	5.2	5	25	5	5	5	1	1	2	0	0	0	3	24	33	7.94	1.235
Gordon Jones, R (6, 1)	0.0	2	3	1	1	0	0	0	0	0	0	0	2	6	6	∞	∞
Eddie Fisher, R (6, 1)	1.1	3	6	1	1	1	1	0	0	0	0	0	8	8	8	6.75	2.250
Bud Byerly, R (8, 1)	1.0	2	4	0	0	0	1	0	0	0	0	0	6	6	6	0.00	2.000

Batter	1	2	3	4	5	6	7	8	9	AB R H RBI BB SO LOB	TOP											
Danny O'Connell, R (1, 5) <small>OBP: 0.237, SLG: 0.263</small> Leon Wagner, L (7, PH) <small>OBP: 0.364, SLG: 0.431</small> Stu Miller, R (7, 1) <small>OBP: 0.093, SLG: 0.049</small>	0-3 K		0-0 HBP 2B		0-0 5-3		4-0 FC6-4 BB			3 0 1 0 0 1 0 0 0 0 0 1 0 0 0 0 0 0 0 0 0	San Francisco Giants @ Philadelphia Phillies Connie Mack Stadium, Philadelphia, PA Thu Aug 27 1959, 3:38 AM EDT Att: 14,538 - Unknown											
Willie Mays, R (1, 8) <small>OBP: 0.364, SLG: 0.532</small>	0-0 HR		4-0 HBP BB		0-0 F2		0-0 FC6-4 1-2f			3 1 1 1 1 0 2												
Willie McCovey, L (1, 3) <small>OBP: 0.450, SLG: 0.700</small>	0-0 1B		1-0 G5-4-3 HBP 1-2 2-3		0-0 BB 1B		0-0 F9			3 0 2 0 0 0 0												
Orlando Cepeda, R (1, 7) <small>OBP: 0.355, SLG: 0.542</small>	0-0 F9		0-0 G5-4-3 1-2f		0-0 F2		0-0 4-3 2B			4 0 1 0 0 0 5												
Willie Kirkland, L (1, 9) <small>OBP: 0.330, SLG: 0.478</small>	0-0 F6			0-0 1-3 4-3 1B		4-0 G5-3 BB 1-2		0-0 4-3 2-3		3 0 1 0 1 0 2												
Daryl Spencer, R (1, 4) <small>OBP: 0.330, SLG: 0.388</small>		0-0 F9		0-0 4-3 1-2		0-0 G5-3 1-2f		0-0 6-3		4 0 0 0 0 0 4												
Hobie Landrith, L (1, 2) <small>OBP: 0.352, SLG: 0.341</small> Jose Pagan, R (7, PR) <small>OBP: 0.231, SLG: 0.231</small> (7, 5)		0-0 F8		0-0 1-3 2-3		4-0 3-1 SH1-4 BB		0-0 F3		2 0 0 0 1 0 1 1 0 0 0 0 0 0												
Eddie Bressoud, R (1, 6) <small>OBP: 0.318, SLG: 0.412</small>		0-3 K		0-3 K		0-0 SH1-4 1-2		0-0 F5		3 0 0 0 0 2 1												
Al Worthington, R (1, 1) <small>OBP: 0.077, SLG: 0.077</small> Dusty Rhodes, L (7, PH) <small>OBP: 0.317, SLG: 0.297</small> Jim Hegan, R (7, 2) <small>OBP: 0.250, SLG: 0.242</small> Felipe Alou, R (9, PH) <small>OBP: 0.313, SLG: 0.460</small>		0-3 K		0-3 K		0-0 3-1 2-3		0-0 6-3		2 0 0 0 0 2 0 1 0 0 0 0 0 2 0 0 0 0 0 0 0 1 0 0 0 0 0 0												
Inning Stats	R: 1 E: 0 K: 1 S: 7	H: 2 LOB: 1 BB: 0 P: 7	R: 0 E: 0 K: 1 S: 5	H: 0 LOB: 0 BB: 0 P: 5	R: 0 E: 0 K: 1 S: 5	H: 1 LOB: 2 BB: 1 P: 10	R: 0 E: 0 K: 1 S: 6	H: 1 LOB: 1 BB: 0 P: 6	R: 0 E: 0 K: 1 S: 5	H: 0 LOB: 0 BB: 0 P: 5	R: 0 E: 0 K: 0 S: 3	H: 1 LOB: 1 BB: 1 P: 7	R: 0 E: 0 K: 0 S: 3	H: 0 LOB: 2 BB: 2 P: 11	R: 0 E: 0 K: 0 S: 4	H: 1 LOB: 1 BB: 0 P: 4	R: 0 E: 0 K: 0 S: 3	H: 0 LOB: 0 BB: 0 P: 3	1B: 3 2B: 2 3B: 0 HR: 1	SF: 0 SAC: 1 DP: 2 HBP: 1	WP: 0 PB: 0 SB: 0 CS: 0	PA: 36
PITCHER	IP WLS BF H R ER SO BB IBB HBP BLK WP HR S P ERA WHIP																					
Don Cardwell, R (1, 1) <small>ERA: 3.71</small> Turk Farrell, R (8, 1) <small>ERA: 4.33</small>	7.0 W 29 5 1 1 5 4 0 1 0 0 0 1 34 51 1.29 1.286																					
	2.0 S 7 1 0 0 0 0 0 0 0 0 0 0 7 7 0.00 0.500																					

livebaseballscorecards.com

AB	30
R	1
H	6
RBI	1
BB	4
SO	5
LOB	17



Batter	1	2	3	4	5	6	7	8	9	AB	R	H	RBI	BB	SO	LOB
--------	---	---	---	---	---	---	---	---	---	----	---	---	-----	----	----	-----

Solly Drake, S <small>(1, 8) OBP: 0.275, SLG: 0.140</small> <small>(8, 7)</small>	4-0 BB		4-0 BB		0-0 1-3		0-0 3-1			2	1	0	0	2	0	3
Joe Koppe, R <small>(1, 6) OBP: 0.337, SLG: 0.406</small>	0-0 1-3 1B		0-0 F9			0-0 F7		0-0 F2		4	1	1	0	0	0	1
Ed Bouchee, L <small>(1, 3) OBP: 0.376, SLG: 0.451</small>	0-0 SF9		0-0 4-3 1-2			0-0 4-3		0-0 4-3		3	0	0	1	0	0	1
Dave Philley, S <small>(1, 9) OBP: 0.356, SLG: 0.480</small>	0-0 5-3 1-2			0-0 4-3		0-0 4-3		0-0 4-3		4	0	0	0	0	0	1
Wally Post, R <small>(1, 7) OBP: 0.314, SLG: 0.463</small> Richie Ashburn, L <small>(8, 8) OBP: 0.367, SLG: 0.314</small>	0-0 2-H 1B			0-0 F6			0-0 FC1-6 1B			3	0	2	1	0	0	0
Gene Freese, R <small>(1, 5) OBP: 0.347, SLG: 0.510</small>	0-0 F5			0-0 1B			0-0 FC1-6 1B 1-2f			3	0	1	0	0	0	2
Sparky Anderson, R <small>(1, 4) OBP: 0.271, SLG: 0.232</small>		0-0 F6		0-0 F3			0-0 BB 1B 1-3			3	0	1	0	0	0	1
Carl Sawatski, L <small>(1, 2) OBP: 0.377, SLG: 0.447</small> Ruben Gomez, R <small>(7, PR) OBP: 0.222, SLG: 0.176</small> Joe Lonnett, R <small>(8, 2) OBP: 0.326, SLG: 0.250</small>		0-0 G3			0-0 6-3		4-0 BB IBB			2	0	0	0	1	0	0
Don Cardwell, R <small>(1, 1) OBP: 0.049, SLG: 0.025</small> Harry Hanebrink, L <small>(7, PH) OBP: 0.306, SLG: 0.386</small> Turk Farrell, R <small>(8, 1)</small>		0-3 K			0-0 F8		4-0 1-2 2-3 BB			2	0	0	0	0	1	0

Inning Stats	R: 2	H: 2	E: 0	LOB: 1	K: 0	P: 9	R: 0	H: 0	E: 0	LOB: 0	K: 1	P: 5	R: 0	H: 0	E: 0	LOB: 0	K: 0	P: 6	R: 0	H: 1	E: 0	LOB: 1	K: 0	P: 4	R: 0	H: 0	E: 0	LOB: 0	K: 0	P: 3	R: 0	H: 2	E: 0	LOB: 3	K: 0	P: 12	R: 0	H: 0	E: 0	LOB: 0	K: 0	P: 3	R: 0	H: 0	E: 0	LOB: 0	K: 0	P: 3	1B: 5	SF: 1	2B: 0	SAC: 0	3B: 0	DP: 0	HR: 0	HBP: 0	WP: 0	PA: 31
--------------	------	------	------	--------	------	------	------	------	------	--------	------	------	------	------	------	--------	------	------	------	------	------	--------	------	------	------	------	------	--------	------	------	------	------	------	--------	------	-------	------	------	------	--------	------	------	------	------	------	--------	------	------	-------	-------	-------	--------	-------	-------	-------	--------	-------	--------

PITCHER	IP	WLS	BF	H	R	ER	SO	BB	IBB	HBP	BLK	WP	HR	S	P	ERA	WHIP	PITCHER	IP	WLS	BF	H	R	ER	SO	BB	IBB	HBP	BLK	WP	HR	S	P	ERA	WHIP																	
Al Worthington, R <small>(1, 1) ERA: 3.71</small>	6.0	L	22	3	2	2	1	2	0	0	0	0	0	22	30	3.00	0.833																																			
Stu Miller, R <small>(7, 1) ERA: 3.02</small>	2.0		9	2	0	0	0	1	1	0	0	0	0	7	15	0.00	1.500																																			

BOTTOM

San Francisco Giants @ Philadelphia Phillies
Connie Mack Stadium, Philadelphia, PA
 Thu Aug 27 1959, 3:38 AM EDT
 Att. 14,538 - Unknown

AB	26
R	2
H	5
RBI	2
BB	4
SO	1
LOB	9



WP: 0	PA: 31
PB: 0	SB: 0
CS: 1	

livebaseballscorecards.com

Batter	1	2	3	4	5	6	7	8	9	AB R H RBI BB SO LOB	TOP																
Jackie Brandt, R OBP: 0.325, SLG: 0.411 (1, 5)	0-3 K	0-0 F8		4-1 1B BB			2-3 K		1-0 6-3	4 0 0 0 1 2 2	San Francisco Giants @ Los Angeles Dodgers Los Angeles Memorial Coliseum, Los Angeles, CA Fri Aug 28 1959, 10:05 PM EDT Att: 66,068 - Unknown livebaseballscorecards.com																
Willie Mays, R OBP: 0.367, SLG: 0.542 (1, 8)	1-0 E8 2B	0-0 HR		0-0 1B G4-6-3		0-0 6-3			4 2 3 3 0 0 0																		
Willie McCovey, L OBP: 0.461, SLG: 0.709 Felipe Alou, R OBP: 0.313, SLG: 0.460 (1, 3) (7, PR) (7, 9)	1-0 2B	2-2 1B		2-2 1B G4-6-3 1-2f		2-0 HBP			3 1 2 1 0 0 2 0 0 0 0 0 0 0																		
Orlando Cepeda, R OBP: 0.356, SLG: 0.544 (1, 7) (7, 3)	0-1 2B	1-2 1B		0-1 F9		2-1 F9			4 0 2 1 0 0 1																		
Willie Kirkland, L OBP: 0.327, SLG: 0.473 (1, 9) (7, 7)	1-3 K	0-1 G3		2-3 K		2-3 K		2-3 K	4 0 0 0 0 3 3																		
Daryl Spencer, R OBP: 0.327, SLG: 0.385 (1, 4)	1-3 K		1-1 F5		0-3 K		0-1 6-3		4 0 0 0 0 2 1																		
Hobie Landrith, L OBP: 0.347, SLG: 0.335 (1, 2)		0-2 5-3	1-2 4-3		0-3 K		2-0 6-3		4 0 0 0 0 1 0																		
Eddie Bressoud, R OBP: 0.317, SLG: 0.413 (1, 6)		2-0 HR 2B	0-2 5-3		3-2 F8		2-3 K		4 1 1 0 0 1 0																		
Sam Jones, R OBP: 0.141, SLG: 0.122 (1, 1)		4-1 HR BB		0-0 4-3		0-3 K		0-3 K	3 1 0 0 1 2 0																		
Inning Stats	R: 2 E: 1 K: 3 S: 13	H: 3 LOB: 1 BB: 0 P: 17	R: 3 E: 0 K: 0 S: 15	H: 4 LOB: 2 BB: 1 P: 24	R: 0 E: 0 K: 0 S: 10	H: 0 LOB: 0 BB: 0 P: 12	R: 0 E: 0 K: 0 S: 6	H: 1 LOB: 1 BB: 1 P: 12	R: 0 E: 0 K: 2 S: 10	H: 0 LOB: 0 BB: 0 P: 13	R: 0 E: 0 K: 1 S: 6	H: 0 LOB: 1 BB: 0 P: 12	R: 0 E: 0 K: 1 S: 6	H: 0 LOB: 0 BB: 0 P: 10	R: 0 E: 0 K: 2 S: 8	H: 0 LOB: 0 BB: 0 P: 11	R: 0 E: 0 K: 2 S: 8	H: 0 LOB: 0 BB: 0 P: 11	1B: 3 2B: 4 3B: 0 HR: 1	SF: 0 SAC: 0 DP: 1 HBP: 1	WP: 0 PB: 0 SB: 0 CS: 0	PA: 37					
PITCHER	IP WLS BF H R ER SO BB IBB HBP BLK WP HR S P ERA WHIP											PITCHER	IP WLS BF H R ER SO BB IBB HBP BLK WP HR S P ERA WHIP														
Don Drysdale, R ERA: 3.35 (1, 1)	1.2 L	11 5 5 3	1 0 0 0	0 0 0 0	0 0 0 0	0 0 0 0	0 0 0 0	0 0 0 0	0 0 0 0	0 0 0 0	0 0 0 0	0 0 0 0	0 0 0 0	0 0 0 0	0 0 0 0	0 0 0 0	0 0 0 0	0 0 0 0	0 0 0 0	0 0 0 0	0 0 0 0	0 0 0 0	0 0 0 0	0 0 0 0	0 0 0 0	0 0 0 0	
Roger Craig, R ERA: 2.45 (2, 1)	3.1	13 3 0 2	1 0 0 1	0 0 0 0	0 0 0 0	0 0 0 0	0 0 0 0	0 0 0 0	0 0 0 0	0 0 0 0	0 0 0 0	0 0 0 0	0 0 0 0	0 0 0 0	0 0 0 0	0 0 0 0	0 0 0 0	0 0 0 0	0 0 0 0	0 0 0 0	0 0 0 0	0 0 0 0	0 0 0 0	0 0 0 0	0 0 0 0	0 0 0 0	
Stan Williams, R ERA: 4.13 (6, 1)	2.0	7 0 0 3	0 0 0 0	0 0 0 0	0 0 0 0	0 0 0 0	0 0 0 0	0 0 0 0	0 0 0 0	0 0 0 0	0 0 0 0	0 0 0 0	0 0 0 0	0 0 0 0	0 0 0 0	0 0 0 0	0 0 0 0	0 0 0 0	0 0 0 0	0 0 0 0	0 0 0 0	0 0 0 0	0 0 0 0	0 0 0 0	0 0 0 0	0 0 0 0	0 0 0 0
Chuck Chum, R ERA: 3.21 (8, 1)	2.0	6 0 0 3	0 0 0 0	0 0 0 0	0 0 0 0	0 0 0 0	0 0 0 0	0 0 0 0	0 0 0 0	0 0 0 0	0 0 0 0	0 0 0 0	0 0 0 0	0 0 0 0	0 0 0 0	0 0 0 0	0 0 0 0	0 0 0 0	0 0 0 0	0 0 0 0	0 0 0 0	0 0 0 0	0 0 0 0	0 0 0 0	0 0 0 0	0 0 0 0	0 0 0 0



Batter	1	2	3	4	5	6	7	8	9	AB R H RBI BB SO LOB
Jim Gilliam, S OBP: 0.406, SLG: 0.353 (1, 5)	0-0 FC4-6 1B		3-3 K		1-0 G4-6-3 1-2f		1-3 K			4 0 1 0 0 2 3
Wally Moon, L OBP: 0.390, SLG: 0.461 (1, 9)	1-2 FC4-6 1B		0-1 B3			0-1 F8		1-0 3-1		4 0 0 0 0 0 1
Norm Larker, L OBP: 0.326, SLG: 0.425 (1, 7)	1-1 F7		2-2 1B			0-0 F5		1-2 6-3		4 0 1 0 0 0 1
Duke Snider, L OBP: 0.392, SLG: 0.564 (1, 8)	3-2 1B		3-2 4-3			2-2 1B		3-3 K		4 0 2 0 0 1 1
Gil Hodges, R OBP: 0.388, SLG: 0.566 (1, 3)	1-1 1B			2-3 K		1-3 K		1-1 L7		4 0 1 0 0 2 1
Charlie Neal, R OBP: 0.340, SLG: 0.457 (1, 4)	0-1 F9			0-1 4-1			1-3 K		0-1 2B	4 0 1 0 0 1 3
John Roseboro, L OBP: 0.332, SLG: 0.365 (1, 2)		2-2 F2		2-3 K			1-1 1B		1-0 F9	4 0 1 0 0 1 1
Don Zimmer, R OBP: 0.277, SLG: 0.252 (1, 6)			3-3 K		2-3 K		1-0 2B		1-3 K	2 0 0 0 0 2 0
Ron Fairly, L OBP: 0.331, SLG: 0.354 (7, PH)							2-3 1B			1 0 1 0 0 0 0
Maury Wills, S OBP: 0.256, SLG: 0.243 (7, PR)										1 0 0 0 0 1 1
Don Drysdale, R OBP: 0.202, SLG: 0.350 (1, 1)										0 0 0 0 0 0 0
Roger Craig, R OBP: 0.054, SLG: 0.028 (2, 1)										1 0 0 0 0 0 0
Chuck Essigman, R OBP: 0.274, SLG: 0.408 (5, PH)										1 0 0 0 0 0 0
Stan Williams, R OBP: 0.270, SLG: 0.206 (6, 1)										0 0 0 0 0 0 0
Carl Furillo, R OBP: 0.361, SLG: 0.348 (7, PH)										1 0 0 0 0 1 2
Chuck Churn, R (8, 1)										0 0 0 0 0 0 0

Inning Stats	R: 0	H: 3	E: 0	K: 0	S: 13	R: 0	H: 0	E: 0	K: 1	S: 10	R: 0	H: 1	E: 0	K: 1	S: 13	R: 0	H: 0	E: 0	K: 2	S: 10	R: 0	H: 0	E: 1	K: 1	S: 5	R: 0	H: 1	E: 0	K: 1	S: 10	R: 0	H: 2	E: 0	K: 3	S: 12	R: 0	H: 0	E: 0	K: 1	S: 7	R: 0	H: 1	E: 0	K: 1	S: 8	1B: 6	2B: 2	3B: 0	HR: 0	SF: 0	SAC: 0	DP: 1	HBP: 0	WP: 0	PB: 0	SB: 0	CS: 0	PA: 35
--------------	------	------	------	------	-------	------	------	------	------	-------	------	------	------	------	-------	------	------	------	------	-------	------	------	------	------	------	------	------	------	------	-------	------	------	------	------	-------	------	------	------	------	------	------	------	------	------	------	-------	-------	-------	-------	-------	--------	-------	--------	-------	-------	-------	-------	--------

PITCHER	IP	WLS	BF	H	R	ER	SO	BB	IBB	HBP	BLK	WP	HR	S	P	ERA	WHIP
Sam Jones, R ERA: 3.0 (1, 1)	9.0	W	35	8	0	0	11	0	0	0	0	0	0	88	135	0.00	0.889

BOTTOM

San Francisco Giants @ Los Angeles Dodgers
Los Angeles Memorial Coliseum, Los Angeles, CA

Fri Aug 28 1959, 10:05 PM EDT
Att. 66,068 - Unknown

livebaseballscorecards.com

AB	35
R	0
H	8
RBI	0
BB	0
SO	11
LOB	14



Batter	1	2	3	4	5	6	7	8	9	AB R H RBI BB SO LOB	TOP																
Jackie Brandt, R (1, 5) OBP: 0.326, SLG: 0.410	0-1 F8		4-2 HR BB		0-0 FC6-4 1-2f			2-2 1-3	0-1 FC6-4 1B	4 1 1 1 1 0 1																	
Willie Mays, R (1, 8) OBP: 0.367, SLG: 0.546	3-3 K		0-1 HR 1-H			0-1 F9		4-2 1B FC9-6 BB	1-2 FC6-4 1-2f	4 2 1 2 1 1 2																	
Willie McCovey, L (1, 3) OBP: 0.462, SLG: 0.698	1-1 3-1		2-3 K			4-2 G4-3 BB		3-2 FC9-6 1B		3 0 1 0 0 1 1 0																	
Orlando Cepeda, R (1, 7) OBP: 0.354, SLG: 0.540		0-0 F6		1-0 L8		0-1 G4-3 1-2f		0-0 FC9-6 1-2f 3-H		4 0 0 1 0 0 2																	
Willie Kirkland, L (1, 9) OBP: 0.328, SLG: 0.479		1-1 HR		2-0 F9			4-1 1B 4-3 BB	3-0 F7		3 2 1 1 1 0 1																	
Daryl Spencer, R (1, 4) OBP: 0.328, SLG: 0.385		1-2 F4		0-3 K			1-2 FC5-4 4-3 1B		4-2 SH3-4 1B BB	3 1 1 0 1 1 0																	
Hobie Landrith, L (1, 2) OBP: 0.343, SLG: 0.330		0-2 F8			3-2 6-3		2-1 4-3		0-1 SH3-4	3 0 0 1 0 0 1																	
Eddie Bressoud, R (1, 6) OBP: 0.316, SLG: 0.410			2-1 F9		1-0 FC6-4 1B		1-2 FC5-4-5		0-0 F7	4 0 1 0 0 0 2																	
Johnny Antonelli, L (1, 1) OBP: 0.170, SLG: 0.239			0-3 K		0-3 K		0-0 G3		4-0 1B IBB	2 0 0 0 0 0 2 1 1 0 0 0 0 0 0 1 0 1 0 0 0 0 0 0 0 0 0 0 0 0 0 0 0 0 0 0																	
Dusty Rhodes, L (7, PH) OBP: 0.310, SLG: 0.289																											
Stu Miller, R (7, 1) OBP: 0.053, SLG: 0.049																											
Al Worthington, R (7, 1) OBP: 0.077, SLG: 0.077																											
Leon Wagner, L (9, PH) OBP: 0.088, SLG: 0.431																											
Mike McCormick, L (9, 1) OBP: 0.164, SLG: 0.137																											
Sam Jones, R (9, 1) OBP: 0.141, SLG: 0.122																											
Inning Stats	R: 0 E: 0 K: 1 S: 8	H: 0 LOB: 0 BB: 0 P: 12	R: 1 E: 0 K: 0 S: 11	H: 1 LOB: 0 BB: 1 P: 13	R: 2 E: 0 K: 2 S: 14	H: 1 LOB: 0 BB: 1 P: 22	R: 0 E: 0 K: 1 S: 6	H: 0 LOB: 0 BB: 0 P: 9	R: 0 E: 0 K: 1 S: 9	H: 1 LOB: 1 BB: 0 P: 13	R: 0 E: 0 K: 0 S: 8	H: 0 LOB: 0 BB: 1 P: 12	R: 1 E: 0 K: 0 S: 13	H: 1 LOB: 1 BB: 1 P: 21	R: 1 E: 0 K: 0 S: 12	H: 1 LOB: 1 BB: 1 P: 24	R: 1 E: 0 K: 0 S: 10	H: 1 LOB: 2 BB: 2 P: 19	1B: 4 2B: 0 3B: 0 HR: 2	SF: 0 SAC: 1 DP: 1 HBP: 0	WP: 0 PB: 0 SB: 0 CS: 0	PA: 38					
PITCHER	IP WLS BF H R ER SO BB IBB HBP BLK WP HR S P ERA WHIP												PITCHER	IP WLS BF H R ER SO BB IBB HBP BLK WP HR S P ERA WHIP													
Larry Sherry, R (1, 1) ERA: 2.64	7.1	30	5	5	5	5	4	0	0	0	0	2	79	121	6.14	1.227											
Roger Craig, R (8, 1) ERA: 2.5	1.2	8	1	1	1	0	1	1	0	0	0	0	12	24	5.40	1.200											

San Francisco Giants @ Los Angeles Dodgers
 Los Angeles Memorial Coliseum, Los Angeles, CA
 Sun Aug 30 1959, 6:33 AM EDT
 Att: 44,391 - Unknown

livebaseballscorecards.com

AB	31
R	6
H	6
RBI	6
BB	6
SO	5
LOB	11



BOTTOM

San Francisco Giants @ Los Angeles Dodgers
Los Angeles Memorial Coliseum, Los Angeles, CA

Sun Aug 30 1959, 6:33 AM EDT
Att. 44,391 - Unknown

livebaseballscorecards.com

AB	36
R	7
H	12
RBI	5
BB	5
SO	4
LOB	17



WP:	0	PA:	43
PB:	0		
SB:	0		
CS:	0		

AB R H RBI BB SO LOB

5	2	3	0	0	0	0
4	1	1	1	0	0	1
4	2	3	1	1	0	1
4	1	1	2	0	1	4
3	0	1	0	0	0	1
1	0	0	0	0	1	1
0	0	0	0	1	0	0
4	1	1	0	0	1	1
0	0	0	0	1	0	0
2	0	1	0	2	0	1
1	0	0	0	0	0	2
2	0	0	0	0	0	1
1	0	1	1	0	0	0
1	0	0	0	0	0	1
3	0	0	0	0	1	2
1	0	0	0	0	0	1

Batter	1	2	3	4	5	6	7	8	9
Jim Gilliam, S OBP: 0.408, SLG: 0.360 (1, 5)	0-2 L8 ①		1-0 G5-4-3 1B		1-0 2B 3B		1-1 SH G6-4-3 1B		0-2 F4 ①
Charlie Neal, R OBP: 0.339, SLG: 0.458 (1, 4)	1-1 L8 ②		1-0 G5-4-3 1-2f ②		0-0 2B 3-H		1-0 SH G6-4-3 1-3		0-0 E5 3B
Wally Moon, L OBP: 0.394, SLG: 0.471 (1, 8) (7, 9)	3-2 2B			1-0 HR 1B		0-0 5-3 ③		4-1 BB G6-4-3	2-1 E 3B 1-H
Gil Hodges, R OBP: 0.389, SLG: 0.571 (1, 3)	3-3 K ③			0-1 HR 1-H		2-1 HBP G6-4-3		0-0 G6-4-3 ①	2-2 G3 ②
Carl Furillo, R OBP: 0.360, SLG: 0.348 Don Demeter, R OBP: 0.290, SLG: 0.439 Duke Snider, L OBP: 0.393, SLG: 0.564 (1, 9) (7, 8) (9, PH)				1-0 FC5-4 1B		0-0 G6-4-3 1-2f ①		1-3 K ③	4-0 E BB IBB
Chuck Essegian, R OBP: 0.273, SLG: 0.413 Ron Fairly, L OBP: 0.333, SLG: 0.354 (1, 7) (9, PH)				2-0 FC5-4 G6-4-3 1-2f ①		0-0 1B 2B		3-2 F3 ①	4-2 E BB
Joe Pignatano, R OBP: 0.319, SLG: 0.286 Norm Larker, L OBP: 0.325, SLG: 0.423 (1, 2) (9, PH)				0-1 G6-4-3 1-2f ②		4-2 1B BB		1-0 1B	3-2 E3 1-2 2-3 3-H
Maury Wills, S OBP: 0.253, SLG: 0.240 Rip Repulski, R OBP: 0.343, SLG: 0.363 Don Zimmer, R OBP: 0.276, SLG: 0.251 (1, 6) (6, PH) (7, 6)					1-2 4-3 ①		3-2 FC6-4 1B 1-3 2-H		0-0 F4 ②
Larry Sherry, R OBP: 0.227, SLG: 0.364 Roger Craig, R OBP: 0.053, SLG: 0.027 (1, 1) (8, 1)					0-3 K ②		0-0 FC6-4 1-2f ③		2-1 G3 ③

Inning Stats	R: 0	H: 1	E: 0	K: 1	S: 12	R: 0	H: 0	E: 0	K: 1	S: 10	R: 0	H: 1	E: 0	K: 0	S: 5	R: 2	H: 3	E: 0	K: 0	S: 7	R: 1	H: 2	E: 0	K: 1	S: 9	R: 1	H: 1	E: 1	K: 1	S: 8	R: 0	H: 1	E: 0	K: 0	S: 7	R: 2	H: 1	E: 2	K: 0	S: 17	1B: 6	2B: 3	3B: 2	HR: 1	SF: 0	SAC: 1	DP: 4	HBP: 1	WP: 0	PA: 43
--------------	------	------	------	------	-------	------	------	------	------	-------	------	------	------	------	------	------	------	------	------	------	------	------	------	------	------	------	------	------	------	------	------	------	------	------	------	------	------	------	------	-------	-------	-------	-------	-------	-------	--------	-------	--------	-------	--------

PITCHER	IP	WLS	BF	H	R	ER	SO	BB	IBB	HBP	BLK	WP	HR	S	P	ERA	WHIP
Johnny Antonelli, L ERA: 2.79 (1, 1)	6.0		27	9	4	4	3	2	0	1	0	0	1	53	85	6.00	1.833
Stu Miller, R ERA: 3.02 (7, 1)	0.0		3	1	1	0	0	1	0	0	0	0	0	4	10	∞	∞
Al Worthington, R ERA: 3.6 (7, 1)	2.0		6	1	0	0	1	0	0	0	0	0	0	11	18	0.00	0.500
Mike McCormick, L ERA: 4.3 (9, 1)	0.1	L	3	1	2	0	0	0	0	0	0	0	0	6	8	0.00	3.000
Sam Jones, R ERA: 3.0 (9, 1)	0.1		4	0	0	0	0	1	1	0	0	0	0	11	24	0.00	3.000

Batter	1	2	3	4	5	6	7	8	9	AB R H RBI BB SO LOB	TOP
Jackie Brandt, R (1, 5) OBP: 0.323, SLG: 0.406 Jose Pagan, R (7, 5) OBP: 0.231, SLG: 0.231	3-3 		0-0 5-3 		1-3 		0-3 			4 0 0 0 0 3 1 0 0 0 0 0 0 0	San Francisco Giants @ Los Angeles Dodgers Los Angeles Memorial Coliseum, Los Angeles, CA Mon Aug 31 1959, 10:05 PM EDT Att: 60,194 - Unknown livebaseballscorecards.com
Willie McCovey, L (1, 3) OBP: 0.455, SLG: 0.709	1-3 		1-2 F5 		2-2 		1-3 			4 1 1 1 0 2 1	
Willie Mays, R (1, 8) OBP: 0.368, SLG: 0.547	2-2 		4-2 		1-3 		0-3 			3 1 1 0 0 1 2 0	
Orlando Cepeda, R (1, 7) OBP: 0.353, SLG: 0.539	1-0 		0-1 4-3 		1-3 		1-3 			4 0 1 1 0 2 1	
Felipe Alou, R (1, 9) OBP: 0.317, SLG: 0.461	1-2 4-3 		2-2 		1-3 		1-1 			4 0 2 0 0 1 1	
Bob Schmidt, R (1, 2) OBP: 0.283, SLG: 0.370		1-1 F8 		0-0 		2-3 		2-2 F7 		4 0 1 0 0 1 1	
Eddie Bressoud, R (1, 6) OBP: 0.311, SLG: 0.403		2-2 F6 		0-0 F2 		1-3 		0-3 		4 0 0 0 0 2 2	
Danny O'Connell, R (1, 4) OBP: 0.262, SLG: 0.293		4-1 		3-3 		2-2 		0-3 		3 0 1 0 0 1 2 2	
Jack Sanford, R (1, 1) OBP: 0.191, SLG: 0.113 Al Worthington, R (9, 1) OBP: 0.077, SLG: 0.077		2-3 		1-3 		1-2 B3-4 		1-3 		4 0 0 0 0 3 4 0 0 0 0 0 0 0	
Inning Stats	R: 1 H: 2 E: 0 LOB: 1 K: 2 BB: 0 S: 16 P: 24	R: 0 H: 0 E: 0 LOB: 1 K: 1 BB: 1 S: 9 P: 18	R: 0 H: 0 E: 0 LOB: 1 K: 0 BB: 1 S: 8 P: 13	R: 0 H: 2 E: 0 LOB: 2 K: 2 BB: 0 S: 12 P: 18	R: 1 H: 1 E: 0 LOB: 0 K: 3 BB: 0 S: 13 P: 18	R: 0 H: 0 E: 0 LOB: 0 K: 3 BB: 0 S: 10 P: 14	R: 0 H: 1 E: 0 LOB: 1 K: 2 BB: 0 S: 13 P: 17	R: 0 H: 1 E: 0 LOB: 1 K: 2 BB: 0 S: 11 P: 15	R: 0 H: 0 E: 0 LOB: 0 K: 3 BB: 0 S: 9 P: 10	1B: 3 SF: 0 2B: 3 SAC: 0 3B: 0 DP: 0 HR: 1 HBP: 0	WP: 0 PA: 36 PB: 0 SB: 0 CS: 0
PITCHER Sandy Koufax, L (1, 1) ERA: 3.76	IP WLS BF H R ER SO BB IBB HBP BLK WP HR S P ERA WHIP 9.0 W 36 7 2 2 18 2 0 0 0 0 1 101 147 2.00 1.000										

Batter	1	2	3	4	5	6	7	8	9	AB R H RBI BB SO LOB
Jim Gilliam, S OBP: 0.408, SLG: 0.359 (1, 5)	4-0 PB S FC6-4 BB		3-2 1-3		3-2 SAFE E5 1-2		0-0 1-3		0-1 HR 1B	4 2 1 0 1 0 2
Wally Moon, L OBP: 0.394, SLG: 0.475 (1, 9)	2-3 K 1-2		0-2 4-3		3-3 K 1-2			4-1 SH1-4 WP BB	1-1 HR 1B	4 2 1 3 1 2 2
Norm Larker, L OBP: 0.325, SLG: 0.420 (1, 7)	4-1 FC6-4 BB		1-3 K			2-0 F6		1-0 SH1-4 1-2		2 0 0 0 1 1 0
Duke Snider, L OBP: 0.394, SLG: 0.562 (1, 8)	1-2 FC6-4 E 1B 1-2f			1-0 1B		1-0 F7		4-2 E BB 2-H		3 0 1 1 1 0 1
Gil Hodges, R OBP: 0.390, SLG: 0.569 (1, 3)	2-2 E7 1-3 1B 3-H			1-3 K 1B		4-2 BB		0-1 E5 1-2		3 0 1 0 1 1 2
Charlie Neal, R OBP: 0.337, SLG: 0.454 (1, 4)	0-1 4-3			0-1 F7		2-3 K		0-1 F9		4 0 0 0 0 1 6
John Roseboro, L OBP: 0.331, SLG: 0.363 (1, 2)			0-2 1-3		2-1 F8		2-1 FC2-6 1B	0-1 3-1		4 0 1 0 0 0 3
Maury Wills, S OBP: 0.253, SLG: 0.241 (1, 6)			3-2 6-3		3-2 E5 1B		0-0 FC2-6 SH5-4 1-2f	3-2 4-3		4 0 1 0 0 0 1
Sandy Koufax, R OBP: 0.174, SLG: 0.205 (1, 1)			0-3 K		0-3 K		0-0 SH5-4 1-2	0-0 HR 1B		3 1 1 0 0 2 1

Inning Stats	R: 1	H: 1	E: 1	K: 1	S: 16	LOB: 2	BB: 2	P: 29	R: 0	H: 0	E: 0	K: 1	S: 9	LOB: 0	BB: 0	P: 12	R: 0	H: 0	E: 0	K: 1	S: 9	LOB: 0	BB: 0	P: 13	R: 0	H: 1	E: 0	K: 1	S: 8	LOB: 1	BB: 0	P: 12	R: 0	H: 1	E: 1	K: 2	S: 13	LOB: 1	BB: 0	P: 22	R: 0	H: 0	E: 0	K: 1	S: 7	LOB: 1	BB: 1	P: 16	R: 0	H: 1	E: 0	K: 0	S: 5	LOB: 1	BB: 0	P: 7	R: 1	H: 0	E: 1	K: 0	S: 10	LOB: 2	BB: 2	P: 19	R: 3	H: 3	E: 0	K: 0	S: 8	LOB: 0	BB: 0	P: 12	1B: 6	2B: 0	3B: 0	HR: 1	SF: 0	SAC: 2	DP: 0	HBP: 0	WP: 2	PB: 1	SB: 2	CS: 0	PA: 38
--------------	------	------	------	------	-------	--------	-------	-------	------	------	------	------	------	--------	-------	-------	------	------	------	------	------	--------	-------	-------	------	------	------	------	------	--------	-------	-------	------	------	------	------	-------	--------	-------	-------	------	------	------	------	------	--------	-------	-------	------	------	------	------	------	--------	-------	------	------	------	------	------	-------	--------	-------	-------	------	------	------	------	------	--------	-------	-------	-------	-------	-------	-------	-------	--------	-------	--------	-------	-------	-------	-------	--------

PITCHER	IP	WLS	BF	H	R	ER	SO	BB	IBB	HBP	BLK	WP	HR	S	P	ERA	WHIP
Jack Sanford, R ERA: 3.29 (1, 1)	8.1	L	37	6	4	4	7	5	0	0	0	1	0	83	139	4.32	1.320
Al Worthington, R ERA: 3.74 (9, 1)	0.0		1	1	1	1	0	0	0	0	0	0	1	2	3	∞	∞


BOTTOM

San Francisco Giants @ Los Angeles Dodgers
Los Angeles Memorial Coliseum, Los Angeles, CA

Mon Aug 31 1959, 10:05 PM EDT
Att. 60,194 - Unknown

livebaseballscorecards.com

AB	31
R	5
H	7
RBI	4
BB	5
SO	7
LOB	18



Batter	1	2	3	4	5	6	7	8	9	AB R H RBI BB SO LOB	TOP																
Tony Taylor, R (1, 4) OBP: 0.339, SLG: 0.411	0-0 F7		0-0 F4			0-0 1-3			0-0 1B	4 1 1 0 0 0 0																	
George Altman, L (1, 8) OBP: 0.326, SLG: 0.391	0-3 K			0-0 F4		0-3 K			0-0 1B	4 1 1 0 0 2 0																	
Lee Walls, R (1, 9) OBP: 0.332, SLG: 0.383	0-3 K			0-0 F7			0-0 F7		0-3 K	3 0 0 0 0 1 0																	
Jim Marshall, L (9, PH) OBP: 0.335, SLG: 0.424										0 0 0 0 0 0 0																	
Dale Long, L (9, PH) OBP: 0.322, SLG: 0.467										1 0 0 0 0 1 2																	
14 Ernie Banks, R (1, 6) OBP: 0.368, SLG: 0.593		0-0 F8		0-0 5-3			0-0 F6		0-0 1B	4 0 1 1 0 0 0																	
Bobby Thomson, R (1, 7) OBP: 0.312, SLG: 0.405		0-0 F8			0-0 HR				0-0 1B	3 1 1 1 0 0 1 0																	
Walt Moryn, L (9, PH) OBP: 0.316, SLG: 0.373							0-3 K		0-0 1B	1 0 1 1 0 0 0																	
Art Schult, R (1, 3) OBP: 0.303, SLG: 0.352		0-0 FC6-4 1B			0-0 F6			0-3 K	0-3 K	3 0 1 0 0 1 0																	
Irv Noren, L (9, PH) OBP: 0.400, SLG: 0.477										1 0 0 0 0 1 2																	
Alvin Dark, R (1, 5) OBP: 0.319, SLG: 0.353		0-0 FC6-4			0-0 F2			0-0 6-3		3 0 0 0 0 0 1																	
Cal Neeman, R (1, 2) OBP: 0.229, SLG: 0.239			0-0 F4		0-0 6-3			0-0 F8		3 0 0 0 0 0 0																	
Art Ceccarelli, R (1, 1) OBP: 0.148, SLG: 0.115			0-0 G3			0-3 K			0-0 6-3	2 0 0 0 0 1 0																	
Earl Averill, R (9, PH) OBP: 0.302, SLG: 0.461										1 0 0 0 0 0 0																	
Don Elston, R (9, 1) OBP: 0.211, SLG: 0.211										0 0 0 0 0 0 0																	
Inning Stats	R: 0 E: 0 K: 2 S: 7	H: 0 LOB: 0 BB: 0 P: 7	R: 0 E: 0 K: 0 S: 4	H: 1 LOB: 1 BB: 0 P: 4	R: 0 E: 0 K: 0 S: 3	H: 0 LOB: 0 BB: 0 P: 3	R: 0 E: 0 K: 0 S: 3	H: 0 LOB: 0 BB: 0 P: 3	R: 1 E: 0 K: 0 S: 4	H: 1 LOB: 0 BB: 0 P: 4	R: 0 E: 0 K: 2 S: 7	H: 0 LOB: 0 BB: 0 P: 7	R: 0 E: 0 K: 1 S: 5	H: 0 LOB: 0 BB: 0 P: 5	R: 0 E: 0 K: 1 S: 5	H: 0 LOB: 0 BB: 0 P: 5	R: 2 E: 0 K: 2 S: 11	H: 4 LOB: 2 BB: 0 P: 11	1B: 5 2B: 0 3B: 0 HR: 1	SF: 0 SAC: 0 DP: 0 HBP: 0	WP: 0 PB: 0 SB: 0 CS: 0	PA: 33					
PITCHER	IP WLS BF H R ER SO BB IBB HBP BLK WP HR S P ERA WHIP																										
Mike McCormick, L (1, 1) ERA: 4.25	8.1		29	4	3	3	6	0	0	0	0	0	1	41	41	3.24	0.480										
Sam Jones, R (9, 1) ERA: 2.99	0.2	W	4	2	0	0	2	0	0	0	0	0	0	8	8	0.00	3.000										

Chicago Cubs @ San Francisco Giants
 Seals Stadium, San Francisco, CA
 Wed Sep 02 1959, 6:33 AM EDT
 Att: 16,422 - Unknown

livebaseballscorecards.com

AB	33
R	3
H	6
RBI	3
BB	0
SO	8
LOB	5



Batter	1	2	3	4	5	6	7	8	9	AB	R	H	RBI	BB	SO	LOB
Danny O'Connell, R OBP: 0.261, SLG: 0.273 (1, 4)	0-3 K ①		4-0 BB BBB		0-0 5-3 ③			0-0 F3 ①		3	0	0	0	1	1	0
Willie McCovey, L OBP: 0.449, SLG: 0.719 Jim Davenport, R OBP: 0.295, SLG: 0.335 (1, 3) (9, 5)	0-3 K ②		0-0 F9 ②			0-0 HR ①		0-3 K ②		4	1	1	1	0	2	1
Willie Mays, R OBP: 0.366, SLG: 0.542 (1, 8)	0-3 K ③		0-0 F3 ③			0-0 F7 ①		0-0 F7 ③		4	0	0	0	0	1	1
Orlando Cepeda, R OBP: 0.352, SLG: 0.537 (1, 7) (9, 3)		0-0 1B SF8 1B		0-0 F8 ①		0-0 5-3 ②		0-0 F9 ①		4	1	1	0	0	0	0
Jackie Brandt, R OBP: 0.325, SLG: 0.414 (1, 5) (9, 7)		0-0 1B S 1-3		0-0 F2 ②		0-0 5-3 ③		0-0 HR ①		4	1	2	1	0	0	0
Felipe Alou, R OBP: 0.321, SLG: 0.478 (1, 9)		0-0 SF8 3-H		0-0 HR ①		4-0 BB S BBB		4-0 BB S BBB		1	1	1	2	1	0	0
Eddie Bressoud, R OBP: 0.307, SLG: 0.398 (1, 6)		0-0 F5 1-2		0-3 K ③		0-3 K ①		0-3 K ①		3	0	0	0	0	2	2
Jim Hegan, R OBP: 0.240, SLG: 0.232 (1, 2)		0-0 F6 ③			0-0 F8 ①		0-0 5-3 ②			3	0	0	0	0	0	2
Mike McCormick, L OBP: 0.155, SLG: 0.130 Sam Jones, R OBP: 0.141, SLG: 0.122 (1, 1) (9, 1)			0-3 K ①		0-3 K ②		0-0 G3 ③			3	0	0	0	0	2	1
										0	0	0	0	0	0	0

Inning Stats	R: 0	H: 0	E: 0	K: 3	S: 9	R: 1	H: 2	E: 0	K: 0	S: 5	R: 0	H: 0	E: 0	K: 1	S: 5	R: 1	H: 1	E: 0	K: 1	S: 6	R: 0	H: 0	E: 0	K: 1	S: 5	R: 1	H: 1	E: 0	K: 0	S: 4	R: 0	H: 0	E: 0	K: 1	S: 5	R: 0	H: 0	E: 0	K: 1	S: 5	R: 0	H: 0	E: 0	K: 1	S: 5	R: 1	H: 1	E: 0	K: 0	S: 2	R: 1	H: 1	E: 0	K: 0	S: 2
	0	0	0	3	9	1	2	0	0	5	0	0	0	1	5	1	1	0	0	6	0	0	0	0	5	0	0	0	1	4	0	0	0	5	0	0	0	5	0	0	0	5	0	0	0	0	2	1	1	0	2				
	0	0	0	3	9	1	2	0	0	5	0	0	0	1	5	1	1	0	0	6	0	0	0	0	5	0	0	0	1	4	0	0	0	5	0	0	0	5	0	0	0	5	0	0	0	2	1	1	0	2					

BOTTOM

Chicago Cubs @ San Francisco Giants
Seals Stadium, San Francisco, CA

Wed Sep 02 1959, 6:33 AM EDT
Att. 16,422 - Unknown

livebaseballscorecards.com

AB	29
R	4
H	5
RBI	4
BB	2
SO	8
LOB	7

GIANTS

WP: 0	PA: 32
PB: 0	SB: 2
CS: 0	

PITCHER	IP	WLS	BF	H	R	ER	SO	BB	IBB	HBP	BLK	WP	HR	S	P	ERA	WHIP
Art Ceccarelli, L ERA: 4.28 (1, 1)	8.0		30	4	3	3	8	2	0	0	0	0	2	44	52	3.38	0.750
Don Elston, R ERA: 3.53 (9, 1)	0.1	L	2	1	1	1	0	0	0	0	0	0	1	2	2	27.00	3.000

Batter	1	2	3	4	5	6	7	8	9	AB R H RBI BB SO LOB	TOP		
Tony Taylor, R (1, 4) OBP: 0.338, SLG: 0.409	0-0 F6		0-0 5-3	0-0 F4		0-0 1B		0-0 F3		5 0 1 0 0 0 2			
George Altman, L (1, 8) OBP: 0.324, SLG: 0.388	0-0 14 1B 4-3 1B		0-0 G3	0-0 1-3		0-0 5-3		0-0 1-3		5 0 1 0 0 0 2			
Lee Walls, R (1, 9) OBP: 0.333, SLG: 0.382	0-0 4-3		4-0 14 2B BB		0-0 14 FC5-4 1B		0-3 K		0-0 1B	1 1 0 0 1 0 1 3 0 2 0 0 1 0			
Walt Moryn, L (5, PH) OBP: 0.319, SLG: 0.375	1-2		0-0 2B		0-0 1B 1-2		0-0 1-3		0-0 1B	5 1 2 1 0 0 2			
14 Ernie Banks, R (1, 6) OBP: 0.368, SLG: 0.593	0-0 2-3 1B		0-0 2B		0-0 FC5-4 1B 1-2		0-0 1-3		0-0 F8	4 1 0 0 1 2 4			
Bobby Thomson, R (1, 7) OBP: 0.310, SLG: 0.400	0-0 F4		4-0 2B BB		0-3 K		0-0 1-3		0-3 K	2 0 1 2 0 0 0 2 0 1 0 0 0 0			
Art Schult, R (1, 3) OBP: 0.307, SLG: 0.366		0-0 6-3	0-0 2B		0-0 FC4-6 1B		0-0 F7			4 2 2 1 0 0 3			
Dale Long, L (4, 3) OBP: 0.324, SLG: 0.467		0-0 HR	0-0 F9		0-0 FC4-6 1-2		0-0 1B G3 2B			3 0 1 0 0 0 0 1 0 1 0 0 0 0 0 0 0 0 0 0 0			
Alvin Dark, R (1, 5) OBP: 0.320, SLG: 0.364		0-0 6-3		0-0 SH2-4 2B		0-0 6-3		0-0 G3 1B		1 0 0 0 0 0 1 0 0 0 0 0 0 0 0 0 0 0 0 0 0 0 0 0 1 0 0 0 0 0 1 0 0 0 0 0 0 0 0 0 1 0 0 1 0 0 0 1			
Cal Neeman, R (1, 2) OBP: 0.232, SLG: 0.253		0-0 6-3		0-0 SH2-4 2B		0-0 6-3		0-0 G3		1 0 0 0 0 0 1 0 0 0 0 0 0 0 0 0 0 0 0 0 0 0 0 0 1 0 0 0 0 0 1 0 0 0 0 0 0 0 0 0 1 0 0 1 0 0 0 1			
Irv Noren, L (8, PH) OBP: 0.405, SLG: 0.481		0-3 K		0-0 SH2-4 2-3		0-3 K		0-0 G3		1 0 0 0 0 0 1 0 0 0 0 0 0 0 0 0 0 0 0 0 0 0 0 0 1 0 0 0 0 0 1 0 0 0 0 0 0 0 0 0 1 0 0 1 0 0 0 1			
John Buzhardt, R (8, 1) OBP: 0.103, SLG: 0.107		0-3 K		0-0 SH2-4 2-3		0-3 K		0-0 G3		1 0 0 0 0 0 1 0 0 0 0 0 0 0 0 0 0 0 0 0 0 0 0 0 1 0 0 0 0 0 1 0 0 0 0 0 0 0 0 0 1 0 0 1 0 0 0 1			
Bob Anderson, R (1, 1) OBP: 0.125, SLG: 0.101		0-3 K		0-0 SH2-4 2-3		0-3 K		0-0 G3		1 0 0 0 0 0 1 0 0 0 0 0 0 0 0 0 0 0 0 0 0 0 0 0 1 0 0 0 0 0 1 0 0 0 0 0 0 0 0 0 1 0 0 1 0 0 0 1			
Dave Hillman, R (4, 1) OBP: 0.220, SLG: 0.132		0-3 K		0-0 SH2-4 2-3		0-3 K		0-0 G3		1 0 0 0 0 0 1 0 0 0 0 0 0 0 0 0 0 0 0 0 0 0 0 0 1 0 0 0 0 0 1 0 0 0 0 0 0 0 0 0 1 0 0 1 0 0 0 1			
Don Elston, R (5, 1) OBP: 0.211, SLG: 0.211		0-3 K		0-0 SH2-4 2-3		0-3 K		0-0 G3		1 0 0 0 0 0 1 0 0 0 0 0 0 0 0 0 0 0 0 0 0 0 0 0 1 0 0 0 0 0 1 0 0 0 0 0 0 0 0 0 1 0 0 1 0 0 0 1			
Billy Williams, L (8, PH) OBP: 0.200, SLG: 0.241		0-3 K		0-0 SH2-4 2-3		0-3 K		0-0 G3		1 0 0 0 0 0 1 0 0 0 0 0 0 0 0 0 0 0 0 0 0 0 0 0 1 0 0 0 0 0 1 0 0 0 0 0 0 0 0 0 1 0 0 1 0 0 0 1			
Bill Henry, L (6, 1) OBP: 0.214, SLG: 0.185		0-3 K		0-0 SH2-4 2-3		0-3 K		0-0 G3		1 0 0 0 0 0 1 0 0 0 0 0 0 0 0 0 0 0 0 0 0 0 0 0 1 0 0 0 0 0 1 0 0 0 0 0 0 0 0 0 1 0 0 1 0 0 0 1			
Sammy Taylor, L (8, PH) OBP: 0.314, SLG: 0.382		0-3 K		0-0 SH2-4 2-3		0-3 K		0-0 G3		1 0 0 0 0 0 1 0 0 0 0 0 0 0 0 0 0 0 0 0 0 0 0 0 1 0 0 0 0 0 1 0 0 0 0 0 0 0 0 0 1 0 0 1 0 0 0 1			
Inning Stats	R: 0 H: 2 E: 0 LOB: 2 K: 0 BB: 0 S: 5 P: 5	R: 1 H: 1 E: 0 LOB: 0 K: 1 BB: 0 S: 6 P: 6	R: 3 H: 2 E: 0 LOB: 1 K: 0 BB: 2 S: 5 P: 13	R: 0 H: 1 E: 0 LOB: 1 K: 0 BB: 0 S: 4 P: 4	R: 0 H: 2 E: 0 LOB: 2 K: 1 BB: 0 S: 7 P: 7	R: 0 H: 1 E: 0 LOB: 1 K: 1 BB: 0 S: 6 P: 6	R: 0 H: 0 E: 0 LOB: 0 K: 1 BB: 0 S: 5 P: 5	R: 1 H: 2 E: 0 LOB: 1 K: 0 BB: 0 S: 5 P: 5	R: 0 H: 1 E: 0 LOB: 1 K: 1 BB: 0 S: 6 P: 6	1B: 7 SF: 0 2B: 4 SAC: 1 3B: 0 DP: 0 HR: 1 HBP: 0	WP: 0 PA: 41 PB: 0 SB: 0 CS: 0		
PITCHER	IP WLS BF H R ER SO BB IBB HBP BLK WP HR S P ERA WHIP											PITCHER	IP WLS BF H R ER SO BB IBB HBP BLK WP HR S P ERA WHIP
Johnny Antonelli, L (1, 1) ERA: 2.9	2.2 15 5 4 4 1 2 0 0 0 0 1 15 23 13.50 2.625												
Stu Miller, R (3, 1) ERA: 2.95	6.1 26 7 1 1 4 0 0 0 0 0 0 34 34 1.42 1.105												

Chicago Cubs @ San Francisco Giants
Seals Stadium, San Francisco, CA
Thu Sep 03 1959, 6:33 AM EDT
Att: 15,424 - Unknown

livebaseballscorecards.com

AB	38
R	5
H	12
RBI	5
BB	2
SO	5
LOB	15



Batter	1	2	3	4	5	6	7	8	9	AB R H RBI BB SO LOB	TOP																						
Tony Taylor, R (1, 4) OBP: 0.336, SLG: 0.406	0-3 K		0-0 5-3		0-0 5-3		0-0 F8			4 0 0 0 0 1 2																							
George Altman, L (1, 8) OBP: 0.324, SLG: 0.385	0-0 F8		0-0 F3		4-0 BB		0-0 F6			3 0 0 0 1 0 1																							
Jim Marshall, L (1, 3) OBP: 0.333, SLG: 0.421	0-0 G3			0-0 G4-6-3 1B	0-0 4-3		0-3 K			4 0 1 0 0 1 2																							
14 Ernie Banks, R (1, 6) OBP: 0.368, SLG: 0.589		4-0 1B BB		0-3 K		0-0 F9		0-3 K		3 0 0 0 1 2 1																							
Walt Moryn, L (1, 9) OBP: 0.318, SLG: 0.372		0-3 K		0-0 G4-6-3 1-2f		4-0 BB 1B BB		0-3 K		3 0 0 0 1 2 2																							
Lee Walls, R (8, 9) OBP: 0.333, SLG: 0.382										0 0 0 0 0 0 0																							
Irv Noren, L (1, 7) OBP: 0.400, SLG: 0.473		0-0 FC4-6 1-3 1B			0-0 E5 E 1B 2B		0-0 F9		0-0 F9	4 1 1 0 0 0 1																							
Bobby Thomson, R (8, 7) OBP: 0.310, SLG: 0.400										0 0 0 0 0 0 0																							
Sammy Taylor, L (1, 2) OBP: 0.316, SLG: 0.384		0-0 FC4-6 1-2f			0-0 E5 1-3 1B 2B		0-0 BB 1-2 1B		0-0 F7	4 1 2 0 0 0 1																							
Alvin Dark, R (1, 5) OBP: 0.324, SLG: 0.367			4-0 SH1-4 BB		0-0 2B		4-0 1-2 2-3 BB		0-3 K	2 0 1 2 2 1 0																							
Glen Hobbie, R (1, 1) OBP: 0.154, SLG: 0.143			0-0 SH1-4 1-2		0-0 F9		0-0 F5		0-0 F8	3 0 0 0 0 0 4																							
Inning Stats	R: 0 E: 0 K: 1 S: 5	H: 0 LOB: 0 BB: 0 P: 5	R: 0 E: 0 K: 1 S: 5	H: 1 LOB: 1 BB: 1 P: 9	R: 0 E: 0 K: 0 S: 3	H: 0 LOB: 1 BB: 1 P: 7	R: 0 E: 0 K: 1 S: 5	H: 1 LOB: 0 BB: 0 P: 5	R: 2 E: 2 K: 0 S: 6	H: 2 LOB: 2 BB: 1 P: 10	R: 0 E: 0 K: 0 S: 4	H: 1 LOB: 3 BB: 2 P: 12	R: 0 E: 0 K: 1 S: 5	H: 0 LOB: 0 BB: 0 P: 5	R: 0 E: 0 K: 2 S: 7	H: 0 LOB: 0 BB: 0 P: 7	R: 0 E: 0 K: 1 S: 5	H: 0 LOB: 0 BB: 0 P: 5	1B: 4 2B: 1 3B: 0 HR: 0	SF: 0 SAC: 1 DP: 1 HBP: 0	WP: 0 PA: 36 PB: 0 SB: 0 CS: 0												
PITCHER Jack Sanford, R (1, 1) ERA: 3.17 Sam Jones, R (8, 1) ERA: 2.97	IP 7.0	WLS L	BF 30	H 5	R 2	ER 0	SO 4	BB 5	IBB 0	HBP 0	BLK 0	WP 0	HR 0	S 33	P 53	ERA 0.00	WHIP 1.429																
											PITCHER	IP	WLS	BF	H	R	ER	SO	BB	IBB	HBP	BLK	WP	HR	S	P	ERA	WHIP					

Chicago Cubs @ San Francisco Giants
 Seals Stadium, San Francisco, CA
 Fri Sep 04 1959, 10:05 PM EDT
 Att. 22,850 - Unknown

livebaseballscorecards.com

AB	30
R	2
H	5
RBI	2
BB	5
SO	7
LOB	14



BOTTOM

Chicago Cubs @ San Francisco Giants
Seals Stadium, San Francisco , CA

livebaseballscorecards.com

AB	31
R	1
H	7
RBI	1
BB	4
SO	2
LOB	16



WP: 0	PA: 37
PB: 0	
SB: 1	
CS: 1	

Fri Sep 04 1959, 10:05 PM EDT
Att. 22,850 - Unknown

AB R H RBI BB SO LOB

3 0 0 0 1 0 3

4 0 1 0 0 0 2

4 1 1 0 0 1 2

4 0 3 1 0 0 0

4 0 0 0 0 0 3

3 0 1 0 1 0 1

3 0 0 0 0 0 2

2 0 0 0 0 0 0

1 0 0 0 0 1 1

0 0 0 0 0 0 0

1 0 0 0 0 0 0

1 0 0 0 0 0 2

1B: 6 SF: 0

2B: 0 SAC: 1

3B: 1 DP: 1

HR: 0 HBP: 0

Batter	1	2	3	4	5	6	7	8	9
Jackie Brandt, R OBP: 0.325, SLG: 0.416 (1, 5) X	0-0 F8 ①		0-0 F4 ①		4-0 BB		0-0 F7 ③		
Willie Mays, R OBP: 0.363, SLG: 0.543 (1, 8) X	0-0 5-3 ②		0-0 F9 ②		0-0 F8 ③			0-0 G4-6-3 1B	
Willie McCovey, L OBP: 0.437, SLG: 0.730 (1, 3) X	0-0 E 3B		0-0 F9 ③			0-3 K ①		0-0 G4-6-3 1-2f ① ②	
Orlando Cepeda, R OBP: 0.358, SLG: 0.542 (1, 7) X	0-0 E1 1B			0-0 3-1 S 1B		0-0 CS 1B		0-0 4-3 ③	
Willie Kirkland, L OBP: 0.327, SLG: 0.477 (1, 9) X	0-0 F3 ③			0-0 F7 ①		0-0 F7 ②			0-0 3-1 ①
Daryl Spencer, R OBP: 0.331, SLG: 0.384 (1, 4) X		0-0 G3 ①		0-0 3-1 ②		0-0 CS 1-2 ③	4-0 SH1-4 BB		0-0 1B 1B
Hobie Landrith, L OBP: 0.339, SLG: 0.326 (1, 2) X		0-0 F7 ②		0-0 F8 ③			0-0 SH1-4 1-2 ①		0-0 F4 ②
Eddie Bressoud, R OBP: 0.308, SLG: 0.409 (1, 6) X		0-0 F6 ③			0-0 F7 ①		0-3 K ②		0-0 1B
Leon Wagner, L OBP: 0.366, SLG: 0.427 (7, PH)									1-2 1B
Sam Jones, R OBP: 0.141, SLG: 0.122 (8, 1)									
Felipe Alou, R OBP: 0.327, SLG: 0.483 (9, PH)									
Jack Sanford, R OBP: 0.200, SLG: 0.111 (1, 1)									0-0 6-3 ③
Dusty Rhodes, L OBP: 0.326, SLG: 0.289 (7, PH)									
Jose Pagan, R OBP: 0.231, SLG: 0.231 (7, PR)									
Jim Davenport, R OBP: 0.294, SLG: 0.334 (9, PH)									

Inning Stats	R: 1 H: 2 E: 1 LOB: 1 K: 0 BB: 0 S: 5 P: 5	R: 0 H: 0 E: 0 LOB: 0 K: 0 BB: 0 S: 3 P: 3	R: 0 H: 0 E: 0 LOB: 1 K: 0 BB: 1 S: 3 P: 7	R: 0 H: 1 E: 0 LOB: 1 K: 0 BB: 0 S: 4 P: 4	R: 0 H: 0 E: 0 LOB: 1 K: 0 BB: 1 S: 3 P: 7	R: 0 H: 1 E: 0 LOB: 0 K: 1 BB: 0 S: 5 P: 5	R: 0 H: 0 E: 0 LOB: 2 K: 1 BB: 2 S: 5 P: 13	R: 0 H: 1 E: 0 LOB: 0 K: 0 BB: 0 S: 3 P: 3	R: 0 H: 2 E: 0 LOB: 2 K: 0 BB: 0 S: 5 P: 5
--------------	---	---	---	---	---	---	--	---	---

PITCHER Glen Hobbie, R ERA: 3.86 (1, 1)	IP 9.0 WLS W BF 36 H 7 R 1 ER 1 SO 2 BB 4 IBB 0 HBP 0 BLK 0 WP 0 HR 0 S 36 P 52 ERA 1.00 WHIP 1.222	PITCHER	IP WLS BF H R ER SO BB IBB HBP BLK WP HR S P ERA WHIP
--	---	---------	---

Batter	1	2	3	4	5	6	7	8	9	AB R H RBI BB SO LOB	TOP
Don Blasingame, L (1, 4) <small>OBP: 0.359, SLG: 0.360</small>	4-0 		0-0 G3	0-0 F8			0-0 FC3-6 1B		0-0 4-3	4 0 1 0 1 0 3	St. Louis Cardinals @ San Francisco Giants Seals Stadium, San Francisco, CA Sat Sep 05 1959, 6:33 AM EDT Att: 20,829 - Unknown
Alex Grammas, R (1, 6) <small>OBP: 0.334, SLG: 0.336</small> Dick Gray, R (9, PH) <small>OBP: 0.303, SLG: 0.320</small>	0-0 F5		0-0 6-3		0-0 F9		0-0 F7	0-0 6-3	4 0 0 0 0 0 2 1 0 0 0 0 0 0		
Joe Cunningham, L (1, 7) <small>OBP: 0.449, SLG: 0.489</small> (8, 9)	0-3 K		0-0 		0-0 F3		0-0 FC3-6 1-2f		4 0 1 0 0 1 2		
Ken Boyer, R (1, 5) <small>OBP: 0.393, SLG: 0.525</small>	0-0 1-2 1B		0-0 F9		0-0 F8		0-0 F8		4 0 1 0 0 0 2		
Bill White, L (1, 3) <small>OBP: 0.349, SLG: 0.480</small>	0-0 4-3			0-0 		0-0 4-3		0-3 K	4 0 1 0 0 1 2		
Gino Cimoli, R (1, 9) <small>OBP: 0.330, SLG: 0.436</small> (8, 8)		0-0 5-3		4-0 1-2 1B BB		0-0 5-3 1B		0-0 	3 1 2 0 1 0 0		
Curt Flood, R (1, 8) <small>OBP: 0.324, SLG: 0.430</small> Gene Oliver, R (8, PH) <small>OBP: 0.264, SLG: 0.403</small> (8, 7)		0-0 F7		0-0 1-3 1B		0-0 5-3 1-2		0-0 F5	3 0 1 0 0 0 1 1 0 0 0 0 0 1		
Hal Smith, R (1, 2) <small>OBP: 0.292, SLG: 0.390</small>		0-0 		4-0 		0-0 2-H 1B		0-0 F8	3 1 2 2 1 0 1		
Vinegar Bend Mizell, R (1, 1) <small>OBP: 0.203, SLG: 0.222</small> Stan Musial, L (9, PH) <small>OBP: 0.363, SLG: 0.421</small>		0-3 K		0-3 K		0-0 F8		0-0 6-3	3 0 0 0 0 2 4 1 0 0 0 0 0 0		
Inning Stats	R: 0 H: 1 E: 0 LOB: 2 K: 1 BB: 1 S: 6 P: 10	R: 1 H: 1 E: 0 LOB: 0 K: 1 BB: 0 S: 6 P: 6	R: 0 H: 1 E: 0 LOB: 1 K: 0 BB: 0 S: 4 P: 4	R: 0 H: 2 E: 0 LOB: 3 K: 1 BB: 2 S: 6 P: 14	R: 0 H: 0 E: 0 LOB: 0 K: 0 BB: 0 S: 3 P: 3	R: 1 H: 2 E: 0 LOB: 1 K: 0 BB: 0 S: 5 P: 5	R: 0 H: 1 E: 0 LOB: 1 K: 0 BB: 0 S: 4 P: 4	R: 0 H: 1 E: 0 LOB: 1 K: 1 BB: 0 S: 6 P: 6	R: 0 H: 0 E: 0 LOB: 0 K: 0 BB: 0 S: 3 P: 3	1B: 7 SF: 0 2B: 0 SAC: 0 3B: 1 DP: 0 HR: 1 HBP: 0	WP: 0 PA: 38 PB: 0 SB: 0 CS: 1
PITCHER Johnny Antonelli, L (1, 1) <small>ERA: 2.87</small>	IP WLS BF H R ER SO BB IBB HBP BLK WP HR S P ERA WHIP 9.0 W 38 9 2 2 4 2 1 0 0 0 1 43 55 2.00 1.222										

livebaseballscorecards.com

AB	35
R	2
H	9
RBI	2
BB	3
SO	4
LOB	18



Batter	1	2	3	4	5	6	7	8	9	AB	R	H	RBI	BB	SO	LOB
Jose Pagan, R OBP: 0.176, SLG: 0.176 (1, 5)	F8		F9			6-3		6-3		4	0	0	0	0	0	0
Willie McCovey, L OBP: 0.432, SLG: 0.738 (1, 3)	4-3		G3			HR		K		4	1	1	1	0	1	0
Willie Mays, R OBP: 0.365, SLG: 0.548 (1, 8)	HR			H	1-0	G5-4-3 HBP		5-3		2	1	1	1	0	0	0
Felipe Alou, R OBP: 0.328, SLG: 0.481 (1, 9)	4-3			X	0-0	G5-4-3 1-2*		1B		3	0	1	0	0	0	1
Jackie Brandt, R OBP: 0.325, SLG: 0.417 (1, 7)		X	F2		X	2B		F4		3	0	1	0	0	0	1
Daryl Spencer, R OBP: 0.331, SLG: 0.383 (1, 4)		X	F8		B	BB		F8		2	0	0	0	1	0	0
Eddie Bressoud, R OBP: 0.308, SLG: 0.420 (1, 6)		X	HR		X	PO 1-2		F6		3	1	1	1	0	0	0
Jim Hegan, R OBP: 0.231, SLG: 0.222 (1, 2)		S	K		X			4-3		3	0	0	0	0	1	0
Johnny Antonelli, L OBP: 0.165, SLG: 0.232 (1, 1)			F2		X			F4		3	0	0	0	0	0	0
Inning Stats	R: 1 E: 0 K: 0 S: 4	H: 1 LOB: 0 BB: 0 P: 4	R: 1 E: 0 K: 1 S: 6	H: 1 LOB: 0 BB: 0 P: 6	R: 0 E: 0 K: 0 S: 3	H: 0 LOB: 0 BB: 0 P: 3	R: 0 E: 0 K: 0 S: 2	H: 1 LOB: 1 BB: 1 P: 7	R: 0 E: 0 K: 0 S: 3	H: 0 LOB: 0 BB: 0 P: 3	R: 1 E: 0 K: 0 S: 5	H: 2 LOB: 1 BB: 0 P: 5	R: 0 E: 0 K: 0 S: 3	H: 0 LOB: 0 BB: 0 P: 3	R: 0 E: 0 K: 1 S: 5	H: 0 LOB: 0 BB: 0 P: 5

BOTTOM

St. Louis Cardinals @ San Francisco Giants
Seals Stadium, San Francisco, CA
 Sat Sep 05 1959, 6:33 AM EDT
 Att. 20,829 - Unknown

livebaseballscorecards.com

AB	27
R	3
H	5
RBI	3
BB	1
SO	2
LOB	2



PITCHER	IP	WLS	BF	H	R	ER	SO	BB	IBB	HBP	BLK	WP	HR	S	P	ERA	WHIP
Vinegar Bend Mizell, L ERA: 4.28 (1, 1)	8.0	L	29	5	3	3	2	1	0	1	0	0	3	31	36	3.38	0.750

WP: 0	PA: 30
PB: 0	
SB: 0	
CS: 0	

Batter	1	2	3	4	5	6	7	8	9	AB R H RBI BB SO LOB	TOP							
Don Blasingame, L (1, 4) OBP: 0.360, SLG: 0.361	0-0 F9			0-0 F7		0-0 FC6-4 1B		0-0 E7 SH1-4 1B		4 1 2 0 0 0 0	St. Louis Cardinals @ San Francisco Giants Seals Stadium, San Francisco, CA Sun Sep 06 1959, 6:33 AM EDT Att: 22,893 - Unknown livebaseballscorecards.com							
Alex Grammas, R (1, 6) OBP: 0.331, SLG: 0.333	0-0 F7			0-0 F3		0-0 FC6-4 1-2f		0-0 SH1-4		3 0 0 1 0 0 1								
Joe Cunningham, L (1, 7) OBP: 0.447, SLG: 0.485	0-3 K			0-0 6-3			4-0 SH3-4 1B BB	0-0 F7		3 0 0 0 1 1 0								
Ken Boyer, R (1, 5) OBP: 0.392, SLG: 0.523		0-0 F8			0-3 K		0-0 SH3-4 1-2 1B		0-0 6-3	4 0 1 0 0 1 0								
Bill White, L (1, 3) OBP: 0.347, SLG: 0.477		0-0 F6			0-0 G3		0-0 SH3-4		0-0 F8	3 0 0 0 0 0 0								
Gino Cimoli, R (1, 9) OBP: 0.331, SLG: 0.436		0-0 6-3			0-0 1B		4-0 IBB		0-0 F3	3 0 1 0 1 0 0								
Curt Flood, R (1, 8) OBP: 0.319, SLG: 0.423			0-0 5-3		0-0 F8		0-0 F8			3 0 0 0 0 0 4								
Hal Smith, R (1, 2) OBP: 0.290, SLG: 0.387			0-0 F8			0-0 F9	0-3 K			3 0 0 0 0 1 3								
Larry Jackson, R (1, 1) OBP: 0.115, SLG: 0.117			0-0 5-3			0-3 K		0-0 F8		3 0 0 0 0 1 0								
Inning Stats	R: 0 E: 0 K: 1 S: 5	H: 0 LOB: 0 BB: 0 P: 5	R: 0 E: 0 K: 0 S: 3	H: 0 LOB: 0 BB: 0 P: 3	R: 0 E: 0 K: 0 S: 3	H: 0 LOB: 0 BB: 0 P: 3	R: 0 E: 0 K: 1 S: 6	H: 1 LOB: 1 BB: 0 P: 6	R: 0 E: 0 K: 1 S: 6	H: 1 LOB: 3 BB: 2 P: 14	R: 1 E: 1 K: 0 S: 4	H: 1 LOB: 0 BB: 0 P: 4	R: 0 E: 0 K: 0 S: 3	H: 0 LOB: 0 BB: 0 P: 3	1B: 4 2B: 0 3B: 0 HR: 0	SF: 0 SAC: 2 DP: 0 HBP: 0	WP: 0 PB: 0 SB: 0 CS: 0	PA: 33
PITCHER	IP WLS BF H R ER SO BB IBB HBP BLK WP HR S P ERA WHIP																	
Mike McCormick, L (1, 1) ERA: 4.07	8.0 L 30 4 1 0 4 1 1 0 0 0 0 0 36 44 0.00 0.625																	
Stu Miller, R (9, 1) ERA: 2.94	1.0 3 0 0 0 0 0 0 0 0 0 0 0 3 3 0.00 0.000																	



Batter	1	2	3	4	5	6	7	8	9	AB	R	H	RBI	BB	SO	LOB
Jose Pagan, R (1, 5) OBP: 0.150, SLG: 0.150 Dusty Rhodes, L (8, PH) OBP: 0.318, SLG: 0.282 Stu Miller, R (9, 1) OBP: 0.087, SLG: 0.045	0-0 F2 		0-0 FC6-4 			0-3 K 		0-0 F7 		3	0	0	0	0	1	1
Willie Mays, R (1, 8) OBP: 0.363, SLG: 0.544	0-0 F5 			0-0 F8 			0-0 F9 		0-0 1-3 	4	0	0	0	0	0	0
Willie McCovey, L (1, 3) OBP: 0.427, SLG: 0.723 Felipe Alou, R (9, PR) OBP: 0.328, SLG: 0.481	0-3 K 			0-3 K 			0-0 3-1 		0-0 1-3 	4	0	1	0	0	2	0
Orlando Cepeda, R (1, 7) OBP: 0.357, SLG: 0.540		0-3 K 		0-0 5-3 			0-0 		0-0 1-3 	4	0	1	0	0	1	1
Willie Kirkland, L (1, 9) OBP: 0.324, SLG: 0.473		0-0 4-3 			0-3 K 		0-0 4-3 		0-0 F9 	4	0	0	0	0	1	3
Daryl Spencer, R (1, 4) OBP: 0.329, SLG: 0.380		0-0 6-3 			0-0 6-3 			0-0 F8 		3	0	0	0	0	0	0
Hobie Landrith, L (1, 2) OBP: 0.339, SLG: 0.326			0-0 		0-0 6-3 			0-0 4-3 		3	0	1	0	0	0	0
Eddie Bressoud, R (1, 6) OBP: 0.309, SLG: 0.419			0-0 FC5-4 			0-0 6-3 		0-0 		3	0	1	0	0	0	1
Mike McCormick, L (1, 1) OBP: 0.150, SLG: 0.125 Leon Wagner, L (8, PH) OBP: 0.370, SLG: 0.432 Danny O'Connell, R (9, 5) OBP: 0.261, SLG: 0.273			0-0 F4 			0-3 K 		0-0 		2	0	0	0	0	1	1

Inning Stats	R: 0	H: 0	R: 0	H: 0	R: 0	H: 0	R: 0	H: 0	R: 0	H: 0	R: 0	H: 2	R: 0	H: 1	1B: 5	SF: 0
	E: 0	LOB: 0	E: 0	LOB: 0	E: 0	LOB: 0	E: 0	LOB: 0	E: 0	LOB: 0	E: 0	LOB: 2	E: 0	LOB: 2	2B: 0	SAC: 0
	K: 1	BB: 0	K: 1	BB: 0	K: 1	BB: 0	K: 1	BB: 0	K: 0	BB: 0	K: 0	BB: 0	K: 0	BB: 0	3B: 0	DP: 0
	S: 5	P: 5	S: 5	P: 5	S: 4	P: 4	S: 5	P: 5	S: 7	P: 7	S: 4	P: 4	S: 5	P: 5	HR: 0	HBP: 0

PITCHER	IP	WLS	BF	H	R	ER	SO	BB	IBB	HBP	BLK	WP	HR	S	P	ERA	WHIP
Larry Jackson, R (1, 1) ERA: 3.14	9.0	W	32	5	0	0	6	0	0	0	0	0	0	44	44	0.00	0.556

BOTTOM

St. Louis Cardinals @ San Francisco Giants
Seals Stadium, San Francisco, CA

Sun Sep 06 1959, 6:33 AM EDT
 Att. 22,893 - Unknown

AB	32
R	0
H	5
RBI	0
BB	0
SO	6
LOB	9

WP: 0 PA: 32
 PB: 0
 SB: 1
 CS: 0

livebaseballscorecards.com

Batter	1	2	3	4	5	6	7	8	9	AB R H RBI BB SO LOB	TOP
Don Blasingame, L (1, 4) <small>OBP: 0.361, SLG: 0.360</small>	4-0 		4-0 		0-0 		0-0 			2 1 0 0 2 0 1	
Joe Cunningham, L (1, 9) <small>OBP: 0.447, SLG: 0.484</small>	0-0 		4-0 		0-0 			0-0 		3 0 1 0 1 0 0	
Bill White, L (1, 7) <small>OBP: 0.344, SLG: 0.473</small>	0-0 		0-0 		0-3 			0-3 		4 0 0 1 0 2 2	
Ken Boyer, R (1, 5) <small>OBP: 0.391, SLG: 0.521</small>	0-0 			0-3 		0-0 		0-0 		4 0 1 0 0 1 1	
Stan Musial, L (1, 3) <small>OBP: 0.359, SLG: 0.416</small>	0-0 	0-0 		0-0 		0-3 		0-0 		4 0 0 0 0 1 1	
Curt Flood, R (1, 8) <small>OBP: 0.323, SLG: 0.447</small>			0-3 		0-0 		0-0 		0-0 	4 1 2 1 0 1 0	
Alex Grammas, R (1, 6) <small>OBP: 0.334, SLG: 0.340</small> Wally Shannon, L (9, PH) <small>OBP: 0.324, SLG: 0.382</small>			0-0 		0-0 		0-0 		0-3 	3 0 2 0 0 0 1 1 0 0 0 0 1 0	AB 31 R 2 H 7 RBI 2 BB 4 SO 9 LOB 10
Hal Smith, R (1, 2) <small>OBP: 0.292, SLG: 0.388</small> George Crowe, L (9, PH) <small>OBP: 0.340, SLG: 0.619</small>		0-0 		0-0 		0-0 	4-0 		0-3 	2 0 1 0 1 0 1 1 0 0 0 0 1 0	
Bob Gibson, R (1, 1) <small>OBP: 0.050, SLG: 0.100</small> Lindy McDaniel, R (6, 1) <small>OBP: 0.125, SLG: 0.034</small>			0-0 	0-3 		0-3 				2 0 0 0 0 1 2 1 0 0 0 0 1 1	
Inning Stats	R: 1 H: 1 E: 2 LOB: 0 K: 0 BB: 1 S: 3 P: 7	R: 0 H: 1 E: 0 LOB: 1 K: 1 BB: 0 S: 6 P: 6	R: 0 H: 0 E: 0 LOB: 1 K: 0 BB: 2 S: 2 P: 10	R: 1 H: 3 E: 0 LOB: 2 K: 2 BB: 0 S: 10 P: 10	R: 0 H: 0 E: 0 LOB: 0 K: 1 BB: 0 S: 5 P: 5	R: 0 H: 1 E: 0 LOB: 1 K: 1 BB: 0 S: 6 P: 6	R: 0 H: 0 E: 0 LOB: 0 K: 1 BB: 1 S: 4 P: 8	R: 0 H: 1 E: 0 LOB: 1 K: 1 BB: 0 S: 6 P: 6	R: 0 H: 0 E: 0 LOB: 0 K: 2 BB: 0 S: 7 P: 7	1B: 4 SF: 0 2B: 2 SAC: 0 3B: 0 DP: 1 HR: 1 HBP: 0	WP: 0 PA: 36 PB: 0 SB: 0 CS: 1
PITCHER Sam Jones, R (1, 1) <small>ERA: 2.89</small>	IP 9.0 WLS W BF 35 H 7 R 2 ER 1 SO 9 BB 4 IBB 0 HBP 0 BLK 0 WP 0 HR 1 S 49 P 65 ERA 1.00 WHIP 1.222							PITCHER IP WLS BF H R ER SO BB IBB HBP BLK WP HR S P ERA WHIP			

St. Louis Cardinals @ San Francisco Giants
 Seals Stadium, San Francisco, CA
 Mon Sep 07 1959, 6:33 AM EDT
 Att: 22,815 - Unknown

livebaseballscorecards.com



Batter	1	2	3	4	5	6	7	8	9	AB	R	H	RBI	BB	SO	LOB
Danny O'Connell, R (1, 5) OBP: 0.271, SLG: 0.267 Dusty Rhodes, L (4, PH) OBP: 0.311, SLG: 0.275 Jose Pagan, R (5, 5) OBP: 0.136, SLG: 0.136	4-0 FC6-4 BB		0-0 5-3	0-3 K		0-0 FC5-6 1B	0-0 FC6-4			1	0	0	0	1	0	0
Willie Mays, R (1, 8) OBP: 0.361, SLG: 0.540	0-3 K		4-0 BB		0-0 6-3	0-0 F2		0-0 5-3		4	0	0	0	1	1	2
Willie McCovey, L (1, 3) OBP: 0.426, SLG: 0.709 Jackie Brandt, R (8, PR) OBP: 0.325, SLG: 0.417 (9, 7)	0-0 FC6-4 FC4-6 1-2f		0-0 G3		0-3 K	0-0 WP 1B 1-3		4-0 CS BB		4	0	1	0	1	1	2
Orlando Cepeda, R (1, 7) OBP: 0.359, SLG: 0.541 (9, 3)	0-0 FC4-6 1-2f			0-0 1B 1B	0-0 1B	0-0 WP 1-2		0-0 F4		5	1	3	1	0	0	2
Willie Kirkland, L (1, 9) OBP: 0.326, SLG: 0.473		0-0 F8		0-0 WP 1B FC1-2 1-3	0-0 BB 1B	0-3 K 1-2 2-3		0-0 CS 1-2		4	0	2	0	0	1	2
Daryl Spencer, R (1, 4) OBP: 0.332, SLG: 0.381		4-0 S BB		0-0 FC1-2 WP 1-2 3-H	4-0 BB		0-0 6-3			2	0	1	1	2	0	0
Hobie Landrith, L (1, 2) OBP: 0.337, SLG: 0.324 Leon Wagner, L (5, PH) OBP: 0.367, SLG: 0.429 Jim Hegan, R (6, 2) OBP: 0.228, SLG: 0.219		0-3 K		0-3 K		0-0 F7		0-0 F5		2	0	0	0	0	2	3
Eddie Bressoud, R (1, 6) OBP: 0.315, SLG: 0.426		0-0 F9		4-0 FC1-2 IBB		0-0 SH E 1B		0-0 1B 2B		3	2	2	0	1	0	1
Sam Jones, R (1, 1) OBP: 0.148, SLG: 0.130			0-0 1-3	0-0 FC1-2 1-2 2-3 3-H		0-0 SH FC5-6		0-0 FC6-4 1B		3	0	1	1	0	0	3

Inning Stats	R: 0	H: 0	E: 0	K: 1	S: 5	LOB: 1	BB: 1	P: 9	R: 0	H: 0	E: 0	K: 1	S: 5	LOB: 1	BB: 1	P: 9	R: 0	H: 0	E: 0	K: 0	S: 3	LOB: 1	BB: 1	P: 7	R: 1	H: 3	E: 0	K: 2	S: 10	LOB: 3	BB: 1	P: 14	R: 0	H: 2	E: 0	K: 1	S: 7	LOB: 3	BB: 1	P: 11	R: 2	H: 3	E: 1	K: 1	S: 9	LOB: 2	BB: 0	P: 9	R: 1	H: 2	E: 0	K: 0	S: 5	LOB: 1	BB: 0	P: 5	R: 0	H: 0	E: 0	K: 0	S: 2	LOB: 1	BB: 1	P: 6
PITCHER	IP	WLS	BF	H	R	ER	SO	BB	IBB	HBP	BLK	WP	HR	S	P	ERA	WHIP																																															
Bob Gibson, R (1, 1) ERA: 3.48	5.2	L	31	8	3	3	5	4	1	0	0	1	0	36	56	4.76	2.118																																															
Lindy McDaniel, R (6, 1) ERA: 3.42	2.1		9	2	1	1	1	1	0	0	0	1	0	10	14	3.86	1.286																																															

BOTTOM

St. Louis Cardinals @ San Francisco Giants
Seals Stadium, San Francisco, CA

Mon Sep 07 1959, 6:33 AM EDT
Att. 22,815 - Unknown

livebaseballscorecards.com

AB	33
R	4
H	10
RBI	3
BB	6
SO	6
LOB	23

GIANTS

WP: 2	PA: 41
PB: 0	
SB: 1	
CS: 1	

Batter	1	2	3	4	5	6	7	8	9	AB R H RBI BB SO LOB	TOP			
Bob Skinner, L (1, 7) OBP: 0.354, SLG: 0.394	0-0 F9			0-0 G6-4-3 1B		0-3 K		0-0 1-2 2-H G6-4-3 1B		4 0 2 1 0 1 0	Pittsburgh Pirates @ San Francisco Giants Seals Stadium, San Francisco, CA Wed Sep 09 1959, 6:33 AM EDT Att. 22,768 - Unknown			
Dick Groat, R (1, 6) OBP: 0.307, SLG: 0.357	0-0 5-3			0-0 G6-4-3 1-2f		0-0 F2		0-0 F9		4 0 0 0 0 0 3				
Roberto Clemente, R (1, 9) OBP: 0.316, SLG: 0.392	0-0 F9			0-0 1B 1B		0-3 K		0-0 G6-4-3 1-2f		4 1 1 0 0 1 2				
Dick Stuart, R (1, 3) OBP: 0.381, SLG: 0.565		0-0 6-3		0-0 1B 1B		1-0 HBP		0-0 5-3		3 0 1 0 0 0 0				
Smoky Burgess, L (1, 2) OBP: 0.354, SLG: 0.501		0-0 4-3		0-0 FC6-4 1B		0-0 G4-6-3 1-2f		0-0 4-3		4 0 1 1 0 0 1				
Don Hoak, R (1, 5) OBP: 0.374, SLG: 0.408		0-3 K		0-0 FC6-4 1-2f		0-0 1B		0-0 F4		4 0 1 0 0 1 2				
Bill Mazeroski, R (1, 4) OBP: 0.289, SLG: 0.338			0-0 6-3		0-0 5-3		0-0 F9			3 0 0 0 0 0 1				
Bill Virdon, L (1, 8) OBP: 0.319, SLG: 0.332			0-0 F8		0-0 F8		4-0 BB BB BB 1B BB			2 1 0 0 1 0 0				
Harvey Haddix, L (1, 1) OBP: 0.188, SLG: 0.208			0-0 F5		0-0 6-3		0-0 1B 1B			2 0 0 0 0 0 0				
Bob Porterfield, R (7, 1)										0 0 0 0 0 0 0				
Bennie Daniels, L (7, 1) OBP: 0.412, SLG: 0.552										0 0 0 0 0 0 0				
Rocky Nelson, L (8, PH) OBP: 0.376, SLG: 0.455										1 0 1 0 0 0 0				
Don Gross, L (8, 1)										0 0 0 0 0 0 0				
Inning Stats	R: 0 H: 0 E: 0 LOB: 0 K: 0 BB: 0 S: 3 P: 3	R: 0 H: 0 E: 0 LOB: 0 K: 1 BB: 0 S: 5 P: 5	R: 0 H: 0 E: 0 LOB: 0 K: 0 BB: 0 S: 3 P: 3	R: 1 H: 4 E: 0 LOB: 2 K: 0 BB: 0 S: 6 P: 6	R: 0 H: 0 E: 0 LOB: 0 K: 0 BB: 0 S: 3 P: 3	R: 0 H: 0 E: 0 LOB: 0 K: 2 BB: 0 S: 7 P: 7	R: 0 H: 1 E: 0 LOB: 1 K: 0 BB: 0 S: 3 P: 4	R: 1 H: 2 E: 0 LOB: 1 K: 0 BB: 1 S: 4 P: 8	R: 0 H: 0 E: 0 LOB: 0 K: 0 BB: 0 S: 3 P: 3	1B: 7 SF: 0 2B: 0 SAC: 0 3B: 0 DP: 3 HR: 0 HBP: 1	WP: 0 PA: 33 PB: 0 SB: 0 CS: 0			
PITCHER	Jack Sanford, R (1, 1) ERA: 3.15	Stu Miller, R (8, 1) ERA: 2.9											PITCHER	IP WLS BF H R ER SO BB IBB HBP BLK WP HR S P ERA WHIP

AB	31
R	2
H	7
RBI	2
BB	1
SO	3
LOB	9



Batter	1	2	3	4	5	6	7	8	9	AB	R	H	RBI	BB	SO	LOB
Danny O'Connell, R OBP: 0.269, SLG: 0.286 (1, 5)	0-0 1-3	0-0 FC6-4			0-0 SH3-4		0-0 HBP BB 2B	0-0 5-3		4	1	1	0	0	0	1
Willie Mays, R OBP: 0.364, SLG: 0.545 (1, 8)	0-0 F9		0-0 HR		4-0 BB FC6-4 IBB		4-0 BB HBP BB BB			2	3	1	1	2	0	0
Willie McCovey, L OBP: 0.441, SLG: 0.711 Jackie Brandt, R OBP: 0.325, SLG: 0.417 (1, 3) (7, PR) (8, 7)	4-0 1B BB		0-0 F8-4-3 1B		4-0 1-2 2-3 BB FC6-4		1-0 BB BB FC5-2 HBP			1	1	1	0	2	0	0
Orlando Cepeda, R OBP: 0.360, SLG: 0.540 (1, 7) (8, 3)	0-0 1B 1-3 1B		0-0 F8-4-3		0-0 FC6-4 S E		4-0 FC5-2 BB 1-2 2-3 3-H BB			3	1	1	3	1	0	2
Felipe Alou, R OBP: 0.328, SLG: 0.479 Willie Kirkland, L OBP: 0.327, SLG: 0.473 (1, 9) (7, PH) (8, 9)	0-0 FC5-4 1-2 3-H 1B		0-3 K CS		0-0 E4 1-H		4-0 FC5-2 BB 1-2 2-3 3-H BB			3	0	1	1	0	1	0
Daryl Spencer, R OBP: 0.330, SLG: 0.378 (1, 4)	0-0 FC5-4 1-2f		0-0 CS	0-0 F8	0-0 F7		0-0 FC5-2 G5-4-3 1-2 2-3 3-H			4	0	0	0	0	0	6
Eddie Bressoud, R OBP: 0.314, SLG: 0.424 (1, 6)		0-0 F8		0-0 F9		0-0 F8 1B	0-0 G5-4-3 1-2f			4	0	1	0	0	0	3
Jim Hegan, R OBP: 0.217, SLG: 0.208 (1, 2)		0-3 K		0-3 K		0-0 F8 1-2		0-3 K		4	0	0	0	0	3	1
Jack Sanford, R OBP: 0.219, SLG: 0.123 Stu Miller, R OBP: 0.085, SLG: 0.044 (1, 1) (8, 1)		1-0 FC6-4 HBP			0-0 BB SH3-4 FC6-4 1B			0-0 1-3		2	1	1	0	0	1	0
										1	0	0	0	0	0	0

Inning Stats	R: 1	H: 2	E: 0	K: 0	S: 5	LOB: 2	BB: 1	P: 9	R: 0	H: 0	E: 0	K: 1	S: 5	LOB: 1	BB: 0	P: 6	R: 1	H: 2	E: 0	K: 1	S: 6	LOB: 0	BB: 0	P: 6	R: 0	H: 0	E: 0	K: 1	S: 5	LOB: 0	BB: 0	P: 5	R: 3	H: 1	E: 1	K: 0	S: 5	LOB: 1	BB: 2	P: 13	R: 0	H: 1	E: 0	K: 1	S: 5	LOB: 0	BB: 0	P: 5	R: 2	H: 1	E: 0	K: 0	S: 3	LOB: 3	BB: 3	P: 16	R: 0	H: 0	E: 0	K: 1	S: 5	LOB: 0	BB: 0	P: 5
--------------	------	------	------	------	------	--------	-------	------	------	------	------	------	------	--------	-------	------	------	------	------	------	------	--------	-------	------	------	------	------	------	------	--------	-------	------	------	------	------	------	------	--------	-------	-------	------	------	------	------	------	--------	-------	------	------	------	------	------	------	--------	-------	-------	------	------	------	------	------	--------	-------	------

PITCHER	IP	WLS	BF	H	R	ER	SO	BB	IBB	HBP	BLK	WP	HR	S	P	ERA	WHIP
Harvey Haddix, L ERA: 3.17 (1, 1)	6.0	L	30	7	7	6	4	3	1	2	0	1	1	32	50	9.00	1.667
Bob Porterfield, R ERA: 5.48 (7, 1)	0.0		2	0	0	0	0	2	0	0	0	0	0	8		∞	∞
Bennie Daniels, R ERA: 5.4 (7, 1)	1.0		2	0	0	0	0	0	0	0	0	0	2	2	0.00	0.000	
Don Gross, L ERA: 3.68 (8, 1)	1.0		3	0	0	0	1	0	0	0	0	0	5	5	0.00	0.000	

BOTTOM

Pittsburgh Pirates @ San Francisco Giants
Seals Stadium, San Francisco, CA

Wed Sep 09 1959, 6:33 AM EDT
Att. 22,768 - Unknown

AB	28
R	7
H	7
RBI	6
BB	6
SO	5
LOB	13

livebaseballscorecards.com

GIANTS

WP: 1	PA: 38
PB: 0	
SB: 1	
CS: 1	

Batter	1	2	3	4	5	6	7	8	9	AB R H RBI BB SO LOB	TOP		
Bob Skinner, L (1, 7) <small>OBP: 0.354, SLG: 0.394</small> Rocky Nelson, L (9, 3) <small>OBP: 0.376, SLG: 0.455</small>	0-3 		0-0 		0-3 		0-0 	0-0 FC4-6 		5 1 2 1 0 2 3 0 0 0 0 0 0 0	Pittsburgh Pirates @ San Francisco Giants Seals Stadium, San Francisco, CA Thu Sep 10 1959, 6:33 AM EDT Att. 14,130 - Unknown livebaseballscorecards.com		
Dick Groat, R (1, 6) <small>OBP: 0.308, SLG: 0.357</small>	0-0 		0-0 SF8 		4-0 		0-0 E5 	0-0 		3 1 1 1 1 0 2			
Roberto Clemente, R (1, 9) <small>OBP: 0.317, SLG: 0.392</small>	0-0 		0-0 		0-0 1-3 		0-0 		5 0 2 2 0 0 3				
Dick Stuart, R (1, 3) <small>OBP: 0.376, SLG: 0.557</small> Bill Virdon, L (9, 8) <small>OBP: 0.319, SLG: 0.332</small>	0-3 			0-3 		0-3 	0-3 		5 0 0 0 0 4 2 0 0 0 0 0 0 0				
Roman Mejias, R (1, 8) <small>OBP: 0.311, SLG: 0.335</small> (9, 7)		0-0 6-3 		0-3 		0-0 	0-0 		5 0 2 0 0 1 0				
Don Hoak, R (1, 5) <small>OBP: 0.375, SLG: 0.409</small>		0-0 5-3 		0-0 		0-0 	4-0 		3 0 1 0 1 0 1				
Bill Mazeroski, R (1, 4) <small>OBP: 0.288, SLG: 0.336</small>		0-0 		0-0 		0-3 			3 0 0 0 1 0 4				
Hank Foiles, R (1, 2) <small>OBP: 0.270, SLG: 0.304</small>			0-0 6-3 		0-0 		0-0 	4-0 	3 1 1 0 1 0 0				
Vern Law, R (1, 1) <small>OBP: 0.209, SLG: 0.239</small>			4-0 		0-0 		0-0 	0-0 	2 2 1 0 1 0 2				
Inning Stats	R: 0 H: 1 E: 1 LOB: 1 K: 2 BB: 0 S: 8 P: 8	R: 0 H: 0 E: 0 LOB: 0 K: 0 BB: 0 S: 3 P: 3	R: 1 H: 1 E: 0 LOB: 1 K: 0 BB: 1 S: 4 P: 8	R: 0 H: 1 E: 0 LOB: 1 K: 2 BB: 0 S: 8 P: 8	R: 0 H: 1 E: 0 LOB: 2 K: 1 BB: 1 S: 6 P: 10	R: 0 H: 1 E: 0 LOB: 0 K: 1 BB: 0 S: 5 P: 5	R: 4 H: 5 E: 1 LOB: 3 K: 1 BB: 2 S: 10 P: 18	R: 0 H: 0 E: 0 LOB: 1 K: 0 BB: 1 S: 3 P: 7	R: 0 H: 0 E: 0 LOB: 0 K: 0 BB: 0 S: 3 P: 3	1B: 9 SF: 1 2B: 1 SAC: 1 3B: 0 DP: 0 HR: 0 HBP: 0		WP: 0 PA: 41 PB: 0 SB: 0 CS: 0	
PITCHER	IP WLS BF H R ER SO BB IBB HBP BLK WP HR S P ERA WHIP Johnny Antonelli, L (1, 1) <small>ERA: 2.97</small> Al Worthington, R (7, 1) <small>ERA: 3.72</small> Stu Miller, R (7, 1) <small>ERA: 2.89</small> Gordon Jones, R (8, 1) <small>ERA: 3.86</small>											PITCHER	IP WLS BF H R ER SO BB IBB HBP BLK WP HR S P ERA WHIP

AB	34
R	5
H	10
RBI	4
BB	5
SO	7
LOB	17



Batter	1	2	3	4	5	6	7	8	9	AB	R	H	RBI	BB	SO	LOB
Danny O'Connell, R (1, 5) OBP: 0.255, SLG: 0.269 Leon Wagner, L (7, PH) OBP: 0.365, SLG: 0.425 Gordon Jones, R (8, 1)	0-3 K	0-0 F7			0-0 F7		0-0 F9			3	0	0	0	0	1	2
Willie Mays, R (1, 8) OBP: 0.365, SLG: 0.557	0-0 HR		0-0 F8		0-0 HR		0-0 F8			4	2	2	2	0	0	0
Willie McCovey, L (1, 3) OBP: 0.449, SLG: 0.712	0-0 1B		0-0 F5		0-0 FC6-4 1B			0-0 1B		4	0	3	0	0	0	0
Orlando Cepeda, R (1, 7) OBP: 0.360, SLG: 0.537	0-0 F8		0-0 F8		0-0 FC6-4 1-2f			0-0 1B G4-6-3		4	0	1	0	0	0	2
Willie Kirkland, L (1, 9) OBP: 0.326, SLG: 0.478	0-0 F4			0-0 F2		0-0 HR		0-0 F8		4	1	1	1	0	0	3
Daryl Spencer, R (1, 4) OBP: 0.329, SLG: 0.377		0-3 K		0-0 5-3		0-0 L1-3 1B		0-0 G4-6-3		4	0	1	0	0	1	2
Hobie Landrith, L (1, 2) OBP: 0.339, SLG: 0.331		0-0 FC6-4 1B		0-0 2B		0-0 L1-3 1-2			0-0 F4	4	0	2	0	0	0	1
Eddie Bressoud, R (1, 6) OBP: 0.310, SLG: 0.417		0-0 FC6-4 1B 1-2f		0-0 1-3		0-0 F6			0-0 F7	4	0	0	0	0	0	2
Johnny Antonelli, L (1, 1) OBP: 0.172, SLG: 0.237 Al Worthington, R (7, 1) OBP: 0.077, SLG: 0.077 Stu Miller, R (7, 1) OBP: 0.085, SLG: 0.044 Dusty Rhodes, L (7, PH) OBP: 0.304, SLG: 0.268 Jose Pagan, R (8, 5) OBP: 0.136, SLG: 0.136 Jackie Brandt, R (9, PH) OBP: 0.324, SLG: 0.416		0-0 1-3 1B			0-0 F5		0-0 F5		0-3 K	2	0	1	0	0	0	0

Inning Stats	R: 1	H: 2	E: 0	K: 1	S: 7	LOB: 1	BB: 0	P: 7	R: 0	H: 2	E: 0	K: 1	S: 7	LOB: 2	BB: 0	P: 7	R: 0	H: 0	E: 0	K: 0	S: 3	LOB: 0	BB: 0	P: 3	R: 0	H: 1	E: 0	K: 0	S: 4	LOB: 1	BB: 0	P: 4	R: 1	H: 2	E: 0	K: 0	S: 5	LOB: 1	BB: 0	P: 5	R: 0	H: 2	E: 0	K: 0	S: 4	LOB: 0	BB: 0	P: 4	R: 0	H: 0	E: 0	K: 0	S: 3	LOB: 0	BB: 0	P: 3	R: 0	H: 2	E: 0	K: 0	S: 4	LOB: 1	BB: 0	P: 4	R: 0	H: 0	E: 0	K: 1	S: 5	LOB: 0	BB: 0	P: 5	1B: 7	2B: 2	3B: 0	HR: 3	SF: 0	SAC: 0	DP: 2	HBP: 0	WP: 0	PB: 0	SB: 0	CS: 0	PA: 36
PITCHER Vern Law, R (1, 1) ERA: 3.12	IP	WLS	BF	H	R	ER	SO	BB	IBB	HBP	BLK	WP	HR	S	P	ERA	WHIP																			IP	WLS	BF	H	R	ER	SO	BB	IBB	HBP	BLK	WP	HR	S	P	ERA	WHIP																																	


BOTTOM

Pittsburgh Pirates @ San Francisco Giants
Seals Stadium, San Francisco, CA

Thu Sep 10 1959, 6:33 AM EDT
Att. 14,130 - Unknown

livebaseballscorecards.com

AB	36
R	3
H	11
RBI	3
BB	0
SO	3
LOB	12



Batter	1	2	3	4	5	6	7	8	9	AB R H RBI BB SO LOB	TOP		
Richie Ashburn, L (1, 8) OBP: 0.357, SLG: 0.307	0-0 5-3		0-0 4-3			0-0 G5-4-3		0-0 G3		4 0 0 0 0 0 2			
Joe Koppe, R (1, 6) OBP: 0.327, SLG: 0.392	0-3 K			0-0 F8			0-0 SH1-4 1B		0-0 SH3-4 1B	4 1 2 0 0 1 0			
Dave Philley, S (1, 3) OBP: 0.356, SLG: 0.482	0-3 K			0-0 1-3			0-0 SH1-4 1-2		0-0 SH3-4 1-2	2 0 0 0 0 1 0			
Wally Post, R (1, 9) OBP: 0.313, SLG: 0.459 Solly Drake, S (9, 9) OBP: 0.274, SLG: 0.151		0-3 K		0-0 F3			0-3 K		0-0 5-3	4 0 0 0 0 2 2 0 0 0 0 0 0 0			
Gene Freese, R (1, 5) OBP: 0.350, SLG: 0.506		0-0 F4			0-0 K 1B		4-0 FC5 1B BB		0-0 3-1	3 0 1 0 1 0 1			
Harry Anderson, L (1, 7) OBP: 0.312, SLG: 0.410		0-0 G3			0-0 F8		0-0 1-2 2-H 1B			3 0 1 1 0 0 1			
Sparky Anderson, R (1, 4) OBP: 0.276, SLG: 0.243			0-0 K 1B		0-3 K 1-2		0-0 FC5 2-3f			3 0 1 0 0 1 3			
Valmy Thomas, R (1, 2) OBP: 0.255, SLG: 0.237			0-0 G5-4-3			4-0 K BB		0-0 6-3		2 0 0 0 1 0 1			
Robin Roberts, S (1, 1) OBP: 0.238, SLG: 0.244			4-0 BB			0-3 K		0-0 F2		2 0 0 0 1 1 1			
Inning Stats	R: 0 E: 0 K: 2 S: 7 H: 0 LOB: 0 BB: 0 P: 7	R: 0 E: 0 K: 1 S: 5 H: 0 LOB: 0 BB: 0 P: 5	R: 0 E: 0 K: 0 S: 3 H: 1 LOB: 1 BB: 1 P: 7	R: 0 E: 0 K: 0 S: 3 H: 0 LOB: 0 BB: 0 P: 3	R: 0 E: 0 K: 1 S: 5 H: 1 LOB: 0 BB: 0 P: 5	R: 0 E: 0 K: 1 S: 4 H: 0 LOB: 0 BB: 1 P: 8	R: 1 E: 0 K: 1 S: 7 H: 2 LOB: 2 BB: 1 P: 11	R: 0 E: 0 K: 0 S: 3 H: 0 LOB: 0 BB: 0 P: 3	R: 0 E: 0 K: 0 S: 4 H: 1 LOB: 1 BB: 0 P: 4	1B: 5 2B: 0 3B: 0 HR: 0 SF: 0 SAC: 2 DP: 2 HBP: 0	WP: 0 PB: 0 SB: 0 CS: 0 PA: 32		
PITCHER	IP WLS BF H R ER SO BB IBB HBP BLK WP HR S P ERA WHIP											PITCHER	IP WLS BF H R ER SO BB IBB HBP BLK WP HR S P ERA WHIP
Mike McCormick, L (1, 1) ERA: 3.95	8.0 L 28 4 1 1 6 3 0 0 0 0 0 0 37 49 1.12 0.875												
Stu Miller, R (9, 1) ERA: 2.87	1.0 4 1 0 0 0 0 0 0 0 0 0 0 4 4 0.00 1.000												

Philadelphia Phillies @ San Francisco Giants
 Seals Stadium, San Francisco, CA
 Fri Sep 11 1959, 10:05 PM EDT
 Att. 22,222 - Unknown

livebaseballscorecards.com

AB	27
R	1
H	5
RBI	1
BB	3
SO	6
LOB	11



Batter	1	2	3	4	5	6	7	8	9	AB R H RBI BB SO LOB	TOP	
Richie Ashburn, L (1, 8) OBP: 0.357, SLG: 0.306	4-0 BB BB		x 0-0 6-3		x 0-0 F5			x 0-0 F9		3 0 0 0 1 0 0		
Joe Koppe, R (1, 6) OBP: 0.329, SLG: 0.392	0-3 K		x 0-0 5-3		BBB BB 4-0 CS BB			x 0-0 1B		3 0 1 0 1 1 1		
Dave Philley, S (1, 3) OBP: 0.354, SLG: 0.475	4-0 1-2 BB		x 0-0 F7		0-0 1-2 CS		0-0 F6	SS 0-3 K		3 0 0 0 1 1 1		
Harry Anderson, L (1, 7) OBP: 0.311, SLG: 0.409	0-0 F7			x 0-0 6-3 1B		x 0-0 F8		x 0-0 F8		4 1 1 0 0 0 2		
Wally Post, R (1, 9) OBP: 0.310, SLG: 0.455	0-3 K		x 0-0 6-3		x 0-0 1-2 F4		x 0-0 F4	x 0-0 6-3		4 0 0 0 0 1 3		
Gene Freese, R (1, 5) OBP: 0.346, SLG: 0.500		SS 0-3 K		x 0-0 F8		x 0-0 1-3		x 0-0 6-3		4 0 0 0 0 1 1		
Sparky Anderson, R (1, 4) OBP: 0.276, SLG: 0.243		x 0-0 1-3		x 0-0 2-H 1B		x 0-0 4-3				3 0 1 1 0 0 0		
Carl Sawatski, L (1, 2) OBP: 0.380, SLG: 0.449		x 0-0 1B		x 0-0 F3		x 0-0 F5				3 0 1 0 0 0 1		
Humberto Robinson, R (1, 1) OBP: 0.286, SLG: 0.182		SS 0-3 K			SS 0-3 K			x 0-0 F9		2 0 0 0 0 2 1		
Jack Meyer, R (7, 1) OBP: 0.083, SLG: 0.083										0 0 0 0 0 0 0		
Harry Hanebrink, L (8, PH) OBP: 0.289, SLG: 0.364										1 0 0 0 0 0 0		
Bob Bowman, R (8, 1) OBP: 0.167, SLG: 0.203										0 0 0 0 0 0 0		
Turk Farrell, R (8, 1) OBP: 0.167, SLG: 0.167										0 0 0 0 0 0 0		
Inning Stats	R: 0 E: 0 K: 2 S: 7 H: 0 LOB: 2 BB: 2 P: 15	R: 0 E: 0 K: 2 S: 8 H: 1 LOB: 1 BB: 0 P: 8	R: 0 E: 0 K: 0 S: 3 H: 0 LOB: 0 BB: 0 P: 3	R: 1 E: 0 K: 0 S: 5 H: 2 LOB: 1 BB: 0 P: 5	R: 0 E: 0 K: 1 S: 4 H: 0 LOB: 0 BB: 1 P: 8	R: 0 E: 0 K: 0 S: 3 H: 0 LOB: 0 BB: 0 P: 3	R: 0 E: 0 K: 0 S: 3 H: 0 LOB: 0 BB: 0 P: 3	R: 0 E: 0 K: 1 S: 6 H: 1 LOB: 1 BB: 0 P: 6	R: 0 E: 0 K: 0 S: 3 H: 0 LOB: 0 BB: 0 P: 3	1B: 4 2B: 0 3B: 0 HR: 0 SF: 0 SAC: 0 DP: 0 HBP: 0	WP: 0 PB: 0 SB: 0 CS: 1 PA: 34	
PITCHER Sam Jones, R (1, 1) ERA: 2.82	IP WLS BF H R ER SO BB IBB HBP BLK WP HR S P ERA WHIP	9.0 W 33 4 1 1 6 3 0 0 0 0 0 0 42 54 1.00 0.778										

Philadelphia Phillies @ San Francisco Giants
 Seals Stadium, San Francisco, CA
 Sat Sep 12 1959, 6:33 AM EDT
 Att: 21,133 - Unknown

livebaseballscorecards.com

AB	30
R	1
H	4
RBI	1
BB	3
SO	6
LOB	10



Batter	1	2	3	4	5	6	7	8	9
Eddie Bressoud, R (1, 6) OBP: 0.316, SLG: 0.424	4-0 L3 BB		0-0 FC4-6 4-3 1-2f		0-0 SF7 1B	0-0 3B		4-0 1B BB	
Willie McCovey, L (1, 3) OBP: 0.436, SLG: 0.683 Jackie Brandt, R (8, PR) OBP: 0.324, SLG: 0.415	0-0 L3 1-2		0-0 4-3		0-0 SF7	0-0 G3		4-0 1B BB	
Willie Mays, R (1, 8) OBP: 0.368, SLG: 0.557	0-0 4-3		4-0 FC6-4 IBB		4-0 IBB		0-0 HR 1B	0-0 1B BB	
Orlando Cepeda, R (1, 7) OBP: 0.358, SLG: 0.537		0-0 6-3	0-0 FC6-4 1-2f		0-0 F8		0-0 HR	4-0 BB BB	
Willie Kirkland, L (1, 9) OBP: 0.327, SLG: 0.474		0-0 BB 1B		0-0 4-1		0-0 F7	0-0 G3	4-0 BB BB	
Daryl Spencer, R (1, 4) OBP: 0.328, SLG: 0.375		4-0 1B BB		0-0 F7		0-0 2B 2B	0-0 F3	0-0 G5-4-3	
Hobie Landrith, L (1, 2) OBP: 0.345, SLG: 0.341		0-0 FC5-4 1B		0-0 G3		0-0 1B 3B 2B	0-0 F6		
Danny O'Connell, R (1, 5) OBP: 0.250, SLG: 0.250 Jose Pagan, R (5, PR) OBP: 0.167, SLG: 0.167		0-0 FC5-4 1-2f		4-0 1B SH1-4 SF7 BB		0-0 F2	0-0 FC1-5 WP 1B		
Sam Jones, R (1, 1) OBP: 0.167, SLG: 0.150			0-0 FC4-6 1B		0-0 SH1-4	0-0 3B 1B		0-0 FC1-5 BB BB 1B	

Inning Stats	R: 0	H: 0	E: 0	K: 0	S: 2	LOB: 0	BB: 1	P: 6
	R: 0	H: 2	E: 0	K: 0	S: 4	LOB: 2	BB: 1	P: 8
	R: 0	H: 1	E: 0	K: 0	S: 4	LOB: 2	BB: 1	P: 8
	R: 0	H: 0	E: 0	K: 0	S: 3	LOB: 0	BB: 0	P: 3
	R: 1	H: 1	E: 0	K: 0	S: 4	LOB: 2	BB: 2	P: 12
	R: 3	H: 4	E: 0	K: 0	S: 7	LOB: 1	BB: 0	P: 7
	R: 2	H: 2	E: 0	K: 0	S: 5	LOB: 0	BB: 0	P: 5
	R: 3	H: 2	E: 0	K: 0	S: 4	LOB: 3	BB: 4	P: 20

PITCHER	IP	WLS	BF	H	R	ER	SO	BB	IBB	HBP	BLK	WP	HR	S	P	ERA	WHIP
Humberto Robinson, R (1, 1) ERA: 3.44	6.0	L	31	10	6	6	0	3	2	0	0	0	1	26	46	9.00	2.167
Jack Meyer, R (7, 1) ERA: 3.8	1.0		3	0	0	0	0	0	0	0	0	0	0	3	3	0.00	0.000
Bob Bowman, R (8, 1) ERA: 7.2	0.1		4	1	3	3	0	2	0	0	0	1	0	2	10	81.00	9.000
Turk Farrell, R (8, 1) ERA: 4.76	0.2		4	1	0	0	0	2	0	0	0	0	0	2	10	0.00	4.500

Philadelphia Phillies @ San Francisco Giants
Seals Stadium, San Francisco, CA
Sat Sep 12 1959, 6:33 AM EDT
Att. 21,133 - Unknown

AB	R	H	RBI	BB	SO	LOB
3	1	2	2	2	0	1
3	0	0	1	1	0	3
0	1	0	0	0	0	0
3	1	2	2	2	0	0
4	1	1	2	1	0	4
4	0	1	1	1	0	0
4	1	1	0	1	0	3
4	1	2	1	0	0	0
1	0	0	0	1	0	2
2	1	1	0	0	0	1
3	2	2	0	0	0	1

AB	31
R	9
H	12
RBI	9
BB	9
SO	0
LOB	15

WP: 1	PA: 42
PB: 0	SB: 1
CS: 0	

PITCHER	IP	WLS	BF	H	R	ER	SO	BB	IBB	HBP	BLK	WP	HR	S	P	ERA	WHIP
Humberto Robinson, R (1, 1) ERA: 3.44	6.0	L	31	10	6	6	0	3	2	0	0	0	1	26	46	9.00	2.167
Jack Meyer, R (7, 1) ERA: 3.8	1.0		3	0	0	0	0	0	0	0	0	0	0	3	3	0.00	0.000
Bob Bowman, R (8, 1) ERA: 7.2	0.1		4	1	3	3	0	2	0	0	0	1	0	2	10	81.00	9.000
Turk Farrell, R (8, 1) ERA: 4.76	0.2		4	1	0	0	0	2	0	0	0	0	0	2	10	0.00	4.500

Batter	1	2	3	4	5	6	7	8	9	AB R H RBI BB SO LOB	TOP											
Solly Drake, S (1, 8) OBP: 0.258, SLG: 0.140	0-0 F8		0-0 4-3			0-0 FC4-6		0-0 F2		4 0 0 0 0 0 2	Philadelphia Phillies @ San Francisco Giants Seals Stadium, San Francisco, CA Sun Sep 13 1959, 6:33 AM EDT Att: 21,841 - Unknown livebaseballscorecards.com											
Joe Koppe, R (1, 6) OBP: 0.325, SLG: 0.388	0-0 F3		0-0 F4			0-3 K		0-0 5-3		4 0 0 0 0 1 2												
Dave Philley, S (1, 9) OBP: 0.348, SLG: 0.467	0-0 E5			0-0 4-3		0-0 F9			0-0 4-3	4 0 0 0 0 0 1												
Harry Anderson, L (1, 7) Ruben Gomez, R (9, PR) OBP: 0.222, SLG: 0.176	0-0 F9			0-0 F8			0-0 FC5-4 1B		0-0 2B	4 0 2 0 0 0 1 0 0 0 0 0 0 0												
Gene Freese, R (1, 5) OBP: 0.343, SLG: 0.495		0-0 5-3		0-0 F7		0-0 F8		0-0 F8		4 0 0 0 0 0 2												
Ed Bouchee, L (1, 3) OBP: 0.379, SLG: 0.459		0-0 F7			0-0 6-3		0-0 FC5-4		0-0 F8	4 0 0 0 0 0 2												
Sparky Anderson, R (1, 4) Harry Hanebrink, L (7, PH) OBP: 0.286, SLG: 0.360		4-0 BB			0-3 K		0-0 3-1			1 0 0 0 1 1 0 1 0 0 0 0 0 1												
Joe Lonnett, R (1, 2) Richie Ashburn, L (8, PH) Valmy Thomas, R (8, 2) OBP: 0.255, SLG: 0.237		0-0 6-3			0-0 F7			0-0 2B 1B		2 0 0 0 0 0 1 1 0 1 0 0 0 0 0 0 0 0 0 0 0												
Don Cardwell, R (1, 1) Wally Post, R (8, PH) Jack Meyer, R (8, 1) OBP: 0.083, SLG: 0.083			0-3 K			0-0 FC4-6 1B		0-0 2B		2 0 1 0 0 1 0 1 0 1 0 0 0 0 0 0 0 0 0 0 0												
Inning Stats	R: 0 E: 1 K: 0 S: 4	H: 0 LOB: 1 BB: 0 P: 4	R: 0 E: 0 K: 0 S: 3	H: 0 LOB: 1 BB: 1 P: 7	R: 0 E: 0 K: 1 S: 5	H: 0 LOB: 0 BB: 0 P: 5	R: 0 E: 0 K: 1 S: 3	H: 0 LOB: 0 BB: 0 P: 3	R: 0 E: 0 K: 1 S: 5	H: 0 LOB: 0 BB: 0 P: 5		R: 0 E: 1 K: 1 S: 6	H: 1 LOB: 1 BB: 0 P: 6	R: 0 E: 1 K: 0 S: 4	H: 1 LOB: 1 BB: 0 P: 4	R: 0 E: 0 K: 0 S: 4	H: 2 LOB: 1 BB: 0 P: 4	R: 0 E: 0 K: 0 S: 4	H: 1 LOB: 1 BB: 0 P: 4	1B: 3 2B: 2 3B: 0 HR: 0	SF: 0 SAC: 0 DP: 0 HBP: 0	WP: 0 PB: 0 SB: 1 CS: 0
PITCHER	IP WLS BF H R ER SO BB IBB HBP BLK WP HR S P ERA WHIP																					
Jack Sanford, R (1, 1) ERA: 3.02	8.2 W 32 5 0 0 3 1 0 0 0 0 0 0 37 41 0.00 0.692																					
Mike McCormick, L (9, 1) ERA: 3.95	0.1 S 1 0 0 0 0 0 0 0 0 0 0 0 1 1 0.00 0.000																					

Philadelphia Phillies @ San Francisco Giants
 Seals Stadium, San Francisco, CA
 Sun Sep 13 1959, 6:33 AM EDT
 Att: 21,841 - Unknown

AB	32
R	0
H	5
RBI	0
BB	1
SO	3
LOB	12



Batter	1	2	3	4	5	6	7	8	9	AB	R	H	RBI	BB	SO	LOB
Eddie Bressoud, R OBP: 0.318, SLG: 0.425 (1, 6)	0-0 G3-6-1 1B		0-0 1-6-3		0-0 F6			0-0 1B		4	0	2	0	0	0	1
Willie McCovey, L OBP: 0.432, SLG: 0.671 Jackie Brandt, R OBP: 0.324, SLG: 0.415 (1, 3) (8, PR) (9, 7)	0-0 G3-6-1 1-2f		0-0 4-3			0-0 4-3		0-0 1-3 1B		4	0	1	0	0	0	1
Willie Mays, R OBP: 0.365, SLG: 0.553 (1, 8)	0-0 F8		0-0 F9			0-0 F7		0-0 F9		0	0	0	0	0	0	2
Orlando Cepeda, R OBP: 0.357, SLG: 0.536 (1, 7) (9, 3)		0-0 BB SF7 1B		0-3 K		0-3 K				3	1	1	0	0	2	0
Willie Kirkland, L OBP: 0.327, SLG: 0.473 (1, 9)		0-0 SF7 BB 1-2 1B		0-0 F8				0-0 F8		3	0	1	0	0	0	0
Daryl Spencer, R OBP: 0.326, SLG: 0.373 (1, 4)		0-0 F8		0-0 F7				0-0 E5 G6-4-3		3	0	0	0	0	0	2
Hobie Landrith, L OBP: 0.348, SLG: 0.343 (1, 2)		4-0 BB BB BB 1-2 2-3 SF7 BB			0-0 CS BB 1B			0-0 G6-4-3 1-2f		2	0	1	0	1	0	1
Danny O'Connell, R OBP: 0.250, SLG: 0.250 Dusty Rhodes, L OBP: 0.298, SLG: 0.268 Jose Pagan, R OBP: 0.192, SLG: 0.160 (1, 5) (2, PH) (3, 5)		0-0 SF7 1-2 2-3 3-H		4-0 BB BB BB 1-2 BB		4-0 S BB		0-0 F2		0	0	0	0	0	0	0
Jack Sanford, R OBP: 0.211, SLG: 0.118 Mike McCormick, L OBP: 0.145, SLG: 0.121 (1, 1) (9, 1)		0-3 K		0-3 K		0-3 K		0-0 6-3		0	0	0	0	0	2	4
										0	0	0	0	0	0	0

Inning Stats		R: 0	H: 1	E: 0	LOB: 0	K: 0	P: 3	R: 1	H: 2	E: 0	LOB: 2	K: 1	P: 11	R: 0	H: 0	E: 0	LOB: 0	K: 0	P: 3	R: 0	H: 0	E: 0	LOB: 0	K: 1	P: 5	R: 0	H: 1	E: 0	LOB: 1	K: 1	P: 9	R: 0	H: 0	E: 1	LOB: 0	K: 0	P: 3	R: 0	H: 2	E: 0	LOB: 2	K: 0	P: 5													
PITCHER	IP	WLS	BF	H	R	ER	SO	BB	IBB	HBP	BLK	WP	HR	S	P	ERA	WHIP																			PITCHER	IP	WLS	BF	H	R	ER	SO	BB	IBB	HBP	BLK	WP	HR	S	P	ERA	WHIP			
Don Cardwell, R ERA: 3.73 Jack Meyer, R ERA: 3.75	(1, 1) (8, 1)	7.0 1.0	L	25 5	4 2	1 0	4 0	2 0	0 0	0 0	0 0	0 0	0 0	31 5	39 5	1.29 0.00	0.857 2.000																																							


BOTTOM

Philadelphia Phillies @ San Francisco Giants
Seals Stadium, San Francisco, CA

Sun Sep 13 1959, 6:33 AM EDT
Att. 21,841 - Unknown

AB	27
R	1
H	6
RBI	1
BB	2
SO	4
LOB	11

livebaseballscorecards.com



1B: 6	SF: 1	WP: 0	PA: 30
2B: 0	SAC: 0	PB: 0	
3B: 0	DP: 2	SB: 1	
HR: 0	HBP: 0	CS: 1	

Batter	1	2	3	4	5	6	7	8	9	AB R H RBI BB SO LOB	TOP	
Johnny Temple, R (1, 4) <small>OBP: 0.386, SLG: 0.432</small>	4-0 		0-0 		0-0 		0-0 		0-0 	4 1 2 1 1 0 0	Cincinnati Redlegs @ San Francisco Giants Seals Stadium, San Francisco, CA Mon Sep 14 1959, 6:33 AM EDT Att: 10,217 - Unknown AB 36 R 4 H 9 RBI 4 BB 2 SO 4 LOB 14	
Vada Pinson, L (1, 8) <small>OBP: 0.370, SLG: 0.511</small>	0-0 		0-0 		0-0 		0-0 	0-0 	5 0 1 0 0 0 3			
Gus Bell, L (1, 9) <small>OBP: 0.322, SLG: 0.446</small>	0-3 			0-0 		0-0 		0-0 	0-0 	5 0 0 0 0 1 3		
Frank Robinson, R (1, 7) <small>OBP: 0.390, SLG: 0.584</small>	0-0 			0-0 		0-3 		0-0 		4 0 1 0 0 1 1		
Frank Thomas, R (1, 3) <small>OBP: 0.278, SLG: 0.366</small> Brooks Lawrence, R (8, 1) <small>OBP: 0.150, SLG: 0.175</small>		0-0 		0-0 		0-0 		0-0 		4 2 2 0 0 0 1 0 0 0 0 0 0 0		
Willie Jones, R (1, 5) <small>OBP: 0.334, SLG: 0.422</small>		0-0 		4-0 		0-0 		0-0 		3 0 0 0 1 0 2		
Ed Bailey, L (1, 2) <small>OBP: 0.367, SLG: 0.391</small> Dutch Dotterer, R (2, 2) <small>OBP: 0.335, SLG: 0.358</small>		0-3 		0-0 		0-0 		0-0 		1 0 0 0 0 1 0 3 1 2 2 0 0 0		
Eddie Kasko, R (1, 6) <small>OBP: 0.302, SLG: 0.346</small>			0-0 	0-0 		0-0 		0-0 		3 0 0 0 0 0 4		
Jim Brosnan, R (1, 1) <small>OBP: 0.129, SLG: 0.167</small> Whitey Lockman, L (8, 3) <small>OBP: 0.292, SLG: 0.297</small>			0-3 		0-0 		0-0 	0-0 		3 0 0 0 0 1 0 1 0 1 1 0 0 0		
Inning Stats	R: 0 H: 0 E: 0 LOB: 1 K: 1 BB: 1 S: 5 P: 9	R: 0 H: 0 E: 0 LOB: 0 K: 1 BB: 0 S: 5 P: 5	R: 1 H: 2 E: 0 LOB: 1 K: 1 BB: 0 S: 6 P: 6	R: 1 H: 2 E: 0 LOB: 2 K: 0 BB: 1 S: 5 P: 9	R: 0 H: 0 E: 0 LOB: 0 K: 0 BB: 0 S: 3 P: 3	R: 1 H: 2 E: 1 LOB: 2 K: 1 BB: 0 S: 8 P: 8	R: 0 H: 0 E: 0 LOB: 0 K: 0 BB: 0 S: 3 P: 3	R: 0 H: 1 E: 1 LOB: 1 K: 0 BB: 0 S: 4 P: 4	R: 1 H: 2 E: 1 LOB: 2 K: 0 BB: 0 S: 6 P: 6	1B: 7 SF: 0 2B: 1 SAC: 1 3B: 0 DP: 0 HR: 1 HBP: 0		WP: 0 PA: 39 PB: 0 SB: 0 CS: 0
PITCHER Johnny Antonelli, L (1, 1) <small>ERA: 2.95</small> Stu Miller, R (9, 1) <small>ERA: 2.86</small>	IP WLS BF H R ER SO BB IBB HBP BLK WP HR S P ERA WHIP 8.0 L 33 7 3 2 4 2 0 0 0 0 1 39 47 2.25 1.125											PITCHER IP WLS BF H R ER SO BB IBB HBP BLK WP HR S P ERA WHIP

livebaseballscorecards.com



Batter	1	2	3	4	5	6	7	8	9	AB	R	H	RBI	BB	SO	LOB
Eddie Bressoud, R (1, 6) OBP: 0.318, SLG: 0.423	0-0 F3		0-0 F6		0-0 5-3			0-0 1B		4	0	1	0	0	0	2
Willie McCovey, L (1, 3) OBP: 0.422, SLG: 0.654	0-0 F5		0-0 4-3			0-0 6-3		0-0 F7		4	0	0	0	0	0	3
Willie Mays, R (1, 8) OBP: 0.366, SLG: 0.558	0-0 F3			0-0 F5		HR		1-2 1B		4	1	2	1	0	0	0
Orlando Cepeda, R (1, 7) OBP: 0.357, SLG: 0.534		0-3 K		0-0 1B		0-0 5-3		0-0 P5		4	0	1	0	0	1	2
Willie Kirkland, L (1, 9) OBP: 0.327, SLG: 0.471		0-0 3-1		0-0 1B		0-3 K			0-0 F8	4	0	1	0	0	1	0
Daryl Spencer, R (1, 4) OBP: 0.328, SLG: 0.374		0-0 F4		0-3 K			0-0 G4-6-3 1B			4	0	2	0	0	1	2
Hobie Landrith, L (1, 2) OBP: 0.343, SLG: 0.337			0-0 G3		0-0 3-1		0-0 G4-6-3 1B		0-0 F7	4	0	0	0	0	0	4
Danny O'Connell, R (1, 5) OBP: 0.258, SLG: 0.246			4-0 1B		0-0 5-3		0-0 4-3		0-0 4-3	1	0	0	0	1	0	0
Dusty Rhodes, L (7, PH) OBP: 0.292, SLG: 0.262			BB							1	0	0	0	0	0	0
Jose Pagan, R (8, 5) OBP: 0.192, SLG: 0.160										0	0	0	0	0	0	0
Leon Wagner, L (9, PH) OBP: 0.360, SLG: 0.418										1	0	0	0	0	0	1
Johnny Antonelli, L (1, 1) OBP: 0.178, SLG: 0.242			0-0 1B		0-3 K			0-3 K		2	0	1	0	0	1	0
Jackie Brandt, R (8, PH) OBP: 0.323, SLG: 0.414										1	0	0	0	0	1	0
Stu Miller, R (9, 1) OBP: 0.085, SLG: 0.044			1-2 1B							0	0	0	0	0	0	0

Inning Stats	R: 0	H: 0	E: 0	K: 0	S: 3	P: 3	R: 0	H: 0	E: 0	K: 1	S: 5	R: 0	H: 1	E: 0	K: 0	S: 4	R: 0	H: 2	E: 0	K: 1	S: 7	R: 0	H: 0	E: 0	K: 1	S: 5	R: 1	H: 1	E: 0	K: 1	S: 6	R: 0	H: 1	E: 0	K: 0	S: 3	R: 0	H: 2	E: 0	K: 1	S: 7	R: 0	H: 1	E: 0	K: 0	S: 4	1B: 7	2B: 0	3B: 0	HR: 1	SF: 0	SAC: 0	DP: 1	HBP: 0	WP: 0	PA: 35
PITCHER	IP	WLS	BF	H	R	ER	SO	BB	IBB	HBP	BLK	WP	HR	S	P	ERA	WHIP																																							
Jim Brosnan, R (1, 1) ERA: 3.56	7.0	W	26	5	1	1	4	1	0	0	0	0	0	1	33	37	1.29	0.857																																						
Brooks Lawrence, R (8, 1) ERA: 4.71	2.0	S	9	3	0	0	1	0	0	0	0	0	0	11	11	0.00	1.500																																							

BOTTOM

Cincinnati Redlegs @ San Francisco Giants
 Seals Stadium, San Francisco, CA
 Mon Sep 14 1959, 6:33 AM EDT
 Att. 10,217 - Unknown

livebaseballscorecards.com

AB	34
R	1
H	8
RBI	1
BB	1
SO	5
LOB	14



Batter	1	2	3	4	5	6	7	8	9	AB R H RBI BB SO LOB	TOP
Johnny Temple, R (1, 4) <small>OBP: 0.386, SLG: 0.432</small> Pete Whisenant, R (5, PH) <small>OBP: 0.321, SLG: 0.486</small> Whitey Lockman, L (5, 4) <small>OBP: 0.294, SLG: 0.300</small>	0-0 BB 1B G6-4-3 1B	0-0 1-3			0-3 K		0-0 F8		0-0 1B 2B	2 1 1 0 0 0 1 1 0 0 0 0 1 0 2 1 1 0 0 0 0	Cincinnati Redlegs @ San Francisco Giants Seals Stadium, San Francisco, CA Tue Sep 15 1959, 6:33 AM EDT Att: 11,814 - Unknown
Vada Pinson, L (1, 8) <small>OBP: 0.373, SLG: 0.514</small>	0-0 BB 1B G6-4-3 1-2 1B		0-3 K		0-0 1B 2B		4-0 BB	0-0 2B 1B SF8 1-2	4 2 3 0 1 1 0		
Gus Bell, L (1, 9) <small>OBP: 0.322, SLG: 0.446</small>	4-0 BB G6-4-3 1-2 2-3		0-0 E3		0-0 F7		0-0 G3	0-0 2B 1-3 2-H	4 0 1 1 1 0 2		
Frank Robinson, R (1, 7) <small>OBP: 0.389, SLG: 0.583</small> Jim Pendleton, R (3, PH) <small>OBP: 0.302, SLG: 0.355</small> (3, 7)	0-0 G6-4-3 1-2f 2-3 3-H		0-0 F9		0-0 1B 2-H		0-0 5-3	0-0 SF8 3-H	1 0 0 0 0 0 2 3 0 1 2 0 0 1		
Frank Thomas, R (1, 3) <small>OBP: 0.279, SLG: 0.374</small>	4-0 BB		0-0 F6		0-0 F4		0-0 HR	0-0 6-3	4 1 1 1 1 0 3		
Willie Jones, R (1, 5) <small>OBP: 0.333, SLG: 0.419</small> Cliff Cook, R (4, 5) <small>OBP: 0.400, SLG: 0.600</small>	0-0 F8		0-0 F7		0-3 K		0-3 K	0-3 K	2 0 0 0 0 0 2 3 0 0 0 0 3 1		
Ed Bailey, L (1, 2) <small>OBP: 0.369, SLG: 0.401</small>		0-0 F4		0-0 HR		0-0 F9		0-0 1B 1B	4 1 2 1 0 0 0		
Eddie Kasko, R (1, 6) <small>OBP: 0.305, SLG: 0.348</small>		0-0 1B		0-0 5-3		0-0 5-3		0-0 1-2 1B	4 0 2 0 0 0 0		
Jay Hook, L (1, 1) <small>OBP: 0.167, SLG: 0.130</small> Claude Osteen, L (1, 1) <small>OBP: 0.324, SLG: 0.474</small> Jerry Lynch, L (7, PH) <small>OBP: 0.333, SLG: 0.356</small> Jim Bailey, S (7, 1) Dutch Dotterer, R (8, PH) <small>OBP: 0.333, SLG: 0.356</small> Tommy Acker, R (8, 1) <small>OBP: 0.200, SLG: 0.111</small>		0-0 F4		0-3 K		0-3 K		0-3 K	0 0 0 0 0 0 0 2 0 0 0 0 1 1 1 0 0 0 0 1 0 0 0 0 0 0 0 0 1 0 0 0 0 1 2 0 0 0 0 0 0 0		
Inning Stats	R: 1 H: 2 E: 0 LOB: 2 K: 0 BB: 2 S: 4 P: 12	R: 0 H: 1 E: 0 LOB: 1 K: 0 BB: 0 S: 4 P: 4	R: 0 H: 0 E: 1 LOB: 1 K: 1 BB: 0 S: 6 P: 6	R: 1 H: 1 E: 0 LOB: 0 K: 1 BB: 0 S: 6 P: 6	R: 1 H: 2 E: 0 LOB: 1 K: 1 BB: 0 S: 7 P: 7	R: 0 H: 0 E: 0 LOB: 0 K: 1 BB: 0 S: 5 P: 5	R: 0 H: 0 E: 0 LOB: 1 K: 1 BB: 1 S: 5 P: 9	R: 1 H: 3 E: 0 LOB: 2 K: 2 BB: 0 S: 10 P: 10	R: 2 H: 3 E: 0 LOB: 1 K: 1 BB: 0 S: 8 P: 8	1B: 8 SF: 1 2B: 2 SAC: 0 3B: 0 DP: 1 HR: 2 HBP: 0	WP: 0 PA: 42 PB: 0 SB: 0 CS: 0
PITCHER Mike McCormick, L (1, 1) <small>ERA: 4.04</small>	IP WLS BF H R ER SO BB IBB HBP BLK WP HR S P ERA WHIP 9.0 W 42 12 6 6 8 3 0 0 0 0 2 55 67 6.00 1.667										

AB	38
R	6
H	12
RBI	5
BB	3
SO	8
LOB	15



Batter	1	2	3	4	5	6	7	8	9	AB	R	H	RBI	BB	SO	LOB
Eddie Bressoud, R OBP: 0.318, SLG: 0.417 (1, 6)			6-3		F7	K		E BB		4	1	0	0	2	1	4
Willie McCovey, L OBP: 0.427, SLG: 0.677 Jackie Brandt, R OBP: 0.322, SLG: 0.414 (7, PR) (8, 7)	1-H 2B	F4	K		HR		BB 1B	SF7		5	2	3	2	0	1	0
Willie Mays, R OBP: 0.370, SLG: 0.562 Willie Kirkland, L OBP: 0.328, SLG: 0.472 (8, PH) (9, 9)	2-H 1B	BB	BB		SF8	F8	BB	E8		3	2	2	1	2	0	0
Orlando Cepeda, R OBP: 0.358, SLG: 0.532 (1, 7) (8, 3)	BB 1B	1B	HR		E6	2B	F8	6-3		4	3	1	1	2	0	5
Felipe Alou, R OBP: 0.332, SLG: 0.484 (1, 9) (9, 8)	BB 1B	HR	1B		SF8	2B	K			3	2	2	1	1	1	2
Daryl Spencer, R OBP: 0.330, SLG: 0.380 Jose Pagan, R OBP: 0.192, SLG: 0.160 (1, 4) (8, 4)	FC5 BB	HR			FC4-6 IBB	K	F7			3	1	1	3	2	1	4
Hobie Landrith, L OBP: 0.348, SLG: 0.344 (1, 2)	FC3 BB	1B			FC4-6 1B			BB SF7 2B		4	1	2	1	1	0	1
Jim Davenport, R OBP: 0.296, SLG: 0.334 Danny O'Connell, R OBP: 0.254, SLG: 0.241 (1, 5) (6, PR) (7, 5)	F9	F9			1B	SH3 BB		K		3	0	1	0	1	0	4
Mike McCormick, L OBP: 0.152, SLG: 0.115 (1, 1)	FC3		G3		5-3	SH3		E BB		1	0	0	1	1	0	4

Inning Stats	R: 5	H: 3	LOB: 2	K: 0	S: 6	R: 3	H: 3	LOB: 1	K: 0	S: 5	R: 0	H: 0	LOB: 0	K: 1	S: 5	R: 2	H: 2	LOB: 2	K: 0	S: 6	R: 1	H: 2	LOB: 2	K: 1	S: 7	R: 0	H: 1	LOB: 2	K: 1	S: 6	R: 2	H: 2	LOB: 2	K: 1	S: 7	R: 0	H: 2	LOB: 2	K: 1	S: 7
--------------	------	------	--------	------	------	------	------	--------	------	------	------	------	--------	------	------	------	------	--------	------	------	------	------	--------	------	------	------	------	--------	------	------	------	------	--------	------	------	------	------	--------	------	------

PITCHER	IP	WLS	BF	H	R	ER	SO	BB	IBB	HBP	BLK	WP	HR	S	P	ERA	WHIP
Jay Hook, R ERA: 4.79 (1, 1)	0.0		5	3	5	5	0	2	0	0	0	0	0	3	11	∞	∞
Claude Osteen, L ERA: 6.0 (1, 1)	6.0		32	7	6	4	3	6	1	0	0	0	2	31	59	6.00	2.167
Jim Bailey, L ERA: 6.23 (7, 1)	1.0		5	1	0	0	1	1	0	0	0	0	0	6	10	0.00	2.000
Tom Acker, R ERA: 4.19 (8, 1)	1.0		7	2	2	2	1	2	0	0	0	0	0	7	15	18.00	4.000

BOTTOM

Cincinnati Redlegs @ San Francisco Giants
Seals Stadium, San Francisco, CA

Tue Sep 15 1959, 6:33 AM EDT
Att. 11,814 - Unknown

AB	34
R	13
H	13
RBI	12
BB	12
SO	5
LOB	25

livebaseballscorecards.com

WP: 0	PA: 49
PB: 0	
SB: 0	
CS: 0	

Batter	1	2	3	4	5	6	7	8	9	AB R H RBI BB SO LOB	TOP		
Bill Bruton, L (1, 8) OBP: 0.340, SLG: 0.404	0-0 F6		0-0 F8		0-0 F8			0-0 4-3	0-0 1-3	5 0 0 0 0 0 1	Milwaukee Braves @ San Francisco Giants Seals Stadium, San Francisco, CA Wed Sep 16 1959, 6:33 AM EDT Att: 22,721 - Unknown		
Eddie Mathews, L (1, 5) OBP: 0.395, SLG: 0.573	0-0 E8 1B		0-3 K		0-0 F8			0-0 F3		4 0 0 0 0 1 0			
Hank Aaron, R (1, 9) OBP: 0.403, SLG: 0.649	0-0 1-2 1B			0-0 3-1		0-0 6-3		0-0 1B 1B		4 1 2 0 0 0 0			
Joe Adcock, R (1, 3) OBP: 0.353, SLG: 0.566 Al Spangler, L (8, PR) Frank Torre, L (8, 3) OBP: 0.321, SLG: 0.311	0-3 K			0-0 BB 1B		0-0 5-3		0-0 1B 1B		4 1 2 0 0 1 2 0 0 0 0 0 0 0 0 0 0 0 0 0 0			
Enos Slaughter, L (1, 7) OBP: 0.274, SLG: 0.367 Andy Paiko, R (8, 7) OBP: 0.293, SLG: 0.304	0-0 6-3			4-0 1-2 1B BB		0-0 G3		0-0 1-2 2-H 1B		3 0 1 1 1 0 2 0 0 0 0 0 0 0			
Bobby Avila, R (1, 4) OBP: 0.324, SLG: 0.330		0-0 F3		0-3 K		4-0 BB G5-4-3 BB		0-0 4-3		3 0 0 0 1 1 4			
Del Crandall, R (1, 2) OBP: 0.310, SLG: 0.410		0-0 F6		0-0 FC6-4 1-2 2-H 1B		0-0 G5-4-3		0-0 FC1-6 1B		4 0 2 1 0 0 1			
Felix Mantilla, R (1, 6) OBP: 0.270, SLG: 0.274		0-0 5-3		0-0 FC6-4 1-2f		0-0 2B		0-0 FC1-6 1-2f		4 0 1 0 0 0 3			
Lew Burdette, R (1, 1) OBP: 0.238, SLG: 0.299			0-0 F3		0-0 5-3		0-3 K	0-3 K		4 0 0 0 0 2 2			
Inning Stats	R: 0 H: 1 E: 1 LOB: 2 K: 1 BB: 0 S: 7 P: 7	R: 0 H: 0 E: 0 LOB: 0 K: 0 BB: 0 S: 3 P: 3	R: 0 H: 0 E: 0 LOB: 0 K: 1 BB: 0 S: 5 P: 5	R: 1 H: 2 E: 0 LOB: 2 K: 1 BB: 1 S: 7 P: 11	R: 0 H: 0 E: 0 LOB: 0 K: 0 BB: 0 S: 3 P: 3	R: 0 H: 0 E: 0 LOB: 0 K: 0 BB: 0 S: 3 P: 3	R: 0 H: 1 E: 0 LOB: 1 K: 1 BB: 1 S: 5 P: 9	R: 1 H: 3 E: 0 LOB: 2 K: 0 BB: 0 S: 6 P: 6	R: 0 H: 1 E: 0 LOB: 1 K: 1 BB: 0 S: 6 P: 6	1B: 7 SF: 0 2B: 1 SAC: 0 3B: 0 DP: 1 HR: 0 HBP: 0		WP: 0 PA: 37 PB: 0 SB: 0 CS: 0	
PITCHER	IP WLS BF H R ER SO BB IBB HBP BLK WP HR S P ERA WHIP											PITCHER	IP WLS BF H R ER SO BB IBB HBP BLK WP HR S P ERA WHIP
Sam Jones, R (1, 1) ERA: 2.81	8.0 L 33 7 2 2 4 2 0 0 0 0 0 0 39 47 2.25 1.125												
Stu Miller, R (9, 1) ERA: 2.84	1.0 4 1 0 0 1 0 0 0 0 0 0 0 6 6 0.00 1.000												

livebaseballscorecards.com

AB 35
R 2
H 8
RBI 2
BB 2
SO 5
LOB 15



Batter	1	2	3	4	5	6	7	8	9	AB	R	H	RBI	BB	SO	LOB
Eddie Bressoud, R OBP: 0.314, SLG: 0.411 (1, 6)	0-0 6-3		0-0 5-3		0-0 FC6-4			0-0 F8		4	0	0	0	0	0	2
Willie McCovey, L OBP: 0.418, SLG: 0.660 (1, 3)	0-3 K			0-0 F9		0-0 F6		0-0 1-3		4	0	0	0	0	1	0
Willie Mays, R OBP: 0.367, SLG: 0.558 (1, 8)	0-0 F9			0-0 6-3		0-3 K		0-0 F4		4	0	0	0	0	1	0
Orlando Cepeda, R OBP: 0.359, SLG: 0.532 (1, 7)		0-0 G1		0-0 1B		0-0 1B		0-0 F8		4	0	2	0	0	0	0
Felipe Alou, R OBP: 0.331, SLG: 0.484 (1, 9)		0-3 K		0-3 K		0-0 1-3		0-0 2B		4	0	1	0	0	2	2
Daryl Spencer, R OBP: 0.331, SLG: 0.380 (1, 4)		0-0 1B			4-0 1B BB		0-3 K		0-0 5-3	3	0	1	0	1	1	1
Hobie Landrith, L OBP: 0.344, SLG: 0.340 (1, 2)		0-0 F7			0-0 F8		0-0 3-1			3	0	0	0	0	0	2
Jim Davenport, R OBP: 0.296, SLG: 0.334 (1, 5)			0-0 4-3		0-0 FC6-4 1B		0-0 6-3			3	0	1	0	0	0	0
Sam Jones, R OBP: 0.163, SLG: 0.146 (1, 1)			0-3 K		0-3 K			0-0 F9		2	0	0	0	0	2	2
Jackie Brandt, R OBP: 0.322, SLG: 0.413 (8, PH)										1	0	0	0	0	0	0
Stu Miller, R OBP: 0.085, SLG: 0.044 (9, 1)										0	0	0	0	0	0	0

Inning Stats	R: 0 E: 0 K: 1 S: 5	H: 0 LOB: 0 BB: 0 P: 5	R: 0 E: 0 K: 1 S: 6	H: 1 LOB: 1 BB: 0 P: 6	R: 0 E: 0 K: 1 S: 5	H: 0 LOB: 0 BB: 0 P: 5	R: 0 E: 0 K: 1 S: 6	H: 1 LOB: 1 BB: 0 P: 6	R: 0 E: 0 K: 1 S: 6	H: 1 LOB: 2 BB: 1 P: 10	R: 0 E: 0 K: 1 S: 6	H: 1 LOB: 1 BB: 0 P: 6	R: 0 E: 0 K: 1 S: 5	H: 0 LOB: 0 BB: 0 P: 5	R: 0 E: 0 K: 0 S: 3	H: 0 LOB: 0 BB: 0 P: 3	R: 0 E: 0 K: 0 S: 4	H: 1 LOB: 1 BB: 0 P: 4	1B: 4 2B: 1 3B: 0 HR: 0	SF: 0 SAC: 0 DP: 0 HBP: 0
PITCHER Lew Burdette, R ERA: 3.84 (1, 1)	IP: 9.0 WLS: W BF: 33 H: 5 R: 0 ER: 0 SO: 7 BB: 1 IBB: 0 HBP: 0 BLK: 0 WP: 0 HR: 0 S: 46 P: 50 ERA: 0.00 WHIP: 0.667																			
PITCHER	IP: 0 WLS: 0 BF: 0 H: 0 R: 0 ER: 0 SO: 0 BB: 0 IBB: 0 HBP: 0 BLK: 0 WP: 0 HR: 0 S: 0 P: 0 ERA: 0.00 WHIP: 0.00																			


BOTTOM

Milwaukee Braves @ San Francisco Giants
Seals Stadium, San Francisco, CA

Wed Sep 16 1959, 6:33 AM EDT
Att. 22,721 - Unknown

livebaseballscorecards.com

AB	32
R	0
H	5
RBI	0
BB	1
SO	7
LOB	9



Batter	1	2	3	4	5	6	7	8	9	AB R H RBI BB SO LOB	TOP
Bill Bruton, L (1, 8) OBP: 0.344, SLG: 0.409	0-0 2-3		0-0 1-2 1B		0-0 1-3 HR 1B		0-0 HR 1B		0-0 1-3 G6-4-3 1B	5 2 4 0 0 0 0	Milwaukee Braves @ San Francisco Giants Seals Stadium, San Francisco, CA Thu Sep 17 1959, 6:33 AM EDT Att: 21,617 - Unknown livebaseballscorecards.com
Eddie Mathews, L (1, 5) OBP: 0.395, SLG: 0.583	0-0 F9		0-3 K		0-0 1-H 3-H HR		0-0 1-H HR	0-0 SF8	4 2 2 6 0 1 2		
Hank Aaron, R (1, 9) OBP: 0.402, SLG: 0.645	1-0 HBP		0-0 F2		0-3 K		0-0 6-3	0-0 G6-4-3 1-2f	4 0 0 0 0 1 3		
Joe Adcock, R (1, 3) OBP: 0.350, SLG: 0.559	0-3 K		0-0 1-3		0-3 K		0-0 F8		4 0 0 0 0 2 3		
Enos Slaughter, L (1, 7) OBP: 0.266, SLG: 0.354		0-0 4-3		0-3 K	0-0 F4		0-3 K		4 0 0 0 0 2 0		
Bobby Avila, R (1, 4) OBP: 0.323, SLG: 0.329		0-0 CI 1B		0-0 E4		0-0 5-3		0-0 F2	4 0 1 0 0 0 0		
Del Crandall, R (1, 2) OBP: 0.311, SLG: 0.409		0-1 CI G6-4-3 1-2		0-0 F7		0-0 6-3		0-0 G5-4-3 1B	3 0 1 0 0 0 1		
Felix Mantilla, R (1, 6) OBP: 0.269, SLG: 0.273		0-0 G6-4-3 1-2f		0-3 K		0-0 1B		0-0 G5-4-3 1-2f	4 0 1 0 0 1 4		
Warren Spahn, L Carl Willey, L Al Spangler, L Bob Rush, R Lee Maye, L Jony Jay, S Ray Boone, L Juan Pizarro, L Don McMahon, R Mickey Vernon, L			0-0 1B 1B		0-0 1B HR 1B		0-0 5-3		4-0 1B WP SF8 BB	0 0 0 0 0 0 0 0 0 0 0 0 0 0 0 0 1 0 0 1 0 1 0 0 0 0 0 0 0 0 0 0 0 0 0 0 0 1 0 1 0 0 0 1 0 0	
Inning Stats	R: 0 E: 0 K: 1 S: 5 H: 0 LOB: 1 BB: 0 P: 6	R: 0 E: 1 K: 0 S: 4 H: 1 LOB: 1 BB: 0 P: 4	R: 0 E: 0 K: 1 S: 7 H: 2 LOB: 2 BB: 0 P: 7	R: 0 E: 1 K: 2 S: 8 H: 0 LOB: 1 BB: 0 P: 8	R: 3 E: 0 K: 2 S: 10 H: 3 LOB: 0 BB: 0 P: 10	R: 0 E: 0 K: 0 S: 4 H: 1 LOB: 1 BB: 0 P: 4	R: 2 E: 0 K: 1 S: 7 H: 2 LOB: 0 BB: 0 P: 7	R: 0 E: 0 K: 0 S: 3 H: 1 LOB: 0 BB: 0 P: 3	R: 1 E: 0 K: 0 S: 3 H: 1 LOB: 0 BB: 1 P: 7	1B: 9 2B: 0 3B: 0 HR: 2 SF: 1 SAC: 0 DP: 3 HBP: 1	
PITCHER Jack Sanford, R (1, 1) ERA: 3.13 Sam Jones, R (8, 1) ERA: 2.82	IP WLS BF H R ER SO BB IBB HBP BLK WP HR S P ERA WHIP	7.0 W 32 9 5 5 7 0 0 1 0 0 2 45 46 6.43 1.286	2.0 S 7 2 1 1 0 1 0 0 0 0 1 0 6 10 4.50 1.500								



Batter	1	2	3	4	5	6	7	8	9	AB R H RBI BB SO LOB	TOP											
Jim Gilliam, S (1, 5) <small>OBP: 0.393, SLG: 0.351</small>	0-1 6-3	1-0 5-3			2-1 4-3	1-3 K			1-0 4-3	5 0 0 0 0 1 4												
Charlie Neal, R (1, 4) <small>OBP: 0.337, SLG: 0.456</small>	1-1 5-3		1-1 F5		2-1 E9	0-0 F7			2-1 4-3	5 0 0 0 0 0 2												
Wally Moon, L (1, 7) <small>OBP: 0.396, SLG: 0.500</small>	3-3 K		1-1 B1-3		1-0 F8			0-1 FC1-5 SH 1B	4-1 BB	4 0 1 0 1 1 1												
Gil Hodges, R (1, 3) <small>OBP: 0.372, SLG: 0.523</small>		1-0 F3	0-0 L8		0-0 E5			1-0 SH FC1-5	0-1 F6	4 0 0 0 0 0 2												
Carl Furillo, R (1, 9) <small>OBP: 0.326, SLG: 0.318</small> Duke Snider, L (5, PH) <small>OBP: 0.396, SLG: 0.538</small> (5, 9)		2-1 F8		0-0 SH1-3 1B 2B	0-1 4-3			0-0 FC1-5 G5-4-3		2 1 1 0 0 0 0 2 0 0 0 0 0 4												
Don Demeter, R (1, 8) <small>OBP: 0.289, SLG: 0.435</small>		1-0 1B 1B		2-1 SH1-3 2-3		0-0 F9		0-0 G5-4-3		3 1 1 0 0 0 2												
Maury Wills, S (1, 6) <small>OBP: 0.307, SLG: 0.305</small>		1-0 1B E 1B		0-0 4-3 1B		1-0 1B SH 1B		0-0 F2		4 2 3 1 0 0 0												
Joe Pignatano, R (1, 2) <small>OBP: 0.331, SLG: 0.299</small>		0-2 1B 1B		1-1 4-3 1-2		0-0 SH 1B		1-1 5-3		4 0 2 1 0 0 1												
Roger Craig, R (1, 1) <small>OBP: 0.065, SLG: 0.044</small>		0-1 1B		3-3 K		2-1 SH		1-3 K		3 0 1 1 0 2 1												
Inning Stats	R: 0 E: 0 K: 1 S: 7	H: 0 LOB: 0 BB: 0 P: 11	R: 2 E: 0 K: 0 S: 11	H: 4 LOB: 2 BB: 0 P: 17	R: 0 E: 0 K: 0 S: 5	H: 0 LOB: 0 BB: 0 P: 7	R: 1 E: 0 K: 1 S: 9	H: 2 LOB: 1 BB: 0 P: 15	R: 0 E: 2 K: 0 S: 8	H: 0 LOB: 2 BB: 0 P: 13	R: 1 E: 0 K: 1 S: 9	H: 2 LOB: 2 BB: 0 P: 13	R: 0 E: 0 K: 0 S: 5	H: 1 LOB: 1 BB: 0 P: 6	R: 0 E: 0 K: 1 S: 6	H: 0 LOB: 0 BB: 0 P: 8	R: 0 E: 0 K: 0 S: 6	H: 0 LOB: 1 BB: 1 P: 13	1B: 8 2B: 1 3B: 0 HR: 0	SF: 0 SAC: 3 DP: 1 HBP: 0	WP: 0 PB: 0 SB: 0 CS: 0	PA: 40
PITCHER	IP WLS BF H R ER SO BB IBB HBP BLK WP HR S P ERA WHIP																					
Johnny Antonelli, L (1, 1) <small>ERA: 3.01</small>	3.1 L 16 6 3 3 1 0 0 0 0 0 0 0 27 41 8.10 1.800																					
Stu Miller, R (4, 1) <small>ERA: 2.83</small>	3.2 17 3 1 1 2 0 0 0 0 0 0 0 27 41 2.46 0.818																					
Al Worthington, R (8, 1) <small>ERA: 3.61</small>	2.0 7 0 0 0 1 1 0 0 0 0 0 0 12 21 0.00 0.500																					

Los Angeles Dodgers @ San Francisco Giants
Seals Stadium, San Francisco, CA
 Sat Sep 19 1959, 6:33 AM EDT
 Att: 22,823 - Unknown

AB	36
R	4
H	9
RBI	3
BB	1
SO	4
LOB	17



WP: 0	PA: 40
PB: 0	
SB: 0	
CS: 0	

Batter	1	2	3	4	5	6	7	8	9	AB R H RBI BB SO LOB
Eddie Bressoud, R (1, 6) OBP: 0.316, SLG: 0.419	1-2 1-3		1-1 F4		1-1 5-3		0-2 1-6-3		2-3 K	5 0 0 0 0 1 3
Willie McCovey, L (1, 3) OBP: 0.429, SLG: 0.659	0-0 FC5-4 1B		0-0 F6			4-2 1B BB		4-2 FC6-4 BB		2 0 1 0 2 0 0
Willie Mays, R (1, 8) OBP: 0.370, SLG: 0.563	2-3 K			2-2 6-3		1-1 F7		0-0 FC6-4 1-2f		4 0 0 0 0 1 3
Orlando Cepeda, R (1, 7) OBP: 0.359, SLG: 0.528	0-0 FC5-4 1-2f			2-2 1B		1-3 K		0-0 F8		4 0 1 0 0 1 3
Willie Kirkland, L (1, 9) OBP: 0.327, SLG: 0.470		0-1 4-3		1-2 F2		0-0 1B		2-2 F3		4 0 1 0 0 0 2
Daryl Spencer, R (1, 4) OBP: 0.331, SLG: 0.376		3-3 K		2-2 F5		0-1 F9			4-1 2B 4-3 BB	3 1 0 0 1 1 3
Hobie Landrith, L (1, 2) OBP: 0.342, SLG: 0.337		0-2 1B			0-1 F9		2-2 F8		3-2 F7	4 0 1 0 0 0 1
Jim Davenport, R (1, 5) OBP: 0.297, SLG: 0.344		1-1 F8			0-1 F8		1-0 2B		0-0 4-3 2B	3 0 1 0 0 0 1
Jose Pagan, R (7, PR) OBP: 0.185, SLG: 0.154									1-3 2B	0 0 0 0 0 0 0
Leon Wagner, L (9, PH) OBP: 0.364, SLG: 0.431									0-0 4-3 2B	1 0 1 0 0 0 0
Johnny Antonelli, L (1, 1) OBP: 0.176, SLG: 0.240			0-0 G3		4-2 BB		0-0 L9		0-0 4-3	1 0 0 0 0 0 0
Stu Miller, R (4, 1) OBP: 0.104, SLG: 0.044									2-3 3-H	0 0 0 0 1 0 0
Dusty Rhodes, L (7, PH) OBP: 0.286, SLG: 0.256										1 0 0 0 0 0 1
Al Worthington, R (8, 1) OBP: 0.077, SLG: 0.077										0 0 0 0 0 0 0
Jackie Brandt, R (9, PH) OBP: 0.324, SLG: 0.412										1 0 0 1 0 0 1

Inning Stats	R: 0 E: 0 K: 1 S: 8	H: 1 LOB: 1 BB: 0 P: 11	R: 0 E: 0 K: 1 S: 10	H: 1 LOB: 1 BB: 0 P: 14	R: 0 E: 0 K: 0 S: 4	H: 0 LOB: 0 BB: 0 P: 5	R: 0 E: 0 K: 0 S: 12	H: 1 LOB: 1 BB: 0 P: 19	R: 0 E: 0 K: 0 S: 8	H: 0 LOB: 1 BB: 1 P: 13	R: 0 E: 0 K: 1 S: 11	H: 1 LOB: 2 BB: 1 P: 17	R: 0 E: 0 K: 0 S: 9	H: 1 LOB: 1 BB: 0 P: 12	R: 0 E: 0 K: 0 S: 9	H: 0 LOB: 1 BB: 1 P: 15	R: 1 E: 0 K: 1 S: 9	H: 1 LOB: 1 BB: 1 P: 18	1B: 4 2B: 2 3B: 0 HR: 0	SF: 0 SAC: 0 DP: 0 HBP: 0	WP: 0 PB: 0 SB: 0 CS: 0	PA: 37
PITCHER Roger Craig, R (1, 1) ERA: 2.27	IP 9.0 WLS W BF 37 H 6 R 1 ER 1 SO 4 BB 4 IBB 0 HBP 0 BLK 0 WP 0 HR 0 S 80 P 124 ERA 1.00 WHIP 1.111																					

BOTTOM

Los Angeles Dodgers @ San Francisco Giants
Seals Stadium, San Francisco, CA
 Sat Sep 19 1959, 6:33 AM EDT
 Att. 22,823 - Unknown

livebaseballscorecards.com

AB	33
R	1
H	6
RBI	1
BB	4
SO	4
LOB	18



Batter	1	2	3	4	5	6	7	8	9	AB R H RBI BB SO LOB	TOP	
Jim Gilliam, S (1, 5) OBP: 0.394, SLG: 0.354 	4-0 		0-0 F2 		3-1 FC6-4 		2-1 		2-0 	4 1 2 2 1 0 2		
Charlie Neal, R (1, 4) OBP: 0.336, SLG: 0.455 	1-3 K 		3-1 F9 			0-0 G3 	0-0 		0-0 4-3 	5 0 1 2 0 1 2		
Wally Moon, L (1, 7) OBP: 0.394, SLG: 0.496 	2-3 K 			3-2 5-3 		1-3 	0-0 4-3 		4-0 	4 0 0 0 1 2 3		
Gil Hodges, R (1, 3) OBP: 0.367, SLG: 0.516 	1-1 F9 			0-0 F8 		1-3 	1-3 		1-3 K 	5 0 0 0 0 3 5		
Carl Furillo, R (1, 9) Ron Fairly, L (7, 9) OBP: 0.331, SLG: 0.353 		2-0 4-3 		3-1 F8 			2-2 4-3 	3-2 3-1 		3 0 0 0 0 0 0 1 0 0 0 0 0 0		
Don Demeter, R (1, 8) OBP: 0.294, SLG: 0.439 		2-1 		1-1 F8 		1-1 	2-2 			3 1 2 0 0 0 0		
Maury Wills, S (1, 6) OBP: 0.306, SLG: 0.304 		0-3 K 		1-2 6-3 		0-2 	3-3 K 			4 1 1 0 0 2 2		
Joe Pignatano, R (1, 2) OBP: 0.335, SLG: 0.299 		1-3 K 		1-1 		4-2 	2-0 F4 			3 1 1 0 1 1 2		
Don Drysdale, R (1, 1) Chuck Essegian, R (7, PH) Bob Lillis, R (7, PR) Larry Sherry, R (7, 1) Danny McDevitt, L (8, 1) Duke Snider, L (8, PH) Chuck Churn, R (9, 1)			3-3 K 		3-2 		1-2 FC5 		1-0 F5 	2 0 1 0 0 1 0 1 0 0 1 0 0 2 0 1 0 1 0 0 0 0 0 0 0 0 0 0 0 0 0		
Inning Stats	R: 0 H: 0 E: 0 LOB: 1 K: 2 BB: 1 S: 8 P: 16	R: 0 H: 1 E: 0 LOB: 1 K: 2 BB: 0 S: 9 P: 14	R: 0 H: 0 E: 0 LOB: 0 K: 1 BB: 0 S: 6 P: 12	R: 0 H: 0 E: 0 LOB: 0 K: 0 BB: 0 S: 6 P: 12	R: 0 H: 2 E: 0 LOB: 2 K: 0 BB: 0 S: 12 P: 21	R: 0 H: 0 E: 0 LOB: 0 K: 2 BB: 0 S: 8 P: 10	R: 5 H: 4 E: 1 LOB: 2 K: 1 BB: 1 S: 22 P: 33	R: 0 H: 0 E: 0 LOB: 1 K: 1 BB: 0 S: 9 P: 19	R: 0 H: 1 E: 0 LOB: 2 K: 1 BB: 1 S: 6 P: 14	1B: 5 SF: 0 2B: 3 SAC: 0 3B: 0 DP: 0 HR: 0 HBP: 1	WP: 0 PA: 40 PB: 0 SB: 2 CS: 0	
PITCHER	Mike McCormick, L (1, 1) ERA: 4.09 Jack Sanford, R (7, 1) ERA: 3.11 Stu Miller, R (9, 1) ERA: 2.81	IP WLS BF H R ER SO BB IBB HBP BLK WP HR S P ERA WHIP	IP WLS BF H R ER SO BB IBB HBP BLK WP HR S P ERA WHIP	IP WLS BF H R ER SO BB IBB HBP BLK WP HR S P ERA WHIP	IP WLS BF H R ER SO BB IBB HBP BLK WP HR S P ERA WHIP	IP WLS BF H R ER SO BB IBB HBP BLK WP HR S P ERA WHIP	IP WLS BF H R ER SO BB IBB HBP BLK WP HR S P ERA WHIP	IP WLS BF H R ER SO BB IBB HBP BLK WP HR S P ERA WHIP	IP WLS BF H R ER SO BB IBB HBP BLK WP HR S P ERA WHIP	IP WLS BF H R ER SO BB IBB HBP BLK WP HR S P ERA WHIP	IP WLS BF H R ER SO BB IBB HBP BLK WP HR S P ERA WHIP	IP WLS BF H R ER SO BB IBB HBP BLK WP HR S P ERA WHIP

Los Angeles Dodgers @ San Francisco Giants
 Seals Stadium, San Francisco, CA
 Sat Sep 19 1959, 10:05 PM EDT
 Att: 22,737 - Unknown

livebaseballscorecards.com

AB	36
R	5
H	8
RBI	5
BB	3
SO	10
LOB	18

Batter	1	2	3	4	5	6	7	8	9	AB	R	H	RBI	BB	SO	LOB
Eddie Bressoud, R (1, 6) OBP: 0.316, SLG: 0.414 Jackie Brandt, R (8, PH) OBP: 0.325, SLG: 0.413 Stu Miller, R (9, 1) OBP: 0.104, SLG: 0.044	4-0 BB BB BB	0-3 K		0-1 F8			1-3 K	2-2 1-3 2-H 1B		3	0	0	0	1	2	2
Willie McCovey, L (1, 3) OBP: 0.434, SLG: 0.653	4-1 BB 1-2 BB	2-1 1-3 2-H 1B			4-2 1B BB		2-3 K	3-3 K		3	0	1	1	2	2	2
Willie Mays, R (1, 8) OBP: 0.372, SLG: 0.562	4-1 1-2 2-3 BB	0-2 F6			0-0 1-2 1B		1-1 FC6-4 1B		3-1 6-3	4	0	2	0	1	0	2
Orlando Cepeda, R (1, 7) OBP: 0.356, SLG: 0.524	2-3 K		0-2 1-3		0-3 K		1-0 FC6-4 1-2f		0-0 4-3	5	0	0	0	0	2	6
Willie Kirkland, L (1, 9) OBP: 0.330, SLG: 0.469	1-3 K		1-2 1B		1-3 K			4-0 1B BB	4-1 BB	3	1	1	0	2	2	5
Daryl Spencer, R (1, 4) OBP: 0.330, SLG: 0.374	2-3 K		0-1 F2		0-2 F8			4-1 1-2 1B BB	0-3 K	4	1	0	0	1	2	7
Hobie Landrith, L (1, 2) OBP: 0.341, SLG: 0.333		4-2 E 1B BB		1-1 F8		0-0 1-3		2-3 K		3	1	0	0	1	1	3
Jim Davenport, R (1, 5) OBP: 0.296, SLG: 0.342 Leon Wagner, L (8, PH) OBP: 0.368, SLG: 0.435 Jose Pagan, R (8, PR) OBP: 0.185, SLG: 0.154 (9, 6)		1-3 K		2-2 F9		3-2 F8		0-0 1B 1-2 2-H 1B		3	0	0	0	0	1	1
Mike McCormick, L (1, 1) OBP: 0.145, SLG: 0.109 Jack Sanford, R (7, 1) OBP: 0.203, SLG: 0.113 Dusty Rhodes, L (8, PH) OBP: 0.280, SLG: 0.250 Danny O'Connell, R (9, 5) OBP: 0.254, SLG: 0.241		0-1 E1 1B		0-0 6-3		1-3 K		1-2 F6		3	0	0	0	0	1	1

Inning Stats	R: 0	H: 0	E: 0	K: 3	S: 13	LOB: 3	BB: 3	P: 30	R: 1	H: 1	E: 1	K: 2	S: 17	LOB: 2	BB: 1	P: 24	R: 0	H: 1	E: 0	K: 0	S: 10	LOB: 1	BB: 0	P: 12	R: 0	H: 0	E: 0	K: 0	S: 6	LOB: 0	BB: 0	P: 8	R: 0	H: 1	E: 0	K: 2	S: 13	LOB: 2	BB: 1	P: 18	R: 0	H: 0	E: 0	K: 1	S: 8	LOB: 0	BB: 0	P: 12	R: 0	H: 1	E: 0	K: 2	S: 9	LOB: 1	BB: 0	P: 14	R: 2	H: 2	E: 0	K: 2	S: 15	LOB: 2	BB: 2	P: 31	R: 0	H: 0	E: 0	K: 1	S: 7	LOB: 1	BB: 1	P: 14	1B: 6	2B: 0	3B: 0	HR: 0	SF: 0	SAC: 0	DP: 0	HBP: 0	WP: 0	PB: 0	SB: 0	CS: 0	PA: 42
--------------	------	------	------	------	-------	--------	-------	-------	------	------	------	------	-------	--------	-------	-------	------	------	------	------	-------	--------	-------	-------	------	------	------	------	------	--------	-------	------	------	------	------	------	-------	--------	-------	-------	------	------	------	------	------	--------	-------	-------	------	------	------	------	------	--------	-------	-------	------	------	------	------	-------	--------	-------	-------	------	------	------	------	------	--------	-------	-------	-------	-------	-------	-------	-------	--------	-------	--------	-------	-------	-------	-------	--------

PITCHER	IP	WLS	BF	H	R	ER	SO	BB	IBB	HBP	BLK	WP	HR	S	P	ERA	WHIP
Don Drysdale, R (1, 1) ERA: 3.39	6.0	W	27	3	1	0	8	5	0	0	0	0	0	67	104	0.00	1.333
Larry Sherry, R (7, 1) ERA: 2.44	1.2		10	3	2	2	3	2	0	0	0	0	0	21	39	10.80	3.000
Danny McDevitt, L (8, 1) ERA: 4.0	0.1		1	0	0	0	1	0	0	0	0	0	0	3	6	0.00	0.000
Chuck Churn, R (9, 1) ERA: 2.63	1.0	S	4	0	0	0	1	1	0	0	0	0	0	7	14	0.00	1.000

BOTTOM

Los Angeles Dodgers @ San Francisco Giants
Seals Stadium, San Francisco, CA
 Sat Sep 19 1959, 10:05 PM EDT
 Att. 22,737 - Unknown

AB	34
R	3
H	6
RBI	3
BB	8
SO	13
LOB	31



WP	PB	SB	CS	ERA	WHIP
0	0	0	0		

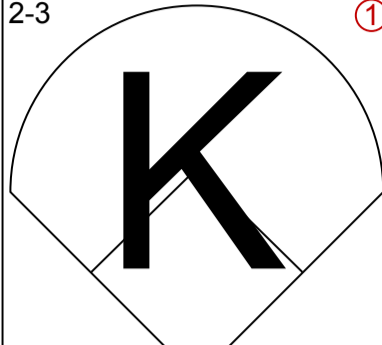
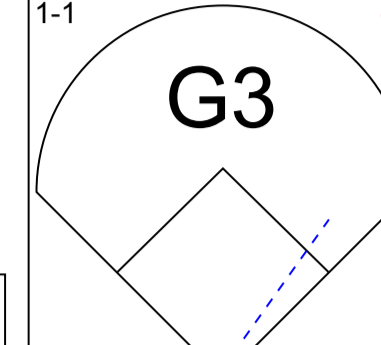
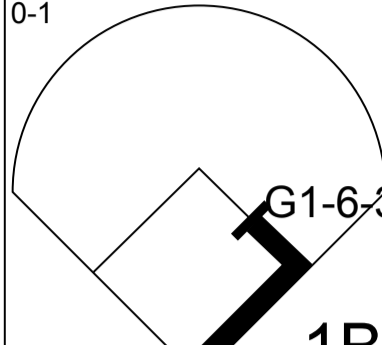
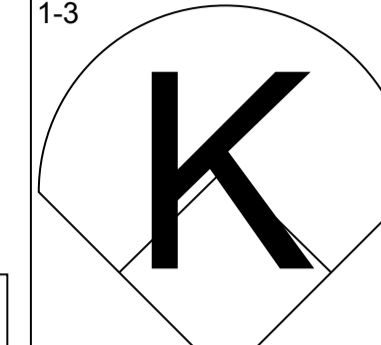
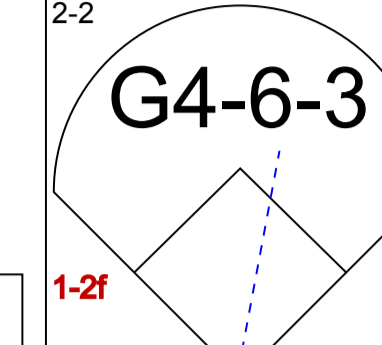
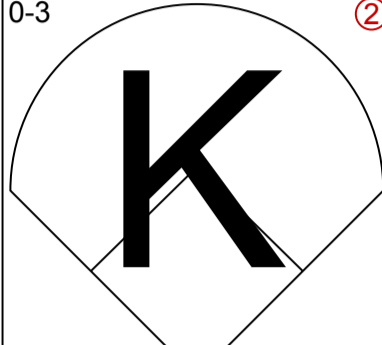
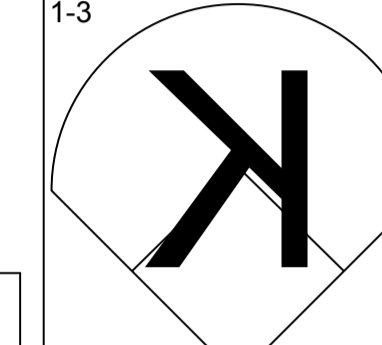
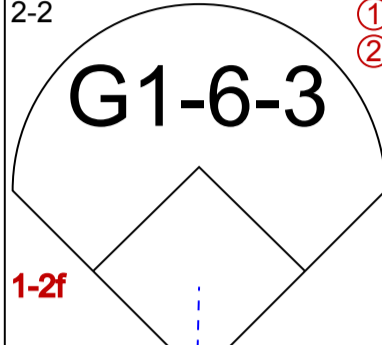
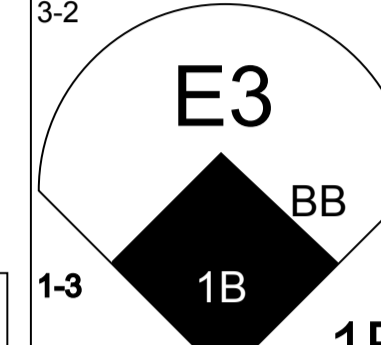
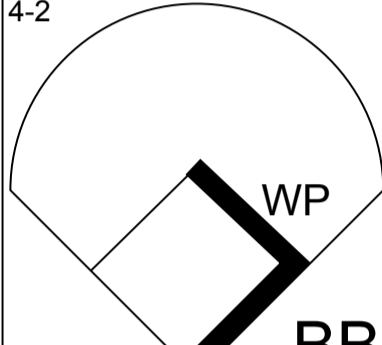
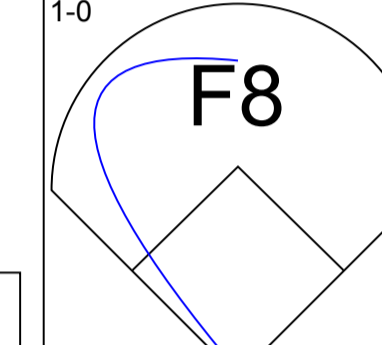
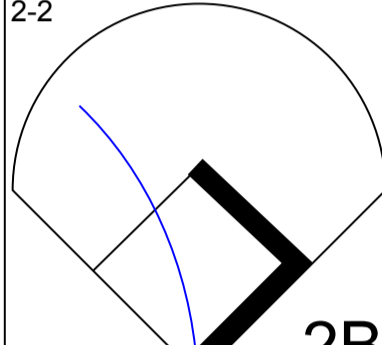
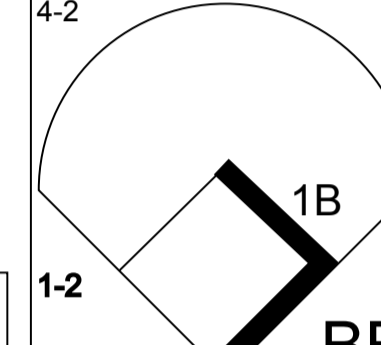
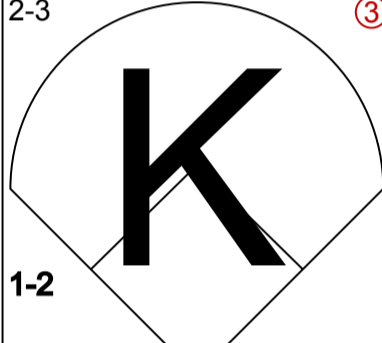
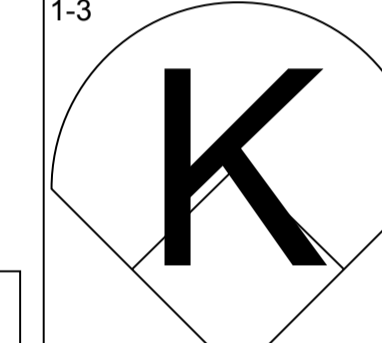
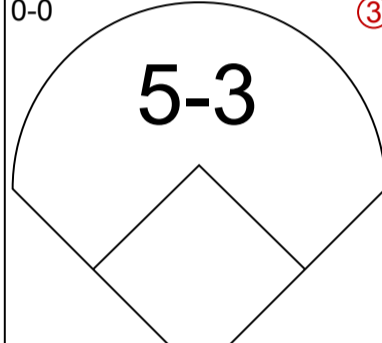
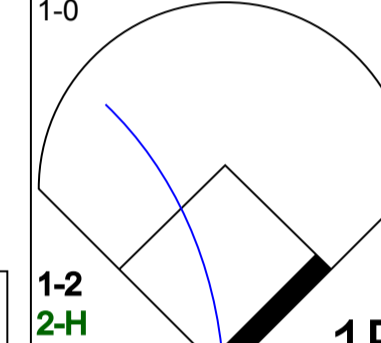
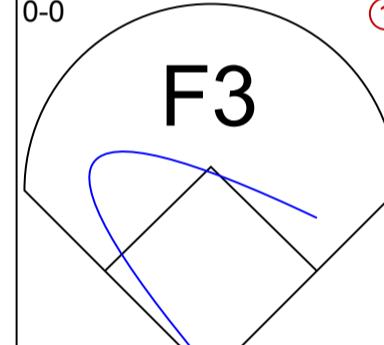
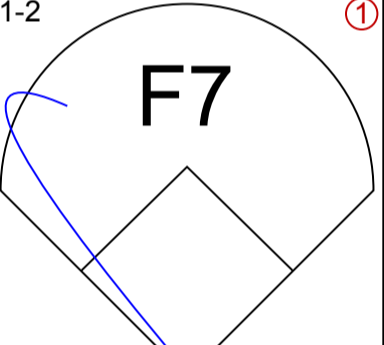
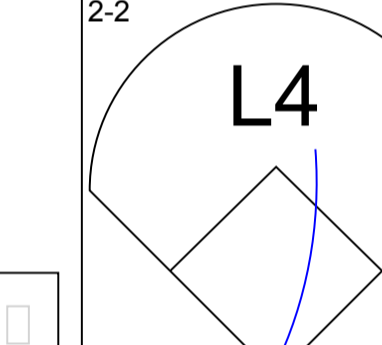
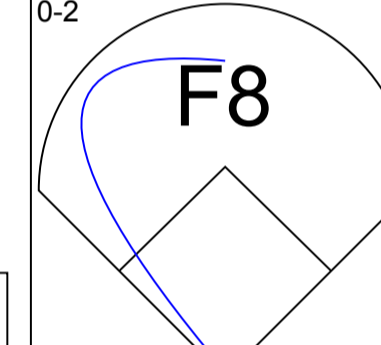
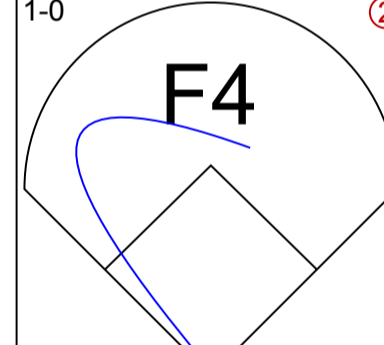
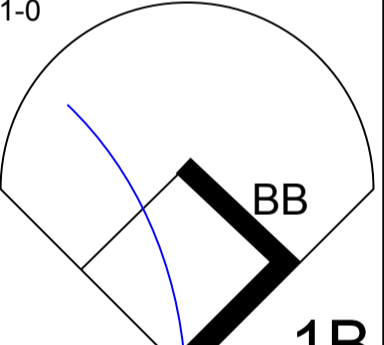
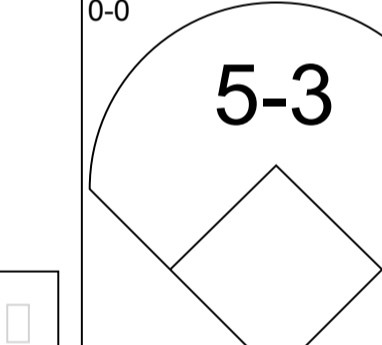
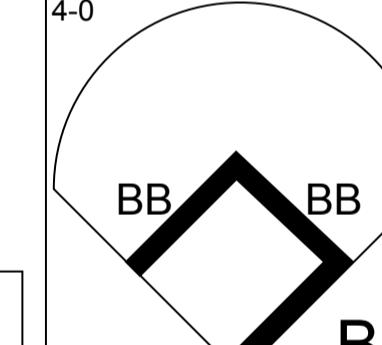
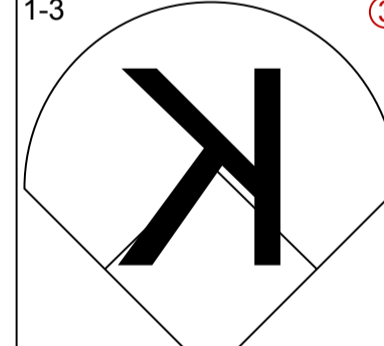
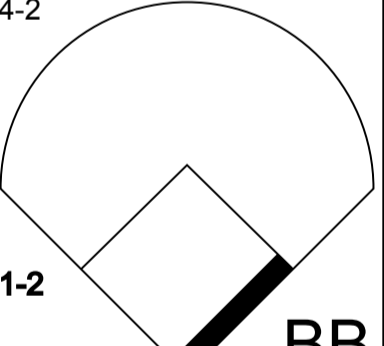
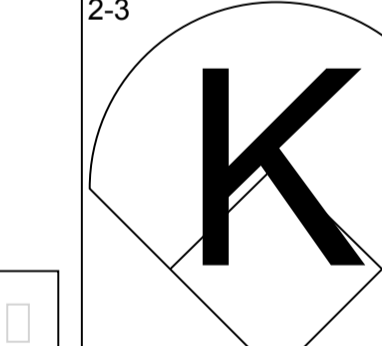
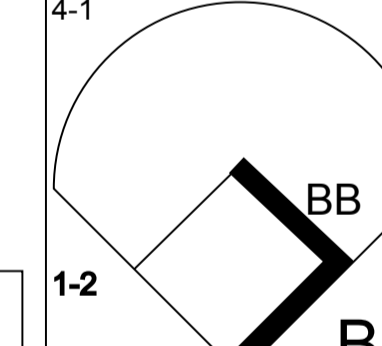
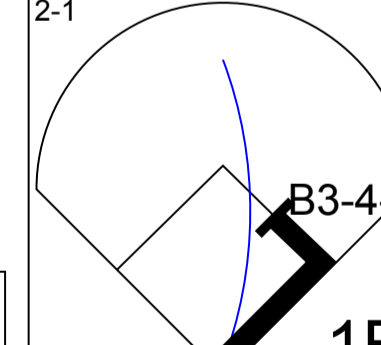
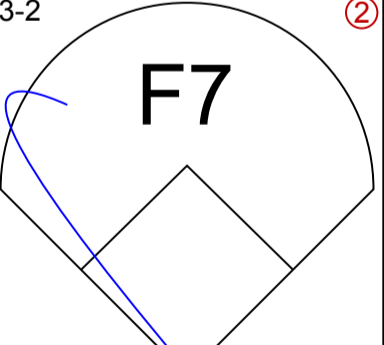
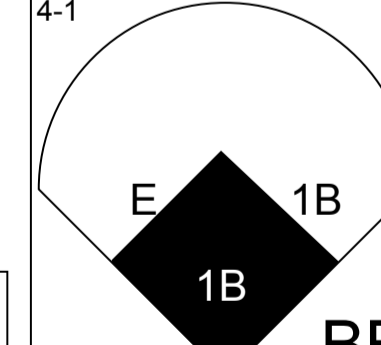
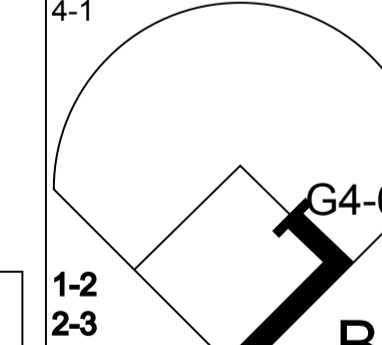
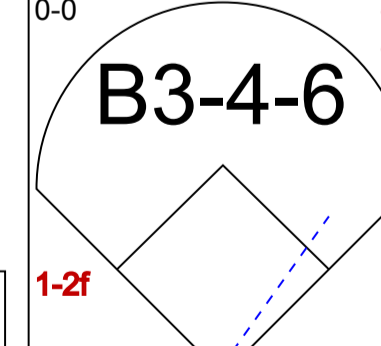
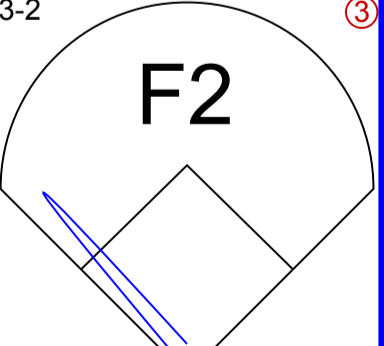
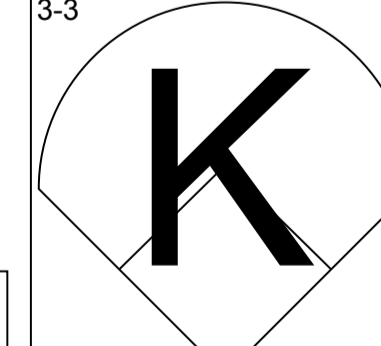
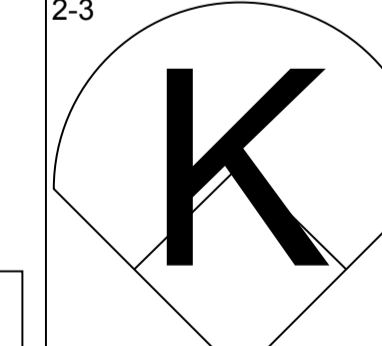
Batter	1	2	3	4	5	6	7	8	9	AB R H RBI BB SO LOB	TOP											
Jim Gilliam, S (1, 5) OBP: 0.396, SLG: 0.356	2-2 F7	3-2 L9		4-1 BB 1-2 BB			4-2 SH3-4 1B BB		3-2 6-3 2B 2B	3 2 1 0 2 0 3												
Charlie Neal, R (1, 4) OBP: 0.335, SLG: 0.453	0-0 F7		0-0 5-3	4-1 BB			2-1 SH3-4 1-2		1-0 6-3 2-3	3 0 0 1 1 0 1												
Wally Moon, L (1, 7) OBP: 0.394, SLG: 0.493	2-2 F8		1-3 K	0-0 G3-2-3 3-Hf			4-1 1B SF7 BB		4-1 2B 1B BB	3 2 0 0 2 1 3												
Duke Snider, L (1, 8) OBP: 0.398, SLG: 0.546		1-0	4-2		0-0 F9		1-0		2-1 1B 2B	3 1 2 2 1 0 0												
Carl Furillo, R (9, PH) OBP: 0.323, SLG: 0.326			1B				1-3 2-H 1B		1-3 1B 3-H 2B	1 0 1 1 0 0 0												
Bob Lillis, R (9, PR) OBP: 0.275, SLG: 0.271			BB						0-0 SF9 1B E	0 1 0 0 0 0 0												
Ron Fairly, L (9, 9) OBP: 0.331, SLG: 0.353			HR				2-1 SF7		2-H 3-H 1B 1B	0 0 0 0 0 0 0												
Norm Larker, L (1, 9) OBP: 0.326, SLG: 0.410		2-0 F4	2-2	1-2 FC6-4 1B		3-3 K			0-0 SF9 1B	2 0 1 0 0 0 0												
Don Demeter, R (5, PH) OBP: 0.294, SLG: 0.440							3-H		3-1 FC1 SF9 1B	2 1 1 3 0 1 0												
Gil Hodges, R (1, 3) OBP: 0.363, SLG: 0.509		0-1 F6	1-1 FC6-4	1-2f		1-1 F9			3-1 FC1 SF9 1B	5 0 0 0 0 0 5												
Maury Wills, S (1, 6) OBP: 0.313, SLG: 0.316		1-0				1-2 1-3			0-1 1B 2B S	5 1 3 0 0 0 0												
John Roseboro, L (1, 2) OBP: 0.326, SLG: 0.375		4-0				0-0 F9			1-2 2-3 1B	3 0 0 1 1 2 1												
Johnny Podres, L (1, 1) OBP: 0.314, SLG: 0.270		4-2				0-2			2-2 SF9	3 0 1 0 1 1 0												
Larry Sherry, R (8, 1) OBP: 0.207, SLG: 0.414							3-3 K		2-3 3-H 1B	0 0 0 0 0 0 0												
Sandy Koufax, R (8, 1) OBP: 0.143, SLG: 0.167									2-2 6-3	1 0 0 0 0 0 3												
Clem Labine, R (9, 1) OBP: 0.143, SLG: 0.167		1-2 2-3 BB				1-3 G3-2-3 1B			1-2	0 0 0 0 0 0 0												
Inning Stats	R: 0 E: 0 K: 0 S: 7	H: 0 LOB: 0 BB: 0 P: 11	R: 1 E: 0 K: 0 S: 13	H: 2 LOB: 3 BB: 2 P: 28	R: 0 E: 0 K: 1 S: 12	H: 1 LOB: 2 BB: 1 P: 20	R: 1 E: 0 K: 0 S: 9	H: 2 LOB: 2 BB: 2 P: 20	R: 0 E: 0 K: 1 S: 8	H: 0 LOB: 0 BB: 0 P: 12	R: 0 E: 0 K: 2 S: 10	H: 0 LOB: 0 BB: 0 P: 16	R: 2 E: 0 K: 0 S: 13	H: 1 LOB: 1 BB: 2 P: 25	R: 0 E: 0 K: 1 S: 10	H: 0 LOB: 0 BB: 0 P: 17	R: 4 E: 1 K: 0 S: 20	H: 4 LOB: 2 BB: 1 P: 37	1B: 6 2B: 3 3B: 0 HR: 1	SF: 2 SAC: 1 DP: 1 HBP: 0	WP: 0 PB: 0 SB: 1 CS: 0	PA: 45
PITCHER	IP WLS BF H R ER SO BB IBB HBP BLK WP HR S P ERA WHIP																					
Sam Jones, R (1, 1) ERA: 2.85	3.1 L 20 5 2 2 1 4 1 0 0 0 1 40 78 5.40 2.700																					
Johnny Antonelli, L (4, 1) ERA: 3.0	1.2 4 0 0 0 1 0 0 0 0 0 0 9 13 0.00 0.000																					
Al Worthington, R (6, 1) ERA: 3.71	3.0 12 1 2 2 3 2 0 0 0 0 0 33 58 6.00 1.000																					
Mike McCormick, L (9, 1) ERA: 4.16	0.1 3 1 2 2 0 1 0 0 0 0 0 6 14 54.00 6.000																					
Stu Miller, R (9, 1) ERA: 2.86	0.2 6 3 2 1 0 0 0 0 0 0 0 14 23 13.50 4.500																					

Los Angeles Dodgers @ San Francisco Giants
Seals Stadium, San Francisco, CA
Sun Sep 20 1959, 6:33 AM EDT
Att: 22,923 - Unknown

AB	34
R	8
H	10
RBI	8
BB	8
SO	5
LOB	16



WP: 0	PA: 45
PB: 0	
SB: 1	
CS: 0	

Batter	1	2	3	4	5	6	7	8	9	AB R H RBI BB SO LOB
Eddie Bressoud, R OBP: 0.314, SLG: 0.411 (1, 6)	2-3 		1-1 			0-1 		1-3 	2-2 	5 0 1 0 0 2 4
Willie McCovey, L OBP: 0.430, SLG: 0.644 (1, 3)	0-3 			1-3 		2-2 		3-2 		4 1 1 0 0 2 1
Willie Mays, R OBP: 0.374, SLG: 0.564 (1, 8)	4-2 			1-0 		2-2 		4-2 		2 0 1 0 2 0 0
Orlando Cepeda, R OBP: 0.355, SLG: 0.522 (1, 7)	2-3 			1-3 		0-0 		1-0 		4 0 1 2 0 2 2
Felipe Alou, R OBP: 0.323, SLG: 0.472 (1, 9)		0-0 			1-2 		2-2 	0-2 		4 0 0 0 0 0 2
Daryl Spencer, R OBP: 0.331, SLG: 0.373 (1, 4)		1-0 			1-0 		0-0 		4-0 	3 0 1 0 1 0 0
Jim Davenport, R OBP: 0.297, SLG: 0.340 (1, 5)		1-3 			4-2 		2-3 		4-1 	2 0 0 0 2 2 0
Hobie Landrith, L OBP: 0.346, SLG: 0.335 (1, 2)			2-1 		3-2 			4-1 	4-1 	2 1 1 0 2 0 2
Sam Jones, R OBP: 0.181, SLG: 0.145 (1, 1)			0-0 		3-2 			3-3 	2-3 	1 0 0 0 0 0 1
Johnny Antonelli, L OBP: 0.176, SLG: 0.240 (4, 1)										0 0 0 0 0 0 0
Jackie Brandt, R OBP: 0.325, SLG: 0.412 (5, PH)										1 0 0 0 0 0 2
Al Worthington, R OBP: 0.077, SLG: 0.077 (6, 1)										0 0 0 0 0 0 0
Jose Pagan, R OBP: 0.179, SLG: 0.148 (8, PH)										1 0 0 0 0 0 1
Mike McCormick, L OBP: 0.145, SLG: 0.109 (9, 1)										0 0 0 0 0 0 0
Stu Miller, R OBP: 0.104, SLG: 0.044 (9, 1)										0 0 0 0 0 0 0
Leon Wagner, L OBP: 0.366, SLG: 0.432 (9, PH)										1 0 0 0 0 0 1

Inning Stats	R: 0 E: 0 K: 3 S: 12	H: 0 LOB: 1 BB: 1 P: 20	R: 0 E: 0 K: 1 S: 5	H: 0 LOB: 0 BB: 0 P: 7	R: 0 E: 0 K: 0 S: 5	H: 1 LOB: 0 BB: 0 P: 8	R: 0 E: 0 K: 2 S: 8	H: 0 LOB: 0 BB: 0 P: 11	R: 0 E: 0 K: 0 S: 12	H: 1 LOB: 2 BB: 1 P: 24	R: 0 E: 0 K: 0 S: 11	H: 2 LOB: 1 BB: 0 P: 15	R: 0 E: 0 K: 1 S: 8	H: 0 LOB: 0 BB: 0 P: 12	R: 2 E: 1 K: 2 S: 20	H: 2 LOB: 2 BB: 2 P: 36	R: 0 E: 0 K: 1 S: 11	H: 0 LOB: 2 BB: 3 P: 27	1B: 5 2B: 1 3B: 0 HR: 0	SF: 0 SAC: 0 DP: 3 HBP: 0
--------------	-------------------------------	----------------------------------	------------------------------	---------------------------------	------------------------------	---------------------------------	------------------------------	----------------------------------	-------------------------------	----------------------------------	-------------------------------	----------------------------------	------------------------------	----------------------------------	-------------------------------	----------------------------------	-------------------------------	----------------------------------	----------------------------------	------------------------------------

PITCHER	IP	WLS	BF	H	R	ER	SO	BB	IBB	HBP	BLK	WP	HR	S	P	ERA	WHIP
Johnny Podres, L ERA: 3.93 (1, 1)	7.2	W	29	5	2	2	9	3	0	0	0	1	0	71	118	2.35	1.043
Larry Sherry, R ERA: 2.44 (8, 1)	0.0		2	1	0	0	0	1	0	0	0	0	0	5	10	∞	∞
Sandy Koufax, L ERA: 3.85 (8, 1)	0.1		3	0	0	0	0	2	0	0	0	0	0	6	14	0.00	6.000
Clem Labine, R ERA: 3.67 (9, 1)	1.0	S	3	0	0	0	1	1	0	0	0	0	0	10	18	0.00	1.000

Los Angeles Dodgers @ San Francisco Giants
Seals Stadium, San Francisco, CA
 Sun Sep 20 1959, 6:33 AM EDT
 Att. 22,923 - Unknown

AB	30
R	2
H	6
RBI	2
BB	7
SO	10
LOB	18

GIANTS

WP: 1	PA: 37
PB: 0	
SB: 0	
CS: 0	

PITCHER	IP	WLS	BF	H	R	ER	SO	BB	IBB	HBP	BLK	WP	HR	S	P	ERA	WHIP
---------	----	-----	----	---	---	----	----	----	-----	-----	-----	----	----	---	---	-----	------

Batter	1	2	3	4	5	6	7	8	9	AB	R	H	RBI	BB	SO	LOB	TOP					
Eddie Bressoud, R (1, 6) OBP: 0.309, SLG: 0.404	0-3 K	0-3 K		X 0-0 F9			X 0-0 P5	0-0 F9		5	0	0	0	0	2	5						
Felipe Alou, R (1, 9) OBP: 0.320, SLG: 0.466	0-0 3-1 BB 1B	0-0 F8		X 0-0 5-3			X 0-0 P5		0-0 F9	5	0	1	0	0	0	3						
Willie Mays, R (1, 8) OBP: 0.374, SLG: 0.561	4-0 3-1 BB 1-2 BB		X 0-0 F9 1B FC5-4 1B		X 0-0 6-3		X 0-0 5-3		0-0 6-3	4	1	1	0	1	0	0						
Willie McCovey, L (1, 3) OBP: 0.436, SLG: 0.657	0-0 3-1		X 0-0 FC5-4 1B		X 0-0 2B			0-0 F4 E 2B	0-0 F4	4	1	3	0	0	0	2						
Jim Hegan, R (8, 2) OBP: 0.207, SLG: 0.198	1-2 2-3		1-2 FC5-4 1B							1	0	0	0	0	0	0						
Orlando Cepeda, R (1, 7) OBP: 0.353, SLG: 0.519	0-0 F6		X 0-0 F9		X 0-0 5-3			0-0 F4	0-0 F4	4	0	0	0	0	0	6						
Daryl Spencer, R (1, 4) OBP: 0.332, SLG: 0.372		4-0 1B BB 1B BB	X 0-0 FC5-4		X 0-0 F8			4-0 E 2B BB		2	2	0	1	2	0	2						
Hobie Landrith, L (1, 2) OBP: 0.346, SLG: 0.335			X 0-0 FC1-5 1B		X 0-0 F8		X 0-0 F7	0-0 E3 2B		3	0	1	0	0	0	1						
Leon Wagner, L (8, PH) OBP: 0.364, SLG: 0.429			1-2 FC1-5 1B					1-3 3-H		1	0	0	1	0	0	1						
Danny O'Connell, R (8, 5) OBP: 0.254, SLG: 0.241			1-2 FC1-5 1B					0-0 3-H		0	0	0	0	0	0	0						
Jim Davenport, R (1, 5) OBP: 0.300, SLG: 0.343			X 0-0 FC1-5 1B		X 0-0 SH1-4 1B		X 0-0 5-3	0-0 3-H		2	0	2	1	0	0	0						
Jose Pagan, R (5, 5) OBP: 0.172, SLG: 0.143			1-2 FC1-5 1B					0-0 3-H		1	0	0	0	0	0	0						
Willie Kirkland, L (8, PH) OBP: 0.331, SLG: 0.472			X 0-0 FC1-5 1B		X 0-0 SH1-4 1B		X 0-0 5-3	0-0 3-H		1	0	1	1	0	0	0						
Sam Jones, R (8, 1) OBP: 0.161, SLG: 0.145			1-2 FC1-5 1B					0-0 3-H		0	0	0	0	0	0	0						
Jack Sanford, R (1, 1) OBP: 0.200, SLG: 0.111			X 0-0 FC1-5 1B		X 0-0 SH1-4 1B		X 0-0 F7	0-0 3-H		1	0	0	0	0	0	2						
Dusty Rhodes, L (6, PH) OBP: 0.275, SLG: 0.244			1-2 FC1-5 1B					0-0 3-H		1	0	0	0	0	0	0						
Mike McCormick, L (6, 1) OBP: 0.145, SLG: 0.109			X 0-0 FC1-5 1B		X 0-0 SH1-4 1B		X 0-0 F7	0-0 3-H		0	0	0	0	0	0	0						
Jackie Brandt, R (8, PH) OBP: 0.324, SLG: 0.411			1-2 FC1-5 1B					0-0 3-H		1	0	0	0	0	0	2						
Inning Stats	R: 0 E: 0 K: 1 S: 6	H: 1 LOB: 2 BB: 1 P: 10	R: 1 E: 0 K: 1 S: 7	H: 2 LOB: 2 BB: 1 P: 11	R: 1 E: 0 K: 0 S: 5	H: 2 LOB: 1 BB: 0 P: 5	R: 0 E: 0 K: 0 S: 4	H: 1 LOB: 1 BB: 0 P: 4	R: 0 E: 0 K: 0 S: 4	H: 1 LOB: 1 BB: 0 P: 4	R: 0 E: 0 K: 0 S: 3	H: 0 LOB: 0 BB: 0 P: 3	R: 0 E: 0 K: 0 S: 3	H: 0 LOB: 0 BB: 0 P: 3	R: 2 E: 1 K: 0 S: 6	H: 2 LOB: 2 BB: 1 P: 10	R: 0 E: 0 K: 0 S: 3	H: 0 LOB: 0 BB: 0 P: 3	1B: 6 2B: 3 3B: 0 HR: 0	SF: 0 SAC: 1 DP: 0 HBP: 0	WP: 0 PB: 0 SB: 0 CS: 0	PA: 40
PITCHER	IP	WLS	BF	H	R	ER	SO	BB	IBB	HBP	BLK	WP	HR	S	P	ERA	WHIP					
Dave Hillman, R (1, 1) ERA: 3.61	7.1		34	8	4	4	2	3	0	0	0	0	0	35	47	4.91	1.500					
Don Elston, R (8, 1) ERA: 3.22	1.2	W	6	1	0	0	0	0	0	0	0	0	0	6	6	0.00	0.600					

San Francisco Giants @ Chicago Cubs
 Wrigley Field, Chicago, IL
 Tue Sep 22 1959, 3:33 AM CDT
 Att. 5,442 - Unknown

livebaseballscorecards.com

AB	36
R	4
H	9
RBI	4
BB	3
SO	2
LOB	24



BOTTOM

San Francisco Giants @ Chicago Cubs
Wrigley Field, Chicago, IL
Wed Sep 23 1959, 3:33 AM CDT
Att. 4,940 - Unknown

livebaseballscorecards.com

AB	41
R	9
H	14
RBI	9
BB	8
SO	3
LOB	25



WP	1	PA	51
PB	0		
SB	0		
CS	0		

AB	R	H	RBI	BB	SO	LOB
5	1	2	1	1	0	1
6	1	2	1	0	1	3
4	2	1	2	2	1	2
6	2	3	2	0	0	3
5	0	3	1	0	0	0
1	0	1	0	0	0	0
3	0	1	1	0	0	3
2	1	1	1	0	0	2
1	0	0	0	0	0	1
1	1	0	0	2	0	0
1	0	0	0	0	0	0
0	0	0	0	0	0	0
3	0	0	0	2	0	5
2	1	0	0	1	1	2
1	0	0	0	0	0	1
0	0	0	0	0	0	0

Batter	1	2	3	4	5	6	7	8	9	10
Tony Taylor, R OBP: 0.330, SLG: 0.390 (1, 4)	F6		F8	BB 1B SF8 1B	2B		F2		BBB 4-0	BB 2-3
George Altman, L OBP: 0.317, SLG: 0.393 (1, 8)	F9		F3	SF8 BB 1-2 2-3 1B	F9			HR	SSS 0-3	K
Lee Walls, R OBP: 0.343, SLG: 0.397 (1, 9)	14 HR BB		HR	1-2 2-3 3-H BB		5-3		F4	SSS 0-3	K
14 Ernie Banks, R OBP: 0.374, SLG: 0.596 (1, 6)	1-H HR		1B 1B	F5		6-3		1B 1B		F6
Bobby Thomson, R OBP: 0.317, SLG: 0.395 (1, 7)	4-3		1B 1B	SF8		1B		1B		F7
Art Schult, R OBP: 0.303, SLG: 0.366 (1, 3)		F8		1-3 2-H 2B		G3		F3		HR
Jim Marshall, L OBP: 0.328, SLG: 0.413 (3, PH)			BB	1-3						
Cal Neeman, R OBP: 0.236, SLG: 0.277 (8, PH)			1B							
Earl Averill, R OBP: 0.303, SLG: 0.445 (1, 2)		F9			1-3 2B		4-3	5-3		
Sammy Taylor, L OBP: 0.334, SLG: 0.421 (3, PH)										
Randy Jackson, R OBP: 0.326, SLG: 0.358 (8, PH)			1-2	BB						
Dale Long, L OBP: 0.308, SLG: 0.435 (9, 3)										
Alvin Dark, R OBP: 0.336, SLG: 0.373 (1, 5)	F8		4-3		1-3		1-3		WP SH1-4 BB	
Bob Anderson, R OBP: 0.120, SLG: 0.089 (1, 1)										
Bill Henry, L OBP: 0.226, SLG: 0.200 (7, 1)	K			1B 1B BB	F6		1-3		SH1-4	
Don Elston, R OBP: 0.200, SLG: 0.200 (9, 1)									1-2	

Inning Stats	R: 2	H: 1	E: 0	K: 0	S: 4	P: 8
	R: 0	H: 1	E: 0	K: 1	S: 6	P: 6
	R: 2	H: 4	E: 0	K: 0	S: 7	P: 11
	R: 2	H: 2	E: 0	K: 0	S: 5	P: 13
	R: 1	H: 1	E: 0	K: 0	S: 4	P: 8
	R: 0	H: 1	E: 0	K: 0	S: 4	P: 4
	R: 0	H: 0	E: 0	K: 0	S: 3	P: 7
	R: 1	H: 3	E: 0	K: 0	S: 6	P: 6
	R: 0	H: 0	E: 0	K: 2	S: 7	P: 15
	R: 1	H: 1	E: 0	K: 0	S: 3	P: 3

PITCHER	IP	WLS	BF	H	R	ER	SO	BB	IBB	HBP	BLK	WP	HR	S	P	ERA	WHIP
Johnny Antonelli, L ERA: 3.1 (1, 1)	2.2		14	5	4	4	1	1	0	0	0	0	2	15	19	13.50	2.250
Stu Miller, R ERA: 2.85 (3, 1)	0.1		3	1	0	0	0	1	0	0	0	0	0	2	6	0.00	6.000
Gordon Jones, R ERA: 4.29 (4, 1)	0.0		4	2	2	2	0	2	0	0	0	0	0	2	10	∞	∞
Al Worthington, R ERA: 3.73 (4, 1)	2.0		8	1	1	1	0	1	0	0	0	0	0	7	11	4.50	1.000
Bud Byerly, R ERA: 1.5 (6, 1)	2.0		8	1	0	0	0	1	0	0	0	0	0	7	11	0.00	1.000

PITCHER	IP	WLS	BF	H	R	ER	SO	BB	IBB	HBP	BLK	WP	HR	S	P	ERA	WHIP
Mike McCormick, L ERA: 4.13 (8, 1)	2.0		11	3	1	1	2	2	0	0	0	1	1	13	21	4.50	2.500
Eddie Fisher, R ERA: 6.69 (10, 1)	0.2	L	3	1	1	1	0	0	0	0	0	0	1	3	3	13.50	1.500

Batter	1	2	3	4	5	6	7	8	9	AB R H RBI BB SO LOB	TOP		
Jose Pagan, R OBP: 0.231, SLG: 0.216 (1, 5) X	0-0 G5-4-3 1B	0-0 5-3		0-0 F4			0-3 K			4 0 1 0 0 1 1	<p>San Francisco Giants @ St. Louis Cardinals</p> <p>Sportsman's Park, St. Louis, MO</p> <p>Sat Sep 26 1959, 8:05 PM EDT</p> <p>Att. 9,860 - Unknown</p>		
Felipe Alou, R OBP: 0.317, SLG: 0.463 (1, 9) X	0-0 G5-4-3 1-2f		0-0 5-3		0-0 6-3		0-3 K			4 0 0 0 0 1 1			
Willie Mays, R OBP: 0.379, SLG: 0.580 (1, 8) X	0-0 HR		4-0 FC4-6 BB		0-0 4-3 2B		0-0 E3 HR			3 2 2 1 1 0 0			
Willie McCovey, L OBP: 0.437, SLG: 0.674 (1, 3) X	0-0 BB CI 1B		0-0 FC4-6 WP 2B		0-0 4-3		0-0 2-H HR			4 2 2 2 0 0 2			
Orlando Cepeda, R OBP: 0.355, SLG: 0.523 (1, 7) S	0-1 CI BB 1-2		0-0 1-H 2B		1-0 CS HBP		0-0 6-3			2 0 1 1 0 0 0			
Daryl Spencer, R OBP: 0.331, SLG: 0.368 (1, 4) B B B	4-0 FC6-4 BB 1-2 2-3		0-0 F8		0-0 CS 1-2		0-0 E5 K			3 0 0 0 1 0 1			
Eddie Bressoud, R OBP: 0.310, SLG: 0.402 (1, 6) X	0-0 FC6-4 1-2f		0-0 F7		0-0 F7		0-3 K 1-2			4 0 0 0 0 1 4			
Bob Schmidt, R OBP: 0.292, SLG: 0.376 (1, 2) X		0-0 G5-6-3 1B		0-0 SH1-4 1B		0-0 1B				3 0 3 0 0 0 0			
Sam Jones, R OBP: 0.157, SLG: 0.141 (1, 1) X		0-0 G5-6-3 1-2f		0-0 SH1-4 1-2		0-0 F7				2 0 0 0 0 0 2			
Inning Stats	R: 1 H: 3 E: 1 LOB: 3 K: 0 BB: 1 S: 6 P: 10	R: 0 H: 1 E: 0 LOB: 0 K: 0 BB: 0 S: 3 P: 3	R: 1 H: 1 E: 0 LOB: 1 K: 0 BB: 1 S: 4 P: 8	R: 0 H: 1 E: 0 LOB: 1 K: 0 BB: 0 S: 4 P: 4	R: 0 H: 1 E: 0 LOB: 1 K: 0 BB: 0 S: 3 P: 4	R: 0 H: 1 E: 0 LOB: 1 K: 0 BB: 0 S: 4 P: 4	R: 2 H: 1 E: 1 LOB: 0 K: 2 BB: 0 S: 9 P: 9	R: 0 H: 0 E: 1 LOB: 0 K: 1 BB: 0 S: 4 P: 4		1B: 5 SF: 0 2B: 2 SAC: 1 3B: 0 DP: 2 HR: 2 HBP: 1	WP: 1 PA: 35 PB: 0 SB: 0 CS: 1		
PITCHER	IP WLS BF H R ER SO BB IBB HBP BLK WP HR S P ERA WHIP											PITCHER	IP WLS BF H R ER SO BB IBB HBP BLK WP HR S P ERA WHIP
Vinegar Bend Mizell, L ERA: 4.16 (1, 1)	6.0 L 27 8 2 2 0 2 2 0 1 0 1 1 24 33 3.00 1.667												
Ernie Broglio, R ERA: 4.67 (7, 1)	1.2 7 1 2 0 3 0 0 0 0 0 0 1 13 13 0.00 0.600												

livebaseballscorecards.com

AB	29
R	4
H	9
RBI	4
BB	2
SO	3
LOB	11



Batter	1	2	3	4	5	6	7	8	9	AB	R	H	RBI	BB	SO	LOB
Don Blasingame, L (1, 4) OBP: 0.363, SLG: 0.362	0-0 6-3		0-0 6-3			0-0 SH5-3				2	0	0	0	0	0	0
Joe Cunningham, L (1, 9) OBP: 0.455, SLG: 0.479	4-0 BB			0-0 F3		0-0 G1				2	0	0	0	1	0	1
Stan Musial, L (1, 3) OBP: 0.361, SLG: 0.415	0-0 F9			0-3 K		0-3 K				3	0	0	0	0	2	1
Ken Boyer, R (1, 5) OBP: 0.386, SLG: 0.511	0-0 F5			0-3 K		0-0 5-3				3	0	0	0	0	1	1
Gino Cimoli, R (1, 7) OBP: 0.327, SLG: 0.431		0-0 5-3			0-0 4-3			0-3 K		3	0	0	0	0	1	0
Hal Smith, R (1, 2) OBP: 0.298, SLG: 0.405		0-0 F7			0-0 F7					2	0	0	0	0	0	0
Curt Flood, R (1, 8) OBP: 0.303, SLG: 0.423		0-0 5-3			0-0 1-3					2	0	0	0	0	0	0
Alex Grammas, R (1, 6) OBP: 0.332, SLG: 0.336			0-0 F8			4-0 SH5-3 BB				1	0	0	0	1	0	0
Vinegar Bend Mizell, R (1, 1) OBP: 0.208, SLG: 0.227			0-0 F9			0-3 K				1	0	0	0	0	0	0
Wally Shannon, L (6, PH) OBP: 0.289, SLG: 0.326										1	0	0	0	0	1	1
Ernie Broglio, R (7, 1) OBP: 0.141, SLG: 0.098										0	0	0	0	0	0	0

Inning Stats	R: 0	H: 0	E: 0	LOB: 1	K: 0	S: 3	R: 0	H: 0	E: 0	LOB: 0	K: 0	S: 3	R: 0	H: 0	E: 0	LOB: 0	K: 2	S: 7	R: 0	H: 0	E: 0	LOB: 0	K: 0	S: 3	R: 0	H: 0	E: 0	LOB: 1	K: 1	S: 5	R: 0	H: 0	E: 0	LOB: 0	K: 2	S: 7
	0	0	0	1	0	3	0	0	0	0	0	3	0	0	0	0	2	7	0	0	0	0	0	3	0	0	0	0	1	1	5	0	0	0	0	7

PITCHER	IP	WLS	BF	H	R	ER	SO	BB	IBB	HBP	BLK	WP	HR	S	P	ERA	WHIP	IP	WLS	BF	H	R	ER	SO	BB	IBB	HBP	BLK	WP	HR	S	P	ERA	WHIP	
Sam Jones, R (1, 1) ERA: 2.83	7.0	W	23	0	0	0	5	2	0	0	0	0	0	31	39	0.00	0.286																		

BOTTOM

San Francisco Giants @ St. Louis Cardinals
 Sportsman's Park, St. Louis, MO
 Sat Sep 26 1959, 8:05 PM EDT
 Att. 9,860 - Unknown

AB	20
R	0
H	0
RBI	0
BB	2
SO	5
LOB	4



1B:	0	SF:	0	WP:	0	PA:	23
2B:	0	SAC:	1	PB:	0		
3B:	0	DP:	0	SB:	0		
HR:	0	HBP:	0	CS:	0		

Batter	1	2	3	4	5	6	7	8	9	AB R H RBI BB SO LOB	TOP		
Jose Pagan, R (1, 5) OBP: 0.233, SLG: 0.220	0-0 FC4-6 1B		0-0 F4		0-0 F8		0-3 K			4 0 1 0 0 1 2	San Francisco Giants @ St. Louis Cardinals Sportsman's Park, St. Louis, MO Sun Sep 27 1959, 4:33 AM EDT Unknown		
Willie Kirkland, L (1, 9) OBP: 0.330, SLG: 0.469	0-0 FC4-6 1B 1-2f		0-0 F6		0-0 1B		0-0 F9			4 0 1 0 0 0 2			
Willie Mays, R (1, 8) OBP: 0.381, SLG: 0.580	0-0 G4-6-3 1B 1-3			4-0 4-3 1B BB	0-0 F3		0-0 1B			3 1 2 0 1 0 1			
Willie McCovey, L (1, 3) OBP: 0.429, SLG: 0.660 Jackie Brandt, R (8, 7) OBP: 0.325, SLG: 0.417	0-0 G4-6-3 1-2f		0-0 4-3		0-3 K		0-3 K			4 0 0 0 0 2 4 0 0 0 0 0 0 0			
Orlando Cepeda, R (1, 7) OBP: 0.354, SLG: 0.522 (8, 3)		0-3 K		0-0 1B 2-H 1B	0-0 6-3		0-0 G3			4 0 1 1 0 1 1			
Daryl Spencer, R (1, 4) OBP: 0.332, SLG: 0.369		0-3 K		0-0 1-2 1B	0-0 F3		0-0 G6-4-3 1B			4 0 2 0 0 1 0			
Hobie Landrith, L (1, 2) OBP: 0.345, SLG: 0.332 Leon Wagner, L (9, PH) OBP: 0.359, SLG: 0.422		0-0 1-3		0-3 K	0-0 CS BB		0-3 K			2 0 0 0 1 1 2 1 0 0 0 0 1 1			
Eddie Bressoud, R (1, 6) OBP: 0.310, SLG: 0.404 Dusty Rhodes, L (9, PH) OBP: 0.264, SLG: 0.234			0-0 SH5-4 2B	0-0 F6	0-3 K		0-0 G6-4-3			3 0 1 0 0 1 3 1 0 0 0 0 0 1			
Mike McCormick, L (1, 1) OBP: 0.155, SLG: 0.121 Stu Miller, R (8, 1) OBP: 0.104, SLG: 0.044			0-0 SH5-4 2-3		0-3 K		0-0 1B			2 0 1 0 0 1 0 0 0 0 0 0 0 0			
Inning Stats	R: 0 H: 2 E: 0 LOB: 1 K: 0 BB: 0 S: 4 P: 4	R: 0 H: 0 E: 0 LOB: 0 K: 2 BB: 0 S: 7 P: 7	R: 0 H: 1 E: 0 LOB: 1 K: 2 BB: 0 S: 4 P: 4	R: 1 H: 2 E: 0 LOB: 2 K: 1 BB: 1 S: 7 P: 11	R: 0 H: 1 E: 0 LOB: 1 K: 1 BB: 0 S: 6 P: 6	R: 0 H: 0 E: 0 LOB: 0 K: 1 BB: 0 S: 5 P: 5	R: 0 H: 1 E: 0 LOB: 1 K: 2 BB: 1 S: 7 P: 11	R: 0 H: 1 E: 0 LOB: 1 K: 1 BB: 0 S: 6 P: 6	R: 0 H: 1 E: 0 LOB: 0 K: 1 BB: 0 S: 5 P: 5	1B: 8 SF: 0 2B: 2 SAC: 1 3B: 0 DP: 3 HR: 0 HBP: 0		WP: 0 PA: 35 PB: 0 SB: 0 CS: 1	
PITCHER	IP WLS BF H R ER SO BB IBB HBP BLK WP HR S P ERA WHIP											PITCHER	IP WLS BF H R ER SO BB IBB HBP BLK WP HR S P ERA WHIP
Larry Jackson, R (1, 1) ERA: 3.27	8.0 W 32 8 1 1 8 2 0 0 0 0 0 0 46 54 1.12 1.250												
Lindy McDaniel, R (9, 1) ERA: 3.82	1.0 S 3 1 0 0 1 0 0 0 0 0 0 0 5 5 0.00 1.000												

livebaseballscorecards.com

AB	32
R	1
H	9
RBI	1
BB	2
SO	9
LOB	17



Batter	1	2	3	4	5	6	7	8	9
Don Blasingame, L (1, 4) OBP: 0.361, SLG: 0.359	0-0 6-3		0-3 K			0-0 F5		0-0 E6 1B BB	
Joe Cunningham, L (1, 3) OBP: 0.454, SLG: 0.476	0-0 4-3			0-0 5-3		0-0 4-3		4-0 1B BB	
Gino Cimoli, R (1, 9) (9, 7) OBP: 0.327, SLG: 0.429	0-0 F6			0-0 3-1			0-0 1-3	0-0 1B	
Ken Boyer, R (1, 5) OBP: 0.384, SLG: 0.508		0-0 4-3		0-0 F6			0-0 F9		
Gene Oliver, R (1, 7) Lindy McDaniel, R (9, 1) OBP: 0.261, SLG: 0.381 OBP: 0.125, SLG: 0.034		0-3 K		0-3 K			0-3 K		
Hal Smith, R (1, 2) OBP: 0.296, SLG: 0.403		0-0 P3		0-0 F3				0-0 6-3	
Alex Grammas, R (1, 6) OBP: 0.332, SLG: 0.336			0-0 F9		0-0 3-1			0-0 E 1B BB 1B	
Curt Flood, R (1, 8) OBP: 0.308, SLG: 0.426			0-0 1-3			0-0 SH1-3 1B		0-0 BB E 1B 1B	
Larry Jackson, R (1, 1) Gene Green, R (8, PH) OBP: 0.134, SLG: 0.125 OBP: 0.237, SLG: 0.310			0-0 1B			0-0 SH1-3		0-3 K	

Inning Stats	R: 0	H: 0	E: 0	LOB: 0	K: 0	S: 3	P: 3	R: 0	H: 0	E: 0	LOB: 0	K: 1	S: 5	P: 5	R: 0	H: 0	E: 0	LOB: 0	K: 1	S: 6	P: 6	R: 0	H: 0	E: 0	LOB: 0	K: 0	S: 3	P: 3	R: 0	H: 0	E: 0	LOB: 0	K: 1	S: 5	P: 5	R: 0	H: 1	E: 0	LOB: 1	K: 0	S: 4	P: 4	R: 0	H: 1	E: 0	LOB: 1	K: 0	S: 4	P: 4	R: 0	H: 0	E: 0	LOB: 0	K: 1	S: 5	P: 5	R: 2	H: 3	E: 1	LOB: 2	K: 1	S: 8	P: 12							
	0	0	0	0	0	3	3	0	0	0	0	1	5	5	0	0	0	0	0	6	6	0	0	0	0	0	3	3	0	0	0	0	0	3	3	0	0	0	0	0	4	4	0	1	0	1	0	4	4	0	0	0	0	0	5	5	0	1	0	2	1	12	12	1	3	1	2	1	12	12

PITCHER	IP	WLS	BF	H	R	ER	SO	BB	IBB	HBP	BLK	WP	HR	S	P	ERA	WHIP
Mike McCormick, L (1, 1) ERA: 3.99	7.2	L	29	4	2	0	5	1	0	0	0	0	0	38	42	0.00	0.652
Stu Miller, R (8, 1) ERA: 2.84	0.1		1	1	0	0	0	0	0	0	0	0	0	1	1	0.00	3.000

BOTTOM

AB	R	H	RBI	BB	SO	LOB
4	0	0	0	0	1	4
3	0	0	1	1	0	1
4	0	1	1	0	0	0
3	0	0	0	0	0	0
3	0	0	0	0	3	0
0	0	0	0	0	0	0
3	0	0	0	0	0	0
3	1	1	0	0	0	0
3	1	2	0	0	0	0
1	0	1	0	0	0	0
1	0	0	0	0	1	2

AB	28
R	2
H	5
RBI	2
BB	1
SO	5
LOB	7



WP	PA	3B	SF	SAC	DP	HBP
0	30	0	0	1	0	0

San Francisco Giants @ St. Louis Cardinals
 Sportsman's Park, St. Louis, MO
 Sun Sep 27 1959, 4:33 AM EDT
 Unknown

livebaseballscorecards.com

BOTTOM

San Francisco Giants @ St. Louis Cardinals
Sportsman's Park, St. Louis, MO

livebaseballscorecards.com

AB	37
R	14
H	13
RBI	13
BB	6
SO	9
LOB	12



WP:	1	PA:	43
PB:	0		
SB:	0		
CS:	0		

PITCHER	IP	WLS	BF	H	R	ER	SO	BB	IBB	HBP	BLK	WP	HR	S	P	ERA	WHIP
Marshall Renfro, L	(1, 1)		2.0	3	6	6	3	3	3	0	0	0	1	15	27	27.00	3.000
Al Worthington, R	(3, 1)		1.0	4	0	0	2	1	0	0	0	1	0	7	11	0.00	1.000
Eddie Fisher, R	(4, 1)	L	2.1	7	7	7	3	2	0	0	0	0	0	20	28	27.00	3.857
Gordon Jones, R	(6, 1)		1.2	7	2	1	1	0	0	0	0	0	1	9	9	5.40	1.200
Bud Byerly, R	(8, 1)		1.0	4	1	0	0	0	0	0	0	0	0	4	4	0.00	1.000

AB	R	H	RBI	BB	SO	LOB
2	0	1	2	0	0	0
3	1	1	0	0	1	1
5	2	2	1	0	1	2
4	3	2	1	1	1	1
0	0	0	0	0	0	0
4	1	1	2	1	2	0
5	2	2	1	0	1	2
4	2	2	3	1	0	1
4	1	0	0	1	2	3
3	1	2	3	1	0	0
1	1	0	0	1	0	1
2	0	0	0	0	1	1
1B:	5	SF:	0			
2B:	6	SAC:	0			
3B:	0	DP:	0			
HR:	2	HBP:	0			

Batter	1	2	3	4	5	6	7	8	9
Joe Cunningham, L OBP: 0.454, SLG: 0.478 Gene Green, R OBP: 0.241, SLG: 0.311 (1, 9) (3, PR) (4, 9)	0-0 5-3 1B 2B		0-0 1B 2B 1-H 2-H	0-3 K		0-0 F3 2B	0-0 1B		
Wally Shannon, L OBP: 0.295, SLG: 0.340 (1, 4)	0-3 K		0-0 1B 2B BB WP 2-H	0-0 G3		0-0 2B 2B	0-0 P4		
Stan Musial, L OBP: 0.364, SLG: 0.428 Jay Porter, R OBP: 0.290, SLG: 0.317 (1, 3) (8, 3)	0-0 HR		4-0 1B 2B WP BB 3-1 1-2		0-3 K	0-0 2B 2B	0-0 F8		
Gino Cimoli, R OBP: 0.327, SLG: 0.430 (1, 7)	0-3 K		4-0 1B 2B 3-1 WP BB 1-2 2-3		0-3 K	0-0 2B 2B 2-H 3-H		0-0 L9	
Dick Gray, R OBP: 0.313, SLG: 0.340 (1, 5)		0-0 P5	0-3 K 1-2 2-3 3-H		0-0 2B 1B BB BB	0-0 HR 2B 2-H		0-0 1-4-3	
Gene Oliver, R OBP: 0.271, SLG: 0.401 (1, 2)		0-0 F5	0-0 3-1 2-3 3-H		4-0 2B BB 1-2 BB	0-0 HR		0-0 1B	
Curt Flood, R OBP: 0.305, SLG: 0.418 (1, 8)		0-3 K	0-3 K		4-0 2B BB 1-2 2-3	0-0 P4		0-0 1-3	
Alex Grammas, R OBP: 0.336, SLG: 0.341 (1, 6)			4-0 2B BB BB		0-0 1B FC2-6 1B 1-H 2-H 3-H	0-0 2B		0-0 1-3	
Bob Miller, R OBP: 0.240, SLG: 0.208 Bob Gibson, R OBP: 0.115, SLG: 0.192 (1, 1) (5, 1)			4-0 2B BB 1-2		0-0 FC2-6 1B 1-2f	0-0 F8		0-3 K	

Inning Stats	R: 1	H: 1	E: 0	LOB: 0	K: 2	S: 8	P: 8	R: 0	H: 0	E: 0	LOB: 0	K: 1	S: 5	R: 5	H: 2	E: 0	LOB: 2	K: 2	S: 9	R: 0	H: 1	E: 0	LOB: 1	K: 1	S: 6	R: 3	H: 2	E: 0	LOB: 1	K: 2	S: 9	R: 5	H: 5	E: 0	LOB: 0	K: 0	S: 8	R: 0	H: 1	E: 0	LOB: 1	K: 1	S: 6	R: 0	H: 1	E: 0	LOB: 1	K: 0	S: 4	R: 0	H: 1	E: 0	LOB: 1	K: 0	S: 4
--------------	------	------	------	--------	------	------	------	------	------	------	--------	------	------	------	------	------	--------	------	------	------	------	------	--------	------	------	------	------	------	--------	------	------	------	------	------	--------	------	------	------	------	------	--------	------	------	------	------	------	--------	------	------	------	------	------	--------	------	------

PITCHER	IP	WLS	BF	H	R	ER	SO	BB	IBB	HBP	BLK	WP	HR	S	P	ERA	WHIP
Marshall Renfro, L	(1, 1)		2.0	3	6	6	3	3	3	0	0	0	1	15	27	27.00	3.000
Al Worthington, R	(3, 1)		1.0	4	0	0	2	1	0	0	0	1	0	7	11	0.00	1.000
Eddie Fisher, R	(4, 1)	L	2.1	7	7	7	3	2	0	0	0	0	0	20	28	27.00	3.857
Gordon Jones, R	(6, 1)		1.2	7	2	1	1	0	0	0	0	0	1	9	9	5.40	1.200
Bud Byerly, R	(8, 1)		1.0	4	1	0	0	0	0	0	0	0	0	4	4	0.00	1.000

Sun Sep 27 1959, 4:38 AM EDT
Att. 19,477 - Unknown