

San Francisco Giants - 1959

Batter	1	2	3	4	5	6	7	8	9	AB	R	H	RBI	BB	SO	LOB	TOP																			
Jim Davenport, R (1.5) OBP: 0.250, SLG: 0.250	F3		1B		F7		SH2-4		FC2-6 2B	4	1	1	1	0	0	1	San Francisco Giants @ St. Louis Cardinals Sportsman's Park, St. Louis, MO Fri Apr 10 1959, 7:05 PM EST Att: 20,988 - Unknown																			
Jackie Brandt, R (1.7) OBP: 0.400, SLG: 0.600	K		2-3				6-3		2B	5	0	2	1	0	1	2																				
Willie Mays, R (1.8)	1-3			5-3	K		F8		IBB	4	0	0	0	1	1	2																				
Orlando Cepeda, R (1.3) OBP: 0.200, SLG: 0.400		F9		1B 2B	F5			K	F8	5	1	1	0	0	1	3																				
Willie Kirkland, L (1.9) OBP: 0.200, SLG: 0.800	K			F6		G3		HR	4-3	5	1	1	1	0	1	3																				
Daryl Spencer, R (1.4) OBP: 0.500, SLG: 0.500	F8			BB WP 1B		5-3		E8 3B 1B		4	1	2	1	0	0	0																				
Andre Rodgers, R (1.6) OBP: 0.500, SLG: 1.000			F8			F6			FC8-2 3B	3	0	1	1	1	0	0																				
Bob Schmidt, R (1.2) OBP: 0.750, SLG: 2.000			6-3 1B 2B						FC8-2 3B	3	2	2	1	1	0	1																				
Johnny Antonelli, L (1.1) OBP: 0.333, SLG: 0.333			6-3							3	0	1	0	0	0	4																				
Bob Speake, L (9, PH)				1-3						0	0	0	0	0	1	0																				
Al Worthington, R (9, 1)			2-3				SH2-4 1B		FC2-6 BB	0	0	0	0	0	0	0																				
Inning Stats	R: 0 E: 0 K: 1 S: 5	H: 0 LOB: 0 BB: 0 P: 5	R: 0 E: 0 K: 1 S: 5	H: 0 LOB: 0 BB: 0 P: 5	R: 1 E: 0 K: 0 S: 5	H: 2 LOB: 1 BB: 0 P: 5	R: 1 E: 0 K: 0 S: 5	H: 2 LOB: 3 BB: 2 P: 13	R: 0 E: 0 K: 1 S: 6	H: 1 LOB: 1 BB: 0 P: 6	R: 0 E: 0 K: 0 S: 3	H: 0 LOB: 0 BB: 0 P: 3	R: 1 E: 0 K: 0 S: 5	H: 2 LOB: 1 BB: 0 P: 5	R: 2 E: 1 K: 1 S: 7	H: 3 LOB: 0 BB: 7 P: 7	R: 1 E: 0 K: 0 S: 4	H: 1 LOB: 2 BB: 2 P: 12	1B: 5 2B: 4 3B: 1 HR: 2	SF: 0 SAC: 1 DP: 1 HBP: 0	WP: 1 PA: 41 PB: 0 SB: 0 CS: 0															
PITCHER	IP	WLS	BF	H	R	ER	SO	BB	IBB	HBP	BLK	WP	HR	S	P	ERA	WHIP	PITCHER		IP	WLS	BF	H	R	ER	SO	BB	IBB	HBP	BLK	WP	HR	S	P	ERA	WHIP
Larry Jackson, R (1.1) ERA: 3.86	7.0		30	7	3	3	3	2	0	0	0	1	1	34	42	3.86	1.286																			
Jim Brosnan, R (8, 1) ERA: 13.5	2.0	L	11	4	3	3	1	1	1	0	0	0	1	11	19	13.50	2.500																			

AB	36
R	6
H	11
RBI	6
BB	4
SO	4
LOB	16



Batter	1	2	3	4	5	6	7	8	9	AB	R	H	RBI	BB	SO	LOB	BOTTOM																			
Don Blasingame, L (1.4) OBP: 0.800, SLG: 1.000	FC3-6 2B		1B 1B		4-3				E SH2-4 BB	4	2	3	1	1	0	0	San Francisco Giants @ St. Louis Cardinals Sportsman's Park, St. Louis, MO Fri Apr 10 1959, 7:05 PM EST Att: 20,988 - Unknown																			
Gino Cimoli, R (1.8) OBP: 0.750, SLG: 1.000	FC3-6 BB		F8 1B		F9		2B		SH2-4	3	0	2	2	1	0	0																				
Bill White, L (1.3) OBP: 0.200, SLG: 0.200	FC3-6 G6-4-3		F8 1B		K		F6		K	5	0	1	1	0	2	4																				
Ken Boyer, R (1.5)	G6-4-3		F8				3-1		4-3	5	0	0	0	0	0	6																				
Stan Musial, L (1.7)		F9					F9		1-3	3	0	0	0	1	1	1																				
Gary Blaylock, R (8, PR)			K							0	1	0	0	0	0	0																				
Gene Green, R (9, 2)								4-3 E 1B BB		1	0	0	0	0	0	2																				
Joe Cunningham, L (1.9)									6-3	1	0	0	0	2	0	1																				
Hal Smith, R (1.2)										3	0	0	0	0	0	3																				
Curt Flood, R (8, PH) (9, 7)									4-3	1	0	0	0	0	0	2																				
Alex Grammas, R (1.6) OBP: 0.750, SLG: 1.000										4	1	3	1	0	0	1																				
Larry Jackson, R (1.1) OBP: 0.500, SLG: 0.500										2	1	1	0	0	1	1																				
Ray Jablonski, R (7, PH)										1	0	0	0	0	0	1																				
Jim Brosnan, R (8, 1)			1B 1B		K					1	0	0	0	0	0	1																				
Inning Stats	R: 0 E: 0 K: 0 S: 3	H: 1 LOB: 1 BB: 1 P: 7	R: 0 E: 0 K: 0 S: 3	H: 0 LOB: 1 BB: 1 P: 7	R: 2 E: 0 K: 1 S: 8	H: 4 LOB: 1 BB: 0 P: 8	R: 0 E: 0 K: 1 S: 5	H: 1 LOB: 1 BB: 1 P: 9	R: 0 E: 0 K: 0 S: 3	H: 0 LOB: 0 BB: 0 P: 4	R: 2 E: 0 K: 0 S: 6	H: 3 LOB: 1 BB: 0 P: 6	R: 1 E: 1 K: 0 S: 4	H: 1 LOB: 1 BB: 1 P: 8	R: 0 E: 1 K: 1 S: 6	H: 0 LOB: 2 BB: 1 P: 10	1B: 7 2B: 3 3B: 0 HR: 0	SF: 0 SAC: 1 DP: 2 HBP: 1	WP: 0 PA: 41 PB: 0 SB: 0 CS: 0																	
PITCHER	IP	WLS	BF	H	R	ER	SO	BB	IBB	HBP	BLK	WP	HR	S	P	ERA	WHIP	PITCHER		IP	WLS	BF	H	R	ER	SO	BB	IBB	HBP	BLK	WP	HR	S	P	ERA	WHIP
Johnny Antonelli, L (1.1) ERA: 4.5	8.0	W	36	10	5	4	3	4	0	1	0	0	0	37	54	4.50	1.750																			
Al Worthington, R (9, 1) ERA:	1.0	S	5	0	0	0	1	1	0	0	0	0	0	6	10	0.00	1.000																			



Batter	1	2	3	4	5	6	7	8	9	AB	R	H	RBI	BB	SO	LOB	TOP				
Jim Davenport, R (1.5) OBP: 0.444, SLG: 0.286	4-0 FC5-4 BB	0-0 F3			0-0 SH2-4 1B		0-0 F8	4-0 BB		3	0	1	0	2	0	0	San Francisco Giants @ St. Louis Cardinals Sportsman's Park, St. Louis, MO Sat Apr 11 1959, 7:05 PM EST Att: 8,518 - Unknown				
Jackie Brandt, R (1.7) OBP: 0.333, SLG: 0.375	0-0 FC5-4 BB 1-2 2B		0-0 4-3		0-0 SH2-4 1-2		4-0 1B 2B BB	0-0 F8		3	2	0	0	1	0	2					
Willie Mays, R (1.8) OBP: 0.300, SLG: 0.286	4-0 2B BB		0-0 1B		4-0 BB		0-0 2B 1B		0-3 K	3	2	2	0	2	1	0					
Orlando Cepeda, R (1.3) OBP: 0.300, SLG: 0.600	0-0 2B		0-0 F6		0-3 K		0-0 1B		0-0 1-3	5	0	2	4	0	1	3					
Willie Kirkland, L (1.9) OBP: 0.300, SLG: 0.500	4-0 BB		0-0 F8		0-3 K		0-0 1B		0-3 K	3	0	0	0	2	2	3					
Daryl Spencer, R (1.4) OBP: 0.325, SLG: 0.500	4-0 BB		0-0 1B		4-0 1B BB		0-3 K			2	1	1	0	2	1	2					
Andre Rodgers, R (1.6) OBP: 0.250, SLG: 0.429	0-3 K		0-3 K		0-0 F5		0-3 K			4	0	0	0	0	3	6					
Bob Schmidt, R (1.2) OBP: 0.500, SLG: 1.000		0-0 F8		0-0 F9		0-0 1B		0-3 K		4	0	1	0	0	1	1					
Sam Jones, R (1.1)		0-0 1-3		0-0 5-3		0-0 SH5-4-1 1-2 3-H		0-3 K		3	0	0	1	0	1	1					
Inning Stats	R: 2 E: 0 K: 1 S: 5	H: 1 LOB: 2 BB: 4 P: 21	R: 0 E: 0 K: 0 S: 3	H: 0 LOB: 0 BB: 0 P: 3	R: 0 E: 0 K: 1 S: 4	H: 1 LOB: 1 BB: 0 P: 4	R: 0 E: 0 K: 1 S: 6	H: 1 LOB: 1 BB: 0 P: 6	R: 0 E: 0 K: 2 S: 8	H: 1 LOB: 2 BB: 1 P: 12	R: 1 E: 0 K: 0 S: 3	H: 1 LOB: 0 BB: 1 P: 7	R: 2 E: 0 K: 2 S: 9	H: 2 LOB: 2 BB: 2 P: 17	R: 0 E: 0 K: 2 S: 7	H: 0 LOB: 1 BB: 0 P: 11	R: 0 E: 0 K: 2 S: 7	H: 0 LOB: 0 BB: 0 P: 7	1B: 5 2B: 3 3B: 0 HR: 0	SF: 0 SAC: 2 DP: 1 HBP: 0	WP: 1 PA: 41 PB: 0 SB: 1 CS: 0
PITCHER	IP WLS BF H R ER SO BB IBB HBP BLK WP HR S P ERA WHIP	6.0 L 27 5 3 3 4 6 0 0 0 1 0 29 53 4.50 1.833	1.0 7 2 2 2 2 1 1 0 0 0 0 0 9 17 18.00 3.000	2.0 7 0 0 0 4 1 0 0 0 0 0 0 14 18 0.00 0.500	PITCHER										IP WLS BF H R ER SO BB IBB HBP BLK WP HR S P ERA WHIP						

AB 30
R 5
H 7
RBI 5
BB 9
SO 10
LOB 18



Batter	1	2	3	4	5	6	7	8	9	AB	R	H	RBI	BB	SO	LOB	BOTTOM				
Don Blasingame, L (1.4) OBP: 0.600, SLG: 0.625	4-0 PB 4-3 BB		0-0 F9		0-0 5-3		0-0 F6		0-0 BB 1B	4	0	1	0	1	0	4	San Francisco Giants @ St. Louis Cardinals Sportsman's Park, St. Louis, MO Sat Apr 11 1959, 7:05 PM EST Att: 8,518 - Unknown				
Gino Cimoli, R (1.8) OBP: 0.444, SLG: 0.500	0-0 F6		0-3 K		0-0 4-3		0-0 E6 1B		0-0 F9	5	1	1	0	0	1	2					
Bill White, L (1.3) OBP: 0.200, SLG: 0.111	0-0 4-3 1-2		0-3 K		0-3 K		0-3 K		4-0 1-2 BB	4	0	0	0	1	3	2					
Ken Boyer, R (1.5) OBP: 0.100, SLG: 0.100	0-0 F9 2-3		0-0 1B		0-3 K		0-0 E5 1B		0-0 1-3	5	1	1	0	0	1	4					
Stan Musial, L (1.7) OBP: 0.250, SLG: 0.143		0-0 1-3		0-3 K		0-0 F3		0-0 1B 1B		4	0	1	2	0	1	1					
Joe Cunningham, L (1.9) OBP: 0.750, SLG: 0.600		0-0 E 1B		0-0 F8		0-0 1B		0-0 2-3 1B		4	0	3	0	0	0	0					
Hal Smith, R (1.2) George Crowe, L (8, PH) Gene Green, R (9, 2)		0-0 E4 1-3		0-0 F4		0-0 F9		0-0 F6		3 1 0	0 0 0	0 0 0	0 0 0	0 0 0	0 0 0	2 2 0					
Alex Grammas, R (1.6) Solly Hemus, L (7, PH) Bobby Gene Smith, R (7, PH) Lee Tate, R (8, 6) Ray Jablonski, R (8, PH) (8, 5)		0-0 F3		0-0 1B		4-0 G6-3 BB		0-3 K		2 0 0 0 0 0 0 1	0 0 0 0 0 0 0 0	0 0 0 0 0 0 0 0	0 0 0 0 0 0 0 0	0 0 0 0 0 0 0 0	0 0 0 0 0 0 0 0	0 0 0 0 0 0 0 0					
Ernie Broglio, R (1.1) Howie Nunn, R (7, 1) Irv Noren, L (7, PH) Phil Clark, R (8, 1) Curt Flood, R (9, PH)		4-0 BB		0-0 G3		0-0 G6-3		0-0 F9		1 0 0 0 0 0 0 0	0 0 0 0 0 0 0 0	0 0 0 0 0 0 0 0	0 0 0 0 0 0 0 0	0 0 0 0 0 0 0 0	0 0 0 0 0 0 0 0	0 0 0 0 0 0 0 0					
Inning Stats	R: 0 E: 0 K: 0 S: 3	H: 0 LOB: 1 BB: 1 P: 7	R: 0 E: 1 K: 0 S: 5	H: 1 LOB: 3 BB: 1 P: 9	R: 0 E: 0 K: 3 S: 10	H: 1 LOB: 1 BB: 0 P: 10	R: 0 E: 0 K: 0 S: 4	H: 1 LOB: 1 BB: 0 P: 4	R: 0 E: 0 K: 1 S: 5	H: 0 LOB: 0 BB: 0 P: 5	R: 0 E: 0 K: 1 S: 6	H: 1 LOB: 1 BB: 0 P: 6	R: 0 E: 0 K: 2 S: 2	H: 0 LOB: 1 BB: 1 P: 6	R: 2 E: 2 K: 2 S: 11	H: 3 LOB: 2 BB: 0 P: 11	R: 0 E: 0 K: 0 S: 4	H: 1 LOB: 2 BB: 1 P: 8	1B: 8 2B: 0 3B: 0 HR: 0	SF: 0 SAC: 0 DP: 1 HBP: 0	WP: 0 PA: 40 PB: 1 SB: 0 CS: 0
PITCHER	IP WLS BF H R ER SO BB IBB HBP BLK WP HR S P ERA WHIP	9.0 W 40 8 2 1 7 4 0 0 0 0 0 50 66 1.00 1.333	PITCHER										IP WLS BF H R ER SO BB IBB HBP BLK WP HR S P ERA WHIP								

AB 36
R 2
H 8
RBI 2
BB 4
SO 7
LOB 23



Batter	1	2	3	4	5	6	7	8	9	AB	R	H	RBI	BB	SO	LOB	TOP			
Tony Taylor, R OBP: 0.263, SLG: 0.176 (1, 4)										4	0	1	0	0	2	2	Chicago Cubs @ San Francisco Giants Seals Stadium, San Francisco, CA Wed Apr 15 1959, 9:05 PM EST Att: 15,479 - Unknown			
Alvin Dark, R OBP: 0.500, SLG: 0.333 (1, 3)										3	1	1	0	1	0	2				
Lee Walls, R OBP: 0.333, SLG: 0.333 (1, 9)										4	0	1	0	0	1	2				
14 Ernie Banks, R OBP: 0.375, SLG: 0.875 (1, 6)										4	0	1	1	0	0	2				
Earl Averill, R OBP: 0.188, SLG: 0.313 (1, 5)										4	0	0	0	0	1	2				
Bobby Thomson, R (1, 8)										4	0	0	0	0	0	2				
Walt Moryn, L OBP: 0.375, SLG: 0.286 (1, 7)										4	0	1	0	0	1	0				
Cal Neeman, R (1, 2)										3	0	0	0	0	1	1				
Moe Drabowsky, R (1, 1)										1	0	0	0	1	0	1				
Elmer Singleton, R (8, 1)										0	0	0	0	0	0	0				
Bobby Adams, R (8, PH)										1	0	0	0	0	0	0				
Joe Schaffernoth, R (8, 1)										0	0	0	0	0	0	0				
Inning Stats	R: 1 E: 0 K: 1 S: 7	H: 2 LOB: 2 BB: 1 P: 11	R: 0 E: 0 K: 1 S: 6	H: 1 LOB: 1 BB: 0 P: 6	R: 0 E: 0 K: 1 S: 5	H: 0 LOB: 0 BB: 0 P: 5	R: 0 E: 0 K: 1 S: 5	H: 0 LOB: 0 BB: 0 P: 5	R: 0 E: 0 K: 0 S: 3	H: 0 LOB: 1 BB: 1 P: 7	R: 0 E: 0 K: 0 S: 3	H: 0 LOB: 0 BB: 0 P: 3	R: 0 E: 0 K: 1 S: 5	H: 2 LOB: 2 BB: 0 P: 5	R: 0 E: 0 K: 1 S: 5	H: 0 LOB: 0 BB: 0 P: 5	1B: 5 2B: 1 3B: 0 HR: 0	SF: 0 SAC: 0 DP: 1 HBP: 0	WP: 0 PB: 0 SB: 0 CS: 0	PA: 34
PITCHER	IP WLS BF H R ER SO BB IBB HBP BLK WP HR S P ERA WHIP																			
Johnny Antonelli, L ERA: 2.65 (1, 1)	9.0 W 34 5 1 1 6 2 0 0 0 0 0 0 44 52 1.00 0.778																			

AB	32
R	1
H	5
RBI	1
BB	2
SO	6
LOB	14



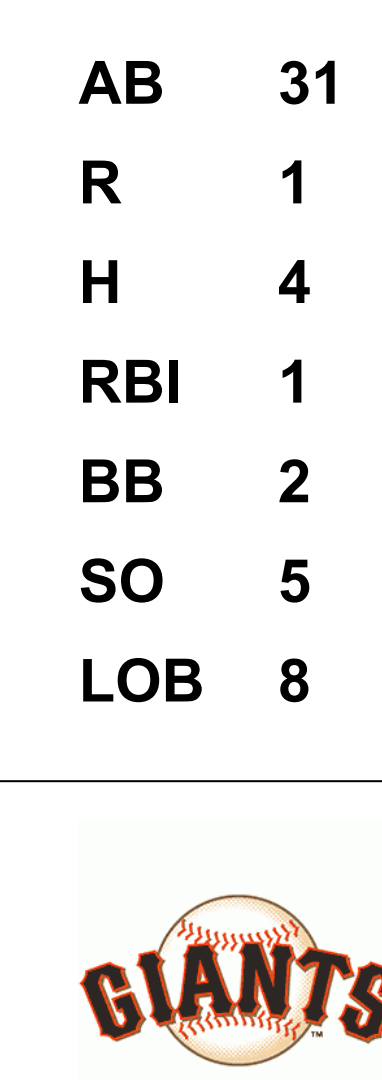
Batter	1	2	3	4	5	6	7	8	9	AB	R	H	RBI	BB	SO	LOB	BOTTOM			
Jim Davenport, R OBP: 0.409, SLG: 0.350 (1, 5)										5	0	0	0	0	1	0	Chicago Cubs @ San Francisco Giants Seals Stadium, San Francisco, CA Wed Apr 15 1959, 9:05 PM EST Att: 15,479 - Unknown			
Jackie Brandt, R OBP: 0.304, SLG: 0.286 (1, 7)										4	2	2	0	1	0	0				
Willie Mays, R OBP: 0.375, SLG: 0.350 (1, 8)										4	1	0	0	1	1	3				
Orlando Cepeda, R OBP: 0.348, SLG: 0.826 (1, 3)										4	2	2	3	0	1	3				
Felipe Alou, R OBP: 0.462, SLG: 1.154 (1, 9)										4	2	2	2	0	0	0				
Daryl Spencer, R OBP: 0.333, SLG: 0.263 (1, 4)										4	0	1	1	0	0	2				
Andre Rodgers, R OBP: 0.350, SLG: 0.375 (1, 6)										3	0	0	0	1	1	4				
Bob Schmidt, R OBP: 0.550, SLG: 0.750 (1, 2)										2	0	2	1	2	0	0				
Johnny Antonelli, L OBP: 0.143, SLG: 0.143 (1, 1)										4	0	0	0	0	1	4				
Inning Stats	R: 0 E: 1 K: 0 S: 4	H: 0 LOB: 1 BB: 0 P: 4	R: 0 E: 0 K: 0 S: 4	H: 1 LOB: 2 BB: 1 P: 8	R: 0 E: 0 K: 1 S: 5	H: 0 LOB: 0 BB: 0 P: 5	R: 2 E: 1 K: 0 S: 6	H: 2 LOB: 1 BB: 0 P: 6	R: 3 E: 0 K: 0 S: 7	H: 4 LOB: 1 BB: 0 P: 7	R: 0 E: 0 K: 0 S: 2	H: 0 LOB: 1 BB: 1 P: 6	R: 2 E: 1 K: 2 S: 8	H: 1 LOB: 2 BB: 3 P: 20	R: 0 E: 0 K: 2 S: 8	H: 1 LOB: 1 BB: 0 P: 8	1B: 6 2B: 1 3B: 0 HR: 3	SF: 0 SAC: 0 DP: 1 HBP: 0	WP: 0 PB: 0 SB: 3 CS: 0	PA: 40
PITCHER	IP WLS BF H R ER SO BB IBB HBP BLK WP HR S P ERA WHIP																			
Moe Drabowsky, R ERA: 7.2 (1, 1)	5.0 L 26 7 5 4 1 2 0 0 0 0 0 0 10 22 9.00 1.800																			
Elmer Singleton, R ERA: 9.0 (8, 1)	2.0 9 1 2 2 2 2 1 0 0 0 0 0 10 22 9.00 1.500																			
Joe Schaffernoth, R ERA: (8, 1)	1.0 4 1 0 0 2 0 0 0 0 0 0 0 8 8 0.00 1.000																			



Batter	1	2	3	4	5	6	7	8	9	AB	R	H	RBI	BB	SO	LOB	TOP
Don Blasingame, L (1, 4) OBP: 0.485, SLG: 0.571										5	2	2	0	0	0	1	St. Louis Cardinals @ San Francisco Giants Seals Stadium, San Francisco, CA Fri Apr 17 1959, 9:05 PM EST Att: 19,945 - Unknown
Gino Cimoli, R (1, 9) OBP: 0.467, SLG: 0.481										5	1	2	1	0	0	0	
Stan Musial, L (1, 3) OBP: 0.310, SLG: 0.167										2	0	1	1	2	0	0	
Bill White, L (8, PR) OBP: 0.176, SLG: 0.067										1	0	0	0	0	0	1	
Ken Boyer, R (1, 5) OBP: 0.375, SLG: 0.467										4	0	2	1	0	1	2	
Chuck Essegian, R (1, 7) OBP: 0.214, SLG: 0.429										4	0	0	0	0	2	5	
Curt Flood, R (1, 8) OBP: 0.222, SLG: 0.222										4	0	0	0	0	2	4	
Hal Smith, R (1, 2) OBP: 0.280, SLG: 0.542										4	1	2	1	0	1	4	
Alex Grammas, R (1, 6) OBP: 0.273, SLG: 0.286										4	0	0	0	0	0	1	
Vinegar Bend Mizell, R (1, 1) OBP: 0.167, SLG: 0.167										4	0	1	0	0	1	0	
Inning Stats	R: 2 E: 0 K: 1 S: 9	H: 4 LOB: 2 BB: 0 P: 9	R: 0 E: 0 K: 0 S: 3	H: 0 LOB: 0 BB: 0 P: 3	R: 0 E: 0 K: 0 S: 3	H: 0 LOB: 1 BB: 1 P: 7	R: 1 E: 0 K: 2 S: 8	H: 1 LOB: 0 BB: 0 P: 8	R: 0 E: 0 K: 1 S: 6	H: 1 LOB: 0 BB: 0 P: 6	R: 0 E: 0 K: 0 S: 3	H: 1 LOB: 2 BB: 0 P: 9	R: 1 E: 0 K: 0 S: 5	H: 2 LOB: 1 BB: 0 P: 5	1B: 7 2B: 2 3B: 0 HR: 1	SF: 0 SAC: 0 DP: 0 HBP: 0	WP: 0 PA: 39 PB: 0 SB: 0 CS: 1
PITCHER	IP WLS BF H R ER SO BB IBB HBP BLK WP HR S P ERA WHIP																
Mike McCormick, L (1, 1) ERA: 5.14	0.0 L 4 4 2 2 0 0 0 0 0 0 0 0 4 4 ∞ ∞																
Stu Miller, R (1, 1) ERA: 1.29	5.0 18 1 1 1 4 2 0 0 0 0 0 1 24 32 1.80 0.600																
Dom Zanni, R (6, 1) ERA:	3.0 12 3 0 0 3 0 0 0 0 0 0 0 18 18 0.00 1.000																
Al Worthington, R (9, 1) ERA: 3.6	1.0 5 2 1 1 0 0 0 0 0 0 0 0 5 5 9.00 2.000																

Batter	1	2	3	4	5	6	7	8	9	AB	R	H	RBI	BB	SO	LOB	BOTTOM		
Jim Davenport, R (1, 5) OBP: 0.300, SLG: 0.250										4	0	0	0	0	0	1	St. Louis Cardinals @ San Francisco Giants Seals Stadium, San Francisco, CA Fri Apr 17 1959, 9:05 PM EST Att: 19,945 - Unknown		
Jackie Brandt, R (1, 7) OBP: 0.258, SLG: 0.345										4	0	0	0	0	1	0			
Willie Mays, R (1, 8) OBP: 0.313, SLG: 0.321										4	0	1	0	0	1	0			
Orlando Cepeda, R (1, 3) OBP: 0.355, SLG: 0.903										4	1	2	1	0	0	1			
Felipe Alou, R (1, 9) OBP: 0.429, SLG: 0.850										4	0	0	0	0	0	1			
Daryl Spencer, R (1, 4) OBP: 0.379, SLG: 0.346										3	0	0	0	1	0	0			
Andre Rodgers, R (1, 6) OBP: 0.259, SLG: 0.261										3	0	0	0	0	1	1			
Bob Schmidt, R (1, 2) OBP: 0.520, SLG: 0.650										2	0	1	0	1	0	1			
Mike McCormick, L (1, 1) OBP: 0.500, SLG: 0.500										0	0	0	0	0	0	0			
Stu Miller, R (1, 1) OBP: 0.500, SLG: 0.500										1	0	0	0	0	1	1			
Hank Sauer, R (5, PR) OBP: 0.176, SLG: 0.067										1	0	0	0	0	1	2			
Dom Zanni, R (6, 1) OBP: 0.176, SLG: 0.067										0	0	0	0	0	0	0			
Eddie Bressoud, R (8, PR) OBP: 0.176, SLG: 0.067										1	0	0	0	0	0	0			
Al Worthington, R (9, 1) OBP: 0.176, SLG: 0.067										0	0	0	0	0	0	0			
Inning Stats	R: 0 E: 0 K: 1 S: 5	H: 0 LOB: 0 BB: 0 P: 5	R: 0 E: 0 K: 0 S: 3	H: 1 LOB: 0 BB: 0 P: 3	R: 0 E: 0 K: 1 S: 5	H: 0 LOB: 1 BB: 1 P: 9	R: 0 E: 0 K: 1 S: 5	H: 0 LOB: 0 BB: 0 P: 5	R: 0 E: 0 K: 0 S: 4	H: 1 LOB: 2 BB: 0 P: 4	R: 0 E: 0 K: 1 S: 5	H: 0 LOB: 1 BB: 1 P: 9	R: 0 E: 0 K: 0 S: 3	H: 0 LOB: 0 BB: 0 P: 3	R: 1 E: 0 K: 0 S: 4	H: 1 LOB: 0 BB: 0 P: 4	1B: 2 2B: 1 3B: 0 HR: 1	SF: 0 SAC: 0 DP: 1 HBP: 0	WP: 0 PA: 33 PB: 0 SB: 0 CS: 0
PITCHER	IP WLS BF H R ER SO BB IBB HBP BLK WP HR S P ERA WHIP																		
Vinegar Bend Mizell, L (1, 1) ERA: 2.5	9.0 W 33 4 1 1 5 2 0 0 0 0 0 1 41 49 1.00 0.667																		


AB 37
R 4
H 10
RBI 4
BB 2
SO 7
LOB 18



Batter	1	2	3	4	5	6	7	8	9	AB	R	H	RBI	BB	SO	LOB	TOP		
Don Blasingame, L (1,4) OBP: 0.459, SLG: 0.516	4-0 CS S BB		0-0 5-3		0-0 F7			0-0 F7		3	0	0	0	1	0	0			
Gino Cimoli, R (1,9) OBP: 0.441, SLG: 0.433	4-0 WP CS SF8 BB		0-0 6-3					0-0 4-3		3	1	0	0	1	0	0			
Joe Cunningham, L (1,7) OBP: 0.524, SLG: 0.286	4-0 HBP 1-3 2-3 BB		0-0 E6					0-0 F8		3	0	0	0	1	0	0			
Ken Boyer, R (1,5) Lee Tate, R (1,5)	1-0 HBP BB		0-0 4-3					0-0 K		0	0	0	0	0	0	0			
Solly Hemus, L (8,6)	1-2 HBP									1	0	0	0	0	1	0			
Bill White, L (1,3) Stan Musial, L (7,PH) OBP: 0.158, SLG: 0.063 OBP: 0.333, SLG: 0.200	0-0 SF8		0-0 F5					0-0 G5-4-3 1B		1	0	0	1	0	0	0			
Curt Flood, R (1,8) Chuck Essegian, R (7,PH) OBP: 0.200, SLG: 0.200 OBP: 0.200, SLG: 0.400	0-0 3-H 1-3		0-0 F3					0-0 G5-4-3 1-2		2	0	0	0	0	0	2			
Hal Smith, R (1,2)			0-0 F3					0-0 F7		3	0	0	0	0	0	0			
Alex Grammas, R (1,6) George Crowe, L (8,PH) Phil Clark, R (8,1) Bob Gibson, R (8,1)	0-3 K		0-0 F3					0-0 F7		2	0	0	0	0	1	0			
Lindy McDaniel, R (1,1) Howie Nunn, R (7,1) Ray Jablonski, R (8,5)	0-3 K		0-0 K					0-0 F3		2	0	0	0	0	2	0			
Inning Stats	R: 1 E: 0 K: 0 S: 2	H: 0 LOB: 2 BB: 3 P: 15	R: 0 E: 0 K: 2 S: 7	H: 0 LOB: 0 BB: 0 P: 7	R: 0 E: 1 K: 0 S: 4	H: 0 LOB: 1 BB: 1 P: 4	R: 0 E: 0 K: 0 S: 3	H: 0 LOB: 0 BB: 0 P: 3	R: 0 E: 0 K: 1 S: 5	H: 0 LOB: 0 BB: 0 P: 5	R: 0 E: 0 K: 0 S: 3	H: 1 LOB: 0 BB: 0 P: 3	R: 0 E: 0 K: 0 S: 3	H: 0 LOB: 0 BB: 0 P: 3	R: 0 E: 0 K: 1 S: 5	H: 0 LOB: 0 BB: 0 P: 5	1B: 1 2B: 0 3B: 0 HR: 0	SF: 1 SAC: 0 DP: 1 HBP: 1	WP: 1 PA: 31 PB: 0 SB: 1 CS: 2
PITCHER Jack Sanford, R (1,1) ERA: 2.65	IP: 9.0 WLS: W BF: 31 H: 1 R: 1 ER: 1 SO: 4 BB: 3 IBB: 0 HBP: 1 BLK: 0 WP: 1 HR: 0 S: 35 P: 48 ERA: 1.00 WHIP: 0.444															PITCHER			

St. Louis Cardinals @ San Francisco Giants
Seals Stadium, San Francisco, CA
Sat Apr 18 1959, 6:33 AM EST
Att: 19,393 - Unknown


AB 26
R 1
H 1
RBI 1
BB 3
SO 4
LOB 4

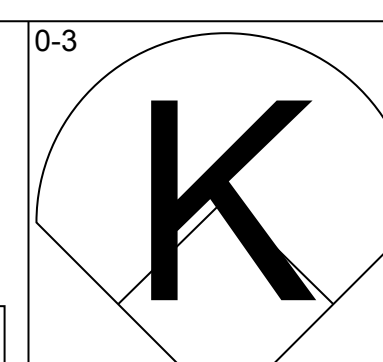
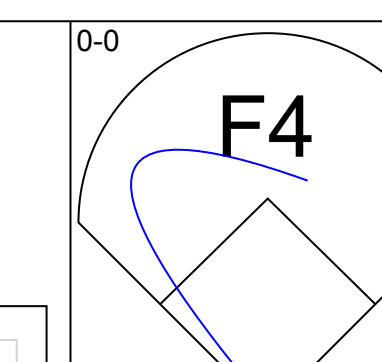
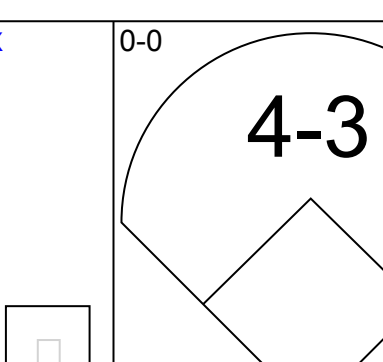
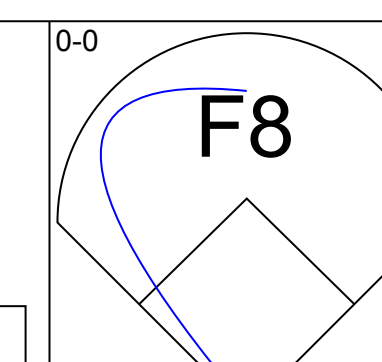
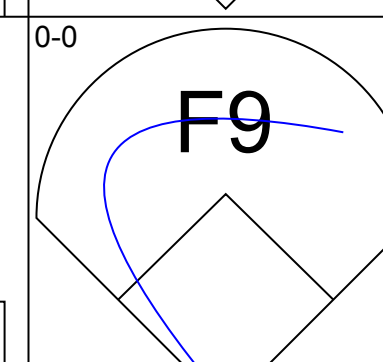
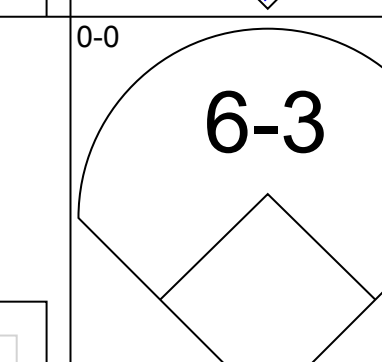
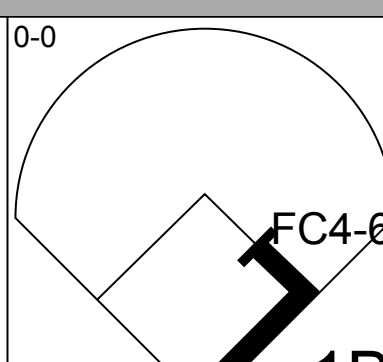
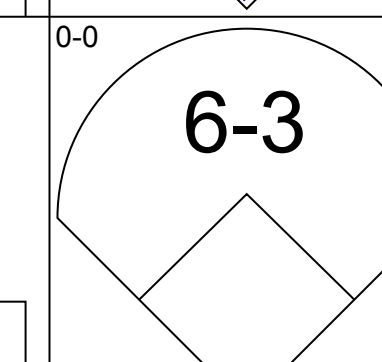
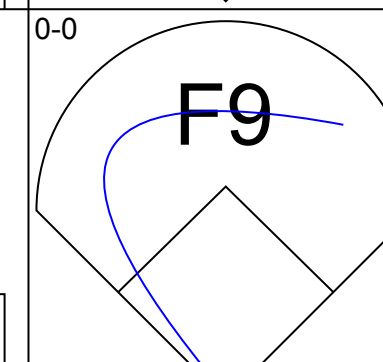
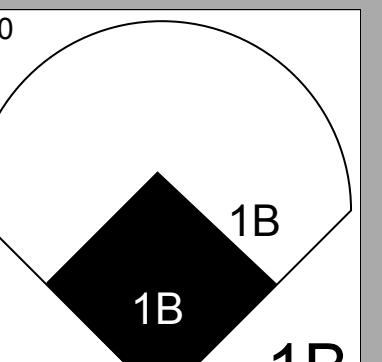
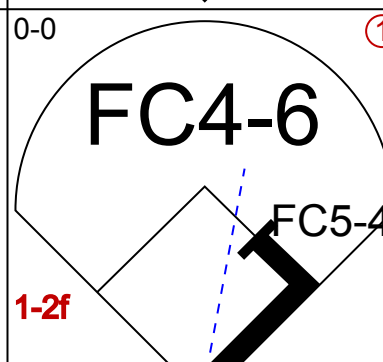
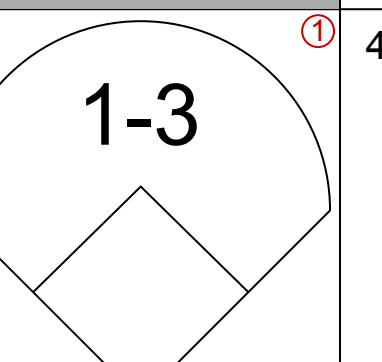
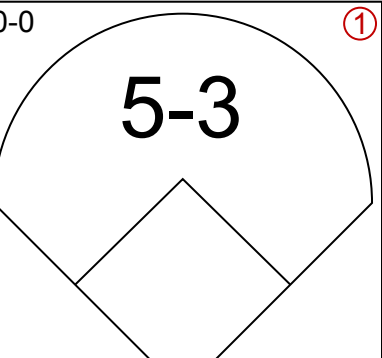
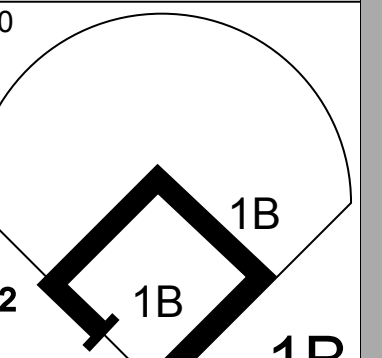
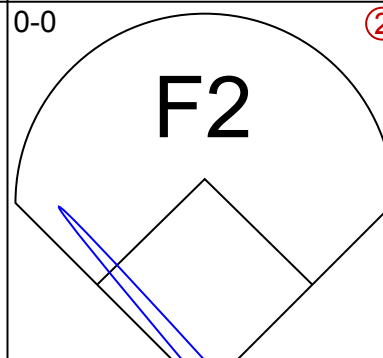
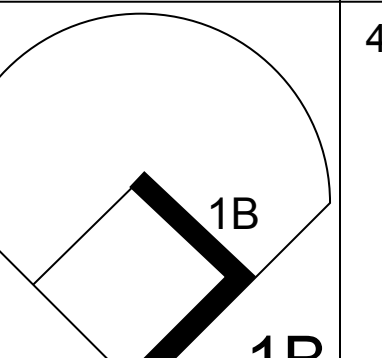

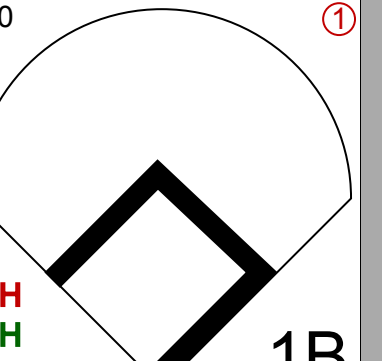
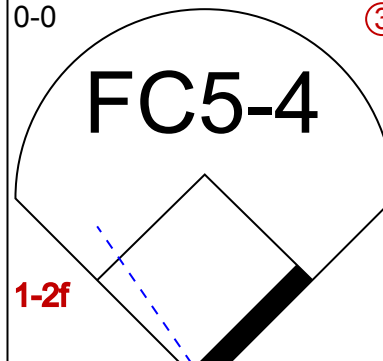
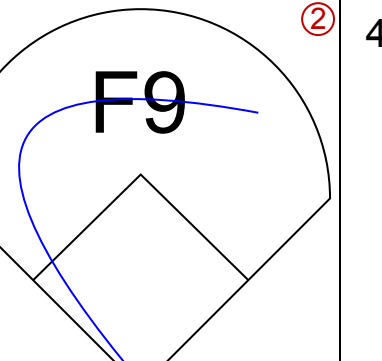


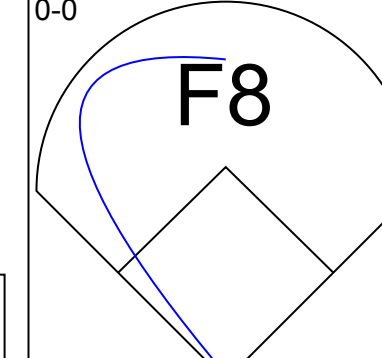
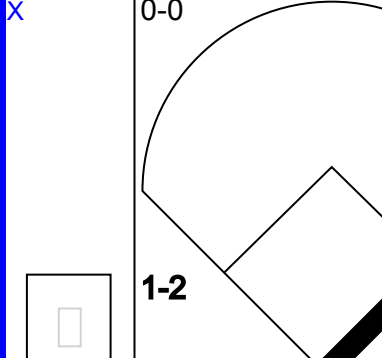
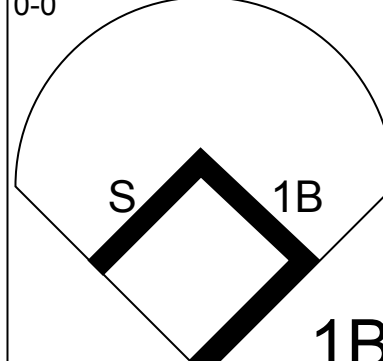
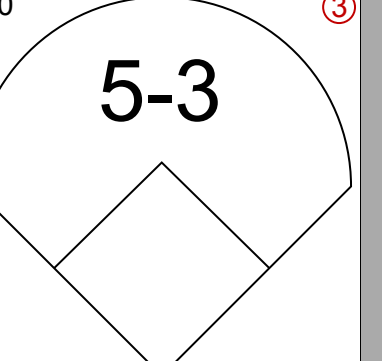
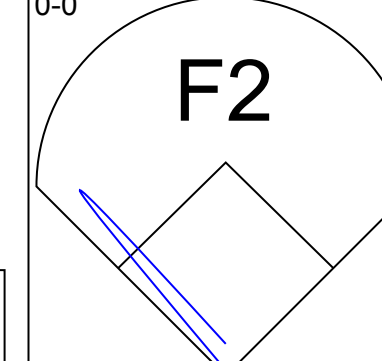
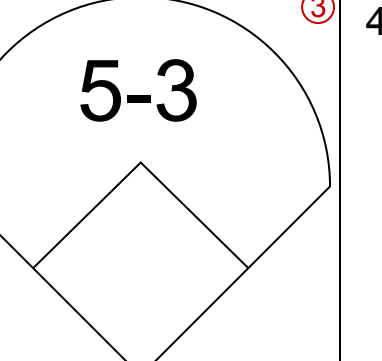
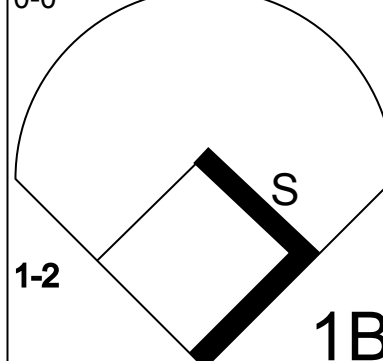
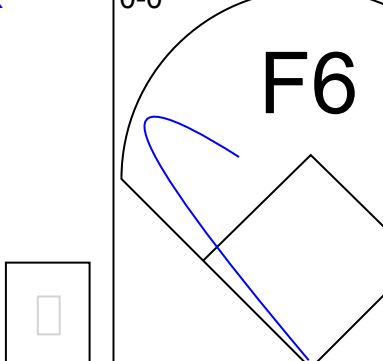
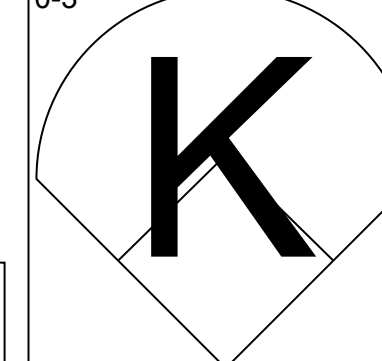
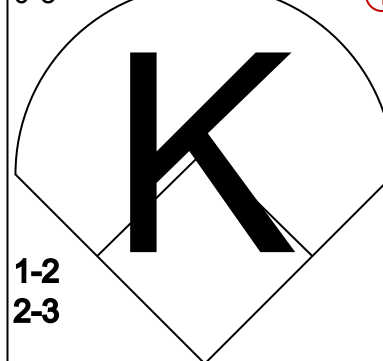
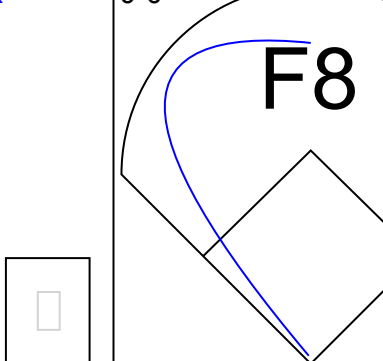
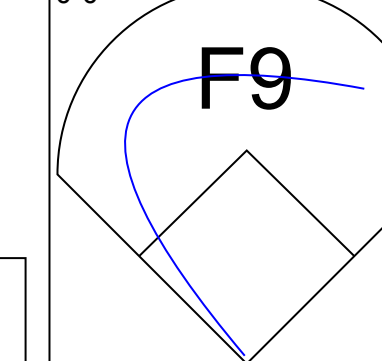
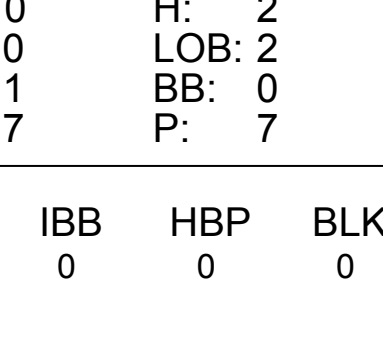


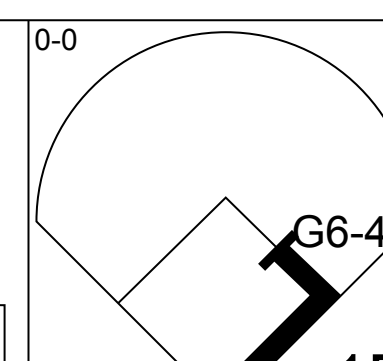
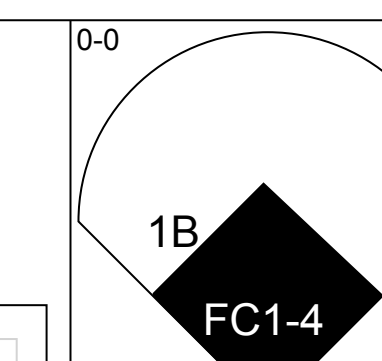
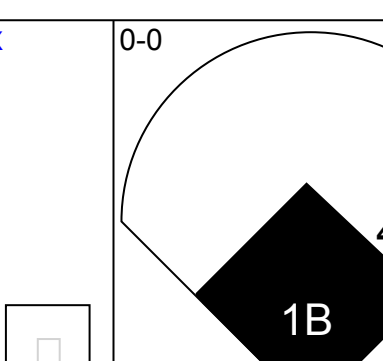
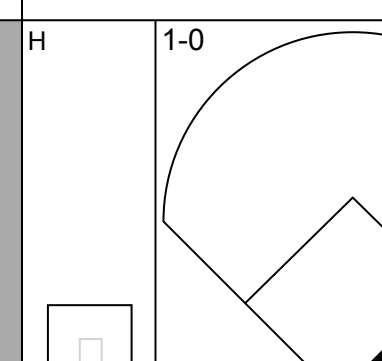
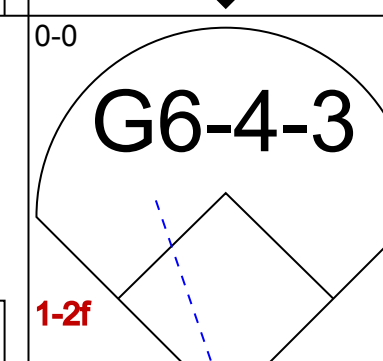
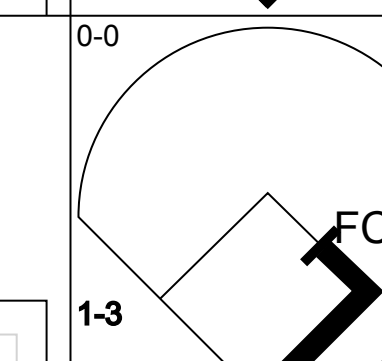
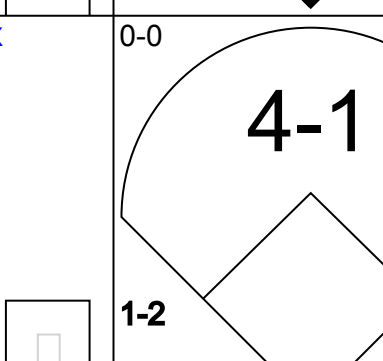
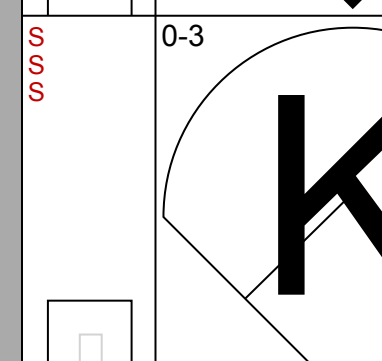
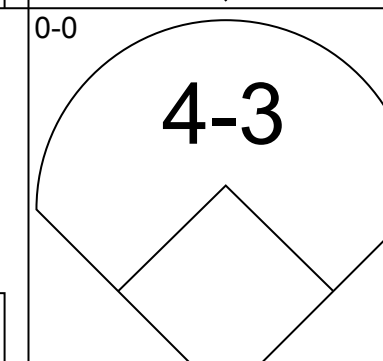
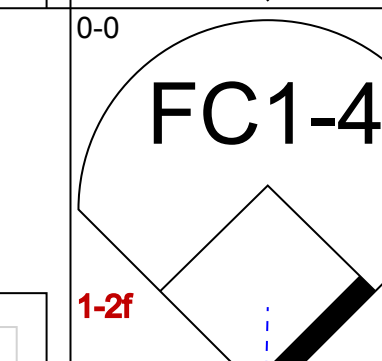
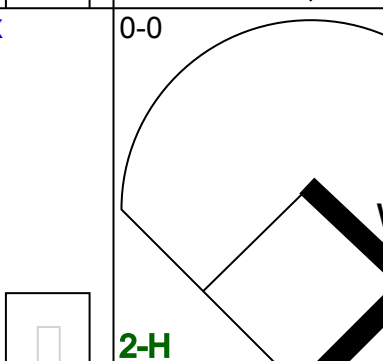
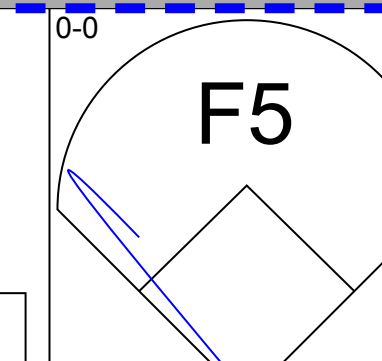
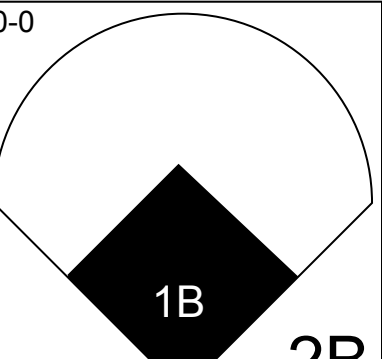
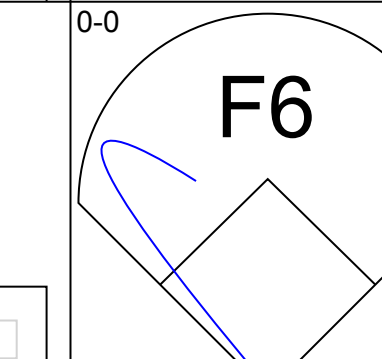
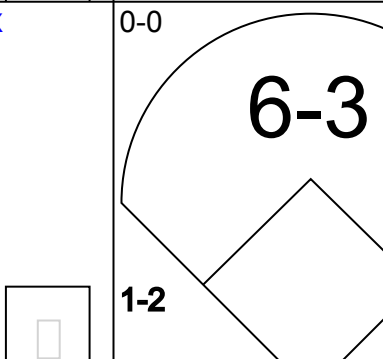
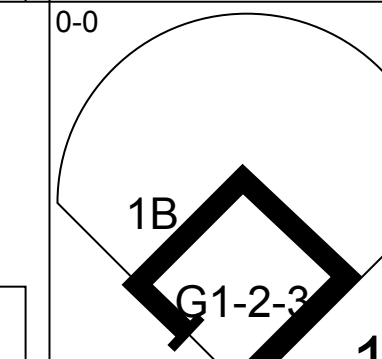
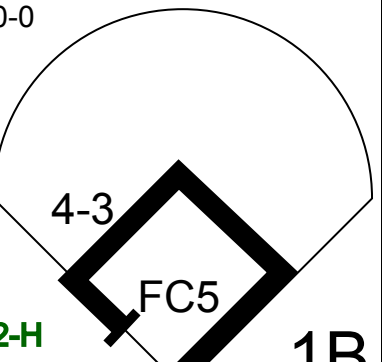
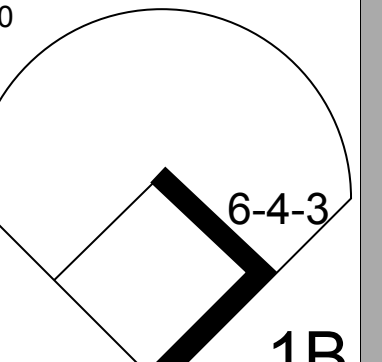
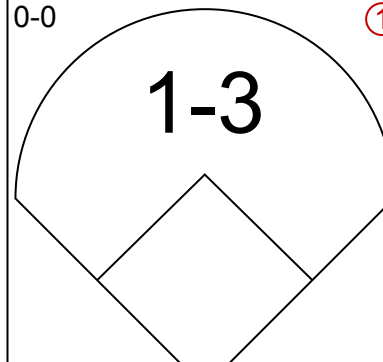
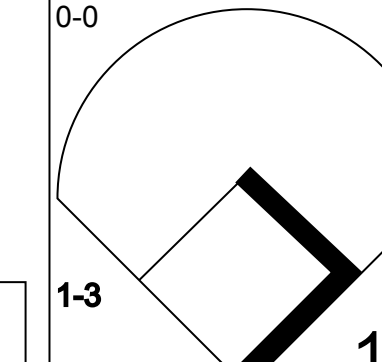
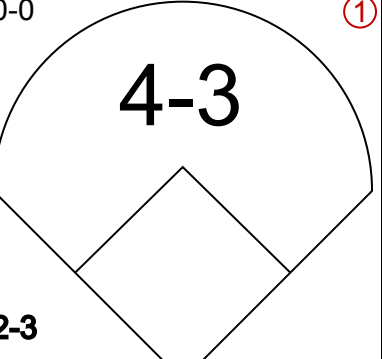
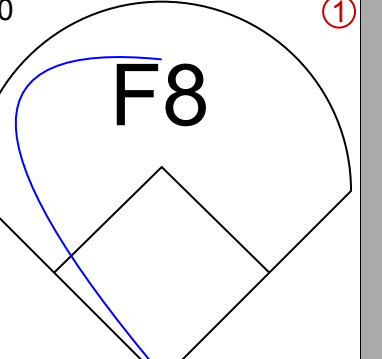
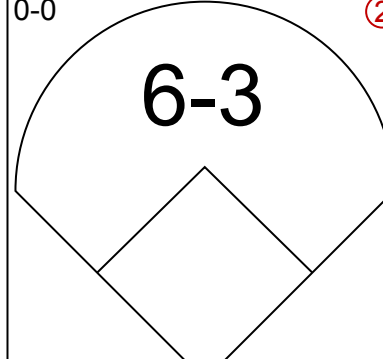
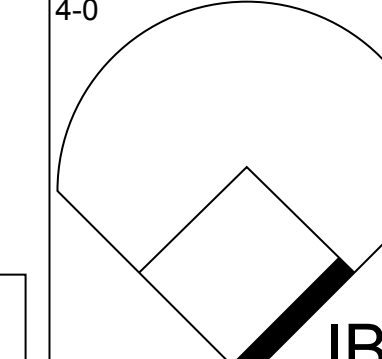
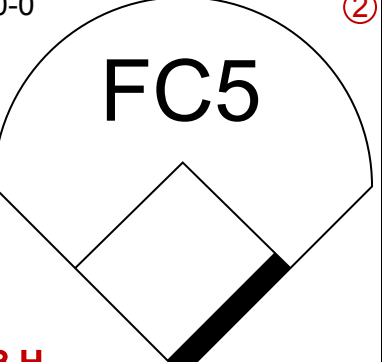
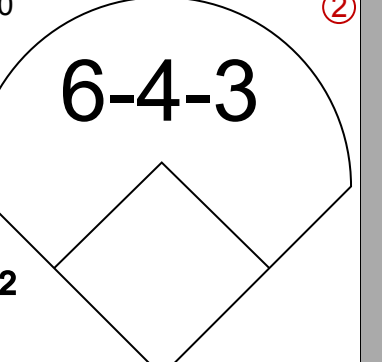
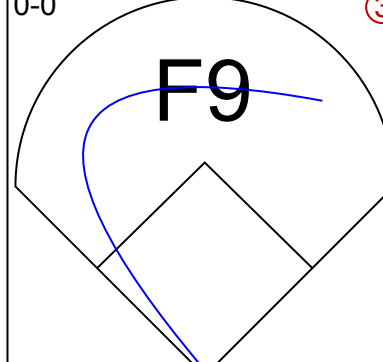
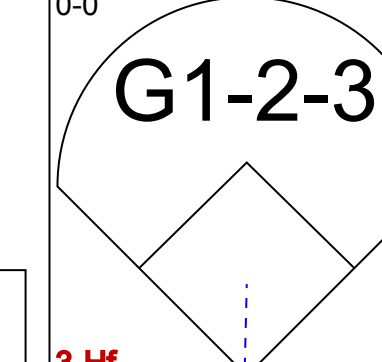
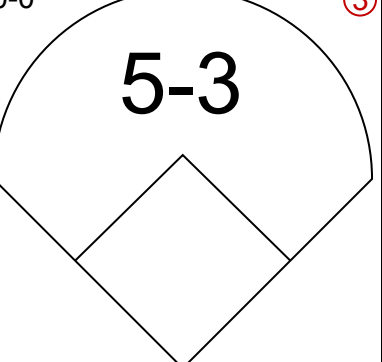
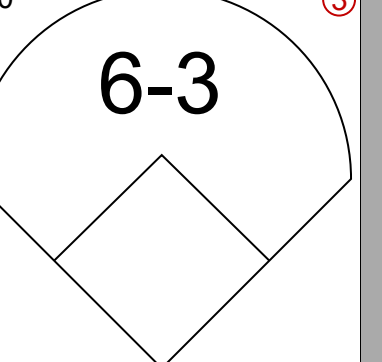
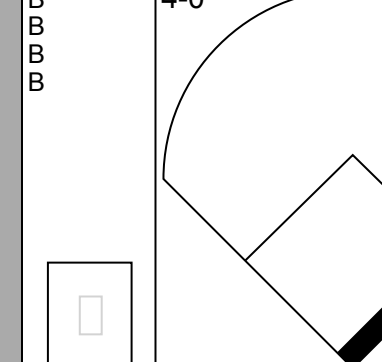
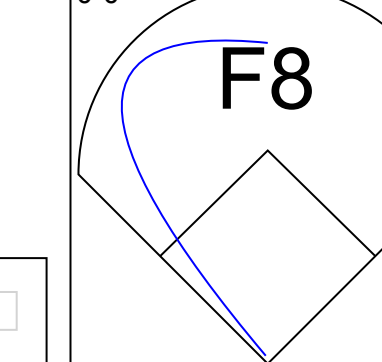
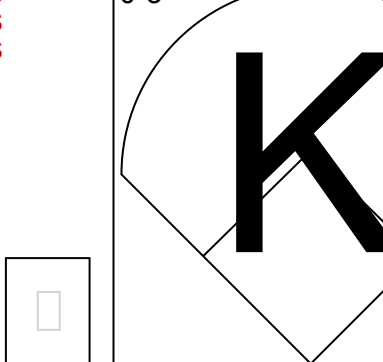
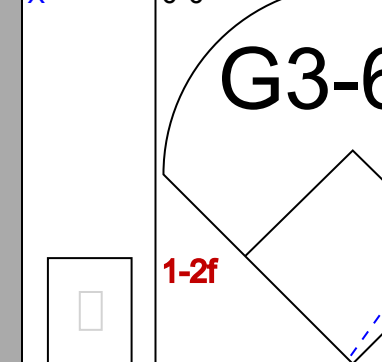
Batter	1	2	3	4	5	6	7	8	9	AB	R	H	RBI	BB	SO	LOB	BOTTOM		
Jim Davenport, R (1,5) OBP: 0.353, SLG: 0.313	0-0 F7		0-0 SH3-4		0-0 2B 1B		0-0 E1 F9 1B	0-0 BB 1B		4	2	3	1	0	0	0			
Jackie Brandt, R (1,7) OBP: 0.333, SLG: 0.387	4-0 BB		0-0 6-3		0-0 WP 1-H 2B		4-0 F9 BB	4-0 1B 2B BB		2	1	1	1	3	0	1			
Willie Mays, R (1,8) OBP: 0.324, SLG: 0.333	0-0 F8		0-0 E8		0-0 6-3		0-0 F9	0-0 2B 1B		5	0	2	3	0	0	4			
Orlando Cepeda, R (1,3) OBP: 0.389, SLG: 0.971	0-0 F7		0-0 5-3		0-0 HR		4-0 IBB	0-0 1-3 2-H 3-H 2B		4	1	2	2	1	0	2			
Felipe Alou, R (1,9) OBP: 0.346, SLG: 0.680		0-3 K		0-0 6-3		0-0 F9	0-0 F9	0-0 6-3		5	0	0	0	0	1	5			
Daryl Spencer, R (1,4) OBP: 0.364, SLG: 0.333		0-0 1B		0-0 F7		0-0 F3		0-0 1-3		4	0	1	0	0	0	0			
Andre Rodgers, R (1,6) OBP: 0.290, SLG: 0.385		0-3 K		0-3 K		0-0 HR		4-0 BB 1B BB		3	2	1	1	1	2	1			
Bob Schmidt, R (1,2) OBP: 0.483, SLG: 0.583		0-0 4-3			0-0 CS 1B		0-0 6-3	0-0 F9		4	0	1	0	0	0	2			
Jack Sanford, R (1,1)			4-0 SH3-4 E BB		0-0 6-3		0-0 F9	4-0 BB 1B BB		2	2	0	0	2	0	1			
Inning Stats	R: 0 E: 0 K: 0 S: 3	H: 0 LOB: 1 BB: 1 P: 7	R: 0 E: 0 K: 2 S: 8	H: 1 LOB: 0 BB: 0 P: 8	R: 1 E: 1 K: 0 S: 4	H: 1 LOB: 1 BB: 1 P: 8	R: 0 E: 0 K: 1 S: 5	H: 0 LOB: 0 BB: 0 P: 5	R: 1 E: 0 K: 0 S: 5	H: 3 LOB: 1 BB: 0 P: 5	R: 2 E: 0 K: 0 S: 5	H: 2 LOB: 0 BB: 0 P: 5	R: 0 E: 1 K: 0 S: 4	H: 1 LOB: 3 BB: 2 P: 12	R: 4 E: 0 K: 0 S: 6	H: 3 LOB: 2 BB: 3 P: 18	1B: 7 2B: 2 3B: 0 HR: 2	SF: 0 SAC: 1 DP: 0 HBP: 0	WP: 1 PA: 41 PB: 0 SB: 0 CS: 1
PITCHER Lindy McDaniel, R (1,1) ERA: 3.52 Howie Nunn, R (7,1) ERA: 9.64 Phil Clark, R (8,1) ERA: 10.8 Bob Gibson, R (8,1) ERA: 10.13	IP: 6.1 WLS: L BF: 29 H: 4 R: 4 ER: 4 SO: 3 BB: 3 IBB: 0 HBP: 0 BLK: 0 WP: 1 HR: 2 S: 32 P: 44 ERA: 5.68 WHIP: 1.737															PITCHER			

St. Louis Cardinals @ San Francisco Giants
Seals Stadium, San Francisco, CA
Sat Apr 18 1959, 6:33 AM EST
Att: 19,393 - Unknown

AB 33
R 8
H 11
RBI 8
BB 7
SO 3
LOB 16



Batter	1	2	3	4	5	6	7	8	9	AB	R	H	RBI	BB	SO	LOB	TOP		
Don Blasingame, L (1,4) OBP: 0.415, SLG: 0.457										4	0	0	0	0	1	2	St. Louis Cardinals @ San Francisco Giants Seals Stadium, San Francisco, CA Sun Apr 19 1959, 6:33 AM EST Att: 22,785 - Unknown livebaseballscores.com		
Gino Cimoli, R (1,9) OBP: 0.421, SLG: 0.412										4	0	1	0	0	0	2			
Stan Musial, L (1,3) OBP: 0.324, SLG: 0.207										4	1	1	0	0	0	1			
Ken Boyer, R (1,5) OBP: 0.405, SLG: 0.471										4	0	2	0	0	0	1			
Chuck Essegian, R (1,7) OBP: 0.211, SLG: 0.368										4	0	1	1	0	1	2			
Joe Durham, R (1,8) Ray Jablonski, R (9, PH) Bob Gibson, R (9, FR)										3	0	0	0	0	1	1			
Hal Smith, R (1,2) OBP: 0.250, SLG: 0.452										4	0	1	0	0	0	3			
Alex Grammas, R (1,6) OBP: 0.259, SLG: 0.269										3	0	1	0	0	1	0			
Larry Jackson, R (1,1) Bobby Gene Smith, R (8, PH) Jim Brosnan, R (8,1)										2	0	0	0	0	1	2			
										1	0	0	0	0	0	0			
Inning Stats	R: 0 E: 0 K: 1 S: 5	H: 0 LOB: 0 BB: 0 P: 5	R: 0 E: 0 K: 1 S: 5	H: 0 LOB: 0 BB: 0 P: 5	R: 0 E: 0 K: 1 S: 7	H: 2 LOB: 2 BB: 0 P: 7	R: 1 E: 0 K: 1 S: 7	H: 3 LOB: 1 BB: 0 P: 7	R: 0 E: 0 K: 0 S: 3	H: 0 LOB: 0 BB: 0 P: 3	R: 0 E: 0 K: 0 S: 4	H: 1 LOB: 1 BB: 0 P: 4	R: 0 E: 0 K: 1 S: 5	H: 0 LOB: 0 BB: 0 P: 5	R: 0 E: 0 K: 0 S: 3	H: 2 LOB: 2 BB: 0 P: 5	1B: 8 2B: 0 3B: 0 HR: 0	SF: 0 SAC: 0 DP: 0 HBP: 0	WP: 0 PA: 34 PB: 0 SB: 2 CS: 0
PITCHER Johnny Antonelli, L (1,1) ERA: 2.08	IP: 9.0 WLS: W BF: 34 H: 8 R: 1 ER: 1 SO: 5 BB: 0 IBB: 0 HBP: 0 BLK: 0 WP: 0 HR: 0 S: 44 P: 44 ERA: 1.00 WHIP: 0.889															PITCHER			

Batter	1	2	3	4	5	6	7	8	9	AB	R	H	RBI	BB	SO	LOB	BOTTOM		
Jim Davenport, R (1,5) OBP: 0.421, SLG: 0.371										3	2	3	0	0	0	0	St. Louis Cardinals @ San Francisco Giants Seals Stadium, San Francisco, CA Sun Apr 19 1959, 6:33 AM EST Att: 22,785 - Unknown livebaseballscores.com		
Jackie Brandt, R (1,7) OBP: 0.325, SLG: 0.371										4	0	1	0	0	1	3			
Willie Mays, R (1,8) OBP: 0.317, SLG: 0.324										4	0	1	2	0	0	1			
Orlando Cepeda, R (1,3) OBP: 0.400, SLG: 0.949										4	1	2	0	0	0	2			
Felipe Alou, R (1,9) OBP: 0.400, SLG: 0.690										4	0	3	1	0	0	0			
Daryl Spencer, R (1,4) OBP: 0.351, SLG: 0.303										3	0	0	0	1	0	2			
Andre Rodgers, R (1,6) Leon Wagner, L (6, PH) Eddie Bressoud, R (9,6)										3	0	0	0	0	0	2			
Bob Schmidt, R (1,2) OBP: 0.469, SLG: 0.538										2	0	0	0	1	0	2			
Johnny Antonelli, L (1,1) OBP: 0.100, SLG: 0.100										3	0	0	0	0	1	1			
Inning Stats	R: 0 E: 0 K: 0 S: 3	H: 1 LOB: 0 BB: 0 P: 3	R: 1 E: 0 K: 0 S: 5	H: 2 LOB: 1 BB: 0 P: 5	R: 1 E: 0 K: 0 S: 5	H: 2 LOB: 1 BB: 0 P: 5	R: 0 E: 0 K: 0 S: 4	H: 1 LOB: 0 BB: 0 P: 4	R: 1 E: 0 K: 1 S: 7	H: 2 LOB: 1 BB: 0 P: 7	R: 0 E: 0 K: 0 S: 3	H: 0 LOB: 0 BB: 0 P: 3	R: 0 E: 0 K: 1 S: 4	H: 0 LOB: 1 BB: 1 P: 9	R: 0 E: 0 K: 0 S: 4	H: 2 LOB: 2 BB: 1 P: 8		1B: 9 2B: 1 3B: 0 HR: 0	SF: 0 SAC: 0 DP: 3 HBP: 1
PITCHER Larry Jackson, R (1,1) ERA: 4.05 Jim Brosnan, R (8,1) ERA: 6.75	IP: 7.0 WLS: L BF: 29 H: 8 R: 3 ER: 3 SO: 2 BB: 1 IBB: 0 HBP: 1 BLK: 0 WP: 0 HR: 0 S: 31 P: 36 ERA: 3.86 WHIP: 1.286															PITCHER			

Batter	1	2	3	4	5	6	7	8	9	AB	R	H	RBI	BB	SO	LOB	TOP					
Jim Davenport, R OBP: 0.381, SLG: 0.333 (1, 5)	0-3 K		2-3 K			2-3 K			1-3 K	4	0	0	0	0	4	0	San Francisco Giants @ Los Angeles Dodgers Los Angeles Memorial Coliseum, Los Angeles, CA Mon Apr 20 1959, 9:05 PM EST Att: 32,946 - Unknown livebaseballscorecards.com					
Jackie Brandt, R OBP: 0.318, SLG: 0.359 (1, 7)	2-2 6-3			2-3 K			1-2 F6		0-2 BB 1B	4	0	1	0	0	1	0						
Willie Mays, R OBP: 0.333, SLG: 0.400 (1, 8)	0-0 HR			0-0 F9			3-1 F6		4-2 FC6-4 BB	3	1	1	1	1	0	0						
Orlando Cepeda, R OBP: 0.364, SLG: 0.860 (1, 3)	2-2 F4			0-0 6-3			0-2 F8		0-0 FC6-4 1-2	4	0	0	0	0	0	2						
Felipe Alou, R OBP: 0.364, SLG: 0.625 (1, 9)		1-2 1-3			1-2 5-3				0-3 K	3	0	0	0	0	1	0						
Daryl Spencer, R OBP: 0.325, SLG: 0.278 (1, 4)		0-3 K			1-2 F2				2-3 K	3	0	0	0	0	2	0						
Andre Rodgers, R OBP: 0.270, SLG: 0.344 (1, 6)		1-1 4-3			2-2 1-3				1-1 1B	3	0	1	0	0	0	0						
Bob Schmidt, R OBP: 0.429, SLG: 0.483 (1, 2)			0-3 K			0-3 K			0-0 F4	3	0	0	0	0	2	1						
Sam Jones, R (1, 1)			2-2 6-3			0-3 K			1-2 F2	3	0	0	0	0	1	0						
Inning Stats	R: 1 E: 0 K: 1 S: 12	H: 1 LOB: 0 BB: 0 P: 16	R: 0 E: 0 K: 1 S: 10	H: 0 LOB: 0 BB: 0 P: 12	R: 0 E: 0 K: 1 S: 12	H: 0 LOB: 0 BB: 0 P: 16	R: 0 E: 0 K: 1 S: 5	H: 0 LOB: 0 BB: 0 P: 7	R: 0 E: 0 K: 0 S: 9	H: 0 LOB: 0 BB: 0 P: 13	R: 0 E: 0 K: 3 S: 10	H: 0 LOB: 0 BB: 0 P: 12	R: 0 E: 0 K: 0 S: 11	H: 0 LOB: 0 BB: 0 P: 15	R: 0 E: 0 K: 2 S: 9	H: 1 LOB: 1 BB: 0 P: 12	R: 0 E: 0 K: 1 S: 13	H: 1 LOB: 2 BB: 1 P: 19	1B: 2 2B: 0 3B: 0 HR: 1	SF: 0 SAC: 0 DP: 0 HBP: 0	WP: 0 PB: 0 SB: 0 CS: 0	PA: 31
PITCHER Don Drysdale, R ERA: 3.0 (1, 1)	IP: 9.0 WLS: W BF: 31 H: 3 R: 1 ER: 1 SO: 11 BB: 1 IBB: 0 HBP: 0 BLK: 0 WP: 0 HR: 1 S: 91 P: 122 ERA: 1.00 WHIP: 0.444															PITCHER IP: 9.0 WLS: W BF: 31 H: 3 R: 1 ER: 1 SO: 11 BB: 1 IBB: 0 HBP: 0 BLK: 0 WP: 0 HR: 1 S: 91 P: 122 ERA: 1.00 WHIP: 0.444						

Batter	1	2	3	4	5	6	7	8	9	AB	R	H	RBI	BB	SO	LOB	BOTTOM					
Jim Gilliam, S OBP: 0.222, SLG: 0.444 (1, 5)	2-1 F7		3-2 F7		1-0 FC1-2-5 3B		3-2 1-3			4	0	1	0	0	0	1	San Francisco Giants @ Los Angeles Dodgers Los Angeles Memorial Coliseum, Los Angeles, CA Mon Apr 20 1959, 9:05 PM EST Att: 32,946 - Unknown livebaseballscorecards.com					
Wally Moon, L OBP: 0.455, SLG: 0.571 (1, 7)	0-2 F9		1-2 FC3-6 1-2		4-1 FC1-2-5 BB		0-0 3B			3	0	1	0	1	0	1						
Duke Snider, L OBP: 0.200, SLG: 0.350 (1, 9)	1-0 4-3		0-0 1-3		0-1 FC1-2-5 1-3 3-H		0-1 G3			4	0	0	0	0	0	4						
Don Demeter, R OBP: 0.400, SLG: 0.724 (1, 8)		4-2 1B SH1-3 BB		1-2 F9		0-0 5-3			2-1 5-3	3	1	0	0	1	0	2						
John Roseboro, L OBP: 0.290, SLG: 0.241 (1, 2)		0-0 SH1-3		0-0 G3		1-2 F9			2-1 F6	3	0	0	0	0	0	0						
Norm Larker, L OBP: 0.497, SLG: 0.636 (1, 3)		0-0 CS 1B		1-0 BB HBP		4-2 BB			1-0 2B	2	0	2	0	1	0	0						
Don Zimmer, R OBP: 0.394, SLG: 0.333 (1, 6)		2-2 1B		4-2 BB		2-3 K			0-1 5-3	3	0	1	1	1	1	2						
Charlie Neal, R OBP: 0.286, SLG: 0.290 (1, 4)		1-2 3-H K		1-2 F8		1-2 4-3			1-0 HR	4	1	1	1	0	1	5						
Don Drysdale, R OBP: 0.286, SLG: 0.667 (1, 1)			4-1 FC3-6 BB		1-1 4-3		3-2 6-3			2	0	0	0	1	0	0						
Inning Stats	R: 0 E: 0 K: 0 S: 6	H: 0 LOB: 0 BB: 0 P: 9	R: 1 E: 0 K: 1 S: 10	H: 2 LOB: 1 BB: 1 P: 19	R: 0 E: 0 K: 0 S: 8	H: 0 LOB: 1 BB: 1 P: 16	R: 0 E: 0 K: 0 S: 12	H: 0 LOB: 2 BB: 1 P: 19	R: 0 E: 0 K: 0 S: 7	H: 1 LOB: 2 BB: 1 P: 13	R: 0 E: 0 K: 1 S: 11	H: 0 LOB: 1 BB: 1 P: 19	R: 0 E: 0 K: 0 S: 9	H: 1 LOB: 1 BB: 0 P: 15	R: 0 E: 0 K: 0 S: 7	H: 1 LOB: 1 BB: 0 P: 12	R: 1 E: 0 K: 0 S: 1	H: 1 LOB: 0 BB: 0 P: 2	1B: 2 2B: 2 3B: 2 HR: 1	SF: 0 SAC: 1 DP: 1 HBP: 1	WP: 0 PB: 0 SB: 0 CS: 1	PA: 35
PITCHER Sam Jones, R ERA: 2.35 (1, 1)	IP: 8.0 WLS: L BF: 35 H: 6 R: 2 ER: 2 SO: 2 BB: 5 IBB: 0 HBP: 1 BLK: 0 WP: 0 HR: 1 S: 71 P: 124 ERA: 2.25 WHIP: 1.375															PITCHER IP: 8.0 WLS: L BF: 35 H: 6 R: 2 ER: 2 SO: 2 BB: 5 IBB: 0 HBP: 1 BLK: 0 WP: 0 HR: 1 S: 71 P: 124 ERA: 2.25 WHIP: 1.375						

Batter	1	2	3	4	5	6	7	8	9	10	11	AB	R	H	RBI	BB	SO	LOB	TOP								
Jim Davenport, R OBP: 0.368, SLG: 0.365	G3 SF9 2B		5-3			P6		SF9 3B		SH3-4		4	2	2	1	0	0	0									
Jackie Brandt, R OBP: 0.333, SLG: 0.404	G3		6-3			P4		SF9		F8		4	0	0	1	0	0	2									
Willie Mays, R OBP: 0.567, SLG: 0.509	SF9					K		K		1B		4	0	1	1	0	2	0									
Orlando Cepeda, R OBP: 0.356, SLG: 0.754	F2					F9		CS		K		5	1	2	0	0	1	0									
Felipe Alou, R OBP: 0.426, SLG: 0.739		L4-6 2B				K				K		5	0	3	0	0	2	0									
Daryl Spencer, R OBP: 0.327, SLG: 0.271	L4-6					6-3		F8		E5		4	0	0	1	0	0	3									
Hobie Landrith, L OBP: 0.400, SLG: 0.333						4-3		K		F7		1	0	0	0	1	0	0									
Leon Wagner, L OBP: 0.167, SLG: 0.167												1	0	0	0	0	1	2									
Bob Schmidt, R OBP: 0.357, SLG: 0.389												2	0	0	0	0	0	2									
Eddie Bressoud, R OBP: 0.167, SLG: 0.182	G3					5-3				1-3		4	1	1	0	0	0	1									
Johnny Antonelli, L OBP: 0.083, SLG: 0.083												2	0	0	0	0	2	0									
Al Worthington, R OBP: 0.500, SLG: 0.500						K		SH3		SH3-4 1B		0	0	0	0	0	0	0									
Stu Miller, R OBP: 0.500, SLG: 0.500												1	0	1	0	0	0	0									
Inning Stats	R: 1 E: 0 K: 0 S: 4	H: 1 LOB: 0 BB: 0 P: 4	R: 0 E: 0 K: 0 S: 3	H: 1 LOB: 1 BB: 1 P: 7	R: 0 E: 0 K: 1 S: 5	H: 0 LOB: 0 BB: 0 P: 5	R: 0 E: 0 K: 2 S: 7	H: 0 LOB: 0 BB: 0 P: 7	R: 0 E: 0 K: 1 S: 5	H: 0 LOB: 0 BB: 0 P: 5	R: 0 E: 0 K: 2 S: 9	H: 2 LOB: 2 BB: 0 P: 9	R: 2 E: 0 K: 0 S: 5	H: 3 LOB: 0 BB: 0 P: 5	R: 0 E: 1 K: 2 S: 8	H: 0 LOB: 1 BB: 0 P: 8	R: 0 E: 0 K: 0 S: 4	H: 1 LOB: 1 BB: 0 P: 4	R: 1 E: 0 K: 0 S: 5	H: 2 LOB: 1 BB: 0 P: 5	1B: 5 2B: 5 3B: 1 HR: 0	SF: 3 SAC: 2 DP: 1 HBP: 0	WP: 0 PB: 0 SB: 2 CS: 1	PA: 44			
PITCHER	IP 7.1	WLS 1	BF 28	H 6	R 3	ER 3	SO 6	BB 1	IBB 0	HBP 0	BLK 0	WP 0	HR 0	S 39	P 43	ERA 3.68	WHIP 0.955										
Dave Hillman, R ERA: 3.52																											
Don Elston, R ERA: 3.86	1.2	6	1	0	0	2	0	0	0	0	0	0	0	10	10	0.00	0.600										
John Buzhardt, R ERA: 5.4	1.1	L 7	3	1	1	0	0	0	0	0	0	0	0	7	7	6.75	2.250										
Glen Hobbie, R ERA: 1.02	0.2	2	0	0	0	0	0	0	0	0	0	0	0	2	2	0.00	0.000										

San Francisco Giants @ Chicago Cubs
Wrigley Field, Chicago, IL
Fri Apr 24 1969, 3:33 AM CST
Att: 3,511 - Unknown

AB 37
R 4
H 10
RBI 4
BB 1
SO 8
LOB 10



Batter	1	2	3	4	5	6	7	8	9	10	11	AB	R	H	RBI	BB	SO	LOB	BOTTOM								
Tony Taylor, R OBP: 0.386, SLG: 0.313	5-3		4-3 2B		F9		F8		E 14 1B		K	6	2	2	0	0	1	1									
Alvin Dark, R OBP: 0.325, SLG: 0.316	E3 14 1B		4-3		K		L7		E5 14 1B			5	0	1	1	0	1	2									
Lee Walls, R OBP: 0.442, SLG: 0.571	F8											2	0	1	1	3	0	1									
14 Ernie Banks, R OBP: 0.434, SLG: 0.696												4	0	2	1	1	0	2									
Walt Moryn, L OBP: 0.373, SLG: 0.439	3-1				F9		F8		P5		F9	5	0	0	0	0	0	5									
Earl Averill, R OBP: 0.185, SLG: 0.231			5-3		6-3		F8		F8		F8	5	0	0	0	0	0	1									
Dale Long, L OBP: 0.383, SLG: 0.645												3	0	1	0	1	0	0									
Don Eaddy, R (9, PR)	F8											0	1	0	0	0	0	0									
John Buzhardt, R (10, 1)												1	0	0	0	0	1	0									
Glen Hobbie, R OBP: 0.143, SLG: 0.143												0	0	0	0	0	0	0									
Chick King, R (1, 8)												3	0	0	0	0	1	1									
Bobby Thomson, R (9, PH)	K											0	0	0	0	0	0	0									
George Altman, L OBP: 0.375, SLG: 0.345												2	0	0	0	0	1	1									
Dave Hillman, R OBP: 0.400, SLG: 0.143												2	0	0	0	1	1	1									
Don Elston, R (8, 1)												0	0	0	0	0	0	0									
Jim Marshall, L (10, 3)												2	0	0	0	0	0	1									
Inning Stats	R: 0 E: 1 K: 0 S: 5	H: 1 LOB: 2 BB: 0 P: 5	R: 0 E: 0 K: 1 S: 5	H: 0 LOB: 0 BB: 0 P: 5	R: 1 E: 0 K: 0 S: 5	H: 2 LOB: 2 BB: 1 P: 9	R: 0 E: 0 K: 1 S: 6	H: 1 LOB: 1 BB: 0 P: 6	R: 0 E: 0 K: 0 S: 3	H: 0 LOB: 0 BB: 0 P: 3	R: 0 E: 0 K: 0 S: 3	H: 0 LOB: 1 BB: 1 P: 7	R: 0 E: 0 K: 0 S: 3	H: 0 LOB: 0 BB: 0 P: 7	R: 2 E: 1 K: 0 S: 5	H: 3 LOB: 2 BB: 2 P: 13	R: 0 E: 0 K: 1 S: 5	H: 0 LOB: 0 BB: 0 P: 5	R: 0 E: 0 K: 2 S: 7	H: 0 LOB: 0 BB: 0 P: 7	1B: 5 2B: 2 3B: 0 HR: 0	SF: 0 SAC: 0 DP: 0 HBP: 0	WP: 0 PB: 0 SB: 0 CS: 0	PA: 46			
PITCHER	IP 8.0	WLS 1	BF 34	H 4	R 2	ER 2	SO 3	BB 4	IBB 1	HBP 0	BLK 0	WP 0	HR 0	S 35	P 55	ERA 2.25	WHIP 1.000										
Johnny Antonelli, L ERA: 2.12																											
Al Worthington, R ERA: 4.5	0.2	5	2	0	0	0	0	0	0	0	0	0	0	4	8	0.00	4.500										
Stu Miller, R ERA: 0.87	2.1	W 7	1	1	1	3	0	0	0	0	0	0	0	13	13	3.86	0.429										

San Francisco Giants @ Chicago Cubs
Wrigley Field, Chicago, IL
Fri Apr 24 1969, 3:33 AM CST
Att: 3,511 - Unknown

AB 40
R 3
H 7
RBI 3
BB 6
SO 6
LOB 16



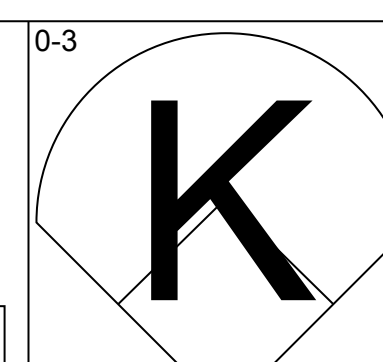
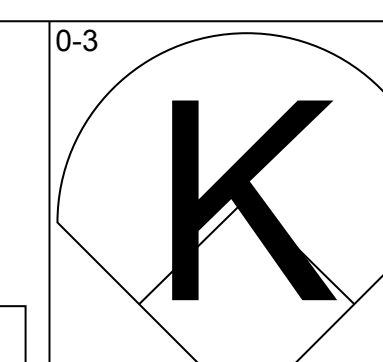
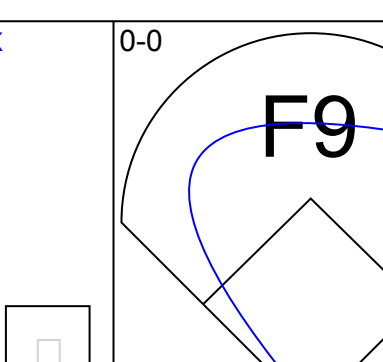
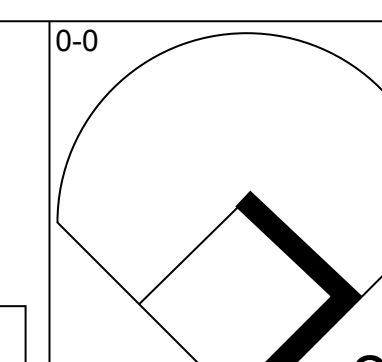
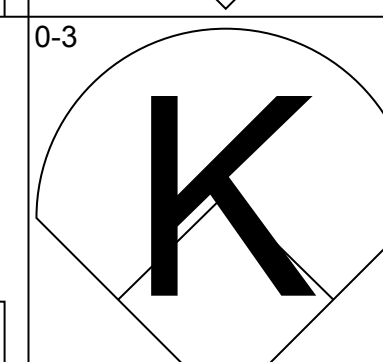
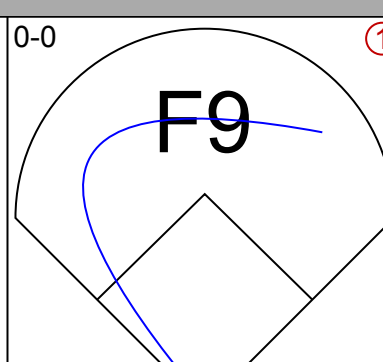
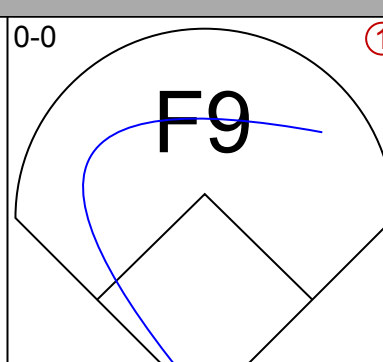
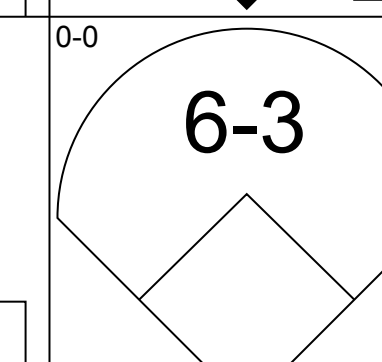
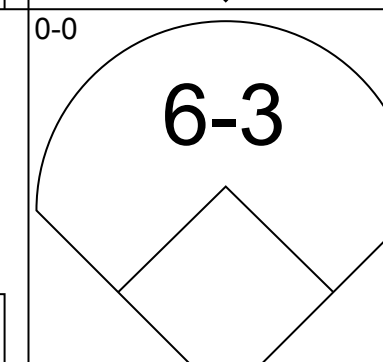
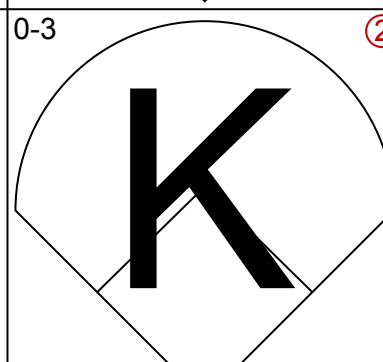
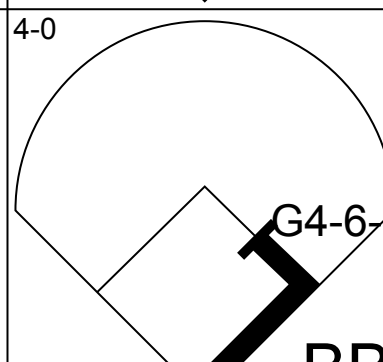
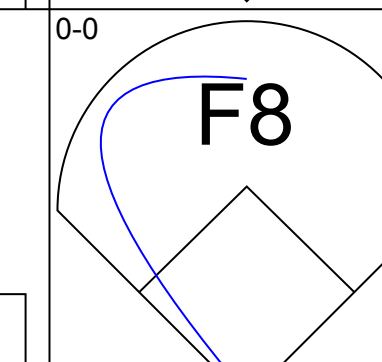
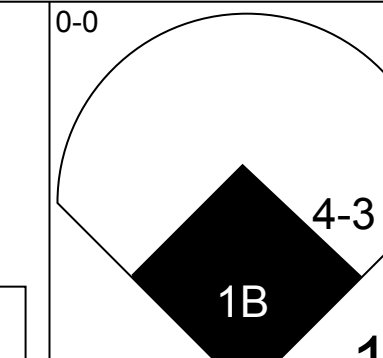
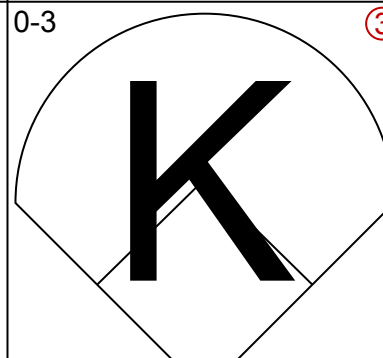
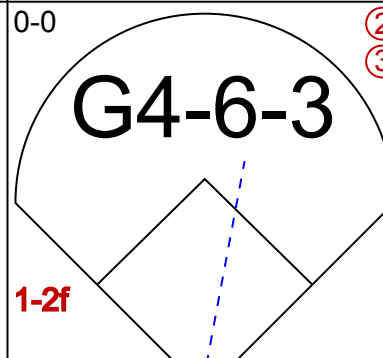
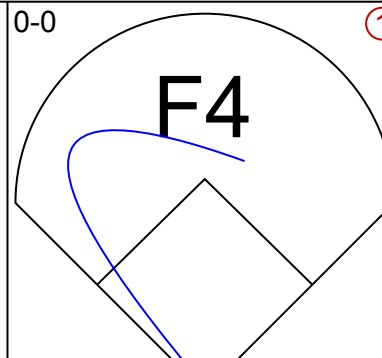
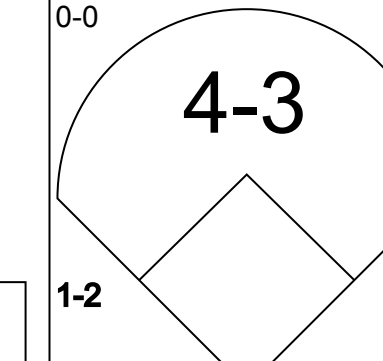
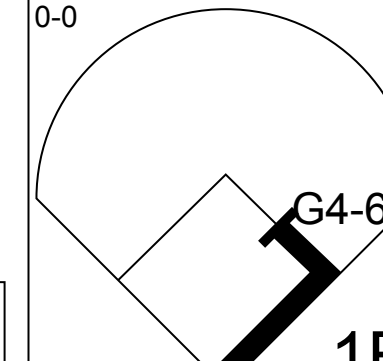
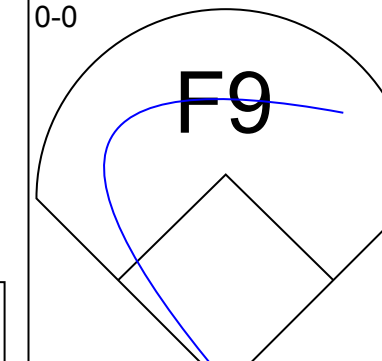
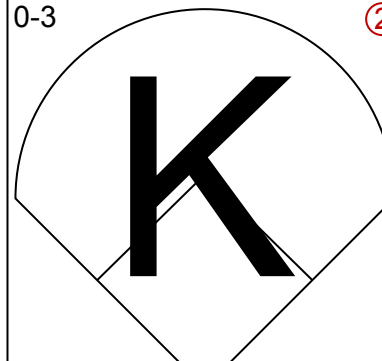
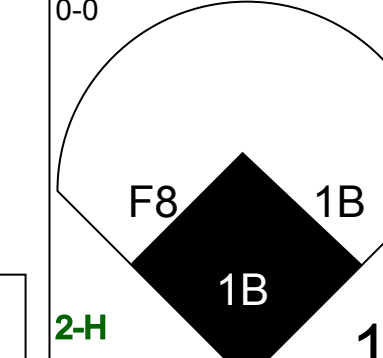
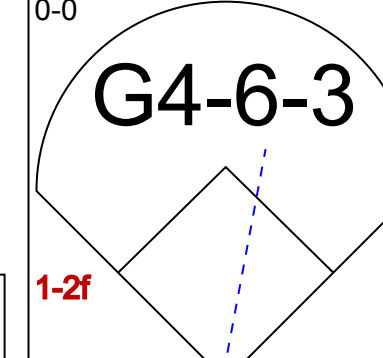
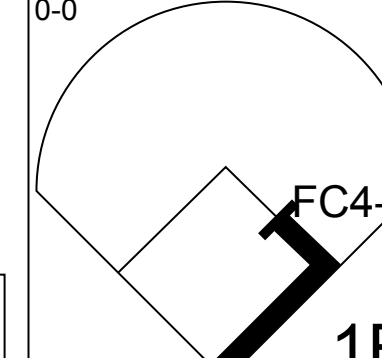
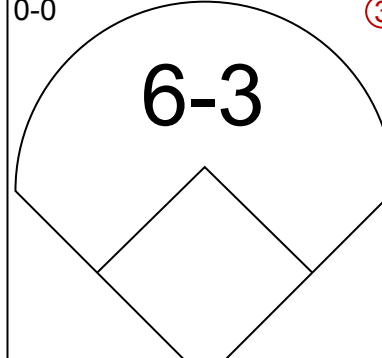
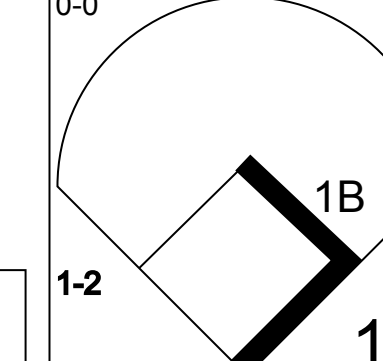
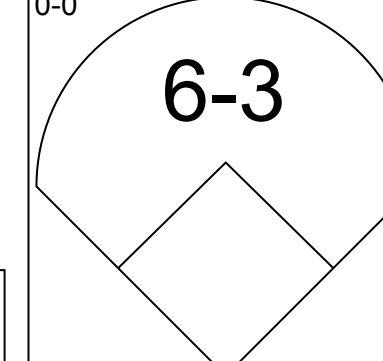
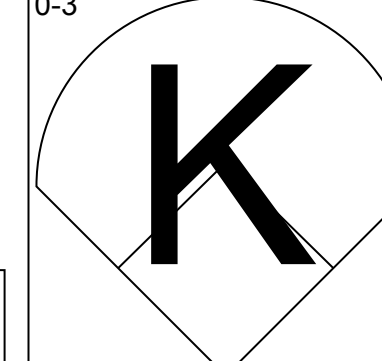
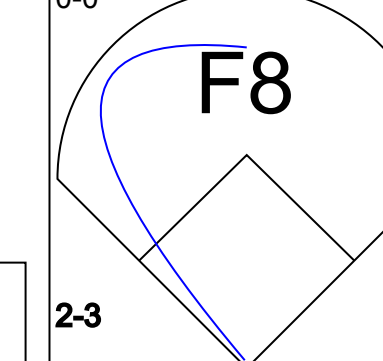
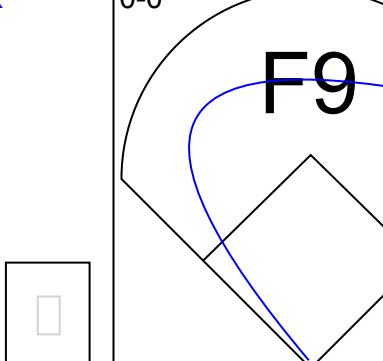
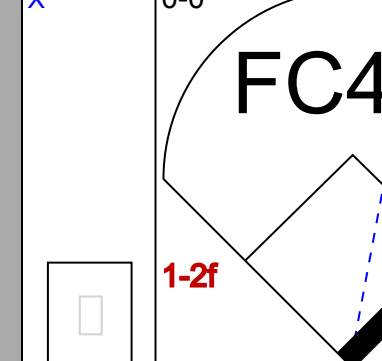
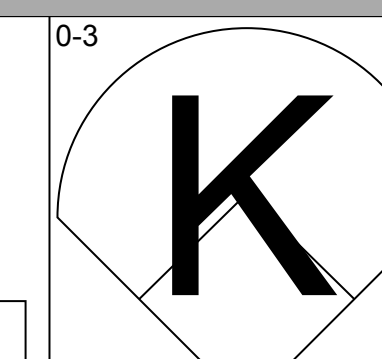
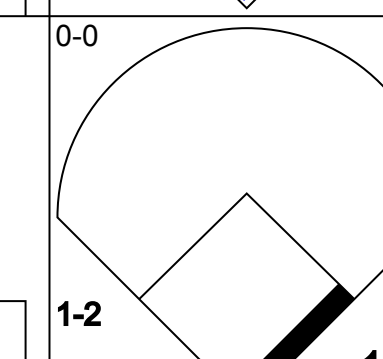
Batter	1	2	3	4	5	6	7	8	9	AB	R	H	RBI	BB	SO	LOB	TOP					
Jim Davenport, R OBP: 0.364, SLG: 0.350 (1, 5)										4	1	1	0	1	0	0	San Francisco Giants @ Chicago Cubs Wrigley Field, Chicago, IL Sun Apr 26 1959, 3:33 AM CDT Att: 8,427 - Unknown					
Jackie Brandt, R OBP: 0.362, SLG: 0.475 (1, 7)										5	1	2	1	0	0	3						
Willie Mays, R OBP: 0.362, SLG: 0.500 (1, 8)										5	0	2	1	0	0	2						
Orlando Cepeda, R OBP: 0.324, SLG: 0.662 (1, 3)										5	0	0	0	0	0	3						
Felipe Alou, R OBP: 0.400, SLG: 0.698 (1, 9)										3	1	0	0	1	1	0						
Daryl Spencer, R OBP: 0.302, SLG: 0.236 (1, 4)										4	0	0	0	0	0	1						
Eddie Bressoud, R OBP: 0.316, SLG: 0.200 (1, 6)										2	0	1	0	2	0	0						
Bob Schmidt, R OBP: 0.370, SLG: 0.400 (1, 2)										4	0	2	1	0	2	3						
Jack Sanford, R (1, 1)										3	0	0	0	0	2	2						
Inning Stats	R: 0 E: 0 K: 0 S: 3	H: 0 LOB: 0 BB: 0 P: 3	R: 0 E: 1 K: 2 S: 9	H: 1 LOB: 2 BB: 0 P: 9	R: 1 E: 0 K: 0 S: 4	H: 1 LOB: 1 BB: 1 P: 8	R: 0 E: 0 K: 0 S: 3	H: 0 LOB: 0 BB: 0 P: 3	R: 0 E: 0 K: 0 S: 5	H: 2 LOB: 2 BB: 0 P: 5	R: 1 E: 0 K: 1 S: 6	H: 1 LOB: 2 BB: 2 P: 14	R: 1 E: 0 K: 0 S: 4	H: 1 LOB: 0 BB: 0 P: 4	R: 0 E: 0 K: 1 S: 5	H: 0 LOB: 1 BB: 1 P: 9	R: 0 E: 0 K: 1 S: 7	H: 2 LOB: 2 BB: 0 P: 7	1B: 6 2B: 1 3B: 0 HR: 1	SF: 0 SAC: 1 DP: 0 HBP: 0	WP: 0 PB: 0 SB: 0 CS: 0	PA: 40
PITCHER	IP	WLS	BF	H	R	ER	SO	BB	IBB	HBP	BLK	WP	HR	S	P	ERA	WHIP					
Glen Hobbie, R ERA: 1.82 (1, 1)	7.0	L	31	6	3	3	3	3	0	0	0	0	1	34	46	3.86	1.286					
Elmer Singleton, R ERA: 3.0 (8, 1)	2.0		9	2	0	0	2	1	0	0	0	0	0	12	16	0.00	1.500					

AB	35
R	3
H	8
RBI	3
BB	4
SO	5
LOB	14

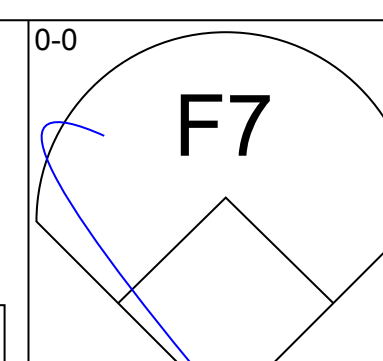
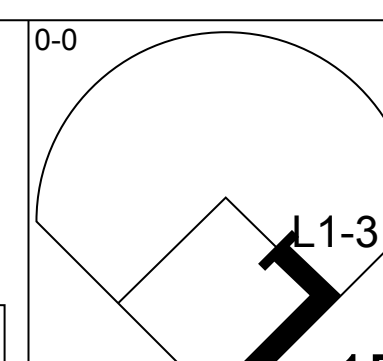
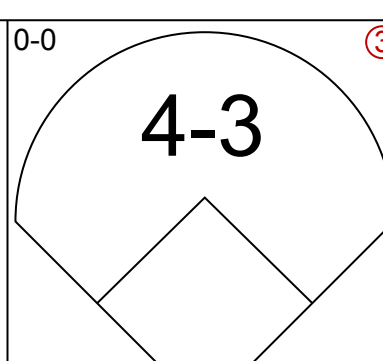
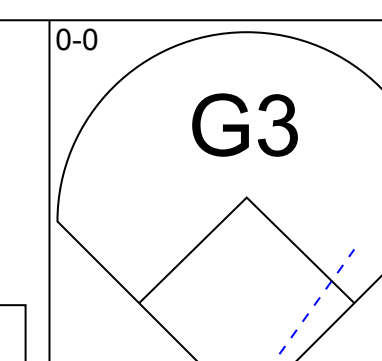
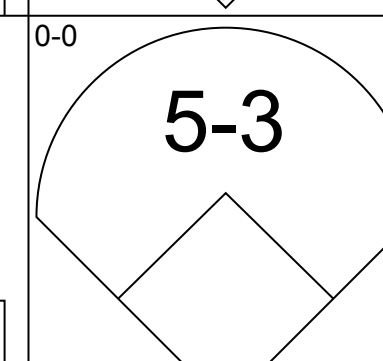
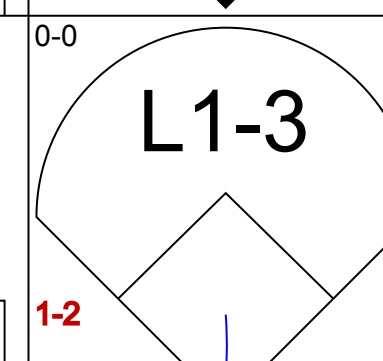
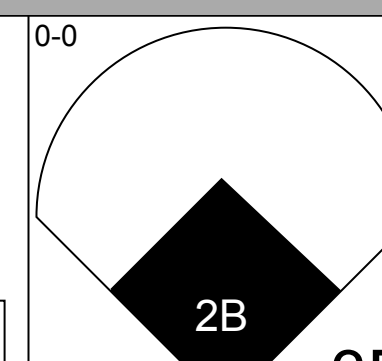
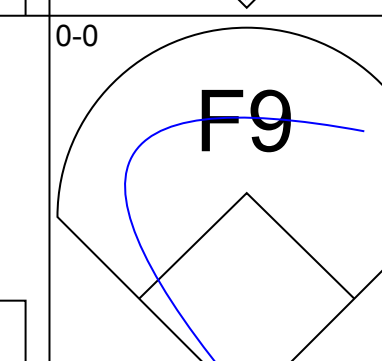
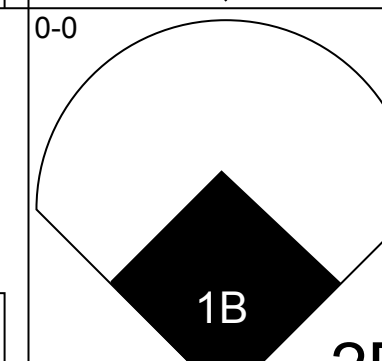
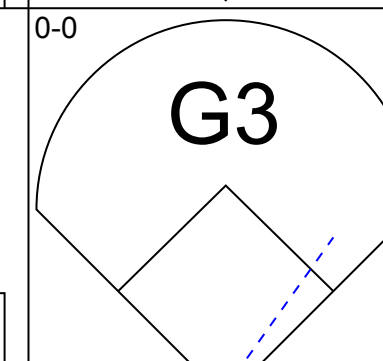
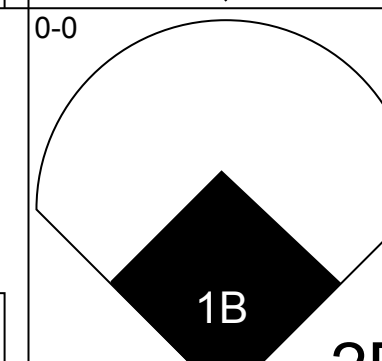
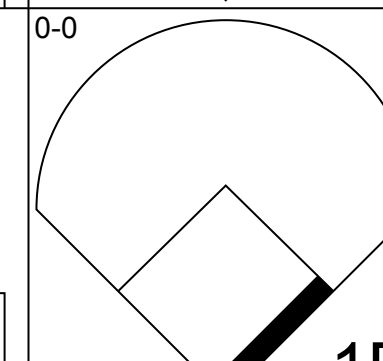
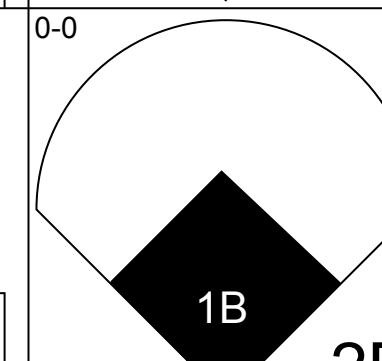
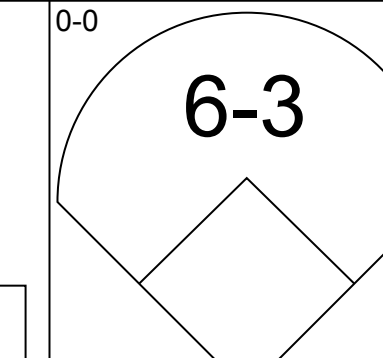
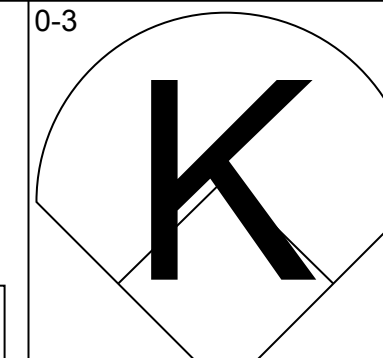
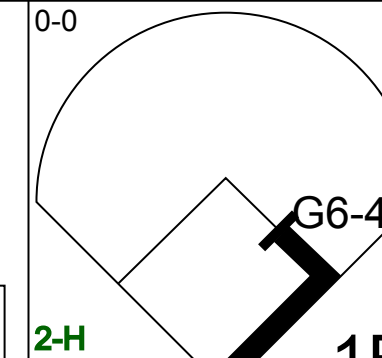
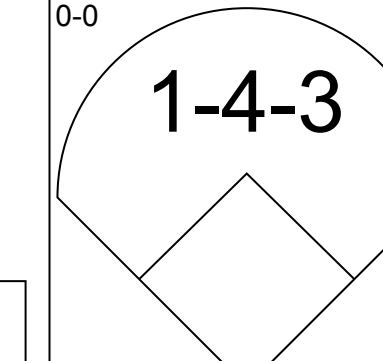
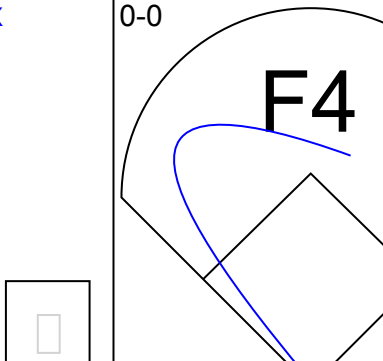
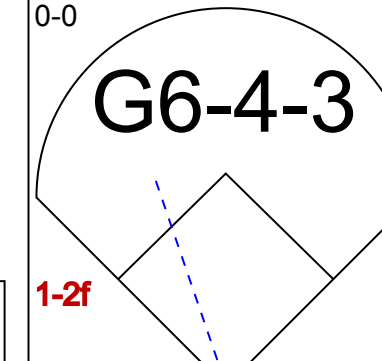
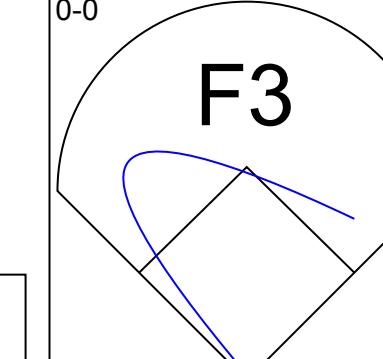
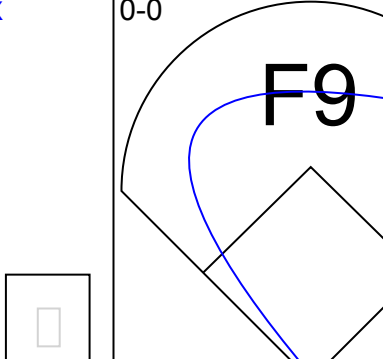
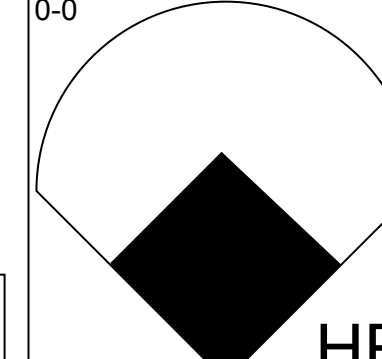
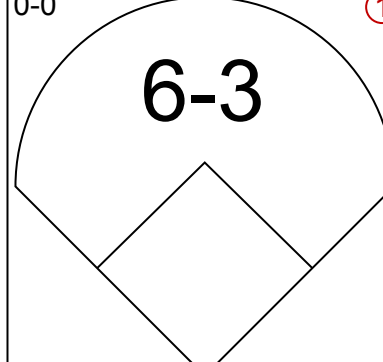
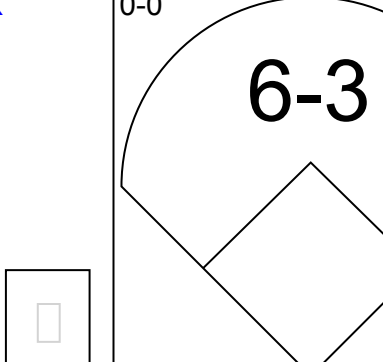
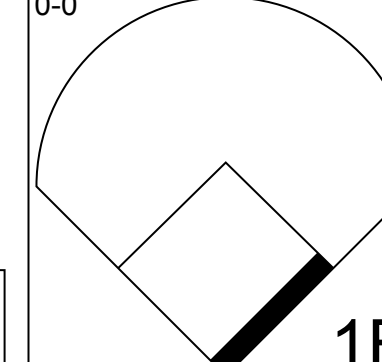
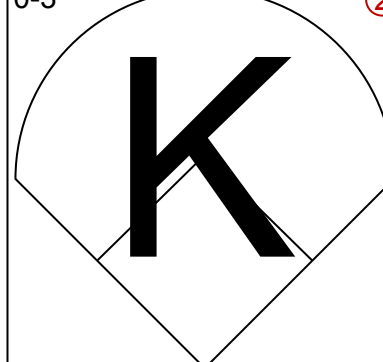
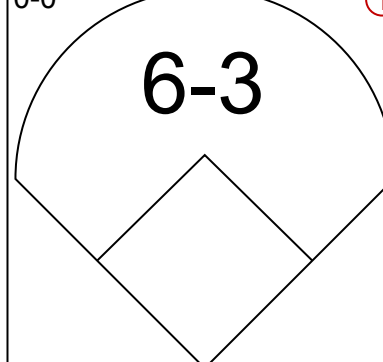
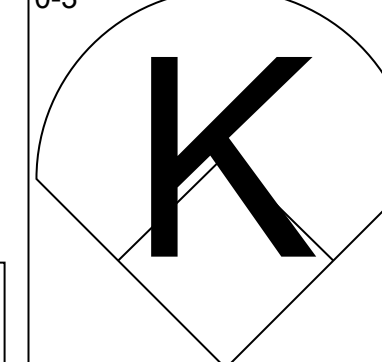
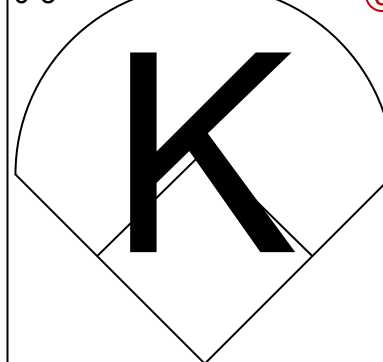
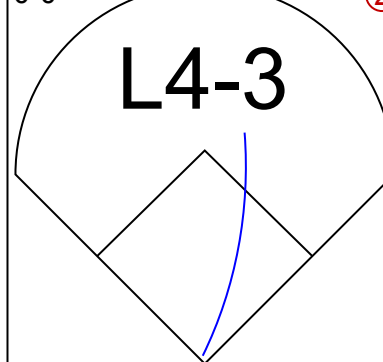
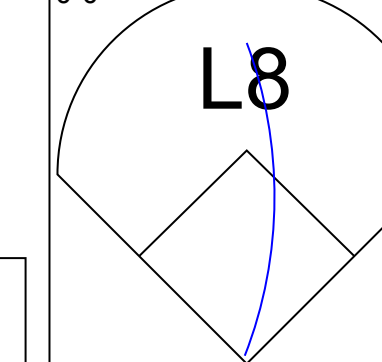


Batter	1	2	3	4	5	6	7	8	9	AB	R	H	RBI	BB	SO	LOB	BOTTOM				
Tony Taylor, R OBP: 0.369, SLG: 0.309 (1, 4)										4	0	0	0	0	0	5	San Francisco Giants @ Chicago Cubs Wrigley Field, Chicago, IL Sun Apr 26 1959, 3:33 AM CDT Att: 8,427 - Unknown				
Alvin Dark, R OBP: 0.296, SLG: 0.341 (1, 5)										3	0	0	1	0	0	0					
George Altman, L OBP: 0.350, SLG: 0.306 (1, 8)										4	0	1	0	0	0	0					
14 Ernie Banks, R OBP: 0.410, SLG: 0.654 (1, 6)										3	0	0	0	0	0	1					
Walt Moryn, L OBP: 0.356, SLG: 0.383 Chick King, R (9, FR)									3	0	0	0	1	0	1	0					
Dale Long, L OBP: 0.357, SLG: 0.667 Don Eaddy, R (9, FR)									4	0	1	0	0	1	2	0					
Lee Walls, R OBP: 0.380, SLG: 0.488 (1, 9)									3	0	0	0	0	0	2	0					
Sammy Taylor, L OBP: 0.308, SLG: 0.314 (1, 2)										3	0	0	0	1	1	3					
Glen Hobbie, R OBP: 0.222, SLG: 0.333 Jim Marshall, L (7, PH)										2	1	1	0	0	1	3					
Elmer Singleton, R (8, 1)										1	0	0	0	0	1	0					
Bobby Thomson, R OBP: 0.071, SLG: 0.038 (9, PH)										0	0	0	0	0	0	0					
Inning Stats	R: 0 E: 0 K: 0 S: 4	H: 1 LOB: 3 BB: 1 P: 4	R: 0 E: 1 K: 1 S: 7	H: 1 LOB: 3 BB: 1 P: 11	R: 0 E: 0 K: 0 S: 3	H: 0 LOB: 1 BB: 0 P: 4	R: 0 E: 0 K: 1 S: 5	H: 0 LOB: 0 BB: 0 P: 5	R: 0 E: 0 K: 0 S: 4	H: 0 LOB: 0 BB: 0 P: 4	R: 0 E: 0 K: 1 S: 5	H: 0 LOB: 0 BB: 0 P: 5	R: 0 E: 0 K: 0 S: 3	H: 0 LOB: 0 BB: 0 P: 3	R: 1 E: 1 K: 1 S: 7	H: 1 LOB: 2 BB: 1 P: 11	1B: 3 2B: 1 3B: 0 HR: 0	SF: 1 SAC: 2 DP: 0 HBP: 1	WP: 0 PB: 0 SB: 0 CS: 0	PA: 37	
PITCHER	IP	WLS	BF	H	R	ER	SO	BB	IBB	HBP	BLK	WP	HR	S	P	ERA	WHIP				
Jack Sanford, R ERA: 1.83 (1, 1)	9.0	W	37	4	2	1	4	1	1	1	0	0	0	42	51	1.00	0.556				



Batter	1	2	3	4	5	6	7	8	9	AB	R	H	RBI	BB	SO	LOB	TOP				
Jim Davenport, R OBP: 0.357, SLG: 0.359 (1, 5)										4	0	1	0	0	2	2	San Francisco Giants @ Pittsburgh Pirates Forbes Field, Pittsburgh, PA Wed Apr 29 1959, 7:05 PM EDT Att: 19,799 - Unknown				
Jackie Brandt, R OBP: 0.342, SLG: 0.446 (1, 7)										4	0	0	0	0	1	1					
Willie Mays, R OBP: 0.356, SLG: 0.477 (1, 8)										3	0	0	0	1	1						
Orlando Cepeda, R OBP: 0.319, SLG: 0.638 (1, 3)										4	1	1	0	0	1	1					
Felipe Alou, R OBP: 0.390, SLG: 0.667 (1, 9)										4	0	1	0	0	1	1					
Daryl Spencer, R OBP: 0.313, SLG: 0.254 (1, 4)										4	1	2	1	0	0	1					
Andre Rodgers, R OBP: 0.275, SLG: 0.343 (1, 6)										3	0	1	0	0	1	1					
Bob Schmidt, R OBP: 0.347, SLG: 0.372 (1, 2)										3	0	0	0	0	0	3					
Johnny Antonelli, L OBP: 0.143, SLG: 0.143 (1, 1)										2	0	1	1	0	1	0					
Gordon Jones, R (7, 1)										0	0	0	0	0	0	0					
Bob Speake, L (8, PH)										1	0	0	0	0	1	0					
Al Worthington, R (8, 1)										0	0	0	0	0	0	0					
Inning Stats	R: 0 H: 0 E: 0 K: 2 S: 7	H: 0 LOB: 0 BB: 0 P: 7	R: 2 H: 4 E: 0 K: 1 S: 9	H: 4 LOB: 2 BB: 0 P: 9	R: 0 H: 0 E: 0 K: 2 S: 7	H: 0 LOB: 0 BB: 0 P: 7	R: 0 H: 1 E: 0 K: 0 S: 3	H: 1 LOB: 0 BB: 0 P: 3	R: 0 H: 0 E: 0 K: 1 S: 5	H: 0 LOB: 0 BB: 0 P: 5	R: 0 H: 0 E: 0 K: 0 S: 2	H: 0 LOB: 0 BB: 1 P: 6	R: 0 H: 1 E: 0 K: 1 S: 6	H: 1 LOB: 1 BB: 0 P: 6	R: 0 H: 1 E: 0 K: 1 S: 6	H: 1 LOB: 1 BB: 0 P: 6	R: 0 H: 0 E: 0 K: 1 S: 5	H: 0 LOB: 0 BB: 0 P: 5	1B: 6 2B: 1 3B: 0 HR: 0	SF: 0 SAC: 0 DP: 2 HBP: 0	WP: 0 PA: 33 PB: 0 SB: 0 CS: 0
PITCHER	IP	WLS	BF	H	R	ER	SO	BB	IBB	HBP	BLK	WP	HR	S	P	ERA	WHIP				
Ron Kline, R ERA: 4.12 (1, 1)	9.0	W	33	7	2	2	9	1	0	0	0	0	0	50	54	2.00	0.889				




Batter	1	2	3	4	5	6	7	8	9	AB	R	H	RBI	BB	SO	LOB	BOTTOM			
Bill Virdon, L OBP: 0.194, SLG: 0.262 (1, 8)										4	0	1	0	0	0	0	San Francisco Giants @ Pittsburgh Pirates Forbes Field, Pittsburgh, PA Wed Apr 29 1959, 7:05 PM EDT Att: 19,799 - Unknown			
Roberto Clemente, R OBP: 0.284, SLG: 0.354 (1, 9)										4	1	1	0	0	0	1				
Smoky Burgess, L OBP: 0.512, SLG: 0.811 (1, 2)										3	0	2	1	0	0	0				
Dick Schofield, S OBP: 1.000, SLG: 1.000 (7, PR)										0	1	0	0	0	0	0				
Hank Foiles, R OBP: 0.227, SLG: 0.381 (8, 2)										0	0	0	0	0	0	0				
Dick Stuart, R OBP: 0.435, SLG: 0.694 (1, 3)										3	0	1	1	0	1	1				
Don Hoak, R OBP: 0.397, SLG: 0.370 (1, 5)										3	0	0	0	0	0	2				
Bill Mazeroski, R OBP: 0.288, SLG: 0.386 (1, 4)										3	1	1	1	0	0	0				
Dick Groat, R OBP: 0.305, SLG: 0.340 (1, 6)										3	0	1	0	0	0	0				
Roman Mejias, R OBP: 0.262, SLG: 0.189 (1, 7)										3	0	0	0	0	2	2				
Ron Kline, R (1, 1)										3	0	0	0	0	1	0				
Inning Stats	R: 0 H: 0 E: 0 K: 0 S: 3	H: 0 LOB: 0 BB: 0 P: 3	R: 0 H: 0 E: 0 K: 0 S: 3	H: 0 LOB: 0 BB: 0 P: 3	R: 0 H: 2 E: 0 K: 1 S: 6	H: 0 LOB: 0 BB: 0 P: 6	R: 0 H: 0 E: 0 K: 0 S: 3	H: 0 LOB: 0 BB: 0 P: 3	R: 3 H: 5 E: 0 K: 1 S: 9	H: 5 LOB: 2 BB: 0 P: 9	R: 0 H: 0 E: 0 K: 0 S: 3	H: 0 LOB: 0 BB: 0 P: 3	R: 0 H: 0 E: 0 K: 0 S: 3	H: 0 LOB: 0 BB: 0 P: 3	R: 0 H: 0 E: 0 K: 0 S: 3	H: 0 LOB: 0 BB: 0 P: 3	1B: 4 2B: 2 3B: 1 HR: 1	SF: 0 SAC: 0 DP: 2 HBP: 0	WP: 0 PA: 29 PB: 0 SB: 0 CS: 0	
PITCHER	IP	WLS	BF	H	R	ER	SO	BB	IBB	HBP	BLK	WP	HR	S	P	ERA	WHIP			
Johnny Antonelli, L ERA: 2.45 (1, 1)	6.2	L	25	7	3	3	3	0	0	0	0	0	0	31	31	4.05	1.050			
Gordon Jones, R ERA: (7, 1)	0.1		1	0	0	0	1	0	0	0	0	0	0	3	3	0.00	0.000			
Al Worthington, R ERA: 4.08 (8, 1)	1.0		3	0	0	0	0	0	0	0	0	0	0	3	3	0.00	0.000			



Batter	1	2	3	4	5	6	7	8	9	AB	R	H	RBI	BB	SO	LOB	TOP					
Jim Davenport, R (1.5) OBP: 0.346, SLG: 0.387	F8		1-3	FC6-4	FC6-4		FC6-4	F9		6	0	1	1	0	0	5	San Francisco Giants @ Milwaukee Braves Milwaukee County Stadium, Milwaukee, WI Sat May 02 1959, 4:33 AM EDT Att: 20,127 - Unknown livebaseballscorecards.com					
Willie Kirkland, L (1.7) OBP: 0.333, SLG: 0.800 Jackie Brandt, R (8.7) OBP: 0.329, SLG: 0.414	5-3		HR	F7			F7	F3		5	2	2	2	0	0	2						
Willie Mays, R (1.8) OBP: 0.378, SLG: 0.479			HR							5	2	4	0	0	0	0						
Orlando Cepeda, R (1.3) OBP: 0.321, SLG: 0.623	F4									4	1	1	1	0	0	2						
Felipe Alou, R (1.9) OBP: 0.382, SLG: 0.615		F2	4-3							5	0	2	1	0	0	1						
Daryl Spencer, R (1.4) OBP: 0.320, SLG: 0.258	5-3									4	1	2	0	0	0	2						
Andre Rodgers, R (1.6) OBP: 0.367, SLG: 0.442		E4								5	1	4	1	0	0	0						
Bob Schmidt, R (1.2) OBP: 0.333, SLG: 0.417 Leon Wagner, L (5, PH) OBP: 0.222, SLG: 0.125 Hobie Landrith, L (5.2) OBP: 0.333, SLG: 0.714	K									2	0	0	0	0	1	3						
Jack Sanford, R (1.1) Stu Miller, R (8.1) Gordon Jones, R (9.1)			K							2	1	1	2	0	0	2						
										4	0	0	0	0	3	7						
Inning Stats	R: 0 E: 0 K: 0 S: 4	H: 1 LOB: 1 BB: 0 P: 4	R: 0 E: 1 K: 1 S: 6	H: 0 LOB: 1 BB: 0 P: 6	R: 2 E: 0 K: 1 S: 8	H: 3 LOB: 1 BB: 0 P: 8	R: 1 E: 0 K: 0 S: 6	H: 3 LOB: 2 BB: 0 P: 6	R: 2 E: 1 K: 1 S: 9	H: 3 LOB: 3 BB: 0 P: 10	R: 1 E: 0 K: 0 S: 4	H: 1 LOB: 0 BB: 0 P: 4	R: 0 E: 0 K: 1 S: 7	H: 2 LOB: 2 BB: 0 P: 7	R: 0 E: 0 K: 0 S: 5	H: 2 LOB: 2 BB: 0 P: 5	R: 2 E: 0 K: 0 S: 5	H: 2 LOB: 0 BB: 0 P: 5	1B: 12 2B: 2 3B: 0 HR: 3	SF: 0 SAC: 1 DP: 0 HBP: 1	WP: 0 PB: 0 SB: 0 CS: 0	PA: 47
PITCHER	IP WLS BF H R ER SO BB IBB HBP BLK WP HR S P ERA WHIP																					
Joey Jay, R (1.1) ERA: 7.15	4.0 L 23 9 5 5 2 0 0 0 1 0 0 0 1 26 27 11.25 2.250																					
Bob Rush, R (5.1) ERA: 1.93	1.0 5 1 0 0 1 0 0 0 0 0 0 0 7 7 0.00 1.000																					
Bob Trowbridge, R (6.1) ERA: 3.38	2.0 9 3 1 1 1 0 0 0 0 0 0 1 11 11 4.50 1.500																					
Don McMahon, R (8.1) ERA: 4.91	2.0 10 4 2 2 0 0 0 0 0 0 0 1 10 10 9.00 2.000																					

Batter	1	2	3	4	5	6	7	8	9	AB	R	H	RBI	BB	SO	LOB	BOTTOM					
Bill Bruton, L (1.8) OBP: 0.407, SLG: 0.679	F5				4-3				F8	5	1	2	0	0	0	1	San Francisco Giants @ Milwaukee Braves Milwaukee County Stadium, Milwaukee, WI Sat May 02 1959, 4:33 AM EDT Att: 20,127 - Unknown livebaseballscorecards.com					
Eddie Mathews, L (1.5) OBP: 0.400, SLG: 0.761	4-3		F8							4	1	1	2	1	1	2						
Hank Aaron, R (1.9) OBP: 0.486, SLG: 0.897	4-3									4	0	1	0	0	0	2						
Joe Adcock, R (1.7) OBP: 0.444, SLG: 0.500 Jim Pisoni, R (8, PR) OBP: 0.275, SLG: 0.250										4	0	2	0	0	1	0						
Frank Torre, L (1.3) OBP: 0.375, SLG: 0.333										0	0	0	0	0	0	0						
Del Crandall, R (1.2) OBP: 0.270, SLG: 0.311										2	0	0	1	1	0	0						
Johnny Logan, R (1.6) OBP: 0.277, SLG: 0.241										4	0	0	0	0	0	2						
Chuck Cottler, R (1.4) OBP: 0.222, SLG: 0.157 Joe Morgan, L (5, PH) OBP: 0.429, SLG: 0.642 Bob Trowbridge, R (8.1) Andy Panko, R (7, PH) Don McMahon, R (8.1) Mickey Vernon, L (9, PH) OBP: 0.375, SLG: 0.714										1	0	0	0	0	0	0						
Joe Jay, S (1.1) Bob Rush, R (5.1) Johnny O'Brien, R (5, PH) OBP: 0.600, SLG: 1.250										0	0	0	0	1	0	0						
										2	2	1	1	0	0	0						
Inning Stats	R: 0 E: 0 K: 0 S: 3	H: 0 LOB: 0 BB: 0 P: 3	R: 0 E: 0 K: 0 S: 3	H: 0 LOB: 0 BB: 0 P: 3	R: 0 E: 0 K: 0 S: 4	H: 1 LOB: 1 BB: 1 P: 8	R: 0 E: 0 K: 0 S: 4	H: 2 LOB: 2 BB: 1 P: 8	R: 2 E: 0 K: 0 S: 4	H: 1 LOB: 0 BB: 0 P: 5	R: 0 E: 0 K: 1 S: 5	H: 0 LOB: 0 BB: 0 P: 5	R: 0 E: 0 K: 0 S: 3	H: 0 LOB: 0 BB: 0 P: 3	R: 1 E: 0 K: 0 S: 5	H: 2 LOB: 2 BB: 1 P: 9	R: 2 E: 0 K: 1 S: 7	H: 2 LOB: 0 BB: 0 P: 7	1B: 5 2B: 1 3B: 0 HR: 3	SF: 1 SAC: 0 DP: 1 HBP: 1	WP: 0 PB: 0 SB: 0 CS: 0	PA: 38
PITCHER	IP WLS BF H R ER SO BB IBB HBP BLK WP HR S P ERA WHIP																					
Jack Sanford, R (1.1) ERA: 2.16	7.1 W 31 6 3 3 3 3 0 0 0 0 0 0 1 29 42 3.68 1.227																					
Stu Miller, R (8.1) ERA: 2.7	1.0 5 2 2 2 0 0 0 0 0 0 0 2 5 5 18.00 2.000																					
Gordon Jones, R (9.1) ERA:	0.2 S 2 0 0 0 1 0 0 0 0 0 0 0 4 4 0.00 0.000																					



Batter	1	2	3	4	5	6	7	8	9	AB	R	H	RBI	BB	SO	LOB	TOP					
Jim Davenport, R (1.5) OBP: 0.341, SLG: 0.392	F3		FC6-4 2B		F7			K		4	0	1	0	0	1	0	San Francisco Giants @ Milwaukee Braves Milwaukee County Stadium, Milwaukee, WI Sun May 03 1959, 4:33 AM EDT Att: 22,911 - Unknown					
Willie Kirkland, L (1.7) OBP: 0.318, SLG: 0.667	HR BB		FC6-4 1B 2-3		F9			5-3		3	1	0	0	1	0	1						
Willie Mays, R (1.8) OBP: 0.384, SLG: 0.519	1-H HR				F8			F6		4	1	2	2	0	0	0						
Orlando Cepeda, R (1.3) OBP: 0.318, SLG: 0.605	G3				F3					4	0	1	0	0	0	0						
Felipe Alou, R (1.9) OBP: 0.361, SLG: 0.580	F3				6-3					4	0	0	0	0	0	1						
Daryl Spencer, R (1.4) OBP: 0.316, SLG: 0.300					6-3 HR					4	1	1	1	0	0	0						
Andre Rodgers, R (1.6) OBP: 0.365, SLG: 0.500					6-3 K					3	1	1	1	0	1	0						
Bob Schmidt, R (1.2) OBP: 0.316, SLG: 0.392					F4					3	0	0	0	0	1	0						
Johnny Antonelli, L (1.1) OBP: 0.125, SLG: 0.125					4-3					2	0	0	0	0	0	0						
Dom Zanni, R (5.1)					6-3					0	0	0	0	0	0	0						
Al Worthington, R (5.1)					6-3					0	0	0	0	0	0	0						
Bob Speake, L (7. PH)										1	0	0	0	0	0	0						
Joe Shipley, R (7.1)										0	0	0	0	0	0	0						
Inning Stats	R: 2 E: 0 K: 0 S: 4	H: 1 LOB: 0 BB: 1 P: 8	R: 0 E: 0 K: 0 S: 3	H: 0 LOB: 0 BB: 0 P: 3	R: 0 E: 0 K: 0 S: 4	H: 2 LOB: 2 BB: 0 P: 4	R: 1 E: 0 K: 1 S: 6	H: 1 LOB: 0 BB: 0 P: 6	R: 0 E: 0 K: 0 S: 3	H: 0 LOB: 0 BB: 0 P: 3	R: 0 E: 0 K: 0 S: 4	H: 1 LOB: 1 BB: 0 P: 4	R: 1 E: 0 K: 1 S: 6	H: 1 LOB: 0 BB: 0 P: 6	R: 0 E: 0 K: 1 S: 5	H: 0 LOB: 0 BB: 0 P: 5	R: 0 E: 0 K: 0 S: 3	H: 0 LOB: 0 BB: 0 P: 3	1B: 2 2B: 1 3B: 0 HR: 3	SF: 0 SAC: 0 DP: 0 HBP: 0	WP: 0 PB: 0 CS: 0	PA: 33
PITCHER Lew Burdette, R (1.1) ERA: 3.4	IP: 9.0 WLS: W BF: 33 H: 6 R: 4 ER: 4 SO: 3 BB: 1 IBB: 0 HBP: 0 BLK: 0 WP: 0 HR: 3 S: 38 P: 42 ERA: 4.00 WHIP: 0.778															PITCHER	IP: 9.0 WLS: W BF: 33 H: 6 R: 4 ER: 4 SO: 3 BB: 1 IBB: 0 HBP: 0 BLK: 0 WP: 0 HR: 3 S: 38 P: 42 ERA: 4.00 WHIP: 0.778					

Batter	1	2	3	4	5	6	7	8	9	AB	R	H	RBI	BB	SO	LOB	BOTTOM					
Johnny O'Brien, R (1.4) OBP: 0.500, SLG: 0.778	5-3		F8		BB E 1B	G6-4-3		1B		5	1	2	0	0	0	2	San Francisco Giants @ Milwaukee Braves Milwaukee County Stadium, Milwaukee, WI Sun May 03 1959, 4:33 AM EDT Att: 22,911 - Unknown					
Eddie Mathews, L (1.5) OBP: 0.400, SLG: 0.732	4-3		4-3		BB E BB		G3	1B		4	1	1	1	1	0	1						
Hank Aaron, R (1.9) OBP: 0.494, SLG: 0.972	HR				HR	SF8		1B		4	2	3	3	0	0	2						
Joe Adcock, R (1.3) OBP: 0.452, SLG: 0.480	F3				HR	3-H				3	1	1	0	1	0	1						
Bill Bruton, L (9.8) OBP: 0.407, SLG: 0.679					1B	1-2 2-3		F8		0	0	0	0	0	0	0						
Andy Pafko, R (1.7) Frank Torre, L (5. PH) OBP: 0.380, SLG: 0.366			1-3		F5	E4		F4		2	0	0	0	0	0	1						
Del Crandall, R (1.2) OBP: 0.299, SLG: 0.385			5-3		G6-4-3 1B	1B		HR		4	1	3	2	0	0	0						
Jim Pisoni, R (1.8) OBP: 0.231, SLG: 0.208			K		G6-4-3 1B	1-2		K		4	0	0	0	0	2	3						
Johnny Logan, R (1.6) OBP: 0.304, SLG: 0.263					FC2-8 1B			F4		3	0	2	0	1	0	0						
Lew Burdette, R (1.1) OBP: 0.263, SLG: 0.294			FC2-6			1-2		1B HBP		3	2	0	0	0	1	3						
Inning Stats	R: 1 E: 0 K: 0 S: 4	H: 1 LOB: 0 BB: 0 P: 4	R: 0 E: 0 K: 1 S: 5	H: 0 LOB: 0 BB: 0 P: 5	R: 0 E: 0 K: 0 S: 4	H: 1 LOB: 1 BB: 0 P: 4	R: 1 E: 0 K: 0 S: 5	H: 3 LOB: 1 BB: 0 P: 5	R: 5 E: 2 K: 0 S: 7	H: 4 LOB: 2 BB: 2 P: 15	R: 0 E: 0 K: 1 S: 4	H: 0 LOB: 0 BB: 1 P: 8	R: 0 E: 0 K: 0 S: 4	H: 1 LOB: 1 BB: 0 P: 4	R: 2 E: 0 K: 1 S: 8	H: 3 LOB: 2 BB: 0 P: 9	R: 0 E: 0 K: 0 S: 3	H: 0 LOB: 0 BB: 0 P: 3	1B: 9 2B: 1 3B: 0 HR: 3	SF: 1 SAC: 0 DP: 2 HBP: 1	WP: 0 PB: 0 CS: 0	PA: 39
PITCHER Johnny Antonelli, L (1.1) ERA: 2.6	IP: 0.1 WLS: L BF: 2 H: 0 R: 0 ER: 0 SO: 0 BB: 1 IBB: 0 HBP: 0 BLK: 0 WP: 0 HR: 0 S: 1 P: 5 ERA: 8.44															PITCHER Dom Zanni, R (5.1) ERA: 8.44	IP: 0.1 WLS: L BF: 2 H: 0 R: 0 ER: 0 SO: 0 BB: 1 IBB: 0 HBP: 0 BLK: 0 WP: 0 HR: 0 S: 1 P: 5 ERA: 8.44					
PITCHER Al Worthington, R (5.1) ERA: 3.65	IP: 1.1 WLS: 2 BF: 6 H: 2 R: 2 ER: 0 SO: 1 BB: 0 IBB: 0 HBP: 0 BLK: 0 WP: 0 HR: 0 S: 7 P: 11 ERA: 0.00															PITCHER Joe Shipley, R (7.1) ERA: 7.71	IP: 1.1 WLS: 2 BF: 6 H: 2 R: 2 ER: 0 SO: 1 BB: 0 IBB: 0 HBP: 0 BLK: 0 WP: 0 HR: 0 S: 7 P: 11 ERA: 0.00					

Batter	1	2	3	4	5	6	7	8	9	AB	R	H	RBI	BB	SO	LOB	TOP		
Jim Davenport, R (1.5) OBP: 0.319, SLG: 0.375	F2		F8			F6		F6		4	0	0	0	0	0	0	San Francisco Giants @ Cincinnati Redlegs Crosley Field, Cincinnati, OH Tue May 05 1959, 7:05 PM EDT Att: 13,822 - Unknown livebaseballscorecards.com		
Willie Kirkland, L (1.7) OBP: 0.355, SLG: 0.692	F9			HR		2B		4-3		3	2	1	1	1	0	0			
Willie Mays, R (1.8) OBP: 0.368, SLG: 0.500	5-3			4-3		1-H		F9		4	0	1	1	0	0	0			
Orlando Cepeda, R (1.3) OBP: 0.333, SLG: 0.625		6-3 HBP		6-3		F3			1B	3	0	1	0	0	0	1			
Felipe Alou, R (1.9) OBP: 0.350, SLG: 0.584	6-3			5-3		K		F2		4	0	0	0	0	1	3			
Daryl Spencer, R (1.4) OBP: 0.310, SLG: 0.295	5-3				E6 G6-4-3			F9		4	0	0	0	0	0	2			
Andre Rodgers, R (1.6) OBP: 0.333, SLG: 0.444	K				G6-4-3 1-2			F8		4	0	0	0	0	2	3			
Bob Schmidt, R (1.2) OBP: 0.317, SLG: 0.386			F8							3	0	2	0	0	0	0			
Sam Jones, R (1.1) Bob Speake, L (7, PH) Stu Miller, R (7.1) OBP: 0.333, SLG: 0.333			4-3		F6		F3			2	0	0	0	0	0	1			
										1	0	0	0	0	0	1			
										0	0	0	0	0	0	0			
Inning Stats	R: 0 E: 0 K: 0 S: 3	H: 0 LOB: 0 BB: 0 P: 3	R: 0 E: 0 K: 1 S: 5	H: 0 LOB: 1 BB: 0 P: 6	R: 0 E: 0 K: 0 S: 3	H: 0 LOB: 0 BB: 0 P: 3	R: 1 E: 0 K: 0 S: 4	H: 1 LOB: 0 BB: 0 P: 4	R: 0 E: 1 K: 1 S: 6	H: 1 LOB: 1 BB: 1 P: 10	R: 0 E: 0 K: 0 S: 4	H: 1 LOB: 1 BB: 0 P: 4	R: 0 E: 0 K: 0 S: 3	H: 0 LOB: 0 BB: 0 P: 3	R: 0 E: 0 K: 1 S: 6	H: 1 LOB: 1 BB: 0 P: 6	1B: 3 2B: 1 3B: 0 HR: 1	SF: 0 SAC: 0 DP: 1 HBP: 1	WP: 0 PA: 34 PB: 0 SB: 0 CS: 0
PITCHER Don Newcombe, R (1.1) ERA: 2.82	IP: 9.0 WLS: W BF: 34 H: 5 R: 2 ER: 2 SO: 3 BB: 1 IBB: 0 HBP: 1 BLK: 0 WP: 0 HR: 1 S: 38 P: 43 ERA: 2.00 WHIP: 0.667															PITCHER			

Batter	1	2	3	4	5	6	7	8	9	AB	R	H	RBI	BB	SO	LOB	BOTTOM		
Johnny Temple, R (1.4) OBP: 0.420, SLG: 0.518	K	F8			1B HR BB		SH3-4			2	1	0	0	1	1	1	San Francisco Giants @ Cincinnati Redlegs Crosley Field, Cincinnati, OH Tue May 05 1959, 7:05 PM EDT Att: 13,822 - Unknown livebaseballscorecards.com		
Vada Pinson, L (1.8) OBP: 0.450, SLG: 0.632	K		F8		1-3 HR 1B		3-1			4	1	1	0	0	1	1			
Jerry Lynch, L (1.7) Eddie Kasko, R (8.5) OBP: 0.316, SLG: 0.650 OBP: 0.500, SLG: 0.500			F3		F4		F8			4	0	1	0	0	0	3			
										0	0	0	0	0	0	0			
Frank Robinson, R (1.3) OBP: 0.368, SLG: 0.631	F8		F5		1-H 3-H HR			F7		4	1	1	3	0	0	1			
John Powers, L (1.9) OBP: 0.556, SLG: 0.625		E 1B		K	F7				G6-4-3 1B	4	1	2	0	0	1	0			
Frank Thomas, R (1.5) OBP: 0.372, SLG: 0.519		E7 1-H 3B						F9	G6-4-3 1-2	3	1	1	1	1	0	1			
Ed Bailey, L (1.2) OBP: 0.370, SLG: 0.379	F7			K			F6			3	0	0	0	0	1	1			
Roy McMillan, R (1.6) OBP: 0.381, SLG: 0.514		FC4-6 BB		F5			F6			2	0	0	0	1	0	1			
Don Newcombe, L (1.1) OBP: 0.444, SLG: 0.375		FC4-6 1-2			F8			3-1 SH3-4 1B		3	0	1	0	0	0	1			
Inning Stats	R: 0 E: 0 K: 2 S: 8	H: 1 LOB: 1 BB: 0 P: 8	R: 2 E: 1 K: 0 S: 5	H: 2 LOB: 1 BB: 1 P: 9	R: 0 E: 0 K: 0 S: 3	H: 0 LOB: 0 BB: 0 P: 3	R: 0 E: 0 K: 2 S: 7	H: 0 LOB: 1 BB: 1 P: 11	R: 3 E: 0 K: 0 S: 5	H: 2 LOB: 0 BB: 1 P: 9	R: 0 E: 0 K: 0 S: 3	H: 0 LOB: 0 BB: 0 P: 3	R: 0 E: 0 K: 0 S: 4	H: 1 LOB: 1 BB: 0 P: 4	R: 0 E: 0 K: 0 S: 3	H: 1 LOB: 0 BB: 0 P: 3	1B: 5 2B: 0 3B: 1 HR: 1	SF: 0 SAC: 1 DP: 1 HBP: 0	WP: 0 PA: 33 PB: 0 SB: 0 CS: 0
PITCHER Sam Jones, R (1.1) Stu Miller, R (7.1) ERA: 4.14 ERA: 2.35	IP: 6.0 WLS: L BF: 26 H: 6 R: 0 ER: 5 SO: 4 BB: 3 IBB: 0 HBP: 0 BLK: 0 WP: 0 HR: 1 S: 31 P: 43 ERA: 7.50 WHIP: 1.333															PITCHER			

Batter	1	2	3	4	5	6	7	8	9	AB	R	H	RBI	BB	SO	LOB	TOP					
Jim Gilliam, S OBP: 0.368, SLG: 0.286	1-0 G6-4-3 1B		4-2 1B BB		0-0 1-3		1-2 F7		3-2 G4-3 1B	4	0	2	0	1	0	0	Los Angeles Dodgers @ San Francisco Giants Seals Stadium, San Francisco, CA Thu May 07 1959, 6:33 AM EDT Att: 14,216 - Unknown					
Charlie Neal, R OBP: 0.368, SLG: 0.388	2-2 G6-4-3 1-2f		0-0 1-3 1B		2-1 4-3 1B		0-2 1B E3		2-1 G4-3 1-2f	5	0	2	0	0	0	2						
Wally Moon, L OBP: 0.436, SLG: 0.494	2-0 6-3		1-2 F5		1-0 4-3		2-1 1-3 G4-6-3 1B			4	0	1	0	0	0	3						
Duke Snider, L OBP: 0.288, SLG: 0.393		3-1 L4	3-1 F7		2-1 F9		0-0 G4-6-3 1-2f			4	0	0	0	0	0	5						
Ron Fairly, L OBP: 0.392, SLG: 0.457										0	0	0	0	0	0	0						
Don Demeter, R OBP: 0.360, SLG: 0.570		1-2 F6		0-1 HR 1B		2-2 1B 1B		3-3 K		4	1	2	0	0	1	0						
Gil Hodges, R OBP: 0.368, SLG: 0.544		1-1 3B		0-2 1-H HR		0-0 L3 1B		2-1 L1		1	0	1	0	0	0	0						
Norm Larker, L OBP: 0.486, SLG: 0.593						1-2 L3 1B				3	1	2	2	0	0	0						
John Roseboro, L OBP: 0.316, SLG: 0.282		4-1 BB		0-0 G1-6-3 1B		0-0 L3 1-2f		1-2 1B		3	0	2	0	1	0	2						
Don Zimmer, R OBP: 0.323, SLG: 0.365		2-3 K		1-1 G1-6-3 1-2f		4-1 FC6-4 IBB		0-0 F6		3	0	0	0	1	1	4						
Stan Williams, R OBP: 0.200, SLG: 0.111			2-3 K	2-2 5-3		0-0 FC6-4 1-2f		0-3 K		4	0	0	0	0	2	2						
Inning Stats	R: 0 E: 0 K: 0 S: 5	H: 1 LOB: 0 BB: 0 P: 10	R: 0 E: 0 K: 1 S: 12	H: 1 LOB: 2 BB: 1 P: 23	R: 0 E: 0 K: 1 S: 12	H: 1 LOB: 2 BB: 1 P: 22	R: 2 E: 0 K: 0 S: 12	H: 3 LOB: 0 BB: 0 P: 15	R: 0 E: 0 K: 0 S: 6	H: 1 LOB: 1 BB: 0 P: 11	R: 0 E: 1 K: 0 S: 9	H: 1 LOB: 1 BB: 0 P: 12	R: 0 E: 0 K: 1 S: 10	H: 1 LOB: 0 BB: 0 P: 16	R: 0 E: 0 K: 1 S: 9	H: 1 LOB: 0 BB: 0 P: 14	1B: 10 2B: 1 3B: 1 HR: 1	SF: 0 SAC: 0 DP: 5 HBP: 0	WP: 0 PB: 0 SB: 1 CS: 0	PA: 38		
PITCHER	IP WLS BF H R ER SO BB IBB HBP BLK WP HR S P ERA WHIP	8.0 L 35 11 2 2 3 2 1 0 0 0 0 1 73 122 2.25 1.625	1.0 3 1 0 0 1 0 0 0 0 0 0 0 9 14 0.00 1.000																			

AB	35
R	2
H	12
RBI	2
BB	3
SO	4
LOB	18



Batter	1	2	3	4	5	6	7	8	9	AB	R	H	RBI	BB	SO	LOB	BOTTOM					
Jim Davenport, R OBP: 0.306, SLG: 0.359	1-1 F9		0-0 F8		0-0 L7			0-0 FC3-6 2B 1-2f		4	0	0	0	0	0	1	Los Angeles Dodgers @ San Francisco Giants Seals Stadium, San Francisco, CA Thu May 07 1959, 6:33 AM EDT Att: 14,216 - Unknown					
Felipe Alou, R OBP: 0.345, SLG: 0.580	2-0 F3		1-0 F4			1-1 F5		0-2 2B		4	0	1	0	0	0	0						
Willie Mays, R OBP: 0.384, SLG: 0.544	2-0 S 1B			2-0 SF4 3B		0-0 S 2B		3-0 F2		4	1	3	0	0	0	3						
Willie Kirkland, L OBP: 0.314, SLG: 0.600	0-1 L7 1-2f		1-3 K		0-0 F7		0-0 F7		1-0 1-3	4	0	0	0	0	1	6						
Orlando Cepeda, R OBP: 0.330, SLG: 0.604		2-2 5-3		4-2 S BB		1-2 6-3		1-0 F8		3	0	0	0	1	0	1						
Daryl Spencer, R OBP: 0.308, SLG: 0.296		1-1 1B		0-1 SF4		1-0 F7		3-2 F6		3	0	1	1	0	0	0						
Andre Rodgers, R OBP: 0.328, SLG: 0.421		4-2 BB		1-0 L7		3-1 F3		2-2 F2		3	0	0	0	1	0	1						
Bob Schmidt, R OBP: 0.318, SLG: 0.373		1-1 FC1-5-4 1-2f			4-0 CS BB		0-0 F5			2	0	0	0	1	0	1						
Jack Sanford, R			1-2 6-3		1-2 F4			3-2 FC3-6 1B		2	0	0	0	0	0	1						
Leon Wagner, L OBP: 0.273, SLG: 0.200										1	0	1	0	0	0	0						
Bob Speake, L OBP: 0.308, SLG: 0.296										0	0	0	0	0	0	0						
Gordon Jones, R										0	0	0	0	0	0	0						
Inning Stats	R: 0 E: 0 K: 0 S: 6	H: 1 LOB: 1 BB: 0 P: 11	R: 0 E: 0 K: 0 S: 9	H: 1 LOB: 1 BB: 1 P: 17	R: 0 E: 0 K: 0 S: 7	H: 0 LOB: 0 BB: 0 P: 9	R: 1 E: 0 K: 1 S: 10	H: 1 LOB: 1 BB: 1 P: 18	R: 0 E: 0 K: 0 S: 6	H: 0 LOB: 0 BB: 1 P: 11	R: 0 E: 0 K: 0 S: 7	H: 1 LOB: 1 BB: 0 P: 9	R: 0 E: 0 K: 0 S: 4	H: 0 LOB: 0 BB: 0 P: 8	R: 0 E: 0 K: 0 S: 9	H: 2 LOB: 3 BB: 0 P: 16	R: 0 E: 0 K: 0 S: 8	H: 0 LOB: 0 BB: 0 P: 14	1B: 3 2B: 2 3B: 1 HR: 0	SF: 1 SAC: 0 DP: 0 HBP: 0	WP: 0 PB: 0 SB: 3 CS: 1	PA: 34
PITCHER	IP WLS BF H R ER SO BB IBB HBP BLK WP HR S P ERA WHIP	9.0 W 34 6 1 1 1 3 0 0 0 0 0 66 113 1.00 1.000																				

AB	30
R	1
H	6
RBI	1
BB	3
SO	1
LOB	14



Batter	1	2	3	4	5	6	7	8	9	AB	R	H	RBI	BB	SO	LOB	TOP			
Solly Drake, S OBP: 0.500, SLG: 0.400 (1, 9)										4	0	2	0	1	2	0	Los Angeles Dodgers @ San Francisco Giants Seals Stadium, San Francisco, CA Fri May 08 1959, 10:05 PM EDT Att: 22,706 - Unknown			
Charlie Neal, R OBP: 0.353, SLG: 0.370 (1, 4)										5	0	0	0	0	0	4				
Don Demeter, R OBP: 0.356, SLG: 0.552 (1, 8)										3	0	0	0	1	0	1				
Rip Repuski, R OBP: 0.350, SLG: 0.294 (1, 7)										4	0	1	0	0	1	3				
Jim Baxes, R OBP: 0.395, SLG: 0.515 (1, 5)										4	0	1	0	0	0	1				
Norm Larker, L OBP: 0.500, SLG: 0.600 (1, 3)										3	1	2	0	0	0	0				
Bob Lillis, R OBP: 0.400, SLG: 0.333 (1, 6)										3	1	2	0	1	0	1				
Joe Pignatano, R OBP: 0.280, SLG: 0.227 (1, 2)										4	1	1	1	0	0	4				
Danny McDevitt, L OBP: 0.125, SLG: 0.250 (1, 1)										3	0	1	2	0	1	3				
Art Fowler, R OBP: 0.111, SLG: 0.111 (6, 1)										0	0	0	0	0	0	0				
Johnny Klippstein, R OBP: 0.362, SLG: 0.281 (7, 1)										0	0	0	0	0	0	0				
Jim Gilliam, S OBP: 0.362, SLG: 0.281 (9, PH)										1	0	0	0	0	0	0				
Inning Stats	R: 0 E: 0 K: 1 S: 7	H: 0 LOB: 0 BB: 0 P: 10	R: 3 E: 0 K: 0 S: 14	H: 5 LOB: 2 BB: 1 P: 24	R: 0 E: 1 K: 0 S: 7	H: 0 LOB: 0 BB: 0 P: 8	R: 0 E: 0 K: 1 S: 7	H: 1 LOB: 1 BB: 0 P: 9	R: 0 E: 0 K: 0 S: 10	H: 2 LOB: 2 BB: 0 P: 13	R: 0 E: 0 K: 2 S: 9	H: 0 LOB: 1 BB: 1 P: 16	R: 0 E: 0 K: 0 S: 9	H: 1 LOB: 0 BB: 1 P: 11	R: 0 E: 0 K: 0 S: 6	H: 0 LOB: 0 BB: 1 P: 12	1B: 9 2B: 1 3B: 0 HR: 0	SF: 0 SAC: 1 DP: 2 HBP: 0	WP: 0 PB: 0 SB: 1 CS: 1	PA: 38
PITCHER Johnny Antonelli, L ERA: 2.67 (1, 1)	IP: 9.0 WLS: W BF: 38 H: 10 R: 3 ER: 3 SO: 4 BB: 3 IBB: 0 HBP: 0 BLK: 0 WP: 0 HR: 0 S: 79 P: 117 ERA: 3.00 WHIP: 1.444															PITCHER				

Batter	1	2	3	4	5	6	7	8	9	AB	R	H	RBI	BB	SO	LOB	BOTTOM			
Jim Davenport, R OBP: 0.301, SLG: 0.361 (1, 5)										5	0	1	0	0	1	2	Los Angeles Dodgers @ San Francisco Giants Seals Stadium, San Francisco, CA Fri May 08 1959, 10:05 PM EDT Att: 22,706 - Unknown			
Jackie Brandt, R OBP: 0.329, SLG: 0.461 (1, 7)										5	2	2	1	0	0	1				
Willie Mays, R OBP: 0.404, SLG: 0.585 (1, 8)										4	4	3	1	1	0	0				
Orlando Cepeda, R OBP: 0.324, SLG: 0.594 (1, 3)										5	1	1	1	0	1	3				
Felipe Alou, R OBP: 0.348, SLG: 0.565 (1, 9)										4	2	1	1	1	2	1				
Daryl Spencer, R OBP: 0.337, SLG: 0.341 (1, 4)										4	0	4	3	0	0	0				
Andre Rodgers, R OBP: 0.328, SLG: 0.414 (1, 6)										1	0	0	1	1	0	1				
Roger McCardell, R OBP: 0.333, SLG: 0.600 (6, PH)										2	0	0	0	0	0	2				
Willie Kirkland, L OBP: 0.333, SLG: 0.600 (7, 2)										0	0	0	0	1	0	0				
Hobie Landrith, L OBP: 0.400, SLG: 0.714 (7, 2)										0	0	0	0	1	0	0				
Johnny Antonelli, L OBP: 0.100, SLG: 0.100 (1, 1)										4	0	0	0	0	2	5				
Inning Stats	R: 0 E: 0 K: 0 S: 7	H: 0 LOB: 0 BB: 0 P: 9	R: 0 E: 0 K: 1 S: 10	H: 1 LOB: 1 BB: 0 P: 15	R: 0 E: 0 K: 1 S: 8	H: 1 LOB: 1 BB: 0 P: 12	R: 1 E: 0 K: 1 S: 12	H: 2 LOB: 2 BB: 1 P: 20	R: 0 E: 0 K: 1 S: 8	H: 0 LOB: 0 BB: 0 P: 14	R: 3 E: 2 K: 1 S: 12	H: 3 LOB: 2 BB: 2 P: 28	R: 3 E: 0 K: 1 S: 10	H: 3 LOB: 2 BB: 2 P: 23	R: 2 E: 0 K: 0 S: 9	H: 2 LOB: 0 BB: 0 P: 18	1B: 6 2B: 4 3B: 0 HR: 2	SF: 1 SAC: 1 DP: 1 HBP: 0	WP: 0 PB: 1 SB: 0 CS: 0	PA: 41
PITCHER Danny McDevitt, L ERA: 3.36 (1, 1)	IP: 5.0 WLS: L BF: 23 H: 4 R: 4 ER: 3 SO: 4 BB: 2 IBB: 0 HBP: 0 BLK: 0 WP: 0 HR: 0 S: 49 P: 81 ERA: 5.40 WHIP: 1.600															PITCHER				
Art Fowler, R ERA: 4.15 (6, 1)	IP: 1.1 WLS: L BF: 10 H: 4 R: 3 ER: 3 SO: 2 BB: 0 IBB: 2 HBP: 0 BLK: 0 WP: 0 HR: 16 S: 32 P: 32 ERA: 20.25 WHIP: 3.000															PITCHER				
Johnny Klippstein, R ERA: 6.46 (7, 1)	IP: 1.2 WLS: L BF: 8 H: 2 R: 2 ER: 2 SO: 0 BB: 1 IBB: 0 HBP: 0 BLK: 0 WP: 0 HR: 2 S: 11 P: 26 ERA: 10.80 WHIP: 1.800															PITCHER				

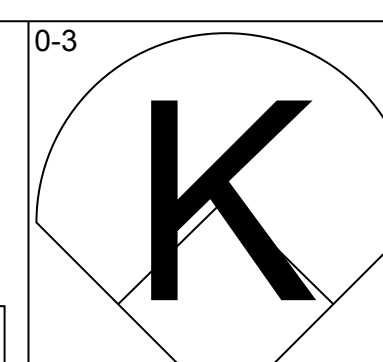
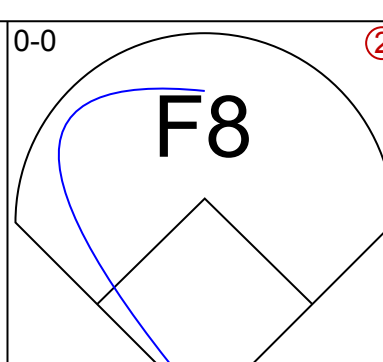
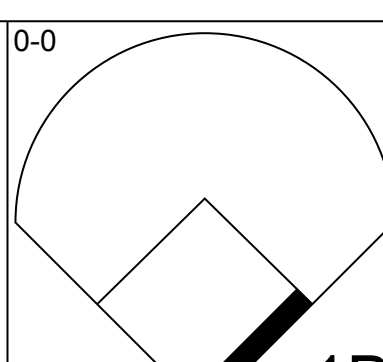
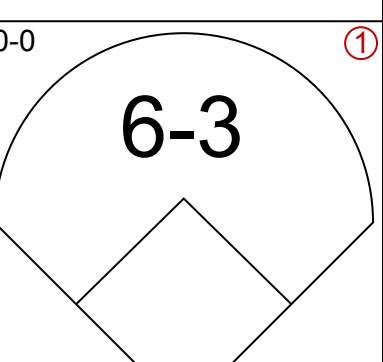
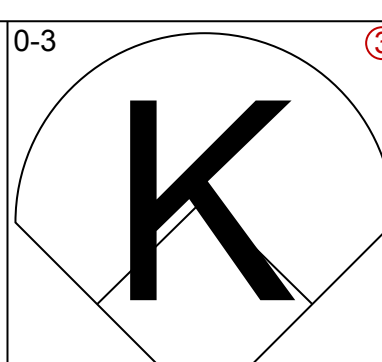
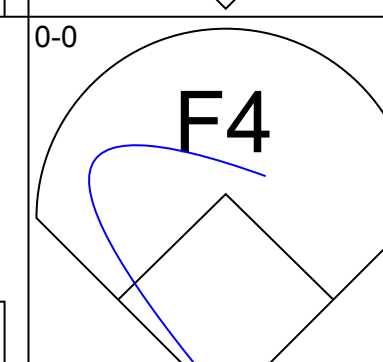
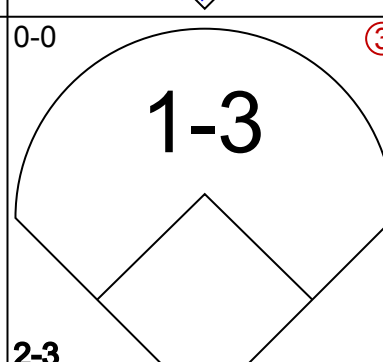
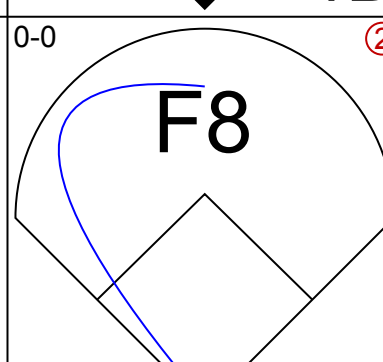
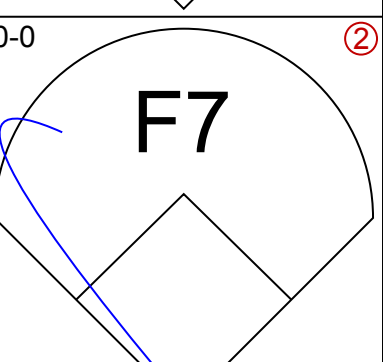
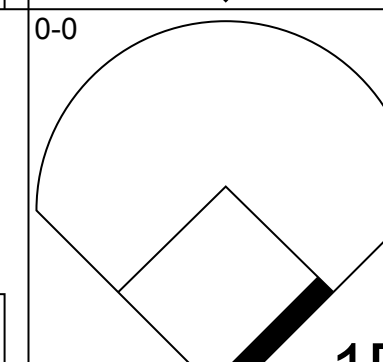
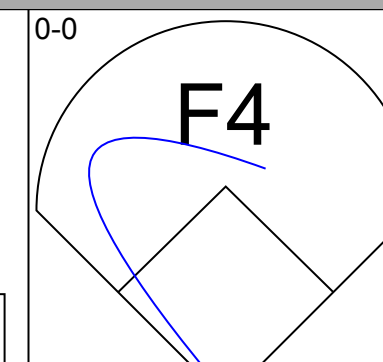
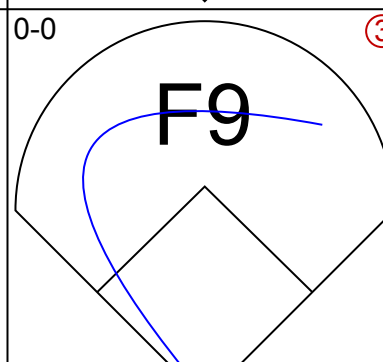
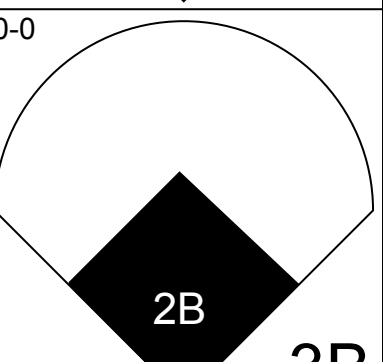

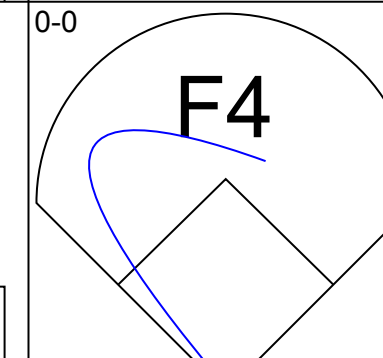
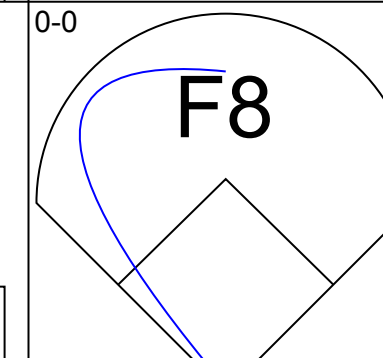
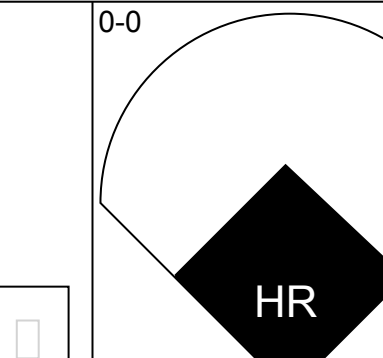
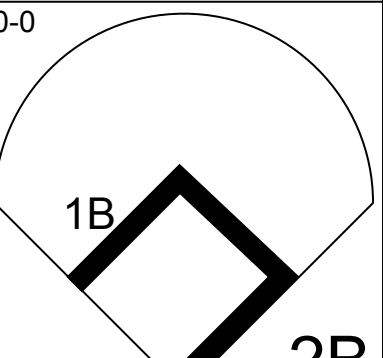

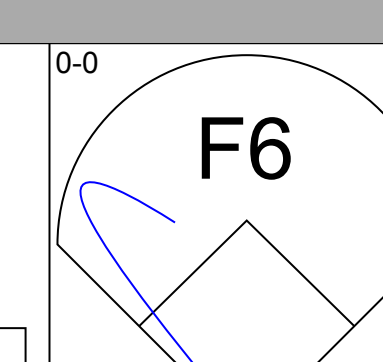
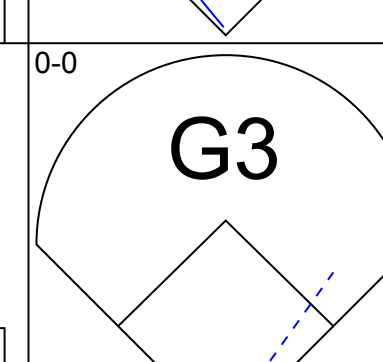
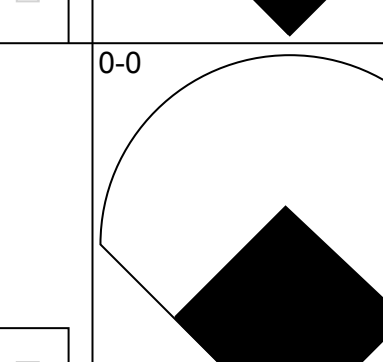
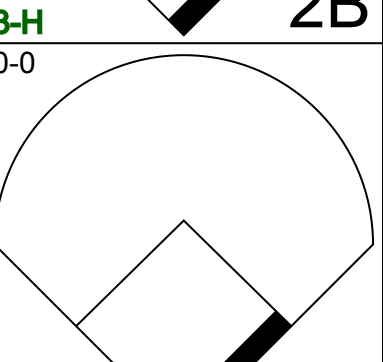

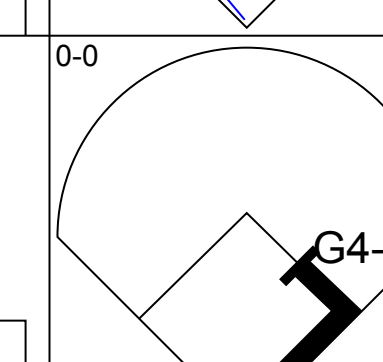
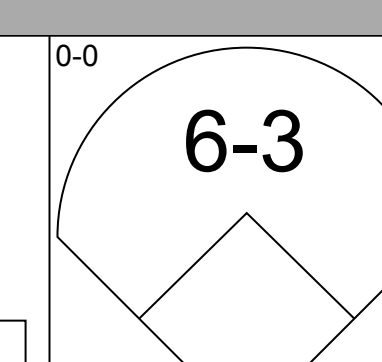
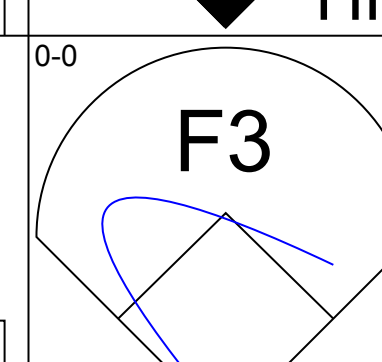
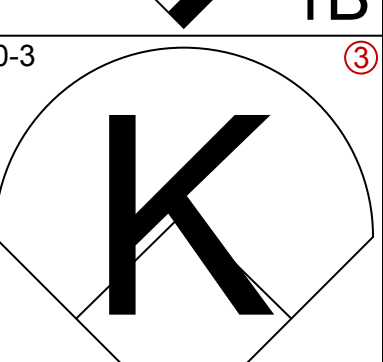
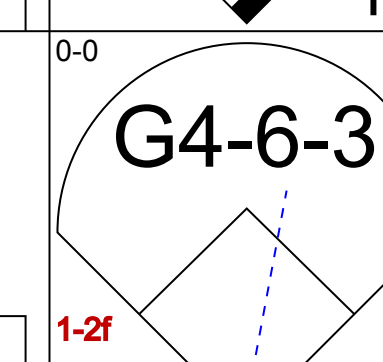
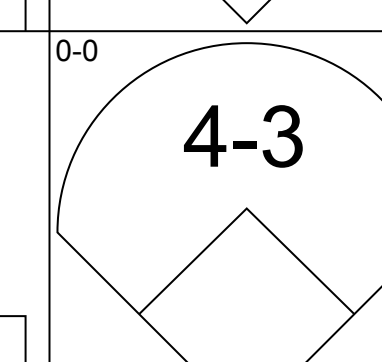
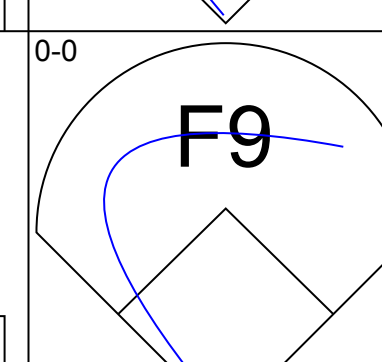
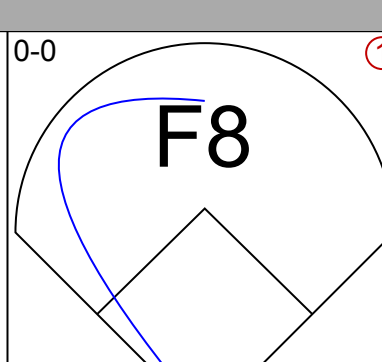
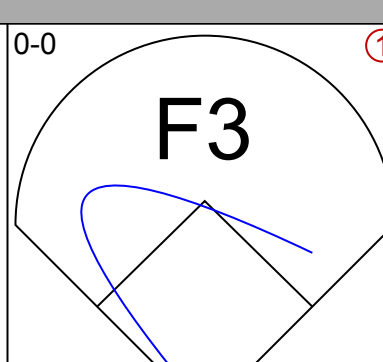
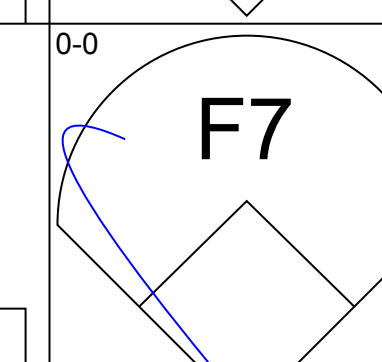
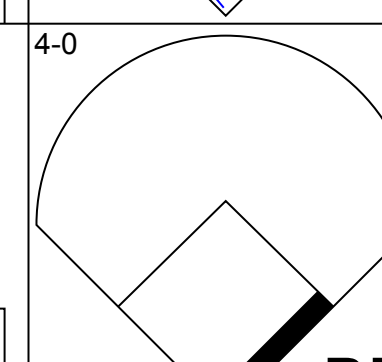
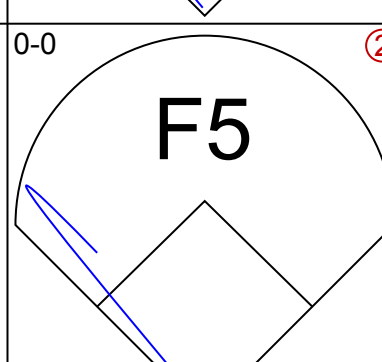
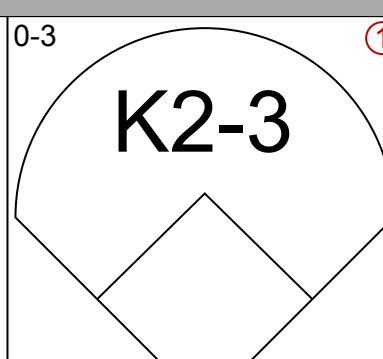
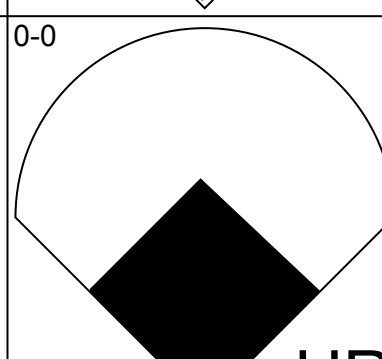
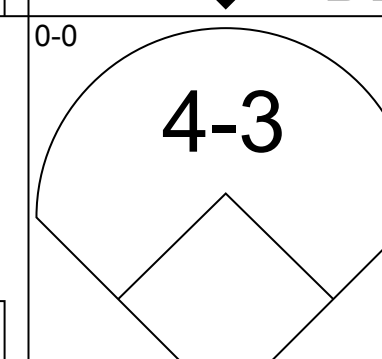
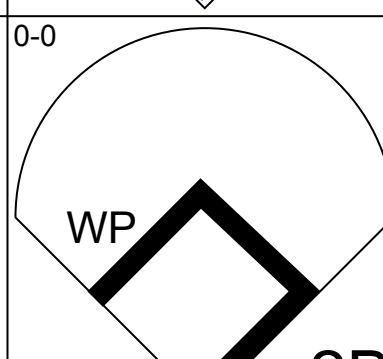
Batter	1	2	3	4	5	6	7	8	9	AB	R	H	RBI	BB	SO	LOB	TOP					
Jim Gilliam, S OBP: 0.367, SLG: 0.288 (1, 9)	2-2 G6-3 1B		3-1 F3			0-0 SF7 SH3-4 1B		1-1 6-3		4	1	2	0	0	0	0	Los Angeles Dodgers @ San Francisco Giants Seals Stadium, San Francisco, CA Sun May 10 1959, 6:33 AM EDT Att: 22,641 - Unknown					
Charlie Neal, R OBP: 0.354, SLG: 0.397 (1, 4)	2-1 G6-3 1-2		2-1 F9			1-0 SH3-4 1-2		0-1 HR		3	1	1	1	0	0	1						
Don Demeter, R OBP: 0.349, SLG: 0.550 (1, 8)	1-2 2B			0-0 6-3		2-0 SF7 2-H		1-1 1-3		3	0	1	1	0	0	0						
Gil Hodges, R OBP: 0.350, SLG: 0.514 (1, 3)	0-1 6-3			1-2 F7		3-1 L5		1-3 K		4	0	0	0	0	1	1						
Rip Repuski, R OBP: 0.440, SLG: 0.500 (1, 7)		4-1 FC4-6 BB		2-2 HR		2-0 FC1-5 SH3-4 1B		2-3 K		3	1	2	1	1	1	0						
Dick Gray, R OBP: 0.357, SLG: 0.391 Ron Fairly, L OBP: 0.375, SLG: 0.420 (8, 9)	0-3 K		1-2 F5			0-0 SH3-4 1-2		1-2 4-3		2	0	0	0	0	1	1						
Bob Lillis, R OBP: 0.286, SLG: 0.231 (1, 6)	1-0 FC4-6 1-2			1-2 F8		0-1 FC1-5 2-3		0-1 1-3		4	0	0	0	0	2	2						
Joe Pignatano, R OBP: 0.286, SLG: 0.208 (1, 2)	2-0 F3			1-1 6-3		4-0 IBB				2	0	0	0	1	0	1						
Johnny Podres, L OBP: 0.250, SLG: 0.211 Clem Labine, R (8, 1)			0-2 F9		0-1 F5		1-3 K			3	0	0	0	0	1	2						
										0	0	0	0	0	0	0						
Inning Stats	R: 0 E: 0 K: 0 S: 11	H: 2 LOB: 1 BB: 0 P: 16	R: 0 E: 0 K: 1 S: 6	H: 0 LOB: 1 BB: 1 P: 13	R: 0 E: 0 K: 0 S: 7	H: 0 LOB: 0 BB: 0 P: 12	R: 1 E: 0 K: 0 S: 11	H: 1 LOB: 0 BB: 0 P: 15	R: 0 E: 0 K: 0 S: 8	H: 0 LOB: 0 BB: 0 P: 10	R: 1 E: 0 K: 0 S: 5	H: 1 LOB: 0 BB: 0 P: 11	R: 0 E: 0 K: 1 S: 9	H: 1 LOB: 2 BB: 1 P: 14	R: 1 E: 0 K: 1 S: 9	H: 1 LOB: 0 BB: 0 P: 11	1B: 3 2B: 1 3B: 0 HR: 2	SF: 1 SAC: 2 DP: 1 HBP: 0	WP: 0 PB: 0 SB: 1 CS: 0	PA: 34		
PITCHER	IP	WLS	BF	H	R	ER	SO	BB	IBB	HBP	BLK	WP	HR	S	P	ERA	WHIP					
Mike McCormick, L ERA: 4.13	(1, 1)	7.0	L	27	5	2	2	2	1	1	0	0	0	1	55	91	2.57	0.857				
Stu Miller, R ERA: 2.21	(8, 1)	2.0	S	7	1	1	1	2	0	0	0	0	0	1	17	23	4.50	0.500				

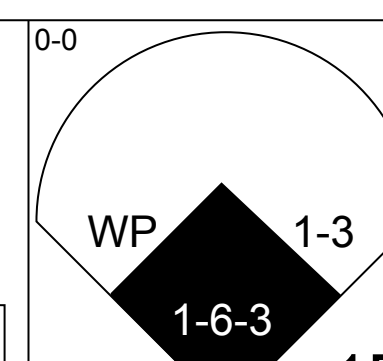
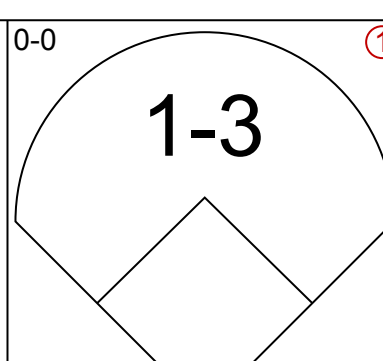
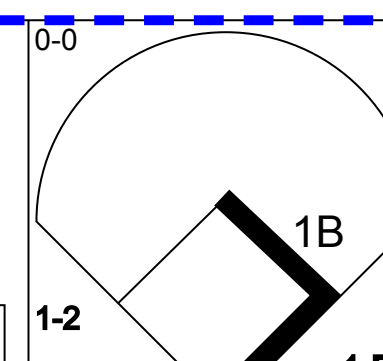
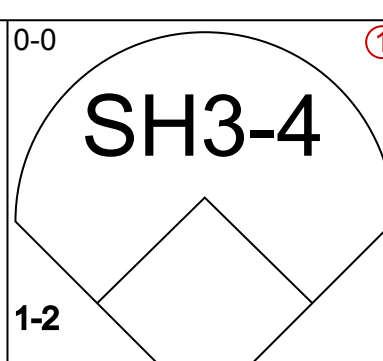
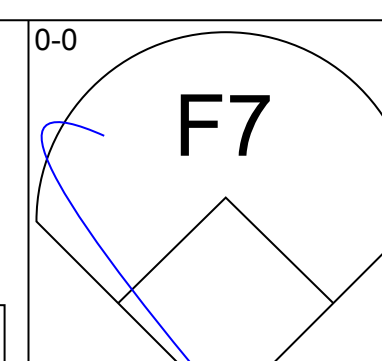
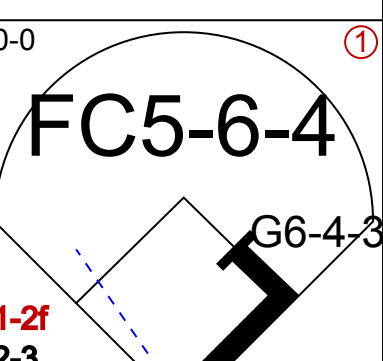
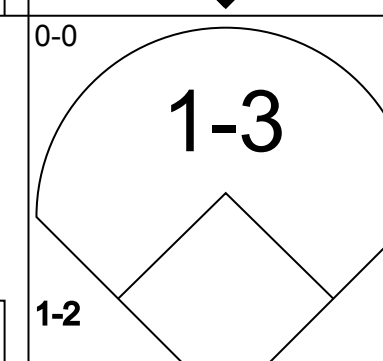
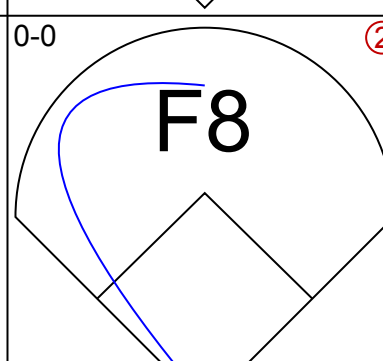
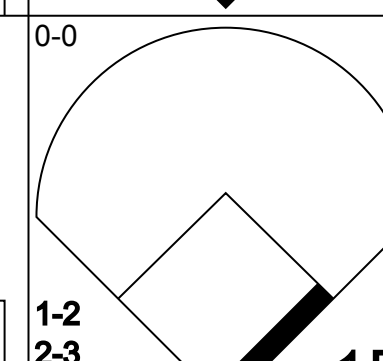
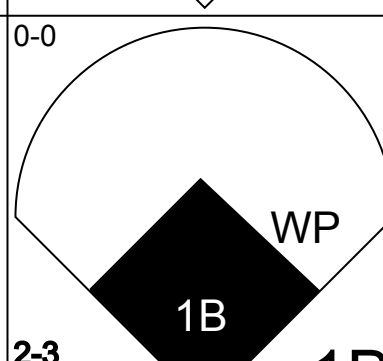
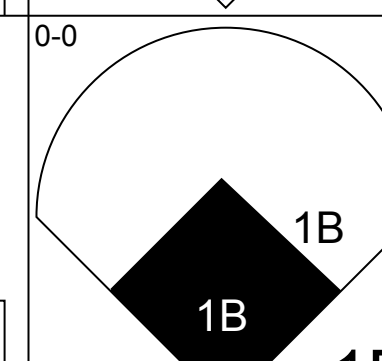
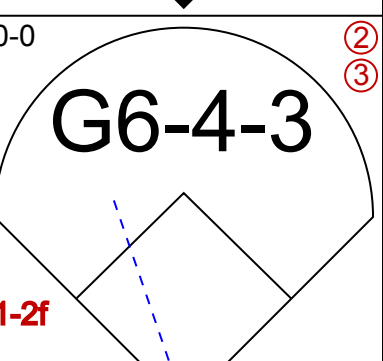
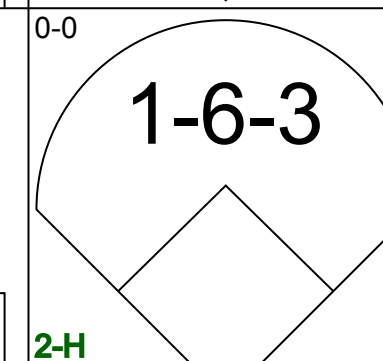
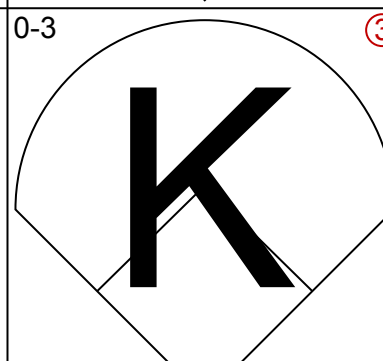
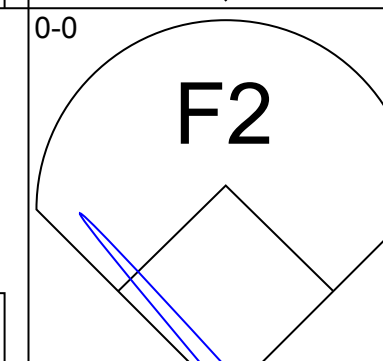
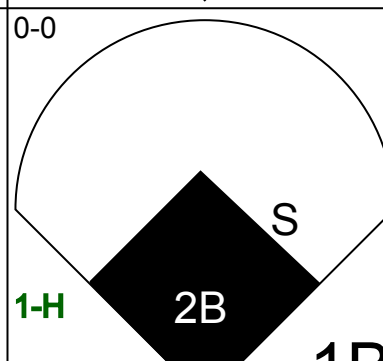
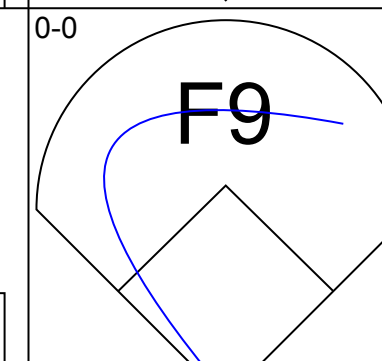
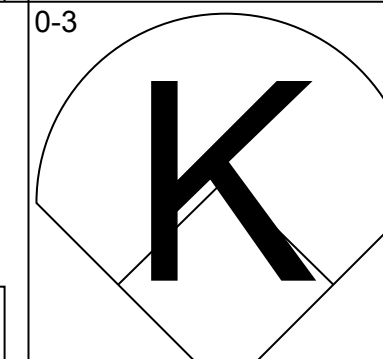
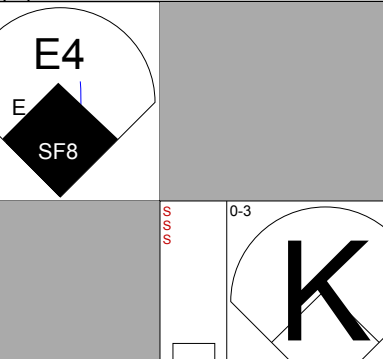
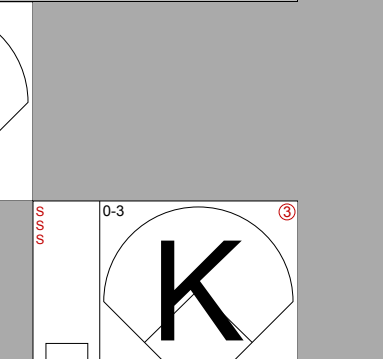
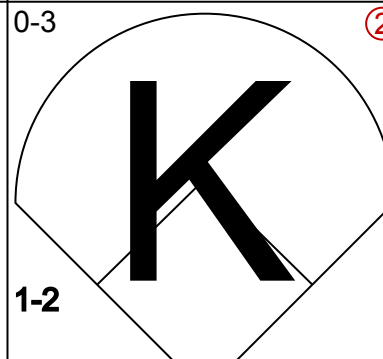
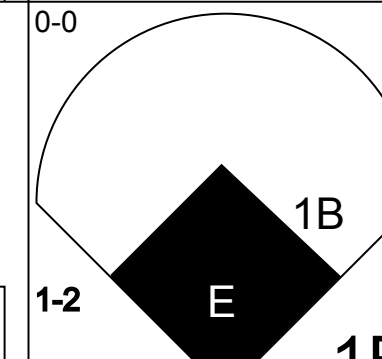

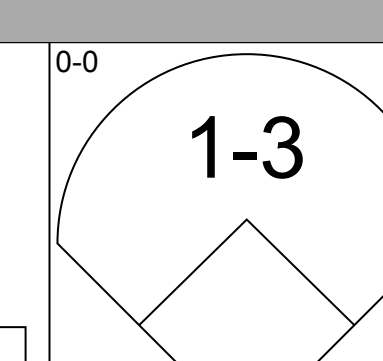
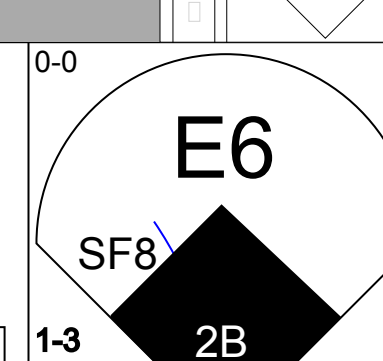
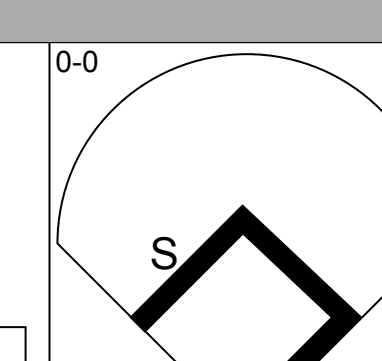
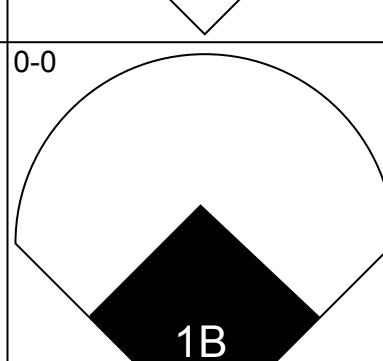
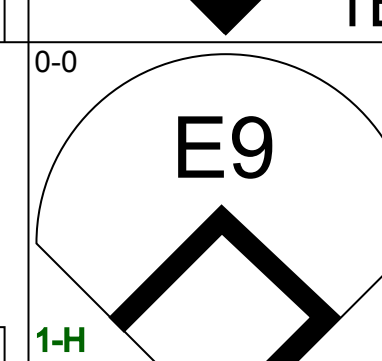
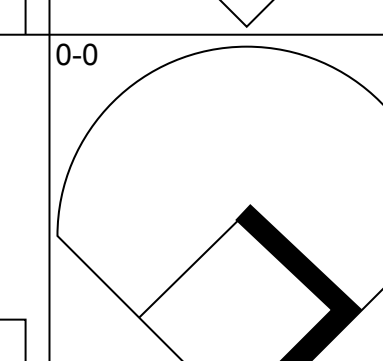
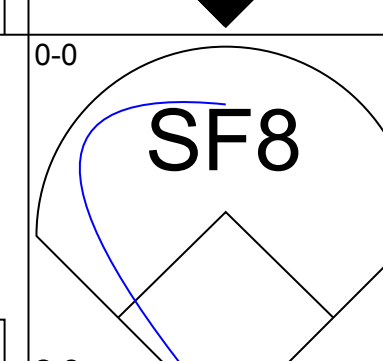
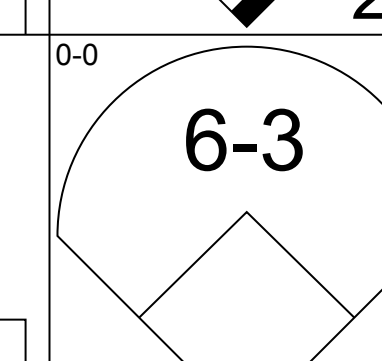
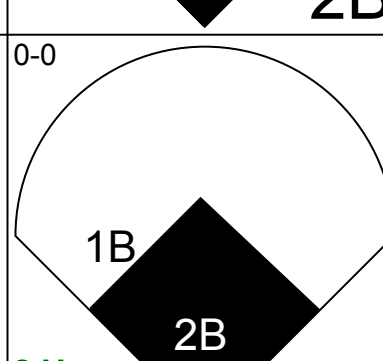
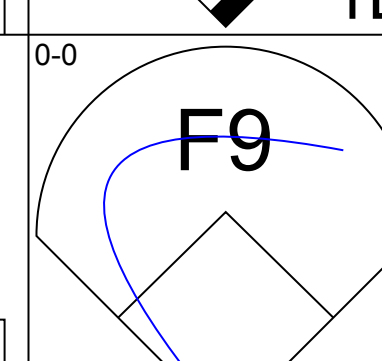
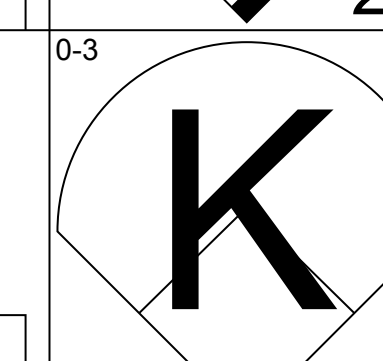
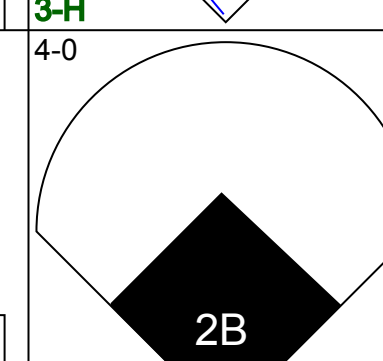
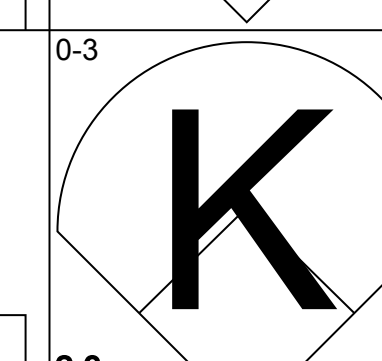
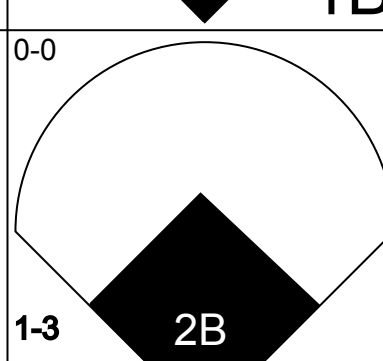
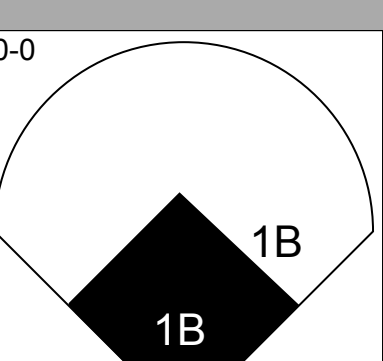
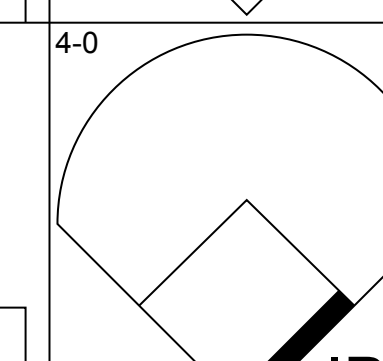
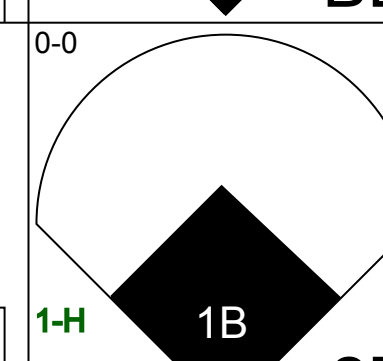
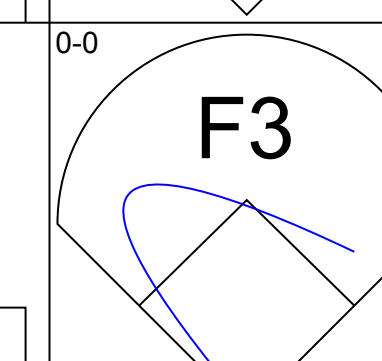
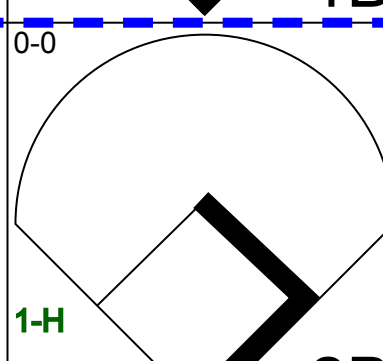
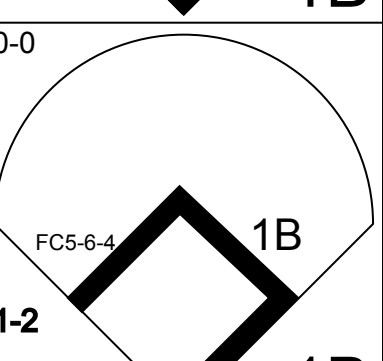

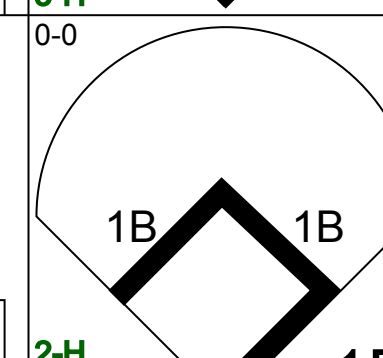
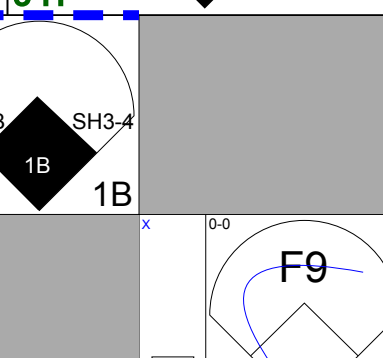

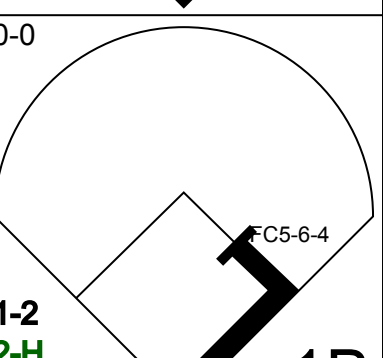
AB	29
R	3
H	6
RBI	3
BB	2
SO	4
LOB	8



Batter	1	2	3	4	5	6	7	8	9	AB	R	H	RBI	BB	SO	LOB	BOTTOM					
Jim Davenport, R OBP: 0.277, SLG: 0.330 Leon Wagner, L OBP: 0.353, SLG: 0.438 (9, PH)	1-2 L3		0-0 F9	1-2 L9			1-3 K		0-0 2B	4	0	0	0	0	1	3	Los Angeles Dodgers @ San Francisco Giants Seals Stadium, San Francisco, CA Sun May 10 1959, 6:33 AM EDT Att: 22,641 - Unknown					
Jackie Brandt, R OBP: 0.322, SLG: 0.444 (1, 7)	2-1 F4		1-2 BB 1B		0-0 F7		0-0 5-3	2-2 F4		5	0	1	0	0	0	1						
Willie Mays, R OBP: 0.398, SLG: 0.564 (1, 8)	2-0 F6		4-2 BB		0-0 6-3		3-2 HR 2B			3	1	1	0	1	0	0						
Orlando Cepeda, R OBP: 0.315, SLG: 0.558 (1, 3)		0-3 K	2-3 K		1-1 1-3		0-0 5-3			4	0	0	0	0	2	3						
Felipe Alou, R OBP: 0.351, SLG: 0.584 (1, 9)		4-0 BB BB		1-2 5-3		0-0 L6		1-2 HR		3	1	1	2	1	0	0						
Daryl Spencer, R OBP: 0.327, SLG: 0.323 (1, 4)		0-0 F8		2-1 BB 1B 1B		2-3 K		4-2 BB		3	0	1	0	1	1	1						
Andre Rodgers, R OBP: 0.342, SLG: 0.490 (1, 6)		4-2 FC4-6 BB		1-3 K		3-2 F7		2-1 L7		3	0	0	0	1	1	2						
Bob Schmidt, R OBP: 0.314, SLG: 0.365 (1, 2)		0-2 FC4-6 1-2		1-1 BB 1B		0-0 5-3		2-1 F9		4	0	1	0	0	0	2						
Mike McCormick, L OBP: 0.500, SLG: 0.250 Eddie Bressoud, R OBP: 0.300, SLG: 0.188 Stu Miller, R OBP: 0.333, SLG: 0.333 Willie Kirkland, L OBP: 0.357, SLG: 0.571 (9, PH)			1-3 K	4-2 BB 1B		2-2 F8		0-0 L8		1	0	0	0	1	1	0						
										1	0	0	0	0	0	0						
										0	0	0	0	0	0	0						
										1	0	0	0	0	0	0						
Inning Stats	R: 0 E: 0 K: 0 S: 6	H: 0 LOB: 2 BB: 2 P: 11	R: 0 E: 0 K: 1 S: 9	H: 0 LOB: 2 BB: 1 P: 17	R: 0 E: 0 K: 2 S: 13	H: 1 LOB: 2 BB: 1 P: 21	R: 0 E: 0 K: 1 S: 16	H: 2 LOB: 3 BB: 1 P: 26	R: 0 E: 0 K: 0 S: 4	H: 0 LOB: 0 BB: 0 P: 5	R: 0 E: 0 K: 1 S: 7	H: 0 LOB: 0 BB: 0 P: 12	R: 0 E: 0 K: 1 S: 7	H: 0 LOB: 0 BB: 0 P: 10	R: 2 E: 0 K: 0 S: 12	H: 2 LOB: 1 BB: 1 P: 22	R: 0 E: 0 K: 0 S: 9	H: 1 LOB: 1 BB: 0 P: 13	1B: 3 2B: 2 3B: 0 HR: 1	SF: 0 SAC: 0 DP: 0 HBP: 0	WP: 0 PB: 0 SB: 0 CS: 0	PA: 38
PITCHER	IP	WLS	BF	H	R	ER	SO	BB	IBB	HBP	BLK	WP	HR	S	P	ERA	WHIP					
Johnny Podres, L ERA: 3.51	(1, 1)	7.2	W	33	5	2	2	6	5	0	0	0	0	0	72	120	2.35	1.304				
Clem Labine, R ERA: 4.15	(8, 1)	1.1	S	5	1	0	0	0	0	0	0	0	0	1	17	0.00	0.750					



Batter	1	2	3	4	5	6	7	8	9	AB	R	H	RBI	BB	SO	LOB	TOP		
Don Hoak, R OBP: 0.333, SLG: 0.306 (1, 5)										5	0	1	0	0	2	1	Pittsburgh Pirates @ San Francisco Giants Seals Stadium, San Francisco, CA Mon May 11 1959, 10:05 PM EDT Att: 13,789 - Unknown livebaseballscorecards.com		
Roberto Clemente, R OBP: 0.265, SLG: 0.345 (1, 9)										4	0	0	0	0	0	2			
Smoky Burgess, L OBP: 0.451, SLG: 0.750 (1, 2)										4	1	2	0	0	0	1			
Ted Kluszewski, L OBP: 0.442, SLG: 0.683 (1, 3)										4	1	2	1	0	0	1			
Bob Skinner, L OBP: 0.275, SLG: 0.373 (1, 7)										4	1	2	2	0	0	0			
Bill Mazerowski, R OBP: 0.236, SLG: 0.295 (1, 4)										4	0	1	0	0	1	2			
Dick Groat, R OBP: 0.324, SLG: 0.343 (1, 6)										4	0	0	0	0	0	1			
Bill Virdon, L OBP: 0.268, SLG: 0.324 (1, 8)										3	0	0	0	1	0	0			
Bennie Daniels, L OBP: 0.333, SLG: 0.667 (4, 1)										1	0	1	0	0	0	0			
Harry Bright, R OBP: 0.444, SLG: 0.875 (6, 1)										1	0	0	0	0	1	0			
Bob Smith, R OBP: 0.250, SLG: 0.600 (6, 1)										1	0	0	0	0	0	0			
Dick Stuart, R OBP: 0.250, SLG: 0.600 (6, 1)										1	1	1	1	0	0	1			
Inning Stats	R: 0 E: 0 K: 1 S: 6	H: 1 LOB: 1 BB: 0 P: 6	R: 0 E: 0 K: 0 S: 3	H: 1 LOB: 0 BB: 0 P: 3	R: 0 E: 0 K: 0 S: 4	H: 1 LOB: 0 BB: 0 P: 4	R: 0 E: 0 K: 0 S: 3	H: 0 LOB: 0 BB: 0 P: 3	R: 0 E: 0 K: 1 S: 6	H: 1 LOB: 1 BB: 0 P: 6	R: 2 E: 0 K: 0 S: 5	H: 2 LOB: 1 BB: 1 P: 9	R: 1 E: 0 K: 1 S: 8	H: 3 LOB: 2 BB: 0 P: 8	R: 1 E: 0 K: 1 S: 6	H: 1 LOB: 0 BB: 0 P: 6	1B: 4 2B: 3 3B: 1 HR: 2	SF: 0 SAC: 0 DP: 1 HBP: 0	WP: 1 PA: 37 PB: 0 SB: 0 CS: 0
PITCHER Jack Sanford, R ERA: 2.44 (1, 1)	IP: 9.0 WLS: W BF: 37 H: 10 R: 4 ER: 4 SO: 4 BB: 1 IBB: 0 HBP: 0 BLK: 0 WP: 1 HR: 2 S: 44 P: 48 ERA: 4.00 WHIP: 1.222															PITCHER IP: WLS: BF: H: R: ER: SO: BB: IBB: HBP: BLK: WP: HR: S: P: ERA: WHIP			

Batter	1	2	3	4	5	6	7	8	9	AB	R	H	RBI	BB	SO	LOB	BOTTOM		
Jim Davenport, R OBP: 0.282, SLG: 0.333 (1, 5)										5	1	2	0	0	0	2	Pittsburgh Pirates @ San Francisco Giants Seals Stadium, San Francisco, CA Mon May 11 1959, 10:05 PM EDT Att: 13,789 - Unknown livebaseballscorecards.com		
Willie Kirkland, L OBP: 0.375, SLG: 0.561 (1, 9)										6	2	3	0	0	0	3			
Willie Mays, R OBP: 0.390, SLG: 0.547 (1, 8)										5	1	1	3	0	1	4			
Orlando Cepeda, R OBP: 0.310, SLG: 0.541 (1, 3)										5	2	1	0	0	3	4			
Jackie Brandt, R OBP: 0.337, SLG: 0.477 (1, 7)										5	2	3	2	0	0	1			
Daryl Spencer, R OBP: 0.330, SLG: 0.340 (1, 4)										4	1	2	2	0	0	2			
Andre Rodgers, R OBP: 0.358, SLG: 0.406 (1, 6)										4	3	2	0	1	2	2			
Bob Schmidt, R OBP: 0.347, SLG: 0.418 (1, 2)										4	1	3	4	1	0	1			
Jack Sanford, R OBP: 0.217, SLG: 0.143 (1, 1)										5	1	3	2	0	1	3			
Inning Stats	R: 1 E: 0 K: 1 S: 6	H: 1 LOB: 0 BB: 0 P: 6	R: 0 E: 0 K: 2 S: 8	H: 1 LOB: 2 BB: 1 P: 12	R: 0 E: 0 K: 1 S: 5	H: 0 LOB: 0 BB: 0 P: 5	R: 4 E: 2 K: 1 S: 11	H: 4 LOB: 3 BB: 1 P: 15	R: 0 E: 0 K: 1 S: 6	H: 1 LOB: 1 BB: 0 P: 6	R: 6 E: 0 K: 1 S: 12	H: 7 LOB: 1 BB: 0 P: 12	R: 2 E: 1 K: 0 S: 6	H: 3 LOB: 1 BB: 0 P: 6	R: 1 E: 0 K: 0 S: 5	H: 3 LOB: 1 BB: 0 P: 5		1B: 15 2B: 5 3B: 0 HR: 0	SF: 1 SAC: 1 DP: 1 HBP: 0
PITCHER Bennie Daniels, R ERA: 3.75 (1, 1)	IP: 3.1 WLS: L BF: 18 H: 4 R: 5 ER: 1 SO: 4 BB: 1 IBB: 0 HBP: 0 BLK: 0 WP: 0 HR: 0 S: 24 P: 32 ERA: 2.70 WHIP: 1.500															PITCHER IP: WLS: BF: H: R: ER: SO: BB: IBB: HBP: BLK: WP: HR: S: P: ERA: WHIP			
Ron Blackburn, R ERA: 3.07 (4, 1)	1.2	8	3	0	0	2	0	0	0	0	0	12	12	0.00	1.800				
Paul Giel, R ERA: 14.09 (6, 1)	0.2	8	6	6	6	1	0	0	0	0	1	0	10	10	81.00	9.000			
Bob Smith, L ERA: 2.16 (6, 1)	2.1	13	7	3	2	0	0	0	0	0	0	13	13	7.71	3.000				

Batter	1	2	3	4	5	6	7	8	9	AB	R	H	RBI	BB	SO	LOB	TOP	
Richie Ashburn, L (1, 8) OBP: 0.368, SLG: 0.255	0-3 K			4-0 BB		0-3 K			0-0 F4	3	0	0	0	1	2	1	Philadelphia Phillies @ San Francisco Giants Seals Stadium, San Francisco, CA Thu May 14 1959, 6:33 AM EDT Att: 6,235 - Unknown	
Chico Fernandez, R (1, 6) OBP: 0.338, SLG: 0.380	0-0 F3			0-3 K			0-0 F8		0-0 1B	4	0	1	0	0	1	1		
Ed Bouchee, L (1, 3) OBP: 0.427, SLG: 0.520	0-0 F6			0-0 F8			0-0 F7		0-3 K	4	0	0	0	0	1	3		
Wally Post, R (1, 9) OBP: 0.327, SLG: 0.542		0-0 F9		0-0 F8			0-3 K		0-0 5-3	4	0	0	0	0	1	3		
Bob Bowman, R (1, 7) OBP: 0.214, SLG: 0.296		0-0 F6			0-3 K				0-0 F3	3	0	0	0	0	1	0		
Willie Jones, R (1, 5) OBP: 0.389, SLG: 0.579		0-0 F7			0-0 F7				0-0 2B	2	0	0	0	0	0	0		
Jack Meyer, R (6, 1) OBP: 0.333, SLG: 0.333										0	0	0	0	0	0	0		
Granny Hamner, R (8, PH) OBP: 0.338, SLG: 0.433										1	0	1	0	0	0	0		
Jim Hearn, R (6, 1)										0	0	0	0	0	0	0		
Sparky Anderson, R (1, 4) OBP: 0.250, SLG: 0.193			0-0 1-3		0-0 6-3			0-3 K		3	0	0	0	0	1	1		
Jim Hegan, R (1, 2) OBP: 0.146, SLG: 0.128			0-0 6-3		0-0 6-3			0-3 K		3	0	0	0	0	1	1		
Ray Semproch, R (1, 1) OBP: 0.143, SLG: 0.143			0-3 K			0-0 F2			0-0 1B	1	0	0	0	0	1	0		
Taylor Phillips, L (4, 1)									0-0 1B	0	0	0	0	0	0	0		
Gene Freese, R (6, PH) OBP: 0.333, SLG: 0.778									0-0 1B	2	0	1	0	0	0	0		
Inning Stats	R: 0 E: 0 K: 1 S: 5	H: 0 LOB: 0 BB: 0 P: 5	R: 0 E: 0 K: 0 S: 3	H: 0 LOB: 0 BB: 0 P: 3	R: 0 E: 0 K: 1 S: 5	H: 0 LOB: 0 BB: 1 P: 9	R: 0 E: 0 K: 1 S: 5	H: 0 LOB: 0 BB: 0 P: 5	R: 0 E: 0 K: 1 S: 5	H: 0 LOB: 0 BB: 0 P: 5	R: 0 E: 0 K: 2 S: 8	H: 1 LOB: 1 BB: 0 P: 8	R: 0 E: 0 K: 1 S: 7	H: 2 LOB: 2 BB: 0 P: 7	1B: 2 2B: 1 3B: 0 HR: 0	SF: 0 SAC: 0 DP: 0 HBP: 0	WP: 0 PB: 0 SB: 0 CS: 0	PA: 31
PITCHER Mike McCormick, L (1, 1) ERA: 3.0	IP: 9.0 WLS: W BF: 31 H: 3 R: 0 ER: 0 SO: 9 BB: 1 IBB: 0 HBP: 0 BLK: 0 WP: 0 HR: 0 S: 48 P: 52 ERA: 0.00 WHIP: 0.444											PITCHER	IP: 9.0 WLS: W BF: 31 H: 3 R: 0 ER: 0 SO: 9 BB: 1 IBB: 0 HBP: 0 BLK: 0 WP: 0 HR: 0 S: 48 P: 52 ERA: 0.00 WHIP: 0.444					

Batter	1	2	3	4	5	6	7	8	9	AB	R	H	RBI	BB	SO	LOB	BOTTOM			
Andre Rodgers, R (1, 6) OBP: 0.347, SLG: 0.383	0-0 F4	0-0 1B SF7 1B		4-0 HR BB		0-3 K		0-0 2B		4	2	2	1	1	1	0	Philadelphia Phillies @ San Francisco Giants Seals Stadium, San Francisco, CA Thu May 14 1959, 6:33 AM EDT Att: 6,235 - Unknown			
Willie Kirkland, L (1, 9) OBP: 0.381, SLG: 0.491	0-0 F5	0-0 FC4-6 1B		0-3 K		0-3 K		0-0 4-3		5	0	1	0	0	2	4				
Willie Mays, R (1, 8) OBP: 0.394, SLG: 0.593	0-0 S 1B	0-0 SF7		0-0 HR		0-3 K				3	2	2	4	0	1	0				
Leon Wagner, L (1, 7) OBP: 0.240, SLG: 0.727	4-0 1B	0-0 FC4-6		0-0 HR				1-0 G1-6-3		2	1	1	1	1	0	1				
Orlando Cepeda, R (7, PR) OBP: 0.301, SLG: 0.517	1-2 BB E BB	1-2 1B		0-0 HR				0-0 HBP		0	0	0	0	0	0	0				
Jackie Brandt, R (1, 3) OBP: 0.330, SLG: 0.450	0-0 E3 BB		0-0 5-3	0-0 6-3		0-0 F7				4	0	0	0	0	0	2				
Daryl Spencer, R (1, 4) OBP: 0.320, SLG: 0.349	4-0 BB		0-0 4-3		0-0 HR		0-0 G1-6-3			3	1	1	1	1	0	1				
Jim Davenport, R (1, 5) OBP: 0.277, SLG: 0.347	0-0 5-3		0-0 6-3		0-0 F4			0-0 6-3		4	0	0	0	0	0	3				
Hobie Landrith, L (1, 2) OBP: 0.375, SLG: 0.471		0-0 SH1-4 1B 2B		4-0 SH1-4 HR BB		0-0 4-3		0-0 F8		3	2	1	0	1	0	0				
Mike McCormick, L (1, 1) OBP: 0.500, SLG: 0.333		0-0 SH1-4		0-0 SH1-4		0-0 1-3		0-0 2B 1B		2	0	1	0	0	0	0				
Inning Stats	R: 1 E: 1 K: 0 S: 5	H: 1 LOB: 3 BB: 2 P: 13	R: 2 E: 0 K: 0 S: 6	H: 3 LOB: 1 BB: 0 P: 6	R: 0 E: 0 K: 0 S: 3	H: 0 LOB: 0 BB: 0 P: 3	R: 4 E: 0 K: 1 S: 7	H: 2 LOB: 2 BB: 2 P: 15	R: 1 E: 0 K: 0 S: 4	H: 1 LOB: 0 BB: 0 P: 4	R: 0 E: 0 K: 3 S: 9	H: 0 LOB: 0 BB: 0 P: 9	R: 0 E: 0 K: 0 S: 2	H: 0 LOB: 1 BB: 0 P: 3	R: 0 E: 0 K: 0 S: 5	H: 2 LOB: 2 BB: 0 P: 5	1B: 4 2B: 2 3B: 0 HR: 3	SF: 1 SAC: 2 DP: 1 HBP: 1	WP: 0 PB: 0 SB: 1 CS: 0	PA: 38
PITCHER Ray Semproch, R (1, 1) ERA: 5.4	IP: 3.2 WLS: L BF: 22 H: 6 R: 7 ER: 6 SO: 1 BB: 4 IBB: 0 HBP: 0 BLK: 0 WP: 0 HR: 2 S: 20 P: 36 ERA: 14.73 WHIP: 2.727											PITCHER	IP: 3.2 WLS: L BF: 22 H: 6 R: 7 ER: 6 SO: 1 BB: 4 IBB: 0 HBP: 0 BLK: 0 WP: 0 HR: 2 S: 20 P: 36 ERA: 14.73 WHIP: 2.727							
Taylor Phillips, L (4, 1) ERA: 7.11	1.1 5 1 1 1 0 0 0 0 0 0 1 5 5 6.75 0.750											Taylor Phillips, L (4, 1) ERA: 7.11								
Jack Meyer, R (6, 1) ERA: 6.11	2.0 6 0 0 0 3 0 0 1 0 0 0 11 12 0.00 0.000											Jack Meyer, R (6, 1) ERA: 6.11								
Jim Hearn, R (8, 1) ERA: 6.75	1.0 5 2 0 0 0 0 0 0 0 0 0 5 5 0.00 2.000											Jim Hearn, R (8, 1) ERA: 6.75								



Batter	1	2	3	4	5	6	7	8	9	AB	R	H	RBI	BB	SO	LOB	TOP				
Johnny Temple, R OBP: 0.415, SLG: 0.496 (1, 4)										5	1	2	0	0	0	2					
Vada Pinson, L OBP: 0.415, SLG: 0.567 (1, 8)										5	0	2	1	0	1	2					
Jerry Lynch, L OBP: 0.281, SLG: 0.494 Eddie Kasko, R OBP: 0.500, SLG: 0.500 (9, PR) (9, 5)										4	0	1	0	1	0	2					
Frank Robinson, R OBP: 0.377, SLG: 0.593 (9, 7)										4	0	1	0	1	1	2					
Gus Bell, L OBP: 0.316, SLG: 0.413 (1, 9)										5	0	2	1	0	0	4					
Frank Thomas, R OBP: 0.326, SLG: 0.439 Walt Dropo, R OBP: 0.154, SLG: 0.333 (9, 3)										5	0	0	0	0	1	4					
Ed Bailey, L OBP: 0.371, SLG: 0.359 (1, 2)										4	1	1	0	0	1	0					
Roy McMillan, R OBP: 0.345, SLG: 0.465 (1, 6)										5	1	2	0	0	0	4					
Don Newcombe, L OBP: 0.556, SLG: 0.733 (1, 1)										4	1	3	3	0	1	0					
Inning Stats	R: 1 E: 0 K: 0 S: 5	H: 2 LOB: 1 BB: 0 P: 5	R: 1 E: 0 K: 1 S: 8	H: 3 LOB: 2 BB: 0 P: 8	R: 0 E: 1 K: 0 S: 3	H: 0 LOB: 1 BB: 1 P: 7	R: 2 E: 0 K: 0 S: 5	H: 2 LOB: 0 BB: 0 P: 5	R: 0 E: 0 K: 1 S: 6	H: 0 LOB: 1 BB: 0 P: 6	R: 0 E: 0 K: 0 S: 4	H: 1 LOB: 2 BB: 1 P: 8	R: 0 E: 0 K: 1 S: 7	H: 2 LOB: 2 BB: 0 P: 7	R: 1 E: 0 K: 1 S: 8	H: 3 LOB: 3 BB: 0 P: 9	1B: 9 2B: 3 3B: 1 HR: 1	SF: 0 SAC: 0 DP: 0 HBP: 1	WP: 0 PB: 0 SB: 0 CS: 0	PA: 44	
PITCHER	IP	WLS	BF	H	R	ER	SO	BB	IBB	HBP	BLK	WP	HR	S	P	ERA	WHIP				
Jack Sanford, R ERA: 2.81 (1, 1)	5.0	L	24	8	4	4	2	1	0	0	0	0	1	27	31	7.20	1.800				
Al Worthington, R ERA: 3.5 (6, 1)	3.0		13	3	0	0	2	1	0	0	0	0	0	16	20	0.00	1.333				
Stu Miller, R ERA: 2.13 (9, 1)	1.0		7	3	1	1	1	0	0	1	0	0	0	8	9	9.00	3.000				

Cincinnati Redlegs @ San Francisco Giants
Seals Stadium, San Francisco, CA
Fri May 15 1959, 10:05 PM EDT
Att: 21,614 - Unknown

AB 41
R 5
H 14
RBI 5
BB 2
SO 5
LOB 20



Batter	1	2	3	4	5	6	7	8	9	AB	R	H	RBI	BB	SO	LOB	BOTTOM					
Andre Rodgers, R OBP: 0.354, SLG: 0.400 (1, 6)										4	0	2	0	0	0	0						
Willie Kirkland, L OBP: 0.358, SLG: 0.456 (1, 9)										4	0	0	0	0	3	3						
Willie Mays, R OBP: 0.390, SLG: 0.582 (1, 8)										4	1	1	0	0	0	1						
Leon Wagner, L OBP: 0.348, SLG: 0.808 (1, 7)										4	1	2	2	0	0	0						
Jackie Brandt, R OBP: 0.319, SLG: 0.433 (1, 3)										4	0	0	0	0	0	1						
Daryl Spencer, R OBP: 0.310, SLG: 0.336 (1, 4)										4	0	0	0	0	0	0						
Jim Davenport, R OBP: 0.276, SLG: 0.354 (1, 5)										3	0	1	0	0	1	0						
Hobie Landrith, L OBP: 0.370, SLG: 0.450 (1, 2)										3	0	1	0	0	0	1						
Jack Sanford, R OBP: 0.208, SLG: 0.136 Hank Sauer, R (5, PH) Al Worthington, R (6, 1) Dusty Rhodes, L OBP: 0.500, SLG: 0.500 Stu Miller, R OBP: 0.250, SLG: 0.250 (9, 1)										1	0	0	0	0	1	1						
Inning Stats	R: 0 E: 0 K: 1 S: 5	H: 0 LOB: 0 BB: 0 P: 5	R: 0 E: 0 K: 0 S: 3	H: 0 LOB: 0 BB: 0 P: 3	R: 0 E: 0 K: 3 S: 11	H: 2 LOB: 2 BB: 0 P: 11	R: 0 E: 0 K: 0 S: 3	H: 1 LOB: 0 BB: 0 P: 3	R: 0 E: 0 K: 1 S: 6	H: 1 LOB: 1 BB: 0 P: 6	R: 2 E: 0 K: 0 S: 5	H: 2 LOB: 0 BB: 0 P: 5	R: 0 E: 0 K: 0 S: 3	H: 0 LOB: 0 BB: 0 P: 3	R: 0 E: 0 K: 2 S: 8	H: 1 LOB: 1 BB: 0 P: 8	R: 0 E: 0 K: 0 S: 3	H: 0 LOB: 0 BB: 0 P: 3	1B: 4 2B: 2 3B: 0 HR: 1	SF: 0 SAC: 0 DP: 1 HBP: 0	WP: 0 PB: 0 SB: 0 CS: 0	PA: 33
PITCHER	IP	WLS	BF	H	R	ER	SO	BB	IBB	HBP	BLK	WP	HR	S	P	ERA	WHIP					
Don Newcombe, R ERA: 3.29 (1, 1)	9.0	W	33	7	2	2	7	0	0	0	0	0	1	47	47	2.00	0.778					

Cincinnati Redlegs @ San Francisco Giants
Seals Stadium, San Francisco, CA
Fri May 15 1959, 10:05 PM EDT
Att: 21,614 - Unknown

AB 33
R 2
H 7
RBI 2
BB 0
SO 7
LOB 8



Batter	1	2	3	4	5	6	7	8	9	AB	R	H	RBI	BB	SO	LOB	TOP					
Johnny Temple, R (1.4) OBP: 0.421, SLG: 0.492	4-0 FC3-6 BB	0-0 6-3			0-0 1-2 1B		4-0 BB		0-0 FC5-4 1-2	3	0	1	0	2	0	1						
Vada Pinson, L (1.8) OBP: 0.403, SLG: 0.548	0-0 FC3-6 2B 1-2 1B		0-0 G3		0-0 F8		0-0 4-3			4	1	0	0	0	0	4						
Frank Robinson, R (1.7) OBP: 0.373, SLG: 0.590	0-0 1-3 1B 2B		0-3 K		0-0 2-3			0-0 E5		4	1	1	0	0	1	2						
Frank Thomas, R (1.5) OBP: 0.323, SLG: 0.432	0-0 1B 2H 3-H 1B		0-0 1-3		0-0 F7			0-0 F7		4	0	1	2	0	0	1						
Pete Whisenant, R (1.9) OBP: 0.235, SLG: 0.333	0-0 1-2 1B		0-0 F3		0-0 F2			0-0 4-3		4	0	1	0	0	0	1						
Walt Dropo, R (1.3) OBP: 0.176, SLG: 0.313	0-0 F9		0-0 F3		0-0 1B			0-0 4-3		4	0	1	0	0	0	3						
Roy McMillan, R (1.6) OBP: 0.333, SLG: 0.448	0-3 K		0-0 F4		0-0 F7			0-0 6-3		4	0	0	0	0	1	3						
Dutch Dotterer, R (1.2) OBP: 0.400, SLG: 0.286		0-0 6-3		0-0 1-3		0-0 5-3		0-0 5-3		4	0	0	0	0	0	0						
Brooks Lawrence, R (1.1) Willard Schmidt, R (4.1) Orlando Pena, R (4.1) Eddie Kasko, R (7.7) Hal Jeffcoat, R (7.1) Jim Pendleton, R (6.7) OBP: 0.300, SLG: 0.429	0-0 6-3		0-0 1B BB		4-0 1B BB		0-0 6-3		0-0 FC5-4 1B	1	0	0	0	0	0	0						
Inning Stats	R: 2 E: 0 K: 1 S: 8	H: 3 LOB: 2 BB: 1 P: 12	R: 0 E: 0 K: 0 S: 3	H: 0 LOB: 0 BB: 0 P: 3	R: 0 E: 0 K: 1 S: 5	H: 0 LOB: 0 BB: 0 P: 5	R: 0 E: 0 K: 0 S: 3	H: 0 LOB: 0 BB: 0 P: 3	R: 0 E: 0 K: 0 S: 4	H: 1 LOB: 2 BB: 1 P: 8	R: 0 E: 0 K: 0 S: 4	H: 1 LOB: 1 BB: 0 P: 4	R: 0 E: 0 K: 0 S: 3	H: 0 LOB: 1 BB: 1 P: 7	R: 0 E: 1 K: 0 S: 4	H: 0 LOB: 1 BB: 0 P: 4	R: 0 E: 0 K: 0 S: 4	H: 1 LOB: 1 BB: 0 P: 4	1B: 5 2B: 1 3B: 0 HR: 0	SF: 0 SAC: 0 DP: 0 HBP: 0	WP: 0 PB: 0 SB: 0 CS: 0	PA: 37
PITCHER	IP WLS BF H R ER SO BB IBB HBP BLK WP HR S P ERA WHIP	IP WLS BF H R ER SO BB IBB HBP BLK WP HR S P ERA WHIP																				
Johnny Antonelli, L (1.1) ERA: 2.57	9.0 W 37 6 2 2 2 3 0 0 0 0 0 38 50 2.00 1.000																					

Cincinnati Redlegs @ San Francisco Giants
Seals Stadium, San Francisco, CA
Sat May 16 1959, 6:33 AM EDT
Att: 18,911 - Unknown

AB	34
R	2
H	6
RBI	2
BB	3
SO	2
LOB	15



Batter	1	2	3	4	5	6	7	8	9	AB	R	H	RBI	BB	SO	LOB	BOTTOM			
Andre Rodgers, R (1.6) OBP: 0.365, SLG: 0.391	4-0 1B 1B BB	4-0 1-2 BB		4-0 1B 1B BB	0-0 F8			0-0 5-3		2	2	0	0	3	0	0				
Willie Kirkland, L (1.9) OBP: 0.375, SLG: 0.459	0-0 G3 1-3 1B	0-0 1-3		0-0 1B 1B 1B	0-0 F7		0-0 BB BB BB	4-0 FC6-4 BB		4	1	2	1	1	0	2				
Willie Mays, R (1.8) OBP: 0.397, SLG: 0.583	0-0 G3 1-2 3-H 1B		0-0 F8	0-0 1-2 2-3 1B 1B	0-0 FC4-6 1B		0-0 FC6-4 1B	0-0 FC5-4 1-2		5	1	3	1	0	0	1				
Leon Wagner, L (1.7) Felipe Alou, R (7.9) OBP: 0.344, SLG: 0.571	0-0 G3		0-0 F7	0-0 1-2 2-3 3-H 1B	0-0 FC4-6 HR		0-0 FC5-4 1-2	0-0 FC5-4 1-2		4	1	1	1	0	0	3				
Orlando Cepeda, R (1.3) OBP: 0.307, SLG: 0.542	0-3 K		0-0 F4	0-0 FC6-4 1B	0-0 FC6-4 HR		0-0 FC5-4 1-2	0-0 FC5-4 1-2		4	1	2	4	0	1	2				
Daryl Spencer, R (1.4) OBP: 0.308, SLG: 0.342	0-0 F4		0-0 F4	0-0 SH 2B F7	0-0 F3					4	1	1	0	0	0	4				
Jim Davenport, R (1.5) OBP: 0.272, SLG: 0.346		0-0 6-3		0-0 SH 2B FC6-4	0-0 5-3					3	1	0	0	0	0	2				
Bob Schmidt, R (1.2) OBP: 0.346, SLG: 0.425		0-0 BB 1B		0-0 SH3-4 1-H 1B 2B	0-3 K		0-0 6-3			4	1	2	2	0	1	0				
Johnny Antonelli, L (1.1) OBP: 0.080, SLG: 0.080		0-0 F8		0-0 SH3-4 3-H 2-3	0-0 F8		0-0 3-1			3	0	0	0	0	0	1				
Inning Stats	R: 1 E: 0 K: 1 S: 7	H: 2 LOB: 2 BB: 1 P: 11	R: 0 E: 0 K: 0 S: 4	H: 1 LOB: 2 BB: 1 P: 8	R: 0 E: 0 K: 0 S: 3	H: 0 LOB: 0 BB: 0 P: 3	R: 6 E: 1 K: 0 S: 10	H: 6 LOB: 2 BB: 1 P: 14	R: 0 E: 0 K: 1 S: 5	H: 0 LOB: 0 BB: 0 P: 5	R: 2 E: 0 K: 0 S: 5	H: 2 LOB: 0 BB: 0 P: 5	R: 0 E: 0 K: 0 S: 3	H: 0 LOB: 1 BB: 1 P: 7	R: 0 E: 0 K: 0 S: 3	H: 0 LOB: 1 BB: 1 P: 7	1B: 8 2B: 2 3B: 0 HR: 1	SF: 0 SAC: 2 DP: 0 HBP: 0	WP: 0 PB: 0 SB: 0 CS: 0	PA: 40
PITCHER	IP WLS BF H R ER SO BB IBB HBP BLK WP HR S P ERA WHIP	IP WLS BF H R ER SO BB IBB HBP BLK WP HR S P ERA WHIP																		
Brooks Lawrence, R (1.1) ERA: 5.67	3.0 L 17 5 4 3 1																			
Willard Schmidt, R (4.1) ERA: 6.09	0.1 5 3 1 1 0																			
Orlando Pena, R (4.1) ERA: 8.03	2.2 11 3 4 4 1																			
Hal Jeffcoat, R (7.1) ERA: 1.54	2.0 7 0 0 0 0																			

Cincinnati Redlegs @ San Francisco Giants
Seals Stadium, San Francisco, CA
Sat May 16 1959, 6:33 AM EDT
Att: 18,911 - Unknown

AB	34
R	9
H	11
RBI	9
BB	4
SO	2
LOB	16



Batter	1	2	3	4	5	6	7	8	9	AB	R	H	RBI	BB	SO	LOB	TOP			
Johnny Temple, R OBP: 0.410, SLG: 0.476 (1, 4)	F9		F7		F7			F9		4	0	0	0	0	0	0				
Vada Pinson, L OBP: 0.405, SLG: 0.555 (1, 8)	1B 2B		1B		K			4-3		4	1	2	0	0	1	0				
Jerry Lynch, L OBP: 0.290, SLG: 0.495 (1, 7)	FC4-6 2H 1B		K					F4		4	0	2	1	0	1	1				
Frank Robinson, R OBP: 0.362, SLG: 0.570 (1, 3)	F7		E5		F2			F5		4	0	0	0	0	0	3				
Gus Bell, L OBP: 0.306, SLG: 0.398 (1, 9)	FC4-6 1-2		F4		F9			F9		4	0	0	0	0	0	4				
Frank Thomas, R OBP: 0.321, SLG: 0.426 (1, 5)					G3			F8		4	0	1	0	0	1	1				
Ed Bailey, L OBP: 0.360, SLG: 0.346 (1, 2)		FC1-6 E 1-2			4-3			F8		3	0	0	0	0	0	1				
Roy McMillan, R OBP: 0.325, SLG: 0.435 (1, 6)			K		6-3			F7		3	0	0	0	0	1	1				
Bob Purkey, R OBP: 0.190, SLG: 0.200 (7, PH)			K							2	0	0	0	0	1	1				
Don Newcombe, L OBP: 0.529, SLG: 0.688 (7, PH)			K		5-3					1	0	0	0	0	1	0				
Tom Acker, R OBP: 0.667, SLG: 0.500 (7, 1)								K		0	0	0	0	0	0	0				
Don Rudolph, L (7, 1)										0	0	0	0	0	0	0				
Hal Jeffcoat, R (7, 1)										0	0	0	0	0	0	0				
Inning Stats	R: 1 E: 0 K: 0 S: 5	H: 2 LOB: 1 BB: 0 P: 5	R: 0 E: 1 K: 2 S: 8	H: 1 LOB: 1 BB: 0 P: 8	R: 0 E: 1 K: 1 S: 7	H: 1 LOB: 2 BB: 0 P: 7	R: 0 E: 0 K: 0 S: 3	H: 0 LOB: 0 BB: 0 P: 3	R: 0 E: 0 K: 0 S: 5	H: 1 LOB: 1 BB: 0 P: 4	R: 0 E: 0 K: 1 S: 5	H: 0 LOB: 0 BB: 0 P: 5	R: 0 E: 0 K: 0 S: 3	H: 0 LOB: 0 BB: 0 P: 3	R: 0 E: 0 K: 1 S: 5	H: 0 LOB: 0 BB: 0 P: 5	1B: 4 2B: 1 3B: 0 HR: 0	SF: 0 SAC: 0 DP: 0 HBP: 0	WP: 0 PB: 0 SB: 1 CS: 0	PA: 33
PITCHER Stu Miller, R ERA: 1.83 (1, 1)	IP: 9.0 WLS: W BF: 33 H: 5 R: 1 ER: 1 SO: 6 BB: 0 IBB: 0 HBP: 0 BLK: 0 WP: 0 HR: 0 S: 45 P: 45 ERA: 1.00 WHIP: 0.556															PITCHER				

Cincinnati Redlegs @ San Francisco Giants
Seals Stadium, San Francisco, CA
Sun May 17 1959, 6:33 AM EDT
Att: 22,725 - Unknown

AB 33
R 1
H 5
RBI 1
BB 0
SO 6
LOB 12



Batter	1	2	3	4	5	6	7	8	9	AB	R	H	RBI	BB	SO	LOB	BOTTOM			
Andre Rodgers, R OBP: 0.376, SLG: 0.467 (1, 6)	HR	6-3			FC3-6 1B		HR	F7		5	2	3	2	0	0	0				
Willie Kirkland, L OBP: 0.390, SLG: 0.469 (1, 9) (8, 7)	F8				FC3-6 HR		2B 3B BB	WP BB		3	2	1	0	2	0	1				
Willie Mays, R OBP: 0.397, SLG: 0.606 (1, 8)	E6 1B BB	F2			HR		1-3 3B 2B	1-3		5	3	2	2	0	0	2				
Leon Wagner, L OBP: 0.386, SLG: 0.813 (7, PR)	1B E BB				HR		2B 3B			2	1	2	2	2	0	0				
Felipe Alou, R OBP: 0.344, SLG: 0.571 (8, 9)	1B E BB				BB		2B 3B			0	1	0	0	0	0	0				
Orlando Cepeda, R OBP: 0.313, SLG: 0.548 (1, 3)	E 1B				F9		S 2B			4	0	2	2	0	0	2				
Daryl Spencer, R OBP: 0.295, SLG: 0.331 (1, 4)	E4 1-2 3H				F7		K			4	0	0	1	0	2	4				
Jim Davenport, R OBP: 0.264, SLG: 0.336 (1, 5)	F6				5-3		F8	6-3		4	0	0	0	0	0	4				
Bob Schmidt, R OBP: 0.329, SLG: 0.403 (1, 2)	F3				F7		F8	6-3		4	0	0	0	0	0	3				
Stu Miller, R OBP: 0.125, SLG: 0.125 (1, 1)		F7			6-3		K	K		4	0	0	0	0	2	0				
Inning Stats	R: 3 E: 2 K: 0 S: 7	H: 2 LOB: 2 BB: 1 P: 11	R: 0 E: 0 K: 0 S: 4	H: 1 LOB: 1 BB: 0 P: 4	R: 0 E: 0 K: 1 S: 5	H: 1 LOB: 0 BB: 0 P: 5	R: 0 E: 0 K: 0 S: 3	H: 0 LOB: 0 BB: 0 P: 3	R: 2 E: 0 K: 0 S: 5	H: 2 LOB: 1 BB: 1 P: 9	R: 0 E: 0 K: 1 S: 5	H: 0 LOB: 0 BB: 0 P: 5	R: 4 E: 0 K: 1 S: 9	H: 4 LOB: 1 BB: 1 P: 13	R: 0 E: 0 K: 1 S: 5	H: 0 LOB: 1 BB: 1 P: 9	1B: 3 2B: 3 3B: 1 HR: 3	SF: 0 SAC: 0 DP: 1 HBP: 0	WP: 1 PB: 0 SB: 1 CS: 0	PA: 39
PITCHER Bob Purkey, R ERA: 4.34 (7, 1)	IP: 6.0 WLS: L BF: 27 H: 6 R: 5 ER: 3 SO: 2 BB: 2 IBB: 5 HBP: 3 BLK: 2 WP: 2 HR: 2 S: 29 P: 37 ERA: 4.50 WHIP: 1.333															PITCHER				
Tom Acker, R ERA: 4.3 (7, 1)	0.0 2 2 1 0	3 3 3 0	2 0 0 0	3 0 0 0	3 0 0 0	0 0 0 0	0 0 0 0	1 2 2 2	6 2 2 2	0 0 0 0	0 0 0 0	0 0 0 0	0 0 0 0	0 0 0 0	0 0 0 0	0 0 0 0	0.00 0.500			

Cincinnati Redlegs @ San Francisco Giants
Seals Stadium, San Francisco, CA
Sun May 17 1959, 6:33 AM EDT
Att: 22,725 - Unknown

AB 35
R 9
H 10
RBI 9
BB 4
SO 4
LOB 16



Batter	1	2	3	4	5	6	7	8	9	AB	R	H	RBI	BB	SO	LOB	TOP				
Bill Bruton, L OBP: 0.340, SLG: 0.545 (1.8)	F9		E6		BB 1B	BB 1B	F8			5	2	2	0	0	0	2	Milwaukee Braves @ San Francisco Giants Seals Stadium, San Francisco, CA Mon May 18 1959, 6:33 AM EDT Att: 17,524 - Unknown livebaseballscorecards.com				
Eddie Mathews, L OBP: 0.364, SLG: 0.657 (1.5)	F9		F5		F7	2B 1B	G3			5	0	1	1	0	0	2					
Hank Aaron, R OBP: 0.507, SLG: 0.867 (1.9)	5-3		K		BB 1B	BB 1B	K			4	0	1	1	1	2	1					
Wes Covington, L OBP: 0.373, SLG: 0.400 (1.7)		F2	F8		BB 1B	BB 1B	F5			4	0	1	1	1	0	1					
Frank Torre, L OBP: 0.330, SLG: 0.338 (1.3)	1-3			4-3 1B	BB 1B	BB 1B	4-3		F9	4	1	1	0	1	0	3					
Del Crandall, R OBP: 0.380, SLG: 0.492 (1.2)	1B			4-3	G6-4-3			5-3		5	0	2	0	0	0	4					
Johnny Logan, R OBP: 0.411, SLG: 0.450 (1.6)	BB 1B			SH1-3 1B		F8	F8	F7		5	0	2	1	0	0	1					
Johnny O'Brien, R OBP: 0.273, SLG: 0.300 (1.4)	BB 1B			SH1-3		K	FC5-4 1B			2	0	0	0	1	1	1					
Warren Spahn, L OBP: 0.286, SLG: 0.250 (1.1)	F6			K		BB 1B				4	1	2	0	0	1	4					
Inning Stats	R: 0 E: 0 K: 0 S: 3	H: 0 LOB: 0 BB: 0 P: 3	R: 0 E: 0 K: 0 S: 5	H: 2 LOB: 3 BB: 1 P: 9	R: 0 E: 1 K: 1 S: 6	H: 0 LOB: 1 BB: 0 P: 6	R: 1 E: 0 K: 1 S: 7	H: 2 LOB: 2 BB: 2 P: 7	R: 1 E: 0 K: 0 S: 4	H: 2 LOB: 3 BB: 1 P: 12	R: 2 E: 0 K: 1 S: 9	H: 4 LOB: 3 BB: 1 P: 13	R: 0 E: 0 K: 0 S: 5	H: 2 LOB: 0 BB: 0 P: 5	R: 0 E: 0 K: 0 S: 3	H: 0 LOB: 0 BB: 0 P: 3	1B: 10 2B: 2 3B: 0 HR: 0	SF: 0 SAC: 1 DP: 1 HBP: 0	WP: 0 PB: 0 SB: 0 CS: 0	PA: 43	
PITCHER	IP	WLS	BF	H	R	ER	SO	BB	IBB	HBP	BLK	WP	HR	S	P	ERA	WHIP				
Sam Jones, R ERA: 4.32 (1.1)	5.2	L	30	10	4	4	3	3	0	0	0	0	0	33	45	6.35	2.294				
Al Worthington, R ERA: 3.39 (6.1)	1.1		7	2	0	0	0	0	1	0	0	0	0	6	10	0.00	1.500				
Gordon Jones, R ERA: 3.48 (8.1)	2.0		6	0	0	0	1	0	0	0	0	0	0	8	8	0.00	0.000				





Batter	1	2	3	4	5	6	7	8	9	AB	R	H	RBI	BB	SO	LOB	BOTTOM					
Andre Rodgers, R OBP: 0.381, SLG: 0.463 (1.6)	K				F7		G3-6-3 1B			3	0	1	1	1	1	1	Milwaukee Braves @ San Francisco Giants Seals Stadium, San Francisco, CA Mon May 18 1959, 6:33 AM EDT Att: 17,524 - Unknown livebaseballscorecards.com					
Leon Wagner, L OBP: 0.435, SLG: 0.722 (1.7)	K				F4		G3-6-3			4	0	0	0	0	2	5						
Gordon Jones, R OBP: 0.381, SLG: 0.463 (8.1)	K									0	0	0	0	0	0	0						
Willie Mays, R OBP: 0.393, SLG: 0.618 (1.8)	F3				HR		F8		F5	4	1	1	1	0	0	0						
Orlando Cepeda, R OBP: 0.319, SLG: 0.547 (1.3)		F8			1B			K		4	0	2	0	0	1	0						
Jackie Brandt, R OBP: 0.316, SLG: 0.426 (1.9)	F3				1B		K		F9	4	0	1	0	0	1	1						
Daryl Spencer, R OBP: 0.297, SLG: 0.323 (1.4)	K				G1-4-3 BB		4-3		F9	3	0	0	0	1	1	1						
Bob Schmidt, R OBP: 0.315, SLG: 0.383 (1.2)			6-3	G1-4-3			5-3		4-3	4	0	0	0	0	0	2						
Jim Davenport, R OBP: 0.271, SLG: 0.341 (1.5)					F8		BB 1B		2-3	4	1	2	0	0	0	0						
Sam Jones, R OBP: 0.053, SLG: 0.053 (1.1)					SH5-4					1	0	1	0	0	0	0						
Al Worthington, R OBP: 0.316, SLG: 0.426 (6.1)					SH5-4					0	0	0	0	0	0	0						
Felipe Alou, R OBP: 0.351, SLG: 0.576 (7. PH)					1-2					1	0	1	0	0	0	0						
Inning Stats	R: 0 E: 0 K: 2 S: 7	H: 0 LOB: 0 BB: 0 P: 7	R: 0 E: 0 K: 1 S: 5	H: 0 LOB: 0 BB: 0 P: 5	R: 0 E: 0 K: 1 S: 6	H: 1 LOB: 2 BB: 1 P: 10	R: 1 E: 0 K: 0 S: 4	H: 3 LOB: 1 BB: 1 P: 8	R: 0 E: 0 K: 0 S: 4	H: 1 LOB: 1 BB: 0 P: 4	R: 0 E: 0 K: 1 S: 6	H: 1 LOB: 1 BB: 0 P: 6	R: 1 E: 0 K: 0 S: 5	H: 3 LOB: 1 BB: 0 P: 5	R: 0 E: 0 K: 1 S: 5	H: 0 LOB: 0 BB: 0 P: 5	R: 0 E: 0 K: 0 S: 3	H: 0 LOB: 0 BB: 0 P: 3	1B: 8 2B: 0 3B: 0 HR: 1	SF: 0 SAC: 1 DP: 2 HBP: 0	WP: 0 PB: 0 SB: 0 CS: 0	PA: 35
PITCHER	IP	WLS	BF	H	R	ER	SO	BB	IBB	HBP	BLK	WP	HR	S	P	ERA	WHIP					
Warren Spahn, L ERA: 2.97 (1.1)	9.0	W	35	9	2	2	6	2	0	0	0	0	1	45	53	2.00	1.222					



Batter	1	2	3	4	5	6	7	8	9	AB	R	H	RBI	BB	SO	LOB	TOP			
Bill Bruton, L (1.8) OBP: 0.343, SLG: 0.543	0-3 K	0-0 2B		4-0 CS BB		0-0 F8	0-0 F7			4	0	1	0	1	1	3	Milwaukee Braves @ San Francisco Giants Seals Stadium, San Francisco, CA Tue May 19 1959, 10:05 PM EDT Att: 22,910 - Unknown livebaseballscorecards.com			
Eddie Mathews, L (1.5) OBP: 0.365, SLG: 0.648	0-0 E HR 1B	0-0 F8		0-0 CS	0-0 E7 WP 1B	0-0	0-0 1B	0-0 F9		5	2	2	0	0	0	2				
Hank Aaron, R (1.9) OBP: 0.497, SLG: 0.841	0-0 FC6 HR 1-2	0-0 F7			4-0 1B SF8 BB	0-3 K		0-3 K		4	2	0	0	1	2	5				
Wes Covington, L (1.7) OBP: 0.390, SLG: 0.450	0-0 HR		0-0 F8		0-0 1B		4-0 SH5-3 BB 1B	0-0 2B		4	2	3	4	1	0	0				
Frank Torre, L (1.3) OBP: 0.323, SLG: 0.325	0-0 F7		0-0 G3		0-0 SF8		4-0 SH5-3 BB 1B	0-0 F1		3	1	0	1	1	0	1				
Del Crandall, R (1.2) OBP: 0.384, SLG: 0.516	0-0 HR		0-0 FC5-4 1B		0-0 F7		0-0 SH5-3	0-0 F8		4	1	2	1	0	0	1				
Johnny Logan, R (1.6) OBP: 0.403, SLG: 0.439	0-0 5-3		0-0 FC5-4 1-2		0-0 F9		0-0 WP 1B	0-3 K		5	0	1	2	0	1	2				
Johnny O'Brien, R (1.4) OBP: 0.275, SLG: 0.302 Felix Mantilla, R (7.4) OBP: 0.360, SLG: 0.200		0-0 FC1-6 1B		0-0 1-3		0-0 6-3	0-0 F7	0-0 F7		3	0	1	0	0	0	0				
Joey Jay, S (1.1) OBP: 0.333, SLG: 0.143		0-0 FC1-6 2B		0-0 4-3		4-0 1B BB	0-0 1B			3	0	1	0	1	0	1				
Inning Stats	R: 4 E: 1 K: 1 S: 9	H: 3 LOB: 0 BB: 0 P: 9	R: 0 E: 0 K: 0 S: 5	H: 2 LOB: 2 BB: 0 P: 5	R: 0 E: 0 K: 0 S: 4	H: 1 LOB: 1 BB: 0 P: 4	R: 0 E: 0 K: 0 S: 2	H: 0 LOB: 0 BB: 1 P: 6	R: 2 E: 1 K: 0 S: 5	H: 1 LOB: 1 BB: 1 P: 9	R: 0 E: 0 K: 1 S: 6	H: 1 LOB: 2 BB: 1 P: 10	R: 2 E: 0 K: 0 S: 5	H: 2 LOB: 2 BB: 2 P: 13	R: 0 E: 0 K: 1 S: 6	H: 1 LOB: 0 BB: 0 P: 5		1B: 7 2B: 2 3B: 0 HR: 2	SF: 1 SAC: 1 DP: 0 HBP: 0	WP: 2 PB: 0 SB: 0 CS: 1
PITCHER	IP WLS BF H R ER SO BB IBB HBP BLK WP HR S P ERA WHIP																			
Jack Sanford, R (1.1) ERA: 3.0	5.0 L 25 7 6 3 1 2 0 0 0 1 2 25 33 5.40 1.800																			
Joe Shipley, R (6.1) ERA: 7.2	2.0 12 3 2 2 1 3 0 0 0 1 0 11 23 9.00 3.000																			
Dom Zanni, R (8.1) ERA: 6.14	2.0 7 1 0 0 2 0 0 0 0 0 0 11 11 0.00 0.500																			

Batter	1	2	3	4	5	6	7	8	9	AB	R	H	RBI	BB	SO	LOB	BOTTOM					
Andre Rodgers, R (1.6) OBP: 0.376, SLG: 0.465	0-0 5-3		0-0 F5		0-0 F8			0-0 2B		4	0	1	0	0	0	0	Milwaukee Braves @ San Francisco Giants Seals Stadium, San Francisco, CA Tue May 19 1959, 10:05 PM EDT Att: 22,910 - Unknown livebaseballscorecards.com					
Leon Wagner, L (1.7) OBP: 0.422, SLG: 0.667	4-0 FC5-4 BB		0-0 F7		0-0 3-1		0-0 F4			3	0	0	0	1	0	1						
Willie Mays, R (1.8) OBP: 0.390, SLG: 0.607	0-0 FC5-4 1-2			0-0 1B FC5-4 1B		0-0 6-3		0-0 F7		4	1	1	0	0	0	2						
Orlando Cepeda, R (1.3) OBP: 0.324, SLG: 0.545	0-3 K		0-0 FC5-4 1B		0-0 FC5-4 1B		0-0 F4		0-0 F5		4	0	2	0	0	1		2				
Jackie Brandt, R (1.9) OBP: 0.306, SLG: 0.411		0-3 K		0-0 FC5-4 1-2 3-H		0-0 F4		0-0 6-3		4	0	0	1	0	1	2						
Daryl Spencer, R (1.4) OBP: 0.303, SLG: 0.328		0-3 K		0-3 K		0-0 G6-3 1B		0-0 FC6-4 1B		4	0	2	0	0	2	1						
Hobie Landrith, L (1.2) OBP: 0.355, SLG: 0.391		4-0 BB		0-0 4-3		0-0 G6-3 1-2		0-0 F5		3	0	0	0	1	0	3						
Jim Davenport, R (1.5) OBP: 0.270, SLG: 0.338		0-3 K			0-0 6-3		0-0 1B		0-0 FC6-4		4	0	1	0	0	1		2				
Jack Sanford, R (1.1) OBP: 0.200, SLG: 0.130 Dusty Rhodes, L (5.4) OBP: 0.333, SLG: 0.333 Joe Shipley, R (6.1) Willie Kirkland, L (7.4) OBP: 0.385, SLG: 0.462 Dom Zanni, R (8.1)			0-3 K		0-3 K		0-3 K			1	0	0	0	0	1	0						
Inning Stats	R: 0 E: 0 K: 1 S: 5	H: 0 LOB: 1 BB: 1 P: 9	R: 0 E: 0 K: 3 S: 9	H: 0 LOB: 1 BB: 1 P: 13	R: 0 E: 0 K: 1 S: 5	H: 0 LOB: 0 BB: 0 P: 5	R: 1 E: 0 K: 1 S: 7	H: 2 LOB: 1 BB: 0 P: 7	R: 0 E: 0 K: 1 S: 5	H: 0 LOB: 0 BB: 0 P: 5	R: 0 E: 0 K: 0 S: 4	H: 1 LOB: 1 BB: 0 P: 4	R: 0 E: 0 K: 1 S: 6	H: 2 LOB: 1 BB: 0 P: 6	R: 0 E: 0 K: 0 S: 4	H: 1 LOB: 1 BB: 0 P: 4		R: 0 E: 0 K: 0 S: 4	H: 1 LOB: 1 BB: 0 P: 4	1B: 6 2B: 1 3B: 0 HR: 0	SF: 0 SAC: 0 DP: 1 HBP: 0	WP: 0 PB: 0 SB: 0 CS: 0
PITCHER	IP WLS BF H R ER SO BB IBB HBP BLK WP HR S P ERA WHIP																					
Joey Jay, R (1.1) ERA: 5.04	9.0 W 35 7 1 1 8 2 0 0 0 0 0 49 57 1.00 1.000																					

Batter	1	2	3	4	5	6	7	8	9	AB	R	H	RBI	BB	SO	LOB	TOP			
Felix Mantilla, R (1,4) OBP: 0.310, SLG: 0.167 Mickey Vernon, L (9,PH) OBP: 0.393, SLG: 0.538	F7		F8		FC5-4		6-3		FC4-6	4	0	0	0	0	0	2	Milwaukee Braves @ San Francisco Giants Seals Stadium, San Francisco, CA Wed May 20 1959, 6:33 AM EDT Att: 17,825 - Unknown livebaseballscorecards.com			
Eddie Mathews, L (1,5) OBP: 0.354, SLG: 0.626	F9			F8		G3	4-3		FC4-6	5	0	0	0	0	0	2				
Hank Aaron, R (1,9) OBP: 0.490, SLG: 0.846	F5			6-3		HR	6-3			4	1	1	1	0	0	0				
Joe Adcock, R (1,3) OBP: 0.414, SLG: 0.520		F7		K		E7 1B			5-3	4	1	0	0	0	1	0				
Wes Covington, L (1,7) OBP: 0.388, SLG: 0.442		4-3				F3			F6	4	1	1	0	0	0	1				
Del Crandall, R (1,2) OBP: 0.388, SLG: 0.512						F7	IBB		6-3	3	0	1	0	1	0	1				
Andy Pafko, R (1,8) OBP: 0.290, SLG: 0.300						1B	IBB			3	0	2	1	1	0	1				
Johnny Logan, R (1,6) OBP: 0.413, SLG: 0.444			6-3			1B	IBB		FC4-6 1B	3	0	2	1	1	0	0				
Bob Buhl, R (1,1) Stan Lopata, R (9,PH)			K			K	G1		K	3	0	0	0	0	2	5				
Inning Stats	R: 0 E: 0 K: 0 S: 3	H: 0 LOB: 0 BB: 0 P: 3	R: 0 E: 0 K: 0 S: 4	H: 1 LOB: 1 BB: 0 P: 4	R: 0 E: 0 K: 1 S: 5	H: 0 LOB: 0 BB: 0 P: 5	R: 0 E: 0 K: 1 S: 5	H: 0 LOB: 0 BB: 0 P: 5	R: 1 E: 0 K: 1 S: 7	H: 2 LOB: 2 BB: 1 P: 11	R: 2 E: 1 K: 0 S: 6	H: 2 LOB: 3 BB: 2 P: 14	R: 0 E: 0 K: 0 S: 3	H: 0 LOB: 0 BB: 0 P: 3	R: 0 E: 0 K: 1 S: 7	H: 2 LOB: 2 BB: 0 P: 7		1B: 6 2B: 0 3B: 0 HR: 1	SF: 0 SAC: 0 DP: 0 HBP: 0	WP: 0 PB: 0 SB: 0 CS: 0
PITCHER Mike McCormick, L (1,1) ERA: 2.85 Sam Jones, R (9,1) ERA: 4.25	IP	WLS	BF	H	R	ER	SO	BB	IBB	HBP	BLK	WP	HR	S	P	ERA	WHIP			

Batter	1	2	3	4	5	6	7	8	9	AB	R	H	RBI	BB	SO	LOB	BOTTOM			
Andre Rodgers, R (1,6) OBP: 0.372, SLG: 0.466	F4					F7			6-3	4	0	1	0	0	0	0	Milwaukee Braves @ San Francisco Giants Seals Stadium, San Francisco, CA Wed May 20 1959, 6:33 AM EDT Att: 17,825 - Unknown livebaseballscorecards.com			
Leon Wagner, L (1,7) OBP: 0.396, SLG: 0.619 Jackie Brandt, R (7,7) OBP: 0.311, SLG: 0.411	F8		F9			G3				3	0	0	0	0	0	1				
Willie Mays, R (1,8) OBP: 0.386, SLG: 0.594					F8					3	1	0	0	1	0	1				
Orlando Cepeda, R (1,3) OBP: 0.329, SLG: 0.541		F6			HR	1B			5-3	3	2	1	0	1	0	1				
Felipe Alou, R (1,9) OBP: 0.366, SLG: 0.625			FC6-4 1B		HR	HR			E1 FC3-6	4	2	3	3	0	0	1				
Daryl Spencer, R (1,4) OBP: 0.301, SLG: 0.333		FC6-4			F9				FC3-6	4	0	1	2	0	0	2				
Bob Schmidt, R (1,2) OBP: 0.301, SLG: 0.365		FC6-4			5-3				F4	4	0	0	0	0	0	3				
Jim Davenport, R (1,5) OBP: 0.265, SLG: 0.331					5-3				F7	3	0	0	0	0	0	0				
Mike McCormick, L (1,1) OBP: 0.364, SLG: 0.222 Sam Jones, R (9,1) OBP: 0.053, SLG: 0.053 Hobie Landrith, L (9,2) OBP: 0.355, SLG: 0.391			K			4-3			4-3	3	0	0	0	0	1	0				
Inning Stats	R: 0 E: 0 K: 0 S: 3	H: 0 LOB: 0 BB: 0 P: 3	R: 0 E: 0 K: 0 S: 4	H: 1 LOB: 1 BB: 0 P: 4	R: 0 E: 0 K: 1 S: 6	H: 1 LOB: 1 BB: 0 P: 6	R: 2 E: 0 K: 0 S: 5	H: 2 LOB: 2 BB: 0 P: 5	R: 0 E: 0 K: 0 S: 3	H: 0 LOB: 0 BB: 0 P: 3	R: 2 E: 0 K: 0 S: 5	H: 2 LOB: 1 BB: 1 P: 9	R: 0 E: 0 K: 0 S: 3	H: 0 LOB: 0 BB: 0 P: 3	R: 2 E: 1 K: 0 S: 4	H: 0 LOB: 1 BB: 2 P: 12		1B: 2 2B: 3 3B: 0 HR: 1	SF: 0 SAC: 0 DP: 0 HBP: 0	WP: 0 PB: 0 SB: 0 CS: 0
PITCHER Bob Buhl, R (1,1) ERA: 2.2	IP	WLS	BF	H	R	ER	SO	BB	IBB	HBP	BLK	WP	HR	S	P	ERA	WHIP			

Batter	1	2	3	4	5	6	7	8	9	10	11	12	13	AB	R	H	RBI	BB	SO	LOB	TOP	
Andre Rodgers, R (1, 6) OBP: 0.354, SLG: 0.440	6-3		6-3			6-3			F4	K			4-3	6	0	0	0	0	1	2		
Wille Kirkland, L (1, 9) OBP: 0.370, SLG: 0.449	K		K			F8			3B	1B		F4	K	4	0	1	0	0	2	0		
Felipe Alou, R (9, PR) OBP: 0.359, SLG: 0.612														2	1	0	0	0	1	0		
Wille Mays, R (1, 8) OBP: 0.374, SLG: 0.574	F4					4-3			K	L7				5	0	0	0	0	2	1		
Orlando Cepeda, R (1, 3) OBP: 0.335, SLG: 0.357														5	0	3	1	0	1	0		
Leon Wagner, L (1, 7) OBP: 0.356, SLG: 0.553														5	0	0	0	0	1	4		
Daryl Spencer, R (1, 4) OBP: 0.305, SLG: 0.331														4	0	1	0	1	1	0		
Hobie Landrith, L (1, 2) OBP: 0.314, SLG: 0.333														4	0	0	0	0	0	2		
Eddie Bressoud, R (1, 5) OBP: 0.304, SLG: 0.211														3	0	1	0	0	1	2		
Dusty Rhodes, L (10, PH) OBP: 0.500, SLG: 0.333														0	0	0	0	1	0	0		
Jim Davenport, R (10, PR) OBP: 0.263, SLG: 0.329														1	0	0	0	0	0	0		
Johnny Antonelli, L (1, 1) OBP: 0.069, SLG: 0.069														4	0	0	0	0	1	3		
Al Worthington, R (12, 1) OBP: 0.069, SLG: 0.069														1	0	0	0	0	0	0		
Inning Stats	R: 0 E: 0 K: 1 S: 8	H: 0 LOB: 0 BB: 0 P: 12	R: 0 E: 0 K: 0 S: 14	H: 1 LOB: 2 BB: 1 P: 20	R: 0 E: 0 K: 1 S: 8	H: 0 LOB: 0 BB: 0 P: 10	R: 0 E: 0 K: 1 S: 8	H: 0 LOB: 0 BB: 0 P: 13	R: 0 E: 0 K: 2 S: 8	H: 0 LOB: 0 BB: 0 P: 12	R: 0 E: 0 K: 1 S: 9	H: 2 LOB: 2 BB: 0 P: 12	R: 0 E: 0 K: 1 S: 10	H: 1 LOB: 1 BB: 0 P: 12	R: 0 E: 0 K: 1 S: 5	H: 0 LOB: 0 BB: 0 P: 9	R: 0 E: 0 K: 1 S: 8	H: 0 LOB: 0 BB: 0 P: 13	1B: 5 2B: 0 3B: 1 HR: 0	SF: 0 SAC: 1 DP: 0 HBP: 0	W/P: 0 PB: 0 SB: 0 CS: 0	PA: 47
PITCHER Don Drysdale, R (1, 1) ERA: 3.72	IP: 13.0 W: 7 L: 4	WLS: 47 BF: 6	H: 6 R: 1 ER: 1 SO: 11	BB: 1 IBB: 1 HBP: 0 BLK: 0	WP: 0 HR: 0 S: 112 P: 173	ERA: 0.69 WHIP: 0.538	PITCHER IP WLS BF H R ER SO BB IBB HBP BLK WP HR S P ERA WHIP															

San Francisco Giants @ Los Angeles Dodgers
Los Angeles Memorial Coliseum, Los Angeles, CA
Fri May 22 1959, 10:05 PM EDT
Att. 31,014 - Unknown

livebaseballscores.com

AB 44
R 1
H 6
RBI 1
BB 2
SO 11
LOB 14



Batter	1	2	3	4	5	6	7	8	9	10	11	12	13	AB	R	H	RBI	BB	SO	LOB	BOTTOM	
Jim Gilliam, S (1, 7) OBP: 0.419, SLG: 0.344	G6-4-3												F6	4	1	2	0	2	1	0		
Charlie Neal, R (1, 4) OBP: 0.245, SLG: 0.422	G6-4-3												F6	5	0	0	0	0	0	3		
Don Demeter, R (1, 8) OBP: 0.350, SLG: 0.545	K												F6	5	1	1	0	0	1	3		
Rip Repulski, R (1, 9) OBP: 0.441, SLG: 0.444														3	0	1	0	0	0	0		
Ron Fairly, L (8, 9) OBP: 0.410, SLG: 0.458														1	0	0	0	0	1	0		
Don Zimmer, R (11, PH) OBP: 0.314, SLG: 0.314														1	0	0	0	0	0	2		
Solly Drake, S (12, 9) OBP: 0.425, SLG: 0.333														0	0	0	0	0	0	0		
Duke Snider, L (13, PH) OBP: 0.309, SLG: 0.432														0	0	0	0	1	0	0		
Gil Hodges, R (1, 3) OBP: 0.352, SLG: 0.440														4	0	1	1	2	0	1		
Dick Gray, R (1, 5) OBP: 0.314, SLG: 0.333														5	0	0	0	0	2	5		
Joe Pignatano, R (1, 2) OBP: 0.333, SLG: 0.357														4	0	0	0	1	1	1		
Bob Lillis, R (1, 6) OBP: 0.250, SLG: 0.233														5	0	0	0	0	2	1		
Don Drysdale, R (1, 1) OBP: 0.161, SLG: 0.233														5	0	0	0	0	0	0		
Inning Stats	R: 0 E: 0 K: 1 S: 5	H: 1 LOB: 0 BB: 0 P: 8	R: 0 E: 0 K: 1 S: 9	H: 1 LOB: 1 BB: 0 P: 14	R: 0 E: 0 K: 1 S: 12	H: 0 LOB: 0 BB: 0 P: 19	R: 0 E: 0 K: 1 S: 8	H: 0 LOB: 0 BB: 0 P: 12	R: 0 E: 0 K: 1 S: 7	H: 0 LOB: 1 BB: 1 P: 13	R: 0 E: 0 K: 1 S: 7	H: 0 LOB: 1 BB: 1 P: 14	R: 0 E: 0 K: 0 S: 9	H: 2 LOB: 3 BB: 1 P: 21	R: 0 E: 0 K: 1 S: 7	H: 0 LOB: 0 BB: 0 P: 13	R: 1 E: 0 K: 0 S: 9	H: 1 LOB: 2 BB: 1 P: 18	1B: 5 2B: 0 3B: 0 HR: 0	SF: 0 SAC: 1 DP: 1 HBP: 1	W/P: 0 PB: 0 SB: 0 CS: 0	PA: 50
PITCHER Johnny Antonelli, L (1, 1) ERA: 2.22	IP: 11.0 W: 2 L: 8	WLS: 42 BF: 4	H: 4 R: 1 ER: 0 SO: 7	BB: 4 IBB: 1 HBP: 0 BLK: 0	WP: 0 HR: 0 S: 92 P: 149	ERA: 0.00 WHIP: 0.727	PITCHER IP WLS BF H R ER SO BB IBB HBP BLK WP HR S P ERA WHIP															

San Francisco Giants @ Los Angeles Dodgers
Los Angeles Memorial Coliseum, Los Angeles, CA
Fri May 22 1959, 10:05 PM EDT
Att. 31,014 - Unknown

livebaseballscores.com

AB 42
R 2
H 5
RBI 1
BB 6
SO 8
LOB 16



Batter	1	2	3	4	5	6	7	8	9	AB R H RBI BB SO LOB	TOP									
Andre Rodgers, R (1, 6) OBP: 0.348, SLG: 0.425	4-1 BB		1-1 F9		3-3 K		2-2 5-3		3-3 K	4 0 0 0 1 2 2	San Francisco Giants @ Los Angeles Dodgers Los Angeles Memorial Coliseum, Los Angeles, CA Sat May 23 1959, 10:05 PM EDT Att: 37,258 - Unknown									
Felipe Alou, R (1, 9) OBP: 0.343, SLG: 0.583	2-1 F5		2-2 6-3		0-1 F9		0-0 4-3		0-1 F8	5 0 0 0 0 0 3										
Willie Mays, R (1, 8) OBP: 0.371, SLG: 0.566	1-2 L9			1-0 F9		2-1 6-3		0-1 1B E		4 1 1 0 0 0 1										
Orlando Cepeda, R (1, 3) OBP: 0.336, SLG: 0.549	0-3 K			3-1 F9		0-0 WP S 1B		0-1 F6		4 1 1 0 0 1 2										
Jackie Brandt, R (1, 7) OBP: 0.325, SLG: 0.417		1-2 1-3		4-1 BB		2-1 1B SF8 1B		1-0 E8 2B 1B		3 2 2 1 1 0 0										
Daryl Spencer, R (1, 4) OBP: 0.310, SLG: 0.343		1-0 F8		2-1 5-3		0-0 FC6-4 1B		2-2 FC1-5 2B		4 0 2 1 0 0 1										
Hobie Landrith, L (1, 2) OBP: 0.333, SLG: 0.345		4-1 BB			0-1 1B 1B	2-2 SF8		3-H FC1-5 2B		2 0 1 1 1 0 1										
Jim Davenport, R (1, 5) OBP: 0.263, SLG: 0.327		0-0 F8			2-2 1B	0-0 FC6-4 1-2		3-2 4-3		4 0 1 0 0 0 3										
Sam Jones, R (1, 1) OBP: 0.043, SLG: 0.043			0-2 1-3		1-3 K		0-3 K		0-2 F7	4 0 0 0 0 2 2										
Inning Stats	R: 0 E: 0 K: 1 S: 9	H: 0 LOB: 1 BB: 1 P: 16	R: 0 E: 0 K: 0 S: 6	H: 0 LOB: 1 BB: 1 P: 12	R: 0 E: 0 K: 0 S: 9	H: 0 LOB: 1 BB: 1 P: 16	R: 0 E: 0 K: 2 S: 14	H: 2 LOB: 2 BB: 0 P: 20	R: 2 E: 0 K: 0 S: 13	H: 3 LOB: 1 BB: 0 P: 19	R: 0 E: 0 K: 1 S: 7	H: 0 LOB: 1 BB: 0 P: 9	R: 2 E: 1 K: 0 S: 12	H: 3 LOB: 1 BB: 0 P: 18	R: 0 E: 0 K: 1 S: 9	H: 0 LOB: 0 BB: 0 P: 12	1B: 7 2B: 1 3B: 0 HR: 0	SF: 1 SAC: 0 DP: 0 HBP: 0	WP: 1 PB: 0 SB: 1 CS: 0	PA: 38
PITCHER	IP WLS BF H R ER SO BB IBB HBP BLK WP HR S P ERA WHIP																			
Stan Williams, R (1, 1) ERA: 5.05	6.0 L 26 5 2 2 3 3 0 0 0 1 0 57 95 3.00 1.333																			
Clem Labine, R (7, 1) ERA: 4.75	2.0 9 3 2 2 1 0 0 0 0 0 0 19 27 9.00 1.500																			
Johnny Klippstein, R (9, 1) ERA: 4.44	1.0 3 0 0 0 1 0 0 0 0 0 0 9 12 0.00 0.000																			

Batter	1	2	3	4	5	6	7	8	9	AB R H RBI BB SO LOB	BOTTOM											
Jim Gilliam, S (1, 5) OBP: 0.410, SLG: 0.337	0-1 F8		3-2 1-3		1-0 S 1B		1-0 4-3		2-2 6-3	5 0 1 0 0 0 0	San Francisco Giants @ Los Angeles Dodgers Los Angeles Memorial Coliseum, Los Angeles, CA Sat May 23 1959, 10:05 PM EDT Att: 37,258 - Unknown											
Charlie Neal, R (1, 4) OBP: 0.346, SLG: 0.418	2-1 E 1B		3-2 5-3		3-3 K 1-2		4-1 BB		2-1 4-3	4 0 1 0 1 1 1												
Ron Fairly, L (1, 8) OBP: 0.398, SLG: 0.442	1-0 4-3		3-2 F9			1-1 FC1-6 1B 1B		0-0 F8		5 1 1 0 0 0 2												
Duke Snider, L (1, 9) OBP: 0.316, SLG: 0.429	4-0 BB			0-0 4-3		2-0 FC1-6 1B		2-3 K		3 0 1 0 1 1 1												
Norm Larker, L (1, 3) OBP: 0.430, SLG: 0.500	1-3 K			1-1 FC4-6 1B		1-0 FC1-6 1B		0-3 K		4 0 1 0 0 2 4												
Wally Moon, L (1, 7) OBP: 0.389, SLG: 0.439		3-2 3B		0-0 FC4-6 1-2		3-2 BB 1B		0-1 1B FC5-4 2B		4 1 3 1 0 0 1												
Don Zimmer, R (1, 6) OBP: 0.320, SLG: 0.315		3-3 K		2-2 F2		1-2 FC5-4 BB		0-0 FC5-4 1B		3 0 1 0 1 1 2												
Joe Pignatano, R (1, 2) OBP: 0.313, SLG: 0.333		1-3 K			2-1 F5	3-3 K		1-0 FC5-4 1B		4 0 0 1 0 2 5												
Stan Williams, R (1, 1) OBP: 0.188, SLG: 0.071		2-3 K			1-3 K	1-0 FC5-4		1-1 F7		2 0 0 0 0 2 1												
Don Demeter, R (6, PH) OBP: 0.348, SLG: 0.541										1 0 0 0 0 0 3	Los Angeles Dodgers											
Clem Labine, R (7, 1) OBP: 0.349, SLG: 0.435										0 0 0 0 0 0 0												
Gil Hodges, R (8, PH) OBP: 0.349, SLG: 0.435										1 0 0 0 0 0 1												
Johnny Klippstein, R (9, 1) ERA: 4.44										0 0 0 0 0 0 0												
Inning Stats	R: 0 E: 1 K: 1 S: 11	H: 1 LOB: 2 BB: 1 P: 19	R: 0 E: 0 K: 3 S: 13	H: 1 LOB: 0 BB: 0 P: 22	R: 0 E: 0 K: 0 S: 11	H: 0 LOB: 0 BB: 0 P: 20	R: 0 E: 0 K: 0 S: 7	H: 1 LOB: 1 BB: 0 P: 10	R: 0 E: 0 K: 2 S: 9	H: 1 LOB: 3 BB: 1 P: 16	R: 1 E: 0 K: 1 S: 16	H: 3 LOB: 3 BB: 1 P: 31	R: 0 E: 0 K: 1 S: 6	H: 0 LOB: 1 BB: 1 P: 13	R: 1 E: 0 K: 1 S: 9	H: 2 LOB: 1 BB: 0 P: 11	R: 0 E: 0 K: 0 S: 9	H: 0 LOB: 0 BB: 0 P: 14	1B: 7 2B: 1 3B: 1 HR: 0	SF: 0 SAC: 0 DP: 0 HBP: 0	WP: 0 PB: 0 SB: 1 CS: 0	PA: 39
PITCHER	IP WLS BF H R ER SO BB IBB HBP BLK WP HR S P ERA WHIP																					
Sam Jones, R (1, 1) ERA: 3.95	9.0 W 39 9 2 2 9 3 0 0 0 0 0 91 156 2.00 1.333																					

Batter	1	2	3	4	5	6	7	8	9	AB	R	H	RBI	BB	SO	LOB	TOP					
Andre Rodgers, R OBP: 0.343, SLG: 0.415 (1, 6)	0-3 K		0-0 6-3		2-3 K	2-0 1B		3-3 K		5	0	1	0	0	3	1	San Francisco Giants @ Los Angeles Dodgers Los Angeles Memorial Coliseum, Los Angeles, CA Sun May 24 1959, 6:33 AM EDT Att: 30,518 - Unknown livebaseballscorecards.com					
Felipe Alou, R OBP: 0.336, SLG: 0.561 (1, 9)	0-0 5-3		1-1 4-3		4-1 2B BB	3-2 5-3		0-0 F3		4	0	0	0	1	0	1						
Willie Mays, R OBP: 0.378, SLG: 0.592 (1, 8)	0-1 HR		0-1 F9		0-1 2B			0-1 F9		5	2	3	1	0	0	0						
Orlando Cepeda, R OBP: 0.350, SLG: 0.588 (1, 3)	0-1 HR			0-1 G1 1B	4-0 1B			0-1 F4		4	2	3	2	1	0	0						
Jackie Brandt, R OBP: 0.336, SLG: 0.420 (1, 5) (6, 7)	2-1 F9			1-0 G1 1B	3-3 K			4-2 S BB		4	0	2	1	1	1	3						
Hank Sauer, R (1, 7)		0-0 5-3		0-0 G1		1-0 F4		1-3 K		3	0	0	0	0	0	2						
Jim Davenport, R OBP: 0.259, SLG: 0.322 (6, 5)				1-2 2-3				1-2 K		2	0	0	0	0	2	2						
Daryl Spencer, R OBP: 0.313, SLG: 0.347 (1, 4)		1-0 F9		4-0 G4-6-3 IBB		0-1 HR		1-3 K		4	1	1	0	1	1	1						
Bob Schmidt, R OBP: 0.320, SLG: 0.409 (1, 2)		4-2 FC5-4 BB		1-0 G4-6-3		2-0 HR		3-1 1B		3	1	2	2	1	0	3						
Jack Sanford, R OBP: 0.172, SLG: 0.111 (1, 1)		2-1 FC5-4		2-1 1-2		0-1 P4		1-3 K		4	0	0	0	0	1	2						
Inning Stats	R: 2 E: 0 K: 1 S: 10	H: 2 LOB: 0 BB: 0 P: 12	R: 0 E: 0 K: 0 S: 6	H: 0 LOB: 1 BB: 1 P: 13	R: 0 E: 0 K: 0 S: 5	H: 2 LOB: 2 BB: 1 P: 11	R: 0 E: 0 K: 2 S: 11	H: 1 LOB: 3 BB: 2 P: 24	R: 2 E: 0 K: 0 S: 10	H: 3 LOB: 1 BB: 0 P: 19	R: 0 E: 0 K: 1 S: 12	H: 0 LOB: 1 BB: 1 P: 17	R: 0 E: 0 K: 3 S: 13	H: 1 LOB: 1 BB: 0 P: 21	R: 2 E: 0 K: 1 S: 8	H: 3 LOB: 1 BB: 0 P: 18	1B: 6 2B: 2 3B: 1 HR: 3	SF: 0 SAC: 0 DP: 1 HBP: 0	WP: 0 PB: 1 SB: 1 CS: 0	PA: 43		
PITCHER	IP WLS BF H R ER SO BB IBB HBP BLK WP HR S P ERA WHIP	IP WLS BF H R ER SO BB IBB HBP BLK WP HR S P ERA WHIP	IP WLS BF H R ER SO BB IBB HBP BLK WP HR S P ERA WHIP	IP WLS BF H R ER SO BB IBB HBP BLK WP HR S P ERA WHIP	IP WLS BF H R ER SO BB IBB HBP BLK WP HR S P ERA WHIP	IP WLS BF H R ER SO BB IBB HBP BLK WP HR S P ERA WHIP	IP WLS BF H R ER SO BB IBB HBP BLK WP HR S P ERA WHIP	IP WLS BF H R ER SO BB IBB HBP BLK WP HR S P ERA WHIP	IP WLS BF H R ER SO BB IBB HBP BLK WP HR S P ERA WHIP	IP WLS BF H R ER SO BB IBB HBP BLK WP HR S P ERA WHIP	IP WLS BF H R ER SO BB IBB HBP BLK WP HR S P ERA WHIP	IP WLS BF H R ER SO BB IBB HBP BLK WP HR S P ERA WHIP	IP WLS BF H R ER SO BB IBB HBP BLK WP HR S P ERA WHIP	IP WLS BF H R ER SO BB IBB HBP BLK WP HR S P ERA WHIP	IP WLS BF H R ER SO BB IBB HBP BLK WP HR S P ERA WHIP	IP WLS BF H R ER SO BB IBB HBP BLK WP HR S P ERA WHIP	IP WLS BF H R ER SO BB IBB HBP BLK WP HR S P ERA WHIP	IP WLS BF H R ER SO BB IBB HBP BLK WP HR S P ERA WHIP	IP WLS BF H R ER SO BB IBB HBP BLK WP HR S P ERA WHIP	IP WLS BF H R ER SO BB IBB HBP BLK WP HR S P ERA WHIP	IP WLS BF H R ER SO BB IBB HBP BLK WP HR S P ERA WHIP	IP WLS BF H R ER SO BB IBB HBP BLK WP HR S P ERA WHIP
Danny McDevitt, L ERA: 3.8 (1, 1)	5.0 L	23	5	2	2	3	2	2	0	0	0	0	0	0	1	37	66	3.60	1.400			
Johnny Klippstein, R ERA: 4.6 (6, 1)	3.0	14	4	2	2	4	1	0	0	0	0	0	0	1	35	57	6.00	1.667				
Art Fowler, R ERA: 4.99 (9, 1)	1.0	6	3	2	2	1	0	0	0	0	0	0	0	1	8	18	18.00	3.000				

Batter	1	2	3	4	5	6	7	8	9	AB	R	H	RBI	BB	SO	LOB	BOTTOM				
Jim Gilliam, S OBP: 0.405, SLG: 0.333 (1, 5)	2-1 6-3 S 1B		2-1 F9		1-0 L8-3			1-0 G3		4	0	1	0	0	0	2	San Francisco Giants @ Los Angeles Dodgers Los Angeles Memorial Coliseum, Los Angeles, CA Sun May 24 1959, 6:33 AM EDT Att: 30,518 - Unknown livebaseballscorecards.com				
Charlie Neal, R OBP: 0.344, SLG: 0.414 (1, 4)	1-2 6-3 1-3		1-2 4-3			0-0 G1-6-3 1B		0-0 F6		4	0	1	0	0	0	2					
Ron Fairly, L OBP: 0.402, SLG: 0.430 (1, 9)	0-1 F5			4-2 BB		0-1 G1-6-3 1-2		4-2 BB		2	0	0	0	2	0	2					
Don Demeter, R OBP: 0.340, SLG: 0.527 (1, 8)	3-1 6-3			0-1 F6		2-0 5-3		0-3 K		4	0	0	0	0	1	3					
Norm Larker, L OBP: 0.411, SLG: 0.474 (1, 3)		3-1 4-3		1-3 K		1-0 4-3		0-2 L7		4	0	0	0	0	1	2					
Wally Moon, L OBP: 0.376, SLG: 0.425 (1, 7)		0-3 K		0-0 F9		0-0 F9		0-0 4-3		4	0	0	0	0	1	2					
Joe Pignatano, R OBP: 0.314, SLG: 0.323 (1, 2)		2-2 5-3			0-2 F2		4-1 BB			2	0	0	0	1	0	0					
Bob Lillis, R OBP: 0.257, SLG: 0.273 (1, 6)			1-0 6-3		0-1 WP 1B 2B		1-1 1-3			3	1	1	0	0	0	1					
Danny McDevitt, L OBP: 0.188, SLG: 0.250 (1, 1)			1-1 1B		2-2 L8-3 1B		1-2 6-3			1	0	1	0	0	0	0					
Duke Snider, L OBP: 0.323, SLG: 0.435 (6, PH)										1	0	1	1	0	0	0					
Johnny Klippstein, R (6, 1)										0	0	0	0	0	0	0					
Solly Drake, S OBP: 0.375, SLG: 0.286 (8, PH)										1	0	0	0	0	0	0					
Art Fowler, R OBP: 0.100, SLG: 0.100 (9, 1)										0	0	0	0	0	0	0					
Inning Stats	R: 0 E: 0 K: 0 S: 9	H: 1 LOB: 1 BB: 0 P: 15	R: 0 E: 0 K: 1 S: 8	H: 0 LOB: 0 BB: 0 P: 13	R: 0 E: 0 K: 1 S: 8	H: 0 LOB: 1 BB: 1 P: 13	R: 1 E: 0 K: 0 S: 9	H: 2 LOB: 0 BB: 0 P: 12	R: 0 E: 0 K: 0 S: 4	H: 1 LOB: 0 BB: 0 P: 6	R: 0 E: 0 K: 0 S: 5	H: 0 LOB: 1 BB: 1 P: 11	R: 0 E: 0 K: 0 S: 6	H: 0 LOB: 0 BB: 0 P: 8	R: 0 E: 0 K: 1 S: 10	H: 0 LOB: 1 BB: 1 P: 14	1B: 4 2B: 2 3B: 0 HR: 0	SF: 0 SAC: 0 DP: 2 HBP: 0	WP: 1 PB: 0 SB: 1 CS: 0	PA: 33	
PITCHER	IP WLS BF H R ER SO BB IBB HBP BLK WP HR S P ERA WHIP	IP WLS BF H R ER SO BB IBB HBP BLK WP HR S P ERA WHIP	IP WLS BF H R ER SO BB IBB HBP BLK WP HR S P ERA WHIP	IP WLS BF H R ER SO BB IBB HBP BLK WP HR S P ERA WHIP	IP WLS BF H R ER SO BB IBB HBP BLK WP HR S P ERA WHIP	IP WLS BF H R ER SO BB IBB HBP BLK WP HR S P ERA WHIP	IP WLS BF H R ER SO BB IBB HBP BLK WP HR S P ERA WHIP	IP WLS BF H R ER SO BB IBB HBP BLK WP HR S P ERA WHIP	IP WLS BF H R ER SO BB IBB HBP BLK WP HR S P ERA WHIP	IP WLS BF H R ER SO BB IBB HBP BLK WP HR S P ERA WHIP	IP WLS BF H R ER SO BB IBB HBP BLK WP HR S P ERA WHIP	IP WLS BF H R ER SO BB IBB HBP BLK WP HR S P ERA WHIP	IP WLS BF H R ER SO BB IBB HBP BLK WP HR S P ERA WHIP	IP WLS BF H R ER SO BB IBB HBP BLK WP HR S P ERA WHIP	IP WLS BF H R ER SO BB IBB HBP BLK WP HR S P ERA WHIP	IP WLS BF H R ER SO BB IBB HBP BLK WP HR S P ERA WHIP	IP WLS BF H R ER SO BB IBB HBP BLK WP HR S P ERA WHIP	IP WLS BF H R ER SO BB IBB HBP BLK WP HR S P ERA WHIP	IP WLS BF H R ER SO BB IBB HBP BLK WP HR S P ERA WHIP	IP WLS BF H R ER SO BB IBB HBP BLK WP HR S P ERA WHIP	IP WLS BF H R ER SO BB IBB HBP BLK WP HR S P ERA WHIP
Jack Sanford, R ERA: 2.77 (1, 1)	9.0 W	33	5	1	1	3	3	0	0	0	0	0	0	0	1	67	105	1.00	0.889		



Batter	1	2	3	4	5	6	7	8	9	AB	R	H	RBI	BB	SO	LOB	TOP										
Don Blasingame, L (1,4) OBP: 0.344, SLG: 0.355	F7	F9		K			F8		K	5	0	0	0	0	2	4	St. Louis Cardinals @ San Francisco Giants Seals Stadium, San Francisco, CA Wed May 27 1959, 6:33 AM EDT Att: 8,017 - Unknown AB 34 R 4 H 8 RBI 4 BB 5 SO 7 LOB 19										
Gino Cimoli, R (1,8) OBP: 0.377, SLG: 0.513	5-3		F8		1B	2B	G5-3 BB		1B	4	1	2	0	1	0	0											
Stan Musial, L (1,3) OBP: 0.376, SLG: 0.389	3-1			HR			F4		5-3	4	1	1	1	1	0	3											
Ken Boyer, R (1,5) OBP: 0.369, SLG: 0.522		E9 1B	F2			FC5-4 1B	G5-3			4	1	1	1	0	0	2											
Joe Cunningham, L (1,7) (8,9) OBP: 0.454, SLG: 0.425		E 1B BB	FC4-6 1B			K			G4-6-3 BB	2	0	1	0	2	1	1											
Gene Green, R (1,9) OBP: 0.283, SLG: 0.357										3	0	0	0	0	1	4											
Bill White, L (8,7) OBP: 0.349, SLG: 0.538	K		FC4-6 1-2			FC5-4 1-2			F2	1	0	0	0	0	0	1											
Hal Smith, R (1,2) OBP: 0.305, SLG: 0.435		E7 1-3 2-H 1B		5-3			F6		G4-6-3 1-2	4	0	1	1	0	0	1											
Lee Tate, R (1,6) OBP: 0.304, SLG: 0.524							F8		K	2	1	1	1	1	0	0											
Solly Hemus, L (9, PH) OBP: 0.556, SLG: 0.364				HR						1	0	0	0	0	1	0											
Gary Blaylock, R (1,1) OBP: 0.143, SLG: 0.429										3	0	0	0	0	2	3											
George Crowe, L (9, PH) OBP: 0.359, SLG: 0.595	K			6-3			K		1B 2B	1	0	1	0	0	0	0											
Inning Stats	R: 0 E: 0 K: 0 S: 3	H: 0 LOB: 0 BB: 0 P: 3	R: 1 E: 2 K: 2 S: 9	H: 1 LOB: 3 BB: 2 P: 17	R: 1 E: 0 K: 0 S: 5	H: 2 LOB: 1 BB: 0 P: 5	R: 1 E: 0 K: 1 S: 6	H: 1 LOB: 0 BB: 0 P: 6	R: 1 E: 0 K: 1 S: 7	H: 2 LOB: 1 BB: 2 P: 7	R: 0 E: 0 K: 0 S: 5	H: 0 LOB: 0 BB: 2 P: 5	R: 0 E: 0 K: 0 S: 2	H: 0 LOB: 1 BB: 2 P: 10	R: 0 E: 0 K: 0 S: 2	H: 0 LOB: 0 BB: 1 P: 6	R: 0 E: 0 K: 2 S: 9	H: 2 LOB: 2 BB: 0 P: 9	1B: 4 2B: 2 3B: 0 HR: 2	SF: 0 SAC: 0 DP: 2 HBP: 0	WP: 0 PA: 39 PB: 0 SB: 0 CS: 0						
PITCHER	IP	WLS	BF	H	R	ER	SO	BB	IBB	HBP	BLK	WP	HR	S	P	ERA	WHIP										
Johnny Antonelli, L (1,1) ERA: 2.41	5.0	W	24	6	4	3	4	2	0	0	0	0	2	30	38	5.40	1.600										
Al Worthington, R (6,1) ERA: 2.86	4.0	S	15	2	0	0	3	3	0	0	0	0	0	18	30	0.00	1.250										

Batter	1	2	3	4	5	6	7	8	9	AB	R	H	RBI	BB	SO	LOB	BOTTOM										
Danny O'Connell, R (1,5) OBP: 0.255, SLG: 0.316	F9		F4	F8			6-3			4	0	0	0	0	0	0	St. Louis Cardinals @ San Francisco Giants Seals Stadium, San Francisco, CA Wed May 27 1959, 6:33 AM EDT Att: 8,017 - Unknown AB 29 R 9 H 8 RBI 8 BB 3 SO 2 LOB 5										
Jim Davenport, R (9,5) OBP: 0.255, SLG: 0.316										0	0	0	0	0	0	0											
Willie Kirkland, L (1,9) OBP: 0.372, SLG: 0.431	F7									3	1	0	0	1	1	0											
Felipe Alou, R (9,9) OBP: 0.331, SLG: 0.539			BB 1B SF9 BB				K			0	0	0	0	0	0	0											
Willie Mays, R (1,8) OBP: 0.383, SLG: 0.602	4-3		SF9 S 1B				4-3		HR	4	2	2	1	0	0	0											
Orlando Cepeda, R (1,3) OBP: 0.363, SLG: 0.611		1B FC5-2-4 2B	E S 1B BB				HR		CS 2B	3	2	3	1	1	0	0											
Leon Wagner, L (1,7) OBP: 0.362, SLG: 0.608										3	1	1	1	0	0	1											
Jackie Brandt, R (9,7) OBP: 0.326, SLG: 0.400		FC5-2-5 SF 1B	SF9				F7		F8	0	0	0	0	0	0	0											
Daryl Spencer, R (1,4) OBP: 0.322, SLG: 0.342		2-3 SF 1B	2-3 3-H 1B						HR BB	3	2	1	1	1	0	2											
Andre Rodgers, R (1,6) OBP: 0.336, SLG: 0.445		SF SF8 1B		K					HR	3	1	1	3	0	1	1											
Hobie Landrith, L (1,2) OBP: 0.302, SLG: 0.313		2-3 3-H SF8					1-3		1-3	3	0	0	1	0	0	0											
Johnny Antonelli, L (1,1) OBP: 0.065, SLG: 0.065		2-3 3-H F8								2	0	0	0	0	0	1											
Al Worthington, R (6,1) ERA: 2.86										1	0	0	0	0	0	0											
Inning Stats	R: 0 E: 0 K: 0 S: 3	H: 0 LOB: 0 BB: 0 P: 3	R: 2 E: 1 K: 0 S: 6	H: 2 LOB: 1 BB: 0 P: 6	R: 3 E: 0 K: 1 S: 7	H: 2 LOB: 1 BB: 2 P: 15	R: 0 E: 0 K: 0 S: 3	H: 0 LOB: 0 BB: 0 P: 3	R: 1 E: 0 K: 0 S: 4	H: 1 LOB: 0 BB: 0 P: 4	R: 0 E: 0 K: 0 S: 3	H: 0 LOB: 0 BB: 0 P: 3	R: 0 E: 0 K: 1 S: 5	H: 0 LOB: 0 BB: 0 P: 5	R: 3 E: 0 K: 0 S: 5	H: 3 LOB: 0 BB: 1 P: 9	R: 0 E: 0 K: 0 S: 3	H: 0 LOB: 0 BB: 0 P: 9	1B: 3 2B: 2 3B: 0 HR: 3	SF: 3 SAC: 0 DP: 0 HBP: 0	WP: 0 PA: 35 PB: 0 SB: 2 CS: 1						
PITCHER	IP	WLS	BF	H	R	ER	SO	BB	IBB	HBP	BLK	WP	HR	S	P	ERA	WHIP										
Gary Blaylock, R (1,1) ERA: 3.45	8.0	L	35	8	9	8	2	3	0	0	0	0	3	36	48	9.00	1.375										

Batter	1	2	3	4	5	6	7	8	9	AB	R	H	RBI	BB	SO	LOB	TOP										
Don Blasingame, L (1, 4) OBP: 0.345, SLG: 0.352	F7	K		E1 2B 1B		6-3		BB		4	1	1	0	1	1	2	St. Louis Cardinals @ San Francisco Giants Seals Stadium, San Francisco, CA Thu May 28 1959, 6:33 AM EDT Att: 7,814 - Unknown										
Gino Cimoli, R (1, 8) OBP: 0.376, SLG: 0.512	K		BB	BB		G3		BB		4	0	1	1	1	1	3											
Stan Musial, L (1, 3) OBP: 0.370, SLG: 0.376	BB		F6	4-3		F7			F3	4	0	0	0	1	0	2											
Ken Boyer, R (1, 5) OBP: 0.370, SLG: 0.512	K		F9		5-3		BB		FC6-4 BB	3	0	0	0	2	1	2											
Bill White, L (1, 7) OBP: 0.362, SLG: 0.542 Chuck Essegian, R (9, PH) OBP: 0.226, SLG: 0.355		E 1B 1B	BB	BB		F4			F7	3	2	2	0	1	0	1											
Joe Cunningham, L (1, 9) OBP: 0.455, SLG: 0.422 Ray Jablonski, R (9, PH) OBP: 0.273, SLG: 0.367		BB	F4		CS 1B				F8 FC6-4	3	0	1	1	1	0	2											
Hal Smith, R (1, 2) OBP: 0.304, SLG: 0.430		BB	F3		5-3				4-3	4	0	1	1	0	0	1											
Lee Tate, R (1, 6) OBP: 0.333, SLG: 0.500		F8		SH2-4 E HBP		F5			BB 1B 1B	3	1	1	0	0	0	2											
Larry Jackson, R (1, 1) OBP: 0.185, SLG: 0.192 Lindy McDaniel, R (5, 1) OBP: 0.222, SLG: 0.067		K		SH2-4		F6			BB 1B	1	0	0	0	0	1	2											
Inning Stats	R: 0 E: 0 K: 2 S: 7	H: 0 LOB: 1 BB: 1 P: 11	R: 1 E: 0 K: 2 S: 9	H: 2 LOB: 2 BB: 1 P: 13	R: 0 E: 0 K: 0 S: 3	H: 0 LOB: 2 BB: 2 P: 11	R: 2 E: 1 K: 0 S: 5	H: 2 LOB: 1 BB: 0 P: 6	R: 1 E: 0 K: 0 S: 4	H: 2 LOB: 0 BB: 0 P: 4	R: 0 E: 0 K: 0 S: 3	H: 0 LOB: 0 BB: 0 P: 3	R: 0 E: 0 K: 0 S: 3	H: 0 LOB: 1 BB: 1 P: 7	R: 0 E: 0 K: 0 S: 5	H: 2 LOB: 3 BB: 1 P: 9		R: 0 E: 0 K: 0 S: 3	H: 0 LOB: 1 BB: 1 P: 7	1B: 7 2B: 1 3B: 0 HR: 0	SF: 0 SAC: 1 DP: 0 HBP: 1	WP: 0 PA: 42 PB: 0 SB: 3 CS: 1					
PITCHER	IP	WLS	BF	H	R	ER	SO	BB	IBB	HBP	BLK	WP	HR	S	P	ERA	WHIP										
Sam Jones, R (1, 1) ERA: 3.98	4.0		21	4	3	2	4	4	0	1	0	0	0	24	41	4.50	2.000										
Stu Miller, R (5, 1) ERA: 2.35	4.1	W	19	4	1	1	0	3	0	0	0	0	0	16	28	2.08	1.615										
Mike McCormick, L (9, 1) ERA: 3.69	0.2	S	2	0	0	0	0	0	0	0	0	0	0	2	2	0.00	0.000										

Batter	1	2	3	4	5	6	7	8	9	AB	R	H	RBI	BB	SO	LOB	BOTTOM										
Danny O'Connell, R (1, 5) OBP: 0.167, SLG: 0.167 Jackie Brandt, R (9, 7) OBP: 0.326, SLG: 0.400	K				FC6-4 1B	F1				4	0	2	0	0	1	0	St. Louis Cardinals @ San Francisco Giants Seals Stadium, San Francisco, CA Thu May 28 1959, 6:33 AM EDT Att: 7,814 - Unknown										
Willie Kirkland, L (1, 9) OBP: 0.356, SLG: 0.408 Jim Davenport, R (9, 5) OBP: 0.255, SLG: 0.316	F7		K		FC6-4 2B				K	4	1	0	0	0	2	3											
Willie Mays, R (1, 8) OBP: 0.385, SLG: 0.606	F9		1-3		1B 2B				P3-1 1B	4	1	2	1	0	0	2											
Orlando Cepeda, R (1, 3) OBP: 0.366, SLG: 0.609		5-3		E 1B	1B FC3-6 1B				P3-1	4	2	2	1	0	0	1											
Leon Wagner, L (1, 7) OBP: 0.387, SLG: 0.648 Felipe Alou, R (8, PR) OBP: 0.331, SLG: 0.539		BB	F9		F9				SF8 3B	3	0	2	0	1	0	1											
Daryl Spencer, R (1, 4) OBP: 0.326, SLG: 0.348		BB		E 1B	FC3-6 1B				SF8	3	0	2	2	0	0	1											
Andre Rodgers, R (1, 6) OBP: 0.333, SLG: 0.435		G6-4-3		E6	K				BB	3	0	0	0	1	1	4											
Hobie Landrith, L (1, 2) OBP: 0.295, SLG: 0.303 Bob Speake, L (4, PH) OBP: 0.222, SLG: 0.125 Bob Schmidt, R (5, 2) OBP: 0.305, SLG: 0.385			F8		K				F8	1	0	0	0	0	0	0											
Sam Jones, R (1, 1) OBP: 0.083, SLG: 0.083 Dusty Rhodes, L (4, PH) OBP: 0.400, SLG: 0.250 Stu Miller, R (5, 1) OBP: 0.083, SLG: 0.083 Mike McCormick, L (9, 1) OBP: 0.333, SLG: 0.200				4-3		K			5-3	1	0	1	0	0	0	0											
Inning Stats	R: 0 E: 0 K: 1 S: 5	H: 0 LOB: 0 BB: 0 P: 5	R: 0 E: 0 K: 0 S: 3	H: 1 LOB: 1 BB: 1 P: 7	R: 0 E: 0 K: 1 S: 7	H: 2 LOB: 2 BB: 0 P: 7	R: 1 E: 1 K: 1 S: 8	H: 2 LOB: 2 BB: 0 P: 8	R: 3 E: 0 K: 1 S: 9	H: 4 LOB: 1 BB: 0 P: 9	R: 0 E: 0 K: 2 S: 7	H: 0 LOB: 0 BB: 0 P: 7	R: 0 E: 0 K: 1 S: 5	H: 1 LOB: 0 BB: 0 P: 5	R: 1 E: 0 K: 0 S: 4	H: 1 LOB: 2 BB: 1 P: 8		1B: 9 2B: 2 3B: 1 HR: 0	SF: 1 SAC: 0 DP: 2 HBP: 0	WP: 0 PA: 36 PB: 0 SB: 0 CS: 0							
PITCHER	IP	WLS	BF	H	R	ER	SO	BB	IBB	HBP	BLK	WP	HR	S	P	ERA	WHIP										
Larry Jackson, R (1, 1) ERA: 3.55	4.1		23	9	4	3	3	1	0	0	0	0	0	28	32	6.23	2.308										
Lindy McDaniel, R (5, 1) ERA: 3.57	3.2	L	13	2	1	1	4	1	0	0	0	0	0	20	24	2.46	0.818										

Batter	1	2	3	4	5	6	7	8	9	AB	R	H	RBI	BB	SO	LOB	TOP				
Don Blasingame, L (1,4) OBP: 0.347, SLG: 0.354	1-3		4-3		4-3					5	0	2	1	0	0	0	St. Louis Cardinals @ San Francisco Giants Seals Stadium, San Francisco, CA Fri May 29 1959, 10:05 PM EDT Att: 20,199 - Unknown livebaseballscorecards.com				
Gino Cimoli, R (1,8) OBP: 0.386, SLG: 0.521 Curt Flood, R (7,FR) OBP: 0.283, SLG: 0.286	4-3		1B			6-3				3	0	2	0	1	0	0					
Stan Mustaj, L (1,3) OBP: 0.297, SLG: 0.372 Bobby Gene Smith, R (7,9) OBP: 0.208, SLG: 0.333	4-3					F4				4	0	1	0	0	0	4					
Ken Boyer, R (1,5) OBP: 0.365, SLG: 0.500	K		K			6-3				4	0	0	0	1	2	3					
Bill White, L (1,7) OBP: 0.358, SLG: 0.532 Chick King, R (8,7) OBP: 0.273, SLG: 0.300					F8					4	0	1	0	0	0	0					
Joe Cunningham, L (1,9) OBP: 0.457, SLG: 0.452					K					3	2	1	1	1	1	1					
Hal Smith, R (1,2) OBP: 0.302, SLG: 0.445					6-3					4	1	1	2	0	0	1					
Lee Tate, R (1,6) OBP: 0.323, SLG: 0.464					K					4	1	1	0	0	1	1					
Vinegar Bend Mizell, R (1,1) OBP: 0.257, SLG: 0.343 Lindy McDaniel, R (9,1) OBP: 0.222, SLG: 0.067			K		4-3					4	0	2	0	0	1	0					
										0	0	0	0	0	0	0					
Inning Stats	R: 0 E: 0 K: 1 S: 6	H: 1 LOB: 1 P: 6	R: 0 E: 0 K: 0 S: 4	H: 1 LOB: 1 BB: 4	R: 0 E: 0 K: 2 S: 8	H: 1 LOB: 2 BB: 1	R: 0 E: 0 K: 1 S: 5	H: 0 LOB: 0 BB: 0	R: 0 E: 0 K: 1 S: 5	H: 0 LOB: 0 BB: 0	R: 2 E: 0 K: 0 S: 8	H: 5 LOB: 3 BB: 0	R: 2 E: 0 K: 0 S: 4	H: 1 LOB: 0 BB: 1	R: 0 E: 0 K: 1 S: 7	H: 3 LOB: 3 BB: 1	1B: 9 2B: 1 3B: 0 HR: 2	SF: 0 SAC: 0 DP: 0 HBP: 0	WP: 0 PB: 0 SB: 0 CS: 0	PA: 41	
PITCHER	IP	WLS	BF	H	R	ER	SO	BB	IBB	HBP	BLK	WP	HR	S	P	ERA	WHIP				
Jack Sanford, R (1,1) ERA: 2.93	8.0	L	35	9	4	4	5	2	0	0	0	0	2	43	51	4.50	1.375				
Gordon Jones, R (9,1) ERA: 2.94	0.1		3	3	0	0	0	0	0	0	0	0	0	3	3	0.00	9.000				
Al Worthington, R (9,1) ERA: 2.79	0.2		3	0	0	0	1	1	0	0	0	0	0	4	8	0.00	1.500				

Batter	1	2	3	4	5	6	7	8	9	AB	R	H	RBI	BB	SO	LOB	BOTTOM				
Danny O'Connell, R (1,5) OBP: 0.133, SLG: 0.133 Leon Wagner, L (8,PH) OBP: 0.381, SLG: 0.636	6-3				6-3					3	0	0	0	0	0	0	St. Louis Cardinals @ San Francisco Giants Seals Stadium, San Francisco, CA Fri May 29 1959, 10:05 PM EDT Att: 20,199 - Unknown livebaseballscorecards.com				
Felipe Alou, R (1,9) OBP: 0.336, SLG: 0.530 Gordon Jones, R (9,1) Al Worthington, R (9,1)	6-3				1-3					2	0	0	0	2	0	0					
Willie Mays, R (1,8) OBP: 0.387, SLG: 0.607	F3									3	0	1	1	1	0	1					
Orlando Cepeda, R (1,3) OBP: 0.358, SLG: 0.594					F4					4	0	0	0	0	1	4					
Jackie Brandt, R (1,7) OBP: 0.324, SLG: 0.403					K					4	1	1	0	0	1	0					
Daryl Spencer, R (1,4) OBP: 0.330, SLG: 0.352					F9					4	0	2	0	0	0	0					
Andre Rodgers, R (1,6) OBP: 0.344, SLG: 0.440										3	0	2	1	1	0	0					
Bob Schmidt, R (1,2) OBP: 0.306, SLG: 0.384 Bob Speake, L (9,PH) OBP: 0.200, SLG: 0.111					F6					3	1	1	0	0	0	3					
Jack Sanford, R (1,1) OBP: 0.161, SLG: 0.103 Jim Davenport, R (8,PH) OBP: 0.253, SLG: 0.314					F9					1	0	0	0	0	0	1					
Willie Kirkland, L (9,PH) OBP: 0.352, SLG: 0.403										1	0	0	0	0	0	2					
Inning Stats	R: 0 E: 0 K: 0 S: 3	H: 0 LOB: 0 P: 3	R: 0 E: 0 K: 2 S: 7	H: 0 LOB: 0 BB: 0	R: 0 E: 0 K: 0 S: 3	H: 1 LOB: 0 BB: 0	R: 0 E: 0 K: 0 S: 3	H: 0 LOB: 1 BB: 1	R: 0 E: 0 K: 0 S: 3	H: 0 LOB: 0 BB: 0	R: 1 E: 0 K: 0 S: 5	H: 2 LOB: 2 BB: 1	R: 1 E: 0 K: 1 S: 7	H: 3 LOB: 1 BB: 0	1B: 5 2B: 2 3B: 0 HR: 0	SF: 0 SAC: 0 DP: 1 HBP: 0	WP: 0 PB: 0 SB: 0 CS: 1	PA: 36			
PITCHER	IP	WLS	BF	H	R	ER	SO	BB	IBB	HBP	BLK	WP	HR	S	P	ERA	WHIP				
Vinegar Bend Mizell, L (1,1) ERA: 3.47	8.0	W	33	6	2	2	2	4	0	0	0	0	0	33	49	2.25	1.250				
Lindy McDaniel, R (9,1) ERA: 3.5	1.0	S	3	1	0	0	1	0	0	0	0	0	0	5	5	0.00	1.000				

Batter	1	2	3	4	5	6	7	8	9	AB	R	H	RBI	BB	SO	LOB	TOP					
Tony Taylor, R (1,4) OBP: 0.346, SLG: 0.398	0-3 K		0-3 K					0-0 6-3		4	0	1	1	0	2	0	Chicago Cubs @ San Francisco Giants Seals Stadium, San Francisco, CA Sat May 30 1959, 6:33 AM EDT Att: 21,890 - Unknown					
Jim Marshall, L (1,3) OBP: 0.322, SLG: 0.392	0-3 K			0-3 K	0-3 K			4-0 BB		3	0	0	0	1	3	2						
Lee Walls, R (1,9) OBP: 0.331, SLG: 0.355	0-0 6-3			0-3 K				0-0 F9		4	0	0	0	0	2	1						
14 Ernie Banks, R (1,6) OBP: 0.353, SLG: 0.539		0-0 F8		0-0 1B				0-0 F4		4	0	2	0	0	0	0						
Bobby Thomson, R (1,8) OBP: 0.310, SLG: 0.441		0-0 F8						0-0 F9		4	1	1	0	0	0	1						
Walt Moryn, L (1,7) OBP: 0.330, SLG: 0.381 Randy Jackson, R (9, PH) OBP: 0.321, SLG: 0.440		4-0 FC5-4 BB			0-3 K			0-3 K		2	0	0	0	1	2	1						
Earl Averill, R (1,2) OBP: 0.266, SLG: 0.446		0-0 FC5-4 1-2			4-0 1B BB			0-3 K		1	0	0	0	0	1	0						
Alvin Dark, R (1,5) OBP: 0.323, SLG: 0.315			0-3 K					0-0 F7		3	0	0	0	0	1	2						
Bob Anderson, R (1,1) OBP: 0.231, SLG: 0.240 John Buzhardt, R (7,1) Johnny Gonyl, R (8, PH) OBP: 0.297, SLG: 0.486 Elmer Singleton, R (8,1)		0-0 6-3			0-0 1B			0-0 F8		2	0	1	1	0	0	0						
					1-3 2-H 1B					0	0	0	0	0	0	0						
Inning Stats	R: 0 E: 0 K: 2 S: 7	H: 0 LOB: 0 BB: 0 P: 7	R: 0 E: 0 K: 0 S: 3	H: 0 LOB: 1 BB: 1 P: 7	R: 0 E: 0 K: 2 S: 7	H: 0 LOB: 0 BB: 0 P: 7	R: 0 E: 0 K: 2 S: 7	H: 1 LOB: 1 BB: 0 P: 7	R: 2 E: 1 K: 2 S: 10	H: 3 LOB: 2 BB: 1 P: 14	R: 0 E: 0 K: 1 S: 5	H: 0 LOB: 0 BB: 0 P: 5	R: 0 E: 0 K: 1 S: 5	H: 0 LOB: 0 BB: 0 P: 5	R: 0 E: 0 K: 0 S: 3	H: 0 LOB: 1 BB: 1 P: 7	R: 0 E: 0 K: 1 S: 5	H: 1 LOB: 0 BB: 0 P: 5	1B: 5 2B: 0 3B: 0 HR: 0	SF: 0 SAC: 0 DP: 1 HBP: 0	WP: 0 PB: 0 SB: 0 CS: 0	PA: 33
PITCHER Mike McCormick, L (1,1) ERA: 3.42	IP: 9.0 WLS: W BF: 33 H: 5 R: 2 ER: 2 SO: 11 BB: 3 IBB: 0 HBP: 0 BLK: 0 WP: 0 HR: 0 S: 52 P: 64 ERA: 2.00 WHIP: 0.889																					

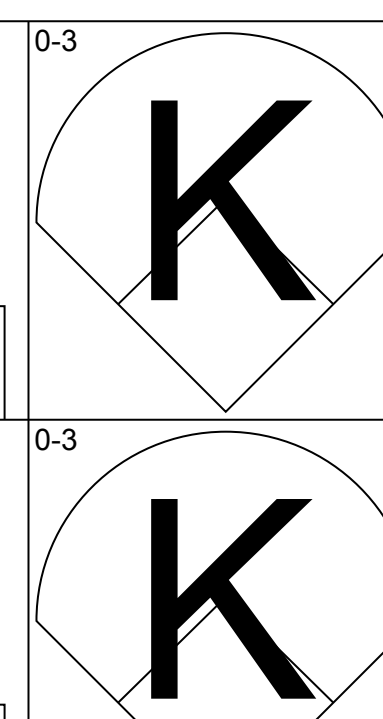
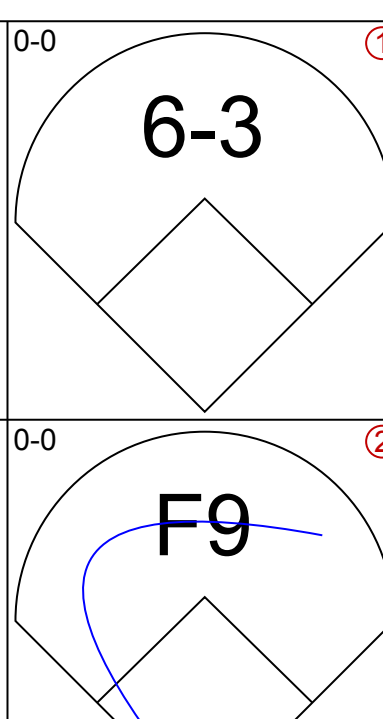
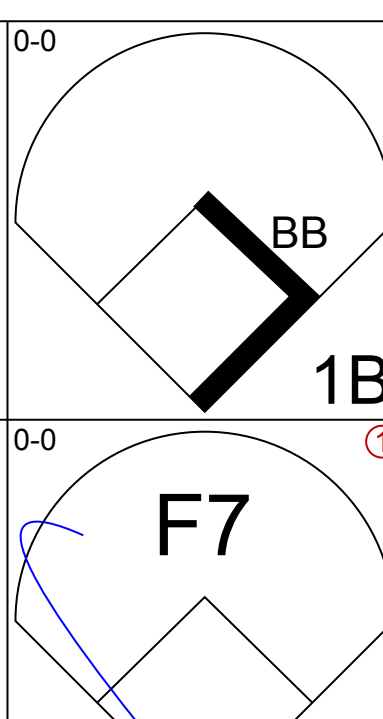
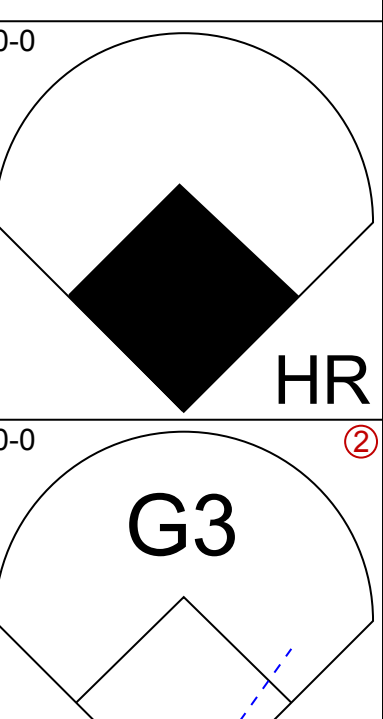
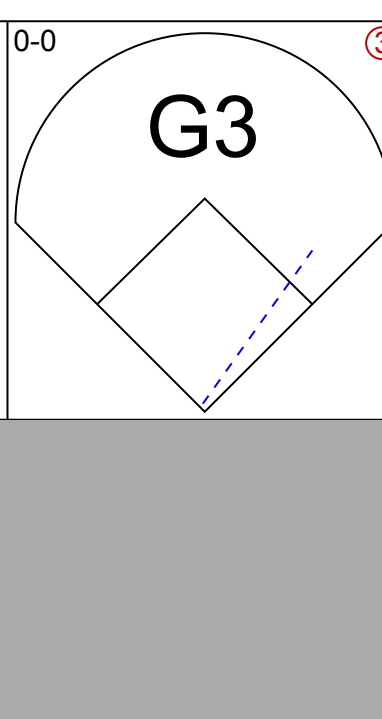
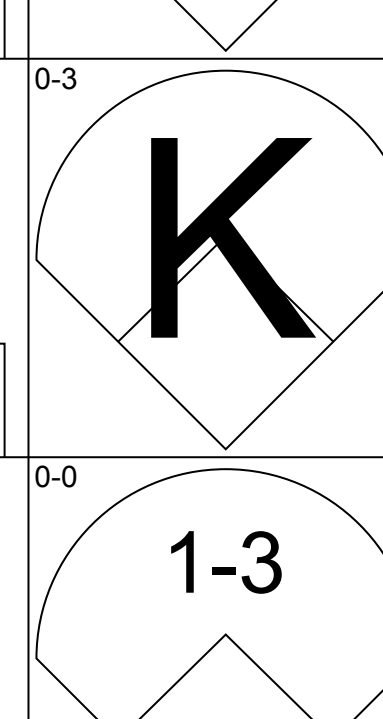
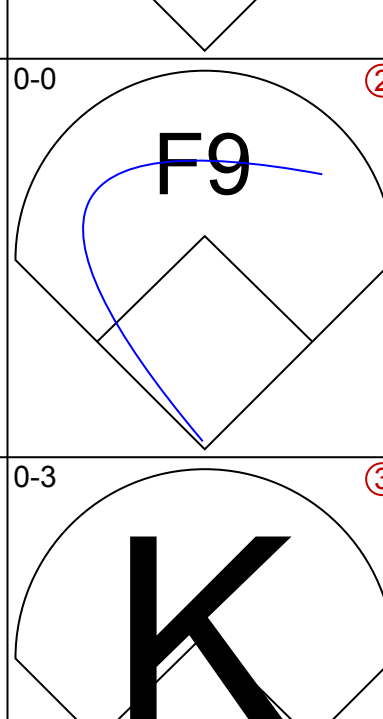
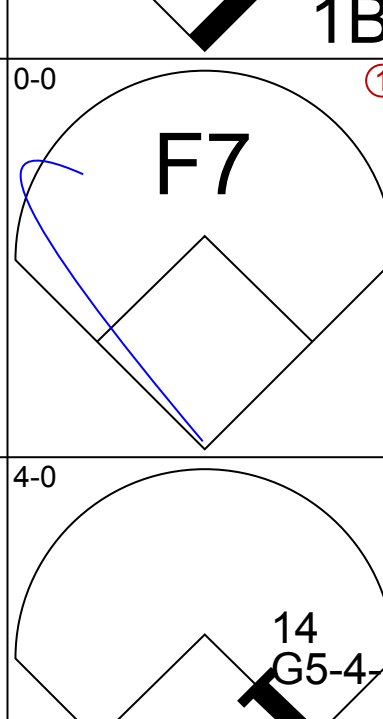
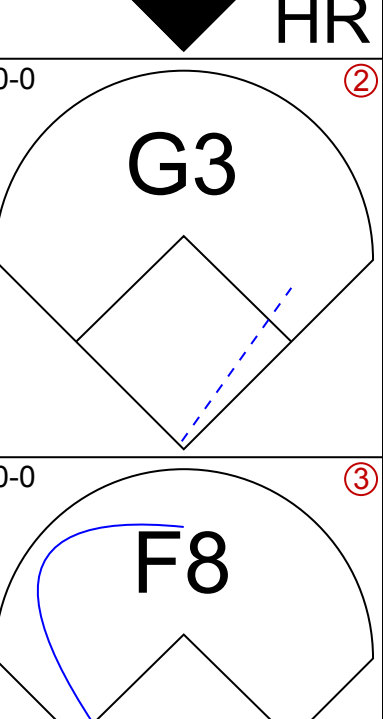
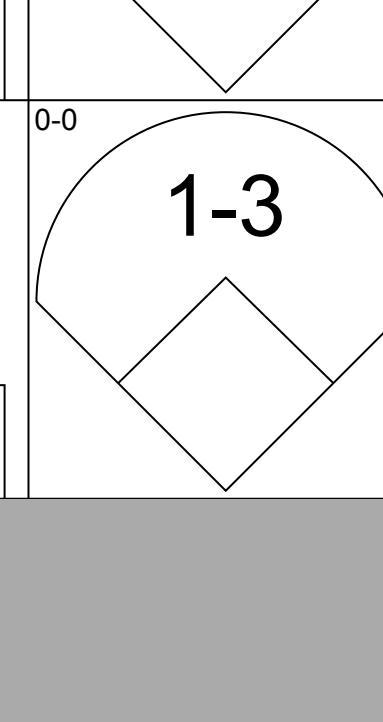
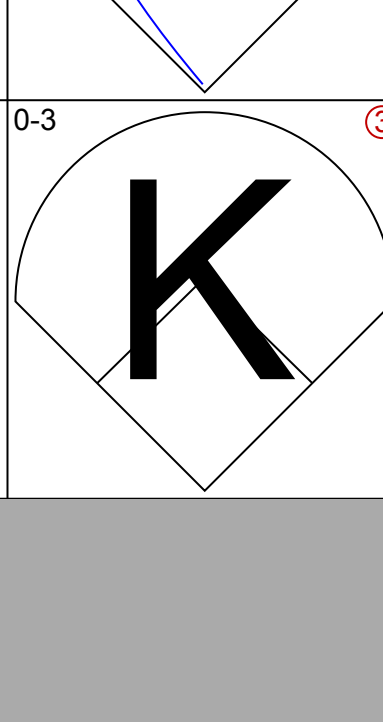
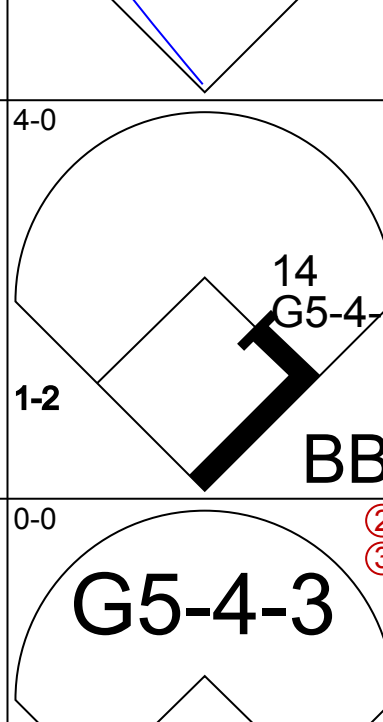
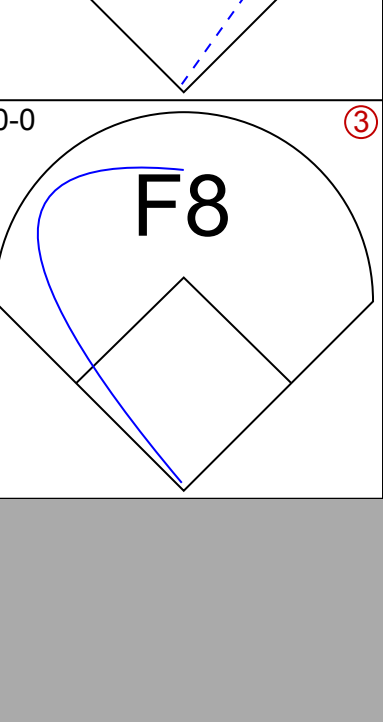
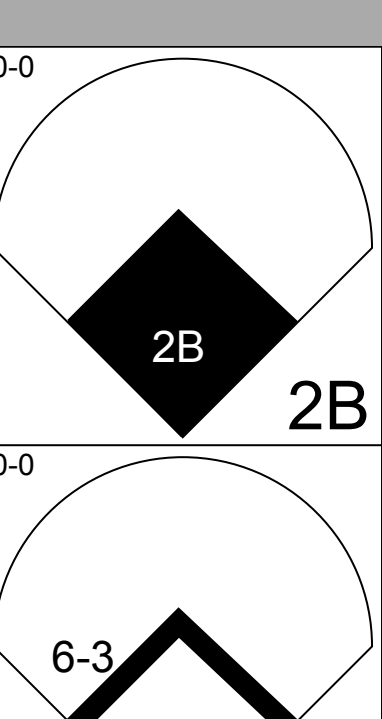
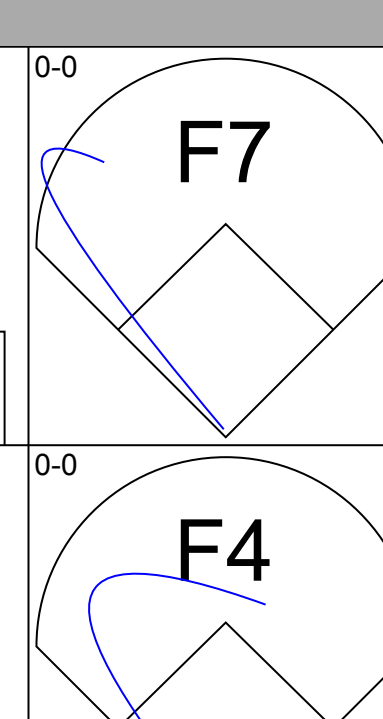
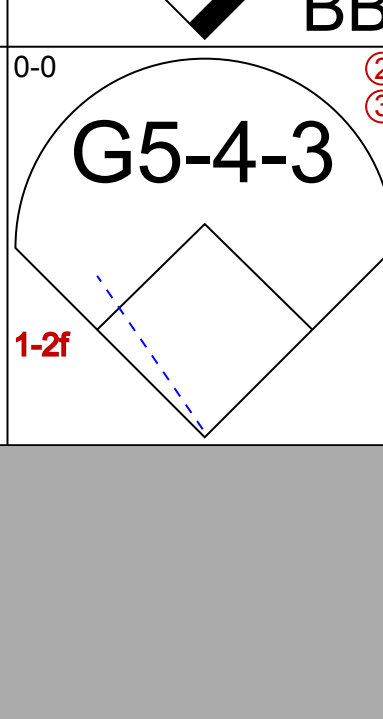
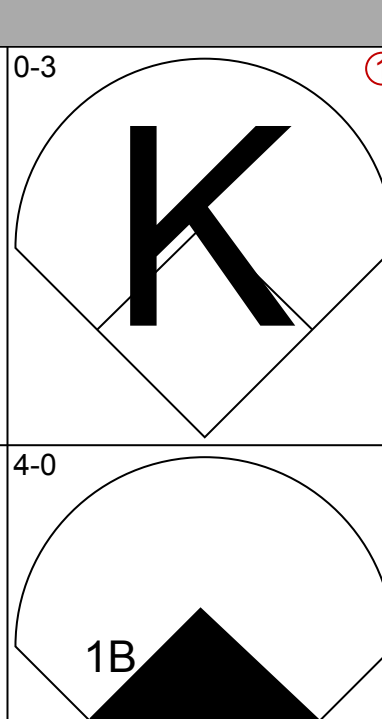
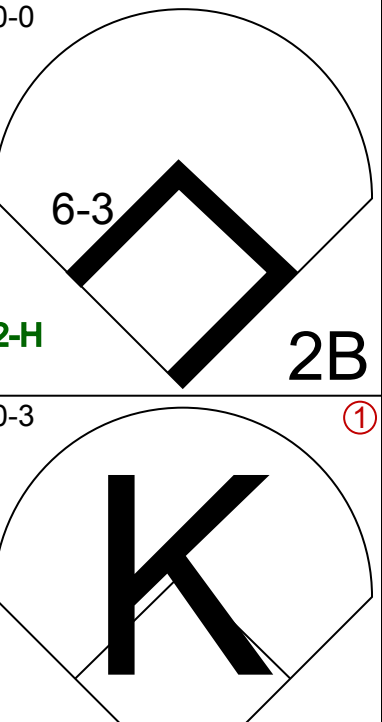
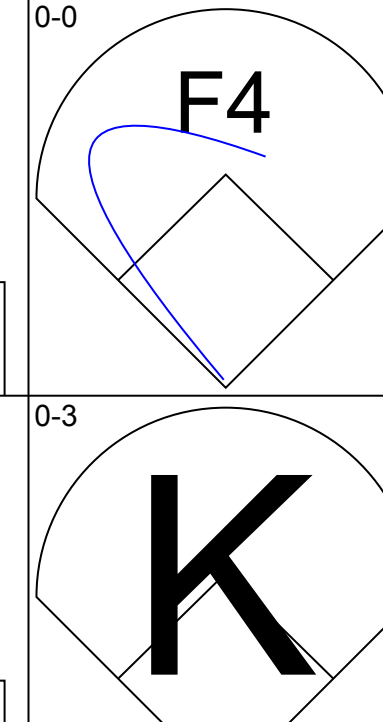
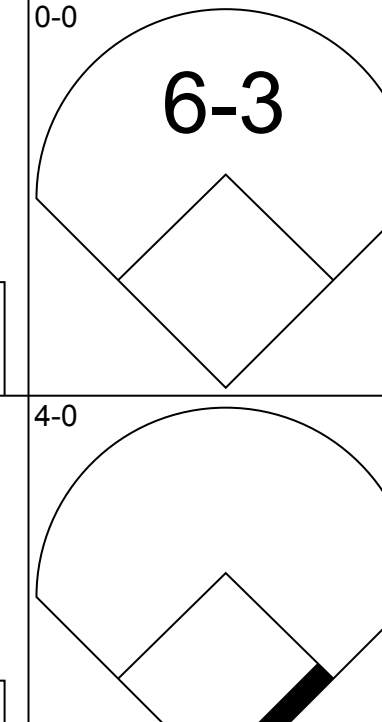
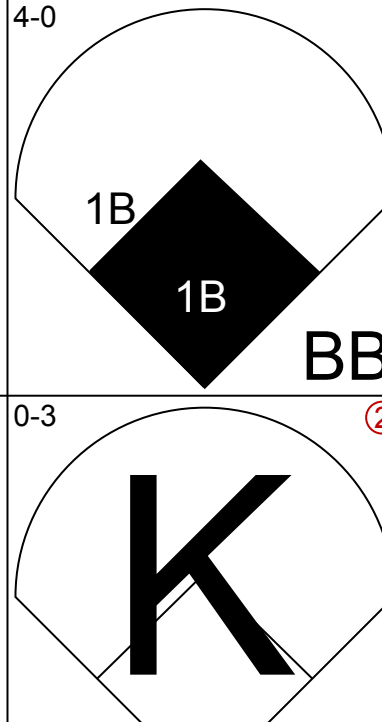

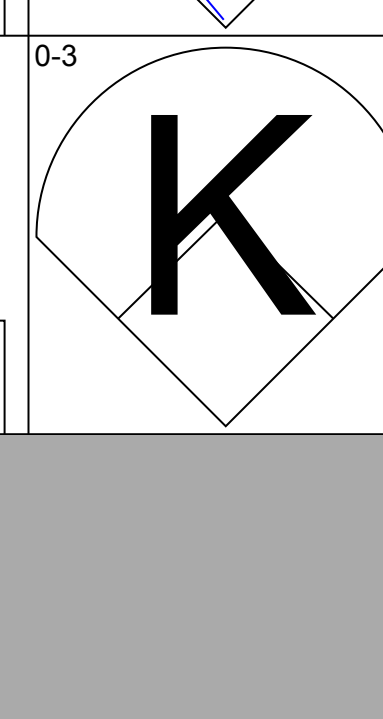
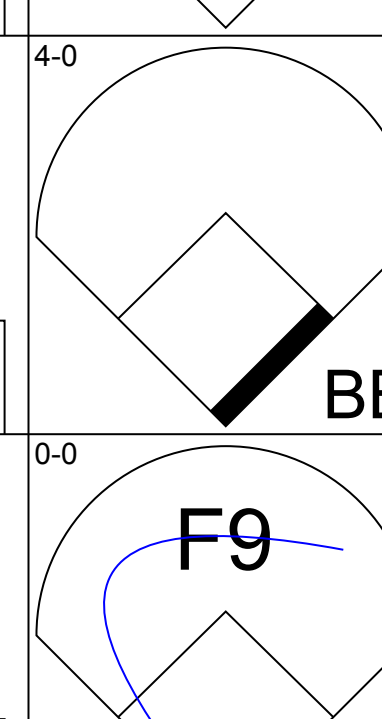
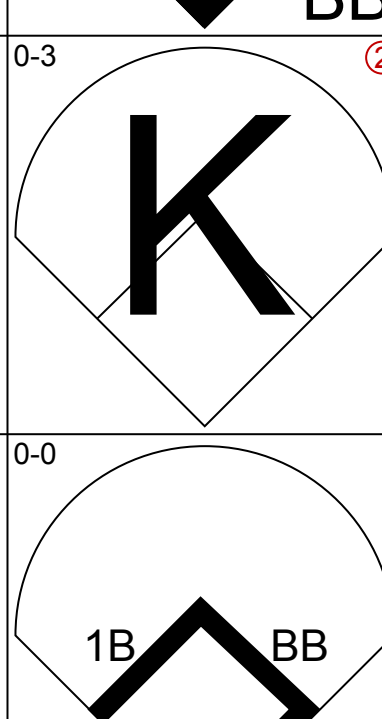

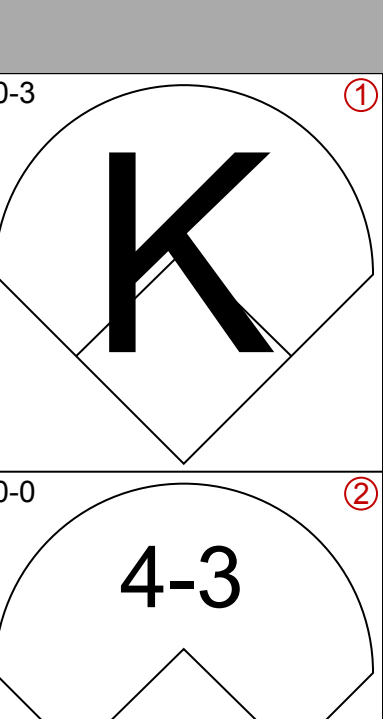
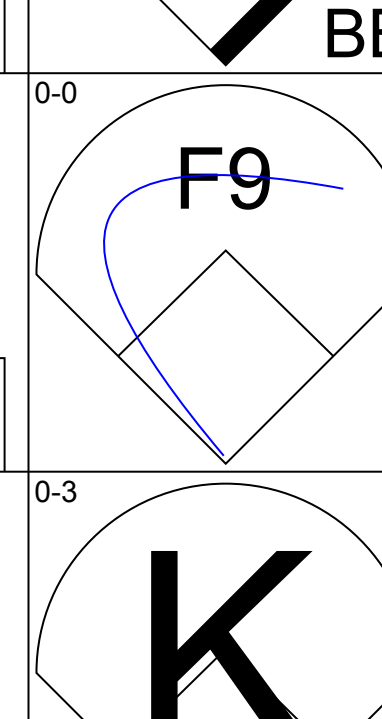
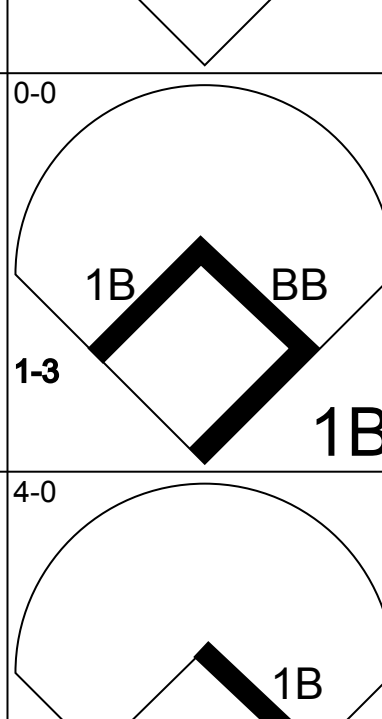
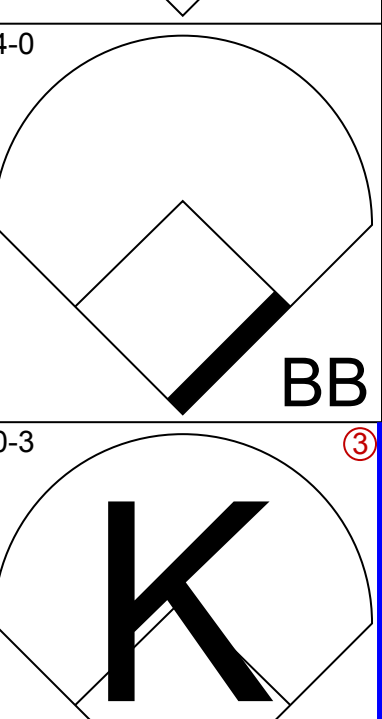
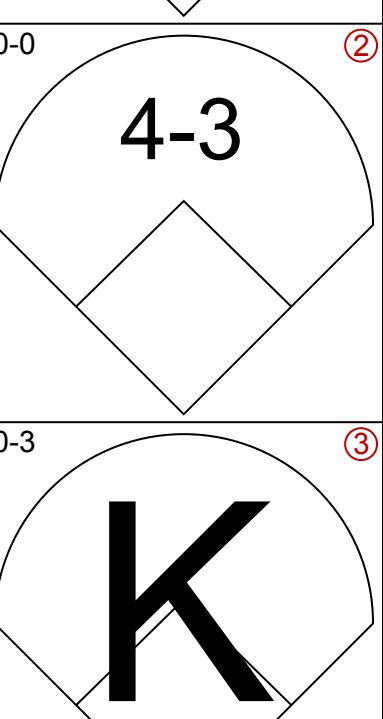

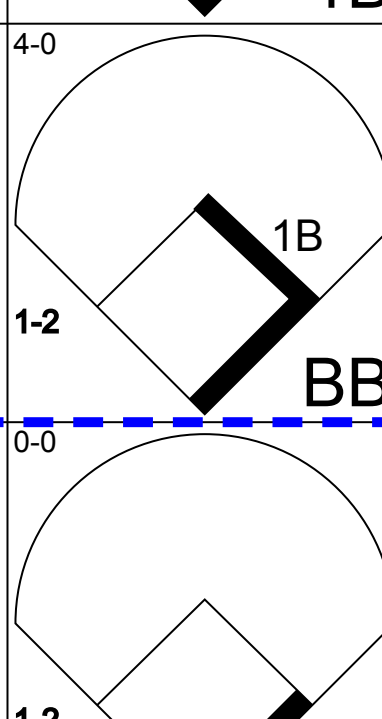
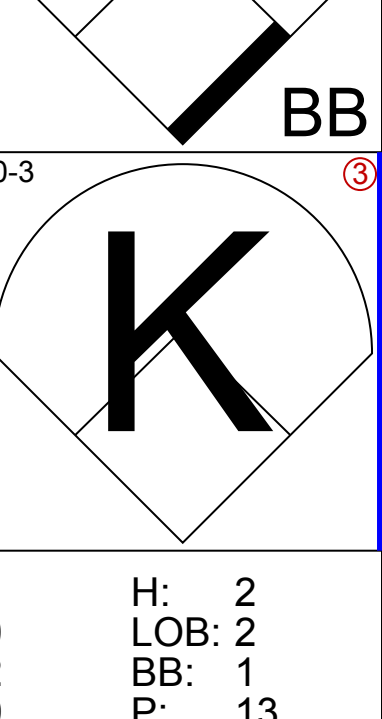
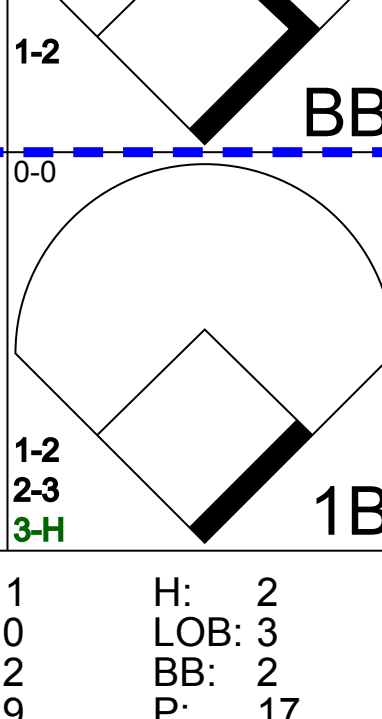
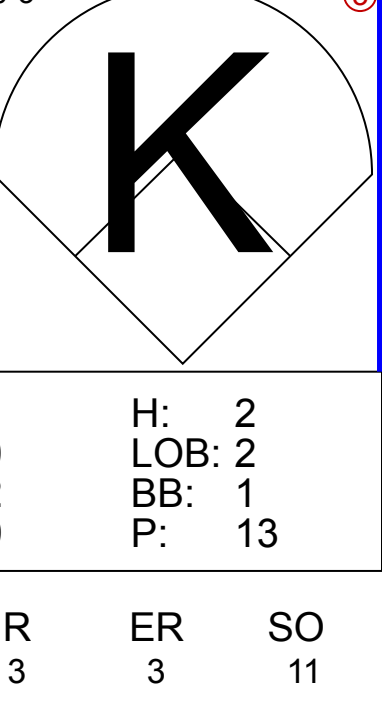
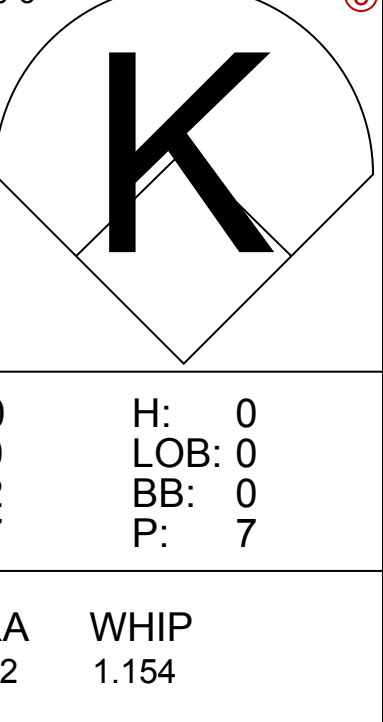
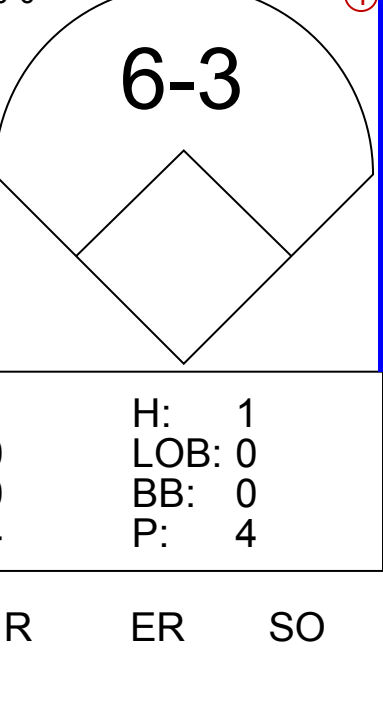
Batter	1	2	3	4	5	6	7	8	9	AB	R	H	RBI	BB	SO	LOB	BOTTOM						
Jim Davenport, R (1,5) OBP: 0.251, SLG: 0.311	0-0 5-3		0-0 2B 1B			0-0 F8		0-0 6-3		0-0 4-3							5	1	1	0	0	0	2
Willie Kirkland, L (1,9) OBP: 0.356, SLG: 0.392	4-0 1B 1B BB		0-0 F8			4-0 BB				0-0 6-3							2	0	0	0	2	0	1
Willie Mays, R (1,8) OBP: 0.390, SLG: 0.605	0-0 1-2 1B		0-0 F6			0-0 F9				0-0 E S 1B							4	1	2	0	0	0	2
Orlando Cepeda, R (1,3) OBP: 0.361, SLG: 0.598	0-0 F3		0-0 1-H 2B			0-0 F7				0-0 1-H 1B							4	2	2	2	0	0	3
Leon Wagner, L (1,7) OBP: 0.403, SLG: 0.655 Felipe Alou, R (8,9) OBP: 0.336, SLG: 0.530	0-0 1-2 2-3 1B		0-0 FC6-4 2-H 2B			4-0 SH1-3 1B SF9 BB		0-0 F9		0-0 1-2 1B							3	1	2	1	1	0	1
Daryl Spencer, R (1,4) OBP: 0.333, SLG: 0.356	0-0 FC6-4 1-2		0-3 K			0-0 SF9 SH1-3 1B				0-0 2-H 1B							4	0	2	1	0	1	4
Andre Rodgers, R (1,6) OBP: 0.336, SLG: 0.431		0-0 4-3			0-3 K			0-0 SH1-3		0-0 F9							3	0	0	0	0	1	1
Bob Schmidt, R (1,2) OBP: 0.300, SLG: 0.376 Jackie Brandt, R (6, PH) OBP: 0.329, SLG: 0.403 Hobie Landrith, L (7,2) OBP: 0.289, SLG: 0.294		0-0 1-3			0-3 K			4-0 S IBB		0-0 G3							2	0	0	0	0	1	0
Mike McCormick, L (1,1) OBP: 0.250, SLG: 0.154		0-0 5-3			0-0 6-3			0-0 SF9		0-0 F9							3	0	0	1	0	0	0
Inning Stats	R: 0 E: 0 K: 0 S: 5	H: 2 LOB: 3 BB: 1 P: 9	R: 0 E: 0 K: 0 S: 3	H: 0 LOB: 0 BB: 0 P: 3	R: 2 E: 0 K: 1 S: 8	H: 3 LOB: 1 BB: 0 P: 8	R: 0 E: 0 K: 2 S: 7	H: 0 LOB: 0 BB: 0 P: 7	R: 0 E: 0 K: 0 S: 3	H: 0 LOB: 1 BB: 1 P: 7	R: 0 E: 0 K: 0 S: 4	H: 1 LOB: 2 BB: 2 P: 12	R: 2 E: 0 K: 0 S: 6	H: 3 LOB: 1 BB: 0 P: 6	R: 0 E: 0 K: 0 S: 3	H: 0 LOB: 0 BB: 0 P: 3	1B: 7 2B: 2 3B: 0 HR: 0	SF: 1 SAC: 1 DP: 0 HBP: 0	WP: 0 PB: 0 SB: 3 CS: 0	PA: 37			
PITCHER Bob Anderson, R (1,1) ERA: 3.31 John Buzhardt, R (7,1) ERA: 4.55 Elmer Singleton, R (8,1) ERA: 2.51	IP: 6.2 WLS: L BF: 33 H: 9 R: 5 ER: 5 SO: 3 BB: 3 IBB: 1 HBP: 0 BLK: 0 WP: 0 HR: 0 S: 35 P: 51 ERA: 6.75 WHIP: 1.800																						

AB	30
R	2
H	5
RBI	2
BB	3
SO	11
LOB	8



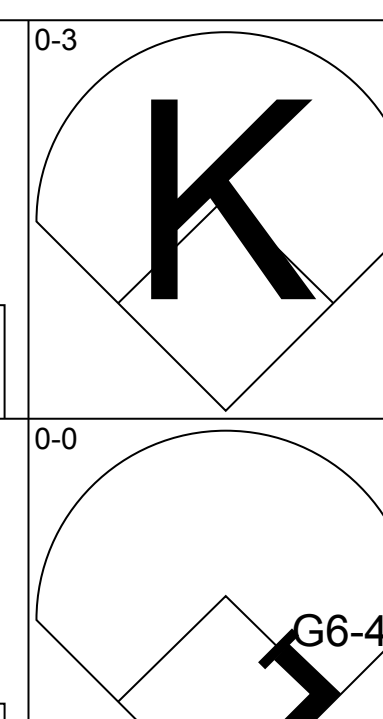
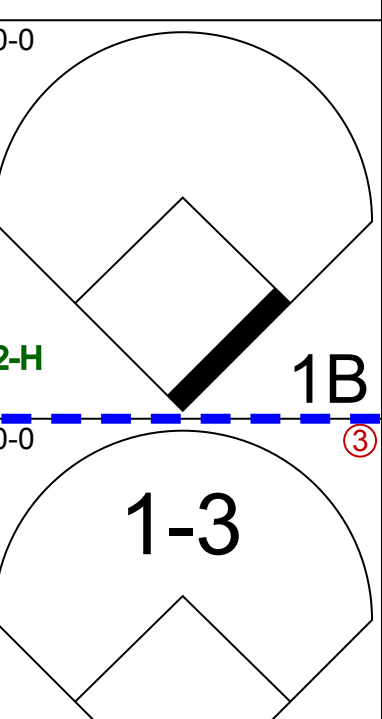
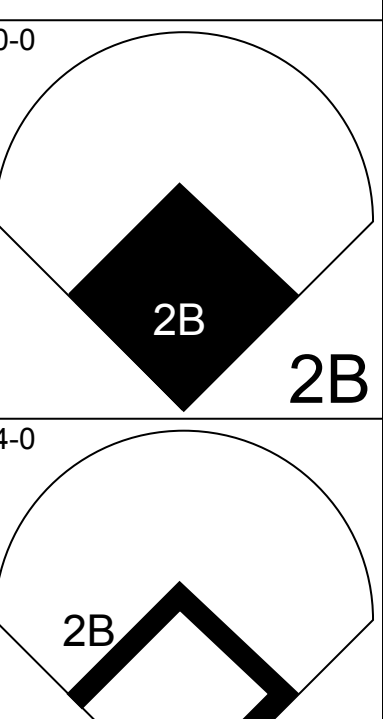

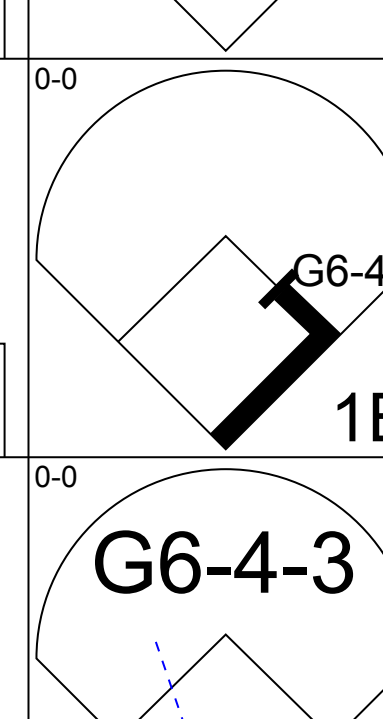
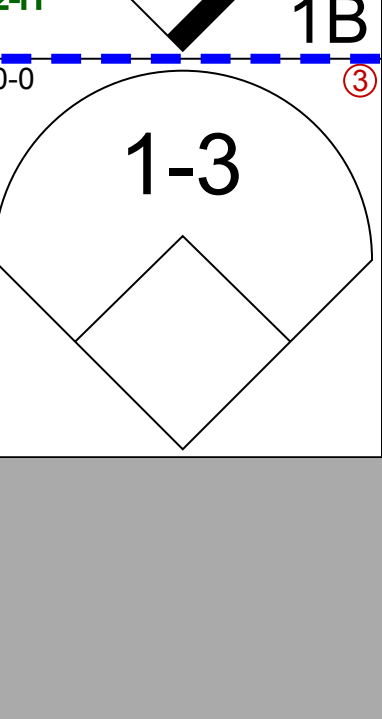
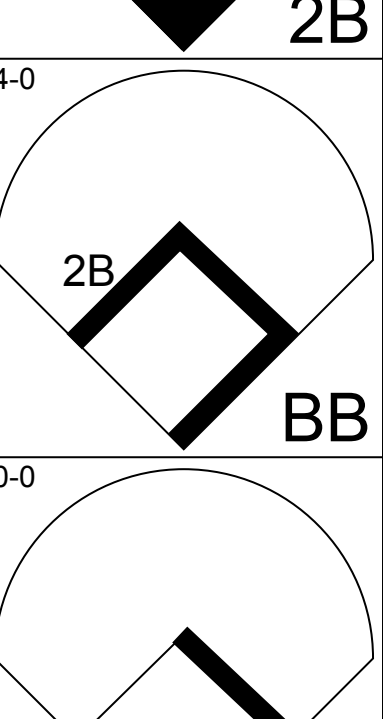
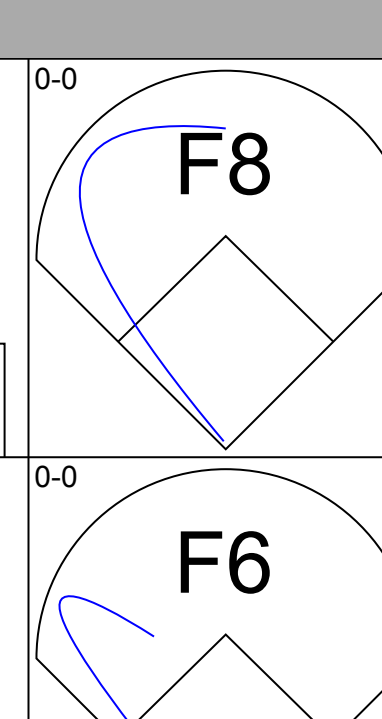
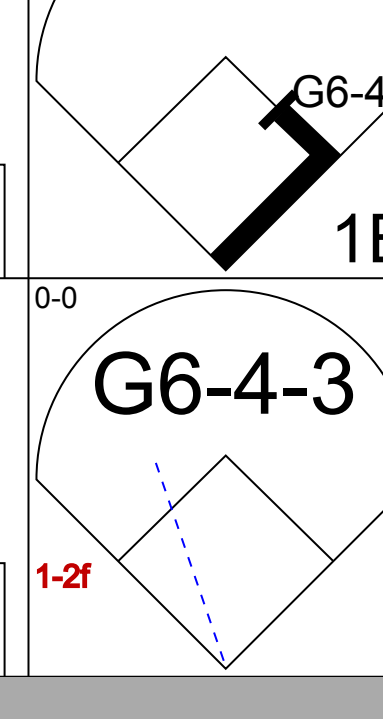
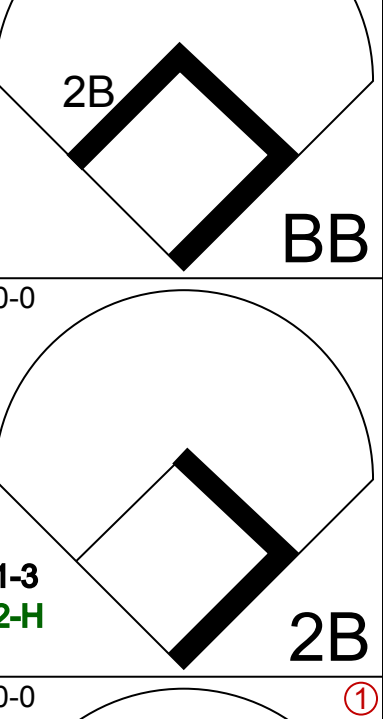
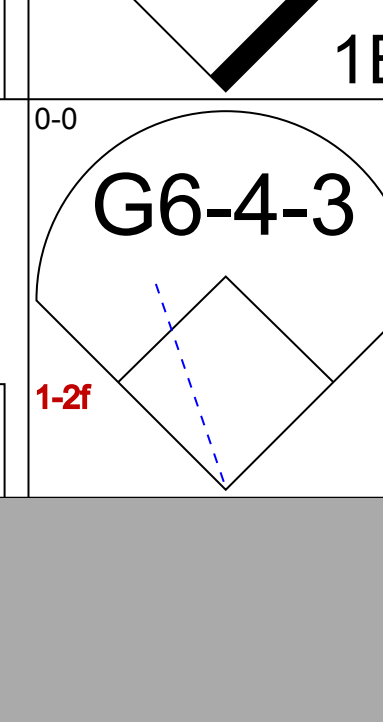
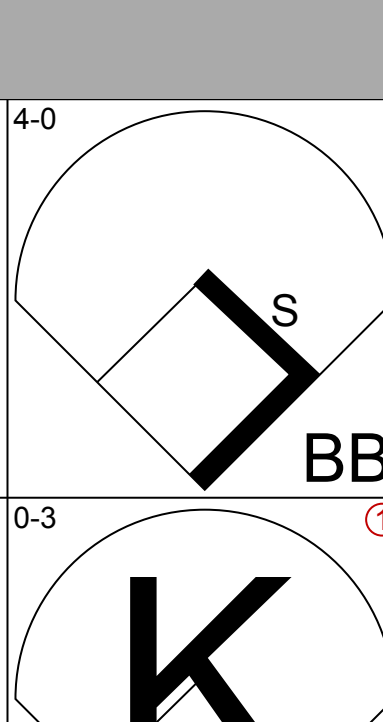
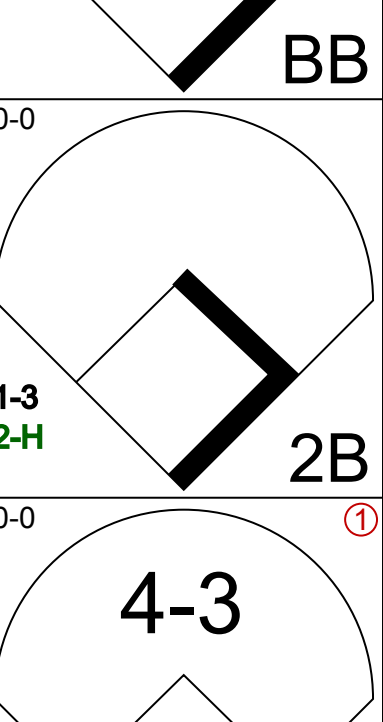
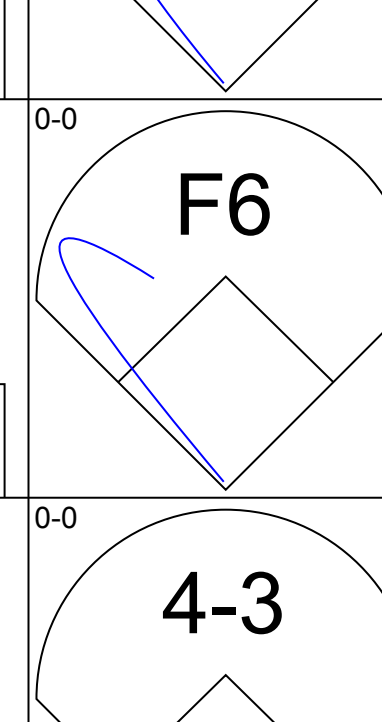
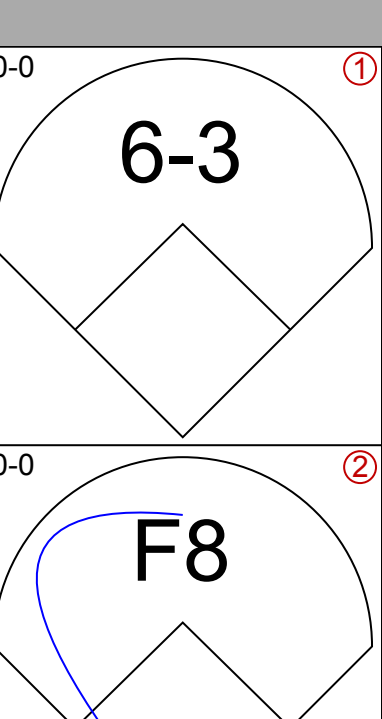
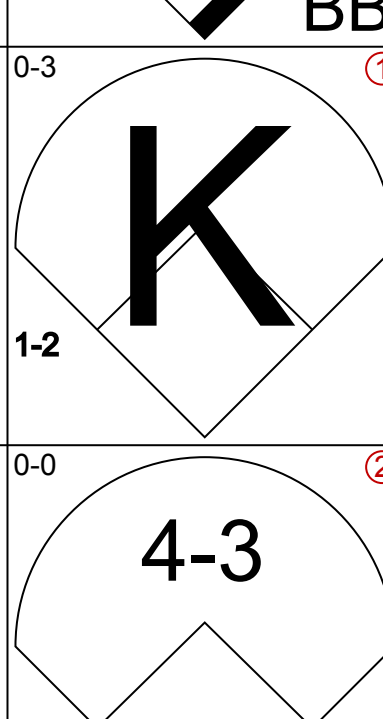
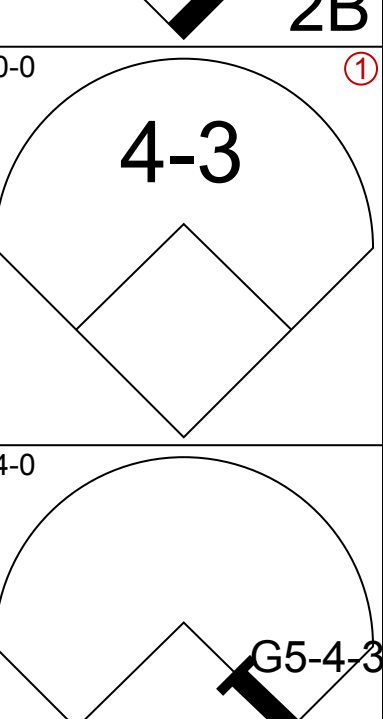
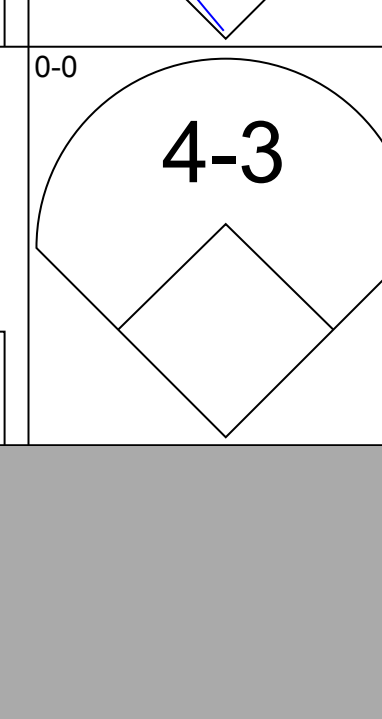
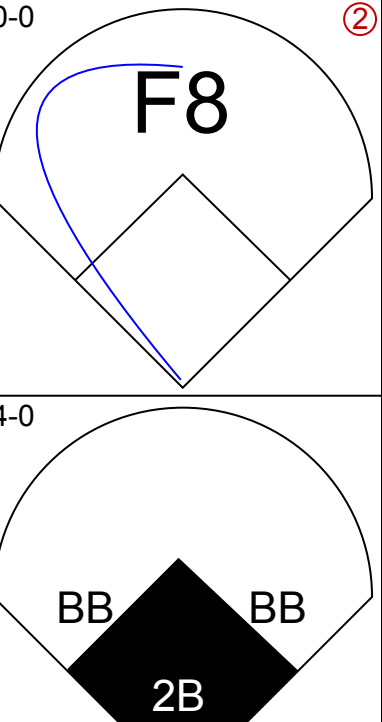
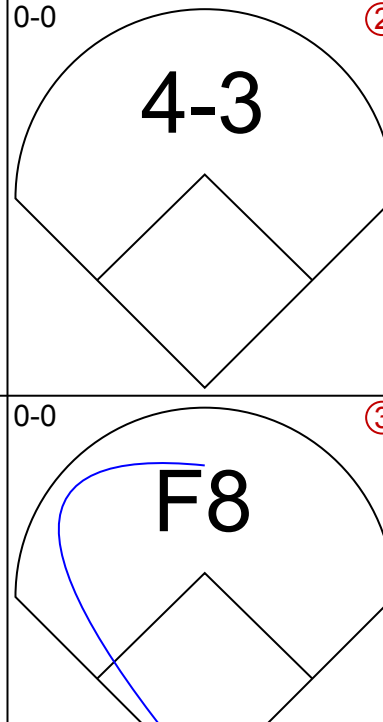
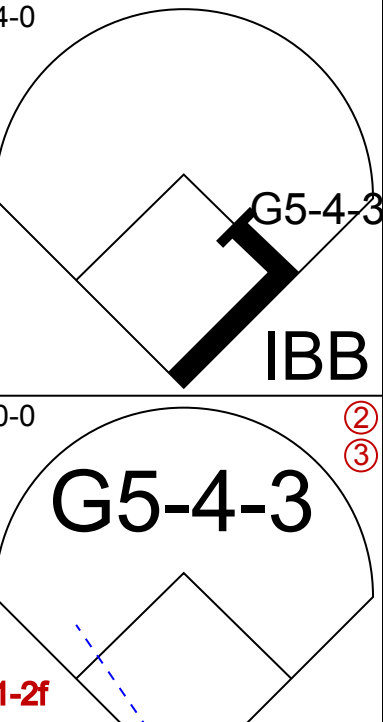
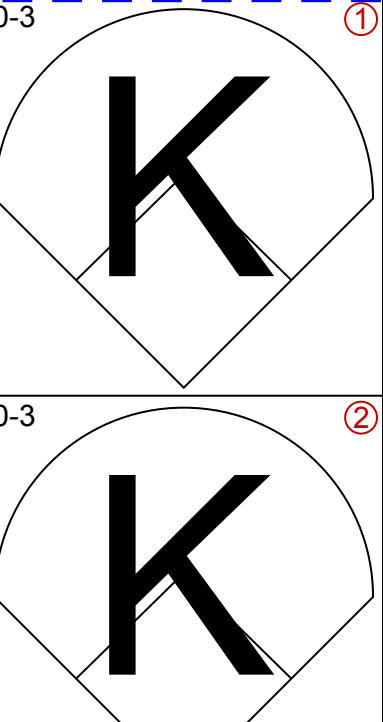
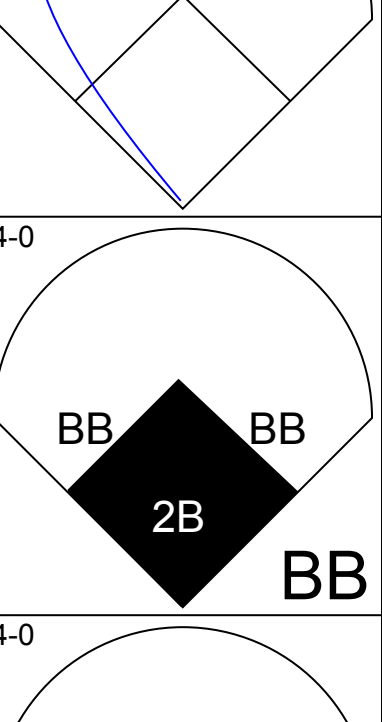
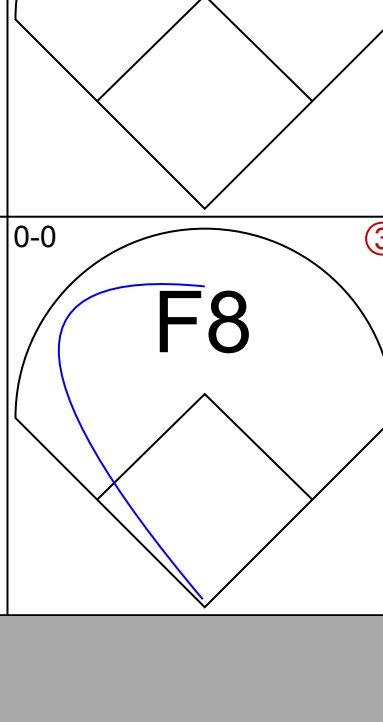
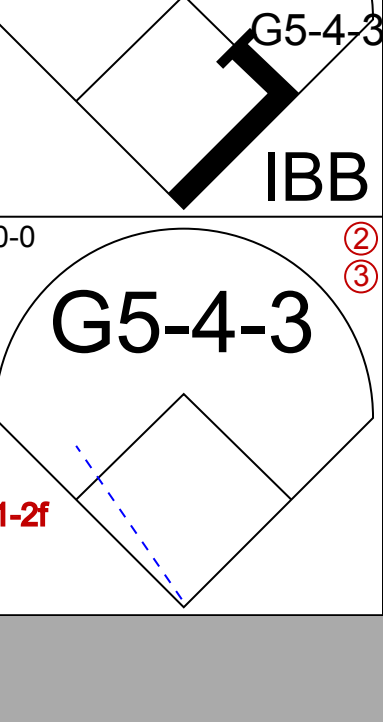
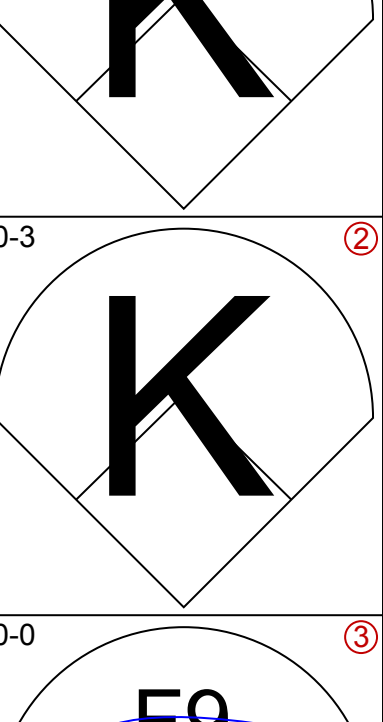
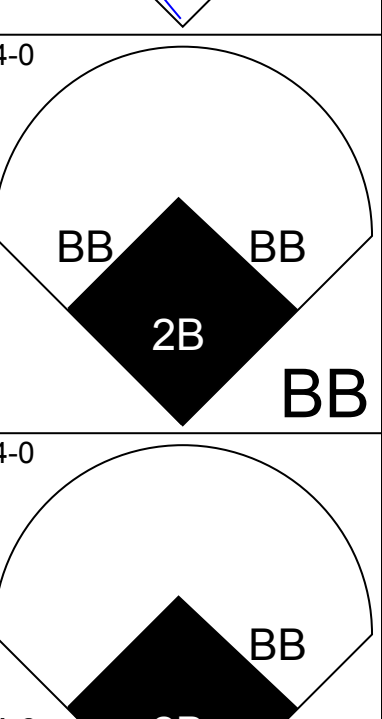
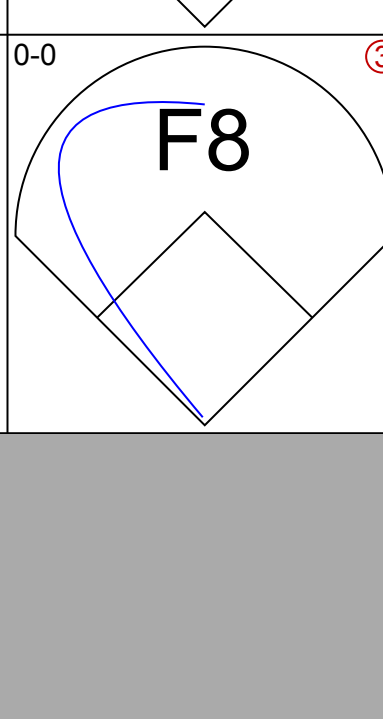
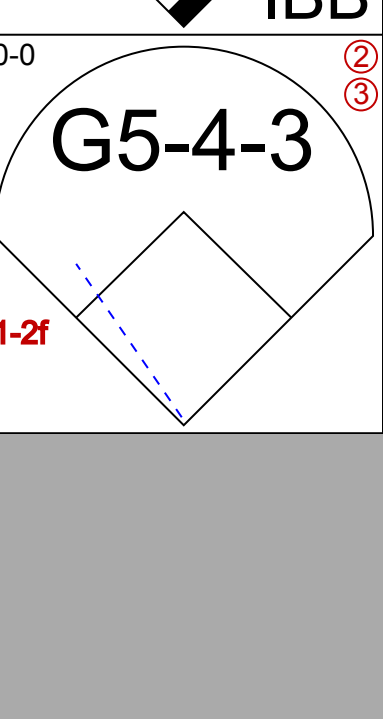
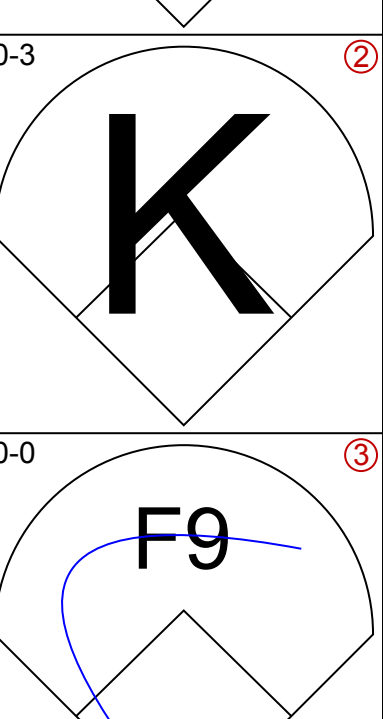
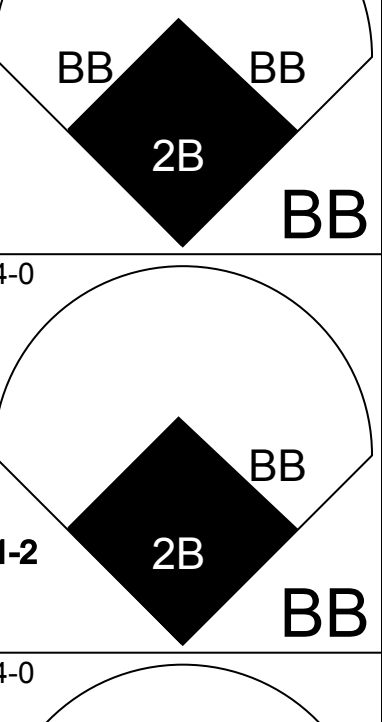
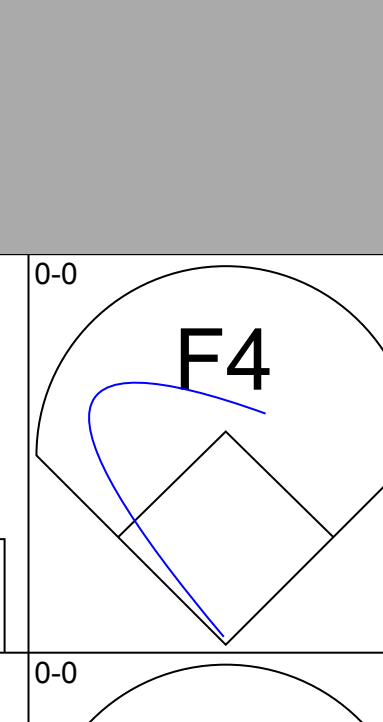
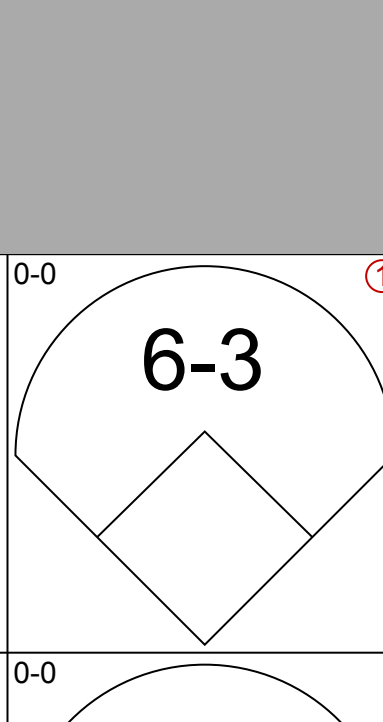
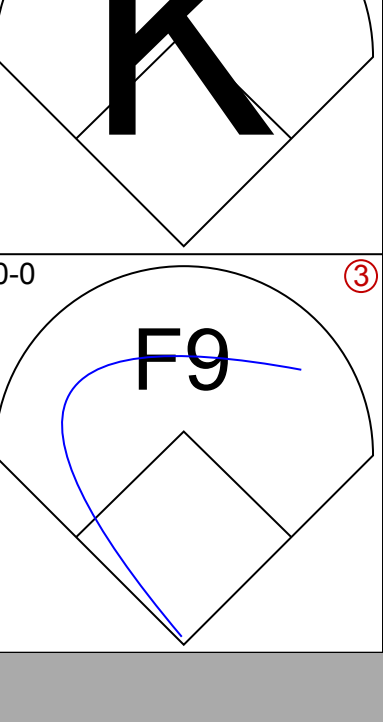
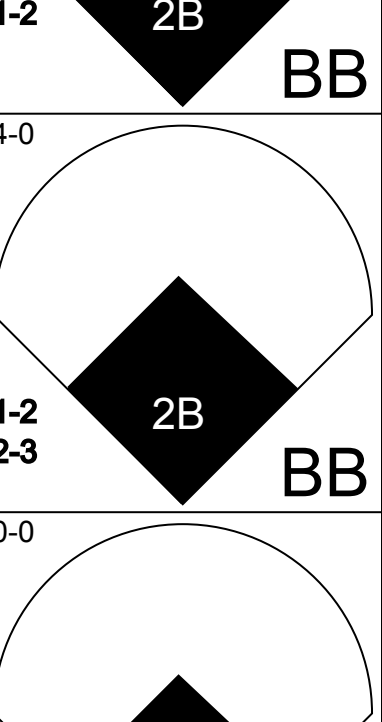
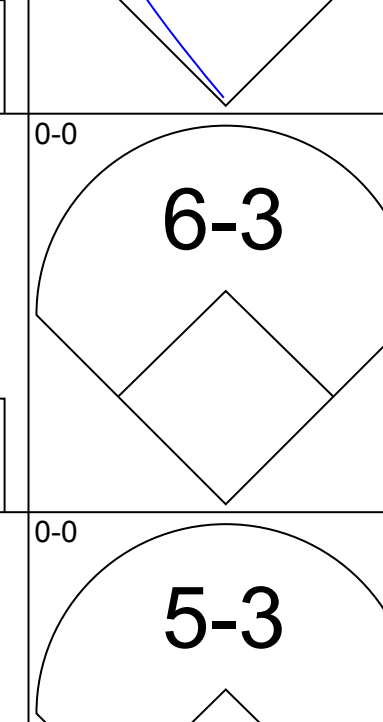
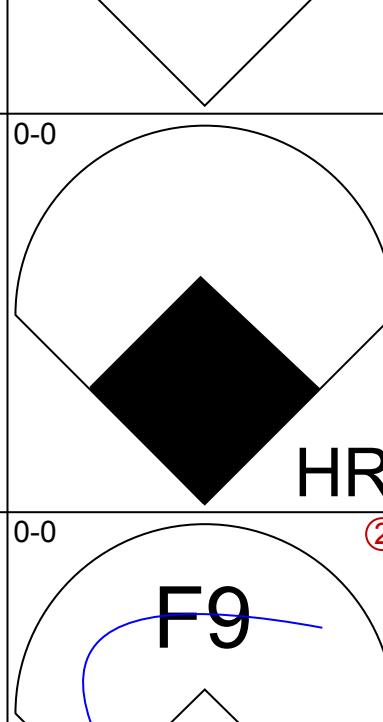
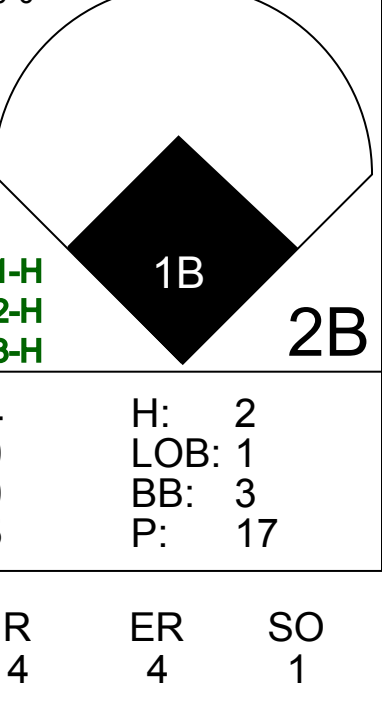
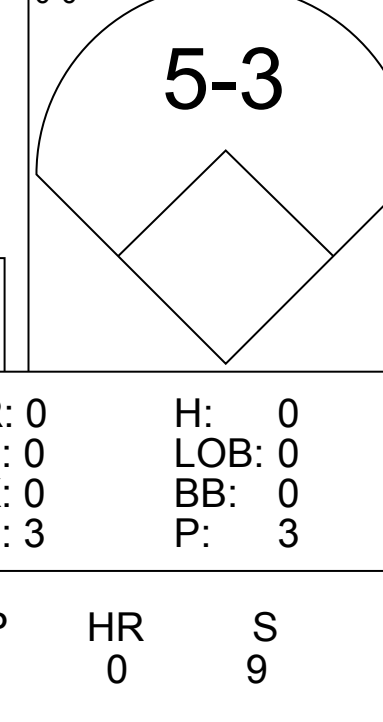
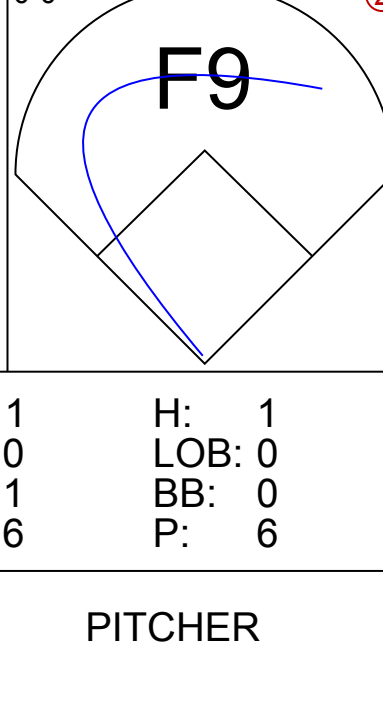
AB	31
R	5
H	9
RBI	5
BB	4
SO	3
LOB	14



Batter	1	2	3	4	5	6	7	8	9	AB	R	H	RBI	BB	SO	LOB	TOP		
Tony Taylor, R OBP: 0.347, SLG: 0.415 (1, 4)										5	1	2	1	0	1	3	Chicago Cubs @ San Francisco Giants Seals Stadium, San Francisco, CA Sun May 31 1959, 6:33 AM EDT Att: 21,828 - Unknown		
George Altman, L OBP: 0.302, SLG: 0.333 (1, 8)										4	0	0	0	0	1	1			
Randy Jackson, R OBP: 0.313, SLG: 0.393 (1, 5)										3	0	0	0	1	1	0			
14 Ernie Banks, R OBP: 0.351, SLG: 0.538 (1, 6)										4	1	1	0	0	1	2			
Bobby Thomson, R OBP: 0.315, SLG: 0.447 (1, 9)										3	1	1	1	1	0	0			
Walt Moryn, L OBP: 0.328, SLG: 0.374 (1, 7)										3	0	0	0	1	3	2			
Earl Averill, R OBP: 0.267, SLG: 0.435 (1, 2)										4	0	1	0	0	1	2			
Jim Marshall, L OBP: 0.323, SLG: 0.382 (1, 3)										2	0	0	0	1	1	1			
Alvin Dark, R OBP: 0.327, SLG: 0.315 (9, PH)										0	0	0	0	1	0	0			
Glen Hobbie, R OBP: 0.182, SLG: 0.200 (1, 1)										1	0	0	0	0	1	2			
Inning Stats	R: 0 E: 0 K: 2 S: 7	H: 0 LOB: 0 BB: 0 P: 7	R: 1 E: 0 K: 2 S: 9	H: 2 LOB: 2 BB: 1 P: 13	R: 0 E: 0 K: 1 S: 5	H: 0 LOB: 0 BB: 0 P: 5	R: 0 E: 0 K: 1 S: 5	H: 0 LOB: 0 BB: 0 P: 5	R: 0 E: 0 K: 0 S: 3	H: 1 LOB: 1 BB: 1 P: 7	R: 0 E: 0 K: 1 S: 5	H: 0 LOB: 1 BB: 1 P: 9	R: 1 E: 0 K: 0 S: 4	H: 1 LOB: 0 BB: 0 P: 4	R: 1 E: 0 K: 2 S: 9	H: 2 LOB: 3 BB: 2 P: 17	1B: 3 2B: 2 3B: 0 HR: 1	SF: 0 SAC: 0 DP: 1 HBP: 0	WP: 0 PA: 37 PB: 0 SB: 0 CS: 0
PITCHER	IP	WLS	BF	H	R	ER	SO	BB	IBB	HBP	BLK	WP	HR	S	P	ERA	WHIP		
Johnny Antonelli, L ERA: 2.47 (1, 1)	8.2	W	35	5	3	3	11	5	0	0	0	0	1	52	72	3.12	1.154		
Stu Miller, R ERA: 2.35 (9, 1)	0.1	S	2	1	0	0	0	0	0	0	0	0	0	2	2	0.00	3.000		

AB	32
R	3
H	6
RBI	3
BB	5
SO	11
LOB	13



Batter	1	2	3	4	5	6	7	8	9	AB	R	H	RBI	BB	SO	LOB	BOTTOM		
Jim Davenport, R OBP: 0.257, SLG: 0.321 (1, 5)										4	1	2	1	0	2	0	Chicago Cubs @ San Francisco Giants Seals Stadium, San Francisco, CA Sun May 31 1959, 6:33 AM EDT Att: 21,828 - Unknown		
Willie Kirkland, L OBP: 0.384, SLG: 0.390 (1, 9)										3	0	1	0	1	0	1			
Felipe Alou, R OBP: 0.336, SLG: 0.530 (8, 9)										0	0	0	0	0	0	0			
Willie Mays, R OBP: 0.392, SLG: 0.606 (1, 8)										3	0	1	1	1	0	1			
Orlando Cepeda, R OBP: 0.353, SLG: 0.584 (1, 3)										4	0	0	0	0	1	3			
Leon Wagner, L OBP: 0.400, SLG: 0.633 (1, 7)										2	0	0	0	1	0	1			
Jackie Brandt, R OBP: 0.326, SLG: 0.400 (7, 7)										1	0	0	0	0	1	0			
Daryl Spencer, R OBP: 0.332, SLG: 0.349 (1, 4)										3	1	0	0	1	1	4			
Andre Rodgers, R OBP: 0.335, SLG: 0.421 (1, 6)										3	1	0	0	1	0	0			
Bob Schmidt, R OBP: 0.310, SLG: 0.408 (1, 2)										2	2	1	1	1	0	0			
Johnny Antonelli, L OBP: 0.088, SLG: 0.118 (1, 1)										3	1	1	3	0	0	0			
Inning Stats	R: 0 E: 0 K: 1 S: 5	H: 1 LOB: 0 BB: 0 P: 5	R: 4 E: 0 K: 0 S: 5	H: 2 LOB: 1 BB: 3 P: 17	R: 0 E: 0 K: 1 S: 5	H: 0 LOB: 1 BB: 1 P: 9	R: 0 E: 0 K: 0 S: 3	H: 0 LOB: 0 BB: 0 P: 3	R: 1 E: 0 K: 0 S: 4	H: 2 LOB: 2 BB: 2 P: 12	R: 1 E: 0 K: 1 S: 6	H: 1 LOB: 0 BB: 0 P: 6	R: 0 E: 0 K: 0 S: 3	H: 0 LOB: 0 BB: 0 P: 3	R: 0 E: 0 K: 2 S: 7	H: 0 LOB: 0 BB: 0 P: 7	1B: 2 2B: 3 3B: 0 HR: 1	SF: 0 SAC: 0 DP: 2 HBP: 0	WP: 0 PA: 34 PB: 0 SB: 1 CS: 0
PITCHER	IP	WLS	BF	H	R	ER	SO	BB	IBB	HBP	BLK	WP	HR	S	P	ERA	WHIP		
Glen Hobbie, R ERA: 3.73 (1, 1)	1.2	L	10	3	4	4	1	3	0	0	0	0	1	22	34	3.38	0.938		
John Buzhardt, R ERA: 4.39 (2, 1)	5.1		21	3	2	2	2	2	1	0	0	0	0	7	7	0.00	0.000		
Elmer Singleton, R ERA: 2.35 (8, 1)	1.0		3	0	0	0	2	0	0	0	0	0	0	7	7	0.00	0.000		



Batter	1	2	3	4	5	6	7	8	9	AB	R	H	RBI	BB	SO	LOB	TOP			
Jim Davenport, R (1, 5) OBP: 0.260, SLG: 0.320	E5 FC6-4		K		6-3			6-3		4	0	0	0	0	1	1	San Francisco Giants @ Milwaukee Braves Milwaukee County Stadium, Milwaukee, WI Tue Jun 02 1959, 8:05 PM EDT Att: 20,364 - Unknown livebaseballscores.com			
Willie Kirkland, L (1, 9) OBP: 0.376, SLG: 0.396	K					F7				4	0	2	0	0	1	1				
Willie Mays, R (1, 8) OBP: 0.389, SLG: 0.590	FC6-4 1-2		5-3			K		F3		4	0	0	0	0	1	3				
Orlando Cepeda, R (1, 3) OBP: 0.347, SLG: 0.571	F9				K			K		4	0	0	0	0	2	1				
Leon Wagner, L (1, 7) OBP: 0.385, SLG: 0.576		F3			K			F9		4	0	0	0	0	1	0				
Daryl Spencer, R (1, 4) OBP: 0.338, SLG: 0.353					F3					4	0	2	0	0	0	0				
Andre Rodgers, R (1, 6) OBP: 0.331, SLG: 0.419										3	0	1	0	0	1	2				
Hobie Landrith, L (1, 2) OBP: 0.314, SLG: 0.289										3	0	0	0	0	0	3				
Stu Miller, R (1, 1) OBP: 0.071, SLG: 0.071 Dusty Rhodes, L (8, PH) OBP: 0.333, SLG: 0.200 Al Worthington, R (8, 1)					F3					2	0	0	0	0	1	1				
										1	0	0	0	0	0	0				
										0	0	0	0	0	0	0				
Inning Stats	R: 0 E: 1 K: 1 S: 6	H: 0 LOB: 1 BB: 0 P: 6	R: 0 E: 0 K: 0 S: 4	H: 1 LOB: 1 BB: 0 P: 4	R: 0 E: 0 K: 1 S: 6	H: 1 LOB: 1 BB: 0 P: 6	R: 0 E: 0 K: 2 S: 7	H: 0 LOB: 0 BB: 0 P: 7	R: 0 E: 0 K: 1 S: 6	H: 1 LOB: 1 BB: 0 P: 6	R: 0 E: 0 K: 1 S: 6	H: 1 LOB: 1 BB: 0 P: 6	R: 0 E: 0 K: 0 S: 4	H: 1 LOB: 1 BB: 0 P: 4	R: 0 E: 0 K: 0 S: 3	H: 0 LOB: 0 BB: 0 P: 3	1B: 5 2B: 0 3B: 0 HR: 0	SF: 0 SAC: 0 DP: 0 HBP: 0	WP: 0 PB: 0 CS: 0	PA: 33
PITCHER Bob Rush, R (1, 1) ERA: 1.47	IP: 9.0 WLS: W BF: 33 H: 5 R: 0 ER: 0 SO: 8 BB: 0 IBB: 0 HBP: 0 BLK: 0 WP: 0 HR: 0 S: 49 P: 49 ERA: 0.00 WHIP: 0.556																			

Batter	1	2	3	4	5	6	7	8	9	AB	R	H	RBI	BB	SO	LOB	BOTTOM			
Casey Wise, S (1, 4) OBP: 0.333, SLG: 0.333	6-3		4-3		2B 1B		SH2-3 1B			4	1	2	0	0	0	0	San Francisco Giants @ Milwaukee Braves Milwaukee County Stadium, Milwaukee, WI Tue Jun 02 1959, 8:05 PM EDT Att: 20,364 - Unknown livebaseballscores.com			
Eddie Mathews, L (1, 5) OBP: 0.394, SLG: 0.618			1B BB		K		SH2-3 1-2			2	1	1	1	1	1	1				
Hank Aaron, R (1, 9) OBP: 0.462, SLG: 0.770	4-3 2B		1-2 1B		1B E 2B		IBB			3	1	3	0	1	0	0				
Wes Covington, L (1, 7) OBP: 0.373, SLG: 0.449	4-3 2-3		6-3		E IBB		K			3	0	0	0	1	1	5				
Frank Torre, L (1, 3) OBP: 0.341, SLG: 0.367	4-3				G3		E6			4	0	1	1	0	0	3				
Bill Bruton, L (1, 8) OBP: 0.344, SLG: 0.474					1-2 2H 3H		1B			3	0	2	0	1	0	2				
Del Crandall, R (1, 2) OBP: 0.299, SLG: 0.404					1-2 2H 3H		1B			3	0	0	0	0	0	2				
Johnny Logan, R (1, 6) OBP: 0.402, SLG: 0.466					5-3					4	0	0	0	0	1	2				
Bob Rush, R (1, 1) OBP: 0.167, SLG: 0.167					K					4	0	0	0	0	1	1				
Inning Stats	R: 1 E: 0 K: 0 S: 5	H: 2 LOB: 1 BB: 0 P: 5	R: 0 E: 0 K: 0 S: 3	H: 1 LOB: 0 BB: 0 P: 3	R: 0 E: 0 K: 1 S: 6	H: 1 LOB: 2 BB: 1 P: 10	R: 0 E: 0 K: 1 S: 6	H: 1 LOB: 1 BB: 0 P: 6	R: 2 E: 1 K: 1 S: 8	H: 3 LOB: 2 BB: 1 P: 12	R: 0 E: 0 K: 0 S: 3	H: 0 LOB: 0 BB: 0 P: 3	R: 0 E: 0 K: 1 S: 6	H: 1 LOB: 2 BB: 1 P: 10	R: 0 E: 0 K: 0 S: 3	H: 0 LOB: 1 BB: 1 P: 7	1B: 6 2B: 2 3B: 0 HR: 1	SF: 0 SAC: 2 DP: 1 HBP: 0	WP: 0 PB: 0 CS: 0	PA: 36
PITCHER Stu Miller, R (1, 1) ERA: 2.38 Al Worthington, R (8, 1) ERA: 2.7	IP: 7.0 WLS: L BF: 32 H: 9 R: 3 ER: 2 SO: 4 BB: 1 IBB: 2 HBP: 0 BLK: 0 WP: 1 HR: 1 S: 37 P: 49 ERA: 2.57 WHIP: 1.429																			

Batter	1	2	3	4	5	6	7	8	9	AB	R	H	RBI	BB	SO	LOB	TOP					
Jim Davenport, R (1, 5) OBP: 0.253, SLG: 0.311	0-0 6-3		0-0 F3			0-0 E5 3-1 WP 1B		0-0 F4	0-0 F8	5	1	0	0	0	0	0	San Francisco Giants @ Milwaukee Braves Milwaukee County Stadium, Milwaukee, WI Wed Jun 03 1959, 8:05 PM EDT Att: 23,071 - Unknown AB 35 R 4 H 8 RBI 4 BB 2 SO 4 LOB 12					
Willie Kirkland, L (1, 9) OBP: 0.372, SLG: 0.421	0-0 F9		0-0 F8			0-0 3-1		0-0 HR		4	1	1	1	0	0	1						
Willie Mays, R (1, 8) OBP: 0.392, SLG: 0.594	0-0 F3			0-0 4-3		0-0 HR 1B		0-0 BB 2B		4	1	2	1	0	0	0						
Orlando Cepeda, R (1, 3) OBP: 0.350, SLG: 0.586		0-0 1B 1B		0-0 F3		0-0 HR 1B		0-0 6-3		4	1	2	2	0	0	1						
Leon Wagner, L (1, 7) OBP: 0.378, SLG: 0.551		0-0 F7		0-3 K		0-0 G3		4-0 BB BB		3	0	0	0	1	1	1						
Daryl Spencer, R (1, 4) OBP: 0.342, SLG: 0.352		0-0 F8			0-0 G6-4-3 1B 1B	0-0 F4		4-0 BB BB		3	0	1	0	1	0	1						
Andre Rodgers, R (1, 6) OBP: 0.335, SLG: 0.421		0-0 1-2 1B			0-0 G6-4-3 1B 1B	0-3 K	0-3 K			4	0	2	0	0	2	3						
Bob Schmidt, R (1, 2) OBP: 0.310, SLG: 0.400		0-0 F2			0-0 G6-4-3 1-2 2-3	0-0 1-3			0-0 F4	2	0	0	0	0	0	4						
Dusty Rhodes, L (7, PH) OBP: 0.296, SLG: 0.167										1	0	0	0	0	0	0						
Hobie Landrith, L (7, 2) OBP: 0.308, SLG: 0.282										1	0	0	0	0	0	0						
Jack Sanford, R (1, 1) OBP: 0.152, SLG: 0.097			0-0 6-3			0-0 4-3			0-3 K	2	0	0	0	0	0	1						
Gordon Jones, R (6, 1) OBP: 0.327, SLG: 0.398										0	0	0	0	0	0	0						
Jackie Brandt, R (7, PH) OBP: 0.297, SLG: 0.167										0	0	0	0	0	0	0						
Al Worthington, R (7, 1) OBP: 0.308, SLG: 0.282										0	0	0	0	0	0	0						
Dom Zanni, R (7, 1) OBP: 0.333, SLG: 0.525										0	0	0	0	0	1	0						
Inning Stats	R: 0 E: 0 K: 0 S: 3	H: 0 LOB: 0 BB: 0 P: 3	R: 0 E: 0 K: 0 S: 5	H: 2 LOB: 2 BB: 0 P: 5	R: 0 E: 0 K: 0 S: 3	H: 0 LOB: 0 BB: 0 P: 3	R: 0 E: 0 K: 1 S: 5	H: 0 LOB: 0 BB: 0 P: 5	R: 0 E: 0 K: 0 S: 4	H: 2 LOB: 1 BB: 0 P: 4	R: 3 E: 1 K: 0 S: 6	H: 2 LOB: 0 BB: 0 P: 6	R: 0 E: 0 K: 1 S: 5	H: 0 LOB: 0 BB: 0 P: 5	R: 1 E: 0 K: 1 S: 7	H: 2 LOB: 2 BB: 2 P: 15	R: 0 E: 0 K: 1 S: 5	H: 0 LOB: 0 BB: 0 P: 5	1B: 5 2B: 1 3B: 0 HR: 2	SF: 0 SAC: 0 DP: 1 HBP: 0	WP: 1 PB: 0 SB: 0 CS: 0	PA: 37
PITCHER	IP WLS BF H R ER SO BB IBB HBP BLK WP HR S P ERA WHIP																					
Bob Buhl, R (1, 1) ERA: 3.05	7.2 W 33 8 4 3 2 2 0 0 0 1 2 35 43 3.52 1.304																					
Don McMahon, R (8, 1) ERA: 1.96	1.1 S 4 0 0 0 2 0 0 0 0 0 0 8 8 0.00 0.000																					

Batter	1	2	3	4	5	6	7	8	9	AB	R	H	RBI	BB	SO	LOB	BOTTOM			
Casey Wise, S (1, 4) OBP: 0.455, SLG: 0.500	0-0 4-3		0-0 1-1 2B			4-0 HR BB	0-0 HR 1B	0-0 1-3		4	2	2	1	1	0	2	San Francisco Giants @ Milwaukee Braves Milwaukee County Stadium, Milwaukee, WI Wed Jun 03 1959, 8:05 PM EDT Att: 23,071 - Unknown AB 33 R 7 H 10 RBI 7 BB 4 SO 6 LOB 13			
Eddie Mathews, L (1, 5) OBP: 0.366, SLG: 0.645	0-0 4-3		0-3 K			0-0 1-1 HR	0-0 1-1 HR			4	2	2	4	0	1	1				
Hank Aaron, R (1, 9) OBP: 0.463, SLG: 0.785	0-3 K			0-0 F8		0-0 1B 2B	0-0 HR			4	2	2	1	0	1	0				
Wes Covington, L (1, 7) OBP: 0.370, SLG: 0.444		0-0 4-3		0-0 F8		0-0 1B 1B	0-3 K			4	0	1	1	0	1	0				
Frank Torre, L (1, 3) OBP: 0.338, SLG: 0.357		4-0 BB BB		0-0 G3		0-0 2H 1B	0-0 F5	0-0 3-1		3	0	0	0	1	0	1				
Bill Bruton, L (1, 8) OBP: 0.341, SLG: 0.468		0-0 G6-3 1-2			0-0 F7	0-0 1-2 1B		0-0 1-3		4	0	1	0	0	0	1				
Del Crandall, R (1, 2) OBP: 0.303, SLG: 0.402			0-0 5-3		0-0 4-3 1B	0-0 F7		4-0 S G3 BB		3	0	1	0	1	0	2				
Johnny Logan, R (1, 6) OBP: 0.405, SLG: 0.470			0-0 BLK 2B 1B		0-0 4-3	0-3 K		0-0 G3		1	1	1	0	0	0	0				
Felix Mantilla, R (6, PH) OBP: 0.226, SLG: 0.089					0-0 1-2			0-0 1-2		3	0	0	0	0	1	4				
Bob Buhl, R (1, 1) Don McMahon, R (8, 1) OBP: 0.333, SLG: 0.200			0-3 K		0-0 F9		0-3 K		4-0 2-3 BB	3	0	0	0	0	2	2				
Inning Stats	R: 0 E: 0 K: 1 S: 5	H: 0 LOB: 0 BB: 0 P: 5	R: 0 E: 0 K: 0 S: 2	H: 0 LOB: 1 BB: 1 P: 6	R: 1 E: 0 K: 2 S: 9	H: 2 LOB: 0 BB: 0 P: 9	R: 0 E: 0 K: 0 S: 3	H: 0 LOB: 0 BB: 0 P: 3	R: 0 E: 0 K: 0 S: 4	H: 1 LOB: 1 BB: 0 P: 4	R: 3 E: 0 K: 1 S: 9	H: 4 LOB: 2 BB: 1 P: 13	R: 3 E: 0 K: 2 S: 10	H: 3 LOB: 0 BB: 0 P: 10	R: 0 E: 0 K: 0 S: 3	H: 0 LOB: 2 BB: 2 P: 11	1B: 5 2B: 2 3B: 0 HR: 3	SF: 0 SAC: 0 DP: 1 HBP: 0	WP: 0 PB: 0 SB: 1 CS: 0	PA: 37
PITCHER	IP WLS BF H R ER SO BB IBB HBP BLK WP HR S P ERA WHIP																			
Jack Sanford, R (1, 1) ERA: 3.16	5.0 L 22 6 4 4 3 2 0 0 0 0 1 26 34 7.20 1.600																			
Gordon Jones, R (6, 1) ERA: 2.63	1.0 4 1 0 0 1 0 0 0 0 0 0 6 6 0.00 1.000																			
Al Worthington, R (7, 1) ERA: 3.56	0.1 4 3 3 3 1 0 0 0 0 0 2 6 6 81.00 9.000																			
Dom Zanni, R (7, 1) ERA: 5.0	1.2 7 0 0 0 1 2 0 0 0 0 0 7 15 0.00 1.200																			

Batter	1	2	3	4	5	6	7	8	9	AB	R	H	RBI	BB	SO	LOB	TOP					
Jim Davenport, R (1,5) OBP: 0.267, SLG: 0.321										4	3	3	1	1	0	0	San Francisco Giants @ Milwaukee Braves Milwaukee County Stadium, Milwaukee, WI Thu Jun 04 1959, 4:33 AM EDT Att: 16,713 - Unknown					
Willie Kirkland, L (1,9) OBP: 0.384, SLG: 0.410										5	1	1	0	0	1	4						
Willie Mays, R (1,8) OBP: 0.396, SLG: 0.592										4	2	2	2	1	0	1						
Orlando Cepeda, R (1,3) OBP: 0.361, SLG: 0.628										5	2	4	7	0	0	0						
Jackie Brandt, R (1,7) OBP: 0.316, SLG: 0.384										5	0	0	0	0	2	4						
Daryl Spencer, R (1,4) OBP: 0.343, SLG: 0.354										5	0	2	0	0	0	0						
Andre Rodgers, R (1,6) OBP: 0.337, SLG: 0.423										4	1	1	0	1	0	3						
Hobie Landrith, L (1,2) OBP: 0.316, SLG: 0.318										5	1	2	1	0	0	2						
Mike McCormick, L (1,1) OBP: 0.235, SLG: 0.143 Gordon Jones, R (4,1)										1	0	0	0	0	0	0						
Bob Speake, L (5, PH) OBP: 0.182, SLG: 0.100 Stu Miller, R (5,1) OBP: 0.063, SLG: 0.063										0	0	0	0	0	0	0						
Inning Stats	R: 1 E: 0 K: 0 S: 5	H: 3 LOB: 1 BB: 0 P: 5	R: 0 E: 0 K: 0 S: 3	H: 0 LOB: 0 BB: 0 P: 3	R: 0 E: 0 K: 1 S: 3	H: 0 LOB: 0 BB: 0 P: 3	R: 2 E: 0 K: 1 S: 8	H: 3 LOB: 1 BB: 0 P: 8	R: 4 E: 1 K: 0 S: 7	H: 3 LOB: 0 BB: 0 P: 7	R: 2 E: 0 K: 1 S: 5	H: 3 LOB: 2 BB: 0 P: 5	R: 0 E: 1 K: 1 S: 7	H: 1 LOB: 2 BB: 0 P: 7	R: 2 E: 0 K: 1 S: 7	H: 2 LOB: 2 BB: 2 P: 15	R: 0 E: 0 K: 0 S: 3	H: 0 LOB: 1 BB: 1 P: 7	1B: 10 2B: 3 3B: 0 HR: 2	SF: 0 SAC: 1 DP: 1 HBP: 0	WP: 0 PB: 0 SB: 0 CS: 0	PA: 45
PITCHER	IP WLS BF H R ER SO BB IBB HBP BLK WP HR S P ERA WHIP																					
Lew Burdette, R (1,1) ERA: 3.97	4.1 L 22 9 7 6 1 0 0 0 0 0 0 2 24 24 12.46 2.077																					
Juan Pizarro, L (5,1) ERA: 5.35	3.1 17 5 4 4 2 2 0 0 0 0 0 0 19 27 10.80 2.100																					
Carl Willey, R (8,1) ERA: 3.06	1.1 6 1 0 0 0 0 1 0 0 0 0 0 5 9 0.00 1.500																					

Batter	1	2	3	4	5	6	7	8	9	AB	R	H	RBI	BB	SO	LOB	BOTTOM			
Casey Wise, S (1,4) OBP: 0.500, SLG: 0.462										3	0	1	0	2	0	2	San Francisco Giants @ Milwaukee Braves Milwaukee County Stadium, Milwaukee, WI Thu Jun 04 1959, 4:33 AM EDT Att: 16,713 - Unknown			
Eddie Mathews, L (1,5) OBP: 0.362, SLG: 0.635										5	0	1	0	0	1	4				
Hank Aaron, R (1,9) OBP: 0.457, SLG: 0.769										4	0	0	0	1	0	4				
Joe Adcock, R (1,3) OBP: 0.356, SLG: 0.463 Mel Roach, R (7,4)										2	1	0	0	1	1	2				
Wes Covington, L (1,7) OBP: 0.373, SLG: 0.460										3	2	1	2	1	1	1				
Andy Pafko, R (1,8) OBP: 0.282, SLG: 0.250 Bill Bruton, L (5, PH) OBP: 0.343, SLG: 0.469										1	1	0	0	1	1	0				
Del Crandall, R (1,2) OBP: 0.302, SLG: 0.416										4	1	1	3	0	0	1				
Felix Mantilla, R (1,6) OBP: 0.236, SLG: 0.087 Frank Torre, L (6, PH) OBP: 0.333, SLG: 0.351										1	0	0	0	1	0	0				
Lew Burdette, R (1,1) OBP: 0.175, SLG: 0.184 Juan Pizarro, L (5,1) OBP: 0.214, SLG: 0.154 Carl Willey, R (8,1) Mickey Vernon, L (8, PH) OBP: 0.316, SLG: 0.417										1	0	0	0	0	0	0				
										1	0	0	0	0	0	0				
Inning Stats	R: 0 E: 0 K: 1 S: 5	H: 0 LOB: 1 BB: 2 P: 9	R: 3 E: 0 K: 1 S: 7	H: 2 LOB: 1 BB: 2 P: 15	R: 2 E: 0 K: 1 S: 6	H: 1 LOB: 0 BB: 1 P: 10	R: 0 E: 0 K: 0 S: 3	H: 0 LOB: 1 BB: 1 P: 7	R: 0 E: 0 K: 1 S: 5	H: 0 LOB: 0 BB: 0 P: 5	R: 0 E: 0 K: 0 S: 3	H: 0 LOB: 1 BB: 1 P: 7	R: 0 E: 0 K: 1 S: 5	H: 0 LOB: 2 BB: 0 P: 5	R: 0 E: 0 K: 1 S: 7	H: 2 LOB: 2 BB: 0 P: 7	1B: 4 2B: 0 3B: 0 HR: 2	SF: 0 SAC: 1 DP: 1 HBP: 0	WP: 0 PB: 0 SB: 0 CS: 0	PA: 39
PITCHER	IP WLS BF H R ER SO BB IBB HBP BLK WP HR S P ERA WHIP																			
Mike McCormick, L (1,1) ERA: 4.01	3.0 W 16 3 5 0 0 0 4 0 0 0 0 0 2 18 34 15.00 2.333																			
Gordon Jones, R (4,1) ERA: 2.45	1.0 W 4 0 0 0 0 1 0 0 0 0 0 0 3 7 0.00 1.000																			
Stu Miller, R (5,1) ERA: 2.17	5.0 S 19 3 0 0 0 3 2 0 0 0 0 0 0 23 31 0.00 1.000																			

Batter	1	2	3	4	5	6	7	8	9	AB	R	H	RBI	BB	SO	LOB	TOP					
Jim Davenport, R (1.5) OBP: 0.267, SLG: 0.316										3	0	0	0	1	0	0	San Francisco Giants @ Cincinnati Redlegs Crosley Field, Cincinnati, OH Fri Jun 05 1959, 7:05 PM EDT Att: 18,930 - Unknown livebaseballscorecards.com					
Willie Kirkland, L (1.9) OBP: 0.389, SLG: 0.437										3	2	1	1	1	1	1						
Willie Mays, R (1.8) OBP: 0.389, SLG: 0.580										4	0	0	0	0	1	2						
Orlando Cepeda, R (1.3) OBP: 0.359, SLG: 0.621										4	0	1	0	0	0	1						
Leon Wagner, L (1.7) OBP: 0.360, SLG: 0.521										4	0	0	0	0	2	1						
Daryl Spencer, R (1.4) OBP: 0.343, SLG: 0.353										3	0	1	0	0	0	0						
Andre Rodgers, R (1.6) OBP: 0.332, SLG: 0.415										3	0	0	0	0	0	1						
Hobie Landrith, L (1.2) OBP: 0.300, SLG: 0.298										3	0	0	0	0	0	1						
Johnny Antonelli, L (1.1) OBP: 0.083, SLG: 0.111										2	0	0	0	0	2	0						
Al Worthington, R (6.1) Dom Zanni, R (6.1) Dusty Rhodes, L (8. PH) Joe Shipley, R (8.1)										0	0	0	0	0	0	0						
Inning Stats	R: 0 E: 0 K: 0 S: 3	H: 0 LOB: 1 BB: 1 P: 7	R: 0 E: 0 K: 1 S: 5	H: 0 LOB: 0 BB: 0 P: 5	R: 0 E: 0 K: 1 S: 5	H: 0 LOB: 0 BB: 0 P: 5	R: 0 E: 0 K: 2 S: 7	H: 0 LOB: 0 BB: 0 P: 7	R: 0 E: 0 K: 0 S: 4	H: 1 LOB: 1 BB: 0 P: 4	R: 1 E: 0 K: 1 S: 6	H: 1 LOB: 0 BB: 0 P: 6	R: 0 E: 0 K: 1 S: 5	H: 0 LOB: 0 BB: 0 P: 5	R: 0 E: 0 K: 0 S: 3	H: 0 LOB: 0 BB: 0 P: 3	R: 1 E: 0 K: 0 S: 4	H: 1 LOB: 1 BB: 1 P: 8	1B: 2 2B: 0 3B: 0 HR: 1	SF: 0 SAC: 0 DP: 0 HBP: 0	WP: 1 PB: 0 SB: 0 CS: 0	PA: 32
PITCHER Don Newcombe, R (1.1) ERA: 3.65	IP: 9.0 WLS: W BF: 32 H: 3 R: 2 ER: 2 SO: 6 BB: 2 IBB: 0 HBP: 0 BLK: 0 WP: 1 HR: 1 S: 42 P: 50 ERA: 2.00 WHIP: 0.556															PITCHER						

Batter	1	2	3	4	5	6	7	8	9	AB	R	H	RBI	BB	SO	LOB	BOTTOM					
Johnny Temple, R (1.4) OBP: 0.412, SLG: 0.465										3	1	2	1	1	0	2	San Francisco Giants @ Cincinnati Redlegs Crosley Field, Cincinnati, OH Fri Jun 05 1959, 7:05 PM EDT Att: 18,930 - Unknown livebaseballscorecards.com					
Vada Pinson, L (1.8) OBP: 0.390, SLG: 0.587										3	1	0	0	1	0	2						
Pete Whisenant, R (1.9) OBP: 0.297, SLG: 0.353										3	0	0	0	0	0	2						
Gus Bell, L (7.9) OBP: 0.306, SLG: 0.420										1	0	1	1	0	0	0						
Frank Robinson, R (1.7) OBP: 0.372, SLG: 0.585										4	1	1	0	0	2	2						
Dutch Dotterer, R (1.2) OBP: 0.451, SLG: 0.500										4	1	1	1	0	0	1						
Walt Dropo, R (1.3) OBP: 0.200, SLG: 0.259										4	1	1	1	0	1	1						
Frank Thomas, R (1.5) OBP: 0.299, SLG: 0.381										4	1	1	1	0	0	0						
Roy McMillan, R (1.6) OBP: 0.343, SLG: 0.480										4	1	2	1	0	0	0						
Don Newcombe, L (1.1) OBP: 0.429, SLG: 0.484										4	0	1	1	0	1	0						
Inning Stats	R: 0 E: 0 K: 0 S: 3	H: 0 LOB: 1 BB: 1 P: 7	R: 0 E: 0 K: 0 S: 3	H: 0 LOB: 0 BB: 0 P: 3	R: 1 E: 0 K: 1 S: 7	H: 2 LOB: 1 BB: 0 P: 7	R: 0 E: 0 K: 1 S: 5	H: 0 LOB: 0 BB: 0 P: 5	R: 0 E: 0 K: 0 S: 3	H: 0 LOB: 0 BB: 0 P: 3	R: 5 E: 0 K: 0 S: 10	H: 7 LOB: 2 BB: 0 P: 10	R: 1 E: 0 K: 2 S: 8	H: 1 LOB: 1 BB: 1 P: 12	R: 0 E: 0 K: 0 S: 3	H: 0 LOB: 0 BB: 0 P: 3	R: 0 E: 0 K: 0 S: 3	H: 0 LOB: 0 BB: 0 P: 3	1B: 4 2B: 4 3B: 0 HR: 2	SF: 0 SAC: 0 DP: 0 HBP: 0	WP: 0 PB: 0 SB: 0 CS: 0	PA: 36
PITCHER Johnny Antonelli, L (1.1) ERA: 2.79 Al Worthington, R (6.1) ERA: 3.86 Dom Zanni, R (6.1) ERA: 5.23 Joe Shipley, R (8.1) ERA: 5.0	IP: 5.2 WLS: L BF: 24 H: 6 R: 5 ER: 5 SO: 2 BB: 1 IBB: 0 HBP: 0 BLK: 0 WP: 0 HR: 2 S: 27 P: 31 ERA: 7.94 WHIP: 1.235															PITCHER						

Batter	1	2	3	4	5	6	7	8	9	AB	R	H	RBI	BB	SO	LOB	TOP		
Jim Davenport, R OBP: 0.274, SLG: 0.321 (1, 5)										6	1	3	1	0	1	0	San Francisco Giants @ Cincinnati Redlegs Crosley Field, Cincinnati, OH Sat Jun 06 1959, 3:33 AM EDT Att: 9,956 - Unknown livebaseballscorecards.com		
Willie Kirkland, L OBP: 0.375, SLG: 0.439 (1, 9)										4	1	1	0	2	0	2			
Willie Mays, R OBP: 0.383, SLG: 0.573 (1, 8)										6	1	1	1	0	0	5			
Orlando Cepeda, R OBP: 0.358, SLG: 0.617 (1, 3)										6	2	2	1	0	1	0			
Leon Wagner, L OBP: 0.374, SLG: 0.558 Jackie Brandt, R OBP: 0.314, SLG: 0.381 (1, 7) (7, 7)									4	4	2	3	1	1	1	1			
Daryl Spencer, R OBP: 0.352, SLG: 0.368 (1, 4)									6	2	4	1	0	1	0				
Andre Rodgers, R OBP: 0.339, SLG: 0.423 (1, 6)									4	1	2	3	1	1	2				
Hobie Landrith, L OBP: 0.323, SLG: 0.314 (1, 2)									4	1	2	2	1	0	3				
Sam Jones, R OBP: 0.121, SLG: 0.121 (1, 1)									4	0	1	0	0	1	4				
Inning Stats	R: 3 E: 0 K: 2 S: 10	H: 3 LOB: 0 BB: 0 P: 10	R: 1 E: 0 K: 0 S: 4	H: 1 LOB: 1 BB: 1 P: 8	R: 2 E: 0 K: 0 S: 7	H: 4 LOB: 2 BB: 0 P: 7	R: 0 E: 0 K: 0 S: 3	H: 0 LOB: 0 BB: 0 P: 3	R: 3 E: 0 K: 0 S: 7	H: 4 LOB: 3 BB: 2 P: 15	R: 1 E: 1 K: 2 S: 10	H: 2 LOB: 2 BB: 0 P: 10	R: 3 E: 0 K: 1 S: 9	H: 4 LOB: 2 BB: 1 P: 13	R: 0 E: 0 K: 2 S: 7	H: 0 LOB: 0 BB: 0 P: 7	1B: 12 2B: 5 3B: 0 HR: 1	SF: 0 SAC: 1 DP: 0 HBP: 0	WP: 1 PA: 51 PB: 0 SB: 0 CS: 0
PITCHER	IP WLS BF H R ER SO BB IBB HBP BLK WP HR S P ERA WHIP	IP WLS BF H R ER SO BB IBB HBP BLK WP HR S P ERA WHIP	Tom Acker, R ERA: 3.09 (7, 1) IP: 2.1, WLS: 9, BF: 0, H: 0, R: 0, ER: 0, SO: 2, BB: 2, IBB: 0, HBP: 0, BLK: 0, WP: 0, HR: 0, S: 11, P: 19, ERA: 0.00, WHIP: 0.857																

Batter	1	2	3	4	5	6	7	8	9	AB	R	H	RBI	BB	SO	LOB	BOTTOM		
Johnny Temple, R OBP: 0.408, SLG: 0.455 (1, 4)										4	1	0	0	1	0	3	San Francisco Giants @ Cincinnati Redlegs Crosley Field, Cincinnati, OH Sat Jun 06 1959, 3:33 AM EDT Att: 9,956 - Unknown livebaseballscorecards.com		
Vada Pinson, L OBP: 0.391, SLG: 0.583 (1, 8)										5	0	2	0	0	2	3			
Jerry Lynch, L OBP: 0.323, SLG: 0.467 (1, 7)										4	0	2	0	1	1	3			
Frank Robinson, R OBP: 0.368, SLG: 0.576 (1, 3)										5	0	1	2	0	1	6			
Gus Bell, L OBP: 0.305, SLG: 0.413 (1, 9)										3	0	0	0	1	1	3			
Ed Bailey, L OBP: 0.379, SLG: 0.375 Dutch Dotterer, R OBP: 0.442, SLG: 0.489 (1, 2) (6, 2)										3	0	0	0	0	1	4			
Frank Thomas, R OBP: 0.303, SLG: 0.394 (1, 5)										4	0	2	0	0	0	0			
Roy McMillan, R OBP: 0.342, SLG: 0.472 (1, 6)										3	1	0	0	1	0	2			
Inning Stats	R: 0 E: 0 K: 3 S: 9	H: 0 LOB: 1 BB: 1 P: 13	R: 0 E: 0 K: 0 S: 3	H: 0 LOB: 0 BB: 0 P: 3	R: 3 E: 1 K: 1 S: 8	H: 2 LOB: 2 BB: 2 P: 16	R: 0 E: 0 K: 1 S: 6	H: 1 LOB: 1 BB: 0 P: 6	R: 0 E: 0 K: 0 S: 4	H: 1 LOB: 1 BB: 0 P: 4	R: 0 E: 0 K: 1 S: 6	H: 1 LOB: 1 BB: 0 P: 6	R: 0 E: 0 K: 0 S: 3	H: 0 LOB: 0 BB: 0 P: 3	R: 0 E: 0 K: 0 S: 5	H: 2 LOB: 2 BB: 0 P: 5	1B: 6 2B: 2 3B: 0 HR: 0	SF: 0 SAC: 0 DP: 0 HBP: 0	WP: 0 PA: 40 PB: 0 SB: 2 CS: 0
PITCHER	IP WLS BF H R ER SO BB IBB HBP BLK WP HR S P ERA WHIP	IP WLS BF H R ER SO BB IBB HBP BLK WP HR S P ERA WHIP	Sam Jones, R ERA: 3.29 (1, 1) IP: 9.0, WLS: W, BF: 40, H: 8, R: 3, ER: 0, SO: 7, BB: 4, IBB: 0, HBP: 0, BLK: 0, WP: 0, HR: 0, S: 50, P: 66, ERA: 0.00, WHIP: 1.333																

Batter	1	2	3	4	5	6	7	8	9	AB	R	H	RBI	BB	SO	LOB	TOP									
Jim Davenport, R OBP: 0.272, SLG: 0.318 (1, 5)										5	0	1	0	0	2	1	San Francisco Giants @ Cincinnati Redlegs Crosley Field, Cincinnati, OH Sun Jun 07 1959, 3:33 AM EDT Unknown									
Willie Kirkland, L OBP: 0.376, SLG: 0.464 (1, 9)										5	1	2	1	0	0	2										
Willie Mays, R OBP: 0.379, SLG: 0.564 (1, 8)										5	1	1	1	0	2	3										
Orlando Cepeda, R OBP: 0.361, SLG: 0.618 (1, 3)										3	1	1	0	1	1	1										
Leon Wagner, L OBP: 0.372, SLG: 0.544 Jackie Brandt, R OBP: 0.312, SLG: 0.379 (1, 7) (6, 7)										2	0	0	0	1	1	2										
Daryl Spencer, R OBP: 0.384, SLG: 0.394 (1, 4)										3	1	3	2	1	0	0										
Andre Rodgers, R OBP: 0.337, SLG: 0.419 (1, 6)										4	0	1	0	0	0	4										
Hobie Landrith, L OBP: 0.333, SLG: 0.315 (1, 2)										3	1	1	0	1	0	1										
Jack Sanford, R OBP: 0.135, SLG: 0.086 (1, 1)										4	0	0	0	0	3	2										
Inning Stats	R: 0 E: 0 K: 2 S: 7	H: 0 LOB: 0 BB: 0 P: 7	R: 0 E: 0 K: 0 S: 2	H: 0 LOB: 1 BB: 2 P: 10	R: 0 E: 0 K: 0 S: 3	H: 0 LOB: 0 BB: 0 P: 3	R: 2 E: 0 K: 2 S: 10	H: 3 LOB: 1 BB: 0 P: 10	R: 0 E: 0 K: 2 S: 8	H: 1 LOB: 2 BB: 1 P: 12	R: 1 E: 0 K: 1 S: 4	H: 2 LOB: 1 BB: 1 P: 8	R: 0 E: 0 K: 1 S: 5	H: 0 LOB: 0 BB: 0 P: 5	R: 1 E: 0 K: 0 S: 5	H: 2 LOB: 1 BB: 0 P: 5		R: 1 E: 0 K: 2 S: 9	H: 2 LOB: 1 BB: 0 P: 9	1B: 6 2B: 2 3B: 1 HR: 1	SF: 0 SAC: 0 DP: 2 HBP: 0	WP: 0 PB: 0 SB: 2 CS: 0	PA: 39			
PITCHER	IP	WLS	BF	H	R	ER	SO	BB	IBB	HBP	BLK	WP	HR	S	P	ERA	WHIP									
Brooks Lawrence, R ERA: 5.37 (1, 1)	7.0	L	29	6	3	3	7	4	0	0	0	0	0	1	39	55	3.86	1.429								
Hal Jeffcoat, R ERA: 3.32 (8, 1)	1.2		9	4	2	2	2	0	0	0	0	0	0	0	13	13	10.80	2.400								
Tom Acker, R ERA: 3.06 (9, 1)	0.1		1	0	0	0	0	0	0	0	0	0	0	0	1	1	0.00	0.000								

Batter	1	2	3	4	5	6	7	8	9	AB	R	H	RBI	BB	SO	LOB	BOTTOM									
Johnny Temple, R OBP: 0.409, SLG: 0.461 (1, 4)										4	1	2	0	0	1	2	San Francisco Giants @ Cincinnati Redlegs Crosley Field, Cincinnati, OH Sun Jun 07 1959, 3:33 AM EDT Unknown									
Vada Pinson, L OBP: 0.388, SLG: 0.577 (1, 8)										4	1	1	1	0	0	3										
Jerry Lynch, L OBP: 0.327, SLG: 0.484 (1, 7)										3	1	1	1	1	0	1										
Frank Robinson, R OBP: 0.366, SLG: 0.569 (1, 3)										4	0	1	0	0	0	0										
Gus Bell, L OBP: 0.304, SLG: 0.407 (1, 9)										3	0	0	0	1	0	3										
Ed Bailey, L OBP: 0.369, SLG: 0.364 (1, 2)										4	0	0	0	0	0	3										
Frank Thomas, R OBP: 0.298, SLG: 0.386 (1, 5)										4	0	0	0	0	0	2										
Roy McMillan, R OBP: 0.340, SLG: 0.464 (1, 6)										3	0	0	0	1	2	0										
Brooks Lawrence, R OBP: 0.154, SLG: 0.192 Don Newsome, L OBP: 0.432, SLG: 0.485 Jim Pendergast, R OBP: 0.325, SLG: 0.333 Hal Jeffcoat, R OBP: 0.199, SLG: 0.200 Tom Acker, R OBP: 0.160, SLG: 0.143 John Powers, L OBP: 0.316, SLG: 0.389 (1, 1) (7, PH) (7, PH) (8, 1) (9, 1) (9, PH)										2	0	0	0	0	0	0										
Inning Stats	R: 2 E: 1 K: 0 S: 5	H: 2 LOB: 0 BB: 0 P: 5	R: 0 E: 0 K: 1 S: 5	H: 0 LOB: 0 BB: 0 P: 5	R: 0 E: 0 K: 0 S: 3	H: 0 LOB: 0 BB: 0 P: 3	R: 0 E: 0 K: 0 S: 4	H: 1 LOB: 2 BB: 1 P: 8	R: 0 E: 0 K: 0 S: 4	H: 1 LOB: 1 BB: 0 P: 4	R: 0 E: 0 K: 0 S: 3	H: 0 LOB: 1 BB: 1 P: 7	R: 0 E: 0 K: 1 S: 6	H: 1 LOB: 2 BB: 1 P: 10	R: 1 E: 0 K: 0 S: 4	H: 1 LOB: 0 BB: 0 P: 4		R: 0 E: 0 K: 2 S: 7	H: 0 LOB: 0 BB: 0 P: 7	1B: 4 2B: 1 3B: 0 HR: 1	SF: 0 SAC: 0 DP: 0 HBP: 0	WP: 0 PB: 0 SB: 0 CS: 1	PA: 36			
PITCHER	IP	WLS	BF	H	R	ER	SO	BB	IBB	HBP	BLK	WP	HR	S	P	ERA	WHIP									
Jack Sanford, R ERA: 3.06 (1, 1)	9.0	W	36	6	3	2	4	3	0	0	0	0	0	1	41	53	2.00	1.000								

Batter	1	2	3	4	5	6	7	8	9	AB	R	H	RBI	BB	SO	LOB	TOP			
Jim Davenport, R (1.5) OBP: 0.267, SLG: 0.312	5-3			K		K			F7	4	0	0	0	0	2	0	San Francisco Giants @ Cincinnati Redlegs Crosley Field, Cincinnati, OH Sun Jun 07 1959, 3:38 AM EDT Att: 25,557 - Unknown livebaseballscorecards.com			
Willie Kirkland, L (1.9) OBP: 0.365, SLG: 0.448	4-3			F7			3-1		K	4	0	0	0	1	0					
Willie Mays, R (1.8) OBP: 0.373, SLG: 0.553	6-3			F9			F2		F8	4	0	0	0	0	0					
Orlando Cepeda, R (1.3) OBP: 0.365, SLG: 0.638		5-3			G3 2B					3	1	2	1	0	0					
Leon Wagner, L (1.7) OBP: 0.361, SLG: 0.524		G3			G3					3	0	0	0	0	1					
Daryl Spencer, R (1.4) OBP: 0.364, SLG: 0.393				K		K				3	0	1	0	0	2	1				
Andre Rodgers, R (1.6) OBP: 0.337, SLG: 0.418					F2					3	0	1	0	0	1					
Bob Schmidt, R (1.2) OBP: 0.305, SLG: 0.393					F7					2	0	0	0	0	0					
Dusty Rhodes, L (8, PH) OBP: 0.222, SLG: 0.125						6-3			FC6-4 1B	1	0	0	0	0	2					
Roger McCardell, R (8.2)										0	0	0	0	0	0					
Mike McCormick, L (1.1) OBP: 0.211, SLG: 0.125										2	0	0	0	0	2					
Al Worthington, R (6.1)										0	0	0	0	0	0					
Bob Speake, L (8, PH) OBP: 0.167, SLG: 0.091										1	0	0	0	0	2					
Joe Shipley, R (8.1)										0	0	0	0	0	0					
Inning Stats	R: 0 E: 0 K: 0 S: 3	H: 0 LOB: 0 BB: 0 P: 3	R: 0 E: 0 K: 1 S: 5	H: 0 LOB: 0 BB: 0 P: 5	R: 0 E: 0 K: 1 S: 5	H: 0 LOB: 0 BB: 0 P: 5	R: 0 E: 0 K: 1 S: 5	H: 1 LOB: 1 BB: 0 P: 6	R: 0 E: 0 K: 2 S: 7	H: 0 LOB: 0 BB: 0 P: 7	R: 1 E: 0 K: 0 S: 4	H: 1 LOB: 0 BB: 0 P: 4	R: 0 E: 0 K: 0 S: 4	H: 2 LOB: 1 BB: 0 P: 4	R: 0 E: 0 K: 1 S: 5	H: 0 LOB: 0 BB: 0 P: 5	1B: 2 2B: 1 3B: 0 HR: 1	SF: 0 SAC: 0 DP: 1 HBP: 0	WP: 0 PB: 0 SB: 0 CS: 0	PA: 30
PITCHER Orlando Pena, R (1.1) ERA: 5.4	IP: 9.0 WLS: W BF: 30 H: 4 R: 1 ER: 1 SO: 7 BB: 0 IBB: 0 HBP: 0 BLK: 0 WP: 0 HR: 1 S: 44 P: 44 ERA: 1.00 WHIP: 0.444															PITCHER				

Batter	1	2	3	4	5	6	7	8	9	AB	R	H	RBI	BB	SO	LOB	BOTTOM			
Johnny Temple, R (1.4) OBP: 0.415, SLG: 0.466				E6						2	1	1	1	2	0	1	San Francisco Giants @ Cincinnati Redlegs Crosley Field, Cincinnati, OH Sun Jun 07 1959, 3:38 AM EDT Att: 25,557 - Unknown livebaseballscorecards.com			
Vada Pinson, L (1.8) OBP: 0.385, SLG: 0.577										5	2	2	2	0	2					
Pete Whisenant, R (1.9) OBP: 0.341, SLG: 0.405										3	1	2	3	1	0	0				
Gus Bell, L (7.9) OBP: 0.303, SLG: 0.404										1	0	0	0	0	0	0				
Frank Robinson, R (1.7) OBP: 0.367, SLG: 0.561										3	0	0	0	1	2	1				
Dutch Dotterer, R (1.2) OBP: 0.421, SLG: 0.460										5	0	1	1	0	2	5				
Walt Dropo, R (1.3) OBP: 0.176, SLG: 0.226										4	0	0	0	0	3	7				
Frank Thomas, R (1.5) OBP: 0.292, SLG: 0.378										4	0	0	0	0	0	5				
Eddie Kasko, R (7.5) OBP: 0.267, SLG: 0.333										0	0	0	0	0	0	0				
Roy McMillan, R (1.6) OBP: 0.348, SLG: 0.476										4	2	3	0	0	1	0				
Orlando Pena, R (1.1) OBP: 0.231, SLG: 0.091										3	1	1	0	0	2	1				
Inning Stats	R: 2 E: 0 K: 3 S: 11	H: 2 LOB: 1 BB: 1 P: 15	R: 1 E: 0 K: 0 S: 5	H: 2 LOB: 1 BB: 0 P: 5	R: 0 E: 1 K: 1 S: 4	H: 0 LOB: 1 BB: 0 P: 4	R: 0 E: 1 K: 1 S: 6	H: 1 LOB: 2 BB: 0 P: 6	R: 0 E: 1 K: 1 S: 6	H: 0 LOB: 3 BB: 2 P: 14	R: 4 E: 0 K: 1 S: 10	H: 5 LOB: 2 BB: 0 P: 11	R: 0 E: 0 K: 2 S: 7	H: 0 LOB: 1 BB: 1 P: 11	R: 0 E: 0 K: 2 S: 7	H: 0 LOB: 0 BB: 0 P: 7	1B: 6 2B: 4 3B: 0 HR: 0	SF: 0 SAC: 2 DP: 0 HBP: 1	WP: 0 PB: 0 SB: 0 CS: 0	PA: 41
PITCHER Mike McCormick, L (1.1) ERA: 4.66	IP: 5.1 WLS: L BF: 30 H: 9 R: 7 ER: 7 SO: 5 BB: 3 IBB: 0 HBP: 0 BLK: 0 WP: 0 HR: 0 S: 37 P: 49 ERA: 11.81 WHIP: 2.250															PITCHER				
Al Worthington, R (6.1) ERA: 3.66	1.2 8 1 0 0 3 1 0 1 0 0 0 12 17 0.00 1.200																			
Joe Shipley, R (8.1) ERA: 4.5	1.0 3 0 0 0 2 0 0 0 0 0 0 7 7 0.00 0.000																			

Batter	1	2	3	4	5	6	7	8	9	10	11	AB	R	H	RBI	BB	SO	LOB	TOP										
Jim Davenport, R OBP: 0.273, SLG: 0.319	4-0 HR		0-3 K		0-0 F7		0-0 5-3	0-0 2B	0-0 FC6-4 1B			5	1	2	3	1	1	0											
Felipe Alou, R OBP: 0.333, SLG: 0.540	0-0 HR		0-3 K		0-0 F4		0-0 PB 1B	0-0 K	0-0 FC6-4 1B			6	2	2	2	0	2	2											
Willie Kirkland, L OBP: 0.373, SLG: 0.475 Dom Zanni, R Al Worthington, R Mike McCormick, L OBP: 0.200, SLG: 0.118	0-0 F8				0-0 HR		0-0 1B	0-0 F3	0-0 BB 1B		0-3 K	4	1	2	1	1	0	1											
Orlando Cepeda, R OBP: 0.364, SLG: 0.629	0-3 K		0-3 K		0-3 K		0-0 1B	0-0 1B	0-0 BB 1B		0-0 F8	6	1	2	1	0	3	1											
Daryl Spencer, R OBP: 0.367, SLG: 0.403	0-0 F8				0-0 1B WP 1B		0-0 F8	0-0 1B	0-0 FC5-4 BB		0-0 6-3	5	1	2	1	1	0	0											
Jackie Brandt, R OBP: 0.339, SLG: 0.370		0-0 G3			0-0 WP BB 1B		0-0 4-3	0-0 4-3	0-0 FC5-4		0-0 F8	6	0	1	0	0	0	4											
Andre Rodgers, R OBP: 0.342, SLG: 0.417		0-3 K			4-0 WP BB		0-0 1B		0-0 1B 2B 1B		0-0 F5	5	1	2	0	1	1	0											
Hobie Landrith, L OBP: 0.329, SLG: 0.309 Leon Wagner, L OBP: 0.367, SLG: 0.524 Bob Schmidt, R Bob Spaska, L OBP: 0.167, SLG: 0.091 Roger McCardell, R	0-0 6-3				4-0 G5-4-3 IBB		0-0 1B	0-0 1B	0-0 1B 2B 1B		0-0 3-1	1	0	0	0	0	0	0											
Stu Miller, R OBP: 0.069, SLG: 0.056 Gordon Jones, R Willie Mays, R OBP: 0.376, SLG: 0.558			0-3 K		0-0 G5-4-3		0-0 5-3		0-0 1B 2B 1B		0-0 1B S 1B	2	0	0	0	0	1	3											
Inning Stats	R: 2 E: 0 K: 1 S: 6	H: 1 LOB: 0 BB: 1 P: 10	R: 0 E: 0 K: 1 S: 5	H: 0 LOB: 0 BB: 0 P: 5	R: 0 E: 0 K: 3 S: 9	H: 0 LOB: 0 BB: 0 P: 9	R: 2 E: 0 K: 1 S: 7	H: 3 LOB: 2 BB: 2 P: 15	R: 0 E: 0 K: 1 S: 6	H: 1 LOB: 1 BB: 0 P: 6	R: 0 E: 0 K: 0 S: 5	H: 2 LOB: 2 BB: 0 P: 5	R: 2 E: 0 K: 0 S: 6	H: 3 LOB: 1 BB: 1 P: 6	R: 3 E: 0 K: 1 S: 9	H: 5 LOB: 3 BB: 2 P: 17	R: 0 E: 0 K: 0 S: 5	H: 3 LOB: 2 BB: 0 P: 5	R: 0 E: 0 K: 0 S: 5	H: 0 LOB: 0 BB: 0 P: 5	R: 0 E: 0 K: 0 S: 3	H: 0 LOB: 0 BB: 0 P: 3	1B: 14 2B: 1 3B: 1 HR: 2	SF: 0 SAC: 0 DP: 1 HBP: 0	WP: 1 PB: 1 SB: 3 CS: 0	PA: 53			
PITCHER	IP ERA WLS BF H R ER SO BB IBB HBP BLK WP HR S P ERA WHIP	3.1 3.73 4.1 23 11 5 5 2 1 0 0 0 0 0 0 26 30 10.38 2.769	4.1 5.95 8.1 0.1 2 0 0 0 0 1 0 0 0 0 0 1 5 0.00 3.000	8.1 3.86 9.1 3.0 W 11 3 0 0 1 0 0 0 0 0 13 13 0.00 1.000																									

San Francisco Giants @ Pittsburgh Pirates
 Forbes Field, Pittsburgh, PA
 Mon Jun 08 1959, 7:05 PM EDT
 Att: 19,080 - Unknown

AB	48
R	9
H	18
RBI	8
BB	5
SO	9
LOB	13



Batter	1	2	3	4	5	6	7	8	9	10	11	AB	R	H	RBI	BB	SO	LOB	BOTTOM									
Dick Schofield, S OBP: 0.340, SLG: 0.395 Roy Face, R OBP: 0.500, SLG: 0.500 Harry Bright, R OBP: 0.357, SLG: 0.846	4-3		0-3 K		1-2 1B BB		0-3 K		0-3 K		0-0 SH3-4 1B	4	0	0	0	1	3	5										
Bill Virdon, L OBP: 0.300, SLG: 0.387			0-0 F7		0-0 FC6 1B		0-0 F8		0-0 E6 HR		0-0 SH3-4	5	1	2	2	0	0	1										
Smoky Burgess, L OBP: 0.409, SLG: 0.629 Danny Kravitz, L OBP: 0.423, SLG: 0.609	0-0 FC3-6 1B		0-0 FC3-6 FC5-4		0-0 FC6		0-0 F4		0-0 SF8		0-3 K	1	0	0	0	0	0	1										
Dick Stuart, R OBP: 0.364, SLG: 0.531	0-0 FC5-4		0-0 HR		0-0 1B		0-0 G4-3 1B		4-0 3B BB		4-0 1B HR	4	2	3	2	2	0	1										
Bob Skinner, L OBP: 0.365, SLG: 0.492		4-0 5-3 1B BB		0-0 F2		0-0 F5		0-0 K		0-0 G3		5	1	1	1	1	1	5										
Bill Mazeroski, R OBP: 0.281, SLG: 0.386		0-0 5-3		0-0 5-3		0-0 G4-3		0-0 4-3		0-0 F8		6	1	1	0	0	0	4										
Don Hoak, R OBP: 0.378, SLG: 0.430		0-0 F6		0-0 6-3		0-0 SH2-4 1B		0-0 1B 1B		0-0 SH1-4 1B		5	1	3	0	0	0	1										
Dick Groat, R OBP: 0.315, SLG: 0.339		0-0 1B		0-0 6-3		0-0 SH2-4		0-0 1B E 1B		0-0 F9		4	2	2	1	1	0	1										
Ron Kline, R OBP: 0.302, SLG: 0.167 Tommy Davis, R OBP: 0.269, SLG: 0.462 Ron Blackburn, R OBP: 0.199, SLG: 2.000 Ted Kluszewski, L OBP: 0.162, SLG: 0.142 Joe Christy, R OBP: 0.226, SLG: 0.289	0-0 1B		0-0 1B		0-0 1B		0-3 K		0-0 E SF8 1B		0-0 F3	1	0	1	0	0	0	0										
Inning Stats	R: 0 E: 0 K: 0 S: 4	H: 1 LOB: 1 BB: 0 P: 4	R: 1 E: 0 K: 1 S: 7	H: 2 LOB: 2 BB: 1 P: 11	R: 1 E: 0 K: 0 S: 5	H: 2 LOB: 2 BB: 0 P: 5	R: 1 E: 0 K: 0 S: 5	H: 1 LOB: 2 BB: 1 P: 9	R: 0 E: 0 K: 2 S: 8	H: 1 LOB: 1 BB: 1 P: 8	R: 5 E: 1 K: 2 S: 12	H: 4 LOB: 4 BB: 0 P: 12	R: 0 E: 0 K: 0 S: 4	H: 1 LOB: 1 BB: 0 P: 4	R: 0 E: 0 K: 1 S: 6	H: 1 LOB: 1 BB: 1 P: 10	R: 3 E: 0 K: 0 S: 4	H: 2 LOB: 0 BB: 1 P: 8	1B: 14 2B: 0 3B: 1 HR: 3	SF: 1 SAC: 3 DP: 1 HBP: 0	WP: 0 PB: 0 SB: 0 CS: 0	PA: 55						
PITCHER	IP ERA WLS BF H R ER SO BB IBB HBP BLK WP HR S P ERA WHIP	3.2 2.46 3.1 13 7 3 1 2 1 0 0 0 0 0 1 16 20 2.70 1.200	0.0 3.0 3.3 2.0 0.0 0.0 0.0 0.0 0.0 0.0 0.0 0.0 0.0 1.0 6.0 6.0 0.00 1.500	3.0 L 15 4 3 3 2 0 2 0 0 0 0 1 17 25 9.00 1.333																								

San Francisco Giants @ Pittsburgh Pirates
 Forbes Field, Pittsburgh, PA
 Mon Jun 08 1959, 7:05 PM EDT
 Att: 19,080 - Unknown

AB	46
R	12
H	18
RBI	12
BB	5
SO	6
LOB	26



Batter	1	2	3	4	5	6	7	8	9	AB	R	H	RBI	BB	SO	LOB	TOP						
Jim Davenport, R OBP: 0.283, SLG: 0.324 (1, 5)										6	1	3	0	0	2	2	San Francisco Giants @ Pittsburgh Pirates Forbes Field, Pittsburgh, PA Wed Jun 10 1959, 7:05 PM EDT Att: 24,317 - Unknown livebaseballscorecards.com						
Felipe Alou, R OBP: 0.329, SLG: 0.515 (1, 9)										6	1	2	0	0	1	5							
Willie Kirkland, L OBP: 0.388, SLG: 0.523 (1, 7)										5	3	3	3	0	0	4							
Orlando Cepeda, R OBP: 0.379, SLG: 0.647 (1, 3)										4	2	2	2	1	0	1							
Daryl Spencer, R OBP: 0.369, SLG: 0.400 (1, 4)										4	1	1	1	1	0	1							
Jackie Brandt, R OBP: 0.318, SLG: 0.385 (1, 8)										5	2	4	1	0	1	0							
Andre Rodgers, R OBP: 0.346, SLG: 0.412 (1, 6)										4	1	1	1	1	2	3							
Hobie Landrith, L OBP: 0.342, SLG: 0.333 (8, PH)										4	0	3	2	0	0	0							
Bob Schmidt, R OBP: 0.320, SLG: 0.405 (8, 2)										1	0	0	0	0	0	2							
Sam Jones, R OBP: 0.135, SLG: 0.111 (1, 1)										3	0	0	1	1	1	3							
Stu Miller, R OBP: 0.053, SLG: 0.053 (7, 1)										1	0	0	0	0	0	0							
Inning Stats	R: 1 E: 0 K: 0 S: 4	H: 2 LOB: 0 BB: 0 P: 4	R: 2 E: 0 K: 0 S: 5	H: 2 LOB: 1 BB: 1 P: 9	R: 4 E: 0 K: 1 S: 9	H: 4 LOB: 1 BB: 1 P: 13	R: 2 E: 0 K: 2 S: 10	H: 4 LOB: 2 BB: 1 P: 14	R: 0 E: 1 K: 1 S: 6	H: 0 LOB: 1 BB: 0 P: 6	R: 1 E: 0 K: 1 S: 6	H: 2 LOB: 0 BB: 0 P: 6	R: 0 E: 0 K: 1 S: 7	H: 2 LOB: 1 BB: 1 P: 11	R: 1 E: 0 K: 0 S: 5	H: 3 LOB: 1 BB: 0 P: 5	R: 0 E: 0 K: 1 S: 5	H: 0 LOB: 0 BB: 0 P: 5	1B: 14 2B: 4 3B: 0 HR: 2	SF: 0 SAC: 0 DP: 3 HBP: 0	WP: 0 PB: 0 SB: 1 CS: 1	PA: 47	
PITCHER	IP	WLS	BF	H	R	ER	SO	BB	IBB	HBP	BLK	WP	HR	S	P	ERA	WHIP					ERA	WHIP
George Witt, R ERA: 9.82	2.1	L	14	6	6	6	0	2	0	0	0	0	0	12	20	23.14	3.429					0.00	0.000
Bennie Daniels, R ERA: 8.42	3.1		9	5	3	3	2	1	0	0	0	0	0	12	16	20.25	4.500						
Ron Blackburn, R ERA: 3.48	4.1		16	5	1	1	4	1	0	0	0	0	0	23	27	2.70	1.800						
Bob Smith, L ERA: 3.18	8.1		4	3	1	1	0	0	0	0	0	0	1	4	4	27.00	9.000						
Al Jackson, L ERA: 4.66	8.1		1	0	0	0	0	0	0	0	0	0	0	1	1	0.00	0.000						

Batter	1	2	3	4	5	6	7	8	9	AB	R	H	RBI	BB	SO	LOB	BOTTOM						
Bill Virdon, L OBP: 0.297, SLG: 0.375 (1, 8)										3	0	0	0	2	0	0	San Francisco Giants @ Pittsburgh Pirates Forbes Field, Pittsburgh, PA Wed Jun 10 1959, 7:05 PM EDT Att: 24,317 - Unknown livebaseballscorecards.com						
Dick Groat, R OBP: 0.307, SLG: 0.333 (1, 6)										5	3	1	0	0	0	3							
Danny Kravitz, L OBP: 0.452, SLG: 0.679 (1, 2)										5	1	3	3	0	0	0							
Dick Stuart, R OBP: 0.375, SLG: 0.555 (1, 3)											5	1	3	1	0	1		2					
Bob Skinner, L OBP: 0.358, SLG: 0.481 (1, 7)										4	0	1	0	1	1	4							
Bill Mazerolski, R OBP: 0.275, SLG: 0.380 (1, 4)											5	1	1	1	0	0		5					
Don Hoak, R OBP: 0.379, SLG: 0.441 (1, 5)											3	0	1	2	1	0		1					
Roman Mejias, R OBP: 0.292, SLG: 0.290 (1, 9)										3	0	0	0	0	2	3							
Ted Kluszewski, L OBP: 0.377, SLG: 0.534 (7, PH)										1	0	0	0	0	0	1							
Joe Christopher, R (8, 9)										0	0	0	0	0	0	0							
George Witt, R OBP: 0.400, SLG: 0.402 (3, 1)										1	0	0	0	0	1	0							
Bennie Daniels, L OBP: 0.333, SLG: 1.333 (7, PH)										0	0	0	0	0	0	0							
Ron Blackburn, R OBP: 0.333, SLG: 1.333 (7, PH)										0	0	0	0	0	0	0							
Rocky Nelson, R OBP: 0.333, SLG: 1.333 (7, PH)										0	0	0	0	0	0	0							
Bob Smith, R OBP: 0.333, SLG: 1.333 (7, PH)										0	0	0	0	0	0	0							
Al Jackson, L OBP: 0.333, SLG: 1.333 (7, PH)										0	0	0	0	0	0	0							
Harry Bright, R OBP: 0.333, SLG: 1.333 (7, PH)										0	0	0	0	0	0	0							
Roy Face, R OBP: 0.333, SLG: 1.333 (7, PH)										0	0	0	0	0	0	0							
Inning Stats	R: 1 E: 0 K: 1 S: 7	H: 2 LOB: 2 BB: 1 P: 11	R: 0 E: 0 K: 1 S: 5	H: 0 LOB: 0 BB: 0 P: 5	R: 0 E: 0 K: 1 S: 3	H: 0 LOB: 0 BB: 0 P: 3	R: 0 E: 0 K: 1 S: 6	H: 1 LOB: 2 BB: 1 P: 10	R: 1 E: 0 K: 0 S: 4	H: 1 LOB: 1 BB: 1 P: 8	R: 0 E: 0 K: 1 S: 6	H: 1 LOB: 1 BB: 0 P: 6	R: 5 E: 0 K: 1 S: 9	H: 4 LOB: 1 BB: 2 P: 17	R: 0 E: 0 K: 0 S: 3	H: 0 LOB: 0 BB: 0 P: 3	R: 0 E: 0 K: 0 S: 4	H: 1 LOB: 1 BB: 0 P: 4	1B: 6 2B: 3 3B: 1 HR: 0	SF: 0 SAC: 0 DP: 0 HBP: 0	WP: 0 PB: 0 SB: 0 CS: 0	PA: 42	
PITCHER	IP	WLS	BF	H	R	ER	SO	BB	IBB	HBP	BLK	WP	HR	S	P	ERA	WHIP					ERA	WHIP
Sam Jones, R ERA: 3.71	6.2	W	34	9	7	7	5	5	0	0	0	0	0	39	59	9.45	2.100						
Stu Miller, R ERA: 2.39	2.1	S	8	1	0	0	0	0	0	0	0	0	0	8	8	0.00	0.429						

Batter	1	2	3	4	5	6	7	8	9	AB	R	H	RBI	BB	SO	LOB	TOP															
Jim Davenport, R (1.5) OBP: 0.277, SLG: 0.317	6-3	F4		F9		5-3		K		5	0	0	0	0	1	4	San Francisco Giants @ Pittsburgh Pirates Forbes Field, Pittsburgh, PA Thu Jun 11 1959, 3:33 AM EDT Att: 9,444 - Unknown															
Felipe Alou, R (1.9) OBP: 0.331, SLG: 0.525	5-3	3B		E5		K		1B		5	0	2	3	0	1																	
Willie Kirkland, L (1.7) OBP: 0.389, SLG: 0.563	HR	4-3		F9			K	CS	HR	5	2	2	2	0	1	2																
Orlando Cepeda, R (1.3) OBP: 0.371, SLG: 0.633	F2			F2			2-3		6-3	5	0	0	0	0	0																	
Daryl Spencer, R (1.4) OBP: 0.365, SLG: 0.395		F7		F9			F8		1B	5	0	1	0	0	0																	
Jackie Brandt, R (1.8) OBP: 0.320, SLG: 0.381		E3 2B HBP		1B BB		FC5-4 FC4-6		E7 HR 1B	F9	4	2	1	0	1	0	2																
Andre Rodgers, R (1.6) OBP: 0.347, SLG: 0.417		HBP 3B 2B		1B		FC4-6		E2 HR	E4	5	2	2	0	0	0	3																
Hobie Landrith, L (1.2) OBP: 0.341, SLG: 0.323		4-0		F9				F7	2-3	2	1	0	0	1	0	2																
Leon Wagner, L (8, PH) OBP: 0.354, SLG: 0.518		HBP 3B IBB						E1 WP	2-3	1	0	0	0	0	0	2																
Bob Schmidt, R (8, 2) OBP: 0.317, SLG: 0.402										1	0	0	0	0	0	2																
Jack Sanford, R (11, 1) OBP: 0.196, SLG: 0.086		1-0								0	1	0	0	1	0	0																
Al Worthington, R (2, 1)										0	0	0	0	0	0	0																
Joe Shipley, R (2, 1)										2	0	0	0	0	0	1																
Gordon Jones, R (6, 1)										0	0	0	0	0	0	0																
Willie Mays, R (8, PH) OBP: 0.385, SLG: 0.673										1	1	1	3	0	0	0																
Stu Miller, R (8, 1) OBP: 0.303, SLG: 0.093										0	0	0	0	0	0	0																
Dom Zanni, R (8, 1)		1-2 2-3 3-H								0	0	0	0	0	0	0																
Inning Stats	R: 1 E: 0 K: 0 S: 4	H: 1 LOB: 0 BB: 0 P: 4	R: 4 E: 1 K: 0 S: 6	H: 2 LOB: 1 BB: 1 P: 11	R: 0 E: 0 K: 0 S: 4	H: 1 LOB: 2 BB: 1 P: 8	R: 0 E: 1 K: 0 S: 4	H: 0 LOB: 1 BB: 0 P: 4	R: 0 E: 1 K: 2 S: 8	H: 0 LOB: 1 BB: 0 P: 8	R: 0 E: 0 K: 1 S: 5	H: 0 LOB: 0 BB: 0 P: 5	R: 3 E: 2 K: 1 S: 8	H: 3 LOB: 2 BB: 0 P: 8	R: 1 E: 1 K: 0 S: 6	H: 2 LOB: 2 BB: 0 P: 6	1B: 4 2B: 1 3B: 1 HR: 3	SF: 0 SAC: 0 DP: 0 HBP: 1	WP: 1 PB: 0 SB: 1 CS: 1	PA: 45												
PITCHER	IP WLS BF H R ER SO BB IBB HBP BLK WP HR S P ERA WHIP																															
Bob Friend, R (1, 1) ERA: 5.4	7.0	34	5	7	3	3	1	1	1	0	1	1	37	46	3.86	0.857																
Roy Face, R (8, 1) ERA: 1.64	1.0	W	4	2	1	0	1	0	0	0	0	1	6	6	0.00	2.000																
Vern Law, R (9, 1) ERA: 4.81	1.0	S	6	2	1	1	0	0	0	0	0	1	6	6	9.00	2.000																
Batter	1	2	3	4	5	6	7	8	9	AB	R	H	RBI	BB	SO	LOB	BOTTOM															
Bill Virdon, L (1, 8) OBP: 0.293, SLG: 0.367	F7	4-3		F7				E7 1B		5	1	0	0	1	0	6	San Francisco Giants @ Pittsburgh Pirates Forbes Field, Pittsburgh, PA Thu Jun 11 1959, 3:33 AM EDT Att: 9,444 - Unknown															
Dick Groat, R (1, 6) OBP: 0.304, SLG: 0.332	1-3			G3		4-3		SF8	1B SF7 1B	4	1	1	1	0	0																	
Danny Kravitz, L (1, 2) OBP: 0.417, SLG: 0.606	4-3			F8		F7		F9	1B BB 1B	5	1	1	1	0	0	2																
Dick Stuart, R (1, 3) OBP: 0.376, SLG: 0.571		HR		BB		6-3		5-3	SF7	3	1	1	2	1	0	0																
Bob Skinner, L (1, 7) OBP: 0.369, SLG: 0.497		FC6-4 1B 1B		4-3				BB 1B 2B	1B FC4-6 2B	4	4	3	0	1	0	1																
Bill Mazeroski, R (1, 4) OBP: 0.278, SLG: 0.378		K				1B BB		E6 1B BB	E8 1B E	4	3	1	0	1	1	3																
Don Hoak, R (1, 5) OBP: 0.387, SLG: 0.447				F9				SH1-4 SF8 BB	FC4-6 1B	4	1	3	2	1	0	1																
Roman Mejias, R (1, 9) OBP: 0.286, SLG: 0.324		FC6-4						SH1-4 1B	FC4-6	2	0	1	0	0	0	2																
Smoky Burgess, L (6, PH) OBP: 0.408, SLG: 0.624										1	0	1	2	0	0	0																
Joe Christopher, R (6, PH) OBP: 0.327, SLG: 0.378										0	0	0	0	0	0	0																
Ted Kluszewski, L (7, PH) OBP: 0.372, SLG: 0.527		1B						SH1-4 1B	E4	1	0	0	1	0	0	1																
Dick Schofield, S (8, 9) OBP: 0.327, SLG: 0.378		1-2 2-3 3-H						1-2 2-3 3-H	2-3 3-H	1	0	0	0	0	0	1																
Bob Friend, R (1, 1) OBP: 0.345, SLG: 0.296										3	0	1	1	0	1	3																
Roy Face, R (8, 1) OBP: 0.500, SLG: 0.500										0	0	0	0	0	0	0																
Rocky Nelson, L (6, PH) OBP: 0.322, SLG: 0.298										1	0	0	0	0	0	2																
Vern Law, R (9, 1) OBP: 0.250, SLG: 0.333		1-2 3-H								0	0	0	0	0	0	0																
Inning Stats	R: 0 E: 0 K: 0 S: 3	H: 0 LOB: 0 BB: 0 P: 3	R: 2 E: 0 K: 1 S: 9	H: 4 LOB: 2 BB: 0 P: 9	R: 0 E: 0 K: 0 S: 3	H: 0 LOB: 1 BB: 1 P: 7	R: 0 E: 0 K: 0 S: 4	H: 1 LOB: 2 BB: 1 P: 8	R: 0 E: 0 K: 0 S: 3	H: 0 LOB: 0 BB: 0 P: 3	R: 3 E: 1 K: 0 S: 6	H: 2 LOB: 2 BB: 2 P: 14	R: 2 E: 2 K: 1 S: 8	H: 2 LOB: 1 BB: 0 P: 8	R: 5 E: 2 K: 0 S: 9	H: 4 LOB: 2 BB: 1 P: 13	1B: 10 2B: 2 3B: 0 HR: 1	SF: 2 SAC: 1 DP: 0 HBP: 0	WP: 0 PB: 0 SB: 0 CS: 0	PA: 46												
PITCHER	IP WLS BF H R ER SO BB IBB HBP BLK WP HR S P ERA WHIP																															
Jack Sanford, R (1, 1) ERA: 3.03	1.0	3	4	2	2	1	0	0	0	0	0	1	8	8	27.00	6.000																
Al Worthington, R (2, 1) ERA: 4.05	0.2	6	4	2	2	1	0	0	0	0	0	1	8	8	27.00	6.000																
Joe Shipley, R (2, 1) ERA: 4.05	3.1	17	3	3	3	1	0	3	0	0	0	0	14	26	2.70	1.800																
Gordon Jones, R (6, 1) ERA: 2.25	2.0	10	2	2	2	0	1	0	1	0	0	0	11	15	0.00	1.000																
Stu Miller, R (8, 1) ERA: 2.5	0.1	L	6	3	5	3	0	1	0	0	0	0	5	9	81.00	12.000																
PITCHER	IP WLS BF H R ER SO BB IBB HBP BLK WP HR S P ERA WHIP																															
Dom Zanni, R (8, 1) ERA: 6.55	0.2	4	1	0	0	0	0	0	0	0	0	0	4	4	0.00	1.500																

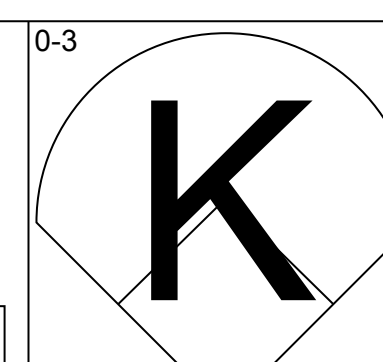
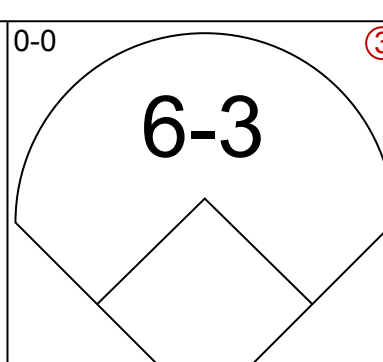
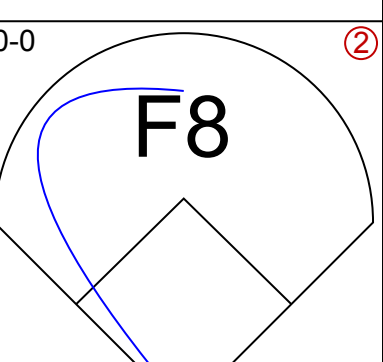
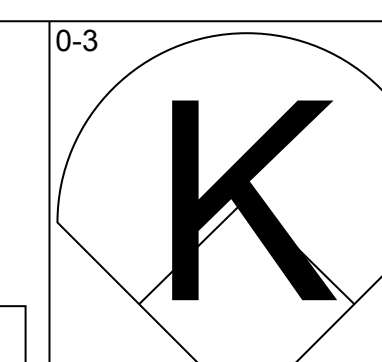
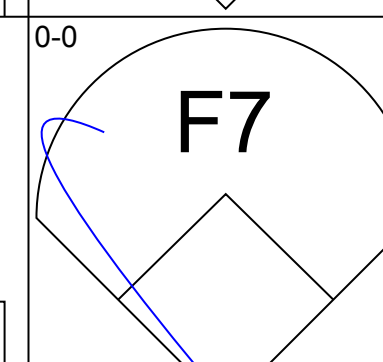
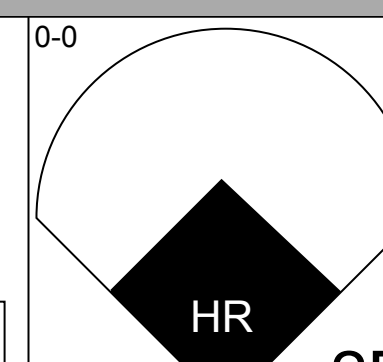
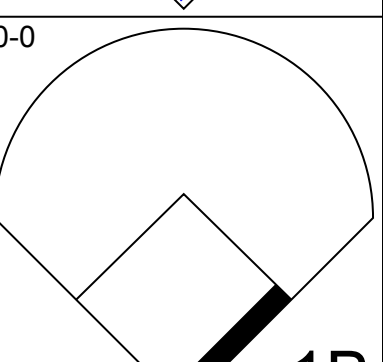
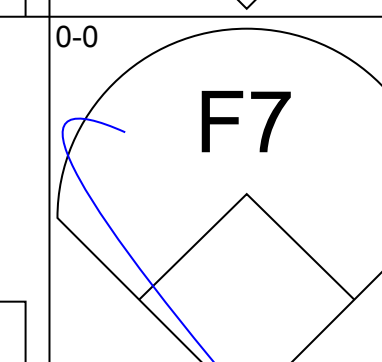
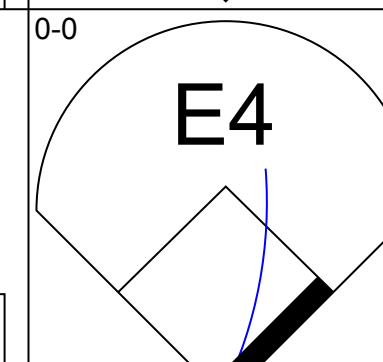
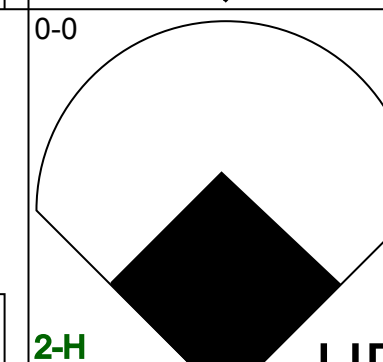
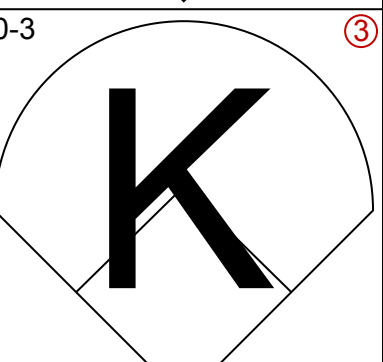
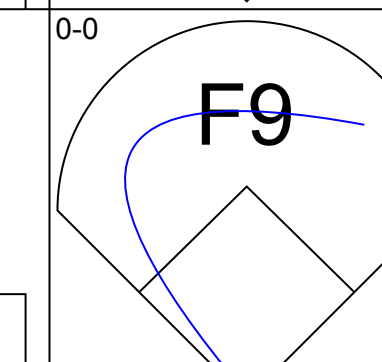
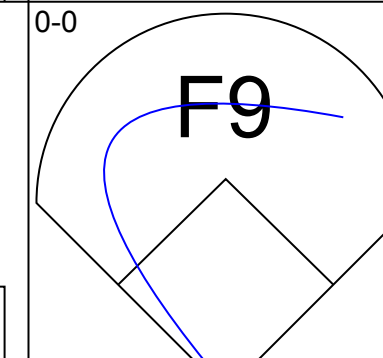
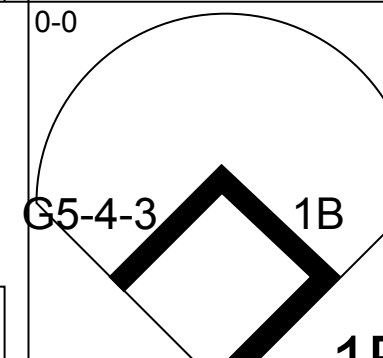
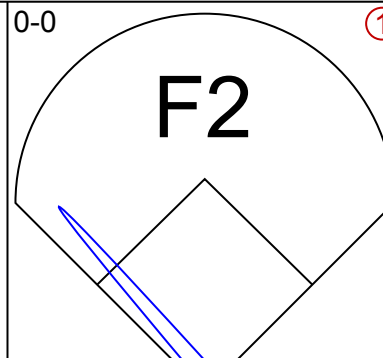
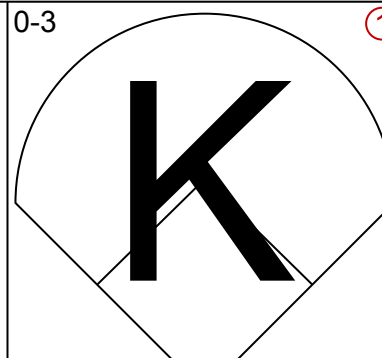
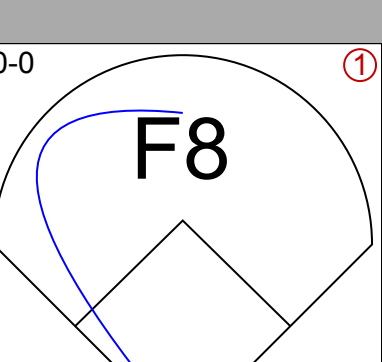
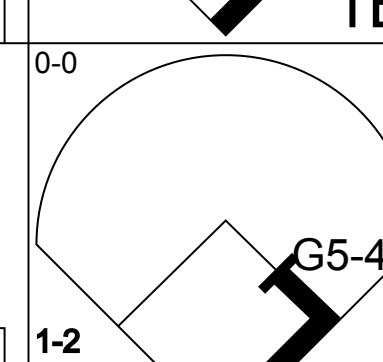
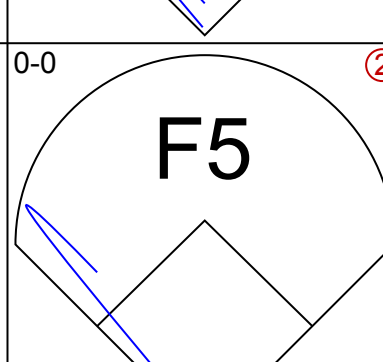
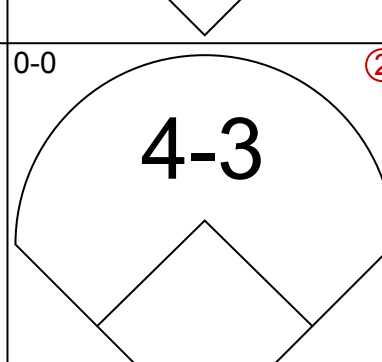
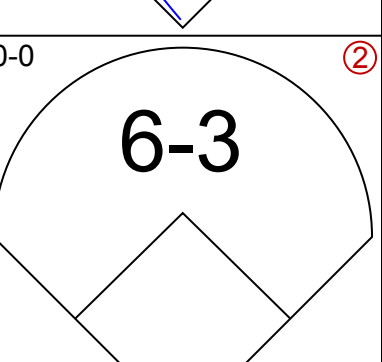
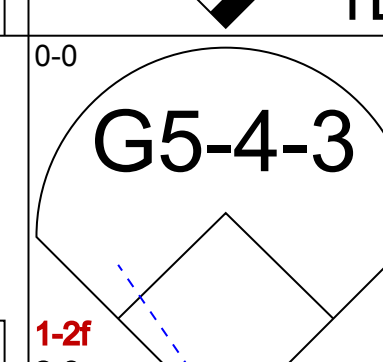
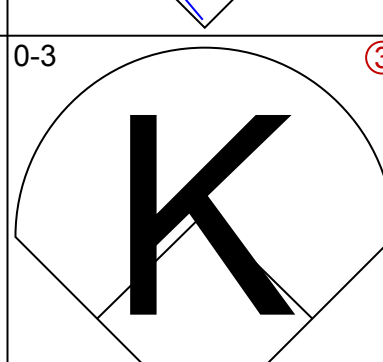
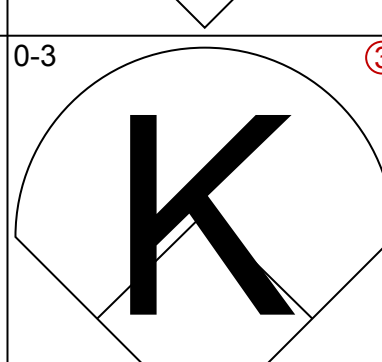
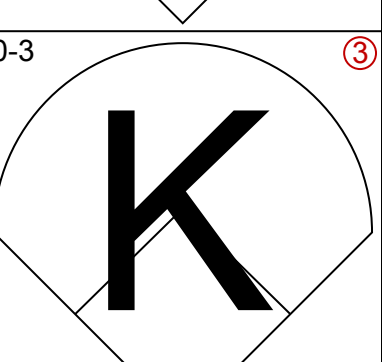
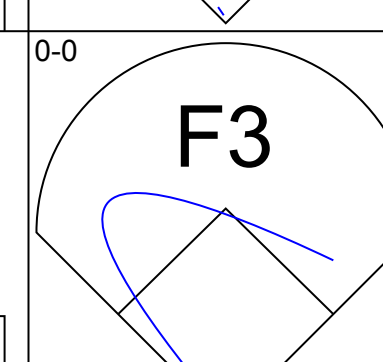
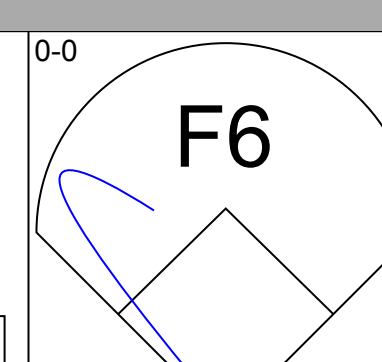
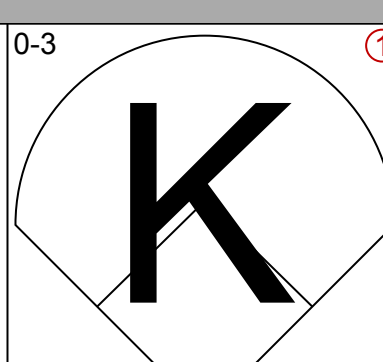
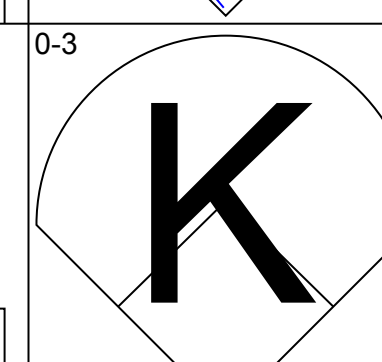
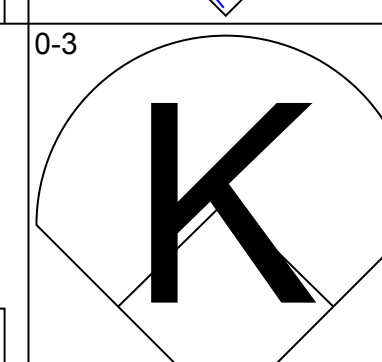
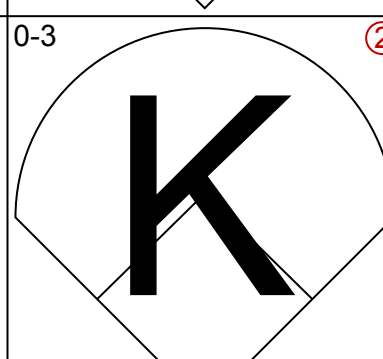
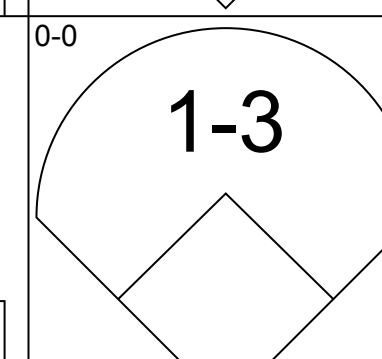
Batter	1	2	3	4	5	6	7	8	9	AB	R	H	RBI	BB	SO	LOB	TOP		
Jim Davenport, R (1,5) OBP: 0.282, SLG: 0.330	0-0 E 3B		0-0 4-3		0-0 1B					3	1	2	0	0	0	0	San Francisco Giants @ Philadelphia Phillies Connie Mack Stadium, Philadelphia, PA Fri Jun 12 1959, 7:05 PM EDT Att: 20,595 - Unknown livebaseballscorecards.com		
Felipe Alou, R (1,8) OBP: 0.325, SLG: 0.514	0-0 F9		0-3 K		0-0 F6					3	0	0	0	0	1	2			
Willie Kirkland, L (1,9) OBP: 0.381, SLG: 0.551	0-0 E3 1B		0-0 F3		0-3 K					3	0	0	1	0	1	1			
Orlando Cepeda, R (1,3) OBP: 0.372, SLG: 0.632	0-0 3H 1B			0-0 F6						2	0	1	0	0	0	0			
Daryl Spencer, R (1,4) OBP: 0.362, SLG: 0.392	0-0 F5			0-0 6-3						2	0	0	0	0	0	1			
Jackie Brandt, R (1,7) OBP: 0.316, SLG: 0.377			0-0 F9		0-0 F8					2	0	0	0	0	0	0			
Eddie Bressoud, R (1,6) OBP: 0.333, SLG: 0.273		4-0 BB			0-0 HR 2B					1	1	1	0	1	0	0			
Hobie Landrith, L (1,2) OBP: 0.345, SLG: 0.373		0-0 F9			0-0 HR					2	1	1	2	0	0	1			
Mike McCormick, L (1,1) OBP: 0.182, SLG: 0.105		0-3 K			0-0 1-3					2	0	0	0	0	1	1			
Inning Stats	R: 1 E: 1 K: 0 S: 5	H: 2 LOB: 1 BB: 0 P: 5	R: 0 E: 0 K: 1 S: 5	H: 0 LOB: 1 BB: 1 P: 9	R: 0 E: 0 K: 1 S: 5	H: 0 LOB: 0 BB: 0 P: 5	R: 0 E: 0 K: 0 S: 3	H: 0 LOB: 0 BB: 0 P: 3	R: 2 E: 0 K: 1 S: 8	H: 3 LOB: 1 BB: 0 P: 8						1B: 2 2B: 1 3B: 1 HR: 1	SF: 0 SAC: 0 DP: 0 HBP: 0	WP: 0 PB: 0 SB: 0 CS: 0	PA: 21
PITCHER Jack Meyer, R (1,1) ERA: 4.71	IP: 5.0 WLS: L BF: 21 H: 5 R: 3 ER: 3 SO: 3 BB: 1 IBB: 0 HBP: 0 BLK: 0 WP: 0 HR: 1 S: 26 P: 30 ERA: 5.40 WHIP: 1.200																PITCHER		

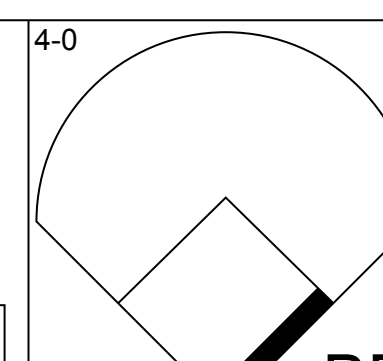
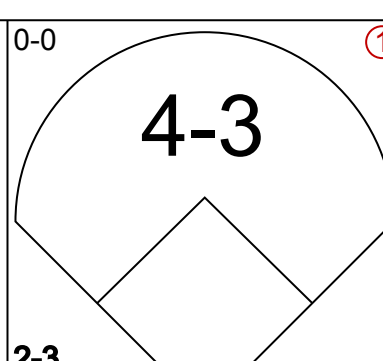
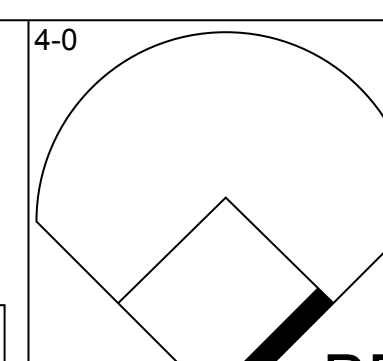
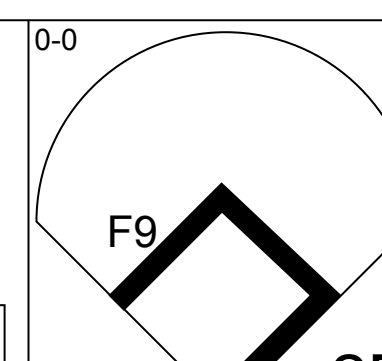
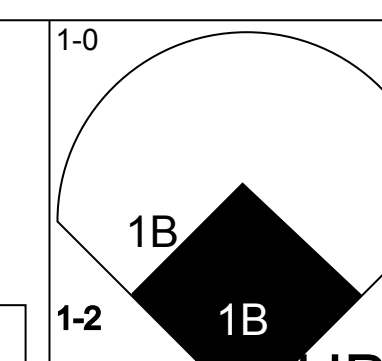
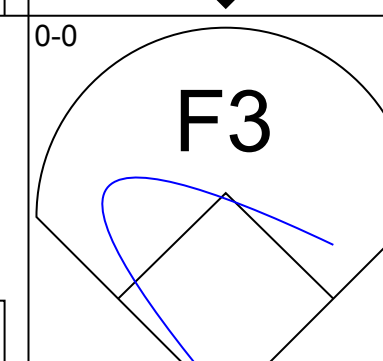
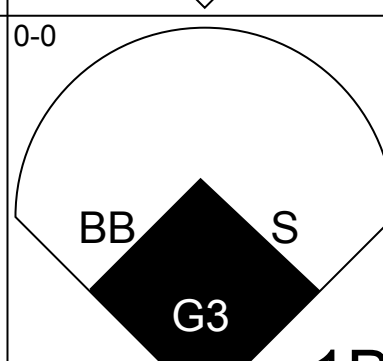
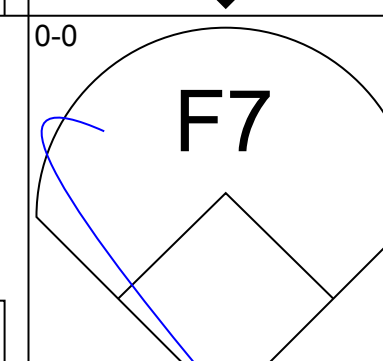
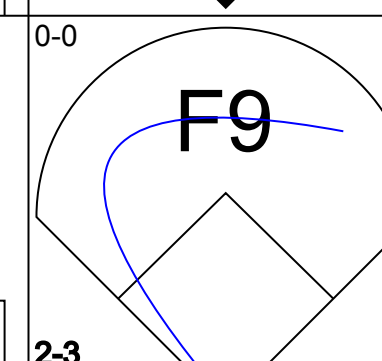
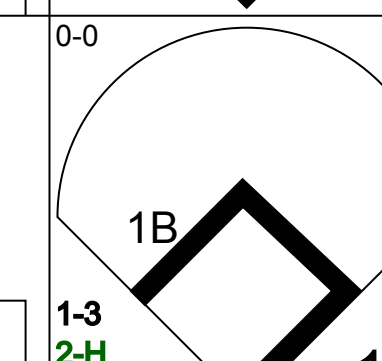
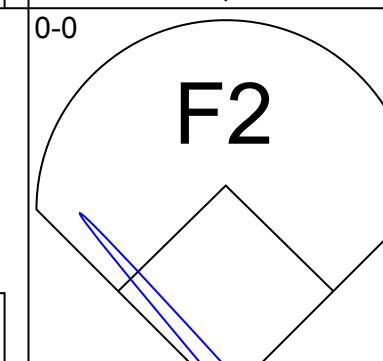
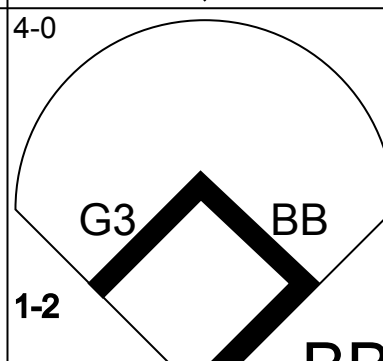
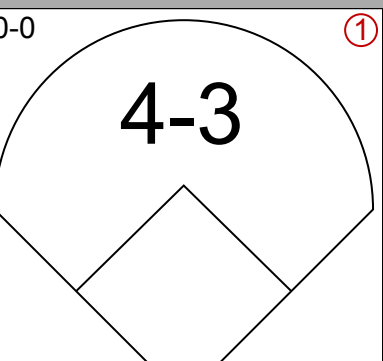
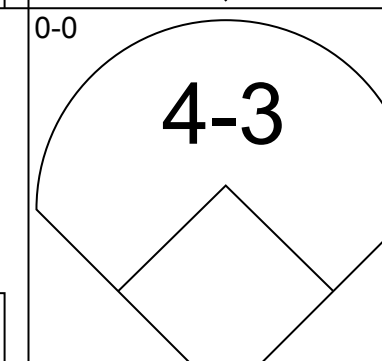
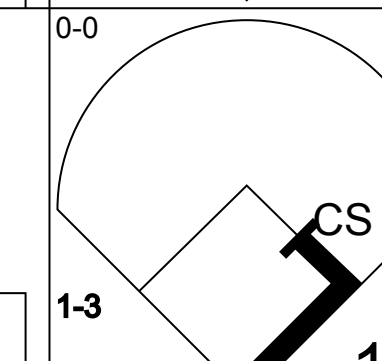
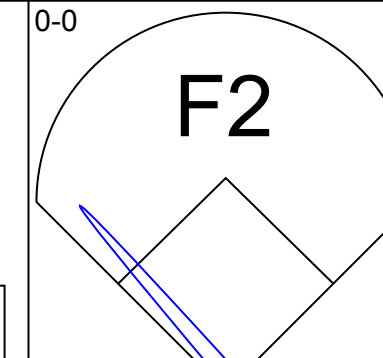
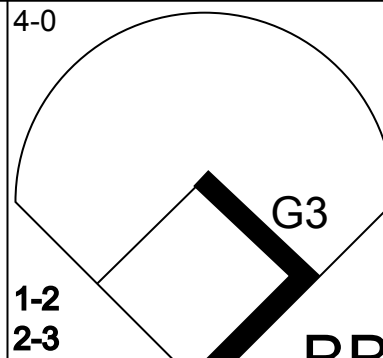

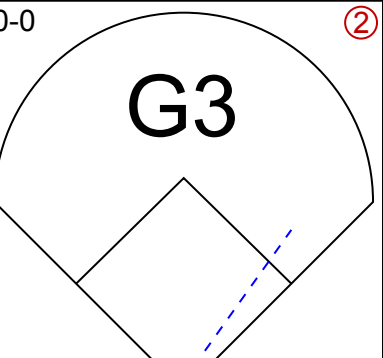
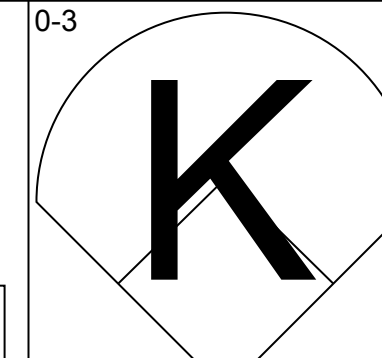
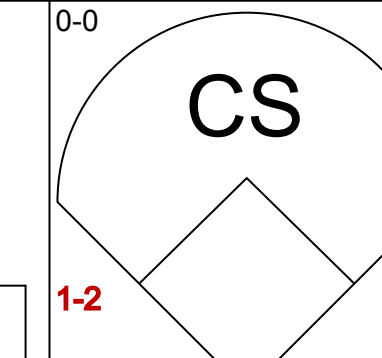
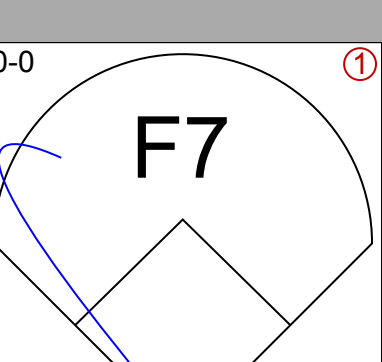
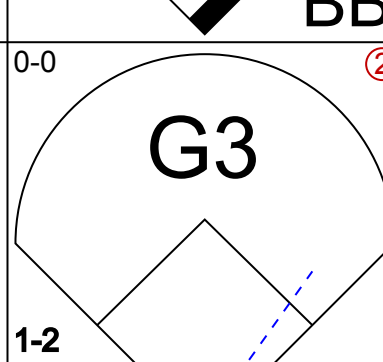
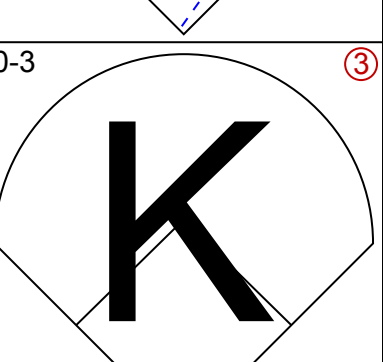
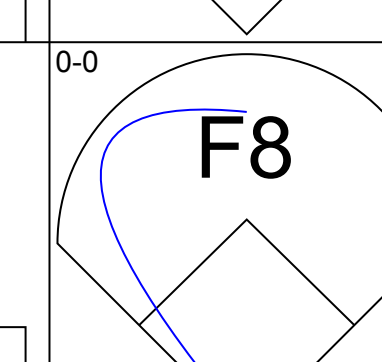
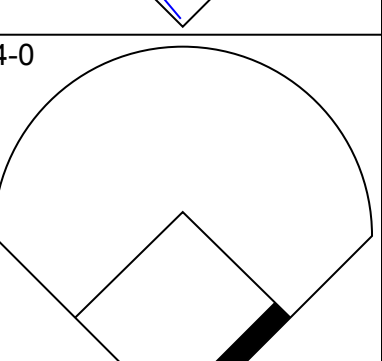
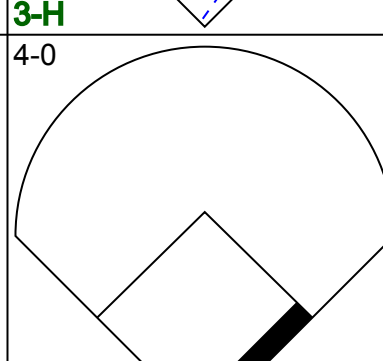
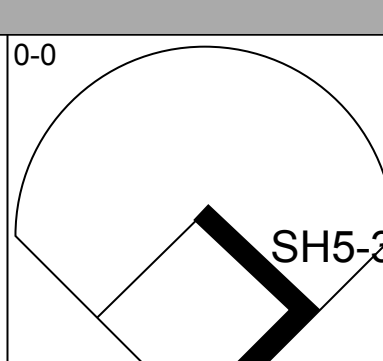
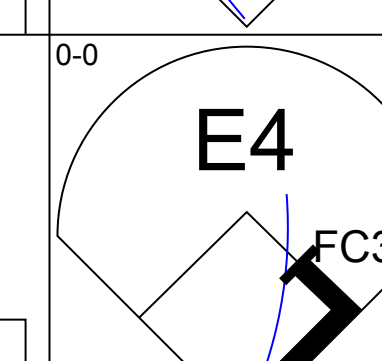
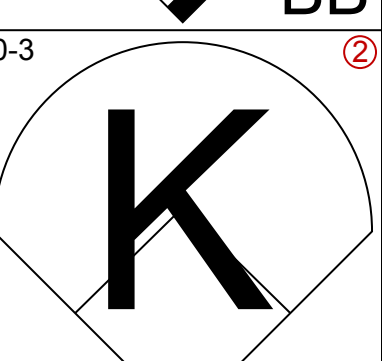
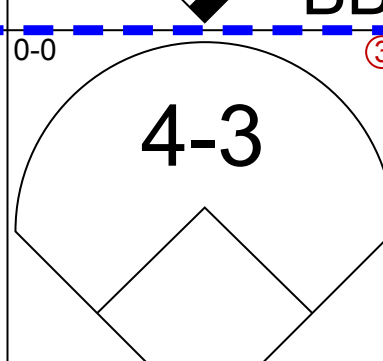
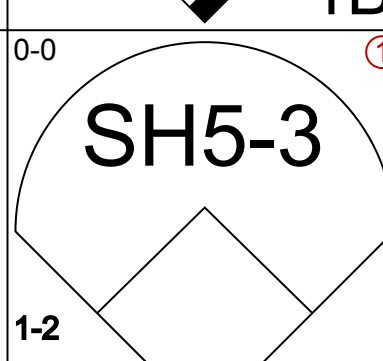
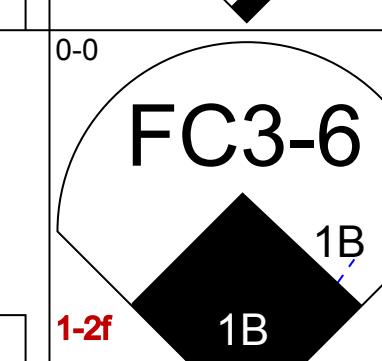
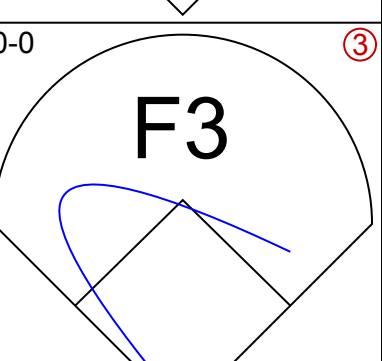
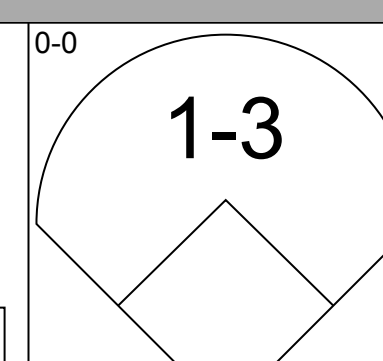
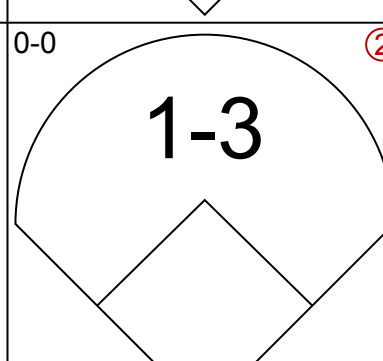
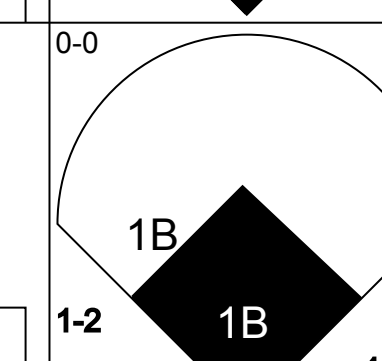
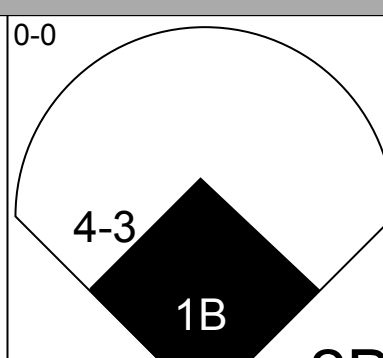
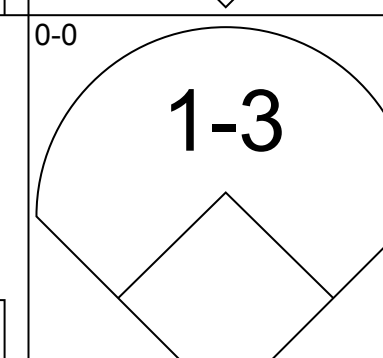
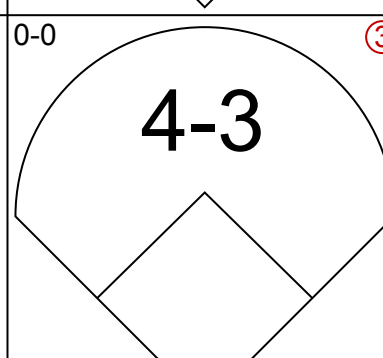
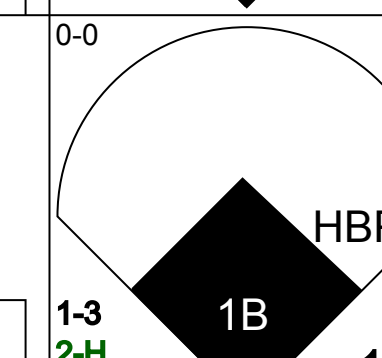
Batter	1	2	3	4	5	6	7	8	9	AB	R	H	RBI	BB	SO	LOB	BOTTOM		
Richie Ashburn, L (1,8) OBP: 0.359, SLG: 0.284	0-0 6-3			0-0 6-3						2	0	0	0	0	0	0	San Francisco Giants @ Philadelphia Phillies Connie Mack Stadium, Philadelphia, PA Fri Jun 12 1959, 7:05 PM EDT Att: 20,595 - Unknown livebaseballscorecards.com		
Gene Freese, R (1,5) OBP: 0.295, SLG: 0.611	0-0 F3			4-0 BB						1	0	0	0	1	0	0			
Ed Bouchee, L (1,3) OBP: 0.401, SLG: 0.469	0-0 F5			0-0 F9						2	0	0	0	0	0	1			
Wally Post, R (1,9) OBP: 0.330, SLG: 0.487		0-3 K		0-0 F4						2	0	0	0	0	1	1			
Harry Anderson, L (1,7) OBP: 0.346, SLG: 0.484		0-0 F7			0-0 F8					2	0	0	0	0	0	0			
Joe Koppe, R (1,6) OBP: 0.389, SLG: 0.250		0-0 F9			0-0 6-3					2	0	0	0	0	0	0			
Sparky Anderson, R (1,4) OBP: 0.257, SLG: 0.228			0-0 F8		0-0 5-3					2	0	0	0	0	0	0			
Valmy Thomas, R (1,2) OBP: 0.200, SLG: 0.149				0-0 4-3						1	0	0	0	0	0	0			
Jack Meyer, R (1,1) OBP: 0.200, SLG: 0.200			0-3 K							1	0	0	0	0	1	0			
Inning Stats	R: 0 E: 0 K: 0 S: 3	H: 0 LOB: 0 BB: 0 P: 3	R: 0 E: 0 K: 1 S: 5	H: 0 LOB: 0 BB: 0 P: 5	R: 0 E: 0 K: 1 S: 5	H: 0 LOB: 0 BB: 0 P: 5	R: 0 E: 0 K: 0 S: 3	H: 0 LOB: 1 BB: 1 P: 7	R: 0 E: 0 K: 0 S: 3	H: 0 LOB: 0 BB: 0 P: 3						1B: 0 2B: 0 3B: 0 HR: 0	SF: 0 SAC: 0 DP: 0 HBP: 0	WP: 0 PB: 0 SB: 0 CS: 0	PA: 16
PITCHER Mike McCormick, L (1,1) ERA: 4.52	IP: 5.0 WLS: W BF: 16 H: 0 R: 0 ER: 0 SO: 2 BB: 1 IBB: 0 HBP: 0 BLK: 0 WP: 0 HR: 0 S: 19 P: 23 ERA: 0.00 WHIP: 0.200																PITCHER		

Batter	1	2	3	4	5	6	7	8	9	AB	R	H	RBI	BB	SO	LOB	TOP				
Jim Davenport, R (1, 5) OBP: 0.281, SLG: 0.336	6-3	4-3		F9			F5			4	0	0	0	0	0	1	San Francisco Giants @ Philadelphia Phillies Connie Mack Stadium, Philadelphia, PA Sun Jun 14 1959, 3:33 AM EDT Unknown				
Felipe Alou, R (1, 8) OBP: 0.321, SLG: 0.497	1B	K			5-3			1-3		4	1	1	0	0	1	1					
Willie Kirkland, L (1, 9) OBP: 0.381, SLG: 0.552	F7			HR	6-3			K		4	1	1	0	0	1	1					
Orlando Cepeda, R (1, 3) OBP: 0.372, SLG: 0.634	1B			HR	F7			BB		3	2	2	3	1	0	0					
Daryl Spencer, R (1, 4) OBP: 0.359, SLG: 0.387	1B			F9			F7			4	0	1	1	0	0	1					
Jackie Brandt, R (1, 7) OBP: 0.303, SLG: 0.359	6-3			F4			K			4	0	0	0	0	2	1					
Eddie Bressoud, R (1, 6) OBP: 0.324, SLG: 0.276 Dusty Rhodes, L (9, PH) Andre Rodgers, R (9, PR) OBP: 0.300, SLG: 0.222 OBP: 0.347, SLG: 0.417		1B		F8			1-3			3	1	1	0	0	0	0					
Hobie Landrith, L (1, 2) Leon Wagner, L (7, PH) Bob Schmidt, R (7, 2) OBP: 0.341, SLG: 0.366 OBP: 0.370, SLG: 0.518 OBP: 0.315, SLG: 0.398		1B		4-3			BB	F2		2	0	1	0	0	0	0					
Sam Jones, R (1, 1) Willie Mays, R (7, PH) Mike McCormick, L (7, 1) Hank Sauer, R (9, PH) OBP: 0.128, SLG: 0.108 OBP: 0.378, SLG: 0.571 OBP: 0.182, SLG: 0.105		SF8		K			G6-4-3	F7		1	0	0	1	0	1	0					
Inning Stats	R: 2 E: 1 K: 0 S: 6	H: 3 LOB: 1 BB: 0 P: 6	R: 1 E: 0 K: 1 S: 7	H: 2 LOB: 1 BB: 0 P: 7	R: 2 E: 0 K: 0 S: 5	H: 2 LOB: 0 BB: 0 P: 5	R: 0 E: 0 K: 1 S: 5	H: 0 LOB: 0 BB: 0 P: 5	R: 0 E: 0 K: 1 S: 3	H: 0 LOB: 0 BB: 0 P: 3	R: 0 E: 0 K: 1 S: 2	H: 0 LOB: 0 BB: 1 P: 6	R: 0 E: 0 K: 1 S: 5	H: 0 LOB: 1 BB: 1 P: 9	R: 0 E: 0 K: 1 S: 6	H: 1 LOB: 1 BB: 0 P: 6		1B: 7 2B: 0 3B: 0 HR: 1	SF: 1 SAC: 0 DP: 1 HBP: 0	WP: 0 PB: 0 SB: 0 CS: 0	PA: 36
PITCHER	IP	WLS	BF	H	R	ER	SO	BB	IBB	HBP	BLK	WP	HR	S	P	ERA	WHIP				
Gene Conley, R (1, 1) ERA: 2.4	4.0		19	7	5	4	2	0	0	0	0	0	1	23	23	9.00	1.750				
Humberto Robinson, R (5, 1) ERA: 2.08	5.0	W	17	1	0	0	3	2	0	0	0	0	0	21	29	0.00	0.600				

Batter	1	2	3	4	5	6	7	8	9	AB	R	H	RBI	BB	SO	LOB	BOTTOM				
Richie Ashburn, L (1, 8) OBP: 0.346, SLG: 0.273	F4		F6	E6			6-3	FC3-2-5		5	1	0	0	0	0	3	San Francisco Giants @ Philadelphia Phillies Connie Mack Stadium, Philadelphia, PA Sun Jun 14 1959, 3:33 AM EDT Unknown				
Gene Freese, R (1, 5) OBP: 0.329, SLG: 0.683	F8		6-3	HR			1B	F7		5	1	2	3	0	0	2					
Ed Bouchee, L (1, 3) OBP: 0.404, SLG: 0.470	1B		K	F6			1B	E8		4	0	2	0	0	1	0					
Dave Philley, S (1, 9) OBP: 0.379, SLG: 0.490	4-3			1B	F8		1B	IBB		3	1	1	0	1	0	1					
Harry Anderson, L (1, 7) Wally Post, R (7, PH) Valmy Thomas, R (8, 2) OBP: 0.306, SLG: 0.389 OBP: 0.322, SLG: 0.474 OBP: 0.192, SLG: 0.143		FC5		K	F9		F4			3	0	1	0	0	1	1					
Carl Sawetski, L (1, 2) Jim Bolger, R (7, PH) OBP: 0.384, SLG: 0.481		K		1B	4-3		F5			3	1	1	0	0	1	1					
Harry Hanebrink, L (1, 4) Sparky Anderson, R (8, PR) OBP: 0.154, SLG: 0.192 OBP: 0.260, SLG: 0.232		1B		1B	1B		F5	3B		4	1	3	0	0	0	0					
Joe Koppe, R (1, 6) OBP: 0.395, SLG: 0.343		F4		HR			K	3B		4	1	2	3	0	1	2					
Gene Conley, R (1, 1) Solly Drake, S (4, PH) Humberto Robinson, R (5, 1) OBP: 0.154, SLG: 0.192 OBP: 0.358, SLG: 0.182		FC5		K			F5	5-3		1	0	0	0	0	0	2					
Inning Stats	R: 0 E: 0 K: 0 S: 4	H: 1 LOB: 1 BB: 0 P: 4	R: 0 E: 0 K: 1 S: 7	H: 2 LOB: 2 BB: 0 P: 7	R: 0 E: 0 K: 1 S: 5	H: 0 LOB: 0 BB: 0 P: 5	R: 6 E: 1 K: 2 S: 13	H: 5 LOB: 0 BB: 0 P: 13	R: 0 E: 0 K: 0 S: 3	H: 0 LOB: 0 BB: 0 P: 3	R: 0 E: 0 K: 1 S: 5	H: 0 LOB: 3 BB: 1 P: 9	R: 0 E: 1 K: 0 S: 5	H: 2 LOB: 3 BB: 1 P: 9	R: 1 E: 0 K: 0 S: 5	H: 2 LOB: 2 BB: 0 P: 5		1B: 10 2B: 0 3B: 1 HR: 1	SF: 0 SAC: 0 DP: 0 HBP: 0	WP: 0 PB: 0 SB: 0 CS: 0	PA: 38
PITCHER	IP	WLS	BF	H	R	ER	SO	BB	IBB	HBP	BLK	WP	HR	S	P	ERA	WHIP				
Sam Jones, R (1, 1) ERA: 3.67	6.0	L	27	8	6	2	5	0	0	0	0	0	0	10	14	4.50	2.000				
Mike McCormick, L (7, 1) ERA: 4.52	2.0		11	4	1	1	0	0	1	0	0	0	0	10	14	4.50	2.000				



Batter	1	2	3	4	5	6	7	8	9	AB	R	H	RBI	BB	SO	LOB	TOP			
Jim Davenport, R (1, 5) OBP: 0.276, SLG: 0.331										4	0	0	0	0	2	0	San Francisco Giants @ Philadelphia Phillies Connie Mack Stadium, Philadelphia, PA Sun Jun 14 1959, 3:38 AM EDT Att: 21,562 - Unknown livebaseballscores.com			
Willie Mays, R (1, 8) OBP: 0.380, SLG: 0.574 Felipe Alou, R (8, 8) OBP: 0.321, SLG: 0.497										4	1	2	0	0	0	0				
Willie Kirkland, L (1, 9) OBP: 0.378, SLG: 0.564										4	1	1	2	0	1	1				
Orlando Cepeda, R (1, 3) OBP: 0.370, SLG: 0.628										4	0	1	0	0	1	1				
Daryl Spencer, R (1, 4) OBP: 0.357, SLG: 0.384										4	0	1	0	0	0	0				
Jackie Brandt, R (1, 7) OBP: 0.298, SLG: 0.353 Dusty Rhodes, L (9, PH) OBP: 0.273, SLG: 0.200										3	0	0	0	0	1	2				
Eddie Bressoud, R (1, 6) OBP: 0.297, SLG: 0.250										3	0	0	0	0	1	1				
Bob Schmidt, R (1, 2) OBP: 0.315, SLG: 0.422										3	1	1	1	0	2	0				
Joe Shipley, R (1, 1) Stu Miller, R (3, 1) OBP: 0.048, SLG: 0.048										1	0	0	0	0	1	0				
										2	0	0	0	0	0	0				
Inning Stats	R: 0 E: 1 K: 1 S: 6	H: 0 LOB: 1 BB: 0 P: 6	R: 0 E: 0 K: 1 S: 5	H: 0 LOB: 0 BB: 0 P: 5	R: 0 E: 0 K: 2 S: 7	H: 0 LOB: 0 BB: 0 P: 7	R: 2 E: 0 K: 0 S: 6	H: 4 LOB: 1 BB: 0 P: 6	R: 1 E: 0 K: 1 S: 7	H: 2 LOB: 1 BB: 0 P: 7	R: 0 E: 0 K: 1 S: 5	H: 0 LOB: 0 BB: 0 P: 5	R: 0 E: 0 K: 1 S: 5	H: 0 LOB: 0 BB: 0 P: 5	R: 0 E: 0 K: 2 S: 7	H: 0 LOB: 0 BB: 0 P: 7	1B: 3 2B: 1 3B: 0 HR: 2	SF: 0 SAC: 0 DP: 1 HBP: 0	WP: 0 PB: 0 SB: 0 CS: 0	PA: 33
PITCHER Robin Roberts, R (1, 1) ERA: 5.33	IP: 9.0 WLS: W BF: 33 H: 6 R: 3 ER: 3 SO: 10 BB: 0 IBB: 0 HBP: 0 BLK: 0 WP: 0 HR: 2 S: 53 P: 53 ERA: 3.00 WHIP: 0.667																			

Batter	1	2	3	4	5	6	7	8	9	AB	R	H	RBI	BB	SO	LOB	BOTTOM			
Richie Ashburn, L (1, 8) OBP: 0.355, SLG: 0.279										2	1	1	0	2	0	1	San Francisco Giants @ Philadelphia Phillies Connie Mack Stadium, Philadelphia, PA Sun Jun 14 1959, 3:38 AM EDT Att: 21,562 - Unknown livebaseballscores.com			
Gene Freese, R (1, 5) OBP: 0.333, SLG: 0.662										5	1	2	3	0	0	3				
Ed Bouchee, L (1, 3) OBP: 0.404, SLG: 0.466										4	0	1	1	1	0	2				
Dave Philley, S (1, 9) OBP: 0.371, SLG: 0.463										3	0	0	0	1	1	2				
Harry Anderson, L (1, 7) OBP: 0.333, SLG: 0.462										4	0	0	1	0	1	2				
Carl Sawatski, L (1, 2) OBP: 0.380, SLG: 0.481 Solly Drake, S (8, FR) OBP: 0.308, SLG: 0.182 Valmy Thomas, R (9, 2) OBP: 0.192, SLG: 0.143										2	0	1	0	2	0	0				
Harry Hanebrink, L (1, 4) OBP: 0.282, SLG: 0.359 Sparky Anderson, R (9, 4) OBP: 0.260, SLG: 0.232										3	1	0	0	0	1	5				
Joe Koppe, R (1, 6) OBP: 0.383, SLG: 0.333										4	1	1	0	0	0	2				
Robin Roberts, S (1, 1) OBP: 0.207, SLG: 0.321										4	2	2	1	0	0	1				
										1	0	0	0	0	0	0				
Inning Stats	R: 0 E: 0 K: 0 S: 3	H: 0 LOB: 1 BB: 1 P: 7	R: 0 E: 0 K: 1 S: 5	H: 0 LOB: 1 BB: 1 P: 9	R: 2 E: 0 K: 0 S: 5	H: 2 LOB: 3 BB: 3 P: 17	R: 0 E: 0 K: 0 S: 3	H: 0 LOB: 1 BB: 1 P: 7	R: 0 E: 0 K: 1 S: 5	H: 0 LOB: 0 BB: 0 P: 5	R: 0 E: 0 K: 0 S: 4	H: 1 LOB: 1 BB: 0 P: 4	R: 0 E: 0 K: 1 S: 6	H: 1 LOB: 1 BB: 0 P: 6	R: 4 E: 1 K: 0 S: 7	H: 4 LOB: 2 BB: 0 P: 8	1B: 6 2B: 2 3B: 0 HR: 0	SF: 0 SAC: 1 DP: 0 HBP: 1	WP: 0 PB: 0 SB: 1 CS: 1	PA: 40
PITCHER Joe Shipley, R (1, 1) ERA: 4.5 Stu Miller, R (3, 1) ERA: 2.58	IP: 2.2 WLS: L BF: 15 H: 6 R: 4 ER: 0 SO: 2 BB: 1 IBB: 0 HBP: 1 BLK: 0 WP: 0 HR: 0 S: 26 P: 31 ERA: 6.75 WHIP: 2.625																			

Batter	1	2	3	4	5	6	7	8	9	AB	R	H	RBI	BB	SO	LOB	TOP		
Johnny Temple, R OBP: 0.408, SLG: 0.448 (1, 4)										4	0	0	0	0	0	3	Cincinnati Redlegs @ San Francisco Giants Seals Stadium, San Francisco, CA Tue Jun 16 1959, 10:05 PM EDT Att: 20,939 - Unknown livebaseballscorecards.com		
Vada Pinson, L OBP: 0.395, SLG: 0.590 (1, 8)										4	1	3	1	1	0	1			
Pete Whisenant, R OBP: 0.304, SLG: 0.357 (1, 9)										4	0	0	0	0	0	3			
Gus Bell, L OBP: 0.311, SLG: 0.398 (8, 9)											1	0	0	0	0	1		2	
Frank Robinson, R OBP: 0.380, SLG: 0.552 (1, 7)										4	1	3	0	0	1	0			
Frank Thomas, R OBP: 0.280, SLG: 0.363 (1, 5)										4	0	1	1	0	2	2			
Dutch Dotterer, R OBP: 0.391, SLG: 0.410 (1, 2)										4	0	1	0	0	0	3			
Walt Drogo, R OBP: 0.175, SLG: 0.194 (1, 3)										3	0	0	0	1	0	3			
Eddie Kasko, R OBP: 0.324, SLG: 0.333 (1, 6)										4	0	2	0	0	0	1			
Don Newcombe, L OBP: 0.370, SLG: 0.390 (1, 1)										4	0	0	0	0	2	3			
Inning Stats	R: 0 E: 0 K: 0 S: 3	H: 1 LOB: 0 BB: 0 P: 3	R: 0 E: 0 K: 1 S: 6	H: 1 LOB: 1 BB: 0 P: 6	R: 0 E: 0 K: 1 S: 6	H: 1 LOB: 2 BB: 1 P: 10	R: 0 E: 0 K: 1 S: 6	H: 1 LOB: 1 BB: 0 P: 6	R: 0 E: 0 K: 1 S: 5	H: 0 LOB: 1 BB: 1 P: 9	R: 2 E: 0 K: 0 S: 6	H: 3 LOB: 1 BB: 0 P: 6	R: 0 E: 0 K: 1 S: 6	H: 1 LOB: 2 BB: 0 P: 7	1B: 7 2B: 2 3B: 0 HR: 1	SF: 0 SAC: 0 DP: 1 HBP: 1	WP: 0 PA: 39 PB: 0 SB: 0 CS: 0		
PITCHER	IP	WLS	BF	H	R	ER	SO	BB	IBB	HBP	BLK	WP	HR	S	P	ERA	WHIP		
Mike McCormick, L ERA: 4.33 (1, 1)	7.1	L	32	9	2	2	5	2	0	0	0	0	1	40	48	2.46	1.500		
Sam Jones, R ERA: 3.55 (8, 1)	0.2		2	0	0	0	0	0	0	0	0	0	0	2	2	0.00	0.000		
Stu Miller, R ERA: 2.55 (9, 1)	1.0		5	1	0	0	1	0	0	1	0	0	0	6	7	0.00	1.000		

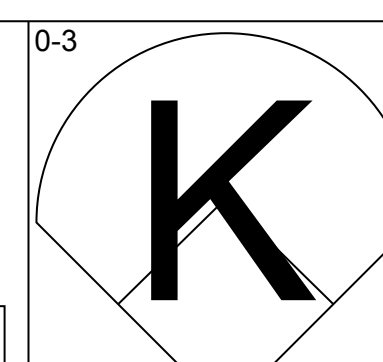
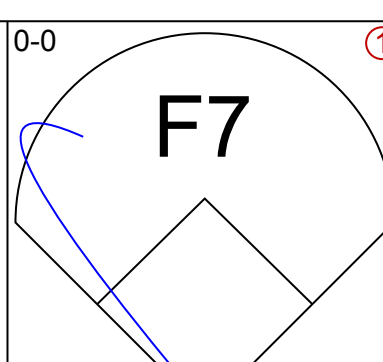
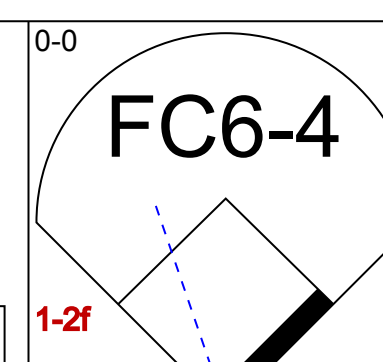
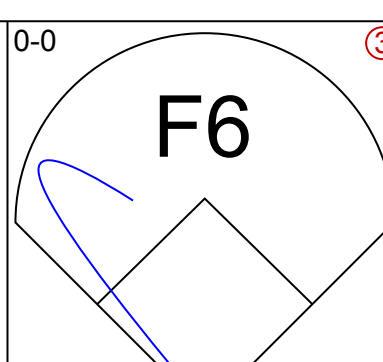
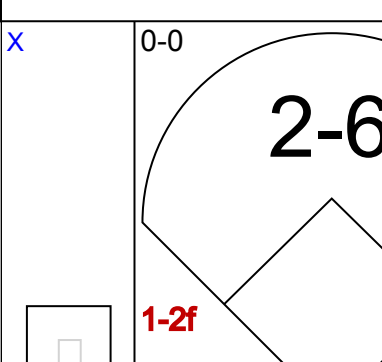
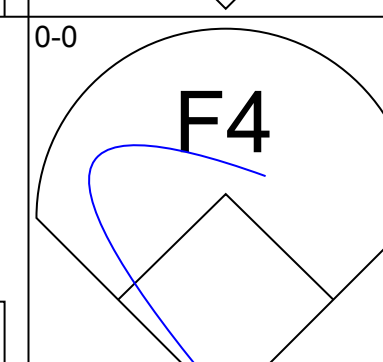
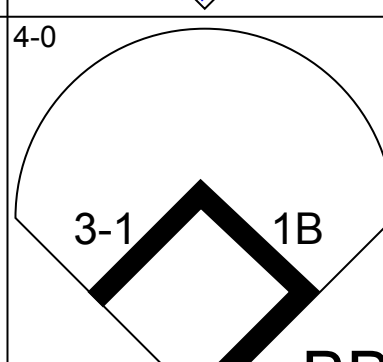
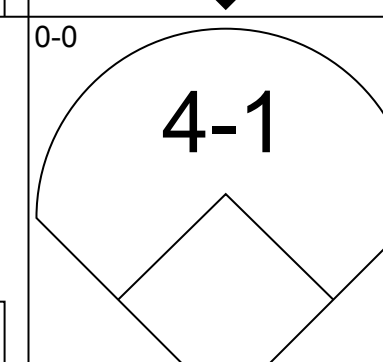
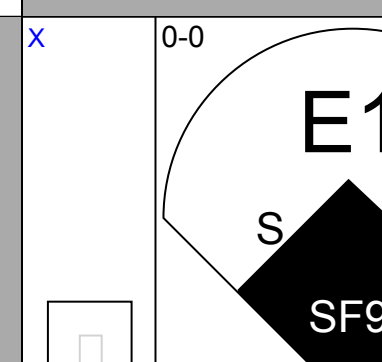
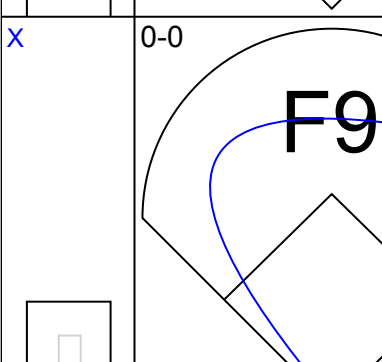
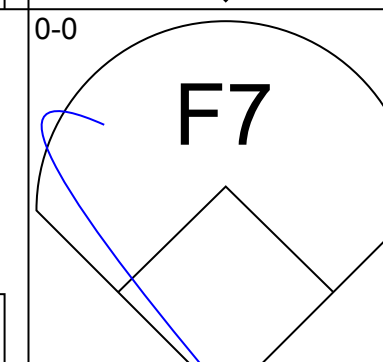
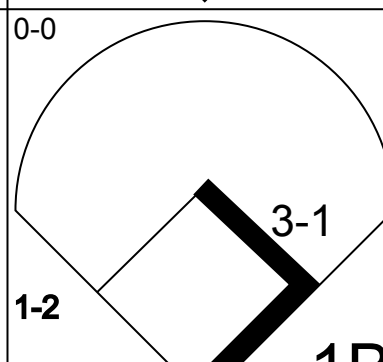

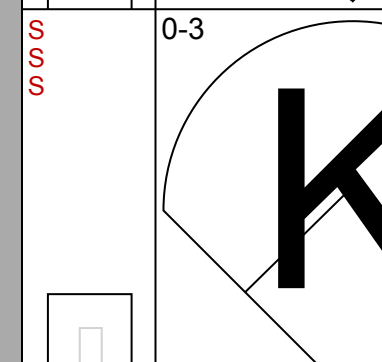
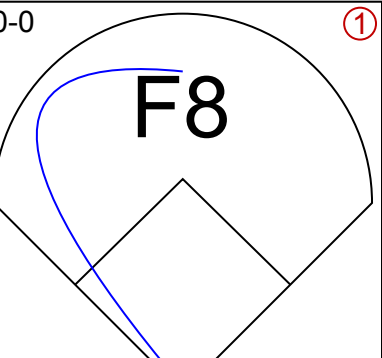
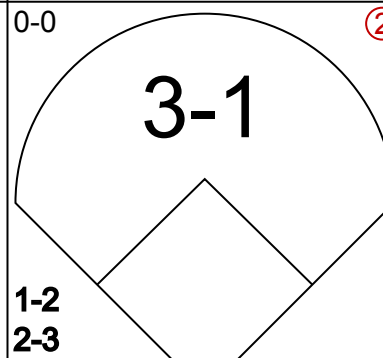
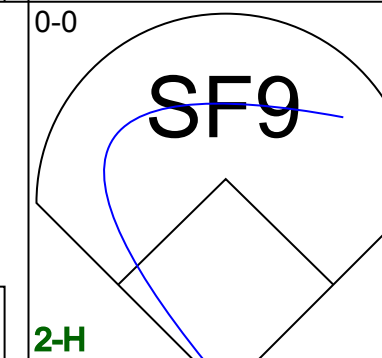
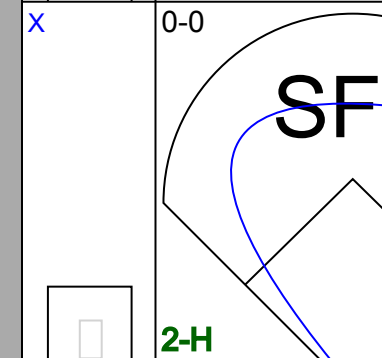
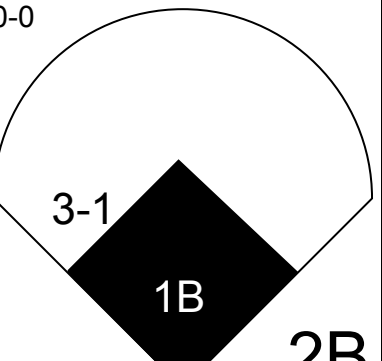
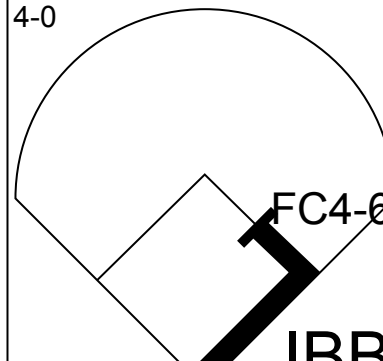
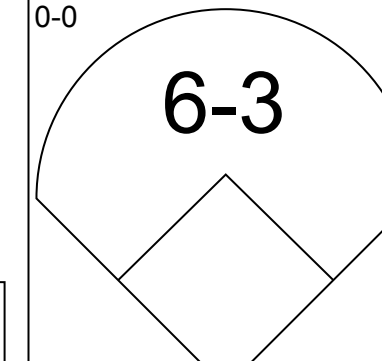
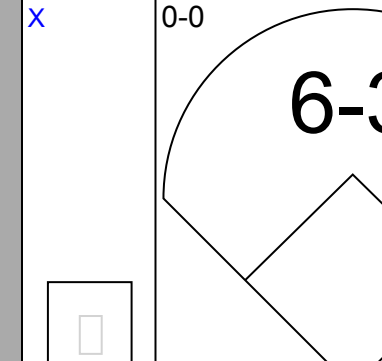
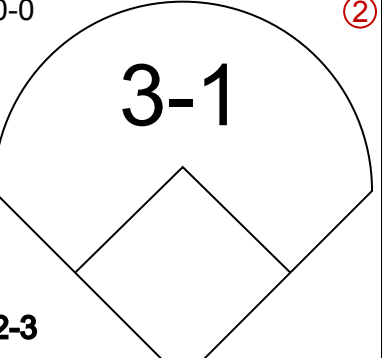
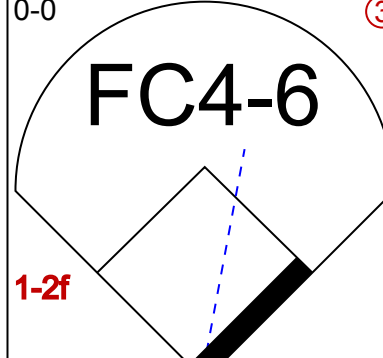
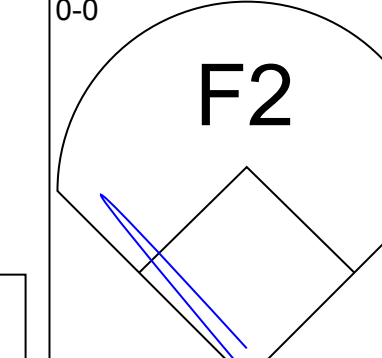
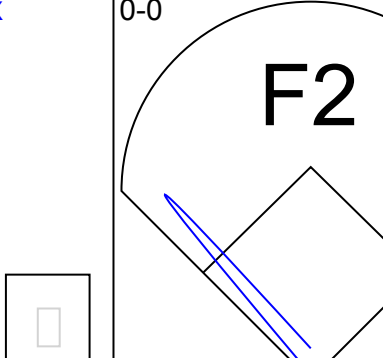
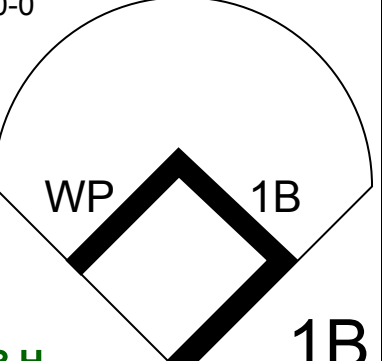
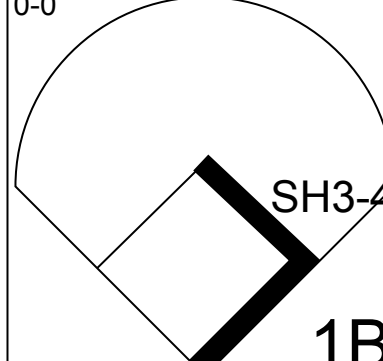
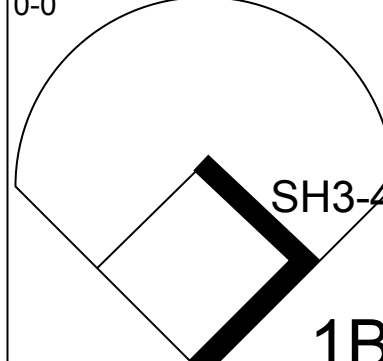
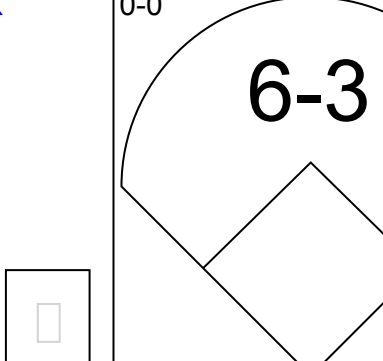
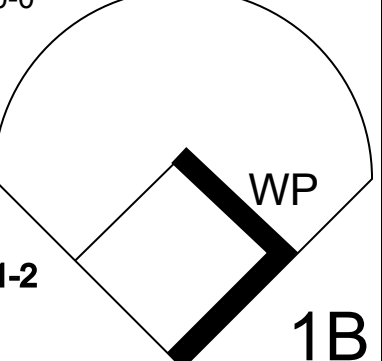
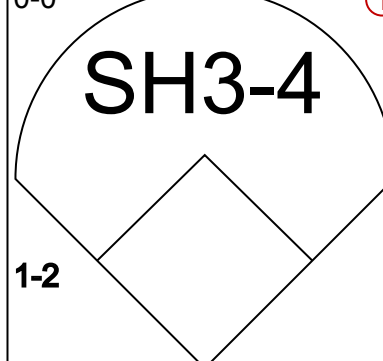
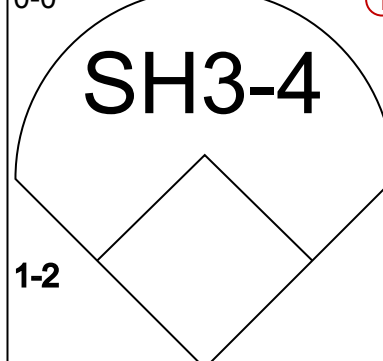
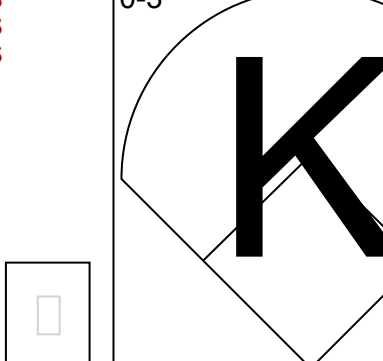
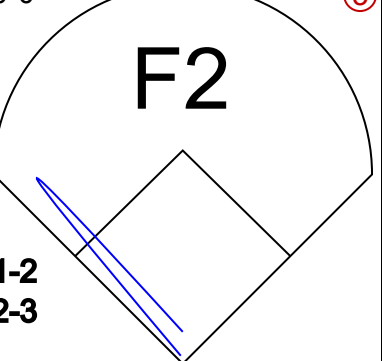


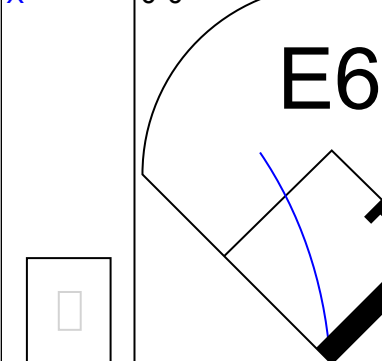
Batter	1	2	3	4	5	6	7	8	9	AB	R	H	RBI	BB	SO	LOB	BOTTOM		
Jim Davenport, R OBP: 0.272, SLG: 0.326 (1, 5)										3	0	0	1	0	0	0	Cincinnati Redlegs @ San Francisco Giants Seals Stadium, San Francisco, CA Tue Jun 16 1959, 10:05 PM EDT Att: 20,939 - Unknown livebaseballscorecards.com		
Willie Mays, R OBP: 0.382, SLG: 0.573 (1, 8)										4	0	2	0	0	0	0			
Willie Kirkland, L OBP: 0.369, SLG: 0.549 (1, 9)										4	0	0	0	0	0	2			
Orlando Cepeda, R OBP: 0.368, SLG: 0.621 (1, 3)										4	0	1	0	0	1	0			
Daryl Spencer, R OBP: 0.351, SLG: 0.378 (1, 4)										4	0	0	0	0	0	2			
Jackie Brandt, R OBP: 0.304, SLG: 0.364 (1, 7)										3	0	2	0	0	1	0			
Andre Rodgers, R OBP: 0.342, SLG: 0.411 (1, 6)										3	0	0	0	0	0	2			
Hobie Landrith, L OBP: 0.344, SLG: 0.384 (1, 2)										2	1	1	0	0	0	0			
Dusty Rhodes, L OBP: 0.250, SLG: 0.182 (8, PH)										1	0	0	0	0	0	0			
Bob Schmidt, R OBP: 0.315, SLG: 0.422 (9, 2)										0	0	0	0	0	0	0			
Mike McCormick, L OBP: 0.174, SLG: 0.100 (1, 1)										1	0	0	0	0	0	0			
Sam Jones, R OBP: 0.128, SLG: 0.108 (8, 1)										0	0	0	0	0	0	0			
Leon Wagner, L OBP: 0.366, SLG: 0.512 (8, PH)										1	0	0	0	0	1	0			
Stu Miller, R OBP: 0.048, SLG: 0.048 (9, 1)										0	0	0	0	0	0	0			
Inning Stats	R: 0 E: 0 K: 0 S: 3	H: 0 LOB: 0 BB: 0 P: 3	R: 0 E: 0 K: 0 S: 4	H: 1 LOB: 1 BB: 0 P: 4	R: 1 E: 0 K: 0 S: 4	H: 1 LOB: 0 BB: 0 P: 4	R: 0 E: 0 K: 1 S: 5	H: 0 LOB: 0 BB: 0 P: 5	R: 0 E: 0 K: 1 S: 5	H: 1 LOB: 1 BB: 0 P: 4	R: 0 E: 0 K: 0 S: 4	H: 1 LOB: 1 BB: 0 P: 4	R: 0 E: 0 K: 1 S: 5	H: 0 LOB: 0 BB: 0 P: 5	R: 0 E: 0 K: 0 S: 4	H: 2 LOB: 1 BB: 0 P: 4	1B: 4 2B: 2 3B: 0 HR: 0	SF: 1 SAC: 1 DP: 1 HBP: 0	WP: 0 PA: 32 PB: 0 SB: 0 CS: 0
PITCHER	IP	WLS	BF	H	R	ER	SO	BB	IBB	HBP	BLK	WP	HR	S	P	ERA	WHIP		
Don Newcombe, R ERA: 3.0 (1, 1)	9.0	W	32	6	1	1	3	0	0	0	0	0	0	38	38	1.00	0.667		

Batter	1	2	3	4	5	6	7	8	9	AB	R	H	RBI	BB	SO	LOB	TOP						
Johnny Temple, R (1, 4) OBP: 0.414, SLG: 0.476										4	0	2	1	0	1	2	Cincinnati Redlegs @ San Francisco Giants Seals Stadium, San Francisco, CA Thu Jun 18 1959, 6:33 AM EDT Att: 11,449 - Unknown livebaseballscorecards.com						
Vada Pinson, L (1, 8) OBP: 0.399, SLG: 0.573										5	0	1	1	0	0	4							
Jerry Lynch, L (1, 7) OBP: 0.328, SLG: 0.473										4	1	3	0	0	0	1							
Frank Robinson, R (1, 3) OBP: 0.380, SLG: 0.561										3	0	1	0	0	1	3							
Frank Thomas, R (1, 5) OBP: 0.283, SLG: 0.368										4	0	1	1	0	0	4							
Gus Bell, L (1, 9) OBP: 0.306, SLG: 0.391										4	0	0	0	0	0	3							
Ed Bailey, L (1, 2) OBP: 0.361, SLG: 0.364										3	1	1	0	1	0	1							
Eddie Kasko, R (1, 6) OBP: 0.325, SLG: 0.316										3	1	1	0	0	0	0							
Don Newcombe, L (9, PH) OBP: 0.375, SLG: 0.381										0	0	0	0	1	0	0							
Bobby Henrich, R (9, FR)										0	0	0	0	0	0	0							
Joe Nuxhall, L (1, 1) OBP: 0.280, SLG: 0.217										1	0	0	0	0	0	0							
Willard Schmidt, R (6, 1)										0	0	0	0	0	0	0							
John Powers, L (7, PH) OBP: 0.286, SLG: 0.350										1	0	0	0	0	0	0							
Jim O'Toole, S (7, 1) OBP: 0.429, SLG: 0.200										0	0	0	0	0	0	0							
Jim Pendleton, R (9, PH) OBP: 0.394, SLG: 0.367										1	0	0	0	0	0	2							
Inning Stats	R: 0 E: 0 K: 0 S: 4	H: 1 LOB: 2 BB: 0 P: 5	R: 0 E: 0 K: 0 S: 3	H: 0 LOB: 0 BB: 0 P: 3	R: 0 E: 0 K: 0 S: 3	H: 1 LOB: 1 BB: 0 P: 3	R: 0 E: 0 K: 0 S: 4	H: 1 LOB: 1 BB: 0 P: 4	R: 2 E: 0 K: 1 S: 8	H: 3 LOB: 2 BB: 1 P: 12	R: 0 E: 0 K: 0 S: 3	H: 1 LOB: 0 BB: 0 P: 3	R: 0 E: 0 K: 0 S: 3	H: 0 LOB: 0 BB: 0 P: 3	R: 1 E: 0 K: 0 S: 5	H: 2 LOB: 1 BB: 0 P: 5	R: 0 E: 0 K: 1 S: 6	H: 1 LOB: 2 BB: 1 P: 10	1B: 9 2B: 1 3B: 0 HR: 0	SF: 1 SAC: 1 DP: 2 HBP: 1	WP: 0 PB: 0 SB: 0 CS: 0	PA: 38	
PITCHER	IP WLS BF H R ER SO BB IBB HBP BLK WP HR S P ERA WHIP																						
Al Worthington, R (1, 1) ERA: 4.03	4.2		20	5	2	2	0	1	0	1	0	0	0	0	0	18	23	3.86	1.286				
Stu Miller, R (5, 1) ERA: 2.52	4.1	W	18	5	1	1	2	1	0	0	0	0	0	0	0	21	25	2.08	1.385				

Batter	1	2	3	4	5	6	7	8	9	AB	R	H	RBI	BB	SO	LOB	BOTTOM						
Jim Davenport, R (1, 5) OBP: 0.285, SLG: 0.344										4	2	2	0	1	0	1	Cincinnati Redlegs @ San Francisco Giants Seals Stadium, San Francisco, CA Thu Jun 18 1959, 6:33 AM EDT Att: 11,449 - Unknown livebaseballscorecards.com						
Willie Kirkland, L (1, 9) OBP: 0.371, SLG: 0.543										4	1	0	0	0	0	3							
Willie Mays, R (1, 8) OBP: 0.371, SLG: 0.551										5	0	0	0	0	0	5							
Orlando Cepeda, R (1, 3) OBP: 0.381, SLG: 0.623										5	1	4	2	0	0	0							
Daryl Spencer, R (1, 4) OBP: 0.361, SLG: 0.394										4	2	3	1	1	0	2							
Jackie Brandt, R (1, 7) OBP: 0.300, SLG: 0.362										5	1	1	2	0	3	7							
Bob Schmidt, R (1, 2) OBP: 0.318, SLG: 0.430										5	0	2	1	0	0	1							
Andre Rodgers, R (1, 6) OBP: 0.346, SLG: 0.414										5	1	2	1	0	0	2							
Al Worthington, R (1, 1) OBP: 0.143, SLG: 0.143										2	0	1	0	0	1	0							
Stu Miller, R (5, 1) OBP: 0.043, SLG: 0.043										2	0	0	0	0	0	3							
Inning Stats	R: 1 E: 1 K: 1 S: 7	H: 1 LOB: 2 BB: 0 P: 8	R: 0 E: 0 K: 1 S: 5	H: 0 LOB: 0 BB: 0 P: 5	R: 1 E: 0 K: 1 S: 8	H: 3 LOB: 2 BB: 0 P: 8	R: 0 E: 0 K: 0 S: 4	H: 2 LOB: 1 BB: 0 P: 4	R: 3 E: 1 K: 0 S: 8	H: 4 LOB: 2 BB: 0 P: 8	R: 1 E: 0 K: 0 S: 6	H: 3 LOB: 2 BB: 0 P: 6	R: 1 E: 2 K: 0 S: 5	H: 1 LOB: 2 BB: 1 P: 9	R: 1 E: 0 K: 1 S: 6	H: 1 LOB: 1 BB: 1 P: 10	1B: 12 2B: 3 3B: 0 HR: 0	SF: 0 SAC: 0 DP: 1 HBP: 1	WP: 0 PB: 0 SB: 0 CS: 0	PA: 44			
PITCHER	IP WLS BF H R ER SO BB IBB HBP BLK WP HR S P ERA WHIP																						
Joe Nuxhall, L (1, 1) ERA: 4.63	5.2	L	32	13	6	4	3	0	0	0	0	0	0	0	0	1	1	0.00	0.000				
Willard Schmidt, R (6, 1) ERA: 4.0	0.1		1	0	0	0	0	0	0	0	0	0	0	0	0	1	1	0.00	0.000				
Jim O'Toole, L (7, 1) ERA: 5.81	2.0		11	2	2	1	1	2	0	0	0	0	0	0	0	11	19	4.50	2.000				

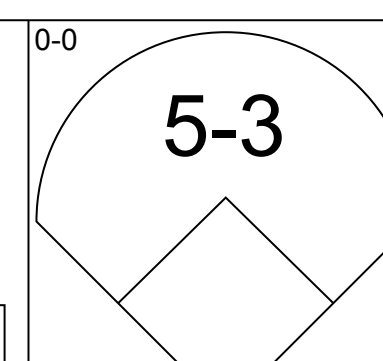
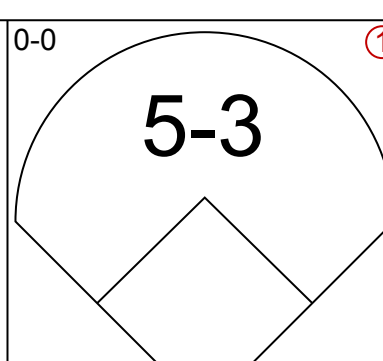
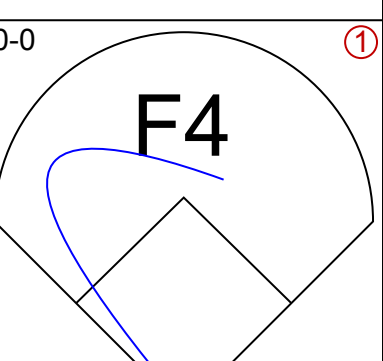
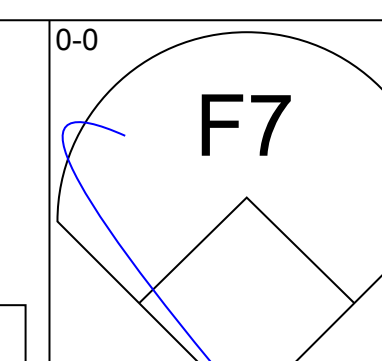
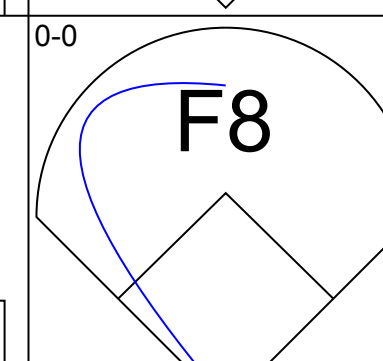
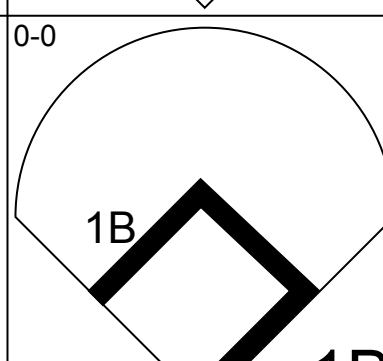
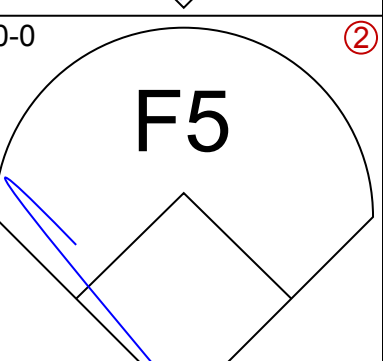
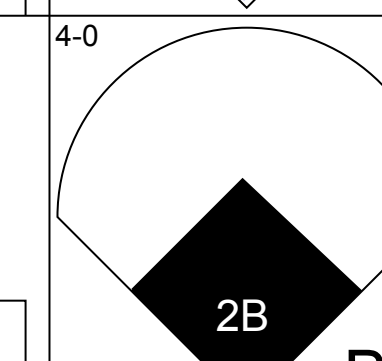
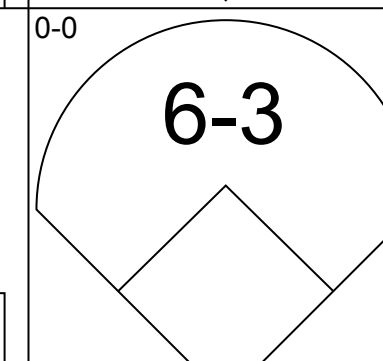
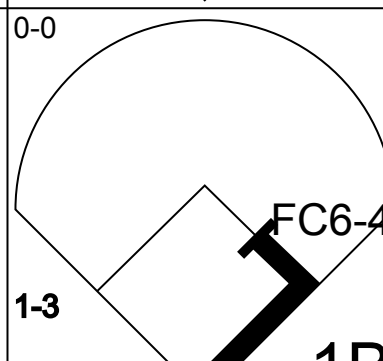
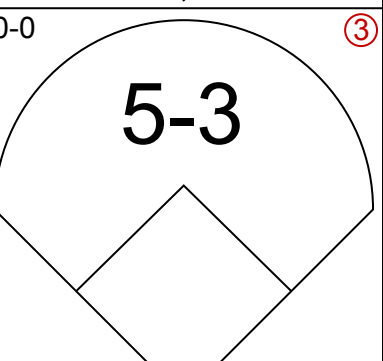
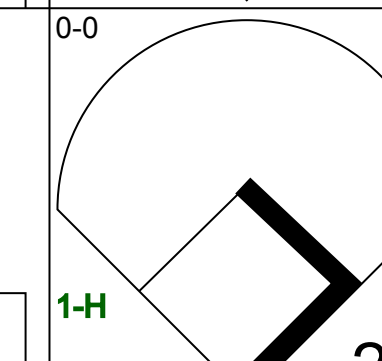
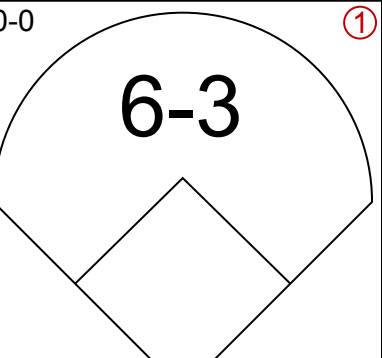
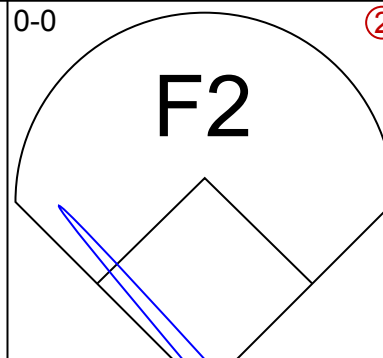
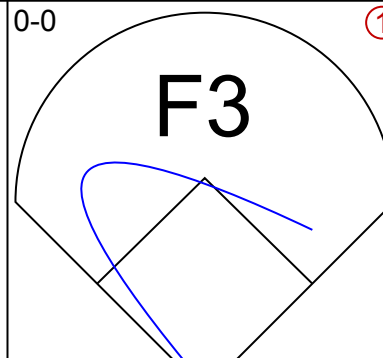
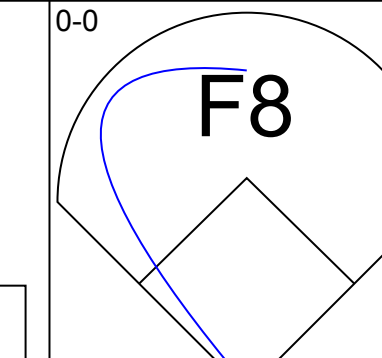
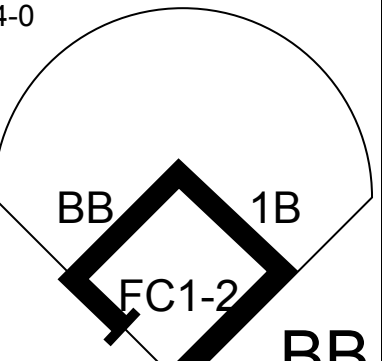
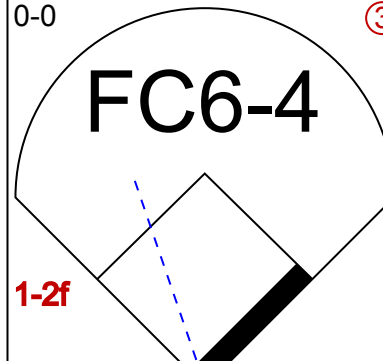
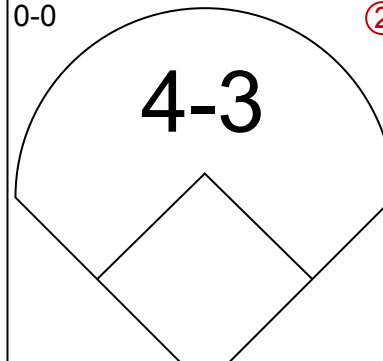
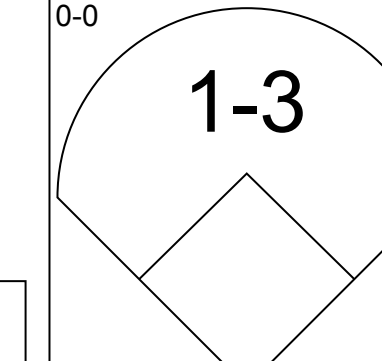
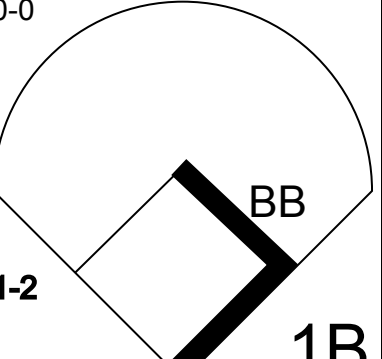
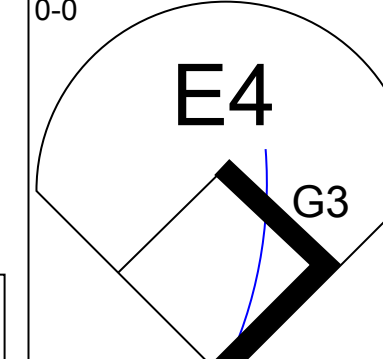
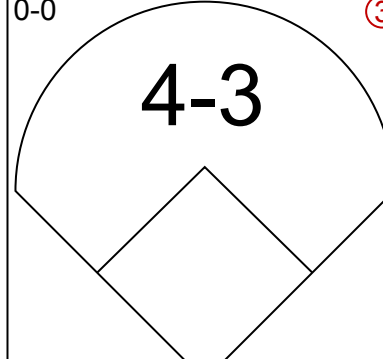
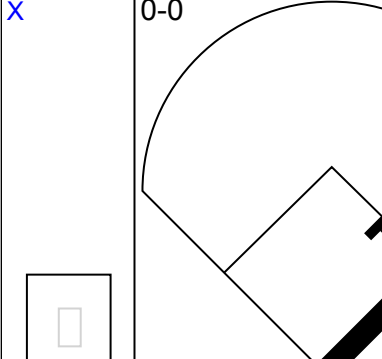
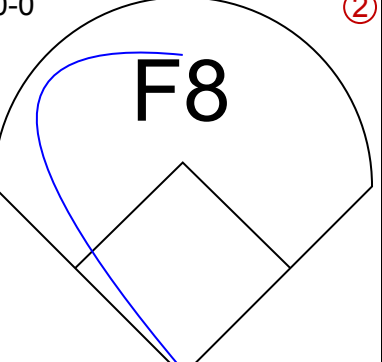
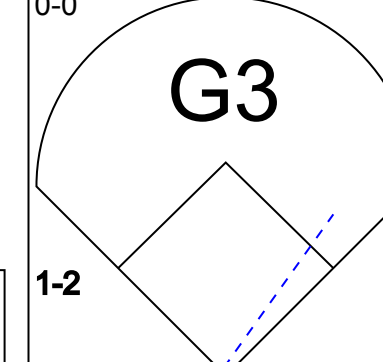

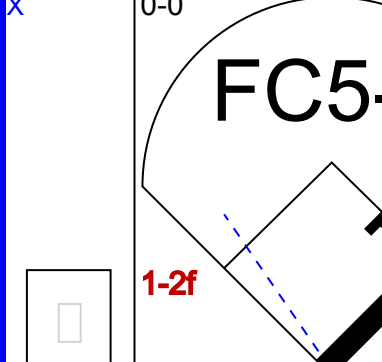
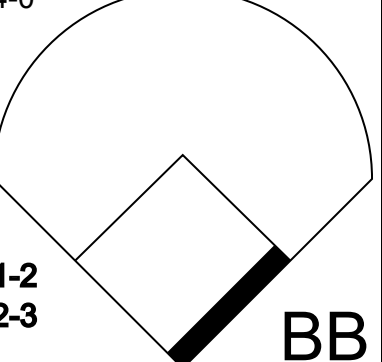
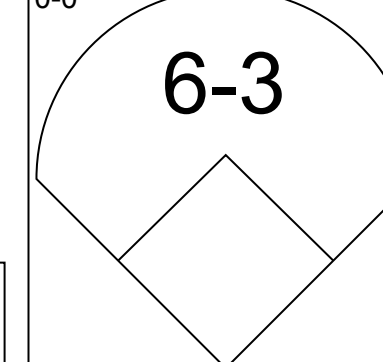

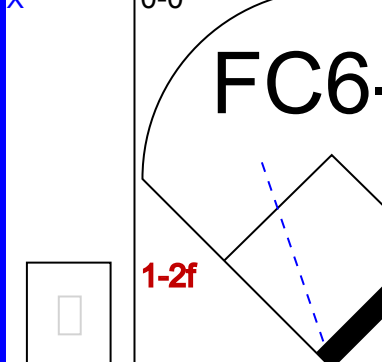
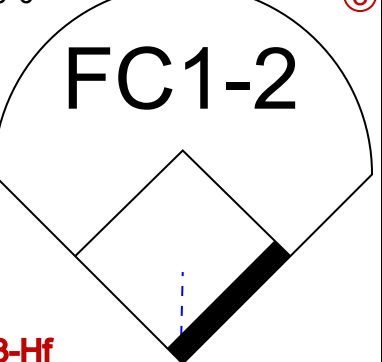
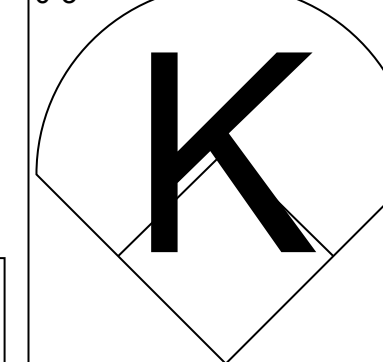

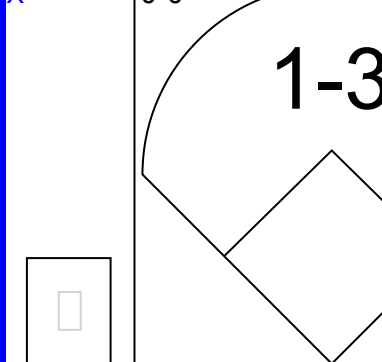
Batter	1	2	3	4	5	6	7	8	9	10	AB	R	H	RBI	BB	SO	LOB	TOP								
Bill Bruton, L OBP: 0.354, SLG: 0.469 (1, 8)	F2		FC6-4 SF9 1B		F9			4-3 1B		HR	5	2	3	1	0	0	0	Milwaukee Braves @ San Francisco Giants Seals Stadium, San Francisco, CA Fri Jun 19 1959, 10:05 PM EDT Att: 22,984 - Unknown livebaseballscores.com								
Eddie Mathews, L OBP: 0.370, SLG: 0.589 (1, 5)	K		FC6-4 1B		F9			K		1B	5	0	2	0	0	2	1									
Hank Aaron, R OBP: 0.432, SLG: 0.688 (1, 9)	WP 1B 2B		FC6-4 HBP		5-3			4-3		F8	5	1	1	0	0	0	4									
Wes Covington, L OBP: 0.361, SLG: 0.424 (1, 7)	1B		SF9					4-0 F8-3 BB		F7	2	0	1	2	2	0	1									
Mickey Vernon, L OBP: 0.296, SLG: 0.415 (1, 3)	F9		HBP					4-0 F8		4-3	3	0	0	0	0	0	4									
Del Crandall, R OBP: 0.311, SLG: 0.440 (1, 2)			F4					4-0 F8-3		5-3	4	0	1	0	0	0	3									
Johnny Logan, R OBP: 0.401, SLG: 0.472 (1, 6)	F8		1B		K			0-3 K		F7	4	0	0	0	0	2	1									
Casey Wise, S OBP: 0.271, SLG: 0.240 (1, 4)	K		K		1-3			0-3 K		F7	4	0	0	0	0	2	1									
Bob Buhl, R OBP: 0.059, SLG: 0.059 Don McMahon, R OBP: 0.333, SLG: 0.200 (10, 1)	K		K		4-3			0-3 K		K	4	0	0	0	0	3	1									
Inning Stats	R: 1 E: 0 K: 1 S: 7	H: 2 LOB: 1 BB: 0 P: 7	R: 0 E: 0 K: 2 S: 8	H: 1 LOB: 1 BB: 0 P: 8	R: 1 E: 0 K: 1 S: 5	H: 2 LOB: 2 BB: 0 P: 6	R: 0 E: 0 K: 1 S: 5	H: 0 LOB: 0 BB: 0 P: 5	R: 0 E: 0 K: 0 S: 2	H: 0 LOB: 0 BB: 1 P: 6	R: 0 E: 0 K: 3 S: 9	H: 0 LOB: 0 BB: 0 P: 9	R: 0 E: 0 K: 1 S: 6	H: 1 LOB: 2 BB: 1 P: 10	R: 0 E: 0 K: 0 S: 3	H: 0 LOB: 0 BB: 0 P: 3	R: 1 E: 0 K: 1 S: 7		H: 2 LOB: 1 BB: 0 P: 7	1B: 6 2B: 2 3B: 0 HR: 1	SF: 1 SAC: 0 DP: 1 HBP: 1	WP: 1 PA: 40 PB: 0 SB: 0 CS: 0				
PITCHER Sam Jones, R ERA: 3.58 (1, 1)	IP 10.0	WLS W 40	H 8	R 3	ER 3	SO 9	BB 1	IBB 1	HBP 1	BLK 0	WP 1	HR 1	S 55	P 64	ERA 2.70	WHIP 0.900										

Batter	1	2	3	4	5	6	7	8	9	10	AB	R	H	RBI	BB	SO	LOB	BOTTOM								
Jim Davenport, R OBP: 0.283, SLG: 0.341 (1, 5)	G3		E6 1B		FC4-6 BB FC4-6 1B		F3		6-3		5	1	1	0	0	0	2	Milwaukee Braves @ San Francisco Giants Seals Stadium, San Francisco, CA Fri Jun 19 1959, 10:05 PM EDT Att: 22,984 - Unknown livebaseballscores.com								
Willie Kirkland, L OBP: 0.377, SLG: 0.542 (1, 9)	G6-4-3 1B		1-3 1B		FC4-6 BB		4-3		K		4	0	2	1	1	1	1									
Willie Mays, R OBP: 0.367, SLG: 0.542 (1, 8)	G6-4-3		F5		FC4-6 FC4-6		K		1B BB		4	1	0	0	1	1	5									
Orlando Cepeda, R OBP: 0.377, SLG: 0.615 (1, 3)			1-3 F8		FC4-6 FC6-4		5-3		1B BB		5	1	1	1	0	0	3									
Daryl Spencer, R OBP: 0.361, SLG: 0.392 (1, 4)			1-3		FC6-4		FC6-4		1B 1B		4	0	1	0	1	0	1									
Jackie Brandt, R OBP: 0.307, SLG: 0.368 (1, 7)			1B		F6 F8		5-3		1B 1B		5	0	3	2	0	0	0									
Hobie Landrith, L OBP: 0.351, SLG: 0.372 Leon Wagner, L OBP: 0.363, SLG: 0.506 Jim Hegan, R OBP: 0.232, SLG: 0.216 (1, 2) (8, PH) (9, 2)	K		K		BB 1B		F8		G3		3	0	1	0	0	1	1									
Andre Rodgers, R OBP: 0.349, SLG: 0.413 (1, 6)			SH2-4 1B		FC6-4 BB		1-3		F8		3	1	1	0	1	0	0									
Sam Jones, R OBP: 0.143, SLG: 0.150 (1, 1)	SH2-4		FC6-4		1-3		1-3		2B		3	0	1	0	0	0	2									
Inning Stats	R: 0 E: 0 K: 0 S: 3	H: 1 LOB: 0 BB: 0 P: 3	R: 0 E: 0 K: 1 S: 6	H: 1 LOB: 1 BB: 0 P: 6	R: 1 E: 1 K: 0 S: 6	H: 2 LOB: 2 BB: 0 P: 6	R: 0 E: 0 K: 0 S: 4	H: 1 LOB: 2 BB: 1 P: 8	R: 1 E: 0 K: 0 S: 4	H: 1 LOB: 1 BB: 1 P: 8	R: 0 E: 0 K: 0 S: 3	H: 0 LOB: 0 BB: 0 P: 3	R: 0 E: 0 K: 1 S: 7	H: 2 LOB: 2 BB: 0 P: 7	R: 0 E: 0 K: 1 S: 6	H: 1 LOB: 1 BB: 0 P: 6	R: 2 E: 0 K: 0 S: 2		H: 2 LOB: 2 BB: 2 P: 10	1B: 10 2B: 1 3B: 0 HR: 0	SF: 0 SAC: 1 DP: 1 HBP: 0	WP: 0 PA: 42 PB: 0 SB: 0 CS: 0				
PITCHER Bob Buhl, R ERA: 2.6 Don McMahon, R ERA: 1.47 (1, 1) (10, 1)	IP 9.0	WLS L 40	H 10	R 4	ER 4	SO 3	BB 3	IBB 0	HBP 0	BLK 0	WP 0	HR 0	S 43	P 55	ERA 4.00	WHIP 1.444										

Batter	1	2	3	4	5	6	7	8	9	AB	R	H	RBI	BB	SO	LOB	TOP								
Andy Pafko, R OBP: 0.270, SLG: 0.261 (1, 8)										5	0	0	0	0	1	3									
Eddie Mathews, L OBP: 0.370, SLG: 0.584 (1, 5)										4	1	1	0	1	0	1									
Hank Aaron, R OBP: 0.429, SLG: 0.681 (1, 9)										4	0	1	0	0	1	1									
Joe Adcock, R OBP: 0.342, SLG: 0.454 (1, 3)										3	1	1	2	0	0	2									
Del Crandall, R OBP: 0.315, SLG: 0.443 (1, 2)										3	1	1	0	1	0	0									
Wes Covington, L OBP: 0.355, SLG: 0.416 Bill Bruton, L OBP: 0.354, SLG: 0.469 (1, 7) (8, 8)										4	0	0	0	0	0	4									
Johnny Logan, R OBP: 0.403, SLG: 0.472 (1, 6)										4	1	2	1	0	0	0									
Felix Mantilla, R OBP: 0.256, SLG: 0.174 (1, 4)										3	0	1	0	0	2	1									
Lew Burdette, R OBP: 0.231, SLG: 0.280 (1, 1)										4	0	1	1	0	1	3									
Inning Stats	R: 0 E: 0 K: 1 S: 5	H: 0 LOB: 0 BB: 0 P: 5	R: 1 E: 0 K: 0 S: 6	H: 3 LOB: 2 BB: 0 P: 6	R: 0 E: 0 K: 0 S: 4	H: 1 LOB: 3 BB: 2 P: 12	R: 1 E: 1 K: 1 S: 7	H: 1 LOB: 1 BB: 0 P: 7	R: 1 E: 0 K: 0 S: 4	H: 1 LOB: 0 BB: 0 P: 4	R: 0 E: 0 K: 1 S: 6	H: 1 LOB: 1 BB: 0 P: 6	R: 1 E: 1 K: 1 S: 6	H: 1 LOB: 0 BB: 0 P: 6	R: 0 E: 0 K: 1 S: 5	H: 0 LOB: 0 BB: 0 P: 5	R: 0 E: 1 K: 0 S: 3	H: 0 LOB: 0 BB: 0 P: 3	1B: 6 2B: 2 3B: 0 HR: 1	SF: 1 SAC: 1 DP: 1 HBP: 0	WP: 1 PB: 0 SB: 1 CS: 0	PA: 38			
PITCHER	IP	WLS	BF	H	R	ER	SO	BB	IBB	HBP	BLK	WP	HR	S	P	ERA	WHIP								
Mike McCormick, L ERA: 4.19 Billy Muffett, R ERA:	(1, 1) (8, 1)	7.0 2.0	L 6	32 0	8 0	4 0	2 0	4 1	1 0	0 0	0 0	1 0	0 0	8 8	46	2.57 0.00	1.286 0.000								

Milwaukee Braves @ San Francisco Giants
Seals Stadium, San Francisco, CA
Sat Jun 20 1959, 6:33 AM EDT
Att: 22,905 - Unknown

AB 34
R 4
H 8
RBI 4
BB 2
SO 5
LOB 15

Batter	1	2	3	4	5	6	7	8	9	AB	R	H	RBI	BB	SO	LOB	BOTTOM								
Jim Davenport, R OBP: 0.279, SLG: 0.336 (1, 5)										4	0	0	0	0	0	0									
Willie Kirkland, L OBP: 0.379, SLG: 0.538 (1, 9)										3	1	1	0	1	0	0									
Willie Mays, R OBP: 0.369, SLG: 0.545 (1, 8)										4	0	2	1	0	0	0									
Orlando Cepeda, R OBP: 0.372, SLG: 0.605 (1, 3)										4	0	0	0	0	0	3									
Daryl Spencer, R OBP: 0.360, SLG: 0.387 (1, 4)										3	0	0	0	1	0	3									
Jackie Brandt, R OBP: 0.311, SLG: 0.371 (1, 7)										4	0	2	0	0	0	0									
Hobie Landrith, L OBP: 0.340, SLG: 0.358 Dusty Rhodes, L OBP: 0.231, SLG: 0.167 Eddie Bressoud, R OBP: 0.297, SLG: 0.250 (1, 2) (9, PH) (9, PR)										3	0	0	0	0	0	3									
Andre Rodgers, R OBP: 0.349, SLG: 0.409 Leon Wagner, L OBP: 0.359, SLG: 0.500 (1, 6) (9, PH)										2	0	0	0	1	0	1									
Mike McCormick, L OBP: 0.160, SLG: 0.091 Hank Sauer, R (7, PH) Billy Muffett, R (8, 1) Felipe Alou, R OBP: 0.319, SLG: 0.493 (9, PH)										2	0	0	0	0	1	4									
Inning Stats	R: 0 E: 0 K: 0 S: 3	H: 0 LOB: 0 BB: 0 P: 3	R: 0 E: 0 K: 0 S: 4	H: 1 LOB: 3 BB: 2 P: 12	R: 0 E: 0 K: 0 S: 5	H: 2 LOB: 2 BB: 0 P: 5	R: 0 E: 1 K: 1 S: 6	H: 0 LOB: 1 BB: 0 P: 6	R: 0 E: 0 K: 0 S: 3	H: 0 LOB: 0 BB: 0 P: 3	R: 0 E: 0 K: 1 S: 5	H: 0 LOB: 0 BB: 0 P: 5	R: 1 E: 0 K: 0 S: 4	H: 1 LOB: 1 BB: 1 P: 8	R: 0 E: 0 K: 0 S: 4	H: 1 LOB: 1 BB: 0 P: 4	1B: 4 2B: 1 3B: 0 HR: 0	SF: 0 SAC: 0 DP: 0 HBP: 0	WP: 0 PB: 0 SB: 0 CS: 0	PA: 36					
PITCHER	IP	WLS	BF	H	R	ER	SO	BB	IBB	HBP	BLK	WP	HR	S	P	ERA	WHIP								
Lew Burdette, R ERA: 4.2	(1, 1)	9.0	W	36	5	1	1	2	3	0	0	0	0	37	49	1.00	0.889								

Milwaukee Braves @ San Francisco Giants
Seals Stadium, San Francisco, CA
Sat Jun 20 1959, 6:33 AM EDT
Att: 22,905 - Unknown

AB 33
R 1
H 5
RBI 1
BB 3
SO 2
LOB 17



Batter	1	2	3	4	5	6	7	8	9	AB	R	H	RBI	BB	SO	LOB	TOP					
Andy Pafko, R (1, 8) OBP: 0.276, SLG: 0.296				6-3		1B	SH1-3		4-3	2	1	1	0	0	0	2	Milwaukee Braves @ San Francisco Giants Seals Stadium, San Francisco, CA Sun Jun 21 1959, 6:33 AM EDT Att: 22,934 - Unknown livebaseballscorecards.com					
Bill Bruton, L (2, 8) OBP: 0.354, SLG: 0.472	HR					2B				3	1	1	0	0	0	0						
Eddie Mathews, L (1, 5) OBP: 0.375, SLG: 0.581	F4	4-3		BB		HR	HR		4-3	5	2	2	2	1	0	1						
Hank Aaron, R (1, 9) OBP: 0.430, SLG: 0.710	HR	K		F2		HR	HR		F8	6	3	3	6	0	1	1						
Joe Adcock, R (1, 3) OBP: 0.339, SLG: 0.441	HR			F4		K	F7			3	1	0	0	1	2	1						
Frank Torre, L (6, 3) OBP: 0.321, SLG: 0.322	HR	K				K				1	0	0	0	0	0	0						
Del Crandall, R (1, 2) OBP: 0.320, SLG: 0.456	HR		6-3		HR	1B	F7			4	3	2	1	1	0	0						
Wes Covington, L (1, 7) OBP: 0.352, SLG: 0.412	F9		F7		G3	1B		4-3		5	0	1	0	0	0	2						
Johnny Logan, R (1, 6) OBP: 0.407, SLG: 0.488	HR		HBP	BB	F8	FC6-4				4	1	2	4	1	0	1						
Felix Mantilla, R (1, 4) OBP: 0.276, SLG: 0.192	E		HBP	BB	F5					4	0	2	0	0	1	2						
Warren Spahn, L (1, 1) OBP: 0.255, SLG: 0.233	E4		4-3	HBP	1B					5	1	1	0	0	1	5						
Inning Stats	R: 5 E: 1 K: 0 S: 9	H: 5 LOB: 2 BB: 1 P: 13	R: 0 E: 0 K: 2 S: 7	H: 0 LOB: 0 BB: 0 P: 7	R: 0 E: 0 K: 0 S: 3	H: 0 LOB: 2 BB: 1 P: 8	R: 0 E: 0 K: 0 S: 3	H: 0 LOB: 1 BB: 1 P: 7	R: 1 E: 0 K: 0 S: 5	H: 2 LOB: 1 BB: 0 P: 5	R: 4 E: 0 K: 1 S: 9	H: 4 LOB: 1 BB: 1 P: 13	R: 3 E: 0 K: 0 S: 6	H: 3 LOB: 0 BB: 0 P: 6	R: 0 E: 0 K: 2 S: 8	H: 1 LOB: 1 BB: 0 P: 8	R: 0 E: 0 K: 0 S: 3	H: 0 LOB: 0 BB: 0 P: 3	1B: 8 2B: 1 3B: 1 HR: 5	SF: 0 SAC: 1 DP: 0 HBP: 1	WP: 0 PB: 0 SB: 0 CS: 0	PA: 48
PITCHER	IP WLS BF H R ER SO BB IBB HBP BLK WP HR S P ERA WHIP																					
Johnny Antonelli, L (1, 1) ERA: 3.07	0.2 L 8 5 5 5 0 1 0 0 0 0 0 2 7 11 67.50 9.000																					
Stu Miller, R (1, 1) ERA: 2.84	4.1 22 5 4 4 2 2 0 1 0 0 0 2 23 32 8.31 1.615																					
Gordon Jones, R (6, 1) ERA: 3.68	2.0 11 4 4 4 1 1 0 0 0 0 0 1 12 16 18.00 2.500																					
Joe Shipley, R (8, 1) ERA: 4.0	2.0 7 1 0 0 2 0 0 0 0 0 0 0 11 11 0.00 0.500																					

Batter	1	2	3	4	5	6	7	8	9	AB	R	H	RBI	BB	SO	LOB	BOTTOM			
Jim Davenport, R (1, 5) OBP: 0.281, SLG: 0.335	F9		F7		5-3				1B	4	0	1	1	1	0	2	Milwaukee Braves @ San Francisco Giants Seals Stadium, San Francisco, CA Sun Jun 21 1959, 6:33 AM EDT Att: 22,934 - Unknown livebaseballscorecards.com			
Willie Kirkland, L (1, 9) OBP: 0.380, SLG: 0.534	F7		F6			FC6-4	4-3		BB	5	0	2	1	0	0	3				
Willie Mays, R (1, 8) OBP: 0.366, SLG: 0.538	F3			F3		F3			F7	5	0	1	0	0	0	3				
Orlando Cepeda, R (1, 3) OBP: 0.370, SLG: 0.600		K		FC6-4		F3		FC6-4		4	0	1	0	0	1	2				
Daryl Spencer, R (1, 4) OBP: 0.358, SLG: 0.397		HR		F3		FC6-4		FC1-4		4	1	1	1	0	0	3				
Jackie Brandt, R (1, 7) OBP: 0.305, SLG: 0.364		K		FC6-4			F7		FC4-6	4	0	0	0	0	1	2				
Bob Schmidt, R (1, 2) OBP: 0.309, SLG: 0.416		1-3			F4		F8		F5	4	0	0	0	0	0	0				
Andre Rodgers, R (1, 6) OBP: 0.356, SLG: 0.415			5-3			1B			BB	4	2	3	0	0	0	0				
Johnny Antonelli, L (1, 1) ERA: 3.07										0	0	0	0	0	0	0				
Stu Miller, R (1, 1) ERA: 2.84										2	0	1	0	0	0	1				
Gordon Jones, R (6, 1) ERA: 3.68										0	0	0	0	0	0	0				
Felipe Alou, R (7, 99) OBP: 0.322, SLG: 0.497										1	0	1	0	0	0	0				
Joe Shipley, R (8, 1) ERA: 4.0										0	0	0	0	0	0	0				
Hank Sauer, R (9, 99)										1	0	0	0	0	0	1				
Inning Stats	R: 0 E: 0 K: 0 S: 3	H: 0 LOB: 0 BB: 0 P: 3	R: 1 E: 0 K: 2 S: 8	H: 1 LOB: 0 BB: 0 P: 8	R: 0 E: 0 K: 0 S: 4	H: 1 LOB: 1 BB: 0 P: 4	R: 0 E: 0 K: 0 S: 4	H: 1 LOB: 1 BB: 0 P: 4	R: 0 E: 0 K: 0 S: 4	H: 1 LOB: 1 BB: 0 P: 4	R: 1 E: 0 K: 0 S: 6	H: 3 LOB: 2 BB: 0 P: 6	R: 0 E: 0 K: 0 S: 4	H: 1 LOB: 1 BB: 0 P: 4	R: 1 E: 0 K: 0 S: 5	H: 2 LOB: 2 BB: 1 P: 9	1B: 10 2B: 0 3B: 0 HR: 1	SF: 0 SAC: 0 DP: 0 HBP: 0	WP: 0 PB: 0 SB: 0 CS: 0	PA: 39
PITCHER	IP WLS BF H R ER SO BB IBB HBP BLK WP HR S P ERA WHIP																			
Warren Spahn, L (1, 1) ERA: 3.41	9.0 W 39 11 3 3 2 1 0 0 0 0 0 1 42 46 3.00 1.333																			



Batter	1	2	3	4	5	6	7	8	9	AB	R	H	RBI	BB	SO	LOB	TOP										
Dick Schofield, S OBP: 0.277, SLG: 0.270										4	0	0	0	0	1	1											
Dick Groat, R OBP: 0.321, SLG: 0.368										4	1	2	0	0	0	0											
Smoky Burgess, L OBP: 0.373, SLG: 0.568										4	0	0	0	0	0	2											
Dick Stuart, R OBP: 0.392, SLG: 0.600										3	0	1	0	1	1	1											
Bob Skinner, L OBP: 0.357, SLG: 0.465										4	0	0	0	0	0	3											
Bill Virdon, L OBP: 0.295, SLG: 0.349										3	0	1	1	0	0	0											
Don Hoak, R OBP: 0.395, SLG: 0.454										2	0	0	0	0	1	0											
Roman Mejias, R OBP: 0.301, SLG: 0.309										3	0	0	0	0	0	1											
Ron Kline, R OBP: 0.152, SLG: 0.152										2	0	0	0	0	1	0											
Bob Porterfield, R (7, 1)										0	0	0	0	0	0	0											
Ted Kluszewski, L OBP: 0.344, SLG: 0.489 (8, PH)										1	0	0	0	0	1	1											
Ron Blackburn, R OBP: 0.250, SLG: 1.000 (8, 1)										0	0	0	0	0	0	0											
Inning Stats	R: 0 E: 0 K: 0 S: 4	H: 1 LOB: 1 BB: 0 P: 4	R: 0 E: 0 K: 0 S: 3	H: 0 LOB: 0 BB: 0 P: 3	R: 0 E: 0 K: 0 S: 3	H: 0 LOB: 0 BB: 0 P: 3	R: 0 E: 0 K: 1 S: 5	H: 0 LOB: 0 BB: 0 P: 5	R: 0 E: 0 K: 1 S: 5	H: 0 LOB: 0 BB: 0 P: 5	R: 1 E: 0 K: 0 S: 4	H: 2 LOB: 1 BB: 1 P: 8	R: 0 E: 0 K: 2 S: 7	H: 0 LOB: 1 BB: 0 P: 8	R: 0 E: 0 K: 0 S: 4	H: 1 LOB: 1 BB: 0 P: 4	1B: 4 2B: 0 3B: 0 HR: 0	SF: 0 SAC: 0 DP: 0 HBP: 1	WP: 0 PB: 0 SB: 0 CS: 0	PA: 32							
PITCHER	IP	WLS	BF	H	R	ER	SO	BB	IBB	HBP	BLK	WP	HR	S	P	ERA	WHIP										
Eddie Fisher, R ERA: 1.29	(1, 1)	7.0	W	24	3	1	1	3	1	0	0	0	0	29	33	1.29	0.571										
Al Worthington, R ERA: 3.83	(8, 1)	2.0	S	8	1	0	0	2	0	0	1	0	0	11	12	0.00	0.500										

Pittsburgh Pirates @ San Francisco Giants
Seals Stadium, San Francisco, CA
Mon Jun 22 1959, 6:33 AM EDT
Att: 11,002 - Unknown

AB	30
R	1
H	4
RBI	1
BB	1
SO	5
LOB	9



Batter	1	2	3	4	5	6	7	8	9	AB	R	H	RBI	BB	SO	LOB	BOTTOM										
Jim Davenport, R OBP: 0.284, SLG: 0.337										4	1	2	1	0	1	1											
Willie Kirkland, L OBP: 0.377, SLG: 0.534										4	0	1	1	0	1	1											
Willie Mays, R OBP: 0.365, SLG: 0.532										3	0	0	0	1	0	3											
Orlando Cepeda, R OBP: 0.372, SLG: 0.602										4	0	2	0	0	0	0											
Daryl Spencer, R OBP: 0.353, SLG: 0.391										4	0	0	0	0	0	3											
Jackie Brandt, R OBP: 0.304, SLG: 0.366										4	1	1	0	0	1	0											
Andre Rodgers, R OBP: 0.355, SLG: 0.411										2	0	0	0	1	2	1											
Jim Hegan, R OBP: 0.224, SLG: 0.208										2	0	0	0	0	0	1											
Dusty Rhodes, L OBP: 0.285, SLG: 0.231										1	0	1	0	0	0	0											
Eddie Bressoud, R OBP: 0.297, SLG: 0.250										0	1	0	0	0	0	0											
Hobie Landrith, L OBP: 0.340, SLG: 0.358										0	0	0	0	0	0	0											
Eddie Fisher, R (1, 1)										1	0	0	0	1	0	1											
Leon Wagner, L OBP: 0.365, SLG: 0.529										1	1	1	1	0	0	0											
Al Worthington, R OBP: 0.143, SLG: 0.143										0	0	0	0	0	0	0											
Inning Stats	R: 0 E: 0 K: 1 S: 5	H: 1 LOB: 0 BB: 0 P: 5	R: 0 E: 0 K: 0 S: 3	H: 0 LOB: 0 BB: 0 P: 3	R: 0 E: 0 K: 0 S: 2	H: 0 LOB: 1 BB: 2 P: 10	R: 0 E: 0 K: 0 S: 4	H: 1 LOB: 1 BB: 0 P: 4	R: 0 E: 0 K: 1 S: 6	H: 0 LOB: 1 BB: 0 P: 6	R: 0 E: 0 K: 1 S: 6	H: 1 LOB: 2 BB: 1 P: 10	R: 4 E: 0 K: 1 S: 9	H: 5 LOB: 1 BB: 0 P: 9	R: 0 E: 0 K: 1 S: 5	H: 0 LOB: 0 BB: 0 P: 5	1B: 4 2B: 4 3B: 1 HR: 0	SF: 0 SAC: 0 DP: 2 HBP: 0	WP: 1 PB: 0 SB: 1 CS: 1	PA: 34							
PITCHER	IP	WLS	BF	H	R	ER	SO	BB	IBB	HBP	BLK	WP	HR	S	P	ERA	WHIP										
Ron Kline, R ERA: 3.67	(1, 1)	6.1	L	28	7	4	4	4	3	0	0	0	0	33	45	5.68	1.579										
Bob Porterfield, R ERA: 6.2	(7, 1)	0.2		2	1	0	0	0	0	0	0	0	0	2	2	0.00	1.500										
Ron Blackburn, R ERA: 3.28	(8, 1)	1.0		3	0	0	0	1	0	0	0	0	0	5	5	0.00	0.000										

Pittsburgh Pirates @ San Francisco Giants
Seals Stadium, San Francisco, CA
Mon Jun 22 1959, 6:33 AM EDT
Att: 11,002 - Unknown

AB	30
R	4
H	8
RBI	3
BB	3
SO	5
LOB	11



Batter	1	2	3	4	5	6	7	8	9	AB	R	H	RBI	BB	SO	LOB	TOP										
Bill Virdon, L OBP: 0.298, SLG: 0.346 (1, 8)	0-3 K	0-3 K	0-3 K			X 0-0 G3		X 0-0 CS 1B		5	0	1	0	0	3	5	Pittsburgh Pirates @ San Francisco Giants Seals Stadium, San Francisco, CA Tue Jun 23 1959, 10:05 PM EDT Att: 22,706 - Unknown livebaseballscorecards.com										
Dick Groat, R OBP: 0.319, SLG: 0.362 (1, 6)	4-0 1B BB	0-0 F7		X 0-0 F8		X 0-0 6-3		X 0-0 4-3		4	0	0	0	1	0	3											
Smoky Burgess, L OBP: 0.374, SLG: 0.561 (1, 2)	0-0 1-3 1B		X 0-0 F8	4-0 4-3 1B BB		X 0-0 F8		X 0-0 6-3		4	0	1	0	1	0	0											
Dick Stuart, R OBP: 0.402, SLG: 0.623 (1, 3)	0-3 K		X 0-0 1B 1B	0-0 1-2 1B		X 0-0 1B		X 0-0 HR		5	2	4	1	0	1	2											
Bob Skinner, L OBP: 0.361, SLG: 0.467 (1, 7)	0-0 F8		X 0-0 BB 1B FC	4-3 4-3 1B		X 0-0 FC6-4 1B		X 0-0 2B 1B		5	2	3	0	0	0	4											
Bill Mazerowski, R OBP: 0.299, SLG: 0.388 (1, 4)		X 0-0 1B 1B	0-0 FC BB 1B	0-0 1-2 2-3 F5		X 0-3 K		X 0-0 2B 1B		5	1	3	1	0	1	4											
Don Hoak, R OBP: 0.392, SLG: 0.453 (1, 5)	0-3 K		X 0-0 F3		X 0-3 K		X 0-0 F3		X 0-0 2B	5	0	1	1	0	2	5											
Roman Mejias, R OBP: 0.309, SLG: 0.310 (1, 9)	0-0 1B 1B		X 0-0 FC BB	5-3 5-3		X 0-0 FC6-4		X 4-0 IBB		3	0	1	0	2	0	2											
Vern Law, R OBP: 0.244, SLG: 0.326 (1, 1)	0-0 1-3 2-H 1B		X 0-0 FC		X 0-0 F3		X 0-3 K		X 0-3 K	5	0	1	2	0	2	4											
Inning Stats	R: 0 E: 0 K: 2 S: 8	H: 1 LOB: 2 BB: 1 P: 12	R: 1 E: 0 K: 2 S: 10	H: 3 LOB: 2 BB: 0 P: 10	R: 2 E: 0 K: 1 S: 9	H: 3 LOB: 3 BB: 1 P: 13	R: 0 E: 0 K: 0 S: 4	H: 1 LOB: 2 BB: 1 P: 8	R: 0 E: 0 K: 1 S: 5	H: 0 LOB: 0 BB: 0 P: 5	R: 0 E: 0 K: 0 S: 3	H: 2 LOB: 2 BB: 0 P: 7	R: 0 E: 0 K: 1 S: 5	H: 1 LOB: 0 BB: 0 P: 5	R: 2 E: 0 K: 1 S: 8	H: 4 LOB: 2 BB: 1 P: 12	1B: 13 2B: 2 3B: 0 HR: 1	SF: 0 SAC: 0 DP: 0 HBP: 0	WP: 0 PB: 0 SB: 0 CS: 1	PA: 45							
PITCHER	IP WLS BF	H R ER SO	BB IBB HBP BLK	WP HR S P	ERA WHIP	PITCHER										IP WLS BF	H R ER SO	BB IBB HBP BLK	WP HR S P	ERA WHIP							
Sam Jones, R ERA: 3.6 (1, 1)	7.0 L	35	10 3 3 7	3 0 0 0	0 0 0 0	0 0 0 0	0 0 0 0	0 1 9 9	3.86 1.857																		
Billy Muffett, R ERA: 4.91 (8, 1)	1.1	7	4 2 2 1	0 0 0 0	0 0 0 0	0 0 0 0	0 0 0 0	0 0 4 8	0.00 1.500																		
Gordon Jones, R ERA: 3.57 (9, 1)	0.2	3	1 0 0 1	0 1 0 0	0 0 0 0	0 0 0 0	0 0 0 0																				

Batter	1	2	3	4	5	6	7	8	9	AB	R	H	RBI	BB	SO	LOB	BOTTOM								
Jim Davenport, R OBP: 0.286, SLG: 0.338 (1, 5)	0-0 BB BB 1B		X 0-0 F9		X 0-0 FC4-6 1B		X 0-0 G6-4-3		X 0-0 F6	5	0	2	0	0	0	3	Pittsburgh Pirates @ San Francisco Giants Seals Stadium, San Francisco, CA Tue Jun 23 1959, 10:05 PM EDT Att: 22,706 - Unknown livebaseballscorecards.com								
Willie Kirkland, L OBP: 0.370, SLG: 0.522 (1, 9)	0-0 F8		X 0-3 K		X 0-0 FC4-6		X 0-3 K			4	0	0	0	0	2	3									
Willie Mays, R OBP: 0.363, SLG: 0.525 (1, 8)	4-0 1-2 BB BB		X 0-0 6-3		X 0-0 F7		X 0-0 5-3			3	0	0	0	1	0	1									
Orlando Cepeda, R OBP: 0.370, SLG: 0.596 (1, 3)	4-0 1-2 2-3 BB		X 0-0 G6-4-3 BB		X 0-0 F4		X 0-0 1-3		X 0-0 F8	3	0	0	0	1	0	0									
Daryl Spencer, R OBP: 0.352, SLG: 0.386 (1, 4)	0-0 G6-4-3		X 0-0 BB 2B BB		X 0-0 F7		X 0-0 3-1			3	1	0	0	1	0	3									
Jackie Brandt, R OBP: 0.303, SLG: 0.369 (1, 7)		X 0-0 F6		X 0-0 1-H 2B		X 0-0 E4 1B		X 0-0 F9		4	0	1	1	0	0	0									
Hobie Landrith, L OBP: 0.346, SLG: 0.365 (1, 2)	0-0 F8		X 0-0 F7		X 0-0 FC6-4 1B		X 0-0 5-3 PB 1B			4	0	2	0	0	0	1									
Andre Rodgers, R OBP: 0.358, SLG: 0.415 (1, 6)	0-0 2B		X 0-0 1-3		X 0-0 FC6-4		X 0-0 5-3 BB			3	0	1	0	1	0	3									
Sam Jones, R OBP: 0.136, SLG: 0.143 (7, PH)		X 0-3 K			X 0-3 K		X 4-0 G6-4-3 BB		X 0-0 5-3	2	0	0	0	0	2	1									
Dusty Rhodes, L OBP: 0.333, SLG: 0.271 (7, PH)										0	0	0	0	0	0	0									
Eddie Brasher, R OBP: 0.297, SLG: 0.250 (8, PH)										0	0	0	0	0	0	0									
Billy Muffett, R OBP: 0.297, SLG: 0.250 (8, PH)										0	0	0	0	0	0	0									
Gordon Jones, R OBP: 0.352, SLG: 0.525 (9, PH)										1	0	0	0	0	0	2									
Inning Stats	R: 0 E: 0 K: 0 S: 3	H: 1 LOB: 2 BB: 2 P: 11	R: 0 E: 0 K: 1 S: 6	H: 1 LOB: 1 BB: 0 P: 6	R: 0 E: 0 K: 1 S: 5	H: 0 LOB: 0 BB: 0 P: 5	R: 1 E: 0 K: 0 S: 4	H: 1 LOB: 1 BB: 1 P: 8	R: 0 E: 0 K: 0 S: 6	H: 1 LOB: 1 BB: 0 P: 6	R: 0 E: 1 K: 0 S: 5	H: 1 LOB: 2 BB: 0 P: 5	R: 0 E: 0 K: 1 S: 4	H: 0 LOB: 1 BB: 1 P: 8	R: 0 E: 0 K: 0 S: 3	H: 0 LOB: 0 BB: 0 P: 3	R: 0 E: 0 K: 0 S: 4	H: 1 LOB: 2 BB: 1 P: 8	1B: 4 2B: 2 3B: 0 HR: 0	SF: 0 SAC: 0 DP: 2 HBP: 0	WP: 0 PB: 1 SB: 0 CS: 0	PA: 37			
PITCHER	IP WLS BF	H R ER SO	BB IBB HBP BLK	WP HR S P	ERA WHIP	PITCHER										IP WLS BF	H R ER SO	BB IBB HBP BLK	WP HR S P	ERA WHIP					
Vern Law, R ERA: 3.9 (1, 1)	9.0 W	37	6 1 1 4	5 0 0 0	0 0 0 0	0 0 0 0	0 0 40 60	1.00 1.222																	



Batter	1	2	3	4	5	6	7	8	9	AB	R	H	RBI	BB	SO	LOB	TOP			
Bill Virdon, L OBP: 0.299, SLG: 0.351 (1, 8)										5	0	2	1	0	0	2	Pittsburgh Pirates @ San Francisco Giants Seals Stadium, San Francisco, CA Wed Jun 24 1959, 6:33 AM EDT Att: 12,643 - Unknown			
Dick Groat, R OBP: 0.320, SLG: 0.360 (1, 6)										4	0	1	0	1	0	1				
Roman Mejias, R OBP: 0.306, SLG: 0.302 (1, 9)										4	1	0	0	1	1	3				
Dick Stuart, R OBP: 0.413, SLG: 0.644 (1, 3)										2	1	2	1	2	0	0				
Bob Skinner, L OBP: 0.360, SLG: 0.464 (1, 7)										4	0	1	1	0	2	3				
Bill Mazerowski, R OBP: 0.295, SLG: 0.382 (1, 4)										4	0	0	0	0	0	2				
Don Hoak, R OBP: 0.396, SLG: 0.459 (1, 5)										3	0	2	0	1	0	0				
Hank Foiles, R OBP: 0.226, SLG: 0.300 (9, PH)										3	0	1	0	0	1	1				
Smoky Burgess, L OBP: 0.372, SLG: 0.558 (9, 2)										1	0	0	0	0	0	1				
Bob Friend, R OBP: 0.297, SLG: 0.257 (7, PH)										2	0	0	0	0	1	1				
Harry Bright, R OBP: 0.333, SLG: 0.591 (7, 1)										1	0	0	0	0	0	2				
Roy Face, R OBP: 0.333, SLG: 0.533 (7, 1)										0	0	0	0	0	0	0				
Ted Kuszewski, L OBP: 0.271, SLG: 0.344 (9, PH)										0	0	0	0	0	0	1				
Dick Schofield, S OBP: 0.162, SLG: 0.270 (9, PH)										0	0	0	0	0	0	0				
Bennie Daniels, R OBP: 0.339, SLG: 0.420 (9, 1)										0	0	0	0	0	0	0				
Bob Porterfield, R OBP: 0.399, SLG: 0.400 (9, 1)										0	0	0	0	0	0	0				
Inning Stats	R: 0 E: 0 K: 0 S: 3	H: 0 LOB: 0 BB: 0 P: 3	R: 1 E: 0 K: 0 S: 4	H: 1 LOB: 0 BB: 0 P: 4	R: 0 E: 0 K: 0 S: 4	H: 1 LOB: 1 BB: 0 P: 4	R: 0 E: 0 K: 2 S: 6	H: 0 LOB: 1 BB: 1 P: 10	R: 0 E: 0 K: 1 S: 6	H: 1 LOB: 2 BB: 1 P: 10	R: 0 E: 0 K: 0 S: 5	H: 2 LOB: 2 BB: 0 P: 5	R: 1 E: 0 K: 0 S: 4	H: 2 LOB: 1 BB: 1 P: 8	R: 1 E: 1 K: 0 S: 4	H: 1 LOB: 2 BB: 2 P: 12	1B: 6 2B: 4 3B: 0 HR: 1	SF: 0 SAC: 0 DP: 2 HBP: 0	WP: 0 PB: 1 SB: 0 CS: 1	PA: 39
PITCHER	IP WLS BF H R ER SO BB IBB HBP BLK WP HR S P ERA WHIP																			
Johnny Antonelli, L ERA: 3.04 (1, 1)	7.1	32	8	2	2	5	2	1	0	0	0	0	1	39	51	2.46	1.364			
Al Worthington, R ERA: 3.76 (8, 1)	0.2	2	0	1	0	0	1	0	0	0	0	0	0	1	5	0.00	1.500			
Mike McCormick, L ERA: 4.15 (9, 1)	1.0	W	5	1	0	0	0	1	0	0	0	0	0	4	8	0.00	1.000			

Batter	1	2	3	4	5	6	7	8	9	AB	R	H	RBI	BB	SO	LOB	BOTTOM			
Danny O'Connell, R OBP: 0.211, SLG: 0.211 (1, 4)										4	1	2	0	0	1	2	Pittsburgh Pirates @ San Francisco Giants Seals Stadium, San Francisco, CA Wed Jun 24 1959, 6:33 AM EDT Att: 12,643 - Unknown			
Leon Wagner, L OBP: 0.358, SLG: 0.517 (9, PH)										1	0	0	0	0	0	2				
Willie Mays, R OBP: 0.385, SLG: 0.525 (1, 8)										4	0	2	0	0	1	3				
Willie Kirkland, L OBP: 0.377, SLG: 0.543 (1, 9)										4	1	3	1	0	1	1				
Orlando Cepeda, R OBP: 0.369, SLG: 0.591 (1, 3)										4	1	1	0	0	0	3				
Jackie Brandt, R OBP: 0.299, SLG: 0.364 (1, 7)										3	0	0	0	0	0	2				
Hobie Landrith, L OBP: 0.346, SLG: 0.364 (1, 2)										3	0	1	1	0	0	0				
Felipe Alou, R OBP: 0.327, SLG: 0.497 (9, PH)										0	1	0	0	1	0	0				
Jim Davenport, R OBP: 0.289, SLG: 0.338 (1, 5)										3	0	1	0	1	0	1				
Eddie Bressoud, R OBP: 0.275, SLG: 0.229 (1, 6)										3	0	0	0	0	1	1				
Johnny Antonelli, L OBP: 0.120, SLG: 0.140 (1, 1)										3	0	1	0	0	0	0				
Al Worthington, R OBP: 0.143, SLG: 0.143 (8, 1)										0	0	0	0	0	0	0				
Mike McCormick, L OBP: 0.180, SLG: 0.091 (9, 1)										0	0	0	0	0	0	0				
Dusty Rhodes, L OBP: 0.375, SLG: 0.231 (9, PH)										0	0	0	0	1	0	0				
Daryl Spencer, R OBP: 0.362, SLG: 0.386 (9, PH)										0	0	0	0	0	0	0				
Inning Stats	R: 1 E: 0 K: 0 S: 5	H: 3 LOB: 1 BB: 0 P: 5	R: 0 E: 0 K: 0 S: 3	H: 0 LOB: 0 BB: 0 P: 3	R: 0 E: 0 K: 1 S: 6	H: 1 LOB: 1 BB: 0 P: 6	R: 0 E: 0 K: 0 S: 3	H: 0 LOB: 0 BB: 0 P: 3	R: 0 E: 0 K: 0 S: 5	H: 3 LOB: 0 BB: 0 P: 5	R: 0 E: 0 K: 1 S: 6	H: 1 LOB: 1 BB: 0 P: 6	R: 0 E: 0 K: 0 S: 3	H: 1 LOB: 0 BB: 0 P: 3	R: 1 E: 1 K: 0 S: 2	H: 0 LOB: 3 BB: 3 P: 14	1B: 10 2B: 0 3B: 0 HR: 1	SF: 0 SAC: 2 DP: 2 HBP: 0	WP: 0 PB: 0 SB: 0 CS: 1	PA: 37
PITCHER	IP WLS BF H R ER SO BB IBB HBP BLK WP HR S P ERA WHIP																			
Bob Friend, R ERA: 5.23 (7, 1)	6.0	25	9	3	3	3	0	0	0	0	0	0	9	9	0.00	1.000				
Roy Face, R ERA: 1.25 (9, 1)	2.0	7	2	0	0	1	0	0	0	0	0	0	9	9	0.00	1.000				
Bennie Daniels, R ERA: 5.81 (9, 1)	0.0	L	2	0	1	0	0	0	0	0	0	0	8	8	∞	∞				
Bob Porterfield, R ERA: 6.0 (9, 1)	0.2	3	0	0	0	0	0	1	0	0	0	0	2	6	0.00	0.000				



Batter	1	2	3	4	5	6	7	8	9	AB	R	H	RBI	BB	SO	LOB	TOP			
Joe Koppe, R OBP: 0.295, SLG: 0.306 (1, 6)	F7		6-3			K			6-3	4	0	0	0	0	1	0	Philadelphia Phillies @ San Francisco Giants Seals Stadium, San Francisco, CA Fri Jun 26 1959, 10:05 PM EDT Att: 15,816 - Unknown			
Richie Ashburn, L OBP: 0.359, SLG: 0.299 (1, 8)	6-3			6-3		F5			1-3	4	0	0	0	0	0	0				
Dave Philley, S OBP: 0.324, SLG: 0.442 (1, 3)	K			G6-4-3 1B		F7				3	0	1	0	0	1	0				
Gene Freese, R OBP: 0.303, SLG: 0.486 (1, 5)		6-3		G6-4-3 1-2		F3				3	0	0	0	0	0	1				
Harry Anderson, L OBP: 0.338, SLG: 0.462 (1, 7)		FC6-4 1B			K	K				3	0	1	0	0	2	0				
Wally Post, R OBP: 0.316, SLG: 0.474 (1, 9)	F4				K			F7		3	0	0	0	0	1	1				
Sparky Anderson, R OBP: 0.249, SLG: 0.224 (1, 4)	FC6-4 1-2				E8 1B			5-3		3	0	1	0	0	0	1				
Valmy Thomas, R OBP: 0.203, SLG: 0.188 (1, 2)			K		F9			6-3		3	0	0	0	0	1	1				
Jim Owens, R OBP: 0.162, SLG: 0.088 Turk Farrell, R OBP: 0.190, SLG: 0.158 (7, 1) Jim Bolger, R OBP: 0.190, SLG: 0.158 (9, PH)			4-3		6-3				6-3	2	0	0	0	0	0	0	AB 29 R 0 H 3 RBI 0 BB 0 SO 6 LOB 4			
Inning Stats	R: 0 E: 0 K: 1 S: 5	H: 0 LOB: 0 BB: 0 P: 5	R: 0 E: 0 K: 0 S: 4	H: 1 LOB: 1 BB: 0 P: 4	R: 0 E: 0 K: 1 S: 5	H: 0 LOB: 0 BB: 0 P: 5	R: 0 E: 0 K: 0 S: 3	H: 1 LOB: 0 BB: 0 P: 3	R: 0 E: 1 K: 2 S: 8	H: 1 LOB: 1 BB: 0 P: 8	R: 0 E: 0 K: 1 S: 5	H: 0 LOB: 0 BB: 0 P: 5	R: 0 E: 0 K: 0 S: 3	H: 0 LOB: 0 BB: 0 P: 3	R: 0 E: 0 K: 0 S: 3	H: 0 LOB: 0 BB: 0 P: 3	1B: 3 2B: 0 3B: 0 HR: 0	SF: 0 SAC: 0 DP: 1 HBP: 0	WP: 0 PB: 0 SB: 0 CS: 0	PA: 29
PITCHER Mike McCormick, L ERA: 3.77 (1, 1)	IP: 9.0 WLS: W BF: 29 H: 3 R: 0 ER: 0 SO: 6 BB: 0 IBB: 0 HBP: 0 BLK: 0 WP: 0 HR: 0 S: 41 P: 41 ERA: 0.00 WHIP: 0.333															PITCHER IP: 9.0 WLS: W BF: 29 H: 3 R: 0 ER: 0 SO: 6 BB: 0 IBB: 0 HBP: 0 BLK: 0 WP: 0 HR: 0 S: 41 P: 41 ERA: 0.00 WHIP: 0.333				

Batter	1	2	3	4	5	6	7	8	9	AB	R	H	RBI	BB	SO	LOB	BOTTOM			
Jim Davenport, R OBP: 0.283, SLG: 0.327 (1, 5)	BB		K	F5			6-3	FC6-4 WP		4	0	0	0	1	1	1	Philadelphia Phillies @ San Francisco Giants Seals Stadium, San Francisco, CA Fri Jun 26 1959, 10:05 PM EDT Att: 15,816 - Unknown			
Willie Mays, R OBP: 0.359, SLG: 0.524 (1, 8)	F3		HR	4-3			2B 1B	6-3		5	2	2	1	0	0	2				
Willie Kirkland, L OBP: 0.385, SLG: 0.562 (1, 9)	F6		1B 2B		F8		BB 1H 2B			4	2	2	1	0	0	1				
Orlando Cepeda, R OBP: 0.368, SLG: 0.581 (1, 3)	K2-3		1B 2-3 1B		F8		BB HR IBB			3	1	1	0	1	1	1				
Daryl Spencer, R OBP: 0.358, SLG: 0.385 (1, 4)		1B 2B BB	1B 1-3 3-H 1B		K		HR BB			2	2	1	1	2	1	0				
Jackie Brandt, R OBP: 0.300, SLG: 0.376 (1, 7)		2B 1B	K			K	HR			4	1	2	4	0	2	2				
Hobie Landrith, L OBP: 0.360, SLG: 0.378 (1, 2)		1H 3-H 2B				G1-6-3 BB	F6			2	0	1	1	2	0	0				
Eddie Bressoud, R OBP: 0.265, SLG: 0.295 (1, 6)		K	K			G1-6-3 1-2		5-3		4	0	0	0	0	2	5				
Mike McCormick, L OBP: 0.172, SLG: 0.115 (1, 1)	6-3				F7			FC6-4 1B		4	0	1	0	0	0	1	AB 32 R 8 H 10 RBI 8 BB 6 SO 7 LOB 13			
Inning Stats	R: 0 E: 0 K: 1 S: 5	H: 0 LOB: 1 BB: 1 P: 9	R: 1 E: 0 K: 1 S: 6	H: 2 LOB: 1 BB: 1 P: 10	R: 2 E: 0 K: 3 S: 13	H: 4 LOB: 3 BB: 1 P: 17	R: 0 E: 0 K: 0 S: 3	H: 0 LOB: 0 BB: 0 P: 3	R: 0 E: 0 K: 1 S: 5	H: 0 LOB: 0 BB: 0 P: 5	R: 0 E: 0 K: 1 S: 4	H: 0 LOB: 1 BB: 1 P: 8	R: 5 E: 0 K: 0 S: 6	H: 3 LOB: 0 BB: 2 P: 14	R: 0 E: 0 K: 0 S: 4	H: 1 LOB: 1 BB: 0 P: 4	1B: 5 2B: 3 3B: 0 HR: 2	SF: 0 SAC: 0 DP: 1 HBP: 0	WP: 1 PB: 0 SB: 0 CS: 0	PA: 38
PITCHER Jim Owens, R ERA: 4.16 Turk Farrell, R ERA: 5.33 (7, 1)	IP: 6.2 WLS: L BF: 32 H: 8 R: 7 ER: 7 SO: 7 BB: 4 IBB: 2 HBP: 0 BLK: 0 WP: 0 HR: 1 S: 40 P: 64 ERA: 9.45 WHIP: 1.800															PITCHER IP: 1.1 WLS: L BF: 6 H: 2 R: 1 ER: 1 SO: 0 BB: 0 IBB: 0 HBP: 0 BLK: 0 WP: 1 HR: 1 S: 6 P: 6 ERA: 6.75 WHIP: 1.500				

Batter	1	2	3	4	5	6	7	8	9	AB	R	H	RBI	BB	SO	LOB	TOP			
Joe Koppe, R OBP: 0.327, SLG: 0.319 (1, 6)										3	0	2	0	1	0	0	Philadelphia Phillies @ San Francisco Giants Seals Stadium, San Francisco, CA Sun Jun 28 1959, 6:33 AM EDT Att: 20,793 - Unknown			
Richie Ashburn, L OBP: 0.358, SLG: 0.297 (1, 8)										3	0	0	0	1	0	5				
Dave Philley, S OBP: 0.345, SLG: 0.475 (1, 3)										2	0	1	0	2	0	0				
Wally Post, R OBP: 0.313, SLG: 0.477 (1, 9)										4	0	0	0	0	1	4				
Harry Anderson, L OBP: 0.335, SLG: 0.465 (1, 7)										4	0	0	0	0	1	3				
Gene Freese, R OBP: 0.313, SLG: 0.487 (1, 5)										4	0	2	0	0	0	1				
Sparky Anderson, R OBP: 0.251, SLG: 0.224 (1, 4)										3	0	1	0	0	0	0				
Valmy Thomas, R OBP: 0.213, SLG: 0.200 (1, 2)										4	0	1	0	0	2	3				
Ray Semproch, R OBP: 0.217, SLG: 0.217 (1, 1)										0	0	0	0	0	0	0				
Don Cardwell, R OBP: 0.183, SLG: 0.143 (2, PH)										0	0	0	0	0	0	0				
Bob Bowman, R OBP: 0.208, SLG: 0.208 (2, PH)										1	0	0	0	0	0	2				
Jack Meyer, R OBP: 0.152, SLG: 0.152 (7, PH)										1	0	0	0	0	1	0				
Jim Bolger, R OBP: 0.159, SLG: 0.159 (7, PH)										0	0	0	0	0	1	0				
Humberto Robinson, R OBP: 0.202, SLG: 0.202 (7, PH)										0	0	0	0	0	0	0				
Solly Drake, S OBP: 0.211, SLG: 0.118 (9, PH)										1	0	0	0	0	1	1				
Inning Stats	R: 0 E: 0 K: 0 S: 3	H: 1 LOB: 1 BB: 1 P: 7	R: 0 E: 0 K: 1 S: 7	H: 2 LOB: 2 BB: 0 P: 7	R: 0 E: 0 K: 1 S: 3	H: 0 LOB: 2 BB: 0 P: 11	R: 0 E: 0 K: 1 S: 5	H: 0 LOB: 0 BB: 0 P: 5	R: 0 E: 0 K: 2 S: 8	H: 1 LOB: 1 BB: 0 P: 8	R: 0 E: 0 K: 0 S: 3	H: 1 LOB: 2 BB: 2 P: 11	R: 0 E: 0 K: 1 S: 3	H: 0 LOB: 0 BB: 0 P: 3	R: 0 E: 0 K: 1 S: 6	H: 1 LOB: 1 BB: 0 P: 6	1B: 7 2B: 0 3B: 0 HR: 0	SF: 0 SAC: 1 DP: 3 HBP: 0	WP: 0 PB: 0 SB: 0 CS: 0	PA: 36
PITCHER Johnny Antonelli, L ERA: 2.85 (1, 1)	IP: 9.0 WLS: W BF: 36 H: 7 R: 0 ER: 0 SO: 6 BB: 5 IBB: 0 HBP: 0 BLK: 0 WP: 0 HR: 0 S: 43 P: 63 ERA: 0.00 WHIP: 1.333															PITCHER				

Batter	1	2	3	4	5	6	7	8	9	AB	R	H	RBI	BB	SO	LOB	BOTTOM			
Jim Davenport, R OBP: 0.285, SLG: 0.329 (1, 5)										4	2	2	0	0	1	1	Philadelphia Phillies @ San Francisco Giants Seals Stadium, San Francisco, CA Sun Jun 28 1959, 6:33 AM EDT Att: 20,793 - Unknown			
Willie Mays, R OBP: 0.356, SLG: 0.523 (1, 8)										4	1	1	0	0	2	2				
Willie Kirkland, L OBP: 0.384, SLG: 0.552 (1, 9)										3	2	2	2	1	1	0				
Orlando Cepeda, R OBP: 0.374, SLG: 0.596 (1, 3)										4	0	3	2	0	1	0				
Leon Wagner, L OBP: 0.360, SLG: 0.500 (6, PR)										1	0	0	0	2	1	2				
Jackie Brandt, R OBP: 0.303, SLG: 0.387 (7, 7)										1	1	1	1	0	0	0				
Daryl Spencer, R OBP: 0.355, SLG: 0.377 (1, 4)										2	0	0	0	2	0	2				
Hobie Landrith, L OBP: 0.353, SLG: 0.378 (1, 2)										4	0	0	0	0	1	5				
Eddie Bressoud, R OBP: 0.232, SLG: 0.255 (1, 6)										4	0	0	0	0	2	2				
Johnny Antonelli, L OBP: 0.132, SLG: 0.170 (1, 1)										3	0	1	0	0	0	0				
Inning Stats	R: 3 E: 1 K: 0 S: 5	H: 4 LOB: 0 BB: 1 P: 9	R: 0 E: 0 K: 0 S: 3	H: 0 LOB: 0 BB: 0 P: 3	R: 1 E: 0 K: 2 S: 9	H: 2 LOB: 3 BB: 2 P: 17	R: 0 E: 0 K: 2 S: 7	H: 0 LOB: 0 BB: 0 P: 7	R: 0 E: 0 K: 3 S: 9	H: 0 LOB: 0 BB: 0 P: 9	R: 0 E: 0 K: 1 S: 5	H: 0 LOB: 1 BB: 1 P: 9	R: 0 E: 0 K: 0 S: 3	H: 1 LOB: 0 BB: 0 P: 3	R: 2 E: 0 K: 1 S: 7	H: 3 LOB: 1 BB: 1 P: 11	1B: 6 2B: 5 3B: 0 HR: 1	SF: 0 SAC: 0 DP: 2 HBP: 0	WP: 0 PB: 0 SB: 0 CS: 0	PA: 35
PITCHER Ray Semproch, R ERA: 5.11 (1, 1)	IP: 0.1 WLS: L BF: 5 H: 4 R: 3 ER: 3 SO: 0 BB: 1 IBB: 0 HBP: 0 BLK: 0 WP: 0 HR: 0 S: 4 P: 8 ERA: 81.00 WHIP: 15.000															PITCHER				
Don Cardwell, R ERA: 5.17 (1, 1)	IP: 0.2 WLS: L BF: 1 H: 0 R: 0 ER: 0 SO: 0 BB: 0 IBB: 0 HBP: 0 BLK: 0 WP: 0 HR: 0 S: 1 P: 1 ERA: 0.00 WHIP: 0.000															PITCHER				
Jack Meyer, R ERA: 4.38 (2, 1)	IP: 5.0 WLS: W BF: 20 H: 2 R: 1 ER: 1 SO: 8 BB: 3 IBB: 0 HBP: 0 BLK: 0 WP: 0 HR: 0 S: 33 P: 45 ERA: 1.80 WHIP: 1.000															PITCHER				
Humberto Robinson, R ERA: 3.38 (7, 1)	IP: 2.0 WLS: W BF: 9 H: 4 R: 2 ER: 2 SO: 1 BB: 1 IBB: 0 HBP: 0 BLK: 0 WP: 0 HR: 1 S: 10 P: 14 ERA: 9.00 WHIP: 2.500															PITCHER				



Batter	1	2	3	4	5	6	7	8	9	10	11	12	13	AB	R	H	RBI	BB	SO	LOB	TOP									
Jim Davenport, R OBP: 0.266, SLG: 0.349														6	2	2	2	0	2	2										
Wille Mays, R OBP: 0.359, SLG: 0.532														5	2	2	1	1	0	0										
Wille Kirkland, L OBP: 0.383, SLG: 0.560														6	1	2	2	0	1	0										
Orlando Cepeda, R OBP: 0.371, SLG: 0.589														5	1	1	0	0	2	2										
Leon Wagner, L OBP: 0.357, SLG: 0.495														1	0	0	0	0	1	0										
Eddie Bressoud, R OBP: 0.232, SLG: 0.255														0	0	0	0	0	0	0										
Daryl Spencer, R OBP: 0.352, SLG: 0.372														6	0	1	0	0	1	3										
Jackie Brandt, R OBP: 0.305, SLG: 0.394														4	0	1	1	1	1	1										
Hobie Landrith, L OBP: 0.344, SLG: 0.366														3	0	0	0	0	0	1										
Dusty Rhodes, L OBP: 0.368, SLG: 0.206														1	0	0	0	0	1	0										
Jim Hegan, R OBP: 0.220, SLG: 0.204														1	0	0	0	0	1	0										
Andre Rodgers, R OBP: 0.358, SLG: 0.407														4	0	0	0	1	0	1										
Jack Sanford, R OBP: 0.158, SLG: 0.086														0	0	0	0	0	0	0										
Stu Miller, R OBP: 0.148, SLG: 0.065														3	0	0	0	1	0	2										
Mike McCormick, L OBP: 0.167, SLG: 0.111														1	0	0	0	0	1	0										
Inning Stats	R: 1 E: 0 K: 1 S: 11	H: 2 LOB: 1 BB: 1 P: 18	R: 0 E: 1 K: 0 S: 10	H: 0 LOB: 2 BB: 2 P: 22	R: 2 E: 0 K: 0 S: 11	H: 3 LOB: 0 BB: 0 P: 19	R: 0 E: 0 K: 0 S: 4	H: 0 LOB: 0 BB: 0 P: 6	R: 0 E: 0 K: 1 S: 6	H: 0 LOB: 0 BB: 0 P: 8	R: 0 E: 0 K: 0 S: 9	H: 0 LOB: 0 BB: 0 P: 12	R: 0 E: 0 K: 0 S: 7	H: 0 LOB: 0 BB: 0 P: 12	R: 0 E: 0 K: 0 S: 8	H: 0 LOB: 0 BB: 0 P: 14	R: 0 E: 0 K: 1 S: 15	H: 2 LOB: 2 BB: 1 P: 26	R: 0 E: 0 K: 1 S: 5	H: 0 LOB: 0 BB: 0 P: 8	R: 0 E: 0 K: 2 S: 10	H: 0 LOB: 0 BB: 0 P: 13	R: 0 E: 0 K: 2 S: 9	H: 0 LOB: 0 BB: 0 P: 14	R: 2 E: 0 K: 0 S: 10	H: 2 LOB: 0 BB: 0 P: 14	1B: 4 2B: 0 3B: 1 HR: 4	SF: 0 SAC: 0 DP: 2 HBP: 0	WP: 0 PB: 0 SB: 1 CS: 0	PA: 50
PITCHER	IP	WLS	BF	H	R	ER	SO	BB	IBB	HBP	BLK	WP	HR	S	P	ERA	WHIP													
Roger Craig, R ERA: 2.63	9.0		36	7	4	4	3	3	1	0	0	0	2	81	137	4.00	1.111													
Sandy Koufax, L ERA: 3.98	3.0		9	0	0	0	5	0	0	0	0	0	0	24	35	0.00	0.000													
Stan Williams, R ERA: 4.76	1.0	L	5	2	2	2	2	0	0	0	0	0	2	10	14	18.00	2.000													

San Francisco Giants @ Los Angeles Dodgers
Los Angeles Memorial Coliseum, Los Angeles, CA
Mon Jun 29 1959, 10:05 PM EDT
Att. 44,771 - Unknown

livebaseballscores.com

AB 46
R 6
H 9
RBI 6
BB 4
SO 10
LOB 13



Batter	1	2	3	4	5	6	7	8	9	10	11	12	13	AB	R	H	RBI	BB	SO	LOB	BOTTOM							
Jim Gilliam, S OBP: 0.453, SLG: 0.417														5	2	4	0	2	0	0								
Charlie Neal, R OBP: 0.390, SLG: 0.464														6	1	3	0	0	1	3								
Wally Moon, L OBP: 0.395, SLG: 0.465														4	0	0	1	0	2	4								
Rip Repulski, R OBP: 0.383, SLG: 0.388														2	0	0	0	1	1	1								
Duke Snider, L OBP: 0.353, SLG: 0.512														4	0	1	0	0	2	3								
Carl Furillo, R OBP: 0.344, SLG: 0.362														1	0	1	1	0	0	0								
Ron Fairly, L OBP: 0.352, SLG: 0.379														0	0	0	0	0	0	0								
Gil Hodges, R OBP: 0.409, SLG: 0.588														2	1	1	1	4	0	0								
Don Demeter, R OBP: 0.331, SLG: 0.526														4	0	0	0	2	2	7								
John Roseboro, L OBP: 0.329, SLG: 0.379														4	0	0	0	1	4									
Joe Pignatano, R OBP: 0.344, SLG: 0.312														2	0	1	0	0	0	0								
Don Zimmer, R OBP: 0.286, SLG: 0.270														5	0	0	0	1	2	5								
Roger Craig, R ERA: 2.63														3	0	0	0	0	0	1								
Norm Larker, L OBP: 0.394, SLG: 0.446														1	0	0	0	0	0	0								
Sandy Koufax, R OBP: 0.148, SLG: 0.222														1	0	0	0	0	1	0								
Don Drysdale, R OBP: 0.180, SLG: 0.388														1	0	0	0	0	1	0								
Stan Williams, R OBP: 0.222, SLG: 0.160														0	0	0	0	0	0	0								
Inning Stats	R: 2 E: 1 K: 2 S: 17	H: 3 LOB: 3 BB: 2 P: 29	R: 0 E: 0 K: 1 S: 11	H: 0 LOB: 2 BB: 1 P: 24	R: 1 E: 0 K: 1 S: 11	H: 1 LOB: 1 BB: 1 P: 18	R: 0 E: 0 K: 0 S: 12	H: 1 LOB: 0 BB: 0 P: 13	R: 0 E: 0 K: 1 S: 9	H: 0 LOB: 0 BB: 1 P: 17	R: 0 E: 0 K: 1 S: 8	H: 0 LOB: 1 BB: 1 P: 15	R: 0 E: 0 K: 1 S: 9	H: 0 LOB: 1 BB: 1 P: 15	R: 1 E: 0 K: 1 S: 10	H: 2 LOB: 3 BB: 2 P: 20	R: 0 E: 0 K: 1 S: 8	H: 0 LOB: 0 BB: 0 P: 10	R: 0 E: 0 K: 1 S: 9	H: 2 LOB: 3 BB: 1 P: 19	R: 0 E: 0 K: 0 S: 3	H: 1 LOB: 0 BB: 0 P: 5	R: 0 E: 0 K: 0 S: 5	H: 1 LOB: 0 BB: 0 P: 8	1B: 9 2B: 1 3B: 0 HR: 1	SF: 1 SAC: 0 DP: 2 HBP: 1	WP: 1 PB: 0 SB: 0 CS: 2	PA: 58
PITCHER	IP	WLS	BF	H	R	ER	SO	BB	IBB	HBP	BLK	WP	HR	S	P	ERA	WHIP											
Jack Sanford, R ERA: 3.2	0.1		4	3	2	2	0	0	0	0	0	0	0	6	10	54.00	9.000											
Stu Miller, R ERA: 2.56	8.0		34	4	2	2	9	7	0	1	0	1	1	81	135	2.25	1.375											
Mike McCormick, L ERA: 3.59	4.2	W	19	4	0	0	3	1	2	0	0	0	0	29	54	0.00	1.071											

San Francisco Giants @ Los Angeles Dodgers
Los Angeles Memorial Coliseum, Los Angeles, CA
Mon Jun 29 1959, 10:05 PM EDT
Att. 44,771 - Unknown

livebaseballscores.com

AB 45
R 4
H 11
RBI 3
BB 10
SO 12
LOB 29



Batter	1	2	3	4	5	6	7	8	9	AB R H RBI BB SO LOB	TOP											
Jim Davenport, R OBP: 0.285, SLG: 0.350 (1, 5)	3-3 K		0-0 HR 2B	3-2 FC5		0-2 G1			1-1 6-3	5 1 1 0 0 1 2	San Francisco Giants @ Los Angeles Dodgers Los Angeles Memorial Coliseum, Los Angeles, CA Tue Jun 30 1959, 10:05 PM EDT Att: 59,312 - Unknown											
Willie Mays, R OBP: 0.363, SLG: 0.547 (1, 8)	0-0 F4		1-0 HR	1-1 4-3		1-1		0-2 G3 1B	5 1 3 2 0 0 3													
Willie Kirkland, L OBP: 0.379, SLG: 0.557 (1, 9)	1-0 1B 2B		2-1 3-1		1-3 K	1-0 2-3		1-1 G3	5 0 1 0 0 1 2													
Orlando Cepeda, R OBP: 0.375, SLG: 0.588 (1, 3)	1-1 BB 1B		0-2 F3		1-0 F8		0-0 FC9-2 1B	4-0 IBB	4 0 2 0 1 0 0													
Leon Wagner, L OBP: 0.362, SLG: 0.490 Jackie Brandt, R OBP: 0.303, SLG: 0.392 (8, 7)	4-2 1-2 BB		2-3 K		0-1 2B 1B		2-0 F8	0-1 3-1	3 0 1 0 1 1 1 1 0 0 0 0 0 2													
Daryl Spencer, R OBP: 0.354, SLG: 0.378 (1, 4)	0-1 F9			0-0 FC5 BB 1B	0-0		1-0 FC9-2		4 0 2 0 0 0 4													
Hobie Landrith, L OBP: 0.349, SLG: 0.359 (1, 2)		2-2 F8		4-2 FC5 FC5 BB 1-2	4-0		1-1 5-3		2 0 0 0 2 0 0													
Andre Rodgers, R OBP: 0.349, SLG: 0.400 (1, 6)		1-1 5-3		0-2 FC5 FC5 1-2 2-3	2-3 K		1-3 K		4 0 0 0 0 2 5													
Sam Jones, R OBP: 0.125, SLG: 0.130 (1, 1)		1-3 K		0-3 K		1-3 K		2-2 6-3	4 0 0 0 0 3 2													
Inning Stats	R: 0 E: 0 K: 1 S: 13	H: 2 LOB: 3 BB: 1 P: 22	R: 0 E: 0 K: 1 S: 9	H: 0 LOB: 0 BB: 0 P: 13	R: 2 E: 0 K: 1 S: 11	H: 2 LOB: 0 BB: 0 P: 16	R: 0 E: 0 K: 1 S: 14	H: 1 LOB: 3 BB: 1 P: 22	R: 0 E: 0 K: 2 S: 12	H: 2 LOB: 3 BB: 1 P: 20		R: 0 E: 0 K: 1 S: 9	H: 1 LOB: 0 BB: 0 P: 12	R: 0 E: 0 K: 0 S: 3	H: 1 LOB: 0 BB: 0 P: 6	R: 0 E: 0 K: 1 S: 8	H: 0 LOB: 0 BB: 0 P: 12	R: 0 E: 0 K: 0 S: 9	H: 1 LOB: 2 BB: 1 P: 15	1B: 5 2B: 5 3B: 0 HR: 1	SF: 0 SAC: 0 DP: 1 HBP: 0	WP: 0 PB: 0 SB: 1 CS: 0
PITCHER	IP WLS BF H R ER SO BB IBB HBP BLK WP HR S P ERA WHIP											PITCHER	IP WLS BF H R ER SO BB IBB HBP BLK WP HR S P ERA WHIP									
Don Drysdale, R ERA: 3.31	(1, 1) 8.0 L 36 9 2 2 8 2 1 0 0 0 1 79 123 2.25 1.375																					
Clem Labine, R ERA: 3.85	(9, 1) 1.0 5 1 0 0 0 0 1 0 0 0 0 9 15 0.00 1.000																					

AB	37
R	2
H	10
RBI	2
BB	4
SO	8
LOB	21




Batter	1	2	3	4	5	6	7	8	9	AB R H RBI BB SO LOB	BOTTOM											
Jim Gilliam, S OBP: 0.457, SLG: 0.418 (1, 4)	4-1 FC4-6 BB		2-3 K			4-1 5-3 BB		3-2 PB 1B		2 0 1 0 2 1 0	San Francisco Giants @ Los Angeles Dodgers Los Angeles Memorial Coliseum, Los Angeles, CA Tue Jun 30 1959, 10:05 PM EDT Att: 59,312 - Unknown											
Wally Moon, L OBP: 0.390, SLG: 0.457 (1, 7)	2-2 FC4-6 E 1-2		3-2 F8			3-2 5-3		3-1 F5	4 0 0 0 0 0 3													
Norm Larker, L OBP: 0.380, SLG: 0.427 (1, 3)	0-1 E3 1-3		1-2 4-3			1-1 F7		0-0 6-3	4 0 0 0 0 0 2													
Duke Snider, L OBP: 0.346, SLG: 0.500 (1, 9)	2-3 K			0-0 4-3		0-0 F5		0-0 4-3	4 0 0 0 0 1 3													
Gil Hodges, R OBP: 0.403, SLG: 0.577 (1, 5)	1-2 F8			1-0 5-3		3-3 K		2-3 K	4 0 0 0 0 2 2													
Don Demeter, R OBP: 0.327, SLG: 0.520 (1, 8)		3-3 K		0-1 F6		0-0 6-3			3 0 0 0 0 1 0													
John Roseboro, L OBP: 0.324, SLG: 0.373 (1, 2)		1-0 G3			2-0 F9		3-3 K		3 0 0 0 0 1 0													
Don Zimmer, R OBP: 0.282, SLG: 0.266 (1, 6)		3-1 E5			0-3 K		3-3 K		3 0 0 0 0 2 0													
Don Drysdale, R OBP: 0.173, SLG: 0.373 Ron Fairly, L OBP: 0.350, SLG: 0.376 Clem Labine, R (8, PH) (9, 1)	0-0 F5				1-3 K		1-3 K		2 0 0 0 0 1 1 1 0 0 0 0 1 0 0 0 0 0 0 0 0													
Inning Stats	R: 0 E: 1 K: 1 S: 12	H: 0 LOB: 2 BB: 1 P: 21	R: 0 E: 1 K: 1 S: 8	H: 0 LOB: 1 BB: 0 P: 15	R: 0 E: 0 K: 1 S: 9	H: 0 LOB: 0 BB: 0 P: 15	R: 0 E: 0 K: 0 S: 4	H: 0 LOB: 0 BB: 0 P: 5	R: 0 E: 0 K: 2 S: 7	H: 0 LOB: 0 BB: 0 P: 10		R: 0 E: 0 K: 0 S: 7	H: 0 LOB: 1 BB: 1 P: 15	R: 0 E: 0 K: 2 S: 7	H: 0 LOB: 0 BB: 0 P: 13	R: 0 E: 0 K: 2 S: 12	H: 1 LOB: 1 BB: 0 P: 22	R: 0 E: 0 K: 1 S: 6	H: 0 LOB: 0 BB: 0 P: 8	1B: 1 2B: 0 3B: 0 HR: 0	SF: 0 SAC: 0 DP: 0 HBP: 0	WP: 0 PB: 1 SB: 0 CS: 0
PITCHER	IP WLS BF H R ER SO BB IBB HBP BLK WP HR S P ERA WHIP											PITCHER	IP WLS BF H R ER SO BB IBB HBP BLK WP HR S P ERA WHIP									
Sam Jones, R ERA: 3.46	(1, 1) 9.0 W 32 1 0 0 10 2 0 0 0 0 0 72 124 0.00 0.333																					



Batter	1	2	3	4	5	6	7	8	9	AB	R	H	RBI	BB	SO	LOB	TOP					
Jim Davenport, R (1.5) OBP: 0.277, SLG: 0.340	F3		F6			F8	1-3			4	0	0	0	0	0	3	San Francisco Giants @ Chicago Cubs Wrigley Field, Chicago, IL Fri Jul 03 1959, 3:33 AM CDT Att: 19,386 - Unknown					
Willie Mays, R (1.8) OBP: 0.360, SLG: 0.537	F2		1B			F9		6-3		4	0	1	0	0	0	0						
Willie Kirkland, L (1.9) OBP: 0.379, SLG: 0.562	HR		4-1			K		F4		4	1	1	1	0	1	2						
Orlando Cepeda, R (1.3) OBP: 0.378, SLG: 0.594	K			1-3			1B	HR		3	2	1	1	1	1	0						
Daryl Spencer, R (1.4) OBP: 0.348, SLG: 0.371		6-3		K			F7	5-3		4	0	0	0	0	1	1						
Jackie Brandt, R (1.7) OBP: 0.306, SLG: 0.394		G3-6-3 1B		F8			1B		F4	4	1	2	1	0	0	0						
Hobie Landrith, L (1.2) OBP: 0.353, SLG: 0.352		G3-6-3 1-2				K	1B			3	0	1	0	1	1	1						
Eddie Bressoud, R (1.6) OBP: 0.246, SLG: 0.268				K			1B			4	0	2	1	0	2	1						
Johnny Antonelli, L (1.1) OBP: 0.123, SLG: 0.158			FC1-6 1B			F6	FC3-6 1B		F5	4	0	0	0	0	0	4						
Inning Stats	R: 1 E: 0 K: 1 S: 6	H: 1 LOB: 0 BB: 0 P: 6	R: 0 E: 0 K: 0 S: 3	H: 1 LOB: 0 BB: 0 P: 3	R: 0 E: 0 K: 0 S: 5	H: 2 LOB: 2 BB: 0 P: 5	R: 0 E: 0 K: 1 S: 5	H: 0 LOB: 0 BB: 0 P: 5	R: 0 E: 0 K: 2 S: 7	H: 0 LOB: 0 BB: 0 P: 7	R: 0 E: 0 K: 1 S: 5	H: 0 LOB: 0 BB: 0 P: 5	R: 2 E: 0 K: 0 S: 6	H: 3 LOB: 2 BB: 1 P: 10	R: 1 E: 0 K: 0 S: 4	H: 1 LOB: 0 BB: 0 P: 4		R: 0 E: 0 K: 1 S: 5	H: 0 LOB: 1 BB: 1 P: 9	1B: 6 2B: 0 3B: 0 HR: 2	SF: 0 SAC: 0 DP: 1 HBP: 0	WP: 0 PB: 0 SB: 2 CS: 0
PITCHER	IP	WLS	BF	H	R	ER	SO	BB	IBB	HBP	BLK	WP	HR	S	P	ERA	WHIP					
Dave Hillman, R (1.1) ERA: 3.48	7.0	L	28	7	3	3	5	1	0	0	0	0	1	37	41	3.86	1.143					
Bill Henry, L (8.1) ERA: 2.49	2.0		8	1	1	1	1	1	0	0	0	0	1	9	13	4.50	1.000					

Batter	1	2	3	4	5	6	7	8	9	AB	R	H	RBI	BB	SO	LOB	BOTTOM					
Tony Taylor, R (1.4) OBP: 0.364, SLG: 0.427	14 5-3 1B		E 1B		HBP 1B		1-3			4	0	3	0	0	0	0	San Francisco Giants @ Chicago Cubs Wrigley Field, Chicago, IL Fri Jul 03 1959, 3:33 AM CDT Att: 19,386 - Unknown					
Alvin Dark, R (1.5) OBP: 0.320, SLG: 0.358	F8		F9		HBP			BB		2	0	0	0	1	0	2						
Lee Walls, R (1.9) OBP: 0.345, SLG: 0.384	14 5-3 1B		E4		F8		F8			4	0	1	0	0	0	4						
14 Ernie Banks, R (1.6) OBP: 0.366, SLG: 0.598	5-3		F8		F8			1-3		4	0	0	0	0	0	6						
Bobby Thomson, R (1.8) OBP: 0.312, SLG: 0.411	F8		F8		F8			F4		4	0	0	0	0	0	4						
Earl Averill, R (1.7) OBP: 0.287, SLG: 0.432		K		E 1B		1-3		5-3		4	0	1	0	0	1	0						
Cal Neeman, R (1.2) OBP: 0.214, SLG: 0.212	F8		F8		E4		6-3		F4	4	0	0	0	0	0	1						
Dale Long, L (1.3) OBP: 0.323, SLG: 0.471		K		K		3-1			K	4	0	0	0	0	3	2						
Dave Hillman, R (1.1) OBP: 0.216, SLG: 0.065			5-3		K				F7	2	0	0	0	0	1	2						
Johnny Goryl, R (7, PH) OBP: 0.255, SLG: 0.362										1	0	0	0	0	0	0						
Bill Henry, L (8.1) OBP: 0.188, SLG: 0.133										0	0	0	0	0	0	0						
Randy Jackson, R (8, PH) OBP: 0.326, SLG: 0.378										1	0	0	0	0	0	0						
Inning Stats	R: 0 E: 0 K: 0 S: 5	H: 2 LOB: 2 BB: 0 P: 5	R: 0 E: 0 K: 2 S: 7	H: 0 LOB: 0 BB: 0 P: 7	R: 0 E: 1 K: 0 S: 5	H: 1 LOB: 2 BB: 0 P: 5	R: 0 E: 1 K: 1 S: 9	H: 1 LOB: 2 BB: 0 P: 9	R: 0 E: 0 K: 0 S: 4	H: 1 LOB: 2 BB: 0 P: 5	R: 0 E: 0 K: 0 S: 3	H: 0 LOB: 0 BB: 0 P: 3	R: 0 E: 0 K: 0 S: 3	H: 0 LOB: 0 BB: 1 P: 7	R: 0 E: 0 K: 0 S: 3	H: 0 LOB: 0 BB: 0 P: 3	R: 0 E: 0 K: 1 S: 5	H: 0 LOB: 0 BB: 0 P: 5	1B: 5 2B: 0 3B: 0 HR: 0	SF: 0 SAC: 0 DP: 0 HBP: 1	WP: 0 PB: 0 SB: 0 CS: 0	PA: 36
PITCHER	IP	WLS	BF	H	R	ER	SO	BB	IBB	HBP	BLK	WP	HR	S	P	ERA	WHIP					
Johnny Antonelli, L (1.1) ERA: 2.68	9.0	W	36	5	0	0	5	1	0	1	0	0	0	44	49	0.00	0.667					



Batter	1	2	3	4	5	6	7	8	9	AB	R	H	RBI	BB	SO	LOB	TOP										
Jim Davenport, R OBP: 0.278, SLG: 0.338 (1, 5)	0-0 FC5-4 1B		0-3 K	0-0 F8	4-0 BB		0-0 6-3		0-0 F7	5	0	1	0	1	1	3	San Francisco Giants @ St. Louis Cardinals Sportsman's Park, St. Louis, MO Sat Jul 04 1959, 4:33 AM EDT Att: 18,211 - Unknown livebaseballscorecards.com										
Willie Mays, R OBP: 0.369, SLG: 0.541 (1, 8)	0-0 FC5-4 1B		4-0 S 1B BB		1-2 2-3 BB		4-0 BB IBB		4-0 CS BB	2	3	1	1	4	0	1											
Willie Kirkland, L OBP: 0.382, SLG: 0.558 (1, 9)	0-3 K		0-0 S 1B		1-2 3-H HR		4-0 BB		0-3 K	5	1	2	2	1	2	5											
Orlando Cepeda, R OBP: 0.375, SLG: 0.588 (1, 3)	0-0 1B		0-3 K		0-0 E5 HR		0-3 K		0-0 F7	5	1	1	0	0	2	5											
Daryl Spencer, R OBP: 0.352, SLG: 0.395 (1, 4)	0-0 1B		6-3		0-0 1-3 3-H HR		0-0 1-3		0-0 HR	5	2	3	5	0	0	1											
Jackie Brandt, R OBP: 0.308, SLG: 0.391 (1, 7)	0-3 K				0-0 1B BB		0-0 6-3		0-3 K	4	1	1	0	1	2	2											
Hobie Landrith, L OBP: 0.370, SLG: 0.381 (1, 2)					0-0 1B		0-0 G6-3		0-0 1B BB	5	1	4	0	0	0	1											
Eddie Bressoud, R OBP: 0.258, SLG: 0.279 (1, 6)	0-3 K		0-0 1B		0-0 E6 BB 1B		0-0 BB 1-3 1B		0-0 F7	5	1	2	1	0	1	2											
Mike McCormick, L OBP: 0.171, SLG: 0.125 Stu Miller, R OBP: 0.094, SLG: 0.065 (1, 1) (8, 1)	0-0 4-3		0-0 B1-4		0-0 BB BB 1B		0-0 1-3		0-0 F7	5	0	1	0	0	0	5											
Inning Stats	R: 1 E: 0 K: 2 S: 10	H: 3 LOB: 2 BB: 0 P: 10	R: 0 E: 0 K: 1 S: 5	H: 1 LOB: 0 BB: 0 P: 5	R: 1 E: 0 K: 2 S: 8	H: 1 LOB: 1 BB: 1 P: 12	R: 1 E: 0 K: 0 S: 5	H: 3 LOB: 1 BB: 0 P: 5	R: 5 E: 2 K: 0 S: 8	H: 4 LOB: 3 BB: 3 P: 20	R: 0 E: 0 K: 1 S: 5	H: 0 LOB: 0 BB: 0 P: 5	R: 1 E: 0 K: 0 S: 5	H: 2 LOB: 2 BB: 2 P: 13	R: 1 E: 0 K: 1 S: 7	H: 2 LOB: 1 BB: 0 P: 7		R: 0 E: 0 K: 1 S: 4	H: 0 LOB: 1 BB: 1 P: 8	1B: 12 2B: 5 3B: 0 HR: 2	SF: 0 SAC: 0 DP: 4 HBP: 0	WP: 0 PB: 0 CS: 2	PA: 48				
PITCHER	IP	WLS	BF	H	R	ER	SO	BB	IBB	HBP	BLK	WP	HR	S	P	ERA	WHIP										
Larry Jackson, R ERA: 3.33 Hal Jeffcoat, R ERA: 5.83 Tom Cheney, R ERA: 6.94 Dick Ricketts, R ERA: 4.36 (1, 1) (5, 1) (8, 1) (9, 1)	4.2	L	28	12	8	6	5	3	0	0	0	0	1	35	47	11.57	3.214										

Batter	1	2	3	4	5	6	7	8	9	AB	R	H	RBI	BB	SO	LOB	BOTTOM											
Don Blasingame, L OBP: 0.371, SLG: 0.370 (1, 4)	0-3 K		4-0 2B BB		0-0 1B		0-0 BB 1B		0-0 F9	4	1	2	0	1	1	2	San Francisco Giants @ St. Louis Cardinals Sportsman's Park, St. Louis, MO Sat Jul 04 1959, 4:33 AM EDT Att: 18,211 - Unknown livebaseballscorecards.com											
Gino Cimoli, R OBP: 0.365, SLG: 0.503 (1, 8)	0-0 F9		0-0 1-H 2-H 2B		0-0 F4		0-0 1-2 2-H 1B		0-0 G6-4-3 1B	5	0	3	3	0	0	1												
Bill White, L OBP: 0.385, SLG: 0.549 (1, 7)	0-0 F7		0-0 G3		0-0 F4		0-0 F8		0-0 F2	5	0	0	0	0	0	5												
Ken Boyer, R OBP: 0.388, SLG: 0.533 (1, 5)			0-0 6-3		0-0 F8		0-0 6-3		0-0 G6-4-3	4	0	0	0	1	0	1												
Joe Cunningham, L OBP: 0.434, SLG: 0.457 (1, 9)			0-0 6-3		0-0 1B 1B		0-0 BB		0-0 F8	3	0	1	0	1	0	3												
Stan Musial, L OBP: 0.385, SLG: 0.429 (1, 3)			0-0 F6		0-0 FC4-6 1B		0-3 K		0-0 FC5-4 1B	4	0	2	0	0	1	1												
Hal Smith, R OBP: 0.312, SLG: 0.448 (1, 2)			0-0 F9		0-0 F5		0-0 F6		0-0 FC5-4 BB 1B	4	0	0	0	0	0	4												
Alex Grammas, R OBP: 0.337, SLG: 0.344 Dick Gray, R OBP: 0.304, SLG: 0.357 (1, 6) (7, PH) (8, 6)			0-0 BB 2B 1B		0-0 FC4-6		0-0 1B 1B		4-0 1-2 BB	2	1	1	0	0	0	2												
Larry Jackson, R ERA: 3.33 Hal Jeffcoat, R ERA: 5.83 Tom Cheney, R ERA: 6.94 Gene Oliver, R OBP: 0.343, SLG: 0.343 Dick Ricketts, L OBP: 0.094, SLG: 0.065 (1, 1) (5, 1) (7, PH) (8, 1) (9, 1)	7.1	W	35	9	3	3	5	4	0	0	0	0	0	0	0	0	3.68	1.773										
Inning Stats	R: 0 E: 0 K: 1 S: 5	H: 0 LOB: 0 BB: 0 P: 5	R: 0 E: 0 K: 0 S: 3	H: 0 LOB: 0 BB: 0 P: 3	R: 2 E: 0 K: 1 S: 7	H: 2 LOB: 1 BB: 1 P: 11	R: 0 E: 0 K: 0 S: 5	H: 2 LOB: 2 BB: 0 P: 5	R: 0 E: 0 K: 1 S: 6	H: 1 LOB: 1 BB: 0 P: 6	R: 0 E: 0 K: 1 S: 5	H: 0 LOB: 1 BB: 1 P: 9	R: 1 E: 0 K: 1 S: 8	H: 3 LOB: 3 BB: 1 P: 12	R: 0 E: 0 K: 0 S: 4	H: 1 LOB: 2 BB: 1 P: 8	R: 0 E: 0 K: 0 S: 3	H: 1 LOB: 0 BB: 0 P: 3	1B: 9 2B: 1 3B: 0 HR: 0	SF: 0 SAC: 0 DP: 1 HBP: 0	WP: 0 PB: 0 CS: 0	PA: 40						
PITCHER	IP	WLS	BF	H	R	ER	SO	BB	IBB	HBP	BLK	WP	HR	S	P	ERA	WHIP											
Mike McCormick, L ERA: 3.6 Stu Miller, R ERA: 2.52 (1, 1) (8, 1)	7.1	S	5	1	0	0	0	0	0	0	0	0	0	5	5	0.00	0.600											

Batter	1	2	3	4	5	6	7	8	9	AB	R	H	RBI	BB	SO	LOB	TOP					
Jim Davenport, R OBP: 0.281, SLG: 0.338 (1, 5)	0-3 K		0-0 1-3			0-0 G6-4-3 1B		4-0 2B 1-2 BB		3	0	1	0	1	1	0	San Francisco Giants @ St. Louis Cardinals Sportsman's Park, St. Louis, MO Sun Jul 05 1959, 4:33 AM EDT Unknown					
Willie Mays, R OBP: 0.367, SLG: 0.540 (1, 8)	0-0 6-3		0-0 F6			0-0 G6-4-3 1-2		0-0 1-3 2-H 2B		4	0	1	1	0	0	1						
Willie Kirkland, L OBP: 0.376, SLG: 0.548 (1, 9)	0-3 K		0-0 F9			0-0 F5		0-3 K2-3		4	0	0	0	0	2	2						
Orlando Cepeda, R OBP: 0.371, SLG: 0.580 (1, 3)		0-0 F7		0-0 F6			0-0 F9	0-0 F4		4	0	0	0	0	0	2						
Daryl Spencer, R OBP: 0.350, SLG: 0.397 (1, 4)		0-0 E 2B		0-0 F8			0-0 1-3		0-0 F4	4	1	1	0	0	0	0						
Jackie Brandt, R OBP: 0.311, SLG: 0.397 (1, 7)		0-0 E5 2-H 1B		0-0 4-3			0-0 2B		0-0 F9	4	0	2	1	0	0	0						
Bob Schmidt, R OBP: 0.296, SLG: 0.397 (7, PH)		0-0 F4		0-0 5-3			0-0 4-3		0-3 K	2	0	0	0	0	0	1						
Dusty Rhodes, L OBP: 0.381, SLG: 0.235 (7, 2)										1	0	0	0	0	0	1						
Jim Hegan, R OBP: 0.213, SLG: 0.196 (8, 1)										0	0	0	0	0	0	0						
Al Worthington, R OBP: 0.143, SLG: 0.143 (9, PH)										1	0	0	0	0	1	0						
Felipe Alou, R OBP: 0.331, SLG: 0.490 (1, 6)		4-0 IBB		0-0 F7				0-0 BB 2B 1B		1	0	0	0	1	0	0						
Eddie Bressoud, R OBP: 0.265, SLG: 0.274 (8, PH)										1	1	1	0	0	0	0						
Hobie Landrith, L OBP: 0.374, SLG: 0.386 (8, 2)										0	0	0	0	0	0	0						
Jack Sanford, R OBP: 0.150, SLG: 0.081 (8, PH)		0-3 K		0-3 K				0-0 F9		2	0	0	0	0	2	2						
Leon Wagner, L OBP: 0.364, SLG: 0.480 (8, 6)										1	0	0	0	0	0	1						
Andre Rodgers, R OBP: 0.346, SLG: 0.396 (8, 6)										0	0	0	0	0	0	0						
Inning Stats	R: 0 E: 0 K: 2 S: 7	H: 0 LOB: 0 BB: 0 P: 7	R: 1 E: 1 K: 1 S: 7	H: 2 LOB: 2 BB: 1 P: 11	R: 0 E: 0 K: 0 S: 3	H: 0 LOB: 0 BB: 0 P: 3	R: 0 E: 0 K: 0 S: 3	H: 0 LOB: 0 BB: 0 P: 3	R: 0 E: 0 K: 1 S: 5	H: 1 LOB: 0 BB: 0 P: 5	R: 0 E: 0 K: 0 S: 3	H: 1 LOB: 1 BB: 0 P: 3	R: 0 E: 0 K: 0 S: 4	H: 1 LOB: 2 BB: 1 P: 4	R: 1 E: 0 K: 1 S: 7	H: 2 LOB: 2 BB: 1 P: 11	R: 0 E: 0 K: 1 S: 5	H: 0 LOB: 0 BB: 0 P: 5	1B: 3 2B: 3 3B: 0 HR: 0	SF: 0 SAC: 0 DP: 1 HBP: 0	WP: 0 PB: 0 SB: 0 CS: 0	PA: 34
PITCHER Ernie Broglio, R ERA: 5.13 (1, 1)	IP: 9.0 WLS: W BF: 34 H: 6 R: 2 ER: 2 SO: 6 BB: 1 IBB: 1 HBP: 0 BLK: 0 WP: 0 HR: 0 S: 44 P: 52 ERA: 2.00 WHIP: 0.778																					

Batter	1	2	3	4	5	6	7	8	9	AB	R	H	RBI	BB	SO	LOB	BOTTOM				
Don Blasingame, L OBP: 0.373, SLG: 0.370 (1, 4)	4-0 FC3-6 BB		0-0 5-3		0-0 E9 BB HR 1B		0-0 G3			3	1	1	0	1	0	0	San Francisco Giants @ St. Louis Cardinals Sportsman's Park, St. Louis, MO Sun Jul 05 1959, 4:33 AM EDT Unknown				
Joe Cunningham, L OBP: 0.431, SLG: 0.450 (1, 9)	0-0 F7		0-0 6-3		4-0 1-2 HR BB		0-0 F4			3	1	0	0	1	0	1					
Bill White, L OBP: 0.386, SLG: 0.559 (7, 3)	0-0 FC3-6 1-2			0-0 4-3	0-0 1-H 2-H 3-H HR		4-0 E BB			3	1	1	4	1	0	1					
Ken Boyer, R OBP: 0.386, SLG: 0.527 (1, 5)	0-0 5-3			4-0 BB BB	0-0 F9		0-0 E6 1-2			3	0	0	0	1	0	2					
Gino Cimoli, R OBP: 0.362, SLG: 0.498 (7, 7)		0-0 5-3		0-3 K	0-3 K		0-0 F9			3	0	0	0	0	2	1					
Bobby Gene Smith, R OBP: 0.207, SLG: 0.298 (8, 7)										1	0	0	0	0	0	2					
Stan Musial, L OBP: 0.373, SLG: 0.440 (6, FR)		0-0 2B		4-0 1-2 BB		0-0 CS 1B		0-0 6-3		2	0	2	0	1	0	0					
Curt Flood, R OBP: 0.295, SLG: 0.245 (7, 8)										1	0	0	0	0	0	0					
Hal Smith, R OBP: 0.311, SLG: 0.445 (1, 2)	0-3 K		0-0 6-3		0-0 6-3 1-2		0-0 6-3 1-2		0-0 CS 1B	4	0	1	0	0	1	4					
Alex Grammas, R OBP: 0.341, SLG: 0.348 (1, 6)		0-0 5-3			0-0 E HR 1B	0-0 1B	0-0 1B	0-3 1-2 K		4	1	2	0	0	1	2					
Ernie Broglio, R OBP: 0.214, SLG: 0.120 (1, 1)			0-3 K		0-0 F2		0-0 1-3			3	0	0	0	0	1	2					
Inning Stats	R: 0 E: 0 K: 0 S: 3	H: 0 LOB: 1 BB: 1 P: 7	R: 0 E: 0 K: 1 S: 6	H: 1 LOB: 1 BB: 0 P: 6	R: 0 E: 0 K: 1 S: 5	H: 0 LOB: 0 BB: 0 P: 5	R: 0 E: 0 K: 1 S: 5	H: 0 LOB: 2 BB: 2 P: 13	R: 4 E: 1 K: 1 S: 8	H: 3 LOB: 0 BB: 1 P: 12	R: 0 E: 0 K: 0 S: 4	H: 2 LOB: 1 BB: 0 P: 4	R: 0 E: 1 K: 0 S: 4	H: 0 LOB: 2 BB: 1 P: 8	R: 0 E: 0 K: 1 S: 5	H: 1 LOB: 0 BB: 0 P: 5		1B: 5 2B: 1 3B: 0 HR: 1	SF: 0 SAC: 0 DP: 0 HBP: 0	WP: 0 PB: 0 SB: 0 CS: 2	PA: 35
PITCHER Jack Sanford, R ERA: 3.29 (1, 1)	IP: 7.0 WLS: L BF: 32 H: 6 R: 4 ER: 4 SO: 4 BB: 5 IBB: 0 HBP: 0 BLK: 0 WP: 0 HR: 1 S: 35 P: 55 ERA: 5.14 WHIP: 1.571																				
Al Worthington, R ERA: 3.67 (8, 1)	IP: 1.0 WLS: 3 BF: 1 H: 0 R: 0 ER: 0 SO: 1 BB: 0 IBB: 0 HBP: 0 BLK: 0 WP: 0 HR: 0 S: 5 P: 5 ERA: 0.00 WHIP: 1.000																				

AB	32
R	2
H	6
RBI	2
BB	2
SO	6
LOB	10



Batter	1	2	3	4	5	6	7	8	9	AB	R	H	RBI	BB	SO	LOB	TOP					
Danny O'Connell, R OBP: 0.222, SLG: 0.222										5	3	2	0	0	2	1	San Francisco Giants @ St. Louis Cardinals Sportsman's Park, St. Louis, MO Sun Jul 05 1959, 4:38 AM EDT Att: 28,431 - Unknown					
Willie Mays, R OBP: 0.368, SLG: 0.548										5	1	2	2	0	0	1						
Willie Kirkland, L OBP: 0.374, SLG: 0.543										4	0	1	0	0	1	2						
Orlando Cepeda, R OBP: 0.370, SLG: 0.575										3	0	0	0	1	0	2						
Daryl Spencer, R OBP: 0.349, SLG: 0.396										3	0	1	2	0	0	0						
Jackie Brandt, R OBP: 0.310, SLG: 0.395										4	0	1	0	0	2	2						
Hobie Landrith, L OBP: 0.371, SLG: 0.381										4	0	1	0	0	1	1						
Eddie Bressoud, R OBP: 0.278, SLG: 0.292										3	0	1	0	1	1	1						
Sam Jones, R OBP: 0.118, SLG: 0.122										3	0	0	0	0	2	4						
Stu Miller, R OBP: 0.091, SLG: 0.063										1	0	0	0	0	0	0						
Johnny Antonelli, L OBP: 0.123, SLG: 0.158										0	0	0	0	0	0	0						
Inning Stats	R: 2 E: 0 K: 1 S: 7	H: 2 LOB: 0 BB: 0 P: 7	R: 0 E: 0 K: 2 S: 8	H: 1 LOB: 1 BB: 0 P: 8	R: 1 E: 0 K: 0 S: 6	H: 3 LOB: 2 BB: 0 P: 6	R: 0 E: 0 K: 1 S: 6	H: 1 LOB: 1 BB: 0 P: 6	R: 0 E: 1 K: 0 S: 3	H: 0 LOB: 0 BB: 0 P: 3	R: 0 E: 0 K: 2 S: 8	H: 1 LOB: 2 BB: 1 P: 12	R: 1 E: 1 K: 0 S: 4	H: 1 LOB: 1 BB: 1 P: 8	R: 0 E: 0 K: 2 S: 7	H: 0 LOB: 0 BB: 0 P: 7	R: 0 E: 0 K: 1 S: 5	H: 0 LOB: 0 BB: 0 P: 5	1B: 7 2B: 1 3B: 0 HR: 1	SF: 1 SAC: 0 DP: 0 HBP: 0	WP: 0 PB: 0 SB: 1 CS: 2	PA: 40
PITCHER	IP WLS BF H R ER SO BB IBB HBP BLK WP HR S P ERA WHIP																					
Gary Blaylock, R ERA: 4.63	(1, 1) 2.2 L 14 6 3 3 3 0 0 0 0 0 0 1 20 20 10.12 2.250																					
Lindy McDaniel, R ERA: 2.83	(3, 1) 4.1 18 3 1 0 3 0 2 0 0 0 0 0 22 30 0.00 0.692																					
Marshall Bridges, L ERA: 4.63	(8, 1) 2.0 6 0 0 0 3 0 0 0 0 0 0 0 12 12 0.00 0.000																					

Batter	1	2	3	4	5	6	7	8	9	AB	R	H	RBI	BB	SO	LOB	BOTTOM			
Don Blasingame, L OBP: 0.373, SLG: 0.368										4	2	1	0	1	0	2	San Francisco Giants @ St. Louis Cardinals Sportsman's Park, St. Louis, MO Sun Jul 05 1959, 4:38 AM EDT Att: 28,431 - Unknown			
Joe Cunningham, L OBP: 0.434, SLG: 0.453										3	0	1	0	2	1	2				
Bill White, L OBP: 0.387, SLG: 0.559										5	0	2	1	0	2	3				
Ken Boyer, R OBP: 0.392, SLG: 0.533										3	0	2	1	2	0	1				
Stan Musial, L OBP: 0.369, SLG: 0.431										4	0	0	0	1	0	8				
Bobby Gene Smith, R OBP: 0.230, SLG: 0.317										3	0	2	0	0	1	3				
Ray Jablonski, R OBP: 0.351, SLG: 0.478										1	0	0	0	0	0	2				
Marshall Bridges, S OBP: 0.444, SLG: 0.875										0	0	0	0	0	0	0				
Gino Cimoli, R OBP: 0.381, SLG: 0.497										1	0	0	0	0	0	2				
Ray Katt, R OBP: 0.091, SLG: 0.333										2	0	0	0	0	1	2				
George Crowe, L OBP: 0.340, SLG: 0.551										1	0	0	0	0	0	3				
Hal Smith, R OBP: 0.313, SLG: 0.447										1	0	1	0	0	0	0				
Alex Grammas, R OBP: 0.339, SLG: 0.346										4	0	1	0	0	0	1				
Gary Blaylock, R OBP: 0.091, SLG: 0.273										0	0	0	0	0	0	0				
Lindy McDaniel, R OBP: 0.160, SLG: 0.045										3	0	0	0	0	2	2				
Curt Flood, R OBP: 0.290, SLG: 0.241										1	0	0	0	0	1	0				
Inning Stats	R: 0 E: 0 K: 1 S: 6	H: 1 LOB: 2 BB: 1 P: 10	R: 0 E: 0 K: 0 S: 3	H: 1 LOB: 0 BB: 0 P: 3	R: 1 E: 0 K: 2 S: 8	H: 1 LOB: 2 BB: 2 P: 16	R: 0 E: 0 K: 2 S: 9	H: 2 LOB: 0 BB: 0 P: 9	R: 0 E: 0 K: 0 S: 3	H: 0 LOB: 0 BB: 0 P: 3	R: 0 E: 1 K: 0 S: 4	H: 0 LOB: 2 BB: 1 P: 8	R: 0 E: 0 K: 1 S: 5	H: 1 LOB: 0 BB: 0 P: 5	R: 1 E: 0 K: 0 S: 6	H: 3 LOB: 2 BB: 0 P: 6	1B: 7 2B: 3 3B: 0 HR: 0	SF: 0 SAC: 0 DP: 2 HBP: 0	WP: 0 PB: 0 SB: 0 CS: 0	PA: 42
PITCHER	IP WLS BF H R ER SO BB IBB HBP BLK WP HR S P ERA WHIP																			
Sam Jones, R ERA: 3.35	(1, 1) 7.0 W 33 6 1 1 7 5 1 0 0 0 0 0 0 41 65 1.29 1.571																			
Stu Miller, R ERA: 2.58	(8, 1) 1.1 7 4 1 1 1 0 0 0 0 0 0 0 9 9 6.75 3.000																			
Johnny Antonelli, L ERA: 2.66	(9, 1) 0.2 S 2 0 0 0 0 0 0 0 0 0 0 0 2 2 0.00 0.000																			

Batter	1	2	3	4	5	6	7	8	9	AB	R	H	RBI	BB	SO	LOB	TOP			
Jim Davenport, R (1.5) OBP: 0.280, SLG: 0.336	F8		G6-4-3			HR		6-3		4	1	1	0	0	0	1				
Willie Kirkland, L (1.9) OBP: 0.372, SLG: 0.551	F8			F8		HR		F8		4	1	1	2	0	0	0				
Willie Mays, R (1.8) OBP: 0.367, SLG: 0.544	F9			F9		F8			1B	4	1	1	0	0	0	0				
Orlando Cepeda, R (1.3) OBP: 0.368, SLG: 0.571		K		S		F3			K	4	0	1	0	0	2	1				
Daryl Spencer, R (1.4) OBP: 0.348, SLG: 0.394	6-3			5-3		F8			FC6-4	4	0	1	1	0	0	1				
Jackie Brandt, R (1.7) OBP: 0.309, SLG: 0.393		S				6-3			FC6-4	4	0	1	0	0	0	1				
Hobie Landrith, L (1.2) OBP: 0.367, SLG: 0.372	F7					F7			IBB	3	0	0	0	1	0	1				
Eddie Bressoud, R (1.6) OBP: 0.276, SLG: 0.290			F4					5-3		4	0	1	0	0	1	2				
Mike McCormick, L (1.1) OBP: 0.184, SLG: 0.143						4-3				3	0	1	0	0	0	1				
Sam Jones, R (8.1) OBP: 0.118, SLG: 0.122			G6-4-3					F9		0	0	0	0	0	0	0				
Inning Stats	R: 0 E: 0 K: 0 S: 3	H: 0 LOB: 0 BB: 0 P: 3	R: 0 E: 0 K: 1 S: 6	H: 1 LOB: 1 BB: 0 P: 6	R: 0 E: 0 K: 0 S: 3	H: 1 LOB: 0 BB: 0 P: 3	R: 0 E: 0 K: 0 S: 4	H: 1 LOB: 1 BB: 0 P: 4	R: 0 E: 0 K: 0 S: 5	H: 2 LOB: 0 BB: 0 P: 5	R: 0 E: 0 K: 0 S: 3	H: 0 LOB: 0 BB: 0 P: 3	R: 0 E: 0 K: 0 S: 3	H: 0 LOB: 0 BB: 0 P: 3	R: 1 E: 1 K: 2 S: 9	H: 2 LOB: 2 BB: 1 P: 13	1B: 7 2B: 0 3B: 0 HR: 1	SF: 0 SAC: 0 DP: 1 HBP: 0	WP: 0 PB: 0 CS: 3	PA: 35
PITCHER	IP	WLS	BF	H	R	ER	SO	BB	IBB	HBP	BLK	WP	HR	S	P	ERA	WHIP			
Don Newcombe, R (1.1) ERA: 2.99	8.0		29	6	2	2	1	0	0	0	0	0	1	31	31	2.25	0.750			
Tom Acker, R (9.1) ERA: 3.23	1.0	L	6	2	1	1	2	0	1	0	0	0	0	9	13	9.00	2.000			


San Francisco Giants @ Cincinnati Redlegs
Crosley Field, Cincinnati, OH
Thu Jul 09 1959, 7:05 PM EDT
Att: 14,705 - Unknown


AB	34
R	3
H	8
RBI	3
BB	1
SO	3
LOB	8

Batter	1	2	3	4	5	6	7	8	9	AB	R	H	RBI	BB	SO	LOB	BOTTOM			
Johnny Temple, R (1.4) OBP: 0.402, SLG: 0.448	F9			F7		1B		F7		4	0	1	0	0	0	0				
Vada Pinson, L (1.8) OBP: 0.395, SLG: 0.521	F6			5-3		FC6-4		BB		4	1	2	0	0	0	0				
Gus Bell, L (1.9) OBP: 0.299, SLG: 0.412	6-3			G3		K		1B		3	0	0	0	1	1	2				
Frank Robinson, R (1.3) OBP: 0.409, SLG: 0.586		G3				FC6-4		1B		3	0	1	0	1	0	2				
Jim Pendleton, R (1.5) OBP: 0.333, SLG: 0.377						1B				3	0	1	0	0	0	0				
Jerry Lynch, L (8. PH) OBP: 0.322, SLG: 0.440		F4				BB		6-3		1	0	1	1	0	0	0				
Tom Acker, R (9.1) OBP: 0.200, SLG: 0.111						1B		1-2		0	0	0	0	0	0	0				
Dutch Dotterer, R (1.2) OBP: 0.396, SLG: 0.444						F8		1-3		3	0	0	0	0	1	2				
Ed Bailey, L (8. PH) OBP: 0.358, SLG: 0.370		K						1-3		1	0	0	0	0	1	3				
Frank Thomas, R (1.7) OBP: 0.280, SLG: 0.379				CS		G6-4-3		HR		2	1	1	1	2	0	0				
Eddie Kasko, R (1.6) OBP: 0.269, SLG: 0.283				5-3		G6-4-3		F7		4	0	0	0	0	0	4				
Don Newcombe, L (1.1) OBP: 0.432, SLG: 0.460										2	0	0	0	0	1	0				
Pete Whisenant, R (8. PH) OBP: 0.328, SLG: 0.571						6-3				1	0	0	0	0	0	0				
Willie Jones, R (9.5) OBP: 0.332, SLG: 0.437				K						1	0	0	0	0	0	0				
Inning Stats	R: 0 E: 0 K: 0 S: 3	H: 0 LOB: 0 BB: 0 P: 3	R: 0 E: 0 K: 1 S: 5	H: 0 LOB: 0 BB: 0 P: 5	R: 0 E: 0 K: 1 S: 4	H: 0 LOB: 1 BB: 1 P: 8	R: 0 E: 0 K: 0 S: 3	H: 0 LOB: 0 BB: 0 P: 3	R: 0 E: 0 K: 1 S: 7	H: 2 LOB: 2 BB: 0 P: 7	R: 1 E: 0 K: 0 S: 4	H: 1 LOB: 0 BB: 0 P: 4	R: 1 E: 0 K: 1 S: 7	H: 2 LOB: 3 BB: 2 P: 15	R: 0 E: 0 K: 0 S: 3	H: 0 LOB: 0 BB: 0 P: 3	1B: 5 2B: 1 3B: 0 HR: 1	SF: 0 SAC: 0 DP: 1 HBP: 0	WP: 0 PB: 0 CS: 1	PA: 36
PITCHER	IP	WLS	BF	H	R	ER	SO	BB	IBB	HBP	BLK	WP	HR	S	P	ERA	WHIP			
Mike McCormick, L (1.1) ERA: 3.52	7.2		30	6	2	2	3	3	0	0	0	0	1	33	45	2.35	1.174			
Sam Jones, R (8.1) ERA: 3.32	1.1	W	6	1	0	0	1	1	0	0	0	0	0	7	11	0.00	1.500			

San Francisco Giants @ Cincinnati Redlegs
Crosley Field, Cincinnati, OH
Thu Jul 09 1959, 7:05 PM EDT
Att: 14,705 - Unknown

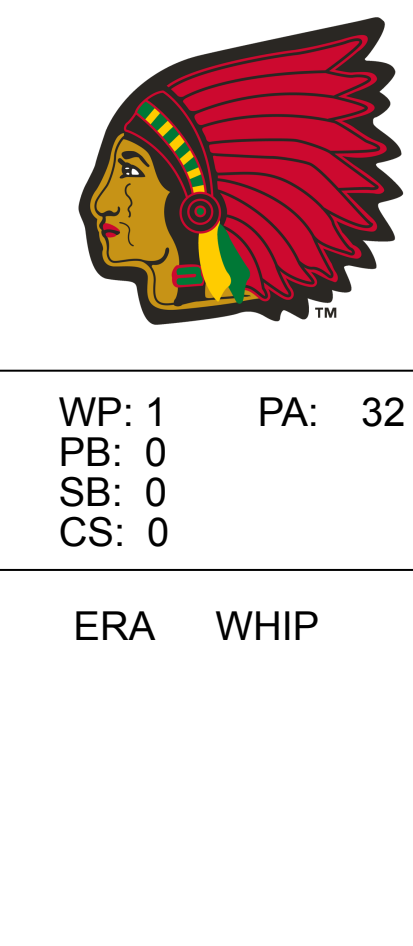
AB	32
R	2
H	7
RBI	2
BB	4
SO	4
LOB	13

Batter	1	2	3	4	5	6	7	8	9	AB	R	H	RBI	BB	SO	LOB	TOP				
Jim Davenport, R (1.5) X	F4		4-3	F7			1B 2B		2B 2B	5	2	0	0	0	0	1	San Francisco Giants @ Cincinnati Redlegs Crosley Field, Cincinnati, OH Sat Jul 11 1959, 3:33 AM EDT Att: 6,560 - Unknown livebaseballscorecards.com				
Willie Kirkland, L (1.9) X	1B		F9		F5		2H 1B	2H CS 2B	5	0	3	2	0	0	0						
Willie Mays, R (1.8) X	F8				5-3		K	FC5-4 IBB	4	0	1	0	1	1	2						
Orlando Cepeda, R (1.3) X	1-2 1B		K		F8		K	FC5-4	5	0	1	0	0	2	4						
Darryl Spencer, R (1.4) X	F8			S 1B		F9		F9 SH2-4 1B	4	1	2	0	0	0	2						
Jackie Brandt, R (1.7) S		0-3 K		F4		K		SH2-4	3	0	0	0	0	2	1						
Hobie Landrith, L (1.2) X	G3		2B 6-3 1B		4-3			F9	4	1	1	1	0	0	1						
Eddie Bressoud, R (1.6) X			2B				HR	K	4	1	3	1	0	1	1						
Johnny Antonelli, L (1.1) S		0-3 K		6-3			F9		4	0	0	1	0	2	2						
Inning Stats	R: 0 E: 0 K: 0 S: 5	H: 2 LOB: 2 BB: 0 P: 5	R: 0 E: 0 K: 2 S: 8	H: 1 LOB: 1 BB: 0 P: 8	R: 0 E: 0 K: 1 S: 6	H: 1 LOB: 1 BB: 0 P: 6	R: 2 E: 0 K: 0 S: 6	H: 3 LOB: 1 BB: 0 P: 6	R: 0 E: 0 K: 1 S: 5	H: 0 LOB: 0 BB: 0 P: 5	R: 2 E: 0 K: 2 S: 10	H: 3 LOB: 1 BB: 0 P: 10	R: 0 E: 0 K: 1 S: 6	H: 1 LOB: 1 BB: 0 P: 6	R: 1 E: 0 K: 1 S: 6		H: 2 LOB: 1 BB: 1 P: 10	1B: 7 2B: 5 3B: 0 HR: 1	SF: 0 SAC: 1 DP: 0 HBP: 0	WP: 0 PB: 0 CS: 2	PA: 40
PITCHER	IP	WLS	BF	H	R	ER	SO	BB	IBB	HBP	BLK	WP	HR	S	P	ERA	WHIP				
Jim Brosnan, R (1.1) ERA: 4.03	8.0	L	35	11	4	4	7	0	0	0	0	0	1	49	49	4.50	1.375				
Tom Acker, R (9.1) ERA: 3.4	0.1		4	2	1	1	1	0	1	0	0	0	0	5	9	27.00	6.000				
Brooks Lawrence, R (9.1) ERA: 5.34	0.2		1	0	0	0	0	0	0	0	0	0	0	1	1	0.00	0.000				

Batter	1	2	3	4	5	6	7	8	9	AB	R	H	RBI	BB	SO	LOB	BOTTOM					
Johnny Temple, R (1.4) X	F7		F7			FC4-6 1B		5-3		4	0	1	0	0	0	1	San Francisco Giants @ Cincinnati Redlegs Crosley Field, Cincinnati, OH Sat Jul 11 1959, 3:33 AM EDT Att: 6,560 - Unknown livebaseballscorecards.com					
Vada Pinson, L (1.8) S	K			F7		FC4-6 1-2		1B	4	1	1	1	0	1	1							
Gus Bell, L (1.9) X	F7			F2		F8		F9	4	0	0	0	0	0	2							
Frank Robinson, R (1.3) X		4-3				F9		E 1B	4	0	2	0	0	0	0							
Jim Pendleton, R (1.5) X		K		F4		1B 2B		E3	4	1	1	0	0	1	2							
Dutch Dotterer, R (1.2) X					E5	1B		K2-3	4	0	2	0	0	1	2							
Frank Thomas, R (1.7) X					G6-4-3	1B		F7	4	0	1	1	0	0	2							
Eddie Kasko, R (1.6) X			6-3		K	G5-4-3 1-2 2H		F5	4	0	0	0	0	1	2							
Jim Brosnan, R (1.1) OBP: 0.211, SLG: 0.278				F8		K		6-3	2	0	0	0	0	1	0							
Pete Whisenant, R (8, PH) OBP: 0.339, SLG: 0.579									1	1	1	0	0	0	0							
Tom Acker, R (9.1) OBP: 0.200, SLG: 0.111									0	0	0	0	0	0	0							
Brooks Lawrence, R (9.1) OBP: 0.156, SLG: 0.188									0	0	0	0	0	0	0							
Willie Jones, R (9, PH) OBP: 0.329, SLG: 0.433									1	0	0	0	0	0	0							
Inning Stats	R: 0 E: 0 K: 1 S: 5	H: 0 LOB: 0 BB: 0 P: 5	R: 0 E: 0 K: 1 S: 6	H: 1 LOB: 1 BB: 0 P: 6	R: 0 E: 0 K: 0 S: 3	H: 0 LOB: 0 BB: 0 P: 3	R: 0 E: 0 K: 0 S: 4	H: 1 LOB: 1 BB: 0 P: 4	R: 0 E: 1 K: 1 S: 5	H: 0 LOB: 0 BB: 0 P: 5	R: 0 E: 0 K: 1 S: 6	H: 1 LOB: 1 BB: 0 P: 6	R: 1 E: 0 K: 0 S: 5	H: 3 LOB: 1 BB: 0 P: 5	R: 2 E: 1 K: 1 S: 9	H: 3 LOB: 2 BB: 0 P: 9	R: 0 E: 0 K: 0 S: 3	H: 0 LOB: 0 BB: 0 P: 3	1B: 8 2B: 1 3B: 0 HR: 0	SF: 0 SAC: 0 DP: 2 HBP: 0	WP: 0 PB: 0 CS: 0	PA: 36
PITCHER	IP	WLS	BF	H	R	ER	SO	BB	IBB	HBP	BLK	WP	HR	S	P	ERA	WHIP					
Johnny Antonelli, L (1.1) ERA: 2.63	9.0	W	36	9	3	2	5	0	0	0	0	0	0	46	46	2.00	1.000					

Batter	1	2	3	4	5	6	7	8	9	AB	R	H	RBI	BB	SO	LOB	TOP					
Jim Davenport, R (1,5) OBP: 0.280, SLG: 0.340	F2			E5		F9				4	0	1	0	0	0	0	San Francisco Giants @ Milwaukee Braves Milwaukee County Stadium, Milwaukee, WI Sun Jul 12 1959, 4:33 AM EDT Att: 40,953 - Unknown livebaseballscorecards.com					
Willie Kirkland, L (1,9) OBP: 0.387, SLG: 0.540	4-3			F5		FC6-4			F5	4	0	0	0	0	2							
Willie Mays, R (1,8) OBP: 0.368, SLG: 0.543	F7			G5-4-3		1-3			1-3	4	0	0	0	0	2							
Orlando Cepeda, R (1,3) OBP: 0.369, SLG: 0.571		F8			HR				1B	4	1	2	0	0	0							
Daryl Spencer, R (1,4) OBP: 0.349, SLG: 0.397		5-3			K				1B	4	0	1	0	0	1							
Jackie Brandt, R (1,7) OBP: 0.310, SLG: 0.413		F4			HR				1B	4	1	2	2	0	2							
Hobie Landrith, L (1,2) OBP: 0.353, SLG: 0.354			6-3		5-3					3	0	0	0	0	1							
Eddie Bressoud, R (1,6) OBP: 0.318, SLG: 0.395					F8				F8	3	0	1	0	0	0							
Jack Sanford, R (1,1) OBP: 0.146, SLG: 0.079					G1-6-3				F6	1	0	0	0	0	1							
Dusty Rhodes, L (6,PH) OBP: 0.348, SLG: 0.211						G3				1	0	0	0	0	0							
Stu Miller, R (6,PH) OBP: 0.088, SLG: 0.061										0	0	0	0	0	0							
Leon Wagner, L (8,PH) OBP: 0.358, SLG: 0.471										1	0	0	0	0	0							
Eddie Fisher, R (8,1)										0	0	0	0	0	0							
Inning Stats	R: 0 E: 0 K: 0 S: 3	H: 0 LOB: 0 BB: 0 P: 3	R: 0 E: 0 K: 0 S: 3	H: 0 LOB: 0 BB: 0 P: 3	R: 0 E: 0 K: 0 S: 3	H: 1 LOB: 0 BB: 0 P: 3	R: 0 E: 1 K: 0 S: 3	H: 0 LOB: 0 BB: 0 P: 3	R: 2 E: 0 K: 1 S: 7	H: 2 LOB: 0 BB: 0 P: 7	R: 0 E: 0 K: 0 S: 4	H: 1 LOB: 1 BB: 0 P: 4	R: 0 E: 0 K: 0 S: 4	H: 1 LOB: 0 BB: 0 P: 4	R: 0 E: 0 K: 0 S: 3	H: 0 LOB: 0 BB: 0 P: 3	R: 0 E: 0 K: 0 S: 5	H: 2 LOB: 2 BB: 0 P: 5	1B: 6 2B: 0 3B: 0 HR: 1	SF: 0 SAC: 0 DP: 2 HBP: 0	WP: 0 PB: 0 CS: 0	PA: 33
PITCHER Lew Burdette, R (1,1) ERA: 3.9	IP: 9.0 WLS: W BF: 33 H: 7 R: 2 ER: 2 SO: 1 BB: 0 IBB: 0 HBP: 0 BLK: 0 WP: 0 HR: 1 S: 35 P: 35 ERA: 2.00 WHIP: 0.778															PITCHER						

Batter	1	2	3	4	5	6	7	8	9	AB	R	H	RBI	BB	SO	LOB	BOTTOM			
Bill Bruton, L (1,8) OBP: 0.341, SLG: 0.433	K		F8		SH3-4		G4-6-3			3	0	0	0	0	1	3	San Francisco Giants @ Milwaukee Braves Milwaukee County Stadium, Milwaukee, WI Sun Jul 12 1959, 4:33 AM EDT Att: 40,953 - Unknown livebaseballscorecards.com			
Eddie Mathews, L (1,5) OBP: 0.374, SLG: 0.592	6-3			HR	SF8			F8		3	1	1	4	0	0					
Hank Aaron, R (1,9) OBP: 0.410, SLG: 0.684	6-3			K				5-3		4	0	1	0	0	1					
Wes Covington, L (1,7) OBP: 0.344, SLG: 0.405		6-3			6-3		4-3			4	0	1	0	0	1					
Frank Torre, L (1,3) OBP: 0.324, SLG: 0.325		4-3			1B			F7		4	0	1	0	0	1					
Del Crandall, R (1,2) OBP: 0.313, SLG: 0.438			K					K		3	0	1	0	0	2					
Johnny Logan, R (1,6) OBP: 0.411, SLG: 0.500					F7			K		3	0	0	0	0	1					
Johnny O'Brien, R (1,4) OBP: 0.282, SLG: 0.283					SH		FC6-4			3	1	1	0	0	2					
Lew Burdette, R (1,1) OBP: 0.230, SLG: 0.259					SH			HR		1	2	1	0	1	0					
Inning Stats	R: 0 E: 0 K: 1 S: 5	H: 0 LOB: 0 BB: 0 P: 5	R: 0 E: 0 K: 1 S: 5	H: 0 LOB: 0 BB: 0 P: 5	R: 3 E: 1 K: 1 S: 8	H: 2 LOB: 0 BB: 0 P: 8	R: 0 E: 0 K: 1 S: 7	H: 2 LOB: 2 BB: 0 P: 7	R: 1 E: 0 K: 0 S: 4	H: 1 LOB: 1 BB: 1 P: 8	R: 0 E: 0 K: 1 S: 5	H: 0 LOB: 0 BB: 0 P: 5	R: 0 E: 0 K: 0 S: 3	H: 1 LOB: 0 BB: 0 P: 3	R: 0 E: 0 K: 0 S: 4	H: 1 LOB: 1 BB: 0 P: 4		1B: 6 2B: 0 3B: 0 HR: 1	SF: 1 SAC: 2 DP: 1 HBP: 0	WP: 1 PB: 0 CS: 0
PITCHER Jack Sanford, R (1,1) ERA: 3.23 Stu Miller, R (6,1) ERA: 2.77 Eddie Fisher, R (8,1) ERA: 5.71	IP: 5.0 WLS: L BF: 22 H: 5 R: 4 ER: 1 SO: 4 BB: 1 IBB: 0 HBP: 0 BLK: 0 WP: 1 HR: 1 S: 29 P: 33 ERA: 1.80 WHIP: 1.200															PITCHER				



Batter	1	2	3	4	5	6	7	8	9	AB	R	H	RBI	BB	SO	LOB	TOP					
Jim Davenport, R (1,5) OBP: 0.283, SLG: 0.342										4	0	2	0	0	1	0	San Francisco Giants @ Milwaukee Braves Milwaukee County Stadium, Milwaukee, WI Mon Jul 13 1959, 8:05 PM EDT Att: 35,386 - Unknown livebaseballscorecards.com					
Willie Kirkland, L (1,9) OBP: 0.385, SLG: 0.535										4	0	1	0	0	0	3						
Willie Mays, R (1,8) OBP: 0.364, SLG: 0.537										4	0	0	0	0	0	2						
Orlando Cepeda, R (1,3)										4	0	0	0	0	0	2						
Daryl Spencer, R (1,4) OBP: 0.351, SLG: 0.398										4	0	2	0	0	0	0						
Jackie Brandt, R (1,7) OBP: 0.306, SLG: 0.407										4	0	0	0	0	1	3						
Eddie Bressoud, R (1,6) OBP: 0.308, SLG: 0.381										3	0	0	0	0	0	0						
Bob Schmidt, R (1,2) OBP: 0.288, SLG: 0.385										2	0	0	0	0	1	0						
Felipe Alou, R (8, PH) OBP: 0.333, SLG: 0.497										1	0	0	0	0	0	0						
Hobie Landrith, L (8,2) OBP: 0.353, SLG: 0.354										0	0	0	0	0	0	0						
Sam Jones, R (1,1) OBP: 0.113, SLG: 0.118										2	0	0	0	0	1	0						
Andre Rodgers, R (8, PH) OBP: 0.349, SLG: 0.399										1	0	1	0	0	0	0						
Stu Miller, R (8,1) OBP: 0.088, SLG: 0.061										0	0	0	0	0	0	0						
Inning Stats	R: 0 E: 0 K: 1 S: 5	H: 0 LOB: 0 BB: 0 P: 5	R: 0 E: 0 K: 0 S: 3	H: 0 LOB: 0 BB: 0 P: 3	R: 0 E: 0 K: 1 S: 5	H: 0 LOB: 0 BB: 0 P: 5	R: 0 E: 0 K: 0 S: 4	H: 1 LOB: 1 BB: 0 P: 4	R: 0 E: 0 K: 0 S: 3	H: 0 LOB: 0 BB: 0 P: 3	R: 0 E: 0 K: 1 S: 5	H: 0 LOB: 0 BB: 0 P: 5	R: 0 E: 0 K: 1 S: 7	H: 2 LOB: 2 BB: 0 P: 7	R: 0 E: 0 K: 0 S: 5	H: 2 LOB: 2 BB: 0 P: 5	R: 0 E: 0 K: 0 S: 4	H: 1 LOB: 1 BB: 0 P: 4	1B: 6 2B: 0 3B: 0 HR: 0	SF: 0 SAC: 0 DP: 0 HBP: 0	WP: 0 PB: 0 CS: 0	PA: 33
PITCHER Warren Spahn, L (1,1) ERA: 2.93	IP: 9.0 WLS: W BF: 33 H: 6 R: 0 ER: 0 SO: 4 BB: 0 IBB: 0 HBP: 0 BLK: 0 WP: 0 HR: 0 S: 41 P: 41 ERA: 0.00 WHIP: 0.667															PITCHER	IP: 9.0 WLS: W BF: 33 H: 6 R: 0 ER: 0 SO: 4 BB: 0 IBB: 0 HBP: 0 BLK: 0 WP: 0 HR: 0 S: 41 P: 41 ERA: 0.00 WHIP: 0.667					

Batter	1	2	3	4	5	6	7	8	9	AB	R	H	RBI	BB	SO	LOB	BOTTOM			
Bill Bruton, L (1,8) OBP: 0.340, SLG: 0.428										3	0	0	0	1	1	1	San Francisco Giants @ Milwaukee Braves Milwaukee County Stadium, Milwaukee, WI Mon Jul 13 1959, 8:05 PM EDT Att: 35,386 - Unknown livebaseballscorecards.com			
Eddie Mathews, L (1,5) OBP: 0.375, SLG: 0.599										3	2	1	2	1	1	1				
Hank Aaron, R (1,9) OBP: 0.414, SLG: 0.687										3	0	2	0	1	0	0				
Wes Covington, L (1,7) OBP: 0.346, SLG: 0.404										3	0	1	0	1	0	2				
Felix Mantilla, R (8, PR) OBP: 0.246, SLG: 0.198										0	0	0	0	0	0	0				
Andy Pafko, R (9,7) OBP: 0.299, SLG: 0.321										0	0	0	0	0	0	0				
Frank Torre, L (1,3) OBP: 0.317, SLG: 0.319										3	0	0	1	0	0	1				
Del Crandall, R (1,2) OBP: 0.309, SLG: 0.432										4	0	0	0	0	0	3				
Johnny Logan, R (1,6) OBP: 0.406, SLG: 0.494										3	0	0	0	0	1	0				
Johnny O'Brien, R (1,4) OBP: 0.283, SLG: 0.277										2	1	0	0	1	0	0				
Warren Spahn, L (1,1) OBP: 0.259, SLG: 0.296										3	0	0	0	0	1	1				
Inning Stats	R: 0 E: 0 K: 2 S: 8	H: 1 LOB: 1 BB: 0 P: 8	R: 0 E: 0 K: 0 S: 3	H: 0 LOB: 0 BB: 0 P: 3	R: 2 E: 0 K: 1 S: 6	H: 1 LOB: 1 BB: 2 P: 14	R: 0 E: 0 K: 0 S: 3	H: 0 LOB: 0 BB: 0 P: 3	R: 0 E: 0 K: 0 S: 4	H: 1 LOB: 1 BB: 0 P: 4	R: 0 E: 0 K: 1 S: 5	H: 0 LOB: 0 BB: 0 P: 5	R: 0 E: 0 K: 0 S: 4	H: 0 LOB: 0 BB: 2 P: 12	R: 1 E: 0 K: 0 S: 4	H: 1 LOB: 2 BB: 2 P: 12	1B: 2 2B: 1 3B: 0 HR: 1	SF: 1 SAC: 0 DP: 0 HBP: 0	WP: 0 PB: 0 CS: 0	PA: 33
PITCHER Sam Jones, R (1,1) ERA: 3.22	IP: 7.0 WLS: L BF: 27 H: 3 R: 2 ER: 2 SO: 4 BB: 3 IBB: 0 HBP: 0 BLK: 0 WP: 0 HR: 1 S: 32 P: 44 ERA: 2.57 WHIP: 0.857															PITCHER	IP: 7.0 WLS: L BF: 27 H: 3 R: 2 ER: 2 SO: 4 BB: 3 IBB: 0 HBP: 0 BLK: 0 WP: 0 HR: 1 S: 32 P: 44 ERA: 2.57 WHIP: 0.857			
PITCHER Stu Miller, R (8,1) ERA: 2.82	IP: 1.0 WLS: L BF: 6 H: 1 R: 1 ER: 1 SO: 0 BB: 1 IBB: 0 HBP: 0 BLK: 0 WP: 0 HR: 0 S: 4 P: 12 ERA: 9.00 WHIP: 2.000															PITCHER	IP: 1.0 WLS: L BF: 6 H: 1 R: 1 ER: 1 SO: 0 BB: 1 IBB: 0 HBP: 0 BLK: 0 WP: 0 HR: 0 S: 4 P: 12 ERA: 9.00 WHIP: 2.000			



Batter	1	2	3	4	5	6	7	8	9	AB	R	H	RBI	BB	SO	LOB	TOP					
Jim Davenport, R OBP: 0.287, SLG: 0.344 (1, 5)										4	1	2	1	1	0	0						
Willie Kirkland, L OBP: 0.389, SLG: 0.525 (1, 9)										5	0	0	0	0	1	5						
Willie Mays, R OBP: 0.364, SLG: 0.538 (1, 8)										5	1	2	1	0	0	0						
Orlando Cepeda, R OBP: 0.366, SLG: 0.565 (1, 3)										5	1	2	1	0	0	1						
Daryl Spencer, R OBP: 0.353, SLG: 0.399 (1, 4)										4	0	2	0	0	0	1						
Jackie Brandt, R OBP: 0.305, SLG: 0.404 (1, 7)										4	0	1	1	0	2	4						
Hobie Landrith, L OBP: 0.350, SLG: 0.358 (1, 2)										4	1	1	0	0	2	3						
Eddie Bressoud, R OBP: 0.305, SLG: 0.368 (1, 6)										3	0	0	0	1	1	0						
Mike McCormick, L Stu Miller, R Dusty Rhodes, L Jack Sanford, R Gordon Jones, R Leon Wagner, L Eddie Fisher, R (1, 1) (5, 1) (6, PH) (6, 1) (7, 1) (8, PH) (8, 1)										1	0	0	0	1	0	0						
Inning Stats	R: 2 E: 0 K: 1 S: 9	H: 4 LOB: 2 BB: 0 P: 9	R: 0 E: 0 K: 0 S: 3	H: 0 LOB: 0 BB: 0 P: 3	R: 0 E: 0 K: 0 S: 5	H: 2 LOB: 2 BB: 0 P: 5	R: 0 E: 0 K: 2 S: 7	H: 0 LOB: 2 BB: 2 P: 15	R: 0 E: 0 K: 0 S: 3	H: 0 LOB: 0 BB: 0 P: 3	R: 1 E: 0 K: 2 S: 9	H: 2 LOB: 2 BB: 1 P: 13	R: 1 E: 0 K: 1 S: 7	H: 2 LOB: 1 BB: 0 P: 7	R: 0 E: 0 K: 1 S: 5	H: 0 LOB: 0 BB: 0 P: 5	R: 0 E: 0 K: 0 S: 3	H: 0 LOB: 0 BB: 0 P: 3	1B: 7 2B: 3 3B: 0 HR: 0	SF: 0 SAC: 0 DP: 0 HBP: 0	WP: 0 PB: 0 SB: 0 CS: 0	PA: 40
PITCHER Robin Roberts, R ERA: 4.75 (1, 1)	IP: 9.0 WLS: W BF: 40 H: 10 R: 4 ER: 4 SO: 7 BB: 3 IBB: 0 HBP: 0 BLK: 0 WP: 0 HR: 0 S: 51 P: 63 ERA: 4.00 WHIP: 1.444															PITCHER						

San Francisco Giants @ Philadelphia Phillies
 Connie Mack Stadium, Philadelphia, PA
 Thu Jul 16 1959, 7:05 PM EDT
 Unknown

AB 37
 R 4
 H 10
 RBI 4
 BB 3
 SO 7
 LOB 16



Batter	1	2	3	4	5	6	7	8	9	AB	R	H	RBI	BB	SO	LOB	BOTTOM			
Joe Koppe, R OBP: 0.392, SLG: 0.386 (1, 6)										4	0	0	0	1	1	4				
Rchie Ashburn, L OBP: 0.359, SLG: 0.315 (1, 8)										4	2	2	0	1	0	0				
Ed Bouchee, L OBP: 0.386, SLG: 0.477 (1, 3)										4	1	1	0	0	1	3				
Wally Post, R OBP: 0.309, SLG: 0.459 (1, 9)										4	2	3	2	0	1	2				
Gene Freese, R OBP: 0.330, SLG: 0.521 (1, 5)										2	1	0	1	1	1	4				
Bob Bowman, R OBP: 0.164, SLG: 0.234 Dave Philley, S Solly Drake, S (1, 7) (7, PH) (8, 7)										2	0	1	1	0	0	0				
Sparky Anderson, R OBP: 0.263, SLG: 0.225 (1, 4)										3	0	0	0	1	1	3				
Joe Lonnett, R OBP: 0.500, SLG: 0.833 (1, 2)										2	0	1	0	2	0	2				
Robin Roberts, S OBP: 0.217, SLG: 0.238 (1, 1)										4	0	1	0	0	1	3				
Inning Stats	R: 0 E: 0 K: 2 S: 8	H: 1 LOB: 2 BB: 1 P: 12	R: 0 E: 0 K: 1 S: 5	H: 1 LOB: 1 BB: 1 P: 9	R: 0 E: 0 K: 0 S: 3	H: 0 LOB: 0 BB: 0 P: 3	R: 2 E: 1 K: 0 S: 4	H: 1 LOB: 3 BB: 3 P: 16	R: 2 E: 0 K: 0 S: 5	H: 2 LOB: 0 BB: 0 P: 5	R: 0 E: 0 K: 1 S: 6	H: 2 LOB: 1 BB: 0 P: 6	R: 2 E: 0 K: 1 S: 8	H: 3 LOB: 2 BB: 1 P: 12	R: 0 E: 0 K: 1 S: 5	H: 0 LOB: 0 BB: 0 P: 5	1B: 7 2B: 3 3B: 1 HR: 0	SF: 2 SAC: 0 DP: 2 HBP: 0	WP: 2 PB: 0 SB: 0 CS: 0	PA: 38
PITCHER Mike McCormick, L Stu Miller, R Jack Sanford, R Gordon Jones, R Eddie Fisher, R (1, 1) (5, 1) (6, 1) (7, 1) (8, 1)	IP: 4.1 WLS: 0.2 BF: 22 H: 4 R: 0 ER: 0 SO: 2 BB: 0 IBB: 0 HBP: 0 BLK: 0 WP: 0 HR: 0 S: 23 P: 43 ERA: 4.15 WHIP: 2.308															PITCHER				

San Francisco Giants @ Philadelphia Phillies
 Connie Mack Stadium, Philadelphia, PA
 Thu Jul 16 1959, 7:05 PM EDT
 Unknown

AB 30
 R 6
 H 10
 RBI 5
 BB 6
 SO 6
 LOB 21



Batter	1	2	3	4	5	6	7	8	9	AB	R	H	RBI	BB	SO	LOB	TOP		
Jim Davenport, R (1.5) OBP: 0.283, SLG: 0.339	4-3		K		F9		G4-6-3		F2	5	0	0	0	0	1	6			
Willie Kirkland, L (1.9) OBP: 0.381, SLG: 0.527	FC6-4 BB		F4						F9	3	0	1	0	1	0	0			
Willie Mays, R (1.8) OBP: 0.360, SLG: 0.531	FC6-4 1B			6-3		F9			4-3	4	0	0	0	0	0	2			
Orlando Cepeda, R (1.3) OBP: 0.367, SLG: 0.563				E5			G5-4-3 IBB		F7	3	0	1	0	1	0	0			
Daryl Spencer, R (1.4) OBP: 0.352, SLG: 0.398	1-4-3			FC6-4 1B		G5-4-3			6-3	4	0	1	0	0	0	4			
Jackie Brandt, R (1.7) OBP: 0.308, SLG: 0.406		F7		FC6-4			1B SH FC4-2 1B		E8 1B	4	1	2	0	0	0	1			
Eddie Bressoud, R (1.6) OBP: 0.299, SLG: 0.360		F8			6-3		SH FC4-2 1B		1B FC4-2 BB	2	0	0	0	0	0	0	AB 33		
Leon Wagner, L (9. PH) OBP: 0.360, SLG: 0.466										0	0	0	0	1	0	0	R 1		
Hobie Landrith, L (9.2) OBP: 0.350, SLG: 0.358										0	0	0	0	0	0	0	H 8		
Jim Hegan, R (1.2) OBP: 0.234, SLG: 0.237										3	0	2	0	0	0	0	RBI 1		
Dusty Rhodes, L (9. PH) OBP: 0.360, SLG: 0.238										1	0	1	1	0	0	0	BB 3		
Felipe Alou, R (9. FR) OBP: 0.333, SLG: 0.497										0	0	0	0	0	0	0	SO 2		
Andre Rodgers, R (9.6) OBP: 0.349, SLG: 0.399										0	0	0	0	0	0	0	LOB 19		
Johnny Antonelli, L (1.1) OBP: 0.108, SLG: 0.138			F8		K		FC4-2 G4-6-3		FC4-2	4	0	0	0	0	1	6			
Inning Stats	R: 0 E: 0 K: 0 S: 4	H: 1 LOB: 2 BB: 1 P: 8	R: 0 E: 0 K: 0 S: 3	H: 0 LOB: 0 BB: 0 P: 3	R: 0 E: 0 K: 1 S: 5	H: 0 LOB: 0 BB: 0 P: 5	R: 0 E: 1 K: 0 S: 4	H: 1 LOB: 1 BB: 0 P: 4	R: 0 E: 0 K: 1 S: 6	H: 1 LOB: 1 BB: 0 P: 6	R: 0 E: 0 K: 0 S: 3	H: 1 LOB: 2 BB: 0 P: 5	R: 0 E: 0 K: 0 S: 3	H: 0 LOB: 0 BB: 0 P: 3	R: 1 E: 1 K: 0 S: 5	H: 2 LOB: 2 BB: 1 P: 9	1B: 6 2B: 2 3B: 0 HR: 0	SF: 0 SAC: 1 DP: 2 HBP: 0	WP: 0 PA: 37 PB: 0 SB: 2 CS: 0
PITCHER Gene Conley, R (1.1) ERA: 2.6	IP: 9.0 WLS: L BF: 37	H: 8 R: 1 ER: 1 SO: 2	BB: 2 IBB: 1 HBP: 0 BLK: 0	WP: 0 HR: 0 S: 38 P: 50	ERA: 1.00 WHIP: 1.111	PITCHER IP: 9.0 WLS: L BF: 37 H: 8 R: 1 ER: 1 SO: 2 BB: 2 IBB: 1 HBP: 0 BLK: 0 WP: 0 HR: 0 S: 38 P: 50 ERA: 1.00 WHIP: 1.111													

San Francisco Giants @ Philadelphia Phillies
 Connie Mack Stadium, Philadelphia, PA
 Thu Jul 16 1959, 7:05 PM EDT
 Att: 22,159 - Unknown

AB 33
 R 1
 H 8
 RBI 1
 BB 3
 SO 2
 LOB 19





Batter	1	2	3	4	5	6	7	8	9	AB	R	H	RBI	BB	SO	LOB	BOTTOM		
Joe Koppe, R (1.6) OBP: 0.345, SLG: 0.378	F8			K		SH5-3		5-3		3	0	0	0	0	1	1			
Richie Ashburn, L (1.8) OBP: 0.358, SLG: 0.314	K			F7		FC4-2			G6-4-3 1B	4	0	1	0	0	1	2			
Ed Bouchee, L (1.3) OBP: 0.384, SLG: 0.471	K				4-0 BB	4-3			K	3	0	0	0	1	2	3			
Wally Post, R (1.9) OBP: 0.305, SLG: 0.452		F4		5-3			F3		G6-4-3	4	0	0	0	0	0	2			
Gene Freese, R (1.5) OBP: 0.330, SLG: 0.518					K		K			3	0	1	0	0	2	0			
Bob Bowman, R (1.7) OBP: 0.157, SLG: 0.224					4-3		K			3	0	0	0	0	2	1			
Sparky Anderson, R (1.4) OBP: 0.263, SLG: 0.223			F8		5-3				SH1-4 BB	2	0	0	0	1	0	0			
Joe Lonnett, R (1.2) OBP: 0.500, SLG: 0.750			F7			SH5-3 E FC4-2 1B		SH1-4		2	0	1	0	0	0	0			
Gene Conley, R (1.1) OBP: 0.191, SLG: 0.213			4-3			E3 FC4-2 SH5-3		K		3	0	0	0	0	1	2			
Inning Stats	R: 0 E: 0 K: 2 S: 7	H: 0 LOB: 0 BB: 0 P: 7	R: 0 E: 0 K: 1 S: 5	H: 1 LOB: 1 BB: 0 P: 5	R: 0 E: 0 K: 0 S: 3	H: 0 LOB: 0 BB: 0 P: 3	R: 0 E: 0 K: 1 S: 5	H: 0 LOB: 1 BB: 1 P: 9	R: 0 E: 0 K: 1 S: 5	H: 0 LOB: 0 BB: 0 P: 5	R: 0 E: 0 K: 2 S: 7	H: 0 LOB: 0 BB: 0 P: 7	R: 0 E: 0 K: 1 S: 5	H: 0 LOB: 1 BB: 1 P: 9	R: 0 E: 0 K: 1 S: 5	H: 1 LOB: 0 BB: 0 P: 5	1B: 3 2B: 1 3B: 0 HR: 0	SF: 0 SAC: 2 DP: 2 HBP: 0	WP: 0 PA: 31 PB: 0 SB: 0 CS: 1
PITCHER Johnny Antonelli, L (1.1) ERA: 2.49	IP: 9.0 WLS: W BF: 31	H: 3 R: 0 ER: 0 SO: 9	BB: 2 IBB: 0 HBP: 0 BLK: 0	WP: 0 HR: 0 S: 47 P: 55	ERA: 0.00 WHIP: 0.556	PITCHER IP: 9.0 WLS: W BF: 31 H: 3 R: 0 ER: 0 SO: 9 BB: 2 IBB: 0 HBP: 0 BLK: 0 WP: 0 HR: 0 S: 47 P: 55 ERA: 0.00 WHIP: 0.556													

San Francisco Giants @ Philadelphia Phillies
 Connie Mack Stadium, Philadelphia, PA
 Thu Jul 16 1959, 7:05 PM EDT
 Att: 22,159 - Unknown

AB 27
 R 0
 H 3
 RBI 0
 BB 2
 SO 9
 LOB 11



Batter	1	2	3	4	5	6	7	8	9	AB	R	H	RBI	BB	SO	LOB	TOP										
Jim Davenport, R OBP: 0.282, SLG: 0.337 (1, 5)	F3	4-3			K		6-3		1B	5	0	1	0	0	1	3	San Francisco Giants @ Pittsburgh Pirates Forbes Field, Pittsburgh, PA Fri Jul 17 1959, 7:05 PM EDT Att: 33,220 - Unknown livebaseballscorecards.com										
Willie Kirkland, L OBP: 0.358, SLG: 0.524 (1, 9)	F7		G3		F8		2B		F7	5	0	1	1	0	0	1											
Willie Mays, R OBP: 0.358, SLG: 0.529 (1, 8)	2B		K		K		L1-3		F9	5	1	1	0	0	2	2											
Orlando Cepeda, R OBP: 0.368, SLG: 0.563 (1, 3)	FC5		K		6-3				F2	5	1	2	1	0	1	1											
Daryl Spencer, R OBP: 0.351, SLG: 0.396 (1, 4)	FC5				F4		BB		K	4	0	1	0	0	1	2											
Jackie Brandt, R OBP: 0.314, SLG: 0.404 (1, 7)		1B			F3		1B		SH	1	1	0	0	3	0	0											
Hobie Landrith, L OBP: 0.350, SLG: 0.358 (1, 2)		F5					F8		SH	3	0	1	1	0	0	3											
Eddie Bressoud, R OBP: 0.317, SLG: 0.387 (1, 6)					F5				SH	4	1	3	1	0	0	1											
Sam Jones, R OBP: 0.107, SLG: 0.111 (1, 1)		F6			F4		SH5-4		K	3	0	0	0	0	1	3											
Inning Stats	R: 1 E: 0 K: 0 S: 5	H: 2 LOB: 1 BB: 0 P: 5	R: 0 E: 0 K: 0 S: 4	H: 1 LOB: 2 BB: 1 P: 8	R: 0 E: 0 K: 2 S: 7	H: 0 LOB: 0 BB: 0 P: 7	R: 0 E: 0 K: 0 S: 4	H: 1 LOB: 1 BB: 0 P: 4	R: 0 E: 0 K: 1 S: 5	H: 0 LOB: 0 BB: 0 P: 5	R: 0 E: 0 K: 1 S: 6	H: 1 LOB: 2 BB: 1 P: 10	R: 1 E: 0 K: 0 S: 5	H: 2 LOB: 1 BB: 0 P: 5	R: 2 E: 1 K: 2 S: 9	H: 2 LOB: 1 BB: 1 P: 13		R: 0 E: 0 K: 0 S: 4	H: 1 LOB: 1 BB: 0 P: 4	1B: 6 2B: 4 3B: 0 HR: 0	SF: 0 SAC: 2 DP: 0 HBP: 0	WP: 0 PB: 0 SB: 2 CS: 0	PA: 40				
PITCHER	IP	WLS	BF	H	R	ER	SO	BB	IBB	HBP	BLK	WP	HR	S	P	ERA	WHIP										
Ron Kline, R ERA: 3.77 (1, 1)	7.0	L	30	7	2	2	4	2	0	0	0	0	0	36	44	2.57	1.286										
Roy Face, R ERA: 1.57 (8, 1)	2.0		10	3	2	2	2	1	0	0	0	0	0	13	17	9.00	2.000										

Batter	1	2	3	4	5	6	7	8	9	AB	R	H	RBI	BB	SO	LOB	BOTTOM										
Bill Virdon, L OBP: 0.287, SLG: 0.314 (1, 8)	K		4-3				F7			4	0	1	0	0	1	1	San Francisco Giants @ Pittsburgh Pirates Forbes Field, Pittsburgh, PA Fri Jul 17 1959, 7:05 PM EDT Att: 33,220 - Unknown livebaseballscorecards.com										
Dick Groat, R OBP: 0.326, SLG: 0.389 (1, 6)	F9		FC5-4		F4				F8	4	0	1	0	0	0	1											
Bob Skinner, L OBP: 0.354, SLG: 0.433 (1, 7)			F7				G5-3		F8	3	0	1	0	1	0	1											
Dick Stuart, R OBP: 0.393, SLG: 0.563 (1, 3)	F4		FC5-4				F8		F8	4	0	0	0	0	0	3											
Danny Kravitz, L OBP: 0.343, SLG: 0.459 (1, 2)		G3			6-3				F7	4	0	1	0	0	0	0											
Bill Mazerowski, R OBP: 0.306, SLG: 0.379 (1, 4)		K			F6		G5-3		F8	4	0	0	0	0	1	2											
Don Hoak, R OBP: 0.374, SLG: 0.434 (1, 5)					K				F7	4	1	1	0	0	2	0											
Roberto Clemente, R OBP: 0.289, SLG: 0.372 (1, 9)					3-1					3	0	2	1	0	0	0											
Ron Kline, R OBP: 0.171, SLG: 0.171 (1, 1)					K					2	0	0	0	0	2	1											
Ted Kluszewski, L OBP: 0.333, SLG: 0.485 (7, PH)										1	0	0	0	0	1	1											
Roy Face, R OBP: 0.273, SLG: 0.273 (8, 1)										0	0	0	0	0	0	0											
Inning Stats	R: 0 E: 0 K: 1 S: 6	H: 1 LOB: 1 BB: 0 P: 6	R: 1 E: 0 K: 2 S: 9	H: 2 LOB: 1 BB: 0 P: 9	R: 0 E: 0 K: 0 S: 4	H: 1 LOB: 1 BB: 0 P: 4	R: 0 E: 0 K: 1 S: 5	H: 0 LOB: 0 BB: 0 P: 5	R: 0 E: 0 K: 0 S: 6	H: 1 LOB: 1 BB: 0 P: 6	R: 0 E: 0 K: 0 S: 3	H: 1 LOB: 1 BB: 1 P: 7	R: 0 E: 0 K: 2 S: 8	H: 1 LOB: 1 BB: 0 P: 8	R: 0 E: 0 K: 0 S: 3	H: 0 LOB: 0 BB: 0 P: 3		R: 0 E: 0 K: 0 S: 3	H: 0 LOB: 0 BB: 0 P: 3	1B: 7 2B: 0 3B: 0 HR: 0	SF: 0 SAC: 0 DP: 1 HBP: 0	WP: 0 PB: 0 SB: 1 CS: 0	PA: 34				
PITCHER	IP	WLS	BF	H	R	ER	SO	BB	IBB	HBP	BLK	WP	HR	S	P	ERA	WHIP										
Sam Jones, R ERA: 3.09 (1, 1)	9.0	W	34	7	1	1	7	1	0	0	0	0	0	47	51	1.00	0.889										

Batter	1	2	3	4	5	6	7	8	9	AB	R	H	RBI	BB	SO	LOB	TOP					
Jim Davenport, R (1.5) OBP: 0.282, SLG: 0.336	F7		K		F9			FC6-4 1B		4	0	1	0	0	1	1	San Francisco Giants @ Pittsburgh Pirates Forbes Field, Pittsburgh, PA Sat Jul 18 1959, 3:33 AM EDT Att: 20,577 - Unknown livebaseballscorecards.com					
Felipe Alou, R (1.9) OBP: 0.326, SLG: 0.484	F9			F4		6-3		FC6-4 1-2 HR		4	1	0	0	0	0	1						
Willie Mays, R (1.8) OBP: 0.362, SLG: 0.547	K			E				1-H HR		4	2	3	2	0	1	0						
Orlando Cepeda, R (1.3) OBP: 0.366, SLG: 0.559		BB		E6		F3		F7		3	0	0	0	1	0	1						
Daryl Spencer, R (1.4) OBP: 0.347, SLG: 0.391	K			F9		K		F8		4	0	0	0	0	2	3						
Jackie Brandt, R (1.7) OBP: 0.310, SLG: 0.399	F8			1-3				K		4	0	0	0	0	1	2						
Eddie Bressoud, R (1.6) OBP: 0.314, SLG: 0.412	F7				HR			E5 1B		4	1	1	1	0	0	1						
Jim Hegan, R (1.2) OBP: 0.250, SLG: 0.242			CS BB		K			1-2 1B		3	0	1	0	1	2	0						
Eddie Fisher, R (1.1) Andre Rodgers, R (8, PH) Mike McCormick, L (8, 1) OBP: 0.195, SLG: 0.135	K				K			5-3	4-3	2	0	0	0	0	2	1						
										1	0	0	0	0	0	0						
										1	0	0	0	0	0	2						
Inning Stats	R: 0 E: 0 K: 1 S: 5	H: 0 LOB: 0 BB: 0 P: 5	R: 0 E: 0 K: 1 S: 5	H: 0 LOB: 1 BB: 1 P: 9	R: 0 E: 0 K: 2 S: 6	H: 0 LOB: 1 BB: 1 P: 10	R: 1 E: 1 K: 0 S: 5	H: 1 LOB: 1 BB: 0 P: 5	R: 1 E: 0 K: 2 S: 8	H: 1 LOB: 0 BB: 0 P: 8	R: 0 E: 0 K: 1 S: 6	H: 1 LOB: 1 BB: 0 P: 6	R: 0 E: 0 K: 1 S: 5	H: 0 LOB: 0 BB: 0 P: 5	R: 2 E: 0 K: 0 S: 5	H: 2 LOB: 2 BB: 0 P: 5	R: 0 E: 1 K: 1 S: 7	H: 1 LOB: 2 BB: 0 P: 7	1B: 2 2B: 3 3B: 0 HR: 2	SF: 0 SAC: 0 DP: 1 HBP: 0	WP: 0 PB: 0 SB: 1 CS: 0	PA: 36
PITCHER Harvey Haddix, L (1.1) ERA: 2.84	IP: 9.0 WLS: L BF: 36 H: 6 R: 4 ER: 3 SO: 9	BB: 2 IBB: 0 HBP: 0 BLK: 0	WP: 0 HR: 2 S: 52 P: 60	ERA: 3.00 WHIP: 0.889	PITCHER										IP: 9.0 WLS: L BF: 36 H: 6 R: 4 ER: 3 SO: 9	BB: 2 IBB: 0 HBP: 0 BLK: 0	WP: 0 HR: 2 S: 52 P: 60	ERA: 3.00 WHIP: 0.889				

Batter	1	2	3	4	5	6	7	8	9	AB	R	H	RBI	BB	SO	LOB	BOTTOM			
Roberto Clemente, R (1.9) OBP: 0.299, SLG: 0.381	E S HR				4-3			SH 1B		4	1	3	0	0	0	0	San Francisco Giants @ Pittsburgh Pirates Forbes Field, Pittsburgh, PA Sat Jul 18 1959, 3:33 AM EDT Att: 20,577 - Unknown livebaseballscorecards.com			
Dick Groat, R (1.6) OBP: 0.326, SLG: 0.387	4-0 HR	1-2 1B			5-3			SH 1-3		2	1	0	0	1	0	2				
Bob Skinner, L (1.7) OBP: 0.350, SLG: 0.428	F7				F9			F2		4	0	0	0	0	0	4				
Dick Stuart, R (1.3) OBP: 0.391, SLG: 0.570	1-3 HR			G3				K		4	1	1	3	0	1	2				
Danny Kravitz, L (1.2) Harry Bright, R (8, PH) Hardy Peterson, R (9, 2) OBP: 0.351, SLG: 0.576	4-3			F8				F6		3	0	0	0	0	0	0				
										1	0	0	0	0	0	2				
										0	0	0	0	0	0	0				
Bill Mazerolski, R (1.4) OBP: 0.305, SLG: 0.377	K			F8				SH1-4 1B		4	0	1	0	0	1	0				
Don Hoak, R (1.5) OBP: 0.374, SLG: 0.436				6-3				SH1-4 1-2 1B		3	0	1	0	0	0	0				
Bill Virdon, L (1.8) Roman Mejias, R (9, PH) OBP: 0.290, SLG: 0.320				1B 1B				K		3	0	2	0	0	1	0				
										1	0	0	0	0	1	1				
Harvey Haddix, L (1.1) Ted Kluszewski, L (9, PH) OBP: 0.330, SLG: 0.480				F4				F6		3	0	0	0	0	0	2				
										1	0	0	0	0	0	1				
Inning Stats	R: 3 E: 0 K: 1 S: 7	H: 2 LOB: 0 BB: 1 P: 11	R: 0 E: 0 K: 0 S: 5	H: 2 LOB: 2 BB: 0 P: 5	R: 0 E: 0 K: 0 S: 3	H: 0 LOB: 0 BB: 0 P: 3	R: 0 E: 0 K: 1 S: 5	H: 1 LOB: 0 BB: 0 P: 5	R: 0 E: 0 K: 0 S: 3	H: 0 LOB: 0 BB: 0 P: 3	R: 0 E: 0 K: 0 S: 4	H: 1 LOB: 1 BB: 0 P: 4	R: 0 E: 1 K: 1 S: 7	H: 1 LOB: 2 BB: 0 P: 7	R: 0 E: 0 K: 1 S: 6	H: 1 LOB: 1 BB: 0 P: 6	1B: 5 2B: 2 3B: 0 HR: 1	SF: 0 SAC: 2 DP: 0 HBP: 0	WP: 0 PB: 0 SB: 1 CS: 0	PA: 36
PITCHER Eddie Fisher, R (1.1) Mike McCormick, L (8, 1) ERA: 4.97	IP: 7.0 WLS: W BF: 27 H: 6 R: 3 ER: 3 SO: 2	BB: 1 IBB: 0 HBP: 0 BLK: 0	WP: 0 HR: 1 S: 30 P: 34	ERA: 3.86 WHIP: 1.000	PITCHER										IP: 7.0 WLS: W BF: 27 H: 6 R: 3 ER: 3 SO: 2	BB: 1 IBB: 0 HBP: 0 BLK: 0	WP: 0 HR: 1 S: 30 P: 34	ERA: 3.86 WHIP: 1.000		

Batter	1	2	3	4	5	6	7	8	9	AB	R	H	RBI	BB	SO	LOB	TOP					
Jim Davenport, R (1,5) OBP: 0.279, SLG: 0.332	F7		6-3		F7			6-3		4	0	0	0	0	0	2	San Francisco Giants @ Pittsburgh Pirates Forbes Field, Pittsburgh, PA Sun Jul 19 1959, 3:33 AM EDT Att: 27,992 - Unknown livebaseballscorecards.com					
Willie Kirkland, L (1,9) OBP: 0.356, SLG: 0.520	K				K			F9		4	0	1	0	0	2	0						
Willie Mays, R (1,8) OBP: 0.359, SLG: 0.540	F8				F4			F8		4	0	0	0	0	0	1						
Orlando Cepeda, R (1,3)		6-3						F8		4	1	2	1	0	0	1						
Daryl Spencer, R (1,4) OBP: 0.346, SLG: 0.389		5-3						F8		4	0	1	0	0	0	1						
Jackie Brandt, R (1,7) OBP: 0.309, SLG: 0.404		6-3						F7		4	1	1	0	0	0	1						
Hobie Landrith, L (1,2) OBP: 0.349, SLG: 0.364								F5		3	0	1	1	0	0	0						
Eddie Bressoud, R (1,6) OBP: 0.321, SLG: 0.416								F5		4	0	2	0	0	1	3						
Stu Miller, R (1,1) OBP: 0.083, SLG: 0.057								5-3		2	0	0	0	0	0	2						
Dusty Rhodes, L (9,PH) OBP: 0.346, SLG: 0.227								5-3		1	0	0	0	0	0	2						
Inning Stats	R: 0 E: 0 K: 1 S: 5	H: 0 LOB: 0 BB: 0 P: 5	R: 0 E: 0 K: 0 S: 3	H: 0 LOB: 0 BB: 0 P: 3	R: 0 E: 0 K: 1 S: 6	H: 1 LOB: 1 BB: 0 P: 6	R: 1 E: 0 K: 1 S: 6	H: 1 LOB: 0 BB: 0 P: 6	R: 1 E: 0 K: 0 S: 5	H: 2 LOB: 1 BB: 0 P: 5	R: 0 E: 0 K: 0 S: 4	H: 1 LOB: 1 BB: 0 P: 4	R: 0 E: 0 K: 0 S: 4	H: 1 LOB: 1 BB: 0 P: 4	R: 0 E: 0 K: 0 S: 4	H: 1 LOB: 2 BB: 0 P: 5	R: 0 E: 1 K: 0 S: 5	H: 1 LOB: 2 BB: 0 P: 5	1B: 4 2B: 2 3B: 1 HR: 1	SF: 0 SAC: 2 DP: 0 HBP: 0	WP: 0 PB: 0 SB: 0 CS: 0	PA: 36
PITCHER Vern Law, R (1,1) ERA: 3.48	IP: 9.0 WLS: W BF: 36 H: 8 R: 2 ER: 2 SO: 3 BB: 0 IBB: 0 HBP: 0 BLK: 0 WP: 0 HR: 1 S: 42 P: 42 ERA: 2.00 WHIP: 0.889															PITCHER						

Batter	1	2	3	4	5	6	7	8	9	AB	R	H	RBI	BB	SO	LOB	BOTTOM			
Roberto Clemente, R (1,9) OBP: 0.293, SLG: 0.372	F7		K		K			F8		4	0	0	0	0	2	0	San Francisco Giants @ Pittsburgh Pirates Forbes Field, Pittsburgh, PA Sun Jul 19 1959, 3:33 AM EDT Att: 27,992 - Unknown livebaseballscorecards.com			
Dick Groat, R (1,6) OBP: 0.325, SLG: 0.385			F7					5-3		4	0	1	0	0	0	0				
Bob Skinner, L (1,7) OBP: 0.347, SLG: 0.424			F6					F7		3	0	0	0	0	0	1				
Dick Stuart, R (1,3) OBP: 0.387, SLG: 0.563			K					F7		3	0	0	0	0	2	1				
Danny Kravitz, L (1,2) OBP: 0.343, SLG: 0.462								G3		3	2	2	0	0	0	0				
Bill Mazerowski, R (1,4) OBP: 0.308, SLG: 0.383								F6		3	0	2	1	0	0	0				
Don Hoak, R (1,5) OBP: 0.371, SLG: 0.432								K		3	0	0	1	0	1	1				
Bill Virdon, L (1,8) OBP: 0.290, SLG: 0.328								F9		3	1	1	1	0	0	1				
Vern Law, R (1,1) OBP: 0.194, SLG: 0.250								F8		3	0	0	0	0	1	1				
Inning Stats	R: 0 E: 0 K: 1 S: 6	H: 1 LOB: 1 BB: 0 P: 6	R: 1 E: 0 K: 0 S: 5	H: 2 LOB: 1 BB: 0 P: 5	R: 0 E: 0 K: 1 S: 5	H: 0 LOB: 0 BB: 0 P: 5	R: 1 E: 0 K: 0 S: 4	H: 2 LOB: 0 BB: 0 P: 4	R: 0 E: 0 K: 1 S: 5	H: 0 LOB: 0 BB: 0 P: 5	R: 0 E: 0 K: 1 S: 5	H: 0 LOB: 0 BB: 0 P: 5	R: 0 E: 0 K: 1 S: 5	H: 0 LOB: 0 BB: 0 P: 5	R: 1 E: 0 K: 1 S: 6	H: 1 LOB: 0 BB: 0 P: 6	1B: 3 2B: 2 3B: 0 HR: 1	SF: 0 SAC: 0 DP: 0 HBP: 0	WP: 0 PB: 0 SB: 0 CS: 0	PA: 29
PITCHER Stu Miller, R (1,1) ERA: 2.85	IP: 8.0 WLS: L BF: 29 H: 6 R: 3 ER: 3 SO: 6 BB: 0 IBB: 0 HBP: 0 BLK: 0 WP: 0 HR: 1 S: 41 P: 41 ERA: 3.38 WHIP: 0.750															PITCHER				

Batter	1	2	3	4	5	6	7	8	9	AB	R	H	RBI	BB	SO	LOB	TOP			
Jim Gilliam, S OBP: 0.440, SLG: 0.401										3	1	0	0	1	0	1	Los Angeles Dodgers @ San Francisco Giants Seals Stadium, San Francisco, CA Mon Jul 20 1959, 6:33 AM EDT Att: 22,777 - Unknown			
Charlie Neal, R OBP: 0.355, SLG: 0.484										4	1	1	1	0	0	1				
Wally Moon, L OBP: 0.377, SLG: 0.432										4	0	0	0	0	1	1				
Gil Hodges, R OBP: 0.392, SLG: 0.553										4	1	1	2	0	1	0				
Don Demeter, R OBP: 0.311, SLG: 0.486										4	0	1	0	0	0	0				
Rip Repulski, R OBP: 0.349, SLG: 0.329										3	0	0	0	0	1	1				
Joe Pignatano, R OBP: 0.346, SLG: 0.326										3	0	1	0	0	1	0				
Don Zimmer, R OBP: 0.277, SLG: 0.250										3	0	0	0	0	1	1				
Don Drysdale, R OBP: 0.188, SLG: 0.355										3	0	0	0	0	1	1				
Inning Stats	R: 2 E: 0 K: 1 S: 15	H: 2 LOB: 1 BB: 1 P: 23	R: 0 E: 0 K: 2 S: 11	H: 1 LOB: 1 BB: 0 P: 16	R: 0 E: 0 K: 2 S: 9	H: 0 LOB: 0 BB: 0 P: 11	R: 0 E: 0 K: 0 S: 6	H: 0 LOB: 0 BB: 0 P: 7	R: 0 E: 0 K: 0 S: 5	H: 0 LOB: 0 BB: 0 P: 8	R: 0 E: 0 K: 1 S: 6	H: 0 LOB: 0 BB: 0 P: 10	R: 0 E: 0 K: 0 S: 7	H: 0 LOB: 0 BB: 0 P: 11	R: 1 E: 0 K: 0 S: 7	H: 1 LOB: 0 BB: 0 P: 9	1B: 1 2B: 0 3B: 1 HR: 2	SF: 0 SAC: 0 DP: 0 HBP: 0	WP: 0 PB: 0 SB: 0 CS: 0	PA: 32
PITCHER Johnny Antonelli, L ERA: 2.51	IP: 9.0 WLS: L BF: 32	H: 4 R: 3 ER: 3 SO: 6	BB: 1 IBB: 0 HBP: 0 BLK: 0	WP: 0 HR: 2 S: 72 P: 103	ERA: 3.00 WHIP: 0.556	PITCHER										IP: 9.0 WLS: W BF: 38	H: 4 R: 2 ER: 1 SO: 7	BB: 6 IBB: 0 HBP: 0 BLK: 0	WP: 0 HR: 0 S: 80 P: 133	ERA: 1.00 WHIP: 1.111

AB	31
R	3
H	4
RBI	3
BB	1
SO	6
LOB	6



Batter	1	2	3	4	5	6	7	8	9	AB	R	H	RBI	BB	SO	LOB	BOTTOM					
Jim Davenport, R OBP: 0.281, SLG: 0.331										2	0	0	0	2	1	1	Los Angeles Dodgers @ San Francisco Giants Seals Stadium, San Francisco, CA Mon Jul 20 1959, 6:33 AM EDT Att: 22,777 - Unknown					
Leon Wagner, L OBP: 0.365, SLG: 0.466 (9, PH)										5	0	0	0	0	1	6						
Felipe Alou, R OBP: 0.326, SLG: 0.484 (9, PR)										4	0	0	0	0	0	4						
Willie Kirkland, L OBP: 0.351, SLG: 0.511										3	0	0	0	1	0	1						
Willie Mays, R OBP: 0.358, SLG: 0.536										4	1	2	0	0	0	0						
Orlando Cepeda, R OBP: 0.364, SLG: 0.563										4	1	1	0	0	1	1						
Daryl Spencer, R OBP: 0.347, SLG: 0.391										3	0	0	0	1	1	3						
Jackie Brandt, R OBP: 0.308, SLG: 0.401										3	0	0	0	1	1	3						
Hobie Landrith, L OBP: 0.347, SLG: 0.357										3	0	0	0	1	1	3						
Eddie Bressoud, R OBP: 0.327, SLG: 0.413										3	0	1	1	1	1	1						
Johnny Antonelli, L OBP: 0.104, SLG: 0.134 (9, PH)										2	0	0	0	0	1	3						
Dusty Rhodes, L OBP: 0.333, SLG: 0.217 (9, PH)										1	0	0	0	0	1	0						
Inning Stats	R: 0 E: 0 K: 0 S: 10	H: 0 LOB: 1 BB: 1 P: 16	R: 2 E: 1 K: 1 S: 15	H: 3 LOB: 2 BB: 0 P: 21	R: 0 E: 0 K: 0 S: 6	H: 0 LOB: 0 BB: 0 P: 9	R: 0 E: 0 K: 0 S: 4	H: 0 LOB: 1 BB: 1 P: 10	R: 0 E: 0 K: 2 S: 9	H: 0 LOB: 0 BB: 0 P: 12	R: 0 E: 0 K: 0 S: 7	H: 1 LOB: 1 BB: 0 P: 11	R: 0 E: 0 K: 0 S: 8	H: 0 LOB: 3 BB: 3 P: 20	R: 0 E: 0 K: 2 S: 8	H: 0 LOB: 0 BB: 0 P: 12	R: 0 E: 0 K: 2 S: 13	H: 0 LOB: 1 BB: 1 P: 22	1B: 4 2B: 0 3B: 0 HR: 0	SF: 0 SAC: 1 DP: 0 HBP: 0	WP: 0 PB: 0 SB: 0 CS: 0	PA: 38
PITCHER Don Drysdale, R ERA: 2.96	IP: 9.0 WLS: W BF: 38	H: 4 R: 2 ER: 1 SO: 7	BB: 6 IBB: 0 HBP: 0 BLK: 0	WP: 0 HR: 0 S: 80 P: 133	ERA: 1.00 WHIP: 1.111	PITCHER										IP: 9.0 WLS: W BF: 38	H: 4 R: 2 ER: 1 SO: 7	BB: 6 IBB: 0 HBP: 0 BLK: 0	WP: 0 HR: 0 S: 80 P: 133	ERA: 1.00 WHIP: 1.111		


AB	31
R	2
H	4
RBI	1
BB	6
SO	7
LOB	20



Batter	1	2	3	4	5	6	7	8	9	AB	R	H	RBI	BB	SO	LOB	TOP			
Jim Gilliam, S OBP: 0.355, SLG: 0.397 (1, 5)	L9					E6		F8									3 0 0 0 1 0 0			
Charlie Neal, R OBP: 0.355, SLG: 0.483 (1, 4)	F9		F2			SH3-4											3 1 1 0 0 0 1			
Wally Moon, L OBP: 0.377, SLG: 0.429 (1, 7)	4-3					L9											2 0 0 0 1 0 1			
Duke Snider, L OBP: 0.347, SLG: 0.495 Don Demeter, R OBP: 0.311, SLG: 0.486 (9, 8)			E6			L8											4 0 0 0 0 1 3 0 0 0 0 0 0 0			
Gil Hodges, R OBP: 0.393, SLG: 0.556 (1, 3)			K			K											4 0 2 1 0 2 2			
Norm Larker, L OBP: 0.385, SLG: 0.471 Ron Fairly, L OBP: 0.342, SLG: 0.355 (9, 9)						4-3											4 0 0 0 0 0 3 0 0 0 0 0 0 0			
John Roseboro, L OBP: 0.320, SLG: 0.377 (1, 2)																	2 0 0 0 1 2 1			
Maury Wills, S OBP: 0.234, SLG: 0.233 (1, 6)						5-3											3 0 0 0 0 0 1			
Roger Craig, R OBP: 0.091, SLG: 0.048 (1, 1)			1-3			4-3											3 0 0 0 0 1 1			
Inning Stats	R: 0 E: 0 K: 0 S: 4	H: 0 LOB: 0 BB: 0 P: 8	R: 0 E: 1 K: 2 S: 9	H: 0 LOB: 1 BB: 0 P: 15	R: 0 E: 0 K: 0 S: 6	H: 0 LOB: 1 BB: 1 P: 13	R: 0 E: 0 K: 2 S: 8	H: 0 LOB: 0 BB: 1 P: 17	R: 0 E: 0 K: 0 S: 8	H: 0 LOB: 1 BB: 1 P: 16	R: 0 E: 1 K: 1 S: 6	H: 1 LOB: 0 BB: 0 P: 12	R: 0 E: 0 K: 1 S: 7	H: 0 LOB: 0 BB: 0 P: 13	R: 1 E: 0 K: 0 S: 11	H: 2 LOB: 1 BB: 0 P: 18	1B: 2 2B: 1 3B: 0 HR: 0	SF: 0 SAC: 2 DP: 1 HBP: 0	WP: 0 PB: 1 SB: 0 CS: 1	PA: 33
PITCHER Sam Jones, R ERA: 2.98 (1, 1)	IP: 9.0 WLS: L BF: 33	H: 3 R: 1 ER: 1 SO: 6	BB: 3 IBB: 0 HBP: 0 BLK: 0	WP: 0 HR: 0 S: 65 P: 123	ERA: 1.00 WHIP: 0.667	PITCHER	IP: 9.0 WLS: W BF: 31	H: 3 R: 0 ER: 0 SO: 6	BB: 3 IBB: 0 HBP: 0 BLK: 0	WP: 1 HR: 0 S: 68 P: 115	ERA: 0.00 WHIP: 0.667	PITCHER	IP: 9.0 WLS: W BF: 31	H: 3 R: 0 ER: 0 SO: 6	BB: 3 IBB: 0 HBP: 0 BLK: 0	WP: 1 HR: 0 S: 68 P: 115	ERA: 0.00 WHIP: 0.667			

Los Angeles Dodgers @ San Francisco Giants
Seals Stadium, San Francisco, CA
Tue Jul 21 1959, 6:33 AM EDT
Att: 22,252 - Unknown


AB	28
R	1
H	3
RBI	1
BB	3
SO	6
LOB	13



Batter	1	2	3	4	5	6	7	8	9	AB	R	H	RBI	BB	SO	LOB	BOTTOM			
Jim Davenport, R OBP: 0.278, SLG: 0.327 (1, 5)	6-3		K			F4		K									4 0 0 0 0 2 1			
Willie Kirkland, L OBP: 0.348, SLG: 0.507 (1, 9)						F7											4 0 1 0 0 0 0			
Willie Mays, R OBP: 0.356, SLG: 0.532 (1, 8)			K														4 0 1 0 0 2 1			
Orlando Cepeda, R OBP: 0.363, SLG: 0.558 (1, 3)						F6											3 0 0 0 1 0 0			
Daryl Spencer, R OBP: 0.347, SLG: 0.388 (1, 4)																	2 0 0 0 1 0 0			
Jackie Brandt, R OBP: 0.305, SLG: 0.397 (1, 7)																	3 0 0 0 0 1 3			
Hobie Landrith, L OBP: 0.355, SLG: 0.361 Leon Wagner, L OBP: 0.362, SLG: 0.462 Jim Hegan, R OBP: 0.250, SLG: 0.242 (8, 2)																	1 0 1 0 1 0 0 1 0 0 0 0 0 3 0 0 0 0 0 0 0			
Eddie Bressoud, R OBP: 0.319, SLG: 0.402 (1, 6)																	3 0 0 0 0 1 2			
Sam Jones, R OBP: 0.102, SLG: 0.105 (1, 1)																	3 0 0 0 0 0 1			
Inning Stats	R: 0 E: 0 K: 1 S: 9	H: 1 LOB: 1 BB: 0 P: 14	R: 0 E: 0 K: 1 S: 7	H: 0 LOB: 0 BB: 0 P: 14	R: 0 E: 0 K: 1 S: 8	H: 1 LOB: 1 BB: 0 P: 12	R: 0 E: 0 K: 1 S: 6	H: 0 LOB: 0 BB: 0 P: 11	R: 0 E: 0 K: 1 S: 8	H: 0 LOB: 1 BB: 1 P: 15	R: 0 E: 0 K: 0 S: 6	H: 0 LOB: 0 BB: 0 P: 7	R: 0 E: 0 K: 1 S: 7	H: 0 LOB: 0 BB: 0 P: 10	R: 0 E: 0 K: 0 S: 8	H: 0 LOB: 0 BB: 0 P: 13	1B: 3 2B: 1 3B: 0 HR: 0	SF: 0 SAC: 0 DP: 2 HBP: 0	WP: 1 PB: 0 SB: 0 CS: 1	PA: 31
PITCHER Roger Craig, R ERA: 1.93 (1, 1)	IP: 9.0 WLS: W BF: 31	H: 3 R: 0 ER: 0 SO: 6	BB: 3 IBB: 0 HBP: 0 BLK: 0	WP: 1 HR: 0 S: 68 P: 115	ERA: 0.00 WHIP: 0.667	PITCHER	IP: 9.0 WLS: W BF: 31	H: 3 R: 0 ER: 0 SO: 6	BB: 3 IBB: 0 HBP: 0 BLK: 0	WP: 1 HR: 0 S: 68 P: 115	ERA: 0.00 WHIP: 0.667	PITCHER	IP: 9.0 WLS: W BF: 31	H: 3 R: 0 ER: 0 SO: 6	BB: 3 IBB: 0 HBP: 0 BLK: 0	WP: 1 HR: 0 S: 68 P: 115	ERA: 0.00 WHIP: 0.667			

Los Angeles Dodgers @ San Francisco Giants
Seals Stadium, San Francisco, CA
Tue Jul 21 1959, 6:33 AM EDT
Att: 22,252 - Unknown

AB	28
R	0
H	3
RBI	0
BB	3
SO	6
LOB	11



Batter	1	2	3	4	5	6	7	8	9	AB	R	H	RBI	BB	SO	LOB	TOP					
Don Blasingame, L (1.4) OBP: 0.362, SLG: 0.360	F8		4-3		F8		5-3			4	0	0	0	0	0	0	St. Louis Cardinals @ San Francisco Giants Seals Stadium, San Francisco, CA Wed Jul 22 1959, 10:05 PM EDT Att: 20,949 - Unknown					
Gino Cimoli, R (1.8) OBP: 0.353, SLG: 0.481	6-3		2B		F8			6-3		4	0	1	0	0	0	0						
Bill White, L (1.3) OBP: 0.386, SLG: 0.543	1B		F9		G3			6-3		4	0	1	0	0	0	1						
Ken Boyer, R (1.5) OBP: 0.391, SLG: 0.515	K			F3		5-3		1-3		4	0	0	0	0	1	1						
Joe Cunningham, L (1.9) OBP: 0.445, SLG: 0.460		1-3		1B 1-3		BB		5-3		3	0	1	0	1	0	0						
Gene Oliver, R (1.7) OBP: 0.276, SLG: 0.426	K			1-3		K		FC3-6		4	0	1	0	0	2	2						
Alex Grammas, R (1.6) OBP: 0.366, SLG: 0.350						G3		FC3-6		3	1	1	0	1	0	2						
Hal Smith, R (1.2) OBP: 0.306, SLG: 0.433							6-3			3	0	1	1	1	0	1						
Dick Ricketts, L (1.1) OBP: 0.059, SLG: 0.059										2	0	0	0	0	2	3						
Curt Flood, R (7. PH) OBP: 0.342, SLG: 0.441										1	0	0	0	0	0	0						
Marshall Bridges, S (7. PH) OBP: 0.313, SLG: 0.533										0	0	0	0	0	0	0						
Ray Jablonski, R (9. PH) OBP: 0.353, SLG: 0.461										1	0	0	0	0	0	1						
Inning Stats	R: 0 E: 0 K: 1 S: 6	H: 1 LOB: 1 BB: 0 P: 6	R: 0 E: 0 K: 1 S: 5	H: 0 LOB: 1 BB: 1 P: 9	R: 0 E: 0 K: 1 S: 6	H: 1 LOB: 1 BB: 0 P: 6	R: 0 E: 0 K: 1 S: 7	H: 2 LOB: 3 BB: 1 P: 11	R: 0 E: 0 K: 0 S: 3	H: 0 LOB: 0 BB: 0 P: 3	R: 0 E: 0 K: 1 S: 5	H: 0 LOB: 1 BB: 1 P: 9	R: 0 E: 0 K: 0 S: 3	H: 0 LOB: 0 BB: 0 P: 3	R: 0 E: 0 K: 0 S: 3	H: 0 LOB: 0 BB: 0 P: 3	R: 1 E: 0 K: 0 S: 5	H: 2 LOB: 1 BB: 0 P: 5	1B: 4 2B: 1 3B: 1 HR: 0	SF: 0 SAC: 0 DP: 0 HBP: 0	WP: 0 PB: 0 SB: 0 CS: 0	PA: 36
PITCHER Mike McCormick, L (1.1) ERA: 3.32	IP: 9.0 WLS: W BF: 36 H: 6 R: 1 ER: 1 SO: 5 BB: 2 IBB: 1 HBP: 0 BLK: 0 WP: 0 HR: 0 S: 43 P: 55 ERA: 1.00 WHIP: 0.889															PITCHER						

AB 33
R 1
H 6
RBI 1
BB 3
SO 5
LOB 11



Batter	1	2	3	4	5	6	7	8	9	AB	R	H	RBI	BB	SO	LOB	BOTTOM			
Jackie Brandt, R (1.7) OBP: 0.310, SLG: 0.399	2B	1B			1B	6-3		F9		4	2	2	0	1	0	3	St. Louis Cardinals @ San Francisco Giants Seals Stadium, San Francisco, CA Wed Jul 22 1959, 10:05 PM EDT Att: 20,949 - Unknown			
Jim Davenport, R (1.5) OBP: 0.280, SLG: 0.331	1B	K			1B		F5	K		5	2	2	2	0	2	4				
Willie Kirkland, L (1.9) OBP: 0.351, SLG: 0.518	1B				F3		HR			4	1	2	2	0	0	1				
Orlando Cepeda, R (1.3) OBP: 0.362, SLG: 0.555	K				F8		K			4	0	1	0	0	2	1				
Willie Mays, R (1.8) OBP: 0.355, SLG: 0.528	K				F3		6-3			3	0	0	0	1	1	1				
Daryl Spencer, R (1.4) OBP: 0.346, SLG: 0.390	K				F3		K	WP		4	1	1	0	0	2	3				
Hobie Landrith, L (1.2) OBP: 0.352, SLG: 0.354					4-3		F8	SH		3	0	0	0	1	0	0				
Eddie Bressoud, R (1.6) OBP: 0.317, SLG: 0.391		1B			F3		F9	K		3	0	0	0	1	1	2				
Mike McCormick, L (1.1) OBP: 0.205, SLG: 0.175		K			K		2B	SH		3	0	1	1	0	2	1				
Inning Stats	R: 2 E: 0 K: 3 S: 11	H: 2 LOB: 1 BB: 1 P: 15	R: 0 E: 0 K: 2 S: 8	H: 1 LOB: 2 BB: 1 P: 12	R: 0 E: 0 K: 0 S: 3	H: 0 LOB: 0 BB: 0 P: 3	R: 0 E: 0 K: 0 S: 3	H: 0 LOB: 0 BB: 0 P: 3	R: 2 E: 1 K: 2 S: 10	H: 3 LOB: 2 BB: 1 P: 14	R: 0 E: 0 K: 0 S: 4	H: 1 LOB: 1 BB: 0 P: 4	R: 1 E: 0 K: 1 S: 6	H: 1 LOB: 0 BB: 0 P: 6	R: 1 E: 0 K: 2 S: 9	H: 1 LOB: 2 BB: 1 P: 13	1B: 5 2B: 3 3B: 0 HR: 1	SF: 0 SAC: 1 DP: 0 HBP: 0	WP: 1 PB: 0 SB: 1 CS: 0	PA: 38
PITCHER Dick Ricketts, R (1.1) ERA: 4.88	IP: 6.0 WLS: L BF: 28 H: 7 R: 4 ER: 3 SO: 7 BB: 2 IBB: 1 HBP: 0 BLK: 0 WP: 0 HR: 0 S: 39 P: 51 ERA: 9.00 WHIP: 1.500															PITCHER				

AB 33
R 6
H 9
RBI 5
BB 4
SO 10
LOB 16



Batter	1	2	3	4	5	6	7	8	9	AB	R	H	RBI	BB	SO	LOB	TOP			
Don Blasingame, L (1.4) OBP: 0.361, SLG: 0.359										4	0	1	0	0	0	1	St. Louis Cardinals @ San Francisco Giants Seals Stadium, San Francisco, CA Thu Jul 23 1959, 6:33 AM EDT Att: 12,516 - Unknown			
Joe Cunningham, L (1.9) OBP: 0.446, SLG: 0.464										4	0	2	0	0	0	1				
Curt Flood, R (8, PR) OBP: 0.342, SLG: 0.441										0	0	0	0	0	0	0				
Bill White, L (1.7) OBP: 0.382, SLG: 0.537										4	0	0	0	0	0	3				
Ken Boyer, R (1.5) OBP: 0.392, SLG: 0.513										3	1	1	0	1	1	1				
Gino Cimoli, R (1.8) OBP: 0.355, SLG: 0.481										4	0	2	0	0	1	1				
Stan Musial, L (1.3) OBP: 0.375, SLG: 0.433										4	0	1	0	0	1	3				
Hal Smith, R (1.2) Dick Gray, R (9, PH) OBP: 0.300, SLG: 0.329										3	0	0	0	0	0	3				
Alex Grammas, R (1.6) Wally Shannon, L (8, PH) OBP: 0.363, SLG: 0.346 OBP: 0.556, SLG: 0.556										2	0	0	0	0	0	2				
Vinegar Bend Mizell, R (11.1) George Crowe, L (5, PH) Dean Stone, L (5.1) Marshall Bridges, S (7.1) Ray Jablonski, R (8, PH) Lindy McDaniel, R (8.1) Gene Oliver, R (9, PH) OBP: 0.217, SLG: 0.254 OBP: 0.338, SLG: 0.526 OBP: 0.276, SLG: 0.421										1	0	0	0	0	0	2				
Inning Stats	R: 0 E: 0 K: 0 S: 3	H: 1 LOB: 0 BB: 0 P: 3	R: 0 E: 0 K: 1 S: 5	H: 0 LOB: 1 BB: 1 P: 9	R: 0 E: 0 K: 0 S: 3	H: 0 LOB: 0 BB: 0 P: 3	R: 0 E: 0 K: 1 S: 5	H: 2 LOB: 2 BB: 0 P: 5	R: 0 E: 0 K: 0 S: 4	H: 1 LOB: 1 BB: 0 P: 4	R: 0 E: 0 K: 0 S: 3	H: 0 LOB: 0 BB: 0 P: 3	R: 0 E: 0 K: 0 S: 5	H: 2 LOB: 2 BB: 0 P: 5	R: 1 E: 0 K: 3 S: 12	H: 3 LOB: 2 BB: 0 P: 12	1B: 8 2B: 1 3B: 0 HR: 0	SF: 0 SAC: 0 DP: 2 HBP: 0	WP: 0 PB: 0 SB: 0 CS: 0	PA: 36
PITCHER Jack Sanford, R (1.1) ERA: 3.18	IP: 9.0 WLS: W BF: 36 H: 9 R: 1 ER: 1 SO: 5 BB: 1 IBB: 0 HBP: 0 BLK: 0 WP: 0 HR: 0 S: 45 P: 49 ERA: 1.00 WHIP: 1.111															PITCHER				

Batter	1	2	3	4	5	6	7	8	9	AB	R	H	RBI	BB	SO	LOB	BOTTOM	
Jackie Brandt, R (1.7) OBP: 0.314, SLG: 0.400										4	1	2	1	1	0	1	St. Louis Cardinals @ San Francisco Giants Seals Stadium, San Francisco, CA Thu Jul 23 1959, 6:33 AM EDT Att: 12,516 - Unknown	
Jim Davenport, R (1.5) OBP: 0.284, SLG: 0.331										3	0	1	1	2	0	0		
Willie Mays, R (1.8) Willie Kirkland, L (9.9) OBP: 0.526, SLG: 0.526 OBP: 0.351, SLG: 0.518										3	1	1	1	1	0	5		
Orlando Cepeda, R (1.3) OBP: 0.365, SLG: 0.554										4	1	2	0	1	1	2		
Daryl Spencer, R (1.4) OBP: 0.345, SLG: 0.388										4	0	1	0	0	0	2		
Felipe Alou, R (1.9) OBP: 0.318, SLG: 0.472										4	0	0	0	0	0	6		
Bob Schmidt, R (1.2) OBP: 0.293, SLG: 0.396										4	1	2	0	0	0	0		
Eddie Bressoud, R (1.6) OBP: 0.315, SLG: 0.386										4	0	1	0	0	0	1		
Jack Sanford, R (1.1) OBP: 0.182, SLG: 0.100										2	1	1	0	1	0	0		
Inning Stats	R: 2 E: 1 K: 0 S: 6	H: 2 LOB: 1 BB: 0 P: 6	R: 0 E: 0 K: 0 S: 4	H: 1 LOB: 3 BB: 2 P: 12	R: 0 E: 0 K: 0 S: 3	H: 0 LOB: 0 BB: 0 P: 3	R: 0 E: 0 K: 0 S: 3	H: 1 LOB: 1 BB: 1 P: 7	R: 0 E: 0 K: 0 S: 4	H: 0 LOB: 0 BB: 0 P: 3	R: 1 E: 1 K: 0 S: 4	H: 2 LOB: 2 BB: 2 P: 12	R: 2 E: 1 K: 1 S: 9	H: 4 LOB: 2 BB: 0 P: 9	1B: 10 2B: 2 3B: 0 HR: 0	SF: 1 SAC: 1 DP: 2 HBP: 0		WP: 0 PB: 0 SB: 2 CS: 0
PITCHER Vinegar Bend Mizell, L (1.1) Dean Stone, L (5.1) Marshall Bridges, L (7.1) Lindy McDaniel, R (8.1) ERA: 3.39 ERA: 0.9 ERA: 4.3 ERA: 2.74	IP: 4.0 WLS: L BF: 19 H: 4 R: 2 ER: 0 SO: 0 BB: 2 IBB: 0 HBP: 0 BLK: 0 WP: 0 HR: 0 S: 16 P: 28 ERA: 0.00 WHIP: 2.143															PITCHER		

AB 35
R 1
H 9
RBI 1
BB 1
SO 5
LOB 23



AB 32
R 5
H 11
RBI 3
BB 6
SO 1
LOB 17



Batter	1	2	3	4	5	6	7	8	9	10	AB	R	H	RBI	BB	SO	LOB	TOP			
Tony Taylor, R OBP: 0.328, SLG: 0.367 (1, 4)	F7			6-3	SH3-4 1B	FC5-4		FC3-6		K	6	0	1	0	0	1	4				
Alvin Dark, R OBP: 0.326, SLG: 0.390 (1, 5) (2, 6)	G5-4-3 1B			4-3 1B	SH3-4	F8		F2			4	0	2	0	0	0	3				
Lee Walls, R OBP: 0.340, SLG: 0.388 Jim Marshall, L OBP: 0.321, SLG: 0.390 (1, 9) (5, PH) (5, 3)	G5-4-3			4-3	IBB			3-1		6-3	2	0	0	0	0	0	2				
14 Ernie Banks, R Randy Jackson, R OBP: 0.333, SLG: 0.365 (1, 6) (2, 5)	F8			4-3	G1-2-3			F3		F4	1	0	0	0	0	0	0				
Art Schult, R OBP: 0.333, SLG: 0.294 (1, 3) (5, 7)	5-3			6-3	BB	FC4-6 BB		BB BB 1B		FC6-4 BB	3	0	1	0	2	0	2				
Bobby Thomson, R OBP: 0.326, SLG: 0.410 (1, 7) (5, 9)	6-3				HR	FC4-6 HR		BB BB		FC6-4	4	2	1	1	1	0	2				
Earl Averill, R OBP: 0.307, SLG: 0.524 (1, 2)				4-3	2B E BB	HR		1-2 BB		F8	3	2	1	2	2	0	0				
George Altman, L OBP: 0.309, SLG: 0.356 (1, 8)	G3			G3	1-3 E 2B	FC5-4 1B		K		6-3 1B	4	1	2	0	1	1	3				
Dave Hillman, R Don Elston, R OBP: 0.250, SLG: 0.143 OBP: 0.200, SLG: 0.200 (1, 1) (8, 1)	K			K	SH3-4 G1-2-3 1B	FC5-4 1B				6-3	4	0	3	0	0	1	0				
Inning Stats	R: 0 E: 0 K: 3 S: 3	H: 1 LOB: 0 BB: 0 P: 3	R: 0 E: 0 K: 0 S: 3	H: 0 LOB: 0 BB: 0 P: 3	R: 0 E: 0 K: 1 S: 5	H: 0 LOB: 0 BB: 0 P: 5	R: 0 E: 0 K: 1 S: 4	H: 1 LOB: 2 BB: 1 P: 8	R: 3 E: 1 K: 0 S: 6	H: 4 LOB: 2 BB: 2 P: 14	R: 2 E: 0 K: 0 S: 5	H: 2 LOB: 2 BB: 2 P: 13	R: 0 E: 0 K: 1 S: 3	H: 1 LOB: 3 BB: 2 P: 14	R: 0 E: 0 K: 0 S: 3	H: 0 LOB: 1 BB: 1 P: 7	R: 0 E: 0 K: 1 S: 6	H: 1 LOB: 1 BB: 0 P: 6	1B: 8 2B: 1 3B: 0 HR: 2	SF: 0 SAC: 1 DP: 2 HBP: 0	WP: 0 PA: 46
PITCHER	IP WLS BF H R ER SO ERA WHIP	IP WLS BF H R ER SO ERA WHIP	IP WLS BF H R ER SO ERA WHIP	IP WLS BF H R ER SO ERA WHIP	IP WLS BF H R ER SO ERA WHIP	IP WLS BF H R ER SO ERA WHIP	IP WLS BF H R ER SO ERA WHIP	IP WLS BF H R ER SO ERA WHIP	IP WLS BF H R ER SO ERA WHIP	IP WLS BF H R ER SO ERA WHIP	IP WLS BF H R ER SO ERA WHIP	IP WLS BF H R ER SO ERA WHIP	IP WLS BF H R ER SO ERA WHIP	IP WLS BF H R ER SO ERA WHIP	IP WLS BF H R ER SO ERA WHIP	IP WLS BF H R ER SO ERA WHIP	IP WLS BF H R ER SO ERA WHIP	IP WLS BF H R ER SO ERA WHIP	IP WLS BF H R ER SO ERA WHIP	IP WLS BF H R ER SO ERA WHIP	IP WLS BF H R ER SO ERA WHIP
Johnny Antonelli, L ERA: 2.61	4.0	19	6	3	3	1	2	0	0	0	0	0	0	0	0	1	19	27	6.75	2.000	
Gordon Jones, R ERA: 4.15	2.0	10	2	2	2	0	2	1	0	0	0	0	0	0	0	1	7	19	9.00	2.000	
Eddie Fisher, R ERA: 4.81	2.0	9	2	0	0	1	2	0	0	0	0	0	0	0	0	9	17	0.00	2.000		
Sam Jones, R ERA: 2.95	2.0	8	1	0	0	1	1	0	0	0	0	0	0	0	0	9	13	0.00	1.000		

Chicago Cubs @ San Francisco Giants
Seals Stadium, San Francisco, CA
Fri Jul 24 1959, 10:05 PM EDT
Att: 22,865 - Unknown

AB 37
R 5
H 11
RBI 3
BB 8
SO 3
LOB 20



Batter	1	2	3	4	5	6	7	8	9	10	AB	R	H	RBI	BB	SO	LOB	BOTTOM					
Jackie Brandt, R OBP: 0.318, SLG: 0.410 (1, 7)	CS BB			FC6-4	HR	F8		FC1-2 1B		K	5	1	2	2	1	1	5						
Jim Davenport, R OBP: 0.285, SLG: 0.333 (1, 5)	K			FC5-4	1B 2B	K		FC1-2		1B	6	1	2	1	0	2	6						
Willie Kirkland, L Sam Jones, R OBP: 0.349, SLG: 0.510 OBP: 0.102, SLG: 0.105 (1, 9) (9, 1)	F9			F9	1B BB	P6		K			4	0	0	0	1	1	2						
Orlando Cepeda, R OBP: 0.365, SLG: 0.555 (1, 3)				K 2B	1B 4-3 1B	F3		F9		K	5	1	2	0	0	1	2						
Daryl Spencer, R OBP: 0.346, SLG: 0.386 (1, 4) (9, 6)	5-3			4-3	1-2 2H 1B	1B		1B		K	5	0	2	1	0	1	2						
Felipe Alou, R OBP: 0.315, SLG: 0.464 (1, 8) (9, 9)	K			1B	5-3	4-3		4-3		K	5	0	1	0	0	2	4						
Hobie Landrith, L OBP: 0.359, SLG: 0.353 (1, 2)				E5 SH3-4 1B	1-2 3H 1B	SH5-4 BB		4-3		SH3-4 1B BB	3	2	1	1	2	0	0						
Eddie Bressoud, R OBP: 0.312, SLG: 0.383 Leon Wagner, L OBP: 0.367, SLG: 0.467 Danny O'Connell, R OBP: 0.222, SLG: 0.222 (1, 6) (8, PH) (9, 4)	SH3-4			SH3-4	K	SH5-4		1B 1B		SH3-4	1	0	0	0	0	1	2						
Johnny Antonelli, L Gordon Jones, R Dusty Rhodes, L Andre Rodgers, R Eddie Fisher, R Willie Mays, R OBP: 0.118, SLG: 0.147 OBP: 0.307, SLG: 0.208 OBP: 0.307, SLG: 0.208 OBP: 0.307, SLG: 0.208 OBP: 0.307, SLG: 0.208 OBP: 0.307, SLG: 0.208 (1, 11) (5, 1) (8, PH) (7, 1) (8, PH) (9, 8)	FC6-4 1B			4-3	4-3	E5		1B FC1-2 1B		1B IBB	1	0	1	1	0	0	0						
Inning Stats	R: 0 E: 0 K: 1 S: 4	H: 0 LOB: 0 BB: 1 P: 8	R: 0 E: 0 K: 1 S: 5	H: 1 LOB: 1 BB: 0 P: 5	R: 1 E: 1 K: 0 S: 5	H: 1 LOB: 1 BB: 0 P: 5	R: 1 E: 0 K: 1 S: 8	H: 3 LOB: 2 BB: 0 P: 8	R: 2 E: 0 K: 0 S: 6	H: 3 LOB: 2 BB: 1 P: 10	R: 0 E: 1 K: 0 S: 6	H: 0 LOB: 0 BB: 1 P: 10	R: 0 E: 0 K: 0 S: 4	H: 1 LOB: 1 BB: 0 P: 4	R: 1 E: 0 K: 1 S: 8	H: 3 LOB: 2 BB: 0 P: 8	R: 0 E: 0 K: 3 S: 9	H: 0 LOB: 0 BB: 0 P: 9	R: 1 E: 0 K: 1 S: 5	H: 1 LOB: 2 BB: 2 P: 13	1B: 10 2B: 2 3B: 0 HR: 1	SF: 0 SAC: 3 DP: 0 HBP: 0	WP: 0 PA: 47
PITCHER	IP WLS BF H R ER SO ERA WHIP	IP WLS BF H R ER SO ERA WHIP	IP WLS BF H R ER SO ERA WHIP	IP WLS BF H R ER SO ERA WHIP	IP WLS BF H R ER SO ERA WHIP	IP WLS BF H R ER SO ERA WHIP	IP WLS BF H R ER SO ERA WHIP	IP WLS BF H R ER SO ERA WHIP	IP WLS BF H R ER SO ERA WHIP	IP WLS BF H R ER SO ERA WHIP	IP WLS BF H R ER SO ERA WHIP	IP WLS BF H R ER SO ERA WHIP	IP WLS BF H R ER SO ERA WHIP	IP WLS BF H R ER SO ERA WHIP	IP WLS BF H R ER SO ERA WHIP	IP WLS BF H R ER SO ERA WHIP	IP WLS BF H R ER SO ERA WHIP	IP WLS BF H R ER SO ERA WHIP	IP WLS BF H R ER SO ERA WHIP	IP WLS BF H R ER SO ERA WHIP			
Dave Hillman, R ERA: 3.2	7.1	35	10	5	3	3	4	3	0	0	0	0	0	0	0	0	0	0	3.86	1.773			
Don Elston, R ERA: 3.21	2.1	12	3	1	1	5	1	1	0	0	0	0	0	0	0	20	28	3.86	1.714				

Chicago Cubs @ San Francisco Giants
Seals Stadium, San Francisco, CA
Fri Jul 24 1959, 10:05 PM EDT
Att: 22,865 - Unknown

AB 39
R 6
H 13
RBI 6
BB 5
SO 9
LOB 24



Batter	1	2	3	4	5	6	7	8	9	AB	R	H	RBI	BB	SO	LOB	TOP										
Tony Taylor, R OBP: 0.324, SLG: 0.362 (1, 4)	0-0 3-1	0-0 FC5-4						0-0 F5		5	1	1	0	0	0	2											
Alvin Dark, R OBP: 0.323, SLG: 0.348 (1, 5)	0-0 F7		0-0 F7			0-0 2B 1B	0-0 F9		0-0 3-1	5	1	1	1	0	0	0											
Art Schult, R OBP: 0.346, SLG: 0.318 (1, 3) (5, 7)	0-3 K		0-0 14 HR			0-0 2B 1B	0-0 4-3		0-0 F9	5	2	2	1	0	1	0											
14 Ernie Banks, R OBP: 0.366, SLG: 0.591 (1, 6)		4-0 E 1B 1B BB	0-0 1B			4-0 2B BB		0-3 K	0-0 1B	3	2	2	2	2	1	0											
Bobby Thomson, R OBP: 0.327, SLG: 0.413 (1, 7) (5, 9)		0-0 E 1B 1-2 1B	0-3 K			0-0 2B		0-0 F9	0-0 F2	5	1	2	1	0	1	1											
Earl Averill, R OBP: 0.305, SLG: 0.514 (1, 2)		0-0 F9	0-3 K			0-0 4-3		0-0 1B		4	0	1	0	0	1	4											
Lee Walls, R OBP: 0.337, SLG: 0.385 (1, 9) Jim Marshall, L OBP: 0.325, SLG: 0.392 (5, PH) (5, 3)		0-3 K		0-0 5-3		0-3 K		0-3 K		2	0	0	0	0	1	2											
George Altman, L OBP: 0.307, SLG: 0.349 (1, 8)		0-0 E3 1B 1-2 2-3		0-0 1-3		4-0 IBB		0-0 F7		3	0	0	0	1	0	2											
Bob Anderson, R OBP: 0.157, SLG: 0.143 (1, 1)		0-0 FC5-4 1B 1-2 2-H 3-H		0-3 K		0-3 K		0-0 5-3		4	0	1	2	0	2	3											
Inning Stats	R: 0 E: 0 K: 1 S: 5	H: 0 LOB: 0 BB: 0 P: 5	R: 2 E: 1 K: 1 S: 8	H: 2 LOB: 2 BB: 1 P: 12	R: 2 E: 0 K: 2 S: 9	H: 2 LOB: 0 BB: 0 P: 9	R: 0 E: 0 K: 1 S: 5	H: 0 LOB: 0 BB: 0 P: 5	R: 3 E: 0 K: 2 S: 11	H: 4 LOB: 3 BB: 2 P: 19	R: 0 E: 0 K: 0 S: 3	H: 1 LOB: 1 BB: 0 P: 8	R: 0 E: 0 K: 0 S: 3	H: 0 LOB: 0 BB: 0 P: 3	R: 0 E: 0 K: 0 S: 4	H: 1 LOB: 1 BB: 0 P: 4	1B: 7 2B: 2 3B: 0 HR: 1	SF: 0 SAC: 0 DP: 0 HBP: 0	WP: 1 PA: 41 PB: 0 SB: 0 CS: 0								
PITCHER	IP	WLS	BF	H	R	ER	SO	BB	IBB	HBP	BLK	WP	HR	S	P	ERA	WHIP										
Mike McCormick, L ERA: 3.55 (1, 1)	4.0	L	21	7	7	5	5	1	0	0	0	1	1	30	34	11.25	2.000										
Jack Sanford, R ERA: 3.1 (5, 1)	3.0		13	2	0	0	4	1	1	0	0	0	0	19	27	0.00	1.000										
Eddie Fisher, R ERA: 4.3 (8, 1)	2.0		7	1	0	0	0	0	0	0	0	0	0	7	7	0.00	0.500										

Chicago Cubs @ San Francisco Giants
Seals Stadium, San Francisco, CA
Sun Jul 26 1959, 6:33 AM EDT
Att: 22,715 - Unknown

AB 38
R 7
H 10
RBI 7
BB 3
SO 9
LOB 17



Batter	1	2	3	4	5	6	7	8	9	AB	R	H	RBI	BB	SO	LOB	BOTTOM										
Jackie Brandt, R OBP: 0.319, SLG: 0.407 (1, 7)	4-0 4-3 S 6-3 BB		0-0 6-3					0-3 K		3	1	1	0	1	1	0											
Jim Davenport, R OBP: 0.284, SLG: 0.332 (1, 5)	0-0 4-3			0-0 HR	0-0 F4			0-0 F5		4	1	1	0	0	0	2											
Willie Mays, R OBP: 0.357, SLG: 0.533 (1, 8)	0-0 6-3			0-0 HR		0-0 6-3		0-3 K		4	1	1	3	0	1	0											
Orlando Cepeda, R OBP: 0.361, SLG: 0.546 (1, 3)	0-3 K			0-0 4-3 1B		0-0 2-3			0-0 F9	4	0	1	0	0	1	0											
Willie Kirkland, L OBP: 0.345, SLG: 0.502 (1, 9)		0-0 4-3		0-0 F9		0-0 3-1			0-0 4-3 1B	4	0	1	0	0	0	1											
Daryl Spencer, R OBP: 0.344, SLG: 0.388 (1, 4) (8, 6)		0-0 5-3		0-0 4-3			0-0 G1 2B		0-0 4-3	4	0	1	0	0	0	2											
Hobie Landrith, L OBP: 0.351, SLG: 0.344 (1, 2)		0-0 4-3		0-0 6-3			0-0 G1		0-0 4-3	4	0	0	0	0	0	3											
Eddie Bressoud, R OBP: 0.313, SLG: 0.400 (1, 6) Dusty Rhodes, L OBP: 0.178, SLG: 0.200 (7, PH) Danny O'Connell, R OBP: 0.222, SLG: 0.222 (8, 4)			0-0 F8			0-0 5-3		0-3 K		2	0	0	0	0	0	0											
Mike McCormick, L OBP: 0.200, SLG: 0.171 (1, 1) Jack Sanford, R OBP: 0.178, SLG: 0.098 (5, 1) Leon Wagner, L OBP: 0.364, SLG: 0.462 (7, PH) Eddie Fisher, R (8, 1)			0-3 K			0-3 K		0-3 K		1	0	0	0	0	1	0											
Inning Stats	R: 1 E: 0 K: 1 S: 5	H: 0 LOB: 0 BB: 1 P: 9	R: 0 E: 0 K: 0 S: 3	H: 0 LOB: 0 BB: 0 P: 3	R: 0 E: 0 K: 1 S: 5	H: 0 LOB: 0 BB: 0 P: 5	R: 2 E: 0 K: 0 S: 6	H: 3 LOB: 1 BB: 0 P: 6	R: 0 E: 0 K: 1 S: 6	H: 1 LOB: 1 BB: 0 P: 6	R: 0 E: 0 K: 0 S: 3	H: 0 LOB: 0 BB: 0 P: 3	R: 0 E: 0 K: 2 S: 8	H: 1 LOB: 1 BB: 0 P: 8	R: 0 E: 0 K: 2 S: 7	H: 0 LOB: 0 BB: 0 P: 7	R: 0 E: 0 K: 0 S: 4	H: 1 LOB: 1 BB: 0 P: 4	1B: 4 2B: 1 3B: 0 HR: 1	SF: 0 SAC: 0 DP: 0 HBP: 0	WP: 0 PA: 34 PB: 0 SB: 1 CS: 0						
PITCHER	IP	WLS	BF	H	R	ER	SO	BB	IBB	HBP	BLK	WP	HR	S	P	ERA	WHIP										
Bob Anderson, R ERA: 3.52 (1, 1)	9.0	W	34	6	3	3	7	1	0	0	0	0	1	47	51	3.00	0.778										

Chicago Cubs @ San Francisco Giants
Seals Stadium, San Francisco, CA
Sun Jul 26 1959, 6:33 AM EDT
Att: 22,715 - Unknown

AB 33
R 3
H 6
RBI 3
BB 1
SO 7
LOB 10



Batter	1	2	3	4	5	6	7	8	9	AB	R	H	RBI	BB	SO	LOB	TOP																					
Joe Koppe, R OBP: 0.333, SLG: 0.357 (1, 6)	F9		K	FC5			SH5-4 1B	FC6-4		5	0	1	0	0	1	6	Philadelphia Phillies @ San Francisco Giants Seals Stadium, San Francisco, CA Tue Jul 28 1959, 10:05 PM EDT Att: 15,350 - Unknown																					
Richie Ashburn, L OBP: 0.369, SLG: 0.327 (1, 8)	5-3						SH5-4 1-2	F4		3	0	1	1	1	0	0																						
Ed Bouchee, L OBP: 0.369, SLG: 0.464 (1, 3)	K		3-1				F9	F4		5	0	0	0	0	1	4																						
Dave Philley, S OBP: 0.388, SLG: 0.549 (1, 9)		K		6-3						4	0	2	0	1	1	0																						
Harry Anderson, L OBP: 0.323, SLG: 0.441 Solly Drake, S OBP: 0.176, SLG: 0.125 (8, 7)	F7			K			G1-6-3 1B			4	0	0	0	0	1	4																						
Gene Freese, R OBP: 0.361, SLG: 0.568 (1, 5)	K						3-1			1	0	1	0	0	0	0																						
Sparky Anderson, R OBP: 0.275, SLG: 0.236 (1, 4)										4	2	2	1	1	1	0																						
Joe Lonnett, R OBP: 0.447, SLG: 0.405 (1, 2)										3	1	0	0	2	0	3																						
Jim Owens, R OBP: 0.157, SLG: 0.065 (1, 1)										1	0	1	0	3	0	0																						
Inning Stats	R: 0 E: 0 K: 1 S: 5	H: 0 LOB: 0 BB: 0 P: 5	R: 0 E: 0 K: 2 S: 7	H: 0 LOB: 0 BB: 0 P: 7	R: 1 E: 0 K: 2 S: 8	H: 1 LOB: 2 BB: 2 P: 16	R: 1 E: 0 K: 1 S: 6	H: 1 LOB: 3 BB: 3 P: 18	R: 0 E: 0 K: 0 S: 3	H: 1 LOB: 1 BB: 1 P: 7	R: 0 E: 0 K: 1 S: 5	H: 0 LOB: 1 BB: 1 P: 9	R: 0 E: 0 K: 0 S: 4	H: 1 LOB: 2 BB: 1 P: 8	R: 1 E: 0 K: 1 S: 7	H: 2 LOB: 1 BB: 0 P: 7	R: 0 E: 0 K: 0 S: 5	H: 2 LOB: 3 BB: 1 P: 9	1B: 6 2B: 1 3B: 0 HR: 1	SF: 0 SAC: 1 DP: 1 HBP: 0	WP: 0 PB: 0 SB: 1 CS: 0	PA: 43																
PITCHER	IP	WLS	BF	H	R	ER	SO	BB	IBB	HBP	BLK	WP	HR	S	P	ERA	WHIP	PITCHER				IP	WLS	BF	H	R	ER	SO	BB	IBB	HBP	BLK	WP	HR	S	P	ERA	WHIP
Sam Jones, R ERA: 2.97 Stu Miller, R ERA: 2.93	(1, 1)	5.0	L	23	3	2	2	6	6	0	0	0	0	0	29	53	3.60	1.800																				
(6, 1)	4.0	L	20	5	1	1	2	1	2	0	0	0	0	1	21	33	2.25	1.500																				

AB	33
R	3
H	8
RBI	3
BB	9
SO	8
LOB	21



Batter	1	2	3	4	5	6	7	8	9	AB	R	H	RBI	BB	SO	LOB	BOTTOM																					
Jackie Brandt, R OBP: 0.315, SLG: 0.402 (1, 7)	K		4-3					F4		4	0	0	0	0	1	1	Philadelphia Phillies @ San Francisco Giants Seals Stadium, San Francisco, CA Tue Jul 28 1959, 10:05 PM EDT Att: 15,350 - Unknown																					
Jim Davenport, R OBP: 0.284, SLG: 0.331 (1, 5)	F8						FC6-4 1B	F8		4	0	1	0	0	0	0																						
Willie Mays, R OBP: 0.354, SLG: 0.527 (1, 8)	F4						FC6-4 1-2	F4		4	0	0	0	0	1	1																						
Orlando Cepeda, R OBP: 0.360, SLG: 0.551 (1, 3)		K		K						4	1	1	1	0	2	0																						
Willie Kirkland, L OBP: 0.346, SLG: 0.512 (1, 9)	K									4	1	2	1	0	1	1																						
Daryl Spencer, R OBP: 0.341, SLG: 0.384 (1, 4)										4	0	0	0	0	2	1																						
Hobie Landrith, L OBP: 0.346, SLG: 0.338 (1, 2)										3	0	0	0	0	0	1																						
Eddie Bressoud, R OBP: 0.321, SLG: 0.397 (1, 6)										1	0	0	0	2	0	0																						
Sam Jones, R OBP: 0.102, SLG: 0.105 Stu Miller, R OBP: 0.075, SLG: 0.051 (6, 1)										0	0	0	0	0	0	0																						
Inning Stats	R: 0 E: 0 K: 1 S: 5	H: 0 LOB: 0 BB: 0 P: 5	R: 0 E: 0 K: 2 S: 7	H: 0 LOB: 0 BB: 0 P: 7	R: 0 E: 0 K: 0 S: 3	H: 0 LOB: 1 BB: 1 P: 7	R: 0 E: 0 K: 2 S: 7	H: 0 LOB: 0 BB: 0 P: 7	R: 1 E: 0 K: 1 S: 6	H: 1 LOB: 0 BB: 0 P: 6	R: 0 E: 0 K: 0 S: 4	H: 1 LOB: 1 BB: 0 P: 4	R: 1 E: 0 K: 0 S: 5	H: 2 LOB: 2 BB: 1 P: 9	R: 0 E: 0 K: 0 S: 3	H: 0 LOB: 0 BB: 0 P: 3	R: 0 E: 1 K: 1 S: 5	H: 0 LOB: 0 BB: 0 P: 5	1B: 2 2B: 0 3B: 0 HR: 2	SF: 0 SAC: 1 DP: 1 HBP: 0	WP: 0 PB: 0 SB: 0 CS: 0	PA: 33																
PITCHER	IP	WLS	BF	H	R	ER	SO	BB	IBB	HBP	BLK	WP	HR	S	P	ERA	WHIP	PITCHER				IP	WLS	BF	H	R	ER	SO	BB	IBB	HBP	BLK	WP	HR	S	P	ERA	WHIP
Jim Owens, R ERA: 3.57	(1, 1)	9.0	W	33	4	2	2	7	1	1	0	0	0	2	45	53	2.00	0.556																				



Batter	1	2	3	4	5	6	7	8	9	AB	R	H	RBI	BB	SO	LOB	TOP			
Joe Koppe, R OBP: 0.327, SLG: 0.350 (1, 6)										4	0	0	0	0	0	0				
Richie Ashburn, L OBP: 0.366, SLG: 0.323 (1, 8)										4	0	0	0	0	0	0				
Ed Bouchee, L OBP: 0.367, SLG: 0.471 (1, 3)										4	1	1	1	0	0	0				
Wally Post, R OBP: 0.296, SLG: 0.432 Solly Drake, S OBP: 0.176, SLG: 0.125 (1, 9)										4	1	1	0	0	1	0				
Gene Freese, R OBP: 0.364, SLG: 0.582 (1, 5)										2	1	1	2	1	0	0				
Jim Bolger, R OBP: 0.152, SLG: 0.100 (1, 7)										3	0	0	0	0	0	1				
Sparky Anderson, R OBP: 0.272, SLG: 0.233 (1, 4)										3	0	0	0	0	0	1				
Joe Lonnett, R OBP: 0.420, SLG: 0.375 (1, 2)										3	0	0	0	0	0	0				
Don Cardwell, R (1, 1)										3	0	0	0	0	0	0				
Inning Stats	R: 0 E: 0 K: 0 S: 3	H: 0 LOB: 0 BB: 0 P: 3	R: 0 E: 0 K: 0 S: 3	H: 0 LOB: 0 BB: 0 P: 3	R: 0 E: 0 K: 0 S: 3	H: 0 LOB: 0 BB: 0 P: 6	R: 3 E: 0 K: 0 S: 6	H: 3 LOB: 0 BB: 0 P: 6	R: 0 E: 0 K: 0 S: 3	H: 0 LOB: 0 BB: 0 P: 3	R: 0 E: 0 K: 0 S: 3	H: 0 LOB: 1 BB: 1 P: 7	R: 0 E: 0 K: 0 S: 3	H: 0 LOB: 0 BB: 0 P: 3	R: 0 E: 0 K: 1 S: 5	H: 0 LOB: 0 BB: 0 P: 5	1B: 1 2B: 0 3B: 0 HR: 2	SF: 0 SAC: 0 DP: 0 HBP: 0	WP: 0 PB: 0 SB: 0 CS: 0	PA: 31
PITCHER Johnny Antonelli, L ERA: 2.63 (1, 1)	IP: 9.0 WLS: L BF: 31 H: 3 R: 3 ER: 3 SO: 1 BB: 1 IBB: 0 HBP: 0 BLK: 0 WP: 0 HR: 2 S: 32 P: 36 ERA: 3.00 WHIP: 0.444															PITCHER				

Philadelphia Phillies @ San Francisco Giants
Seals Stadium, San Francisco, CA
Wed Jul 29 1959, 6:33 AM EDT
Att: 10,865 - Unknown

AB	30
R	3
H	3
RBI	3
BB	1
SO	1
LOB	2



Batter	1	2	3	4	5	6	7	8	9	AB	R	H	RBI	BB	SO	LOB	BOTTOM	
Felipe Alou, R OBP: 0.317, SLG: 0.466 (1, 7)										4	0	1	0	0	0	1		
Jim Davenport, R OBP: 0.283, SLG: 0.330 (1, 5)										4	0	1	0	0	0	1		
Willie Mays, R OBP: 0.350, SLG: 0.521 (1, 8)										4	0	0	0	0	1	1		
Orlando Cepeda, R OBP: 0.361, SLG: 0.557 (1, 3)										3	1	1	1	1	1	0		
Willie Kirkland, L OBP: 0.351, SLG: 0.513 (1, 9)										3	0	2	0	1	0	0		
Daryl Spencer, R OBP: 0.337, SLG: 0.380 (1, 4)										4	0	0	0	0	0	4		
Bob Schmidt, R OBP: 0.282, SLG: 0.379 Leon Wagner, L OBP: 0.362, SLG: 0.458 Hobie Landrith, L OBP: 0.346, SLG: 0.338 Dusty Rhodes, L OBP: 0.300, SLG: 0.192 (1, 2)										2	0	0	0	0	0	2		
Eddie Bressoud, R OBP: 0.321, SLG: 0.403 (1, 6)										3	0	1	0	0	0	1		
Johnny Antonelli, L OBP: 0.113, SLG: 0.141 (1, 1)										3	0	0	0	0	2	1		
Inning Stats	R: 0 E: 0 K: 0 S: 3	H: 0 LOB: 1 BB: 2 P: 10	R: 0 E: 0 K: 1 S: 6	H: 1 LOB: 1 BB: 0 P: 6	R: 1 E: 0 K: 0 S: 4	H: 1 LOB: 0 BB: 0 P: 4	R: 0 E: 0 K: 0 S: 4	H: 1 LOB: 1 BB: 0 P: 4	R: 0 E: 0 K: 2 S: 8	H: 1 LOB: 1 BB: 0 P: 8	R: 0 E: 0 K: 2 S: 8	H: 1 LOB: 1 BB: 0 P: 8	R: 0 E: 0 K: 2 S: 8	H: 1 LOB: 1 BB: 0 P: 8	1B: 3 2B: 2 3B: 0 HR: 1	SF: 0 SAC: 0 DP: 0 HBP: 0	WP: 0 PB: 0 SB: 0 CS: 0	PA: 34
PITCHER Don Cardwell, R ERA: 3.81 (1, 1)	IP: 9.0 WLS: W BF: 34 H: 6 R: 1 ER: 1 SO: 5 BB: 2 IBB: 0 HBP: 0 BLK: 0 WP: 0 HR: 1 S: 42 P: 50 ERA: 1.00 WHIP: 0.889															PITCHER		

Philadelphia Phillies @ San Francisco Giants
Seals Stadium, San Francisco, CA
Wed Jul 29 1959, 6:33 AM EDT
Att: 10,865 - Unknown

AB	32
R	1
H	6
RBI	1
BB	2
SO	5
LOB	13



Batter	1	2	3	4	5	6	7	8	9	AB	R	H	RBI	BB	SO	LOB	TOP			
Bob Skinner, L (1, 7) OBP: 0.351, SLG: 0.404	F8		K			1B SH1-5 FC5-4 BB		1B SH2-4 BB		2	2	0	0	2	1	0	Pittsburgh Pirates @ San Francisco Giants Seals Stadium, San Francisco, CA Fri Jul 31 1959, 10:05 PM EDT Att: 22,371 - Unknown livebaseballscorecards.com			
Dick Groat, R (1, 6) OBP: 0.310, SLG: 0.365	G3			4-3		SH1-5		SH2-4		2	0	0	0	0	0	0				
Roberto Clemente, R (1, 9) OBP: 0.312, SLG: 0.391	3-1			6-3		FC5-4 1B		1B		4	0	2	1	0	0	0				
Dick Stuart, R (1, 3) OBP: 0.372, SLG: 0.528		1B 2B		2B		FC5-4 1-2		K		4	1	2	1	0	1	2				
Roman Mejias, R (1, 8) OBP: 0.302, SLG: 0.320	4-3			K		F3		F7		4	0	0	0	0	1	4				
Don Hoak, R (1, 5) OBP: 0.359, SLG: 0.412		CS 1B			6-3		SH1-4 1B		6-3	4	0	2	1	0	0	0				
Bill Mazerolski, R (1, 4) OBP: 0.304, SLG: 0.367	K			G3 1B		SH1-4		K		3	0	1	0	0	2	1				
Danny Kravitz, L (1, 2) OBP: 0.297, SLG: 0.383	CS		1-3		G3		F8		F7	4	0	0	0	0	0	2				
Harvey Haddix, L (1, 1) OBP: 0.200, SLG: 0.211			F4		6-3		3-1			3	0	0	0	0	0	2				
Inning Stats	R: 0 E: 0 K: 0 S: 3	H: 0 LOB: 0 BB: 0 P: 3	R: 1 E: 0 K: 1 S: 6	H: 2 LOB: 0 BB: 0 P: 6	R: 0 E: 0 K: 1 S: 5	H: 0 LOB: 0 BB: 0 P: 5	R: 0 E: 0 K: 1 S: 6	H: 1 LOB: 1 BB: 0 P: 6	R: 0 E: 0 K: 0 S: 4	H: 1 LOB: 1 BB: 0 P: 4	R: 1 E: 0 K: 0 S: 4	H: 1 LOB: 1 BB: 0 P: 4	R: 1 E: 0 K: 1 S: 6	H: 1 LOB: 0 BB: 0 P: 10	R: 0 E: 0 K: 1 S: 5	H: 0 LOB: 0 BB: 0 P: 5	1B: 5 2B: 2 3B: 0 HR: 0	SF: 0 SAC: 3 DP: 0 HBP: 0	WP: 0 PB: 0 SB: 0 CS: 1	PA: 36
PITCHER Jack Sanford, R (1, 1) ERA: 3.1	IP: 9.0 WLS: W BF: 35	H: 7 R: 3 ER: 3 SO: 5	BB: 2 IBB: 0 HBP: 0 BLK: 0	WP: 0 HR: 0 S: 43 P: 51	ERA: 3.00 WHIP: 1.000															

Batter	1	2	3	4	5	6	7	8	9	AB	R	H	RBI	BB	SO	LOB	BOTTOM			
Jackie Brandt, R (1, 7) OBP: 0.310, SLG: 0.394	4-3		4-3			1-3		K		4	0	0	0	0	1	1	Pittsburgh Pirates @ San Francisco Giants Seals Stadium, San Francisco, CA Fri Jul 31 1959, 10:05 PM EDT Att: 22,371 - Unknown livebaseballscorecards.com			
Willie Mays, R (1, 8) OBP: 0.355, SLG: 0.521	K			F8		FC6-4 IBB		S 1B BB		2	1	0	0	2	1	0				
Willie McCovey, L (1, 3) OBP: 0.625, SLG: 1.125				3-1		F9		1B		4	0	1	1	0	1	2				
Jim Davenport, R (9, 5) OBP: 0.283, SLG: 0.330	K									0	0	0	0	0	0	0				
Orlando Cepeda, R (1, 5) OBP: 0.360, SLG: 0.557		SF7 3B		F8		FC6-4				3	1	1	0	0	0	2				
Willie Kirkland, L (1, 9) OBP: 0.350, SLG: 0.508	SF7			G1-6-3 1B		6-3				2	0	1	1	0	0	0				
Daryl Spencer, R (1, 4) OBP: 0.337, SLG: 0.386	F3			G1-6-3 1-2		HR				3	1	1	1	0	0	1				
Bob Schmidt, R (1, 2) OBP: 0.277, SLG: 0.372	K			6-3		5-3				3	0	0	0	0	1	0				
Eddie Bressoud, R (1, 6) OBP: 0.319, SLG: 0.420			K			HR		F3		3	1	1	1	0	1	0				
Jack Sanford, R (1, 1) OBP: 0.188, SLG: 0.114			K			1-3 1B		K		3	0	1	0	0	2	0				
Inning Stats	R: 0 E: 0 K: 2 S: 7	H: 0 LOB: 0 BB: 0 P: 7	R: 1 E: 0 K: 1 S: 6	H: 1 LOB: 0 BB: 0 P: 6	R: 0 E: 0 K: 2 S: 7	H: 0 LOB: 0 BB: 0 P: 7	R: 0 E: 0 K: 0 S: 3	H: 0 LOB: 0 BB: 0 P: 3	R: 0 E: 0 K: 0 S: 3	H: 1 LOB: 0 BB: 0 P: 3	R: 1 E: 0 K: 0 S: 5	H: 2 LOB: 2 BB: 1 P: 9	R: 1 E: 0 K: 0 S: 4	H: 1 LOB: 0 BB: 0 P: 4	R: 1 E: 0 K: 2 S: 7	H: 1 LOB: 1 BB: 1 P: 11	1B: 3 2B: 0 3B: 1 HR: 2	SF: 1 SAC: 0 DP: 1 HBP: 0	WP: 0 PB: 0 SB: 1 CS: 0	PA: 30
PITCHER Harvey Haddix, L (1, 1) ERA: 3.17	IP: 8.0 WLS: L BF: 30	H: 6 R: 4 ER: 4 SO: 7	BB: 1 IBB: 1 HBP: 0 BLK: 0	WP: 0 HR: 2 S: 42 P: 50	ERA: 4.50 WHIP: 0.875															


Batter	1	2	3	4	5	6	7	8	9	AB	R	H	RBI	BB	SO	LOB	TOP					
Bob Skinner, L (1, 7) OBP: 0.355, SLG: 0.404	4-3		E 1B		BB BB		SH3-4 HBP WP BB	6-3		3	1	1	0	2	0	0	Pittsburgh Pirates @ San Francisco Giants Seals Stadium, San Francisco, CA Sat Aug 01 1959, 6:33 AM EDT Att: 21,567 - Unknown livebaseballscorecards.com					
Dick Groat, R (1, 6) OBP: 0.306, SLG: 0.361	6-3		E5 FC6-4		F9		WP SH3-4 HBP 1B	5-3		4	1	0	0	0	0	3						
Roberto Clemente, R (1, 9) OBP: 0.311, SLG: 0.386	4-3		FC6-4		G4-3 BB		SH3-4		1-3	3	0	0	0	1	0	3						
Dick Stuart, R (1, 3) OBP: 0.369, SLG: 0.521		K		1B E BB	G4-3		F7		K	4	1	0	0	1	2	4						
Bill Virdon, L (1, 8) OBP: 0.296, SLG: 0.328	F4			E 1B		HR 1B	1B WP BB		4-3	4	1	2	0	1	0	0						
Don Hoak, R (1, 5) OBP: 0.358, SLG: 0.410		K		F9		F8	BB 1B			4	0	1	1	0	1	3						
Bill Mazerolski, R (1, 4) OBP: 0.306, SLG: 0.365			E 1B BB	E5		F7	BB BB			2	0	0	1	2	0	2						
Danny Kravitz, L (1, 2) OBP: 0.296, SLG: 0.401			F8	K		4-3				4	1	1	2	0	1	6						
George Witt, R (1, 1) Bob Porterfield, R (3, 1) Ted Kluszewski, L (4, PH) Bennie Daniels, R (4, 1) Roy Face, R (7, 1) Rocky Nelson, L (8, PH) Don Gross, L (8, 1)	F2		1-3			K		F3		1	0	0	0	0	0	1						
Inning Stats	R: 0 E: 0 K: 0 S: 3	H: 0 LOB: 0 BB: 0 P: 3	R: 0 E: 0 K: 2 S: 7	H: 0 LOB: 0 BB: 0 P: 7	R: 0 E: 1 K: 0 S: 5	H: 1 LOB: 3 BB: 1 P: 9	R: 1 E: 1 K: 1 S: 7	H: 1 LOB: 2 BB: 1 P: 11	R: 0 E: 0 K: 0 S: 2	H: 0 LOB: 1 BB: 2 P: 10	R: 2 E: 0 K: 1 S: 7	H: 2 LOB: 0 BB: 0 P: 7	R: 2 E: 0 K: 0 S: 4	H: 1 LOB: 3 BB: 3 P: 17	R: 0 E: 0 K: 0 S: 3	H: 0 LOB: 0 BB: 0 P: 3		R: 0 E: 0 K: 1 S: 5	H: 0 LOB: 0 BB: 0 P: 5	1B: 4 2B: 0 3B: 0 HR: 1	SF: 0 SAC: 1 DP: 1 HBP: 1	WP: 1 PB: 0 SB: 0 CS: 0
PITCHER	IP WLS BF H R ER SO BB IBB HBP BLK WP HR S P ERA WHIP	6.2 0 33 5 5 5 4 6 0 1 0 1 1 34 59 6.75 1.650	0.1 W 2 0 0 0 0 1 0 0 0 0 0 1 5 0.00 3.000	2.0 S 6 0 0 0 1 0 0 0 0 0 0 8 8 0.00 0.000											IP WLS BF H R ER SO BB IBB HBP BLK WP HR S P ERA WHIP							
Sam Jones, R (1, 1) ERA: 3.1											6.2 0 33 5 5 5 4 6 0 1 0 1 1 34 59 6.75 1.650											
Bud Byerly, R (7, 1) ERA:											0.1 W 2 0 0 0 0 1 0 0 0 0 0 1 5 0.00 3.000											
Stu Miller, R (8, 1) ERA: 2.89											2.0 S 6 0 0 0 1 0 0 0 0 0 0 8 8 0.00 0.000											

Batter	1	2	3	4	5	6	7	8	9	AB	R	H	RBI	BB	SO	LOB	BOTTOM				
Jackie Brandt, R (1, 7) OBP: 0.311, SLG: 0.392	1-3		F9			FC2-6 G4-6-3				4	0	1	1	1	0	4	Pittsburgh Pirates @ San Francisco Giants Seals Stadium, San Francisco, CA Sat Aug 01 1959, 6:33 AM EDT Att: 21,567 - Unknown livebaseballscorecards.com				
Willie Mays, R (1, 8) OBP: 0.350, SLG: 0.514	F8	F8		1-3		G4-6-3	5-3			5	0	0	0	0	0	5					
Willie McCovey, L (1, 3) OBP: 0.615, SLG: 1.077	1B 2B		1B 2B	K			1B 1B	F9		5	3	3	0	0	1	0					
Orlando Cepeda, R (1, 5) OBP: 0.366, SLG: 0.560							1B 1B			3	2	3	2	1	0	0					
Danny O'Connell, R (8, 4) OBP: 0.214, SLG: 0.214			3-1 1B	S BB			WP 1B 2B 1B	1-3		1	0	0	0	0	0	0					
Willie Kirkland, L (1, 9) OBP: 0.348, SLG: 0.503	K2-3		3-1	4-3			WP 2B 1B	F8		5	1	1	1	0	1	3					
Daryl Spencer, R (1, 4) OBP: 0.340, SLG: 0.388		1B SH1-4 BB	BB 1B		L3 1B		F8			3	1	2	1	1	0	2					
Hobie Landrith, L (1, 2) OBP: 0.337, SLG: 0.327		F8		L3			F7			4	0	1	0	0	0	4					
Eddie Bressoud, R (1, 6) OBP: 0.327, SLG: 0.421										2	0	1	0	1	0	0					
Leon Wagner, L (7, PH) OBP: 0.365, SLG: 0.458		SH1-4 1B								0	1	0	0	1	0	0					
Stu Miller, R (8, 1) OBP: 0.075, SLG: 0.051			1-3 1B	1-2 BB			2B IBB			0	0	0	0	0	0	0					
Sam Jones, R (1, 1) OBP: 0.115, SLG: 0.119		SH1-4								2	0	1	1	0	0	3					
Bud Byerly, R (7, 1) ERA: 5.97										0	0	0	0	0	0	0					
Dusty Rhodes, L (7, PH) OBP: 0.323, SLG: 0.259										1	0	1	3	0	0	0					
Jim Davenport, R (7, PR) OBP: 0.283, SLG: 0.330			2-3 3H				1B 2B			0	1	0	0	0	0	0					
Inning Stats	R: 1 E: 0 K: 1 S: 7	H: 2 LOB: 1 BB: 0 P: 7	R: 1 E: 0 K: 0 S: 4	H: 1 LOB: 2 BB: 2 P: 12	R: 2 E: 0 K: 0 S: 7	H: 4 LOB: 3 BB: 1 P: 11	R: 0 E: 0 K: 1 S: 5	H: 0 LOB: 1 BB: 1 P: 9	R: 0 E: 0 K: 0 S: 3	H: 1 LOB: 0 BB: 0 P: 3	R: 0 E: 0 K: 0 S: 3	H: 1 LOB: 0 BB: 0 P: 3	R: 5 E: 0 K: 0 S: 8	H: 5 LOB: 2 BB: 1 P: 12	R: 0 E: 0 K: 0 S: 3	H: 0 LOB: 0 BB: 0 P: 3	1B: 11 2B: 4 3B: 0 HR: 0	SF: 0 SAC: 1 DP: 2 HBP: 0	WP: 1 PB: 0 SB: 3 CS: 0	PA: 41	
PITCHER	IP WLS BF H R ER SO BB IBB HBP BLK WP HR S P ERA WHIP	2.0 0 13 5 4 4 1 2 0 0 0 0 0 5 9 0.00 3.000	1.0 L 12 4 2 2 1 1 0 0 0 0 0 13 17 6.00 1.667	3.0 L 12 4 2 2 1 1 0 0 0 0 0 13 17 6.00 1.667	1.0 7 3 3 3 0 0 1 0 6 10 27.00 3.000	1.0 3 0 0 0 0 0 0 0 3 3 0.00 0.000											IP WLS BF H R ER SO BB IBB HBP BLK WP HR S P ERA WHIP				
George Witt, R (1, 1) ERA: 6.51											2.0 0 13 5 4 4 1 2 0 0 0 0 0 5 9 0.00 3.000										
Bob Porterfield, R (3, 1) ERA: 5.97											1.0 L 12 4 2 2 1 1 0 0 0 0 0 13 17 6.00 1.667										
Bennie Daniels, R (4, 1) ERA: 5.75											3.0 L 12 4 2 2 1 1 0 0 0 0 0 13 17 6.00 1.667										
Roy Face, R (7, 1) ERA: 1.99											1.0 7 3 3 3 0 0 1 0 6 10 27.00 3.000										
Don Gross, L (8, 1) ERA: 6.14											1.0 3 0 0 0 0 0 0 0 3 3 0.00 0.000										



Batter	1	2	3	4	5	6	7	8	9	AB	R	H	RBI	BB	SO	LOB	TOP			
Bob Skinner, L (1.7) OBP: 0.356, SLG: 0.405										4	0	2	0	0	1	0	Pittsburgh Pirates @ San Francisco Giants Seals Stadium, San Francisco, CA Sun Aug 02 1959, 6:33 AM EDT Att: 22,653 - Unknown			
Dick Groat, R (1.6) OBP: 0.305, SLG: 0.358										4	0	0	0	0	0	2				
Roberto Clemente, R (1.9) OBP: 0.310, SLG: 0.381										3	1	0	0	1	0	1				
Dick Stuart, R (1.3) OBP: 0.371, SLG: 0.524										4	1	2	1	0	0	0				
Roman Mejias, R (1.8) OBP: 0.301, SLG: 0.319										4	1	1	0	0	0	2				
Don Hoak, R (1.5) OBP: 0.358, SLG: 0.410										3	0	1	1	0	0	0				
Bill Mazerolski, R (1.4) OBP: 0.303, SLG: 0.362										3	0	0	1	0	0	1				
Smoky Burgess, L (1.2) OBP: 0.342, SLG: 0.496										3	0	0	0	0	1	1				
Ron Kline, R (1.1) OBP: 0.156, SLG: 0.156										2	0	0	0	0	0	0				
Bob Porterfield, R (6.1)										0	0	0	0	0	0	0				
Fred Green, R (7.1)										0	0	0	0	0	0	0				
Harry Bright, R (8, PH)										1	0	0	0	0	0	0				
Roy Face, R (8.1)										0	0	0	0	0	0	0				
Inning Stats	R: 0 E: 0 K: 0 S: 5	H: 2 LOB: 2 BB: 0 P: 5	R: 0 E: 0 K: 0 S: 3	H: 0 LOB: 0 BB: 0 P: 3	R: 0 E: 0 K: 0 S: 3	H: 1 LOB: 0 BB: 0 P: 3	R: 3 E: 0 K: 0 S: 5	H: 3 LOB: 0 BB: 1 P: 9	R: 0 E: 0 K: 1 S: 5	H: 0 LOB: 0 BB: 0 P: 5	R: 0 E: 0 K: 1 S: 5	H: 0 LOB: 0 BB: 0 P: 5	R: 0 E: 0 K: 0 S: 3	H: 0 LOB: 0 BB: 0 P: 3	R: 0 E: 0 K: 0 S: 3	H: 0 LOB: 0 BB: 0 P: 3	1B: 5 2B: 2 3B: 0 HR: 0	SF: 0 SAC: 0 DP: 1 HBP: 0	WP: 0 PB: 0 SB: 0 CS: 1	PA: 32
PITCHER Johnny Antonelli, L (1.1) ERA: 2.64	IP: 9.0 WLS: W BF: 32 H: 6 R: 3 ER: 3 SO: 2 BB: 1 IBB: 0 HBP: 0 BLK: 0 WP: 0 HR: 0 S: 35 P: 39 ERA: 3.00 WHIP: 0.778															PITCHER				

Batter	1	2	3	4	5	6	7	8	9	AB	R	H	RBI	BB	SO	LOB	BOTTOM																
Jackie Brandt, R (1.7) OBP: 0.309, SLG: 0.388										3	0	0	0	0	1	1	Pittsburgh Pirates @ San Francisco Giants Seals Stadium, San Francisco, CA Sun Aug 02 1959, 6:33 AM EDT Att: 22,653 - Unknown																
Leon Wagner, L (6, PH)										1	0	0	0	0	0	2																	
Felipe Alou, R (7.7) OBP: 0.321, SLG: 0.469										1	0	1	1	0	0	0																	
Jim Davenport, R (1.5) OBP: 0.287, SLG: 0.332										4	2	2	0	1	0	2																	
Willie McCovey, L (1.3) OBP: 0.500, SLG: 1.000										5	1	1	2	0	2	5																	
Willie Mays, R (1.8) OBP: 0.352, SLG: 0.517										4	0	2	1	0	0	2																	
Willie Kirkland, L (1.9) OBP: 0.347, SLG: 0.503										4	1	1	0	0	0	2																	
Daryl Spencer, R (1.4) OBP: 0.340, SLG: 0.385										3	0	0	0	1	0	2																	
Hobie Landrith, L (1.2) OBP: 0.345, SLG: 0.333										3	0	2	1	1	0	0																	
Eddie Bressoud, R (1.6) OBP: 0.325, SLG: 0.412										3	1	0	0	1	1	4																	
Johnny Antonelli, L (1.1) OBP: 0.133, SLG: 0.160										4	0	2	0	0	1	2																	
Inning Stats	R: 0 E: 0 K: 0 S: 3	H: 0 LOB: 0 BB: 0 P: 3	R: 0 E: 0 K: 0 S: 3	H: 0 LOB: 0 BB: 0 P: 3	R: 0 E: 0 K: 1 S: 5	H: 0 LOB: 0 BB: 0 P: 5	R: 2 E: 0 K: 0 S: 6	H: 3 LOB: 3 BB: 2 P: 14	R: 0 E: 0 K: 1 S: 7	H: 2 LOB: 2 BB: 0 P: 7	R: 1 E: 0 K: 1 S: 6	H: 2 LOB: 1 BB: 1 P: 11	R: 1 E: 0 K: 1 S: 6	H: 1 LOB: 1 BB: 1 P: 10	R: 1 E: 0 K: 1 S: 8	H: 3 LOB: 2 BB: 0 P: 8	1B: 8 2B: 2 3B: 0 HR: 1	SF: 0 SAC: 0 DP: 0 HBP: 0	WP: 1 PB: 0 SB: 0 CS: 0	PA: 39													
PITCHER Ron Kline, R (1.1) ERA: 4.1	IP: 5.1 WLS: L BF: 26 H: 7 R: 3 ER: 3 SO: 2 BB: 3 IBB: 0 HBP: 0 BLK: 0 WP: 1 HR: 1 S: 27 P: 39 ERA: 9.00 WHIP: 2.000															PITCHER																	
Bob Porterfield, R (6.1) ERA: 6.09	1.0	L	5	1	1	1	2	1	0	0	0	0	0	1	0	8	12	9.00	2.000														
Fred Green, L (7.1) ERA: 6.75	0.2		2	0	0	0	0	0	0	0	0	0	0	0	0	2	2	0.00	0.000														
Roy Face, R (8.1) ERA: 2.09	1.0		6	3	1	1	1	0	0	0	0	0	0	0	0	8	8	9.00	3.000														

Batter	1	2	3	4	5	6	7	8	9	AB	R	H	RBI	BB	SO	LOB	TOP										
Felix Mantilla, R OBP: 0.268, SLG: 0.265 (1, 4)	0-0 SH 1B	0-0 1-2 1B		0-0 F8		0-0 5-3		4-0 S BB		4	1	2	0	1	0	0											
Eddie Mathews, L OBP: 0.390, SLG: 0.592 (1, 5)	0-0 SH 1B	0-3 K			0-0 1B		0-0 1B	0-3 K		4	1	2	0	0	2	3											
Hank Aaron, R OBP: 0.416, SLG: 0.682 (1, 9)	0-0 S 1B		0-0 F9		0-0 1B		0-0 FC6-4 1B	0-0 6-3		5	1	3	1	0	0	1											
Joe Adcock, R OBP: 0.348, SLG: 0.513 (1, 3)	0-3 K		0-0 E5 SH FC6-4		0-0 1B		0-0 F2		0-0 F6	5	1	1	1	0	1	4											
Johnny Logan, R OBP: 0.377, SLG: 0.468 (1, 6)	0-3 K		0-0 SH FC6-4		0-0 SF8		0-0 F8		0-0 6-3	3	0	0	1	0	1	4											
Andy Pafko, R OBP: 0.295, SLG: 0.324 (1, 7)	0-0 F4		0-0 FC6-4		0-0 F9		0-0 FC6-4		0-0 6-3	5	0	0	1	0	0	6											
Bill Bruton, L OBP: 0.337, SLG: 0.413 (1, 8)		0-3 K		0-0 F9		0-0 4-3		0-0 HR 1B		4	1	1	0	0	1	2											
Del Crandall, R OBP: 0.294, SLG: 0.397 (1, 2)		0-0 E6 1B		0-0 F7		0-0 F6		0-0 HR		4	1	1	2	0	0	0											
Warren Spahn, L OBP: 0.247, SLG: 0.306 (1, 1)		0-0 F2		0-3 K		0-0 F4		0-3 K		4	0	0	0	0	2	1											
Inning Stats	R: 1 E: 1 K: 2 S: 10	H: 2 LOB: 2 BB: 0 P: 10	R: 0 E: 1 K: 2 S: 9	H: 1 LOB: 2 BB: 0 P: 9	R: 1 E: 2 K: 0 S: 5	H: 0 LOB: 1 BB: 0 P: 5	R: 0 E: 0 K: 1 S: 5	H: 0 LOB: 0 BB: 0 P: 5	R: 2 E: 0 K: 0 S: 6	H: 3 LOB: 1 BB: 0 P: 6	R: 0 E: 0 K: 0 S: 3	H: 0 LOB: 0 BB: 0 P: 3	R: 0 E: 0 K: 0 S: 5	H: 2 LOB: 2 BB: 0 P: 5	R: 2 E: 0 K: 2 S: 9	H: 2 LOB: 1 BB: 1 P: 13	R: 0 E: 0 K: 0 S: 3	H: 0 LOB: 0 BB: 0 P: 3	1B: 9 2B: 0 3B: 0 HR: 1	SF: 1 SAC: 2 DP: 0 HBP: 0	WP: 0 PB: 0 SB: 2 CS: 0	PA: 42					
PITCHER	IP	WLS	BF	H	R	ER	SO	BB	IBB	HBP	BLK	WP	HR	S	P	ERA	WHIP										
Mike McCormick, L ERA: 3.43 (1, 1)	6.0	L	28	6	4	2	5	0	0	0	0	0	0	38	38	3.00	1.000										
Eddie Fisher, R ERA: 4.75 (7, 1)	1.0		7	4	2	2	0	0	0	0	0	0	1	7	7	18.00	4.000										
Gordon Jones, R ERA: 4.02 (8, 1)	1.0		4	0	0	0	2	1	0	0	0	0	0	7	11	0.00	1.000										
Bud Byerly, R ERA: (9, 1)	1.0		3	0	0	0	0	0	0	0	0	0	0	3	3	0.00	0.000										

Milwaukee Braves @ San Francisco Giants
Seals Stadium, San Francisco, CA
Tue Aug 04 1959, 10:05 PM EDT
Att: 22,959 - Unknown

AB 38
R 6
H 10
RBI 6
BB 1
SO 7
LOB 21



Batter	1	2	3	4	5	6	7	8	9	AB	R	H	RBI	BB	SO	LOB	BOTTOM										
Felipe Alou, R OBP: 0.320, SLG: 0.461 (1, 7)	0-0 6-3		0-0 F9			0-0 F3		4-0 BB 2B BB		3	1	0	0	1	0	0											
Willie Mays, R OBP: 0.351, SLG: 0.513 (1, 8)	0-0 5-3			4-0 G3 BB		0-0 6-3		0-0 F9		3	0	0	0	1	0	1											
Willie McCovey, L OBP: 0.455, SLG: 0.864 (1, 3)	0-0 1B			0-0 G3		0-0 F2		0-0 F8		4	0	1	0	0	0	2											
Orlando Cepeda, R OBP: 0.364, SLG: 0.556 (1, 5)	0-3 K			0-0 F7		0-0 5-3		4-0 2B BB		3	0	0	0	1	1	2											
Willie Kirkland, L OBP: 0.346, SLG: 0.503 (1, 9)		0-0 F9		0-0 4-3		0-0 1-3		0-0 2B		4	0	1	1	0	0	1											
Daryl Spencer, R OBP: 0.336, SLG: 0.381 (1, 4)		0-0 5-3			0-0 F8		0-0 5-3		0-0 F8	4	0	0	0	0	0	2											
Eddie Bressoud, R OBP: 0.318, SLG: 0.403 (1, 6)		0-0 6-3			0-0 F8		0-0 6-3			3	0	0	0	0	0	0											
Jim Hegan, R OBP: 0.254, SLG: 0.246 (1, 2)			0-0 4-3		0-0 F4					3	0	1	0	0	0	0											
Mike McCormick, L OBP: 0.188, SLG: 0.159 (5, PH)			0-3 K			0-0 5-3		0-3 K		1	0	0	0	0	1	0											
Jose Papant, R (6, PH)										0	0	0	0	0	0	0											
Eddie Fisher, R (7, 1)										0	0	0	0	0	0	0											
Gordon Jones, R (8, 1)										0	0	0	0	0	0	0											
Jim Davenport, R OBP: 0.306, SLG: 0.333 (8, PH)										1	0	0	0	0	1	1											
Bud Byerly, R (9, 1)										0	0	0	0	0	0	0											
Inning Stats	R: 0 E: 0 K: 1 S: 6	H: 1 LOB: 1 BB: 0 P: 6	R: 0 E: 0 K: 0 S: 3	H: 0 LOB: 0 BB: 0 P: 3	R: 0 E: 0 K: 1 S: 5	H: 0 LOB: 0 BB: 0 P: 5	R: 0 E: 0 K: 0 S: 3	H: 0 LOB: 1 BB: 1 P: 7	R: 0 E: 0 K: 0 S: 3	H: 0 LOB: 0 BB: 0 P: 3	R: 0 E: 0 K: 0 S: 3	H: 0 LOB: 0 BB: 0 P: 3	R: 0 E: 0 K: 1 S: 6	H: 1 LOB: 1 BB: 0 P: 6	R: 1 E: 0 K: 0 S: 4	H: 1 LOB: 2 BB: 2 P: 12	1B: 2 2B: 1 3B: 0 HR: 0	SF: 0 SAC: 0 DP: 0 HBP: 0	WP: 0 PB: 0 SB: 0 CS: 0	PA: 33							
PITCHER	IP	WLS	BF	H	R	ER	SO	BB	IBB	HBP	BLK	WP	HR	S	P	ERA	WHIP										
Warren Spahn, L ERA: 2.74 (1, 1)	9.0	W	33	3	1	1	3	3	0	0	0	0	0	36	48	1.00	0.667										

Milwaukee Braves @ San Francisco Giants
Seals Stadium, San Francisco, CA
Tue Aug 04 1959, 10:05 PM EDT
Att: 22,959 - Unknown

AB 30
R 1
H 3
RBI 1
BB 3
SO 3
LOB 9



Batter	1	2	3	4	5	6	7	8	9	AB	R	H	RBI	BB	SO	LOB	TOP			
Felix Mantilla, R OBP: 0.268, SLG: 0.265 (1, 4)	0-0 6-3		0-0 F6		0-3 K			0-0 1B		4	0	1	0	0	1	1	Milwaukee Braves @ San Francisco Giants Seals Stadium, San Francisco, CA Wed Aug 05 1959, 6:33 AM EDT Att: 22,807 - Unknown			
Eddie Mathews, L OBP: 0.391, SLG: 0.591 (1, 5)	0-0 1B		0-0 F8			0-0 FC4-6 1B		0-0 F5		4	0	2	0	0	0	1				
Hank Aaron, R OBP: 0.413, SLG: 0.675 (1, 9)	0-0 F9		0-0 6-3			0-0 F4		0-0 F7		4	0	0	0	0	0	3				
Joe Adcock, R OBP: 0.347, SLG: 0.509 (1, 3) Lew Burdette, R OBP: 0.230, SLG: 0.257 (9, PR)	0-0 F8			0-3 K		0-0 FC4-6 1-2			0-0 1-3 BB 1B	4	0	1	0	0	1	2				
Lee Maye, L OBP: 0.375, SLG: 0.333 (1, 7)		0-0 1B 1B		0-3 K		0-3 K			0-0 F7	4	1	1	0	0	2	2				
Johnny Logan, R OBP: 0.376, SLG: 0.466 (1, 6)		0-0 1B FC5-2 1B		0-3 K2-3					4-0 1-3 BB	3	0	1	0	1	1	0				
Bill Bruton, L OBP: 0.339, SLG: 0.414 (1, 8)		0-0 FC5-2 1-3 2-H 1B			0-0 S 1B				0-0 1-3	4	0	2	1	0	0	2				
Del Crandall, R OBP: 0.291, SLG: 0.393 (1, 2)		0-0 FC5-2 G4-3		0-0 F6		0-3 K			0-0 6-3	4	0	0	0	0	1	6				
Bob Buhl, R OBP: 0.048, SLG: 0.048 (1, 1)		0-0 2-3 3-H G4-3		0-3 K		0-3 K		0-3 K		3	0	0	0	0	2	3				
Inning Stats	R: 0 E: 0 K: 0 S: 4	H: 1 LOB: 1 BB: 0 P: 4	R: 1 E: 0 K: 0 S: 5	H: 3 LOB: 1 BB: 0 P: 5	R: 0 E: 0 K: 3 S: 3	H: 0 LOB: 0 BB: 0 P: 3	R: 0 E: 0 K: 2 S: 9	H: 0 LOB: 0 BB: 0 P: 9	R: 0 E: 0 K: 1 S: 8	H: 1 LOB: 1 BB: 0 P: 8	R: 0 E: 0 K: 1 S: 6	H: 0 LOB: 0 BB: 0 P: 5	R: 0 E: 0 K: 1 S: 6	H: 1 LOB: 1 BB: 0 P: 6	R: 0 E: 0 K: 0 S: 4	H: 1 LOB: 3 BB: 1 P: 8	1B: 8 2B: 0 3B: 0 HR: 0	SF: 0 SAC: 0 DP: 1 HBP: 0	WP: 0 PB: 0 SB: 1 CS: 0	PA: 35
PITCHER Jack Sanford, R ERA: 2.97 (1, 1)	IP: 9.0 WLS: W BF: 35 H: 8 R: 1 ER: 1 SO: 8 BB: 1 IBB: 0 HBP: 0 BLK: 0 WP: 0 HR: 0 S: 50 P: 54 ERA: 1.00 WHIP: 1.000															PITCHER				

Batter	1	2	3	4	5	6	7	8	9	AB	R	H	RBI	BB	SO	LOB	BOTTOM			
Jim Davenport, R OBP: 0.286, SLG: 0.330 (1, 5)	0-0 F7		0-0 F8		0-0 4-3			0-0 2B 1B		4	1	1	0	0	0	2	Milwaukee Braves @ San Francisco Giants Seals Stadium, San Francisco, CA Wed Aug 05 1959, 6:33 AM EDT Att: 22,807 - Unknown			
Willie Mays, R OBP: 0.350, SLG: 0.513 (1, 8)	0-0 F3		0-0 F8			0-0 F3		0-0 1-H HR 2B		4	1	1	1	0	0	1				
Willie McCovey, L OBP: 0.462, SLG: 1.038 (1, 3)	0-0 HR		0-0 4-3			0-0 F8		0-0 2-H HR		4	2	2	3	0	0	1				
Orlando Cepeda, R OBP: 0.361, SLG: 0.551 (1, 7) Jackie Brandt, R OBP: 0.309, SLG: 0.388 (9, 7)	0-0 F8			0-0 F3		0-0 F9		0-0 F7		4	0	0	0	0	0	0				
Willie Kirkland, L OBP: 0.343, SLG: 0.498 (1, 9)		0-0 G1		0-0 G3				0-0 F8		3	0	0	0	0	0	0				
Daryl Spencer, R OBP: 0.336, SLG: 0.383 (1, 4)		0-0 2B		0-0 F7				0-0 5-3		3	0	1	0	0	0	0				
Hobie Landrith, L OBP: 0.345, SLG: 0.333 (1, 2)		0-3 K			0-0 FC3-6 1B			0-0 F7		3	0	1	0	0	1	1				
Eddie Bressoud, R OBP: 0.318, SLG: 0.401 (1, 6)		0-0 F6			0-0 FC3-6 SH2 1-2			0-0 K 1B		3	0	1	0	0	0	2				
Jack Sanford, R OBP: 0.200, SLG: 0.111 (1, 1)			4-0 BB		0-0 SH2 1-2			0-3 K		1	0	0	0	1	1	1				
Inning Stats	R: 1 E: 0 K: 0 S: 4	H: 1 LOB: 0 BB: 0 P: 4	R: 0 E: 0 K: 1 S: 6	H: 1 LOB: 1 BB: 0 P: 6	R: 0 E: 0 K: 0 S: 3	H: 0 LOB: 0 BB: 1 P: 7	R: 0 E: 0 K: 0 S: 3	H: 0 LOB: 0 BB: 0 P: 3	R: 0 E: 0 K: 0 S: 3	H: 0 LOB: 0 BB: 0 P: 3	R: 0 E: 0 K: 0 S: 3	H: 0 LOB: 0 BB: 0 P: 3	R: 0 E: 0 K: 1 S: 8	H: 4 LOB: 0 BB: 0 P: 8	R: 3 E: 0 K: 1 S: 8	H: 4 LOB: 0 BB: 0 P: 8	1B: 3 2B: 2 3B: 0 HR: 2	SF: 0 SAC: 1 DP: 0 HBP: 0	WP: 0 PB: 0 SB: 0 CS: 0	PA: 31
PITCHER Bob Buhl, R ERA: 2.47 (1, 1)	IP: 8.0 WLS: L BF: 31 H: 7 R: 4 ER: 4 SO: 2 BB: 1 IBB: 0 HBP: 0 BLK: 0 WP: 0 HR: 2 S: 34 P: 38 ERA: 4.50 WHIP: 1.000															PITCHER				

Batter	1	2	3	4	5	6	7	8	9	AB	R	H	RBI	BB	SO	LOB	TOP					
Johnny Temple, R (1, 4) OBP: 0.402, SLG: 0.440	1-3			F8	K			5-3		4	0	0	0	0	1	2	Cincinnati Redlegs @ San Francisco Giants Seals Stadium, San Francisco, CA Fri Aug 07 1959, 10:05 PM EDT Att: 22,794 - Unknown livebaseballscorecards.com					
Vada Pinson, L (1, 8) OBP: 0.376, SLG: 0.516	4-3			BB BB	K			E6 1B		3	1	0	0	1	1	2						
Gus Bell, L (1, 9) OBP: 0.310, SLG: 0.422	F8			F8				1-3		4	0	1	1	0	0	1						
Frank Robinson, R (1, 3) OBP: 0.398, SLG: 0.572		K		4-0				K		3	0	0	0	1	2	1						
Frank Thomas, R (1, 7) OBP: 0.282, SLG: 0.372		F3		1-2	BB			F8		4	0	0	0	0	1	2						
Willie Jones, R (1, 5) OBP: 0.337, SLG: 0.438 Eddie Kasko, R (9, PR) OBP: 0.297, SLG: 0.300		F8						F7		3	1	1	0	1	0	0						
Ed Bailey, L (1, 2) OBP: 0.370, SLG: 0.391								F3		3	0	1	1	1	1	0						
Roy McMillan, R (1, 6) OBP: 0.347, SLG: 0.460								6-3		4	0	1	0	0	0	2						
Jim O'Toole, S (1, 1) OBP: 0.318, SLG: 0.167 Pete Whisenant, R (8, PH) OBP: 0.343, SLG: 0.557 Brooks Lawrence, R (8, 1) OBP: 0.150, SLG: 0.175								K2-3		2	0	0	0	0	2	2						
Inning Stats	R: 0 E: 0 K: 0 S: 3	H: 0 LOB: 0 BB: 0 P: 3	R: 0 E: 0 K: 1 S: 5	H: 0 LOB: 0 BB: 0 P: 5	R: 0 E: 0 K: 2 S: 7	H: 0 LOB: 0 BB: 0 P: 7	R: 0 E: 0 K: 1 S: 5	H: 0 LOB: 2 BB: 2 P: 13	R: 1 E: 1 K: 3 S: 12	H: 3 LOB: 2 BB: 0 P: 12	R: 0 E: 0 K: 0 S: 5	H: 0 LOB: 0 BB: 0 P: 5	R: 0 E: 0 K: 0 S: 3	H: 0 LOB: 0 BB: 0 P: 3	R: 1 E: 1 K: 1 S: 7	H: 1 LOB: 1 BB: 0 P: 7		R: 0 E: 0 K: 0 S: 2	H: 0 LOB: 0 BB: 2 P: 10	1B: 4 2B: 0 3B: 0 HR: 0	SF: 0 SAC: 0 DP: 1 HBP: 0	WP: 0 PB: 0 SB: 0 CS: 0
PITCHER Johnny Antonelli, L (1, 1) ERA: 2.57	IP: 9.0 WLS: W BF: 35 H: 4 R: 2 ER: 1 SO: 9 BB: 4 IBB: 0 HBP: 0 BLK: 0 WP: 0 HR: 0 S: 49 P: 65 ERA: 1.00 WHIP: 0.889															PITCHER						

Batter	1	2	3	4	5	6	7	8	9	AB	R	H	RBI	BB	SO	LOB	BOTTOM					
Jim Davenport, R (1, 5) OBP: 0.282, SLG: 0.325	5-3	4-3			FC1-6 BB			FC6-4 2B		5	0	0	0	0	1	5	Cincinnati Redlegs @ San Francisco Giants Seals Stadium, San Francisco, CA Fri Aug 07 1959, 10:05 PM EDT Att: 22,794 - Unknown livebaseballscorecards.com					
Willie Mays, R (1, 8) OBP: 0.356, SLG: 0.526	F8				K			1-3		5	0	3	1	0	1	1						
Willie McCovey, L (1, 3) OBP: 0.471, SLG: 0.906	4-0				1B			2B		2	0	0	0	2	1	3						
Orlando Cepeda, R (1, 7) OBP: 0.357, SLG: 0.543	FC5-4				BB			F7		3	0	0	0	0	1	3						
Willie Kirkland, L (1, 9) OBP: 0.343, SLG: 0.494		E7 1B 2B 1B			CS BB			4-3		3	1	1	0	1	1	1						
Daryl Spencer, R (1, 4) OBP: 0.335, SLG: 0.381		2B 5-3 1B			K			K		4	1	1	0	0	3	2						
Eddie Bressoud, R (1, 6) OBP: 0.329, SLG: 0.443		5-3 1-3 2B			1B			F3		4	0	2	1	0	0	1						
Bob Schmidt, R (1, 2) OBP: 0.272, SLG: 0.364 Leon Wagner, L (9, PH) OBP: 0.368, SLG: 0.454 Felipe Alou, R (9, PR) OBP: 0.320, SLG: 0.461		5-3			F6			F4		3	0	0	1	0	0	2						
Johnny Antonelli, L (1, 1) OBP: 0.152, SLG: 0.156								FC6-4 BB		2	0	0	0	1	1	2						
Inning Stats	R: 0 E: 0 K: 0 S: 3	H: 0 LOB: 1 BB: 1 P: 7	R: 2 E: 1 K: 1 S: 8	H: 3 LOB: 1 BB: 0 P: 8	R: 0 E: 0 K: 1 S: 5	H: 1 LOB: 0 BB: 0 P: 5	R: 0 E: 0 K: 1 S: 5	H: 1 LOB: 1 BB: 1 P: 9	R: 0 E: 0 K: 2 S: 7	H: 0 LOB: 2 BB: 1 P: 12	R: 0 E: 0 K: 1 S: 5	H: 0 LOB: 0 BB: 0 P: 5	R: 0 E: 0 K: 0 S: 4	H: 1 LOB: 2 BB: 1 P: 8	R: 0 E: 0 K: 2 S: 7	H: 0 LOB: 1 BB: 0 P: 8		R: 1 E: 1 K: 1 S: 5	H: 1 LOB: 2 BB: 0 P: 6	1B: 5 2B: 2 3B: 0 HR: 0	SF: 0 SAC: 0 DP: 0 HBP: 3	WP: 0 PB: 0 SB: 1 CS: 1
PITCHER Jim O'Toole, L (1, 1) ERA: 5.4 Brooks Lawrence, R (8, 1) ERA: 4.53	IP: 7.0 WLS: L BF: 30 H: 6 R: 2 ER: 2 SO: 6 BB: 4 IBB: 0 HBP: 1 BLK: 0 WP: 0 HR: 0 S: 37 P: 54 ERA: 2.57 WHIP: 1.429															PITCHER						



Batter	1	2	3	4	5	6	7	8	9	AB	R	H	RBI	BB	SO	LOB	TOP										
Johnny Temple, R OBP: 0.400, SLG: 0.438	F7	E4	F7		6-3			F4		5	1	1	0	0	0	1											
Vada Pinson, L OBP: 0.376, SLG: 0.523	BB	2B		4-3	F7					5	1	3	2	0	0	0											
Gus Bell, L OBP: 0.309, SLG: 0.419	F4	3-1		1B	6-3			6-3		5	1	1	0	0	0	3											
Frank Robinson, R OBP: 0.398, SLG: 0.569	BB	K		HR	F8			F4		4	2	1	0	1	1	1											
Frank Thomas, R OBP: 0.284, SLG: 0.380	1B		K	HR	F2			K		4	1	1	3	1	2	0											
Willie Jones, R OBP: 0.344, SLG: 0.442	1B		BB	F7			CS			4	1	3	2	1	0	0											
Ed Bailey, L OBP: 0.374, SLG: 0.391	K		BB	FC6-4			1B	K		3	1	1	0	2	2	3											
Roy McMillan, R OBP: 0.342, SLG: 0.452		F9	F6	FC6-4			G5-4-3			4	0	0	0	0	0	4											
Jay Hook, L					K					0	0	0	0	0	0	0											
Orlando Pena, R OBP: 0.217, SLG: 0.150		E						K		2	1	1	2	1	1	0											
Jim Brosnan, R OBP: 0.182, SLG: 0.238		2B								1	0	0	0	0	1	0											
Inning Stats	R: 2 E: 0 K: 1 S: 7	H: 2 LOB: 2 BB: 2 P: 15	R: 2 E: 1 K: 1 S: 7	H: 2 LOB: 1 BB: 1 P: 11	R: 2 E: 0 K: 1 S: 6	H: 1 LOB: 1 BB: 2 P: 14	R: 3 E: 0 K: 0 S: 6	H: 3 LOB: 1 BB: 1 P: 10	R: 0 E: 0 K: 1 S: 5	H: 0 LOB: 0 BB: 0 P: 5	R: 0 E: 0 K: 0 S: 3	H: 2 LOB: 0 BB: 0 P: 3	R: 0 E: 0 K: 1 S: 6	H: 1 LOB: 1 BB: 0 P: 6	R: 0 E: 0 K: 2 S: 8	H: 1 LOB: 1 BB: 0 P: 8	1B: 7 2B: 4 3B: 0 HR: 1	SF: 0 SAC: 0 DP: 1 HBP: 0	WP: 0 PB: 0 SB: 0 CS: 1	PA: 43							
PITCHER	IP	WLS	BF	H	R	ER	SO	BB	IBB	HBP	BLK	WP	HR	S	P	ERA	WHIP										
Mike McCormick, L ERA: 3.64	1.1	L	11	4	4	4	1	3	0	0	0	0	0	10	22	27.00	5.250										
Stu Miller, R ERA: 3.16	2.2		15	4	5	5	2	3	0	0	0	0	1	16	28	16.88	2.625										
Al Worthington, R ERA: 3.69	1.0		3	0	0	0	1	0	0	0	0	0	0	5	5	0.00	0.000										
Gordon Jones, R ERA: 3.78	2.0		6	2	0	0	0	0	0	0	0	0	0	6	6	0.00	1.000										
Bud Byerly, R ERA:	2.0		8	2	0	0	3	0	0	0	0	0	0	14	14	0.00	1.000										

Cincinnati Redlegs @ San Francisco Giants
Seals Stadium, San Francisco, CA
Sat Aug 08 1959, 6:33 AM EDT
Att: 21,576 - Unknown

AB 37
R 9
H 12
RBI 9
BB 6
SO 7
LOB 12



Batter	1	2	3	4	5	6	7	8	9	AB	R	H	RBI	BB	SO	LOB	BOTTOM										
Jim Davenport, R OBP: 0.284, SLG: 0.325	BB	F8				6-3	4-3			3	1	1	0	1	0	2											
Dusty Rhodes, L OBP: 0.313, SLG: 0.250	BB			1B						1	0	0	0	0	0	2											
Bud Byerly, R	E									0	0	0	0	0	0	0											
Felipe Alou, R OBP: 0.322, SLG: 0.473	E	5-3		F7		HR		F5		4	2	1	1	1	0	3											
Willie McCovey, L OBP: 0.462, SLG: 0.917	SF9		G3		HR	4-3		3-1		4	1	1	1	1	0	0											
Orlando Cepeda, R OBP: 0.355, SLG: 0.546	FC5			HR	5-3	F6		F6		5	1	1	1	0	0	2											
Willie Kirkland, L OBP: 0.347, SLG: 0.506	SF9		4-3		E		HR			4	1	3	2	0	0	0											
Daryl Spencer, R OBP: 0.336, SLG: 0.383	G6-3			2B	K		E	FC4-6		5	0	2	0	0	1	4											
Hobie Landrith, L OBP: 0.344, SLG: 0.326		FC1-5	G3		E7		F7			3	0	1	0	2	0	2											
Eddie Bressoud, R OBP: 0.331, SLG: 0.438		FC1-5		6-3		E6		F5		4	0	1	0	1	0	3											
Mike McCormick, L ERA: 3.64		FC1-5		K			F7			0	0	0	0	0	0	0											
Stu Miller, R ERA: 3.16										0	0	0	0	0	0	0											
Al Worthington, R ERA: 3.69										0	0	0	0	0	0	0											
Gordon Jones, R ERA: 3.78										0	0	0	0	0	0	0											
Bud Byerly, R ERA:										0	0	0	0	0	0	0											
Inning Stats	R: 2 E: 1 K: 0 S: 3	H: 0 LOB: 3 BB: 3 P: 15	R: 0 E: 0 K: 0 S: 4	H: 1 LOB: 2 BB: 1 P: 8	R: 1 E: 0 K: 0 S: 5	H: 2 LOB: 0 BB: 0 P: 5	R: 0 E: 0 K: 1 S: 6	H: 1 LOB: 1 BB: 0 P: 6	R: 1 E: 1 K: 1 S: 8	H: 3 LOB: 3 BB: 1 P: 12	R: 1 E: 0 K: 0 S: 4	H: 1 LOB: 0 BB: 0 P: 4	R: 1 E: 1 K: 1 S: 8	H: 2 LOB: 2 BB: 0 P: 8	R: 0 E: 0 K: 0 S: 3	H: 0 LOB: 0 BB: 0 P: 3	R: 0 E: 0 K: 1 S: 6	H: 1 LOB: 2 BB: 1 P: 10	1B: 6 2B: 1 3B: 0 HR: 4	SF: 1 SAC: 0 DP: 1 HBP: 0	WP: 0 PB: 0 SB: 0 CS: 0	PA: 45					
PITCHER	IP	WLS	BF	H	R	ER	SO	BB	IBB	HBP	BLK	WP	HR	S	P	ERA	WHIP										
Jay Hook, R ERA: 2.37	0.0	W	23	7	2	2	2	2	0	0	0	0	2	25	33	3.86	1.929										
Orlando Pena, R ERA: 5.3	4.2		19	4	2	2	2	1	0	0	0	0	2	22	26	4.15	1.154										
Jim Brosnan, R ERA: 4.24	5.1	S	19	4	2	2	2	1	0	0	0	0	2	22	26	4.15	1.154										

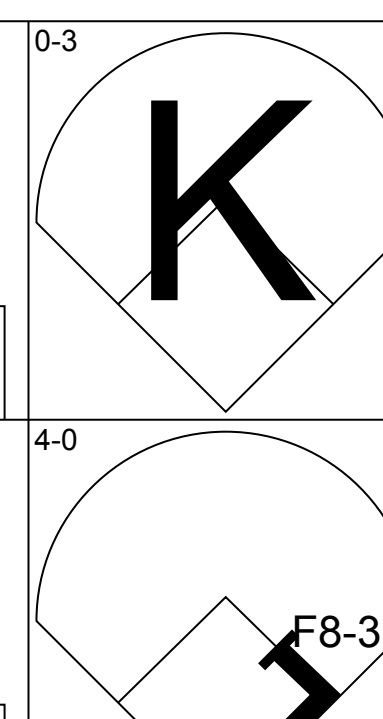
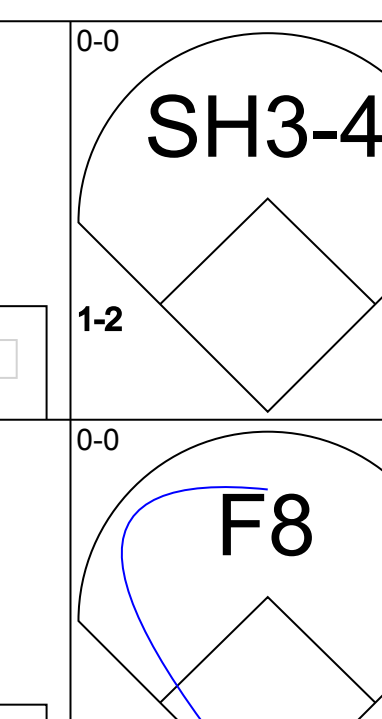
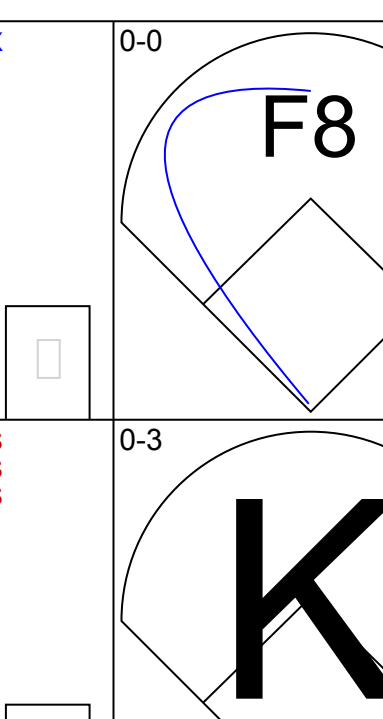
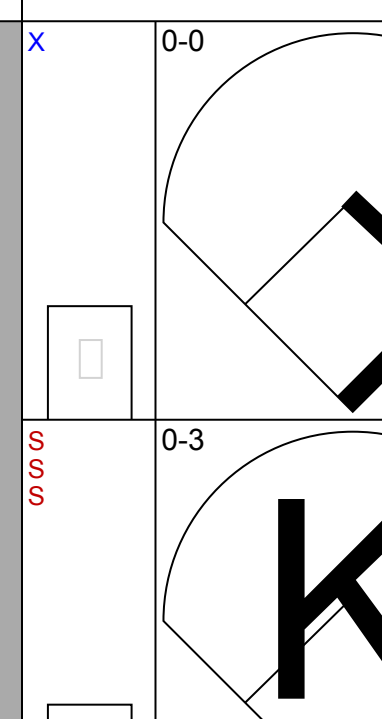
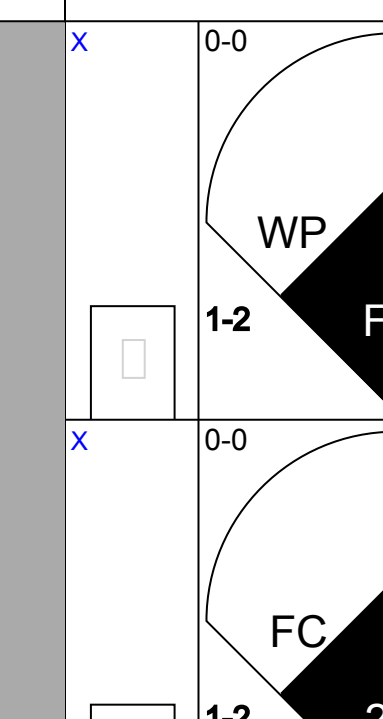
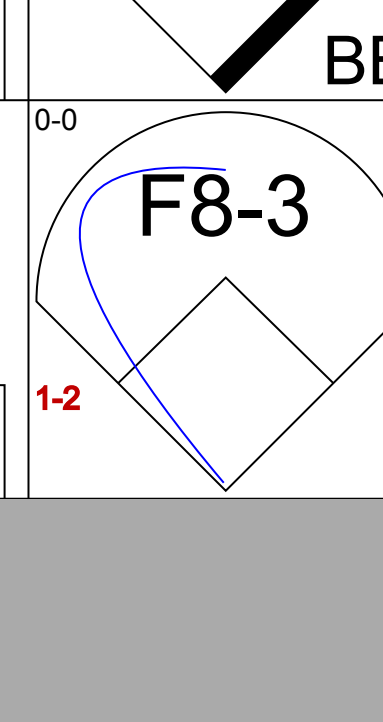
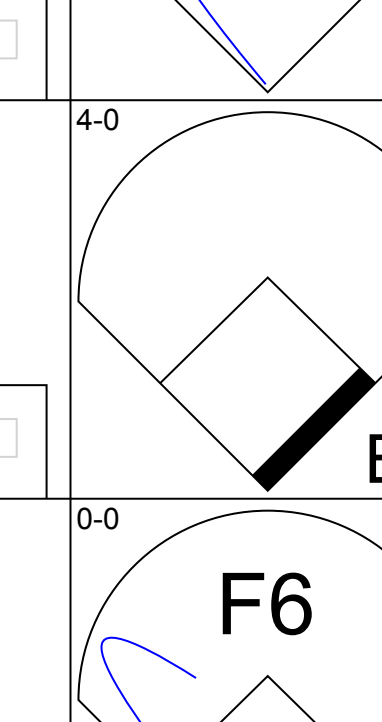
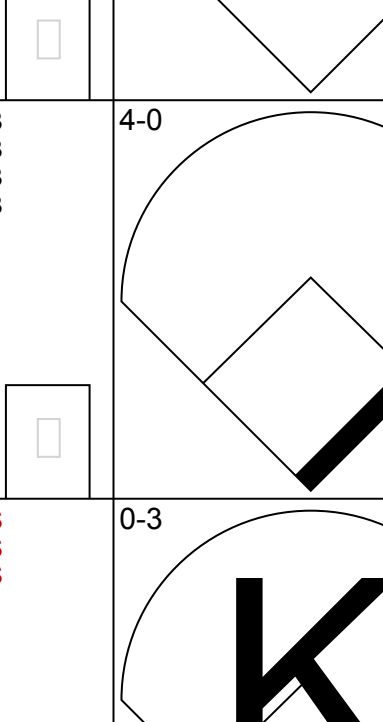
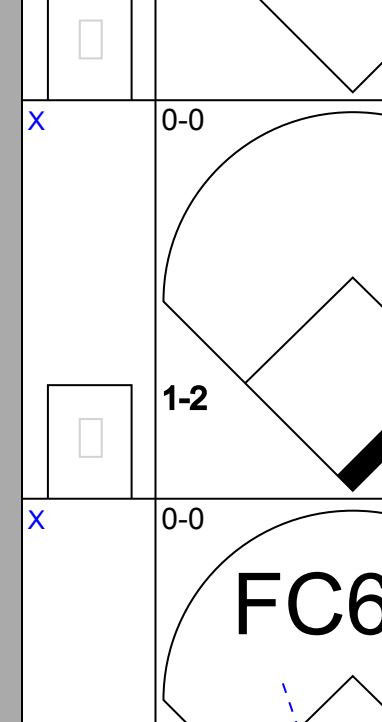
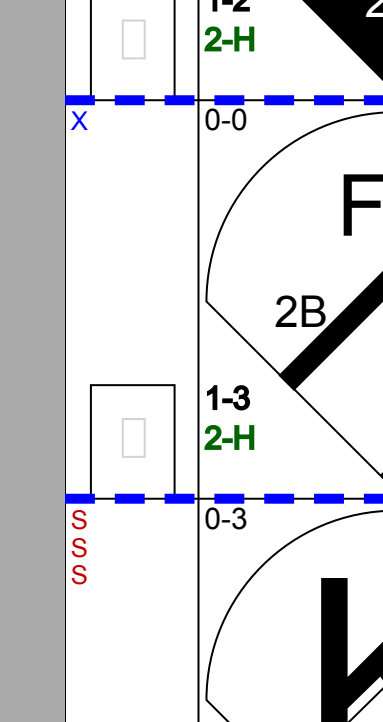




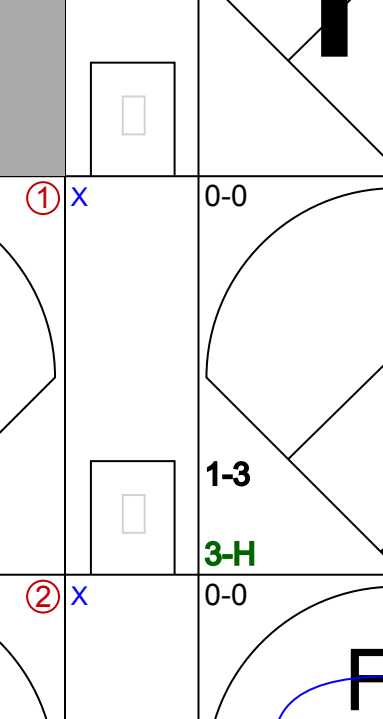
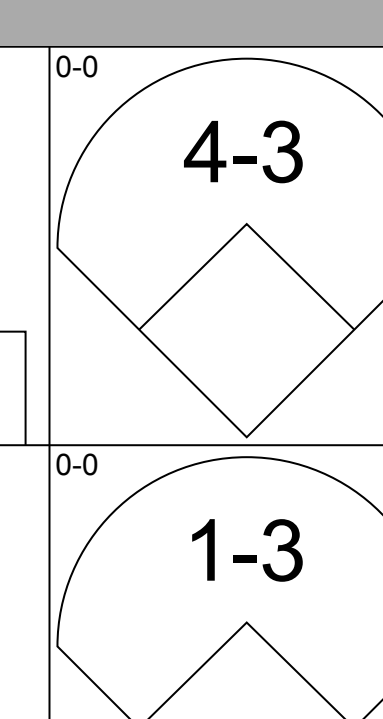
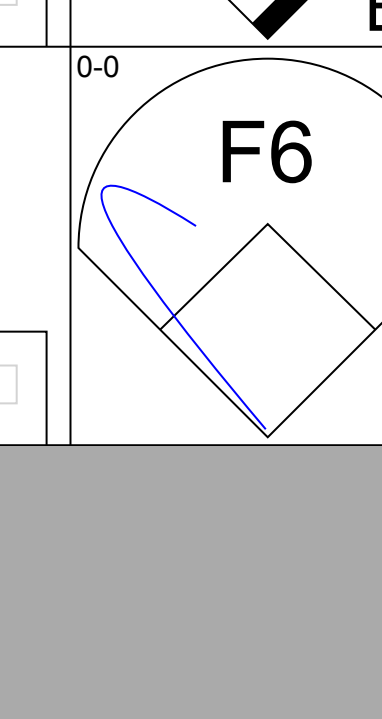
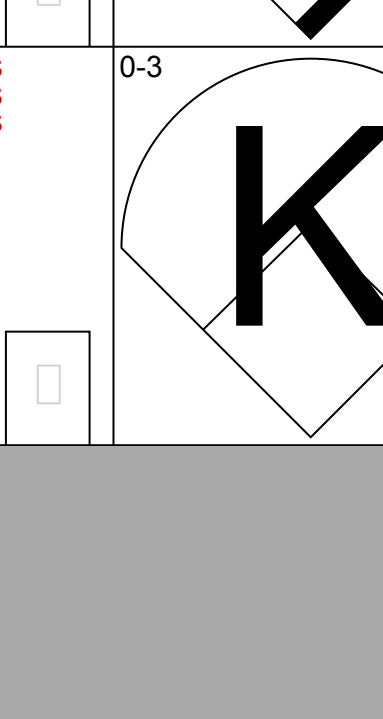
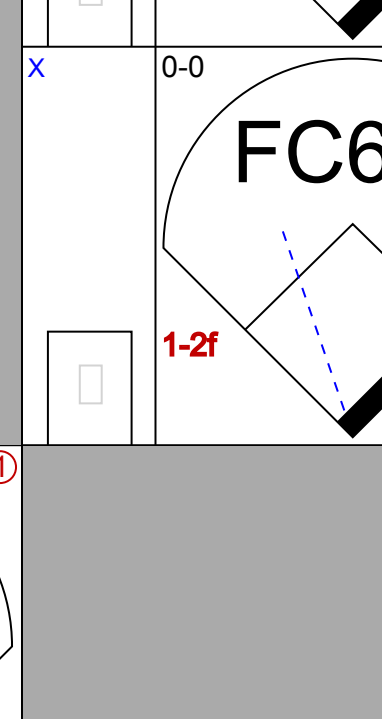
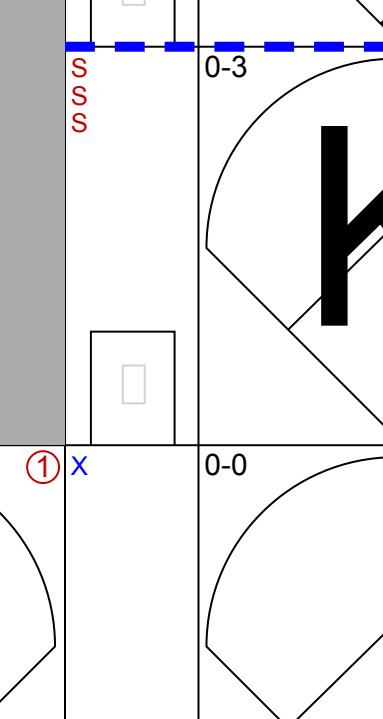
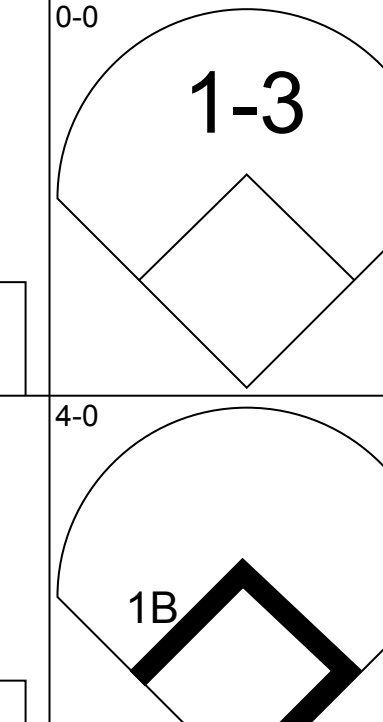
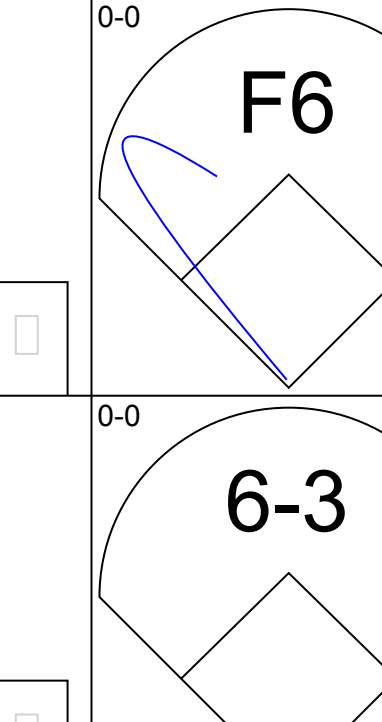
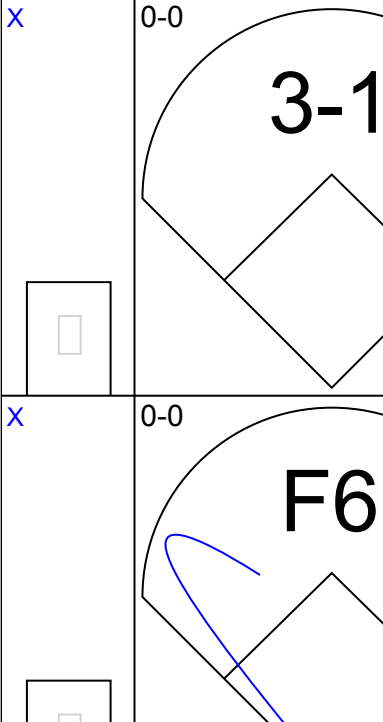
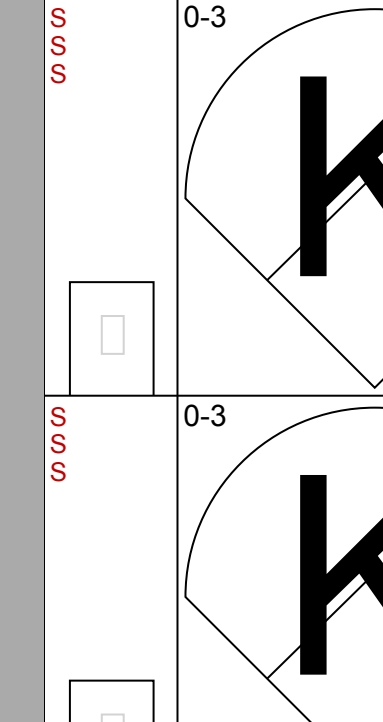
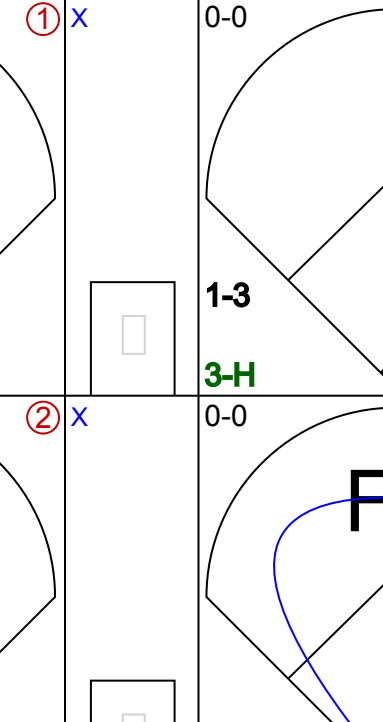
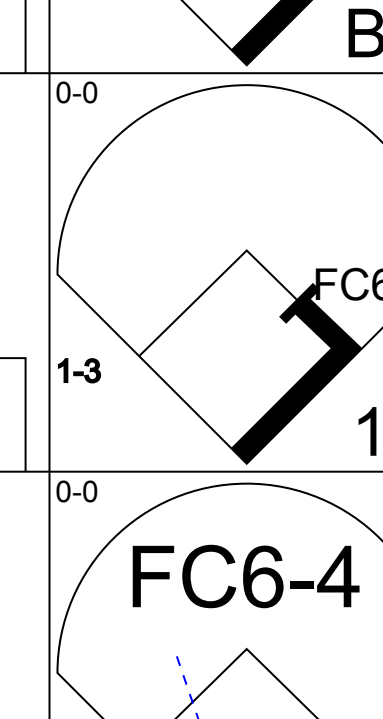
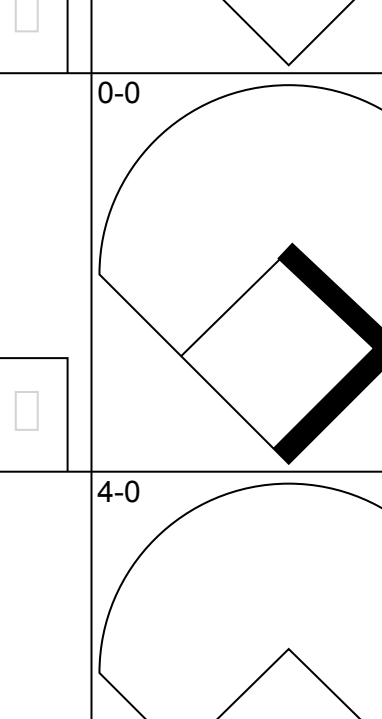
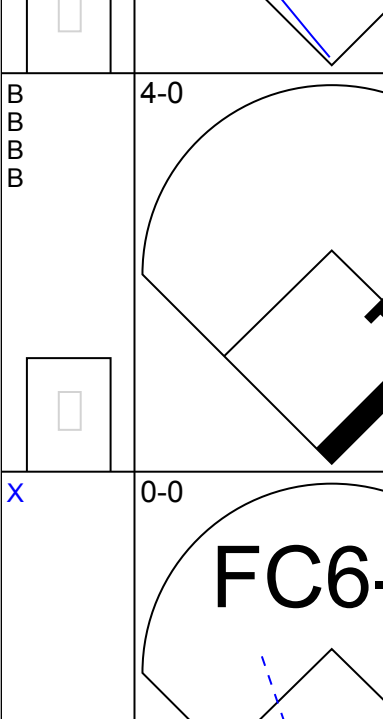
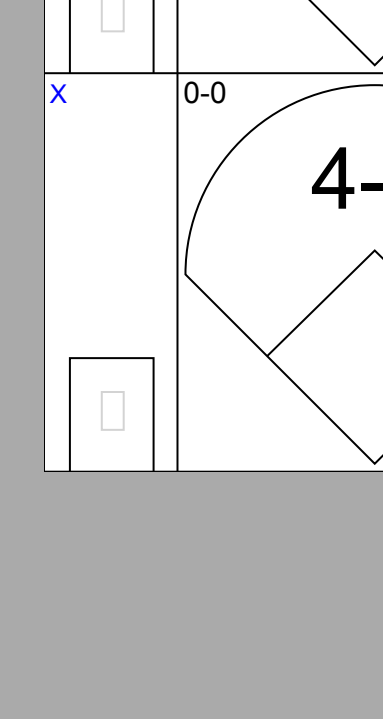
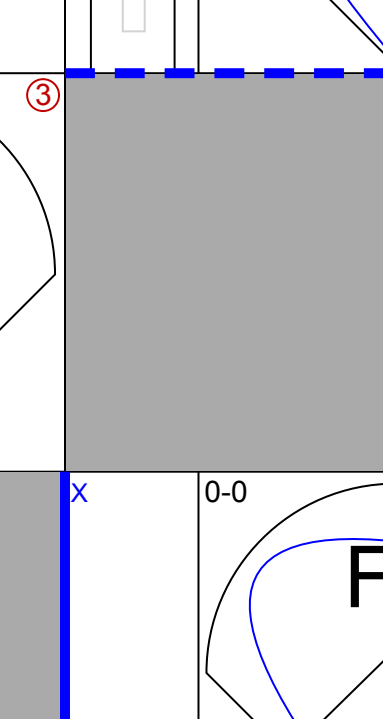

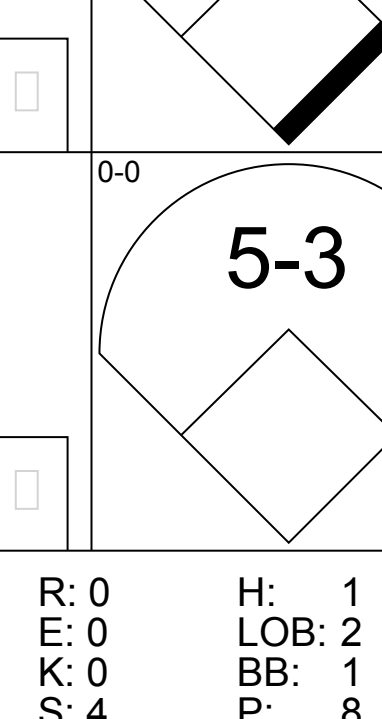

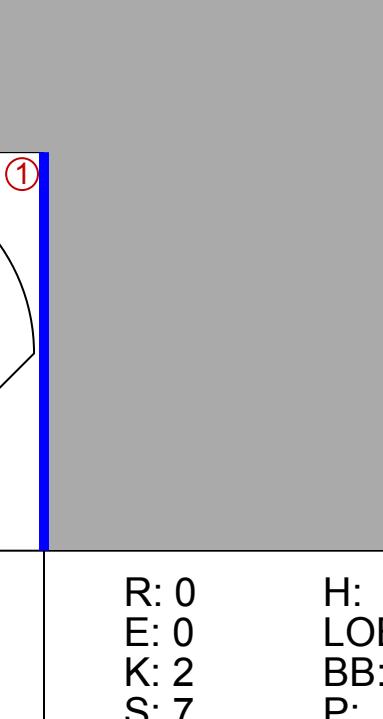
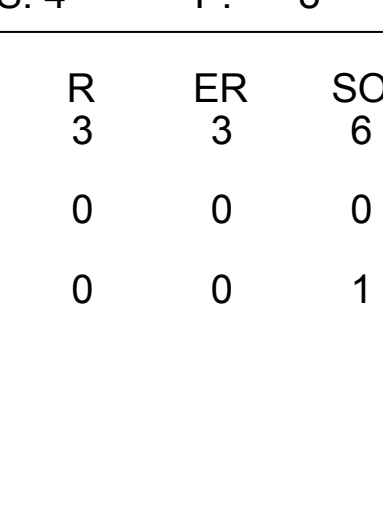
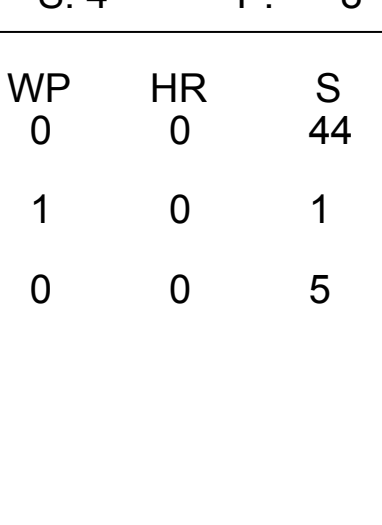



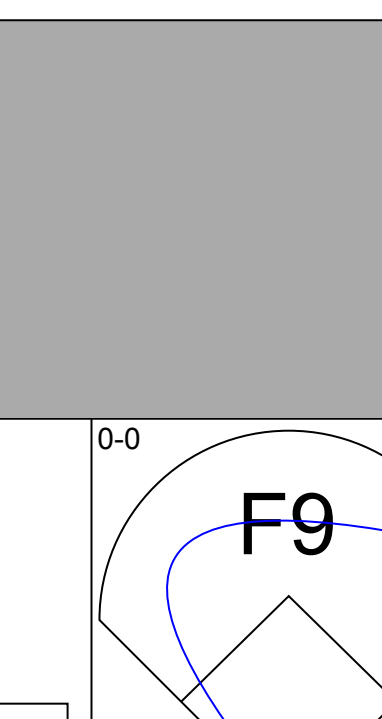

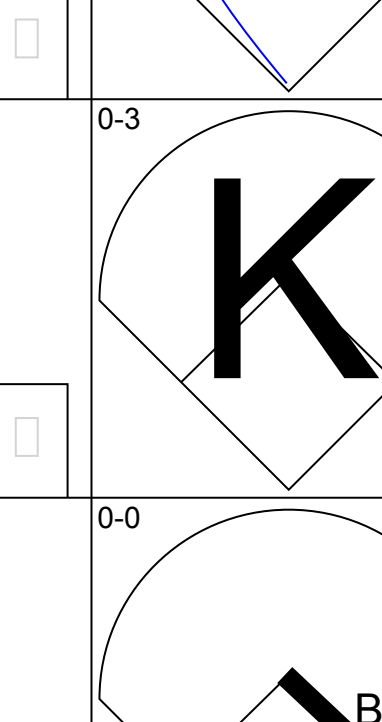

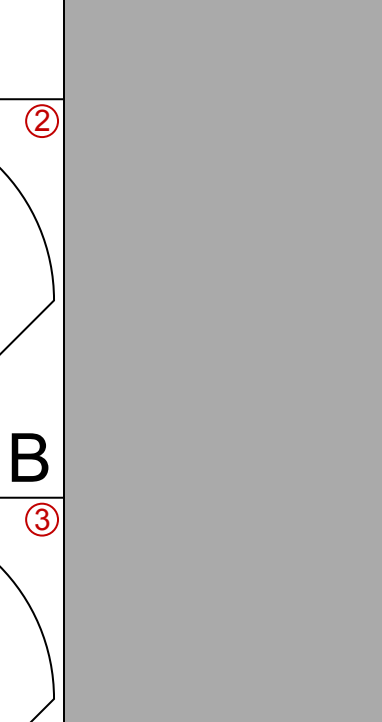
Cincinnati Redlegs @ San Francisco Giants
Seals Stadium, San Francisco, CA
Sat Aug 08 1959, 6:33 AM EDT
Att: 21,576 - Unknown

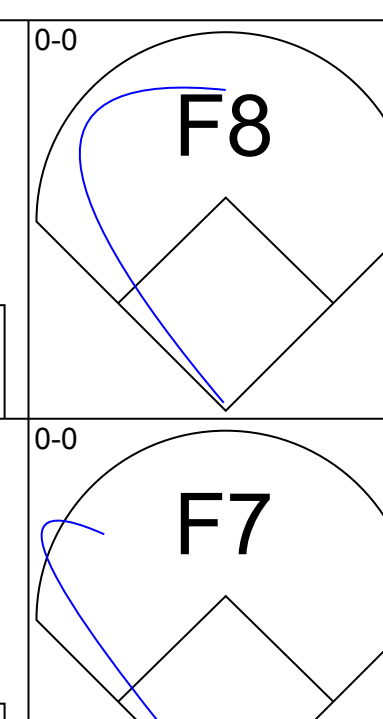
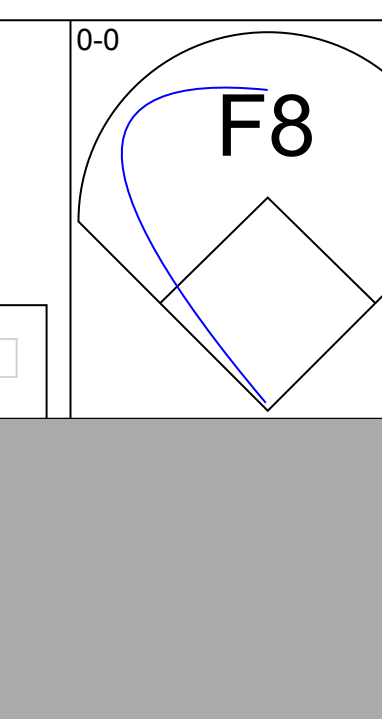
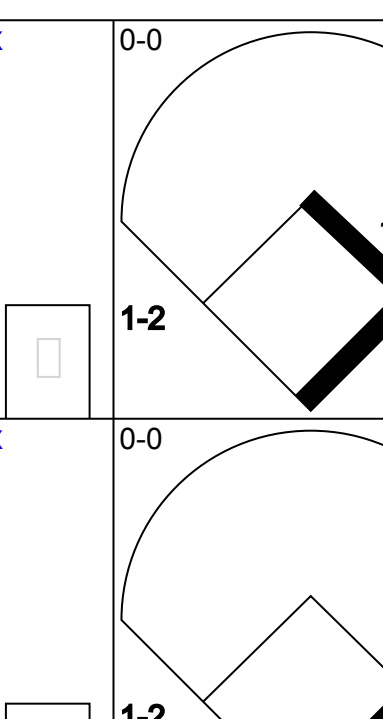
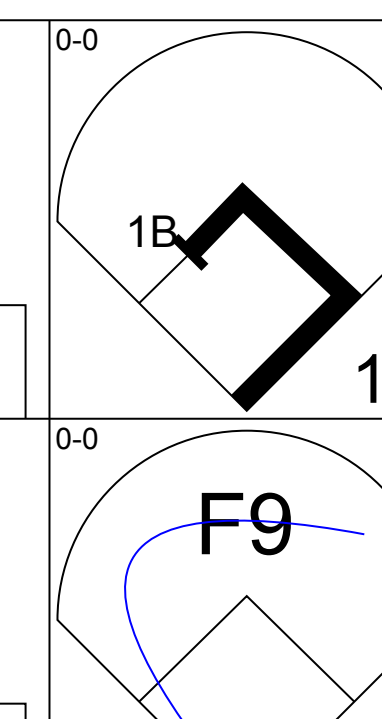
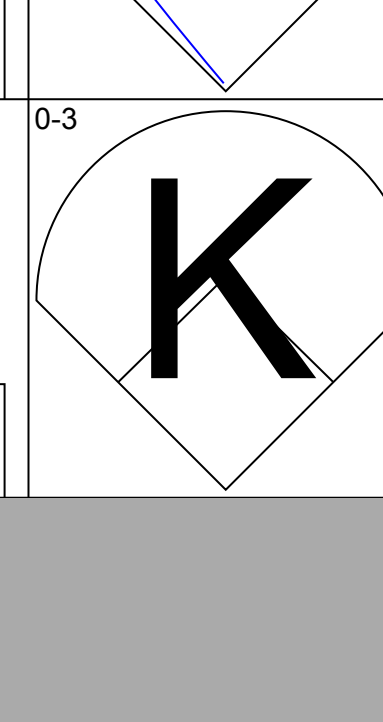
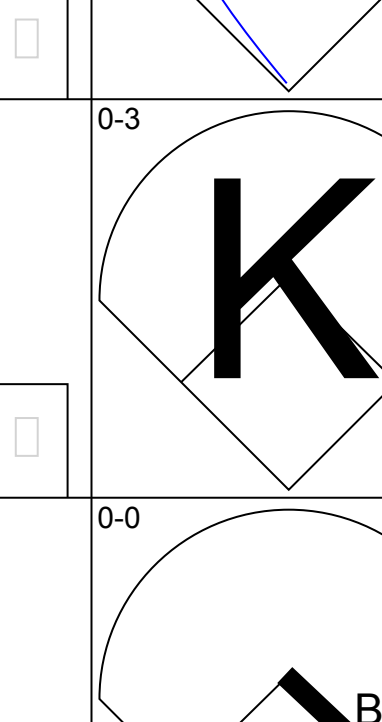
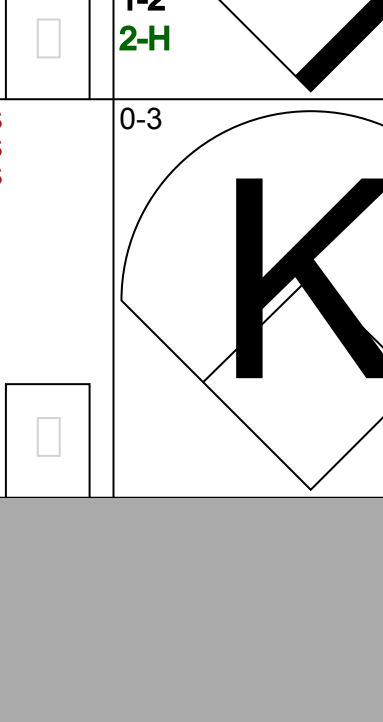

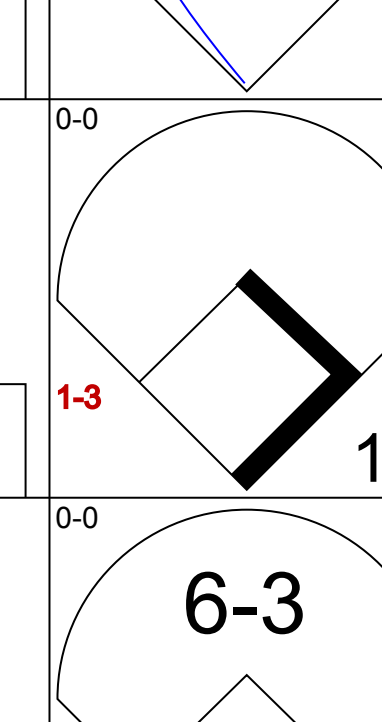

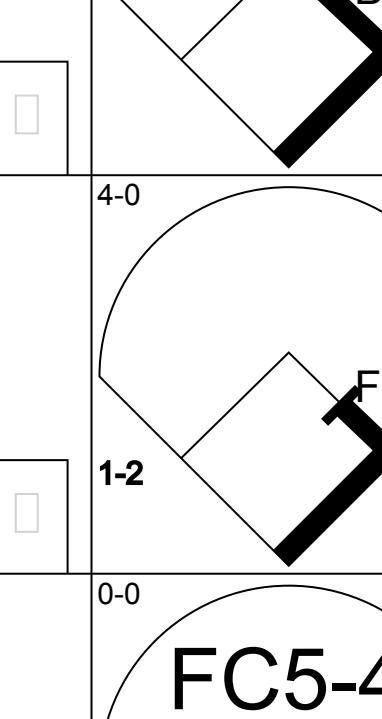


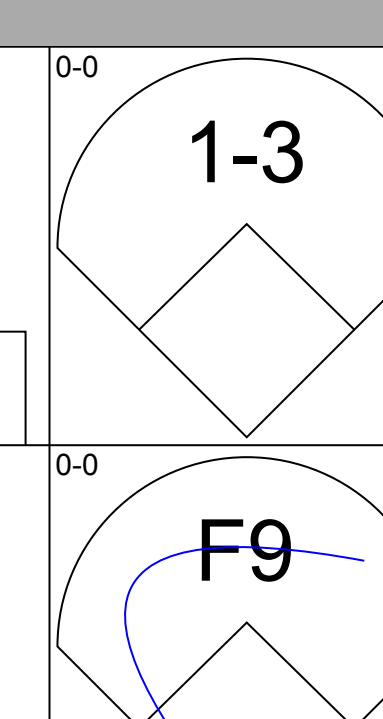
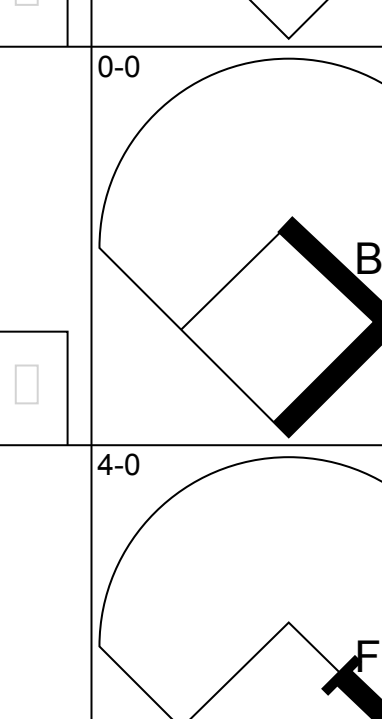
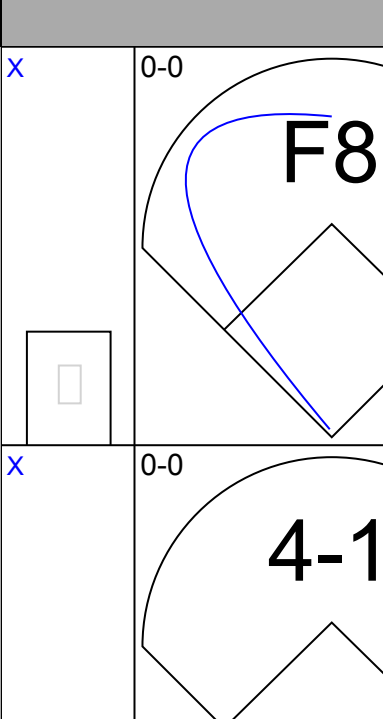
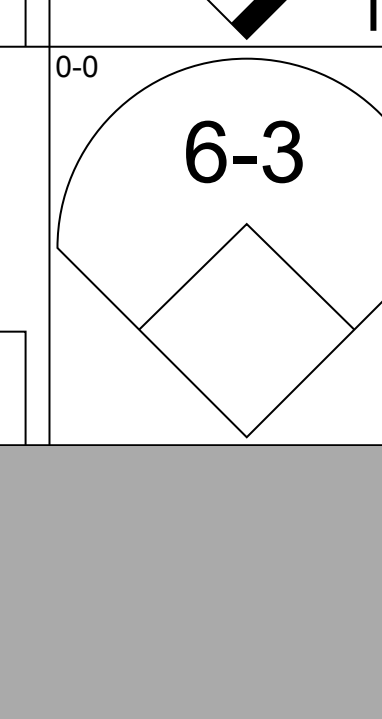
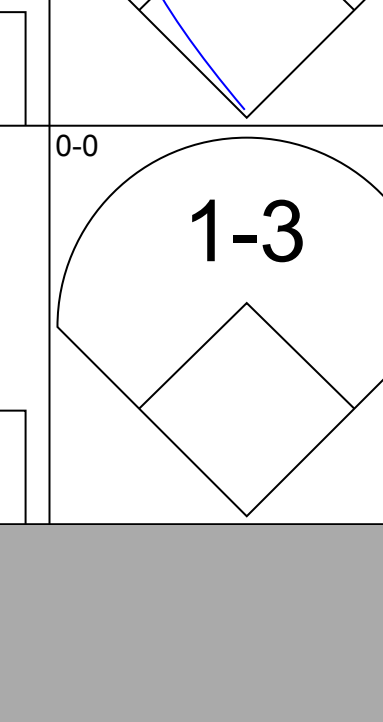
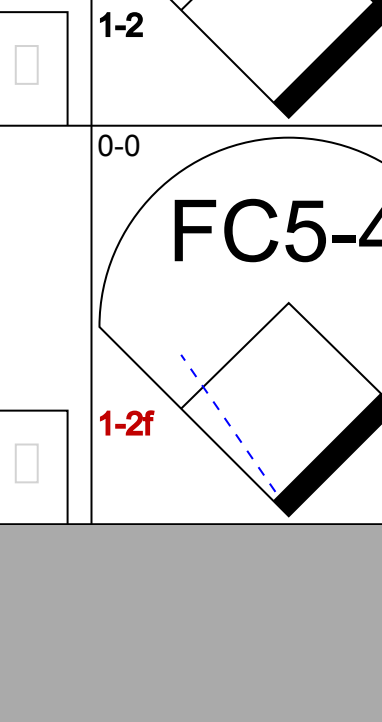
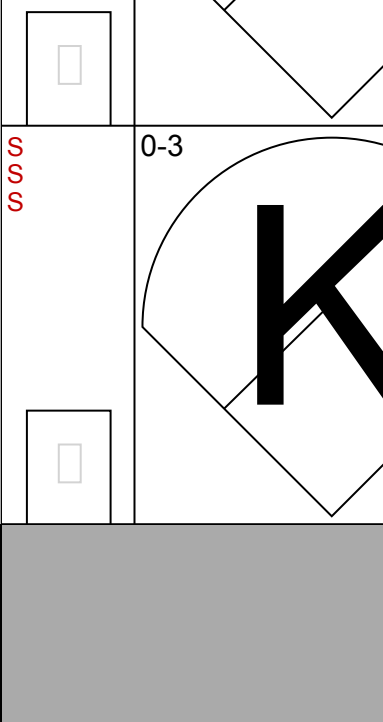







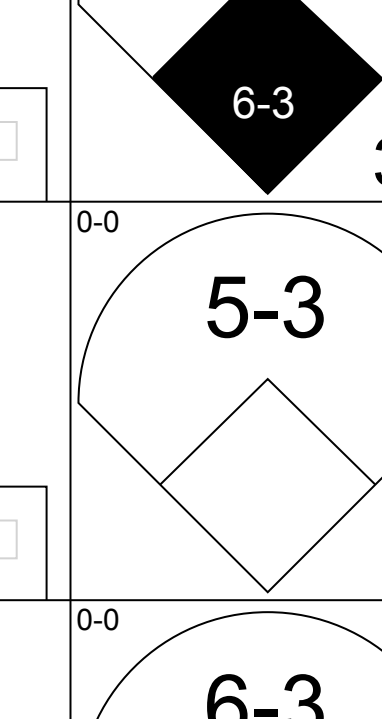
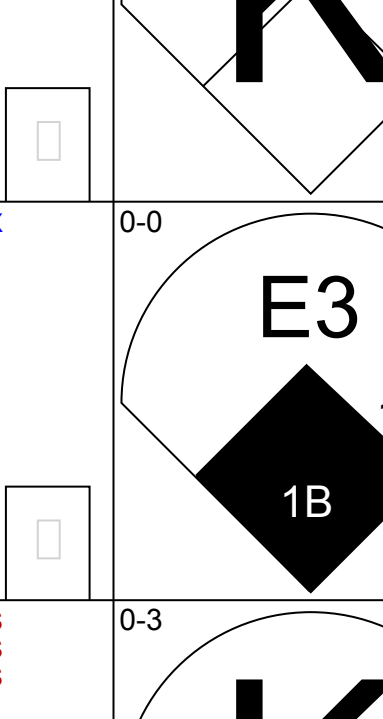
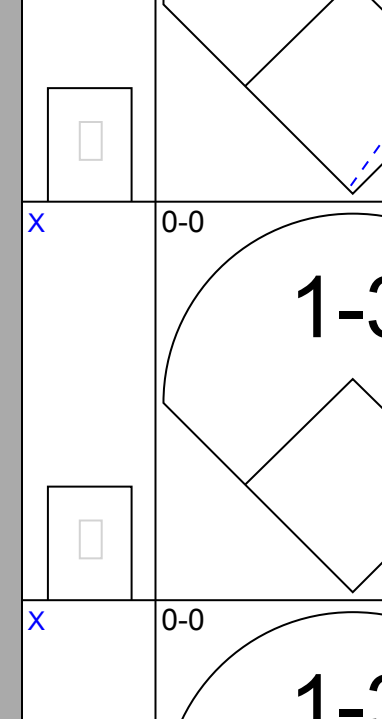

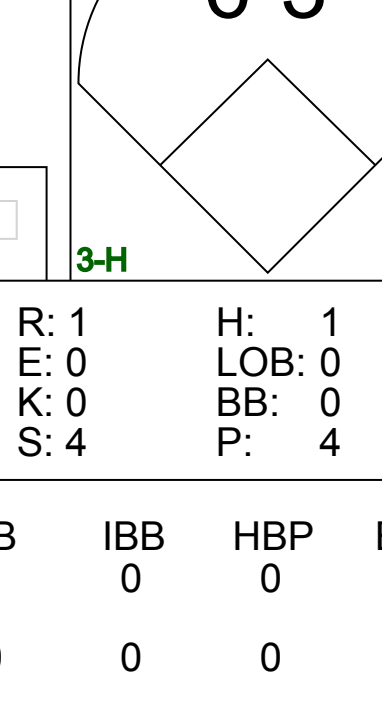
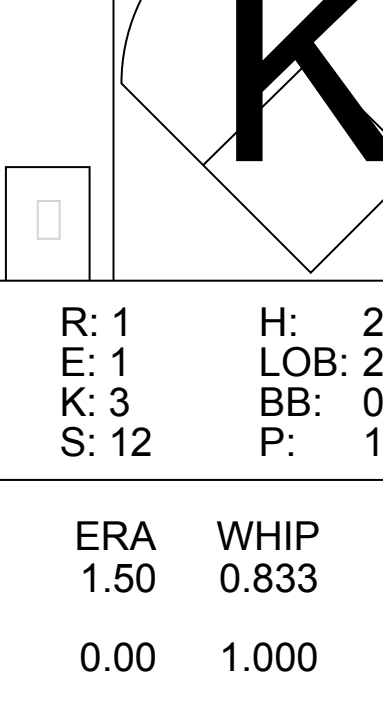
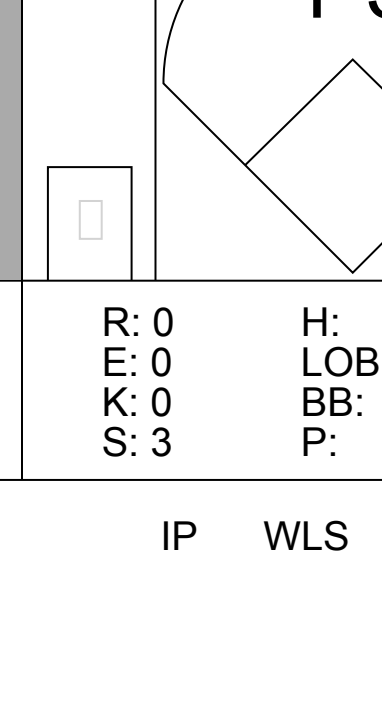
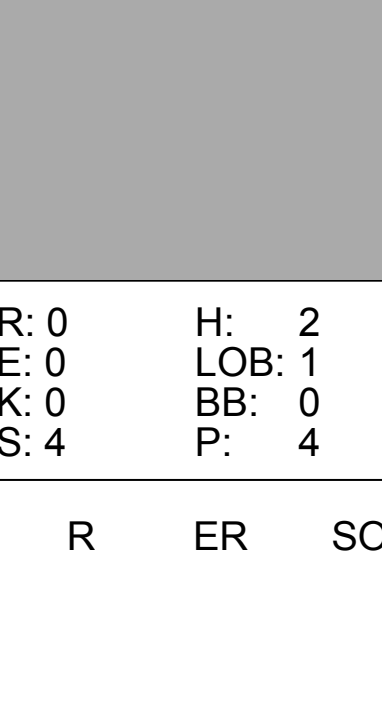


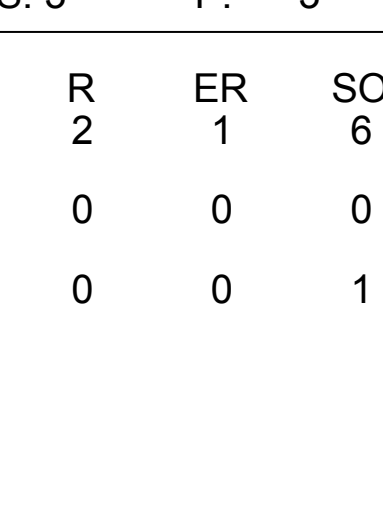
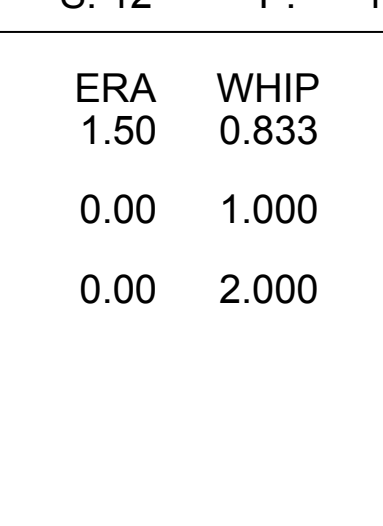


AB 38
R 6
H 11
RBI 5
BB 6
SO 4
LOB 27



Batter	1	2	3	4	5	6	7	8	9	10	AB	R	H	RBI	BB	SO	LOB	TOP			
Johnny Temple, R OBP: 0.398, SLG: 0.439 (1.4)	6-3		FC6-4			F9		3B		FC6-4	5	0	1	1	0	0	2	Cincinnati Redlegs @ San Francisco Giants Seals Stadium, San Francisco, CA Sun Aug 09 1959, 6:33 AM EDT Att: 22,689 - Unknown AB 36 R 3 H 5 RBI 3 BB 2 SO 6 LOB 12			
Vada Pinson, L OBP: 0.375, SLG: 0.517 (1.8)	F7		K			6-3		G3		K2-3	5	0	0	0	0	2	3				
Gus Bell, L OBP: 0.308, SLG: 0.425 (1.9)	HR					F9		6-3			4	1	1	1	0	1	1				
Frank Robinson, R OBP: 0.394, SLG: 0.563 (1.3)	F5					F8				K	4	0	0	0	0	1	0				
Jerry Lynch, L OBP: 0.323, SLG: 0.466 (1.7)		6-3				4-3				HR	4	1	1	1	0	0	0				
Ed Bailey, L OBP: 0.375, SLG: 0.390 (1.2)		K				E6		FC6-4		F8	3	0	1	0	1	1	0				
Willie Jones, R OBP: 0.340, SLG: 0.436 (1.5)		F6				F8		FC6-4		F7	4	0	0	0	0	0	2				
Roy McMillan, R OBP: 0.344, SLG: 0.450 (1.6)			FC6-4			F8		FC6-4		F2	3	0	1	0	1	0	1				
Don Newcombe, L OBP: 0.396, SLG: 0.398 (1.1)			K			4-3		FC6-4		E6	4	1	0	0	0	1	3				
Inning Stats	R: 1 E: 0 K: 0 S: 4	H: 1 LOB: 0 BB: 0 P: 4	R: 0 E: 0 K: 1 S: 5	H: 0 LOB: 0 BB: 0 P: 5	R: 0 E: 0 K: 2 S: 7	H: 0 LOB: 1 BB: 1 P: 11	R: 0 E: 0 K: 1 S: 5	H: 0 LOB: 0 BB: 0 P: 5	R: 0 E: 1 K: 0 S: 4	H: 1 LOB: 1 BB: 0 P: 4	R: 0 E: 0 K: 0 S: 3	H: 0 LOB: 0 BB: 0 P: 3	R: 0 E: 0 K: 0 S: 3	H: 0 LOB: 1 BB: 1 P: 7	R: 1 E: 0 K: 0 S: 5	H: 2 LOB: 1 BB: 0 P: 5	R: 1 E: 0 K: 1 S: 6		H: 1 LOB: 0 BB: 0 P: 6	1B: 2 2B: 0 3B: 1 HR: 2	SF: 0 SAC: 0 DP: 0 HBP: 0
PITCHER Jack Sanford, R ERA: 2.95 (1.1)	IP: 10.0 W: 10 L: 0 S: 10	WLS: 38 BF: 5	H: 3 R: 3 ER: 3 SO: 6	BB: 2 IBB: 0 HBP: 0 BLK: 1	WP: 0 HR: 2 S: 48 P: 56	ERA: 2.70 WHIP: 0.700															

Batter	1	2	3	4	5	6	7	8	9	10	AB	R	H	RBI	BB	SO	LOB	BOTTOM		
Jim Davenport, R OBP: 0.288, SLG: 0.329 (1.5)	6-3										5	0	3	0	0	0	0	Cincinnati Redlegs @ San Francisco Giants Seals Stadium, San Francisco, CA Sun Aug 09 1959, 6:33 AM EDT Att: 22,689 - Unknown AB 36 R 4 H 10 RBI 4 BB 1 SO 4 LOB 15		
Felipe Alou, R OBP: 0.317, SLG: 0.485 (1.8)	F2										3	0	0	0	0	0	4			
Willie Mays, R OBP: 0.356, SLG: 0.525 (8.8)			F6							FC6-4	2	1	1	0	0	0	1			
Willie McCovey, L OBP: 0.432, SLG: 0.625 (1.3)	F8									F5	4	1	0	0	0	0	1			
Orlando Cepeda, R OBP: 0.360, SLG: 0.557 (1.7)		F7								F5	4	2	3	1	0	0	0			
Willie Kirkland, L OBP: 0.343, SLG: 0.500 (1.9)		F8								HR	4	0	0	1	0	0	4			
Daryl Spencer, R OBP: 0.338, SLG: 0.384 (1.4)		K									2	0	1	2	1	1	0			
Hobie Landrith, L OBP: 0.338, SLG: 0.319 (1.2)			K								4	0	0	0	0	1	4			
Eddie Bressoud, R OBP: 0.329, SLG: 0.433 (1.6)			F5							K	4	0	1	0	0	1	0			
Jack Sanford, R OBP: 0.204, SLG: 0.122 (1.1)			1B							6-3	4	0	1	0	0	1	1			
Inning Stats	R: 0 E: 0 K: 0 S: 3	H: 0 LOB: 0 BB: 0 P: 3	R: 0 E: 0 K: 1 S: 5	H: 0 LOB: 0 BB: 0 P: 5	R: 0 E: 0 K: 1 S: 7	H: 2 LOB: 2 BB: 0 P: 7	R: 1 E: 0 K: 0 S: 5	H: 2 LOB: 1 BB: 0 P: 5	R: 0 E: 0 K: 0 S: 3	H: 0 LOB: 0 BB: 0 P: 3	R: 1 E: 0 K: 0 S: 5	H: 2 LOB: 2 BB: 1 P: 9	R: 0 E: 0 K: 1 S: 6	H: 1 LOB: 1 BB: 0 P: 6	R: 1 E: 0 K: 0 S: 2	H: 1 LOB: 0 BB: 0 P: 2	1B: 8 2B: 1 3B: 0 HR: 1	SF: 0 SAC: 1 DP: 1 HBP: 2	WP: 1 PA: 40 PB: 0 SB: 1 CS: 0	
PITCHER Don Newcombe, R ERA: 3.15 (1.1)	IP: 9.1 W: 9 L: 1 S: 9	WLS: 40 BF: 10	H: 10 R: 4 ER: 4 SO: 4	BB: 1 IBB: 0 HBP: 2 BLK: 0	WP: 1 HR: 1 S: 45 P: 51	ERA: 3.86 WHIP: 1.179														

Batter	1	2	3	4	5	6	7	8	9	AB	R	H	RBI	BB	SO	LOB	TOP	
Jim Davenport, R (1, 5) OBP: 0.290, SLG: 0.330										4	1	2	0	0	1	0	San Francisco Giants @ St. Louis Cardinals Sportsman's Park, St. Louis, MO Mon Aug 10 1959, 8:05 PM EDT Att: 17,576 - Unknown	
Willie Mays, R (1, 8) OBP: 0.357, SLG: 0.522										4	1	1	1	1	2	2		
Willie McCovey, L (1, 3) OBP: 0.449, SLG: 0.791										3	0	1	1	2	0	2		
Orlando Cepeda, R (1, 7) OBP: 0.356, SLG: 0.551										5	0	0	0	0	2	7		
Mike McCormick, L (9, 1) OBP: 0.198, SLG: 0.159										0	0	0	0	0	0	0		
Willie Kirkland, L (1, 9) OBP: 0.341, SLG: 0.499										5	0	1	1	0	1	0		
Daryl Spencer, R (1, 4) OBP: 0.336, SLG: 0.380										4	0	0	0	1	1	3		
Hobie Landrith, L (1, 2) OBP: 0.345, SLG: 0.330										3	0	2	0	1	0	0		
Eddie Bressoud, R (1, 6) OBP: 0.330, SLG: 0.428										2	0	0	0	1	0	3		
Jackie Brandt, R (9, PH) OBP: 0.307, SLG: 0.386										1	0	0	0	0	0	0		
Sam Jones, R (1, 1) OBP: 0.131, SLG: 0.125										2	0	1	0	0	0	2		
Dusty Rhodes, L (7, PH) OBP: 0.302, SLG: 0.241										1	0	0	0	0	0	0		
Stu Miller, R (7, 1) OBP: 0.173, SLG: 0.050										0	0	0	0	0	0	0		
Leon Wagner, L (9, PH) OBP: 0.115, SLG: 0.435										1	0	1	0	0	0	0		
Jose Pagan, R (9, 6) OBP: 0.145, SLG: 0.435										0	1	0	0	0	0	0		
Inning Stats	R: 0 E: 0 K: 1 S: 4	H: 0 LOB: 0 BB: 1 P: 8	R: 0 E: 0 K: 0 S: 4	H: 1 LOB: 2 BB: 1 P: 8	R: 0 E: 0 K: 0 S: 4	H: 1 LOB: 2 BB: 1 P: 8	R: 0 E: 0 K: 2 S: 7	H: 0 LOB: 1 BB: 1 P: 11	R: 0 E: 0 K: 1 S: 7	H: 2 LOB: 2 BB: 0 P: 7	R: 0 E: 0 K: 2 S: 7	H: 0 LOB: 0 BB: 0 P: 7	R: 3 E: 0 K: 1 S: 10	H: 4 LOB: 3 BB: 0 P: 10	1B: 7 2B: 3 3B: 0 HR: 0	SF: 0 SAC: 1 DP: 1 HBP: 0	WP: 1 PA: 42 PB: 0 SB: 0 CS: 0	
PITCHER	IP	WLS	BF	H	R	ER	SO	BB	IBB	HBP	BLK	WP	HR	S	P	ERA	WHIP	
Larry Jackson, R (1, 1) ERA: 3.52	8.1	L	38	8	3	3	6	6	0	0	0	0	0	44	68	3.24	1.680	
Dean Stone, L (9, 1) ERA: 4.03	0.0		1	0	0	0	0	0	0	0	0	1	0	1	1	∞	∞	
Ernie Broglio, R (9, 1) ERA: 4.59	0.2		3	1	0	0	1	0	0	0	0	0	0	5	5	0.00	1.500	

Batter	1	2	3	4	5	6	7	8	9	AB	R	H	RBI	BB	SO	LOB	BOTTOM				
Don Blasingame, L (1, 4) OBP: 0.356, SLG: 0.364										4	0	2	0	0	0	0	San Francisco Giants @ St. Louis Cardinals Sportsman's Park, St. Louis, MO Mon Aug 10 1959, 8:05 PM EDT Att: 17,576 - Unknown				
Gino Cimoli, R (1, 9) OBP: 0.323, SLG: 0.432										4	0	1	1	0	0	1					
Bill White, L (1, 7) OBP: 0.351, SLG: 0.484										4	0	1	0	0	3	2					
Ken Boyer, R (1, 5) OBP: 0.392, SLG: 0.501										4	0	1	0	0	0	1					
Stan Musial, L (1, 3) OBP: 0.370, SLG: 0.436										2	0	0	0	1	0	0					
Gene Oliver, R (9, 7) OBP: 0.256, SLG: 0.381										1	0	1	0	0	0	0					
Curt Flood, R (1, 8) OBP: 0.317, SLG: 0.380										4	0	0	0	0	1	3					
Alex Grammas, R (1, 6) OBP: 0.333, SLG: 0.324										4	1	2	0	0	1	0					
Hal Smith, R (1, 2) OBP: 0.298, SLG: 0.403										3	1	0	0	0	0	1					
Dick Gray, R (9, PH) OBP: 0.289, SLG: 0.314										1	0	0	0	0	1	2					
Larry Jackson, R (1, 1) OBP: 0.123, SLG: 0.125										3	0	0	1	0	1	1					
Dean Stone, L (9, 1) ERA: 3.62										0	0	0	0	0	0	0					
Ernie Broglio, R (9, 1) OBP: 0.146, SLG: 0.089										0	0	0	0	0	0	0					
Ray Jablonski, R (9, PH) OBP: 0.316, SLG: 0.407										1	0	0	0	0	0	2					
Inning Stats	R: 0 E: 0 K: 1 S: 5	H: 0 LOB: 0 BB: 0 P: 5	R: 0 E: 0 K: 0 S: 3	H: 0 LOB: 0 BB: 0 P: 3	R: 1 E: 0 K: 0 S: 4	H: 1 LOB: 0 BB: 0 P: 4	R: 0 E: 0 K: 1 S: 6	H: 1 LOB: 2 BB: 1 P: 10	R: 1 E: 1 K: 3 S: 12	H: 2 LOB: 2 BB: 0 P: 12	R: 0 E: 0 K: 1 S: 5	H: 0 LOB: 0 BB: 0 P: 5	R: 0 E: 0 K: 0 S: 3	H: 0 LOB: 0 BB: 0 P: 3	R: 0 E: 0 K: 0 S: 4	H: 2 LOB: 1 BB: 0 P: 4	R: 0 E: 0 K: 1 S: 7	H: 2 LOB: 2 BB: 0 P: 7	1B: 7 2B: 0 3B: 1 HR: 0	SF: 0 SAC: 0 DP: 0 HBP: 0	WP: 1 PA: 36 PB: 0 SB: 0 CS: 0
PITCHER	IP	WLS	BF	H	R	ER	SO	BB	IBB	HBP	BLK	WP	HR	S	P	ERA	WHIP				
Sam Jones, R (1, 1) ERA: 2.96	6.0		24	4	2	1	6	1	0	0	0	0	0	35	39	1.50	0.833				
Stu Miller, R (7, 1) ERA: 3.12	2.0	W	7	2	0	0	0	0	0	0	0	0	0	7	7	0.00	1.000				
Mike McCormick, L (9, 1) ERA: 3.62	1.0	S	5	2	0	0	1	0	0	0	0	1	0	7	7	0.00	2.000				



Batter	1	2	3	4	5	6	7	8	9	10	AB	R	H	RBI	BB	SO	LOB	TOP			
Danny O'Connell, R OBP: 0.212, SLG: 0.212 (1.5)	4-3	K		FC4-6			CS 4-3 1B		E5		5	0	1	0	0	1	3	San Francisco Giants @ St. Louis Cardinals Sportsman's Park, St. Louis, MO Tue Aug 11 1959, 8:05 PM EDT Att: 16,526 - Unknown			
Jackie Brandt, R OBP: 0.303, SLG: 0.380 (1.7)	6-3		F8		K		4-3		4-3		5	0	0	0	0	1	2				
Willie Mays, R OBP: 0.359, SLG: 0.524 (1.8)	HR BB		F8		4-3		E S 1B		WP 1B		4	2	2	0	1	0	0				
Orlando Cepeda, R OBP: 0.359, SLG: 0.550 (1.3)	HR BB		CS 1B		1B		5-3		K		4	1	2	0	1	1	2				
Willie Kirkland, L OBP: 0.345, SLG: 0.509 (1.9)	HR		CS	E8 1B SF8	1B			K	G4-6-3 1B		5	2	3	4	0	1	0				
Daryl Spencer, R OBP: 0.335, SLG: 0.378 (1.4)	F8			1B	F1			1-3	G4-6-3		5	0	1	0	0	0	3				
Eddie Bressoud, R OBP: 0.322, SLG: 0.417 (1.6)		F4		F9		6-3		K			4	0	0	0	0	1	2				
Bob Schmidt, R OBP: 0.271, SLG: 0.364 (1.2)		FC1-6 1B		SF8		5-3			F4		3	0	1	1	0	0	0				
Johnny Antonelli, L OBP: 0.157, SLG: 0.160 Mike McCormick, L OBP: 0.188, SLG: 0.159 Bud Byerly, R OBP: 0.073, SLG: 0.050 (9.1)	FC1-6			FC4-6 1B		4-3			4-3		4	0	1	0	0	0	1				
Inning Stats	R: 3 E: 0 K: 0 S: 4	H: 1 LOB: 0 BB: 2 P: 12	R: 0 E: 0 K: 1 S: 6	H: 1 LOB: 1 BB: 0 P: 6	R: 0 E: 0 K: 0 S: 3	H: 1 LOB: 0 BB: 0 P: 3	R: 1 E: 1 K: 0 S: 6	H: 2 LOB: 2 BB: 0 P: 6	R: 0 E: 0 K: 1 S: 7	H: 0 LOB: 0 BB: 0 P: 3	R: 0 E: 0 K: 0 S: 4	H: 2 LOB: 1 BB: 0 P: 4	R: 0 E: 0 K: 2 S: 7	H: 0 LOB: 0 BB: 0 P: 7	R: 0 E: 1 K: 0 S: 4	H: 0 LOB: 1 BB: 0 P: 4	R: 1 E: 0 K: 1 S: 6		H: 2 LOB: 0 BB: 0 P: 6	1B: 9 2B: 1 3B: 0 HR: 1	SF: 1 SAC: 0 DP: 1 HBP: 0
PITCHER	IP WLS BF H R ER SO BB IBB HBP BLK WP HR S P ERA WHIP	Vinegar Bend Mizell, L ERA: 3.99 Bob Dulliba, R ERA: 3.95 Dean Stone, L ERA: 3.95 Lindy McDaniel, R ERA: 3.62	4.0 2.0 3.0 1.0	19 8 11 4	5 2 2 2	4 0 0 1	3 0 0 1	1 0 0 1	2 0 0 0	0 0 0 0	0 0 0 0	0 0 0 0	1 10 15 6	19 10 15 6	27 10 15 6	6.75 0.00 0.00 9.00	1.750 1.000 0.667 2.000				

Batter	1	2	3	4	5	6	7	8	9	10	AB	R	H	RBI	BB	SO	LOB	BOTTOM					
Don Blasingame, L OBP: 0.354, SLG: 0.362 (1.4)	F7	6-3		1-2 1B		K			5-3	4-3	6	0	1	1	0	1	6	San Francisco Giants @ St. Louis Cardinals Sportsman's Park, St. Louis, MO Tue Aug 11 1959, 8:05 PM EDT Att: 16,526 - Unknown					
Gino Cimoli, R OBP: 0.326, SLG: 0.438 (1.9)	1B		K	3-1			4-3 3B		1B		5	2	3	0	0	1	2						
Bill White, L OBP: 0.350, SLG: 0.482 Gene Oliver, R OBP: 0.283, SLG: 0.386 (9. PH)	K				F6		F2		1B		4	0	1	0	0	1	2						
Ken Boyer, R OBP: 0.392, SLG: 0.500 (1.5)	1B			F6		K	4-3		1B		5	0	2	2	0	1	1						
Stan Musial, L OBP: 0.368, SLG: 0.430 (1.3)	4-3			3-4-3		F2	4-3		1B		4	0	0	0	1	0	3						
Alex Grammas, R OBP: 0.332, SLG: 0.323 George Crowe, L OBP: 0.372, SLG: 0.638 Lindy McDaniel, R OBP: 0.138, SLG: 0.038 (10.1)				1B		5-3			K		4	0	1	0	0	0	0						
Curt Flood, R OBP: 0.339, SLG: 0.402 (1.8)				1B		FC4-6 1B			4-3		5	1	4	0	0	0	0						
Hal Smith, R OBP: 0.297, SLG: 0.401 (1.2)		F8		1B		E4 FC4-6		F5	SH3-4		4	0	1	0	0	0	3						
Vinegar Bend Mizell, R OBP: 0.227, SLG: 0.250 Ray Johnson, R OBP: 0.312, SLG: 0.402 Bob Dulliba, R OBP: 0.125, SLG: 0.250 Joe Cunningham, L OBP: 0.057, SLG: 0.042 Bob Gibson, R OBP: 0.304, SLG: 0.331 Jay Porter, R OBP: 0.292, SLG: 0.419 (10.8)		K		K		FC4-6			1B		1	0	0	0	0	1	2						
Inning Stats	R: 0 E: 0 K: 1 S: 7	H: 2 LOB: 2 BB: 0 P: 7	R: 0 E: 0 K: 1 S: 7	H: 2 LOB: 2 BB: 0 P: 7	R: 0 E: 0 K: 1 S: 6	H: 1 LOB: 1 BB: 0 P: 6	R: 1 E: 0 K: 1 S: 8	H: 3 LOB: 2 BB: 0 P: 8	R: 0 E: 0 K: 1 S: 5	H: 0 LOB: 0 BB: 0 P: 5	R: 0 E: 1 K: 0 S: 7	H: 1 LOB: 2 BB: 0 P: 7	R: 1 E: 0 K: 0 S: 4	H: 1 LOB: 0 BB: 0 P: 4	R: 0 E: 0 K: 0 S: 3	H: 0 LOB: 0 BB: 0 P: 3	R: 2 E: 0 K: 1 S: 8		H: 4 LOB: 2 BB: 1 P: 12	R: 0 E: 0 K: 0 S: 4	H: 1 LOB: 1 BB: 0 P: 4	1B: 13 2B: 1 3B: 1 HR: 0	SF: 0 SAC: 1 DP: 0 HBP: 0
PITCHER	IP WLS BF H R ER SO BB IBB HBP BLK WP HR S P ERA WHIP	Johnny Antonelli, L ERA: 2.84 Mike McCormick, L ERA: 3.62 Bud Byerly, R ERA: 3.00 Stu Miller, R ERA: 3.09	8.1 0.0 0.1 1.1	38 1 2 5	12 0 1 0	4 0 0 0	6 0 0 1	0 0 0 0	0 0 1 0	0 0 0 0	0 0 1 7	50 1 5 7	4.32 0.00 3.000 0.750	1.440 0.000 3.000 0.750									

Batter	1	2	3	4	5	6	7	8	9	AB	R	H	RBI	BB	SO	LOB	TOP					
Jim Davenport, R (1.5) OBP: 0.293, SLG: 0.333	0-0 HR 1B		0-0 6-3		0-0 4-3		0-0 BB BB	4-0 1B BB	0-0 6-3	4	1	1	1	1	0	1	San Francisco Giants @ Chicago Cubs Wrigley Field, Chicago, IL Sun Aug 16 1959, 3:33 AM CDT Att: 19,992 - Unknown livebaseballscorecards.com					
Willie Mays, R (1.8) OBP: 0.372, SLG: 0.553	0-0 1-H HR		0-3 K		2-3 3-H 4-0 BB		0-0 BB	4-0 BB	4-0 BB	3	1	2	2	2	1	0						
Willie McCovey, L (1.3) OBP: 0.453, SLG: 0.807	0-3 K		0-0 4-3		0-0 4-3		0-3 BB	0-0 F4	0-0 F4	5	0	0	0	0	2	5						
Orlando Cepeda, R (1.7) OBP: 0.356, SLG: 0.543	0-3 K			0-3 K		0-0 4-3 2B		0-0 5-3		4	0	1	0	0	2	0						
Willie Kirkland, L (1.9) OBP: 0.334, SLG: 0.496	0-0 F8			0-3 K		0-0 4-3		0-0 6-3		4	0	0	0	0	1	1						
Daryl Spencer, R (1.4) OBP: 0.332, SLG: 0.383		0-0 FC1-4 1B		0-0 F9		0-0 F6		0-0 1B 2B		4	1	2	0	0	0	1						
Hobie Landrith, L (1.2) OBP: 0.348, SLG: 0.327		0-0 F7			0-0 SH1-4 1B		0-3 K	1-0 1B HBP		3	1	1	0	0	1	2						
Leon Wagner, L (8, PH) OBP: 0.372, SLG: 0.450										0	0	0	0	0	0	0						
Bob Schmidt, R (8.2) OBP: 0.274, SLG: 0.365										0	0	0	0	0	0	0						
Eddie Bressoud, R (1.6) OBP: 0.318, SLG: 0.410		0-0 FC1-4			0-0 4-3 SH1-4 1B		0-0 G3	0-0 1-3 2-H 1B		2	0	1	0	0	0	1						
Dusty Rhodes, L (7, PH) OBP: 0.314, SLG: 0.290										1	0	0	0	0	0	0						
Jose Pagan, R (7.6) OBP: 0.250, SLG: 0.250										1	0	1	1	0	0	0						
Johnny Antonelli, L (1.1) OBP: 0.155, SLG: 0.159		0-0 6-3			0-0 SH1-4		0-0 F8	0-3 K		1	0	0	0	0	0	1						
Jackie Brandt, R (7, PH) OBP: 0.311, SLG: 0.395										1	0	0	0	0	0	0						
Stu Miller, R (7.1) OBP: 0.073, SLG: 0.050										0	0	0	0	0	0	0						
Felipe Alou, R (8, PH) OBP: 0.314, SLG: 0.460										1	0	0	0	0	1	2						
Sam Jones, R (8.1) OBP: 0.132, SLG: 0.123										0	0	0	0	0	0	0						
Inning Stats	R: 2 E: 0 K: 2 S: 9	H: 2 LOB: 0 BB: 0 P: 9	R: 0 E: 1 K: 0 S: 4	H: 1 LOB: 1 BB: 0 P: 4	R: 0 E: 0 K: 1 S: 5	H: 0 LOB: 0 BB: 0 P: 5	R: 0 E: 0 K: 2 S: 7	H: 0 LOB: 0 BB: 0 P: 7	R: 1 E: 0 K: 0 S: 5	H: 2 LOB: 2 BB: 1 P: 9	R: 0 E: 0 K: 1 S: 6	H: 1 LOB: 1 BB: 1 P: 6	R: 0 E: 0 K: 1 S: 6	H: 1 LOB: 2 BB: 1 P: 10	R: 1 E: 0 K: 1 S: 7	H: 2 LOB: 2 BB: 0 P: 8	R: 0 E: 0 K: 0 S: 2	H: 0 LOB: 0 BB: 1 P: 6	1B: 6 2B: 2 3B: 0 HR: 1	SF: 0 SAC: 1 DP: 0 HBP: 1	WP: 0 PB: 0 SB: 1 CS: 0	PA: 39
PITCHER	IP WLS BF H R ER SO BB IBB HBP BLK WP HR S P ERA WHIP																					
Bob Anderson, R (1.1) ERA: 3.7	7.2 W 35 9 4 4 7 2 0 1 0 0 1 46 55 4.70 1.435																					
Don Elston, R (8.1) ERA: 3.24	1.1 S 4 0 0 0 1 1 0 0 0 0 0 5 9 0.00 0.750																					

Batter	1	2	3	4	5	6	7	8	9	AB	R	H	RBI	BB	SO	LOB	BOTTOM			
Tony Taylor, R (1.4) OBP: 0.331, SLG: 0.389	0-0 FC5-4 1B		0-0 6-3		0-3 K			0-0 6-3		4	0	1	0	0	1	0	San Francisco Giants @ Chicago Cubs Wrigley Field, Chicago, IL Sun Aug 16 1959, 3:33 AM CDT Att: 19,992 - Unknown livebaseballscorecards.com			
Alvin Dark, R (1.5) OBP: 0.319, SLG: 0.361	0-0 FC5-4 14 HR		0-0 F9		0-0 5-3			0-0 F2		4	1	0	0	0	1					
Bobby Thomson, R (1.8) OBP: 0.310, SLG: 0.382	0-0 F8			0-0 5-3		0-0 5-3		0-0 5-3		4	0	0	0	0	1					
14 Ernie Banks, R (1.6) OBP: 0.385, SLG: 0.630	0-0 1-H HR			4-0 FC6-4 BB HR BB		0-0 F8				2	2	1	2	1	0	0				
Art Schult, R (1.3) OBP: 0.327, SLG: 0.404	0-0 F8			4-0 FC6-4 BB		0-0 5-3				2	0	0	0	1	0	0				
Jim Marshall, L (9.3) OBP: 0.333, SLG: 0.407				1-2 FC6-4 BB						0	0	0	0	0	0	0				
Earl Averill, R (1.7) OBP: 0.292, SLG: 0.451		0-3 K			0-0 FC6-4 HR		0-0 2B 4-3 1B			2	1	0	0	0	1	2				
George Altman, L (7, PH) OBP: 0.322, SLG: 0.378					1-2 2-3 HR					1	0	1	0	0	0	0				
Lee Walls, R (1.9) OBP: 0.332, SLG: 0.391	0-0 F2			0-0 1-H HR		0-0 1-3 2B				3	1	2	3	0	0	0				
Cal Neeman, R (1.2) OBP: 0.206, SLG: 0.190	0-0 F8			0-0 3-H 5-3		0-0 5-3				3	0	0	0	0	2					
Bob Anderson, R (1.1) OBP: 0.123, SLG: 0.111			0-3 K				0-0 F4			3	0	0	0	0	1	2				
Don Elston, R (8.1) OBP: 0.214, SLG: 0.214							0-0 4-3			0	0	0	0	0	0	0				
Inning Stats	R: 2 E: 0 K: 0 S: 5	H: 2 LOB: 0 BB: 0 P: 5	R: 0 E: 0 K: 1 S: 5	H: 0 LOB: 0 BB: 0 P: 5	R: 0 E: 0 K: 1 S: 5	H: 0 LOB: 0 BB: 0 P: 5	R: 3 E: 0 K: 0 S: 4	H: 1 LOB: 0 BB: 2 P: 12	R: 0 E: 0 K: 1 S: 5	H: 0 LOB: 0 BB: 0 P: 5	R: 0 E: 0 K: 0 S: 3	H: 0 LOB: 0 BB: 0 P: 3	R: 0 E: 0 K: 0 S: 4	H: 2 LOB: 1 BB: 0 P: 4	R: 0 E: 0 K: 0 S: 3	H: 0 LOB: 0 BB: 0 P: 3	1B: 2 2B: 1 3B: 0 HR: 2	SF: 0 SAC: 0 DP: 0 HBP: 0	WP: 0 PB: 0 SB: 0 CS: 0	PA: 30
PITCHER	IP WLS BF H R ER SO BB IBB HBP BLK WP HR S P ERA WHIP																			
Johnny Antonelli, L (1.1) ERA: 2.77	6.0 L 23 3 5 5 3 2 0 0 0 0 0 2 27 35 7.50 0.833																			
Stu Miller, R (7.1) ERA: 3.15	1.0 4 2 0 0 0 0 0 0 0 0 0 4 4 0.00 2.000																			
Sam Jones, R (8.1) ERA: 3.12	1.0 3 0 0 0 0 0 0 0 0 0 0 3 3 0.00 0.000																			



Batter	1	2	3	4	5	6	7	8	9	AB	R	H	RBI	BB	SO	LOB	TOP					
Jackie Brandt, R OBP: 0.317, SLG: 0.401	0-0 CS 1B		0-0 1B 1B	0-3 K			0-0 E 1B	0-0 1-2 2-3 3-H 1B		5	2	4	1	0	1	2						
Jim Davenport, R OBP: 0.295, SLG: 0.335	1-5 1-3		0-0 1B 1B		0-0 4-3		0-0 E8 SF9 1B	0-0 F5		4	1	2	0	0	0	1						
Jose Pagan, R OBP: 0.200, SLG: 0.200	1-2		1-2 1B 1B		4-0 F8 WP BB		0-0 SF9 1B	0-0 F3		3	0	0	1	1	0	5						
Willie Mays, R OBP: 0.370, SLG: 0.550	1-8 F9		0-0 F8		0-0 F8		0-0 5-3	0-0 F6		5	0	1	1	0	0	4						
Orlando Cepeda, R OBP: 0.354, SLG: 0.539		0-0 5-3	0-0 1-3 2-H 1B		0-0 F8		0-0 5-3	0-0 F6		4	0	0	0	1	1	2						
Daryl Spencer, R OBP: 0.331, SLG: 0.379	1-4 F3		0-0 5-3		4-0 BB		0-3 K	0-0 6-3		4	0	0	0	1	1	2						
Felipe Alou, R OBP: 0.321, SLG: 0.474	1-9 E 1B		0-0 F3		0-0 5-3			0-0 1B 2B	0-0 1B 2B	5	2	3	0	0	0	2						
Eddie Bressoud, R OBP: 0.330, SLG: 0.414	1-6 E 1B		0-0 FC1-6 HBP BB		4-0 F7		0-0 HBP 1B	4-0 1B IBB		3	1	2	0	2	0	0						
Bob Schmidt, R OBP: 0.276, SLG: 0.363	1-2 1-6-3		0-0 1-6-3		1-0 FC1-6 HBP		0-0 5-3	0-0 1B HBP 1B	0-3 K	1	0	0	0	0	0	2						
Hank Sauer, R OBP: 0.097, SLG: 0.267										1	0	0	0	0	0	0						
Hobie Landrith, L OBP: 0.348, SLG: 0.327										0	0	0	0	0	0	0						
Willie McCovey, L OBP: 0.462, SLG: 0.810										1	0	1	1	0	0	0						
Jim Hegan, R OBP: 0.250, SLG: 0.242										1	0	0	0	0	1	2						
Mike McCormick, L OBP: 0.180, SLG: 0.152										2	0	0	0	0	1	2						
Stu Miller, R OBP: 0.093, SLG: 0.049										1	0	0	0	0	0	0						
Sam Jones, R OBP: 0.145, SLG: 0.136										1	0	1	1	0	0	0						
Inning Stats	R: 0 E: 0 K: 0 S: 3	H: 1 LOB: 0 BB: 0 P: 3	R: 0 E: 1 K: 0 S: 5	H: 2 LOB: 2 BB: 0 P: 5	R: 1 E: 0 K: 1 S: 8	H: 3 LOB: 2 BB: 0 P: 8	R: 0 E: 0 K: 1 S: 5	H: 0 LOB: 2 BB: 1 P: 10	R: 0 E: 0 K: 0 S: 3	H: 0 LOB: 0 BB: 0 P: 3	R: 2 E: 1 K: 1 S: 7	H: 2 LOB: 0 BB: 0 P: 7	R: 2 E: 0 K: 0 S: 7	H: 4 LOB: 3 BB: 0 P: 8	R: 1 E: 0 K: 1 S: 6	H: 2 LOB: 1 BB: 1 P: 10	1B: 12 2B: 2 3B: 0 HR: 0	SF: 1 SAC: 0 DP: 0 HBP: 2	WP: 1 PB: 0 CS: 1 S: 0	PA: 45		
PITCHER	IP WLS BF H R ER SO BB IBB HBP BLK WP HR S P ERA WHIP	IP WLS BF H R ER SO BB IBB HBP BLK WP HR S P ERA WHIP	IP WLS BF H R ER SO BB IBB HBP BLK WP HR S P ERA WHIP	IP WLS BF H R ER SO BB IBB HBP BLK WP HR S P ERA WHIP	IP WLS BF H R ER SO BB IBB HBP BLK WP HR S P ERA WHIP	IP WLS BF H R ER SO BB IBB HBP BLK WP HR S P ERA WHIP	IP WLS BF H R ER SO BB IBB HBP BLK WP HR S P ERA WHIP	IP WLS BF H R ER SO BB IBB HBP BLK WP HR S P ERA WHIP	IP WLS BF H R ER SO BB IBB HBP BLK WP HR S P ERA WHIP	IP WLS BF H R ER SO BB IBB HBP BLK WP HR S P ERA WHIP	IP WLS BF H R ER SO BB IBB HBP BLK WP HR S P ERA WHIP	IP WLS BF H R ER SO BB IBB HBP BLK WP HR S P ERA WHIP	IP WLS BF H R ER SO BB IBB HBP BLK WP HR S P ERA WHIP	IP WLS BF H R ER SO BB IBB HBP BLK WP HR S P ERA WHIP	IP WLS BF H R ER SO BB IBB HBP BLK WP HR S P ERA WHIP	IP WLS BF H R ER SO BB IBB HBP BLK WP HR S P ERA WHIP	IP WLS BF H R ER SO BB IBB HBP BLK WP HR S P ERA WHIP	IP WLS BF H R ER SO BB IBB HBP BLK WP HR S P ERA WHIP	IP WLS BF H R ER SO BB IBB HBP BLK WP HR S P ERA WHIP	IP WLS BF H R ER SO BB IBB HBP BLK WP HR S P ERA WHIP	IP WLS BF H R ER SO BB IBB HBP BLK WP HR S P ERA WHIP	IP WLS BF H R ER SO BB IBB HBP BLK WP HR S P ERA WHIP

San Francisco Giants @ Cincinnati Redlegs
Crosley Field, Cincinnati, OH
Mon Aug 17 1959, 7:05 PM EDT
Att: 20,807 - Unknown

livebaseballscores.com

AB 38
R 6
H 14
RBI 5
BB 4
SO 4
LOB 25

Batter	1	2	3	4	5	6	7	8	9	AB	R	H	RBI	BB	SO	LOB	BOTTOM						
Whitey Lockman, L OBP: 0.292, SLG: 0.288	0-0 1B 1B		0-3 K		0-0 1B 1B		0-0 1-3 1B			4	0	3	1	0	1	0							
Vada Pinson, L OBP: 0.391, SLG: 0.540	0-0 1B 1B		0-0 F7		0-0 1-2 2-3 1B		0-0 1-3			4	0	2	0	0	0	1							
Gus Bell, L OBP: 0.323, SLG: 0.458	0-0 1-2 2-3 1B		0-0 F2		0-0 SF8		0-0 1-3			3	0	1	1	0	0	1							
Frank Robinson, R OBP: 0.390, SLG: 0.573	0-0 F4		0-0 G5-4-3 1B		0-0 F7		0-0 F3			4	0	1	0	0	0	5							
Willie Jones, R OBP: 0.348, SLG: 0.446	0-0 F6		0-3 K		0-3 K		0-0 F6			4	0	0	0	0	2	6							
Frank Thomas, R OBP: 0.272, SLG: 0.363	0-0 F3		0-0 G5-4-3		0-0 F4		0-3 K			3	0	0	0	0	0	4							
Jerry Lynch, L OBP: 0.314, SLG: 0.456			1-2							1	0	0	0	0	1	0							
Ed Bailey, L OBP: 0.377, SLG: 0.396		4-0 G4-6-3 BB			0-0 E9 1B 1B		0-0 G3		0-0 F8	3	1	1	0	1	0	0							
Eddie Kasko, R OBP: 0.275, SLG: 0.279		0-0 G4-6-3			0-0 1B 1B		0-0 F4		0-0 5-3	4	1	1	0	0	0	1							
Jim O'Toole, S OBP: 0.286, SLG: 0.167		0-3 K			0-0 1B 1B		0-3 K		0-3 K	3	1	1	1	0	2	0							
Jay Hook, L					2-3 SF8 1B					0	0	0	0	0	0	0							
John Powers, L OBP: 0.341, SLG: 0.553					1-2					1	0	0	0	0	1	0							
Inning Stats	R: 0 E: 0 K: 0 S: 6	H: 3 LOB: 3 BB: 0 P: 6	R: 0 E: 0 K: 1 S: 4	H: 0 LOB: 1 BB: 1 P: 8	R: 0 E: 0 K: 1 S: 5	H: 0 LOB: 0 BB: 0 P: 5	R: 0 E: 0 K: 1 S: 5	H: 1 LOB: 0 BB: 0 P: 5	R: 3 E: 1 K: 1 S: 10	H: 5 LOB: 2 BB: 0 P: 10	R: 0 E: 0 K: 0 S: 3	H: 0 LOB: 0 BB: 0 P: 3	R: 0 E: 0 K: 1 S: 6	H: 1 LOB: 1 BB: 0 P: 6	R: 0 E: 0 K: 1 S: 5	H: 0 LOB: 0 BB: 0 P: 5	R: 0 E: 0 K: 1 S: 5	H: 0 LOB: 0 BB: 0 P: 5	1B: 10 2B: 0 3B: 0 HR: 0	SF: 1 SAC: 0 DP: 2 HBP: 0	WP: 0 PB: 0 CS: 0 S: 0	PA: 36	
PITCHER	IP WLS BF H R ER SO BB IBB HBP BLK WP HR S P ERA WHIP	IP WLS BF H R ER SO BB IBB HBP BLK WP HR S P ERA WHIP	IP WLS BF H R ER SO BB IBB HBP BLK WP HR S P ERA WHIP	IP WLS BF H R ER SO BB IBB HBP BLK WP HR S P ERA WHIP	IP WLS BF H R ER SO BB IBB HBP BLK WP HR S P ERA WHIP	IP WLS BF H R ER SO BB IBB HBP BLK WP HR S P ERA WHIP	IP WLS BF H R ER SO BB IBB HBP BLK WP HR S P ERA WHIP	IP WLS BF H R ER SO BB IBB HBP BLK WP HR S P ERA WHIP	IP WLS BF H R ER SO BB IBB HBP BLK WP HR S P ERA WHIP	IP WLS BF H R ER SO BB IBB HBP BLK WP HR S P ERA WHIP	IP WLS BF H R ER SO BB IBB HBP BLK WP HR S P ERA WHIP	IP WLS BF H R ER SO BB IBB HBP BLK WP HR S P ERA WHIP	IP WLS BF H R ER SO BB IBB HBP BLK WP HR S P ERA WHIP	IP WLS BF H R ER SO BB IBB HBP BLK WP HR S P ERA WHIP	IP WLS BF H R ER SO BB IBB HBP BLK WP HR S P ERA WHIP	IP WLS BF H R ER SO BB IBB HBP BLK WP HR S P ERA WHIP	IP WLS BF H R ER SO BB IBB HBP BLK WP HR S P ERA WHIP	IP WLS BF H R ER SO BB IBB HBP BLK WP HR S P ERA WHIP	IP WLS BF H R ER SO BB IBB HBP BLK WP HR S P ERA WHIP	IP WLS BF H R ER SO BB IBB HBP BLK WP HR S P ERA WHIP	IP WLS BF H R ER SO BB IBB HBP BLK WP HR S P ERA WHIP	IP WLS BF H R ER SO BB IBB HBP BLK WP HR S P ERA WHIP	IP WLS BF H R ER SO BB IBB HBP BLK WP HR S P ERA WHIP

San Francisco Giants @ Cincinnati Redlegs
Crosley Field, Cincinnati, OH
Mon Aug 17 1959, 7:05 PM EDT
Att: 20,807 - Unknown

livebaseballscores.com

AB 34
R 3
H 10
RBI 3
BB 1
SO 7
LOB 18

Batter	1	2	3	4	5	6	7	8	9	AB	R	H	RBI	BB	SO	LOB	TOP			
Jackie Brandt, R OBP: 0.316, SLG: 0.402 (1, 7)										4	0	1	0	0	0	1	San Francisco Giants @ Cincinnati Redlegs Crosley Field, Cincinnati, OH Tue Aug 18 1959, 3:33 AM EDT Att: 10,568 - Unknown			
Jose Pagan, R OBP: 0.333, SLG: 0.333 (1, 5)										4	0	2	0	0	0	1				
Willie Mays, R OBP: 0.369, SLG: 0.547 (1, 8)										4	0	1	0	0	0	3				
Orlando Cepeda, R OBP: 0.355, SLG: 0.539 (1, 3)										4	0	2	0	0	0	3				
Willie Kirkland, L OBP: 0.331, SLG: 0.491 (1, 9)										4	0	0	0	0	1	5				
Daryl Spencer, R OBP: 0.329, SLG: 0.378 Leon Wagner, L OBP: 0.367, SLG: 0.442 (6, PH)										2	0	0	0	0	0	0				
Hobie Landrith, L OBP: 0.346, SLG: 0.325 (1, 2)										4	0	1	0	0	2	0				
Eddie Bressoud, R OBP: 0.328, SLG: 0.411 (1, 6)										4	0	1	0	0	0	1				
Eddie Fisher, R Al Worthington, R OBP: 0.311, SLG: 0.111 Dusty Rhodes, L OBP: 0.306, SLG: 0.281 Bud Byerly, R (7, 1)										1	0	0	0	0	1	1				
Inning Stats	R: 0 E: 0 K: 1 S: 7	H: 2 LOB: 2 BB: 0 P: 7	R: 0 E: 1 K: 2 S: 8	H: 0 LOB: 1 BB: 0 P: 8	R: 0 E: 0 K: 0 S: 5	H: 2 LOB: 2 BB: 0 P: 5	R: 0 E: 0 K: 0 S: 4	H: 1 LOB: 1 BB: 0 P: 4	R: 0 E: 0 K: 0 S: 3	H: 0 LOB: 0 BB: 0 P: 3	R: 0 E: 0 K: 0 S: 4	H: 1 LOB: 1 BB: 0 P: 4	R: 0 E: 0 K: 0 S: 3	H: 0 LOB: 0 BB: 0 P: 3	R: 0 E: 0 K: 1 S: 5	H: 0 LOB: 0 BB: 0 P: 5		1B: 7 2B: 1 3B: 0 HR: 0	SF: 0 SAC: 0 DP: 1 HBP: 0	WP: 1 PB: 0 SB: 0 CS: 0
PITCHER Don Newcombe, R ERA: 3.26 (1, 1)	IP: 9.0 WLS: W BF: 35 H: 8 R: 0 ER: 0 SO: 4 BB: 0 IBB: 0 HBP: 0 BLK: 0 WP: 1 HR: 0 S: 43 P: 43 ERA: 0.00 WHIP: 0.889																			

Batter	1	2	3	4	5	6	7	8	9	AB	R	H	RBI	BB	SO	LOB	BOTTOM			
Whitey Lockman, L OBP: 0.311, SLG: 0.309 (1, 4)										5	1	4	0	0	0	1	San Francisco Giants @ Cincinnati Redlegs Crosley Field, Cincinnati, OH Tue Aug 18 1959, 3:33 AM EDT Att: 10,568 - Unknown			
Vada Pinson, L OBP: 0.385, SLG: 0.537 (1, 8)										5	2	1	0	0	0	4				
Gus Bell, L OBP: 0.326, SLG: 0.468 (1, 9)										5	2	3	3	0	0	2				
Frank Robinson, R OBP: 0.391, SLG: 0.573 (1, 3)										3	1	2	2	0	0	1				
Jerry Lynch, L OBP: 0.313, SLG: 0.454 (1, 7)										4	0	1	0	0	1	3				
Ed Bailey, L OBP: 0.376, SLG: 0.397 (1, 2)										4	1	1	0	0	1	2				
Jim Pendleton, R OBP: 0.316, SLG: 0.352 (1, 5)										4	0	1	0	0	1	2				
Eddie Kasko, R OBP: 0.279, SLG: 0.288 (1, 6)										4	0	2	2	0	0	1				
Don Newcombe, L OBP: 0.388, SLG: 0.375 (1, 1)										3	0	0	0	1	0	3				
Inning Stats	R: 2 E: 1 K: 0 S: 6	H: 3 LOB: 1 BB: 0 P: 6	R: 0 E: 0 K: 0 S: 4	H: 2 LOB: 2 BB: 0 P: 4	R: 4 E: 0 K: 0 S: 8	H: 5 LOB: 1 BB: 0 P: 8	R: 1 E: 0 K: 1 S: 7	H: 2 LOB: 1 BB: 0 P: 7	R: 0 E: 0 K: 2 S: 8	H: 0 LOB: 1 BB: 0 P: 8	R: 0 E: 0 K: 0 S: 4	H: 1 LOB: 1 BB: 0 P: 4	R: 0 E: 0 K: 0 S: 4	H: 2 LOB: 1 BB: 0 P: 4	R: 0 E: 0 K: 0 S: 3	H: 0 LOB: 1 BB: 1 P: 7		1B: 11 2B: 3 3B: 0 HR: 1	SF: 1 SAC: 0 DP: 1 HBP: 0	WP: 0 PB: 0 SB: 2 CS: 0
PITCHER Eddie Fisher, R ERA: 6.68 Al Worthington, R ERA: 4.06 Bud Byerly, R ERA: 1.29 (7, 1)	IP: 2.0 WLS: L BF: 13 H: 5 R: 5 ER: 5 SO: 0 BB: 0 IBB: 0 HBP: 0 BLK: 0 WP: 0 HR: 1 S: 13 P: 13 ERA: 22.50 WHIP: 4.000																			

Batter	1	2	3	4	5	6	7	8	9	AB	R	H	RBI	BB	SO	LOB	TOP		
Jose Pagan, R (1, 5) OBP: 0.250, SLG: 0.250 Leon Wagner, L (8, PH) OBP: 0.364, SLG: 0.439 Gordon Jones, R (8, 1)	K		F3		4-3			FC4-6		3	0	0	0	0	1	0	San Francisco Giants @ Milwaukee Braves Milwaukee County Stadium, Milwaukee, WI Wed Aug 19 1959, 8:05 PM EDT Att: 32,966 - Unknown		
Willie Mays, R (1, 8) OBP: 0.366, SLG: 0.542	1-3		F9		F9			F8		4	0	0	0	0	0	1			
Willie McCovey, L (1, 3) OBP: 0.464, SLG: 0.790	3-1		FC6-4 1B		G1-4-3 1B			K		4	0	2	0	0	1	1			
Orlando Cepeda, R (1, 7) OBP: 0.357, SLG: 0.551		HR	FC6-4		G1-4-3			HR		4	2	2	2	0	0	2			
Willie Kirkland, L (1, 9) OBP: 0.328, SLG: 0.485	4-3			F7		F7		K		4	0	0	0	0	1	0			
Daryl Spencer, R (1, 4) OBP: 0.331, SLG: 0.376		1B BB					F8	6-3		2	0	0	0	2	0	0			
Hobie Landrith, L (1, 2) OBP: 0.346, SLG: 0.325 Dusty Rhodes, L (9, PH) OBP: 0.297, SLG: 0.273				F9			F3	E6		3	0	1	0	0	0	1			
Eddie Bressoud, R (1, 6) OBP: 0.324, SLG: 0.404 Felipe Alou, R (9, PH) OBP: 0.319, SLG: 0.472				F7	5-3		4-3	F8		3	0	0	0	0	0	3			
Jack Sanford, R (1, 1) OBP: 0.183, SLG: 0.109 Jackie Brandt, R (8, PH) OBP: 0.318, SLG: 0.404	K				F9			FC4-6 1B		2	0	0	0	0	1	2			
Jackie Brandt, R (8, 5)										1	0	1	0	0	0	0			
Inning Stats	R: 0 E: 0 K: 1 S: 5	H: 0 LOB: 0 BB: 0 P: 5	R: 1 E: 0 K: 1 S: 7	H: 2 LOB: 2 BB: 1 P: 11	R: 0 E: 0 K: 0 S: 4	H: 1 LOB: 1 BB: 0 P: 4	R: 0 E: 0 K: 0 S: 3	H: 0 LOB: 0 BB: 0 P: 7	R: 0 E: 0 K: 0 S: 3	H: 1 LOB: 0 BB: 0 P: 3	R: 0 E: 0 K: 0 S: 3	H: 0 LOB: 0 BB: 0 P: 3	R: 0 E: 0 K: 1 S: 6	H: 1 LOB: 1 BB: 0 P: 6	R: 1 E: 1 K: 1 S: 7	H: 1 LOB: 1 BB: 0 P: 7	1B: 4 2B: 0 3B: 0 HR: 2	SF: 0 SAC: 0 DP: 1 HBP: 0	WP: 0 PA: 35 CS: 0
PITCHER Lew Burdette, R (1, 1) ERA: 4.08	IP: 9.0 WLS: W BF: 35 H: 6 R: 2 ER: 2 SO: 4 BB: 2 IBB: 0 HBP: 0 BLK: 0 WP: 0 HR: 2 S: 41 P: 49 ERA: 2.00 WHIP: 0.889																		

Batter	1	2	3	4	5	6	7	8	9	AB	R	H	RBI	BB	SO	LOB	BOTTOM
Bobby Avila, R (1, 4) OBP: 0.300, SLG: 0.295	F8			K		FC4-6 1B WP	F1			4	0	1	0	0	1	2	San Francisco Giants @ Milwaukee Braves Milwaukee County Stadium, Milwaukee, WI Wed Aug 19 1959, 8:05 PM EDT Att: 32,966 - Unknown
Eddie Mathews, L (1, 5) OBP: 0.373, SLG: 0.570	6-3			2B 4-3 BB		F5	1-3 1B			3	1	1	1	1	0	1	
Hank Aaron, R (1, 8) OBP: 0.420, SLG: 0.684	F3			4-3 1-3 2B		FC4-6 1B IBB	5-3			3	0	1	0	1	0	2	
Wes Covington, L (1, 7) OBP: 0.328, SLG: 0.396		F5		4-3		FC4-6		F5		4	0	0	1	0	0	3	
Joe Adcock, R (1, 3) OBP: 0.341, SLG: 0.542		4-3		F8		K		HR		4	1	1	1	0	1	3	
Lee Maye, L (1, 9) OBP: 0.381, SLG: 0.373 Bill Bruton, L (9, 8) OBP: 0.344, SLG: 0.413		F5			F7		1B 1B	F8		4	1	1	0	0	0	0	
Johnny Logan, R (1, 6) OBP: 0.380, SLG: 0.450			6-3		F6		1B 1B			4	1	2	0	0	0	0	
Del Crandall, R (1, 2) OBP: 0.292, SLG: 0.390			K			HR	F2	K		4	1	1	1	0	2	3	
Lew Burdette, R (1, 1) OBP: 0.232, SLG: 0.256			K		5-3		1B 1B			3	0	1	1	0	1	0	
Inning Stats	R: 0 E: 0 K: 0 S: 3	H: 0 LOB: 0 BB: 0 P: 3	R: 0 E: 0 K: 2 S: 7	H: 0 LOB: 0 BB: 0 P: 7	R: 1 E: 0 K: 1 S: 6	H: 1 LOB: 1 BB: 1 P: 10	R: 1 E: 0 K: 0 S: 4	H: 1 LOB: 0 BB: 0 P: 4	R: 0 E: 0 K: 1 S: 6	H: 1 LOB: 2 BB: 1 P: 10	R: 2 E: 0 K: 0 S: 7	H: 4 LOB: 2 BB: 0 P: 7	R: 1 E: 0 K: 1 S: 7	H: 2 LOB: 1 BB: 0 P: 7	1B: 6 2B: 1 3B: 0 HR: 2	SF: 0 SAC: 0 DP: 0 HBP: 0	
PITCHER Jack Sanford, R (1, 1) ERA: 3.24 Gordon Jones, R (8, 1) ERA: 4.14	IP: 7.0 WLS: L BF: 30 H: 7 R: 4 ER: 4 SO: 4 BB: 1 IBB: 0 HBP: 0 BLK: 0 WP: 1 HR: 1 S: 36 P: 44 ERA: 5.14 WHIP: 1.143																

Batter	1	2	3	4	5	6	7	8	9	AB	R	H	RBI	BB	SO	LOB	TOP					
Jackie Brandt, R OBP: 0.319, SLG: 0.407 (1, 5)	F3		6-3		1B		1B		6-3	5	1	2	1	0	0	0	San Francisco Giants @ Milwaukee Braves Milwaukee County Stadium, Milwaukee, WI Thu Aug 20 1959, 8:05 PM EDT Att: 33,846 - Unknown livebaseballscorecards.com					
Willie Mays, R OBP: 0.369, SLG: 0.543 (1, 8)	F7		1B		1B		6-3		HR	5	1	3	0	0	0	1						
Willie McCovey, L OBP: 0.473, SLG: 0.821 Danny O'Connell, R OBP: 0.229, SLG: 0.229 (1, 3)	G3		1B		1B		F4		HR	5	1	3	3	0	0	1						
Orlando Cepeda, R OBP: 0.357, SLG: 0.550 (9, 3)	K		K		FC5-4-2		1B		1B	5	0	2	0	0	2	4						
Daryl Spencer, R OBP: 0.327, SLG: 0.372 (1, 4)	F8				F9		F7		F3	5	0	0	0	0	0	3						
Felipe Alou, R OBP: 0.318, SLG: 0.467 (1, 9)	1B				6-3		4-3		F9	4	0	1	0	0	0	0						
Bob Schmidt, R OBP: 0.282, SLG: 0.366 (1, 2)	1B				K		3B		K	4	1	2	0	0	2	0						
Eddie Bressoud, R OBP: 0.327, SLG: 0.422 (1, 6)	F8				1B		1B		K	4	1	2	1	0	1	2						
Sam Jones, R OBP: 0.137, SLG: 0.129 (1, 1)			K		F2		4-3		K	4	0	0	0	0	2	2						
Inning Stats	R: 0 E: 0 K: 0 S: 3	H: 0 LOB: 0 BB: 0 P: 3	R: 0 E: 0 K: 1 S: 7	H: 2 LOB: 2 BB: 0 P: 7	R: 0 E: 0 K: 2 S: 9	H: 2 LOB: 2 BB: 0 P: 9	R: 0 E: 0 K: 1 S: 5	H: 0 LOB: 0 BB: 0 P: 5	R: 2 E: 0 K: 0 S: 6	H: 4 LOB: 1 BB: 0 P: 6	R: 1 E: 0 K: 0 S: 5	H: 2 LOB: 1 BB: 0 P: 5	R: 0 E: 0 K: 0 S: 5	H: 2 LOB: 0 BB: 0 P: 5	R: 0 E: 0 K: 2 S: 7	H: 0 LOB: 0 BB: 0 P: 7	R: 2 E: 0 K: 1 S: 8	H: 3 LOB: 1 BB: 0 P: 8	1B: 11 2B: 3 3B: 1 HR: 1	SF: 0 SAC: 0 DP: 1 HBP: 0	WP: 0 PB: 0 CS: 0	PA: 41
PITCHER Warren Spahn, L ERA: 2.93 (1, 1)	IP: 9.0 WLS: L BF: 41 H: 15 R: 5 ER: 5 SO: 7 BB: 0 IBB: 0 HBP: 0 BLK: 0 WP: 0 HR: 1 S: 55 P: 55 ERA: 5.00 WHIP: 1.667	PITCHER														ERA: 5.00 WHIP: 1.667						

Batter	1	2	3	4	5	6	7	8	9	AB	R	H	RBI	BB	SO	LOB	BOTTOM			
Bobby Avila, R OBP: 0.299, SLG: 0.294 (1, 4)	E5	FC5-4			5-3		SH1-4		1B	4	1	1	0	0	0	1	San Francisco Giants @ Milwaukee Braves Milwaukee County Stadium, Milwaukee, WI Thu Aug 20 1959, 8:05 PM EDT Att: 33,846 - Unknown livebaseballscorecards.com			
Eddie Mathews, L OBP: 0.375, SLG: 0.570 (1, 5)	F4				1B		3-1		1B	5	0	3	2	0	0	2				
Hank Aaron, R OBP: 0.420, SLG: 0.681 (1, 8)	2B				F7		F6		FC5-4	5	0	2	0	0	0	4				
Wes Covington, L OBP: 0.329, SLG: 0.397 Bill Bruton, L OBP: 0.342, SLG: 0.411 (1, 7)	F3				K		K		K	2	0	1	0	0	0	2				
Joe Adcock, R OBP: 0.341, SLG: 0.542 Frank Torre, L OBP: 0.330, SLG: 0.337 (1, 3)	2B				G6-4-3		F7		F7	0	0	0	0	0	0	0				
Lee Maye, L OBP: 0.358, SLG: 0.349 (1, 9)	K				G3		F3		K	4	0	0	0	0	2	2				
Johnny Logan, R OBP: 0.379, SLG: 0.447 (1, 6)					5-3		F8		1B	4	1	1	0	0	1	0				
Del Crandall, R OBP: 0.294, SLG: 0.390 (1, 2)					K2-3		SH1-4		F8	3	1	1	0	1	0	1				
Warren Spahn, L OBP: 0.230, SLG: 0.284 Mickey Vernon, L OBP: 0.272, SLG: 0.355 (9, PH)	F7				5-3		3-1		G3	3	0	1	0	0	0	1				
Inning Stats	R: 1 E: 1 K: 1 S: 8	H: 2 LOB: 2 BB: 0 P: 8	R: 0 E: 0 K: 0 S: 4	H: 1 LOB: 1 BB: 0 P: 4	R: 0 E: 0 K: 0 S: 4	H: 2 LOB: 1 BB: 0 P: 4	R: 0 E: 0 K: 1 S: 5	H: 0 LOB: 0 BB: 0 P: 5	R: 0 E: 0 K: 0 S: 3	H: 0 LOB: 0 BB: 0 P: 3	R: 1 E: 0 K: 0 S: 4	H: 1 LOB: 1 BB: 1 P: 8	R: 0 E: 0 K: 2 S: 7	H: 0 LOB: 0 BB: 0 P: 7	R: 0 E: 0 K: 0 S: 6	H: 3 LOB: 2 BB: 0 P: 6	1B: 10 2B: 1 3B: 0 HR: 0	SF: 0 SAC: 1 DP: 1 HBP: 0	WP: 0 PB: 0 CS: 0	PA: 39
PITCHER Sam Jones, R ERA: 3.05 (1, 1)	IP: 9.0 WLS: W BF: 39 H: 11 R: 3 ER: 2 SO: 5 BB: 1 IBB: 0 HBP: 0 BLK: 0 WP: 0 HR: 0 S: 48 P: 52 ERA: 2.00 WHIP: 1.333	PITCHER														ERA: 2.00 WHIP: 1.333				

Batter	1	2	3	4	5	6	7	8	9	AB	R	H	RBI	BB	SO	LOB	TOP			
Jackie Brandt, R OBP: 0.323, SLG: 0.415 (1, 5)										5	1	3	1	0	0	0	San Francisco Giants @ Philadelphia Phillies Connie Mack Stadium, Philadelphia, PA Fri Aug 21 1959, 7:05 PM EDT Unknown			
Willie Mays, R OBP: 0.397, SLG: 0.539 (1, 8)										5	2	1	0	0	0	2				
Willie McCovey, L OBP: 0.462, SLG: 0.789 Danny O'Connell, R OBP: 0.229, SLG: 0.229 (1, 3)										4	1	1	0	0	0	2				
Orlando Cepeda, R OBP: 0.358, SLG: 0.550 (1, 7)										3	0	2	2	0	0	0				
Willie Kirkland, L OBP: 0.327, SLG: 0.481 (1, 9)										3	0	0	0	1	1	4				
Daryl Spencer, R OBP: 0.327, SLG: 0.373 (1, 4)										4	0	1	2	0	0	2				
Hobie Landrith, L OBP: 0.340, SLG: 0.319 (1, 2)										4	0	0	0	0	0	2				
Eddie Bressoud, R OBP: 0.321, SLG: 0.413 (1, 6)										4	1	0	0	0	0	0				
Johnny Antonelli, L OBP: 0.161, SLG: 0.200 (1, 1)										3	1	1	1	0	0	0				
Inning Stats	R: 1 E: 0 K: 0 S: 5	H: 2 LOB: 1 BB: 0 P: 5	R: 0 E: 0 K: 0 S: 3	H: 0 LOB: 0 BB: 0 P: 3	R: 0 E: 0 K: 0 S: 3	H: 1 LOB: 1 BB: 0 P: 4	R: 0 E: 0 K: 0 S: 3	H: 0 LOB: 0 BB: 0 P: 3	R: 3 E: 0 K: 1 S: 9	H: 4 LOB: 1 BB: 0 P: 9	R: 1 E: 1 K: 0 S: 5	H: 1 LOB: 1 BB: 0 P: 5	R: 0 E: 0 K: 0 S: 3	H: 0 LOB: 1 BB: 1 P: 7	R: 1 E: 0 K: 0 S: 4	H: 1 LOB: 0 BB: 0 P: 4		1B: 6 2B: 1 3B: 1 HR: 1	SF: 1 SAC: 1 DP: 0 HBP: 0	WP: 0 PB: 0 SB: 3 CS: 0
PITCHER	IP: 7.0 WLS: L BF: 30	H: 8 R: 5 ER: 4 SO: 1	BB: 0 IBB: 0 HBP: 0 BLK: 0	WP: 0 HR: 0 S: 32 P: 32	ERA: 5.14 WHIP: 1.143	IP: 2.0 WLS: 8 BF: 1	H: 1 R: 1 ER: 1 SO: 0	BB: 1 IBB: 0 HBP: 0 BLK: 0	WP: 0 HR: 1 S: 7 P: 11	ERA: 4.50 WHIP: 1.000										

Batter	1	2	3	4	5	6	7	8	9	AB	R	H	RBI	BB	SO	LOB	BOTTOM			
Richie Ashburn, L OBP: 0.369, SLG: 0.319 Jim Bolger, R OBP: 0.130, SLG: 0.098 (1, 8)										3	0	0	0	0	0	2	San Francisco Giants @ Philadelphia Phillies Connie Mack Stadium, Philadelphia, PA Fri Aug 21 1959, 7:05 PM EDT Unknown			
Sparky Anderson, R OBP: 0.271, SLG: 0.229 (1, 4)										4	0	1	0	0	0	2				
Ed Bouchee, L OBP: 0.381, SLG: 0.446 (1, 3)										3	0	0	0	1	2	1				
Wally Post, R OBP: 0.321, SLG: 0.471 (1, 9)										4	0	2	0	0	0	0				
Gene Freese, R OBP: 0.347, SLG: 0.512 (1, 5)										3	0	0	0	1	0	4				
Harry Anderson, L OBP: 0.320, SLG: 0.432 (1, 7)										4	0	0	0	0	0	3				
Joe Koppe, R OBP: 0.343, SLG: 0.397 (1, 6)										4	0	2	0	0	0	0				
Valmy Thomas, R OBP: 0.258, SLG: 0.242 (1, 2)										4	0	3	0	0	0	0				
Robin Roberts, S OBP: 0.217, SLG: 0.246 Bob Bowman, R OBP: 0.152, SLG: 0.211 Jack Meyer, R OBP: 0.100, SLG: 0.100 Dave Philley, S OBP: 0.366, SLG: 0.495 (1, 1)										2	0	0	0	0	0	2				
Inning Stats	R: 0 E: 0 K: 0 S: 3	H: 0 LOB: 0 BB: 0 P: 3	R: 0 E: 0 K: 0 S: 3	H: 0 LOB: 0 BB: 0 P: 3	R: 0 E: 0 K: 0 S: 4	H: 1 LOB: 2 BB: 1 P: 8	R: 0 E: 1 K: 0 S: 5	H: 2 LOB: 2 BB: 0 P: 5	R: 0 E: 0 K: 1 S: 7	H: 2 LOB: 2 BB: 0 P: 7	R: 0 E: 0 K: 2 S: 9	H: 2 LOB: 2 BB: 0 P: 9	R: 0 E: 0 K: 1 S: 5	H: 0 LOB: 1 BB: 1 P: 9	R: 0 E: 0 K: 0 S: 4	H: 1 LOB: 1 BB: 0 P: 4		1B: 7 2B: 1 3B: 0 HR: 0	SF: 0 SAC: 0 DP: 0 HBP: 0	WP: 0 PB: 0 SB: 0 CS: 0
PITCHER	IP: 9.0 WLS: W BF: 37	H: 8 R: 0 ER: 0 SO: 4	BB: 2 IBB: 0 HBP: 0 BLK: 0	WP: 0 HR: 0 S: 43 P: 51	ERA: 0.00 WHIP: 1.111	IP: 9.0 WLS: W BF: 37	H: 8 R: 0 ER: 0 SO: 4	BB: 2 IBB: 0 HBP: 0 BLK: 0	WP: 0 HR: 0 S: 43 P: 51	ERA: 0.00 WHIP: 1.111										

Batter	1	2	3	4	5	6	7	8	9	AB	R	H	RBI	BB	SO	LOB	TOP			
Jackie Brandt, R OBP: 0.324, SLG: 0.413 (1, 5)	K		F4	3B	BB			6-3		4	1	1	1	1	1	0	San Francisco Giants @ Philadelphia Phillies Connie Mack Stadium, Philadelphia, PA Fri Aug 21 1959, 7:05 PM EDT Att: 28,164 - Unknown			
Willie Mays, R OBP: 0.363, SLG: 0.533 (1, 8)	K		F7	F4	F8			K		5	0	0	0	0	2	5				
Willie McCovey, L OBP: 0.446, SLG: 0.776 Danny O'Connell, R OBP: 0.229, SLG: 0.229 (1, 3)	6-3		G3	WP	F8			4-3		5	1	1	2	0	0	0				
Orlando Cepeda, R OBP: 0.357, SLG: 0.549 (8, 3)		4-3		2B	F5			K		5	1	1	0	0	2	0				
Willie Kirkland, L OBP: 0.330, SLG: 0.486 (1, 9)		F8		6-3	1B	4-3		G3		5	2	3	1	0	0	0				
Daryl Spencer, R OBP: 0.329, SLG: 0.376 (1, 4)		1B		6-3	E	4-3		2B		4	1	2	0	1	0	2				
Eddie Bressoud, R OBP: 0.327, SLG: 0.423 (1, 6)		3B		SH	4-3			2B		5	2	3	3	0	0	1				
Bob Schmidt, R OBP: 0.285, SLG: 0.376 (1, 2)		1B		SH	5-3			6-3		4	1	1	1	1	0	3				
Mike McCormick, L OBP: 0.170, SLG: 0.143 Stu Miller, R OBP: 0.093, SLG: 0.049 (1, 1)	K		SH	1B	E3			4-3		3	1	0	0	0	1	2				
Inning Stats	R: 0 E: 0 K: 2 S: 7	H: 0 LOB: 0 BB: 0 P: 7	R: 2 E: 0 K: 1 S: 8	H: 3 LOB: 1 BB: 0 P: 8	R: 0 E: 0 K: 0 S: 3	H: 0 LOB: 0 BB: 0 P: 3	R: 7 E: 1 K: 1 S: 11	H: 5 LOB: 0 BB: 1 P: 15	R: 1 E: 1 K: 0 S: 6	H: 2 LOB: 3 BB: 1 P: 10	R: 0 E: 0 K: 0 S: 4	H: 0 LOB: 0 BB: 0 P: 4	R: 0 E: 0 K: 1 S: 5	H: 0 LOB: 0 BB: 0 P: 5	R: 0 E: 0 K: 1 S: 6	H: 1 LOB: 2 BB: 1 P: 10	1B: 6 2B: 4 3B: 2 HR: 0	SF: 0 SAC: 1 DP: 0 HBP: 0	WP: 1 PB: 0 SB: 0 CS: 0	PA: 44
PITCHER	IP WLS BF H R ER SO	IP WLS BF H R ER SO	IP WLS BF H R ER SO	IP WLS BF H R ER SO	IP WLS BF H R ER SO	IP WLS BF H R ER SO	IP WLS BF H R ER SO	IP WLS BF H R ER SO	IP WLS BF H R ER SO	IP WLS BF H R ER SO	IP WLS BF H R ER SO	IP WLS BF H R ER SO	IP WLS BF H R ER SO	IP WLS BF H R ER SO	IP WLS BF H R ER SO	IP WLS BF H R ER SO	ERA WHIP	ERA WHIP		
Ray Semproch, R ERA: 5.54 Humberto Robinson, R ERA: 2.98 Jack Meyer, R ERA: 4.4 Taylor Phillips, L ERA: 6.04	3.2 L 21 8 3 1 3	15 3 1 1 1 1	1 0 0 0 0 0	1 0 0 0 0 0	1 0 0 0 0 0	1 0 0 0 0 0	1 0 0 0 0 0	1 0 0 0 0 0	1 0 0 0 0 0	1 0 0 0 0 0	1 0 0 0 0 0	1 0 0 0 0 0	1 0 0 0 0 0	1 0 0 0 0 0	1 0 0 0 0 0	1 0 0 0 0 0	12.27 2.455	2.70 1.200	0.00 0.000	0.00 2.000

Batter	1	2	3	4	5	6	7	8	9	AB	R	H	RBI	BB	SO	LOB	BOTTOM			
Richie Ashburn, L OBP: 0.368, SLG: 0.316 (1, 8)	K			E4	6-3			6-3		4	2	0	0	1	1	1	San Francisco Giants @ Philadelphia Phillies Connie Mack Stadium, Philadelphia, PA Fri Aug 21 1959, 7:05 PM EDT Att: 28,164 - Unknown			
Sparky Anderson, R OBP: 0.272, SLG: 0.232 (1, 4)	K			2B			4-3	4-3		4	0	1	1	1	1	0				
Ed Bouchee, L OBP: 0.381, SLG: 0.448 (1, 3)	F9			2B	F8			5-3		5	1	2	1	0	0	1				
Wally Post, R OBP: 0.319, SLG: 0.475 (1, 9)		F4		L9			FC5-4	E7		5	1	1	2	0	0	3				
Gene Freese, R OBP: 0.346, SLG: 0.510 Harry Hanebrink, L OBP: 0.291, SLG: 0.359 (1, 5)	K			F5			HR	6-3		1	0	0	0	0	1	0				
Harry Anderson, L OBP: 0.322, SLG: 0.430 (1, 7)	F9				2B	SF8	BB	G3		2	1	0	0	2	0	0				
Joe Koppe, R OBP: 0.339, SLG: 0.391 (1, 6)			K		F9		F7	K		4	0	0	0	0	2	3				
Valmy Thomas, R OBP: 0.265, SLG: 0.258 (1, 2)			4-3					6-3		4	0	2	0	0	0	0				
Ray Semproch, R OBP: 0.193, SLG: 0.161 Humberto Robinson, R OBP: 0.206, SLG: 0.200 Bob Bowyer, R OBP: 0.163, SLG: 0.211 Jack Meyer, R OBP: 0.162, SLG: 0.166 Dave Philley, S OBP: 0.192, SLG: 0.462 Taylor Phillips, L OBP: 0.077, SLG: 0.277 (1, 1)	4-3				SF8			F3		1	0	0	0	0	0	0				
Inning Stats	R: 0 E: 0 K: 2 S: 7	H: 0 LOB: 0 BB: 0 P: 7	R: 0 E: 0 K: 1 S: 5	H: 0 LOB: 0 BB: 0 P: 5	R: 0 E: 0 K: 1 S: 5	H: 0 LOB: 0 BB: 0 P: 5	R: 1 E: 0 K: 0 S: 4	H: 1 LOB: 1 BB: 1 P: 8	R: 1 E: 0 K: 0 S: 4	H: 1 LOB: 2 BB: 2 P: 12	R: 2 E: 0 K: 1 S: 6	H: 1 LOB: 2 BB: 3 P: 18	R: 0 E: 0 K: 1 S: 6	H: 1 LOB: 1 BB: 0 P: 6	R: 1 E: 1 K: 0 S: 5	H: 1 LOB: 1 BB: 0 P: 5	1B: 2 2B: 3 3B: 0 HR: 1	SF: 1 SAC: 0 DP: 0 HBP: 0	WP: 0 PB: 0 SB: 0 CS: 0	PA: 41
PITCHER	IP WLS BF H R ER SO	IP WLS BF H R ER SO	IP WLS BF H R ER SO	IP WLS BF H R ER SO	IP WLS BF H R ER SO	IP WLS BF H R ER SO	IP WLS BF H R ER SO	IP WLS BF H R ER SO	IP WLS BF H R ER SO	IP WLS BF H R ER SO	IP WLS BF H R ER SO	IP WLS BF H R ER SO	IP WLS BF H R ER SO	IP WLS BF H R ER SO	IP WLS BF H R ER SO	IP WLS BF H R ER SO	ERA WHIP	ERA WHIP		
Mike McCormick, L ERA: 4.16 Stu Miller, R ERA: 3.03	6.1 W 28 3 5 4 4	3 1 0 2	1 0 0 0	1 0 0 0	1 0 0 0	1 0 0 0	1 0 0 0	1 0 0 0	1 0 0 0	1 0 0 0	1 0 0 0	1 0 0 0	1 0 0 0	1 0 0 0	1 0 0 0	1 0 0 0	5.68 1.263	0.00 1.500		



Batter	1	2	3	4	5	6	7	8	9	AB	R	H	RBI	BB	SO	LOB	TOP																			
Jackie Brandt, R OBP: 0.323, SLG: 0.420 (1, 5)	F2		6-3		1-3		SH5-3		HR	4	1	1	1	0	0	0	San Francisco Giants @ Philadelphia Phillies Connie Mack Stadium, Philadelphia, PA Sat Aug 22 1959, 3:33 AM EDT Att: 9,888 - Unknown																			
Willie Mays, R OBP: 0.366, SLG: 0.532 (1, 8)	F8		6-3			F9	BB		2B	3	1	1	0	2	0	0																				
Willie McCovey, L OBP: 0.443, SLG: 0.753 Danny O'Connell, R OBP: 0.229, SLG: 0.229 (1, 3)	F8			FC6-4	1B	K	E2		F9	5	0	2	1	0	1	2																				
Orlando Cepeda, R OBP: 0.359, SLG: 0.553 (1, 7)		F7		FC6-4	1B		F6		F3	5	1	3	1	0	0	3																				
Willie Kirkland, L OBP: 0.329, SLG: 0.481 (1, 9)	G3			F6					F3	4	0	0	1	1	0	2																				
Daryl Spencer, R OBP: 0.332, SLG: 0.379 (1, 4)		HR		FC6-4	1B		F5		1B	5	2	3	0	0	0	4																				
Hobie Landrith, L OBP: 0.250, SLG: 0.250 Jose Pagan, R OBP: 0.250, SLG: 0.250 Bob Schmidt, R OBP: 0.287, SLG: 0.377 (7, PR)		HR		K					FC6-4	2	1	1	2	1	1	2																				
Eddie Bressoud, R OBP: 0.323, SLG: 0.419 (1, 6)		F7					SH3-4		1B	2	0	0	1	0	0	0																				
Al Worthington, R OBP: 0.091, SLG: 0.091 Dusty Rhodes, L OBP: 0.316, SLG: 0.294 Johnny Antonelli, L OBP: 0.161, SLG: 0.200 Gordon Jones, R (7, 1)			F9		6-3				1-3	2	0	0	0	0	0	0																				
Inning Stats	R: 0 E: 0 K: 0 S: 2	H: 0 LOB: 0 BB: 1 P: 6	R: 2 E: 0 K: 0 S: 5	H: 2 LOB: 0 BB: 0 P: 5	R: 0 E: 0 K: 1 S: 3	H: 0 LOB: 0 BB: 0 P: 3	R: 0 E: 0 K: 1 S: 7	H: 2 LOB: 2 BB: 0 P: 7	R: 0 E: 0 K: 0 S: 3	H: 0 LOB: 0 BB: 0 P: 3	R: 0 E: 0 K: 1 S: 6	H: 1 LOB: 2 BB: 1 P: 10	R: 2 E: 1 K: 0 S: 5	H: 2 LOB: 3 BB: 2 P: 13	R: 1 E: 0 K: 0 S: 5	H: 2 LOB: 1 BB: 0 P: 5		R: 3 E: 0 K: 0 S: 7	H: 4 LOB: 1 BB: 0 P: 7	1B: 9 2B: 2 3B: 0 HR: 2	SF: 1 SAC: 2 DP: 0 HBP: 0	WP: 0 PA: 43 PB: 0 SB: 0 CS: 0														
PITCHER	IP	WLS	BF	H	R	ER	SO	BB	IBB	HBP	BLK	WP	HR	S	P	ERA	WHIP	PITCHER		IP	WLS	BF	H	R	ER	SO	BB	IBB	HBP	BLK	WP	HR	S	P	ERA	WHIP
Jim Owens, R ERA: 3.63 (1, 1)	8.0	L	36	9	5	5	2	3	1	0	0	0	1	36	52	5.62	1.500																			
Ruben Gomez, R ERA: 6.21 (9, 1)	1.0		7	4	3	3	0	0	0	0	0	0	1	7	7	27.00	4.000																			

AB	36
R	8
H	13
RBI	8
BB	4
SO	2
LOB	15



Batter	1	2	3	4	5	6	7	8	9	AB	R	H	RBI	BB	SO	LOB	BOTTOM																			
Solly Drake, S OBP: 0.239, SLG: 0.125 (1, 8)	F4		CS			G3	SH3-4		F9	2	0	0	0	2	0	0	San Francisco Giants @ Philadelphia Phillies Connie Mack Stadium, Philadelphia, PA Sat Aug 22 1959, 3:33 AM EDT Att: 9,888 - Unknown																			
Sparky Anderson, R OBP: 0.271, SLG: 0.230 Gene Freese, R OBP: 0.345, SLG: 0.508 (8, PH)	F9		K			SH3-4			K	2	0	0	0	0	1	1																				
Ed Bouchee, L OBP: 0.380, SLG: 0.445 (1, 3)			F7			G3			K	3	0	0	0	1	1	1																				
Wally Post, R OBP: 0.318, SLG: 0.473 (1, 9)	F6			G4-6-3	1B	6-3			F3	4	0	1	0	0	0	2																				
Harry Hanebrink, L OBP: 0.289, SLG: 0.366 (1, 5)		K		G4-6-3	1B				F6	4	0	1	0	0	1	1																				
Harry Anderson, L OBP: 0.319, SLG: 0.425 (1, 7)	F4			F7					F9	4	0	0	0	0	0	1																				
Joe Koppe, R OBP: 0.339, SLG: 0.394 (1, 6)		1B				F4			E5	3	1	1	0	0	0	0																				
Carl Sawatski, L OBP: 0.380, SLG: 0.456 (1, 2)						4-3			F6	3	0	1	1	0	0	1																				
Jim Owens, R OBP: 0.141, SLG: 0.085 Richie Ashburn, L OBP: 0.367, SLG: 0.316 Ruben Gomez, R OBP: 0.222, SLG: 0.176 (8, PH)			K						5-3	2	0	0	0	0	2	1																				
Inning Stats	R: 0 E: 0 K: 0 S: 3	H: 0 LOB: 1 BB: 1 P: 7	R: 1 E: 0 K: 2 S: 9	H: 2 LOB: 1 BB: 0 P: 9	R: 0 E: 0 K: 1 S: 4	H: 0 LOB: 0 BB: 1 P: 8	R: 0 E: 0 K: 0 S: 3	H: 1 LOB: 0 BB: 0 P: 3	R: 0 E: 0 K: 1 S: 5	H: 0 LOB: 0 BB: 0 P: 5	R: 0 E: 0 K: 0 S: 3	H: 0 LOB: 1 BB: 1 P: 7	R: 0 E: 1 K: 0 S: 4	H: 0 LOB: 1 BB: 0 P: 4	R: 0 E: 0 K: 1 S: 5	H: 0 LOB: 0 BB: 0 P: 5		R: 0 E: 0 K: 1 S: 6	H: 1 LOB: 1 BB: 0 P: 6	1B: 2 2B: 2 3B: 0 HR: 0	SF: 0 SAC: 1 DP: 1 HBP: 0	WP: 0 PA: 33 PB: 0 SB: 0 CS: 1														
PITCHER	IP	WLS	BF	H	R	ER	SO	BB	IBB	HBP	BLK	WP	HR	S	P	ERA	WHIP	PITCHER		IP	WLS	BF	H	R	ER	SO	BB	IBB	HBP	BLK	WP	HR	S	P	ERA	WHIP
Al Worthington, R ERA: 3.79 (1, 1)	6.0	W	22	3	1	1	4	3	0	0	0	0	0	27	39	1.50	1.000																			
Gordon Jones, R ERA: 3.83 (7, 1)	3.0	S	11	1	0	0	2	0	0	0	0	0	0	15	15	0.00	0.333																			



Batter	1	2	3	4	5	6	7	8	9	AB	R	H	RBI	BB	SO	LOB	TOP					
Jackie Brandt, R OBP: 0.327, SLG: 0.420	F7		G6-3 1B		FC6-4 BB		F7		1B	4	0	2	0	1	0	1	San Francisco Giants @ Pittsburgh Pirates Forbes Field, Pittsburgh, PA Mon Aug 24 1959, 7:05 PM EDT Att: 23,617 - Unknown livebaseballscorecards.com					
Willie Mays, R OBP: 0.366, SLG: 0.530	E8 1B		G6-3 1-2		F8 2-3		F2		1B	5	0	2	0	0	0	4						
Willie McCovey, L OBP: 0.430, SLG: 0.721	4-3				K				K	5	0	1	0	0	3	6						
Orlando Cepeda, R OBP: 0.358, SLG: 0.551	6-3		F8		FC6-4 1-2				1B	4	0	1	0	0	0	4						
Willie Kirkland, L OBP: 0.328, SLG: 0.478		G3					4-1		K	4	0	1	0	0	1	1						
Daryl Spencer, R OBP: 0.331, SLG: 0.377		1B			K		4-3		K	4	0	1	0	0	2	2						
Hobie Landrith, L OBP: 0.347, SLG: 0.338 Jose Pagan, R OBP: 0.250, SLG: 0.250		1B			K		F6		FC6-4 1B	4	0	2	0	0	1	1						
Eddie Bressoud, R OBP: 0.322, SLG: 0.415		K			F7				FC6-4 FC4-6	4	0	1	0	0	1	4						
Sam Jones, R OBP: 0.335, SLG: 0.127 Mike McCormick, L OBP: 0.176, SLG: 0.143 Dusty Rhodes, L OBP: 0.333, SLG: 0.314 Johnny Antonelli, R OBP: 0.269, SLG: 0.200 Eddie Fisher, R OBP: 0.302, SLG: 0.435 Leon Wagner, L OBP: 0.262, SLG: 0.435 Bud Byerly, R OBP: 0.316, SLG: 0.465		FC6-4			F8 BB		F5		FC4-6 1B	1	0	0	0	0	0	2						
Inning Stats	R: 0 E: 1 K: 0 S: 4	H: 1 LOB: 1 BB: 0 P: 4	R: 0 E: 0 K: 1 S: 7	H: 2 LOB: 2 BB: 0 P: 7	R: 0 E: 0 K: 0 S: 4	H: 2 LOB: 1 BB: 0 P: 4	R: 0 E: 0 K: 2 S: 8	H: 1 LOB: 1 BB: 0 P: 8	R: 0 E: 0 K: 1 S: 6	H: 1 LOB: 2 BB: 1 P: 10	R: 0 E: 0 K: 0 S: 3	H: 0 LOB: 0 BB: 0 P: 3	R: 0 E: 0 K: 0 S: 4	H: 1 LOB: 1 BB: 0 P: 4	R: 0 E: 0 K: 3 S: 10	H: 1 LOB: 1 BB: 0 P: 10		R: 0 E: 0 K: 1 S: 8	H: 3 LOB: 3 BB: 0 P: 8	1B: 12 2B: 0 3B: 0 HR: 0	SF: 0 SAC: 0 DP: 1 HBP: 0	WP: 0 PB: 0 SB: 0 CS: 0
PITCHER Bob Friend, R ERA: 3.99	IP: 9.0 WLS: W BF: 39 H: 12 R: 0 ER: 0 SO: 8 BB: 1 IBB: 0 HBP: 0 BLK: 0 WP: 0 HR: 0 S: 54 P: 58 ERA: 0.00 WHIP: 1.444															PITCHER						

Batter	1	2	3	4	5	6	7	8	9	AB	R	H	RBI	BB	SO	LOB	BOTTOM			
Bob Skinner, L OBP: 0.351, SLG: 0.396	F6	6-3		K		F8				4	0	0	0	0	1	2	San Francisco Giants @ Pittsburgh Pirates Forbes Field, Pittsburgh, PA Mon Aug 24 1959, 7:05 PM EDT Att: 23,617 - Unknown livebaseballscorecards.com			
Dick Groat, R OBP: 0.313, SLG: 0.372	G3 1B		HR	1B	3B		4-3			4	1	3	1	0	0	0				
Roberto Clemente, R OBP: 0.334, SLG: 0.495	G3 1B		K		F8		4-3			4	0	1	0	0	1	2				
Rocky Nelson, L OBP: 0.399, SLG: 0.485	G3		HR		1B	G4-6-3 1B		HR		4	3	3	3	0	0	2				
Smoky Burgess, L OBP: 0.355, SLG: 0.497	5-3		WP 1B	1B		G4-6-3 1B		3-1		4	0	2	0	0	0	2				
Don Hoak, R OBP: 0.366, SLG: 0.411		6-3 1B	F9		G4-6-3		5-3			4	1	1	0	0	0	2				
Dick Schofield, S OBP: 0.307, SLG: 0.307		6-3		1B		K		F7		4	0	1	0	0	1	1				
Bill Virdon, L OBP: 0.308, SLG: 0.344				3B 1B		1-3			BB	3	1	2	1	1	0	0				
Bob Friend, R OBP: 0.177, SLG: 0.150		K		K		F8		F3		4	0	0	0	0	2	3				
Inning Stats	R: 0 E: 0 K: 0 S: 5	H: 2 LOB: 2 BB: 0 P: 5	R: 1 E: 0 K: 1 S: 7	H: 2 LOB: 1 BB: 0 P: 7	R: 2 E: 0 K: 1 S: 8	H: 4 LOB: 2 BB: 0 P: 8	R: 1 E: 0 K: 2 S: 9	H: 2 LOB: 1 BB: 0 P: 9	R: 1 E: 0 K: 1 S: 6	H: 2 LOB: 0 BB: 0 P: 6	R: 0 E: 0 K: 0 S: 3	H: 0 LOB: 0 BB: 0 P: 3	R: 1 E: 0 K: 0 S: 4	H: 1 LOB: 0 BB: 0 P: 4	R: 0 E: 0 K: 0 S: 3	H: 0 LOB: 1 BB: 1 P: 7		1B: 9 2B: 1 3B: 1 HR: 2	SF: 0 SAC: 0 DP: 1 HBP: 0	WP: 1 PB: 0 SB: 1 CS: 0
PITCHER Sam Jones, R ERA: 3.13 Mike McCormick, L ERA: 4.19 Eddie Fisher, R ERA: 6.56 Bud Byerly, R ERA: 2.0	IP: 3.0 WLS: L BF: 16 H: 8 R: 3 ER: 3 SO: 2 BB: 0 IBB: 0 HBP: 0 BLK: 0 WP: 0 HR: 1 S: 20 P: 20 ERA: 9.00 WHIP: 2.667															PITCHER				

Batter	1	2	3	4	5	6	7	8	9	AB	R	H	RBI	BB	SO	LOB	TOP	
Jackie Brandt, R OBP: 0.329, SLG: 0.420										5	3	2	0	1	0	1	San Francisco Giants @ Pittsburgh Pirates Forbes Field, Pittsburgh, PA Tue Aug 25 1959, 7:05 PM EDT Att: 29,927 - Unknown	
Willie Mays, R OBP: 0.388, SLG: 0.533										5	1	2	1	1	0	2		
Willie McCovey, L OBP: 0.429, SLG: 0.700										4	0	1	0	1	1	1		
Orlando Cepeda, R OBP: 0.360, SLG: 0.551										4	1	2	2	1	0	0		
Willie Kirkland, L OBP: 0.326, SLG: 0.474										3	0	0	0	0	0	2		
Felipe Alou, R OBP: 0.316, SLG: 0.465										0	0	0	0	0	0	0		
Leon Wagner, L OBP: 0.359, SLG: 0.431										1	0	0	1	0	0	2		
Danny O'Connell, R OBP: 0.229, SLG: 0.229										0	1	0	0	0	0	0		
Daryl Spencer, R OBP: 0.334, SLG: 0.388										5	3	3	2	0	1	4		
Hobie Landrith, L OBP: 0.352, SLG: 0.346										4	2	2	2	1	2	3		
Eddie Bressoud, R OBP: 0.323, SLG: 0.417										4	0	1	1	1	0	2		
Johnny Antonelli, L OBP: 0.174, SLG: 0.244										5	1	2	3	0	1	2		
Inning Stats	R: 2 H: 2 E: 0 K: 2 S: 9	H: 2 R: 2 ER: 0 LOB: 2 BB: 2 P: 17	R: 0 H: 0 E: 0 K: 1 S: 5	H: 0 R: 0 ER: 0 LOB: 0 BB: 0 P: 5	R: 0 H: 0 E: 0 K: 1 S: 5	H: 2 R: 2 ER: 1 LOB: 1 BB: 0 P: 5	R: 1 H: 2 E: 0 K: 0 S: 4	H: 2 R: 2 ER: 0 LOB: 0 BB: 1 P: 4	R: 1 H: 2 E: 0 K: 0 S: 5	H: 2 R: 2 ER: 0 LOB: 2 BB: 1 P: 9	R: 2 H: 1 E: 0 K: 0 S: 4	H: 1 R: 1 ER: 0 LOB: 1 BB: 0 P: 12	R: 4 H: 4 E: 1 K: 0 S: 8	H: 4 R: 4 ER: 1 LOB: 1 BB: 0 P: 8	1B: 8 2B: 5 3B: 0 HR: 2	SF: 0 SAC: 1 DP: 0 HBP: 0	WP: 0 PA: 47 PB: 0 SB: 0 CS: 0	
PITCHER	IP WLS BF H R ER SO BB IBB HBP BLK WP HR S P ERA WHIP																	
Ron Kline, R ERA: 4.5	0.0 L 4 2 2 2 0 2 0 0 0 0 0 0 2 10 ∞ ∞																	
Don Gross, L ERA: 4.53	5.0 18 4 2 2 4 0 0 0 0 0 1 26 26 3.60 0.800																	
Fred Green, L ERA: 3.32	1.1 9 4 2 2 1 0 2 0 0 0 0 9 17 13.50 3.000																	
Bob Porterfield, R ERA: 6.1	1.2 8 1 2 2 0 2 0 0 0 0 1 6 14 10.80 1.800																	
George Witt, R ERA: 6.93	1.0 8 4 4 3 0 0 0 0 0 0 0 8 8 27.00 4.000																	
Batter	1	2	3	4	5	6	7	8	9	AB	R	H	RBI	BB	SO	LOB	BOTTOM	
Bob Skinner, L OBP: 0.353, SLG: 0.397										4	1	2	0	0	0	0	San Francisco Giants @ Pittsburgh Pirates Forbes Field, Pittsburgh, PA Tue Aug 25 1959, 7:05 PM EDT Att: 29,927 - Unknown	
Dick Groat, R OBP: 0.313, SLG: 0.373										4	1	1	0	0	0	1		
Roberto Clemente, R OBP: 0.336, SLG: 0.499										4	1	2	1	0	0	0		
Dick Stuart, R OBP: 0.373, SLG: 0.537										4	1	2	3	0	0	1		
Hank Foiles, R OBP: 0.254, SLG: 0.302										4	0	0	0	0	2	2		
Don Hoak, R OBP: 0.365, SLG: 0.410										4	1	1	0	0	1	1		
Dick Schofield, S OBP: 0.305, SLG: 0.305										4	0	1	0	0	0	2		
Bill Virdon, L OBP: 0.309, SLG: 0.344										2	0	1	0	0	1	1		
Roman Mejias, R OBP: 0.312, SLG: 0.336										1	0	0	1	0	0	2		
Ron Kline, R OBP: 0.151, SLG: 0.151										0	0	0	0	0	0	0		
Don Gross, L OBP: 0.151, SLG: 0.151										1	0	0	0	0	1	0		
Harry Bright, R OBP: 0.488, SLG: 0.488										0	0	0	0	0	0	0		
Fred Green, L OBP: 0.488, SLG: 0.488										0	0	0	0	0	0	0		
Bob Porterfield, R OBP: 0.289, SLG: 0.344										0	0	0	0	0	0	0		
Bill Mazaroski, R OBP: 0.289, SLG: 0.344										1	0	0	0	0	1	0		
George Witt, R OBP: 0.289, SLG: 0.344										0	0	0	0	0	0	0		
Rocky Nelson, L OBP: 0.289, SLG: 0.481										1	0	0	0	0	0	0		
Inning Stats	R: 0 H: 0 E: 0 K: 0 S: 3	H: 0 R: 0 ER: 0 LOB: 0 BB: 0 P: 3	R: 0 H: 1 E: 0 K: 2 S: 7	H: 0 R: 0 ER: 0 LOB: 0 BB: 0 P: 7	R: 0 H: 1 E: 0 K: 1 S: 7	H: 3 R: 2 ER: 0 LOB: 0 BB: 0 P: 7	R: 0 H: 1 E: 0 K: 0 S: 4	H: 1 R: 2 ER: 0 LOB: 1 BB: 0 P: 4	R: 0 H: 0 E: 0 K: 0 S: 3	H: 0 R: 2 ER: 1 LOB: 2 BB: 0 P: 7	R: 0 H: 1 E: 0 K: 1 S: 7	H: 1 R: 2 ER: 0 LOB: 1 BB: 0 P: 10	R: 2 H: 3 E: 0 K: 2 S: 10	R: 1 H: 1 E: 0 K: 0 S: 4	H: 1 R: 1 ER: 0 LOB: 0 BB: 0 P: 4	1B: 7 2B: 2 3B: 0 HR: 1	SF: 1 SAC: 0 DP: 1 HBP: 0	WP: 1 PA: 36 PB: 1 SB: 0 CS: 0
PITCHER	IP WLS BF H R ER SO BB IBB HBP BLK WP HR S P ERA WHIP																	
Johnny Antonelli, L ERA: 2.71	9.0 W 36 10 5 4 6 0 0 0 0 0 1 1 48 48 4.00 1.111																	
PITCHER	IP WLS BF H R ER SO BB IBB HBP BLK WP HR S P ERA WHIP																	

Batter	1	2	3	4	5	6	7	8	9	AB	R	H	RBI	BB	SO	LOB	TOP					
Jackie Brandt, R (1.5) OBP: 0.327, SLG: 0.416	F5		K			K		F8		4	0	0	0	0	2	0	San Francisco Giants @ Philadelphia Phillies Connie Mack Stadium, Philadelphia, PA Thu Aug 27 1959, 3:33 AM EDT Sunny					
Willie Mays, R (1.8) OBP: 0.363, SLG: 0.527	5-3			4-3		F6		F7		4	0	0	0	0	0							
Willie McCovey, L (1.3) OBP: 0.439, SLG: 0.701	WP 1B			F9-3 BB		K			K	3	0	1	0	1	2							
Orlando Cepeda, R (1.7) OBP: 0.356, SLG: 0.543	K 1-2			F9-3 1-2			2B 1B	F4		4	1	1	0	0	1	2						
Willie Kirkland, L (1.9) OBP: 0.328, SLG: 0.479		6-3			6-3		1-H 2B		1B	4	0	2	1	0	0	0						
Daryl Spencer, R (1.4) OBP: 0.332, SLG: 0.392		G4-6-3 1B			HR		5-3	F8		4	1	2	1	0	0	2						
Eddie Bressoud, R (1.6) OBP: 0.322, SLG: 0.417		G4-6-3 1-2		G3 2B		K				3	0	1	0	0	1	2						
Bob Schmidt, R (1.2) OBP: 0.284, SLG: 0.373			6-3		G3 2B		5-3			2	0	0	0	0	0	1						
Dusty Rhodes, L (7, PH) OBP: 0.325, SLG: 0.306					G3					1	0	0	0	0	0	1						
Jim Hegan, R (7.2) OBP: 0.250, SLG: 0.242					2-3					0	0	0	0	0	0	0						
Mike McCormick, L (1.1) OBP: 0.164, SLG: 0.137					G3					2	0	0	0	0	0	1						
Gordon Jones, R (6.1)								6-3		0	0	0	0	0	0	0						
Eddie Fisher, R (6.1)										0	0	0	0	0	0	0						
Felipe Alou, R (8, PH) OBP: 0.315, SLG: 0.463										1	0	0	0	0	0	0						
Bud Byerly, R (8.1)										0	0	0	0	0	0	0						
Inning Stats	R: 0 E: 0 K: 1 S: 6	H: 1 LOB: 1 BB: 0 P: 6	R: 0 E: 0 K: 0 S: 3	H: 1 LOB: 0 BB: 0 P: 3	R: 0 E: 0 K: 1 S: 5	H: 0 LOB: 0 BB: 0 P: 5	R: 0 E: 0 K: 0 S: 2	H: 0 LOB: 0 BB: 1 P: 6	R: 1 E: 0 K: 0 S: 5	H: 2 LOB: 1 BB: 0 P: 5	R: 0 E: 0 K: 2 S: 7	H: 0 LOB: 0 BB: 0 P: 7	R: 1 E: 0 K: 1 S: 7	H: 2 LOB: 1 BB: 0 P: 7	R: 0 E: 0 K: 0 S: 3	H: 0 LOB: 0 BB: 0 P: 3	R: 0 E: 0 K: 1 S: 6	H: 1 LOB: 1 BB: 0 P: 6	1B: 4 2B: 3 3B: 0 HR: 1	SF: 0 SAC: 0 DP: 2 HBP: 0	WP: 1 PB: 0 SB: 0 CS: 0	PA: 33
PITCHER Jim Owens, R (1.1) ERA: 3.56	IP: 9.0 WLS: W BF: 33 H: 7 R: 2 ER: 2 SO: 6 BB: 1 IBB: 0 HBP: 0 BLK: 0 WP: 1 HR: 1 S: 44 P: 48 ERA: 2.00 WHIP: 0.889															PITCHER	IP: 9.0 WLS: W BF: 33 H: 7 R: 2 ER: 2 SO: 6 BB: 1 IBB: 0 HBP: 0 BLK: 0 WP: 1 HR: 1 S: 44 P: 48 ERA: 2.00 WHIP: 0.889					

Batter	1	2	3	4	5	6	7	8	9	AB	R	H	RBI	BB	SO	LOB	BOTTOM			
Richie Ashburn, L (1.8) OBP: 0.367, SLG: 0.314	K		G3-6 1-2		F7	1-2 3-H 1B		1-2 1B		5	0	2	1	0	1	1	San Francisco Giants @ Philadelphia Phillies Connie Mack Stadium, Philadelphia, PA Thu Aug 27 1959, 3:33 AM EDT Sunny			
Joe Koppe, R (1.6) OBP: 0.338, SLG: 0.408	6-3		F4			HR K		L6-4 2-3		5	1	1	1	0	1	4				
Ed Bouchee, L (1.3) OBP: 0.379, SLG: 0.454				F5		4-3 1B 3B				4	2	2	1	0	0	0				
Wally Post, R (1.9) OBP: 0.311, SLG: 0.462	E5			F4		F7	F3			4	0	0	0	0	0	1				
Gene Freese, R (1.5) OBP: 0.348, SLG: 0.511	F6			1B BB		HR 3-H 1B		1B		3	1	2	2	1	0	1				
Harry Anderson, L (1.7) OBP: 0.322, SLG: 0.431		F5								2	0	1	0	0	0	0				
Solly Drake, S (6, FR) OBP: 0.255, SLG: 0.146					1-2 1B	BB 1B HBP		G6-3 1B		1	1	1	0	0	0	0				
Sparky Anderson, R (1.4) OBP: 0.270, SLG: 0.232		F8		F1		1-2 1B BB		G6-3 1-2		3	1	0	0	1	0	4				
Joe Lonnett, R (1.2) OBP: 0.326, SLG: 0.250		F2			F6	1B 1B BB		L6-4 1B 1B		3	1	1	0	1	0	0				
Jim Owens, R (1.1) OBP: 0.162, SLG: 0.111			G3-6 1B		F9	1-3 2-H 3-H 1B		K		4	0	2	2	0	1	1				
Inning Stats	R: 1 E: 1 K: 1 S: 7	H: 1 LOB: 1 BB: 0 P: 7	R: 0 E: 0 K: 0 S: 3	H: 0 LOB: 0 BB: 0 P: 3	R: 0 E: 0 K: 0 S: 3	H: 1 LOB: 0 BB: 0 P: 3	R: 0 E: 0 K: 0 S: 4	H: 1 LOB: 2 BB: 1 P: 8	R: 0 E: 0 K: 0 S: 3	H: 0 LOB: 0 BB: 0 P: 3	R: 5 E: 0 K: 1 S: 9	H: 4 LOB: 2 BB: 2 P: 18	R: 1 E: 0 K: 0 S: 5	H: 3 LOB: 1 BB: 0 P: 5	R: 0 E: 0 K: 1 S: 6	H: 2 LOB: 1 BB: 0 P: 6	1B: 8 2B: 1 3B: 1 HR: 3	SF: 0 SAC: 0 DP: 3 HBP: 1	WP: 0 PB: 0 SB: 0 CS: 0	PA: 38
PITCHER Mike McCormick, L (1.1) ERA: 4.31	IP: 5.2 WLS: L BF: 25 H: 5 R: 5 ER: 5 SO: 1 BB: 2 IBB: 0 HBP: 0 BLK: 0 WP: 0 HR: 3 S: 24 P: 33 ERA: 7.94 WHIP: 1.235															PITCHER	IP: 5.2 WLS: L BF: 25 H: 5 R: 5 ER: 5 SO: 1 BB: 2 IBB: 0 HBP: 0 BLK: 0 WP: 0 HR: 3 S: 24 P: 33 ERA: 7.94 WHIP: 1.235			
Gordon Jones, R (6.1) ERA: 4.05	0.0	3	2	1	1	0	1	0	0	0	0	2	6							
Eddie Fisher, R (6.1) ERA: 6.57	1.1	6	3	1	1	1	0	0	0	0	8	8	6.75	2.250						
Bud Byerly, R (8.1) ERA: 1.8	1.0	4	2	0	0	1	0	0	0	0	6	6	0.00	2.000						

Batter	1	2	3	4	5	6	7	8	9	AB	R	H	RBI	BB	SO	LOB	TOP					
Jackie Brandt, R OBP: 0.326, SLG: 0.410	F8		HR		FC6-4			1-3	FC6-4	4	1	1	1	1	0	1	San Francisco Giants @ Los Angeles Dodgers Los Angeles Memorial Coliseum, Los Angeles, CA Sun Aug 30 1959, 6:33 AM EDT Att: 44,391 - Unknown					
Willie Mays, R OBP: 0.367, SLG: 0.546	K		HR				F9	1B	FC6-4	4	2	1	2	1	1	2						
Willie McCovey, L OBP: 0.462, SLG: 0.698	3-1		K				G4-3	BB	FC9-6	3	0	1	0	1	1	0						
Orlando Cepeda, R OBP: 0.354, SLG: 0.540		F6		L8			G4-3	BB	FC9-6	4	0	0	1	0	0	2						
Willie Kirkland, L OBP: 0.328, SLG: 0.479		HR		F9			1B	4-3	BB	3	2	1	1	1	0	1						
Daryl Spencer, R OBP: 0.328, SLG: 0.385		F4		K			1B	4-3	BB	3	1	1	0	1	1	0						
Hobie Landrith, L OBP: 0.343, SLG: 0.330		F8		6-3			4-3	BB	SH3-4	3	0	0	1	0	0	1						
Eddie Bressoud, R OBP: 0.316, SLG: 0.410			F9		FC6-4		FC5-4-5	BB	F7	4	0	1	0	0	0	2						
Johnny Antonelli, L Dusty Rhodes, L Stu Miller, R Al Worthington, R Leon Wagner, L Mike McCormick, L Sam Jones, R			K		K		G3		1B	2	0	0	0	0	0	2						
Inning Stats	R: 0 E: 0 K: 1 S: 8	H: 0 LOB: 0 BB: 0 P: 12	R: 1 E: 0 K: 0 S: 11	H: 1 LOB: 0 BB: 0 P: 13	R: 2 E: 0 K: 2 S: 14	H: 1 LOB: 0 BB: 1 P: 22	R: 0 E: 0 K: 1 S: 6	H: 0 LOB: 0 BB: 0 P: 9	R: 0 E: 0 K: 1 S: 9	H: 1 LOB: 1 BB: 0 P: 13	R: 0 E: 0 K: 0 S: 8	H: 0 LOB: 0 BB: 1 P: 12	R: 1 E: 0 K: 0 S: 13	H: 1 LOB: 1 BB: 1 P: 21	R: 1 E: 0 K: 0 S: 12	H: 1 LOB: 1 BB: 2 P: 24		R: 1 E: 0 K: 0 S: 10	H: 1 LOB: 2 BB: 2 P: 19	1B: 4 2B: 0 3B: 0 HR: 2	SF: 0 SAC: 1 DP: 1 HBP: 0	WP: 0 PB: 0 SB: 0 CS: 0
PITCHER	IP	WLS	BF	H	R	ER	SO	BB	IBB	HBP	BLK	WP	HR	S	P	ERA	WHIP					
Larry Sherry, R ERA: 2.64	7.1		30	5	5	5	5	4	0	0	0	0	2	79	121	6.14	1.227					
Roger Craig, R ERA: 2.5	1.2	W	8	1	1	1	0	1	1	0	0	0	0	12	24	5.40	1.200					



Batter	1	2	3	4	5	6	7	8	9	AB	R	H	RBI	BB	SO	LOB	BOTTOM					
Jim Gilliam, S OBP: 0.408, SLG: 0.360	L8		G5-4-3		2B		SH		F4	5	2	3	0	0	0	0	San Francisco Giants @ Los Angeles Dodgers Los Angeles Memorial Coliseum, Los Angeles, CA Sun Aug 30 1959, 6:33 AM EDT Att: 44,391 - Unknown					
Charlie Neal, R OBP: 0.339, SLG: 0.458	L8		G5-4-3		2B		SH		E5	4	1	1	1	0	0	1						
Wally Moon, L OBP: 0.394, SLG: 0.471		2B		HR			G6-4-3		F	4	2	3	1	1	0	1						
Gil Hodges, R OBP: 0.389, SLG: 0.571	K		HR		1B		G6-4-3		G3	4	1	1	2	0	1	4						
Carl Furillo, R OBP: 0.360, SLG: 0.348		F7		HR			G6-4-3		E	3	0	1	0	0	0	1						
Don Demeter, R OBP: 0.290, SLG: 0.439		F7		FC5-4			G6-4-3		E	1	0	0	0	0	1	1						
Duke Snider, L OBP: 0.393, SLG: 0.564				1B			K		IBB	0	0	0	0	1	0	0						
Chuck Essegian, R OBP: 0.273, SLG: 0.413		K		FC5-4			1B		E	4	1	1	0	0	1	1						
Ron Fairly, L OBP: 0.333, SLG: 0.354		K		G6-4-3			2B		BB	0	0	0	0	1	0	0						
Joe Pignatano, R OBP: 0.319, SLG: 0.286				G6-4-3			2B		E3	2	0	1	0	2	0	1						
Norm Larker, L OBP: 0.325, SLG: 0.423		BB		G6-4-3			1B		E3	1	0	0	0	0	0	2						
Maury Wills, S OBP: 0.253, SLG: 0.240		1-3					4-3		F4	2	0	0	0	0	0	1						
Rip Reynolds, R OBP: 0.343, SLG: 0.363							4-3		F4	1	0	1	1	0	0	0						
Don Zimmer, R OBP: 0.276, SLG: 0.251							FC6-4		G3	1	0	0	0	0	0	1						
Larry Sherry, R OBP: 0.227, SLG: 0.364				6-3			K		G3	3	0	0	0	0	1	2						
Roger Craig, R OBP: 0.053, SLG: 0.027							FC6-4		G3	1	0	0	0	0	0	1						
Inning Stats	R: 0 E: 0 K: 1 S: 12	H: 1 LOB: 1 BB: 0 P: 19	R: 0 E: 0 K: 1 S: 10	H: 0 LOB: 1 BB: 1 P: 18	R: 0 E: 0 K: 0 S: 5	H: 1 LOB: 0 BB: 0 P: 7	R: 2 E: 0 K: 0 S: 7	H: 3 LOB: 0 BB: 0 P: 11	R: 1 E: 0 K: 1 S: 9	H: 2 LOB: 1 BB: 0 P: 11	R: 1 E: 0 K: 0 S: 10	H: 2 LOB: 2 BB: 1 P: 19	R: 1 E: 1 K: 1 S: 8	H: 1 LOB: 1 BB: 1 P: 15	R: 0 E: 0 K: 0 S: 7	H: 1 LOB: 1 BB: 0 P: 13	R: 2 E: 2 K: 0 S: 17	H: 1 LOB: 3 BB: 2 P: 32	1B: 6 2B: 3 3B: 2 HR: 1	SF: 0 SAC: 1 DP: 4 HBP: 1	WP: 0 PB: 0 SB: 0 CS: 0	PA: 43
PITCHER	IP	WLS	BF	H	R	ER	SO	BB	IBB	HBP	BLK	WP	HR	S	P	ERA	WHIP					
Johnny Antonelli, L ERA: 2.79	6.0			9	4	4	3	2	0	1	0	0	0	4	10							
Stu Miller, R ERA: 3.02	0.0		3	1	1	0	0	1	0	0	0	0	0	4	10							
Al Worthington, R ERA: 3.6	2.0		6	1	0	0	1	0	0	0	0	0	0	11	18	0.00	0.500					
Mike McCormick, L ERA: 4.3	0.1	L	3	1	2	0	0	0	0	0	0	0	0	6	8	0.00	3.000					
Sam Jones, R ERA: 3.0	0.1		4	0	0	0	0	1	1	0	0	0	0	11	24	0.00	3.000					

Batter	1	2	3	4	5	6	7	8	9	AB	R	H	RBI	BB	SO	LOB	TOP
Jackie Brandt, R (1, 5) OBP: 0.323, SLG: 0.406 Jose Pagan, R (7, 5) OBP: 0.231, SLG: 0.231										4	0	0	0	0	0	3	1
Willie McCovey, L (1, 3) OBP: 0.455, SLG: 0.709										4	1	1	1	0	2	2	
Willie Mays, R (1, 8) OBP: 0.368, SLG: 0.547										3	1	1	0	1	2	0	
Orlando Cepeda, R (1, 7) OBP: 0.353, SLG: 0.539										4	0	1	1	0	2	2	
Felipe Alou, R (1, 9) OBP: 0.317, SLG: 0.461										4	0	2	0	0	1	1	
Bob Schmidt, R (1, 2) OBP: 0.283, SLG: 0.370										4	0	1	0	0	1	1	
Eddie Bressoud, R (1, 6) OBP: 0.311, SLG: 0.403										4	0	0	0	0	2	2	AB 34 R 2 H 7 RBI 2 BB 2 SO 18 LOB 13
Danny O'Connell, R (1, 4) OBP: 0.262, SLG: 0.293										3	0	1	0	1	2	2	
Jack Sanford, R (1, 1) OBP: 0.191, SLG: 0.113 Al Worthington, R (9, 1) OBP: 0.077, SLG: 0.077										4	0	0	0	0	3	4	
Inning Stats	R: 1 E: 0 K: 2 S: 16	H: 2 LOB: 1 BB: 0 P: 24	R: 0 E: 0 K: 1 S: 9	H: 0 LOB: 1 BB: 1 P: 18	R: 0 E: 0 K: 0 S: 8	H: 2 LOB: 2 BB: 0 P: 18	R: 1 E: 0 K: 3 S: 13	H: 1 LOB: 1 BB: 0 P: 17	R: 0 E: 0 K: 2 S: 11	H: 1 LOB: 1 BB: 0 P: 15	R: 0 E: 0 K: 3 S: 9	H: 0 LOB: 0 BB: 0 P: 10	1B: 3 2B: 3 3B: 0 HR: 1	SF: 0 SAC: 0 DP: 0 HBP: 0	WP: 0 PB: 0 SB: 0 CS: 0	PA: 36	
PITCHER Sandy Koufax, L (1, 1) ERA: 3.76	IP: 9.0 WLS: W BF: 36 H: 7 R: 2 ER: 2 SO: 18 BB: 2 IBB: 0 HBP: 0 BLK: 0 WP: 0 HR: 1 S: 101 P: 147 ERA: 2.00 WHIP: 1.000																

San Francisco Giants @ Los Angeles Dodgers
Los Angeles Memorial Coliseum, Los Angeles, CA
Mon Aug 31 1959, 10:05 PM EDT
Att: 60,194 - Unknown

AB 34
R 2
H 7
RBI 2
BB 2
SO 18
LOB 13



Batter	1	2	3	4	5	6	7	8	9	AB	R	H	RBI	BB	SO	LOB	BOTTOM	
Jim Gilliam, S (1, 5) OBP: 0.408, SLG: 0.359										4	2	1	0	1	0	2		
Wally Moon, L (1, 9) OBP: 0.394, SLG: 0.475										4	2	1	3	1	2	2		
Norm Larker, L (1, 7) OBP: 0.325, SLG: 0.420										2	0	0	0	1	1	0		
Duke Snider, L (1, 8) OBP: 0.394, SLG: 0.562										3	0	1	1	1	0	1		
Gil Hodges, R (1, 3) OBP: 0.390, SLG: 0.569										3	0	1	0	1	1	2		
Charlie Neal, R (1, 4) OBP: 0.337, SLG: 0.454										4	0	0	0	0	1	6		
John Roseboro, L (1, 2) OBP: 0.331, SLG: 0.363										4	0	1	0	0	0	3	AB 31 R 5 H 7 RBI 4 BB 5 SO 7 LOB 18	
Maury Wills, S (1, 6) OBP: 0.253, SLG: 0.241										4	0	1	0	0	0	1		
Sandy Koufax, R (1, 1) OBP: 0.174, SLG: 0.205										3	1	1	0	0	2	1		
Inning Stats	R: 1 E: 1 K: 1 S: 16	H: 1 LOB: 2 BB: 2 P: 29	R: 0 E: 0 K: 1 S: 9	H: 0 LOB: 0 BB: 0 P: 12	R: 0 E: 0 K: 1 S: 9	H: 1 LOB: 1 BB: 0 P: 12	R: 0 E: 0 K: 2 S: 13	H: 0 LOB: 1 BB: 1 P: 16	R: 0 E: 0 K: 0 S: 5	H: 1 LOB: 1 BB: 0 P: 7	R: 1 E: 1 K: 0 S: 10	H: 0 LOB: 2 BB: 2 P: 19	R: 3 E: 0 K: 0 S: 8	H: 3 LOB: 0 BB: 0 P: 12	1B: 6 2B: 0 3B: 0 HR: 1	SF: 0 SAC: 2 DP: 0 HBP: 0	WP: 2 PB: 1 SB: 2 CS: 0	PA: 38
PITCHER Jack Sanford, R (1, 1) ERA: 3.29 Al Worthington, R (9, 1) ERA: 3.74	IP: 8.1 WLS: L BF: 37 H: 6 R: 4 ER: 4 SO: 7 BB: 5 IBB: 0 HBP: 0 BLK: 0 WP: 1 HR: 0 S: 83 P: 139 ERA: 4.32 WHIP: 1.320																	

San Francisco Giants @ Los Angeles Dodgers
Los Angeles Memorial Coliseum, Los Angeles, CA
Mon Aug 31 1959, 10:05 PM EDT
Att: 60,194 - Unknown

AB 31
R 5
H 7
RBI 4
BB 5
SO 7
LOB 18



Batter	1	2	3	4	5	6	7	8	9	AB	R	H	RBI	BB	SO	LOB	TOP										
Tony Taylor, R OBP: 0.339, SLG: 0.411 (1, 4)										4	1	1	0	0	0	0	Chicago Cubs @ San Francisco Giants Seals Stadium, San Francisco, CA Wed Sep 02 1959, 6:33 AM EDT Att: 16,422 - Unknown										
George Altman, L OBP: 0.326, SLG: 0.391 (1, 8)										4	1	1	0	0	2	0											
Lee Walls, R OBP: 0.332, SLG: 0.383 Jim Marshall, L OBP: 0.335, SLG: 0.424 Dale Long, L OBP: 0.322, SLG: 0.467 (1, 9)										3	0	0	0	0	1	0											
14 Ernie Banks, R OBP: 0.368, SLG: 0.593 (1, 6)										4	0	1	1	0	0	0											
Bobby Thomson, R OBP: 0.312, SLG: 0.405 Walt Moryn, L OBP: 0.316, SLG: 0.373 (1, 7)										3	1	1	1	0	1	0											
Art Schult, R OBP: 0.303, SLG: 0.352 Irv Noren, L OBP: 0.400, SLG: 0.477 (1, 3)										3	0	1	0	0	1	0											
Alvin Dark, R OBP: 0.319, SLG: 0.353 (1, 5)										3	0	0	0	0	0	1											
Cal Neeman, R OBP: 0.229, SLG: 0.239 (1, 2)										3	0	0	0	0	0	0											
Art Ceccarelli, R OBP: 0.148, SLG: 0.115 Earl Averill, R OBP: 0.302, SLG: 0.461 Don Elston, R OBP: 0.211, SLG: 0.211 (1, 1)										2	0	0	0	0	1	0											
Inning Stats	R: 0 E: 0 K: 2 S: 7	H: 0 LOB: 0 BB: 0 P: 7	R: 0 E: 0 K: 0 S: 4	H: 1 LOB: 1 BB: 0 P: 4	R: 0 E: 0 K: 0 S: 3	H: 0 LOB: 0 BB: 0 P: 3	R: 0 E: 0 K: 0 S: 3	H: 0 LOB: 0 BB: 0 P: 3	R: 1 E: 0 K: 0 S: 4	H: 1 LOB: 0 BB: 0 P: 4	R: 0 E: 0 K: 1 S: 5	H: 0 LOB: 0 BB: 0 P: 5	R: 0 E: 0 K: 1 S: 5	H: 0 LOB: 0 BB: 0 P: 5	R: 2 E: 0 K: 2 S: 11	H: 4 LOB: 2 BB: 0 P: 11		1B: 5 2B: 0 3B: 0 HR: 1	SF: 0 SAC: 0 DP: 0 HBP: 0	WP: 0 PB: 0 SB: 0 CS: 0	PA: 33						
PITCHER	IP	WLS	BF	H	R	ER	SO	BB	IBB	HBP	BLK	WP	HR	S	P	ERA	WHIP										
Mike McCormick, L ERA: 4.25 Sam Jones, R ERA: 2.99 (1, 1)	8.1		29	4	3	3	6	0	0	0	0	0	1	41	41	3.24	0.480										
(9, 1)	0.2	W	4	2	0	0	2	0	0	0	0	0	0	8	8	0.00	3.000										

AB 33
R 3
H 6
RBI 3
BB 0
SO 8
LOB 5



Batter	1	2	3	4	5	6	7	8	9	AB	R	H	RBI	BB	SO	LOB	BOTTOM										
Danny O'Connell, R OBP: 0.261, SLG: 0.273 (1, 4)										3	0	0	0	1	1	0	Chicago Cubs @ San Francisco Giants Seals Stadium, San Francisco, CA Wed Sep 02 1959, 6:33 AM EDT Att: 16,422 - Unknown										
Willie McCovey, L OBP: 0.449, SLG: 0.719 Jim Davenport, R OBP: 0.295, SLG: 0.335 (1, 3)										4	1	1	1	0	2	1											
Willie Mays, R OBP: 0.366, SLG: 0.542 (1, 8)										4	0	0	0	0	1	1											
Orlando Cepeda, R OBP: 0.352, SLG: 0.537 (1, 7)										4	1	1	0	0	0	0											
Jackie Brandt, R OBP: 0.325, SLG: 0.414 (1, 5)										4	1	2	1	0	0	0											
Felipe Alou, R OBP: 0.321, SLG: 0.478 (1, 9)										1	1	1	2	1	0	0											
Eddie Bressoud, R OBP: 0.307, SLG: 0.398 (1, 6)										3	0	0	0	0	2	2											
Jim Hegan, R OBP: 0.240, SLG: 0.232 (1, 2)										3	0	0	0	0	0	2											
Mike McCormick, L OBP: 0.155, SLG: 0.130 Sam Jones, R OBP: 0.141, SLG: 0.122 (1, 1)										3	0	0	0	0	2	1											
Inning Stats	R: 0 E: 0 K: 3 S: 9	H: 2 LOB: 1 BB: 0 P: 9	R: 1 E: 0 K: 0 S: 5	H: 2 LOB: 1 BB: 0 P: 5	R: 0 E: 0 K: 1 S: 5	H: 0 LOB: 1 BB: 1 P: 9	R: 1 E: 0 K: 1 S: 6	H: 1 LOB: 0 BB: 0 P: 6	R: 0 E: 0 K: 1 S: 5	H: 0 LOB: 0 BB: 0 P: 5	R: 1 E: 0 K: 0 S: 4	H: 1 LOB: 0 BB: 0 P: 4	R: 0 E: 0 K: 1 S: 5	H: 0 LOB: 1 BB: 1 P: 9	R: 0 E: 0 K: 1 S: 5	H: 0 LOB: 0 BB: 0 P: 5		R: 1 E: 0 K: 0 S: 2	H: 1 LOB: 0 BB: 0 P: 2	1B: 2 2B: 0 3B: 0 HR: 3	SF: 1 SAC: 0 DP: 0 HBP: 0	WP: 0 PB: 0 SB: 2 CS: 0	PA: 32				
PITCHER	IP	WLS	BF	H	R	ER	SO	BB	IBB	HBP	BLK	WP	HR	S	P	ERA	WHIP										
Art Ceccarelli, L ERA: 4.28 Don Elston, R ERA: 3.53 (1, 1)	8.0		30	4	3	3	8	2	0	0	0	0	1	44	52	3.38	0.750										
(9, 1)	0.1	L	2	1	1	1	0	0	0	0	0	0	1	2	2	27.00	3.000										



Batter	1	2	3	4	5	6	7	8	9	AB	R	H	RBI	BB	SO	LOB	TOP																	
Tony Taylor, R OBP: 0.338, SLG: 0.409 (1, 4)	F6		5-3	F4		1B		F3		5	0	1	0	0	0	2	Chicago Cubs @ San Francisco Giants Seals Stadium, San Francisco, CA Thu Sep 03 1959, 6:33 AM EDT Att: 15,424 - Unknown																	
George Altman, L OBP: 0.324, SLG: 0.388 (1, 8)	14 1B 4-3		G3	1-3		5-3			1-3	5	0	1	0	0	0	2																		
Lee Walls, R OBP: 0.333, SLG: 0.382 Walt Moryn, L OBP: 0.319, SLG: 0.375 (5, PH) (5, 7)	4-3		14 2B			14 FC5-4		K		1	0	0	0	1	0	1																		
14 Ernie Banks, R OBP: 0.368, SLG: 0.593 (1, 6)			2B			FC5-4		1-3		5	1	2	1	0	0	2																		
Bobby Thomson, R OBP: 0.310, SLG: 0.400 (1, 7) (5, 9)	F4		2B			K		1-3		4	1	0	0	1	2	4																		
Art Schult, R OBP: 0.307, SLG: 0.366 Dale Long, L OBP: 0.324, SLG: 0.467 (1, 3) (4, 3)		6-3				FC4-6		F7		2	0	1	2	0	0	0																		
Alvin Dark, R OBP: 0.320, SLG: 0.364 (1, 5)			F9			FC4-6		1B		4	2	2	1	0	0	3																		
Cal Neeman, R OBP: 0.232, SLG: 0.253 Irv Noren, L OBP: 0.495, SLG: 0.481 John Buzhardt, R OBP: 0.103, SLG: 0.107 (1, 2) (8, PH) (8, 1)	6-3					SH2-4		6-3		3	0	1	0	0	0	0																		
Bob Anderson, R OBP: 0.125, SLG: 0.101 Dave Hillman, R OBP: 0.229, SLG: 0.132 Don Elston, R OBP: 0.211, SLG: 0.211 Billy Williams, R OBP: 0.214, SLG: 0.241 Bill Henry, L OBP: 0.214, SLG: 0.185 Sammy Taylor, L OBP: 0.214, SLG: 0.202 (1, 1) (4, 1) (5, 1) (6, PH) (8, 1) (8, PH) (8, 2)	K		SH2-4			K		G3		1	0	0	0	0	1	0																		
Inning Stats	R: 0 E: 0 K: 0 S: 5	H: 2 LOB: 2 BB: 0 P: 5	R: 1 E: 0 K: 1 S: 6	H: 1 LOB: 0 BB: 0 P: 6	R: 3 E: 0 K: 0 S: 5	H: 2 LOB: 1 BB: 2 P: 13	R: 0 E: 0 K: 0 S: 4	H: 1 LOB: 1 BB: 0 P: 4	R: 0 E: 0 K: 1 S: 7	H: 2 LOB: 2 BB: 0 P: 7	R: 0 E: 0 K: 1 S: 5	H: 0 LOB: 0 BB: 0 P: 5	R: 1 E: 0 K: 1 S: 6	H: 2 LOB: 1 BB: 0 P: 6	R: 0 E: 0 K: 1 S: 6	H: 1 LOB: 1 BB: 0 P: 6		1B: 7 2B: 4 3B: 0 HR: 1	SF: 0 SAC: 1 DP: 0 HBP: 0	WP: 0 PA: 41 PB: 0 SB: 0 CS: 0														
PITCHER	IP WLS BF H R ER SO BB IBB HBP BLK WP HR S P ERA WHIP																																	
Johnny Antonelli, L ERA: 2.9 Stu Miller, R ERA: 2.95	(1, 1) (3, 1)	2.2 W	15 26	5 7	4 1	4 1	1 4	2 0	0 0	0 0	0 0	0 0	0 0	1 34	15 34	23 34	13.50 1.42	2.625 1.105																

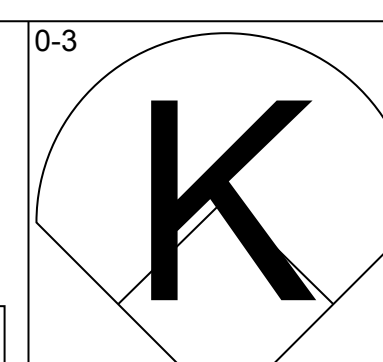
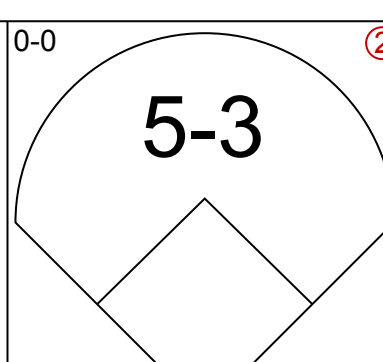
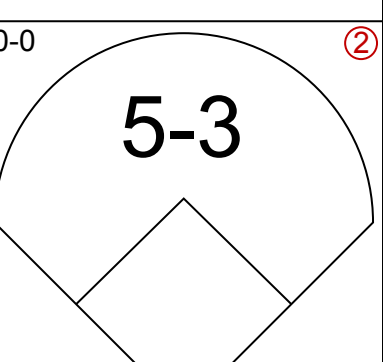
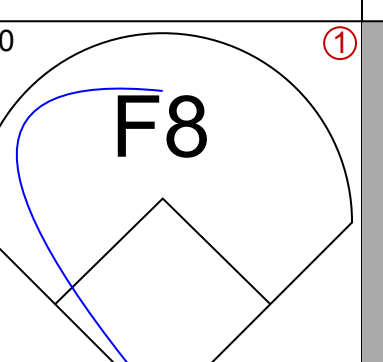
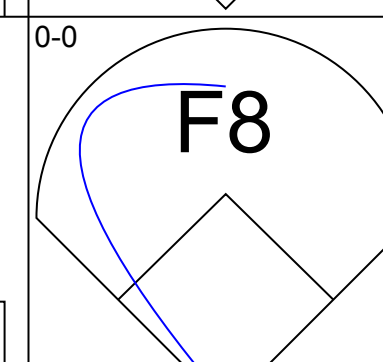
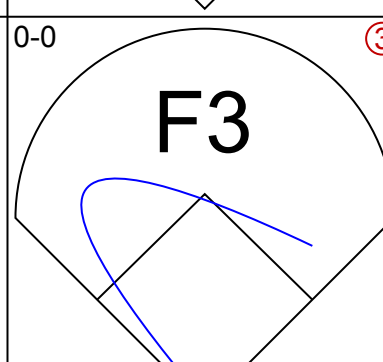
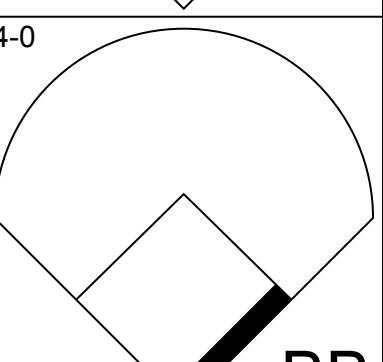
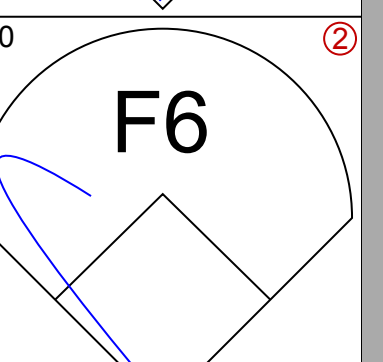
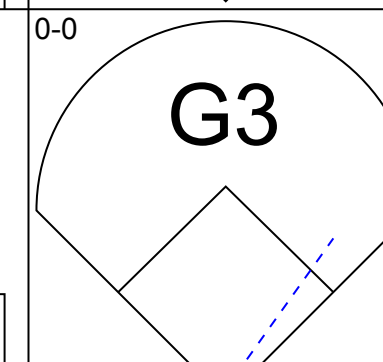
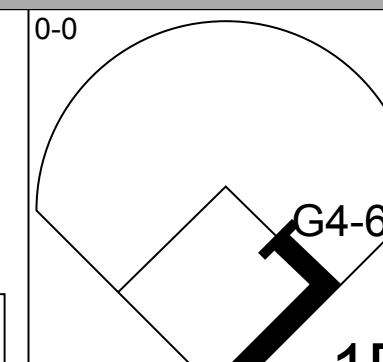
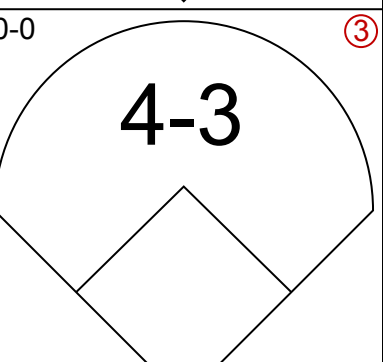
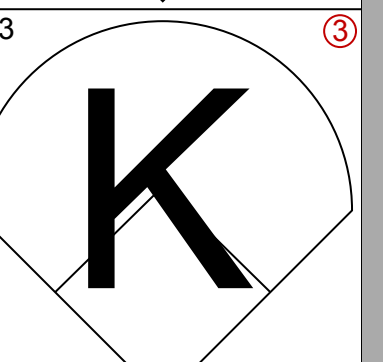
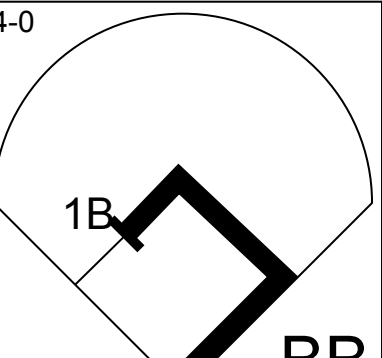
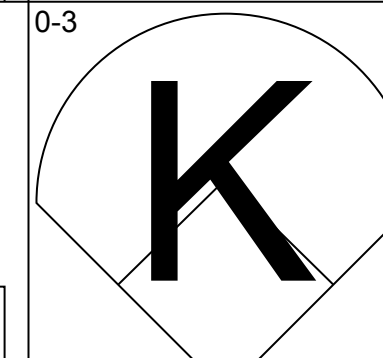
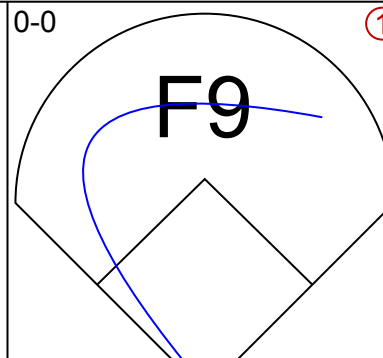
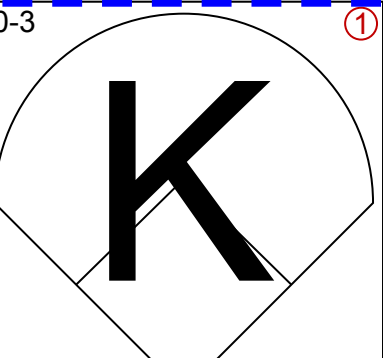
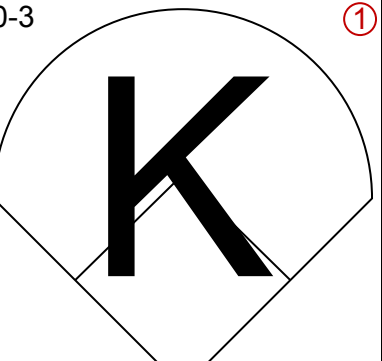
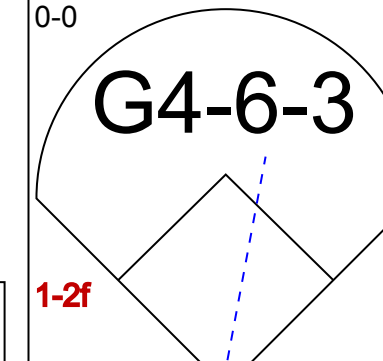
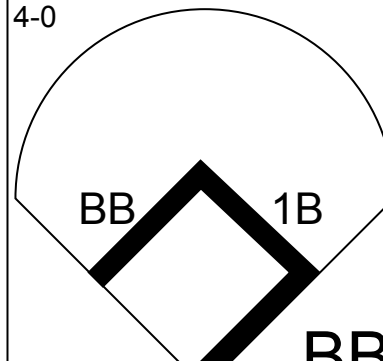
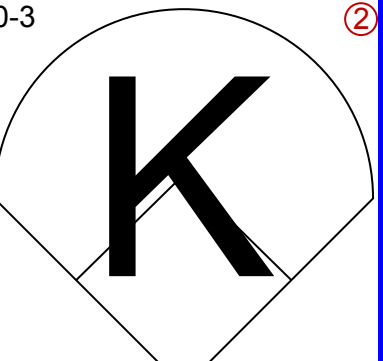
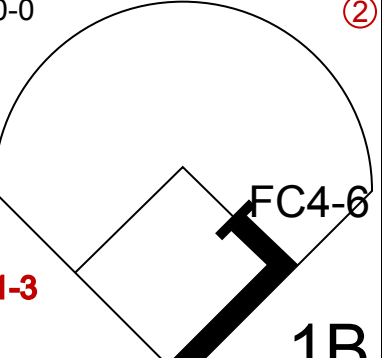
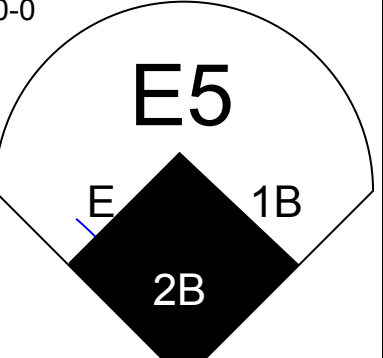
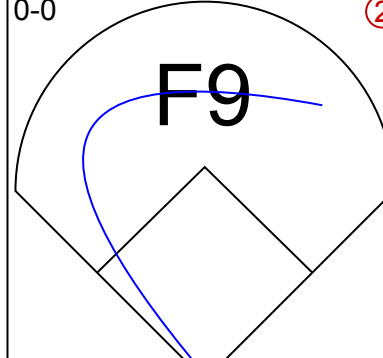
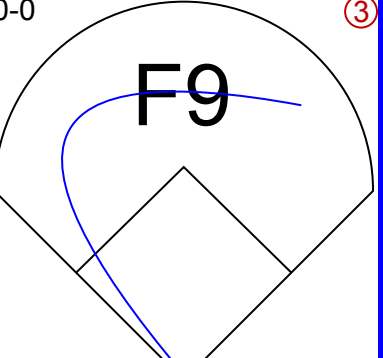
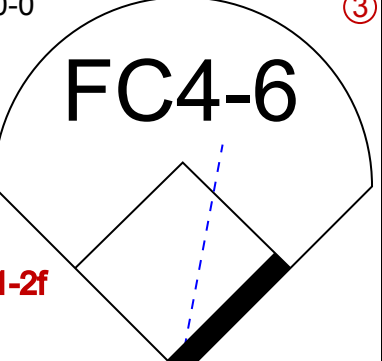
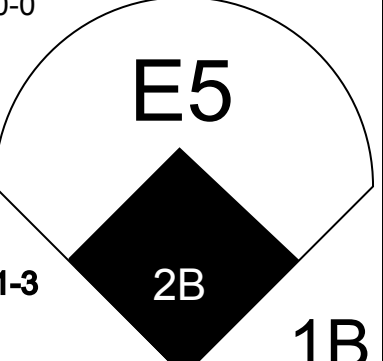
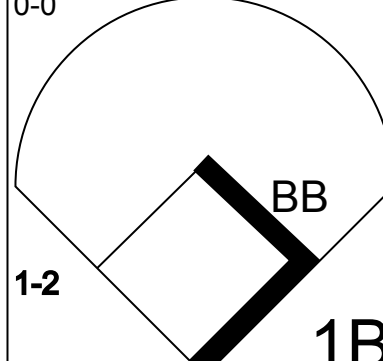
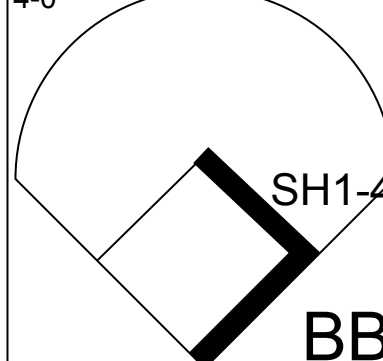
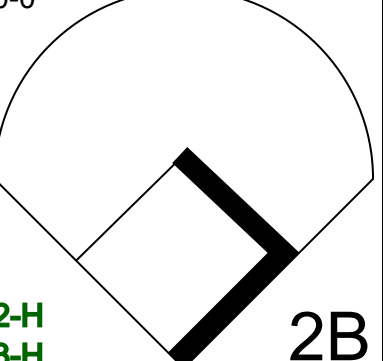
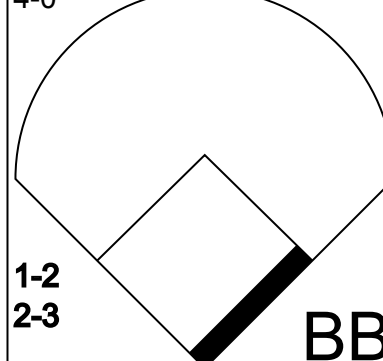

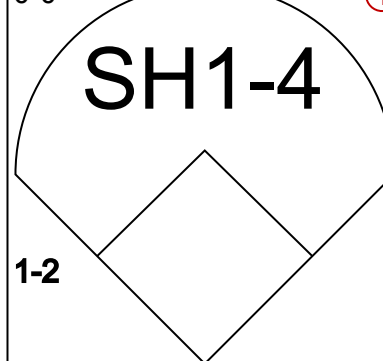
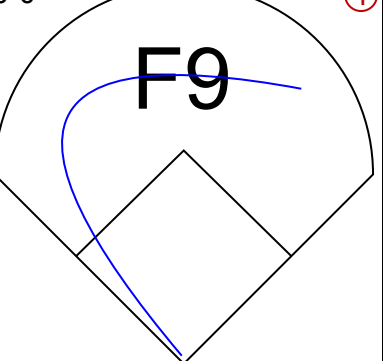
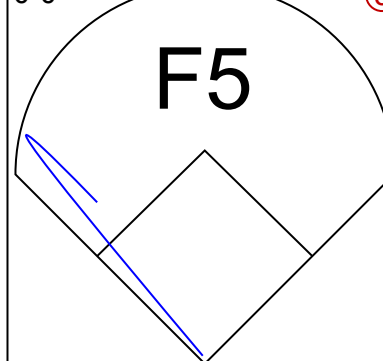

AB	38
R	5
H	12
RBI	5
BB	2
SO	5
LOB	15

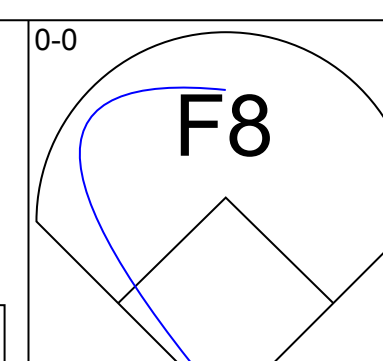
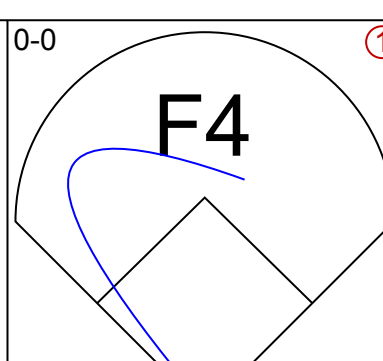
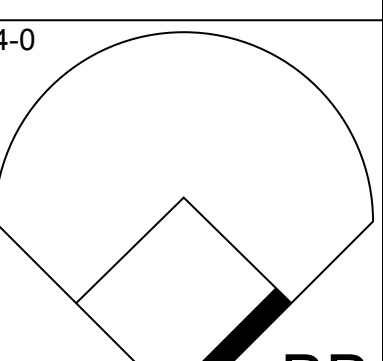
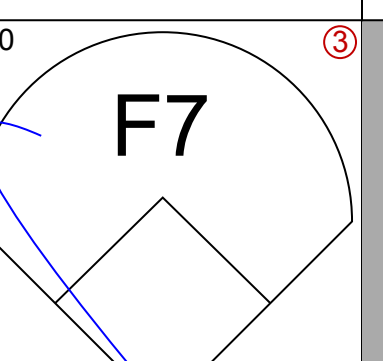
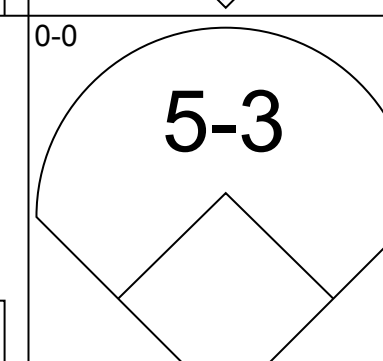
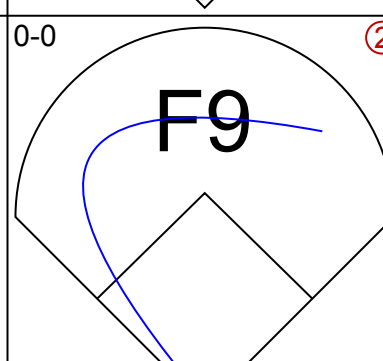
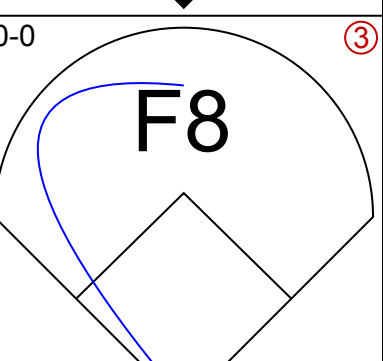
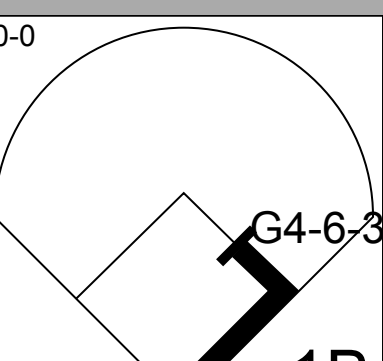
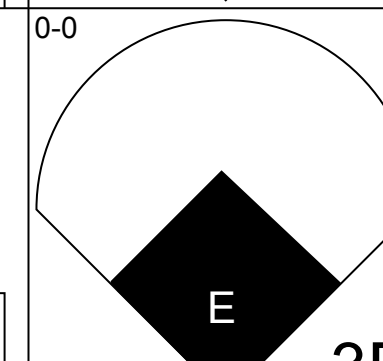
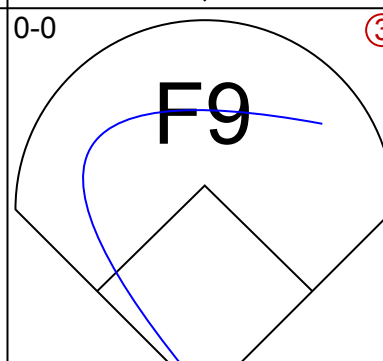
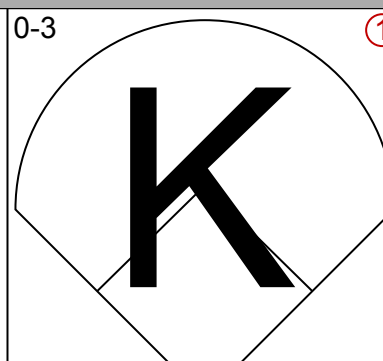
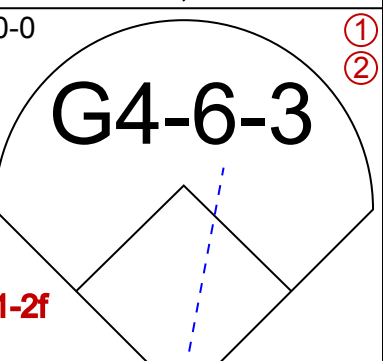
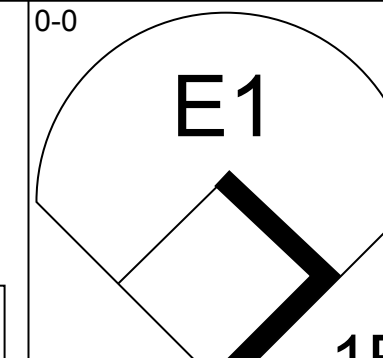
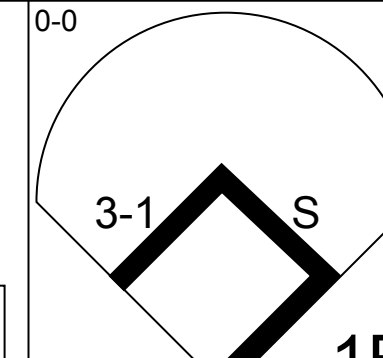
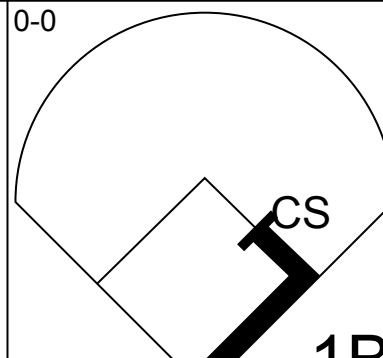
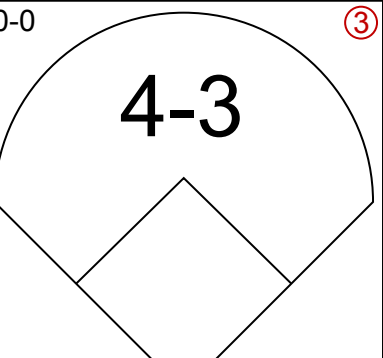
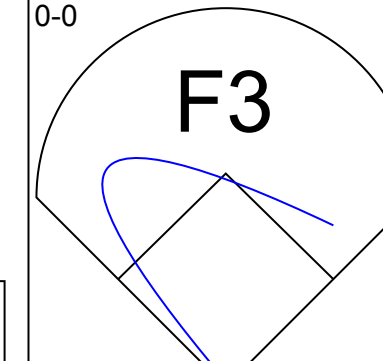
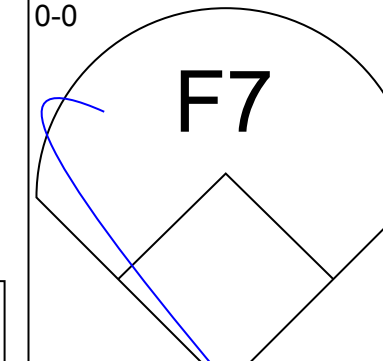
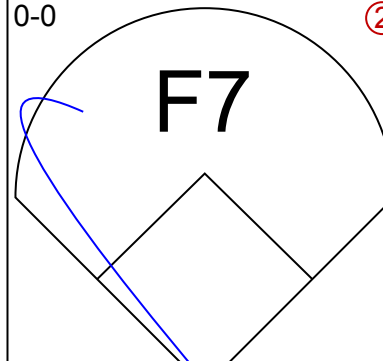

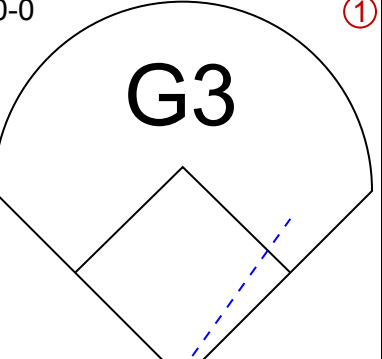
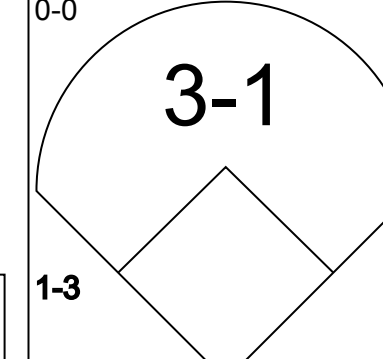
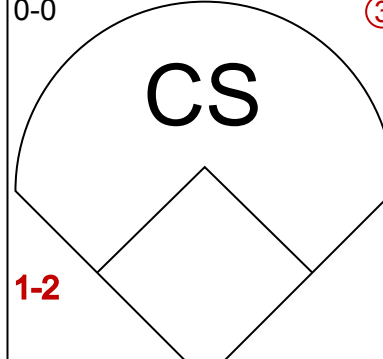
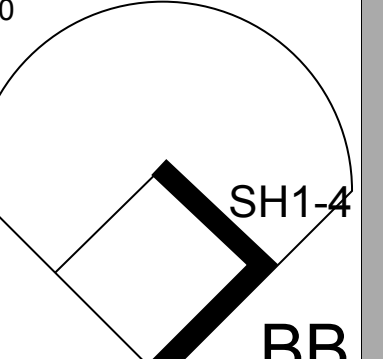

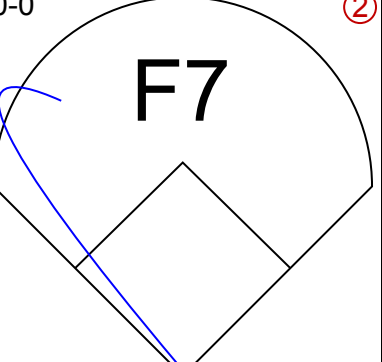
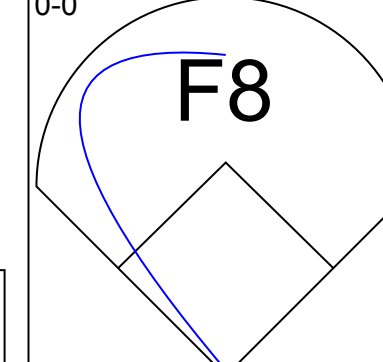
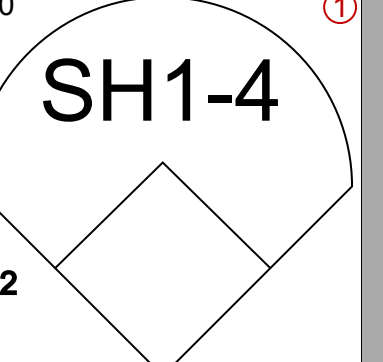

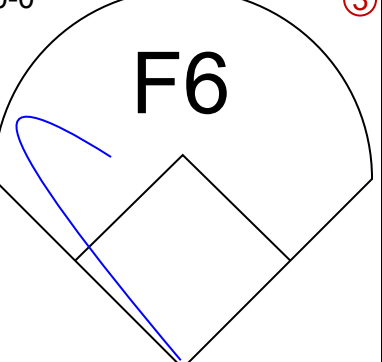
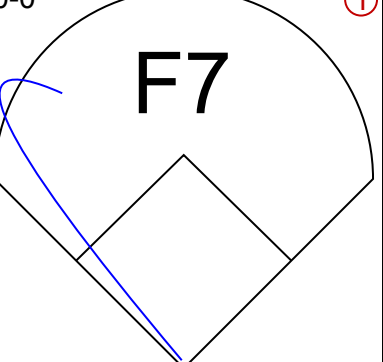
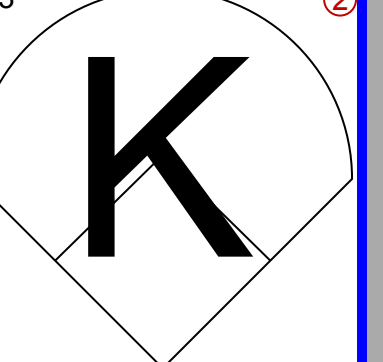


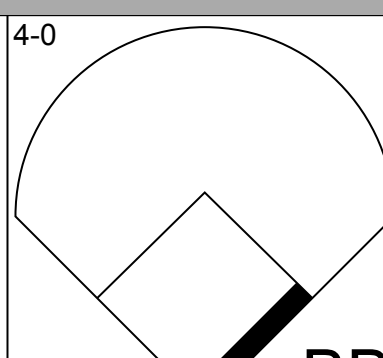



Batter	1	2	3	4	5	6	7	8	9	AB	R	H	RBI	BB	SO	LOB	BOTTOM													
Jackie Brandt, R OBP: 0.326, SLG: 0.419 (1, 5) (8, 7)	K		4-3	F4		HR		F8		5	2	2	0	0	1	2	Chicago Cubs @ San Francisco Giants Seals Stadium, San Francisco, CA Thu Sep 03 1959, 6:33 AM EDT Att: 15,424 - Unknown													
Willie Mays, R OBP: 0.384, SLG: 0.545 (1, 8)	6-3		4-3			HR		6-3		5	1	1	3	0	0	0														
Willie McCovey, L OBP: 0.443, SLG: 0.729 Jim Davenport, R OBP: 0.295, SLG: 0.335 (1, 3) (8, 5)	4-3		K			HR		1-3		4	1	1	1	0	1	0														
Orlando Cepeda, R OBP: 0.355, SLG: 0.541 (1, 7) (8, 3)		F8				1B		1B		4	2	3	0	0	0	0														
Willie Kirkland, L OBP: 0.330, SLG: 0.482 (1, 9)	K		F9			2B		1B		4	0	2	1	0	1	1														
Daryl Spencer, R OBP: 0.330, SLG: 0.384 (1, 4)						1B		K		3	1	1	0	1	1	3														
Hobie Landrith, L OBP: 0.343, SLG: 0.330 Felipe Alou, R OBP: 0.324, SLG: 0.481 Jim Hegan, R OBP: 0.240, SLG: 0.232 (1, 2) (7, PH) (8, 2)	F8		SH1-4			G3		1B		3	0	1	0	0	0	0														
Eddie Bressoud, R OBP: 0.310, SLG: 0.413 (1, 6)			HR			F4		F9		4	1	2	3	0	0	2														
Johnny Antonelli, L OBP: 0.170, SLG: 0.239 Stu Miller, R OBP: 0.087, SLG: 0.045 (1, 1) (3, 1)			6-3			4-3		F7		0	0	0	0	0	0	0														
Inning Stats	R: 0 E: 0 K: 1 S: 5	H: 0 LOB: 0 BB: 0 P: 5	R: 0 E: 0 K: 1 S: 6	H: 1 LOB: 0 BB: 0 P: 6	R: 2 E: 0 K: 1 S: 7	H: 2 LOB: 0 BB: 0 P: 7	R: 2 E: 0 K: 0 S: 6	H: 3 LOB: 2 BB: 1 P: 10	R: 2 E: 0 K: 0 S: 5	H: 2 LOB: 0 BB: 0 P: 5	R: 0 E: 0 K: 1 S: 7	H: 3 LOB: 2 BB: 0 P: 7	R: 0 E: 0 K: 0 S: 3	H: 0 LOB: 0 BB: 0 P: 3	1B: 8 2B: 2 3B: 1 HR: 3	SF: 0 SAC: 1 DP: 0 HBP: 0		WP: 0 PA: 38 PB: 0 SB: 0 CS: 0												
PITCHER	IP WLS BF H R ER SO BB IBB HBP BLK WP HR S P ERA WHIP																													
Bob Anderson, R ERA: 3.92 Dave Hillman, R ERA: 3.35 Don Elston, R ERA: 3.5 Bill Henry, L ERA: 2.61 John Buzhardt, R ERA: 4.76	(1, 1) (4, 1) (5, 1) (6, 1) (8, 1)	3, 1 1, 0 0, 2 2, 0 1, 0	17 6 2 10 3	6 3 0 5 0	4 2 0 2 0	4 2 0 2 0	3 0 0 1 0	0 0 0 0 0	0 0 0 1 0	0 1 0 12 3	22 6 2 12 3	26 6 2 12 3	10.80 18.00 0.00 9.00 0.00	2.100 3.000 0.000 2.500 0.000																

AB	36
R	8
H	14
RBI	8
BB	1
SO	4
LOB	10



Batter	1	2	3	4	5	6	7	8	9	AB	R	H	RBI	BB	SO	LOB	TOP					
Tony Taylor, R OBP: 0.336, SLG: 0.406 (1, 4)										4	0	0	0	0	1	2	Chicago Cubs @ San Francisco Giants Seals Stadium, San Francisco, CA Fri Sep 04, 1959, 10:05 PM EDT Att: 22,850 - Unknown livebaseballscorecards.com					
George Altman, L OBP: 0.324, SLG: 0.385 (1, 8)										3	0	0	0	1	0	1						
Jim Marshall, L OBP: 0.333, SLG: 0.421 (1, 3)										4	0	1	0	0	1	2						
14 Ernie Banks, R OBP: 0.368, SLG: 0.589 (1, 6)										3	0	0	0	1	2	1						
Walt Moryn, L OBP: 0.318, SLG: 0.372 (1, 9)										3	0	0	0	1	2	2						
Lee Walls, R OBP: 0.333, SLG: 0.382 (8, 9)										0	0	0	0	0	0	0						
Irv Noren, L OBP: 0.400, SLG: 0.473 (1, 7)										4	1	1	0	0	0	1						
Bobby Thomson, R OBP: 0.310, SLG: 0.400 (8, 7)										0	0	0	0	0	0	0						
Sammy Taylor, L OBP: 0.316, SLG: 0.384 (1, 2)										4	1	2	0	0	0	1						
Alvin Dark, R OBP: 0.324, SLG: 0.367 (1, 5)										2	0	1	2	2	1	0						
Glen Hobbie, R OBP: 0.154, SLG: 0.143 (1, 1)										3	0	0	0	0	0	4						
Inning Stats	R: 0 E: 0 K: 1 S: 5	H: 0 LOB: 0 BB: 0 P: 5	R: 0 E: 0 K: 1 S: 5	H: 1 LOB: 1 BB: 1 P: 9	R: 0 E: 0 K: 0 S: 3	H: 0 LOB: 0 BB: 1 P: 7	R: 0 E: 0 K: 1 S: 5	H: 1 LOB: 0 BB: 0 P: 5	R: 2 E: 2 K: 0 S: 6	H: 2 LOB: 2 BB: 1 P: 10	R: 0 E: 0 K: 0 S: 4	H: 1 LOB: 3 BB: 2 P: 12	R: 0 E: 0 K: 1 S: 5	H: 0 LOB: 0 BB: 0 P: 5	R: 0 E: 0 K: 2 S: 7	H: 0 LOB: 0 BB: 0 P: 7	R: 0 E: 0 K: 1 S: 5	H: 0 LOB: 0 BB: 0 P: 5	1B: 4 2B: 1 3B: 0 HR: 0	SF: 0 SAC: 1 DP: 1 HBP: 0	WP: 0 PB: 0 SB: 0 CS: 0	PA: 36
PITCHER	IP	WLS	BF	H	R	ER	SO	BB	IBB	HBP	BLK	WP	HR	S	P	ERA	WHIP					
Jack Sanford, R ERA: 3.17 (1, 1)	7.0	L	30	5	2	0	4	5	0	0	0	0	0	33	53	0.00	1.429					
Sam Jones, R ERA: 2.97 (8, 1)	2.0		6	0	0	0	3	0	0	0	0	0	0	12	12	0.00	0.000					

Batter	1	2	3	4	5	6	7	8	9	AB	R	H	RBI	BB	SO	LOB	BOTTOM					
Jackie Brandt, R OBP: 0.325, SLG: 0.416 (1, 5)										3	0	0	0	1	0	3	Chicago Cubs @ San Francisco Giants Seals Stadium, San Francisco, CA Fri Sep 04, 1959, 10:05 PM EDT Att: 22,850 - Unknown livebaseballscorecards.com					
Willie Mays, R OBP: 0.363, SLG: 0.543 (1, 8)										4	0	1	0	0	0	2						
Willie McCovey, L OBP: 0.437, SLG: 0.730 (1, 3)										4	1	1	0	0	1	2						
Orlando Cepeda, R OBP: 0.358, SLG: 0.542 (1, 7)										4	0	3	1	0	0	0						
Willie Kirkland, L OBP: 0.327, SLG: 0.477 (1, 9)										4	0	0	0	0	0	3						
Daryl Spencer, R OBP: 0.331, SLG: 0.384 (1, 4)										3	0	1	0	1	0	1						
Hobie Landrith, L OBP: 0.339, SLG: 0.326 (1, 2)										3	0	0	0	0	0	2						
Eddie Bressoud, R OBP: 0.308, SLG: 0.409 (1, 6)										2	0	0	0	0	0	0						
Leon Wagner, L OBP: 0.326, SLG: 0.427 (7, PH)										1	0	0	0	0	1	1						
Sam Jones, R OBP: 0.141, SLG: 0.122 (8, 1)										0	0	0	0	0	0	0						
Felipe Alou, R OBP: 0.327, SLG: 0.483 (9, PH)										1	0	1	0	0	0	0						
Jack Sanford, R OBP: 0.200, SLG: 0.111 (1, 1)										1	0	0	0	1	0	0						
Dusty Rhodes, L OBP: 0.326, SLG: 0.289 (7, PH)										0	0	0	0	1	0	0						
Jose Pagan, R OBP: 0.231, SLG: 0.231 (7, PR)										0	0	0	0	0	0	0						
Jim Davenport, R OBP: 0.254, SLG: 0.334 (9, PH)										1	0	0	0	0	0	2						
Inning Stats	R: 1 E: 1 K: 0 S: 5	H: 2 LOB: 1 BB: 0 P: 5	R: 0 E: 0 K: 0 S: 3	H: 0 LOB: 0 BB: 0 P: 3	R: 0 E: 0 K: 0 S: 3	H: 0 LOB: 1 BB: 1 P: 7	R: 0 E: 0 K: 0 S: 4	H: 1 LOB: 0 BB: 0 P: 4	R: 0 E: 0 K: 0 S: 3	H: 0 LOB: 1 BB: 1 P: 7	R: 0 E: 0 K: 1 S: 5	H: 1 LOB: 2 BB: 0 P: 5	R: 0 E: 0 K: 1 S: 5	H: 0 LOB: 2 BB: 2 P: 13	R: 0 E: 0 K: 0 S: 3	H: 1 LOB: 0 BB: 0 P: 3	R: 0 E: 0 K: 0 S: 5	H: 2 LOB: 2 BB: 0 P: 5	1B: 6 2B: 0 3B: 1 HR: 0	SF: 0 SAC: 1 DP: 1 HBP: 0	WP: 0 PB: 0 SB: 1 CS: 1	PA: 37
PITCHER	IP	WLS	BF	H	R	ER	SO	BB	IBB	HBP	BLK	WP	HR	S	P	ERA	WHIP					
Glen Hobbie, R ERA: 3.86 (1, 1)	9.0	W	36	7	1	1	2	4	0	0	0	0	0	36	52	1.00	1.222					

Batter	1	2	3	4	5	6	7	8	9	AB	R	H	RBI	BB	SO	LOB	TOP					
Don Blasingame, L (1,4) OBP: 0.359, SLG: 0.360	4-0 1B BB		0-0 G3	0-0 F8			0-0 FC3-6 1B		0-0 4-3	4	0	1	0	1	0	3	St. Louis Cardinals @ San Francisco Giants Seals Stadium, San Francisco, CA Sat Sep 05 1959, 6:33 AM EDT Att: 20,829 - Unknown livebaseballscorecards.com					
Alex Grammas, R (1,6) Dick Gray, R (9,PH) OBP: 0.334, SLG: 0.336 OBP: 0.303, SLG: 0.320	0-0 F5		0-0 6-3		0-0 F9		0-0 F7		0-0 6-3	4	0	0	0	0	0	2						
Joe Cunningham, L (1,7) OBP: 0.449, SLG: 0.489	0-3 K		0-0 3B		0-0 F3		0-0 FC3-6 1-2			4	0	1	0	0	1	2						
Ken Boyer, R (1,5) OBP: 0.393, SLG: 0.525	0-0 1-2 1B		0-0 F9		0-0 F8		0-0 F8			4	0	1	0	0	0	2						
Bill White, L (1,3) OBP: 0.349, SLG: 0.480	0-0 4-3			0-0 CS 1B		0-0 4-3		0-3 K		4	0	1	0	0	1	2						
Gino Cimoli, R (1,9) OBP: 0.324, SLG: 0.436		0-0 5-3		4-0 1B 1-2 BB		0-0 5-3 1B		0-0 1B		3	1	2	0	1	0	0						
Curt Flood, R (1,8) Gene Oliver, R (8,PH) OBP: 0.264, SLG: 0.403		0-0 F7		0-0 1-3 1B		0-0 5-3 1-2		0-0 F5		3	0	1	0	0	0	1						
Hal Smith, R (1,2) OBP: 0.292, SLG: 0.390		0-0 HR		4-0 IBB		0-0 2H 1B		0-0 F8		3	1	2	2	1	0	1						
Vinegar Bend Mizell, R (1,1) Stan Mustaj, L (9,PH) OBP: 0.203, SLG: 0.222 OBP: 0.353, SLG: 0.421		0-3 K		0-3 K		0-0 F8			0-0 6-3	3	0	0	0	0	2	4						
Inning Stats	R: 0 E: 0 K: 1 S: 6	H: 1 LOB: 2 BB: 1 P: 10	R: 1 E: 0 K: 1 S: 6	H: 1 LOB: 0 BB: 0 P: 6	R: 0 E: 0 K: 0 S: 4	H: 1 LOB: 1 BB: 0 P: 4	R: 0 E: 0 K: 1 S: 6	H: 2 LOB: 3 BB: 2 P: 14	R: 0 E: 0 K: 0 S: 3	H: 0 LOB: 0 BB: 0 P: 3	R: 1 E: 0 K: 0 S: 5	H: 2 LOB: 1 BB: 0 P: 5	R: 0 E: 0 K: 0 S: 4	H: 1 LOB: 1 BB: 0 P: 4	R: 0 E: 0 K: 1 S: 6	H: 1 LOB: 1 BB: 0 P: 6		R: 0 E: 0 K: 0 S: 3	H: 0 LOB: 0 BB: 0 P: 3	1B: 7 2B: 0 3B: 1 HR: 1	SF: 0 SAC: 0 DP: 0 HBP: 0	WP: 0 PB: 0 SB: 0 CS: 1
PITCHER Johnny Antonelli, L (1,1) ERA: 2.87	IP: 9.0 WLS: W BF: 38 H: 9 R: 2 ER: 2 SO: 4 BB: 2 IBB: 1 HBP: 0 BLK: 0 WP: 0 HR: 1 S: 43 P: 55 ERA: 2.00 WHIP: 1.222																					

Batter	1	2	3	4	5	6	7	8	9	AB	R	H	RBI	BB	SO	LOB	BOTTOM					
Jose Pagan, R (1,5) OBP: 0.176, SLG: 0.176	0-0 F8		0-0 F9			0-0 6-3		0-0 6-3		4	0	0	0	0	0	0	St. Louis Cardinals @ San Francisco Giants Seals Stadium, San Francisco, CA Sat Sep 05 1959, 6:33 AM EDT Att: 20,829 - Unknown livebaseballscorecards.com					
Willie McCovey, L (1,3) OBP: 0.432, SLG: 0.738	0-0 4-3		0-0 G3			0-0 HR		0-3 K		4	1	1	1	0	1	0						
Willie Mays, R (1,8) OBP: 0.365, SLG: 0.548	0-0 HR			1-0 G5-4-3 HBP		0-0 5-3				2	1	1	1	0	0	0						
Felipe Alou, R (1,9) OBP: 0.328, SLG: 0.481	0-0 4-3			0-0 G5-4-3 1-2		0-0 1B				3	0	1	0	0	0	1						
Jackie Brandt, R (1,7) OBP: 0.325, SLG: 0.417		0-0 F2		0-0 2B		0-0 F4				3	0	1	0	0	0	1						
Daryl Spencer, R (1,4) OBP: 0.331, SLG: 0.383		0-0 F8		4-0 PO BB		0-0 F8				2	0	0	0	1	0	0						
Eddie Bressoud, R (1,6) OBP: 0.308, SLG: 0.420		0-0 HR		0-0 PO 1-2	0-0 F5	0-0 F6				3	1	1	1	0	0	0						
Jim Hegan, R (1,2) OBP: 0.231, SLG: 0.222		0-3 K			0-0 F8	0-0 4-3				3	0	0	0	0	1	0						
Johnny Antonelli, L (1,1) OBP: 0.165, SLG: 0.232			0-0 F2		0-0 F6		0-0 F4			3	0	0	0	0	0	0						
Inning Stats	R: 1 E: 0 K: 0 S: 4	H: 1 LOB: 0 BB: 0 P: 4	R: 1 E: 0 K: 1 S: 6	H: 1 LOB: 0 BB: 0 P: 6	R: 0 E: 0 K: 0 S: 3	H: 0 LOB: 0 BB: 0 P: 3	R: 0 E: 0 K: 0 S: 2	H: 1 LOB: 1 BB: 1 P: 7	R: 0 E: 0 K: 0 S: 3	H: 0 LOB: 0 BB: 0 P: 3	R: 1 E: 0 K: 0 S: 5	H: 2 LOB: 1 BB: 0 P: 5	R: 0 E: 0 K: 0 S: 3	H: 0 LOB: 0 BB: 0 P: 3	R: 0 E: 0 K: 1 S: 5	H: 0 LOB: 0 BB: 0 P: 5		R: 0 E: 0 K: 0 S: 3	H: 0 LOB: 0 BB: 0 P: 3	1B: 1 2B: 1 3B: 0 HR: 3	SF: 0 SAC: 0 DP: 1 HBP: 1	WP: 0 PB: 0 SB: 0 CS: 0
PITCHER Vinegar Bend Mizell, L (1,1) ERA: 4.28	IP: 8.0 WLS: L BF: 29 H: 5 R: 3 ER: 3 SO: 2 BB: 1 IBB: 0 HBP: 1 BLK: 0 WP: 0 HR: 3 S: 31 P: 36 ERA: 3.38 WHIP: 0.750																					


Batter	1	2	3	4	5	6	7	8	9	AB	R	H	RBI	BB	SO	LOB	TOP		
Don Blasingame, L (1,4) OBP: 0.360, SLG: 0.361	F9			F7		FC6-4 1B		E7 SH1-4 1B		4	1	2	0	0	0	0	St. Louis Cardinals @ San Francisco Giants Seals Stadium, San Francisco, CA Sun Sep 06 1959, 6:33 AM EDT Att: 22,893 - Unknown		
Alex Grammas, R (1,6) OBP: 0.331, SLG: 0.333	F7			F3		FC6-4 1-2		SH1-4		3	0	0	1	0	0	1			
Joe Cunningham, L (1,7) OBP: 0.447, SLG: 0.485	K			6-3				SH3-4 1B BB		3	0	0	0	1	1	0			
Ken Boyer, R (1,5) OBP: 0.392, SLG: 0.523		F8			K			SH3-4 1B		4	0	1	0	0	1	0			
Bill White, L (1,3) OBP: 0.347, SLG: 0.477		F6			G3			SH3-4		3	0	0	0	0	0	0			
Gino Cimoli, R (1,9) OBP: 0.331, SLG: 0.436		6-3						1-2 2-3		3	0	1	0	1	0	0			
Curt Flood, R (1,8) OBP: 0.319, SLG: 0.423				5-3		F8 1B		IBB		3	0	0	0	0	0	4			
Hal Smith, R (1,2) OBP: 0.290, SLG: 0.387				F8		F9		K		3	0	0	0	0	1	3			
Larry Jackson, R (1,1) OBP: 0.115, SLG: 0.117				5-3		K		F8		3	0	0	0	0	1	0			
Inning Stats	R: 0 E: 0 K: 1 S: 5	H: 0 LOB: 0 BB: 0 P: 5	R: 0 E: 0 K: 0 S: 3	H: 0 LOB: 0 BB: 0 P: 3	R: 0 E: 0 K: 0 S: 3	H: 0 LOB: 0 BB: 0 P: 3	R: 0 E: 0 K: 0 S: 3	H: 0 LOB: 0 BB: 0 P: 3	R: 0 E: 0 K: 1 S: 6	H: 1 LOB: 1 BB: 0 P: 6	R: 0 E: 0 K: 1 S: 6	H: 1 LOB: 3 BB: 2 P: 14	R: 1 E: 1 K: 0 S: 4	H: 1 LOB: 0 BB: 0 P: 4	R: 0 E: 0 K: 0 S: 3	H: 0 LOB: 0 BB: 0 P: 3	1B: 4 2B: 0 3B: 0 HR: 0	SF: 0 SAC: 0 DP: 0 HBP: 0	WP: 0 PA: 33 PB: 0 SB: 0 CS: 0
PITCHER	IP WLS BF H R ER SO BB IBB HBP BLK WP HR S P ERA WHIP																		
Mike McCormick, L (1,1) ERA: 4.07	8.0 L 30 4 1 0 4 1 1 0 0 0 0 0 36 44 0.00 0.625																		
Stu Miller, R (9,1) ERA: 2.94	1.0 3 0 0 0 0 0 0 0 0 0 0 0 3 3 0.00 0.000																		

Batter	1	2	3	4	5	6	7	8	9	AB	R	H	RBI	BB	SO	LOB	BOTTOM		
Jose Pagan, R (1,5) OBP: 0.150, SLG: 0.150	F2		FC6-4 1-2			K		F7		3	0	0	0	0	1	1	St. Louis Cardinals @ San Francisco Giants Seals Stadium, San Francisco, CA Sun Sep 06 1959, 6:33 AM EDT Att: 22,893 - Unknown		
Dusty Rhodes, L (8, PH) OBP: 0.318, SLG: 0.282										1	0	0	0	0	0	2			
Stu Miller, R (9,1) OBP: 0.087, SLG: 0.045										0	0	0	0	0	0	0			
Willie Mays, R (1,8) OBP: 0.363, SLG: 0.544	F5			F8				F9		4	0	0	0	0	0	0			
Willie McCovey, L (1,3) OBP: 0.427, SLG: 0.723										4	0	1	0	0	2	0			
Felipe Alou, R (9, PR) OBP: 0.328, SLG: 0.481	K			K				3-1		0	0	0	0	0	0	0			
Orlando Cepeda, R (1,7) OBP: 0.357, SLG: 0.540		K		5-3				E S 1B		4	0	1	0	0	1	1			
Willie Kirkland, L (1,9) OBP: 0.324, SLG: 0.473		4-3				K		4-3		4	0	0	0	0	1	3			
Daryl Spencer, R (1,4) OBP: 0.329, SLG: 0.380				6-3				1-3		3	0	0	0	0	0	0			
Hobie Landrith, L (1,2) OBP: 0.339, SLG: 0.326						6-3		4-3		3	0	1	0	0	0	0			
Eddie Bressoud, R (1,6) OBP: 0.309, SLG: 0.419				FC5-4 1B		6-3		1B 1B		3	0	1	0	0	0	1			
Mike McCormick, L (1,1) OBP: 0.150, SLG: 0.125				FC5-4 FC6-4 1-2				1B 1B		2	0	0	0	0	1	1			
Leon Wagner, L (8, PH) OBP: 0.370, SLG: 0.432				F4		K				1	0	1	0	0	0	0			
Danny O'Connell, R (9,5) OBP: 0.261, SLG: 0.273								1-3 1B		0	0	0	0	0	0	0			
Inning Stats	R: 0 E: 0 K: 1 S: 5	H: 0 LOB: 0 BB: 0 P: 5	R: 0 E: 0 K: 1 S: 5	H: 0 LOB: 0 BB: 0 P: 5	R: 0 E: 0 K: 0 S: 4	H: 1 LOB: 1 BB: 0 P: 4	R: 0 E: 0 K: 1 S: 5	H: 0 LOB: 0 BB: 0 P: 5	R: 0 E: 0 K: 2 S: 7	H: 0 LOB: 0 BB: 0 P: 7	R: 0 E: 0 K: 0 S: 4	H: 1 LOB: 1 BB: 0 P: 4	R: 0 E: 0 K: 0 S: 5	H: 2 LOB: 2 BB: 0 P: 5	R: 0 E: 0 K: 0 S: 4	H: 1 LOB: 2 BB: 0 P: 4	1B: 5 2B: 0 3B: 0 HR: 0	SF: 0 SAC: 0 DP: 0 HBP: 0	WP: 0 PA: 32 PB: 0 SB: 1 CS: 0
PITCHER	IP WLS BF H R ER SO BB IBB HBP BLK WP HR S P ERA WHIP																		
Larry Jackson, R (1,1) ERA: 3.14	9.0 W 32 5 0 0 6 0 0 0 0 0 0 0 44 44 0.00 0.556																		

Batter	1	2	3	4	5	6	7	8	9	AB	R	H	RBI	BB	SO	LOB	TOP			
Don Blasingame, L (1.4) OBP: 0.361, SLG: 0.360	4-0 1B E BB		4-0 CS BB		0-0 F7		0-0 G6-3			2	1	0	0	2	0	1				
Joe Cunningham, L (1.9) OBP: 0.447, SLG: 0.484	0-0 FC1-4 1B		4-0 BB		0-0 4-3			0-0 2-3		3	0	1	0	1	0	0				
Bill White, L (1.7) OBP: 0.344, SLG: 0.473	0-0 4-3		0-0 F8		0-3 K			0-3 K		4	0	0	1	0	2	2				
Ken Boyer, R (1.5) OBP: 0.391, SLG: 0.521	0-0 FC1-4 PO			0-3 K		0-0 F6		0-0 1B		4	0	1	0	0	1	1				
Stan Musial, L (1.3) OBP: 0.359, SLG: 0.416	0-0 PO	0-0 4-3		0-0 4-3		0-3 K		0-0 F5		4	0	0	0	0	1	1				
Curt Flood, R (1.8) OBP: 0.323, SLG: 0.447		0-3 K		0-0 HR		0-0 2B		0-0 F9		4	1	2	1	0	1	0				
Alex Grammas, R (1.6) Wally Shannon, L (9, PH) OBP: 0.334, SLG: 0.340 OBP: 0.311, SLG: 0.382		0-0 2B		0-0 1B		0-0 3-1		0-3 K		3	0	2	0	0	0	1				
Hal Smith, R (1.2) George Crowe, L (9, PH) OBP: 0.292, SLG: 0.388 OBP: 0.340, SLG: 0.619		0-0 6-3		0-0 1B		4-0 S6-3 BB		0-3 K		2	0	1	0	1	0	1				
Bob Gibson, R (1.1) Lindy McDaniel, R (6.1) OBP: 0.050, SLG: 0.100 OBP: 0.125, SLG: 0.034			1-3	0-3 K		0-3 K				2	0	0	0	0	1	2				
										1	0	0	0	0	1	1				
Inning Stats	R: 1 E: 2 K: 0 S: 3	H: 1 LOB: 0 BB: 1 P: 7	R: 0 E: 0 K: 1 S: 6	H: 1 LOB: 1 BB: 0 P: 6	R: 0 E: 0 K: 0 S: 2	H: 0 LOB: 1 BB: 2 P: 10	R: 1 E: 0 K: 2 S: 10	H: 3 LOB: 2 BB: 0 P: 10	R: 0 E: 0 K: 1 S: 5	H: 1 LOB: 1 BB: 0 P: 6	R: 0 E: 0 K: 1 S: 4	H: 0 LOB: 0 BB: 1 P: 8	R: 0 E: 0 K: 1 S: 6	H: 1 LOB: 1 BB: 0 P: 6	R: 0 E: 0 K: 2 S: 7	H: 0 LOB: 0 BB: 0 P: 7	1B: 4 2B: 2 3B: 0 HR: 1	SF: 0 SAC: 0 DP: 1 HBP: 0	WP: 0 PB: 0 SB: 0 CS: 1	PA: 36
PITCHER Sam Jones, R (1.1) ERA: 2.89	IP: 9.0 WLS: W BF: 35 H: 7 R: 2 ER: 1 SO: 9 BB: 4 IBB: 0 HBP: 0 BLK: 0 WP: 0 HR: 1 S: 49 P: 65 ERA: 1.00 WHIP: 1.222															PITCHER				

St. Louis Cardinals @ San Francisco Giants
Seals Stadium, San Francisco, CA
Mon Sep 07 1959, 6:33 AM EDT
Att: 22,815 - Unknown


AB 31
R 2
H 7
RBI 2
BB 4
SO 9
LOB 10



Batter	1	2	3	4	5	6	7	8	9	AB	R	H	RBI	BB	SO	LOB	BOTTOM			
Danny O'Connell, R (1.5) Dusty Rhodes, L (4, PH) Jose Pagan, R (5.5) OBP: 0.271, SLG: 0.267 OBP: 0.311, SLG: 0.275 OBP: 0.136, SLG: 0.136	4-0 FC6-4 BB		0-0 5-3	0-3 K		0-0 FC5-6 1B	0-0 FC6-4			1	0	0	0	1	0	0				
Willie Mays, R (1.8) OBP: 0.361, SLG: 0.540	0-3 K		4-0 BB		0-0 6-3	0-0 F2		0-0 5-3		4	0	0	0	1	1	2				
Willie McCovey, L (1.3) Jackie Brandt, R (9.7) OBP: 0.426, SLG: 0.709 OBP: 0.325, SLG: 0.417	0-0 FC6-4 FC4-6		0-0 G3		0-3 K	0-0 WP 1B	0-0 1B	4-0 CS BB		4	0	1	0	1	1	2				
Orlando Cepeda, R (1.7) OBP: 0.359, SLG: 0.541	0-0 FC4-6			0-0 1B 1B	0-0 1B	0-0 WP 1B	1-2 3H 2-3	0-0 F4		5	1	3	1	0	0	2				
Willie Kirkland, L (1.9) OBP: 0.326, SLG: 0.473		0-0 F8		0-0 WP 1B	0-0 BB	0-0 K	0-3 CS			4	0	2	0	0	1	2				
Daryl Spencer, R (1.4) OBP: 0.332, SLG: 0.381		4-0 S BB		0-0 FC1-2 WP 1B	4-0 BB		0-0 6-3			2	0	1	1	2	0	0				
Hobie Landrith, L (1.2) Leon Wagner, L (5, PH) Jim Hegan, R (6.2) OBP: 0.337, SLG: 0.324 OBP: 0.367, SLG: 0.429 OBP: 0.228, SLG: 0.219		0-3 K		0-0 K	0-0 F7		0-0 F5			2	0	0	0	0	2	3				
Eddie Bressoud, R (1.6) OBP: 0.315, SLG: 0.426		0-0 F9		4-0 FC1-2 IBB		0-0 SH 1B	0-0 1B			3	2	2	0	1	0	1				
Sam Jones, R (1.1) OBP: 0.148, SLG: 0.130			1-3	0-0 FC1-2		0-0 SH FC5-6	0-0 FC6-4			3	0	1	1	0	0	3				
										1B: 9 2B: 1 3B: 0 HR: 0	SF: 0 SAC: 1 DP: 0 HBP: 0	WP: 2 PB: 0 SB: 1 CS: 1	PA: 41							
Inning Stats	R: 0 E: 0 K: 1 S: 5	H: 0 LOB: 1 BB: 1 P: 9	R: 0 E: 0 K: 1 S: 5	H: 0 LOB: 1 BB: 1 P: 9	R: 0 E: 0 K: 0 S: 3	H: 0 LOB: 1 BB: 1 P: 7	R: 1 E: 0 K: 2 S: 10	H: 3 LOB: 3 BB: 1 P: 14	R: 0 E: 0 K: 1 S: 7	H: 2 LOB: 3 BB: 1 P: 11	R: 2 E: 1 K: 1 S: 9	H: 3 LOB: 2 BB: 0 P: 9	R: 1 E: 0 K: 0 S: 5	H: 2 LOB: 1 BB: 0 P: 5	R: 0 E: 0 K: 0 S: 2	H: 0 LOB: 1 BB: 1 P: 6	1B: 9 2B: 1 3B: 0 HR: 0	SF: 0 SAC: 1 DP: 0 HBP: 0	WP: 2 PB: 0 SB: 1 CS: 1	PA: 41
PITCHER Bob Gibson, R (1.1) Lindy McDaniel, R (6.1) ERA: 3.48 ERA: 3.42	IP: 5.2 WLS: L BF: 31 H: 8 R: 3 ER: 3 SO: 3 BB: 4 IBB: 0 HBP: 0 BLK: 0 WP: 1 HR: 0 S: 36 P: 56 ERA: 4.76 WHIP: 2.118															PITCHER				

St. Louis Cardinals @ San Francisco Giants
Seals Stadium, San Francisco, CA
Mon Sep 07 1959, 6:33 AM EDT
Att: 22,815 - Unknown

AB 33
R 4
H 10
RBI 3
BB 6
SO 6
LOB 23



Batter	1	2	3	4	5	6	7	8	9	AB	R	H	RBI	BB	SO	LOB	TOP										
Bob Skinner, L (1, 7) OBP: 0.354, SLG: 0.394	K									5	1	2	1	0	2	3	Pittsburgh Pirates @ San Francisco Giants Seals Stadium, San Francisco, CA Thu Sep 10 1959, 6:33 AM EDT Att: 14,130 - Unknown										
Rocky Nelson, L (9, 3) OBP: 0.376, SLG: 0.455			1B							0	0	0	0	0	0	0											
Dick Groat, R (1, 6) OBP: 0.308, SLG: 0.357	F7		SF8							3	1	1	1	1	0	2											
Roberto Clemente, R (1, 9) OBP: 0.317, SLG: 0.392	E8		F8							5	0	2	2	0	0	3											
Dick Stuart, R (1, 3) OBP: 0.376, SLG: 0.557										5	0	0	0	0	4	2											
Bill Virdon, L (9, 8) OBP: 0.319, SLG: 0.332	K									0	0	0	0	0	0	0											
Roman Mejias, R (1, 8) OBP: 0.311, SLG: 0.335		6-3								5	0	2	0	0	1	0											
Don Hoak, R (1, 5) OBP: 0.375, SLG: 0.409		5-3								3	0	1	0	1	0	1											
Bill Mazerowski, R (1, 4) OBP: 0.288, SLG: 0.336		F4								3	0	0	0	1	0	4											
Hank Foiles, R (1, 2) OBP: 0.270, SLG: 0.304			6-3							3	1	1	0	1	0	0											
Vern Law, R (1, 1) OBP: 0.209, SLG: 0.239			1B							2	2	1	0	1	0	2											
Inning Stats	R: 0 E: 1 K: 2 S: 8	H: 1 LOB: 1 BB: 0 P: 8	R: 0 E: 0 K: 0 S: 3	H: 0 LOB: 0 BB: 0 P: 3	R: 1 E: 0 K: 0 S: 4	H: 1 LOB: 1 BB: 1 P: 8	R: 0 E: 0 K: 2 S: 8	H: 1 LOB: 1 BB: 0 P: 8	R: 0 E: 0 K: 1 S: 6	H: 1 LOB: 2 BB: 0 P: 10	R: 4 E: 1 K: 1 S: 10	H: 5 LOB: 3 BB: 2 P: 18	R: 0 E: 0 K: 0 S: 3	H: 0 LOB: 1 BB: 1 P: 7	R: 0 E: 0 K: 0 S: 3	H: 0 LOB: 0 BB: 0 P: 3	1B: 9 2B: 1 3B: 0 HR: 0	SF: 1 SAC: 1 DP: 0 HBP: 0	WP: 0 PB: 0 SB: 0 CS: 0	PA: 41							
PITCHER	IP	WLS	BF	H	R	ER	SO	BB	IBB	HBP	BLK	WP	HR	S	P	ERA	WHIP										
Johnny Antonelli, L (1, 1) ERA: 2.97	6.1	L	30	9	5	5	6	3	0	0	0	0	0	39	51	7.11	1.895										
Al Worthington, R (7, 1) ERA: 3.72	0.1		3	1	0	0	1	1	0	0	0	0	0	4	8	0.00	6.000										
Stu Miller, R (7, 1) ERA: 2.89	0.1		1	0	0	0	0	0	0	0	0	0	0	1	1	0.00	0.000										
Gordon Jones, R (8, 1) ERA: 3.86	2.0		7	0	0	0	0	1	0	0	0	0	0	6	10	0.00	0.500										

Batter	1	2	3	4	5	6	7	8	9	AB	R	H	RBI	BB	SO	LOB	BOTTOM										
Danny O'Connell, R (1, 5) OBP: 0.255, SLG: 0.269	K									3	0	0	0	0	1	2	Pittsburgh Pirates @ San Francisco Giants Seals Stadium, San Francisco, CA Thu Sep 10 1959, 6:33 AM EDT Att: 14,130 - Unknown										
Leon Wagner, L (7, PH) OBP: 0.365, SLG: 0.425		F7								1	0	0	0	0	0	0											
Gordon Jones, R (8, 1) OBP: 0.365, SLG: 0.425										0	0	0	0	0	0	0											
Willie Mays, R (1, 8) OBP: 0.385, SLG: 0.557			F8							4	2	2	2	0	0	0											
Willie McCovey, L (1, 3) OBP: 0.449, SLG: 0.712			F5							4	0	3	0	0	0	0											
Orlando Cepeda, R (1, 7) OBP: 0.360, SLG: 0.537			F8							4	0	1	0	0	0	2											
Willie Kirkland, L (1, 9) OBP: 0.326, SLG: 0.478			F4							4	1	1	1	0	0	3											
Daryl Spencer, R (1, 4) OBP: 0.329, SLG: 0.377			K							4	0	1	0	0	1	2											
Hobie Landrith, L (1, 2) OBP: 0.339, SLG: 0.331			FC6-4							4	0	2	0	0	0	1											
Eddie Bressoud, R (1, 6) OBP: 0.310, SLG: 0.417			FC6-4							4	0	0	0	0	0	2											
Johnny Antonelli, L (1, 1) OBP: 0.172, SLG: 0.237										2	0	1	0	0	0	0											
Al Worthington, R (7, 1) OBP: 0.277, SLG: 0.277										0	0	0	0	0	0	0											
Stu Miller, R (7, 1) OBP: 0.285, SLG: 0.285										0	0	0	0	0	0	0											
Dusty Rhodes, L (0, 4) OBP: 0.154, SLG: 0.208										1	0	0	0	0	0	0											
Jose Pagan, R (0, 5) OBP: 0.132, SLG: 0.132										0	0	0	0	0	0	0											
Jackie Brandt, R (0, PH) OBP: 0.324, SLG: 0.415										1	0	0	0	0	1	0											
Inning Stats	R: 1 E: 0 K: 1 S: 7	H: 2 LOB: 1 BB: 0 P: 7	R: 0 E: 0 K: 1 S: 7	H: 2 LOB: 2 BB: 0 P: 7	R: 0 E: 0 K: 0 S: 3	H: 0 LOB: 0 BB: 0 P: 3	R: 0 E: 0 K: 0 S: 4	H: 1 LOB: 1 BB: 0 P: 4	R: 1 E: 0 K: 0 S: 5	H: 2 LOB: 1 BB: 0 P: 5	R: 1 E: 0 K: 0 S: 4	H: 2 LOB: 0 BB: 0 P: 4	R: 0 E: 0 K: 0 S: 3	H: 0 LOB: 1 BB: 0 P: 3	R: 0 E: 0 K: 0 S: 4	H: 2 LOB: 1 BB: 0 P: 4	R: 0 E: 0 K: 1 S: 5	H: 0 LOB: 0 BB: 0 P: 5	1B: 7 2B: 2 3B: 0 HR: 3	SF: 0 SAC: 0 DP: 2 HBP: 0	WP: 0 PB: 0 SB: 0 CS: 0	PA: 36					
PITCHER	IP	WLS	BF	H	R	ER	SO	BB	IBB	HBP	BLK	WP	HR	S	P	ERA	WHIP										
Vern Law, R (1, 1) ERA: 3.12	9.0	W	36	11	3	3	3	0	0	0	0	0	3	42	42	3.00	1.222										

AB 34
R 5
H 10
RBI 4
BB 5
SO 7
LOB 17



AB 36
R 3
H 11
RBI 3
BB 0
SO 3
LOB 12



Batter	1	2	3	4	5	6	7	8	9	AB	R	H	RBI	BB	SO	LOB	TOP										
Richie Ashburn, L (1, 8) OBP: 0.357, SLG: 0.307	5-3		4-3			G5-4-3		G3		4	0	0	0	0	0	2	Philadelphia Phillies @ San Francisco Giants Seals Stadium, San Francisco, CA Fri Sep 11 1959, 10:05 PM EDT Att: 22,222 - Unknown										
Joe Koppe, R (1, 6) OBP: 0.327, SLG: 0.392	K			F8			SH1-4 1B	SH3-4 1B	4	1	2	0	0	1	0												
Dave Philley, S (1, 3) OBP: 0.356, SLG: 0.482	K			1-3			SH1-4 1-2	SH3-4 1-2	2	0	0	0	0	1	0												
Wally Post, R (1, 9) OBP: 0.313, SLG: 0.459 Solly Drake, S (9, 9) OBP: 0.274, SLG: 0.151	K			F3			K	5-3	4	0	0	0	0	2	2												
Gene Freese, R (1, 5) OBP: 0.350, SLG: 0.506	F4						FC5 1B BB	3-1	3	0	1	0	1	0	1												
Harry Anderson, L (1, 7) OBP: 0.312, SLG: 0.410	G3			F8			1-2 2-H 1B		3	0	1	1	0	0	1												
Sparky Anderson, R (1, 4) OBP: 0.276, SLG: 0.243				G5-4-3 1B			FC5 1-2 2-3F		3	0	1	0	0	1	3												
Valmy Thomas, R (1, 2) OBP: 0.255, SLG: 0.237				G5-4-3			G5-4-3 BB	6-3	2	0	0	0	1	0	1												
Robin Roberts, S (1, 1) OBP: 0.238, SLG: 0.244							K	F2	2	0	0	0	1	1	1												
Inning Stats	R: 0 E: 0 K: 2 S: 7	H: 0 LOB: 0 BB: 0 P: 7	R: 0 E: 0 K: 1 S: 5	H: 0 LOB: 0 BB: 0 P: 5	R: 0 E: 0 K: 0 S: 3	H: 1 LOB: 1 BB: 1 P: 7	R: 0 E: 0 K: 0 S: 3	H: 0 LOB: 0 BB: 0 P: 3	R: 0 E: 0 K: 1 S: 5	H: 1 LOB: 0 BB: 0 P: 5	R: 0 E: 0 K: 1 S: 4	H: 0 LOB: 0 BB: 1 P: 8	R: 1 E: 0 K: 1 S: 7	H: 2 LOB: 2 BB: 1 P: 11	R: 0 E: 0 K: 0 S: 3	H: 0 LOB: 0 BB: 0 P: 3		R: 0 E: 0 K: 0 S: 4	H: 1 LOB: 1 BB: 0 P: 4	1B: 5 2B: 0 3B: 0 HR: 0	SF: 0 SAC: 2 DP: 2 HBP: 0	WP: 0 PB: 0 SB: 0 CS: 0	PA: 32				
PITCHER	IP	WLS	BF	H	R	ER	SO	BB	IBB	HBP	BLK	WP	HR	S	P	ERA	WHIP										
Mike McCormick, L (1, 1) ERA: 3.95	8.0	L	28	4	1	1	6	3	0	0	0	0	0	37	49	1.12	0.875										
Stu Miller, R (9, 1) ERA: 2.87	1.0		4	1	0	0	0	0	0	0	0	0	0	4	4	0.00	1.000										

Batter	1	2	3	4	5	6	7	8	9	AB	R	H	RBI	BB	SO	LOB	BOTTOM										
Danny O'Connell, R (1, 5) OBP: 0.241, SLG: 0.255 Jackie Brandt, R (9, PH) OBP: 0.324, SLG: 0.415	6-3			5-3		F6			F2	3	0	0	0	0	0	0	Philadelphia Phillies @ San Francisco Giants Seals Stadium, San Francisco, CA Fri Sep 11 1959, 10:05 PM EDT Att: 22,222 - Unknown										
Willie Mays, R (1, 8) OBP: 0.384, SLG: 0.556	F8			2B		5-3			F2	4	0	1	0	0	0												
Willie McCovey, L (1, 3) OBP: 0.444, SLG: 0.697	K			F2				G3	3	0	0	0	1	1	1												
Orlando Cepeda, R (1, 7) OBP: 0.357, SLG: 0.534	F2			4-3				K	4	0	0	0	0	1	2												
Willie Kirkland, L (1, 9) OBP: 0.326, SLG: 0.476	4-3					5-3-5 BB		5-3	2	0	0	0	1	0	0												
Daryl Spencer, R (1, 4) OBP: 0.327, SLG: 0.375	5-3					5-3-5 1-2F		F6	3	0	0	0	0	0	1												
Hobie Landrith, L (1, 2) OBP: 0.343, SLG: 0.335 Jose Pagan, R (8, PR) OBP: 0.136, SLG: 0.136	4-3								3	0	2	0	0	0	0												
Eddie Bressoud, R (1, 6) OBP: 0.307, SLG: 0.414 Leon Wagner, L (8, PH) OBP: 0.362, SLG: 0.421 Jim Hegan, R (9, 2) OBP: 0.217, SLG: 0.208	F9							1B	2	0	0	0	0	1	1												
Mike McCormick, L (1, 1) OBP: 0.145, SLG: 0.121 Felipe Alou, R (8, PH) OBP: 0.326, SLG: 0.477 Stu Miller, R (9, 1) OBP: 0.085, SLG: 0.044	K								1	0	0	0	0	0	1												
Inning Stats	R: 0 E: 0 K: 1 S: 5	H: 0 LOB: 0 BB: 0 P: 5	R: 0 E: 0 K: 0 S: 3	H: 0 LOB: 0 BB: 0 P: 3	R: 0 E: 0 K: 1 S: 5	H: 0 LOB: 0 BB: 0 P: 5	R: 0 E: 0 K: 0 S: 4	H: 1 LOB: 1 BB: 0 P: 4	R: 0 E: 0 K: 0 S: 5	H: 1 LOB: 1 BB: 1 P: 9	R: 0 E: 0 K: 0 S: 3	H: 0 LOB: 0 BB: 0 P: 3	R: 0 E: 0 K: 1 S: 5	H: 0 LOB: 0 BB: 0 P: 5	R: 0 E: 0 K: 0 S: 4	H: 1 LOB: 1 BB: 0 P: 4		R: 0 E: 0 K: 0 S: 3	H: 0 LOB: 1 BB: 1 P: 7	1B: 2 2B: 2 3B: 0 HR: 0	SF: 0 SAC: 0 DP: 1 HBP: 0	WP: 0 PB: 0 SB: 0 CS: 0	PA: 31				
PITCHER	IP	WLS	BF	H	R	ER	SO	BB	IBB	HBP	BLK	WP	HR	S	P	ERA	WHIP										
Robin Roberts, R (1, 1) ERA: 4.31	9.0	W	31	3	0	0	4	2	0	0	0	0	0	37	45	0.00	0.556										

Batter	1	2	3	4	5	6	7	8	9	AB	R	H	RBI	BB	SO	LOB	TOP				
Solly Drake, S OBP: 0.258, SLG: 0.140 (1, 8)										4	0	0	0	0	0	2	Philadelphia Phillies @ San Francisco Giants Seals Stadium, San Francisco, CA Sun Sep 13 1959, 6:33 AM EDT Att: 21,841 - Unknown livebaseballscorecards.com				
Joe Koppe, R OBP: 0.325, SLG: 0.388 (1, 6)										4	0	0	0	0	1	2					
Dave Philley, S OBP: 0.348, SLG: 0.467 (1, 9)										4	0	0	0	0	0	1					
Harry Anderson, L OBP: 0.313, SLG: 0.412 (1, 7)										4	0	2	0	0	0	1					
Ruben Gomez, R OBP: 0.222, SLG: 0.176 (9, PR)										0	0	0	0	0	0	0					
Gene Freese, R OBP: 0.343, SLG: 0.495 (1, 5)										4	0	0	0	0	0	2					
Ed Bouchee, L OBP: 0.379, SLG: 0.459 (1, 3)										4	0	0	0	0	0	2					
Sparky Anderson, R OBP: 0.277, SLG: 0.243 (7, PH)										1	0	0	0	1	1	0					
Harry Hanebrink, L OBP: 0.286, SLG: 0.360 (7, 4)										1	0	0	0	0	0	1					
Joe Lonnett, R OBP: 0.307, SLG: 0.235 (1, 2)										2	0	0	0	0	0	1					
Richie Ashburn, L OBP: 0.358, SLG: 0.307 (8, PH)										1	0	1	0	0	0	0					
Valmy Thomas, R OBP: 0.255, SLG: 0.237 (8, 2)										0	0	0	0	0	0	0					
Don Cardwell, R OBP: 0.094, SLG: 0.118 (1, 1)										2	0	1	0	0	1	0					
Wally Post, R OBP: 0.312, SLG: 0.458 (8, PH)										1	0	1	0	0	0	0					
Jack Meyer, R OBP: 0.083, SLG: 0.083 (8, 1)										0	0	0	0	0	0	0					
Inning Stats	R: 0 E: 1 K: 0 S: 4	H: 0 LOB: 1 BB: 0 P: 4	R: 0 E: 0 K: 0 S: 3	H: 0 LOB: 1 BB: 1 P: 7	R: 0 E: 0 K: 1 S: 5	H: 0 LOB: 0 BB: 0 P: 5	R: 0 E: 0 K: 0 S: 3	H: 0 LOB: 0 BB: 0 P: 3	R: 0 E: 0 K: 1 S: 5	H: 1 LOB: 0 BB: 0 P: 5	R: 0 E: 1 K: 0 S: 4	H: 1 LOB: 1 BB: 0 P: 4	R: 0 E: 0 K: 0 S: 4	H: 2 LOB: 1 BB: 0 P: 4	R: 0 E: 0 K: 0 S: 4	H: 1 LOB: 1 BB: 0 P: 4	1B: 3 2B: 2 3B: 0 HR: 0	SF: 0 SAC: 0 DP: 0 HBP: 0	WP: 0 PB: 0 SB: 1 CS: 0	PA: 33	
PITCHER	IP	WLS	BF	H	R	ER	SO	BB	IBB	HBP	BLK	WP	HR	S	P	ERA	WHIP				
Jack Sanford, R ERA: 3.02 (1, 1)	8.2	W	32	5	0	0	3	1	0	0	0	0	0	37	41	0.00	0.692				
Mike McCormick, L ERA: 3.95 (9, 1)	0.1	S	1	0	0	0	0	0	0	0	0	0	0	1	1	0.00	0.000				

Batter	1	2	3	4	5	6	7	8	9	AB	R	H	RBI	BB	SO	LOB	BOTTOM				
Eddie Bressoud, R OBP: 0.318, SLG: 0.425 (1, 6)										4	0	2	0	0	0	1	Philadelphia Phillies @ San Francisco Giants Seals Stadium, San Francisco, CA Sun Sep 13 1959, 6:33 AM EDT Att: 21,841 - Unknown livebaseballscorecards.com				
Willie McCovey, L OBP: 0.432, SLG: 0.671 (1, 3)										4	0	1	0	0	0	1					
Jackie Brandt, R OBP: 0.324, SLG: 0.415 (9, 7)										0	0	0	0	0	0	0					
Willie Mays, R OBP: 0.365, SLG: 0.553 (1, 8)										4	0	0	0	0	0	2					
Orlando Cepeda, R OBP: 0.357, SLG: 0.536 (1, 7)										3	1	1	0	0	2	0					
Willie Kirkland, L OBP: 0.327, SLG: 0.473 (1, 9)										3	0	1	0	0	0	0					
Daryl Spencer, R OBP: 0.326, SLG: 0.373 (1, 4)										3	0	0	0	0	0	2					
Hobie Landrith, L OBP: 0.348, SLG: 0.343 (1, 2)										2	0	1	0	1	0	1					
Danny O'Connell, R OBP: 0.250, SLG: 0.250 (1, 5)										0	0	0	0	0	0	0					
Dusty Rhodes, L OBP: 0.298, SLG: 0.268 (2, PH)										0	0	0	1	0	0	0					
Jose Pagan, R OBP: 0.192, SLG: 0.160 (3, 5)										1	0	0	0	1	0	0					
Jack Sanford, R OBP: 0.211, SLG: 0.118 (1, 1)										3	0	0	0	0	2	4					
Mike McCormick, L OBP: 0.145, SLG: 0.121 (9, 1)										0	0	0	0	0	0	0					
Inning Stats	R: 0 E: 0 K: 0 S: 3	H: 1 LOB: 0 BB: 0 P: 3	R: 1 E: 0 K: 1 S: 7	H: 2 LOB: 2 BB: 1 P: 11	R: 0 E: 0 K: 0 S: 3	H: 0 LOB: 0 BB: 0 P: 3	R: 0 E: 0 K: 1 S: 5	H: 0 LOB: 0 BB: 0 P: 5	R: 0 E: 0 K: 0 S: 3	H: 1 LOB: 1 BB: 1 P: 9	R: 0 E: 0 K: 0 S: 5	H: 0 LOB: 0 BB: 0 P: 5	R: 0 E: 1 K: 0 S: 3	H: 0 LOB: 0 BB: 0 P: 3	R: 0 E: 0 K: 0 S: 5	H: 2 LOB: 2 BB: 0 P: 5	1B: 6 2B: 0 3B: 0 HR: 0	SF: 1 SAC: 0 DP: 2 HBP: 0	WP: 0 PB: 0 SB: 1 CS: 1	PA: 30	
PITCHER	IP	WLS	BF	H	R	ER	SO	BB	IBB	HBP	BLK	WP	HR	S	P	ERA	WHIP				
Don Cardwell, R ERA: 3.73 (1, 1)	7.0	L	25	4	1	1	4	2	0	0	0	0	0	31	39	1.29	0.857				
Jack Meyer, R ERA: 3.75 (8, 1)	1.0		5	2	0	0	0	0	0	0	0	0	0	5	5	0.00	2.000				

Batter	1	2	3	4	5	6	7	8	9	AB	R	H	RBI	BB	SO	LOB	TOP					
Johnny Temple, R OBP: 0.386, SLG: 0.432 (1, 4)										4	1	2	1	1	0	0	Cincinnati Redlegs @ San Francisco Giants Seals Stadium, San Francisco, CA Mon Sep 14 1959, 6:33 AM EDT Att: 10,217 - Unknown livebaseballscorecards.com					
Vada Pinson, L OBP: 0.370, SLG: 0.511 (1, 8)										5	0	1	0	0	0	3						
Gus Bell, L OBP: 0.322, SLG: 0.446 (1, 9)										5	0	0	0	0	1	3						
Frank Robinson, R OBP: 0.390, SLG: 0.584 (1, 7)										4	0	1	0	0	1	1						
Frank Thomas, R OBP: 0.278, SLG: 0.366 Brooks Lawrence, R OBP: 0.150, SLG: 0.175 (8, 1)										4	2	2	0	0	0	1						
Willie Jones, R OBP: 0.334, SLG: 0.422 (1, 5)										3	0	0	0	1	0	2						
Ed Bailey, L OBP: 0.367, SLG: 0.391 Dutch Dotterer, R OBP: 0.335, SLG: 0.358 (2, 2)										1	0	0	0	0	1	0						
Eddie Kasko, R OBP: 0.302, SLG: 0.346 (1, 6)										3	0	0	0	0	0	4						
Jim Brosnan, R OBP: 0.129, SLG: 0.167 Whitey Lockman, L OBP: 0.292, SLG: 0.297 (8, 3)										3	0	0	0	0	1	0						
Inning Stats	R: 0 E: 0 K: 1 S: 5	H: 0 LOB: 1 BB: 1 P: 9	R: 0 E: 0 K: 1 S: 5	H: 0 LOB: 0 BB: 0 P: 5	R: 1 E: 0 K: 1 S: 6	H: 2 LOB: 1 BB: 0 P: 6	R: 1 E: 0 K: 0 S: 5	H: 2 LOB: 2 BB: 1 P: 9	R: 0 E: 0 K: 0 S: 3	H: 0 LOB: 0 BB: 0 P: 3	R: 1 E: 1 K: 1 S: 8	H: 2 LOB: 2 BB: 0 P: 8	R: 0 E: 0 K: 0 S: 3	H: 0 LOB: 0 BB: 0 P: 3	R: 0 E: 1 K: 0 S: 4	H: 1 LOB: 1 BB: 0 P: 4		R: 1 E: 1 K: 0 S: 6	H: 2 LOB: 2 BB: 0 P: 6	1B: 7 2B: 1 3B: 0 HR: 1	SF: 0 SAC: 1 DP: 0 HBP: 0	WP: 0 PB: 0 SB: 0 CS: 0
PITCHER	IP	WLS	BF	H	R	ER	SO	BB	IBB	HBP	BLK	WP	HR	S	P	ERA	WHIP					
Johnny Antonelli, L ERA: 2.95 Stu Miller, R ERA: 2.86	(1, 1) (9, 1)	8.0 1.0	L 6	33 2	7 2	3 1	2 0	4 0	2 0	0 0	0 0	0 0	1 0	39 6	47 6	2.25 0.00	1.125 2.000					

Batter	1	2	3	4	5	6	7	8	9	AB	R	H	RBI	BB	SO	LOB	BOTTOM					
Eddie Bressoud, R OBP: 0.318, SLG: 0.423 (1, 6)										4	0	1	0	0	0	2	Cincinnati Redlegs @ San Francisco Giants Seals Stadium, San Francisco, CA Mon Sep 14 1959, 6:33 AM EDT Att: 10,217 - Unknown livebaseballscorecards.com					
Willie McCovey, L OBP: 0.422, SLG: 0.654 (1, 3)										4	0	0	0	0	0	3						
Willie Mays, R OBP: 0.366, SLG: 0.558 (1, 8)										4	1	2	1	0	0	0						
Orlando Cepeda, R OBP: 0.357, SLG: 0.534 (1, 7)										4	0	1	0	0	1	2						
Willie Kirkland, L OBP: 0.327, SLG: 0.471 (1, 9)										4	0	1	0	0	1	0						
Daryl Spencer, R OBP: 0.328, SLG: 0.374 (1, 4)										4	0	2	0	0	1	2						
Hobie Landrith, L OBP: 0.343, SLG: 0.337 (1, 2)										4	0	0	0	0	0	4						
Danny O'Connell, R OBP: 0.258, SLG: 0.246 Dusty Rhodes, L OBP: 0.292, SLG: 0.262 Jose Pagan, R OBP: 0.192, SLG: 0.160 Leon Wagner, L OBP: 0.360, SLG: 0.418 (7, PH) (8, PH) (9, PH)										1	0	0	0	1	0	0						
Johnny Antonelli, L OBP: 0.178, SLG: 0.242 Jackie Brandt, R OBP: 0.323, SLG: 0.414 Stu Miller, R OBP: 0.085, SLG: 0.044 (1, 1) (8, PH) (9, 1)										2	0	1	0	0	1	0						
Inning Stats	R: 0 E: 0 K: 0 S: 3	H: 0 LOB: 0 BB: 0 P: 3	R: 0 E: 0 K: 1 S: 5	H: 0 LOB: 0 BB: 0 P: 5	R: 0 E: 0 K: 0 S: 4	H: 1 LOB: 2 BB: 1 P: 8	R: 0 E: 0 K: 1 S: 7	H: 2 LOB: 2 BB: 0 P: 7	R: 0 E: 0 K: 1 S: 5	H: 0 LOB: 0 BB: 0 P: 5	R: 1 E: 0 K: 1 S: 6	H: 1 LOB: 0 BB: 0 P: 6	R: 0 E: 0 K: 0 S: 3	H: 1 LOB: 0 BB: 0 P: 3	R: 0 E: 0 K: 1 S: 7	H: 2 LOB: 2 BB: 0 P: 7		R: 0 E: 0 K: 1 S: 4	H: 1 LOB: 1 BB: 0 P: 4	1B: 7 2B: 0 3B: 0 HR: 1	SF: 0 SAC: 0 DP: 1 HBP: 0	WP: 0 PB: 0 SB: 0 CS: 0
PITCHER	IP	WLS	BF	H	R	ER	SO	BB	IBB	HBP	BLK	WP	HR	S	P	ERA	WHIP					
Jim Brosnan, R ERA: 3.56 Brooks Lawrence, R ERA: 4.71	(1, 1) (8, 1)	7.0 2.0	W S	26 9	5 3	1 0	1 0	4 1	0 0	0 0	0 0	0 0	1 11	33 11	37 11	1.29 0.00	0.857 1.500					

Batter	1	2	3	4	5	6	7	8	9	AB	R	H	RBI	BB	SO	LOB	TOP					
Johnny Temple, R (1, 4) OBP: 0.386, SLG: 0.432 Pete Whisenant, R (5, PH) OBP: 0.321, SLG: 0.486 Whitely Lockman, L (5, 4) OBP: 0.294, SLG: 0.300										2	1	1	0	0	0	1	Cincinnati Redlegs @ San Francisco Giants Seals Stadium, San Francisco, CA Tue Sep 15 1959, 6:33 AM EDT Att: 11,814 - Unknown livebaseballscorecards.com					
Vada Pinson, L (1, 8) OBP: 0.373, SLG: 0.514										4	2	3	0	1	1	0						
Gus Bell, L (1, 9) OBP: 0.322, SLG: 0.446										4	0	1	1	1	0	2						
Frank Robinson, R (1, 7) OBP: 0.389, SLG: 0.583 Jim Pendleton, R (3, PH) OBP: 0.302, SLG: 0.355										1	0	0	0	0	0	2						
Frank Thomas, R (1, 3) OBP: 0.279, SLG: 0.374										4	1	1	1	1	0	3						
Willie Jones, R (1, 5) OBP: 0.333, SLG: 0.419 Cliff Cook, R (4, 5) OBP: 0.400, SLG: 0.600										2	0	0	0	0	0	2						
Ed Bailey, L (1, 2) OBP: 0.369, SLG: 0.401										4	1	2	1	0	0	0						
Eddie Kasko, R (1, 6) OBP: 0.305, SLG: 0.348										4	0	2	0	0	0	0						
Jay Hook, L (1, 1) OBP: 0.187, SLG: 0.130 Claude Osteen, L (1, 1) OBP: 0.345, SLG: 0.474 Jerry Lynch, L (7, PH) OBP: 0.294, SLG: 0.355 Jim Bailey, S (7, 1) OBP: 0.294, SLG: 0.355 Dutch Dotterer, R (8, PH) OBP: 0.294, SLG: 0.355 Tom Acker, R (8, 1) OBP: 0.294, SLG: 0.355										0	0	0	0	0	0	0						
Inning Stats	R: 1 E: 0 K: 0 S: 4	H: 2 LOB: 2 BB: 2 P: 12	R: 0 E: 0 K: 0 S: 4	H: 1 LOB: 1 BB: 0 P: 4	R: 0 E: 1 K: 1 S: 6	H: 0 LOB: 0 BB: 0 P: 6	R: 1 E: 0 K: 1 S: 6	H: 1 LOB: 0 BB: 0 P: 6	R: 1 E: 0 K: 1 S: 7	H: 2 LOB: 1 BB: 0 P: 7	R: 0 E: 0 K: 1 S: 5	H: 0 LOB: 0 BB: 0 P: 5	R: 0 E: 0 K: 1 S: 5	H: 0 LOB: 1 BB: 1 P: 9	R: 1 E: 0 K: 2 S: 10	H: 3 LOB: 2 BB: 0 P: 10		R: 2 E: 0 K: 1 S: 8	H: 3 LOB: 1 BB: 0 P: 8	1B: 8 2B: 2 3B: 0 HR: 2	SF: 1 SAC: 0 DP: 1 HBP: 0	WP: 0 PB: 0 SB: 0 CS: 0
PITCHER Mike McCormick, L (1, 1) ERA: 4.04	IP: 9.0 WLS: W BF: 42 H: 12 R: 6 ER: 6 SO: 8 BB: 3 IBB: 0 HBP: 0 BLK: 0 WP: 0 HR: 2 S: 55 P: 67 ERA: 6.00 WHIP: 1.667															PITCHER						

Batter	1	2	3	4	5	6	7	8	9	AB	R	H	RBI	BB	SO	LOB	BOTTOM			
Eddie Bressoud, R (1, 6) OBP: 0.318, SLG: 0.417										4	1	0	0	2	1	4	Cincinnati Redlegs @ San Francisco Giants Seals Stadium, San Francisco, CA Tue Sep 15 1959, 6:33 AM EDT Att: 11,814 - Unknown livebaseballscorecards.com			
Willie McCovey, L (1, 3) OBP: 0.427, SLG: 0.677 Jackie Brandt, R (7, PR) OBP: 0.322, SLG: 0.414										5	2	3	2	0	1	0				
Willie Mays, R (1, 8) OBP: 0.562 Willie Kirkland, L (6, PH) OBP: 0.328, SLG: 0.472										3	2	2	1	2	0	0				
Orlando Cepeda, R (1, 7) OBP: 0.358, SLG: 0.532										4	3	1	1	2	0	5				
Felipe Alou, R (1, 9) OBP: 0.332, SLG: 0.484										3	2	2	1	1	1	2				
Daryl Spencer, R (1, 4) OBP: 0.330, SLG: 0.380 Jose Pagan, R (8, 4) OBP: 0.192, SLG: 0.160										3	1	1	3	2	1	4				
Hobie Landrith, L (1, 2) OBP: 0.348, SLG: 0.344										4	1	2	1	1	0	1				
Jim Davenport, R (1, 5) OBP: 0.296, SLG: 0.334 Danny O'Connell, R (6, PR) OBP: 0.254, SLG: 0.241										3	0	1	0	1	0	4				
Mike McCormick, L (1, 1) OBP: 0.152, SLG: 0.115										3	1	0	1	1	0	4				
Inning Stats	R: 5 E: 0 K: 0 S: 6	H: 3 LOB: 4 BB: 4 P: 22	R: 3 E: 0 K: 0 S: 5	H: 3 LOB: 2 BB: 2 P: 13	R: 0 E: 0 K: 1 S: 5	H: 0 LOB: 0 BB: 0 P: 5	R: 2 E: 2 K: 0 S: 6	H: 2 LOB: 2 BB: 1 P: 10	R: 1 E: 0 K: 1 S: 7	H: 2 LOB: 2 BB: 1 P: 11	R: 0 E: 0 K: 1 S: 5	H: 0 LOB: 2 BB: 1 P: 9	R: 0 E: 0 K: 1 S: 6	H: 1 LOB: 2 BB: 1 P: 10	R: 2 E: 1 K: 1 S: 7	H: 2 LOB: 2 BB: 2 P: 15		1B: 6 2B: 5 3B: 0 HR: 2	SF: 2 SAC: 1 DP: 0 HBP: 0	WP: 0 PB: 0 SB: 0 CS: 0
PITCHER Jay Hook, R (1, 1) ERA: 4.79 Claude Osteen, L (1, 1) ERA: 6.0 Jim Bailey, L (7, 1) ERA: 6.23 Tom Acker, R (8, 1) ERA: 4.19	IP: 0.0 WLS: L BF: 5 H: 3 R: 5 ER: 5 SO: 0 BB: 2 IBB: 0 HBP: 0 BLK: 0 WP: 0 HR: 0 S: 0 P: 11 ERA: ∞ WHIP: ∞															PITCHER				

Batter	1	2	3	4	5	6	7	8	9	AB	R	H	RBI	BB	SO	LOB	TOP										
Jim Gilliam, S OBP: 0.394, SLG: 0.354 (1, 5)	4-0 BB		0-0 F2		3-1 FC6-4		2-1 2B		2-0 1B	4	1	2	2	1	0	2	Los Angeles Dodgers @ San Francisco Giants Seals Stadium, San Francisco, CA Sat Sep 19 1959, 10:05 PM EDT Att: 22,737 - Unknown										
Charlie Neal, R OBP: 0.336, SLG: 0.455 (1, 4)	1-3 K		3-1 F9			0-0 G3	0-0 2B		0-0 4-3	5	0	1	2	0	1	2											
Wally Moon, L OBP: 0.394, SLG: 0.496 (1, 7)	2-3 K			3-2 5-3		1-3 K	0-0 4-3		4-0 IBB	4	0	0	0	1	2	3											
Gil Hodges, R OBP: 0.367, SLG: 0.516 (1, 3)	1-1 F9			0-0 F8		1-3 K	1-3 K		1-3 K	5	0	0	0	0	3	5											
Carl Furillo, R OBP: 0.316, SLG: 0.307 Ron Fairly, L OBP: 0.331, SLG: 0.353 (7, 9)		2-0 4-3		3-1 F8			2-2 4-3	3-2 3-1		3	0	0	0	0	0	0											
Don Demeter, R OBP: 0.294, SLG: 0.439 (1, 8)		2-1 2B			1-1 F8		1-1 BB 1B	2-2 S		3	1	2	0	0	0	0											
Maury Wills, S OBP: 0.306, SLG: 0.304 (1, 6)		0-3 K			1-2 6-3		0-2 E BB 2B	3-3 K		4	1	1	0	0	2	2											
Joe Pignatano, R OBP: 0.335, SLG: 0.299 (1, 2)		1-3 K			1-1 1B		4-2 E 2B	2-0 F4		3	1	1	0	1	1	2											
Don Drysdale, R OBP: 0.196, SLG: 0.330 Chuck Churn, R OBP: 0.292, SLG: 0.386 Bob Lillis, R OBP: 0.275, SLG: 0.271 Larry Sherry, R OBP: 0.122, SLG: 0.156 Danny McDevitt, L OBP: 0.185, SLG: 0.154 Duke Snider, L OBP: 0.537 Chuck Churn, R (9, 1)			3-3 K		3-2 FC6-4		1-2 FC5 2B	1-0 F5		2	0	1	0	0	1	0											
Inning Stats	R: 0 E: 0 K: 2 S: 8	H: 0 LOB: 1 BB: 1 P: 16	R: 0 E: 0 K: 2 S: 9	H: 1 LOB: 1 BB: 0 P: 14	R: 0 E: 0 K: 1 S: 6	H: 0 LOB: 0 BB: 0 P: 12	R: 0 E: 0 K: 0 S: 6	H: 2 LOB: 2 BB: 0 P: 21	R: 0 E: 0 K: 2 S: 8	H: 0 LOB: 0 BB: 0 P: 10	R: 5 E: 1 K: 1 S: 22	H: 4 LOB: 2 BB: 1 P: 33	R: 0 E: 0 K: 1 S: 9	H: 0 LOB: 1 BB: 0 P: 19	R: 0 E: 0 K: 1 S: 6	H: 1 LOB: 2 BB: 1 P: 14		1B: 5 2B: 3 3B: 0 HR: 0	SF: 0 SAC: 0 DP: 0 HBP: 1	WP: 0 PB: 0 SB: 2 CS: 0	PA: 40						
PITCHER	IP	WLS	BF	H	R	ER	SO	BB	IBB	HBP	BLK	WP	HR	S	P	ERA	WHIP										
Mike McCormick, L ERA: 4.09 (1, 1)	6.1	L	28	6	5	4	7	2	0	0	0	0	0	66	112	5.68	1.263										
Jack Sanford, R ERA: 3.11 (7, 1)	1.2		7	1	0	0	2	0	0	1	0	0	0	14	25	0.00	0.600										
Stu Miller, R ERA: 2.81 (9, 1)	1.0		5	1	0	0	1	0	1	0	0	0	0	6	14	0.00	1.000										

AB	36
R	5
H	8
RBI	5
BB	3
SO	10
LOB	18



Batter	1	2	3	4	5	6	7	8	9	AB	R	H	RBI	BB	SO	LOB	BOTTOM										
Eddie Bressoud, R OBP: 0.316, SLG: 0.414 (1, 6)	4-0 BB			0-1 F8			1-3 K	2-2 1B		3	0	0	0	1	2	2	Los Angeles Dodgers @ San Francisco Giants Seals Stadium, San Francisco, CA Sat Sep 19 1959, 10:05 PM EDT Att: 22,737 - Unknown										
Jackie Brandt, R OBP: 0.325, SLG: 0.413 Stu Miller, R OBP: 0.104, SLG: 0.044 (8, PH)	BB							1-3 2H		1	0	1	1	0	0	0											
Willie McCovey, L OBP: 0.434, SLG: 0.653 (1, 3)	4-1 BB				4-2 1B		2-3 K	3-3 K		3	0	1	1	2	2	2											
Willie Mays, R OBP: 0.372, SLG: 0.562 (1, 8)	4-1 BB			0-2 F6		0-0 1B	1-1 FC6-4		3-1 6-3	4	0	2	0	1	0	2											
Orlando Cepeda, R OBP: 0.356, SLG: 0.524 (1, 7)	2-3 K			0-2 1-3		0-3 K	1-0 FC6-4		0-0 4-3	5	0	0	0	0	2	6											
Willie Kirkland, L OBP: 0.330, SLG: 0.469 (1, 9)	1-3 K			1-2 1B		1-3 K		4-0 BB 1B	4-1 BB	3	1	1	0	2	2	5											
Daryl Spencer, R OBP: 0.330, SLG: 0.374 (1, 4)	2-3 K			0-1 F2		0-2 F8		4-1 1B	0-3 K	4	1	0	0	1	2	7											
Hobie Landrith, L OBP: 0.341, SLG: 0.333 (1, 2)			4-2 E 1B		1-1 F8		0-0 1-3		2-3 K	3	1	0	0	1	1	3											
Jim Davenport, R OBP: 0.296, SLG: 0.342 Leon Wagner, L OBP: 0.203, SLG: 0.113 Jose Pagan, R OBP: 0.185, SLG: 0.154 (8, PH)			1-3 BB		2-2 F9		3-2 F8		0-0 1B	3	0	0	0	0	1	1											
Mike McCormick, L OBP: 0.145, SLG: 0.109 Jack Sanford, R OBP: 0.203, SLG: 0.113 Dusty Rhodes, L OBP: 0.280, SLG: 0.250 Danny O'Connell, R OBP: 0.254, SLG: 0.241 (9, 5)			0-1 E 1B		0-0 6-3		1-3 K		1-2 F6	3	0	0	0	0	1	1											
Inning Stats	R: 0 E: 0 K: 3 S: 13	H: 0 LOB: 3 BB: 3 P: 30	R: 1 E: 1 K: 2 S: 17	H: 1 LOB: 2 BB: 1 P: 24	R: 0 E: 0 K: 0 S: 10	H: 1 LOB: 1 BB: 0 P: 12	R: 0 E: 0 K: 0 S: 6	H: 0 LOB: 0 BB: 0 P: 8	R: 0 E: 0 K: 2 S: 13	H: 1 LOB: 2 BB: 1 P: 18	R: 0 E: 0 K: 1 S: 8	H: 0 LOB: 0 BB: 0 P: 12	R: 0 E: 0 K: 2 S: 9	H: 1 LOB: 1 BB: 0 P: 14	R: 2 E: 0 K: 2 S: 15	H: 2 LOB: 2 BB: 2 P: 31	R: 0 E: 0 K: 1 S: 7	H: 0 LOB: 1 BB: 1 P: 14	1B: 6 2B: 0 3B: 0 HR: 0	SF: 0 SAC: 0 DP: 0 HBP: 0	WP: 0 PB: 0 SB: 0 CS: 0	PA: 42					
PITCHER	IP	WLS	BF	H	R	ER	SO	BB	IBB	HBP	BLK	WP	HR	S	P	ERA	WHIP										
Don Drysdale, R ERA: 3.39 (1, 1)	6.0	W	27	3	1	0	8	5	0	0	0	0	0	67	104	0.00	1.333										
Larry Sherry, R ERA: 2.44 (7, 1)	1.2		10	3	2	2	3	2	0	0	0	0	0	21	39	10.80	3.000										
Danny McDevitt, L ERA: 4.0 (8, 1)	0.1		1	0	0	0	1	0	0	0	0	0	0	3	6	0.00	0.000										
Chuck Churn, R ERA: 2.63 (9, 1)	1.0	S	4	0	0	0	1	1	0	0	0	0	0	7	14	0.00	1.000										



Batter	1	2	3	4	5	6	7	8	9	AB	R	H	RBI	BB	SO	LOB	TOP
Jose Pagan, R OBP: 0.231, SLG: 0.216 (1, 5)										4	0	1	0	0	1	1	San Francisco Giants @ St. Louis Cardinals Sportsman's Park, St. Louis, MO Sat Sep 26 1959, 8:05 PM EDT Att: 9,860 - Unknown
Felipe Alou, R OBP: 0.317, SLG: 0.463 (1, 9)										4	0	0	0	0	1	1	
Willie Mays, R OBP: 0.379, SLG: 0.580 (1, 8)										3	2	2	1	1	0	0	
Willie McCovey, L OBP: 0.437, SLG: 0.674 (1, 3)										4	2	2	2	0	0	2	
Orlando Cepeda, R OBP: 0.355, SLG: 0.523 (1, 7)										2	0	1	1	0	0	0	
Daryl Spencer, R OBP: 0.331, SLG: 0.368 (1, 4)										3	0	0	0	1	0	1	
Eddie Bressoud, R OBP: 0.310, SLG: 0.402 (1, 6)										4	0	0	0	0	1	4	
Bob Schmidt, R OBP: 0.292, SLG: 0.376 (1, 2)										3	0	3	0	0	0	0	
Sam Jones, R OBP: 0.157, SLG: 0.141 (1, 1)										2	0	0	0	0	0	2	
Inning Stats	R: 1 E: 1 K: 0 S: 6	H: 3 LOB: 3 BB: 1 P: 10	R: 0 E: 0 K: 0 S: 3	H: 1 LOB: 0 BB: 0 P: 3	R: 1 E: 0 K: 0 S: 4	H: 1 LOB: 1 BB: 1 P: 8	R: 0 E: 0 K: 0 S: 4	H: 1 LOB: 1 BB: 0 P: 4	R: 0 E: 0 K: 0 S: 3	H: 1 LOB: 1 BB: 0 P: 4	R: 0 E: 0 K: 0 S: 4	H: 1 LOB: 1 BB: 0 P: 4	R: 2 E: 1 K: 2 S: 9	H: 1 LOB: 0 BB: 0 P: 9	R: 0 E: 1 K: 1 S: 4	H: 0 LOB: 0 BB: 0 P: 4	1B: 5 2B: 2 3B: 0 HR: 2 SF: 0 SAC: 1 DP: 2 HBP: 1 WP: 1 PA: 35 FB: 0 SB: 0 CS: 1
PITCHER	IP WLS BF H R ER SO BB IBB HBP BLK WP HR S P ERA WHIP																
Vinegar Bend Mizell, L ERA: 4.16 (7, 1)	6.0 L 27 8 2 2 0 2 2 0 1 0 1 1 24 33 3.00 1.667																
Ernie Broglio, R ERA: 4.87 (7, 1)	1.2 7 1 2 0 3 0 0 0 0 0 0 1 13 13 0.00 0.600																

Batter	1	2	3	4	5	6	7	8	9	AB	R	H	RBI	BB	SO	LOB	BOTTOM
Don Blasingame, L OBP: 0.363, SLG: 0.362 (1, 4)										2	0	0	0	0	0	0	San Francisco Giants @ St. Louis Cardinals Sportsman's Park, St. Louis, MO Sat Sep 26 1959, 8:05 PM EDT Att: 9,860 - Unknown
Joe Cunningham, L OBP: 0.455, SLG: 0.479 (1, 9)										2	0	0	0	1	0	1	
Stan Musial, L OBP: 0.361, SLG: 0.415 (1, 3)										3	0	0	0	0	2	1	
Ken Boyer, R OBP: 0.386, SLG: 0.511 (1, 5)										3	0	0	0	0	1	1	
Gino Cimoli, R OBP: 0.327, SLG: 0.431 (1, 7)										3	0	0	0	0	1	0	
Hal Smith, R OBP: 0.298, SLG: 0.405 (1, 2)										2	0	0	0	0	0	0	
Curt Flood, R OBP: 0.303, SLG: 0.423 (1, 8)										2	0	0	0	0	0	0	
Alex Grammas, R OBP: 0.332, SLG: 0.336 (1, 6)										1	0	0	0	1	0	0	
Vinegar Bend Mizell, R OBP: 0.208, SLG: 0.227 (6, PH)										1	0	0	0	0	0	0	
Wally Shannon, L OBP: 0.259, SLG: 0.326 (7, 1)										0	0	0	0	0	0	0	
Inning Stats	R: 0 E: 0 K: 0 S: 3	H: 0 LOB: 1 BB: 1 P: 7	R: 0 E: 0 K: 0 S: 3	H: 0 LOB: 0 BB: 0 P: 3	R: 0 E: 0 K: 2 S: 7	H: 0 LOB: 0 BB: 0 P: 7	R: 0 E: 0 K: 0 S: 3	H: 0 LOB: 0 BB: 0 P: 3	R: 0 E: 0 K: 1 S: 5	H: 0 LOB: 1 BB: 1 P: 9	R: 0 E: 0 K: 2 S: 7	H: 0 LOB: 0 BB: 0 P: 7	R: 0 E: 0 K: 2 S: 7	H: 0 LOB: 0 BB: 0 P: 7	R: 0 E: 0 K: 0 S: 7	H: 0 LOB: 0 BB: 0 P: 7	1B: 0 2B: 0 3B: 0 HR: 0 SF: 0 SAC: 1 DP: 0 HBP: 0 WP: 0 PA: 23 FB: 0 SB: 0 CS: 0
PITCHER	IP WLS BF H R ER SO BB IBB HBP BLK WP HR S P ERA WHIP																
Sam Jones, R ERA: 2.83 (1, 1)	7.0 W 23 0 0 0 5 2 0 0 0 0 0 0 31 39 0.00 0.286																

Batter	1	2	3	4	5	6	7	8	9	AB	R	H	RBI	BB	SO	LOB	TOP							
Jose Pagan, R OBP: 0.233, SLG: 0.220	0-0 FC4-6 1B		0-0 F4		0-0 F8		0-3 K			4	0	1	0	0	1	2	San Francisco Giants @ St. Louis Cardinals Sportsman's Park, St. Louis, MO Sun Sep 27 1959, 4:33 AM EDT Unknown							
Willie Kirkland, L OBP: 0.330, SLG: 0.469	0-0 FC4-6 1B		0-0 F6					0-0 F9		4	0	1	0	0	0	2								
Willie Mays, R OBP: 0.381, SLG: 0.580	0-0 G4-6-3 1B			4-0 4-3 1B BB				0-0 F3		3	1	2	0	1	0	1								
Willie McCovey, L OBP: 0.345, SLG: 0.660 Jackie Brandt, R OBP: 0.325, SLG: 0.417	0-0 G4-6-3 1-2			0-0 4-3 1-2			0-3 K	0-3 K		4	0	0	0	0	2	4								
Orlando Cepeda, R OBP: 0.354, SLG: 0.522		0-3 K		0-0 1B		0-0 6-3		0-0 G3		4	0	1	1	0	1	1								
Daryl Spencer, R OBP: 0.332, SLG: 0.369		0-3 K		0-0 1B		0-0 F3			0-0 G6-4-3 1B	4	0	2	0	0	1	0								
Hobie Landrith, L OBP: 0.345, SLG: 0.332 Leon Wagner, L OBP: 0.359, SLG: 0.422		0-0 1-3		0-3 K			4-0 CS BB		0-3 K	2	0	0	0	1	1	2								
Eddie Bressoud, R OBP: 0.310, SLG: 0.404 Dusty Rhodes, L OBP: 0.294, SLG: 0.234			0-0 SH5-4 2B	0-0 F6			0-3 K	0-0 G6-4-3		3	0	1	0	0	1	3								
Mike McCormick, L OBP: 0.155, SLG: 0.121 Stu Miller, R OBP: 0.104, SLG: 0.044			0-0 SH5-4 2-3		0-3 K		0-0 1B			2	0	1	0	0	1	0								
Inning Stats	R: 0 E: 0 K: 0 S: 4	H: 2 LOB: 1 BB: 0 P: 4	R: 0 E: 0 K: 2 S: 7	H: 0 LOB: 0 BB: 0 P: 7	R: 0 E: 0 K: 0 S: 4	H: 1 LOB: 1 BB: 0 P: 4	R: 1 E: 0 K: 1 S: 7	H: 2 LOB: 2 BB: 1 P: 11	R: 0 E: 0 K: 1 S: 6	H: 1 LOB: 1 BB: 0 P: 6	R: 0 E: 0 K: 2 S: 5	H: 0 LOB: 0 BB: 0 P: 5	R: 0 E: 0 K: 1 S: 7	H: 1 LOB: 1 BB: 1 P: 11	R: 0 E: 0 K: 1 S: 6	H: 1 LOB: 0 BB: 0 P: 6		R: 0 E: 0 K: 1 S: 5	H: 1 LOB: 0 BB: 0 P: 5	1B: 8 2B: 2 3B: 0 HR: 0	SF: 0 SAC: 1 DP: 3 HBP: 0	WP: 0 PB: 0 SB: 0 CS: 1	PA: 35	
PITCHER	IP WLS BF H R ER SO BB IBB HBP BLK WP HR S P ERA WHIP	IP WLS BF H R ER SO BB IBB HBP BLK WP HR S P ERA WHIP																						
Larry Jackson, R ERA: 3.27	(1, 1)	8.0	W	32	8	1	1	8	2	0	0	0	0	0	0	0	0	0	0	0	46	54	1.12	1.250
Lindy McDaniel, R ERA: 3.82	(9, 1)	1.0	S	3	1	0	0	1	0	0	0	0	0	0	0	0	0	0	0	0	5	5	0.00	1.000

Batter	1	2	3	4	5	6	7	8	9	AB	R	H	RBI	BB	SO	LOB	BOTTOM			
Don Blasingame, L OBP: 0.361, SLG: 0.359	0-0 6-3		0-3 K			0-0 F5		0-0 E6 BB		4	0	0	0	0	1	4	San Francisco Giants @ St. Louis Cardinals Sportsman's Park, St. Louis, MO Sun Sep 27 1959, 4:33 AM EDT Unknown			
Joe Cunningham, L OBP: 0.454, SLG: 0.476	0-0 4-3			0-0 5-3		0-0 4-3		4-0 1B BB		3	0	0	1	1	0	1				
Gino Cimoli, R OBP: 0.327, SLG: 0.429	0-0 F6			0-0 3-1			0-0 1-3	0-0 1B		4	0	1	1	0	0	0				
Ken Boyer, R OBP: 0.384, SLG: 0.508		0-0 4-3		0-0 F6			0-0 F9			3	0	0	0	0	0	0				
Gene Oliver, R OBP: 0.261, SLG: 0.381 Lindy McDaniel, R OBP: 0.125, SLG: 0.034		0-3 K			0-3 K		0-3 K			3	0	0	0	0	3	0				
Hal Smith, R OBP: 0.296, SLG: 0.403		0-0 P3			0-0 F3			0-0 6-3		3	0	0	0	0	0	0				
Alex Grammas, R OBP: 0.332, SLG: 0.336			0-0 F9		0-0 3-1			0-0 E 1B BB 1B		3	1	1	0	0	0	0				
Curt Flood, R OBP: 0.308, SLG: 0.426			0-0 1-3			0-0 SH1-3 1B		0-0 BB E 1B 1B		3	1	2	0	0	0	0				
Larry Jackson, R OBP: 0.134, SLG: 0.125 Gene Green, R OBP: 0.237, SLG: 0.310			0-0 1B		0-0 SH1-3		0-0 1-2	0-3 K		1	0	1	0	0	0	0				
Inning Stats	R: 0 E: 0 K: 0 S: 3	H: 0 LOB: 0 BB: 0 P: 3	R: 0 E: 0 K: 1 S: 5	H: 0 LOB: 0 BB: 0 P: 5	R: 0 E: 0 K: 1 S: 6	H: 1 LOB: 0 BB: 0 P: 6	R: 0 E: 0 K: 0 S: 3	H: 0 LOB: 0 BB: 0 P: 3	R: 0 E: 0 K: 1 S: 5	H: 0 LOB: 0 BB: 0 P: 5	R: 0 E: 0 K: 1 S: 4	H: 1 LOB: 1 BB: 0 P: 4	R: 0 E: 0 K: 1 S: 5	H: 0 LOB: 0 BB: 0 P: 5	R: 2 E: 1 K: 1 S: 8	H: 3 LOB: 2 BB: 1 P: 12		1B: 5 2B: 0 3B: 0 HR: 0	SF: 0 SAC: 1 DP: 0 HBP: 0	WP: 0 PB: 0 SB: 0 CS: 0
PITCHER	IP WLS BF H R ER SO BB IBB HBP BLK WP HR S P ERA WHIP	IP WLS BF H R ER SO BB IBB HBP BLK WP HR S P ERA WHIP																		
Mike McCormick, L ERA: 3.99	(1, 1)	7.2	L	29	4	2	0	5	1	0	0	0	0	0	0	0	0.00	0.652		
Stu Miller, R ERA: 2.54	(8, 1)	0.1		1	1	0	0	0	0	0	0	0	0	0	0	0	0.00	3.000		

Batter	1	2	3	4	5	6	7	8	9	AB	R	H	RBI	BB	SO	LOB	TOP			
Jose Pagan, R OBP: 0.208, SLG: 0.196	E3 1B E	K2-3		L3 1-2		6-3		K		5	1	0	0	0	2	1	San Francisco Giants @ St. Louis Cardinals Sportsman's Park, St. Louis, MO Sun Sep 27 1959, 4:38 AM EDT Att: 19,477 - Unknown			
Willie Kirkland, L OBP: 0.335, SLG: 0.475	1B FC1-2 1B		K		1B 2B	1B 2B 1B			F7 FC6-4 1B	5	2	4	0	0	1	0				
Willie Mays, R OBP: 0.382, SLG: 0.583 Willie McCovey, L OBP: 0.429, SLG: 0.656	E5 1B E		1B 2B		1B 2B 1B	1B 2B 1B			FC6-4 BB	3	3	2	1	0	0	1				
Orlando Cepeda, R OBP: 0.355, SLG: 0.522 Leon Wagner, L OBP: 0.361, SLG: 0.419	1B		F7 E 1B		P6				F7	3	1	2	1	0	0	2				
Jackie Brandt, R OBP: 0.324, SLG: 0.415	K		F7 2H		2B E 1B				F8	5	1	1	1	0	1	6				
Daryl Spencer, R OBP: 0.332, SLG: 0.369 Felipe Alou, R OBP: 0.318, SLG: 0.466	FC1-2		E5 1B		E 2B				P6	0	0	0	0	0	0	0				
Andre Rodgers, R OBP: 0.342, SLG: 0.390	F9		K		P6 2B				K	4	0	0	0	0	2	6				
Bob Schmidt, R OBP: 0.296, SLG: 0.376		6-3		L3 1B		2B IBB			K	3	0	1	0	1	1	0				
Marshall Renfro, L Al Worthington, R Dusty Rhodes, R Eddie Fisher, R Gordon Jones, R Eddie Bressoud, R Bud Byerly, R		K		K		K			K	1	0	0	0	0	1	0				
Inning Stats	R: 2 E: 3 K: 1 S: 9	H: 2 LOB: 2 BB: 0 P: 9	R: 0 E: 0 K: 2 S: 7	H: 0 LOB: 0 BB: 0 P: 7	R: 2 E: 1 K: 2 S: 10	H: 3 LOB: 1 BB: 0 P: 10	R: 0 E: 0 K: 1 S: 5	H: 1 LOB: 0 BB: 0 P: 5	R: 3 E: 1 K: 1 S: 9	H: 4 LOB: 2 BB: 1 P: 13	R: 0 E: 0 K: 3 S: 3	H: 0 LOB: 1 BB: 1 P: 9	R: 0 E: 0 K: 3 S: 9	H: 0 LOB: 0 BB: 0 P: 9	R: 1 E: 0 K: 0 S: 4	H: 1 LOB: 1 BB: 1 P: 8		1B: 9 2B: 4 3B: 0 HR: 0	SF: 0 SAC: 0 DP: 2 HBP: 0	WP: 0 PB: 1 SB: 0 CS: 0
PITCHER	IP WLS BF H R ER SO BB IBB HBP BLK WP HR S P ERA WHIP																			
Bob Miller, R ERA: 3.31	(1, 1) 4.1 0 24 10 7 3 6 0 0 0 0 0 0 0 36 36 6.23 2.308																			
Bob Gibson, R ERA: 3.33	(5, 1) 4.2 W 18 2 1 1 5 2 1 0 0 0 0 0 25 37 1.93 0.857																			

Batter	1	2	3	4	5	6	7	8	9	AB	R	H	RBI	BB	SO	LOB	BOTTOM			
Joe Cunningham, L OBP: 0.454, SLG: 0.478 Gene Green, R OBP: 0.241, SLG: 0.311	5-3		1B 2B	K		F3				2	0	1	2	0	0	0	San Francisco Giants @ St. Louis Cardinals Sportsman's Park, St. Louis, MO Sun Sep 27 1959, 4:38 AM EDT Att: 19,477 - Unknown			
Wally Shannon, L OBP: 0.295, SLG: 0.340	K		BB WP 1B	G3		2B 2B			P4	5	2	2	1	0	1	2				
Stan Musial, L OBP: 0.364, SLG: 0.428 Jay Porter, R OBP: 0.280, SLG: 0.317			WP 1-2 3-1 BB		K	2B 2B			F8	4	3	2	1	1	1	1				
Gino Cimoli, R OBP: 0.327, SLG: 0.430	K		3-1 WP 1-2 2-3 BB		K	2B 2B			L9	4	1	1	2	1	2	0				
Dick Gray, R OBP: 0.313, SLG: 0.340		P5	K		BB 2B 1B	HR 2B			1-4-3	5	2	2	1	0	1	2				
Gene Oliver, R OBP: 0.271, SLG: 0.401		F5	3-1		2B BB	HR			1B	4	2	2	3	1	0	1				
Curt Flood, R OBP: 0.305, SLG: 0.418	K		K		2B BB	P4			1-3	4	1	0	0	1	2	3				
Alex Grammas, R OBP: 0.336, SLG: 0.341			2B BB		FC2-6 1B	1-3				3	1	2	3	1	0	0				
Bob Miller, R OBP: 0.240, SLG: 0.208 Bob Gibson, R OBP: 0.115, SLG: 0.192			2B BB		FC2-6 1B	F8			K	1	1	0	0	1	0	1				
Inning Stats	R: 1 E: 0 K: 2 S: 8	H: 1 LOB: 0 BB: 0 P: 8	R: 0 E: 0 K: 1 S: 5	H: 0 LOB: 0 BB: 0 P: 5	R: 5 E: 0 K: 2 S: 9	H: 2 LOB: 2 BB: 4 P: 25	R: 0 E: 0 K: 1 S: 6	H: 1 LOB: 1 BB: 0 P: 6	R: 3 E: 0 K: 2 S: 9	H: 2 LOB: 1 BB: 2 P: 17	R: 5 E: 0 K: 0 S: 8	H: 5 LOB: 0 BB: 0 P: 8	R: 0 E: 0 K: 1 S: 6	H: 1 LOB: 1 BB: 0 P: 6	R: 0 E: 0 K: 0 S: 4	H: 1 LOB: 1 BB: 0 P: 4		1B: 5 2B: 6 3B: 0 HR: 2	SF: 0 SAC: 0 DP: 0 HBP: 0	WP: 1 PB: 0 SB: 0 CS: 0
PITCHER	IP WLS BF H R ER SO BB IBB HBP BLK WP HR S P ERA WHIP																			
Marshall Renfro, L ERA: 27.6	(1, 1) 2.0 0 12 3 6 6 3 3 0 0 0 0 1 0 15 27 27.00 3.000																			
Al Worthington, R ERA: 3.68	(3, 1) 1.0 0 4 0 0 0 2 1 0 0 0 0 1 0 7 11 0.00 1.000																			
Eddie Fisher, R ERA: 7.88	(4, 1) 2.1 L 16 7 7 7 3 2 0 0 0 0 0 0 20 28 27.00 3.857																			
Gordon Jones, R ERA: 4.33	(6, 1) 1.2 7 2 1 1 1 0 0 0 0 0 0 1 9 9 5.40 1.200																			
Bud Byerly, R ERA: 1.38	(8, 1) 1.0 4 1 0 0 0 0 0 0 0 0 0 0 4 4 0.00 1.000																			

