

San Francisco Giants - 1960

Batter	1	2	3	4	5	6	7	8	9	AB	R	H	RBI	BB	SO	LOB	TOP			
Joe Cunningham, L (1,9)	F5		F8			4-3		G3		4	0	0	0	0	0	0				
Daryl Spencer, R (1,6)	K			6-3		F6		F5		4	0	0	0	0	1	0				
Bill White, L (1,8) OBP: 0.500, SLG: 0.500	1B			1-3		1-3		1B		4	0	2	0	0	0	0				
Ken Boyer, R (1,5)	F7			F9			F3		F9	4	0	0	0	0	0	2				
Stan Musial, L (1,3)		F9				G3		F8		3	0	0	0	0	0	0				
Leon Wagner, L (1,7) OBP: 0.333, SLG: 1.333		F5				HR		4-3		3	1	1	1	0	0	0				
Hal Smith, R (1,2) Bob Nieman, R (8, PH) Wally Shannon, L (8, 4)		F7				5-3		K		2	0	0	0	0	0	0	AB 30			
Alex Grammas, R (1,4) Carl Sawatski, L (8, PH) (8, 2)			F9					F4		1	0	0	0	1	0	0	R 1			
Larry Jackson, R (1, 1) George Crowe, L (8, PH) Bob Duliba, R (8, 1)			K			4-3		F6		1	0	0	0	0	0	0	H 3			
										2	0	0	0	0	0	1	RBI 1			
										1	0	0	0	0	0	0	BB 1			
										2	0	0	0	0	1	1	SO 3			
										1	0	0	0	0	0	0	LOB 3			
										0	0	0	0	0	0	0				
Inning Stats	R: 0 E: 0 K: 1 S: 6	H: 1 LOB: 1 BB: 0 P: 6	R: 0 E: 0 K: 0 S: 3	H: 0 LOB: 0 BB: 0 P: 3	R: 0 E: 0 K: 1 S: 5	H: 0 LOB: 0 BB: 0 P: 5	R: 0 E: 0 K: 0 S: 3	H: 0 LOB: 0 BB: 0 P: 3	R: 1 E: 0 K: 0 S: 4	H: 1 LOB: 1 BB: 1 P: 8	R: 0 E: 0 K: 0 S: 3	H: 0 LOB: 0 BB: 0 P: 3	R: 0 E: 0 K: 1 S: 5	H: 0 LOB: 0 BB: 0 P: 5	R: 0 E: 0 K: 0 S: 4	H: 1 LOB: 1 BB: 0 P: 4	1B: 2 2B: 0 3B: 0 HR: 1	SF: 0 SAC: 0 DP: 0 HBP: 0	WP: 0 PB: 0 SB: 1 CS: 0	PA: 31
PITCHER Sam Jones, R (1, 1) ERA: 1.0	IP: 9.0 WLS: W BF: 31 H: 3 R: 1 ER: 1 SO: 3 BB: 1 IBB: 0 HBP: 0 BLK: 0 WP: 0 HR: 1 S: 36 P: 40 ERA: 1.00 WHIP: 0.444															PITCHER	IP: 9.0 WLS: W BF: 31 H: 3 R: 1 ER: 1 SO: 3 BB: 1 IBB: 0 HBP: 0 BLK: 0 WP: 0 HR: 1 S: 36 P: 40 ERA: 1.00 WHIP: 0.444			

St. Louis Cardinals @ San Francisco Giants
Candlestick Park, San Francisco, CA
Tue Apr 12 1960, 6:33 AM EST
Att: 42,269 - Unknown


AB 30
R 1
H 3
RBI 1
BB 1
SO 3
LOB 3



Batter	1	2	3	4	5	6	7	8	9	AB	R	H	RBI	BB	SO	LOB	BOTTOM
Don Blasingame, L (1,4)	E4 SH1-3 3B	5-3		F3			4-3			4	1	0	0	0	0	1	
Jim Davenport, R (1,5) OBP: 0.333, SLG: 0.333	SH1-3	K			F3		G6-4-3 1B			3	0	1	0	0	1	0	
Willie Mays, R (1,8) OBP: 0.500, SLG: 0.667	3B BB			4-3 1B	F8		G6-4-3 1-2			3	2	1	0	1	0	1	
Willie McCovey, L (1,3) OBP: 0.500, SLG: 0.667	F2			4-3	E8 2B			FC4-6 BB		3	0	1	0	1	0	3	
Orlando Cepeda, R (1,7) OBP: 0.500, SLG: 1.000	3B			PO 1B	F8			F8		4	0	2	3	0	0	2	
Willie Kirkland, L (1,9) OBP: 0.500, SLG: 0.333	S BB			F9				FC4-6 1B 1-2		3	0	1	0	1	0	2	
Eddie Bressoud, R (1,6) OBP: 0.500, SLG: 0.333	BB			PO	F4			F7		3	0	1	0	1	0	1	AB 30
Bob Schmidt, R (1,2)	F7			K				K		4	0	0	0	0	2	6	R 3
Sam Jones, R (1, 1) OBP: 0.333, SLG: 0.333		1-3			1B			F2		3	0	1	0	0	0	1	H 8
										4	0	0	0	0	2	6	RBI 3
										3	0	1	0	0	0	1	BB 4
										3	0	1	0	0	0	1	SO 3
										1B: 5 2B: 2 3B: 1 HR: 0	SF: 0 SAC: 1 DP: 1 HBP: 0	WP: 0 PB: 0 SB: 3 CS: 0	PA: 36				
Inning Stats	R: 2 E: 1 K: 0 S: 5	H: 1 LOB: 3 BB: 3 P: 17	R: 0 E: 0 K: 1 S: 5	H: 0 LOB: 0 BB: 0 P: 5	R: 1 E: 0 K: 0 S: 4	H: 2 LOB: 0 BB: 0 P: 4	R: 0 E: 0 K: 1 S: 6	H: 1 LOB: 1 BB: 0 P: 6	R: 0 E: 0 K: 0 S: 3	H: 1 LOB: 0 BB: 0 P: 3	R: 0 E: 0 K: 0 S: 4	H: 1 LOB: 2 BB: 1 P: 8	1B: 5 2B: 2 3B: 1 HR: 0	SF: 0 SAC: 1 DP: 1 HBP: 0	WP: 0 PB: 0 SB: 3 CS: 0	PA: 36	
PITCHER Larry Jackson, R (1, 1) ERA: 1.29 Bob Duliba, R (8, 1) ERA:	IP: 7.0 WLS: L BF: 30 H: 7 R: 3 ER: 1 SO: 3 BB: 3 IBB: 0 HBP: 0 BLK: 0 WP: 0 HR: 0 S: 33 P: 45 ERA: 1.29 WHIP: 1.429															PITCHER	IP: 7.0 WLS: L BF: 30 H: 7 R: 3 ER: 1 SO: 3 BB: 3 IBB: 0 HBP: 0 BLK: 0 WP: 0 HR: 0 S: 33 P: 45 ERA: 1.29 WHIP: 1.429

St. Louis Cardinals @ San Francisco Giants
Candlestick Park, San Francisco, CA
Tue Apr 12 1960, 6:33 AM EST
Att: 42,269 - Unknown

AB 30
R 3
H 8
RBI 3
BB 4
SO 3
LOB 17



Batter	1	2	3	4	5	6	7	8	9	AB	R	H	RBI	BB	SO	LOB	TOP			
Alex Grammas, R (1,4) OBP: 0.333, SLG: 0.200	F4			F3		4-3			WP 1B	4	0	1	0	0	0	1	St. Louis Cardinals @ San Francisco Giants Candlestick Park, San Francisco, CA Wed Apr 13 1960, 6:33 AM EST Att: 17,736 - Unknown AB 30 R 1 H 3 RBI 1 BB 0 SO 4 LOB 4			
Daryl Spencer, R (1,6)	F8			F7		4-3			5-3	4	0	0	0	0	1					
Bill White, L (1,8) OBP: 0.250, SLG: 0.250	F4			G3			K		K	4	0	0	0	0	2					
Ken Boyer, R (1,5)					4-3					3	0	0	0	0	1					
Stan Musial, L (1,3) OBP: 0.167, SLG: 0.167							L3		G6-3 1B	3	0	1	0	0	0					
Bob Nieman, R (1,7)									G6-3 1-2	3	0	0	0	0	1					
Leon Wagner, L (1,9) OBP: 0.333, SLG: 1.333										3	1	1	1	0	1					
Hal Smith, R (1,2)									HR	3	0	0	0	0	0					
Vinegar Bend Mizell, R (1,1) Ernie Broglio, R (3,1) Ellis Burton, S (9,PH)										1	0	0	0	0	0					
										1	0	0	0	0	0					
										1	0	0	0	0	0					
Inning Stats	R: 0 E: 0 K: 0 S: 3	H: 0 LOB: 0 BB: 0 P: 3	R: 0 E: 0 K: 0 S: 3	H: 0 LOB: 0 BB: 0 P: 3	R: 0 E: 0 K: 0 S: 3	H: 0 LOB: 0 BB: 0 P: 3	R: 0 E: 0 K: 0 S: 3	H: 0 LOB: 0 BB: 0 P: 3	R: 0 E: 1 K: 1 S: 6	H: 0 LOB: 1 BB: 0 P: 6	R: 0 E: 0 K: 2 S: 7	H: 0 LOB: 0 BB: 0 P: 7	R: 1 E: 0 K: 0 S: 4	H: 2 LOB: 2 BB: 0 P: 4	R: 0 E: 0 K: 1 S: 6	H: 1 LOB: 1 BB: 0 P: 6	1B: 2 2B: 0 3B: 0 HR: 1	SF: 0 SAC: 0 DP: 1 HBP: 0	WP: 1 PB: 0 SB: 0 CS: 0	PA: 30
PITCHER Mike McCormick, L (1,1) ERA: 1.0	IP: 9.0 WLS: W BF: 30 H: 3 R: 1 ER: 1 SO: 4 BB: 0 IBB: 0 HBP: 0 BLK: 0 WP: 1 HR: 1 S: 38 P: 38 ERA: 1.00 WHIP: 0.333															PITCHER				

Batter	1	2	3	4	5	6	7	8	9	AB	R	H	RBI	BB	SO	LOB	BOTTOM			
Don Blasingame, L (1,4) OBP: 0.111, SLG: 0.222	1B 2B	F8	F8		F7			5-3		5	0	1	0	0	0	5	St. Louis Cardinals @ San Francisco Giants Candlestick Park, San Francisco, CA Wed Apr 13 1960, 6:33 AM EST Att: 17,736 - Unknown AB 35 R 6 H 13 RBI 6 BB 4 SO 5 LOB 28			
Jim Davenport, R (1,5) OBP: 0.500, SLG: 0.429	1B BB				F9	F7				4	1	2	1	1	0	2				
Willie Mays, R (1,8) OBP: 0.867, SLG: 0.875										5	1	4	2	0	0	1				
Willie McCovey, L (1,3) OBP: 0.222, SLG: 0.250	1-2 2-3 1B	1-2 2-H 2B			E S 1B	G4-6-3 1B				5	0	0	0	0	3	7				
Orlando Cepeda, R (1,7) OBP: 0.500, SLG: 0.875	L5									4	1	2	1	0	0	3				
Willie Kirkland, L (1,9) OBP: 0.500, SLG: 0.857	K									4	1	2	2	0	1	4				
Eddie Bressoud, R (1,6) OBP: 0.500, SLG: 0.714										4	1	2	0	0	0	1				
Bob Schmidt, R (1,2)										1	1	0	0	2	1	1				
Mike McCormick, L (1,1)										3	0	0	0	1	0	4				
Inning Stats	R: 0 E: 0 K: 1 S: 7	H: 2 LOB: 3 BB: 1 P: 11	R: 3 E: 0 K: 1 S: 8	H: 3 LOB: 1 BB: 1 P: 12	R: 2 E: 0 K: 0 S: 6	H: 3 LOB: 1 BB: 0 P: 6	R: 1 E: 1 K: 1 S: 7	H: 2 LOB: 1 BB: 0 P: 7	R: 0 E: 0 K: 0 S: 3	H: 0 LOB: 2 BB: 2 P: 11	R: 0 E: 0 K: 0 S: 3	H: 1 LOB: 0 BB: 0 P: 3	R: 0 E: 0 K: 1 S: 6	H: 1 LOB: 1 BB: 0 P: 6	R: 0 E: 0 K: 1 S: 6	H: 1 LOB: 1 BB: 0 P: 6	1B: 7 2B: 5 3B: 0 HR: 1	SF: 0 SAC: 1 DP: 1 HBP: 0	WP: 0 PB: 0 SB: 2 CS: 0	PA: 40
PITCHER Vinegar Bend Mizell, L (1,1) ERA: 22.5 Ernie Broglio, R (3,1) ERA: 1.5	IP: 2.0 WLS: L BF: 16 H: 8 R: 5 ER: 5 SO: 2 BB: 2 IBB: 0 HBP: 0 BLK: 0 WP: 0 HR: 1 S: 18 P: 26 ERA: 22.50 WHIP: 5.000															PITCHER				



Batter	1	2	3	4	5	6	7	8	9	AB	R	H	RBI	BB	SO	LOB	TOP				
Richie Ashburn, L OBP: 0.500, SLG: 0.538 (1, 8)	0-0 6-3		0-0 F5		0-0 1-3 2B		4-0 3B BB	0-3 K		4	1	1	0	1	1	5	Chicago Cubs @ San Francisco Giants Candlestick Park, San Francisco, CA Thu Apr 14 1960, 9:05 PM EST Att: 32,350 - Unknown				
Tony Taylor, R OBP: 0.286, SLG: 0.462 (1, 4)	0-0 1-3		4-0 14 HR BB		0-0 1-3		0-0 FC7-2 3B	0-3 K		4	1	1	1	1	1	2					
Bob Will, L OBP: 0.143, SLG: 0.077 (1, 9)	0-0 F5		0-3 K		0-0 6-3		0-0 FC7-2	4-0 E BB		4	1	0	0	1	1	6					
14 Ernie Banks, R OBP: 0.429, SLG: 0.818 (1, 6)		0-0 F4	0-0 HR		4-0 IBB		0-0 F9	0-0 F8		4	1	1	4	1	0	1					
Frank Thomas, R OBP: 0.357, SLG: 0.615 (1, 7)		0-0 WP 1B	0-0 F7		0-3 K		0-0 WP 1B	0-0 E6 2B		5	0	3	1	0	1	3					
George Altman, L OBP: 0.214, SLG: 0.083 (1, 3)		0-3 K		0-0 G1-6-3 1B		0-0 5-3		0-3 K	4-0 BB	4	0	1	0	1	2	2					
Don Zimmer, R OBP: 0.286, SLG: 0.462 (1, 5)		0-0 F6		0-0 F8		0-0 S 1B		0-0 WP 1B	0-0 F6	5	0	2	0	0	0	4					
Del Rice, R OBP: 0.333, SLG: 0.250 (1, 2)			0-0 BB 14 HR SH 1B		0-0 G1-6-3		0-0 F6	4-0 1-2 2-3 IBB		3	1	1	0	1	0	2					
Seth Morehead, L OBP: 0.333, SLG: 0.333 Don Elston, R (8, 1)			0-0 SH 14 HR BB		0-0 2B 1B		0-3 K	0-3 K		3	1	1	0	0	2	4					
Art Ceccarelli, R Ben Johnson, R (9, 1)										0	0	0	0	0	0	0					
										0	0	0	0	0	0	0					
										0	0	0	0	0	0	0					
										0	0	0	0	0	0	0					
Inning Stats	R: 0 E: 0 K: 0 S: 3	H: 0 LOB: 0 BB: 0 P: 3	R: 0 E: 0 K: 1 S: 6	H: 1 LOB: 1 BB: 0 P: 6	R: 4 E: 0 K: 1 S: 8	H: 2 LOB: 0 BB: 1 P: 12	R: 0 E: 0 K: 0 S: 3	H: 1 LOB: 0 BB: 0 P: 3	R: 0 E: 0 K: 1 S: 7	H: 2 LOB: 3 BB: 1 P: 11	R: 1 E: 0 K: 0 S: 3	H: 1 LOB: 0 BB: 1 P: 7	R: 0 E: 0 K: 3 S: 11	H: 2 LOB: 2 BB: 1 P: 15	R: 1 E: 1 K: 1 S: 6	H: 1 LOB: 2 BB: 2 P: 14		1B: 7 2B: 3 3B: 1 HR: 1	SF: 0 SAC: 1 DP: 2 HBP: 0	WP: 2 PB: 0 SB: 1 CS: 0	PA: 43
PITCHER	IP	WLS	BF	H	R	ER	SO	BB	IBB	HBP	BLK	WP	HR	S	P	ERA	WHIP				
Jack Sanford, R ERA: 9.0 Stu Miller, R ERA: 3.0 Billy O'Dell, L ERA: 4.5	(1, 1) (5, 1) (8, 1)	4.0 3.0 2.0	19 12 12	6 2 3	4 1 1	4 1 1	2 2 4	1 1 2	0 1 1	0 0 0	0 0 0	0 0 1	1 0 0	22 14 17	26 22 29	9.00 3.00 4.50	1.750 1.000 2.500				

AB	36
R	6
H	11
RBI	6
BB	6
SO	8
LOB	29




Batter	1	2	3	4	5	6	7	8	9	AB	R	H	RBI	BB	SO	LOB	BOTTOM				
Don Blasingame, L OBP: 0.143, SLG: 0.214 (1, 4)	0-0 F5		0-0 F9		0-0 1-3			0-0 1B HR	0-0 F9	5	1	1	0	0	0	2	Chicago Cubs @ San Francisco Giants Candlestick Park, San Francisco, CA Thu Apr 14 1960, 9:05 PM EST Att: 32,350 - Unknown				
Jim Davenport, R OBP: 0.462, SLG: 0.417 (1, 5)	0-0 1B		0-0 F6			0-0 6-3		0-0 1B HR	0-0 FC6-4	5	1	2	0	0	0	2					
Willie Mays, R OBP: 0.538, SLG: 0.667 (1, 8)	0-0 F3		0-0 CS 1B			0-0 F6		0-0 F3		4	0	1	0	0	0	3					
Willie McCovey, L OBP: 0.308, SLG: 0.545 (1, 3)	0-3 K		0-0 CS		0-0 6-3		4-0 BB	0-0 HR		3	1	1	3	1	1	1					
Orlando Cepeda, R OBP: 0.417, SLG: 0.917 (1, 7)		0-0 HR			0-3 K		0-0 1-3	0-3 K		4	1	1	1	0	2	1					
Willie Kirkland, L OBP: 0.500, SLG: 1.091 (1, 9)		0-3 K			0-0 2B			0-0 F6		4	1	2	1	0	1	0					
Eddie Bressoud, R OBP: 0.417, SLG: 0.500 (1, 6)		0-0 1-3			0-0 F8			0-0 HR	4-0 F9 SH2-4 BB	3	0	0	0	1	0	1					
Bob Schmidt, R OBP: 0.300, SLG: 0.125 Joey Amalfitano, R (9, PH)		0-0 1B			0-0 F2			0-0 F7	0-0 SH2-4	3	0	1	0	0	0	0					
Jack Sanford, R Stu Miller, R Jose Pagan, R Billy O'Dell, S Dale Long, L Felipe Alou, R (1, 1) (5, 1) (7, PH) (8, 1) (9, PH) (9, PH)		0-0 F7			0-0 F9			0-3 K	4-0 FC6-4 BB	1	0	0	0	0	0	1					
										1	0	0	0	0	0	0					
										1	0	0	0	0	0	0					
										1	0	0	0	0	0	0					
										0	0	0	0	0	0	0					
Inning Stats	R: 0 E: 0 K: 1 S: 6	H: 1 LOB: 1 BB: 0 P: 6	R: 1 E: 0 K: 1 S: 7	H: 2 LOB: 1 BB: 0 P: 7	R: 0 E: 0 K: 1 S: 6	H: 1 LOB: 0 BB: 0 P: 3	R: 0 E: 0 K: 0 S: 3	H: 0 LOB: 0 BB: 0 P: 3	R: 0 E: 0 K: 0 S: 3	H: 0 LOB: 1 BB: 1 P: 7	R: 1 E: 0 K: 1 S: 6	H: 1 LOB: 0 BB: 0 P: 6	R: 3 E: 0 K: 1 S: 8	H: 3 LOB: 0 BB: 0 P: 8	R: 0 E: 0 K: 0 S: 3	H: 0 LOB: 2 BB: 2 P: 11		1B: 5 2B: 1 3B: 0 HR: 3	SF: 0 SAC: 1 DP: 0 HBP: 0	WP: 0 PB: 0 SB: 0 CS: 1	PA: 39
PITCHER	IP	WLS	BF	H	R	ER	SO	BB	IBB	HBP	BLK	WP	HR	S	P	ERA	WHIP				
Seth Morehead, L ERA: 5.14 Don Elston, R ERA: 4.5 Art Ceccarelli, L ERA: Ben Johnson, R ERA:	(1, 1) (8, 1) (9, 1) (9, 1)	7.0 1.1 0.1 0.1	29 7 1 1	4 1 0 0	4 1 0 0	4 1 0 0	4 1 0 0	4 1 0 0	0 0 0 0	0 0 0 0	0 0 0 0	0 0 0 0	0 1 1 1	36 7 1 1	40 15 1 1	5.14 6.75 0.00 0.00	1.286 2.250 0.000 0.000				



Batter	1	2	3	4	5	6	7	8	9	AB	R	H	RBI	BB	SO	LOB	TOP					
Richie Ashburn, L OBP: 0.389, SLG: 0.412 (1, 8)	0-0 6-3		0-0 4-3			0-0 F4		0-0 F7		4	0	0	0	0	0	1						
Tony Taylor, R OBP: 0.222, SLG: 0.353 (1, 4)	0-0 F9		0-0 F8			0-0 6-3			0-0 6-3	4	0	0	0	0	0	1						
Bob Will, L OBP: 0.111, SLG: 0.059 (1, 9)	0-3 K		0-0 F8			0-0 4-3			0-0 F8	4	0	0	0	0	1	1						
14 Ernie Banks, R OBP: 0.333, SLG: 0.600 (1, 6)		0-0 F7		0-3 K				0-0 F7	0-0 5-3	4	0	0	0	0	1	0						
Frank Thomas, R OBP: 0.353, SLG: 0.533 (1, 7)		4-0 FC3-6 BB		0-0 F8				0-0 P5		2	0	0	0	1	0	0						
George Altman, L OBP: 0.176, SLG: 0.067 (1, 3)		0-0 FC3-6 WP		0-0 F7				0-0 F9		3	0	0	0	0	0	1						
Don Zimmer, R OBP: 0.294, SLG: 0.400 (1, 5)		4-0 1-2 BB		0-0 F4				0-3 K		2	0	0	0	1	1	0						
Del Rice, R OBP: 0.250, SLG: 0.182 (1, 2)		0-0 F3		0-0 F7				0-0 F8		3	0	0	0	0	0	2						
Dick Drott, R (3, PH) Irv Noren, L (3, PH) Glen Hobbie, R (3, PH) John Goetz, R (5, PH) Wall Moryn, L (8, PH) Art Ceccarelli, R (8, PH)			4-0 4-3 BB		0-0 6-3			0-0 HR		0	0	0	0	0	0	0						
Inning Stats	R: 0 E: 0 K: 1 S: 5	H: 0 LOB: 0 BB: 0 P: 5	R: 0 E: 0 K: 0 S: 3	H: 0 LOB: 2 BB: 2 P: 11	R: 0 E: 0 K: 0 S: 3	H: 0 LOB: 1 BB: 1 P: 7	R: 0 E: 0 K: 1 S: 5	H: 0 LOB: 0 BB: 0 P: 5	R: 0 E: 0 K: 0 S: 3	H: 0 LOB: 0 BB: 0 P: 3	R: 0 E: 0 K: 0 S: 3	H: 0 LOB: 0 BB: 0 P: 3	R: 0 E: 0 K: 0 S: 3	H: 0 LOB: 0 BB: 0 P: 3	R: 1 E: 0 K: 1 S: 6	H: 1 LOB: 0 BB: 0 P: 6	R: 0 E: 0 K: 0 S: 3	H: 0 LOB: 0 BB: 0 P: 3	1B: 0 2B: 0 3B: 0 HR: 1	SF: 0 SAC: 0 DP: 0 HBP: 0	WP: 1 PB: 0 SB: 0 CS: 0	PA: 31
PITCHER Sam Jones, R ERA: 1.0 (1, 1)	IP: 9.0 WLS: W BF: 31 H: 1 R: 1 ER: 1 SO: 3 BB: 3 IBB: 0 HBP: 0 BLK: 0 WP: 1 HR: 1 S: 34 P: 46 ERA: 1.00 WHIP: 0.444															PITCHER Sam Jones, R ERA: 1.0 (1, 1)	IP: 9.0 WLS: W BF: 31 H: 1 R: 1 ER: 1 SO: 3 BB: 3 IBB: 0 HBP: 0 BLK: 0 WP: 1 HR: 1 S: 34 P: 46 ERA: 1.00 WHIP: 0.444					

Chicago Cubs @ San Francisco Giants
Candlestick Park, San Francisco, CA
Sat Apr 16 1960, 6:33 AM EST
Att: 29,771 - Unknown


AB	28
R	1
H	1
RBI	1
BB	3
SO	3
LOB	6



Batter	1	2	3	4	5	6	7	8	9	AB	R	H	RBI	BB	SO	LOB	BOTTOM					
Don Blasingame, L OBP: 0.278, SLG: 0.250 (1, 4)	0-0 F8 3-1 HBP 1B		4-0 6-3 1B BB	4-0 S BB		0-0 6-3			2 2 1 0 2 0 0													
Jim Davenport, R OBP: 0.412, SLG: 0.333 (1, 5)	1-0 1B 3-1 HBP		0-0 6-3 1-3	0-3 K 1-2		0-0 6-3			3 0 0 0 0 1 3													
Willie Mays, R OBP: 0.529, SLG: 0.625 (1, 8)	0-0 F8 2-3		0-0 1-3 1B 1B		0-0 F8 2B 1B	0-3 K			4 2 2 1 0 1 2													
Willie McCovey, L OBP: 0.294, SLG: 0.429 (1, 3)	0-0 3-1		0-0 1-3		4-0 2B BB		0-0 F8		3 1 0 1 1 0 2													
Orlando Cepeda, R OBP: 0.438, SLG: 0.813 (1, 7)	0-0 1B		0-0 S 1B		0-0 F8 2-3		0-3 K		4 0 2 1 0 1 2													
Willie Kirkland, L OBP: 0.438, SLG: 0.933 (1, 9)	0-0 4-3		0-0 F8 1-2		0-0 1B 2B		0-0 F5		4 1 1 2 0 0 3													
Eddie Bressoud, R OBP: 0.438, SLG: 0.462 (1, 6)		0-0 F7		4-0 6-3 SH1 BB	0-0 CS 1B		0-0 F9		3 0 1 1 1 0 0													
Bob Schmidt, R OBP: 0.308, SLG: 0.100 (1, 2)		0-0 F9		0-0 SH1	4-0 1-2 BB		0-3 K		2 0 0 0 1 1 0													
Sam Jones, R OBP: 0.143, SLG: 0.143 (1, 1)		0-0 F8		0-0 6-3	0-0 6-3		0-3 K		4 0 0 0 0 1 2													
Inning Stats	R: 1 E: 0 K: 0 S: 5	H: 2 LOB: 2 BB: 0 P: 6	R: 0 E: 0 K: 0 S: 3	H: 0 LOB: 0 BB: 0 P: 3	R: 2 E: 0 K: 0 S: 5	H: 2 LOB: 1 BB: 1 P: 9	R: 0 E: 0 K: 1 S: 5	H: 0 LOB: 2 BB: 2 P: 13	R: 3 E: 0 K: 0 S: 5	H: 3 LOB: 1 BB: 2 P: 13	R: 0 E: 0 K: 1 S: 5	H: 0 LOB: 0 BB: 0 P: 5	R: 0 E: 0 K: 1 S: 5	H: 0 LOB: 0 BB: 0 P: 5	R: 0 E: 0 K: 2 S: 7	H: 0 LOB: 0 BB: 0 P: 7	R: 0 E: 0 K: 0 S: 3	H: 0 LOB: 0 BB: 0 P: 7	1B: 6 2B: 1 3B: 0 HR: 0	SF: 0 SAC: 1 DP: 0 HBP: 1	WP: 0 PB: 0 SB: 3 CS: 1	PA: 36
PITCHER Dick Drott, R ERA: 4.5 (1, 1) Glen Hobbie, R ERA: 3.97 (3, 1) John Goetz, R ERA: (5, 1) Art Ceccarelli, L ERA: (8, 1)	IP: 2.0 WLS: L BF: 9 H: 2 R: 1 ER: 1 SO: 1 BB: 0 IBB: 0 HBP: 0 BLK: 0 WP: 0 HR: 0 S: 8 P: 9 ERA: 4.50 WHIP: 1.000															PITCHER Dick Drott, R ERA: 4.5 (1, 1) Glen Hobbie, R ERA: 3.97 (3, 1) John Goetz, R ERA: (5, 1) Art Ceccarelli, L ERA: (8, 1)	IP: 2.0 WLS: L BF: 9 H: 2 R: 1 ER: 1 SO: 1 BB: 0 IBB: 0 HBP: 0 BLK: 0 WP: 0 HR: 0 S: 8 P: 9 ERA: 4.50 WHIP: 1.000					

Chicago Cubs @ San Francisco Giants
Candlestick Park, San Francisco, CA
Sat Apr 16 1960, 6:33 AM EST
Att: 29,771 - Unknown

AB	29
R	6
H	7
RBI	6
BB	5
SO	5
LOB	14



Batter	1	2	3	4	5	6	7	8	9	10	11	12	13	14	AB	R	H	RBI	BB	SO	LOB	TOP							
Richie Ashburn, L OBP: 0.480, SLG: 0.475 (1, 8)															6	1	4	0	1	1	3								
Tony Taylor, R OBP: 0.261, SLG: 0.300 (1, 4)															3	1	0	0	2	0	5								
Lou Johnson, R OBP: 0.167, SLG: 0.167 Walt Moryn, L OBP: 0.300, SLG: 2.000 (14, PH) (14, 9)															6	0	1	0	0	3	3								
14 Ernie Banks, R OBP: 0.360, SLG: 0.500 (1, 9) (1, 9)															5	0	1	2	2	1	1								
Frank Thomas, R OBP: 0.304, SLG: 0.400 Sammy Taylor, L OBP: 0.300, SLG: 0.050 Art Schult, R (14, 7)															5	1	0	0	1	1	4								
Dick Gemert, R OBP: 0.250, SLG: 0.250 Sammy Drake, S OBP: 0.150, SLG: 0.050 George Altman, L OBP: 0.150, SLG: 0.050 (8, PR) (8, 3)															4	0	1	0	0	1	3								
Don Zimmer, R OBP: 0.273, SLG: 0.350 (1, 5)															5	0	1	0	0	0	3								
Del Rice, R OBP: 0.229, SLG: 0.313 Bob Will, L OBP: 0.105, SLG: 0.056 Cal Neeman, R (13, 2)															5	0	2	1	0	0	2								
Bob Anderson, R OBP: 0.500, SLG: 0.500 Don Elston, R OBP: 0.150, SLG: 0.050 Ben Johnson, R (12, 1)															3	0	1	0	0	1	1								
Inning Stats	R: 0 E: 0 K: 1 S: 6	H: 1 LOB: 1 BB: 0 P: 6	R: 1 E: 0 K: 1 S: 6	H: 1 LOB: 1 BB: 1 P: 10	R: 2 E: 0 K: 0 S: 6	H: 3 LOB: 2 BB: 1 P: 10	R: 0 E: 0 K: 2 S: 10	H: 0 LOB: 0 BB: 0 P: 3	R: 0 E: 0 K: 2 S: 7	H: 0 LOB: 0 BB: 0 P: 7	R: 0 E: 0 K: 0 S: 4	H: 1 LOB: 2 BB: 1 P: 8	R: 0 E: 0 K: 1 S: 5	H: 0 LOB: 1 BB: 1 P: 9	R: 0 E: 0 K: 2 S: 7	H: 0 LOB: 0 BB: 0 P: 7	R: 0 E: 0 K: 1 S: 5	H: 0 LOB: 0 BB: 0 P: 5	R: 0 E: 0 K: 1 S: 5	H: 0 LOB: 2 BB: 2 P: 13	R: 0 E: 0 K: 1 S: 5	H: 0 LOB: 0 BB: 0 P: 13	1B: 10 2B: 1 3B: 0 HR: 0	SF: 0 SAC: 3 DP: 0 HBP: 0	WP: 1 PB: 0 SB: 1 CS: 0	PA: 59			
PITCHER	IP ERA WLS BF H R ER SO BB IBB HBP BLK WP HR S P ERA WHIP	2.0 3.27 4.0 1.29 5.0 4.0 3.0 2.0	WLS BF H R ER SO BB IBB HBP BLK WP HR S P ERA WHIP	13 13 5 3 3 2 2 0 0 0 0 0 15 23 13.50 3.500	3 0 0 2 0 0 0 0 0 0 0 0 20 20 0.00 1.000	3 0 0 4 1 1 0 0 0 0 0 0 25 33 0.00 0.600	10 0.00 17 25 0.00 0.333																						

Chicago Cubs @ San Francisco Giants
Candlestick Park, San Francisco, CA
Sun Apr 17 1960, 6:33 AM EST
Att. 33,337 - Unknown

AB	50
R	3
H	11
RBI	3
BB	6
SO	12
LOB	30



Batter	1	2	3	4	5	6	7	8	9	10	11	12	13	14	AB	R	H	RBI	BB	SO	LOB	BOTTOM						
Don Blasingame, L OBP: 0.292, SLG: 0.318 (1, 4)															6	0	2	0	0	0	0							
Jim Davenport, R OBP: 0.375, SLG: 0.318 (1, 5)															7	0	2	1	0	1	3							
Willie Mays, R OBP: 0.478, SLG: 0.571 (1, 8)															5	0	1	0	1	1	1							
Willie McCovey, L OBP: 0.348, SLG: 0.353 (1, 3)															3	2	0	0	3	0	1							
Orlando Cepeda, R OBP: 0.405, SLG: 0.818 (1, 7)															6	1	2	2	0	0	4							
Willie Kirkland, L OBP: 0.364, SLG: 0.700 (1, 9)															5	0	0	0	0	0	5							
Eddie Bressoud, R OBP: 0.545, SLG: 0.611 (1, 6)															5	0	4	0	1	0	0							
Bob Schmidt, R OBP: 0.288, SLG: 0.091 Jim Marshall, L OBP: 0.186 Neil Wilson, L (5, 2)															1	0	0	0	0	0	1							
Mike McCormick, L OBP: 0.150, SLG: 1.000 (12, 1)															0	0	0	0	0	0	0							
Inning Stats	R: 0 E: 0 K: 0 S: 3	H: 0 LOB: 1 BB: 1 P: 7	R: 0 E: 0 K: 0 S: 4	H: 1 LOB: 1 BB: 0 P: 4	R: 0 E: 0 K: 1 S: 6	H: 1 LOB: 1 BB: 0 P: 6	R: 1 E: 0 K: 0 S: 4	H: 2 LOB: 1 BB: 1 P: 8	R: 0 E: 0 K: 0 S: 3	H: 0 LOB: 0 BB: 0 P: 3	R: 2 E: 1 K: 0 S: 6	H: 2 LOB: 2 BB: 0 P: 7	R: 0 E: 0 K: 0 S: 5	H: 2 LOB: 3 BB: 1 P: 9	R: 0 E: 0 K: 2 S: 9	H: 2 LOB: 2 BB: 0 P: 9	R: 0 E: 0 K: 0 S: 3	H: 0 LOB: 0 BB: 0 P: 3	R: 0 E: 0 K: 0 S: 2	H: 0 LOB: 0 BB: 1 P: 6	R: 0 E: 0 K: 0 S: 3	H: 0 LOB: 1 BB: 0 P: 6	R: 1 E: 0 K: 0 S: 3	H: 2 LOB: 1 BB: 0 P: 3	1B: 8 2B: 3 3B: 0 HR: 1	SF: 0 SAC: 1 DP: 3 HBP: 1	WP: 1 PB: 0 SB: 0 CS: 0	PA: 56
PITCHER	IP ERA WLS BF H R ER SO BB IBB HBP BLK WP HR S P ERA WHIP	5.1 2.7 5.2 1.86 2.1 5.1	25 1.500 22 1.86 9 3.86	6 3 2 1 1 1 0 0 0 0 0 0 8 12 3.86 1.286	3 0 0 4 1 1 0 0 0 0 0 0 28 36 0.00 0.882	3 0 0 1 0 0 0 0 0 0 0 0 8 12 3.86 1.286																						

Chicago Cubs @ San Francisco Giants
Candlestick Park, San Francisco, CA
Sun Apr 17 1960, 6:33 AM EST
Att. 33,337 - Unknown

AB	49
R	4
H	12
RBI	3
BB	5
SO	5
LOB	24



Batter	1	2	3	4	5	6	7	8	9	AB	R	H	RBI	BB	SO	LOB	TOP					
Jim Gilliam, S OBP: 0.355, SLG: 0.174	L6 BB			5-3		F2			F8	3	0	0	0	1	0	1	Los Angeles Dodgers @ San Francisco Giants Candlestick Park, San Francisco, CA Wed Apr 20 1960, 9:05 PM EST Att: 25,849 - Unknown livebaseballscorecards.com					
Charlie Neal, R OBP: 0.407, SLG: 0.200	F3			L8		F8			5-3	4	0	0	0	0	0	2						
Wally Moon, L OBP: 0.241, SLG: 0.370	L6			K		F8				3	0	0	0	0	1	1						
Gil Hodges, R OBP: 0.250, SLG: 0.407		6-3			F8				G1-6-3 1B	3	0	1	0	0	0	0						
Carl Furillo, R OBP: 0.200, SLG: 0.600 Rip Repulski, R (5, 9)		5-3			F8				G1-6-3 1-2	2	0	0	0	0	0	0						
Tommy Davis, R OBP: 0.235, SLG: 0.200					E5				B1-3	3	0	0	0	0	0	0						
John Roseboro, L OBP: 0.296, SLG: 0.304				5-3		K			F4	3	0	0	0	0	1	1						
Maury Wills, S OBP: 0.333, SLG: 0.316				F2					6-3	3	0	1	0	0	0	0						
Don Drysdale, R OBP: 0.125, SLG: 0.375 Chuck Essegian, R (9, PH) OBP: 0.400, SLG: 1.000				K		SH3-4 1B			F8	1	0	0	0	0	1	0						
						SH3-4				1	0	0	0	0	0	0						
Inning Stats	R: 0 H: 0 E: 0 K: 0 S: 6	H: 0 LOB: 0 BB: 1 P: 12	R: 0 H: 0 E: 0 K: 0 S: 7	H: 0 LOB: 0 BB: 0 P: 11	R: 0 H: 0 E: 0 K: 1 S: 8	H: 0 LOB: 0 BB: 0 P: 9	R: 0 H: 0 E: 0 K: 1 S: 10	H: 0 LOB: 0 BB: 0 P: 16	R: 0 H: 0 E: 1 K: 1 S: 10	H: 0 LOB: 1 BB: 0 P: 17	R: 0 H: 1 E: 0 K: 0 S: 7	H: 1 LOB: 1 BB: 0 P: 12	R: 0 H: 1 E: 0 K: 0 S: 6	H: 0 LOB: 0 BB: 0 P: 10	R: 0 H: 0 E: 0 K: 0 S: 6	H: 0 LOB: 0 BB: 0 P: 9	R: 0 H: 0 E: 0 K: 0 S: 9	H: 0 LOB: 0 BB: 0 P: 13	1B: 2 2B: 1 3B: 0 HR: 0	SF: 0 SAC: 1 DP: 2 HBP: 0	WP: 0 PB: 0 SB: 2 CS: 0	PA: 29
PITCHER Mike McCormick, L ERA: 1.8	IP: 9.0 WLS: W BF: 29 H: 2 R: 0 ER: 0 SO: 3 BB: 1 IBB: 0 HBP: 0 BLK: 0 WP: 0 HR: 0 S: 69 P: 109 ERA: 0.00 WHIP: 0.333															PITCHER						

Batter	1	2	3	4	5	6	7	8	9	AB	R	H	RBI	BB	SO	LOB	BOTTOM			
Don Blasingame, L OBP: 0.281, SLG: 0.300	K									4	0	2	1	0	2	0	Los Angeles Dodgers @ San Francisco Giants Candlestick Park, San Francisco, CA Wed Apr 20 1960, 9:05 PM EST Att: 25,849 - Unknown livebaseballscorecards.com			
Joey Amalfitano, R OBP: 0.200, SLG: 0.200	6-3									4	0	0	0	0	1	3				
Willie Mays, R OBP: 0.484, SLG: 0.519	E S 1B									3	0	1	0	0	0	1				
Willie McCovey, L OBP: 0.300, SLG: 0.261	4-3									3	0	0	0	0	0	2				
Orlando Cepeda, R OBP: 0.414, SLG: 0.714		FC6-5 HBP								2	0	0	0	0	1	1				
Willie Kirkland, L OBP: 0.379, SLG: 0.600		F8								3	1	1	0	0	0	1				
Eddie Bressoud, R OBP: 0.448, SLG: 0.480		FC6-5								3	0	0	0	0	1	2				
Neil Wilson, L										3	0	0	0	0	0	2				
Mike McCormick, L OBP: 0.286, SLG: 0.167										3	0	1	0	0	0	0				
Inning Stats	R: 0 H: 1 E: 0 K: 1 S: 14	H: 0 LOB: 1 BB: 0 P: 20	R: 0 H: 0 E: 0 K: 0 S: 7	H: 0 LOB: 0 BB: 0 P: 11	R: 0 H: 0 E: 0 K: 2 S: 8	H: 0 LOB: 0 BB: 0 P: 11	R: 0 H: 0 E: 0 K: 0 S: 8	H: 0 LOB: 0 BB: 0 P: 10	R: 1 H: 3 E: 0 K: 1 S: 11	H: 3 LOB: 2 BB: 0 P: 13	R: 0 H: 0 E: 0 K: 1 S: 8	H: 0 LOB: 0 BB: 0 P: 14	R: 0 H: 0 E: 0 K: 0 S: 3	H: 0 LOB: 0 BB: 0 P: 5	R: 0 H: 1 E: 0 K: 0 S: 9	H: 1 LOB: 1 BB: 0 P: 14	1B: 5 2B: 0 3B: 0 HR: 0	SF: 0 SAC: 0 DP: 0 HBP: 2	WP: 0 PB: 0 SB: 3 CS: 1	PA: 30
PITCHER Don Drysdale, R ERA: 1.61	IP: 8.0 WLS: L BF: 30 H: 5 R: 1 ER: 1 SO: 5 BB: 0 IBB: 0 HBP: 2 BLK: 0 WP: 0 HR: 0 S: 68 P: 98 ERA: 1.12 WHIP: 0.625															PITCHER				

Batter	1	2	3	4	5	6	7	8	9	AB	R	H	RBI	BB	SO	LOB	TOP							
Don Blasingame, L (1,4) OBP: 0.316, SLG: 0.273	G4-6-3 SH BB		K	F8		SH1-4 2B BB		FC5 2B BB	FC6-4	3	2	0	0	3	1	2	San Francisco Giants @ Chicago Cubs Wrigley Field, Chicago, IL Fri Apr 22, 1960, 3:33 AM CST Att: 26,763 - Sunny - 80 F							
Jim Davenport, R (1,5) OBP: 0.344, SLG: 0.500	SH		HR		HR	SH1-4		FC5 2B BB	F3	4	2	2	3	0	0	3								
Willie Mays, R (1,8) OBP: 0.500, SLG: 0.594	G4-6-3		1B		K	CS		2B		5	0	3	2	0	1	2								
Willie McCovey, L (1,3) OBP: 0.343, SLG: 0.385	4-3		BB		HR	3-1		2B		3	1	1	1	2	0	2								
Orlando Cepeda, R (1,7) OBP: 0.353, SLG: 0.606		5-3	F6		F4			F5	F2	5	0	0	0	0	0	5								
Willie Kirkland, L (1,9) OBP: 0.412, SLG: 0.621		2B	G3		1B S HR			G6-4-3 1B	F9	4	1	2	0	1	0	5								
Eddie Bressoud, R (1,6) OBP: 0.471, SLG: 0.586		F5			FC3-6 HBP	HR		G6-4-3 1B	HR	4	2	2	1	0	0	2								
Neil Wilson, L (1,2)					FC3-6 SH1			BB E FC5 1B	K	1	0	0	0	1	0	1								
Dale Long, L (5, PH) OBP: 0.567, SLG: 2.000					1-H 3-H HR			BB E FC5 1B		1	1	1	3	0	0	0								
Bob Schmidt, R (5, 2) OBP: 0.294, SLG: 0.143					SH1			E3		1	0	1	0	0	0	0								
Jose Pagan, R (8, PR) OBP: 0.111, SLG: 0.111					SH1			FC5 BB	FC6-4 1B	0	1	0	0	0	0	0								
Hobie Landrith, L (8, 2)					1-2			FC5 BB		0	0	0	0	0	0	0								
Sam Jones, R (1, 1) Stu Miller, R (6, 1) Billy O'Dell, S (7, 1) Billy Loes, R (7, 1) Jim Marshall, L (8, PH) Johnny Antonelli, L (8, 1)					1-2			FC5 BB		2	0	0	0	0	0	2								
Inning Stats	R: 0 E: 0 K: 0 S: 3	H: 0 LOB: 1 BB: 1 P: 7	R: 0 E: 0 K: 1 S: 6	H: 1 LOB: 2 BB: 1 P: 10	R: 1 E: 0 K: 1 S: 7	H: 2 LOB: 2 BB: 1 P: 11	R: 0 E: 0 K: 0 S: 3	H: 0 LOB: 1 BB: 0 P: 4	R: 5 E: 0 K: 2 S: 11	H: 4 LOB: 0 BB: 1 P: 15	R: 1 E: 0 K: 0 S: 3	H: 1 LOB: 0 BB: 1 P: 7	R: 0 E: 0 K: 0 S: 3	H: 1 LOB: 2 BB: 0 P: 3	R: 2 E: 1 K: 0 S: 6	H: 2 LOB: 3 BB: 2 P: 14	R: 1 E: 0 K: 1 S: 7	H: 2 LOB: 1 BB: 0 P: 7	1B: 5 2B: 3 3B: 0 HR: 5	SF: 0 SAC: 3 DP: 2 HBP: 1	WP: 0 PB: 0 SB: 2 CS: 1	PA: 47		
PITCHER	IP WLS BF H R ER SO BB IBB HBP BLK WP HR S P ERA WHIP																							
Glen Hobbie, R (1, 1) ERA: 6.06	5.0	27	7	6	6	4	3	1	1	0	0	0	0	4	30	47	10.80	2.000						
Ben Johnson, R (6, 1) ERA: 4.91	1.0	4	1	1	1	0	1	0	0	0	0	0	0	3	7	9.00	2.000							
Don Elston, R (7, 1) ERA: 2.31	2.0	L 11	3	2	1	0	1	0	0	0	0	0	0	9	17	4.50	2.000							
Bob Anderson, R (9, 1) ERA: 3.14	1.0	5	2	1	1	1	0	0	0	0	0	1	7	7	9.00	2.000								

AB	36
R	10
H	13
RBI	10
BB	7
SO	5
LOB	25



Batter	1	2	3	4	5	6	7	8	9	AB	R	H	RBI	BB	SO	LOB	BOTTOM						
Richie Ashburn, L (1,8) OBP: 0.471, SLG: 0.433	14 4-3 BB		SH5-3	F7				F9	PO 1B	3	0	1	0	1	0	2	San Francisco Giants @ Chicago Cubs Wrigley Field, Chicago, IL Fri Apr 22, 1960, 3:33 AM CST Att: 26,763 - Sunny - 80 F						
Tony Taylor, R (1,4) OBP: 0.258, SLG: 0.333	K		F4	K				6-3	PO	5	0	1	0	0	2	4							
14 Ernie Banks, R (1,6) OBP: 0.382, SLG: 0.571	4-3		HR		5-3			1B	1B	4	2	1	0	1	0	2							
Frank Thomas, R (1,7) OBP: 0.344, SLG: 0.500	F2		HR		F7			1B	F4	5	2	2	3	0	0	3							
George Altman, L (1, 3) OBP: 0.227, SLG: 0.300			1-4-3					1B	F8	3	1	2	1	0	0	0							
Earl Averill, R (7, PH) OBP: 1.000, SLG: 1.000								1-2 2-H 2B	1B	1	0	1	1	0	0	0							
Sammy Drake, S (7, PR)								1-2 2-H 2B		0	1	0	0	0	0	0							
Dick Gemert, R (8, 3) OBP: 0.111, SLG: 0.111					HR			1-2 2-H 2B	1B	1	0	0	0	0	0	2							
Lou Johnson, R (1, 9) OBP: 0.154, SLG: 0.308								1-2		3	1	1	0	0	0	1							
Walt Moryn, L (7, PH) OBP: 0.600, SLG: 1.500								1-2	FC6-4 BB	1	0	1	2	1	0	0							
Don Zimmer, R (1, 5) OBP: 0.323, SLG: 0.333									FC6-4	4	0	1	0	1	2	5							
Del Rice, R (1, 2) OBP: 0.348, SLG: 0.364										2	0	1	1	0	0	2							
Bob Will, L (6, PH) OBP: 0.100, SLG: 0.053										1	0	0	0	0	0	0							
Cal Neeman, R (7, 2)										1	0	0	0	0	0	0							
Glen Hobbie, R (1, 1) ERA: 6.06										1	1	0	0	1	0	2							
Ben Johnson, R (6, 1) ERA: 4.91										0	0	0	0	0	0	0							
Irv Noren, L (5, PH)										1	0	0	0	0	0	1							
Don Elston, R (7, 1) ERA: 2.31										1	0	0	0	0	0	0							
Art Schult, R (8, PH) OBP: 0.500, SLG: 0.500										0	0	0	0	0	0	0							
Inning Stats	R: 0 E: 0 K: 1 S: 5	H: 0 LOB: 1 BB: 1 P: 9	R: 0 E: 0 K: 0 S: 4	H: 2 LOB: 0 BB: 0 P: 4	R: 3 E: 0 K: 0 S: 4	H: 1 LOB: 0 BB: 2 P: 12	R: 1 E: 0 K: 1 S: 7	H: 2 LOB: 2 BB: 1 P: 11	R: 1 E: 0 K: 0 S: 4	H: 1 LOB: 0 BB: 0 P: 4	R: 0 E: 0 K: 2 S: 7	H: 0 LOB: 0 BB: 0 P: 7	R: 3 E: 0 K: 1 S: 9	H: 4 LOB: 2 BB: 0 P: 9	R: 0 E: 0 K: 0 S: 3	H: 1 LOB: 3 BB: 0 P: 3	R: 0 E: 1 K: 0 S: 5	H: 1 LOB: 3 BB: 1 P: 9	1B: 7 2B: 1 3B: 2 HR: 2	SF: 0 SAC: 1 DP: 1 HBP: 0	WP: 0 PB: 0 SB: 0 CS: 0	PA: 44	
PITCHER	IP WLS BF H R ER SO BB IBB HBP BLK WP HR S P ERA WHIP																						
Sam Jones, R (1, 1) ERA: 1.57	5.0	24	6	5	2	2	4	0	0	0	0	0	0	11	11	10.80	1.200						
Stu Miller, R (6, 1) ERA: 2.79	1.2	7	2	2	2	2	0	0	0	0	0	0	0	1	1	27.00	3.000						
Billy O'Dell, L (7, 1) ERA: 2.7	0.0	1	1	0	0	0	0	0	0	0	0	0	1	1	27.00	3.000							
Billy Loes, R (7, 1) ERA: 2.7	0.1	W 2	1	1	1	1	0	0	0	0	0	0	4	4	27.00	3.000							
Johnny Antonelli, L (8, 1) ERA: 3.14	2.0	S 9	2	0	0	0	1	0	0	0	0	0	8	12	0.00	1.500							



Batter	1	2	3	4	5	6	7	8	9	AB	R	H	RBI	BB	SO	LOB	TOP				
Don Blasingame, L (1,4) OBP: 0.364, SLG: 0.297	L6	4-3			E7					4	2	2	2	2	0	0	San Francisco Giants @ Chicago Cubs Wrigley Field, Chicago, IL Sat Apr 23 1960, 3:33 AM CST Att: 24,703 - Unknown				
Jim Davenport, R (1,5) OBP: 0.361, SLG: 0.485										3	1	1	1	0	0	1					
Joey Amalfitano, R (5,FR) OBP: 0.286, SLG: 0.571	1B HBP		5-3	G6-4-3				K		2	1	1	1	0	1	2					
Willie Mays, R (1,8) OBP: 0.337, SLG: 0.611										4	3	3	1	1	1	1					
Felipe Alou, R (7,8)	2B	1B								1	0	0	0	0	0	0					
Willie McCovey, L (1,3) OBP: 0.366, SLG: 0.516										5	3	2	4	1	0	1					
Orlando Cepeda, R (1,7) OBP: 0.350, SLG: 0.667										6	2	2	4	0	0	1					
Willie Kirkland, L (1,9) OBP: 0.487, SLG: 0.697										4	2	4	1	1	0	0					
Eddie Bressoud, R (1,6) OBP: 0.421, SLG: 0.515										4	1	0	1	0	1	4					
Bob Schmidt, R (1,2) OBP: 0.318, SLG: 0.333										4	2	1	3	1	2	0					
Jack Sanford, R (1,1) OBP: 0.286, SLG: 0.286										5	1	2	0	0	1	0					
Inning Stats	R: 4 E: 0 K: 1 S: 8	H: 4 LOB: 0 BB: 0 P: 9	R: 0 E: 0 K: 1 S: 5	H: 0 LOB: 0 BB: 0 P: 5	R: 0 E: 0 K: 0 S: 4	H: 1 LOB: 1 BB: 0 P: 4	R: 3 E: 1 K: 0 S: 4	H: 1 LOB: 0 BB: 2 P: 12	R: 6 E: 1 K: 1 S: 10	H: 5 LOB: 1 BB: 2 P: 18	R: 0 E: 0 K: 0 S: 4	H: 1 LOB: 1 BB: 0 P: 4	R: 4 E: 0 K: 2 S: 10	H: 3 LOB: 0 BB: 1 P: 14	R: 1 E: 0 K: 1 S: 7	H: 3 LOB: 2 BB: 1 P: 11	R: 0 E: 0 K: 0 S: 3	H: 0 LOB: 0 BB: 0 P: 3	1B: 11 2B: 3 3B: 1 HR: 3	SF: 0 SAC: 1 DP: 2 HBP: 1	WP: 2 PA: 51 PB: 0 SB: 3 CS: 1
PITCHER	IP WLS BF H R ER SO BB IBB HBP BLK WP HR S P ERA WHIP	IP WLS BF H R ER SO BB IBB HBP BLK WP HR S P ERA WHIP	IP WLS BF H R ER SO BB IBB HBP BLK WP HR S P ERA WHIP	IP WLS BF H R ER SO BB IBB HBP BLK WP HR S P ERA WHIP	IP WLS BF H R ER SO BB IBB HBP BLK WP HR S P ERA WHIP	IP WLS BF H R ER SO BB IBB HBP BLK WP HR S P ERA WHIP	IP WLS BF H R ER SO BB IBB HBP BLK WP HR S P ERA WHIP	IP WLS BF H R ER SO BB IBB HBP BLK WP HR S P ERA WHIP	IP WLS BF H R ER SO BB IBB HBP BLK WP HR S P ERA WHIP	IP WLS BF H R ER SO BB IBB HBP BLK WP HR S P ERA WHIP	IP WLS BF H R ER SO BB IBB HBP BLK WP HR S P ERA WHIP	IP WLS BF H R ER SO BB IBB HBP BLK WP HR S P ERA WHIP	IP WLS BF H R ER SO BB IBB HBP BLK WP HR S P ERA WHIP	IP WLS BF H R ER SO BB IBB HBP BLK WP HR S P ERA WHIP	IP WLS BF H R ER SO BB IBB HBP BLK WP HR S P ERA WHIP	IP WLS BF H R ER SO BB IBB HBP BLK WP HR S P ERA WHIP	IP WLS BF H R ER SO BB IBB HBP BLK WP HR S P ERA WHIP	IP WLS BF H R ER SO BB IBB HBP BLK WP HR S P ERA WHIP	IP WLS BF H R ER SO BB IBB HBP BLK WP HR S P ERA WHIP	IP WLS BF H R ER SO BB IBB HBP BLK WP HR S P ERA WHIP	IP WLS BF H R ER SO BB IBB HBP BLK WP HR S P ERA WHIP

Batter	1	2	3	4	5	6	7	8	9	AB	R	H	RBI	BB	SO	LOB	BOTTOM				
Richie Ashburn, L (1,8) OBP: 0.421, SLG: 0.382	G3		6-3		6-3			F3		4	0	0	0	0	0	0	San Francisco Giants @ Chicago Cubs Wrigley Field, Chicago, IL Sat Apr 23 1960, 3:33 AM CST Att: 24,703 - Unknown				
Tony Taylor, R (1,4) OBP: 0.257, SLG: 0.323										4	1	1	0	0	1	0					
14 Ernie Banks, R (1,6) OBP: 0.421, SLG: 0.552										1	0	0	0	3	0	0					
Frank Thomas, R (1,7) OBP: 0.333, SLG: 0.469										4	0	1	1	0	0	2					
George Altman, L (1,3) OBP: 0.231, SLG: 0.333										4	1	1	0	0	1	2					
Walt Moryn, L (1,9) OBP: 0.444, SLG: 0.875										4	0	1	1	0	0	2					
Don Zimmer, R (1,5) OBP: 0.314, SLG: 0.323										4	0	1	0	0	0	1					
Cal Neeman, R (1,2) OBP: 0.333, SLG: 0.469										2	0	0	0	0	1	1					
Sammy Taylor, L (7,PH) OBP: 0.333, SLG: 0.469										0	0	0	0	1	0	0					
Moe Thacker, R (8,2) OBP: 0.333, SLG: 0.469										0	0	0	0	0	0	0					
Dick Drott, R (1,1) OBP: 0.333, SLG: 0.469										1	0	0	0	0	1	0					
Moe Drabowsky, R (5,1) OBP: 0.333, SLG: 0.469										0	0	0	0	0	0	0					
Art Ceccarelli, R (5,1) OBP: 0.333, SLG: 0.469										0	0	0	0	0	0	0					
John Goetz, R (5,1) OBP: 0.333, SLG: 0.469										1	0	0	0	0	1	0					
Irv Noren, L (7,PH) OBP: 0.333, SLG: 0.469										1	0	0	0	0	1	0					
Ben Johnson, R (8,1) OBP: 0.333, SLG: 0.469										0	0	0	0	0	0	0					
Inning Stats	R: 0 E: 0 K: 1 S: 5	H: 0 LOB: 1 BB: 1 P: 9	R: 0 E: 0 K: 1 S: 6	H: 1 LOB: 0 BB: 0 P: 6	R: 0 E: 0 K: 1 S: 5	H: 0 LOB: 0 BB: 0 P: 5	R: 1 E: 0 K: 0 S: 5	H: 2 LOB: 1 BB: 0 P: 5	R: 0 E: 0 K: 1 S: 5	H: 0 LOB: 0 BB: 0 P: 5	R: 1 E: 0 K: 1 S: 6	H: 2 LOB: 1 BB: 1 P: 10	R: 0 E: 0 K: 0 S: 2	H: 0 LOB: 0 BB: 1 P: 6	R: 0 E: 0 K: 0 S: 3	H: 0 LOB: 1 BB: 1 P: 7	R: 0 E: 0 K: 0 S: 3	H: 0 LOB: 0 BB: 0 P: 3	1B: 4 2B: 1 3B: 0 HR: 0	SF: 0 SAC: 0 DP: 2 HBP: 0	WP: 0 PA: 34 PB: 0 SB: 0 CS: 0
PITCHER	IP WLS BF H R ER SO BB IBB HBP BLK WP HR S P ERA WHIP	IP WLS BF H R ER SO BB IBB HBP BLK WP HR S P ERA WHIP	IP WLS BF H R ER SO BB IBB HBP BLK WP HR S P ERA WHIP	IP WLS BF H R ER SO BB IBB HBP BLK WP HR S P ERA WHIP	IP WLS BF H R ER SO BB IBB HBP BLK WP HR S P ERA WHIP	IP WLS BF H R ER SO BB IBB HBP BLK WP HR S P ERA WHIP	IP WLS BF H R ER SO BB IBB HBP BLK WP HR S P ERA WHIP	IP WLS BF H R ER SO BB IBB HBP BLK WP HR S P ERA WHIP	IP WLS BF H R ER SO BB IBB HBP BLK WP HR S P ERA WHIP	IP WLS BF H R ER SO BB IBB HBP BLK WP HR S P ERA WHIP	IP WLS BF H R ER SO BB IBB HBP BLK WP HR S P ERA WHIP	IP WLS BF H R ER SO BB IBB HBP BLK WP HR S P ERA WHIP	IP WLS BF H R ER SO BB IBB HBP BLK WP HR S P ERA WHIP	IP WLS BF H R ER SO BB IBB HBP BLK WP HR S P ERA WHIP	IP WLS BF H R ER SO BB IBB HBP BLK WP HR S P ERA WHIP	IP WLS BF H R ER SO BB IBB HBP BLK WP HR S P ERA WHIP	IP WLS BF H R ER SO BB IBB HBP BLK WP HR S P ERA WHIP	IP WLS BF H R ER SO BB IBB HBP BLK WP HR S P ERA WHIP	IP WLS BF H R ER SO BB IBB HBP BLK WP HR S P ERA WHIP	IP WLS BF H R ER SO BB IBB HBP BLK WP HR S P ERA WHIP	IP WLS BF H R ER SO BB IBB HBP BLK WP HR S P ERA WHIP



Batter	1	2	3	4	5	6	7	8	9	AB	R	H	RBI	BB	SO	LOB	TOP																	
Don Blasingame, L (1,4) OBP: 0.333, SLG: 0.268	F8	1-3		F8			F8			4	0	0	0	0	0	2	San Francisco Giants @ Chicago Cubs Wrigley Field, Chicago, IL Sun Apr 24 1960, 3:33 AM CDT Att: 20,818 - Unknown																	
Jim Davenport, R (1,5) OBP: 0.350, SLG: 0.459	5-3		F8		1B		6-3			4	0	1	0	0	0	0																		
Willie Mays, R (1,8) OBP: 0.333, SLG: 0.675	HR		6-3		1B		5-3			4	1	2	1	0	0	0																		
Willie McCovey, L (1,3) OBP: 0.356, SLG: 0.471	BB		K		F5			F6		3	0	0	0	1	1	1																		
Orlando Cepeda, R (1,7) OBP: 0.341, SLG: 0.619	K			1B	6-3			K		3	1	0	0	1	2	2																		
Willie Kirkland, L (1,9) OBP: 0.512, SLG: 0.722		3B		SH1-4	1B		SH5-3			3	1	2	0	1	1	0																		
Eddie Bressoud, R (1,6) OBP: 0.415, SLG: 0.556		E		K		SH5-3		F2		3	1	1	1	0	1	2																		
Bob Schmidt, R (1,2) OBP: 0.308, SLG: 0.318	P3			SH1-4	1B		K		F9	4	0	1	1	0	1	2																		
Billy O'Dell, S (1,1)	F2			SH1-4			F9		4-3	2	0	0	0	0	0	1																		
Billy Loes, R (8,1) OBP: 1.000, SLG: 1.000										0	0	0	0	0	0	0																		
Stu Miller, R (8,1)										0	0	0	0	0	0	0																		
Bud Byerly, R (8,1)										0	0	0	0	0	0	0																		
Joey Amalfitano, R (9,PH) OBP: 0.250, SLG: 0.500										1	0	0	0	0	0	0																		
Inning Stats	R: 1 E: 0 K: 1 S: 6	H: 1 LOB: 1 BB: 1 P: 10	R: 2 E: 1 K: 0 S: 4	H: 1 LOB: 0 BB: 1 P: 8	R: 0 E: 0 K: 1 S: 5	H: 0 LOB: 0 BB: 0 P: 5	R: 1 E: 0 K: 1 S: 7	H: 2 LOB: 2 BB: 1 P: 11	R: 0 E: 0 K: 1 S: 4	H: 1 LOB: 1 BB: 0 P: 6	R: 0 E: 0 K: 0 S: 3	H: 0 LOB: 0 BB: 0 P: 3	R: 0 E: 0 K: 2 S: 7	H: 0 LOB: 0 BB: 0 P: 7	R: 0 E: 0 K: 0 S: 3	H: 0 LOB: 0 BB: 0 P: 3	1B: 4 2B: 1 3B: 1 HR: 1	SF: 0 SAC: 2 DP: 0 HBP: 0	WP: 0 PB: 0 SB: 0 CS: 0	PA: 36														
PITCHER	IP WLS BF H R ER SO BB IBB HBP BLK WP HR S P ERA WHIP																																	
Bob Anderson, R (1,1) ERA: 3.38	7.0	30	7	4	3	4	3	0	0	0	0	0	0	1	35	47	3.86	1.429																
Don Elston, R (8,1) ERA: 2.13	1.0	W	3	0	0	0	2	0	0	0	0	0	0	0	7	7	0.00	0.000																
Seth Morehead, L (9,1) ERA: 5.14	1.0	S	3	0	0	0	0	0	0	0	0	0	0	0	3	3	0.00	0.000																

Batter	1	2	3	4	5	6	7	8	9	AB	R	H	RBI	BB	SO	LOB	BOTTOM																
Tony Taylor, R (1,4) OBP: 0.275, SLG: 0.417	1B	F8			4-3		K	HR		5	2	2	2	0	1	0	San Francisco Giants @ Chicago Cubs Wrigley Field, Chicago, IL Sun Apr 24 1960, 3:33 AM CDT Att: 20,818 - Unknown																
Richie Ashburn, L (1,8) OBP: 0.442, SLG: 0.378	5-3		1-3		BB			1B	BB	3	1	1	0	2	0	1																	
Lou Johnson, R (1,9) OBP: 0.222, SLG: 0.389	6-3				K		F8	14 1B	2B	5	1	2	0	0	1	3																	
14 Ernie Banks, R (1,6) OBP: 0.419, SLG: 0.515	BLK	1B		F5		F7		F8	1B	4	0	1	1	1	0	2																	
Frank Thomas, R (1,7) OBP: 0.341, SLG: 0.486	1-2	2-3		6-3		F8		5-3	2B	5	0	2	1	0	0	1																	
George Altman, L (1,3) OBP: 0.290, SLG: 0.333	1-2	2-3		5-3		K2-3		BB	1B	3	1	1	0	2	1	0																	
Don Zimmer, R (1,5) OBP: 0.316, SLG: 0.324	F8					K		BB	BB	3	0	1	0	0	1	3																	
Walt Moryn, L (8,PH) OBP: 0.500, SLG: 0.875								BB		0	0	0	0	1	0	0																	
Sammy Drake, S (8,FR) OBP: 0.200, SLG: 0.200								BB	4-3	1	1	0	0	0	0	3																	
Del Rice, R (1,2) OBP: 0.308, SLG: 0.320	F2						5-3	1B	BB	3	0	0	0	0	1	1																	
Sammy Taylor, L (8,PH)								1B	BB	0	1	0	0	1	0	0																	
Seth Morehead, L (9,1) OBP: 0.200, SLG: 0.200								1-2	2-3	0	0	0	0	0	0	0																	
Bob Anderson, R (1,1) OBP: 0.375, SLG: 0.375								1B	BB	2	0	0	0	0	2	1																	
Earl Avenill, R (7,PH) OBP: 1.000, SLG: 2.500								HR	HR	1	1	1	1	0	0	0																	
Don Elston, R (8,1)								HR	HR	0	0	0	0	0	0	0																	
Bob Will, L (8,PH) OBP: 0.143, SLG: 0.100								1-2	2-3	1	1	1	3	0	0	0																	
Cal Neeman, R (9,2)								HR	HR	0	0	0	0	0	0	0																	
Inning Stats	R: 1 E: 0 K: 0 S: 5	H: 2 LOB: 3 BB: 2 P: 13	R: 0 E: 0 K: 1 S: 5	H: 0 LOB: 0 BB: 0 P: 5	R: 0 E: 0 K: 0 S: 4	H: 1 LOB: 1 BB: 0 P: 4	R: 0 E: 0 K: 2 S: 8	H: 1 LOB: 1 BB: 0 P: 8	R: 0 E: 0 K: 1 S: 5	H: 0 LOB: 0 BB: 1 P: 9	R: 0 E: 0 K: 2 S: 7	H: 0 LOB: 0 BB: 0 P: 7	R: 1 E: 0 K: 1 S: 7	H: 2 LOB: 1 BB: 0 P: 7	R: 7 E: 0 K: 0 S: 9	H: 6 LOB: 3 BB: 4 P: 25	1B: 8 2B: 2 3B: 0 HR: 2	SF: 0 SAC: 0 DP: 0 HBP: 0	WP: 0 PB: 0 SB: 0 CS: 0	PA: 43													
PITCHER	IP WLS BF H R ER SO BB IBB HBP BLK WP HR S P ERA WHIP																																
Billy O'Dell, L (1,1) ERA: 2.65	7.0	30	6	2	2	7	3	0	0	0	0	0	1	5	17	81.00	9.000																
Billy Loes, R (8,1) ERA: 15.75	0.2	L	8	3	6	6	3	0	0	0	0	0	1	5	17	81.00	9.000																
Stu Miller, R (8,1) ERA: 3.72	0.0		2	2	0	0	0	0	0	0	0	0	2	2	∞	∞																	
Bud Byerly, R (8,1)	0.1		3	1	1	1	0	0	0	0	0	0	2	6	27.00	6.000																	




Batter	1	2	3	4	5	6	7	8	9	AB	R	H	RBI	BB	SO	LOB	TOP										
Don Blasingame, L (1,4) OBP: 0.315, SLG: 0.255	F7		1-3		F2		1-3	1B	K	6	1	1	1	0	1	5	San Francisco Giants @ St. Louis Cardinals Sportsman's Park, St. Louis, MO Mon Apr 25 1960, 8:05 PM EDT Att: 10,876 - Unknown										
Jim Davenport, R (1,5) OBP: 0.410, SLG: 0.550	1B		HR		1-2		1B	4-3		3	2	2	2	2	0	2											
Willie Mays, R (1,8) OBP: 0.540, SLG: 0.659	1B		6-3		F7		1B	HR		4	2	2	2	1	0	3											
Willie McCovey, L (1,3) OBP: 0.380, SLG: 0.553	K				G6-4-3		F5	1B	HR	4	1	2	4	1	1	2											
Orlando Cepeda, R (1,7) OBP: 0.347, SLG: 0.596	F8				G6-4-3		E5			5	0	2	0	0	0	4											
Willie Kirkland, L (1,9) OBP: 0.458, SLG: 0.634					F9		F6	K	F4	5	0	0	0	0	1	4											
Eddie Bressoud, R (1,6) OBP: 0.413, SLG: 0.525	F8						F3	1B	F7	4	1	1	0	1	0	1											
Bob Schmidt, R (1,2) OBP: 0.345, SLG: 0.375										2	1	1	0	1	0	0											
Jim Marshall, L (8,PH)	5-3									1	0	0	0	0	1	1											
Neil Wilson, L (8,2)										1	0	0	0	0	1	0											
Mike McCormick, L Joey Amalfitano, R Stu Miller, R Johnny Antonelli, L Duke Udell, R Ramon Monzant, R Arnie Rodgers, R Billy Loos, R			K				K	E6		1	0	0	0	0	0	1	0										
Inning Stats	R: 0 E: 0 K: 1 S: 6	H: 1 LOB: 2 BB: 1 P: 10	R: 0 E: 0 K: 0 S: 3	H: 0 LOB: 0 BB: 0 P: 3	R: 1 E: 0 K: 1 S: 6	H: 1 LOB: 0 BB: 0 P: 6	R: 0 E: 0 K: 0 S: 2	H: 0 LOB: 0 BB: 1 P: 6	R: 0 E: 0 K: 1 S: 6	H: 1 LOB: 3 BB: 2 P: 14	R: 0 E: 0 K: 0 S: 4	H: 1 LOB: 1 BB: 0 P: 4	R: 3 E: 2 K: 1 S: 9	H: 3 LOB: 2 BB: 1 P: 13	R: 5 E: 0 K: 1 S: 9	H: 4 LOB: 1 BB: 2 P: 17	R: 0 E: 0 K: 2 S: 8	H: 1 LOB: 1 BB: 0 P: 8	1B: 9 2B: 1 3B: 0 HR: 2	SF: 0 SAC: 0 DP: 1 HBP: 0	WP: 0 PB: 0 SB: 0 CS: 0	PA: 46					
PITCHER	IP	WLS	BF	H	R	ER	SO	BB	IBB	HBP	BLK	WP	HR	S	P	ERA	WHIP										
Vinegar Bend Mizell, L (1,1) ERA: 5.82	6.2		29	6	3	3	3	4	0	0	0	0	1	31	47	4.05	1.500										
Bob Gibson, R (7,1) ERA: 7.36	0.2		8	2	4	4	2	3	0	0	0	0	0	9	21	54.00	7.500										
Bob Duiba, R (8,1) ERA: 4.91	0.1	L	4	3	2	2	0	0	0	0	0	0	1	4	4	54.00	9.000										
Marshall Bridges, L (8,1) ERA: 9.0	0.1		1	0	0	0	0	0	0	0	0	0	0	1	1	0.00	0.000										
Ernie Broglio, R (9,1) ERA: 4.98	1.0		4	1	0	0	2	0	0	0	0	0	0	8	8	0.00	1.000										


Batter	1	2	3	4	5	6	7	8	9	AB	R	H	RBI	BB	SO	LOB	BOTTOM										
Joe Cunningham, L (1,9) OBP: 0.500, SLG: 0.391	F4		4-3	4-3						5	1	2	0	0	0	0	San Francisco Giants @ St. Louis Cardinals Sportsman's Park, St. Louis, MO Mon Apr 25 1960, 8:05 PM EDT Att: 10,876 - Unknown										
Ellis Burton, S (9,FR) OBP: 0.333, SLG: 0.300										0	0	0	0	0	0	0											
Alex Grammas, R (1,4) OBP: 0.324, SLG: 0.389	G3		3B		6-3		4-3		SH1-4	4	1	1	0	0	0	1											
Bill White, L (1,8) OBP: 0.432, SLG: 0.513	1B		4-3		G3		SF9		G3	4	0	1	1	0	0	3											
Ken Boyer, R (1,5) OBP: 0.442, SLG: 0.943	F4		HR		K		HR			4	2	2	2	1	1	1											
Stan Musial, L (1,3) OBP: 0.444, SLG: 0.724			F9		HR		F8		1-3	2	2	1	1	1	0	0											
Curt Flood, R (7,PH)										1	0	0	0	0	0	0											
Bob Nieman, R (9,PH) OBP: 0.294, SLG: 0.200										1	0	0	0	0	0	2											
Daryl Spencer, R (1,6) OBP: 0.341, SLG: 0.526										4	1	2	3	0	0	0											
Leon Wagner, L (1,7) OBP: 0.333, SLG: 0.519										4	0	2	0	0	0	0											
Chris Cannizzaro, R (1,2) OBP: 0.273, SLG: 0.222										3	0	0	0	0	1	3											
Hal Smith, R (7,2)										0	0	0	0	0	0	0											
Carl Sawatski, L (8,PH) OBP: 0.462, SLG: 0.727										1	1	1	1	0	0	0											
Vinegar Bend Mizell, R (1,1) ERA: 5.143, SLG: 0.286										3	0	0	0	0	2	3											
Bob Gibson, R (7,1) ERA: 7.36										0	0	0	0	0	0	0											
Bob Duiba, R (8,1) ERA: 4.91										0	0	0	0	0	0	0											
Marshall Bridges, S (8,PH) ERA: 9.0										1	0	0	0	0	1	0											
George Crowe, L (8,PH)										0	0	0	0	0	0	0											
Ernie Broglio, R (9,1) ERA: 4.98										0	0	0	0	0	0	0											
Inning Stats	R: 0 E: 0 K: 0 S: 4	H: 1 LOB: 1 BB: 0 P: 4	R: 0 E: 0 K: 0 S: 5	H: 2 LOB: 2 BB: 0 P: 5	R: 4 E: 0 K: 0 S: 6	H: 3 LOB: 0 BB: 1 P: 10	R: 0 E: 0 K: 1 S: 5	H: 0 LOB: 0 BB: 0 P: 5	R: 0 E: 0 K: 2 S: 9	H: 2 LOB: 1 BB: 0 P: 9	R: 2 E: 0 K: 0 S: 5	H: 2 LOB: 0 BB: 0 P: 5	R: 1 E: 0 K: 1 S: 6	H: 1 LOB: 0 BB: 0 P: 6	R: 0 E: 0 K: 0 S: 4	H: 1 LOB: 2 BB: 1 P: 8	1B: 6 2B: 1 3B: 1 HR: 4	SF: 1 SAC: 1 DP: 0 HBP: 0	WP: 0 PB: 0 SB: 0 CS: 0	PA: 41							
PITCHER	IP	WLS	BF	H	R	ER	SO	BB	IBB	HBP	BLK	WP	HR	S	P	ERA	WHIP										
Mike McCormick, L (1,1) ERA: 3.0	4.0		19	6	4	4	1	1	0	0	0	0	1	20	24	9.00	1.750										
Stu Miller, R (5,1) ERA: 3.86	2.0		8	2	1	1	3	0	0	0	0	0	1	14	14	4.50	1.000										
Johnny Antonelli, L (7,1) ERA: 6.0	1.0	W	5	2	2	2	0	0	0	0	0	0	1	5	5	18.00	2.000										
Ramon Monzant, R (8,1) ERA: 9.0	1.0		4	1	1	1	1	0	0	0	0	0	1	6	6	9.00	1.000										
Billy Loos, R (9,1) ERA: 12.6	1.0	S	5	1	0	0	0	1	0	0	0	0	0	4	8	0.00	2.000										

Batter	1	2	3	4	5	6	7	8	9	AB	R	H	RBI	BB	SO	LOB	TOP			
Don Blasingame, L (1, 4) OBP: 0.293, SLG: 0.235	4-3		G4-3		4-3			F8		4	0	0	0	0	0	2	San Francisco Giants @ St. Louis Cardinals Sportsman's Park, St. Louis, MO Tue Apr 26 1960, 8:05 PM EDT Att: 11,113 - Unknown			
Jim Davenport, R (1, 5) OBP: 0.413, SLG: 0.550				K				1B		0	0	0	0	0	0	0				
Joey Amalfitano, R (1, PR) OBP: 0.333, SLG: 0.583	HBP							1B		3	0	2	1	0	1	0				
Willie Mays, R (1, 8) OBP: 0.519, SLG: 0.625	F8			FC5	4-3			F8		4	0	1	0	0	0	3				
Willie McCovey, L (1, 3) OBP: 0.407, SLG: 0.585	F9			FC5				1B		3	0	2	0	1	0	1				
Orlando Cepeda, R (1, 7) OBP: 0.321, SLG: 0.549		4-3		FC5				F3		4	0	0	0	0	0	5				
Willie Kirkland, L (1, 9) OBP: 0.423, SLG: 0.578	F4			K				F8		4	0	0	0	0	1	2				
Eddie Bressoud, R (1, 6) OBP: 0.400, SLG: 0.488								F8		3	1	0	0	1	1	0				
Bob Schmidt, R (1, 2) OBP: 0.333, SLG: 0.360								F4		1	0	0	0	0	0	0				
Jim Marshall, L (5, PH) Neil Wilson, L (5, 2) Dale Long, L (9, PH) OBP: 0.800, SLG: 1.333				F8				F9		1	0	0	0	0	0	0				
Sam Jones, R (1, 1) Georges Maranda, R (1, 1) Andre Rodgers, R (5, PH) Bud Byerly, R (5, 1) Jose Pagan, R (7, PH) Billy O'Dell, S (7, 1)								F3		0	0	0	0	0	0	0				
Inning Stats	R: 0 E: 0 K: 0 S: 3	H: 0 LOB: 1 BB: 0 P: 4	R: 0 E: 0 K: 1 S: 5	H: 0 LOB: 0 BB: 0 P: 5	R: 0 E: 0 K: 0 S: 3	H: 1 LOB: 0 BB: 0 P: 3	R: 0 E: 0 K: 2 S: 8	H: 1 LOB: 2 BB: 1 P: 12	R: 2 E: 1 K: 0 S: 5	H: 2 LOB: 1 BB: 1 P: 9	R: 0 E: 0 K: 0 S: 3	H: 0 LOB: 0 BB: 0 P: 3	R: 0 E: 0 K: 0 S: 5	H: 2 LOB: 2 BB: 0 P: 5	R: 0 E: 0 K: 1 S: 5	H: 0 LOB: 0 BB: 0 P: 5	1B: 5 2B: 3 3B: 0 HR: 0	SF: 0 SAC: 0 DP: 2 HBP: 1	WP: 0 PB: 0 SB: 0 CS: 0	PA: 35
PITCHER Larry Jackson, R (1, 1) ERA: 3.71	IP: 9.0 WLS: W BF: 35 H: 7 R: 2 ER: 2 SO: 4 BB: 2 IBB: 0 HBP: 1 BLK: 0 WP: 0 HR: 0 S: 40 P: 49 ERA: 2.00 WHIP: 1.000															PITCHER				

Batter	1	2	3	4	5	6	7	8	9	AB	R	H	RBI	BB	SO	LOB	BOTTOM			
Joe Cunningham, L (1, 9) OBP: 0.486, SLG: 0.429	1B		3-1			4-3		F2		5	1	2	0	0	0	4	San Francisco Giants @ St. Louis Cardinals Sportsman's Park, St. Louis, MO Tue Apr 26 1960, 8:05 PM EDT Att: 11,113 - Unknown			
Daryl Spencer, R (1, 6) OBP: 0.397, SLG: 0.524	3B			K		FC6-4		1B		4	1	2	0	1	2	1				
Bill White, L (1, 8) OBP: 0.408, SLG: 0.523	1B					F5		F6		5	1	1	2	0	0	4				
Ken Boyer, R (1, 5) OBP: 0.426, SLG: 0.868	K		6-3			FC6-4				3	0	0	0	1	1	3				
Stan Musial, L (1, 3) OBP: 0.450, SLG: 0.697										4	1	2	1	0	0	1				
Curt Flood, R (8, 8)	1B			2B		6-3		4-3		0	0	0	0	0	0	0				
Carl Sawatski, L (1, 2) OBP: 0.438, SLG: 0.714	3H			BB				F9		3	0	1	0	0	1	1				
Hal Smith, R (7, PH)	K			BB						1	0	0	0	0	0	0				
Leon Wagner, L (1, 7) OBP: 0.324, SLG: 0.484	1B			4-3				F8		4	0	1	0	0	0	2				
Wally Shannon, L (1, 4) OBP: 0.714, SLG: 0.600	FC6-4			BB				PB		3	0	3	1	1	0	0				
Larry Jackson, R (1, 1) OBP: 0.222, SLG: 0.125	FC6-4			IBB				SH1-4		2	0	0	0	1	1	3				
Inning Stats	R: 4 E: 0 K: 2 S: 13	H: 6 LOB: 2 BB: 0 P: 13	R: 0 E: 0 K: 1 S: 6	H: 1 LOB: 1 BB: 0 P: 6	R: 0 E: 0 K: 0 S: 4	H: 2 LOB: 3 BB: 2 P: 12	R: 0 E: 0 K: 1 S: 5	H: 0 LOB: 1 BB: 1 P: 9	R: 0 E: 0 K: 0 S: 4	H: 1 LOB: 1 BB: 0 P: 4	R: 0 E: 0 K: 0 S: 3	H: 0 LOB: 0 BB: 0 P: 3	R: 0 E: 0 K: 0 S: 4	H: 1 LOB: 2 BB: 1 P: 8	R: 0 E: 0 K: 0 S: 4	H: 1 LOB: 2 BB: 1 P: 8	1B: 9 2B: 2 3B: 1 HR: 0	SF: 0 SAC: 1 DP: 0 HBP: 0	WP: 0 PB: 1 SB: 0 CS: 0	PA: 39
PITCHER Sam Jones, R (1, 1) ERA: 3.04 Georges Maranda, R (1, 1) Bud Byerly, R (5, 1) Billy O'Dell, L (7, 1) ERA: 2.37	IP: 0.2 WLS: L BF: 15 H: 3 R: 0 ER: 0 SO: 2 BB: 2 IBB: 0 HBP: 0 BLK: 0 WP: 0 HR: 0 S: 16 P: 28 ERA: 0.00 WHIP: 1.500															PITCHER				



Batter	1	2	3	4	5	6	7	8	9	AB	R	H	RBI	BB	SO	LOB	TOP										
Don Blasingame, L (1,4) OBP: 0.313, SLG: 0.263	0-1 5-3 1B		3-2 F8	0-0 1-2 1B			0-1 2B 3-1 1B	1-0 F9	1-1 4-3	6	1	3	0	0	0	2	<p>San Francisco Giants @ Los Angeles Dodgers Los Angeles Memorial Coliseum, Los Angeles, CA</p> <p>Thu Apr 28 1960, 10:05 PM EDT Att: 33,313 - Unknown</p> <p>livebaseballscores.com</p> <p>AB 37 R 7 H 10 RBI 7 BB 9 SO 4 LOB 27</p> 										
Joey Amalfitano, R (1,5) OBP: 0.412, SLG: 0.688	3-2 5-3 1-2		4-1 2B 3-1 BB	0-0 FC5 2-3f			2-2 3-1 2B	1-1 1-H HR 2B		4	2	2	1	1	0	3											
Willie Mays, R (1,8) OBP: 0.542, SLG: 0.647	0-1 F2		0-1 3-1 1-3 2B		1-0 1B		4-0 3-1 IBB	4-0 HR IBB		3	1	2	0	2	0	1											
Willie McCovey, L (1,3) OBP: 0.407, SLG: 0.622	0-1 G3		4-0 3-1 IBB		3-2 F5		1-0 3-1	2-1 1-H HR		4	1	1	4	1	0	4											
Orlando Cepeda, R (1,7) OBP: 0.333, SLG: 0.549 Felipe Alou, R (2,9)		4-2 FC4-6 BB	0-1 3-1		1-0 F8		1-3 K	3-3 K		0	0	0	0	1	0	0											
Willie Kirkland, L (1,9) OBP: 0.421, SLG: 0.542		1-1 FC4-6 BB 1-2f	0-2 F6		3-2 F8		4-0 IBB		4-2 1-3 1B BB	3	1	0	0	2	0	4											
Eddie Bressoud, R (1,6) OBP: 0.364, SLG: 0.438		0-0 F6		1-2 F3		2-2 F2	0-1 G3		0-0 1-3 1B	5	0	0	0	0	0	5											
Bob Schmidt, R (1,2) OBP: 0.343, SLG: 0.345		4-2 1-2 BB		2-1 L6		3-3 K		1-0 E6	3-2 2-H FC6-4 1B	4	0	1	1	1	1	0											
Jack Sanford, R (1,1) OBP: 0.364, SLG: 0.300 Billy Loes, R (8,1) OBP: 0.500, SLG: 0.500 Stu Miller, R (9,1) Mike McCormick, L (9,1) OBP: 0.250, SLG: 0.143		0-3 K		4-2 FC5 1B BB		1-1 4-3		1-0 PB 2B 1B	2-2 1-2f FC6-4	3	1	1	0	1	1	2											
Inning Stats	R: 0 E: 0 K: 0 S: 9	H: 1 LOB: 1 BB: 0 P: 12	R: 0 E: 0 K: 1 S: 11	H: 0 LOB: 2 BB: 2 P: 20	R: 1 E: 0 K: 0 S: 12	H: 1 LOB: 2 BB: 2 P: 23	R: 0 E: 0 K: 0 S: 10	H: 0 LOB: 0 BB: 0 P: 17	R: 0 E: 0 K: 1 S: 10	H: 0 LOB: 0 BB: 0 P: 16	R: 1 E: 0 K: 1 S: 11	H: 2 LOB: 2 BB: 2 P: 23	R: 4 E: 1 K: 1 S: 10	H: 3 LOB: 0 BB: 1 P: 23	R: 1 E: 0 K: 0 S: 14	H: 1 LOB: 1 BB: 1 P: 24		1B: 6 2B: 3 3B: 0 HR: 1	SF: 0 SAC: 0 DP: 0 HBP: 0	WP: 0 PB: 1 CS: 0	PA: 46						
PITCHER	IP	WLS	BF	H	R	ER	SO	BB	IBB	HBP	BLK	WP	HR	S	P	ERA	WHIP										
Larry Sherry, R (1,1) ERA: 6.92	7.2	L	39	8	5	5	3	4	4	0	0	0	0	77	141	5.87	1.565										
Ed Roebuck, R (8,1) ERA: 3.52	1.1		7	2	2	2	1	1	0	0	0	0	1	19	34	13.50	2.250										

Batter	1	2	3	4	5	6	7	8	9	AB	R	H	RBI	BB	SO	LOB	BOTTOM										
Jim Gilliam, S (1,5) OBP: 0.393, SLG: 0.239	0-2 G3		4-2 SH3-4 1B BB				2-2 G3		4-0 1B BB	3	1	0	0	2	1	0	<p>San Francisco Giants @ Los Angeles Dodgers Los Angeles Memorial Coliseum, Los Angeles, CA</p> <p>Thu Apr 28 1960, 10:05 PM EDT Att: 33,313 - Unknown</p> <p>livebaseballscores.com</p> <p>AB 32 R 5 H 9 RBI 5 BB 7 SO 4 LOB 19</p> 										
Charlie Neal, R (1,4) OBP: 0.364, SLG: 0.250	3-1 F9		0-0 SH3-4 1-2		4-2 4-3 BB		3-3 K		0-0 1-3 2-H 1B	3	0	1	1	1	1	0											
Wally Moon, L (1,7) OBP: 0.431, SLG: 0.596	2-1 E 1B		1-1 2-H 1B		3-2 4-3 1-2			2-1 G4-6-3 1B	1-1 F2	5	1	3	1	0	0	3											
Duke Snider, L (1,9) OBP: 0.412, SLG: 0.538	1-1 E4 2B		4-1 BB		3-2 L9			3-2 G4-6-3 1B	3-2 4-3	3	0	1	1	1	0	2											
Carl Furillo, R (9, PH) OBP: 0.167, SLG: 0.500	1-H 2B							1-2f SAFE	1-2	1	0	0	0	0	0	2											
Gil Hodges, R (1,3) OBP: 0.304, SLG: 0.510	0-0 5-3		0-1 F3			1-1 1B		3-2 2B 2B		4	1	2	0	0	0	2											
John Roseboro, L (1,2) OBP: 0.418, SLG: 0.523		4-2 FC1-6 BB		4-1 F9 WP BB		2-3 K		2-1 2-H 1B 2B		2	1	1	1	2	1	1											
Don Demeter, R (1,8) OBP: 0.259, SLG: 0.240 Chuck Essegian, R (8, PH) OBP: 0.300, SLG: 0.600		2-0 FC1-6 FC6-4 1-2f		2-0 L7		0-3 K		1-2 2-H 1B		3	0	0	0	0	1	3											
Maury Wills, S (1,6) OBP: 0.316, SLG: 0.314 Norm Larker, L (8, PH) OBP: 0.571, SLG: 0.250 Bob Lillis, R (9,6)		0-0 FC6-4 1-2f		3-2 F9		0-0 F8		0-0 F2		3	0	0	0	0	0	3											
Larry Sherry, R (1,1) Ed Roebuck, R (8,1) Sandy Amoroso, L (9, PH) OBP: 0.333, SLG: 0.167		0-1 F8		1-2 6-3			0-0 4-3		4-2 1B BB	3	0	0	0	0	0	2											
Inning Stats	R: 1 E: 0 K: 0 S: 10	H: 2 LOB: 1 BB: 0 P: 16	R: 0 E: 0 K: 0 S: 7	H: 0 LOB: 1 BB: 1 P: 13	R: 1 E: 0 K: 0 S: 8	H: 1 LOB: 1 BB: 2 P: 17	R: 0 E: 0 K: 0 S: 11	H: 0 LOB: 1 BB: 1 P: 21	R: 0 E: 0 K: 2 S: 9	H: 1 LOB: 1 BB: 0 P: 12	R: 0 E: 0 K: 1 S: 8	H: 0 LOB: 0 BB: 0 P: 13	R: 2 E: 0 K: 0 S: 15	H: 4 LOB: 1 BB: 0 P: 26	R: 1 E: 0 K: 0 S: 10	H: 1 LOB: 1 BB: 2 P: 22	1B: 6 2B: 3 3B: 0 HR: 0	SF: 0 SAC: 1 DP: 1 HBP: 0	WP: 1 PB: 0 CS: 0	PA: 40							
PITCHER	IP	WLS	BF	H	R	ER	SO	BB	IBB	HBP	BLK	WP	HR	S	P	ERA	WHIP										
Jack Sanford, R (1,1) ERA: 3.51	7.2	W	34	8	4	4	4	5	0	0	0	0	0	5	9	27.00	3.000										
Billy Loes, R (8,1) ERA: 13.5	0.1		2	0	1	1	0	1	0	0	0	0	0	5	9												
Stu Miller, R (9,1) ERA: 3.86	0.0		2	1	0	0	0	1	0	0	0	0	0	1	5												
Mike McCormick, L (9,1) ERA: 2.88	1.0	S	2	0	0	0	0	0	0	0	0	0	0	5	9	0.00	0.000										

Batter	1	2	3	4	5	6	7	8	9	AB	R	H	RBI	BB	SO	LOB	TOP			
Don Blasingame, L (1, 4) OBP: 0.290, SLG: 0.242	0-1 5-3		2-2 F7		1-3 K		0-3 K		0-0 FC4	5	0	0	0	0	2	3	San Francisco Giants @ Los Angeles Dodgers Los Angeles Memorial Coliseum, Los Angeles, CA Fri Apr 29 1960, 10:05 PM EDT Att: 46,159 - Unknown			
Joey Amalfitano, R (1, 5) OBP: 0.333, SLG: 0.550	1-3 K		3-3 K		1-1 F9		0-1 F9			4	0	0	0	0	2	2				
Willie Mays, R (1, 8) OBP: 0.540, SLG: 0.630	4-1 BB			1-0 E4 3B		2-3 K		2-0 FC3-6 1B		3	1	1	0	1	1	0				
Willie McCovey, L (1, 3) OBP: 0.413, SLG: 0.673	3-1 4-3			3-2 1B 3B		3-1 2B		1-1 FC3-6 FC6-4 1-2f		4	1	2	1	0	0	2				
Felipe Alou, R (1, 9) OBP: 0.182, SLG: 0.182		3-1 F9		1-2 G6-4-3 1B		0-0 1B		1-0 FC6-4 1-2f		4	0	2	1	0	0	1				
Andre Rodgers, R (1, 7) OBP: 0.500, SLG: 0.400		4-1 FC6-4 BB		3-1 G6-4-3 1-2f		0-1 F3		3-2 5-3		3	0	0	0	1	0	4				
Eddie Bressoud, R (1, 6) OBP: 0.339, SLG: 0.404		2-2 FC6-4 1-2f		0-0 F7		0-3 K			0-1 5-3	4	0	0	0	0	1	3				
Bob Schmidt, R (1, 2) OBP: 0.385, SLG: 0.394		3-1 FC6-4 1-2f			0-1 SH5-4 1B		1-1 1B		1-2 FC4 1B	4	0	3	0	0	0	1				
Sam Jones, R (1, 1) OBP: 0.100, SLG: 0.100			0-3 K		0-0 SH5-4		2-1 F4		2-0 F9	1	0	0	0	0	1	0				
Georges Maranda, R (6, 1) OBP: 1.000, SLG: 1.000										0	0	0	0	0	0	0				
Jose Pagan, R (7, PH) OBP: 0.000, SLG: 0.000										1	0	0	0	0	0	1				
Joe Shipley, R (7, 1) OBP: 0.000, SLG: 0.000										0	0	0	0	0	0	0				
Jim Davenport, R (9, PH) OBP: 0.404, SLG: 0.537										1	0	0	0	0	0	1				
Inning Stats	R: 0 E: 0 K: 1 S: 8	H: 0 LOB: 1 BB: 1 P: 16	R: 0 E: 0 K: 0 S: 8	H: 0 LOB: 1 BB: 1 P: 20	R: 0 E: 0 K: 2 S: 9	H: 0 LOB: 0 BB: 0 P: 14	R: 2 E: 1 K: 0 S: 10	H: 2 LOB: 0 BB: 0 P: 17	R: 0 E: 0 K: 2 S: 11	H: 2 LOB: 2 BB: 0 P: 16	R: 0 E: 0 K: 1 S: 10	H: 1 LOB: 1 BB: 0 P: 13	R: 0 E: 0 K: 0 S: 8	H: 1 LOB: 1 BB: 0 P: 15	R: 0 E: 0 K: 0 S: 7	H: 1 LOB: 1 BB: 0 P: 10	1B: 6 2B: 1 3B: 1 HR: 0	SF: 0 SAC: 1 DP: 1 HBP: 0	WP: 0 PB: 0 SB: 0 CS: 0	PA: 37
PITCHER Johnny Podres, L (1, 1) ERA: 1.76	IP: 9.0 WLS: W BF: 37 H: 8 R: 2 ER: 1 SO: 7 BB: 2 IBB: 0 HBP: 0 BLK: 0 WP: 0 HR: 0 S: 79 P: 131 ERA: 1.00 WHIP: 1.111															PITCHER				

Batter	1	2	3	4	5	6	7	8	9	AB	R	H	RBI	BB	SO	LOB	BOTTOM			
Jim Gilliam, S (1, 5) OBP: 0.379, SLG: 0.240	0-0 4-3 PB 2B 1B		0-0 6-3		1-0 E1 E	3-2 4-3		1-0 SF7		4	2	1	1	0	0	2	San Francisco Giants @ Los Angeles Dodgers Los Angeles Memorial Coliseum, Los Angeles, CA Fri Apr 29 1960, 10:05 PM EDT Att: 46,159 - Unknown			
Charlie Neal, R (1, 4) OBP: 0.350, SLG: 0.229	1-1 4-3		1-3 K		0-2 E6 HR	4-0 BB		3-1 G3		4	1	0	0	1	1	3				
Wally Moon, L (1, 9) OBP: 0.419, SLG: 0.564	4-0 2B BB		1-1 F5		0-2 E3 HR	0-0 L7-4				3	1	0	0	1	0	3				
Duke Snider, L (1, 8) OBP: 0.447, SLG: 0.571	0-0 1-3 3-H 2B			4-2 G5-4-3 BB	4-2 HR BB		2-2 G3			2	1	1	1	2	0	0				
Gil Hodges, R (1, 3) OBP: 0.300, SLG: 0.481	3-3 K		1-1 F5		1-2 F8		4-2 FC6-4 BB			3	0	0	0	1	1	6				
John Roseboro, L (1, 2) OBP: 0.407, SLG: 0.563	1-2 4-3		1-1 F5		2-2 F4		2-2 F8			4	1	1	4	0	0	3				
Norm Larker, L (1, 7) OBP: 0.500, SLG: 0.286		1-0 G3			0-0 HR		0-0 FC6-4			3	1	1	0	0	0	0				
Don Demeter, R (6, 8) OBP: 0.250, SLG: 0.231					0-0 E 1B		1-2f FC6-4			1	0	0	0	0	0	1				
Maury Wills, S (1, 6) OBP: 0.333, SLG: 0.359		2-3 K			0-0 E 1B		0-1 SH1-4 SF7 2B			4	2	2	0	0	1	0				
Johnny Podres, L (1, 1) OBP: 0.250, SLG: 0.100		1-3 K			0-0 E 1B		4-1 L7-4 4-3 BB		0-1 SH1-4	2	1	1	0	1	1	0				
Inning Stats	R: 1 E: 0 K: 1 S: 10	H: 2 LOB: 2 BB: 1 P: 19	R: 0 E: 0 K: 2 S: 7	H: 0 LOB: 0 BB: 0 P: 11	R: 0 E: 0 K: 1 S: 8	H: 0 LOB: 0 BB: 0 P: 10	R: 0 E: 0 K: 0 S: 8	H: 0 LOB: 1 BB: 1 P: 15	R: 8 E: 3 K: 0 S: 25	H: 4 LOB: 0 BB: 1 P: 34	R: 0 E: 0 K: 0 S: 5	H: 0 LOB: 1 BB: 2 P: 16	R: 0 E: 0 K: 0 S: 10	H: 0 LOB: 1 BB: 1 P: 18	R: 1 E: 0 K: 0 S: 10	H: 1 LOB: 0 BB: 0 P: 13	1B: 4 2B: 3 3B: 0 HR: 1	SF: 1 SAC: 1 DP: 2 HBP: 0	WP: 0 PB: 0 SB: 0 CS: 0	PA: 38
PITCHER Sam Jones, R (1, 1) ERA: 2.83	IP: 5.0 WLS: L BF: 26 H: 6 R: 9 ER: 1 SO: 4 BB: 3 IBB: 0 HBP: 0 BLK: 0 WP: 0 HR: 1 S: 58 P: 89 ERA: 1.80 WHIP: 1.800															PITCHER				
Georges Maranda, R (6, 1) ERA: 0.00	IP: 1.0 WLS: 4 BF: 4 H: 0 R: 0 ER: 0 SO: 0 BB: 2 IBB: 0 HBP: 0 BLK: 0 WP: 0 HR: 5 S: 16 P: 16 ERA: 0.00 WHIP: 2.000															PITCHER				
Joe Shipley, R (7, 1) ERA: 4.5	IP: 2.0 WLS: 8 BF: 1 H: 1 R: 1 ER: 1 SO: 0 BB: 1 IBB: 0 HBP: 0 BLK: 0 WP: 0 HR: 20 S: 31 P: 31 ERA: 4.50 WHIP: 1.000															PITCHER				

Batter	1	2	3	4	5	6	7	8	9	AB	R	H	RBI	BB	SO	LOB	TOP					
Don Blasingame, L (1,4) OBP: 0.311, SLG: 0.273	0-0 4-3	0-1 2B			2-2 F2	4-1 BB		2-2 1B		4	0	2	0	1	0	0	San Francisco Giants @ Los Angeles Dodgers Los Angeles Memorial Coliseum, Los Angeles, CA Sat Apr 30 1960, 10:05 PM EDT Att: 64,944 - Unknown					
Joey Amalfitano, R (1,5) OBP: 0.308, SLG: 0.480	0-1 1B	0-3 K			0-0 4-3	3-3 K		0-0 F9		5	0	1	0	0	2	6						
Willie Mays, R (1,8) OBP: 0.529, SLG: 0.627	1-1 G6-4-3 1-2		2-3 K		0-1 HR		1-1 BB	1-0 F8		5	1	2	0	0	1	1						
Willie McCovey, L (1,3) OBP: 0.441, SLG: 0.788		2-2 HR	4-1 BB		1-1 HR		4-0 CS	3-2 F7		3	2	2	3	2	0	0						
Willie Kirkland, L (1,9) OBP: 0.387, SLG: 0.491		0-1 F8	0-3 K		1-2 E6		3-3 K	1-1 3-1		5	0	0	0	0	2	2						
Jim Marshall, L (1,7) OBP: 0.250, SLG: 0.571		4-2 HR	1-2 4-3		3-2 F9			3-2 HR		3	2	1	1	1	0	2						
Felipe Alou, R (8,9) OBP: 0.182, SLG: 0.182		2-2 HR								0	0	0	0	0	0	0						
Eddie Bressoud, R (1,6) OBP: 0.333, SLG: 0.446		1-1 HR			0-2 F8		1-1 L7	2-1 F8		4	1	1	2	0	0	0						
Bob Schmidt, R (1,2) OBP: 0.372, SLG: 0.361		1-3 K			0-1 5-3		4-0 CS	3-3 K		3	0	0	0	1	2	0						
Billy O'Dell, S (1,1)		4-1 2B			0-3 K		4-0 BB	4-2 BB		1	0	0	0	2	1	0						
Stu Miller, R (6,1)										0	0	0	0	1	0	0						
Billy Loes, R (9,1) OBP: 0.500, SLG: 0.500										0	0	0	0	0	0	0						
Inning Stats	R: 0 E: 0 K: 0 S: 5	H: 1 LOB: 0 BB: 0 P: 6	R: 3 E: 0 K: 2 S: 20	H: 3 LOB: 2 BB: 2 P: 33	R: 0 E: 0 K: 2 S: 10	H: 0 LOB: 0 BB: 1 P: 17	R: 0 E: 0 K: 1 S: 9	H: 0 LOB: 0 BB: 0 P: 9	R: 2 E: 1 K: 0 S: 16	H: 2 LOB: 1 BB: 3 P: 23	R: 0 E: 0 K: 1 S: 6	H: 0 LOB: 2 BB: 3 P: 22	R: 0 E: 0 K: 1 S: 5	H: 1 LOB: 1 BB: 1 P: 13	R: 1 E: 0 K: 0 S: 18	H: 2 LOB: 2 BB: 1 P: 32	R: 0 E: 0 K: 0 S: 6	H: 0 LOB: 0 BB: 0 P: 11	1B: 3 2B: 3 3B: 0 HR: 4	SF: 0 SAC: 0 DP: 2 HBP: 0	WP: 0 PB: 0 SB: 0 CS: 2	PA: 41
PITCHER	IP WLS BF H R ER SO BB IBB HBP BLK WP HR S P ERA WHIP	IP WLS BF H R ER SO BB IBB HBP BLK WP HR S P ERA WHIP	IP WLS BF H R ER SO BB IBB HBP BLK WP HR S P ERA WHIP	IP WLS BF H R ER SO BB IBB HBP BLK WP HR S P ERA WHIP	IP WLS BF H R ER SO BB IBB HBP BLK WP HR S P ERA WHIP	IP WLS BF H R ER SO BB IBB HBP BLK WP HR S P ERA WHIP	IP WLS BF H R ER SO BB IBB HBP BLK WP HR S P ERA WHIP	IP WLS BF H R ER SO BB IBB HBP BLK WP HR S P ERA WHIP	IP WLS BF H R ER SO BB IBB HBP BLK WP HR S P ERA WHIP	IP WLS BF H R ER SO BB IBB HBP BLK WP HR S P ERA WHIP	IP WLS BF H R ER SO BB IBB HBP BLK WP HR S P ERA WHIP	IP WLS BF H R ER SO BB IBB HBP BLK WP HR S P ERA WHIP	IP WLS BF H R ER SO BB IBB HBP BLK WP HR S P ERA WHIP	IP WLS BF H R ER SO BB IBB HBP BLK WP HR S P ERA WHIP	IP WLS BF H R ER SO BB IBB HBP BLK WP HR S P ERA WHIP	IP WLS BF H R ER SO BB IBB HBP BLK WP HR S P ERA WHIP						
Don Drysdale, R (1,1) ERA: 2.36	5.0 L	24 6	5 5	5 5	3 0	0 0	0 0	0 0	0 0	3 60	88	9.00	1.800									
Sandy Koufax, L (6,1) ERA: 12.27	0.2	4	0	0	0	0	3	0	0	0	3	16	0.00	4.500								
Clem Labine, R (6,1) ERA: 6.0	1.1	4	1	0	0	2	1	0	0	0	8	19	0.00	1.500								
Stan Williams, R (8,1) ERA: 6.0	2.0	9	2	1	1	1	1	0	0	0	24	43	4.50	1.500								

Batter	1	2	3	4	5	6	7	8	9	AB	R	H	RBI	BB	SO	LOB	BOTTOM					
Jim Gilliam, S (1,5) OBP: 0.386, SLG: 0.245	1-0 F7		3-2 L4-3 1B		4-2 1-2 BB			0-1 4-3		3	0	1	0	1	0	0	San Francisco Giants @ Los Angeles Dodgers Los Angeles Memorial Coliseum, Los Angeles, CA Sat Apr 30 1960, 10:05 PM EDT Att: 64,944 - Unknown					
Charlie Neal, R (1,4) OBP: 0.344, SLG: 0.216	4-0 BB		1-2 L4-3 1-2		2-2 F8			1-2 F8		3	0	0	0	1	0	3						
Wally Moon, L (1,7) OBP: 0.424, SLG: 0.544	4-0 G6-4-3 1-2 BB			0-0 4-3		4-1 BB		2-1 6-3		2	0	0	0	2	0	0						
Gil Hodges, R (1,3) OBP: 0.297, SLG: 0.466	1-2 G6-4-3 1-2		3-2 F8		2-2 F4			2-2 HR	1B	4	1	1	0	0	0	3						
Rip Repulski, R (1,9) OBP: 0.250, SLG: 0.250		0-0 FC5-4 1B		2-3 K		1-2 F9		3-2 F7		2	0	1	0	0	1	0						
Duke Snider, L (6,PH) OBP: 0.425, SLG: 0.533		0-1 FC5-4 1-2			2-1 F9		1-1 F5		2-2 HR	4	1	1	2	0	0	2						
Don Demeter, R (1,8) OBP: 0.250, SLG: 0.333		0-1 FC5-4 1-2			1-1 F9		1-0 F8		4-2 FC6-4 BB	3	1	1	1	0	0	1						
Joe Pignatano, R (1,2) OBP: 0.500, SLG: 1.333		0-1 FC5-4 1-2			4-0 HR		1-1 G3		2-3 K	3	1	1	1	0	0	1						
John Roseboro, L (9,PH) OBP: 0.417, SLG: 0.563		1-1 FC6-4 1-2			0-3 K		2-1 G3		1-1 FC6-4 1-2	1	0	0	0	0	1	1						
Maury Wills, S (1,6) OBP: 0.333, SLG: 0.341										2	0	0	0	1	0	1						
Norm Larker, L (9,PH) OBP: 0.455, SLG: 0.250										1	0	0	0	0	1	1						
Don Drysdale, R (1,1) OBP: 0.308, SLG: 0.538										1	0	0	0	0	0	0						
Tommy Davis, R (5,PH) OBP: 0.226, SLG: 0.214										1	0	0	0	0	0	1						
Sandy Koufax, L (6,1) OBP: 0.300, SLG: 1.000										0	0	0	0	0	0	0						
Clem Labine, R (6,1) OBP: 0.100, SLG: 2.000										0	0	0	0	0	0	0						
Sandy Amoros, L (5,PH) OBP: 0.333, SLG: 1.154										1	0	0	0	0	0	0						
Stan Williams, R (8,1) OBP: 0.143, SLG: 0.426										1	0	0	0	0	0	1						
Carl Furillo, R (9,PH) OBP: 0.143, SLG: 0.426										0	0	0	0	0	0	0						
Inning Stats	R: 0 E: 0 K: 0 S: 4	H: 0 LOB: 1 BB: 2 P: 14	R: 0 E: 0 K: 0 S: 7	H: 1 LOB: 1 BB: 0 P: 8	R: 0 E: 0 K: 0 S: 10	H: 1 LOB: 0 BB: 0 P: 17	R: 0 E: 0 K: 1 S: 9	H: 0 LOB: 0 BB: 0 P: 14	R: 1 E: 0 K: 0 S: 12	H: 1 LOB: 2 BB: 2 P: 25	R: 0 E: 0 K: 0 S: 9	H: 0 LOB: 1 BB: 1 P: 17	R: 0 E: 0 K: 0 S: 5	H: 0 LOB: 0 BB: 0 P: 9	R: 0 E: 0 K: 0 S: 7	H: 0 LOB: 0 BB: 0 P: 10	R: 2 E: 0 K: 1 S: 17	H: 2 LOB: 1 BB: 1 P: 31	1B: 3 2B: 1 3B: 0 HR: 2	SF: 0 SAC: 0 DP: 2 HBP: 0	WP: 0 PB: 0 SB: 0 CS: 0	PA: 36
PITCHER	IP WLS BF H R ER SO BB IBB HBP BLK WP HR S P ERA WHIP	IP WLS BF H R ER SO BB IBB HBP BLK WP HR S P ERA WHIP	IP WLS BF H R ER SO BB IBB HBP BLK WP HR S P ERA WHIP	IP WLS BF H R ER SO BB IBB HBP BLK WP HR S P ERA WHIP	IP WLS BF H R ER SO BB IBB HBP BLK WP HR S P ERA WHIP	IP WLS BF H R ER SO BB IBB HBP BLK WP HR S P ERA WHIP	IP WLS BF H R ER SO BB IBB HBP BLK WP HR S P ERA WHIP	IP WLS BF H R ER SO BB IBB HBP BLK WP HR S P ERA WHIP	IP WLS BF H R ER SO BB IBB HBP BLK WP HR S P ERA WHIP	IP WLS BF H R ER SO BB IBB HBP BLK WP HR S P ERA WHIP	IP WLS BF H R ER SO BB IBB HBP BLK WP HR S P ERA WHIP	IP WLS BF H R ER SO BB IBB HBP BLK WP HR S P ERA WHIP	IP WLS BF H R ER SO BB IBB HBP BLK WP HR S P ERA WHIP	IP WLS BF H R ER SO BB IBB HBP BLK WP HR S P ERA WHIP	IP WLS BF H R ER SO BB IBB HBP BLK WP HR S P ERA WHIP	IP WLS BF H R ER SO BB IBB HBP BLK WP HR S P ERA WHIP						
Billy O'Dell, L (1,1) ERA: 2.25	5.0 W	20 3	1 1	2 2	0 0	0 0	0 0	0 0	0 0	1 33	59	5.40	1.200									
Stu Miller, R (6,1) ERA: 4.2	3.1	14	2	2	2	0	2	0	0	0	1	33	5.40	1.200								
Billy Loes, R (9,1) ERA: 12.0	0.2	S	2	0	0	0	1	0	0	0	5	8	0.00	0.000								



Batter	1	2	3	4	5	6	7	8	9	AB	R	H	RBI	BB	SO	LOB	TOP			
Bill Bruton, L (1.8) OBP: 0.386, SLG: 0.491	1-6-3		F6			1B		4-3		4	0	1	0	0	0	1	Milwaukee Braves @ San Francisco Giants Candlestick Park, San Francisco, CA Mon May 02 1960, 10:05 PM EDT Att: 41,943 - Unknown livebaseballscorecards.com			
Red Schoendienst, S (1.4) OBP: 0.351, SLG: 0.377	4-3			5-3		F9		F9		4	0	0	0	0	0	1				
Eddie Mathews, L (1.5) OBP: 0.438, SLG: 0.549	K			4-3		FC6-4 1B		G3		4	0	1	0	0	1	0				
Hank Aaron, R (1.9) OBP: 0.444, SLG: 0.696		G1-6-3 1B			BB			F8		3	0	1	0	1	0	2				
Ray Boone, R (1.3) OBP: 0.273, SLG: 0.300	F9			1-3				5-3		4	0	0	0	0	1	2				
Mike Krstich, R (1.7) OBP: 0.333, SLG: 0.444	G1-6-3									3	0	0	0	0	0	1				
Johnny Logan, R (1.6) OBP: 0.379, SLG: 0.404			SH1-4 BB							2	0	1	0	1	0	0				
Del Crandall, R (1.2) OBP: 0.224, SLG: 0.333			F6					FC5-4 1B		3	0	0	0	0	0	2				
Carl Willey, R (1.1) Stan Lopata, R (8, PH) Don McMahon, R (8.1) Ken MacKenzie, R (8.1)			SH1-4					6-3		1	0	0	0	0	0	0				
										1	0	0	0	0	0	0				
										0	0	0	0	0	0	0				
										0	0	0	0	0	0	0				
Inning Stats	R: 0 E: 0 K: 1 S: 5	H: 0 LOB: 0 BB: 0 P: 5	R: 0 E: 0 K: 0 S: 3	H: 1 LOB: 0 BB: 0 P: 3	R: 0 E: 0 K: 0 S: 3	H: 0 LOB: 1 BB: 1 P: 7	R: 0 E: 0 K: 0 S: 3	H: 0 LOB: 1 BB: 0 P: 7	R: 0 E: 0 K: 0 S: 3	H: 2 LOB: 2 BB: 0 P: 5	R: 0 E: 0 K: 1 S: 6	H: 1 LOB: 1 BB: 0 P: 6	R: 0 E: 0 K: 0 S: 3	H: 0 LOB: 0 BB: 0 P: 3	R: 0 E: 0 K: 0 S: 3	H: 0 LOB: 0 BB: 0 P: 3	1B: 4 2B: 0 3B: 0 HR: 0	SF: 0 SAC: 1 DP: 1 HBP: 0	WP: 0 PB: 0 SB: 0 CS: 0	PA: 32
PITCHER Mike McCormick, L (1.1) ERA: 2.12	IP: 9.0 WLS: W BF: 32 H: 4 R: 0 ER: 0 SO: 2 BB: 2 IBB: 0 HBP: 0 BLK: 0 WP: 0 HR: 0 S: 34 P: 42 ERA: 0.00 WHIP: 0.667															PITCHER				

Batter	1	2	3	4	5	6	7	8	9	AB	R	H	RBI	BB	SO	LOB	BOTTOM			
Don Blasingame, L (1.4) OBP: 0.295, SLG: 0.257	F7		F8					3-1		4	0	0	0	0	1	3	Milwaukee Braves @ San Francisco Giants Candlestick Park, San Francisco, CA Mon May 02 1960, 10:05 PM EDT Att: 41,943 - Unknown livebaseballscorecards.com			
Jim Davenport, R (1.5) OBP: 0.412, SLG: 0.600	K		F8			HR		PB BB 1B		4	2	2	1	0	1	0				
Willie Mays, R (1.8) OBP: 0.528, SLG: 0.613	F7					F9		1B E BB		3	1	1	0	1	0	0				
Willie McCovey, L (1.3) OBP: 0.444, SLG: 0.782		G3 2B				G3		E PB BB		3	1	1	0	1	1	1				
Willie Kirkland, L (1.9) OBP: 0.369, SLG: 0.464		F7						E6 PB 1B		3	0	0	0	0	1	2				
Joey Amalfitano, R (8, PH) OBP: 0.333, SLG: 0.500								1-3 2-H 3-H 1B		1	1	1	1	0	0	0				
Jim Marshall, L (1.7) OBP: 0.182, SLG: 0.400		G3						1-3 2-H 3-H 1B		3	0	0	0	0	2	2				
Felipe Alou, R (8.9) OBP: 0.167, SLG: 0.167								F7		1	0	0	0	0	0	1				
Hobie Landrith, L (1.2) OBP: 0.750, SLG: 0.500								SH3-4		1	0	1	1	2	0	0				
Eddie Bressoud, R (1.6) OBP: 0.328, SLG: 0.433								5-3		4	0	1	0	0	1	3				
Mike McCormick, L (1.1) OBP: 0.200, SLG: 0.111										2	0	0	0	0	2	2				
Inning Stats	R: 0 E: 0 K: 1 S: 5	H: 0 LOB: 0 BB: 0 P: 5	R: 0 E: 0 K: 0 S: 4	H: 1 LOB: 2 BB: 1 P: 8	R: 0 E: 0 K: 1 S: 5	H: 0 LOB: 0 BB: 0 P: 5	R: 0 E: 0 K: 2 S: 8	H: 1 LOB: 1 BB: 0 P: 8	R: 0 E: 0 K: 2 S: 8	H: 1 LOB: 2 BB: 1 P: 12	R: 4 E: 1 K: 0 S: 5	H: 2 LOB: 0 BB: 2 P: 13	R: 0 E: 0 K: 0 S: 5	H: 0 LOB: 0 BB: 0 P: 3	R: 0 E: 0 K: 0 S: 5	H: 0 LOB: 0 BB: 0 P: 3	1B: 5 2B: 1 3B: 0 HR: 1	SF: 0 SAC: 2 DP: 0 HBP: 0	WP: 0 PB: 2 SB: 1 CS: 0	PA: 35
PITCHER Carl Willey, R (1.1) ERA: 3.33 Don McMahon, R (8.1) Ken MacKenzie, L (8.1)	IP: 7.0 WLS: L BF: 28 H: 5 R: 1 ER: 1 SO: 9 BB: 2 IBB: 0 HBP: 0 BLK: 0 WP: 0 HR: 1 S: 44 P: 52 ERA: 1.29 WHIP: 1.000															PITCHER				

Batter	1	2	3	4	5	6	7	8	9	AB	R	H	RBI	BB	SO	LOB	TOP		
Eddie Kasko, R OBP: 0.364, SLG: 0.424 (1, 5)	0-0 5-3		0-0 F7		0-0 1B		0-0 6-3		0-0 BB	4	0	1	0	1	0	0	Cincinnati Reds @ San Francisco Giants Candlestick Park, San Francisco, CA Wed May 04 1960, 6:33 AM EDT Att: 12,167 - Unknown		
Vada Pinson, L OBP: 0.337, SLG: 0.382 (1, 8)	0-0 F5			0-0 BB 1B G4-6-3	0-0 F7		0-0 5-3	0-0 4-3	5	1	1	0	0	0	4				
Gus Bell, L OBP: 0.310, SLG: 0.363 (1, 7)	0-0 6-3			0-0 G4-6-3 BB 1B		4-0 F2 WP 1B BB		0-0 6-3		3	2	1	0	1	0				
Lee Walls, R OBP: 0.465, SLG: 0.500 Whitey Lockman, L (8, 3)		0-0 F8 4-3 1B		4-0 G4-6-3 BB	0-3 K		4-0 BB			2	0	1	0	2	1				
Tony Gonzalez, L OBP: 0.319, SLG: 0.422 (1, 9)	0-0 4-3		0-0 G4-6-3	1-2 2-3 3-H	0-0 F2		0-0 1-3			4	0	0	0	0	5				
Ed Bailey, L OBP: 0.394, SLG: 0.500 (1, 2)	0-0 F8		0-0 1B	0-0 1B	4-0 1B IBB		0-0 F6			3	0	1	1	1	0				
Roy McMillan, R OBP: 0.357, SLG: 0.548 (1, 6)	0-0 5-3		0-0 5-6-3		0-0 1B		0-0 1B		0-0 1-3 1B	4	0	2	1	0	2				
Billy Martin, R OBP: 0.258, SLG: 0.339 (1, 4)			0-0 F8		0-0 6-3		0-0 6-3		0-0 1-3 1B	4	0	1	0	0	0				
Cal McLish, S (1, 1)			0-0 F7		0-3 K		0-0 6-3		0-0 1-3	4	0	0	0	0	1				
Inning Stats	R: 0 E: 0 K: 0 S: 3	H: 0 LOB: 0 BB: 0 P: 3	R: 0 E: 0 K: 0 S: 4	H: 1 LOB: 1 BB: 0 P: 4	R: 0 E: 0 K: 0 S: 3	H: 0 LOB: 0 BB: 0 P: 3	R: 2 E: 0 K: 0 S: 5	H: 3 LOB: 1 BB: 1 P: 9	R: 0 E: 0 K: 1 S: 6	H: 1 LOB: 2 BB: 2 P: 13	R: 0 E: 0 K: 0 S: 3	H: 0 LOB: 0 BB: 0 P: 3	R: 0 E: 0 K: 0 S: 3	H: 0 LOB: 1 BB: 1 P: 7	R: 0 E: 0 K: 0 S: 5	H: 2 LOB: 3 BB: 1 P: 9		1B: 8 2B: 0 3B: 0 HR: 0	SF: 0 SAC: 0 DP: 1 HBP: 0
PITCHER	IP	WLS	BF	H	R	ER	SO	BB	IBB	HBP	BLK	WP	HR	S	P	ERA	WHIP		
Jack Sanford, R ERA: 3.69 Billy O'Dell, L ERA: 2.0	(1, 1)	6.0	L	25	6	3	3	2	2	1	0	0	0	26	38	4.50	1.333		
PITCHER	IP	WLS	BF	H	R	ER	SO	BB	IBB	HBP	BLK	WP	HR	S	P	ERA	WHIP		

AB	33
R	3
H	8
RBI	2
BB	5
SO	2
LOB	15



Batter	1	2	3	4	5	6	7	8	9	AB	R	H	RBI	BB	SO	LOB	BOTTOM		
Don Blasingame, L OBP: 0.305, SLG: 0.260 (1, 4)	0-0 1B SF8 1B		4-0 SH1-4 BB	0-0 5-3		0-0 5-3		0-0 6-3		3	1	1	0	1	0	2	Cincinnati Reds @ San Francisco Giants Candlestick Park, San Francisco, CA Wed May 04 1960, 6:33 AM EDT Att: 12,167 - Unknown		
Jim Davenport, R OBP: 0.407, SLG: 0.583 (1, 5)	0-0 BB 1B		0-0 SH1-4		0-0 5-3		0-0 6-3			3	0	1	0	0	0				
Willie Mays, R OBP: 0.500, SLG: 0.585 (1, 8)	0-0 SF8		0-3 K		0-0 F9		0-3 K			3	0	0	1	0	2				
Willie McCovey, L OBP: 0.461, SLG: 0.768 (1, 3)	3-H G6-4-3 BB		0-0 F7		4-0 BB		4-0 L6-3 BB			1	0	0	0	3	0				
Orlando Cepeda, R OBP: 0.310, SLG: 0.509 (1, 7)	0-0 G6-4-3			0-3 K	0-3 K		0-0 L6-3	1-2 BB		4	0	0	0	0	2				
Willie Kirkland, L OBP: 0.377, SLG: 0.517 (1, 9)		0-0 F5		0-0 HR		0-0 SH1-4 1B		0-0 4-3		4	1	2	1	0	0				
Hobie Landrith, L OBP: 0.571, SLG: 0.250 (1, 2)		0-0 G3		4-0 SH1-3 HBP BB		0-0 SH1-4		0-0 4-3		2	0	0	0	1	0				
Eddie Bressoud, R OBP: 0.338, SLG: 0.419 (1, 6)		4-0 FC5-4 BB		1-0 SH1-3 HBP		0-0 F8		0-0 F4		2	0	0	0	1	0				
Jack Sanford, R OBP: 0.333, SLG: 0.273 Jim Marshall, L OBP: 0.167, SLG: 0.364 Billy O'Dell, S (6, PH) Dale Long, L OBP: 0.500, SLG: 1.000 (8, PH)	(1, 1)	0-0 FC5-4		0-0 SH1-3		0-3 K		0-0 F5		1	0	0	0	0	0				
Inning Stats	R: 1 E: 0 K: 0 S: 4	H: 2 LOB: 1 BB: 1 P: 8	R: 0 E: 0 K: 0 S: 3	H: 0 LOB: 1 BB: 1 P: 7	R: 0 E: 0 K: 1 S: 5	H: 0 LOB: 1 BB: 1 P: 9	R: 1 E: 0 K: 1 S: 6	H: 1 LOB: 2 BB: 1 P: 11	R: 0 E: 0 K: 1 S: 5	H: 0 LOB: 0 BB: 0 P: 5	R: 0 E: 0 K: 0 S: 2	H: 0 LOB: 0 BB: 1 P: 6	R: 0 E: 0 K: 0 S: 3	H: 0 LOB: 0 BB: 0 P: 3	1B: 3 2B: 1 3B: 0 HR: 1	SF: 1 SAC: 3 DP: 2 HBP: 1		WP: 0 PA: 36 PB: 0 SB: 0 CS: 0	
PITCHER	IP	WLS	BF	H	R	ER	SO	BB	IBB	HBP	BLK	WP	HR	S	P	ERA	WHIP		
Cal McLish, R ERA: 4.64	(1, 1)	9.0	W	36	4	2	2	5	6	0	1	0	0	39	64	2.00	1.111		



Batter	1	2	3	4	5	6	7	8	9	AB	R	H	RBI	BB	SO	LOB	TOP								
Eddie Kasko, R OBP: 0.378, SLG: 0.435 (1, 5)	5-3			FC3-6 BB		4-3 2H 2B		1B E HBP	FC4-6	3	1	1	1	1	0	1									
Vada Pinson, L OBP: 0.333, SLG: 0.375 (1, 8)	P3		FC3-6 6-3 1-2			F6		E8 S SF8 1B		4	1	1	0	0	0	2									
Gus Bell, L OBP: 0.295, SLG: 0.345 (1, 7)	K		6-3			4-3		F7		4	0	0	0	0	1	3									
Frank Robinson, R OBP: 0.398, SLG: 0.642 (1, 3)		4-3 FC9-2 2B		1-3				S SF8 BB		2	0	1	0	2	0	1									
Lee Walls, R OBP: 0.435, SLG: 0.459 Tony Gonzalez, L OBP: 0.319, SLG: 0.422 Willie Jones, R OBP: 0.417, SLG: 0.125 (8, 9)	4-3				F8	5-3		SF8		3	0	0	0	0	0	3									
Elio Chacon, R OBP: 0.417, SLG: 0.125 (8, 9)	2-3							1-2 3H		0	0	0	0	0	0	0									
Roy McMillan, R OBP: 0.341, SLG: 0.519 (1, 6)	FC9-2				F7			F4		4	0	0	0	0	0	2									
Dutch Dotterer, R OBP: 0.250, SLG: 0.750 (1, 2)			6-3		1-3			F6		4	0	0	0	0	0	0									
Billy Martin, R OBP: 0.288, SLG: 0.371 (1, 4)			F9			E 2B		FC4-6 1B		3	1	2	0	1	0	0									
Bob Purkey, R OBP: 0.167, SLG: 0.167 Bill Henry, L (8, 1)			K			E8 2B 1B		G3		3	1	1	1	0	1	1									
Inning Stats	R: 0 E: 0 K: 1 S: 5	H: 0 LOB: 0 BB: 0 P: 5	R: 0 E: 0 K: 0 S: 3	H: 1 LOB: 0 BB: 0 P: 3	R: 0 E: 0 K: 1 S: 5	H: 0 LOB: 0 BB: 0 P: 5	R: 0 E: 0 K: 0 S: 3	H: 0 LOB: 1 BB: 1 P: 7	R: 0 E: 0 K: 0 S: 3	H: 0 LOB: 0 BB: 0 P: 3	R: 2 E: 1 K: 0 S: 6	H: 3 LOB: 2 BB: 1 P: 10	R: 0 E: 0 K: 0 S: 3	H: 0 LOB: 1 BB: 1 P: 7	R: 2 E: 1 K: 0 S: 4	H: 1 LOB: 1 BB: 1 P: 9	R: 0 E: 0 K: 1 S: 6	H: 1 LOB: 1 BB: 0 P: 6	1B: 3 2B: 4 3B: 0 HR: 0	SF: 1 SAC: 0 DP: 1 HBP: 1	WP: 0 PB: 0 SB: 4 CS: 0	PA: 37			
PITCHER	IP	WLS	BF	H	R	ER	SO	BB	IBB	HBP	BLK	WP	HR	S	P	ERA	WHIP								
Johnny Antonelli, L ERA: 3.6 Stu Miller, R ERA: 5.28 Mike McCormick, L ERA: 2.02	7.0		27	4	2	2	2	3	0	0	0	0	0	28	40	2.57	1.000								
	0.1	L	4	1	2	2	0	1	0	1	0	0	0	2	7	54.00	6.000								
	1.2		6	1	0	0	1	0	0	0	0	0	0	8	8	0.00	0.600								

Cincinnati Reds @ San Francisco Giants
Candlestick Park, San Francisco, CA
Thu May 05 1960, 6:33 AM EDT
Att: 11,457 - Unknown

AB	31
R	4
H	6
RBI	3
BB	4
SO	3
LOB	14



Batter	1	2	3	4	5	6	7	8	9	AB	R	H	RBI	BB	SO	LOB	BOTTOM								
Don Blasingame, L OBP: 0.302, SLG: 0.250 (1, 4)	F8		4-3		1B 3B BB			G3		3	1	0	0	1	0	0									
Joey Amalfitano, R OBP: 0.323, SLG: 0.467 (1, 5)	6-3			6-3	1-3 3B 1B			4-3		4	1	1	0	0	0	0									
Willie Mays, R OBP: 0.500, SLG: 0.638 (1, 8)				F8	1H 3H 3B			6-3		4	0	2	2	0	0	0									
Willie McCovey, L OBP: 0.463, SLG: 0.763 (1, 3)	F5			1B BB	G3			2B		3	0	1	0	1	0	2									
Orlando Cepeda, R OBP: 0.323, SLG: 0.559 (1, 7)		6-3		1-3 1B				6-3		4	1	2	1	0	0	1									
Willie Kirkland, L OBP: 0.375, SLG: 0.500 Jim Davenport, R OBP: 0.400, SLG: 0.571 Felipe Alou, R OBP: 0.167, SLG: 0.167 (8, 9)	F5			4-0 1B				6-3		2	0	0	0	1	0	0									
Hobie Landrith, L OBP: 0.400, SLG: 0.143 Bob Schmidt, R OBP: 0.364, SLG: 0.351 (8, PH)	G3			1-2 BB	G3			K		1	0	0	0	0	1	1									
Eddie Bressoud, R OBP: 0.320, SLG: 0.394 (1, 6)			6-3		5-3			F8		4	0	0	0	0	1	0									
Johnny Antonelli, L OBP: 0.333, SLG: 0.333 Jim Marshall, L OBP: 0.154, SLG: 0.333 Stu Miller, R (8, 1) Mike McCormick, L OBP: 0.200, SLG: 0.111 Andre Rodgers, R OBP: 0.429, SLG: 0.333 (8, PH)	1-3				F4			3-1		2	0	0	0	0	0	0									
Inning Stats	R: 0 E: 0 K: 0 S: 4	H: 1 LOB: 1 BB: 0 P: 4	R: 0 E: 0 K: 0 S: 3	H: 0 LOB: 0 BB: 0 P: 3	R: 0 E: 0 K: 0 S: 4	H: 1 LOB: 3 BB: 2 P: 12	R: 2 E: 0 K: 0 S: 5	H: 2 LOB: 1 BB: 1 P: 9	R: 1 E: 0 K: 0 S: 4	H: 1 LOB: 0 BB: 0 P: 4	R: 0 E: 0 K: 0 S: 3	H: 0 LOB: 0 BB: 0 P: 3	R: 0 E: 0 K: 1 S: 6	H: 1 LOB: 1 BB: 0 P: 6	R: 0 E: 0 K: 1 S: 5	H: 0 LOB: 0 BB: 0 P: 5	1B: 2 2B: 1 3B: 2 HR: 1	SF: 0 SAC: 0 DP: 0 HBP: 0	WP: 0 PB: 0 SB: 1 CS: 0	PA: 36					
PITCHER	IP	WLS	BF	H	R	ER	SO	BB	IBB	HBP	BLK	WP	HR	S	P	ERA	WHIP								
Bob Purkey, R ERA: 3.28 Bill Henry, L ERA: 5.23	7.2		32	6	3	3	0	3	0	0	0	0	0	29	41	3.52	1.174								
	1.1	S	4	0	0	0	2	0	0	0	0	0	0	8	8	0.00	0.000								

Cincinnati Reds @ San Francisco Giants
Candlestick Park, San Francisco, CA
Thu May 05 1960, 6:33 AM EDT
Att: 11,457 - Unknown

AB	33
R	3
H	6
RBI	3
BB	3
SO	2
LOB	7



Batter	1	2	3	4	5	6	7	8	9	AB	R	H	RBI	BB	SO	LOB	TOP																			
Don Hoak, R OBP: 0.341, SLG: 0.265 (1, 5)	0-0 6-3		0-0 F3			0-0 6-3		0-0 F8		4	0	0	0	0	0	1	Pittsburgh Pirates @ San Francisco Giants Candlestick Park, San Francisco, CA Fri May 06 1960, 10:05 PM EDT Att: 36,592 - Unknown livebaseballscorecards.com																			
Dick Groat, R OBP: 0.353, SLG: 0.395 (1, 6)	0-0 F2		0-3 K			0-0 F5		0-0 5-3		4	0	0	0	0	1																					
Bob Skinner, L OBP: 0.483, SLG: 0.657 (1, 7)	4-0 E S BB			0-3 K		0-0 1B			4-0 BB	2	0	1	0	2	1	0																				
Rocky Nelson, L OBP: 0.111, SLG: 0.111 (1, 3)	0-0 4-3			0-0 1B		0-0 F9			0-0 F9	4	0	1	0	0	0	3																				
Roberto Clemente, R OBP: 0.379, SLG: 0.688 (1, 9)		0-0 5-3		0-3 K			0-0 HR		0-0 F4	4	1	1	1	0	1	2																				
Smoky Burgess, L OBP: 0.413, SLG: 0.595 (1, 2)		0-0 F9		0-0 F4			0-0 F4		0-0 1-3	4	0	0	0	0	0	2																				
Bill Virdon, L OBP: 0.380, SLG: 0.300 (1, 8)		0-0 F6			0-3 K		0-0 F5			3	0	0	0	0	1	0																				
Bill Mazeroski, R OBP: 0.247, SLG: 0.397 (1, 4)			0-0 5-3		0-0 5-3		0-0 F7			3	0	0	0	0	0	0																				
Vern Law, R OBP: 0.167, SLG: 0.176 Dick Schofield, S OBP: 0.600, SLG: 0.600 Don Gross, L OBP: 0.600, SLG: 0.600 (8, PH)			4-0 BB		0-0 F7			0-3 K		1	0	0	0	1	0	0	P																			
Inning Stats	R: 0 E: 0 K: 0 S: 3	H: 0 LOB: 1 BB: 1 P: 7	R: 0 E: 0 K: 0 S: 3	H: 0 LOB: 0 BB: 0 P: 3	R: 0 E: 0 K: 1 S: 5	H: 0 LOB: 1 BB: 1 P: 9	R: 0 E: 0 K: 2 S: 8	H: 1 LOB: 1 BB: 0 P: 8	R: 0 E: 0 K: 1 S: 5	H: 0 LOB: 0 BB: 0 P: 5	R: 1 E: 0 K: 0 S: 4	H: 1 LOB: 0 BB: 0 P: 4	R: 0 E: 1 K: 1 S: 5	H: 0 LOB: 1 BB: 1 P: 5	R: 0 E: 0 K: 0 S: 3	H: 0 LOB: 1 BB: 1 P: 7		1B: 2 2B: 0 3B: 0 HR: 1	SF: 0 SAC: 0 DP: 0 HBP: 0	WP: 0 PB: 0 SB: 1 CS: 0	PA: 33															
PITCHER Sam Jones, R ERA: 2.39 (1, 1)	IP 9.0	WLS W	BF 33	H 3	R 1	ER 1	SO 5	BB 3	IBB 0	HBP 0	BLK 0	WP 0	HR 1	S 40	P 52	ERA 1.00	WHIP 0.667	PITCHER		IP 9.0	WLS W	BF 33	H 3	R 1	ER 1	SO 5	BB 3	IBB 0	HBP 0	BLK 0	WP 0	HR 1	S 40	P 52	ERA 1.00	WHIP 0.667

Batter	1	2	3	4	5	6	7	8	9	AB	R	H	RBI	BB	SO	LOB	BOTTOM																			
Don Blasingame, L OBP: 0.288, SLG: 0.238 (1, 4)	0-0 F6		0-0 F9			0-0 5-3			0-0 1-3	4	0	0	0	0	0	1	Pittsburgh Pirates @ San Francisco Giants Candlestick Park, San Francisco, CA Fri May 06 1960, 10:05 PM EDT Att: 36,592 - Unknown livebaseballscorecards.com																			
Jim Davenport, R OBP: 0.390, SLG: 0.547 (1, 5)	0-0 HR		0-0 4-3			0-0 4-3		0-0 F9		4	1	1	0	0	0	0																				
Willie Mays, R OBP: 0.488, SLG: 0.658 (1, 8)	0-0 F9			0-0 F9		0-0 HR		0-0 E4		4	1	1	1	0	0	1																				
Willie McCovey, L OBP: 0.476, SLG: 0.806 (1, 3)	0-0 HR			0-0 FC6-4		0-0 BB		0-3 K		3	1	2	2	1	1	1																				
Orlando Cepeda, R OBP: 0.308, SLG: 0.532 (1, 7)	0-0 5-3			0-0 FC6-4		0-0 F8			0-0 F8	3	1	0	0	0	0	2																				
Willie Kirkland, L OBP: 0.373, SLG: 0.538 (1, 9)		0-0 F4		0-0 HR		0-3 K			0-3 K	3	1	1	2	0	1	1																				
Hobie Landrith, L OBP: 0.385, SLG: 0.200 (1, 2)		0-0 F8		0-3 K			0-0 SH1-4		0-0 1B	3	0	1	0	0	1	0																				
Eddie Bressoud, R OBP: 0.308, SLG: 0.377 (1, 6)		0-0 5-3			0-0 F4			0-0 F8		3	0	0	0	0	0	1																				
Sam Jones, R OBP: 0.083, SLG: 0.083 (1, 1)			0-0 5-3		0-3 K			0-0 SH1-4		2	0	0	0	0	1	0	GIANTS																			
Inning Stats	R: 2 E: 0 K: 0 S: 5	H: 2 LOB: 0 BB: 0 P: 5	R: 0 E: 0 K: 0 S: 3	H: 0 LOB: 0 BB: 0 P: 3	R: 0 E: 0 K: 1 S: 7	H: 0 LOB: 0 BB: 0 P: 7	R: 0 E: 0 K: 1 S: 5	H: 2 LOB: 0 BB: 0 P: 7	R: 1 E: 0 K: 1 S: 6	H: 1 LOB: 1 BB: 1 P: 10	R: 0 E: 0 K: 0 S: 4	H: 1 LOB: 1 BB: 0 P: 4	R: 0 E: 1 K: 1 S: 5	H: 0 LOB: 1 BB: 0 P: 5	R: 0 E: 0 K: 0 S: 3	H: 0 LOB: 1 BB: 1 P: 5		1B: 3 2B: 1 3B: 0 HR: 3	SF: 0 SAC: 1 DP: 1 HBP: 0	WP: 0 PB: 0 SB: 0 CS: 1	PA: 31															
PITCHER Vern Law, R ERA: 2.09 Don Gross, L ERA: 6.75 (8, 1)	IP 7.0	WLS L	BF 28	H 6	R 5	ER 5	SO 3	BB 1	IBB 0	HBP 0	BLK 0	WP 0	HR 3	S 33	P 37	ERA 6.43	WHIP 1.000	PITCHER		IP 1.0	WLS L	BF 3	H 0	R 0	ER 0	SO 1	BB 0	IBB 0	HBP 0	BLK 0	WP 0	HR 0	S 5	P 5	ERA 0.00	WHIP 0.000


Batter	1	2	3	4	5	6	7	8	9	AB	R	H	RBI	BB	SO	LOB	TOP										
Don Hoak, R OBP: 0.344, SLG: 0.254 (1,5)	5-3								K	3	1	0	0	2	1	1	Pittsburgh Pirates @ San Francisco Giants Candlestick Park, San Francisco, CA Sat May 07 1960, 6:33 AM EDT Att: 33,066 - Unknown livebaseballscorecards.com										
Dick Groat, R OBP: 0.344, SLG: 0.384 (1,6)	1B WP		G3-6-3 BB			FC6-4 BB	FC1-6		5-3	5	1	1	0	0	1	3											
Bob Skinner, L OBP: 0.489, SLG: 0.643 (1,7)	1B WP								F6	3	1	1	0	2	0	0											
Rocky Nelson, L OBP: 0.154, SLG: 0.154 (1,3)	F9									4	2	1	1	0	1	3											
Roberto Clemente, R OBP: 0.384, SLG: 0.679 (1,9)	4-3									4	0	2	0	0	0	3											
Smoky Burgess, L OBP: 0.400, SLG: 0.565 (1,2)		4-3								4	0	1	1	0	0	3											
Bill Virdon, L OBP: 0.352, SLG: 0.279 (1,8)										3	0	0	1	0	2	2											
Bill Mazerowski, R OBP: 0.247, SLG: 0.389 (1,4)										4	0	1	1	0	1	0											
Harvey Haddix, L OBP: 0.273, SLG: 0.250 (1,1)										2	0	0	0	1	1	2											
Fred Green, R OBP: 0.667, SLG: 1.667 (7, PH)										0	0	0	0	0	0	0											
Danny Kravitz, L (8, PH)										1	0	0	0	0	0	0											
Don Gross, L (8,1)										0	0	0	0	0	0	0											
Inning Stats	R: 1 E: 0 K: 0 S: 5	H: 2 LOB: 1 BB: 0 P: 5	R: 0 E: 0 K: 2 S: 7	H: 0 LOB: 0 BB: 0 P: 7	R: 0 E: 0 K: 1 S: 4	H: 0 LOB: 0 BB: 1 P: 8	R: 2 E: 1 K: 0 S: 6	H: 2 LOB: 2 BB: 1 P: 10	R: 2 E: 0 K: 2 S: 9	H: 2 LOB: 1 BB: 1 P: 7	R: 0 E: 0 K: 1 S: 6	H: 1 LOB: 0 BB: 0 P: 6	R: 0 E: 0 K: 0 S: 3	H: 0 LOB: 0 BB: 0 P: 3	R: 0 E: 0 K: 1 S: 5	H: 0 LOB: 0 BB: 0 P: 5	1B: 7 2B: 0 3B: 0 HR: 0	SF: 1 SAC: 0 DP: 1 HBP: 0	WP: 2 PB: 0 SB: 1 CS: 0	PA: 39							
PITCHER	IP	WLS	BF	H	R	ER	SO	BB	IBB	HBP	BLK	WP	HR	S	P	ERA	WHIP										
Jack Sanford, R ERA: 4.0 (1,1)	4.1		21	4	5	3	4	4	0	0	0	2	0	25	41	6.23	1.846										
Billy O'Dell, L ERA: 1.99 (5,1)	1.2		8	2	0	0	1	1	0	0	0	0	0	9	13	0.00	1.800										
Bud Byerly, R ERA: (7,1)	3.0	W	10	1	0	0	2	0	0	0	0	0	0	14	14	0.00	0.333										


Batter	1	2	3	4	5	6	7	8	9	AB	R	H	RBI	BB	SO	LOB	BOTTOM										
Don Blasingame, L OBP: 0.287, SLG: 0.238 (1,4)	K									4	1	1	0	0	2	0	Pittsburgh Pirates @ San Francisco Giants Candlestick Park, San Francisco, CA Sat May 07 1960, 6:33 AM EDT Att: 33,066 - Unknown livebaseballscorecards.com										
Jim Davenport, R OBP: 0.381, SLG: 0.526 (1,5)	K									4	0	1	0	0	1	0											
Willie Mays, R OBP: 0.477, SLG: 0.636 (1,8)	E S 2-1 1B									4	1	1	0	0	0	2											
Willie McCovey, L OBP: 0.460, SLG: 0.769 (1,3)	2-1	3-1								3	0	0	0	0	1	2											
Orlando Cepeda, R OBP: 0.309, SLG: 0.538 (1,7)		F9								3	1	1	2	0	0	0											
Willie Kirkland, L OBP: 0.384, SLG: 0.522 (1,9)										2	0	0	0	0	1	0											
Felipe Alou, R OBP: 0.231, SLG: 0.167 (7, PH) (8,9)		F8								0	1	0	0	1	0	0											
Bob Schmidt, R OBP: 0.348, SLG: 0.333 (1,2)										2	0	0	0	0	0	0											
Joey Amalfitano, R OBP: 0.344, SLG: 0.484 (7, PH)										1	1	1	1	0	0	0											
Hobie Landrith, L OBP: 0.385, SLG: 0.200 (8,2)										0	0	0	0	0	0	0											
Eddie Bressoud, R OBP: 0.309, SLG: 0.417 (1,6)										3	1	1	3	0	1	0											
Jack Sanford, R OBP: 0.308, SLG: 0.250 (1,1)										1	0	0	0	0	0	0											
Billy O'Dell, S (5,1)										0	0	0	0	0	0	0											
Andre Rodgers, R OBP: 0.375, SLG: 0.286 (6, PH)										1	0	0	0	0	0	0											
Bud Byerly, R (7,1)										1	0	0	0	0	1	0											
Inning Stats	R: 0 E: 0 K: 2 S: 7	H: 1 LOB: 1 BB: 0 P: 7	R: 0 E: 0 K: 0 S: 3	H: 0 LOB: 0 BB: 0 P: 3	R: 0 E: 0 K: 1 S: 5	H: 0 LOB: 0 BB: 0 P: 5	R: 0 E: 0 K: 1 S: 5	H: 0 LOB: 0 BB: 0 P: 5	R: 0 E: 0 K: 2 S: 7	H: 0 LOB: 0 BB: 0 P: 7	R: 0 E: 0 K: 0 S: 3	H: 0 LOB: 0 BB: 0 P: 3	R: 6 E: 0 K: 1 S: 10	H: 5 LOB: 1 BB: 1 P: 14	R: 0 E: 0 K: 0 S: 3	H: 0 LOB: 0 BB: 0 P: 3	1B: 4 2B: 1 3B: 0 HR: 1	SF: 0 SAC: 0 DP: 0 HBP: 0	WP: 0 PB: 0 SB: 1 CS: 0	PA: 30							
PITCHER	IP	WLS	BF	H	R	ER	SO	BB	IBB	HBP	BLK	WP	HR	S	P	ERA	WHIP										
Harvey Haddix, L ERA: 5.63 (1,1)	6.2		26	5	5	5	6	1	0	0	0	0	0	36	40	6.75	0.900										
Fred Green, L ERA: 3.86 (7,1)	0.1	L	2	1	1	1	1	0	0	0	0	0	0	4	4	27.00	3.000										
Don Gross, L ERA: 3.86 (8,1)	1.0		3	0	0	0	0	0	0	0	0	0	0	3	3	0.00	0.000										



Batter	1	2	3	4	5	6	7	8	9	AB	R	H	RBI	BB	SO	LOB	TOP			
Bob Skinner, L (1, 7) OBP: 0.484, SLG: 0.658 George Witt, R (6, 1) Dick Schofield, S (8, PH) OBP: 0.500, SLG: 0.500 Don Gross, L (8, 1)	0-0 L1-5 3B		0-0 F5			0-3 K		0-0 6-3		3	0	1	0	0	1	1	Pittsburgh Pirates @ San Francisco Giants Candlestick Park, San Francisco, CA Sun May 08 1960, 6:33 AM EDT Att: 40,173 - Unknown livebaseballscorecards.com			
Dick Groat, R (1, 6) OBP: 0.330, SLG: 0.367	0-0 L1-5		0-0 FC6-4			0-0 1-3			0-0 6-3	4	0	0	0	0	2					
Roberto Clemente, R (1, 9) OBP: 0.389, SLG: 0.667	4-0 BB			0-0 F4				0-0 G6-3 1B	0-0 6-3	3	0	1	0	1	0					
Dick Stuart, R (1, 3) OBP: 0.321, SLG: 0.351	0-0 F8			0-0 5-3				0-0 G6-3 1-2	0-0 6-3	4	0	0	0	0	2					
Don Hoak, R (1, 5) OBP: 0.344, SLG: 0.247		4-0 G1-6-3 BB		0-0 F8				0-0 5-3		2	0	0	0	1	0					
Hal Smith, R (1, 2) OBP: 0.361, SLG: 0.727		0-0 G1-6-3 1-2		0-0 F8				0-0 E 2B		3	1	1	0	0	1					
Gino Cimoli, R (1, 8) OBP: 0.333, SLG: 0.333		0-0 F3		0-0 G5-4-3 1B				0-0 E8 2H 1B		3	0	2	1	0	0					
Bill Mazerowski, R (1, 4) OBP: 0.250, SLG: 0.387			0-0 FC6-4 1B		0-0 G5-4-3 1-2			0-0 F7		3	0	1	0	0	2					
Joe Gibbon, R (1, 1) Jim Umbricht, R (1, 1) Roman Mejias, R (3, PH) Paul Giel, R (3, 1) Gene Baker, R (6, PH) Joe Christopher, R (6, 7)			0-3 K		0-0 5-3			0-0 6-3		0	0	0	0	0	0					
Inning Stats	R: 0 E: 0 K: 0 S: 3	H: 1 LOB: 1 BB: 1 P: 7	R: 0 E: 0 K: 0 S: 2	H: 0 LOB: 0 BB: 1 P: 6	R: 0 E: 0 K: 1 S: 6	H: 1 LOB: 1 BB: 0 P: 6	R: 0 E: 0 K: 0 S: 3	H: 0 LOB: 0 BB: 0 P: 3	R: 0 E: 0 K: 1 S: 5	H: 0 LOB: 0 BB: 0 P: 5	R: 0 E: 0 K: 0 S: 3	H: 1 LOB: 0 BB: 0 P: 3	R: 1 E: 1 K: 0 S: 5	H: 2 LOB: 1 BB: 0 P: 5	R: 0 E: 0 K: 0 S: 3	H: 0 LOB: 0 BB: 0 P: 3		1B: 4 2B: 2 3B: 1 HR: 0	SF: 0 SAC: 0 DP: 4 HBP: 0	WP: 0 PB: 0 SB: 0 CS: 0
PITCHER Mike McCormick, L (1, 1) ERA: 1.81	IP: 9.0 WLS: W BF: 31 H: 6 R: 1 ER: 1 SO: 2 BB: 2 IBB: 0 HBP: 0 BLK: 0 WP: 0 HR: 0 S: 33 P: 41 ERA: 1.00 WHIP: 0.889											PITCHER	IP: 0 WLS: 0 BF: 0 H: 0 R: 0 ER: 0 SO: 0 BB: 0 IBB: 0 HBP: 0 BLK: 0 WP: 0 HR: 0 S: 0 P: 0 ERA: 0 WHIP: 0							

Batter	1	2	3	4	5	6	7	8	9	AB	R	H	RBI	BB	SO	LOB	BOTTOM			
Don Blasingame, L (1, 4) OBP: 0.313, SLG: 0.253	0-0 BB P3			0-0 E1 4-3 2H 1B	0-0 E 1-2 2B 1B	4-0 G6-4-3 BB				3	3	2	0	2	0	3	Pittsburgh Pirates @ San Francisco Giants Candlestick Park, San Francisco, CA Sun May 08 1960, 6:33 AM EDT Att: 40,173 - Unknown livebaseballscorecards.com			
Jim Davenport, R (1, 5) OBP: 0.382, SLG: 0.508	4-0 2B 1-2 E BB	0-0 5-3		0-0 4-3 2-3	0-0 E6 1-3 2H 2B 1B	0-0 G6-4-3 1-2			4	2	1	0	1	0	3					
Willie Mays, R (1, 8) Willie Kirkland, L (6, 9) OBP: 0.650 OBP: 0.359, SLG: 0.515	0-0 E 1-3 2H 2B	0-0 F7		0-0 4-3 1B	4-0 1-2 2B BB		0-0 F9		3	2	2	1	1	0	0					
Willie McCovey, L (1, 3) OBP: 0.467, SLG: 0.765	4-0 E SF7 BB	4-0 E BB		0-0 4-3 1-2 3H 1B	0-0 E 1-2 2H 3H 2B		0-0 F7		3	2	1	4	2	0	1					
Orlando Cepeda, R (1, 7) OBP: 0.288, SLG: 0.500	0-3 K	0-0 F7 1-2		0-0 3-1	0-0 E3 2H		0-0 4-3		5	0	0	0	0	1	5					
Felipe Alou, R (1, 9) OBP: 0.222, SLG: 0.294	0-0 E6 BB 1-2 2-3 3H E		0-0 FC8-2 3B		0-0 F3 5-3		0-0 F2		5	0	1	1	0	0	3					
Bob Schmidt, R (1, 2) OBP: 0.373, SLG: 0.409	0-0 E8 1-2 2-3 3H BB		0-0 FC8-2 3H		0-0 E 1B	0-0 1B 2B		0-0 2B		5	2	3	0	0	3					
Eddie Bressoud, R (1, 6) OBP: 0.314, SLG: 0.434	0-0 SF7		0-0 4-3		0-0 E6 1-2 3H FC4-2 2B	0-0 SH3-4 1B		0-0 6-3		4	0	2	3	0	1					
Mike McCormick, L (1, 1) OBP: 0.286, SLG: 0.250	4-0 1-2 2-3 BB		0-0 E 2B		0-0 FC4-2 1B E 3H	0-0 SH3-4 1B		0-3 K		3	2	1	0	1	2					
Inning Stats	R: 4 E: 2 K: 1 S: 8	H: 1 LOB: 3 BB: 4 P: 24	R: 0 E: 1 K: 0 S: 3	H: 0 LOB: 1 BB: 1 P: 7	R: 0 E: 0 K: 0 S: 3	H: 1 LOB: 0 BB: 0 P: 3	R: 2 E: 1 K: 0 S: 6	H: 3 LOB: 1 BB: 0 P: 6	R: 6 E: 3 K: 0 S: 9	H: 5 LOB: 1 BB: 1 P: 13	R: 1 E: 0 K: 0 S: 4	H: 2 LOB: 1 BB: 1 P: 8	R: 0 E: 0 K: 0 S: 3	H: 0 LOB: 0 BB: 0 P: 3	R: 0 E: 0 K: 1 S: 6	H: 1 LOB: 1 BB: 0 P: 6		1B: 6 2B: 7 3B: 1 HR: 0	SF: 1 SAC: 1 DP: 2 HBP: 0	WP: 0 PB: 0 SB: 0 CS: 0
PITCHER Joe Gibbon, L (1, 1) ERA: 3.6 Jim Umbricht, R (1, 1) ERA: 6.59 Paul Giel, R (3, 1) ERA: 6.75 George Witt, R (6, 1) ERA: 4.5 Don Gross, L (8, 1) ERA: 2.7	IP: 0.0 WLS: L BF: 4 H: 1 R: 4 ER: 2 SO: 0 BB: 3 IBB: 0 HBP: 0 BLK: 0 WP: 0 HR: 0 S: 10 P: 13 ERA: ∞ WHIP: 1.000											PITCHER	IP: 0 WLS: 0 BF: 0 H: 0 R: 0 ER: 0 SO: 0 BB: 0 IBB: 0 HBP: 0 BLK: 0 WP: 0 HR: 0 S: 0 P: 0 ERA: 0 WHIP: 0							

Batter	1	2	3	4	5	6	7	8	9	AB	R	H	RBI	BB	SO	LOB	TOP										
Ted Lepcio, R OBP: 0.273, SLG: 0.286 (1, 6)	F8		1B			CS BB		FC2-5 SH 1B		3	0	2	0	1	0	0	Philadelphia Phillies @ San Francisco Giants Candlestick Park, San Francisco, CA Tue May 10 1960, 10:05 PM EDT Att: 20,304 - Unknown										
Alvin Dark, R OBP: 0.314, SLG: 0.312 (1, 5)	F9		F7			K		SH FC2-5		3	0	0	0	0	1	2											
Bobby Del Greco, R OBP: 0.358, SLG: 0.463 (1, 8)	F3			F2			F4	FC2-5		4	0	0	0	0	0	2											
Pancho Herrera, R OBP: 0.307, SLG: 0.390 (1, 3)		F9		F8			HR 1B	K		4	1	1	0	0	1	2											
Wally Post, R OBP: 0.316, SLG: 0.471 Turk Farrell, R (8, 1)		F2		6-3			HR	F7		4	1	1	2	0	0	2											
Ken Walters, R OBP: 0.327, SLG: 0.413 (1, 9)		FC5-4 1B				F9	4-3		F8	4	0	1	0	0	0	0											
Jimmie Coker, R OBP: 0.321, SLG: 0.423 (1, 2)		FC5-4		CS BB			BB 1B		F3	3	0	1	0	1	0	1											
Bobby Malkmus, R OBP: 0.229, SLG: 0.313 (1, 4)			5-3		5-3		BB		F2	3	0	0	0	1	0	1											
Gene Conley, R Humberto Robinson, R Johnny Callison, L OBP: 0.400, SLG: 0.472 (1, 1) (7, 1) (8, 7)			5-3		5-3					3	0	0	0	0	0	2	AB 31 R 2 H 6 RBI 2 BB 3 SO 2 LOB 12 										
Inning Stats	R: 0 E: 0 K: 0 S: 3	H: 0 LOB: 0 BB: 0 P: 3	R: 0 E: 0 K: 0 S: 4	H: 1 LOB: 1 BB: 0 P: 4	R: 0 E: 0 K: 0 S: 4	H: 1 LOB: 1 BB: 0 P: 4	R: 0 E: 0 K: 0 S: 3	H: 0 LOB: 0 BB: 0 P: 3	R: 0 E: 0 K: 1 S: 4	H: 0 LOB: 1 BB: 1 P: 8	R: 2 E: 0 K: 0 S: 6	H: 3 LOB: 2 BB: 1 P: 10	R: 0 E: 0 K: 1 S: 7	H: 1 LOB: 2 BB: 0 P: 7	R: 0 E: 0 K: 0 S: 3	H: 0 LOB: 0 BB: 0 P: 3		1B: 5 2B: 1 3B: 0 HR: 1	SF: 0 SAC: 1 DP: 1 HBP: 0	WP: 0 PB: 0 SB: 0 CS: 2	PA: 35						
PITCHER	IP	WLS	BF	H	R	ER	SO	BB	IBB	HBP	BLK	WP	HR	S	P	ERA	WHIP										
Johnny Antonelli, L ERA: 3.24 Stu Miller, R ERA: 5.17 Billy O'Dell, L ERA: 1.76 (1, 1) (7, 1) (8, 1)	6.2		26	5	2	2	1	3	0	0	0	0	1	25	37	2.70	1.200										

Batter	1	2	3	4	5	6	7	8	9	AB	R	H	RBI	BB	SO	LOB	BOTTOM										
Don Blasingame, L OBP: 0.330, SLG: 0.267 (1, 4)	F5		S 1B			FC3-6 BB				3	1	2	1	1	0	0	Philadelphia Phillies @ San Francisco Giants Candlestick Park, San Francisco, CA Tue May 10 1960, 10:05 PM EDT Att: 20,304 - Unknown										
Jim Davenport, R OBP: 0.385, SLG: 0.500 (1, 5)	F8		1B			K				3	0	1	1	1	1	1											
Willie Mays, R OBP: 0.469, SLG: 0.619 (1, 8)	K		K			FC3-6 S				4	1	0	0	0	3	5											
Willie McCovey, L OBP: 0.448, SLG: 0.722 (1, 3)		K		F9		E4		K		4	0	0	0	0	2	0											
Orlando Cepeda, R OBP: 0.273, SLG: 0.473 (1, 7)		F2		1-3		F2		E6 S		4	1	0	0	0	0	1											
Willie Kirkland, L OBP: 0.378, SLG: 0.556 (1, 9)				K				E S 1B		4	1	3	1	0	1	0											
Hobie Landrith, L OBP: 0.375, SLG: 0.167 (1, 2)						FC3-6 BB		SH3-4 1B		2	0	0	0	1	0	2											
Eddie Bressoud, R OBP: 0.303, SLG: 0.418 (1, 6)			F8			FC3-6 S4-6-3		F9		3	0	0	0	0	0	2											
Johnny Antonelli, L ERA: 7.27 Stu Miller, R ERA: 5.4 Jim Marshall, L OBP: 0.214, SLG: 0.333 Billy O'Dell, S (1, 1) (7, 1) (7, PH) (8, 1)			K		G4-6-3			1B BB		2	0	0	0	0	1	1	AB 29 R 4 H 6 RBI 3 BB 4 SO 8 LOB 12 										
Inning Stats	R: 0 E: 0 K: 1 S: 5	H: 0 LOB: 0 BB: 0 P: 5	R: 0 E: 0 K: 1 S: 6	H: 1 LOB: 1 BB: 0 P: 6	R: 1 E: 0 K: 2 S: 9	H: 2 LOB: 1 BB: 0 P: 9	R: 0 E: 0 K: 1 S: 5	H: 0 LOB: 0 BB: 0 P: 5	R: 0 E: 0 K: 0 S: 2	H: 0 LOB: 0 BB: 1 P: 6	R: 1 E: 1 K: 1 S: 6	H: 0 LOB: 1 BB: 1 P: 10	R: 1 E: 0 K: 1 S: 7	H: 2 LOB: 3 BB: 2 P: 15	R: 1 E: 1 K: 1 S: 6	H: 1 LOB: 0 BB: 0 P: 6		1B: 5 2B: 0 3B: 1 HR: 0	SF: 0 SAC: 1 DP: 1 HBP: 0	WP: 0 PB: 0 SB: 3 CS: 1	PA: 34						
PITCHER	IP	WLS	BF	H	R	ER	SO	BB	IBB	HBP	BLK	WP	HR	S	P	ERA	WHIP										
Gene Conley, R ERA: 7.27 Humberto Robinson, R ERA: 5.4 Turk Farrell, R ERA: 0.88 (1, 1) (7, 1) (8, 1)	6.2	L	29	5	3	2	6	4	0	0	0	0	0	3	3	0.00	1.350										

Batter	1	2	3	4	5	6	7	8	9	AB	R	H	RBI	BB	SO	LOB	TOP			
Bobby Malkmus, R (1,4) OBP: 0.211, SLG: 0.286 Pancho Herrera, R (8,PH) OBP: 0.303, SLG: 0.385 (8,4)	0-0 5-3		0-0 6-3			0-0 1-3		0-3 K		3	0	0	0	0	0	0	Philadelphia Phillies @ San Francisco Giants Candlestick Park, San Francisco, CA Wed May 11 1960, 6:33 AM EDT Att: 11,447 - Unknown			
Tony Curry, L (1,8) OBP: 0.438, SLG: 0.442 (7,7)	0-3 K			0-3 K		0-0 4-3 1B		0-0 4-3		4	0	1	0	0	2	0				
Johnny Callison, L (1,9) OBP: 0.391, SLG: 0.446 (7,8)	4-0 FC5-4 BB			0-3 K		0-0 4-3		0-3 K		3	0	0	0	1	2	1				
Ed Bouchee, L (1,3)	0-0 FC5-4 1-2			0-0 4-3		0-0 F8		0-3 K		4	0	0	0	0	1	2				
Harry Anderson, L (1,7) OBP: 0.292, SLG: 0.410 Ken Walters, R (7,PR) OBP: 0.320, SLG: 0.404 (7,9)		0-3 K			0-0 2B		4-0 SH2-4 BB		0-0 F7		2	0	1	0	1	1		0		
Jimmie Coker, R (1,2)		0-0 F8			0-0 F9		0-0 SH2-4 1-2				2	0	0	0	0	0		1		
Ted Lepcio, R (1,5) OBP: 0.292, SLG: 0.273 Dave Philley, S (7,PH) OBP: 0.471, SLG: 0.500 Alvin Dark, R (7,5) OBP: 0.314, SLG: 0.312		0-0 F4			4-0 BB		0-0 F8				1	0	0	0	1	0		0		
Joe Koppe, R (1,6)			0-0 1-3		0-0 F7		0-3 K				3	0	0	0	0	1		4		
Jim Owens, R (1,1) Clay Dalrymple, L (8,PH) OBP: 0.357, SLG: 0.538 Ruben Gomez, R (8,1) OBP: 0.333, SLG: 0.200			0-3 K		0-3 K		0-3 K				2	0	0	0	0	2		2		
											1	0	0	0	0	1		0		
											0	0	0	0	0	0	0			
Inning Stats	R: 0 E: 0 K: 1 S: 5	H: 0 LOB: 1 BB: 1 P: 9	R: 0 E: 0 K: 1 S: 5	H: 0 LOB: 0 BB: 0 P: 5	R: 0 E: 0 K: 2 S: 7	H: 0 LOB: 0 BB: 0 P: 5	R: 0 E: 0 K: 1 S: 6	H: 1 LOB: 2 BB: 1 P: 10	R: 0 E: 0 K: 1 S: 4	H: 0 LOB: 2 BB: 1 P: 9	R: 0 E: 0 K: 2 S: 7	H: 0 LOB: 0 BB: 0 P: 7	R: 0 E: 0 K: 2 S: 7	H: 0 LOB: 0 BB: 0 P: 7	R: 0 E: 0 K: 2 S: 7	H: 0 LOB: 0 BB: 0 P: 7	1B: 1 2B: 1 3B: 0 HR: 0	SF: 0 SAC: 1 DP: 0 HBP: 0	WP: 0 PB: 0 SB: 0 CS: 0	PA: 32
PITCHER Sam Jones, R (1,1) ERA: 1.93	IP: 9.0 WLS: W BF: 32 H: 2 R: 0 ER: 0 SO: 11 BB: 3 IBB: 0 HBP: 0 BLK: 0 WP: 0 HR: 0 S: 51 P: 63 ERA: 0.00 WHIP: 0.556															PITCHER				

AB	28
R	0
H	2
RBI	0
BB	3
SO	11
LOB	12



Batter	1	2	3	4	5	6	7	8	9	AB	R	H	RBI	BB	SO	LOB	BOTTOM		
Don Blasingame, L (1,4) OBP: 0.318, SLG: 0.255	0-0 6-3	0-0 FC5 2-3f			0-0 F6		0-0 6-3			4	0	0	0	0	0	3	Philadelphia Phillies @ San Francisco Giants Candlestick Park, San Francisco, CA Wed May 11 1960, 6:33 AM EDT Att: 11,447 - Unknown		
Jim Davenport, R (1,5) OBP: 0.368, SLG: 0.471	0-0 5-3		0-3 K		0-0 F6		0-3 K			4	0	0	0	0	2	0			
Willie Mays, R (1,8) OBP: 0.470, SLG: 0.609	0-0 F8		0-3 K		4-0 S BB		0-0 G3-6-3 1B			3	0	1	0	1	1	0			
Willie McCovey, L (1,3) OBP: 0.449, SLG: 0.712 Dale Long, L (4,3) OBP: 0.375, SLG: 0.667 Jim Marshall, L (9,3) OBP: 0.214, SLG: 0.333		4-0 1B BB BB		0-0 F8		0-0 4-3		0-0 G3-6-3 1B		1	1	0	0	1	0	0			
Orlando Cepeda, R (1,7) OBP: 0.275, SLG: 0.461		0-0 F4		4-0 CS BB		0-0 F8		0-0 G3-6-3 1B		2	0	0	0	1	0	1			
Willie Kirkland, L (1,9) OBP: 0.385, SLG: 0.533		0-0 F7		0-3 K		0-0 1-3		0-0 1-3		3	0	0	0	0	1	2			
Hobie Landrith, L (1,2) OBP: 0.421, SLG: 0.267		0-0 BB 1B 1-2 1B		0-0 1B 1-2 1B		0-0 1-3		0-0 1-3		3	0	2	0	0	0	0			
Eddie Bressoud, R (1,6) OBP: 0.315, SLG: 0.427		0-0 FC5 BB 1-2 2-3 SH 1B		0-0 1-3 1B		0-0 F8		0-0 5-3		3	0	2	0	0	0	0			
Sam Jones, R (1,1) OBP: 0.133, SLG: 0.071		4-0 1-2 BB		0-3 K		0-0 5-3				2	0	0	1	1	1	2			
											1B: 5 2B: 0 3B: 0 HR: 0							SF: 0 SAC: 0 DP: 1 HBP: 0	WP: 0 PB: 0 SB: 1 CS: 1
PITCHER Jim Owens, R (1,1) ERA: 4.22 Ruben Gomez, R (8,1) ERA: 3.65	IP: 7.0 WLS: L BF: 28 H: 4 R: 1 ER: 1 SO: 4 BB: 4 IBB: 0 HBP: 0 BLK: 0 WP: 0 HR: 0 S: 32 P: 48 ERA: 1.29 WHIP: 1.143															PITCHER			

AB	27
R	1
H	5
RBI	1
BB	4
SO	5
LOB	10



Batter	1	2	3	4	5	6	7	8	9	AB	R	H	RBI	BB	SO	LOB	TOP					
Jim Gilliam, S OBP: 0.373, SLG: 0.290 (1, 5)	0-3 K		1-2 5-3			0-0 5-3		0-0 4-3		4	0	0	0	0	1	1	Los Angeles Dodgers @ San Francisco Giants Candlestick Park, San Francisco, CA Fri May 13 1960, 10:05 PM EDT Att: 41,867 - Unknown					
Charlie Neal, R OBP: 0.344, SLG: 0.338 (1, 4)	1-0 1-3			0-0 F8		1-3 K		0-0 1B		4	0	1	0	0	1	0						
Wally Moon, L OBP: 0.367, SLG: 0.421 (1, 9)	1-3 K			0-1 F7		2-3 K		1-0 F7		4	0	0	0	0	2	1						
Frank Howard, R (1, 7)		1-1 1-3		1-3 K			0-1 6-3	2-1 F9		4	0	0	0	0	1	1						
Bob Aspromonte, R OBP: 0.217, SLG: 0.267 (1, 6)		2-2 F9			2-2 1B		2-0 4-3		2-1 B1-3	4	0	1	0	0	0	0						
Don Demeter, R OBP: 0.301, SLG: 0.529 (1, 8)		1-0 F4			1-3 K		1-2 HBP		1-1 F7	4	0	1	0	0	1	1						
Gil Hodges, R OBP: 0.279, SLG: 0.377 (1, 3)			2-1 6-3		2-1 F8		1-0 HBP		0-1 5-3	4	0	1	0	0	0	1						
Norm Sherry, R OBP: 0.500, SLG: 0.923 (1, 2)			0-0 1-3		0-0 1-2		2-0 1-2			2	0	2	0	0	0	0						
Don Drysdale, R OBP: 0.286, SLG: 0.400 (7, PH)			0-2 1-3		2-1 L8		0-3 K			2	0	0	0	0	0	3						
Chuck Essegian, R OBP: 0.290, SLG: 0.417 Larry Sherry, R OBP: 0.154, SLG: 0.083 Clem Labine, R OBP: 1.000, SLG: 2.000 (8, 1)			1-2							1	0	0	0	0	1	3						
Inning Stats	R: 0 E: 0 K: 2 S: 7	H: 0 LOB: 0 BB: 0 P: 9	R: 0 E: 0 K: 0 S: 7	H: 0 LOB: 0 BB: 0 P: 11	R: 0 E: 0 K: 0 S: 9	H: 1 LOB: 1 BB: 0 P: 12	R: 0 E: 0 K: 1 S: 6	H: 0 LOB: 0 BB: 0 P: 7	R: 0 E: 0 K: 1 S: 14	H: 2 LOB: 2 BB: 0 P: 21	R: 0 E: 0 K: 2 S: 8	H: 0 LOB: 0 BB: 0 P: 11	R: 0 E: 0 K: 1 S: 11	H: 2 LOB: 3 BB: 0 P: 17	R: 0 E: 0 K: 0 S: 5	H: 1 LOB: 1 BB: 0 P: 8	R: 0 E: 0 K: 0 S: 6	H: 0 LOB: 0 BB: 0 P: 9	1B: 6 2B: 0 3B: 0 HR: 0	SF: 0 SAC: 0 DP: 0 HBP: 1	WP: 0 PB: 0 SB: 0 CS: 0	PA: 34
PITCHER Mike McCormick, L ERA: 1.51 (1, 1)	IP: 9.0 WLS: W BF: 34 H: 6 R: 0 ER: 0 SO: 7 BB: 0 IBB: 0 HBP: 1 BLK: 0 WP: 0 HR: 0 S: 73 P: 105 ERA: 0.00 WHIP: 0.667															PITCHER	IP: 9.0 WLS: W BF: 34 H: 6 R: 0 ER: 0 SO: 7 BB: 0 IBB: 0 HBP: 1 BLK: 0 WP: 0 HR: 0 S: 73 P: 105 ERA: 0.00 WHIP: 0.667					

Batter	1	2	3	4	5	6	7	8	9	AB	R	H	RBI	BB	SO	LOB	BOTTOM			
Don Blasingame, L OBP: 0.304, SLG: 0.245 (1, 4)	3-2 5-3		1-1 S		0-1 L7		0-0 L4			4	0	1	0	0	0	2	Los Angeles Dodgers @ San Francisco Giants Candlestick Park, San Francisco, CA Fri May 13 1960, 10:05 PM EDT Att: 41,867 - Unknown			
Jim Davenport, R OBP: 0.345, SLG: 0.447 (1, 5)	1-0 5-3		2-3 K			2-3 K		0-0 F4		4	0	0	0	0	2	1				
Willie Mays, R OBP: 0.454, SLG: 0.589 (1, 8)	1-3 K			1-0 1B		0-0 FC6-4		2-0 F7		4	1	2	0	0	1	0				
Dale Long, L OBP: 0.214, SLG: 0.333 Jim Marshall, L OBP: 0.297, SLG: 0.385 (8, 3)		2-2 F8		0-2 F5		0-1 FC6-4		0-1 2B		3	0	0	0	0	0	2				
Orlando Cepeda, R OBP: 0.276, SLG: 0.458 (1, 7)		3-3 K		1-2 1B		1-1 FC5-4		0-1 1B		1	1	1	0	0	0	0				
Willie Kirkland, L OBP: 0.391, SLG: 0.538 (1, 9)		1-1 E7		1-1 2B		4-1 BB		4-0 1B		2	0	1	0	2	0	0				
Hobie Landrith, L OBP: 0.400, SLG: 0.286 Willie McCovey, L OBP: 0.495, SLG: 0.716 Andre Rodgers, R OBP: 0.375, SLG: 0.286 Bob Schmidt, R OBP: 0.373, SLG: 0.409 (8, 2)		0-2 F2		1-1 B2-3		0-0 F9		2-1 1B		3	0	0	0	0	0	4				
Eddie Bressoud, R OBP: 0.313, SLG: 0.409 (1, 6)			2-2 6-3		3-2 5-3		4-0 1B		1-0 1B	3	0	1	1	1	0	0				
Mike McCormick, L OBP: 0.278, SLG: 0.250 (1, 1)			2-3 K		1-3 K		2-1 1B		1-3 K	4	0	1	0	0	3	3				
Inning Stats	R: 0 E: 0 K: 1 S: 7	H: 0 LOB: 0 BB: 0 P: 12	R: 0 E: 1 K: 1 S: 14	H: 0 LOB: 1 BB: 0 P: 20	R: 0 E: 0 K: 2 S: 12	H: 1 LOB: 1 BB: 0 P: 19	R: 1 E: 0 K: 0 S: 11	H: 3 LOB: 1 BB: 0 P: 15	R: 0 E: 0 K: 1 S: 9	H: 0 LOB: 0 BB: 0 P: 13	R: 0 E: 0 K: 1 S: 9	H: 1 LOB: 1 BB: 0 P: 12	R: 0 E: 0 K: 0 S: 5	H: 1 LOB: 2 BB: 2 P: 15	R: 2 E: 0 K: 1 S: 13	H: 4 LOB: 3 BB: 1 P: 23		1B: 8 2B: 3 3B: 0 HR: 0	SF: 0 SAC: 0 DP: 1 HBP: 0	WP: 0 PB: 0 SB: 1 CS: 0
PITCHER Don Drysdale, R ERA: 2.48 Larry Sherry, R ERA: 5.77 Clem Labine, R ERA: 3.6 (7, 1)	IP: 6.0 WLS: L BF: 23 H: 5 R: 2 ER: 2 SO: 0 BB: 2 IBB: 0 HBP: 0 BLK: 0 WP: 0 HR: 0 S: 14 P: 62 ERA: 1.50 WHIP: 0.833															PITCHER	IP: 6.0 WLS: L BF: 23 H: 5 R: 2 ER: 2 SO: 0 BB: 2 IBB: 0 HBP: 0 BLK: 0 WP: 0 HR: 0 S: 14 P: 62 ERA: 1.50 WHIP: 0.833			

Batter	1	2	3	4	5	6	7	8	9	AB	R	H	RBI	BB	SO	LOB	TOP			
Jim Gilliam, S OBP: 0.369, SLG: 0.289 (1,5)	2-1 F4		1-2 6-3			1-0 5-3 1B		2-3 K		4	0	1	0	0	1	0	Los Angeles Dodgers @ San Francisco Giants Candlestick Park, San Francisco, CA Sat May 14 1960, 6:33 AM EDT Att: 41,733 - Unknown			
Charlie Neal, R OBP: 0.350, SLG: 0.345 (1,4)	1-1 L4			1-0 FC1-6 1B		1-0 5-3 1-2		0-2 1B		4	0	2	0	0	0	1				
Bob Aspromonte, R OBP: 0.204, SLG: 0.250 (1,6)	3-2 5-3			1-0 FC1-6 4-6-3 1-2		1-0 L5		2-0 4-3		3	0	0	0	0	0	2				
Wally Moon, L OBP: 0.364, SLG: 0.417 (7,7)										1	0	0	0	0	0	1				
Frank Howard, R OBP: 0.286, SLG: 0.286 (1,7)		0-0 FC6-4 1B		0-1 4-6-3			0-0 FC6 SH1-4 SF8 1B		1-2 SH3-4 1B	3	1	2	0	0	0	1				
Maury Wills, S OBP: 0.322, SLG: 0.315 (7,6)				1-2						1	1	1	0	0	0	0				
Gil Hodges, R OBP: 0.273, SLG: 0.367 (1,3)	3-2 F3		0-1 6-3				1-1 SH1-4		0-0 SH3-4	2	0	0	0	0	0	2				
Don Demeter, R OBP: 0.295, SLG: 0.514 (1,8)	1-3 K				2-3 K		1-2 FC6		1-1 1B	4	0	1	1	0	2	2				
Tommy Davis, R OBP: 0.200, SLG: 0.196 (1,9)	1-0 FC6-4 1-2				1-2 F7		2-1 SF8		0-0 L6	3	0	0	1	0	0	2				
Norm Sherry, R OBP: 0.389, SLG: 0.706 (1,2)			2-3 K		1-1 P1		3-H K		0-1 6-3	4	0	0	0	0	2	2				
Stan Williams, R (1,1)			1-3 K			1-3 K		2-2 5-3		3	0	0	0	0	2	0				
Inning Stats	R: 0 E: 0 K: 0 S: 10	H: 0 LOB: 0 BB: 0 P: 16	R: 0 E: 0 K: 1 S: 8	H: 1 LOB: 1 BB: 0 P: 13	R: 0 E: 0 K: 2 S: 10	H: 0 LOB: 0 BB: 0 P: 14	R: 0 E: 0 K: 0 S: 6	H: 1 LOB: 1 BB: 0 P: 8	R: 0 E: 0 K: 1 S: 8	H: 0 LOB: 0 BB: 0 P: 12	R: 1 E: 0 K: 1 S: 13	H: 1 LOB: 1 BB: 0 P: 18	R: 0 E: 0 K: 1 S: 13	H: 1 LOB: 1 BB: 0 P: 19	R: 1 E: 0 K: 0 S: 10	H: 2 LOB: 1 BB: 0 P: 12	1B: 7 2B: 0 3B: 0 HR: 0	SF: 1 SAC: 2 DP: 0 HBP: 0	WP: 0 PB: 0 SB: 0 CS: 0	PA: 35
PITCHER Billy O'Dell, L ERA: 1.82 (1,1)	IP: 9.0 WLS: L BF: 35 H: 7 R: 2 ER: 2 SO: 7 BB: 0 IBB: 0 HBP: 0 BLK: 0 WP: 0 HR: 0 S: 84 P: 122 ERA: 2.00 WHIP: 0.778															PITCHER				

Batter	1	2	3	4	5	6	7	8	9	AB	R	H	RBI	BB	SO	LOB	BOTTOM					
Don Blasingame, L OBP: 0.294, SLG: 0.236 (1,4)	0-1 5-3	2-2 FC4-6 1-2			1-1 4-3 1-2		1-1 5-3 1-2			4	0	0	0	0	0	3	Los Angeles Dodgers @ San Francisco Giants Candlestick Park, San Francisco, CA Sat May 14 1960, 6:33 AM EDT Att: 41,733 - Unknown					
Jim Davenport, R OBP: 0.341, SLG: 0.430 (1,5)	4-1 3-1 BB BB		1-0 L9		0-1 F9			2-1 F7		3	0	0	0	1	0	1						
Willie Mays, R OBP: 0.446, SLG: 0.571 (1,8)	4-1 3-1 BB		3-2 5-3			2-2 F7		1-1 F3		3	0	0	0	1	0	0						
Dale Long, L OBP: 0.222, SLG: 0.267 (1,3)	0-1 3-1		2-2 L8			1-1 5-3		4-1 FC6-4 BB		3	0	0	0	1	0	2						
Jim Marshall, L OBP: 0.297, SLG: 0.385 (9, PR)	1-2 2-3									0	0	0	0	0	0	0						
Orlando Cepeda, R OBP: 0.275, SLG: 0.442 (1,7)	4-2 BB			0-0 F4		0-1 1-3		2-1 FC6-4 1-2		3	0	0	0	1	0	1						
Willie Kirkland, L OBP: 0.385, SLG: 0.560 (1,9)	2-2 F7		2-2 F8				0-1 HR		1-2 F9	4	1	1	1	0	0	3						
Hobie Landrith, L OBP: 0.345, SLG: 0.240 (1,2)		3-2 4-3		2-1 3-1			1-2 F5		0-0 L8	4	0	0	0	0	0	0						
Eddie Bressoud, R OBP: 0.304, SLG: 0.396 (1,6)		0-2 F3			0-3 K		2-2 F7		0-2 G1	3	0	0	0	0	1	0						
Willie McCovey, L OBP: 0.450, SLG: 0.707 (9, PH)										1	0	0	0	0	0	0						
Billy O'Dell, S OBP: 0.500, SLG: 0.167 (1,1)		4-1 FC4-6 BB			1-1 4-3 1B		4-1 S BB			1	0	1	0	2	0	0						
Inning Stats	R: 0 E: 0 K: 0 S: 13	H: 0 LOB: 3 BB: 3 P: 27	R: 0 E: 0 K: 0 S: 12	H: 0 LOB: 1 BB: 1 P: 21	R: 0 E: 0 K: 0 S: 7	H: 0 LOB: 0 BB: 0 P: 13	R: 0 E: 0 K: 0 S: 6	H: 0 LOB: 0 BB: 0 P: 10	R: 0 E: 0 K: 1 S: 9	H: 1 LOB: 1 BB: 0 P: 11	R: 0 E: 0 K: 0 S: 8	H: 0 LOB: 0 BB: 0 P: 11	R: 1 E: 0 K: 0 S: 12	H: 1 LOB: 1 BB: 1 P: 20	R: 0 E: 0 K: 0 S: 7	H: 0 LOB: 0 BB: 1 P: 16	R: 0 E: 0 K: 0 S: 7	H: 0 LOB: 0 BB: 0 P: 8	1B: 1 2B: 0 3B: 0 HR: 1	SF: 0 SAC: 0 DP: 0 HBP: 0	WP: 0 PB: 0 SB: 1 CS: 0	PA: 35
PITCHER Stan Williams, R ERA: 2.59 (1,1)	IP: 9.0 WLS: W BF: 35 H: 2 R: 1 ER: 1 SO: 1 BB: 6 IBB: 0 HBP: 0 BLK: 0 WP: 0 HR: 1 S: 81 P: 137 ERA: 1.00 WHIP: 0.889															PITCHER						



Batter	1	2	3	4	5	6	7	8	9	AB	R	H	RBI	BB	SO	LOB	TOP					
Jim Gilliam, S OBP: 0.354, SLG: 0.275 (1,5)	F7		K		4-3		F8		FC4-6	5	0	0	0	0	1	2	Los Angeles Dodgers @ San Francisco Giants Candlestick Park, San Francisco, CA Sun May 15 1960, 6:33 AM EDT Att: 41,735 - Unknown					
Charlie Neal, R OBP: 0.362, SLG: 0.364 (1,4)	2B		1B		FC4-6 BB		K		F9	4	0	2	0	1	1	1						
Tommy Davis, R OBP: 0.185, SLG: 0.180 (1,9)	F7		F7		FC4-6		F4		F4	4	0	0	0	0	0	4						
Frank Howard, R OBP: 0.364, SLG: 0.300 (1,7)	K				FC4-6 1B		K		2B BB	3	0	1	0	1	2	2						
Gil Hodges, R OBP: 0.272, SLG: 0.373 (1,3)		F2			K		6-3		1-1 2B	4	0	1	0	0	1	1						
Don Demeter, R OBP: 0.305, SLG: 0.507 (1,8)		FC4-6 1B			FC4-6 WP 1B		F9		4-0 IBB	3	0	1	0	1	0	1						
Joe Pignatano, R OBP: 0.250, SLG: 0.455 (1,2)		FC4-6 PO			WP 1B		F4		0-0 F8	4	0	1	0	0	0	4						
Maury Wills, S OBP: 0.333, SLG: 0.304 (1,6)	PO	1-2	1-3		4-0 1-2 2-3 IBB		5-3		4-0 FC4-6 BB	2	0	0	0	2	0	0						
Johnny Podres, L OBP: 0.235, SLG: 0.071 (1,1)					4-2 1B		F9		1-1 F7	2	0	0	0	1	1	3						
Larry Sherry, R OBP: 0.154, SLG: 0.083 (8,1)					1B					0	0	0	0	0	0	0						
Bob Aspromonte, R OBP: 0.200, SLG: 0.245 (9,PH)					BB					1	0	0	0	0	0	1						
Inning Stats	R: 0 E: 0 K: 1 S: 12	H: 1 LOB: 1 BB: 0 P: 19	R: 0 E: 0 K: 0 S: 5	H: 1 LOB: 0 BB: 0 P: 8	R: 0 E: 0 K: 1 S: 10	H: 1 LOB: 2 BB: 1 P: 17	R: 0 E: 0 K: 2 S: 15	H: 2 LOB: 3 BB: 1 P: 26	R: 0 E: 1 K: 1 S: 7	H: 0 LOB: 1 BB: 1 P: 12	R: 0 E: 0 K: 0 S: 5	H: 0 LOB: 0 BB: 0 P: 10	R: 0 E: 0 K: 0 S: 5	H: 0 LOB: 0 BB: 0 P: 9	R: 0 E: 0 K: 1 S: 9	H: 1 LOB: 3 BB: 2 P: 20	R: 0 E: 0 K: 0 S: 9	H: 0 LOB: 1 BB: 1 P: 18	1B: 4 2B: 2 3B: 0 HR: 0	SF: 0 SAC: 0 DP: 0 HBP: 0	WP: 1 PB: 0 SB: 0 CS: 0	PA: 39
PITCHER Johnny Antonelli, L ERA: 2.1 (1,1)	IP: 9.0 WLS: W BF: 38 H: 6 R: 0 ER: 0 SO: 6 BB: 4 IBB: 2 HBP: 0 BLK: 0 WP: 1 HR: 0 S: 77 P: 139 ERA: 0.00 WHIP: 1.111															PITCHER						

Batter	1	2	3	4	5	6	7	8	9	AB	R	H	RBI	BB	SO	LOB	BOTTOM			
Don Blasingame, L OBP: 0.293, SLG: 0.236 (1,4)	SH3-4 1B		F6		FC5-6 E		FC4-6			4	0	1	0	0	0	2	Los Angeles Dodgers @ San Francisco Giants Candlestick Park, San Francisco, CA Sun May 15 1960, 6:33 AM EDT Att: 41,735 - Unknown			
Jim Davenport, R OBP: 0.330, SLG: 0.415 (1,5)	SH3-4		6-3		E6 G6-4-3				6-3	3	0	0	0	0	0	1				
Willie Mays, R OBP: 0.448, SLG: 0.564 (1,8)	F4				BB WP 1B		G6-4-3		1B 3B BB	3	1	1	0	1	0	3				
Willie McCovey, L OBP: 0.452, SLG: 0.692 (8,PR)					BB		5-3		3-2 BB	3	0	1	0	1	1	1				
Jim Marshall, L OBP: 0.297, SLG: 0.385 (9,3)	K				BB		6-3		1-3 3B 1B	0	1	0	0	0	0	0				
Orlando Cepeda, R OBP: 0.295, SLG: 0.483 (1,7)					1B 2B		6-3		1-0 3B	3	0	2	2	1	0	0				
Felipe Alou, R OBP: 0.238, SLG: 0.300 (1,9)					G6-4-3 1B		F6		1-3 K	3	0	1	0	0	1	3				
Willie Kirkland, L OBP: 0.381, SLG: 0.553 (8,PH)					K				1-3 K	1	0	0	0	0	1	2				
Bob Schmidt, R OBP: 0.345, SLG: 0.375 (1,2)					K				1-1 L8 F5	4	0	0	0	0	2	7				
Eddie Bressoud, R OBP: 0.295, SLG: 0.383 (1,6)					G6-4-3				1-2 F6	3	0	0	0	0	1	5				
Johnny Antonelli, L OBP: 0.375, SLG: 0.286 (1,1)					K				2-2 FC4-6 1B	2	0	1	0	1	1	0				
Inning Stats	R: 0 E: 0 K: 1 S: 10	H: 1 LOB: 1 BB: 0 P: 17	R: 0 E: 0 K: 1 S: 11	H: 2 LOB: 1 BB: 0 P: 16	R: 0 E: 0 K: 1 S: 6	H: 2 LOB: 0 BB: 0 P: 10	R: 0 E: 0 K: 3 S: 15	H: 1 LOB: 3 BB: 2 P: 26	R: 0 E: 1 K: 0 S: 9	H: 0 LOB: 1 BB: 1 P: 16	R: 0 E: 0 K: 0 S: 6	H: 0 LOB: 0 BB: 0 P: 8	R: 0 E: 0 K: 0 S: 12	H: 1 LOB: 1 BB: 0 P: 18	R: 2 E: 0 K: 1 S: 14	H: 2 LOB: 2 BB: 1 P: 25	1B: 5 2B: 1 3B: 1 HR: 0	SF: 0 SAC: 1 DP: 2 HBP: 0	WP: 1 PB: 0 SB: 0 CS: 0	PA: 34
PITCHER Johnny Podres, L ERA: 2.42 Larry Sherry, R ERA: 5.67 (8,1)	IP: 7.1 WLS: L BF: 32 H: 7 R: 2 ER: 2 SO: 6 BB: 4 IBB: 0 HBP: 0 BLK: 0 WP: 0 HR: 0 S: 76 P: 127 ERA: 2.46 WHIP: 1.500															PITCHER				

Batter	1	2	3	4	5	6	7	8	9	AB	R	H	RBI	BB	SO	LOB	TOP		
Don Blasingame, L (1,4) OBP: 0.281, SLG: 0.226	4-3		F7	4-3		G3			K	5	0	0	0	0	1	3			
Jim Davenport, R (1,5) OBP: 0.323, SLG: 0.402	F9		FC5-4 1B		F4		F8		K	5	0	1	0	0	1	0			
Willie Mays, R (1,8) OBP: 0.442, SLG: 0.552	F5		FC5-4 1B 1-2		6-3		1-3 1B			4	1	1	0	0	0	1			
Willie McCovey, L (1,3) OBP: 0.458, SLG: 0.691		4-3								3	0	2	0	0	0	0			
Jim Marshall, L (6,3) OBP: 0.250, SLG: 0.357			1B 1-3		1B		L1-3 1-2			1	0	0	0	0	0	1			
Orlando Cepeda, R (1,7) OBP: 0.313, SLG: 0.495										4	1	3	1	0	0	1			
Willie Kirkland, L (1,9) OBP: 0.376, SLG: 0.539										4	0	1	0	0	0	3			
Hobie Landrith, L (1,2) OBP: 0.303, SLG: 0.214										3	0	0	1	0	0	1			
Eddie Bressoud, R (1,6) OBP: 0.312, SLG: 0.398										4	0	3	0	0	0	1			
Sam Jones, R (1,1) OBP: 0.125, SLG: 0.067										1	0	0	0	0	0	2			
Stu Miller, R (3,1) OBP: 0.143, SLG: 0.073										0	0	0	0	0	0	0			
Bud Byerly, R (5,1) OBP: 0.100, SLG: 0.100										0	0	0	0	0	0	0			
Andre Rodgers, R (6,1) OBP: 0.100, SLG: 0.100										0	0	0	0	0	0	0			
Georges Maranda, R (8,1) OBP: 0.100, SLG: 0.100										0	0	0	0	0	0	0			
Joe Shipley, R (8,1) OBP: 0.100, SLG: 0.100										0	0	0	0	0	0	0			
Dale Long, L (9,1) OBP: 0.231, SLG: 0.250										1	0	0	0	0	1	0			
Inning Stats	R: 0 E: 0 K: 0 S: 3	H: 0 LOB: 0 BB: 0 P: 3	R: 1 E: 0 K: 0 S: 6	H: 3 LOB: 2 BB: 0 P: 6	R: 1 E: 0 K: 0 S: 6	H: 3 LOB: 1 BB: 0 P: 6	R: 0 E: 0 K: 0 S: 4	H: 1 LOB: 1 BB: 0 P: 4	R: 0 E: 0 K: 0 S: 5	H: 2 LOB: 2 BB: 0 P: 5	R: 0 E: 0 K: 0 S: 3	H: 1 LOB: 0 BB: 0 P: 3	R: 0 E: 0 K: 0 S: 4	H: 1 LOB: 1 BB: 0 P: 4	R: 0 E: 0 K: 3 S: 9	H: 0 LOB: 0 BB: 0 P: 9	1B: 12 2B: 1 3B: 0 HR: 0	SF: 1 SAC: 1 DP: 1 HBP: 0	WP: 1 PA: 38 PB: 0 SB: 0 CS: 0
PITCHER Bob Purkey, R (1,1) ERA: 2.32	IP: 9.0 WLS: W BF: 38 H: 12 R: 2 ER: 2 SO: 3 BB: 0 IBB: 0 HBP: 0 BLK: 0 WP: 1 HR: 0 S: 44 P: 44 ERA: 2.00 WHIP: 1.333															PITCHER			

San Francisco Giants @ Cincinnati Reds
Crosley Field, Cincinnati, OH
Mon May 16 1960, 7:05 PM EDT
Att: 5,407 - Unknown

AB	36
R	2
H	12
RBI	2
BB	0
SO	3
LOB	13



Batter	1	2	3	4	5	6	7	8	9	AB	R	H	RBI	BB	SO	LOB	BOTTOM		
Eddie Kasko, R (1,5) OBP: 0.416, SLG: 0.486	F9		2B		E	K		E5 1B E		5	3	2	0	0	1	1			
Vada Pinson, L (1,8) OBP: 0.353, SLG: 0.438	2B		FC6-4 1H 2B		E8 3B	FC6-4 1-2		E 2B 1B		5	3	4	1	0	0	1			
Gus Bell, L (1,7) OBP: 0.328, SLG: 0.433	4-3		2-3		E	G5-4-3 1B		FC 2B 1B		5	1	2	2	0	0	3			
Frank Robinson, R (1,3) OBP: 0.390, SLG: 0.588			FC6-5-4 S		E6 1B	G5-4-3 1-2		2B 1B		5	1	2	2	0	0	2			
Tony Gonzalez, L (1,9) OBP: 0.313, SLG: 0.487										1	0	0	0	0	0	1			
Lee Walls, R (3,9) OBP: 0.423, SLG: 0.442	4-3		K					K		4	0	2	1	0	2	3			
Ed Bailey, L (1,2) OBP: 0.417, SLG: 0.506										4	1	2	0	1	0	3			
Roy McMillan, R (1,6) OBP: 0.298, SLG: 0.400										3	0	0	0	1	1	3			
Elio Chacon, R (1,4) OBP: 0.381, SLG: 0.235										4	0	1	1	0	0	3			
Bob Purkey, R (1,1) OBP: 0.333, SLG: 0.231										4	0	1	0	0	1	0			
Inning Stats	R: 1 E: 0 K: 0 S: 5	H: 2 LOB: 1 BB: 0 P: 5	R: 1 E: 0 K: 2 S: 8	H: 2 LOB: 0 BB: 0 P: 8	R: 1 E: 0 K: 1 S: 7	H: 2 LOB: 1 BB: 0 P: 7	R: 0 E: 0 K: 0 S: 2	H: 0 LOB: 0 BB: 1 P: 6	R: 4 E: 2 K: 0 S: 8	H: 4 LOB: 1 BB: 0 P: 8	R: 0 E: 0 K: 1 S: 6	H: 1 LOB: 0 BB: 0 P: 6	R: 0 E: 0 K: 0 S: 5	H: 3 LOB: 3 BB: 1 P: 9	R: 2 E: 2 K: 1 S: 9	H: 2 LOB: 2 BB: 0 P: 9	1B: 11 2B: 5 3B: 1 HR: 0	SF: 0 SAC: 0 DP: 2 HBP: 0	WP: 0 PA: 42 PB: 0 SB: 1 CS: 0
PITCHER Sam Jones, R (1,1) ERA: 2.4	IP: 2.0 WLS: L BF: 11 H: 6 R: 3 ER: 3 SO: 2 BB: 0 IBB: 0 HBP: 0 BLK: 0 WP: 0 HR: 0 S: 15 P: 15 ERA: 13.50 WHIP: 3.000															PITCHER			
Stu Miller, R (3,1) ERA: 6.0	2.1 4 4 3 1 1 0 0 0 0 0 0 13 17 11.57 2.143																		
Bud Byerly, R (5,1) ERA:	0.2 2 0 0 0 0 0 0 0 0 0 0 2 2 0.00 0.000																		
Georges Maranda, R (6,1) ERA:	2.1 15 6 2 0 1 1 0 0 0 0 0 16 20 0.00 3.000																		
Joe Shipley, R (8,1) ERA: 3.38	0.2 2 0 0 0 1 0 0 0 0 0 0 4 4 0.00 0.000																		

San Francisco Giants @ Cincinnati Reds
Crosley Field, Cincinnati, OH
Mon May 16 1960, 7:05 PM EDT
Att: 5,407 - Unknown

AB	40
R	9
H	16
RBI	7
BB	2
SO	5
LOB	20



Batter	1	2	3	4	5	6	7	8	9	AB	R	H	RBI	BB	SO	LOB	TOP											
Jim Davenport, R (1.5) OBP: 0.358, SLG: 0.443	0-0 4-3		0-0 1B		0-0 FC6-4 1B		0-0 3-1		0-0 BB 1B	5	0	3	0	0	0	0	San Francisco Giants @ Milwaukee Braves Milwaukee County Stadium, Milwaukee, WI Wed May 18 1960, 8:05 PM EDT Att: 16,412 - Unknown livebaseballscorecards.com											
Joey Amalfitano, R (1.4) OBP: 0.300, SLG: 0.421	0-0 1-3		0-0 SF8		0-0 FC6-4 BB		0-0 1B		0-0 1-2 1B	3	0	1	1	0	0	2												
Dale Long, L (9, PH) OBP: 0.250, SLG: 0.294										1	0	1	0	0	0	0												
Don Blasingame, L (9, PR) OBP: 0.281, SLG: 0.226										0	0	0	0	0	0	0												
Willie Mays, R (1.8) OBP: 0.462, SLG: 0.573	4-0 BB		0-0 F4		0-0 F3		0-0 1-2 1B		4-0 1-2 2-3 BB	3	0	1	0	2	0	3												
Willie McCovey, L (1.3) OBP: 0.446, SLG: 0.659	0-0 F7		0-0 F9		4-0 1-2 BB		0-0 3-1		0-0 F8	4	0	0	0	1	0	7												
Orlando Cepeda, R (1.7) OBP: 0.324, SLG: 0.535		0-0 1-3		0-0 F8 2B		0-0 F4		0-0 6-3		4	0	1	0	0	0	3												
Willie Kirkland, L (1.9) OBP: 0.384, SLG: 0.541		0-3 K		0-0 F2		0-0 G3		0-0 G3		4	0	0	0	0	1	1												
Hobie Landrith, L (1.2) OBP: 0.297, SLG: 0.219		0-0 1B		0-0 F8		0-0 F9		0-0 G3		4	0	1	0	0	0	1												
Eddie Bressoud, R (1.6) OBP: 0.299, SLG: 0.371		0-0 F8		0-0 F9		0-0 F8		0-0 G3		3	0	0	0	0	0	2												
Jim Marshall, L (9, PH) OBP: 0.235, SLG: 0.333										1	0	0	0	0	0	0												
Mike McCormick, L (1.1) OBP: 0.333, SLG: 0.368			0-0 1B SF8 2B		0-0 FC6-4 1B		0-3 K		0-3 K	3	1	2	0	0	1	0												
Dave Philley, S (9, PH) OBP: 0.421, SLG: 0.438										1	0	0	0	0	1	0												
Inning Stats	R: 0 E: 0 K: 0 S: 3	H: 0 LOB: 1 BB: 1 P: 7	R: 0 E: 0 K: 1 S: 6	H: 1 LOB: 1 BB: 0 P: 6	R: 1 E: 0 K: 0 S: 5	H: 2 LOB: 1 BB: 0 P: 5	R: 0 E: 0 K: 0 S: 4	H: 1 LOB: 1 BB: 0 P: 4	R: 0 E: 0 K: 0 S: 5	H: 2 LOB: 3 BB: 1 P: 9	R: 0 E: 0 K: 1 S: 7	H: 2 LOB: 2 BB: 0 P: 7	R: 0 E: 0 K: 0 S: 3	H: 0 LOB: 0 BB: 0 P: 3	R: 0 E: 0 K: 1 S: 7	H: 2 LOB: 3 BB: 1 P: 11	1B: 8 2B: 2 3B: 0 HR: 0	SF: 1 SAC: 0 DP: 0 HBP: 0	WP: 0 PB: 0 CS: 0	PA: 40								
PITCHER	IP WLS BF	H R ER SO	BB IBB HBP BLK	WP HR S P	ERA WHIP	PITCHER										IP WLS BF	H R ER SO	BB IBB HBP BLK	WP HR S P	ERA WHIP								
Carl Willey, R (1.1) ERA: 3.31	2.0	1	0	0	1	1	0	0	0	0	0	0	0	0	0	0	0.00	1.000										
Bob Rush, R (3.1) ERA: 3.49	6.2	9	1	1	2	2	0	0	0	0	0	0	0	0	0	0	1.35	1.650										
Don McMahon, R (9.1) ERA: 6.19	0.1	0	0	0	0	0	0	0	0	0	0	0	0	0	0	0	0.00	0.000										

Batter	1	2	3	4	5	6	7	8	9	AB	R	H	RBI	BB	SO	LOB	BOTTOM											
Bill Bruton, L (1.8) OBP: 0.327, SLG: 0.406	0-0 1-3 1B		0-0 F7		0-0 F9		0-0 F9 2B		0-0 1-3 2B	4	0	2	0	0	0	1	San Francisco Giants @ Milwaukee Braves Milwaukee County Stadium, Milwaukee, WI Wed May 18 1960, 8:05 PM EDT Att: 16,412 - Unknown livebaseballscorecards.com											
Red Schoendienst, S (1.4) OBP: 0.326, SLG: 0.341	0-0 4-3		0-0 5-3		0-0 1-2 1B		0-0 1B		0-0 2-3 3-H 0-0 F9	4	0	1	0	0	0	2												
Eddie Mathews, L (1.5) OBP: 0.411, SLG: 0.600	0-0 F4		0-0 2B		0-0 F5		0-0 F9		0-0 F9	4	0	1	0	0	0	3												
Hank Aaron, R (1.9) OBP: 0.368, SLG: 0.653		4-0 2B BB	0-0 F9		0-0 F2		0-0 6-3		0-0 6-3	3	1	0	0	1	0	1												
Joe Adcock, R (1.3) OBP: 0.367, SLG: 0.571		0-0 2B		0-0 1-3		0-0 F9		0-0 1B 1B		4	0	2	1	0	0	0												
Al Spangler, L (8, PR) OBP: 0.355, SLG: 0.370		1-H 2B		0-0 1-3		0-0 F9		0-0 1B 1B		0	1	0	0	0	0	0												
Mel Roach, R (1.7) OBP: 0.250, SLG: 0.385		0-0 F6		0-0 F4		0-0 E6		0-0 F7		4	0	0	0	0	0	2												
Frank Torre, L (9.3) OBP: 0.233, SLG: 0.222										0	0	0	0	0	0	0												
Johnny Logan, R (1.6) OBP: 0.351, SLG: 0.368										4	0	2	0	0	0	1												
Del Crandall, R (1.2) OBP: 0.266, SLG: 0.521		0-0 F4		0-0 6-3		0-0 6-3		0-0 1-2 1B		4	0	1	1	0	0	2												
Carl Willey, R (1.1) ERA: 1.61		0-3 K		0-0 6-3		4-0 1B BB		0-0 3-H 0-3 K		0	0	0	0	0	0	0												
Felix Mantilla, R (2, PH) OBP: 0.235, SLG: 0.394										1	0	0	0	0	1	2												
Bob Rush, R (3.1) OBP: 0.667, SLG: 0.500										2	1	1	0	1	1	2												
Don McMahon, R (9.1)										0	0	0	0	0	0	0												
Inning Stats	R: 0 E: 0 K: 0 S: 3	H: 1 LOB: 0 BB: 0 P: 3	R: 1 E: 0 K: 1 S: 7	H: 2 LOB: 2 BB: 1 P: 11	R: 1 E: 0 K: 0 S: 4	H: 1 LOB: 1 BB: 0 P: 4	R: 0 E: 0 K: 0 S: 3	H: 0 LOB: 0 BB: 0 P: 3	R: 0 E: 0 K: 0 S: 4	H: 1 LOB: 2 BB: 1 P: 8	R: 0 E: 1 K: 0 S: 5	H: 0 LOB: 1 BB: 0 P: 5	R: 1 E: 1 K: 0 S: 8	H: 3 LOB: 2 BB: 0 P: 8	1B: 7 2B: 3 3B: 0 HR: 0	SF: 0 SAC: 0 DP: 0 HBP: 0	WP: 0 PB: 0 CS: 0	PA: 36										
PITCHER	IP WLS BF	H R ER SO	BB IBB HBP BLK	WP HR S P	ERA WHIP	PITCHER										IP WLS BF	H R ER SO	BB IBB HBP BLK	WP HR S P	ERA WHIP								
Mike McCormick, L (1.1) ERA: 1.61	8.0	10	3	2	2	2	0	0	0	0	0	0	0	0	0	0	2.25	1.500										



Batter	1	2	3	4	5	6	7	8	9	10	11	12	AB	R	H	RBI	BB	SO	LOB	TOP								
Eddie Bressoud, R OBP: 0.301, SLG: 0.396	0-0 6-3 3B		0-0 1-3			0-0 1-3		0-0 E8 2B			0-0 F4	0-0 F7	6	1	2	1	0	0	2									
Joey Amalfitano, R OBP: 0.279, SLG: 0.390	0-0 6-3			0-0 F2		0-0 4-3		0-0 F7			0-3 K		3	0	0	1	0	0	0									
Dale Long, L OBP: 0.258, SLG: 0.278													1	0	0	0	0	0	1									
Billy O'Dell, S OBP: 0.455, SLG: 0.143													1	0	0	0	0	1	0									
Billy Loes, R OBP: 0.500, SLG: 0.500													0	0	0	0	0	0	0									
Willie Mays, R OBP: 0.452, SLG: 0.557	0-0 6-3			0-0 F9		0-3 K				0-0 F2			5	0	1	0	0	1	0									
Willie McCovey, L OBP: 0.444, SLG: 0.674	0-3 K			4-0 BB						0-0 HR		0-3 K		4	1	1	1	1	3	1								
Orlando Cepeda, R OBP: 0.316, SLG: 0.509		0-0 1-3		0-0 6-3						0-3 K			5	0	0	0	0	2	1									
Andre Rodgers, R OBP: 0.421, SLG: 0.471		0-3 K				0-0 6-3				0-0 1-3			5	1	1	0	0	1	0									
Willie Kirkland, L OBP: 0.357, SLG: 0.520		0-3 K				0-0 4-3							4	1	0	0	1	3	1									
Bob Schmidt, R OBP: 0.371, SLG: 0.389				0-0 F8						0-3 K			2	0	1	0	0	0	0									
Dave Philley, S OBP: 0.460, SLG: 0.412													1	0	0	0	0	1	1									
Don Blasingame, L OBP: 0.285, SLG: 0.224													1	0	0	0	1	1	0									
Sam Jones, R OBP: 0.167, SLG: 0.176				0-0 F8									2	0	1	0	0	0	0									
Felipe Alou, R OBP: 0.227, SLG: 0.286													1	0	0	0	0	0	1									
Hobie Landrith, L OBP: 0.308, SLG: 0.235													2	0	1	1	0	0	0									
Inning Stats	R: 1 E: 0 K: 1 S: 6	H: 1 LOB: 0 BB: 1 P: 6	R: 0 E: 0 K: 2 S: 7	H: 0 LOB: 0 BB: 0 P: 7	R: 0 E: 0 K: 2 S: 3	H: 0 LOB: 0 BB: 0 P: 3	R: 0 E: 0 K: 0 S: 3	H: 0 LOB: 1 BB: 1 P: 7	R: 0 E: 0 K: 0 S: 4	H: 2 LOB: 2 BB: 0 P: 4	R: 0 E: 0 K: 1 S: 5	H: 0 LOB: 0 BB: 0 P: 5	R: 0 E: 0 K: 2 S: 7	H: 0 LOB: 0 BB: 0 P: 7	R: 1 E: 1 K: 1 S: 6	H: 1 LOB: 1 BB: 1 P: 10	R: 0 E: 0 K: 1 S: 6	H: 1 LOB: 0 BB: 0 P: 6	R: 0 E: 0 K: 2 S: 7	H: 0 LOB: 0 BB: 0 P: 7	R: 0 E: 0 K: 1 S: 8	H: 1 LOB: 1 BB: 0 P: 8	R: 1 E: 0 K: 1 S: 7	H: 2 LOB: 2 BB: 1 P: 11	1B: 3 2B: 3 3B: 1 HR: 1	SF: 0 SAC: 0 DP: 0 HBP: 0	WP: 0 PB: 0 SB: 0 CS: 0	PA: 46
PITCHER	IP	WLS	BF	H	R	ER	SO	BB	IBB	HBP	BLK	WP	HR	S	P	ERA	WHIP											
Harvey Haddix, L ERA: 4.5	(1.1)	7.2	28	4	2	2	7	2	0	0	0	0	0	40	48	2.35	0.783											
Roy Face, R ERA: 4.64	(8.1)	1.1	5	1	1	1	1	0	0	0	0	0	1	7	7	6.75	0.750											
Fred Green, L ERA: 3.77	(10.1)	3.0	W	13	3	1	5	0	1	0	0	0	0	22	26	3.00	1.000											

San Francisco Giants @ Pittsburgh Pirates
Forbes Field, Pittsburgh, PA

Fri May 20 1960, 7:05 PM EDT
Alt. 39,439 - Unknown

AB 43
R 4
H 8
RBI 4
BB 3
SO 13
LOB 8



Batter	1	2	3	4	5	6	7	8	9	10	11	12	AB	R	H	RBI	BB	SO	LOB	BOTTOM								
Don Hoak, R OBP: 0.368, SLG: 0.354	0-0 1B 1B	0-3 K		4-0 BB		0-0 F8				0-0 5-3		0-0 2B 1B	5	2	2	0	1	1	2									
Dick Groat, R OBP: 0.345, SLG: 0.379	0-0 F8		0-0 6-3	0-0 1-3				6-3 4-3 1B		0-0 F1		0-0 1B 2B	6	2	2	1	0	0	4									
Bob Skinner, L OBP: 0.453, SLG: 0.639	0-0 1B 1-3 1B		0-3 K					0-0 4-3				4-0 1B IBB	5	0	1	0	1	1	1									
Dick Stuart, R OBP: 0.306, SLG: 0.371	0-0 1-3 1B		0-3 K					0-0 6-3				0-0 F7	6	0	1	1	0	3	3									
Roberto Clemente, R OBP: 0.403, SLG: 0.600	0-0 1-3			0-0 4-3 1B		0-0 6-3				0-0 K		0-0 1B	6	1	3	2	0	1	2									
Smoky Burgess, L OBP: 0.433, SLG: 0.541	4-0			0-0 F7									3	0	1	0	1	0	1									
Bob Oldis, R OBP: 0.353, SLG: 0.333													1	0	1	0	0	0	0									
Dick Schofield, S OBP: 0.412, SLG: 0.333													0	0	0	0	0	0	0									
Danny Kravitz, L OBP: 0.412, SLG: 0.333													0	0	0	0	0	0	0									
Bill Virdon, L OBP: 0.317, SLG: 0.245	0-0 G3			0-0 4-3		0-0 FC1-6 1B		0-0 4-3				0-0 K	5	0	0	0	0	1	6									
Bill Mazeroski, R OBP: 0.241, SLG: 0.425		0-3 K		4-0 BB E IBB		0-0 F7		0-0 5-3				0-0 G5-4-3	4	0	0	0	1	1	2									
Harvey Haddix, L OBP: 0.294, SLG: 0.286													3	0	1	0	0	1	1									
Roy Face, R OBP: 0.333, SLG: 0.627													0	0	0	0	0	0	0									
Hal Smith, R OBP: 0.333, SLG: 0.627													1	0	0	0	0	0	0									
Fred Green, R OBP: 0.667, SLG: 1.667													0	0	0	0	0	0	0									
Gino Cimoli, R OBP: 0.405, SLG: 0.431													1	0	0	0	0	0	0									
Inning Stats	R: 1 E: 0 K: 0 S: 6	H: 3 LOB: 3 BB: 1 P: 10	R: 0 E: 0 K: 3 S: 9	H: 0 LOB: 0 BB: 0 P: 9	R: 0 E: 0 K: 2 S: 9	H: 0 LOB: 0 BB: 0 P: 7	R: 1 E: 1 K: 0 S: 5	H: 1 LOB: 3 BB: 2 P: 13	R: 0 E: 0 K: 1 S: 5	H: 0 LOB: 0 BB: 0 P: 5	R: 0 E: 0 K: 0 S: 4	H: 2 LOB: 2 BB: 0 P: 5	R: 1 E: 0 K: 0 S: 4	H: 2 LOB: 0 BB: 0 P: 4	R: 0 E: 0 K: 0 S: 3	H: 0 LOB: 0 BB: 0 P: 3	R: 0 E: 0 K: 0 S: 3	H: 0 LOB: 0 BB: 0 P: 3	R: 0 E: 0 K: 2 S: 7	H: 0 LOB: 0 BB: 0 P: 7	R: 0 E: 0 K: 1 S: 5	H: 1 LOB: 1 BB: 0 P: 5	R: 2 E: 0 K: 0 S: 5	H: 3 LOB: 2 BB: 1 P: 9	1B: 11 2B: 1 3B: 0 HR: 0	SF: 0 SAC: 0 DP: 1 HBP: 0	WP: 0 PB: 0 SB: 0 CS: 1	PA: 51
PITCHER	IP	WLS	BF	H	R	ER	SO	BB	IBB	HBP	BLK	WP	HR	S	P	ERA	WHIP											
Sam Jones, R ERA: 2.43	(1.1)	7.0	32	8	3	2	6	1	2	0	0	0	0	41	53	2.57	1.286											
Billy O'Dell, L ERA: 2.05	(8.1)	4.1	L	15	3	2	2	3	0	0	0	0	0	21	21	4.15	0.692											
Billy Loes, R ERA: 11.37	(12.1)	0.1	3	1	0	0	0	0	0	1	0	0	0	0	2	6	0.00	3.000										

San Francisco Giants @ Pittsburgh Pirates
Forbes Field, Pittsburgh, PA

Fri May 20 1960, 7:05 PM EDT
Alt. 39,439 - Unknown

AB 46
R 5
H 12
RBI 4
BB 4
SO 9
LOB 22



Batter	1	2	3	4	5	6	7	8	9	AB	R	H	RBI	BB	SO	LOB	TOP																			
Don Blasingame, L (1,4) OBP: 0.291, SLG: 0.258	F7		6-3					1B 2B		4	1	2	0	0	0	0	San Francisco Giants @ Pittsburgh Pirates Forbes Field, Pittsburgh, PA Sat May 21 1960, 3:33 AM EDT Att: 28,984 - Unknown livebaseballscorecards.com																			
Joey Amalfitano, R (1,5) OBP: 0.296, SLG: 0.400	4-3		1B				F9	2B 1B		4	0	2	1	0	0	1																				
Willie Mays, R (1,8) OBP: 0.439, SLG: 0.538	6-3		4-3				F2	5-3		4	0	0	0	0	0	2																				
Willie McCovey, L (1,3) OBP: 0.438, SLG: 0.652 Jim Marshall, L (8,3) OBP: 0.235, SLG: 0.333		HR		4-3			F8	4-3		3	1	0	0	1	0	0																				
Orlando Cepeda, R (1,7) OBP: 0.308, SLG: 0.527		HR		F9			K		F8	4	1	1	2	0	1	0																				
Willie Kirkland, L (1,9) OBP: 0.353, SLG: 0.509				E4			4-3			4	0	1	0	0	1	0																				
Hobie Landrith, L (1,2) OBP: 0.302, SLG: 0.237				1B					4-3	4	0	1	0	0	0	1																				
Eddie Bressoud, R (1,6) OBP: 0.291, SLG: 0.383				F6			F6		K	4	0	0	0	0	1	3																				
Johnny Antonelli, L (1,1) OBP: 0.273, SLG: 0.200 Bud Byerly, R (9,1)				4-3			3-1		F8	3	0	0	0	0	0	0																				
Inning Stats	R: 0 E: 0 K: 0 S: 3	H: 0 LOB: 0 BB: 0 P: 3	R: 2 E: 0 K: 1 S: 6	H: 1 LOB: 0 BB: 1 P: 10	R: 0 E: 0 K: 0 S: 4	H: 1 LOB: 1 BB: 0 P: 4	R: 0 E: 1 K: 0 S: 5	H: 1 LOB: 2 BB: 0 P: 5	R: 0 E: 0 K: 0 S: 4	H: 0 LOB: 0 BB: 0 P: 5	R: 0 E: 0 K: 0 S: 3	H: 0 LOB: 0 BB: 0 P: 3	R: 1 E: 0 K: 0 S: 4	H: 2 LOB: 0 BB: 0 P: 4	R: 0 E: 0 K: 1 S: 6	H: 1 LOB: 1 BB: 0 P: 6	1B: 4 2B: 1 3B: 1 HR: 1	SF: 0 SAC: 0 DP: 0 HBP: 0	WP: 0 PB: 0 SB: 0 CS: 0	PA: 35																
PITCHER	IP	WLS	BF	H	R	ER	SO	BB	IBB	HBP	BLK	WP	HR	S	P	ERA	WHIP	PITCHER		IP	WLS	BF	H	R	ER	SO	BB	IBB	HBP	BLK	WP	HR	S	P	ERA	WHIP
Bob Friend, R (1,1) ERA: 2.34	8.0	L	31	6	3	3	2	1	0	0	0	0	1	34	38	3.38	0.875			8.0	L	31	6	3	3	2	1	0	0	0	0	1	34	38	3.38	0.875
Roy Face, R (9,1) ERA: 4.43	1.0		4	1	0	0	1	0	0	0	0	0	0	6	6	0.00	1.000			1.0		4	1	0	0	1	0	0	0	0	0	6	6	0.00	1.000	

Batter	1	2	3	4	5	6	7	8	9	AB	R	H	RBI	BB	SO	LOB	BOTTOM																			
Bob Skinner, L (1,7) OBP: 0.448, SLG: 0.635	F3			K					1B SF8 2B	4	1	1	0	0	1	0	San Francisco Giants @ Pittsburgh Pirates Forbes Field, Pittsburgh, PA Sat May 21 1960, 3:33 AM EDT Att: 28,984 - Unknown livebaseballscorecards.com																			
Dick Groat, R (1,6) OBP: 0.342, SLG: 0.375	F6			F7				F5	G5-4-3 1B	4	0	1	0	0	0	0																				
Roberto Clemente, R (1,9) OBP: 0.399, SLG: 0.594	6-3			2B 1B				6-3	SF8	3	0	1	1	0	0	0																				
Dick Stuart, R (1,3) OBP: 0.304, SLG: 0.375				1B				F3	G5-4-3	4	0	1	0	0	0	1																				
Don Hoak, R (1,5) OBP: 0.367, SLG: 0.362				2B				5-3		3	0	1	0	0	0	0																				
Hal Smith, R (1,2) OBP: 0.320, SLG: 0.600				2B				6-3	F2	3	0	0	0	0	0	1																				
Gino Cimoli, R (1,8) OBP: 0.416, SLG: 0.433				1B				F3		2	0	1	0	1	0	0																				
Bill Mazerowski, R (1,4) OBP: 0.235, SLG: 0.413				F6				6-3		3	0	0	0	0	0	2																				
Bob Friend, R (1,1) OBP: 0.154, SLG: 0.083 Gene Baker, R (8,PH) OBP: 0.214, SLG: 0.154 Roy Face, R (9,1)				G6-4-3				F7	6-3	2	0	0	0	0	0	1																				
Inning Stats	R: 0 E: 0 K: 0 S: 3	H: 0 LOB: 0 BB: 0 P: 3	R: 0 E: 0 K: 0 S: 3	H: 0 LOB: 0 BB: 0 P: 3	R: 0 E: 0 K: 0 S: 3	H: 1 LOB: 0 BB: 0 P: 3	R: 0 E: 0 K: 1 S: 6	H: 2 LOB: 2 BB: 0 P: 6	R: 0 E: 0 K: 0 S: 3	H: 0 LOB: 1 BB: 1 P: 7	R: 0 E: 0 K: 0 S: 3	H: 0 LOB: 0 BB: 0 P: 3	R: 0 E: 0 K: 0 S: 4	H: 1 LOB: 1 BB: 0 P: 4	R: 0 E: 0 K: 0 S: 3	H: 0 LOB: 0 BB: 0 P: 3	R: 1 E: 0 K: 0 S: 4	H: 2 LOB: 0 BB: 0 P: 4	1B: 3 2B: 3 3B: 0 HR: 0	SF: 1 SAC: 0 DP: 2 HBP: 0	WP: 0 PB: 0 SB: 0 CS: 0	PA: 31														
PITCHER	IP	WLS	BF	H	R	ER	SO	BB	IBB	HBP	BLK	WP	HR	S	P	ERA	WHIP	PITCHER		IP	WLS	BF	H	R	ER	SO	BB	IBB	HBP	BLK	WP	HR	S	P	ERA	WHIP
Johnny Antonelli, L (1,1) ERA: 1.87	8.0	W	29	6	1	1	1	1	0	0	0	0	0	30	34	1.12	0.875			8.0	W	29	6	1	1	1	1	0	0	0	0	0	30	34	1.12	0.875
Bud Byerly, R (9,1) ERA:	1.0	S	2	0	0	0	0	0	0	0	0	0	0	2	2	0.00	0.000			1.0	S	2	0	0	0	0	0	0	0	0	0	2	2	0.00	0.000	

Batter	1	2	3	4	5	6	7	8	9	10	11	AB	R	H	RBI	BB	SO	LOB	TOP	
Don Blasingame, L OBP: 0.286, SLG: 0.254 (1.4)	F8		F5		4-3		2B	K			G3	6	1	1	0	0	1	2		
Joey Amalfitano, R OBP: 0.302, SLG: 0.412 (1.5)	FC5-4 1B		5-3		F8		2B	F3			F8	6	1	2	1	0	0	2		
Willie Mays, R OBP: 0.431, SLG: 0.520 (1.8)	FC5-4 1-2		F6		F6		2B				F6	4	1	0	0	1	0	1		
Willie McCovey, L OBP: 0.437, SLG: 0.660 Jim Marshall, L OBP: 0.235, SLG: 0.333 (1.3) (9.3)	F8			E9 HR 2B		K		K			K	5	1	2	2	0	2	1		
Orlando Cepeda, R OBP: 0.330, SLG: 0.553 Felipe Alou, R OBP: 0.227, SLG: 0.286 (1.7) (9.7)		3B 1B				F8					6-3	4	2	2	2	1	0	0		
Willie Kirkland, L OBP: 0.350, SLG: 0.523 (1.9)		3-1 3B		4-1				F4			F5	5	1	2	1	0	0	2		
Hobie Landrith, L OBP: 0.313, SLG: 0.220 (1.2)		3-1				F4					F8	3	0	0	1	2	0	1		
Eddie Bressoud, R OBP: 0.280, SLG: 0.367 (1.6)		F8		K				F7			F9	5	0	0	0	0	1	2		
Jack Sanford, R Stu Miller, R Bobby O'Dell, S Dale Long, S Billy Loes, R Bud Byerly, R Mike McCormick, L OBP: 0.276, SLG: 0.238 (4.1) (8.1) (7.1) (7.1) (7.1) (8.1) (8.1)		K		4-3				K			SH 1-2	2	0	0	0	0	1	1		
Inning Stats	R: 0 E: 0 K: 0 S: 4	H: 1 LOB: 1 BB: 0 P: 4	R: 2 E: 0 K: 1 S: 7	H: 2 LOB: 0 BB: 0 P: 7	R: 0 E: 0 K: 0 S: 3	H: 0 LOB: 0 BB: 0 P: 3	R: 2 E: 1 K: 1 S: 7	H: 2 LOB: 1 BB: 1 P: 11	R: 0 E: 0 K: 0 S: 3	H: 0 LOB: 0 BB: 0 P: 3	R: 0 E: 0 K: 1 S: 6	H: 0 LOB: 2 BB: 1 P: 10	R: 0 E: 0 K: 0 S: 3	H: 0 LOB: 0 BB: 0 P: 3	R: 0 E: 0 K: 0 S: 3	H: 0 LOB: 0 BB: 0 P: 3	1B: 4 2B: 3 3B: 1 HR: 1	SF: 0 SAC: 1 DP: 0 HBP: 0	WP: 0 PB: 0 SB: 0 CS: 0	PA: 47
PITCHER	IP ERA WLS BF H R ER SO BB IBB HBP BLK WP HR S P ERA WHIP	Vern Law, R ERA: 2.68 Jim Umbricht, R ERA: 6.5 Fred Green, L ERA: 4.02 Roy Face, R ERA: 3.91	(1.1) (4.1) (8.1) (7.1) (7.1) (8.1) (8.1)	3.2 2.68 2.2 11 3 2 2 2 0 0 0 0 0 0 15 15 6.75 1.125	(7.1) (9.1)	1.1 9 1 1 1 1 2 0 0 0 0 0 8 20 6.75 1.500	(9.1)	3.0 W 9 0 0 0 1 0 0 0 0 0 0 0 0 11 11 0.00 0.000	PITCHER	IP WLS BF H R ER SO BB IBB HBP BLK WP HR S P ERA WHIP	Mike McCormick, L ERA: 1.7 (9.1)	2.0 1.7 2.0 12 3 1 1 1 0 0 0 0 0 12 20 4.50 1.500								

San Francisco Giants @ Pittsburgh Pirates
 Forbes Field, Pittsburgh, PA
 Sun May 22 1960, 3:33 AM EDT
 Att: 30,123 - Unknown

livebaseballscorecards.com

AB 42
R 7
H 9
RBI 7
BB 4
SO 6
LOB 12

GIANTS

Batter	1	2	3	4	5	6	7	8	9	10	11	AB	R	H	RBI	BB	SO	LOB	BOTTOM					
Don Hoak, R OBP: 0.366, SLG: 0.355 (1.5)	4-3 1B		F8	K		5-3					F9	5	1	1	0	1	1	3						
Dick Groat, R OBP: 0.342, SLG: 0.373 (1.6)	4-3 1-2		F6		SH1-3 3B 1B			F9			F6	6	1	2	0	0	0	2						
Bob Skinner, L OBP: 0.453, SLG: 0.664 (1.7)				2B 1B 1B	SH1-3			F6			K	5	2	3	2	0	1	2						
Dick Stuart, R OBP: 0.306, SLG: 0.396 (1.3)	K			1B 2B 3B				F6			6-3	6	1	2	1	0	1	1						
Roberto Clemente, R OBP: 0.403, SLG: 0.597 (1.9)		4-3		1B 5-3 1B	K			F8			E 1B	6	2	3	2	0	1	1						
Smoky Burgess, L OBP: 0.417, SLG: 0.508 Dick Schofield, S OBP: 0.412, SLG: 0.333 Bob Ojeda, R OBP: 0.250, SLG: 0.250 (1.2) (9. PR) (10.2)				2H 3H 1B	5-3			F9			E4	4	0	0	0	1	1	3						
Bill Virdon, L OBP: 0.328, SLG: 0.264 Gino Cimoli, R OBP: 0.418, SLG: 0.426 (1.8) (10.8)		F5		1B 1B	K			F9			F9	4	0	2	1	0	0	1						
Bill Mazeroski, R OBP: 0.248, SLG: 0.439 (1.4)		6-3		F8							F9	5	1	2	1	1	0	2						
Vern Law, R Rocky Nelson, R Jim Umbricht, R Fred Green, L Danny Kravitz, L Roy Face, R Hal Smith, R OBP: 0.250, SLG: 0.241 (4. PR) (8. PR) (7.1) (8. PR) (8. PR) (8.1) (11. PR)			5-3		6-3			F5			E5 1B	1	0	0	0	0	0	0						
Inning Stats	R: 0 E: 0 K: 1 S: 6	H: 2 LOB: 1 BB: 0 P: 6	R: 0 E: 0 K: 0 S: 3	H: 0 LOB: 0 BB: 0 P: 7	R: 0 E: 0 K: 0 S: 3	H: 0 LOB: 0 BB: 0 P: 3	R: 3 E: 0 K: 1 S: 10	H: 5 LOB: 2 BB: 0 P: 10	R: 1 E: 0 K: 2 S: 9	H: 2 LOB: 1 BB: 0 P: 9	R: 1 E: 0 K: 0 S: 4	H: 0 LOB: 0 BB: 0 P: 4	R: 0 E: 0 K: 0 S: 3	H: 0 LOB: 2 BB: 1 P: 5	R: 2 E: 1 K: 0 S: 6	H: 2 LOB: 2 BB: 1 P: 10	R: 0 E: 1 K: 1 S: 7	H: 1 LOB: 0 BB: 0 P: 7	R: 1 E: 0 K: 0 S: 4	H: 2 LOB: 3 BB: 2 P: 12	1B: 11 2B: 3 3B: 1 HR: 2	SF: 0 SAC: 1 DP: 0 HBP: 0	WP: 1 PB: 0 SB: 0 CS: 0	PA: 54
PITCHER	IP ERA WLS BF H R ER SO BB IBB HBP BLK WP HR S P ERA WHIP	Jack Sanford, R ERA: 3.43 Stu Miller, R ERA: 6.16 Billy O'Dell, L ERA: 2.18 Billy Loes, R ERA: 10.38 Bud Byerly, R ERA: (1.1) (4. PR) (8.1) (7.1) (8. PR) (8.1) (11. PR)	3.2 3.43 1.0 5 2 1 1 2 0 0 0 0 0 0 1 9 9 9.00 2.000	(5.1) (7.1) (9.1)	1.1 11 3 2 2 0 1 0 0 0 0 0 1 10 14 7.71 1.714	(9.1)	0.1 3 1 0 0 0 0 0 0 0 0 0 0 3 3 0.00 3.000	PITCHER	IP WLS BF H R ER SO BB IBB HBP BLK WP HR S P ERA WHIP	Mike McCormick, L ERA: 1.7 (9.1)	2.0 1.7 2.0 12 3 1 1 1 0 0 0 0 0 12 20 4.50 1.500													

San Francisco Giants @ Pittsburgh Pirates
 Forbes Field, Pittsburgh, PA
 Sun May 22 1960, 3:33 AM EDT
 Att: 30,123 - Unknown

livebaseballscorecards.com

AB 49
R 8
H 17
RBI 8
BB 4
SO 5
LOB 20

P

Batter	1	2	3	4	5	6	7	8	9	AB	R	H	RBI	BB	SO	LOB	TOP
Don Blasingame, L OBP: 0.290, SLG: 0.248 (1, 4)	4-0 WP 2B BB		4-0 1B E BB		0-0 5-3		0-0 F9		0-0 F8	3	2	0	0	2	0	2	
Joey Amalfitano, R OBP: 0.293, SLG: 0.393 (1, 5)	0-3 K		0-0 F8		0-0 1B		0-0 4-3		0-3 K	5	0	1	0	0	2	4	
Willie Mays, R OBP: 0.436, SLG: 0.528 (1, 8)	0-0 CS 2H 2B		0-0 E 1B		0-0 F9			4-0 1B WP E BB	0-0 F3	4	1	2	1	1	0	1	
Willie McCovey, L OBP: 0.294, SLG: 0.640 Jim Marshall, L OBP: 0.235, SLG: 0.333 (8, PR) (8, 3)	0-0 F7		0-0 E4 1-2 2H		0-0 F8			4-0 E WP BB		3	0	0	0	1	0	2	
Orlando Cepeda, R OBP: 0.317, SLG: 0.542 (1, 7)	0-0 CS 2-3	0-0 4-3	0-0 F4		0-0 F8			0-0 E1 WP B5 1B		4	0	1	0	0	0	2	
Willie Kirkland, L OBP: 0.359, SLG: 0.518 (1, 9)		0-0 1B		0-0 F7		0-0 4-3		4-0 WP IBB		3	0	1	0	1	0	0	
Hobie Landrith, L OBP: 0.205, SLG: 0.205 Dave Philley, S OBP: 0.381, SLG: 0.389 Bob Schmidt, R OBP: 0.371, SLG: 0.389 (8, PH) (8, 2)	0-3 K	0-3 K	0-0 5-3		0-0 F7		0-0 F8		0-0 F8	3	0	0	0	0	1	1	
Eddie Bressoud, R OBP: 0.287, SLG: 0.374 (1, 6)	0-3 K		0-0 F3		0-0 1B 2B		4-0 1-2 2-3 3-H	IBB		3	0	1	0	1	1	1	
Sam Jones, R OBP: 0.182, SLG: 0.190 (1, 1)			0-3 K		0-3 K		0-0 1B	0-0 B5		4	0	1	0	0	2	3	
Inning Stats	R: 1 E: 0 K: 1 S: 5	H: 1 LOB: 0 BB: 1 P: 9	R: 0 E: 0 K: 2 S: 8	H: 1 LOB: 1 BB: 0 P: 8	R: 1 E: 1 K: 1 S: 7	H: 1 LOB: 2 BB: 1 P: 11	R: 0 E: 0 K: 0 S: 3	H: 0 LOB: 0 BB: 0 P: 3	R: 0 E: 0 K: 0 S: 3	H: 2 LOB: 2 BB: 0 P: 5	R: 2 E: 1 K: 0 S: 3	H: 1 LOB: 2 BB: 4 P: 19	R: 0 E: 0 K: 1 S: 5	H: 0 LOB: 0 BB: 0 P: 5	1B: 5 2B: 3 3B: 0 HR: 0	SF: 0 SAC: 0 DP: 1 HBP: 0	WP: 3 PA: 40 PB: 0 SB: 0 CS: 1
PITCHER	IP WLS BF H R ER SO BB IBB HBP BLK WP HR S P ERA WHIP	IP WLS BF H R ER SO BB IBB HBP BLK WP HR S P ERA WHIP	IP WLS BF H R ER SO BB IBB HBP BLK WP HR S P ERA WHIP	IP WLS BF H R ER SO BB IBB HBP BLK WP HR S P ERA WHIP	IP WLS BF H R ER SO BB IBB HBP BLK WP HR S P ERA WHIP	IP WLS BF H R ER SO BB IBB HBP BLK WP HR S P ERA WHIP	IP WLS BF H R ER SO BB IBB HBP BLK WP HR S P ERA WHIP	IP WLS BF H R ER SO BB IBB HBP BLK WP HR S P ERA WHIP	IP WLS BF H R ER SO BB IBB HBP BLK WP HR S P ERA WHIP	IP WLS BF H R ER SO BB IBB HBP BLK WP HR S P ERA WHIP	IP WLS BF H R ER SO BB IBB HBP BLK WP HR S P ERA WHIP	IP WLS BF H R ER SO BB IBB HBP BLK WP HR S P ERA WHIP	IP WLS BF H R ER SO BB IBB HBP BLK WP HR S P ERA WHIP	IP WLS BF H R ER SO BB IBB HBP BLK WP HR S P ERA WHIP	IP WLS BF H R ER SO BB IBB HBP BLK WP HR S P ERA WHIP	IP WLS BF H R ER SO BB IBB HBP BLK WP HR S P ERA WHIP	IP WLS BF H R ER SO BB IBB HBP BLK WP HR S P ERA WHIP
Jim Owens, R ERA: 4.15 Humberto Robinson, R ERA: 4.43 (1, 1) (9, 1)	8.0 L 36 7 4 3 5 4 2 0 0 3 0 40 64 3.38 1.375	1.0 3 0 0 0 1 0 0 0 0 0 0 0 5 5 0.00 0.000															

San Francisco Giants @ Philadelphia Phillies
 Connie Mack Stadium, Philadelphia, PA
 Tue May 24 1960, 7:05 PM EDT
 Att: 20,529 - Unknown

AB	33
R	4
H	7
RBI	1
BB	6
SO	6
LOB	19



Batter	1	2	3	4	5	6	7	8	9	AB	R	H	RBI	BB	SO	LOB	BOTTOM		
Johnny Callison, L OBP: 0.383, SLG: 0.439 (1, 8)	0-0 FC5-4 1B		0-0 F7		0-0 F6		0-0 F8		0-0 F8	4	0	1	0	0	0	1			
Tony Taylor, R OBP: 0.323, SLG: 0.389 (1, 4)	0-0 F3		0-3 K		0-0 F9		0-0 G3		0-0 G3	4	0	0	0	0	1	2			
Tony Curry, L OBP: 0.372, SLG: 0.521 (1, 7)	0-0 F8		0-0 3-1		0-0 5-3		0-0 4-3		0-0 4-3	4	0	0	0	0	0	1			
Pancho Herrera, R OBP: 0.328, SLG: 0.407 (1, 3)	0-0 FC5-4 1-2		0-0 6-3		0-0 F8		0-0 F8		0-0 F8	3	0	0	0	0	0	1			
Clay Dalrymple, L OBP: 0.296, SLG: 0.360 (1, 2)		0-3 K		0-0 4-3		0-0 4-1		0-0 F8		3	0	0	0	0	1	0			
Alvin Dark, R OBP: 0.333, SLG: 0.350 (1, 5)		0-0 PO 1B		0-0 G3 1B		0-0 F8		0-3 K		3	0	2	0	0	0	0			
Ken Walters, R OBP: 0.284, SLG: 0.385 (1, 9)		0-0 F7		0-0 G3 1-2		0-3 K		0-0 4-3		3	0	0	0	0	1	2			
Joe Koppe, R OBP: 0.252, SLG: 0.216 (1, 6)		0-0 PO 1-2	0-0 SH1-4 2B		0-0 F6		0-0 4-3		0-0 4-3	3	0	1	0	0	0	1			
Jim Owens, R Hary Anderson, L OBP: 0.379, SLG: 0.469 Humberto Robinson, R OBP: 0.250, SLG: 0.250 (1, 1) (8, PH) (9, 1)			0-0 SH1-4 2-3		0-0 3-1		0-0 F8		0-0 F8	1	0	0	0	0	0	1			
Inning Stats	R: 0 E: 0 K: 0 S: 4	H: 1 LOB: 1 BB: 0 P: 4	R: 0 E: 0 K: 1 S: 5	H: 1 LOB: 0 BB: 0 P: 5	R: 0 E: 0 K: 1 S: 6	H: 1 LOB: 1 BB: 0 P: 6	R: 0 E: 0 K: 0 S: 3	H: 0 LOB: 0 BB: 0 P: 3	R: 0 E: 0 K: 0 S: 3	H: 0 LOB: 0 BB: 0 P: 3	R: 0 E: 0 K: 0 S: 3	H: 0 LOB: 0 BB: 0 P: 3	R: 0 E: 0 K: 1 S: 5	H: 0 LOB: 0 BB: 0 P: 5	R: 0 E: 0 K: 0 S: 3	H: 0 LOB: 0 BB: 0 P: 3	1B: 3 2B: 1 3B: 0 HR: 0	SF: 0 SAC: 1 DP: 0 HBP: 0	WP: 0 PA: 31 PB: 0 SB: 0 CS: 0
PITCHER	IP WLS BF H R ER SO BB IBB HBP BLK WP HR S P ERA WHIP	IP WLS BF H R ER SO BB IBB HBP BLK WP HR S P ERA WHIP	IP WLS BF H R ER SO BB IBB HBP BLK WP HR S P ERA WHIP	IP WLS BF H R ER SO BB IBB HBP BLK WP HR S P ERA WHIP	IP WLS BF H R ER SO BB IBB HBP BLK WP HR S P ERA WHIP	IP WLS BF H R ER SO BB IBB HBP BLK WP HR S P ERA WHIP	IP WLS BF H R ER SO BB IBB HBP BLK WP HR S P ERA WHIP	IP WLS BF H R ER SO BB IBB HBP BLK WP HR S P ERA WHIP	IP WLS BF H R ER SO BB IBB HBP BLK WP HR S P ERA WHIP	IP WLS BF H R ER SO BB IBB HBP BLK WP HR S P ERA WHIP	IP WLS BF H R ER SO BB IBB HBP BLK WP HR S P ERA WHIP	IP WLS BF H R ER SO BB IBB HBP BLK WP HR S P ERA WHIP	IP WLS BF H R ER SO BB IBB HBP BLK WP HR S P ERA WHIP	IP WLS BF H R ER SO BB IBB HBP BLK WP HR S P ERA WHIP	IP WLS BF H R ER SO BB IBB HBP BLK WP HR S P ERA WHIP	IP WLS BF H R ER SO BB IBB HBP BLK WP HR S P ERA WHIP	IP WLS BF H R ER SO BB IBB HBP BLK WP HR S P ERA WHIP		
Sam Jones, R ERA: 2.09 (1, 1)	9.0 W 30 4 0 0 3 0 0 0 0 0 36 36 0.00 0.444																		

San Francisco Giants @ Philadelphia Phillies
 Connie Mack Stadium, Philadelphia, PA
 Tue May 24 1960, 7:05 PM EDT
 Att: 20,529 - Unknown

AB	29
R	0
H	4
RBI	0
BB	0
SO	3
LOB	9



Batter	1	2	3	4	5	6	7	8	9	AB	R	H	RBI	BB	SO	LOB	TOP
Don Blasingame, L (1,4) OBP: 0.295, SLG: 0.256	G3		F9	F9			1B			4	0	2	0	0	0	3	San Francisco Giants @ Philadelphia Phillies Connie Mack Stadium, Philadelphia, PA Wed May 25 1960, 7:05 PM EDT Att: 17,713 - Unknown
Joey Amalfitano, R (1,5) OBP: 0.290, SLG: 0.383	F7		F6		5-3		G6-4-3			4	0	1	0	0	0	1	
Willie Mays, R (1,8) OBP: 0.431, SLG: 0.519	F9		F9				G6-4-3			4	0	1	0	0	0	3	
Willie McCovey, L (1,3) OBP: 0.433, SLG: 0.635		HR			F6			6-3		4	2	2	0	0	0	1	
Orlando Cepeda, R (1,7) OBP: 0.315, SLG: 0.533	F9		F8		F8			WP		4	1	1	0	0	0	3	
Willie Kirkland, L (1,9) OBP: 0.371, SLG: 0.559		HR					F9			4	2	3	3	0	0	0	
Hobie Landrith, L (1,2) OBP: 0.291, SLG: 0.213	G3		SF9					3-1		3	0	1	1	0	0	1	
Eddie Bressoud, R (1,6) OBP: 0.293, SLG: 0.368	F6									2	0	0	0	2	1	1	
Mike McCormick, L (1,1) OBP: 0.308, SLG: 0.333			G3							4	0	1	0	0	1	1	
Inning Stats	R: 0 E: 0 K: 0 S: 3	H: 0 LOB: 0 BB: 0 P: 3	R: 2 E: 0 K: 0 S: 5	H: 2 LOB: 0 BB: 0 P: 5	R: 0 E: 0 K: 0 S: 4	H: 1 LOB: 1 BB: 0 P: 4	R: 1 E: 0 K: 0 S: 6	H: 3 LOB: 3 BB: 1 P: 10	R: 0 E: 0 K: 1 S: 5	H: 1 LOB: 1 BB: 0 P: 5	R: 0 E: 0 K: 0 S: 4	H: 2 LOB: 1 BB: 0 P: 4	R: 2 E: 0 K: 1 S: 7	H: 2 LOB: 1 BB: 1 P: 11			
PITCHER	IP WLS BF H R ER SO BB IBB HBP BLK WP HR S P ERA WHIP																
Robin Roberts, R (1,1) ERA: 5.98	6.1 L 29 10 3 3 1 0 1 0 0 0 1 30 34 4.26 1.579																
Humberto Robinson, R (7,1) ERA: 4.29	0.2 1 0 0 0 0 0 0 0 0 0 0 0 1 1 0.00 0.000																
Chris Short, L (8,1) ERA: 2.61	1.0 6 2 2 2 1 0 1 0 0 0 2 0 7 11 18.00 2.000																


AB	33
R	5
H	12
RBI	4
BB	2
SO	2
LOB	14



Batter	1	2	3	4	5	6	7	8	9	AB	R	H	RBI	BB	SO	LOB	BOTTOM
Tony Taylor, R (1,4) OBP: 0.321, SLG: 0.379	4-3		FC6-2		4-3					3	0	0	0	1	0	2	San Francisco Giants @ Philadelphia Phillies Connie Mack Stadium, Philadelphia, PA Wed May 25 1960, 7:05 PM EDT Att: 17,713 - Unknown
Alvin Dark, R (1,5) OBP: 0.331, SLG: 0.341	F8		F7				G6-4-3			3	0	0	0	1	0	2	
Bobby Del Greco, R (1,8) OBP: 0.380, SLG: 0.494	4-3				4-3		K			4	0	0	0	0	1	2	
Wally Post, R (1,7) OBP: 0.309, SLG: 0.440		F8			F9		G6-4-3			3	0	0	0	0	0	1	
Ken Walters, R (1,9) OBP: 0.286, SLG: 0.383		F4					F2			3	0	1	0	0	0	0	
Pancho Herrera, R (1,3) OBP: 0.321, SLG: 0.397		6-3			FC5-4		K			3	0	0	0	0	1	1	
Cal Neeman, R (1,2) OBP: 0.275, SLG: 0.395					F9					3	0	2	0	0	0	0	
Joe Koppe, R (1,6) OBP: 0.254, SLG: 0.228							4-3			3	1	1	0	0	0	2	
Robin Roberts, S (1,1) OBP: 0.211, SLG: 0.167										2	0	1	0	0	0	1	
Humberto Robinson, R (7,1) ERA: 4.29										0	0	0	0	0	0	0	
Chris Short, R (8,1) OBP: 0.444, SLG: 0.556										0	0	0	0	0	0	0	
Bobby Gene Smith, R (8, PH) OBP: 0.444, SLG: 0.556										1	0	0	0	0	0	0	
Inning Stats	R: 0 E: 0 K: 0 S: 3	H: 0 LOB: 0 BB: 0 P: 3	R: 0 E: 0 K: 0 S: 3	H: 0 LOB: 0 BB: 0 P: 3	R: 1 E: 1 K: 0 S: 5	H: 2 LOB: 1 BB: 0 P: 5	R: 0 E: 0 K: 0 S: 4	H: 1 LOB: 1 BB: 0 P: 4	R: 0 E: 0 K: 1 S: 4	H: 0 LOB: 0 BB: 1 P: 8	R: 0 E: 0 K: 1 S: 6	H: 1 LOB: 1 BB: 0 P: 6	R: 0 E: 0 K: 0 S: 3	H: 0 LOB: 1 BB: 1 P: 7			
PITCHER	IP WLS BF H R ER SO BB IBB HBP BLK WP HR S P ERA WHIP																
Mike McCormick, L (1,1) ERA: 1.51	8.0 W 30 5 1 0 2 2 0 0 0 0 0 32 40 0.00 0.875																



AB	28
R	1
H	5
RBI	0
BB	2
SO	2
LOB	11

Batter	1	2	3	4	5	6	7	8	9	AB	R	H	RBI	BB	SO	LOB	TOP								
Don Blasingame, L (1,4) OBP: 0.299, SLG: 0.261	6-3		1-3						E4 1B HR	5	1	2	0	0	0	1	San Francisco Giants @ Philadelphia Phillies Connie Mack Stadium, Philadelphia, PA Thu May 26 1960, 7:05 PM EDT Att: 14,386 - Unknown								
Joey Amalfitano, R (1,5) OBP: 0.284, SLG: 0.369	5-3		4-3		1-3		FC4		HR	5	1	1	1	0	0	3									
Willie Mays, R (1,8) OBP: 0.424, SLG: 0.529	6-3				F7				HR	5	2	1	3	0	0	0									
Willie McCovey, L (1,3)				4-3					HR	5	1	3	0	0	0	0									
Willie Kirkland, L (1,9) OBP: 0.372, SLG: 0.569									HR	5	1	2	0	0	0	4									
Orlando Cepeda, R (1,7) OBP: 0.319, SLG: 0.551									HR	5	1	2	4	0	1	3									
Bob Schmidt, R (1,2) OBP: 0.343, SLG: 0.356									HR	5	0	0	0	0	2	2									
Eddie Bressoud, R (1,6) OBP: 0.299, SLG: 0.391									HR	3	1	1	1	1	1	0									
Jack Sanford, R (1,1) OBP: 0.269, SLG: 0.280			6-3		FC3-6 1B		1-3		HR	4	1	1	0	0	0	1									
Inning Stats	R: 0 E: 0 K: 0 S: 3	H: 0 LOB: 0 BB: 0 P: 3	R: 2 E: 0 K: 2 S: 9	H: 2 LOB: 0 BB: 0 P: 9	R: 0 E: 0 K: 0 S: 3	H: 0 LOB: 0 BB: 0 P: 3	R: 0 E: 0 K: 0 S: 4	H: 1 LOB: 1 BB: 0 P: 4	R: 0 E: 0 K: 0 S: 4	H: 1 LOB: 2 BB: 1 P: 8	R: 0 E: 0 K: 1 S: 6	H: 1 LOB: 1 BB: 0 P: 6	R: 1 E: 0 K: 0 S: 5	H: 2 LOB: 1 BB: 0 P: 5	R: 1 E: 1 K: 0 S: 5	H: 1 LOB: 1 BB: 0 P: 5		R: 5 E: 1 K: 1 S: 11	H: 5 LOB: 1 BB: 0 P: 11	1B: 7 2B: 2 3B: 1 HR: 3	SF: 0 SAC: 0 DP: 0 HBP: 0	WP: 0 PB: 0 SB: 0 CS: 0	PA: 43		
PITCHER	IP	WLS	BF	H	R	ER	SO	BB	IBB	HBP	BLK	WP	HR	S	P	ERA	WHIP								
Gene Conley, R (1,1) ERA: 4.28	7.0	L	29	7	3	3	3	1	0	0	0	0	2	34	38	3.86	1.143								
Ruben Gomez, R (8,1) ERA: 4.08	1.2		12	5	6	3	0	0	0	0	0	0	1	12	12	16.20	3.000								
Humberto Robinson, R (9,1) ERA: 4.22	0.1		2	1	0	0	1	0	0	0	0	0	0	4	4	0.00	3.000								

Batter	1	2	3	4	5	6	7	8	9	AB	R	H	RBI	BB	SO	LOB	BOTTOM								
Johnny Callison, L (1,9) OBP: 0.388, SLG: 0.429	E 1B BB		FC6-4 BB		K				F6	2	0	0	0	2	1	0	San Francisco Giants @ Philadelphia Phillies Connie Mack Stadium, Philadelphia, PA Thu May 26 1960, 7:05 PM EDT Att: 14,386 - Unknown								
Tony Taylor, R (1,4) OBP: 0.318, SLG: 0.375	E3 1-3 1B		F9						6-3	4	0	1	0	0	0	2									
Tony Curry, L (1,7) OBP: 0.366, SLG: 0.506	F8		FC6-4						K	4	0	1	0	0	1	4									
Harry Anderson, L (1,3) OBP: 0.371, SLG: 0.442	4-3								F8	3	0	0	0	1	0	2									
Bobby Gene Smith, R (1,8) OBP: 0.308, SLG: 0.385			F3		K				F8	4	0	0	0	0	1	2									
Alvin Dark, R (1,5) OBP: 0.322, SLG: 0.331			F4		F9				K	4	0	0	0	0	1	1									
Cal Neeman, R (1,2) OBP: 0.279, SLG: 0.390			K		FC5-4				FC5-4 1B	3	0	1	0	0	1	1									
Joe Koppe, R (1,6) OBP: 0.250, SLG: 0.224					5-3				F7	2	0	0	0	0	0	0									
Clay Dainymole, L (7, PH) OBP: 0.288, SLG: 0.346									FC5-4	1	0	0	0	0	0	1									
Bobby Malkmus, R (8,6) OBP: 0.190, SLG: 0.256										0	0	0	0	0	0	0									
Gene Conley, R (1,1) OBP: 0.214, SLG: 0.154										2	0	1	0	0	0	0									
Wally Post, R (7, PH) OBP: 0.304, SLG: 0.431										1	0	0	0	0	0	1									
Ruben Gomez, R (8,1) OBP: 0.222, SLG: 0.125										0	0	0	0	0	0	0									
Humberto Robinson, R (9,1) OBP: 0.250, SLG: 0.250										0	0	0	0	0	0	0									
Inning Stats	R: 0 E: 1 K: 0 S: 3	H: 1 LOB: 1 BB: 1 P: 7	R: 0 E: 0 K: 1 S: 5	H: 0 LOB: 0 BB: 0 P: 5	R: 0 E: 0 K: 1 S: 4	H: 0 LOB: 2 BB: 1 P: 8	R: 0 E: 0 K: 1 S: 5	H: 0 LOB: 1 BB: 1 P: 9	R: 0 E: 0 K: 1 S: 5	H: 0 LOB: 0 BB: 0 P: 5	R: 0 E: 0 K: 0 S: 4	H: 1 LOB: 1 BB: 0 P: 4	R: 0 E: 0 K: 1 S: 6	H: 1 LOB: 1 BB: 0 P: 6	R: 0 E: 0 K: 1 S: 5	H: 0 LOB: 0 BB: 0 P: 5	R: 0 E: 0 K: 0 S: 3	H: 0 LOB: 0 BB: 0 P: 3	1B: 4 2B: 0 3B: 0 HR: 0	SF: 0 SAC: 0 DP: 0 HBP: 0	WP: 0 PB: 0 SB: 0 CS: 0	PA: 33			
PITCHER	IP	WLS	BF	H	R	ER	SO	BB	IBB	HBP	BLK	WP	HR	S	P	ERA	WHIP								
Jack Sanford, R (1,1) ERA: 2.97	9.0	W	33	4	0	0	5	3	0	0	0	0	0	40	52	0.00	0.778								



Batter	1	2	3	4	5	6	7	8	9	AB	R	H	RBI	BB	SO	LOB	TOP					
Don Blasingame, L (1,4) OBP: 0.296, SLG: 0.259	K																					
Joey Amalfitano, R (1,5) OBP: 0.306, SLG: 0.391	F4																					
Willie Mays, R (1,8) OBP: 0.420, SLG: 0.521	L1-3																					
Willie McCovey, L (1,3) OBP: 0.434, SLG: 0.628																						
Orlando Cepeda, R (1,7) OBP: 0.324, SLG: 0.573																						
Willie Kirkland, L (1,9) OBP: 0.376, SLG: 0.575																						
Hobie Landrith, L (1,2) Dale Long, L (8, PH) Bob Schmidt, R (8, 2) OBP: 0.217, SLG: 0.250 OBP: 0.343, SLG: 0.356																						
Eddie Bressoud, R (1,6) Dave Philley, S (9, PH) OBP: 0.299, SLG: 0.389 OBP: 0.364, SLG: 0.368																						
Johnny Antonelli, L (1,1) Stu Miller, R (5, 1) Jim Marshall, L (7, PH) Joe Shipley, R (7, 1) Andre Rodgers, R (9, PH) OBP: 0.231, SLG: 0.167 OBP: 0.438, SLG: 0.564 OBP: 0.333, SLG: 0.393 OBP: 0.344, SLG: 0.500																						
Inning Stats	R: 0 E: 0 K: 1 S: 5	H: 0 LOB: 0 BB: 0 P: 5	R: 1 E: 0 K: 0 S: 4	H: 2 LOB: 0 BB: 0 P: 4	R: 0 E: 0 K: 1 S: 7	H: 2 LOB: 2 BB: 0 P: 7	R: 0 E: 0 K: 0 S: 4	H: 1 LOB: 1 BB: 0 P: 4	R: 0 E: 0 K: 0 S: 3	H: 1 LOB: 0 BB: 0 P: 3	R: 1 E: 0 K: 1 S: 7	H: 2 LOB: 1 BB: 0 P: 7	R: 0 E: 0 K: 0 S: 4	H: 1 LOB: 1 BB: 1 P: 4	R: 2 E: 0 K: 0 S: 5	H: 2 LOB: 1 BB: 1 P: 9	R: 0 E: 0 K: 2 S: 8	H: 1 LOB: 1 BB: 0 P: 8	1B: 9 2B: 2 3B: 0 HR: 1	SF: 0 SAC: 0 DP: 2 HBP: 0	WP: 0 PB: 0 SB: 0 CS: 0	PA: 38
PITCHER	IP WLS BF H R ER SO BB IBB HBP BLK WP HR S P ERA WHIP																					
Ron Kline, R (1, 1) ERA: 5.33	7.2 W 32 10 4 4 3 1 0 0 0 0 1 37 41 4.70 1.435																					
Lindy McDaniel, R (8, 1) ERA: 3.77	1.1 S 6 2 0 0 2 0 0 0 0 0 0 10 10 0.00 1.500																					

San Francisco Giants @ St. Louis Cardinals
Sportsman's Park, St. Louis, MO
Fri May 27 1960, 8:05 PM EDT
Att: 13,226 - Unknown

AB 37
R 4
H 12
RBI 3
BB 1
SO 5
LOB 14



Batter	1	2	3	4	5	6	7	8	9	AB	R	H	RBI	BB	SO	LOB	BOTTOM			
Joe Cunningham, L (1,9) OBP: 0.417, SLG: 0.380	4-3																			
Bill White, L (1,3) OBP: 0.384, SLG: 0.482	F6																			
Bob Nieman, R (1,7) Leon Wagner, L (6, 7) OBP: 0.438, SLG: 0.564 OBP: 0.333, SLG: 0.393																				
Ken Boyer, R (1,5) OBP: 0.324, SLG: 0.566																				
Daryl Spencer, R (1,4) OBP: 0.395, SLG: 0.560																				
Curt Flood, R (1,8) OBP: 0.171, SLG: 0.108																				
Hal Smith, R (1,2) OBP: 0.215, SLG: 0.183																				
Alex Grammas, R (1,6) OBP: 0.255, SLG: 0.235																				
Ron Kline, R (1, 1) Lindy McDaniel, R (8, 1) OBP: 0.056, SLG: 0.056 OBP: 0.333, SLG: 0.250																				
Inning Stats	R: 0 E: 0 K: 1 S: 6	H: 1 LOB: 2 BB: 1 P: 10	R: 0 E: 0 K: 2 S: 8	H: 1 LOB: 1 BB: 0 P: 8	R: 0 E: 0 K: 2 S: 7	H: 0 LOB: 0 BB: 0 P: 7	R: 1 E: 1 K: 0 S: 5	H: 1 LOB: 1 BB: 0 P: 5	R: 4 E: 3 K: 0 S: 7	H: 3 LOB: 2 BB: 1 P: 12	R: 0 E: 0 K: 1 S: 5	H: 0 LOB: 0 BB: 0 P: 5	R: 0 E: 0 K: 0 S: 2	H: 0 LOB: 0 BB: 1 P: 6	R: 0 E: 0 K: 1 S: 5	H: 0 LOB: 1 BB: 1 P: 9	1B: 2 2B: 2 3B: 1 HR: 1	SF: 0 SAC: 0 DP: 0 HBP: 1	WP: 0 PB: 0 SB: 0 CS: 0	PA: 36
PITCHER	IP WLS BF H R ER SO BB IBB HBP BLK WP HR S P ERA WHIP																			
Johnny Antonelli, L (1, 1) ERA: 2.37	4.1 L 22 6 5 3 5 1 0 1 0 0 0 1 30 35 6.23 1.615																			
Stu Miller, R (5, 1) ERA: 5.66	1.2 7 0 0 0 1 1 0 0 0 0 0 8 12 0.00 0.600																			
Joe Shipley, R (7, 1) ERA: 1.93	2.0 7 0 0 0 1 2 0 0 0 0 0 7 15 0.00 1.000																			

San Francisco Giants @ St. Louis Cardinals
Sportsman's Park, St. Louis, MO
Fri May 27 1960, 8:05 PM EDT
Att: 13,226 - Unknown

AB 31
R 5
H 6
RBI 3
BB 4
SO 7
LOB 14



Batter	1	2	3	4	5	6	7	8	9	AB	R	H	RBI	BB	SO	LOB	TOP
Don Blasingame, L (1,4) OBP: 0.301, SLG: 0.287	0-0 4-3		0-0 F8		0-0 2B					3	0	1	0	0	0	0	San Francisco Giants @ St. Louis Cardinals Sportsman's Park, St. Louis, MO Sun May 29 1960, 4:33 AM EDT Att: 17,369 - Unknown livebaseballscorecards.com
Joey Amalfitano, R (1,5) OBP: 0.313, SLG: 0.403	0-0 E6 1B		0-0 1B 1B		0-3 K					3	1	1	0	0	1	1	
Willie Mays, R (1,8) OBP: 0.424, SLG: 0.561	0-0 G5-4-3 1B		0-0 1B 1B		0-0 1-4-3					3	0	2	0	0	0	1	
Willie McCovey, L (1,3) OBP: 0.420, SLG: 0.600	0-0 G5-4-3 1-2		0-0 1B 2H		0-0					3	0	1	1	0	0	2	
Orlando Cepeda, R (1,7) OBP: 0.322, SLG: 0.558		0-0 F9	0-0 F3							2	0	0	0	0	0	2	
Willie Kirkland, L (1,9) OBP: 0.372, SLG: 0.582		0-0 6-3 1B		0-0 F8						2	0	1	0	0	0	0	
Hobie Landrith, L (1,2) OBP: 0.267, SLG: 0.192		0-0 6-3 1-2		0-0 G3						2	0	0	0	0	0	1	
Eddie Bressoud, R (1,6) OBP: 0.301, SLG: 0.387		0-0 6-3		0-0 3-1						2	0	0	0	0	0	1	
Sam Jones, R (1,1) OBP: 0.167, SLG: 0.174			0-3 K		0-3 K					2	0	0	0	0	2	0	
Bud Byerly, R (5,1)										0	0	0	0	0	0	0	
Inning Stats	R: 0 E: 1 K: 0 S: 4	H: 1 LOB: 1 BB: 0 P: 4	R: 0 E: 0 K: 0 S: 4	H: 1 LOB: 1 BB: 0 P: 4	R: 1 E: 0 K: 1 S: 8	H: 3 LOB: 2 BB: 0 P: 8	R: 0 E: 0 K: 0 S: 3	H: 0 LOB: 0 BB: 0 P: 3	R: 0 E: 0 K: 2 S: 8	H: 1 LOB: 1 BB: 0 P: 8	R: 0 E: 0 K: 0 S: 0	H: 0 LOB: 0 BB: 0 P: 0					
PITCHER Larry Jackson, R (1,1) ERA: 3.0	IP: 5.0 WLS: W BF: 22 H: 6 R: 1 ER: 1 SO: 3 BB: 0 IBB: 0 HBP: 0 BLK: 0 WP: 0 HR: 0 S: 27 P: 27 ERA: 1.80 WHIP: 1.200																

Batter	1	2	3	4	5	6	7	8	9	AB	R	H	RBI	BB	SO	LOB	BOTTOM
Joe Cunningham, L (1,9) OBP: 0.411, SLG: 0.378	0-0 6-3		0-0 1-3		4-0 FC1-6 BB					2	0	0	0	1	0	0	San Francisco Giants @ St. Louis Cardinals Sportsman's Park, St. Louis, MO Sun May 29 1960, 4:33 AM EDT Att: 17,369 - Unknown livebaseballscorecards.com
Bill White, L (1,3) OBP: 0.386, SLG: 0.493	0-0 3B		0-0 4-3		0-0 FC1-6 FC5-4 1-2 2-3					3	0	1	0	0	0	2	
Bob Nieman, R (1,7) OBP: 0.423, SLG: 0.548	0-3 K			0-0 1B 2B	0-0 FC5-4 WP 1B 1-2 3-H					3	2	1	1	0	1	2	
Ellis Burton, S (6,7) OBP: 0.353, SLG: 0.286										0	0	0	0	0	0	0	
Ken Boyer, R (1,5) OBP: 0.316, SLG: 0.541	0-0 5-3			0-0 F3	4-0 WP 1B BB					2	1	0	0	1	0	2	
Daryl Spencer, R (1,6) OBP: 0.403, SLG: 0.557		4-0 BB BB		0-0 BB 2H 1B	0-0 1H 2H 1B					2	0	2	3	1	0	0	
Carl Sawetski, L (1,2) OBP: 0.344, SLG: 0.472		0-0 F9		4-0 FC5 BB 1-2	0-0 5-3					2	0	0	0	1	0	2	
Curt Flood, R (1,8) OBP: 0.196, SLG: 0.146		0-0 F7		4-0 1-2 2-3 BB						1	0	0	0	1	0	1	
Julian Javier, R (1,4) OBP: 0.400, SLG: 0.400		0-3 K		0-0 FC5 2-3						2	0	0	0	0	1	3	
Larry Jackson, R (1,1) OBP: 0.222, SLG: 0.269			0-0 1-3		0-0 FC1-6 FC5-4 BB 1B					2	1	1	0	0	0	0	
Inning Stats	R: 0 E: 0 K: 1 S: 6	H: 1 LOB: 1 BB: 0 P: 6	R: 0 E: 0 K: 1 S: 5	H: 0 LOB: 1 BB: 1 P: 9	R: 0 E: 0 K: 0 S: 3	H: 0 LOB: 0 BB: 0 P: 3	R: 1 E: 0 K: 0 S: 4	H: 2 LOB: 2 BB: 2 P: 12	R: 3 E: 1 K: 0 S: 5	H: 2 LOB: 1 BB: 2 P: 13							
PITCHER Sam Jones, R (1,1) ERA: 2.47	IP: 4.2 WLS: L BF: 22 H: 4 R: 4 ER: 4 SO: 2 BB: 5 IBB: 0 HBP: 0 BLK: 0 WP: 0 HR: 0 S: 21 P: 41 ERA: 7.71 WHIP: 1.929																
PITCHER Bud Byerly, R (5,1) ERA:	IP: 0.1 WLS: L BF: 2 H: 1 R: 0 ER: 0 SO: 0 BB: 0 IBB: 0 HBP: 0 BLK: 0 WP: 1 HR: 0 S: 2 P: 2 ERA: 0.00 WHIP: 3.000																

Batter	1	2	3	4	5	6	7	8	9	AB	R	H	RBI	BB	SO	LOB	TOP		
Richie Ashburn, L (1, 8) OBP: 0.441, SLG: 0.371	FC1-6 BB		2B 1B	1-2 2-H 1B			SH5-4		6-3 SH5-4 1B	3	1	3	0	1	0	0	Chicago Cubs @ San Francisco Giants Candlestick Park, San Francisco, CA Mon May 30 1960, 6:33 AM EDT Unknown		
Lou Johnson, R (1, 7) OBP: 0.273, SLG: 0.375	FC1-6 E S 1-2		1B 2B	K			SH1-3 1B		SH5-4	4	0	2	0	0	1	3			
Earl Averill, R (1, 2) OBP: 0.250, SLG: 0.318 Don Zimmer, R (7, 5) OBP: 0.275, SLG: 0.280	K		1B		F4		SH1-3		6-3	3	0	1	2	0	1	1			
14 Ernie Banks, R (1, 6) OBP: 0.367, SLG: 0.504	5-3		FC4-6 IBB		F8		IBB		BB BB BB BB BB BB BB BB	2	0	0	0	3	0	1			
Ed Bouchee, L (1, 3) OBP: 0.346, SLG: 0.328		K	K		F7		5-3		F8	5	0	0	0	0	2	7			
Frank Thomas, R (1, 5) OBP: 0.282, SLG: 0.434 Moe Thacker, R (7, 2)			FC4-6 1-2			F8		F9		3	0	1	0	0	0	3			
George Altman, L (1, 9) OBP: 0.196, SLG: 0.438 Bob Will, L (4, 9) OBP: 0.302, SLG: 0.341		F7		1B 1B		F8		5-3		2	0	1	0	0	0	1			
Jerry Kindall, R (1, 4) OBP: 0.245, SLG: 0.333			4-3			6-3				4	0	2	0	0	0	1			
Bob Anderson, R (1, 1) OBP: 0.300, SLG: 0.263 Don Elston, R (7, 1) OBP: 0.125, SLG: 0.125			K	K			1B SH1-3 1B		K	3	1	1	0	0	2	2			
Inning Stats	R: 0 E: 0 K: 1 S: 5	H: 0 LOB: 1 BB: 1 P: 9	R: 0 E: 0 K: 1 S: 6	H: 1 LOB: 1 BB: 0 P: 6	R: 1 E: 0 K: 2 S: 10	H: 3 LOB: 3 BB: 1 P: 14	R: 0 E: 0 K: 2 S: 9	H: 3 LOB: 2 BB: 0 P: 9	R: 0 E: 0 K: 0 S: 3	H: 0 LOB: 0 BB: 0 P: 3	R: 1 E: 0 K: 0 S: 5	H: 2 LOB: 2 BB: 1 P: 9	R: 0 E: 0 K: 1 S: 6	H: 1 LOB: 1 BB: 0 P: 6	R: 0 E: 0 K: 0 S: 4	H: 1 LOB: 2 BB: 1 P: 8		1B: 9 2B: 2 3B: 0 HR: 0	SF: 0 SAC: 3 DP: 0 HBP: 0
PITCHER	IP	WLS	BF	H	R	ER	SO	BB	IBB	HBP	BLK	WP	HR	S	P	ERA	WHIP		
Mike McCormick, L (1, 1) ERA: 1.58	8.0	L	36	10	2	2	7	1	2	0	0	0	0	47	59	2.25	1.375		
Billy Loes, R (9, 1) ERA: 9.31	1.0	S	5	1	0	0	0	1	0	0	0	0	0	4	8	0.00	2.000		

Batter	1	2	3	4	5	6	7	8	9	AB	R	H	RBI	BB	SO	LOB	BOTTOM				
Don Blasingame, L (1, 4) OBP: 0.296, SLG: 0.281	4-3			F4		SH5-4			F8	3	0	0	0	0	0	0	Chicago Cubs @ San Francisco Giants Candlestick Park, San Francisco, CA Mon May 30 1960, 6:33 AM EDT Unknown				
Joey Amalfitano, R (1, 5) OBP: 0.301, SLG: 0.388 Dave Philley, S (9, PH) OBP: 0.348, SLG: 0.350	5-3			1-3		F4			K	3	0	0	0	0	1	1					
Willie Mays, R (1, 8) OBP: 0.425, SLG: 0.556	4-3			S BB		4-3			1B	3	0	1	0	1	0	1					
Willie McCovey, L (1, 3) OBP: 0.409, SLG: 0.581		F2		F8		3-1			F3	4	0	0	0	0	2						
Orlando Cepeda, R (1, 7) OBP: 0.322, SLG: 0.553		6-3			G4-3 WP 1B		K			3	1	1	0	0	1	0					
Willie Kirkland, L (1, 9) OBP: 0.371, SLG: 0.577		G3			G4-3 1B		F5			3	0	1	0	0	0	0					
Hobie Landrith, L (1, 2) OBP: 0.256, SLG: 0.185 Jim Marshall, L (8, PH) OBP: 0.263, SLG: 0.353 Bob Schmidt, R (9, 2) OBP: 0.352, SLG: 0.365			F7		G4-3		K		K	2	0	0	0	0	0	2					
Eddie Bressoud, R (1, 6) OBP: 0.301, SLG: 0.386				G4-6-3 1B		F7		K	K	3	0	1	0	0	1	0					
Mike McCormick, L (1, 1) OBP: 0.321, SLG: 0.346 Dale Long, L (8, PH) OBP: 0.206, SLG: 0.238 Billy Loes, R (9, 1) OBP: 0.500, SLG: 0.500				G4-6-3 1-2		SH5-4 1B		F8		2	0	1	0	0	0	0					
Inning Stats	R: 0 E: 0 K: 0 S: 3	H: 0 LOB: 0 BB: 0 P: 3	R: 0 E: 0 K: 0 S: 3	H: 0 LOB: 0 BB: 0 P: 3	R: 0 E: 0 K: 0 S: 3	H: 1 LOB: 0 BB: 0 P: 3	R: 0 E: 0 K: 0 S: 3	H: 0 LOB: 1 BB: 1 P: 7	R: 1 E: 0 K: 0 S: 4	H: 2 LOB: 0 BB: 0 P: 4	R: 0 E: 0 K: 0 S: 4	H: 1 LOB: 1 BB: 0 P: 4	R: 0 E: 0 K: 1 S: 5	H: 0 LOB: 0 BB: 0 P: 5	R: 0 E: 0 K: 2 S: 7	H: 0 LOB: 0 BB: 0 P: 7		R: 0 E: 0 K: 1 S: 6	H: 1 LOB: 1 BB: 0 P: 6	1B: 5 2B: 0 3B: 0 HR: 0	SF: 0 SAC: 1 DP: 2 HBP: 0
PITCHER	IP	WLS	BF	H	R	ER	SO	BB	IBB	HBP	BLK	WP	HR	S	P	ERA	WHIP				
Bob Anderson, R (1, 1) ERA: 4.62	6.0	W	21	4	1	1	0	1	0	0	0	0	0	20	24	1.50	0.833				
Don Elston, R (7, 1) ERA: 3.16	3.0	S	10	1	0	0	4	0	0	0	0	0	0	18	18	0.00	0.333				

Batter	1	2	3	4	5	6	7	8	9	AB	R	H	RBI	BB	SO	LOB	TOP				
Richie Ashburn, L OBP: 0.439, SLG: 0.367	F7		BB		F6		1B	F3		4	0	1	0	1	0	2	Chicago Cubs @ San Francisco Giants Candlestick Park, San Francisco, CA Mon May 30 1960, 6:38 AM EDT Att: 41,236 - Unknown				
Bob Will, L OBP: 0.307, SLG: 0.398	3B		F5		K		F9		HR	5	1	2	1	0	1	4					
Ed Bouchee, L OBP: 0.341, SLG: 0.317	BB		F6		4-3		1-3		F6	4	0	0	0	1	0	4					
14 Ernie Banks, R OBP: 0.362, SLG: 0.492	K		F8				F7		5-3	5	0	1	0	0	1	3					
Walt Moryn, L OBP: 0.389, SLG: 0.460	F8			BB	1B		3-1		F9	4	0	1	0	1	0	2					
Frank Thomas, R OBP: 0.287, SLG: 0.441		E7		G1-2-3	BB		6-3		HR	5	2	2	0	0	1	2					
Earl Averill, R OBP: 0.500, SLG: 2.000	1-3				1B				2B	1	0	0	0	2	0	1					
Jim Hegan, R OBP: 0.500, SLG: 2.000					BB				HR	1	1	1	2	0	0	0					
Moe Thacker, R					BB				BB	0	0	0	0	1	0	0					
Jerry Kindall, R OBP: 0.259, SLG: 0.339	G1			G1-2-3					1-3	5	0	2	0	0	0	7					
Dick Drott, R ERA: 5.64										1	0	0	0	0	0	0					
Mark Freeman, R ERA: 3.91										0	0	0	0	0	0	0					
Ben Johnson, R ERA: 3.91										0	0	0	0	0	0	0					
Moe Drabowsky, R ERA: 12.96										0	0	0	0	0	0	0					
Seth Morehead, L ERA: 3.86										0	0	0	0	0	0	0					
Inning Stats	R: 0 E: 0 K: 1 S: 6	H: 1 LOB: 2 BB: 1 P: 10	R: 1 E: 1 K: 1 S: 6	H: 0 LOB: 0 BB: 0 P: 6	R: 0 E: 0 K: 0 S: 3	H: 0 LOB: 1 BB: 1 P: 7	R: 0 E: 0 K: 0 S: 3	H: 1 LOB: 0 BB: 2 P: 11	R: 0 E: 0 K: 0 S: 5	H: 0 LOB: 0 BB: 0 P: 3	R: 0 E: 0 K: 1 S: 7	H: 2 LOB: 3 BB: 1 P: 11	R: 2 E: 0 K: 0 S: 7	H: 4 LOB: 2 BB: 0 P: 7	R: 1 E: 0 K: 1 S: 8	H: 3 LOB: 3 BB: 1 P: 12	1B: 7 2B: 1 3B: 1 HR: 2	SF: 0 SAC: 0 DP: 1 HBP: 0	WP: 1 PB: 0 SB: 1 CS: 0	PA: 44	
PITCHER	IP	WLS	BF	H	R	ER	SO	BB	IBB	HBP	BLK	WP	HR	S	P	ERA	WHIP				
Jack Sanford, R ERA: 2.71	6.1		28	4	1	0	4	5	0	0	0	1	0	31	51	0.00	1.421				
Bud Byerly, R ERA: 2.0	1.1		7	3	2	2	0	0	0	0	0	0	1	7	7	13.50	2.250				
Billy Loes, R ERA: 9.9	0.1		3	2	1	1	0	0	0	0	0	0	1	3	3	27.00	6.000				
Billy O'Dell, L ERA: 1.81	0.1		3	2	0	0	0	0	0	0	0	0	0	3	3	0.00	6.000				
Stu Miller, R ERA: 5.48	0.2	W	3	0	0	0	1	1	0	0	0	0	0	4	8	0.00	1.500				

AB	38
R	4
H	11
RBI	3
BB	6
SO	5
LOB	29



Batter	1	2	3	4	5	6	7	8	9	AB	R	H	RBI	BB	SO	LOB	BOTTOM				
Don Blasingame, L OBP: 0.295, SLG: 0.276	FC6-4		HR		F8		4-3		F5	3	1	0	0	2	0	1	Chicago Cubs @ San Francisco Giants Candlestick Park, San Francisco, CA Mon May 30 1960, 6:38 AM EDT Att: 41,236 - Unknown				
Joey Amalfitano, R OBP: 0.295, SLG: 0.376	FC6-4		F9		F7		F4		6-3	5	0	1	0	0	0	2					
Willie Mays, R OBP: 0.430, SLG: 0.574	FC6-4		HR				5-3		1B	4	3	2	2	1	0	3					
Willie McCovey, L OBP: 0.415, SLG: 0.586	K		BB				4-3		E4	4	0	2	0	1	1	2					
Orlando Cepeda, R OBP: 0.314, SLG: 0.538	F7		F4		F8		F9			4	0	0	0	0	0	5					
Willie Kirkland, L OBP: 0.381, SLG: 0.597		SF7		BB						2	1	2	1	1	0	0					
Bob Schmidt, R OBP: 0.360, SLG: 0.359	SF7		BB				F7			1	0	0	1	2	0	1					
Eddie Bressoud, R OBP: 0.294, SLG: 0.375	F7		K		F8				F3	4	0	0	0	0	1	5					
Jack Sanford, R OBP: 0.276, SLG: 0.286	K				F9				3-1	3	0	1	0	0	1	0					
Bud Byerly, R										0	0	0	0	0	0	0					
Billy Loes, R OBP: 0.333, SLG: 0.333										1	0	0	0	0	0	0					
Billy O'Dell, S OBP: 0.533, SLG: 0.300										0	0	0	0	0	0	0					
Stu Miller, R										0	0	0	0	0	0	0					
Inning Stats	R: 0 E: 0 K: 1 S: 6	H: 1 LOB: 2 BB: 1 P: 10	R: 1 E: 0 K: 1 S: 6	H: 1 LOB: 0 BB: 0 P: 6	R: 2 E: 0 K: 1 S: 7	H: 2 LOB: 3 BB: 3 P: 19	R: 0 E: 0 K: 0 S: 3	H: 0 LOB: 0 BB: 0 P: 3	R: 1 E: 0 K: 0 S: 4	H: 1 LOB: 2 BB: 2 P: 12	R: 0 E: 0 K: 0 S: 4	H: 1 LOB: 1 BB: 0 P: 4	R: 0 E: 0 K: 0 S: 4	H: 1 LOB: 1 BB: 0 P: 4	R: 0 E: 0 K: 0 S: 3	R: 1 E: 1 K: 0 S: 2	H: 1 LOB: 1 BB: 1 P: 6	1B: 5 2B: 1 3B: 1 HR: 1	SF: 2 SAC: 0 DP: 0 HBP: 0	WP: 1 PB: 0 SB: 2 CS: 0	PA: 40
PITCHER	IP	WLS	BF	H	R	ER	SO	BB	IBB	HBP	BLK	WP	HR	S	P	ERA	WHIP				
Dick Drott, R ERA: 5.64	2.1		13	4	3	3	2	2	0	0	0	0	0	4	12	11.57	2.571				
Mark Freeman, R ERA: 3.91	0.2		4	0	0	0	1	1	1	0	0	0	0	4	12	0.00	1.500				
Ben Johnson, R ERA: 3.91	3.0		13	2	1	1	0	2	0	0	0	1	0	11	19	3.00	1.333				
Moe Drabowsky, R ERA: 12.96	1.0		4	1	0	0	0	0	0	0	0	0	0	4	4	0.00	1.000				
Seth Morehead, L ERA: 3.86	1.1	L	6	1	1	0	0	1	0	0	0	0	0	5	9	0.00	1.500				

AB	31
R	5
H	8
RBI	4
BB	7
SO	3
LOB	19



Batter	1	2	3	4	5	6	7	8	9	AB	R	H	RBI	BB	SO	LOB	TOP								
Richie Ashburn, L (1,8) OBP: 0.438, SLG: 0.364	F7		6-3		F4		E 14 S 2B		HR	4	2	1	0	1	0	0	Chicago Cubs @ San Francisco Giants Candlestick Park, San Francisco, CA Tue May 31 1960, 10:05 PM EDT Att: 17,573 - Unknown								
Lou Johnson, R (1,9) OBP: 0.278, SLG: 0.353	K		14 G6-4-3 BB		F3		14 2B G6-4-3		HR	1	0	0	0	1	1	0									
Bob Will, L (4,9) OBP: 0.317, SLG: 0.432										2	2	1	2	1	0	0									
14 Ernie Banks, R (1,6) OBP: 0.369, SLG: 0.542	HR		G6-4-3		F7		G6-4-3 1-3 3-H		1B	5	2	3	2	0	0	1									
Ed Bouchee, L (1,3) OBP: 0.350, SLG: 0.317	F4								3B	3	0	1	0	2	0	1									
Frank Thomas, R (1,5) OBP: 0.261, SLG: 0.431									6-3																
Don Zimmer, R (6,5) OBP: 0.280, SLG: 0.286										3	1	0	0	0	1	2									
Earl Averill, R (1,2) OBP: 0.300, SLG: 0.308										2	0	1	1	0	0	2									
Moe Thacker, R (6,2)										3	1	1	0	0	0	2									
Walt Moryn, L (1,7) OBP: 0.395, SLG: 0.470										2	0	0	0	0	1	2									
Jerry Kindall, R (1,4) OBP: 0.290, SLG: 0.390										3	0	2	3	1	1	0									
Glen Hobbie, R (1,1) OBP: 0.190, SLG: 0.056										4	0	0	0	0	1	5									
Inning Stats	R: 1 E: 0 K: 1 S: 6	H: 1 LOB: 0 BB: 0 P: 6	R: 2 E: 0 K: 0 S: 5	H: 2 LOB: 1 BB: 0 P: 5	R: 0 E: 0 K: 0 S: 2	H: 0 LOB: 0 BB: 1 P: 6	R: 2 E: 0 K: 0 S: 5	H: 2 LOB: 1 BB: 1 P: 9	R: 0 E: 0 K: 0 S: 3	H: 0 LOB: 0 BB: 0 P: 3	R: 0 E: 0 K: 1 S: 6	H: 1 LOB: 3 BB: 2 P: 14	R: 2 E: 0 K: 1 S: 6	H: 2 LOB: 1 BB: 2 P: 14	R: 0 E: 0 K: 2 S: 7	H: 0 LOB: 0 BB: 0 P: 7	R: 3 E: 0 K: 0 S: 5	H: 3 LOB: 0 BB: 1 P: 9	1B: 4 2B: 4 3B: 1 HR: 2	SF: 0 SAC: 0 DP: 3 HBP: 0	WP: 0 PB: 0 SB: 1 CS: 0	PA: 42			
PITCHER	IP	WLS	BF	H	R	ER	SO	BB	IBB	HBP	BLK	WP	HR	S	P	ERA	WHIP								
Johnny Antonelli, L (1,1) ERA: 3.0	4.0	L	18	5	4	4	1	2	0	0	0	0	1	18	26	9.00	1.750								
Georges Maranda, R (5,1) ERA: 2.08	2.0		11	2	2	2	1	2	1	0	0	0	0	10	22	9.00	2.000								
Stu Miller, R (7,1) ERA: 5.24	1.0		4	1	0	0	1	0	1	0	0	0	0	5	9	0.00	1.000								
Joe Shipley, R (8,1) ERA: 5.4	2.0		9	3	3	3	2	1	0	0	0	0	1	12	16	13.50	2.000								

Batter	1	2	3	4	5	6	7	8	9	AB	R	H	RBI	BB	SO	LOB	BOTTOM								
Don Blasingame, L (1,4) OBP: 0.302, SLG: 0.275	F7		SH5-4 BB		4-3		FC6-4 1B		FC4-6	4	0	1	0	1	0	1	Chicago Cubs @ San Francisco Giants Candlestick Park, San Francisco, CA Tue May 31 1960, 10:05 PM EDT Att: 17,573 - Unknown								
Joey Amalfitano, R (1,5) OBP: 0.293, SLG: 0.371	6-3		SH5-4				FC6-4 BB		1-3	4	0	1	0	0	0	2									
Willie Mays, R (1,8) OBP: 0.432, SLG: 0.567	F2						1B			2	0	0	0	2	0	1									
Willie McCovey, L (1,3) OBP: 0.411, SLG: 0.573										3	1	0	0	1	1	6									
Orlando Cepeda, R (1,7) OBP: 0.312, SLG: 0.527										3	0	0	0	0	0	3									
Willie Kirkland, L (1,9) OBP: 0.377, SLG: 0.587										4	0	1	0	0	1	2									
Bob Schmidt, R (1,2) OBP: 0.354, SLG: 0.353										4	0	1	1	0	0	2									
Eddie Bressoud, R (1,6) OBP: 0.293, SLG: 0.385										4	0	1	0	0	0	2									
Johnny Antonelli, L (1,1) OBP: 0.288, SLG: 0.231										1	0	1	0	0	0	0									
Jim Marshall, L (4,PH) OBP: 0.270, SLG: 0.333										1	0	0	0	0	0	1									
Georges Maranda, R (5,1) OBP: 0.293, SLG: 1.000										0	0	0	0	0	0	0									
Stu Miller, R (7,1) ERA: 5.24										0	0	0	0	0	0	0									
Andre Rodgers, R (7,PH) OBP: 0.280, SLG: 0.614										1	0	0	0	0	0	1									
Joe Shipley, R (8,1) ERA: 5.4										0	0	0	0	0	0	1									
Dave Philley, S (9,PH) OBP: 0.333, SLG: 0.333										1	0	0	0	0	0	1									
Inning Stats	R: 0 E: 0 K: 0 S: 3	H: 0 LOB: 0 BB: 0 P: 3	R: 1 E: 0 K: 0 S: 3	H: 0 LOB: 1 BB: 1 P: 8	R: 0 E: 0 K: 1 S: 6	H: 1 LOB: 3 BB: 2 P: 14	R: 0 E: 0 K: 0 S: 4	H: 2 LOB: 1 BB: 0 P: 4	R: 0 E: 0 K: 0 S: 4	H: 1 LOB: 1 BB: 0 P: 4	R: 0 E: 0 K: 1 S: 6	H: 1 LOB: 1 BB: 0 P: 6	R: 0 E: 0 K: 1 S: 6	H: 1 LOB: 2 BB: 1 P: 10	R: 0 E: 0 K: 0 S: 3	H: 0 LOB: 0 BB: 0 P: 3	R: 0 E: 1 K: 0 S: 4	H: 0 LOB: 1 BB: 0 P: 4	1B: 5 2B: 0 3B: 1 HR: 0	SF: 0 SAC: 1 DP: 1 HBP: 1	WP: 0 PB: 0 SB: 0 CS: 0	PA: 38			
PITCHER	IP	WLS	BF	H	R	ER	SO	BB	IBB	HBP	BLK	WP	HR	S	P	ERA	WHIP								
Glen Hobbie, R (1,1) ERA: 4.97	9.0	W	38	6	1	1	3	3	1	1	0	0	0	39	56	1.00	1.000								



Batter	1	2	3	4	5	6	7	8	9	AB	R	H	RBI	BB	SO	LOB	TOP			
Richie Ashburn, L OBP: 0.428, SLG: 0.353 (1, 8)	0-0 6-3		0-0 6-3		0-3 K			0-3 K		4	0	0	0	0	2	2	Chicago Cubs @ San Francisco Giants Candlestick Park, San Francisco, CA Wed Jun 01 1960, 6:33 AM EDT Att: 10,751 - Unknown			
Bob Will, L OBP: 0.306, SLG: 0.414 (1, 9)	0-0 2-3			0-3 K		0-0 1-3		0-0 F7		4	0	0	0	0	1	1				
14 Ernie Banks, R OBP: 0.373, SLG: 0.548 (1, 6)	0-0 F3			0-0 3B 1B		0-0 F7		0-0 F9 K 2B		4	1	2	0	0	0	0				
Ed Bouchee, L OBP: 0.347, SLG: 0.331 (1, 3)		0-0 F6		0-0 1-H 3B		0-0 G3		0-0 F9 2-3		4	0	1	1	0	0	1				
Walt Moryn, L OBP: 0.380, SLG: 0.449 Don Zimmer, R OBP: 0.277, SLG: 0.282 (7, 5)		0-0 F6		0-0 F5			0-0 4-3		0-3 K	3	0	0	0	0	0	1				
Frank Thomas, R OBP: 0.282, SLG: 0.429 Lou Johnson, R OBP: 0.278, SLG: 0.353 (7, 7)		0-0 1B		0-0 F4			0-0 F5			3	0	1	0	0	0	1				
Earl Averill, R OBP: 0.281, SLG: 0.286 Moe Thacker, R (5, 2)		0-0 F9			0-0 6-3		0-3 K			2	0	0	0	0	0	1				
Jerry Kindall, R OBP: 0.292, SLG: 0.387 (1, 4)			0-3 K		0-0 5-3			0-0 1B		3	0	1	0	0	1	0				
Dick Ellsworth, L (1, 1)			0-3 K		4-0 BB			0-0 P1		2	0	0	0	1	1	1				
Inning Stats	R: 0 E: 0 K: 0 S: 3	H: 0 LOB: 0 BB: 0 P: 3	R: 0 E: 0 K: 0 S: 4	H: 1 LOB: 1 BB: 0 P: 4	R: 0 E: 0 K: 2 S: 7	H: 0 LOB: 0 BB: 0 P: 7	R: 1 E: 0 K: 1 S: 7	H: 2 LOB: 1 BB: 0 P: 7	R: 0 E: 0 K: 1 S: 5	H: 0 LOB: 0 BB: 0 P: 3	R: 0 E: 0 K: 1 S: 5	H: 0 LOB: 0 BB: 0 P: 5	R: 0 E: 0 K: 1 S: 6	H: 1 LOB: 1 BB: 0 P: 6	R: 0 E: 0 K: 1 S: 5	H: 1 LOB: 0 BB: 0 P: 5		1B: 3 2B: 1 3B: 1 HR: 0	SF: 0 SAC: 0 DP: 0 HBP: 0	WP: 0 PB: 0 SB: 0 CS: 0
PITCHER Sam Jones, R ERA: 2.3 (1, 1)	IP: 9.0 WLS: W BF: 32 H: 5 R: 1 ER: 1 SO: 7 BB: 1 IBB: 0 HBP: 0 BLK: 0 WP: 0 HR: 0 S: 45 P: 49 ERA: 1.00 WHIP: 0.667															ERA: 1.00 WHIP: 0.667				

AB	31
R	1
H	5
RBI	1
BB	1
SO	7
LOB	9



Batter	1	2	3	4	5	6	7	8	9	AB	R	H	RBI	BB	SO	LOB	BOTTOM			
Eddie Bressoud, R OBP: 0.292, SLG: 0.382 (1, 6)	0-0 F8		0-0 E 1B		0-0 5-3		0-0 F7			4	0	1	1	0	0	0	Chicago Cubs @ San Francisco Giants Candlestick Park, San Francisco, CA Wed Jun 01 1960, 6:33 AM EDT Att: 10,751 - Unknown			
Joey Amalfitano, R OBP: 0.302, SLG: 0.363 (1, 4)	0-0 1-3		4-0 1-2 BB		4-0 BB BB		0-0 F7			2	0	0	0	2	0	0				
Willie Mays, R OBP: 0.428, SLG: 0.556 (1, 8)	0-0 1-3		0-0 4-3		4-0 1-2 BB			0-0 4-3		3	0	0	0	1	0	2				
Willie McCovey, L OBP: 0.401, SLG: 0.556 (1, 3)		0-0 4-3		0-0 4-3		0-0 6-3		0-0 4-3		4	0	0	0	0	0	2				
Orlando Cepeda, R OBP: 0.304, SLG: 0.513 (1, 7)		0-0 F9		0-3 K		0-0 F7		0-0 2-3		4	0	0	0	0	1	0				
Willie Kirkland, L OBP: 0.380, SLG: 0.582 (1, 9)		0-0 4-3		0-0 S 1B		4-0 BB BB		0-0 4-3		3	0	1	0	1	0	0				
Andre Rodgers, R OBP: 0.440, SLG: 0.429 (1, 5)			4-0 SH5-4 1B BB		4-0 1-2 BB		0-0 F7		0-3 K	2	1	0	0	2	1	1				
Bob Schmidt, R OBP: 0.349, SLG: 0.347 (1, 2)			0-0 F5		0-0 F2		0-0 5-3		0-0 2B 1B	4	1	1	0	0	0	4				
Sam Jones, R OBP: 0.185, SLG: 0.231 (1, 1)			0-0 SH5-4 1-2		0-3 K		0-0 6-3		0-0 1-H 2B	3	0	1	1	0	1	0				
Inning Stats	R: 0 E: 0 K: 0 S: 3	H: 0 LOB: 0 BB: 0 P: 3	R: 0 E: 0 K: 0 S: 3	H: 0 LOB: 0 BB: 0 P: 3	R: 1 E: 1 K: 0 S: 4	H: 1 LOB: 2 BB: 2 P: 12	R: 0 E: 0 K: 1 S: 6	H: 1 LOB: 2 BB: 1 P: 10	R: 0 E: 0 K: 1 S: 5	H: 0 LOB: 2 BB: 2 P: 13	R: 0 E: 0 K: 0 S: 3	H: 0 LOB: 0 BB: 0 P: 3	R: 0 E: 0 K: 0 S: 3	H: 0 LOB: 0 BB: 0 P: 3	R: 1 E: 0 K: 1 S: 6	H: 2 LOB: 1 BB: 0 P: 6		1B: 3 2B: 1 3B: 0 HR: 0	SF: 0 SAC: 1 DP: 0 HBP: 0	WP: 0 PB: 0 SB: 1 CS: 0
PITCHER Dick Ellsworth, L ERA: 2.45 (1, 1)	IP: 8.2 WLS: L BF: 36 H: 4 R: 2 ER: 2 SO: 3 BB: 6 IBB: 0 HBP: 0 BLK: 0 WP: 0 HR: 0 S: 36 P: 60 ERA: 2.08 WHIP: 1.154															ERA: 2.08 WHIP: 1.154				

AB	29
R	2
H	4
RBI	2
BB	6
SO	3
LOB	9



Batter	1	2	3	4	5	6	7	8	9	AB	R	H	RBI	BB	SO	LOB	TOP					
Julian Javier, R OBP: 0.360, SLG: 0.500 (1, 4)	0-0 5-3	0-0 F6		0-0 1B		0-0 1-3 2-H 3-H	0-3 K		0-3 K	5	0	1	2	0	2	4	St. Louis Cardinals @ San Francisco Giants Candlestick Park, San Francisco, CA Thu Jun 02 1960, 6:33 AM EDT Att: 10,584 - Unknown livebaseballscorecards.com					
Joe Cunningham, L OBP: 0.427, SLG: 0.413 Ellis Burton, S OBP: 0.400, SLG: 0.313 (9, FR)	0-0 E4		0-3 K	0-3 K		0-0 HR		0-0 1B	5	1	2	1	0	2	2	0						
Bill White, L OBP: 0.379, SLG: 0.531 (1, 3)	0-3 K		0-0 4-3		0-0 F2		0-3 K		0-0 4-3	5	0	0	0	0	2	3						
Ken Boyer, R OBP: 0.335, SLG: 0.600 (1, 5)	0-0 FC6-4		0-0 F5		0-0 HR		0-0 F4			4	1	1	1	0	0	1						
Daryl Spencer, R OBP: 0.395, SLG: 0.532 (1, 6)		0-0 F3		0-0 F6		0-3 K		0-0 F4	4	0	0	0	0	1	0							
Leon Wagner, L OBP: 0.337, SLG: 0.386 (1, 7)		0-0 2B		0-3 K		0-0 1-3		0-3 K	4	0	1	0	0	2	0							
Curt Flood, R OBP: 0.258, SLG: 0.204 (1, 8)		0-0 1B		4-0 E 1B BB		0-0 F8		0-0 CS 1B	3	1	2	0	1	0	0							
Hal Smith, R OBP: 0.221, SLG: 0.197 (1, 2)		4-0 2B		0-0 E 1B 1B		0-0 F8		0-0 CS 1-2	3	1	1	0	1	0	0							
Larry Jackson, R OBP: 0.226, SLG: 0.267 Lindy McDaniel, R OBP: 0.364, SLG: 0.300 (9, 1)	0-0 F4		0-0 E6		0-0 1B 1-2 2-3		0-0 F4		0-0 1B	4	0	1	0	0	0	5						
Inning Stats	R: 0 E: 1 K: 1 S: 6	H: 0 LOB: 1 BB: 0 P: 6	R: 0 E: 0 K: 0 S: 5	H: 2 LOB: 3 BB: 1 P: 9	R: 0 E: 0 K: 1 S: 5	H: 0 LOB: 0 BB: 0 P: 5	R: 2 E: 1 K: 2 S: 10	H: 2 LOB: 2 BB: 1 P: 14	R: 1 E: 0 K: 1 S: 6	H: 1 LOB: 0 BB: 0 P: 6	R: 0 E: 0 K: 0 S: 3	H: 0 LOB: 0 BB: 0 P: 3	R: 1 E: 0 K: 2 S: 8	H: 1 LOB: 0 BB: 0 P: 8	R: 0 E: 0 K: 1 S: 5	H: 1 LOB: 0 BB: 0 P: 5		R: 0 E: 0 K: 1 S: 7	H: 2 LOB: 2 BB: 0 P: 7	1B: 6 2B: 1 3B: 0 HR: 2	SF: 0 SAC: 0 DP: 0 HBP: 0	WP: 0 PB: 0 SB: 0 CS: 1
PITCHER Billy O'Dell, L ERA: 1.84 (1, 1)	IP: 9.0 WLS: L BF: 39	H: 9 R: 4 ER: 2 SO: 9	BB: 1 IBB: 1 HBP: 0 BLK: 0	WP: 0 HR: 2 S: 55 P: 63	ERA: 2.00 WHIP: 1.111	PITCHER																

Batter	1	2	3	4	5	6	7	8	9	AB	R	H	RBI	BB	SO	LOB	BOTTOM			
Don Blasingame, L OBP: 0.306, SLG: 0.276 (1, 4)	0-0 6-3	4-0 FC4-6		0-0 B2-3		0-0 5-3			0-0 SH3-4	3	0	1	0	1	0	2	St. Louis Cardinals @ San Francisco Giants Candlestick Park, San Francisco, CA Thu Jun 02 1960, 6:33 AM EDT Att: 10,584 - Unknown livebaseballscorecards.com			
Joey Amalfitano, R OBP: 0.297, SLG: 0.354 (1, 5)	0-0 6-3	0-0 FC4-6		0-0 3-H		0-0 FC5-4		0-0 F8	5	0	1	0	0	0	4					
Willie Mays, R OBP: 0.422, SLG: 0.545 (1, 8)	0-0 1B		0-3 K		0-0 FC5-4		0-0 5-3		0-0 F7	5	1	1	0	0	1	2				
Willie McCovey, L OBP: 0.404, SLG: 0.576 (1, 3)	0-0 1B		0-0 HR		0-3 K		0-0 F9			4	1	2	1	0	1	1				
Orlando Cepeda, R OBP: 0.309, SLG: 0.513 (1, 7)	0-0 1B		0-0 6-3		0-3 K			0-0 FC6-4	4	0	2	1	0	1	1					
Willie Kirkland, L OBP: 0.383, SLG: 0.600 (1, 9)	0-0 F9		0-0 3B		0-0 E 2B		0-0 F9		0-0 F9	4	1	2	0	0	0	3				
Bob Schmidt, R OBP: 0.337, SLG: 0.333 Dave Philley, S OBP: 0.320, SLG: 0.318 Andre Rodgers, R OBP: 0.440, SLG: 0.429 (9, 6)		0-0 F3		0-0 F2		0-0 4-3		0-0 FC6-4	3	0	0	0	0	0	2					
Eddie Bressoud, R OBP: 0.298, SLG: 0.406 Dale Long, L OBP: 0.200, SLG: 0.227 Hobie Landrith, L OBP: 0.258, SLG: 0.185 (9, 2)		0-0 2B		0-0 B2-3		0-0 E6		0-0 L3	3	0	2	0	0	0	0					
Billy O'Dell, S OBP: 0.444, SLG: 0.231 Jim Marshall, L OBP: 0.286, SLG: 0.333 (9, PH)	0-0 F9		0-0 4-3		0-0 3-H		0-0 F7		4-0 SH3-4	3	0	0	0	0	0	3				
Inning Stats	R: 1 E: 0 K: 0 S: 6	H: 4 LOB: 2 BB: 0 P: 6	R: 0 E: 0 K: 0 S: 4	H: 1 LOB: 2 BB: 1 P: 8	R: 1 E: 0 K: 1 S: 7	H: 2 LOB: 1 BB: 0 P: 7	R: 0 E: 0 K: 0 S: 3	H: 1 LOB: 0 BB: 0 P: 3	R: 0 E: 1 K: 0 S: 5	H: 1 LOB: 1 BB: 0 P: 5	R: 0 E: 0 K: 0 S: 3	H: 0 LOB: 0 BB: 0 P: 3	R: 0 E: 0 K: 0 S: 4	H: 1 LOB: 1 BB: 0 P: 4	R: 0 E: 0 K: 0 S: 3	H: 0 LOB: 1 BB: 1 P: 7		1B: 6 2B: 3 3B: 2 HR: 1	SF: 0 SAC: 1 DP: 1 HBP: 0	WP: 0 PB: 0 SB: 1 CS: 0
PITCHER Larry Jackson, R ERA: 2.93 Lindy McDaniel, R ERA: 3.22 (9, 1)	IP: 8.0 WLS: W BF: 36	H: 11 R: 3 ER: 2 SO: 3	BB: 2 IBB: 0 HBP: 0 BLK: 0	WP: 0 HR: 1 S: 40 P: 48	ERA: 2.25 WHIP: 1.625	PITCHER														


Batter	1	2	3	4	5	6	7	8	9	AB	R	H	RBI	BB	SO	LOB	TOP			
Julian Javier, R OBP: 0.414, SLG: 0.679 (1, 4)	0-0 5-3 1B		0-0 F3		0-0 FC3-2 3B		0-0 3B			4	0	3	1	0	0	0	St. Louis Cardinals @ San Francisco Giants Candlestick Park, San Francisco, CA Fri Jun 03 1960, 10:05 PM EDT Att: 27,256 - Unknown			
Joe Cunningham, L OBP: 0.411, SLG: 0.401 (1, 9)	0-0 5-3 1-2		0-0 F4		0-0 FC3-2		0-0 F4			4	0	0	0	0	0	3				
Bill White, L OBP: 0.370, SLG: 0.518 (1, 3)	0-0 F8		0-0 F3		0-0 F2			0-0 G3		4	0	0	0	0	0	2				
Ken Boyer, R OBP: 0.333, SLG: 0.597 (1, 5)	0-3 K			0-0 6-3		0-0 2B		0-0 F8		4	0	1	0	0	1	1				
Daryl Spencer, R OBP: 0.387, SLG: 0.519 (1, 6)		0-0 E5 4-3 E		0-0 6-3		0-0 1-3		0-0 6-3		4	1	0	0	0	0	1				
Leon Wagner, L OBP: 0.333, SLG: 0.374 (1, 7)		0-0 4-3		4-0 BB		0-0 F6		0-0 G3		3	0	0	0	1	0	2				
Curt Flood, R OBP: 0.242, SLG: 0.190 (1, 8)		0-0 FC6		0-0 F8		0-0 F8		0-3 K		4	0	0	0	0	1	2				
Hal Smith, R OBP: 0.235, SLG: 0.213 (1, 2)		0-0 F4			0-0 3-1 E 3B 1B		0-0 G6-3 1B		0-0 5-3	4	1	2	0	0	0	1				
Ernie Broglio, R OBP: 0.333, SLG: 0.200 Curt Simmons, L (3, 1)	0-3 K				0-0 3-1		0-0 G6-3 1-2			1	0	0	0	0	1	1				
Bob Nieman, R OBP: 0.390, SLG: 0.487 Marshall Bridges, S (7, 1)					1-3					1	0	0	0	0	0	1				
										0	0	0	0	0	0	0				
Inning Stats	R: 0 E: 0 K: 1 S: 6	H: 1 LOB: 1 BB: 0 P: 6	R: 1 E: 2 K: 1 S: 7	H: 0 LOB: 1 BB: 0 P: 7	R: 0 E: 0 K: 0 S: 3	H: 0 LOB: 0 BB: 0 P: 3	R: 0 E: 0 K: 0 S: 3	H: 0 LOB: 1 BB: 1 P: 7	R: 1 E: 1 K: 0 S: 5	H: 2 LOB: 1 BB: 0 P: 5	R: 0 E: 0 K: 0 S: 4	H: 2 LOB: 1 BB: 0 P: 4	R: 0 E: 0 K: 0 S: 3	H: 0 LOB: 0 BB: 0 P: 3	R: 0 E: 0 K: 1 S: 5	H: 0 LOB: 0 BB: 0 P: 5	1B: 3 2B: 1 3B: 2 HR: 0	SF: 0 SAC: 0 DP: 1 HBP: 0	WP: 0 PB: 0 SB: 0 CS: 0	PA: 35
PITCHER Mike McCormick, L ERA: 1.52 (1, 1)	IP: 9.0 WLS: W BF: 35 H: 6 R: 2 ER: 1 SO: 3 BB: 1 IBB: 0 HBP: 0 BLK: 0 WP: 0 HR: 0 S: 40 P: 44 ERA: 1.00 WHIP: 0.778																			


AB 34
R 2
H 6
RBI 1
BB 1
SO 3
LOB 15



Batter	1	2	3	4	5	6	7	8	9	AB	R	H	RBI	BB	SO	LOB	BOTTOM			
Don Blasingame, L OBP: 0.316, SLG: 0.295 (1, 4)	0-0 E7 4-3 2B 1B		0-0 HR 3B	4-0 G1-6-3 BB		0-0 F7				3	2	0	1	0	1	St. Louis Cardinals @ San Francisco Giants Candlestick Park, San Francisco, CA Fri Jun 03 1960, 10:05 PM EDT Att: 27,256 - Unknown				
Joey Amalfitano, R OBP: 0.295, SLG: 0.380 (1, 5)	0-0 4-3		0-0 HR	0-0 G1-6-3		0-0 6-3				4	1	1	2	0	0		3			
Willie Mays, R OBP: 0.423, SLG: 0.548 (1, 8)	0-0 2B		0-0 F7	4-0 1B BB		0-0 F7		0-0 F8		3	0	1	1	1	0		0			
Willie McCovey, L OBP: 0.406, SLG: 0.567 (1, 3)	4-0 BB		4-0 1B BB	0-3 K		0-0 F8		0-3 K		2	0	0	0	2	1		1			
Orlando Cepeda, R OBP: 0.314, SLG: 0.513 (1, 7)	0-3 K		0-0 1B 1B	0-0 1B		0-0 1B		0-3 K		4	0	2	0	0	2		2			
Willie Kirkland, L OBP: 0.380, SLG: 0.591 (1, 9)	0-0 F4		0-0 1B	0-0 F9		0-0 F9		0-0 F5		4	0	1	0	0	0		3			
Bob Schmidt, R OBP: 0.333, SLG: 0.329 (1, 2)		0-3 K	0-0 F9		0-0 5-3			0-0 BB 1B		4	0	1	0	0	1		2			
Eddie Bressoud, R OBP: 0.303, SLG: 0.405 (1, 6)		0-3 K		0-0 SH3-4 1B		0-0 G3		4-0 1-2 BB		3	0	1	0	1	1		0			
Mike McCormick, L OBP: 0.323, SLG: 0.345 (1, 1)	0-0 F2			0-0 SH3-4		0-0 1B		0-0 F3		3	0	1	0	0	0		2			
Inning Stats	R: 1 E: 1 K: 1 S: 7	H: 2 LOB: 2 BB: 1 P: 11	R: 0 E: 0 K: 2 S: 7	H: 0 LOB: 0 BB: 0 P: 7	R: 2 E: 0 K: 0 S: 6	H: 4 LOB: 2 BB: 1 P: 10	R: 0 E: 0 K: 0 S: 3	H: 1 LOB: 1 BB: 1 P: 7	R: 0 E: 0 K: 1 S: 5	H: 1 LOB: 1 BB: 1 P: 9	R: 0 E: 0 K: 0 S: 4	H: 1 LOB: 1 BB: 0 P: 4	R: 0 E: 0 K: 0 S: 3	H: 0 LOB: 0 BB: 0 P: 3	R: 0 E: 0 K: 1 S: 6	H: 1 LOB: 2 BB: 1 P: 10	1B: 7 2B: 1 3B: 1 HR: 1	SF: 0 SAC: 1 DP: 1 HBP: 0	WP: 0 PB: 0 SB: 0 CS: 0	PA: 36
PITCHER Ernie Broglio, R ERA: 3.00 Curt Simmons, L ERA: 7.82 Marshall Bridges, L ERA: 9.63 (1, 1) (3, 1) (7, 1)	IP: 2.1 WLS: L BF: 14 H: 5 R: 3 ER: 2 SO: 2 BB: 2 IBB: 0 HBP: 0 BLK: 0 WP: 0 HR: 1 S: 18 P: 26 ERA: 7.71 WHIP: 3.000																			



Batter	1	2	3	4	5	6	7	8	9	AB	R	H	RBI	BB	SO	LOB	TOP			
Julian Javier, R (1,4) OBP: 0.394, SLG: 0.625	0-3 K		0-0 5-3			0-0 FC6-4 1B			0-0 5-3	4	0	1	0	0	1	0	St. Louis Cardinals @ San Francisco Giants Candlestick Park, San Francisco, CA Sat Jun 04 1960, 6:33 AM EDT Att: 22,523 - Unknown AB 29 R 0 H 3 RBI 0 BB 1 SO 6 LOB 6 			
Joe Cunningham, L (1,9) OBP: 0.402, SLG: 0.391	0-0 3-1			0-0 5-3		0-0 FC6-4 1-2			0-0 F7	4	0	0	0	0	0	1				
Bill White, L (1,3) OBP: 0.368, SLG: 0.512	0-3 K			0-0 1B 1-2		0-3 K			0-0 F8	4	0	1	0	0	2	1				
Ken Boyer, R (1,5) OBP: 0.328, SLG: 0.586		0-3 K		0-0 1B 1-2					0-0 6-3	3	0	0	0	0	1	1				
Daryl Spencer, R (1,6) OBP: 0.386, SLG: 0.515		0-0 1B 4-3				0-0 F2			0-0 5-3	3	0	1	0	0	0	0				
Carl Sawatski, L (1,2) OBP: 0.311, SLG: 0.403		0-0 1B 4-3				0-0 4-3			0-0 F8	3	0	0	0	0	0	1				
Leon Wagner, L (1,7) OBP: 0.333, SLG: 0.366		0-0 4-3				4-0 FC5-4 BB			0-0 G3	2	0	0	0	1	0	1				
Curt Flood, R (1,8) OBP: 0.235, SLG: 0.183						0-0 FC5-4 1-2			0-3 K	2	0	0	0	0	0	1				
Ellis Burton, S (8,PH) OBP: 0.381, SLG: 0.294						0-0 FC5-4 1-2			0-0 K	1	0	0	0	0	1	0				
Ron Kline, R (1,1) OBP: 0.048, SLG: 0.048						0-0 L5-3			0-0 F8	1	0	0	0	0	0	0				
Stan Musial, L (6,PH) OBP: 0.363, SLG: 0.400									0-0 K	1	0	0	0	0	1	0				
Bob Miller, R (6,PH) OBP: 0.400, SLG: 0.250									0-0 F8	0	0	0	0	0	0	0				
George Crowe, L (8,PH) OBP: 0.241, SLG: 0.333									0-0 F8	1	0	0	0	0	0	0				
Ernie Broglio, R (8,1) OBP: 0.333, SLG: 0.200									0-0 F8	0	0	0	0	0	0	0				
Inning Stats	R: 0 E: 0 K: 2 S: 7	H: 0 LOB: 0 BB: 0 P: 7	R: 0 E: 0 K: 1 S: 6	H: 1 LOB: 1 BB: 0 P: 6	R: 0 E: 0 K: 0 S: 3	H: 0 LOB: 0 BB: 0 P: 3	R: 0 E: 0 K: 0 S: 3	H: 1 LOB: 0 BB: 1 P: 3	R: 0 E: 0 K: 0 S: 3	H: 0 LOB: 1 BB: 1 P: 7	R: 0 E: 0 K: 0 S: 3	H: 0 LOB: 0 BB: 0 P: 3	R: 0 E: 0 K: 1 S: 5	H: 0 LOB: 0 BB: 0 P: 5	R: 0 E: 0 K: 0 S: 3	H: 0 LOB: 0 BB: 0 P: 3		1B: 3 2B: 1 3B: 0 HR: 0	SF: 0 SAC: 0 DP: 1 HBP: 0	WP: 0 PA: 30 PB: 0 SB: 0 CS: 0
PITCHER Jack Sanford, R (1,1) ERA: 2.41	IP: 9.0 WLS: W BF: 30 H: 3 R: 0 ER: 0 SO: 6 BB: 1 IBB: 0 HBP: 0 BLK: 0 WP: 0 HR: 0 S: 41 P: 45 ERA: 0.00 WHIP: 0.444															PITCHER				

Batter	1	2	3	4	5	6	7	8	9	AB	R	H	RBI	BB	SO	LOB	BOTTOM			
Don Blasingame, L (1,4) OBP: 0.311, SLG: 0.292	0-0 4-3		0-0 SF8			0-0 F8				2	0	0	1	0	0	0	St. Louis Cardinals @ San Francisco Giants Candlestick Park, San Francisco, CA Sat Jun 04 1960, 6:33 AM EDT Att: 22,523 - Unknown AB 24 R 2 H 3 RBI 2 BB 0 SO 2 LOB 0 			
Joey Amalfitano, R (1,5) OBP: 0.296, SLG: 0.388	0-3 K		0-0 2B 3-H			0-0 4-3				3	0	1	1	0	1	0				
Willie Mays, R (1,8) OBP: 0.417, SLG: 0.538	0-0 5-3					0-0 F8				3	0	0	0	0	0	0				
Willie McCovey, L (1,3) OBP: 0.399, SLG: 0.556		0-0 L1-5-3				0-0 4-3				3	0	0	0	0	0	0				
Orlando Cepeda, R (1,7) OBP: 0.308, SLG: 0.503		0-0 F8				0-0 F6				3	0	0	0	0	0	0				
Willie Kirkland, L (1,9) OBP: 0.374, SLG: 0.580		0-0 F3				0-0 4-3				3	0	0	0	0	0	0				
Hobie Landrith, L (1,2) OBP: 0.262, SLG: 0.193			0-0 SH1-4 SF8 1B			0-0 F7				3	1	1	0	0	0	0				
Eddie Bressoud, R (1,6) OBP: 0.303, SLG: 0.404			0-0 SF8 SH1-4 2B 1B			0-0 F7				3	1	1	0	0	1	0				
Jack Sanford, R (1,1) OBP: 0.267, SLG: 0.276			0-0 SH1-4 1-2 2-3			0-0 1-3				1	0	0	0	0	0	0				
Inning Stats	R: 0 E: 0 K: 1 S: 5	H: 0 LOB: 0 BB: 0 P: 5	R: 0 E: 0 K: 0 S: 3	H: 0 LOB: 0 BB: 0 P: 3	R: 2 E: 0 K: 0 S: 5	H: 3 LOB: 1 BB: 0 P: 5	R: 0 E: 0 K: 0 S: 3	H: 0 LOB: 0 BB: 0 P: 3	R: 0 E: 0 K: 0 S: 3	H: 0 LOB: 0 BB: 0 P: 3	R: 0 E: 0 K: 0 S: 3	H: 0 LOB: 0 BB: 0 P: 3	R: 0 E: 0 K: 1 S: 5	H: 0 LOB: 0 BB: 0 P: 5	R: 0 E: 0 K: 0 S: 5	H: 0 LOB: 0 BB: 0 P: 5		1B: 2 2B: 1 3B: 0 HR: 0	SF: 1 SAC: 1 DP: 0 HBP: 0	WP: 0 PA: 26 PB: 0 SB: 0 CS: 0
PITCHER Ron Kline, R (1,1) ERA: 5.64	IP: 5.0 WLS: L BF: 17 H: 3 R: 2 ER: 2 SO: 1 BB: 0 IBB: 0 HBP: 0 BLK: 0 WP: 0 HR: 0 S: 19 P: 19 ERA: 3.60 WHIP: 0.600															PITCHER				
Bob Miller, R (6,1) ERA: 2.57	IP: 2.0 WLS: L BF: 6 H: 0 R: 0 ER: 0 SO: 0 BB: 0 IBB: 0 HBP: 0 BLK: 0 WP: 0 HR: 0 S: 6 P: 6 ERA: 0.00 WHIP: 0.000															PITCHER				
Ernie Broglio, R (8,1) ERA: 2.93	IP: 1.0 WLS: L BF: 3 H: 0 R: 0 ER: 0 SO: 1 BB: 0 IBB: 0 HBP: 0 BLK: 0 WP: 0 HR: 0 S: 5 P: 5 ERA: 0.00 WHIP: 0.000															PITCHER				

Batter	1	2	3	4	5	6	7	8	9	AB	R	H	RBI	BB	SO	LOB	TOP								
Julian Javier, R OBP: 0.368, SLG: 0.568 (1,4)	0-0 6-3		0-3 K		0-0 SH2-3	0-0 K		0-0 F6		5	0	1	1	0	2	3	St. Louis Cardinals @ San Francisco Giants Candlestick Park, San Francisco, CA Sun Jun 05 1960, 6:33 AM EDT Att: 30,528 - Unknown AB 45 R 9 H 17 RBI 7 BB 0 SO 10 LOB 27								
Joe Cunningham, L OBP: 0.395, SLG: 0.382 (1,9)	0-0 F5		0-0 1B		0-0 F9	0-0 1-3		0-0 F5	0-0 G3	6	0	1	0	0	0	3									
Bill White, L OBP: 0.379, SLG: 0.531 (1,3)	0-0 1B		0-3 K		0-0 1B	0-0 1B	0-0 1B	0-0 FC3-2		5	2	4	0	0	1	1									
Ken Boyer, R OBP: 0.335, SLG: 0.586 (1,5)	0-3 K			0-0 1B	0-0 1B	0-0 1B	0-0 1B	0-0 FC3-2	0-0 1B	5	3	3	0	0	1	2									
Daryl Spencer, R OBP: 0.381, SLG: 0.506 (1,6)		0-0 5-3		0-0 F9	0-0 P3	0-0 1B	0-0 FC3-2			5	2	1	1	0	0	5									
Carl Sawatski, L OBP: 0.333, SLG: 0.424 (1,2)		0-0 1B		0-0 F2	0-0 1B	0-0 1B	0-0 1B	0-0 E2		4	1	3	2	0	0	1									
Larry Jackson, R OBP: 0.226, SLG: 0.267 (7, PR)										0	0	0	0	0	0	0									
Hal Smith, R OBP: 0.232, SLG: 0.211 (7,2)										1	0	0	0	0	0	0									
Ellis Burton, S OBP: 0.248, SLG: 0.263 (6, PH)										2	0	0	0	0	2	2									
George Crowe, L OBP: 0.233, SLG: 0.321 (6, PH)		0-3 K								1	0	0	0	0	1	2									
Leon Wagner, L OBP: 0.336, SLG: 0.362 (6,7)										1	0	0	0	0	1	2									
Curt Flood, R OBP: 0.247, SLG: 0.200 (1,8)		0-0 F9			0-3 K	0-0 1B	0-0 E5	0-0 4-3		5	1	2	2	0	1	3									
Ray Sadecki, L OBP: 0.400, SLG: 0.400 (1,1)				0-3 K						3	0	2	1	0	1	0									
Lindy McDaniel, R OBP: 0.308, SLG: 0.250 (6,1)					0-0 SH2-3	0-0 1B	0-0 F8		0-0 5-3	2	0	0	0	0	0	3									
Inning Stats	R: 0 E: 0 K: 1 S: 6	H: 1 LOB: 1 BB: 0 P: 6	R: 0 E: 0 K: 1 S: 6	H: 1 LOB: 1 BB: 0 P: 6	R: 0 E: 0 K: 3 S: 10	H: 1 LOB: 1 BB: 0 P: 10	R: 0 E: 1 K: 1 S: 6	H: 1 LOB: 1 BB: 0 P: 6	R: 0 E: 0 K: 1 S: 6	H: 1 LOB: 1 BB: 0 P: 6	R: 4 E: 1 K: 1 S: 11	H: 5 LOB: 2 BB: 0 P: 11	R: 3 E: 1 K: 2 S: 12	H: 5 LOB: 3 BB: 0 P: 12	R: 2 E: 1 K: 0 S: 6	H: 2 LOB: 2 BB: 0 P: 7		R: 0 E: 0 K: 0 S: 3	H: 0 LOB: 0 BB: 0 P: 3	1B: 15 2B: 2 3B: 0 HR: 0	SF: 0 SAC: 1 DP: 0 HBP: 1	WP: 0 PB: 0 SB: 1 CS: 0	PA: 47		
PITCHER	IP	WLS	BF	H	R	ER	SO	BB	IBB	HBP	BLK	WP	HR	S	P	ERA	WHIP								
Sam Jones, R ERA: 2.25 (1,1)	5.2		28	10	4	1	8	0	0	0	0	0	0	44	44	1.59	1.765								
Billy O'Dell, L ERA: 1.53 (6,1)	0.1	L	1	0	0	0	0	0	0	0	0	0	0	1	1	0.00	0.000								
Stu Miller, R ERA: 6.45 (7,1)	0.0	L	3	3	3	3	0	0	0	0	0	0	0	3	3	∞	∞								
Bud Byerly, R ERA: 2.61 (7,1)	1.1		8	4	2	1	2	0	0	0	0	0	0	12	12	6.75	3.000								
Joe Shipley, R ERA: 4.32 (8,1)	1.2		7	0	0	0	0	0	0	1	0	0	0	6	7	0.00	0.000								

Batter	1	2	3	4	5	6	7	8	9	AB	R	H	RBI	BB	SO	LOB	BOTTOM									
Don Blasingame, L OBP: 0.308, SLG: 0.285 (1,4)	4-0 BB		0-0 FC4-6		0-0 1-3	0-0 5-3		0-0 F8		4	0	0	0	1	0	3	St. Louis Cardinals @ San Francisco Giants Candlestick Park, San Francisco, CA Sun Jun 05 1960, 6:33 AM EDT Att: 30,528 - Unknown AB 34 R 4 H 7 RBI 4 BB 5 SO 5 LOB 17									
Joey Amalfitano, R OBP: 0.295, SLG: 0.383 (1,5)	0-0 F4		0-0 FC6-4		0-3 K		0-0 F4	0-0 1B		4	0	1	1	0	1	1										
Dale Long, L OBP: 0.231, SLG: 0.261 (9, PH)			0-0 1B							1	0	1	0	0	0	0										
Willie Mays, R OBP: 0.412, SLG: 0.526 (1,8)	0-0 G5-4-3		0-0 FC6-4		4-0 BB		0-0 E3	0-0 F8		4	0	0	0	1	0	4										
Willie McCovey, L OBP: 0.396, SLG: 0.544 (1,3)		4-0 BB		0-0 F9	0-0 F5		0-0 F8			3	0	0	0	1	0	2										
Orlando Cepeda, R OBP: 0.307, SLG: 0.515 (1,7)		0-0 G5-4-3		0-0 HR		0-3 K	0-3 K			4	1	1	1	0	2	2										
Willie Kirkland, L OBP: 0.365, SLG: 0.565 (1,9)		0-0 F5		0-0 4-3		0-0 E4		0-0 4-3		4	1	0	0	0	0	0										
Bob Schmidt, R OBP: 0.340, SLG: 0.341 (1,2)			0-0 FC2-5	4-0 BB	0-0 1B	0-0 BB	0-0 F7	0-3 K		3	0	1	0	1	1	1										
Eddie Bressoud, R OBP: 0.313, SLG: 0.415 (1,6)			4-0 FC4-6	0-0 BB	0-0 1B	0-0 1B	0-0 F6			3	2	2	1	1	0	0										
Sam Jones, R OBP: 0.179, SLG: 0.214 (1,1)			0-0 FC2-5	0-0 BB	0-3 K	0-0 2B	0-0 4-3			2	0	0	0	0	1	4										
Billy O'Dell, L OBP: 0.444, SLG: 0.231 (1,1)			0-0 FC2-5	0-0 BB	0-0 K	0-0 K	0-0 4-3			0	0	0	0	0	0	0										
Andre Rodgers, R OBP: 0.249, SLG: 0.545 (1,1)			0-0 FC2-5	0-0 BB	0-0 K	0-0 K	0-0 4-3			0	0	0	0	0	0	0										
Stu Miller, R OBP: 0.249, SLG: 0.545 (1,1)			0-0 FC2-5	0-0 BB	0-0 K	0-0 K	0-0 4-3			0	0	0	0	0	0	0										
Bud Byerly, R OBP: 0.249, SLG: 0.545 (1,1)			0-0 FC2-5	0-0 BB	0-0 K	0-0 K	0-0 4-3			0	0	0	0	0	0	0										
Joe Shipley, R OBP: 0.249, SLG: 0.545 (1,1)			0-0 FC2-5	0-0 BB	0-0 K	0-0 K	0-0 4-3			0	0	0	0	0	0	0										
Dave Philley, S OBP: 0.249, SLG: 0.545 (1,1)			0-0 FC2-5	0-0 BB	0-0 K	0-0 K	0-0 4-3			0	0	0	0	0	0	0										
Inning Stats	R: 0 E: 0 K: 0 S: 2	H: 0 LOB: 0 BB: 1 P: 6	R: 0 E: 0 K: 0 S: 2	H: 0 LOB: 0 BB: 1 P: 6	R: 1 E: 0 K: 0 S: 5	H: 2 LOB: 2 BB: 1 P: 9	R: 1 E: 0 K: 1 S: 7	H: 2 LOB: 2 BB: 1 P: 11	R: 0 E: 0 K: 1 S: 5	H: 0 LOB: 1 BB: 1 P: 9	R: 2 E: 1 K: 1 S: 8	H: 2 LOB: 1 BB: 0 P: 8	R: 0 E: 1 K: 1 S: 6	H: 0 LOB: 1 BB: 0 P: 6	R: 0 E: 0 K: 1 S: 5	H: 0 LOB: 0 BB: 0 P: 5	R: 0 E: 0 K: 0 S: 4	H: 1 LOB: 1 BB: 0 P: 4	1B: 3 2B: 2 3B: 1 HR: 1	SF: 0 SAC: 0 DP: 2 HBP: 0	WP: 0 PB: 0 SB: 0 CS: 0	PA: 39				
PITCHER	IP	WLS	BF	H	R	ER	SO	BB	IBB	HBP	BLK	WP	HR	S	P	ERA	WHIP									
Ray Sadecki, L ERA: 6.91 (1,1)	5.2		27	6	4	2	3	5	0	0	0	0	0	1	28	48	3.18	1.941								
Lindy McDaniel, R ERA: 2.95 (6,1)	3.1	W	12	1	0	0	2	0	0	0	0	0	0	16	16	0.00	0.300									

Batter	1	2	3	4	5	6	7	8	9	AB	R	H	RBI	BB	SO	LOB	TOP			
Billy Martin, R OBP: 0.333, SLG: 0.386 (1, 4)	0-0 6-3		4-0 BB			0-0 F2			0-0 FC1-6 1B	3	0	1	0	1	0	0	Cincinnati Reds @ San Francisco Giants Candlestick Park, San Francisco, CA Wed Jun 08 1960, 6:33 AM EDT Att: 10,943 - Unknown			
Vada Pinson, L OBP: 0.359, SLG: 0.507 (1, 8)	0-3 K		0-0 G3			0-3 K			0-0 FC1-6 1B E	4	1	0	0	0	2	2				
Eddie Kasko, R OBP: 0.395, SLG: 0.409 (1, 5)	4-0 BB			0-0 5-3			0-3 K		0-0 1-3 1B	3	0	1	0	1	1	0				
Frank Robinson, R OBP: 0.374, SLG: 0.537 Whitely Lockman, L OBP: 0.300, SLG: 0.125 (1, 3) (9, 3)	0-0 F9			0-0 F8			0-0 6-3		0-3 K	4	0	0	0	0	1	3				
Lee Walls, R OBP: 0.418, SLG: 0.440 Jerry Lynch, L OBP: 0.463, SLG: 0.509 Tony Gonzalez, L OBP: 0.250, SLG: 0.378 (1, 7) (9, PH) (9, PR) (9, 9)		0-3 K		0-0 5-3			0-0 F9		4-0 1-2 3-H BB	3	0	0	0	0	1	0				
Gus Bell, L OBP: 0.301, SLG: 0.383 (1, 9) (9, 7)	0-0 F7				0-0 F7				0-3 K	4	0	0	0	0	1	2				
Ed Bailey, L OBP: 0.382, SLG: 0.490 (1, 2)	0-3 K				0-0 4-3				0-0 FC6-5 WP 1B	3	0	1	0	0	1	0				
Roy McMillan, R OBP: 0.295, SLG: 0.363 (1, 6)			0-0 F3		0-0 F7				0-0 FC6-5 1-3	3	0	0	0	0	0	1				
Jim O'Toole, S OBP: 0.125, SLG: 0.087 (1, 1)			0-0 5-3			0-3 K			0-3 K	3	0	0	0	0	2	1				
Inning Stats	R: 0 E: 0 K: 1 S: 5	H: 0 LOB: 1 BB: 1 P: 9	R: 0 E: 0 K: 2 S: 7	H: 0 LOB: 0 BB: 0 P: 7	R: 0 E: 0 K: 0 S: 3	H: 0 LOB: 0 BB: 0 P: 3	R: 0 E: 0 K: 0 S: 3	H: 0 LOB: 0 BB: 0 P: 3	R: 0 E: 0 K: 2 S: 7	H: 0 LOB: 0 BB: 0 P: 7	R: 0 E: 0 K: 1 S: 5	H: 0 LOB: 0 BB: 0 P: 5	R: 0 E: 0 K: 1 S: 6	H: 1 LOB: 1 BB: 0 P: 6	R: 1 E: 0 K: 2 S: 9	H: 2 LOB: 2 BB: 1 P: 13		1B: 3 2B: 0 3B: 0 HR: 0	SF: 0 SAC: 0 DP: 0 HBP: 0	WP: 1 PB: 0 SB: 1 CS: 0
PITCHER Mike McCormick, L ERA: 1.39 Sam Jones, R ERA: 2.23	IP: 8.1 WLS: 3 BF: 30	H: 3 R: 1 ER: 0 SO: 7	BB: 2 IBB: 0 HBP: 0 BLK: 0	WP: 1 HR: 0 S: 42 P: 50	ERA: 0.00 WHIP: 0.600	IP: 0.2 WLS: 0 BF: 3	H: 0 R: 0 ER: 0 SO: 2	BB: 1 IBB: 0 HBP: 0 BLK: 0	WP: 0 HR: 0 S: 6 P: 10	ERA: 0.00 WHIP: 1.500										

AB	30
R	1
H	3
RBI	0
BB	3
SO	9
LOB	9



Batter	1	2	3	4	5	6	7	8	9	AB	R	H	RBI	BB	SO	LOB	BOTTOM					
Andre Rodgers, R OBP: 0.375, SLG: 0.429 (1, 5)	0-0 E5 WP		0-0 4-3		0-0 F9			0-3 K		4	0	0	0	0	1	0	Cincinnati Reds @ San Francisco Giants Candlestick Park, San Francisco, CA Wed Jun 08 1960, 6:33 AM EDT Att: 10,943 - Unknown					
Joey Amalfitano, R OBP: 0.294, SLG: 0.372 (1, 4)	0-0 F2		0-0 WP 1B		0-0 5-3			0-0 F8		4	0	1	0	0	0	1						
Willie McCovey, L OBP: 0.396, SLG: 0.536 Felipe Alou, R OBP: 0.192, SLG: 0.240 (1, 3) (9, PR)	0-3 K		0-0 F5		0-0 4-3			4-0 1B 5-3 BB	3	0	0	0	1	1	2							
Willie Mays, R OBP: 0.396, SLG: 0.503 (1, 8)	0-0 5-3			0-3 K		0-0 F7		0-0 5-3	4	0	0	0	0	1	2							
Orlando Cepeda, R OBP: 0.315, SLG: 0.517 (1, 7)		0-3 K		0-0 E S 1B			0-0 IBB SH2-4 1B	0-0 E 1B	4	1	3	0	0	1	0							
Willie Kirkland, L OBP: 0.388, SLG: 0.557 (1, 9)		0-0 FC6-4 1B		0-0 F9			0-0 SH2-4	0-0 E9 1B	3	0	1	0	0	0	3							
Bob Schmidt, R OBP: 0.337, SLG: 0.329 Jim Davenport, R OBP: 0.361, SLG: 0.444 (1, 2) (9, PH)	0-0 F9		0-3 K		0-3 K		0-0 5-3	0-3 K	3	0	0	0	0	1	3							
Eddie Bressoud, R OBP: 0.314, SLG: 0.408 (1, 6)	0-0 FC6-4				0-0 F8		4-0 IBB	0-0 1-2 2-H 3-H 1B	3	0	1	2	1	0	1							
Mike McCormick, L OBP: 0.294, SLG: 0.313 Sam Jones, R OBP: 0.172, SLG: 0.214 (1, 1) (9, 1)			0-0 2-3		0-3 K			0-0 F4	3	0	0	0	0	1	0							
Inning Stats	R: 0 E: 1 K: 1 S: 6	H: 0 LOB: 1 BB: 0 P: 6	R: 0 E: 0 K: 1 S: 6	H: 1 LOB: 1 BB: 0 P: 6	R: 0 E: 0 K: 0 S: 4	H: 1 LOB: 1 BB: 0 P: 4	R: 0 E: 0 K: 2 S: 8	H: 1 LOB: 0 BB: 0 P: 8	R: 0 E: 0 K: 1 S: 5	H: 0 LOB: 0 BB: 0 P: 5	R: 0 E: 0 K: 0 S: 3	H: 0 LOB: 0 BB: 1 P: 3	R: 0 E: 0 K: 0 S: 3	H: 1 LOB: 1 BB: 1 P: 7	R: 0 E: 0 K: 1 S: 5	H: 0 LOB: 0 BB: 0 P: 5		R: 2 E: 1 K: 1 S: 7	H: 2 LOB: 2 BB: 1 P: 11	1B: 6 2B: 0 3B: 0 HR: 0	SF: 0 SAC: 1 DP: 0 HBP: 0	WP: 2 PB: 0 SB: 1 CS: 0
PITCHER Jim O'Toole, L ERA: 3.3	IP: 8.2 WLS: 1 BF: 35	H: 6 R: 2 ER: 0 SO: 7	BB: 1 IBB: 1 HBP: 0 BLK: 0	WP: 2 HR: 0 S: 47 P: 55	ERA: 0.00 WHIP: 0.808	IP: 0 WLS: 0 BF: 3	H: 0 R: 0 ER: 0 SO: 2	BB: 1 IBB: 0 HBP: 0 BLK: 0	WP: 0 HR: 0 S: 6 P: 10	ERA: 0.00 WHIP: 1.500												

AB	32
R	2
H	6
RBI	2
BB	2
SO	7
LOB	15



Batter	1	2	3	4	5	6	7	8	9	AB	R	H	RBI	BB	SO	LOB	TOP								
Bill Bruton, L OBP: 0.335, SLG: 0.474 (1, 8)										3	0	0	0	1	1	3	Milwaukee Braves @ San Francisco Giants Candlestick Park, San Francisco, CA Fri Jun 10 1960, 10:05 PM EDT Att: 36,535 - Unknown								
Red Schoendienst, S OBP: 0.289, SLG: 0.289 (1, 4)										3	0	0	0	0	0	1									
Felix Mantilla, R OBP: 0.281, SLG: 0.473 (6, 4)										1	0	0	0	0	1	0									
Eddie Mathews, L OBP: 0.429, SLG: 0.582 (1, 5)										3	0	1	0	1	1	1									
Hank Aaron, R OBP: 0.326, SLG: 0.537 (1, 9)										4	0	0	0	0	1	3									
Wes Covington, L OBP: 0.293, SLG: 0.536 (1, 7)											3	0	1	0	1	1									
Frank Torre, L OBP: 0.222, SLG: 0.219 (1, 3)											4	0	1	0	0	0		3							
Charlie Lau, L OBP: 0.238, SLG: 0.333 (1, 2)											4	0	1	0	0	1		1							
Johnny Logan, R OBP: 0.302, SLG: 0.305 (1, 6)											3	0	0	0	1	2									
Warren Spahn, L OBP: 0.143, SLG: 0.200 (1, 1)											2	0	0	0	0	1	2								
Eddie Haas, L OBP: 0.500, SLG: 0.500 (7, PH)											1	0	1	0	0	0									
Bob Rush, R OBP: 0.500, SLG: 0.333 (7, 1)											0	0	0	0	0	0									
Del Crandall, R OBP: 0.288, SLG: 0.468 (9, PH)											1	0	0	0	0	2									
Inning Stats	R: 0 E: 0 K: 1 S: 5	H: 0 LOB: 1 BB: 1 P: 9	R: 0 E: 0 K: 1 S: 5	H: 0 LOB: 0 BB: 0 P: 5	R: 0 E: 0 K: 1 S: 5	H: 0 LOB: 0 BB: 0 P: 5	R: 0 E: 0 K: 2 S: 8	H: 1 LOB: 1 BB: 0 P: 8	R: 0 E: 0 K: 1 S: 6	H: 1 LOB: 2 BB: 1 P: 10	R: 0 E: 0 K: 0 S: 4	H: 1 LOB: 1 BB: 0 P: 8	R: 0 E: 0 K: 1 S: 4	H: 1 LOB: 1 BB: 0 P: 4	R: 0 E: 0 K: 1 S: 5	H: 0 LOB: 0 BB: 0 P: 5	R: 0 E: 0 K: 1 S: 6	H: 1 LOB: 2 BB: 1 P: 10	1B: 4 2B: 1 3B: 0 HR: 0	SF: 0 SAC: 0 DP: 0 HBP: 0	WP: 0 PB: 0 SB: 0 CS: 0	PA: 36			
PITCHER Sam Jones, R ERA: 2.02 (1, 1)	IP: 9.0 WLS: W BF: 36 H: 5 R: 0 ER: 0 SO: 8 BB: 4 IBB: 0 HBP: 0 BLK: 0 WP: 0 HR: 0 S: 48 P: 64 ERA: 0.00 WHIP: 1.000																								

AB 32
R 0
H 5
RBI 0
BB 4
SO 8
LOB 19



Batter	1	2	3	4	5	6	7	8	9	AB	R	H	RBI	BB	SO	LOB	BOTTOM							
Eddie Bressoud, R OBP: 0.311, SLG: 0.407 (1, 6)										4	1	1	0	0	0	0	Milwaukee Braves @ San Francisco Giants Candlestick Park, San Francisco, CA Fri Jun 10 1960, 10:05 PM EDT Att: 36,535 - Unknown							
Joey Amalfitano, R OBP: 0.307, SLG: 0.375 (1, 4)										3	1	0	0	1	0	1								
Willie Mays, R OBP: 0.405, SLG: 0.521 (1, 8)										3	2	3	3	1	0	0								
Willie McCovey, L OBP: 0.385, SLG: 0.519 (1, 3)										4	0	0	0	0	3	4								
Orlando Cepeda, R OBP: 0.312, SLG: 0.506 (1, 7)										4	0	2	0	0	2	2								
Willie Kirkland, L OBP: 0.383, SLG: 0.549 (1, 9)										4	1	2	1	0	0	1								
Andre Rodgers, R OBP: 0.359, SLG: 0.382 (1, 5)										3	0	1	1	1	0	2								
Bob Schmidt, R OBP: 0.311, SLG: 0.301 (1, 2)											4	0	0	0	0	1		3						
Sam Jones, R OBP: 0.156, SLG: 0.194 (1, 1)										3	0	0	0	0	1	2								
Inning Stats	R: 0 E: 1 K: 2 S: 9	H: 1 LOB: 2 BB: 0 P: 9	R: 0 E: 0 K: 0 S: 3	H: 0 LOB: 0 BB: 0 P: 3	R: 0 E: 0 K: 0 S: 3	H: 0 LOB: 0 BB: 0 P: 3	R: 1 E: 0 K: 1 S: 7	H: 3 LOB: 1 BB: 0 P: 7	R: 3 E: 0 K: 3 S: 11	H: 2 LOB: 0 BB: 1 P: 15	R: 0 E: 0 K: 0 S: 4	H: 1 LOB: 2 BB: 1 P: 8	R: 0 E: 0 K: 0 S: 3	H: 0 LOB: 1 BB: 1 P: 7	R: 1 E: 0 K: 1 S: 6	H: 2 LOB: 2 BB: 0 P: 6	1B: 7 2B: 1 3B: 0 HR: 1	SF: 0 SAC: 0 DP: 2 HBP: 0	WP: 0 PB: 0 SB: 3 CS: 0	PA: 35				
PITCHER Warren Spahn, L ERA: 4.35 (1, 1)	IP: 6.0 WLS: L BF: 27 H: 7 R: 4 ER: 4 SO: 6 BB: 2 IBB: 0 HBP: 0 BLK: 0 WP: 0 HR: 1 S: 37 P: 45 ERA: 6.00 WHIP: 1.500																							
Bob Rush, R ERA: 4.2 (7, 1)	IP: 2.0 WLS: L BF: 8 H: 2 R: 1 ER: 1 SO: 1 BB: 1 IBB: 0 HBP: 0 BLK: 0 WP: 0 HR: 0 S: 9 P: 13 ERA: 4.50 WHIP: 1.500																							

AB 32
R 5
H 9
RBI 5
BB 3
SO 7
LOB 15



Batter	1	2	3	4	5	6	7	8	9	AB	R	H	RBI	BB	SO	LOB	TOP								
Bill Bruton, L OBP: 0.337, SLG: 0.486 (1,8)	F5		HR		4-3 2B	4-3			G1	4	2	1	3	1	0	1	Milwaukee Braves @ San Francisco Giants Candlestick Park, San Francisco, CA Sat Jun 11 1960, 6:33 AM EDT Att: 37,611 - Unknown livebaseballscorecards.com								
Mel Roach, R OBP: 0.352, SLG: 0.521 Felix Mantilla, R OBP: 0.281, SLG: 0.473 (9,4)	HBP		F8		4-3		6-3		1B 2B	4	1	1	0	0	0	1									
Eddie Mathews, L OBP: 0.428, SLG: 0.583 (1,5)	K		F5		2B		1B		K	5	1	2	1	0	2										
Hank Aaron, R OBP: 0.323, SLG: 0.527 (1,9)	F7		F7		1-3		F4		1B	5	1	1	1	0	0	3									
Joe Adcock, R OBP: 0.370, SLG: 0.508 (1,3)		6-3		E3		6-3			K	5	0	1	1	0	1										
Wes Covington, L OBP: 0.290, SLG: 0.508 Al Spangler, L OBP: 0.292, SLG: 0.349 (7,7)	G5-4-3 BB		K		E1 2B		F8			3	1	0	0	1	1										
Del Crandall, R OBP: 0.280, SLG: 0.454 (1,2)	G5-4-3		6-3		6-3				F6	4	0	0	0	0	0										
Johnny Logan, R OBP: 0.308, SLG: 0.318 (1,6)			1B HR 1B		F8		E 2B		F4	4	2	2	1	0	0										
Juan Pizarro, L OBP: 0.412, SLG: 0.588 Joey Jay, S OBP: 0.300, SLG: 0.333 Don McMahon, R (8,1)			1-2 HR 1B		6-3		E6		K	3	1	1	0	0	0										
Inning Stats	R: 0 E: 0 K: 1 S: 5	H: 0 LOB: 1 BB: 0 P: 6	R: 0 E: 0 K: 0 S: 2	H: 0 LOB: 0 BB: 1 P: 6	R: 3 E: 0 K: 0 S: 6	H: 3 LOB: 0 BB: 0 P: 6	R: 0 E: 1 K: 1 S: 6	H: 0 LOB: 1 BB: 0 P: 6	R: 1 E: 0 K: 0 S: 4	H: 1 LOB: 1 BB: 1 P: 8	R: 2 E: 2 K: 0 S: 6	H: 1 LOB: 1 BB: 0 P: 6	R: 1 E: 0 K: 0 S: 5	H: 2 LOB: 0 BB: 0 P: 5	R: 0 E: 0 K: 1 S: 5	H: 0 LOB: 0 BB: 0 P: 5		R: 2 E: 0 K: 2 S: 9	H: 2 LOB: 0 BB: 0 P: 9	1B: 5 2B: 3 3B: 0 HR: 1	SF: 0 SAC: 0 DP: 1 HBP: 1	WP: 0 PB: 0 SB: 3 CS: 0	PA: 41		
PITCHER	IP	WLS	BF	H	R	ER	SO	BB	IBB	HBP	BLK	WP	HR	S	P	ERA	WHIP								
Johnny Antonelli, L ERA: 3.94 Stu Miller, R ERA: 6.29 Joe Shipley, R ERA: 9.97 Billy O'Dell, L ERA: 1.8 (9,1)	5.0	L	22	4	4	4	2	2	0	1	0	0	1	23	32	7.20	1.200								

Batter	1	2	3	4	5	6	7	8	9	AB	R	H	RBI	BB	SO	LOB	BOTTOM								
Eddie Bressoud, R OBP: 0.308, SLG: 0.401 (1,6)	FC1-6 1B		K		5-3		F8		F8	5	0	1	0	0	1	2	Milwaukee Braves @ San Francisco Giants Candlestick Park, San Francisco, CA Sat Jun 11 1960, 6:33 AM EDT Att: 37,611 - Unknown livebaseballscorecards.com								
Joey Amalfitano, R OBP: 0.311, SLG: 0.366 (1,5)	FC1-6 BB		1-3		F4		BB		1B BB	3	1	0	0	2	0										
Willie Mays, R OBP: 0.413, SLG: 0.526 (1,8)	F3		CS 1B				2B 1B		1B 1B	4	1	3	0	1	0										
Orlando Cepeda, R OBP: 0.314, SLG: 0.505 (1,7)	BB		K		4-3 1-2		K		F3	4	1	1	1	1	2										
Willie Kirkland, L OBP: 0.364, SLG: 0.561 (1,9)	G3		CS		F6		4-3		HR	5	1	2	2	0	0										
Andre Rodgers, R OBP: 0.386, SLG: 0.395 (1,3)		BB E 1B			4-3		4-3		BB BB	4	1	2	1	1	1										
Bob Schmidt, R OBP: 0.303, SLG: 0.292 Willie McCovey, L OBP: 0.389, SLG: 0.519 (8, PH)		F3		K		K		G4-6-3 BB		3	0	0	0	0	2										
Don Blasingame, L OBP: 0.315, SLG: 0.287 Hobie Landrith, L OBP: 0.254, SLG: 0.186 (9,2)		E BB		K		K		BB BB	K	2	0	0	0	2	3										
Johnny Antonelli, L ERA: 2.87, SLG: 0.214 Dave Philley, S ERA: 2.28, SLG: 0.289 Stu Miller, R (8, PH) Felipe Alou, R ERA: 4.22 Joe Shipley, R (8, PH) Dale Long, L ERA: 4.22, SLG: 0.214 Billy O'Dell, L ERA: 1.75, SLG: 0.231 (9,1)		F9		5-3		F5		G4-6-3		1	0	0	0	0	1										
Inning Stats	R: 0 E: 0 K: 0 S: 4	H: 1 LOB: 2 BB: 1 P: 8	R: 1 E: 1 K: 1 S: 6	H: 1 LOB: 1 BB: 1 P: 10	R: 0 E: 0 K: 1 S: 5	H: 1 LOB: 0 BB: 0 P: 5	R: 0 E: 0 K: 2 S: 8	H: 1 LOB: 1 BB: 0 P: 8	R: 0 E: 0 K: 0 S: 3	H: 0 LOB: 0 BB: 0 P: 3	R: 2 E: 0 K: 1 S: 7	H: 2 LOB: 0 BB: 0 P: 7	R: 0 E: 0 K: 1 S: 5	H: 0 LOB: 3 BB: 3 P: 17	R: 1 E: 0 K: 1 S: 5	H: 1 LOB: 2 BB: 2 P: 13		R: 1 E: 0 K: 1 S: 7	H: 2 LOB: 2 BB: 1 P: 11	1B: 7 2B: 1 3B: 0 HR: 1	SF: 0 SAC: 0 DP: 1 HBP: 0	WP: 0 PB: 0 SB: 0 CS: 1	PA: 43		
PITCHER	IP	WLS	BF	H	R	ER	SO	BB	IBB	HBP	BLK	WP	HR	S	P	ERA	WHIP								
Juan Pizarro, L ERA: 3.35 Joey Jay, R ERA: 4.22 Don McMahon, R ERA: 6.75 (8,1)	0.1		5	1	1	1	1	3	0	0	0	0	1	4	16	27.00	12.000								

Batter	1	2	3	4	5	6	7	8	9	AB	R	H	RBI	BB	SO	LOB	TOP					
Bill Bruton, L OBP: 0.333, SLG: 0.478 (1, 8)										5	0	1	0	0	2	1	Milwaukee Braves @ San Francisco Giants Candlestick Park, San Francisco, CA Sun Jun 12 1960, 6:33 AM EDT Att: 39,148 - Unknown					
Felix Mantilla, R OBP: 0.274, SLG: 0.441 (1, 4)										4	1	0	0	0	1	0						
Eddie Mathews, L OBP: 0.427, SLG: 0.577 (1, 5)										5	2	2	0	0	2	0						
Hank Aaron, R OBP: 0.335, SLG: 0.561 (1, 9)										4	4	3	1	1	0	2						
Joe Adcock, R OBP: 0.393, SLG: 0.539 (1, 3)										4	0	4	2	1	0	0						
Wes Covington, L OBP: 0.313, SLG: 0.508 (1, 7)										4	0	2	1	1	0	3						
Del Crandall, R OBP: 0.274, SLG: 0.450 (1, 2)										1	0	0	3	0	0	0						
Stan Lopata, R OBP: 0.222, SLG: 0.125 (8, 2)										1	0	0	0	0	0	2						
Johnny Logan, R OBP: 0.306, SLG: 0.316 (1, 6)										4	0	1	0	0	2	5						
George Brunet, R OBP: 0.274, SLG: 0.450 (1, 1)										1	0	0	0	0	1	2						
Ron Piche, R OBP: 0.274, SLG: 0.450 (4, 1)										2	0	0	0	0	2	2						
Ken MacKenzie, R OBP: 0.274, SLG: 0.450 (6, 1)										0	0	0	0	0	0	0						
Carl Willey, R OBP: 0.274, SLG: 0.450 (7, 1)										0	0	0	0	0	0	0						
Eddie Haas, R OBP: 0.274, SLG: 0.450 (8, PH)										1	0	0	0	0	0	1						
Joey Jay, S OBP: 0.274, SLG: 0.450 (8, 1)										0	0	0	0	0	0	0						
Inning Stats	R: 0 E: 0 K: 1 S: 5	H: 0 LOB: 0 BB: 0 P: 5	R: 1 E: 0 K: 2 S: 8	H: 1 LOB: 2 BB: 2 P: 16	R: 0 E: 0 K: 1 S: 5	H: 0 LOB: 0 BB: 0 P: 5	R: 1 E: 0 K: 1 S: 7	H: 2 LOB: 1 BB: 0 P: 7	R: 0 E: 0 K: 1 S: 5	H: 0 LOB: 0 BB: 0 P: 5	R: 2 E: 0 K: 1 S: 8	H: 3 LOB: 2 BB: 0 P: 12	R: 2 E: 0 K: 0 S: 5	H: 3 LOB: 1 BB: 0 P: 6	R: 0 E: 0 K: 1 S: 6	H: 1 LOB: 1 BB: 0 P: 6	R: 1 E: 0 K: 2 S: 10	H: 3 LOB: 2 BB: 0 P: 10	1B: 9 2B: 2 3B: 1 HR: 1	SF: 2 SAC: 1 DP: 0 HBP: 1	WP: 1 PB: 0 SB: 0 CS: 0	PA: 43
PITCHER	IP	WLS	BF	H	R	ER	SO	BB	IBB	HBP	BLK	WP	HR	S	P	ERA	WHIP					
Mike McCormick, L ERA: 1.68 (1, 1)	5.0		24	6	4	4	6	2	1	0	0	1	0	33	45	7.20	1.600					
Billy Loes, R ERA: 9.0 (6, 1)	1.0	W	3	0	0	0	1	0	0	0	0	0	0	5	5	0.00	0.000					
Joe Shipley, R ERA: 5.25 (7, 1)	0.2		5	3	2	2	0	0	0	1	0	0	0	4	5	27.00	4.500					
Johnny Antonelli, L ERA: 3.91 (7, 1)	0.1		1	0	0	0	0	0	0	0	0	0	0	1	1	0.00	0.000					
Bud Byerly, R ERA: 2.94 (8, 1)	2.0	S	10	4	1	1	3	0	0	0	0	0	1	16	16	4.50	2.000					

Batter	1	2	3	4	5	6	7	8	9	AB	R	H	RBI	BB	SO	LOB	BOTTOM				
Don Blasingame, L OBP: 0.325, SLG: 0.297 (1, 4)										4	3	2	0	2	0	2	Milwaukee Braves @ San Francisco Giants Candlestick Park, San Francisco, CA Sun Jun 12 1960, 6:33 AM EDT Att: 39,148 - Unknown				
Joey Amalfitano, R OBP: 0.312, SLG: 0.354 (1, 5)										4	2	0	1	1	2	5					
Willie Mays, R OBP: 0.420, SLG: 0.538 (1, 8)										5	3	3	3	1	1	1					
Orlando Cepeda, R OBP: 0.320, SLG: 0.513 (1, 7)										5	1	2	3	1	2	3					
Willie Kirkland, L OBP: 0.363, SLG: 0.554 (1, 9)										6	0	2	1	0	1	7					
Andre Rodgers, R OBP: 0.400, SLG: 0.409 (1, 3)										6	1	3	1	0	1	2					
Eddie Bressoud, R OBP: 0.309, SLG: 0.396 (1, 6)										5	2	1	0	1	2	5					
Bob Schmidt, R OBP: 0.333, SLG: 0.340 (1, 2)										4	3	4	1	1	0	0					
Mike McCormick, L ERA: 1.68 (1, 1)										1	0	0	0	0	0	1					
Billy Loes, R ERA: 9.0 (6, 1)										0	0	0	0	0	0	0					
Dale Gribble, L ERA: 13.5 (6, PH)										0	0	0	0	0	0	0					
Billy O'Dell, S ERA: 7.71 (6, PH)										0	0	0	0	0	0	0					
Joe Shipley, R ERA: 5.25 (7, 1)										0	0	0	0	0	0	0					
Johnny Antonelli, L ERA: 3.91 (7, 1)										0	0	0	0	0	0	0					
Willie McCovey, R ERA: 5.41 (7, PH)										1	1	1	4	0	0	0					
Bud Byerly, R ERA: 2.94 (8, 1)										0	0	0	0	0	0	0					
Inning Stats	R: 0 E: 0 K: 2 S: 9	H: 2 LOB: 2 BB: 0 P: 9	R: 1 E: 0 K: 0 S: 4	H: 1 LOB: 2 BB: 2 P: 12	R: 2 E: 1 K: 1 S: 7	H: 2 LOB: 0 BB: 0 P: 7	R: 0 E: 0 K: 1 S: 5	H: 1 LOB: 1 BB: 0 P: 9	R: 0 E: 0 K: 1 S: 6	H: 1 LOB: 1 BB: 0 P: 6	R: 4 E: 0 K: 2 S: 9	H: 2 LOB: 2 BB: 2 P: 18	R: 6 E: 2 K: 1 S: 12	H: 6 LOB: 2 BB: 1 P: 16	R: 3 E: 1 K: 1 S: 9	H: 3 LOB: 3 BB: 2 P: 17	1B: 10 2B: 8 3B: 0 HR: 1	SF: 0 SAC: 2 DP: 1 HBP: 1	WP: 4 PB: 0 SB: 1 CS: 2	PA: 52	
PITCHER	IP	WLS	BF	H	R	ER	SO	BB	IBB	HBP	BLK	WP	HR	S	P	ERA	WHIP				
George Brunet, L ERA: 4.61 (1, 1)	3.1		19	6	3	2	3	3	0	0	0	0	0	14	23	15.43	1.714				
Ron Piche, R ERA: 13.5 (4, 1)	2.1	L	11	2	4	4	3	2	0	1	0	0	0	5	5	27.00	6.000				
Ken MacKenzie, L ERA: 7.71 (6, 1)	0.1		3	2	1	1	1	0	0	0	0	0	0	2	1	11	15				
Carl Willey, R ERA: 3.71 (7, 1)	1.0		10	5	5	3	1	1	0	0	0	2	1	11	15	27.00	6.000				
Joey Jay, R ERA: 4.84 (8, 1)	1.0		9	3	3	2	1	2	0	0	0	2	0	9	17	18.00	5.000				



Batter	1	2	3	4	5	6	7	8	9	AB	R	H	RBI	BB	SO	LOB	TOP								
Bill Bruton, L OBP: 0.328, SLG: 0.479 (1, 8)	F9	E6		3-1		4-3				6	1	1	1	0	0	4	Milwaukee Braves @ San Francisco Giants Candlestick Park, San Francisco, CA Mon Jun 13 1960, 6:33 AM EDT Att: 17,772 - Unknown livebaseballscorecards.com								
Red Schoendienst, S OBP: 0.280, SLG: 0.279 (1, 4)	4-3	F4		6-3		1-3			F7	5	0	0	0	0	0	3									
Eddie Mathews, L OBP: 0.437, SLG: 0.594 (1, 5)	F4			1B BB 3B 1B	FC6-4 BB				1B 3B	4	2	3	1	1	0	0									
Hank Aaron, R OBP: 0.337, SLG: 0.554 (1, 9)		6-3		1B 3B BB	FC6-4 BB				1B 3B	4	2	1	1	1	0	2									
Joe Adcock, R OBP: 0.400, SLG: 0.538 (1, 3)		BB 1B 2B HBP		1-2 3B 1B					1B 1B	4	3	2	0	0	1	1									
Wes Covington, L OBP: 0.324, SLG: 0.507 Al Spangler, L OBP: 0.286, SLG: 0.341 (7, 7)		BB 2B 1B		F8					4-3 1B	4	1	2	0	0	0	4									
Del Crandall, R OBP: 0.278, SLG: 0.444 (1, 2)		2B 1-2 2-3 BB		K					1B 1B	4	2	1	1	1	1	4									
Johnny Logan, R OBP: 0.316, SLG: 0.348 (1, 6)		E 2B							1B 1B	5	1	3	5	0	0	0									
Lew Burdette, R OBP: 0.206, SLG: 0.200 (1, 1)		EG BB		K					1B	4	0	2	1	1	1	1									
Inning Stats	R: 0 E: 0 K: 0 S: 3	H: 0 LOB: 0 BB: 0 P: 3	R: 4 E: 1 K: 0 S: 5	H: 2 LOB: 1 BB: 2 P: 14	R: 3 E: 0 K: 2 S: 10	H: 3 LOB: 1 BB: 1 P: 14	R: 0 E: 0 K: 0 S: 3	H: 0 LOB: 1 BB: 1 P: 7	R: 0 E: 0 K: 1 S: 5	H: 1 LOB: 0 BB: 0 P: 5	R: 0 E: 0 K: 0 S: 4	H: 1 LOB: 1 BB: 0 P: 4	R: 0 E: 0 K: 0 S: 4	H: 1 LOB: 1 BB: 0 P: 4	R: 0 E: 0 K: 0 S: 3	H: 0 LOB: 0 BB: 0 P: 3		R: 5 E: 1 K: 0 S: 10	H: 7 LOB: 2 BB: 0 P: 10	1B: 10 2B: 2 3B: 3 HR: 0	SF: 0 SAC: 0 DP: 0 HBP: 1	WP: 0 PB: 0 SB: 0 CS: 1	PA: 46		
PITCHER	IP	WLS	BF	H	R	ER	SO	BB	IBB	HBP	BLK	WP	HR	S	P	ERA	WHIP								
Jack Sanford, R ERA: 3.0 (1, 1)	1.1		9	2	4	3	0	2	0	1	0	0	0	6	15	20.25	3.000								
Georges Maranda, R ERA: 3.97 (2, 1)	2.2	L	13	3	3	3	2	2	0	0	0	0	0	15	23	10.12	1.875								
Joe Shipley, R ERA: 4.2 (5, 1)	3.0		11	3	0	0	1	0	0	0	0	0	0	13	23	0.00	1.000								
Billy Loes, R ERA: 10.69 (8, 1)	2.0		13	7	5	5	0	0	0	0	0	0	0	13	13	22.50	3.500								


Batter	1	2	3	4	5	6	7	8	9	AB	R	H	RBI	BB	SO	LOB	BOTTOM								
Don Blasingame, L OBP: 0.324, SLG: 0.292 (1, 4)	6-3	FC5 1-3 BB		F8					P3	3	0	0	0	1	0	0	Milwaukee Braves @ San Francisco Giants Candlestick Park, San Francisco, CA Mon Jun 13 1960, 6:33 AM EDT Att: 17,772 - Unknown livebaseballscorecards.com								
Andra Rodgers, R OBP: 0.388, SLG: 0.396 (1, 5)	BB HR 1B	1-3				5-3			6-3	4	1	1	0	0	0	1									
Willie Mays, R OBP: 0.413, SLG: 0.527 (1, 8)	F9	FC5				K			6-3	4	0	0	0	0	1	2									
Willie Kirkland, L OBP: 0.365, SLG: 0.556 (1, 9)	HR BB			F7		F1			2B	3	1	1	0	1	0	0									
Orlando Cepeda, R OBP: 0.319, SLG: 0.523 (1, 7)	HR			F9		1-3			F7	4	1	1	3	0	0	1									
Willie McCovey, L OBP: 0.394, SLG: 0.540 (1, 3)	2B 1B			K		K			1B 1B	4	1	2	0	0	2	0									
Bob Schmidt, R OBP: 0.339, SLG: 0.356 (1, 2)				6-3		2-3			1B 1B	4	0	2	1	0	0	0									
Eddie Bressoud, R OBP: 0.308, SLG: 0.408 (1, 6)	6-3			HR					F5	4	1	1	1	0	0	3									
Jack Sanford, R OBP: 0.281, SLG: 0.292 Georges Maranda, R OBP: 0.200, SLG: 0.500 Dave Philley, R OBP: 0.287, SLG: 0.299 Joe Shipley, R OBP: 0.299, SLG: 0.400 Jim Marshall, L OBP: 0.333, SLG: 0.333 Billy Loes, R OBP: 0.252, SLG: 0.207 (1, 1) (2, 1) (4, PH) (5, 1) (7, PH) (8, 1) (9, PH)				F2		K			G4-6-3	0	0	0	0	0	0	0									
Inning Stats	R: 4 E: 0 K: 0 S: 7	H: 4 LOB: 1 BB: 1 P: 11	R: 0 E: 0 K: 0 S: 3	H: 0 LOB: 1 BB: 1 P: 7	R: 0 E: 0 K: 1 S: 5	H: 0 LOB: 0 BB: 0 P: 5	R: 1 E: 0 K: 0 S: 4	H: 1 LOB: 0 BB: 0 P: 4	R: 0 E: 0 K: 1 S: 5	H: 0 LOB: 0 BB: 0 P: 5	R: 0 E: 0 K: 1 S: 5	H: 0 LOB: 0 BB: 0 P: 5	R: 0 E: 0 K: 0 S: 4	H: 1 LOB: 1 BB: 0 P: 4	R: 0 E: 0 K: 0 S: 4	H: 2 LOB: 1 BB: 0 P: 4		1B: 4 2B: 2 3B: 0 HR: 2	SF: 0 SAC: 0 DP: 1 HBP: 0	WP: 0 PB: 0 SB: 0 CS: 0	PA: 36				
PITCHER	IP	WLS	BF	H	R	ER	SO	BB	IBB	HBP	BLK	WP	HR	S	P	ERA	WHIP								
Lew Burdette, R ERA: 3.98 (1, 1)	9.0	W	36	8	5	5	4	2	0	0	0	0	2	42	50	5.00	1.111								



Batter	1	2	3	4	5	6	7	8	9	AB	R	H	RBI	BB	SO	LOB	TOP				
Bill Virdon, L OBP: 0.286, SLG: 0.231 (1, 8)	E4 4-3 WP	E6 1B		F8			K		F6	5	1	0	0	0	1	3					
Dick Groat, R OBP: 0.382, SLG: 0.399 (1, 6)	4-3				F8 SF9 2B		6-3		K	5	1	2	2	0	1	1					
Bob Skinner, L OBP: 0.413, SLG: 0.546 (1, 7)	1-3	F6			F8		F9		G3	5	0	0	0	0	0	3					
Rocky Nelson, L OBP: 0.340, SLG: 0.364 Joe Christopher, R (8, PR)	F9			6-3						3	0	1	1	0	0	0					
Dick Stuart, R OBP: 0.303, SLG: 0.440 (8, 3)					SF9					0	1	0	0	0	0	0					
Roberto Clemente, R OBP: 0.374, SLG: 0.518 (1, 9)		4-3		F7						0	0	0	0	0	0	0					
Smoky Burgess, L OBP: 0.415, SLG: 0.496 (1, 2)		2B E 1B		F9		F5				4	1	1	0	0	0	2					
Don Hoak, R OBP: 0.383, SLG: 0.385 (1, 5)		E 1B 2B			SH1-3 1B					3	1	3	0	1	0	0					
Bill Mazerowski, R OBP: 0.284, SLG: 0.434 (1, 4)		F6		F4		FC4-6 1B				4	0	0	1	0	0	6					
Bob Friend, R OBP: 0.154, SLG: 0.083 (1, 1)		E 1B BB		SH1-3		K				2	1	0	0	1	2	3					
Inning Stats	R: 1 E: 1 K: 0 S: 4	H: 0 LOB: 0 BB: 0 P: 4	R: 3 E: 1 K: 0 S: 7	H: 3 LOB: 2 BB: 1 P: 11	R: 0 E: 0 K: 0 S: 3	H: 0 LOB: 0 BB: 0 P: 3	R: 0 E: 0 K: 0 S: 4	H: 1 LOB: 1 BB: 0 P: 4	R: 1 E: 0 K: 1 S: 4	H: 1 LOB: 0 BB: 0 P: 6	R: 0 E: 0 K: 1 S: 5	H: 0 LOB: 0 BB: 0 P: 5	R: 1 E: 0 K: 1 S: 7	H: 2 LOB: 3 BB: 1 P: 11	R: 0 E: 0 K: 1 S: 5	H: 0 LOB: 0 BB: 0 P: 5	1B: 6 2B: 2 3B: 0 HR: 0	SF: 1 SAC: 1 DP: 0 HBP: 0	WP: 1 PB: 0 SB: 1 CS: 0	PA: 39	
PITCHER	IP	WLS	BF	H	R	ER	SO	BB	IBB	HBP	BLK	WP	HR	S	P	ERA	WHIP				
Sam Jones, R ERA: 2.01 Johnny Antonelli, L ERA: 3.78	(1, 1)	5.0	L	23	5	5	1	0	1	0	0	0	0	22	26	1.80	1.200				
	(6, 1)	4.0		16	3	1	1	4	0	1	0	0	0	23	27	2.25	0.750				

Pittsburgh Pirates @ San Francisco Giants
Candlestick Park, San Francisco, CA
Tue Jun 14 1960, 10:05 PM EDT
Att: 35,465 - Unknown

AB 35
R 6
H 8
RBI 4
BB 2
SO 4
LOB 18



Batter	1	2	3	4	5	6	7	8	9	AB	R	H	RBI	BB	SO	LOB	BOTTOM					
Don Blasingame, L OBP: 0.323, SLG: 0.291 (1, 4)	2-3 3B 1B		K		FC4-6			4-3		4	1	1	0	0	1	2						
Andra Rodgers, R OBP: 0.376, SLG: 0.423 (1, 5)	2-3 1-2				1-4-3			E6 BB		4	0	1	0	0	0	3						
Willie Kirkland, L OBP: 0.373, SLG: 0.568 (1, 9)	4-3 2H 3B		K			G6-4-3 1B		BB BB		3	1	2	1	1	1	1						
Willie McCovey, L OBP: 0.391, SLG: 0.530 (1, 3)	4-3				G6-4-3 BB		K	F8 BB		3	0	0	1	1	1	3						
Orlando Cepeda, R OBP: 0.313, SLG: 0.513 (1, 7)	K				G6-4-3		G6-4-3	F8		4	0	0	0	0	1	4						
Felipe Alou, R OBP: 0.188, SLG: 0.226 (1, 8)		K			F9			1B G6-4-3 1B		4	1	1	0	0	1	0						
Bob Schmidt, R OBP: 0.336, SLG: 0.352 (1, 2)		F7			6-3			G6-4-3 1B		4	0	1	0	0	1	0						
Eddie Bressoud, R OBP: 0.302, SLG: 0.400 (1, 6)		6-3			E5 FC4-6 1B			G6-4-3		4	0	0	0	0	0	1						
Sam Jones, R OBP: 0.152, SLG: 0.188 Jim Marshall, L OBP: 0.358, SLG: 0.435 Johnny Antonelli, L OBP: 0.250, SLG: 0.200	(1, 1)				F4			4-3		1	0	0	0	0	0	0						
	(6, 1)							FC4-6 1B		1	0	1	0	0	0	0						
	(6, 1)									1	0	0	0	0	0	0						
Inning Stats	R: 2 E: 0 K: 1 S: 7	H: 2 LOB: 0 BB: 0 P: 7	R: 0 E: 0 K: 1 S: 5	H: 0 LOB: 0 BB: 0 P: 5	R: 0 E: 0 K: 2 S: 8	H: 1 LOB: 1 BB: 0 P: 8	R: 0 E: 0 K: 0 S: 2	H: 0 LOB: 0 BB: 1 P: 6	R: 0 E: 1 K: 0 S: 5	H: 1 LOB: 2 BB: 0 P: 5	R: 0 E: 0 K: 1 S: 5	H: 1 LOB: 0 BB: 0 P: 5	R: 1 E: 0 K: 0 S: 4	H: 2 LOB: 0 BB: 0 P: 4	R: 0 E: 1 K: 0 S: 4	H: 0 LOB: 2 BB: 1 P: 8	R: 0 E: 0 K: 1 S: 5	H: 0 LOB: 0 BB: 0 P: 5	1B: 5 2B: 0 3B: 2 HR: 0	SF: 0 SAC: 0 DP: 3 HBP: 0	WP: 0 PB: 0 SB: 0 CS: 0	PA: 35
PITCHER	IP	WLS	BF	H	R	ER	SO	BB	IBB	HBP	BLK	WP	HR	S	P	ERA	WHIP					
Bob Friend, R ERA: 2.33	(1, 1)	9.0	W	35	7	3	3	6	2	0	0	0	0	45	53	3.00	1.000					

Pittsburgh Pirates @ San Francisco Giants
Candlestick Park, San Francisco, CA
Tue Jun 14 1960, 10:05 PM EDT
Att: 35,465 - Unknown

AB 33
R 3
H 7
RBI 2
BB 2
SO 6
LOB 14



Batter	1	2	3	4	5	6	7	8	9	AB	R	H	RBI	BB	SO	LOB	TOP					
Bill Virdon, L OBP: 0.300, SLG: 0.242 (1, 8)										4	2	2	2	1	1	2	Pittsburgh Pirates @ San Francisco Giants Candlestick Park, San Francisco, CA Thu Jun 16 1960, 6:33 AM EDT Att: 17,237 - Unknown					
Dick Groat, R OBP: 0.377, SLG: 0.420 (1, 6)										5	1	3	2	0	0	1						
Bob Skinner, L OBP: 0.411, SLG: 0.556 (1, 7)										5	1	3	5	0	0	2						
Rocky Nelson, L OBP: 0.321, SLG: 0.360 (1, 3)										5	0	1	0	0	0	3						
Roberto Clemente, R OBP: 0.370, SLG: 0.509 (1, 9)										5	0	1	0	0	2	3						
Smoky Burgess, L OBP: 0.398, SLG: 0.475 (1, 2)										5	0	0	0	0	0	3						
Don Hoak, R OBP: 0.377, SLG: 0.435 (1, 5)										4	3	3	0	1	1	1						
Bill Mazerowski, R OBP: 0.285, SLG: 0.437 (1, 4)										5	2	2	1	0	0	2						
Vinegar Bend Mizell, R OBP: 0.172, SLG: 0.115 Roy Face, R (9, 1)										3	1	0	0	0	0	1	2					
Inning Stats	R: 0 E: 0 K: 0 S: 3	H: 1 LOB: 0 BB: 0 P: 3	R: 0 E: 0 K: 2 S: 8	H: 1 LOB: 1 BB: 0 P: 8	R: 0 E: 0 K: 1 S: 5	H: 0 LOB: 0 BB: 0 P: 5	R: 0 E: 0 K: 0 S: 5	H: 2 LOB: 2 BB: 0 P: 5	R: 0 E: 0 K: 1 S: 7	H: 2 LOB: 0 BB: 0 P: 8	R: 0 E: 0 K: 0 S: 3	H: 0 LOB: 0 BB: 0 P: 3	R: 0 E: 0 K: 0 S: 7	H: 4 LOB: 2 BB: 1 P: 11	R: 0 E: 0 K: 0 S: 4	H: 1 LOB: 0 BB: 0 P: 4	1B: 10 2B: 1 3B: 3 HR: 1	SF: 0 SAC: 1 DP: 0 HBP: 1	WP: 1 PB: 0 SB: 0 CS: 1	PA: 45		
PITCHER	IP WLS BF H R ER SO BB IBB HBP BLK WP HR S P ERA WHIP	IP WLS BF H R ER SO BB IBB HBP BLK WP HR S P ERA WHIP	IP WLS BF H R ER SO BB IBB HBP BLK WP HR S P ERA WHIP	IP WLS BF H R ER SO BB IBB HBP BLK WP HR S P ERA WHIP	IP WLS BF H R ER SO BB IBB HBP BLK WP HR S P ERA WHIP	IP WLS BF H R ER SO BB IBB HBP BLK WP HR S P ERA WHIP	IP WLS BF H R ER SO BB IBB HBP BLK WP HR S P ERA WHIP	IP WLS BF H R ER SO BB IBB HBP BLK WP HR S P ERA WHIP	IP WLS BF H R ER SO BB IBB HBP BLK WP HR S P ERA WHIP	IP WLS BF H R ER SO BB IBB HBP BLK WP HR S P ERA WHIP	IP WLS BF H R ER SO BB IBB HBP BLK WP HR S P ERA WHIP	IP WLS BF H R ER SO BB IBB HBP BLK WP HR S P ERA WHIP	IP WLS BF H R ER SO BB IBB HBP BLK WP HR S P ERA WHIP	IP WLS BF H R ER SO BB IBB HBP BLK WP HR S P ERA WHIP	IP WLS BF H R ER SO BB IBB HBP BLK WP HR S P ERA WHIP	IP WLS BF H R ER SO BB IBB HBP BLK WP HR S P ERA WHIP	IP WLS BF H R ER SO BB IBB HBP BLK WP HR S P ERA WHIP	IP WLS BF H R ER SO BB IBB HBP BLK WP HR S P ERA WHIP	IP WLS BF H R ER SO BB IBB HBP BLK WP HR S P ERA WHIP	IP WLS BF H R ER SO BB IBB HBP BLK WP HR S P ERA WHIP	IP WLS BF H R ER SO BB IBB HBP BLK WP HR S P ERA WHIP	IP WLS BF H R ER SO BB IBB HBP BLK WP HR S P ERA WHIP

AB	41
R	10
H	15
RBI	10
BB	2
SO	5
LOB	19



Batter	1	2	3	4	5	6	7	8	9	AB	R	H	RBI	BB	SO	LOB	BOTTOM				
Eddie Bresoud, R OBP: 0.295, SLG: 0.387 (1, 6)										5	0	1	0	0	4	8	Pittsburgh Pirates @ San Francisco Giants Candlestick Park, San Francisco, CA Thu Jun 16 1960, 6:33 AM EDT Att: 17,237 - Unknown				
Joey Amalfitano, R OBP: 0.318, SLG: 0.353 (1, 4)										4	1	2	1	1	0	2					
Willie Mays, R OBP: 0.412, SLG: 0.535 (1, 8)										5	1	2	0	0	1	6					
Willie McCovey, L OBP: 0.385, SLG: 0.518 (1, 3)										5	1	1	1	0	2	2					
Orlando Cepeda, R OBP: 0.321, SLG: 0.531 (1, 7)										5	1	2	1	0	1	1					
Willie Kirkland, L OBP: 0.374, SLG: 0.574 (1, 9)										5	2	4	3	0	0	1					
Andre Rodgers, R OBP: 0.373, SLG: 0.426 (1, 5)										5	1	1	0	0	0	3					
Bob Schmidt, R OBP: 0.346, SLG: 0.351 (1, 2)										3	0	0	0	2	1	1					
Jack Sanford, R OBP: 0.332, SLG: 0.290 Billy Loes, R OBP: 0.330, SLG: 0.333 Jim Davidson, R OBP: 0.370, SLG: 0.499 Johnny Antonelli, L OBP: 0.290, SLG: 0.326 Felipe Alou, R OBP: 0.370, SLG: 0.522 Joe Shipley, R OBP: 0.296, SLG: 0.417 (1, 1) (6, 1) (6, PH) (7, 1) (8, PH) (9, 1)										1	0	1	1	1	0	0					
Inning Stats	R: 0 E: 0 K: 0 S: 4	H: 1 LOB: 1 BB: 0 P: 4	R: 2 E: 1 K: 2 S: 9	H: 2 LOB: 3 BB: 3 P: 21	R: 0 E: 0 K: 1 S: 6	H: 1 LOB: 1 BB: 0 P: 6	R: 0 E: 0 K: 2 S: 9	H: 2 LOB: 2 BB: 0 P: 9	R: 0 E: 0 K: 1 S: 5	H: 1 LOB: 1 BB: 1 P: 9	R: 0 E: 0 K: 1 S: 5	H: 1 LOB: 0 BB: 0 P: 5	R: 0 E: 1 K: 2 S: 9	H: 1 LOB: 2 BB: 0 P: 9	R: 0 E: 0 K: 1 S: 10	H: 5 LOB: 0 BB: 0 P: 10	1B: 14 2B: 1 3B: 0 HR: 1	SF: 0 SAC: 0 DP: 2 HBP: 0	WP: 0 PB: 0 SB: 0 CS: 1	PA: 45	
PITCHER	IP WLS BF H R ER SO BB IBB HBP BLK WP HR S P ERA WHIP	IP WLS BF H R ER SO BB IBB HBP BLK WP HR S P ERA WHIP	IP WLS BF H R ER SO BB IBB HBP BLK WP HR S P ERA WHIP	IP WLS BF H R ER SO BB IBB HBP BLK WP HR S P ERA WHIP	IP WLS BF H R ER SO BB IBB HBP BLK WP HR S P ERA WHIP	IP WLS BF H R ER SO BB IBB HBP BLK WP HR S P ERA WHIP	IP WLS BF H R ER SO BB IBB HBP BLK WP HR S P ERA WHIP	IP WLS BF H R ER SO BB IBB HBP BLK WP HR S P ERA WHIP	IP WLS BF H R ER SO BB IBB HBP BLK WP HR S P ERA WHIP	IP WLS BF H R ER SO BB IBB HBP BLK WP HR S P ERA WHIP	IP WLS BF H R ER SO BB IBB HBP BLK WP HR S P ERA WHIP	IP WLS BF H R ER SO BB IBB HBP BLK WP HR S P ERA WHIP	IP WLS BF H R ER SO BB IBB HBP BLK WP HR S P ERA WHIP	IP WLS BF H R ER SO BB IBB HBP BLK WP HR S P ERA WHIP	IP WLS BF H R ER SO BB IBB HBP BLK WP HR S P ERA WHIP	IP WLS BF H R ER SO BB IBB HBP BLK WP HR S P ERA WHIP	IP WLS BF H R ER SO BB IBB HBP BLK WP HR S P ERA WHIP	IP WLS BF H R ER SO BB IBB HBP BLK WP HR S P ERA WHIP	IP WLS BF H R ER SO BB IBB HBP BLK WP HR S P ERA WHIP	IP WLS BF H R ER SO BB IBB HBP BLK WP HR S P ERA WHIP	IP WLS BF H R ER SO BB IBB HBP BLK WP HR S P ERA WHIP



Batter	1	2	3	4	5	6	7	8	9	AB	R	H	RBI	BB	SO	LOB	TOP										
Tony Taylor, R (1.4) OBP: 0.353, SLG: 0.398	5-3		4-3			FC6-4		F9	F9	5	0	1	0	0	0	4	Philadelphia Phillies @ San Francisco Giants Candlestick Park, San Francisco, CA Fri Jun 17 1960, 10:05 PM EDT Att: 20,952 - Unknown										
Alvin Dark, R (1.5) OBP: 0.311, SLG: 0.323 Clay Dalrymple, L (9, PH) OBP: 0.388, SLG: 0.455	G3			1B		G4-6-3		F9	K	4	0	1	0	0	0	2											
Lee Walls, R (1.7) OBP: 0.377, SLG: 0.375	F8			K				F5		4	0	0	0	0	1	2											
Bobby Gene Smith, R (1.8) OBP: 0.316, SLG: 0.447				F9				E5	K	4	1	1	0	0	1	2											
Ken Walters, R (1.9) OBP: 0.325, SLG: 0.425	F9			4-3				F3	2B	4	1	1	0	0	0	3											
Pancho Herrera, R (1.3) OBP: 0.359, SLG: 0.467									F9	3	1	2	2	1	0	1											
Cal Neeman, R (1.2) OBP: 0.264, SLG: 0.378	F8					G5-4-3			1B	4	0	2	0	0	0	2											
Ruben Amaro, R (1.6) OBP: 0.091, SLG: 0.091 Taylor Phillips, L (7, 1) OBP: 0.382, SLG: 0.438			5-3			3-1			1B	2	0	0	0	0	0	0											
Bobby Del Greco, R (9, PH) OBP: 0.382, SLG: 0.438									1B	0	0	0	0	0	0	0											
Chris Short, R (1.1) Humberto Robinson, R (5, 1) OBP: 0.250, SLG: 0.250 Ted Lepcio, R (5, 6) OBP: 0.250, SLG: 0.315 Jimmie Coker, R (7, PH) OBP: 0.303, SLG: 0.367			K						1B	1	0	0	0	0	1	0											
Inning Stats	R: 0 E: 0 K: 0 S: 3	H: 0 LOB: 0 BB: 0 P: 3	R: 0 E: 0 K: 0 S: 4	H: 2 LOB: 1 BB: 0 P: 4	R: 0 E: 0 K: 1 S: 5	H: 0 LOB: 0 BB: 0 P: 5	R: 0 E: 0 K: 1 S: 6	H: 1 LOB: 1 BB: 0 P: 6	R: 0 E: 0 K: 0 S: 2	H: 0 LOB: 0 BB: 1 P: 6	R: 0 E: 0 K: 0 S: 3	H: 1 LOB: 0 BB: 0 P: 3	R: 2 E: 1 K: 0 S: 6	H: 2 LOB: 2 BB: 1 P: 10	R: 0 E: 0 K: 1 S: 6	H: 1 LOB: 1 BB: 0 P: 6	R: 1 E: 0 K: 1 S: 8	H: 3 LOB: 3 BB: 1 P: 12	1B: 8 2B: 1 3B: 0 HR: 1	SF: 0 SAC: 0 DP: 2 HBP: 0	WP: 1 PB: 0 SB: 0 CS: 0	PA: 38					
PITCHER	IP	WLS	BF	H	R	ER	SO	BB	IBB	HBP	BLK	WP	HR	S	P	ERA	WHIP										
Mike McCormick, L (1, 1) ERA: 1.63	8.1	W	34	9	3	1	3	2	0	0	0	1	1	38	46	1.08	1.320										
Billy O'Dell, L (9, 1) ERA: 2.33	0.0		2	1	0	0	0	1	0	0	0	0	0	1	5	∞	∞										
Billy Loes, R (9, 1) ERA: 9.33	0.2	S	2	0	0	0	1	0	0	0	0	0	0	4	4	0.00	0.000										

Batter	1	2	3	4	5	6	7	8	9	AB	R	H	RBI	BB	SO	LOB	BOTTOM										
Eddie Bressoud, R (1.6) OBP: 0.294, SLG: 0.382	E		K	K		FC6-4		CS		3	1	0	0	1	2	3	Philadelphia Phillies @ San Francisco Giants Candlestick Park, San Francisco, CA Fri Jun 17 1960, 10:05 PM EDT Att: 20,952 - Unknown										
Joey Amalfitano, R (1.4) OBP: 0.322, SLG: 0.353	E7		6-3					4-3		3	1	1	0	1	0	0											
Willie Mays, R (1.8) OBP: 0.414, SLG: 0.560	SF9							6-3		3	2	2	3	0	0	0											
Orlando Cepeda, R (1.3) OBP: 0.320, SLG: 0.543	K							6-3		3	1	1	2	0	1	1											
Willie Kirkland, L (1.9) OBP: 0.372, SLG: 0.566	K							F9		3	0	0	0	1	1	1											
Andre Rodgers, R (1.5) OBP: 0.380, SLG: 0.431	6-3							F8		4	1	2	0	0	0	1											
Felipe Alou, R (1.7) OBP: 0.184, SLG: 0.216	6-3							CS		4	1	1	0	0	0	1											
Bob Schmidt, R (1.2) OBP: 0.351, SLG: 0.356	K							F2		4	0	2	1	0	1	0											
Mike McCormick, L (1, 1) OBP: 0.282, SLG: 0.297 Billy O'Dell, S (9, 1) OBP: 0.450, SLG: 0.214 Billy Loes, R (9, 1) OBP: 0.333, SLG: 0.333			K					E1		4	0	1	1	0	2	2											
Inning Stats	R: 1 E: 1 K: 2 S: 8	H: 1 LOB: 1 BB: 1 P: 12	R: 0 E: 0 K: 1 S: 5	H: 0 LOB: 0 BB: 0 P: 5	R: 0 E: 0 K: 2 S: 7	H: 0 LOB: 0 BB: 0 P: 7	R: 3 E: 0 K: 1 S: 10	H: 5 LOB: 2 BB: 0 P: 10	R: 2 E: 0 K: 0 S: 3	H: 1 LOB: 0 BB: 2 P: 11	R: 0 E: 1 K: 0 S: 4	H: 0 LOB: 1 BB: 0 P: 4	R: 1 E: 0 K: 0 S: 4	H: 1 LOB: 0 BB: 0 P: 4	R: 0 E: 0 K: 1 S: 6	H: 2 LOB: 1 BB: 0 P: 6		1B: 7 2B: 0 3B: 1 HR: 2	SF: 2 SAC: 0 DP: 0 HBP: 0	WP: 0 PB: 0 SB: 1 CS: 2	PA: 38						
PITCHER	IP	WLS	BF	H	R	ER	SO	BB	IBB	HBP	BLK	WP	HR	S	P	ERA	WHIP										
Chris Short, L (1, 1) ERA: 2.7	4.0	L	21	7	6	5	6	2	0	0	0	0	0	31	39	11.25	2.250										
Humberto Robinson, R (5, 1) ERA: 3.78	2.0		7	0	0	0	0	1	0	0	0	0	0	6	10	0.00	0.500										
Taylor Phillips, L (7, 1) ERA: 15.63	2.0		8	3	1	1	1	0	0	0	0	0	1	10	10	4.50	1.500										



Batter	1	2	3	4	5	6	7	8	9	AB	R	H	RBI	BB	SO	LOB	TOP			
Tony Taylor, R (1,4) OBP: 0.391, SLG: 0.395	F7			F9		K			G3 1B	4	1	1	0	0	1	0	Philadelphia Phillies @ San Francisco Giants Candlestick Park, San Francisco, CA Sat Jun 18 1960, 6:33 AM EDT Att: 19,494 - Unknown			
Alvin Dark, R (1,5) OBP: 0.315, SLG: 0.323	F7			G4-6-3 BB		4-3			G3 1B	3	1	1	0	1	0	0				
Tony Gonzalez, L (1,8) OBP: 0.239, SLG: 0.359	F9			G4-6-3 1-2		F7			G3	4	0	0	0	0	0	3				
Bobby Gene Smith, R (1,7) OBP: 0.333, SLG: 0.462		2-3				1B 1B			2B 1B	4	1	2	2	0	0	0				
Ken Walters, R (1,9) OBP: 0.335, SLG: 0.439	F5					HBP 1B			G6-3 1B	4	1	3	0	0	0	0				
Pancho Herrera, R (1,3) OBP: 0.356, SLG: 0.462	K					F9			G6-3 1-2	4	0	1	1	0	1	3				
Jimmie Coker, R (1,2) OBP: 0.310, SLG: 0.373				5-3		HBP 1B			5-3 1-2 2-H	4	0	2	1	0	0	0				
Ruben Amaro, R (1,6) OBP: 0.083, SLG: 0.083				5-3		1-2 2-3 HBP			K	1	0	0	0	0	0	0				
Clay Dalrymple, L (5, PH) OBP: 0.400, SLG: 0.455				5-3		K			K	0	0	0	0	0	0	0				
Ted Lepcio, R (5, 6) OBP: 0.286, SLG: 0.304						1-2 2-3 HBP			K	2	0	0	0	0	2	2				
Dallas Green, L (1,1) Humberto Robinson, R (6, 1) Lee Walls, R (8, PH) Taylor Phillips, L (8, 1) Bobby Dal Greco, R (9, PH)	F8					K			F5 F3	2	0	0	0	0	1	3				
Inning Stats	R: 0 E: 0 K: 0 S: 3	H: 0 LOB: 0 BB: 0 P: 3	R: 0 E: 0 K: 1 S: 5	H: 0 LOB: 0 BB: 0 P: 5	R: 0 E: 0 K: 0 S: 3	H: 0 LOB: 0 BB: 0 P: 3	R: 0 E: 0 K: 0 S: 2	H: 3 LOB: 3 BB: 1 P: 6	R: 0 E: 0 K: 1 S: 5	H: 0 LOB: 0 BB: 0 P: 5	R: 0 E: 0 K: 0 S: 3	H: 1 LOB: 0 BB: 0 P: 3	R: 0 E: 0 K: 1 S: 5	H: 0 LOB: 0 BB: 0 P: 5	R: 4 E: 0 K: 1 S: 11	H: 6 LOB: 2 BB: 0 P: 11	1B: 9 2B: 1 3B: 0 HR: 0	SF: 0 SAC: 0 DP: 2 HBP: 1	WP: 0 PB: 0 SB: 0 CS: 0	PA: 36
PITCHER	IP WLS BF H R ER SO BB IBB HBP BLK WP HR S P ERA WHIP																			
Sam Jones, R (1, 1) ERA: 2.19	8.1 W 33 9 4 4 4 1 0 1 0 0 0 0 39 44																			
Bud Byerly, R (9, 1) ERA: 3.68	0.0 S 1 1 0 0 0 0 0 0 0 0 0 0 0 1 1																			
Johnny Antonelli, L (9, 1) ERA: 4.09	0.2 S 2 0 0 0 1 0 0 0 0 0 0 0 0 4 4																			

AB	34
R	4
H	10
RBI	4
BB	1
SO	5
LOB	13



Batter	1	2	3	4	5	6	7	8	9	AB	R	H	RBI	BB	SO	LOB	BOTTOM			
Eddie Bressoud, R (1,6) OBP: 0.293, SLG: 0.379	F3	F9		SH		E8 1B	F8			4	1	1	1	0	0	2	Philadelphia Phillies @ San Francisco Giants Candlestick Park, San Francisco, CA Sat Jun 18 1960, 6:33 AM EDT Att: 19,494 - Unknown			
Joey Amalfitano, R (1,4) OBP: 0.318, SLG: 0.343	BB 1B	F7		K		5-3			6-3	4	1	0	0	1	1	3				
Willie Mays, R (1,8) OBP: 0.417, SLG: 0.564	1B SF8 BB			F8 SF8 2B		K			1B 2-H 1B	4	2	2	1	1	1	2				
Orlando Cepeda, R (1,3) OBP: 0.322, SLG: 0.540	E 1-3 2-H	BB 1B		F8	F3				4-3	5	0	2	1	0	0	3				
Willie Kirkland, L (1,9) OBP: 0.370, SLG: 0.560	E 1-2 BB			SF8		G3			F9	2	0	0	1	1	0	2				
Andre Rodgers, R (1,5) OBP: 0.360, SLG: 0.412	SF8			6-3		F9			F9	3	0	0	1	0	0	0				
Felipe Alou, R (1,7) OBP: 0.214, SLG: 0.250	E5					F7				3	1	1	0	1	0	2				
Bob Schmidt, R (1,2) OBP: 0.362, SLG: 0.372	F2			E3 SH 1B		E 6-3 BB				3	2	2	1	1	0	3				
Sam Jones, R (1, 1) ERA: 9.53				5-3		6-3			F5	4	0	0	0	0	0	4				
Bud Byerly, R (9, 1) Johnny Antonelli, L (9, 1) OBP: 0.250, SLG: 0.200										0	0	0	0	0	0	0				
Inning Stats	R: 2 E: 1 K: 0 S: 5	H: 1 LOB: 3 BB: 3 P: 17	R: 0 E: 0 K: 0 S: 3	H: 0 LOB: 0 BB: 0 P: 3	R: 1 E: 0 K: 0 S: 4	H: 1 LOB: 0 BB: 0 P: 4	R: 2 E: 2 K: 2 S: 11	H: 2 LOB: 2 BB: 0 P: 11	R: 0 E: 0 K: 0 S: 3	H: 0 LOB: 0 BB: 0 P: 3	R: 2 E: 1 K: 0 S: 6	H: 3 LOB: 2 BB: 1 P: 10	R: 0 E: 0 K: 0 S: 4	H: 1 LOB: 2 BB: 1 P: 8	R: 0 E: 0 K: 0 S: 3	H: 0 LOB: 0 BB: 0 P: 3	1B: 5 2B: 3 3B: 0 HR: 0	SF: 2 SAC: 1 DP: 0 HBP: 0	WP: 0 PB: 0 SB: 0 CS: 0	PA: 40
PITCHER	IP WLS BF H R ER SO BB IBB HBP BLK WP HR S P ERA WHIP																			
Dallas Green, R (1, 1) ERA: 9.53	5.2 L 30 6 7 6 2 4 0 0 0 0 0 0 0 30 46																			
Humberto Robinson, R (6, 1) ERA: 3.63	1.1 7 2 0 0 0 1 0 0 0 0 0 0 6 10																			
Taylor Phillips, L (8, 1) ERA: 13.5	1.0 3 0 0 0 0 0 0 0 0 0 0 0 3 3																			

AB	32
R	7
H	8
RBI	6
BB	5
SO	2
LOB	21



Batter	1	2	3	4	5	6	7	8	9	10	11	AB	R	H	RBI	BB	SO	LOB	TOP						
Ted Lepcio, R OBP: 0.284, SLG: 0.288 (1, 5)	K			F8		SH1-4			5-3		1B 1B	3	1	0	0	1	1	0							
Lee Walls, R OBP: 0.366, SLG: 0.362 (1, 7)	6-3			F8		FC9-2			5-3		1B 1B	5	0	1	0	0	0	1							
Tony Taylor, R OBP: 0.352, SLG: 0.395 (1, 4)	F8								K		1B S	5	0	2	1	0	1	0							
Bobby Gene Smith, R OBP: 0.319, SLG: 0.413 (1, 8)		4-3		F3						1B 1B BB	K	4	0	0	0	1	1	3							
Ken Walters, R OBP: 0.331, SLG: 0.432 (1, 9)		K							E6		K	5	0	1	0	0	2	2							
Pancho Herrera, R OBP: 0.363, SLG: 0.480 (1, 3)		F7							F8		1B 1B	4	1	2	1	1	0	1							
Cal Neeman, R OBP: 0.256, SLG: 0.365 (1, 2)											1B 1B BB	3	0	0	0	0	1	0							
Tony Curry, L OBP: 0.566, SLG: 0.521 (10, PH)				5-3					K		4-3	1	0	0	0	0	1	3	AB 39						
Clay Dalrymple, L OBP: 0.392, SLG: 0.444 (10, 2)												1	0	0	0	0	0	3	R 2						
Ruben Amaro, R OBP: 0.071, SLG: 0.071 (8, PH)				F8					F8			2	0	0	0	0	1	0	H 7						
Alvin Dark, R OBP: 0.313, SLG: 0.321 (8, 6)												1	0	0	0	0	0	0	RBI 2						
Bobby Malkmus, R OBP: 0.246, SLG: 0.258 (10, PH)												0	0	0	0	0	0	0	BB 3						
Tony Gonzalez, L OBP: 0.236, SLG: 0.356 (10, 8)												1	0	0	0	0	1	3	SO 10						
Robin Roberts, S OBP: 0.194, SLG: 0.200 (1, 1)				6-3					F9			4	0	1	0	0	1	3	LOB 19						
						SH1-4 FC9-2 2B																			
Inning Stats	R: 0 E: 0 K: 1 S: 5	H: 0 LOB: 0 BB: 0 P: 5	R: 0 E: 0 K: 1 S: 5	H: 0 LOB: 0 BB: 0 P: 5	R: 0 E: 0 K: 0 S: 3	H: 0 LOB: 0 BB: 0 P: 3	R: 0 E: 0 K: 0 S: 4	H: 1 LOB: 1 BB: 0 P: 4	R: 1 E: 0 K: 1 S: 6	H: 1 LOB: 0 BB: 0 P: 6	R: 0 E: 0 K: 0 S: 3	H: 1 LOB: 0 BB: 0 P: 3	R: 0 E: 1 K: 0 S: 4	H: 0 LOB: 1 BB: 0 P: 4	R: 0 E: 0 K: 1 S: 5	H: 0 LOB: 0 BB: 0 P: 5	R: 0 E: 0 K: 3 S: 11	H: 2 LOB: 3 BB: 1 P: 15	R: 1 E: 0 K: 2 S: 9	H: 2 LOB: 3 BB: 2 P: 17	1B: 5 2B: 2 3B: 0 HR: 1	SF: 0 SAC: 1 DP: 1 HBP: 0	WP: 0 PB: 0 SB: 1 CS: 0	PA: 43	
PITCHER	IP 9.0	WLS L	BF 33	H 2	R 1	ER 1	SO 5	BB 1	IBB 1	HBP 0	BLK 0	WP 0	HR 0	S 18	P 26	ERA 4.50	WHIP 1.500								
Billy O'Dell, L ERA: 2.19																									
Jack Sanford, R ERA: 3.43																									

Philadelphia Phillies @ San Francisco Giants
Candlestick Park, San Francisco, CA
Sun Jun 19 1960, 6:33 AM EDT
Att: 32,159 - Unknown

AB 39
R 2
H 7
RBI 2
BB 3
SO 10
LOB 19



Batter	1	2	3	4	5	6	7	8	9	10	11	AB	R	H	RBI	BB	SO	LOB	BOTTOM						
Eddie Bressoud, R OBP: 0.289, SLG: 0.374 (1, 6)	F9								K		K	3	0	0	0	0	0	1							
Willie McCovey, L OBP: 0.383, SLG: 0.515 (9, PH)				F7								1	0	0	0	0	1	0							
Jim Davenport, R OBP: 0.368, SLG: 0.452 (10, 5)												1	0	0	0	0	1	2							
Joey Amalfitano, R OBP: 0.314, SLG: 0.338 (1, 4)									F3			2	0	0	0	0	0	0							
Jim Marshall, L OBP: 0.286, SLG: 0.400 (7, PH)									F9			1	0	0	0	0	0	0							
Don Blasingame, L OBP: 0.314, SLG: 0.282 (8, 4)												2	0	0	0	0	0	2							
Willie Mays, R OBP: 0.419, SLG: 0.576 (1, 8)	F5											4	1	2	1	0	0	0							
Orlando Cepeda, R OBP: 0.316, SLG: 0.530 (1, 3)												4	0	0	0	0	3	1							
Willie Kirkland, L OBP: 0.368, SLG: 0.559 (1, 9)												4	0	1	0	0	0	0							
Andre Rodgers, R OBP: 0.342, SLG: 0.389 (1, 5)												4	0	0	0	0	2	1							
Felipe Alou, R OBP: 0.196, SLG: 0.227 (1, 7)												4	0	0	0	0	2	0							
Bob Schmidt, R OBP: 0.362, SLG: 0.371 (1, 2)												3	0	1	0	0	0	0							
Dale Long, L OBP: 0.235, SLG: 0.233 (11, PH)												1	0	1	0	0	0	0							
Johnny Antonelli, L OBP: 0.250, SLG: 0.200 (11, PR)												0	0	0	0	0	0	0							
Billy O'Dell, S OBP: 0.409, SLG: 0.188 (1, 1)												2	0	0	0	0	1	0							
Jack Sanford, R OBP: 0.324, SLG: 0.290 (10, 1)												0	0	0	0	0	0	0							
Dave Philley, S OBP: 0.238, SLG: 0.250 (11, PH)												1	0	0	0	0	1	1							
Inning Stats	R: 0 E: 0 K: 0 S: 3	H: 0 LOB: 0 BB: 0 P: 3	R: 0 E: 0 K: 1 S: 5	H: 0 LOB: 0 BB: 0 P: 5	R: 0 E: 0 K: 0 S: 4	H: 1 LOB: 1 BB: 0 P: 4	R: 0 E: 0 K: 0 S: 3	H: 0 LOB: 0 BB: 0 P: 3	R: 0 E: 0 K: 1 S: 5	H: 0 LOB: 0 BB: 0 P: 5	R: 0 E: 0 K: 2 S: 7	H: 1 LOB: 1 BB: 0 P: 8	R: 0 E: 0 K: 2 S: 8	H: 0 LOB: 0 BB: 0 P: 7	R: 0 E: 0 K: 2 S: 7	H: 0 LOB: 0 BB: 0 P: 7	R: 0 E: 0 K: 2 S: 8	H: 1 LOB: 2 BB: 0 P: 8	1B: 3 2B: 1 3B: 0 HR: 1	SF: 0 SAC: 1 DP: 0 HBP: 0	WP: 0 PB: 0 SB: 1 CS: 0	PA: 38			
PITCHER	IP 11.0	WLS W	BF 38	H 5	R 1	ER 1	SO 11	BB 0	IBB 0	HBP 0	BLK 0	WP 0	HR 1	S 60	P 60	ERA 0.82	WHIP 0.455								
Robin Roberts, R ERA: 5.13																									

Philadelphia Phillies @ San Francisco Giants
Candlestick Park, San Francisco, CA
Sun Jun 19 1960, 6:33 AM EDT
Att: 32,159 - Unknown

AB 37
R 1
H 5
RBI 1
BB 0
SO 11
LOB 8



Batter	1	2	3	4	5	6	7	8	9	AB	R	H	RBI	BB	SO	LOB	TOP										
Eddie Bressoud, R (1,6) OBP: 0.285, SLG: 0.367	F8		F4		F6		FC6-4		HR	4	0	0	0	0	0	2	San Francisco Giants @ Milwaukee Braves Milwaukee County Stadium, Milwaukee, WI Tue Jun 21 1960, 8:05 PM EDT Unknown										
Dale Long, L (9,PH) OBP: 0.257, SLG: 0.355	F8		F4		F6		FC6-4		HR	1	1	1	1	0	0												
Jim Davenport, R (1,5) OBP: 0.361, SLG: 0.440	F9		K		HR		F8		F7	5	1	1	0	0	1												
Willie Mays, R (1,8) OBP: 0.420, SLG: 0.592	F9				HR		K			4	1	2	3	0	1												
Orlando Cepeda, R (1,3) OBP: 0.319, SLG: 0.543		2B	4-3		HR				F9	4	2	2	1	0	0												
Willie Kirkland, L (1,9) OBP: 0.366, SLG: 0.558		2B			HR				K	4	0	1	0	0	2												
Felipe Alou, R (1,7) OBP: 0.188, SLG: 0.222	SF7						4-3			1	0	0	1	0	0												
Willie McCovey, L (6,PH) OBP: 0.384, SLG: 0.514	SF7						4-3			2	0	1	0	0	0												
Joey Amalfitano, R (1,4) OBP: 0.309, SLG: 0.331	F4						F8			3	0	0	0	0	0												
Don Blasingame, L (8,PH) OBP: 0.313, SLG: 0.281	F4						F8			1	0	0	0	0	1												
Bob Schmidt, R (1,2) OBP: 0.359, SLG: 0.362		IBB			5-3		4-3		5-3	3	0	0	0	1	0												
Mike McCormick, L (1,1) OBP: 0.275, SLG: 0.289										1	0	0	0	0	1												
Jim Marshall, L (5,PH) OBP: 0.310, SLG: 0.423										1	1	1	0	0	0												
Joe Shipley, R (5,1) OBP: 0.305, SLG: 0.198										0	0	0	0	0	0												
Billy O'Dell, L (5,1) OBP: 0.321, SLG: 0.333										0	0	0	0	0	0												
Billy Loes, R (5,1) OBP: 0.291, SLG: 0.278										0	0	0	0	0	0												
Dave Philley, S (7,PH) OBP: 0.220, SLG: 0.320										1	0	1	0	0	0												
Georges Maranda, R (7,1) OBP: 0.220, SLG: 0.320										0	0	0	0	0	0												
Hobie Landrish, L (9,PH) OBP: 0.261, SLG: 0.197										1	0	0	0	0	0												
Inning Stats	R: 0 E: 0 K: 0 S: 3	H: 0 LOB: 0 BB: 0 P: 3	R: 1 E: 0 K: 1 S: 7	H: 2 LOB: 2 BB: 1 P: 11	R: 0 E: 0 K: 1 S: 6	H: 1 LOB: 1 BB: 0 P: 6	R: 0 E: 0 K: 0 S: 3	H: 0 LOB: 0 BB: 0 P: 3	R: 4 E: 0 K: 1 S: 9	H: 4 LOB: 0 BB: 0 P: 9	R: 0 E: 0 K: 0 S: 3	H: 0 LOB: 0 BB: 0 P: 3	R: 0 E: 0 K: 1 S: 6	H: 1 LOB: 1 BB: 0 P: 6	R: 0 E: 0 K: 2 S: 8	H: 1 LOB: 1 BB: 0 P: 8	R: 1 E: 0 K: 0 S: 4	H: 1 LOB: 0 BB: 0 P: 4	R: 1 E: 0 K: 0 S: 4	H: 1 LOB: 0 BB: 0 P: 4	1B: 5 2B: 2 3B: 0 HR: 3	SF: 1 SAC: 0 DP: 0 HBP: 0	WP: 0 PA: 38 SB: 0 CS: 0				
PITCHER	IP	WLS	BF	H	R	ER	SO	BB	IBB	HBP	BLK	WP	HR	S	P	ERA	WHIP										
George Brunet, L (1,1) ERA: 3.99	5.0	W	23	7	5	5	3	0	1	0	0	0	2	28	32	9.00	1.400										
Ron Piche, R (6,1) ERA: 6.35	4.0	S	15	3	1	1	3	0	0	0	0	0	1	21	21	2.25	0.750										

AB 36
R 6
H 10
RBI 6
BB 1
SO 6
LOB 9



Batter	1	2	3	4	5	6	7	8	9	AB	R	H	RBI	BB	SO	LOB	BOTTOM										
Bill Bruton, L (1,8) OBP: 0.329, SLG: 0.489	K		F5		1B	2B		F7		5	2	2	0	0	1	0	San Francisco Giants @ Milwaukee Braves Milwaukee County Stadium, Milwaukee, WI Tue Jun 21 1960, 8:05 PM EDT Unknown										
Johnny Logan, R (1,6) OBP: 0.330, SLG: 0.354			6-3		HR	1B				4	1	3	2	0	0												
Eddie Mathews, L (1,5) OBP: 0.429, SLG: 0.577	K				HR	BB		K	G3	3	1	0	0	1	2	4											
Hank Aaron, R (1,9) OBP: 0.343, SLG: 0.561	6-3				HR			SF8		3	1	1	3	0	0	1											
Joe Adcock, R (1,3) OBP: 0.373, SLG: 0.538		F9			F6		HR			4	1	2	2	0	0												
Wes Covington, L (1,7) OBP: 0.352, SLG: 0.550					F6		HR			4	1	2	0	0	1												
Al Spangler, L (8,7) OBP: 0.321, SLG: 0.431	K				E9		FC4-6		F7	0	0	0	0	0	0												
Felix Mantilla, R (1,4) OBP: 0.253, SLG: 0.394			1-3		SF8		FC4-6		1-3	3	0	0	1	0	0	2											
Del Crandall, R (1,2) OBP: 0.287, SLG: 0.450					5-3				F7	4	1	1	1	0	1												
George Brunet, R (1,1) ERA: 1.81					6-3				G3	1	0	0	0	0	0												
Frank Torre, L (5,PH) OBP: 0.220, SLG: 0.194					6-3				G3	0	0	0	0	1	0												
Lew Burdette, R (5,PR) OBP: 0.216, SLG: 0.212					6-3				G3	0	1	0	0	0	0												
Ron Piche, R (6,1) ERA: 6.35					6-3				G3	2	0	0	0	0	1	0											
Inning Stats	R: 0 E: 0 K: 2 S: 8	H: 1 LOB: 1 BB: 0 P: 8	R: 0 E: 0 K: 1 S: 5	H: 0 LOB: 0 BB: 0 P: 5	R: 1 E: 0 K: 0 S: 4	H: 1 LOB: 0 BB: 0 P: 4	R: 3 E: 0 K: 0 S: 5	H: 2 LOB: 0 BB: 1 P: 9	R: 4 E: 1 K: 1 S: 9	H: 4 LOB: 1 BB: 1 P: 13	R: 1 E: 0 K: 1 S: 7	H: 2 LOB: 1 BB: 0 P: 7	R: 0 E: 0 K: 0 S: 4	H: 1 LOB: 1 BB: 0 P: 4	R: 0 E: 0 K: 1 S: 5	H: 0 LOB: 0 BB: 0 P: 5	1B: 4 2B: 4 3B: 0 HR: 3	SF: 2 SAC: 0 DP: 0 HBP: 0	WP: 0 PA: 37 SB: 0 CS: 0								
PITCHER	IP	WLS	BF	H	R	ER	SO	BB	IBB	HBP	BLK	WP	HR	S	P	ERA	WHIP										
Mike McCormick, L (1,1) ERA: 1.81	4.0		17	4	4	3	3	1	0	0	0	0	0	0	4	6.75	1.250										
Joe Shipley, R (5,1) ERA: 5.09	0.0	L	3	2	0	0	1	0	0	0	0	0	0	5	5	0.00	6.000										
Billy O'Dell, L (5,1) ERA: 2.4	0.1	L	3	2	0	0	1	0	0	0	0	0	0	5	5	0.00	6.000										
Billy Loes, R (5,1) ERA: 9.45	1.2		9	4	4	4	1	0	0	0	0	0	1	11	11	21.60	2.400										
Georges Maranda, R (7,1) ERA: 4.61	2.0		7	1	0	0	1	0	0	0	0	0	0	9	9	0.00	0.500										

AB 33
R 9
H 11
RBI 9
BB 2
SO 6
LOB 8



Batter	1	2	3	4	5	6	7	8	9	10	11	12	AB	R	H	RBI	BB	SO	LOB	TOP			
Don Blasingame, L (1.4) OBP: 0.313, SLG: 0.278 Jim Davenport, R (8, PH) OBP: 0.358, SLG: 0.436 (8, 5)	K		HBP		F7			F9		3-1		F3	2	0	0	0	0	1	0				
Dale Long, L (10, PH) OBP: 0.280, SLG: 0.344 Eddie Bressoud, R (10, 6) OBP: 0.283, SLG: 0.365	6-3		HBP		K			4-3		F8		5-3	1	0	0	0	0	0	0				
Andre Rodgers, R (1, 6) OBP: 0.329, SLG: 0.384 (10, 5)	6-3		HBP		K								5	0	0	0	1	1	0				
Willie Mays, R (1, 8) OBP: 0.419, SLG: 0.586	6-3		HBP		K								4	0	1	0	1	1	2				
Orlando Cepeda, R (1, 3) OBP: 0.325, SLG: 0.548 (11, 7)			HBP					F4		F9			5	1	3	0	0	0	1				
Willie Kirkland, L (1, 9) OBP: 0.366, SLG: 0.553			HBP					F8		F9		G3	4	0	1	0	0	0	2				
Felipe Alou, R (1, 7) OBP: 0.352, SLG: 0.213 Willie McCovey, L (11, PH) OBP: 0.382, SLG: 0.511 (11, 3)			HBP										2	0	0	1	1	0	2				
Bob Schmidt, R (1, 2) OBP: 0.353, SLG: 0.356			HBP										5	0	1	0	0	0	3				
Joey Amalfitano, R (1, 5) OBP: 0.311, SLG: 0.333 (8, 4)			HBP										5	0	2	0	0	1	1				
Jack Sanford, R (1, 1) OBP: 0.289, SLG: 0.257 Dave Philley, S (12, PH) OBP: 0.273, SLG: 0.267 Sam Jones, R (12, 1) OBP: 0.135, SLG: 0.167			HBP										4	0	0	0	0	2	3				
Inning Stats	R: 0 E: 0 K: 1 S: 5	H: 0 LOB: 0 BB: 0 P: 5	R: 0 E: 0 K: 1 S: 3	H: 1 LOB: 1 BB: 0 P: 4	R: 0 E: 0 K: 3 S: 9	H: 0 LOB: 2 BB: 1 P: 14	R: 1 E: 0 K: 0 S: 5	H: 3 LOB: 1 BB: 0 P: 6	R: 0 E: 0 K: 2 S: 7	H: 0 LOB: 0 BB: 0 P: 7	R: 0 E: 0 K: 0 S: 4	H: 1 LOB: 1 BB: 0 P: 4	R: 0 E: 0 K: 0 S: 4	H: 1 LOB: 2 BB: 1 P: 8	R: 0 E: 0 K: 0 S: 3	H: 0 LOB: 0 BB: 0 P: 3	R: 0 E: 0 K: 0 S: 3	H: 0 LOB: 0 BB: 0 P: 3	1B: 7 2B: 1 3B: 0 HR: 0	SF: 1 SAC: 0 DP: 1 HBP: 2	WP: 1 PB: 0 SB: 0 CS: 1	PA: 47	
PITCHER	IP WLS BF H R ER SO BB IBB HBP BLK WP HR S P ERA WHIP	PITCHER																					
Juan Pizarro, L (1, 1) ERA: 3.51 Bob Buhl, R (10, 1) ERA: 3.57	9.0 36 11 7 0 0 6 1 0 0 0 0 0 10 14 1.00 0.667																						

San Francisco Giants @ Milwaukee Braves
Milwaukee County Stadium, Milwaukee, WI

AB 41
R 1
H 8
RBI 1
BB 3
SO 6
LOB 14



Tue Jun 21 1960, 8:05 PM EDT
Att. 23,502 - Unknown

Batter	1	2	3	4	5	6	7	8	9	10	11	12	AB	R	H	RBI	BB	SO	LOB	BOTTOM			
Bill Bruton, L (1, 8) OBP: 0.332, SLG: 0.489	G4-6-3 1B			S 2B 1B		4-3				SH3-4 1-2		4-3	4	1	2	0	0	0	0				
Johnny Logan, R (1, 6) OBP: 0.327, SLG: 0.350	K			1-3		F8				1-3			5	0	1	0	0	1	3				
Eddie Mathews, L (1, 5) OBP: 0.433, SLG: 0.579	G4-6-3 1-2			WP 2H 2B				4-3		FC5-4 BB			3	0	1	1	2	0	1				
Hank Aaron, R (1, 9) OBP: 0.336, SLG: 0.548				F3		F5		6-3		FC5-4 1-2		5-3	5	0	0	0	0	0	5				
Joe Adcock, R (1, 3) OBP: 0.368, SLG: 0.529				K		4-3		F3					5	0	1	0	0	1	1				
Wes Covington, L (1, 7) OBP: 0.343, SLG: 0.534 Al Spangler, L (9, 7) OBP: 0.328, SLG: 0.434				F4				4-1		6-3		K	3	0	0	0	0	0	0				
Charlie Lau, L (1, 2) OBP: 0.285, SLG: 0.281				6-3		G3		6-3		6-3		F8	4	0	0	0	1	0	1				
Red Schoendienst, S (1, 4) OBP: 0.277, SLG: 0.284				F7		F8		F8		F7			5	0	1	1	0	0	1				
Juan Pizarro, L (1, 1) OBP: 0.333, SLG: 0.476 Eddie Haas, L (9, PH) OBP: 0.500, SLG: 0.571 Bob Buhl, R (10, 1) OBP: 0.133, SLG: 0.133				K				K		SH3-4 BB		2-3	2	0	0	0	0	2	0				
Inning Stats	R: 0 E: 0 K: 1 S: 5	H: 1 LOB: 0 BB: 0 P: 5	R: 0 E: 0 K: 1 S: 5	H: 0 LOB: 0 BB: 0 P: 5	R: 0 E: 0 K: 1 S: 9	H: 0 LOB: 0 BB: 0 P: 5	R: 1 E: 0 K: 0 S: 5	H: 2 LOB: 1 BB: 0 P: 6	R: 0 E: 0 K: 0 S: 3	H: 0 LOB: 0 BB: 0 P: 3	R: 0 E: 0 K: 1 S: 3	H: 0 LOB: 0 BB: 0 P: 3	R: 0 E: 0 K: 0 S: 6	H: 1 LOB: 1 BB: 0 P: 6	R: 0 E: 0 K: 0 S: 4	H: 1 LOB: 2 BB: 1 P: 8	R: 1 E: 0 K: 0 S: 3	H: 2 LOB: 2 BB: 1 P: 7	1B: 6 2B: 1 3B: 0 HR: 0	SF: 0 SAC: 1 DP: 1 HBP: 0	WP: 2 PB: 0 SB: 1 CS: 0	PA: 44	
PITCHER	IP WLS BF H R ER SO BB IBB HBP BLK WP HR S P ERA WHIP	PITCHER																					
Jack Sanford, R (1, 1) ERA: 2.26 Sam Jones, R (12, 1) ERA: 2.26	11.0 L 4 2 1 1 0 1 0 0 0 1 0 3 7 27.00 9.000																						

San Francisco Giants @ Milwaukee Braves
Milwaukee County Stadium, Milwaukee, WI

AB 39
R 2
H 7
RBI 2
BB 4
SO 5
LOB 13



Tue Jun 21 1960, 8:05 PM EDT
Att. 23,502 - Unknown

Batter	1	2	3	4	5	6	7	8	9	AB	R	H	RBI	BB	SO	LOB	TOP						
Don Blasingame, L (1,4) OBP: 0.312, SLG: 0.277	0-0 4-3		0-0 F9			0-0 6-3		0-0 2B 2B		4	1	1	0	0	0	0	San Francisco Giants @ Milwaukee Braves Milwaukee County Stadium, Milwaukee, WI Wed Jun 22 1960, 8:05 PM EDT Att: 24,541 - Unknown livebaseballscorecards.com						
Jim Davenport, R (1,5) OBP: 0.355, SLG: 0.439	0-0 F3		0-3 K			0-0 F8		0-0 2B 2B		4	1	1	0	0	1	0							
Willie Mays, R (1,8) OBP: 0.421, SLG: 0.593	0-0 5-3			0-0 F9			0-0 G3 2B	0-0 1B 2B		4	2	2	2	0	0	0							
Willie Kirkland, L (1,9) OBP: 0.364, SLG: 0.547		0-3 K		0-0 F9			0-0 G3 2-3	0-0 2H 3H 1B		4	0	1	1	0	1	1							
Orlando Cepeda, R (1,7) OBP: 0.328, SLG: 0.552		0-0 FC4-6 1B		0-3 K			0-0 3H 2B	0-0 F5		4	0	2	1	0	1	1							
Willie McCovey, L (1,3) OBP: 0.380, SLG: 0.506		0-0 FC4-6 1B 1-2			0-0 G5-4-3 1B		0-3 K		0-0 4-3	4	0	1	0	0	1	2							
Andre Rodgers, R (1,6) OBP: 0.326, SLG: 0.358		0-0 1-3 1B		0-0 G5-4-3 1-2		0-0 G1		0-0 F8		4	0	1	0	0	0	2							
Hobie Landrith, L (1,2) OBP: 0.260, SLG: 0.188		0-0 F7		0-0 3-1			0-0 F2	4-0 BB		3	0	0	0	1	0	2							
Johnny Antonelli, L (1,1) Jim Marchetti, L (5, PH) Stu Miller, R (5, PH) Dave Philley, S (5, PH) Bud Byerly, R (5, PH) Dale Long, L (5, PH)		0-0 4-3		0-0 4-3			0-0 F6	0-3 K		1	0	0	0	0	0	0							
Inning Stats	R: 0 E: 0 K: 0 S: 3	H: 0 LOB: 0 BB: 0 P: 3	R: 0 E: 0 K: 1 S: 7	H: 2 LOB: 2 BB: 0 P: 7	R: 0 E: 0 K: 1 S: 5	H: 0 LOB: 0 BB: 0 P: 5	R: 0 E: 0 K: 0 S: 3	H: 1 LOB: 0 BB: 0 P: 3	R: 0 E: 0 K: 0 S: 3	H: 0 LOB: 0 BB: 0 P: 3	R: 1 E: 0 K: 1 S: 7	H: 2 LOB: 1 BB: 0 P: 7	R: 3 E: 0 K: 0 S: 7	H: 4 LOB: 1 BB: 0 P: 7	R: 0 E: 0 K: 1 S: 5	H: 0 LOB: 1 BB: 1 P: 9		1B: 5 2B: 4 3B: 0 HR: 0	SF: 0 SAC: 0 DP: 1 HBP: 0	WP: 0 PB: 0 SB: 0 CS: 0	PA: 36		
PITCHER	IP WLS BF H R ER SO BB IBB HBP BLK WP HR S P ERA WHIP	7.2 W 31 9 4 4 4 0 0 0 0 0 0 39 39 4.70 1.174	1.1 S 5 0 0 0 1 1 0 0 0 0 0 0 6 10 0.00 0.750																				

Batter	1	2	3	4	5	6	7	8	9	AB	R	H	RBI	BB	SO	LOB	BOTTOM					
Bill Bruton, L (1,8) OBP: 0.335, SLG: 0.502	0-0 1B	0-0 1-3		0-0 1-3			0-0 IHR			4	1	2	2	0	0	2	San Francisco Giants @ Milwaukee Braves Milwaukee County Stadium, Milwaukee, WI Wed Jun 22 1960, 8:05 PM EDT Att: 24,541 - Unknown livebaseballscorecards.com					
Johnny Logan, R (1,6) OBP: 0.335, SLG: 0.358	0-0 2B 1-2	0-0 3H 1B		0-0 2H 1B		0-0 4-3				4	1	3	2	0	0	0						
Eddie Mathews, L (1,5) OBP: 0.426, SLG: 0.567	0-0 F7	0-0 4-3			0-0 F9		0-0 3-1			4	0	0	0	0	0	2						
Hank Aaron, R (1,9) OBP: 0.339, SLG: 0.550	4-0 2B 1-2 BB		0-3 K		0-0 2B		0-0 6-3			3	1	1	0	1	1	0						
Joe Adcock, R (1,3) OBP: 0.366, SLG: 0.528	0-0 2B 1H 2H		0-3 K		0-0 F8		0-0 4-3			4	0	1	2	0	1	1						
Wes Covington, L (1,7) OBP: 0.342, SLG: 0.538	0-0 G3		0-0 2B		0-0 F5			0-0 1B 2B		3	0	1	0	0	0	2						
Al Spangler, L (8,7) OBP: 0.339, SLG: 0.463										1	1	1	0	0	0	0						
Felix Mantilla, R (1,4) OBP: 0.266, SLG: 0.400		0-0 2B 1-3 1B		0-3 K		0-0 F2		0-0 2H 1B		4	1	2	1	0	1	1						
Del Crandall, R (1,2) OBP: 0.286, SLG: 0.451		0-0 1-3 1B 2B		0-3 K		0-0 6-3		0-0 F8		4	1	1	0	0	1	1						
Lew Burdette, R (1,1) OBP: 0.225, SLG: 0.222		0-0 5-3		0-0 1-3 1B		0-0 6-3		0-3 K 1-2		3	1	1	0	0	0	2						
Don McMahon, R (8,1)										1	0	0	0	0	1	1						
Inning Stats	R: 2 E: 0 K: 0 S: 5	H: 3 LOB: 1 BB: 1 P: 9	R: 2 E: 0 K: 0 S: 6	H: 3 LOB: 1 BB: 0 P: 6	R: 0 E: 0 K: 3 S: 10	H: 1 LOB: 1 BB: 0 P: 10	R: 1 E: 0 K: 1 S: 6	H: 2 LOB: 1 BB: 0 P: 6	R: 0 E: 0 K: 0 S: 4	H: 1 LOB: 0 BB: 0 P: 4	R: 0 E: 0 K: 0 S: 3	H: 0 LOB: 0 BB: 0 P: 3	R: 1 E: 0 K: 0 S: 4	H: 1 LOB: 0 BB: 0 P: 4	R: 1 E: 0 K: 1 S: 7	H: 2 LOB: 1 BB: 0 P: 7	1B: 7 2B: 5 3B: 0 HR: 1	SF: 0 SAC: 0 DP: 0 HBP: 0	WP: 0 PB: 0 SB: 1 CS: 0	PA: 36		
PITCHER	IP WLS BF H R ER SO BB IBB HBP BLK WP HR S P ERA WHIP	5.0 L 24 10 5 5 4 1 0 0 0 0 0 0 7 7 4.50 0.500	2.0 7 1 1 1 0 0 0 0 0 0 0 0 7 7 4.50 0.500	1.0 5 2 1 1 1 0 0 0 0 0 0 0 7 7 9.00 2.000																		



Batter	1	2	3	4	5	6	7	8	9	AB	R	H	RBI	BB	SO	LOB	TOP		
Joey Amalfitano, R OBP: 0.310, SLG: 0.331 (1, 4)										4	1	1	0	0	0	0	San Francisco Giants @ Milwaukee Braves Milwaukee County Stadium, Milwaukee, WI Thu Jun 23 1960, 4:33 AM EDT Att: 13,773 - Unknown		
Jim Davenport, R OBP: 0.346, SLG: 0.427 (1, 5)										3	0	0	0	0	1	0			
Willie Mays, R OBP: 0.418, SLG: 0.588 (1, 8)										4	0	1	0	0	1	1			
Willie Kirkland, L OBP: 0.367, SLG: 0.544 (1, 9)										3	1	1	0	0	0	1			
Orlando Cepeda, R OBP: 0.331, SLG: 0.555 (1, 7)										4	0	2	2	0	0	1			
Willie McCovey, L OBP: 0.377, SLG: 0.497 (1, 3)										3	0	0	0	1	0	2			
Bob Schmidt, R OBP: 0.351, SLG: 0.375 (1, 2)										4	1	1	1	0	0	2			
Eddie Bressoud, R OBP: 0.283, SLG: 0.377 (1, 6)										4	1	1	1	0	1	0			
Sam Jones, R OBP: 0.128, SLG: 0.158 (6, 1)										2	0	0	0	0	0	0			
Joe Shipley, R OBP: 0.198, SLG: 0.203 (7, PH)										0	0	0	0	0	0	0			
Felipe Alou, R OBP: 0.198, SLG: 0.203 (7, PH)										0	0	0	0	0	0	0			
Georges Maranda, R OBP: 0.198, SLG: 0.203 (7, PH)										0	0	0	0	0	0	0			
Stu Miller, R OBP: 0.198, SLG: 0.203 (7, PH)										0	0	0	0	0	0	0			
Andre Rodgers, R OBP: 0.198, SLG: 0.203 (8, PH)										1	0	0	0	0	1	0			
Inning Stats	R: 2 E: 0 K: 1 S: 7	H: 2 LOB: 2 BB: 1 P: 12	R: 0 E: 0 K: 1 S: 5	H: 0 LOB: 0 BB: 0 P: 5	R: 0 E: 0 K: 1 S: 7	H: 2 LOB: 2 BB: 0 P: 7	R: 1 E: 0 K: 0 S: 4	H: 1 LOB: 0 BB: 0 P: 4	R: 0 E: 0 K: 0 S: 3	H: 0 LOB: 0 BB: 0 P: 3	R: 0 E: 0 K: 0 S: 3	H: 0 LOB: 0 BB: 0 P: 3	R: 0 E: 0 K: 0 S: 4	H: 1 LOB: 1 BB: 0 P: 4	R: 1 E: 0 K: 1 S: 6	H: 1 LOB: 0 BB: 0 P: 6	1B: 4 2B: 1 3B: 0 HR: 2	SF: 0 SAC: 1 DP: 0 HBP: 1	WP: 0 PA: 36 CS: 0
PITCHER Warren Spahn, L ERA: 4.2 (1, 1)	IP: 9.0 WLS: W BF: 36 H: 7 R: 4 ER: 4 SO: 4 BB: 1 IBB: 0 HBP: 1 BLK: 0 WP: 0 HR: 2 S: 42 P: 47 ERA: 4.00 WHIP: 0.889																		



Batter	1	2	3	4	5	6	7	8	9	AB	R	H	RBI	BB	SO	LOB	BOTTOM		
Bill Bruton, L OBP: 0.332, SLG: 0.500 (1, 8)										5	1	1	1	0	0	1	San Francisco Giants @ Milwaukee Braves Milwaukee County Stadium, Milwaukee, WI Thu Jun 23 1960, 4:33 AM EDT Att: 13,773 - Unknown		
Johnny Logan, R OBP: 0.332, SLG: 0.351 (1, 6)										4	2	0	0	1	0	1			
Eddie Mathews, L OBP: 0.431, SLG: 0.598 (1, 5)										3	2	2	4	1	1	0			
Hank Aaron, R OBP: 0.333, SLG: 0.540 (1, 9)										4	0	0	0	0	1	3			
Wes Covington, L OBP: 0.348, SLG: 0.536 (1, 7)										4	1	2	1	0	0	0			
Al Spangler, L OBP: 0.339, SLG: 0.463 (8, 7)										0	0	0	0	0	0	0			
Frank Torre, L OBP: 0.244, SLG: 0.225 (1, 3)										4	0	2	0	0	0	3			
Charlie Lau, L OBP: 0.289, SLG: 0.286 (1, 2)										3	1	1	0	1	0	2			
Red Schoendienst, S OBP: 0.278, SLG: 0.261 (1, 4)										2	0	0	0	1	0	2			
Felix Mantilla, R OBP: 0.263, SLG: 0.395 (6, PH)										1	1	0	0	0	0	1			
Warren Spahn, L OBP: 0.179, SLG: 0.250 (1, 1)										4	0	1	0	0	2	3			
Inning Stats	R: 2 E: 1 K: 0 S: 5	H: 1 LOB: 0 BB: 0 P: 5	R: 0 E: 0 K: 1 S: 6	H: 1 LOB: 1 BB: 0 P: 6	R: 0 E: 0 K: 1 S: 5	H: 0 LOB: 0 BB: 0 P: 5	R: 1 E: 1 K: 1 S: 7	H: 2 LOB: 2 BB: 1 P: 11	R: 1 E: 0 K: 0 S: 7	H: 2 LOB: 2 BB: 1 P: 11	R: 4 E: 2 K: 0 S: 5	H: 2 LOB: 1 BB: 2 P: 13	R: 0 E: 0 K: 0 S: 4	H: 1 LOB: 1 BB: 0 P: 4	R: 0 E: 0 K: 0 S: 3	H: 0 LOB: 0 BB: 0 P: 3	1B: 6 2B: 1 3B: 0 HR: 2	SF: 0 SAC: 0 DP: 0 HBP: 0	WP: 1 PA: 38 CS: 0
PITCHER Sam Jones, R ERA: 2.31 (1, 1)	IP: 5.2 WLS: L BF: 30 H: 8 R: 8 ER: 2 SO: 4 BB: 4 IBB: 0 HBP: 0 BLK: 0 WP: 1 HR: 2 S: 34 P: 50 ERA: 3.18 WHIP: 2.118																		
Joe Shipley, R ERA: 5.0 (6, 1)	0.1	1	0	0	0	0	0	0	0	0	0	1	1	0.00	0.000				
Georges Maranda, R ERA: 4.5 (7, 1)	0.1	1	0	0	0	0	0	0	0	0	0	1	1	0.00	0.000				
Stu Miller, R ERA: 6.52 (7, 1)	1.2	6	1	0	0	0	0	0	0	0	0	6	6	0.00	0.600				

Batter	1	2	3	4	5	6	7	8	9	AB	R	H	RBI	BB	SO	LOB	TOP				
Don Blasingame, L (1,4) OBP: 0.311, SLG: 0.277	0-0 6-3 1B	0-0 3-1			0-0 F6		0-3 K			4	1	1	0	0	1	1	San Francisco Giants @ Cincinnati Reds Crosley Field, Cincinnati, OH Fri Jun 24 1960, 7:05 PM EDT Att: 19,458 - Unknown				
Jim Davenport, R (1,5) OBP: 0.336, SLG: 0.413	0-0 6-3 1-2		0-0 F5		0-0 F8		0-0 F2			4	0	0	0	0	0	2					
Willie Mays, R (1,8) OBP: 0.423, SLG: 0.615	0-0 1B 2H S		0-0 F4		0-0 HR			0-0 HR		4	3	3	3	0	0	0					
Willie Kirkland, L (1,9) OBP: 0.373, SLG: 0.561	0-0 E S 1-3 1B		0-0 4-3		0-0 HR			0-0 CS 1B		4	1	3	1	0	0	0					
Orlando Cepeda, R (1,7) OBP: 0.325, SLG: 0.546	0-0 F2			0-0 F5		0-0 F3		0-0 F7		4	0	0	0	0	0	3					
Dale Long, L (1,3) OBP: 0.288, SLG: 0.333	4-0 BB			0-0 FC4-6 1B		0-0 4-3		0-3 K		3	0	1	0	1	1	1					
Jim Marshall, L (8,3) OBP: 0.300, SLG: 0.407	1-3 3H BB			0-0 FC4-6 1B				0-0 K		0	0	0	0	0	0	0					
Bob Schmidt, R (1,2) OBP: 0.342, SLG: 0.364	0-0 F5			0-0 FC4-6 1-2		0-0 6-3		0-0 CS 1-2	0-0 F4	4	0	0	0	0	0	3					
Eddie Bressoud, R (1,6) OBP: 0.282, SLG: 0.374		0-0 F4		0-0 F2			0-0 SH3-4 1B	0-3 K		4	0	1	0	0	1	1					
Mike McCormick, L (1,1) OBP: 0.256, SLG: 0.268		0-3 K			0-0 4-3			0-0 SH3-4 1-2	0-0 4-3	3	0	0	0	0	1	0					
Johnny Antonelli, L (9,1) OBP: 0.235, SLG: 0.188										0	0	0	0	0	0	0					
Inning Stats	R: 2 E: 0 K: 0 S: 6	H: 3 LOB: 2 BB: 1 P: 10	R: 0 E: 0 K: 1 S: 5	H: 0 LOB: 0 BB: 0 P: 5	R: 0 E: 0 K: 0 S: 3	H: 0 LOB: 0 BB: 0 P: 3	R: 0 E: 0 K: 0 S: 4	H: 1 LOB: 1 BB: 0 P: 4	R: 0 E: 0 K: 0 S: 3	H: 0 LOB: 0 BB: 0 P: 3	R: 2 E: 0 K: 0 S: 5	H: 2 LOB: 0 BB: 0 P: 5	R: 0 E: 0 K: 1 S: 6	H: 1 LOB: 1 BB: 0 P: 6	R: 1 E: 0 K: 1 S: 6	H: 2 LOB: 0 BB: 0 P: 6	R: 0 E: 0 K: 1 S: 5	H: 0 LOB: 0 BB: 0 P: 5	1B: 6 2B: 0 3B: 0 HR: 3	SF: 0 SAC: 1 DP: 0 HBP: 0	WP: 0 PA: 37 PB: 0 SB: 2 CS: 1
PITCHER	IP WLS BF H R ER SO BB IBB HBP BLK WP HR S P ERA WHIP	7.0 L 29 7 4 4 2 1 0 0 0 0 2 32 36 5.14 1.143	2.0 S 7 2 1 1 2 0 0 0 0 1 11 11 4.50 1.000	PITCHER																	

AB	34
R	5
H	9
RBI	4
BB	1
SO	4
LOB	11



Batter	1	2	3	4	5	6	7	8	9	AB	R	H	RBI	BB	SO	LOB	BOTTOM		
Eddie Kasko, R (1,5) OBP: 0.407, SLG: 0.426	0-0 FC6 1B	0-0 F8			4-0 1B BB		0-0 F8			3	0	1	0	1	0	1	San Francisco Giants @ Cincinnati Reds Crosley Field, Cincinnati, OH Fri Jun 24 1960, 7:05 PM EDT Att: 19,458 - Unknown		
Vada Pinson, L (1,8) OBP: 0.342, SLG: 0.483	0-0 FC6 E 1-2 HR		0-0 F7		0-0 F7			0-0 F8		4	1	0	0	0	0	2			
Gus Bell, L (1,9) OBP: 0.309, SLG: 0.388	0-0 1H HR		0-3 K		0-0 1-2 1B			0-0 1B		4	1	3	2	0	1	0			
Wally Post, R (1,7) OBP: 0.333, SLG: 0.431	0-0 F5		0-0 F8		0-0 F8			0-0 F9		4	0	0	0	0	0	3			
Frank Robinson, R (1,3) OBP: 0.380, SLG: 0.512	0-0 3B			4-0 BB		0-0 F8		0-0 F9		3	0	1	0	1	0	1			
Dutch Dotterer, R (1,2) OBP: 0.271, SLG: 0.389	0-0 F8			0-0 F8		0-0 5-3			4-0 1B G4-6-3 BB	3	0	0	0	1	0	2			
Whitey Lockman, L (9, FR) OBP: 0.385, SLG: 0.500				0-0 F8						0	1	0	0	0	0	0			
Roy McMillan, R (1,6) OBP: 0.304, SLG: 0.352				0-0 F8		0-0 6-3			0-0 1-3 G4-6-3 1B	4	0	2	0	0	0	1			
Elio Chacon, R (1,4) OBP: 0.277, SLG: 0.226		0-3 K			0-0 F8				0-0 1-2 G4-6-3 1B	3	0	0	0	0	1	2			
Jerry Lynch, L (9, PH) OBP: 0.408, SLG: 0.540									0-0 1-2 3H F6	1	0	0	0	0	0	0			
Jay Hook, L (1,1) OBP: 0.139, SLG: 0.061					0-0 1-3					1	0	0	0	0	0	0			
Willie Jones, R (7, PH) OBP: 0.333, SLG: 0.333										1	0	0	0	0	0	0			
Bob Grim, R (8,1) OBP: 0.355, SLG: 0.451										0	0	0	0	0	0	0			
Ed Bailey, L (9, PH) OBP: 0.355, SLG: 0.451										1	0	0	0	0	0	1			
Inning Stats	R: 2 E: 1 K: 0 S: 6	H: 3 LOB: 1 BB: 0 P: 6	R: 0 E: 0 K: 1 S: 6	H: 1 LOB: 0 BB: 0 P: 6	R: 0 E: 0 K: 1 S: 5	H: 0 LOB: 0 BB: 0 P: 5	R: 0 E: 0 K: 0 S: 3	H: 0 LOB: 1 BB: 1 P: 7	R: 0 E: 0 K: 0 S: 3	H: 0 LOB: 0 BB: 0 P: 3	R: 0 E: 0 K: 0 S: 3	H: 0 LOB: 0 BB: 0 P: 3	R: 0 E: 0 K: 0 S: 4	H: 1 LOB: 1 BB: 0 P: 4	R: 1 E: 0 K: 0 S: 3	H: 1 LOB: 1 BB: 1 P: 7	1B: 5 2B: 0 3B: 1 HR: 1	SF: 0 SAC: 1 DP: 1 HBP: 0	WP: 0 PA: 36 PB: 0 SB: 0 CS: 0
PITCHER	IP WLS BF H R ER SO BB IBB HBP BLK WP HR S P ERA WHIP	8.0 W 34 7 3 3 2 3 0 0 0 0 1 35 47 3.38 1.250	1.0 S 2 0 0 0 0 0 0 0 0 0 2 2 0.00 0.000	PITCHER															



Batter	1	2	3	4	5	6	7	8	9	AB	R	H	RBI	BB	SO	LOB	TOP				
Don Blasingame, L (1,4) OBP: 0.313, SLG: 0.280	1-3		2B SF7 1B	2H 3H 1B		F4		FC6-4		5	1	2	2	0	0	2					
Jim Davenport, R (1,5) Joey Amalfitano, R (6,5) OBP: 0.336, SLG: 0.419 OBP: 0.312, SLG: 0.333	F7		1B	K			1B	F7		3	1	1	1	0	1	1					
Willie Mays, R (1,8) OBP: 0.419, SLG: 0.609	6-3		SF7				F7	F3		4	0	1	1	0	0	1					
Willie Kirkland, L (1,9) OBP: 0.373, SLG: 0.557		BB 1B	3H 2H 1B			K	F9	K		5	0	2	1	0	2	2					
Orlando Cepeda, R (1,7) Felipe Alou, R (7,7) OBP: 0.324, SLG: 0.541 OBP: 0.189, SLG: 0.208	F8		F8			F8	F8			4	0	1	0	0	0	3					
Dale Long, L (1,3) OBP: 0.289, SLG: 0.333	L4-3 BB			FC3-6 1B		F4	F9			3	0	1	0	1	0	3					
Hobie Landrith, L (1,2) OBP: 0.260, SLG: 0.266	L4-3			FC3-6 2B 1B				F2		4	1	1	0	0	0	3					
Eddie Bressoud, R (1,6) Andre Rodgers, R (4,6) OBP: 0.284, SLG: 0.380 OBP: 0.315, SLG: 0.345			K	FC4-6 2B		F8	F4			2	0	1	0	0	1	0					
Billy O'Dell, S (1,1) OBP: 0.423, SLG: 0.250				FC4-6-5 1B 2B		F7		FC6-4 1B		4	2	2	0	0	0	3					
Inning Stats	R: 0 E: 0 K: 0 S: 3	H: 0 LOB: 0 BB: 0 P: 3	R: 0 E: 0 K: 0 S: 3	H: 1 LOB: 1 BB: 1 P: 7	R: 3 E: 0 K: 1 S: 9	H: 4 LOB: 1 BB: 0 P: 9	R: 2 E: 0 K: 1 S: 8	H: 3 LOB: 1 BB: 0 P: 8	R: 0 E: 0 K: 0 S: 4	H: 1 LOB: 1 BB: 0 P: 4	R: 0 E: 0 K: 0 S: 5	H: 2 LOB: 2 BB: 0 P: 5	R: 0 E: 0 K: 0 S: 4	H: 1 LOB: 0 BB: 0 P: 4	R: 0 E: 0 K: 1 S: 5	H: 0 LOB: 0 BB: 0 P: 5	1B: 10 2B: 4 3B: 0 HR: 0	SF: 1 SAC: 0 DP: 1 HBP: 0	WP: 0 PB: 0 SB: 1 CS: 0	PA: 40	
PITCHER	IP	WLS	BF	H	R	ER	SO	BB	IBB	HBP	BLK	WP	HR	S	P	ERA	WHIP				
Cal McLish, R (1,1) ERA: 5.57	3.1	L	17	7	5	5	1	1	0	0	0	0	0	18	22	13.50	2.400				
Don Newcombe, R (4,1) ERA: 4.53	3.2		16	5	0	0	2	0	0	0	0	0	0	20	20	0.00	1.364				
Bill Henry, L (8,1) ERA: 3.95	2.0		7	1	0	0	1	0	0	0	0	0	0	9	9	0.00	0.500				

San Francisco Giants @ Cincinnati Reds
Crosley Field, Cincinnati, OH
Sat Jun 25 1960, 3:33 AM EDT
Att: 7,845 - Unknown

AB 38
R 5
H 13
RBI 5
BB 1
SO 4
LOB 19



Batter	1	2	3	4	5	6	7	8	9	AB	R	H	RBI	BB	SO	LOB	BOTTOM					
Eddie Kasko, R (1,5) OBP: 0.403, SLG: 0.422	1B 1B		F9		5-3			F9	F8	5	1	1	0	0	0	2						
Vada Pinson, L (1,8) OBP: 0.341, SLG: 0.480	K		4-3			4-3		2B 1B		4	0	1	0	0	1	1						
Gus Bell, L (1,9) OBP: 0.308, SLG: 0.390	F7		F8				2B	K		4	0	1	0	0	1	2						
Wally Post, R (1,7) OBP: 0.347, SLG: 0.481	1B 1B			HR		F8		1-3 2B		4	1	3	1	0	0	1						
Dutch Dotterer, R (1,2) OBP: 0.286, SLG: 0.386	1B			G5-4-3 BB		F8		K		3	0	1	1	1	1	3						
Harry Anderson, L (1,3) OBP: 0.339, SLG: 0.415 Billy Martin, R (9, PH) OBP: 0.302, SLG: 0.349	K			F8			K		5-3	3	0	0	0	0	2	3						
Roy McMillan, R (1,6) OBP: 0.307, SLG: 0.355		F8		G5-4-3 1-2			1B		1B S 1B	4	0	2	0	0	0	1						
Elio Chacon, R (1,4) OBP: 0.268, SLG: 0.218 Frank Robinson, R (9, PH) OBP: 0.379, SLG: 0.509	F3				F8		F4		K	3	0	0	0	0	0	1						
Cal McLish, S (1,1) Don Newcombe, L (4,1) Willie Jones, R (7, PH) Bill Henry, L (8,1) Jerry Lynch, L (9, PH) OBP: 0.327, SLG: 0.326 OBP: 0.414, SLG: 0.545	K						K		1-3 1B	1	0	0	0	0	1	0						
Inning Stats	R: 1 E: 0 K: 2 S: 10	H: 3 LOB: 2 BB: 0 P: 10	R: 0 E: 0 K: 1 S: 5	H: 0 LOB: 0 BB: 0 P: 5	R: 0 E: 0 K: 0 S: 3	H: 0 LOB: 0 BB: 0 P: 3	R: 1 E: 0 K: 0 S: 3	H: 1 LOB: 0 BB: 1 P: 7	R: 0 E: 0 K: 1 S: 5	H: 0 LOB: 0 BB: 0 P: 5	R: 0 E: 0 K: 0 S: 4	H: 1 LOB: 1 BB: 0 P: 4	R: 0 E: 0 K: 2 S: 8	H: 1 LOB: 1 BB: 0 P: 8	R: 0 E: 0 K: 2 S: 9	H: 2 LOB: 2 BB: 0 P: 9	R: 0 E: 0 K: 1 S: 7	H: 2 LOB: 2 BB: 0 P: 7	1B: 7 2B: 2 3B: 0 HR: 1	SF: 0 SAC: 0 DP: 1 HBP: 0	WP: 0 PB: 0 SB: 1 CS: 0	PA: 37
PITCHER	IP	WLS	BF	H	R	ER	SO	BB	IBB	HBP	BLK	WP	HR	S	P	ERA	WHIP					
Billy O'Dell, L (1,1) ERA: 2.36	9.0	W	37	10	2	2	9	1	0	0	0	0	1	54	58	2.00	1.222					

San Francisco Giants @ Cincinnati Reds
Crosley Field, Cincinnati, OH
Sat Jun 25 1960, 3:33 AM EDT
Att: 7,845 - Unknown

AB 36
R 2
H 10
RBI 2
BB 1
SO 9
LOB 16



Batter	1	2	3	4	5	6	7	8	9	AB	R	H	RBI	BB	SO	LOB	TOP			
Don Blasingame, L (1, 4) OBP: 0.322, SLG: 0.296	0-0 4-3 2B	0-0 4-3		0-0 1B			0-0 FC4-6 1B		0-0 2B 1B	5	1	4	0	0	0	1	San Francisco Giants @ Cincinnati Reds Crosley Field, Cincinnati, OH Sun Jun 26 1960, 3:33 AM EDT Att: 18,139 - Unknown			
Jim Davenport, R (1, 5) OBP: 0.351, SLG: 0.411	0-0 4-3 2-3	0-0 F1		0-0 1B			0-0 FC4-6 1-2		0-0 F8	5	0	1	0	0	0	5				
Willie Mays, R (1, 8) OBP: 0.419, SLG: 0.609	0-0 1B 2B			0-0 F8 BB 1B			0-3 K		0-3 K	5	1	2	1	0	3	5				
Willie Kirkland, L (1, 9) OBP: 0.377, SLG: 0.559	4-0 1B BB			4-0 1-2 BB			0-3 K		0-0 1-3 2-H 2B	3	0	1	1	2	1	1				
Orlando Cepeda, R (1, 7) OBP: 0.326, SLG: 0.550	0-0 1-2 2-H 1B			0-0 F4			0-0 F8		0-0 4-3	5	1	2	2	0	0	4				
Dale Long, L (1, 3) OBP: 0.285, SLG: 0.302	0-0 F7			0-0 F8			0-0 4-3		0-0 F9	4	0	0	0	0	0	4				
Hobie Landrith, L (1, 2) OBP: 0.247, SLG: 0.194	0-0 F8			0-0 F5			0-3 K		0-0 G3	4	0	0	0	0	1	4				
Andre Rodgers, R (1, 6) OBP: 0.313, SLG: 0.333				0-0 G3			0-0 F9		0-3 K	3	0	0	0	1	1	0				
Jack Sanford, R (1, 1) OBP: 0.289, SLG: 0.357				0-0 F9			0-0 G3		0-0 1B 2B 1B	0	0	0	0	0	0	0	GIANTS			
Johnny Antonelli, L (3, 1) ERA: 4.76				0-0 SH3-4 BB						0	0	0	0	0	0	0				
Joe Shipley, R (4, 1) ERA: 5.12				0-0 SH3-4						0	0	0	0	0	0	0				
Willie McCovey, L (6, PH) ERA: 5.12				1-2						0	0	0	0	0	0	0				
Bud Byerly, R (6, PH) ERA: 3.86										0	0	0	0	0	0	0				
Dave Philley, S (6, PH)										1	1	0	0	0	0	0				
Inning Stats	R: 2 E: 0 K: 0 S: 6	H: 3 LOB: 2 BB: 1 P: 10	R: 0 E: 0 K: 0 S: 3	H: 0 LOB: 1 BB: 1 P: 7	R: 0 E: 0 K: 0 S: 4	H: 1 LOB: 2 BB: 1 P: 8	R: 0 E: 0 K: 1 S: 5	H: 2 LOB: 0 BB: 0 P: 7	R: 0 E: 0 K: 1 S: 5	H: 0 LOB: 0 BB: 0 P: 5	R: 0 E: 0 K: 1 S: 6	H: 1 LOB: 1 BB: 0 P: 6	R: 1 E: 0 K: 1 S: 6	H: 1 LOB: 0 BB: 0 P: 6	R: 1 E: 0 K: 1 S: 8	H: 3 LOB: 2 BB: 0 P: 8		1B: 7 2B: 3 3B: 0 HR: 1	SF: 0 SAC: 1 DP: 0 HBP: 0	WP: 0 PA: 41 PB: 0 SB: 0 CS: 0
PITCHER	IP	WLS	BF	H	R	ER	SO	BB	IBB	HBP	BLK	WP	HR	S	P	ERA		WHIP		
Bob Purkey, R (1, 1) ERA: 3.56	9.0	W	41	11	4	4	6	3	0	0	0	0	1	50	62	4.00	1.556			

Batter	1	2	3	4	5	6	7	8	9	AB	R	H	RBI	BB	SO	LOB	BOTTOM		
Eddie Kasko, R (1, 5) OBP: 0.397, SLG: 0.413	0-0 E6 2B 2B	0-0 F4	0-0 FC6-4 1-2		0-0 F9		0-0 F8			5	1	0	0	0	0	5	San Francisco Giants @ Cincinnati Reds Crosley Field, Cincinnati, OH Sun Jun 26 1960, 3:33 AM EDT Att: 18,139 - Unknown		
Vada Pinson, L (1, 8) OBP: 0.345, SLG: 0.486	0-0 1-3 2B		0-0 FC1-6 1B		0-0 F8 2-H 1B		0-0 5-3			5	1	3	1	0	0	1			
Gus Bell, L (1, 9) OBP: 0.306, SLG: 0.390	0-0 4-3 2B		0-0 FC1-6 1B WP		0-0 4-3		0-0 F6		0-0 F9	5	1	1	2	0	0	2			
Jerry Lynch, L (1, 7) OBP: 0.422, SLG: 0.549	0-0 4-3		0-0 FC3-6 BB 1B		0-0 1B 3B 1B		0-3 K		0-0 HR	3	2	2	0	0	0	1			
Wally Post, R (5, 7) OBP: 0.350, SLG: 0.509	0-0 2-3		0-0 FC3-6 BB 1B		0-0 3B 1B		0-0 F4		0-0 F7	2	1	1	1	0	1	0			
Harry Anderson, L (1, 3) OBP: 0.341, SLG: 0.409	0-0 4-3		0-0 FC3-6 BB		0-0 1-2 3B 1B		0-0 F4		0-0 F7	4	1	1	0	1	0	1			
Ed Bailey, L (1, 2) OBP: 0.361, SLG: 0.463	0-0 3-1		0-0 FC3-6 BB 1B		0-0 1-1 2-H 2-H 3B		0-0 1B		0-0 BB	4	1	2	2	1	0	3			
Roy McMillan, R (1, 6) OBP: 0.305, SLG: 0.348			0-0 F9		4-0 1-2 1B BB		0-0 F6		0-0 F4	4	1	0	0	1	0	3			
Elio Chacon, R (1, 4) OBP: 0.297, SLG: 0.227			4-0 SH5-4 BB		4-0 1B 1-2 2-3 3-H BB		0-0 S 1B 1B		4-0 SH1-4 BB	1	1	1	1	3	0	0			
Bob Purkey, R (1, 1) OBP: 0.281, SLG: 0.148			0-0 SH5-4		0-0 FC6-4 1B		0-3 K		0-0 SH1-4	2	0	1	2	0	1	1			
Inning Stats	R: 2 E: 1 K: 0 S: 6	H: 2 LOB: 1 BB: 0 P: 6	R: 0 E: 0 K: 0 S: 3	H: 0 LOB: 1 BB: 1 P: 7	R: 4 E: 0 K: 0 S: 6	H: 3 LOB: 3 BB: 3 P: 18	R: 2 E: 0 K: 0 S: 6	H: 3 LOB: 1 BB: 0 P: 6	R: 1 E: 0 K: 1 S: 7	H: 2 LOB: 1 BB: 0 P: 7	R: 0 E: 0 K: 1 S: 6	H: 1 LOB: 1 BB: 0 P: 6	R: 0 E: 0 K: 0 S: 3	H: 0 LOB: 1 BB: 1 P: 7	R: 1 E: 0 K: 0 S: 4	H: 1 LOB: 1 BB: 1 P: 8	1B: 8 2B: 2 3B: 1 HR: 1	SF: 0 SAC: 2 DP: 0 HBP: 0	WP: 1 PA: 43 PB: 0 SB: 1 CS: 0
PITCHER	IP	WLS	BF	H	R	ER	SO	BB	IBB	HBP	BLK	WP	HR	S	P	ERA	WHIP		
Jack Sanford, R (1, 1) ERA: 3.43	2.1	L	13	4	4	3	0	1	0	0	0	0	0	12	16	11.57	2.143		
Johnny Antonelli, L (3, 1) ERA: 4.76	1.1		11	4	4	4	0	3	0	0	0	1	0	8	20	27.00	5.250		
Joe Shipley, R (4, 1) ERA: 5.12	1.1		6	2	1	1	1	0	0	0	1	0	0	8	8	6.75	1.500		
Bud Byerly, R (6, 1) ERA: 3.86	3.0		13	2	1	1	1	2	0	0	0	0	1	13	21	3.00	1.333		

Batter	1	2	3	4	5	6	7	8	9	AB	R	H	RBI	BB	SO	LOB	TOP					
Don Blasingame, L OBP: 0.324, SLG: 0.299	F8	K		CS 1B			1-2 1B		6-3	5	0	2	1	0	1	0	San Francisco Giants @ Pittsburgh Pirates Forbes Field, Pittsburgh, PA Tue Jun 28 1960, 7:05 PM EDT Att: 30,621 - Unknown					
Jim Davenport, R OBP: 0.343, SLG: 0.421	E7 1B	WP 1B		CS 1-2	6-3 1B		F9			4	2	3	0	0	0	2						
Willie Mays, R OBP: 0.416, SLG: 0.605	K	PO 1-1H 1B			6-3		SF7			3	0	1	2	0	1	2						
Willie Kirkland, L OBP: 0.375, SLG: 0.554	1B 2H 3B 1B	PO	K		F6		3H 6-3 K			4	1	1	1	0	2	2						
Orlando Cepeda, R OBP: 0.325, SLG: 0.545	1-3 3B 1B		F6		6-3			F8		4	1	1	0	0	0	1						
Felipe Alou, R OBP: 0.193, SLG: 0.250	1-1H 3B 3B		F9			F3		6-3		4	1	1	2	0	0	0						
Andre Rodgers, R OBP: 0.320, SLG: 0.363				G3 1B 1B			K	4-3		4	1	2	1	0	1	0						
Bob Schmidt, R OBP: 0.333, SLG: 0.354	F6		F6	K	6-3		6-3		K	4	0	0	0	0	2	2						
Sam Jones, R OBP: 0.125, SLG: 0.154		F6		G3			F9 1B SF7 1B		K	1	0	0	0	0	0	0						
Johnny Antonelli, L OBP: 0.211, SLG: 0.167										0	0	0	0	0	0	1						
Billy O'Dell, L OBP: 0.242, SLG: 0.050										0	0	0	0	0	0	0						
Joe Gibbon, R OBP: 0.242, SLG: 0.050										0	0	0	0	0	0	0						
Stu Miller, R OBP: 0.242, SLG: 0.050										0	0	0	0	0	0	0						
Jack Sanford, R OBP: 0.209, SLG: 0.257										0	0	0	0	0	0	0						
Inning Stats	R: 4 E: 0 K: 1 S: 10	H: 5 LOB: 1 BB: 0 P: 10	R: 1 E: 0 K: 1 S: 6	H: 2 LOB: 0 BB: 0 P: 6	R: 0 E: 0 K: 1 S: 5	H: 0 LOB: 0 BB: 0 P: 5	R: 1 E: 0 K: 1 S: 6	H: 2 LOB: 0 BB: 0 P: 6	R: 0 E: 0 K: 0 S: 4	H: 0 LOB: 1 BB: 0 P: 4	R: 0 E: 0 K: 1 S: 5	H: 0 LOB: 0 BB: 0 P: 5	R: 1 E: 0 K: 0 S: 7	H: 2 LOB: 1 BB: 0 P: 7	R: 0 E: 0 K: 0 S: 3	H: 0 LOB: 0 BB: 0 P: 3	R: 0 E: 0 K: 2 S: 7	H: 0 LOB: 0 BB: 0 P: 7	1B: 10 2B: 0 3B: 2 HR: 0	SF: 1 SAC: 0 DP: 0 HBP: 0	WP: 1 PB: 0 SB: 2 CS: 1	PA: 39
PITCHER	IP WLS BF H R ER SO BB IBB HBP BLK WP HR S P ERA WHIP																					
Harvey Haddix, L ERA: 4.3	(1, 1) 0.2 7 5 4 4 1 0 0 0 0 0 0 0 9 9 54.00 7.500																					
Paul Giel, R ERA: 4.54	(1, 1) 3.1 12 4 2 2 3 0 0 0 0 0 1 0 18 18 5.40 1.200																					
Joe Gibbon, L ERA: 4.93	(5, 1) 2.1 10 3 1 1 1 0 0 0 0 0 0 0 12 12 3.86 1.286																					
Roy Face, R ERA: 2.47	(7, 1) 1.2 5 0 0 0 1 0 0 0 0 0 0 0 7 7 0.00 0.000																					
Fred Green, L ERA: 3.45	(9, 1) 1.0 3 0 0 0 2 0 0 0 0 0 0 0 7 7 0.00 0.000																					
Batter	1	2	3	4	5	6	7	8	9	AB	R	H	RBI	BB	SO	LOB	BOTTOM					
Bill Virdon, L OBP: 0.333, SLG: 0.317	K		4-3 1B WP	F7				K		5	1	2	0	0	2	1	San Francisco Giants @ Pittsburgh Pirates Forbes Field, Pittsburgh, PA Tue Jun 28 1960, 7:05 PM EDT Att: 30,621 - Unknown					
Dick Groat, R OBP: 0.383, SLG: 0.417	1B HR BB		WP 1B 4-3		3-1 2B 1B		3-1	4-3		4	3	2	0	1	0	1						
Bob Skinner, L OBP: 0.395, SLG: 0.504	1-2 HR 1B		4-3		3-1		4-3		4-0 BB BB	4	2	1	0	1	0	3						
Rocky Nelson, L OBP: 0.430, SLG: 0.561			4-0					4-0	4-0 BB BB	2	1	2	4	2	0	0						
Joe Christopher, R ERA: 4.71									4-0 BB BB	0	0	0	0	0	0	0						
Dick Stuart, R OBP: 0.283, SLG: 0.403			1B		FC1-2 2B		BB 1B BB		E 1B FC6-2 BB	0	0	0	0	0	1	0						
Dick Schofield, S OBP: 0.429, SLG: 0.304	1-1H 2H HR		2-3 3H BB		2H FC1-2 2B		BB 1B BB		1-2 FC6-2 BB	0	0	0	0	0	0	0						
Roberto Clemente, R OBP: 0.372, SLG: 0.489	F9		G4-6-3 1B		E4 FC1-2		BB 1B		E9 FC6-2 1B	5	0	3	2	0	0	1						
Smoky Burgess, L OBP: 0.361, SLG: 0.451	F5		G4-6-3		FC1-2		F7		4-0 FC6-2 IBB	4	0	0	0	1	0	6						
Don Hoak, R OBP: 0.389, SLG: 0.438		K		BB	K		FC6-4 BB		F3	3	0	0	0	2	2	5						
Bill Mazerowski, R OBP: 0.293, SLG: 0.410		4-3		F6		F8	FC6-4		FC6-2	5	0	0	0	0	0	7						
Harvey Haddix, L OBP: 0.342, SLG: 0.379										0	0	0	0	0	0	0						
Paul Giel, R ERA: 2.65										1	0	0	0	0	0	1						
Gene Baker, R ERA: 4.71										1	0	0	0	0	0	0						
Joe Gibbon, R OBP: 0.242, SLG: 0.050										0	0	0	0	0	0	0						
Roy Face, R OBP: 0.242, SLG: 0.167										0	0	0	0	0	0	0						
Gino Cimoli, R OBP: 0.242, SLG: 0.336										0	0	0	0	0	0	0						
Fred Green, L OBP: 0.209, SLG: 0.257										0	0	0	0	0	0	0						
Hal Smith, R ERA: 3.4										1	0	0	0	0	1	3						
Inning Stats	R: 3 E: 0 K: 1 S: 7	H: 2 LOB: 1 BB: 1 P: 11	R: 0 E: 0 K: 1 S: 5	H: 0 LOB: 0 BB: 0 P: 5	R: 2 E: 0 K: 0 S: 5	H: 3 LOB: 1 BB: 1 P: 9	R: 0 E: 0 K: 1 S: 5	H: 0 LOB: 1 BB: 1 P: 9	R: 1 E: 1 K: 1 S: 8	H: 2 LOB: 2 BB: 0 P: 8	R: 0 E: 0 K: 0 S: 4	H: 1 LOB: 1 BB: 0 P: 4	R: 0 E: 0 K: 0 S: 4	H: 1 LOB: 3 BB: 2 P: 12	R: 0 E: 0 K: 1 S: 5	H: 0 LOB: 0 BB: 0 P: 5	R: 1 E: 1 K: 1 S: 6	H: 1 LOB: 3 BB: 3 P: 18	1B: 8 2B: 1 3B: 0 HR: 1	SF: 0 SAC: 0 DP: 1 HBP: 0	WP: 1 PB: 0 SB: 0 CS: 0	PA: 45
PITCHER	IP WLS BF H R ER SO BB IBB HBP BLK WP HR S P ERA WHIP																					
Sam Jones, R ERA: 2.65	(1, 1) 2.1 14 5 5 5 2 0 0 0 0 0 0 0 16 24 19.29 3.000																					
Johnny Antonelli, L ERA: 4.71	(3, 1) 0.2 1 0 0 0 0 0 0 0 0 0 0 0 1 1 0.00 0.000																					
Billy O'Dell, L ERA: 2.38	(4, 1) 3.0 14 3 1 1 2 1 0 0 0 0 0 0 17 21 3.00 1.333																					
Stu Miller, R ERA: 6.39	(7, 1) 2.0 10 1 1 1 1 3 0 0 0 0 0 0 9 21 4.50 2.000																					
Jack Sanford, R ERA: 3.4	(9, 1) 1.0 6 1 0 0 1 1 1 0 0 0 0 0 6 14 0.00 2.000																					

Batter	1	2	3	4	5	6	7	8	9	AB	R	H	RBI	BB	SO	LOB	TOP									
Don Blasingame, L OBP: 0.331, SLG: 0.329 (1, 4)										5	1	3	1	0	1	1	San Francisco Giants @ Pittsburgh Pirates Forbes Field, Pittsburgh, PA Thu Jun 30 1960, 7:05 PM EDT Att: 33,520 - Unknown									
Jim Davenport, R OBP: 0.351, SLG: 0.440 (1, 5)										5	1	2	2	0	0	2										
Willie Mays, R OBP: 0.427, SLG: 0.650 (1, 8)										4	1	3	2	0	0	2										
Orlando Cepeda, R OBP: 0.318, SLG: 0.533 (1, 3)										4	0	1	0	0	2	2										
Willie Kirkland, L OBP: 0.374, SLG: 0.544 (1, 9)										4	0	0	0	0	1	1										
Felipe Alou, R OBP: 0.213, SLG: 0.268 (1, 7)										4	1	2	0	0	0	0										
Andre Rodgers, R OBP: 0.330, SLG: 0.357 (1, 6)										4	1	1	0	0	1	1										
Bob Schmidt, R OBP: 0.331, SLG: 0.358 (1, 2)										4	1	1	1	0	1	0										
Mike McCormick, L OBP: 0.296, SLG: 0.358 (1, 1)										0	0	0	0	0	0	0										
Billy Loes, R OBP: 0.250, SLG: 0.250 (4, PH)										1	0	0	0	0	0	2										
Joe Amalfitano, R OBP: 0.119, SLG: 0.337 (7, PH)										1	0	0	0	0	0	0										
Bud Byerly, R OBP: 0.271, SLG: 0.187 (8, 1)										0	0	0	0	0	0	0										
Johnny Antonelli, L OBP: 0.303, SLG: 0.497 (9, PH)										1	0	1	0	0	0	0										
Inning Stats	R: 2 E: 0 K: 1 S: 7	H: 3 LOB: 0 BB: 0 P: 7	R: 3 E: 1 K: 0 S: 7	H: 5 LOB: 1 BB: 0 P: 7	R: 0 E: 0 K: 1 S: 5	H: 1 LOB: 0 BB: 0 P: 5	R: 0 E: 0 K: 2 S: 7	H: 0 LOB: 0 BB: 0 P: 7	R: 0 E: 0 K: 1 S: 6	H: 1 LOB: 1 BB: 0 P: 6	R: 0 E: 0 K: 0 S: 3	H: 0 LOB: 0 BB: 0 P: 3	R: 0 E: 0 K: 0 S: 4	H: 1 LOB: 1 BB: 0 P: 4	R: 1 E: 0 K: 1 S: 7	H: 2 LOB: 1 BB: 0 P: 7	R: 0 E: 0 K: 1 S: 6	H: 1 LOB: 1 BB: 0 P: 6	1B: 9 2B: 2 3B: 2 HR: 1	SF: 0 SAC: 0 DP: 1 HBP: 0	WP: 0 PB: 0 SB: 0 CS: 0	PA: 38				
PITCHER	IP	WLS	BF	H	R	ER	SO	BB	IBB	HBP	BLK	WP	HR	S	P	ERA	WHIP									
Vinegar Bend Mizell, L ERA: 4.61	(1, 1)	1.1		11	8	5	4	1	0	0	0	0	0	13	13	27.00	6.000									
Joe Gibbon, L ERA: 4.25	(2, 1)	7.2	W	27	6	1	1	6	0	0	0	0	0	1	39	39	1.17	0.783								

Batter	1	2	3	4	5	6	7	8	9	AB	R	H	RBI	BB	SO	LOB	BOTTOM									
Joe Christopher, R OBP: 0.176, SLG: 0.067 (1, 7)										4	1	1	0	0	0	3	San Francisco Giants @ Pittsburgh Pirates Forbes Field, Pittsburgh, PA Thu Jun 30 1960, 7:05 PM EDT Att: 33,520 - Unknown									
Bob Skinner, L OBP: 0.393, SLG: 0.500 (8, PH)										1	1	1	1	0	0	0										
Bill Virdon, L OBP: 0.331, SLG: 0.315 (9, 8)										0	0	0	0	0	0	0										
Dick Groat, R OBP: 0.377, SLG: 0.409 (1, 6)										4	1	1	0	0	0	2										
Roberto Clemente, R OBP: 0.372, SLG: 0.491 (1, 9)										3	3	1	1	2	0	1										
Dick Stuart, R OBP: 0.292, SLG: 0.452 (1, 3)										5	3	4	7	0	0	1										
Gino Cimoli, R OBP: 0.401, SLG: 0.399 (1, 8)										4	0	2	2	0	0	0										
Hal Smith, R OBP: 0.375, SLG: 0.551 (1, 2)										4	0	1	0	0	2	2										
Don Hoak, R OBP: 0.380, SLG: 0.426 (1, 5)										4	0	0	0	0	1	4										
Bill Mazeroski, R OBP: 0.297, SLG: 0.411 (1, 4)										4	1	2	0	0	0	1										
Vinegar Bend Mizell, R OBP: 0.212, SLG: 0.167 (1, 1)										0	0	0	0	0	0	0										
Joe Gibbon, R OBP: 0.357, SLG: 0.250 (2, 1)										2	1	2	0	0	0	0										
Inning Stats	R: 4 E: 0 K: 1 S: 10	H: 5 LOB: 1 BB: 0 P: 10	R: 0 E: 0 K: 0 S: 4	H: 1 LOB: 1 BB: 0 P: 4	R: 1 E: 0 K: 0 S: 3	H: 1 LOB: 0 BB: 0 P: 4	R: 0 E: 0 K: 0 S: 4	H: 1 LOB: 1 BB: 0 P: 4	R: 1 E: 0 K: 0 S: 5	H: 2 LOB: 2 BB: 1 P: 9	R: 4 E: 1 K: 1 S: 9	H: 3 LOB: 1 BB: 1 P: 13	1B: 12 2B: 0 3B: 0 HR: 3	SF: 1 SAC: 3 DP: 1 HBP: 1	WP: 0 PB: 0 SB: 0 CS: 0	PA: 42										
PITCHER	IP	WLS	BF	H	R	ER	SO	BB	IBB	HBP	BLK	WP	HR	S	P	ERA	WHIP									
Mike McCormick, L ERA: 2.21	(1, 1)	0.0		5	4	4	4	0	0	0	0	0	0	5	5	3.00	0.667									
Billy Loes, R ERA: 8.61	(1, 1)	3.0		11	2	1	1	1	0	0	1	0	1	12	13	3.00	1.000									
Stu Miller, R ERA: 0.09	(4, 1)	3.0	L	12	3	1	1	1	0	0	0	0	0	1	14	14	3.00	1.000								
Bud Byerly, R ERA: 4.58	(7, 1)	1.0		8	3	3	3	0	1	0	0	0	0	7	11	27.00	4.000									
Johnny Antonelli, L ERA: 4.78	(8, 1)	1.0		6	2	2	0	1	0	1	0	0	0	7	11	0.00	2.000									

Batter	1	2	3	4	5	6	7	8	9	10	11	12	13	14	AB	R	H	RBI	BB	SO	LOB	TOP					
Don Blasingame, L OBP: 0.318, SLG: 0.315 (1, 4)	F6			F2	F2			FC2-6		FC4-6			4-3		6	0	0	0	0	0	3						
Joey Amalfitano, R OBP: 0.313, SLG: 0.333 Dave Philley, S OBP: 0.278, SLG: 0.273 (6, PH) Jim Davenport, R OBP: 0.345, SLG: 0.413 (6, 5)	K			K				F8		FC6			5-3		2	0	0	0	0	2	2						
Willie Mays, R OBP: 0.438, SLG: 0.675 (1, 8)	K				1B			FC6-4							6	1	2	0	0	1	1						
Willie Kirkland, L OBP: 0.366, SLG: 0.528 (1, 9)					2B			3-4-3							6	0	2	0	0	1	1						
Orlando Cepeda, R OBP: 0.312, SLG: 0.529 Felipe Alou, R OBP: 0.211, SLG: 0.318 (11, 7)	F9				2B			3-4-3		F7					5	0	1	1	0	1	2						
Dale Long, L OBP: 0.259, SLG: 0.277 (1, 3)	L3														4	0	0	0	1	1	1						
Andre Rodgers, R OBP: 0.315, SLG: 0.345 (1, 6)															5	0	1	0	0	2	3						
Bob Schmidt, R OBP: 0.333, SLG: 0.396 Willie McCovey, L OBP: 0.384, SLG: 0.489 Billy O'Dell, S OBP: 0.390, SLG: 0.208 Hobie Landrith, L OBP: 0.264, SLG: 0.220 (10, 2)	K														3	0	0	0	0	1	0						
Johnny Antonelli, L OBP: 0.311, SLG: 0.157 Stu Miller, R OBP: 0.336, SLG: 0.143 Jim Marshall, L OBP: 0.281, SLG: 0.379 Bud Byerly, R OBP: 0.333, SLG: 0.333 (10, 1)	K														0	0	0	0	0	0	0						
Inning Stats	R: 0 E: 0 K: 2 S: 7	H: 0 LOB: 0 BB: 0 P: 7	R: 0 E: 0 K: 0 S: 3	H: 1 LOB: 0 BB: 0 P: 3	R: 0 E: 0 K: 3 S: 9	H: 0 LOB: 0 BB: 0 P: 9	R: 1 E: 0 K: 1 S: 8	H: 3 LOB: 3 BB: 1 P: 12	R: 0 E: 0 K: 0 S: 3	H: 0 LOB: 0 BB: 0 P: 3	R: 0 E: 0 K: 1 S: 5	H: 1 LOB: 1 BB: 0 P: 5	R: 0 E: 0 K: 0 S: 3	H: 0 LOB: 0 BB: 0 P: 5	R: 0 E: 0 K: 1 S: 5	H: 0 LOB: 0 BB: 0 P: 5	R: 0 E: 0 K: 2 S: 7	H: 0 LOB: 0 BB: 0 P: 7	R: 0 E: 0 K: 2 S: 7	H: 0 LOB: 0 BB: 0 P: 7	1B: 6 2B: 2 3B: 0 HR: 0	SF: 0 SAC: 0 DP: 1 HBP: 0	WP: 0 PB: 0 SB: 0 CS: 0	PA: 50			
PITCHER	IP	WLS	BF	H	R	ER	SO	BB	IBB	HBP	BLK	WP	HR	S	P	ERA	WHIP										
Bob Anderson, R ERA: 4.42 Don Elston, R ERA: 2.88 (10, 1)	9.0		35	7	1	0	6	0	0	0	0	0	0	25	25	0.00	0.000										

San Francisco Giants @ Chicago Cubs
Wrigley Field, Chicago, IL
Mon Jul 04 1960, 3:38 AM CDT
Att. 36,569 - Unknown

AB 48
R 1
H 7
RBI 1
BB 2
SO 13
LOB 16



Batter	1	2	3	4	5	6	7	8	9	10	11	12	13	14	AB	R	H	RBI	BB	SO	LOB	BOTTOM					
Richie Ashburn, L OBP: 0.455, SLG: 0.377 George Altman, L OBP: 0.348, SLG: 0.453 (10, 8)	SH1-4			1-3											4	0	0	0	1	0	5						
Bob Will, L OBP: 0.335, SLG: 0.422 Danny Murphy, L OBP: 0.152, SLG: 0.129 (14, PR)	SH1-4														4	0	1	0	2	0	2						
14 Ernie Banks, R OBP: 0.374, SLG: 0.592 (1, 6)	F8														4	0	1	0	2	0	3						
Frank Thomas, R OBP: 0.293, SLG: 0.444 (1, 7)	FC6-4														5	0	1	0	2	0	6						
Ron Santo, R OBP: 0.333, SLG: 0.415 Don Zimmer, R OBP: 0.321, SLG: 0.378 (9, 5)	FC6-4														4	0	1	0	0	0	5						
Dick Gemert, R OBP: 0.319, SLG: 0.290 (1, 3)															3	1	1	0	2	0	2						
Jerry Kindall, R OBP: 0.303, SLG: 0.411 (1, 4)															6	0	1	0	0	2	5						
El Tappe, R OBP: 0.412, SLG: 0.308 Earl Averill, R OBP: 0.320, SLG: 0.319 Jim Hagen, R OBP: 0.244, SLG: 0.372 (9, 2)															2	0	0	0	1	0	1						
Bob Anderson, R OBP: 0.329, SLG: 0.229 Don Elston, R OBP: 0.125, SLG: 0.125 (10, 1)	SF7														3	0	1	1	0	1	2						
Inning Stats	R: 0 E: 0 K: 0 S: 3	H: 0 LOB: 2 BB: 2 P: 11	R: 1 E: 0 K: 0 S: 4	H: 1 LOB: 2 BB: 2 P: 12	R: 0 E: 0 K: 0 S: 3	H: 1 LOB: 1 BB: 1 P: 7	R: 0 E: 0 K: 0 S: 9	H: 1 LOB: 1 BB: 0 P: 9	R: 0 E: 0 K: 0 S: 2	H: 0 LOB: 0 BB: 1 P: 6	R: 0 E: 0 K: 1 S: 6	H: 1 LOB: 2 BB: 1 P: 6	R: 0 E: 0 K: 0 S: 4	H: 1 LOB: 2 BB: 1 P: 8	R: 0 E: 0 K: 1 S: 6	H: 2 LOB: 2 BB: 1 P: 10	R: 0 E: 0 K: 1 S: 5	H: 1 LOB: 0 BB: 0 P: 5	R: 0 E: 0 K: 1 S: 5	H: 0 LOB: 0 BB: 0 P: 5	R: 0 E: 0 K: 0 S: 2	H: 0 LOB: 1 BB: 1 P: 6	1B: 6 2B: 4 3B: 0 HR: 0	SF: 1 SAC: 3 DP: 4 HBP: 1	WP: 0 PB: 0 SB: 0 CS: 1	PA: 58	
PITCHER	IP	WLS	BF	H	R	ER	SO	BB	IBB	HBP	BLK	WP	HR	S	P	ERA	WHIP										
Johnny Antonelli, L ERA: 4.85 Stu Miller, R ERA: 4.93 Bud Byerly, R ERA: 4.39 Georges Maranda, R ERA: 3.57 (10, 1)	1.0		8	1	1	0	4	0	0	0	0	0	0	4	20	9.00	5.000										
Stu Miller, R ERA: 4.93 Bud Byerly, R ERA: 4.39 Georges Maranda, R ERA: 3.57 (11, 1)	8.0		31	4	0	0	3	3	0	1	0	0	0	33	46	0.00	0.875										
Bob Anderson, R ERA: 4.42 Don Elston, R ERA: 2.88 (10, 1)	1.1		8	3	0	0	1	1	0	0	0	0	0	9	13	0.00	3.000										
Georges Maranda, R ERA: 3.57 (11, 1)	3.2		11	1	0	0	2	1	1	0	0	0	0	13	21	0.00	0.545										

San Francisco Giants @ Chicago Cubs
Wrigley Field, Chicago, IL
Mon Jul 04 1960, 3:38 AM CDT
Att. 36,569 - Unknown


AB 43
R 9
H 9
RBI 1
BB 10
SO 6
LOB 35




Batter	1	2	3	4	5	6	7	8	9	AB	R	H	RBI	BB	SO	LOB	TOP					
Don Blasingame, L (1, 4) OBP: 0.313, SLG: 0.310	L6		F9		F9			G3		4	0	0	0	0	0	1	San Francisco Giants @ Los Angeles Dodgers Los Angeles Memorial Coliseum, Los Angeles, CA Tue Jul 05 1960, 10:05 PM EDT Att: 47,698 - Unknown					
Jim Davenport, R (1, 5) OBP: 0.343, SLG: 0.409	1B			K		K		K		4	0	1	0	0	3	0						
Willie Mays, R (1, 8) OBP: 0.433, SLG: 0.665	F9			K		E6 WP		F7		4	0	0	0	0	1	1						
Orlando Cepeda, R (1, 3) OBP: 0.311, SLG: 0.525	K			K BB		6-3			F5	4	0	1	0	0	1	2						
Willie Kirkland, L (1, 9) OBP: 0.368, SLG: 0.526		4-3								3	0	1	0	1	1	1						
Felipe Alou, R (1, 7) OBP: 0.200, SLG: 0.300		6-3								4	0	0	0	0	0	3						
Andre Rodgers, R (1, 6) OBP: 0.315, SLG: 0.339		6-3								2	0	0	0	1	1	0						
Bob Schmidt, R (1, 2) OBP: 0.333, SLG: 0.395			6-3			L7				3	0	1	0	0	0	1						
Mike McCormick, L (1, 1) OBP: 0.234, SLG: 0.244										2	0	0	0	0	0	1						
Joey Amalfitano, R (7, PH) OBP: 0.311, SLG: 0.331										1	0	0	0	0	0	1						
Bud Byerly, R (7, 1) OBP: 0.211, SLG: 0.167			B5-3							0	0	0	0	0	0	0						
Joe Shipley, R (7, 1)										0	0	0	0	0	0	0						
Johnny Antonelli, L (7, 1) OBP: 0.211, SLG: 0.167										0	0	0	0	0	0	0						
Inning Stats	R: 0 E: 0 K: 1 S: 16	H: 1 LOB: 1 BB: 0 P: 23	R: 0 E: 0 K: 0 S: 5	H: 0 LOB: 0 BB: 0 P: 8	R: 0 E: 0 K: 0 S: 5	H: 0 LOB: 0 BB: 0 P: 7	R: 0 E: 0 K: 2 S: 14	H: 1 LOB: 2 BB: 1 P: 23	R: 0 E: 0 K: 0 S: 7	H: 0 LOB: 1 BB: 1 P: 14	R: 0 E: 0 K: 1 S: 10	H: 0 LOB: 1 BB: 0 P: 15	R: 0 E: 0 K: 1 S: 11	H: 1 LOB: 1 BB: 0 P: 14	R: 0 E: 0 K: 1 S: 7	H: 0 LOB: 0 BB: 0 P: 12	R: 0 E: 0 K: 0 S: 5	H: 1 LOB: 0 BB: 0 P: 6	1B: 4 2B: 0 3B: 0 HR: 0	SF: 0 SAC: 0 DP: 1 HBP: 0	WP: 1 PB: 0 SB: 0 CS: 0	PA: 33
PITCHER	IP WLS BF H R ER SO BB IBB HBP BLK WP HR S P ERA WHIP																					
Johnny Podres, L (1, 1) ERA: 2.83	9.0 W 33 4 0 0 7 2 0 0 0 1 0 80 122 0.00 0.667																					



Batter	1	2	3	4	5	6	7	8	9	AB	R	H	RBI	BB	SO	LOB	BOTTOM			
Maury Wills, S (1, 6) OBP: 0.366, SLG: 0.355	K		4-3		G1	FC5		F4		5	0	0	0	0	1	5	San Francisco Giants @ Los Angeles Dodgers Los Angeles Memorial Coliseum, Los Angeles, CA Tue Jul 05 1960, 10:05 PM EDT Att: 47,698 - Unknown			
Jim Gilliam, S (1, 5) OBP: 0.398, SLG: 0.376	6-3			E7 WP		4-3		L5		4	2	1	0	1	0	0				
Charlie Neal, R (1, 4) OBP: 0.331, SLG: 0.387	4-3			FC6 BB		FC9-6 1B		E3 1B		4	2	3	0	1	0	0				
Frank Howard, R (1, 9) OBP: 0.345, SLG: 0.481		5-3		FC6		FC9-6 1B		FC4-2 1B		3	0	1	0	1	0	1				
Gil Hodges, R (1, 3) OBP: 0.255, SLG: 0.346		6-3		F8		FC9-6 1B		K		5	1	0	0	0	1	7				
Tommy Davis, R (1, 8) OBP: 0.255, SLG: 0.298		6-3		F2		1B BB		FC4-2 2B		4	2	1	1	0	0	3				
Chuck Essegian, R (1, 7) ERA: 2.38										3	0	2	1	0	0	0				
Wally Moon, L (7, 7) OBP: 0.358, SLG: 0.441										1	1	1	1	0	0	0				
Duke Snider, L (8, 8) OBP: 0.344, SLG: 0.481				1B						0	0	0	0	0	0	0				
Norm Sherry, R (1, 2) OBP: 0.366, SLG: 0.556										1	0	0	0	2	1	1				
Norm Larker, L (7, PH) OBP: 0.388, SLG: 0.466										1	0	1	2	0	0	0				
Joe Pignatano, R (7, PR) OBP: 0.320, SLG: 0.333										0	0	0	0	0	0	0				
Johnny Podres, L (1, 1) OBP: 0.227, SLG: 0.108										2	0	1	1	1	1	1				
Inning Stats	R: 0 E: 0 K: 1 S: 8	H: 0 LOB: 0 BB: 0 P: 13	R: 0 E: 0 K: 0 S: 7	H: 0 LOB: 0 BB: 0 P: 11	R: 0 E: 0 K: 1 S: 11	H: 2 LOB: 1 BB: 0 P: 16	R: 1 E: 1 K: 0 S: 10	H: 1 LOB: 1 BB: 1 P: 20	R: 0 E: 0 K: 0 S: 9	H: 0 LOB: 1 BB: 1 P: 14	R: 3 E: 0 K: 0 S: 10	H: 4 LOB: 3 BB: 2 P: 21	R: 4 E: 1 K: 2 S: 18	H: 3 LOB: 1 BB: 1 P: 30	R: 0 E: 0 K: 0 S: 10	H: 1 LOB: 2 BB: 1 P: 21	1B: 9 2B: 2 3B: 0 HR: 0	SF: 0 SAC: 1 DP: 0 HBP: 1	WP: 2 PB: 1 SB: 0 CS: 0	PA: 41
PITCHER	IP WLS BF H R ER SO BB IBB HBP BLK WP HR S P ERA WHIP																			
Mike McCormick, L (1, 1) ERA: 2.38	6.0 L 28 7 4 4 2 3 1 0 0 0 1 0 55 95 6.00 1.667																			
Bud Byerly, R (7, 1) ERA: 5.57	0.0 3 1 3 3 0 1 0 1 0 0 0 0 6 13 - - -																			
Joe Shipley, R (7, 1) ERA: 5.4	0.2 4 2 1 1 1 0 0 0 0 1 0 0 8 12 13.50 3.000																			
Johnny Antonelli, L (7, 1) ERA: 4.75	1.1 6 1 0 0 1 1 0 0 0 0 0 0 14 26 0.00 1.500																			

Batter	1	2	3	4	5	6	7	8	9	AB	R	H	RBI	BB	SO	LOB	TOP					
Don Blasingame, L (1,4) OBP: 0.313, SLG: 0.309	F6			G5-4-3 1B		F4			1-3	4	0	1	0	0	0	2	<p>San Francisco Giants @ Los Angeles Dodgers Los Angeles Memorial Coliseum, Los Angeles, CA</p> <p>Wed Jul 06 1960, 10:05 PM EDT Att: 51,863 - Unknown</p> <p>AB 29 R 0 H 3 RBI 0 BB 0 SO 7 LOB 5</p> 					
Jim Davenport, R (1,5) OBP: 0.335, SLG: 0.399	K		G5-4-3 1-2f			FC5			F8	4	0	0	0	0	1	3						
Willie Mays, R (1,8) OBP: 0.429, SLG: 0.659	6-3			K						3	0	0	0	0	2	0						
Willie Kirkland, L (1,9) OBP: 0.364, SLG: 0.520		K			F9				K	3	0	0	0	0	2	0						
Orlando Cepeda, R (1,7) OBP: 0.308, SLG: 0.519		K			4-3				F8	3	0	0	0	0	1	0						
Willie McCovey, L (1,3) OBP: 0.379, SLG: 0.482		4-3							4-3	3	0	0	0	0	0	0						
Andre Rodgers, R (1,6) OBP: 0.308, SLG: 0.331				6-3					6-3	3	0	0	0	0	1	0						
Hobie Landrith, L (1,2) OBP: 0.266, SLG: 0.224				F5					4-3	3	0	1	0	0	0	0						
Billy O'Dell, S (1,1) OBP: 0.355, SLG: 0.200				F8						1	0	0	0	0	0	0						
Billy Loes, R (5,1) OBP: 0.250, SLG: 0.250									3-1	0	0	0	0	0	0	0						
Jim Marshall, L (6,PH) OBP: 0.303, SLG: 0.400										0	0	0	0	0	0	0						
Georges Maranda, R (6,1) OBP: 0.333, SLG: 0.333										1	0	1	0	0	0	0						
Dale Long, L (9,PH) OBP: 0.255, SLG: 0.271										1	0	0	0	0	0	0						
Inning Stats	R: 0 E: 0 K: 1 S: 11	H: 0 LOB: 0 BB: 0 P: 19	R: 0 E: 0 K: 2 S: 8	H: 0 LOB: 0 BB: 0 P: 14	R: 0 E: 0 K: 0 S: 7	H: 0 LOB: 0 BB: 0 P: 12	R: 0 E: 0 K: 1 S: 8	H: 1 LOB: 0 BB: 0 P: 8	R: 0 E: 0 K: 0 S: 6	H: 0 LOB: 0 BB: 0 P: 7	R: 0 E: 0 K: 1 S: 12	H: 2 LOB: 2 BB: 0 P: 20	R: 0 E: 0 K: 2 S: 10	H: 0 LOB: 0 BB: 0 P: 17	R: 0 E: 0 K: 0 S: 5	H: 0 LOB: 0 BB: 0 P: 8	R: 0 E: 0 K: 0 S: 7	H: 0 LOB: 0 BB: 0 P: 11	1B: 3 2B: 0 3B: 0 HR: 0	SF: 0 SAC: 0 DP: 1 HBP: 0	WP: 0 PB: 0 SB: 0 CS: 0	PA: 29
PITCHER Stan Williams, R (1,1) ERA: 2.32	IP: 9.0 WLS: W BF: 29 H: 3 R: 0 ER: 0 SO: 7 BB: 0 IBB: 0 HBP: 0 BLK: 0 WP: 0 HR: 0 S: 74 P: 116 ERA: 0.00 WHIP: 0.333															PITCHER						

Batter	1	2	3	4	5	6	7	8	9	AB	R	H	RBI	BB	SO	LOB	BOTTOM					
Maury Wills, S (1,6) OBP: 0.367, SLG: 0.350	B1-3	F9		G5-4-3 BB		1B HR	6-3			3	1	0	0	2	0	1	<p>San Francisco Giants @ Los Angeles Dodgers Los Angeles Memorial Coliseum, Los Angeles, CA</p> <p>Wed Jul 06 1960, 10:05 PM EDT Att: 51,863 - Unknown</p> <p>AB 35 R 10 H 13 RBI 9 BB 6 SO 7 LOB 13</p> 					
Jim Gilliam, S (1,5) OBP: 0.395, SLG: 0.373	1B		F7	G5-4-3 1-2f		F5			G3	5	1	1	0	0	0	2						
Charlie Neal, R (1,4) OBP: 0.336, SLG: 0.391	K			1B		1B G6-4-3	6-3			5	2	3	0	0	1	1						
Frank Howard, R (1,9) OBP: 0.356, SLG: 0.503	1B		F7			1B G6-4-3	1B HR			4	1	3	3	1	0	1						
Gil Hodges, R (1,3) OBP: 0.253, SLG: 0.340	FC6-4			K		G6-4-3 1-2f	K		K	5	0	1	1	0	3	3						
Tommy Davis, R (1,8) OBP: 0.254, SLG: 0.290	FC6-4					5-3			F4	3	0	0	0	1	0	2						
Chuck Essegian, R (1,7) OBP: 0.356, SLG: 0.375		F3		1B HR		1B HR			HR	2	2	1	0	2	0	0						
Norm Sherry, R (1,2) OBP: 0.381, SLG: 0.596				1B		1B HR			HR	4	2	3	2	0	1	2						
Stan Williams, R (1,1) OBP: 0.091, SLG: 0.182		F8		1B		1B HR			K	4	1	1	3	0	2	1						
Inning Stats	R: 1 E: 0 K: 1 S: 10	H: 3 LOB: 2 BB: 0 P: 18	R: 0 E: 0 K: 0 S: 9	H: 1 LOB: 1 BB: 0 P: 13	R: 0 E: 0 K: 1 S: 9	H: 1 LOB: 1 BB: 0 P: 11	R: 3 E: 0 K: 0 S: 11	H: 2 LOB: 0 BB: 2 P: 24	R: 1 E: 0 K: 1 S: 10	H: 2 LOB: 2 BB: 2 P: 24	R: 3 E: 0 K: 2 S: 17	H: 2 LOB: 0 BB: 1 P: 26	R: 2 E: 0 K: 1 S: 11	H: 2 LOB: 0 BB: 0 P: 16	R: 0 E: 0 K: 1 S: 5	H: 0 LOB: 1 BB: 1 P: 12		R: 0 E: 0 K: 1 S: 5	H: 0 LOB: 1 BB: 1 P: 12	1B: 10 2B: 0 3B: 0 HR: 3	SF: 0 SAC: 0 DP: 2 HBP: 0	WP: 0 PB: 0 SB: 1 CS: 0
PITCHER Billy O'Dell, L (1,1) ERA: 2.57	IP: 4.0 WLS: L BF: 22 H: 9 R: 5 ER: 4 SO: 4 BB: 2 IBB: 0 HBP: 0 BLK: 0 WP: 0 HR: 1 S: 42 P: 72 ERA: 9.00 WHIP: 2.750															PITCHER						
Billy Loes, R (5,1) ERA: 9.25	IP: 1.0 WLS: L BF: 4 H: 0 R: 0 ER: 0 SO: 1 BB: 2 IBB: 0 HBP: 0 BLK: 0 WP: 0 HR: 0 S: 7 P: 18 ERA: 0.00 WHIP: 2.000																					
Georges Maranda, R (6,1) ERA: 5.23	IP: 3.0 WLS: L BF: 15 H: 4 R: 5 ER: 5 SO: 4 BB: 2 IBB: 0 HBP: 0 BLK: 0 WP: 0 HR: 2 S: 33 P: 54 ERA: 15.00 WHIP: 2.000																					

Batter	1	2	3	4	5	6	7	8	9	AB	R	H	RBI	BB	SO	LOB	TOP			
Julian Javier, R OBP: 0.313, SLG: 0.370 (1, 4)										4	1	1	0	0	1	2	St. Louis Cardinals @ San Francisco Giants Candlestick Park, San Francisco, CA Thu Jul 07 1960, 6:33 AM EDT Att: 14,614 - Unknown			
Joe Cunningham, L OBP: 0.385, SLG: 0.425 (1, 9)										4	2	2	0	1	0	1				
Bill White, L OBP: 0.360, SLG: 0.502 (1, 3)										3	2	0	1	1	0	2				
Stan Musial, L OBP: 0.386, SLG: 0.444 (1, 7)										3	0	2	3	0	1	0				
Ken Boyer, R OBP: 0.331, SLG: 0.520 (1, 5)										4	1	1	2	0	1	2				
Carl Sawatski, L OBP: 0.282, SLG: 0.321 Hal Smith, R OBP: 0.290, SLG: 0.291 (3, PH) (3, 2)										1	0	0	0	0	0	1				
Daryl Spencer, R OBP: 0.367, SLG: 0.458 (1, 6)										3	0	1	1	0	0	2				
Curt Flood, R OBP: 0.291, SLG: 0.374 (1, 8)										4	0	0	0	0	0	1				
Larry Jackson, R OBP: 0.228, SLG: 0.236 (1, 1)										3	1	1	0	1	1	1				
Inning Stats	R: 1 E: 0 K: 1 S: 6	H: 1 LOB: 0 BB: 0 P: 6	R: 3 E: 0 K: 0 S: 5	H: 2 LOB: 2 BB: 3 P: 17	R: 0 E: 0 K: 0 S: 3	H: 0 LOB: 0 BB: 0 P: 3	R: 1 E: 0 K: 2 S: 5	H: 2 LOB: 1 BB: 0 P: 5	R: 0 E: 0 K: 2 S: 8	H: 1 LOB: 1 BB: 0 P: 8	R: 1 E: 0 K: 1 S: 6	H: 1 LOB: 0 BB: 0 P: 6	R: 0 E: 0 K: 0 S: 3	H: 0 LOB: 0 BB: 0 P: 3	R: 0 E: 0 K: 0 S: 3	H: 1 LOB: 0 BB: 0 P: 3		1B: 8 2B: 0 3B: 1 HR: 0	SF: 2 SAC: 1 DP: 1 HBP: 0	WP: 0 PB: 0 SB: 2 CS: 0
PITCHER	IP WLS BF H R ER SO BB IBB HBP BLK WP HR S P ERA WHIP	IP WLS BF H R ER SO BB IBB HBP BLK WP HR S P ERA WHIP																		
Sam Jones, R ERA: 3.15 Johnny Antonelli, L ERA: 4.56	(1, 1) (3, 1)	2.1 L 13 3 5 4 1	6.2 25 6 2 2 3	3 0 0 0	0 0 0 0	0 0 0 0	0 0 0 0	0 0 0 0	0 0 0 0	0 0 0 0	0 0 0 0	0 0 0 0	0 0 0 0	0 0 0 0	0 0 0 0	0 0 0 0	15.43 2.571	2.70 0.900		

Batter	1	2	3	4	5	6	7	8	9	AB	R	H	RBI	BB	SO	LOB	BOTTOM					
Don Blasingame, L OBP: 0.314, SLG: 0.311 (1, 4)										5	0	2	1	0	0	1	St. Louis Cardinals @ San Francisco Giants Candlestick Park, San Francisco, CA Thu Jul 07 1960, 6:33 AM EDT Att: 14,614 - Unknown					
Andra Rodgers, R OBP: 0.316, SLG: 0.328 Jim Marshall, L OBP: 0.294, SLG: 0.387 Joey Amalfitano, R OBP: 0.309, SLG: 0.329 (1, 6) (7, PH) (8, 5)										1	0	0	0	2	1	1						
Willie Mays, R OBP: 0.426, SLG: 0.653 (1, 8)										4	0	1	0	0	0	4						
Willie Kirkland, L OBP: 0.359, SLG: 0.513 (1, 9)										4	0	0	0	0	2	6						
Orlando Cepeda, R OBP: 0.314, SLG: 0.533 (1, 7)										4	2	3	1	0	1	0						
Willie McCovey, L OBP: 0.377, SLG: 0.477 (1, 3)										4	0	1	0	0	1	2						
Jim Davenport, R OBP: 0.326, SLG: 0.392 (8, 6)										3	0	0	1	0	0	2						
Bob Schmidt, R OBP: 0.326, SLG: 0.386 (1, 2)										4	0	0	0	0	1	2						
Sam Jones, R OBP: 0.140, SLG: 0.167 Johnny Antonelli, L OBP: 0.304, SLG: 0.333 (1, 1) (3, 1)										0	0	0	0	0	0	0						
Inning Stats	R: 0 E: 0 K: 1 S: 5	H: 0 LOB: 1 BB: 1 P: 9	R: 0 E: 0 K: 1 S: 6	H: 1 LOB: 1 BB: 0 P: 6	R: 1 E: 0 K: 1 S: 6	H: 2 LOB: 0 BB: 0 P: 6	R: 1 E: 0 K: 0 S: 4	H: 1 LOB: 0 BB: 0 P: 4	R: 0 E: 0 K: 0 S: 7	H: 2 LOB: 3 BB: 1 P: 11	R: 0 E: 0 K: 1 S: 6	H: 1 LOB: 1 BB: 0 P: 6	R: 0 E: 0 K: 2 S: 8	H: 1 LOB: 2 BB: 1 P: 12	R: 1 E: 1 K: 0 S: 4	H: 1 LOB: 0 BB: 0 P: 4		R: 0 E: 0 K: 0 S: 3	H: 0 LOB: 0 BB: 0 P: 3	1B: 7 2B: 0 3B: 1 HR: 1	SF: 1 SAC: 0 DP: 1 HBP: 0	WP: 0 PB: 0 SB: 0 CS: 0
PITCHER	IP WLS BF H R ER SO BB IBB HBP BLK WP HR S P ERA WHIP	IP WLS BF H R ER SO BB IBB HBP BLK WP HR S P ERA WHIP																				
Larry Jackson, R ERA: 2.89 (1, 1)	9.0 W 38 9 3 2 7																					

Batter	1	2	3	4	5	6	7	8	9	10	11	12	AB	R	H	RBI	BB	SO	LOB	TOP								
Richie Ashburn, L OBP: 0.497, SLG: 0.382 (1.8)													6	2	3	0	0	1	0									
George Altman, L OBP: 0.351, SLG: 0.496 (1.9)													6	2	2	0	0	0	3									
Frank Thomas, R OBP: 0.301, SLG: 0.442 Dick Gernert, R OBP: 0.329, SLG: 0.294 (3, PR) (3.7)													2	1	2	0	0	0	0									
14 Ernie Banks, R OBP: 0.385, SLG: 0.613 (1.6)													5	1	2	1	1	1	3									
Ed Bouchee, L OBP: 0.356, SLG: 0.307 (1.3)													6	0	1	1	0	3	6									
Ron Santo, R OBP: 0.358, SLG: 0.387 (1.5)													6	0	2	2	0	1	3									
Earl Averill, R OBP: 0.313, SLG: 0.303 (1.2)													5	0	1	0	1	0										
Jerry Kindall, R OBP: 0.298, SLG: 0.391 Bob Viti, L OBP: 0.325, SLG: 0.409 Joe Schaffernoth, R (6, PH) (6.1)													2	0	0	0	0	1	0									
El Tappe, R OBP: 0.295, SLG: 0.385 Don Elston, R OBP: 0.118, SLG: 0.118 (7, PH) (7.1)													1	0	0	0	0	0	0									
Dick Ellsworth, L OBP: 0.192, SLG: 0.045 Glen Hobbie, R OBP: 0.227, SLG: 0.128 Don Zimmer, R OBP: 0.314, SLG: 0.369 (6, PH) (6.4)													0	0	0	0	0	0	0									
Inning Stats	R: 2 E: 1 K: 1 S: 7	H: 3 LOB: 1 BB: 1 P: 11	R: 0 E: 0 K: 0 S: 3	H: 0 LOB: 0 BB: 0 P: 3	R: 1 E: 0 K: 2 S: 10	H: 3 LOB: 2 BB: 0 P: 10	R: 0 E: 0 K: 1 S: 7	H: 2 LOB: 2 BB: 0 P: 7	R: 0 E: 0 K: 0 S: 3	H: 0 LOB: 0 BB: 0 P: 3	R: 0 E: 0 K: 2 S: 4	H: 1 LOB: 1 BB: 0 P: 4	R: 3 E: 1 K: 2 S: 11	H: 5 LOB: 2 BB: 1 P: 15	R: 0 E: 0 K: 0 S: 3	H: 0 LOB: 0 BB: 0 P: 3	R: 0 E: 0 K: 2 S: 8	H: 1 LOB: 1 BB: 0 P: 8	R: 0 E: 0 K: 1 S: 5	H: 0 LOB: 0 BB: 0 P: 5	R: 0 E: 0 K: 0 S: 3	H: 0 LOB: 0 BB: 0 P: 3	R: 1 E: 0 K: 0 S: 4	H: 1 LOB: 0 BB: 0 P: 4	1B: 15 2B: 0 3B: 0 HR: 1	SF: 0 SAC: 0 DP: 0 HBP: 0	WP: 0 PB: 0 SB: 1 CS: 2	PA: 53
PITCHER	IP	WLS	BF	H	R	ER	SO	BB	IBB	HBP	BLK	WP	HR	S	P	ERA	WHIP											
Mike McCormick, L ERA: 2.51 Stu Miller, R ERA: 5.24 Johnny Antonelli, L ERA: 4.33	(1.1) (5.1) (7.1)	4.0 2.0 6.0	8 11 L 21	3 5 3	3 3 1	3 2 1	4 0 5	0 0 1	0 0 0	0 0 0	0 0 0	0 0 0	0 0 1	0 11 30	31 11 34	6.75 9.00 1.50	2.000 2.500 0.500											

Chicago Cubs @ San Francisco Giants
Candlestick Park, San Francisco, CA
Sat Jul 09 1960, 6:33 AM EDT
Att. 17,145 - Unknown

AB 50
R 7
H 16
RBI 5
BB 2
SO 9
LOB 20

Batter	1	2	3	4	5	6	7	8	9	10	11	12	AB	R	H	RBI	BB	SO	LOB	BOTTOM							
Jim Davenport, R OBP: 0.330, SLG: 0.387 Willie McCovey, L OBP: 0.375, SLG: 0.475 Joey Amalfitano, R OBP: 0.313, SLG: 0.329 Dale Long, L OBP: 0.250, SLG: 0.285 (12, PH) (1.5)													4	2	2	0	0	0	2								
Don Blasingame, L OBP: 0.314, SLG: 0.315 (1.4)													6	0	1	2	0	0	2								
Willie Mays, R OBP: 0.423, SLG: 0.643 (1.8)													6	1	2	0	0	2	1								
Orlando Cepeda, R OBP: 0.313, SLG: 0.523 (1.3)													6	1	1	1	0	2	1								
Dave Philley, S OBP: 0.256, SLG: 0.250 Hobie Landrith, L OBP: 0.268, SLG: 0.227 (5.2)													2	0	0	1	0	0	1								
Felipe Alou, R OBP: 0.217, SLG: 0.321 (5.7)													4	1	2	1	0	0	0								
Andre Rodgers, R OBP: 0.297, SLG: 0.305 (1.6)													5	0	0	0	0	1	3								
Bob Schmidt, R OBP: 0.323, SLG: 0.380 Willie Kirkland, L OBP: 0.356, SLG: 0.502 (4, PH) (5.9)													1	0	0	0	0	0	0								
Mike McCormick, L OBP: 0.290, SLG: 0.283 Jim Marshall, L OBP: 0.296, SLG: 0.375 Stu Miller, R OBP: 0.200, SLG: 0.143 Johnny Antonelli, L OBP: 0.280, SLG: 0.304 (1.1) (4, PH) (5.1) (7.1)													1	1	1	0	0	0	1								
Inning Stats	R: 3 E: 0 K: 0 S: 7	H: 4 LOB: 1 BB: 0 P: 7	R: 0 E: 0 K: 0 S: 4	H: 1 LOB: 1 BB: 0 P: 4	R: 0 E: 0 K: 0 S: 3	H: 0 LOB: 0 BB: 0 P: 3	R: 3 E: 0 K: 1 S: 9	H: 3 LOB: 1 BB: 0 P: 9	R: 0 E: 0 K: 0 S: 3	H: 0 LOB: 1 BB: 1 P: 7	R: 0 E: 0 K: 2 S: 17	H: 0 LOB: 0 BB: 0 P: 7	R: 0 E: 0 K: 0 S: 3	H: 0 LOB: 0 BB: 0 P: 3	R: 0 E: 0 K: 0 S: 5	H: 0 LOB: 0 BB: 0 P: 5	R: 0 E: 0 K: 2 S: 8	H: 0 LOB: 0 BB: 0 P: 5	R: 0 E: 0 K: 1 S: 6	H: 1 LOB: 2 BB: 1 P: 12	R: 0 E: 0 K: 1 S: 6	H: 1 LOB: 1 BB: 0 P: 6	1B: 6 2B: 3 3B: 1 HR: 0	SF: 0 SAC: 2 DP: 0 HBP: 0	WP: 0 PB: 0 SB: 0 CS: 0	PA: 49	
PITCHER	IP	WLS	BF	H	R	ER	SO	BB	IBB	HBP	BLK	WP	HR	S	P	ERA	WHIP										
Dick Ellsworth, L ERA: 4.99 Glen Hobbie, R ERA: 4.93 Joe Schaffernoth, R ERA: 3.68 Don Elston, R ERA: 2.75	(1.1) (1.1) (6.1) (7.1)	6.2 4.1 1.0 6.0	4 18 4 21	4 3 0 2	3 3 0 0	3 1 0 0	0 1 0 6	0 0 1 0	0 0 0 1	0 0 0 0	0 0 0 0	0 0 0 0	0 0 3 32	6 20 7 36	40.50 6.23 0.00 0.00	6.000 0.923 1.000 0.333											

Chicago Cubs @ San Francisco Giants
Candlestick Park, San Francisco, CA
Sat Jul 09 1960, 6:33 AM EDT
Att. 17,145 - Unknown

AB 45
R 6
H 10
RBI 6
BB 2
SO 7
LOB 15

Batter	1	2	3	4	5	6	7	8	9	AB	R	H	RBI	BB	SO	LOB	TOP																	
Richie Ashburn, L (1, 8) OBP: 0.491, SLG: 0.385	4-0 FC5-6 BB		0-0 FC4-6 1B		0-0 F7		0-0 1B		4-0 2B BB	3	0	2	0	2	0	0	Chicago Cubs @ San Francisco Giants Candlestick Park, San Francisco, CA Sun Jul 10 1960, 6:33 AM EDT Att: 24,635 - Unknown																	
George Altman, L (1, 9) OBP: 0.353, SLG: 0.500	0-0 FC5-6 14 CS		0-0 FC4-6		0-0 1B		0-0 F8		0-0 2B	5	1	2	0	0	0	3																		
Dick Gemert, R (1, 7) OBP: 0.329, SLG: 0.296	0-3 K		0-0 F9		0-0 1B				0-0 F9	3	0	1	0	0	1	2																		
Bob Will, L (8, PH) OBP: 0.327, SLG: 0.407					1-2 1B				1-3 2B	1	0	0	0	0	0	2																		
14 Ernie Banks, R (1, 6) OBP: 0.386, SLG: 0.612	0-0 CS				0-0 F7				0-0 F4	4	1	2	1	0	0	1																		
Ed Bouchee, L (1, 3) OBP: 0.355, SLG: 0.304					0-0 6-3				0-3 K	3	1	0	0	1	2	1																		
Ron Santo, R (1, 5) OBP: 0.361, SLG: 0.406					4-0 1B				4-0 K	2	0	1	1	2	1	0																		
Don Zimmer, R (8, PR) OBP: 0.314, SLG: 0.369					1-3 2H 2B				1-2 BB	0	0	0	0	0	0	0																		
Earl Averill, R (1, 2) OBP: 0.310, SLG: 0.304					0-0 SF7-5				0-3 K	3	0	1	1	0	1	2																		
Jerry Kindall, R (1, 4) OBP: 0.291, SLG: 0.381					0-0 F7				0-0 6-3	4	0	0	0	0	0	2																		
Don Cardwell, R (1, 1) OBP: 0.206, SLG: 0.382					0-3 K				0-0 6-3	3	0	0	0	0	2	0																		
Don Elston, R (7, 1) OBP: 0.116, SLG: 0.118									0-0 F4	0	0	0	0	0	0	0																		
Bob Anderson, R (8, 1) OBP: 0.244, SLG: 0.211									0-0 6-3	0	0	0	0	0	0	0																		
Danny Murphy, L (8, PH) OBP: 0.163, SLG: 0.171									0-0 6-3	1	0	0	0	0	0	0																		
Inning Stats	R: 0 E: 0 K: 1 S: 4	H: 0 LOB: 0 BB: 1 P: 8	R: 2 E: 0 K: 0 S: 4	H: 2 LOB: 0 BB: 1 P: 8	R: 0 E: 0 K: 1 S: 6	H: 1 LOB: 1 BB: 0 P: 6	R: 0 E: 0 K: 0 S: 4	H: 1 LOB: 2 BB: 1 P: 8	R: 1 E: 0 K: 2 S: 7	H: 3 LOB: 1 BB: 0 P: 7	R: 0 E: 0 K: 2 S: 7	H: 0 LOB: 0 BB: 0 P: 7	R: 0 E: 0 K: 0 S: 4	H: 1 LOB: 1 BB: 0 P: 4	R: 0 E: 0 K: 2 S: 7	H: 0 LOB: 2 BB: 1 P: 12	R: 0 E: 0 K: 0 S: 4	H: 1 LOB: 2 BB: 1 P: 8	1B: 7 2B: 3 3B: 0 HR: 0	SF: 1 SAC: 0 DP: 1 HBP: 1	WP: 1 PB: 0 SB: 0 CS: 1	PA: 40												
PITCHER	IP WLS BF H R ER SO BB IBB HBP BLK WP HR S P ERA WHIP																																	
Billy O'Dell, L (1, 1) ERA: 2.67	6.0	W	25	7	3	3	5	3	0	0	0	0	0	0	32	44	4.50	1.667																
Sam Jones, R (7, 1) ERA: 3.08	3.0	W	14	2	0	0	2	2	0	1	0	1	0	15	24	0.00	1.333																	

AB 32
R 3
H 9
RBI 3
BB 5
SO 7
LOB 13



Batter	1	2	3	4	5	6	7	8	9	AB	R	H	RBI	BB	SO	LOB	BOTTOM																	
Jim Davenport, R (1, 5) OBP: 0.326, SLG: 0.385	0-3 K				0-3 K				4-0 BB	1	0	0	0	0	1	0	Chicago Cubs @ San Francisco Giants Candlestick Park, San Francisco, CA Sun Jul 10 1960, 6:33 AM EDT Att: 24,635 - Unknown																	
Joey Amalfitano, R (3, 5) OBP: 0.319, SLG: 0.343									1-3 1B	2	1	1	1	1	1	0																		
Don Blasingame, L (1, 4) OBP: 0.316, SLG: 0.318	0-3 K				0-0 1B				0-0 1B	4	0	2	1	0	1	1																		
Willie Mays, R (1, 8) OBP: 0.421, SLG: 0.637	0-3 K				4-0 BB				0-3 F8	3	0	0	0	1	2	2																		
Willie McCovey, L (1, 3) OBP: 0.370, SLG: 0.468					0-0 F9				0-0 E5	3	0	0	0	0	0	1																		
Felipe Alou, R (7, PR) OBP: 0.214, SLG: 0.316									BB	1	1	0	0	0	0	0																		
Orlando Cepeda, R (1, 7) OBP: 0.312, SLG: 0.518									0-3 K	3	0	0	0	0	2	1																		
Willie Kirkland, L (1, 9) OBP: 0.352, SLG: 0.495					0-0 F5				0-0 F7	4	0	0	0	0	0	2																		
Hobie Landrith, L (1, 2) OBP: 0.277, SLG: 0.222					0-0 4-3				4-0 BB	2	1	0	0	2	0	1																		
Andre Rodgers, R (1, 6) OBP: 0.293, SLG: 0.301					0-0 G3				0-0 HR	2	0	0	0	0	0	1																		
Dave Philley, S (7, PH) OBP: 0.275, SLG: 0.351									0-0 F9	1	1	1	3	0	0	0																		
Billy O'Dell, S (1, 1) OBP: 0.344, SLG: 0.192					0-3 K				0-0 HR	1	0	0	0	0	1	0																		
Jim Marshall, L (6, PH) OBP: 0.278, SLG: 0.364									0-0 K	1	0	0	0	0	1	0																		
Sam Jones, R (7, 1) OBP: 0.159, SLG: 0.186									0-0 3B	1	1	1	0	0	0	0																		
Inning Stats	R: 0 E: 0 K: 3 S: 9	H: 0 LOB: 0 BB: 0 P: 9	R: 0 E: 0 K: 1 S: 5	H: 0 LOB: 0 BB: 0 P: 5	R: 0 E: 0 K: 1 S: 5	H: 0 LOB: 0 BB: 0 P: 5	R: 0 E: 0 K: 1 S: 5	H: 1 LOB: 1 BB: 1 P: 9	R: 0 E: 0 K: 0 S: 3	H: 0 LOB: 1 BB: 1 P: 7	R: 0 E: 0 K: 2 S: 7	H: 0 LOB: 1 BB: 1 P: 11	R: 5 E: 1 K: 1 S: 10	H: 4 LOB: 1 BB: 1 P: 14	R: 0 E: 0 K: 0 S: 3	H: 0 LOB: 1 BB: 0 P: 4	1B: 3 2B: 0 3B: 1 HR: 1	SF: 0 SAC: 0 DP: 0 HBP: 1	WP: 0 PB: 0 SB: 0 CS: 0	PA: 34														
PITCHER	IP WLS BF H R ER SO BB IBB HBP BLK WP HR S P ERA WHIP																																	
Don Cardwell, R (1, 1) ERA: 4.55	0.1	L	28	4	5	0	0	4	0	0	0	0	0	0	2	2	0.00	3.000																
Don Elston, R (7, 1) ERA: 2.74	1.0		4	0	0	0	0	0	0	1	0	0	0	3	4	0.00	0.000																	



Batter	1	2	3	4	5	6	7	8	9	AB	R	H	RBI	BB	SO	LOB	TOP					
Jim Gilliam, S OBP: 0.388, SLG: 0.362 (1, 5)	F9	F7	1-3		E6					5	0	1	0	0	0	3	Los Angeles Dodgers @ San Francisco Giants Candlestick Park, San Francisco, CA Fri Jul 15 1960, 10:05 PM EDT Att: 35,622 - Unknown					
Wally Moon, L OBP: 0.356, SLG: 0.442 (1, 7)	5-3 1B	1B			F5	F7	F8			4	2	1	0	1	0	3						
Norm Larker, L OBP: 0.395, SLG: 0.466 Gil Hodges, R OBP: 0.250, SLG: 0.336 (7, 3)	5-3 1B	1B			1B	BB	F8	F8		3	1	2	1	1	0	0						
Frank Howard, R OBP: 0.368, SLG: 0.555 (1, 9)	5-3	1B			F9		HR	K		5	1	2	1	0	1	3						
Duke Snider, L OBP: 0.354, SLG: 0.520 (1, 8)	2B				4-3			K		5	1	3	2	0	1	0						
Charlie Neal, R OBP: 0.338, SLG: 0.397 (1, 4)	2B				E1	F9			K	5	0	2	0	0	1	3						
John Roseboro, L OBP: 0.324, SLG: 0.391 (1, 2)	IBB				K		L3		F2	4	0	0	0	1	2	3						
Maury Wills, S OBP: 0.351, SLG: 0.332 (1, 6)	4-3				IBB		F9		L5	4	0	0	0	1	0	3						
Don Drysdale, R OBP: 0.216, SLG: 0.292 Ed Roebuck, R OBP: 0.294, SLG: 0.313 (8, 1)		K			SF8		E		G1	3	0	1	1	0	1	0						
Inning Stats	R: 2 E: 0 K: 0 S: 13	H: 3 LOB: 3 BB: 2 P: 27	R: 1 E: 0 K: 1 S: 11	H: 3 LOB: 2 BB: 0 P: 18	R: 1 E: 1 K: 1 S: 10	H: 1 LOB: 2 BB: 1 P: 19	R: 0 E: 0 K: 0 S: 12	H: 1 LOB: 2 BB: 1 P: 22	R: 0 E: 1 K: 0 S: 11	H: 1 LOB: 1 BB: 0 P: 13	R: 1 E: 0 K: 0 S: 12	H: 2 LOB: 1 BB: 0 P: 15	R: 0 E: 0 K: 2 S: 6	H: 1 LOB: 1 BB: 0 P: 10	R: 0 E: 0 K: 1 S: 7	H: 0 LOB: 0 BB: 0 P: 10	R: 0 E: 0 K: 1 S: 5	H: 0 LOB: 0 BB: 0 P: 9	1B: 8 2B: 3 3B: 0 HR: 1	SF: 1 SAC: 0 DP: 0 HBP: 0	WP: 0 PB: 1 SB: 0 CS: 0	PA: 44
PITCHER	IP	WLS	BF	H	R	ER	SO	BB	IBB	HBP	BLK	WP	HR	S	P	ERA	WHIP					
Sam Jones, R ERA: 3.24 (1, 1)	2.0	L	13	6	3	3	1	1	1	0	0	0	0	24	45	13.50	3.500					
Billy O'Dell, L ERA: 2.53 (3, 1)	5.0		25	6	2	1	2	1	1	0	0	0	1	51	79	1.80	1.400					
Billy Loes, R ERA: 7.07 (8, 1)	2.0		6	0	0	0	3	0	0	0	0	0	0	12	19	0.00	0.000					

Batter	1	2	3	4	5	6	7	8	9	AB	R	H	RBI	BB	SO	LOB	BOTTOM					
Jim Davenport, R OBP: 0.326, SLG: 0.382 Jim Marshall, L OBP: 0.270, SLG: 0.353 (9, FH)	FC1-4 1B		K		L4			F8	K	4	0	1	0	0	1	2	Los Angeles Dodgers @ San Francisco Giants Candlestick Park, San Francisco, CA Fri Jul 15 1960, 10:05 PM EDT Att: 35,622 - Unknown					
Don Blasingame, L OBP: 0.318, SLG: 0.318 (1, 4)	F7				G3	E	F6	1B		3	2	1	0	1	0	1						
Willie Mays, R OBP: 0.416, SLG: 0.629 (1, 8)	FC1-4 CS				F6	BB	F6	K		4	0	0	0	0	1	3						
Willie McCovey, L OBP: 0.372, SLG: 0.478 (1, 3)	CS	FC6-2 3B			G3		F2	1B		4	0	2	0	0	0	1						
Orlando Cepeda, R OBP: 0.315, SLG: 0.521 (1, 7)		FC6-2 L4-3					F8	1B		4	0	2	2	0	0	1						
Willie Kirkland, L OBP: 0.348, SLG: 0.488 (1, 9)	L4-3				F2		K	3-1		4	0	0	0	0	1	4						
Hobie Landrith, L OBP: 0.286, SLG: 0.245 (1, 2)					2B		F9	2B	1B	4	1	2	0	0	0	0						
Eddie Bressoud, R OBP: 0.283, SLG: 0.382 (1, 6)					F7		K	2B	K	4	0	1	1	0	2	1						
Sam Jones, R OBP: 0.199, SLG: 0.186 (3, 1) Billy O'Dell, S OBP: 0.263, SLG: 0.195 (7, PH) Dave Philley, S OBP: 0.285, SLG: 0.342 (8, 1) Billy Loes, R OBP: 0.262, SLG: 0.299 (9, PH) Dale Long, L OBP: 0.267, SLG: 0.280 (9, PH) Felipe Alou, R OBP: 0.274, SLG: 0.316 (9, PH)					K			F3	1B	0	0	0	0	0	0	0						
Inning Stats	R: 0 E: 0 K: 0 S: 8	H: 1 LOB: 0 BB: 0 P: 13	R: 0 E: 0 K: 0 S: 5	H: 1 LOB: 0 BB: 0 P: 7	R: 0 E: 0 K: 2 S: 15	H: 1 LOB: 1 BB: 0 P: 22	R: 1 E: 1 K: 0 S: 11	H: 1 LOB: 1 BB: 1 P: 18	R: 0 E: 0 K: 1 S: 9	H: 0 LOB: 1 BB: 1 P: 14	R: 0 E: 0 K: 0 S: 8	H: 0 LOB: 0 BB: 0 P: 12	R: 1 E: 0 K: 1 S: 14	H: 2 LOB: 1 BB: 0 P: 20	R: 1 E: 0 K: 1 S: 12	H: 3 LOB: 2 BB: 0 P: 13	R: 0 E: 0 K: 2 S: 12	H: 1 LOB: 1 BB: 0 P: 21	1B: 6 2B: 4 3B: 1 HR: 0	SF: 0 SAC: 0 DP: 1 HBP: 0	WP: 0 PB: 0 SB: 0 CS: 1	PA: 38
PITCHER	IP	WLS	BF	H	R	ER	SO	BB	IBB	HBP	BLK	WP	HR	S	P	ERA	WHIP					
Don Drysdale, R ERA: 3.32 (1, 1)	7.2	W	32	9	3	3	5	2	0	0	0	0	0	81	117	3.52	1.435					
Ed Roebuck, R ERA: 1.9 (8, 1)	1.1	S	5	1	0	0	2	0	0	0	0	0	0	13	23	0.00	0.750					



Batter	1	2	3	4	5	6	7	8	9	AB	R	H	RBI	BB	SO	LOB	TOP					
Jim Gilliam, S OBP: 0.386, SLG: 0.360 (1, 5)	F4		1-3				K		F7	5	1	1	0	0	1	2	Los Angeles Dodgers @ San Francisco Giants Candlestick Park, San Francisco, CA Sun Jul 17 1960, 6:33 AM EDT Att: 36,253 - Unknown					
Tommy Davis, R OBP: 0.260, SLG: 0.313 (1, 8)	1-3					F8	L8		F7	4	1	0	0	1	0	2						
Charlie Neal, R OBP: 0.341, SLG: 0.398 (1, 4)	F8					F9			E6	5	1	3	1	0	0	0						
Frank Howard, R OBP: 0.365, SLG: 0.541 (1, 9)		F8				F2			K2-3	4	0	1	1	1	1	2						
Gil Hodges, R OBP: 0.248, SLG: 0.333 Norm Larker, L (7, PH) OBP: 0.397, SLG: 0.469 (7, 3)						E1				3	0	1	0	0	0	1						
Chuck Essegian, R OBP: 0.340, SLG: 0.378 (1, 7)						F2				1	0	1	1	0	0	0						
Norm Sherry, R OBP: 0.384, SLG: 0.577 (1, 2)										4	0	1	0	0	1	1						
Maury Wills, S OBP: 0.352, SLG: 0.327 (1, 6)			5-3							3	1	1	0	1	0	0						
Johnny Podres, L OBP: 0.236, SLG: 0.128 Larry Sherry, R OBP: 0.238, SLG: 0.450 Ed Palmquist, R (2, 1)										0	0	0	0	0	0	0						
Bob Lillis, R Sandy Koufax, R Joe Pignatano, R Ed Roebuck, R (5, PH) (5, 1) (7, PH) (7, 1)										0	0	0	0	0	0	0						
Inning Stats	R: 0 E: 0 K: 0 S: 7	H: 0 LOB: 0 BB: 0 P: 10	R: 0 E: 0 K: 0 S: 7	H: 1 LOB: 1 BB: 0 P: 9	R: 0 E: 0 K: 1 S: 6	H: 0 LOB: 0 BB: 0 P: 7	R: 1 E: 1 K: 0 S: 13	H: 1 LOB: 1 BB: 0 P: 18	R: 0 E: 0 K: 1 S: 9	H: 1 LOB: 2 BB: 1 P: 16	R: 0 E: 0 K: 0 S: 4	H: 0 LOB: 1 BB: 1 P: 9	R: 3 E: 0 K: 1 S: 16	H: 5 LOB: 3 BB: 1 P: 30	R: 0 E: 0 K: 0 S: 10	H: 0 LOB: 0 BB: 0 P: 14	R: 0 E: 1 K: 1 S: 10	H: 1 LOB: 1 BB: 0 P: 13	1B: 9 2B: 0 3B: 0 HR: 0	SF: 0 SAC: 1 DP: 0 HBP: 0	WP: 1 PB: 0 SB: 0 CS: 0	PA: 40
PITCHER	IP	WLS	BF	H	R	ER	SO	BB	IBB	HBP	BLK	WP	HR	S	P	ERA	WHIP					
Mike McCormick, L ERA: 2.58 Sam Jones, R ERA: 3.24 Billy O'Dell, L ERA: 2.59 Billy Loes, R ERA: 6.99	(1, 1) (7, 1) (7, 1) (9, 1)	6.2 0.0 2.0 0.1	30 1 8 1	6 1 2 0	4 0 0 0	3 0 0 0	3 0 0 1	3 0 0 0	0 0 0 0	0 0 0 0	0 0 0 0	1 0 0 0	0 0 0 0	55 3 21 3	88 5 29 4	4.05 ∞ 0.00 0.00	1.350 ∞ 1.000 0.000					

Batter	1	2	3	4	5	6	7	8	9	AB	R	H	RBI	BB	SO	LOB	BOTTOM				
Eddie Bressoud, R OBP: 0.293, SLG: 0.390 (1, 6)	1B								K	4	2	2	1	1	1	1	Los Angeles Dodgers @ San Francisco Giants Candlestick Park, San Francisco, CA Sun Jul 17 1960, 6:33 AM EDT Att: 36,253 - Unknown				
Don Blasingame, L OBP: 0.321, SLG: 0.318 Joey Amalfitano, R (6, PH) OBP: 0.321, SLG: 0.341 (7, 4)	1B								E6	2	0	1	1	1	0	1					
Willie Mays, R OBP: 0.414, SLG: 0.627 (1, 8)	1B								3B	1	1	0	0	1	0	0					
Dave Philley, S OBP: 0.277, SLG: 0.326 (1, 7)	K								4-3	5	0	2	2	0	0	6					
Felipe Alou, R OBP: 0.207, SLG: 0.305 Willie Kirkland, L (2, PH) OBP: 0.346, SLG: 0.485 (3, 9)	K									4	0	1	1	1	1	4					
Andre Rodgers, R OBP: 0.287, SLG: 0.294 Jim Marshall, L OBP: 0.263, SLG: 0.343 (1, 3) (6, 3)	F8									1	0	0	0	0	1	2					
Jim Davenport, R OBP: 0.323, SLG: 0.376 (1, 5)										3	0	0	0	0	2	5					
Bob Schmidt, R OBP: 0.321, SLG: 0.377 (1, 2)										1	0	0	0	0	0	1					
Mike McCormick, L OBP: 0.255, SLG: 0.286 Sam Jones, R OBP: 0.159, SLG: 0.186 Billy O'Dell, S OBP: 0.343, SLG: 0.179 Billy Loes, R OBP: 0.250, SLG: 0.250 (1, 1) (7, 1) (7, 1) (9, 1)										3	0	1	0	0	1	2					
Inning Stats	R: 1 E: 0 K: 2 S: 18	H: 3 LOB: 2 BB: 0 P: 29	R: 3 E: 1 K: 1 S: 21	H: 2 LOB: 3 BB: 3 P: 40	R: 0 E: 0 K: 1 S: 11	H: 0 LOB: 0 BB: 0 P: 13	R: 0 E: 0 K: 0 S: 7	H: 1 LOB: 1 BB: 0 P: 9	R: 0 E: 0 K: 2 S: 9	H: 0 LOB: 0 BB: 0 P: 15	R: 0 E: 0 K: 1 S: 8	H: 1 LOB: 2 BB: 1 P: 16	R: 0 E: 0 K: 0 S: 9	H: 2 LOB: 2 BB: 0 P: 13	R: 1 E: 1 K: 2 S: 13	H: 1 LOB: 1 BB: 0 P: 16		1B: 9 2B: 0 3B: 1 HR: 0	SF: 0 SAC: 0 DP: 0 HBP: 0	WP: 0 PB: 0 SB: 0 CS: 0	PA: 40
PITCHER	IP	WLS	BF	H	R	ER	SO	BB	IBB	HBP	BLK	WP	HR	S	P	ERA	WHIP				
Johnny Podres, L ERA: 2.97 Larry Sherry, R ERA: 4.83 Ed Palmquist, R ERA: 1.88 Sandy Koufax, L ERA: 4.72 Ed Roebuck, R ERA: 1.84	(1, 1) (2, 1) (2, 1) (5, 1) (7, 1) (7, 1)	1.0 0.1 2.2 2.0 2.0	8 5 9 8 10	3 0 1 1 3	2 1 0 0 1	2 0 0 0 0	2 0 2 3 2	0 3 0 1 0	0 0 0 0 0	0 0 0 0 0	0 0 0 0 0	0 0 0 0 0	0 0 0 0 0	11 24 17 22	25 32 31 22	0.00 0.00 0.00 0.00	9.000 0.375 1.000 1.500				



Batter	1	2	3	4	5	6	7	8	9	AB	R	H	RBI	BB	SO	LOB	TOP			
Ruben Amaro, R (1, 6) OBP: 0.333, SLG: 0.300 Tony Curry, L (9, PH) OBP: 0.324, SLG: 0.456										3	0	0	0	0	2	0	Philadelphia Phillies @ San Francisco Giants Candlestick Park, San Francisco, CA Tue Jul 19 1960, 10:05 PM EDT Att: 13,279 - Unknown			
Tony Taylor, R (1, 4) OBP: 0.352, SLG: 0.418										4	0	0	0	0	0	0				
Johnny Callison, L (1, 7) OBP: 0.369, SLG: 0.461										4	0	0	0	0	0	1				
Pancho Herrera, R (1, 3) OBP: 0.370, SLG: 0.529										2	0	0	0	1	1	0				
Joe Morgan, L (1, 5) OBP: 0.204, SLG: 0.216										3	0	0	0	0	0	2				
Ken Walters, R (1, 9) OBP: 0.304, SLG: 0.411										3	0	0	0	0	2	0				
Bobby Del Greco, R (1, 8) OBP: 0.370, SLG: 0.396										3	0	0	0	0	2	0				
Cal Neeman, R (1, 2) OBP: 0.254, SLG: 0.333 Clay Dainmple, L (8, PH) OBP: 0.382, SLG: 0.403										2	0	0	0	0	2	0				
John Buzhardt, R (1, 1) OBP: 0.143, SLG: 0.118 Tony Gonzalez, L (8, PH) OBP: 0.273, SLG: 0.442 Turk Farrell, R (8, 1) OBP: 0.333, SLG: 0.364										2	0	0	0	0	2	0				
										1	0	0	0	0	0	1				
										0	0	0	0	0	0	0				
Inning Stats	R: 0 E: 0 K: 1 S: 5	H: 0 LOB: 0 BB: 0 P: 5	R: 0 E: 0 K: 1 S: 5	H: 0 LOB: 0 BB: 0 P: 5	R: 0 E: 0 K: 3 S: 9	H: 0 LOB: 0 BB: 0 P: 9	R: 0 E: 0 K: 0 S: 3	H: 0 LOB: 0 BB: 0 P: 3	R: 0 E: 0 K: 2 S: 7	H: 0 LOB: 0 BB: 0 P: 7	R: 0 E: 1 K: 1 S: 6	H: 0 LOB: 2 BB: 1 P: 10	R: 0 E: 0 K: 1 S: 6	H: 1 LOB: 1 BB: 0 P: 6	R: 0 E: 0 K: 1 S: 5	H: 0 LOB: 0 BB: 0 P: 5	1B: 1 2B: 0 3B: 0 HR: 0	SF: 0 SAC: 0 DP: 0 HBP: 0	WP: 1 PB: 0 SB: 0 CS: 0	PA: 30
PITCHER Juan Marichal, R (1, 1) ERA:	IP: 9.0 WLS: W BF: 30 H: 1 R: 0 ER: 0 SO: 12 BB: 1 IBB: 0 HBP: 0 BLK: 0 WP: 1 HR: 0 S: 53 P: 57 ERA: 0.00 WHIP: 0.222															PITCHER				

Batter	1	2	3	4	5	6	7	8	9	AB	R	H	RBI	BB	SO	LOB	BOTTOM			
Eddie Bressoud, R (1, 6) OBP: 0.292, SLG: 0.396										4	0	1	0	0	0	0	Philadelphia Phillies @ San Francisco Giants Candlestick Park, San Francisco, CA Tue Jul 19 1960, 10:05 PM EDT Att: 13,279 - Unknown			
Don Blasingame, L (1, 4) OBP: 0.323, SLG: 0.324										4	0	2	0	0	0	1				
Willie Mays, R (1, 8) OBP: 0.409, SLG: 0.619										4	1	0	0	0	0	2				
Willie Kirkland, L (1, 9) OBP: 0.345, SLG: 0.482										4	0	1	1	0	0	1				
Orlando Cepeda, R (1, 3) OBP: 0.318, SLG: 0.531										4	1	2	0	0	0	1				
Dave Philley, S (1, 7) OBP: 0.275, SLG: 0.319										4	0	1	0	0	0	2				
Hobie Landrith, L (1, 2) OBP: 0.295, SLG: 0.267										3	0	2	0	0	0	0				
Jim Davenport, R (1, 5) OBP: 0.328, SLG: 0.378										2	0	1	1	1	0	0				
Juan Marichal, R (1, 1) ERA: 2.53										3	0	0	0	0	0	5				
										1	0	0	0	0	0	0				
										0	0	0	0	0	0	0				
Inning Stats	R: 0 E: 0 K: 0 S: 4	H: 1 LOB: 1 BB: 0 P: 4	R: 1 E: 0 K: 0 S: 5	H: 3 LOB: 1 BB: 0 P: 5	R: 0 E: 0 K: 0 S: 3	H: 0 LOB: 0 BB: 0 P: 3	R: 0 E: 0 K: 0 S: 5	H: 2 LOB: 3 BB: 1 P: 9	R: 1 E: 0 K: 0 S: 5	H: 2 LOB: 1 BB: 0 P: 5	R: 0 E: 0 K: 0 S: 3	H: 0 LOB: 0 BB: 0 P: 3	R: 0 E: 0 K: 0 S: 3	H: 1 LOB: 1 BB: 0 P: 3	R: 0 E: 0 K: 0 S: 4	H: 1 LOB: 1 BB: 0 P: 4	1B: 5 2B: 4 3B: 1 HR: 0	SF: 0 SAC: 0 DP: 1 HBP: 0	WP: 0 PB: 0 SB: 1 CS: 0	PA: 33
PITCHER John Buzhardt, R (1, 1) ERA: 3.47 Turk Farrell, R (8, 1) ERA: 2.53	IP: 7.0 WLS: L BF: 29 H: 9 R: 2 ER: 2 SO: 2 BB: 0 IBB: 1 HBP: 0 BLK: 0 WP: 0 HR: 0 S: 28 P: 32 ERA: 2.57 WHIP: 1.286															PITCHER				

Batter	1	2	3	4	5	6	7	8	9	AB	R	H	RBI	BB	SO	LOB	TOP								
Ruben Amaro, R OBP: 0.324, SLG: 0.290 Tony Curry, L OBP: 0.322, SLG: 0.453 Bobby Malkmus, R OBP: 0.227, SLG: 0.235	0-3 K		0-3 K			0-0 5-3		0-0 F8		3	0	0	0	0	2	0	Philadelphia Phillies @ San Francisco Giants Candlestick Park, San Francisco, CA Wed Jul 20 1960, 6:33 AM EDT Att: 10,504 - Unknown								
Tony Taylor, R OBP: 0.348, SLG: 0.413	0-0 6-3			0-3 K		0-0 F3		0-0 F9		4	0	0	0	0	1	1									
Johnny Callison, L OBP: 0.373, SLG: 0.466	0-0 2B			0-3 K		4-0 BB		0-0 F6		3	0	1	0	1	1	0									
Pancho Herrera, R OBP: 0.365, SLG: 0.522	0-0 4-3			0-0 F2		0-3 K		0-0 E7 1B		4	1	0	0	0	1	2									
Joe Morgan, L OBP: 0.207, SLG: 0.204	0-3 K			4-0 FC6-4 1B FC3-2 BB		0-0 1-3		0-0 4-3		3	0	0	0	1	1	1									
Ken Walters, R OBP: 0.307, SLG: 0.412	0-0 F6			0-0 1-2 1B		0-0 5-3		0-0 2-3 BB 1B		4	0	2	1	0	0	0									
Bobby Del Greco, R OBP: 0.368, SLG: 0.390	0-0 F4			0-0 FC6-4 FC3-2 1-2 2-3		0-3 K		4-0 FC5-4 BB		3	0	0	0	0	1	2									
Cal Neeman, R OBP: 0.291, SLG: 0.331 Jim Owens, R OBP: 0.290, SLG: 0.032 Tony Gonzalez, L OBP: 0.273, SLG: 0.440 John Buzhardt, R OBP: 0.143, SLG: 0.118 Dallas Green, R OBP: 0.263, SLG: 0.287 Lee Walls, R OBP: 0.340, SLG: 0.343	0-3 K			0-0 1-2 3-H		0-0 FC3-2		0-0 FC5-4		1	0	0	0	0	1	0									
Chris Short, R Clay Dalrymple, L (3, PH)	0-0 4-3			0-0 4-3		0-0 4-3		0-0 F5		0	0	0	0	0	0	0									
Inning Stats	R: 0 E: 0 K: 1 S: 6	H: 1 LOB: 1 BB: 0 P: 6	R: 0 E: 0 K: 1 S: 5	H: 0 LOB: 0 BB: 0 P: 5	R: 0 E: 0 K: 2 S: 7	H: 0 LOB: 0 BB: 0 P: 7	R: 0 E: 0 K: 2 S: 7	H: 0 LOB: 0 BB: 0 P: 7	R: 0 E: 0 K: 1 S: 4	H: 1 LOB: 1 BB: 1 P: 8	R: 0 E: 0 K: 1 S: 5	H: 0 LOB: 1 BB: 1 P: 9	R: 0 E: 0 K: 1 S: 5	H: 0 LOB: 0 BB: 0 P: 5	R: 0 E: 0 K: 0 S: 4	H: 1 LOB: 1 BB: 0 P: 4		R: 1 E: 1 K: 0 S: 5	H: 1 LOB: 2 BB: 1 P: 9	1B: 3 2B: 1 3B: 0 HR: 0	SF: 0 SAC: 0 DP: 0 HBP: 0	WP: 0 PB: 0 SB: 0 CS: 0	PA: 35		
PITCHER	IP	WLS	BF	H	R	ER	SO	BB	IBB	HBP	BLK	WP	HR	S	P	ERA	WHIP								
Sam Jones, R ERA: 3.04	(1, 1)	8.2	W	34	4	1	0	8	3	0	0	0	0	47	59	0.00	0.808								
Johnny Antonelli, L ERA: 4.21	(9, 1)	0.1	S	1	0	0	0	0	0	0	0	0	0	1	1	0.00	0.000								

AB 32
R 1
H 4
RBI 1
BB 3
SO 8
LOB 14



Batter	1	2	3	4	5	6	7	8	9	AB	R	H	RBI	BB	SO	LOB	BOTTOM								
Eddie Bressoud, R OBP: 0.295, SLG: 0.399	0-0 SH1-3 SF7 2B	4-0 BB		0-0 FC6-4 1-2			0-3 K			3	1	1	0	1	1	2	Philadelphia Phillies @ San Francisco Giants Candlestick Park, San Francisco, CA Wed Jul 20 1960, 6:33 AM EDT Att: 10,504 - Unknown								
Don Blasingame, L OBP: 0.320, SLG: 0.321	0-0 SH1-3 2-3	0-0 3-1		0-0 1-3		0-0 F9				3	0	0	0	0	3										
Willie Mays, R OBP: 0.405, SLG: 0.613	0-0 SF7 3-H		0-0 4-3	0-3 K		0-0 F8				3	0	0	1	0	1	0									
Orlando Cepeda, R OBP: 0.314, SLG: 0.524	0-0 G3		0-0 4-3	0-0 4-3		0-0 6-3				4	0	0	0	0	0	0									
Dave Philley, S OBP: 0.273, SLG: 0.300 Willie Kirkland, L OBP: 0.345, SLG: 0.482	0-3 5-3		4-0 BB	0-3 K		0-3 K				3	0	0	0	1	2	0									
Felipe Alou, R OBP: 0.211, SLG: 0.306	0-0 3B 1B		0-0 F9	0-0 F3		0-0 F5				3	1	1	0	0	0	1									
Jim Davenport, R OBP: 0.329, SLG: 0.387	0-0 1B 3B		0-0 F8	0-0 F5						3	1	1	1	0	0	0									
Bob Schmidt, R OBP: 0.327, SLG: 0.393	0-0 FC6-4 1B 3-H		0-3 K	0-0 3B						3	0	2	1	0	1	0									
Sam Jones, R OBP: 0.170, SLG: 0.196 Johnny Antonelli, L OBP: 0.290, SLG: 0.320	0-0 FC6-4 1-2		0-0 FC6-4 BB	0-0 FC6-4 1B						3	0	1	0	0	1	2									
Inning Stats	R: 1 E: 0 K: 0 S: 4	H: 1 LOB: 0 BB: 0 P: 4	R: 2 E: 0 K: 0 S: 6	H: 3 LOB: 2 BB: 1 P: 10	R: 0 E: 0 K: 1 S: 3	H: 0 LOB: 1 BB: 1 P: 7	R: 0 E: 0 K: 1 S: 6	H: 1 LOB: 1 BB: 0 P: 6	R: 0 E: 0 K: 1 S: 5	H: 0 LOB: 0 BB: 0 P: 5	R: 0 E: 0 K: 2 S: 8	H: 1 LOB: 1 BB: 0 P: 8	R: 0 E: 0 K: 1 S: 5	H: 0 LOB: 0 BB: 0 P: 5	R: 0 E: 0 K: 1 S: 5	H: 0 LOB: 0 BB: 0 P: 5		1B: 3 2B: 1 3B: 2 HR: 0	SF: 1 SAC: 1 DP: 0 HBP: 0	WP: 0 PB: 0 SB: 0 CS: 0	PA: 32				
PITCHER	IP	WLS	BF	H	R	ER	SO	BB	IBB	HBP	BLK	WP	HR	S	P	ERA	WHIP								
Chris Short, L ERA: 4.02	(1, 1)	2.0	L	11	4	3	3	0	1	0	0	0	0	9	14	0.00	2.500								
Jim Owens, R ERA: 4.33	(3, 1)	2.0		8	1	0	0	1	1	0	0	0	0	9	13	0.00	1.000								
Dallas Green, R ERA: 4.64	(5, 1)	4.0		13	1	0	0	5	0	0	0	0	0	23	23	0.00	0.250								

AB 28
R 3
H 6
RBI 3
BB 2
SO 6
LOB 8



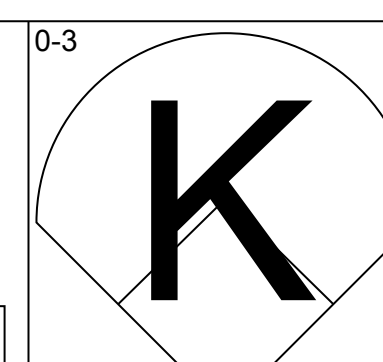
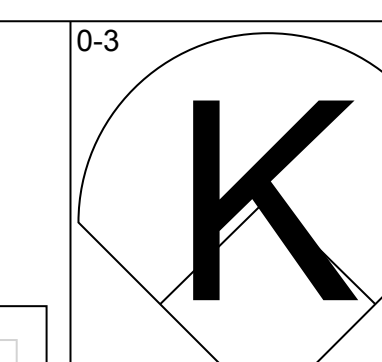
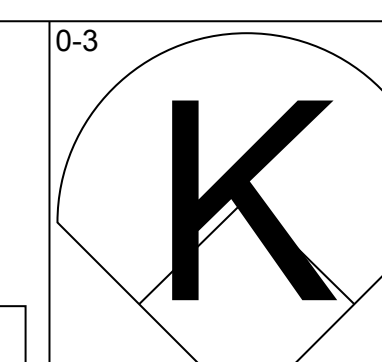
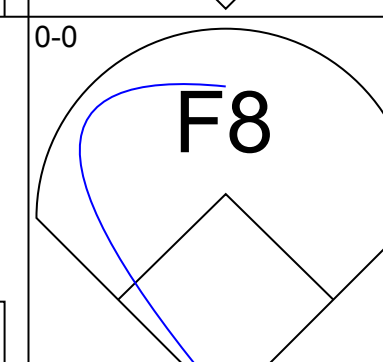
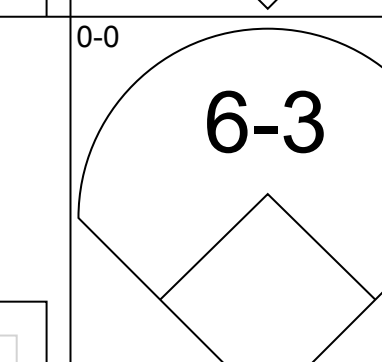
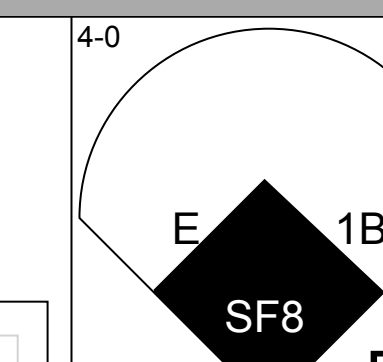
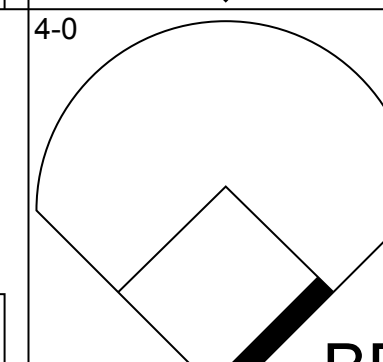
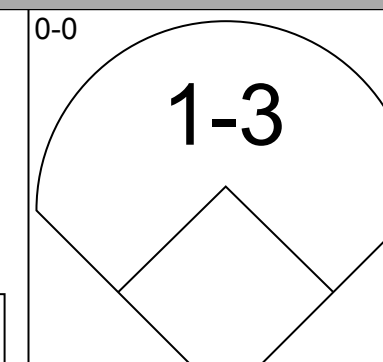
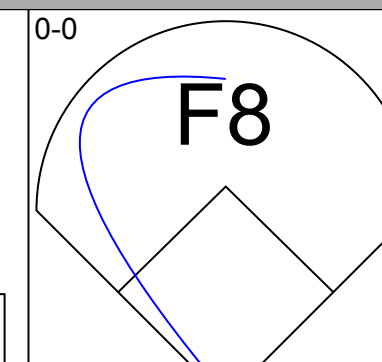
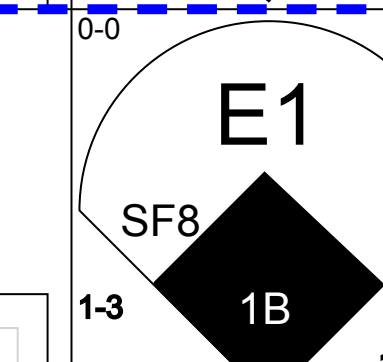
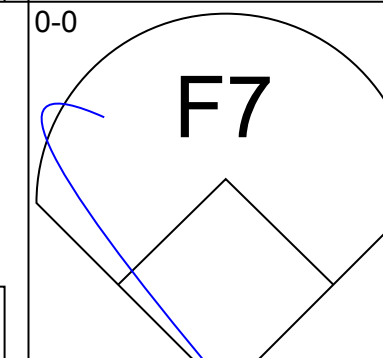
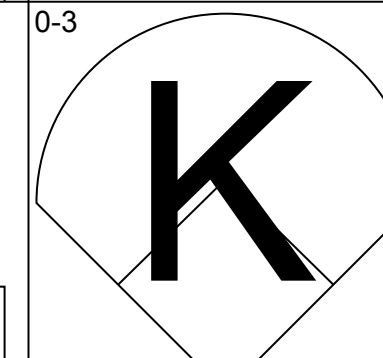
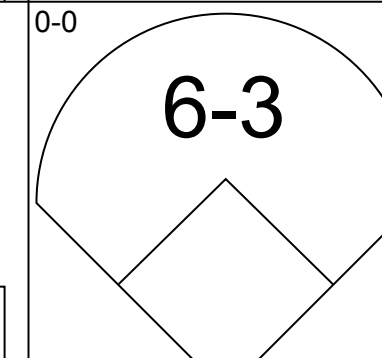
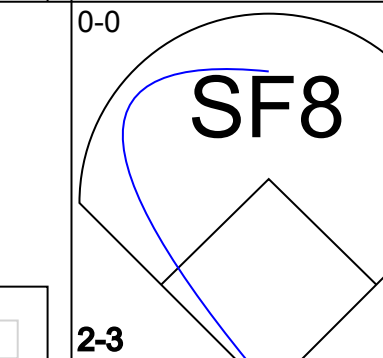
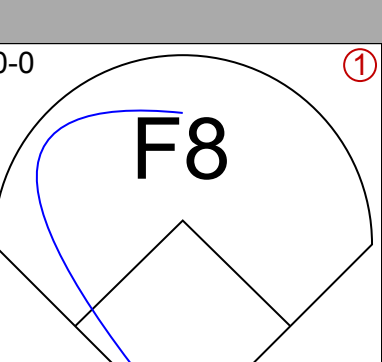
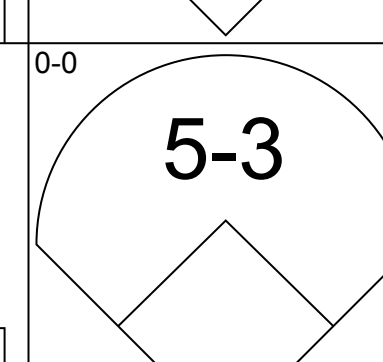
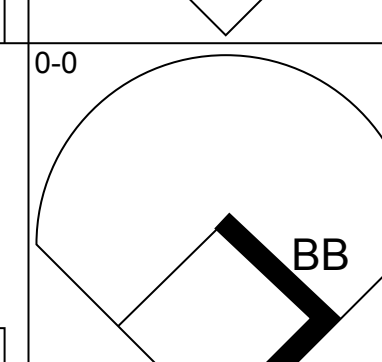
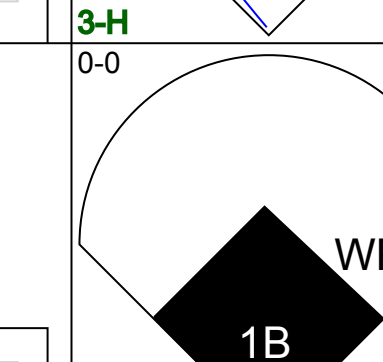
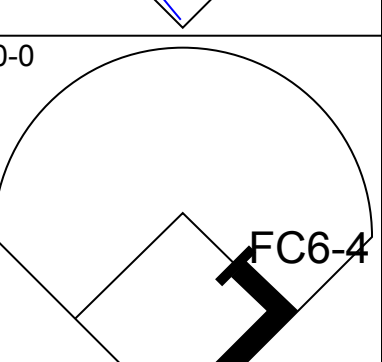
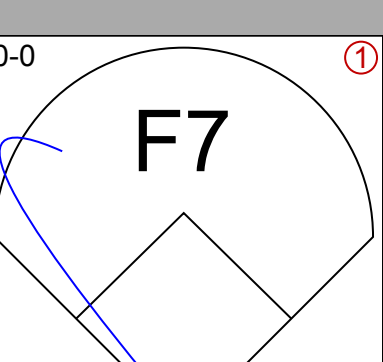
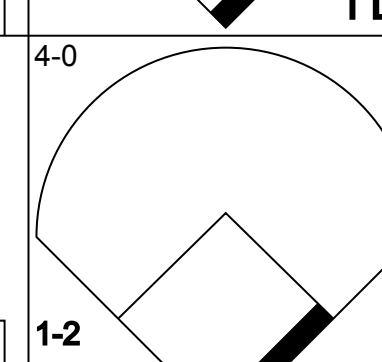
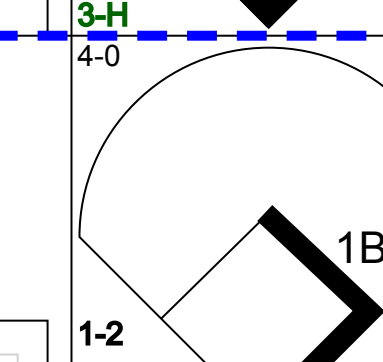
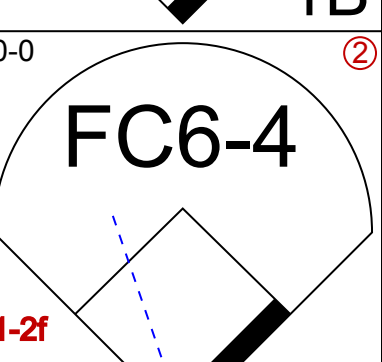
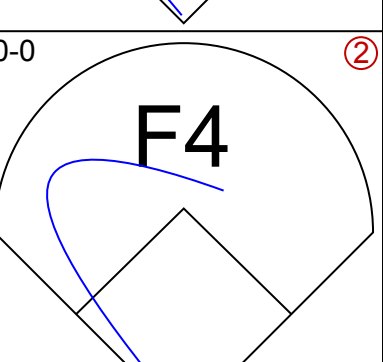
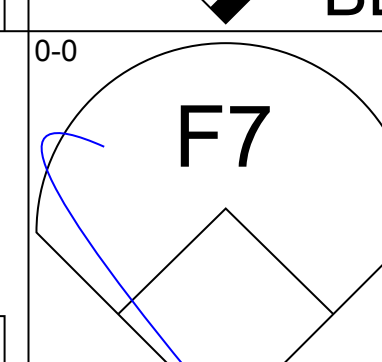
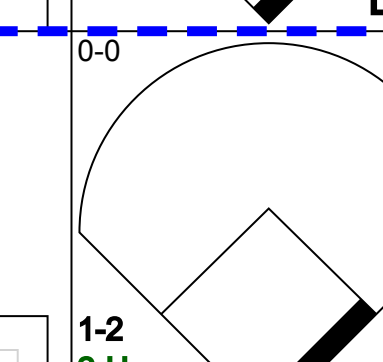
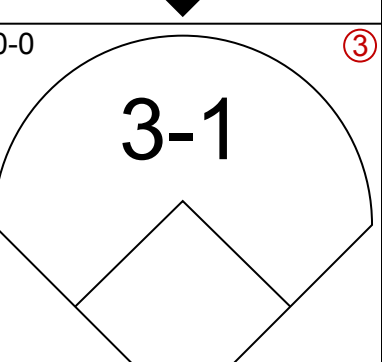
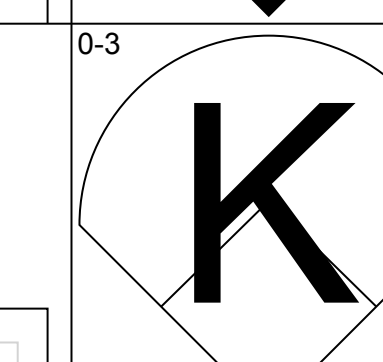


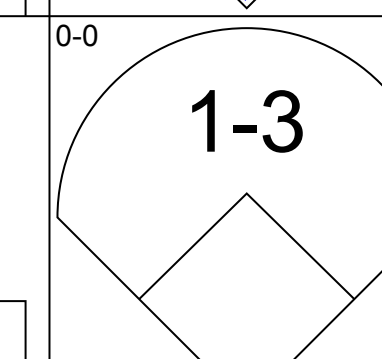
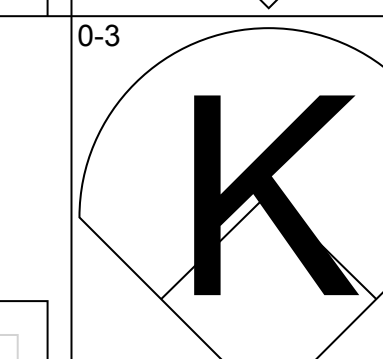
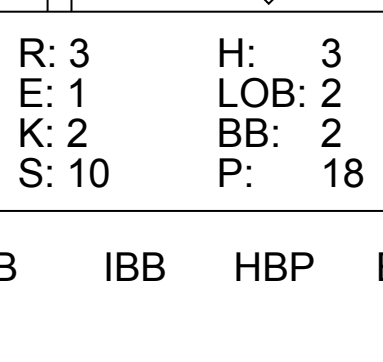
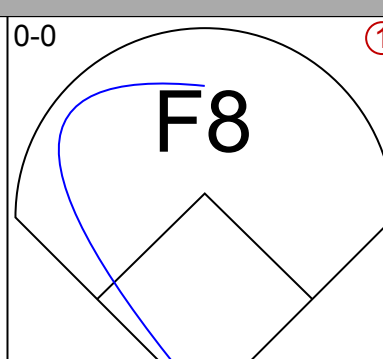
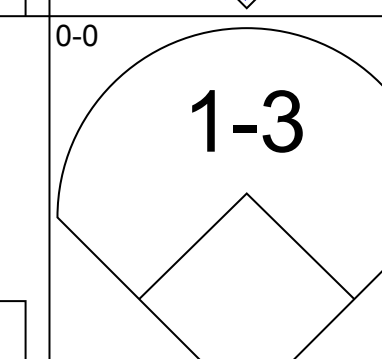
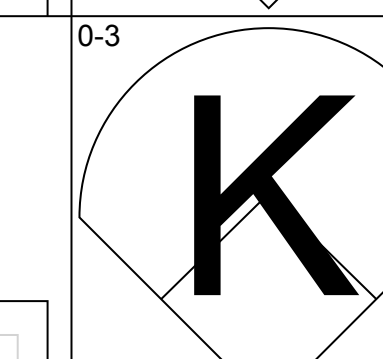
Batter	1	2	3	4	5	6	7	8	9	AB	R	H	RBI	BB	SO	LOB	TOP																			
Bob Skinner, L (1, 7) OBP: 0.388, SLG: 0.497	F8			F8			G3			4	0	1	2	0	0	0	Pittsburgh Pirates @ San Francisco Giants Candlestick Park, San Francisco, CA Fri Jul 22 1960, 10:05 PM EDT Att: 31,878 - Unknown																			
Bill Virdon, L (7, 8) OBP: 0.347, SLG: 0.404						1B				0	0	0	0	0	0	0																				
Dick Groat, R (1, 6) OBP: 0.366, SLG: 0.389	4-3						6-3			4	1	2	0	0	0	0																				
Roberto Clemente, R (1, 9) OBP: 0.361, SLG: 0.445	F3			F9						3	0	0	0	1	0	1																				
Dick Stuart, R (1, 3) OBP: 0.299, SLG: 0.448		4-3		K			SH5-4			3	0	0	0	0	1	1																				
Gino Cimoli, R (1, 8) OBP: 0.357, SLG: 0.342		E5								3	1	1	0	1	1	0																				
Hal Smith, R (1, 2) OBP: 0.359, SLG: 0.558		F9								4	0	1	0	0	1	3																				
Don Hoak, R (1, 5) OBP: 0.363, SLG: 0.403				6-3						3	1	0	0	1	0	2																				
Bill Mazerowski, R (1, 4) OBP: 0.285, SLG: 0.380				F9						3	1	1	1	1	0	3																				
Vinegar Bend Mizell, R (1, 1) OBP: 0.175, SLG: 0.135				K						3	0	0	0	0	2	1																				
Inning Stats	R: 0 E: 0 K: 0 S: 3	H: 0 LOB: 0 BB: 0 P: 3	R: 0 E: 1 K: 0 S: 3	H: 0 LOB: 0 BB: 0 P: 3	R: 0 E: 0 K: 1 S: 5	H: 0 LOB: 0 BB: 0 P: 5	R: 0 E: 0 K: 1 S: 6	H: 1 LOB: 1 BB: 0 P: 6	R: 3 E: 0 K: 0 S: 6	H: 4 LOB: 1 BB: 0 P: 6	R: 1 E: 1 K: 0 S: 4	H: 1 LOB: 3 BB: 3 P: 16	R: 0 E: 0 K: 1 S: 5	H: 0 LOB: 0 BB: 0 P: 5	R: 0 E: 0 K: 1 S: 5	H: 0 LOB: 0 BB: 0 P: 9	1B: 6 2B: 0 3B: 0 HR: 0	SF: 0 SAC: 2 DP: 0 HBP: 0	WP: 0 PB: 0 SB: 0 CS: 0	PA: 36																
PITCHER	IP	WLS	BF	H	R	ER	SO	BB	IBB	HBP	BLK	WP	HR	S	P	ERA	WHIP	PITCHER		IP	WLS	BF	H	R	ER	SO	BB	IBB	HBP	BLK	WP	HR	S	P	ERA	WHIP
Mike McCormick, L (1, 1) ERA: 2.64	7.0	L	29	6	4	3	3	1	2	0	0	0	0	32	44	3.86	1.000																			
Stu Miller, R (8, 1) ERA: 4.67	2.0		7	0	0	0	2	1	0	0	0	0	0	10	14	0.00	0.500																			

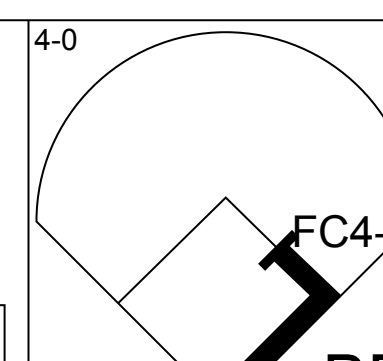
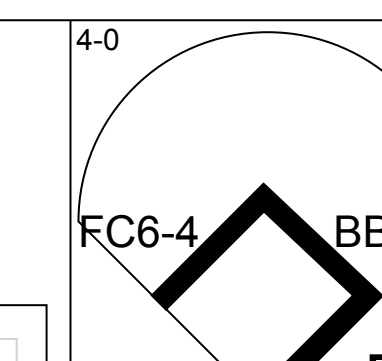
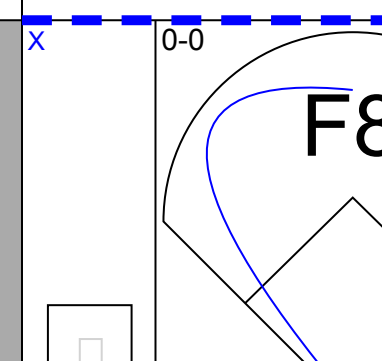
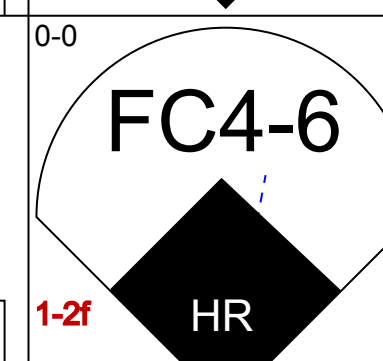
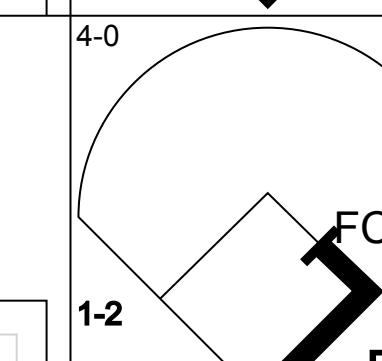
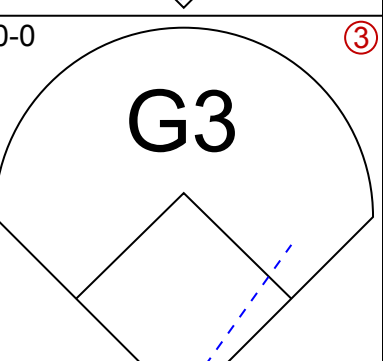
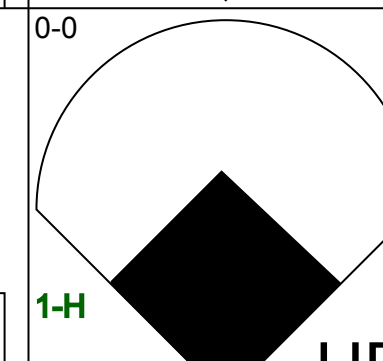
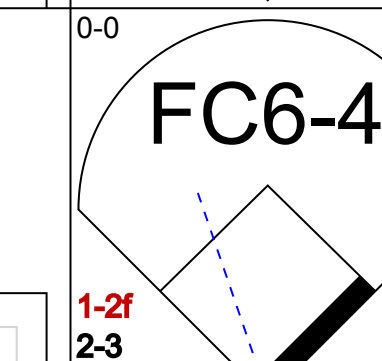
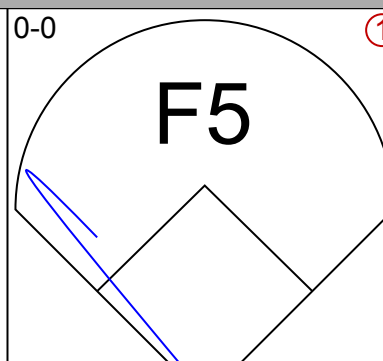
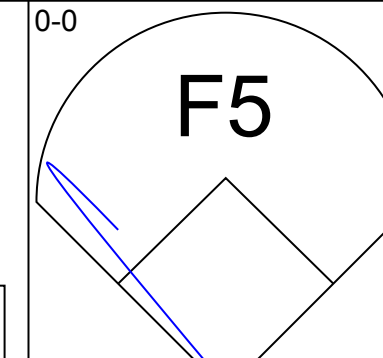
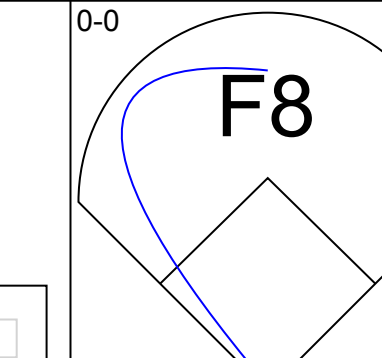
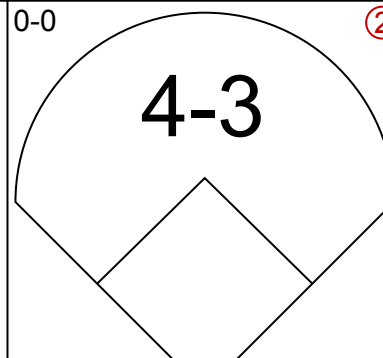
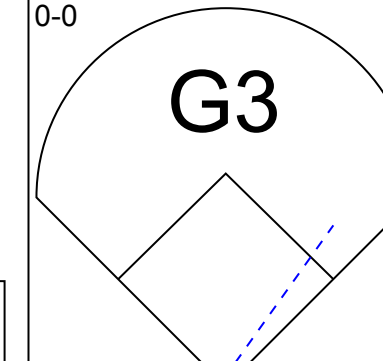
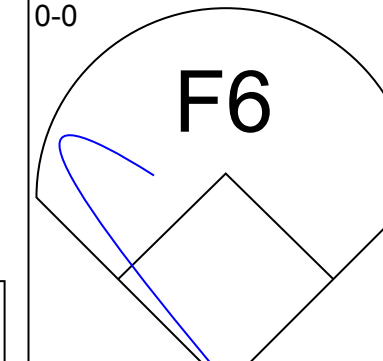
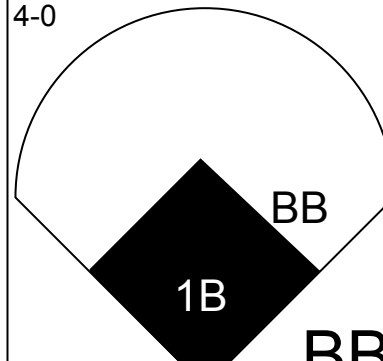
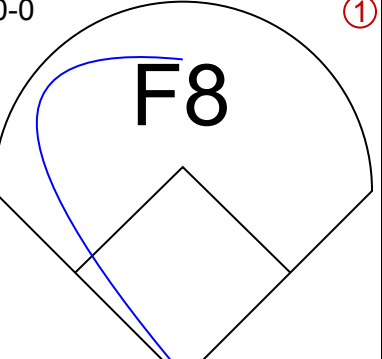
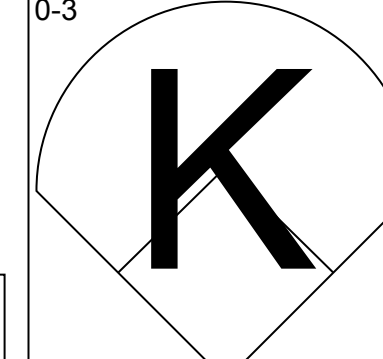
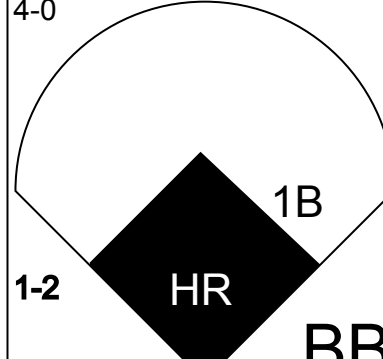
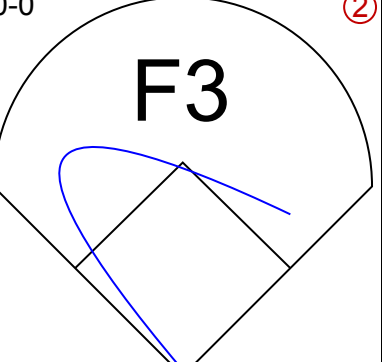
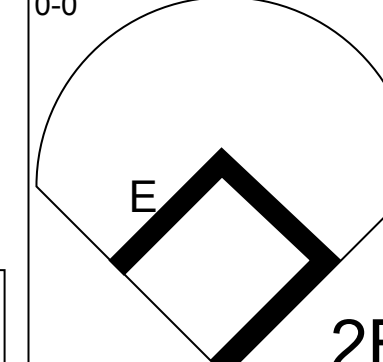
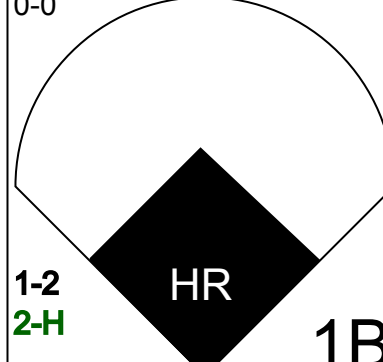
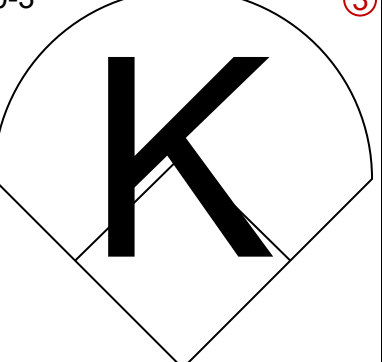
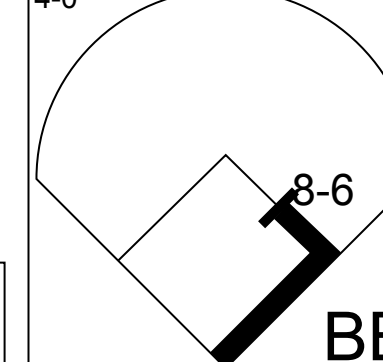
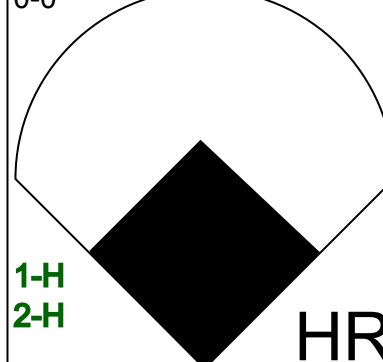
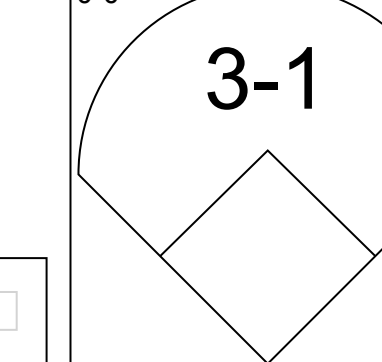
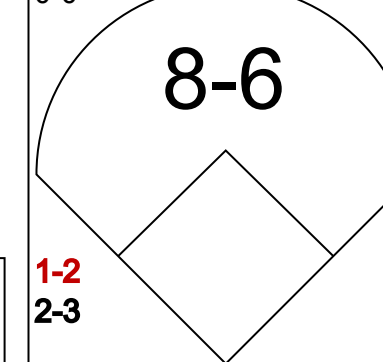
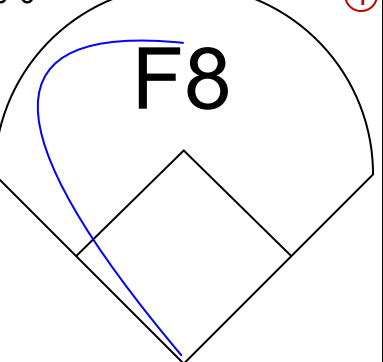
Batter	1	2	3	4	5	6	7	8	9	AB	R	H	RBI	BB	SO	LOB	BOTTOM																			
Eddie Bressoud, R (1, 6) OBP: 0.288, SLG: 0.388	6-3									4	0	0	0	0	0	3	Pittsburgh Pirates @ San Francisco Giants Candlestick Park, San Francisco, CA Fri Jul 22 1960, 10:05 PM EDT Att: 31,878 - Unknown																			
Don Blasingame, L (1, 4) OBP: 0.315, SLG: 0.316										4	0	1	0	0	0	2																				
Willie Mays, R (1, 8) OBP: 0.404, SLG: 0.615										3	1	2	1	1	0	0																				
Willie Kirkland, L (1, 9) OBP: 0.338, SLG: 0.471										4	0	0	0	0	1	5																				
Orlando Cepeda, R (1, 3) OBP: 0.308, SLG: 0.512										4	0	0	0	0	0	2																				
Jim Davenport, R (1, 5) OBP: 0.327, SLG: 0.384										4	0	2	0	0	0	0																				
Felipe Alou, R (1, 7) OBP: 0.216, SLG: 0.304										4	0	1	0	0	0	2																				
Bob Schmidt, R (1, 2) OBP: 0.328, SLG: 0.396										3	0	1	0	1	0	1																				
Mike McCormick, L (1, 1) OBP: 0.264, SLG: 0.294										2	0	1	0	0	1	2																				
Andre Rodgers, R (7, PH) OBP: 0.291, SLG: 0.299										1	0	1	0	0	0	0																				
Stu Miller, R (8, 1) OBP: 0.222, SLG: 0.125										0	0	0	0	0	0	0																				
Inning Stats	R: 1 E: 0 K: 0 S: 4	H: 1 LOB: 0 BB: 0 P: 4	R: 0 E: 0 K: 0 S: 3	H: 1 LOB: 0 BB: 0 P: 3	R: 0 E: 0 K: 1 S: 7	H: 2 LOB: 3 BB: 1 P: 11	R: 0 E: 0 K: 1 S: 6	H: 1 LOB: 2 BB: 1 P: 10	R: 0 E: 0 K: 0 S: 5	H: 2 LOB: 2 BB: 0 P: 5	R: 0 E: 0 K: 0 S: 3	H: 1 LOB: 0 BB: 0 P: 3	R: 0 E: 0 K: 0 S: 3	H: 0 LOB: 0 BB: 0 P: 3	R: 0 E: 0 K: 0 S: 3	H: 0 LOB: 0 BB: 0 P: 3	1B: 7 2B: 1 3B: 0 HR: 1	SF: 0 SAC: 0 DP: 3 HBP: 0	WP: 0 PB: 0 SB: 1 CS: 0	PA: 35																
PITCHER	IP	WLS	BF	H	R	ER	SO	BB	IBB	HBP	BLK	WP	HR	S	P	ERA	WHIP	PITCHER		IP	WLS	BF	H	R	ER	SO	BB	IBB	HBP	BLK	WP	HR	S	P	ERA	WHIP
Vinegar Bend Mizell, L (1, 1) ERA: 4.29	9.0	W	35	9	1	1	2	1	1	0	0	0	1	37	45	1.00	1.111																			



Batter	1	2	3	4	5	6	7	8	9	AB	R	H	RBI	BB	SO	LOB	TOP			
Bill Virdon, L (1, 8) OBP: 0.345, SLG: 0.401 Roy Face, R (8, 1) OBP: 0.222, SLG: 0.222	0-0 1-3			0-0 CS 1B		0-0 4-3		0-0 F4		4	0	1	0	0	0	0	Pittsburgh Pirates @ San Francisco Giants Candlestick Park, San Francisco, CA Sat Jul 23 1960, 6:33 AM EDT Att: 30,228 - Unknown livebaseballscorecards.com			
Dick Groat, R (1, 6) OBP: 0.365, SLG: 0.386	4-0 G6-4-3 BB		0-3 K	0-3 K		0-0 4-3			0-0 6-3	3	0	0	0	1	1					
Bob Skinner, L (1, 7) OBP: 0.387, SLG: 0.493	0-0 G6-4-3		0-3 K				0-0 3-1		4-0 G3-6-1 BB	3	0	0	0	1	1					
Rocky Nelson, L (1, 3) OBP: 0.419, SLG: 0.562		0-0 F3			0-0 F7 BB 1B		0-0 2B 1B		0-0 G3-6-1	4	1	2	0	0	0	1				
Roberto Clemente, R (1, 9) OBP: 0.360, SLG: 0.442		0-0 F1			4-0 BB 1B		0-0 F9			2	0	0	0	1	0	1				
Smoky Burgess, L (1, 2) OBP: 0.360, SLG: 0.446		0-0 F3			0-0 BB		0-0 F7			3	0	1	1	0	0	2				
Don Hoak, R (1, 5) OBP: 0.363, SLG: 0.401			4-0 G4-6-3 BB		0-3 K		0-3 K			2	0	0	0	1	2	3				
Bill Mazeroski, R (1, 4) OBP: 0.282, SLG: 0.377			0-3 K		0-0 F5			0-0 F3		3	0	0	0	0	1	3				
Harvey Haddix, L (1, 1) OBP: 0.256, SLG: 0.275 Gino Cimoli, R (8, PH) OBP: 0.355, SLG: 0.341			0-0 G4-6-3		0-0 F7			0-3 K		2	0	0	0	0	0	1				
			1-2							1	0	0	0	0	1	0				
Inning Stats	R: 0 E: 0 K: 0 S: 2	H: 0 LOB: 0 BB: 1 P: 6	R: 0 E: 0 K: 0 S: 3	H: 0 LOB: 0 BB: 0 P: 3	R: 0 E: 0 K: 1 S: 4	H: 0 LOB: 0 BB: 1 P: 8	R: 0 E: 0 K: 2 S: 7	H: 1 LOB: 0 BB: 0 P: 7	R: 0 E: 0 K: 1 S: 6	H: 1 LOB: 2 BB: 1 P: 10	R: 1 E: 0 K: 1 S: 7	H: 2 LOB: 1 BB: 0 P: 7	R: 0 E: 0 K: 1 S: 5	H: 0 LOB: 0 BB: 0 P: 5	R: 0 E: 0 K: 0 S: 2	H: 0 LOB: 0 BB: 1 P: 6	1B: 3 2B: 2 3B: 0 HR: 0	SF: 0 SAC: 0 DP: 4 HBP: 0	WP: 0 PB: 0 SB: 0 CS: 1	PA: 31
PITCHER Juan Marichal, R (1, 1) ERA: 0.5	IP: 9.0 WLS: W BF: 31 H: 4 R: 1 ER: 1 SO: 6 BB: 4 IBB: 0 HBP: 0 BLK: 0 WP: 0 HR: 0 S: 39 P: 55 ERA: 1.00 WHIP: 0.889																			

Batter	1	2	3	4	5	6	7	8	9	AB	R	H	RBI	BB	SO	LOB	BOTTOM			
Eddie Bressoud, R (1, 6) OBP: 0.287, SLG: 0.390	0-0 F3		0-0 1-3		0-0 SH3 HR 2B		0-0 F9			4	1	1	0	0	0	0	Pittsburgh Pirates @ San Francisco Giants Candlestick Park, San Francisco, CA Sat Jul 23 1960, 6:33 AM EDT Att: 30,228 - Unknown livebaseballscorecards.com			
Don Blasingame, L (1, 4) OBP: 0.315, SLG: 0.316	0-3 K		0-0 E5 2B		0-0 SH3		0-0 1B			3	0	1	0	0	1	0				
Willie Mays, R (1, 8) OBP: 0.408, SLG: 0.629	0-0 1B		0-0 2B		0-0 HR		0-0 F4			4	1	3	2	0	0	1				
Orlando Cepeda, R (1, 3) OBP: 0.304, SLG: 0.506	0-3 K		0-0 6-3		0-0 F7			0-3 K		4	0	0	0	0	2	3				
Jim Davenport, R (1, 5) OBP: 0.330, SLG: 0.383		0-0 E5 G4-3		0-0 1B	0-0 4-3			4-0 G6-4-3 BB		3	0	1	0	1	0	0				
Dave Philley, S (1, 7) OBP: 0.287, SLG: 0.291 Willie Kirkland, L (9, 9) OBP: 0.338, SLG: 0.471		0-0 F7		0-0 1B		0-0 F8		0-0 G6-4-3		4	0	1	0	0	0	2				
Felipe Alou, R (1, 9) OBP: 0.210, SLG: 0.295	0-0 G4-3		0-3 K		0-0 5-3			0-0 G6-4-3		3	0	0	0	0	1	3				
Bob Schmidt, R (1, 2) OBP: 0.328, SLG: 0.411			0-0 HR		0-0 F2		0-0 F7			3	1	1	1	0	0	2				
Juan Marichal, R (1, 1) ERA: 3.91			0-0 6-3		0-3 K			0-0 F4		3	0	0	0	0	1	2				
			1-2							3	0	0	0	0	1	2				
Inning Stats	R: 0 E: 0 K: 2 S: 8	H: 1 LOB: 1 BB: 0 P: 8	R: 0 E: 1 K: 0 S: 3	H: 0 LOB: 0 BB: 0 P: 3	R: 1 E: 1 K: 0 S: 6	H: 2 LOB: 2 BB: 0 P: 6	R: 0 E: 0 K: 2 S: 9	H: 2 LOB: 0 BB: 0 P: 9	R: 2 E: 0 K: 0 S: 5	H: 2 LOB: 0 BB: 0 P: 5	R: 0 E: 0 K: 0 S: 3	H: 0 LOB: 0 BB: 0 P: 3	R: 0 E: 0 K: 1 S: 4	H: 1 LOB: 1 BB: 0 P: 4	R: 0 E: 0 K: 1 S: 4	H: 0 LOB: 0 BB: 1 P: 8	1B: 4 2B: 2 3B: 0 HR: 2	SF: 0 SAC: 1 DP: 2 HBP: 0	WP: 0 PB: 0 SB: 0 CS: 0	PA: 33
PITCHER Harvey Haddix, L (1, 1) ERA: 3.91 Roy Face, R (8, 1) ERA: 3.14	IP: 7.0 WLS: L BF: 30 H: 8 R: 3 ER: 3 SO: 4 BB: 0 IBB: 0 HBP: 0 BLK: 0 WP: 0 HR: 2 S: 38 P: 38 ERA: 3.86 WHIP: 1.143																			

Batter	1	2	3	4	5	6	7	8	9	AB	R	H	RBI	BB	SO	LOB	TOP				
Bob Skinner, L (1, 7) OBP: 0.383, SLG: 0.487										4	0	0	0	0	3	0	Pittsburgh Pirates @ San Francisco Giants Candlestick Park, San Francisco, CA Sun Jul 24 1960, 6:33 AM EDT Att: 36,447 - Unknown				
Dick Groat, R (1, 6) OBP: 0.383, SLG: 0.383										3	1	0	0	1	0	0					
Roberto Clemente, R (1, 9) OBP: 0.362, SLG: 0.442										3	1	1	0	1	0	0					
Dick Stuart, R (1, 3) OBP: 0.295, SLG: 0.443										3	0	0	1	0	1	1					
Gino Cimoli, R (1, 8) OBP: 0.358, SLG: 0.344										4	1	2	1	0	0	0					
Don Hoak, R (1, 5) OBP: 0.367, SLG: 0.401										2	0	1	0	2	0	0					
Bill Mazerowski, R (1, 4) OBP: 0.289, SLG: 0.373 (9, PH)										3	0	0	0	0	0	3					
Rocky Nelson, L (9, PH) OBP: 0.424, SLG: 0.566										1	0	1	1	0	0	0					
Bob Oldis, R (1, 2) OBP: 0.154, SLG: 0.154 (9, PH)										3	0	0	0	0	0	1					
Joe Christopher, R (9, PH) OBP: 0.143, SLG: 0.115										1	0	0	0	0	1	2					
Tom Cheney, R (1, 1) OBP: 0.222, SLG: 0.333										2	0	0	0	0	0	0					
Earl Francis, R (7, 1)										0	0	0	0	0	0	0					
Dick Schofield, S (9, PH) OBP: 0.368, SLG: 0.226										1	0	0	0	0	0	0					
Joe Gibbon, R (8, 1) OBP: 0.333, SLG: 0.231										0	0	0	0	0	0	0					
Smoky Burgess, L (9, PH) OBP: 0.355, SLG: 0.444										1	0	0	0	0	1	2					
Inning Stats	R: 0 E: 0 K: 1 S: 5	H: 0 LOB: 1 BB: 1 P: 9	R: 0 E: 0 K: 0 S: 4	H: 1 LOB: 1 BB: 0 P: 4	R: 0 E: 0 K: 1 S: 5	H: 0 LOB: 0 BB: 0 P: 5	R: 0 E: 0 K: 1 S: 5	H: 0 LOB: 0 BB: 0 P: 3	R: 0 E: 0 K: 0 S: 3	H: 0 LOB: 0 BB: 0 P: 3	R: 0 E: 0 K: 0 S: 4	H: 1 LOB: 2 BB: 1 P: 8	R: 0 E: 0 K: 1 S: 5	H: 0 LOB: 0 BB: 0 P: 5	R: 3 E: 1 K: 2 S: 10	H: 3 LOB: 2 BB: 2 P: 18		1B: 5 2B: 0 3B: 0 HR: 0	SF: 1 SAC: 0 DP: 0 HBP: 0	WP: 1 PB: 0 SB: 0 CS: 0	PA: 36
PITCHER	IP WLS BF H R ER SO BB IBB HBP BLK WP HR S P ERA WHIP																				
Billy O'Dell, L (1, 1) ERA: 2.5	8.0 W 29	2 1 1 4	3 0 0 0	0 0 34 46	1.12 0.625																
Johnny Antonelli, L (9, 1) ERA: 4.31	0.1	3 2 1 1	0 0 0 0	0 0 3 3	27.00 6.000																
Billy Loes, R (9, 1) ERA: 6.59	0.0	1 0 0 0	1 0 0 0	1 0 0 4	∞ ∞																
Mike McCormick, L (9, 1) ERA: 2.63	0.2 S 3	1 1 1 2	0 0 0 0	0 0 7 7	13.50 1.500																


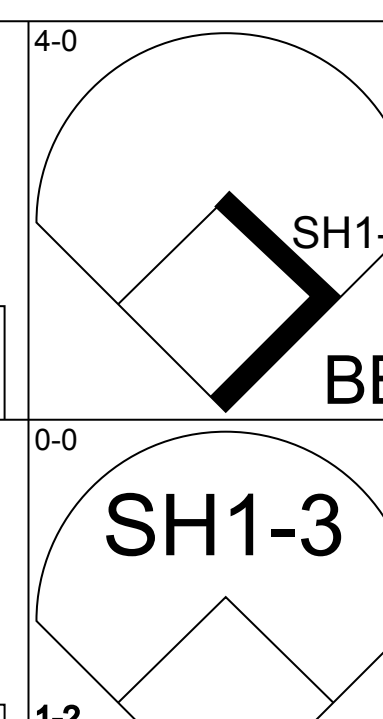
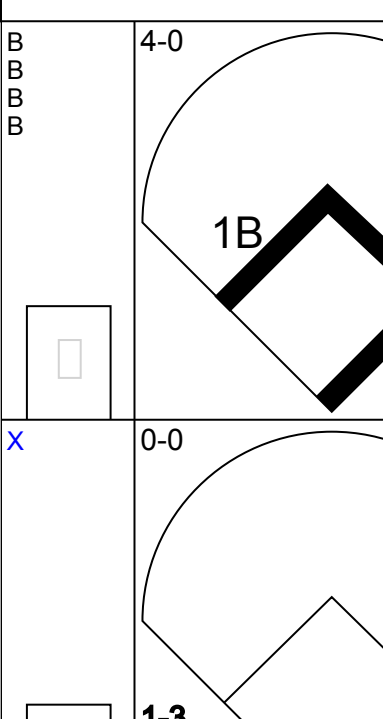
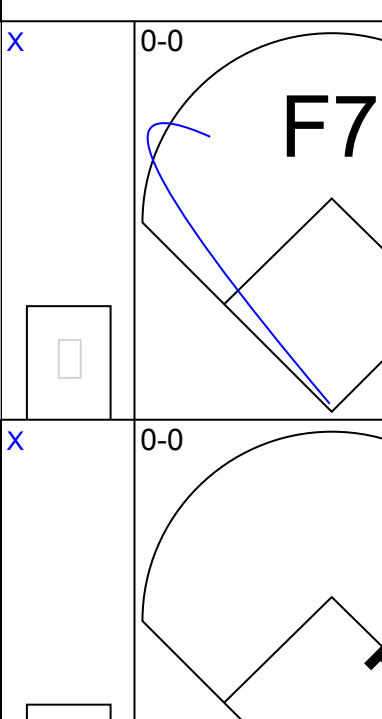
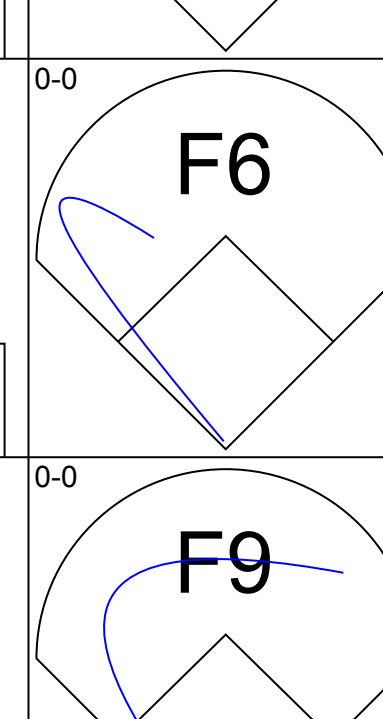
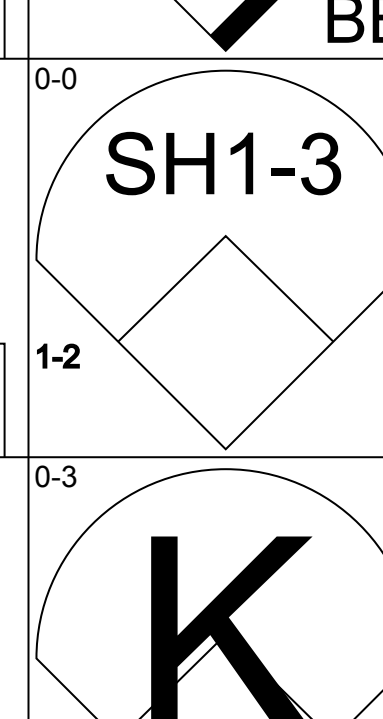
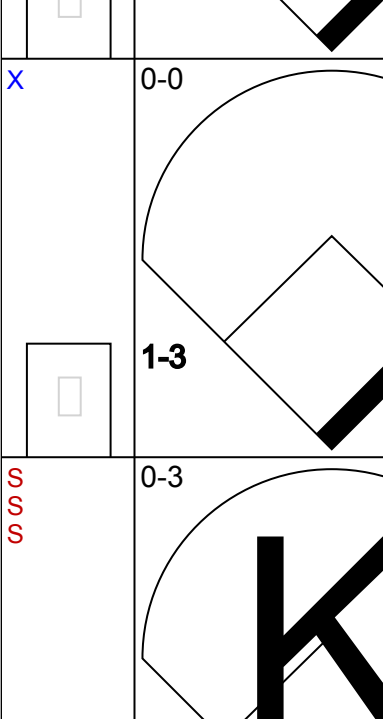
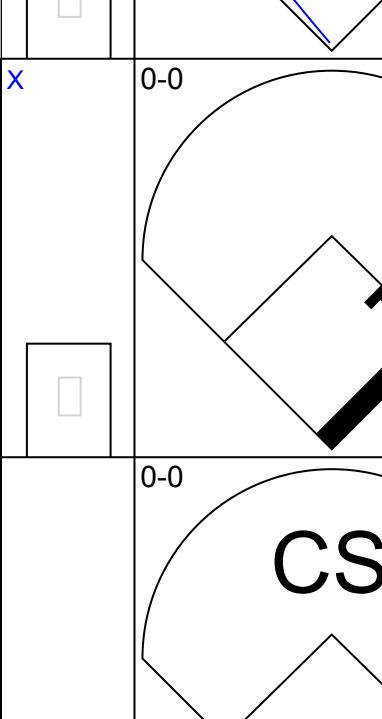
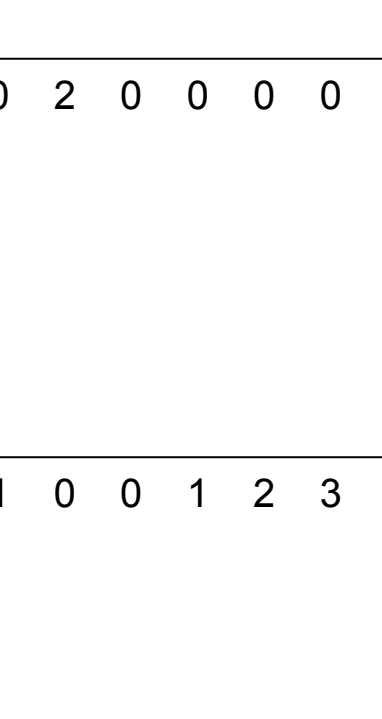
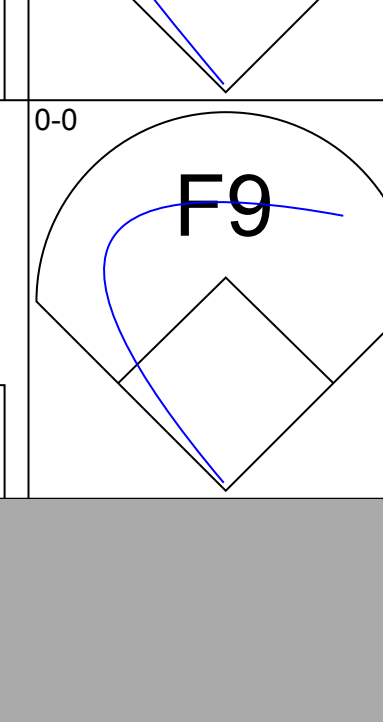
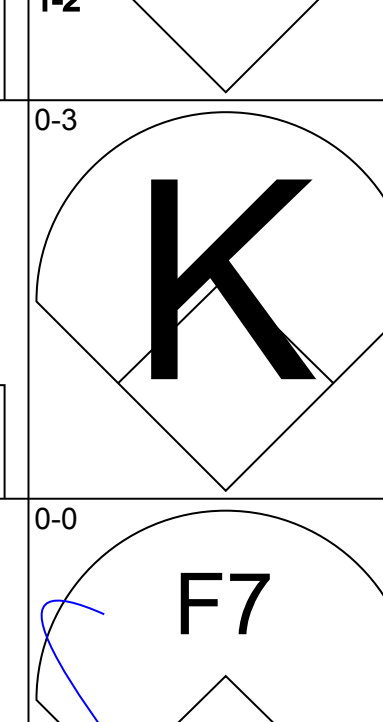
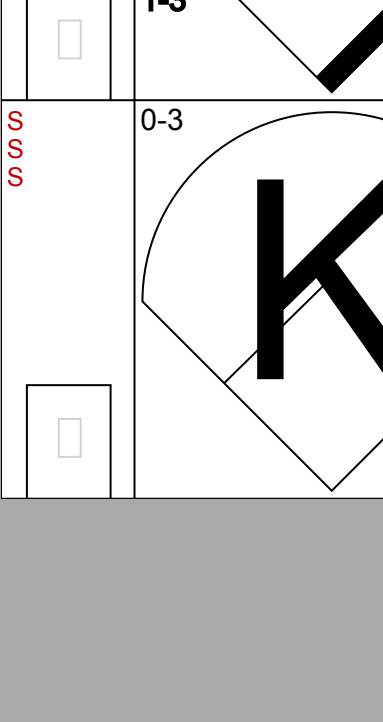
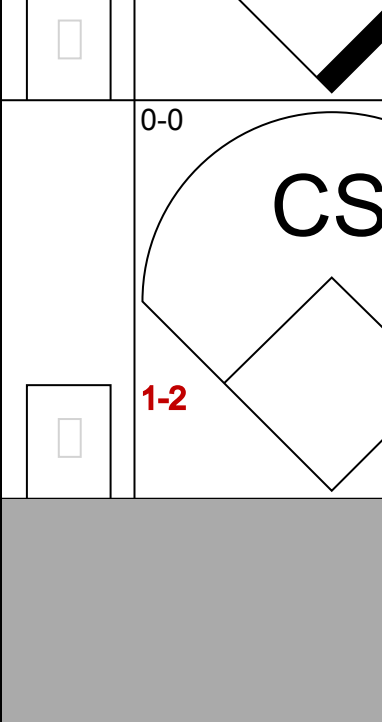
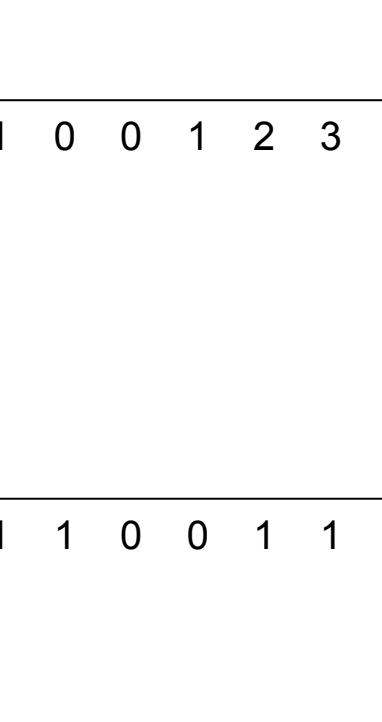
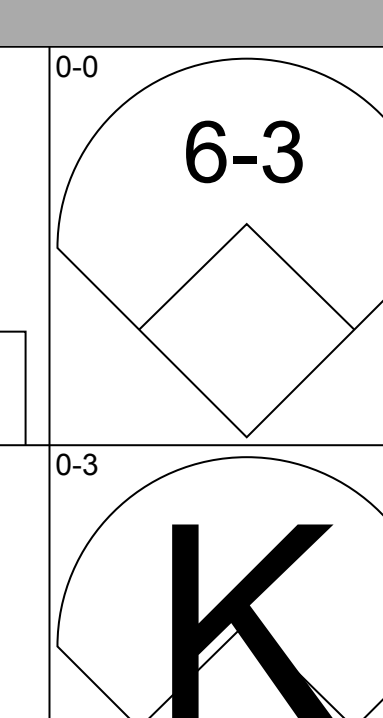
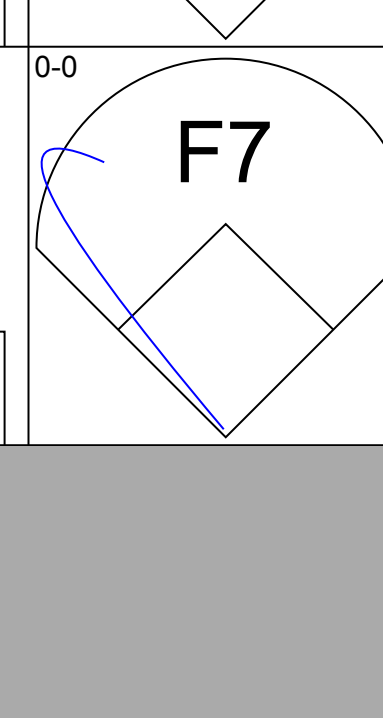

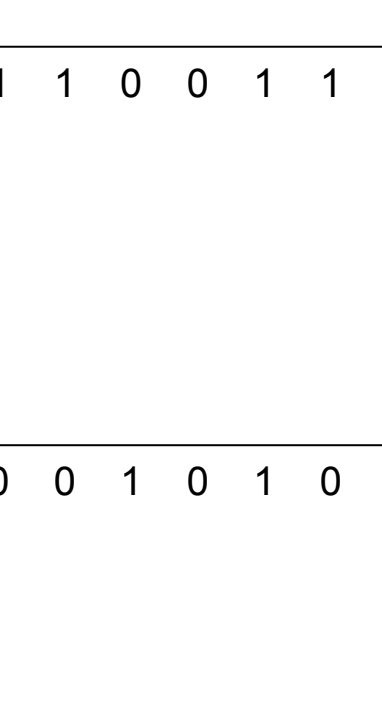
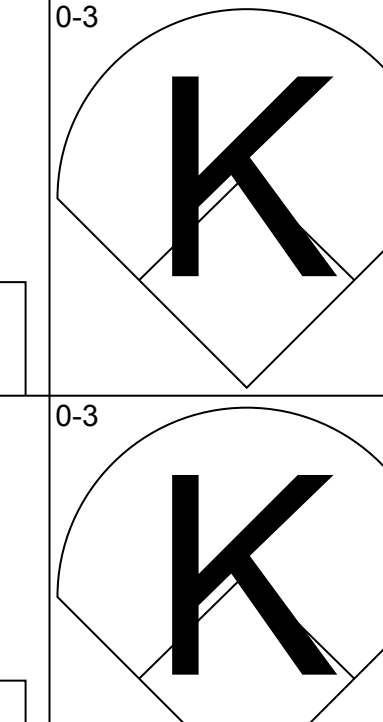
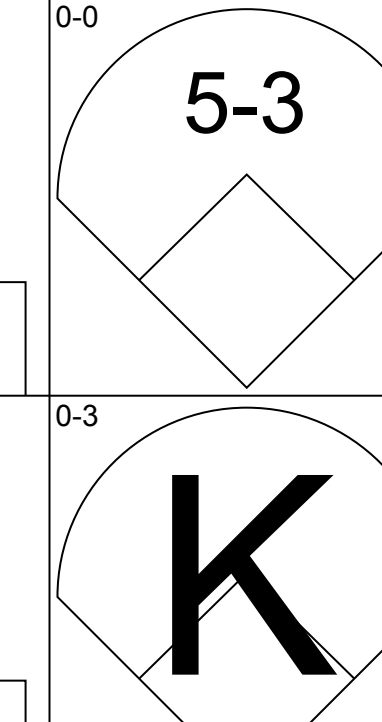

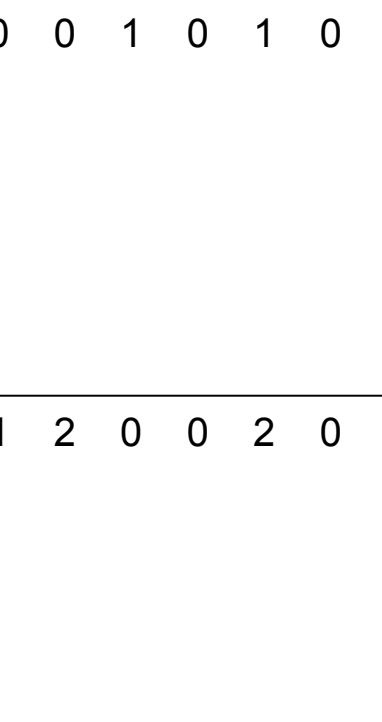
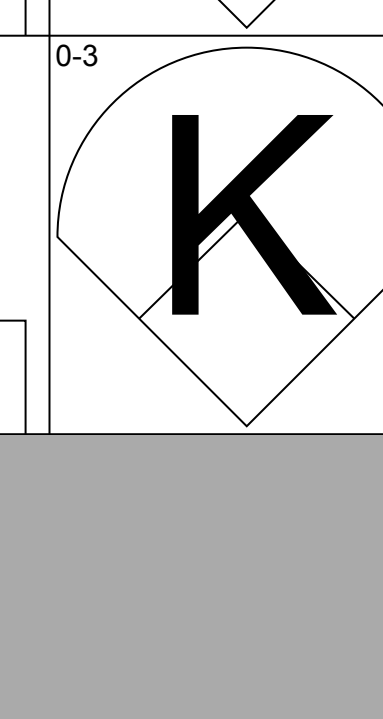
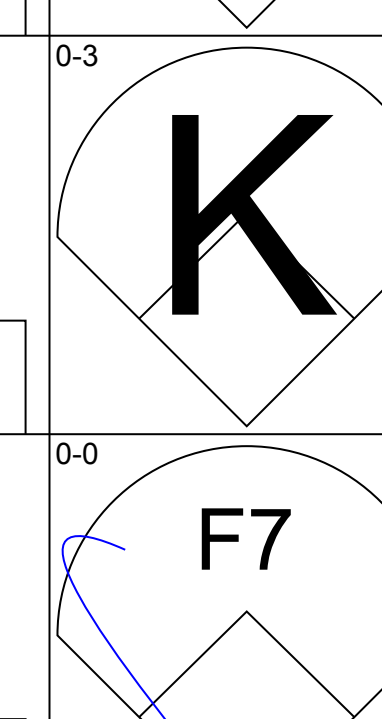

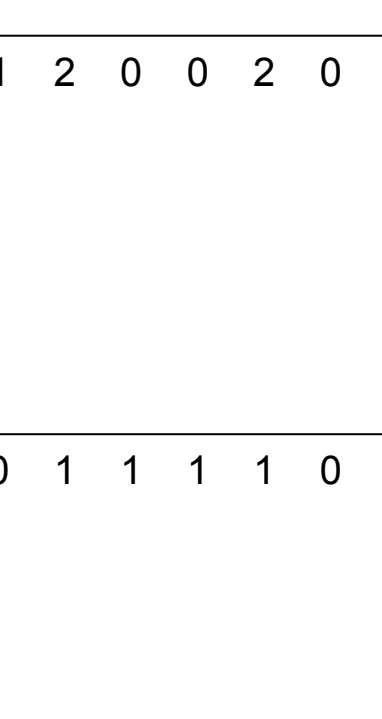
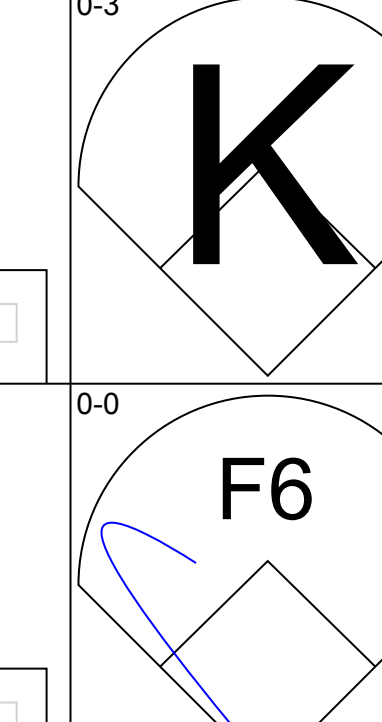
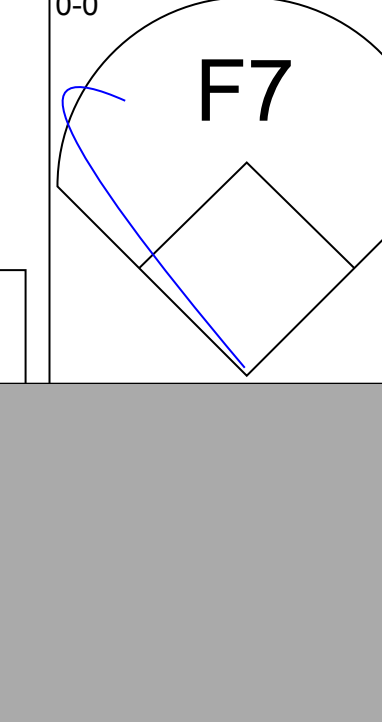

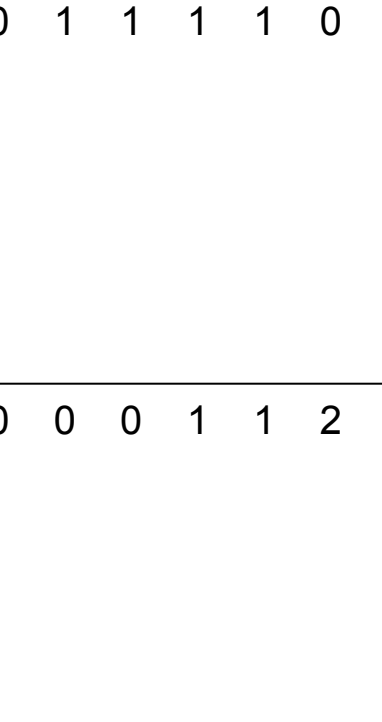
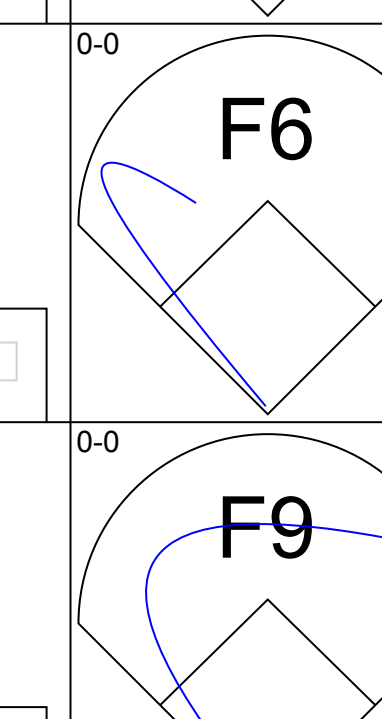
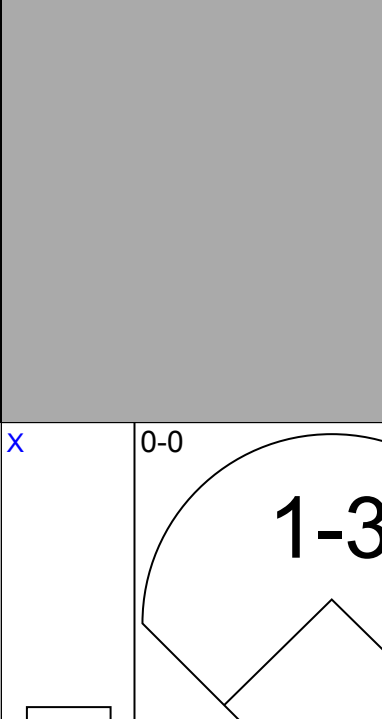

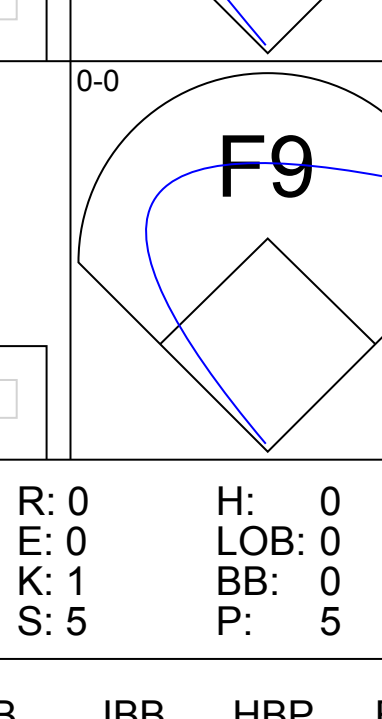
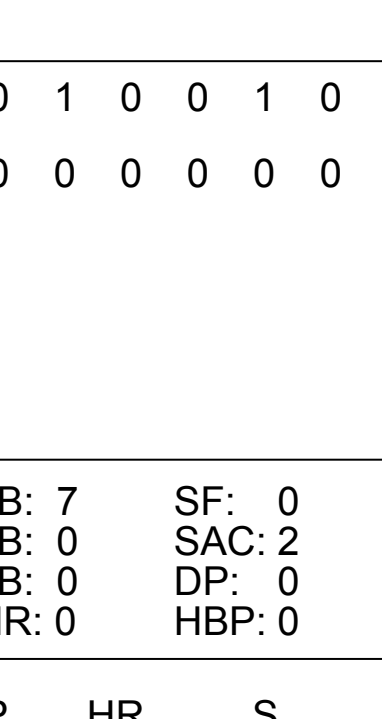
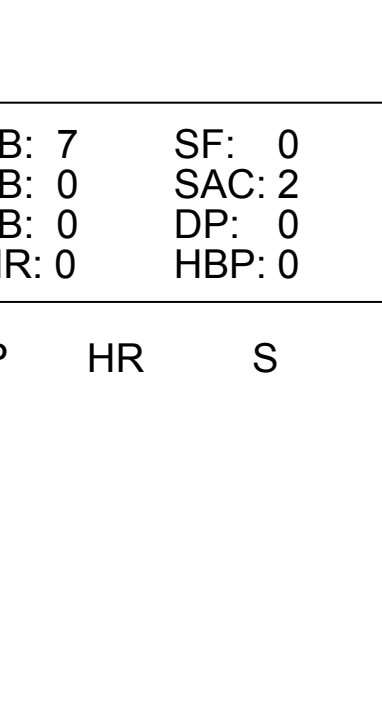
Batter	1	2	3	4	5	6	7	8	9	AB	R	H	RBI	BB	SO	LOB	BOTTOM					
Eddie Bressoud, R (1, 6) OBP: 0.290, SLG: 0.387										2	0	0	0	2	0	0	Pittsburgh Pirates @ San Francisco Giants Candlestick Park, San Francisco, CA Sun Jul 24 1960, 6:33 AM EDT Att: 36,447 - Unknown					
Don Blasingame, L (1, 4) OBP: 0.315, SLG: 0.313										3	1	0	0	1	0	1						
Willie Mays, R (1, 8) OBP: 0.406, SLG: 0.633										4	1	1	2	0	1	2						
Willie Kirkland, L (1, 9) OBP: 0.334, SLG: 0.465										4	0	0	0	0	2							
Jim Davenport, R (1, 5) OBP: 0.329, SLG: 0.377										3	1	0	0	1	0	0						
Jim Marshall, L (1, 3) OBP: 0.279, SLG: 0.333										3	1	1	0	1	1	0						
Felipe Alou, R (1, 7) OBP: 0.221, SLG: 0.313										4	1	2	1	0	0	1						
Bob Schmidt, R (1, 2) OBP: 0.333, SLG: 0.428										2	1	1	3	1	1	0						
Billy O'Dell, S (1, 1) OBP: 0.316, SLG: 0.161										3	0	0	0	0	1	0						
Johnny Antonelli, L (9, 1) OBP: 0.259, SLG: 0.308										0	0	0	0	0	0	0						
Billy Loes, R (9, 1) OBP: 0.250, SLG: 0.250										0	0	0	0	0	0	0						
Mike McCormick, L (9, 1) OBP: 0.264, SLG: 0.294										0	0	0	0	0	0	0						
Inning Stats	R: 2 E: 0 K: 0 S: 4	H: 1 LOB: 0 BB: 1 P: 8	R: 0 E: 0 K: 1 S: 5	H: 0 LOB: 0 BB: 0 P: 5	R: 0 E: 0 K: 1 S: 5	H: 1 LOB: 2 BB: 1 P: 9	R: 0 E: 0 K: 0 S: 3	H: 0 LOB: 0 BB: 0 P: 3	R: 4 E: 0 K: 1 S: 7	H: 2 LOB: 0 BB: 2 P: 15	R: 0 E: 0 K: 1 S: 5	H: 0 LOB: 0 BB: 0 P: 5	R: 0 E: 0 K: 0 S: 4	H: 1 LOB: 1 BB: 0 P: 4	1B: 2 2B: 1 3B: 0 HR: 2	SF: 0 SAC: 0 DP: 0 HBP: 0		WP: 0 PB: 0 SB: 0 CS: 0	PA: 34			
PITCHER	IP WLS BF H R ER SO BB IBB HBP BLK WP HR S P ERA WHIP																					
Tom Cheney, R (1, 1) ERA: 3.51	6.0 L 28	4 6 6 3	6 0 0 0	0 0 27 51	9.00 1.667																	
Earl Francis, R (7, 1) ERA: 2.4	1.0	3 0 0 0	0 0 0 1	0 0 5 5	0.00 0.000																	
Joe Gibbon, L (8, 1) ERA: 4.26	1.0	4 1 0 0	0 0 0 0	0 0 4 4	0.00 1.000																	

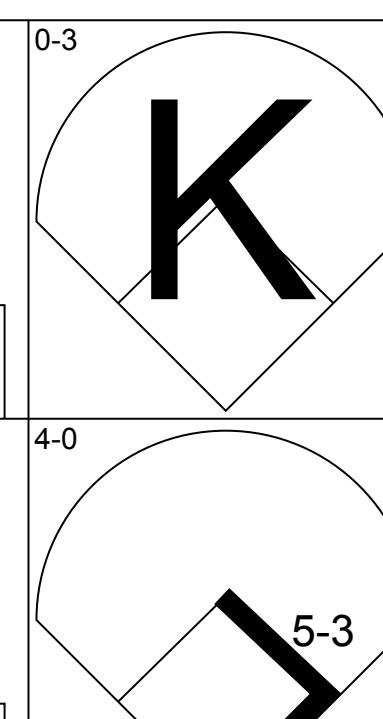
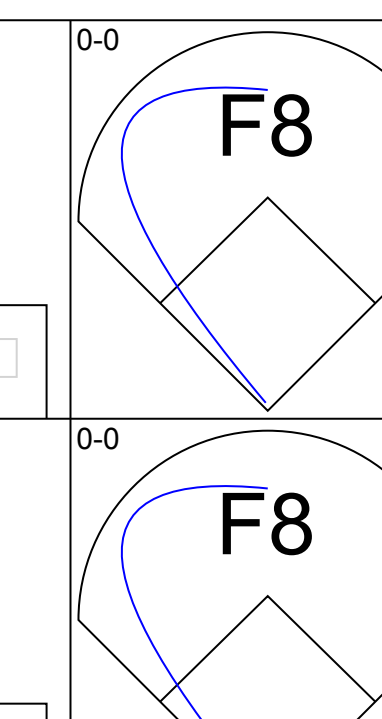

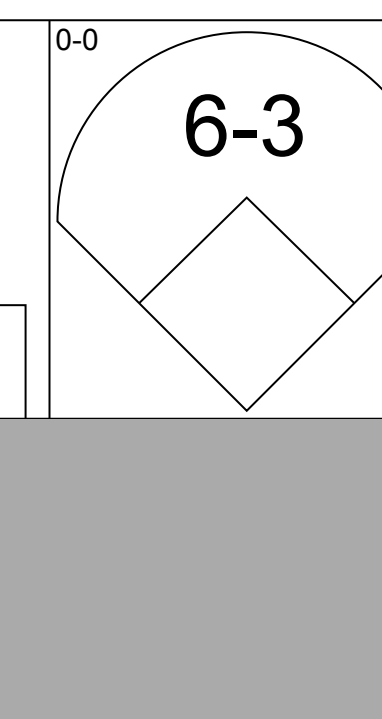
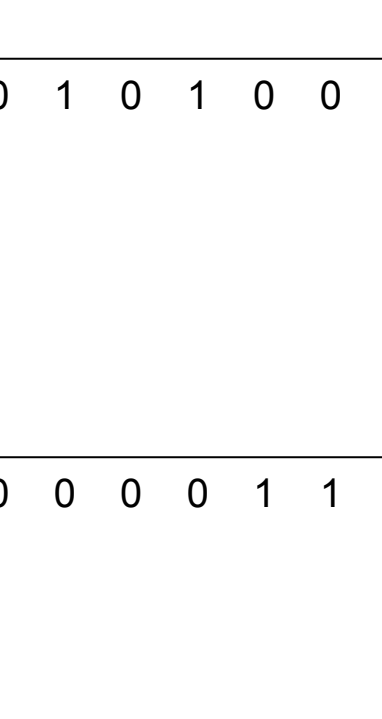
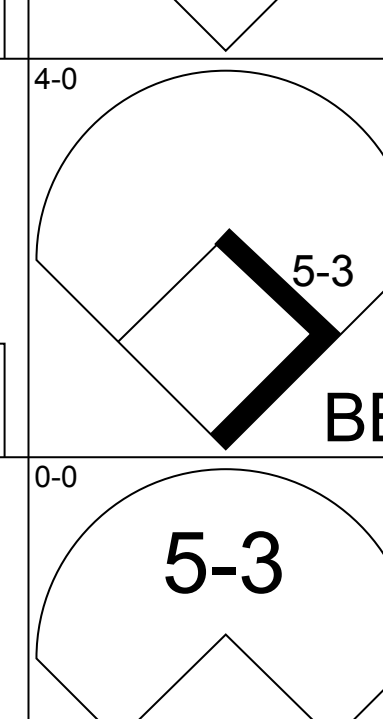
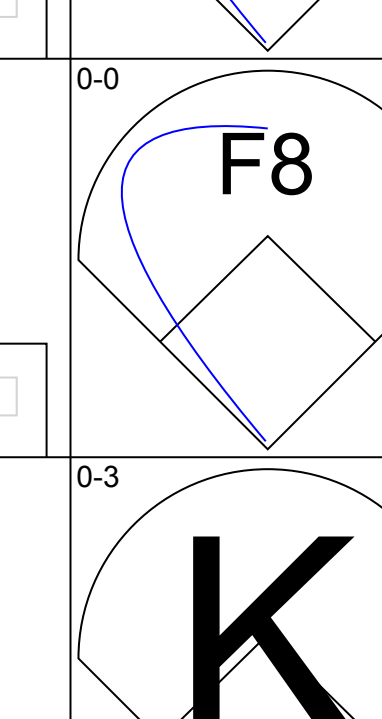
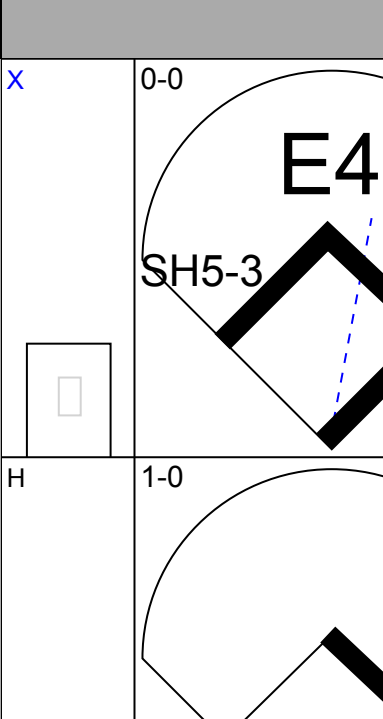

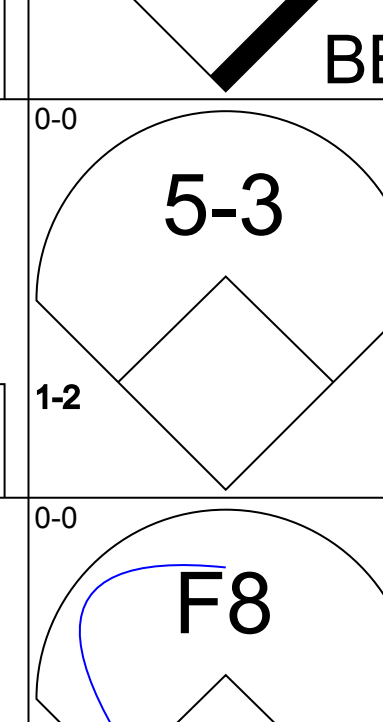
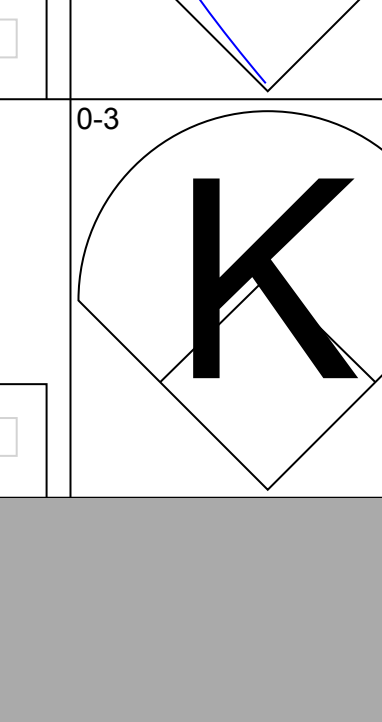
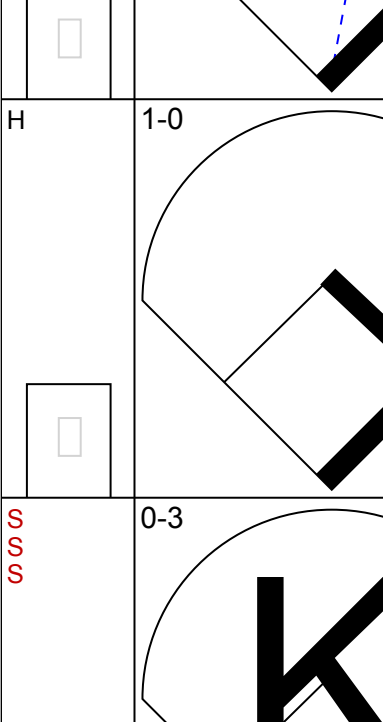

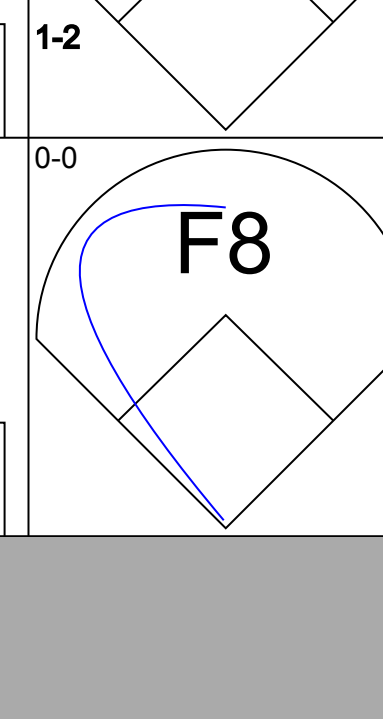
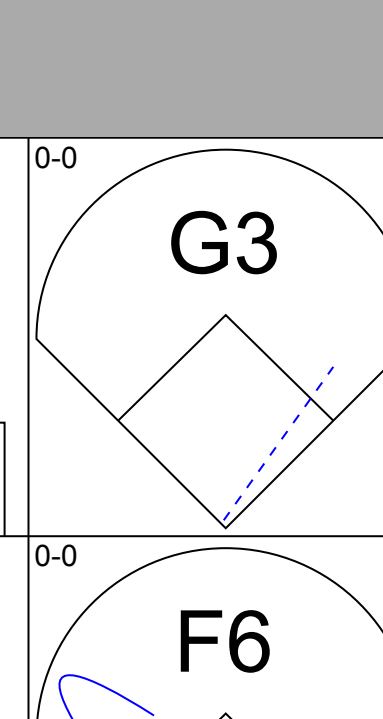
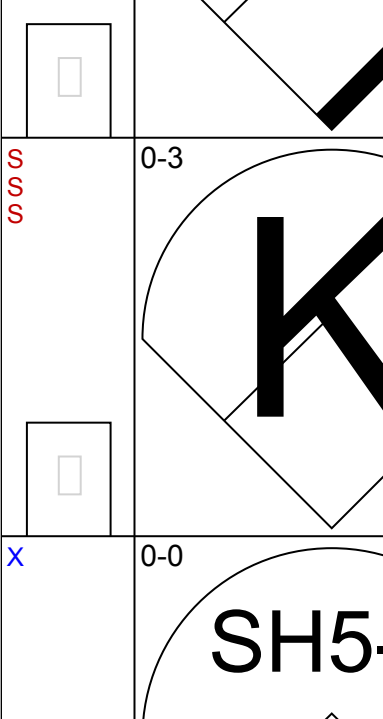

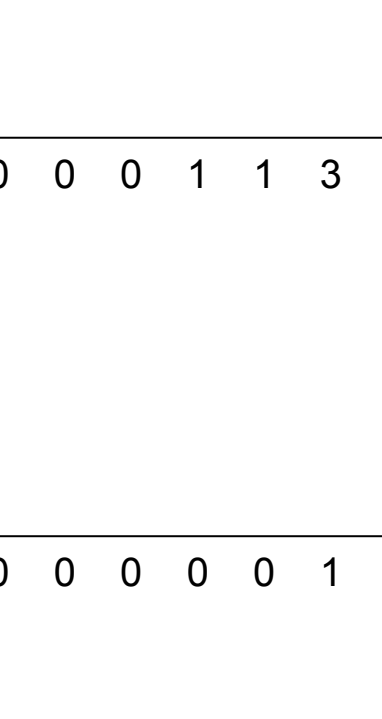
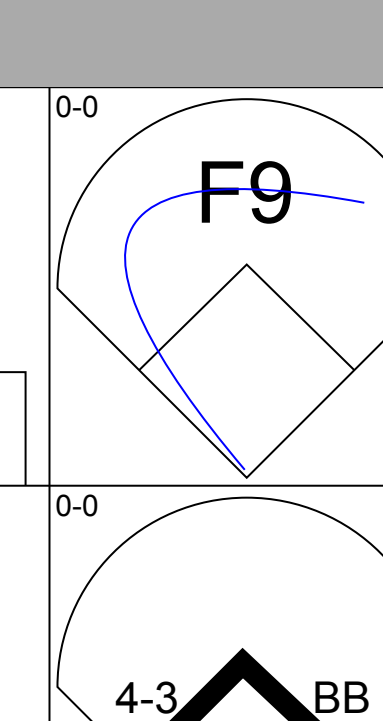
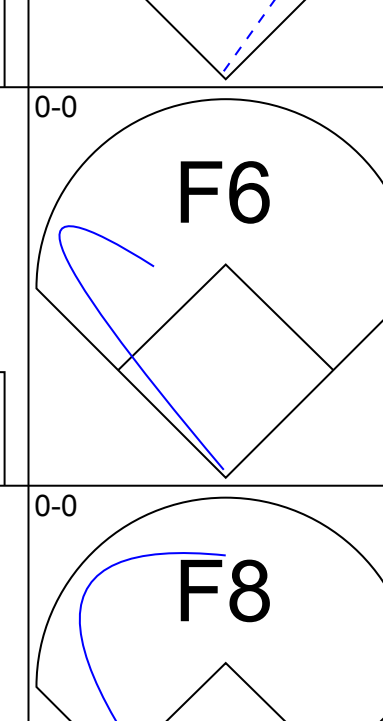
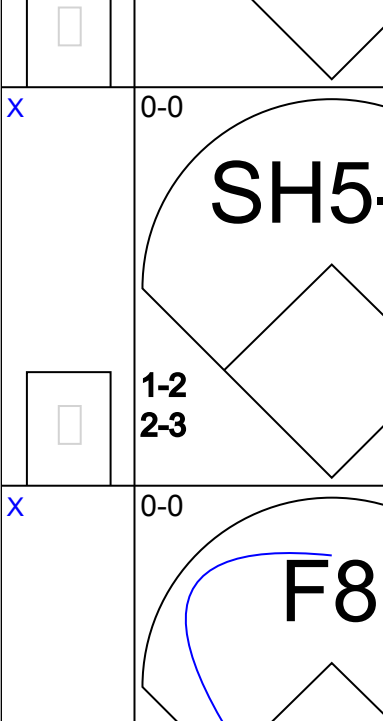
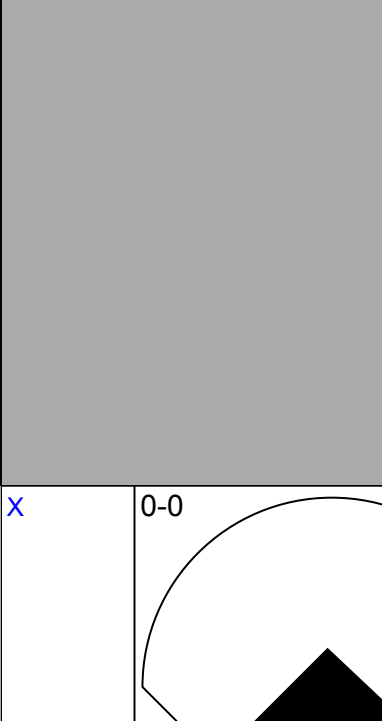
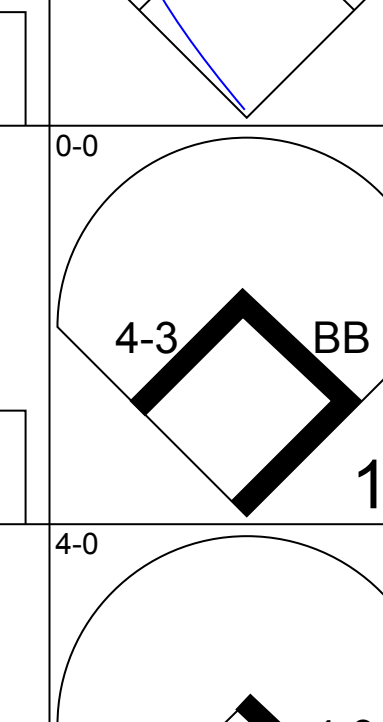
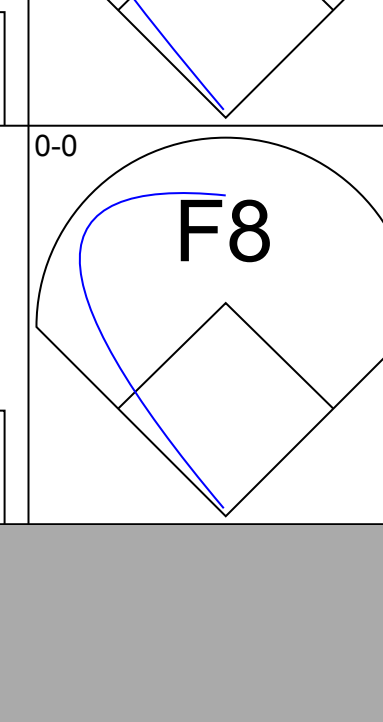
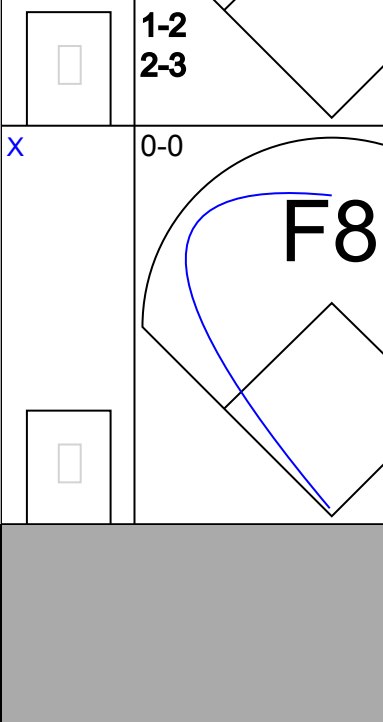
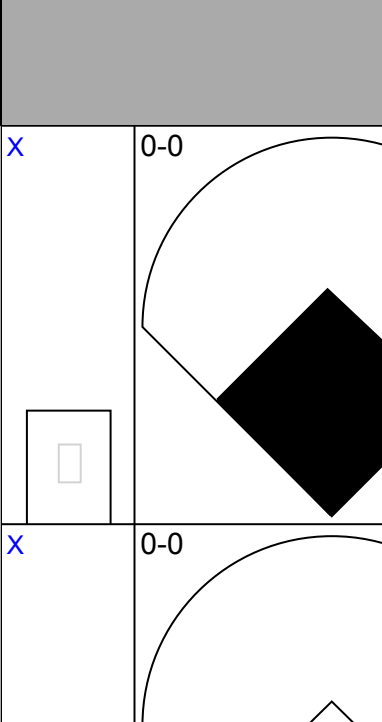

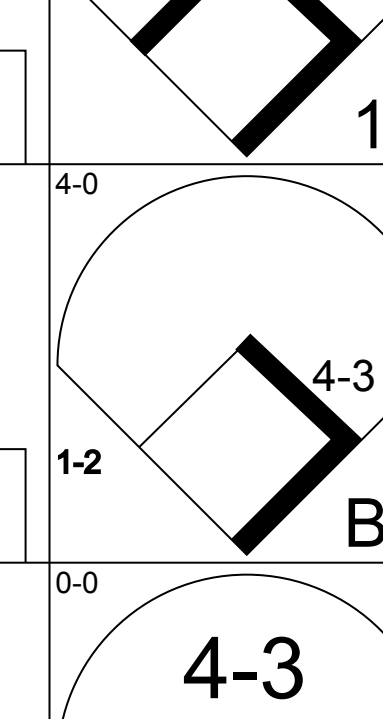
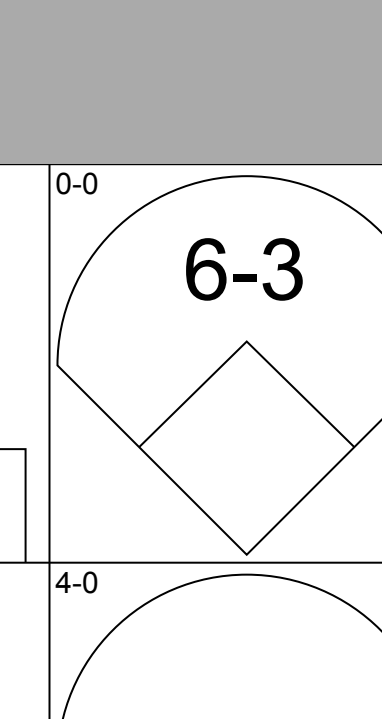
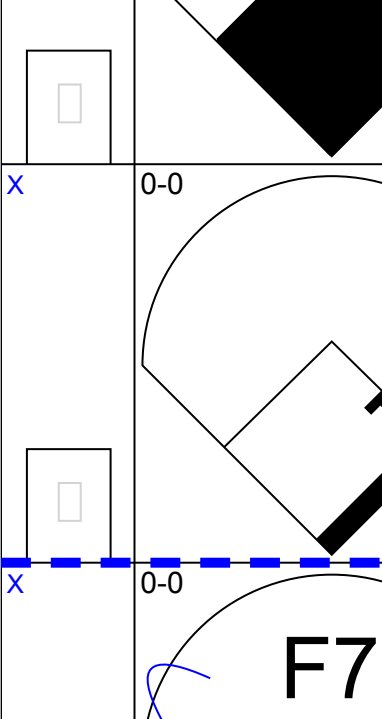

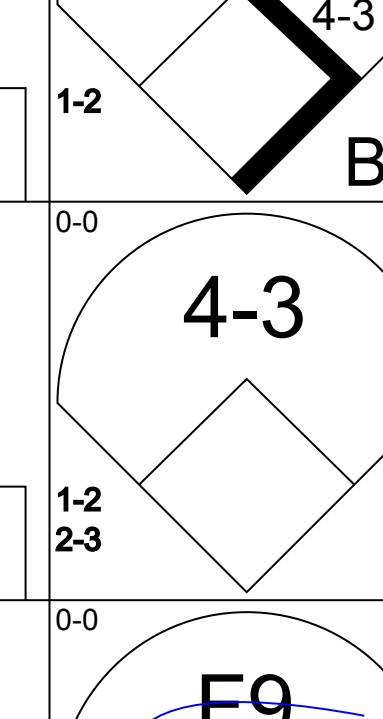
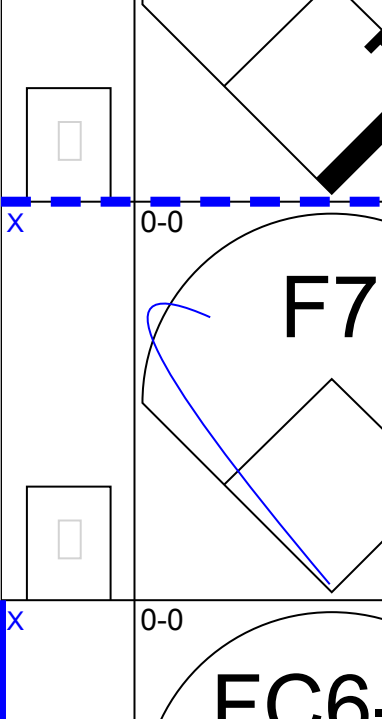
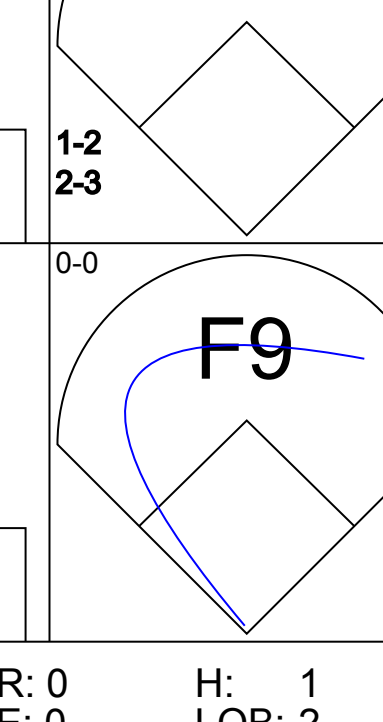
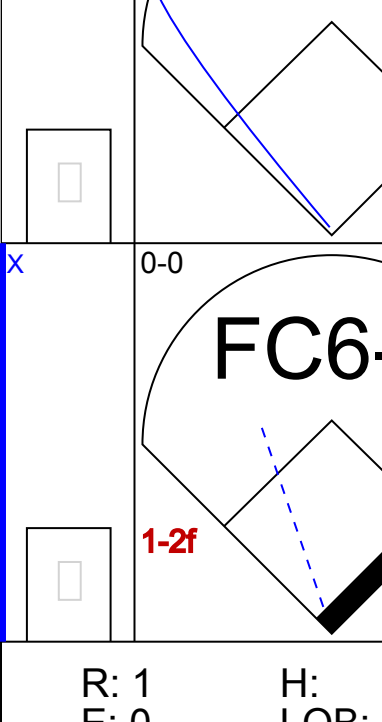
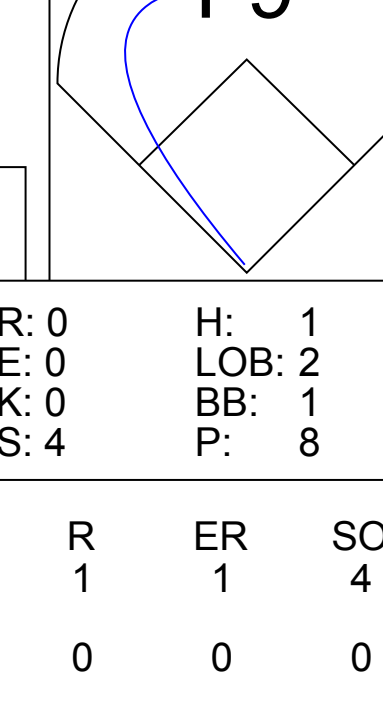
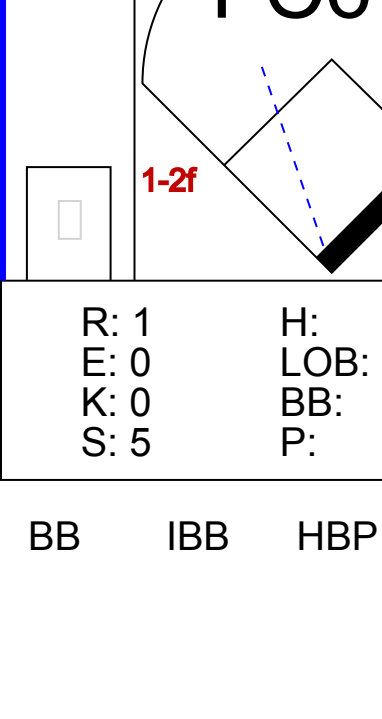

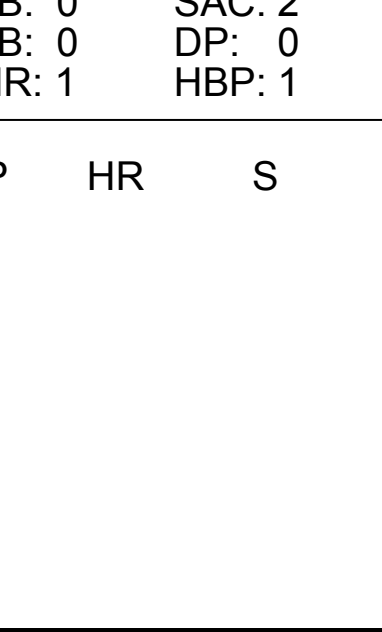

AB 31
R 3
H 5
RBI 3
BB 4
SO 6
LOB 9



AB 28
R 6
H 5
RBI 6
BB 6
SO 4
LOB 6




Batter	1	2	3	4	5	6	7	8	9	AB	R	H	RBI	BB	SO	LOB	TOP			
Bill Bruton, L OBP: 0.339, SLG: 0.448 (1, 8)										3	0	0	0	2	2	3	Milwaukee Braves @ San Francisco Giants Candlestick Park, San Francisco, CA Tue Jul 26 1960, 10:05 PM EDT Att: 32,383 - Unknown livebaseballscorecards.com			
Del Crandall, R OBP: 0.315, SLG: 0.445 (1, 2)										4	0	2	0	0	0	0				
Eddie Mathews, L OBP: 0.396, SLG: 0.530 (1, 5)										3	1	0	0	1	2	3				
Hank Aaron, R OBP: 0.347, SLG: 0.586 (1, 9)										4	1	1	0	0	1	1				
Joe Adcock, R OBP: 0.349, SLG: 0.524 (1, 3)										3	0	0	1	0	1	0				
Lee Maye, L OBP: 0.424, SLG: 0.429 (1, 7)										4	1	2	0	0	2	0				
Johnny Logan, R OBP: 0.315, SLG: 0.330 (1, 6)										3	0	1	1	1	1	0				
Chuck Cottier, R OBP: 0.229, SLG: 0.261 (1, 4)										3	0	0	0	1	1	2				
Carl Willey, R OBP: 0.121, SLG: 0.156 (1, 1)										4	0	1	0	0	1	0				
Ron Piche, R (9, 1)										0	0	0	0	0	0	0				
Inning Stats	R: 0 E: 0 K: 1 S: 5	H: 0 LOB: 0 BB: 0 P: 5	R: 0 E: 0 K: 2 S: 7	H: 0 LOB: 0 BB: 0 P: 7	R: 0 E: 0 K: 1 S: 5	H: 0 LOB: 0 BB: 0 P: 5	R: 0 E: 0 K: 1 S: 5	H: 0 LOB: 1 BB: 1 P: 9	R: 0 E: 0 K: 2 S: 8	H: 1 LOB: 2 BB: 1 P: 12	R: 1 E: 1 K: 2 S: 10	H: 3 LOB: 3 BB: 1 P: 14	R: 2 E: 1 K: 1 S: 7	H: 2 LOB: 2 BB: 2 P: 15	R: 0 E: 0 K: 0 S: 3	H: 1 LOB: 0 BB: 0 P: 3	1B: 7 2B: 0 3B: 0 HR: 0	SF: 0 SAC: 2 DP: 0 HBP: 0	WP: 0 PB: 0 SB: 2 CS: 1	PA: 39
PITCHER Sam Jones, R ERA: 3.03 (1, 1)	IP: 9.0 WLS: L BF: 38 H: 7 R: 3 ER: 3 SO: 11 BB: 3 IBB: 2 HBP: 0 BLK: 0 WP: 0 HR: 0 S: 55 P: 75 ERA: 3.00 WHIP: 1.111															PITCHER				


Batter	1	2	3	4	5	6	7	8	9	AB	R	H	RBI	BB	SO	LOB	BOTTOM			
Eddie Bressoud, R OBP: 0.287, SLG: 0.383 (1, 6)										3	0	0	0	0	1	1	Milwaukee Braves @ San Francisco Giants Candlestick Park, San Francisco, CA Tue Jul 26 1960, 10:05 PM EDT Att: 32,383 - Unknown livebaseballscorecards.com			
Orlando Cepeda, R OBP: 0.303, SLG: 0.505 (7, FH)										1	0	0	0	0	0	1				
Andre Rodgers, R OBP: 0.291, SLG: 0.299 (8, 6)										0	0	0	0	0	0	0				
Dale Long, L OBP: 0.259, SLG: 0.275 (9, FH)										1	0	0	0	0	0	1				
Don Blasingame, L OBP: 0.317, SLG: 0.313 (1, 4)										3	0	1	0	1	0	0				
Willie Mays, R OBP: 0.405, SLG: 0.628 (1, 8)										3	0	0	0	0	1	1				
Willie Kirkland, L OBP: 0.333, SLG: 0.461 (1, 9)										3	0	0	0	1	1	3				
Jim Davenport, R OBP: 0.324, SLG: 0.372 (1, 5)										3	0	0	0	0	0	1				
Jim Marshall, L OBP: 0.298, SLG: 0.419 (1, 3)										4	1	2	1	0	0	2				
Felipe Alou, R OBP: 0.231, SLG: 0.314 (1, 7)										3	0	1	0	1	0	0				
Bob Schmidt, R OBP: 0.338, SLG: 0.429 (1, 2)										2	0	1	0	1	0	2				
Billy O'Dell, S OBP: 0.316, SLG: 0.161 (7, PR)										0	0	0	0	0	0	0				
Hobie Landrith, L OBP: 0.296, SLG: 0.262 (8, 2)										1	0	0	0	0	0	1				
Sam Jones, R OBP: 0.163, SLG: 0.188 (1, 1)										2	0	0	0	0	1	3				
Dave Philley, S OBP: 0.262, SLG: 0.286 (9, PH)										1	0	0	0	0	0	1				
Inning Stats	R: 0 E: 0 K: 1 S: 5	H: 0 LOB: 1 BB: 1 P: 9	R: 0 E: 0 K: 0 S: 4	H: 1 LOB: 2 BB: 1 P: 8	R: 0 E: 0 K: 1 S: 5	H: 0 LOB: 0 BB: 0 P: 5	R: 0 E: 0 K: 0 S: 3	H: 0 LOB: 0 BB: 0 P: 3	R: 0 E: 0 K: 0 S: 3	H: 0 LOB: 1 BB: 1 P: 7	R: 0 E: 1 K: 1 S: 6	H: 1 LOB: 2 BB: 0 P: 7	R: 0 E: 0 K: 0 S: 3	H: 0 LOB: 1 BB: 1 P: 7	R: 1 E: 0 K: 0 S: 5	H: 2 LOB: 1 BB: 0 P: 5	1B: 4 2B: 0 3B: 0 HR: 1	SF: 0 SAC: 2 DP: 0 HBP: 1	WP: 0 PB: 0 SB: 0 CS: 0	PA: 37
PITCHER Carl Willey, R ERA: 3.62 (1, 1)	IP: 8.0 WLS: W BF: 34 H: 5 R: 1 ER: 1 SO: 4 BB: 4 IBB: 0 HBP: 1 BLK: 0 WP: 0 HR: 1 S: 37 P: 54 ERA: 1.12 WHIP: 1.125															PITCHER				
Ron Piche, R ERA: 4.55 (9, 1)	IP: 1.0 WLS: S BF: 3 H: 0 R: 0 ER: 0 SO: 0 BB: 0 IBB: 0 HBP: 0 BLK: 0 WP: 0 HR: 0 S: 3 P: 3 ERA: 0.00 WHIP: 0.000															PITCHER				



Batter	1	2	3	4	5	6	7	8	9	AB	R	H	RBI	BB	SO	LOB	TOP					
Bill Bruton, L OBP: 0.336, SLG: 0.444 (1, 8)										4	0	0	0	0	0	0	Milwaukee Braves @ San Francisco Giants Candlestick Park, San Francisco, CA Wed Jul 27 1960, 6:33 AM EDT Att: 18,774 - Unknown					
Del Crandall, R OBP: 0.314, SLG: 0.442 (1, 2)										4	0	1	0	0	1	0						
Eddie Mathews, L OBP: 0.394, SLG: 0.525 (1, 5)										3	0	0	0	1	1	1						
Hank Aaron, R OBP: 0.344, SLG: 0.579 (1, 9)										4	0	0	0	0	1	1						
Joe Adcock, R OBP: 0.351, SLG: 0.522 (1, 3)										3	0	1	0	1	0	1						
Lee Maye, L OBP: 0.432, SLG: 0.469 (1, 7)										4	0	2	0	0	2	1						
Johnny Logan, R OBP: 0.313, SLG: 0.327 (1, 6)										3	0	0	0	0	0	4						
Chuck Cottier, R OBP: 0.235, SLG: 0.258 (7, PH)										1	0	0	0	1	0	2						
Wes Covington, L OBP: 0.316, SLG: 0.492 (7, PH)										1	0	0	0	0	0	1						
Felix Mantilla, R OBP: 0.255, SLG: 0.367 (7, 4)										0	0	0	0	0	0	0						
Lew Burdette, R OBP: 0.208, SLG: 0.204 (1, 1)										2	0	0	0	0	0	1						
Eddie Haas, L OBP: 0.529, SLG: 0.714 (7, PH)										1	0	0	0	0	1	1						
Don McMahon, R (7, 1)										0	0	0	0	0	0	0						
Inning Stats	R: 0 E: 0 K: 2 S: 7	H: 0 LOB: 0 BB: 0 P: 7	R: 0 E: 0 K: 1 S: 7	H: 2 LOB: 2 BB: 0 P: 7	R: 0 E: 0 K: 0 S: 4	H: 1 LOB: 1 BB: 0 P: 4	R: 0 E: 0 K: 1 S: 5	H: 0 LOB: 1 BB: 1 P: 9	R: 0 E: 0 K: 0 S: 2	H: 0 LOB: 0 BB: 1 P: 6	R: 0 E: 0 K: 0 S: 3	H: 0 LOB: 1 BB: 1 P: 7	R: 0 E: 0 K: 1 S: 6	H: 1 LOB: 1 BB: 0 P: 6	R: 0 E: 0 K: 0 S: 3	H: 0 LOB: 0 BB: 0 P: 3	R: 0 E: 0 K: 1 S: 5	H: 0 LOB: 0 BB: 0 P: 5	1B: 3 2B: 1 3B: 0 HR: 0	SF: 0 SAC: 0 DP: 1 HBP: 0	WP: 0 PB: 0 SB: 0 CS: 0	PA: 33
PITCHER Jack Sanford, R ERA: 3.17 (1, 1)	IP: 9.0 WLS: W BF: 33 H: 4 R: 0 ER: 0 SO: 6 BB: 3 IBB: 0 HBP: 0 BLK: 0 WP: 0 HR: 0 S: 42 P: 54 ERA: 0.00 WHIP: 0.778															PITCHER	IP: 9.0 WLS: W BF: 33 H: 4 R: 0 ER: 0 SO: 6 BB: 3 IBB: 0 HBP: 0 BLK: 0 WP: 0 HR: 0 S: 42 P: 54 ERA: 0.00 WHIP: 0.778					


Batter	1	2	3	4	5	6	7	8	9	AB	R	H	RBI	BB	SO	LOB	BOTTOM			
Don Blasingame, L OBP: 0.316, SLG: 0.310 (1, 4)										3	0	0	0	1	2	1	Milwaukee Braves @ San Francisco Giants Candlestick Park, San Francisco, CA Wed Jul 27 1960, 6:33 AM EDT Att: 18,774 - Unknown			
Joey Amalfitano, R OBP: 0.319, SLG: 0.339 (1, 5)										4	2	1	0	0	0	2				
Willie Mays, R OBP: 0.406, SLG: 0.629 (1, 8)										4	1	2	0	0	1	0				
Jim Marshall, L OBP: 0.294, SLG: 0.404 (1, 3)										4	1	1	2	0	1	1				
Orlando Cepeda, R OBP: 0.308, SLG: 0.511 (1, 7)										4	1	3	2	0	0	1				
Felipe Alou, R OBP: 0.223, SLG: 0.302 (1, 9)										4	0	0	1	0	1	2				
Bob Schmidt, R OBP: 0.332, SLG: 0.420 (1, 2)										4	0	0	0	0	0	2				
Eddie Bressoud, R OBP: 0.288, SLG: 0.382 (1, 6)										3	0	1	0	0	0	1				
Jack Sanford, R OBP: 0.240, SLG: 0.213 (1, 1)										2	0	0	0	0	0	1				
Inning Stats	R: 1 E: 0 K: 1 S: 7	H: 2 LOB: 1 BB: 0 P: 7	R: 0 E: 1 K: 0 S: 4	H: 0 LOB: 1 BB: 0 P: 4	R: 4 E: 0 K: 0 S: 6	H: 3 LOB: 0 BB: 1 P: 10	R: 0 E: 0 K: 0 S: 4	H: 1 LOB: 1 BB: 0 P: 4	R: 0 E: 0 K: 0 S: 3	H: 0 LOB: 0 BB: 0 P: 3	R: 0 E: 0 K: 2 S: 7	H: 0 LOB: 0 BB: 0 P: 7	R: 0 E: 0 K: 2 S: 8	H: 1 LOB: 1 BB: 0 P: 8	R: 0 E: 0 K: 0 S: 8	H: 0 LOB: 0 BB: 0 P: 8		1B: 6 2B: 2 3B: 0 HR: 0	SF: 0 SAC: 1 DP: 0 HBP: 0	WP: 0 PB: 0 SB: 1 CS: 0
PITCHER Lew Burdette, R ERA: 4.31 (1, 1)	IP: 6.0 WLS: L BF: 27 H: 7 R: 5 ER: 5 SO: 1 BB: 1 IBB: 0 HBP: 0 BLK: 0 WP: 0 HR: 0 S: 28 P: 32 ERA: 7.50 WHIP: 1.333															PITCHER Don McMahon, R ERA: 6.47 (7, 1)	IP: 2.0 WLS: 7 BF: 1 H: 0 R: 0 ER: 0 SO: 4 BB: 0 IBB: 0 HBP: 0 BLK: 0 WP: 0 HR: 15 S: 15 P: 15 ERA: 0.00 WHIP: 0.500			


Batter	1	2	3	4	5	6	7	8	9	10	AB	R	H	RBI	BB	SO	LOB	TOP			
Bill Bruton, L OBP: 0.339, SLG: 0.446 (1, 8)	F8			1B						K	5	1	3	0	0	1	0	Milwaukee Braves @ San Francisco Giants Candlestick Park, San Francisco, CA Thu Jul 28 1960, 6:33 AM EDT Att: 21,025 - Unknown AB 37 R 2 H 7 RBI 2 BB 1 SO 6 LOB 10 			
Del Crandall, R OBP: 0.312, SLG: 0.438 (1, 2)	F8			1B	6-3		1-3			F2	5	1	1	0	0	0	2				
Eddie Mathews, L OBP: 0.390, SLG: 0.519 (1, 5)	K			1B							4	0	0	0	0	1	2				
Hank Aaron, R OBP: 0.343, SLG: 0.575 (1, 9)		F8		1B			F9			F9	4	0	1	1	0	0	0				
Joe Adcock, R OBP: 0.350, SLG: 0.517 (1, 3)		K		K			2B			F3	3	0	0	0	1	2	2				
Les Maye, L OBP: 0.439, SLG: 0.500 (1, 7)											4	0	2	1	0	0	0				
Johnny Logan, R OBP: 0.309, SLG: 0.323 (1, 6)											4	0	0	0	0	1	4				
Chuck Cottier, R OBP: 0.225, SLG: 0.247 (1, 4)											4	0	0	0	0	0	0				
Warren Spahn, L OBP: 0.169, SLG: 0.183 (1, 1)											4	0	0	0	0	1	0				
Inning Stats	R: 0 E: 0 K: 1 S: 5	H: 0 LOB: 0 BB: 0 P: 5	R: 0 E: 0 K: 1 S: 5	H: 0 LOB: 0 BB: 0 P: 5	R: 2 E: 0 K: 1 S: 9	H: 4 LOB: 2 BB: 0 P: 9	R: 0 E: 0 K: 1 S: 6	H: 1 LOB: 1 BB: 1 P: 10	R: 0 E: 0 K: 0 S: 3	H: 1 LOB: 1 BB: 0 P: 4	R: 0 E: 0 K: 0 S: 3	H: 0 LOB: 0 BB: 0 P: 3	R: 0 E: 0 K: 1 S: 5	H: 0 LOB: 0 BB: 0 P: 5	1B: 6 2B: 1 3B: 0 HR: 0	SF: 0 SAC: 0 DP: 0 HBP: 0	WP: 0 PB: 0 SB: 1 CS: 0		PA: 38		
PITCHER Juan Marichal, R ERA: 0.98 (1, 1)	IP: 10.0 W: 7 L: 2 ER: 2 SO: 6 BB: 1 IBB: 0 HBP: 0 BLK: 0 WP: 0 HR: 0 S: 49 P: 53 ERA: 1.80 WHIP: 0.800																				


Batter	1	2	3	4	5	6	7	8	9	10	AB	R	H	RBI	BB	SO	LOB	BOTTOM			
Don Blasingame, L OBP: 0.313, SLG: 0.306 (1, 4)	F8									K	4	0	0	0	0	0	3	Milwaukee Braves @ San Francisco Giants Candlestick Park, San Francisco, CA Thu Jul 28 1960, 6:33 AM EDT Att: 21,025 - Unknown AB 36 R 3 H 11 RBI 3 BB 3 SO 3 LOB 12 			
Jim Davenport, R OBP: 0.323, SLG: 0.370 (10, PH)		4-3									1	0	0	0	0	1	0				
Joey Amalfitano, R OBP: 0.327, SLG: 0.392 (1, 5)	1B										5	2	3	0	0	0	0				
Willie Mays, R OBP: 0.408, SLG: 0.628 (1, 8)	1B										4	0	2	1	1	0	0				
Orlando Cepeda, R OBP: 0.307, SLG: 0.506 (1, 7)	SF8										3	0	0	1	1	1	2				
Felipe Alou, R OBP: 0.239, SLG: 0.324 (1, 9)	5-3										5	0	3	1	0	0	1				
Jim Marshall, L OBP: 0.291, SLG: 0.392 (1, 3)											4	0	1	0	0	0	2				
Bob Schmidt, R OBP: 0.326, SLG: 0.411 (1, 2)											4	0	0	0	0	0	2				
Eddie Bressoud, R OBP: 0.291, SLG: 0.381 (1, 6)											3	0	1	0	1	0	0				
Juan Marichal, R OBP: 0.111, SLG: 0.111 (1, 1)											3	1	1	0	0	1	2				
Inning Stats	R: 1 E: 0 K: 0 S: 5	H: 2 LOB: 1 BB: 0 P: 5	R: 0 E: 0 K: 0 S: 5	H: 2 LOB: 2 BB: 0 P: 5	R: 0 E: 0 K: 0 S: 3	H: 0 LOB: 0 BB: 0 P: 3	R: 0 E: 0 K: 0 S: 3	H: 1 LOB: 0 BB: 0 P: 3	R: 1 E: 0 K: 0 S: 6	H: 3 LOB: 2 BB: 0 P: 6	R: 0 E: 0 K: 1 S: 6	H: 1 LOB: 1 BB: 1 P: 10	R: 0 E: 0 K: 0 S: 3	H: 0 LOB: 0 BB: 0 P: 5	R: 0 E: 0 K: 0 S: 3	H: 0 LOB: 0 BB: 0 P: 3	1B: 9 2B: 2 3B: 0 HR: 0	SF: 1 SAC: 1 DP: 1 HBP: 0	WP: 0 PB: 0 SB: 0 CS: 0	PA: 41	
PITCHER Warren Spahn, L ERA: 3.8 (1, 1)	IP: 9.1 W: 1 L: 3 ER: 3 SO: 3 BB: 1 IBB: 2 HBP: 0 BLK: 0 WP: 0 HR: 0 S: 44 P: 56 ERA: 2.89 WHIP: 1.286																				


Batter	1	2	3	4	5	6	7	8	9	AB	R	H	RBI	BB	SO	LOB	TOP								
Eddie Kasko, R (1, 4) OBP: 0.362, SLG: 0.360	4-0 F4 BB			0-0 1-3		0-0 F8		0-0 1-3 1B		3	1	1	0	1	0	0	Cincinnati Reds @ San Francisco Giants Candlestick Park, San Francisco, CA Fri Jul 29 1960, 10:05 PM EDT Att: 20,195 - Unknown								
Vada Pinson, L (1, 8) OBP: 0.344, SLG: 0.465	0-3 K			0-0 6-3		0-0 1B		0-0 1B		4	0	2	0	0	1	1									
Frank Robinson, R (1, 7) OBP: 0.377, SLG: 0.547	0-0 F4 1-2			4-0 1B BB		0-0 1B		0-0 1-3 1B		3	0	1	0	1	0	3									
Wally Post, R (1, 9) OBP: 0.347, SLG: 0.567		0-0 6-3		0-0 FC6-4 1B		0-3 K		0-0 1B		4	0	2	0	0	1	2									
Cliff Cook, R (1, 5) OBP: 0.389, SLG: 0.412		0-3 K		0-0 FC6-4 1-2		0-0 4-3		0-0 SF9		3	0	0	0	0	1	4									
Gus Bell, L (8, PH) OBP: 0.295, SLG: 0.372								2-3 3-H		0	0	0	1	0	0	0									
Dutch Dotterer, R (1, 2) OBP: 0.333, SLG: 0.372		0-0 F3				0-0 1B		0-0 F9		4	0	1	0	0	1	2									
Gordy Coleman, L (1, 3) OBP: 0.333, SLG: 0.625				0-0 1-3		0-3 K		0-0 5-3		4	0	0	0	0	1	1									
Leo Cardenas, R (1, 6) OBP: 0.368, SLG: 0.579				0-0 L1-3 1B		0-0 F9		0-0 G4-6-3 1B		4	0	3	0	0	0	1									
Jay Hook, L (1, 1) OBP: 0.163, SLG: 0.068				0-0 L1-3		0-0 6-3		0-0 G4-6-3 1-2		2	0	0	0	0	0	2									
Willie Jones, R (7, PH) OBP: 0.320, SLG: 0.375										1	0	0	0	0	0	1									
Bill Henry, L (7, 1)										0	0	0	0	0	0	0									
Billy Martin, R (8, PH) OBP: 0.302, SLG: 0.345										1	0	0	0	0	0	1									
Inning Stats	R: 0 E: 0 K: 1 S: 4	H: 0 LOB: 0 BB: 1 P: 8	R: 0 E: 0 K: 1 S: 5	H: 0 LOB: 0 BB: 0 P: 5	R: 0 E: 0 K: 0 S: 3	H: 1 LOB: 0 BB: 0 P: 3	R: 0 E: 0 K: 0 S: 4	H: 1 LOB: 2 BB: 1 P: 8	R: 0 E: 0 K: 1 S: 6	H: 1 LOB: 1 BB: 0 P: 6	R: 0 E: 0 K: 1 S: 7	H: 2 LOB: 2 BB: 0 P: 7	R: 0 E: 0 K: 1 S: 6	H: 1 LOB: 1 BB: 0 P: 6	R: 1 E: 0 K: 0 S: 6	H: 3 LOB: 2 BB: 0 P: 6	R: 0 E: 0 K: 0 S: 3	H: 1 LOB: 0 BB: 0 P: 3	1B: 10 2B: 1 3B: 0 HR: 0	SF: 1 SAC: 0 DP: 2 HBP: 0	WP: 0 PB: 0 SB: 0 CS: 0	PA: 36			
PITCHER	IP	WLS	BF	H	R	ER	SO	BB	IBB	HBP	BLK	WP	HR	S	P	ERA	WHIP								
Mike McCormick, L (1, 1) ERA: 2.57	7.0	W	29	8	1	1	5	2	0	0	0	0	0	37	45	1.29	1.429								
Stu Miller, R (8, 1) ERA: 4.64	0.1		2	1	0	0	0	0	0	0	0	0	0	2	2	0.00	3.000								
Johnny Antonelli, L (8, 1) ERA: 4.23	1.2	S	5	1	0	0	0	0	0	0	0	0	0	5	5	0.00	0.600								

Batter	1	2	3	4	5	6	7	8	9	AB	R	H	RBI	BB	SO	LOB	BOTTOM								
Don Blasingame, L (1, 4) OBP: 0.315, SLG: 0.308	0-0 E SF7 1B			0-0 1B		0-0 F6		0-0 4-1		4	1	2	0	0	0	0	Cincinnati Reds @ San Francisco Giants Candlestick Park, San Francisco, CA Fri Jul 29 1960, 10:05 PM EDT Att: 20,195 - Unknown								
Joey Amalfitano, R (1, 5) OBP: 0.325, SLG: 0.350	0-3 K			0-0 1-3		0-0 5-3		0-0 1B		4	0	1	0	0	1	2									
Willie Mays, R (1, 8) OBP: 0.406, SLG: 0.625	0-0 SF7 3-H			0-0 F7		0-0 1B		0-0 F4		3	0	1	1	0	0	1									
Jim Marshall, L (1, 3) OBP: 0.271, SLG: 0.364	0-0 3-1			0-3 K		0-0 F8		0-3 K		4	0	0	0	0	2	2									
Orlando Cepeda, R (1, 7) OBP: 0.304, SLG: 0.501		0-0 5-3		0-0 F3		0-0 5-3				3	0	0	0	0	0	0									
Felipe Alou, R (1, 9) OBP: 0.242, SLG: 0.325		0-0 F4				0-0 E7 4-3 SF9 1B		0-0 E5 6-3		3	1	1	0	0	0	0									
Bob Schmidt, R (1, 2) OBP: 0.321, SLG: 0.405		0-0 F7				0-0 4-3 2-3		0-0 6-3 1-2		3	0	0	0	0	0	2									
Eddie Bressoud, R (1, 6) OBP: 0.291, SLG: 0.380				0-3 K		0-0 SF9 3-H		4-0 IBB		1	0	0	1	1	1	0									
Mike McCormick, L (1, 1) OBP: 0.250, SLG: 0.278				0-3 K		0-3 K		0-3 K		3	0	0	0	0	3	2									
Stu Miller, R (8, 1) OBP: 0.222, SLG: 0.125										0	0	0	0	0	0	0									
Johnny Antonelli, L (8, 1) OBP: 0.286, SLG: 0.308										0	0	0	0	0	0	0									
Inning Stats	R: 1 E: 0 K: 1 S: 6	H: 1 LOB: 0 BB: 0 P: 6	R: 0 E: 0 K: 0 S: 3	H: 0 LOB: 0 BB: 0 P: 3	R: 0 E: 0 K: 2 S: 8	H: 1 LOB: 1 BB: 0 P: 8	R: 0 E: 0 K: 1 S: 5	H: 0 LOB: 0 BB: 0 P: 5	R: 1 E: 1 K: 1 S: 6	H: 1 LOB: 0 BB: 0 P: 6	R: 0 E: 0 K: 0 S: 4	H: 1 LOB: 1 BB: 0 P: 4	R: 0 E: 1 K: 1 S: 6	H: 0 LOB: 2 BB: 1 P: 10	R: 0 E: 0 K: 1 S: 6	H: 1 LOB: 1 BB: 0 P: 6	1B: 5 2B: 0 3B: 0 HR: 0	SF: 2 SAC: 0 DP: 0 HBP: 0	WP: 0 PB: 0 SB: 1 CS: 0	PA: 31					
PITCHER	IP	WLS	BF	H	R	ER	SO	BB	IBB	HBP	BLK	WP	HR	S	P	ERA	WHIP								
Jay Hook, R (1, 1) ERA: 4.43	6.0	L	22	4	2	0	5	0	0	0	0	0	0	32	32	0.00	0.667								
Bill Henry, L (7, 1) ERA: 3.51	2.0		9	1	0	0	2	0	1	0	0	0	0	12	16	0.00	0.500								

Batter	1	2	3	4	5	6	7	8	9	10	AB	R	H	RBI	BB	SO	LOB	TOP			
Eddie Kasko, R OBP: 0.359, SLG: 0.356 Gus Bell, L OBP: 0.297, SLG: 0.374 Roy McMillan, R OBP: 0.293, SLG: 0.348	(1, 4) 0-3 K		(1, 0) F8		(1, 0) F9		(1, 0) F9			(1, 0) G4-6-3 1B	4	0	0	0	0	1	3	Cincinnati Reds @ San Francisco Giants Candlestick Park, San Francisco, CA Sat Jul 30 1960, 6:33 AM EDT Att: 18,731 - Unknown AB 37 R 1 H 8 RBI 1 BB 1 SO 10 LOB 22 			
Vada Pinson, L OBP: 0.342, SLG: 0.462	(1, 8) 0-0 5-3		(1, 3) K		(1, 2) 1B		(1, 0) 1-3			(1, 0) F2	5	0	1	0	0	1	3				
Frank Robinson, R OBP: 0.377, SLG: 0.543	(1, 7) 4-0 BB			(1, 0) 2B 1B	(1, 0) F2			(1, 0) 6-3		(1, 0) G4-6-3	4	0	1	0	1	0	3				
Wally Post, R OBP: 0.341, SLG: 0.556	(1, 9) 0-3 K		(1, 0) F8		(1, 0) K		(1, 0) F8				4	0	0	0	0	2	2				
Cliff Cook, R OBP: 0.354, SLG: 0.429	(1, 5) 0-0 F7		(1, 0) F9		(1, 0) F9		(1, 0) K				4	0	1	0	0	1	0				
Gordy Coleman, L OBP: 0.357, SLG: 0.607	(1, 3) 0-0 1B		(1, 3) K		(1, 0) G1						4	0	2	0	0	1	2				
Ed Bailey, L OBP: 0.355, SLG: 0.421 Billy Martin, R OBP: 0.302, SLG: 0.345 Jim Grosnan, R OBP: 0.154, SLG: 0.333	(1, 2) 0-3 K		(1, 0) 5-3		(1, 0) E SF9 1B		(1, 0) K			(1, 0) 5-3 1B	3	0	1	0	0	1	3				
Leo Cardenas, R OBP: 0.348, SLG: 0.522	(1, 6) 0-0 F9		(1, 0) FC4-6 1B		(1, 0) E5 SF9		(1, 0) 5-3			(1, 0) K	4	0	1	0	0	0	3				
Cal McLish, S Willie Jones, R OBP: 0.316, SLG: 0.375 Dutch Dotterer, R OBP: 0.330, SLG: 0.367	(1, 1) 0-0 K		(1, 0) FC4-6 1B		(1, 0) SF9		(1, 0) K			(1, 0) K	2	0	0	0	0	1	1				
Inning Stats	R: 0 E: 0 K: 2 S: 7	H: 0 LOB: 1 BB: 1 P: 11	R: 0 E: 0 K: 1 S: 6	H: 1 LOB: 1 BB: 0 P: 6	R: 0 E: 0 K: 2 S: 7	H: 0 LOB: 0 BB: 0 P: 7	R: 0 E: 0 K: 1 S: 5	H: 2 LOB: 2 BB: 0 P: 7	R: 0 E: 0 K: 1 S: 5	H: 0 LOB: 0 BB: 0 P: 5	R: 1 E: 1 K: 0 S: 5	H: 1 LOB: 2 BB: 0 P: 5	R: 0 E: 0 K: 1 S: 5	H: 0 LOB: 0 BB: 0 P: 5	R: 0 E: 0 K: 2 S: 8	H: 1 LOB: 1 BB: 0 P: 8	R: 0 E: 0 K: 0 S: 3		H: 1 LOB: 0 BB: 0 P: 3	1B: 7 2B: 1 3B: 0 HR: 0	SF: 1 SAC: 0 DP: 1 HBP: 0
PITCHER	IP WLS BF H R ER SO BB IBB HBP BLK WP HR S P ERA WHIP																				
Billy O'Dell, L ERA: 2.35 Stu Miller, R ERA: 4.47	(1, 1) 8.0 W 33 7 1 0 8 1 0 0 0 0 0 0 48 52 0.00 1.000																				
Stu Miller, R ERA: 4.47	(9, 1) 2.0 W 6 1 0 0 2 0 0 0 0 0 0 0 10 10 0.00 0.500																				

Batter	1	2	3	4	5	6	7	8	9	10	AB	R	H	RBI	BB	SO	LOB	BOTTOM
Don Blasingame, L OBP: 0.313, SLG: 0.307	(1, 4) 0-0 F5		(1, 0) F4			(1, 0) 1-3		(1, 0) E6		(1, 0) E4 1B	5	0	1	0	0	0	2	Cincinnati Reds @ San Francisco Giants Candlestick Park, San Francisco, CA Sat Jul 30 1960, 6:33 AM EDT Att: 18,731 - Unknown AB 34 R 2 H 6 RBI 2 BB 2 SO 5 LOB 12 
Joey Amalfitano, R OBP: 0.320, SLG: 0.344 Willie Kirkland, L OBP: 0.332, SLG: 0.459 Jim Davenport, R OBP: 0.326, SLG: 0.373	(1, 5) 0-0 F7			(1, 0) 6-3		(1, 0) 6-3		(1, 0) K		(1, 0) 1B	3	0	0	0	0	0	0	
Willie Mays, R OBP: 0.402, SLG: 0.616	(1, 8) 0-3 K		(1, 0) 5-3 BB		(1, 0) G3		(1, 0) G3		(1, 0) 1-3		4	0	0	0	0	1	0	
Jim Marshall, L OBP: 0.270, SLG: 0.345	(1, 3) 4-0 5-3 BB		(1, 0) G3		(1, 0) G3 SF7 2B		(1, 0) S 1B		(1, 0) K		3	0	0	0	1	1	0	
Orlando Cepeda, R OBP: 0.305, SLG: 0.507	(1, 7) 0-0 F5				(1, 0) G3 SF7 2B		(1, 0) S 1B		(1, 0) 1B		4	1	3	0	0	0	1	
Felipe Alou, R OBP: 0.234, SLG: 0.314	(1, 9) 0-0 5-3		(1, 0) G3		(1, 0) G3		(1, 0) 4-3		(1, 0) 6-3		4	0	0	0	0	0	4	
Bob Schmidt, R OBP: 0.320, SLG: 0.404	(1, 2) 0-3 K		(1, 0) SF7		(1, 0) SF7		(1, 0) FC3-6 1B			(1, 0) F7	3	0	1	1	0	1	1	
Eddie Bressoud, R OBP: 0.288, SLG: 0.376 Andre Rodgers, R OBP: 0.298, SLG: 0.299	(1, 6) 0-0 F8		(1, 0) F7		(1, 0) F7		(1, 0) FC3-6 1B			(1, 0) F7	3	0	0	0	0	0	1	
Billy O'Dell, S OBP: 0.300, SLG: 0.152 Stu Miller, R OBP: 0.200, SLG: 0.111	(1, 1) 0-0 3-1		(1, 0) 3-1		(1, 0) 4-3		(1, 0) SH3-4			(1, 0) K	2	0	0	0	0	0	0	
Inning Stats	R: 0 E: 0 K: 1 S: 5	H: 0 LOB: 0 BB: 0 P: 5	R: 0 E: 0 K: 1 S: 5	H: 0 LOB: 1 BB: 1 P: 9	R: 0 E: 0 K: 0 S: 3	H: 0 LOB: 0 BB: 0 P: 3	R: 0 E: 0 K: 0 S: 3	H: 0 LOB: 0 BB: 0 P: 3	R: 1 E: 1 K: 1 S: 4	H: 1 LOB: 2 BB: 0 P: 7	R: 0 E: 0 K: 1 S: 6	H: 1 LOB: 1 BB: 0 P: 6	R: 0 E: 0 K: 1 S: 6	H: 2 LOB: 2 BB: 1 P: 10	1B: 5 2B: 1 3B: 0 HR: 0	SF: 1 SAC: 1 DP: 0 HBP: 0	WP: 0 PA: 38 PB: 0 SB: 1 CS: 0	
PITCHER	IP WLS BF H R ER SO BB IBB HBP BLK WP HR S P ERA WHIP																	
Cal McLish, R ERA: 4.66 Jim Brosnan, R ERA: 2.33	(1, 1) 6.0 L 18 5 1 1 3 1 0 0 0 0 0 0 23 27 2.46 1.636																	

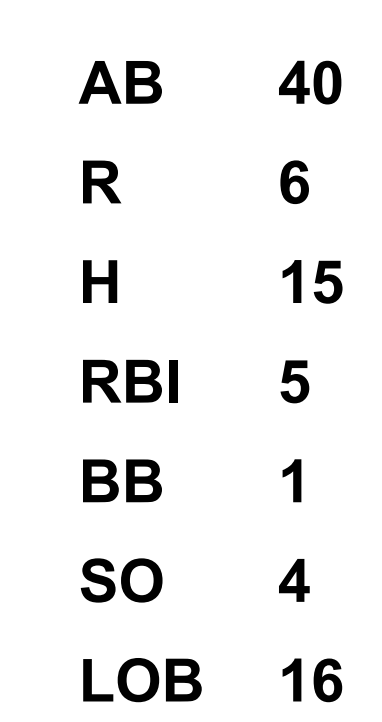
Batter	1	2	3	4	5	6	7	8	9	AB	R	H	RBI	BB	SO	LOB	TOP
Eddie Kasko, R (1,4) OBP: 0.356, SLG: 0.353 Harry Anderson, L (9, PH) OBP: 0.331, SLG: 0.401	F8		F9			5-3			F5	3	0	0	0	0	0	0	<p>Cincinnati Reds @ San Francisco Giants</p> <p>Candlestick Park, San Francisco, CA</p> <p>Sun Jul 31 1960, 6:33 AM EDT</p> <p>Att: 28,884 - Unknown</p>
Vada Pinson, L (1,8) OBP: 0.344, SLG: 0.461	HR		1-3			F7				3	1	1	0	1	0	0	
Gus Bell, L (1,9) OBP: 0.296, SLG: 0.381	HR								F8	4	1	1	2	0	1	1	
Frank Robinson, R (1,7) OBP: 0.374, SLG: 0.538	G3					K				3	0	0	0	0	1	0	
Gordy Coleman, L (1,3) OBP: 0.323, SLG: 0.548	K									3	0	0	0	0	1	0	
Ed Bailey, L (1,2) OBP: 0.351, SLG: 0.416										3	0	0	0	0	2	0	
Cliff Cook, R (1,5) OBP: 0.320, SLG: 0.375										3	0	0	0	0	0	0	
Leo Cardenas, R (1,6) OBP: 0.308, SLG: 0.462										3	0	0	0	0	3	0	
Bob Purkey, R (1,1) OBP: 0.245, SLG: 0.159 Claude Osteen, L (5,1) Jerry Lynch, L (9, PH) OBP: 0.382, SLG: 0.516			K							1	0	0	0	0	1	0	<p>AB 29</p> <p>R 2</p> <p>H 2</p> <p>RBI 2</p> <p>BB 1</p> <p>SO 10</p> <p>LOB 1</p> 
										1	0	0	0	0	1	0	
Inning Stats	R: 2 E: 0 K: 1 S: 6	H: 1 LOB: 0 BB: 1 P: 10	R: 0 E: 0 K: 1 S: 5	H: 0 LOB: 0 BB: 0 P: 5	R: 0 E: 0 K: 1 S: 5	H: 0 LOB: 0 BB: 0 P: 5	R: 0 E: 0 K: 2 S: 7	H: 0 LOB: 0 BB: 0 P: 7	R: 0 E: 0 K: 1 S: 5	H: 0 LOB: 0 BB: 0 P: 5	R: 0 E: 0 K: 2 S: 7	H: 0 LOB: 0 BB: 0 P: 7	R: 0 E: 0 K: 1 S: 4	H: 1 LOB: 1 BB: 0 P: 4	1B: 1 2B: 0 3B: 0 HR: 1	SF: 0 SAC: 0 DP: 0 HBP: 0	WP: 0 PA: 30 PB: 0 SB: 1 CS: 0
PITCHER Sam Jones, R (1,1) ERA: 2.97	IP: 9.0 WLS: W BF: 30 H: 2 R: 2 ER: 2 SO: 10 BB: 1 IBB: 0 HBP: 0 BLK: 0 WP: 0 HR: 1 S: 49 P: 53 ERA: 2.00 WHIP: 0.333																

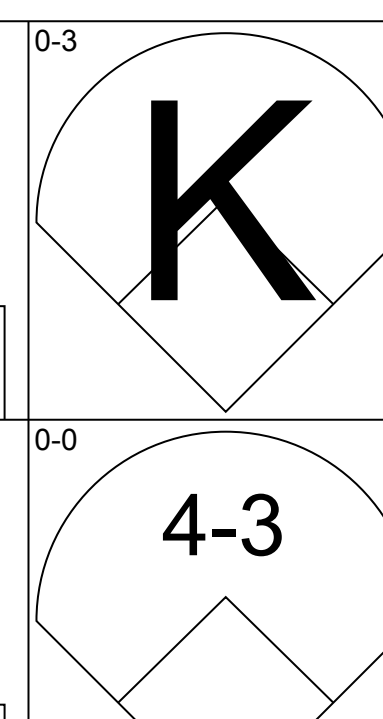
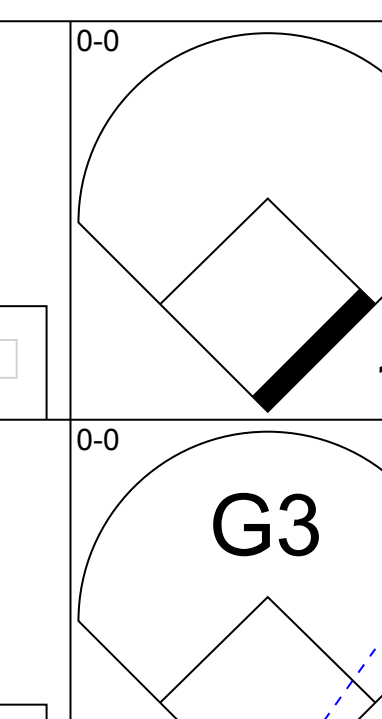
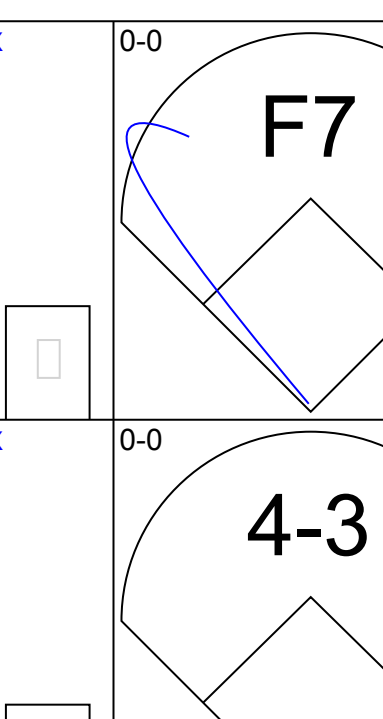
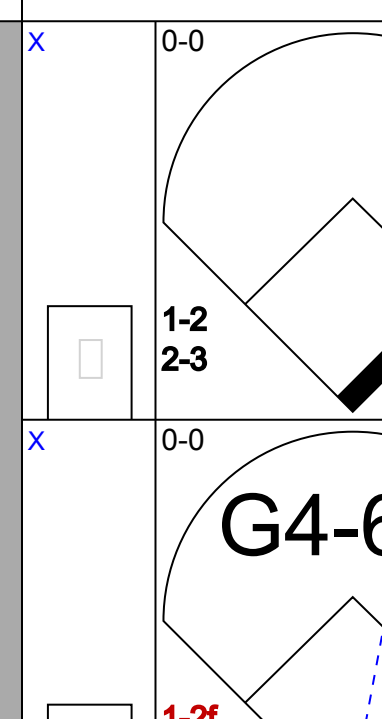
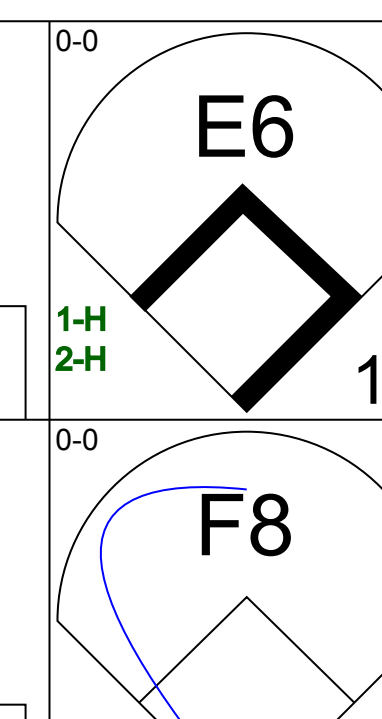
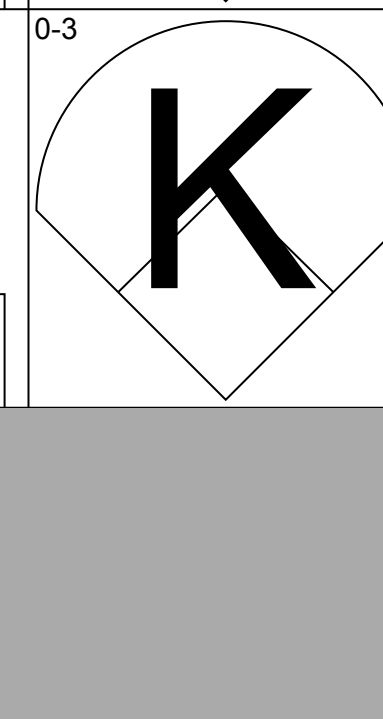



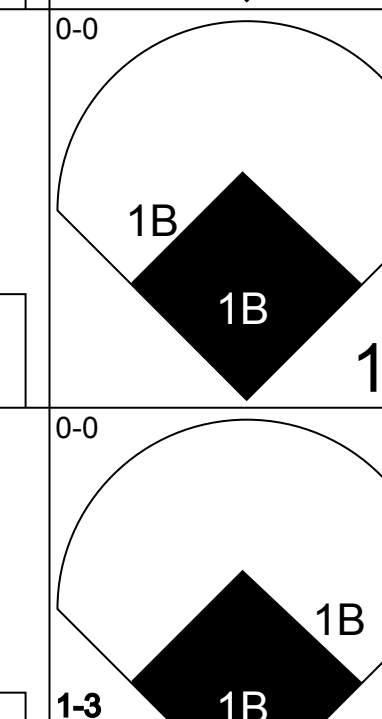

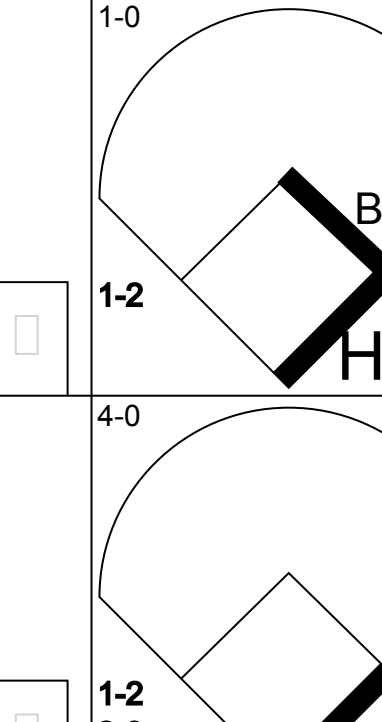
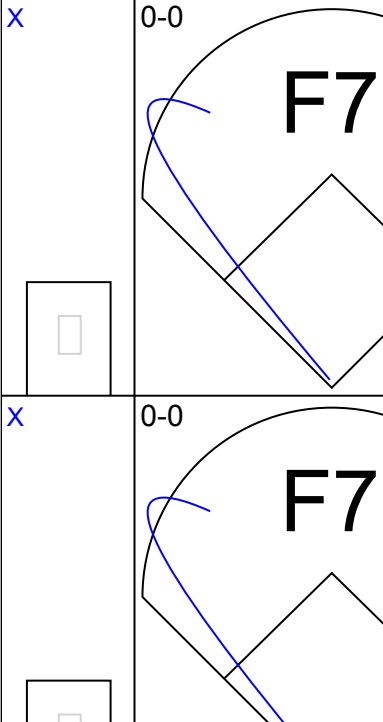
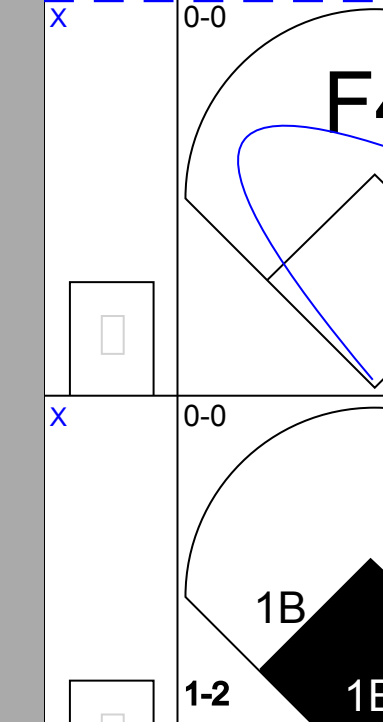
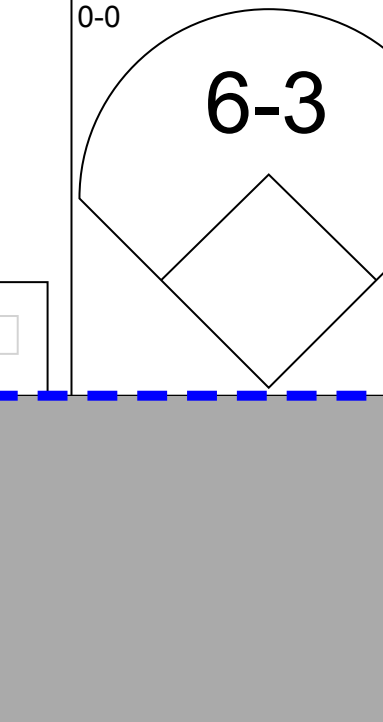
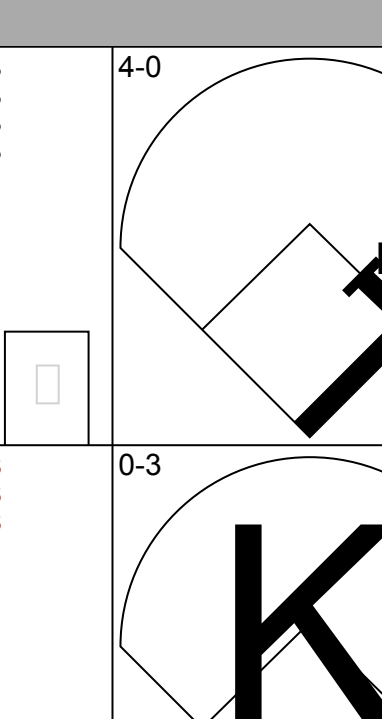
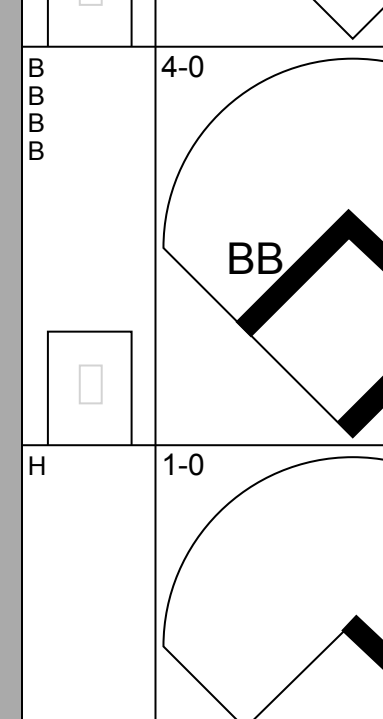
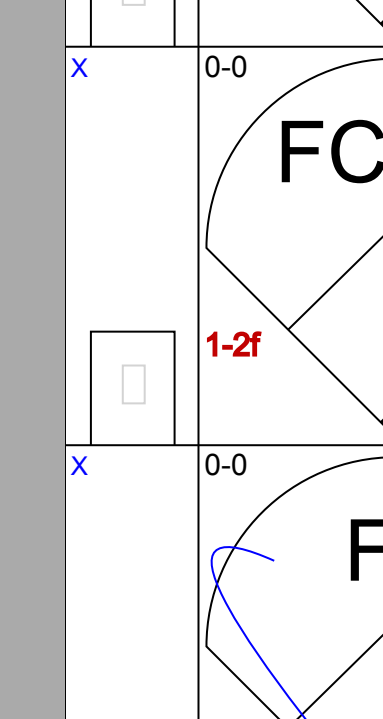
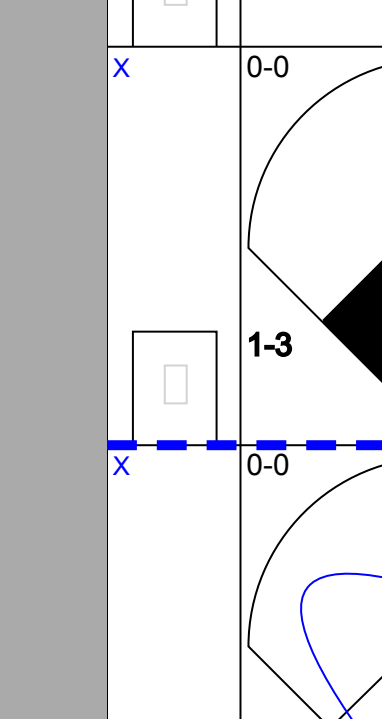
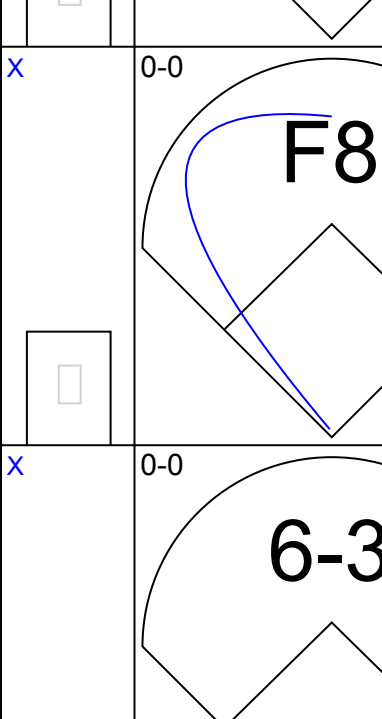

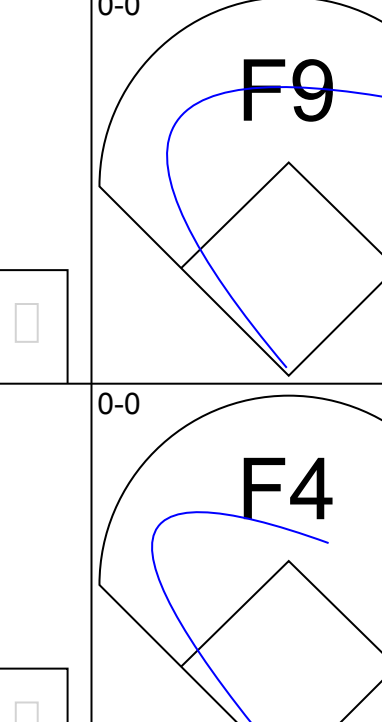

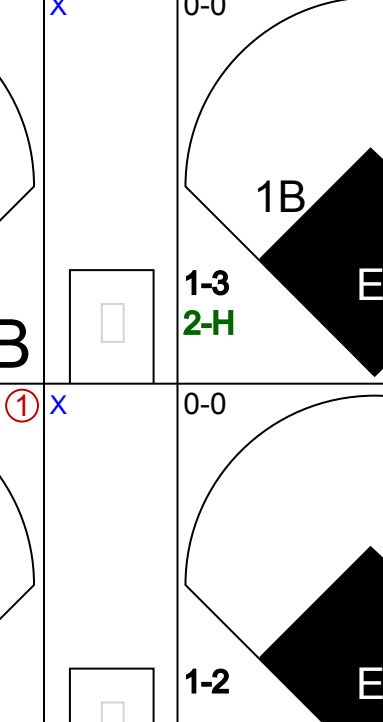

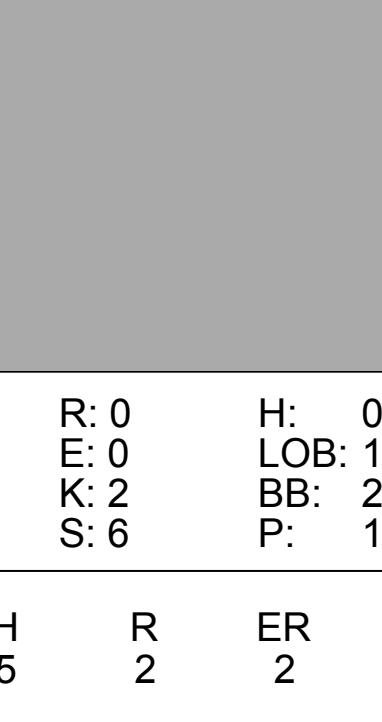
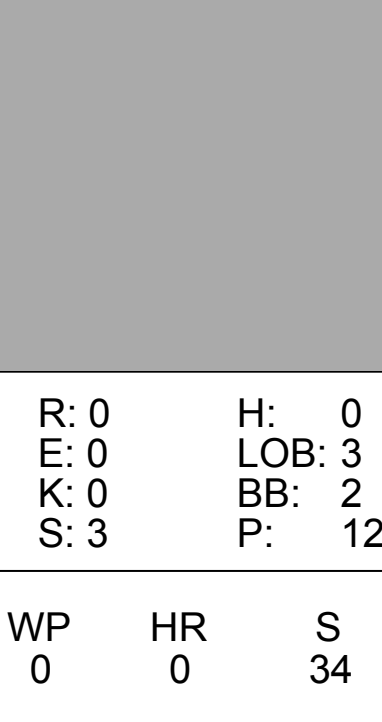
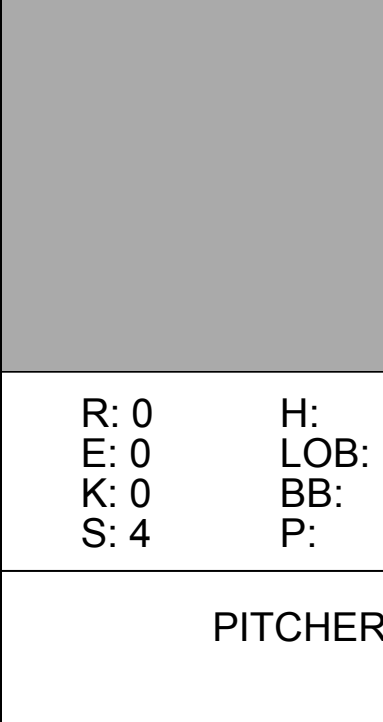
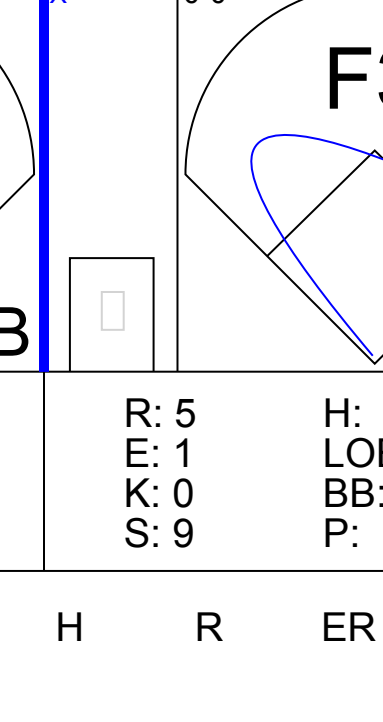
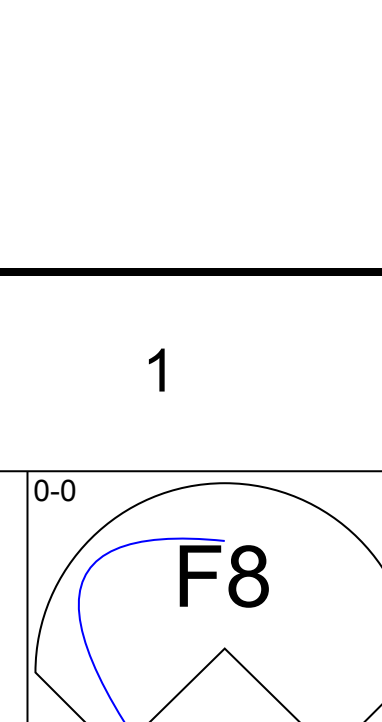
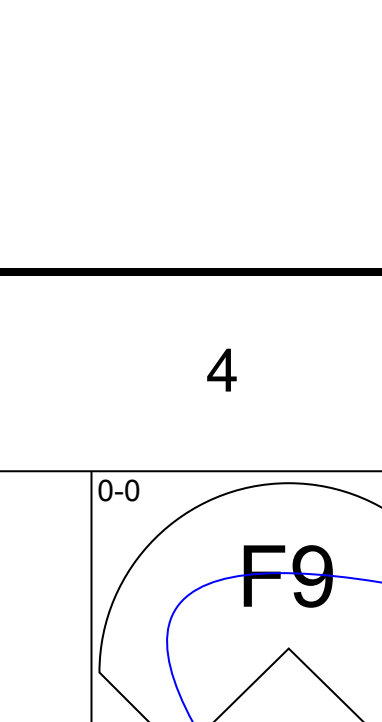
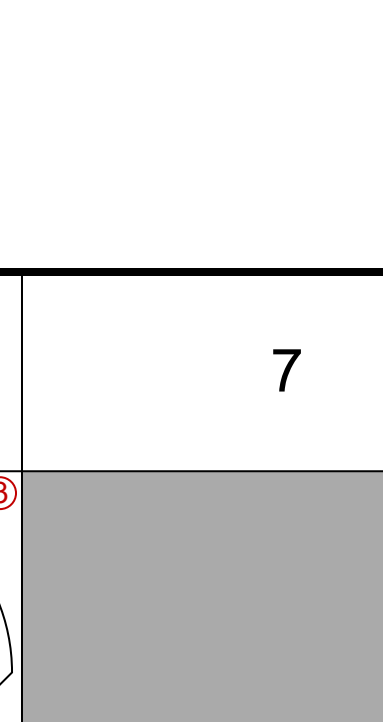
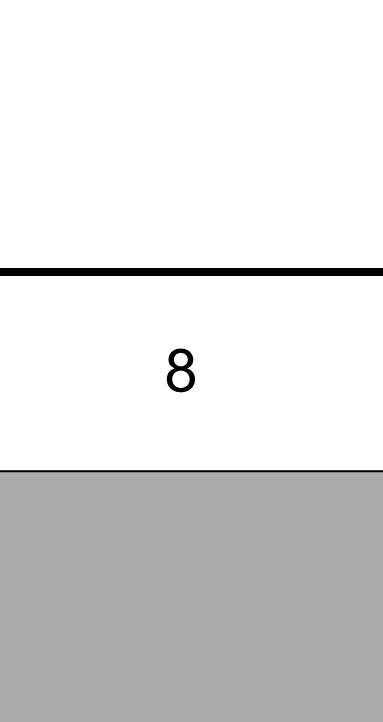
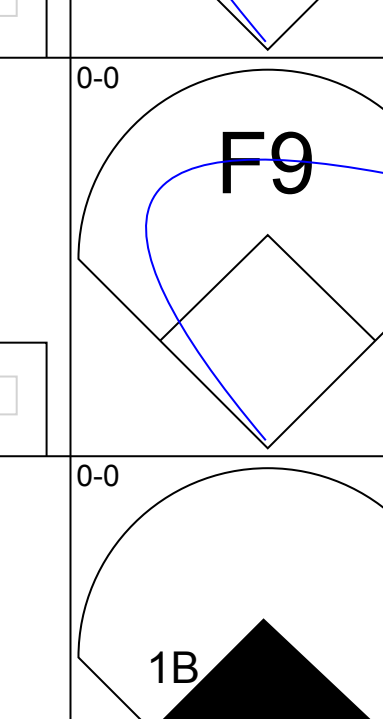

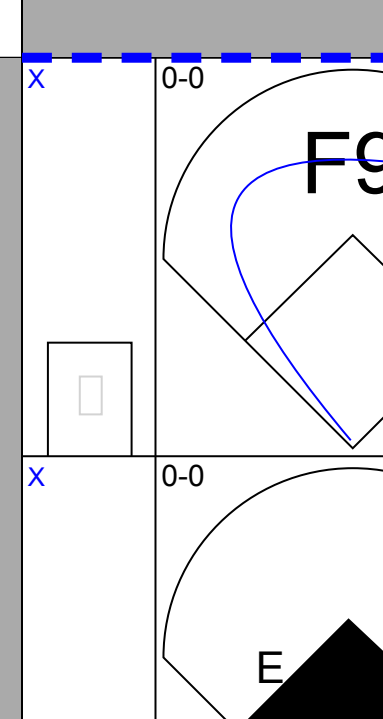

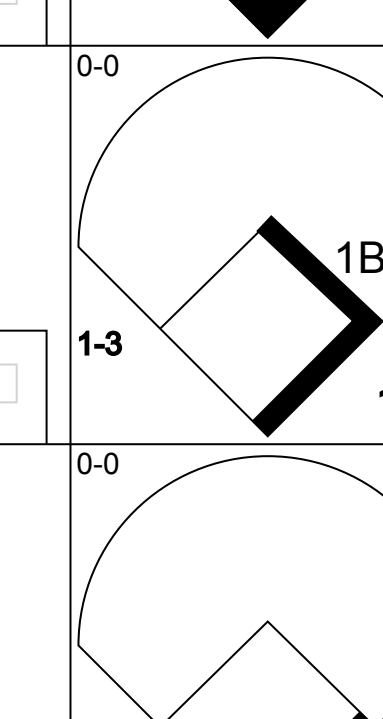
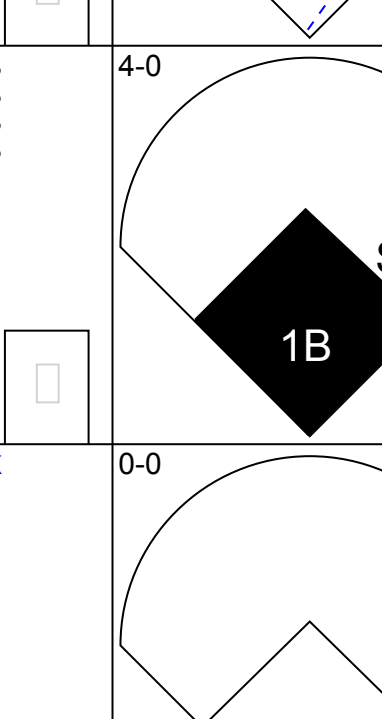
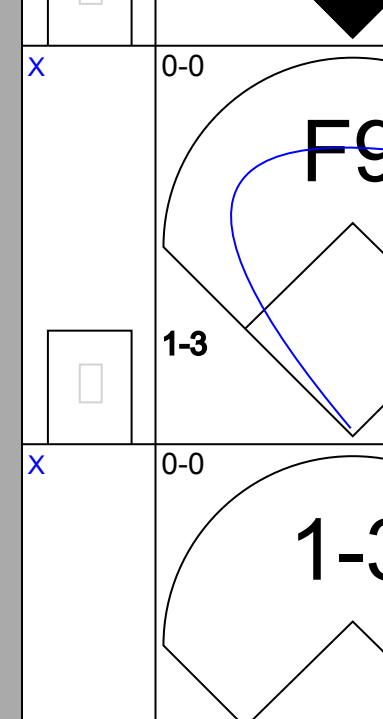

Batter	1	2	3	4	5	6	7	8	9	AB	R	H	RBI	BB	SO	LOB	BOTTOM		
Don Blasingame, L (1,4) OBP: 0.308, SLG: 0.302	6-3	K2-3		4-3	FC4-6			F4		5	0	0	0	0	1	5	<p>Cincinnati Reds @ San Francisco Giants</p> <p>Candlestick Park, San Francisco, CA</p> <p>Sun Jul 31 1960, 6:33 AM EDT</p> <p>Att: 28,884 - Unknown</p>		
Jim Davenport, R (1,5) OBP: 0.328, SLG: 0.379	F5		1B		6-3	F8		1B		5	0	2	0	0	0	0			
Willie Mays, R (1,8) OBP: 0.406, SLG: 0.618 Willie Kirkland, L (7,9) OBP: 0.334, SLG: 0.461	1B		FC5-2		1B	F9		1B		3	2	2	0	1	0	0			
Jim Marshall, L (1,3) OBP: 0.309, SLG: 0.371	1B		FC5-2		2B	WP		1B		4	1	3	0	1	0	2			
Orlando Cepeda, R (1,7) OBP: 0.308, SLG: 0.507	F7		FC5-2		WP	CS		6-3		4	1	1	1	0	0	5			
Felipe Alou, R (1,9) OBP: 0.242, SLG: 0.317		1B	SF7		E	WP		F8		2	1	1	1	1	0	0			
Bob Schmidt, R (1,2) OBP: 0.314, SLG: 0.396	6-3		FC5		F8			1-3		4	0	0	0	0	0	6			
Andre Rodgers, R (1,6) OBP: 0.308, SLG: 0.302		1B			6-3			1B		2	1	1	1	2	0	0			
Sam Jones, R (1,1) OBP: 0.170, SLG: 0.192	F3				E5			F6		4	0	1	0	0	0	4	<p>AB 34</p> <p>R 6</p> <p>H 12</p> <p>RBI 4</p> <p>BB 5</p> <p>SO 1</p> <p>LOB 22</p> 		
										4	0	1	0	0	0	4			
Inning Stats	R: 0 E: 0 K: 0 S: 5	H: 2 LOB: 2 BB: 0 P: 5	R: 1 E: 0 K: 1 S: 7	H: 2 LOB: 1 BB: 0 P: 7	R: 1 E: 0 K: 0 S: 5	H: 2 LOB: 2 BB: 1 P: 9	R: 0 E: 0 K: 0 S: 3	H: 1 LOB: 0 BB: 0 P: 3	R: 3 E: 1 K: 0 S: 7	H: 3 LOB: 3 BB: 2 P: 15	R: 0 E: 0 K: 0 S: 2	H: 0 LOB: 0 BB: 1 P: 6	R: 0 E: 0 K: 0 S: 3	H: 0 LOB: 0 BB: 0 P: 3	R: 1 E: 0 K: 0 S: 5	H: 2 LOB: 2 BB: 1 P: 9	1B: 10 2B: 2 3B: 0 HR: 0	SF: 1 SAC: 0 DP: 0 HBP: 0	WP: 1 PA: 41 PB: 0 SB: 0 CS: 1
PITCHER Bob Purkey, R (1,1) ERA: 4.08 Claude Osteen, L (5,1) ERA: 4.03	IP: 3.2 WLS: L BF: 17 H: 2 R: 1 ER: 1 SO: 0 BB: 2 IBB: 0 HBP: 0 BLK: 0 WP: 1 HR: 0 S: 24 P: 29 ERA: 2.46 WHIP: 1.091																		

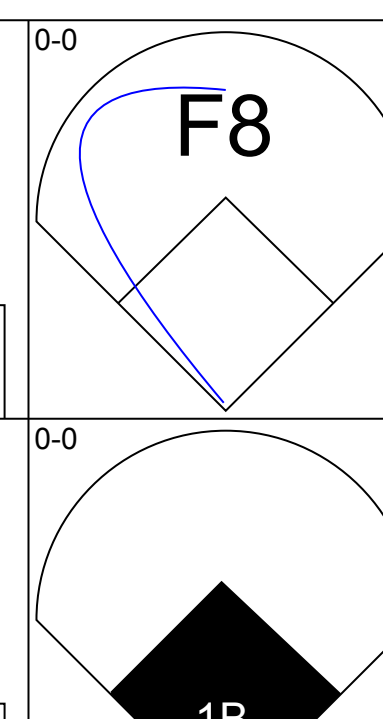
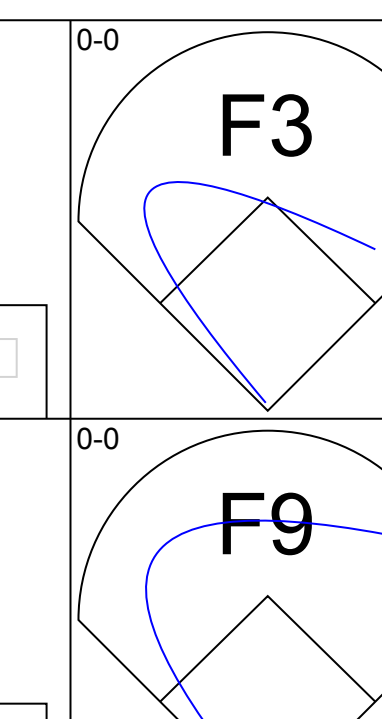
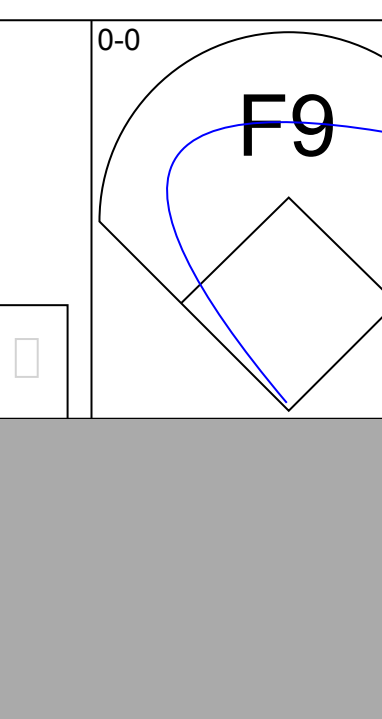
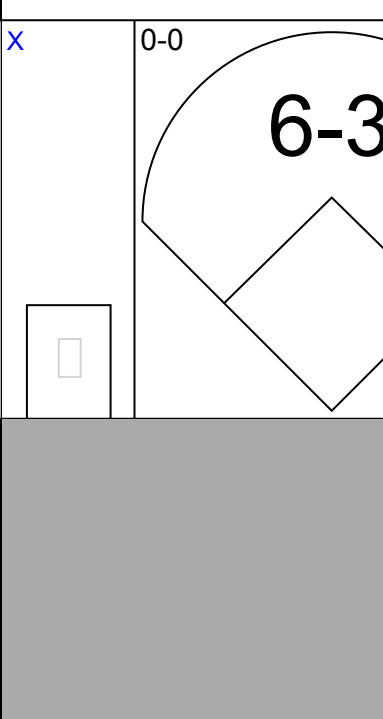
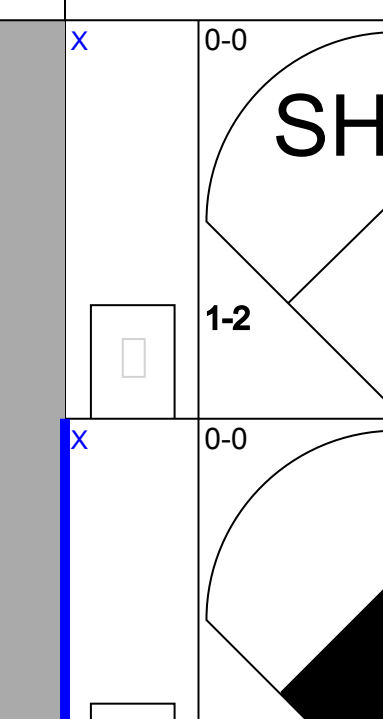
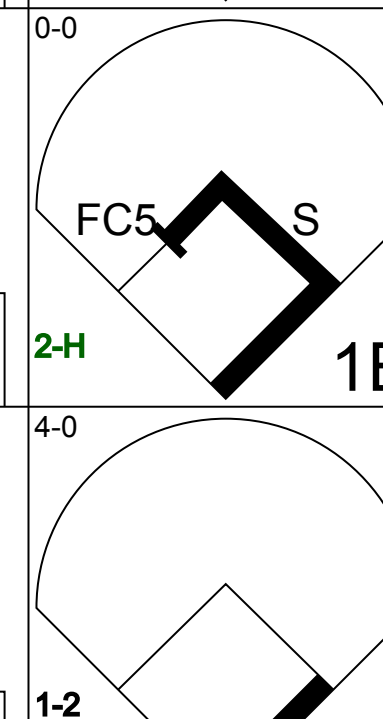
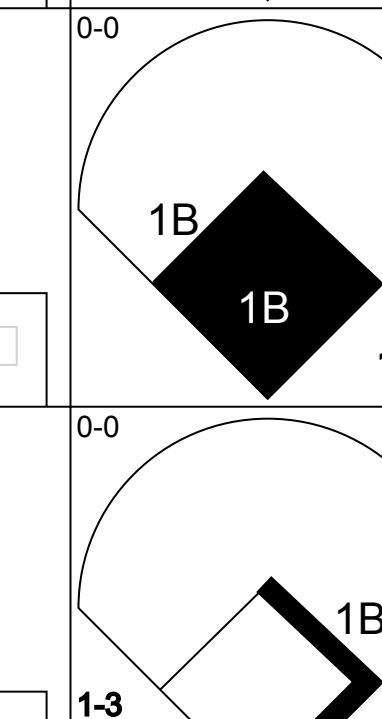
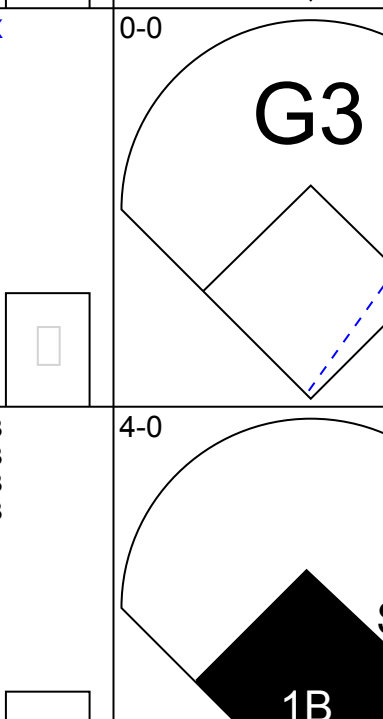
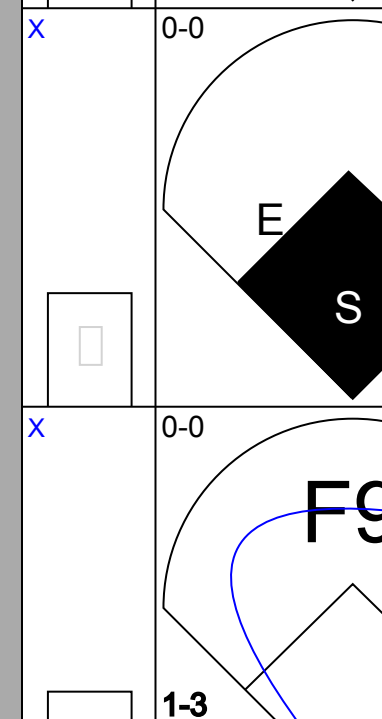

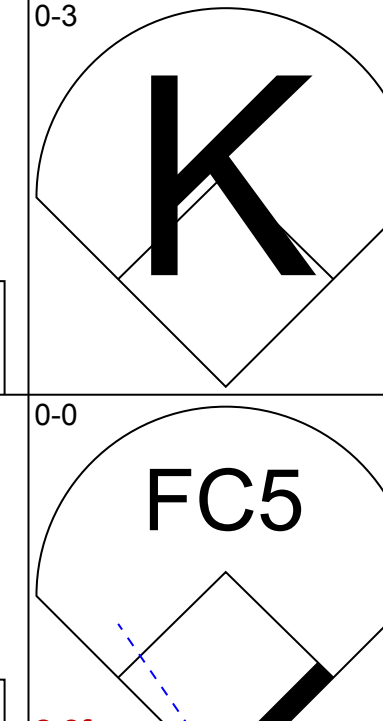
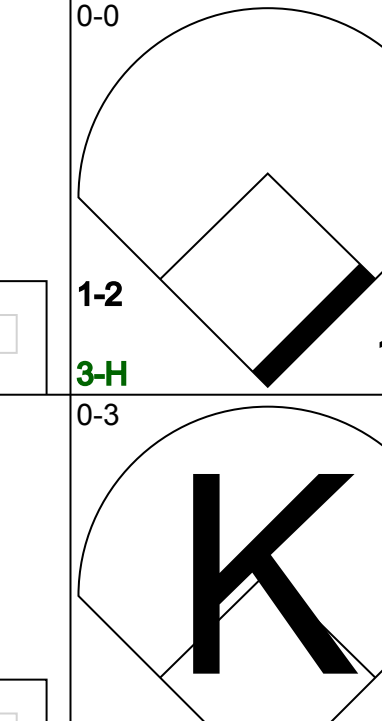

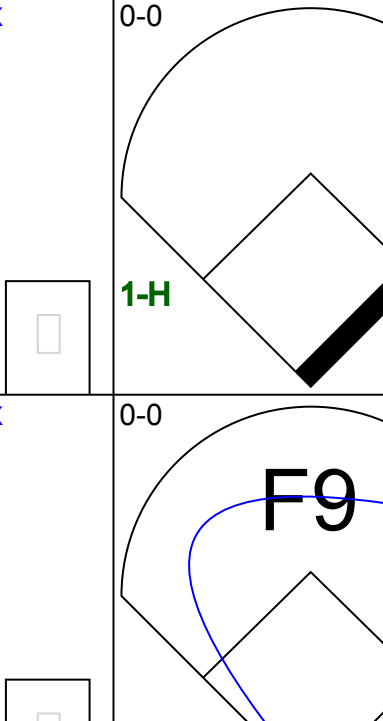
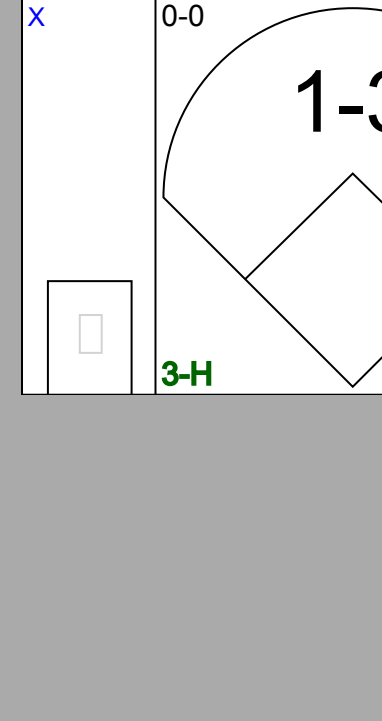


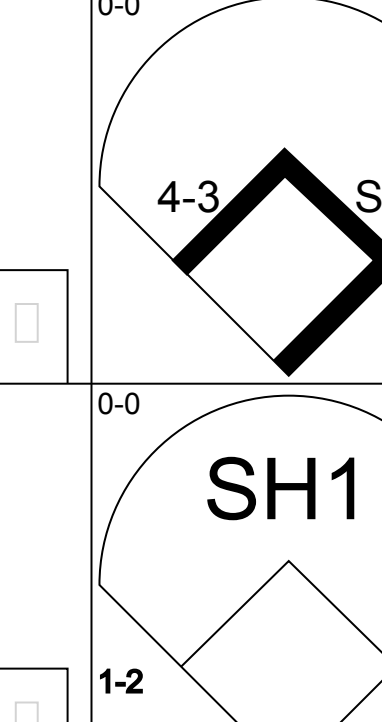


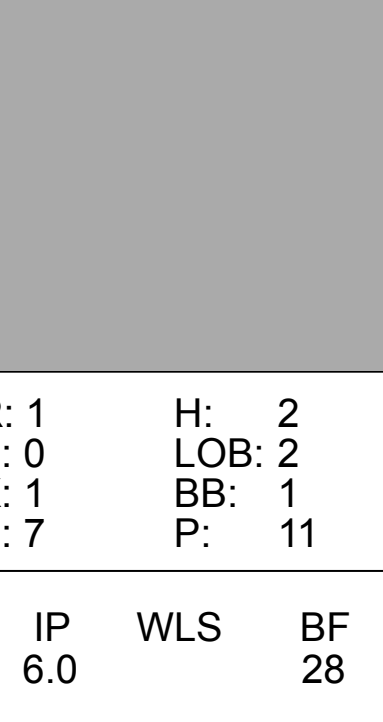
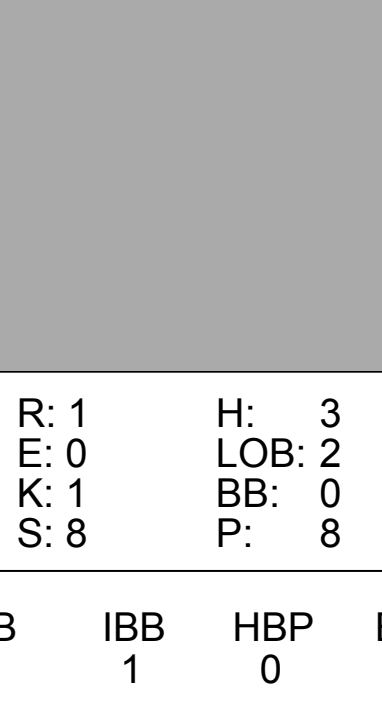
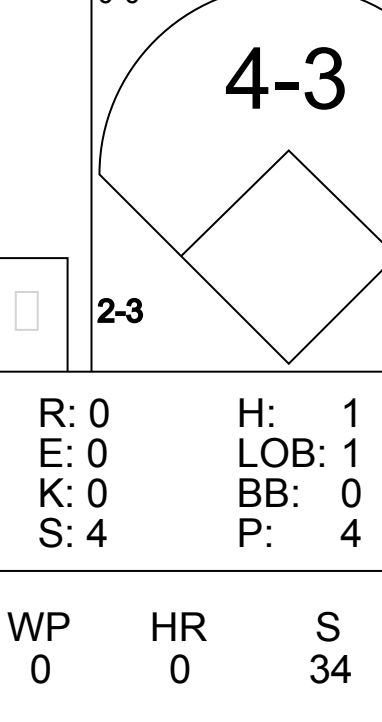
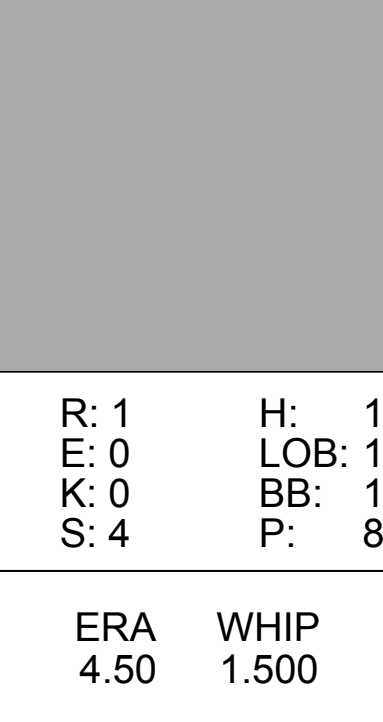
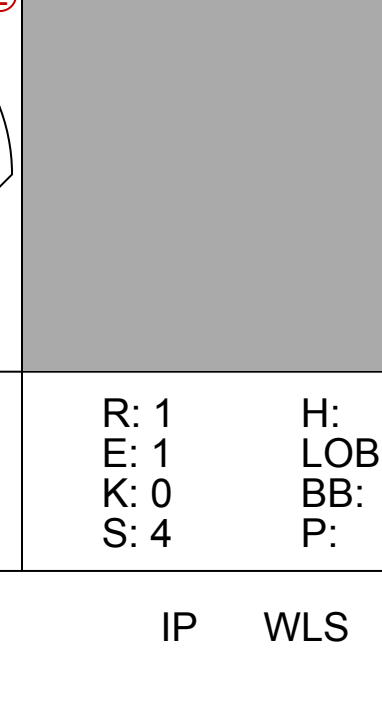


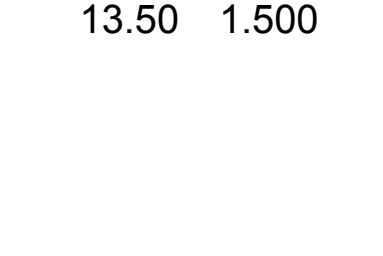

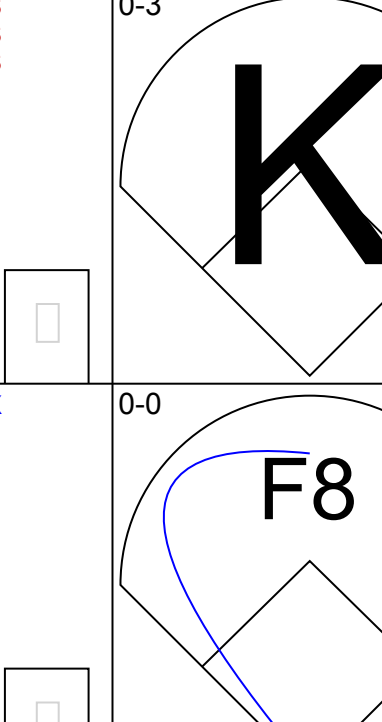
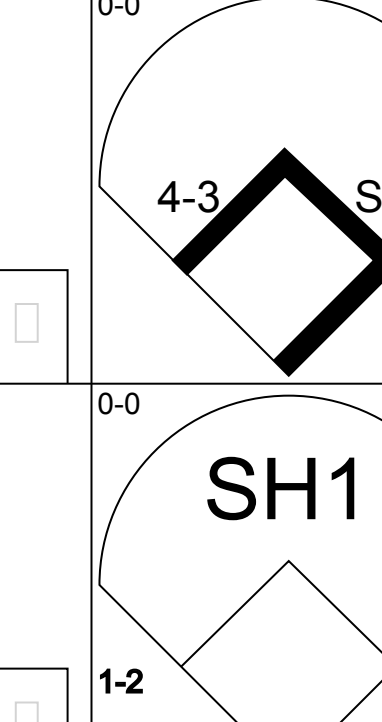
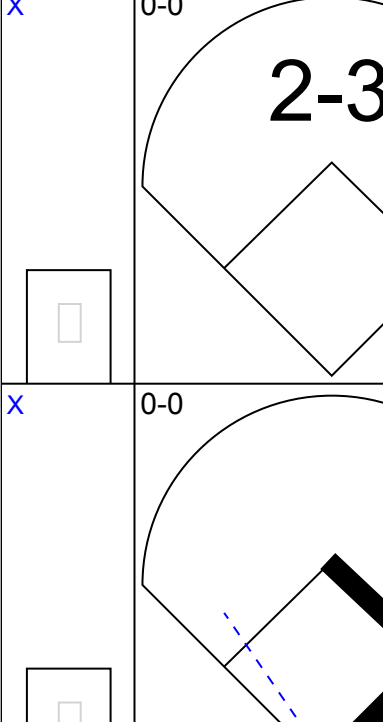
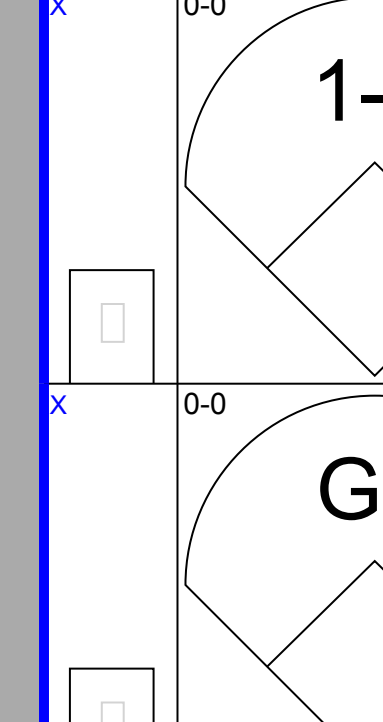
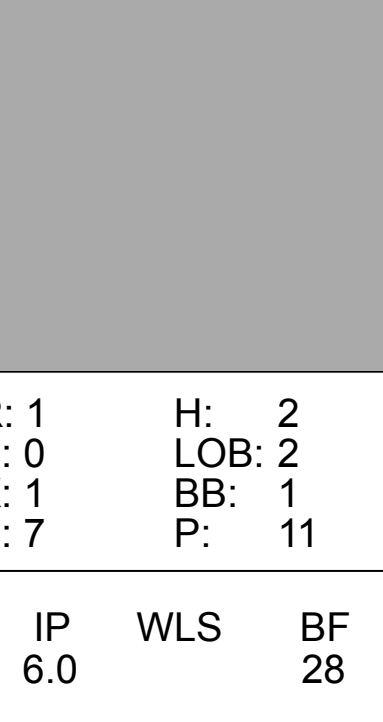
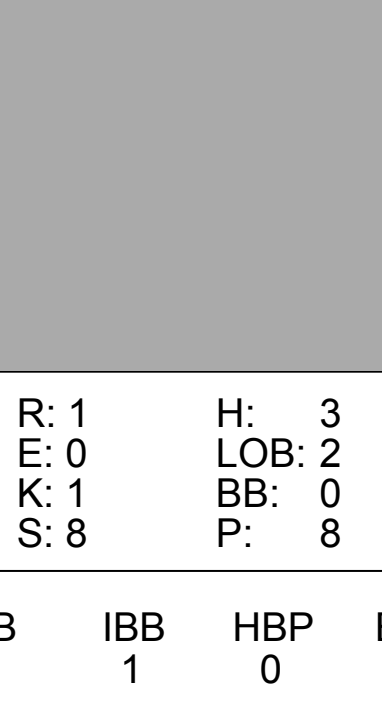
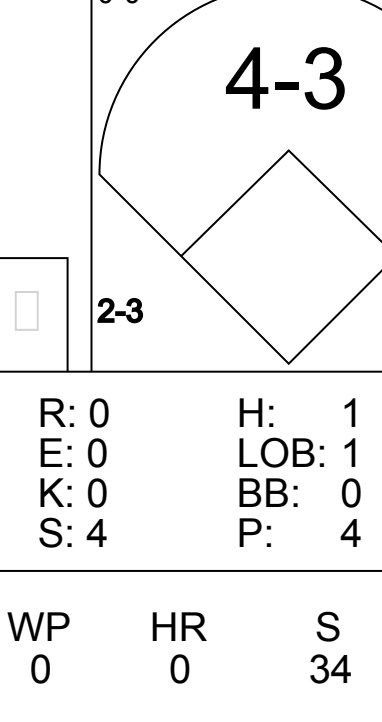
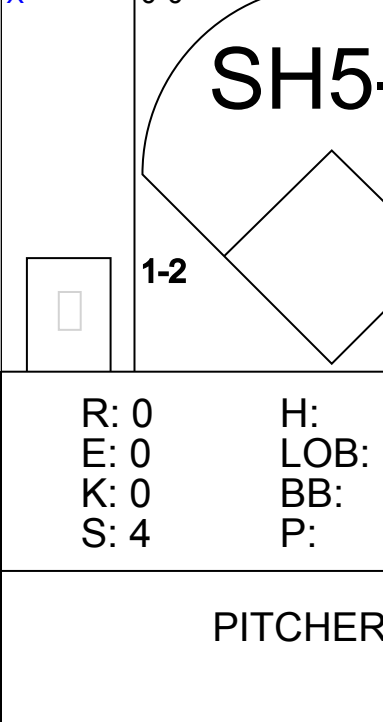



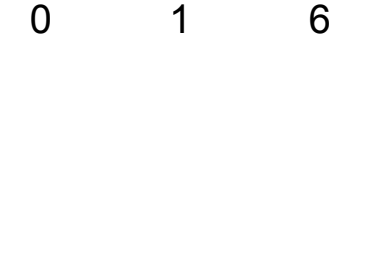


Batter	1	2	3	4	5	6	7	8	9	AB	R	H	RBI	BB	SO	LOB	TOP								
Don Blasingame, L (1,4) OBP: 0.303, SLG: 0.296	4-3	F5			F8	F8			F8	5	0	0	0	0	0	4	San Francisco Giants @ Philadelphia Phillies Connie Mack Stadium, Philadelphia, PA Tue Aug 02 1960, 7:05 PM EDT Att: 26,276 - Unknown livebaseballscores.com								
Joey Amalfitano, R (1,5) OBP: 0.324, SLG: 0.344										0	0	0	0	0	0	0									
Jim Davenport, R (1,FR) OBP: 0.315, SLG: 0.363	HBP	1-3			K				F7	4	0	0	0	0	1	3									
Willie Mays, R (1,8) OBP: 0.408, SLG: 0.620	F3								F4	5	1	1	0	0	0	1									
Jim Marshall, L (1,3) OBP: 0.325, SLG: 0.391	F7									4	1	2	1	0	1	1									
Orlando Cepeda, R (1,7) OBP: 0.304, SLG: 0.501										4	1	1	1	0	0	1									
Felipe Alou, R (1,9) OBP: 0.255, SLG: 0.320										3	2	1	0	1	0	1									
Hobie Landrith, L (1,2) OBP: 0.311, SLG: 0.283										3	0	2	2	1	0	0									
Andre Rodgers, R (1,6) OBP: 0.311, SLG: 0.297										4	0	1	1	0	0	3									
Juan Marichal, R (1,1) OBP: 0.167, SLG: 0.091										2	0	0	0	1	0	1									
Johnny Antonelli, L (7,1) OBP: 0.259, SLG: 0.308										0	0	0	0	0	0	0									
Stu Miller, R (7,1) OBP: 0.162, SLG: 0.100										1	0	0	0	0	1	1									
Inning Stats	R: 0 E: 0 K: 0 S: 3	H: 0 LOB: 1 BB: 0 P: 4	R: 1 E: 1 K: 0 S: 4	H: 0 LOB: 3 BB: 3 P: 16	R: 0 E: 0 K: 1 S: 6	H: 1 LOB: 1 BB: 0 P: 6	R: 0 E: 0 K: 0 S: 3	H: 1 LOB: 0 BB: 0 P: 3	R: 0 E: 0 K: 1 S: 5	H: 0 LOB: 0 BB: 0 P: 5	R: 3 E: 0 K: 0 S: 7	H: 3 LOB: 1 BB: 0 P: 7	R: 1 E: 0 K: 0 S: 4	H: 2 LOB: 0 BB: 0 P: 4	R: 0 E: 0 K: 1 S: 6	H: 1 LOB: 1 BB: 0 P: 6	R: 0 E: 0 K: 0 S: 3	H: 0 LOB: 0 BB: 0 P: 3	1B: 4 2B: 3 3B: 2 HR: 0	SF: 0 SAC: 0 DP: 2 HBP: 1	WP: 0 PB: 0 SB: 2 CS: 0	PA: 39			
PITCHER	IP	WLS	BF	H	R	ER	SO	BB	IBB	HBP	BLK	WP	HR	S	P	ERA	WHIP								
John Buzhardt, R (1,1) ERA: 4.07	6.1		30	6	5	5	2	3	0	1	0	0	0	30	43	7.11	1.421								
Chris Short, L (7,1) ERA: 4.44	0.2		2	1	0	0	0	0	0	0	0	0	0	2	2	0.00	1.500								
Turk Farrell, R (8,1) ERA: 2.62	2.0	W	7	1	0	0	1	0	0	0	0	0	0	9	9	0.00	0.500								

Batter	1	2	3	4	5	6	7	8	9	AB	R	H	RBI	BB	SO	LOB	BOTTOM								
Tony Taylor, R (1,4) OBP: 0.340, SLG: 0.397	6-3									5	0	0	0	0	1	4	San Francisco Giants @ Philadelphia Phillies Connie Mack Stadium, Philadelphia, PA Tue Aug 02 1960, 7:05 PM EDT Att: 26,276 - Unknown livebaseballscores.com								
Lee Walls, R (1,5) OBP: 0.337, SLG: 0.360										5	1	2	1	0	0	1									
Johnny Callison, L (1,7) OBP: 0.299, SLG: 0.443										3	0	1	0	0	0	0									
Bobby Gene Smith, R (7,PH) OBP: 0.274, SLG: 0.378										2	1	1	1	0	0	0									
Pancho Herrera, R (1,3) OBP: 0.376, SLG: 0.523										5	2	4	0	0	0	2									
Tony Gonzalez, L (1,8) OBP: 0.277, SLG: 0.432										3	0	2	1	0	0	0									
Bobby Del Greco, R (7,PH) OBP: 0.361, SLG: 0.407										2	0	2	1	0	0	0									
Ken Walters, R (1,9) OBP: 0.310, SLG: 0.392										5	0	1	1	0	1	5									
Jimmie Coker, R (1,2) OBP: 0.294, SLG: 0.370										1	1	0	0	1	0	0									
Clay Dalrymple, L (6,PH) OBP: 0.374, SLG: 0.461										2	0	0	0	0	0	1									
Ruben Amaro, R (1,6) OBP: 0.327, SLG: 0.291										4	1	2	0	0	1	1									
John Buzhardt, R (1,1) OBP: 0.154, SLG: 0.132										1	0	0	0	0	1	0									
Chris Short, R (7,1) ERA: 1.56										0	0	0	0	0	0	0									
Tony Curry, L (7,PH) OBP: 0.318, SLG: 0.442										1	0	0	0	0	0	1									
Turk Farrell, R (8,1) OBP: 0.308, SLG: 0.333										1	0	0	0	0	1	1									
Inning Stats	R: 0 E: 0 K: 0 S: 4	H: 2 LOB: 1 BB: 0 P: 4	R: 0 E: 0 K: 0 S: 3	H: 0 LOB: 0 BB: 0 P: 3	R: 0 E: 0 K: 3 S: 9	H: 0 LOB: 0 BB: 0 P: 9	R: 0 E: 0 K: 0 S: 5	H: 2 LOB: 2 BB: 0 P: 5	R: 1 E: 1 K: 0 S: 4	H: 0 LOB: 1 BB: 1 P: 8	R: 1 E: 0 K: 0 S: 5	H: 2 LOB: 1 BB: 0 P: 5	R: 3 E: 0 K: 1 S: 10	H: 5 LOB: 2 BB: 0 P: 10	R: 0 E: 0 K: 0 S: 4	H: 1 LOB: 1 BB: 0 P: 4	R: 1 E: 0 K: 0 S: 5	H: 3 LOB: 2 BB: 0 P: 5	1B: 13 2B: 2 3B: 0 HR: 0	SF: 0 SAC: 1 DP: 1 HBP: 0	WP: 0 PB: 0 SB: 1 CS: 0	PA: 42			
PITCHER	IP	WLS	BF	H	R	ER	SO	BB	IBB	HBP	BLK	WP	HR	S	P	ERA	WHIP								
Juan Marichal, R (1,1) ERA: 1.56	6.2		29	8	4	3	3	1	0	0	1	0	0	34	38	4.05	1.350								
Johnny Antonelli, L (7,1) ERA: 4.33	0.0		3	3	1	1	0	0	0	0	0	0	0	3	3	-	-								
Stu Miller, R (7,1) ERA: 4.47	2.0	L	10	4	1	1	1	0	0	0	0	0	0	12	12	4.50	2.000								

AB 35
R 5
H 8
RBI 5
BB 3
SO 3
LOB 16



Batter	1	2	3	4	5	6	7	8	9	AB	R	H	RBI	BB	SO	LOB	TOP																	
Don Blasingame, L (1,4) OBP: 0.307, SLG: 0.301										5	0	3	0	0	1	0	San Francisco Giants @ Philadelphia Phillies Connie Mack Stadium, Philadelphia, PA Wed Aug 03 1960, 7:05 PM EDT Att: 11,169 - Unknown																	
Willie Kirkland, L (1,9) OBP: 0.329, SLG: 0.452										5	0	0	0	0	0	5																		
Willie Mays, R (1,8) OBP: 0.408, SLG: 0.617										5	1	2	0	0	1	0																		
Jim Marshall, L (1,3) OBP: 0.341, SLG: 0.389										3	1	1	0	2	0	1																		
Felipe Alou, R (1,7) OBP: 0.254, SLG: 0.311										4	0	0	0	0	1	4																		
Jim Davenport, R (1,5) OBP: 0.322, SLG: 0.364										2	1	1	1	2	0	1																		
Bob Schmidt, R (1,2) Hobie Landrith, L (7,PH) OBP: 0.322, SLG: 0.290										2	0	0	0	0	1	4																		
Andre Rodgers, R (1,6) Dave Philley, S (7,PH) OBP: 0.270, SLG: 0.293										2	0	0	0	0	0	3																		
Mike McCormick, L (1,1) Willie McCovey, L (7,PH) Sherman Jones, L (7,1) Orlando Cepeda, R (8,PH) Billy Loes, R (8,1) OBP: 0.250, SLG: 0.250										2	0	0	0	0	1	0																		
Inning Stats	R: 0 E: 0 K: 2 S: 7	H: 0 LOB: 0 BB: 0 P: 7	R: 0 E: 0 K: 2 S: 6	H: 0 LOB: 1 BB: 2 P: 14	R: 0 E: 0 K: 0 S: 4	H: 1 LOB: 1 BB: 0 P: 4	R: 0 E: 0 K: 0 S: 3	H: 0 LOB: 3 BB: 2 P: 12	R: 0 E: 0 K: 1 S: 5	H: 0 LOB: 0 BB: 0 P: 5	R: 0 E: 0 K: 0 S: 4	H: 1 LOB: 1 BB: 0 P: 4	R: 0 E: 0 K: 0 S: 3	H: 1 LOB: 2 BB: 2 P: 11	R: 5 E: 1 K: 0 S: 9	H: 6 LOB: 1 BB: 0 P: 9		R: 0 E: 0 K: 0 S: 3	H: 0 LOB: 0 BB: 0 P: 3	1B: 9 2B: 0 3B: 0 HR: 0	SF: 0 SAC: 0 DP: 1 HBP: 1	WP: 0 PB: 0 SB: 0 CS: 0	PA: 41											
PITCHER	IP WLS BF H R ER SO BB IBB HBP BLK WP HR S P ERA WHIP																																	
Art Mahaffey, R (1,1) ERA: 2.0	7.0	31	5	2	2	5	6	0	1	0	0	0	0	0	34	59	2.57	1.571																
Turk Farrell, R (8,1) ERA: 2.67	2.0	W	10	4	3	1	0	0	0	0	0	0	0	10	10	4.50	2.000																	

Batter	1	2	3	4	5	6	7	8	9	AB	R	H	RBI	BB	SO	LOB	BOTTOM																
Bobby Del Greco, R (1,8) OBP: 0.356, SLG: 0.400										4	0	0	0	0	0	2	San Francisco Giants @ Philadelphia Phillies Connie Mack Stadium, Philadelphia, PA Wed Aug 03 1960, 7:05 PM EDT Att: 11,169 - Unknown																
Lee Walls, R (1,5) Ted Lepcio, R (8,5) Johnny Callison, L (9,PH) OBP: 0.308, SLG: 0.310										4	1	1	0	0	0	0																	
Tony Taylor, R (1,4) OBP: 0.344, SLG: 0.401										4	2	3	1	0	0	0																	
Pancho Herrera, R (1,3) OBP: 0.380, SLG: 0.523										2	1	1	0	2	0	1																	
Bobby Gene Smith, R (1,7) OBP: 0.282, SLG: 0.383										4	0	2	2	0	1	2																	
Ken Walters, R (1,9) OBP: 0.306, SLG: 0.387										4	0	0	0	0	1	5																	
Jimmie Coker, R (1,2) Tony Gonzalez, L (8,PH) Bobby Malkmus, R (9,6) OBP: 0.227, SLG: 0.235										3	0	1	0	0	1	0																	
Ruben Amaro, R (1,6) Clay Dainymple, L (8,PH) OBP: 0.329, SLG: 0.294											2	0	1	0	0	0																	
Art Mahaffey, R (1,1) Turk Farrell, R (8,1) Tony Curry, R (9,PH) OBP: 0.322, SLG: 0.446											2	0	0	0	0	1																	
Inning Stats	R: 1 E: 0 K: 1 S: 7	H: 2 LOB: 2 BB: 1 P: 11	R: 0 E: 0 K: 2 S: 7	H: 0 LOB: 0 BB: 0 P: 7	R: 1 E: 0 K: 1 S: 8	H: 3 LOB: 0 BB: 0 P: 8	R: 0 E: 0 K: 0 S: 4	H: 1 LOB: 1 BB: 0 P: 4	R: 1 E: 0 K: 0 S: 4	H: 1 LOB: 1 BB: 0 P: 8	R: 0 E: 0 K: 0 S: 4	H: 1 LOB: 1 BB: 0 P: 4	R: 1 E: 1 K: 0 S: 4	H: 1 LOB: 0 BB: 0 P: 4	R: 0 E: 0 K: 0 S: 3	H: 0 LOB: 0 BB: 0 P: 3		R: 2 E: 0 K: 0 S: 3	H: 2 LOB: 0 BB: 0 P: 3	1B: 9 2B: 1 3B: 0 HR: 1	SF: 0 SAC: 3 DP: 0 HBP: 0	WP: 0 PB: 0 SB: 3 CS: 0	PA: 38										
PITCHER	IP WLS BF H R ER SO BB IBB HBP BLK WP HR S P ERA WHIP																																
Mike McCormick, L (1,1) ERA: 2.84	6.0	28	8	3	3	4	1	0	0	0	0	0	0	4	4	0.00	1.000																
Sherman Jones, R (7,1) ERA: 7.04	1.0	L	6	2	2	2	0	0	0	0	0	1	6	6	13.50	1.500																	



Batter	1	2	3	4	5	6	7	8	9	AB	R	H	RBI	BB	SO	LOB	TOP			
Don Blasingame, L (1,4) OBP: 0.308, SLG: 0.302										3	0	1	0	0	0	2	San Francisco Giants @ Pittsburgh Pirates Forbes Field, Pittsburgh, PA Fri Aug 05 1960, 7:05 PM EDT Att: 33,301 - Unknown			
Willie McCovey, L (9, PH) OBP: 0.373, SLG: 0.481										1	0	0	0	0	1	0				
Felipe Alou, R (1,9) OBP: 0.252, SLG: 0.312										4	0	0	0	0	0	2				
Willie Mays, R (1,8) OBP: 0.407, SLG: 0.612										3	0	0	0	0	0	1				
Orlando Cepeda, R (1,7) OBP: 0.304, SLG: 0.506										3	0	0	0	0	0	0				
Jim Davenport, R (1,5) OBP: 0.324, SLG: 0.362										3	0	1	0	0	1	0				
Jim Marshall, L (1,3) OBP: 0.333, SLG: 0.367										3	0	0	0	0	1	1				
Bob Schmidt, R (1,2) OBP: 0.314, SLG: 0.396										3	0	0	0	0	0	0				
Andre Rodgers, R (1,6) OBP: 0.312, SLG: 0.305										3	0	2	0	0	0	0				
Sam Jones, R (1,1) OBP: 0.182, SLG: 0.204										2	0	1	0	0	0	1				
Joey Amalfitano, R (9, PH) OBP: 0.322, SLG: 0.342										1	0	0	0	0	0	0				
Inning Stats	R: 0 E: 0 K: 0 S: 3	H: 1 LOB: 0 BB: 0 P: 3	R: 0 E: 0 K: 0 S: 3	H: 1 LOB: 0 BB: 0 P: 3	R: 0 E: 0 K: 0 S: 4	H: 1 LOB: 1 BB: 0 P: 4	R: 0 E: 0 K: 1 S: 5	H: 0 LOB: 0 BB: 0 P: 5	R: 0 E: 0 K: 0 S: 4	H: 1 LOB: 1 BB: 0 P: 4	R: 0 E: 0 K: 0 S: 3	H: 0 LOB: 0 BB: 0 P: 3	R: 0 E: 0 K: 1 S: 5	H: 1 LOB: 1 BB: 0 P: 5	R: 0 E: 0 K: 1 S: 5	H: 0 LOB: 0 BB: 0 P: 5	1B: 4 2B: 1 3B: 0 HR: 0	SF: 0 SAC: 0 DP: 2 HBP: 0	WP: 0 PB: 0 SB: 0 CS: 0	PA: 29
PITCHER Vinegar Bend Mizell, L (1,1) ERA: 3.71	IP: 9.0 WLS: W BF: 29 H: 5 R: 0 ER: 0 SO: 3 BB: 0 IBB: 0 HBP: 0 BLK: 0 WP: 0 HR: 0 S: 35 P: 35 ERA: 0.00 WHIP: 0.556															PITCHER Vinegar Bend Mizell, L (1,1) ERA: 3.71	IP: 9.0 WLS: W BF: 29 H: 5 R: 0 ER: 0 SO: 3 BB: 0 IBB: 0 HBP: 0 BLK: 0 WP: 0 HR: 0 S: 35 P: 35 ERA: 0.00 WHIP: 0.556			

AB	29
R	0
H	5
RBI	0
BB	0
SO	3
LOB	7



Batter	1	2	3	4	5	6	7	8	9	AB	R	H	RBI	BB	SO	LOB	BOTTOM			
Bill Virdon, L (1,8) OBP: 0.349, SLG: 0.429										3	1	0	0	1	0	2	San Francisco Giants @ Pittsburgh Pirates Forbes Field, Pittsburgh, PA Fri Aug 05 1960, 7:05 PM EDT Att: 33,301 - Unknown			
Dick Groat, R (1,6) OBP: 0.354, SLG: 0.372										3	0	1	0	0	0	0				
Bob Skinner, L (1,7) OBP: 0.368, SLG: 0.469										3	0	2	0	0	1	0				
Rocky Nelson, L (1,3) OBP: 0.409, SLG: 0.551										3	0	0	0	1	1	4				
Roberto Clemente, R (1,9) OBP: 0.355, SLG: 0.433										3	0	0	0	0	1	2				
Gino Cimoli, R (8,9) OBP: 0.352, SLG: 0.332										1	0	0	0	0	1	2				
Smoky Burgess, L (1,2) OBP: 0.351, SLG: 0.413										3	0	1	0	1	0	2				
Don Hoak, R (1,5) OBP: 0.357, SLG: 0.399										3	0	0	0	0	1	2				
Bill Mazeroski, R (1,4) OBP: 0.288, SLG: 0.370										3	0	2	0	0	0	0				
Vinegar Bend Mizell, R (1,1) OBP: 0.174, SLG: 0.140										3	0	0	0	0	3	3				
Inning Stats	R: 0 E: 0 K: 0 S: 4	H: 1 LOB: 1 BB: 0 P: 4	R: 0 E: 0 K: 0 S: 3	H: 0 LOB: 0 BB: 0 P: 3	R: 0 E: 0 K: 1 S: 5	H: 0 LOB: 0 BB: 0 P: 5	R: 0 E: 0 K: 1 S: 5	H: 0 LOB: 1 BB: 1 P: 9	R: 0 E: 0 K: 2 S: 9	H: 2 LOB: 2 BB: 0 P: 9	R: 0 E: 0 K: 1 S: 6	H: 1 LOB: 1 BB: 0 P: 6	R: 0 E: 0 K: 1 S: 5	H: 1 LOB: 1 BB: 1 P: 9	R: 1 E: 1 K: 2 S: 9	H: 1 LOB: 2 BB: 1 P: 13	1B: 6 2B: 0 3B: 0 HR: 0	SF: 0 SAC: 2 DP: 0 HBP: 0	WP: 0 PB: 0 SB: 1 CS: 0	PA: 33
PITCHER Sam Jones, R (1,1) ERA: 2.88	IP: 8.0 WLS: L BF: 33 H: 6 R: 1 ER: 1 SO: 8 BB: 3 IBB: 0 HBP: 0 BLK: 0 WP: 0 HR: 0 S: 46 P: 58 ERA: 1.12 WHIP: 1.125															PITCHER Sam Jones, R (1,1) ERA: 2.88	IP: 8.0 WLS: L BF: 33 H: 6 R: 1 ER: 1 SO: 8 BB: 3 IBB: 0 HBP: 0 BLK: 0 WP: 0 HR: 0 S: 46 P: 58 ERA: 1.12 WHIP: 1.125			



Batter	1	2	3	4	5	6	7	8	9	AB	R	H	RBI	BB	SO	LOB	TOP			
Don Blasingame, L (1,4) OBP: 0.308, SLG: 0.305	K		F7				F8			3	0	0	0	1	1	2	San Francisco Giants @ Pittsburgh Pirates Forbes Field, Pittsburgh, PA Sun Aug 07 1960, 3:33 AM EDT Unknown			
Jim Davenport, R (1,5) OBP: 0.324, SLG: 0.365	F4						FC6-4			4	0	1	0	0	1	1				
Willie Mays, R (1,8) OBP: 0.406, SLG: 0.603	F7									3	0	0	0	1	0	0				
Willie Kirkland, L (1,9) OBP: 0.324, SLG: 0.443										2	0	0	0	0	0	3				
Willie McCovey, L (6, PH) OBP: 0.369, SLG: 0.474										2	0	0	0	0	1	0				
Orlando Cepeda, R (1,3) OBP: 0.305, SLG: 0.509										4	0	1	0	0	0	0				
Felipe Alou, R (1,7) OBP: 0.258, SLG: 0.315										4	0	2	0	0	0	1				
Hobie Landrith, L (1,2) OBP: 0.310, SLG: 0.304										4	1	1	1	0	1	3				
Andre Rodgers, R (1,6) OBP: 0.315, SLG: 0.304										2	0	1	0	0	1	0				
Dave Philley, S (7, PH) OBP: 0.275, SLG: 0.295										2	0	0	0	0	0	1				
Jack Sanford, R (1,1) OBP: 0.250, SLG: 0.226										3	0	1	0	0	1	1				
Stu Miller, R (7,1) OBP: 0.182, SLG: 0.100										0	0	0	0	0	0	0				
Inning Stats	R: 0 E: 0 K: 1 S: 5	H: 0 LOB: 0 BB: 0 P: 5	R: 0 E: 0 K: 1 S: 6	H: 1 LOB: 1 BB: 0 P: 6	R: 0 E: 0 K: 1 S: 7	H: 2 LOB: 3 BB: 1 P: 11	R: 0 E: 0 K: 0 S: 3	H: 1 LOB: 0 BB: 0 P: 3	R: 0 E: 0 K: 1 S: 5	H: 0 LOB: 0 BB: 0 P: 5	R: 1 E: 0 K: 0 S: 5	H: 2 LOB: 1 BB: 0 P: 5	R: 0 E: 0 K: 1 S: 5	H: 0 LOB: 0 BB: 0 P: 5	R: 0 E: 1 K: 0 S: 4	H: 1 LOB: 1 BB: 0 P: 4	1B: 5 2B: 1 3B: 0 HR: 1	SF: 0 SAC: 0 DP: 1 HBP: 0	WP: 0 PB: 0 SB: 0 CS: 0	PA: 35
PITCHER Bob Friend, R (1,1) ERA: 2.96	IP: 9.0 WLS: W BF: 35 H: 7 R: 1 ER: 1 SO: 6 BB: 1 IBB: 1 HBP: 0 BLK: 0 WP: 0 HR: 1 S: 45 P: 53 ERA: 1.00 WHIP: 0.889																			

Batter	1	2	3	4	5	6	7	8	9	AB	R	H	RBI	BB	SO	LOB	BOTTOM	
Bill Virdon, L (1,8) OBP: 0.347, SLG: 0.421	F7		F8							3	1	0	0	1	0	1	San Francisco Giants @ Pittsburgh Pirates Forbes Field, Pittsburgh, PA Sun Aug 07 1960, 3:33 AM EDT Unknown	
Dick Groat, R (1,6) OBP: 0.355, SLG: 0.372	4-3									4	1	3	1	0	0	0		
Bob Skinner, L (1,7) OBP: 0.367, SLG: 0.474	1-3									4	0	1	1	0	0	2		
Rocky Nelson, L (1,3) OBP: 0.399, SLG: 0.526										4	0	0	0	0	0	3		
Gino Cimoli, R (1,9) OBP: 0.361, SLG: 0.358										3	1	1	1	1	0	0		
Smoky Burgess, L (1,2) OBP: 0.358, SLG: 0.413										3	0	0	0	1	0	1		
Don Hoak, R (1,5) OBP: 0.354, SLG: 0.395										4	0	1	1	0	0	0		
Bill Mazerowski, R (1,4) OBP: 0.293, SLG: 0.372										3	1	2	0	0	0	2		
Bob Friend, R (1,1) OBP: 0.147, SLG: 0.065										2	0	0	0	0	0	1		
Inning Stats	R: 0 E: 0 K: 0 S: 3	H: 0 LOB: 0 BB: 0 P: 3	R: 0 E: 0 K: 0 S: 2	H: 0 LOB: 0 BB: 1 P: 6	R: 0 E: 0 K: 0 S: 4	H: 1 LOB: 1 BB: 0 P: 4	R: 2 E: 0 K: 0 S: 6	H: 3 LOB: 2 BB: 1 P: 10	R: 0 E: 0 K: 0 S: 3	H: 0 LOB: 0 BB: 0 P: 3	R: 2 E: 0 K: 0 S: 6	H: 3 LOB: 2 BB: 1 P: 10	R: 0 E: 0 K: 0 S: 3	H: 0 LOB: 0 BB: 0 P: 3	1B: 7 2B: 0 3B: 1 HR: 0	SF: 0 SAC: 1 DP: 1 HBP: 0		WP: 0 PB: 0 SB: 0 CS: 0
PITCHER Jack Sanford, R (1,1) ERA: 3.8	IP: 6.2 WLS: L BF: 30 H: 8 R: 4 ER: 4 SO: 0 BB: 3 IBB: 0 HBP: 0 BLK: 0 WP: 0 HR: 0 S: 27 P: 39 ERA: 5.40 WHIP: 1.650																	
PITCHER Stu Miller, R (7,1) ERA: 4.27	IP: 1.1 WLS: L BF: 4 H: 0 R: 0 ER: 0 SO: 0 BB: 0 IBB: 0 HBP: 0 BLK: 0 WP: 0 HR: 0 S: 4 P: 4 ERA: 0.00 WHIP: 0.000																	

Batter	1	2	3	4	5	6	7	8	9	AB	R	H	RBI	BB	SO	LOB	TOP		
Don Blasingame, L (1,4) OBP: 0.308, SLG: 0.311	F7	1-H HR		F4		K		F3		5	1	1	2	0	1	3	San Francisco Giants @ Pittsburgh Pirates Forbes Field, Pittsburgh, PA Sun Aug 07 1960, 3:38 AM EDT Att: 35,708 - Unknown		
Joey Amalfitano, R (1,5) OBP: 0.329, SLG: 0.349	1B HR	1B			G6-4-3 1B		5-3		5-3	5	1	3	0	0	0	0			
Willie Mays, R (1,8) OBP: 0.404, SLG: 0.598	1-2 HR	1B			G6-4-3 1-2		4-3		F8	5	1	1	0	0	0	2			
Orlando Cepeda, R (1,3) OBP: 0.311, SLG: 0.516	F9				1B		1B			5	0	4	0	0	0	2			
Felipe Alou, R (1,9) OBP: 0.274, SLG: 0.346	1-H 2-H HR			G4-6-3 BB	1-2 1B		FC4-6 1B			4	1	3	3	1	0	1			
Dave Philley, S (1,7) OBP: 0.257, SLG: 0.277	F9			G4-6-3 1-2		K		FC4-6 1-2		4	0	0	0	0	1	5			
Bob Schmidt, R (1,2) Jim Davenport, R (8, PR) OBP: 0.324, SLG: 0.365		E5 G6-4-3			1B		F4		FC4 1B	4	0	2	0	0	0	0			
Andre Rodgers, R (1,6) Jim Marshall, L (8, PH) Hobie Landrith, L (8, 2) OBP: 0.310, SLG: 0.304		G6-4-3		K		K		FC4 1B		3	0	0	0	0	2	2			
Billy O'Dell, S (1,1) Billy Loes, R (7, 1) Willie McCovey, L (8, PH) Sherman Jones, L (8, 1)		BB		F5				FC4 1-2 2-3		1	1	0	0	2	0	1			
Inning Stats	R: 3 E: 0 K: 0 S: 6	H: 3 LOB: 0 BB: 0 P: 6	R: 2 E: 1 K: 0 S: 5	H: 2 LOB: 1 BB: 1 P: 9	R: 0 E: 0 K: 1 S: 2	H: 1 LOB: 1 BB: 0 P: 6	R: 0 E: 0 K: 1 S: 6	H: 1 LOB: 1 BB: 0 P: 6	R: 0 E: 0 K: 2 S: 7	H: 0 LOB: 2 BB: 1 P: 11	R: 0 E: 0 K: 0 S: 5	H: 2 LOB: 2 BB: 0 P: 5	R: 0 E: 0 K: 0 S: 4	H: 2 LOB: 1 BB: 0 P: 4	R: 0 E: 0 K: 0 S: 4	H: 1 LOB: 1 BB: 0 P: 4		1B: 12 2B: 1 3B: 0 HR: 2	SF: 0 SAC: 0 DP: 3 HBP: 0
PITCHER	IP WLS BF H R ER SO BB IBB HBP BLK WP HR S P ERA WHIP																		
Harvey Haddix, L (1,1) ERA: 4.35	1.2	11	5	5	5	0	1	0	0	0	0	0	2	10	14	27.00	3.600		
Tom Cheney, R (2,1) ERA: 3.21	2.1	8	2	0	0	1	1	0	0	0	0	0	0	9	13	0.00	1.286		
Fred Green, L (5,1) ERA: 3.12	2.0	9	3	0	0	3	1	0	0	0	0	0	0	14	18	0.00	2.000		
Roy Face, R (7,1) ERA: 3.24	3.0	W	13	5	0	0	0	0	0	0	0	0	0	13	13	0.00	1.667		

Batter	1	2	3	4	5	6	7	8	9	AB	R	H	RBI	BB	SO	LOB	BOTTOM		
Joe Christopher, R (1,8) OBP: 0.244, SLG: 0.316	K		4-3		1B	1-H 2-H HR		FC5-6 FC		4	2	1	3	1	1	2	San Francisco Giants @ Pittsburgh Pirates Forbes Field, Pittsburgh, PA Sun Aug 07 1960, 3:38 AM EDT Att: 35,708 - Unknown		
Dick Groat, R (1,6) OBP: 0.357, SLG: 0.374	6-3		F3		1-2 1B	1B		FC		5	0	2	1	0	0	0			
Bob Skinner, L (1,7) OBP: 0.365, SLG: 0.470	F7				F8	F8		G3		5	0	1	0	0	0	3			
Dick Stuart, R (1,3) OBP: 0.294, SLG: 0.429		F7		K		F4		1B SH3-4		4	0	1	0	0	1	3			
Gino Cimoli, R (1,9) OBP: 0.365, SLG: 0.372		BB 1B			1B	K		SH3-4		3	2	2	0	0	1	2			
Hal Smith, R (1,2) OBP: 0.359, SLG: 0.545		1B BB			K			1B HR		3	1	2	0	1	1	1			
Don Hoak, R (1,5) OBP: 0.358, SLG: 0.399		FC5-4 1-2 2-H 1B			1B	1B		1-3		4	1	3	2	0	0	1			
Bill Mazerowski, R (1,4) OBP: 0.295, SLG: 0.374		F9			G6-4-3 1-2 1B			FC5-6 FC 1B		4	1	2	0	0	0	4			
Harvey Haddix, L (1,1) Tom Cheney, R (2,1) Gene Baker, R (4, PH) Fred Green, L (5,1) Smoky Burgess, R (8, PH) Roy Face, R (7,1)		FC5-4 1-2			G6-4-3 1-2			F7		0	0	0	0	0	0	0			
Inning Stats	R: 0 E: 0 K: 1 S: 5	H: 0 LOB: 0 BB: 0 P: 5	R: 1 E: 0 K: 0 S: 5	H: 2 LOB: 2 BB: 1 P: 9	R: 0 E: 0 K: 1 S: 6	H: 1 LOB: 1 BB: 0 P: 6	R: 1 E: 0 K: 1 S: 7	H: 3 LOB: 1 BB: 0 P: 7	R: 0 E: 0 K: 1 S: 6	H: 1 LOB: 2 BB: 1 P: 10	R: 3 E: 0 K: 0 S: 7	H: 4 LOB: 1 BB: 0 P: 7	R: 0 E: 0 K: 0 S: 4	H: 2 LOB: 1 BB: 0 P: 4	R: 2 E: 1 K: 0 S: 5	H: 2 LOB: 0 BB: 0 P: 5		1B: 13 2B: 0 3B: 1 HR: 1	SF: 0 SAC: 2 DP: 1 HBP: 0
PITCHER	IP WLS BF H R ER SO BB IBB HBP BLK WP HR S P ERA WHIP																		
Billy O'Dell, L (1,1) ERA: 2.57	6.0	30	11	5	5	4	2	0	0	0	0	0	0	4	4	0.00	2.000		
Billy Loes, R (7,1) ERA: 6.82	1.0	4	2	0	0	0	0	0	0	0	0	0	0	4	4	0.00	2.000		
Sherman Jones, R (8,1) ERA: 4.15	1.0	L	5	2	2	1	0	0	0	0	0	0	0	5	5	9.00	2.000		

Batter	1	2	3	4	5	6	7	8	9	AB	R	H	RBI	BB	SO	LOB	TOP																
Don Blasingame, L (1,4) OBP: 0.307, SLG: 0.309	1-5-3		1-3														3 0 0 0 1 1 0																
Joey Amalfitano, R (1,5) OBP: 0.332, SLG: 0.352	WP 1B			1B 1B		G6-4-3 BB											4 1 2 0 0 0 3																
Jim Marshall, L (1,3) OBP: 0.344, SLG: 0.376	F8			FC1-5 1B			F7										4 0 2 0 0 0 1																
Orlando Cepeda, R (1,7) OBP: 0.313, SLG: 0.516	6-3			FC1-5 1B													4 1 2 1 0 0 2																
Felipe Alou, R (1,8) OBP: 0.274, SLG: 0.350		6-3		FC1-5 1B													4 0 1 1 0 0 3																
Jim Davenport, R (1,6) OBP: 0.323, SLG: 0.361	F8			G5-4-3													3 0 0 0 1 0 2																
Bob Schmidt, R (1,2) OBP: 0.316, SLG: 0.395																	4 0 0 0 0 1 1																
Willie Kirkland, L (1,9) OBP: 0.326, SLG: 0.452			F7														4 1 2 1 0 0 0																
Mike McCormick, L (1,1) OBP: 0.230, SLG: 0.254			4-3														3 0 0 0 0 0 1																
Inning Stats	R: 0 E: 0 K: 0 S: 4	H: 1 LOB: 1 BB: 0 P: 4	R: 0 E: 0 K: 0 S: 3	H: 0 LOB: 0 BB: 0 P: 3	R: 0 E: 0 K: 0 S: 3	H: 0 LOB: 0 BB: 0 P: 3	R: 1 E: 0 K: 0 S: 5	H: 3 LOB: 1 BB: 0 P: 5	R: 0 E: 1 K: 0 S: 4	H: 1 LOB: 2 BB: 1 P: 8	R: 1 E: 0 K: 1 S: 6	H: 1 LOB: 0 BB: 0 P: 6	R: 0 E: 0 K: 0 S: 3	H: 1 LOB: 0 BB: 0 P: 3	R: 0 E: 0 K: 1 S: 5	H: 0 LOB: 0 BB: 0 P: 5	1B: 7 2B: 2 3B: 0 HR: 1	SF: 0 SAC: 0 DP: 3 HBP: 0	WP: 2 PB: 0 SB: 0 CS: 0	PA: 35													
PITCHER	IP WLS BF H R ER SO BB IBB HBP BLK WP HR S P ERA WHIP																																
Claude Osteen, L (1,1) ERA: 3.73	7.0	29	8	3	3	1	2	0	0	0	0	2	1	29	37	3.86	1.429																
Jim Brosnan, R (8,1) ERA: 2.13	2.0	W 6	1	0	0	1	0	0	0	0	0	0	0	8	8	0.00	0.500																

San Francisco Giants @ Cincinnati Reds
Crosley Field, Cincinnati, OH
Mon Aug 08 1960, 7:05 PM EDT
Att: 9,644 - Unknown

livebaseballscores.com

AB 33
R 3
H 9
RBI 3
BB 2
SO 2
LOB 13

GIANTS

Batter	1	2	3	4	5	6	7	8	9	AB	R	H	RBI	BB	SO	LOB	BOTTOM															
Eddie Kasko, R (1,4) OBP: 0.362, SLG: 0.368	FC1-6 1B		1-3 1B														4 0 2 0 0 0 1															
Vada Pinson, L (1,8) OBP: 0.344, SLG: 0.462	FC1-6 L1-3		FC1-6-4 S														4 1 2 1 0 0 2															
Gus Bell, L (1,9) OBP: 0.302, SLG: 0.386	L1-3		1-6-3														3 0 1 0 0 0 2															
Wally Post, R (1,7) OBP: 0.350, SLG: 0.538																	3 0 0 0 1 1 1															
Cliff Cook, R (1,5) OBP: 0.300, SLG: 0.386																	4 0 0 0 0 1 2															
Gordy Coleman, L (1,3) OBP: 0.271, SLG: 0.426																	4 0 2 0 0 0 2															
Ed Bailey, L (1,2) OBP: 0.356, SLG: 0.421																	4 1 1 1 0 0 2															
Leo Cardenas, R (1,6) OBP: 0.259, SLG: 0.321																	2 1 1 0 0 0 0															
Frank Robinson, R (7, PH) OBP: 0.376, SLG: 0.534																	1 0 1 0 0 0 0															
Roy McMillan, R (7, PR) OBP: 0.294, SLG: 0.349																	0 1 0 0 0 0 0															
Claude Osteen, L (1,1)																	2 0 0 0 0 0 1															
Willie Jones, R (7, PH) OBP: 0.321, SLG: 0.379																	1 0 1 1 0 0 0															
Jim Brosnan, R (8,1) OBP: 0.214, SLG: 0.462																	0 0 0 0 0 0 0															
Inning Stats	R: 0 E: 0 K: 0 S: 3	H: 1 LOB: 0 BB: 0 P: 3	R: 0 E: 0 K: 2 S: 8	H: 1 LOB: 1 BB: 0 P: 8	R: 1 E: 0 K: 0 S: 5	H: 2 LOB: 1 BB: 0 P: 5	R: 0 E: 0 K: 0 S: 4	H: 1 LOB: 1 BB: 0 P: 4	R: 0 E: 0 K: 0 S: 3	H: 0 LOB: 0 BB: 0 P: 3	R: 1 E: 0 K: 0 S: 4	H: 2 LOB: 0 BB: 0 P: 4	R: 1 E: 0 K: 0 S: 5	H: 2 LOB: 1 BB: 0 P: 5	R: 0 E: 0 K: 0 S: 4	H: 1 LOB: 2 BB: 1 P: 8	R: 1 E: 0 K: 0 S: 1	H: 1 LOB: 0 BB: 0 P: 1	1B: 10 2B: 1 3B: 0 HR: 1	SF: 0 SAC: 1 DP: 2 HBP: 0	WP: 1 PB: 0 SB: 1 CS: 0	PA: 34										
PITCHER	IP WLS BF H R ER SO BB IBB HBP BLK WP HR S P ERA WHIP																															
Mike McCormick, L (1,1) ERA: 2.73	8.0	L 34	11	4	4	2	0	1	0	0	1	1	37	41	4.50	1.375																

San Francisco Giants @ Cincinnati Reds
Crosley Field, Cincinnati, OH
Mon Aug 08 1960, 7:05 PM EDT
Att: 9,644 - Unknown

livebaseballscores.com

AB 32
R 4
H 11
RBI 3
BB 1
SO 2
LOB 13

REDS

Batter	1	2	3	4	5	6	7	8	9	AB	R	H	RBI	BB	SO	LOB	TOP								
Don Blasingame, L (1,4) OBP: 0.304, SLG: 0.366	F5		E7 2B		F4		F5			4	1	0	0	0	0	1	San Francisco Giants @ Cincinnati Reds Crosley Field, Cincinnati, OH Wed Aug 10 1960, 7:05 PM EDT Att: 9,965 - Unknown								
Joey Amalfitano, R (1,5) OBP: 0.330, SLG: 0.355	K				F3		F8			4	0	1	1	0	1	1									
Willie Mays, R (1,8) OBP: 0.400, SLG: 0.592	F5		F3					F7		4	0	0	0	0	0	1									
Jim Marshall, L (1,3) OBP: 0.350, SLG: 0.386		1-3 1B	F9			2B		F8		3	2	1	0	1	0	1									
Orlando Cepeda, R (1,7) OBP: 0.315, SLG: 0.518		1-3		F9		2B				4	0	2	1	0	0	1									
Willie Kirkland, L (1,9) OBP: 0.324, SLG: 0.448				F8		2B				3	0	0	0	0	1	2									
Felipe Alou, R (8, PH) OBP: 0.272, SLG: 0.348	K				4-3			K		1	0	0	0	0	1	1									
Jim Davenport, R (1,6) OBP: 0.326, SLG: 0.360			F7			BB				3	0	1	1	1	1	0									
Hobie Landrith, L (1,2) OBP: 0.303, SLG: 0.297		2H	1B						K	3	0	0	0	0	0	3									
Bob Schmidt, R (9, PH) OBP: 0.315, SLG: 0.393	G3			3-1		3-1			K	1	0	0	0	0	1	0									
Sam Jones, R (1,1) OBP: 0.190, SLG: 0.211					F7				F9	3	0	1	0	0	0	0									
Johnny Antonelli, L (8,1) OBP: 0.276, SLG: 0.296										0	0	0	0	0	0	0									
Stu Miller, R (8,1) OBP: 0.182, SLG: 0.100										0	0	0	0	0	0	0									
Eddie Bressoud, R (9, PH) OBP: 0.287, SLG: 0.375						1B				1	0	0	0	0	0	0									
Inning Stats	R: 0 E: 0 K: 1 S: 5	H: 0 LOB: 0 BB: 0 P: 5	R: 1 E: 0 K: 1 S: 6	H: 1 LOB: 1 BB: 1 P: 10	R: 1 E: 1 K: 0 S: 5	H: 1 LOB: 1 BB: 0 P: 5	R: 0 E: 0 K: 0 S: 3	H: 0 LOB: 0 BB: 0 P: 3	R: 0 E: 0 K: 0 S: 4	H: 1 LOB: 1 BB: 0 P: 4	R: 1 E: 0 K: 0 S: 5	H: 2 LOB: 2 BB: 1 P: 9	R: 0 E: 0 K: 0 S: 3	H: 0 LOB: 0 BB: 0 P: 3	R: 0 E: 0 K: 1 S: 6	H: 1 LOB: 1 BB: 0 P: 6	R: 0 E: 0 K: 2 S: 7	H: 0 LOB: 0 BB: 0 P: 7	1B: 3 2B: 3 3B: 0 HR: 0	SF: 0 SAC: 0 DP: 0 HBP: 0	WP: 0 PB: 0 SB: 0 CS: 0	PA: 36			
PITCHER	IP	WLS	BF	H	R	ER	SO	BB	IBB	HBP	BLK	WP	HR	S	P	ERA	WHIP								
Bob Purkey, R (1,1) ERA: 3.8	7.0		29	5	3	2	2	2	0	0	0	0	0	31	39	2.57	1.000								
Marshall Bridges, L (8,1) ERA: 3.15	2.0	W	7	1	0	0	3	0	0	0	0	0	0	13	13	0.00	0.500								

Batter	1	2	3	4	5	6	7	8	9	AB	R	H	RBI	BB	SO	LOB	BOTTOM								
Eddie Kasko, R (1,4) OBP: 0.361, SLG: 0.367	F6		F8		F7					4	0	1	0	0	0	0	San Francisco Giants @ Cincinnati Reds Crosley Field, Cincinnati, OH Wed Aug 10 1960, 7:05 PM EDT Att: 9,965 - Unknown								
Vada Pinson, L (1,8) OBP: 0.345, SLG: 0.469			4-3			FC1-5 1B		K		4	1	2	1	0	1	0									
Gus Bell, L (1,9) OBP: 0.304, SLG: 0.386								5-3		3	0	1	0	1	1	0									
Wally Post, R (1,7) OBP: 0.352, SLG: 0.536										3	0	1	0	1	1	3									
Billy Martin, R (8, PR) OBP: 0.311, SLG: 0.350										0	1	0	0	0	0	0									
Roy McMillan, R (9,6) OBP: 0.294, SLG: 0.349	K				1B			2B		0	0	0	0	0	0	0									
Gordy Coleman, L (1,3) OBP: 0.284, SLG: 0.414										2	2	0	0	2	0	3									
Ed Bailey, L (1,2) OBP: 0.356, SLG: 0.420										3	0	1	0	0	0	3									
Frank Robinson, R (8, PH) OBP: 0.377, SLG: 0.538										1	1	1	1	0	0	0									
Cliff Cook, R (1,5) OBP: 0.328, SLG: 0.407										2	0	1	1	2	1	1									
Leo Cardenas, R (1,6) OBP: 0.250, SLG: 0.309										2	0	0	0	0	0	1									
Willie Jones, R (8, PH) OBP: 0.329, SLG: 0.388										1	0	1	2	0	0	0									
Joe Azcue, R (9,2) OBP: 0.200, SLG: 0.200										0	0	0	0	0	0	0									
Bob Purkey, R (1,1) OBP: 0.222, SLG: 0.143										2	0	0	0	0	2	1									
Jerry Lynch, L (7, PH) OBP: 0.336, SLG: 0.542										1	0	0	0	0	0	1									
Marshall Bridges, S (8,1) ERA: 4.25										1	0	0	0	0	1	2									
Inning Stats	R: 1 E: 0 K: 1 S: 5	H: 1 LOB: 1 BB: 1 P: 9	R: 1 E: 0 K: 1 S: 6	H: 1 LOB: 1 BB: 1 P: 10	R: 0 E: 0 K: 1 S: 5	H: 0 LOB: 0 BB: 0 P: 5	R: 0 E: 0 K: 1 S: 5	H: 1 LOB: 1 BB: 1 P: 9	R: 0 E: 0 K: 1 S: 5	H: 0 LOB: 0 BB: 0 P: 5	R: 0 E: 0 K: 0 S: 5	H: 2 LOB: 2 BB: 0 P: 5	R: 0 E: 0 K: 0 S: 3	H: 1 LOB: 1 BB: 1 P: 7	R: 3 E: 0 K: 2 S: 10	H: 3 LOB: 2 BB: 2 P: 18	1B: 6 2B: 3 3B: 0 HR: 1	SF: 0 SAC: 1 DP: 1 HBP: 0	WP: 0 PB: 0 SB: 1 CS: 1	PA: 36					
PITCHER	IP	WLS	BF	H	R	ER	SO	BB	IBB	HBP	BLK	WP	HR	S	P	ERA	WHIP								
Sam Jones, R (1,1) ERA: 2.86	7.2	L	32	7	4	4	6	5	0	0	0	0	0	39	59	4.70	1.565								
Johnny Antonelli, L (8,1) ERA: 4.47	0.0		1	1	0	0	0	0	0	0	0	0	0	1	1	-	-								
Stu Miller, R (8,1) ERA: 4.25	0.1		3	1	1	1	1	1	0	0	0	0	0	4	8	27.00	6.000								



Batter	1	2	3	4	5	6	7	8	9	AB	R	H	RBI	BB	SO	LOB	TOP		
Joey Amalfitano, R OBP: 0.323, SLG: 0.346 (1, 4)	F8	FC1-5 HR		F6		6-3	G3			5	1	0	0	0	0	4	San Francisco Giants @ Milwaukee Braves Milwaukee County Stadium, Milwaukee, WI Thu Aug 11 1960, 8:05 PM EDT Att: 25,744 - Unknown		
Jim Davenport, R OBP: 0.327, SLG: 0.373 (1, 5)	K			6-3		K		FC6-4 1B		5	1	2	3	0	2	0			
Willie Mays, R OBP: 0.398, SLG: 0.587 (1, 8)	1B 3B	1-3			K		5-3	F3		5	1	1	0	0	1	2			
Orlando Cepeda, R OBP: 0.319, SLG: 0.519 (1, 7)	3B 1B			K		2B 1B		FC6-4 FC6-4 1-2		5	2	3	0	0	1	1			
Felipe Alou, R OBP: 0.276, SLG: 0.368 (1, 9)	3B			F8		2B		FC6-4 1-2		5	0	2	2	0	1	2			
Jim Marshall, L OBP: 0.362, SLG: 0.378 (1, 3)	F9			1B BB		1B 2B IBB			F8	2	1	0	0	3	0	1			
Bob Schmidt, R OBP: 0.320, SLG: 0.397 (1, 2)		FC1-5 1B		F6		2B		6-3		5	1	3	1	0	0	3			
Eddie Bressoud, R OBP: 0.289, SLG: 0.377 Andre Rodgers, R OBP: 0.305, SLG: 0.303 (2, PR) (2, 6)		FC1-5 FC1-5 1-2 1B		F9		F3		K		1	0	1	0	0	0	0			
Billy O'Dell, S OBP: 0.319, SLG: 0.158 Johnny Antonelli, L OBP: 0.276, SLG: 0.296 (8, 1)	FC1-5 HR			K		F8				4	1	1	0	0	1	2			
										0	0	0	0	0	0	0			
Inning Stats	R: 2 E: 0 K: 1 S: 8	H: 3 LOB: 1 BB: 0 P: 8	R: 3 E: 0 K: 0 S: 6	H: 3 LOB: 1 BB: 0 P: 6	R: 0 E: 0 K: 1 S: 6	H: 1 LOB: 2 BB: 1 P: 10	R: 0 E: 0 K: 1 S: 5	H: 0 LOB: 0 BB: 0 P: 5	R: 0 E: 0 K: 1 S: 7	H: 2 LOB: 3 BB: 1 P: 11	R: 0 E: 0 K: 1 S: 9	H: 4 LOB: 2 BB: 1 P: 13	R: 0 E: 0 K: 1 S: 4	H: 1 LOB: 1 BB: 0 P: 4	R: 0 E: 0 K: 1 S: 5	H: 0 LOB: 3 BB: 0 P: 5	1B: 10 2B: 2 3B: 1 HR: 1	SF: 0 SAC: 0 DP: 0 HBP: 0	WP: 0 PA: 44 SB: 0 CS: 1
PITCHER	IP WLS BF H R ER SO BB IBB HBP BLK WP HR S P ERA WHIP	IP WLS BF H R ER SO BB IBB HBP BLK WP HR S P ERA WHIP																	
Juan Pizarro, L ERA: 3.98 Joey Jay, R ERA: 3.96 Don McMahon, R ERA: 5.96 Ron Piche, R ERA: 4.66 (1, 1) (3, 1) (8, 1) (9, 1)	2.0 5.0 1.0 1.0	L 25 4 3	12 7 1 0	6 3 0 0	5 3 0 0	5 3 0 0	1 5 0 0	1 3 0 0	1 5 0 0	1 5 0 0	1 5 0 0	1 5 0 0	1 5 0 0	1 5 0 0	1 5 0 0	1 5 0 0	22.50 5.40 0.00 0.00	3.000 1.800 1.000 0.000	

Batter	1	2	3	4	5	6	7	8	9	AB	R	H	RBI	BB	SO	LOB	BOTTOM		
Felix Mantilla, R OBP: 0.287, SLG: 0.391 (1, 8) (9, 4)	K				1B 2B		E 1B SF7	1-3		5	2	3	0	0	1	2	San Francisco Giants @ Milwaukee Braves Milwaukee County Stadium, Milwaukee, WI Thu Aug 11 1960, 8:05 PM EDT Att: 25,744 - Unknown		
Del Crandall, R OBP: 0.312, SLG: 0.432 (1, 2)	K			F9	WP 1B		E9		5-3	5	0	2	3	0	1	1			
Eddie Mathews, L OBP: 0.384, SLG: 0.527 (1, 5)	3-1			K	2H 3H F9		SF7		K	4	0	0	1	0	2	2			
Hank Aaron, R OBP: 0.342, SLG: 0.571 (1, 9)		F8		F3	6-3		F8		1B 1B	5	0	1	0	0	0	2			
Joe Adcock, R OBP: 0.337, SLG: 0.504 Al Spangler, L OBP: 0.365, SLG: 0.400 (8, PR) (9, 7)		K		F3		K		BB 1B 1B		4	0	1	0	0	2	0			
Alvin Dark, R OBP: 0.317, SLG: 0.318 (1, 7) (9, 3)					1B		K	SH3-4 SF7 BB	1-3 1B	3	1	2	0	2	1	0			
Mel Roach, R OBP: 0.344, SLG: 0.476 Bill Bruton, L OBP: 0.328, SLG: 0.423 (8, PR) (9, 8)		F3		F9		F3		SH3-4 1B	4-3	4	0	1	1	0	0	2			
Johnny Logan, R OBP: 0.314, SLG: 0.339 (1, 6)				SF8 3B		2B 1B BB		F8	SH3-4	2	2	1	0	1	0	0			
Juan Pizarro, L OBP: 0.284, SLG: 0.382 Joey Jay, S OBP: 0.222, SLG: 0.193 Red Schoendienst, S OBP: 0.313, SLG: 0.320 Don McMahon, R OBP: 0.313, SLG: 0.320 Wes Covington, L OBP: 0.285, SLG: 0.512 Ron Piche, R (1, 1) (3, 1) (7, PR) (8, 1) (9, 1)				SF8	F4		1B BB	SF7		0	0	0	0	0	0	0			
										1	0	0	1	0	0	1			
										0	0	0	1	0	0	0			
										0	0	0	1	0	0	0			
										0	0	0	1	0	0	0			
										0	0	0	0	0	0	0			
										0	0	0	0	0	0	0			
Inning Stats	R: 0 E: 0 K: 2 S: 7	H: 0 LOB: 0 BB: 0 P: 7	R: 0 E: 0 K: 1 S: 6	H: 1 LOB: 1 BB: 0 P: 6	R: 0 E: 0 K: 1 S: 7	H: 2 LOB: 1 BB: 0 P: 7	R: 0 E: 0 K: 0 S: 4	H: 1 LOB: 1 BB: 0 P: 4	R: 0 E: 0 K: 2 S: 7	H: 0 LOB: 0 BB: 0 P: 7	R: 0 E: 0 K: 0 S: 5	H: 2 LOB: 1 BB: 1 P: 9	R: 2 E: 0 K: 0 S: 5	H: 2 LOB: 2 BB: 1 P: 9	R: 0 E: 0 K: 1 S: 7	H: 2 LOB: 3 BB: 1 P: 11	1B: 10 2B: 1 3B: 1 HR: 0	SF: 3 SAC: 1 DP: 0 HBP: 0	WP: 1 PA: 43 SB: 0 CS: 0
PITCHER	IP WLS BF H R ER SO BB IBB HBP BLK WP HR S P ERA WHIP	IP WLS BF H R ER SO BB IBB HBP BLK WP HR S P ERA WHIP																	
Billy O'Dell, L ERA: 2.81 Johnny Antonelli, L ERA: 4.37 (1, 1) (8, 1)	7.0 2.0	W S	33 10	9 3	7 0	6 0	6 1	6 0	6 0	1 0	1 0	0 0	0 0	0 0	0 0	0 0	22.50 7.71	1.714 1.500	



Batter	1	2	3	4	5	6	7	8	9	AB	R	H	RBI	BB	SO	LOB	TOP			
Joey Amalfitano, R OBP: 0.322, SLG: 0.344	0-0 FC6-4 1B		0-0 5-3		0-0 F8		0-0 FC5-4			4	0	1	0	0	0	2	San Francisco Giants @ Milwaukee Braves Milwaukee County Stadium, Milwaukee, WI Fri Aug 12 1960, 8:05 PM EDT Att: 28,101 - Unknown livebaseballscorecards.com			
Jim Davenport, R OBP: 0.323, SLG: 0.367	0-0 FC6-4 1B		0-0 F3		0-0 5-3		0-0 F8			4	1	0	0	0	2					
Willie Mays, R OBP: 0.397, SLG: 0.584	0-0 F3		0-3 K		0-0 5-3		0-0 PO BB 1B			4	0	1	0	0	1					
Orlando Cepeda, R OBP: 0.318, SLG: 0.517	0-0 2H 1B		0-0 5-3		0-0 K		0-0 F7			4	0	1	1	0	1					
Felipe Alou, R OBP: 0.281, SLG: 0.386	0-3 K		0-0 HR		0-0 E7		4-0 BB			3	1	1	1	1	1					
Jim Marshall, L OBP: 0.358, SLG: 0.366		4-0 BB	0-0 4-3		0-3 K		0-0 PO		0-0 F7	3	0	0	0	1	1					
Bob Schmidt, R OBP: 0.315, SLG: 0.391		0-3 K	0-0 F8		0-0 F7		0-0 F7		0-0 F7	4	0	0	0	0	1					
Andre Rodgers, R OBP: 0.307, SLG: 0.302		0-0 F9			0-0 F6		0-0 FC5-4 1B		0-3 K	4	0	1	0	0	1					
Jack Sanford, R OBP: 0.254, SLG: 0.232		0-3 K			0-0 1B		0-0 F4			3	0	1	0	0	1	2				
Inning Stats	R: 1 E: 1 K: 1 S: 7	H: 2 LOB: 1 BB: 0 P: 7	R: 0 E: 0 K: 2 S: 7	H: 0 LOB: 1 BB: 1 P: 11	R: 0 E: 0 K: 1 S: 5	H: 0 LOB: 0 BB: 0 P: 5	R: 1 E: 0 K: 0 S: 4	H: 1 LOB: 0 BB: 0 P: 4	R: 0 E: 0 K: 0 S: 4	H: 1 LOB: 1 BB: 0 P: 8	R: 0 E: 0 K: 2 S: 8	H: 1 LOB: 1 BB: 0 P: 4	R: 0 E: 0 K: 0 S: 3	H: 1 LOB: 1 BB: 1 P: 7	R: 0 E: 0 K: 1 S: 5	H: 0 LOB: 0 BB: 0 P: 5	1B: 5 2B: 0 3B: 0 HR: 1	SF: 0 SAC: 0 DP: 0 HBP: 0	WP: 0 PB: 0 CS: 0	PA: 36
PITCHER Warren Spahn, L ERA: 3.89	IP: 9.0 WLS: W BF: 35	H: 6 R: 2 ER: 1 SO: 7	BB: 2 IBB: 0 HBP: 0 BLK: 0	WP: 0 HR: 1 S: 47 P: 55	ERA: 1.00 WHIP: 0.889	PITCHER										IP: WLS: BF: H: R: ER: SO: BB: IBB: HBP: BLK: WP: HR: S: P: ERA: WHIP				

Batter	1	2	3	4	5	6	7	8	9	AB	R	H	RBI	BB	SO	LOB	BOTTOM			
Mel Roach, R OBP: 0.351, SLG: 0.483	0-0 4-3		0-0 4-3		0-0 2B		4-0 FC6-4 BB			3	0	1	3	1	0	1	San Francisco Giants @ Milwaukee Braves Milwaukee County Stadium, Milwaukee, WI Fri Aug 12 1960, 8:05 PM EDT Att: 28,101 - Unknown livebaseballscorecards.com			
Chuck Cottler, R OBP: 0.227, SLG: 0.264	0-0 4-3		0-0 F4		0-0 F7		0-0 FC6-4			0	0	0	0	0	0	0				
Del Crandall, R OBP: 0.311, SLG: 0.428	4-0 G4-6-3 BB		0-0 F4		0-0 F7		0-0 FC6-4			3	0	0	0	1	0	3				
Eddie Mathews, L OBP: 0.381, SLG: 0.522	0-0 G4-6-3		0-0 F6		0-0 F6		0-0 F3			4	0	0	0	0	0	2				
Hank Aaron, R OBP: 0.344, SLG: 0.570		0-0 4-3		0-0 F8		0-0 1B E 1B		0-0 S 1B		4	1	2	0	0	0	0				
Wes Covington, L OBP: 0.313, SLG: 0.507		0-0 4-3		0-0 3-1		0-0 E6 FC7-2 1B		0-0 F3		4	0	1	0	0	0	1				
Al Spangler, L OBP: 0.365, SLG: 0.400		0-0 4-3		0-0 3-1		0-0 E6 FC7-2 1B		0-0 F3		0	0	0	0	0	0	0				
Lee Maye, L OBP: 0.373, SLG: 0.417		0-0 S 1B		0-0 SH 2B 1B		0-0 4-3		4-0 IBB		3	1	2	0	1	0	1				
Bill Bruton, L OBP: 0.328, SLG: 0.423		0-0 S 1B		0-0 SH 2B 1B		0-0 4-3		0-0 IBB		0	0	0	0	0	0	0				
Alvin Dark, R OBP: 0.316, SLG: 0.317		0-0 4-3		0-0 SH 2B 1B		0-0 FC7-2		0-0 F7		4	1	1	0	0	0	4				
Johnny Logan, R OBP: 0.315, SLG: 0.340			0-0 4-3 SH1-4 1B		0-0 SH 2B		0-0 5-3			2	1	1	0	0	0	0				
Warren Spahn, L OBP: 0.169, SLG: 0.185			0-0 SH1-4		0-0 F5		0-3 K			2	0	0	0	0	1	3				
Inning Stats	R: 0 E: 0 K: 0 S: 2	H: 0 LOB: 0 BB: 1 P: 6	R: 0 E: 0 K: 0 S: 4	H: 1 LOB: 1 BB: 0 P: 4	R: 0 E: 0 K: 0 S: 4	H: 1 LOB: 1 BB: 0 P: 4	R: 0 E: 0 K: 0 S: 3	H: 0 LOB: 0 BB: 0 P: 3	R: 3 E: 1 K: 0 S: 7	H: 3 LOB: 1 BB: 0 P: 7	R: 1 E: 1 K: 0 S: 4	H: 2 LOB: 0 BB: 0 P: 4	R: 0 E: 0 K: 1 S: 5	H: 0 LOB: 1 BB: 1 P: 9	R: 0 E: 0 K: 0 S: 4	H: 1 LOB: 2 BB: 1 P: 8	1B: 7 2B: 2 3B: 0 HR: 0	SF: 0 SAC: 2 DP: 2 HBP: 0	WP: 0 PB: 0 CS: 0	PA: 34
PITCHER Jack Sanford, R ERA: 3.73	IP: 8.0 WLS: L BF: 34	H: 8 R: 4 ER: 2 SO: 1	BB: 2 IBB: 1 HBP: 0 BLK: 0	WP: 0 HR: 0 S: 33 P: 45	ERA: 2.25 WHIP: 1.250	PITCHER										IP: WLS: BF: H: R: ER: SO: BB: IBB: HBP: BLK: WP: HR: S: P: ERA: WHIP				

Batter	1	2	3	4	5	6	7	8	9	AB	R	H	RBI	BB	SO	LOB	TOP					
Don Blasingame, L (1,4) OBP: 0.301, SLG: 0.302	4-3	4-3			K		G3			4	0	0	0	0	1	2	San Francisco Giants @ Milwaukee Braves Milwaukee County Stadium, Milwaukee, WI Sat Aug 13 1960, 4:33 AM EDT Att: 29,795 - Unknown livebaseballscorecards.com					
Jim Davenport, R (1,5) OBP: 0.319, SLG: 0.363	K		F7		5-3			K	3	0	0	0	0	1	0							
Jim Marshall, L (8,PH) OBP: 0.355, SLG: 0.362									1	0	0	0	0	1	0							
Joey Amalfitano, R (8,5) OBP: 0.322, SLG: 0.344									0	0	0	0	0	0	0							
Willie Mays, R (1,8) OBP: 0.400, SLG: 0.592	BB		CS	1B		HR		F9	3	1	2	1	1	0	0							
Willie Kirkland, L (1,9) OBP: 0.323, SLG: 0.446	F9		G3		3-1			1B	4	0	1	0	0	0	2							
Orlando Cepeda, R (1,3) OBP: 0.317, SLG: 0.514		SH2-4	E	1B	5-3		6-3	F5	4	1	1	0	0	0	1							
Felipe Alou, R (1,7) OBP: 0.280, SLG: 0.382	E4	1B	SH2-4	FC1-2	6-3		1B	F9	4	0	1	0	0	0	1							
Bob Schmidt, R (1,2) OBP: 0.316, SLG: 0.388	SH2-4			BB		F8		F7	2	0	0	0	1	0	1							
Andre Rodgers, R (1,6) OBP: 0.307, SLG: 0.302					1-3		5-3		3	0	1	1	0	0	1							
Willie McCovey, L (9,PH) OBP: 0.365, SLG: 0.470	FC1-2							K	1	0	0	0	0	1	0							
Mike McCormick, L (1,1) OBP: 0.219, SLG: 0.242	FC1-2				F4				3	0	0	0	0	0	2							
Sherman Jones, L (8,1)									0	0	0	0	0	0	0							
Inning Stats	R: 0 E: 0 K: 1 S: 5	H: 0 LOB: 1 BB: 1 P: 9	R: 1 E: 1 K: 0 S: 6	H: 2 LOB: 2 BB: 0 P: 6	R: 0 E: 0 K: 0 S: 3	H: 1 LOB: 1 BB: 0 P: 3	R: 0 E: 0 K: 0 S: 3	H: 0 LOB: 1 BB: 1 P: 7	R: 0 E: 0 K: 1 S: 5	H: 0 LOB: 0 BB: 0 P: 5	R: 1 E: 0 K: 0 S: 5	H: 2 LOB: 1 BB: 0 P: 5	R: 0 E: 0 K: 0 S: 3	H: 0 LOB: 0 BB: 0 P: 3	R: 0 E: 0 K: 1 S: 6	H: 1 LOB: 1 BB: 0 P: 6	R: 0 E: 0 K: 1 S: 5	H: 0 LOB: 0 BB: 0 P: 5	1B: 5 2B: 0 3B: 0 HR: 1	SF: 0 SAC: 1 DP: 0 HBP: 0	WP: 0 PB: 0 SB: 0 CS: 1	PA: 35
PITCHER Bob Buhl, R (1,1) ERA: 3.13	IP: 9.0 WLS: W BF: 35 H: 6 R: 2 ER: 1 SO: 4 BB: 2 IBB: 0 HBP: 0 BLK: 0 WP: 0 HR: 1 S: 41 P: 49 ERA: 1.00 WHIP: 0.889															PITCHER						

Batter	1	2	3	4	5	6	7	8	9	AB	R	H	RBI	BB	SO	LOB	BOTTOM	
Felix Mantilla, R (1,8) OBP: 0.280, SLG: 0.381	4-3		F8		F4		1B	1B		3	0	0	0	0	0	0	San Francisco Giants @ Milwaukee Braves Milwaukee County Stadium, Milwaukee, WI Sat Aug 13 1960, 4:33 AM EDT Att: 29,795 - Unknown livebaseballscorecards.com	
Bill Bruton, L (7,8) OBP: 0.330, SLG: 0.426								1-2	2-H	2	1	2	0	0	0			
Del Crandall, R (1,2) OBP: 0.310, SLG: 0.424	F9		F8		F4		1B	FC	5	1	1	0	0	0	2			
Eddie Mathews, L (1,5) OBP: 0.382, SLG: 0.521	1B		K		1B		K		4	0	2	0	0	2	2			
Hank Aaron, R (1,9) OBP: 0.345, SLG: 0.568	K			E	S	BB	F9	FC	3	1	1	1	1	1	2			
Mel Roach, R (1,4) OBP: 0.371, SLG: 0.533		HR		FC6-4	1B	BB	FC		4	1	3	3	0	0	1			
Joe Adcock, R (1,3) OBP: 0.333, SLG: 0.499	K			1-H	FC6-4	1B	F2	F8	4	0	0	0	0	1	3			
Al Spangler, L (8,7) OBP: 0.365, SLG: 0.400				1-2	1B	IBB			0	0	0	0	0	0	0			
Alvin Dark, R (1,7) OBP: 0.319, SLG: 0.320	1B			1-3	1B		F9	F8	4	0	2	0	0	0	1			
Johnny Logan, R (1,6) OBP: 0.320, SLG: 0.341	K			1-2	1B			1B	2	0	1	0	2	1	1			
Bob Buhl, R (1,1) OBP: 0.161, SLG: 0.161	K			3-H	IBB		4-3	1B	4	0	1	0	0	2	5			
Inning Stats	R: 0 E: 0 K: 1 S: 6	H: 1 LOB: 1 BB: 0 P: 6	R: 1 E: 0 K: 3 S: 11	H: 2 LOB: 1 BB: 0 P: 11	R: 0 E: 0 K: 1 S: 5	H: 0 LOB: 0 BB: 0 P: 5	R: 1 E: 0 K: 1 S: 6	H: 2 LOB: 2 BB: 2 P: 14	R: 0 E: 0 K: 0 S: 4	H: 1 LOB: 1 BB: 1 P: 8	R: 2 E: 1 K: 1 S: 8	H: 3 LOB: 1 BB: 0 P: 8	R: 0 E: 0 K: 0 S: 5	H: 3 LOB: 2 BB: 0 P: 5	1B: 12 2B: 0 3B: 0 HR: 1	SF: 0 SAC: 1 DP: 0 HBP: 0	WP: 0 PB: 0 SB: 1 CS: 0	PA: 38
PITCHER Mike McCormick, L (1,1) ERA: 2.81	IP: 7.2 WLS: L BF: 37 H: 13 R: 4 ER: 4 SO: 7 BB: 2 IBB: 1 HBP: 0 BLK: 0 WP: 0 HR: 1 S: 48 P: 60 ERA: 4.70 WHIP: 1.957															PITCHER		
Sherman Jones, R (8,1) ERA: 3.96	IP: 0.1 WLS: L BF: 1 H: 0 R: 0 ER: 0 SO: 0 BB: 0 IBB: 0 HBP: 0 BLK: 0 WP: 0 HR: 0 S: 1 P: 1 ERA: 0.00 WHIP: 0.000															PITCHER		

Batter	1	2	3	4	5	6	7	8	9	AB	R	H	RBI	BB	SO	LOB	TOP				
Don Blasingame, L (1,4) OBP: 0.303, SLG: 0.304	0-0 FC4-6 1B		0-0 G6-4-3 1B		0-0 4-3			0-0 F8		4	0	2	0	0	0	0	San Francisco Giants @ Milwaukee Braves Milwaukee County Stadium, Milwaukee, WI Sun Aug 14 1960, 4:33 AM EDT Att: 32,381 - Unknown livebaseballscorecards.com				
Joey Amalfitano, R (1,5) OBP: 0.316, SLG: 0.338	0-0 FC4-6 FC1-4 1-2		0-0 G6-4-3 1-2			0-0 5-3		0-0 F5		4	0	0	0	0	0	2					
Willie Mays, R (1,8) OBP: 0.396, SLG: 0.586	0-0 FC1-4 BB 1-2		0-0 5-3			0-0 6-3			0-0 F5	4	0	0	0	0	0	1					
Willie Kirkland, L (1,9) OBP: 0.322, SLG: 0.442	4-0 BB 1-2			0-0 F9		0-0 F9			0-3 K	3	0	0	0	1	1	0					
Orlando Cepeda, R (1,3) OBP: 0.319, SLG: 0.516	0-0 1-3			0-0 2B			0-0 1B		0-0 6-3	4	0	2	0	0	0	2					
Felipe Alou, R (1,7) OBP: 0.276, SLG: 0.376		0-0 F2		0-0 F9			0-0 F3			3	0	0	0	0	0	2					
Hobie Landrith, L (1,2) OBP: 0.296, SLG: 0.289		0-0 F8		0-0 1-6-3			0-0 F8			3	0	0	0	0	0	2					
Andre Rodgers, R (1,6) OBP: 0.309, SLG: 0.305					0-0 F7			0-0 F6		2	0	1	0	0	0	0					
Willie McCovey, L (7, PH) OBP: 0.364, SLG: 0.468										1	0	0	0	0	0	1					
Jim Davenport, R (7,5) OBP: 0.319, SLG: 0.363										0	0	0	0	0	0	0					
Sam Jones, R (1,1) OBP: 0.183, SLG: 0.203								0-3 K		2	0	0	0	0	1	1					
Jim Marshall, L (8, PH) OBP: 0.351, SLG: 0.358										1	0	0	0	0	0	0					
Sherman Jones, L (8,1) OBP: 0.319, SLG: 0.363										0	0	0	0	0	0	0					
Inning Stats	R: 0 E: 0 K: 0 S: 4	H: 1 LOB: 2 BB: 1 P: 8	R: 0 E: 0 K: 0 S: 4	H: 1 LOB: 1 BB: 0 P: 4	R: 0 E: 0 K: 0 S: 3	H: 1 LOB: 1 BB: 0 P: 4	R: 0 E: 0 K: 1 S: 5	H: 0 LOB: 0 BB: 0 P: 5	R: 0 E: 0 K: 0 S: 3	H: 1 LOB: 1 BB: 0 P: 4	R: 0 E: 0 K: 0 S: 3	H: 0 LOB: 0 BB: 0 P: 5	R: 0 E: 0 K: 1 S: 5	H: 0 LOB: 0 BB: 0 P: 5	1B: 4 2B: 1 3B: 0 HR: 0	SF: 0 SAC: 0 DP: 1 HBP: 0	WP: 0 PB: 0 SB: 0 CS: 0	PA: 32			
PITCHER Lew Burdette, R (1,1) ERA: 3.79	IP: 9.0 WLS: W BF: 32	H: 5 R: 0 ER: 0 SO: 2	BB: 1 IBB: 0 HBP: 0 BLK: 0	WP: 0 HR: 0 S: 35 P: 39	ERA: 0.00 WHIP: 0.667	PITCHER											IP: 9.0 WLS: W BF: 32	H: 5 R: 0 ER: 0 SO: 2	BB: 1 IBB: 0 HBP: 0 BLK: 0	WP: 0 HR: 0 S: 35 P: 39	ERA: 0.00 WHIP: 0.667

Batter	1	2	3	4	5	6	7	8	9	AB	R	H	RBI	BB	SO	LOB	BOTTOM				
Lee Maye, L (1,9) OBP: 0.380, SLG: 0.413	4-0 1B HR BB		0-3 K		0-0 F5			0-0 E S 1B		3	1	1	0	1	1	2	San Francisco Giants @ Milwaukee Braves Milwaukee County Stadium, Milwaukee, WI Sun Aug 14 1960, 4:33 AM EDT Att: 32,381 - Unknown livebaseballscorecards.com				
Del Crandall, R (1,2) OBP: 0.309, SLG: 0.422	0-0 1-3 HR 1B		0-0 1-3			0-0 F5		0-0 F7 1-3		4	1	1	0	0	0	1					
Eddie Mathews, L (1,5) OBP: 0.381, SLG: 0.528	0-0 1-H 3-H HR		0-0 F7			0-0 F4				3	1	1	3	0	0	0					
Hank Aaron, R (1,8) OBP: 0.343, SLG: 0.564	0-0 F8			0-0 F5		0-0 5-3				3	0	0	0	0	0	0					
Wes Covington, L (1,7) OBP: 0.313, SLG: 0.502	4-0 BB		0-3 K				0-0 F9			2	0	0	0	1	1	0					
Al Spangler, L (8,7) OBP: 0.365, SLG: 0.400	0-0 G4-6-3 BB			0-3 K						0	0	0	0	0	0	0					
Mel Roach, R (1,4) OBP: 0.380, SLG: 0.516	0-0 G4-6-3 1-2		0-3 K				0-0 F2			3	0	0	0	0	1	1					
Alvin Dark, R (1,3) OBP: 0.320, SLG: 0.322		0-0 4-3			0-0 SH2-4 1B					2	0	1	0	0	0	0					
Chuck Cottier, R (6, PR) OBP: 0.225, SLG: 0.261										1	0	0	0	0	0	0					
Johnny Logan, R (1,6) OBP: 0.318, SLG: 0.339		0-3 K			0-0 SH2-4			0-0 F9		2	0	0	0	0	1	0					
Lew Burdette, R (1,1) OBP: 0.219, SLG: 0.317		0-3 K			0-0 6-3			0-0 F8		3	0	0	0	0	1	2					
Inning Stats	R: 3 E: 0 K: 0 S: 4	H: 2 LOB: 0 BB: 2 P: 12	R: 0 E: 0 K: 2 S: 7	H: 0 LOB: 0 BB: 0 P: 7	R: 0 E: 0 K: 1 S: 5	H: 0 LOB: 0 BB: 0 P: 5	R: 0 E: 0 K: 2 S: 7	H: 0 LOB: 0 BB: 0 P: 7	R: 0 E: 0 K: 0 S: 4	H: 1 LOB: 2 BB: 0 P: 4	R: 0 E: 0 K: 0 S: 3	H: 0 LOB: 0 BB: 0 P: 3	R: 0 E: 0 K: 0 S: 3	H: 0 LOB: 0 BB: 0 P: 3	R: 0 E: 0 K: 0 S: 4	H: 1 LOB: 1 BB: 0 P: 4	1B: 3 2B: 0 3B: 0 HR: 1	SF: 0 SAC: 1 DP: 1 HBP: 0	WP: 0 PB: 0 SB: 1 CS: 0	PA: 29	
PITCHER Sam Jones, R (1,1) ERA: 3.0	IP: 7.0 WLS: L BF: 25	H: 3 R: 3 ER: 3 SO: 5	BB: 2 IBB: 0 HBP: 0 BLK: 0	WP: 0 HR: 1 S: 33 P: 41	ERA: 3.86 WHIP: 0.714	PITCHER											IP: 1.0 WLS: L BF: 4	H: 1 R: 0 ER: 0 SO: 0	BB: 0 IBB: 0 HBP: 0 BLK: 0	WP: 0 HR: 0 S: 4 P: 4	ERA: 0.00 WHIP: 1.000



Batter	1	2	3	4	5	6	7	8	9	AB	R	H	RBI	BB	SO	LOB	TOP						
Joey Amalfitano, R OBP: 0.324, SLG: 0.339 (1, 5)	4-0 BB E BB	0-0 1-3	0-0 CS	0-0 4-3 1B		0-0 F4	1-0 E HBP			3	1	1	0	1	0	0	San Francisco Giants @ St. Louis Cardinals Sportsman's Park, St. Louis, MO Tue Aug 16 1960, 8:05 PM EDT Att: 16,936 - Unknown						
Don Blasingame, L OBP: 0.305, SLG: 0.305 (1, 4)	4-0 E BB BB	0-0 E S 1B		0-0 4-3		0-0 1B	0-0 E6			4	1	2	0	1	0	3							
Willie Mays, R OBP: 0.396, SLG: 0.594 (1, 8)	4-0 E 2B BB	4-0 FC4-6 BB		0-0 E6		0-0 F8	0-0 K			3	1	0	0	2	1	5							
Willie Kirkland, L OBP: 0.319, SLG: 0.449 (1, 9)	0-3 K	0-0 FC4-6		0-3 K		0-0 F8		0-0 4-3		5	0	0	0	0	2	8							
Orlando Cepeda, R OBP: 0.319, SLG: 0.513 (1, 3)	0-0 E6 2B		0-0 F6	0-0 F9			0-0 2B	0-3 K		5	1	1	1	0	1	4							
Felipe Alou, R OBP: 0.278, SLG: 0.370 (1, 7)	0-3 K		0-3 K		0-3 K		0-0 2B WP	0-0 F4		5	1	1	0	0	3	3							
Hobie Landrith, L OBP: 0.326, SLG: 0.341 (1, 2)	0-0 WP 1B 2B		0-0 1B 1B		0-0 2B		0-0 WP E 2B	0-3 K2-3		5	2	4	3	0	1	0							
Andre Rodgers, R OBP: 0.305, SLG: 0.297 (1, 6)	0-0 5-3		0-0 1B 1B		0-0 5-3		4-0 E WP IBB	0-3 K		4	0	1	0	1	1	2							
Juan Marichal, R OBP: 0.158, SLG: 0.111 (1, 1)		0-3 K	0-0 CS 1B		0-0 F4		0-3 K	0-3 K		5	0	1	1	0	3	3							
Inning Stats	R: 4 E: 1 K: 2 S: 9	H: 1 LOB: 1 BB: 3 P: 21	R: 0 E: 0 K: 1 S: 6	H: 1 LOB: 2 BB: 1 P: 10	R: 1 E: 0 K: 1 S: 7	H: 3 LOB: 1 BB: 0 P: 7	R: 0 E: 1 K: 1 S: 7	H: 1 LOB: 2 BB: 0 P: 7	R: 0 E: 0 K: 1 S: 6	H: 1 LOB: 1 BB: 0 P: 6	R: 0 E: 0 K: 0 S: 4	H: 1 LOB: 1 BB: 0 P: 4	R: 2 E: 1 K: 2 S: 10	H: 3 LOB: 3 BB: 1 P: 15	R: 0 E: 0 K: 1 S: 5	H: 0 LOB: 0 BB: 0 P: 5	R: 0 E: 0 K: 3 S: 9	H: 0 LOB: 0 BB: 0 P: 9	1B: 7 2B: 4 3B: 0 HR: 0	SF: 0 SAC: 0 DP: 0 HBP: 1	WP: 2 PB: 0 SB: 1 CS: 1	PA: 46	
PITCHER	IP WLS BF H R ER SO BB IBB HBP BLK WP HR S P ERA WHIP	IP WLS BF H R ER SO BB IBB HBP BLK WP HR S P ERA WHIP	PITCHER IP WLS BF H R ER SO BB IBB HBP BLK WP HR S P ERA WHIP																				
Bob Gibson, R ERA: 4.9 (1, 1)	6.1 L	35 11 7 3 6	4 1 0 0	0 0 1 0	1 0 12 13	0.00 0.000	0.00 0.000																
Ed Bauta, R ERA: 5.79 (7, 1)	1.2	7 0 0 0 3	0 0 0 0 3	0 0 0 0 0	0 0 9 9	0.00 0.000	0.00 0.000																
Bob Grim, R ERA: 4.3 (9, 1)	1.0	3 0 0 0 3	0 0 0 0 3	0 0 0 0 0	0 0 9 9	0.00 0.000	0.00 0.000																

AB	39
R	7
H	11
RBI	5
BB	5
SO	12
LOB	28




Batter	1	2	3	4	5	6	7	8	9	AB	R	H	RBI	BB	SO	LOB	BOTTOM					
Julian Javier, R OBP: 0.275, SLG: 0.349 (1, 4)	0-0 5-3		0-0 1-3		0-0 4-3			0-0 6-3		4	0	0	0	0	0	0	San Francisco Giants @ St. Louis Cardinals Sportsman's Park, St. Louis, MO Tue Aug 16 1960, 8:05 PM EDT Att: 16,936 - Unknown					
Daryl Spencer, R OBP: 0.375, SLG: 0.437 (1, 6)	0-0 HR		0-0 F7			0-0 6-3		0-0 1B		4	1	2	1	0	0	0						
Bill White, L OBP: 0.353, SLG: 0.500 Bob Grim, R ERA: 4.3 (9, 1)	0-0 F8			4-0 3B BB		0-0 F4		0-0 F6		3	1	0	0	1	0	1						
Ken Boyer, R OBP: 0.361, SLG: 0.556 (1, 5)	0-0 G3			0-0 SF8 3B		0-0 6-3			0-0 6-3	4	1	1	1	0	0	0						
Stan Musial, L OBP: 0.374, SLG: 0.519 (1, 7)		0-0 4-3		0-0 1-3			0-0 E3 WP	0-0 F4		4	0	0	0	0	0	1						
Walt Moryn, L OBP: 0.323, SLG: 0.422 (1, 9)		4-0 FC5-4 BB		0-0 SF8			0-0 F8		0-0 1B	2	0	1	1	1	0	1						
Curt Flood, R OBP: 0.315, SLG: 0.384 George Crowe, L OBP: 0.290, SLG: 0.446 (9, PH)		0-0 FC5-4		0-0 4-3			0-0 6-3		0-3 K	3	0	0	0	0	0	2						
Hal Smith, R OBP: 0.281, SLG: 0.295 (1, 2)		0-0 FC5-4			0-3 K		0-0 F6			3	0	0	0	0	1	2						
Bob Gibson, R OBP: 0.130, SLG: 0.174 Ed Bauta, R Joe Cunningham, L OBP: 0.376, SLG: 0.399 (9, 3)			0-0 5-3		0-0 1-3			0-3 K		2	0	0	0	0	0	0						
Inning Stats	R: 1 E: 0 K: 0 S: 4	H: 1 LOB: 0 BB: 0 P: 4	R: 0 E: 0 K: 0 S: 3	H: 0 LOB: 1 BB: 1 P: 7	R: 0 E: 0 K: 0 S: 3	H: 0 LOB: 0 BB: 0 P: 3	R: 2 E: 0 K: 0 S: 4	H: 1 LOB: 0 BB: 1 P: 8	R: 0 E: 0 K: 1 S: 5	H: 0 LOB: 0 BB: 0 P: 5	R: 0 E: 0 K: 0 S: 3	H: 0 LOB: 0 BB: 0 P: 3	R: 0 E: 1 K: 0 S: 4	H: 0 LOB: 1 BB: 0 P: 4	R: 0 E: 0 K: 1 S: 6	H: 1 LOB: 1 BB: 0 P: 6	R: 0 E: 0 K: 1 S: 6	H: 1 LOB: 1 BB: 0 P: 6	1B: 2 2B: 0 3B: 1 HR: 1	SF: 1 SAC: 0 DP: 0 HBP: 0	WP: 1 PB: 0 SB: 0 CS: 0	PA: 34
PITCHER	IP WLS BF H R ER SO BB IBB HBP BLK WP HR S P ERA WHIP	IP WLS BF H R ER SO BB IBB HBP BLK WP HR S P ERA WHIP	PITCHER IP WLS BF H R ER SO BB IBB HBP BLK WP HR S P ERA WHIP																			
Juan Marichal, R ERA: 2.36 (1, 1)	9.0 W	34 4 3 3 3	2 0 0 0	0 0 0 0	1 1 38 46	3.00 0.667																

AB	31
R	3
H	4
RBI	3
BB	2
SO	3
LOB	8



Batter	1	2	3	4	5	6	7	8	9	AB	R	H	RBI	BB	SO	LOB	TOP				
Joey Amalfitano, R OBP: 0.329, SLG: 0.342										4	0	2	1	1	0	2	San Francisco Giants @ St. Louis Cardinals Sportsman's Park, St. Louis, MO Wed Aug 17 1960, 8:05 PM EDT Att: 15,062 - Unknown				
Don Blasingame, L OBP: 0.305, SLG: 0.305										4	1	1	0	0	1	2					
Willie Mays, R OBP: 0.396, SLG: 0.591										4	1	1	0	1	0	3					
Orlando Cepeda, R OBP: 0.323, SLG: 0.513										4	1	2	1	1	0	3					
Felipe Alou, R OBP: 0.281, SLG: 0.387										5	1	2	3	0	0	5					
Willie Kirkland, L OBP: 0.315, SLG: 0.443										5	1	0	0	0	1	1					
Bob Schmidt, R OBP: 0.321, SLG: 0.392										5	0	3	0	0	1	1					
Andre Rodgers, R OBP: 0.308, SLG: 0.296										4	0	1	0	1	1	3					
Jack Sanford, R OBP: 0.262, SLG: 0.228										1	1	0	0	1	1	1					
Sherman Jones, L OBP: 1.000, SLG: 1.000										1	0	1	1	0	0	0					
Johnny Antonelli, L OBP: 0.259, SLG: 0.276										2	0	0	0	0	1	1					
Inning Stats	R: 0 E: 0 K: 0 S: 4	H: 1 LOB: 2 BB: 1 P: 8	R: 0 E: 0 K: 1 S: 6	H: 1 LOB: 1 BB: 0 P: 6	R: 4 E: 0 K: 0 S: 7	H: 4 LOB: 1 BB: 0 P: 8	R: 1 E: 0 K: 1 S: 6	H: 1 LOB: 1 BB: 1 P: 10	R: 1 E: 0 K: 1 S: 7	H: 2 LOB: 2 BB: 1 P: 11	R: 0 E: 0 K: 0 S: 3	H: 1 LOB: 0 BB: 0 P: 3	R: 0 E: 1 K: 0 S: 4	H: 1 LOB: 3 BB: 2 P: 12	R: 0 E: 0 K: 3 S: 10	H: 1 LOB: 1 BB: 0 P: 10	1B: 12 2B: 0 3B: 0 HR: 1	SF: 0 SAC: 0 DP: 0 HBP: 1	WP: 1 PB: 0 SB: 1 CS: 1	PA: 46	
PITCHER	IP WLS BF H R ER SO	IP WLS BF H R ER SO	IP WLS BF H R ER SO	IP WLS BF H R ER SO	IP WLS BF H R ER SO	IP WLS BF H R ER SO	IP WLS BF H R ER SO	IP WLS BF H R ER SO	IP WLS BF H R ER SO	IP WLS BF H R ER SO	IP WLS BF H R ER SO	IP WLS BF H R ER SO	IP WLS BF H R ER SO	IP WLS BF H R ER SO	IP WLS BF H R ER SO	IP WLS BF H R ER SO	ERA WHIP	ERA WHIP			
Ray Sadecki, L ERA: 4.05	3.0	19	7	5	5	1	2	0	0	1	0	0	0	0	0	15	19	3.00	1.000		
Ron Kline, R ERA: 8.13	3.0	12	3	1	1	2	0	1	0	0	0	0	0	0	4	4	0.00	1.000			
Ed Bauta, R ERA: 5.23	1.0	4	1	0	0	0	0	0	0	0	0	0	0	0	3	11	0.00	3.000			
Bob Grim, R ERA: 4.23	0.2	5	1	0	0	0	1	1	0	0	0	0	0	0	3	11	0.00	0.750			
Lindy McDaniel, R ERA: 2.34	1.1	5	1	0	0	3	0	0	0	0	1	0	0	0	11	11	0.00	0.750			

Batter	1	2	3	4	5	6	7	8	9	AB	R	H	RBI	BB	SO	LOB	BOTTOM			
Julian Javier, R OBP: 0.274, SLG: 0.350										5	1	1	0	0	1	1	San Francisco Giants @ St. Louis Cardinals Sportsman's Park, St. Louis, MO Wed Aug 17 1960, 8:05 PM EDT Att: 15,062 - Unknown			
Daryl Spencer, R OBP: 0.377, SLG: 0.443										3	2	1	1	2	0	0				
Bill White, L OBP: 0.352, SLG: 0.496										4	1	0	0	1	1	3				
Ken Boyer, R OBP: 0.363, SLG: 0.554										3	0	1	0	2	0	3				
Stan Musial, L OBP: 0.378, SLG: 0.517										3	0	1	1	2	0	4				
Bob Gibson, R OBP: 0.130, SLG: 0.174										0	0	0	0	0	0	0				
Walt Moryn, L OBP: 0.326, SLG: 0.441										5	1	3	3	0	1	4				
Curt Flood, R OBP: 0.315, SLG: 0.381										2	0	0	0	1	1	2				
Bob Nieman, R OBP: 0.357, SLG: 0.421										1	0	0	0	0	0	2				
Bob Grim, R										0	0	0	0	0	0	0				
Lindy McDaniel, R OBP: 0.250, SLG: 0.261										1	0	0	0	0	0	2				
Alex Grammas, R OBP: 0.286, SLG: 0.292										4	0	0	0	0	0	3				
Hal Smith, R OBP: 0.277, SLG: 0.290										1	0	0	0	0	0	0				
Ray Sadecki, L OBP: 0.268, SLG: 0.268										1	0	0	0	0	0	0				
Ron Kline, R OBP: 0.147, SLG: 0.147										1	0	0	0	0	1	0				
Tim McCarver, L OBP: 0.333, SLG: 0.333										1	0	1	0	0	0	0				
Ed Bauta, R										0	0	0	0	0	0	0				
Charlie James, R OBP: 0.214, SLG: 0.286										1	0	0	0	0	0	0				
Inning Stats	R: 0 E: 0 K: 1 S: 6	H: 1 LOB: 2 BB: 1 P: 10	R: 1 E: 0 K: 1 S: 6	H: 1 LOB: 0 BB: 0 P: 6	R: 2 E: 1 K: 1 S: 8	H: 2 LOB: 3 BB: 2 P: 16	R: 0 E: 0 K: 1 S: 5	H: 0 LOB: 0 BB: 0 P: 5	R: 0 E: 0 K: 0 S: 3	H: 1 LOB: 2 BB: 0 P: 3	R: 1 E: 1 K: 1 S: 7	H: 1 LOB: 2 BB: 1 P: 11	R: 0 E: 0 K: 0 S: 3	H: 0 LOB: 0 BB: 0 P: 3	R: 0 E: 0 K: 0 S: 4	H: 2 LOB: 2 BB: 2 P: 12	1B: 5 2B: 1 3B: 0 HR: 2	SF: 0 SAC: 0 DP: 2 HBP: 0	WP: 0 PB: 0 SB: 0 CS: 0	PA: 43
PITCHER	IP WLS BF H R ER SO	IP WLS BF H R ER SO	IP WLS BF H R ER SO	IP WLS BF H R ER SO	IP WLS BF H R ER SO	IP WLS BF H R ER SO	IP WLS BF H R ER SO	IP WLS BF H R ER SO	IP WLS BF H R ER SO	IP WLS BF H R ER SO	IP WLS BF H R ER SO	IP WLS BF H R ER SO	IP WLS BF H R ER SO	IP WLS BF H R ER SO	IP WLS BF H R ER SO	IP WLS BF H R ER SO	ERA WHIP	ERA WHIP		
Jack Sanford, R ERA: 3.72	3.1	15	2	1	0	1	3	0	0	0	0	0	0	0	14	26	0.00	1.500		
Sherman Jones, R ERA: 2.0	3.1	15	2	1	0	1	3	0	0	0	0	0	0	0	14	26	0.00	1.500		
Johnny Antonelli, L ERA: 4.27	2.2	11	2	1	1	1	2	0	0	0	0	0	0	1	11	19	3.38	1.500		

Batter	1	2	3	4	5	6	7	8	9	AB	R	H	RBI	BB	SO	LOB	TOP																			
Joey Amalfitano, R OBP: 0.328, SLG: 0.338 (1, 5)	0-0 6-3		4-0 BB		0-0 1-3			0-0 G6-4-3		3	0	0	0	1	0	1	San Francisco Giants @ Chicago Cubs Wrigley Field, Chicago, IL Fri Aug 19 1960, 3:33 AM CDT Att: 7,491 - Unknown																			
Don Blasingame, L OBP: 0.305, SLG: 0.304 (1, 4)	0-0 1B		0-0 6-3			0-0 F4		0-0 4-3		4	0	1	0	0	0	1																				
Willie Mays, R OBP: 0.397, SLG: 0.590 (1, 8)	0-0 1B			0-0 HR		0-0 F4		0-0 4-3		4	1	2	0	0	0	0																				
Orlando Cepeda, R OBP: 0.324, SLG: 0.520 (1, 3)	0-0 G5-4-3			0-0 HR		0-0 CS		0-0 6-3		4	1	2	2	0	0	2																				
Felipe Alou, R OBP: 0.286, SLG: 0.395 (1, 7)		0-0 L3-6		0-3 K		0-0 CS	0-0 1B		0-0 F9	4	0	2	0	0	1	0																				
Willie Kirkland, L OBP: 0.313, SLG: 0.440 (1, 9)		0-0 L3-6		0-3 K			0-0 F2			3	0	0	0	0	1	2																				
Bob Schmidt, R OBP: 0.317, SLG: 0.387 (1, 2)		0-0 5-3		0-3 K			0-0 F9			3	0	0	0	0	1	1																				
Eddie Bressoud, R OBP: 0.287, SLG: 0.373 (1, 6)			0-0 5-3		0-0 F8		0-3 K			3	0	0	0	0	1	1																				
Mike McCormick, L OBP: 0.224, SLG: 0.246 (1, 1)			0-3 K		0-3 K			0-0 G6-4-3		3	0	1	0	0	2	0																				
Inning Stats	R: 0 E: 0 K: 0 S: 4	H: 2 LOB: 1 BB: 0 P: 4	R: 0 E: 0 K: 0 S: 3	H: 1 LOB: 0 BB: 0 P: 3	R: 0 E: 0 K: 1 S: 5	H: 0 LOB: 1 BB: 1 P: 9	R: 2 E: 0 K: 3 S: 11	H: 2 LOB: 0 BB: 0 P: 11	R: 0 E: 0 K: 1 S: 5	H: 1 LOB: 1 BB: 0 P: 3	R: 0 E: 0 K: 1 S: 6	H: 1 LOB: 1 BB: 0 P: 6	R: 0 E: 0 K: 0 S: 3	H: 1 LOB: 0 BB: 0 P: 3	R: 0 E: 0 K: 0 S: 3	H: 0 LOB: 0 BB: 0 P: 3		1B: 6 2B: 2 3B: 0 HR: 1	SF: 0 SAC: 0 DP: 3 HBP: 0	WP: 0 PA: 33 PB: 0 SB: 0 CS: 1																
PITCHER	IP	WLS	BF	H	R	ER	SO	BB	IBB	HBP	BLK	WP	HR	S	P	ERA	WHIP	PITCHER		IP	WLS	BF	H	R	ER	SO	BB	IBB	HBP	BLK	WP	HR	S	P	ERA	WHIP
Dick Ellsworth, L ERA: 3.03 (1, 1)	8.0	L	29	8	2	2	6	1	0	0	0	0	1	40	44	2.25	1.125																			
Don Elston, R ERA: 3.14 (9, 1)	1.0		3	0	0	0	0	0	0	0	0	0	0	3	3	0.00	0.000																			

Batter	1	2	3	4	5	6	7	8	9	AB	R	H	RBI	BB	SO	LOB	BOTTOM																			
Richie Ashburn, L OBP: 0.430, SLG: 0.353 (1, 8)	4-0 14 3B		0-0 4-3			0-0 6-3		0-3 K		3	1	0	0	1	1	1	San Francisco Giants @ Chicago Cubs Wrigley Field, Chicago, IL Fri Aug 19 1960, 3:33 AM CDT Att: 7,491 - Unknown																			
Bob Will, L OBP: 0.323, SLG: 0.386 (1, 9)	0-0 4-3		0-0 F7			0-0 1B		0-0 F8		4	0	1	0	0	0	1																				
14 Ernie Banks, R OBP: 0.364, SLG: 0.589 (1, 6)	0-0 2H			0-0 F8		0-0 F3		0-0 F2		4	0	1	1	0	0	1																				
Frank Thomas, R OBP: 0.304, SLG: 0.439 (1, 3)	0-3 K			0-0 F5		0-0 F8		0-0 6-3		4	0	0	0	0	1	1																				
Ron Santo, R OBP: 0.311, SLG: 0.448 (1, 5)	0-0 6-3			0-0 F8		0-0 F6		0-0 F7		3	0	0	0	0	0	1																				
George Altman, L OBP: 0.335, SLG: 0.439 (1, 7)		0-0 F7			0-0 G3		0-0 F7			2	0	0	0	0	0	0																				
Al Heist, R OBP: 0.225, SLG: 0.189 (7, PH) (8, 8)										1	0	0	0	0	0	0																				
Don Zimmer, R OBP: 0.303, SLG: 0.342 (1, 4)		0-3 K			0-0 4-3			0-0 SH1-4		3	0	1	0	0	1	0																				
El Tappe, R OBP: 0.322, SLG: 0.325 (1, 2)		0-0 F9			0-0 F9			0-0 SH1-4		2	0	0	0	0	0	0																				
Dick Ellsworth, L OBP: 0.216, SLG: 0.065 (1, 1)			0-3 K			0-3 K		0-3 K		2	0	0	0	0	2	0																				
Dick Gemert, R OBP: 0.324, SLG: 0.284 (8, PH)										1	0	0	0	0	1	1																				
Don Elston, R OBP: 0.150, SLG: 0.150 (9, 1)										0	0	0	0	0	0	0																				
Inning Stats	R: 1 E: 0 K: 1 S: 6	H: 1 LOB: 1 BB: 1 P: 10	R: 0 E: 0 K: 1 S: 5	H: 0 LOB: 0 BB: 0 P: 5	R: 0 E: 0 K: 1 S: 5	H: 0 LOB: 0 BB: 0 P: 5	R: 0 E: 0 K: 0 S: 3	H: 0 LOB: 0 BB: 0 P: 3	R: 0 E: 0 K: 1 S: 6	H: 1 LOB: 1 BB: 0 P: 6	R: 0 E: 0 K: 0 S: 3	H: 0 LOB: 0 BB: 0 P: 3	R: 0 E: 0 K: 2 S: 8	H: 1 LOB: 1 BB: 0 P: 8	R: 0 E: 0 K: 0 S: 3	H: 0 LOB: 0 BB: 0 P: 3	1B: 2 2B: 0 3B: 1 HR: 0	SF: 0 SAC: 1 DP: 0 HBP: 0	WP: 0 PA: 31 PB: 0 SB: 1 CS: 0																	
PITCHER	IP	WLS	BF	H	R	ER	SO	BB	IBB	HBP	BLK	WP	HR	S	P	ERA	WHIP	PITCHER		IP	WLS	BF	H	R	ER	SO	BB	IBB	HBP	BLK	WP	HR	S	P	ERA	WHIP
Mike McCormick, L ERA: 2.72 (1, 1)	9.0	W	31	3	1	1	6	1	0	0	0	0	0	42	46	1.00	0.444																			



Batter	1	2	3	4	5	6	7	8	9	AB	R	H	RBI	BB	SO	LOB	TOP															
Joey Amalfitano, R OBP: 0.329, SLG: 0.341 (1, 5)										4	1	1	0	1	0	3	San Francisco Giants @ Chicago Cubs Wrigley Field, Chicago, IL Sat Aug 20 1960, 3:33 AM CDT Att: 11,210 - Unknown livebaseballscorecards.com															
Don Blasingame, L OBP: 0.305, SLG: 0.303 Jim Davenport, R OBP: 0.316, SLG: 0.362 (1, 4)										4	0	1	0	0	1	3																
Willie Mays, R OBP: 0.395, SLG: 0.586 (1, 8)										3	0	0	1	1	2	0																
Willie Kirkland, L OBP: 0.309, SLG: 0.435 Willie McCovey, L OBP: 0.363, SLG: 0.466 (1, 9)										4	0	0	0	0	1	3																
Orlando Cepeda, R OBP: 0.327, SLG: 0.527 (1, 3)										4	2	2	1	1	0	3																
Felipe Alou, R OBP: 0.293, SLG: 0.400 (1, 7)										5	1	3	0	0	1	1																
Hobie Landrith, L OBP: 0.333, SLG: 0.348 Bob Schmidt, R OBP: 0.316, SLG: 0.386 (7, PH)										3	0	2	1	0	0	0																
Eddie Bressoud, R OBP: 0.289, SLG: 0.387 (1, 6)										3	1	2	2	0	1	2																
Sam Jones, R OBP: 0.180, SLG: 0.200 Stu Miller, R OBP: 0.167, SLG: 0.091 Billy Loes, R OBP: 0.250, SLG: 0.250 Andre Rodgers, R OBP: 0.306, SLG: 0.294 Sherman Jones, L OBP: 1.000, SLG: 1.000 (1, 1)										1	0	0	0	0	0	0																
Inning Stats	R: 1 E: 0 K: 0 S: 4	H: 1 LOB: 0 BB: 0 P: 4	R: 2 E: 1 K: 0 S: 6	H: 2 LOB: 2 BB: 1 P: 10	R: 1 E: 0 K: 2 S: 10	H: 3 LOB: 0 BB: 0 P: 10	R: 0 E: 0 K: 0 S: 4	H: 1 LOB: 0 BB: 0 P: 12	R: 1 E: 0 K: 0 S: 4	H: 1 LOB: 0 BB: 0 P: 4	R: 0 E: 0 K: 2 S: 7	H: 0 LOB: 0 BB: 0 P: 7	R: 0 E: 0 K: 1 S: 6	H: 1 LOB: 1 BB: 0 P: 6	R: 0 E: 0 K: 2 S: 8	H: 1 LOB: 1 BB: 0 P: 8		R: 0 E: 0 K: 1 S: 6	H: 1 LOB: 1 BB: 0 P: 6	1B: 8 2B: 1 3B: 0 HR: 2	SF: 2 SAC: 1 DP: 0 HBP: 0	WP: 1 PB: 1 SB: 0 CS: 0	PA: 42									
PITCHER	IP WLS BF H R ER SO BB IBB HBP BLK WP HR S P ERA WHIP																	ERA WHIP														
Moe Drabowsky, R ERA: 8.55 Seth Morehead, L ERA: 3.6 (1, 1)	3.0	17	6	4	3	2	1	0	0	0	1	1	20	24	9.00	2.333																
(4, 1)	6.0	W 25	5	1	1	6	1	1	0	0	0	1	35	43	1.50	1.000																

Batter	1	2	3	4	5	6	7	8	9	AB	R	H	RBI	BB	SO	LOB	BOTTOM																
Bob Will, L OBP: 0.329, SLG: 0.388 (1, 9)										3	2	2	0	2	0	0	San Francisco Giants @ Chicago Cubs Wrigley Field, Chicago, IL Sat Aug 20 1960, 3:33 AM CDT Att: 11,210 - Unknown livebaseballscorecards.com																
Richie Ashburn, L OBP: 0.432, SLG: 0.353 (1, 8)										3	1	1	2	2	1	1																	
14 Ernie Banks, R OBP: 0.361, SLG: 0.584 (1, 6)										4	1	0	1	0	1	5																	
George Altman, L OBP: 0.337, SLG: 0.456 (1, 7)										4	1	2	5	0	0	1																	
Ron Santo, R OBP: 0.310, SLG: 0.441 (1, 5)										3	0	0	0	1	1	0																	
Frank Thomas, R OBP: 0.304, SLG: 0.439 (1, 3)										4	1	1	0	0	0	2																	
Don Zimmer, R OBP: 0.302, SLG: 0.341 (1, 4)										4	1	1	0	0	0	1																	
El Tappe, R OBP: 0.330, SLG: 0.333 (1, 2)										4	2	2	0	0	1	1																	
Moe Drabowsky, R (1, 1)										0	0	0	0	0	0	0																	
Ed Bouchee, L OBP: 0.339, SLG: 0.310 Seth Morehead, L OBP: 0.208, SLG: 0.217 (3, PH)										1	0	0	0	0	1	1																	
Inning Stats	R: 0 E: 0 K: 0 S: 3	H: 0 LOB: 1 BB: 1 P: 7	R: 0 E: 0 K: 0 S: 3	H: 0 LOB: 0 BB: 0 P: 3	R: 3 E: 0 K: 1 S: 8	H: 3 LOB: 2 BB: 2 P: 16	R: 5 E: 0 K: 3 S: 13	H: 4 LOB: 0 BB: 1 P: 17	R: 1 E: 0 K: 0 S: 4	H: 2 LOB: 1 BB: 1 P: 8	R: 0 E: 0 K: 1 S: 5	H: 0 LOB: 0 BB: 0 P: 5	R: 0 E: 0 K: 0 S: 3	H: 0 LOB: 0 BB: 0 P: 3	R: 0 E: 0 K: 2 S: 8	H: 1 LOB: 1 BB: 0 P: 8		R: 0 E: 0 K: 1 S: 8	H: 1 LOB: 1 BB: 0 P: 8	1B: 6 2B: 3 3B: 0 HR: 1	SF: 0 SAC: 0 DP: 0 HBP: 0	WP: 0 PB: 0 SB: 0 CS: 0	PA: 39										
PITCHER	IP WLS BF H R ER SO BB IBB HBP BLK WP HR S P ERA WHIP																	ERA WHIP															
Sam Jones, R ERA: 3.24 Stu Miller, R ERA: 4.5 Billy Loes, R ERA: 6.35 Sherman Jones, R ERA: 1.8 (1, 1)	3.1	19	5	6	6	2	4	0	0	0	0	0	1	12	12	20.25	3.000																
(4, 1)	1.1	8	4	3	3	2	0	0	0	0	0	0	8	12	0.00	0.429																	
(5, 1)	2.1	7	0	0	0	1	1	0	0	0	0	0	8	8	0.00	1.000																	
(8, 1)	1.0	4	1	0	0	2	0	0	0	0	0	0	8	8	0.00	1.000																	

Batter	1	2	3	4	5	6	7	8	9	AB	R	H	RBI	BB	SO	LOB	TOP				
Jim Davenport, R OBP: 0.311, SLG: 0.353 (1, 5)	0-3 K		0-3 K		0-0 F8		0-0 5-3		0-0 F9	5	0	0	0	0	2	2	San Francisco Giants @ Chicago Cubs Wrigley Field, Chicago, IL Sun Aug 21 1960, 3:38 AM CDT Att: 29,862 - Unknown AB 34 R 5 H 8 RBI 5 BB 5 SO 8 LOB 19				
Don Blasingame, L OBP: 0.310, SLG: 0.312 (1, 4)	4-0 CS BB		0-0 6-3		0-0 1B		0-0 4-3 1B		0-0 F4	4	0	2	1	1	0	0					
Willie Mays, R OBP: 0.392, SLG: 0.585 (1, 8)	0-0 F7			0-0 F4	0-0 F8		0-0 4-3		0-3 K	5	0	0	0	0	1	4					
Felipe Alou, R OBP: 0.301, SLG: 0.424 (1, 9) (8, 7)		0-0 BB 1B		0-3 K		0-0 HR 2B		0-0 F8		4	1	2	0	0	1	1					
Orlando Cepeda, R OBP: 0.326, SLG: 0.522 (1, 3)		0-3 K		0-0 F9		0-3 K		0-0 F9		4	0	0	0	0	2	2					
Dave Philley, S OBP: 0.280, SLG: 0.279 (1, 7)		4-0 BB BB			4-0 BB 1B		0-0 F5		0-0 FC3-6 1B	2	1	1	0	2	0	1					
Willie Kirkland, L OBP: 0.306, SLG: 0.430 (8, 9) (8, 9)		1-2 BB			4-0 BB BB		0-0 FC3-6 1B		0-0 FC3-6 1B	0	0	0	0	0	0	0					
Hobie Landrith, L OBP: 0.333, SLG: 0.338 (1, 2)		0-0 F8			4-0 FC3-5 1B BB		4-0 HR IBB		0-0 FC3-6 1B	2	1	0	0	2	0	3					
Eddie Bressoud, R OBP: 0.293, SLG: 0.387 (1, 6)		0-3 K			0-0 F8 FC3-5 1B		0-0 HR		0-0 1B	1	0	0	0	0	1	2					
Willie McCovey, L OBP: 0.345, SLG: 0.466 (5, PH)					0-0 F8 FC3-5 1B		0-0 HR		0-0 1B	1	1	1	1	0	0	0					
Andre Rodgers, R OBP: 0.313, SLG: 0.317 (5, 6)					1-2 2H 1B		1-2 2H HR		1-2 1B	2	1	2	3	0	0	0					
Georges Maranda, R OBP: 0.167, SLG: 0.167 (1, 1)			0-3 K		0-0 FC3-5 1B		0-0 4-3		0-0 F8	3	0	0	0	0	1	2					
Jim Marshall, L OBP: 0.345, SLG: 0.351 (8, PH)					1-2 2-3H					1	0	0	0	0	0	2					
Sherman Jones, L OBP: 1.000, SLG: 1.000 (8, 1)										0	0	0	0	0	0	0					
Inning Stats	R: 0 E: 0 K: 1 S: 4	H: 0 LOB: 0 BB: 1 P: 8	R: 0 E: 0 K: 2 S: 8	H: 1 LOB: 2 BB: 1 P: 12	R: 0 E: 0 K: 2 S: 7	H: 0 LOB: 0 BB: 0 P: 7	R: 0 E: 0 K: 1 S: 5	H: 0 LOB: 0 BB: 0 P: 5	R: 2 E: 0 K: 0 S: 5	H: 2 LOB: 2 BB: 2 P: 13	R: 3 E: 0 K: 1 S: 7	H: 2 LOB: 1 BB: 0 P: 11	R: 0 E: 0 K: 0 S: 4	H: 2 LOB: 2 BB: 0 P: 5	R: 0 E: 0 K: 1 S: 5	H: 0 LOB: 0 BB: 0 P: 5	1B: 6 2B: 1 3B: 0 HR: 1	SF: 0 SAC: 0 DP: 0 HBP: 0	WP: 0 PB: 0 SB: 0 CS: 1	PA: 39	
PITCHER	IP	WLS	BF	H	R	ER	SO	BB	IBB	HBP	BLK	WP	HR	S	P	ERA	WHIP				
Don Cardwell, R ERA: 4.67 (1, 1)	5.0		21	3	2	2	6	4	0	0	0	0	0	29	45	3.60	1.400				
Mark Freeman, R ERA: 5.53 (6, 1)	2.0	L	10	3	3	3	1	0	1	0	0	0	1	11	15	13.50	1.500				
Moe Drabowsky, R ERA: 8.07 (8, 1)	2.0		8	2	0	0	1	0	0	0	0	0	0	10	10	0.00	1.000				

Batter	1	2	3	4	5	6	7	8	9	AB	R	H	RBI	BB	SO	LOB	BOTTOM				
Bob Will, L OBP: 0.324, SLG: 0.381 (1, 9)	0-0 1-3		0-0 F8		0-3 K		0-0 F5		0-0 F8	5	0	0	0	0	1	5	San Francisco Giants @ Chicago Cubs Wrigley Field, Chicago, IL Sun Aug 21 1960, 3:38 AM CDT Att: 29,862 - Unknown AB 35 R 3 H 9 RBI 3 BB 1 SO 5 LOB 17				
Richie Ashburn, L OBP: 0.431, SLG: 0.354 (1, 8)	0-3 K			0-0 14 HR 1B		0-0 E6 1-3 14 G6-4-3 5-3 1B		0-0 14 G6-4-3 1B		4	1	2	0	0	1	0					
14 Ernie Banks, R OBP: 0.363, SLG: 0.590 (1, 6)	0-0 F8			0-0 1H HR		0-0 5-3		0-0 G6-4-3		4	1	1	2	0	0	2					
George Altman, L OBP: 0.338, SLG: 0.453 (1, 7)		0-0 FC5-4 1B		0-0 6-3		0-0 1-3		0-0 HBP		3	0	1	0	0	0	1					
Frank Thomas, R OBP: 0.300, SLG: 0.441 (1, 3)		0-0 F8		0-0 1-3		0-0 F8		0-0 F7		4	0	0	0	0	0	3					
Ron Santo, R OBP: 0.303, SLG: 0.426 (1, 5)		0-0 F9		0-0 F3		0-0 F5		4-0 1B BB		3	0	0	0	1	0	1					
Don Zimmer, R OBP: 0.312, SLG: 0.354 (1, 4)		0-0 FC5-4			0-0 CS 1B 1B		0-3 K		0-0 F7	4	0	1	0	0	1	2					
El Tappe, R OBP: 0.323, SLG: 0.326 (1, 2)			0-0 1-3		0-0 F7		0-0 1B 2B		0-0 1B	2	0	0	0	0	0	1					
Ed Bouchée, L OBP: 0.341, SLG: 0.315 (7, PH)										1	1	1	0	0	0	0					
Moe Thacker, R OBP: 0.241, SLG: 0.163 (8, 2)										1	0	1	0	0	0	0					
Don Cardwell, R OBP: 0.293, SLG: 0.400 (5, PH)			0-3 K							1	0	0	0	0	1	0					
Sammy Taylor, L OBP: 0.280, SLG: 0.341 (8, 1)										1	0	1	0	0	0	0					
Mark Freeman, R OBP: 0.306, SLG: 0.430 (8, 9)										0	0	0	0	0	0	0					
Grady Hatton, R OBP: 0.307, SLG: 0.190 (7, PH)										1	0	1	0	0	0	0					
Moe Drabowsky, R OBP: 0.307, SLG: 0.430 (8, 1)										0	0	0	0	0	0	0					
Dick Garmet, R OBP: 0.321, SLG: 0.281 (8, PH)					1-2 1B		2H 1B			1	0	0	0	0	1	2					
Inning Stats	R: 0 E: 0 K: 1 S: 5	H: 0 LOB: 0 BB: 0 P: 5	R: 0 E: 0 K: 0 S: 4	H: 1 LOB: 1 BB: 0 P: 4	R: 0 E: 0 K: 1 S: 5	H: 0 LOB: 0 BB: 0 P: 5	R: 2 E: 0 K: 0 S: 5	H: 2 LOB: 0 BB: 0 P: 5	R: 0 E: 0 K: 0 S: 4	H: 0 LOB: 1 BB: 0 P: 4	R: 1 E: 0 K: 1 S: 7	H: 2 LOB: 1 BB: 0 P: 7	R: 0 E: 0 K: 0 S: 3	H: 1 LOB: 1 BB: 0 P: 4	R: 0 E: 0 K: 1 S: 6	H: 1 LOB: 2 BB: 1 P: 10	1B: 7 2B: 2 3B: 0 HR: 1	SF: 0 SAC: 0 DP: 2 HBP: 1	WP: 0 PB: 0 SB: 0 CS: 1	PA: 37	
PITCHER	IP	WLS	BF	H	R	ER	SO	BB	IBB	HBP	BLK	WP	HR	S	P	ERA	WHIP				
Georges Maranda, R ERA: 4.22 (1, 1)	7.0		28	7	3	3	4	0	0	0	0	0	0	36	36	3.86	1.000				
Sherman Jones, R ERA: 1.5 (8, 1)	2.0	S	9	2	0	0	1	1	0	1	0	0	0	9	14	0.00	1.500				

Batter	1	2	3	4	5	6	7	8	9	AB	R	H	RBI	BB	SO	LOB	TOP					
Billy Martin, R OBP: 0.306, SLG: 0.345 (1, 4)	0-0 6-3		0-0 F9		0-0 5-3			0-0 F9		4	0	0	0	0	0	0	Cincinnati Reds @ San Francisco Giants Candlestick Park, San Francisco, CA Tue Aug 23 1960, 10:05 PM EDT Att: 14,768 - Unknown					
Vada Pinson, L OBP: 0.332, SLG: 0.451 (1, 8)	0-3 K		0-0 5-3			0-0 6-3		0-3 K		4	0	0	0	0	2	0						
Gus Bell, L OBP: 0.305, SLG: 0.380 (1, 9)	0-0 6-3		0-0 4-3			0-0 F8			0-0 4-3	4	0	0	0	0	0	0						
Frank Robinson, R OBP: 0.397, SLG: 0.588 (1, 7)		0-0 BB 1B		0-0 F8		0-0 F7			0-0 1B	4	1	2	0	0	0	0						
Gordy Coleman, L OBP: 0.252, SLG: 0.357 (1, 3)	0-3 K		0-0 1-3				0-3 K		0-0 F7	4	0	0	0	0	2	2						
Ed Bailey, L OBP: 0.355, SLG: 0.402 (1, 2)	0-0 F8		0-0 1B				0-0 FC6-4 1B		0-0 4-3	4	0	2	0	0	0	2						
Cliff Cook, R OBP: 0.259, SLG: 0.315 (1, 5)	4-0 1B 1-2 BB		0-3 K				0-0 FC6-4 1-2			2	0	0	0	1	1	2						
Leo Cardenas, R OBP: 0.238, SLG: 0.258 (7, PH)	0-0 1-3 2H		0-0 1B		0-0 1-3		0-0 4-3			2	0	1	1	0	0	0						
Jerry Lynch, L OBP: 0.375, SLG: 0.518 (7, PH)	0-3 K		0-3 K							1	0	0	0	0	0	1						
Roy McMillan, R OBP: 0.296, SLG: 0.349 (7, 6)	0-0 1-3 2H		0-0 1B		0-0 1-3		0-0 4-3			0	0	0	0	0	0	0						
Bob Purkey, R OBP: 0.210, SLG: 0.125 (8, PH)	0-3 K		0-3 K		0-3 K		0-0 4-3			2	0	0	0	0	2	2						
Harry Anderson, L OBP: 0.318, SLG: 0.373 (8, PH)										1	0	0	0	0	0	0						
Bill Henry, L (8, 1)										0	0	0	0	0	0	0						
Inning Stats	R: 0 E: 0 K: 1 S: 5	H: 0 LOB: 0 BB: 0 P: 5	R: 1 E: 0 K: 2 S: 9	H: 2 LOB: 2 BB: 1 P: 13	R: 0 E: 0 K: 0 S: 3	H: 0 LOB: 0 BB: 0 P: 3	R: 0 E: 0 K: 1 S: 6	H: 1 LOB: 1 BB: 0 P: 6	R: 0 E: 0 K: 0 S: 5	H: 0 LOB: 0 BB: 0 P: 5	R: 0 E: 0 K: 0 S: 3	H: 0 LOB: 0 BB: 0 P: 3	R: 0 E: 0 K: 1 S: 6	H: 1 LOB: 1 BB: 0 P: 6	R: 0 E: 0 K: 1 S: 5	H: 0 LOB: 0 BB: 0 P: 5	R: 0 E: 0 K: 0 S: 4	H: 1 LOB: 1 BB: 0 P: 4	1B: 5 2B: 0 3B: 0 HR: 0	SF: 0 SAC: 0 DP: 0 HBP: 0	WP: 0 PB: 0 SB: 0 CS: 0	PA: 33
PITCHER Jack Sanford, R ERA: 3.58 (1, 1)	IP: 9.0 WLS: W BF: 33 H: 5 R: 1 ER: 1 SO: 7 BB: 1 IBB: 0 HBP: 0 BLK: 0 WP: 0 HR: 0 S: 46 P: 50 ERA: 1.00 WHIP: 0.667															PITCHER						

AB	32
R	1
H	5
RBI	1
BB	1
SO	7
LOB	9



Batter	1	2	3	4	5	6	7	8	9	AB	R	H	RBI	BB	SO	LOB	BOTTOM	
Jim Davenport, R OBP: 0.316, SLG: 0.359 (1, 5)	0-0 1-3		0-0 6-3			0-0 SH3-4	0-0 1B			3	0	1	1	0	0	0	Cincinnati Reds @ San Francisco Giants Candlestick Park, San Francisco, CA Tue Aug 23 1960, 10:05 PM EDT Att: 14,768 - Unknown	
Don Blasingame, L OBP: 0.307, SLG: 0.306 (1, 4)	0-0 F8		0-0 4-3			0-0 4-3	0-0 F7			4	0	0	0	0	2	0		
Willie Mays, R OBP: 0.395, SLG: 0.588 (1, 8)	0-0 F9		0-0 G6-4-3 1B			0-0 E5 1B		0-0 F2		4	1	1	0	0	0	0		
Felipe Alou, R OBP: 0.302, SLG: 0.420 (1, 7)		0-0 F9		0-0 G6-4-3 1-2		0-0 2H 1B		0-0 E6 1B		4	1	1	1	0	0	1		
Orlando Cepeda, R OBP: 0.324, SLG: 0.515 (1, 3)	0-0 F9		0-0 6-3		0-0 5-3			1-0 WP 1B HBP		3	1	0	0	0	0	1		
Willie Kirkland, L OBP: 0.311, SLG: 0.436 (1, 9)	0-0 FC5 1B		0-0 G3			0-0 1B 2B		0-0 1H 2H 1B		4	1	3	2	0	0	0		
Hobie Landrith, L OBP: 0.327, SLG: 0.338 (1, 2)	0-0 FC5 1-3		0-0 1B		0-0 1B		0-0 F7	0-0 F9		4	0	1	0	0	0	3		
Eddie Bressoud, R OBP: 0.292, SLG: 0.381 (1, 6)			0-0 F6		0-0 F3		0-0 SH1-3 1B	4-0 1B IBB		3	1	1	1	1	0	1		
Jack Sanford, R OBP: 0.266, SLG: 0.220 (1, 1)			0-0 6-3			4-0 SH3-4 E BB	0-0 SH1-3 1B	0-0 F9		2	1	0	0	1	0	2		
Inning Stats	R: 0 E: 0 K: 0 S: 3	H: 0 LOB: 0 BB: 0 P: 3	R: 0 E: 0 K: 0 S: 4	H: 1 LOB: 1 BB: 0 P: 4	R: 0 E: 0 K: 0 S: 3	H: 0 LOB: 0 BB: 0 P: 3	R: 0 E: 0 K: 0 S: 3	H: 1 LOB: 1 BB: 0 P: 3	R: 0 E: 0 K: 0 S: 4	H: 1 LOB: 1 BB: 0 P: 4	R: 2 E: 1 K: 0 S: 5	H: 3 LOB: 1 BB: 0 P: 9	R: 2 E: 1 K: 0 S: 5	H: 1 LOB: 2 BB: 1 P: 10	1B: 7 2B: 1 3B: 0 HR: 0	SF: 0 SAC: 2 DP: 1 HBP: 1		WP: 1 PB: 0 SB: 1 CS: 0
PITCHER Bob Purkey, R ERA: 3.54 (8, 1)	IP: 7.0 WLS: L BF: 29 H: 7 R: 4 ER: 2 SO: 4 BB: 1 IBB: 0 HBP: 0 BLK: 0 WP: 1 HR: 0 S: 28 P: 32 ERA: 2.57 WHIP: 1.143															PITCHER		



Batter	1	2	3	4	5	6	7	8	9	10	11	12	13	AB R H RBI BB SO LOB	TOP													
Billy Martin, R OBP: 0.300, SLG: 0.337 (1, 4)	F7		5-3		K			6-3			F5		F6	6 0 0 0 0 1 3	Cincinnati Reds @ San Francisco Giants Candlestick Park, San Francisco, CA Wed Aug 24 1960, 6:33 AM EDT Att: 11,061 - Unknown livebaseballscorecards.com													
Vada Pinson, L OBP: 0.333, SLG: 0.452 (1, 8)	K			K		CS 1B			K		1B		1B	6 0 3 1 0 3 0														
Frank Robinson, R OBP: 0.396, SLG: 0.591 (1, 7)	HR			2B SF9 BB		F7			F7		F7		FC5	5 2 1 1 1 0 4														
Wally Post, R OBP: 0.370, SLG: 0.580 Marshall Bridges, S (13, 1)	6-3			SF9 2B		F4			1B					5 0 3 0 0 0 1 0 0 0 0 0 0 0														
Ed Bailey, L OBP: 0.350, SLG: 0.398 (1, 2)		3-1		SF9		CS	G3		G3				1B	4 0 0 1 0 0 2														
Cliff Cook, R OBP: 0.248, SLG: 0.301 (1, 5)		F9		K			F2			5-3		G5-4-3		5 0 0 0 0 1 2														
Gordy Coleman, L OBP: 0.250, SLG: 0.351 (1, 3)		4-3			K					6-3				5 1 1 0 0 2 0														
Leo Cardenas, R OBP: 0.238, SLG: 0.257 (1, 6)			F9					5-6		K			SH3-4 1B	4 0 1 0 0 1 0														
Jim O'Toole, S OBP: 0.158, SLG: 0.115 (1, 1) Joe Nuxhall, L OBP: 0.175, SLG: 0.125 (1, 1) Willie Jones, R OBP: 0.150, SLG: 0.288 (1, 1) Jim Brosnan, R OBP: 0.307, SLG: 0.380 (13, 9)			4-3		K			F9			F7		FC5 1B BB	0 0 0 0 0 0 0 3 0 0 0 0 1 1 1 0 0 0 0 0 0 0 0 0 0 0 0 0 0 0 0 0 1 0 0														
Inning Stats	R: 1 E: 0 K: 1 S: 6	H: 1 LOB: 0 BB: 0 P: 6	R: 0 E: 0 K: 0 S: 3	H: 0 LOB: 0 BB: 3 P: 3	R: 0 E: 0 K: 0 S: 3	H: 0 LOB: 0 BB: 0 P: 3	R: 1 E: 0 K: 2 S: 8	H: 1 LOB: 1 BB: 1 P: 12	R: 0 E: 0 K: 3 S: 10	H: 0 LOB: 0 BB: 0 P: 5	R: 0 E: 0 K: 1 S: 6	H: 1 LOB: 1 BB: 0 P: 6	R: 0 E: 0 K: 0 S: 3	H: 1 LOB: 0 BB: 0 P: 3		R: 0 E: 0 K: 0 S: 5	H: 1 LOB: 1 BB: 0 P: 4	R: 0 E: 0 K: 0 S: 3	H: 1 LOB: 0 BB: 0 P: 3	R: 0 E: 0 K: 0 S: 5	H: 2 LOB: 2 BB: 1 P: 9	1B: 7 2B: 1 3B: 0 HR: 1	SF: 1 SAC: 1 DP: 1 HBP: 0	WIP: 0 PB: 0 SB: 0 CS: 1	PA: 49			
PITCHER Mike McCormick, L ERA: 2.68 (1, 1)	IP 13.0	WLS L	BF 48	H 9	R 3	ER 3	SO 9	BB 2	IBB 0	HBP 0	BLK 0	WP 0	HR 1	S 64		P 72	ERA 2.08	WHIP 0.846										

Batter	1	2	3	4	5	6	7	8	9	10	11	12	13	AB R H RBI BB SO LOB	BOTTOM												
Jim Davenport, R OBP: 0.320, SLG: 0.376 (1, 5)	2B 3B		F8 2B				F7			K			F9	6 1 3 0 0 1 0	Cincinnati Reds @ San Francisco Giants Candlestick Park, San Francisco, CA Wed Aug 24 1960, 6:33 AM EDT Att: 11,061 - Unknown livebaseballscorecards.com												
Joey Amalfitano, R OBP: 0.320, SLG: 0.343 (1, 4)	F4		F8		F4			F9 FC5-2 2B		1B		F2		5 0 2 0 0 0 3 1 0 0 0 0 0 0 0 0 0 0 0 0 0													
Willie McCovey, L OBP: 0.361, SLG: 0.462 (12, PH)			2-3					FC5-2 2B		1B				6 0 2 1 0 0 3													
Don Blasingame, L OBP: 0.307, SLG: 0.306 (13, 4)			F6			5-3		F9		F8			1B	6 0 2 0 0 0 4													
Willie Mays, R OBP: 0.394, SLG: 0.587 (1, 8)	3B 2B		F3					FC5-2 FC6-4 2B		F8			1B	6 0 2 0 0 0 4													
Felipe Alou, R OBP: 0.303, SLG: 0.417 (1, 7)	F3		F4			1B		FC5-2 FC6-4 2B		1B				6 0 2 0 0 0 4													
Orlando Cepeda, R OBP: 0.326, SLG: 0.512 (1, 3)	HBP			6-3				FC6-4		1B			F8	4 1 1 0 1 0 1													
Willie Kirkland, L OBP: 0.309, SLG: 0.436 (1, 9) Andre Rodgers, R OBP: 0.311, SLG: 0.316 (13, PH)	G3			F4				FC6-4		1B			K	5 0 1 1 0 1 5 1 0 0 0 0 1 0													
Bob Schmidt, R OBP: 0.315, SLG: 0.383 (1, 2) Billy O'Dell, S OBP: 0.321, SLG: 0.143 (13, PR)		F7		K				FC6-4						6 0 2 0 0 1 1 0 0 0 0 0 0 0													
Eddie Bressoud, R OBP: 0.287, SLG: 0.374 (1, 6)		F6			5-3			FC6-4		1B			K	6 0 0 0 0 2 2													
Mike McCormick, L OBP: 0.208, SLG: 0.229 (1, 1)		4-3			4-3			FC6-4		F7				5 0 0 0 0 0 1													
Inning Stats	R: 1 E: 0 K: 0 S: 5	H: 2 LOB: 2 BB: 0 P: 6	R: 0 E: 0 K: 0 S: 3	H: 0 LOB: 0 BB: 0 P: 3	R: 0 E: 0 K: 0 S: 4	H: 1 LOB: 1 BB: 0 P: 4	R: 0 E: 0 K: 0 S: 5	H: 0 LOB: 0 BB: 0 P: 5	R: 0 E: 0 K: 0 S: 4	H: 1 LOB: 1 BB: 0 P: 4	R: 0 E: 0 K: 2 S: 8	H: 1 LOB: 1 BB: 1 P: 8	R: 0 E: 0 K: 0 S: 3	H: 0 LOB: 0 BB: 0 P: 3		R: 0 E: 0 K: 0 S: 4	H: 1 LOB: 1 BB: 0 P: 4	R: 0 E: 0 K: 2 S: 8	H: 1 LOB: 1 BB: 0 P: 8	1B: 7 2B: 5 3B: 1 HR: 0	SF: 0 SAC: 0 DP: 0 HBP: 1	WIP: 0 PB: 0 SB: 0 CS: 0	PA: 53				
PITCHER Jim O'Toole, L ERA: 4.17 (1, 1) Joe Nuxhall, L ERA: 4.2 (1, 1) Jim Brosnan, R ERA: 2.36 (11, 1) Marshall Bridges, L ERA: 3.41 (13, 1)	IP 0.1	WLS 3	BF 39	H 9	R 1	ER 0	SO 1	BB 0	IBB 0	HBP 0	BLK 0	WP 0	HR 0	S 45		P 50	ERA 0.93	WHIP 0.931									



Batter	1	2	3	4	5	6	7	8	9	AB	R	H	RBI	BB	SO	LOB	TOP		
Billy Martin, R OBP: 0.308, SLG: 0.348 (1, 4)	0-0 2B 3B	4-0 1-2 2-3 BB			4-0 BB		0-0 1B G3-6-3	0-0 G5-4-3		3	2	2	0	2	0	3			
Vada Pinson, L OBP: 0.334, SLG: 0.457 (1, 8)	0-0 1-3	0-3 K			0-3 K		0-0 1-3 1B G3-6-3		0-0 HR	5	1	2	1	0	2	5			
Gus Bell, L OBP: 0.303, SLG: 0.376 (1, 9)	0-3 K		0-0 F6		0-0 F9		0-0 G3-6-3 1-2 3-H		0-0 F7	5	0	0	0	0	1	3			
Frank Robinson, R OBP: 0.396, SLG: 0.591 (1, 7)	0-0 3-H 2B		0-3 K		0-0 F9		0-0 K		0-0 G4-6-3 1B	5	0	2	1	0	2	1			
Ed Bailey, L OBP: 0.353, SLG: 0.418 (1, 2)	0-3 K		0-0 HR			0-0 WP 2B		0-0 2B 3B	0-0 G4-6-3	5	2	3	1	0	1	2			
Gordy Coleman, L OBP: 0.257, SLG: 0.363 (1, 3)		0-3 K	0-0 F7			0-0 5-3 1B		0-0 1B 2B		4	0	2	1	0	1	0			
Cliff Cook, R OBP: 0.248, SLG: 0.308 (1, 5)		0-0 BB 2B		0-3 K		0-0 5-3 1-2 1B		0-0 F7		4	0	1	0	0	1	3			
Leo Cardenas, R OBP: 0.248, SLG: 0.260 (1, 6)		4-0 BB BB		0-0 G3		0-3 K		0-0 E 1B		3	0	1	0	1	1	2			
Claude Osteen, L OBP: 0.111, SLG: 0.111 (2, 1)		0-0 F6		0-3 K		0-3 K		0-0 E5		1	0	0	0	0	0	2			
Bill Henry, L OBP: 0.225, SLG: 0.254 (6, PH)								0-0 1-2		1	0	0	0	0	1	0			
Jerry Lynch, L OBP: 0.225, SLG: 0.254 (6, PH)										0	0	0	0	0	1	2			
Marshall Bridges, S OBP: 0.109, SLG: 0.230 (8, PH)										0	0	0	0	0	0	0			
Harry Anderson, L OBP: 0.271, SLG: 0.125 (8, PH)										1	0	0	0	0	0	2			
Bob Purkey, R OBP: 0.271, SLG: 0.125 (8, PH)										0	0	0	0	0	0	0			
Inning Stats	R: 1 E: 0 K: 2 S: 9	H: 2 LOB: 1 BB: 0 P: 9	R: 0 E: 0 K: 2 S: 8	H: 1 LOB: 2 BB: 2 P: 16	R: 1 E: 0 K: 1 S: 6	H: 1 LOB: 0 BB: 0 P: 6	R: 0 E: 0 K: 2 S: 7	H: 0 LOB: 0 BB: 0 P: 7	R: 0 E: 0 K: 1 S: 5	H: 2 LOB: 2 BB: 0 P: 9	R: 1 E: 0 K: 1 S: 6	H: 2 LOB: 0 BB: 0 P: 6	R: 1 E: 1 K: 0 S: 6	H: 3 LOB: 2 BB: 0 P: 6	R: 1 E: 0 K: 0 S: 4	H: 2 LOB: 0 BB: 0 P: 4	1B: 5 2B: 4 3B: 2 HR: 2	SF: 0 SAC: 0 DP: 3 HBP: 0	WP: 1 PA: 41 CS: 0
PITCHER	IP	WLS	BF	H	R	ER	SO	BB	IBB	HBP	BLK	WP	HR	S	P	ERA	WHIP		
Sam Jones, R ERA: 3.35	8.0	W	38	12	5	5	11	3	0	0	0	1	2	57	69	5.62	1.875		
Johnny Antonelli, L ERA: 4.15	1.0	S	3	1	0	0	0	0	0	0	0	0	0	3	3	0.00	1.000		

Cincinnati Reds @ San Francisco Giants
Candlestick Park, San Francisco, CA
Thu Aug 25 1960, 6:33 AM EDT
Att: 9,848 - Unknown

AB	38
R	5
H	13
RBI	4
BB	3
SO	11
LOB	25



Batter	1	2	3	4	5	6	7	8	9	AB	R	H	RBI	BB	SO	LOB	BOTTOM		
Jim Davenport, R OBP: 0.316, SLG: 0.371 (1, 5)	0-0 6-3	0-0 FC6-4 IHR BB		0-3 K		0-0 5-3				4	1	0	1	0	1	4			
Joey Amalfitano, R OBP: 0.327, SLG: 0.339 (1, 4)	0-0 F6	4-0 IHR BB		0-0 F8			0-0 6-3			3	1	0	0	1	0	0			
Willie Mays, R OBP: 0.393, SLG: 0.591 (1, 8)	0-0 4-3	0-0 IHR			0-0 F8		0-3 K			4	1	1	4	0	1	0			
Felipe Alou, R OBP: 0.298, SLG: 0.410 (1, 7)		0-0 F8 5-3			0-0 F2		0-0 F8			4	0	0	0	0	0	0			
Orlando Cepeda, R OBP: 0.328, SLG: 0.512 (1, 3)		0-0 BB 1B BB		0-0 CS 1B		0-0 3-1		0-0 F3		4	1	2	0	0	0	0			
Willie Kirkland, L OBP: 0.311, SLG: 0.443 (1, 9)		4-0 1B BB 1B BB		0-0 HR		0-3 K		0-0 F8		3	2	1	1	1	1	0			
Bob Schmidt, R OBP: 0.318, SLG: 0.382 (1, 2)		4-0 1B BB FC6-4 BB		0-0 F6		0-0 1B		0-0 5-3		3	1	1	0	1	0	0			
Eddie Bressoud, R OBP: 0.287, SLG: 0.373 (1, 6)		0-0 FC6-4 IHR 1B		0-3 K		0-0 F8				3	1	1	1	0	1	1			
Sam Jones, R OBP: 0.203, SLG: 0.222 (1, 1)					0-0 6-3					3	0	2	1	0	0	0			
Johnny Antonelli, L OBP: 0.250, SLG: 0.267 (9, 1)										0	0	0	0	0	0	0			
Inning Stats	R: 0 E: 0 K: 0 S: 3	H: 0 LOB: 0 BB: 0 P: 3	R: 7 E: 0 K: 0 S: 7	H: 4 LOB: 3 BB: 3 P: 19	R: 1 E: 0 K: 1 S: 6	H: 2 LOB: 0 BB: 0 P: 6	R: 0 E: 0 K: 1 S: 5	H: 0 LOB: 0 BB: 0 P: 5	R: 0 E: 0 K: 1 S: 7	H: 2 LOB: 2 BB: 0 P: 7	R: 0 E: 0 K: 1 S: 5	H: 0 LOB: 0 BB: 0 P: 5	R: 0 E: 0 K: 0 S: 3	H: 0 LOB: 0 BB: 0 P: 3	1B: 6 2B: 0 3B: 0 HR: 2	SF: 0 SAC: 0 DP: 0 HBP: 0	WP: 0 PA: 34 CS: 1		
PITCHER	IP	WLS	BF	H	R	ER	SO	BB	IBB	HBP	BLK	WP	HR	S	P	ERA	WHIP		
Claude Osteen, L ERA: 5.31	1.2	L	12	4	7	7	0	3	0	0	0	0	1	15	15	0.00	0.600		
Bill Henry, L ERA: 3.28	3.1		11	2	1	0	2	0	0	0	0	0	0	12	12	0.00	1.000		
Marshall Bridges, L ERA: 3.23	2.0		8	2	0	0	2	0	0	0	0	0	0	12	12	0.00	1.000		
Bob Purkey, R ERA: 3.52	1.0		3	0	0	0	0	0	0	0	0	0	0	3	3	0.00	0.000		

Cincinnati Reds @ San Francisco Giants
Candlestick Park, San Francisco, CA
Thu Aug 25 1960, 6:33 AM EDT
Att: 9,848 - Unknown

AB	31
R	8
H	8
RBI	8
BB	3
SO	4
LOB	5



Batter	1	2	3	4	5	6	7	8	9	AB	R	H	RBI	BB	SO	LOB	TOP					
Al Spangler, L (1, 7) OBP: 0.352, SLG: 0.368										3	1	0	0	1	1	0	Milwaukee Braves @ San Francisco Giants Candlestick Park, San Francisco, CA Fri Aug 26 1960, 10:05 PM EDT Att: 28,078 - Unknown					
Del Crandall, R (1, 2) OBP: 0.320, SLG: 0.427										4	0	0	0	0	0	2						
Eddie Mathews, L (1, 5) OBP: 0.391, SLG: 0.556										4	0	2	2	0	1	0						
Hank Aaron, R (1, 9) OBP: 0.341, SLG: 0.562										4	0	0	0	0	1	2						
Bill Bruton, L (1, 8) OBP: 0.322, SLG: 0.408										3	0	0	0	1	0	0						
Joe Adcock, R (1, 3) OBP: 0.343, SLG: 0.489										4	0	1	0	0	1	1						
Mel Roach, R (1, 4) OBP: 0.343, SLG: 0.477										3	0	1	0	0	0	1						
Chuck Cottier, R (6, 4) OBP: 0.233, SLG: 0.267										1	0	0	0	0	0	0						
Johnny Logan, R (1, 6) OBP: 0.322, SLG: 0.349										4	1	2	0	0	0	0						
Warren Spahn, L (1, 1) OBP: 0.160, SLG: 0.213										3	1	1	1	0	1	3						
Inning Stats	R: 0 E: 0 K: 1 S: 6	H: 1 LOB: 1 BB: 0 P: 6	R: 0 E: 0 K: 0 S: 4	H: 2 LOB: 2 BB: 1 P: 8	R: 0 E: 0 K: 0 S: 3	H: 0 LOB: 0 BB: 0 P: 3	R: 0 E: 0 K: 0 S: 4	H: 1 LOB: 1 BB: 0 P: 4	R: 2 E: 0 K: 2 S: 9	H: 2 LOB: 1 BB: 1 P: 13	R: 0 E: 0 K: 0 S: 3	H: 0 LOB: 0 BB: 0 P: 3	R: 1 E: 0 K: 0 S: 4	H: 1 LOB: 0 BB: 0 P: 4	R: 0 E: 0 K: 1 S: 5	H: 0 LOB: 0 BB: 0 P: 5	R: 0 E: 0 K: 1 S: 5	H: 0 LOB: 0 BB: 0 P: 5	1B: 4 2B: 1 3B: 1 HR: 1	SF: 0 SAC: 0 DP: 1 HBP: 0	WP: 0 PB: 0 SB: 0 CS: 0	PA: 35
PITCHER	IP	WLS	BF	H	R	ER	SO	BB	IBB	HBP	BLK	WP	HR	S	P	ERA	WHIP					
Georges Maranda, R (1, 1) ERA: 4.15	7.0	L	29	7	3	3	3	2	0	0	0	0	1	33	41	3.86	1.286					
Billy Loes, R (8, 1) ERA: 5.84	2.0		6	0	0	0	2	0	0	0	0	0	0	10	10	0.00	0.000					



Batter	1	2	3	4	5	6	7	8	9	AB	R	H	RBI	BB	SO	LOB	BOTTOM					
Jim Davenport, R (1, 5) OBP: 0.317, SLG: 0.367										3	0	0	0	2	1	0	Milwaukee Braves @ San Francisco Giants Candlestick Park, San Francisco, CA Fri Aug 26 1960, 10:05 PM EDT Att: 28,078 - Unknown					
Joey Amalfitano, R (1, 4) OBP: 0.326, SLG: 0.337										4	0	1	0	0	2	1						
Willie Mays, R (1, 8) OBP: 0.390, SLG: 0.586										4	0	0	0	0	1	4						
Felipe Alou, R (1, 7) OBP: 0.301, SLG: 0.416										4	1	2	0	0	0	0						
Orlando Cepeda, R (1, 3) OBP: 0.327, SLG: 0.517										4	1	1	1	0	1	3						
Willie Kirkland, L (1, 9) OBP: 0.313, SLG: 0.443										4	0	2	1	0	1	0						
Bob Schmidt, R (1, 2) OBP: 0.317, SLG: 0.380										4	0	1	0	0	0	1						
Eddie Bressoud, R (1, 6) OBP: 0.287, SLG: 0.375										4	0	1	0	0	1	2						
Georges Maranda, R (1, 1) OBP: 0.125, SLG: 0.125										2	0	0	0	0	2	0						
Andre Rodgers, R (7, PH) OBP: 0.316, SLG: 0.314										1	0	0	0	0	1	1						
Billy Loes, R (8, 1) OBP: 0.250, SLG: 0.250										0	0	0	0	0	0	0						
Willie McCovey, L (8, PH) OBP: 0.360, SLG: 0.460										1	0	0	0	0	1	0						
Inning Stats	R: 0 E: 0 K: 2 S: 8	H: 1 LOB: 2 BB: 1 P: 12	R: 0 E: 0 K: 1 S: 5	H: 0 LOB: 0 BB: 0 P: 5	R: 0 E: 0 K: 2 S: 7	H: 0 LOB: 0 BB: 0 P: 7	R: 1 E: 0 K: 1 S: 8	H: 3 LOB: 3 BB: 0 P: 8	R: 0 E: 0 K: 1 S: 5	H: 0 LOB: 0 BB: 0 P: 5	R: 1 E: 0 K: 0 S: 4	H: 1 LOB: 0 BB: 0 P: 4	R: 0 E: 0 K: 1 S: 7	H: 2 LOB: 3 BB: 1 P: 11	R: 0 E: 0 K: 0 S: 4	H: 1 LOB: 1 BB: 0 P: 4	R: 0 E: 0 K: 3 S: 9	H: 0 LOB: 0 BB: 0 P: 9	1B: 5 2B: 2 3B: 0 HR: 1	SF: 0 SAC: 0 DP: 0 HBP: 0	WP: 0 PB: 0 SB: 0 CS: 0	PA: 37
PITCHER	IP	WLS	BF	H	R	ER	SO	BB	IBB	HBP	BLK	WP	HR	S	P	ERA	WHIP					
Warren Spahn, L (1, 1) ERA: 3.55	9.0	W	37	8	2	2	11	2	0	0	0	0	1	57	65	2.00	1.111					



Batter	1	2	3	4	5	6	7	8	9	AB	R	H	RBI	BB	SO	LOB	TOP					
Bill Bruton, L OBP: 0.319, SLG: 0.407 (1.8)										4	0	1	1	0	0	1	Milwaukee Braves @ San Francisco Giants Candlestick Park, San Francisco, CA Sun Aug 28 1960, 6:33 AM EDT Att: 34,948 - Unknown					
Del Crandall, R OBP: 0.317, SLG: 0.422 Charlie Lau, L OBP: 0.264, SLG: 0.229 (6.2)										3	0	1	0	0	0	1						
Eddie Mathews, L OBP: 0.391, SLG: 0.549 (1.5)										3	0	0	0	1	1	2						
Hank Aaron, R OBP: 0.340, SLG: 0.557 (1.9)										4	0	2	0	0	0	1						
Wes Covington, L OBP: 0.299, SLG: 0.474 (1.7)										4	0	0	0	0	0	4						
Joe Adcock, R OBP: 0.344, SLG: 0.486 (1.3)										3	0	0	0	1	0	2						
Johnny Logan, R OBP: 0.319, SLG: 0.348 (1.6)										4	1	1	0	0	0	2						
Chuck Cottier, R OBP: 0.233, SLG: 0.266 (1.4)										4	0	1	1	0	0	0						
Bob Buhl, R OBP: 0.159, SLG: 0.159 (1.1) George Brunet, R OBP: 0.077, SLG: 0.077 (4.1) Lee Mays, L OBP: 0.386, SLG: 0.405 (5. PH) Juan Pizarro, L OBP: 0.289, SLG: 0.368 (5.1)										1	0	0	0	0	1	0						
Inning Stats	R: 0 E: 0 K: 0 S: 2	H: 0 LOB: 0 BB: 1 P: 6	R: 0 E: 0 K: 0 S: 3	H: 1 LOB: 1 BB: 1 P: 7	R: 0 E: 0 K: 1 S: 5	H: 0 LOB: 0 BB: 0 P: 5	R: 0 E: 0 K: 0 S: 5	H: 2 LOB: 2 BB: 0 P: 5	R: 1 E: 0 K: 0 S: 5	H: 2 LOB: 1 BB: 0 P: 5	R: 0 E: 0 K: 0 S: 3	H: 0 LOB: 0 BB: 0 P: 3	R: 1 E: 0 K: 1 S: 7	H: 2 LOB: 1 BB: 0 P: 7	R: 0 E: 0 K: 1 S: 5	H: 0 LOB: 1 BB: 0 P: 9		R: 0 E: 0 K: 0 S: 3	H: 0 LOB: 0 BB: 0 P: 3	1B: 5 2B: 1 3B: 1 HR: 0	SF: 0 SAC: 0 DP: 0 HBP: 0	WP: 0 PB: 0 SB: 0 CS: 0
PITCHER Jack Sanford, R ERA: 3.51 (1.1)	IP: 9.0 WLS: W BF: 35 H: 7 R: 2 ER: 2 SO: 3 BB: 3 IBB: 0 HBP: 0 BLK: 0 WP: 0 HR: 0 S: 38 P: 50 ERA: 2.00 WHIP: 1.111															PITCHER						

Batter	1	2	3	4	5	6	7	8	9	AB	R	H	RBI	BB	SO	LOB	BOTTOM			
Don Blasingame, L OBP: 0.304, SLG: 0.304 (1.4)										6	1	1	0	0	1	3	Milwaukee Braves @ San Francisco Giants Candlestick Park, San Francisco, CA Sun Aug 28 1960, 6:33 AM EDT Att: 34,948 - Unknown			
Joey Amalfitano, R OBP: 0.335, SLG: 0.352 (1.5)										4	3	3	2	1	0	0				
Willie Mays, R OBP: 0.392, SLG: 0.590 (1.8) Dave Philley, S OBP: 0.296, SLG: 0.278 (7.7)										3	2	1	0	1	1	1				
Felipe Alou, R OBP: 0.304, SLG: 0.432 (1.7) (7.8)										5	1	2	2	0	0	2				
Orlando Cepeda, R OBP: 0.333, SLG: 0.519 (1.3)										4	1	3	3	1	0	0				
Willie Kirkland, L OBP: 0.316, SLG: 0.448 (1.9)										3	2	1	2	2	1	4				
Hobie Landrith, L OBP: 0.329, SLG: 0.346 (1.2)										5	2	2	0	0	0	3				
Eddie Bressoud, R OBP: 0.292, SLG: 0.383 (1.6)										4	1	2	2	1	2	0				
Jack Sanford, R OBP: 0.261, SLG: 0.219 (1.1)										5	1	1	2	0	1	2				
Inning Stats	R: 1 E: 0 K: 0 S: 5	H: 2 LOB: 2 BB: 1 P: 9	R: 0 E: 0 K: 0 S: 3	H: 0 LOB: 1 BB: 1 P: 7	R: 0 E: 0 K: 1 S: 5	H: 0 LOB: 0 BB: 0 P: 5	R: 6 E: 1 K: 1 S: 11	H: 6 LOB: 2 BB: 2 P: 19	R: 1 E: 0 K: 1 S: 6	H: 2 LOB: 0 BB: 0 P: 6	R: 4 E: 2 K: 1 S: 8	H: 2 LOB: 0 BB: 1 P: 12	R: 3 E: 0 K: 0 S: 7	H: 5 LOB: 2 BB: 1 P: 11	R: 0 E: 0 K: 2 S: 7	H: 0 LOB: 0 BB: 0 P: 7		1B: 12 2B: 3 3B: 1 HR: 1	SF: 0 SAC: 0 DP: 2 HBP: 0	WP: 2 PB: 0 SB: 0 CS: 1
PITCHER Bob Buhl, R ERA: 3.39 (1.1) George Brunet, L ERA: 4.22 (4.1) Juan Pizarro, L ERA: 4.44 (5.1)	IP: 3.1 WLS: L BF: 18 H: 5 R: 5 ER: 5 SO: 1 BB: 0 IBB: 0 HBP: 0 BLK: 0 WP: 1 HR: 0 S: 7 P: 29 ERA: 13.50 WHIP: 2.400															PITCHER				

Batter	1	2	3	4	5	6	7	8	9	AB	R	H	RBI	BB	SO	LOB	TOP					
Bobby Malkmus, R OBP: 0.233, SLG: 0.231	0-0 FC5-4 1B		4-0 FC6-4 BB		0-3 K		0-0 F8			3	0	1	0	1	1	1						
Tony Taylor, R OBP: 0.340, SLG: 0.390	0-0 F4		0-0 FC6-4 S 1-2		0-0 S 1B			0-3 K		4	0	1	1	0	1	2						
Tony Gonzalez, L OBP: 0.299, SLG: 0.447	0-3 K		0-3 K		3-H F2			0-0 1B		1	0	0	0	0	1	1						
Bobby Del Greco, R OBP: 0.352, SLG: 0.395			1-2 K		1-2					3	0	1	0	0	1	2						
Pancho Herrera, R OBP: 0.352, SLG: 0.467	0-0 FC5-4 1-2		0-0 F9			0-0 F8		0-3 K		4	0	0	0	0	1	3						
Ken Walters, R OBP: 0.291, SLG: 0.356		0-0 1B 2B		0-0 F9		0-0 F8		0-0 F8		4	1	1	0	0	0	1						
Johnny Callison, L OBP: 0.378, SLG: 0.456		0-0 FC6-5 2-H WP 1B		0-3 K		4-0 BB			0-0 FC1-6 1B	3	0	2	1	1	1	0						
Jimmie Coker, R OBP: 0.275, SLG: 0.333		0-0 FC6-5 1-3		0-3 K		0-0 F7			0-0 FC1-6 5-3 1-2	4	0	0	0	0	1	3						
Ruben Amaro, R OBP: 0.295, SLG: 0.274		0-0 F8			0-0 SH3-4 1B 2B		0-0 5-3		0-0 5-3 1-2	4	1	1	0	0	0	2						
Art Mahaffey, R (1, 1)	0-3 K		0-3 K		0-0 SH3-4 2-3		0-0 F9		0-0 5-3	3	0	0	0	0	1	2						
Inning Stats	R: 0 E: 0 K: 1 S: 6	H: 1 LOB: 1 BB: 0 P: 6	R: 1 E: 0 K: 1 S: 7	H: 2 LOB: 1 BB: 0 P: 7	R: 0 E: 0 K: 1 S: 5	H: 0 LOB: 1 BB: 1 P: 9	R: 0 E: 0 K: 2 S: 7	H: 0 LOB: 0 BB: 0 P: 7	R: 1 E: 0 K: 1 S: 7	H: 2 LOB: 1 BB: 0 P: 7	R: 0 E: 0 K: 0 S: 3	H: 0 LOB: 1 BB: 1 P: 7	R: 0 E: 0 K: 0 S: 3	H: 0 LOB: 0 BB: 0 P: 3	R: 0 E: 0 K: 2 S: 8	H: 1 LOB: 1 BB: 0 P: 8	R: 0 E: 0 K: 0 S: 4	H: 1 LOB: 1 BB: 0 P: 4	1B: 5 2B: 2 3B: 0 HR: 0	SF: 0 SAC: 1 DP: 0 HBP: 0	WP: 1 PB: 0 SB: 2 CS: 0	PA: 36
PITCHER Mike McCormick, L ERA: 2.65	IP: 9.0 WLS: L BF: 36	H: 7 R: 2 ER: 2 SO: 8	BB: 2 IBB: 0 HBP: 0 BLK: 0	WP: 1 HR: 0 S: 50 P: 58	ERA: 2.00 WHIP: 1.000											PITCHER	IP: 9.0 WLS: W BF: 29	H: 2 R: 0 ER: 0 SO: 7	BB: 0 IBB: 0 HBP: 0 BLK: 0	WP: 0 HR: 0 S: 43 P: 43	ERA: 0.00 WHIP: 0.222	

Philadelphia Phillies @ San Francisco Giants
Candlestick Park, San Francisco, CA
Mon Aug 29 1960, 10:05 PM EDT
Att: 10,062 - Unknown

AB	33
R	2
H	7
RBI	2
BB	2
SO	8
LOB	17



Batter	1	2	3	4	5	6	7	8	9	AB	R	H	RBI	BB	SO	LOB	BOTTOM				
Don Blasingame, L OBP: 0.302, SLG: 0.302	0-0 6-3			0-3 K		0-3 K			0-0 F7	3	0	0	0	0	2	1					
Jim Marshall, L OBP: 0.342, SLG: 0.347										1	0	0	0	0	0	0					
Joey Amalfitano, R OBP: 0.335, SLG: 0.352	0-0 F2			0-0 F3			0-0 4-1 1B		0-0 1-3	3	0	1	0	0	0	0					
Willie McCovey, L OBP: 0.358, SLG: 0.458										1	0	0	0	0	0	0					
Willie Kirkland, L OBP: 0.314, SLG: 0.445	0-0 1-3			0-0 4-3			0-0 4-1 1-2			3	0	0	0	0	0	1					
Felipe Alou, R OBP: 0.300, SLG: 0.426		0-0 F9			0-0 F6		0-0 6-3			3	0	0	0	0	0	1					
Orlando Cepeda, R OBP: 0.331, SLG: 0.515		0-0 F8			0-3 K		0-3 K			3	0	0	0	0	2	1					
Dave Philley, S OBP: 0.286, SLG: 0.267		0-0 4-3			0-0 4-3			0-0 6-3		3	0	0	0	0	0	0					
Hobie Landrith, L OBP: 0.324, SLG: 0.340			0-0 4-3			0-3 K		0-0 F9		3	0	0	0	0	1	0					
Eddie Bressoud, R OBP: 0.292, SLG: 0.382			0-3 K			0-0 1B		0-0 6-3		3	0	1	0	0	1	0					
Mike McCormick, L OBP: 0.203, SLG: 0.222			0-0 F7			0-3 K			0-0 F8	2	0	0	0	0	1	1					
Willie Mays, R OBP: 0.391, SLG: 0.588										1	0	0	0	0	0	0					
Inning Stats	R: 0 E: 0 K: 0 S: 3	H: 0 LOB: 0 BB: 0 P: 3	R: 0 E: 0 K: 0 S: 3	H: 0 LOB: 0 BB: 0 P: 3	R: 0 E: 0 K: 1 S: 5	H: 0 LOB: 0 BB: 0 P: 5	R: 0 E: 0 K: 1 S: 5	H: 0 LOB: 0 BB: 0 P: 5	R: 0 E: 0 K: 3 S: 10	H: 1 LOB: 1 BB: 0 P: 10	R: 0 E: 0 K: 1 S: 6	H: 1 LOB: 1 BB: 0 P: 6	R: 0 E: 0 K: 0 S: 3	H: 0 LOB: 0 BB: 0 P: 3	R: 0 E: 0 K: 0 S: 3	H: 0 LOB: 0 BB: 0 P: 3	1B: 2 2B: 0 3B: 0 HR: 0	SF: 0 SAC: 0 DP: 0 HBP: 0	WP: 0 PB: 0 SB: 0 CS: 0	PA: 29	
PITCHER Art Mahaffey, R ERA: 2.13	IP: 9.0 WLS: W BF: 29	H: 2 R: 0 ER: 0 SO: 7	BB: 0 IBB: 0 HBP: 0 BLK: 0	WP: 0 HR: 0 S: 43 P: 43	ERA: 0.00 WHIP: 0.222											PITCHER	IP: 9.0 WLS: W BF: 29	H: 2 R: 0 ER: 0 SO: 7	BB: 0 IBB: 0 HBP: 0 BLK: 0	WP: 0 HR: 0 S: 43 P: 43	ERA: 0.00 WHIP: 0.222

Philadelphia Phillies @ San Francisco Giants
Candlestick Park, San Francisco, CA
Mon Aug 29 1960, 10:05 PM EDT
Att: 10,062 - Unknown

AB	29
R	0
H	2
RBI	0
BB	0
SO	7
LOB	5



Batter	1	2	3	4	5	6	7	8	9	AB	R	H	RBI	BB	SO	LOB	TOP			
Bobby Malkmus, R OBP: 0.244, SLG: 0.244 (1, 4)										4	0	2	0	0	1	1	Philadelphia Phillies @ San Francisco Giants Candlestick Park, San Francisco, CA Tue Aug 30 1960, 6:33 AM EDT Att: 7,014 - Unknown			
Tony Taylor, R OBP: 0.337, SLG: 0.387 (1, 5)										4	0	0	0	0	3	4				
Johnny Callison, L OBP: 0.376, SLG: 0.452 (1, 7)										4	1	1	0	0	1	0				
Tony Gonzalez, L OBP: 0.301, SLG: 0.455 (1, 8)										4	0	2	1	0	0	0				
Ken Walters, R OBP: 0.288, SLG: 0.352 (1, 9)										4	0	0	0	0	3	2				
Pancho Herrera, R OBP: 0.350, SLG: 0.463 (1, 3)										3	0	0	0	0	2	1				
Jimmie Coker, R OBP: 0.276, SLG: 0.330 (1, 2)										2	0	0	0	0	2	1				
Ruben Amaro, R OBP: 0.300, SLG: 0.280 (1, 6)										3	0	2	0	0	0	1				
Robin Roberts, S OBP: 0.211, SLG: 0.167 (1, 1)										3	0	0	0	0	2	2				
Inning Stats	R: 0 E: 0 K: 2 S: 7	H: 1 LOB: 0 BB: 0 P: 7	R: 0 E: 0 K: 1 S: 5	H: 1 LOB: 0 BB: 0 P: 5	R: 0 E: 0 K: 1 S: 4	H: 0 LOB: 0 BB: 0 P: 5	R: 0 E: 0 K: 1 S: 5	H: 0 LOB: 0 BB: 0 P: 5	R: 0 E: 0 K: 3 S: 11	H: 2 LOB: 2 BB: 0 P: 11	R: 1 E: 0 K: 3 S: 11	H: 2 LOB: 1 BB: 0 P: 11	R: 0 E: 0 K: 1 S: 6	H: 1 LOB: 1 BB: 0 P: 6	R: 0 E: 0 K: 1 S: 5	H: 0 LOB: 0 BB: 0 P: 5	1B: 6 2B: 0 3B: 1 HR: 0	SF: 0 SAC: 0 DP: 1 HBP: 1	WP: 0 PB: 0 SB: 1 CS: 2	PA: 32
PITCHER Sam Jones, R ERA: 3.24 (1, 1)	IP: 9.0 WLS: W BF: 32 H: 7 R: 1 ER: 1 SO: 14 BB: 0 IBB: 0 HBP: 1 BLK: 0 WP: 0 HR: 0 S: 59 P: 60 ERA: 1.00 WHIP: 0.778															PITCHER IP: WLS: BF: H: R: ER: SO: BB: IBB: HBP: BLK: WP: HR: S: P: ERA: WHIP:				

Batter	1	2	3	4	5	6	7	8	9	AB	R	H	RBI	BB	SO	LOB	BOTTOM			
Don Blasingame, L OBP: 0.302, SLG: 0.301 (1, 4)										4	0	1	0	0	0	2	Philadelphia Phillies @ San Francisco Giants Candlestick Park, San Francisco, CA Tue Aug 30 1960, 6:33 AM EDT Att: 7,014 - Unknown			
Joey Amalfitano, R OBP: 0.331, SLG: 0.348 (1, 5)										3	0	0	0	0	1					
Willie Mays, R OBP: 0.389, SLG: 0.585 (1, 8)										3	0	0	0	0	1					
Felipe Alou, R OBP: 0.300, SLG: 0.425 (1, 7)										3	0	1	0	0	1					
Orlando Cepeda, R OBP: 0.331, SLG: 0.514 (1, 3)										3	1	1	0	0	1	0				
Willie Kirkland, L OBP: 0.314, SLG: 0.449 (1, 9)										3	1	1	1	0	1	0				
Hobie Landrith, L OBP: 0.318, SLG: 0.333 (1, 2)										3	0	0	0	0	1	0				
Eddie Bressoud, R OBP: 0.289, SLG: 0.379 (1, 6)										3	0	0	0	0	2	1				
Sam Jones, R OBP: 0.224, SLG: 0.242 (1, 1)										3	0	2	1	0	1	0				
Inning Stats	R: 0 E: 0 K: 0 S: 4	H: 1 LOB: 1 BB: 0 P: 4	R: 0 E: 0 K: 1 S: 5	H: 0 LOB: 0 BB: 0 P: 5	R: 0 E: 0 K: 0 S: 3	H: 1 LOB: 0 BB: 0 P: 3	R: 0 E: 0 K: 0 S: 3	H: 1 LOB: 0 BB: 0 P: 3	R: 2 E: 0 K: 1 S: 8	H: 3 LOB: 1 BB: 0 P: 8	R: 0 E: 0 K: 1 S: 5	H: 0 LOB: 0 BB: 0 P: 5	R: 0 E: 0 K: 2 S: 7	H: 0 LOB: 0 BB: 0 P: 7	R: 0 E: 0 K: 1 S: 5	H: 0 LOB: 0 BB: 0 P: 5	1B: 5 2B: 0 3B: 1 HR: 0	SF: 0 SAC: 0 DP: 1 HBP: 0	WP: 0 PB: 0 SB: 0 CS: 1	PA: 29
PITCHER Robin Roberts, R ERA: 3.94 (1, 1)	IP: 8.0 WLS: L BF: 28 H: 6 R: 2 ER: 2 SO: 5 BB: 0 IBB: 0 HBP: 0 BLK: 0 WP: 0 HR: 0 S: 38 P: 38 ERA: 2.25 WHIP: 0.750															PITCHER IP: WLS: BF: H: R: ER: SO: BB: IBB: HBP: BLK: WP: HR: S: P: ERA: WHIP:				

Batter	1	2	3	4	5	6	7	8	9	AB	R	H	RBI	BB	SO	LOB	TOP					
Bob Skinner, L (1,7) OBP: 0.356, SLG: 0.457	F3	G3				FC4-6 BB	F8			4	0	1	1	1	0	4	Pittsburgh Pirates @ San Francisco Giants Candlestick Park, San Francisco, CA Wed Aug 31 1960, 6:33 AM EDT Att: 16,202 - Unknown livebaseballscorecards.com					
Dick Groat, R (1,6) OBP: 0.370, SLG: 0.394	K				FC4-6 1B	FC6-4 1B				5	1	2	0	0	1	3						
Roberto Clemente, R (1,9) OBP: 0.363, SLG: 0.466	2B 1B				FC4-6 1-2 G6-4-3	HR				5	2	3	2	0	0	2						
Dick Stuart, R (1,3) OBP: 0.312, SLG: 0.460	1-3 2B				G6-4-3	K				5	1	1	0	0	2	2						
Gino Cimoli, R (1,8) OBP: 0.346, SLG: 0.346	K				4-3					5	1	2	0	0	1	2						
Hal Smith, R (1,2) Joe Christopher, R (6,PH) Fred Green, L (8,PH) Rocky Nelson, L (7,PH) Joe Gibbon, R (7,PH) Roy Face, R (7,PH)		F2			FC6-4 BB	1B	SF8			2	0	1	0	1	0	0						
Don Hoak, R (1,5) OBP: 0.352, SLG: 0.420	1B BB				F9	1B	E			3	1	1	0	2	0	2						
Bill Mazerowski, R (1,4) OBP: 0.316, SLG: 0.392	K				FC6-4 1-2	1B	SF7			4	0	1	2	0	1	3						
Vinegar Bend Mizell, R (1,1) Gene Baker, R (6,PH) Clem Labine, R (5,PH) Smoky Burgess, L (6,PH)					6-3	F2	E4			1	0	1	0	0	0	0						
Inning Stats	R: 0 E: 0 K: 2 S: 9	H: 2 LOB: 2 BB: 0 P: 9	R: 0 E: 0 K: 1 S: 6	H: 1 LOB: 2 BB: 1 P: 10	R: 0 E: 0 K: 0 S: 3	H: 1 LOB: 0 BB: 0 P: 3	R: 0 E: 0 K: 0 S: 3	H: 0 LOB: 1 BB: 1 P: 7	R: 2 E: 0 K: 1 S: 6	H: 1 LOB: 0 BB: 1 P: 10	R: 2 E: 0 K: 0 S: 7	H: 4 LOB: 2 BB: 0 P: 7	R: 3 E: 2 K: 0 S: 7	H: 2 LOB: 2 BB: 1 P: 11	R: 0 E: 0 K: 1 S: 5	H: 1 LOB: 0 BB: 0 P: 5		R: 0 E: 0 K: 0 S: 4	H: 1 LOB: 1 BB: 0 P: 4	1B: 10 2B: 2 3B: 0 HR: 1	SF: 2 SAC: 0 DP: 2 HBP: 0	WP: 0 PB: 0 SB: 0 CS: 0
PITCHER	IP	WLS	BF	H	R	ER	SO	BB	IBB	HBP	BLK	WP	HR	S	P	ERA	WHIP					
Billy O'Dell, L (1,1) ERA: 3.08	5.1	L	26	8	4	4	4	3	0	0	0	0	1	31	43	6.75	2.062					
Sherman Jones, R (6,1) ERA: 2.5	0.2		6	3	3	0	0	0	0	0	0	0	0	6	6	0.00	4.500					
Stu Miller, R (7,1) ERA: 4.56	1.0		5	0	0	0	0	1	0	0	0	0	0	4	8	0.00	1.000					
Billy Loes, R (8,1) ERA: 5.54	2.0		7	2	0	0	1	0	0	0	0	0	0	9	9	0.00	1.000					

Batter	1	2	3	4	5	6	7	8	9	AB	R	H	RBI	BB	SO	LOB	BOTTOM					
Joey Amalfitano, R (1,4) OBP: 0.330, SLG: 0.346										4	0	1	0	0	0	2	Pittsburgh Pirates @ San Francisco Giants Candlestick Park, San Francisco, CA Wed Aug 31 1960, 6:33 AM EDT Att: 16,202 - Unknown livebaseballscorecards.com					
Dave Philley, S (9,PH) OBP: 0.282, SLG: 0.263	CS 1B				6-3		F9		K	1	0	0	0	0	1	0						
Jim Davenport, R (1,5) OBP: 0.313, SLG: 0.361	F9				1-2-3					4	0	1	1	0	0	1						
Billy Loes, R (8,1) OBP: 0.250, SLG: 0.250	1-2 F7						1B			0	0	0	0	0	0	0						
Willie Mays, R (1,8) OBP: 0.390, SLG: 0.586	F7				1B 1B		K			4	1	2	0	0	1	2						
Felipe Alou, R (1,7) OBP: 0.300, SLG: 0.422		K			SH 1B		K			4	1	1	0	0	2	3						
Orlando Cepeda, R (1,3) OBP: 0.331, SLG: 0.512		5-3			SH 1B		6-3		K	4	0	1	1	0	1	0						
Willie Kirkland, L (1,9) OBP: 0.314, SLG: 0.448		1B 1B			SH		K		K	3	1	1	0	0	2	0						
Bob Schmidt, R (1,2) OBP: 0.316, SLG: 0.378		1B			F2		6-3		6-3	4	0	1	1	0	0	3						
Eddie Bressoud, R (1,6) OBP: 0.289, SLG: 0.378		K			SF7		1B 1B		K	3	1	1	1	0	2	1						
Billy O'Dell, S (1,1) ERA: 3.59					6-3				6-3	2	0	0	0	0	1	2						
Sherman Jones, L (6,1) OBP: 0.500, SLG: 0.500										0	0	0	0	0	0	0						
Stu Miller, R (7,1) OBP: 0.235, SLG: 0.188					K		1B			0	0	0	0	0	0	0						
Andre Rodgers, R (7,PH) OBP: 0.312, SLG: 0.316							1-2 1B			2	0	1	0	0	0	0						
Inning Stats	R: 0 E: 0 K: 0 S: 3	H: 1 LOB: 0 BB: 0 P: 3	R: 1 E: 0 K: 2 S: 9	H: 2 LOB: 1 BB: 0 P: 9	R: 0 E: 0 K: 0 S: 3	H: 0 LOB: 0 BB: 0 P: 3	R: 2 E: 1 K: 1 S: 9	H: 3 LOB: 2 BB: 0 P: 9	R: 0 E: 0 K: 0 S: 4	H: 1 LOB: 1 BB: 0 P: 4	R: 0 E: 0 K: 1 S: 5	H: 0 LOB: 0 BB: 0 P: 5	R: 1 E: 0 K: 2 S: 10	H: 3 LOB: 2 BB: 0 P: 10	R: 0 E: 0 K: 2 S: 7	H: 0 LOB: 0 BB: 0 P: 7	R: 0 E: 0 K: 2 S: 7	H: 0 LOB: 0 BB: 0 P: 7	1B: 9 2B: 1 3B: 0 HR: 0	SF: 1 SAC: 1 DP: 0 HBP: 0	WP: 0 PB: 0 SB: 0 CS: 1	PA: 37
PITCHER	IP	WLS	BF	H	R	ER	SO	BB	IBB	HBP	BLK	WP	HR	S	P	ERA	WHIP					
Vinegar Bend Mizell, L (1,1) ERA: 3.59	4.0		18	6	3	2	3	0	0	0	0	0	0	24	24	4.50	1.500					
Clem Labine, R (5,1) ERA: 4.75	1.0	W	4	1	0	0	0	0	0	0	0	0	0	4	4	0.00	1.000					
Fred Green, L (6,1) ERA: 3.5	1.0		3	0	0	0	1	0	0	0	0	0	0	5	5	0.00	0.000					
Joe Gibbon, L (7,1) ERA: 4.2	0.1		4	3	1	1	0	0	0	0	0	0	0	4	4	27.00	9.000					
Roy Face, R (7,1) ERA: 2.77	2.2	S	8	0	0	0	6	0	0	0	0	0	0	20	20	0.00	0.000					

AB 38
R 7
H 13
RBI 6
BB 4
SO 5
LOB 22




Batter	1	2	3	4	5	6	7	8	9	AB	R	H	RBI	BB	SO	LOB	TOP										
Bill Virdon, L OBP: 0.342, SLG: 0.421 (1, 8)	4-3	F7						F8	F8								4 0 0 0 1 0 3										
Dick Groat, R OBP: 0.370, SLG: 0.394 (1, 6)	K		5-3														4 1 1 0 0 2 0										
Bob Skinner, L Gino Cimoli, R OBP: 0.356, SLG: 0.456 OBP: 0.346, SLG: 0.346 (1, 7) (9, 7)	2B HR	1B	6-3					F3	F2								4 1 1 0 1 0 1 0 0 0 0 0 0 0										
Rocky Nelson, L OBP: 0.375, SLG: 0.476 (1, 3)	HR	2B	K					F6									4 2 2 1 1 1 3										
Roberto Clemente, R OBP: 0.365, SLG: 0.474 (1, 9)	HR			6-3				K									5 2 3 3 0 1 3										
Smoky Burgess, L OBP: 0.346, SLG: 0.409 (1, 2)	1-3																4 0 0 0 1 1 4										
Don Hoak, R OBP: 0.349, SLG: 0.416 (1, 5)			G3														5 0 0 1 0 1 4										
Bill Mazerowski, R OBP: 0.318, SLG: 0.392 (1, 4)			6-3														3 0 1 0 1 0 1										
Harvey Haddix, L Clem Labine, R OBP: 0.276, SLG: 0.309 OBP: 0.125, SLG: 0.250 (1, 1) (6, 1)																	3 0 2 0 0 0 1 0 0 0 1 0 0 0										
Inning Stats	R: 3 E: 0 K: 1 S: 8	H: 3 LOB: 0 BB: 0 P: 8	R: 0 E: 0 K: 0 S: 4	H: 1 LOB: 1 BB: 0 P: 4	R: 0 E: 0 K: 1 S: 5	H: 0 LOB: 0 BB: 0 P: 5	R: 0 E: 0 K: 0 S: 3	H: 0 LOB: 1 BB: 1 P: 7	R: 0 E: 0 K: 1 S: 6	H: 1 LOB: 3 BB: 2 P: 14	R: 0 E: 0 K: 1 S: 6	H: 1 LOB: 1 BB: 0 P: 6	R: 0 E: 0 K: 1 S: 5	H: 0 LOB: 0 BB: 0 P: 5	R: 2 E: 1 K: 0 S: 5	H: 1 LOB: 2 BB: 2 P: 13	R: 1 E: 0 K: 1 S: 8	H: 3 LOB: 2 BB: 0 P: 8	1B: 7 2B: 2 3B: 0 HR: 1	SF: 0 SAC: 2 DP: 0 HBP: 0	WP: 0 PB: 0 SB: 0 CS: 0	PA: 43					
PITCHER	IP	WLS	BF	H	R	ER	SO	BB	IBB	HBP	BLK	WP	HR	S	P	ERA	WHIP										
Georges Maranda, R ERA: 4.21 (1, 1)	8.0	L	37	7	5	4	5	3	2	0	0	0	1	42	62	4.50	1.250										
Stu Miller, R ERA: 4.62 (9, 1)	1.0		6	3	1	1	1	0	0	0	0	0	0	8	8	9.00	3.000										

Pittsburgh Pirates @ San Francisco Giants
 Candlestick Park, San Francisco, CA
 Thu Sep 01 1960, 6:33 AM EDT
 Att: 13,436 - Unknown

livebaseballscorecards.com

AB 36
R 6
H 10
RBI 6
BB 5
SO 6
LOB 20




Batter	1	2	3	4	5	6	7	8	9	AB	R	H	RBI	BB	SO	LOB	BOTTOM										
Joey Amalfitano, R OBP: 0.331, SLG: 0.347 (1, 4)	5-3	K															5 0 2 0 0 1 1										
Andra Rodgers, R OBP: 0.318, SLG: 0.330 (1, 5)	1B	3B															4 1 2 0 1 1 3										
Willie Mays, R OBP: 0.390, SLG: 0.584 (1, 8)	1B																5 0 2 1 0 0 4										
Felipe Alou, R OBP: 0.302, SLG: 0.426 (1, 7) (6, 9)	FC5-4 1B																5 0 2 0 0 0 2										
Orlando Cepeda, R OBP: 0.333, SLG: 0.515 (1, 3)	1B																5 0 3 0 0 0 3										
Willie Kirkland, L Jim Davenport, R Jim Marshall, L OBP: 0.312, SLG: 0.446 OBP: 0.312, SLG: 0.359 OBP: 0.336, SLG: 0.340 (1, 9) (5, PH) (6, 7)	K																2 0 0 0 0 2 4 1 0 0 0 0 0 2 2 0 0 0 0 1 2										
Bob Schmidt, R OBP: 0.318, SLG: 0.379 (1, 2)																	5 0 2 0 0 0 3										
Eddie Bressoud, R OBP: 0.286, SLG: 0.373 (1, 6)	FC1-4																4 0 0 0 0 1 3										
Georges Maranda, R Don Blasingame, L Stu Miller, R OBP: 0.182, SLG: 0.182 OBP: 0.301, SLG: 0.300 OBP: 0.235, SLG: 0.188 (1, 1) (8, PH) (9, 1)	K																3 0 1 0 0 1 1 1 0 0 0 0 1 0 0 0 0 0 0 0 0										
Inning Stats	R: 1 E: 0 K: 1 S: 8	H: 3 LOB: 2 BB: 0 P: 8	R: 0 E: 0 K: 2 S: 8	H: 1 LOB: 1 BB: 0 P: 8	R: 0 E: 0 K: 1 S: 7	H: 2 LOB: 2 BB: 0 P: 7	R: 0 E: 0 K: 0 S: 5	H: 2 LOB: 2 BB: 0 P: 5	R: 0 E: 0 K: 0 S: 5	H: 0 LOB: 2 BB: 1 P: 8	R: 0 E: 1 K: 0 S: 4	H: 0 LOB: 2 BB: 1 P: 8	R: 0 E: 0 K: 2 S: 9	H: 2 LOB: 2 BB: 0 P: 9	R: 0 E: 0 K: 2 S: 8	H: 1 LOB: 1 BB: 0 P: 8	R: 0 E: 0 K: 0 S: 4	H: 1 LOB: 1 BB: 0 P: 4	1B: 11 2B: 2 3B: 1 HR: 0	SF: 0 SAC: 0 DP: 0 HBP: 0	WP: 0 PB: 0 SB: 0 CS: 0	PA: 43					
PITCHER	IP	WLS	BF	H	R	ER	SO	BB	IBB	HBP	BLK	WP	HR	S	P	ERA	WHIP										
Harvey Haddix, L ERA: 4.16 (1, 1)	5.2	W	29	10	1	1	4	1	0	0	0	0	0	36	40	1.59	1.941										
Clem Labine, R ERA: 4.44 (6, 1)	3.1	S	14	4	0	0	4	0	0	0	0	0	0	22	22	0.00	1.200										

Pittsburgh Pirates @ San Francisco Giants
 Candlestick Park, San Francisco, CA
 Thu Sep 01 1960, 6:33 AM EDT
 Att: 13,436 - Unknown

livebaseballscorecards.com

AB 42
R 1
H 14
RBI 1
BB 1
SO 8
LOB 28




Batter	1	2	3	4	5	6	7	8	9	AB	R	H	RBI	BB	SO	LOB	TOP										
Maury Wills, S (1, 6) OBP: 0.344, SLG: 0.329	1-2 FC3-6 1B		4-2 F9 S BLK BB		3-2 4-3			1-1 2B 1B	0-2 2B	4	2	3	0	1	0	0	Los Angeles Dodgers @ San Francisco Giants Candlestick Park, San Francisco, CA Fri Sep 02, 1960, 10:05 PM EDT Att: 20,738 - Unknown livebaseballscorecards.com										
Jim Gilliam, S (1, 5) OBP: 0.356, SLG: 0.323	0-0 FC3-6 1B		0-3 K		1-1 1-3			3-2 1B FC4-6 2B	1-1 F7	5	1	1	1	0	1	4											
Wally Moon, L (1, 7) OBP: 0.376, SLG: 0.456 Chuck Essegian, R (6, PR) OBP: 0.293, SLG: 0.343	2-2 FC6-4 1B		3-2 F9		2-0 L4			2-1 FC4-6 1B		4	0	2	0	0	0	1											
Norm Larker, L (1, 3) OBP: 0.383, SLG: 0.445	1-1 F6		0-0 F7		1-1 F4			1-2 FC4-6 1B		4	0	0	1	0	0	3											
Tommy Davis, R (1, 8) OBP: 0.295, SLG: 0.424	0-2 FC6-4		0-0 6-3		2-2 F4 1B			1-1 F7		4	0	1	0	0	0	3											
Frank Howard, R (1, 9) OBP: 0.326, SLG: 0.482		1-0 6-3		0-0 FC4-6 1B		2-2 F8		0-0 F4		4	0	1	0	0	0	2											
John Roseboro, L (1, 2) OBP: 0.324, SLG: 0.380 Joe Pignatano, R (9, PH) OBP: 0.319, SLG: 0.339		4-2 BB		1-1 F5		2-3 K		0-3 K		2	0	0	0	1	1	1											
Charlie Neal, R (1, 4) OBP: 0.326, SLG: 0.361		1-3 K		1-2 FC4-6		2-2 F8		2-2 F2		4	0	0	0	0	1	2											
Johnny Podres, L (1, 1) OBP: 0.219, SLG: 0.140 Irv Noren, L (7, PH) OBP: 0.294, SLG: 0.300 Ed Palmquist, R (7, 1) Gil Hodges, R (9, PH) OBP: 0.268, SLG: 0.357		1-2 4-3		0-1 F6		0-1 G3		4-2 2B BB		2	0	0	0	0	0	1											
Inning Stats	R: 0 E: 0 K: 0 S: 13	H: 2 LOB: 2 BB: 0 P: 17	R: 0 E: 0 K: 1 S: 11	H: 0 LOB: 1 BB: 1 P: 18	R: 1 E: 0 K: 1 S: 10	H: 0 LOB: 0 BB: 1 P: 17	R: 0 E: 0 K: 0 S: 9	H: 1 LOB: 1 BB: 0 P: 11	R: 0 E: 0 K: 0 S: 9	H: 1 LOB: 1 BB: 0 P: 16	R: 0 E: 0 K: 1 S: 9	H: 0 LOB: 0 BB: 0 P: 13	R: 0 E: 0 K: 1 S: 9	H: 0 LOB: 1 BB: 0 P: 13	R: 2 E: 0 K: 0 S: 13	H: 3 LOB: 1 BB: 2 P: 21	R: 0 E: 0 K: 1 S: 14	H: 1 LOB: 2 BB: 1 P: 21	1B: 6 2B: 2 3B: 0 HR: 0	SF: 0 SAC: 0 DP: 0 HBP: 0	WP: 0 PB: 0 SB: 1 CS: 0	PA: 38					
PITCHER	IP	WLS	BF	H	R	ER	SO	BB	IBB	HBP	BLK	WP	HR	S	P	ERA	WHIP										
Jack Sanford, R (1, 1) ERA: 3.43	7.0	W	30	7	3	1	3	2	0	0	1	0	0	77	118	1.29	1.286										
Billy O'Dell, L (8, 1) ERA: 3.05	2.0	S	8	1	0	0	1	1	0	0	0	0	0	20	29	0.00	1.000										

Batter	1	2	3	4	5	6	7	8	9	AB	R	H	RBI	BB	SO	LOB	BOTTOM											
Joey Amalfitano, R (1, 4) OBP: 0.333, SLG: 0.347	4-2 FC6-4 BB		2-1 F9		2-1 L5-4 S 1B		2-1 6-3			3	0	1	0	1	0	0	Los Angeles Dodgers @ San Francisco Giants Candlestick Park, San Francisco, CA Fri Sep 02, 1960, 10:05 PM EDT Att: 20,738 - Unknown livebaseballscorecards.com											
Andra Rodgers, R (1, 5) OBP: 0.317, SLG: 0.333	0-1 FC6-4 FC6-4		1-1 2B		2-2 6-3		0-0 F7			4	1	1	0	0	0	2												
Willie Mays, R (1, 8) OBP: 0.389, SLG: 0.581	0-0 FC6-4 2B		2-2 5-3		4-0 IBB		1-0 F6			3	1	0	0	1	0	2												
Felipe Alou, R (1, 7) OBP: 0.305, SLG: 0.435	1-2 HR 2B		2-2 2B		0-0 L5-4		0-3 K			4	1	2	2	0	1	2												
Orlando Cepeda, R (1, 3) OBP: 0.337, SLG: 0.522	1-0 HR		4-0 IBB		2-3 K		0-1 1B			3	1	2	2	1	1	0												
Willie Kirkland, L (1, 9) OBP: 0.310, SLG: 0.441	0-2 F7		1-3 K		0-0 1-3		0-0 G1			4	0	0	0	0	1	3												
Bob Schmidt, R (1, 2) OBP: 0.316, SLG: 0.378		1-2 L7		2-2 F7		0-1 1B				3	0	1	0	0	0	0												
Eddie Bressoud, R (1, 6) OBP: 0.283, SLG: 0.370		2-2 6-3		1-3 K		2-0 F9				3	0	0	0	0	1	1												
Jack Sanford, R (1, 1) OBP: 0.250, SLG: 0.209 Billy O'Dell, S (8, 1) OBP: 0.309, SLG: 0.136		2-3 K		1-2 6-3		2-3 K				3	0	0	0	0	2	0												
Inning Stats	R: 3 E: 0 K: 0 S: 14	H: 2 LOB: 0 BB: 1 P: 20	R: 0 E: 0 K: 1 S: 10	H: 0 LOB: 0 BB: 0 P: 15	R: 1 E: 0 K: 1 S: 15	H: 2 LOB: 2 BB: 1 P: 27	R: 0 E: 0 K: 1 S: 9	H: 0 LOB: 0 BB: 0 P: 13	R: 0 E: 0 K: 1 S: 6	H: 1 LOB: 1 BB: 0 P: 14	R: 0 E: 0 K: 1 S: 8	H: 1 LOB: 1 BB: 0 P: 12	R: 0 E: 0 K: 1 S: 8	H: 0 LOB: 0 BB: 0 P: 12	R: 0 E: 0 K: 1 S: 7	H: 1 LOB: 1 BB: 0 P: 8	1B: 3 2B: 4 3B: 0 HR: 1	SF: 0 SAC: 0 DP: 1 HBP: 0	WP: 0 PB: 0 SB: 1 CS: 0	PA: 33								
PITCHER	IP	WLS	BF	H	R	ER	SO	BB	IBB	HBP	BLK	WP	HR	S	P	ERA	WHIP											
Johnny Podres, L (1, 1) ERA: 3.15	6.0	L	26	6	4	4	4	1	2	0	0	0	0	1	62	101	6.00	1.167										
Ed Palmquist, R (7, 1) ERA: 2.67	2.0		7	1	0	0	2	0	0	0	0	0	0	15	20	0.00	0.500											


Batter	1	2	3	4	5	6	7	8	9	AB	R	H	RBI	BB	SO	LOB	TOP					
Maury Wills, S OBP: 0.344, SLG: 0.328	0-1 5-3		3-1 6-3			1-2 F8		2-1 1B		4	0	1	0	0	0	0	Los Angeles Dodgers @ San Francisco Giants Candlestick Park, San Francisco, CA Sat Sep 03 1960, 6:33 AM EDT Att: 21,021 - Unknown					
Jim Gilliam, S OBP: 0.397, SLG: 0.323	1-1 L8			1-0 CS 1B		3-2 6-3		4-2 BB		3	0	1	0	1	0							
Tommy Davis, R OBP: 0.298, SLG: 0.425	0-0 F8			0-2 CS 1B		2-2 1B		0-0 L7		4	0	2	0	0	0	2						
Frank Howard, R OBP: 0.323, SLG: 0.477		0-0 F6		1-3 K		0-3 K		2-2 F9		4	0	0	0	0	2	5						
Gil Hodges, R OBP: 0.273, SLG: 0.356		2-2 WP 1B		1-2 5-3			4-0 BB		2-1 F8		3	0	1	0	1	0						
Chuck Essegian, R OBP: 0.276, SLG: 0.324		1-3 K		1-2 2-3		1-0 L6		0-3 K		2-2 5-3		4	0	0	0	2						
Charlie Neal, R OBP: 0.324, SLG: 0.358		2-2 F9			0-0 F8		0-3 K		0-1 F8		4	0	0	0	0	1						
Joe Pignatano, R OBP: 0.320, SLG: 0.338			0-0 B2-3		3-2 1B		0-3 K				3	0	1	0	0	1						
Sandy Koufax, R OBP: 0.200, SLG: 0.149			2-3 K		0-0 F9			0-1 L6			2	0	0	0	0	1						
Bob Lillis, R OBP: 0.277, SLG: 0.311											1	0	0	0	0	0						
Ed Roebuck, R OBP: 0.217, SLG: 0.227											0	0	0	0	0	0						
Inning Stats	R: 0 E: 0 K: 0 S: 5	H: 0 LOB: 0 BB: 0 P: 6	R: 0 E: 0 K: 1 S: 10	H: 1 LOB: 1 BB: 0 P: 15	R: 0 E: 0 K: 1 S: 9	H: 0 LOB: 0 BB: 0 P: 14	R: 0 E: 0 K: 1 S: 10	H: 2 LOB: 1 BB: 0 P: 13	R: 0 E: 0 K: 0 S: 6	H: 1 LOB: 1 BB: 0 P: 10	R: 0 E: 0 K: 1 S: 13	H: 1 LOB: 1 BB: 0 P: 19	R: 0 E: 0 K: 3 S: 10	H: 0 LOB: 1 BB: 1 P: 14	R: 0 E: 0 K: 0 S: 10	H: 1 LOB: 2 BB: 1 P: 18	R: 0 E: 0 K: 0 S: 7	H: 0 LOB: 0 BB: 0 P: 11	1B: 6 2B: 0 3B: 0 HR: 0	SF: 0 SAC: 0 DP: 0 HBP: 0	WP: 1 PB: 0 SB: 1 CS: 2	PA: 34
PITCHER Mike McCormick, L ERA: 2.54	IP: 9.0 WLS: W BF: 34 H: 6 R: 0 ER: 0 SO: 7 BB: 2 IBB: 0 HBP: 0 BLK: 0 WP: 1 HR: 0 S: 80 P: 120 ERA: 0.00 WHIP: 0.889															PITCHER						

Batter	1	2	3	4	5	6	7	8	9	AB	R	H	RBI	BB	SO	LOB	BOTTOM					
Don Blasingame, L OBP: 0.303, SLG: 0.301	0-0 F9 1B		2-1 F7		0-1 1B		4-1 FC3-6 BB			3	0	1	0	1	0	0	Los Angeles Dodgers @ San Francisco Giants Candlestick Park, San Francisco, CA Sat Sep 03 1960, 6:33 AM EDT Att: 21,021 - Unknown					
Andra Rodgers, R OBP: 0.316, SLG: 0.332	3-2 1B		0-1 5-3		2-3 K		1-0 FC3-6 FC6-4		1-2 1-2		4	0	1	0	0	1						
Willie Mays, R OBP: 0.388, SLG: 0.578	2-1 F9		1-2 F8		1-0 1B		2-2 L7				4	0	1	0	0	3						
Felipe Alou, R OBP: 0.304, SLG: 0.444	0-3 K			2-2 HR	0-1 F9		0-0 FC6-4		1-2 1-2		4	1	1	1	0	1						
Orlando Cepeda, R OBP: 0.336, SLG: 0.520	1-1 F5			2-0 4-3 1B	0-1 F8			2-3 K		4	0	1	0	0	1	4						
Willie Kirkland, L OBP: 0.309, SLG: 0.438		0-1 G3		1-2 F5		3-2 F9		4-1 1-3 BB		3	0	0	0	1	0	1						
Bob Schmidt, R OBP: 0.314, SLG: 0.373		0-3 K		2-0 4-3	1-2 1B		2-0 L9		0-0 1-3		4	0	0	0	0	1						
Eddie Bressoud, R OBP: 0.291, SLG: 0.374		1-2 1B		4-0 IBB		2-2 1B		4-0 IBB		2	0	2	0	2	0	0						
Mike McCormick, L OBP: 0.192, SLG: 0.211		1-3 K		1-3 K		1-3 K		0-3 K		4	0	0	0	0	4	6						
Inning Stats	R: 0 E: 1 K: 1 S: 12	H: 1 LOB: 2 BB: 0 P: 18	R: 0 E: 0 K: 2 S: 11	H: 1 LOB: 1 BB: 0 P: 13	R: 0 E: 0 K: 0 S: 7	H: 0 LOB: 0 BB: 0 P: 10	R: 1 E: 0 K: 1 S: 11	H: 2 LOB: 2 BB: 1 P: 23	R: 0 E: 0 K: 1 S: 10	H: 2 LOB: 2 BB: 0 P: 13	R: 0 E: 0 K: 1 S: 10	H: 1 LOB: 1 BB: 0 P: 18	R: 0 E: 0 K: 0 S: 6	H: 0 LOB: 1 BB: 1 P: 13	R: 0 E: 0 K: 2 S: 9	H: 0 LOB: 2 BB: 2 P: 19	R: 0 E: 0 K: 0 S: 7	H: 0 LOB: 0 BB: 0 P: 11	1B: 6 2B: 0 3B: 0 HR: 1	SF: 0 SAC: 0 DP: 0 HBP: 0	WP: 0 PB: 0 SB: 0 CS: 0	PA: 36
PITCHER Sandy Koufax, L ERA: 4.13	IP: 7.0 WLS: L BF: 31 H: 7 R: 1 ER: 1 SO: 6 BB: 1 IBB: 0 HBP: 0 BLK: 0 WP: 0 HR: 1 S: 67 P: 108 ERA: 1.29 WHIP: 1.143															PITCHER						
Ed Roebuck, R ERA: 2.46	IP: 1.0 WLS: L BF: 5 H: 0 R: 0 ER: 0 SO: 2 BB: 1 IBB: 1 HBP: 0 BLK: 0 WP: 0 HR: 0 S: 9 P: 19 ERA: 0.00 WHIP: 1.000															PITCHER						

AB 32
R 0
H 6
RBI 0
BB 2
SO 7
LOB 15



AB 32
R 1
H 7
RBI 1
BB 4
SO 8
LOB 23



Batter	1	2	3	4	5	6	7	8	9	AB	R	H	RBI	BB	SO	LOB	TOP					
Don Blasingame, L (1, 4) OBP: 0.308, SLG: 0.302	E6 1B E	E HBP SF7 1B		BB 2B BB		BB 1B 1B			F5	4	4	2	0	2	0	2	<p>San Francisco Giants @ Los Angeles Dodgers Los Angeles Memorial Coliseum, Los Angeles, CA</p> <p>Mon Sep 05 1960, 10:05 PM EDT Unknown</p> <p>livebaseballscorecards.com</p>					
Andra Rodgers, R (1, 5) OBP: 0.322, SLG: 0.343	K	E HBP		2B FC6-2 BB		F5	4-3		1B	3	0	0	0	2	1	3						
Willie Mays, R (1, 8) OBP: 0.391, SLG: 0.575	E5 1B 1B	E6		F6		1B 1B BB		5-3	1B	5	2	2	2	1	0	5						
Felipe Alou, R (1, 7) OBP: 0.305, SLG: 0.452	1B HR	SF7		FC6-2 2B		1B		4-3	4-3	0	1	0	0	0	0	0						
Jim Marshall, L (1, 7) OBP: 0.339, SLG: 0.356	1B HR			FC6-2 2B		1B		4-3	4-3	4	0	2	4	0	0	2						
Orlando Cepeda, R (1, 3) OBP: 0.338, SLG: 0.523	HR 1B	2-3		FC6-2		1B				5	1	3	2	0	0	4						
Willie Kirkland, L (1, 9) OBP: 0.310, SLG: 0.443	HR			4-3		K		4-3		5	1	1	3	0	2	5						
Hobie Landrith, L (1, 2) OBP: 0.315, SLG: 0.325	F5			3-1		F3			1B 1-3 BB	4	1	0	0	1	0	2						
Eddie Bressoud, R (1, 6) OBP: 0.290, SLG: 0.368	1-3			F7		6-3		F8	1-3	5	0	0	0	0	0	1						
Billy O'Dell, S (1, 1) OBP: 0.293, SLG: 0.128				E6 BB 2B		K			1B	3	1	0	0	0	2	0						
Sherman Jones, L (5, 1) OBP: 0.333, SLG: 0.333									BB	1	0	0	0	0	1	0						
Stu Miller, R (8, 1) OBP: 0.278, SLG: 0.235									1B	1	1	1	0	0	0	0						
Inning Stats	R: 5 E: 2 K: 1 S: 20	H: 3 LOB: 0 BB: 0 P: 34	R: 1 E: 1 K: 1 S: 10	H: 1 LOB: 2 BB: 0 P: 17	R: 0 E: 0 K: 1 S: 10	H: 0 LOB: 0 BB: 0 P: 16	R: 2 E: 1 K: 0 S: 14	H: 1 LOB: 2 BB: 2 P: 24	R: 0 E: 0 K: 1 S: 7	H: 0 LOB: 0 BB: 0 P: 9	R: 2 E: 0 K: 1 S: 12	H: 3 LOB: 2 BB: 1 P: 19	R: 0 E: 0 K: 1 S: 9	H: 0 LOB: 1 BB: 1 P: 16	R: 0 E: 0 K: 0 S: 9	H: 1 LOB: 1 BB: 0 P: 15	R: 2 E: 0 K: 0 S: 12	H: 2 LOB: 2 BB: 2 P: 26	1B: 8 2B: 2 3B: 0 HR: 1	SF: 1 SAC: 0 DP: 0 HBP: 2	WP: 0 PB: 0 SB: 0 CS: 0	PA: 49
PITCHER	IP WLS BF H R ER SO BB IBB HBP BLK WP HR S P ERA WHIP	IP WLS BF H R ER SO BB IBB HBP BLK WP HR S P ERA WHIP	IP WLS BF H R ER SO BB IBB HBP BLK WP HR S P ERA WHIP	IP WLS BF H R ER SO BB IBB HBP BLK WP HR S P ERA WHIP	IP WLS BF H R ER SO BB IBB HBP BLK WP HR S P ERA WHIP	IP WLS BF H R ER SO BB IBB HBP BLK WP HR S P ERA WHIP	IP WLS BF H R ER SO BB IBB HBP BLK WP HR S P ERA WHIP	IP WLS BF H R ER SO BB IBB HBP BLK WP HR S P ERA WHIP	IP WLS BF H R ER SO BB IBB HBP BLK WP HR S P ERA WHIP	IP WLS BF H R ER SO BB IBB HBP BLK WP HR S P ERA WHIP	IP WLS BF H R ER SO BB IBB HBP BLK WP HR S P ERA WHIP	IP WLS BF H R ER SO BB IBB HBP BLK WP HR S P ERA WHIP	IP WLS BF H R ER SO BB IBB HBP BLK WP HR S P ERA WHIP	IP WLS BF H R ER SO BB IBB HBP BLK WP HR S P ERA WHIP	IP WLS BF H R ER SO BB IBB HBP BLK WP HR S P ERA WHIP	IP WLS BF H R ER SO BB IBB HBP BLK WP HR S P ERA WHIP	IP WLS BF H R ER SO BB IBB HBP BLK WP HR S P ERA WHIP					
Stan Williams, R (1, 1) ERA: 2.91	3.1 L	22 5	8 5	3 5	3 3	2 2	0 0	0 0	0 0	0 0	0 0	24 34	6.75 1.500									
Ed Palmquist, R (4, 1) ERA: 2.95	2.2	12 3	2 2	2 2	1 1	0 0	0 0	0 0	0 0	0 0	18 31	0.00 1.000										
Danny McDevitt, L (7, 1) ERA: 4.44	2.0	8 1	0 0	0 1	2 2	0 0	0 0	0 0	0 0	0 0	12 26	18.00 4.000										
Ed Roebuck, R (9, 1) ERA: 2.89	1.0	7 2	2 2	2 0	0 0	2 0	0 0	0 0	0 0	0 0	12 26	18.00 4.000										

Batter	1	2	3	4	5	6	7	8	9	AB	R	H	RBI	BB	SO	LOB	BOTTOM					
Maury Wills, S (1, 6) OBP: 0.345, SLG: 0.328	BB 1B	G3			F9	1B		5-3		5	1	2	0	0	0	2	<p>San Francisco Giants @ Los Angeles Dodgers Los Angeles Memorial Coliseum, Los Angeles, CA</p> <p>Mon Sep 05 1960, 10:05 PM EDT Unknown</p> <p>livebaseballscorecards.com</p>					
Jim Gilliam, S (1, 5) OBP: 0.397, SLG: 0.327	F6		F3		1B WP	2B		4-3		5	1	2	0	0	0	2						
Tommy Davis, R (1, 8) OBP: 0.295, SLG: 0.419	F9		6-3		1B WP	2B		L7		5	1	2	0	0	0	3						
Gil Hodges, R (1, 3) OBP: 0.289, SLG: 0.379	1B BB		6-3		2B BB			HR	1B	3	1	2	1	2	0	0						
Frank Howard, R (1, 9) OBP: 0.320, SLG: 0.479				HR	F8		6-3		K	5	1	2	2	0	1	4						
Ed Roebuck, R (9, 1) OBP: 0.217, SLG: 0.227	1B			HR	F8		6-3		K	0	0	0	0	0	0	0						
Chuck Essegian, R (1, 7) OBP: 0.298, SLG: 0.387	K			5-3	1B	2B		HR	G4-6-3 BB	4	1	2	2	1	1	2						
Charlie Neal, R (1, 4) OBP: 0.237, SLG: 0.358		F9			BB	K		5-3	G4-6-3 BB	1	0	0	0	1	0	0						
Norm Larker, L (5, PH) OBP: 0.381, SLG: 0.442									1-2	3	0	0	0	0	1	3						
Joe Pignatano, R (1, 2) OBP: 0.313, SLG: 0.329		L4			F8				HR	4	0	0	0	0	1	1						
John Roseboro, L (9, PH) OBP: 0.330, SLG: 0.393									HR	1	1	1	1	0	0	0						
Stan Williams, R (1, 1) OBP: 0.237, SLG: 0.291										1	0	1	0	0	0	0						
Ed Palmquist, R (4, 1) ERA: 2.95										1	0	0	0	0	0	1						
Irv Noren, L (5, PH) OBP: 0.296, SLG: 0.290										1	0	0	0	0	0	0						
Danny McDevitt, L (7, 1) ERA: 4.44										0	0	0	0	0	0	0						
Wally Moon, L (8, PH) OBP: 0.376, SLG: 0.490										2	1	1	0	0	0	0						
Inning Stats	R: 1 E: 0 K: 1 S: 12	H: 2 LOB: 1 BB: 1 P: 20	R: 0 E: 0 K: 0 S: 14	H: 1 LOB: 0 BB: 0 P: 20	R: 0 E: 0 K: 0 S: 12	H: 0 LOB: 0 BB: 0 P: 16	R: 1 E: 0 K: 0 S: 15	H: 1 LOB: 1 BB: 1 P: 23	R: 2 E: 0 K: 1 S: 16	H: 3 LOB: 2 BB: 1 P: 27	R: 0 E: 0 K: 0 S: 13	H: 2 LOB: 2 BB: 0 P: 19	R: 2 E: 0 K: 1 S: 10	H: 2 LOB: 0 BB: 0 P: 14	R: 1 E: 0 K: 1 S: 13	H: 3 LOB: 2 BB: 0 P: 19	R: 1 E: 0 K: 0 S: 8	H: 1 LOB: 0 BB: 1 P: 16	1B: 7 2B: 4 3B: 0 HR: 4	SF: 0 SAC: 0 DP: 1 HBP: 0	WP: 1 PB: 1 SB: 0 CS: 0	PA: 45
PITCHER	IP WLS BF H R ER SO BB IBB HBP BLK WP HR S P ERA WHIP	IP WLS BF H R ER SO BB IBB HBP BLK WP HR S P ERA WHIP	IP WLS BF H R ER SO BB IBB HBP BLK WP HR S P ERA WHIP	IP WLS BF H R ER SO BB IBB HBP BLK WP HR S P ERA WHIP	IP WLS BF H R ER SO BB IBB HBP BLK WP HR S P ERA WHIP	IP WLS BF H R ER SO BB IBB HBP BLK WP HR S P ERA WHIP	IP WLS BF H R ER SO BB IBB HBP BLK WP HR S P ERA WHIP	IP WLS BF H R ER SO BB IBB HBP BLK WP HR S P ERA WHIP	IP WLS BF H R ER SO BB IBB HBP BLK WP HR S P ERA WHIP	IP WLS BF H R ER SO BB IBB HBP BLK WP HR S P ERA WHIP	IP WLS BF H R ER SO BB IBB HBP BLK WP HR S P ERA WHIP	IP WLS BF H R ER SO BB IBB HBP BLK WP HR S P ERA WHIP	IP WLS BF H R ER SO BB IBB HBP BLK WP HR S P ERA WHIP	IP WLS BF H R ER SO BB IBB HBP BLK WP HR S P ERA WHIP	IP WLS BF H R ER SO BB IBB HBP BLK WP HR S P ERA WHIP	IP WLS BF H R ER SO BB IBB HBP BLK WP HR S P ERA WHIP						
Billy O'Dell, L (1, 1) ERA: 3.17	4.2	24 7	4 3	4 3	2 2	0 0	0 0	0 0	0 0	0 0	2 37	9.00 2.333										
Sherman Jones, R (5, 1) ERA: 3.54	3.0	16 7	3 3	3 2	0 0	0 0	0 0	0 0	0 0	0 0	2 37	9.00 2.333										
Stu Miller, R (8, 1) ERA: 4.66	1.1	5 1	1 1	1 1	1 1	0 0	0 0	0 0	0 0	0 1	11 19	6.75 1.500										

Batter	1	2	3	4	5	6	7	8	9	AB	R	H	RBI	BB	SO	LOB	TOP		
Don Blasingame, L (1,4) OBP: 0.305, SLG: 0.299	2-1 1-3		1-1 F7			1-1 4-3		2-1 E4	0-1 F8	5	0	0	0	0	0	1	<p>San Francisco Giants @ Los Angeles Dodgers Los Angeles Memorial Coliseum, Los Angeles, CA</p> <p>Mon Sep 05 1960, 10:05 PM EDT Att: 53,469 - Unknown</p> <p>livebaseballscorecards.com</p>		
Andre Rodgers, R (1,5) OBP: 0.328, SLG: 0.358 Jim Davenport, R (7,5) OBP: 0.311, SLG: 0.358	1-1 HR			1-3 K		2-2 HBP		0-1 FC4-6		2	1	1	1	0	1	0			
Willie Mays, R (1,8) OBP: 0.388, SLG: 0.570	2-1 5-3			3-1 F8		1-2 1-3		0-0 F7		4	0	0	0	0	0	2			
Jim Marshall, L (1,7) OBP: 0.336, SLG: 0.352	0-0 F2			0-0 4-3				0-0 F8	1-2 E 1B	4	0	1	0	0	0	0			
Orlando Cepeda, R (1,3) OBP: 0.339, SLG: 0.524		2-1 6-3			2-2 E9 2B			0-0 2B 6-3 1B	0-0 E6	4	1	2	0	0	0	2			
Willie Kirkland, L (1,9) OBP: 0.311, SLG: 0.445		4-2 G1-4-3 BB			0-0 F7			0-0 1B 1-3 2B	0-1 F4	3	1	1	0	1	0	4			
Bob Schmidt, R (1,2) Willie McCovey, L (7, PH) OBP: 0.357, SLG: 0.456 Billy Loes, R (7,1) OBP: 0.250, SLG: 0.250 Joey Amalfitano, R (9, PH) OBP: 0.332, SLG: 0.346		0-0 G1-4-3			1-3 K			1-0 6-3	0-0 G3	2	0	0	0	0	1	2			
Eddie Bressoud, R (1,6) OBP: 0.292, SLG: 0.368			4-2 4-3 BB		0-0 F9			0-1 3H 0-1 2H 1B	0-1 5-3	3	0	1	1	1	0	1			
Juan Marichal, R (1,1) OBP: 0.143, SLG: 0.100 Stu Miller, R (6,1) OBP: 0.278, SLG: 0.235 Hobie Landrith, L (7, PH) OBP: 0.317, SLG: 0.323			1-1 4-3		0-0 5-3			0-1 F5	4-1 BB	2	0	0	0	0	0	1			
Inning Stats	R: 1 E: 0 K: 0 S: 7	H: 1 LOB: 0 BB: 0 P: 12	R: 0 E: 0 K: 0 S: 5	H: 0 LOB: 0 BB: 1 P: 11	R: 0 E: 0 K: 1 S: 6	H: 0 LOB: 0 BB: 1 P: 12	R: 0 E: 0 K: 1 S: 6	H: 1 LOB: 1 BB: 0 P: 10	R: 0 E: 1 K: 1 S: 8	H: 0 LOB: 1 BB: 0 P: 11	R: 2 E: 0 K: 0 S: 8	H: 3 LOB: 1 BB: 0 P: 10	R: 0 E: 2 K: 0 S: 9	H: 1 LOB: 3 BB: 0 P: 11	R: 0 E: 0 K: 0 S: 6	H: 0 LOB: 1 BB: 1 P: 10		1B: 3 2B: 2 3B: 0 HR: 1	SF: 0 SAC: 0 DP: 1 HBP: 1
PITCHER Roger Craig, R (1,1) ERA: 3.4	IP 9.0	WLS W	BF 37	H 6	R 3	ER 3	SO 2	BB 3	IBB 0	HBP 1	BLK 0	WP 0	HR 1	S 64	P 100	ERA 3.00	WHIP 1.000		

Batter	1	2	3	4	5	6	7	8	9	AB	R	H	RBI	BB	SO	LOB	BOTTOM		
Maury Wills, S (1,6) OBP: 0.345, SLG: 0.328	0-1 BB FC4-6 1B	2-2 3-1		4-2 S BB		0-1 L8		3-2 F8		4	1	1	0	1	0	3	<p>San Francisco Giants @ Los Angeles Dodgers Los Angeles Memorial Coliseum, Los Angeles, CA</p> <p>Mon Sep 05 1960, 10:05 PM EDT Att: 53,469 - Unknown</p> <p>livebaseballscorecards.com</p>		
Jim Gilliam, S (1,4) OBP: 0.362, SLG: 0.328	4-2 FC4-6 2B BB	3-1 1B		4-2 FC6-4 BB		4-2 1-2 2-3 3H 1B		1-2 2-3 3H 1B		1	1	1	0	3	0	0			
Wally Moon, L (1,7) OBP: 0.377, SLG: 0.459	4-1 FC4-6 1-2 2-3 BB	2-2 1B		0-0 FC6-4 1-2		0-0 F5				3	0	1	0	1	0	5			
Norm Larker, L (1,3) OBP: 0.378, SLG: 0.437 Charlie Neal, R (8,4) OBP: 0.324, SLG: 0.358	3-2 FC4-6 2B	0-0 F7			1-2 F9	0-1 4-3				4	1	0	1	0	0	7			
Tommy Davis, R (1,8) OBP: 0.295, SLG: 0.416	1-3 K		0-0 G4-6-3 1B		0-2 5-3		1-2 L7			4	0	1	0	0	1	2			
Gil Hodges, R (1,5) OBP: 0.288, SLG: 0.381	1-2 1H 3H 2B		1-0 G4-6-3		3-3 K		1-1 F8			4	0	1	2	0	1	1			
Frank Howard, R (1,9) OBP: 0.322, SLG: 0.476	4-2 FC6-4 BB		3-3 K			4-2 SH 1B WP BB	1-1 5-3			2	1	0	0	2	1	0			
John Roseboro, L (1,2) OBP: 0.329, SLG: 0.391	0-0 FC6-4			2-3 K		0-0 WP SH 1B		2-2 G3		4	0	1	0	0	1	2			
Roger Craig, R (1,1) OBP: 0.172, SLG: 0.077		0-2 6-3		1-3 K		0-1 SH WP		2-1 F9		3	0	0	0	0	1	0			
Inning Stats	R: 3 E: 0 K: 1 S: 21	H: 2 LOB: 2 BB: 3 P: 38	R: 0 E: 0 K: 0 S: 13	H: 2 LOB: 0 BB: 0 P: 20	R: 0 E: 0 K: 1 S: 5	H: 1 LOB: 0 BB: 0 P: 9	R: 0 E: 0 K: 2 S: 13	H: 0 LOB: 2 BB: 2 P: 24	R: 0 E: 0 K: 1 S: 9	H: 0 LOB: 0 BB: 0 P: 13	R: 1 E: 1 K: 0 S: 13	H: 1 LOB: 3 BB: 2 P: 22	R: 0 E: 0 K: 0 S: 7	H: 0 LOB: 0 BB: 0 P: 10	R: 0 E: 0 K: 0 S: 9	H: 0 LOB: 0 BB: 0 P: 16		1B: 5 2B: 1 3B: 0 HR: 0	SF: 0 SAC: 1 DP: 1 HBP: 0
PITCHER Juan Marichal, R (1,1) ERA: 2.78 Stu Miller, R (6,1) ERA: 4.92 Billy Loes, R (7,1) ERA: 5.27	IP 5.1	WLS L	BF 29	H 6	R 4	ER 4	SO 5	BB 7	IBB 4	HBP 4	BLK 5	WP 1	HR 0	S 71	P 122	ERA 6.75	WHIP 2.438		
PITCHER	IP	WLS	BF	H	R	ER	SO	BB	IBB	HBP	BLK	WP	HR	S	P	ERA	WHIP		

Batter	1	2	3	4	5	6	7	8	9	AB	R	H	RBI	BB	SO	LOB	TOP		
Don Blasingame, L (1,4) OBP: 0.303, SLG: 0.296	0-1 6-3		0-0 F9			0-1 4-3			1-3 K	4	0	0	0	0	1	0	San Francisco Giants @ Los Angeles Dodgers Los Angeles Memorial Coliseum, Los Angeles, CA Tue Sep 06 1960, 6:33 AM EDT Att: 9,753 - Unknown livebaseballscorecards.com		
Jim Davenport, R (1,5) OBP: 0.310, SLG: 0.357	1-2 5-3			3-3 K		0-0 5-3			2-1 WP 1B	4	0	1	0	0	1	0			
Willie Mays, R (1,8) OBP: 0.389, SLG: 0.569	1-3 K			1-0 E8 1B			1-1 G3-6-3 1B		2-1 6-3	4	0	2	0	0	1	1			
Jim Marshall, L (1,7) OBP: 0.326, SLG: 0.339		3-1 6-3		1-3 K			2-0 G3-6-3 1-2		3-2 F5	4	0	0	0	0	1	3			
Orlando Cepeda, R (1,3) OBP: 0.339, SLG: 0.523		2-1 1B		1-1 6-3			2-2 G3			3	0	1	0	0	0	1			
Willie Kirkland, L (1,9) OBP: 0.311, SLG: 0.444		1-0 F8			3-1 F7			0-1 G5-3 1B		3	0	1	0	0	0	1			
Hobie Landrith, L (1,2) OBP: 0.312, SLG: 0.317		2-2 F5			0-0 B3			1-1 F9		3	0	0	0	0	0	2			
Eddie Bressoud, R (1,6) OBP: 0.290, SLG: 0.365			3-3 K		2-3 K			0-0 1B		2	0	0	0	0	2	0			
Joey Amalfitano, R (5,6) OBP: 0.334, SLG: 0.348								1-2 1B		1	0	1	0	0	0	0			
Georges Maranda, R (1,1) OBP: 0.167, SLG: 0.167			1-3 K			1-3 K		3-2 G5-3		1	0	0	0	0	1	0			
Sherman Jones, L (3,1) OBP: 0.200, SLG: 0.200								2-3		2	0	0	0	0	1	2			
Inning Stats	R: 0 E: 0 K: 1 S: 10	H: 0 LOB: 0 BB: 0 P: 12	R: 0 E: 0 K: 0 S: 8	H: 1 LOB: 1 BB: 0 P: 16	R: 0 E: 0 K: 2 S: 7	H: 0 LOB: 0 BB: 0 P: 11	R: 0 E: 1 K: 2 S: 9	H: 1 LOB: 1 BB: 0 P: 15	R: 0 E: 0 K: 1 S: 8	H: 0 LOB: 0 BB: 0 P: 13	R: 0 E: 0 K: 0 S: 6	H: 1 LOB: 0 BB: 0 P: 11	R: 0 E: 0 K: 0 S: 8	H: 2 LOB: 1 BB: 0 P: 12	R: 0 E: 0 K: 1 S: 10	H: 1 LOB: 1 BB: 0 P: 18	1B: 6 2B: 0 3B: 0 HR: 0	SF: 0 SAC: 0 DP: 2 HBP: 0	WP: 1 PA: 31 PB: 0 SB: 0 CS: 0
PITCHER Don Drysdale, R (1,1) ERA: 2.99	IP: 9.0 WLS: W BF: 31 H: 6 R: 0 ER: 0 SO: 8 BB: 0 IBB: 0 HBP: 0 BLK: 0 WP: 1 HR: 0 S: 74 P: 117 ERA: 0.00 WHIP: 0.667															PITCHER			

Batter	1	2	3	4	5	6	7	8	9	AB	R	H	RBI	BB	SO	LOB	BOTTOM		
Maury Wills, S (1,6) OBP: 0.344, SLG: 0.326	1-2 HR 1B	1-1 FC4-6 1-2	2-1 6-3			2-2 5-3		0-0 L5		5	1	1	0	0	0	3	San Francisco Giants @ Los Angeles Dodgers Los Angeles Memorial Coliseum, Los Angeles, CA Tue Sep 06 1960, 6:33 AM EDT Att: 9,753 - Unknown livebaseballscorecards.com		
Jim Gilliam, S (1,4) OBP: 0.362, SLG: 0.327	3-2 1-3		0-2 4-3 E 2B 1B	3-2 F7		4-0 1B BB		0-0 1-3		4	1	1	0	1	0	2			
Wally Moon, L (1,7) OBP: 0.376, SLG: 0.457	1-2 L9		0-0 E8 4-3 2B	3-2 F7		0-0 1-2 1B		1-2 1B		4	1	1	0	0	0	2			
Norm Larker, L (1,3) OBP: 0.376, SLG: 0.444	2-0 HR		0-0 4-3 1-2 2-3	0-0 F8		2-2 F8				4	1	1	2	0	0	4			
Tommy Davis, R (1,8) OBP: 0.294, SLG: 0.412	0-0 E6 S		4-0 2B IBB		2-2 6-3		0-1 F3			3	1	0	0	1	0	0			
Gil Hodges, R (1,5) OBP: 0.292, SLG: 0.386	2-3 K		2-2 3B 2B		4-2 BB		2-1 F7			3	1	1	3	1	1	1			
Frank Howard, R (1,9) OBP: 0.319, SLG: 0.471		0-0 F8	1-3		1-0 F8		2-2 6-3			4	0	0	0	0	0	2			
John Roseboro, L (1,2) OBP: 0.331, SLG: 0.388		0-0 B1	4-2 3B BB		0-0 F6			4-1 SH1-4 BB		2	1	0	0	2	0	1			
Don Drysdale, R (1,1) OBP: 0.228, SLG: 0.315		4-1 FC4-6 BB	1-2 3B		2-2 F9			0-0 SH1-4		2	0	1	2	1	0	0			
Inning Stats	R: 2 E: 1 K: 1 S: 16	H: 2 LOB: 1 BB: 0 P: 25	R: 0 E: 0 K: 0 S: 5	H: 0 LOB: 1 BB: 1 P: 10	R: 5 E: 1 K: 0 S: 16	H: 3 LOB: 1 BB: 2 P: 30	R: 0 E: 0 K: 0 S: 7	H: 0 LOB: 0 BB: 0 P: 13	R: 0 E: 0 K: 0 S: 13	H: 1 LOB: 2 BB: 1 P: 23	R: 0 E: 0 K: 0 S: 7	H: 0 LOB: 0 BB: 0 P: 11	R: 0 E: 0 K: 0 S: 4	H: 0 LOB: 1 BB: 1 P: 8	R: 0 E: 0 K: 0 S: 10	H: 1 LOB: 1 BB: 0 P: 18		1B: 3 2B: 1 3B: 1 HR: 1	SF: 0 SAC: 1 DP: 0 HBP: 0
PITCHER Georges Maranda, R (1,1) ERA: 4.71	IP: 2.2 WLS: L BF: 18 H: 5 R: 7 ER: 4 SO: 1 BB: 2 IBB: 1 HBP: 0 BLK: 0 WP: 0 HR: 1 S: 35 P: 61 ERA: 13.50 WHIP: 2.625															PITCHER			
Sherman Jones, R (3,1) ERA: 2.81	IP: 5.1 WLS: 20 BF: 1 H: 0 R: 0 ER: 0 SO: 0 BB: 3 IBB: 0 HBP: 0 BLK: 0 WP: 0 HR: 0 S: 40 P: 73 ERA: 0.00 WHIP: 0.750															PITCHER			

Batter	1	2	3	4	5	6	7	8	9	AB	R	H	RBI	BB	SO	LOB	TOP					
Joey Amalfitano, R OBP: 0.333, SLG: 0.348	F6		1B 2B BB				F4		F3	4	1	1	0	1	0	0	San Francisco Giants @ Milwaukee Braves Milwaukee County Stadium, Milwaukee, WI Thu Sep 08 1960, 8:05 PM EDT Att: 12,950 - Unknown livebaseballscorecards.com					
Jim Davenport, R OBP: 0.307, SLG: 0.354	6-3		2B 1B				F9			4	0	2	2	0	0	2						
Willie Mays, R OBP: 0.386, SLG: 0.565	F8		2B				F9			4	0	1	1	0	0	3						
Orlando Cepeda, R OBP: 0.341, SLG: 0.518		K	K						F9	4	0	0	0	0	3	1						
Willie McCovey, L OBP: 0.350, SLG: 0.446		K			F6		E6		F7	4	0	0	0	0	1	0						
Bob Schmidt, R OBP: 0.314, SLG: 0.382	F8				5-3		E6			4	1	1	1	0	0	1						
Willie Kirkland, L OBP: 0.312, SLG: 0.440			1B 1B		F7				HR	3	1	1	0	1	0	0						
Eddie Bressoud, R OBP: 0.289, SLG: 0.360			F7				G5-3		F9	4	0	1	0	0	0	4						
Mike McCormick, L OBP: 0.192, SLG: 0.211										0	0	0	0	0	0	0						
Sherman Jones, L OBP: 0.286, SLG: 0.286										2	1	1	0	0	0	1						
Jim Marshall, L OBP: 0.323, SLG: 0.336			BB							1	0	0	0	0	0	0						
Billy Loes, R OBP: 0.250, SLG: 0.250			1B							0	0	0	0	0	0	0						
Don Blasingame, L OBP: 0.300, SLG: 0.293			1B							1	0	0	0	0	1	0						
Inning Stats	R: 0 E: 0 K: 0 S: 3	H: 0 LOB: 0 BB: 0 P: 3	R: 0 E: 0 K: 2 S: 7	H: 0 LOB: 0 BB: 0 P: 7	R: 3 E: 0 K: 1 S: 8	H: 4 LOB: 1 BB: 1 P: 12	R: 0 E: 0 K: 0 S: 3	H: 0 LOB: 0 BB: 0 P: 3	R: 0 E: 0 K: 1 S: 5	H: 2 LOB: 2 BB: 0 P: 5	R: 0 E: 2 K: 1 S: 6	H: 0 LOB: 2 BB: 0 P: 10	R: 0 E: 0 K: 0 S: 4	H: 1 LOB: 1 BB: 0 P: 4	R: 1 E: 0 K: 0 S: 4	H: 1 LOB: 0 BB: 0 P: 4	R: 0 E: 0 K: 1 S: 5	H: 0 LOB: 0 BB: 0 P: 5	1B: 6 2B: 1 3B: 0 HR: 1	SF: 0 SAC: 0 DP: 1 HBP: 0	WP: 0 PB: 0 SB: 0 CS: 0	PA: 37
PITCHER Warren Spahn, L ERA: 3.69	IP: 9.0 WLS: W BF: 37 H: 8 R: 4 ER: 4 SO: 5 BB: 2 IBB: 0 HBP: 0 BLK: 0 WP: 0 HR: 1 S: 45 P: 53 ERA: 4.00 WHIP: 1.111															PITCHER						

Batter	1	2	3	4	5	6	7	8	9	AB	R	H	RBI	BB	SO	LOB	BOTTOM					
Bill Bruton, L OBP: 0.325, SLG: 0.428	F6	1B HR			F8			F7		5	1	1	0	0	0	1	San Francisco Giants @ Milwaukee Braves Milwaukee County Stadium, Milwaukee, WI Thu Sep 08 1960, 8:05 PM EDT Att: 12,950 - Unknown livebaseballscorecards.com					
Del Crandall, R OBP: 0.325, SLG: 0.431	HR	HR			F4					3	2	2	1	1	0	0						
Eddie Mathews, L OBP: 0.393, SLG: 0.559	HR	HR					K	F7		4	2	2	5	0	1	1						
Hank Aaron, R OBP: 0.348, SLG: 0.555	HR	F9								4	2	2	1	0	0	0						
Alvin Dark, R OBP: 0.323, SLG: 0.340										4	0	1	0	0	0	1						
Al Spangler, L OBP: 0.356, SLG: 0.359	WP				4-3			F9		0	0	0	0	0	0	0						
Joe Adcock, R OBP: 0.352, SLG: 0.496	F9									4	0	1	1	0	1	1						
Johnny Logan, R OBP: 0.313, SLG: 0.341	6-3									4	0	1	0	0	0	2						
Chuck Cottier, R OBP: 0.279, SLG: 0.341		F7			FC5-4			4-3		4	1	1	0	0	0	1						
Warren Spahn, L OBP: 0.178, SLG: 0.253		K			F7					3	1	1	1	0	1	0						
Inning Stats	R: 3 E: 0 K: 0 S: 6	H: 3 LOB: 1 BB: 1 P: 10	R: 3 E: 0 K: 1 S: 8	H: 3 LOB: 0 BB: 0 P: 8	R: 0 E: 0 K: 1 S: 6	H: 1 LOB: 1 BB: 0 P: 6	R: 0 E: 0 K: 0 S: 3	H: 0 LOB: 0 BB: 0 P: 3	R: 1 E: 0 K: 1 S: 7	H: 2 LOB: 1 BB: 0 P: 7	R: 1 E: 0 K: 0 S: 5	H: 2 LOB: 1 BB: 0 P: 5	R: 0 E: 0 K: 0 S: 3	H: 0 LOB: 0 BB: 0 P: 3	R: 1 E: 0 K: 0 S: 4	H: 1 LOB: 0 BB: 0 P: 4	R: 0 E: 0 K: 0 S: 4	H: 0 LOB: 0 BB: 0 P: 4	1B: 7 2B: 1 3B: 0 HR: 4	SF: 0 SAC: 1 DP: 0 HBP: 0	WP: 1 PB: 0 SB: 1 CS: 0	PA: 37
PITCHER Mike McCormick, L ERA: 2.77	IP: 1.2 WLS: L BF: 12 H: 5 R: 2 ER: 2 SO: 2 BB: 0 IBB: 0 HBP: 0 BLK: 0 WP: 0 HR: 3 S: 13 P: 17 ERA: 32.40 WHIP: 4.200															PITCHER						
PITCHER Sherman Jones, R ERA: 3.0	IP: 4.1 WLS: 18 BF: 5 H: 2 R: 2 ER: 2 SO: 2 BB: 0 IBB: 0 HBP: 0 BLK: 0 WP: 0 HR: 22 S: 22 P: 22 ERA: 4.15 WHIP: 1.154															PITCHER						
PITCHER Billy Loes, R ERA: 5.23	IP: 2.0 WLS: 7 BF: 1 H: 1 R: 1 ER: 1 SO: 0 BB: 0 IBB: 0 HBP: 0 BLK: 0 WP: 0 HR: 7 S: 7 P: 7 ERA: 4.50 WHIP: 0.500															PITCHER						

Batter	1	2	3	4	5	6	7	8	9	AB	R	H	RBI	BB	SO	LOB	TOP								
Don Blasingame, L (1, 4) OBP: 0.299, SLG: 0.292	F7			F6		SH5-4		FC6-4 2H 1B	K	4	0	1	1	0	1	2									
Jim Davenport, R (1, 5) OBP: 0.304, SLG: 0.349	F3			F9		5-3		FC6-4 1-2		4	0	0	0	0	0	2									
Willie Mays, R (1, 8) OBP: 0.385, SLG: 0.562	F8			E6				1-3		3	0	0	0	1	0	1									
Willie McCovey, L (1, 3) OBP: 0.349, SLG: 0.455		F8		G3		F2			HR	4	1	1	1	0	0	3									
Orlando Cepeda, R (1, 7) OBP: 0.340, SLG: 0.515		F7			6-3		F4		HR FC5-4 1B 1B	3	1	0	0	1	0	0									
Willie Kirkland, L (1, 9) OBP: 0.311, SLG: 0.439		F2			F7		4-3		FC5-4 1-2 1B	4	0	1	0	0	0	0									
Hobie Landrith, L (1, 2) OBP: 0.305, SLG: 0.310			F5		F9		F2		FC5-4 1B S 1-2 2-3	4	0	0	0	0	0	2									
Eddie Bressoud, R (1, 6) OBP: 0.291, SLG: 0.370			K						G3 1B 1B	4	2	2	1	0	2	2									
Sam Jones, R (1, 1) OBP: 0.236, SLG: 0.254										2	0	1	0	0	0	0									
Jim Marshall, L (8, PH) OBP: 0.351, SLG: 0.333										1	0	0	0	0	0	1									
Johnny Antonelli, L (8, 1) OBP: 0.294, SLG: 0.313										1	0	1	1	0	0	0									
Inning Stats	R: 0 E: 0 K: 0 S: 3	H: 0 LOB: 0 BB: 0 P: 3	R: 0 E: 0 K: 0 S: 3	H: 0 LOB: 0 BB: 0 P: 3	R: 0 E: 0 K: 1 S: 5	H: 0 LOB: 0 BB: 0 P: 5	R: 0 E: 1 K: 0 S: 4	H: 0 LOB: 1 BB: 0 P: 4	R: 0 E: 0 K: 0 S: 3	H: 0 LOB: 0 BB: 0 P: 3	R: 1 E: 0 K: 0 S: 5	H: 2 LOB: 2 BB: 1 P: 9	R: 0 E: 0 K: 0 S: 3	H: 0 LOB: 0 BB: 0 P: 3	R: 1 E: 0 K: 0 S: 5	H: 2 LOB: 1 BB: 0 P: 5	R: 2 E: 0 K: 2 S: 10	H: 3 LOB: 2 BB: 1 P: 14	1B: 5 2B: 0 3B: 0 HR: 2	SF: 0 SAC: 1 DP: 0 HBP: 0	WP: 0 PB: 0 CS: 1	PA: 37			
PITCHER	IP	WLS	BF	H	R	ER	SO	BB	IBB	HBP	BLK	WP	HR	S	P	ERA	WHIP								
Jim Maloney, R (1, 1) ERA: 5.55	8.0	L	32	5	4	4	1	2	0	0	0	0	2	32	40	4.50	0.875								
Bill Henry, L (9, 1) ERA: 3.11	1.0		5	2	0	0	2	0	0	0	0	0	0	9	9	0.00	2.000								

San Francisco Giants @ Cincinnati Reds
Crosley Field, Cincinnati, OH
Fri Sep 09 1960, 7:05 PM EDT
Unknown

AB	34
R	4
H	7
RBI	4
BB	2
SO	3
LOB	13



Batter	1	2	3	4	5	6	7	8	9	AB	R	H	RBI	BB	SO	LOB	BOTTOM								
Roy McMillan, R (1, 6) OBP: 0.296, SLG: 0.345	K	K			6-3		F6			4	0	0	0	0	2	0									
Vada Pinson, L (1, 8) OBP: 0.341, SLG: 0.477			F9		F7			F7		4	1	1	0	0	0	0									
Gus Bell, L (1, 9) OBP: 0.304, SLG: 0.383			1-3		F5			F7		3	0	0	0	1	0	0									
Wally Post, R (1, 7) OBP: 0.366, SLG: 0.553										3	0	3	0	1	0	0									
Ed Bailey, L (1, 2) OBP: 0.359, SLG: 0.429										3	1	3	2	1	0	0									
Gordy Coleman, L (1, 3) OBP: 0.297, SLG: 0.383			1-3		1-3			K		4	0	0	0	0	1	7									
Willie Jones, R (1, 5) OBP: 0.370, SLG: 0.351					F5		K			4	0	0	0	0	1	3									
Billy Martin, R (1, 4) OBP: 0.306, SLG: 0.339					F8					3	0	0	0	1	0	0									
Jim Maloney, L (1, 1) OBP: 0.133, SLG: 0.071										3	0	0	0	0	1	1									
Bill Henry, L (9, 1) ERA: 3.25										0	0	0	0	0	0	0									
Eddie Kasko, R (9, PH) OBP: 0.365, SLG: 0.379										1	0	0	0	0	0	0									
Inning Stats	R: 1 E: 0 K: 1 S: 7	H: 2 LOB: 3 BB: 2 P: 15	R: 0 E: 0 K: 1 S: 4	H: 0 LOB: 1 BB: 1 P: 8	R: 0 E: 0 K: 0 S: 5	H: 2 LOB: 2 BB: 0 P: 5	R: 0 E: 0 K: 1 S: 5	H: 0 LOB: 0 BB: 0 P: 5	R: 0 E: 0 K: 0 S: 3	H: 0 LOB: 0 BB: 0 P: 3	R: 1 E: 0 K: 1 S: 6	H: 2 LOB: 0 BB: 0 P: 6	R: 0 E: 0 K: 0 S: 3	H: 0 LOB: 0 BB: 0 P: 3	R: 0 E: 0 K: 1 S: 6	H: 1 LOB: 2 BB: 1 P: 10	R: 0 E: 0 K: 0 S: 3	H: 0 LOB: 0 BB: 0 P: 3	1B: 6 2B: 0 3B: 0 HR: 1	SF: 0 SAC: 0 DP: 1 HBP: 0	WP: 0 PB: 0 CS: 1	PA: 36			
PITCHER	IP	WLS	BF	H	R	ER	SO	BB	IBB	HBP	BLK	WP	HR	S	P	ERA	WHIP								
Sam Jones, R (1, 1) ERA: 3.25	7.0		28	6	2	2	4	3	0	0	0	0	1	33	45	2.57	1.286								
Johnny Antonelli, L (8, 1) ERA: 3.97	2.0	W	8	1	0	0	1	1	0	0	0	0	0	9	13	0.00	1.000								

San Francisco Giants @ Cincinnati Reds
Crosley Field, Cincinnati, OH
Fri Sep 09 1960, 7:05 PM EDT
Unknown

AB	32
R	2
H	7
RBI	2
BB	4
SO	5
LOB	11



Batter	1	2	3	4	5	6	7	8	9	AB	R	H	RBI	BB	SO	LOB	TOP			
Don Blasingame, L (1,4) OBP: 0.297, SLG: 0.290	1-3			F8		F8			F7	4	0	0	0	0	0	0				
Joey Amalfitano, R (1,5) OBP: 0.332, SLG: 0.346	4-3			2B		6-3			F9	4	1	1	0	0	0	0				
Willie Mays, R (1,8) OBP: 0.383, SLG: 0.558	F8			F3		F9			F2	4	0	0	0	0	0	1				
Willie McCovey, L (1,3)		3-1								3	0	1	1	0	0	0				
Orlando Cepeda, R (1,7) OBP: 0.338, SLG: 0.512		6-3								3	0	0	0	0	0	1				
Willie Kirkland, L (1,9) OBP: 0.311, SLG: 0.445										3	1	1	1	0	0	0				
Bob Schmidt, R (1,2) OBP: 0.312, SLG: 0.378				F7		5-3			F9	3	0	0	0	0	0	0				
Eddie Bressoud, R (1,6) OBP: 0.289, SLG: 0.367				F8		F8			6-3	3	0	0	0	0	0	0				
Billy O'Dell, S (1,1) OBP: 0.279, SLG: 0.120				K		1-3			F9	3	0	0	0	0	1	0				
Inning Stats	R: 0 E: 0 K: 0 S: 3	H: 0 LOB: 0 BB: 0 P: 3	R: 0 E: 0 K: 0 S: 3	H: 0 LOB: 0 BB: 0 P: 3	R: 0 E: 0 K: 1 S: 5	H: 0 LOB: 0 BB: 0 P: 5	R: 1 E: 0 K: 0 S: 5	H: 2 LOB: 1 BB: 0 P: 5	R: 1 E: 0 K: 0 S: 4	H: 1 LOB: 0 BB: 0 P: 4	R: 0 E: 0 K: 0 S: 3	H: 0 LOB: 0 BB: 0 P: 3	R: 0 E: 0 K: 0 S: 3	H: 0 LOB: 0 BB: 0 P: 3	R: 0 E: 0 K: 0 S: 3	H: 0 LOB: 0 BB: 0 P: 3	1B: 1 2B: 1 3B: 0 HR: 1	SF: 0 SAC: 0 DP: 0 HBP: 0	WP: 0 PB: 0 SB: 0 CS: 0	PA: 30
PITCHER Bob Purkey, R (1,1) ERA: 3.35	IP: 9.0 WLS: W BF: 30 H: 3 R: 2 ER: 2 SO: 1 BB: 0 IBB: 0 HBP: 0 BLK: 0 WP: 0 HR: 1 S: 32 P: 32 ERA: 2.00 WHIP: 0.333																			

San Francisco Giants @ Cincinnati Reds
Crosley Field, Cincinnati, OH
Fri Sep 09 1960, 7:05 PM EDT
Att: 10,796 - Unknown

AB	30
R	2
H	3
RBI	2
BB	0
SO	1
LOB	2



Batter	1	2	3	4	5	6	7	8	9	AB	R	H	RBI	BB	SO	LOB	BOTTOM					
Roy McMillan, R (1,6) OBP: 0.300, SLG: 0.349				1B		5-3			F2	4	1	2	0	1	0	2						
Vada Pinson, L (1,8) OBP: 0.343, SLG: 0.479				1B						4	2	2	0	0	1	1						
Gus Bell, L (1,9) OBP: 0.304, SLG: 0.383										3	0	1	0	0	0	4						
Wally Post, R (1,7) OBP: 0.364, SLG: 0.545										4	0	0	0	1	2	4						
Cliff Cook, R (9, PR) OBP: 0.246, SLG: 0.323										0	0	0	0	0	0	0						
Willie Jones, R (1,5) OBP: 0.385, SLG: 0.359										3	0	2	1	2	0	1						
Ed Bailey, L (1,2) OBP: 0.360, SLG: 0.430										4	0	2	1	0	0	2						
Gordy Coleman, L (1,3) OBP: 0.296, SLG: 0.381										4	0	1	0	0	1	4						
Billy Martin, R (1,4) OBP: 0.302, SLG: 0.334										4	0	0	0	0	2	3						
Bob Purkey, R (1,1) OBP: 0.190, SLG: 0.111										3	0	0	0	1	2	2						
Inning Stats	R: 0 E: 0 K: 1 S: 6	H: 2 LOB: 1 BB: 0 P: 6	R: 0 E: 0 K: 2 S: 9	H: 2 LOB: 2 BB: 0 P: 9	R: 2 E: 1 K: 0 S: 5	H: 2 LOB: 2 BB: 1 P: 10	R: 0 E: 0 K: 2 S: 8	H: 1 LOB: 1 BB: 1 P: 12	R: 0 E: 0 K: 2 S: 7	H: 0 LOB: 1 BB: 1 P: 11	R: 0 E: 0 K: 0 S: 3	H: 0 LOB: 0 BB: 0 P: 3	R: 0 E: 0 K: 1 S: 6	H: 1 LOB: 1 BB: 0 P: 6	R: 0 E: 0 K: 0 S: 4	H: 1 LOB: 2 BB: 1 P: 8	R: 1 E: 1 K: 0 S: 3	H: 1 LOB: 2 BB: 1 P: 7	1B: 8 2B: 2 3B: 0 HR: 0	SF: 0 SAC: 2 DP: 0 HBP: 1	WP: 1 PB: 0 SB: 0 CS: 0	PA: 41
PITCHER Billy O'Dell, L (1,1) ERA: 3.08	IP: 8.1 WLS: L BF: 41 H: 10 R: 3 ER: 1 SO: 8 BB: 4 IBB: 1 HBP: 1 BLK: 0 WP: 1 HR: 0 S: 51 P: 72 ERA: 1.08 WHIP: 1.680																					

San Francisco Giants @ Cincinnati Reds
Crosley Field, Cincinnati, OH
Fri Sep 09 1960, 7:05 PM EDT
Att: 10,796 - Unknown

AB	33
R	3
H	10
RBI	2
BB	5
SO	8
LOB	23



Batter	1	2	3	4	5	6	7	8	9	AB	R	H	RBI	BB	SO	LOB	TOP					
Joey Amalfitano, R OBP: 0.334, SLG: 0.348	0-0 1B		0-0 1B		0-0 FC6-4		0-0 FC4-6			4	0	2	1	0	0	2	San Francisco Giants @ Cincinnati Reds Crosley Field, Cincinnati, OH Sun Sep 11 1960, 3:33 AM EDT Unknown					
Jim Davenport, R OBP: 0.303, SLG: 0.348	0-3 K		0-0 FC6-4		0-0 FC6-4		0-0 FC6-4		0-0 G6-3 1B	4	0	1	0	0	1	4						
Willie Mays, R OBP: 0.380, SLG: 0.553	0-0 F9		0-0 F9		0-0 F6				0-0 G6-3	4	0	0	0	0	0	5						
Willie McCovey, L OBP: 0.351, SLG: 0.461	0-3 K			0-0 4-3 2B		4-0 G4-6-3 BB			0-0 3-1	3	0	1	0	1	1	1						
Orlando Cepeda, R OBP: 0.336, SLG: 0.508		0-3 K		0-3 K		0-0 F8			0-0 F4	4	0	0	0	0	2	2						
Willie Kirkland, L OBP: 0.309, SLG: 0.441		0-0 F4		0-0 4-3		0-0 G4-6-3			0-0 F9	4	0	0	0	0	0	2						
Bob Schmidt, R OBP: 0.308, SLG: 0.373		0-0 F7		0-0 F7			0-0 5-3		0-0 F7	4	0	0	0	0	0	1						
Eddie Bressoud, R OBP: 0.291, SLG: 0.369			0-0 FC3-6 1B		0-0 1B FC6-4 1B		0-0 F6			3	1	2	0	0	0	0						
Juan Marichal, R OBP: 0.208, SLG: 0.174			0-0 FC3-6 FC6-4 1B		0-0 FC6-4 1B		0-0 FC4-6 1B			3	0	2	0	0	0	1						
Inning Stats	R: 0 E: 0 K: 2 S: 8	H: 1 LOB: 1 BB: 0 P: 8	R: 0 E: 0 K: 1 S: 5	H: 0 LOB: 0 BB: 0 P: 5	R: 0 E: 0 K: 0 S: 5	H: 2 LOB: 2 BB: 0 P: 5	R: 0 E: 0 K: 1 S: 6	H: 1 LOB: 1 BB: 0 P: 6	R: 1 E: 0 K: 0 S: 5	H: 2 LOB: 1 BB: 0 P: 5	R: 0 E: 0 K: 0 S: 2	H: 0 LOB: 0 BB: 1 P: 6	R: 0 E: 0 K: 0 S: 4	H: 1 LOB: 1 BB: 0 P: 4	R: 0 E: 0 K: 0 S: 3	H: 1 LOB: 0 BB: 0 P: 3		R: 0 E: 0 K: 0 S: 3	H: 0 LOB: 0 BB: 0 P: 3	1B: 7 2B: 1 3B: 0 HR: 0	SF: 0 SAC: 0 DP: 2 HBP: 0	WP: 0 PB: 0 SB: 0 CS: 0
PITCHER Jim O'Toole, L ERA: 3.94	IP: 9.0 WLS: W BF: 34 H: 8 R: 1 ER: 1 SO: 4 BB: 1 IBB: 0 HBP: 0 BLK: 0 WP: 0 HR: 0 S: 41 P: 45 ERA: 1.00 WHIP: 1.000															PITCHER						

AB	33
R	1
H	8
RBI	1
BB	1
SO	4
LOB	18



Batter	1	2	3	4	5	6	7	8	9	AB	R	H	RBI	BB	SO	LOB	BOTTOM			
Roy McMillan, R OBP: 0.297, SLG: 0.346	0-0 6-3		0-0 5-3		0-0 F6			0-0 5-3		4	0	0	0	0	0	1	San Francisco Giants @ Cincinnati Reds Crosley Field, Cincinnati, OH Sun Sep 11 1960, 3:33 AM EDT Unknown			
Vada Pinson, L OBP: 0.342, SLG: 0.477	0-0 1B FC4-6 1B		0-3 K		0-0 F9			0-3 K		4	1	1	0	0	2	1				
Gus Bell, L OBP: 0.306, SLG: 0.391	0-0 1B FC4-6 1B		0-0 HR			0-3 K				3	1	2	1	0	1	0				
Jerry Lynch, L OBP: 0.354, SLG: 0.493	0-0 FC4-6 BB		0-0 F8			0-3 K				3	0	0	1	0	1	1				
Cliff Cook, R OBP: 0.246, SLG: 0.323	0-0 1B FC4-6 BB					0-0 F8				0	0	0	0	0	0	0				
Ed Bailey, L OBP: 0.360, SLG: 0.428	4-0 BB			0-0 F5		0-0 F8				2	0	0	0	1	0	0				
Gordy Coleman, L OBP: 0.292, SLG: 0.375	0-0 1-3			0-0 4-3			0-0 F8			3	0	0	0	0	0	2				
Willie Jones, R OBP: 0.384, SLG: 0.358		0-0 4-3 CS 1B		0-0 F7			0-3 K			3	0	1	0	0	1	0				
Billy Martin, R OBP: 0.302, SLG: 0.334		0-0 4-3			0-0 SH5-4 1B		0-3 K			3	0	1	0	0	1	1				
Jim O'Toole, S OBP: 0.145, SLG: 0.117	0-3 K		0-3 K		0-0 SH5-4		0-3 K		0-3 K	2	0	0	0	0	2	1				
Inning Stats	R: 1 E: 0 K: 0 S: 5	H: 2 LOB: 2 BB: 1 P: 9	R: 0 E: 0 K: 1 S: 5	H: 1 LOB: 0 BB: 0 P: 5	R: 1 E: 0 K: 1 S: 6	H: 1 LOB: 0 BB: 0 P: 6	R: 0 E: 0 K: 0 S: 3	H: 0 LOB: 0 BB: 0 P: 3	R: 0 E: 0 K: 0 S: 4	H: 1 LOB: 1 BB: 0 P: 4	R: 0 E: 0 K: 2 S: 7	H: 0 LOB: 0 BB: 0 P: 7	R: 0 E: 0 K: 2 S: 7	H: 0 LOB: 0 BB: 0 P: 7	R: 0 E: 0 K: 2 S: 7	H: 0 LOB: 0 BB: 0 P: 7	1B: 4 2B: 0 3B: 0 HR: 1	SF: 0 SAC: 1 DP: 0 HBP: 0	WP: 0 PB: 0 SB: 1 CS: 1	PA: 29
PITCHER Juan Marichal, R ERA: 2.71	IP: 8.0 WLS: L BF: 29 H: 5 R: 2 ER: 2 SO: 8 BB: 1 IBB: 0 HBP: 0 BLK: 0 WP: 0 HR: 1 S: 44 P: 48 ERA: 2.25 WHIP: 0.750															PITCHER				

AB	27
R	2
H	5
RBI	2
BB	1
SO	8
LOB	7



Batter	1	2	3	4	5	6	7	8	9	AB	R	H	RBI	BB	SO	LOB	TOP			
Joey Amalfitano, R (1, 4) OBP: 0.335, SLG: 0.349	0-0 5-3		0-0 F9			0-0 F8 1B		0-0 5-3		4	0	1	0	0	0	1				
Jim Davenport, R (1, 5) OBP: 0.307, SLG: 0.350	0-0 F2		4-0 BB			0-0 G3-6 1B			0-0 2B 1B	3	1	2	0	1	0	0				
Willie Mays, R (1, 8) OBP: 0.379, SLG: 0.550	0-0 F8		0-0 1-3			0-0 F8			0-0 F3	4	0	0	0	0	0	5				
Orlando Cepeda, R (1, 7) OBP: 0.336, SLG: 0.506		0-0 S 1B		0-0 F9		0-0 G3-6			0-0 3-1 2B	4	0	2	1	0	0	2				
Willie McCovey, L (1, 3) OBP: 0.345, SLG: 0.462	0-0 F5		0-3 K			0-0 F8			0-0 3-1	4	0	0	0	0	1	2				
Bob Schmidt, R (1, 2) OBP: 0.306, SLG: 0.370	0-0 F7		0-0 4-3			0-0 5-3			0-3 K	4	0	0	0	0	1	2				
Willie Kirkland, L (1, 9) OBP: 0.312, SLG: 0.439	0-0 4-3			0-0 G6-4-3 1B		0-0 1-3				3	0	1	0	0	0	1				
Eddie Bressoud, R (1, 6) OBP: 0.289, SLG: 0.369		0-0 2B		0-0 F8		0-0 6-3				3	0	1	0	0	0	1				
Jack Sanford, R (1, 1) OBP: 0.240, SLG: 0.200			0-0 1-3		0-0 G6-4-3			0-0 F8		1	0	0	0	0	0	1				
Billy Loes, R (4, 1) OBP: 0.290, SLG: 0.250					1-2					0	0	0	0	0	0	0				
Jose Pagan, R (5, PH)										0	0	0	0	0	0	0				
Don Choate, R (5, 1)										0	0	0	0	0	0	0				
Andre Rodgers, R (8, PH)										0	0	0	0	0	0	0				
Georges Maranda, R (8, 1) OBP: 0.107, SLG: 0.107										0	0	0	0	0	0	0				
Inning Stats	R: 0 E: 0 K: 0 S: 3	H: 0 LOB: 0 BB: 0 P: 3	R: 0 E: 0 K: 0 S: 4	H: 1 LOB: 1 BB: 0 P: 4	R: 0 E: 0 K: 0 S: 4	H: 1 LOB: 2 BB: 1 P: 8	R: 0 E: 0 K: 1 S: 5	H: 0 LOB: 0 BB: 0 P: 5	R: 0 E: 0 K: 0 S: 3	H: 1 LOB: 0 BB: 0 P: 3	R: 0 E: 0 K: 0 S: 4	H: 2 LOB: 1 BB: 0 P: 4	R: 0 E: 0 K: 0 S: 3	H: 0 LOB: 0 BB: 0 P: 3	R: 1 E: 0 K: 1 S: 7	H: 2 LOB: 1 BB: 0 P: 7	1B: 5 2B: 2 3B: 0 HR: 0	SF: 0 SAC: 0 DP: 2 HBP: 0	WP: 0 PB: 0 SB: 1 CS: 0	PA: 33
PITCHER Harvey Haddix, L (1, 1) ERA: 4.13	IP: 9.0 WLS: W BF: 33 H: 7 R: 1 ER: 1 SO: 2 BB: 1 IBB: 0 HBP: 0 BLK: 0 WP: 0 HR: 0 S: 36 P: 40 ERA: 1.00 WHIP: 0.889																			

San Francisco Giants @ Pittsburgh Pirates
Forbes Field, Pittsburgh, PA
Mon Sep 12 1960, 7:05 PM EDT
Att: 21,261 - Unknown

AB 32
R 1
H 7
RBI 1
BB 1
SO 2
LOB 16



Batter	1	2	3	4	5	6	7	8	9	AB	R	H	RBI	BB	SO	LOB	BOTTOM			
Bill Virdon, L (1, 8) OBP: 0.341, SLG: 0.419	0-0 G4-6-3 1B	4-0 E 1B BB		0-0 1B 2B	0-0 G5-4-3		0-3 K			2	0	2	0	1	0	0				
Gino Cimoli, R (4, PR) OBP: 0.337, SLG: 0.336					1-2					2	1	0	0	0	1	3				
Bob Skinner, L (1, 7) OBP: 0.351, SLG: 0.444	0-0 G4-6-3 1-2	0-0 E 1B		0-0 F2	0-3 K		0-0 G4-6-3 1-2			5	0	1	1	0	1	4				
Roberto Clemente, R (1, 9) OBP: 0.364, SLG: 0.472	0-0 1B 1B	0-0 E4		0-0 HR 1B		0-0 5-3		0-0 F9		5	2	2	1	0	0	2				
Dick Stuart, R (1, 3) OBP: 0.322, SLG: 0.484	0-0 1B	0-0 F7		0-0 HR		0-0 2B 3B		4-0 2B FC3-2 BB		4	2	3	2	1	0	3				
R C Stevens, R (8, PR)	1-3 1B			1-H HR						0	0	0	0	0	0	0				
Smoky Burgess, L (1, 2) OBP: 0.346, SLG: 0.409	0-0 1-2 3-H 1B		0-0 F6	0-0 1B 1B	0-0 1-3	0-0 1-3		0-0 FC3-2 2B		5	0	3	1	0	0	1				
Don Hoak, R (1, 5) OBP: 0.361, SLG: 0.437	0-0 F6		0-0 F8	0-0 1B	0-0 1-3 1B	0-0 2B		4-0 FC3-2 IBB		4	0	2	1	1	0	2				
Bill Mazerowski, R (1, 4) OBP: 0.320, SLG: 0.382		0-0 F8	4-0 1B BB	0-0 F2	0-0 6-3			0-0 FC3-2 1-2 2-3 3-H		4	0	0	0	1	0	6				
Dick Schofield, S (1, 6) OBP: 0.400, SLG: 0.353		4-0 FC6-4 BB	0-0 FC6-4 BB	0-3 K	0-0 K			0-0 4-3		4	0	2	0	1	1	5				
Harvey Haddix, L (1, 1) OBP: 0.286, SLG: 0.305		0-0 FC6-4 1B	0-0 F7		4-0 G5-4-3 BB			0-0 G4-6-3 1B		3	1	1	0	1	0	3				
Inning Stats	R: 1 E: 0 K: 0 S: 6	H: 4 LOB: 2 BB: 0 P: 6	R: 1 E: 1 K: 0 S: 5	H: 1 LOB: 3 BB: 2 P: 13	R: 0 E: 0 K: 0 S: 4	H: 1 LOB: 2 BB: 1 P: 8	R: 3 E: 0 K: 1 S: 10	H: 5 LOB: 2 BB: 0 P: 10	R: 0 E: 0 K: 1 S: 4	H: 0 LOB: 0 BB: 1 P: 8	R: 1 E: 0 K: 0 S: 5	H: 2 LOB: 1 BB: 0 P: 5	R: 0 E: 0 K: 1 S: 6	H: 2 LOB: 1 BB: 0 P: 6	R: 0 E: 0 K: 0 S: 4	H: 1 LOB: 3 BB: 2 P: 12	1B: 11 2B: 3 3B: 1 HR: 1	SF: 0 SAC: 0 DP: 3 HBP: 0	WP: 2 PB: 0 SB: 0 CS: 0	PA: 44
PITCHER Jack Sanford, R (1, 1) ERA: 3.76	IP: 3.1 WLS: L BF: 24 H: 11 R: 5 ER: 5 SO: 0 BB: 3 IBB: 0 HBP: 0 BLK: 0 WP: 1 HR: 1 S: 21 P: 33 ERA: 13.50 WHIP: 4.200																			
Billy Loes, R (4, 1) ERA: 5.15	0.2 0 0 0 0 1 0 0 0 0 0 0 4 4 0.00 0.000																			
Don Choate, R (5, 1) ERA: 3.0	3.0 12 4 1 1 2 1 0 0 0 0 0 15 19 3.00 1.667																			
Georges Maranda, R (8, 1) ERA: 4.62	1.0 6 1 0 0 0 1 1 0 0 0 0 4 12 0.00 2.000																			

San Francisco Giants @ Pittsburgh Pirates
Forbes Field, Pittsburgh, PA
Mon Sep 12 1960, 7:05 PM EDT
Att: 21,261 - Unknown

AB 38
R 6
H 16
RBI 6
BB 6
SO 3
LOB 29



Batter	1	2	3	4	5	6	7	8	9	AB R H RBI BB SO LOB	TOP										
Joey Amalfitano, R (1,4) OBP: 0.334, SLG: 0.348 Don Blasingame, L (7,4) OBP: 0.296, SLG: 0.288	F7		F4		F8		F9 SH3 1B		4-3	4 0 1 0 0 0 1 1 0 0 0 0 0 0	San Francisco Giants @ Pittsburgh Pirates Forbes Field, Pittsburgh, PA Tue Sep 13 1960, 7:05 PM EDT Att: 21,313 - Unknown livebaseballscorecards.com										
Jim Davenport, R (1,5) OBP: 0.334, SLG: 0.346	F7		F9		F8		SH3 1-2		3-1	4 0 0 0 0 0 0											
Willie Mays, R (1,8) OBP: 0.381, SLG: 0.554			4-3				WP 3B 2-3		WP 1B	5 2 3 0 0 0 1											
Felipe Alou, R (1,7) OBP: 0.311, SLG: 0.457	F6				G5-4-3 1B		BB 1B 2B		6-3 1B 1B BB	4 2 2 0 1 0 2											
Orlando Cepeda, R (1,3) OBP: 0.338, SLG: 0.505		S 2B BB			G5-4-3 1-2		BB 1B IBB		F7 1B 1-3 2-H	3 2 1 1 2 0 1											
Bob Schmidt, R (1,2) OBP: 0.305, SLG: 0.367		6-3 1-2			K		F6		F8 1-3 2-H	5 0 1 1 0 1 3											
Willie Kirkland, L (1,9) OBP: 0.315, SLG: 0.444							G3 1B 1-2 2-3			4 0 2 1 1 0 2											
Eddie Bressoud, R (1,6) OBP: 0.293, SLG: 0.374									6-3 2B	3 0 2 2 1 0 1											
Mike McCormick, L (1,1) OBP: 0.183, SLG: 0.200									4-3 IBB	4 0 0 0 0 3 6											
Inning Stats	R: 0 E: 0 K: 0 S: 4	H: 1 LOB: 1 BB: 0 P: 4	R: 1 E: 0 K: 1 S: 6	H: 1 LOB: 1 BB: 1 P: 10	R: 0 E: 0 K: 1 S: 3	H: 0 LOB: 0 BB: 0 P: 3	R: 0 E: 0 K: 1 S: 5	H: 1 LOB: 0 BB: 0 P: 5	R: 0 E: 0 K: 1 S: 6	H: 1 LOB: 1 BB: 0 P: 6	R: 3 E: 0 K: 1 S: 8	H: 3 LOB: 2 BB: 2 P: 16	R: 0 E: 0 K: 0 S: 4	H: 1 LOB: 2 BB: 1 P: 8	R: 0 E: 0 K: 0 S: 4	H: 1 LOB: 2 BB: 1 P: 8	R: 2 E: 0 K: 0 S: 6	H: 3 LOB: 2 BB: 1 P: 10	1B: 7 2B: 4 3B: 1 HR: 0	SF: 0 SAC: 1 DP: 1 HBP: 0	WP: 2 PA: 43 PB: 0 SB: 1 CS: 0
PITCHER	IP WLS BF H R ER SO BB IBB HBP BLK WP HR S P ERA WHIP											PITCHER	IP WLS BF H R ER SO BB IBB HBP BLK WP HR S P ERA WHIP								
Vinegar Bend Mizell, L (1,1) ERA: 3.69	6.0 L 27 7 4 4 4 2 1 0 0 1 0 32 44 6.00 1.500																				
Clem Labine, R (7,1) ERA: 3.97	2.0 9 2 0 0 0 0 1 0 0 0 0 8 12 0.00 1.000																				
Roy Face, R (9,1) ERA: 2.91	1.0 7 3 2 2 0 1 0 0 0 1 0 6 10 18.00 4.000																				

Batter	1	2	3	4	5	6	7	8	9	AB R H RBI BB SO LOB	BOTTOM										
Bob Skinner, L (1,7) OBP: 0.349, SLG: 0.442	K						K		K	5 0 1 1 0 3 1	San Francisco Giants @ Pittsburgh Pirates Forbes Field, Pittsburgh, PA Tue Sep 13 1960, 7:05 PM EDT Att: 21,313 - Unknown livebaseballscorecards.com										
Gino Cimoli, R (1,8) OBP: 0.341, SLG: 0.340		1B 1-3 2-H							F3	5 1 3 0 0 0 2											
Roberto Clemente, R (1,9) OBP: 0.366, SLG: 0.478									F8	4 1 2 2 1 0 0											
Dick Stuart, R (1,3) OBP: 0.321, SLG: 0.480										3 0 0 0 1 2 2											
Hal Smith, R (1,2) OBP: 0.358, SLG: 0.517										4 0 0 0 0 2 5											
Don Hoak, R (1,5) OBP: 0.360, SLG: 0.435										3 1 0 0 1 1 0											
Bill Mazerowski, R (1,4) OBP: 0.319, SLG: 0.381										4 0 1 0 0 1 1											
Dick Schofield, S (1,6) OBP: 0.406, SLG: 0.364										4 0 2 0 0 1 1											
Vinegar Bend Mizell, R (1,1) OBP: 0.212, SLG: 0.164 Harry Bright, R (6,PH) Clem Labine, R (7,1) R C Stevens, R (8,PH) Roy Face, R (9,1) OBP: 0.375, SLG: 0.438										2 0 1 0 0 1 2 1 0 0 0 0 1 1 0 0 0 0 0 0 0 1 0 0 0 0 1 1 0 0 0 0 0 0 0											
Inning Stats	R: 0 E: 0 K: 3 S: 11	H: 2 LOB: 2 BB: 0 P: 11	R: 1 E: 0 K: 2 S: 9	H: 2 LOB: 2 BB: 1 P: 13	R: 0 E: 0 K: 1 S: 5	H: 0 LOB: 0 BB: 0 P: 5	R: 0 E: 0 K: 1 S: 5	H: 0 LOB: 0 BB: 0 P: 5	R: 0 E: 0 K: 1 S: 6	H: 2 LOB: 3 BB: 2 P: 12	R: 0 E: 0 K: 1 S: 6	H: 1 LOB: 1 BB: 0 P: 6	R: 2 E: 0 K: 3 S: 11	H: 2 LOB: 0 BB: 0 P: 11	R: 0 E: 0 K: 2 S: 8	H: 1 LOB: 1 BB: 0 P: 8	R: 0 E: 0 K: 1 S: 5	H: 0 LOB: 0 BB: 0 P: 5	1B: 9 2B: 0 3B: 0 HR: 1	SF: 0 SAC: 0 DP: 0 HBP: 0	WP: 0 PA: 39 PB: 0 SB: 0 CS: 0
PITCHER	IP WLS BF H R ER SO BB IBB HBP BLK WP HR S P ERA WHIP											PITCHER	IP WLS BF H R ER SO BB IBB HBP BLK WP HR S P ERA WHIP								
Mike McCormick, L (1,1) ERA: 2.78	9.0 W 39 10 3 3 13 3 0 0 0 0 1 62 74 3.00 1.444																				

Batter	1	2	3	4	5	6	7	8	9	AB	R	H	RBI	BB	SO	LOB	TOP			
Don Blasingame, L (1,4) OBP: 0.297, SLG: 0.290			6-3			F7				4	1	2	0	0	0	0	<p>San Francisco Giants @ Philadelphia Phillies Connie Mack Stadium, Philadelphia, PA Wed Sep 14 1960, 7:05 PM EDT Att: 4,432 - Unknown</p> <p>livebaseballscores.com</p> <p>AB 31 R 1 H 5 RBI 1 BB 1 SO 7 LOB 9</p>			
Jim Davenport, R (1,5) OBP: 0.301, SLG: 0.341			F6			F7				4	0	0	0	0	1	2				
Willie Mays, R (1,8) OBP: 0.382, SLG: 0.554						6-3				4	0	2	1	0	1	0				
Felipe Alou, R (1,7) OBP: 0.306, SLG: 0.450					F5					4	0	0	0	0	1	3				
Orlando Cepeda, R (1,3) OBP: 0.336, SLG: 0.501	5-3									4	0	0	0	0	1	3				
Willie Kirkland, L (1,9) OBP: 0.313, SLG: 0.441					3-1					3	0	0	0	0	1	0				
Bob Schmidt, R (1,2) OBP: 0.305, SLG: 0.367						F5				3	0	1	0	0	0	0				
Eddie Bressoud, R (1,6) OBP: 0.294, SLG: 0.372						F5				2	0	0	0	0	1	1				
Sherman Jones, L (8,1) OBP: 0.286, SLG: 0.286						F5				0	0	0	0	0	0	0				
Billy O'Dell, S (1,1) OBP: 0.270, SLG: 0.115						3-1				2	0	0	0	0	0	1				
Eddie Fisher, R (6,1)	4-3					3-1				0	0	0	0	0	0	0				
Jose Pagan, R (8,6) (8,6)										1	0	0	0	0	1	0				
Inning Stats	R: 0 E: 0 K: 2 S: 9	H: 2 LOB: 2 BB: 0 P: 9	R: 0 E: 0 K: 1 S: 5	H: 1 LOB: 1 BB: 1 P: 9	R: 0 E: 0 K: 1 S: 5	H: 0 LOB: 0 BB: 0 P: 5	R: 0 E: 0 K: 1 S: 5	H: 0 LOB: 0 BB: 0 P: 5	R: 0 E: 0 K: 0 S: 3	H: 0 LOB: 0 BB: 0 P: 3	R: 0 E: 0 K: 0 S: 3	H: 0 LOB: 0 BB: 0 P: 3	R: 0 E: 0 K: 0 S: 7	H: 0 LOB: 0 BB: 0 P: 7	R: 1 E: 0 K: 0 S: 5	H: 2 LOB: 1 BB: 0 P: 5	1B: 5 2B: 0 3B: 0 HR: 0	SF: 0 SAC: 0 DP: 0 HBP: 0	WP: 0 PB: 0 SB: 1 CS: 1	PA: 32
PITCHER Robin Roberts, R (1,1) ERA: 3.98	IP: 9.0 WLS: W BF: 32 H: 5 R: 1 ER: 1 SO: 7 BB: 1 IBB: 0 HBP: 0 BLK: 0 WP: 0 HR: 0 S: 45 P: 49 ERA: 1.00 WHIP: 0.667																			

Batter	1	2	3	4	5	6	7	8	9	AB	R	H	RBI	BB	SO	LOB	BOTTOM			
Tony Taylor, R (1,4) OBP: 0.333, SLG: 0.387	5-3									3	0	0	1	0	2	0	<p>San Francisco Giants @ Philadelphia Phillies Connie Mack Stadium, Philadelphia, PA Wed Sep 14 1960, 7:05 PM EDT Att: 4,432 - Unknown</p> <p>livebaseballscores.com</p> <p>AB 29 R 5 H 7 RBI 5 BB 7 SO 6 LOB 16</p>			
Bobby Malkmus, R (7,4) OBP: 0.256, SLG: 0.239										1	0	1	0	0	0	0				
Ken Walters, R (1,9) OBP: 0.289, SLG: 0.327										3	0	0	0	0	0	0				
Tony Gonzalez, L (6, PH) OBP: 0.301, SLG: 0.451	5-3		F9							2	0	0	0	0	1	3				
Bobby Gene Smith, R (1,7) OBP: 0.297, SLG: 0.373	4-3									3	1	1	0	1	0	0				
Pancho Herrera, R (1,3) OBP: 0.350, SLG: 0.456										3	2	2	0	1	1	1				
Bobby Del Greco, R (1,8) OBP: 0.361, SLG: 0.420										2	0	1	1	1	0	0				
Cal Neaman, R (1,2) OBP: 0.286, SLG: 0.331										2	1	0	0	2	1	1				
Jim Woods, R (1,5) OBP: 0.222, SLG: 0.222										4	1	2	2	0	0	4				
Ruben Amaro, R (1,6) OBP: 0.287, SLG: 0.276										3	0	0	0	1	0	4				
Robin Roberts, S (1,1) OBP: 0.208, SLG: 0.155										3	0	0	1	1	1	3				
Inning Stats	R: 0 E: 0 K: 0 S: 3	H: 0 LOB: 3 BB: 3 P: 15	R: 0 E: 0 K: 2 S: 7	H: 0 LOB: 1 BB: 1 P: 11	R: 0 E: 0 K: 1 S: 6	H: 1 LOB: 1 BB: 0 P: 6	R: 0 E: 0 K: 1 S: 5	H: 0 LOB: 0 BB: 0 P: 5	R: 4 E: 1 K: 1 S: 8	H: 3 LOB: 2 BB: 3 P: 20	R: 1 E: 0 K: 0 S: 5	H: 2 LOB: 1 BB: 0 P: 5	R: 0 E: 0 K: 1 S: 6	H: 1 LOB: 1 BB: 0 P: 6	R: 0 E: 0 K: 0 S: 5	H: 1 LOB: 1 BB: 0 P: 6	1B: 5 2B: 2 3B: 0 HR: 0	SF: 1 SAC: 1 DP: 0 HBP: 0	WP: 0 PB: 0 SB: 0 CS: 0	PA: 38
PITCHER Billy O'Dell, L (1,1) ERA: 3.18	IP: 5.1 WLS: L BF: 27 H: 4 R: 4 ER: 4 SO: 4 BB: 5 IBB: 2 HBP: 0 BLK: 1 WP: 0 HR: 0 S: 28 P: 56 ERA: 6.75 WHIP: 1.688																			
Eddie Fisher, R (6,1) ERA: 5.4	1.2 7 2 1 1 1 0 0 0 0 0 0 9 9 5.40 1.200																			
Sherman Jones, R (8,1) ERA: 2.9	1.0 4 1 0 0 1 0 0 0 0 0 0 6 6 0.00 1.000																			

Batter	1	2	3	4	5	6	7	8	9	10	11	AB	R	H	RBI	BB	SO	LOB	TOP		
Don Blasingame, L OBP: 0.299, SLG: 0.293 (1, 4)	1-4-3 3B 2B	G3		FC4-6 1B		F8			4-3		4-0 3B BB	5	2	2	0	1	0	0			
Jim Davenport, R OBP: 0.207, SLG: 0.337 Orlando Cepeda, R OBP: 0.335, SLG: 0.500 Joey Amalfitano, R OBP: 0.333, SLG: 0.547 (1, 5)	1-4-3	K		FC4-6 1B 2B		5-3			6-3		K	4	1	0	0	0	1	2			
Willie Mays, R OBP: 0.586, SLG: 0.568 (1, 8)	SF8 3B			K					4-3 5-3 1B		SF8 3B	6	2	5	2	0	1	1			
Felipe Alou, R OBP: 0.310, SLG: 0.447 (1, 7)	3-H 1B BB	4-3		2B 1B		5-3			F4		4-0 1-H BB	4	1	1	0	2	0	3			
Willie McCovey, L OBP: 0.341, SLG: 0.462 (1, 3)	SF8			1B 2B		4-3			4-3		SF8	4	0	1	3	0	1	1			
Willie Kirkland, L OBP: 0.211, SLG: 0.437 (1, 9)	3-H 1B 3B BB			1B 3B BB		F2			F9		3-H K	5	1	0	0	1	2	2			
Hobie Landrith, L OBP: 0.313, SLG: 0.318 (1, 2)	1-2 2-H 3B 1B			F8 1B		F8			F1		BB 1B	5	1	3	1	0	0	0			
Eddie Bressoud, R OBP: 0.295, SLG: 0.376 (1, 6)	1-H 2-H 3B			E5 1B		F7			6-3		BB 1B	4	0	1	2	1	0	1			
Sam Jones, R OBP: 0.221, SLG: 0.243 Johnny Antonelli, L OBP: 0.278, SLG: 0.294 Billy Loes, R OBP: 0.250, SLG: 0.250 (1, 1)	4-3			F2		F4			G3		F4	3	0	0	0	0	0	3			
Inning Stats	R: 5 E: 0 K: 0 S: 7	H: 4 LOB: 1 BB: 2 P: 15	R: 0 E: 0 K: 1 S: 6	H: 1 LOB: 1 BB: 0 P: 6	R: 0 E: 1 K: 2 S: 9	H: 1 LOB: 2 BB: 0 P: 9	R: 1 E: 0 K: 1 S: 7	H: 3 LOB: 2 BB: 0 P: 7	R: 0 E: 0 K: 0 S: 3	H: 0 LOB: 0 BB: 0 P: 3	R: 0 E: 0 K: 2 S: 4	H: 1 LOB: 1 BB: 2 P: 4	R: 0 E: 0 K: 0 S: 4	H: 1 LOB: 2 BB: 1 P: 8	R: 2 E: 0 K: 2 S: 8	H: 1 LOB: 1 BB: 2 P: 16	1B: 7 2B: 2 3B: 4 HR: 0	SF: 2 SAC: 0 DP: 0 HBP: 0	WP: 0 PB: 0 SB: 1 CS: 0	PA: 51	
PITCHER	IP ERA WLS BF H R ER SO BB IBB HBP BLK WP HR S P ERA WHIP	2 4.97 6.0 22 3 0 0 0 1 0 0 0 0 0 21 25 0.00 0.667	0.1 L 4 1 2 2 1 2 0 0 0 0 0 0 4 12 54.00 9.000	0.2 2 0 0 0 0 1 0 0 0 0 0 0 0 4 4 0.00 0.000	PITCHER																13.50 2.750

San Francisco Giants @ Philadelphia Phillies
 Connie Mack Stadium, Philadelphia, PA
 Thu Sep 15 1960, 7:05 PM EDT
 Att: 4,847 - Unknown

AB	44
R	8
H	13
RBI	8
BB	5
SO	6
LOB	16



Batter	1	2	3	4	5	6	7	8	9	10	11	AB	R	H	RBI	BB	SO	LOB	BOTTOM							
Johnny Callison, L OBP: 0.365, SLG: 0.427 (1, 9)	F7			K		HR 1B				F7		4	2	2	1	0	1	2								
Ken Walters, R OBP: 0.270, SLG: 0.326 (8, PH)			BB 1B	K		1-2 2-3 3-H HR 1B			BB			1	0	0	0	1	0	0								
Bobby Malkmus, R OBP: 0.275, SLG: 0.280 (1, 4)	2B 1B		1-2 BB	4-3		1-H 2-H 3-H HR			K		1B	5	1	3	4	1	1	4								
Tony Curry, L OBP: 0.313, SLG: 0.412 Bobby Del Greco, R OBP: 0.359, SLG: 0.416 (1, 7)	0-3 K		0-3 K			0-3 K			1-3		F5	3	0	0	0	0	3	3								
Tony Gonzalez, L OBP: 0.308, SLG: 0.455 (7, 9)	1-3 2B		1-2 2-H 1B	4-3		G4-6-3 BB			4-3		F8	4	0	2	1	2	0	1								
Pancho Herrera, R OBP: 0.350, SLG: 0.455 (1, 3)	BB		K	G4-6-3 1-2		1-2 K			K		G6-4-3 BB	5	0	1	0	1	2	4								
Cal Neeman, R OBP: 0.257, SLG: 0.319 (1, 2)	F7		F7			E6 1B BB 1B			F9		6-3	6	1	0	0	0	1	6								
Jim Woods, R OBP: 0.214, SLG: 0.154 (1, 5)		5-3		E4 1B		K			K		IBB	4	0	0	0	1	2	1								
Ruben Amaro, R OBP: 0.289, SLG: 0.275 Clay Dalrymple, L OBP: 0.348, SLG: 0.428 Joe Koppe, R OBP: 0.274, SLG: 0.221 (1, 6)	4-0 BB		G4-6-3 BB	F9		1B HR 1B BB			4-0 SH1-4 BB		K	1	0	0	0	1	0	1								
Jim Owens, R OBP: 0.299, SLG: 0.258 Bobby Dalrymple, L OBP: 0.333, SLG: 0.333 Lee Walls, R OBP: 0.299, SLG: 0.258 Turk Farrell, R OBP: 0.278, SLG: 0.294 Chris Short, R OBP: 0.250, SLG: 0.250 (1, 1)	G4-6-3 1-2		1-2 1B			1-2 HR 1B			SH1-4		F4	1	0	0	0	0	0	0								
Inning Stats	R: 0 E: 0 K: 1 S: 7	H: 2 LOB: 3 BB: 1 P: 11	R: 0 E: 0 K: 0 S: 2	H: 0 LOB: 0 BB: 1 P: 6	R: 1 E: 0 K: 2 S: 9	H: 2 LOB: 2 BB: 1 P: 13	R: 0 E: 1 K: 1 S: 7	H: 1 LOB: 2 BB: 0 P: 7	R: 0 E: 0 K: 1 S: 4	H: 0 LOB: 0 BB: 1 P: 8	R: 5 E: 1 K: 2 S: 11	H: 3 LOB: 3 BB: 1 P: 15	R: 0 E: 0 K: 3 S: 9	H: 0 LOB: 0 BB: 0 P: 9	R: 0 E: 0 K: 1 S: 5	H: 0 LOB: 2 BB: 1 P: 13	R: 0 E: 0 K: 0 S: 6	H: 1 LOB: 2 BB: 1 P: 10	R: 0 E: 0 K: 0 S: 2	H: 1 LOB: 1 BB: 0 P: 4	R: 0 E: 0 K: 0 S: 2	H: 0 LOB: 0 BB: 1 P: 6	1B: 7 2B: 2 3B: 0 HR: 1	SF: 0 SAC: 1 DP: 3 HBP: 0	WP: 0 PB: 0 SB: 0 CS: 0	PA: 51
PITCHER	IP ERA WLS BF H R ER SO BB IBB HBP BLK WP HR S P ERA WHIP	5.1 3.38 4.2 20 2 0 0 6 3 1 0 0 0 0 2 2 0.00 1.071	1.0 S 2 0 0 0 0 0 0 0 0 0 0 0 2 2 0.00 0.000	PITCHER																8.44 2.438						

San Francisco Giants @ Philadelphia Phillies
 Connie Mack Stadium, Philadelphia, PA
 Thu Sep 15 1960, 7:05 PM EDT
 Att: 4,847 - Unknown

AB	41
R	6
H	10
RBI	6
BB	9
SO	12
LOB	29



Batter	1	2	3	4	5	6	7	8	9	AB	R	H	RBI	BB	SO	LOB	TOP			
Joey Amalfitano, R OBP: 0.334, SLG: 0.351 (1, 4)										5	1	2	0	0	0	1				
Jim Davenport, R OBP: 0.301, SLG: 0.345 (1, 5)										4	0	2	1	1	0	1				
Willie Mays, R OBP: 0.385, SLG: 0.564 (1, 8)										5	0	1	0	0	1	3				
Felipe Alou, R OBP: 0.310, SLG: 0.444 (1, 7)										4	1	1	0	0	0	2				
Orlando Cepeda, R OBP: 0.336, SLG: 0.508 (1, 3)										4	2	2	2	0	0	0				
Bob Schmidt, R OBP: 0.307, SLG: 0.369 (1, 2)										4	1	2	1	0	1	1				
Willie Kirkland, L OBP: 0.313, SLG: 0.442 (1, 9)										3	1	1	2	1	0	1				
Eddie Bressoud, R OBP: 0.292, SLG: 0.372 (1, 6)										4	0	0	0	0	0	3				
Juan Marichal, R OBP: 0.192, SLG: 0.160 Stu Miller, R OBP: 0.269, SLG: 0.208 (4, 1)										2	0	0	0	0	1	0				
										1	0	0	0	1	0	0				
Inning Stats	R: 0 E: 0 K: 0 S: 4	H: 2 LOB: 1 BB: 0 P: 4	R: 1 E: 0 K: 0 S: 4	H: 2 LOB: 0 BB: 0 P: 4	R: 0 E: 0 K: 1 S: 6	H: 1 LOB: 1 BB: 0 P: 6	R: 5 E: 0 K: 0 S: 9	H: 6 LOB: 1 BB: 0 P: 9	R: 0 E: 0 K: 0 S: 3	H: 0 LOB: 0 BB: 0 P: 3	R: 0 E: 0 K: 0 S: 3	H: 0 LOB: 0 BB: 0 P: 3	R: 0 E: 1 K: 1 S: 5	H: 0 LOB: 1 BB: 1 P: 9	R: 0 E: 0 K: 1 S: 5	H: 0 LOB: 1 BB: 1 P: 9	1B: 5 2B: 4 3B: 0 HR: 2	SF: 0 SAC: 0 DP: 2 HBP: 0	WP: 0 PB: 0 SB: 1 CS: 1	PA: 39
PITCHER	IP WLS BF H R ER SO BB IBB HBP BLK WP HR S P ERA WHIP																			
Curt Simmons, L ERA: 3.17 (1, 1)	3.0 L 16 9 5 5 1 0 0 0 0 0 0 2 18 18 15.00 3.000																			
Ron Kline, R ERA: 5.96 (4, 1)	2.0 8 2 1 1 0 0 0 0 0 0 0 0 8 8 4.50 1.000																			
Bob Grim, R ERA: 4.5 (6, 1)	2.0 7 0 0 0 0 1 0 0 0 0 0 0 6 10 0.00 0.500																			
Bob Gibson, R ERA: 5.29 (8, 1)	2.0 8 0 0 0 2 1 1 0 0 0 0 0 10 18 0.00 0.500																			

San Francisco Giants @ St. Louis Cardinals
Sportsman's Park, St. Louis, MO
Fri Sep 16 1960, 8:05 PM EDT
Att: 14,436 - Unknown

AB	36
R	6
H	11
RBI	6
BB	3
SO	3
LOB	12



Batter	1	2	3	4	5	6	7	8	9	AB	R	H	RBI	BB	SO	LOB	BOTTOM					
Julian Javier, R OBP: 0.281, SLG: 0.356 Bob Sadowski, L (6, 4)										2	0	1	0	0	0	0						
Bill White, L OBP: 0.343, SLG: 0.476 (1, 3)										4	0	0	0	0	1	2						
Stan Musial, L OBP: 0.360, SLG: 0.505 (1, 7)										4	1	1	1	0	0	2						
Ken Boyer, R OBP: 0.360, SLG: 0.541 (1, 5)										3	0	1	0	1	0	1						
Walt Moryn, L OBP: 0.340, SLG: 0.466 (1, 9)										4	0	0	0	0	0	2						
Daryl Spencer, R OBP: 0.370, SLG: 0.422 (1, 6)										3	0	1	0	1	0	0						
Curt Flood, R OBP: 0.283, SLG: 0.357 Charlie James, R OBP: 0.235, SLG: 0.424 (5, PH) (6, 8)										1	0	0	0	0	0	1						
Hal Smith, R OBP: 0.284, SLG: 0.282 Carl Sawatski, L OBP: 0.323, SLG: 0.374 (5, PH) (6, 2)										3	1	1	1	0	1	1						
Hal Smith, R OBP: 0.284, SLG: 0.282 Carl Sawatski, L OBP: 0.323, SLG: 0.374 (5, PH) (6, 2)										1	0	0	0	0	0	0						
Curt Simmons, L Ron Kline, R Joe Cunningham, L Bob Grim, R Ed Olivares, R Bob Gibson, R (1, 1) (4, 1) (5, PH) (6, 1) (7, PH) (8, 1)										1	0	0	0	0	1	0						
										0	0	0	0	0	0	0						
										0	0	0	0	0	1	1						
										0	0	0	0	0	0	0						
										0	0	0	0	0	0	0						
										0	0	0	0	0	0	0						
Inning Stats	R: 0 E: 0 K: 0 S: 3	H: 1 LOB: 0 BB: 0 P: 3	R: 0 E: 0 K: 0 S: 4	H: 1 LOB: 0 BB: 0 P: 4	R: 0 E: 0 K: 1 S: 5	H: 0 LOB: 0 BB: 0 P: 5	R: 0 E: 0 K: 0 S: 4	H: 1 LOB: 1 BB: 0 P: 4	R: 0 E: 0 K: 2 S: 7	H: 0 LOB: 1 BB: 1 P: 11	R: 1 E: 0 K: 0 S: 4	H: 1 LOB: 1 BB: 1 P: 8	R: 1 E: 0 K: 2 S: 8	H: 1 LOB: 0 BB: 0 P: 8	R: 0 E: 0 K: 1 S: 5	H: 0 LOB: 1 BB: 1 P: 9	R: 0 E: 0 K: 1 S: 5	H: 0 LOB: 0 BB: 0 P: 5	1B: 3 2B: 0 3B: 0 HR: 2	SF: 0 SAC: 0 DP: 1 HBP: 0	WP: 0 PB: 0 SB: 0 CS: 0	PA: 34
PITCHER	IP WLS BF H R ER SO BB IBB HBP BLK WP HR S P ERA WHIP																					
Juan Marichal, R ERA: 2.58 (1, 1)	3.1 W 23 3 2 2 6 3 0 0 0 0 0 2 32 44 3.18 1.059																					
Stu Miller, R ERA: 4.05 (4, 1)	5.2 W 23 3 2 2 6 3 0 0 0 0 0 2 32 44 3.18 1.059																					

San Francisco Giants @ St. Louis Cardinals
Sportsman's Park, St. Louis, MO
Fri Sep 16 1960, 8:05 PM EDT
Att: 14,436 - Unknown

AB	31
R	2
H	5
RBI	2
BB	3
SO	7
LOB	11



Batter	1	2	3	4	5	6	7	8	9	AB	R	H	RBI	BB	SO	LOB	TOP					
Don Blasingame, L (1,4) OBP: 0.301, SLG: 0.295	0-0 6-3		0-0 1B			0-0 5-3 1B		0-0 FC3-6 FC4-6		4	1	2	0	0	0	1	San Francisco Giants @ St. Louis Cardinals Sportsman's Park, St. Louis, MO Sat Sep 17 1960, 4:33 AM EDT Att: 12,031 - Unknown					
Joey Amalfitano, R (1,5) OBP: 0.334, SLG: 0.351 Willie McCovey, L (8,PH) OBP: 0.340, SLG: 0.461 Don Choate, R (8,1)	0-0 6-3		0-0 1-3			0-0 5-3 1B		0-0 FC4-6		3	0	1	0	0	0	1						
Willie Mays, R (1,8) OBP: 0.382, SLG: 0.560	0-0 1-3				0-0 F9		0-0 5-3		0-0 F8		4	0	0	1	0	2						
Felipe Alou, R (1,7) OBP: 0.309, SLG: 0.441		0-0 4-3			0-0 G5-4-3 1B		0-0 F9		0-3 K		4	0	1	0	0	1						
Orlando Cepeda, R (1,3) OBP: 0.336, SLG: 0.505		1-0 1B HBP			0-0 G5-4-3		0-3 K		0-0 F5		3	0	0	0	0	2						
Willie Kirkland, L (1,9) OBP: 0.312, SLG: 0.441		0-0 G4-6-3 1B			0-0 F8		0-0 5-3		0-3 K		4	0	1	0	0	1						
Hobie Landrith, L (1,2) OBP: 0.313, SLG: 0.318		0-0 G4-6-3			0-0 FC6-4 1B		0-0 F7				3	0	1	0	0	2						
Eddie Bressoud, R (1,6) OBP: 0.290, SLG: 0.369			0-3 K		0-0 FC6-4		0-0 6-3				3	0	0	0	0	1						
Jack Sanford, R (1,1) OBP: 0.234, SLG: 0.194 Jim Marshall, L (8,PH) OBP: 0.326, SLG: 0.339 Jose Pagan, R (8,5)			0-3 K		0-0 K		0-0 FC3-6 1B				2	0	0	0	0	2						
0-0 1-1 0-0 0-0 0-0											1	0	1	0	0	0						
0-0 0-0 0-0											0	0	0	0	0	0						
Inning Stats	R: 0 E: 0 K: 0 S: 3	H: 0 LOB: 0 BB: 0 P: 3	R: 0 E: 0 K: 0 S: 3	H: 1 LOB: 1 BB: 0 P: 4	R: 0 E: 0 K: 2 S: 8	H: 1 LOB: 1 BB: 0 P: 8	R: 0 E: 0 K: 0 S: 3	H: 1 LOB: 0 BB: 0 P: 3	R: 0 E: 0 K: 1 S: 6	H: 1 LOB: 1 BB: 0 P: 6	R: 1 E: 0 K: 0 S: 7	H: 2 LOB: 1 BB: 0 P: 7	R: 0 E: 0 K: 0 S: 3	H: 0 LOB: 0 BB: 0 P: 3	R: 0 E: 0 K: 0 S: 4	H: 1 LOB: 1 BB: 0 P: 4	R: 0 E: 0 K: 2 S: 7	H: 0 LOB: 0 BB: 0 P: 7	1B: 7 2B: 0 3B: 0 HR: 0	SF: 0 SAC: 0 DP: 2 HBP: 1	WP: 0 PB: 0 SB: 0 CS: 0	PA: 33
PITCHER Larry Jackson, R (1,1) ERA: 3.41	IP: 9.0 WLS: W BF: 33 H: 7 R: 1 ER: 1 SO: 6 BB: 0 IBB: 0 HBP: 1 BLK: 0 WP: 0 HR: 0 S: 44 P: 45 ERA: 1.00 WHIP: 0.778															PITCHER	IP: 9.0 WLS: W BF: 33 H: 7 R: 1 ER: 1 SO: 6 BB: 0 IBB: 0 HBP: 1 BLK: 0 WP: 0 HR: 0 S: 44 P: 45 ERA: 1.00 WHIP: 0.778					


Batter	1	2	3	4	5	6	7	8	9	AB	R	H	RBI	BB	SO	LOB	BOTTOM					
Julian Javier, R (1,4) OBP: 0.282, SLG: 0.361	0-0 4-3		0-0 WP 3B			0-0 SH 1B		0-0 F7		3	2	1	0	0	0	0	San Francisco Giants @ St. Louis Cardinals Sportsman's Park, St. Louis, MO Sat Sep 17 1960, 4:33 AM EDT Att: 12,031 - Unknown					
Joe Cunningham, L (1,9) OBP: 0.362, SLG: 0.384 Charlie James, R (9,7)	0-0 G3		0-0 5-3			0-0 F2		0-0 5-3		4	0	0	0	0	0	3						
Bill White, L (1,3) OBP: 0.340, SLG: 0.473	0-3 K		0-3 K			0-0 SF8		0-0 5-3		3	0	0	1	0	2	0						
Ken Boyer, R (1,5) OBP: 0.363, SLG: 0.549		0-0 HR	0-0 1B			0-0 2H 1B		0-0 F8		4	1	3	2	0	0	0						
Walt Moryn, L (1,7) OBP: 0.339, SLG: 0.461	0-3 K		0-0 F8			0-0 G3		4-0 G1-6-3 BB		3	0	0	0	1	1	2						
Daryl Spencer, R (1,6) OBP: 0.370, SLG: 0.420 Alex Grammas, R (7,6)		4-0 1B BB				0-0 F3		0-0 G1-6-3		2	0	0	0	1	1	0						
0-0 0-0 0-0										1	0	0	0	0	0	1						
0-0 0-0 0-0										0	0	0	0	0	0	0						
0-0 0-0 0-0										0	0	0	0	0	0	0						
Inning Stats	R: 0 E: 0 K: 1 S: 5	H: 0 LOB: 0 BB: 0 P: 5	R: 1 E: 0 K: 1 S: 7	H: 2 LOB: 2 BB: 1 P: 11	R: 1 E: 0 K: 1 S: 7	H: 2 LOB: 1 BB: 0 P: 7	R: 0 E: 0 K: 3 S: 9	H: 0 LOB: 0 BB: 0 P: 9	R: 2 E: 1 K: 0 S: 5	H: 1 LOB: 1 BB: 1 P: 9	R: 0 E: 0 K: 0 S: 3	H: 0 LOB: 1 BB: 1 P: 7	R: 0 E: 0 K: 0 S: 3	H: 0 LOB: 0 BB: 0 P: 3	R: 0 E: 0 K: 0 S: 2	H: 0 LOB: 0 BB: 1 P: 6		R: 0 E: 0 K: 0 S: 2	H: 0 LOB: 0 BB: 1 P: 6	1B: 3 2B: 0 3B: 1 HR: 1	SF: 1 SAC: 1 DP: 1 HBP: 0	WP: 1 PB: 0 SB: 0 CS: 0
PITCHER Jack Sanford, R (1,1) ERA: 3.72 Don Choate, R (8,1) ERA: 2.25	IP: 7.0 WLS: L BF: 30 H: 4 R: 4 ER: 2 SO: 6 BB: 3 IBB: 0 HBP: 0 BLK: 0 WP: 1 HR: 1 S: 39 P: 51 ERA: 2.57 WHIP: 1.143															PITCHER	IP: 1.0 WLS: L BF: 3 H: 0 R: 0 ER: 0 SO: 0 BB: 1 IBB: 0 HBP: 0 BLK: 0 WP: 0 HR: 0 S: 2 P: 6 ERA: 0.00 WHIP: 1.000					



Batter	1	2	3	4	5	6	7	8	9	AB	R	H	RBI	BB	SO	LOB	TOP				
Don Blasingame, L (1,4) OBP: 0.299, SLG: 0.293	1-3		5-3			6-3		F7		4	0	0	0	0	0	1	San Francisco Giants @ St. Louis Cardinals Sportsman's Park, St. Louis, MO Sun Sep 18 1960, 4:33 AM EDT Att: 21,198 - Unknown				
Joey Amalfitano, R (1,5) OBP: 0.333, SLG: 0.353	F8			K		1-3			WP 1B 2B	4	1	1	0	0	1	0					
Willie Mays, R (1,8) OBP: 0.383, SLG: 0.563	F7			G5-4-3 BB					5-3	3	0	1	0	1	0	1					
Felipe Alou, R (1,7) OBP: 0.305, SLG: 0.435		5-3		G5-4-3 1-2		K			6-3	4	0	0	0	0	1	3					
Orlando Cepeda, R (1,3) OBP: 0.337, SLG: 0.504		CS BB			K					3	0	1	1	1	2	0					
Willie Kirkland, L (1,9) OBP: 0.310, SLG: 0.437			K		F8				4-3	4	0	0	0	0	1	2					
Hobie Landrith, L (1,2) OBP: 0.313, SLG: 0.315			6-3			HR BB			1-3	2	1	0	0	1	0	0					
Eddie Bressoud, R (1,6) OBP: 0.293, SLG: 0.378								K		2	1	1	2	1	1	0					
Mike McCormick, L (1,1) OBP: 0.179, SLG: 0.195									F7	2	0	0	0	0	2	1					
Jim Marshall, L (8, PH) OBP: 0.323, SLG: 0.336			K							1	0	0	0	0	0	0					
Sherman Jones, L (8, 1) OBP: 0.286, SLG: 0.286										0	0	0	0	0	0	0					
Inning Stats	R: 0 E: 0 K: 0 S: 3	H: 0 LOB: 0 BB: 0 P: 3	R: 0 E: 0 K: 1 S: 4	H: 0 LOB: 0 BB: 1 P: 8	R: 0 E: 0 K: 1 S: 5	H: 0 LOB: 1 BB: 1 P: 9	R: 0 E: 0 K: 1 S: 4	H: 0 LOB: 0 BB: 1 P: 8	R: 2 E: 0 K: 2 S: 8	H: 1 LOB: 0 BB: 1 P: 12	R: 0 E: 0 K: 1 S: 6	H: 1 LOB: 1 BB: 0 P: 6	R: 0 E: 0 K: 1 S: 5	H: 0 LOB: 0 BB: 0 P: 5	R: 0 E: 0 K: 1 S: 5	H: 0 LOB: 0 BB: 0 P: 5	R: 1 E: 0 K: 0 S: 5	H: 2 LOB: 1 BB: 0 P: 5	1B: 1 2B: 1 3B: 1 HR: 1	SF: 0 SAC: 0 DP: 1 HBP: 0	WP: 1 PA: 33 PB: 0 SB: 0 CS: 1
PITCHER Ernie Broglio, R (1,1) ERA: 2.88	IP: 9.0 WLS: W BF: 33 H: 4 R: 3 ER: 3 SO: 8 BB: 4 IBB: 0 HBP: 0 BLK: 0 WP: 1 HR: 1 S: 45 P: 61 ERA: 3.00 WHIP: 0.889															PITCHER					

Batter	1	2	3	4	5	6	7	8	9	AB	R	H	RBI	BB	SO	LOB	BOTTOM		
Julian Javier, R (1,4) OBP: 0.281, SLG: 0.360	F8		6-3			F6				4	0	1	0	0	0	1	San Francisco Giants @ St. Louis Cardinals Sportsman's Park, St. Louis, MO Sun Sep 18 1960, 4:33 AM EDT Att: 21,198 - Unknown		
Bill White, L (1,3) OBP: 0.339, SLG: 0.472	F4		4-3					WP 2B 1B	F6	4	1	1	0	0	0	1			
Bob Nieman, R (1,7) OBP: 0.365, SLG: 0.459					F8					1	1	0	0	2	0	0			
Walt Moryn, L (7,9) OBP: 0.338, SLG: 0.459		BB				2B 1B BB			K	1	0	0	0	0	1	1			
Ken Boyer, R (1,5) OBP: 0.365, SLG: 0.554	F2				E5 1B					4	2	3	1	0	0	1			
Stan Musial, L (1,9) OBP: 0.359, SLG: 0.502									F9 1B 2B	4	0	1	2	0	0	2			
Charlie James, R (9,7) OBP: 0.235, SLG: 0.424						FC6-4 1B			F9	0	0	0	0	0	0	0			
Daryl Spencer, R (1,6) OBP: 0.369, SLG: 0.419										4	0	1	1	0	0	2			
Gary Kolb, L (8, FR) OBP: 0.292, SLG: 0.302									1B	0	0	0	0	0	0	0			
Alex Grammas, R (9,6) OBP: 0.292, SLG: 0.302									1B	0	0	0	0	0	0	0			
Curt Flood, R (1,8) OBP: 0.300, SLG: 0.353										4	0	1	0	0	1	1			
Hal Smith, R (1,2) OBP: 0.284, SLG: 0.280										4	0	0	0	0	0	4			
Ernie Broglio, R (1,1) OBP: 0.261, SLG: 0.266										3	0	0	0	0	0	1			
Inning Stats	R: 0 E: 0 K: 0 S: 3	H: 0 LOB: 1 BB: 1 P: 7	R: 0 E: 1 K: 0 S: 4	H: 0 LOB: 0 BB: 0 P: 4	R: 0 E: 0 K: 0 S: 3	H: 0 LOB: 0 BB: 0 P: 3	R: 0 E: 1 K: 0 S: 4	H: 1 LOB: 1 BB: 0 P: 4	R: 0 E: 0 K: 1 S: 6	H: 0 LOB: 0 BB: 0 P: 6	R: 3 E: 0 K: 0 S: 6	H: 3 LOB: 1 BB: 1 P: 10	R: 0 E: 0 K: 1 S: 6	H: 1 LOB: 1 BB: 0 P: 6	R: 1 E: 0 K: 0 S: 5	H: 3 LOB: 2 BB: 0 P: 5	1B: 6 2B: 2 3B: 0 HR: 0	SF: 0 SAC: 0 DP: 1 HBP: 0	WP: 1 PA: 35 PB: 0 SB: 1 CS: 0
PITCHER Mike McCormick, L (1,1) ERA: 2.81	IP: 7.0 WLS: L BF: 30 H: 5 R: 3 ER: 3 SO: 2 BB: 2 IBB: 0 HBP: 0 BLK: 0 WP: 1 HR: 0 S: 32 P: 40 ERA: 3.86 WHIP: 1.000															PITCHER			
Sherman Jones, R (8, 1) ERA: 3.09	IP: 1.0 WLS: L BF: 5 H: 3 R: 1 ER: 1 SO: 0 BB: 0 IBB: 0 HBP: 0 BLK: 0 WP: 0 HR: 0 S: 5 P: 5 ERA: 9.00 WHIP: 3.000															PITCHER			



Batter	1	2	3	4	5	6	7	8	9	AB	R	H	RBI	BB	SO	LOB	TOP				
Don Blasingame, L (1, 4) OBP: 0.296, SLG: 0.290	4-3		K	FC5		E3		E5 SF8 1B SF9		5	1	0	0	0	1	4	San Francisco Giants @ Chicago Cubs Wrigley Field, Chicago, IL Mon Sep 19 1960, 3:33 AM CDT Unknown livebaseballscorecards.com				
Jose Pagan, R (1, 6) OBP: 0.162, SLG: 0.364	6-3		K			5-3		1B		5	1	2	0	0	1	2					
Willie Mays, R (1, 8) OBP: 0.383, SLG: 0.562	1B		6-3			6-3		1B HR		4	1	2	1	0	0	1					
Felipe Alou, R (1, 7) OBP: 0.306, SLG: 0.436	5-3					6-3		SF9		4	2	2	2	0	0	1					
Orlando Cepeda, R (1, 3) OBP: 0.336, SLG: 0.501						5-3		F8		5	1	1	0	0	1	4					
Willie Kirkland, L (1, 9) OBP: 0.311, SLG: 0.449						4-3		HR		5	2	2	4	0	0	2					
Jim Davenport, R (1, 5) OBP: 0.303, SLG: 0.346						1B		F7		5	1	2	1	0	0	0					
Hobie Landrith, L (1, 2) OBP: 0.316, SLG: 0.310						1B		F7		3	1	0	0	2	0	1					
Eddie Fisher, R (1, 1) OBP: 0.600, SLG: 0.600	1-3					1B		1B E SF8		5	1	3	1	0	1	1					
Inning Stats	R: 0 E: 0 K: 0 S: 4	H: 1 LOB: 1 BB: 0 P: 4	R: 1 E: 1 K: 0 S: 5	H: 2 LOB: 1 BB: 0 P: 5	R: 0 E: 0 K: 2 S: 7	H: 0 LOB: 0 BB: 0 P: 7	R: 2 E: 0 K: 0 S: 6	H: 3 LOB: 2 BB: 1 P: 10	R: 1 E: 0 K: 0 S: 4	H: 1 LOB: 0 BB: 0 P: 4	R: 3 E: 0 K: 1 S: 8	H: 3 LOB: 0 BB: 0 P: 8	R: 2 E: 1 K: 0 S: 6	H: 2 LOB: 1 BB: 0 P: 6	R: 1 E: 0 K: 1 S: 6	H: 1 LOB: 0 BB: 0 P: 6	1B: 11 2B: 0 3B: 1 HR: 2	SF: 2 SAC: 0 DP: 0 HBP: 0	WP: 0 PB: 1 SB: 1 CS: 0	PA: 45	
PITCHER	IP	WLS	BF	H	R	ER	SO	BB	IBB	HBP	BLK	WP	HR	S	P	ERA	WHIP				
Glen Hobbie, R (1, 1) ERA: 4.03	5.0	L	23	7	4	3	2	1	0	0	0	0	0	26	30	5.40	1.600				
Mark Freeman, R (6, 1) ERA: 5.83	2.0		12	4	4	3	1	1	0	0	0	0	1	13	17	13.50	2.500				
Dick Drott, R (8, 1) ERA: 7.05	2.0		10	3	3	1	1	0	0	0	0	0	1	12	12	4.50	1.500				

Batter	1	2	3	4	5	6	7	8	9	AB	R	H	RBI	BB	SO	LOB	BOTTOM				
Richie Ashburn, L (1, 7) OBP: 0.415, SLG: 0.344	5-3		FC4-6 1B			SF9-4-5		FC6-4		4	0	1	1	0	0	1	San Francisco Giants @ Chicago Cubs Wrigley Field, Chicago, IL Mon Sep 19 1960, 3:33 AM CDT Unknown livebaseballscorecards.com				
Don Zimmer, R (1, 4) OBP: 0.313, SLG: 0.382	F9		FC4-6			5-3		14 1B SF8		4	1	1	0	0	0	1					
Ron Santo, R (1, 5) OBP: 0.311, SLG: 0.422	F5					6-3		F9		4	0	0	0	0	0	1					
14 Ernie Banks, R (1, 6) OBP: 0.356, SLG: 0.574			K			F8		F8		4	0	1	0	0	1	0					
Sammy Taylor, L (1, 2) OBP: 0.254, SLG: 0.303	G1					4-3		SF8		3	0	0	1	0	0	0					
George Altman, L (1, 9) OBP: 0.329, SLG: 0.447						1B		HR		2	2	2	1	2	0	0					
Ed Bouchee, L (1, 3) OBP: 0.343, SLG: 0.334	F8					1B		HR		4	1	2	1	0	1	3					
Danny Murphy, L (1, 8) OBP: 0.141, SLG: 0.194			K			F2		2-3		4	0	0	0	0	1	2					
Glen Hobbie, R (1, 1) OBP: 0.212, SLG: 0.192			K							1	0	0	0	0	1	0					
Bob Will, (5, PH) OBP: 0.317, SLG: 0.370			K							1	0	1	0	0	0	0					
Mark Freeman, R (6, 1) OBP: 0.195, SLG: 0.190			K							0	0	0	0	0	0	0					
Sammy Drake, S (7, PH) OBP: 0.195, SLG: 0.200			K							1	0	1	0	0	0	0					
Dick Drott, R (8, 1) OBP: 0.111, SLG: 0.111			K							0	0	0	0	0	0	0					
Grady Hatton, L (9, PH) OBP: 0.306, SLG: 0.343			K							1	0	0	0	0	0	0					
Inning Stats	R: 0 E: 0 K: 0 S: 3	H: 0 LOB: 0 BB: 0 P: 3	R: 0 E: 0 K: 1 S: 6	H: 1 LOB: 1 BB: 0 P: 6	R: 0 E: 0 K: 2 S: 8	H: 1 LOB: 1 BB: 0 P: 8	R: 0 E: 0 K: 0 S: 3	H: 0 LOB: 0 BB: 0 P: 3	R: 0 E: 0 K: 0 S: 3	H: 0 LOB: 0 BB: 0 P: 3	R: 2 E: 0 K: 0 S: 6	H: 3 LOB: 1 BB: 0 P: 6	R: 1 E: 0 K: 1 S: 7	H: 2 LOB: 1 BB: 1 P: 11	R: 0 E: 0 K: 0 S: 3	H: 0 LOB: 0 BB: 0 P: 3	1B: 7 2B: 1 3B: 0 HR: 2	SF: 2 SAC: 0 DP: 1 HBP: 0	WP: 0 PB: 0 SB: 0 CS: 0	PA: 37	
PITCHER	IP	WLS	BF	H	R	ER	SO	BB	IBB	HBP	BLK	WP	HR	S	P	ERA	WHIP				
Eddie Fisher, R (1, 1) ERA: 4.22	9.0	W	37	9	4	4	4	2	0	0	0	0	2	43	51	4.00	1.222				



Batter	1	2	3	4	5	6	7	8	9	AB	R	H	RBI	BB	SO	LOB	TOP
Joey Amalfitano, R OBP: 0.332, SLG: 0.351 (1,4)	0-0 4-3			0-0 F9			0-0 G6-4-3			4	0	1	0	0	0	2	
Jose Pagan, R OBP: 0.200, SLG: 0.333 (1,6)	0-0 F9			0-0 6-3			0-0 F8			4	0	1	0	0	0	1	
Willie Mays, R OBP: 0.381, SLG: 0.558 (1,8)	0-0 6-3			0-0 6-3			0-0 5-3			4	0	0	0	0	0	1	
Felipe Alou, R OBP: 0.302, SLG: 0.430 (1,7)				0-0 F8			0-0 6-3			4	0	0	0	0	1	1	
Orlando Cepeda, R OBP: 0.338, SLG: 0.501 (1,3)				K			0-0 2B HR			2	1	1	0	2	1	0	
Willie Kirkland, L OBP: 0.310, SLG: 0.449 (1,9)				0-0 F9			0-0 1-3 HR			4	1	1	0	0	0	3	
Jim Davenport, R OBP: 0.306, SLG: 0.347 (1,5)							4-0 HR			2	1	1	0	1	1	0	
Bob Schmidt, R OBP: 0.310, SLG: 0.381 (1,2)				0-0 F6			0-0 HR			3	1	2	4	0	0	0	
Billy O'Dell, S OBP: 0.258, SLG: 0.109 (1,1)				0-3 K			0-0 F9			3	0	0	0	0	2	2	
Inning Stats	R: 0 E: 0 K: 0 S: 3	H: 0 LOB: 0 BB: 0 P: 3	R: 0 E: 0 K: 1 S: 5	H: 0 LOB: 0 BB: 0 P: 5	R: 0 E: 0 K: 2 S: 7	H: 0 LOB: 0 BB: 0 P: 7	R: 0 E: 0 K: 0 S: 3	H: 0 LOB: 0 BB: 0 P: 3	R: 4 E: 0 K: 0 S: 7	H: 4 LOB: 1 BB: 1 P: 11	R: 0 E: 0 K: 1 S: 5	H: 2 LOB: 1 BB: 0 P: 6	R: 0 E: 0 K: 0 S: 4	H: 1 LOB: 2 BB: 1 P: 8			
PITCHER Seth Morehead, L ERA: 3.79 (1,1)	IP: 8.0 WLS: L BF: 33	H: 7 R: 4 ER: 4 SO: 5	BB: 2 IBB: 1 HBP: 0 BLK: 0	WP: 0 HR: 1 S: 40 P: 52	ERA: 4.50 WHIP: 1.125											PITCHER IP: WLS: BF: H: R: ER: SO: BB: IBB: HBP: BLK: WP: HR: S: P: ERA: WHIP	

San Francisco Giants @ Chicago Cubs
Wrigley Field, Chicago, IL
Mon Sep 19 1960, 3:38 AM CDT
Att: 2,088 - Unknown

AB 30
R 4
H 7
RBI 4
BB 3
SO 5
LOB 10



WP: 0 PA: 33
PB: 0
SB: 1
CS: 0
1B: 5 SF: 0
2B: 1 SAC: 0
3B: 0 DP: 1
HR: 1 HBP: 0

Batter	1	2	3	4	5	6	7	8	9	AB	R	H	RBI	BB	SO	LOB	BOTTOM
Richie Ashburn, L OBP: 0.414, SLG: 0.342 (1,7)	0-3 K			0-0 F7			0-0 4-3			3	0	0	0	0	1	0	
Don Zimmer, R OBP: 0.316, SLG: 0.391 (1,4)	0-0 1B 3B			0-0 4-3			0-0 1B			3	1	2	0	0	0	0	
Frank Thomas, R OBP: 0.284, SLG: 0.400 (1,3)	0-0 1B			0-0 F9			0-0 F9			3	0	1	1	0	0	1	
14 Ernie Banks, R OBP: 0.354, SLG: 0.571 (1,6)	0-0 F8			0-0 6-3			0-0 F7			3	0	0	0	0	0	1	
Al Heist, R OBP: 0.320, SLG: 0.370 (1,8)	0-3 K			0-3 K			0-0 G3			3	0	0	0	0	2	1	
Sammy Drake, S OBP: 0.222, SLG: 0.125 (1,5)				0-3 K			0-0 F7			3	0	0	0	0	1	0	
Nelson Mathews, R OBP: 0.250, SLG: 0.250 (1,9)				0-3 K			0-0 6-3			3	0	0	0	0	1	0	
Sammy Taylor, L OBP: 0.248, SLG: 0.296 (1,2)				0-0 F5			0-0 6-3			3	0	0	0	0	0	0	
Seth Morehead, L OBP: 0.179, SLG: 0.185 (1,1) Ron Santo, R (8,PH) OBP: 0.310, SLG: 0.421				0-3 K			0-3 K			2	0	0	0	0	2	0	
Inning Stats	R: 1 E: 0 K: 2 S: 9	H: 2 LOB: 1 BB: 0 P: 9	R: 0 E: 0 K: 2 S: 7	H: 0 LOB: 0 BB: 0 P: 7	R: 0 E: 0 K: 1 S: 5	H: 0 LOB: 0 BB: 0 P: 5	R: 0 E: 0 K: 1 S: 5	H: 0 LOB: 0 BB: 0 P: 5	R: 0 E: 0 K: 1 S: 6	H: 1 LOB: 1 BB: 0 P: 6	R: 0 E: 0 K: 0 S: 3	H: 0 LOB: 0 BB: 0 P: 3	R: 0 E: 0 K: 0 S: 3	H: 0 LOB: 0 BB: 0 P: 3			
PITCHER Billy O'Dell, L ERA: 3.1 (1,1)	IP: 8.0 WLS: W BF: 27	H: 3 R: 1 ER: 1 SO: 7	BB: 0 IBB: 0 HBP: 0 BLK: 0	WP: 0 HR: 0 S: 41 P: 41	ERA: 1.12 WHIP: 0.375											PITCHER IP: WLS: BF: H: R: ER: SO: BB: IBB: HBP: BLK: WP: HR: S: P: ERA: WHIP	

San Francisco Giants @ Chicago Cubs
Wrigley Field, Chicago, IL
Mon Sep 19 1960, 3:38 AM CDT
Att: 2,088 - Unknown

AB 27
R 1
H 3
RBI 1
BB 0
SO 7
LOB 3



WP: 0 PA: 27
PB: 0
SB: 0
CS: 0
1B: 2 SF: 0
2B: 0 SAC: 0
3B: 1 DP: 0
HR: 0 HBP: 0

Batter	1	2	3	4	5	6	7	8	9	AB	R	H	RBI	BB	SO	LOB	TOP		
Don Blasingame, L (1, 4) OBP: 0.297, SLG: 0.293	4-3		3-1		FC6-4 1B		6-3		2B	5	1	2	0	0	0	0	San Francisco Giants @ Chicago Cubs Wrigley Field, Chicago, IL Tue Sep 20 1960, 3:33 AM CDT Att: 1,013 - Unknown		
Jose Pagan, R (1, 6) OBP: 0.300, SLG: 0.421	1B 2B			1B 1B	FC6-4 HBP CS BB		F1		F8	4	2	2	0	1	0	1			
Willie Mays, R (1, 8) OBP: 0.382, SLG: 0.557	G6-4-3 2H 1B			K	FC6-4 HBP		6-3			3	0	1	1	0	1	1			
Felipe Alou, R (1, 7) OBP: 0.302, SLG: 0.428	G6-4-3 1-2			1B 3B 1B	FC6-4 CS				K	4	1	1	1	0	1	3			
Orlando Cepeda, R (1, 3) OBP: 0.338, SLG: 0.498		5-3		K	F7					3	0	0	0	1	1	4			
Willie Kirkland, L (1, 9) OBP: 0.310, SLG: 0.448	1-3			3B 1B			1-3		K	4	1	1	1	0	1	1			
Jim Davenport, R (1, 5) OBP: 0.305, SLG: 0.352	5-3			1H 3H 3B			5-3		F5	4	0	1	2	0	0	1			
Bob Schmidt, R (1, 2) OBP: 0.313, SLG: 0.380			F8		FC6-4 1B				F8	3	0	1	0	1	0	0			
Sam Jones, R (1, 1) OBP: 0.215, SLG: 0.231			F9	F3	FC6-4 1-2				F7	4	0	0	0	0	0	3			
Inning Stats	R: 1 E: 0 K: 0 S: 4	H: 2 LOB: 0 BB: 0 P: 4	R: 0 E: 0 K: 0 S: 3	H: 0 LOB: 0 BB: 0 P: 3	R: 0 E: 0 K: 0 S: 3	H: 0 LOB: 0 BB: 0 P: 3	R: 3 E: 0 K: 2 S: 11	H: 4 LOB: 2 BB: 1 P: 15	R: 1 E: 0 K: 0 S: 3	H: 1 LOB: 1 BB: 0 P: 4	R: 0 E: 0 K: 0 S: 3	H: 0 LOB: 0 BB: 0 P: 3	R: 0 E: 0 K: 2 S: 7	H: 0 LOB: 1 BB: 0 P: 11	R: 0 E: 0 K: 0 S: 4	H: 1 LOB: 1 BB: 0 P: 4	1B: 6 2B: 2 3B: 1 HR: 0	SF: 0 SAC: 0 DP: 1 HBP: 1	WP: 0 PA: 38 PB: 0 SB: 1 CS: 2
PITCHER	IP WLS BF H R ER SO BB IBB HBP BLK WP HR S P ERA WHIP	4.0 L 21 7 5 5 2 1 1 1 0 0 0 0 22 31 11.25 2.000	4.0 L 13 1 0 0 2 1 0 0 0 0 0 0 16 20 0.00 0.500	1.0 L 4 1 0 0 0 0 0 0 0 0 0 0 4 4 0.00 1.000															

Batter	1	2	3	4	5	6	7	8	9	AB	R	H	RBI	BB	SO	LOB	BOTTOM		
Richie Ashburn, L (1, 8) OBP: 0.413, SLG: 0.340	F9		1B BB			1-3		6-3		3	0	0	0	1	0	0	San Francisco Giants @ Chicago Cubs Wrigley Field, Chicago, IL Tue Sep 20 1960, 3:33 AM CDT Att: 1,013 - Unknown		
Don Zimmer, R (1, 4) OBP: 0.315, SLG: 0.389	F7		K					K		4	0	1	0	0	2	1			
Billy Williams, L (1, 7) OBP: 0.250, SLG: 0.250	K		1-3 1B			K			F8	4	0	1	0	0	2	1			
14 Ernie Banks, R (1, 6) OBP: 0.353, SLG: 0.568		F7			F6		F5		F8	4	1	1	0	0	0	1			
Ron Santo, R (1, 5) OBP: 0.310, SLG: 0.419		1B WP 1B			F7		F7		E6 4-3 1-3	4	1	1	0	0	0	1			
Bob Will, L (1, 9) OBP: 0.316, SLG: 0.369		F9-6 WP 1B			F3		F6		4-3	4	0	1	1	0	0	1			
George Altman, L (1, 3) OBP: 0.331, SLG: 0.444		1-2 3H BB			6-3				4-3	2	0	0	0	2	0	1			
Sammy Taylor, L (1, 2) OBP: 0.243, SLG: 0.289		F9-6 2-3			4-3				4-3	3	0	0	0	0	1	3			
Dick Ellsworth, L (1, 1) OBP: 0.160, SLG: 0.045 Joe Schaffernoth, R (5, 1) OBP: 0.236, SLG: 0.296 Grady Hatton, L (8, PH) OBP: 0.359, SLG: 0.333 Mel Wright, R (9, 1) ERA: 2.7			K		4-3				F8	1 1 1 0	0 0 0 0	0 0 0 0	0 0 0 0	0 0 0 0	0 0 0 0				
Inning Stats	R: 0 E: 0 K: 1 S: 5	H: 0 LOB: 0 BB: 0 P: 5	R: 1 E: 0 K: 0 S: 4	H: 2 LOB: 1 BB: 1 P: 8	R: 0 E: 0 K: 2 S: 7	H: 1 LOB: 2 BB: 1 P: 11	R: 0 E: 0 K: 0 S: 3	H: 0 LOB: 0 BB: 0 P: 3	R: 0 E: 0 K: 1 S: 6	H: 1 LOB: 1 BB: 0 P: 6	R: 0 E: 0 K: 1 S: 5	H: 0 LOB: 0 BB: 0 P: 5	R: 0 E: 0 K: 1 S: 5	H: 0 LOB: 0 BB: 0 P: 5	R: 1 E: 1 K: 0 S: 5	H: 1 LOB: 1 BB: 0 P: 5	1B: 5 2B: 1 3B: 0 HR: 0	SF: 0 SAC: 0 DP: 1 HBP: 0	WP: 1 PA: 34 PB: 0 SB: 0 CS: 0
PITCHER	IP WLS BF H R ER SO BB IBB HBP BLK WP HR S P ERA WHIP	9.0 W 34 5 2 1 6 3 0 0 0 1 0 43 55 1.00 0.889																	



Batter	1	2	3	4	5	6	7	8	9	AB	R	H	RBI	BB	SO	LOB	TOP				
Don Blasingame, L OBP: 0.297, SLG: 0.296 (1, 4)	F5	SF9	F9			1B			4-3	5	1	2	1	0	0	0	San Francisco Giants @ Los Angeles Dodgers Los Angeles Memorial Coliseum, Los Angeles, CA Sun Sep 25 1960, 7:33 AM EDT Att: 25,056 - Unknown				
Jose Pagan, R OBP: 0.346, SLG: 0.480 (1, 6)	6-3	E		FC3-6		1B	4-3		L9	6	2	3	1	0	0	1					
Willie Mays, R OBP: 0.382, SLG: 0.555 (1, 8)	1B	FC6-4	IBB	FC3-6		1B	4-3			4	0	1	0	1	0	4					
Felipe Alou, R OBP: 0.303, SLG: 0.425 (1, 7)	L6	FC6-4	1B	L7		2B	PO			4	2	1	2	1	0	3					
Orlando Cepeda, R OBP: 0.340, SLG: 0.501 (1, 3)		E6		1B		4-3	PO		K	5	3	3	2	0	1	0					
Willie Kirkland, L OBP: 0.311, SLG: 0.455 (1, 9)		HR		1B		4-3			K	5	1	2	4	0	1	3					
Jim Davenport, R OBP: 0.309, SLG: 0.362 (1, 5)		BB		6-3		1B			HR	4	2	2	2	1	0	1					
Bob Schmidt, R OBP: 0.314, SLG: 0.381 (1, 2)		SF9	BB	6-3		F5			1-3	5	1	2	0	0	0	0					
Juan Marichal, R OBP: 0.200, SLG: 0.143 Don Choate, R OBP: 0.339, SLG: 0.459 Willie McCovey, L OBP: 0.339, SLG: 0.459 Johnny Antonelli, L OBP: 0.278, SLG: 0.294 (1, 1)		FC6-4	BB	4-3		4-3	FC6-4		F6	3	1	0	0	1	0	2					
Inning Stats	R: 0 E: 0 K: 0 S: 10	H: 1 LOB: 1 BB: 0 P: 18	R: 8 E: 2 K: 0 S: 20	H: 5 LOB: 1 BB: 3 P: 40	R: 0 E: 0 K: 0 S: 7	H: 0 LOB: 0 BB: 0 P: 12	R: 0 E: 0 K: 0 S: 6	H: 2 LOB: 2 BB: 0 P: 9	R: 0 E: 0 K: 0 S: 5	H: 0 LOB: 0 BB: 0 P: 8	R: 4 E: 0 K: 0 S: 19	H: 6 LOB: 2 BB: 0 P: 29	R: 0 E: 0 K: 0 S: 8	H: 1 LOB: 1 BB: 1 P: 17	R: 1 E: 0 K: 2 S: 11	H: 1 LOB: 0 BB: 0 P: 15		R: 0 E: 0 K: 0 S: 4	H: 0 LOB: 0 BB: 0 P: 4	1B: 10 2B: 4 3B: 0 HR: 2	SF: 1 SAC: 0 DP: 0 HBP: 0
PITCHER	IP	WLS	BF	H	R	ER	SO	BB	IBB	HBP	BLK	WP	HR	S	P	ERA	WHIP			ERA	WHIP
Stan Williams, R ERA: 2.92 (1, 1)	1.0	L	9	3	5	3	0	2	0	0	0	0	1	16	33	27.00	5.000			4.50	0.500
Ed Palmquist, R ERA: 2.51 (2, 1)	0.2		6	3	3	0	0	0	1	0	0	0	0	11	20	0.00	4.500				
Ed Rakow, R ERA: 9.6 (7, 1)	2.1		9	2	0	0	0	0	0	0	0	0	0	16	26	0.00	0.857				
Phil Ortega, R ERA: 18.0 (9, PH)	1.1		8	4	4	4	0	0	0	0	0	0	0	16	27	27.00	3.000				
Ed Roebuck, R ERA: 2.84 (6, 1)	1.2		8	3	0	0	0	1	0	0	0	0	0	16	27	0.00	2.400				

Batter	1	2	3	4	5	6	7	8	9	AB	R	H	RBI	BB	SO	LOB	BOTTOM				
Maury Wills, S OBP: 0.342, SLG: 0.331 (1, 6)	4-3		4-3		F7	4-3	L9			5	0	1	0	0	0	3	San Francisco Giants @ Los Angeles Dodgers Los Angeles Memorial Coliseum, Los Angeles, CA Sun Sep 25 1960, 7:33 AM EDT Att: 25,056 - Unknown				
Jim Gilliam, S OBP: 0.356, SLG: 0.317 (1, 4)	2B	BLK	4-3		E	1B	HR		4-3	1	4	0	0	4	0	1					
Willie Davis, L OBP: 0.271, SLG: 0.466 (1, 8)	E		F8		E7	1B	HR		4-3	5	2	2	3	0	0	3					
Norm Larker, L OBP: 0.370, SLG: 0.434 (1, 3)	E		K		F8	K			L7	4	0	0	0	1	2	4					
Tommy Davis, R OBP: 0.309, SLG: 0.428 (1, 7)	F8			HR	1B	1B	1B		WP	5	2	4	3	0	0	2					
Frank Howard, R OBP: 0.318, SLG: 0.468 (1, 9)	F9		L8		L8	1B			K	5	0	2	1	0	1	3					
Charley Smith, R OBP: 0.167, SLG: 0.178 (1, 5)	1-3		K		K	F3			F4	5	0	0	0	0	2	4					
John Roseboro, L OBP: 0.322, SLG: 0.366 Doug Camilli, R OBP: 0.400, SLG: 0.250 (2, PH)	F3					HR			F6	0	0	0	0	0	0	0					
Stan Williams, R ERA: 2.92 Ed Palmquist, R ERA: 2.51 Ed Rakow, R ERA: 9.6 Phil Ortega, R ERA: 18.0 Ed Roebuck, R ERA: 2.84 (1, 1)	F8					1-3			F5	0	0	0	0	0	0	0					
Inning Stats	R: 1 E: 1 K: 0 S: 11	H: 1 LOB: 2 BB: 2 P: 25	R: 0 E: 0 K: 0 S: 6	H: 0 LOB: 0 BB: 0 P: 6	R: 0 E: 0 K: 1 S: 9	H: 1 LOB: 1 BB: 0 P: 11	R: 1 E: 0 K: 2 S: 13	H: 1 LOB: 1 BB: 1 P: 19	R: 2 E: 1 K: 0 S: 11	H: 2 LOB: 2 BB: 1 P: 21	R: 3 E: 0 K: 1 S: 12	H: 2 LOB: 0 BB: 1 P: 21	R: 1 E: 1 K: 2 S: 14	H: 2 LOB: 2 BB: 0 P: 20	R: 1 E: 0 K: 1 S: 13	H: 1 LOB: 1 BB: 1 P: 23		R: 0 E: 0 K: 0 S: 9	H: 0 LOB: 0 BB: 0 P: 10	1B: 5 2B: 3 3B: 0 HR: 2	SF: 0 SAC: 0 DP: 0 HBP: 0
PITCHER	IP	WLS	BF	H	R	ER	SO	BB	IBB	HBP	BLK	WP	HR	S	P	ERA	WHIP			ERA	WHIP
Juan Marichal, R ERA: 2.86 (1, 1)	6.0	W	31	7	7	4	4	4	1	0	0	0	0	27	43	4.50	2.000				
Don Choate, R ERA: 3.0 (7, 1)	2.0		11	3	2	1	3	1	0	0	0	0	0	9	10	0.00	0.000				
Johnny Antonelli, L ERA: 3.77 (9, 1)	1.0	S	3	0	0	0	0	0	0	0	0	0	0	9	10	0.00	0.000				



Batter	1	2	3	4	5	6	7	8	9	AB	R	H	RBI	BB	SO	LOB	TOP										
Lou Johnson, R OBP: 0.262, SLG: 0.267 (1, 9)	0-3 K		0-0 F7		0-0 1-3			0-3 K		4	0	0	0	0	2	0	Chicago Cubs @ San Francisco Giants Candlestick Park, San Francisco, CA Tue Sep 27 1960, 10:05 PM EDT Att: 8,381 - Unknown										
Don Zimmer, R OBP: 0.304, SLG: 0.379 (1, 4)	0-0 F3		0-0 5-3		0-0 6-3			0-3 K		4	0	0	0	0	1	0											
Billy Williams, L OBP: 0.313, SLG: 0.355 (1, 7)	0-3 K				0-0 1-3			0-3 K		4	0	0	0	0	3	0											
14 Ernie Banks, R OBP: 0.352, SLG: 0.558 (1, 6)		0-0 3B		0-0 1B		0-0 F8			0-0 2B	4	1	3	0	0	0	0											
Ron Santo, R OBP: 0.309, SLG: 0.408 (1, 5)		0-0 F5		0-0 1B		0-0 5-3			4-0 BB	3	1	1	0	1	0	1											
Frank Thomas, R OBP: 0.282, SLG: 0.405 (1, 3)		0-0 F3		0-0 HR		0-3 K			0-3 K	4	1	1	2	0	2	3											
Al Heist, R OBP: 0.324, SLG: 0.404 (1, 8)		0-0 3B		4-0 BB		0-0 F8			0-3 K	3	0	1	1	1	1	2											
Dick Bertell, R OBP: 0.231, SLG: 0.100 (1, 2)		0-0 4-3		4-0 BB		0-0 6-3			0-0 F9	3	0	0	0	1	0	3											
Don Cardwell, R OBP: 0.200, SLG: 0.413 (1, 1)			0-3 K		0-0 FC6-4			0-3 K		3	0	0	0	0	2	2											
Inning Stats	R: 0 E: 0 K: 2 S: 7	H: 0 LOB: 0 BB: 0 P: 7	R: 1 E: 0 K: 0 S: 5	H: 2 LOB: 1 BB: 0 P: 5	R: 0 E: 0 K: 1 S: 5	H: 0 LOB: 0 BB: 0 P: 5	R: 2 E: 0 K: 1 S: 7	H: 3 LOB: 2 BB: 2 P: 15	R: 0 E: 0 K: 0 S: 3	H: 0 LOB: 0 BB: 0 P: 3	R: 0 E: 0 K: 1 S: 5	H: 0 LOB: 0 BB: 0 P: 5	R: 0 E: 0 K: 3 S: 9	H: 0 LOB: 0 BB: 0 P: 9	R: 0 E: 0 K: 2 S: 8	H: 1 LOB: 2 BB: 1 P: 12	1B: 3 2B: 1 3B: 1 HR: 1	SF: 0 SAC: 0 DP: 0 HBP: 0	WP: 0 PB: 0 SB: 1 CS: 0	PA: 35							
PITCHER	IP	WLS	BF	H	R	ER	SO	BB	IBB	HBP	BLK	WP	HR	S	P	ERA	WHIP										
Billy O'Dell, L ERA: 3.15 (1, 1)	5.0	L	21	5	3	3	4	2	0	0	0	0	1	27	35	5.40	1.400										
Eddie Fisher, R ERA: 3.55 (6, 1)	2.0		6	0	0	0	2	0	0	0	0	0	0	10	10	0.00	0.000										
Stu Miller, R ERA: 3.9 (8, 1)	2.0		8	1	0	0	5	1	0	0	0	0	0	17	21	0.00	1.000										

Batter	1	2	3	4	5	6	7	8	9	AB	R	H	RBI	BB	SO	LOB	BOTTOM										
Don Blasingame, L OBP: 0.298, SLG: 0.298 (1, 4)	0-3 K		0-0 F3		4-0 1B				0-0 4-3	3	0	0	0	2	1	1	Chicago Cubs @ San Francisco Giants Candlestick Park, San Francisco, CA Tue Sep 27 1960, 10:05 PM EDT Att: 8,381 - Unknown										
Jose Pagan, R OBP: 0.340, SLG: 0.459 (1, 6)	0-0 G3		0-0 FC6-4		0-3 K				0-0 5-3	2	0	0	0	0	0	1											
Willie Mays, R OBP: 0.383, SLG: 0.557 (1, 8)	0-0 1B				0-0 2B				0-0 F4	4	0	3	1	0	0	1											
Felipe Alou, R OBP: 0.299, SLG: 0.417 (1, 7)	0-0 CS		0-0 F8		0-0 F7				0-0 F5	4	0	0	0	0	0	5											
Orlando Cepeda, R OBP: 0.339, SLG: 0.496 (1, 3)		0-0 1-3		1-0 HBP		0-0 F7			0-0 F7	3	0	0	0	0	0	0											
Willie Kirkland, L OBP: 0.315, SLG: 0.461 (1, 9)		0-0 3B		0-0 G4-6-3		0-0 1B			4-0 BB	3	0	2	0	1	0	2											
Jim Davenport, R OBP: 0.307, SLG: 0.359 (1, 5)		0-0 F4			0-0 F5				0-0 F8	4	0	1	0	0	0	2											
Hobie Landrith, L OBP: 0.318, SLG: 0.305 (1, 2)			4-0 BB		4-0 BB				0-0 4-3	2	1	0	0	2	1	3											
Billy O'Dell, S OBP: 0.254, SLG: 0.107 (1, 1)			0-0 BB		4-0 BB				0-0 F9	1	0	0	0	0	0	1											
Jim Marshall, L OBP: 0.333, SLG: 0.342 (5, PH)			0-0 F7		1-2 BB					0	0	0	0	1	0	0											
Eddie Bressoud, R OBP: 0.291, SLG: 0.376 (6, 6)					1-2 BB					2	0	0	0	0	1	2											
Inning Stats	R: 0 E: 0 K: 1 S: 5	H: 1 LOB: 0 BB: 0 P: 5	R: 0 E: 0 K: 0 S: 4	H: 1 LOB: 1 BB: 0 P: 4	R: 0 E: 0 K: 0 S: 3	H: 0 LOB: 1 BB: 1 P: 7	R: 0 E: 0 K: 0 S: 3	H: 1 LOB: 1 BB: 0 P: 4	R: 1 E: 0 K: 1 S: 6	H: 1 LOB: 3 BB: 3 P: 18	R: 0 E: 0 K: 2 S: 9	H: 2 LOB: 2 BB: 0 P: 9	R: 0 E: 0 K: 0 S: 3	H: 0 LOB: 1 BB: 1 P: 7	R: 0 E: 0 K: 0 S: 3	H: 0 LOB: 0 BB: 0 P: 3	1B: 4 2B: 1 3B: 1 HR: 0	SF: 0 SAC: 0 DP: 1 HBP: 1	WP: 0 PB: 0 SB: 0 CS: 1	PA: 39							
PITCHER	IP	WLS	BF	H	R	ER	SO	BB	IBB	HBP	BLK	WP	HR	S	P	ERA	WHIP										
Don Cardwell, R ERA: 4.43 (1, 1)	9.0	W	38	6	1	1	4	6	0	1	0	0	0	39	64	1.00	1.333										

AB	32
R	3
H	6
RBI	3
BB	3
SO	11
LOB	11

AB	31
R	1
H	6
RBI	1
BB	6
SO	4
LOB	22



Batter	1	2	3	4	5	6	7	8	9	AB	R	H	RBI	BB	SO	LOB	TOP								
Richie Ashburn, L OBP: 0.413, SLG: 0.339 (1, 8)	0-0 FC3-6 1B		4-0 14 E 14 S 3B BB		0-0 SH1-4		0-0 1-3		0-0 F9	3	1	1	0	1	0	1									
Danny Murphy, L OBP: 0.164, SLG: 0.188 (1, 9)	0-3 K		0-0 F7		0-0 F7		4-0 FC4-6 BB		0-0 FC4-6 CS	3	1	0	0	1	1	3									
Lou Johnson, R OBP: 0.258, SLG: 0.262 (7, 9)										1	0	0	0	0	0	1									
Billy Williams, L OBP: 0.278, SLG: 0.314 (1, 7)	0-0 FC3-6 1-2		0-3 K		0-0 F5		0-0 E6 14 FC4-6		0-0 CS	4	0	0	0	0	1	4									
14 Ernie Banks, R OBP: 0.353, SLG: 0.565 (1, 6)	0-0 F8		0-0 3B				0-0 FC4-6 1-2			4	1	2	2	0	0	2									
George Altman, L OBP: 0.332, SLG: 0.452 (1, 3)		0-0 HR	0-3 K				0-0 SF7 3B		0-0 K	3	1	1	2	0	2	2									
Ron Santo, R OBP: 0.311, SLG: 0.412 (1, 5)		0-0 1B			0-0 6-3		0-0 HR 2B		0-0 F7	4	1	2	0	0	0	0									
Sammy Taylor, L OBP: 0.242, SLG: 0.310 (1, 2)		0-0 F7			0-0 F6		0-0 HR		0-3 K	4	1	1	2	0	1	1									
Sammy Drake, S OBP: 0.133, SLG: 0.071 (1, 4)		0-3 K			0-3 K		0-0 F2		0-0 F7	3	0	0	0	0	2	1									
Don Zimmer, R OBP: 0.303, SLG: 0.378 (6, 4)										1	0	0	0	0	0	0									
Bob Anderson, R OBP: 0.221, SLG: 0.169 (1, 1)		0-3 K			0-0 E9 SH1-4		0-0 5-3		0-0 FC4-6 1B	4	0	1	0	0	1	1									
Inning Stats	R: 0 E: 0 K: 1 S: 6	H: 1 LOB: 1 BB: 0 P: 6	R: 1 E: 0 K: 2 S: 9	H: 2 LOB: 1 BB: 0 P: 9	R: 1 E: 0 K: 2 S: 8	H: 1 LOB: 1 BB: 1 P: 12	R: 0 E: 0 K: 1 S: 5	H: 0 LOB: 0 BB: 0 P: 5	R: 0 E: 1 K: 0 S: 4	H: 0 LOB: 1 BB: 0 P: 4	R: 3 E: 0 K: 0 S: 6	H: 3 LOB: 0 BB: 0 P: 6	R: 1 E: 1 K: 1 S: 6	H: 0 LOB: 1 BB: 1 P: 10	R: 0 E: 0 K: 1 S: 5	H: 0 LOB: 0 BB: 0 P: 5	R: 0 E: 0 K: 0 S: 3	H: 1 LOB: 0 BB: 0 P: 3	1B: 3 2B: 1 3B: 2 HR: 2	SF: 1 SAC: 1 DP: 0 HBP: 0	WP: 0 PB: 0 SB: 1 CS: 1	PA: 39			
PITCHER	IP	WLS	BF	H	R	ER	SO	BB	IBB	HBP	BLK	WP	HR	S	P	ERA	WHIP								
Jack Sanford, R ERA: 3.82 (1, 1)	6.0	L	27	7	5	5	6	1	0	0	0	0	2	38	42	7.50	1.333								
Don Choate, R ERA: 2.25 (7, 1)	2.0		8	0	1	0	2	1	0	0	0	0	0	11	15	0.00	0.500								
Billy Loes, R ERA: 4.93 (9, 1)	1.0		3	1	0	0	0	0	0	0	0	0	0	3	3	0.00	1.000								

Chicago Cubs @ San Francisco Giants
Candlestick Park, San Francisco, CA
Wed Sep 28 1960, 7:33 AM EDT
Att: 5,513 - Unknown

AB 34
R 6
H 8
RBI 6
BB 2
SO 8
LOB 16



Batter	1	2	3	4	5	6	7	8	9	AB	R	H	RBI	BB	SO	LOB	BOTTOM								
Don Blasingame, L OBP: 0.301, SLG: 0.301 (1, 4)	0-0 5-3				4-0 1B E BB				0-0 F7	4	1	2	1	1	0	0									
Jose Pagan, R OBP: 0.324, SLG: 0.417 (1, 6)	0-0 BB WP 1B	0-0 F8 1-H			0-0 E1 1B				0-0 FC6-4 1B	5	1	3	0	0	0	2									
Willie Mays, R OBP: 0.382, SLG: 0.554 (1, 8)	4-0 1-2 BB BB		0-0 5-3		0-0 1-3				0-0 G6-3 1B	4	0	0	0	1	0	2									
Felipe Alou, R OBP: 0.298, SLG: 0.413 (1, 7)	0-3 K		0-0 3-1		0-0 5-3				4-0 BB	3	0	0	0	1	1	3									
Orlando Cepeda, R OBP: 0.340, SLG: 0.495 (1, 3)	4-0 1-2 2-3 BB		0-3 K		0-0 S 1B				0-3 K	3	0	1	1	1	2	1									
Willie Kirkland, L OBP: 0.315, SLG: 0.458 (1, 9)	0-0 1-3				0-0 6-3				0-0 F8	3	0	0	0	1	0	4									
Jim Davenport, R OBP: 0.305, SLG: 0.357 (1, 5)		0-3 K			0-3 K				0-0 G3-6-4 1B	2	0	0	0	0	2	0									
Joey Amalfitano, R OBP: 0.334, SLG: 0.353 (5, 5)					0-0 6-3					2	0	1	0	0	0	2									
Bob Schmidt, R OBP: 0.314, SLG: 0.380 (1, 2)		0-0 2B 1B			0-0 1B				0-0 G3-6-1 1-2	4	1	2	0	0	1	1									
Jack Sanford, R OBP: 0.228, SLG: 0.189 (1, 1)		0-3 K			0-3 K				0-0 F7	2	0	0	0	0	2	2									
Matty Alou, L OBP: 0.333, SLG: 0.333 (6, PH)										1	0	0	0	0	0	0									
Don Choate, R (7, 1)										0	0	0	0	0	0	0									
Jim Marshall, L OBP: 0.331, SLG: 0.339 (8, PH)										1	0	0	0	0	0	0									
Billy Loes, R OBP: 0.250, SLG: 0.250 (9, 1)										0	0	0	0	0	0	0									
Inning Stats	R: 0 E: 0 K: 1 S: 6	H: 1 LOB: 3 BB: 2 P: 14	R: 1 E: 0 K: 2 S: 9	H: 2 LOB: 0 BB: 0 P: 9	R: 0 E: 0 K: 1 S: 5	H: 0 LOB: 0 BB: 0 P: 5	R: 0 E: 0 K: 2 S: 8	H: 1 LOB: 1 BB: 0 P: 8	R: 2 E: 1 K: 0 S: 5	H: 2 LOB: 2 BB: 2 P: 13	R: 0 E: 0 K: 1 S: 6	H: 1 LOB: 1 BB: 0 P: 6	R: 0 E: 0 K: 1 S: 5	H: 0 LOB: 1 BB: 1 P: 9	R: 0 E: 0 K: 0 S: 3	H: 1 LOB: 0 BB: 0 P: 3	R: 0 E: 0 K: 0 S: 3	H: 1 LOB: 0 BB: 0 P: 3	1B: 8 2B: 1 3B: 0 HR: 0	SF: 0 SAC: 0 DP: 2 HBP: 0	WP: 1 PB: 0 SB: 1 CS: 0	PA: 39			
PITCHER	IP	WLS	BF	H	R	ER	SO	BB	IBB	HBP	BLK	WP	HR	S	P	ERA	WHIP								
Bob Anderson, R ERA: 4.13 (1, 1)	9.0	W	39	9	3	3	8	4	1	0	0	1	0	50	70	3.00	1.444								

Chicago Cubs @ San Francisco Giants
Candlestick Park, San Francisco, CA
Wed Sep 28 1960, 7:33 AM EDT
Att: 5,513 - Unknown

AB 34
R 3
H 9
RBI 2
BB 5
SO 8
LOB 17



Batter	1	2	3	4	5	6	7	8	9	AB	R	H	RBI	BB	SO	LOB	TOP					
Don Landrum, L (1, 8) OBP: 0.319, SLG: 0.442										3	1	0	0	1	1	1	St. Louis Cardinals @ San Francisco Giants Candlestick Park, San Francisco, CA Fri Sep 30 1960, 10:05 PM EDT Att: 11,110 - Unknown livebaseballscorecards.com					
Joe Cunningham, L (1, 9) OBP: 0.392, SLG: 0.386										4	0	0	0	0	0	2						
Bill White, L (1, 3) OBP: 0.334, SLG: 0.457										3	0	1	0	1	1	1						
Ken Boyer, R (1, 5) OBP: 0.370, SLG: 0.564										4	0	1	0	0	1	1						
Walt Moryn, L (1, 7) OBP: 0.326, SLG: 0.439										3	0	0	0	0	1	1						
Daryl Spencer, R (1, 6) OBP: 0.394, SLG: 0.404										3	0	0	0	0	0	0						
Julian Javier, R (1, 4) OBP: 0.274, SLG: 0.344										2	0	0	0	0	1	0						
Stan Musial, L (7, PH) OBP: 0.350, SLG: 0.486										1	0	0	0	0	0	0						
Alex Grammas, R (7, 4) OBP: 0.290, SLG: 0.337										0	0	0	0	0	0	0						
Hal Smith, R (1, 2) OBP: 0.293, SLG: 0.295										2	0	1	0	0	1	0						
Carl Sawatski, L (8, PH) OBP: 0.307, SLG: 0.348										1	0	0	0	0	1	0						
Ray Sadecki, L (1, 1) OBP: 0.224, SLG: 0.211										1	0	0	0	1	0	1						
George Crowe, L (8, PH) OBP: 0.286, SLG: 0.457										1	0	0	0	0	1	0						
Bob Miller, R (8, 1) OBP: 0.200, SLG: 0.143										0	0	0	0	0	0	0						
Inning Stats	R: 1 E: 0 K: 0 S: 3	H: 1 LOB: 1 BB: 2 P: 11	R: 0 E: 0 K: 2 S: 7	H: 0 LOB: 0 BB: 0 P: 7	R: 0 E: 0 K: 2 S: 7	H: 0 LOB: 1 BB: 1 P: 11	R: 0 E: 0 K: 1 S: 5	H: 0 LOB: 0 BB: 0 P: 5	R: 0 E: 0 K: 1 S: 3	H: 1 LOB: 0 BB: 0 P: 3	R: 0 E: 0 K: 0 S: 4	H: 1 LOB: 1 BB: 0 P: 4	R: 0 E: 0 K: 1 S: 5	H: 0 LOB: 0 BB: 0 P: 5	R: 0 E: 0 K: 2 S: 7	H: 0 LOB: 0 BB: 0 P: 7	R: 0 E: 0 K: 0 S: 3	H: 0 LOB: 0 BB: 0 P: 3	1B: 3 2B: 0 3B: 0 HR: 0	SF: 0 SAC: 0 DP: 1 HBP: 0	WP: 1 PB: 0 SB: 1 CS: 1	PA: 31
PITCHER Sam Jones, R (1, 1) ERA: 3.19	IP: 9.0 WLS: W BF: 31 H: 3 R: 1 ER: 1 SO: 8 BB: 3 IBB: 0 HBP: 0 BLK: 0 WP: 1 HR: 0 S: 44 P: 56 ERA: 1.00 WHIP: 0.667															PITCHER						

Batter	1	2	3	4	5	6	7	8	9	AB	R	H	RBI	BB	SO	LOB	BOTTOM						
Jose Pagan, R (1, 6) OBP: 0.293, SLG: 0.375										4	0	0	0	0	1	6	St. Louis Cardinals @ San Francisco Giants Candlestick Park, San Francisco, CA Fri Sep 30 1960, 10:05 PM EDT Att: 11,110 - Unknown livebaseballscorecards.com						
Joey Amalfitano, R (1, 4) OBP: 0.336, SLG: 0.356										3	0	1	0	1	0	2							
Willie Mays, R (1, 8) OBP: 0.381, SLG: 0.551										3	0	0	0	1	0	2							
Felipe Alou, R (1, 7) OBP: 0.298, SLG: 0.415										4	0	1	0	0	0	2							
Orlando Cepeda, R (1, 3) OBP: 0.343, SLG: 0.499										3	1	2	0	1	1	0							
Willie Kirkland, L (1, 9) OBP: 0.316, SLG: 0.459										4	1	2	0	0	0	3							
Jim Davenport, R (1, 5) OBP: 0.310, SLG: 0.360										2	0	1	1	1	1	0							
Bob Schmidt, R (1, 2) OBP: 0.316, SLG: 0.379										3	0	1	0	1	0	3							
Sam Jones, R (1, 1) OBP: 0.207, SLG: 0.225										2	0	0	1	0	2	2							
Inning Stats	R: 0 E: 0 K: 1 S: 6	H: 1 LOB: 1 BB: 0 P: 6	R: 1 E: 0 K: 1 S: 6	H: 1 LOB: 2 BB: 2 P: 14	R: 0 E: 0 K: 0 S: 3	H: 0 LOB: 0 BB: 0 P: 3	R: 1 E: 0 K: 1 S: 8	H: 3 LOB: 2 BB: 0 P: 8	R: 0 E: 0 K: 0 S: 3	H: 1 LOB: 2 BB: 2 P: 11	R: 0 E: 0 K: 1 S: 7	H: 1 LOB: 1 BB: 0 P: 7	R: 0 E: 0 K: 0 S: 3	H: 1 LOB: 1 BB: 1 P: 7	R: 0 E: 0 K: 1 S: 4	H: 0 LOB: 0 BB: 0 P: 5		R: 0 E: 0 K: 1 S: 4	H: 0 LOB: 0 BB: 0 P: 5	1B: 4 2B: 3 3B: 1 HR: 0	SF: 1 SAC: 1 DP: 3 HBP: 1	WP: 1 PB: 0 SB: 1 CS: 0	PA: 36
PITCHER Ray Sadecki, L (1, 1) ERA: 3.78	IP: 7.0 WLS: L BF: 33 H: 8 R: 2 ER: 2 SO: 4 BB: 4 IBB: 1 HBP: 0 BLK: 0 WP: 0 HR: 0 S: 36 P: 56 ERA: 2.57 WHIP: 1.714															PITCHER							
Bob Miller, R (8, 1) ERA: 3.42	IP: 1.0 WLS: L BF: 3 H: 0 R: 0 ER: 0 SO: 1 BB: 0 IBB: 0 HBP: 1 BLK: 0 WP: 0 HR: 0 S: 4 P: 5 ERA: 0.00 WHIP: 0.000															PITCHER							

Batter	1	2	3	4	5	6	7	8	9	AB	R	H	RBI	BB	SO	LOB	TOP					
Don Landrum, L (1, 8) OBP: 0.333, SLG: 0.435										3	0	1	0	1	0	1	St. Louis Cardinals @ San Francisco Giants Candlestick Park, San Francisco, CA Sat Oct 01 1960, 10:05 PM EDT Att: 13,624 - Unknown					
Joe Cunningham, L (1, 9) OBP: 0.365, SLG: 0.386										5	0	2	1	0	0	3						
Bill White, L (1, 3) OBP: 0.333, SLG: 0.455										3	0	0	0	1	0	3						
Alex Grammas, R (7, 4) OBP: 0.290, SLG: 0.337										0	0	0	0	0	0	0						
Charlie James, R (9, FH) OBP: 0.191, SLG: 0.326										1	0	0	0	0	1	1						
Ken Boyer, R (1, 5) OBP: 0.371, SLG: 0.563										3	0	1	0	1	1	2						
Walt Moryn, L (1, 7) OBP: 0.323, SLG: 0.434										4	0	0	0	0	2	3						
Daryl Spencer, R (1, 6) OBP: 0.364, SLG: 0.404										4	1	1	0	0	0	1						
Julian Javier, R (1, 4) OBP: 0.273, SLG: 0.342										2	0	0	0	0	1	0						
Stan Musial, L (7, FH) OBP: 0.349, SLG: 0.485										1	0	0	0	0	0	0						
Bob Gibson, R (7, 1) OBP: 0.179, SLG: 0.214										0	0	0	0	0	0	0						
Carl Sawatski, L (8, FH) OBP: 0.310, SLG: 0.352										1	0	0	0	0	0	0						
Bob Grim, R (8, 1) OBP: 0.293, SLG: 0.294										3	1	1	0	0	1	1						
Hal Smith, R (5, FH) OBP: 0.286, SLG: 0.286										1	0	0	0	0	1	0						
Tim McCarver, L (5, 2) OBP: 0.286, SLG: 0.286										1	0	1	0	0	0	0						
Ernie Broglio, R (1, 1) OBP: 0.280, SLG: 0.265										2	0	0	0	0	1	1						
Curt Simmons, L (3, 1) OBP: 0.275, SLG: 0.234										1	0	1	0	0	0	0						
George Crowe, L (7, FH) OBP: 0.278, SLG: 0.444										2	0	0	0	0	1	1						
Inning Stats	R: 0 E: 0 K: 1 S: 5	H: 0 LOB: 2 BB: 2 P: 13	R: 0 E: 0 K: 1 S: 5	H: 0 LOB: 0 BB: 0 P: 5	R: 0 E: 0 K: 2 S: 8	H: 1 LOB: 2 BB: 1 P: 12	R: 0 E: 0 K: 1 S: 5	H: 0 LOB: 0 BB: 0 P: 5	R: 0 E: 0 K: 1 S: 6	H: 1 LOB: 1 BB: 0 P: 6	R: 0 E: 0 K: 0 S: 4	H: 1 LOB: 1 BB: 0 P: 4	R: 1 E: 1 K: 1 S: 8	H: 2 LOB: 2 BB: 0 P: 8	R: 1 E: 0 K: 0 S: 5	H: 2 LOB: 1 BB: 0 P: 5	R: 0 E: 0 K: 1 S: 6	H: 1 LOB: 1 BB: 0 P: 6	1B: 7 2B: 1 3B: 0 HR: 0	SF: 0 SAC: 1 DP: 0 HBP: 0	WP: 0 PB: 0 SB: 1 CS: 0	PA: 39
PITCHER Juan Marichal, R (1, 1) ERA: 2.66	IP: 9.0 WLS: W BF: 39 H: 8 R: 2 ER: 1 SO: 8 BB: 3 IBB: 0 HBP: 0 BLK: 0 WP: 0 HR: 0 S: 52 P: 64 ERA: 1.00 WHIP: 1.222																					

Batter	1	2	3	4	5	6	7	8	9	AB	R	H	RBI	BB	SO	LOB	BOTTOM				
Don Blasingame, L (1, 4) OBP: 0.301, SLG: 0.301										4	0	1	2	1	1	0	St. Louis Cardinals @ San Francisco Giants Candlestick Park, San Francisco, CA Sat Oct 01 1960, 10:05 PM EDT Att: 13,624 - Unknown				
Jose Pagan, R (1, 6) OBP: 0.297, SLG: 0.341										4	0	0	0	0	1	2					
Felipe Alou, R (1, 8) OBP: 0.297, SLG: 0.411										3	1	0	0	1	1	0					
Willie McCovey, L (1, 3) OBP: 0.349, SLG: 0.469										3	2	3	1	1	0	0					
Orlando Cepeda, R (1, 7) OBP: 0.342, SLG: 0.496										3	0	0	0	1	0	3					
Matty Alou, L (8, 7) OBP: 0.333, SLG: 0.333										0	0	0	0	0	0	0					
Willie Kirkland, L (1, 9) OBP: 0.316, SLG: 0.457										4	0	1	1	0	1	4					
Joey Amalfitano, R (1, 5) OBP: 0.335, SLG: 0.353										3	2	0	0	1	0	3					
Hobie Landrith, L (1, 2) OBP: 0.321, SLG: 0.311										3	1	1	2	1	1	2					
Juan Marichal, R (1, 1) OBP: 0.206, SLG: 0.129										3	1	0	0	0	0	3					
Inning Stats	R: 1 E: 1 K: 0 S: 4	H: 1 LOB: 2 BB: 2 P: 12	R: 3 E: 1 K: 1 S: 6	H: 1 LOB: 1 BB: 1 P: 11	R: 1 E: 0 K: 1 S: 6	H: 1 LOB: 2 BB: 2 P: 14	R: 0 E: 0 K: 1 S: 5	H: 0 LOB: 0 BB: 0 P: 5	R: 2 E: 0 K: 0 S: 5	H: 2 LOB: 1 BB: 1 P: 9	R: 0 E: 0 K: 1 S: 5	H: 0 LOB: 0 BB: 0 P: 5	R: 0 E: 0 K: 1 S: 6	H: 1 LOB: 1 BB: 0 P: 6	R: 0 E: 0 K: 0 S: 3	H: 0 LOB: 0 BB: 0 P: 3		1B: 4 2B: 2 3B: 0 HR: 0	SF: 0 SAC: 0 DP: 1 HBP: 1	WP: 0 PB: 0 SB: 0 CS: 1	PA: 37
PITCHER Ernie Broglio, R (1, 1) ERA: 2.74	IP: 2.0 WLS: L BF: 14 H: 3 R: 5 ER: 2 SO: 3 BB: 5 IBB: 0 HBP: 1 BLK: 0 WP: 0 HR: 0 S: 10 P: 31 ERA: 13.50 WHIP: 3.500																				
Curt Simmons, L (3, 1) ERA: 3.99	IP: 4.0 WLS: L BF: 16 H: 3 R: 2 ER: 2 SO: 3 BB: 0 IBB: 1 HBP: 0 BLK: 0 WP: 0 HR: 0 S: 21 P: 25 ERA: 4.50 WHIP: 0.750																				
Bob Gibson, R (7, 1) ERA: 5.13	IP: 1.0 WLS: L BF: 4 H: 1 R: 0 ER: 0 SO: 1 BB: 0 IBB: 0 HBP: 0 BLK: 0 WP: 0 HR: 0 S: 6 P: 6 ERA: 0.00 WHIP: 1.000																				
Bob Grim, R (8, 1) ERA: 4.25	IP: 1.0 WLS: L BF: 3 H: 0 R: 0 ER: 0 SO: 0 BB: 0 IBB: 0 HBP: 0 BLK: 0 WP: 0 HR: 0 S: 3 P: 3 ERA: 0.00 WHIP: 0.000																				



Batter	1	2	3	4	5	6	7	8	9	AB	R	H	RBI	BB	SO	LOB	TOP					
Bob Nieman, R (1, 9) OBP: 0.372, SLG: 0.473 Gary Kolb, L (1, 9) (6, 8)	0-0 1-4-3		0-0 F7		0-0 5-3			0-0 F4		1	0	0	0	0	0	0						
Don Landrum, L (1, 8) OBP: 0.315, SLG: 0.408 Doug Clemens, L (6, 9) Daryl Spencer, R (9, PH) OBP: 0.365, SLG: 0.404	0-3 K		0-0 F5			0-0 F9		4-0 BB		3	0	0	0	0	1	1						
Charlie James, R (1, 7) OBP: 0.196, SLG: 0.320	0-3 K			0-0 F7		4-3		1-2 BB		4	0	1	0	0	1	0						
Ed Olivares, R (1, 5) Ken Boyer, R (9, PH) OBP: 0.370, SLG: 0.562		0-3 K		0-0 F5		0-0 F8		0-3 K		3	0	0	0	0	1	0						
Julio Gotay, R (1, 6) OBP: 0.375, SLG: 0.375		0-0 E S 1B		0-0 F4			0-0 F9		0-3 K	4	1	1	0	0	1	2						
Julian Javier, R (1, 4) OBP: 0.273, SLG: 0.341		0-0 1-3 S PO 1B			0-3 K		0-0 F7		0-0 F4	4	0	1	1	0	1	2						
Tim McCarver, L (1, 2) OBP: 0.200, SLG: 0.200		0-0 1-3			0-0 E5 1B		0-0 F8			3	1	0	0	0	0	1						
Duke Carmel, L (1, 3)		0-0 PO	4-0 S BB		0-0 F9			0-3 K		2	0	0	0	1	1	1						
Mel Nelson, R (1, 1) OBP: 0.500, SLG: 0.500 Stan Musial, L (8, PH) OBP: 0.351, SLG: 0.486 Bill White, L (6, PR) OBP: 0.333, SLG: 0.455 Bob Gibson, R (8, 1) OBP: 0.179, SLG: 0.214 Bob Grim, R (8, 1)			0-3 K			0-0 1B		0-0 CS 1B		2	0	1	1	0	1	1						
Inning Stats	R: 0 E: 0 K: 2 S: 7	H: 0 LOB: 0 BB: 0 P: 7	R: 1 E: 0 K: 1 S: 6	H: 2 LOB: 0 BB: 0 P: 6	R: 0 E: 0 K: 1 S: 5	H: 0 LOB: 1 BB: 1 P: 9	R: 0 E: 0 K: 0 S: 3	H: 0 LOB: 0 BB: 0 P: 3	R: 1 E: 1 K: 1 S: 7	H: 1 LOB: 1 BB: 0 P: 7	R: 0 E: 0 K: 0 S: 3	H: 0 LOB: 0 BB: 0 P: 3	R: 0 E: 0 K: 0 S: 3	H: 0 LOB: 0 BB: 0 P: 3	R: 0 E: 0 K: 1 S: 5	H: 1 LOB: 1 BB: 0 P: 5	R: 0 E: 0 K: 2 S: 8	H: 1 LOB: 2 BB: 1 P: 12	1B: 5 2B: 0 3B: 0 HR: 0	SF: 0 SAC: 0 DP: 0 HBP: 0	WP: 0 PB: 0 SB: 3 CS: 1	PA: 34
PITCHER Mike McCormick, L (1, 1) ERA: 2.7	IP: 9.0 WLS: W BF: 33 H: 5 R: 2 ER: 0 SO: 8 BB: 2 IBB: 0 HBP: 0 BLK: 0 WP: 0 HR: 0 S: 47 P: 55 ERA: 0.00 WHIP: 0.778															PITCHER	IP: 9.0 WLS: W BF: 33 H: 5 R: 2 ER: 0 SO: 8 BB: 2 IBB: 0 HBP: 0 BLK: 0 WP: 0 HR: 0 S: 47 P: 55 ERA: 0.00 WHIP: 0.778					

St. Louis Cardinals @ San Francisco Giants
Candlestick Park, San Francisco, CA
Sun Oct 02 1960, 7:33 AM EDT
Att: 28,861 - Unknown

AB 31
R 2
H 5
RBI 2
BB 2
SO 8
LOB 13



Batter	1	2	3	4	5	6	7	8	9	AB	R	H	RBI	BB	SO	LOB	BOTTOM			
Jose Pagan, R (1, 6) OBP: 0.300, SLG: 0.408	0-0 3B		0-0 IHR 1B	0-0 1-2			0-0 F8	0-0 BB 1B		5	1	3	1	0	0	1				
Joey Amalfitano, R (1, 4) OBP: 0.335, SLG: 0.351 Don Blasingame, L (5, 4) OBP: 0.302, SLG: 0.300	0-0 F3		4-0 IHR BB	0-0 F7			0-0 F9	4-0 1-2 BB		2	1	0	0	1	0	3				
Willie Mays, R (1, 8) OBP: 0.381, SLG: 0.555	0-3 K		0-0 IHR		0-0 F8 S 1B			F8 F7		5	1	2	3	0	1	3				
Felipe Alou, R (1, 7) OBP: 0.299, SLG: 0.410	0-0 F4		0-0 S 1B		0-3 K			4-0 2B SF8 BB		3	1	1	0	1	1	2				
Orlando Cepeda, R (1, 3) OBP: 0.343, SLG: 0.497		0-0 5-3	4-0 1-2 IBB		0-0 F8			0-0 1-3 1B 2B		3	1	1	0	1	0	1				
Willie Kirkland, L (1, 9) OBP: 0.315, SLG: 0.454	0-3 K		0-0 F3			0-0 6-3		4-0 1B 2B IBB		3	1	0	0	1	1	2				
Jim Davenport, R (1, 5) OBP: 0.369, SLG: 0.358 Andre Rodgers, R (5, 5) OBP: 0.325, SLG: 0.355		0-0 F9		0-0 F6		0-0 4-3		0-0 SF8		2	0	0	0	0	0	0				
Bob Schmidt, R (1, 2) OBP: 0.315, SLG: 0.378			0-0 1-3	0-3 K		0-0 F9		3-3 2B 1B		4	1	1	1	0	1	0				
Mike McCormick, L (1, 1) OBP: 0.200, SLG: 0.227			0-3 K	0-0 E 1B			0-0 F2	0-0 1-3 2H 3H 2B		4	1	2	2	0	1	0				
Inning Stats	R: 0 E: 0 K: 1 S: 6	H: 1 LOB: 1 BB: 0 P: 6	R: 0 E: 0 K: 1 S: 5	H: 0 LOB: 0 BB: 0 P: 5	R: 3 E: 0 K: 1 S: 8	H: 3 LOB: 2 BB: 2 P: 16	R: 0 E: 1 K: 1 S: 7	H: 1 LOB: 2 BB: 0 P: 7	R: 0 E: 0 K: 0 S: 3	H: 0 LOB: 0 BB: 0 P: 3	R: 0 E: 0 K: 0 S: 3	H: 0 LOB: 0 BB: 0 P: 3	R: 0 E: 0 K: 0 S: 7	H: 4 LOB: 2 BB: 3 P: 19	R: 5 E: 0 K: 0 S: 7	H: 4 LOB: 2 BB: 3 P: 19	1B: 6 2B: 2 3B: 1 HR: 1	SF: 1 SAC: 0 DP: 0 HBP: 0	WP: 0 PB: 0 SB: 3 CS: 0	PA: 39
PITCHER Mel Nelson, L (1, 1) ERA: 3.38 Bob Gibson, R (8, 1) ERA: 5.61 Bob Grim, R (8, 1) ERA: 4.22	IP: 7.0 WLS: L BF: 29 H: 6 R: 3 ER: 3 SO: 5 BB: 1 IBB: 3 HBP: 0 BLK: 0 WP: 0 HR: 0 S: 37 P: 45 ERA: 3.86 WHIP: 1.000															PITCHER	IP: 7.0 WLS: L BF: 29 H: 6 R: 3 ER: 3 SO: 5 BB: 1 IBB: 3 HBP: 0 BLK: 0 WP: 0 HR: 0 S: 37 P: 45 ERA: 3.86 WHIP: 1.000			

St. Louis Cardinals @ San Francisco Giants
Candlestick Park, San Francisco, CA
Sun Oct 02 1960, 7:33 AM EDT
Att: 28,861 - Unknown

AB 33
R 8
H 10
RBI 8
BB 5
SO 5
LOB 12

