

San Francisco Giants - 1961

Batter	1	2	3	4	5	6	7	8	9	AB R H RBI BB SO LOB	TOP																									
Bill Virdon, L (1, 8) OBP: 0.400, SLG: 1.000	0-0 4-3			0-0 1B E 1B	0-0 4-3		0-0 4-1		0-0 1-H 2-H HR	5 2 2 3 0 0 1	Pittsburgh Pirates @ San Francisco Giants Candlestick Park, San Francisco, CA Tue Apr 11 1961, 6:33 AM EST Att. 41,423 - Sunny																									
Dick Groat, R (1, 6) OBP: 0.400, SLG: 0.400	0-0 6-3			0-0 1-2 E 1B		0-0 1B 1-3 1B	0-0 6-3		0-0 P3	5 2 2 0 0 0 3																										
Bob Skinner, L (1, 7) OBP: 0.500, SLG: 0.500 Hal Smith, R (9, 2)	0-3 K			0-0 1-H 2-H 1B 1B		0-0 1-3 1B 1-2 1B			0-0 1-3	4 2 2 0 0 1 0 0 0 0 0 0 0 0																										
Rocky Nelson, L (1, 3) OBP: 0.250, SLG: 0.250		0-0 P6		0-0 1-3		0-0 1-2 2-3 1B 1B		0-0 4-3		4 0 1 0 0 0 1																										
Roberto Clemente, R (1, 9) OBP: 0.250, SLG: 0.250		0-0 L9		0-0 6-3 1B		0-0 1-3		0-0 5-3		4 0 1 2 0 0 2																										
Don Hoak, R (1, 5)		0-3 K		0-0 3-H 6-3 1B		0-3 K			0-0 1-3	4 0 0 0 0 2 3																										
Bill Mazeroski, R (1, 4) OBP: 0.250, SLG: 0.250			0-0 P5	0-3 K		0-0 2-H 3-H 1B			0-0 F8	4 0 1 1 0 1 1																										
Smoky Burgess, L (1, 2) OBP: 0.333, SLG: 0.333 Joe Christopher, R (7, PR) Bob Oldis, R (7, 2) Dick Schofield, S (9, PH) Clem Labine, R (9, 1)			0-0 F6		0-0 4-3		0-0 4-1 1B		0-0 HR 2B	3 0 1 0 0 0 0 0 0 0 0 0 0 0 0 0 0 0 0 0 0 1 1 1 0 0 0 0 0 0 0 0 0 0 0																										
Bob Friend, R (1, 1) Fred Green, R (5, 1) Gino Cimoli, R (7, PH) Roy Face, R (7, 1) Dick Stuart, R (9, PH) Roman Mejias, R (9, PR) (9, 7)			0-3 K		0-0 5-3		0-3 K		4-0 HR BB	2 0 0 0 0 0 1 0 0 0 0 0 0 0 0 0 1 0 0 0 0 0 1 1 0 0 0 0 0 0 0 0 0 0 0 0 0 1 0 0 0 1 0 0 0 0 0 0																										
Inning Stats	R: 0 E: 0 K: 1 S: 5	H: 0 LOB: 0 BB: 0 P: 5	R: 0 E: 0 K: 1 S: 5	H: 0 LOB: 0 BB: 0 P: 5	R: 3 E: 1 K: 1 S: 9	H: 4 LOB: 1 BB: 0 P: 9	R: 0 E: 0 K: 0 S: 3	H: 0 LOB: 0 BB: 0 P: 3	R: 2 E: 0 K: 1 S: 8	H: 4 LOB: 2 BB: 0 P: 8		R: 0 E: 0 K: 1 S: 6	H: 1 LOB: 2 BB: 0 P: 6	R: 0 E: 0 K: 0 S: 3	H: 0 LOB: 0 BB: 0 P: 3	R: 3 E: 0 K: 0 S: 5	H: 2 LOB: 1 BB: 1 P: 9	1B: 9 2B: 1 3B: 0 HR: 1	SF: 0 SAC: 0 DP: 0 HBP: 0	WP: 0 PB: 0 SB: 0 CS: 0	PA: 38															
PITCHER	IP WLS BF H R ER SO BB IBB HBP BLK WP HR S P ERA WHIP																																			
Sam Jones, R (1, 1) ERA: 9.0	5.0		22	7	5	5	4	0	0	0	0	0	0	30	30	9.00	1.400																			
Stu Miller, R (6, 1) ERA: 4.91	3.2		14	3	2	2	2	1	0	0	0	0	0	17	21	4.91	1.091																			
Mike McCormick, L (9, 1) ERA: 27.0	0.1	L	2	1	1	1	0	0	0	0	0	0	1	2	2	27.00	3.000																			

AB	37
R	8
H	11
RBI	6
BB	1
SO	6
LOB	12



BOTTOM

Pittsburgh Pirates @ San Francisco Giants
Candlestick Park, San Francisco, CA
Tue Apr 11 1961, 6:33 AM EST
Att. 41,423 - Sunny

livebaseballscores.com

AB	35
R	7
H	9
RBI	7
BB	3
SO	3
LOB	12



WP	1	PA	40
PB	0		
SB	0		
CS	0		

AB R H RBI BB SO LOB

5	0	2	0	0	0	2
5	2	1	0	0	0	2
4	2	1	1	1	0	1
5	1	2	2	0	0	3
4	1	2	3	0	0	2
3	1	0	0	1	1	2
4	0	1	0	0	0	0
3	0	0	1	0	1	0
1	0	0	0	0	1	0
1	0	0	0	1	0	0
0	0	0	0	0	0	0

Batter	1	2	3	4	5	6	7	8	9
Felipe Alou, R OBP: 0.400, SLG: 0.400 (1, 7)	0-0 FC5-4 1B		0-0 1-3	0-0 1-3		0-0 1-3			0-0 FC6-4 1B
Harvey Kuenn, R OBP: 0.200, SLG: 0.400 (1, 5)	0-0 FC5-4 2B		0-0 2B		0-0 5-3		0-0 G1		0-0 L7
Willie Mays, R OBP: 0.400, SLG: 0.500 (1, 8)	4-0 2B BB		0-0 4-3 2B		0-0 F9		0-0 E6 WP 4-3 1B		0-0 FC6-4
Willie McCovey, L OBP: 0.400, SLG: 1.200 (1, 3)	0-0 6-3 2B		0-0 4-3		0-0 HR		0-0 4-3		0-0 G3
Orlando Cepeda, R OBP: 0.500, SLG: 1.250 (1, 9)	0-0 6-3		0-0 5-3		0-0 HR		0-0 2-H 1B		
Tom Haller, L (1, 2)	0-3 K			4-0 1B SF8 BB		0-0 G3		0-0 F9	
Chuck Hiller, L (1, 4)		0-0 6-3		0-0 SH3-4 1B		0-0 F8		0-0 4-3	
Eddie Bressoud, R (1, 6)		0-0 5-3		0-0 SF8		0-3 K		0-0 F2	
Sam Jones, R (1, 1)		0-3 K		0-0 SH3-4		4-0 BB		0-0 5-3	
Stu Miller, R (6, 1)									
Mike McCormick, L (9, 1)									

Inning Stats	R	H	E	K	S	R	H	E	K	S	R	H	E	K	S	R	H	E	K	S	R	H	E	K	S	R	H	E	K	S	R	H	E	K	S				
	2	2	1	7	11	0	0	0	1	5	0	0	0	1	5	1	2	0	0	5	1	2	0	0	8	2	2	0	0	5	0	0	0	0	0	0	0		
	0	0	0	0	0	0	0	0	0	0	0	0	0	0	0	0	0	0	0	0	0	0	0	0	0	0	0	0	0	0	0	0	0	0	0	0	0	0	
	0	0	0	0	0	0	0	0	0	0	0	0	0	0	0	0	0	0	0	0	0	0	0	0	0	0	0	0	0	0	0	0	0	0	0	0	0	0	0

PITCHER	IP	WLS	BF	H	R	ER	SO	BB	IBB	HBP	BLK	WP	HR	S	P	ERA	WHIP
Bob Friend, R ERA: 11.57 (1, 1)	4.2		23	7	6	6	2	2	0	0	0	0	2	25	33	11.57	1.929
Fred Green, L ERA: (5, 1)	1.1		5	0	0	0	1	1	0	0	0	0	0	6	10	0.00	0.750
Roy Face, R ERA: (7, 1)	2.0	W	8	1	1	0	0	0	0	0	0	1	0	8	8	0.00	0.500
Clem Labine, R ERA: (9, 1)	1.0	S	4	1	0	0	0	0	0	0	0	0	0	4	4	0.00	1.000

Batter	1	2	3	4	5	6	7	8	9	AB R H RBI BB SO LOB	TOP	
Bill Virdon, L (1, 8) OBP: 0.400, SLG: 0.667	4-0 CS BB		0-0 B3		0-0 6-3	0-0 1B			0-0 F8	4 0 1 0 1 0 0		
Dick Groat, R (1, 6) OBP: 0.400, SLG: 0.333	0-0 F8		0-0 1B		4-0 BB			0-0 F8	0-0 F9	4 0 1 0 1 0 1		
Bob Skinner, L (1, 7) OBP: 0.444, SLG: 0.444	0-0 1B		0-0 1-3		0-0 G3			0-0 3-1	0-0 BB 1B	5 0 2 0 0 0 2		
Rocky Nelson, L (1, 3) OBP: 0.222, SLG: 0.125 Joe Christopher, R (9, PR)	0-0 1-3			0-0 F8		0-0 F2		0-0 F2	4-0 FC6-4 BB	4 0 0 0 1 0 1 0 0 0 0 0 0 0		
Roberto Clemente, R (1, 9) OBP: 0.444, SLG: 0.444		0-3 K		0-0 1B 1B		0-0 1B 6-4-3 1B		0-0 SH5-4 1B	0-0 FC6-4	5 1 3 0 0 1 2		
Don Hoak, R (1, 5) OBP: 0.429, SLG: 0.429		0-0 1B		0-0 1-2 1B		0-0 HBP 6-4-3 1B		0-0 SH5-4		3 0 3 0 0 0 0		
Bill Mazeroski, R (1, 4) OBP: 0.125, SLG: 0.125		0-0 F2		0-0 F8		0-0 6-4-3		0-0 F8		4 0 0 1 0 0 5		
Smoky Burgess, L (1, 2) OBP: 0.428, SLG: 0.200		0-0 F8		0-0 4-3		0-0 HBP IBB		4-0 IBB		2 0 0 0 2 0 3		
Vern Law, R (1, 1)			0-0 F8		0-0 2-3	1-0 1B HBP		0-3 K		3 0 0 0 0 1 2		
Inning Stats	R: 0 H: 1 E: 0 LOB: 1 K: 0 BB: 1 S: 3 P: 7	R: 0 H: 1 E: 0 LOB: 1 K: 1 BB: 0 S: 6 P: 6	R: 0 H: 1 E: 0 LOB: 1 K: 0 BB: 0 S: 4 P: 4	R: 0 H: 2 E: 0 LOB: 2 K: 0 BB: 0 S: 5 P: 5	R: 0 H: 0 E: 0 LOB: 1 K: 0 BB: 1 S: 3 P: 7	R: 1 H: 3 E: 0 LOB: 3 K: 0 BB: 1 S: 5 P: 10	R: 0 H: 0 E: 0 LOB: 0 K: 0 BB: 0 S: 3 P: 3	R: 0 H: 1 E: 0 LOB: 2 K: 1 BB: 1 S: 6 P: 10	R: 0 H: 1 E: 0 LOB: 2 K: 0 BB: 1 S: 4 P: 8	1B: 10 SF: 0 2B: 0 SAC: 1 3B: 0 DP: 0 HR: 0 HBP: 1	WP: 0 PA: 41 PB: 0 SB: 0 CS: 1	
PITCHER	IP WLS BF H R ER SO BB IBB HBP BLK WP HR S P ERA WHIP											
Billy Loes, R (1, 1) ERA: 1.13	8.0 W 36 9 1 1 2 2 2 2 1 0 0 0 35 52 1.12 1.375											
Billy O'Dell, L (9, 1) ERA:	0.2 4 1 0 0 0 1 0 0 0 0 0 0 3 7 0.00 3.000											
Jim Duffalo, R (9, 1) ERA:	0.1 S 1 0 0 0 0 0 0 0 0 0 0 0 1 1 0.00 0.000											

Pittsburgh Pirates @ San Francisco Giants
 Candlestick Park, San Francisco, CA
 Wed Apr 12 1961, 6:33 AM EST
 Att. 7,583 - Unknown

AB	34
R	1
H	10
RBI	1
BB	5
SO	2
LOB	16



Batter	1	2	3	4	5	6	7	8	9	10	11	12	AB	R	H	RBI	BB	SO	LOB	BOTTOM
Felipe Alou, R OBP: 0.400, SLG: 0.500 (1, 7) BB BB	4-0 BB BB		x 0-0 2B		x 0-0 1-3			x 0-0 F3		x 0-0 F7		x 0-0 1B	5	0	2	0	1	0	0	
Harvey Kuenn, R OBP: 0.267, SLG: 0.333 (1, 5) F7	0-0 F7		x 0-0 1-3		x 0-0 6-3			x 0-0 4-3		x 0-0 F9		x 0-0 1B	6	0	1	1	0	0	2	
Willie Mays, R OBP: 0.500, SLG: 0.500 (1, 8) BB BB	4-0 BB BB			x 0-0 1B		x 0-0 F7		x 0-0 1B 1B		x 0-0 1B			4	1	3	0	1	0	0	
Willie McCovey, L OBP: 0.333, SLG: 0.636 (1, 3) G1-6-3	0-0 G1-6-3			x 0-0 FC4-6 1B		x 0-3 K		x 0-0 1B 1B		x 0-3 K			3	1	0	0	0	1	3	
Joey Amalfitano, R OBP: 1.000, SLG: 1.000 (8, PH) 1-2	0-0 G1-6-3			x 0-0 FC4-6 1B		x 0-3 K		x 0-0 1B 1B		x 0-3 K			1	0	1	1	0	0	0	
Jim Marshall, L (9, 3) 1-2	0-0 G1-6-3			x 0-0 FC4-6 1B		x 0-3 K		x 0-0 1B 1B		x 0-3 K			1	0	0	0	0	1	1	
Orlando Cepeda, R OBP: 0.385, SLG: 0.583 (1, 9) F9		x 0-0 F9		x 0-3 K		x 0-0 1B		x 0-0 1B		x 0-0 1-3			5	0	2	0	0	1	1	
Tom Haller, L OBP: 0.273, SLG: 0.444 (1, 2) K		x 0-3 K		x 4-0 HR BB		x 0-0 3-1		x 0-3 K		x 0-0 HR			2	1	0	0	1	1	1	
Jim Davenport, R (8, PH) K		x 0-3 K		x 1-2 HR BB		x 1-2		x 0-3 K		x 0-0 HR			1	0	0	0	0	1	2	
Hobie Landrith, L OBP: 1.000, SLG: 4.000 (9, 2) K		x 0-3 K		x 1-2 HR BB		x 1-2		x 0-3 K		x 0-0 HR			1	1	1	1	0	0	0	
Eddie Bressoud, R OBP: 0.083, SLG: 0.364 (1, 6) F7		x 0-0 F7		x 0-0 HR		x 4-3		x 0-0 4-3		x 0-0 6-3		x 0-0 6-3	5	1	1	3	0	0	0	
Chuck Hiller, L OBP: 0.154, SLG: 0.083 (1, 4) P4		x 0-0 P4		x 0-0 4-3		x 1-3		x 0-0 1-3		x 0-0 5-3		x 0-0 4-3	5	0	0	0	0	0	0	
Jack Sanford, R (1, 1) 1-3		x 0-0 1-3		x 0-0 4-3		x 0-3 K		x 0-3 K		x 0-3 K		x 0-0 1B 2B	3	0	0	0	0	2	0	
Don Blasingame, L (9, PH) 1-3		x 0-0 1-3		x 0-0 4-3		x 0-3 K		x 0-3 K		x 0-3 K		x 0-0 1B 2B	1	0	0	0	0	1	0	
Billy O'Dell, S (10, 1) 1-3		x 0-0 1-3		x 0-0 4-3		x 0-3 K		x 0-3 K		x 0-3 K		x 0-0 1B 2B	0	0	0	0	0	0	0	
Jim Duffalo, R OBP: 1.000, SLG: 2.000 (11, 1) 1-3		x 0-0 1-3		x 0-0 4-3		x 0-3 K		x 0-3 K		x 0-3 K		x 0-0 1B 2B	1	0	1	0	0	0	0	
Ernie Bowman, R (12, PR) 1-3		x 0-0 1-3		x 0-0 4-3		x 0-3 K		x 0-3 K		x 0-3 K		x 0-0 1B 2B	0	1	0	0	0	0	0	
Inning Stats	R: 0 H: 0 E: 0 K: 2	R: 0 H: 0 E: 0 K: 5	R: 0 H: 0 E: 0 K: 5	R: 0 H: 1 E: 0 K: 4	R: 3 H: 2 E: 0 K: 7	R: 0 H: 0 E: 0 K: 5	R: 0 H: 1 E: 0 K: 6	R: 0 H: 0 E: 0 K: 5	R: 1 H: 3 E: 0 K: 8	R: 0 H: 0 E: 0 K: 5	R: 0 H: 1 E: 0 K: 6	R: 1 H: 1 E: 0 K: 4	R: 1 H: 3 E: 0 K: 3	1B: 8 R: 1 H: 3 E: 0 K: 3	SF: 0 SAC: 0 DP: 1 HBP: 0	WP: 0 PB: 0 SB: 2 CS: 0	PA: 47			
PITCHER	IP WLS BF H R ER SO BB IBB HBP BLK WP HR S P ERA WHIP																			
Harvey Haddix, L ERA: 4.7 (1, 1) 7.2 32 7 4 4 5 3 0 0 0 0 0 1 39 51 4.70 1.304																				
Bobby Shantz, L ERA: (8, 1) 2.1 8 1 0 0 3 0 0 0 0 0 0 0 14 14 0.00 0.429																				
Roy Face, R ERA: 6.0 (11, 1) 1.0 L 7 4 2 2 0 0 0 0 0 0 0 1 7 7 18.00 4.000																				

Pittsburgh Pirates @ San Francisco Giants
 Candlestick Park, San Francisco, CA
 Thu Apr 13 1961, 6:33 AM EST
 Att: 10,910 - Unknown

AB	44
R	6
H	12
RBI	6
BB	3
SO	8
LOB	10



Batter	1	2	3	4	5	6	7	8	9	AB R H RBI BB SO LOB	TOP
Bobby Malkmus, R (1, 5) OBP: 0.125, SLG: 0.125	0-0 1-3		0-0 F2			0-3 K		0-0 F9		4 0 0 0 0 1 2	
Johnny Callison, L (1, 9) OBP: 0.385, SLG: 0.692 Lee Walls, R (6, PH) (6, 9) (7, 8)	0-3 K			0-0 G1		0-0 6-3			0-3 K	2 0 0 0 0 1 0 2 0 0 0 0 1 1	
Tony Taylor, R (1, 4) OBP: 0.176, SLG: 0.235	0-0 F3			0-0 P4			0-0 SH1-4 1B G1-2-3 1B		0-0 6-3	4 0 1 0 0 0 0	
Bobby Gene Smith, R (1, 7) OBP: 0.250, SLG: 0.375		0-0 F8		0-3 K			0-0 SH1-4 1B 1-2		0-0 F9	4 0 1 0 0 1 0	
Ken Walters, R (1, 8) OBP: 0.200, SLG: 0.200 (7, 9)		0-0 F7			0-0 F7		0-0 SH1-4 1-2 2-3			2 0 0 0 0 0 0	
Pancho Herrera, R (1, 3) OBP: 0.214, SLG: 0.385		0-0 F7			0-3 K		4-0 IBB			2 0 0 0 1 1 0	
Cal Neeman, R (1, 2)			0-0 F8		0-0 F7		0-0 G1-2-3 3-Hr			3 0 0 0 0 0 3	
Ruben Amaro, R (1, 6) OBP: 0.417, SLG: 0.222			4-0 BB			0-0 SH1-4 1B		0-0 6-3		2 0 1 0 1 0 0	
Art Mahaffey, R (1, 1)			0-0 F2			0-0 SH1-4 1-2		0-0 F8		2 0 0 0 0 0 1	
Inning Stats	R: 0 H: 0 E: 0 LOB: 0 K: 1 BB: 0 S: 5 P: 5	R: 0 H: 0 E: 0 LOB: 0 K: 0 BB: 0 S: 3 P: 3	R: 0 H: 0 E: 0 LOB: 1 K: 0 BB: 1 S: 3 P: 7	R: 0 H: 0 E: 0 LOB: 0 K: 1 BB: 0 S: 5 P: 5	R: 0 H: 0 E: 0 LOB: 0 K: 1 BB: 0 S: 5 P: 5	R: 0 H: 1 E: 0 LOB: 1 K: 1 BB: 0 S: 6 P: 6	R: 0 H: 2 E: 0 LOB: 2 K: 0 BB: 1 S: 4 P: 8	R: 0 H: 0 E: 0 LOB: 0 K: 0 BB: 0 S: 3 P: 3	R: 0 H: 0 E: 0 LOB: 0 K: 1 BB: 0 S: 5 P: 5	1B: 3 SF: 0 2B: 0 SAC: 2 3B: 0 DP: 1 HR: 0 HBP: 0	WP: 0 PA: 31 PB: 0 SB: 0 CS: 0
PITCHER Mike McCormick, L (1, 1) ERA: 0.96	IP WLS BF H R ER SO BB IBB HBP BLK WP HR S P ERA WHIP	9.0 W 31 3 0 0 5 1 1 0 0 0 0 39 47 0.00 0.444									

Philadelphia Phillies @ San Francisco Giants
Candlestick Park, San Francisco, CA

Fri Apr 14 1961, 9:05 PM EST
Att. 19,989 - Unknown

livebaseballscorecards.com



Batter	1	2	3	4	5	6	7	8	9	AB R H RBI BB SO LOB
Felipe Alou, R <small>OBP: 0.421, SLG: 0.471</small> (1, 7)	4-0 		0-0 		0-0 		0-0 			3 1 1 0 1 0 0
Harvey Kuenn, R <small>OBP: 0.316, SLG: 0.294</small> (1, 5)	4-0 		0-0 		4-0 			0-0 		2 0 0 0 2 0 1
Willie Mays, R <small>OBP: 0.500, SLG: 0.667</small> (1, 8)	0-0 		4-0 		0-3 			0-0 		3 1 1 1 1 1 3
Willie McCovey, L <small>OBP: 0.313, SLG: 0.500</small> (1, 3)	4-0 		0-3 		0-3 			0-0 		3 0 0 0 1 2 2
Orlando Cepeda, R <small>OBP: 0.294, SLG: 0.438</small> (1, 9)	0-0 			0-0 			0-0 			4 0 0 0 0 1 2
Tom Haller, L <small>OBP: 0.286, SLG: 0.364</small> (1, 2)	0-3 			4-0 			0-3 			2 0 0 0 1 2 2
Chuck Hiller, L <small>OBP: 0.125, SLG: 0.067</small> (1, 4)		0-0 		0-0 			0-0 			3 0 0 0 0 0 1
Eddie Bressoud, R <small>OBP: 0.133, SLG: 0.357</small> (1, 6)			0-0 		0-0 		0-0 			3 0 1 0 0 0 0
Mike McCormick, L (1, 1)			0-0 		0-0 		0-0 			3 0 0 0 0 0 2

Inning Stats R: 1 H: 0 E: 0 LOB: 2 K: 1 BB: 3 S: 5 P: 17	R: 0 H: 0 E: 0 LOB: 0 K: 0 BB: 0 S: 3 P: 3	R: 0 H: 1 E: 0 LOB: 1 K: 1 BB: 1 S: 5 P: 9	R: 0 H: 1 E: 0 LOB: 2 K: 0 BB: 1 S: 4 P: 8	R: 0 H: 0 E: 0 LOB: 1 K: 2 BB: 1 S: 7 P: 11	R: 0 H: 0 E: 0 LOB: 0 K: 1 BB: 0 S: 5 P: 5	R: 0 H: 0 E: 0 LOB: 0 K: 0 BB: 0 S: 3 P: 3	R: 1 H: 1 E: 0 LOB: 0 K: 1 BB: 0 S: 6 P: 6			1B: 2 SF: 0 2B: 0 SAC: 0 3B: 0 DP: 0 HR: 1 HBP: 0
PITCHER Art Mahaffey, R <small>ERA: 2.25</small> (1, 1)	IP 8.0 WLS L BF 32 H 3 R 2 ER 2 SO 6 BB 5 IBB 1 HBP 0 BLK 0 WP 1 HR 1 S 38 P 62 ERA 2.25 WHIP 1.000			PITCHER IP WLS BF H R ER SO BB IBB HBP BLK WP HR S P ERA WHIP						WP: 1 PA: 32 PB: 0 SB: 1 CS: 1

BOTTOM

Philadelphia Phillies @ San Francisco Giants
 Candlestick Park, San Francisco, CA

Fri Apr 14 1961, 9:05 PM EST
 Att. 19,989 - Unknown

livebaseballscorecards.com

AB	26
R	2
H	3
RBI	1
BB	6
SO	6
LOB	13



Batter	1	2	3	4	5	6	7	8	9	AB R H RBI BB SO LOB	TOP
Bob Sadowski, L (1, 5) OBP: 0.286, SLG: 0.167 Bobby Del Greco, R (8, 7)	0-3 K		0-0 4-3			0-0 P6		0-0 SH3-4 1B		4 0 1 0 0 1 1 0 0 0 0 0 0 0	Philadelphia Phillies @ San Francisco Giants Candlestick Park, San Francisco, CA Sat Apr 15 1961, 6:33 AM EST Att: 18,755 - Unknown livebaseballscorecards.com
Tony Taylor, R (1, 4) OBP: 0.200, SLG: 0.250	0-3 K			0-0 F9		0-0 G3 1B		0-0 SH3-4		3 0 1 0 0 1 0	
Johnny Callison, L (1, 9) OBP: 0.353, SLG: 0.588	0-0 F7			0-0 HR 1B		0-0 G3		0-0 F9		4 1 1 0 0 0 2	
Tony Curry, L (1, 7) OBP: 0.308, SLG: 0.462 Bobby Malkmus, R (8, 5)		0-0 F5		0-0 P4		0-0 F7		0-0 4-3		4 0 0 0 0 0 3 0 0 0 0 0 0 0	
Tony Gonzalez, L (1, 8) OBP: 0.615, SLG: 1.083		0-0 F7		0-0 HR			0-0 G3		0-0 SH3-4 1B	4 1 2 2 0 0 0	
Pancho Herrera, R (1, 3) OBP: 0.222, SLG: 0.353		0-0 F3		0-3 K			0-0 1B 1B		0-0 P6	4 0 1 0 0 1 1	
Clay Dalrymple, L (1, 2)			0-0 4-3		0-0 F8		0-0 P6		0-0 SH3-4	3 0 0 0 0 0 1	
Ruben Amaro, R (1, 6) OBP: 0.500, SLG: 0.273			4-0 BB		0-0 P4		0-0 1B 1B		4-0 IBB	2 0 1 0 2 0 0	
Dallas Green, L (1, 1)			0-3 K		0-3 K		0-0 4-3		0-3 K	4 0 0 0 0 3 5	
Inning Stats	R: 0 H: 0 E: 0 LOB: 0 K: 2 BB: 0 S: 7 P: 7	R: 0 H: 0 E: 0 LOB: 0 K: 0 BB: 0 S: 3 P: 3	R: 0 H: 0 E: 0 LOB: 1 K: 1 BB: 1 S: 5 P: 9	R: 2 H: 2 E: 0 LOB: 0 K: 1 BB: 0 S: 7 P: 7	R: 0 H: 0 E: 0 LOB: 0 K: 1 BB: 0 S: 5 P: 5	R: 0 H: 1 E: 0 LOB: 1 K: 0 BB: 0 S: 4 P: 4	R: 0 H: 2 E: 0 LOB: 2 K: 0 BB: 0 S: 5 P: 5	R: 0 H: 1 E: 0 LOB: 1 K: 0 BB: 0 S: 4 P: 4	R: 0 H: 1 E: 0 LOB: 2 K: 1 BB: 1 S: 6 P: 10	1B: 6 SF: 0 2B: 0 SAC: 2 3B: 0 DP: 0 HR: 1 HBP: 0	WP: 0 PA: 36 PB: 0 SB: 0 CS: 0
PITCHER Juan Marichal, R (1, 1) ERA: 2.25 Billy O'Dell, L (9, 1) ERA: 3.0	IP WLS BF H R ER SO BB IBB HBP BLK WP HR S P ERA WHIP										
	8.0 L 31 6 2 2 5 1 0 0 0 0 0 1 40 44 2.25 0.875										
	1.0 5 1 0 0 1 0 1 0 0 0 0 0 6 10 0.00 1.000										

AB	32
R	2
H	7
RBI	2
BB	2
SO	6
LOB	13



Batter	1	2	3	4	5	6	7	8	9	AB R H RBI BB SO LOB
Felipe Alou, R OBP: 0.391, SLG: 0.476 (1, 7)	0-0 E4 G5-4-3		0-0 2B			0-0 F9		0-0 1-3		4 0 1 0 0 0 1
Harvey Kuenn, R OBP: 0.261, SLG: 0.238 (1, 5)	0-0 F8		0-0 4-3			0-0 3-1		0-0 4-3		4 0 0 0 0 0 3
Willie Mays, R OBP: 0.409, SLG: 0.526 (1, 8)	0-0 G5-4-3 1-2f					0-0 F9		0-3 K		4 0 0 0 0 1 2
Willie McCovey, L OBP: 0.250, SLG: 0.389 (1, 3)		0-3 K				0-0 F9		0-0 2-3		4 0 0 0 0 1 0
Orlando Cepeda, R OBP: 0.333, SLG: 0.421 (1, 9)		0-0 F8				0-0 CS 1B		4-0 1B BB		3 0 1 0 1 0 0
Tom Haller, L OBP: 0.412, SLG: 0.462 (1, 2)		4-0 BB				0-0 CS		0-0 1-2 1B		2 0 2 0 1 0 0
Ernie Bowman, R (7, PR)										0 0 0 0 0 0 0
Joey Amalfitano, R OBP: 1.000, SLG: 1.000 (9, PH)										1 0 1 0 0 0 0
Chuck Hiller, L OBP: 0.111, SLG: 0.059 (1, 4)		0-0 F7								2 0 0 0 0 0 2
Matty Alou, L (7, PH)										1 0 0 0 0 1 2
Hobie Landrith, L OBP: 0.500, SLG: 2.000 (8, 2)										1 0 0 0 0 0 1
Eddie Bressoud, R OBP: 0.118, SLG: 0.313 (1, 6)			0-0 5-3							2 0 0 0 0 0 1
Bob Farley, L (7, PH)										1 0 0 0 0 0 2
Jose Pagan, R (8, 6)										0 0 0 0 0 0 0
Juan Marichal, R (1, 1)			0-0 G3							2 0 0 0 0 1 1
Don Blasingame, L (8, PH)										0 0 0 0 1 0 0
Billy O'Dell, S (9, 1)								4-0 1-3 BB		0 0 0 0 0 0 0

BOTTOM

Philadelphia Phillies @ San Francisco Giants
Candlestick Park, San Francisco, CA

livebaseballscorecards.com

AB	31
R	0
H	5
RBI	0
BB	3
SO	4
LOB	15



WP: 0	PA: 35
PB: 0	
SB: 0	
CS: 1	

Inning Stats	R: 0	H: 0	R: 0	H: 0	R: 0	H: 1	R: 0	H: 1	R: 0	H: 0	R: 0	H: 1	R: 0	H: 0	R: 0	H: 0	R: 0	H: 1	R: 0	H: 0	R: 0	H: 1	R: 0	H: 1	R: 0	H: 0	R: 0	H: 1	R: 0	H: 1	1B: 4	SF: 0	WP: 0	PA: 35	
	E: 1	LOB: 0	E: 0	LOB: 1	E: 0	LOB: 0	E: 0	LOB: 1	E: 0	LOB: 0	E: 0	LOB: 2	E: 0	LOB: 1	E: 0	LOB: 1	E: 0	LOB: 1	E: 0	LOB: 1	E: 0	LOB: 1	E: 0	LOB: 0	E: 0	LOB: 1	E: 0	LOB: 1	2B: 1	SAC: 0	PB: 0				
	K: 0	BB: 0	K: 1	BB: 1	K: 0	BB: 0	K: 1	BB: 0	K: 1	BB: 0	K: 1	BB: 1	K: 1	BB: 1	K: 1	BB: 1	K: 0	BB: 0	K: 0	BB: 0	K: 0	BB: 0	K: 1	BB: 1	K: 1	BB: 1	K: 1	BB: 1	3B: 0	DP: 1	SB: 0				
	S: 3	P: 3	S: 5	P: 9	S: 4	P: 4	S: 3	P: 3	S: 6	P: 6	S: 3	P: 3	S: 6	P: 10	S: 5	P: 9	S: 4	P: 4	S: 4	P: 4	S: 4	P: 4	S: 6	P: 10	S: 5	P: 9	S: 5	P: 9	HR: 0	HBP: 0	CS: 1				
PITCHER	IP	WLS	BF	H	R	ER	SO	BB	IBB	HBP	BLK	WP	HR	S	P	ERA	WHIP	IP	WLS	BF	H	R	ER	SO	BB	IBB	HBP	BLK	WP	HR	S	P	ERA	WHIP	
Dallas Green, R ERA:	(1, 1)	9.0	W	34	5	0	4	3	0	0	0	0	0	39	51	0.00	0.889																		

Sat Apr 15 1961, 6:33 AM EST
Att. 18,755 - Unknown

Batter	1	2	3	4	5	6	7	8	9	AB R H RBI BB SO LOB	TOP
Bob Sadowski, L (1, 5) OBP: 0.278, SLG: 0.133 Bobby Del Greco, R (9, PH)	0-0 1-3		0-0 G4-6-3		4-0 BB			0-0 P6	0-0 G1-2-3	3 0 0 0 1 0 1 1 0 0 0 0 0 3	
Tony Taylor, R (1, 4) OBP: 0.208, SLG: 0.250	0-0 F8		0-0 1B		0-0 G4-3-6-1			0-0 E6		4 0 1 0 0 0 1	
Johnny Callison, L (1, 9) OBP: 0.333, SLG: 0.524	0-3 K		0-0 4-3					0-0 FC4-6		4 0 1 0 0 1 2	
Tony Curry, L (1, 7) OBP: 0.235, SLG: 0.353		0-0 4-3		0-3 K				0-3 K		4 0 0 0 0 3 2	
Tony Gonzalez, L (1, 8) OBP: 0.529, SLG: 0.867		0-0 6-3		4-0 BB				0-0 F5	0-3 K WP	3 1 0 0 1 1 1	
Pancho Herrera, R (1, 3) OBP: 0.273, SLG: 0.381		0-0 1B		0-0 P3				0-3 K	0-0 E	4 0 2 1 0 1 2	
Clay Dalrymple, L (1, 2) OBP: 0.056, SLG: 0.056 Joe Koppe, R (9, PR)		0-0 1B		0-0 1-3				0-3 K	0-0 E5	4 0 1 0 0 1 2 0 0 0 0 0 0 0	
Ruben Amaro, R (1, 6) OBP: 0.444, SLG: 0.231 Bobby Malkmus, R (7, PH) OBP: 0.100, SLG: 0.100 (7, 6)		0-3 K			0-0 P4			0-3 K	0-0 5-3	2 0 0 0 0 1 2 2 0 0 0 0 1 2	
Robin Roberts, S (1, 1) Bobby Gene Smith, R (7, PH) OBP: 0.222, SLG: 0.333 John Buzhardt, R (7, 1) Chris Short, R (8, 1) Choo-Choo Coleman, L (9, PH)			0-0 E1		1-0 HBP			0-0 1-3	1-0 HBP	1 1 0 0 0 0 0 1 0	
Inning Stats	R: 0 H: 0 E: 0 LOB: 0 K: 1 BB: 0 S: 5 P: 5	R: 0 H: 2 E: 0 LOB: 2 K: 1 BB: 0 S: 7 P: 7	R: 0 H: 1 E: 1 LOB: 1 K: 0 BB: 0 S: 4 P: 4	R: 0 H: 0 E: 0 LOB: 1 K: 1 BB: 1 S: 5 P: 9	R: 1 H: 0 E: 0 LOB: 0 K: 0 BB: 1 S: 2 P: 7	R: 0 H: 1 E: 0 LOB: 1 K: 2 BB: 0 S: 8 P: 8	R: 0 H: 0 E: 0 LOB: 0 K: 2 BB: 0 S: 7 P: 7	R: 0 H: 0 E: 1 LOB: 1 K: 1 BB: 0 S: 6 P: 6	R: 1 H: 1 E: 1 LOB: 2 K: 1 BB: 0 S: 7 P: 8	1B: 5 SF: 0 2B: 0 SAC: 0 3B: 0 DP: 3 HR: 0 HBP: 2	WP: 2 PA: 37 PB: 0 SB: 0 CS: 0
PITCHER Sam Jones, R (1, 1) ERA: 4.73 Billy O'Dell, L (9, 1) ERA: 2.45	IP WLS BF H R ER SO BB IBB HBP BLK WP HR S P ERA WHIP	8.1 W 36 5 2 2 9 2 0 2 0 2 0 0 1 1 0.00 0.000									

Philadelphia Phillies @ San Francisco Giants
Candlestick Park, San Francisco, CA
Sun Apr 16 1961, 6:33 AM EST
Att. 23,594 - Unknown

livebaseballscorecards.com

AB	33
R	2
H	5
RBI	1
BB	2
SO	9
LOB	18



Batter	1	2	3	4	5	6	7	8	9	AB R H RBI BB SO LOB	TOP											
Eddie Kasko, R (1, 6) OBP: 0.444, SLG: 0.520	0-0 G3 2B	4-0 BB	0-0 FC4-6 1B			0-0 4-3		0-0 F2		4 1 2 1 1 0 0												
Vada Pinson, L (1, 8) OBP: 0.269, SLG: 0.250	0-0 G3 2-3	0-3 K	0-0 FC4-6 1-2f 2-H			0-0 1-3		0-0 F7		5 0 0 1 0 1 3												
Frank Robinson, R (1, 7) OBP: 0.333, SLG: 0.350	1-0 2B 1B HBP		0-0 1B 1B F3			4-0 BB		0-3 K		3 2 1 0 0 1 1												
Wally Post, R (1, 9) OBP: 0.542, SLG: 1.053	0-0 1-3 3-H 1B 2B		0-0 1-2 HR 1B 1B	0-0 G4-6-3 1B		0-3 K		0-3 K		5 2 3 1 0 2 1												
Gene Freese, R (1, 5) OBP: 0.292, SLG: 0.273	0-0 2-H 3-H 1B		0-0 1-2 2-H HR 1B	0-0 G4-6-3 1-2f		0-0 E5 FC1-6		0-0 P4		5 1 2 3 0 0 1												
Gordy Coleman, L (1, 3) OBP: 0.292, SLG: 0.542	0-3 K		0-0 1-H 2-H HR	0-0 F7		0-0 FC1-6 E		0-0 1B		5 1 2 3 0 1 2												
Ed Bailey, L (1, 2) OBP: 0.435, SLG: 0.545	0-0 1-3 1-2		0-0 E9		0-0 F8		0-0 E4		0-0 F5	0 1 0 0 0 0 0												
Elio Chacon, R (1, 4) OBP: 0.375, SLG: 0.167		0-0 1-3	4-0 1B FC4-6 BB		0-0 5-3		0-0 F9			3 1 0 0 1 0 2												
Bob Purkey, R (1, 1) OBP: 0.125, SLG: 0.250		0-0 F3	0-0 F4		0-0 6-3		0-0 FC6-4			4 0 0 0 0 0 4												
Inning Stats	R: 3 E: 0 K: 1 S: 8	H: 3 LOB: 1 BB: 0 P: 9	R: 0 E: 0 K: 1 S: 5	H: 0 LOB: 1 BB: 1 P: 9	R: 6 E: 1 K: 0 S: 9	H: 5 LOB: 1 BB: 1 P: 13	R: 0 E: 0 K: 0 S: 3	H: 1 LOB: 0 BB: 0 P: 3	R: 0 E: 0 K: 0 S: 3	H: 0 LOB: 0 BB: 0 P: 3	R: 0 E: 0 K: 1 S: 5	H: 0 LOB: 1 BB: 1 P: 9	R: 0 E: 2 K: 0 S: 5	H: 0 LOB: 2 BB: 0 P: 5	R: 0 E: 0 K: 1 S: 5	H: 0 LOB: 0 BB: 0 P: 5	R: 0 E: 0 K: 1 S: 6	H: 1 LOB: 1 BB: 0 P: 6	1B: 7 2B: 2 3B: 0 HR: 1	SF: 0 SAC: 0 DP: 1 HBP: 1	WP: 0 PB: 0 SB: 1 CS: 0	PA: 43
PITCHER	IP WLS BF H R ER SO BB IBB HBP BLK WP HR S P ERA WHIP																					
Billy Loes, R (1, 1) ERA: 6.3	2.0 L 14 6 6 6 2 1 0 1 0 0 0 0 16 21 27.00 3.500																					
Eddie Fisher, R (3, 1) ERA: 1.8	5.0 22 3 3 1 1 2 0 0 0 0 0 1 22 30 1.80 1.000																					
Bobby Bolin, R (8, 1) ERA:	2.0 7 1 0 0 2 0 0 0 0 0 0 0 11 11 0.00 0.500																					

Cincinnati Reds @ San Francisco Giants
Candlestick Park, San Francisco, CA
 Tue Apr 18 1961, 9:05 PM EST
 Att: 12,405 - Unknown

AB	34
R	9
H	10
RBI	9
BB	3
SO	5
LOB	14



Batter	1	2	3	4	5	6	7	8	9	AB R H RBI BB SO LOB	TOP	
Eddie Kasko, R OBP: 0.444, SLG: 0.515 (1, 6) (8, 4)	0-0 5-3		0-0 3-1			0-0 2B		0-0 F9		4 0 1 0 0 0 1		
Vada Pinson, L OBP: 0.286, SLG: 0.281 (1, 8)	0-0 4-3			0-0 1B		0-3 K		0-0 WP SF9 2B		4 1 2 0 0 1 1		
Frank Robinson, R OBP: 0.273, SLG: 0.276 (1, 7)	0-0 L8			0-0 F9 1-2		0-0 F9		0-0 5-3		4 0 0 0 0 0 3		
Wally Post, R OBP: 0.545, SLG: 0.917 (1, 9)		0-0 F8		0-0 F7		0-0 P5		0-0 SF9 2-H		3 0 0 1 0 0 1		
Gene Freese, R OBP: 0.242, SLG: 0.226 (1, 5)		0-0 FC1-6 1B		0-0 F2		0-0 6-3		0-0 1-3		4 0 1 0 0 0 1		
Gordy Coleman, L OBP: 0.258, SLG: 0.548 (1, 3)		0-0 FC1-6 1-2f		0-3 K		0-0 F3				3 0 0 0 0 1 1		
Ed Bailey, L OBP: 0.400, SLG: 0.464 (1, 2)		0-0 G3		0-0 F9		0-0 F9		4-0 BB		0 0 0 0 0 0 0		
Jim Baumer, R OBP: 0.133, SLG: 0.133 (8, PH) Willie Jones, R (8, 1) Howie Nunn, R (8, 1)			0-3 K		0-3 K		0-0 F7			2 0 0 0 0 2 0 1 0 0 0 0 0 1 0 0 0 0 0 0 0		
Jim O'Toole, S OBP: 0.375, SLG: 0.375 (8, PH) Leo Cardenas, R (8, 6)			0-0 F8		0-3 K		0-0 F3			2 0 0 0 0 1 0 1 0 0 0 0 0 1		
Inning Stats	R: 0 E: 0 K: 0 S: 3 H: 0 LOB: 0 BB: 0 P: 3	R: 0 E: 0 K: 0 S: 4 H: 1 LOB: 1 BB: 0 P: 4	R: 0 E: 0 K: 1 S: 5 H: 0 LOB: 0 BB: 0 P: 5	R: 0 E: 0 K: 0 S: 4 H: 1 LOB: 1 BB: 0 P: 4	R: 0 E: 0 K: 2 S: 7 H: 0 LOB: 0 BB: 0 P: 7	R: 0 E: 0 K: 2 S: 8 H: 1 LOB: 1 BB: 0 P: 8	R: 0 E: 0 K: 0 S: 3 H: 0 LOB: 0 BB: 0 P: 3	R: 0 E: 0 K: 0 S: 3 H: 0 LOB: 1 BB: 1 P: 7	R: 1 E: 0 K: 0 S: 4 H: 1 LOB: 0 BB: 0 P: 4	1B: 2 2B: 2 3B: 0 HR: 0 SF: 1 SAC: 0 DP: 0 HBP: 0	WP: 2 PB: 0 SB: 0 CS: 0 PA: 32	
PITCHER Mike McCormick, L ERA: 0.98 (1, 1)	IP 9.0 WLS W BF 32 H 4 R 1 ER 1 SO 5 BB 1 IBB 0 HBP 0 BLK 0 WP 2 HR 0 S 41 P 45 ERA 1.00 WHIP 0.556											PITCHER IP WLS BF H R ER SO BB IBB HBP BLK WP HR S P ERA WHIP

Cincinnati Reds @ San Francisco Giants
 Candlestick Park, San Francisco, CA
 Thu Apr 20 1961, 6:33 AM EST
 Att. 7,014 - Unknown

livebaseballscorecards.com

AB	28
R	1
H	4
RBI	1
BB	0
SO	5
LOB	10



Batter	1	2	3	4	5	6	7	8	9
Joey Amalfitano, R (1, 4) <small>OBP: 0.333, SLG: 0.333</small> Ernie Bowman, R (9, 4)	0-0 F9 		0-0 FC1-6 1B FC6-4 1-2f		0-0 5-3 			0-3 K 	
Harvey Kuenn, R (1, 9) <small>OBP: 0.333, SLG: 0.314</small> Matty Alou, L (9, 9)	0-0 6-3 		0-0 FC6-4 1-3 1B		0-3 K 			0-0 1-3 	
Willie Mays, R (1, 8) <small>OBP: 0.395, SLG: 0.515</small>	0-3 K 		0-0 FC6-4 1-2f 3-H		0-0 P4 			0-0 L7 	
Orlando Cepeda, R (1, 3) <small>OBP: 0.361, SLG: 0.424</small>		0-0 F8 	0-0 6-3 		0-0 F2 			0-0 F9 	
Felipe Alou, R (1, 7) <small>OBP: 0.342, SLG: 0.353</small>		4-0 1B FC4-6 BB		0-0 F8 				0-0 F9 	
Bob Schmidt, R (1, 2) <small>OBP: 0.333, SLG: 0.333</small>		0-0 FC4-6 1-3 1B		0-0 F9 			0-0 5-3 		
Jim Davenport, R (1, 5) <small>OBP: 0.500, SLG: 0.750</small>		0-0 FC4-6 1-2f 3-H		0-0 2B			0-0 1B		
Jose Pagan, R (1, 6)		0-0 F9 		0-0 5-3 			0-0 F9 		
Mike McCormick, L (1, 1) <small>OBP: 0.167, SLG: 0.167</small>			0-0 FC1-6 1B		0-0 G3 			0-0 G3 	

AB	R	H	RBI	BB	SO	LOB
4	1	0	0	0	1	1
0	0	0	0	0	0	0
4	0	1	0	0	1	0
0	0	0	0	0	0	0
4	0	0	1	0	1	1
3	0	0	0	0	0	1
2	1	0	0	1	0	0
3	0	1	0	0	0	0
3	0	2	1	0	0	1
3	0	0	0	0	0	3
3	0	1	0	0	0	1
1B: 4	SF: 0	2B: 1	SAC: 0	3B: 0	DP: 0	HR: 0
	HBP: 0					

BOTTOM

Cincinnati Reds @ San Francisco Giants
 Candlestick Park, San Francisco, CA

Thu Apr 20 1961, 6:33 AM EST
 Att. 7,014 - Unknown

livebaseballscorecards.com

AB	29
R	2
H	5
RBI	2
BB	1
SO	3
LOB	8

Inning Stats	R: 0	H: 0	E: 0	K: 1	S: 5	R: 1	H: 1	E: 0	K: 0	S: 4	R: 1	H: 2	E: 0	K: 0	S: 5	R: 0	H: 1	E: 0	K: 0	S: 4	R: 0	H: 0	E: 0	K: 1	S: 5	R: 0	H: 0	E: 0	K: 0	S: 3	R: 0	H: 1	E: 0	K: 0	S: 4	R: 0	H: 0	E: 0	K: 1	S: 5			
	0	0	0	1	5	1	1	0	0	4	1	2	0	0	5	0	0	0	0	4	0	0	0	0	0	3	0	0	0	0	0	0	1	0	4	0	0	0	5	0	0	0	5

PITCHER	IP	WLS	BF	H	R	ER	SO	BB	IBB	HBP	BLK	WP	HR	S	P	ERA	WHIP
Jim O'Toole, L (1, 1) <small>ERA: 3.6</small>	7.0	L	27	5	2	2	2	1	0	0	0	0	0	30	34	2.57	0.857
Howie Nunn, R (8, 1) <small>ERA: 10.8</small>	1.0		3	0	0	0	1	0	0	0	0	0	0	5	5	0.00	0.000

Batter	1	2	3	4	5	6	7	8	9	AB R H RBI BB SO LOB	TOP
Julian Javier, R (1, 4) Red Schoendienst, S (7, 4) OBP: 0.375, SLG: 0.395	0-0 L4		0-0 6-3			0-0 G3-6-3 1B		0-0 1-3		3 0 1 0 0 0 0 1 0 0 0 0 0 3	St. Louis Cardinals @ San Francisco Giants Candlestick Park, San Francisco, CA Sun Apr 23 1961, 6:33 AM EST Unknown
Joe Cunningham, L (1, 9) OBP: 0.525, SLG: 0.694	0-0 1-3		0-0 4-3			0-0 G3-6-3 1-2f		0-0 4-3		4 0 0 0 0 0 4	
Bill White, L (1, 3) OBP: 0.244, SLG: 0.317	0-0 1B			0-3 K			0-0 1-3		0-0 F9	4 0 1 0 0 1 0	
Ken Boyer, R (1, 5) OBP: 0.395, SLG: 0.647	0-0 4-3			0-0 6-3			0-0 F7		0-0 1B	4 0 1 0 0 0 1	
Stan Musial, L (1, 7) OBP: 0.333, SLG: 0.394		0-0 E3 BB		0-3 K			0-3 K		0-0 1B	4 0 1 0 0 2 0	
Daryl Spencer, R (1, 6) OBP: 0.462, SLG: 0.767		4-0 G4-6-3 BB			0-0 F7			4-0 1B BB	0-3 K	2 1 0 0 2 1 2	
Carl Sawatski, L (1, 2) Curt Simmons, L (8, PR) Hal Smith, R (8, 2) Mickey McDermott, L (9, PH)		0-0 F7			4-0 G6-3 BB			0-0 2B 1B	0-3 K	2 0 1 0 1 0 2 0 0 0 0 0 0 0 0 0 0 0 0 0 0 1 0 0 0 0 1 2	
Curt Flood, R (1, 8) George Crowe, L (8, PH) Lindy McDaniel, R (8, 1)		0-0 G4-6-3			0-0 G6-3			0-0 P5		2 0 0 0 0 0 3 1 0 0 0 0 0 2 0 0 0 0 0 0 0	
Ernie Broglio, R (1, 1) Walt Moryn, L (8, PH) Don Landrum, L (8, PR)			0-0 6-3			0-0 6-3		0-0 2B		2 0 0 0 0 0 0 1 0 1 1 0 0 0 0 0 0 0 0 0 0	
Inning Stats	R: 0 H: 1 E: 0 LOB: 1 K: 0 BB: 0 S: 4 P: 4	R: 0 H: 0 E: 1 LOB: 1 K: 0 BB: 1 S: 3 P: 7	R: 0 H: 0 E: 0 LOB: 0 K: 0 BB: 0 S: 3 P: 3	R: 0 H: 0 E: 0 LOB: 0 K: 2 BB: 0 S: 7 P: 7	R: 0 H: 0 E: 0 LOB: 0 K: 0 BB: 1 S: 2 P: 6	R: 0 H: 1 E: 0 LOB: 0 K: 0 BB: 0 S: 3 P: 3	R: 0 H: 0 E: 0 LOB: 0 K: 1 BB: 0 S: 5 P: 5	R: 1 H: 2 E: 0 LOB: 3 K: 0 BB: 1 S: 5 P: 9	R: 0 H: 2 E: 0 LOB: 2 K: 2 BB: 0 S: 9 P: 9	1B: 5 SF: 0 2B: 1 SAC: 0 3B: 0 DP: 3 HR: 0 HBP: 0	
PITCHER	IP WLS BF H R ER SO BB IBB HBP BLK WP HR S P ERA WHIP										
Sam Jones, R (1, 1) ERA: 3.48	7.1 W 27 4 1 1 3 3 0 0 0 0 0 0 30 42 1.23 0.955										
Billy O'Dell, L (8, 1) ERA: 1.93	1.0 5 2 0 0 0 0 0 0 0 0 0 0 5 5 0.00 2.000										
Bobby Bolin, R (9, 1) ERA:	0.2 S 2 0 0 0 2 0 0 0 0 0 0 0 6 6 0.00 0.000										

livebaseballscorecards.com

AB	31
R	1
H	6
RBI	1
BB	3
SO	5
LOB	19



Batter	1	2	3	4	5	6	7	8	9	AB R H RBI BB SO LOB
Harvey Kuenn, R (1, 5) OBP: 0.319, SLG: 0.302 Jim Davenport, R (8, 5) OBP: 0.400, SLG: 0.600	0-0 4-3 		0-0 4-3 1B G3 1B 		0-0 4-3 		0-0 F8 		0-3 K 	4 1 1 0 0 0 0 1 0 0 0 0 1 0
Chuck Hiller, L (1, 4) OBP: 0.189, SLG: 0.171	0-3 K 		0-0 4-3 1-2 		0-0 2B 1B 			0-0 1-3 		4 1 1 0 0 1 1
Willie Mays, R (1, 8) OBP: 0.413, SLG: 0.525	0-3 K 		0-0 2-3 E G3 1B 		0-0 1-H 2B 			4-0 WP S SF8 BB 		3 1 2 1 1 1 0
Willie McCovey, L (1, 3) OBP: 0.225, SLG: 0.278		4-0 1B 1B SF9 BB 	0-0 G3 1-3 		0-0 6-3 			0-0 SF8 1-H 		2 1 0 2 1 0 1
Orlando Cepeda, R (1, 7) OBP: 0.326, SLG: 0.375 Matty Alou, L (8, PR) (9, 7)		0-3 K 	0-0 1-3 		0-0 P4 			0-0 1B 1B 		4 0 1 0 0 1 2 0 0 0 0 0 0 0
Felipe Alou, R (1, 9) OBP: 0.400, SLG: 0.439		0-0 SF9 1B 1-2 1B 		0-0 6-3 		0-0 E 1B 		0-0 1-3 1B 		4 0 3 0 0 0 0
Tom Haller, L (1, 2) OBP: 0.273, SLG: 0.259		0-0 SF9 1-2 2-3 1B 		0-3 K 		0-3 K 1-2 		0-0 F7 		4 0 1 0 0 2 3
Jose Pagan, R (1, 6) Jim Marshall, L (2, PH) Eddie Bressoud, R (3, 6) OBP: 0.077, SLG: 0.200		0-0 SF9 1-2 2-3 3-H 		0-0 P6 			0-0 6-3 		0-0 4-3 	0 0 0 0 0 0 0 0 0 0 1 0 0 0 3 0 0 0 0 0 0
Billy Loes, R (1, 1) OBP: 0.167, SLG: 0.167 Billy O'Dell, S (9, 1) Jim Duffalo, R (9, 1) OBP: 1.000, SLG: 2.000 Joey Amalfitano, R (9, PH) OBP: 0.286, SLG: 0.286		0-0 4-3 			0-0 F9 			0-0 4-3 	0-0 1-3 	3 0 0 0 0 0 2 0 0 0 0 0 0 0 0 0 0 0 0 0 0 1 0 0 0 0 0 0

Inning Stats	R: 0	H: 0	E: 0	K: 2	S: 7	LOB: 0	BB: 0	P: 7
R: 1	H: 2	E: 0	K: 1	S: 7	LOB: 2	BB: 1	P: 11	
R: 1	H: 2	E: 1	K: 0	S: 5	LOB: 1	BB: 0	P: 5	
R: 0	H: 0	E: 0	K: 1	S: 5	LOB: 0	BB: 0	P: 5	
R: 1	H: 2	E: 0	K: 0	S: 4	LOB: 1	BB: 0	P: 4	
R: 0	H: 1	E: 1	K: 1	S: 6	LOB: 1	BB: 0	P: 6	
R: 0	H: 0	E: 0	K: 0	S: 3	LOB: 0	BB: 0	P: 3	
R: 1	H: 2	E: 0	K: 1	S: 5	LOB: 2	BB: 1	P: 9	
R: 0	H: 0	E: 0	K: 1	S: 5	LOB: 0	BB: 0	P: 5	
1B: 8	SF: 2	2B: 1	SAC: 0	3B: 0	DP: 0	HR: 0	HBP: 0	

PITCHER	IP	WLS	BF	H	R	ER	SO	BB	IBB	HBP	BLK	WP	HR	S	P	ERA	WHIP
Bob Gibson, R (1, 1) ERA: 3.44	6.0		25	7	3	3	5	1	0	0	0	0	0	34	38	4.50	1.333
Lindy McDaniel, R (7, 1) ERA: 2.45	2.0	W	9	2	1	1	0	1	0	0	0	1	0	8	12	4.50	1.500
Mickey McDermott, L (9, 1) ERA:	1.0	S	3	0	0	0	1	0	0	0	0	0	0	5	5	0.00	0.000

BOTTOM

St. Louis Cardinals @ San Francisco Giants
Candlestick Park, San Francisco, CA

Sun Apr 23 1961, 6:38 AM EST
Att. 28,571 - Unknown

AB	33
R	4
H	9
RBI	4
BB	2
SO	6
LOB	9

livebaseballscorecards.com

Batter	1	2	3	4	5	6	7	8	9	AB R H RBI BB SO LOB	TOP									
Chuck Hiller, L (1, 4) <small>OBP: 0.214, SLG: 0.250</small>	0-2 1B 2B		2-3 K		0-0 4-3	0-1 BB 2B		3-2 4-3 1-2		5 1 2 0 0 1 1	San Francisco Giants @ Los Angeles Dodgers Los Angeles Memorial Coliseum, Los Angeles, CA Tue Apr 25 1961, 9:05 PM EST Att. 29,240 - Unknown									
Harvey Kuenn, R (1, 5) <small>OBP: 0.327, SLG: 0.283</small> Jim Davenport, R (8, 5) <small>OBP: 0.400, SLG: 0.600</small>	1-2 F9		2-2 1-3		4-0 BB 1B	4-1 BB		2-2 6-3		3 1 0 0 2 0 1 0 0 0 0 0 0 0										
Willie Mays, R (1, 8) <small>OBP: 0.412, SLG: 0.488</small>	0-3 K		0-1 6-3		4-1 HBP 1B	4-2 1-2 2-3 BB		3-2 5-3		3 0 0 0 2 1 1										
Willie McCovey, L (1, 3) <small>OBP: 0.244, SLG: 0.366</small>	0-1 2-H 1B			0-1 HR	1-2 F7	2-2 4-3		2-3 K		5 1 2 2 0 1 5										
Orlando Cepeda, R (1, 7) <small>OBP: 0.313, SLG: 0.356</small>	1-0 4-3			1-1 F3	1-1 HBP 1B		2-2 6-3	0-0 L7		5 0 1 1 0 0 1										
Felipe Alou, R (1, 9) <small>OBP: 0.417, SLG: 0.442</small> Matty Alou, L (5, 9) <small>OBP: 0.500, SLG: 0.500</small>		0-0 G3		0-0 HBP 1B	2-2 HBP		0-0 G3 1B			2 0 1 0 0 0 0 1 0 1 0 0 0 0										
Tom Haller, L (1, 2) <small>OBP: 0.270, SLG: 0.233</small>		1-1 4-3		1-0 FC4-6 HBP	1-3 K		1-2 G3			3 0 0 0 0 1 4										
Jose Pagan, R (1, 6)		4-0 BB		0-3 K		0-1 5-3	0-0 6-3			3 0 0 0 1 1 3										
Jack Sanford, R (1, 1) Stu Miller, R (7, 1)		1-3 K		0-1 FC4-6 1-2f		2-3 K		4-1 CS BB		3 0 0 0 0 2 3 0 0 0 0 1 0 0										
Inning Stats	R: 1 E: 0 K: 1 S: 12	H: 2 LOB: 1 BB: 0 P: 14	R: 0 E: 0 K: 1 S: 6	H: 0 LOB: 1 BB: 1 P: 12	R: 0 E: 0 K: 1 S: 8	H: 0 LOB: 2 BB: 0 P: 12	R: 1 E: 0 K: 1 S: 10	H: 1 LOB: 3 BB: 2 P: 28	R: 0 E: 0 K: 1 S: 13	H: 1 LOB: 3 BB: 2 P: 25	R: 0 E: 0 K: 0 S: 11	H: 1 LOB: 1 BB: 0 P: 14	R: 0 E: 0 K: 0 S: 7	H: 0 LOB: 0 BB: 1 P: 16	R: 0 E: 0 K: 1 S: 8	H: 0 LOB: 0 BB: 0 P: 13	1B: 4 2B: 2 3B: 0 HR: 1	SF: 0 SAC: 0 DP: 0 HBP: 2	WP: 0 PB: 0 SB: 0 CS: 1	PA: 41
PITCHER	IP WLS BF H R ER SO BB IBB HBP BLK WP HR S P ERA WHIP																			
Don Drysdale, R (1, 1) <small>ERA: 2.93</small> Ron Perranoski, L (6, 1) <small>ERA: 2.25</small> Larry Sherry, R (8, 1) <small>ERA: 5.59</small>	5.2 L 30 6 3 3 6 5 0 2 0 0 1 61 98 4.76 1.941																			
	1.1 5 1 0 0 0 0 0 0 0 0 0 14 19 0.00 0.750																			
	2.0 6 0 0 0 1 1 0 0 0 0 0 15 29 0.00 0.500																			

livebaseballscorecards.com

AB	33
R	3
H	7
RBI	3
BB	6
SO	7
LOB	19



Batter	1	2	3	4	5	6	7	8	9	AB	R	H	RBI	BB	SO	LOB
Maury Wills, S OBP: 0.355, SLG: 0.315 (1, 6)	4-0 BB		0-0 5-3				1-2 1B 1-2 L8-2 1B		2-2 4-3	3	0	1	0	2	0	0
Charlie Neal, R OBP: 0.429, SLG: 0.417 (1, 4)	1-3 K		4-1 6-3 BB				0-0 F5		0-0 1-3 2-H 1B	3	0	1	1	1	1	2
Tommy Davis, R OBP: 0.393, SLG: 0.480 (1, 5)	3-1 P3		4-1 6-3 BB				4-1 F2		1-2 F2	2	0	0	0	2	0	3
Wally Moon, L OBP: 0.510, SLG: 1.065 (1, 7)	2-3 K		3-2 6-3				2-2 1-3 3		0-0 L8-2 3-H	4	0	0	0	0	1	7
Norm Larker, L OBP: 0.310, SLG: 0.375 (1, 3)			3-2 4-3				1-1 G3		3-2 F8	4	0	0	0	0	0	2
Don Demeter, R OBP: 0.353, SLG: 0.467 (1, 9)			1-2 1-3				0-0 E5		2-3 K	4	0	1	0	0	1	0
Willie Davis, L OBP: 0.282, SLG: 0.257 (1, 8)			1-2 6-3				3-3 K		1-0 4-3	4	0	1	0	0	1	1
John Roseboro, L OBP: 0.395, SLG: 0.484 (1, 2)			1-0 F8				1-1 F9		2-3 K	4	0	0	0	0	1	3
Don Drysdale, R (1, 1)			1-0 F8				2-3 K		0-0 6-3	2	0	0	0	0	1	2
Ron Perranoski, L (6, 1)										0	0	0	0	0	0	0
Jim Gilliam, S (7, PH)										0	1	0	0	1	0	0
Larry Sherry, R (8, 1)										0	0	0	0	0	0	0
Gil Hodges, R (9, PH)										1	0	0	0	0	0	0

Inning Stats	R: 0	H: 0	E: 0	K: 2	S: 9	H: 0	LOB: 1	BB: 1	P: 18	R: 0	H: 2	E: 0	K: 0	S: 9	H: 0	LOB: 2	BB: 0	P: 16	R: 0	H: 0	E: 0	K: 0	S: 13	H: 0	LOB: 2	BB: 2	P: 27	R: 0	H: 0	E: 0	K: 0	S: 7	H: 0	LOB: 0	BB: 0	P: 10	R: 0	H: 0	E: 0	K: 1	S: 14	H: 0	LOB: 2	BB: 2	P: 28	R: 0	H: 0	E: 1	K: 1	S: 12	H: 0	LOB: 1	BB: 0	P: 17	R: 1	H: 2	E: 0	K: 0	S: 11	H: 0	LOB: 1	BB: 1	P: 17	R: 0	H: 0	E: 0	K: 1	S: 7	H: 0	LOB: 0	BB: 0	P: 13	R: 0	H: 0	E: 0	K: 1	S: 7	H: 0	LOB: 0	BB: 0	P: 11	1B: 4	SF: 0	2B: 1	SAC: 0	3B: 0	DP: 1	HR: 0	HBP: 0	WP: 0	PA: 37
--------------	------	------	------	------	------	------	--------	-------	-------	------	------	------	------	------	------	--------	-------	-------	------	------	------	------	-------	------	--------	-------	-------	------	------	------	------	------	------	--------	-------	-------	------	------	------	------	-------	------	--------	-------	-------	------	------	------	------	-------	------	--------	-------	-------	------	------	------	------	-------	------	--------	-------	-------	------	------	------	------	------	------	--------	-------	-------	------	------	------	------	------	------	--------	-------	-------	-------	-------	-------	--------	-------	-------	-------	--------	-------	--------

PITCHER	IP	WLS	BF	H	R	ER	SO	BB	IBB	HBP	BLK	WP	HR	S	P	ERA	WHIP
Jack Sanford, R (1, 1)	6.0	W	29	4	1	1	4	6	0	0	0	0	0	70	127	1.50	1.667
Stu Miller, R (7, 1)	3.0	S	8	0	0	0	2	0	0	0	0	0	0	19	30	0.00	0.000

BOTTOM

San Francisco Giants @ Los Angeles Dodgers
Los Angeles Memorial Coliseum, Los Angeles, CA

livebaseballscores.com

AB	31
R	1
H	4
RBI	1
BB	6
SO	6
LOB	20



PITCHER	IP	WLS	BF	H	R	ER	SO	BB	IBB	HBP	BLK	WP	HR	S	P	ERA	WHIP
---------	----	-----	----	---	---	----	----	----	-----	-----	-----	----	----	---	---	-----	------

Tue Apr 25 1961, 9:05 PM EST
Att. 29,240 - Unknown

Batter	1	2	3	4	5	6	7	8	9	AB R H RBI BB SO LOB	TOP
Chuck Hiller, L (1, 4) <small>OBP: 0.234, SLG: 0.289</small>										5 2 2 0 0 3 0	San Francisco Giants @ Los Angeles Dodgers Los Angeles Memorial Coliseum, Los Angeles, CA Wed Apr 26 1961, 9:05 PM EST Att: 27,032 - Unknown
Harvey Kuenn, R (1, 9) Felipe Alou, R (8, PR) <small>OBP: 0.339, SLG: 0.292</small> <small>OBP: 0.417, SLG: 0.442</small>										2 0 1 1 1 0 0 0 1 0 0 0 0 0 1 0 1 0 0 0 0	
Matty Alou, L (9, PH) <small>OBP: 0.667, SLG: 0.667</small>										5 1 3 1 0 0 1	
Willie Mays, R (1, 8) <small>OBP: 0.429, SLG: 0.500</small>										5 1 1 1 0 1 3	
Willie McCovey, L (1, 3) <small>OBP: 0.240, SLG: 0.348</small>										4 0 0 0 1 0 6	
Orlando Cepeda, R (1, 7) <small>OBP: 0.302, SLG: 0.327</small>										3 0 0 1 0 1 1	
Bob Schmidt, R (1, 2) <small>OBP: 0.143, SLG: 0.167</small>										4 0 1 0 0 1 3	
Jim Davenport, R (1, 5) <small>OBP: 0.333, SLG: 0.444</small>										1 0 0 0 0 0 0 0 1 0 0 1 0 0 2 0 1 1 0 1 1	
Jose Pagan, R (1, 6) Don Blasingame, L (6, PH) Eddie Bressoud, R (6, 6) <small>OBP: 0.107, SLG: 0.222</small>										1 0 0 0 0 0 0 1 0 0 0 0 1 1 0 0 0 0 0 0 0 1 0 0 0 0 1 1 1 0 0 0 0 1 2 0 0 0 0 0 0 0	
Mike McCormick, L (1, 1) <small>OBP: 0.143, SLG: 0.143</small> Bob Farley, L (8, PH) Eddie Fisher, R (6, 1) Jim Marshall, L (7, PH) Jim Duffalo, R (7, 1) <small>OBP: 0.800, SLG: 1.000</small> Bobby Bolin, R (8, 1)											
Inning Stats	R: 0 H: 0 E: 0 LOB: 0 K: 1 BB: 1 S: 7 P: 16	R: 0 H: 0 E: 0 LOB: 0 K: 1 BB: 0 S: 7 P: 12	R: 0 H: 0 E: 0 LOB: 0 K: 0 BB: 0 S: 7 P: 8	R: 0 H: 0 E: 0 LOB: 0 K: 1 BB: 0 S: 7 P: 11	R: 0 H: 0 E: 0 LOB: 1 K: 2 BB: 1 S: 11 P: 19	R: 2 H: 3 E: 0 LOB: 2 K: 1 BB: 1 S: 14 P: 24	R: 0 H: 1 E: 0 LOB: 1 K: 2 BB: 0 S: 11 P: 17	R: 4 H: 4 E: 2 LOB: 3 K: 1 BB: 0 S: 17 P: 25	R: 0 H: 2 E: 0 LOB: 2 K: 1 BB: 0 S: 12 P: 18	1B: 9 SF: 2 2B: 1 SAC: 0 3B: 0 DP: 1 HR: 0 HBP: 0	WP: 1 PA: 41 PB: 0 SB: 1 CS: 0
PITCHER Stan Williams, R (1, 1) <small>ERA: 5.32</small> Larry Sherry, R (8, 1) <small>ERA: 4.63</small>	IP WLS BF H R ER SO BB IBB HBP BLK WP HR S P ERA WHIP 7.0 0 28 5 3 3 8 3 0 0 0 1 0 65 108 3.86 1.143					PITCHER IP WLS BF H R ER SO BB IBB HBP BLK WP HR S P ERA WHIP 2.0 L 13 5 3 0 2 0 0 0 0 0 0 0 28 42 0.00 2.500					

livebaseballscorecards.com

AB	36
R	6
H	10
RBI	5
BB	3
SO	10
LOB	19



Batter	1	2	3	4	5	6	7	8	9	AB R H RBI BB SO LOB
Maury Wills, S OBP: 0.373, SLG: 0.345 (1, 6)	2-2 1-3		1-0 F9		2-0 1B 2B		0-1 CS 1B		4-1 WP E BB	4 1 2 0 1 0 1
Charlie Neal, R OBP: 0.424, SLG: 0.414 (1, 4) Norm Larker, L OBP: 0.310, SLG: 0.375 (9, PH)	1-3 K		1-2 1B		1-2 HR 1B		1-1 CS	2-2 4-3	1-3 SAFE	4 1 2 1 0 1 0 1 0 0 0 0 1 1
Tommy Davis, R OBP: 0.377, SLG: 0.509 (1, 8)	1-0 3-1		0-2 4-3		1-1 HR			1-0 6-3	3-1 F3	5 1 1 2 0 0 3
Wally Moon, L OBP: 0.527, SLG: 1.041 (1, 7)					2-2 1-3			4-1 1B BB		3 0 2 0 1 0 0
Don Demeter, R OBP: 0.333, SLG: 0.421 (1, 9)					1-3 K			0-0 1B		4 0 1 0 0 3 2
Gil Hodges, R OBP: 0.385, SLG: 0.273 (1, 3)					0-1 F9			0-2 6-3		4 0 0 0 0 1 4
Charley Smith, R OBP: 0.125, SLG: 0.500 (1, 5) Jim Gilliam, S OBP: 0.351, SLG: 0.406 (9, PH)					1-3 K				4-2 HR BB	3 0 0 0 0 3 2 0 1 0 0 1 0 0
Doug Camilli, R John Roseboro, L OBP: 0.410, SLG: 0.594 (9, PH)					3-2 F8			0-0 L7		3 0 0 0 0 1 0 1 1 1 2 0 0 0
Stan Williams, R OBP: 0.600, SLG: 0.429 (1, 1) Larry Sherry, R (8, 1) Ron Fairly, L OBP: 0.600, SLG: 0.667 (9, PH)					3-2 1B			3-2 F8		3 0 1 0 0 1 0 0 0 0 0 0 0 0 1 0 0 0 0 0 0

Inning Stats	R: 0	H: 0	E: 0	K: 8	S: 8	H: 0	LOB: 0	BB: 0	P: 12	R: 0	H: 1	E: 0	K: 2	S: 9	H: 1	LOB: 1	BB: 0	P: 16	R: 0	H: 2	E: 0	K: 0	S: 15	H: 2	LOB: 2	BB: 0	P: 23	R: 0	H: 1	E: 0	K: 2	S: 14	R: 3	H: 3	E: 0	K: 2	S: 20	R: 0	H: 0	E: 0	K: 3	S: 9	R: 0	H: 1	E: 0	K: 0	S: 11	R: 0	H: 1	E: 0	K: 0	S: 15	R: 0	H: 1	E: 1	K: 1	S: 15	R: 2	H: 1	E: 1	K: 1	S: 15	1B: 7	2B: 1	3B: 0	HR: 2	SF: 0	SAC: 0	DP: 0	HBP: 0	WP: 1	PB: 0	SB: 0	CS: 1	PA: 40
--------------	------	------	------	------	------	------	--------	-------	-------	------	------	------	------	------	------	--------	-------	-------	------	------	------	------	-------	------	--------	-------	-------	------	------	------	------	-------	------	------	------	------	-------	------	------	------	------	------	------	------	------	------	-------	------	------	------	------	-------	------	------	------	------	-------	------	------	------	------	-------	-------	-------	-------	-------	-------	--------	-------	--------	-------	-------	-------	-------	--------

PITCHER	IP	WLS	BF	H	R	ER	SO	BB	IBB	HBP	BLK	WP	HR	S	P	ERA	WHIP
Mike McCormick, L ERA: 1.93 (1, 1)	5.0		22	7	3	3	7	0	0	0	0	0	1	66	100	5.40	1.400
Eddie Fisher, R ERA: 1.5 (6, 1)	1.0		3	0	0	0	3	0	0	0	0	0	0	9	15	0.00	0.000
Jim Duffalo, R ERA: 6.75 (7, 1)	2.1	W	12	3	2	2	0	3	0	0	0	0	1	33	55	7.71	2.571
Bobby Bolin, R ERA: (9, 1)	0.2	S	2	0	0	0	1	0	0	0	0	1	0	5	9	0.00	0.000


BOTTOM

San Francisco Giants @ Los Angeles Dodgers
Los Angeles Memorial Coliseum, Los Angeles, CA

Wed Apr 26 1961, 9:05 PM EST
Att. 27,032 - Unknown

livebaseballscorecards.com

AB	36
R	5
H	10
RBI	5
BB	3
SO	11
LOB	13



Batter	1	2	3	4	5	6	7	8	9	AB R H RBI BB SO LOB	TOP	
Chuck Hiller, L (1, 4) <small>OBP: 0.240, SLG: 0.277</small>	0-0 P6			4-0 G1-6-3 BB			0-0 P4			2 0 0 0 1 0 0	San Francisco Giants @ Milwaukee Braves Milwaukee County Stadium, Milwaukee, WI Fri Apr 28 1961, 7:05 PM EST Att. 8,518 - Unknown livebaseballscorecards.com	
Harvey Kuenn, R (1, 5) <small>OBP: 0.322, SLG: 0.275</small>	0-0 1-3			0-0 G1-6-3 1-2f			0-0 6-3			3 0 0 0 0 0 1		
Willie Mays, R (1, 8) <small>OBP: 0.407, SLG: 0.471</small>	0-3 K			0-3 K			0-0 1-3			3 0 0 0 0 2 0		
Willie McCovey, L (1, 3) <small>OBP: 0.245, SLG: 0.333</small>		0-3 K		4-0 G1-6-3 BB			0-0 F8			2 0 0 0 1 1 0		
Orlando Cepeda, R (1, 7) <small>OBP: 0.286, SLG: 0.308</small>		0-0 F9		0-0 G1-6-3 1-2f			0-0 F9			3 0 0 0 0 0 1		
Felipe Alou, R (1, 9) <small>OBP: 0.392, SLG: 0.413</small>		0-0 F7		0-0 6-3			0-0 P4			3 0 0 0 0 0 0		
Ed Bailey, L (1, 2) <small>OBP: 0.327, SLG: 0.370</small>			0-0 G3			0-0 F9		0-3 K		3 0 0 0 0 1 0		
Jose Pagan, R (1, 6) Matty Alou, L (9, PH) <small>OBP: 0.500, SLG: 0.500</small>			0-0 F5			0-0 6-3		0-0 1-3		2 0 0 0 0 0 0 1 0 0 0 0 0 0		
Sam Jones, R (1, 1) Joey Amalfitano, R (9, PH) <small>OBP: 0.375, SLG: 0.625 OBP: 0.250, SLG: 0.250</small>			0-3 K			0-0 F9		0-0 6-3		2 0 0 0 0 1 0 1 0 0 0 0 0 0		
Inning Stats	R: 0 H: 0 E: 0 LOB: 0 K: 1 BB: 0 S: 5 P: 5	R: 0 H: 0 E: 0 LOB: 0 K: 1 BB: 0 S: 5 P: 5	R: 0 H: 0 E: 0 LOB: 0 K: 1 BB: 0 S: 5 P: 5	R: 0 H: 0 E: 0 LOB: 0 K: 1 BB: 1 S: 4 P: 8	R: 0 H: 0 E: 0 LOB: 0 K: 0 BB: 1 S: 2 P: 6	R: 0 H: 0 E: 0 LOB: 0 K: 0 BB: 0 S: 3 P: 3	R: 0 H: 0 E: 0 LOB: 0 K: 0 BB: 0 S: 3 P: 3	R: 0 H: 0 E: 0 LOB: 0 K: 0 BB: 0 S: 3 P: 3	R: 0 H: 0 E: 0 LOB: 0 K: 1 BB: 0 S: 5 P: 5	1B: 0 SF: 0 2B: 0 SAC: 0 3B: 0 DP: 2 HR: 0 HBP: 0	WP: 0 PA: 27 PB: 0 SB: 0 CS: 0	
PITCHER Warren Spahn, L (1, 1) <small>ERA: 0.96</small>	IP WLS BF H R ER SO BB IBB HBP BLK WP HR S P ERA WHIP 9.0 W 27 0 0 0 5 2 0 0 0 0 0 0 35 43 0.00 0.222											PITCHER IP WLS BF H R ER SO BB IBB HBP BLK WP HR S P ERA WHIP



Batter	1	2	3	4	5	6	7	8	9	AB	R	H	RBI	BB	SO	LOB
Roy McMillan, R OBP: 0.333, SLG: 0.366 (1, 6)	0-0 F7		0-3 K		0-0 F7		0-0 SH3-4			3	0	0	0	0	1	0
Frank Bolling, R OBP: 0.326, SLG: 0.372 (1, 4)	0-0 PB 1B		1-0 PB HBP		0-0 F9		0-0 1B			3	1	2	0	0	0	0
Eddie Mathews, L OBP: 0.426, SLG: 0.439 (1, 5)	0-3 K		0-3 K		0-0 G3		4-0 IBB			3	0	0	0	1	2	2
Hank Aaron, R OBP: 0.386, SLG: 0.561 (1, 8)	0-0 1B		4-0 IBB		0-0 F8		0-3 K			3	0	1	1	1	1	3
Mel Roach, R OBP: 0.455, SLG: 0.667 (1, 7)	0-0 P4		0-3 K		0-0 1B		0-0 G3			4	0	1	0	0	1	6
Al Spangler, L OBP: 0.400, SLG: 0.250 (9, 7)										0	0	0	0	0	0	0
Joe Adcock, R OBP: 0.263, SLG: 0.229 (1, 3)		4-0 BB		0-0 F8		0-0 1B		0-0 6-3		3	0	1	0	1	0	0
Charlie Lau, L OBP: 0.333, SLG: 0.235 (1, 2)		0-3 K		4-0 BB		0-0 F8		4-0 BB		2	0	0	0	2	1	3
John DeMerit, R OBP: 0.278, SLG: 0.364 (1, 9)		0-3 K		0-3 K		0-0 P5		0-3 K		4	0	0	0	0	3	5
Warren Spahn, L OBP: 0.182, SLG: 0.100 (1, 1)		0-3 K		0-0 F8			0-0 E3 1B SH3-4		0-0 F2	4	0	0	0	0	1	3

Inning Stats	R: 1 E: 0 K: 1 S: 7	H: 2 LOB: 1 BB: 0 P: 7	R: 0 E: 0 K: 3 S: 9	H: 0 LOB: 1 BB: 1 P: 13	R: 0 E: 0 K: 3 S: 9	H: 0 LOB: 2 BB: 1 P: 14	R: 0 E: 0 K: 1 S: 5	H: 0 LOB: 1 BB: 1 P: 9	R: 0 E: 0 K: 0 S: 3	H: 0 LOB: 0 BB: 0 P: 3	R: 0 E: 0 K: 0 S: 5	H: 2 LOB: 2 BB: 0 P: 5	R: 0 E: 1 K: 1 S: 7	H: 1 LOB: 3 BB: 1 P: 11	R: 0 E: 0 K: 1 S: 5	H: 0 LOB: 1 BB: 1 P: 9	1B: 5 2B: 0 3B: 0 HR: 0	SF: 0 SAC: 1 DP: 0 HBP: 1	
PITCHER Sam Jones, R ERA: 2.51 (1, 1)	IP 8.0	WLS L	BF 36	H 5	R 1	ER 0	SO 10	BB 3	IBB 2	HBP 1	BLK 0	WP 0	HR 0	S 50	P 71	ERA 0.00	WHIP 1.000	WP: 0 PB: 2 SB: 0 CS: 0	PA: 36

BOTTOM

San Francisco Giants @ Milwaukee Braves
Milwaukee County Stadium, Milwaukee, WI

Fri Apr 28 1961, 7:05 PM EST
Att. 8,518 - Unknown

livebaseballscorecards.com

AB	29
R	1
H	5
RBI	1
BB	5
SO	10
LOB	22



Batter	1	2	3	4	5	6	7	8	9	AB R H RBI BB SO LOB	TOP
Chuck Hiller, L (1, 4) <small>OBP: 0.255, SLG: 0.275</small> 										4 0 1 0 1 0 2	San Francisco Giants @ Milwaukee Braves Milwaukee County Stadium, Milwaukee, WI Sat Apr 29 1961, 4:33 AM EST Att. 12,753 - Unknown livebaseballscorecards.com
Harvey Kuenn, R (1, 5) <small>OBP: 0.328, SLG: 0.283</small> Jim Davenport, R (3, PR) <small>OBP: 0.500, SLG: 0.833</small> (3, 5)										2 0 1 0 0 0 1 3 2 3 1 0 0 0	
Willie Mays, R (1, 8) <small>OBP: 0.391, SLG: 0.436</small>										4 1 0 0 1 1 3	
Willie McCovey, L (1, 3) <small>OBP: 0.276, SLG: 0.472</small>										5 2 3 4 0 1 2	
Orlando Cepeda, R (1, 7) <small>OBP: 0.295, SLG: 0.386</small>										5 1 2 1 0 1 1	
Felipe Alou, R (1, 9) <small>OBP: 0.382, SLG: 0.460</small>										4 1 1 1 0 1 0	
Ed Bailey, L (1, 2) <small>OBP: 0.340, SLG: 0.380</small>										4 0 2 0 0 1 0	
Jose Pagan, R (1, 6) <small>OBP: 0.105, SLG: 0.056</small>										4 0 1 0 0 0 2	
Juan Marichal, R (1, 1) <small>OBP: 0.167, SLG: 0.167</small>										4 0 1 0 0 0 1	
Inning Stats	R: 0 H: 0 E: 0 LOB: 1 K: 0 BB: 1 S: 3 P: 7	R: 0 H: 1 E: 0 LOB: 1 K: 1 BB: 0 S: 6 P: 6	R: 0 H: 1 E: 0 LOB: 1 K: 0 BB: 0 S: 4 P: 4	R: 2 H: 2 E: 0 LOB: 0 K: 0 BB: 0 S: 5 P: 5	R: 4 H: 3 E: 0 LOB: 0 K: 0 BB: 1 S: 6 P: 10	R: 0 H: 1 E: 0 LOB: 0 K: 1 BB: 0 S: 5 P: 5	R: 1 H: 3 E: 0 LOB: 1 K: 2 BB: 0 S: 9 P: 9	R: 0 H: 2 E: 0 LOB: 2 K: 0 BB: 0 S: 5 P: 5	R: 0 H: 2 E: 0 LOB: 2 K: 1 BB: 0 S: 6 P: 6	1B: 9 SF: 0 2B: 2 SAC: 0 3B: 0 DP: 1 HR: 5 HBP: 0	WP: 0 PA: 41 PB: 0 SB: 2 CS: 1
PITCHER	Bob Buhl, R (1, 1) <small>ERA: 6.75</small> Don McMahon, R (6, 1) <small>ERA: 3.0</small> Ken MacKenzie, L (9, 1) <small>ERA:</small>	IP WLS BF H R ER SO BB IBB HBP BLK WP HR S P ERA WHIP	IP WLS BF H R ER SO BB IBB HBP BLK WP HR S P ERA WHIP								



BOTTOM

San Francisco Giants @ Milwaukee Braves
Milwaukee County Stadium, Milwaukee, WI

AB	34
R	3
H	8
RBI	3
BB	1
SO	4
LOB	14



WP:	0	PA:	35
PB:	0		
SB:	1		
CS:	0		

Sat Apr 29 1961, 4:33 AM EST
Att. 12,753 - Unknown

livebaseballscorecards.com

AB	R	H	RBI	BB	SO	LOB
4	0	2	0	0	1	1
4	0	1	0	0	0	3
3	1	1	0	1	0	2
4	0	0	0	0	0	4
4	0	0	0	0	2	1
4	2	2	2	0	0	0
4	0	1	1	0	1	0
3	0	1	0	0	0	0
0	0	0	0	0	0	0
0	0	0	0	0	0	0
1	0	0	0	0	0	1
1	0	0	0	0	0	1
0	0	0	0	0	0	0
1	0	0	0	0	0	1
0	0	0	0	0	0	0

R:	0	H:	2
E:	0	LOB:	1
K:	0	BB:	0
S:	4	P:	4

R:	1	H:	1
E:	0	LOB:	0
K:	1	BB:	0
S:	6	P:	6

R:	0	H:	0
E:	0	LOB:	0
K:	1	BB:	0
S:	6	P:	3

R:	0	H:	0
E:	0	LOB:	0
K:	0	BB:	0
S:	3	P:	3

R:	0	H:	0
E:	0	LOB:	0
K:	0	BB:	0
S:	3	P:	3

R:	0	H:	0
E:	0	LOB:	0
K:	0	BB:	0
S:	3	P:	3

R:	0	H:	0
E:	0	LOB:	0
K:	0	BB:	0
S:	3	P:	3

R:	0	H:	0
E:	0	LOB:	0
K:	0	BB:	0
S:	3	P:	3

R:	0	H:	0
E:	0	LOB:	0
K:	0	BB:	0
S:	3	P:	3

R:	0	H:	2
E:	0	LOB:	1
K:	0	BB:	0
S:	4	P:	4

R:	0	H:	2
E:	0	LOB:	1
K:	0	BB:	0
S:	4	P:	4

PITCHER										PITCHER									
Juan Marichal, R (1, 1)										IP WLS BF H R ER SO BB IBB HBP BLK WP HR S P ERA WHIP									
ERA: 2.65										9.0 W 35 8 3 3 4 1 0 0 0 0 1 42 46 3.00 1.000									

Batter	1	2	3	4	5	6	7	8	9	AB	R	H	RBI	BB	SO	LOB
--------	---	---	---	---	---	---	---	---	---	----	---	---	-----	----	----	-----

Roy McMillan, R (1, 6) OBP: 0.347, SLG: 0.378	0-0 FC1-5 1B		0-0 F7			0-0 G6-4-3 1B		0-3 K		4	0	2	0	0	1	1
Frank Bolling, R (1, 4) OBP: 0.320, SLG: 0.362	0-0 FC1-5 1B		0-0 F8			0-0 G6-4-3 1-2f		0-0 F8		4	0	1	0	0	0	3
Eddie Mathews, L (1, 5) OBP: 0.431, SLG: 0.432	0-0 FC1-5 1-2 2-3f				0-0 F2		0-0 FC6 1B		4-0 2B BB	3	1	1	0	1	0	2
Hank Aaron, R (1, 8) OBP: 0.354, SLG: 0.511	0-0 G6-4-3 1-2f				0-0 F7		0-0 FC6 1-2f		0-0 F2	4	0	0	0	0	0	4
Mel Roach, R (1, 7) OBP: 0.333, SLG: 0.462		0-3 K			0-0 5-3			0-3 K		4	0	0	0	0	2	1
Joe Adcock, R (1, 3) OBP: 0.286, SLG: 0.359		0-0 HR			0-0 F9			0-0 4-3		4	2	2	2	0	0	0
John DeMerit, R (1, 9) OBP: 0.275, SLG: 0.351		0-0 F8			0-3 K			0-0 5-3		4	0	1	1	0	1	0
Charlie Lau, L (1, 2) OBP: 0.333, SLG: 0.250		0-0 1-3			0-0 E4			0-0 E S 1B		3	0	1	0	0	0	0
Al Spangler, L (8, PR) OBP: 0.400, SLG: 0.250									0-0 5-3	0	0	0	0	0	0	0
Ken MacKenzie, R (9, 1) OBP: 0.333, SLG: 0.667										0	0	0	0	0	0	0
Johnny Logan, R (9, PH) OBP: 0.333, SLG: 0.667										1	0	0	0	0	0	1
Bob Buhl, R (1, 1) OBP: 0.273, SLG: 0.250			0-0 1-3			0-0 G3			0-0 F9	1	0	0	0	0	0	1
Wes Covington, L (5, PH) OBP: 0.273, SLG: 0.250										0	0	0	0	0	0	0
Don McMahon, R (6, 1) OBP: 0.357, SLG: 0.182										0	0	0	0	0	0	0
Lee Maye, L (8, PH) OBP: 0.357, SLG: 0.182										1	0	0	0	0	0	1
Phil Roof, R (9, 2) OBP: 0.357, SLG: 0.182										0	0	0	0	0	0	0

Batter	1	2	3	4	5	6	7	8	9	AB R H RBI BB SO LOB	TOP
Chuck Hiller, L (1, 4) <small>OBP: 0.279, SLG: 0.333</small>										6 2 3 1 0 0 2	San Francisco Giants @ Milwaukee Braves Milwaukee County Stadium, Milwaukee, WI Sun Apr 30 1961, 4:33 AM EDT Att: 13,114 - Unknown livebaseballscorecards.com
Jim Davenport, R (1, 5) <small>OBP: 0.500, SLG: 0.813</small>										4 3 1 1 1 0 3	
Willie Mays, R (1, 8) <small>OBP: 0.420, SLG: 0.667</small>										5 4 4 8 0 0 0	
Willie McCovey, L (1, 3) Jim Marshall, L (8, 3)										3 0 0 0 2 0 0 0 0 0 0 0 0 0	
Orlando Cepeda, R (1, 7) Matty Alou, L (8, 7) <small>OBP: 0.288, SLG: 0.419</small> <small>OBP: 0.500, SLG: 0.500</small>										5 1 1 1 0 1 2 0 0 0 0 0 0 0	
Felipe Alou, R (1, 9) <small>OBP: 0.383, SLG: 0.500</small>										4 1 1 1 1 0 1	
Ed Bailey, L (1, 2) <small>OBP: 0.328, SLG: 0.352</small>										4 0 0 0 0 1 2	
Jose Pagan, R (1, 6) <small>OBP: 0.250, SLG: 0.478</small>										5 3 4 2 0 0 2	
Billy Loes, R (1, 1) <small>OBP: 0.111, SLG: 0.111</small>										3 0 0 0 0 0 0	
Inning Stats	R: 1 H: 2 E: 0 LOB: 0 K: 0 BB: 0 S: 4 P: 4	R: 0 H: 0 E: 0 LOB: 0 K: 0 BB: 0 S: 3 P: 3	R: 3 H: 2 E: 0 LOB: 0 K: 0 BB: 0 S: 5 P: 6	R: 3 H: 4 E: 0 LOB: 1 K: 0 BB: 0 S: 7 P: 7	R: 0 H: 0 E: 0 LOB: 1 K: 0 BB: 1 S: 3 P: 7	R: 4 H: 2 E: 0 LOB: 0 K: 1 BB: 1 S: 8 P: 12	R: 0 H: 0 E: 1 LOB: 1 K: 1 BB: 0 S: 5 P: 6	R: 3 H: 3 E: 0 LOB: 2 K: 0 BB: 2 S: 6 P: 14	R: 0 H: 1 E: 0 LOB: 1 K: 0 BB: 0 S: 4 P: 4	1B: 3 SF: 0 2B: 2 SAC: 2 3B: 1 DP: 2 HR: 8 HBP: 2	WP: 0 PA: 47 PB: 0 SB: 0 CS: 0
PITCHER Lew Burdette, R (1, 1) <small>ERA: 6.35</small> Carl Willey, R (4, 1) <small>ERA: 11.81</small> Moe Drabowsky, R (5, 1) <small>ERA: 4.5</small> Seth Morehead, L (6, 1) <small>ERA: 9.0</small> Ken MacKenzie, L (7, 1) <small>ERA:</small>	IP WLS BF H R ER SO BB IBB HBP BLK WP HR S P ERA WHIP 3.0 L 14 5 5 5 0 0 0 0 0 0 0 4 13 14 15.00 1.667					PITCHER Don McMahon, R (8, 1) <small>ERA: 5.4</small> George Brunet, L (9, 1) <small>ERA:</small>	IP WLS BF H R ER SO BB IBB HBP BLK WP HR S P ERA WHIP 1.0 8 3 3 3 0 2 0 0 0 0 0 1 6 14 27.00 5.000 1.0 4 1 0 0 0 0 0 0 0 0 0 0 4 4 0.00 1.000				



Batter	1	2	3	4	5	6	7	8	9	AB	R	H	RBI	BB	SO	LOB
Roy McMillan, R OBP: 0.340, SLG: 0.367 (1, 6)	0-0 1B HR 1B	0-0 F9			0-0 F7			0-0 4-3		4	1	1	0	0	0	1
Frank Bolling, R OBP: 0.333, SLG: 0.373 (1, 4)	0-0 1-2 HR 1B		0-0 P4			0-0 P6		0-0 1B 1B		4	1	2	0	0	0	0
Eddie Mathews, L OBP: 0.418, SLG: 0.417 (1, 5)	0-0 F7		0-0 F7			0-0 5-3		0-0 1-2 1B		4	0	1	0	0	0	2
Hank Aaron, R OBP: 0.365, SLG: 0.633 (1, 8)	0-0 1-1 2-1 HR		0-0 5-3			0-0 HR		0-0 F8		4	2	2	4	0	0	2
Mel Roach, R OBP: 0.316, SLG: 0.412 (1, 7)	0-0 6-3			0-0 P4		0-0 1B		0-0 L7		4	0	1	0	0	0	2
Joe Adcock, R OBP: 0.261, SLG: 0.326 (1, 3)	0-0 F8			0-3 K		0-0 F9			0-0 5-3	4	0	0	0	0	1	1
Charlie Lau, L OBP: 0.333, SLG: 0.261 (1, 2)		0-0 FC1-6 1B			0-0 F3		0-0 P5		4-0 G5-4-3 BB	3	0	1	0	0	0	0
Don McMahon, R (8, 1)										0	0	0	0	0	0	0
George Brunet, R (9, 1)										0	0	0	0	0	0	0
Lee Maye, L OBP: 0.400, SLG: 0.182 (9, PH)										0	0	0	0	1	0	0
John DeMerit, R OBP: 0.250, SLG: 0.317 (1, 9)		0-0 FC1-6 1-2f			0-0 F8		0-0 1-3		0-0 G5-4-3 1-2f	4	0	0	0	0	0	2
Lew Burdette, R OBP: 0.171, SLG: 0.111 (1, 1)			0-3 K			0-0 F9				1	0	0	0	0	1	1
Carl Willey, R (4, 1)										0	0	0	0	0	0	0
Moe Drabowsky, R (5, 1)										0	0	0	0	0	0	0
Billy Martin, R (5, PH)										1	0	0	0	0	0	0
Seth Morehead, L (6, 1)										0	0	0	0	0	0	0
Ken MacKenzie, R (7, 1)										0	0	0	0	0	0	0
Johnny Logan, R (7, PH)										1	0	0	0	0	1	0
Hawk Taylor, R (8, 2)										0	0	0	0	0	0	0

Inning Stats	R: 3	H: 3	LOB: 0	K: 0	S: 6	P: 6	R: 0	H: 1	LOB: 1	K: 1	BB: 0	S: 6	P: 6	R: 0	H: 0	LOB: 0	K: 0	BB: 0	S: 3	R: 0	H: 0	LOB: 0	K: 1	BB: 0	S: 5	R: 0	H: 0	LOB: 0	K: 0	BB: 0	S: 3	R: 1	H: 2	LOB: 1	K: 0	BB: 0	S: 5	R: 0	H: 0	LOB: 0	K: 1	BB: 0	S: 5	R: 0	H: 2	LOB: 2	K: 0	BB: 0	S: 5	R: 0	H: 0	LOB: 0	K: 0	BB: 1	S: 2	P: 6	1B: 6	SF: 0	2B: 0	3B: 0	HR: 2	SAC: 0	DP: 1	HBP: 0	WP: 0	PA: 35
--------------	------	------	--------	------	------	------	------	------	--------	------	-------	------	------	------	------	--------	------	-------	------	------	------	--------	------	-------	------	------	------	--------	------	-------	------	------	------	--------	------	-------	------	------	------	--------	------	-------	------	------	------	--------	------	-------	------	------	------	--------	------	-------	------	------	-------	-------	-------	-------	-------	--------	-------	--------	-------	--------

PITCHER	IP	WLS	BF	H	R	ER	SO	BB	IBB	HBP	BLK	WP	HR	S	P	ERA	WHIP
Billy Loes, R ERA: 4.67 (1, 1)	9.0	W	35	8	4	4	3	1	0	0	0	0	2	40	44	4.00	1.000

BOTTOM

San Francisco Giants @ Milwaukee Braves
Milwaukee County Stadium, Milwaukee, WI

AB	34
R	4
H	8
RBI	4
BB	1
SO	3
LOB	11



WP	0	PA	35
PB	0	SB	0
CS	0		

Sun Apr 30 1961, 4:33 AM EDT
 Att. 13,114 - Unknown

livebaseballscorecards.com

Batter	1	2	3	4	5	6	7	8	9	AB R H RBI BB SO LOB	TOP
Chuck Hiller, L (1, 4) OBP: 0.277, SLG: 0.317 Stu Miller, R (8, 1)	0-0 			0-0 		4-0 		0-0 		3 0 0 0 1 0 0 0 0 0 0 0 0 0	
Jim Davenport, R (1, 5) OBP: 0.500, SLG: 0.789	0-0 			0-0 		4-0 		0-0 	3 1 1 0 1 0 0		
Willie Mays, R (1, 8) OBP: 0.397, SLG: 0.625	0-0 			0-0 		0-0 		0-0 	4 0 0 0 0 0 4		
Willie McCovey, L (1, 3) OBP: 0.299, SLG: 0.492		1-0 			0-0 		0-0 	0-0 	3 1 1 2 0 0 0		
Orlando Cepeda, R (1, 7) OBP: 0.286, SLG: 0.409			0-0 		0-3 		0-0 	0-3 	4 0 1 0 0 2 1		
Felipe Alou, R (1, 9) OBP: 0.375, SLG: 0.474			0-0 		0-0 		0-3 	4-0 	3 1 0 0 1 1 2		
Ed Bailey, L (1, 2) OBP: 0.323, SLG: 0.345				0-0 		0-0 	0-0 	0-0 	4 1 1 0 0 0 1		AB 32 R 4 H 5 RBI 2 BB 3 SO 4 LOB 9
Jose Pagan, R (1, 6) OBP: 0.214, SLG: 0.407				0-0 		0-0 		0-0 	0-0 	4 0 0 0 0 0 0	
Jack Sanford, R Eddie Fisher, R Harvey Kuenn, R Juan Marchal, R Jim Duggan, R Ray O'Dell, S Bob Farley, L Ernie Bowman, R Matty Alou, L			0-3 		0-0 		0-0 	0-0 	0 0 0 0 0 0 0 1 0 0 0 0 0 1 1 0 0 1 0 1 0 0 0 0 0 0 1 0 0 0 0 0 0 1 0 0 0 0 0 1		
Inning Stats	R: 0 H: 0 E: 0 LOB: 0 K: 0 BB: 0 S: 3 P: 3	R: 0 H: 0 E: 0 LOB: 0 K: 0 BB: 0 S: 2 P: 3	R: 0 H: 0 E: 0 LOB: 0 K: 1 BB: 0 S: 5 P: 5	R: 0 H: 0 E: 0 LOB: 0 K: 0 BB: 0 S: 3 P: 3	R: 0 H: 0 E: 0 LOB: 0 K: 1 BB: 0 S: 5 P: 5	R: 0 H: 1 E: 0 LOB: 3 K: 0 BB: 2 S: 4 P: 12	R: 0 H: 1 E: 0 LOB: 1 K: 1 BB: 0 S: 6 P: 6	R: 0 H: 0 E: 0 LOB: 0 K: 0 BB: 0 S: 3 P: 3	R: 4 H: 3 E: 1 LOB: 1 K: 1 BB: 1 S: 9 P: 13	1B: 3 SF: 0 2B: 1 SAC: 0 3B: 0 DP: 1 HR: 1 HBP: 1	WP: 1 PA: 36 PB: 0 SB: 0 CS: 0
PITCHER Don Cardwell, R (1, 1) ERA: 2.78	IP WLS BF H R ER SO BB IBB HBP BLK WP HR S P ERA WHIP 9.0 W 36 5 4 3 4 3 0 1 0 1 1 40 53 3.00 0.889										

San Francisco Giants @ Chicago Cubs
 Wrigley Field, Chicago, IL
 Tue May 02 1961, 3:33 AM CDT
 Att: 3,334 - Sunny - 55 F

livebaseballscorecards.com

Batter	1	2	3	4	5	6	7	8	9	AB	R	H	RBI	BB	SO	LOB
Richie Ashburn, L (1, 7) OBP: 0.256, SLG: 0.250	0-0 14 HBP 1B	4-0 BB 1B HR	0-0 FC6-4 1B		0-0 6-3			0-0 3B		4	2	3	0	1	0	0
Don Zimmer, R (1, 4) OBP: 0.360, SLG: 0.471	0-3 K	0-0 1-2 HR 1B	0-0 FC6-4			0-3 K		0-0 5-3		5	1	1	0	0	2	3
14 Ernie Banks, R (1, 6) OBP: 0.324, SLG: 0.469 Ed Bouchee, L (8, 3) OBP: 0.355, SLG: 0.269	1-0 1B 1-2 1B HBP	0-3 K	0-0 F5			0-3 K2-3				3	1	0	0	0	2	3
Ron Santo, R (1, 5) OBP: 0.386, SLG: 0.532	0-0 1-3 2-H 1B	4-0 1-2 2-3 HR BB		0-3 K		0-0 F7				3	1	1	1	1	1	0
Billy Williams, L (1, 9) OBP: 0.286, SLG: 0.344	0-0 E WP 1B	0-0 1-H 2-H 3-H HR		0-0 5-3 1B		0-0 G6-4-3 1B				4	2	4	5	0	0	0
Frank Thomas, R (1, 3) OBP: 0.304, SLG: 0.455 Jerry Kindall, R (8, 6)	0-0 E1 WP HR 1-3	0-0 5-3		0-0 5-3		0-0 G6-4-3				4	1	0	0	0	0	3
George Altman, L (1, 8) OBP: 0.333, SLG: 0.875	0-0 1-H 3-H HR	0-0 3B		0-0 6-3		0-0 F8				4	1	2	2	0	0	1
Sammy Taylor, L (1, 2) OBP: 0.250, SLG: 0.444	0-0 3B	0-0 P6			0-0 G3			0-0 G3		4	0	1	0	0	0	1
Don Cardwell, R (1, 1) OBP: 0.100, SLG: 0.400	0-0 P4		0-0 P6		0-3 K			0-0 F8		4	0	0	0	0	1	1

Inning Stats	R: 5	H: 5	LOB: 1	K: 1	S: 10	P: 11	R: 4	H: 3	LOB: 1	K: 1	S: 8	P: 16	R: 0	H: 1	LOB: 1	K: 0	S: 4	R: 0	H: 1	LOB: 1	K: 1	S: 6	R: 0	H: 0	LOB: 0	K: 1	S: 5	R: 0	H: 0	LOB: 0	K: 2	S: 7	R: 0	H: 1	LOB: 0	K: 0	S: 3	R: 0	H: 1	LOB: 1	K: 0	S: 4
--------------	------	------	--------	------	-------	-------	------	------	--------	------	------	-------	------	------	--------	------	------	------	------	--------	------	------	------	------	--------	------	------	------	------	--------	------	------	------	------	--------	------	------	------	------	--------	------	------


PITCHER	IP	WLS	BF	H	R	ER	SO	BB	IBB	HBP	BLK	WP	HR	S	P	ERA	WHIP
Jack Sanford, R (1, 1) ERA: 4.38	1.0	L	11	6	7	4	1	1	0	0	0	1	1	11	16	36.00	7.000
Eddie Fisher, R (2, 1) ERA: 2.7	4.0		17	4	2	2	3	1	0	0	0	0	1	22	26	4.50	1.250
Jim Duffalo, R (6, 1) ERA: 5.68	1.0		3	0	0	0	2	0	0	0	0	0	0	7	7	0.00	0.000
Billy O'Dell, L (7, 1) ERA: 3.0	1.0		3	1	0	0	0	0	0	0	0	0	0	3	3	0.00	1.000
Stu Miller, R (8, 1) ERA: 2.35	1.0		4	1	0	0	0	0	0	0	0	0	0	4	4	0.00	1.000

BOTTOM

San Francisco Giants @ Chicago Cubs
 Wrigley Field, Chicago, IL
 Tue May 02 1961, 3:33 AM CDT
 Att. 3,334 - Sunny - 55 F

AB	35
R	9
H	12
RBI	8
BB	2
SO	6
LOB	12

livebaseballscorecards.com



WP	HR	S	P	ERA	WHIP
1B: 7	SF: 0	2B: 0	SAC: 0	3B: 3	DP: 1
HR: 2	HBP: 1	PB: 0	CS: 0	WP: 1	PA: 38

Batter	1	2	3	4	5	6	7	8	9	AB	R	H	RBI	BB	SO	LOB
Richie Ashburn, L (1, 7) OBP: 0.250, SLG: 0.244	0-0 FC5-2 14 1B 1B	0-0 FC4-6 FC6-4 1-2f 2-3		0-0 5-3		0-0 L8			0-0 G6-4-3 1-2f	5	0	1	0	0	0	3
Don Zimmer, R (1, 4) OBP: 0.350, SLG: 0.452	0-0 FC5-2 14 1B 1-2 1B	0-0 FC6-4 1-2f		0-0 E6 14 PO				0-0 F2	0-0 5-3	5	0	1	0	0	0	2
14 Ernie Banks, R (1, 6) OBP: 0.347, SLG: 0.574	0-0 FC5-2 1-2 2-3 1B		0-0 6-3	0-0 PO 1-2				0-0 HR		4	2	3	2	0	0	0
Ron Santo, R (1, 5) OBP: 0.392, SLG: 0.538	0-0 FC5-2 1-2 2-3 3-Hf		4-0 1B 4-3 BB			0-0 G3 2B		0-0 F8		3	1	1	0	1	0	3
Billy Williams, L (1, 9) OBP: 0.269, SLG: 0.323	0-3 K		0-0 4-3	1-2		0-0 G3 2-3		0-3 K		4	0	0	0	0	2	5
Frank Thomas, R (1, 3) OBP: 0.300, SLG: 0.438	0-0 P3		0-0 1B 1B 2-H			0-3 K		0-0 F7		4	1	1	1	0	1	4
George Altman, L (1, 8) OBP: 0.385, SLG: 0.750		0-0 FC1-5 1B 1B	0-0 1B 1-2			0-0 3-1		0-0 F9		4	0	2	0	0	0	1
Dick Bertell, R (1, 2) OBP: 0.378, SLG: 0.325		0-0 FC4-6 FC1-5 1-2 1B	0-0 1B 2-H			0-0 3-1		0-3 K		4	0	2	1	0	1	0
Jack Curtis, L (1, 1) OBP: 0.200, SLG: 0.200		0-0 FC1-5 1-2 2-3f		0-3 K		0-0 F7			4-0 G6-4-3 BB	3	0	0	0	0	1	2
Don Elston, R (7, 1)										0	0	0	0	0	0	0
Sammy Taylor, L (9, PH) OBP: 0.286, SLG: 0.444										0	0	0	0	1	0	0

Inning Stats	R: 0	H: 3	E: 0	LOB: 3	K: 1	S: 8	P: 8	R: 0	H: 2	E: 0	LOB: 2	K: 0	S: 5	P: 5	R: 2	H: 3	E: 0	LOB: 1	K: 0	S: 5	P: 9	R: 0	H: 0	E: 1	LOB: 0	K: 1	S: 5	P: 5	R: 1	H: 2	E: 0	LOB: 1	K: 1	S: 7	P: 7	R: 0	H: 0	E: 0	LOB: 0	K: 0	S: 3	P: 3	R: 1	H: 1	E: 0	LOB: 0	K: 1	S: 6	P: 6	R: 0	H: 0	E: 0	LOB: 0	K: 1	S: 5	P: 5	R: 0	H: 0	E: 0	LOB: 0	K: 0	S: 2	P: 6	R: 0	H: 0	E: 0	LOB: 0	K: 0	S: 2	P: 6
1B: 8	SF: 0	2B: 1	SAC: 0	3B: 0	DP: 1	HR: 2	HBP: 0	WP: 0	PA: 39																																																													


PITCHER	IP	WLS	BF	H	R	ER	SO	BB	IBB	HBP	BLK	WP	HR	S	P	ERA	WHIP
Mike McCormick, L (1, 1) ERA: 1.93	0.0		2	2	0	0	0	0	0	0	0	0	0	2	2	∞	∞
Billy O'Dell, L (1, 1) ERA: 3.75	6.0	W	26	8	3	3	3	1	0	0	0	0	1	31	35	4.50	1.500
Bobby Bolin, R (7, 1) ERA: 1.42	3.0	S	10	1	1	1	2	1	0	0	0	0	1	13	17	3.00	0.667

BOTTOM

San Francisco Giants @ Chicago Cubs
 Wrigley Field, Chicago, IL
 Wed May 03 1961, 3:33 AM CDT
 Att. 4,512 - Sunny - 50 F

livebaseballscorecards.com

AB	36
R	4
H	11
RBI	4
BB	2
SO	5
LOB	20



Batter	1	2	3	4	5	6	7	8	9	AB R H RBI BB SO LOB	TOP											
Jim Davenport, R (1, 5) OBP: 0.438, SLG: 0.690	0-0 L8		0-0 1B			0-0 1B	0-0 E		0-0 F8	5 2 3 0 0 0 0												
Chuck Hiller, L (1, 4) OBP: 0.286, SLG: 0.313	0-0 4-3		0-0 FC1-4-6			4-0 1B	0-0 E6		0-0 1B	4 3 1 0 1 0 1												
Willie Mays, R (1, 8) OBP: 0.398, SLG: 0.595	0-0 F7				0-0 PB	0-0 1B	0-0 K		0-0 1B	5 2 3 2 0 1 1												
Willie McCovey, L (1, 3) OBP: 0.325, SLG: 0.507		0-0 2B			0-0 1-3	4-0 1B	0-0 F7		0-3 K	4 1 1 0 1 1 3												
Orlando Cepeda, R (1, 7) Matty Alou, L (7, 7) OBP: 0.295, SLG: 0.459 OBP: 0.500, SLG: 0.500		0-3 K			0-0 6-3	0-0 1B	0-0 2B			4 1 2 3 0 1 2 0 0 0 0 0 0 0												
Felipe Alou, R (1, 9) OBP: 0.375, SLG: 0.469		0-0 P4			0-0 F8	4-0 1B		0-0 L8		3 0 0 0 1 0 1												
Ed Bailey, L (1, 2) OBP: 0.314, SLG: 0.333		0-0 F7			0-0 4-3	0-0 K		0-3 K		4 0 1 2 0 1 1												
Jose Pagan, R (1, 6) OBP: 0.194, SLG: 0.371			0-3 K		0-0 5-3	0-3 K		0-0 F7		4 0 0 0 0 2 2												
Sam Jones, R (1, 1) OBP: 0.250, SLG: 0.417			0-0 5-3		0-0 P5	0-3 K		0-0 6-3		4 0 0 0 0 1 1												
Inning Stats	R: 0 E: 0 K: 0 S: 3	H: 0 LOB: 0 BB: 0 P: 3	R: 0 E: 0 K: 1 S: 6	H: 1 LOB: 1 BB: 0 P: 6	R: 0 E: 0 K: 1 S: 6	H: 1 LOB: 1 BB: 0 P: 6	R: 1 E: 0 K: 0 S: 4	H: 1 LOB: 0 BB: 0 P: 4	R: 0 E: 0 K: 0 S: 3	H: 0 LOB: 0 BB: 0 P: 3	R: 5 E: 1 K: 2 S: 10	H: 4 LOB: 1 BB: 3 P: 22	R: 2 E: 1 K: 1 S: 7	H: 2 LOB: 1 BB: 0 P: 7	R: 0 E: 0 K: 1 S: 5	H: 0 LOB: 0 BB: 0 P: 5	R: 1 E: 0 K: 1 S: 7	H: 2 LOB: 1 BB: 0 P: 7	1B: 8 2B: 3 3B: 1 HR: 0	SF: 0 SAC: 0 DP: 1 HBP: 0	WP: 0 PB: 1 SB: 2 CS: 0	PA: 40
PITCHER	IP WLS BF H R ER SO BB IBB HBP BLK WP HR S P ERA WHIP																					
Glen Hobbie, R (1, 1) ERA: 4.06	5.0 L 23 6 6 5 2 2 0 0 0 0 0 0 25 33 9.00 1.600																					
Joe Schaffernoth, R (6, 1) ERA: 2.35	2.0 9 3 2 0 3 1 0 0 0 0 0 0 14 18 0.00 2.000																					
Mel Wright, R (8, 1) ERA: 6.35	2.0 8 2 1 1 2 0 0 0 0 0 0 0 12 12 4.50 1.000																					

San Francisco Giants @ Chicago Cubs
Wrigley Field, Chicago, IL
Thu May 04 1961, 3:33 AM CDT
Att. 3,658 - Sunny - 52 F

livebaseballscorecards.com

AB	37
R	9
H	11
RBI	7
BB	3
SO	7
LOB	12



Batter	1	2	3	4	5	6	7	8	9	AB R H RBI BB SO LOB	TOP
Jim Davenport, R (1, 5) OBP: 0.432, SLG: 0.667 	0-3 	0-0 		4-0 			0-0 		0-0 	4 1 1 0 1 1 1	
Chuck Hiller, L (1, 4) OBP: 0.293, SLG: 0.309 	4-0 		0-0 	0-0 			0-0 		0-0 	4 0 1 1 1 0 2	
Willie Mays, R (1, 8) OBP: 0.409, SLG: 0.597 	0-3 		4-0 				0-0 		4-0 	3 1 1 0 2 1 1	
Willie McCovey, L (1, 3) OBP: 0.305, SLG: 0.472 	0-0 		0-0 				0-0 		0-0 	5 0 0 0 0 0 5	
Orlando Cepeda, R (1, 7) OBP: 0.317, SLG: 0.474 		0-0 	0-0 				0-0 		0-0 	4 1 3 1 0 0 1	
Felipe Alou, R (1, 9) OBP: 0.355, SLG: 0.441 		0-0 	0-3 				0-0 		0-0 	4 0 0 0 0 1 4	
Ed Bailey, L (1, 2) OBP: 0.324, SLG: 0.357 		0-0 		0-0 			0-0 		0-0 	4 1 2 1 0 0 1	
Jose Pagan, R (1, 6) OBP: 0.200, SLG: 0.359 		0-0 		0-0 			0-0 		0-0 	4 0 1 0 0 0 2	
Juan Marichal, R (1, 1) OBP: 0.222, SLG: 0.222 		0-0 		0-0 			0-3 		0-0 	3 0 1 1 0 1 1	
Inning Stats	R: 0 H: 0 E: 0 LOB: 1 K: 2 BB: 1 S: 7 P: 11	R: 2 H: 3 E: 0 LOB: 1 K: 0 BB: 0 S: 6 P: 6	R: 1 H: 1 E: 0 LOB: 1 K: 1 BB: 1 S: 6 P: 10	R: 0 H: 1 E: 0 LOB: 2 K: 0 BB: 1 S: 4 P: 8	R: 0 H: 1 E: 0 LOB: 1 K: 0 BB: 0 S: 4 P: 4	R: 0 H: 1 E: 0 LOB: 1 K: 1 BB: 0 S: 5 P: 5	R: 0 H: 0 E: 0 LOB: 0 K: 0 BB: 0 S: 3 P: 3	R: 0 H: 1 E: 0 LOB: 1 K: 0 BB: 0 S: 4 P: 4	R: 1 H: 2 E: 0 LOB: 2 K: 0 BB: 1 S: 5 P: 9	1B: 7 SF: 0 2B: 4 SAC: 1 3B: 0 DP: 1 HR: 0 HBP: 0	WP: 0 PA: 40 PB: 0 SB: 0 CS: 0
PITCHER Frank Sullivan, R (1, 1) ERA: 3.33 Don Ferrarese, L (9, 1) ERA: 3.38	IP WLS BF H R ER SO BB IBB HBP BLK WP HR S P ERA WHIP 8.2 L 38 10 4 4 4 4 3 0 0 0 0 0 43 55 4.15 1.500 0.1 2 0 0 0 0 0 0 0 1 0 0 0 0 1 5 0.00 0.000	PITCHER IP WLS BF H R ER SO BB IBB HBP BLK WP HR S P ERA WHIP									

San Francisco Giants @ Philadelphia Phillies
 Connie Mack Stadium, Philadelphia, PA
 Fri May 05 1961, 7:05 PM EDT
 Att: 15,674 - Unknown

livebaseballscorecards.com

AB	35
R	4
H	10
RBI	4
BB	4
SO	4
LOB	18



Batter	1	2	3	4	5	6	7	8	9	AB	R	H	RBI	BB	SO	LOB
--------	---	---	---	---	---	---	---	---	---	----	---	---	-----	----	----	-----

Tony Taylor, R OBP: 0.280, SLG: 0.286 (1, 4)	0-0 6-3	0-0 1-3		0-0 6-3			0-0 L6		0-3 K	5	0	0	0	0	1	3
Bob Sadowski, L OBP: 0.185, SLG: 0.102 (1, 5)	0-0 4-3		0-0 G3		4-0 FC1-5 1B BB		0-0 6-3		0-0 F8	4	0	0	0	1	0	1
Johnny Callison, L OBP: 0.407, SLG: 0.522 (1, 9)	0-0 S 1B		0-0 HR		0-0 FC1-5 1B		4-0 BB			3	2	3	1	1	0	0
Tony Gonzalez, L OBP: 0.437, SLG: 0.433 (1, 8)	4-0 1B 1-2 BB		0-0 1B		0-0 FC1-5 1-2 2-3f		0-0 3-1			3	0	1	0	1	0	3
Bobby Gene Smith, R OBP: 0.310, SLG: 0.377 (1, 7)	0-0 FC6-4 1B 1-2 2-H		0-0 F9		0-0 F8			0-0 F8		4	0	1	1	0	0	3
Pancho Herrera, R OBP: 0.329, SLG: 0.389 (1, 3)	0-0 FC6-4 1-2f		0-3 K		0-3 K			0-3 K		4	0	0	0	0	3	5
Clay Dalrymple, L OBP: 0.259, SLG: 0.320 (1, 2)		0-0 F8		0-3 K		0-0 P6		0-0 P6		4	0	0	0	0	1	0
Ruben Amaro, R OBP: 0.375, SLG: 0.358 (1, 6)		0-3 K		0-0 SH2-4 1B		0-0 F8			0-0 G3	3	0	1	0	0	1	0
Choo-Choo Coleman, L OBP: 0.308, SLG: 0.250 (9, PH)										1	0	0	0	0	0	0
Frank Sullivan, R (1, 1)		4-0 BB		0-0 SH2-4		0-0 1-3			0-0 1B	1	0	0	0	1	0	0
Don Ferrarese, R OBP: 1.000, SLG: 1.000 (9, 1)										0	0	0	0	0	0	0
Tony Curry, L OBP: 0.200, SLG: 0.235 (9, PH)										1	0	1	0	0	0	0

Inning Stats	R: 1	H: 2	E: 0	K: 0	S: 5	R: 0	H: 0	E: 0	K: 1	S: 5	R: 0	H: 2	E: 0	K: 1	S: 7	R: 0	H: 1	E: 0	K: 1	S: 6	R: 0	H: 1	E: 0	K: 1	S: 6	R: 0	H: 0	E: 0	K: 0	S: 3	R: 0	H: 0	E: 0	K: 0	S: 5	R: 0	H: 1	E: 0	K: 1	S: 6	R: 0	H: 0	E: 0	K: 1	S: 5	R: 0	H: 1	E: 0	K: 1	S: 6	1B: 6	2B: 0	3B: 0	HR: 1	SF: 0	SAC: 1	DP: 0	HBP: 0	WP: 0	PA: 38
--------------	------	------	------	------	------	------	------	------	------	------	------	------	------	------	------	------	------	------	------	------	------	------	------	------	------	------	------	------	------	------	------	------	------	------	------	------	------	------	------	------	------	------	------	------	------	------	------	------	------	------	-------	-------	-------	-------	-------	--------	-------	--------	-------	--------

PITCHER	IP	WLS	BF	H	R	ER	SO	BB	IBB	HBP	BLK	WP	HR	S	P	ERA	WHIP
Juan Marichal, R ERA: 2.42 (1, 1)	9.0	W	38	7	2	2	6	4	0	0	0	0	1	46	62	2.00	1.222

BOTTOM

San Francisco Giants @ Philadelphia Phillies
 Connie Mack Stadium, Philadelphia, PA
 Fri May 05 1961, 7:05 PM EDT
 Att. 15,674 - Unknown

AB	33
R	2
H	7
RBI	2
BB	4
SO	6
LOB	15



PITCHER	IP	WLS	BF	H	R	ER	SO	BB	IBB	HBP	BLK	WP	HR	S	P	ERA	WHIP
---------	----	-----	----	---	---	----	----	----	-----	-----	-----	----	----	---	---	-----	------


Batter	1	2	3	4	5	6	7	8	9	AB R H RBI BB SO LOB	TOP											
Jim Davenport, R (1, 5) OBP: 0.415, SLG: 0.622	0-0 F3		0-0 F8			0-0 E SF7 1B	0-0 P6			4 1 1 0 0 0 0	San Francisco Giants @ Philadelphia Phillies Connie Mack Stadium, Philadelphia, PA Sun May 07 1961, 3:33 AM EDT Att. 9,985 - Unknown											
Chuck Hiller, L (1, 4) OBP: 0.291, SLG: 0.306	0-0 F7			0-0 F8		0-0 E9 HR 1B		0-0 4-3		4 1 1 0 0 0 0												
Willie Mays, R (1, 8) OBP: 0.424, SLG: 0.590	0-0 F8			4-0 E S SF7 BB		4-0 HR IBB		4-0 BB		1 2 0 0 3 0 0												
Willie McCovey, L (1, 3) OBP: 0.291, SLG: 0.459		0-3 K		0-0 SF7 1-H		0-0 SF7		0-3 K		2 0 0 2 0 2 1												
Orlando Cepeda, R (1, 7) OBP: 0.314, SLG: 0.500		0-0 4-3		0-0 F8		0-0 HR		0-0 L8		4 1 1 3 0 0 1												
Felipe Alou, R (1, 9) OBP: 0.363, SLG: 0.486		0-0 HR			0-0 L3 1B	0-3 K		0-0 1-3		4 1 2 1 0 1 0												
Ed Bailey, L (1, 2) OBP: 0.321, SLG: 0.392		0-0 P2			0-0 L3 1-2		0-0 HR		0-0 F8	4 1 1 1 0 0 1												
Jose Pagan, R (1, 6) OBP: 0.182, SLG: 0.326			0-0 5-3		0-0 6-3		0-0 P5		0-0 6-3	4 0 0 0 0 0 0												
Billy Loes, R (1, 1) OBP: 0.083, SLG: 0.083			0-0 1-3			0-0 F8	0-0 F3			3 0 0 0 0 0 0												
Inning Stats	R: 0 E: 0 K: 0 S: 3	H: 0 LOB: 0 BB: 0 P: 3	R: 1 E: 0 K: 1 S: 6	H: 1 LOB: 0 BB: 0 P: 6	R: 0 E: 0 K: 0 S: 3	H: 0 LOB: 0 BB: 0 P: 3	R: 1 E: 0 K: 0 S: 3	H: 0 LOB: 0 BB: 1 P: 7	R: 0 E: 0 K: 0 S: 3	H: 1 LOB: 0 BB: 0 P: 3	R: 4 E: 1 K: 1 S: 8	H: 3 LOB: 0 BB: 1 P: 12	R: 1 E: 0 K: 0 S: 4	H: 1 LOB: 0 BB: 0 P: 4	R: 0 E: 0 K: 1 S: 5	H: 0 LOB: 1 BB: 1 P: 9	R: 0 E: 0 K: 0 S: 3	H: 0 LOB: 0 BB: 0 P: 3	1B: 3 2B: 1 3B: 0 HR: 3	SF: 2 SAC: 0 DP: 1 HBP: 0	WP: 0 PB: 0 SB: 1 CS: 0	PA: 35
PITCHER	IP WLS BF H R ER SO BB IBB HBP BLK WP HR S P ERA WHIP																					
Robin Roberts, R (1, 1) ERA: 5.5	7.0 L 28 6 7 6 2 1 1 0 0 0 0 3 30 38 7.71 1.000																					
Ken Lehman, L (8, 1) ERA: 6.0	2.0 7 0 0 0 1 1 0 0 0 0 0 0 8 12 0.00 0.500																					

livebaseballscorecards.com

AB	30
R	7
H	6
RBI	7
BB	3
SO	3
LOB	3



Batter	1	2	3	4	5	6	7	8	9	AB	R	H	RBI	BB	SO	LOB
Tony Taylor, R OBP: 0.279, SLG: 0.296 (1, 4)	0-0 B3		0-3 K			0-0 1B 2B		0-0 6-3		4	0	1	0	0	1	0
Bob Sadowski, L OBP: 0.207, SLG: 0.132 (1, 5)	0-0 FC6-4 1B			0-0 1B 1B		0-0 P6		0-0 1-3		4	0	2	0	0	0	1
Johnny Callison, L OBP: 0.400, SLG: 0.507 (1, 9)	0-0 F8			0-0 1B 1B		0-0 F3		0-0 4-3		4	0	1	0	0	0	2
Bobby Gene Smith, R OBP: 0.323, SLG: 0.388 (1, 7)	0-0 FC6-4			0-0 1B		0-0 1B			0-0 F8	4	0	2	0	0	0	1
Clay Dalrymple, L OBP: 0.241, SLG: 0.296 (1, 2)		0-0 4-3		0-0 P6		0-0 5-3			0-0 P5	4	0	0	0	0	0	4
Pancho Herrera, R OBP: 0.314, SLG: 0.368 (1, 3)		0-0 P6		0-3 K			0-3 K		0-0 F9	4	0	0	0	0	2	2
Bobby Del Greco, R OBP: 0.333, SLG: 0.467 (1, 8)		0-3 K			0-0 P4		0-0 1B			3	0	1	0	0	1	0
Ruben Amaro, R OBP: 0.364, SLG: 0.345 (1, 6)			0-0 4-3		0-3 K		0-3 K			2	0	0	0	0	1	0
Choo-Choo Coleman, L OBP: 0.286, SLG: 0.231 (7, PH)										1	0	0	0	0	1	1
Bobby Malkmus, R OBP: 0.222, SLG: 0.167 (8, 6)										0	0	0	0	0	0	0
Robin Roberts, S (1, 1)			0-3 K			0-0 6-3		0-0 G3		2	0	0	0	0	1	0
Tony Curry, L OBP: 0.194, SLG: 0.229 (7, PH)										1	0	0	0	0	0	1
Ken Lehman, L (8, 1)										0	0	0	0	0	0	0

BOTTOM	
San Francisco Giants @ Philadelphia Phillies Connie Mack Stadium, Philadelphia, PA	
Sun May 07 1961, 3:33 AM EDT Att. 9,985 - Unknown	
AB	33
R	0
H	7
RBI	0
BB	0
SO	7
LOB	12
	
WP: 0	PA: 33
PB: 0	SB: 0
CS: 0	

Inning Stats	R	H	E	K	S	H	LOB	BB	P	R	H	ER	SO	BB	IBB	HBP	BLK	WP	HR	S	P	ERA	WHIP
	0	1	0	0	4	0	1	0	4	0	0	0	7	0	0	0	0	0	0	47	47	0.00	0.778
PITCHER	IP	WLS	BF	H	R	ER	SO	BB	IBB	HBP	BLK	WP	HR	S	P	ERA	WHIP						
Billy Loes, R ERA: 3.5 (1, 1)	9.0	W	33	7	0	0	7	0	0	0	0	0	0	0	0	0.00	0.778						

Batter	1	2	3	4	5	6	7	8	9	AB R H RBI BB SO LOB	TOP																					
Jim Davenport, R (1, 5) OBP: 0.391, SLG: 0.571	0-0 4-3		0-0 4-3		0-0 G1	0-0 5-3			0-0 FC3-6 1B	5 0 1 1 0 0 0																						
Joey Amalfitano, R (1, 4) OBP: 0.333, SLG: 0.286 Willie McCovey, L (9, PH) OBP: 0.287, SLG: 0.453 Ernie Bowman, R (9, PR)	0-3 K		0-0 F7		0-0 1B 1B		0-0 G4-6-3 1B	0-0 FC3-6 FC6-4	4 1 2 0 0 1 0 1 0 0 0 0 0 2 0 0 0 0 0 0 0																							
Willie Mays, R (1, 8) OBP: 0.433, SLG: 0.622	0-0 2B		0-0 3B		4-0 1B 1B BB		0-0 G4-6-3 1-2f	0-0 FC6-4	4 1 2 1 1 0 2																							
Felipe Alou, R (1, 9) OBP: 0.353, SLG: 0.468	0-3 K		0-0 4-3		0-0 1B SF9 1B		0-0 F9	0-0 F8	5 1 1 1 0 1 3																							
Orlando Cepeda, R (1, 3) OBP: 0.322, SLG: 0.500		0-0 5-3		0-0 6-3		0-0 1B		0-0 G4-3 1B	4 0 2 1 0 0 0																							
Harvey Kuenn, R (1, 7) OBP: 0.313, SLG: 0.276		0-0 F9		0-0 6-3		0-0 SF9		0-0 F8	3 0 0 1 0 0 1																							
Ed Bailey, L (1, 2) OBP: 0.329, SLG: 0.429		1-0 2B HBP		0-0 HR		0-0 F9		0-0 G4-3	3 1 1 1 0 0 2																							
Jose Pagan, R (1, 6) OBP: 0.213, SLG: 0.370 Jim Marshall, L (9, PH) OBP: 0.333, SLG: 0.400		0-0 2B		0-0 1B		0-0 5-3		0-0 1B 1B	3 0 2 0 0 0 0 1 1 1 0 0 0 0																							
Jack Sanford, R (1, 1) Jim Duffalo, R (2, 1) OBP: 0.500, SLG: 1.000 Bob Farley, L (4, PH) Eddie Fisher, R (4, 1) Matty Alou, L (9, PH) OBP: 0.571, SLG: 0.571		0-0 F9		0-3 K		0-0 1-3		0-0 FC3-6 FC6-4 1B	1 0 0 0 0 0 2 0 0 0 0 0 0 0 1 0 0 0 0 1 1 1 0 0 0 0 0 0 1 1 1 0 0 0 0																							
Inning Stats	R: 0 E: 0 K: 2 S: 8	H: 1 LOB: 1 BB: 0 P: 8	R: 0 E: 0 K: 0 S: 4	H: 1 LOB: 2 BB: 0 P: 5	R: 0 E: 0 K: 0 S: 4	H: 1 LOB: 1 BB: 0 P: 4	R: 1 E: 0 K: 1 S: 7	H: 2 LOB: 1 BB: 0 P: 7	R: 3 E: 0 K: 0 S: 6	H: 3 LOB: 1 BB: 1 P: 10	R: 0 E: 0 K: 0 S: 3	H: 0 LOB: 0 BB: 0 P: 3	R: 0 E: 0 K: 0 S: 3	H: 1 LOB: 0 BB: 0 P: 3	R: 0 E: 0 K: 0 S: 3	H: 1 LOB: 0 BB: 0 P: 3	R: 2 E: 0 K: 0 S: 6	H: 3 LOB: 1 BB: 0 P: 6	1B: 9 2B: 2 3B: 1 HR: 1	SF: 1 SAC: 0 DP: 2 HBP: 1	WP: 0 PA: 40 PB: 0 SB: 0 CS: 0											
PITCHER Harvey Haddix, L (1, 1) ERA: 3.18 Clem Labine, R (7, 1) ERA: 2.16	IP 6.0 3.0	WLS W S	BF 29 11	H 9 4	R 4 2	ER 4 2	SO 3 0	BB 1 0	IBB 0 0	HBP 1 0	BLK 0 0	WP 0 0	HR 1 0	S 33 11	P 38 11	ERA 6.00 6.00	WHIP 1.667 1.333															
											PITCHER	IP	WLS	BF	H	R	ER	SO	BB	IBB	HBP	BLK	WP	HR	S	P	ERA	WHIP				

San Francisco Giants @ Pittsburgh Pirates
 Forbes Field, Pittsburgh, PA
 Tue May 09 1961, 7:05 PM EDT
 Att. 17,250 - Unknown

AB	37
R	6
H	13
RBI	6
BB	1
SO	3
LOB	13



WP: 0	PA: 40
PB: 0	
SB: 0	
CS: 0	

Batter	1	2	3	4	5	6	7	8	9
Bill Virdon, L OBP: 0.427, SLG: 0.647 (1, 8)	0-0 FC3-6 1B 6-3 1B	0-0 FC4-6 1B 2B		0-0 G4-6-3 1B 1B		0-0 4-3		0-0 3-1	
Dick Groat, R OBP: 0.326, SLG: 0.367 (1, 6)	0-0 FC3-6 1B 1-2	0-0 2B 1B 1B 1-3 3-H		0-0 G4-6-3 1B 1-2			0-0 F7	0-0 4-3	
Bob Skinner, L OBP: 0.341, SLG: 0.333 (1, 7)	0-0 FC3-6 1B 2B 1-2f 2-3	0-0 1B 2B 1-3 3-H		0-0 G4-6-3 1-2f 2-3			0-0 F8		
Dick Stuart, R OBP: 0.333, SLG: 0.452 (1, 3)	0-0 6-3 1-2 3-H	0-3 K		0-3 K			4-0 HR BB		
Roberto Clemente, R OBP: 0.411, SLG: 0.552 (1, 9)	0-0 BB 2B 2-3	0-0 1B 2B 3-H 3-H		0-0 6-3			0-0 HR		
Don Hoak, R OBP: 0.367, SLG: 0.384 (1, 5)	4-0 2B 1-2 BB	0-0 4-3		0-3 K			0-0 1B 1B		
Smoky Burgess, L OBP: 0.419, SLG: 0.474 (1, 2)	0-0 2B 1-H 2-H 3-H		0-0 3-1		0-0 F7		0-0 1B		
Bill Mazeroski, R OBP: 0.244, SLG: 0.267 (1, 4)		0-0 FC4-6 1B 2B	0-0 F8		0-0 F8		0-3 K		
Harvey Haddix, L Clem Labine, R (7, 1)		4-0 FC4-6 BB	0-3 K		0-0 6-3			0-3 K	

AB	R	H	RBI	BB	SO	LOB
5	2	2	0	0	0	2
5	1	3	1	0	0	0
4	2	1	1	0	0	4
3	1	0	1	1	2	4
4	2	3	4	0	0	0
3	0	1	0	1	1	1
4	0	2	2	0	0	0
4	1	1	0	0	1	2
2	0	0	0	1	1	0
1	0	0	0	0	1	0

AB	35
R	9
H	13
RBI	9
BB	3
SO	6
LOB	13

Inning Stats	R: 3	H: 4	E: 0	K: 0	S: 6	LOB: 2	BB: 1	P: 10
R: 4	H: 4	E: 0	K: 1	S: 9	LOB: 1	BB: 1	P: 13	
R: 0	H: 0	E: 0	K: 1	S: 5	LOB: 0	BB: 0	P: 5	
R: 0	H: 2	E: 0	K: 1	S: 6	LOB: 1	BB: 0	P: 6	
R: 0	H: 0	E: 0	K: 1	S: 5	LOB: 0	BB: 0	P: 5	
R: 0	H: 0	E: 0	K: 0	S: 3	LOB: 0	BB: 0	P: 3	
R: 2	H: 3	E: 0	K: 1	S: 8	LOB: 2	BB: 1	P: 12	
R: 0	H: 0	E: 0	K: 1	S: 5	LOB: 0	BB: 0	P: 5	

PITCHER	IP	WLS	BF	H	R	ER	SO	BB	IBB	HBP	BLK	WP	HR	S	P	ERA	WHIP
Jack Sanford, R ERA: 5.96 (1, 1)	1.0	L	9	5	5	5	0	2	0	0	0	0	0	7	15	45.00	7.000
Jim Duffalo, R ERA: 6.48 (2, 1)	2.0		9	3	2	2	2	0	0	0	0	0	0	13	13	9.00	1.500
Eddie Fisher, R ERA: 3.0 (4, 1)	5.0		20	5	2	2	4	1	0	0	0	0	1	27	31	3.60	1.200

PITCHER	IP	WLS	BF	H	R	ER	SO	BB	IBB	HBP	BLK	WP	HR	S	P	ERA	WHIP

BOTTOM

San Francisco Giants @ Pittsburgh Pirates
 Forbes Field, Pittsburgh, PA
 Tue May 09 1961, 7:05 PM EDT
 Att. 17,250 - Unknown

livebaseballscorecards.com



Batter	1	2	3	4	5	6	7	8	9	AB R H RBI BB SO LOB	TOP					
Jim Davenport, R (1, 5) OBP: 0.360, SLG: 0.522	0-0 6-3			0-0 6-3	0-3 K			0-0 F9		4 0 0 0 0 1 1	San Francisco Giants @ Pittsburgh Pirates Forbes Field, Pittsburgh, PA Wed May 10 1961, 7:05 PM EDT Att: 21,599 - Unknown livebaseballscorecards.com					
Chuck Hiller, L (1, 4) OBP: 0.277, SLG: 0.289	0-0 G3			0-0 P4		0-3 K		0-0 5-3	4 0 0 0 0 1 0							
Willie Mays, R (1, 8) OBP: 0.416, SLG: 0.593	0-0 6-3			0-3 K		0-3 K		0-0 P6	4 0 0 0 0 2 0							
Willie McCovey, L (1, 3) OBP: 0.275, SLG: 0.430		0-0 G3			0-0 6-3	0-0 G3		0-0 F9	4 0 0 0 0 0 0							
Orlando Cepeda, R (1, 7) OBP: 0.312, SLG: 0.483		0-0 F8			0-0 5-3		0-0 F7		3 0 0 0 0 0 0							
Felipe Alou, R (1, 9) OBP: 0.352, SLG: 0.463		0-0 P4			0-0 E5 1B		0-0 F7		3 1 1 0 0 0 0							
Ed Bailey, L (1, 2) OBP: 0.329, SLG: 0.418			0-0 F8		4-0 E 1B 1B IBB		0-3 K		2 1 0 0 1 1 0							
Jose Pagan, R (1, 6) OBP: 0.220, SLG: 0.367			0-0 6-3		0-0 E8 1B 1B		0-0 5-3		3 1 1 1 0 0 0							
Mike McCormick, L (1, 1) OBP: 0.200, SLG: 0.200			0-3 K		0-0 1B		0-3 K		3 0 1 2 0 2 0							
Inning Stats	R: 0 E: 0 K: 0 S: 3	H: 0 LOB: 0 BB: 0 P: 3	R: 0 E: 0 K: 0 S: 3	H: 0 LOB: 0 BB: 0 P: 3	R: 0 E: 0 K: 1 S: 5	H: 0 LOB: 0 BB: 0 P: 5	R: 0 E: 0 K: 1 S: 5	H: 0 LOB: 0 BB: 0 P: 5	R: 0 E: 0 K: 1 S: 5	H: 0 LOB: 0 BB: 0 P: 5		R: 0 E: 0 K: 0 S: 3	H: 0 LOB: 0 BB: 0 P: 3	1B: 3 2B: 0 3B: 0 HR: 0	SF: 0 SAC: 0 DP: 0 HBP: 0	WP: 0 PB: 0 SB: 0 CS: 0
PITCHER	IP WLS BF H R ER SO BB IBB HBP BLK WP HR S P ERA WHIP															IP WLS BF H R ER SO BB IBB HBP BLK WP HR S P ERA WHIP
Bob Friend, R (1, 1) ERA: 3.49	6.0 L 22 3 3 2 5 0 1 0 0 0 0 31 35 3.00 0.500															
Bobby Shantz, L (7, 1) ERA: 3.38	2.0 6 0 0 0 2 0 0 0 0 0 0 0 10 10 0.00 0.000															
Roy Face, R (9, 1) ERA: 1.93	1.0 3 0 0 0 0 0 0 0 0 0 0 0 3 3 0.00 0.000															



Batter	1	2	3	4	5	6	7	8	9	AB	R	H	RBI	BB	SO	LOB
Bill Virdon, L OBP: 0.418, SLG: 0.620 (1, 8) X	0-0 G3 ①			X 0-0 F8 ①		B B B B 4-0 G5-3 1B BB		S S S S 0-3 K ③		3	0	0	0	1	1	1
Dick Groat, R OBP: 0.323, SLG: 0.362 (1, 6) X	0-0 4-3 ②			X 0-0 6-3 ②		X 0-0 1-2 1B		S S S S 0-3 K ①		4	0	1	0	0	1	0
Roberto Clemente, R OBP: 0.394, SLG: 0.527 (1, 9) X	0-0 F7 ③			X 0-0 6-3 ③		X 0-0 G5-3 ② ③		X 0-0 1-3 ②		4	0	0	0	0	0	2
Dick Stuart, R OBP: 0.329, SLG: 0.439 (1, 3)		X 0-0 5-3 ①		X 0-0 P6 ①		S S S S 0-3 K ①		X 0-0 1B		4	0	1	0	0	1	0
Bob Skinner, L OBP: 0.337, SLG: 0.321 (1, 7)		S S S S 0-3 K ②		B B B B 4-0 E 1B BB		X 0-0 P6 ②		S S S S 0-3 K ③		3	0	0	0	1	2	1
Don Hoak, R OBP: 0.366, SLG: 0.382 (1, 5)		X 0-0 P5 ③		X 0-0 E9 1B		S S S S 0-3 K ③				3	0	1	0	0	1	0
Hal Smith, R OBP: 0.152, SLG: 0.178 (1, 2)			X 0-0 5-3 ①		S S S S 0-3 K ②		S S S S 0-3 K ①			3	0	0	0	0	2	2
Bill Mazeroski, R OBP: 0.235, SLG: 0.256 (1, 4)			S S S S 0-3 K ②		X 0-0 P6 ③		X 0-0 6-3 ②			3	0	0	0	0	1	2
Bob Friend, R OBP: 0.263, SLG: 0.263 (1, 1)			S S S S 0-3 K ③		X 0-0 F9 ①		B B B B 4-0 BB			1	0	0	0	0	1	0
Joe Christopher, R (6, PH)										1	0	0	0	0	0	0
Bobby Shantz, R OBP: 1.000, SLG: 1.000 (7, 1)										0	0	0	0	0	0	0
Gene Baker, R OBP: 0.400, SLG: 0.143 (8, PH)										0	0	0	0	1	0	0
Roy Face, R OBP: 0.500, SLG: 0.500 (9, 1)										0	0	0	0	0	0	0

Inning Stats	R: 0	H: 0	E: 0	K: 0	S: 3	R: 0	H: 0	E: 0	K: 1	S: 5	R: 0	H: 0	E: 0	K: 2	S: 7	R: 0	H: 0	E: 1	K: 1	S: 6	R: 0	H: 1	E: 0	K: 0	S: 3	R: 0	H: 1	E: 0	K: 2	S: 7	R: 0	H: 0	E: 0	K: 2	S: 7	R: 0	H: 0	E: 0	K: 2	S: 7	R: 0	H: 0	E: 0	K: 2	S: 8	R: 0	H: 1	E: 0	K: 2	S: 8
	LOB: 0	BB: 0	LOB: 0	BB: 0	P: 3	LOB: 0	BB: 0	LOB: 0	BB: 0	P: 5	LOB: 0	BB: 0	LOB: 0	BB: 0	P: 7	LOB: 1	BB: 1	LOB: 2	BB: 1	P: 10	LOB: 1	BB: 1	LOB: 0	BB: 0	P: 7	LOB: 1	BB: 1	LOB: 1	BB: 1	P: 11	LOB: 1	BB: 0	LOB: 1	BB: 0	P: 8	LOB: 1	BB: 0	LOB: 1	BB: 0	P: 8	LOB: 1	BB: 0	LOB: 1	BB: 0	P: 8					
	1B: 3	2B: 0	3B: 0	HR: 0	SF: 0	1B: 0	2B: 0	3B: 0	HR: 0	SAC: 0	1B: 0	2B: 0	3B: 0	HR: 0	DP: 1	HBP: 0	1B: 0	2B: 0	3B: 0	HR: 0	SAC: 0	1B: 0	2B: 0	3B: 0	HR: 0	DP: 1	HBP: 0	1B: 0	2B: 0	3B: 0	HR: 0	DP: 1	HBP: 0	1B: 0	2B: 0	3B: 0	HR: 0	DP: 1	HBP: 0	1B: 0	2B: 0	3B: 0	HR: 0	DP: 1	HBP: 0					
	WP: 0	PB: 0	SB: 0	CS: 0	PA: 32	WP: 0	PB: 0	SB: 0	CS: 0	ERA	WHIP	ERA	WHIP	ERA	WHIP	ERA	WHIP	ERA	WHIP	ERA	WHIP	ERA	WHIP	ERA	WHIP	ERA	WHIP	ERA	WHIP	ERA	WHIP	ERA	WHIP	ERA	WHIP	ERA	WHIP	ERA	WHIP	ERA	WHIP	ERA	WHIP	ERA	WHIP	ERA	WHIP			

BOTTOM

San Francisco Giants @ Pittsburgh Pirates
 Forbes Field, Pittsburgh, PA
 Wed May 10 1961, 7:05 PM EDT
 Att. 21,599 - Unknown

AB	29
R	0
H	3
RBI	0
BB	3
SO	10
LOB	8

P

BOTTOM

Milwaukee Braves @ San Francisco Giants
Candlestick Park, San Francisco, CA

Fri May 12 1961, 10:05 PM EDT
Att. 35,046 - Unknown

livebaseballscorecards.com

AB	33
R	4
H	8
RBI	4
BB	2
SO	1
LOB	10



WP: 0	PA: 35
PB: 0	
SB: 0	
CS: 0	

AB R H RBI BB SO LOB

4	1	2	1	0	0	1
4	0	1	0	0	0	2
4	0	1	0	0	1	2
3	0	1	1	1	0	1
4	1	1	1	0	0	2
4	0	0	0	0	0	1
4	0	0	0	0	0	0
3	2	1	0	1	0	0
1	0	0	0	0	0	0
0	0	0	0	0	0	0
0	0	0	0	0	0	1
0	0	0	0	0	0	0
1	0	1	1	0	0	0
0	0	0	0	0	0	0

Batter	1	2	3	4	5	6	7	8	9													
Jim Davenport, R OBP: 0.370, SLG: 0.540 (1, 5) X	0-0 2B 2B		0-0 F9 2		0-0 2-H 1B		0-0 F3 3															
Joey Amalfitano, R OBP: 0.316, SLG: 0.278 (1, 4) X	0-0 6-3 1		0-0 1B		0-0 1-3 3			0-0 6-3 1														
Willie Mays, R OBP: 0.410, SLG: 0.578 (1, 8) X	0-0 F9 2		0-3 K 3			0-0 G6-4-3 1B		0-0 P2 2														
Felipe Alou, R OBP: 0.359, SLG: 0.470 (1, 9) X	0-0 2-H 2B			4-0 BB BB	0-0 G1-6-3 BB	0-0 G6-4-3 1-2f 2		0-0 P6 3														
Orlando Cepeda, R OBP: 0.309, SLG: 0.505 (1, 3) X	0-0 1-3 3			0-0 F9 1		0-0 1-3 3			0-0 HR													
Harvey Kuenn, R OBP: 0.296, SLG: 0.258 (1, 7)		0-0 P6 1		0-0 G1-6-3 1-2f 2			0-0 F9 1		0-0 1-3 1													
Ed Bailey, L OBP: 0.315, SLG: 0.398 (1, 2) X		0-0 P4 2			0-0 3-1 1		0-0 F4 2		0-0 P6 2													
Jose Pagan, R OBP: 0.241, SLG: 0.385 (1, 6) X		0-0 P6 3			4-0 3-1 1B BB		0-0 1B 2B		0-0 F8 3													
Sam Jones, R OBP: 0.221, SLG: 0.385 (1, 1)			0-0 P3 1			0-0 3-1 2																
Stu Miller, R (4, 1)																						
Matty Alou, L OBP: 0.500, SLG: 0.500 (5, PH)																						
Jim Duffalo, R OBP: 0.600, SLG: 1.000 (6, 1)																						
Eddie Bressoud, R OBP: 0.136, SLG: 0.250 (7, PH)																						
Billy O'Dell, S (8, 1)																						
Inning Stats	R: 1 E: 0 K: 0 S: 5	H: 2 LOB: 1 BB: 0 P: 5	R: 0 E: 0 K: 0 S: 3	H: 0 LOB: 0 BB: 0 P: 3	R: 0 E: 0 K: 1 S: 6	H: 1 LOB: 1 BB: 0 P: 6	R: 0 E: 0 K: 0 S: 2	H: 0 LOB: 0 BB: 1 P: 6	R: 1 E: 0 K: 0 S: 4	H: 1 LOB: 1 BB: 1 P: 8	R: 0 E: 0 K: 0 S: 3	H: 1 LOB: 0 BB: 0 P: 3	R: 1 E: 0 K: 0 S: 5	H: 2 LOB: 1 BB: 0 P: 5	R: 0 E: 0 K: 0 S: 3	H: 0 LOB: 0 BB: 0 P: 3	R: 1 E: 0 K: 0 S: 4	H: 1 LOB: 0 BB: 0 P: 4	1B: 4 2B: 3 3B: 0 HR: 1	SF: 0 SAC: 0 DP: 2 HBP: 0	WP: 0 PB: 0 SB: 0 CS: 0	PA: 35
PITCHER Warren Spahn, L ERA: 2.17 (1, 1)	IP 9.0	WLS W	BF 35	H 8	R 4	ER 4	SO 1	BB 2	IBB 0	HBP 0	BLK 0	WP 0	HR 1	S 35	P 43	ERA 4.00	WHIP 1.111					

Batter	1	2	3	4	5	6	7	8	9	AB R H RBI BB SO LOB	TOP																
Lee Mays, L (1, 9) OBP: 0.344, SLG: 0.418	0-0 1B HR 1B		0-0 HR		0-0 4-3		0-0 4-3			4 2 2 1 0 0 0	Milwaukee Braves @ San Francisco Giants Candlestick Park, San Francisco, CA Sat May 13 1961, 6:33 AM EDT Att: 29,150 - Unknown livebaseballscorecards.com																
Frank Bolling, R (1, 4) OBP: 0.384, SLG: 0.386	0-0 F9		0-0 6-3		0-0 F7		0-0 F8			4 0 0 0 0 0 1																	
Eddie Mathews, L (1, 5) OBP: 0.422, SLG: 0.516	0-0 1-3 HR 1B		0-0 S 1B		0-0 HR			0-0 P3		4 2 3 1 0 0 0																	
Hank Aaron, R (1, 8) OBP: 0.340, SLG: 0.584	0-0 1-H 3-H HR		0-0 1-2		0-0 S 1B			0-0 F8		4 1 2 3 0 0 1																	
Joe Adcock, R (1, 3) OBP: 0.242, SLG: 0.376	0-3 K		0-0 6-3		0-0 1-2			0-0 F9		4 0 0 0 0 1 2																	
Frank Thomas, R (1, 7) OBP: 0.309, SLG: 0.406	0-0 5-3			0-0 5-3		0-0 6-3			0-0 5-3	4 0 0 0 0 0 0																	
Roy McMillan, R (1, 6) OBP: 0.302, SLG: 0.341		0-0 6-3		0-0 F8		0-0 F2			0-0 6-3	4 0 0 0 0 0 0																	
Charlie Lau, L (1, 2) OBP: 0.338, SLG: 0.333		0-0 4-3		0-0 2B		0-0 5-3			0-0 F8	4 0 1 0 0 0 0																	
Bob Buhl, R (1, 1) OBP: 0.167, SLG: 0.091		0-3 K		0-3 K			0-0 3-1			2 0 0 0 0 2 1																	
Don Nottebart, R (5, 1) OBP: 0.111, SLG: 0.111										0 0 0 0 0 0 0																	
Billy Martin, R (7, PH)										1 0 0 0 0 0 0																	
Ron Piche, R (7, 1)										0 0 0 0 0 0 0																	
Inning Stats	R: 3 E: 0 K: 1 S: 8	H: 3 LOB: 0 BB: 0 P: 8	R: 0 E: 0 K: 1 S: 5	H: 0 LOB: 0 BB: 0 P: 5	R: 1 E: 0 K: 0 S: 5	H: 2 LOB: 1 BB: 0 P: 5	R: 0 E: 0 K: 1 S: 6	H: 1 LOB: 1 BB: 0 P: 6	R: 1 E: 0 K: 0 S: 5	H: 2 LOB: 1 BB: 0 P: 5	R: 0 E: 0 K: 0 S: 3	H: 0 LOB: 0 BB: 0 P: 3	R: 0 E: 0 K: 0 S: 3	H: 0 LOB: 0 BB: 0 P: 3	R: 0 E: 0 K: 0 S: 3	H: 0 LOB: 0 BB: 0 P: 3	R: 0 E: 0 K: 0 S: 3	H: 0 LOB: 0 BB: 0 P: 3	1B: 4 2B: 1 3B: 0 HR: 3	SF: 0 SAC: 0 DP: 0 HBP: 0	WP: 0 PB: 0 SB: 2 CS: 0	PA: 35					
PITCHER	IP WLS BF H R ER SO BB IBB HBP BLK WP HR S P ERA WHIP																										
Juan Marichal, R (1, 1) ERA: 3.41	3.0		14	5	4	4	2	0	0	0	0	0	2	18	18	12.00	1.667										
Eddie Fisher, R (4, 1) ERA: 3.24	1.2		8	3	1	1	1	0	0	0	0	0	1	10	10	5.40	1.800										
Stu Miller, R (5, 1) ERA: 1.35	4.1	W	13	0	0	0	0	0	0	0	0	0	0	13	13	0.00	0.000										



Batter	1	2	3	4	5	6	7	8	9	AB	R	H	RBI	BB	SO	LOB
Jim Davenport, R (1, 5) OBP: 0.362, SLG: 0.509	4-0 L5-3 BB		0-0 P6		0-0 5-3		0-3 K			3	0	0	0	1	1	2
Chuck Hiller, L (1, 4) OBP: 0.276, SLG: 0.300	0-0 L5-3 1-2		0-0 E3 1-2 2-3 HR		0-0 HR 2B		0-0 G3			4	2	1	0	0	0	3
Willie Mays, R (1, 8) OBP: 0.413, SLG: 0.638	0-3 K		0-0 HR		0-0 HR			0-0 F5		4	2	2	6	0	1	0
Willie McCovey, L (1, 3) OBP: 0.274, SLG: 0.458		0-3 K	0-0 4-3		0-0 4-3			0-0 HR		4	1	1	1	0	1	0
Orlando Cepeda, R (1, 7) OBP: 0.297, SLG: 0.485		0-3 K		0-0 F7	0-3 K			0-0 F8		4	0	0	0	0	2	0
Felipe Alou, R (1, 9) OBP: 0.354, SLG: 0.460		0-0 6-3		0-0 1B SH1-3 1B		0-0 F2		0-3 K		4	1	1	0	0	1	0
Ed Bailey, L (1, 2) OBP: 0.326, SLG: 0.400			4-0 E BB HR BB	0-0 SH1-3 1B		0-0 4-3				2	1	1	0	1	0	0
Jose Pagan, R (1, 6) OBP: 0.232, SLG: 0.370			0-0 F9	0-0 SH1-3		0-0 6-3				2	0	0	1	0	0	1
Juan Marichal, R (1, 1) OBP: 0.222, SLG: 0.222			4-0 E HR BB	0-3 K			0-0 F8			0	0	0	0	0	0	0
Matty Alou, L (3, PH) OBP: 0.556, SLG: 0.500										0	1	0	0	1	0	0
Eddie Fisher, R (4, 1)										1	0	0	0	0	1	1
Stu Miller, R (5, 1)			1-2 HR BB							1	0	0	0	0	0	0

Inning Stats	R: 0	H: 0	E: 0	K: 1	S: 4	LOB: 0	BB: 1	P: 8	R: 0	H: 0	E: 0	K: 2	S: 7	LOB: 0	BB: 0	P: 7	R: 4	H: 1	E: 1	K: 0	S: 5	LOB: 0	BB: 2	P: 13	R: 1	H: 2	E: 0	K: 1	S: 7	LOB: 1	BB: 0	P: 7	R: 2	H: 2	E: 0	K: 1	S: 7	LOB: 0	BB: 0	P: 7	R: 0	H: 0	E: 0	K: 0	S: 3	LOB: 0	BB: 0	P: 3	R: 0	H: 0	E: 0	K: 1	S: 5	LOB: 0	BB: 0	P: 5	R: 1	H: 1	E: 0	K: 1	S: 6	LOB: 0	BB: 0	P: 6
--------------	------	------	------	------	------	--------	-------	------	------	------	------	------	------	--------	-------	------	------	------	------	------	------	--------	-------	-------	------	------	------	------	------	--------	-------	------	------	------	------	------	------	--------	-------	------	------	------	------	------	------	--------	-------	------	------	------	------	------	------	--------	-------	------	------	------	------	------	------	--------	-------	------

PITCHER	IP	WLS	BF	H	R	ER	SO	BB	IBB	HBP	BLK	WP	HR	S	P	ERA	WHIP
Bob Buhl, R (1, 1) ERA: 5.02	4.1	L	21	5	7	3	4	3	0	0	0	0	2	26	38	6.23	1.846
Don Nottebart, R (5, 1) ERA: 4.15	1.2		5	0	0	0	1	0	0	0	0	0	0	7	7	0.00	0.000
Ron Piche, R (7, 1) ERA: 2.53	2.0		7	1	1	1	2	0	0	0	0	0	1	11	11	4.50	0.500


BOTTOM

Milwaukee Braves @ San Francisco Giants
Candlestick Park, San Francisco, CA

Sat May 13 1961, 6:33 AM EDT
Att. 29,150 - Unknown

AB	29
R	8
H	6
RBI	8
BB	3
SO	7
LOB	7

livebaseballscorecards.com



WP: 0	PA: 33
PB: 0	
SB: 0	
CS: 0	

Batter	1	2	3	4	5	6	7	8	9	AB R H RBI BB SO LOB	TOP																									
Lee Mays, L (1, 9) OBP: 0.364, SLG: 0.483	0-0 F5		0-0 FC5-4 1B		0-0 1B 1B	0-0 F8			0-0 HR	5 2 3 1 0 0 0	Milwaukee Braves @ San Francisco Giants Candlestick Park, San Francisco, CA Sun May 14 1961, 6:33 AM EDT Att. 34,239 - Unknown livebaseballscorecards.com																									
Frank Bolling, R (1, 4) OBP: 0.365, SLG: 0.366	0-0 F8		0-0 FC5-4 HR		0-0 F7		0-0 F3	0-0 6-3	5 1 0 0 0 0 2																											
Eddie Mathews, L (1, 5) OBP: 0.439, SLG: 0.553	0-0 1B		0-0 HR		4-0 1B 2B BB		0-0 F7	4-0 2-4 BB	3 2 2 2 2 0 0																											
Hank Aaron, R (1, 8) OBP: 0.337, SLG: 0.570	0-0 F9		0-0 F8		0-0 2B 1B		0-0 G3	0-0 2-4	4 1 1 1 0 0 1																											
Joe Adcock, R (1, 3) OBP: 0.242, SLG: 0.382		0-0 P4		0-0 P5	0-0 PB WP 2B		0-0 5-3		4 1 1 2 0 0 0																											
Frank Thomas, R (1, 7) OBP: 0.292, SLG: 0.382		0-0 F7		0-3 K	0-0 F8		0-0 F2		4 0 0 0 0 1 0																											
Roy McMillan, R (1, 6) OBP: 0.320, SLG: 0.344		4-0 BB		4-0 BB BB	0-3 K		0-0 1B		2 0 1 0 2 1 0																											
Charlie Lau, L (1, 2) OBP: 0.333, SLG: 0.317		0-0 F9		4-0 BB		0-0 F2		0-0 F9	3 0 0 0 1 0 2																											
Carl Willey, R (1, 1)			0-3 K	0-0 F9		0-3 K		0-0 5-3	3 0 0 0 0 2 2																											
Ken MacKenzie, R (6, 1)									0 0 0 0 0 0 0																											
Moe Drabowsky, R (6, 1)									0 0 0 0 0 0 0																											
Del Crandall, R (9, PH) OBP: 0.241, SLG: 0.321									1 0 0 0 0 0 0																											
Ron Piche, R (9, 1)									0 0 0 0 0 0 0																											
Inning Stats	R: 0 E: 0 K: 0 S: 4	H: 1 LOB: 1 BB: 0 P: 4	R: 0 E: 0 K: 0 S: 3	H: 0 LOB: 1 BB: 1 P: 7	R: 2 E: 0 K: 1 S: 7	H: 2 LOB: 0 BB: 0 P: 7	R: 0 E: 0 K: 1 S: 5	H: 0 LOB: 2 BB: 2 P: 13	R: 4 E: 0 K: 1 S: 8	H: 3 LOB: 0 BB: 1 P: 12	R: 0 E: 0 K: 1 S: 5	H: 0 LOB: 0 BB: 0 P: 5	R: 0 E: 0 K: 0 S: 3	H: 0 LOB: 0 BB: 0 P: 3	R: 0 E: 0 K: 0 S: 4	H: 1 LOB: 1 BB: 0 P: 4	R: 1 E: 0 K: 0 S: 3	H: 1 LOB: 1 BB: 1 P: 7	1B: 5 2B: 1 3B: 0 HR: 2	SF: 0 SAC: 0 DP: 0 HBP: 0	WP: 1 PB: 1 SB: 0 CS: 0	PA: 39														
PITCHER	IP WLS BF H R ER SO BB IBB HBP BLK WP HR S P ERA WHIP																																			
Billy Loes, R (1, 1) ERA: 4.24	4.1		23	6	6	5	2	4	0	0	0	0	1	23	39	10.38	2.308																			
Bobby Bolin, R (5, 1) ERA: 1.13	1.2		5	0	0	0	2	0	0	0	0	1	0	9	9	0.00	0.000																			
Jim Duffalo, R (7, 1) ERA: 4.73	3.0	W	12	2	1	1	0	1	0	0	0	0	1	10	14	3.00	1.000																			



BOTTOM

Milwaukee Braves @ San Francisco Giants
Candlestick Park, San Francisco, CA

AB 32
R 8
H 11
RBI 8
BB 10
SO 4
LOB 18



WP: 0 PA: 45
PB: 0
SB: 0
CS: 1

Sun May 14 1961, 6:33 AM EDT
Att. 34,239 - Unknown

AB R H RBI BB SO LOB

4 2 3 2 1 1 2

4 0 1 1 0 0 2

3 1 0 0 2 0 3

4 0 0 0 1 2 4

5 2 1 3 0 0 3

3 0 1 0 1 0 0

2 1 1 0 3 1 1

4 2 3 0 1 0 2

1B: 7 SF: 0
2B: 2 SAC: 3
3B: 0 DP: 1
HR: 2 HBP: 0

1B: 7 SF: 0
2B: 2 SAC: 3
3B: 0 DP: 1
HR: 2 HBP: 0

9

R: 1 H: 0
E: 1 LOB: 3
K: 0 BB: 3
S: 2 P: 14

R: 0 H: 1
E: 0 LOB: 1
K: 0 BB: 1
S: 3 P: 7

R: 0 H: 1
E: 0 LOB: 1
K: 0 BB: 1
S: 3 P: 7

R: 0 H: 1
E: 0 LOB: 1
K: 0 BB: 1
S: 3 P: 7

R: 0 H: 1
E: 0 LOB: 1
K: 0 BB: 1
S: 3 P: 7

R: 0 H: 1
E: 0 LOB: 1
K: 0 BB: 1
S: 3 P: 7

R: 0 H: 1
E: 0 LOB: 1
K: 0 BB: 1
S: 3 P: 7

R: 0 H: 1
E: 0 LOB: 1
K: 0 BB: 1
S: 3 P: 7

R: 0 H: 1
E: 0 LOB: 1
K: 0 BB: 1
S: 3 P: 7

R: 0 H: 1
E: 0 LOB: 1
K: 0 BB: 1
S: 3 P: 7

R: 0 H: 1
E: 0 LOB: 1
K: 0 BB: 1
S: 3 P: 7

8

R: 0 H: 1
E: 0 LOB: 1
K: 0 BB: 1
S: 3 P: 7

R: 0 H: 1
E: 0 LOB: 1
K: 0 BB: 1
S: 3 P: 7

R: 0 H: 1
E: 0 LOB: 1
K: 0 BB: 1
S: 3 P: 7

R: 0 H: 1
E: 0 LOB: 1
K: 0 BB: 1
S: 3 P: 7

R: 0 H: 1
E: 0 LOB: 1
K: 0 BB: 1
S: 3 P: 7

R: 0 H: 1
E: 0 LOB: 1
K: 0 BB: 1
S: 3 P: 7

R: 0 H: 1
E: 0 LOB: 1
K: 0 BB: 1
S: 3 P: 7

R: 0 H: 1
E: 0 LOB: 1
K: 0 BB: 1
S: 3 P: 7

R: 0 H: 1
E: 0 LOB: 1
K: 0 BB: 1
S: 3 P: 7

R: 0 H: 1
E: 0 LOB: 1
K: 0 BB: 1
S: 3 P: 7

R: 0 H: 1
E: 0 LOB: 1
K: 0 BB: 1
S: 3 P: 7

7

R: 0 H: 1
E: 0 LOB: 1
K: 0 BB: 1
S: 3 P: 7

R: 0 H: 1
E: 0 LOB: 1
K: 0 BB: 1
S: 3 P: 7

R: 0 H: 1
E: 0 LOB: 1
K: 0 BB: 1
S: 3 P: 7

R: 0 H: 1
E: 0 LOB: 1
K: 0 BB: 1
S: 3 P: 7

R: 0 H: 1
E: 0 LOB: 1
K: 0 BB: 1
S: 3 P: 7

R: 0 H: 1
E: 0 LOB: 1
K: 0 BB: 1
S: 3 P: 7

R: 0 H: 1
E: 0 LOB: 1
K: 0 BB: 1
S: 3 P: 7

R: 0 H: 1
E: 0 LOB: 1
K: 0 BB: 1
S: 3 P: 7

R: 0 H: 1
E: 0 LOB: 1
K: 0 BB: 1
S: 3 P: 7

R: 0 H: 1
E: 0 LOB: 1
K: 0 BB: 1
S: 3 P: 7

R: 0 H: 1
E: 0 LOB: 1
K: 0 BB: 1
S: 3 P: 7

6

R: 2 H: 4
E: 0 LOB: 3
K: 1 BB: 1
S: 9 P: 13

R: 2 H: 4
E: 0 LOB: 3
K: 1 BB: 1
S: 9 P: 13

R: 2 H: 4
E: 0 LOB: 3
K: 1 BB: 1
S: 9 P: 13

R: 2 H: 4
E: 0 LOB: 3
K: 1 BB: 1
S: 9 P: 13

R: 2 H: 4
E: 0 LOB: 3
K: 1 BB: 1
S: 9 P: 13

R: 2 H: 4
E: 0 LOB: 3
K: 1 BB: 1
S: 9 P: 13

R: 2 H: 4
E: 0 LOB: 3
K: 1 BB: 1
S: 9 P: 13

R: 2 H: 4
E: 0 LOB: 3
K: 1 BB: 1
S: 9 P: 13

R: 2 H: 4
E: 0 LOB: 3
K: 1 BB: 1
S: 9 P: 13

R: 2 H: 4
E: 0 LOB: 3
K: 1 BB: 1
S: 9 P: 13

R: 2 H: 4
E: 0 LOB: 3
K: 1 BB: 1
S: 9 P: 13

5

R: 0 H: 0
E: 0 LOB: 0
K: 1 BB: 0
S: 5 P: 5

R: 0 H: 0
E: 0 LOB: 0
K: 1 BB: 0
S: 5 P: 5

R: 0 H: 0
E: 0 LOB: 0
K: 1 BB: 0
S: 5 P: 5

R: 0 H: 0
E: 0 LOB: 0
K: 1 BB: 0
S: 5 P: 5

R: 0 H: 0
E: 0 LOB: 0
K: 1 BB: 0
S: 5 P: 5

R: 0 H: 0
E: 0 LOB: 0
K: 1 BB: 0
S: 5 P: 5

R: 0 H: 0
E: 0 LOB: 0
K: 1 BB: 0
S: 5 P: 5

R: 0 H: 0
E: 0 LOB: 0
K: 1 BB: 0
S: 5 P: 5

R: 0 H: 0
E: 0 LOB: 0
K: 1 BB: 0
S: 5 P: 5

R: 0 H: 0
E: 0 LOB: 0
K: 1 BB: 0
S: 5 P: 5

R: 0 H: 0
E: 0 LOB: 0
K: 1 BB: 0
S: 5 P: 5

4

R: 2 H: 2
E: 0 LOB: 0
K: 0 BB: 0
S: 5 P: 5

R: 2 H: 2
E: 0 LOB: 0
K: 0 BB: 0
S: 5 P: 5

R: 2 H: 2
E: 0 LOB: 0
K: 0 BB: 0
S: 5 P: 5

R: 2 H: 2
E: 0 LOB: 0
K: 0 BB: 0
S: 5 P: 5

R: 2 H: 2
E: 0 LOB: 0
K: 0 BB: 0
S: 5 P: 5

R: 2 H: 2
E: 0 LOB: 0
K: 0 BB: 0
S: 5 P: 5

R: 2 H: 2
E: 0 LOB: 0
K: 0 BB: 0
S: 5 P: 5

R: 2 H: 2
E: 0 LOB: 0
K: 0 BB: 0
S: 5 P: 5

R: 2 H: 2
E: 0 LOB: 0
K: 0 BB: 0
S: 5 P: 5

R: 2 H: 2
E: 0 LOB: 0
K: 0 BB: 0
S: 5 P: 5

R: 2 H: 2
E: 0 LOB: 0
K: 0 BB: 0
S: 5 P: 5

3

R: 0 H: 0
E: 0 LOB: 1
K: 1 BB: 1
S: 5 P: 9

R: 0 H: 0
E: 0 LOB: 1
K: 1 BB: 1
S: 5 P: 9

R: 0 H: 0
E: 0 LOB: 1
K: 1 BB: 1
S: 5 P: 9

R: 0 H: 0
E: 0 LOB: 1
K: 1 BB: 1
S: 5 P: 9

R: 0 H: 0
E: 0 LOB: 1
K: 1 BB: 1
S: 5 P: 9

R: 0 H: 0
E: 0 LOB: 1
K: 1 BB: 1
S: 5 P: 9

R: 0 H: 0
E: 0 LOB: 1
K: 1 BB: 1
S: 5 P: 9

R: 0 H: 0
E: 0 LOB: 1
K: 1 BB: 1
S: 5 P: 9

R: 0 H: 0
E: 0 LOB: 1
K: 1 BB: 1
S: 5 P: 9

R: 0 H: 0
E: 0 LOB: 1
K: 1 BB: 1
S: 5 P: 9

R: 0 H: 0
E: 0 LOB: 1
K: 1 BB: 1
S: 5 P: 9

2

R: 0 H: 0
E: 0 LOB: 1
K: 0 BB: 1
S: 3 P: 7

R: 0 H: 0
E: 0 LOB: 1
K: 0 BB: 1
S: 3 P: 7

R: 0 H: 0
E: 0 LOB: 1
K: 0 BB: 1
S: 3 P: 7

R: 0 H: 0
E: 0 LOB: 1
K: 0 BB: 1
S: 3 P: 7

R: 0 H: 0
E: 0 LOB: 1
K: 0 BB: 1
S: 3 P: 7

R: 0 H: 0
E: 0 LOB: 1
K: 0 BB: 1
S: 3 P: 7

R: 0 H: 0
E: 0 LOB: 1
K: 0 BB: 1
S: 3 P: 7

R: 0 H: 0
E: 0 LOB: 1
K: 0 BB: 1
S: 3 P: 7

R: 0 H: 0
E: 0 LOB: 1
K: 0 BB: 1
S: 3 P: 7

R: 0 H: 0
E: 0 LOB: 1
K: 0 BB: 1
S: 3 P: 7

R: 0 H: 0
E: 0 LOB: 1
K: 0 BB: 1
S: 3 P: 7

1

R: 3 H: 3
E: 0 LOB: 2
K: 1 BB: 2
S: 8 P: 16

R: 3 H: 3
E: 0 LOB: 2
K: 1 BB: 2
S: 8 P: 16

R: 3 H: 3
E: 0 LOB: 2
K: 1 BB: 2
S: 8 P: 16

R: 3 H: 3
E: 0 LOB: 2
K: 1 BB: 2
S: 8 P: 16

R: 3 H: 3
E: 0 LOB: 2
K: 1 BB: 2
S: 8 P: 16

R: 3 H: 3
E: 0 LOB: 2
K: 1 BB: 2
S: 8 P: 16

R: 3 H: 3
E: 0 LOB: 2
K: 1 BB: 2
S: 8 P: 16

R: 3 H: 3
E: 0 LOB: 2
K: 1 BB: 2
S: 8 P: 16

R: 3 H: 3
E: 0 LOB: 2
K: 1 BB: 2
S: 8 P: 16

R: 3 H: 3
E: 0 LOB: 2
K: 1 BB: 2
S: 8 P: 16

R: 3 H: 3
E: 0 LOB: 2
K: 1 BB: 2
S: 8 P: 16

Batter

Jim Davenport, R (1, 5)
OBP: 0.397, SLG: 0.596

Chuck Hiller, L (1, 4)
OBP: 0.275, SLG: 0.298

Willie Mays, R (1, 8)
OBP: 0.412, SLG: 0.619

Willie McCovey, L (1, 3)
OBP: 0.270, SLG: 0.437

Orlando Cepeda, R (1, 7)
OBP: 0.292, SLG: 0.500

Felipe Alou, R (1, 9)
OBP: 0.360, SLG: 0.467

Ed Bailey, L (1, 2)
OBP: 0.351, SLG: 0.402

Jose Pagan, R (1, 6)
OBP: 0.279, SLG: 0.397

Billy Loes, R (1, 1)
OBP: 0.077, SLG: 0.077
Bobby Bolin, R (5, 1)
Jim Marshall, L (6, PH)
Harvey Kuenn, R (6, PH)
Stu Miller, R (6, PR)
Jim Duffalo, R (7, 1)
Matty Alou, L (9, PH)
OBP: 0.333, SLG: 0.667
OBP: 0.600, SLG: 0.500

Inning Stats

PITCHER
Carl Willey, R (1, 1) ERA: 10.95
Ken MacKenzie, L (6, 1) ERA: 6.43
Moe Drabowsky, R (6, 1) ERA: 2.7
Ron Piche, R (9, 1) ERA: 2.45

IP WLS BF H R ER SO BB IBB HBP BLK WP HR S P ERA WHIP

5.0 0 26 7 7 7 3 4 0 0 0 0 2 28 44 12.60 2.200

0.0 1 1 0 0 0 0 0 0 0 0 0 1 1 ∞ ∞

3.0 13 3 0 0 1 3 0 0 0 0 0 12 24 0.00 2.000

0.1 L 5 0 1 0 0 3 0 0 0 0 0 2 14 0.00 9.000

Batter	1	2	3	4	5	6	7	8	9	AB R H RBI BB SO LOB	TOP
Bob Will, L (1, 9) OBP: 0.390, SLG: 0.351	0-0 L4		0-0 4-3		0-0 FC3-2 1B		0-0 3-1			4 0 1 0 0 0 0	
Don Zimmer, R (1, 4) OBP: 0.303, SLG: 0.414	0-0 4-3		0-0 P4		0-0 F9			0-0 5-3		4 0 0 0 0 0 3	
Mel Roach, R (1, 3) OBP: 0.237, SLG: 0.196	4-0 BB			0-0 L9	0-0 FC3-2 14 FC6-4			0-0 BB 1B		3 0 1 0 1 0 3	
14 Ernie Banks, R (1, 6) OBP: 0.351, SLG: 0.574	0-0 1-3			0-0 F8	0-0 FC6-4			0-0 P3		4 0 0 0 0 0 5	
Ron Santo, R (1, 5) OBP: 0.409, SLG: 0.542		0-0 L5-4 1B		0-0 1B		0-0 6-3		4-0 1-2 BB		3 0 2 0 1 0 0	
George Altman, L (1, 7) OBP: 0.367, SLG: 0.630		0-0 1-2 1B		0-0 4-3		0-0 2-3		0-0 3-1		4 0 1 0 0 0 3	
Al Heist, R (1, 8) OBP: 0.241, SLG: 0.250		0-3 K			0-0 1B 1B	0-0 6-3		0-0 6-3		4 1 1 0 0 1 2	
Dick Bertell, R (1, 2) OBP: 0.323, SLG: 0.288		0-0 L5-4			0-0 1B FC3-2 1B		0-0 6-3		0-0 6-3	4 0 1 0 0 0 2	
Dick Ellsworth, L (1, 1) Bob Anderson, R (1, 1) George Freese, R (5, PH) Mel Wright, R (5, 1) Jerry Kindall, R (7, PH) Jack Curtis, L (7, 1) Joe Schaffernoth, R (7, 1) Billy Williams, L (9, PH)			0-3 K		0-0 FC3-2 1B		0-3 K		0-0 P3	0 0 0 0 0 0 0 1 0 0 0 0 0 1 0 1 0 0 1 1 0 0 0 0 0 0 0 0 0 0 0 1 0 0 0 0 0 1 0 0 0 0 0 0 0 0 0 0 0 0 0 0 0 0 0 1 0 0 0 0 0 0 0	
Inning Stats	R: 0 H: 0 E: 0 LOB: 1 K: 0 BB: 1 S: 3 P: 7	R: 0 H: 2 E: 0 LOB: 1 K: 1 BB: 0 S: 6 P: 6	R: 0 H: 0 E: 0 LOB: 0 K: 1 BB: 0 S: 5 P: 5	R: 0 H: 1 E: 0 LOB: 1 K: 0 BB: 0 S: 4 P: 4	R: 1 H: 4 E: 0 LOB: 3 K: 0 BB: 0 S: 7 P: 7	R: 0 H: 0 E: 0 LOB: 0 K: 0 BB: 0 S: 3 P: 3	R: 0 H: 0 E: 0 LOB: 0 K: 1 BB: 0 S: 5 P: 5	R: 0 H: 1 E: 0 LOB: 2 K: 0 BB: 1 S: 4 P: 8	R: 0 H: 0 E: 0 LOB: 0 K: 0 BB: 0 S: 3 P: 3	1B: 8 SF: 0 2B: 1 SAC: 0 3B: 0 DP: 1 HR: 0 HBP: 0	WP: 0 PA: 36 PB: 0 SB: 0 CS: 0
PITCHER Mike McCormick, L (1, 1) ERA: 1.31	IP WLS BF H R ER SO BB IBB HBP BLK WP HR S P ERA WHIP										

Chicago Cubs @ San Francisco Giants
 Candlestick Park, San Francisco, CA
 Mon May 15 1961, 6:33 AM EDT
 Att. 8,013 - Sunny - 70 F

livebaseballscorecards.com

AB	34
R	1
H	8
RBI	1
BB	2
SO	3
LOB	18



Batter	1	2	3	4	5	6	7	8	9	AB	R	H	RBI	BB	SO	LOB
Jim Davenport, R OBP: 0.426, SLG: 0.607 (1, 5)	0-0 BB 1B HR 1B	0-0 F8			0-0 FC1-6 1B	4-0 BB	0-0 L4-3 1B			4	1	3	2	1	0	0
Joey Amalfitano, R OBP: 0.292, SLG: 0.261 (1, 4)	0-0 BB HR 1B	0-0 P4			0-0 FC1-6 2B	0-3 K	0-0 L4-3 1B			5	2	1	0	0	1	4
Willie Mays, R OBP: 0.424, SLG: 0.630 Matty Alou, L OBP: 0.636, SLG: 0.889 (1, 8) (8, 8)	4-0 1-2 2-3 HR BB		0-0 4-3		0-0 4-3 HR 2B		0-0 1B 2B 1B	0-0 HR		3	3	2	1	1	0	0
Felipe Alou, R OBP: 0.371, SLG: 0.505 (1, 9)	0-0 HR		0-0 CS 1B		0-0 4-3		0-0 2B 1B	0-0 P3		5	2	3	4	0	0	1
Orlando Cepeda, R OBP: 0.309, SLG: 0.575 Jim Marshall, L OBP: 0.286, SLG: 0.333 (1, 3) (8, 3)	0-0 HR		0-0 F8		0-0 HR		0-0 1B 2B	0-0 F7		4	3	3	5	0	0	1
Harvey Kuenn, R OBP: 0.325, SLG: 0.299 (1, 7)	4-0 G3-6-1 BB		0-0 CS	0-0 1-3	0-0 2B		0-0 BB 1B 1B	0-3 K		4	1	2	0	1	1	0
Ed Bailey, L OBP: 0.347, SLG: 0.396 (1, 2)	0-0 G3-6-1			0-0 1B 1B	0-0 P6		0-3 K			4	0	1	0	0	1	4
Jose Pagan, R OBP: 0.292, SLG: 0.403 (1, 6)	0-0 L8			0-0 1-2 1B	0-0 L6-3 1B	0-0 6-3	0-0 BB 1B 1B			4	1	2	1	0	0	0
Mike McCormick, L OBP: 0.214, SLG: 0.154 (1, 1)		0-0 F9		0-0 L6-3	0-3 K	0-0 K	4-0 1B BB			3	0	0	0	1	1	2

Inning Stats	R: 5	H: 4	E: 0	K: 0	S: 6	LOB: 0	BB: 2	P: 14	R: 0	H: 0	E: 0	K: 0	S: 3	LOB: 0	BB: 0	P: 3	R: 0	H: 1	E: 0	K: 0	S: 3	LOB: 0	BB: 0	P: 3	R: 0	H: 2	E: 0	K: 0	S: 4	R: 3	H: 4	E: 0	K: 0	S: 7	R: 0	H: 0	E: 0	K: 2	S: 7	R: 5	H: 6	E: 0	K: 1	S: 10	R: 1	H: 1	E: 0	K: 1	S: 6	LOB: 0	BB: 0	P: 6
--------------	------	------	------	------	------	--------	-------	-------	------	------	------	------	------	--------	-------	------	------	------	------	------	------	--------	-------	------	------	------	------	------	------	------	------	------	------	------	------	------	------	------	------	------	------	------	------	-------	------	------	------	------	------	--------	-------	------

PITCHER	IP	WLS	BF	H	R	ER	SO	BB	IBB	HBP	BLK	WP	HR	S	P	ERA	WHIP
Dick Ellsworth, L ERA: 5.76 (1, 1)	0.0	L	6	4	5	5	0	2	0	0	0	0	2	4	12	∞	∞
Bob Anderson, R ERA: 4.76 (1, 1)	4.0		12	3	0	0	0	0	0	0	0	0	0	12	12	0.00	0.750
Mel Wright, R ERA: 6.0 (5, 1)	2.0		11	4	3	3	2	1	0	0	0	0	1	14	18	13.50	2.500
Jack Curtis, L ERA: 6.48 (7, 1)	0.1		6	5	5	5	1	0	0	0	0	0	0	8	8	135.00	15.000
Joe Schaffernoth, R ERA: 5.14 (7, 1)	1.2		7	2	1	1	1	1	0	0	0	0	1	8	12	5.40	1.800


BOTTOM

Chicago Cubs @ San Francisco Giants
Candlestick Park, San Francisco, CA


Mon May 15 1961, 6:33 AM EDT
Att. 8,013 - Sunny - 70 F

AB	38
R	14
H	18
RBI	14
BB	4
SO	4
LOB	12

livebaseballscorecards.com



WP	HR	S	P	ERA	WHIP
0	0	3	0	0	0

Batter	1	2	3	4	5	6	7	8	9	AB R H RBI BB SO LOB	TOP														
Bob Will, L (1, 9) OBP: 0.356, SLG: 0.317	0-0 L9		0-0 G3		0-0 4-3			0-0 F8		4 0 0 0 0 0 2	<p>Chicago Cubs @ San Francisco Giants Candlestick Park, San Francisco, CA</p> <p>Tue May 16 1961, 10:05 PM EDT Att. 11,596 - Cloudy - 55 F</p> <p>livebaseballscorecards.com</p> <table border="1"> <tr><td>AB</td><td>32</td></tr> <tr><td>R</td><td>1</td></tr> <tr><td>H</td><td>6</td></tr> <tr><td>RBI</td><td>1</td></tr> <tr><td>BB</td><td>0</td></tr> <tr><td>SO</td><td>5</td></tr> <tr><td>LOB</td><td>8</td></tr> </table> 	AB	32	R	1	H	6	RBI	1	BB	0	SO	5	LOB	8
AB	32																								
R	1																								
H	6																								
RBI	1																								
BB	0																								
SO	5																								
LOB	8																								
Don Zimmer, R (1, 4) OBP: 0.301, SLG: 0.409	0-0 6-3		0-0 1B			0-0 F8		0-0 F7	4 0 1 1 0 0 0																
George Altman, L (1, 8) OBP: 0.353, SLG: 0.581	0-0 6-3		0-0 F7			0-0 F8		0-0 L4-6 14 1B 1B	4 0 1 0 0 0 1																
14 Ernie Banks, R (1, 6) OBP: 0.348, SLG: 0.562		0-0 F8		0-3 K		0-0 4-3		0-0 1B	4 0 1 0 0 1 0																
Ron Santo, R (1, 5) OBP: 0.395, SLG: 0.520		0-0 6-3		0-0 1-3		0-3 K		0-0 L4-6 2-3	4 0 0 0 0 1 2																
Billy Williams, L (1, 7) OBP: 0.276, SLG: 0.286		0-0 1B		0-3 K		0-0 F8			3 0 1 0 0 1 0																
Ed Bouchee, L (1, 3) OBP: 0.320, SLG: 0.293		0-0 4-3				0-0 P6		0-0 L4	3 0 0 0 0 0 1																
Dick Bertell, R (1, 2) OBP: 0.338, SLG: 0.339			0-0 1B 3B			0-0 1B		0-0 5-3	3 1 2 0 0 0 0																
Dick Drott, R (1, 1) Sammy Taylor, L (8, PH) Don Elston, R (8, 1)			0-3 K		0-3 K			0-0 4-3	2 0 0 0 0 2 2 1 0 0 0 0 0 0 0 0 0 0 0 0 0																
Inning Stats	R: 0 H: 0 E: 0 LOB: 0 K: 0 BB: 0 S: 3 P: 3	R: 0 H: 1 E: 0 LOB: 1 K: 0 BB: 0 S: 4 P: 4	R: 1 H: 2 E: 0 LOB: 1 K: 1 BB: 0 S: 7 P: 7	R: 0 H: 0 E: 0 LOB: 0 K: 2 BB: 0 S: 7 P: 7	R: 0 H: 1 E: 0 LOB: 1 K: 1 BB: 0 S: 6 P: 6	R: 0 H: 0 E: 0 LOB: 0 K: 0 BB: 0 S: 3 P: 3	R: 0 H: 0 E: 0 LOB: 0 K: 1 BB: 0 S: 5 P: 5	R: 0 H: 0 E: 0 LOB: 0 K: 0 BB: 0 S: 3 P: 3	R: 0 H: 2 E: 0 LOB: 1 K: 0 BB: 0 S: 4 P: 4	1B: 5 SF: 0 2B: 1 SAC: 0 3B: 1 DP: 1 HR: 0 HBP: 0	WP: 0 PA: 32 PB: 0 SB: 0 CS: 0														
PITCHER Jack Sanford, R (1, 1) ERA: 4.67	IP WLS BF H R ER SO BB IBB HBP BLK WP HR S P ERA WHIP	9.0 W 32 6 1 1 5 0 0 0 0 0 0 0 42 42 1.00 0.667																							

Batter	1	2	3	4	5	6	7	8	9	AB R H RBI BB SO LOB	TOP																										
Bob Will, L (1, 9) OBP: 0.360, SLG: 0.295	0-0 L9		0-0 F7		4-0 SH5-3 1B BB	4-0 1B 1B 1-2 BB		0-0 4-3		3 0 0 0 2 0 1	Chicago Cubs @ San Francisco Giants Candlestick Park, San Francisco, CA Wed May 17 1961, 6:33 AM EDT Att: 8,469 - Cloudy - 58 F																										
Don Zimmer, R (1, 4) OBP: 0.313, SLG: 0.417	0-0 1B		0-3 K		0-0 SH5-3 1B 1-2	0-0 1B 1B 1-2 2-3		0-3 K2-3		5 0 3 0 0 2 1																											
George Altman, L (1, 8) OBP: 0.378, SLG: 0.588	0-3 K		0-0 1B		0-0 SH5-3	0-0 1B 1B 1-2 2-3 3-H		0-3 K		3 0 2 1 0 1 1 1 0 0 0 0 1 1 0 0 0 0 0 0 0																											
George Freese, R (8, PH) OBP: 0.333, SLG: 0.200																																					
Al Heist, R (8, 8) OBP: 0.241, SLG: 0.250																																					
14 Ernie Banks, R (1, 6) OBP: 0.350, SLG: 0.550	0-0 P4		0-0 P3		4-0 L5-3 IBB	0-0 F8				4 0 1 0 1 0 5																											
Ron Santo, R (1, 5) OBP: 0.387, SLG: 0.505		0-0 BB 1B		0-0 5-3	0-0 L5-3		0-0 P4		0-0 P4	5 0 1 0 0 0 4																											
Billy Williams, L (1, 7) OBP: 0.291, SLG: 0.326		0-0 P5		0-0 HR		0-0 S 1B 1B	0-0 6-3		4-0 BB	4 2 2 1 1 0 1																											
Ed Bouchee, L (1, 3) OBP: 0.345, SLG: 0.311		4-0 BB BB		0-0 1B		0-0 F2	0-0 1B		0-3 K	4 0 2 0 1 1 3																											
Dick Bertell, R (1, 2) OBP: 0.333, SLG: 0.333		0-0 F9		0-3 K		0-0 1B BB 1B 1B 1-H	0-0 F8			4 1 1 1 0 1 4																											
Don Cardwell, R (1, 1) OBP: 0.118, SLG: 0.353		0-3 K		0-3 K				0-0 2B		4 0 1 0 0 3 4 0 0 0 0 0 0 0																											
Don Elston, R (8, 1)																																					
Inning Stats	R: 0 E: 0 K: 1 S: 6	H: 1 LOB: 1 BB: 0 P: 6	R: 0 E: 0 K: 1 S: 6	H: 1 LOB: 2 BB: 1 P: 10	R: 0 E: 0 K: 1 S: 6	H: 1 LOB: 1 BB: 0 P: 6	R: 1 E: 0 K: 2 S: 9	H: 2 LOB: 1 BB: 0 P: 9	R: 0 E: 0 K: 0 S: 3	H: 1 LOB: 2 BB: 2 P: 11	R: 2 E: 0 K: 1 S: 9	H: 4 LOB: 3 BB: 1 P: 13	R: 0 E: 0 K: 0 S: 4	H: 1 LOB: 1 BB: 0 P: 4	R: 0 E: 0 K: 2 S: 8	H: 1 LOB: 1 BB: 0 P: 8	R: 0 E: 0 K: 1 S: 5	H: 1 LOB: 2 BB: 1 P: 9	1B: 11 2B: 3 3B: 0 HR: 1	SF: 0 SAC: 1 DP: 2 HBP: 0	WP: 1 PB: 0 SB: 1 CS: 1	PA: 43															
PITCHER	IP WLS BF H R ER SO BB IBB HBP BLK WP HR S P ERA WHIP																					PITCHER	IP WLS BF H R ER SO BB IBB HBP BLK WP HR S P ERA WHIP														
Sam Jones, R (1, 1) ERA: 3.35	7.0		36	12	3	3	6	3	1	0	0	0	1	44	60	3.86	2.143																				
Billy O'Dell, L (8, 1) ERA: 3.6	1.0		3	0	0	0	2	0	0	0	0	0	0	7	7	0.00	0.000																				
Bobby Bolin, R (9, 1) ERA: 1.08	0.1		3	1	0	0	0	1	0	0	0	1	0	2	6	0.00	6.000																				
Stu Miller, R (9, 1) ERA: 1.29	0.2	W	1	0	0	0	1	0	0	0	0	0	0	3	3	0.00	0.000																				

livebaseballscorecards.com

AB	37
R	3
H	13
RBI	3
BB	5
SO	9
LOB	25



Batter	1	2	3	4	5	6	7	8	9	AB	R	H	RBI	BB	SO	LOB
Jim Davenport, R (1, 5) OBP: 0.408, SLG: 0.552	0-0 F8		0-3 K		0-0 6-3			0-0 FC4-6		4	0	0	0	0	1	3
Chuck Hiller, L (1, 4) OBP: 0.273, SLG: 0.278	0-0 F8			0-0 4-3		0-0 6-3		0-3 K		4	0	0	0	0	1	1
Willie Mays, R (1, 8) OBP: 0.405, SLG: 0.602	0-0 F8			0-0 F8		0-0 P5		0-0 6-3		4	0	0	0	0	0	1
Felipe Alou, R (1, 9) OBP: 0.345, SLG: 0.466		0-3 K		0-0 F9		0-0 F9			0-3 K	4	0	0	0	0	2	0
Orlando Cepeda, R (1, 3) OBP: 0.322, SLG: 0.566		0-0 F9			0-0 F9		0-0 F9		1-0 1B	3	1	0	0	0	0	0
Harvey Kuenn, R (1, 7) Matty Alou, L (7, PR) OBP: 0.333, SLG: 0.301 OBP: 0.667, SLG: 0.900		0-0 F9			0-0 HR		0-0 FC4-6		0-0 1B	3	1	2	0	0	0	0
Ed Bailey, L (1, 2) OBP: 0.352, SLG: 0.432			0-0 6-3		0-0 HR		0-0 FC4-6		0-0 1B	4	1	2	3	0	0	1
Jose Pagan, R (1, 6) Willie McCovey, L (7, PH) Eddie Bressoud, R (8, 6) Hobie Landrith, L (9, PH) OBP: 0.282, SLG: 0.373 OBP: 0.267, SLG: 0.432 OBP: 0.138, SLG: 0.250 OBP: 0.556, SLG: 0.833			4-0 SH1-4		0-0 F9		0-0 F8		4-0 BB	1	0	0	0	1	0	0
Sam Jones, R (1, 1) Billy O'Dell, S (8, 1) Tom Haller, L (8, PH) Bobby Bolin, R (9, 1) Stu Miller, R (9, 1) Jim Marshall, L (9, PH) OBP: 0.276, SLG: 0.385 OBP: 0.289, SLG: 0.233			0-0 SH1-4		4-0 BB			4-0 FC4-6	4-0 BB	0	0	0	0	1	0	0

Inning Stats	R: 0	H: 0	E: 0	LOB: 0	K: 0	BB: 0	S: 3	P: 3	R: 0	H: 0	E: 0	LOB: 0	K: 1	BB: 0	S: 5	P: 5	R: 0	H: 0	E: 0	LOB: 0	K: 0	BB: 0	S: 3	P: 3	R: 2	H: 2	E: 0	LOB: 1	K: 0	BB: 1	S: 5	P: 9	R: 0	H: 0	E: 0	LOB: 0	K: 0	BB: 0	S: 3	P: 3	R: 0	H: 1	E: 0	LOB: 1	K: 0	BB: 0	S: 4	P: 4	R: 0	H: 0	E: 0	LOB: 1	K: 1	BB: 1	S: 5	P: 9	R: 2	H: 2	E: 0	LOB: 3	K: 1	BB: 2	S: 5	P: 14	1B: 4	SF: 0	2B: 0	SAC: 1	3B: 0	DP: 0	HR: 1	HBP: 1
--------------	------	------	------	--------	------	-------	------	------	------	------	------	--------	------	-------	------	------	------	------	------	--------	------	-------	------	------	------	------	------	--------	------	-------	------	------	------	------	------	--------	------	-------	------	------	------	------	------	--------	------	-------	------	------	------	------	------	--------	------	-------	------	------	------	------	------	--------	------	-------	------	-------	-------	-------	-------	--------	-------	-------	-------	--------

PITCHER	IP	WLS	BF	H	R	ER	SO	BB	IBB	HBP	BLK	WP	HR	S	P	ERA	WHIP
Don Cardwell, R (1, 1) ERA: 3.86	7.0		26	3	2	2	2	2	0	0	0	0	1	28	36	2.57	0.714
Don Elston, R (8, 1) ERA: 2.16	1.1	L	10	2	2	2	2	2	1	1	0	0	0	10	23	13.50	3.000


BOTTOM

Chicago Cubs @ San Francisco Giants
Candlestick Park, San Francisco, CA

Wed May 17 1961, 6:33 AM EDT
Att. 8,469 - Cloudy - 58 F

AB	29
R	4
H	5
RBI	4
BB	5
SO	4
LOB	7

livebaseballscorecards.com



Batter	1	2	3	4	5	6	7	8	9	AB	R	H	RBI	BB	SO	LOB
Chuck Hiller, L (1, 4) OBP: 0.282, SLG: 0.280 Joey Amalfitano, R (8, PH) OBP: 0.280, SLG: 0.250 (9, 4)	1-1 1-3		0-1 5-3 1B		4-2 1-3 FC4-6 BB	3-3 K		0-0 1-3		3	0	1	0	1	1	1
Matty Alou, L (1, 9) OBP: 0.625, SLG: 0.769 Felipe Alou, R (8, PH) OBP: 0.342, SLG: 0.462 (9, 9)	3-1 1B 1B		2-2 5-3 1-2		0-0 2B FC4-6 1-2 3-H		4-0 WP 2B BB	1-0 6-3		3	2	1	0	1	0	2
Willie Mays, R (1, 8) OBP: 0.412, SLG: 0.595	0-0 1B 1-2 1B		4-0 BB		1-3 K		4-0 1-2 WP 2B BB	0-0 F3		3	1	1	0	2	1	1
Willie McCovey, L (1, 3) OBP: 0.267, SLG: 0.435 Jim Davenport, R (9, PH) OBP: 0.403, SLG: 0.544	1-3 K		0-2 F7		1-1 1-3 2B		1-3 K		2-1 4-3	4	0	1	0	0	2	5
Orlando Cepeda, R (1, 7) OBP: 0.325, SLG: 0.556	0-1 1-3 2-H 1B			0-2 L8		0-0 2-3		4-1 1-2 2-3 2B IBB	2-1 F8	4	1	1	1	1	0	2
Harvey Kuenn, R (1, 5) OBP: 0.348, SLG: 0.372	3-2 F7		3-2 1B		2-2 E6 1B		1-0 1-H 2-H 3-H 2B	2-1 HR		5	2	3	4	0	0	2
Ed Bailey, L (1, 2) OBP: 0.336, SLG: 0.410		2-2 4-3		3-2 F6		2-0 F2		2-2 F2	0-0 1-3	5	0	0	0	0	0	3
Jose Pagan, R (1, 6) OBP: 0.293, SLG: 0.371		2-0 G3		1-0 1-3		2-2 SH3-4 1B		4-2 IBB		3	0	1	1	1	0	1
Juan Marichal, R (1, 1) OBP: 0.250, SLG: 0.182 Stu Miller, R (8, 1) Billy O'Dell, S (8, 1)		1-1 1-3			4-1 E S E BB	0-2 SH3-4		0-2 G3		2	1	0	0	1	0	2

Inning Stats	R: 1	H: 3	E: 0	K: 1	S: 13	H: 0	LOB: 2	BB: 0	P: 21	R: 0	H: 0	E: 0	K: 0	S: 6	H: 1	LOB: 1	BB: 0	P: 11	R: 0	H: 1	E: 0	K: 0	S: 12	H: 1	LOB: 1	BB: 0	P: 18	R: 0	H: 1	E: 1	K: 1	S: 10	H: 1	LOB: 2	BB: 2	P: 20	R: 1	H: 1	E: 1	K: 1	S: 16	H: 1	LOB: 1	BB: 0	P: 25	R: 3	H: 1	E: 0	K: 1	S: 13	H: 0	LOB: 0	BB: 0	P: 4	R: 1	H: 1	E: 0	K: 0	S: 7	H: 1	LOB: 0	BB: 0	P: 13	1B: 6	2B: 2	3B: 0	HR: 1	SF: 0	SAC: 1	DP: 0	HBP: 0	WP: 1	PB: 0	SB: 2	CS: 0	PA: 43
--------------	------	------	------	------	-------	------	--------	-------	-------	------	------	------	------	------	------	--------	-------	-------	------	------	------	------	-------	------	--------	-------	-------	------	------	------	------	-------	------	--------	-------	-------	------	------	------	------	-------	------	--------	-------	-------	------	------	------	------	-------	------	--------	-------	------	------	------	------	------	------	------	--------	-------	-------	-------	-------	-------	-------	-------	--------	-------	--------	-------	-------	-------	-------	--------


PITCHER	IP	WLS	BF	H	R	ER	SO	BB	IBB	HBP	BLK	WP	HR	S	P	ERA	WHIP
Don Drysdale, R (1, 1) ERA: 2.87	5.0		23	6	2	2	2	3	0	0	0	0	0	51	87	3.60	1.800
Turk Farrell, R (6, 1) ERA: 4.87	1.0		5	1	1	0	1	0	0	0	0	0	0	16	25	0.00	1.000
Larry Sherry, R (7, 1) ERA: 4.07	0.1		5	1	3	3	1	2	1	0	0	1	0	5	19	81.00	9.000
Ron Perranoski, L (7, 1) ERA: 2.49	2.2	W	10	1	1	1	0	0	1	0	0	0	1	18	31	3.38	0.375


BOTTOM

Los Angeles Dodgers @ San Francisco Giants
 Candlestick Park, San Francisco, CA

Fri May 19 1961, 10:05 PM EDT
 Att. 31,245 - Unknown

AB	35
R	7
H	9
RBI	6
BB	7
SO	4
LOB	19



Batter	1	2	3	4	5	6	7	8	9	AB R H RBI BB SO LOB	TOP														
Maury Wills, S OBP: 0.407, SLG: 0.409 (1, 6)	1-0 G3 E 4-3 1B	1-0 6-3			0-1 F7	0-2 FC4-6 1-2f			1-0 SH1-4 1B	5 1 2 0 0 0 3	<p>Los Angeles Dodgers @ San Francisco Giants Candlestick Park, San Francisco, CA</p> <p>Sat May 20 1961, 6:33 AM EDT Att: 33,906 - Unknown</p> <p>livebaseballscorecards.com</p> <table border="1"> <tr><td>AB</td><td>36</td></tr> <tr><td>R</td><td>4</td></tr> <tr><td>H</td><td>11</td></tr> <tr><td>RBI</td><td>4</td></tr> <tr><td>BB</td><td>3</td></tr> <tr><td>SO</td><td>6</td></tr> <tr><td>LOB</td><td>17</td></tr> </table> 	AB	36	R	4	H	11	RBI	4	BB	3	SO	6	LOB	17
AB	36																								
R	4																								
H	11																								
RBI	4																								
BB	3																								
SO	6																								
LOB	17																								
Jim Gilliam, S OBP: 0.306, SLG: 0.365 (1, 4)	3-1 G3 1-3		0-0 L5		3-1 HR		0-1 4-3 1B	0-1 SH1-4 1-2	4 1 2 1 0 0 1																
Willie Davis, L OBP: 0.330, SLG: 0.515 (1, 8)	0-0 4-3 3-H		0-1 HR		2-1 4-3		1-3 K	2-2 F6	5 1 1 2 0 1 2																
Tommy Davis, R OBP: 0.373, SLG: 0.523 (1, 5) (9, 7)	4-1 1B BB		1-1 F4		0-0 1B		3-1 4-3 1-2	0-1 F7	4 0 1 0 1 0 2																
Wally Moon, L OBP: 0.485, SLG: 0.721 (1, 7) Bob Lillis, R OBP: 0.400, SLG: 0.250 (9, 5)	2-0 FC6-4 1-3 1B		3-2 F6		2-0 G3		4-0 IBB		3 0 1 0 1 0 1 0 0 0 0 0 0 0																
Frank Howard, R OBP: 0.272, SLG: 0.471 (1, 9) Ron Fairly, L OBP: 0.417, SLG: 0.710 (8, 9)	2-0 FC6-4 1-2f			0-1 HR		0-3 K	0-3 K		4 1 1 1 0 2 4 0 0 0 0 0 0 0																
Gil Hodges, R OBP: 0.384, SLG: 0.448 (1, 3)		1-0 2B		0-0 F8		2-1 1B		1-0 G4-6-3 1B	4 0 3 0 0 0 0																
Norm Sherry, R OBP: 0.389, SLG: 0.688 (1, 2)		2-3 K		0-3 K		1-2 5-3 1-2		0-1 G4-6-3 1-2f	4 0 0 0 0 2 3																
Roger Craig, R OBP: 0.231, SLG: 0.091 (1, 1)		1-2 F8		2-3 K		4-2 FC4-6 BB		3-2 4-3	3 0 0 0 1 1 1																
Inning Stats	R: 1 E: 1 K: 0 S: 7	H: 2 LOB: 2 BB: 1 P: 19	R: 0 E: 0 K: 1 S: 8	H: 1 LOB: 1 BB: 0 P: 13	R: 1 E: 0 K: 0 S: 8	H: 1 LOB: 0 BB: 0 P: 12	R: 1 E: 0 K: 2 S: 9	H: 1 LOB: 0 BB: 0 P: 11	R: 1 E: 0 K: 0 S: 8	H: 2 LOB: 1 BB: 0 P: 15	R: 0 E: 0 K: 1 S: 13	H: 1 LOB: 2 BB: 1 P: 20	R: 0 E: 0 K: 2 S: 10	H: 1 LOB: 2 BB: 1 P: 18	R: 0 E: 0 K: 0 S: 6	H: 1 LOB: 0 BB: 0 P: 10	R: 0 E: 0 K: 0 S: 9	H: 1 LOB: 1 BB: 0 P: 12	1B: 7 2B: 1 3B: 0 HR: 3	SF: 0 SAC: 1 DP: 1 HBP: 0	WP: 0 PB: 0 SB: 1 CS: 0	PA: 40			
PITCHER	IP WLS BF H R ER SO BB IBB HBP BLK WP HR S P ERA WHIP																								
Mike McCormick, L ERA: 1.94 (1, 1)	5.0 L 23 7 4 4 3 1 0 0 0 0 3 40 70 7.20 1.600																								
Stu Miller, R ERA: 2.2 (6, 1)	2.0 10 2 0 0 3 1 1 0 0 0 0 23 38 0.00 1.500																								
Eddie Fisher, R ERA: 2.89 (8, 1)	2.0 7 2 0 0 0 0 0 0 0 0 0 15 22 0.00 1.000																								

Batter	1	2	3	4	5	6	7	8	9	AB	R	H	RBI	BB	SO	LOB
Chuck Hiller, L (1, 4) OBP: 0.271, SLG: 0.268	0-0 F7		0-0 F7			3-2 1-3		3-2 F9		4	0	0	0	0	0	2
Matty Alou, L (1, 9) OBP: 0.550, SLG: 0.647	0-1 1B			1-1 F6		2-1 G3		1-0 L9		4	0	1	0	0	0	0
Willie Mays, R (1, 8) OBP: 0.407, SLG: 0.583	1-2 F8			1-1 CS 1B		1-0 6-3		1-3 K		4	0	1	0	0	1	0
Willie McCovey, L (1, 3) OBP: 0.257, SLG: 0.417		1-2 F6		2-2 6-3		2-3 K			2-3 K	4	0	0	0	0	2	1
Orlando Cepeda, R (1, 7) OBP: 0.323, SLG: 0.570		3-3 K			0-0 4-3		1-2 L7		0-0 HR	4	1	1	1	0	1	0
Harvey Kuenn, R (1, 5) OBP: 0.344, SLG: 0.358		2-2 F9			4-0 BB 2B BB		1-2 F9		2-2 F8	3	1	0	0	1	0	0
Hobie Landrith, L (1, 2) OBP: 0.538, SLG: 0.625			3-2 L8		4-2 BB 2B G3 BB		4-2 BB BB		1-2 F8	2	1	0	0	2	0	0
Jose Pagan, R (1, 6) OBP: 0.308, SLG: 0.389			1-1 5-3		0-0 G3 2B		4-2 BB BB			2	0	1	1	1	0	0
Mike McCormick, L (1, 1) OBP: 0.267, SLG: 0.214			0-1		2-2 G3		2-3 K			1	0	1	0	0	0	0
Jim Marshall, L (5, PH) OBP: 0.333, SLG: 0.286										1	0	0	1	0	0	1
Stu Miller, R (6, 1)										0	0	0	0	0	0	0
Felipe Alou, R (7, PH) OBP: 0.339, SLG: 0.457										1	0	0	0	0	1	2
Eddie Fisher, R (8, 1)										0	0	0	0	0	0	0


Inning Stats	R: 0	H: 1	E: 0	LOB: 0	K: 0	BB: 0	S: 6	P: 7	R: 0	H: 0	E: 0	LOB: 0	K: 1	BB: 0	S: 9	P: 15	R: 0	H: 1	E: 0	LOB: 1	K: 0	BB: 0	S: 9	P: 13	R: 0	H: 1	E: 0	LOB: 0	K: 0	BB: 0	S: 7	P: 11	R: 2	H: 1	E: 0	LOB: 1	K: 0	BB: 2	S: 10	P: 23	R: 0	H: 0	E: 0	LOB: 0	K: 1	BB: 0	S: 6	P: 11	R: 0	H: 0	E: 0	LOB: 2	K: 1	BB: 2	S: 16	P: 28	R: 0	H: 0	E: 0	LOB: 0	K: 1	BB: 0	S: 9	P: 14	R: 1	H: 1	E: 0	LOB: 0	K: 1	BB: 0	S: 10	P: 15	1B: 3	SF: 0	2B: 1	SAC: 0	3B: 0	DP: 0	HR: 1	HBP: 0	WP: 0	PA: 34
--------------	------	------	------	--------	------	-------	------	------	------	------	------	--------	------	-------	------	-------	------	------	------	--------	------	-------	------	-------	------	------	------	--------	------	-------	------	-------	------	------	------	--------	------	-------	-------	-------	------	------	------	--------	------	-------	------	-------	------	------	------	--------	------	-------	-------	-------	------	------	------	--------	------	-------	------	-------	------	------	------	--------	------	-------	-------	-------	-------	-------	-------	--------	-------	-------	-------	--------	-------	--------

PITCHER	IP	WLS	BF	H	R	ER	SO	BB	IBB	HBP	BLK	WP	HR	S	P	ERA	WHIP
Roger Craig, R (1, 1) ERA: 5.06	9.0	W	34	5	3	3	5	4	0	0	0	0	1	82	137	3.00	1.000

Los Angeles Dodgers @ San Francisco Giants
Candlestick Park, San Francisco, CA
 Sat May 20 1961, 6:33 AM EDT
 Att. 33,906 - Unknown

AB	30
R	3
H	5
RBI	3
BB	4
SO	5
LOB	6



Batter	1	2	3	4	5	6	7	8	9	AB R H RBI BB SO LOB	TOP														
Maury Wills, S OBP: 0.406, SLG: 0.404 (1, 6)	1-1 G3		0-1 4-3 S 1B		4-2 HR BB		0-0 B3		0-0 1-3	4 1 1 0 1 0 0	<p>Los Angeles Dodgers @ San Francisco Giants Candlestick Park, San Francisco, CA</p> <p>Sun May 21 1961, 6:33 AM EDT Att. 41,495 - Unknown</p> <p>livebaseballscorecards.com</p> <table border="1"> <tr><td>AB</td><td>30</td></tr> <tr><td>R</td><td>3</td></tr> <tr><td>H</td><td>7</td></tr> <tr><td>RBI</td><td>3</td></tr> <tr><td>BB</td><td>8</td></tr> <tr><td>SO</td><td>2</td></tr> <tr><td>LOB</td><td>16</td></tr> </table> 	AB	30	R	3	H	7	RBI	3	BB	8	SO	2	LOB	16
AB	30																								
R	3																								
H	7																								
RBI	3																								
BB	8																								
SO	2																								
LOB	16																								
Jim Gilliam, S OBP: 0.312, SLG: 0.403 (1, 4)	4-2 S BB		2-1 4-3		1-0 HR		3-2 L8		0-0 1-3	4 1 1 2 1 0 1															
Willie Davis, L OBP: 0.325, SLG: 0.500 (1, 8)	2-1 F8		0-0 F2		2-2 F4		3-1 CS 1B		1-1 F9	5 0 1 0 0 0 2															
Wally Moon, L OBP: 0.493, SLG: 0.717 Bob Lillis, R OBP: 0.400, SLG: 0.250 (1, 7) (8, PR) (8, 5)	4-1 1-2 BB		2-1 4-3		3-2 1B		1-0 CS 1-2	4-2 IBB SH1 BB		2 0 1 0 2 0 1 0 0 0 0 0 0 0															
Tommy Davis, R OBP: 0.366, SLG: 0.511 (1, 5) (8, 7)	1-1 P1			3-1 F8	1-0 F7			1-0 SH1 1-2		3 0 0 0 0 0 3															
Norm Larker, L OBP: 0.294, SLG: 0.406 Gil Hodges, R OBP: 0.353, SLG: 0.433 (1, 3) (8, PH) (8, 3)		0-0 F5		1-1 G3-6 1B		0-1 4-3		1-3 K		3 0 1 0 0 0 0 1 0 0 0 0 1 2															
Ron Fairly, L OBP: 0.425, SLG: 0.667 (1, 9)		2-2 F3		0-0 G3-6 1-2f		4-1 1B B1-5 BB		4-2 IBB BB		2 0 0 0 2 0 1															
John Roseboro, L OBP: 0.377, SLG: 0.505 (1, 2)		4-2 BB			3-2 HR	0-0 1-3 1B		4-0 1-2 2-3 IBB		2 1 2 1 2 0 0															
Sandy Koufax, R OBP: 0.167, SLG: 0.063 (1, 1)		1-1 1-3			1-3 K	3-2 B1-5 3-Hf		0-2 F2		4 0 0 0 0 1 6															
Inning Stats	R: 0 E: 0 K: 0 S: 9 H: 0 LOB: 2 BB: 2 P: 21	R: 0 E: 0 K: 0 S: 8 H: 0 LOB: 1 BB: 1 P: 15	R: 0 E: 0 K: 0 S: 7 H: 1 LOB: 1 BB: 0 P: 11	R: 0 E: 0 K: 0 S: 5 H: 1 LOB: 0 BB: 0 P: 9	R: 3 E: 0 K: 1 S: 17 H: 3 LOB: 1 BB: 1 P: 32	R: 0 E: 0 K: 0 S: 7 H: 1 LOB: 1 BB: 1 P: 14	R: 0 E: 0 K: 0 S: 7 H: 1 LOB: 0 BB: 0 P: 13	R: 0 E: 0 K: 1 S: 14 H: 0 LOB: 3 BB: 3 P: 28	R: 0 E: 0 K: 0 S: 4 H: 0 LOB: 0 BB: 0 P: 5	1B: 5 2B: 1 3B: 0 HR: 2 SF: 0 SAC: 1 DP: 2 HBP: 0	WP: 0 PB: 0 SB: 2 CS: 1 PA: 40														
PITCHER	IP WLS BF H R ER SO BB IBB HBP BLK WP HR S P ERA WHIP																								
Billy Loes, R ERA: 4.18 (1, 1)	7.0 L 30 7 3 3 1 5 0 0 0 0 0 2 60 115 3.86 1.714																								
Billy O'Dell, L ERA: 4.32 (8, 1)	0.1 2 0 0 0 0 1 0 0 0 0 0 0 3 8 0.00 3.000																								
Bobby Bolin, R ERA: 0.9 (8, 1)	1.2 7 0 0 0 0 1 1 1 0 0 0 0 15 25 0.00 0.600																								

Batter	1	2	3	4	5	6	7	8	9	AB R H RBI BB SO LOB	TOP	
Chuck Hiller, L (1, 4) <small>OBP: 0.268, SLG: 0.265</small>	0-3 		0-3 			0-0 	0-0 		0-0 	5 1 1 0 0 2 0	San Francisco Giants @ St. Louis Cardinals Sportsman's Park, St. Louis, MO Mon May 22 1961, 8:05 PM EDT Att. 9,927 - Unknown	
Harvey Kuenn, R (1, 9) <small>OBP: 0.347, SLG: 0.356</small>	0-0 		4-0 			0-0 	0-0 			3 1 1 0 1 0 0		
Willie Mays, R (1, 8) <small>OBP: 0.392, SLG: 0.549</small>	4-0 		0-0 			0-0 		0-0 		3 0 0 0 1 0 2		
Orlando Cepeda, R (1, 3) <small>OBP: 0.319, SLG: 0.570</small>	0-0 			0-3 		4-0 		0-0 		3 1 1 1 1 1 1		
Felipe Alou, R (1, 7) <small>OBP: 0.341, SLG: 0.460</small>		0-0 		0-3 		0-0 		0-0 		4 0 2 0 0 1 3		
Hobie Landrith, L (1, 2) <small>OBP: 0.412, SLG: 0.455</small>		0-0 		0-0 		0-0 		0-0 		3 0 0 1 0 0 2		
Jim Davenport, R (1, 5) <small>OBP: 0.376, SLG: 0.493</small>			0-3 		0-0 	4-0 		0-0 		3 0 0 0 1 1 2		
Jose Pagan, R (1, 6) <small>OBP: 0.294, SLG: 0.380</small>		0-0 			0-0 	0-0 		0-0 		4 0 0 0 0 0 4		
Jack Sanford, R (1, 1) <small>OBP: 0.063, SLG: 0.063</small> Bobby Bolin, R (8, 1) Billy O'Dell, S (9, 1)			0-0 		0-3 		0-0 		0-3 	3 0 0 0 0 1 1 1 0 0 0 0 1 0 0 0 0 0 0 0 0		
Inning Stats	R: 0 H: 0 E: 0 LOB: 1 K: 1 BB: 1 S: 5 P: 9	R: 0 H: 1 E: 0 LOB: 1 K: 1 BB: 0 S: 6 P: 6	R: 0 H: 0 E: 0 LOB: 1 K: 1 BB: 1 S: 5 P: 9	R: 0 H: 0 E: 0 LOB: 0 K: 2 BB: 0 S: 7 P: 7	R: 0 H: 0 E: 1 LOB: 0 K: 1 BB: 0 S: 5 P: 5	R: 2 H: 2 E: 1 LOB: 3 K: 0 BB: 2 S: 6 P: 14	R: 0 H: 0 E: 0 LOB: 0 K: 0 BB: 0 S: 3 P: 3	R: 1 H: 2 E: 0 LOB: 1 K: 0 BB: 0 S: 5 P: 5	R: 0 H: 0 E: 0 LOB: 0 K: 1 BB: 0 S: 5 P: 5	1B: 3 SF: 1 2B: 1 SAC: 0 3B: 0 DP: 0 HR: 1 HBP: 0	WP: 0 PA: 37 PB: 0 SB: 2 CS: 1	
PITCHER Ernie Broglio, R (1, 1) <small>ERA: 3.0</small> Mickey McDermott, L (9, 1) <small>ERA: 1.59</small>	IP WLS BF H R ER SO BB IBB HBP BLK WP HR S P ERA WHIP 8.0 L 34 5 3 1 6 3 1 0 0 0 1 42 58 1.12 1.000											IP WLS BF H R ER SO BB IBB HBP BLK WP HR S P ERA WHIP 1.0 3 0 0 0 1 0 0 0 0 0 0 5 5 0.00 0.000

livebaseballscorecards.com

AB	32
R	3
H	5
RBI	2
BB	4
SO	7
LOB	15



Batter	1	2	3	4	5	6	7	8	9	AB R H RBI BB SO LOB
Curt Flood, R (1, 8) OBP: 0.317, SLG: 0.306	0-0 G3		0-0 4-3		0-0 F8		0-0 1B		4-0 BB	4 0 1 0 1 0 0
Joe Cunningham, L (1, 9) OBP: 0.449, SLG: 0.482	0-0 1-3			0-0 6-3		0-0 1B 1B	0-0 F5		0-3 K	5 1 1 0 0 1 2
Bill White, L (1, 3) OBP: 0.264, SLG: 0.297	0-0 1B			4-0 G3 1B BB		0-0 P6		0-0 4-3		3 0 1 0 1 0 1
Ken Boyer, R (1, 5) OBP: 0.389, SLG: 0.459	0-0 F8			0-0 G3 1B		0-0 1B 1B		0-0 2B 1B		4 0 3 0 0 0 1
Stan Musial, L (1, 7) OBP: 0.374, SLG: 0.462		0-0 G1-4-3 1B		0-0 G3		0-0 L7		0-0 1-3 2B		4 0 2 0 0 0 4 0 0 0 0 0 0 0
Don Landrum, L (8, PR) OBP: 0.225, SLG: 0.242				1-2 2-3						
Daryl Spencer, R (1, 6) OBP: 0.390, SLG: 0.412		0-0 G1-4-3		4-0 IBB		0-0 1B		0-3 K		3 0 1 1 1 1 3
Alex Grammas, R (1, 4) OBP: 0.235, SLG: 0.143										
Red Schoendienst, S (6, PH) OBP: 0.400, SLG: 0.529		0-0 6-3		0-0 4-3		0-0 F7		0-0 F7		2 0 0 0 0 0 3 1 0 0 0 0 0 2 0 0 0 0 0 0 0 1 0 0 0 0 0 2 0 0 0 0 0 0 0
Julian Javier, R (7, 4) OBP: 0.290, SLG: 0.305										
Carl Sawatski, L (8, PH) OBP: 0.414, SLG: 0.391										
Don Taussig, R (9, 7) OBP: 0.474, SLG: 0.706										
Hal Smith, R (1, 2) OBP: 0.260, SLG: 0.235			0-0 F2		0-0 5-3		0-0 F7		0-3 K	3 0 0 0 0 0 0 1 0 0 0 0 1 0
Walt Moryn, L (9, PH) OBP: 0.179, SLG: 0.222										
Ernie Broglio, R (1, 1) OBP: 0.160, SLG: 0.136			0-3 K		0-3 K		0-0 F8		0-3 K	3 0 0 0 0 2 0 1 0 0 0 0 1 0
Mickey McDermott, L (9, 1) OBP: 0.100, SLG: 0.200										

BOTTOM

San Francisco Giants @ St. Louis Cardinals
 Sportsman's Park, St. Louis, MO
 Mon May 22 1961, 8:05 PM EDT
 Att. 9,927 - Unknown

livebaseballscores.com

AB	35
R	1
H	9
RBI	1
BB	3
SO	6
LOB	18



Inning Stats	R: 0	H: 1	E: 0	LOB: 1	K: 0	BB: 0	S: 4	P: 4
	R: 0	H: 1	E: 0	LOB: 0	K: 0	BB: 0	S: 3	P: 3
	R: 0	H: 0	E: 0	LOB: 0	K: 1	BB: 0	S: 5	P: 5
	R: 0	H: 1	E: 0	LOB: 3	K: 0	BB: 2	S: 4	P: 12
	R: 0	H: 0	E: 0	LOB: 0	K: 1	BB: 0	S: 5	P: 5
	R: 1	H: 3	E: 0	LOB: 2	K: 0	BB: 0	S: 6	P: 6
	R: 0	H: 1	E: 0	LOB: 1	K: 0	BB: 0	S: 4	P: 4
	R: 0	H: 2	E: 0	LOB: 2	K: 1	BB: 0	S: 7	P: 7
	R: 0	H: 0	E: 0	LOB: 1	K: 3	BB: 1	S: 9	P: 13
	1B: 8	SF: 0	2B: 1	SAC: 0	3B: 0	DP: 1	HR: 0	HBP: 0
	WP: 0	PA: 38	PB: 0		SB: 0			
	CS: 0							

PITCHER	IP	WLS	BF	H	R	ER	SO	BB	IBB	HBP	BLK	WP	HR	S	P	ERA	WHIP
Jack Sanford, R (1, 1) ERA: 4.07	7.1	W	31	8	1	1	2	1	1	0	0	0	0	33	41	1.23	1.227
Bobby Bolin, R (8, 1) ERA: 0.79	1.1		6	1	0	0	3	1	0	0	0	0	0	11	15	0.00	1.500
Billy O'Dell, L (9, 1) ERA: 4.24	0.1	S	1	0	0	0	1	0	0	0	0	0	0	3	3	0.00	0.000

Batter	1	2	3	4	5	6	7	8	9	AB R H RBI BB SO LOB	TOP											
Joey Amalfitano, R (1, 4) OBP: 0.294, SLG: 0.226	0-0 F9		0-0 FC5 BB 1B		0-0 5-3		4-0 E 1B BB		0-0 F8	4 0 1 0 1 0 1	<p>San Francisco Giants @ St. Louis Cardinals</p> <p>Sportsman's Park, St. Louis, MO</p> <p>Tue May 23 1961, 8:05 PM EDT</p> <p>Att. 9,571 - Unknown</p>											
Harvey Kuenn, R (1, 9) OBP: 0.349, SLG: 0.385	0-0 HR		4-0 1-2 BB		0-3 K		0-0 F7		0-0 5-3	4 1 1 1 1 1 2												
Willie Mays, R (1, 8) OBP: 0.392, SLG: 0.543	0-0 P4		0-0 FC5 2-3f		0-0 4-3		0-0 E8 1-3 1B		0-0 FC6-4 1B	5 0 2 0 0 0 3												
Orlando Cepeda, R (1, 3) OBP: 0.321, SLG: 0.594	0-0 6-3			0-0 2B		0-0 HR		0-0 L9	0-0 FC6-4 1-2f	5 2 2 1 0 0 3												
Felipe Alou, R (1, 7) OBP: 0.346, SLG: 0.470		0-0 F7		0-3 K		0-0 WP 2B		0-0 G4-6-3 1B 1B		4 1 2 0 0 1 1												
Jim Davenport, R (1, 5) OBP: 0.393, SLG: 0.513		4-0 K2-6-2 BB		0-0 2-H 2B		0-0 5-3 2-3		0-0 G4-6-3 1-2 1B		3 0 2 1 1 0 1												
Tom Haller, L (1, 2) OBP: 0.273, SLG: 0.306		0-3 K2-6-2		0-3 K		0-3 K		0-0 G4-6-3 1-2f 2-3		3 0 0 0 0 3 3												
Eddie Bressoud, R (8, PH) OBP: 0.133, SLG: 0.241		0-3 K2-6-2 1-2f								1 0 0 0 0 0 2												
Hobie Landrith, L (8, 2) OBP: 0.412, SLG: 0.455										0 0 0 0 0 0 0												
Jose Pagan, R (1, 6) OBP: 0.292, SLG: 0.373			0-0 5-3	0-0 P4		0-0 5-3		0-0 1B		4 0 1 1 0 0 2												
Sam Jones, R (1, 1) OBP: 0.267, SLG: 0.357			0-0 P4		0-0 2B		0-3 K	0-0 F3		1 0 0 0 0 0 0												
Eddie Fisher, R (3, 1) OBP: 0.167, SLG: 0.333										1 0 1 0 0 0 0												
Jim Duffalo, R (7, PH) OBP: 0.250, SLG: 0.500										1 0 0 0 0 0 1												
Matty Alou, L (8, PH) OBP: 0.524, SLG: 0.611										1 0 0 0 0 0 1												
Billy O'Dell, S (8, 1)										0 0 0 0 0 0 0												
Inning Stats	R: 1 E: 0 K: 0 S: 4	H: 1 LOB: 0 BB: 0 P: 4	R: 0 E: 0 K: 1 S: 4	H: 0 LOB: 1 BB: 1 P: 8	R: 0 E: 0 K: 0 S: 4	H: 1 LOB: 2 BB: 1 P: 8	R: 1 E: 0 K: 2 S: 9	H: 2 LOB: 1 BB: 0 P: 9	R: 0 E: 0 K: 1 S: 6	H: 1 LOB: 1 BB: 0 P: 6	R: 1 E: 0 K: 1 S: 7	H: 2 LOB: 1 BB: 0 P: 7	R: 0 E: 1 K: 1 S: 6	H: 1 LOB: 2 BB: 1 P: 10	R: 1 E: 0 K: 0 S: 5	H: 3 LOB: 1 BB: 0 P: 5	R: 0 E: 0 K: 0 S: 4	H: 1 LOB: 1 BB: 0 P: 4	1B: 6 2B: 5 3B: 0 HR: 2	SF: 0 SAC: 0 DP: 2 HBP: 0	WP: 1 PB: 0 SB: 0 CS: 0	PA: 40
PITCHER Ray Sadecki, L (1, 1) ERA: 2.68	IP: 9.0 WLS: W BF: 40 H: 12 R: 4 ER: 4 SO: 6 BB: 3 IBB: 0 HBP: 0 BLK: 0 WP: 1 HR: 2 S: 49 P: 61 ERA: 4.00 WHIP: 1.667											PITCHER	IP: WLS: BF: H: R: ER: SO: BB: IBB: HBP: BLK: WP: HR: S: P: ERA: WHIP:									

livebaseballscorecards.com

AB	37
R	4
H	12
RBI	4
BB	3
SO	6
LOB	19



Batter	1	2	3	4	5	6	7	8	9	AB	R	H	RBI	BB	SO	LOB
Curt Flood, R OBP: 0.370, SLG: 0.400 (1, 8) BB	4-0 HR BB		x 0-0 1B 2B	x 0-0 E 1B 2B		x 0-0 6-3		x 0-0 SH1-3 1B 2B		4	4	3	0	1	0	0
Joe Cunningham, L OBP: 0.443, SLG: 0.474 (1, 9) SS	0-0 F7		x 0-0 2B 1B	x 0-0 E1 G4-3 1B		0-3 K		x 0-0 SH1-3 2-3		4	1	1	0	0	1	2
Bill White, L OBP: 0.307, SLG: 0.358 (1, 3) 1-H	0-0 HR		x 0-0 1B 2B	x 0-0 G4-3 1B			x 0-0 6-3	x 0-0 WP HR 1B		5	3	4	5	0	0	0
Ken Boyer, R OBP: 0.382, SLG: 0.456 (1, 5) 2	0-0 F7		x 0-0 F5	x 0-0 G4-3 1-2f 2-3			x 0-0 1B 2B	x 0-0 F9		5	1	1	0	0	0	5
Stan Musial, L OBP: 0.379, SLG: 0.450 (1, 7) Don Taussig, R OBP: 0.500, SLG: 0.889 (7, PR) (8, 7)	0-0 P2		x 4-0 1B 2B IBB	x 0-0 P4			x 4-0 1-3 1B IBB	x 0-0 1-H HR		2	1	0	0	2	0	1
Daryl Spencer, R OBP: 0.391, SLG: 0.411 (1, 6) 1		x 0-0 6-3	x 0-0 1-2 2-H 3-H 2B 1B		x 0-0 F3		x 0-0 1-2 2-H 1B	x 0-0 F7		5	1	2	3	0	0	0
Alex Grammas, R OBP: 0.333, SLG: 0.333 (1, 4) 1		x 0-0	x 0-0 4-3 1-H 2-H 1B 2B		x 0-0 L4-3 1B		x 0-0 1-3 1-2 2-3			4	0	3	2	0	0	2
Hal Smith, R OBP: 0.259, SLG: 0.225 (1, 2) 2		x 0-0 L8	x 0-0 4-3 2-3		x 0-0 L4-3 1-2		x 4-0 IBB			3	0	0	0	1	0	3
Ray Sadecki, L OBP: 0.278, SLG: 0.333 (1, 1) SS		x 0-3 K	x 0-0 4-3		x 0-0 4-3		x 0-0 4-3	x 0-0 6-3		4	0	0	0	0	1	5

Inning Stats	R: 2	H: 1	E: 0	LOB: 0	K: 0	BB: 1	S: 4	P: 8	R: 0	H: 1	E: 0	LOB: 1	K: 1	BB: 0	S: 6	P: 6	R: 5	H: 5	E: 0	LOB: 1	K: 0	BB: 1	S: 8	P: 12	R: 1	H: 2	E: 1	LOB: 1	K: 0	BB: 0	S: 5	R: 0	H: 1	E: 0	LOB: 0	K: 0	BB: 0	S: 3	P: 3	R: 0	H: 0	E: 0	LOB: 0	K: 1	BB: 0	S: 5	P: 5	R: 1	H: 2	E: 0	LOB: 3	K: 0	BB: 2	S: 5	P: 13	R: 3	H: 3	E: 0	LOB: 0	K: 0	BB: 0	S: 6	P: 6
--------------	------	------	------	--------	------	-------	------	------	------	------	------	--------	------	-------	------	------	------	------	------	--------	------	-------	------	-------	------	------	------	--------	------	-------	------	------	------	------	--------	------	-------	------	------	------	------	------	--------	------	-------	------	------	------	------	------	--------	------	-------	------	-------	------	------	------	--------	------	-------	------	------

PITCHER	IP	WLS	BF	H	R	ER	SO	BB	IBB	HBP	BLK	WP	HR	S	P	ERA	WHIP
Sam Jones, R ERA: 4.44 (1, 1)	2.1	L	16	7	7	7	1	1	1	0	0	0	0	16	24	27.00	3.429
Eddie Fisher, R ERA: 2.82 (3, 1)	3.2		13	3	1	1	1	0	0	0	0	0	0	15	15	2.46	0.818
Jim Duffalo, R ERA: 5.02 (7, 1)	1.0		7	2	1	1	0	0	2	0	0	0	0	5	13	9.00	2.000
Billy O'Dell, L ERA: 5.5 (8, 1)	1.0		6	3	3	3	0	0	0	0	0	1	1	6	6	27.00	3.000

BOTTOM

San Francisco Giants @ St. Louis Cardinals
Sportsman's Park, St. Louis, MO

Tue May 23 1961, 8:05 PM EDT
Att. 9,571 - Unknown

AB	37
R	12
H	15
RBI	12
BB	4
SO	2
LOB	18

livebaseballscorecards.com

WP: 1 **PA: 42**
PB: 0
SB: 0
CS: 0



San Francisco Giants @ Cincinnati Reds
 Crosley Field, Cincinnati, OH
 Wed May 24 1961, 7:05 PM EDT
 Att. 10,699 - Unknown

AB	30
R	5
H	9
RBI	3
BB	3
SO	5
LOB	10



WP	0	PA	38
PB	0		
SB	0		
CS	0		

Batter	1	2	3	4	5	6	7	8	9	AB R H RBI BB SO LOB
Felipe Alou, R (1, 9) OBP: 0.333, SLG: 0.451	0-0 G3		0-0 5-3			0-0 5-3	0-3 K		0-0 F7	5 0 0 0 0 1 3
Joey Amalfitano, R (1, 4) OBP: 0.289, SLG: 0.257 Chuck Hiller, L (8, 4) OBP: 0.265, SLG: 0.262	0-0 6-3			0-0 6-3		0-0 6-3		0-0 1B 2B	0-0 P5	4 1 1 0 0 0 0 1 0 0 0 0 0 1
Willie Mays, R (1, 8) OBP: 0.401, SLG: 0.546	0-0 6-3			0-0 1B			4-0 6-3 1B G3 BB	0-0 E SF9 1B		3 2 2 1 1 0 0
Orlando Cepeda, R (1, 3) OBP: 0.319, SLG: 0.584		0-0 F9		0-0 F2		0-0 G3 6-3 1-2 E 1B	0-3 K			4 1 1 0 0 1 2
Harvey Kuenn, R (1, 7) OBP: 0.345, SLG: 0.379		0-0 4-3		0-3 K		0-0 6-3 1-2 2-3	0-0 1B			4 0 1 0 0 1 3
Jim Davenport, R (1, 5) OBP: 0.409, SLG: 0.519		0-0 1B			4-0 5-3 BB	4-0 E 1B IBB	0-0 SF9			1 1 1 1 2 0 0
Ed Bailey, L (1, 2) OBP: 0.325, SLG: 0.394		0-3 K			0-0 F7	0-0 G3	0-0 4-3			0 0 0 0 0 0 0
Jose Pagan, R (1, 6) OBP: 0.290, SLG: 0.368			0-0 F3		0-0 5-3	0-0 1B 1B		0-0 P5		4 0 1 1 0 0 1
Mike McCormick, L (1, 1) OBP: 0.278, SLG: 0.235 Bobby Bolin, R (8, 1) OBP: 0.333, SLG: 0.333			0-3 K			0-3 K	0-0 K		0-0 1B	3 0 1 0 0 2 0 1 0 1 0 0 0 0

Inning Stats	R: 0	H: 0	E: 0	K: 0	S: 3	P: 3	R: 0	H: 1	E: 0	K: 1	S: 6	P: 6	R: 0	H: 0	E: 0	K: 1	S: 5	P: 5	R: 0	H: 1	E: 0	K: 1	S: 6	P: 6	R: 0	H: 0	E: 0	K: 0	S: 2	P: 6	R: 0	H: 0	E: 0	K: 1	S: 5	P: 5	R: 3	H: 3	E: 1	K: 1	S: 8	P: 16	R: 2	H: 3	E: 0	K: 1	S: 8	P: 8	R: 0	H: 1	E: 0	K: 0	S: 4	P: 4	1B: 8	SF: 1	2B: 1	SAC: 0	3B: 0	DP: 0	HR: 0	HBP: 0	WP: 0	PA: 38
--------------	------	------	------	------	------	------	------	------	------	------	------	------	------	------	------	------	------	------	------	------	------	------	------	------	------	------	------	------	------	------	------	------	------	------	------	------	------	------	------	------	------	-------	------	------	------	------	------	------	------	------	------	------	------	------	-------	-------	-------	--------	-------	-------	-------	--------	-------	--------

PITCHER	IP	WLS	BF	H	R	ER	SO	BB	IBB	HBP	BLK	WP	HR	S	P	ERA	WHIP
Jim O'Toole, L (1, 1) ERA: 2.6	7.1	L	32	8	5	1	6	2	1	0	0	0	0	41	53	1.23	1.364
Howie Nunn, R (8, 1) ERA: 3.86	0.2		2	0	0	0	0	0	0	0	0	0	0	2	2	0.00	0.000
Marshall Bridges, L (9, 1) ERA: 6.52	1.0		4	1	0	0	0	0	0	0	0	0	0	4	4	0.00	1.000

Batter	1	2	3	4	5	6	7	8	9	AB	R	H	RBI	BB	SO	LOB
Eddie Kasko, R OBP: 0.348, SLG: 0.361 (1, 6) BB (9, 4)	4-0 BB		0-0 1B			0-0 F8		0-0 E5 PB HR		3	1	1	0	1	0	1
Don Blasingame, L OBP: 0.282, SLG: 0.275 (1, 4) Dick Gernert, R OBP: 0.364, SLG: 0.600 (8, PH) Marshall Bridges, S (9, 1)	0-0 F8		0-0 F8			0-0 4-3		0-3 K		3	0	0	0	0	0	2
Vada Pinson, L OBP: 0.313, SLG: 0.401 (1, 8)	0-0 F9					0-0 F9		0-0 HR 1-H 2-H		4	1	2	3	0	0	1
Frank Robinson, R OBP: 0.395, SLG: 0.598 (1, 7) S S S	0-3 K					0-0 G4-3 1B 1-2f		0-0 P4		4	1	1	1	0	1	2
Gene Freese, R OBP: 0.302, SLG: 0.420 (1, 5)						0-0 F7		0-0 6-3 HR		4	0	0	0	0	1	0
Wally Post, R OBP: 0.383, SLG: 0.525 (1, 9)						0-0 F9		0-3 K		4	0	1	0	0	1	0
Gordy Coleman, L OBP: 0.303, SLG: 0.496 (1, 3)						0-0 F9		0-3 K		4	0	2	0	0	1	1
Jerry Zimmerman, R OBP: 0.250, SLG: 0.231 (1, 2) Jerry Lynch, L OBP: 0.500, SLG: 1.067 (9, PH)						0-0 FC3-6 1B		0-0 L9		3	0	1	0	0	0	2
Jim O'Toole, S OBP: 0.273, SLG: 0.286 (1, 1) Howie Nunn, R (8, 1) Leo Cardenas, R OBP: 0.348, SLG: 0.390 (8, PH) (9, 6) Gus Bell, L OBP: 0.267, SLG: 0.343 (9, PH)						0-0 FC3-6 1B 1-2f		0-0 F7		1	0	0	0	0	0	1

Inning Stats	R: 0	H: 0	E: 0	K: 1	S: 5	LOB: 1	BB: 1	P: 9	R: 0	H: 0	E: 0	K: 0	S: 3	LOB: 0	BB: 0	P: 3	R: 0	H: 1	E: 0	K: 0	S: 3	LOB: 0	BB: 0	P: 3	R: 0	H: 1	E: 0	K: 1	S: 6	LOB: 1	BB: 0	P: 6	R: 0	H: 0	E: 0	K: 0	S: 3	LOB: 0	BB: 0	P: 3	R: 1	H: 2	E: 0	K: 0	S: 5	LOB: 1	BB: 0	P: 5	R: 3	H: 2	E: 1	K: 2	S: 10	LOB: 0	BB: 0	P: 10	R: 0	H: 1	E: 0	K: 1	S: 6	LOB: 1	BB: 0	P: 6	1B: 4	2B: 3	3B: 0	HR: 2	SF: 0	SAC: 0	DP: 1	HBP: 0	WP: 0	PA: 36
--------------	------	------	------	------	------	--------	-------	------	------	------	------	------	------	--------	-------	------	------	------	------	------	------	--------	-------	------	------	------	------	------	------	--------	-------	------	------	------	------	------	------	--------	-------	------	------	------	------	------	------	--------	-------	------	------	------	------	------	-------	--------	-------	-------	------	------	------	------	------	--------	-------	------	-------	-------	-------	-------	-------	--------	-------	--------	-------	--------

PITCHER	IP	WLS	BF	H	R	ER	SO	BB	IBB	HBP	BLK	WP	HR	S	P	ERA	WHIP
Mike McCormick, L ERA: 2.18 (1, 1)	7.1	W	30	8	4	3	3	1	0	0	0	0	2	35	39	3.68	1.227
Bobby Bolin, R ERA: 0.69 (8, 1)	1.2	S	6	1	0	0	2	0	0	0	0	0	0	10	10	0.00	0.600


BOTTOM

San Francisco Giants @ Cincinnati Reds
Crosley Field, Cincinnati, OH

Wed May 24 1961, 7:05 PM EDT
Att. 10,699 - Unknown

livebaseballscorecards.com

AB	35
R	4
H	9
RBI	4
BB	1
SO	5
LOB	15



Batter	1	2	3	4	5	6	7	8	9	AB R H RBI BB SO LOB	TOP											
Felipe Alou, R (1, 9) OBP: 0.343, SLG: 0.451	0-0 6-3		0-0 F8		0-0 1B	0-0 6-3		0-0 1B		5 0 2 0 0 0 3	San Francisco Giants @ Chicago Cubs Wrigley Field, Chicago, IL Sat May 27 1961, 3:33 AM CDT Att. 9,818 - Sunny - 67 F livebaseballscorecards.com											
Harvey Kuenn, R (1, 5) OBP: 0.350, SLG: 0.375 Matty Alou, L (7, 7) OBP: 0.522, SLG: 0.600	0-0 F9			0-0 HR 1B	0-0 P6		0-0 3-1	0-0 F8 1B		4 1 1 0 0 0 1 1 0 0 0 0 0 2												
Willie Mays, R (1, 8) OBP: 0.405, SLG: 0.564	0-0 F9			0-0 HR 1-H		4-0 E BB SF4 BB	0-0 HR 1B		0-0 4-3	4 3 2 2 1 0 0												
Willie McCovey, L (1, 3) OBP: 0.256, SLG: 0.411		0-0 P6		0-0 SF8 3B		4-0 E 1-2 BB	0-3 K		0-0 3-1	4 2 1 0 1 1 1												
Orlando Cepeda, R (1, 7) OBP: 0.320, SLG: 0.583 Jim Davenport, R (7, 5) OBP: 0.404, SLG: 0.513		0-0 P4		0-0 5-3		0-0 E 1-2 2-3 1B	0-0 1-H HR		0-0 5-3	4 2 1 2 0 0 3 1 0 0 0 0 0 0												
Ed Bailey, L (1, 2) OBP: 0.309, SLG: 0.378		0-0 P6		0-0 SF8 3-H		0-0 SF4 1-3 2-H 3-H	0-0 6-3			2 0 0 2 0 0 0												
Chuck Hiller, L (1, 4) OBP: 0.284, SLG: 0.255			0-0 1-3	0-0 L3		0-0 G3		4-0 FC4-6 BB		3 0 0 0 1 0 1												
Jose Pagan, R (1, 6) OBP: 0.284, SLG: 0.354			0-0 F7		0-0 F8	0-0 BB 1B		0-0 FC4-6 FC3-6 1-2f		4 0 1 1 0 0 1												
Billy Loes, R (1, 1) OBP: 0.211, SLG: 0.118 Stu Miller, R (8, 1)			0-0 1B		0-3 K	4-0 3-H BB		0-0 FC3-6 1B 1-2f		3 0 1 0 1 1 1 0 0 0 0 0 0 0												
Inning Stats	R: 0 E: 0 K: 0 S: 3	H: 0 LOB: 0 BB: 0 P: 3	R: 0 E: 0 K: 0 S: 3	H: 0 LOB: 0 BB: 0 P: 3	R: 0 E: 0 K: 0 S: 4	H: 1 LOB: 1 BB: 0 P: 4	R: 3 E: 0 K: 0 S: 6	H: 3 LOB: 0 BB: 0 P: 6	R: 0 E: 0 K: 1 S: 6	H: 1 LOB: 1 BB: 0 P: 6	R: 3 E: 2 K: 0 S: 5	H: 1 LOB: 2 BB: 3 P: 17	R: 2 E: 0 K: 1 S: 7	H: 2 LOB: 0 BB: 0 P: 7	R: 0 E: 0 K: 0 S: 4	H: 1 LOB: 2 BB: 1 P: 8	R: 0 E: 0 K: 0 S: 3	H: 0 LOB: 0 BB: 0 P: 3	1B: 6 2B: 0 3B: 1 HR: 2	SF: 2 SAC: 0 DP: 0 HBP: 0	WP: 0 PB: 0 SB: 0 CS: 0	PA: 41
PITCHER	IP WLS BF H R ER SO BB IBB HBP BLK WP HR S P ERA WHIP												PITCHER	IP WLS BF H R ER SO BB IBB HBP BLK WP HR S P ERA WHIP								
Dick Drott, R (1, 1) ERA: 2.45	5.2 L 27 6 6 4 1 3 0 0 0 0 0 1 26 38 6.35 1.588																					
Bob Anderson, R (6, 1) ERA: 5.02	1.1 6 2 2 2 1 0 0 0 0 0 0 1 8 8 13.50 1.500																					
Jim Brewer, L (8, 1) ERA: 3.68	2.0 8 1 0 0 0 0 1 0 0 0 0 0 7 11 0.00 1.000																					

AB	35
R	8
H	9
RBI	7
BB	4
SO	2
LOB	13



Batter	1	2	3	4	5	6	7	8	9	AB	R	H	RBI	BB	SO	LOB
Jerry Kindall, R OBP: 0.150, SLG: 0.421 (1, 6)	0-0 HR		0-0 L6		0-3 K		0-0 F7		0-3 K	5	1	1	1	0	2	2
Billy Williams, L OBP: 0.297, SLG: 0.375 (1, 9)	0-0 F9		0-0 4-3		0-0 5-3			0-0 G3		4	0	0	0	0	0	1
Ron Santo, R OBP: 0.379, SLG: 0.493 (1, 5)	0-0 4-3		0-0 HR		0-3 K			0-0 E6 14 1B		4	1	2	1	0	1	1
14 Ernie Banks, R OBP: 0.357, SLG: 0.504 (1, 7)	0-0 F8		0-0 F7		0-0 L5			0-0 E6 1-2		4	0	0	0	0	0	1
George Altman, L OBP: 0.382, SLG: 0.548 (1, 8)		0-0 3-1		0-0 4-3		0-0 6-3 2B		0-3 K		4	0	1	0	0	1	2
Don Zimmer, R OBP: 0.296, SLG: 0.382 (1, 4)		0-3 K		0-0 F9 2B		0-0 6-3 2-3		0-0 3-1		4	0	1	0	0	1	3
Ed Bouchee, L OBP: 0.321, SLG: 0.300 (1, 3)		1-0 E FC5 HBP		0-0 F9 2-3		0-3 K			0-0 F7	3	0	0	0	0	1	2
Dick Bertell, R OBP: 0.303, SLG: 0.293 (1, 2)		0-0 FC5 1-3		0-0 F9			0-0 5-3		0-3 K	4	0	0	0	0	1	2
Dick Drott, R OBP: 0.167, SLG: 0.500 (1, 1)		0-0 1-3			0-0 3B				0-0 2B	2	0	1	0	0	0	2
Bob Anderson, R OBP: 0.250, SLG: 0.250 (6, 1)										0	0	0	0	0	0	0
Richie Ashburn, L OBP: 0.250, SLG: 0.203 (7, PH)										1	0	0	0	0	0	0
Jim Brewer, L (8, 1)										0	0	0	0	0	0	0
Bob Will, L OBP: 0.352, SLG: 0.313 (9, PH)										1	0	1	0	0	0	0

BOTTOM

San Francisco Giants @ Chicago Cubs
 Wrigley Field, Chicago, IL
 Sat May 27 1961, 3:33 AM CDT
 Att. 9,818 - Sunny - 67 F

livebaseballscorecards.com

AB	36
R	2
H	7
RBI	2
BB	0
SO	7
LOB	16



Inning Stats	R: 1	H: 1	E: 0	K: 0	S: 4	H: 1	LOB: 0	BB: 0	P: 4	R: 0	H: 0	E: 1	K: 1	S: 6	H: 0	LOB: 2	BB: 0	P: 7	R: 1	H: 1	E: 0	K: 0	S: 4	H: 1	LOB: 1	BB: 0	P: 4	R: 0	H: 1	E: 0	K: 2	S: 8	H: 1	LOB: 1	BB: 0	P: 8	R: 0	H: 0	E: 0	K: 0	S: 3	H: 1	LOB: 2	BB: 0	P: 7	R: 0	H: 1	E: 0	K: 2	S: 8	H: 1	LOB: 1	BB: 0	P: 8	1B: 1	SF: 0	2B: 3	SAC: 0	3B: 1	DP: 0	HR: 2	HBP: 1	WP: 0	PA: 37
--------------	------	------	------	------	------	------	--------	-------	------	------	------	------	------	------	------	--------	-------	------	------	------	------	------	------	------	--------	-------	------	------	------	------	------	------	------	--------	-------	------	------	------	------	------	------	------	--------	-------	------	------	------	------	------	------	------	--------	-------	------	-------	-------	-------	--------	-------	-------	-------	--------	-------	--------

PITCHER	IP	WLS	BF	H	R	ER	SO	BB	IBB	HBP	BLK	WP	HR	S	P	ERA	WHIP
Billy Loes, R ERA: 3.95 (1, 1)	7.1	W	31	6	2	2	4	0	0	0	0	0	0	38	39	2.46	0.818
Stu Miller, R ERA: 2.0 (8, 1)	1.2	S	6	1	0	0	3	0	0	0	0	0	0	12	12	0.00	0.600

Batter	1	2	3	4	5	6	7	8	9	AB R H RBI BB SO LOB	TOP																											
Felipe Alou, R (1, 9) OBP: 0.340, SLG: 0.445	0-0 6-3		0-0 P3			0-0 P6		0-0 4-3 1B		4 0 1 0 0 0 1																												
Harvey Kuenn, R (1, 5) Jim Davenport, R (9, 5) OBP: 0.339, SLG: 0.361 OBP: 0.404, SLG: 0.513	0-0 6-3			0-0 1-3		0-0 P4		0-0 4-3 1-2		4 0 0 0 0 0 1 0 0 0 0 0 0 0																												
Willie Mays, R (1, 8) OBP: 0.395, SLG: 0.549	0-0 L4			0-3 K			0-0 6-3	0-0 P5		4 0 0 0 0 1 1																												
Willie McCovey, L (1, 3) OBP: 0.256, SLG: 0.405		0-0 4-3		0-3 K			0-0 1B 1B		0-0 F7	4 1 1 0 0 1 0																												
Orlando Cepeda, R (1, 7) OBP: 0.318, SLG: 0.595		0-0 F9			0-0 HR		0-0 L7		0-0 5-3	4 1 1 1 0 0 1																												
Hobie Landrith, L (1, 2) Eddie Bressoud, R (9, PH) Tom Haller, L (9, 2) OBP: 0.400, SLG: 0.385 OBP: 0.161, SLG: 0.300 OBP: 0.273, SLG: 0.306		0-0 L9			0-0 P6		4-0 1B E BB		0-0 3B 2B	2 1 0 0 1 0 0 1 1 1 0 0 0 0 0 0 0 0 0 0 0																												
Chuck Hiller, L (1, 4) Joey Amalfitano, R (9, PH) OBP: 0.286, SLG: 0.257 OBP: 0.293, SLG: 0.316			0-0 1-6-3		0-0 L6		0-0 E2 1B 1B 1-H 2-H		0-0 1B 3B 2-H	3 1 1 1 0 0 0 1 1 1 1 0 0 0																												
Jose Pagan, R (1, 6) OBP: 0.302, SLG: 0.370			0-0 S 1B		0-0 F8		0-0 1B 3-H		0-0 1B 3-H	4 0 3 2 0 0 0																												
Jack Sanford, R (1, 1) Stu Miller, R (8, 1) Bobby Bolin, R (9, 1) OBP: 0.053, SLG: 0.053 OBP: 0.333, SLG: 0.333			0-0 1-3		0-0 6-3			0-0 F8	0-0 4-3	3 0 0 0 0 0 1 1 0 0 0 0 0 1 0 0 0 0 0 0 0																												
Inning Stats	R: 0 E: 0 K: 0 S: 3	H: 0 LOB: 0 BB: 0 P: 3	R: 0 E: 0 K: 0 S: 3	H: 0 LOB: 0 BB: 0 P: 3	R: 0 E: 0 K: 0 S: 4	H: 1 LOB: 1 BB: 0 P: 4	R: 0 E: 0 K: 2 S: 7	H: 0 LOB: 0 BB: 0 P: 7	R: 1 E: 0 K: 0 S: 4	H: 1 LOB: 0 BB: 0 P: 4	R: 0 E: 0 K: 0 S: 3	H: 0 LOB: 0 BB: 0 P: 3	R: 3 E: 1 K: 0 S: 5	H: 3 LOB: 1 BB: 1 P: 9	R: 0 E: 0 K: 0 S: 4	H: 1 LOB: 1 BB: 0 P: 4	R: 2 E: 0 K: 0 S: 6	H: 3 LOB: 1 BB: 0 P: 6	1B: 6 2B: 1 3B: 1 HR: 1	SF: 0 SAC: 0 DP: 0 HBP: 0	WP: 0 PB: 0 SB: 1 CS: 0	PA: 36																
PITCHER	IP WLS BF H R ER SO BB IBB HBP BLK WP HR S P ERA WHIP																				PITCHER	IP WLS BF H R ER SO BB IBB HBP BLK WP HR S P ERA WHIP																
Glen Hobbie, R (1, 1) ERA: 3.97	8.0		30	6	4	4	2	1	0	0	0	0	0	1	33	37	4.50	0.875																				
Jim Brewer, L (9, 1) ERA: 4.7	0.2	L	5	3	2	2	0	0	0	0	0	0	0	0	5	5	27.00	4.500																				
Joe Schaffernoth, R (9, 1) ERA: 6.19	0.1		1	0	0	0	0	0	0	0	0	0	0	0	1	1	0.00	0.000																				

San Francisco Giants @ Chicago Cubs
Wrigley Field, Chicago, IL
Sun May 28 1961, 3:33 AM CDT
Att. 13,309 - Cloudy - 69 F

AB	35
R	6
H	9
RBI	5
BB	1
SO	2
LOB	6



livebaseballscorecards.com

Batter	1	2	3	4	5	6	7	8	9	AB	R	H	RBI	BB	SO	LOB
Richie Ashburn, L (1, 8) OBP: 0.275, SLG: 0.222	4-0 L4-3 BB		X 0-0 1-2 BB 1B			X 0-0 F9		X 0-0 1-2 14 HR BB 1B		3	1	2	0	1	0	0
Bob Will, L (1, 9) OBP: 0.345, SLG: 0.294	0-0 P6		X 4-0 1-2 2-3 BB			X 0-0 F7		X 0-0 L7		3	0	0	0	1	0	3
Ron Santo, R (1, 5) OBP: 0.382, SLG: 0.489	0-0 L4-3 1-2		X 0-0 4-3			X 0-0 1B		X 4-0 1-2 2-3 14 HR BB		3	1	1	0	1	0	4
14 Ernie Banks, R (1, 7) OBP: 0.354, SLG: 0.518		X 0-0 P5		X 0-0 G3		X 0-0 P5		X 0-0 1-H 2-H 3-H HR		4	1	1	4	0	0	1
George Altman, L (1, 3) OBP: 0.389, SLG: 0.538		X 0-0 4-3		X 4-0 G4-6-3 BB		X 0-0 G6-4-3 1B		X 0-0 G1		3	0	1	0	1	0	0
Jim Brewer, L (9, 1) Joe Schaffernoth, R (9, 1)										0	0	0	0	0	0	0
Sammy Taylor, L (1, 2) OBP: 0.208, SLG: 0.286		0-3 K		X 0-0 G4-6-3 1-2f		X 0-0 P6		X 0-0 3-1		4	0	0	0	0	1	2
Don Zimmer, R (1, 4) OBP: 0.289, SLG: 0.372			X 0-0 L8		X 0-0 F8		X 0-0 G6-4-3 1-2f		X 0-3 K		4	0	0	0	1	1
Jerry Kindall, R (1, 6) OBP: 0.136, SLG: 0.381			S 0-3 K		X 0-0 F7			X 4-0 BB 14 HR 1B BB		2	0	0	0	0	1	0
Ed Bouchee, L (8, PH) OBP: 0.337, SLG: 0.352								X 0-0 HR		1	2	1	1	1	0	0
Glen Hobbie, R (1, 1) OBP: 0.154, SLG: 0.087			B 4-0 BB 1B BB		X 0-0 4-3			X 0-0 L7		1	0	0	0	1	0	0
Billy Williams, L (8, PH) OBP: 0.295, SLG: 0.372								X 0-3 K		1	0	0	0	0	0	1
Andre Rodgers, R (9, 6) OBP: 0.250, SLG: 0.320								X 0-0 K		1	0	0	0	0	1	0

Inning Stats	R: 0	H: 0	E: 0	K: 0	S: 2	R: 0	H: 0	E: 0	K: 1	S: 5	R: 0	H: 1	E: 0	K: 1	S: 6	R: 0	H: 0	E: 0	K: 0	S: 2	R: 0	H: 0	E: 0	K: 0	S: 3	R: 0	H: 1	E: 0	K: 0	S: 4	R: 0	H: 1	E: 0	K: 0	S: 3	R: 4	H: 2	E: 0	K: 0	S: 5	R: 1	H: 1	E: 0	K: 2	S: 8	1B: 4	2B: 1	3B: 0	HR: 2	SF: 0	SAC: 0	DP: 3	HBP: 0	WP: 0	PB: 0	SB: 0	CS: 0	PA: 36
--------------	------	------	------	------	------	------	------	------	------	------	------	------	------	------	------	------	------	------	------	------	------	------	------	------	------	------	------	------	------	------	------	------	------	------	------	------	------	------	------	------	------	------	------	------	------	-------	-------	-------	-------	-------	--------	-------	--------	-------	-------	-------	-------	--------


PITCHER	IP	WLS	BF	H	R	ER	SO	BB	IBB	HBP	BLK	WP	HR	S	P	ERA	WHIP
Jack Sanford, R (1, 1) ERA: 3.99	7.2		30	4	3	3	2	6	0	0	0	0	0	28	52	3.52	1.304
Stu Miller, R (8, 1) ERA: 2.84	1.0	W	5	2	2	2	1	0	0	0	0	0	2	7	7	18.00	2.000
Bobby Bolin, R (9, 1) ERA: 0.61	0.1	S	1	0	0	0	1	0	0	0	0	0	0	3	3	0.00	0.000

BOTTOM

San Francisco Giants @ Chicago Cubs
Wrigley Field, Chicago, IL

Sun May 28 1961, 3:33 AM CDT
Att. 13,309 - Cloudy - 69 F

AB	30
R	5
H	6
RBI	5
BB	6
SO	4
LOB	12



Batter	1	2	3	4	5	6	7	8	9	AB R H RBI BB SO LOB	TOP									
Don Blasingame, L (1, 4) OBP: 0.267, SLG: 0.260	0-0 F8	0-0 F5		0-0 F7			0-0 4-3		0-3 K	5 0 0 0 0 1 5										
Eddie Kasko, R (1, 6) OBP: 0.356, SLG: 0.355	4-0 1B HR BB		0-0 E8 1B	0-0 F7			0-0 F9		3-H	3 1 1 0 1 0 2										
Vada Pinson, L (1, 8) OBP: 0.346, SLG: 0.469	0-0 1-2 HR 1B		0-3 K		0-0 G4-6-3 1B			4-0 6-3 4-3 BB		3 1 2 0 1 1 1										
Frank Robinson, R (1, 7) OBP: 0.384, SLG: 0.586	0-0 1-H 2-H HR		0-0 F8		0-0 G4-6-3 1-2f		0-0 4-3			4 1 1 3 0 0 3										
Gene Freese, R (1, 5) OBP: 0.300, SLG: 0.405	0-0 P4		0-0 5-3		0-0 5-3		0-0 6-3			4 0 0 0 0 0 2										
Wally Post, R (1, 9) OBP: 0.378, SLG: 0.512	0-3 K			0-0 1B 1B		0-0 F8		0-0 6-3		4 1 1 0 0 1 1										
Dick Gernert, R (1, 3) OBP: 0.467, SLG: 0.583		4-0 SH1-4 BB		0-0 FC1-5 1-3 1B		0-0 P5		4-0 2B BB		2 0 1 0 2 0 0										
Elio Chacon, R (9, PR) OBP: 0.385, SLG: 0.200										0 1 0 0 0 0 0										
Gordy Coleman, L (9, 3) OBP: 0.301, SLG: 0.475										0 0 0 0 0 0 0										
Jerry Zimmerman, R (1, 2) OBP: 0.308, SLG: 0.286		0-0 P6		0-0 FC1-5 1-2 3-H 1B		0-0 3-1		0-0 G3 1-H K 2B		4 0 2 2 0 0 1										
Ken Hunt, R (1, 1) OBP: 0.176, SLG: 0.188		0-0 SH1-4		0-0 FC1-5 1-2 2-3f		0-0 5-3		0-0 G3 2-3		3 0 0 0 0 0 4										
Inning Stats	R: 3 E: 0 K: 1 S: 7	H: 2 LOB: 0 BB: 1 P: 11	R: 0 E: 0 K: 0 S: 3	H: 0 LOB: 1 BB: 1 P: 7	R: 0 E: 1 K: 1 S: 6	H: 1 LOB: 1 BB: 0 P: 6	R: 1 E: 0 K: 0 S: 6	H: 3 LOB: 2 BB: 0 P: 6	R: 0 E: 0 K: 0 S: 3	H: 0 LOB: 0 BB: 0 P: 3	R: 0 E: 0 K: 0 S: 3	H: 0 LOB: 0 BB: 0 P: 3	R: 0 E: 0 K: 0 S: 3	H: 0 LOB: 1 BB: 1 P: 7	R: 1 E: 0 K: 1 S: 5	H: 1 LOB: 2 BB: 1 P: 9	1B: 6 2B: 1 3B: 0 HR: 1	SF: 0 SAC: 1 DP: 1 HBP: 0	WP: 0 PB: 0 SB: 0 CS: 0	PA: 37
PITCHER	IP WLS BF H R ER SO BB IBB HBP BLK WP HR S P ERA WHIP																			
Mike McCormick, L (1, 1) ERA: 2.65	4.0 L 21 7 4 4 2 2 0 0 0 0 0 1 23 31 9.00 2.250																			
Eddie Fisher, R (5, 1) ERA: 2.68	1.0 2 0 0 0 0 0 0 0 0 0 0 0 2 2 0.00 0.000																			
Jim Duffalo, R (6, 1) ERA: 4.41	2.0 6 0 0 0 0 0 0 0 0 0 0 0 6 6 0.00 0.000																			
Stu Miller, R (8, 1) ERA: 3.0	2.0 8 1 1 1 1 2 0 0 0 0 0 0 8 16 4.50 1.500																			

Cincinnati Reds @ San Francisco Giants
 Candlestick Park, San Francisco, CA
 Mon May 29 1961, 6:33 AM EDT
 Att: 10,852 - Unknown

AB	32
R	5
H	8
RBI	5
BB	4
SO	3
LOB	19



WP: 0	PA: 37
PB: 0	
SB: 0	
CS: 0	

PITCHER	IP	WLS	BF	H	R	ER	SO	BB	IBB	HBP	BLK	WP	HR	S	P	ERA	WHIP
Mike McCormick, L	4.0	L	21	7	4	4	2	2	0	0	0	0	1	23	31	9.00	2.250
Eddie Fisher, R	1.0		2	0	0	0	0	0	0	0	0	0	0	2	2	0.00	0.000
Jim Duffalo, R	2.0		6	0	0	0	0	0	0	0	0	0	0	6	6	0.00	0.000
Stu Miller, R	2.0		8	1	1	1	1	2	0	0	0	0	0	8	16	4.50	1.500

Batter	1	2	3	4	5	6	7	8	9	AB	R	H	RBI	BB	SO	LOB
Felipe Alou, R OBP: 0.338, SLG: 0.440 (1, 9) X	0-0 F7 ①		X 0-0 CS 1B ②		X 0-0 FC6-4 ②			X 0-0 P6 ①		4	0	1	1	0	0	1
Harvey Kuenn, R OBP: 0.336, SLG: 0.351 (1, 5) X	0-0 1-3 ②		S S S 0-3 K ②		X 0-0 4-3 ③			B B B B 4-0 BB		3	0	0	0	1	1	2
Willie Mays, R OBP: 0.398, SLG: 0.554 (1, 8) X	0-0 2B		0-0 CS ③	0-0 6-3 ①		X 0-0 CS 1B		S S S 0-3 K ②		4	0	2	0	0	1	1
Willie McCovey, L OBP: 0.256, SLG: 0.400 (1, 3) X	0-0 4-3 ③			X 0-0 1B		X 0-0 F8 ①		X 0-0 L4 ③		4	0	1	0	0	0	3
Orlando Cepeda, R OBP: 0.311, SLG: 0.579 (1, 7)		0-3 K ①		S S S 0-3 K ②		X 0-0 6-3 ③		X 0-0 F7 ①		4	0	0	0	0	2	2
Ed Bailey, L OBP: 0.307, SLG: 0.368 (1, 2)		B B B B 4-0 BB		X 0-0 F8 ③			X 0-0 4-3 ①	X 0-0 3-1 ②		3	0	0	0	1	0	1
Chuck Hiller, L OBP: 0.266, SLG: 0.256 (1, 4)		0-3 K ②			X 0-0 F8 1B FC6-4 1B		0-3 K ②	X 0-0 F9 ③		4	1	1	0	0	2	1
Jose Pagan, R OBP: 0.299, SLG: 0.366 (1, 6)		0-3 K ③			X 0-0 FC6-4 1B		X 0-0 2B			1	0	0	0	0	1	1
Eddie Bressoud, R OBP: 0.212, SLG: 0.375 (3, 6)					X 0-0 F8 ①		X 0-0 F2 ③			2	0	2	0	0	0	0
Mike McCormick, L OBP: 0.263, SLG: 0.222 (1, 1)			X 0-0 P6 ①							1	0	0	0	0	0	0
Eddie Fisher, R OBP: 0.167, SLG: 0.333 (5, 1)										0	0	0	0	0	0	0
Jim Marshall, L OBP: 0.300, SLG: 0.250 (5, PH)										1	0	0	0	0	0	2
Jim Duffalo, R OBP: 0.250, SLG: 0.500 (6, 1)										0	0	0	0	0	0	0
Tom Haller, L OBP: 0.267, SLG: 0.297 (7, PH)										1	0	0	0	0	0	1
Stu Miller, R (8, 1)										0	0	0	0	0	0	0

Inning Stats	R: 0	H: 1	E: 0	LOB: 1	K: 0	BB: 0	S: 4	P: 4	R: 0	H: 0	E: 0	LOB: 1	K: 3	BB: 1	S: 9	P: 13	R: 0	H: 1	E: 0	LOB: 0	K: 1	BB: 0	S: 5	P: 5	R: 0	H: 1	E: 0	LOB: 1	K: 1	BB: 0	S: 6	P: 6	R: 1	H: 2	E: 0	LOB: 1	K: 0	BB: 0	S: 5	P: 5	R: 0	H: 1	E: 0	LOB: 0	K: 0	BB: 0	S: 3	P: 3	R: 0	H: 1	E: 0	LOB: 1	K: 1	BB: 0	S: 6	P: 6	R: 0	H: 0	E: 0	LOB: 1	K: 1	BB: 1	S: 5	P: 9	R: 0	H: 0	E: 0	LOB: 0	K: 0	BB: 0	S: 3	P: 3	1B: 5	SF: 0	2B: 2	SAC: 0	3B: 0	DP: 0	HR: 0	HBP: 0	WP: 0	PA: 35	ERA: 2.44	WHIP: 1.000	ERA: 1.00	WHIP: 1.000
PITCHER Ken Hunt, R ERA: 2.44 (1, 1)	IP	WLS	BF	H	R	ER	SO	BB	IBB	HBP	BLK	WP	HR	S	P	ERA	WHIP	IP	WLS	BF	H	R	ER	SO	BB	IBB	HBP	BLK	WP	HR	S	P	ERA	WHIP	IP	WLS	BF	H	R	ER	SO	BB	IBB	HBP	BLK	WP	HR	S	P	ERA	WHIP																																			

BOTTOM

Cincinnati Reds @ San Francisco Giants
Candlestick Park, San Francisco, CA

Mon May 29 1961, 6:33 AM EDT
Att. 10,852 - Unknown

livebaseballscorecards.com

AB	32
R	1
H	7
RBI	1
BB	2
SO	7
LOB	15



Batter	1	2	3	4	5	6	7	8	9	AB R H RBI BB SO LOB	TOP	
Eddie Kasko, R OBP: 0.358, SLG: 0.367 (1, 6) X	0-0 G6-3 1B		0-0 F7	0-3 K			0-3 K		0-0 E 2B	5 1 2 0 0 2 2		
Don Blasingame, L OBP: 0.281, SLG: 0.287 (1, 4) X	0-0 G6-3 1-2f		0-0 3B		0-0 G3			0-0 1B SF8 1B	4-0 E BB	4 1 2 0 1 0 1		
Vada Pinson, L OBP: 0.348, SLG: 0.487 (1, 8) X	0-0 HR		0-3 K		0-0 F9			0-0 SF8 BB 1B	0-0 F8	5 2 2 1 0 1 3		
Frank Robinson, R OBP: 0.387, SLG: 0.578 Elio Chacon, R OBP: 0.357, SLG: 0.182 (1, 7) S S S (8, PR) (8, 9)	0-3 K		4-0 BB		0-0 F7			1-0 BB BB HBP	0-0 P4	2 0 0 0 1 1 0 1 0 0 0 0 0 2		
Gus Bell, L OBP: 0.239, SLG: 0.317 (1, 9) (8, 7)		0-0 F7	0-0 F8		0-0 F8			0-0 SF8	0-0 E5	4 0 0 1 0 0 3		
Gordy Coleman, L OBP: 0.297, SLG: 0.462 (1, 3)		0-0 6-3		0-0 1-3		0-0 P4		4-0 BB BB	0-0 4-3	4 0 0 0 1 0 2		
Gene Freese, R OBP: 0.299, SLG: 0.420 (1, 5)		0-0 5-3		0-0 HR		0-0 F3		0-3 K		4 1 1 1 0 1 3		
Jerry Zimmerman, R OBP: 0.372, SLG: 0.368 (1, 2)			0-0 HR 2B	0-0 1B			0-0 CS 1B	4-0 BB		3 1 3 1 1 0 0		
Jim Maloney, L OBP: 0.333, SLG: 0.625 Jim Brosnan, R Bill Henry, L (1, 1) (6, 1) (9, 1)			0-0 HR	0-0 B1			0-3 K	0-3 K		2 1 1 2 0 0 1 2 0 0 0 0 2 4 0 0 0 0 0 0 0		
Inning Stats	R: 1 E: 0 K: 1 S: 6 H: 2 LOB: 0 BB: 0 P: 6	R: 0 E: 0 K: 0 S: 3 H: 0 LOB: 0 BB: 0 P: 3	R: 2 E: 0 K: 1 S: 8 H: 3 LOB: 2 BB: 1 P: 12	R: 1 E: 0 K: 1 S: 7 H: 2 LOB: 1 BB: 0 P: 7	R: 0 E: 0 K: 0 S: 3 H: 0 LOB: 0 BB: 0 P: 3	R: 0 E: 0 K: 0 S: 3 H: 0 LOB: 0 BB: 0 P: 3	R: 0 E: 0 K: 2 S: 7 H: 1 LOB: 1 BB: 0 P: 7	R: 2 E: 0 K: 2 S: 9 H: 2 LOB: 3 BB: 2 P: 18	R: 1 E: 1 K: 0 S: 5 H: 1 LOB: 2 BB: 1 P: 9	1B: 5 2B: 3 3B: 1 HR: 3 SF: 1 SAC: 0 DP: 2 HBP: 1	WP: 0 PB: 0 SB: 0 CS: 1 PA: 42	
PITCHER	IP WLS BF H R ER SO BB IBB HBP BLK WP HR S P ERA WHIP											
Sam Jones, R ERA: 4.53 (1, 1)	2.2 L 13 5 3 3 2 1 0 0 0 0 0 2 16 20 10.12 2.250											
Eddie Fisher, R ERA: 2.67 (3, 1)	3.1 12 2 1 1 1 0 0 0 0 0 0 1 14 14 2.70 0.600											
Jim Duffalo, R ERA: 5.19 (7, 1)	1.0 6 3 2 2 2 0 0 1 0 0 0 0 9 10 18.00 3.000											
Bobby Bolin, R ERA: 0.54 (8, 1)	2.0 11 1 1 0 2 3 0 0 0 0 0 0 12 24 0.00 2.000											

Cincinnati Reds @ San Francisco Giants
Candlestick Park, San Francisco, CA
Tue May 30 1961, 6:33 AM EDT
Unknown

livebaseballscorecards.com

AB	36
R	7
H	11
RBI	6
BB	4
SO	7
LOB	21



Batter	1	2	3	4	5	6	7	8	9	AB R H RBI BB SO LOB
Felipe Alou, R OBP: 0.340, SLG: 0.434 (1, 9) X	0-0 6-3 ①		4-0 BB		0-0 1B		0-0 F9 ①		0-3 K ②	4 0 1 0 1 1 0
Chuck Hiller, L OBP: 0.271, SLG: 0.281 (1, 4) B B B	4-0 1B BB		0-0 F8 ①		0-0 F8 ③		0-0 F8 ②		0-0 HR	4 1 1 1 1 0 2
Matty Alou, L OBP: 0.481, SLG: 0.667 (1, 8) X Willie Mays, R OBP: 0.401, SLG: 0.577 (9, PH)	0-0 F8 ②		0-0 F9 ②			0-0 HR	0-0 G3 ③		0-0 HR	4 1 1 1 0 0 2 1 1 1 1 0 0 0
Willie McCovey, L OBP: 0.261, SLG: 0.400 (1, 3) X	0-0 1-3 1B		0-3 K ③			0-0 1B FC3-6 1B		0-0 3-1 ① X	0-0 F5 ③	5 1 2 0 0 1 1
Orlando Cepeda, R OBP: 0.309, SLG: 0.571 (1, 7) X	0-0 F7 ③			0-0 F9 ①		0-0 FC3-6 BB 1B		0-0 1-3		4 0 1 0 0 0 2
Ed Bailey, L OBP: 0.315, SLG: 0.365 (1, 2) B B B Jose Pagan, R OBP: 0.296, SLG: 0.363 (6, PR) (7, 6)		4-0 BB		0-3 K ②		4-0 1-2 BB		0-0 3-1 ③		1 0 0 0 2 1 0 1 0 0 0 0 0 0
Jim Davenport, R OBP: 0.398, SLG: 0.524 (1, 5) X		0-0 FC1 FC5-4		0-3 K ③		0-3 K ①			0-0 BLK 3B	4 1 1 0 0 2 4
Eddie Bressoud, R OBP: 0.200, SLG: 0.353 (1, 6) X Jim Marshall, L OBP: 0.273, SLG: 0.222 (6, PH) Hobie Landrith, L OBP: 0.429, SLG: 0.643 (7, 2)		0-0 FC5-4 ① ②			0-0 5-3 ① X	0-0 FC3-6 ②			0-0 HR	2 0 0 0 0 0 2 1 0 0 1 0 0 2 1 1 1 1 0 0 0
Sam Jones, R OBP: 0.235, SLG: 0.313 (1, 1) S S S Eddie Fisher, R OBP: 0.143, SLG: 0.286 (3, 1) S S S Harvey Kuenn, R OBP: 0.333, SLG: 0.348 (6, PH) S S S Jim Duffalo, R OBP: 0.250, SLG: 0.500 (7, 1) S S S Bobby Bolin, R OBP: 0.333, SLG: 0.333 (8, 1) S S S Joey Amalfitano, R OBP: 0.286, SLG: 0.308 (9, PH) S S S		0-3 K ③			0-0 F3 ② X	0-0 P6 ③			0-0 F2 ①	1 0 0 0 0 0 1 1 1 0 0 0 0 0 0 0 1 0 0 0 0 0 0 2 0 0 0 0 0 0 0 0 0 0 0 0 0 0 0 0 1 0 0 0 0 0 0 0

Inning Stats	R: 0	H: 1	E: 0	K: 0	S: 4	LOB: 2	BB: 1	P: 8	R: 0	H: 0	E: 1	K: 1	S: 5	LOB: 1	BB: 1	P: 9	R: 0	H: 0	E: 0	K: 1	S: 5	LOB: 1	BB: 1	P: 9	R: 0	H: 0	E: 0	K: 2	S: 7	LOB: 0	BB: 0	P: 7	R: 0	H: 1	E: 0	K: 0	S: 4	LOB: 1	BB: 0	P: 4	R: 2	H: 3	E: 0	K: 1	S: 8	LOB: 2	BB: 1	P: 12	R: 0	H: 0	E: 0	K: 0	S: 3	LOB: 0	BB: 0	P: 3	R: 0	H: 0	E: 0	K: 0	S: 3	LOB: 0	BB: 0	P: 3	R: 4	H: 4	E: 0	K: 1	S: 9	LOB: 0	BB: 0	P: 9	1B: 4	2B: 0	3B: 1	HR: 4	SF: 0	SAC: 0	DP: 1	HBP: 0	WP: 0	PA: 40
PITCHER	IP	WLS	BF	H	R	ER	SO	BB	IBB	HBP	BLK	WP	HR	S	P	ERA	WHIP																																																																	
Jim Maloney, R ERA: 3.6 (1, 1)	5.0		24	5	2	2	4	4	0	0	0	0	1	28	44	3.60	1.800																																																																	
Jim Brosnan, R ERA: 2.55 (6, 1)	3.2		14	3	3	3	2	0	0	0	1	0	2	18	18	7.36	0.818																																																																	
Bill Henry, L ERA: 2.51 (9, 1)	0.1	S	2	1	1	1	0	0	0	0	0	0	1	2	2	27.00	3.000																																																																	

BOTTOM

Cincinnati Reds @ San Francisco Giants
Candlestick Park, San Francisco, CA
Tue May 30 1961, 6:33 AM EDT
Unknown

livebaseballscorecards.com

AB	36
R	6
H	9
RBI	5
BB	4
SO	6
LOB	18



Batter	1	2	3	4	5	6	7	8	9	AB R H RBI BB SO LOB	TOP	
Eddie Kasko, R (1, 6) OBP: 0.369, SLG: 0.373	0-0 4-3		4-0 1B BB	0-0 1B		0-0 1B		0-0 F9		4 1 2 0 1 0 0		
Don Blasingame, L (1, 4) OBP: 0.294, SLG: 0.301	0-0 G3		0-0 FC3 SF8 1B	0-0 1B		0-0 P6		0-0 WP 1B		5 1 3 0 0 0 1		
Vada Pinson, L (1, 8) OBP: 0.349, SLG: 0.484	0-3 K		0-0 FC3 FC4-6 1B	0-0 F7			0-0 4-3 2B 1B	0-0 L9		5 2 2 2 0 1 3		
Frank Robinson, R (1, 7) OBP: 0.382, SLG: 0.569 Jerry Lynch, L (5, PH) OBP: 0.409, SLG: 0.842 (5, 7) Pete Whisenant, R (9, 7)	0-3 K	0-0 K	0-0 FC3 FC4-6		0-0 4-3		0-0 1-3	0-0 F7		2 0 0 0 0 1 2 3 0 0 0 0 0 2 0 0 0 0 0 0 0		
Gus Bell, L (1, 9) OBP: 0.247, SLG: 0.310	4-0 2B 6-3 BB		0-0 SF8		0-0 P4		0-0 4-3	4-0 BB		2 1 0 1 2 0 1		
Gordy Coleman, L (1, 3) OBP: 0.307, SLG: 0.480	0-0 1-3 2B		0-0 FC4-6		0-0 1B		0-0 2B	0-0 F7		5 0 3 2 0 0 3		
Gene Freese, R (1, 5) OBP: 0.292, SLG: 0.410	0-0 6-3		0-0 4-3		0-0 F9		0-0 F2			4 0 0 1 0 0 4		
Jerry Zimmerman, R (1, 2) OBP: 0.383, SLG: 0.381	0-0 6-3			0-0 1B 1B		0-3 K		0-0 G6-3 1B		4 0 2 0 0 1 1		
Jim O'Toole, S (1, 1) OBP: 0.269, SLG: 0.280 Bob Purkey, R (9, 1) OBP: 0.167, SLG: 0.136			0-0 1B BB 1B		0-0 B5		0-3 K	0-0 G6-3		4 1 1 0 0 1 2 0 0 0 0 0 0 0		
Inning Stats	R: 0 E: 0 K: 1 S: 5 H: 0 LOB: 0 BB: 0 P: 5	R: 1 E: 0 K: 1 S: 6 H: 1 LOB: 1 BB: 1 P: 10	R: 4 E: 0 K: 0 S: 7 H: 3 LOB: 1 BB: 1 P: 11	R: 0 E: 0 K: 0 S: 5 H: 3 LOB: 2 BB: 0 P: 5	R: 0 E: 0 K: 0 S: 4 H: 1 LOB: 1 BB: 0 P: 4	R: 0 E: 0 K: 2 S: 8 H: 1 LOB: 1 BB: 0 P: 8	R: 1 E: 0 K: 0 S: 5 H: 2 LOB: 1 BB: 0 P: 5	R: 0 E: 0 K: 0 S: 3 H: 1 LOB: 0 BB: 0 P: 3	R: 0 E: 0 K: 0 S: 4 H: 1 LOB: 2 BB: 1 P: 8	1B: 11 2B: 2 3B: 0 HR: 0 SF: 1 SAC: 0 DP: 1 HBP: 0	WP: 1 PB: 0 SB: 0 CS: 0 PA: 42	
PITCHER	IP WLS BF H R ER SO BB IBB HBP BLK WP HR S P ERA WHIP											
Juan Marichal, R (1, 1) ERA: 3.99	4.0 L 21 7 5 5 2 2 0 0 0 0 0 0 23 31 11.25 2.250											
Stu Miller, R (5, 1) ERA: 2.74	2.0 8 2 0 0 2 0 0 0 0 0 0 0 12 12 0.00 1.000											
Jim Duffalo, R (7, 1) ERA: 4.87	3.0 13 4 1 1 0 1 0 0 0 1 0 12 16 3.00 1.667											

Cincinnati Reds @ San Francisco Giants
Candlestick Park, San Francisco, CA

Tue May 30 1961, 6:38 AM EDT
Att: 41,692 - Unknown

livebaseballscorecards.com

AB 38
R 6
H 13
RBI 6
BB 3
SO 4
LOB 19



Batter	1	2	3	4	5	6	7	8	9	AB R H RBI BB SO LOB
Felipe Alou, R OBP: 0.343, SLG: 0.444 (1, 9) X	0-0 L5-4 1B 1B		0-0 F8			0-0 F9	0-0 F8		4-0 1B IBB	4 0 1 0 1 0 1
Joey Amalfitano, R OBP: 0.333, SLG: 0.326 (1, 4) X	0-0 1-2 1B			0-0 F9		4-0 2B BB		0-0 4-3	0-0 1-2 2-3 3-H 1B	4 1 2 1 1 0 0
Willie Mays, R OBP: 0.398, SLG: 0.570 (1, 8) X	0-0 L5-4 2-3			0-0 G3		0-0 BB 1-3 2-H 2B		0-0 E1 1B		4 0 2 1 0 0 2
Orlando Cepeda, R OBP: 0.305, SLG: 0.546 (1, 3) S S S	0-3 K			0-0 F7		4-0 BB IBB		4-0 G1-6-3 IBB		2 0 0 0 2 1 1
Harvey Kuenn, R OBP: 0.328, SLG: 0.336 (1, 7) X		0-0 6-3			0-0 1-3	0-3 K		0-0 G1-6-3 1-2f		4 0 0 0 0 1 5
Jim Davenport, R OBP: 0.425, SLG: 0.528 (1, 5) B B B B		4-0 CS BB			0-0 F9	4-0 1-2 2-3 3-H BB		4-0 WP 1B BB		1 1 0 1 3 0 0
Jose Pagan, R OBP: 0.293, SLG: 0.364 (1, 6) S S S		0-3 K 1-2			0-0 2B	0-0 F7		0-0 1B WP 1B		4 0 2 0 0 1 4
Ed Bailey, L OBP: 0.306, SLG: 0.353 (1, 2) S S S			0-3 K		0-0 P3		0-0 F9	0-0 F2		3 0 0 0 0 1 1 1 0 0 0 0 0 2
Jim Marshall, L OBP: 0.250, SLG: 0.200 (9, PH) S S S			0-3 K			0-0 E6 2B	0-0 4-3	0-0 5-3 1-2 2-3		1 0 0 0 0 1 0 1 1 0 0 0 0 0 0 0 0 0 0 0 0 1 0 0 0 0 0 0 1 0 0 0 0 0 2

Inning Stats	R: 0 E: 0 K: 1 S: 6	H: 2 LOB: 1 BB: 0 P: 6	R: 0 E: 0 K: 1 S: 4	H: 0 LOB: 1 BB: 1 P: 8	R: 0 E: 0 K: 2 S: 7	H: 0 LOB: 0 BB: 0 P: 7	R: 0 E: 0 K: 0 S: 3	H: 0 LOB: 0 BB: 0 P: 3	R: 0 E: 0 K: 0 S: 4	H: 1 LOB: 1 BB: 0 P: 4	R: 2 E: 1 K: 1 S: 7	H: 1 LOB: 3 BB: 3 P: 19	R: 0 E: 0 K: 0 S: 3	H: 0 LOB: 0 BB: 0 P: 3	R: 0 E: 1 K: 0 S: 3	H: 1 LOB: 1 BB: 1 P: 7	R: 1 E: 0 K: 0 S: 4	H: 2 LOB: 3 BB: 2 P: 12	1B: 5 2B: 4 3B: 0 HR: 0	SF: 0 SAC: 0 DP: 3 HBP: 0	WP: 1 PB: 0 SB: 0 CS: 1	PA: 38
--------------	------------------------------	---------------------------------	------------------------------	---------------------------------	------------------------------	---------------------------------	------------------------------	---------------------------------	------------------------------	---------------------------------	------------------------------	----------------------------------	------------------------------	---------------------------------	------------------------------	---------------------------------	------------------------------	----------------------------------	----------------------------------	------------------------------------	----------------------------------	--------

PITCHER	IP	WLS	BF	H	R	ER	SO	BB	IBB	HBP	BLK	WP	HR	S	P	ERA	WHIP
Curt Simmons, L ERA: 3.2 (1, 1)	8.0	L	34	6	3	1	5	4	2	0	0	0	0	38	62	1.12	1.250
Mickey McDermott, L ERA: 1.5 (9, 1)	0.2		4	1	0	0	0	0	1	0	0	1	0	3	7	0.00	1.500

BOTTOM

St. Louis Cardinals @ San Francisco Giants
Candlestick Park, San Francisco, CA

livebaseballscorecards.com

AB	31
R	3
H	7
RBI	3
BB	7
SO	5
LOB	18



WP	1	PA	38
ERA		WHIP	

Wed May 31 1961, 6:33 AM EDT
Att. 6,288 - Unknown

Batter	1	2	3	4	5	6	7	8	9	AB R H RBI BB SO LOB	TOP		
Julian Javier, R (1, 4) OBP: 0.313, SLG: 0.336	0-0 6-3		0-0 P4		0-0 1B BB 1B	0-0 3-1 1B		0-3 K		5 1 2 1 0 1 0			
Joe Cunningham, L (1, 9) Curt Flood, R (6, 8) OBP: 0.435, SLG: 0.425 OBP: 0.358, SLG: 0.403	1-0 FC5-4 HBP		0-0 6-3		4-0 1B 1B BB	0-0 3-1 1-2		0-3 K	2 1 0 0 1 0 1 1 0 0 0 0 1 0				
Bill White, L (1, 3) OBP: 0.340, SLG: 0.380	0-0 F8		0-3 K		0-0 1B 1B	0-0 G3		0-3 K	5 1 1 1 0 2 2				
Ken Boyer, R (1, 5) OBP: 0.380, SLG: 0.490	0-0 FC5-4 1-2f			0-0 5-3	0-0 1B SF9 1B		0-0 F9	0-0 1B	5 1 2 2 0 0 1				
Stan Musial, L (1, 7) Don Taussig, R (7, PR) OBP: 0.393, SLG: 0.490 OBP: 0.448, SLG: 0.692		0-0 F8		0-3 K	0-0 1B 1-3 2-H		4-0 BB	0-0 P6	3 0 1 1 1 1 0 1 0 0 0 0 0 1				
Carl Warwick, R (1, 8) OBP: 0.381, SLG: 0.077		4-0 3B BB		4-0 BB	0-0 SF9		0-0 F8		1 1 0 1 2 0 1				
Alex Grammas, R (1, 6) OBP: 0.281, SLG: 0.345		0-0 1-H CS 3B		0-0 1-3	0-0 1-3		0-0 F2		4 0 1 1 0 0 3				
Hal Smith, R (1, 2) OBP: 0.278, SLG: 0.262		4-0 3-H BB			0-0 5-3	0-0 1B 2B		0-0 6-3	3 1 1 0 1 0 0				
Ernie Broglio, R (1, 1) Lindy McDaniel, R (7, 1) Al Cicotte, R (9, 1) OBP: 0.188, SLG: 0.172		0-0 5-3			0-0 BB 1B 1B	0-3 K		0-0 F3	3 1 1 0 0 1 2 1 0 0 0 0 0 0 0 0 0 0 0 0 0				
Inning Stats	R: 0 H: 0 E: 0 LOB: 1 K: 0 BB: 0 S: 3 P: 4	R: 1 H: 1 E: 0 LOB: 1 K: 0 BB: 2 S: 3 P: 11	R: 0 H: 0 E: 0 LOB: 0 K: 1 BB: 0 S: 5 P: 5	R: 0 H: 0 E: 0 LOB: 1 K: 1 BB: 1 S: 5 P: 9	R: 5 H: 5 E: 0 LOB: 1 K: 0 BB: 1 S: 8 P: 12	R: 1 H: 2 E: 0 LOB: 1 K: 1 BB: 0 S: 7 P: 7	R: 0 H: 0 E: 0 LOB: 1 K: 0 BB: 1 S: 3 P: 7	R: 0 H: 0 E: 0 LOB: 0 K: 1 BB: 0 S: 5 P: 5	R: 0 H: 1 E: 0 LOB: 1 K: 2 BB: 0 S: 8 P: 8	1B: 7 SF: 1 2B: 1 SAC: 0 3B: 1 DP: 0 HR: 0 HBP: 1	WP: 0 PA: 41 PB: 0 SB: 0 CS: 1		
PITCHER	IP WLS BF H R ER SO BB IBB HBP BLK WP HR S P ERA WHIP											PITCHER	IP WLS BF H R ER SO BB IBB HBP BLK WP HR S P ERA WHIP
Mike McCormick, L (1, 1) ERA: 3.34	4.1 L 23 6 6 6 2 4 0 1 0 0 0 0 22 39 12.46 2.308												
Jim Duffalo, R (5, 1) ERA: 4.71	0.2 2 0 0 0 0 0 0 0 0 0 0 0 2 2 0.00 0.000												
Eddie Fisher, R (6, 1) ERA: 2.89	1.0 5 2 1 1 1 0 0 0 0 0 0 0 7 7 9.00 2.000												
Bobby Bolin, R (7, 1) ERA: 0.48	2.0 7 0 0 0 0 1 1 0 0 0 0 0 8 12 0.00 0.500												
Sam Jones, R (9, 1) ERA: 4.45	1.0 4 1 0 0 0 2 0 0 0 0 0 0 8 8 0.00 1.000												

St. Louis Cardinals @ San Francisco Giants
 Candlestick Park, San Francisco, CA
 Thu Jun 01 1961, 6:33 AM EDT
 Att. 5,848 - Unknown

livebaseballscorecards.com

AB 34
 R 7
 H 9
 RBI 7
 BB 5
 SO 6
 LOB 11



BOTTOM

San Francisco Giants @ Los Angeles Dodgers
Los Angeles Memorial Coliseum, Los Angeles, CA

Fri Jun 02 1961, 10:05 PM EDT
Att: 34,717 - Unknown

livebaseballscorecards.com

AB	31
R	6
H	7
RBI	6
BB	8
SO	1
LOB	17



WP	0	PA	42
PB	0		
SB	0		
CS	0		

AB	R	H	RBI	BB	SO	LOB
3	0	0	0	2	0	1
5	1	1	0	0	0	1
4	2	1	1	1	0	1
3	0	1	0	1	0	0
1	1	0	0	0	0	3
4	1	3	4	0	0	0
1	0	0	0	1	0	1
0	0	0	0	2	0	0
4	0	0	0	0	0	6
2	0	0	0	0	1	0
0	0	0	0	1	0	0
1	0	0	0	0	0	0
1	0	0	0	0	0	1
1	1	1	1	0	0	0
0	0	0	0	0	0	0
0	0	0	0	0	0	0
0	0	0	0	0	0	3
1	0	0	0	0	0	0

Batter	1	2	3	4	5	6	7	8	9	10																	
Maury Wills, S OBP: 0.403, SLG: 0.388 (1, 6)	4-2 PO BB			6-3		0-2 G6-3 1-2f		B3		4-1 1B FC5-2 BB																	
Jim Gilliam, S OBP: 0.365, SLG: 0.402 (1, 4) (10, 7)	3-2 L9			B1-3			1-1 F6	2-2 F9		3-2 FC5-2 1B HR																	
Willie Davis, L OBP: 0.341, SLG: 0.547 (1, 8)	2-0 F8			L8			0-1 4-3		0-1 HR	4-0 FC5-2 1B HR																	
Wally Moon, L OBP: 0.491, SLG: 0.664 Bob Aspromonte, R OBP: 0.333, SLG: 0.286 (1, 7) (9, PR) (10, 4)	0-0 PO 1-2	3-1 4-3			1-0 5-3		3-2 2B 1B	4-1 FC6-4 SH BB	3-2 FC5-2 HR	3-2 FC5-2 1B HR																	
Tommy Davis, R OBP: 0.358, SLG: 0.511 (1, 9)				G6-4-3 1B	0-0 6-3		2-2 1-3 2B	1-1 SH IBB	1-2 SH IBB	0-0 HR 1-H 2-H 3-H																	
Gil Hodges, R OBP: 0.328, SLG: 0.464 Norm Larker, L OBP: 0.308, SLG: 0.391 (1, 3) (7, PH) (8, 3)				G6-4-3 1-2f	4-2 BB		4-2 BB	4-1 FC6-4 IBB																			
Daryl Spencer, R OBP: 0.345, SLG: 0.348 (1, 5)					1-1 6-3		1-1 F5	3-2 FC6-4 IBB	3-2 FC6-4 IBB																		
John Roseboro, L OBP: 0.351, SLG: 0.444 Norm Sherry, R OBP: 0.375, SLG: 0.571 (1, 2) (9, PH) (10, 2)					1-0 F7		2-2 G6-3 HBP	1-3 K	4-0 1-2 IBB																		
Roger Craig, R OBP: 0.250, SLG: 0.143 Larry Sherry, R OBP: 0.386, SLG: 0.612 Ron Fairly, L OBP: 0.200, SLG: 0.200 Frank Howard, R OBP: 0.288, SLG: 0.448 Duke Snider, L OBP: 0.321, SLG: 0.370 Ron Perranoski, L OBP: 0.334, SLG: 0.370 (1, 1) (5, 1) (8, PH) (9, 1) (9, PH) (9, PH) (10, 1)					1-2 6-3		0-1 L7	2-2 HR	0-0 L8																		
Inning Stats	R: 0 E: 0 K: 0 S: 7	H: 0 LOB: 0 BB: 1 P: 16	R: 0 E: 0 K: 0 S: 7	H: 1 LOB: 1 BB: 0 P: 12	R: 0 E: 0 K: 0 S: 6	H: 0 LOB: 0 BB: 0 P: 9	R: 0 E: 0 K: 0 S: 6	H: 0 LOB: 0 BB: 0 P: 8	R: 0 E: 0 K: 0 S: 5	H: 0 LOB: 1 BB: 1 P: 11	R: 0 E: 0 K: 0 S: 7	H: 2 LOB: 3 BB: 1 P: 30	R: 1 E: 0 K: 1 S: 11	H: 1 LOB: 0 BB: 0 P: 17	R: 1 E: 1 K: 0 S: 10	H: 1 LOB: 3 BB: 3 P: 26	R: 4 E: 0 K: 0 S: 8	H: 2 LOB: 0 BB: 2 P: 22	1B: 3 2B: 1 3B: 0 HR: 3	SF: 0 SAC: 1 DP: 2 HBP: 1							
PITCHER	IP	WLS	BF	H	R	ER	SO	BB	IBB	HBP	BLK	WP	HR	S	P	ERA	WHIP										
Jack Sanford, R ERA: 3.51 (1, 1)	6.2		23	3	0	0	0	2	0	1	0	0	0	52	85	0.00	0.750										
Bobby Bolin, R ERA: 1.35 (7, 1)	1.1		7	2	2	2	1	1	0	0	0	0	2	18	29	13.50	2.250										
Billy O'Dell, L ERA: 4.88 (9, 1)	0.0		1	0	0	0	0	1	0	0	0	0	0	1	5	∞	∞										
Stu Miller, R ERA: 2.36 (9, 1)	0.2		3	0	0	0	0	0	1	0	0	0	0	6	14	0.00	0.000										
Mike McCormick, L ERA: 3.34 (9, 1)	0.0		1	0	0	0	0	0	1	0	0	0	0	0	4	∞	∞										
PITCHER	IP	WLS	BF	H	R	ER	SO	BB	IBB	HBP	BLK	WP	HR	S	P	ERA	WHIP										
Eddie Fisher, R ERA: 4.08 (9, 1)	0.2		6	2	4	4	0	1	1	0	0	0	1	9	23	54.00	4.500										

Batter	1	2	3	4	5	6	7	8	9	AB R H RBI BB SO LOB	TOP
Felipe Alou, R (1, 9) <small>OBP: 0.344, SLG: 0.464</small>	0-0 4-3	2-1 F9			4-1 G6-4-3 BB		0-1 5-3			3 0 0 0 1 0 3	San Francisco Giants @ Los Angeles Dodgers Los Angeles Memorial Coliseum, Los Angeles, CA Sat Jun 03 1961, 10:05 PM EDT Att: 51,853 - Unknown
Joey Amalfitano, R (1, 4) <small>OBP: 0.327, SLG: 0.320</small>	1-3 K	1-3 K			1-3 K		0-1 G5-4-3 1B		4 0 1 0 0 3 3		
Willie Mays, R (1, 8) <small>OBP: 0.405, SLG: 0.554</small>	4-1 1B BB			0-0 CS 1B	3-2 G6-4-3 1-2f		1-1 G5-4-3 1-2f		3 0 1 0 1 0 2		
Harvey Kuenn, R (1, 7) <small>OBP: 0.326, SLG: 0.333</small>	1-1 FC5-4 1B			0-1 F3		2-1 F8	2-1 F7		4 0 1 0 0 0 1		
Orlando Cepeda, R (1, 3) <small>OBP: 0.309, SLG: 0.548</small>	2-1 FC5-4 1-2f			1-1 CS 1B		1-2 1-3		1-0 5-3	4 0 1 0 0 0 2		
Jim Davenport, R (1, 5) <small>OBP: 0.408, SLG: 0.549</small>		4-1 FC6-4 BB	2-3 K			1-1 HR		1-2 6-3	3 1 1 1 1 1 2		
Jose Pagan, R (1, 6) <small>OBP: 0.302, SLG: 0.369</small>		2-2 FC6-4 BB BLK		3-2 4-3		1-3 K		0-1 2B 1B	4 2 1 0 0 1 1		
Hobie Landrith, L (1, 2) <small>OBP: 0.414, SLG: 0.550</small> Eddie Bressoud, R (9, PH) <small>OBP: 0.200, SLG: 0.359</small> Tom Haller, L (9, 2) <small>OBP: 0.250, SLG: 0.275</small>		4-2 BLK BB		2-2 F2		2-2 F7	0-2 2B	0-2 2B	2 0 0 0 1 0 0 1 0 1 1 0 0 0 0 0 0 0 0 0 0		
Juan Marichal, R (1, 1) <small>OBP: 0.235, SLG: 0.133</small>		4-2 BLK BB		1-3 K		2-3 K			2 0 0 0 1 2 0		
Inning Stats	R: 0 H: 1 E: 0 LOB: 2 K: 1 BB: 1 S: 9 P: 17	R: 1 H: 0 E: 0 LOB: 2 K: 1 BB: 3 S: 18 P: 35	R: 0 H: 2 E: 0 LOB: 1 K: 1 BB: 0 S: 8 P: 11	R: 0 H: 0 E: 0 LOB: 0 K: 1 BB: 0 S: 10 P: 16	R: 0 H: 0 E: 0 LOB: 0 K: 1 BB: 1 S: 8 P: 15	R: 1 H: 1 E: 0 LOB: 0 K: 1 BB: 0 S: 10 P: 15	R: 0 H: 0 E: 0 LOB: 0 K: 1 BB: 0 S: 11 P: 15	R: 0 H: 1 E: 0 LOB: 0 K: 0 BB: 0 S: 6 P: 9	R: 1 H: 2 E: 0 LOB: 1 K: 0 BB: 0 S: 9 P: 11	1B: 5 SF: 0 2B: 1 SAC: 0 3B: 0 DP: 2 HR: 1 HBP: 0	WP: 0 PA: 35 PB: 0 SB: 0 CS: 2
PITCHER Sandy Koufax, L (1, 1) <small>ERA: 3.07</small>	IP WLS BF H R ER SO BB IBB HBP BLK WP HR S P ERA WHIP 9.0 W 35 7 3 3 7 5 0 0 1 0 1 89 144 3.00 1.333										



Batter	1	2	3	4	5	6	7	8	9	AB R H RBI BB SO LOB	TOP	
Felipe Alou, R (1, 9) <small>OBP: 0.353, SLG: 0.488</small>	0-1 		0-0 		0-0 F3 		1-0 		4 2 3 2 0 0 0	San Francisco Giants @ Los Angeles Dodgers Los Angeles Memorial Coliseum, Los Angeles, CA Sun Jun 04 1961, 6:33 AM EDT Att. 47,463 - Unknown		
Willie Mays, R (1, 8) <small>OBP: 0.402, SLG: 0.552</small>	0-0 		1-3 		0-1 6-3 		2-2 F2 	4 1 1 1 0 1 1				
Willie McCovey, L (1, 3) <small>OBP: 0.275, SLG: 0.409</small>	3-2 F7 		4-1 		1-1 F7 		1-1 F8 	3 0 0 0 1 0 1				
Orlando Cepeda, R (1, 7) <small>OBP: 0.313, SLG: 0.547</small>	1-0 		3-3 K 		2-1 4-3 		2-2 	4 0 2 1 0 1 2				
Ed Bailey, L (1, 2) <small>OBP: 0.296, SLG: 0.339</small>	1-0 G4-6-3 		0-1 F7 		1-0 		0-0 F8 	4 0 1 0 0 0 4				
Jim Davenport, R (1, 5) <small>OBP: 0.395, SLG: 0.528</small>		2-1 5-3 		2-1 F3 		0-3 	1-2 CS 	4 0 0 0 0 1 1				
Chuck Hiller, L (1, 4) <small>OBP: 0.301, SLG: 0.302</small>		1-2 1-3 		2-2 F8 		4-0 	4-2 	2 1 0 0 2 0 0				
Jose Pagan, R (1, 6) <small>OBP: 0.301, SLG: 0.365</small>		0-0 		2-3 K 		0-2 L7 	1-3 K 	4 0 1 0 0 2 2				
Sam Jones, R (1, 1) <small>OBP: 0.211, SLG: 0.278</small> Stu Miller, R (7, 1)		0-1 1-3 		0-2 1-3 		0-1 SH1-4 	1-3 K 	2 0 0 0 0 0 1 1 0 0 0 0 1 1				
Inning Stats	R: 2 H: 3 E: 0 LOB: 0 K: 0 BB: 0 S: 8 P: 13	R: 0 H: 1 E: 0 LOB: 1 K: 0 BB: 0 S: 9 P: 12	R: 0 H: 1 E: 0 LOB: 2 K: 2 BB: 1 S: 11 P: 19	R: 0 H: 0 E: 0 LOB: 0 K: 1 BB: 0 S: 14 P: 20	R: 0 H: 0 E: 0 LOB: 0 K: 0 BB: 0 S: 7 P: 7	R: 0 H: 1 E: 0 LOB: 1 K: 1 BB: 0 S: 8 P: 12	R: 2 H: 1 E: 0 LOB: 0 K: 0 BB: 1 S: 9 P: 16	R: 0 H: 1 E: 0 LOB: 0 K: 2 BB: 1 S: 11 P: 14	R: 0 H: 0 E: 0 LOB: 1 K: 2 BB: 1 S: 14 P: 21	1B: 6 SF: 0 2B: 1 SAC: 1 3B: 0 DP: 1 HR: 1 HBP: 0	WP: 0 PA: 37 PB: 0 SB: 1 CS: 1	
PITCHER Stan Williams, R (1, 1) <small>ERA: 4.15</small> Larry Sherry, R (8, 1) <small>ERA: 4.0</small>	IP WLS BF H R ER SO BB IBB HBP BLK WP HR S P ERA WHIP 7.0 L 29 7 4 4 4 2 0 0 0 0 0 1 66 99 5.14 1.286											PITCHER IP WLS BF H R ER SO BB IBB HBP BLK WP HR S P ERA WHIP 2.0 7 1 0 0 2 1 0 0 0 0 0 0 25 35 0.00 1.000

AB	32
R	4
H	8
RBI	4
BB	3
SO	6
LOB	13



Batter	1	2	3	4	5	6	7	8	9
Maury Wills, S (1, 6) <small>OBP: 0.402, SLG: 0.387</small> Frank Howard, R (9, PH) <small>OBP: 0.283, SLG: 0.443</small>	0-1 G3		0-2 1B		1-1 P5		1-1 L3		0-3 K
Jim Gilliam, S (1, 4) <small>OBP: 0.366, SLG: 0.409</small>	1-0 2B		3-3 K			2-1 F9	3-2 5-3		
Willie Davis, L (1, 8) <small>OBP: 0.326, SLG: 0.523</small>	1-3 K			1-2 F8		1-3 K		0-2 G3	
Duke Snider, L (1, 9) <small>OBP: 0.311, SLG: 0.340</small>	0-1 F8			1-2 3-1		2-1 F6		2-0 4-3	
Tommy Davis, R (1, 7) <small>OBP: 0.353, SLG: 0.500</small>		1-1 P3		1-0 E5		1-0 E 1B BB 1B		3-2 F8	
Norm Larker, L (1, 3) <small>OBP: 0.298, SLG: 0.377</small>		3-3 K		2-3 K		2-1 F7		3-2 4-3	
Daryl Spencer, R (1, 5) <small>OBP: 0.358, SLG: 0.385</small>		0-0 F4			2-3 K		3-2 E8 BB 1B 1-3		0-0 E 1B
John Roseboro, L (1, 2) <small>OBP: 0.354, SLG: 0.469</small>			0-2 F9		0-0 HR		4-1 BB 1-2 BB		1-1 F7
Stan Williams, R (1, 1) <small>OBP: 0.267, SLG: 0.222</small> Ron Fairly, L (7, PH) <small>OBP: 0.397, SLG: 0.612</small> Larry Sherry, R (8, 1) Gil Hodges, R (9, PH) <small>OBP: 0.303, SLG: 0.426</small>			1-3 K		0-3 K		4-0 BB 1-2 2-3 3-H BB		1-1 E5 1-2

Inning Stats	R: 0	H: 1	E: 0	LOB: 1	K: 1	S: 8	P: 10	R: 0	H: 0	E: 0	LOB: 0	K: 1	S: 7	P: 11	R: 0	H: 1	E: 0	LOB: 1	K: 2	S: 12	P: 16	R: 0	H: 0	E: 1	LOB: 1	K: 1	S: 10	P: 15	R: 1	H: 1	E: 0	LOB: 0	K: 2	S: 9	P: 12	R: 0	H: 0	E: 0	LOB: 0	K: 1	S: 7	P: 12	R: 1	H: 2	E: 1	LOB: 3	K: 0	S: 12	P: 30	R: 0	H: 0	E: 0	LOB: 0	K: 0	S: 7	P: 12	R: 0	H: 1	E: 1	LOB: 2	K: 1	S: 12	P: 17	1B: 4	SF: 0	2B: 1	SAC: 0	3B: 0	DP: 0	HR: 1	HBP: 0	WP: 0	PA: 37
--------------	------	------	------	--------	------	------	-------	------	------	------	--------	------	------	-------	------	------	------	--------	------	-------	-------	------	------	------	--------	------	-------	-------	------	------	------	--------	------	------	-------	------	------	------	--------	------	------	-------	------	------	------	--------	------	-------	-------	------	------	------	--------	------	------	-------	------	------	------	--------	------	-------	-------	-------	-------	-------	--------	-------	-------	-------	--------	-------	--------

PITCHER	IP	WLS	BF	H	R	ER	SO	BB	IBB	HBP	BLK	WP	HR	S	P	ERA	WHIP
Sam Jones, R (1, 1) <small>ERA: 4.29</small>	6.1	W	27	5	2	2	8	2	0	0	0	0	0	60	97	2.84	1.105
Stu Miller, R (7, 1) <small>ERA: 2.15</small>	2.2	S	10	1	0	0	1	0	0	0	0	0	0	24	38	0.00	0.375

BOTTOM

San Francisco Giants @ Los Angeles Dodgers
Los Angeles Memorial Coliseum, Los Angeles, CA

Sun Jun 04 1961, 6:33 AM EDT
Att. 47,463 - Unknown

livebaseballscorecards.com

AB	35
R	2
H	6
RBI	2
BB	2
SO	9
LOB	15



Batter	1	2	3	4	5	6	7	8	9	AB R H RBI BB SO LOB	TOP
Tony Taylor, R (1, 4) OBP: 0.313, SLG: 0.319	0-3 K		0-0 P1		0-0 CS 1B		0-0 6-3			4 0 1 0 0 1 0	Philadelphia Phillies @ San Francisco Giants Candlestick Park, San Francisco, CA Mon Jun 05 1961, 6:33 AM EDT Att. 4,881 - Unknown
Lee Walls, R (1, 5) OBP: 0.342, SLG: 0.486 Bobby Malkmus, R (8, 5) OBP: 0.244, SLG: 0.274	4-0 S BB		0-0 E HR 1B		0-0 P6		0-0 5-3			3 1 1 0 1 0 1 0 0 0 0 0 0 0	
Ken Walters, R (1, 9) OBP: 0.324, SLG: 0.446	0-3 K		0-0 FC5 HR		0-0 5-3		0-0 K 1B			4 1 1 0 0 1 3	
Pancho Herrera, R (1, 3) OBP: 0.362, SLG: 0.479	0-3 K		0-0 HR		1-2		0-3 K			3 1 1 3 1 2 2	
Don Demeter, R (1, 7) OBP: 0.250, SLG: 0.296		0-0 5-3	0-3 K		0-0 SH3-4 BB		0-0 SH3-4		0-0 F3	3 0 0 0 0 1 0	
Bobby Del Greco, R (1, 8) OBP: 0.389, SLG: 0.375		0-0 1B 1B	0-0 F2		0-3 K		0-0 K		4-0 L3 BB	3 0 1 0 1 1 1	
Clay Dalrymple, L (1, 2) OBP: 0.227, SLG: 0.236		0-0 1B		0-0 F8		0-0 3-1		0-0 L3		4 0 1 0 0 0 2	
Ruben Amaro, R (1, 6) OBP: 0.289, SLG: 0.250	0-3 K		0-0 L9		0-0 F8		0-0 F8			3 0 0 0 0 1 2	
Robin Roberts, S (1, 1)	0-0 4-3		0-0 6-3		0-0 F7					3 0 0 0 0 0 2	
Inning Stats	R: 0 H: 0 E: 0 LOB: 1 K: 3 BB: 1 S: 9 P: 13	R: 0 H: 2 E: 0 LOB: 2 K: 1 BB: 0 S: 7 P: 7	R: 3 H: 2 E: 1 LOB: 0 K: 1 BB: 0 S: 8 P: 8	R: 0 H: 0 E: 0 LOB: 0 K: 0 BB: 0 S: 3 P: 3	R: 0 H: 1 E: 0 LOB: 0 K: 0 BB: 0 S: 3 P: 3	R: 0 H: 0 E: 0 LOB: 1 K: 1 BB: 1 S: 5 P: 9	R: 0 H: 0 E: 0 LOB: 0 K: 0 BB: 0 S: 3 P: 3	R: 0 H: 1 E: 0 LOB: 0 K: 1 BB: 0 S: 5 P: 5	R: 0 H: 0 E: 0 LOB: 0 K: 0 BB: 1 S: 2 P: 6	1B: 5 SF: 0 2B: 1 SAC: 1 3B: 0 DP: 1 HR: 1 HBP: 0	
PITCHER	IP WLS BF H R ER SO BB IBB HBP BLK WP HR S P ERA WHIP										
Mike McCormick, L (1, 1) ERA: 3.21	8.0 L 31 6 3 2 7 2 0 0 0 0 0 1 43 51 2.25 1.000										
Jim Duffalo, R (9, 1) ERA: 4.5	1.0 3 0 0 0 0 1 0 0 0 0 0 0 2 6 0.00 1.000										

livebaseballscorecards.com

AB	30
R	3
H	6
RBI	3
BB	3
SO	7
LOB	13



Batter	1	2	3	4	5	6	7	8	9	AB R H RBI BB SO LOB	TOP											
Tony Taylor, R (1, 4) OBP: 0.307, SLG: 0.312	0-0 1B BB 2B 1B	0-0 5-3		0-0 4-3		0-0 FC1-6 1-2f	0-0 P3		0-0 5-3	6 1 1 0 0 0 4	Philadelphia Phillies @ San Francisco Giants Candlestick Park, San Francisco, CA Tue Jun 06 1961, 10:05 PM EDT Att: 10,533 - Unknown											
Lee Walls, R (1, 5) OBP: 0.333, SLG: 0.447 Bobby Malkmus, R (6, 5) OBP: 0.242, SLG: 0.271	4-0 1B 2B BB	0-0 F8		0-0 1-3		0-3 K 1-2		0-0 F8		3 1 0 0 1 1 1 1 0 0 0 0 0 0												
Ken Walters, R (1, 9) OBP: 0.315, SLG: 0.429	0-0 2B 1B		0-0 1-3		0-0 F7	0-0 5-3		0-0 E4 2B		5 2 1 0 0 0 1												
Pancho Herrera, R (1, 3) OBP: 0.369, SLG: 0.486	0-0 P6		0-0 BB 1B E 1B		4-0 1B HR BB		0-0 5-3	0-0 HR 2B		4 3 2 1 1 0 3												
Don Demeter, R (1, 7) OBP: 0.259, SLG: 0.355	0-0 2B 2B		0-0 E1 1B BB SH3-4-2		0-0 P2		0-0 P6	0-0 HR		5 3 2 5 0 0 2												
Bobby Del Greco, R (1, 8) OBP: 0.415, SLG: 0.417	0-0 F8		4-0 1B BB SH3-4-2		0-0 HR 1B		0-0 1B 2B	0-0 6-3		4 2 2 0 1 0 1												
Clay Dalrymple, L (1, 2) OBP: 0.250, SLG: 0.289	0-0 2B		0-0 1B SH3-4-2		0-0 HR		4-0 WP 1B IBB	0-0 F9		4 1 3 5 1 0 0												
Ruben Amaro, R (1, 6) OBP: 0.287, SLG: 0.250	0-0 5-3		0-0 SH3-4-2		0-0 F9		0-0 BB 1B	0-0 6-3		4 0 1 2 0 0 1												
Frank Sullivan, R (1, 1)		0-0 P6		0-0 4-3		4-0 FC1-6 BB	4-0 BB		0-0 1-3	0 0 0 0 0 0 0 1 0 0 0 0 0 0 2 0 0 0 2 0 0 0 0 0 0 0 0 0												
Jim Woods, R (2, PH) OBP: 0.280, SLG: 0.386 Dallas Green, L (2, 1) OBP: 0.364, SLG: 0.263 Ken Lehman, L (9, 1)																						
Inning Stats	R: 4 E: 0 K: 0 S: 7	H: 4 LOB: 1 BB: 1 P: 11	R: 0 E: 0 K: 0 S: 3	H: 0 LOB: 0 BB: 0 P: 3	R: 2 E: 1 K: 0 S: 5	H: 2 LOB: 1 BB: 1 P: 9	R: 0 E: 0 K: 0 S: 3	H: 0 LOB: 0 BB: 0 P: 3	R: 3 E: 0 K: 0 S: 5	H: 2 LOB: 0 BB: 1 P: 9	R: 0 E: 0 K: 1 S: 5	H: 0 LOB: 1 BB: 1 P: 9	R: 1 E: 0 K: 0 S: 5	H: 2 LOB: 3 BB: 2 P: 13	R: 3 E: 1 K: 0 S: 6	H: 2 LOB: 0 BB: 0 P: 6	R: 0 E: 0 K: 0 S: 3	H: 0 LOB: 0 BB: 0 P: 3	1B: 6 2B: 5 3B: 0 HR: 2	SF: 0 SAC: 1 DP: 1 HBP: 0	WP: 1 PB: 0 SB: 1 CS: 0	PA: 46
PITCHER	IP WLS BF H R ER SO BB IBB HBP BLK WP HR S P ERA WHIP																					
Billy O'Dell, L (1, 1) ERA: 6.2	0.2 L 7 4 4 4 0 1 0 0 0 0 0 0 6 10 54.00 7.500																					
Billy Loes, R (1, 1) ERA: 4.12	4.1 19 4 5 3 0 2 0 0 0 0 0 1 17 25 6.23 1.385																					
Jim Duffalo, R (6, 1) ERA: 4.3	1.0 4 0 0 0 1 1 0 0 0 0 0 0 5 9 0.00 1.000																					
Eddie Fisher, R (7, 1) ERA: 4.55	3.0 16 4 4 3 0 1 1 0 0 1 1 14 22 9.00 1.667																					

livebaseballscorecards.com

AB	39
R	13
H	12
RBI	13
BB	6
SO	1
LOB	13



BOTTOM

Philadelphia Phillies @ San Francisco Giants
Candlestick Park, San Francisco, CA

AB 39
R 9
H 15
RBI 8
BB 4
SO 2
LOB 17



WP: 0 PA: 44
PB: 0
SB: 0
CS: 0

ERA WHIP

Tue Jun 06 1961, 10:05 PM EDT
Att. 10,533 - Unknown

AB R H RBI BB SO LOB

5 0 1 0 0 0 2

3 2 1 0 2 1 1

5 1 1 0 0 1 5

4 2 1 1 1 0 1

5 2 2 2 0 0 1

4 1 3 2 1 0 0

5 0 3 2 0 0 1

3 0 2 1 0 0 1

1 0 0 0 0 0 1

0 0 0 0 0 0 0
1 0 0 0 0 0 1
1 0 0 0 0 0 1
0 0 0 0 0 0 0
1 0 0 0 0 0 2
0 0 0 0 0 0 0
1 1 1 0 0 0 0

1B: 14 SF: 1
2B: 1 SAC: 0
3B: 0 DP: 1
HR: 0 HBP: 0

IP WLS BF H R ER SO BB IBB HBP BLK WP HR S P ERA WHIP

1.0 0 6 4 3 1 0 0 0 0 0 0 6 6 9.00 4.000

7.2 W 37 11 6 6 2 4 0 0 0 0 0 37 53 7.04 1.957

0.1 S 1 0 0 0 0 0 0 0 0 0 0 1 1 0.00 0.000

F8

4-0 BB BB

F8

4-0 BB BB

P3-5

F9

FC6-4

G3

FC6-4

BB BB
1B 1B

FC6-4
1B

0-3 K

0-3 K

FC6-4

1B BB
SF8 1B

4-0 BB BB

0-0

SF8

4-3

0-0

4-0 BB BB

0-0

0-0

0-0

4-0 BB BB

0-0

0-0

0-0

F9

1-2 BB

F9

P6

6-3

FC6-4
1B

1-2 2-3 1B

BB
1B

F2

0-0

1-2 BB

F9

P6

6-3

FC6-4
1B

1-2 2-3 1B

BB
1B

F2

0-0

0-0

6-3

P6

6-3

FC6-4
1B

1-2 2-3 1B

BB
1B

F2

0-0

0-0

6-3

P6

6-3

FC6-4
1B

1-2 2-3 1B

BB
1B

F2

0-0

0-0

6-3

P6

6-3

FC6-4
1B

1-2 2-3 1B

BB
1B

F2

0-0

0-0

6-3

P6

6-3

FC6-4
1B

1-2 2-3 1B

BB
1B

F2

6-3

1B 1B

6-3

1B E 1B

F8

1B

1-3

G4-3
1B

G4-3

0-0

0-0

0-0

0-0

0-0

0-0

0-0

0-0

0-0

Felipe Alou, R
OBP: 0.347, SLG: 0.480

Jim Davenport, R
OBP: 0.403, SLG: 0.523

Willie McCovey, L
OBP: 0.278, SLG: 0.404

Willie Mays, R
OBP: 0.394, SLG: 0.533

Orlando Cepeda, R
OBP: 0.313, SLG: 0.540

Ed Bailey, L
OBP: 0.318, SLG: 0.353

Jose Pagan, R
OBP: 0.305, SLG: 0.366

Chuck Hiller, L
OBP: 0.314, SLG: 0.341

Joey Amalfitano, R
OBP: 0.321, SLG: 0.314

Billy O'Dell, S
OBP: 0.200, SLG: 0.111
Billy Loes, R
OBP: 0.200, SLG: 0.111
Matty Alou, L
OBP: 0.384, SLG: 0.533
Jim Duffalo, R
OBP: 0.250, SLG: 0.500
Hobie Landrith, L
OBP: 0.450, SLG: 0.524
Eddie Fisher, R
OBP: 0.143, SLG: 0.286
Jim Marshall, L
OBP: 0.267, SLG: 0.231

Inning Stats

PITCHER
Frank Sullivan, R
ERA: 4.1
Dallas Green, R
ERA: 4.67
Ken Lehman, L
ERA: 3.07

Batter	1	2	3	4	5	6	7	8	9	10	11	AB	R	H	RBI	BB	SO	LOB	BOTTOM					
Felipe Alou, R OBP: 0.338, SLG: 0.467 (1, 9)												5	0	0	0	0	0	4						
Jim Davenport, R OBP: 0.394, SLG: 0.509 (1, 5)												3	0	0	0	0	0	0						
Harvey Kuenn, R OBP: 0.333, SLG: 0.344 (8, PH) (9, 5)												1	2	1	1	1	0	0						
Willie McCovey, L OBP: 0.278, SLG: 0.396 (1, 3)												3	0	0	0	0	1	1						
Joey Amalfitano, R OBP: 0.321, SLG: 0.314 (11, PH)												0	0	0	0	0	0	0						
Willie Mays, R OBP: 0.399, SLG: 0.538 (1, 8)												4	1	2	1	1	0	1						
Orlando Cepeda, R OBP: 0.315, SLG: 0.534 (1, 7)												4	0	1	1	1	0	1						
Ed Bailey, L OBP: 0.323, SLG: 0.353 (1, 2)												3	0	1	1	1	1	0						
Chuck Hiller, L OBP: 0.312, SLG: 0.333 (1, 4)												3	0	0	0	1	1	1						
Jose Pagan, R OBP: 0.297, SLG: 0.355 (1, 6)												4	0	0	0	0	2	4						
Jack Sanford, R OBP: 0.091, SLG: 0.227 (1, 1)												1	0	0	0	0	1	3						
Jim Marshall, L OBP: 0.250, SLG: 0.214 (5, PH)												1	0	0	0	0	1	0						
Jim Duffalo, R OBP: 0.250, SLG: 0.500 (6, 1)												0	0	0	0	0	0	0						
Matty Alou, L OBP: 0.412, SLG: 0.581 (8, PH)												1	1	1	0	0	0	0						
Stu Miller, R (9, 1)												1	0	0	0	0	0	0						
Inning Stats	R: 0 E: 0 K: 0 S: 3	H: 0 LOB: 0 BB: 0 P: 3	R: 1 E: 0 K: 2 S: 9	H: 2 LOB: 3 BB: 2 P: 17	R: 0 E: 0 K: 1 S: 5	H: 0 LOB: 0 BB: 0 P: 5	R: 0 E: 0 K: 1 S: 5	H: 0 LOB: 1 BB: 1 P: 9	R: 0 E: 0 K: 1 S: 5	H: 0 LOB: 0 BB: 0 P: 5	R: 0 E: 0 K: 1 S: 5	H: 0 LOB: 0 BB: 0 P: 5	R: 2 E: 0 K: 0 S: 5	H: 3 LOB: 1 BB: 0 P: 5	R: 0 E: 0 K: 1 S: 5	H: 0 LOB: 0 BB: 0 P: 5	R: 0 E: 0 K: 0 S: 3	H: 0 LOB: 0 BB: 0 P: 3	R: 1 E: 0 K: 0 S: 2	H: 1 LOB: 2 BB: 2 P: 10	1B: 3 2B: 3 3B: 0 HR: 0	SF: 0 SAC: 1 DP: 1 HBP: 1	WP: 0 PB: 0 SB: 1 CS: 0	PA: 41
PITCHER	IP	WLS	BF	H	R	ER	SO	BB	IBB	HBP	BLK	WP	HR	S	P	ERA	WHIP							
Art Mahaffey, R ERA: 2.51 (1, 1)	8.0		31	5	3	3	6	3	0	1	0	0	0	39	52	3.38	1.000							
Chris Short, L ERA: 4.4 (9, 1)	2.1	L	10	1	1	1	1	1	1	0	0	0	0	10	18	3.86	0.857							

Philadelphia Phillies @ San Francisco Giants
Candlestick Park, San Francisco, CA
Wed Jun 07 1961, 6:33 AM EDT
Att: 6,048 - Unknown

livebaseballscores.com

AB	34
R	4
H	6
RBI	4
BB	5
SO	7
LOB	15



Batter	1	2	3	4	5	6	7	8	9	AB R H RBI BB SO LOB	TOP													
Tony Taylor, R (1, 4) OBP: 0.307, SLG: 0.315	4-0 FC5-4 E 2B BB	0-0 E4 1B		0-0 F9		0-0 6-3		0-3 K		4 0 0 0 1 0 1														
Charley Smith, R (1, 5) OBP: 0.326, SLG: 0.425	0-0 E2 FC5-4 1B	0-0 G6-4-3 1B		0-0 F9		0-0 F9		0-0 4-3		4 1 2 1 0 0 1														
Ken Walters, R (1, 9) OBP: 0.305, SLG: 0.430	0-0 FC5-4 2B	0-0 G6-4-3			0-0 6-3		1-0 3B HBP		0-0 1B	5 1 1 1 0 1 5														
Pancho Herrera, R (1, 3) OBP: 0.365, SLG: 0.481	0-0 2B				0-0 5-3		0-0 1B CS 1B		0-3 K	5 1 2 1 0 2 2														
Don Demeter, R (1, 7) OBP: 0.289, SLG: 0.400	0-0 1B 2B				0-0 6-3		0-0 1B CS		0-3 K	4 1 2 1 0 0 1														
Bobby Del Greco, R (1, 8) OBP: 0.449, SLG: 0.476	0-0 1B				0-0 E5 2B		0-0 CS		0-0 5-3	3 0 3 1 1 0 0														
Clay Dalrymple, L (1, 2) OBP: 0.260, SLG: 0.288	0-0 4-3				4-0 IBB		4-0 FC6-5 4-3 BB		0-0 SH3-4 1B	2 0 0 0 1 0 2														
Ruben Amaro, R (1, 6) OBP: 0.284, SLG: 0.234		4-0 E 1B BB		0-0 F8		0-0 4-3		0-0 SH3-4		3 1 0 0 1 0 4														
John Buzhardt, R (1, 1) OBP: 0.118, SLG: 0.125		0-3 K		0-3 K		0-0 FC6-5		0-0 F8		4 0 0 0 0 3 3														
Inning Stats	R: 3 E: 1 K: 0 S: 6	H: 3 LOB: 1 BB: 1 P: 10	R: 1 E: 1 K: 1 S: 6	H: 1 LOB: 1 BB: 1 P: 10	R: 0 E: 1 K: 0 S: 4	H: 1 LOB: 2 BB: 1 P: 8	R: 0 E: 0 K: 1 S: 5	H: 0 LOB: 0 BB: 0 P: 5	R: 0 E: 0 K: 0 S: 3	H: 2 LOB: 1 BB: 0 P: 3	R: 0 E: 0 K: 0 S: 3	H: 0 LOB: 1 BB: 1 P: 7	R: 1 E: 0 K: 1 S: 6	H: 1 LOB: 1 BB: 0 P: 7	R: 0 E: 0 K: 1 S: 6	H: 1 LOB: 1 BB: 0 P: 6	R: 0 E: 0 K: 2 S: 8	H: 1 LOB: 1 BB: 0 P: 8	R: 0 E: 0 K: 2 S: 8	H: 1 LOB: 1 BB: 0 P: 8	1B: 6 2B: 4 3B: 1 HR: 0	SF: 0 SAC: 1 DP: 2 HBP: 1	WP: 0 PB: 0 SB: 0 CS: 1	PA: 41
PITCHER	IP WLS BF H R ER SO BB IBB HBP BLK WP HR S P ERA WHIP																							
Sam Jones, R (1, 1) ERA: 4.64	1.0 L 8 3 4 3 0 2 0 0 0 0 0 0 6 14 27.00 5.000																							
Jim Duffalo, R (2, 1) ERA: 3.38	6.0 24 5 1 1 3 1 1 1 0 0 0 0 27 36 1.50 1.000																							
Billy O'Dell, L (8, 1) ERA: 5.74	2.0 8 2 0 0 3 0 0 0 0 0 0 0 14 14 0.00 1.000																							

Philadelphia Phillies @ San Francisco Giants
Candlestick Park, San Francisco, CA
Thu Jun 08 1961, 6:33 AM EDT
Att. 5,703 - Unknown

livebaseballscorecards.com

AB	34
R	5
H	10
RBI	5
BB	4
SO	6
LOB	19



Batter	1	2	3	4	5	6	7	8	9	AB	R	H	RBI	BB	SO	LOB
Joey Amalfitano, R OBP: 0.311, SLG: 0.304 (1, 5)	0-0 6-3 ①		0-0 F8 ①		0-0 L9 ①		0-0 BB 2B 1B ①	0-0 F3 ①		5	1	1	0	0	0	0
Chuck Hiller, L OBP: 0.319, SLG: 0.326 (1, 4)	0-3 K ②		0-0 FC4-6 1B ②		4-0 2B SF8 BB ②		4-0 2B 1-2 1B BB ②	0-0 1-3 ②		3	2	1	0	2	1	0
Harvey Kuenn, R OBP: 0.327, SLG: 0.343 (1, 7)	0-0 1B ③		0-0 FC4-6 1-2f ③		0-0 1-3 2B ③		0-3 K ③	0-0 1-3 ③		5	0	2	0	0	1	3
Willie Mays, R OBP: 0.403, SLG: 0.553 (1, 8)	0-0 F9 ③		0-0 F8 ③		4-0 FC5-4 IBB ③		0-0 1-3 2-H E 2B ③			3	1	1	1	1	0	2
Orlando Cepeda, R OBP: 0.313, SLG: 0.540 (1, 3)		0-0 P5 ①		0-0 HR ①	0-0 SF8 ②		0-0 E7 1B HR 1B ②			3	2	2	3	0	0	0
Felipe Alou, R OBP: 0.330, SLG: 0.453 (1, 9)		0-0 L7 ②		0-0 1B 1B ②	0-0 FC5-4 1-2f ③		0-0 F7 ②			4	0	1	0	0	0	3
Eddie Bressoud, R OBP: 0.250, SLG: 0.395 (1, 6)		0-0 E6 1B 1B ①		0-0 FC5-4 1-2 1B ①		0-0 P4 ①	0-0 HR 1B ①			4	2	3	0	0	0	0
Ed Bailey, L OBP: 0.325, SLG: 0.371 (1, 2)		0-0 WP 2-H 1B ②		0-0 FC5-4 1-2f ②		0-3 K ②	0-0 1-H 3-H HR ②			4	1	2	4	0	1	1
Juan Marichal, R OBP: 0.200, SLG: 0.111 (1, 1)		0-0 4-3 ③		0-0 1-3 ③		0-0 4-3 ③	0-0 5-3 ③			3	0	0	0	0	0	2
Bobby Bolin, R OBP: 0.200, SLG: 0.200 (7, 1)										1	0	0	0	0	0	0
Stu Miller, R (8, 1)										0	0	0	0	0	0	0

Inning Stats	R: 0	H: 1	E: 0	LOB: 1	K: 1	BB: 0	S: 6	P: 6	R: 1	H: 2	E: 1	LOB: 1	K: 0	BB: 0	S: 5	P: 5	R: 0	H: 1	E: 0	LOB: 1	K: 0	BB: 0	S: 4	P: 4	R: 1	H: 3	E: 0	LOB: 1	K: 0	BB: 0	S: 5	P: 5	R: 1	H: 1	E: 0	LOB: 2	K: 0	BB: 2	S: 4	P: 12	R: 0	H: 0	E: 0	LOB: 0	K: 1	BB: 0	S: 5	P: 5	R: 6	H: 5	E: 1	LOB: 0	K: 1	BB: 1	S: 10	P: 14	R: 0	H: 0	E: 0	LOB: 0	K: 0	BB: 0	S: 3	P: 3
--------------	------	------	------	--------	------	-------	------	------	------	------	------	--------	------	-------	------	------	------	------	------	--------	------	-------	------	------	------	------	------	--------	------	-------	------	------	------	------	------	--------	------	-------	------	-------	------	------	------	--------	------	-------	------	------	------	------	------	--------	------	-------	-------	-------	------	------	------	--------	------	-------	------	------

PITCHER	IP	WLS	BF	H	R	ER	SO	BB	IBB	HBP	BLK	WP	HR	S	P	ERA	WHIP
Harvey Haddix, L ERA: 4.43 (1, 1)	6.0		29	9	5	5	2	2	1	0	0	1	1	30	42	7.50	1.833
Roy Face, R ERA: 2.23 (7, 1)	0.2	L	5	3	1	1	1	0	0	0	0	0	0	7	7	13.50	4.500
Bobby Shantz, L ERA: 2.06 (7, 1)	0.1		2	1	3	3	0	0	0	0	0	0	1	2	2	81.00	3.000
Earl Francis, R ERA: 5.19 (8, 1)	1.0		3	0	0	0	0	0	0	0	0	0	0	3	3	0.00	0.000

BOTTOM

Pittsburgh Pirates @ San Francisco Giants
Candlestick Park, San Francisco, CA

Fri Jun 09 1961, 10:05 PM EDT
Att. 27,815 - Unknown

AB	35
R	9
H	13
RBI	8
BB	3
SO	3
LOB	11

livebaseballscorecards.com

GIANTS

1B: 9	SF: 1	WP: 1	PA: 39
2B: 2	SAC: 0	PB: 0	
3B: 0	DP: 0	SB: 0	
HR: 2	HBP: 0	CS: 0	

Batter	1	2	3	4	5	6	7	8	9	AB R H RBI BB SO LOB	TOP
Bill Virdon, L (1, 8) OBP: 0.347, SLG: 0.469	0-0 F9 2B		0-0 E6 1-3		0-0 G4-6-3 1B			0-0 P6		4 0 2 0 0 0 1	Pittsburgh Pirates @ San Francisco Giants Candlestick Park, San Francisco, CA Sat Jun 10 1961, 6:33 AM EDT Att. 26,630 - Unknown livebaseballscorecards.com
Dick Groat, R (1, 6) OBP: 0.335, SLG: 0.404	0-3 K		0-0 1-3		0-0 G4-6-3			0-0 2B		4 0 1 0 0 1 5	
Roberto Clemente, R (1, 9) OBP: 0.360, SLG: 0.528	0-0 F9 2-3		4-0 IBB			0-3 K		0-0 P3		3 0 0 0 1 1 2	
Dick Stuart, R (1, 3) OBP: 0.340, SLG: 0.517	0-3 K		0-0 P4			0-3 K		0-0 P4		4 0 0 0 0 2 5	
Don Hoak, R (1, 5) OBP: 0.429, SLG: 0.509		0-3 K		0-0 F7		0-0 2B		0-0 F8		4 0 1 0 0 1 0	
Joe Christopher, R (1, 7) OBP: 0.346, SLG: 0.364		0-0 5-3		0-0 5-3		0-0 4-3		0-0 5-3		4 0 0 0 0 0 1	
Bill Mazeroski, R (1, 4) OBP: 0.280, SLG: 0.354		0-0 5-3		0-0 5-3			0-0 5-3		0-0 F7	4 0 0 0 0 0 0	
Bob Oldis, R (1, 2)			0-0 P4		0-0 G3		0-0 F9			3 0 0 0 0 0 0	
Vinegar Bend Mizell, R (1, 1) OBP: 0.188, SLG: 0.133 Gene Baker, R (7, PH) OBP: 0.308, SLG: 0.100 Clem Labine, R (7, 1) OBP: 0.167, SLG: 0.167			4-0 1-3 E BB		0-0 1B 1B		0-0 F8			1 0 1 0 1 0 0 1 0 0 0 0 0 0 0 0 0 0 0 0 0	
Inning Stats	R: 0 H: 1 E: 0 LOB: 1 K: 2 BB: 0 S: 8 P: 8	R: 0 H: 0 E: 0 LOB: 0 K: 1 BB: 0 S: 5 P: 5	R: 0 H: 0 E: 1 LOB: 3 K: 0 BB: 2 S: 4 P: 12	R: 0 H: 0 E: 0 LOB: 0 K: 0 BB: 0 S: 3 P: 3	R: 0 H: 2 E: 0 LOB: 1 K: 0 BB: 0 S: 4 P: 4	R: 0 H: 1 E: 0 LOB: 1 K: 2 BB: 0 S: 8 P: 8	R: 0 H: 0 E: 0 LOB: 0 K: 0 BB: 0 S: 3 P: 3	R: 0 H: 1 E: 0 LOB: 1 K: 0 BB: 0 S: 4 P: 4	R: 0 H: 0 E: 0 LOB: 0 K: 0 BB: 0 S: 3 P: 3	1B: 2 SF: 0 2B: 3 SAC: 0 3B: 0 DP: 1 HR: 0 HBP: 0	WP: 0 PA: 34 PB: 0 SB: 0 CS: 0
PITCHER Mike McCormick, L (1, 1) ERA: 2.85	IP WLS BF H R ER SO BB IBB HBP BLK WP HR S P ERA WHIP										

AB	32
R	0
H	5
RBI	0
BB	2
SO	5
LOB	14



Batter	1	2	3	4	5	6	7	8	9
Joey Amalfitano, R OBP: 0.323, SLG: 0.305 (1, 5) X	0-0 P5			0-0 SH E 1B	4-0 IBB		0-3 K		
Chuck Hiller, L OBP: 0.320, SLG: 0.327 (1, 4) X	0-0 E3			0-0 SH E 1B	0-0 F5		0-0 WP 1B 1B		
Matty Alou, L OBP: 0.421, SLG: 0.571 (1, 9) S S S	0-3 K			0-0 E5 CS 1B		0-0 S SF8 1B	0-0 WP 1B 1B		
Willie Mays, R OBP: 0.409, SLG: 0.552 (1, 8)		0-0 F8		0-0 CS 1B		4-0 SF8 S 1B	4-0 1B IBB		
Orlando Cepeda, R OBP: 0.312, SLG: 0.535 (1, 3) X		0-0 F8		0-3 K		0-3 K	0-0 1B		
Harvey Kuenn, R OBP: 0.325, SLG: 0.336 (1, 7) X		0-0 F8		0-0 G3		4-0 IBB	0-3 K		
Eddie Bressoud, R OBP: 0.229, SLG: 0.370 (1, 6) X			0-0 P3		0-0 F9	0-0 SF8		0-0 6-3	
Ed Bailey, L OBP: 0.317, SLG: 0.361 (1, 2) X			0-0 F9		0-3 K	0-0 P3		0-0 P6	
Mike McCormick, L OBP: 0.240, SLG: 0.250 (1, 1) S S S			0-3 K				0-3 K	0-0 G1	

Inning Stats	R: 0	H: 0	E: 1	LOB: 1	K: 1	BB: 0	S: 5	P: 5
	R: 0	H: 0	E: 0	LOB: 0	K: 0	BB: 0	S: 3	P: 3
	R: 0	H: 0	E: 0	LOB: 0	K: 1	BB: 0	S: 5	P: 5
	R: 2	H: 2	E: 2	LOB: 1	K: 1	BB: 0	S: 8	P: 8
	R: 0	H: 1	E: 0	LOB: 2	K: 1	BB: 1	S: 6	P: 10
	R: 1	H: 1	E: 0	LOB: 2	K: 1	BB: 2	S: 6	P: 14
	R: 2	H: 3	E: 0	LOB: 2	K: 3	BB: 1	S: 12	P: 16
	R: 0	H: 0	E: 0	LOB: 0	K: 0	BB: 0	S: 3	P: 3

PITCHER										PITCHER																								
IP	WLS	BF	H	R	ER	SO	BB	IBB	HBP	BLK	WP	HR	S	P	ERA	WHIP	IP	WLS	BF	H	R	ER	SO	BB	IBB	HBP	BLK	WP	HR	S	P	ERA	WHIP	
Vinegar Bend Mizell, L (1, 1)	6.0	L	26	4	3	2	5	1	2	0	0	0	33	45	3.00	0.833																		
Clem Labine, R (7, 1)	2.0		10	3	2	2	3	0	1	0	0	1	0	15	9.00	1.500																		

AB R H RBI BB SO LOB

3	1	1	0	1	1	0
3	2	1	0	0	0	2
4	2	2	0	0	1	2
2	0	1	1	2	0	0
4	0	1	2	0	2	4
3	0	0	0	1	1	3
3	0	0	1	0	0	0
4	0	0	0	0	1	2
4	0	1	0	0	2	0

AB	30
R	5
H	7
RBI	4
BB	4
SO	8
LOB	13



1B: 6	SF: 1	WP: 1	PA: 36
2B: 3	SAC: 1	PB: 0	
3B: 0	DP: 2	SB: 2	
HR: 0	HBP: 0	CS: 3	

Pittsburgh Pirates @ San Francisco Giants
Candlestick Park, San Francisco, CA
Sat Jun 10 1961, 6:33 AM EDT
Att. 26,630 - Unknown

livebaseballscores.com

Batter	1	2	3	4	5	6	7	8	9	AB R H RBI BB SO LOB	TOP											
Bill Virdon, L (1, 8) OBP: 0.348, SLG: 0.467	0-0 4-3	0-0 1B 1-2 1B		0-0 F7		0-0 FC6-4 1B		0-0 F8		5 0 2 0 0 0 0												
Dick Groat, R (1, 6) OBP: 0.336, SLG: 0.401	0-0 1-3	0-0 1B 1-2 2-H		0-3 K		0-0 FC6-4 1-2f		4-0 2B BB		4 1 1 1 1 1 1												
Roberto Clemente, R (1, 9) OBP: 0.352, SLG: 0.515	0-0 6-3	0-0 F9		0-0 G3			0-0 P5	0-0 F9		5 0 0 0 0 0 3												
Smoky Burgess, L (1, 2) OBP: 0.391, SLG: 0.566		0-0 E4 BB 1B	0-0 HR		0-0 F7		0-0 E9	0-0 2B 1-H		5 2 2 2 0 0 0												
Bob Skinner, L (1, 7) OBP: 0.357, SLG: 0.336		0-3 K	0-0 HR		4-0 5-3 BB		4-0 IBB	4-0 G6-3 IBB		2 1 1 1 3 1 1 0 0 0 0 0 0 0												
Gino Cimoli, R (9, 7) OBP: 0.308, SLG: 0.365																						
Don Hoak, R (1, 5) OBP: 0.423, SLG: 0.500		0-0 BB 1B 1-2	0-0 P4		0-0 5-3		0-0 P6	0-0 G6-3		5 1 1 0 0 0 5												
Rocky Nelson, L (1, 3) OBP: 0.338, SLG: 0.509		4-0 1B 1-2 2-3 SF8 BB	0-0 HR		0-0 1-3		0-0 P3	0-0 G6-3 1-2f		3 2 1 1 1 0 3												
Bill Mazaroski, R (1, 4) OBP: 0.279, SLG: 0.352		0-0 1B 1-3 2-H 3-H 1B	0-0 F8		0-0 G3		0-3 K	0-3 K		4 1 1 2 0 1 0												
Vern Law, R (1, 1) OBP: 0.350, SLG: 0.353		0-0 SF8	0-0 F9		0-3 K		0-0 F7			2 0 0 1 0 1 0												
Bob Friend, R (6, 1) OBP: 0.167, SLG: 0.167										1 0 0 0 0 0 0												
Inning Stats	R: 0 E: 0 K: 0 S: 3	H: 0 LOB: 0 BB: 0 P: 3	R: 4 E: 1 K: 1 S: 10	H: 4 LOB: 2 BB: 1 P: 14	R: 3 E: 0 K: 0 S: 6	H: 3 LOB: 0 BB: 0 P: 6	R: 0 E: 0 K: 1 S: 5	H: 0 LOB: 0 BB: 0 P: 5	R: 0 E: 0 K: 0 S: 3	H: 0 LOB: 1 BB: 1 P: 7	R: 0 E: 0 K: 1 S: 6	H: 1 LOB: 1 BB: 0 P: 6	R: 0 E: 1 K: 0 S: 4	H: 0 LOB: 2 BB: 1 P: 8	R: 0 E: 0 K: 1 S: 5	H: 0 LOB: 0 BB: 0 P: 5	R: 1 E: 0 K: 0 S: 3	H: 1 LOB: 1 BB: 2 P: 11	1B: 5 2B: 1 3B: 0 HR: 3	SF: 1 SAC: 0 DP: 1 HBP: 0	WP: 0 PB: 0 SB: 0 CS: 0	PA: 42
PITCHER	IP WLS BF H R ER SO BB IBB HBP BLK WP HR S P ERA WHIP																					
Billy Loes, R (1, 1) ERA: 4.15	1.2 L 11 4 4 1 1 1 0 0 0 0 0 0 12 16 5.40 3.000																					
Jim Duffalo, R (2, 1) ERA: 4.05	1.1 7 3 3 3 0 0 0 0 0 0 0 3 7 7 20.25 2.250																					
Billy O'Dell, L (4, 1) ERA: 5.16	3.0 11 1 0 0 2 1 0 0 0 0 0 0 14 18 0.00 0.667																					
Bobby Bolin, R (7, 1) ERA: 1.88	3.0 13 1 1 1 1 1 2 0 0 0 0 0 12 24 3.00 0.667																					

Pittsburgh Pirates @ San Francisco Giants
 Candlestick Park, San Francisco, CA
 Sun Jun 11 1961, 6:33 AM EDT
 Att. 34,185 - Unknown

AB	36
R	8
H	9
RBI	8
BB	5
SO	4
LOB	13



livebaseballscorecards.com

Batter	1	2	3	4	5	6	7	8	9	AB R H RBI BB SO LOB
Joey Amalfitano, R OBP: 0.314, SLG: 0.297 (1, 5)	0-0 F2 1B		0-0 1B		0-0 F9		0-3 K		0-3 K	5 0 1 0 0 2 0
Chuck Hiller, L OBP: 0.322, SLG: 0.329 (1, 4)	0-0 G3-6-3 1B		0-0 F8		0-0 F9		0-0 4-3 1B		0-0 4-3	5 0 2 0 0 0 1
Matty Alou, L OBP: 0.405, SLG: 0.615 (1, 9)	0-0 G3-6-3 1-2f			0-0 4-3		0-0 HR	0-0 4-3			4 1 1 1 0 0 2
Willie Mays, R OBP: 0.410, SLG: 0.556 (1, 8)		0-0 4-3		0-0 1B 2B		0-0 G5-4-3 1B	0-0 F8			4 1 2 0 0 0 1
Orlando Cepeda, R OBP: 0.311, SLG: 0.544 (1, 7)		0-0 HR		0-0 F9		0-0 G5-4-3 1-2f		0-0 F8		4 1 1 1 0 0 2
Willie McCovey, L OBP: 0.294, SLG: 0.420 (1, 3)		0-0 F8		0-0 BB 1B		0-0 BB 1B		0-0 3-1		4 1 2 1 0 0 0
Ed Bailey, L OBP: 0.327, SLG: 0.369 (1, 2)		0-0 F8		4-0 BB 1-2 BB		4-0 BB 1-2 BB		0-0 FC6-5 2B		2 0 1 0 2 0 0
Eddie Bressoud, R OBP: 0.231, SLG: 0.360 (1, 6)			0-0 P3	0-3 K		0-0 1-2 2-H 1B		0-0 FC6-5		4 0 1 1 0 1 3
Billy Loes, R OBP: 0.208, SLG: 0.111 (1, 1)			0-0 P4		0-0 1-3	0-3 K		0-0 5-3		0 0 0 0 0 0 0
Jim Duffalo, R OBP: 0.333, SLG: 0.500 (2, 1)										0 0 0 0 0 0 0
Tom Haller, L OBP: 0.245, SLG: 0.268 (3, PH)										1 0 0 0 0 0 0
Billy O'Dell, S (4, 1)										1 0 0 0 0 0 0
Jim Marshall, L OBP: 0.222, SLG: 0.188 (6, PH)										1 0 0 0 0 0 1 2
Bobby Bolin, R OBP: 0.200, SLG: 0.200 (7, 1)										0 0 0 0 0 0 0
Jim Davenport, R OBP: 0.391, SLG: 0.504 (9, PH)										1 0 0 0 0 0 0

Inning Stats	R: 0	H: 1	E: 0	K: 0	S: 3	LOB: 0	BB: 0	P: 3	R: 1	H: 1	E: 0	K: 0	S: 4	LOB: 0	BB: 0	P: 4	R: 0	H: 1	E: 0	K: 0	S: 4	LOB: 1	BB: 0	P: 4	R: 1	H: 2	E: 0	K: 1	S: 7	LOB: 2	BB: 1	P: 11	R: 0	H: 0	E: 0	K: 0	S: 3	LOB: 0	BB: 0	P: 3	R: 2	H: 4	E: 0	K: 1	S: 8	LOB: 2	BB: 1	P: 12	R: 0	H: 1	E: 0	K: 1	S: 6	LOB: 1	BB: 0	P: 6	R: 0	H: 1	E: 0	K: 0	S: 4	LOB: 1	BB: 0	P: 4	R: 0	H: 0	E: 0	K: 1	S: 5	LOB: 0	BB: 0	P: 5	1B: 7	SF: 0	2B: 2	SAC: 0	3B: 0	DP: 2	HR: 2	HBP: 0	WP: 0	PA: 38
--------------	------	------	------	------	------	--------	-------	------	------	------	------	------	------	--------	-------	------	------	------	------	------	------	--------	-------	------	------	------	------	------	------	--------	-------	-------	------	------	------	------	------	--------	-------	------	------	------	------	------	------	--------	-------	-------	------	------	------	------	------	--------	-------	------	------	------	------	------	------	--------	-------	------	------	------	------	------	------	--------	-------	------	-------	-------	-------	--------	-------	-------	-------	--------	-------	--------

PITCHER	IP	WLS	BF	H	R	ER	SO	BB	IBB	HBP	BLK	WP	HR	S	P	ERA	WHIP
Vern Law, R ERA: 4.73 (1, 1)	5.0	W	22	7	4	4	1	1	0	0	0	0	2	23	27	7.20	1.600
Bob Friend, R ERA: 4.33 (6, 1)	4.0	S	16	4	0	0	3	1	0	0	0	0	0	21	25	0.00	1.250

BOTTOM

Pittsburgh Pirates @ San Francisco Giants
Candlestick Park, San Francisco, CA
Sun Jun 11 1961, 6:33 AM EDT
Att. 34,185 - Unknown

AB	36
R	4
H	11
RBI	4
BB	2
SO	4
LOB	11



Batter	1	2	3	4	5	6	7	8	9
Jim Davenport, R <small>(1, 5) OBP: 0.377, SLG: 0.483</small>	0-2 F4	0-1 F9		3-1 6-3	1-3 K			2-0 F7	
Chuck Hiller, L <small>(1, 4) OBP: 0.330, SLG: 0.340</small>	2-1 BB 1B	4-2 FC3-6 1B BB		3-2 F7		3-3 K		1-1 2B	
Matty Alou, L <small>(1, 9) OBP: 0.426, SLG: 0.605</small>	4-1 BB 1B	1-1 FC3-6 BB			0-0 FC5-4 1B	1-1 2B 1B		3-1 F4	
Willie Mays, R <small>(1, 8) OBP: 0.410, SLG: 0.555</small>	4-2 1B BB	3-1 F4			0-0 FC5-4 1B 2B	1-0 2B		0-1 F9	
Willie McCovey, L <small>(1, 3) OBP: 0.299, SLG: 0.422</small>	2-1 G6-3 1B		2-2 F8		1-1 2B SF8 1B	0-3 K			
Orlando Cepeda, R <small>(1, 7) OBP: 0.314, SLG: 0.552</small>	0-0 G6-3		1-0 CS 2B		2-1 SF8 1B 2B	1-3 K			
Ed Bailey, L <small>(1, 2) OBP: 0.326, SLG: 0.364</small>		4-1 2B 1B BB	0-1 4-3		0-0 SF8		0-0 4-3		
Eddie Bressoud, R <small>(1, 6) OBP: 0.268, SLG: 0.385</small>		1-0 1B FC3-6 2B	4-0 IBB		4-0 1B IBB		2-0 F5		
Jack Sanford, R <small>(1, 1) OBP: 0.130, SLG: 0.261</small> Billy O'Dell, S <small>(3, 1) OBP: 0.143, SLG: 0.143</small> Stu Miller, R <small>(9, 1)</small>		1-0 FC3-6 BB 1B	1-1 CS	2-2 6-3	1-0 1B		3-3 K		

Inning Stats	R: 2 E: 0 K: 0 S: 11	H: 2 LOB: 1 BB: 2 P: 23	R: 2 E: 0 K: 0 S: 11	H: 2 LOB: 2 BB: 2 P: 25	R: 0 E: 0 K: 0 S: 8	H: 1 LOB: 1 BB: 1 P: 15	R: 0 E: 0 K: 0 S: 9	H: 0 LOB: 0 BB: 0 P: 17	R: 3 E: 0 K: 1 S: 13	H: 4 LOB: 2 BB: 1 P: 22	R: 0 E: 0 K: 3 S: 12	H: 2 LOB: 2 BB: 0 P: 18	R: 0 E: 0 K: 1 S: 6	H: 0 LOB: 0 BB: 0 P: 11	R: 0 E: 0 K: 0 S: 7	H: 1 LOB: 1 BB: 0 P: 13
1B: 7 2B: 5 3B: 0 HR: 0	SF: 1 SAC: 0 DP: 1 HBP: 0	WP: 0 PA: 41 PB: 0 SB: 0 CS: 1														

PITCHER	IP	WLS	BF	H	R	ER	SO	BB	IBB	HBP	BLK	WP	HR	S	P	ERA	WHIP
Roger Craig, R <small>(1, 1) ERA: 6.02</small>	1.0	L	8	3	4	4	0	3	0	0	0	0	0	13	30	36.00	6.000
Ron Perranoski, L <small>(2, 1) ERA: 2.57</small>	3.2		19	6	3	3	0	1	2	0	0	0	0	34	66	7.36	1.909
Turk Farrell, R <small>(5, 1) ERA: 4.79</small>	1.1		6	2	0	0	4	0	0	0	0	0	0	17	24	0.00	1.500
Jim Golden, R <small>(7, 1) ERA: 6.3</small>	2.0		7	1	0	0	1	0	0	0	0	0	0	13	24	0.00	0.500

AB R H RBI BB SO LOB

5	0	0	0	0	1	4
4	1	2	0	1	1	0
4	1	2	1	1	0	3
4	1	1	0	1	0	4
4	1	2	2	0	1	2
4	1	2	1	0	1	4
2	1	0	1	1	0	1
2	1	1	0	2	0	0
1	0	1	1	0	0	0
3	0	1	1	0	1	0
0	0	0	0	0	0	0

AB	33
R	7
H	12
RBI	7
BB	6
SO	5
LOB	18



Los Angeles Dodgers @ San Francisco Giants
 Candlestick Park, San Francisco, CA
 Mon Jun 12 1961, 6:33 AM EDT
 Att. 15,098 - Unknown

livebaseballscorecards.com

Batter	1	2	3	4	5	6	7	8	9	AB R H RBI BB SO LOB	TOP																
Maury Wills, S OBP: 0.384, SLG: 0.364 (1, 6)	4-2 FC6-4 BB	0-2 1-3 2-H 1B		3-1 1B		1-0 F3		0-3 K		4 0 2 1 1 1 1																	
Jim Gilliam, S OBP: 0.360, SLG: 0.380 (1, 4)	2-2 FC6-4 G3 1-2f E	4-1 1-2 BB		1-0 1-3 1B			4-1 FC4 BB		3-1 L9	3 1 1 0 2 0 1																	
Willie Davis, L OBP: 0.330, SLG: 0.526 (1, 8)	2-2 G3 1-2	0-0 F4		1-0 F8			0-2 FC4 F5 S 1-2f		0-2 1B	5 0 1 0 0 0 7																	
Wally Moon, L OBP: 0.470, SLG: 0.667 (1, 7)	2-0 E9 2-H 1B		2-1 F9	0-0 G3			0-2 F5 1-3		2-3 K	5 0 1 1 0 1 4																	
John Roseboro, L OBP: 0.356, SLG: 0.528 (1, 2)	1-1 F8		2-0 F9		2-0 F8		4-1 BB		3-1 4-3	4 0 0 0 1 0 2																	
Ron Fairly, L OBP: 0.378, SLG: 0.571 (1, 9)		0-0 1B 1B	1-1 HR		1-0 3-1		1-2 4-3 BB			4 2 2 1 0 0 2																	
Daryl Spencer, R OBP: 0.357, SLG: 0.393 (1, 5)		0-1 F9	1-1 HBP		2-3 K			1-3 K		3 0 0 0 0 2 1																	
Gil Hodges, R OBP: 0.329, SLG: 0.459 (1, 3)		1-0 1B 1-2 1B	1-3 K			3-1 F7		2-0 1B		4 0 2 0 0 1 1																	
Stan Williams, R OBP: 0.235, SLG: 0.194 (1, 1)		3-3 K		1-3 K				0-1 L3		3 0 0 0 0 3 2																	
Duke Snider, L OBP: 0.279, SLG: 0.300 (8, PH)										1 0 0 0 0 0 1																	
Larry Sherry, R (8, 1)										0 0 0 0 0 0 0																	
Inning Stats	R: 1 E: 1 K: 0 S: 11	H: 1 LOB: 1 BB: 1 P: 22	R: 1 E: 0 K: 1 S: 13	H: 3 LOB: 3 BB: 1 P: 21	R: 1 E: 0 K: 1 S: 10	H: 1 LOB: 1 BB: 0 P: 17	R: 0 E: 0 K: 1 S: 8	H: 2 LOB: 2 BB: 0 P: 14	R: 0 E: 0 K: 1 S: 5	H: 0 LOB: 0 BB: 0 P: 10	R: 0 E: 0 K: 1 S: 6	H: 0 LOB: 0 BB: 0 P: 11	R: 0 E: 0 K: 0 S: 11	H: 0 LOB: 2 BB: 2 P: 20	R: 0 E: 0 K: 2 S: 9	H: 1 LOB: 1 BB: 0 P: 12	R: 0 E: 0 K: 1 S: 11	H: 1 LOB: 1 BB: 0 P: 19	1B: 8 2B: 0 3B: 0 HR: 1	SF: 0 SAC: 0 DP: 0 HBP: 1	WP: 0 PB: 0 SB: 1 CS: 0	PA: 41					
PITCHER	IP WLS BF H R ER SO BB IBB HBP BLK WP HR S P ERA WHIP																										
Sam Jones, R ERA: 4.8 (1, 1)	3.1		20	7	3	3	3	2	0	1	0	0	1	40	71	8.10	2.700										
Richard LeMay, L ERA: (4, 1)	2.2		8	0	0	0	2	0	0	0	0	0	0	13	24	0.00	0.000										
Bobby Bolin, R ERA: (7, 1)	0.2		4	0	0	0	0	2	0	0	0	0	0	8	16	0.00	3.000										
Stu Miller, R ERA: 1.82 (7, 1)	2.1	W	9	2	0	0	3	0	0	0	0	0	0	23	35	0.00	0.857										

Los Angeles Dodgers @ San Francisco Giants
Candlestick Park, San Francisco, CA
Tue Jun 13 1961, 10:05 PM EDT
Att. 31,224 - Unknown

livebaseballscorecards.com

AB 36
R 3
H 9
RBI 3
BB 4
SO 8
LOB 22



Batter	1	2	3	4	5	6	7	8	9	AB	R	H	RBI	BB	SO	LOB
--------	---	---	---	---	---	---	---	---	---	----	---	---	-----	----	----	-----

Harvey Kuenn, R <small>(1, 7) OBP: 0.325, SLG: 0.331</small> <small>(9, 9)</small>	1-1 		1-0 		4-0 		1-2 			2	0	0	0	1	0	0
Chuck Hiller, L <small>(1, 4) OBP: 0.328, SLG: 0.333</small>	4-1 		1-2 		2-1 		1-3 			3	0	0	0	1	1	2
Matty Alou, L <small>(1, 9) OBP: 0.431, SLG: 0.587</small> Jose Pagan, R <small>(7, PR) OBP: 0.297, SLG: 0.355</small> <small>(8, 9) (9, 7)</small>	2-3 		0-3 		4-2 		2-2 			3	0	1	0	1	2	2
Willie Mays, R <small>(1, 8) OBP: 0.412, SLG: 0.569</small>	1-1 			1-0 	0-1 		1-0 			4	2	2	2	0	0	3
Willie McCovey, L <small>(1, 3) OBP: 0.292, SLG: 0.411</small>		1-2 		2-3 		3-2 	1-3 			4	0	0	0	0	2	2
Ed Bailey, L <small>(1, 2) OBP: 0.324, SLG: 0.361</small>		0-0 		1-2 		2-1 		2-2 		4	0	1	0	0	0	1
Jim Davenport, R <small>(1, 5) OBP: 0.373, SLG: 0.475</small>		0-0 		3-1 		1-2 		2-2 		4	0	1	1	0	0	1
Eddie Bressoud, R <small>(1, 6) OBP: 0.283, SLG: 0.436</small>			0-0 	1-1 		4-2 		1-3 		3	1	1	1	1	1	2
Sam Jones, R <small>(1, 1) OBP: 0.250, SLG: 0.316</small> Richard LeMay, L <small>(4, 1)</small> Orlando Cepeda, R <small>(6, PH) OBP: 0.313, SLG: 0.550</small> Bobby Bolin, R <small>(7, 1) OBP: 0.200, SLG: 0.200</small> Stu Miller, R <small>(7, 1)</small>			2-1 		1-3 	1-2 				1	0	1	0	0	0	0
										1	0	0	0	0	1	0
										1	0	0	0	0	0	2
										0	0	0	0	0	0	0
										0	0	0	0	0	0	0

Inning Stats	R: 0	H: 0	E: 0	K: 1	S: 8	R: 0	H: 0	E: 0	K: 0	S: 5	R: 1	H: 2	E: 0	K: 1	S: 11	R: 0	H: 0	E: 0	K: 1	S: 9	R: 0	H: 0	E: 1	K: 0	S: 16	R: 2	H: 2	E: 0	K: 2	S: 13	R: 0	H: 1	E: 0	K: 1	S: 11	1B: 5	2B: 0	3B: 0	HR: 2	SF: 0	SAC: 1	DP: 0	HBP: 0	WP: 0	PB: 0	SB: 1	CS: 1	PA: 35
--------------	------	------	------	------	------	------	------	------	------	------	------	------	------	------	-------	------	------	------	------	------	------	------	------	------	-------	------	------	------	------	-------	------	------	------	------	-------	-------	-------	-------	-------	-------	--------	-------	--------	-------	-------	-------	-------	--------

PITCHER	IP	WLS	BF	H	R	ER	SO	BB	IBB	HBP	BLK	WP	HR	S	P	ERA	WHIP
Stan Williams, R <small>(1, 1) ERA: 4.4</small>	7.0	L	32	6	4	4	6	4	0	0	0	0	2	74	123	5.14	1.429
Larry Sherry, R <small>(8, 1) ERA: 3.43</small>	1.0		3	1	0	0	1	0	0	0	0	0	0	11	16	0.00	1.000

BOTTOM

Los Angeles Dodgers @ San Francisco Giants
Candlestick Park, San Francisco, CA
 Tue Jun 13 1961, 10:05 PM EDT
 Att. 31,224 - Unknown

livebaseballscorecards.com

AB	30
R	4
H	7
RBI	4
BB	4
SO	7
LOB	15



Batter	1	2	3	4	5	6	7	8	9	AB R H RBI BB SO LOB	TOP											
Lee Mays, L (1, 9) OBP: 0.323, SLG: 0.429	0-0 P6		0-3 K		0-0 3-1			0-0 4-3		4 0 0 0 0 1 2												
Frank Bolling, R (1, 4) OBP: 0.379, SLG: 0.502	0-0 2B		0-0 G4-6-3			0-0 FC5-4 1B		0-3 K		4 0 2 0 0 1 2												
Eddie Mathews, L (1, 5) OBP: 0.403, SLG: 0.617	0-0 P5			0-0 F8		0-0 F7		0-0 F8		4 0 0 0 0 0 2												
Hank Aaron, R (1, 8) OBP: 0.373, SLG: 0.591	0-0 F7			0-0 5-3		0-0 FC5-4		0-0 F5		4 0 0 0 0 0 2												
Joe Adcock, R (1, 3) OBP: 0.288, SLG: 0.371		0-0 P6		0-3 K		0-0 5-3		0-0 6-3		4 0 0 0 0 1 1												
Frank Thomas, R (1, 7) OBP: 0.342, SLG: 0.485		0-3 K			0-0 HR		0-0 P5			3 1 1 1 0 1 0												
Joe Torre, R (1, 2) OBP: 0.375, SLG: 0.471		0-0 1-3			0-0 HR		0-0 5-3			3 1 1 1 0 0 0												
Roy McMillan, R (1, 6) OBP: 0.324, SLG: 0.299			0-0 2B		0-3 K		0-0 P6			3 0 1 0 0 1 0												
Warren Spahn, L (1, 1) OBP: 0.318, SLG: 0.447			4-0 BB		0-0 P4			0-0 L9		1 0 0 0 1 0 0												
Don McMahon, R (7, 1) OBP: 0.400, SLG: 0.400										0 0 0 0 0 0 0												
Claude Raymond, R (7, 1)										0 0 0 0 0 0 0												
Bob Boyd, L (8, PH) OBP: 0.250, SLG: 0.280										1 0 0 0 0 0 0												
George Brunet, R (8, 1)										0 0 0 0 0 0 0												
Inning Stats	R: 0 E: 0 K: 0 S: 4	H: 1 LOB: 1 BB: 0 P: 4	R: 0 E: 0 K: 1 S: 5	H: 0 LOB: 0 BB: 0 P: 5	R: 0 E: 0 K: 1 S: 5	H: 1 LOB: 1 BB: 1 P: 9	R: 0 E: 0 K: 1 S: 5	H: 0 LOB: 0 BB: 0 P: 5	R: 2 E: 0 K: 1 S: 7	H: 2 LOB: 0 BB: 0 P: 7	R: 0 E: 0 K: 0 S: 4	H: 1 LOB: 1 BB: 0 P: 4	R: 0 E: 0 K: 0 S: 3	H: 0 LOB: 0 BB: 0 P: 3	R: 0 E: 0 K: 1 S: 5	H: 0 LOB: 0 BB: 0 P: 5	R: 0 E: 0 K: 0 S: 3	H: 0 LOB: 0 BB: 0 P: 3	1B: 1 2B: 2 3B: 0 HR: 2	SF: 0 SAC: 0 DP: 1 HBP: 0	WP: 0 PB: 0 SB: 0 CS: 0	PA: 32
PITCHER Juan Marichal, R (1, 1) ERA: 3.95	IP: 9.0 WLS: W BF: 32 H: 5 R: 2 ER: 2 SO: 5 BB: 1 IBB: 0 HBP: 0 BLK: 0 WP: 0 HR: 2 S: 41 P: 45 ERA: 2.00 WHIP: 0.667																				PITCHER	IP: 9.0 WLS: W BF: 32 H: 5 R: 2 ER: 2 SO: 5 BB: 1 IBB: 0 HBP: 0 BLK: 0 WP: 0 HR: 2 S: 41 P: 45 ERA: 2.00 WHIP: 0.667


Milwaukee Braves @ San Francisco Giants
Candlestick Park, San Francisco, CA

AB	31
R	2
H	5
RBI	2
BB	1
SO	5
LOB	9



Wed Jun 14 1961, 6:33 AM EDT
Att: 12,521 - Unknown

livebaseballscorecards.com

Batter	1	2	3	4	5	6	7	8	9	AB R H RBI BB SO LOB	TOP																					
Felix Mantilla, R (1, 9) OBP: 0.269, SLG: 0.136	0-0 6-3		0-0 P6			0-0 5-3		0-0 5-3	0-0 FC6-4	5 0 0 0 0 0 3																						
Frank Bolling, R (1, 4) OBP: 0.381, SLG: 0.514	0-0 HR		0-0 1-3			0-0 P1		4-0 FC6-4 BB		3 1 1 1 1 0 0																						
Eddie Mathews, L (1, 5) OBP: 0.405, SLG: 0.613	4-0 PO BB			0-0 G3		0-0 1B		0-3 K		3 0 1 0 1 1 1																						
Hank Aaron, R (1, 8) OBP: 0.366, SLG: 0.580	0-0 P6			0-0 P6		0-0 F8		0-0 FC6-4		4 0 0 0 0 0 3																						
Joe Adcock, R (1, 3) OBP: 0.292, SLG: 0.370 Al Spangler, L (9, PR) OBP: 0.385, SLG: 0.233	0-0 PO 1-2	0-3 K		0-0 FC5-4 1B		0-0 P4			4-0 1B BB	3 0 1 0 1 1 0 0 0 0 0 0 0 0																						
Frank Thomas, R (1, 7) OBP: 0.345, SLG: 0.483		4-0 WP BB		0-0 FC5-4 1-2f		0-0 HR 1B			0-0 F7	3 1 1 0 1 0 2																						
Joe Torre, R (1, 2) OBP: 0.380, SLG: 0.505		0-0 F3 1-2			0-3 K		0-0 HR		0-0 BB 1B	4 1 2 2 0 1 1																						
Roy McMillan, R (1, 6) OBP: 0.318, SLG: 0.293		0-0 F7			0-0 F9		0-0 F8		0-0 F9	4 0 0 0 0 0 3																						
Tony Cloninger, R (1, 1) Don Nottebart, R (5, 1) Del Crandall, R (7, PH) Don McMahon, R (7, 1) Hawk Taylor, R (9, PH) Lee Wayne, L (9, PR) OBP: 0.238, SLG: 0.111 OBP: 0.233, SLG: 0.310 OBP: 0.400, SLG: 0.400 OBP: 0.182, SLG: 0.100 OBP: 0.323, SLG: 0.429			0-0 4-3		0-0 F8		0-0 F7		4-0 FC6-4 BB	2 0 0 0 0 0 0 0 0 0 0 0 0 0 1 0 0 0 0 0 0 0 0 0 0 0 0 0 0 0 0 0 1 0 0 0 0 0 0 0 0 0																						
Inning Stats	R: 1 E: 0 K: 0 S: 3	H: 1 LOB: 0 BB: 1 P: 7	R: 0 E: 0 K: 1 S: 5	H: 0 LOB: 1 BB: 1 P: 9	R: 0 E: 0 K: 0 S: 3	H: 0 LOB: 0 BB: 0 P: 3	R: 0 E: 0 K: 0 S: 4	H: 1 LOB: 1 BB: 0 P: 4	R: 0 E: 0 K: 1 S: 5	H: 0 LOB: 0 BB: 0 P: 5	R: 0 E: 0 K: 0 S: 4	H: 1 LOB: 1 BB: 0 P: 4	R: 2 E: 0 K: 0 S: 5	H: 2 LOB: 0 BB: 0 P: 5	R: 0 E: 0 K: 1 S: 5	H: 0 LOB: 1 BB: 1 P: 9	R: 0 E: 0 K: 0 S: 4	H: 1 LOB: 3 BB: 2 P: 12	1B: 4 2B: 0 3B: 0 HR: 2	SF: 0 SAC: 0 DP: 0 HBP: 0	WP: 1 PB: 0 SB: 0 CS: 0	PA: 38										
PITCHER Mike McCormick, L (1, 1) ERA: 2.87 Richard LeMay, L (9, 1) ERA:	IP 8.2	WLS W	BF 36	H 6	R 3	ER 3	SO 3	BB 5	IBB 0	HBP 0	BLK 0	WP 1	HR 2	S 37	P 57	ERA 3.12	WHIP 1.269															
											PITCHER	IP	WLS	BF	H	R	ER	SO	BB	IBB	HBP	BLK	WP	HR	S	P	ERA	WHIP				

Milwaukee Braves @ San Francisco Giants
Candlestick Park, San Francisco, CA

Thu Jun 15 1961, 6:33 AM EDT
Att: 11,976 - Unknown

AB	32
R	3
H	6
RBI	3
BB	5
SO	3
LOB	13

Batter	1	2	3	4	5	6	7	8	9	AB	R	H	RBI	BB	SO	LOB
Joey Amalfitano, R OBP: 0.329, SLG: 0.319 (1, 4)	F8		SF7			BB 1B				3	1	2	2	0	0	0
Willie McCovey, L OBP: 0.296, SLG: 0.421 (1, 3)	F5		HR			E 1B BB		4-3		3	1	1	2	1	0	1
Harvey Kuenn, R OBP: 0.333, SLG: 0.367 (1, 7)	4-3		F7			E 1B		F8		4	0	1	2	0	0	0
Willie Mays, R OBP: 0.407, SLG: 0.571 (1, 8)		K		5-3		F8		F8		4	0	0	0	0	1	2
Ed Bailey, L OBP: 0.337, SLG: 0.407 (1, 2)		F9		FC6-4 BB		E7		F5		3	0	0	0	1	0	2
Felipe Alou, R OBP: 0.329, SLG: 0.449 (1, 9)		3-1		F8		F8				4	0	1	0	0	0	4
Jim Davenport, R OBP: 0.367, SLG: 0.461 (1, 5)				FC6-4		F8		SH2-3 1B		3	1	1	0	0	0	4
Eddie Bressoud, R OBP: 0.299, SLG: 0.452 (1, 6)				1B SF7 1B		1B HR 1B		5-3		4	2	2	0	0	1	1
Mike McCormick, L OBP: 0.241, SLG: 0.250 (1, 1)				1B 2B		1B 1B		5-3		4	1	1	0	0	1	3
Richard LeMay, L (9, 1)				BB 1B 1B		1B 1B		4-3		0	0	0	0	0	0	0

Inning Stats	R: 0	H: 0	E: 0	K: 0	S: 3	LOB: 0	BB: 0	P: 3	R: 0	H: 0	E: 0	K: 1	S: 5	LOB: 0	BB: 0	P: 5	R: 3	H: 3	E: 0	K: 1	S: 8	LOB: 0	BB: 0	P: 8	R: 0	H: 0	E: 0	K: 0	S: 3	LOB: 1	BB: 1	P: 7	R: 3	H: 4	E: 1	K: 0	S: 8	LOB: 3	BB: 1	P: 12	R: 0	H: 1	E: 0	K: 0	S: 4	LOB: 1	BB: 0	P: 4	R: 0	H: 0	E: 0	K: 0	S: 3	LOB: 0	BB: 0	P: 3	R: 0	H: 1	E: 0	K: 1	S: 6	LOB: 1	BB: 0	P: 6
1B: 7	SF: 1	2B: 1	SAC: 1	3B: 0	DP: 0	HR: 1	HBP: 0	1B: 7	SF: 1	2B: 1	SAC: 1	3B: 0	DP: 0	HR: 1	HBP: 0	WP: 0	PA: 36	PB: 0	SB: 0	CS: 0																																												

PITCHER	IP	WLS	BF	H	R	ER	SO	BB	IBB	HBP	BLK	WP	HR	S	P	ERA	WHIP
Tony Cloninger, R ERA: 13.5 (1, 1)	4.0	L	20	6	6	6	2	2	0	0	0	0	1	22	30	13.50	2.000
Don Nottebart, R ERA: 4.67 (5, 1)	2.0		9	2	0	0	0	0	0	0	0	0	0	9	9	0.00	1.000
Don McMahon, R ERA: 2.45 (7, 1)	2.0		7	1	0	0	1	0	0	0	0	0	0	9	9	0.00	0.500

BOTTOM

Milwaukee Braves @ San Francisco Giants
Candlestick Park, San Francisco, CA

Thu Jun 15 1961, 6:33 AM EDT
Att. 11,976 - Unknown

livebaseballscorecards.com

AB	32
R	6
H	9
RBI	6
BB	2
SO	3
LOB	17



Batter	1	2	3	4	5	6	7	8	9	AB R H RBI BB SO LOB	TOP																										
Richie Ashburn, L (1, 8) <small>OBP: 0.365, SLG: 0.279</small> Al Heist, R (5, 8) <small>OBP: 0.245, SLG: 0.230</small>	0-0 P8		0-0 HR	0-0 1B	0-0 1B	0-3 K		0-0 5-3	4-0 BB	4 2 2 0 0 1 0 1 0 0 0 1 0 0																											
Don Zimmer, R (1, 4) <small>OBP: 0.305, SLG: 0.411</small> Jerry Kindall, R (4, PR) <small>OBP: 0.298, SLG: 0.474</small>	0-0 1B		0-0 F9	0-0 1B	0-0 2B	0-0 P2		0-0 F8	0-3 K	3 0 2 1 0 0 1 3 1 0 0 0 1 3																											
Ron Santo, R (1, 5) <small>OBP: 0.391, SLG: 0.475</small>	0-3 K		4-0 HR	0-3 K	0-0 1-3			0-0 F8		4 1 0 0 1 2 4																											
14 Ernie Banks, R (1, 3) <small>OBP: 0.348, SLG: 0.486</small>	0-0 F7		0-0 F7	0-0 SF8		0-0 P2			0-0 HR	4 1 1 1 0 0 3																											
George Altman, L (1, 9) <small>OBP: 0.371, SLG: 0.571</small>		0-0 4-3	4-0 HR	0-0 2B		0-0 4-3			0-0 HR	4 3 2 3 1 0 0																											
Billy Williams, L (1, 7) <small>OBP: 0.329, SLG: 0.415</small>		4-0 1B	0-0 HR	4-0 2B		0-0 P5			4-0 BB	2 2 1 4 3 0 0																											
Andre Rodgers, R (1, 6) <small>OBP: 0.324, SLG: 0.421</small>		0-3 K	0-0 1-3	0-0 2B		0-0 4-3			4-0 BB	4 0 1 2 1 1 1																											
Dick Bertell, R (1, 2) <small>OBP: 0.316, SLG: 0.320</small>		0-0 1B		0-0 1B		0-0 L8			0-3 K	4 1 2 1 1 1 2																											
Dick Ellsworth, L (1, 1) Bob Anderson, R (3, 1) <small>OBP: 0.250, SLG: 0.200</small> Barney Schultz, R (8, 1)		0-3 K		0-0 K		0-3 K			0-3 K	1 0 0 0 0 1 1 3 1 1 0 0 2 3 1 0 0 0 0 1 2																											
Inning Stats	R: 0 E: 0 K: 1 S: 6	H: 1 LOB: 1 BB: 0 P: 6	R: 1 E: 0 K: 2 S: 8	H: 1 LOB: 1 BB: 1 P: 12	R: 4 E: 0 K: 0 S: 5	H: 2 LOB: 0 BB: 2 P: 13	R: 5 E: 0 K: 2 S: 13	H: 6 LOB: 3 BB: 2 P: 21	R: 0 E: 0 K: 1 S: 5	H: 0 LOB: 0 BB: 0 P: 5	R: 0 E: 0 K: 0 S: 3	H: 0 LOB: 0 BB: 0 P: 3	R: 0 E: 0 K: 1 S: 5	H: 0 LOB: 0 BB: 0 P: 5	R: 0 E: 0 K: 0 S: 3	H: 0 LOB: 0 BB: 0 P: 3	R: 2 E: 0 K: 3 S: 11	H: 2 LOB: 3 BB: 3 P: 23	1B: 9 2B: 1 3B: 0 HR: 2	SF: 1 SAC: 0 DP: 0 HBP: 0	WP: 0 PB: 0 SB: 0 CS: 0	PA: 47															
PITCHER	IP WLS BF H R ER SO BB IBB HBP BLK WP HR S P ERA WHIP																																				
Billy Loes, R (1, 1) <small>ERA: 4.66</small> Sam Jones, R (4, 1) <small>ERA: 5.19</small> Jim Duffalo, R (4, 1) <small>ERA: 4.46</small> Jack Sanford, R (5, 1) <small>ERA: 3.59</small> Bobby Bolin, R (9, 1) <small>ERA: 1.75</small>	3.0 L	16 3	4 3	5 3	5 3	3 0	3 0	3 0	0 0	0 0	0 0	0 0	0 0	19 3	31 3	15.00 ∞	2.333 ∞																				

Chicago Cubs @ San Francisco Giants
 Candlestick Park, San Francisco, CA
 Fri Jun 16 1961, 10:05 PM EDT
 Att. 20,622 - Unknown - 60 F

AB	38
R	12
H	12
RBI	12
BB	8
SO	10
LOB	20



BOTTOM

Chicago Cubs @ San Francisco Giants
Candlestick Park, San Francisco, CA

Fri Jun 16 1961, 10:05 PM EDT
Att: 20,622 - Unknown - 60 F

livebaseballscorecards.com

AB	37
R	6
H	12
RBI	6
BB	2
SO	7
LOB	13



WP:	0	PA:	40
PB:	0	SB:	0
CS:	0		

AB	12	R	1	H	1	RBI	0	BB	0	SO	0	LOB	0
	3	0	1	0	0	0	0	0	0	0	0	0	0

4	0	1	0	1	1	1							
---	---	---	---	---	---	---	--	--	--	--	--	--	--

5	0	1	0	0	1	3							
---	---	---	---	---	---	---	--	--	--	--	--	--	--

4	2	2	1	1	1	2							
---	---	---	---	---	---	---	--	--	--	--	--	--	--

4	0	2	1	0	1	1							
---	---	---	---	---	---	---	--	--	--	--	--	--	--

4	0	2	1	0	0	1							
---	---	---	---	---	---	---	--	--	--	--	--	--	--

4	0	0	0	0	1	3							
---	---	---	---	---	---	---	--	--	--	--	--	--	--

3	0	0	0	0	0	0							
---	---	---	---	---	---	---	--	--	--	--	--	--	--

1	0	0	0	0	1	2							
---	---	---	---	---	---	---	--	--	--	--	--	--	--

0	0	0	0	0	0	0							
---	---	---	---	---	---	---	--	--	--	--	--	--	--

0	0	0	0	0	0	0							
1	1	1	1	0	0	0							
0	0	0	0	0	0	0							
0	0	0	0	0	0	0							
1	0	0	0	0	1	0							
1	1	1	1	0	0	0							
0	0	0	0	0	0	0							
1	0	0	0	0	0	0							

1B:	7	SF:	0
2B:	2	SAC:	0
3B:	0	DP:	2
HR:	3	HBP:	1

Batter	1	2	3	4	5	6	7	8	9
Felipe Alou, R OBP: 0.335, SLG: 0.467 Willie McCovey, L OBP: 0.296, SLG: 0.419 (1, 9) X (5, PH) (6, 3)	0-0 HR		H 1-0 G6-4-3 BB 2B HBP		X 0-0 FC4-6 1B		X 0-0 G3		X 0-0 P4
Joey Amalfitano, R OBP: 0.333, SLG: 0.315 (1, 4) X	0-0 4-3		B B B 4-0 1-2 G6-4-3 BB		X 0-0 FC4-6 G1-6-3 1-2f		X 0-3 K		X 0-0 1B 1B
Harvey Kuenn, R OBP: 0.330, SLG: 0.361 (1, 7) S (6, 9) S	0-3 K		X 0-0 G6-4-3 1-2f 2-3		X 0-0 G1-6-3 1-2f		X 0-0 4-3	X 0-0 1B 1B	X 0-0 1B
Willie Mays, R OBP: 0.410, SLG: 0.574 (1, 8) B B B	4-0 BB		X 0-0 2B 2B 3-H		S S S 0-3 K		X 0-0 K	X 0-0 1B 1B	X 0-0 P6
Orlando Cepeda, R OBP: 0.316, SLG: 0.553 (1, 3) X (6, 7)	0-0 5-3		X 0-0 2B 2-H		S S S 0-3 K		X 0-0 K	X 0-0 FC4-6 1B 1B 1-3	
Jim Davenport, R OBP: 0.370, SLG: 0.462 (1, 5) X		X 0-0 5-3	X 0-0 L8		X 0-0 1B		X 0-0 1B	X 0-0 FC4-6 1B 1B 1-2 3-H	
Ed Bailey, L OBP: 0.330, SLG: 0.398 (1, 2) X		X 0-0 F7		S S S 0-3 K		X 0-0 P6		X 0-0 FC4-6 1B 1B 1-2f 2-3	
Eddie Bressoud, R OBP: 0.286, SLG: 0.431 Matty Alou, L OBP: 0.423, SLG: 0.574 Jose Pagan, R OBP: 0.291, SLG: 0.347 (1, 6) X (8, PH) (9, 6)		X 0-0 6-3		X 0-0 1-3		X 0-0 4-3		X 0-3 K	
Billy Loes, R OBP: 0.250, SLG: 0.111 Jim Marshall, L OBP: 0.263, SLG: 0.412 Sam Jones, R OBP: 0.250, SLG: 0.316 Jim Duffalo, R OBP: 0.303, SLG: 0.500 Tom Haller, L OBP: 0.240, SLG: 0.262 Jack Sanford, R OBP: 0.187, SLG: 0.417 Bobby Bolin, R OBP: 0.200, SLG: 0.200 Hobie Landrinth, L OBP: 0.375, SLG: 0.478 (1, 1) X (3, PH) (4, 1) (4, 1) (4, PH) (5, 1) (9, 1) (9, PH)			X 0-0 HR		X 0-3 K		X 0-0 HR		X 0-0 3-1

Inning Stats	R: 1	H: 1	E: 0	K: 1	S: 6	LOB: 1	BB: 1	P: 10	R: 0	H: 0	E: 0	K: 0	S: 3	LOB: 0	BB: 0	P: 3	R: 3	H: 3	E: 0	K: 0	S: 5	LOB: 1	BB: 1	P: 10	R: 0	H: 0	E: 0	K: 2	S: 7	LOB: 0	BB: 0	P: 7	R: 0	H: 1	E: 0	K: 0	S: 3	LOB: 0	BB: 0	P: 3	R: 1	H: 1	E: 0	K: 1	S: 6	LOB: 0	BB: 0	P: 6	R: 1	H: 3	E: 0	K: 1	S: 8	LOB: 2	BB: 0	P: 8	R: 0	H: 2	E: 0	K: 0	S: 5	LOB: 2	BB: 0	P: 5
--------------	------	------	------	------	------	--------	-------	-------	------	------	------	------	------	--------	-------	------	------	------	------	------	------	--------	-------	-------	------	------	------	------	------	--------	-------	------	------	------	------	------	------	--------	-------	------	------	------	------	------	------	--------	-------	------	------	------	------	------	------	--------	-------	------	------	------	------	------	------	--------	-------	------

PITCHER	IP	WLS	BF	H	R	ER	SO	BB	IBB	HBP	BLK	WP	HR	S	P	ERA	WHIP
Dick Ellsworth, L ERA: 5.59 (1, 1)	2.2		14	4	4	4	1	2	0	1	0	0	2	13	22	13.50	2.250
Bob Anderson, R ERA: 4.87 (3, 1)	4.2	W	19	6	2	2	5	0	0	0	0	0	1	29	29	3.86	1.286
Barney Schultz, R ERA: (8, 1)	1.2	S	7	2	0	0	1	0	0	0	0	0	0	9	9	0.00	1.200

PITCHER	IP	WLS	BF	H	R	ER	SO	BB	IBB	HBP	BLK	WP	HR	S	P	ERA	WHIP
---------	----	-----	----	---	---	----	----	----	-----	-----	-----	----	----	---	---	-----	------

Batter	1	2	3	4	5	6	7	8	9	AB R H RBI BB SO LOB	TOP	
Richie Ashburn, L (1, 8) OBP: 0.360, SLG: 0.283	0-0 F7		0-0 F3		0-0 1-3			0-0 2B	0-0 F8	5 0 1 1 0 0 4		
Jerry Kindall, R (1, 4) OBP: 0.299, SLG: 0.469 Don Zimmer, R (8, PH) OBP: 0.303, SLG: 0.409 Bob Anderson, R (8, 1) OBP: 0.250, SLG: 0.200	0-0 FC5-4 1B		0-3 K			0-3 K		0-3 K		3 0 1 0 0 2 0 1 0 0 0 0 1 1 0 0 0 0 0 0 0		
Ron Santo, R (1, 5) OBP: 0.385, SLG: 0.466	0-0 P4			0-0 P6		0-0 L5		0-0 P3		4 0 0 0 0 0 2		
14 Ernie Banks, R (1, 3) OBP: 0.347, SLG: 0.495	0-0 FC5-4 1-2f			0-0 F7		0-0 HR		0-0 5-3		4 1 1 1 0 0 2		
George Altman, L (1, 9) OBP: 0.368, SLG: 0.563		0-0 P4		0-0 F7		0-3 K			0-0 BB 1B 1B	4 1 1 0 0 1 0		
Billy Williams, L (1, 7) OBP: 0.327, SLG: 0.418		0-0 2B			0-0 F3		0-0 1-3		0-0 F2	4 0 1 0 0 0 1		
Andre Rodgers, R (1, 6) OBP: 0.319, SLG: 0.410		0-3 K			0-0 1B 1B		0-0 F8		0-3 K	4 0 1 0 0 2 2		
Moe Thacker, R (1, 2) OBP: 0.444, SLG: 0.250		0-0 5-3			0-0 F8		0-0 L9		4-0 1B 1-2 BB	3 0 0 0 1 0 2		
Jack Curtis, L (1, 1) OBP: 0.176, SLG: 0.067 Dick Drott, R (3, 1) OBP: 0.300, SLG: 0.500 Joe Schaffernoth, R (7, 1) Mel Roach, R (8, PH) OBP: 0.258, SLG: 0.241			0-3 K			0-0 1-2 1B		0-0 2B 2B	0-0 1-3 2-H 1B	1 0 0 0 0 1 0 1 0 1 0 0 0 0 0 0 0 0 0 0 0 2 1 2 1 0 0 0		
Inning Stats	R: 0 H: 1 E: 0 LOB: 1 K: 0 BB: 0 S: 4 P: 4	R: 0 H: 1 E: 0 LOB: 1 K: 1 BB: 0 S: 6 P: 6	R: 0 H: 0 E: 0 LOB: 0 K: 2 BB: 0 S: 7 P: 7	R: 0 H: 0 E: 0 LOB: 0 K: 0 BB: 0 S: 3 P: 3	R: 0 H: 2 E: 0 LOB: 2 K: 0 BB: 0 S: 5 P: 5	R: 1 H: 1 E: 0 LOB: 0 K: 2 BB: 0 S: 8 P: 8	R: 0 H: 0 E: 0 LOB: 0 K: 0 BB: 0 S: 3 P: 3	R: 1 H: 2 E: 0 LOB: 1 K: 1 BB: 0 S: 7 P: 7	R: 1 H: 2 E: 0 LOB: 2 K: 1 BB: 1 S: 7 P: 11	1B: 5 SF: 0 2B: 3 SAC: 0 3B: 0 DP: 0 HR: 1 HBP: 0	WP: 0 PA: 37 PB: 0 SB: 0 CS: 0	
PITCHER Billy O'Dell, L (1, 1) ERA: 4.47	IP WLS BF H R ER SO BB IBB HBP BLK WP HR S P ERA WHIP	9.0 W 37 9 3 3 7 1 0 0 0 0 0 1 50 54 3.00 1.111										

Chicago Cubs @ San Francisco Giants
Candlestick Park, San Francisco, CA

Sat Jun 17 1961, 6:33 AM EDT
Att. 16,443 - Sunny - 68 F

livebaseballscorecards.com

AB 36
R 3
H 9
RBI 3
BB 1
SO 7
LOB 14



Batter	1	2	3	4	5	6	7	8	9
Jose Pagan, R OBP: 0.288, SLG: 0.342 (1, 6)	0-0 3-1	0-0 F7		0-0 6-3			0-0 P6	0-0 1B	
Joey Amalfitano, R OBP: 0.326, SLG: 0.308 (1, 4)	0-0 E5 SF9		0-0 P4		0-0 1-3		0-0 1B 1B	0-0 1-6-3	
Harvey Kuenn, R OBP: 0.333, SLG: 0.373 (1, 7)	0-0 SF9		0-0 6-3 1B 2B		0-0 F7		0-0 WP 1B 1B		
Willie Mays, R OBP: 0.408, SLG: 0.566 (1, 8)	0-3 K		0-0 6-3		0-0 F9		4-0 1B BB		
Orlando Cepeda, R OBP: 0.319, SLG: 0.553 (1, 3)		0-0 2B SF9 1B	0-0 HR 1B		0-0 5-3		0-0 P4		
Felipe Alou, R OBP: 0.338, SLG: 0.483 (1, 9)		0-0 F9	0-0 1-H HR		0-0 G3		0-0 1-2 2-H 3-H 1B		
Jim Davenport, R OBP: 0.367, SLG: 0.463 (1, 5)		0-0 SF9 1-3 2B	0-3 K		0-0 5-3		0-0 L9		
Ed Bailey, L OBP: 0.333, SLG: 0.396 (1, 2)		4-0 IBB		0-0 P4			0-0 E SH BLK 1B	0-0 F5	
Billy O'Dell, S OBP: 0.100, SLG: 0.111 (1, 1)		0-0 SF9		0-3 K			0-0 SH BLK E 1B	0-0 6-3	

Inning Stats	R: 1	H: 0	E: 1	LOB: 0	K: 1	P: 6	R: 1	H: 2	E: 0	LOB: 2	K: 0	P: 9	R: 3	H: 3	E: 0	LOB: 0	K: 1	P: 8	R: 0	H: 0	E: 0	LOB: 0	K: 1	P: 5	R: 0	H: 0	E: 0	LOB: 0	K: 0	P: 3	R: 0	H: 0	E: 0	LOB: 0	K: 0	P: 3	R: 4	H: 4	E: 2	LOB: 2	K: 0	P: 12	R: 0	H: 1	E: 0	LOB: 1	K: 0	P: 4	
	S: 6		S: 5		S: 8		S: 5		S: 3		S: 3		S: 8		S: 4		S: 4		S: 3		S: 3		S: 8		S: 4		S: 4		S: 4		S: 4		S: 4		S: 4		S: 4		S: 4		S: 4		S: 4		S: 4		S: 4		S: 4

PITCHER	IP	WLS	BF	H	R	ER	SO	BB	IBB	HBP	BLK	WP	HR	S	P	ERA	WHIP
Jack Curtis, L ERA: 5.71 (1, 1)	2.2	L	15	5	5	4	1	0	0	0	0	0	1	16	20	13.50	1.875
Dick Drott, R ERA: 3.0 (3, 1)	3.2		15	3	4	1	2	0	0	0	1	0	0	19	19	2.46	0.818
Joe Schaffernoth, R ERA: 5.23 (7, 1)	0.2		4	1	0	0	0	1	0	0	0	1	0	3	7	0.00	3.000
Bob Anderson, R ERA: 4.78 (8, 1)	1.0		4	1	0	0	0	0	0	0	0	0	0	4	4	0.00	1.000

BOTTOM

Chicago Cubs @ San Francisco Giants
Candlestick Park, San Francisco, CA

Sat Jun 17 1961, 6:33 AM EDT
Att. 16,443 - Sunny - 68 F


AB	R	H	RBI	BB	SO	LOB
5	0	1	0	0	0	4
5	2	1	1	0	0	1
3	2	2	1	0	0	0
3	0	0	0	1	1	1
4	2	2	1	0	0	3
4	1	2	4	0	0	1
4	0	1	0	0	1	2
3	1	1	0	1	0	0
2	1	0	1	0	1	0

AB	33
R	9
H	10
RBI	8
BB	2
SO	3
LOB	12

livebaseballscorecards.com

GIANTS

1B	7	SF	2	WP	1	PA	38
2B	2	SAC	1	PB	0		
3B	0	DP	0	SB	0		
HR	1	HBP	0	CS	0		

Batter	1	2	3	4	5	6	7	8	9	AB R H RBI BB SO LOB	TOP											
Richie Ashburn, L (1, 8) OBP: 0.358, SLG: 0.277	0-0 6-3		0-0 L4		4-0 6-3 BB		0-3 K			3 1 0 0 1 1 1												
Don Zimmer, R (1, 4) OBP: 0.310, SLG: 0.413	0-0 6-3		0-0 1B		4-0 6-3 BB		0-0 G5-4-3 1B			3 1 2 0 1 0 0												
Ron Santo, R (1, 5) OBP: 0.383, SLG: 0.467	0-0 2B		0-0 F5		0-0 6-3		0-0 G5-4-3			4 0 1 1 0 0 4												
14 Ernie Banks, R (1, 3) OBP: 0.345, SLG: 0.489	0-3 K		0-3 K		4-0 1B IBB			0-3 K		3 0 0 0 1 3 3												
George Altman, L (1, 9) OBP: 0.377, SLG: 0.574		0-0 4-3 2B		0-3 K	0-0 1B			0-0 G6-4-3 1B		4 0 3 1 0 1 0												
Billy Williams, L (1, 7) OBP: 0.325, SLG: 0.413		0-0 4-3		0-0 1B	0-0 4-3			0-0 G6-4-3		4 0 1 0 0 0 4												
Andre Rodgers, R (1, 6) OBP: 0.316, SLG: 0.391		0-0 F9		4-0 G5-4-3 BB		0-0 L9			0-3 K	3 0 0 0 1 1 1	AB 32 R 2 H 8 RBI 2 BB 4 SO 9 LOB 16											
Dick Bertell, R (1, 2) OBP: 0.307, SLG: 0.310		0-0 6-3		0-0 G5-4-3		0-3 K			0-0 5-3	4 0 0 0 0 1 3												
Don Cardwell, R (1, 1) OBP: 0.147, SLG: 0.273			0-0 1B			0-3 K			0-3 K	3 0 1 0 0 1 0												
Don Elston, R (6, 1) OBP: 0.167, SLG: 0.167										0 0 0 0 0 0 0												
Dick Drott, R (6, 1) OBP: 0.300, SLG: 0.500										0 0 0 0 0 0 0												
Mel Roach, R (9, PH) OBP: 0.254, SLG: 0.237										1 0 0 0 0 1 0												
Inning Stats	R: 0 E: 0 K: 1 S: 6	H: 1 LOB: 1 BB: 0 P: 6	R: 0 E: 0 K: 0 S: 4	H: 1 LOB: 1 BB: 0 P: 4	R: 0 E: 0 K: 1 S: 7	H: 2 LOB: 2 BB: 0 P: 7	R: 0 E: 0 K: 1 S: 5	H: 1 LOB: 1 BB: 1 P: 9	R: 2 E: 0 K: 0 S: 4	H: 1 LOB: 2 BB: 3 P: 16	R: 0 E: 0 K: 2 S: 7	H: 0 LOB: 0 BB: 0 P: 7	R: 0 E: 0 K: 1 S: 5	H: 1 LOB: 0 BB: 0 P: 5	R: 0 E: 0 K: 1 S: 5	H: 1 LOB: 0 BB: 0 P: 5	R: 0 E: 0 K: 2 S: 7	H: 0 LOB: 0 BB: 0 P: 7	1B: 5 2B: 3 3B: 0 HR: 0	SF: 0 SAC: 0 DP: 3 HBP: 0	WP: 0 PB: 0 SB: 2 CS: 0	PA: 36
PITCHER	IP WLS BF H R ER SO BB IBB HBP BLK WP HR S P ERA WHIP																					
Juan Marichal, R (1, 1) ERA: 3.93	5.0 W 24 6 2 2 3 3 1 0 0 0 0 0 26 42 3.60 1.800																					
Richard LeMay, L (6, 1) ERA:	4.0 S 12 2 0 0 6 0 0 0 0 0 0 0 24 24 0.00 0.500																					

Chicago Cubs @ San Francisco Giants
 Candlestick Park, San Francisco, CA
 Sun Jun 18 1961, 6:33 AM EDT
 Att. 27,241 - Sunny - 62 F

livebaseballscorecards.com

Batter	1	2	3	4	5	6	7	8	9
Felipe Alou, R OBP: 0.332, SLG: 0.473 (1, 9) x	0-0 F2			x 0-0 4-3	x 0-0 5-3	x 0-0 FC5-4			
Joey Amalfitano, R OBP: 0.311, SLG: 0.293 (1, 4) x	0-0 F9			x 0-0 6-3		x 0-0 1-3	x 0-0 6-3		
Harvey Kuenn, R OBP: 0.337, SLG: 0.379 (1, 7) x	0-0 F9			x 0-0 2B		B B B B 4-0 1B HR BB	0-3 K		
Willie Mays, R OBP: 0.405, SLG: 0.561 (1, 8)		S S 0-3 K		x 0-0 4-3		x 0-0 1B HR	x 0-0 1B		
Ed Bailey, L OBP: 0.337, SLG: 0.395 (1, 2) x		0-0 4-1			x 0-0 SH1-4 HR PB 1B	x 0-0 P6		B B B B 4-0 G4-6-3 BB	
Orlando Cepeda, R OBP: 0.322, SLG: 0.563 (1, 3) x		0-0 L8			B B B B 4-0 SH1-4 HR BB	x 0-0 HR		x 0-0 F9	
Jim Davenport, R OBP: 0.366, SLG: 0.460 (1, 5) x			x 0-0 F9		x 0-0 SH1-4	x 0-0 1B S		x 0-0 G4-6-3	
Jose Pagan, R OBP: 0.289, SLG: 0.338 (1, 6) x			x 0-0 L3		x 0-0 F9	x 4-0 1B IBB			
Juan Marichal, R OBP: 0.167, SLG: 0.095 (1, 1)			x 0-0 4-3		x 0-0 HR	x 0-0 1B			
Willie McCovey, L OBP: 0.300, SLG: 0.440 (5, PH)									
Richard LeMay, L OBP: 0.500, SLG: 0.500 (6, 1)									

AB	R	H	RBI	BB	SO	LOB
4	0	0	0	0	0	2
4	0	0	0	0	0	0
3	1	1	0	1	1	0
4	1	1	0	0	1	1
3	1	1	0	1	0	2
3	2	1	3	1	0	1
3	1	1	0	0	0	1
2	0	0	0	1	0	2
1	0	0	0	0	0	0
1	1	1	3	0	0	0
1	0	1	1	0	0	0

Chicago Cubs @ San Francisco Giants
Candlestick Park, San Francisco, CA

AB	29
R	7
H	7
RBI	7
BB	4
SO	2
LOB	9



WP: 0	PA: 34
PB: 1	
SB: 1	
CS: 0	

PITCHER	IP	WLS	BF	H	R	ER	SO	BB	IBB	HBP	BLK	WP	HR	S	P	ERA	WHIP
Don Cardwell, R ERA: 3.64 (1, 1)	5.1	L	22	4	5	5	1	2	0	0	0	0	1	22	30	8.44	1.125
Don Elston, R ERA: 5.18 (6, 1)	0.1		5	3	2	2	0	0	1	0	0	0	1	4	8	54.00	9.000
Dick Drott, R ERA: 2.84 (6, 1)	2.1		7	0	0	0	1	1	0	0	0	0	0	8	12	0.00	0.429

Sun Jun 18 1961, 6:33 AM EDT
Att. 27,241 - Sunny - 62 F

livebaseballscorecards.com

Batter	1	2	3	4	5	6	7	8	9	AB R H RBI BB SO LOB	TOP																						
Jose Pagan, R (1, 6) OBP: 0.288, SLG: 0.335	0-0 F7		0-0 1B		0-0 FC5			0-0 2-3		4 0 1 0 0 0 1	San Francisco Giants @ Milwaukee Braves Milwaukee County Stadium, Milwaukee, WI Tue Jun 20 1961, 8:05 PM EDT Att. 16,808 - Unknown livebaseballscorecards.com																						
Joey Amalfitano, R (1, 4) OBP: 0.298, SLG: 0.279	0-0 6-3		0-0 5-3			0-0 P4		0-0 6-3		4 0 0 0 0 0 1																							
Harvey Kuenn, R (1, 9) OBP: 0.335, SLG: 0.372	0-0 F8			0-0 4-3		4-0 BB			0-0 F9	3 0 0 0 1 0 0																							
Orlando Cepeda, R (1, 7) OBP: 0.321, SLG: 0.562		0-0 SH6-3 2B		0-0 P3		0-0 E4 G6-4-3			0-3 K	4 0 1 0 0 1 1																							
Felipe Alou, R (1, 8) OBP: 0.327, SLG: 0.466		0-0 SH6-3 2-3		0-0 4-3		0-0 G6-4-3 1-2f			0-0 F7	3 0 0 0 0 0 2																							
Willie McCovey, L (1, 3) OBP: 0.301, SLG: 0.439		0-0 1-3			0-0 SH1-3 1B			0-0 F9		3 1 1 0 0 0 1																							
Jim Davenport, R (1, 5) OBP: 0.362, SLG: 0.454		0-3 K			0-0 SH1-3 1-2			0-0 F8		2 0 0 0 0 1 1																							
Ed Bailey, L (1, 2) OBP: 0.337, SLG: 0.394			0-0 4-3		0-0 FC5 SH1-3 1B 2-H			0-0 F9		3 0 1 1 0 0 0																							
Mike McCormick, L (1, 1) OBP: 0.226, SLG: 0.233			0-3 K		0-0 SH1-3 1-2			0-0 P3		2 0 0 0 0 1 0																							
Inning Stats	R: 0 E: 0 K: 0 S: 3	H: 0 LOB: 0 BB: 0 P: 3	R: 0 E: 0 K: 1 S: 6	H: 1 LOB: 1 BB: 0 P: 6	R: 0 E: 0 K: 1 S: 6	H: 1 LOB: 1 BB: 0 P: 6	R: 0 E: 0 K: 0 S: 3	H: 0 LOB: 0 BB: 0 P: 3	R: 1 E: 0 K: 0 S: 5	H: 2 LOB: 1 BB: 0 P: 5	R: 0 E: 1 K: 0 S: 3	H: 0 LOB: 1 BB: 1 P: 7	R: 0 E: 0 K: 0 S: 3	H: 0 LOB: 0 BB: 0 P: 3	R: 0 E: 0 K: 1 S: 5	H: 0 LOB: 0 BB: 0 P: 5	R: 0 E: 0 K: 1 S: 5	H: 0 LOB: 0 BB: 0 P: 5	1B: 3 2B: 1 3B: 0 HR: 0	SF: 0 SAC: 3 DP: 1 HBP: 0	WP: 0 PB: 0 SB: 0 CS: 0	PA: 32											
PITCHER Warren Spahn, L (1, 1) ERA: 3.23	IP 9.0	WLS W	BF 32	H 4	R 1	ER 1	SO 3	BB 1	IBB 0	HBP 0	BLK 0	WP 0	HR 0	S 37	P 41	ERA 1.00	WHIP 0.556																
											PITCHER	IP	WLS	BF	H	R	ER	SO	BB	IBB	HBP	BLK	WP	HR	S	P	ERA	WHIP					



Batter	1	2	3	4	5	6	7	8	9
Gino Cimoli, R OBP: 0.284, SLG: 0.318 (1, 8) X	0-0 5-3	0-0 F9			0-0 F8		0-0 F7		
Frank Bolling, R OBP: 0.384, SLG: 0.515 (1, 4) BBB	4-0 1B BB		0-0 F7		0-0 6-3			0-0 HR	
Eddie Mathews, L OBP: 0.408, SLG: 0.596 (1, 5) X	0-0 F9		0-0 1-3			0-3 K		0-0 F8	
Hank Aaron, R OBP: 0.361, SLG: 0.583 (1, 9) X	0-0 1-3 1B		0-0 5-3			0-0 HR		0-0 5-3	
Joe Adcock, R OBP: 0.292, SLG: 0.396 (1, 3)		0-3 K		0-0 2B		0-0 F8		0-0 P6	
Frank Thomas, R OBP: 0.359, SLG: 0.495 (1, 7) X		0-0 1B 1B		0-0 F8		4-0 BB			
Joe Torre, R OBP: 0.348, SLG: 0.448 (1, 2) X		0-0 BB 1B		0-0 F8		0-3 K			
Roy McMillan, R OBP: 0.320, SLG: 0.313 (1, 6) BBB		4-0 1-2 BB		0-3 K			0-0 5-3		
Warren Spahn, L OBP: 0.298, SLG: 0.415 (1, 1) SSS		0-3 K			0-3 K		0-3 K		

Inning Stats	R: 0	H: 1	E: 0	LOB: 2	K: 0	S: 3	P: 7	R: 0	H: 2	E: 0	LOB: 3	K: 2	S: 9	P: 13	R: 0	H: 0	E: 0	LOB: 0	K: 0	S: 3	P: 3	R: 0	H: 1	E: 0	LOB: 1	K: 1	S: 6	P: 6	R: 0	H: 0	E: 0	LOB: 0	K: 1	S: 5	P: 5	R: 1	H: 1	E: 0	LOB: 1	K: 2	S: 8	P: 12	R: 0	H: 0	E: 0	LOB: 0	K: 1	S: 5	P: 5	R: 1	H: 1	E: 0	LOB: 0	K: 0	S: 4	P: 4
--------------	------	------	------	--------	------	------	------	------	------	------	--------	------	------	-------	------	------	------	--------	------	------	------	------	------	------	--------	------	------	------	------	------	------	--------	------	------	------	------	------	------	--------	------	------	-------	------	------	------	--------	------	------	------	------	------	------	--------	------	------	------

PITCHER	IP	WLS	BF	H	R	ER	SO	BB	IBB	HBP	BLK	WP	HR	S	P	ERA	WHIP
Mike McCormick, L ERA: 2.82 (1, 1)	8.0	L	32	6	2	2	7	3	0	0	0	0	2	43	55	2.25	1.125

AB R H RBI BB SO LOB

4	0	0	0	0	0	3
3	1	1	1	1	0	0
4	0	0	0	0	1	1
4	1	2	1	0	0	0
4	0	1	0	0	1	0
2	0	1	0	1	0	1
3	0	1	0	0	1	2
2	0	0	0	1	1	1
3	0	0	0	0	3	3

AB	R	H	RBI	BB	SO	LOB
29	2	6	2	3	7	11



San Francisco Giants @ Milwaukee Braves
 Milwaukee County Stadium, Milwaukee, WI
 Tue Jun 20 1961, 8:05 PM EDT
 Att. 16,808 - Unknown

livebaseballscorecards.com

WP	PA
0	32

Batter	1	2	3	4	5	6	7	8	9	AB R H RBI BB SO LOB	TOP																								
Felipe Alou, R (1, 9) OBP: 0.326, SLG: 0.462	0-0 F2		4-0 1-4-3 BB		0-0 SF9			0-0 F8		2 0 0 1 1 0 0	San Francisco Giants @ Milwaukee Braves Milwaukee County Stadium, Milwaukee, WI Wed Jun 21 1961, 8:05 PM EDT Att. 16,337 - Unknown livebaseballscorecards.com																								
Willie McCovey, L (1, 3) OBP: 0.299, SLG: 0.434	0-0 G4-6-3 1B		0-0 1-4-3		0-0 G4-6-3		0-3 K		4 0 1 0 0 1 2																										
Harvey Kuenn, R (1, 5) OBP: 0.328, SLG: 0.363	0-0 G4-6-3		0-0 5-3		0-0 F9		0-0 F8		4 0 0 0 0 0 2																										
Willie Mays, R (1, 8) OBP: 0.407, SLG: 0.571		4-0 1B 1B BB		0-0 F9		0-0 HR		0-0 P6	3 2 1 1 1 0 0																										
Orlando Cepeda, R (1, 7) OBP: 0.316, SLG: 0.552		0-0 P5		0-0 4-3		0-0 F9		0-0 6-3	4 0 0 0 0 0 1																										
Hobie Landrith, L (1, 2) OBP: 0.400, SLG: 0.500 Stu Miller, R (6, 1) Matty Alou, L (9, PH) OBP: 0.415, SLG: 0.563		0-0 1B 1B		0-0 1B		0-0 F8		0-0 P5	3 0 2 0 0 0 0 0 0 0 0 0 0 0 1 0 0 0 0 0 0																										
Joey Amalfitano, R (1, 4) OBP: 0.299, SLG: 0.281		0-0 G6-4-3 1B		0-0 F9		0-0 6-3		0-0 6-3	3 0 1 1 0 0 1																										
Jose Pagan, R (1, 6) OBP: 0.289, SLG: 0.331		0-0 G6-4-3		4-0 SH SF9 BB		0-0 6-3		0-0 6-3	2 1 0 0 1 0 2																										
Jack Sanford, R (1, 1) OBP: 0.160, SLG: 0.400 Ed Bailey, L (6, 2) OBP: 0.335, SLG: 0.392			0-0 F9		0-0 SH G4-6-3		0-0 4-3		1 0 0 0 0 0 0 1 0 0 0 0 0 0																										
Inning Stats	R: 0 E: 0 K: 0 S: 3	H: 1 LOB: 0 BB: 0 P: 3	R: 1 E: 0 K: 0 S: 4	H: 2 LOB: 1 BB: 1 P: 8	R: 0 E: 0 K: 0 S: 3	H: 0 LOB: 1 BB: 1 P: 7	R: 0 E: 0 K: 0 S: 4	H: 1 LOB: 1 BB: 0 P: 4	R: 1 E: 1 K: 0 S: 3	H: 0 LOB: 0 BB: 1 P: 7	R: 1 E: 0 K: 0 S: 4	H: 1 LOB: 0 BB: 0 P: 4	R: 0 E: 0 K: 0 S: 3	H: 0 LOB: 0 BB: 0 P: 3	R: 0 E: 0 K: 1 S: 5	H: 0 LOB: 0 BB: 0 P: 5	R: 0 E: 0 K: 0 S: 3	H: 0 LOB: 0 BB: 0 P: 3	1B: 4 2B: 0 3B: 0 HR: 1	SF: 1 SAC: 1 DP: 3 HBP: 0	WP: 0 PB: 0 SB: 0 CS: 0	PA: 33													
PITCHER Lew Burdette, R (1, 1) ERA: 4.04	IP 9.0	WLS W	BF 33	H 5	R 3	ER 2	SO 1	BB 3	IBB 0	HBP 0	BLK 0	WP 0	HR 1	S 32	P 44	ERA 2.00	WHIP 0.889	PITCHER	IP 9.0	WLS W	BF 33	H 5	R 3	ER 2	SO 1	BB 3	IBB 0	HBP 0	BLK 0	WP 0	HR 1	S 32	P 44	ERA 2.00	WHIP 0.889



Batter	1	2	3	4	5	6	7	8	9
Gino Cimoli, R OBP: 0.272, SLG: 0.303 (1, 8)	0-0 4-3		0-0 FC4-6		0-0 4-3		0-3 K		
Frank Bolling, R OBP: 0.382, SLG: 0.509 (1, 4)	0-3 K			4-0 BB		0-0 6-3	0-0 P4		
Eddie Mathews, L OBP: 0.413, SLG: 0.604 (1, 5)	0-0 1B			0-0 BB		0-0 2B	0-0 1B		
Hank Aaron, R OBP: 0.359, SLG: 0.575 (1, 9)	0-0 PO	0-0 6-3		0-0 F7		0-0 6-3	4-0 1B		
Frank Thomas, R OBP: 0.362, SLG: 0.492 (1, 7)		0-0 6-3			0-0 4-3	4-0 2B	0-0 1B		
Joe Adcock, R OBP: 0.296, SLG: 0.400 (1, 3)		0-0 F7			4-0 HR	0-0 2B	0-3 K		
Joe Torre, R OBP: 0.353, SLG: 0.472 (1, 2)			0-0 4-3		0-0 HR	1-0 HBP		0-0 F2	
Roy McMillan, R OBP: 0.323, SLG: 0.310 (1, 6)			0-0 P6		4-0 BB	0-3 K		4-0 CS	
Lew Burdette, R OBP: 0.233, SLG: 0.442 (1, 1)			0-0 1B		0-0 F7		0-0 1B	0-0 F6	

Inning Stats	R: 0	H: 1	E: 0	K: 1	S: 5	LOB: 0	BB: 0	P: 5
	R: 0	H: 0	E: 0	K: 0	S: 3	LOB: 0	BB: 0	P: 3
	R: 0	H: 1	E: 0	K: 0	S: 4	LOB: 1	BB: 0	P: 4
	R: 0	H: 0	E: 0	K: 0	S: 2	LOB: 0	BB: 1	P: 6
	R: 2	H: 1	E: 0	K: 0	S: 4	LOB: 1	BB: 2	P: 12
	R: 2	H: 2	E: 0	K: 1	S: 7	LOB: 2	BB: 1	P: 12
	R: 1	H: 3	E: 0	K: 2	S: 10	LOB: 3	BB: 1	P: 14
	R: 0	H: 0	E: 0	K: 0	S: 2	LOB: 0	BB: 1	P: 6

PITCHER	IP	WLS	BF	H	R	ER	SO	BB	IBB	HBP	BLK	WP	HR	S	P	ERA	WHIP
Jack Sanford, R ERA: 3.8 (1, 1)	5.2	L	25	5	4	4	1	4	0	1	0	0	1	22	39	6.35	1.588
Stu Miller, R ERA: 1.82 (6, 1)	2.1		11	3	1	1	3	2	0	0	0	0	0	15	23	3.86	2.143

AB R H RBI BB SO LOB

4	0	0	0	0	1	3
3	0	0	0	1	1	1
4	1	3	0	0	0	1
3	0	0	0	1	0	1
3	1	1	1	1	0	0
3	1	1	2	1	1	3
3	1	1	2	0	0	0
2	0	0	0	2	1	2
4	1	2	0	0	0	2

AB	29
R	5
H	8
RBI	5
BB	6
SO	4
LOB	13



San Francisco Giants @ Milwaukee Braves
 Milwaukee County Stadium, Milwaukee, WI
 Wed Jun 21 1961, 8:05 PM EDT
 Att. 16,337 - Unknown

WP: 0 PA: 37
 PB: 0
 SB: 1
 CS: 1

AB	29
R	5
H	8
RBI	5
BB	6
SO	4
LOB	13

1B	SF	2B	SAC	3B	DP	HR	HBP
5	0	2	0	0	1	1	1

Batter	1	2	3	4	5	6	7	8	9	AB R H RBI BB SO LOB	TOP											
Harvey Kuenn, R (1, 9) OBP: 0.330, SLG: 0.363	4-0 CS BB		0-0 1-3	0-0 5-3		0-0 SF8		0-0 1B		3 0 1 1 1 0 1	San Francisco Giants @ Milwaukee Braves Milwaukee County Stadium, Milwaukee, WI Thu Jun 22 1961, 8:05 PM EDT Att: 11,852 - Unknown livebaseballscorecards.com											
Joey Amalfitano, R (1, 4) OBP: 0.294, SLG: 0.287	0-0 F3		0-0 2B		0-3 K	0-0 F8		0-0 P6		5 1 1 0 0 1 3												
Willie McCovey, L (1, 3) OBP: 0.312, SLG: 0.441	4-0 1-2 BB		0-0 2B		4-0 1B BB		0-0 6-3		H 1-0 HR HBP	2 1 1 1 2 0 0												
Willie Mays, R (1, 8) OBP: 0.414, SLG: 0.602	0-3 K		0-0 1B		0-0 1B		0-0 HR		X 0-0 1-H HR	5 2 4 3 0 1 1												
Ed Bailey, L (1, 2) OBP: 0.332, SLG: 0.387		X 0-0 F9 HBP 6-3 1B	0-3 K		X 0-0 P4		0-0 4-3		X 0-0 3-1	5 1 1 0 0 1 4												
Orlando Cepeda, R (1, 7) OBP: 0.317, SLG: 0.547		H 1-0 6-3 HBP	0-0 4-3		X 0-0 6-3		0-0 1B		S 0-3 K	4 0 1 0 0 1 4												
Jim Davenport, R (1, 5) OBP: 0.369, SLG: 0.451		X 0-0 F9		B 4-0 BB		4-0 G3 1B SF8 BB		0-0 F8		X 0-0 BB 1B		3 1 1 0 2 0 3										
Jose Pagan, R (1, 6) OBP: 0.292, SLG: 0.329		X 0-0 6-3		X 0-0 F3		X 0-0 SF8 G3 1B		0-0 5-3		X 4-0 BB		4 0 1 1 1 0 2										
Juan Marichal, R (1, 1) OBP: 0.154, SLG: 0.087		X 0-0 6-3		0-3 K		X 0-0 G3		0-0 G3		X 0-3 K		2 0 0 0 0 0 1 2 0 0 0 0 0 0 0 0 1 0 0 0 0 0 0 2 0 0 0 0 0 0 0 0 0 0 0 0 0 0 0 0 1 0 0 0 0 0 0 0 0 0 0 0 0 0 0 0 1 0 0 0 0 0 1 2										
Stu Miller, R (4, 1) OBP: 0.250, SLG: 0.399																						
Billy Loes, R (6, PH) OBP: 0.200, SLG: 0.111																						
Bobby Bolin, R (7, 1) OBP: 0.200, SLG: 0.200																						
Matty Alou, L (8, PH) OBP: 0.407, SLG: 0.551																						
Sam Jones, R (8, PH) OBP: 0.250, SLG: 0.316																						
Felipe Alou, R (9, PH) OBP: 0.320, SLG: 0.460																						
Inning Stats	R: 0 E: 0 K: 1 S: 4	H: 0 LOB: 1 BB: 2 P: 12	R: 1 E: 0 K: 1 S: 4	H: 1 LOB: 1 BB: 0 P: 5	R: 1 E: 0 K: 1 S: 8	H: 3 LOB: 2 BB: 0 P: 8	R: 0 E: 0 K: 1 S: 5	H: 0 LOB: 1 BB: 1 P: 9	R: 0 E: 0 K: 1 S: 6	H: 1 LOB: 2 BB: 1 P: 10	R: 1 E: 0 K: 0 S: 4	H: 1 LOB: 1 BB: 1 P: 8	R: 1 E: 0 K: 0 S: 5	H: 2 LOB: 1 BB: 0 P: 5	R: 0 E: 0 K: 0 S: 4	H: 1 LOB: 1 BB: 0 P: 4	R: 2 E: 0 K: 2 S: 9	H: 2 LOB: 2 BB: 1 P: 14	1B: 7 2B: 2 3B: 0 HR: 2	SF: 1 SAC: 0 DP: 0 HBP: 2	WP: 0 PB: 0 SB: 0 CS: 1	PA: 45
PITCHER	IP WLS BF H R ER SO BB IBB HBP BLK WP HR S P ERA WHIP																					
Bob Buhl, R (1, 1) ERA: 4.61	8.0 W 40 10 6 6 4 5 0 2 0 0 2 41 63 6.75 1.875																					
Don McMahon, R (9, 1) ERA: 2.08	1.0 S 5 1 0 0 2 1 0 0 0 0 0 8 12 0.00 2.000																					



Batter	1	2	3	4	5	6	7	8	9
Gino Cimoli, R OBP: 0.278, SLG: 0.351 (1, 8)	F9		F8		HR	2B		F9	
Frank Bolling, R OBP: 0.380, SLG: 0.517 (1, 4)	G3		HR		5-3	F7			
Eddie Mathews, L OBP: 0.411, SLG: 0.596 (1, 5)	4-3		K		FC3-6 BB			3-1	
Hank Aaron, R OBP: 0.365, SLG: 0.591 (1, 9)		HR		HR	1B	FC3-6 1B		HBP 1B	
Frank Thomas, R OBP: 0.373, SLG: 0.531 (1, 7)		HR		HR	1B			FC6-4 HBP	
Joe Adcock, R OBP: 0.295, SLG: 0.402 (1, 3)		F8		2B	K			K	
Joe Torre, R OBP: 0.358, SLG: 0.491 (1, 2)		CS 1B		L6		2B 3B		FC6-4	
Roy McMillan, R OBP: 0.318, SLG: 0.304 (1, 6)		F5		F8		P4		P5	
Bob Buhl, R OBP: 0.138, SLG: 0.074 (1, 1)			K		K			6-3	
Don McMahon, R OBP: 0.286, SLG: 0.286 (9, 1)						1-3			

AB	R	H	RBI	BB	SO	LOB
5	1	2	2	0	0	0
4	1	1	1	0	0	1
3	0	0	0	1	1	0
4	3	3	1	0	0	1
3	2	3	4	0	0	0
4	0	1	0	0	2	3
4	1	2	0	0	0	3
4	0	0	0	0	0	3
4	0	0	0	0	2	2
0	0	0	0	0	0	0

WP	PA
0	37

AB	35
R	8
H	12
RBI	8
BB	1
SO	5
LOB	13



Inning Stats	R	H	E	K	S	P	IP	WLS	BF	H	R	ER	SO	BB	IBB	HBP	BLK	WP	HR	S	P	ERA	WHIP
R: 0 H: 0 E: 0 K: 0 S: 3	H: 0 LOB: 0 BB: 0 P: 3	R: 2 H: 3 E: 0 K: 0 S: 5	H: 3 LOB: 0 BB: 0 P: 5	R: 1 H: 1 E: 0 K: 2 S: 8	H: 1 LOB: 0 BB: 0 P: 8	R: 2 H: 3 E: 0 K: 1 S: 8	H: 3 LOB: 1 BB: 0 P: 8	R: 2 H: 2 E: 0 K: 1 S: 7	H: 2 LOB: 1 BB: 1 P: 11	R: 1 H: 2 E: 0 K: 0 S: 5	H: 2 LOB: 1 BB: 0 P: 5	R: 0 H: 1 E: 0 K: 1 S: 6	H: 1 LOB: 2 BB: 0 P: 7	R: 0 H: 0 E: 0 K: 0 S: 3	H: 0 LOB: 0 BB: 0 P: 3	1B: 4 2B: 2 3B: 1 HR: 5	SF: 0 SAC: 0 DP: 0 HBP: 1	WP: 0 PA: 37	PB: 0 SB: 1 CS: 1	ERA	WHIP		
Juan Marichal, R ERA: 4.35 (1, 1)	3.0	WLS	14	6	5	5	2	0	0	0	0	0	0	0	0	0	0	0	4	18	18	15.00	2.000
Stu Miller, R ERA: 2.16 (4, 1)	2.0		10	3	2	2	2	1	0	0	0	0	0	0	0	0	0	0	1	13	17	9.00	2.000
Billy Loes, R ERA: 4.71 (6, 1)	1.1		6	2	1	1	0	0	0	0	0	0	0	0	0	0	0	0	0	6	6	6.75	1.500
Bobby Bolin, R ERA: 1.71 (7, 1)	0.2		4	1	0	0	1	0	0	0	1	0	0	0	0	0	0	0	0	5	6	0.00	1.500
Sam Jones, R ERA: 5.12 (8, 1)	1.0		3	0	0	0	0	0	0	0	0	0	0	0	0	0	0	0	0	3	3	0.00	0.000

BOTTOM

San Francisco Giants @ Milwaukee Braves
Milwaukee County Stadium, Milwaukee, WI
Thu Jun 22 1961, 8:05 PM EDT
Att. 11,852 - Unknown

livebaseballscorecards.com

Batter	1	2	3	4	5	6	7	8	9
Julio Gotay, R (1, 6) OBP: 0.286, SLG: 0.382	0-0 P4		0-0 5-3	0-0 P4		0-0 6-3	0-0 1B HR 2B	0-0 F7	
Bill White, L (1, 3) OBP: 0.372, SLG: 0.456	0-3 K		4-0 G3 HR BB	0-0 G3		0-0 FC4-6 1B	0-0 HR IBB 1B		
Ken Boyer, R (1, 5) OBP: 0.386, SLG: 0.485	0-0 6-3		4-0 G3 HR BB		0-3 K	0-0 FC4-6 2B	4-0 HR IBB		
Charlie James, R (1, 9) OBP: 0.373, SLG: 0.480		0-0 6-3 1B 1B	0-0 G3		0-0 1B 1B	0-0 BB 2B	0-3 K		
Stan Musial, L (1, 7) OBP: 0.399, SLG: 0.551		0-0 F9	0-0 HR		0-0 P6	4-0 BB IBB	0-0 HR		
Carl Warwick, R (8, 7) OBP: 0.292, SLG: 0.366			2-H 3-H				1-H 2-H 3-H		
Curt Flood, R (1, 8) OBP: 0.354, SLG: 0.368		0-0 6-3 1B	4-0 BB		0-0 1B 1B	4-0 BB	0-0 4-3		
Tim McCarver, L (1, 2) OBP: 0.270, SLG: 0.351		0-0 6-3	0-0 F9		0-0 1B 1B	0-0 P3		0-0 G3	
Bob Lillis, R (1, 4) OBP: 0.267, SLG: 0.224		4-0 IBB		0-3 K	0-0 1B		0-0 4-3	0-0 1B	
Curt Simmons, L (1, 1) OBP: 0.441, SLG: 0.400		0-3 K		4-0 BB	0-3 K		0-0 2B 2B	0-0 F3	
Ernie Broglio, R (6, 1) OBP: 0.171, SLG: 0.158									
Craig Anderson, R (6, 1) OBP: 0.500, SLG: 1.000									

AB	R	H	RBI	BB	SO	LOB
6	1	1	1	0	0	2
4	2	2	0	1	1	1
3	3	0	0	2	1	1
5	1	3	1	0	1	5
4	2	2	7	1	0	2
0	0	0	0	0	0	0
3	0	2	0	2	0	0
5	0	1	1	0	0	6
4	0	2	0	1	1	0
2	0	0	0	1	2	6
0	0	0	0	0	0	0
2	1	1	0	0	0	1

AB	R	H	RBI	BB	SO	LOB
38	10	14	10	8	6	24

Inning Stats	R	H	E	K	S	P	IP	WLS	BF	H	R	ER	SO	BB	IBB	HBP	BLK	WP	HR	S	P	ERA	WHIP
	0	0	0	1	5		5.2		31	9	5	5	5	4	1	0	0	0	1	36	56	7.94	2.294
Billy O'Dell, L (1, 1) ERA: 4.86	0	0	0	1	5		0.2	L	7	3	3	3	0	1	1	0	0	0	0	5	13	40.50	6.000
Stu Miller, R (6, 1) ERA: 2.76	0	0	0	1	5		1.2		8	2	2	2	1	0	1	0	0	0	1	9	13	10.80	1.200
Bobby Bolin, R (7, 1) ERA: 2.25																							


BOTTOM

San Francisco Giants @ St. Louis Cardinals
Sportsman's Park, St. Louis, MO

Fri Jun 23 1961, 8:05 PM EDT
Att. 15,444 - Unknown

livebaseballscorecards.com

WP: 0 PA: 46
PB: 0
SB: 0
CS: 0



Batter	1	2	3	4	5	6	7	8	9	AB R H RBI BB SO LOB	TOP
Chuck Hiller, L (1, 4) <small>OBP: 0.328, SLG: 0.331</small>	0-0 1B 2B	0-0 L8		0-3 K		0-0 F7		4-0 BB		4 1 1 0 1 1 1	San Francisco Giants @ St. Louis Cardinals Sportsman's Park, St. Louis, MO Sat Jun 24 1961, 4:33 AM EDT Att. 12,738 - Unknown
Jim Davenport, R (1, 5) <small>OBP: 0.356, SLG: 0.430</small>	4-0 BB 1B BB	0-0 L8		0-3 K		0-0 F7		0-0 F8		4 0 0 0 1 1 2	
Harvey Kuenn, R (1, 7) <small>OBP: 0.330, SLG: 0.367</small>	0-0 BB 1B 1-2 2-H		0-0 1-3	0-0 1-3		0-0 FC5-4 1B		0-3 K		5 0 2 1 0 1 1	
Willie Mays, R (1, 8) <small>OBP: 0.419, SLG: 0.597</small>	4-0 1-2 2-3 BB		4-0 1B HR BB		0-3 K	0-0 FC5-4		0-3 K		3 1 0 0 2 2 2	
Willie McCovey, L (1, 3) <small>OBP: 0.322, SLG: 0.464</small>	0-3 K		0-0 1-3 HR 1B		0-0 BB 1B		0-0 HR	0-0 1B		5 3 4 1 0 1 3	
Orlando Cepeda, R (1, 9) Felipe Alou, R (7, 7) <small>OBP: 0.327, SLG: 0.571</small> <small>OBP: 0.325, SLG: 0.456</small>	0-3 K		0-0 1-H 3-H HR		4-0 F8 1B BB		0-0 F7	0-0 F7		3 1 1 3 1 1 3 1 0 0 0 0 0 1	
Tom Haller, L (1, 2) <small>OBP: 0.236, SLG: 0.255</small>	0-3 K		0-3 K		0-0 1-2 2-H 1B		0-0 F8	0-3 K		5 0 1 1 0 3 4	
Jose Pagan, R (1, 6) <small>OBP: 0.294, SLG: 0.321</small>		0-0 1B	4-0 BB		0-0 F8		4-0 BB	0-0 6-3		3 0 1 0 2 0 3	
Richard LeMay, L (1, 1) <small>OBP: 0.167, SLG: 0.167</small>		0-3 K	0-0 F7		0-3 K		0-3 K			4 0 0 0 0 3 5	
Inning Stats	R: 1 E: 0 K: 3 S: 11 H: 2 LOB: 3 BB: 2 P: 19	R: 0 E: 0 K: 1 S: 6 H: 1 LOB: 1 BB: 0 P: 6	R: 3 E: 0 K: 1 S: 7 H: 2 LOB: 1 BB: 2 P: 15	R: 0 E: 0 K: 2 S: 7 H: 0 LOB: 0 BB: 0 P: 7	R: 1 E: 0 K: 2 S: 9 H: 2 LOB: 2 BB: 1 P: 13	R: 0 E: 0 K: 0 S: 4 H: 1 LOB: 1 BB: 0 P: 4	R: 1 E: 0 K: 1 S: 6 H: 1 LOB: 1 BB: 1 P: 10	R: 0 E: 0 K: 2 S: 7 H: 0 LOB: 1 BB: 1 P: 11	R: 0 E: 0 K: 1 S: 6 H: 1 LOB: 1 BB: 0 P: 6	1B: 7 2B: 1 3B: 0 HR: 2 SF: 0 SAC: 0 DP: 0 HBP: 0	WP: 0 PB: 0 SB: 0 CS: 0 PA: 44
PITCHER Bob Gibson, R (1, 1) <small>ERA: 3.12</small> Al Cicotte, R (6, 1) <small>ERA: 3.99</small> Lindy McDaniel, R (9, 1) <small>ERA: 5.4</small>	IP WLS BF H R ER SO BB IBB HBP BLK WP HR S P ERA WHIP	IP WLS BF H R ER SO BB IBB HBP BLK WP HR S P ERA WHIP									

livebaseballscorecards.com

AB	37
R	6
H	10
RBI	6
BB	7
SO	13
LOB	25



Batter	1	2	3	4	5	6	7	8	9	AB R H RBI BB SO LOB	TOP																	
Chuck Hiller, L (1, 4) <small>OBP: 0.325, SLG: 0.327</small>	0-0 F8		0-0 1-6-3		0-0 1B		0-0 4-3		0-0 E4 1B SH	5 1 1 0 0 0 2	San Francisco Giants @ St. Louis Cardinals Sportsman's Park, St. Louis, MO Sun Jun 25 1961, 4:33 AM EDT Unknown																	
Jim Davenport, R (1, 5) <small>OBP: 0.357, SLG: 0.449</small>	0-0 5-3		0-0 5-3		0-0 1-3			0-0 HR SH 1B 1B	5 2 2 2 0 0 1																			
Harvey Kuenn, R (1, 7) <small>OBP: 0.333, SLG: 0.370</small> (9, 9)	0-3 K			0-0 FC6-4 1B 1B		0-0 G4-6-3 1B		0-0 F9 SH E	4 1 2 0 0 1 0																			
Willie Mays, R (1, 8) <small>OBP: 0.418, SLG: 0.591</small>		4-0 G3 S BB		0-0 P5		0-0 F9		0-0 1-3	0-0 E6 G4-6-3 1B	4 0 1 1 1 0 2																		
Willie McCovey, L (1, 3) <small>OBP: 0.324, SLG: 0.460</small>		0-0 G3		0-0 FC6-4 1B		0-0 G4-6-3		4-0 1B BB	0-0 G4-6-3	4 0 1 0 1 0 3																		
Orlando Cepeda, R (1, 9) Stu Miller, R (9, 1)		4-0 BB		0-0 FC6-4			0-0 HR	0-0 BB 1B	0-0 3B	4 1 3 1 1 0 2 0 0 0 0 0 0 0																		
Tom Haller, L (1, 2) <small>OBP: 0.224, SLG: 0.240</small> Ed Bailey, L (8, PH) <small>OBP: 0.341, SLG: 0.391</small> (8, 2)		0-3 K		0-0 F7			0-0 L6	4-0 BB 1B BB	4-0 BB	3 0 0 0 0 1 4 0 0 0 0 2 0 0																		
Jose Pagan, R (1, 6) <small>OBP: 0.290, SLG: 0.316</small> Jim Marshall, L (8, PH) <small>OBP: 0.273, SLG: 0.400</small> Eddie Bressoud, R (8, 6) <small>OBP: 0.282, SLG: 0.424</small>		0-0 1-3			0-0 5-3		0-0 6-3	0-3 K	0-0 L7	3 0 0 0 0 0 2 1 0 0 0 0 1 3 1 0 0 0 0 0 2																		
Mike McCormick, L (1, 1) <small>OBP: 0.235, SLG: 0.242</small> Bobby Bolin, R (7, 1) <small>OBP: 0.200, SLG: 0.200</small> Joey Amalfitano, R (9, PH) <small>OBP: 0.308, SLG: 0.303</small> Felipe Alou, R (9, 7) <small>OBP: 0.325, SLG: 0.456</small>		0-3 K		0-0 4-3			0-0 1B		0-0 E 1B 1B	3 0 1 0 0 1 0 0 0 0 0 0 0 0 1 1 1 0 0 0 0 0 0 0 0 0 0 0																		
Inning Stats	R: 0 E: 0 K: 1 S: 5	H: 0 LOB: 0 BB: 0 P: 5	R: 0 E: 0 K: 1 S: 5	H: 0 LOB: 2 BB: 2 P: 13	R: 0 E: 0 K: 1 S: 5	H: 0 LOB: 0 BB: 0 P: 5	R: 0 E: 0 K: 0 S: 5	H: 2 LOB: 2 BB: 0 P: 5	R: 0 E: 0 K: 0 S: 4	H: 1 LOB: 1 BB: 0 P: 4		R: 0 E: 0 K: 0 S: 3	H: 1 LOB: 0 BB: 0 P: 3	R: 1 E: 0 K: 0 S: 5	H: 2 LOB: 1 BB: 0 P: 5	R: 1 E: 0 K: 1 S: 7	H: 2 LOB: 3 BB: 2 P: 15	R: 4 E: 3 K: 0 S: 8	H: 4 LOB: 2 BB: 1 P: 12	1B: 9 2B: 0 3B: 1 HR: 2	SF: 0 SAC: 1 DP: 2 HBP: 0	WP: 0 PB: 0 SB: 1 CS: 0	PA: 44					
PITCHER	IP WLS BF H R ER SO BB IBB HBP BLK WP HR S P ERA WHIP											PITCHER	IP WLS BF H R ER SO BB IBB HBP BLK WP HR S P ERA WHIP															
Bob Miller, R (1, 1) <small>ERA: 2.67</small>	7.0		28	6	1	1	3	2	0	0	0	0	0	1	32	40	1.29	1.143										
Craig Anderson, R (8, 1) <small>ERA: 2.08</small>	0.2		5	2	1	1	0	1	0	0	0	0	0	1	4	8	13.50	4.500										
Lindy McDaniel, R (8, 1) <small>ERA: 5.59</small>	0.1	L	5	2	3	1	1	1	0	0	0	0	0	0	6	10	27.00	9.000										
Al Cicotte, R (9, 1) <small>ERA: 3.9</small>	0.2		4	2	1	0	0	0	0	0	0	0	0	4	4	0.00	3.000											
Mickey McDermott, L (9, 1) <small>ERA: 1.69</small>	0.1		2	0	0	0	0	1	0	0	0	0	0	1	5	0.00	3.000											

livebaseballscorecards.com

AB	38
R	6
H	12
RBI	4
BB	5
SO	4
LOB	21



Batter	1	2	3	4	5	6	7	8	9	AB R H RBI BB SO LOB
Julio Gotay, R OBP: 0.273, SLG: 0.333 (1, 6)	0-0 P6	0-0 6-3			0-0 F8		4-0 HR BB		0-3 K	4 1 0 0 1 1 3
Bill White, L OBP: 0.370, SLG: 0.446 (1, 3)	4-0 FC4-6 BB		0-0 F7		0-0 F5		4-0 HR BB		0-3 K	3 1 0 0 2 1 0
Ken Boyer, R OBP: 0.384, SLG: 0.504 (1, 5)	0-0 FC4-6		0-0 1B 3B		0-0 5-3		0-0 HR		0-3 K	5 2 2 3 0 1 1
Charlie James, R OBP: 0.356, SLG: 0.454 (1, 9)	0-0 P6		0-0 1B		0-0 6-3		0-0 P4			4 0 1 1 0 0 1
Carl Warwick, R OBP: 0.307, SLG: 0.364 (1, 8)		0-0 L7	0-3 K		0-0 5-3		4-0 E S BB			3 0 0 0 1 1 1
Don Taussig, R OBP: 0.407, SLG: 0.560 (1, 7)		0-0 1B BB 1B	0-0 L4		0-0 1B		0-0 F2			4 0 2 0 0 0 2
Jimmie Schaffer, R OBP: 0.206, SLG: 0.294 (1, 2)		0-0 F9		0-0 F7		0-0 F3		0-0 L7		4 0 0 0 0 0 3
Bob Lillis, R OBP: 0.268, SLG: 0.208 (1, 4)		4-0 1B BB		0-0 F7		0-0 6-3		4-0 1-3 IBB		2 0 0 0 2 0 0
Bob Miller, R OBP: 0.629, SLG: 0.857 (1, 1)		0-0 1B		0-0 P3		0-3 K		0-0 P4		2 0 1 0 0 0 0
Stan Musial, L OBP: 0.397, SLG: 0.547 (7, PH)										1 0 0 0 0 1 0
Craig Anderson, R OBP: 0.500, SLG: 1.000 (8, 1)										0 0 0 0 0 0 0
Lindy McDaniel, R OBP: 0.103, SLG: 0.100 (8, 1)										1 0 0 0 0 0 2
Al Cicotte, R OBP: 0.113, SLG: 0.111 (9, 1)										0 0 0 0 0 0 0
Mickey McDermott, L OBP: 0.100, SLG: 0.200 (9, 1)		1-2 2-3 1B								0 0 0 0 0 0 0

Inning Stats	R: 0	H: 0	E: 0	K: 0	S: 3	R: 0	H: 2	E: 0	K: 0	S: 5	R: 1	H: 2	E: 0	K: 1	S: 7	R: 0	H: 0	E: 0	K: 0	S: 3	R: 0	H: 1	E: 0	K: 0	S: 4	R: 3	H: 1	E: 0	K: 1	S: 6	R: 0	H: 0	E: 0	K: 0	S: 3	R: 0	H: 0	E: 0	K: 3	S: 9	1B: 4	2B: 0	3B: 1	SF: 0	SAC: 0	DP: 0	HBP: 0	WP: 0	PB: 0	SB: 1	CS: 0	PA: 39
--------------	------	------	------	------	------	------	------	------	------	------	------	------	------	------	------	------	------	------	------	------	------	------	------	------	------	------	------	------	------	------	------	------	------	------	------	------	------	------	------	------	-------	-------	-------	-------	--------	-------	--------	-------	-------	-------	-------	--------

PITCHER	IP	WLS	BF	H	R	ER	SO	BB	IBB	HBP	BLK	WP	HR	S	P	ERA	WHIP
Mike McCormick, L ERA: 2.99 (1, 1)	6.2		30	6	4	4	2	4	0	0	0	0	1	30	46	5.40	1.500
Bobby Bolin, R ERA: 2.15 (7, 1)	1.1	W	6	0	0	0	0	1	1	0	0	0	0	4	12	0.00	0.750
Stu Miller, R ERA: 2.7 (9, 1)	1.0	S	3	0	0	0	3	0	0	0	0	0	0	9	9	0.00	0.000


BOTTOM

San Francisco Giants @ St. Louis Cardinals
Sportsman's Park, St. Louis, MO

Sun Jun 25 1961, 4:33 AM EDT
Unknown

livebaseballscorecards.com

AB	33
R	4
H	6
RBI	4
BB	6
SO	5
LOB	13



Batter	1	2	3	4	5	6	7	8	9	AB R H RBI BB SO LOB	TOP									
Jose Pagan, R (1, 6) OBP: 0.283, SLG: 0.309	0-0 F9		0-0 E6			0-0 5-3		0-0 5-3		4 0 0 0 0 0 2	San Francisco Giants @ St. Louis Cardinals Sportsman's Park, St. Louis, MO Sun Jun 25 1961, 8:05 PM EDT Att. 29,710 - Unknown livebaseballscorecards.com									
Joey Amalfitano, R (1, 4) OBP: 0.297, SLG: 0.291	0-0 L9		0-0 P4			0-0 6-3		0-0 5-3	4 0 0 0 0 0 2											
Harvey Kuenn, R (1, 7) OBP: 0.327, SLG: 0.362	0-0 L3		0-0 F7			0-0 F8		0-0 F8	4 0 0 0 0 0 2											
Willie Mays, R (1, 8) OBP: 0.416, SLG: 0.598		0-3 K		0-0 6-3		0-0 F8		0-0 HR	4 1 1 1 0 1 0											
Felipe Alou, R (1, 9) OBP: 0.324, SLG: 0.452		0-0 1B		0-0 1-3		0-0 5-3		0-0 4-3	4 0 1 0 0 0 0											
Orlando Cepeda, R (1, 3) OBP: 0.332, SLG: 0.587		0-0 F8		0-3 K		0-0 F9			3 0 0 0 0 1 1											
Jim Davenport, R (1, 5) OBP: 0.351, SLG: 0.440		0-0 5-3			0-0 6-3		0-0 E6		3 0 0 0 0 0 1											
Tom Haller, L (1, 2) OBP: 0.233, SLG: 0.235 Ed Bailey, L (8, PH) OBP: 0.340, SLG: 0.389			4-0 FC1-6 BB		0-0 4-3		0-3 K		1 0 0 0 1 0 0 1 0 0 0 0 1 1											
Billy Loes, R (1, 1) OBP: 0.200, SLG: 0.111 Sam Jones, R (2, 1) OBP: 0.227, SLG: 0.286 Chuck Hiller, L (8, PH) OBP: 0.323, SLG: 0.326 Bobby Bolin, R (8, 1) OBP: 0.200, SLG: 0.200			0-0 FC1-6 E		0-0 F2		0-0 G3		0 0 0 0 0 0 0 2 0 0 0 0 0 1 1 0 0 0 0 0 1 0 0 0 0 0 0 0											
Inning Stats	R: 0 E: 0 K: 0 S: 3	H: 0 LOB: 0 BB: 0 P: 3	R: 0 E: 0 K: 1 S: 6	H: 1 LOB: 1 BB: 0 P: 6	R: 0 E: 1 K: 0 S: 4	H: 0 LOB: 2 BB: 1 P: 8	R: 0 E: 0 K: 1 S: 5	H: 0 LOB: 0 BB: 0 P: 5	R: 0 E: 0 K: 1 S: 3	H: 0 LOB: 0 BB: 0 P: 3	R: 0 E: 0 K: 0 S: 3	H: 0 LOB: 0 BB: 0 P: 3	R: 0 E: 1 K: 1 S: 6	H: 0 LOB: 1 BB: 0 P: 6	R: 1 E: 0 K: 0 S: 4	H: 1 LOB: 0 BB: 0 P: 4	1B: 1 2B: 0 3B: 0 HR: 1	SF: 0 SAC: 0 DP: 0 HBP: 0	WP: 0 PB: 0 SB: 0 CS: 0	PA: 32
PITCHER Ray Sadecki, L (1, 1) ERA: 2.76	IP: 9.0 WLS: W BF: 32 H: 2 R: 1 ER: 1 SO: 3 BB: 1 IBB: 0 HBP: 0 BLK: 0 WP: 0 HR: 1 S: 37 P: 41 ERA: 1.00 WHIP: 0.333											PITCHER IP: 9.0 WLS: W BF: 32 H: 2 R: 1 ER: 1 SO: 3 BB: 1 IBB: 0 HBP: 0 BLK: 0 WP: 0 HR: 1 S: 37 P: 41 ERA: 1.00 WHIP: 0.333								



Batter	1	2	3	4	5	6	7	8	9	AB R H RBI BB SO LOB	TOP								
Jose Pagan, R (1, 6) <small>OBP: 0.277, SLG: 0.302</small> Matty Alou, L (9, PH) <small>OBP: 0.400, SLG: 0.540</small>	0-0 4-3		0-0 F8		0-0 3-1		0-0 FC5-2		0-0 G3	4 0 0 0 0 0 2 1 0 0 0 0 0 2	San Francisco Giants @ Philadelphia Phillies Connie Mack Stadium, Philadelphia, PA Mon Jun 26 1961, 7:05 PM EDT Att. 7,872 - Unknown								
Chuck Hiller, L (1, 4) <small>OBP: 0.320, SLG: 0.318</small>	0-0 L7		0-0 F7		0-0 F7		0-0 1-3		4-0 FC5-4 BB	4 0 0 0 1 0 2									
Harvey Kuenn, R (1, 5) <small>OBP: 0.324, SLG: 0.358</small>	0-0 1B		0-0 F8					0-0 P4	0-0 FC5-4 1-2f	5 0 1 0 0 0 3									
Willie Mays, R (1, 8) <small>OBP: 0.414, SLG: 0.592</small>	0-3 K			0-0 L7		0-3 K		0-0 1B		4 0 1 0 0 2 1									
Willie McCovey, L (1, 3) <small>OBP: 0.332, SLG: 0.460</small>		0-0 P5		4-0 1B BB		0-0 1B		4-0 2B BB		2 0 1 0 2 0 0									
Orlando Cepeda, R (1, 7) <small>OBP: 0.331, SLG: 0.586</small>		0-0 1-3		0-0 P6		0-0 F8		0-0 2B		4 0 1 0 0 0 2									
Felipe Alou, R (1, 9) <small>OBP: 0.331, SLG: 0.460</small>		0-0 WP 2B		0-0 1-2 1B		4-0 E FC5-2 BB		0-3 K		3 0 2 0 1 1 2									
Tom Haller, L (1, 2) <small>OBP: 0.242, SLG: 0.231</small> Ed Bailey, L (7, PH) <small>OBP: 0.346, SLG: 0.401</small> Joey Amalfitano, R (9, PR) <small>OBP: 0.297, SLG: 0.291</small>		4-0 WP BB		0-3 K		0-0 E6 FC5-2 1-3 1B		0-0 SH1-3 2B	1 0 0 0 1 1 2 2 0 2 0 0 0 0 0 0 0 0 0 0 0										
Jack Sanford, R (1, 1) <small>OBP: 0.148, SLG: 0.370</small> Jim Marshall, L (7, PH) <small>OBP: 0.261, SLG: 0.381</small> Stu Miller, R (7, 1) Hobie Landrith, L (9, PH) <small>OBP: 0.400, SLG: 0.500</small>		0-3 K 1-2 2-3		0-0 4-3				0-0 SH1-3 2-3	2 0 0 0 0 1 2 1 0 0 0 0 0 2 0 0 0 0 0 0 0 0 0 0 0 0 0 0										
Inning Stats	R: 0 E: 0 K: 1 S: 6	H: 1 LOB: 1 BB: 0 P: 6	R: 0 E: 0 K: 1 S: 6	H: 1 LOB: 2 BB: 1 P: 10	R: 0 E: 0 K: 0 S: 3	H: 0 LOB: 0 BB: 0 P: 3	R: 0 E: 0 K: 1 S: 6	H: 1 LOB: 1 BB: 0 P: 6	R: 0 E: 1 K: 0 S: 4	H: 1 LOB: 2 BB: 1 P: 8		R: 0 E: 0 K: 1 S: 6	H: 2 LOB: 2 BB: 1 P: 10	R: 0 E: 0 K: 0 S: 4	H: 1 LOB: 3 BB: 1 P: 8	1B: 5 2B: 3 3B: 0 HR: 0	SF: 0 SAC: 1 DP: 0 HBP: 0	WP: 1 PB: 0 SB: 0 CS: 0	PA: 39
PITCHER Jim Owens, R (1, 1) <small>ERA: 2.25</small> Dallas Green, R (7, 1) <small>ERA: 4.45</small>	IP WLS BF H R ER SO BB IBB HBP BLK WP HR S P ERA WHIP	6.0 W 24 4 0 0 4 2 0 0 0 1 0 30 38 0.00 1.000	3.0 S 15 4 0 0 1 3 0 0 0 0 0 0 14 26 0.00 2.333																

livebaseballscorecards.com

AB	33
R	0
H	8
RBI	0
BB	5
SO	5
LOB	20



Batter	1	2	3	4	5	6	7	8	9	AB R H RBI BB SO LOB	TOP		
Chuck Hiller, L (1, 4) <small>OBP: 0.322, SLG: 0.320</small>	0-0 		0-0 L8		0-0 G3		0-0 E 1B	0-0 P4		5 2 2 0 0 0 0			
Harvey Kuenn, R (1, 9) <small>OBP: 0.323, SLG: 0.355</small> Felipe Alou, R (7, 9) <small>OBP: 0.333, SLG: 0.467</small>	0-0 		0-3 K		0-0 F3		0-0 E2 1B <small>1-H 3-H</small>	0-0 2B 2B		4 1 1 0 0 1 0 1 1 1 0 0 0 0			
Orlando Cepeda, R (1, 7) <small>OBP: 0.336, SLG: 0.590</small>	0-0 G5-4-3			0-0 WP 1B E 1B	0-0 5-3		0-0 WP 1B 1B 1B <small>3-H</small>	0-0 2B 2B <small>2-H</small>		5 2 3 2 0 0 1			
Willie Mays, R (1, 8) <small>OBP: 0.417, SLG: 0.594</small>	4-0 BB			0-0 SH1-4 WP 2B 1B <small>1-2</small>		0-0 3B 2B <small>3-H</small>	0-3 K 1B <small>1-2</small>	0-0 P4		4 2 2 0 1 1 2			
Willie McCovey, L (1, 3) <small>OBP: 0.333, SLG: 0.469</small>	0-0 4-3			0-0 E2 SH1-4 2B 1B <small>1-2 2-H</small>		0-0 SF8 3B <small>2-H</small>	0-0 BB 1B 1B 1B <small>2-H</small>		0-0 F7	5 3 2 2 0 0 2			
Jim Davenport, R (1, 5) <small>OBP: 0.349, SLG: 0.435</small>		0-0 F8		0-0 SH1-4 1B <small>1-2 2-3</small>		0-0 SF8 1B <small>3-H</small>	4-0 BB 1B 1B BB <small>1-2</small>	0-3 K		2 0 0 1 1 1 0			
Tom Haller, L (1, 2) <small>OBP: 0.269, SLG: 0.268</small>		4-0 CS BB		0-0 2B 2B <small>2-H 3-H</small>		0-0 4-3	0-0 G5-4-3 1B <small>1-3 2-H</small>	0-0 4-3		4 0 2 3 1 0 0			
Jose Pagan, R (1, 6) <small>OBP: 0.272, SLG: 0.295</small>		0-0 1-3		0-0 5-3		0-0 F8	0-0 G5-4-3			4 0 0 0 0 0 4			
Juan Marichal, R (1, 1) <small>OBP: 0.167, SLG: 0.077</small> Stu Miller, R (9, 1)			0-3 K	0-0 6-3			4-0 1B BB E BB	0-0 4-3		3 1 0 0 1 1 1 0 0 0 0 0 0 0			
Inning Stats	R: 1 H: 2 E: 0 LOB: 1 K: 0 BB: 1 S: 4 P: 8	R: 0 H: 0 E: 0 LOB: 0 K: 0 BB: 1 S: 2 P: 6	R: 0 H: 0 E: 0 LOB: 0 K: 2 BB: 0 S: 7 P: 7	R: 3 H: 3 E: 1 LOB: 1 K: 0 BB: 0 S: 7 P: 7	R: 0 H: 0 E: 0 LOB: 0 K: 0 BB: 0 S: 3 P: 3	R: 2 H: 2 E: 0 LOB: 0 K: 0 BB: 0 S: 5 P: 5	R: 5 H: 4 E: 1 LOB: 1 K: 1 BB: 2 S: 9 P: 17	R: 1 H: 2 E: 0 LOB: 1 K: 0 BB: 0 S: 5 P: 5	R: 0 H: 0 E: 0 LOB: 0 K: 1 BB: 0 S: 5 P: 5	1B: 8 SF: 1 2B: 4 SAC: 1 3B: 1 DP: 2 HR: 0 HBP: 0	WP: 2 PA: 43 PB: 0 SB: 0 CS: 1		
PITCHER	IP WLS BF H R ER SO BB IBB HBP BLK WP HR S P ERA WHIP											PITCHER	IP WLS BF H R ER SO BB IBB HBP BLK WP HR S P ERA WHIP
John Buzhardt, R (1, 1) <small>ERA: 3.3</small>	3.1 L 16 5 4 3 2 2 0 0 0 0 1 0 18 26 8.10 2.100												
Robin Roberts, R (4, 1) <small>ERA: 5.35</small>	2.2 10 2 2 2 0 0 0 0 0 0 0 0 10 10 6.75 0.750												
Jack Baldschun, R (7, 1) <small>ERA: 7.11</small>	0.1 7 3 5 4 1 2 0 0 0 0 1 0 7 15 108.00 15.000												
Ken Lehman, L (7, 1) <small>ERA: 3.0</small>	2.2 10 3 1 1 1 0 0 0 0 0 0 0 12 12 3.38 1.125												

San Francisco Giants @ Philadelphia Phillies
 Connie Mack Stadium, Philadelphia, PA

Tue Jun 27 1961, 7:05 PM EDT
 Att: 10,728 - Unknown

livebaseballscorecards.com

AB	37
R	12
H	13
RBI	8
BB	4
SO	4
LOB	10



BOTTOM

San Francisco Giants @ Philadelphia Phillies
 Connie Mack Stadium, Philadelphia, PA

Tue Jun 27 1961, 7:05 PM EDT
 Att. 10,728 - Unknown

livebaseballscorecards.com

AB	35
R	5
H	10
RBI	4
BB	1
SO	10
LOB	10



WP:	1	PA:	36
PB:	0	SB:	0
CS:	0		

AB R H RBI BB SO LOB

4	0	1	0	0	2	1
4	1	3	1	0	1	1
3	1	0	0	1	0	2
4	1	1	0	0	0	2
4	1	1	1	0	2	0
4	0	1	1	0	2	0
4	0	0	0	0	0	2
4	0	2	1	0	1	0
1	0	0	0	0	1	0
0	0	0	0	0	0	0
1	0	0	0	0	0	0
0	0	0	0	0	0	0
0	0	0	0	0	0	0
2	1	1	0	0	1	2

Batter	1	2	3	4	5	6	7	8	9
Johnny Callison, L (1, 7) OBP: 0.340, SLG: 0.384	0-3 K ①		0-3 K ③			0-0 1B			0-0 F9 ①
Tony Taylor, R (1, 4) OBP: 0.302, SLG: 0.317	0-0 2B			0-0 1B G6-4-3		0-3 K ③			0-0 WP 2B 1-H
Tony Gonzalez, L (1, 9) OBP: 0.388, SLG: 0.425	0-0 1-3 ②			0-0 F7 ①			0-0 1-3 ①		4-0 1B BB 1B 3-H
Pancho Herrera, R (1, 3) OBP: 0.375, SLG: 0.491	0-0 F9 ③			0-0 G6-4-3 ② ③ 1-2f			0-0 F8 ②		0-0 1B 1B 1-2 2B 1B 1-2 2-H
Don Demeter, R (1, 8) OBP: 0.297, SLG: 0.439		0-3 K ①			0-3 K ①			0-0 5-3 ③	0-0 2B 1B 1B 1-2 2-H
Charley Smith, R (1, 5) OBP: 0.316, SLG: 0.395		0-3 K ②			0-3 K ②			0-0 F2 ①	0-0 1B 2B 1-3 2-H
Clay Dalrymple, L (1, 2) OBP: 0.213, SLG: 0.231		0-0 4-3 ③			0-0 F9 ③			0-0 6-3 ②	0-0 P6 ②
Ruben Amaro, R (1, 6) OBP: 0.340, SLG: 0.321			0-0 2B ①			0-3 K ①		0-0 F9 ③	0-0 2B 1B 2-3 3-H
John Buzhardt, R (1, 1) OBP: 0.091, SLG: 0.095			0-3 K ②			0-0 F5 ②			0-0 2B 1B
Robin Roberts, S (4, 1) OBP: 0.130, SLG: 0.048									
Ken Walters, R (6, PH) OBP: 0.279, SLG: 0.370									
Jack Baldschun, R (7, 1) OBP: 0.279, SLG: 0.370									
Ken Lehman, L (7, 1) OBP: 0.279, SLG: 0.283									
Elmer Valo, L (9, PH) OBP: 0.279, SLG: 0.283									

Inning Stats	R: 0	H: 1	E: 0	LOB: 1	K: 1	S: 6	P: 6	R: 0	H: 0	E: 0	LOB: 0	K: 2	S: 7	R: 0	H: 1	E: 0	LOB: 0	K: 2	S: 7	R: 0	H: 0	E: 0	LOB: 0	K: 2	S: 7	R: 0	H: 1	E: 0	LOB: 1	K: 2	S: 8	R: 0	H: 0	E: 0	LOB: 0	K: 0	S: 3	R: 0	H: 0	E: 0	LOB: 0	K: 0	S: 3	R: 5	H: 6	E: 0	LOB: 2	K: 1	S: 11	1B: 6	SF: 0	2B: 4	SAC: 0	3B: 0	DP: 1	HR: 0	HBP: 0	WP: 1	PA: 36
--------------	------	------	------	--------	------	------	------	------	------	------	--------	------	------	------	------	------	--------	------	------	------	------	------	--------	------	------	------	------	------	--------	------	------	------	------	------	--------	------	------	------	------	------	--------	------	------	------	------	------	--------	------	-------	-------	-------	-------	--------	-------	-------	-------	--------	-------	--------

PITCHER	IP	WLS	BF	H	R	ER	SO	BB	IBB	HBP	BLK	WP	HR	S	P	ERA	WHIP
Juan Marichal, R (1, 1) ERA: 4.45	8.1	W	32	8	5	5	9	1	0	0	0	1	0	49	53	5.40	1.080
Stu Miller, R (9, 1) ERA: 2.54	0.2	S	4	2	0	0	1	0	0	0	0	0	0	6	6	0.00	3.000

PITCHER	IP	WLS	BF	H	R	ER	SO	BB	IBB	HBP	BLK	WP	HR	S	P	ERA	WHIP
---------	----	-----	----	---	---	----	----	----	-----	-----	-----	----	----	---	---	-----	------

Batter	1	2	3	4	5	6	7	8	9	10	11	12	13	14	15	AB	R	H	RBI	BB	SO	LOB	TOP									
Joey Amalfitano, R OBP: 0.294, SLG: 0.288 (1.4) S (7.5)	K		6-3		K		6-3		1-3		6-3		1B 1B		3B 1B	8	1	2	2	1	0	2	2									
Harvey Kuenn, R OBP: 0.329, SLG: 0.376 (1.7) X	F9			FC6-4 1B	4-3		1B 2B		P4		6-3		3-H 1B		1-H 1B 3B	8	2	4	1	0	0	2										
Orlando Cepeda, R OBP: 0.348, SLG: 0.593 (1.3) X	WP 1B			FC6-4 1B 1-2		S 1B 1B	BB S 1B		BB				FC5-4 1B		F8	7	1	5	2	1	0	3										
Willie Mays, R OBP: 0.413, SLG: 0.582 (1.8) X	5-3			1-2 1B		P4	BB IBB		F9				FC5-4 1-2		F7 F8	7	0	1	0	1	0	5										
Felipe Alou, R OBP: 0.332, SLG: 0.459 (1.9)		F9		P5		1B 1B	BB BB BB			6-3			F9		P3	6	1	1	0	1	0	3										
Jim Davenport, R OBP: 0.344, SLG: 0.427 Willie McCovey, L OBP: 0.332, SLG: 0.467 Chuck Hiller, L OBP: 0.318, SLG: 0.315 (1.5) (7. PH) (7.4)	L9			L9		K	4-3			F8			6-3		F3	3	0	0	0	0	1	4										
Eddie Bressoud, R OBP: 0.287, SLG: 0.418 Ed Bailey, L OBP: 0.347, SLG: 0.399 Billy O'Dell, S OBP: 0.154, SLG: 0.091 Jack Sanford, R OBP: 0.143, SLG: 0.357 Mike McCormick, L OBP: 0.235, SLG: 0.242 (1.6) (6.2) (13.1) (14.1) (15.1)	K				1B BB	1B CS IBB		6-3					4-1 1B 1B		K	1	0	0	0	2	1	0										
Tom Haller, L OBP: 0.275, SLG: 0.276 Jose Pagan, R OBP: 0.280, SLG: 0.319 (1.2) (6. PH) (6.6)			F8		SH3-4 1B		1-3 1B		1-3 2-H 3-H 1B				L8		HR	2	0	1	0	0	0	0										
Richard LeMay, L OBP: 0.111, SLG: 0.111 Stu Miller, R OBP: 0.333, SLG: 0.143 Hobie Landrith, L OBP: 0.368, SLG: 0.448 (1.1) (10.1) (10.2)	K			SH3-4 1-2		CS	K		B1-4		5-3		4-1		P6	3	0	0	0	0	2	1										
Inning Stats	R: 0 E: 0 K: 1 S: 6	H: 1 LOB: 1 BB: 0 P: 6	R: 0 E: 0 K: 1 S: 5	H: 0 LOB: 0 BB: 0 P: 5	R: 0 E: 0 K: 1 S: 5	H: 0 LOB: 0 BB: 0 P: 5	R: 0 E: 0 K: 1 S: 6	H: 2 LOB: 2 BB: 0 P: 5	R: 0 E: 0 K: 1 S: 6	H: 1 LOB: 2 BB: 1 P: 10	R: 2 E: 0 K: 1 S: 7	H: 3 LOB: 1 BB: 1 P: 11	R: 1 E: 0 K: 1 S: 7	H: 2 LOB: 3 BB: 2 P: 15	R: 0 E: 0 K: 0 S: 3	H: 1 LOB: 0 BB: 0 P: 3	R: 0 E: 0 K: 0 S: 3	H: 0 LOB: 1 BB: 1 P: 7	R: 0 E: 0 K: 0 S: 3	H: 0 LOB: 1 BB: 1 P: 7	R: 0 E: 0 K: 0 S: 3	H: 1 LOB: 1 BB: 0 P: 4	R: 1 E: 0 K: 0 S: 6	H: 3 LOB: 2 BB: 0 P: 6	R: 0 E: 0 K: 0 S: 3	H: 0 LOB: 0 BB: 0 P: 3	R: 3 E: 0 K: 1 S: 9	H: 4 LOB: 1 BB: 0 P: 9	1B: 15 2B: 2 3B: 1 HR: 1	SF: 0 SAC: 1 DP: 1 HBP: 0	WP: 1 PB: 0 SB: 4 CS: 1	PA: 68
PITCHER	IP WLS BF H R ER SO BB IBB HBP BLK WP HR S P ERA WHIP																															
Chris Short, L ERA: 4.89 Frank Sullivan, R ERA: 3.69 Don Ferrarese, L ERA: 3.86 Dallas Green, R ERA: 4.43 Robin Roberts, R ERA: 5.56 (1.1) (7.1) (8.1) (13.1) (14.1)	6.2 0.1 5.2 0.1 2.0	29 4 23 1 10	8 1 5 0 4	3 0 1 0 3	3 0 1 0 3	6 0 0 0 1	6 0 0 0 0	1 1 2 0 0	1 0 0 0 0	0 2 29 1 12	47 10 29 1 12	4.05 0.00 1.59 0.00 13.50	1.350 6.000 1.235 0.000 2.000																			

San Francisco Giants @ Philadelphia Phillies
 Connie Mack Stadium, Philadelphia, PA
 Wed Jun 28 1961, 7:05 PM EDT
 Att: 11,597 - Unknown

livebaseballscores.com

AB 60
 R 7
 H 18
 RBI 7
 BB 6
 SO 7
 LOB 27



Batter	1	2	3	4	5	6	7	8	9	10	11	12	13	14	15	AB	R	H	RBI	BB	SO	LOB
Bobby Del Greco, R (1, 8) OBP: 0.360, SLG: 0.385 Tony Gonzalez, L (13, 8) OBP: 0.389, SLG: 0.426 (14, 9)	L8	F9			G4-6-3 1B		E BB		P3			K	K		1B E 1B	5	1	1	0	1	1	5
Tony Taylor, R (1, 4) OBP: 0.306, SLG: 0.316					G4-6-3 1B		E1					1-3		L9	G3 1B	7	0	2	1	1	1	2
Ken Walters, R (1, 9) OBP: 0.269, SLG: 0.356 Clay Dalrymple, L (9, 2) OBP: 0.214, SLG: 0.238														L9	G3 1B	4	0	0	0	0	3	0
Pancho Herrera, R (1, 3) OBP: 0.369, SLG: 0.477																6	0	0	0	1	4	2
Don Demeter, R (1, 7) OBP: 0.309, SLG: 0.445 (14, 8)					F3		3B 1B								SH1-4 3B 1B	7	3	4	0	0	1	1
Charley Smith, R (1, 5) OBP: 0.323, SLG: 0.412					5-3										SH1-4 1B	6	0	3	1	0	0	2
Jimmie Coker, R (1, 2) OBP: 0.500, SLG: 0.417 Lee Walls, R (9, 9) OBP: 0.321, SLG: 0.440 Elmer Valo, L (13, PH) OBP: 0.273, SLG: 0.256 Johnny Callison, L (14, 7) OBP: 0.338, SLG: 0.382															FC4-6 1B	2	0	0	0	1	2	1
Ruben Amaro, R (1, 6) OBP: 0.343, SLG: 0.331															FC4-6 1B	2	0	1	0	0	0	0
Chris Short, R (1, 1) OBP: 0.071, SLG: 0.071 Frank Sullivan, R (7, 1) OBP: 0.300, SLG: 0.318 Bobby Gene Smith, R (7, PH) OBP: 0.280, SLG: 0.200 Don Ferrarone, R (8, 1) OBP: 0.280, SLG: 0.200 Dallas Green, L (13, 1) OBP: 0.330, SLG: 0.238 Bobby McIntosh, L (13, PH) OBP: 0.245, SLG: 0.297 Robbie Roberts, S (14, 1) OBP: 0.125, SLG: 0.045															FC4-6 1B	2	0	0	0	0	0	0
Ruben Amaro, R (1, 6) OBP: 0.343, SLG: 0.331															FC4-6 1B	2	0	0	0	0	0	0
Ruben Amaro, R (1, 6) OBP: 0.343, SLG: 0.331															FC4-6 1B	2	0	0	0	0	0	0
Ruben Amaro, R (1, 6) OBP: 0.343, SLG: 0.331															FC4-6 1B	2	0	0	0	0	0	0
Ruben Amaro, R (1, 6) OBP: 0.343, SLG: 0.331															FC4-6 1B	2	0	0	0	0	0	0
Ruben Amaro, R (1, 6) OBP: 0.343, SLG: 0.331															FC4-6 1B	2	0	0	0	0	0	0
Ruben Amaro, R (1, 6) OBP: 0.343, SLG: 0.331															FC4-6 1B	2	0	0	0	0	0	0
Ruben Amaro, R (1, 6) OBP: 0.343, SLG: 0.331															FC4-6 1B	2	0	0	0	0	0	0
Ruben Amaro, R (1, 6) OBP: 0.343, SLG: 0.331															FC4-6 1B	2	0	0	0	0	0	0
Ruben Amaro, R (1, 6) OBP: 0.343, SLG: 0.331															FC4-6 1B	2	0	0	0	0	0	0
Ruben Amaro, R (1, 6) OBP: 0.343, SLG: 0.331															FC4-6 1B	2	0	0	0	0	0	0
Ruben Amaro, R (1, 6) OBP: 0.343, SLG: 0.331															FC4-6 1B	2	0	0	0	0	0	0
Ruben Amaro, R (1, 6) OBP: 0.343, SLG: 0.331															FC4-6 1B	2	0	0	0	0	0	0
Ruben Amaro, R (1, 6) OBP: 0.343, SLG: 0.331															FC4-6 1B	2	0	0	0	0	0	0
Ruben Amaro, R (1, 6) OBP: 0.343, SLG: 0.331															FC4-6 1B	2	0	0	0	0	0	0
Ruben Amaro, R (1, 6) OBP: 0.343, SLG: 0.331															FC4-6 1B	2	0	0	0	0	0	0
Ruben Amaro, R (1, 6) OBP: 0.343, SLG: 0.331															FC4-6 1B	2	0	0	0	0	0	0
Ruben Amaro, R (1, 6) OBP: 0.343, SLG: 0.331															FC4-6 1B	2	0	0	0	0	0	0
Ruben Amaro, R (1, 6) OBP: 0.343, SLG: 0.331															FC4-6 1B	2	0	0	0	0	0	0
Ruben Amaro, R (1, 6) OBP: 0.343, SLG: 0.331															FC4-6 1B	2	0	0	0	0	0	0
Ruben Amaro, R (1, 6) OBP: 0.343, SLG: 0.331															FC4-6 1B	2	0	0	0	0	0	0
Ruben Amaro, R (1, 6) OBP: 0.343, SLG: 0.331															FC4-6 1B	2	0	0	0	0	0	0
Ruben Amaro, R (1, 6) OBP: 0.343, SLG: 0.331															FC4-6 1B	2	0	0	0	0	0	0
Ruben Amaro, R (1, 6) OBP: 0.343, SLG: 0.331															FC4-6 1B	2	0	0	0	0	0	0
Ruben Amaro, R (1, 6) OBP: 0.343, SLG: 0.331															FC4-6 1B	2	0	0	0	0	0	0
Ruben Amaro, R (1, 6) OBP: 0.343, SLG: 0.331															FC4-6 1B	2	0	0	0	0	0	0
Ruben Amaro, R (1, 6) OBP: 0.343, SLG: 0.331															FC4-6 1B	2	0	0	0	0	0	0
Ruben Amaro, R (1, 6) OBP: 0.343, SLG: 0.331															FC4-6 1B	2	0	0	0	0	0	0
Ruben Amaro, R (1, 6) OBP: 0.343, SLG: 0.331															FC4-6 1B	2	0	0	0	0	0	0
Ruben Amaro, R (1, 6) OBP: 0.343, SLG: 0.331															FC4-6 1B	2	0	0	0	0	0	0
Ruben Amaro, R (1, 6) OBP: 0.343, SLG: 0.331															FC4-6 1B	2	0	0	0	0	0	0
Ruben Amaro, R (1, 6) OBP: 0.343, SLG: 0.331															FC4-6 1B	2	0	0	0	0	0	0
Ruben Amaro, R (1, 6) OBP: 0.343, SLG: 0.331															FC4-6 1B	2	0	0	0	0	0	0
Ruben Amaro, R (1, 6) OBP: 0.343, SLG: 0.331															FC4-6 1B	2	0	0	0	0	0	0
Ruben Amaro, R (1, 6) OBP: 0.343, SLG: 0.331															FC4-6 1B	2	0	0	0	0	0	0
Ruben Amaro, R (1, 6) OBP: 0.343, SLG: 0.331															FC4-6 1B	2	0	0	0	0	0	0
Ruben Amaro, R (1, 6) OBP: 0.343, SLG: 0.331															FC4-6 1B	2	0	0	0	0	0	0
Ruben Amaro, R (1, 6) OBP: 0.343, SLG: 0.331															FC4-6 1B	2	0	0	0	0	0	0
Ruben Amaro, R (1, 6) OBP: 0.343, SLG: 0.331															FC4-6 1B	2	0	0	0	0	0	0
Ruben Amaro, R (1, 6) OBP: 0.343, SLG: 0.331															FC4-6 1B	2	0	0	0	0	0	0
Ruben Amaro, R (1, 6) OBP: 0.343, SLG: 0.331															FC4-6 1B	2	0	0	0	0	0	0
Ruben Amaro, R (1, 6) OBP: 0.343, SLG: 0.331															FC4-6 1B	2	0	0	0	0	0	0
Ruben Amaro, R (1, 6) OBP: 0.343, SLG: 0.331															FC4-6 1B	2	0	0	0	0	0	0
Ruben Amaro, R (1, 6) OBP: 0.343, SLG: 0.331															FC4-6 1B	2	0	0	0	0	0	0
Ruben Amaro, R (1, 6) OBP: 0.343, SLG: 0.331															FC4-6 1B	2	0	0	0	0	0	0
Ruben Amaro, R (1, 6) OBP: 0.343, SLG: 0.331															FC4-6 1B	2	0	0	0	0	0	0
Ruben Amaro, R (1, 6) OBP: 0.343, SLG: 0.331															FC4-6 1B	2	0	0	0	0	0	0
Ruben Amaro, R (1, 6) OBP: 0.343, SLG: 0.331															FC4-6 1B	2	0	0	0	0	0	0
Ruben Amaro, R (1, 6) OBP: 0.343, SLG: 0.331															FC4-6 1B	2	0	0	0	0	0	0
Ruben Amaro, R (1, 6) OBP: 0.343, SLG: 0.331															FC4-6 1B	2	0	0	0	0	0	0
Ruben Amaro, R (1, 6) OBP: 0.343, SLG: 0.331															FC4-6 1B	2	0	0	0	0	0	0
Ruben Amaro, R (1, 6) OBP: 0.343, SLG: 0.331															FC4-6 1B	2	0	0	0	0	0	0
Ruben Amaro, R (1, 6) OBP: 0.343, SLG: 0.331															FC4-6 1B	2	0	0	0	0	0	0
Ruben Amaro, R (1, 6) OBP: 0.343, SLG: 0.331															FC4-6 1B	2	0	0	0	0	0	0
Ruben Amaro, R (1, 6) OBP: 0.343, SLG: 0.331															FC4-6 1B	2	0	0	0	0	0	0
Ruben Amaro, R (1, 6) OBP: 0.343, SLG: 0.331															FC4-6 1B	2	0	0	0	0	0	0
Ruben Amaro, R (1, 6) OBP: 0.343, SLG: 0.331															FC4-6 1B	2	0	0	0	0	0	0
Ruben Amaro, R (1, 6) OBP: 0.343, SLG: 0.331															FC4-6 1B	2	0	0	0	0		

Batter	1	2	3	4	5	6	7	8	9	10	AB R H RBI BB SO LOB	TOP
Chuck Hiller, L (1, 4) <small>OBP: 0.326, SLG: 0.330</small>											4 2 3 0 0 1 0	San Francisco Giants @ Philadelphia Phillies Connie Mack Stadium, Philadelphia, PA Thu Jun 29 1961, 7:05 PM EDT Unknown
Harvey Kuenn, R (1, 9) <small>OBP: 0.326, SLG: 0.370</small>											3 0 0 1 1 0 2	
Orlando Cepeda, R (1, 7) <small>OBP: 0.348, SLG: 0.593</small>											5 1 2 1 0 0 3	
Willie Mays, R (1, 8) <small>OBP: 0.419, SLG: 0.620</small>											5 3 4 5 0 0 1	
Willie McCovey, L (1, 3) <small>OBP: 0.329, SLG: 0.460</small>											5 1 1 0 0 2 1	
Tom Haller, L (1, 2) <small>OBP: 0.268, SLG: 0.267</small> Ed Bailey, L (6, PH) <small>OBP: 0.356, SLG: 0.402</small>											2 0 0 0 0 1 0 1 0 1 0 2 0 0	
Jim Davenport, R (1, 5) <small>OBP: 0.345, SLG: 0.426</small>											5 0 2 1 0 0 2	
Jose Pagan, R (1, 6) <small>OBP: 0.277, SLG: 0.316</small> Matty Alou, L (6, PH) <small>OBP: 0.393, SLG: 0.529</small> Eddie Bressoud, R (6, 6) <small>OBP: 0.293, SLG: 0.412</small>											2 0 0 0 0 0 1 1 0 0 0 0 1 2 1 0 0 0 0 0 1	
Billy O'Dell, S (1, 1) <small>OBP: 0.154, SLG: 0.091</small> Sam Jones, R (1, 1) <small>OBP: 0.208, SLG: 0.261</small> Jim Marshall, L (7, PH) <small>OBP: 0.299, SLG: 0.364</small> Billy Loes, R (7, 1) <small>OBP: 0.400, SLG: 0.111</small> Stu Miller, R (7, 1) <small>OBP: 0.333, SLG: 0.143</small> Felipe Alou, R (9, PH) <small>OBP: 0.338, SLG: 0.461</small> Juan Marichal, R (9, 1) <small>OBP: 0.167, SLG: 0.077</small>										0 0 0 0 0 0 0 2 0 0 0 0 0 1 1 1 0 0 0 0 0 0 0 0 0 0 0 0 0 0 0 0 0 0 0 1 0 1 0 0 0 0 0 0 0 0 0 0 0		
Inning Stats	R: 2 H: 2 E: 0 LOB: 0 K: 1 BB: 1 S: 6 P: 10	R: 0 H: 1 E: 0 LOB: 1 K: 1 BB: 0 S: 6 P: 6	R: 2 H: 2 E: 0 LOB: 0 K: 1 BB: 0 S: 7 P: 7	R: 0 H: 0 E: 0 LOB: 0 K: 0 BB: 0 S: 3 P: 3	R: 0 H: 1 E: 0 LOB: 0 K: 0 BB: 0 S: 3 P: 3	R: 1 H: 4 E: 0 LOB: 2 K: 1 BB: 0 S: 8 P: 8	R: 2 H: 2 E: 1 LOB: 1 K: 1 BB: 0 S: 8 P: 8	R: 0 H: 0 E: 0 LOB: 0 K: 0 BB: 1 S: 2 P: 6	R: 0 H: 1 E: 0 LOB: 1 K: 0 BB: 0 S: 4 P: 4	R: 1 H: 1 E: 0 LOB: 0 K: 0 BB: 1 S: 3 P: 7	1B: 9 SF: 1 2B: 2 SAC: 1 3B: 0 DP: 2 HR: 3 HBP: 0	
PITCHER Ken Lehman, L (1, 1) <small>ERA: 3.3</small> Dallas Green, R (1, 1) <small>ERA: 4.58</small> Frank Sullivan, R (6, 1) <small>ERA: 3.71</small>	IP WLS BF H R ER SO BB IBB HBP BLK WP HR S P ERA WHIP 0.0 2 2 1 2 2 0 1 0 0 0 0 0 5 28 28 4.76 1.412 4.1 L 19 5 3 2 2 2 0 0 0 0 0 1 21 29 4.15 1.615	PITCHER IP WLS BF H R ER SO BB IBB HBP BLK WP HR S P ERA WHIP										

livebaseballscorecards.com

AB 38
R 8
H 14
RBI 8
BB 3
SO 5
LOB 14



Batter	1	2	3	4	5	6	7	8	9	10	AB	R	H	RBI	BB	SO	LOB
Don Ferrarese, R (1, 8) OBP: 0.250, SLG: 0.200 Bobby Del Greco, R (1, 8) OBP: 0.371, SLG: 0.396	0-0 1B 1B	0-0 5-3		0-0 1B 1-2 2-H			0-0 SH3-4 1B 1B		0-0 F8		0	0	0	0	0	0	0
Tony Taylor, R (1, 4) OBP: 0.308, SLG: 0.320	0-0 1B 1-3 1B	0-3 K		0-0 1-3 2-H 1B			0-0 SH3-4 1-2		0-0 F9		4	1	2	1	0	1	0
Jim Owens, R (1, 9) Bobby Gene Smith, R (1, 9) OBP: 0.300, SLG: 0.318 Tony Gonzalez, L (1, PH) OBP: 0.384, SLG: 0.418 (2, 9)	0-0 1B 1-3 3-H 1B		0-0 F7	0-0 1-3			0-0 1-3		0-0 6-3		0	0	0	0	0	0	0
Pancho Herrera, R (1, 3) OBP: 0.369, SLG: 0.473	0-0 1-3 3-H 1B		0-3 K		0-0 5-3		1-0 1B HBP			0-0 6-3	4	0	1	1	0	1	0
Don Demeter, R (1, 7) OBP: 0.317, SLG: 0.447	0-0 FC1-2-5-4 4-6-3 1-2 S		0-0 F7		0-0 CS 1B		0-0 1-3 2-H 1B			1-0 HBP	4	1	2	1	0	0	2
Charley Smith, R (1, 5) OBP: 0.319, SLG: 0.401	4-0 S 4-6-3 IBB			0-0 F8	0-3 K		0-3 K			0-3 K	4	0	0	0	1	3	4
Chris Short, R (1, 2) OBP: 0.071, SLG: 0.071 Jimmie Coker, R (1, 2) OBP: 0.500, SLG: 0.417 Clay Dalrymple, L (1, PH) OBP: 0.208, SLG: 0.230 (2, 2)	0-0 4-6-3			0-0 4-3		0-0 G3		0-0 4-3		0-0 4-3	0	0	0	0	0	0	0
Ruben Amaro, R (1, 6) OBP: 0.341, SLG: 0.324	0-3 K			4-0 HBP 1B BB		0-0 P1		0-0 B3			3	1	0	0	1	1	1
Ken Lehman, L (1, 1) Dallas Green, L (1, 1) OBP: 0.346, SLG: 0.227 Frank Sullivan, R (6, 1)		0-3 K		1-0 1B HBP		0-0 6-3		0-0 G3			0	0	0	0	0	0	0
											1	1	0	0	0	1	0
											2	0	0	0	0	0	0

Inning Stats	R: 4	H: 4	E: 0	LOB: 1	K: 1	S: 9	P: 13	R: 0	H: 0	E: 0	LOB: 0	K: 2	S: 7	P: 7	R: 0	H: 0	E: 0	LOB: 0	K: 1	S: 5	P: 5	R: 2	H: 2	E: 0	LOB: 2	K: 0	S: 5	P: 10	R: 0	H: 1	E: 0	LOB: 1	K: 1	S: 5	P: 5	R: 0	H: 0	E: 0	LOB: 0	K: 0	S: 3	P: 3	R: 1	H: 2	E: 0	LOB: 2	K: 1	S: 7	P: 8	R: 0	H: 0	E: 0	LOB: 0	K: 0	S: 3	P: 3	R: 0	H: 0	E: 0	LOB: 0	K: 0	S: 3	P: 3	R: 0	H: 0	E: 0	LOB: 0	K: 0	S: 3	P: 3	R: 0	H: 0	E: 0	LOB: 1	K: 1	S: 5	P: 6	1B: 9	2B: 1	3B: 0	HR: 0	SF: 0	SAC: 1	DP: 1	HBP: 3	WP: 0	PA: 43
--------------	------	------	------	--------	------	------	-------	------	------	------	--------	------	------	------	------	------	------	--------	------	------	------	------	------	------	--------	------	------	-------	------	------	------	--------	------	------	------	------	------	------	--------	------	------	------	------	------	------	--------	------	------	------	------	------	------	--------	------	------	------	------	------	------	--------	------	------	------	------	------	------	--------	------	------	------	------	------	------	--------	------	------	------	-------	-------	-------	-------	-------	--------	-------	--------	-------	--------

PITCHER	IP	WLS	BF	H	R	ER	SO	BB	IBB	HBP	BLK	WP	HR	S	P	ERA	WHIP
Billy O'Dell, L (1, 1) ERA: 4.91	0.0		1	1	1	1	0	0	0	0	0	0	0	1	1		
Sam Jones, R (1, 1) ERA: 4.96	6.0		26	6	5	5	5	1	1	1	0	0	0	33	42	7.50	1.167
Billy Loes, R (7, 1) ERA: 4.95	0.2		5	2	1	1	0	0	0	1	0	0	0	4	5	13.50	3.000
Stu Miller, R (7, 1) ERA: 2.49	1.1		4	0	0	0	1	0	0	0	0	0	0	6	6	0.00	0.000
Juan Marichal, R (9, 1) ERA: 4.35	2.0	W	7	0	0	0	1	0	0	1	0	0	0	8	9	0.00	0.000

BOTTOM

San Francisco Giants @ Philadelphia Phillies
 Connie Mack Stadium, Philadelphia, PA
 Thu Jun 29 1961, 7:05 PM EDT
 Unknown

livebaseballscorecards.com

AB	37
R	7
H	9
RBI	6
BB	2
SO	7
LOB	13



Batter	1	2	3	4	5	6	7	8	9	AB R H RBI BB SO LOB	TOP
Chuck Hiller, L (1, 4) <small>OBP: 0.323, SLG: 0.326</small>	0-3 K		0-0 4-3		0-0 F8			0-0 FC2-8 1B	0-0 F7	5 0 1 0 0 1 0	San Francisco Giants @ Philadelphia Phillies Connie Mack Stadium, Philadelphia, PA Thu Jun 29 1961, 7:05 PM EDT Att. 14,997 - Unknown
Harvey Kuenn, R (1, 9) <small>OBP: 0.325, SLG: 0.373</small>	0-0 P6			0-0 S 3B 2B		0-0 1-3		0-0 FC2-6 1B 2B		4 2 1 0 0 0 1	
Orlando Cepeda, R (1, 7) Felipe Alou, R (9, 7) <small>OBP: 0.347, SLG: 0.588</small> <small>OBP: 0.335, SLG: 0.461</small>	0-3 K			0-3 K		0-3 K		0-0 2B 1B		4 0 1 0 0 3 1 0 0 0 0 0 0 0	
Willie Mays, R (1, 8) <small>OBP: 0.423, SLG: 0.632</small>		0-0 F8		0-0 2-H 4-3 3B		4-0 PB BB		0-0 1-3 3-H 2B		3 1 2 2 1 0 0	
Willie McCovey, L (1, 3) <small>OBP: 0.332, SLG: 0.458</small>		0-0 1B		0-0 3-H 4-3		4-0 1-2 BB		0-0 P5		3 0 1 1 1 0 2	
Ed Bailey, L (1, 2) <small>OBP: 0.358, SLG: 0.417</small>		0-0 F7		0-0 HR		0-3 K		4-0 IBB		3 1 1 1 1 1 3	
Jim Davenport, R (1, 5) <small>OBP: 0.338, SLG: 0.416</small>		0-3 K		0-3 K			0-0 F7	0-0 F5		4 0 0 0 0 2 4	
Eddie Bressoud, R (1, 6) <small>OBP: 0.278, SLG: 0.389</small>			0-3 K		0-0 F3		0-0 P3		0-3 K	4 0 0 0 0 2 0	
Billy Loes, R (1, 1) <small>OBP: 0.167, SLG: 0.091</small>			0-0 1-3		0-3 K		0-0 F9		0-0 4-3	4 0 0 0 0 1 0	
Inning Stats	R: 0 H: 0 E: 0 LOB: 0 K: 2 BB: 0 S: 7 P: 7	R: 0 H: 1 E: 0 LOB: 1 K: 1 BB: 0 S: 6 P: 6	R: 0 H: 0 E: 0 LOB: 0 K: 1 BB: 0 S: 5 P: 5	R: 3 H: 3 E: 0 LOB: 0 K: 2 BB: 0 S: 10 P: 10	R: 0 H: 0 E: 0 LOB: 0 K: 1 BB: 0 S: 5 P: 5	R: 0 H: 0 E: 0 LOB: 2 K: 2 BB: 2 S: 7 P: 15	R: 0 H: 0 E: 0 LOB: 0 K: 0 BB: 0 S: 3 P: 3	R: 1 H: 3 E: 0 LOB: 3 K: 0 BB: 1 S: 6 P: 10	R: 0 H: 0 E: 0 LOB: 0 K: 1 BB: 0 S: 5 P: 5	1B: 3 SF: 0 2B: 2 SAC: 0 3B: 1 DP: 0 HR: 1 HBP: 0	
PITCHER Art Mahaffey, R (1, 1) <small>ERA: 3.52</small> Jack Baldschun, R (9, 1) <small>ERA: 6.84</small>	IP WLS BF H R ER SO BB IBB HBP BLK WP HR S P ERA WHIP 8.0 L 34 7 4 4 9 2 1 0 0 0 1 49 61 4.50 1.125 1.0 3 0 0 0 1 0 0 0 0 0 0 5 5 0.00 0.000	PITCHER IP WLS BF H R ER SO BB IBB HBP BLK WP HR S P ERA WHIP									

livebaseballscorecards.com



Batter	1	2	3	4	5	6	7	8	9	AB	R	H	RBI	BB	SO	LOB
Bobby Del Greco, R OBP: 0.358, SLG: 0.381 (1, 8)	F3		5-3		FC5-4			F7		4	0	0	0	0	0	3
Tony Taylor, R OBP: 0.303, SLG: 0.314 (1, 4)	E6			5-3		F9		F8		4	0	0	0	0	0	0
Bobby Gene Smith, R OBP: 0.290, SLG: 0.307 (1, 7)	8-2			1-3		6-3		P4		4	0	0	0	0	0	1
Pancho Herrera, R OBP: 0.367, SLG: 0.470 (1, 3)		L5		K		F9		1B	1B	4	0	1	0	0	1	0
Charley Smith, R OBP: 0.324, SLG: 0.410 (1, 5)		F8			1B	2B		F8	1B	4	1	2	0	0	0	0
Ken Walters, R OBP: 0.264, SLG: 0.349 Elmer Valo, L (7, PH) OBP: 0.261, SLG: 0.244 (8, 9)		F8			F9		P6	G3		2	0	0	0	0	0	1
Jimmie Coker, R OBP: 0.500, SLG: 0.385 Clay Dalrymple, L OBP: 0.207, SLG: 0.229 (6, 2)			4-0	SH5-4	BB	5-3		F8		1	0	0	0	1	0	1
Ruben Amaro, R OBP: 0.341, SLG: 0.325 (1, 6)				F7		1B	1B	F3		3	0	1	1	0	0	1
Art Mahaffey, R OBP: 0.081, SLG: 0.056 Johnny Callison, L (8, PH) OBP: 0.337, SLG: 0.380 Jack Baldschun, R (9, 1)				SH5-4		1B	FC5-4	P6		1	0	1	0	0	0	0

Inning Stats	R: 0	H: 0	R: 0	H: 0	R: 0	H: 0	R: 0	H: 3	R: 0	H: 0	R: 0	H: 0	R: 0	H: 0	R: 0	H: 2	R: 0	H: 0	R: 0	H: 2	1B: 4	SF: 0	WP: 0	PA: 33
	E: 1	LOB: 0	E: 0	LOB: 0	E: 0	LOB: 0	E: 0	LOB: 2	E: 0	LOB: 0	E: 0	LOB: 0	E: 0	LOB: 0	E: 0	LOB: 2	E: 0	LOB: 0	E: 0	LOB: 2	2B: 2	SAC: 1	PB: 0	
	K: 0	BB: 0	K: 0	BB: 0	K: 1	BB: 0	K: 0	BB: 0	K: 0	BB: 0	K: 0	BB: 0	K: 0	BB: 0	K: 0	BB: 0	K: 0	BB: 0	K: 0	BB: 0	3B: 0	DP: 1	SB: 1	
	S: 3	P: 3	S: 3	P: 3	S: 3	P: 7	S: 6	P: 6	S: 3	P: 3	S: 3	P: 3	S: 3	P: 3	S: 5	P: 5	S: 5	P: 5	S: 5	P: 5	HR: 0	HBP: 0	CS: 0	

PITCHER	IP	WLS	BF	H	R	ER	SO	BB	IBB	HBP	BLK	WP	HR	S	P	ERA	WHIP	PITCHER	IP	WLS	BF	H	R	ER	SO	BB	IBB	HBP	BLK	WP	HR	S	P	ERA	WHIP	
Billy Loes, R ERA: 4.48 (1, 1)	9.0	W	33	5	1	1	1	1	1	0	0	0	0	34	38	1.00	0.667																			

BOTTOM

San Francisco Giants @ Philadelphia Phillies
Connie Mack Stadium, Philadelphia, PA

Thu Jun 29 1961, 7:05 PM EDT
Att. 14,997 - Unknown

AB	31
R	1
H	5
RBI	1
BB	1
SO	1
LOB	9

livebaseballscorecards.com

Batter	1	2	3	4	5	6	7	8	9	AB R H RBI BB SO LOB	TOP
Joey Amalfitano, R (1, 4) <small>OBP: 0.309, SLG: 0.322</small> Willie McCovey, L (9, 3) <small>OBP: 0.332, SLG: 0.458</small>	0-0 G5-4-3 1B			0-0 E 3B		0-0 4-3		0-0 1-2 1B		4 1 3 0 0 0 0 0 0 0 0 0 0 0	San Francisco Giants @ Pittsburgh Pirates Forbes Field, Pittsburgh, PA Fri Jun 30 1961, 7:05 PM EDT Att. 31,900 - Unknown GIANTS
Harvey Kuenn, R (1, 9) <small>OBP: 0.320, SLG: 0.366</small>	0-0 G5-4-3 1-2f			0-0 E6		0-0 5-3		0-3 K		4 0 0 1 0 1 3	
Orlando Cepeda, R (1, 3) <small>OBP: 0.342, SLG: 0.580</small>	0-0 6-3			0-0 F8				0-3 K		4 0 0 0 0 1 3	
Willie Mays, R (1, 8) <small>OBP: 0.424, SLG: 0.637</small>		0-0 F8		0-3 K				0-0 SH5-4 SF7 2B		4 2 2 0 0 1 1	
Felipe Alou, R (1, 7) <small>OBP: 0.331, SLG: 0.455</small> Chuck Hiller, L (9, PH) <small>OBP: 0.323, SLG: 0.326</small>		0-0 6-3		0-0 F9				0-0 SH5-4 2-3		3 0 0 0 0 0 2 0 0 0 0 0 0 0	
Jim Davenport, R (1, 5) <small>OBP: 0.337, SLG: 0.411</small>		0-0 4-3			4-0 G6-4-3 BB			0-0 SF7		2 0 0 2 1 0 1	
Ed Bailey, L (1, 2) <small>OBP: 0.357, SLG: 0.413</small>			0-0 G1-6-3 1B		0-3 K			0-0 F8		4 0 1 0 0 1 2	
Jose Pagan, R (1, 6) <small>OBP: 0.278, SLG: 0.316</small>			0-0 G1-6-3 1-2f		0-0 G6-4-3 1-2f			0-0 FC1-6 1B		3 0 1 0 0 0 2	
Mike McCormick, L (1, 1) <small>OBP: 0.216, SLG: 0.222</small> Stu Miller, R (9, 1) <small>OBP: 0.333, SLG: 0.143</small>			0-3 K		0-3 K			0-0 FC1-6 1B 1-2f		3 0 0 0 0 2 1 0 0 0 0 0 0 0	
Inning Stats	R: 0 H: 1 E: 0 LOB: 0 K: 0 BB: 0 S: 3 P: 3	R: 0 H: 0 E: 0 LOB: 0 K: 0 BB: 0 S: 3 P: 3	R: 0 H: 1 E: 0 LOB: 0 K: 1 BB: 0 S: 5 P: 5	R: 1 H: 1 E: 1 LOB: 1 K: 1 BB: 0 S: 7 P: 7	R: 0 H: 0 E: 0 LOB: 0 K: 1 BB: 1 S: 4 P: 8	R: 0 H: 0 E: 0 LOB: 0 K: 1 BB: 0 S: 5 P: 5	R: 1 H: 1 E: 0 LOB: 1 K: 0 BB: 0 S: 5 P: 5	R: 0 H: 2 E: 0 LOB: 2 K: 2 BB: 0 S: 9 P: 9	R: 1 H: 1 E: 0 LOB: 0 K: 0 BB: 0 S: 4 P: 4	1B: 4 SF: 1 2B: 2 SAC: 1 3B: 1 DP: 3 HR: 0 HBP: 0	WP: 0 PA: 34 PB: 0 SB: 0 CS: 0
PITCHER Harvey Haddix, L (1, 1) <small>ERA: 4.15</small> Roy Face, R (8, 1) <small>ERA: 2.44</small>	IP WLS BF H R ER SO BB IBB HBP BLK 7.1 28 6 2 2 4 1 0 0 0			WP HR S P ERA WHIP 0 0 35 39 2.46 0.955	PITCHER IP WLS BF H R ER SO BB IBB HBP BLK 1.2 6 1 1 1 2 0 0 0 0			WP HR S P ERA WHIP 0 0 10 10 5.40 0.600			

BOTTOM

San Francisco Giants @ Pittsburgh Pirates
Forbes Field, Pittsburgh, PA
Fri Jun 30 1961, 7:05 PM EDT
Att. 31,900 - Unknown

livebaseballscorecards.com

AB 35
R 4
H 9
RBI 4
BB 2
SO 5
LOB 15



WP: 0 PA: 37
PB: 0
SB: 0
CS: 1

AB R H RBI BB SO LOB

5	1	3	2	0	0	1
4	0	0	0	0	1	2
3	1	2	2	1	0	0
4	0	0	0	0	1	3
4	0	1	0	0	1	2
4	0	1	0	0	1	1
3	0	0	0	0	0	1
1	1	0	0	0	0	1
4	1	2	0	0	1	1
2	0	0	0	1	0	1
0	0	0	0	0	0	0
0	0	0	0	0	0	0
1	0	0	0	0	0	2

Batter	1	2	3	4	5	6	7	8	9
Bill Virdon, L (1, 8) OBP: 0.351, SLG: 0.455	0-0 3B 1B		0-0 P4		0-0 CS 1B		0-0 G3		0-0 2-H 3-H 1B
Johnny Logan, R (1, 6) OBP: 0.214, SLG: 0.231	0-3 K		0-0 F8		0-0 1-3			0-0 F2	
Roberto Clemente, R (1, 9) OBP: 0.369, SLG: 0.563	0-0 1-H 3B		4-0 BB			0-0 HR		0-0 E4	
Dick Stuart, R (1, 3) OBP: 0.330, SLG: 0.539	0-3 K		0-0 P5			0-0 F3		0-0 F8	
Don Hoak, R (1, 5) OBP: 0.439, SLG: 0.516	0-0 5-3			0-0 1B		0-0 1-3		0-3 K	
Joe Christopher, R (1, 7) OBP: 0.370, SLG: 0.440		0-3 K		0-0 P4		0-0 F7		0-0 FC 1B	
Hal Smith, R (1, 2) OBP: 0.257, SLG: 0.324		0-0 1-3		0-0 P6			0-0 F7	0-0 FC G3 1B 1B	
Dick Schofield, S (9, PH) OBP: 0.242, SLG: 0.226								1-3	
Bill Mazaroski, R (1, 4) OBP: 0.256, SLG: 0.306		0-0 1B		0-3 K			0-0 6-3	0-0 1B 1B	
Harvey Haddix, L (1, 1) OBP: 0.194, SLG: 0.074		0-0 F8				0-0 F7		0-0 G3	
Roy Face, R (8, 1) OBP: 0.333, SLG: 0.333								1-2 2-3	
Dick Groat, R (9, PH) OBP: 0.319, SLG: 0.384									
Bob Skinner, L (9, PH) OBP: 0.376, SLG: 0.349									

Inning Stats	R: 1	H: 2	E: 0	K: 2	S: 9	LOB: 1	BB: 0	P: 9	R: 0	H: 1	E: 0	K: 1	S: 6	LOB: 1	BB: 0	P: 6	R: 0	H: 0	E: 0	K: 0	S: 3	LOB: 1	BB: 1	P: 7	R: 0	H: 1	E: 0	K: 1	S: 6	LOB: 0	BB: 0	P: 3	R: 1	H: 1	E: 0	K: 0	S: 4	LOB: 0	BB: 0	P: 4	R: 0	H: 0	E: 0	K: 0	S: 3	LOB: 1	BB: 1	P: 7	R: 0	H: 0	E: 1	K: 1	S: 6	LOB: 1	BB: 0	P: 6	R: 2	H: 3	E: 1	K: 0	S: 5	LOB: 1	BB: 0	P: 5	1B: 7	2B: 0	3B: 1	SF: 0	SAC: 1	DP: 0	HBP: 0	WP: 0	PA: 37
--------------	------	------	------	------	------	--------	-------	------	------	------	------	------	------	--------	-------	------	------	------	------	------	------	--------	-------	------	------	------	------	------	------	--------	-------	------	------	------	------	------	------	--------	-------	------	------	------	------	------	------	--------	-------	------	------	------	------	------	------	--------	-------	------	------	------	------	------	------	--------	-------	------	-------	-------	-------	-------	--------	-------	--------	-------	--------

PITCHER	IP	WLS	BF	H	R	ER	SO	BB	IBB	HBP	BLK	WP	HR	S	P	ERA	WHIP
Mike McCormick, L (1, 1) ERA: 2.92	8.1	L	35	8	4	2	5	2	0	0	0	0	1	43	51	2.16	1.200
Stu Miller, R (9, 1) ERA: 2.47	0.1		2	1	0	0	0	0	0	0	0	0	0	2	2	0.00	3.000

PITCHER	IP	WLS	BF	H	R	ER	SO	BB	IBB	HBP	BLK	WP	HR	S	P	ERA	WHIP
---------	----	-----	----	---	---	----	----	----	-----	-----	-----	----	----	---	---	-----	------

Batter	1	2	3	4	5	6	7	8	9
Bill Virdon, L (1, 8) OBP: 0.350, SLG: 0.463	0-0 3-1		0-0 HR		0-0 P4			0-0 F9	
Johnny Logan, R (1, 6) Walt Moryn, L (8, PH) Dick Schofield, S (9, 6) OBP: 0.242, SLG: 0.226	0-0 5-3		0-0 2B		0-0 F9			0-3 K	
Bob Skinner, L (1, 7) OBP: 0.374, SLG: 0.353	0-0 4-3		0-0 4-3		0-0 F7			0-0 2B	
Dick Stuart, R (1, 3) OBP: 0.325, SLG: 0.529		0-3 K		0-3 K		0-0 5-3		0-0 6-3	
Roberto Clemente, R (1, 9) OBP: 0.371, SLG: 0.562		0-0 6-3		0-0 1B 1B		0-0 PO 1B		0-3 K	
Don Hoak, R (1, 5) OBP: 0.432, SLG: 0.507		0-0 4-3		0-0 F9		0-0 F5		0-0 4-3	
Hal Smith, R (1, 2) OBP: 0.265, SLG: 0.330			0-0 FC5-4 1B	0-0 1B 1B		0-0 PO 1-2	0-0 6-3	0-0 F8	
Bill Mazerowski, R (1, 4) OBP: 0.257, SLG: 0.306			0-0 FC5-4 SH1-4 HR	0-0 1B 1-2 3-H		0-0 F8			
Bob Friend, R (1, 1) Roy Face, R (8, 1) OBP: 0.333, SLG: 0.333			0-0 SH1-4	0-3 K		0-3 K			

Inning Stats	R: 0	H: 0	E: 0	K: 0	S: 3	P: 3	R: 0	H: 0	E: 0	K: 1	S: 5	R: 2	H: 3	E: 0	K: 0	S: 6	R: 1	H: 3	E: 0	K: 2	S: 10	R: 0	H: 0	E: 0	K: 0	S: 3	R: 0	H: 1	E: 0	K: 0	S: 3	R: 0	H: 0	E: 0	K: 1	S: 5	R: 0	H: 1	E: 0	K: 1	S: 6	R: 0	H: 0	E: 0	K: 1	S: 5	R: 0	H: 0	E: 0	K: 1	S: 5
	LOB: 0	BB: 0		LOB: 0	BB: 0		LOB: 0	BB: 0		LOB: 0	BB: 0	LOB: 1	BB: 0		LOB: 2	BB: 0	LOB: 0	BB: 0		LOB: 0	BB: 0		LOB: 0	BB: 0		LOB: 0	BB: 0		LOB: 0	BB: 0		LOB: 0	BB: 0		LOB: 1	BB: 0		LOB: 1	BB: 0		LOB: 0	BB: 0		LOB: 0	BB: 0		LOB: 0	BB: 0			


PITCHER	IP	WLS	BF	H	R	ER	SO	BB	IBB	HBP	BLK	WP	HR	S	P	ERA	WHIP
Jack Sanford, R (1, 1) ERA: 3.95	4.0		18	6	3	3	3	0	0	0	0	0	1	24	24	6.75	1.500
Sam Jones, R (5, 1) ERA: 4.67	5.0	W	16	2	0	0	3	0	0	0	0	0	0	22	22	0.00	0.400

BOTTOM

San Francisco Giants @ Pittsburgh Pirates
 Forbes Field, Pittsburgh, PA
 Sat Jul 01 1961, 3:33 AM EDT
 Att. 19,737 - Unknown

AB	R	H	RBI	BB	SO	LOB
4	1	1	2	0	0	0
3	0	1	0	0	0	0
1	0	0	0	0	1	0
0	0	0	0	0	0	0
4	0	1	0	0	0	1
4	0	0	0	0	2	1
4	1	2	0	0	1	0
4	0	0	0	0	0	2
4	0	2	0	0	0	0
3	1	1	1	0	0	1
2	0	0	0	0	2	2
0	0	0	0	0	0	0

AB	33
R	3
H	8
RBI	3
BB	0
SO	6
LOB	7



Batter	1	2	3	4	5	6	7	8	9	AB	R	H	RBI	BB	SO	LOB	TOP
Chuck Hiller, L (1, 4) <small>OBP: 0.314, SLG: 0.317</small>	0-3 		0-0 		0-0 			0-0 		4	1	1	0	0	1	0	
Harvey Kuenn, R (1, 7) <small>OBP: 0.320, SLG: 0.364</small>	0-0 		0-0 			0-0 		0-0 		4	0	1	0	0	0	1	
Willie McCovey, L (1, 3) <small>OBP: 0.331, SLG: 0.462</small> Joey Amalfitano, R (8, PH) <small>OBP: 0.306, SLG: 0.319</small> Jim Marshall, L (8, 3) <small>OBP: 0.250, SLG: 0.364</small>	0-0 		0-0 			0-0 		0-0 		3	0	0	0	0	0	1	
Willie Mays, R (1, 8) <small>OBP: 0.420, SLG: 0.625</small>		0-0 		0-0 		0-0 		4-0 		3	1	1	0	1	0	0	
Ed Bailey, L (1, 2) <small>OBP: 0.353, SLG: 0.404</small>		0-0 		0-0 			0-0 	0-0 		4	1	0	0	0	0	2	
Orlando Cepeda, R (1, 9) <small>OBP: 0.343, SLG: 0.587</small>		0-0 		4-0 			0-0 	0-0 		3	2	2	3	1	0	2	
Jim Davenport, R (1, 5) <small>OBP: 0.340, SLG: 0.425</small>		0-0 		0-0 	0-3 		0-0 		0-0 	3	0	1	0	0	1	0	AB 33 R 6 H 8 RBI 4 BB 2 SO 3 LOB 9
Eddie Bressoud, R (1, 6) <small>OBP: 0.302, SLG: 0.436</small> Matty Alou, L (9, PH) <small>OBP: 0.379, SLG: 0.509</small>	0-0 					0-0 		0-0 	0-0 	3	1	2	1	0	0	1	
Richard LeMay, L (1, 1) <small>OBP: 0.091, SLG: 0.091</small> Jack Sanford, R (6, 1) <small>OBP: 0.143, SLG: 0.357</small> Billy O'Dell, S (6, 1) <small>OBP: 0.143, SLG: 0.083</small> Sam Jones, R (8, 1) <small>OBP: 0.182, SLG: 0.240</small> Mike McCormick, L (8, 1) <small>OBP: 0.216, SLG: 0.222</small> Felipe Alou, R (9, PH) <small>OBP: 0.329, SLG: 0.453</small>			0-3 		0-0 		0-0 	0-0 		2	0	0	0	0	1	0	
Inning Stats	R: 0 E: 0 K: 1 S: 5 H: 0 LOB: 0 BB: 0 P: 5	R: 2 E: 0 K: 0 S: 5 H: 3 LOB: 0 BB: 0 P: 5	R: 0 E: 0 K: 1 S: 6 H: 1 LOB: 1 BB: 0 P: 6	R: 0 E: 0 K: 0 S: 2 H: 0 LOB: 0 BB: 1 P: 6	R: 1 E: 0 K: 1 S: 6 H: 1 LOB: 0 BB: 0 P: 6	R: 0 E: 0 K: 0 S: 3 H: 0 LOB: 0 BB: 0 P: 3	R: 2 E: 1 K: 0 S: 5 H: 2 LOB: 0 BB: 0 P: 5	R: 1 E: 1 K: 0 S: 5 H: 1 LOB: 2 BB: 1 P: 9	R: 0 E: 0 K: 0 S: 3 H: 0 LOB: 0 BB: 0 P: 3	1B: 5 2B: 2 3B: 0 HR: 2 SF: 0 SAC: 1 DP: 2 HBP: 0	WP: 1 PB: 0 SB: 0 CS: 0	PA: 37					
PITCHER	IP WLS BF H R ER SO BB IBB HBP BLK WP HR S P ERA WHIP																
Vern Law, R (1, 1) <small>ERA: 4.7</small>	6.0		22	5	3	3	3	1	0	0	0	0	2	27	31	4.50	1.000
Al McBean, R (7, 1) <small>ERA: 6.75</small>	1.1		7	3	3	1	0	0	0	0	0	1	0	7	7	6.75	2.250
Harvey Haddix, L (8, 1) <small>ERA: 4.12</small>	0.2	W	4	0	0	0	0	0	1	0	0	0	0	3	7	0.00	0.000
Clem Labine, R (9, 1) <small>ERA: 3.27</small>	1.0	S	3	0	0	0	0	0	0	0	0	0	0	3	3	0.00	0.000

San Francisco Giants @ Pittsburgh Pirates
 Forbes Field, Pittsburgh, PA
 Sun Jul 02 1961, 3:33 AM EDT
 Unknown

livebaseballscorecards.com

BOTTOM

San Francisco Giants @ Pittsburgh Pirates
Forbes Field, Pittsburgh, PA
Sun Jul 02 1961, 3:33 AM EDT
Unknown

livebaseballscores.com

AB	34
R	7
H	12
RBI	7
BB	5
SO	4
LOB	12



WP:	0	PA:	40
PB:	0		
SB:	0		
CS:	0		

AB	R	H	RBI	BB	SO	LOB	
5	1	1	1	0	0	1	
5	0	1	1	0	1	1	
3	0	1	0	2	0	0	
4	1	0	0	1	2	5	
0	0	0	0	0	0	0	
3	3	2	0	1	0	0	
2	0	0	0	1	1	1	
3	0	2	3	0	0	0	
0	0	0	0	0	0	0	
0	0	0	0	0	0	0	
0	0	0	0	0	0	0	
1	1	1	0	0	0	0	
0	0	0	0	0	0	0	
3	0	2	0	0	0	0	
1	1	1	1	0	0	0	
2	0	0	0	0	0	2	
0	0	0	0	0	0	0	
1	0	0	0	0	0	2	
1	0	1	1	0	0	0	
1B:	10	SF:	0	WP:	0	PA:	40
2B:	2	SAC:	1	PB:	0		
3B:	0	DP:	1	SB:	0		
HR:	0	HBP:	0	CS:	0		

Batter	1	2	3	4	5	6	7	8	9									
Bill Virdon, L OBP: 0.347, SLG: 0.458 (1, 8)	0-0 P3 1B		0-0 FC6-4 1B		0-0 F8 1B		0-0 P6 1B	0-0 FC5-4 E										
Dick Groat, R OBP: 0.317, SLG: 0.384 (1, 6)	0-0 6-3		0-0 FC6-4 1-2f		0-0 F8 1B		0-3 K 1B	0-0 E6 2B										
Roberto Clemente, R OBP: 0.375, SLG: 0.559 (1, 9)	0-0 E5 FC6-4			0-0 6-3 BB	4-0 BB		0-0 BB 1B	4-0 BB										
Dick Stuart, R OBP: 0.322, SLG: 0.520 (1, 3)	0-0 FC6-4 1-2f			4-0 BB 1B	0-0 F9 1B		0-3 K 1B	0-3 K 1B										
Clem Labine, R OBP: 0.167, SLG: 0.167 (9, 1)																		
Don Hoak, R OBP: 0.437, SLG: 0.513 (1, 5)		0-0 F9 1B		0-0 BB 1B		0-0 SH1-3 1B		4-0 BB 1B										
Joe Christopher, R OBP: 0.368, SLG: 0.423 (1, 7)		0-0 F8 1B		4-0 BB 1B		0-0 SH1-3 2-3		0-3 K 1B										
Hal Smith, R OBP: 0.276, SLG: 0.339 (8, PR)		0-0 F9 1B		0-0 BB 1B		0-0 BB 1B		0-0 BB 1B										
Bob Skinner, L OBP: 0.374, SLG: 0.353 (7, 1)				1-2 BB 2-3														
Al McBean, R (8, 1)				1-2 BB 3-H														
Harvey Haddix, L OBP: 0.194, SLG: 0.074 (8, PH)					1-2 BB 3-H													
Johnny Logan, R OBP: 0.236, SLG: 0.279 (8, 4)																		
Dick Schofield, S OBP: 0.242, SLG: 0.226 (9, 4)																		
Bill Mazeroski, R OBP: 0.262, SLG: 0.311 (8, PH)			0-0 F2 1B	0-0 BB 1B		0-0 G6-4-3 1B		0-0 BB 1B										
Rocky Nelson, L OBP: 0.359, SLG: 0.492 (9, 3)				1-3 BB 2-H				1-3 BB 2-H										
Vern Law, R OBP: 0.318, SLG: 0.316 (6, PH)			0-0 5-3 1B	0-0 BB 1B		0-0 G6-4-3 1-2f		0-0 BB 1B										
Walt Moryn, L OBP: 0.184, SLG: 0.271 (6, PH)																		
Don Lepert, R OBP: 0.267, SLG: 0.533 (7, 2)																		
Smoky Burgess, L OBP: 0.403, SLG: 0.598 (8, PH)								1-3 BB 3-H										
Inning Stats	R: 0 H: 0 E: 1 LOB: 1 K: 0 BB: 0 S: 4 P: 4	R: 0 H: 0 E: 0 LOB: 0 K: 0 BB: 0 S: 3 P: 3	R: 0 H: 1 E: 0 LOB: 1 K: 0 BB: 0 S: 4 P: 4	R: 2 H: 3 E: 0 LOB: 2 K: 0 BB: 2 S: 5 P: 13	R: 0 H: 0 E: 0 LOB: 1 K: 0 BB: 1 S: 3 P: 7	R: 1 H: 3 E: 0 LOB: 2 K: 0 BB: 0 S: 5 P: 5	R: 0 H: 1 E: 0 LOB: 1 K: 2 BB: 0 S: 8 P: 8	R: 4 H: 4 E: 1 LOB: 2 K: 2 BB: 2 S: 11 P: 19										
PITCHER	IP WLS BF H R ER SO BB IBB HBP BLK WP HR S P ERA WHIP	IP WLS BF H R ER SO BB IBB HBP BLK WP HR S P ERA WHIP	IP WLS BF H R ER SO BB IBB HBP BLK WP HR S P ERA WHIP	IP WLS BF H R ER SO BB IBB HBP BLK WP HR S P ERA WHIP	IP WLS BF H R ER SO BB IBB HBP BLK WP HR S P ERA WHIP	IP WLS BF H R ER SO BB IBB HBP BLK WP HR S P ERA WHIP	IP WLS BF H R ER SO BB IBB HBP BLK WP HR S P ERA WHIP	IP WLS BF H R ER SO BB IBB HBP BLK WP HR S P ERA WHIP	IP WLS BF H R ER SO BB IBB HBP BLK WP HR S P ERA WHIP	IP WLS BF H R ER SO BB IBB HBP BLK WP HR S P ERA WHIP								
Richard LeMay, L ERA: 1.78 (1, 1)	5.1			6	3	3	0	3	0	0	0	0	0	0	0	0	5.06	1.688
Jack Sanford, R ERA: 3.95 (6, 1)	0.0		1	1	0	0	0	0	0	0	0	0	1	1				
Billy O'Dell, L ERA: 5.06 (6, 1)	2.0		8	2	2	2	3	1	0	0	0	0	0	13	17		9.00	1.500
Sam Jones, R ERA: 4.78 (8, 1)	0.0		1	1	0	0	0	0	0	0	0	0	0	1	1			
Mike McCormick, L ERA: 2.98 (8, 1)	0.2	L	5	2	2	2	1	1	0	0	0	0	0	6	10		27.00	4.500

Batter	1	2	3	4	5	6	7	8	9	AB R H RBI BB SO LOB	TOP
Joey Amalfitano, R (1, 4) <small>OBP: 0.305, SLG: 0.311</small>	0-0 			0-3 		4-0 	0-0 			3 0 0 0 1 1 2	San Francisco Giants @ Pittsburgh Pirates Forbes Field, Pittsburgh, PA Sun Jul 02 1961, 3:38 AM EDT Att: 36,093 - Unknown livebaseballscorecards.com
Harvey Kuenn, R (1, 9) <small>OBP: 0.324, SLG: 0.366</small>	4-0 			0-0 		0-0 			2 0 1 0 1 0 1		
Orlando Cepeda, R (1, 3) <small>OBP: 0.343, SLG: 0.584</small>	0-0 			0-0 		0-0 			3 0 1 0 0 0 2		
Willie Mays, R (1, 8) <small>OBP: 0.416, SLG: 0.618</small>		0-0 		0-0 		0-0 			3 0 0 0 0 0 3		
Felipe Alou, R (1, 7) <small>OBP: 0.329, SLG: 0.452</small>		0-0 			0-0 	0-0 			3 0 1 0 0 0 2		
Jim Davenport, R (1, 5) <small>OBP: 0.340, SLG: 0.424</small>		0-0 			0-0 		0-0 		3 0 1 0 0 0 1		
Jose Pagan, R (1, 6) <small>OBP: 0.284, SLG: 0.318</small>			0-0 		4-0 	0-0 			2 0 1 0 1 0 1		
Tom Haller, L (1, 2) <small>OBP: 0.264, SLG: 0.262</small> Eddie Bressoud, R (5, PH) <small>OBP: 0.299, SLG: 0.430</small> Hobie Landrith, L (5, 2) <small>OBP: 0.385, SLG: 0.448</small>			0-3 		0-3 	4-0 			1 0 0 0 0 1 1		
Juan Marichal, R (1, 1) <small>OBP: 0.156, SLG: 0.071</small> Jack Sanford, R (6, 1) <small>OBP: 0.143, SLG: 0.357</small> Willie McCovey, L (7, PH) <small>OBP: 0.329, SLG: 0.460</small>			0-0 		0-0 	0-0 			1 0 0 0 0 1 0 0		
Inning Stats	R: 0 H: 0 E: 0 LOB: 0 K: 0 BB: 1 S: 2 P: 6	R: 0 H: 0 E: 0 LOB: 0 K: 0 BB: 0 S: 3 P: 3	R: 0 H: 1 E: 0 LOB: 0 K: 1 BB: 0 S: 5 P: 5	R: 0 H: 1 E: 0 LOB: 1 K: 1 BB: 0 S: 6 P: 6	R: 0 H: 1 E: 0 LOB: 2 K: 1 BB: 1 S: 6 P: 10	R: 0 H: 1 E: 0 LOB: 2 K: 0 BB: 1 S: 4 P: 8	R: 0 H: 1 E: 0 LOB: 2 K: 0 BB: 1 S: 4 P: 8			1B: 5 SF: 0 2B: 0 SAC: 0 3B: 0 DP: 2 HR: 0 HBP: 0	
PITCHER Bobby Shantz, L (1, 1) <small>ERA: 2.34</small>	IP 7.0 WLS W BF 28 H 5 R 0 ER 0 SO 3 BB 4 IBB 0 HBP 0 BLK 0 WP 0 HR 0 S 30 P 46 ERA 0.00 WHIP 1.286					PITCHER IP WLS BF H R ER SO BB IBB HBP BLK WP HR S P ERA WHIP					



Batter	1	2	3	4	5	6	7	8	9	AB	R	H	RBI	BB	SO	LOB
--------	---	---	---	---	---	---	---	---	---	----	---	---	-----	----	----	-----

Bill Virdon, L <small>OBP: 0.341, SLG: 0.450</small> (1, 8)	0-0 F8	0-0 4-3		0-0 4-3		0-0 E4				5	1	0	1	0	0	6
Dick Groat, R <small>OBP: 0.317, SLG: 0.381</small> (1, 6)	4-0 BB BB	0-0 F3			0-0 6-3	0-0 SH3				2	0	0	1	1	0	1
Rocky Nelson, L <small>OBP: 0.366, SLG: 0.485</small> (1, 3)	0-0 P1		0-0 F3		0-0 1B SF9	0-0 BB 3B				3	2	1	0	1	0	1
Smoky Burgess, L <small>OBP: 0.412, SLG: 0.597</small> (1, 2)	4-0 1-2 BB		0-0 F7		0-0 1-3 1B	4-0 1-2 2-3 3B				2	1	1	0	2	0	0
Roberto Clemente, R <small>OBP: 0.380, SLG: 0.568</small> (1, 9)	0-0 F9		0-0 1B		4-0 IBB	0-0 1-H 2-H 3-H 1B	3B			3	1	2	3	1	0	2
Don Hoak, R <small>OBP: 0.438, SLG: 0.528</small> (1, 5)		0-0 HR	0-0 5-3		0-0 SF9	0-0 1B 1B				3	2	2	3	0	0	1
Joe Christopher, R <small>OBP: 0.361, SLG: 0.411</small> (1, 7)		0-0 P4		0-0 F8	0-0 1-3	0-0 BB 1B				4	0	1	0	0	0	2
Bill Mazaroski, R <small>OBP: 0.265, SLG: 0.314</small> (1, 4)		0-0 1B 4-3 1B		0-0 F7		P2				4	1	2	1	0	0	0
Bobby Shantz, R <small>OBP: 0.533, SLG: 0.538</small> (1, 1)		0-0 1-3 4-3 1B		4-0 BB		E SH3 1B				2	1	2	0	2	0	0

Inning Stats	R: 0	H: 0	E: 0	K: 0	S: 3	R: 2	H: 3	E: 0	K: 0	S: 6	R: 0	H: 1	E: 0	K: 0	S: 4	R: 0	H: 0	E: 0	K: 0	S: 3	R: 1	H: 2	E: 0	K: 0	S: 5	R: 6	H: 5	E: 1	K: 0	S: 9	

PITCHER	IP	WLS	BF	H	R	ER	SO	BB	IBB	HBP	BLK	WP	HR	S	P	ERA	WHIP
Juan Marichal, R <small>ERA: 4.37</small>	(1, 1)	5.2	36	11	9	3	0	6	1	0	0	0	1	29	57	4.76	3.000
Jack Sanford, R <small>ERA: 3.93</small>	(6, 1)	0.1	1	0	0	0	0	0	0	0	0	0	0	1	1	0.00	0.000

BOTTOM

San Francisco Giants @ Pittsburgh Pirates
 Forbes Field, Pittsburgh, PA
 Sun Jul 02 1961, 3:38 AM EDT
 Att. 36,093 - Unknown

AB	28
R	9
H	11
RBI	9
BB	7
SO	0
LOB	13



WP	PA	ERA	WHIP
0	37		

Batter	1	2	3	4	5	6	7	8	9	AB	R	H	RBI	BB	SO	LOB	TOP	
Joey Amalfitano, R (1, 4) <small>OBP: 0.328, SLG: 0.320</small>	4-0 		4-0 	0-0 	0-0 		4-0 	0-0 		3	3	2	2	3	0	0		
Harvey Kuenn, R (1, 9) <small>OBP: 0.326, SLG: 0.366</small> Matty Alou, L (7, 7) <small>OBP: 0.373, SLG: 0.500</small>	0-0 		0-0 	0-0 	0-0 		0-0 	0-0 		5	3	2	0	0	0	3		
Willie McCovey, L (1, 3) <small>OBP: 0.329, SLG: 0.456</small>	0-0 		0-0 	0-0 		0-0 	0-0 	0-0 		6	2	2	0	0	0	5		
Willie Mays, R (1, 8) <small>OBP: 0.423, SLG: 0.627</small> Felipe Alou, R (6, 8) <small>OBP: 0.335, SLG: 0.454</small>	0-0 		0-0 	0-0 		0-0 	0-0 		4-0 	4	4	4	3	0	0	0		
Orlando Cepeda, R (1, 7) <small>OBP: 0.354, SLG: 0.608</small> Jim Marshall, L (7, 9) <small>OBP: 0.280, SLG: 0.391</small>	0-0 		0-0 	0-0 		0-0 	0-0 		0-0 	5	2	5	8	0	0	0		
Hobie Landrith, L (1, 2) <small>OBP: 0.378, SLG: 0.441</small>	0-0 		0-0 	0-0 		0-0 	0-0 		0-3 	5	1	2	2	0	1	3		
Jim Davenport, R (1, 5) <small>OBP: 0.333, SLG: 0.415</small> Eddie Bressoud, R (6, 5) <small>OBP: 0.303, SLG: 0.432</small>		0-0 	0-3 		0-0 	0-0 	0-0 		0-3 	4	0	0	0	0	1	2		
Jose Pagan, R (1, 6) <small>OBP: 0.290, SLG: 0.320</small>		0-0 		4-0 	0-0 	0-0 	0-0 		0-0 	5	2	2	1	1	0	2		
Eddie Fisher, R (1, 1) <small>OBP: 0.143, SLG: 0.286</small> Billy O'Dell, S (1, 1) <small>OBP: 0.118, SLG: 0.067</small>		0-0 		0-0 	0-0 		1-3 			0	0	0	0	0	0	0		
Inning Stats	R: 2 E: 0 K: 0 S: 5 H: 2 LOB: 1 BB: 1 P: 9	R: 0 E: 0 K: 0 S: 3 H: 0 LOB: 0 BB: 0 P: 3	R: 4 E: 1 K: 1 S: 8 H: 3 LOB: 0 BB: 1 P: 12	R: 4 E: 1 K: 0 S: 7 H: 4 LOB: 1 BB: 1 P: 11	R: 1 E: 0 K: 0 S: 5 H: 2 LOB: 1 BB: 0 P: 5	R: 2 E: 0 K: 0 S: 6 H: 4 LOB: 1 BB: 0 P: 6	R: 5 E: 0 K: 0 S: 9 H: 6 LOB: 2 BB: 1 P: 13	R: 0 E: 0 K: 0 S: 3 H: 0 LOB: 0 BB: 0 P: 3	R: 1 E: 0 K: 2 S: 8 H: 1 LOB: 1 BB: 1 P: 12	1B: 18 2B: 3 3B: 0 HR: 1 SF: 1 SAC: 2 DP: 1 HBP: 0	WP: 0 PB: 1 SB: 2 CS: 0	PA: 53						
PITCHER	IP WLS BF H R ER SO BB IBB HBP BLK WP HR S P ERA WHIP															PITCHER IP WLS BF H R ER SO BB IBB HBP BLK WP HR S P ERA WHIP		
Don Cardwell, R (1, 1) <small>ERA: 4.41</small>	2.1	L	14	5	6	5	0	2	0	0	0	0	0	0	12	20	19.29	3.000
Dick Drott, R (3, 1) <small>ERA: 4.25</small>	1.1		9	4	4	4	1	1	0	0	0	0	0	0	10	14	27.00	3.750
Mel Wright, R (4, 1) <small>ERA: 7.94</small>	3.0		17	8	6	6	0	1	0	0	0	0	0	0	16	20	18.00	3.000
Jim Brewer, L (7, 1) <small>ERA: 7.31</small>	1.1		8	4	2	2	0	0	0	0	0	0	1	8	8	13.50	3.000	
Barney Schultz, R (9, 1) <small>ERA: 2.55</small>	1.0		5	1	1	0	2	1	0	0	0	0	0	8	12	0.00	2.000	

San Francisco Giants @ Chicago Cubs
 Wrigley Field, Chicago, IL
 Tue Jul 04 1961, 3:33 AM CDT
 Cloudy - 65 F

AB	45
R	19
H	22
RBI	17
BB	5
SO	3
LOB	18



WP: 0	PA: 53
PB: 1	
SB: 2	
CS: 0	

livebaseballscorecards.com

BOTTOM

San Francisco Giants @ Chicago Cubs

Wrigley Field, Chicago, IL

Tue Jul 04 1961, 3:33 AM CDT

Cloudy - 65 F

livebaseballscorecards.com

AB	31
R	3
H	5
RBI	3
BB	1
SO	13
LOB	6



WP:	0	PA:	32
PB:	0	SB:	0
CS:	0		

AB R H RBI BB SO LOB

4 1 1 0 0 2 0

4 1 1 1 0 1 0

3 0 1 1 0 1 0

1 0 0 0 0 1 0

3 1 1 1 1 2 0

4 0 1 0 0 1 2

3 0 0 0 0 0 2

2 0 0 0 0 1 0

1 0 0 0 0 0 1

3 0 0 0 0 2 1

1 0 0 0 0 1 0
0 0 0 0 0 0 0
1 0 0 0 0 1 0
0 0 0 0 0 0 0
1 0 0 0 0 0 0
0 0 0 0 0 0 0

1B: 1 SF: 0
2B: 3 SAC: 0
3B: 0 DP: 1
HR: 1 HBP: 0

Batter	1	2	3	4	5	6	7	8	9
Al Heist, R OBP: 0.299, SLG: 0.317 (1, 8)	0-0 2B 2B		0-3 K			0-3 K		0-0 P3	
Jerry Kindall, R OBP: 0.309, SLG: 0.508 (1, 4) (8, 6)	0-0 2B 14 1B 2-H		0-0 F8			0-3 K		0-0 F7	
14 Ernie Banks, R OBP: 0.355, SLG: 0.482 Mel Roach, R OBP: 0.246, SLG: 0.230 (1, 6) (8, 4)	0-0 1B G4-6-3 BB 2-H		0-0 P6			0-3 K		0-3 K	
George Altman, L OBP: 0.397, SLG: 0.676 (1, 9)	4-0 BB G4-6-3 1-2		0-3 K			0-0 HR		0-3 K	
Billy Williams, L OBP: 0.362, SLG: 0.502 (1, 7)	0-0 G4-6-3 1-2r 2-3		0-3 K			0-0 2B		0-0 4-3	
Ron Santo, R OBP: 0.371, SLG: 0.443 (1, 5)	0-0 L4		0-0 L6			0-0 P3			
Sammy Taylor, L OBP: 0.358, SLG: 0.557 Dick Bertell, R OBP: 0.305, SLG: 0.310 (1, 2) (7, PH) (8, 2)		0-0 3-1				0-3 K		0-0 6-3	
Ed Bouchee, L OBP: 0.394, SLG: 0.435 (1, 3)		0-3 K				0-0 F7		0-3 K	
Don Cardwell, R OBP: 0.159, SLG: 0.326 Dick Drott, R OBP: 0.273, SLG: 0.455 Mel Wright, R OBP: 0.200, SLG: 0.200 Jim Brewer, L OBP: 0.200, SLG: 0.200 Richie Ashburn, L OBP: 0.342, SLG: 0.264 Barney Schultz, R (1, 1) (3, 1) (4, 1) (7, 1) (8, PH) (9, 1)		0-3 K				0-3 K		0-0 L5	

Inning Stats	R: 2	H: 3	E: 0	K: 5	LOB: 1	BB: 1	P: 9	R: 0	H: 0	E: 0	K: 2	S: 7	R: 0	H: 0	E: 0	K: 1	S: 5	R: 0	H: 0	E: 0	K: 2	S: 7	R: 0	H: 0	E: 0	K: 3	S: 9	R: 1	H: 2	E: 0	K: 1	S: 7	R: 0	H: 0	E: 0	K: 0	S: 3	R: 0	H: 0	E: 0	K: 2	S: 7	1B: 1	2B: 3	3B: 0	HR: 1	SF: 0	SAC: 0	DP: 1	HBP: 0	WP: 0	PB: 0	SB: 0	CS: 0	PA: 32
PITCHER	IP	WLS	BF	H	R	ER	SO	BB	IBB	HBP	BLK	WP	HR	S	P	ERA	WHIP																																						
Eddie Fisher, R ERA: 5.12 Billy O'Dell, L ERA: 4.48	(1, 1) (1, 1)	0.0 9.0	WLS W	3 29	2 1	2 1	0 13	0 1	0 0	0 0	0 0	0 0	0 1	3 54	3 58	1.00	0.333																																						

Batter	1	2	3	4	5	6	7	8	9	AB R H RBI BB SO LOB	TOP
Joey Amalfitano, R (1, 4) <small>OBP: 0.333, SLG: 0.325</small>	0-0 		0-0 		0-0 			0-0 		4 0 2 0 0 0 0	San Francisco Giants @ Chicago Cubs Wrigley Field, Chicago, IL Tue Jul 04 1961, 3:38 AM CDT Att. 25,505 - Cloudy - 65 F
Harvey Kuenn, R (1, 7) <small>OBP: 0.326, SLG: 0.363</small>	0-0 		4-0 		0-0 			0-0 		2 0 0 0 1 0 0	
Felipe Alou, R (1, 9) <small>OBP: 0.330, SLG: 0.447</small>	0-0 		0-0 		0-0 			0-0 		4 0 0 0 0 0 4	
Willie Mays, R (1, 8) <small>OBP: 0.421, SLG: 0.632</small>		0-0 		0-0 		0-0 		0-0 		4 1 1 1 0 0 1	
Orlando Cepeda, R (1, 3) <small>OBP: 0.356, SLG: 0.607</small>		0-0 		0-3 		0-0 		0-0 		4 0 2 0 0 1 0	
Eddie Bressoud, R (1, 5) <small>OBP: 0.312, SLG: 0.447</small>		0-3 		0-0 		0-0 		0-0 		4 1 2 0 0 1 1	
Jose Pagan, R (1, 6) <small>OBP: 0.290, SLG: 0.320</small> Jim Marshall, L (9, PH) <small>OBP: 0.269, SLG: 0.375</small>			0-0 	0-0 		0-0 		0-0 		3 0 1 1 0 0 0	
Hobie Landrith, L (1, 2) <small>OBP: 0.383, SLG: 0.429</small> Jim Davenport, R (7, PH) <small>OBP: 0.332, SLG: 0.413</small> Tom Haller, L (7, 2) <small>OBP: 0.264, SLG: 0.262</small> Willie McCovey, L (9, PH) <small>OBP: 0.328, SLG: 0.454</small>			0-0 	4-0 		0-0 		0-3 		1 0 0 0 1 0 0	
Billy Loes, R (1, 1) <small>OBP: 0.154, SLG: 0.083</small> Richard LeMay, L (4, 1) <small>OBP: 0.083, SLG: 0.083</small>			0-0 	0-0 		0-0 				2 0 0 0 0 0 2	
Inning Stats	R: 0 H: 0 E: 0 LOB: 0 K: 0 BB: 0 S: 3 P: 3	R: 0 H: 0 E: 0 LOB: 0 K: 1 BB: 0 S: 5 P: 5	R: 0 H: 1 E: 1 LOB: 3 K: 0 BB: 1 S: 5 P: 9	R: 2 H: 3 E: 0 LOB: 1 K: 1 BB: 1 S: 7 P: 11	R: 0 H: 0 E: 0 LOB: 0 K: 0 BB: 0 S: 3 P: 3	R: 0 H: 1 E: 0 LOB: 0 K: 0 BB: 0 S: 3 P: 3	R: 0 H: 0 E: 0 LOB: 0 K: 0 BB: 0 S: 3 P: 3	R: 0 H: 1 E: 0 LOB: 1 K: 0 BB: 0 S: 4 P: 4	R: 0 H: 2 E: 0 LOB: 1 K: 1 BB: 0 S: 6 P: 6	1B: 6 SF: 0 2B: 1 SAC: 1 3B: 0 DP: 2 HR: 1 HBP: 0	WP: 0 PA: 35 PB: 0 SB: 0 CS: 0
PITCHER Jack Curtis, L (1, 1) <small>ERA: 4.5</small> Bob Anderson, R (9, 1) <small>ERA: 4.3</small>	IP WLS BF H R ER SO BB IBB HBP BLK WP HR S P ERA WHIP 8.0 W 33 8 2 2 2 2 2 0 0 0 0 0 1 35 43 2.25 1.250										

AB	32
R	2
H	8
RBI	2
BB	2
SO	3
LOB	11



Batter	1	2	3	4	5	6	7	8	9	AB	R	H	RBI	BB	SO	LOB
Al Heist, R OBP: 0.290, SLG: 0.307 (1, 8)	0-0 P1		0-0 F8		0-0 F8		0-0 6-3	0-0 6-3		5	0	0	0	0	0	1
Jerry Kindall, R OBP: 0.321, SLG: 0.519 (1, 4)	4-0 BB			0-0 1B	0-0 2B		0-0 P6			3	1	2	0	1	0	0
14 Ernie Banks, R OBP: 0.360, SLG: 0.482 (1, 6)	0-0 P5			0-0 1B	4-0 1B		4-0 BB			2	1	1	0	2	0	1
George Altman, L OBP: 0.403, SLG: 0.674 (1, 9)	0-0 4-3			0-0 1B	4-0 BB		4-0 BB			2	0	1	1	2	0	1
Billy Williams, L OBP: 0.356, SLG: 0.493 (1, 7)		0-0 1-3		0-0 L4	0-3 K		0-0 L9			4	0	0	0	0	1	7
Ron Santo, R OBP: 0.376, SLG: 0.459 (1, 5)		4-0 L3		0-0 2B	0-0 F2			0-0 HR		3	1	2	2	1	0	3
Sammy Taylor, L OBP: 0.363, SLG: 0.550 (1, 2)		0-0 L3		4-0 1B		0-3 K		0-0 SH3-4		3	0	1	0	1	1	1
Ed Bouchee, L OBP: 0.389, SLG: 0.427 (1, 3)			0-0 6-3	0-3 K	0-3 K		0-0 SH3-4			3	0	0	0	0	2	3
Jack Curtis, L OBP: 0.172, SLG: 0.111 (1, 1)			0-0 1B	0-0 4-3		0-0 G3		0-3 K		4	0	1	0	0	1	4
Bob Anderson, R OBP: 0.200, SLG: 0.158 (9, 1)										0	0	0	0	0	0	0

Inning Stats	R: 0	H: 0	E: 0	K: 0	S: 3	R: 0	H: 0	E: 0	K: 0	S: 2	R: 0	H: 1	E: 0	K: 0	S: 3	R: 2	H: 4	E: 0	K: 1	S: 9	R: 0	H: 1	E: 0	K: 1	S: 6	R: 0	H: 0	E: 0	K: 2	S: 7	R: 0	H: 0	E: 0	K: 0	S: 3	R: 1	H: 2	E: 0	K: 1	S: 7
	LOB: 1	BB: 1	P: 7	LOB: 0	BB: 1	P: 6	LOB: 3	BB: 0	P: 3	LOB: 0	BB: 1	P: 3	LOB: 3	BB: 2	P: 14	LOB: 2	BB: 2	P: 11	LOB: 1	BB: 0	P: 7	LOB: 0	BB: 0	P: 7	LOB: 1	BB: 0	P: 7	SF: 0	SAC: 1	DP: 1	HBP: 0	1B: 5	2B: 3	3B: 0	HR: 1	SF: 0	SAC: 1	DP: 1	HBP: 0	

PITCHER	IP	WLS	BF	H	R	ER	SO	BB	IBB	HBP	BLK	WP	HR	S	P	ERA	WHIP
Billy Loes, R ERA: 4.52 (1, 1)	3.1		15	5	2	2	0	2	0	0	0	0	0	13	21	5.40	2.100
Richard LeMay, L ERA: 1.8 (4, 1)	4.2	L	22	3	1	1	5	3	2	0	0	0	1	27	47	1.93	1.286


BOTTOM

San Francisco Giants @ Chicago Cubs

Wrigley Field, Chicago, IL

Tue Jul 04 1961, 3:38 AM CDT
Att. 25,505 - Cloudy - 65 F

AB	29
R	3
H	8
RBI	3
BB	7
SO	5
LOB	21



WP	PA	ERA	WHIP
0	37		

Batter	1	2	3	4	5	6	7	8	9	AB R H RBI BB SO LOB	TOP											
Don Blasingame, L (1, 4) OBP: 0.320, SLG: 0.317	0-3 K		0-0 BB 1-2 2-3 1B		0-0 G4-6-3		0-0 FC6-4		4-0 FC6-4 BB	4 0 1 0 1 1 2	Cincinnati Reds @ San Francisco Giants Candlestick Park, San Francisco, CA Wed Jul 05 1961, 10:05 PM EDT Att. 20,755 - Unknown livebaseballscorecards.com											
Eddie Kasko, R (1, 6) OBP: 0.344, SLG: 0.348	0-0 F7		0-0 P4		0-0 F2		0-0 F9		0-0 FC6-4	5 0 0 0 0 0 6												
Vada Pinson, L (1, 8) OBP: 0.355, SLG: 0.459	0-0 1B		4-0 BB 1-2 2-3 3-H			0-0 HR		0-0 F8		3 1 2 2 1 0 0												
Frank Robinson, R (1, 9) OBP: 0.402, SLG: 0.591	0-0 F9		0-0 F2		0-0 F9		0-0 1B		0-0 1B	4 0 1 0 0 0 4												
Gene Freese, R (1, 5) OBP: 0.320, SLG: 0.503		0-3 K	0-3 K		0-0 F7		0-3 K			4 0 0 0 0 3 4												
Wally Post, R (1, 7) OBP: 0.343, SLG: 0.537		0-0 P6		0-3 K		0-0 F2		0-0 L6		3 0 0 0 0 1 0												
Gus Bell, L (8, PH) OBP: 0.292, SLG: 0.342										1 0 0 0 0 0 1												
Gordy Coleman, L (1, 3) OBP: 0.350, SLG: 0.583		0-0 P4		0-0 F7 1B			0-0 HR		0-0 6-3	4 1 2 1 0 0 0												
Jerry Zimmerman, R (1, 2) OBP: 0.270, SLG: 0.254			0-0 BB 1B		0-0 F7		0-0 5-3		0-0 F8	4 1 1 0 0 0 1												
Sherman Jones, L (1, 1) OBP: 0.500, SLG: 0.400			0-0 BB 1B		4-0 G4-6-3 BB		0-0 FC6-4 1B		0-0 E6	3 0 2 0 1 0 0												
Jim Brosnan, R (9, 1)										0 0 0 0 0 0 0												
Bill Henry, L (9, 1)										0 0 0 0 0 0 0												
Inning Stats	R: 0 E: 0 K: 1 S: 6	H: 1 LOB: 1 BB: 0 P: 6	R: 0 E: 0 K: 1 S: 5	H: 0 LOB: 0 BB: 0 P: 5	R: 1 E: 0 K: 1 S: 8	H: 3 LOB: 3 BB: 1 P: 12	R: 0 E: 0 K: 1 S: 5	H: 1 LOB: 0 BB: 0 P: 5	R: 0 E: 0 K: 0 S: 2	H: 0 LOB: 0 BB: 1 P: 6	R: 1 E: 0 K: 0 S: 4	H: 1 LOB: 0 BB: 0 P: 4	R: 1 E: 0 K: 0 S: 5	H: 2 LOB: 1 BB: 0 P: 5	R: 0 E: 0 K: 1 S: 6	H: 1 LOB: 1 BB: 0 P: 6	R: 0 E: 1 K: 0 S: 4	H: 0 LOB: 2 BB: 1 P: 8	1B: 7 2B: 0 3B: 0 HR: 2	SF: 0 SAC: 0 DP: 1 HBP: 0	WP: 0 PB: 0 SB: 1 CS: 0	PA: 38
PITCHER	IP WLS BF H R ER SO BB IBB HBP BLK WP HR S P ERA WHIP																					
Mike McCormick, L (1, 1) ERA: 3.03	7.0 L 29 8 3 3 4 2 0 0 0 0 0 2 35 43 3.86 1.429																					
Sam Jones, R (8, 1) ERA: 4.67	2.0 9 1 0 0 1 1 0 0 0 0 0 0 10 14 0.00 1.000																					



Batter	1	2	3	4	5	6	7	8	9	AB	R	H	RBI	BB	SO	LOB
Matty Alou, L (1, 9) OBP: 0.365, SLG: 0.474 Eddie Bressoud, R (9, PH) OBP: 0.309, SLG: 0.442	0-0 4-3			4-0 WP HBP BB		0-0 P4		0-0 L7	0-0 F8	3	1	0	0	1	0	0
Harvey Kuenn, R (1, 5) OBP: 0.325, SLG: 0.359	0-0 F9			1-0 WP 1-2 HBP		0-0 4-3		0-0 5-3		3	0	0	0	0	0	0
Willie McCovey, L (1, 3) OBP: 0.327, SLG: 0.450	0-0 F3			0-0 P6 1-3 2-H		0-0 BLK 1B		0-0 5-3		4	0	1	0	0	0	1
Willie Mays, R (1, 8) OBP: 0.419, SLG: 0.626		0-0 F7		0-0 F5		4-0 1-2 BB			0-3 K	3	0	0	0	1	1	1
Orlando Cepeda, R (1, 7) OBP: 0.354, SLG: 0.602		0-0 F8		0-0 L9		0-0 P4			0-0 1B BB 1B	4	1	1	0	0	0	3
Hobie Landrith, L (1, 2) OBP: 0.373, SLG: 0.410 Billy O'Dell, S (9, PR) OBP: 0.118, SLG: 0.067		0-3 K			0-0 F8		0-3 K		0-0 BB 1B 1B	4	0	1	0	0	2	0
Joey Amalfitano, R (1, 4) OBP: 0.326, SLG: 0.318 Tom Haller, L (9, PH) OBP: 0.260, SLG: 0.258			0-0 F9		0-0 F9		0-0 F9		0-3 K	3	0	0	0	0	0	0
Jose Pagan, R (1, 6) OBP: 0.292, SLG: 0.319 Jim Marshall, L (7, PH) OBP: 0.296, SLG: 0.400 Ernie Bowman, R (8, 6) Felipe Alou, R (9, PH) OBP: 0.332, SLG: 0.449			0-0 F2		4-0 BB		0-0 1B		0-0 BB 1B	1	0	0	0	1	0	0
Mike McCormick, L (1, 1) OBP: 0.205, SLG: 0.211 Ed Bailey, L (7, PH) OBP: 0.351, SLG: 0.402 Sam Jones, R (8, 1) OBP: 0.192, SLG: 0.240 Jim Davenport, R (9, PH) OBP: 0.335, SLG: 0.413			0-3 K		0-0 F8		0-0 F8		4-0 BB	2	0	0	0	0	1	1

Inning Stats	R: 0	H: 0	E: 0	LOB: 0	K: 0	BB: 0	S: 3	P: 3	R: 0	H: 0	E: 0	LOB: 0	K: 1	BB: 0	S: 5	P: 5	R: 0	H: 0	E: 0	LOB: 0	K: 0	BB: 0	S: 5	P: 5	R: 1	H: 0	E: 0	LOB: 1	K: 0	BB: 1	S: 3	P: 8	R: 0	H: 0	E: 0	LOB: 1	K: 0	BB: 1	S: 3	P: 7	R: 0	H: 1	E: 0	LOB: 2	K: 0	BB: 1	S: 4	P: 8	R: 0	H: 1	E: 0	LOB: 1	K: 1	BB: 0	S: 6	P: 6	R: 0	H: 0	E: 0	LOB: 0	K: 0	BB: 0	S: 3	P: 3	R: 1	H: 3	E: 0	LOB: 3	K: 2	BB: 1	S: 10	P: 14	1B: 5	SF: 0	2B: 0	SAC: 0	3B: 0	DP: 0	HR: 0	HBP: 1
--------------	------	------	------	--------	------	-------	------	------	------	------	------	--------	------	-------	------	------	------	------	------	--------	------	-------	------	------	------	------	------	--------	------	-------	------	------	------	------	------	--------	------	-------	------	------	------	------	------	--------	------	-------	------	------	------	------	------	--------	------	-------	------	------	------	------	------	--------	------	-------	------	------	------	------	------	--------	------	-------	-------	-------	-------	-------	-------	--------	-------	-------	-------	--------

PITCHER	IP	WLS	BF	H	R	ER	SO	BB	IBB	HBP	BLK	WP	HR	S	P	ERA	WHIP
Sherman Jones, R (1, 1) ERA: 5.89	8.1	W	33	4	2	2	4	3	0	1	1	1	0	37	50	2.16	0.840
Jim Brosnan, R (9, 1) ERA: 2.54	0.1	S	3	1	0	0	1	1	0	0	0	0	0	4	8	0.00	6.000
Bill Henry, L (9, 1) ERA: 3.2	0.1	S	1	0	0	0	0	0	0	0	0	0	0	1	1	0.00	0.000


BOTTOM

Cincinnati Reds @ San Francisco Giants
Candlestick Park, San Francisco, CA
Wed Jul 05 1961, 10:05 PM EDT
Att. 20,755 - Unknown

AB	32
R	2
H	5
RBI	1
BB	4
SO	5
LOB	12



WP	3	PA	37
PB	0	SB	0
CS	0	ERA	WHIP

Batter	1	2	3	4	5	6	7	8	9	AB R H RBI BB SO LOB	TOP														
Eddie Kasko, R (1, 6) OBP: 0.345, SLG: 0.346	0-3 K		0-0 WP 1B	0-0 F9			0-0 6-3		1-0 HBP	4 1 1 0 0 1 2	<p>Cincinnati Reds @ San Francisco Giants Candlestick Park, San Francisco, CA</p> <p>Thu Jul 06 1961, 10:05 PM EDT Att. 15,938 - Unknown</p> <p>livebaseballscorecards.com</p> <table border="1"> <tr><td>AB</td><td>36</td></tr> <tr><td>R</td><td>3</td></tr> <tr><td>H</td><td>11</td></tr> <tr><td>RBI</td><td>3</td></tr> <tr><td>BB</td><td>1</td></tr> <tr><td>SO</td><td>6</td></tr> <tr><td>LOB</td><td>15</td></tr> </table> 	AB	36	R	3	H	11	RBI	3	BB	1	SO	6	LOB	15
AB	36																								
R	3																								
H	11																								
RBI	3																								
BB	1																								
SO	6																								
LOB	15																								
Don Blasingame, L (1, 4) OBP: 0.321, SLG: 0.319	0-0 1B		0-0 1B			0-0 F7	0-0 F7		0-0 1-3	5 0 2 1 0 0 1															
Vada Pinson, L (1, 8) OBP: 0.357, SLG: 0.460	0-0 1B		0-0 P6			0-3 K	0-0 CS 1B			4 0 2 0 0 1 1															
Frank Robinson, R (1, 9) OBP: 0.404, SLG: 0.600	0-0 F9		0-0 1-3			0-0 2B	0-0 CS	0-0 1B 3B		4 1 2 0 0 0 3															
Gordy Coleman, L (1, 3) OBP: 0.352, SLG: 0.591	0-0 1-3			0-0 HR	4-0 IBB			0-0 P5		3 1 1 1 1 0 3															
Gus Bell, L (1, 7) OBP: 0.291, SLG: 0.340		0-0 1-3		0-3 K	0-0 3-1			0-0 G4-3 1B		4 0 1 1 0 1 2															
Gene Freese, R (1, 5) OBP: 0.319, SLG: 0.500		0-3 K		0-0 2B 1B		0-0 5-3		0-0 G4-3 1B		4 0 1 0 0 1 1															
Johnny Edwards, L (1, 2) OBP: 0.333, SLG: 0.500		0-0 4-1		0-0 2B		0-0 3-1		0-0 F9		4 0 1 0 0 0 0															
Jim O'Toole, S (1, 1) OBP: 0.245, SLG: 0.234			0-3 K	0-3 K		0-0 F7		0-0 F9		4 0 0 0 0 2 2															
Inning Stats	R: 0 E: 0 K: 1 S: 7	H: 2 LOB: 2 BB: 0 P: 7	R: 0 E: 0 K: 1 S: 5	H: 0 LOB: 0 BB: 0 P: 5	R: 1 E: 0 K: 1 S: 7	H: 2 LOB: 1 BB: 0 P: 7	R: 1 E: 0 K: 2 S: 10	H: 3 LOB: 2 BB: 0 P: 10	R: 0 E: 0 K: 1 S: 6	H: 1 LOB: 2 BB: 1 P: 10	R: 0 E: 0 K: 0 S: 3	H: 0 LOB: 0 BB: 0 P: 3	R: 0 E: 0 K: 0 S: 3	H: 1 LOB: 0 BB: 0 P: 3	R: 1 E: 0 K: 0 S: 4	H: 2 LOB: 0 BB: 0 P: 4	R: 0 E: 0 K: 0 S: 3	H: 0 LOB: 1 BB: 0 P: 4	1B: 7 2B: 2 3B: 1 HR: 1	SF: 0 SAC: 0 DP: 1 HBP: 1	WP: 1 PB: 0 SB: 0 CS: 1	PA: 39			
PITCHER	IP WLS BF H R ER SO BB IBB HBP BLK WP HR S P ERA WHIP																								
Juan Marichal, R (1, 1) ERA: 4.33	5.0 L 24 8 2 2 6 0 0 0 0 0 1 1 35 39 3.60 1.600																								
Jack Sanford, R (6, 1) ERA: 3.84	2.0 6 1 0 0 0 0 0 0 0 0 0 0 6 6 0.00 0.500																								
Stu Miller, R (8, 1) ERA: 2.55	2.0 8 2 1 1 0 0 0 0 1 0 0 0 7 8 4.50 1.000																								

Batter	1	2	3	4	5	6	7	8	9	AB R H RBI BB SO LOB	TOP																
Red Schoendienst, S (1, 4) OBP: 0.330, SLG: 0.402	0-3 K		0-0 F9			0-0 F3		0-0 2B	0-0 1-3	5 0 1 1 0 1 2																	
Joe Cunningham, L (1, 9) OBP: 0.402, SLG: 0.368 Craig Anderson, R (9, 1) OBP: 0.333, SLG: 0.667	0-0 1B		0-0 F9			0-3 K		0-0 1-3	0-3 K	5 0 1 0 0 2 4 0 0 0 0 0 0 0																	
Bill White, L (1, 3) OBP: 0.373, SLG: 0.475	0-0 F8			0-0 P6			0-0 1B SF9 1B	4-0 BB		3 1 1 0 1 0 1																	
Ken Boyer, R (1, 5) OBP: 0.384, SLG: 0.497	0-0 F7			0-0 6-3			0-0 1B 1-3 1B	0-0 4-3		4 0 1 0 0 0 3																	
Stan Musial, L (1, 7) OBP: 0.385, SLG: 0.541 Carl Warwick, R (9, PR) OBP: 0.298, SLG: 0.304		0-0 F3		0-0 F8			0-0 SF9	4-0 3B BB		2 0 0 1 1 0 0 0 1 0 0 0 0 0																	
Don Taussig, R (1, 8) OBP: 0.420, SLG: 0.615		0-0 F8			0-0 6-3		3-H 0-0 1-3 1B	0-0 1-3 3B		4 1 2 1 0 0 0																	
Tim McCarver, L (1, 2) OBP: 0.236, SLG: 0.309 Jimmie Schaffer, R (9, PH) OBP: 0.328, SLG: 0.410		0-0 2B			0-3 K		0-0 P6	4-0 1-3 HBP IBB		3 0 1 0 0 1 2 0 0 0 0 1 0 0																	
Jerry Buchek, R (1, 6) OBP: 0.214, SLG: 0.192 Charlie James, R (7, PH) OBP: 0.342, SLG: 0.403 Alex Grammas, R (7, 6) OBP: 0.273, SLG: 0.239		0-3 K			0-0 F7		0-0 F7	H 1-0 1-2 HBP		2 0 0 0 0 1 1 1 0 0 0 0 0 2 0 0 0 0 0 0 0																	
Al Cicotte, R (1, 1) OBP: 0.286, SLG: 0.357 Carl Sawatski, L (8, PH) OBP: 0.360, SLG: 0.500 Lindy McDaniel, R (8, 1) OBP: 0.182, SLG: 0.182 Curt Flood, R (9, PH) OBP: 0.368, SLG: 0.376			0-0 F5			0-3 K		0-0 4-3	0-3 K	2 0 0 0 0 1 0 1 0 0 0 0 0 0 0 0 0 0 0 0 0 1 0 0 0 0 1 3																	
Inning Stats	R: 0 E: 0 K: 1 S: 6	H: 1 LOB: 1 BB: 0 P: 6	R: 0 E: 0 K: 1 S: 6	H: 1 LOB: 1 BB: 0 P: 6	R: 0 E: 0 K: 0 S: 3	H: 0 LOB: 0 BB: 0 P: 3	R: 0 E: 0 K: 0 S: 3	H: 0 LOB: 0 BB: 0 P: 3	R: 0 E: 0 K: 1 S: 5	H: 0 LOB: 0 BB: 0 P: 5	R: 0 E: 0 K: 2 S: 7	H: 0 LOB: 0 BB: 0 P: 7	R: 1 E: 0 K: 0 S: 6	H: 3 LOB: 2 BB: 0 P: 6	R: 0 E: 0 K: 0 S: 4	H: 1 LOB: 2 BB: 1 P: 8	R: 2 E: 0 K: 2 S: 8	H: 1 LOB: 3 BB: 2 P: 17	1B: 4 2B: 2 3B: 1 HR: 0	SF: 1 SAC: 0 DP: 0 HBP: 1	WP: 0 PB: 0 SB: 0 CS: 0	PA: 38					
PITCHER	IP WLS BF H R ER SO BB IBB HBP BLK WP HR S P ERA WHIP																										
Billy Loes, R (1, 1) ERA: 4.29	6.1		24	5	1	1	5	0	0	0	0	0	0	34	34	1.42	0.789										
Stu Miller, R (7, 1) ERA: 2.8	1.2	L	9	2	2	2	0	2	0	0	0	0	0	7	15	10.80	2.400										
Mike McCormick, L (9, 1) ERA: 3.03	0.0		1	0	0	0	0	0	1	0	0	0	0	4	∞	∞											
Bobby Bolin, R (9, 1) ERA: 2.08	0.0		1	0	0	0	0	0	0	1	0	0	0	1	∞	∞											
Sam Jones, R (9, 1) ERA: 4.62	1.0		3	0	0	0	2	0	0	0	0	0	0	7	7	0.00	0.000										

St. Louis Cardinals @ San Francisco Giants
Candlestick Park, San Francisco, CA

Fri Jul 07 1961, 10:05 PM EDT
Att: 16,675 - Unknown

livebaseballscorecards.com

AB	33
R	3
H	7
RBI	3
BB	3
SO	7
LOB	18



Batter	1	2	3	4	5	6	7	8	9
Joey Amalfitano, R (1, 4) OBP: 0.322, SLG: 0.309 Ernie Bowman, R (9, 4)	4-0 L6 BB		0-0 5-3		0-0 CS	0-0 5-3		0-0 P4	
Harvey Kuenn, R (1, 5) OBP: 0.319, SLG: 0.351 Jim Davenport, R (9, 5)	0-0 L6		0-0 1-3			0-0 P4		0-0 6-3	
Matty Alou, L (1, 9) OBP: 0.373, SLG: 0.475	0-0 FC5-4 1B			0-0 G3		0-0 2B 1B		0-0 G3	
Willie Mays, R (1, 8) OBP: 0.412, SLG: 0.616	0-0 FC5-4			0-0 4-3		0-0 2B		0-0 1-3	
Willie McCovey, L (1, 3) OBP: 0.332, SLG: 0.451		4-0 G1-4-3 BB		0-0 E4 1B		0-0 4-3		0-0 3-1	
Orlando Cepeda, R (1, 7) OBP: 0.347, SLG: 0.588		0-0 G1-4-3		0-3 K		0-0 4-3			
Ed Bailey, L (1, 2) OBP: 0.354, SLG: 0.429		0-0 HR		0-3 K		0-3 K			
Jose Pagan, R (1, 6) OBP: 0.288, SLG: 0.313		0-0 F9		0-0 4-3		0-3 K			
Billy Loes, R (1, 1) OBP: 0.179, SLG: 0.115 Stu Miller, R (7, 1) OBP: 0.300, SLG: 0.125 Mike McCormick, L (9, 1) OBP: 0.205, SLG: 0.211 Bobby Bolin, R (9, 1) OBP: 0.200, SLG: 0.200 Sam Jones, R (9, 1) OBP: 0.192, SLG: 0.240			0-0 4-3		0-0 CS 1B			0-3 K	

AB	R	H	RBI	BB	SO	LOB
3	0	0	0	1	0	0
0	0	0	0	0	0	0
4	0	0	0	0	0	1
0	0	0	0	0	0	0
4	1	2	0	0	0	0
4	0	1	1	0	0	1
3	0	1	0	1	0	1
3	0	0	0	0	1	2
3	1	1	1	0	2	0
3	0	0	0	0	1	0
2	0	1	0	0	0	0
1	0	0	0	0	1	0
0	0	0	0	0	0	0
0	0	0	0	0	0	0
0	0	0	0	0	0	0

BOTTOM

St. Louis Cardinals @ San Francisco Giants
Candlestick Park, San Francisco, CA
 Fri Jul 07 1961, 10:05 PM EDT
 Att. 16,675 - Unknown

livebaseballscorecards.com

AB	30
R	2
H	6
RBI	2
BB	2
SO	5
LOB	5



Inning Stats	R: 0	H: 1	E: 0	K: 0	S: 3	LOB: 1	BB: 1	P: 7	R: 1	H: 1	E: 0	K: 0	S: 3	LOB: 0	BB: 1	P: 7	R: 0	H: 0	E: 0	K: 0	S: 3	LOB: 0	BB: 0	P: 3	R: 0	H: 1	E: 1	K: 1	S: 6	LOB: 1	BB: 0	P: 6	R: 0	H: 0	E: 0	K: 1	S: 5	LOB: 0	BB: 0	P: 5	R: 1	H: 2	E: 0	K: 0	S: 5	LOB: 1	BB: 0	P: 5	R: 0	H: 0	E: 0	K: 2	S: 7	LOB: 0	BB: 0	P: 7	R: 0	H: 0	E: 0	K: 1	S: 5	LOB: 0	BB: 0	P: 5	R: 0	H: 0	E: 0	K: 0	S: 3	LOB: 0	BB: 0	P: 3	1B: 4	2B: 2	3B: 0	HR: 1	SF: 0	SAC: 0	DP: 2	HBP: 0	WP: 0	PB: 0	SB: 0	CS: 1	PA: 33
PITCHER	IP	WLS	BF	H	R	ER	SO	BB	IBB	HBP	BLK	WP	HR	S	P	ERA	WHIP																																																																				
Al Cicotte, R (1, 1) ERA: 4.09	7.0		26	6	2	2	4	2	0	0	0	0	1	32	40	2.57	1.143																																																																				
Lindy McDaniel, R (8, 1) ERA: 5.72	1.0	W	3	0	0	0	1	0	0	0	0	0	0	5	5	0.00	0.000																																																																				
Craig Anderson, R (9, 1) ERA: 3.38	1.0	S	3	0	0	0	0	0	0	0	0	0	0	3	3	0.00	0.000																																																																				

Batter	1	2	3	4	5	6	7	8	9	AB R H RBI BB SO LOB	TOP																
Curt Flood, R OBP: 0.360, SLG: 0.367 (1, 8) X	0-0 P3			X 0-0 F8		X 0-0 FC3-6 1B	X 0-0 F8		X 0-0 5-3	5 0 1 0 0 0 0																	
Alex Grammas, R OBP: 0.268, SLG: 0.225 (1, 4) X (8, 6)	0-0 F9			4-0 WP HR BB		X 0-0 FC3-6 1B 1-2f	X 0-0 E5		X 0-0 6-3	4 2 0 0 1 0 1																	
Bill White, L OBP: 0.371, SLG: 0.470 (1, 3) S S S	0-3 K			X 0-0 4-3 1-3		X 0-0 BB 1B 1-2 3B 1B	X 0-0 F9		S S S 0-3 K	5 1 1 0 0 2 2																	
Ken Boyer, R OBP: 0.389, SLG: 0.510 (1, 5)		X 0-0 F7		X 0-0 HR		X 0-0 BB 3B 1B 1-2 2-H		X 0-0 SH1-4 2B 1B		4 3 3 3 0 0 0																	
Don Taussig, R OBP: 0.417, SLG: 0.597 (1, 9) S S S		0-3 K		X 0-0 F9		X 4-0 3B BB 1-2 2-3		X 0-0 SH1-4 1-2		2 1 0 0 1 1 0																	
Charlie James, R OBP: 0.345, SLG: 0.425 (1, 7) X		0-0 6-3			X 0-0 G3		X 0-0 1B 3B 1-H 2-H 3-H		X 0-0 1B 2B 2-H	4 2 2 4 0 0 0																	
Jimmie Schaffer, R OBP: 0.328, SLG: 0.406 Red Schoendienst, S OBP: 0.326, SLG: 0.398 (1, 2) X (8, PH) (8, 4)			X 0-0 F8		X 0-0 5-3	X 0-0 FC6-4 1B 3-H		X 0-0 F8		3 0 1 1 0 0 0 1 0 0 0 0 0 1																	
Jerry Buchek, R OBP: 0.194, SLG: 0.172 Joe Cunningham, L OBP: 0.404, SLG: 0.371 Carl Sawatski, L OBP: 0.360, SLG: 0.500 (1, 6) X (8, PH) (8, 2)			0-0 5-3		X 0-0 6-3	X 0-0 FC6-4 1-2f		X 0-0 1B		3 0 0 0 0 0 1 1 0 1 1 0 0 0 0 0 0 0 0 0 0																	
Larry Jackson, R OBP: 0.207, SLG: 0.286 (1, 1) X			0-0 6-3		X 0-0 K	S S S 0-3 K		X 0-3 6-3	S S S 0-3 K	4 0 0 0 0 2 1																	
Inning Stats	R: 0 E: 0 K: 1 S: 5	H: 0 LOB: 0 BB: 0 P: 5	R: 0 E: 0 K: 1 S: 5	H: 0 LOB: 0 BB: 0 P: 5	R: 0 E: 0 K: 0 S: 3	H: 0 LOB: 0 BB: 0 P: 3	R: 2 E: 0 K: 0 S: 4	H: 1 LOB: 0 BB: 1 P: 8	R: 0 E: 0 K: 0 S: 3	H: 0 LOB: 0 BB: 0 P: 3	R: 5 E: 0 K: 1 S: 10	H: 5 LOB: 1 BB: 1 P: 14	R: 0 E: 1 K: 0 S: 4	H: 0 LOB: 1 BB: 0 P: 4	R: 2 E: 0 K: 1 S: 8	H: 3 LOB: 1 BB: 0 P: 8	R: 0 E: 0 K: 1 S: 5	H: 0 LOB: 0 BB: 0 P: 5	1B: 6 2B: 1 3B: 1 HR: 1	SF: 0 SAC: 1 DP: 0 HBP: 0	WP: 1 PB: 0 SB: 0 CS: 0	PA: 39					
PITCHER	IP WLS BF H R ER SO BB IBB HBP BLK WP HR S P ERA WHIP																										
Richard LeMay, L ERA: 3.1 (1, 1)	5.2		24	5	7	7	3	2	0	0	0	1	1	28	36	11.12	1.235										
Sam Jones, R ERA: 4.6 (6, 1)	0.1		2	1	0	0	0	0	0	0	0	0	0	2	2	0.00	3.000										
Eddie Fisher, R ERA: 5.35 (7, 1)	2.0	L	10	3	2	2	1	0	0	0	0	0	0	12	12	9.00	1.500										
Stu Miller, R ERA: 2.75 (9, 1)	1.0		3	0	0	0	1	0	0	0	0	0	0	5	5	0.00	0.000										

St. Louis Cardinals @ San Francisco Giants
Candlestick Park, San Francisco, CA

Sat Jul 08 1961, 6:33 AM EDT
Att. 15,874 - Unknown

livebaseballscorecards.com

AB	36
R	9
H	9
RBI	9
BB	2
SO	5
LOB	6



Batter	1	2	3	4	5	6	7	8	9	AB R H RBI BB SO LOB
Joey Amalfitano, R OBP: 0.331, SLG: 0.321 (1, 4)	4-0 2B BB		0-0 FC4-6 1B HR	0-0 6-3		0-0 2-H 1B 2B			0-0 6-3	4 3 2 1 1 0 1
Harvey Kuenn, R OBP: 0.324, SLG: 0.360 (1, 5)	0-0 1B 1-H G6-4-3 2B		0-0 1-2 FC4-6 1B	0-0 1-3		0-0 2-H FC4-6 1B			0-0 6-3	5 1 3 2 0 0 1
Matty Alou, L OBP: 0.361, SLG: 0.455 (1, 9)	0-0 2-3 G6-4-3 1B		0-0 1-2f 2-3 FC4-6 HR		0-0 F5	0-0 1-2f FC4-6			0-0 F8	5 1 1 0 0 0 3
Willie Mays, R OBP: 0.410, SLG: 0.621 (1, 8)	0-0 G6-4-3 1-2f 3-H		0-0 1-H 3-H HR		0-0 5-3				0-0 1-3	4 1 1 3 0 0 1
Willie McCovey, L OBP: 0.331, SLG: 0.445 (1, 3)	0-3 K		0-0 G3		4-0 BB BB BB				0-3 K	3 0 0 0 1 2 0
Orlando Cepeda, R OBP: 0.345, SLG: 0.584 (1, 7)		0-3 K	0-0 1B		0-0 P6				0-0 6-3	4 0 1 0 0 1 1
Ed Bailey, L OBP: 0.348, SLG: 0.421 Stu Miller, R OBP: 0.300, SLG: 0.125 (1, 2) (9, 1)		0-0 4-3	0-0 4-3			0-0 4-3			0-3 K2-3	4 0 0 0 0 1 1 0 0 0 0 0 0 0
Jose Pagan, R OBP: 0.296, SLG: 0.326 (1, 6)		0-0 1B		0-0 WP 2B		0-0 G3 2B 1B			0-3 K	4 1 3 0 0 1 0
Richard LeMay, L OBP: 0.071, SLG: 0.071 Sam Jones, R OBP: 0.182, SLG: 0.240 Jim Marshall, L OBP: 0.286, SLG: 0.385 Eddie Fisher, R OBP: 0.143, SLG: 0.286 Hobie Landrith, L OBP: 0.365, SLG: 0.400 (1, 1) (6, 1) (6, PH) (7, 1) (8, PH) (9, 2)		0-0 G3		0-3 K		0-0 1-2 G3			0-0 6-3	2 0 0 0 0 0 1 2 0 0 0 0 0 0 0 0 1 0 0 0 0 0 0 1 0 0 0 0 0 0 0 0 1 0 0 0 0 0 0 0

Inning Stats	R: 2	H: 2	E: 0	LOB: 0	K: 1	BB: 1	S: 6	P: 10	R: 0	H: 1	E: 0	LOB: 1	K: 1	BB: 0	S: 6	P: 6	R: 3	H: 4	E: 0	LOB: 1	K: 0	BB: 0	S: 7	P: 7	R: 0	H: 1	E: 0	LOB: 1	K: 1	BB: 0	S: 6	P: 6	R: 0	H: 0	E: 0	LOB: 1	K: 0	BB: 1	S: 3	P: 7	R: 2	H: 3	E: 0	LOB: 1	K: 0	BB: 0	S: 6	P: 6	R: 0	H: 0	E: 0	LOB: 0	K: 1	BB: 0	S: 5	P: 5	R: 0	H: 0	E: 0	LOB: 0	K: 2	BB: 0	S: 7	P: 7	R: 0	H: 0	E: 0	LOB: 0	K: 0	BB: 0	S: 3	P: 3	1B: 7	2B: 3	3B: 0	HR: 1	SF: 0	SAC: 0	DP: 1	HBP: 0	WP: 1	PB: 0	SB: 0	CS: 0	PA: 39
PITCHER Larry Jackson, R ERA: 5.64 (1, 1)	IP	WLS	BF	H	R	ER	SO	BB	IBB	HBP	BLK	WP	HR	S	P	ERA	WHIP	IP	WLS	BF	H	R	ER	SO	BB	IBB	HBP	BLK	WP	HR	S	P	ERA	WHIP																																																			

BOTTOM


St. Louis Cardinals @ San Francisco Giants
Candlestick Park, San Francisco, CA

Sat Jul 08 1961, 6:33 AM EDT
Att. 15,874 - Unknown

livebaseballscores.com

AB	37
R	7
H	11
RBI	6
BB	2
SO	6
LOB	11



Batter	1	2	3	4	5	6	7	8	9	AB R H RBI BB SO LOB	TOP	
Curt Flood, R OBP: 0.371, SLG: 0.382 (1, 8) BB	4-0 L4-3 BB		0-0 4-3			0-0 P4	0-0 1-2 1B		0-0 SH1-3 2B	4 0 2 0 1 0 0		
Alex Grammas, R OBP: 0.256, SLG: 0.213 (1, 4) (7, 6) SS	0-3 K		0-0 F9			0-0 4-3	0-0 3-1		0-0 SH1-3 2-3	4 0 0 0 0 1 3		
Bill White, L OBP: 0.371, SLG: 0.465 (1, 3) X	0-0 L4-3 1-2		0-0 G3			4-0 1B 1B BB		4-0 HR BB	0-0 4-3	3 2 0 0 2 0 2		
Ken Boyer, R OBP: 0.395, SLG: 0.525 (1, 5)		0-0 L3 1B		0-0 G6-4-3 1B		0-0 1B 1-2 1B		0-0 1-H HR	0-0 P5	5 1 4 2 0 0 1		
Charlie James, R OBP: 0.343, SLG: 0.420 (1, 7)		0-0 L3 1-2		0-0 G6-4-3 1-2f		0-0 1-3 2-H 1B		0-0 P4		4 0 1 1 0 0 2		
Don Taussig, R OBP: 0.408, SLG: 0.577 (1, 9)		0-0 1B 1B		0-0 6-3		0-0 F8		0-0 P5		4 1 1 0 0 0 2		
Jimmie Schaffer, R OBP: 0.333, SLG: 0.409 (1, 2) Joe Cunningham, L OBP: 0.403, SLG: 0.369 (7, PH) Lindy McDaniel, R OBP: 0.167, SLG: 0.167 (7, 1)		0-0 1B 1B			0-0 P6		0-0 P4	0-3 K		2 0 1 0 0 0 0 1 0 0 0 0 0 0 1 0 0 0 0 1 0	AB 34 R 6 H 11 RBI 6 BB 5 SO 3 LOB 12	
Jerry Buchek, R OBP: 0.212, SLG: 0.194 Red Schoendienst, S OBP: 0.330, SLG: 0.393 (7, 4) (7, 4)		0-0 1-2 2-H 1B		0-0 P3		0-0 F8		4-0 BB HR BB		2 0 1 1 0 0 0 1 1 0 0 1 0 0		
Curt Simmons, L OBP: 0.442, SLG: 0.395 Carl Sawatski, L OBP: 0.385, SLG: 0.578 (7, 2) (7, 2)		0-0 G3		0-3 K		4-0 1B BB		0-0 1-H HR		2 0 0 0 0 1 2 1 1 1 2 1 0 0		
Inning Stats	R: 0 E: 0 K: 1 S: 4 H: 0 LOB: 0 BB: 1 P: 8	R: 1 E: 0 K: 0 S: 6 H: 4 LOB: 2 BB: 0 P: 6	R: 0 E: 0 K: 0 S: 3 H: 0 LOB: 0 BB: 0 P: 3	R: 0 E: 0 K: 0 S: 3 H: 1 LOB: 0 BB: 0 P: 3	R: 0 E: 0 K: 1 S: 5 H: 0 LOB: 0 BB: 0 P: 5	R: 1 E: 0 K: 0 S: 5 H: 2 LOB: 2 BB: 1 P: 9	R: 0 E: 0 K: 0 S: 4 H: 1 LOB: 2 BB: 1 P: 8	R: 2 E: 0 K: 1 S: 6 H: 1 LOB: 0 BB: 1 P: 10	R: 2 E: 0 K: 0 S: 5 H: 2 LOB: 1 BB: 1 P: 9	1B: 8 2B: 3 3B: 0 HR: 2 SF: 0 SAC: 1 DP: 3 HBP: 0	WP: 0 PB: 0 SB: 0 CS: 0 PA: 40	
PITCHER Billy O'Dell, L ERA: 4.37 (1, 1) Juan Marichal, R ERA: 4.54 (6, 1)	IP WLS BF H R ER SO BB IBB HBP BLK WP HR S P ERA WHIP	5.2 0 23 7 2 2 2 2 2 0 0 0 0 0 25 33 3.18 1.588	3.1 L 17 4 4 4 1 3 0 0 0 0 0 2 16 28 10.80 2.100	PITCHER IP WLS BF H R ER SO BB IBB HBP BLK WP HR S P ERA WHIP								

St. Louis Cardinals @ San Francisco Giants
 Candlestick Park, San Francisco, CA
 Sun Jul 09 1961, 6:33 AM EDT
 Unknown

livebaseballscores.com

Batter	1	2	3	4	5	6	7	8	9	AB	R	H	RBI	BB	SO	LOB
Joey Amalfitano, R OBP: 0.329, SLG: 0.315 (1, 4) X	0-0 F7 ①		0-3 K ①		4-0 FC1-6 BB		0-0 4-3 ③			3	0	0	0	1	1	1
Willie McCovey, L OBP: 0.326, SLG: 0.438 (1, 3) X	0-0 P2 ②		0-3 K ②		0-0 FC1-6 CS 1-2			0-3 K ①		4	0	0	0	0	2	1
Harvey Kuenn, R OBP: 0.323, SLG: 0.358 (1, 9) X	0-0 F9 ③		0-0 HR 1B		0-0 F8			0-0 6-3 ②		4	1	1	0	0	0	1
Willie Mays, R OBP: 0.408, SLG: 0.626 (1, 8)		0-0 F8 ①	0-0 HR 1-H		0-0 CS 1-2	0-0 P6 ①		0-0 5-3 ③		4	1	1	2	0	0	0
Orlando Cepeda, R OBP: 0.344, SLG: 0.589 (1, 7)		0-0 HR	0-0 4-3 ③			0-3 K ②		0-3 K ①		4	1	1	1	0	2	0
Jim Davenport, R OBP: 0.336, SLG: 0.408 (1, 5)		0-0 1B WP 1B		0-0 F9 ①		0-0 P3 ③		0-0 F9 ②		4	0	1	0	0	0	0
Jose Pagan, R OBP: 0.299, SLG: 0.329 (1, 6)		0-0 1-3 1B		0-0 P3 ②		0-0 4-3 1B		0-0 F7 ③		4	0	2	0	0	0	0
Hobie Landrith, L OBP: 0.364, SLG: 0.395 (1, 2)		0-0 1-3 ②		0-0 1B		0-0 4-3 ①		0-0 4-3 1-2		3	0	1	0	0	0	3
Billy O'Dell, S OBP: 0.105, SLG: 0.059 Juan Marichal, R OBP: 0.147, SLG: 0.067 (6, 1)		0-0 G3 ③		0-0 4-3 ③		0-0 1-3 ②				2	0	0	0	0	0	3
										1	0	0	0	0	0	1

Inning Stats	R: 0	H: 0	E: 0	K: 0	S: 3	P: 3	R: 1	H: 3	E: 0	K: 0	S: 6	R: 2	H: 2	E: 0	K: 2	S: 9	R: 0	H: 1	E: 0	K: 0	S: 4	R: 0	H: 0	E: 0	K: 1	S: 5	R: 0	H: 0	E: 0	K: 1	S: 5	R: 0	H: 1	E: 0	K: 0	S: 4	R: 0	H: 0	E: 0	K: 1	S: 5	R: 0	H: 0	E: 0	K: 1	S: 5	R: 0	H: 0	E: 0	K: 1	S: 5	1B: 5	SF: 0	2B: 0	SAC: 0	3B: 0	DP: 0	HR: 2	HBP: 0	WP: 1	PA: 35
PITCHER	IP	WLS	BF	H	R	ER	SO	BB	IBB	HBP	BLK	WP	HR	S	P	ERA	WHIP																																												
Curt Simmons, L ERA: 3.14 (1, 1)	6.0		24	6	3	3	3	1	0	0	0	1	2	29	33	4.50	1.167																																												
Lindy McDaniel, R ERA: 5.36 (7, 1)	3.0	W	10	1	0	0	2	0	0	0	0	0	0	14	14	0.00	0.333																																												

BOTTOM

St. Louis Cardinals @ San Francisco Giants
Candlestick Park, San Francisco, CA
Sun Jul 09 1961, 6:33 AM EDT
Unknown

livebaseballscorecards.com

AB	33
R	3
H	7
RBI	3
BB	1
SO	5
LOB	10



Batter	1	2	3	4	5	6	7	8	9	AB R H RBI BB SO LOB	TOP											
Red Schoendienst, S (1, 4) OBP: 0.347, SLG: 0.402	0-0 FC1-6 1B			4-0 FC5-4 1B BB		0-3 K		0-0 E SF8 1B		3 1 2 0 1 1 0	St. Louis Cardinals @ San Francisco Giants Candlestick Park, San Francisco, CA Sun Jul 09 1961, 6:38 AM EDT Att: 30,441 - Unknown											
Tim McCarver, L (1, 2) OBP: 0.237, SLG: 0.305	0-0 P5			0-0 FC5-4 1B		0-0 E1		0-0 E4		4 0 1 0 0 0 2												
Bill White, L (1, 3) OBP: 0.367, SLG: 0.460	0-0 FC1-6 CS 1-2f			0-0 P6		0-0 P4		0-0 SF8		3 0 0 1 0 0 4												
Ken Boyer, R (1, 5) OBP: 0.390, SLG: 0.518	0-0 CS 1-2	0-0 F8		0-0 FC5-4 BB 1-2f 2-3		0-0 5-3		0-0 P4		4 0 0 0 0 0 4												
Stan Musial, L (1, 7) OBP: 0.391, SLG: 0.540			0-0 6-3	4-0 BB 1-2		4-0 FC4-6 BB		0-0 E4 WP 1B		2 0 1 0 2 0 0												
Charlie James, R (1, 9) OBP: 0.335, SLG: 0.410			0-3 K	0-0 F7		0-0 FC4-6 FC6-4 1-2f		0-0 6-3		4 0 0 0 0 1 5												
Don Taussig, R (1, 8) OBP: 0.388, SLG: 0.547			0-0 5-3		0-0 P2		0-3 K		0-3 K 2-3	4 0 0 0 0 2 2												
Jerry Buchek, R (1, 6) OBP: 0.189, SLG: 0.171			0-3 K		0-0 F3		0-0 FC6-4 1-2f		0-3 K	4 0 0 0 0 2 2												
Ray Sadecki, L (1, 1) OBP: 0.255, SLG: 0.298			0-0 4-3		0-0 6-3			0-0 F7		2 0 0 0 0 0 0												
Craig Anderson, R (7, 1) OBP: 0.333, SLG: 0.667										0 0 0 0 0 0 0												
Joe Cunningham, L (8, PH) OBP: 0.401, SLG: 0.367										1 0 0 0 0 0 0												
Bob Miller, R (8, 1) OBP: 0.600, SLG: 0.750										0 0 0 0 0 0 0												
Inning Stats	R: 0 E: 0 K: 0 S: 3	H: 1 LOB: 0 BB: 0 P: 3	R: 0 E: 0 K: 1 S: 5	H: 0 LOB: 0 BB: 0 P: 5	R: 0 E: 0 K: 1 S: 5	H: 0 LOB: 0 BB: 0 P: 5	R: 0 E: 0 K: 0 S: 4	H: 1 LOB: 3 BB: 2 P: 12	R: 0 E: 0 K: 0 S: 3	H: 0 LOB: 0 BB: 0 P: 3	R: 0 E: 1 K: 1 S: 6	H: 0 LOB: 1 BB: 0 P: 6	R: 0 E: 0 K: 1 S: 5	H: 0 LOB: 1 BB: 1 P: 9	R: 1 E: 1 K: 0 S: 5	H: 1 LOB: 1 BB: 0 P: 5	R: 0 E: 1 K: 2 S: 8	H: 1 LOB: 1 BB: 0 P: 8	1B: 4 2B: 0 3B: 0 HR: 0	SF: 1 SAC: 0 DP: 0 HBP: 0	WP: 1 PB: 0 SB: 0 CS: 1	PA: 36
PITCHER	IP WLS BF H R ER SO BB IBB HBP BLK WP HR S P ERA WHIP																					
Jack Sanford, R (1, 1) ERA: 3.59	6.0 W 23 2 0 0 3 3 0 0 0 0 0 0 26 38 0.00 0.833																					
Sam Jones, R (7, 1) ERA: 4.45	3.0 S 12 2 1 0 3 0 0 0 0 0 1 0 18 18 0.00 0.667																					

livebaseballscorecards.com

AB	31
R	1
H	4
RBI	1
BB	3
SO	6
LOB	19



Batter	1	2	3	4	5	6	7	8	9	AB R H RBI BB SO LOB	TOP																	
Bill Virdon, L (1, 8) OBP: 0.343, SLG: 0.450	0-0 F7		0-0 F7		0-0 4-3			0-3 K	0-0 CS 1B	5 0 1 1 0 1 3	Pittsburgh Pirates @ San Francisco Giants Candlestick Park, San Francisco, CA Fri Jul 14 1961, 10:05 PM EDT Att. 23,177 - Unknown livebaseballscorecards.com																	
Dick Groat, R (1, 6) OBP: 0.318, SLG: 0.389	0-0 6-3		0-0 6-3		0-0 F7			4-0 HR BB	0-0 CS	3 1 0 0 1 0 1																		
Bob Skinner, L (1, 7) OBP: 0.374, SLG: 0.361 Roy Face, R (8, 1) OBP: 0.333, SLG: 0.333	0-0 P6				0-0 F7			1-0 HR HBP		3 1 1 0 0 0 0 0 0 0 0 0 0 0																		
Smoky Burgess, L (1, 2) OBP: 0.366, SLG: 0.509		0-0 F7		0-0 F5		0-0 5-3		0-0 P3		4 0 0 0 0 0 4																		
Roberto Clemente, R (1, 9) OBP: 0.392, SLG: 0.578		0-0 2-3		0-0 E6		0-0 1-3		0-0 HR		4 1 1 4 0 0 1																		
Rocky Nelson, L (1, 3) OBP: 0.327, SLG: 0.411		0-3 K		0-0 3-1			0-0 F8	0-0 G3		4 0 0 0 0 1 1																		
Don Hoak, R (1, 5) OBP: 0.428, SLG: 0.512			0-0 1B		0-0 PB		0-0 1-3		0-0 5-3	4 1 2 0 0 0 0																		
Bill Mazaroski, R (1, 4) OBP: 0.272, SLG: 0.318			0-0 SH1-4		0-3 K		0-0 6-3		0-0 5-3	4 0 1 1 0 1 1																		
Joe Gibbon, R (1, 1) OBP: 0.188, SLG: 0.267 Clem Labine, R (6, 1) OBP: 0.143, SLG: 0.143 Dick Schofield, S (8, PH) OBP: 0.298, SLG: 0.262 Joe Christopher, R (8, 7) OBP: 0.346, SLG: 0.403			0-0 SH1-4		0-0 2-3			0-0 HBP	4-0 S	1 0 0 0 0 0 1 0 0 0 0 0 0 0 1 1 1 0 0 0 0 0 1 0 0 1 0 0																		
Inning Stats	R: 0 E: 0 K: 0 S: 3	H: 0 LOB: 0 BB: 0 P: 3	R: 0 E: 0 K: 1 S: 5	H: 0 LOB: 0 BB: 0 P: 5	R: 1 E: 0 K: 0 S: 5	H: 2 LOB: 1 BB: 0 P: 5	R: 0 E: 1 K: 0 S: 4	H: 0 LOB: 1 BB: 0 P: 4	R: 0 E: 0 K: 1 S: 6	H: 1 LOB: 1 BB: 0 P: 6		R: 0 E: 0 K: 0 S: 3	H: 0 LOB: 0 BB: 0 P: 3	R: 4 E: 0 K: 1 S: 7	H: 2 LOB: 0 BB: 1 P: 12	R: 1 E: 0 K: 0 S: 3	H: 1 LOB: 0 BB: 1 P: 7	1B: 3 2B: 3 3B: 0 HR: 1	SF: 0 SAC: 1 DP: 0 HBP: 1	WP: 0 PB: 1 SB: 2 CS: 1	PA: 38							
PITCHER	IP WLS BF H R ER SO BB IBB HBP BLK WP HR S P ERA WHIP																											
Jack Sanford, R (1, 1) ERA: 3.6	7.1		29	5	3	3	3	1	0	0	0	0	0	0	34	38	3.68	0.818										
Richard LeMay, L (8, 1) ERA: 3.48	0.2	L	4	1	2	2	0	0	0	1	0	0	1	3	4	27.00	1.500											
Stu Miller, R (9, 1) ERA: 2.76	1.0		4	1	1	1	0	1	0	0	0	0	0	3	7	9.00	2.000											



Batter	1	2	3	4	5	6	7	8	9	AB	R	H	RBI	BB	SO	LOB
Joey Amalfitano, R OBP: 0.337, SLG: 0.327 (1, 4)	0-0 5-3		4-0 BB		0-0 P3	0-0 E6		0-0 1B		4	0	2	1	1	0	0
Harvey Kuenn, R OBP: 0.322, SLG: 0.365 (1, 7)	0-0 1-3		0-0 6-3		0-0 3B	0-0 E6			0-0 FC6-4	5	0	2	0	0	0	2
Felipe Alou, R OBP: 0.332, SLG: 0.440 (1, 9)	4-0 BB		0-0 6-3		0-0 P4			0-0 F5	0-0 P5	4	0	0	0	1	0	3
Willie Mays, R OBP: 0.402, SLG: 0.618 (1, 8)	0-3 K			0-0 F8	4-0 BB			0-3 K	0-0 FC6-4	4	0	0	0	1	2	2
Orlando Cepeda, R OBP: 0.346, SLG: 0.602 (1, 3)		0-0 SH1-3		0-0 6-3	0-0 F8			0-0 HR	0-0 1-3	5	1	2	1	0	0	3
Jim Davenport, R OBP: 0.335, SLG: 0.410 (1, 5)		0-0 SH1-3		0-0 E		0-0 F9		0-3 K		3	1	1	0	0	1	0
John Orsino, R Ed Bailey, L (8, PH)		0-0 6-3		0-0 E5		0-0 F3		0-0 P6		3	0	0	0	0	0	1
Jose Pagan, R Willie McCovey, L (8, PH)		0-0 2-3		2-H E		0-0 F3				1	0	0	0	0	0	0
Ernie Bowman, R OBP: 0.250, SLG: 0.250 (9, 6)		0-0 4-3		4-0 IBB		0-0 2B		0-0 1-3		2	1	1	0	1	0	1
Jack Sanford, R Richard LeMay, L (8, PH)			0-3 K		0-0 F9		0-0 2B	0-0 1B		1	0	0	0	0	0	0
Matty Alou, L Stu Miller, R (9, 1)				0-0 F9		4-0 E		0-0 1B		1	0	1	0	0	0	0

Inning Stats	R: 0	H: 0	E: 0	K: 1	S: 5	R: 0	H: 1	E: 0	K: 0	S: 4	R: 0	H: 0	E: 0	K: 1	S: 5	R: 1	H: 1	E: 1	K: 0	S: 5	R: 0	H: 1	E: 0	K: 0	S: 4	R: 2	H: 2	E: 1	K: 0	S: 5	R: 1	H: 1	E: 0	K: 2	S: 8	R: 0	H: 2	E: 0	K: 0	S: 4	R: 0	H: 1	E: 0	K: 0	S: 4	R: 0	H: 1	E: 0	K: 0	S: 4	1B: 4	2B: 3	3B: 1	HR: 1	SF: 0	SAC: 1	DP: 0	HBP: 0	WP: 0	PA: 41
--------------	------	------	------	------	------	------	------	------	------	------	------	------	------	------	------	------	------	------	------	------	------	------	------	------	------	------	------	------	------	------	------	------	------	------	------	------	------	------	------	------	------	------	------	------	------	------	------	------	------	------	-------	-------	-------	-------	-------	--------	-------	--------	-------	--------

PITCHER	IP	WLS	BF	H	R	ER	SO	BB	IBB	HBP	BLK	WP	HR	S	P	ERA	WHIP
Joe Gibbon, L ERA: 3.57 (1, 1)	5.2		28	5	3	1	2	4	1	0	0	0	0	27	47	1.59	1.588
Clem Labine, R ERA: 3.48 (6, 1)	1.1	W	5	1	1	1	2	0	0	0	0	0	1	9	9	6.75	0.750
Roy Face, R ERA: 2.24 (8, 1)	2.0	S	8	3	0	0	0	0	0	0	0	0	0	8	8	0.00	1.500

BOTTOM

Pittsburgh Pirates @ San Francisco Giants
Candlestick Park, San Francisco, CA


livebaseballscores.com

AB	35
R	4
H	9
RBI	2
BB	5
SO	4
LOB	14



WP	HR	S	P	ERA	WHIP
0	0	0	0	0	0

Fri Jul 14 1961, 10:05 PM EDT
Att. 23,177 - Unknown

Batter	1	2	3	4	5	6	7	8	9	AB R H RBI BB SO LOB	TOP																													
Bill Virdon, L (1, 8) OBP: 0.342, SLG: 0.447	0-0 4-3		0-3 K			0-0 G4-6-3 1B		0-0 F7		4 0 1 0 0 1 2	Pittsburgh Pirates @ San Francisco Giants Candlestick Park, San Francisco, CA Sat Jul 15 1961, 6:33 AM EDT Att. 22,596 - Unknown livebaseballscorecards.com AB 33 R 3 H 8 RBI 3 BB 1 SO 7 LOB 14 																													
Dick Groat, R (1, 6) OBP: 0.318, SLG: 0.385	0-0 F2		0-0 4-3			0-3 K		4-0 1B BB		3 0 0 0 1 1 2																														
Roberto Clemente, R (1, 9) OBP: 0.390, SLG: 0.574	0-0 6-3				0-3 K	0-0 G4-6-3 1-2f		0-0 1B 1-2 2-H		4 0 1 1 0 1 1																														
Dick Stuart, R (1, 3) OBP: 0.332, SLG: 0.538		0-0 1B			0-0 HR		0-0 2B	0-0 P4		4 1 3 1 0 0 2																														
Don Hoak, R (1, 5) OBP: 0.425, SLG: 0.520		0-3 K			0-0 P4		0-0 5-3	0-0 HR		4 1 1 1 0 1 2																														
Don Leppert, R (1, 2) OBP: 0.250, SLG: 0.421		0-3 K			0-3 K		0-0 F7	0-0 F7		4 0 0 0 0 2 2																														
Bob Skinner, L (1, 7) OBP: 0.367, SLG: 0.353		0-0 4-3				0-0 F8	0-0 4-3	0-0 P6		4 0 0 0 0 0 2																														
Bill Mazaroski, R (1, 4) OBP: 0.275, SLG: 0.320			0-0 SH5-4 1B			0-0 F8		0-0 WP 1B 1B	0-0 P4	4 1 2 0 0 0 0																														
Harvey Haddix, L (1, 1) OBP: 0.212, SLG: 0.103			0-0 SH5-4			0-3 K		0-0 F9		1 0 0 0 0 1 0																														
Clem Labine, R (5, 1) OBP: 0.143, SLG: 0.143										0 0 0 0 0 0 0																														
Johnny Logan, R (8, PH) OBP: 0.236, SLG: 0.288										1 0 0 0 0 0 1																														
George Witt, R (8, 1) OBP: 0.500, SLG: 1.000			1-2							0 0 0 0 0 0 0																														
Inning Stats	R: 0 E: 0 K: 0 S: 3	H: 0 LOB: 0 BB: 0 P: 3	R: 0 E: 0 K: 2 S: 8	H: 1 LOB: 1 BB: 0 P: 8	R: 0 E: 0 K: 1 S: 6	H: 1 LOB: 1 BB: 0 P: 6	R: 1 E: 0 K: 2 S: 8	H: 1 LOB: 0 BB: 0 P: 8	R: 0 E: 0 K: 1 S: 5	H: 0 LOB: 0 BB: 0 P: 5	R: 0 E: 0 K: 1 S: 5	H: 1 LOB: 0 BB: 0 P: 5	R: 0 E: 0 K: 0 S: 4	H: 1 LOB: 1 BB: 0 P: 4	R: 1 E: 0 K: 0 S: 5	H: 2 LOB: 2 BB: 1 P: 9	R: 1 E: 0 K: 0 S: 4	H: 1 LOB: 0 BB: 0 P: 4	1B: 5 2B: 1 3B: 0 HR: 2	SF: 0 SAC: 1 DP: 1 HBP: 0	WP: 1 PB: 0 SB: 0 CS: 0	PA: 35																		
PITCHER Mike McCormick, L (1, 1) ERA: 3.03	IP 9.0	WLS W	BF 35	H 8	R 3	ER 3	SO 7	BB 1	IBB 0	HBP 0	BLK 0	WP 1	HR 2	S 48	P 52	ERA 3.00	WHIP 1.000						PITCHER	IP 9.0	WLS W	BF 35	H 8	R 3	ER 3	SO 7	BB 1	IBB 0	HBP 0	BLK 0	WP 1	HR 2	S 48	P 52	ERA 3.00	WHIP 1.000

Batter	1	2	3	4	5	6	7	8	9
Felipe Alou, R OBP: 0.333, SLG: 0.438 (1, 9) X	0-0 F2		0-0 G6-4-3		4-0 1B IBB	0-0 FC6-4		0-0 FC6-4 1B	
Harvey Kuenn, R OBP: 0.320, SLG: 0.362 (1, 7) X	0-0 F6			0-0 P4	0-3 K		0-0 SH1-4 2B 1B	0-0 FC6-4 CS	
Joey Amalfitano, R OBP: 0.335, SLG: 0.325 (1, 4) X	0-0 5-3			0-0 F9	0-0 FC6-4 1B		0-0 SH1-4	0-3 K	
Willie Mays, R OBP: 0.401, SLG: 0.617 (1, 8) X		0-0 F8		0-0 F9	0-0 FC6-4		0-0 3B 2B		
Orlando Cepeda, R OBP: 0.348, SLG: 0.600 (1, 3) X		0-3 K			0-0 1B 1B	0-0 F8	4-0 3B IBB		
Jim Davenport, R OBP: 0.342, SLG: 0.426 (1, 5) X		0-0 6-3			0-0 1B 2B 1B	0-0 FC3-6 E 1B	0-0 1B 3B		
John Orsino, R OBP: 0.286, SLG: 0.167 (1, 2) X			4-0 1B BB		0-0 2B 1B 1B	0-0 E4 FC3-6	0-0 P4		
Jose Pagan, R OBP: 0.315, SLG: 0.343 (1, 6) X			0-0 G6-4-3 1B		0-0 1B 2B	0-0 FC3-6 S	0-0 1B		
Mike McCormick, L OBP: 0.209, SLG: 0.195 (1, 1) X			0-3 K		0-0 6-3	4-0 FC6-4 BB	0-0 4-3		

Inning Stats	R: 0	H: 0	E: 0	K: 0	S: 3	R: 0	H: 0	E: 0	K: 1	S: 5	R: 0	H: 1	E: 0	K: 1	S: 5	R: 4	H: 5	E: 0	K: 1	S: 10	R: 0	H: 1	E: 1	K: 0	S: 5	R: 4	H: 4	E: 0	K: 0	S: 7	R: 0	H: 1	E: 0	K: 1	S: 5		
	0	0	0	0	3	0	0	0	1	5	0	0	0	0	5	0	0	0	0	0	0	0	1	3	0	0	0	0	0	0	0	0	0	0	0	0	0

PITCHER	IP	WLS	BF	H	R	ER	SO	BB	IBB	HBP	BLK	WP	HR	S	P	ERA	WHIP
Harvey Haddix, L ERA: 4.66 (1, 1)	4.2	L	21	6	4	4	3	1	1	0	0	0	0	25	33	7.71	1.500
Clem Labine, R ERA: 3.97 (5, 1)	2.1		15	5	4	4	0	1	1	0	0	0	0	13	21	15.43	2.571
George Witt, R ERA: 4.26 (8, 1)	1.0		3	1	0	0	1	0	0	0	0	0	0	5	5	0.00	1.000

BOTTOM

AB	R	H	RBI	BB	SO	LOB
4	0	1	0	1	0	5
5	1	1	0	0	1	4
4	0	1	2	0	1	1
4	1	1	1	0	0	2
3	2	1	0	1	1	0
4	2	3	2	0	0	0
3	1	1	1	1	0	2
4	1	3	2	0	0	2
3	0	0	0	1	1	5

AB 34
R 8
H 12
RBI 8
BB 4
SO 4
LOB 21

WP: 0 **PA: 39**
PB: 0
SB: 1
CS: 1

GIANTS

Pittsburgh Pirates @ San Francisco Giants
Candlestick Park, San Francisco, CA
Sat Jul 15 1961, 6:33 AM EDT
Att. 22,596 - Unknown

livebaseballscorecards.com

Batter	1	2	3	4	5	6	7	8	9	AB R H RBI BB SO LOB	TOP	
Bobby Malkmus, R (1, 4) OBP: 0.264, SLG: 0.295 Wes Covington, L (8, PH) OBP: 0.288, SLG: 0.357 Art Mahaffey, R (8, 1) OBP: 0.095, SLG: 0.098	0-0 5-3		0-0 6-3			0-0 F5		0-3 K		3 0 0 0 0 0 0 1 0 0 0 0 1 3 0 0 0 0 0 0 0		
Johnny Callison, L (1, 7) OBP: 0.351, SLG: 0.382	0-3 K			4-0 FC6-4 BB		0-0 1-3		0-0 3-1		3 0 0 1 1 1 2		
Don Demeter, R (1, 8) OBP: 0.316, SLG: 0.423	0-3 K			0-0 P3		0-0 6-3		0-0 1B		4 0 1 1 0 1 1		
Tony Gonzalez, L (1, 9) OBP: 0.387, SLG: 0.448		0-0 1B 1B		0-0 FC6-4 1-2f		0-0 L5-3 1B		0-3 K		4 1 2 0 0 1 3		
Charley Smith, R (1, 5) OBP: 0.314, SLG: 0.413	0-3 K			0-0 F8 1-2		0-3 K		0-3 K		4 0 0 0 0 3 3		
Lee Walls, R (1, 3) OBP: 0.329, SLG: 0.508	0-3 K 1-2			0-3 K		0-0 L5-3 1-2		0-0 5-3 1B		4 0 1 0 0 2 2		
Clay Dalrymple, L (1, 2) OBP: 0.208, SLG: 0.229	0-0 1B 2-H			0-0 G3		0-0 K		4-0 HBP 3-1 BB		3 1 1 1 1 0 1		
Ruben Amaro, R (1, 6) OBP: 0.347, SLG: 0.344			0-3 K		0-0 1B			1-0 3-1 1B HBP		3 1 1 0 0 1 1		
Jim Owens, R (1, 1) Frank Sullivan, R (5, 1) OBP: 0.208, SLG: 0.050 Elmer Valo, L (8, PH) OBP: 0.296, SLG: 0.255 George Williams, R (8, PR) (8, 4)			0-3 K		0-3 K			1-0 1B 3-1 HBP		2 0 0 0 0 2 1 0		
Inning Stats	R: 0 H: 0 E: 0 LOB: 0 K: 2 BB: 0 S: 7 P: 7	R: 1 H: 2 E: 0 LOB: 1 K: 2 BB: 0 S: 8 P: 8	R: 0 H: 0 E: 0 LOB: 0 K: 2 BB: 0 S: 7 P: 7	R: 0 H: 0 E: 0 LOB: 1 K: 0 BB: 1 S: 3 P: 7	R: 0 H: 1 E: 0 LOB: 1 K: 2 BB: 0 S: 8 P: 8	R: 0 H: 0 E: 0 LOB: 0 K: 0 BB: 0 S: 3 P: 3	R: 0 H: 1 E: 0 LOB: 0 K: 1 BB: 0 S: 5 P: 5	R: 2 H: 1 E: 0 LOB: 2 K: 2 BB: 1 S: 8 P: 14	R: 0 H: 1 E: 0 LOB: 1 K: 1 BB: 0 S: 6 P: 6	1B: 6 SF: 0 2B: 1 SAC: 0 3B: 0 DP: 1 HR: 0 HBP: 2	WP: 0 PA: 35 PB: 0 SB: 2 CS: 0	
PITCHER Sam Jones, R (1, 1) ERA: 4.41 Stu Miller, R (8, 1) ERA: 2.67	IP WLS BF H R ER SO BB IBB HBP BLK WP HR S P ERA WHIP	7.0 W 27 4 3 3 9 2 0 2 0 0 0 0 41 51 3.86 0.857	2.0 S 8 2 0 0 3 0 0 0 0 0 0 0 14 14 0.00 1.000	PITCHER IP WLS BF H R ER SO BB IBB HBP BLK WP HR S P ERA WHIP								

Philadelphia Phillies @ San Francisco Giants
Candlestick Park, San Francisco, CA
Sun Jul 16 1961, 6:33 AM EDT
Att: 17,608 - Unknown

livebaseballscores.com

AB 31
R 3
H 6
RBI 3
BB 2
SO 12
LOB 17



Batter	1	2	3	4	5	6	7	8	9	AB	R	H	RBI	BB	SO	LOB
Joey Amalfitano, R OBP: 0.331, SLG: 0.317 (1, 4)	0-0 6-3		0-3 K		4-0 HR	0-0 FC1-6		0-0 P4		4	1	0	0	1	1	1
Harvey Kuenn, R OBP: 0.326, SLG: 0.372 (1, 7)	0-0 8-2 3B		0-0 L9		4-0 HR	0-0 1B				3	1	2	0	1	0	0
Matty Alou, L OBP: 0.346, SLG: 0.467 (1, 9)	0-0 8-2 3-Hf		0-0 4-3		0-0 HR	0-0 1-3				4	1	1	3	0	0	2
Willie Mays, R OBP: 0.404, SLG: 0.636 (1, 8)		0-0 HR		0-0 F8	0-0 2B		0-0 HR			4	3	3	2	0	0	0
Orlando Cepeda, R OBP: 0.347, SLG: 0.601 (1, 3)		0-1 CI		0-3 K	0-0 2B		0-3 K			3	1	1	0	0	2	0
Jim Davenport, R OBP: 0.344, SLG: 0.433 (1, 5)		0-0 F9		0-0 1B	0-0 2B		0-0 6-3			4	0	2	2	0	0	1
Ed Bailey, L OBP: 0.346, SLG: 0.412 (1, 2)		0-0 F7		0-0 P3	4-0 IBB		0-0 F8			3	0	0	0	1	0	2
Jose Pagan, R OBP: 0.317, SLG: 0.355 (1, 6)		0-0 1B		0-0 8-2 3B			0-0 F9			4	0	2	0	0	0	2
Sam Jones, R OBP: 0.200, SLG: 0.241 (1, 1)		0-0 F7		0-0 9-2		0-0 FC1-6		0-3 K		3	0	1	0	0	0	3
Stu Miller, R OBP: 0.333, SLG: 0.111 (8, 1)										1	0	0	0	0	1	0

Inning Stats	R: 0	H: 1	E: 0	K: 0	S: 3	LOB: 0	BB: 0	P: 3	R: 1	H: 2	E: 1	K: 0	S: 6	LOB: 2	BB: 0	P: 6	R: 0	H: 0	E: 0	K: 1	S: 5	LOB: 0	BB: 0	P: 5	R: 0	H: 1	E: 0	K: 1	S: 6	LOB: 1	BB: 0	P: 6	R: 5	H: 5	E: 0	K: 0	S: 7	LOB: 2	BB: 3	P: 19	R: 0	H: 2	E: 0	K: 0	S: 4	LOB: 1	BB: 0	P: 4	R: 1	H: 1	E: 0	K: 1	S: 6	LOB: 0	BB: 0	P: 6	R: 0	H: 0	E: 0	K: 1	S: 5	LOB: 0	BB: 0	P: 5	R: 0	H: 0	E: 0	K: 1	S: 5	LOB: 0	BB: 0	P: 5
--------------	------	------	------	------	------	--------	-------	------	------	------	------	------	------	--------	-------	------	------	------	------	------	------	--------	-------	------	------	------	------	------	------	--------	-------	------	------	------	------	------	------	--------	-------	-------	------	------	------	------	------	--------	-------	------	------	------	------	------	------	--------	-------	------	------	------	------	------	------	--------	-------	------	------	------	------	------	------	--------	-------	------


PITCHER	IP	WLS	BF	H	R	ER	SO	BB	IBB	HBP	BLK	WP	HR	S	P	ERA	WHIP
Jim Owens, R ERA: 7.48 (1, 1)	4.2	L	23	8	6	6	2	2	0	0	0	0	2	25	33	11.57	2.143
Frank Sullivan, R ERA: 4.14 (5, 1)	2.1		11	4	1	1	1	0	1	0	0	0	1	12	16	3.86	1.714
Art Mahaffey, R ERA: 3.87 (8, 1)	1.0		3	0	0	0	1	0	0	0	0	0	0	5	5	0.00	0.000

BOTTOM

Philadelphia Phillies @ San Francisco Giants
Candlestick Park, San Francisco, CA

Sun Jul 16 1961, 6:33 AM EDT
Att. 17,608 - Unknown

AB	33
R	7
H	12
RBI	7
BB	3
SO	4
LOB	11



1B:	5	SF:	0	WP:	0	PA:	37
2B:	4	SAC:	0	PB:	0		
3B:	2	DP:	2	SB:	0		
HR:	3	HBP:	0	CS:	1		

PITCHER	IP	WLS	BF	H	R	ER	SO	BB	IBB	HBP	BLK	WP	HR	S	P	ERA	WHIP
---------	----	-----	----	---	---	----	----	----	-----	-----	-----	----	----	---	---	-----	------

Batter	1	2	3	4	5	6	7	8	9	AB R H RBI BB SO LOB	TOP																
Bobby Malkmus, R (1, 4) OBP: 0.269, SLG: 0.299	0-0 5-3		0-0 1B		0-0 2B 1B	0-0 SH3-4		0-3 K	0-0 FC1-2	5 1 2 0 0 1 1																	
Johnny Callison, L (1, 7) OBP: 0.352, SLG: 0.384	0-0 F7		0-0 4-3		0-0 1B E 2B	4-0 FC6-4 BB		0-0 P4		4 1 1 2 1 0 1																	
Don Demeter, R (1, 8) OBP: 0.318, SLG: 0.437	0-3 K				0-0 FC1-6 1B	0-0 FC6-4		0-0 6-3		5 2 2 2 0 1 2																	
Lee Walls, R (1, 3) OBP: 0.333, SLG: 0.537		0-0 HR		0-0 E5	0-0 E4 FC1-6	0-0 6-3		4-0 SH1-4 2B BB		4 2 1 2 1 0 3																	
Charley Smith, R (1, 5) OBP: 0.309, SLG: 0.406		0-0 P3		0-0 L8	0-0 FC1-6 1B		0-0 1-3	0-0 SH1-4		4 0 0 0 0 0 3																	
Tony Gonzalez, L (1, 9) OBP: 0.387, SLG: 0.451		0-3 K		0-0 F7	0-0 1B		0-0 5-3	0-0 3B 2B		5 1 2 2 0 1 1																	
Darrell Johnson, R (1, 2) OBP: 0.286, SLG: 0.231		0-0 F7		0-0 1-3	0-0 F8		0-0 1B 1B	1-0 3B HBP		4 1 1 0 0 0 3																	
Ruben Amaro, R (1, 6) OBP: 0.352, SLG: 0.360			0-0 F7		0-0 1B 1B P3		0-0 1B	0-0 FC1-2 3B		5 1 3 2 0 0 2																	
Dallas Green, L (1, 1) OBP: 0.357, SLG: 0.217			0-3 K		0-0 1B 2B 1B	0-0 FC6-4 SH3-4	0-3 K2-3	0-3 K		1 0 0 0 0 1 0																	
Bobby Gene Smith, R (5, PH) OBP: 0.306, SLG: 0.306										1 1 1 0 0 0 0																	
John Buzhardt, R (5, 1) OBP: 0.172, SLG: 0.115										1 0 1 0 0 0 0																	
Jack Baldschun, R (6, 1)										2 0 0 0 0 2 3																	
Inning Stats	R: 0 E: 0 K: 1 S: 5	H: 0 LOB: 0 BB: 0 P: 5	R: 1 E: 0 K: 1 S: 6	H: 1 LOB: 0 BB: 0 P: 6	R: 0 E: 0 K: 1 S: 6	H: 1 LOB: 1 BB: 0 P: 6	R: 1 E: 1 K: 0 S: 5	H: 1 LOB: 1 BB: 0 P: 5	R: 5 E: 1 K: 0 S: 10	H: 6 LOB: 2 BB: 0 P: 10	R: 0 E: 0 K: 0 S: 4	H: 1 LOB: 2 BB: 1 P: 8	R: 0 E: 0 K: 1 S: 7	H: 2 LOB: 2 BB: 0 P: 7	R: 0 E: 0 K: 1 S: 5	H: 0 LOB: 0 BB: 0 P: 5	R: 3 E: 0 K: 1 S: 7	H: 2 LOB: 1 BB: 1 P: 12	1B: 9 2B: 2 3B: 1 HR: 2	SF: 0 SAC: 2 DP: 0 HBP: 1	WP: 0 PB: 0 SB: 0 CS: 0	PA: 46					
PITCHER	IP WLS BF H R ER SO BB IBB HBP BLK WP HR S P ERA WHIP																										
Billy O'Dell, L (1, 1) ERA: 4.56	4.0		20	7	6	6	3	0	0	0	0	0	2	26	26	13.50	1.750										
Billy Loes, R (5, 1) ERA: 4.19	2.0		11	3	1	0	0	1	0	0	0	0	0	10	14	0.00	2.000										
Stu Miller, R (7, 1) ERA: 2.59	2.0		8	2	0	0	2	0	0	0	0	0	0	12	12	0.00	1.000										
Bobby Bolin, R (9, 1) ERA: 2.93	0.1	L	4	1	3	3	0	1	0	1	0	0	0	2	7	81.00	6.000										
Richard LeMay, L (9, 1) ERA: 3.43	0.2		3	1	0	0	1	0	0	0	0	0	0	5	5	0.00	1.500										

Philadelphia Phillies @ San Francisco Giants
 Candlestick Park, San Francisco, CA
 Mon Jul 17 1961, 6:33 AM EDT
 Att: 10,401 - Unknown

livebaseballscorecards.com

AB	41
R	10
H	14
RBI	10
BB	2
SO	6
LOB	19



BOTTOM

Philadelphia Phillies @ San Francisco Giants
Candlestick Park, San Francisco, CA
Mon Jul 17 1961, 6:33 AM EDT
Att. 10,401 - Unknown

livebaseballscorecards.com

AB 36
R 7
H 11
RBI 6
BB 3
SO 7
LOB 21



WP: 2 PA: 41
PB: 0
SB: 0
CS: 0

AB R H RBI BB SO LOB

5 1 2 1 0 0 4

4 0 1 0 1 1 4

5 1 1 0 0 1 2

4 2 1 1 1 1 2

5 1 2 3 0 1 2

3 2 2 0 1 0 0

3 0 0 0 0 2 3

0 0 0 0 0 0 0

0 0 0 0 0 0 0

1B: 7 SF: 0
2B: 2 SAC: 0
3B: 0 DP: 2
HR: 3 HBP: 2

Batter	1	2	3	4	5	6	7	8	9
Joey Amalfitano, R (1, 4) OBP: 0.333, SLG: 0.337	0-0 HR	0-0 5-3		0-0 L3 1-2		0-0 1B		0-0 F2	
Harvey Kuenn, R (1, 7) OBP: 0.327, SLG: 0.371	0-0 F8		0-0 FC4-6 1B		4-0 FC6-4 BB	0-0 F7		0-3 K 1-2 2-3 3-H	
Matty Alou, L (1, 9) OBP: 0.337, SLG: 0.450	0-0 P6		0-0 FC4-6 WP HR 1-2f		0-0 F9		0-3 K	0-0 G5-4-3 1B	
Willie Mays, R (1, 8) OBP: 0.404, SLG: 0.641	0-0 HR		4-0 HR 1B		0-0 FC6-4 1-2f		0-3 K	0-0 F5	
Orlando Cepeda, R (1, 3) OBP: 0.348, SLG: 0.607	0-0 1B 1B		0-0 HR 1-H 2-H		0-0 F8		0-3 K	0-0 G5-4-3 1-2f	
Jim Davenport, R (1, 5) OBP: 0.351, SLG: 0.441	0-0 1B		0-0 6-3		0-0 6-3 1B 2B		4-0 HBP WP HBP BB		
Ed Bailey, L (1, 2) OBP: 0.345, SLG: 0.406	0-3 K		0-3 K		0-0 6-3		1-0 WP HBP HBP		
Eddie Bressoud, R (8, PR) OBP: 0.305, SLG: 0.437							1-2 HBP		
Hobie Landrith, L (9, 2) OBP: 0.364, SLG: 0.395							2-3		
Jose Pagan, R (1, 6) OBP: 0.320, SLG: 0.354		0-0 4-3		0-0 4-3		0-0 1B 1B 3-H		1-0 WP HBP	
Billy O'Dell, S (1, 1) OBP: 0.133, SLG: 0.095		0-0 4-3		0-0 L3 1B		0-0 P5		0-3 K	
Billy Loes, R (5, 1) OBP: 0.179, SLG: 0.115									
Jim Marshall, L (6, PH) OBP: 0.320, SLG: 0.393									
Stu Miller, R (7, 1) OBP: 0.333, SLG: 0.111									
Felipe Alou, R (8, PH) OBP: 0.232, SLG: 0.436									
Bobby Bolin, R (9, 1) OBP: 0.200, SLG: 0.200									
Richard LeMay, L (9, 1) OBP: 0.071, SLG: 0.071									

Inning Stats	R: 2	H: 4	E: 0	K: 1	S: 9	LOB: 2	BB: 0	P: 9	R: 0	H: 0	E: 0	K: 0	S: 3	LOB: 0	BB: 0	P: 3	R: 3	H: 2	E: 0	K: 1	S: 7	LOB: 0	BB: 1	P: 11	R: 0	H: 1	E: 0	K: 0	S: 3	LOB: 0	BB: 0	P: 3	R: 0	H: 0	E: 0	K: 0	S: 3	LOB: 1	BB: 1	P: 7	R: 1	H: 3	E: 0	K: 0	S: 6	LOB: 2	BB: 0	P: 6	R: 0	H: 0	E: 0	K: 3	S: 9	LOB: 0	BB: 0	P: 9	R: 1	H: 0	E: 0	K: 2	S: 7	LOB: 3	BB: 1	P: 13	R: 0	H: 1	E: 0	K: 0	S: 3	LOB: 0	BB: 0	P: 3	1B: 7	SF: 0	2B: 2	SAC: 0	3B: 0	DP: 2	HR: 3	HBP: 2	WP: 2	PA: 41
--------------	------	------	------	------	------	--------	-------	------	------	------	------	------	------	--------	-------	------	------	------	------	------	------	--------	-------	-------	------	------	------	------	------	--------	-------	------	------	------	------	------	------	--------	-------	------	------	------	------	------	------	--------	-------	------	------	------	------	------	------	--------	-------	------	------	------	------	------	------	--------	-------	-------	------	------	------	------	------	--------	-------	------	-------	-------	-------	--------	-------	-------	-------	--------	-------	--------

PITCHER	IP	WLS	BF	H	R	ER	SO	BB	IBB	HBP	BLK	WP	HR	S	P	ERA	WHIP
Dallas Green, R (1, 1) ERA: 4.74	4.0		19	7	5	5	2	0	0	0	0	1	3	22	26	11.25	1.750
John Buzhardt, R (5, 1) ERA: 4.18	1.2		9	3	1	1	0	1	0	0	0	0	0	8	12	5.40	2.400
Jack Baldschun, R (6, 1) ERA: 4.6	3.1	W	13	1	1	1	5	1	0	2	0	1	0	20	26	2.70	0.600

Batter	1	2	3	4	5	6	7	8	9	10	AB	R	H	RBI	BB	SO	LOB	TOP						
Felipe Alou, R OBP: 0.326, SLG: 0.427 (1, 7) X	0-0 F8		0-0 P4	0-0 F9		0-0 P3		0-0 FC6-4			5	0	0	0	0	0	5	San Francisco Giants @ St. Louis Cardinals Sportsman's Park, St. Louis, MO Wed Jul 19 1961, 8:05 PM EDT Att. 12,716 - Unknown						
Harvey Kuenn, R OBP: 0.328, SLG: 0.379 (1, 9) X	0-0 F7		4-0 BB		0-0 F8		0-0 F8		0-0 HR		4	1	1	1	1	0	0							
Joey Amalfitano, R OBP: 0.346, SLG: 0.347 (1, 4) X	0-0 1B		0-0 F7		0-0 1B		0-0 1B		4-0 6-3 S BB		4	0	3	0	1	0	1							
Willie Mays, R OBP: 0.402, SLG: 0.634 (1, 8) X	0-0 1B		0-3 K		0-0 F8		0-0 F8		0-3 K		5	0	1	0	0	2	4							
Orlando Cepeda, R OBP: 0.346, SLG: 0.601 (1, 3) X	0-0 F7			0-0 L8		0-0 1B		0-3 K		0-0 6-3	5	0	1	0	0	1	4							
Jim Davenport, R OBP: 0.352, SLG: 0.442 (1, 5) X		4-0 BB		0-0 E		0-3 K		0-0 L7		0-3 K	4	1	1	0	1	2	3							
John Orsino, R OBP: 0.182, SLG: 0.100 (1, 2) X		0-0 P4		0-0 L7		0-3 K		0-0 F9		0-3 K	4	0	0	0	0	1	2							
Willie McCovey, L OBP: 0.325, SLG: 0.433 (10, PH)											1	0	0	0	0	1	0							
Hobie Landrith, L OBP: 0.364, SLG: 0.395 (10, 2)											0	0	0	0	0	0	0							
Jose Pagan, R OBP: 0.326, SLG: 0.361 (1, 6) X		0-3 K		4-0 E		0-0 SH5-4		0-0 1B		0-0 6-3	4	0	2	0	1	1	1							
Mike McCormick, L OBP: 0.200, SLG: 0.186 (1, 1) X		0-3 K		0-0 E3		0-0 SH5-4		4-0 FC6-4		0-0 F7	2	0	0	0	0	1	2							
Eddie Bressoud, R OBP: 0.313, SLG: 0.437 (8, PH)				1-3 2-H							0	0	0	0	1	0	0							
Stu Miller, R OBP: 0.308, SLG: 0.100 (8, 1) X											1	0	0	0	0	0	0							
Inning Stats	R: 0 E: 0 K: 0 S: 5	H: 2 LOB: 2 BB: 0 P: 5	R: 0 E: 0 K: 2 S: 7	H: 0 LOB: 1 BB: 1 P: 11	R: 0 E: 0 K: 1 S: 5	H: 0 LOB: 1 BB: 1 P: 9	R: 1 E: 1 K: 0 S: 5	H: 1 LOB: 2 BB: 1 P: 9	R: 0 E: 0 K: 1 S: 7	H: 2 LOB: 2 BB: 0 P: 7	R: 0 E: 0 K: 1 S: 6	H: 1 LOB: 1 BB: 0 P: 6	R: 0 E: 0 K: 1 S: 6	H: 1 LOB: 1 BB: 0 P: 6	R: 0 E: 0 K: 0 S: 4	H: 1 LOB: 2 BB: 1 P: 8	R: 1 E: 0 K: 2 S: 8	H: 1 LOB: 1 BB: 1 P: 12	R: 0 E: 0 K: 1 S: 5	H: 0 LOB: 0 BB: 0 P: 5	1B: 6 2B: 2 3B: 0 HR: 1	SF: 0 SAC: 1 DP: 0 HBP: 0	WP: 0 PB: 0 SB: 1 CS: 0	PA: 45
PITCHER Ray Sadecki, L ERA: 3.3 (1, 1)	IP: 8.0	WLS: 39	BF: 39	H: 9	R: 2	ER: 1	SO: 6	BB: 5	IBB: 0	HBP: 0	BLK: 0	WP: 0	HR: 1	S: 46	P: 66	ERA: 1.12	WHIP: 1.750							
Craig Anderson, R ERA: 1.93 (9, 1)	IP: 2.0	WLS: 6	BF: 6	H: 0	R: 0	ER: 0	SO: 3	BB: 0	IBB: 0	HBP: 0	BLK: 0	WP: 0	HR: 0	S: 12	P: 12	ERA: 0.00	WHIP: 0.000							

livebaseballscorecards.com

AB	39
R	2
H	9
RBI	1
BB	5
SO	9
LOB	22



Batter	1	2	3	4	5	6	7	8	9	10	AB R H RBI BB SO LOB
Bob Lillis, R OBP: 0.260, SLG: 0.239 (1, 6)	F8		P3		F9			3-1		FC6-4 1B	5 0 1 0 0 0 1
Julian Javier, R OBP: 0.353, SLG: 0.376 (1, 4)	E4 3B		K			4-3		1-3		FC6-4 1B	5 1 0 0 0 1 2
Bill White, L OBP: 0.388, SLG: 0.498 (1, 3)	SF8 3B			K		F9		4-3		1B	5 1 2 2 0 1 0
Ken Boyer, R OBP: 0.383, SLG: 0.512 (1, 5)	SF8			L4					SH1-4 1B		2 0 1 1 1 0 0
Don Taussig, R OBP: 0.385, SLG: 0.542 (1, 7)	L7				P6				SH1-4		2 0 0 0 1 0 1
Charlie James, R OBP: 0.338, SLG: 0.408 (1, 9)		5-3			P6			4-3		P4	3 0 0 0 0 0 1
Joe Cunningham, L OBP: 0.408, SLG: 0.390 (9, PH) (10, 9)											1 0 0 0 0 0 1
Curt Flood, R OBP: 0.385, SLG: 0.409 (1, 8)		4-3			F9					4-3	3 0 1 0 0 0 0
Carl Sawatski, L OBP: 0.408, SLG: 0.607 (9, PH) (10, 8)										1B	1 0 0 0 0 0 1
Carl Warwick, R OBP: 0.301, SLG: 0.329 (10, 8)											0 0 0 0 0 0 0
Jimmie Schaffer, R OBP: 0.321, SLG: 0.385 (1, 2)		5-3			5-3			L5		K	4 0 0 0 0 1 1
Ray Sadecki, L OBP: 0.250, SLG: 0.308 (1, 1)											3 0 1 0 0 0 1
Craig Anderson, R OBP: 0.400, SLG: 0.600 (9, 1)			L7					F5		FC6-4 1B 1B	1 1 1 0 0 0 0

Inning Stats	R: 2 E: 1 K: 0 S: 5	H: 1 LOB: 0 BB: 0 P: 5	R: 0 E: 0 K: 0 S: 3	H: 0 LOB: 0 BB: 0 P: 3	R: 0 E: 0 K: 1 S: 5	H: 0 LOB: 0 BB: 0 P: 5	R: 0 E: 0 K: 1 S: 5	H: 0 LOB: 1 BB: 1 P: 9	R: 0 E: 0 K: 0 S: 4	H: 1 LOB: 1 BB: 0 P: 4	R: 0 E: 0 K: 0 S: 3	H: 0 LOB: 1 BB: 1 P: 7	R: 0 E: 0 K: 0 S: 4	H: 1 LOB: 1 BB: 0 P: 4	R: 0 E: 0 K: 0 S: 3	H: 0 LOB: 0 BB: 0 P: 3	R: 0 E: 0 K: 0 S: 4	H: 1 LOB: 1 BB: 0 P: 4	R: 0 E: 0 K: 1 S: 7	H: 3 LOB: 2 BB: 0 P: 7	1B: 5 2B: 1 3B: 1 HR: 0	SF: 1 SAC: 1 DP: 0 HBP: 0	WP: 0 PB: 0 SB: 0 CS: 0	PA: 39
--------------	------------------------------	---------------------------------	------------------------------	---------------------------------	------------------------------	---------------------------------	------------------------------	---------------------------------	------------------------------	---------------------------------	------------------------------	---------------------------------	------------------------------	---------------------------------	------------------------------	---------------------------------	------------------------------	---------------------------------	------------------------------	---------------------------------	----------------------------------	------------------------------------	----------------------------------	--------

PITCHER	IP	WLS	BF	H	R	ER	SO	BB	IBB	HBP	BLK	WP	HR	S	P	ERA	WHIP
Mike McCormick, L ERA: 2.87 (1, 1)	7.0		27	3	2	0	2	2	0	0	0	0	0	29	37	0.00	0.714
Stu Miller, R ERA: 2.62 (8, 1)	2.2	L	12	4	1	1	1	0	0	0	0	0	0	14	14	3.38	1.500

PITCHER	IP	WLS	BF	H	R	ER	SO	BB	IBB	HBP	BLK	WP	HR	S	P	ERA	WHIP
---------	----	-----	----	---	---	----	----	----	-----	-----	-----	----	----	---	---	-----	------


BOTTOM

San Francisco Giants @ St. Louis Cardinals
Sportsman's Park, St. Louis, MO

Wed Jul 19 1961, 8:05 PM EDT
Att: 12,716 - Unknown

livebaseballscorecards.com

AB	35
R	3
H	7
RBI	3
BB	2
SO	3
LOB	9



Batter	1	2	3	4	5	6	7	8	9	AB R H RBI BB SO LOB	TOP																									
Joey Amalfitano, R (1, 4) OBP: 0.352, SLG: 0.347										3 1 1 0 2 1 1																										
Harvey Kuenn, R (1, 9) OBP: 0.335, SLG: 0.386										3 2 2 1 2 0 2																										
Matty Alou, L (1, 7) OBP: 0.341, SLG: 0.447										5 2 2 2 0 0 3																										
Willie Mays, R (1, 8) OBP: 0.404, SLG: 0.645										5 2 3 3 0 1 0																										
Orlando Cepeda, R (1, 3) OBP: 0.350, SLG: 0.598										3 1 1 1 1 0 0																										
Jim Davenport, R (1, 5) OBP: 0.357, SLG: 0.447										4 1 2 1 1 1 4																										
Ed Bailey, L (1, 2) OBP: 0.342, SLG: 0.406										5 0 1 1 0 0 5																										
Jose Pagan, R (1, 6) OBP: 0.320, SLG: 0.354										5 0 0 0 0 2 2																										
Sam Jones, R (1, 1) OBP: 0.182, SLG: 0.219 Richard LeMay, L (6, 1) OBP: 0.125, SLG: 0.067										3 0 0 0 0 2 1 1 1 0 0 1 1 0																										
Inning Stats	R: 6 E: 0 K: 0 S: 9	H: 6 LOB: 2 BB: 2 P: 17	R: 0 E: 0 K: 1 S: 5	H: 0 LOB: 0 BB: 0 P: 5	R: 0 E: 0 K: 1 S: 5	H: 1 LOB: 1 BB: 1 P: 9	R: 0 E: 0 K: 1 S: 3	H: 0 LOB: 1 BB: 1 P: 7	R: 0 E: 0 K: 3 S: 9	H: 0 LOB: 0 BB: 0 P: 9	R: 0 E: 0 K: 1 S: 6	H: 1 LOB: 3 BB: 2 P: 14	R: 4 E: 0 K: 0 S: 6	H: 3 LOB: 1 BB: 1 P: 11	R: 0 E: 0 K: 1 S: 5	H: 0 LOB: 0 BB: 0 P: 5	1B: 7 2B: 6 3B: 0 HR: 1	SF: 0 SAC: 0 DP: 2 HBP: 1	WP: 1 PB: 0 SB: 1 CS: 0	PA: 45																
PITCHER	IP WLS BF H R ER SO BB IBB HBP BLK WP HR S P ERA WHIP																																			
Al Cicotte, R (1, 1) ERA: 5.29	0.0		5	4	5	5	0	1	0	0	0	0	0	4	8	∞	∞																			
Bob Miller, R (1, 1) ERA: 3.68	6.0		23	4	1	1	6	3	0	0	0	1	0	32	44	1.50	1.167																			
Ed Bauta, R (7, 1) ERA:	1.0		6	1	0	0	1	1	1	0	0	0	0	6	14	0.00	2.000																			
Lindy McDaniel, R (8, 1) ERA: 6.05	2.0	L	11	3	4	4	1	1	0	1	0	0	1	11	16	18.00	2.000																			

San Francisco Giants @ St. Louis Cardinals
 Sportsman's Park, St. Louis, MO
 Thu Jul 20 1961, 8:05 PM EDT
 Att. 11,961 - Unknown

livebaseballscorecards.com

AB	37
R	10
H	12
RBI	9
BB	7
SO	8
LOB	18



Batter	1	2	3	4	5	6	7	8	9	AB R H RBI BB SO LOB	TOP	
Joey Amalfitano, R (1, 4) <small>OBP: 0.348, SLG: 0.342</small> Ernie Bowman, R (6, 4) <small>OBP: 0.222, SLG: 0.222</small>	0-0 		0-0 		0-3 		0-0 			3 0 0 0 0 1 1 1 0 0 0 0 0 0	San Francisco Giants @ Cincinnati Reds Crosley Field, Cincinnati, OH Sun Jul 23 1961, 3:33 AM EDT Unknown livebaseballscorecards.com	
Harvey Kuenn, R (1, 7) <small>OBP: 0.329, SLG: 0.381</small>	0-0 		0-0 			0-0 		0-0 		4 0 0 0 0 0 1		
Matty Alou, L (1, 9) <small>OBP: 0.330, SLG: 0.419</small>	0-0 			0-3 		0-0 		0-0 		4 0 0 0 0 1 0		
Willie Mays, R (1, 8) <small>OBP: 0.408, SLG: 0.645</small>		0-3 		0-0 		0-0 		0-0 		4 2 3 0 0 1 0		
Orlando Cepeda, R (1, 3) <small>OBP: 0.350, SLG: 0.602</small>		0-0 		0-0 		0-0 		0-0 		4 1 1 2 0 0 2		
Ed Bailey, L (1, 2) <small>OBP: 0.350, SLG: 0.438</small>		0-0 		0-0 		0-0 		0-0 		0 2 0 0 0 0 0		
Jim Davenport, R (1, 5) <small>OBP: 0.354, SLG: 0.451</small>		0-0 		0-0 		0-0 		0-3 		4 0 0 0 0 1 1		
Jose Pagan, R (1, 6) <small>OBP: 0.313, SLG: 0.345</small> Willie McCovey, L (9, PH) <small>OBP: 0.324, SLG: 0.432</small> Eddie Bressoud, R (9, 6) <small>OBP: 0.313, SLG: 0.437</small>			0-0 		0-0 		0-0 	0-0 		3 0 0 0 0 0 0 1 0 0 0 0 0 0 0 0 0 0 0 0 0		
Juan Marichal, R (1, 1) <small>OBP: 0.162, SLG: 0.091</small> Sam Jones, R (7, 1) <small>OBP: 0.182, SLG: 0.219</small>			0-0 		0-3 		0-3 			3 0 1 0 0 2 0 0 0 0 0 0 0 0		
Inning Stats	R: 0 H: 0 E: 0 LOB: 0 K: 0 BB: 0 S: 3 P: 3	R: 1 H: 1 E: 0 LOB: 0 K: 1 BB: 0 S: 6 P: 6	R: 0 H: 1 E: 0 LOB: 1 K: 0 BB: 0 S: 4 P: 4	R: 1 H: 2 E: 0 LOB: 1 K: 1 BB: 0 S: 7 P: 7	R: 0 H: 0 E: 0 LOB: 0 K: 2 BB: 0 S: 7 P: 7	R: 3 H: 3 E: 0 LOB: 0 K: 0 BB: 0 S: 6 P: 6	R: 0 H: 0 E: 0 LOB: 0 K: 1 BB: 0 S: 5 P: 5	R: 0 H: 1 E: 0 LOB: 1 K: 0 BB: 0 S: 4 P: 4	R: 0 H: 0 E: 0 LOB: 0 K: 1 BB: 0 S: 5 P: 5	1B: 4 SF: 0 2B: 1 SAC: 0 3B: 0 DP: 0 HR: 3 HBP: 0		WP: 0 PA: 35 PB: 0 SB: 0 CS: 0
PITCHER Bob Purkey, R (1, 1) <small>ERA: 3.89</small>	IP WLS BF H R ER SO BB IBB HBP BLK WP HR S P ERA WHIP 9.0 W 35 8 5 5 6 0 0 0 0 0 3 47 47 5.00 0.889											PITCHER IP WLS BF H R ER SO BB IBB HBP BLK WP HR S P ERA WHIP



Batter	1	2	3	4	5	6	7	8	9	AB	R	H	RBI	BB	SO	LOB
Don Blasingame, L (1, 4) OBP: 0.301, SLG: 0.295	0-0 P6		0-0 4-3		0-3 K		0-0 FC4-6			4	0	0	0	0	1	2
Vada Pinson, L (1, 8) OBP: 0.351, SLG: 0.454	0-0 4-3		0-0 F7			0-0 F8	0-0 CS	4-0 L5-3		3	0	0	0	1	0	0
Gordy Coleman, L (1, 3) OBP: 0.342, SLG: 0.550	4-0 HR			0-0 F8		0-0 1-3		0-0 L5-3		3	1	0	0	1	0	1
Frank Robinson, R (1, 9) OBP: 0.430, SLG: 0.674	0-0 HR			0-0 S		0-0 F7		0-3 K		4	1	2	2	0	1	0
Jerry Lynch, L (1, 7) OBP: 0.437, SLG: 0.730	0-0 G3			0-0 F8			0-0 HR		0-0 HR	4	2	2	2	0	0	1
Gene Freese, R (1, 5) OBP: 0.325, SLG: 0.510		0-0 5-3		0-0 F8			0-0 HR			3	1	1	0	0	0	1
Leo Cardenas, R (1, 6) OBP: 0.333, SLG: 0.456		0-0 6-3			0-0 1-3		0-0 HR			3	1	2	2	0	0	0
Johnny Edwards, L (1, 2) OBP: 0.333, SLG: 0.356		0-0 F8			0-0 1-3		4-0 FC4-6			2	0	0	0	1	0	1
Bob Purkey, R (1, 1) OBP: 0.109, SLG: 0.094			0-0 F7		0-0 6-3		0-3 K			3	0	0	0	0	1	2

Inning Stats	R: 2	H: 1	E: 0	LOB: 0	K: 0	S: 4	P: 8	R: 0	H: 0	E: 0	LOB: 0	K: 0	S: 3	P: 3	R: 0	H: 0	E: 0	LOB: 0	K: 0	S: 3	R: 0	H: 1	E: 0	LOB: 1	K: 0	S: 4	P: 4	R: 0	H: 1	E: 0	LOB: 1	K: 1	S: 6	P: 6	R: 0	H: 0	E: 0	LOB: 0	K: 0	S: 3	R: 3	H: 3	E: 0	LOB: 0	K: 1	S: 7	P: 11	R: 0	H: 0	E: 0	LOB: 0	K: 1	S: 4	P: 8	R: 1	H: 1	E: 0	LOB: 0	K: 0	S: 1	P: 1	1B: 2	SF: 0	2B: 2	SAC: 0	3B: 0	DP: 1	HR: 4	HBP: 0	WP: 0	PA: 33
--------------	------	------	------	--------	------	------	------	------	------	------	--------	------	------	------	------	------	------	--------	------	------	------	------	------	--------	------	------	------	------	------	------	--------	------	------	------	------	------	------	--------	------	------	------	------	------	--------	------	------	-------	------	------	------	--------	------	------	------	------	------	------	--------	------	------	------	-------	-------	-------	--------	-------	-------	-------	--------	-------	--------

PITCHER	IP	WLS	BF	H	R	ER	SO	BB	IBB	HBP	BLK	WP	HR	S	P	ERA	WHIP
Juan Marichal, R (1, 1) ERA: 4.71	6.0		25	6	5	5	1	1	0	0	0	0	3	26	30	7.50	1.167
Sam Jones, R (7, 1) ERA: 4.6	2.0	L	7	1	1	1	2	2	0	0	0	0	1	9	17	4.50	1.500


BOTTOM

San Francisco Giants @ Cincinnati Reds
Crosley Field, Cincinnati, OH

Sun Jul 23 1961, 3:33 AM EDT
Unknown

livebaseballscorecards.com

AB	29
R	6
H	7
RBI	6
BB	3
SO	3
LOB	8



Batter	1	2	3	4	5	6	7	8	9	AB R H RBI BB SO LOB	TOP
Joey Amalfitano, R (1, 4) <small>OBP: 0.351, SLG: 0.339</small> Ernie Bowman, R (7, PR) <small>OBP: 0.200, SLG: 0.200</small> (7, 4)	4-0 		0-0 P4 		0-0 P4 		4-0 	0-0 F9 	2 0 0 0 2 0 0 1 0 0 0 0 0 1		
Harvey Kuenn, R (1, 7) <small>OBP: 0.325, SLG: 0.376</small>	0-3 K 		0-0 5-3 		0-0 F9 		0-3 K 		4 0 0 0 0 2 2		
Matty Alou, L (1, 9) <small>OBP: 0.317, SLG: 0.402</small>	0-0 1-3 		0-0 F9 			0-0 F8 		0-3 K 	4 0 0 0 0 1 1		
Willie Mays, R (1, 8) <small>OBP: 0.405, SLG: 0.641</small> Felipe Alou, R (4, 8) <small>OBP: 0.324, SLG: 0.424</small>	0-0 5-3 			0-3 K 		0-3 K 		0-0 F7 	2 0 0 0 0 1 1 2 0 0 0 0 1 0		
Orlando Cepeda, R (1, 3) <small>OBP: 0.354, SLG: 0.606</small>		0-0 P5 		0-0 2B 		0-0 		0-0 	4 1 3 0 0 0 0		
Jim Davenport, R (1, 5) <small>OBP: 0.356, SLG: 0.457</small>		0-0 		0-0 		0-3 K 		0-0 FC6-4 	4 0 2 1 0 1 2		
John Orsino, R (1, 2) <small>OBP: 0.267, SLG: 0.429</small>		0-0 		0-3 K 		0-0 		0-0 F7 	4 1 2 1 0 1 1	AB 35 R 2 H 8 RBI 2 BB 2 SO 8 LOB 14	
Jose Pagan, R (1, 6) <small>OBP: 0.312, SLG: 0.344</small>		0-0 F9 		0-0 P3 			0-0 F7 		4 0 1 0 0 0 3		
Billy O'Dell, S (1, 1) <small>OBP: 0.125, SLG: 0.091</small> Dom Zanni, R (2, 1) <small>OBP: 0.290, SLG: 0.379</small> Jim Marshall, L (5, PH) <small>OBP: 0.172, SLG: 0.111</small> Billy Loes, R (5, 1) <small>OBP: 0.309, SLG: 0.432</small> Eddie Bressoud, R (9, PH)	0-0 1-3 			0-0 F9 		0-0 4-3 		0-3 K 	1 0 0 0 0 0 2 0 0 0 0 0 0 0 1 0 0 0 0 0 0 1 0 0 0 0 0 0 1 0 0 0 0 1 1		
Inning Stats	R: 0 H: 0 E: 0 LOB: 1 K: 1 BB: 1 S: 5 P: 9	R: 0 H: 2 E: 0 LOB: 2 K: 0 BB: 0 S: 5 P: 5	R: 0 H: 0 E: 0 LOB: 0 K: 0 BB: 0 S: 3 P: 3	R: 1 H: 2 E: 0 LOB: 1 K: 2 BB: 0 S: 9 P: 9	R: 0 H: 0 E: 0 LOB: 0 K: 0 BB: 0 S: 3 P: 3	R: 0 H: 1 E: 0 LOB: 1 K: 2 BB: 0 S: 8 P: 8	R: 1 H: 1 E: 0 LOB: 1 K: 1 BB: 1 S: 6 P: 10	R: 0 H: 1 E: 0 LOB: 1 K: 1 BB: 0 S: 6 P: 6	R: 0 H: 1 E: 0 LOB: 1 K: 1 BB: 0 S: 6 P: 6	1B: 5 SF: 0 2B: 2 SAC: 0 3B: 0 DP: 0 HR: 1 HBP: 0	WP: 0 PA: 37 PB: 0 SB: 0 CS: 0
PITCHER Jim O'Toole, L (1, 1) <small>ERA: 3.69</small>	IP WLS BF H R ER SO BB IBB HBP BLK WP HR S P ERA WHIP 9.0 W 37 8 2 2 8 2 0 0 0 0 0 1 51 59 2.00 1.111					PITCHER IP WLS BF H R ER SO BB IBB HBP BLK WP HR S P ERA WHIP					

San Francisco Giants @ Cincinnati Reds
 Crosley Field, Cincinnati, OH
 Sun Jul 23 1961, 3:38 AM EDT
 Att. 26,983 - Unknown

livebaseballscorecards.com

Batter	1	2	3	4	5	6	7	8	9
Elio Chacon, R OBP: 0.409, SLG: 0.389 (1, 4) X	0-0 E7 HR 1B	0-0 1-3 1B 2B		4-0 CS BB		0-3 K		0-0 F7	
Leo Cardenas, R OBP: 0.337, SLG: 0.464 (1, 6) X	0-0 6-3	0-0 6-3		0-0 CS 1-2	0-3 K	0-0 3B 1B		0-0 2B	
Vada Pinson, L OBP: 0.356, SLG: 0.462 (1, 8) X	0-0 F7	0-0 2-H 3-H 1B			0-0 2B 1B	0-0 1-H 3B		4-0 BB	
Frank Robinson, R OBP: 0.430, SLG: 0.682 (1, 9) X	0-0 2-H HR	0-0 4-3			0-0 1-H 2B 2B	0-0 F9		0-0 P3	
Wally Post, R OBP: 0.358, SLG: 0.555 (1, 7) S	0-3 K		0-3 K		0-0 2-H 2B		0-0 F7		
Gene Freese, R OBP: 0.327, SLG: 0.515 (1, 5) X		0-0 SH1 1B 1B	0-0 P4		0-0 2-H 2B		0-0 1B 2B		
Gordy Coleman, L OBP: 0.347, SLG: 0.551 (1, 3) X		0-0 SH1 1-2 1B 1B	0-0 1-3		4-0 G4-6-3 IBB		0-0 2-H 1B		
Jerry Zimmerman, R OBP: 0.253, SLG: 0.241 (1, 2) X		0-0 SH1 1-2 2-3		0-0 F8	0-0 G4-6-3 1-2f		0-0 F7		
Jim O'Toole, S OBP: 0.228, SLG: 0.218 (1, 1) X		0-0 2-H 3-H 2B 1B 1B		0-0 4-3		0-3 K	0-3 K		

Inning Stats	R: 2	H: 2	E: 1	K: 1	S: 7	LOB: 0	BB: 0	P: 7	R: 4	H: 4	E: 1	K: 0	S: 8	LOB: 1	BB: 0	P: 8	R: 0	H: 0	E: 0	K: 1	S: 5	LOB: 0	BB: 0	P: 5	R: 0	H: 0	E: 0	K: 0	S: 2	R: 3	H: 4	E: 0	K: 1	S: 8	LOB: 1	BB: 1	P: 12	R: 1	H: 2	E: 0	K: 2	S: 9	LOB: 1	BB: 0	P: 9	R: 1	H: 2	E: 0	K: 1	S: 7	LOB: 1	BB: 0	P: 7	R: 0	H: 1	E: 0	K: 0	S: 3	LOB: 1	BB: 1	P: 7
--------------	------	------	------	------	------	--------	-------	------	------	------	------	------	------	--------	-------	------	------	------	------	------	------	--------	-------	------	------	------	------	------	------	------	------	------	------	------	--------	-------	-------	------	------	------	------	------	--------	-------	------	------	------	------	------	------	--------	-------	------	------	------	------	------	------	--------	-------	------

PITCHER															PITCHER																		
IP	WLS	BF	H	R	ER	SO	BB	IBB	HBP	BLK	WP	HR	S	P	ERA	WHIP	IP	WLS	BF	H	R	ER	SO	BB	IBB	HBP	BLK	WP	HR	S	P	ERA	WHIP
Billy O'Dell, L (1, 1)	1.1	L	9	4	5	3	1	0	0	0	0	1	11	11	20.25	3.000	Billy O'Dell, L (1, 1)	1.1	L	9	4	5	3	1	0	0	0	0	1	11	11	20.25	3.000
Dom Zanni, R (2, 1)	2.2		10	2	1	0	1	1	0	0	0	0	11	15	0.00	1.125	Dom Zanni, R (2, 1)	2.2		10	2	1	0	1	1	0	0	0	11	15	0.00	1.125	
Billy Loes, R (5, 1)	4.0		21	9	5	5	4	1	1	0	0	0	27	35	11.25	2.500	Billy Loes, R (5, 1)	4.0		21	9	5	5	4	1	1	0	0	27	35	11.25	2.500	

BOTTOM


San Francisco Giants @ Cincinnati Reds
Crosley Field, Cincinnati, OH

Sun Jul 23 1961, 3:38 AM EDT
Att. 26,983 - Unknown

AB	R	H	RBI	BB	SO	LOB
4	2	2	0	1	1	0
5	1	2	0	0	1	3
4	1	3	3	1	0	1
5	2	2	3	0	0	3
4	1	1	1	0	2	0
4	2	2	1	0	0	0
3	1	2	1	1	0	0
3	0	0	0	0	0	3
4	1	1	2	0	2	1

AB	36
R	11
H	15
RBI	11
BB	3
SO	6
LOB	11

WP: 0 PA: 41
PB: 0
SB: 0
CS: 1



livebaseballscorecards.com

Batter	1	2	3	4	5	6	7	8	9	AB R H RBI BB SO LOB	TOP											
Joey Amalfitano, R (1, 4) <small>OBP: 0.360, SLG: 0.342</small>	0-3 K		0-0 1B SF8 1B	4-0 BB BB BB BB G4-3 BB			0-0 6-3	4-0 1B 1B IBB	0-0 1B 2B 1B	4 3 2 1 2 1 0	San Francisco Giants @ Pittsburgh Pirates Forbes Field, Pittsburgh, PA Tue Jul 25 1961, 7:05 PM EDT Att. 18,698 - Unknown											
Harvey Kuenn, R (1, 9) <small>OBP: 0.331, SLG: 0.382</small>	0-0 5-3		0-0 2B 1B	0-0 G4-3			0-0 CS 1B	0-0 1B FC1-5 1B	0-0 2B 1B	6 2 4 4 0 0 2												
Felipe Alou, R (1, 7) <small>OBP: 0.326, SLG: 0.426</small> Matty Alou, L (1, 7) <small>OBP: 0.339, SLG: 0.436</small>	0-0 1B		0-0 SF8				0-0 CS	0-0 1B 1B	0-0 2B	1 0 1 0 0 0 0 4 1 4 4 0 0 0												
Willie Mays, R (1, 8) <small>OBP: 0.407, SLG: 0.637</small>		4-0 1B 2B BB	4-0 2B BB	0-0 F9 1B			0-0 F9	0-0 1B FC1-5	0-0 F7	4 3 1 0 2 0 4												
Orlando Cepeda, R (1, 3) <small>OBP: 0.358, SLG: 0.609</small>		0-0 CS 1B	0-0 5-3 2B	0-0 P5			0-0 K			5 1 3 2 0 1 2												
Jim Davenport, R (1, 5) <small>OBP: 0.353, SLG: 0.451</small>	0-3 K		0-0 5-3				0-0 5-3	0-0 1B 1B	0-0 P3	5 1 1 2 0 1 3												
John Orsino, R (1, 2) <small>OBP: 0.278, SLG: 0.471</small> Ed Bailey, L (8, PH) <small>OBP: 0.355, SLG: 0.443</small> (8, 2)	0-0 2B		0-3 K				0-0 F8	0-0 SH1-4 1B 1B	0-0 1B 1B	3 0 1 1 0 1 1 2 2 2 1 0 0 0												
Jose Pagan, R (1, 6) <small>OBP: 0.310, SLG: 0.341</small>	0-3 K			0-0 6-3			0-3 K	0-0 SH1-4 1B 1B	0-0 P6	5 1 1 1 0 2 2												
Mike McCormick, L (1, 1) <small>OBP: 0.234, SLG: 0.205</small> Stu Miller, R (5, 1) <small>OBP: 0.333, SLG: 0.167</small>			4-0 1B BB	0-0 BB BB BB BB 1B			0-0 1-4-3	0-0 SH1-4	0-0 1B 1B	1 1 1 0 1 0 0 2 1 1 0 0 0 0												
Inning Stats	R: 0 E: 0 K: 1 S: 5	H: 1 LOB: 1 BB: 0 P: 5	R: 1 E: 0 K: 2 S: 8	H: 2 LOB: 1 BB: 1 P: 12	R: 4 E: 0 K: 1 S: 8	H: 3 LOB: 1 BB: 2 P: 16	R: 0 E: 0 K: 0 S: 3	H: 1 LOB: 1 BB: 1 P: 7	R: 0 E: 0 K: 0 S: 3	H: 1 LOB: 0 BB: 0 P: 3		R: 0 E: 0 K: 1 S: 5	H: 0 LOB: 0 BB: 0 P: 5	R: 0 E: 0 K: 0 S: 3	H: 1 LOB: 0 BB: 0 P: 3	R: 7 E: 0 K: 1 S: 13	H: 8 LOB: 2 BB: 1 P: 17	R: 4 E: 0 K: 0 S: 8	H: 5 LOB: 1 BB: 0 P: 8	1B: 19 2B: 3 3B: 0 HR: 0	SF: 1 SAC: 1 DP: 1 HBP: 0	WP: 0 PB: 0 SB: 0 CS: 2
PITCHER	IP WLS BF H R ER SO BB IBB HBP BLK WP HR S P ERA WHIP																					
Joe Gibbon, L (1, 1) <small>ERA: 3.61</small>	2.1 L 14 6 5 5 3 3 0 0 0 0 0 0 17 29 19.29 3.857																					
Al McBean, R (3, 1) <small>ERA: 1.61</small>	3.2 12 2 0 0 2 1 0 0 0 0 0 0 15 19 0.00 0.818																					
Roy Face, R (7, 1) <small>ERA: 3.32</small>	1.0 9 7 6 6 0 0 0 0 0 0 0 0 9 9 54.00 7.000																					
Bobby Shantz, L (8, 1) <small>ERA: 3.38</small>	1.0 6 2 1 1 1 0 1 0 0 0 0 0 7 11 9.00 2.000																					
George Witt, R (9, 1) <small>ERA: 6.32</small>	1.0 8 5 4 4 0 0 0 0 0 0 0 0 8 8 36.00 5.000																					

AB	42
R	16
H	22
RBI	16
BB	5
SO	6
LOB	14



BOTTOM

San Francisco Giants @ Pittsburgh Pirates
Forbes Field, Pittsburgh, PA

Tue Jul 25 1961, 7:05 PM EDT
Att. 18,698 - Unknown

livebaseballscorecards.com

AB	37
R	7
H	9
RBI	7
BB	5
SO	6
LOB	17



WP:	0	PA:	42
PB:	0	SB:	0
CS:	0		

AB R H RBI BB SO LOB

5 1 3 1 0 1 0

5 0 0 0 0 0 3

3 2 1 1 2 0 0

5 1 1 0 0 1 4

2 1 1 2 3 0 1

5 1 2 1 0 1 5

4 1 1 2 0 0 2

2 0 0 0 0 1 0
1 0 0 0 0 0 0
0 0 0 0 0 0 0
0 0 0 0 0 0 0
1 0 0 0 0 0 1
0 0 0 0 0 0 0

1 0 0 0 0 1 0
1 0 0 0 0 0 0
2 0 0 0 0 1 1

1B: 3 SF: 0
2B: 4 SAC: 0
3B: 2 DP: 0
HR: 0 HBP: 0

Batter	1	2	3	4	5	6	7	8	9
Bill Virdon, L OBP: 0.340, SLG: 0.440 (1, 8)	0-3 K ①		0-0 FC6-5 2B		0-0 E 3B	0-0 G3		0-0 1B	
Dick Groat, R OBP: 0.312, SLG: 0.373 (1, 6)	0-0 4-3 ②		0-0 FC6-5 2B 2-3		0-0 P6		0-0 4-3 ①	0-0 1-3 ③	
Roberto Clemente, R OBP: 0.392, SLG: 0.579 (1, 9)	4-0 1B 3B BB		0-0 1-3 2B		0-0 E3 BB 1B		0-0 F9	4-0 FC6-4 BB	
Dick Stuart, R OBP: 0.329, SLG: 0.544 (1, 3)	0-0 1-2 3B 1B		0-0 F2		0-0 F5		0-3 K ③	0-0 FC6-4 4-3 1-2	
Don Hoak, R OBP: 0.430, SLG: 0.523 (1, 5)	0-0 1-H 2-H 3B		4-0 BB		4-0 1B 1-2 BB			4-0 2B BB	0-0 4-3 2-3
Joe Christopher, R OBP: 0.343, SLG: 0.392 (1, 7)	0-3 K ③		0-0 F7		0-0 FC6-4 1B 1-2 2-H		0-0 2B 2B	0-0 F7 ③	
Bill Mazeroski, R OBP: 0.294, SLG: 0.368 (1, 4)		0-0 6-3 ①		0-0 F3	0-0 FC6-4 1-2		0-0 G3 1B 2B 2-H 3-H		0-0 6-3 ②
Hal Smith, R OBP: 0.269, SLG: 0.320 (1, 2)		0-3 K ②		0-0 6-3 ②		0-0 F8 ①		0-0 P3 ①	
Bob Skinner, L OBP: 0.378, SLG: 0.356 (6, PH)									
Roy Face, R OBP: 0.286, SLG: 0.286 (7, 1)									
Bobby Shantz, R OBP: 0.690, SLG: 0.500 (8, 1)									
Rocky Nelson, L OBP: 0.391, SLG: 0.475 (8, PH)									
George Witt, R OBP: 0.500, SLG: 1.000 (9, 1)									
Joe Gibbon, R OBP: 0.171, SLG: 0.242 (1, 1)		0-3 K ③		0-0 F8 ③		0-3 K ②		0-0 G3 ②	
Al McBean, R (3, 1)									
Smoky Burgess, L OBP: 0.361, SLG: 0.477 (6, PH) (7, 2)									

Inning Stats	R: 2	H: 2	E: 0	LOB: 1	K: 2	BB: 1	S: 9	P: 13
	R: 0	H: 0	E: 0	LOB: 0	K: 2	BB: 0	S: 7	P: 7
	R: 0	H: 2	E: 0	LOB: 3	K: 0	BB: 1	S: 5	P: 9
	R: 0	H: 0	E: 0	LOB: 0	K: 0	BB: 0	S: 3	P: 3
	R: 2	H: 2	E: 1	LOB: 2	K: 0	BB: 1	S: 6	P: 10
	R: 0	H: 0	E: 0	LOB: 0	K: 1	BB: 0	S: 5	P: 5
	R: 0	H: 0	E: 0	LOB: 0	K: 1	BB: 0	S: 5	P: 5
	R: 3	H: 3	E: 0	LOB: 1	K: 0	BB: 1	S: 6	P: 10
	R: 0	H: 0	E: 1	LOB: 1	K: 0	BB: 1	S: 3	P: 7

PITCHER	IP	WLS	BF	H	R	ER	SO	BB	IBB	HBP	BLK	WP	HR	S	P	ERA	WHIP
Mike McCormick, L ERA: 2.97 (1, 1)	4.2		24	6	4	3	4	3	0	0	0	0	0	29	41	5.79	1.929
Stu Miller, R ERA: 2.84 (5, 1)	4.1	W	18	3	3	3	2	2	0	0	0	0	0	20	28	6.23	1.154

Batter	1	2	3	4	5	6	7	8	9	AB R H RBI BB SO LOB	TOP												
Joey Amalfitano, R (1, 4) OBP: 0.361, SLG: 0.344	0-0 1-3 1B		0-0 G5-3 1B		0-0 1-3		0-0 4-3		0-0 P6	5 0 2 0 0 0 1	San Francisco Giants @ Pittsburgh Pirates Forbes Field, Pittsburgh, PA Wed Jul 26 1961, 7:05 PM EDT Att. 17,306 - Unknown livebaseballscorecards.com												
Harvey Kuenn, R (1, 9) OBP: 0.330, SLG: 0.380	0-0 1-3 1-2		0-0 F8		0-0 3B 1B		0-3 K			4 1 1 0 0 1 2													
Matty Alou, L (1, 7) OBP: 0.345, SLG: 0.457	0-0 F8		0-0 1-2 1B		0-0 1-H 1B 3B		0-0 4-3			4 1 2 1 0 0 1													
Willie Mays, R (1, 8) OBP: 0.405, SLG: 0.633	0-0 6-3		0-0 G5-3 2-3f		0-0 3-H 1B 1B			0-0 F7		4 1 1 1 0 0 3													
Orlando Cepeda, R (1, 3) OBP: 0.356, SLG: 0.605		0-0 1B 1B		0-0 5-3		0-3 1-2 K		0-0 F9		4 0 1 0 0 1 1													
Ed Bailey, L (1, 2) OBP: 0.353, SLG: 0.440		0-0 F8		0-0 4-3		0-0 2-H 1B		0-3 K		4 0 1 1 0 1 1													
Jim Davenport, R (1, 5) OBP: 0.355, SLG: 0.456		0-0 F8		0-0 1B 2B		0-0 F9		0-0 FC3-6 1B		4 0 2 0 0 0 1													
Jose Pagan, R (1, 6) OBP: 0.313, SLG: 0.345		0-0		0-0 FC6-4 1B		0-3 K		0-0 FC3-6 FC4-6		3 0 2 0 0 1 0													
Jim Marshall, L (9, PH) OBP: 0.281, SLG: 0.367		0-0 1-3 1B		0-0 2-3 1B		0-3 K		1-2f		1 0 0 0 0 0 1													
Jack Sanford, R (1, 1) OBP: 0.179, SLG: 0.351		0-0 4-3		0-0 FC6-4 1-2f		0-3 K		0-0 FC4-6 1-2f		2 0 0 0 0 0 4													
Richard LeMay, L (5, 1) OBP: 0.118, SLG: 0.063										1 0 0 0 0 1 0													
Dom Zanni, R (7, 1)										0 0 0 0 0 0 0													
Willie McCovey, L (9, PH) OBP: 0.322, SLG: 0.430										1 0 0 0 0 0 1													
Inning Stats	R: 0 E: 0 K: 0 S: 4	H: 1 LOB: 1 BB: 0 P: 4	R: 0 E: 0 K: 0 S: 5	H: 2 LOB: 2 BB: 0 P: 5	R: 0 E: 0 K: 0 S: 4	H: 2 LOB: 2 BB: 0 P: 5	R: 3 E: 0 K: 1 S: 8	H: 4 LOB: 1 BB: 0 P: 8	R: 0 E: 0 K: 2 S: 7	H: 0 LOB: 0 BB: 0 P: 7	R: 0 E: 0 K: 1 S: 5	H: 0 LOB: 0 BB: 0 P: 5	R: 0 E: 0 K: 1 S: 5	H: 0 LOB: 0 BB: 0 P: 5	R: 0 E: 0 K: 0 S: 4	H: 1 LOB: 1 BB: 0 P: 4	1B: 10 2B: 1 3B: 1 HR: 0	SF: 0 SAC: 0 DP: 1 HBP: 0	WP: 0 PB: 0 SB: 1 CS: 0	PA: 37			
PITCHER Bob Friend, R (1, 1) ERA: 4.24	IP 9.0	WLS W	BF 37	H 12	R 3	ER 3	SO 5	BB 0	IBB 0	HBP 0	BLK 0	WP 0	HR 0	S 47	P 47	ERA 3.00	WHIP 1.333					ERA 3.00	WHIP 1.333



Batter	1	2	3	4	5	6	7	8	9
Bill Virdon, L OBP: 0.339, SLG: 0.436 (1, 8) X	0-0 4-3 ①		0-0 3-1 ③		0-0 1B 1-2 3-H 1B	0-0 F9 ③		0-3 K ①	
Dick Groat, R OBP: 0.316, SLG: 0.377 (1, 6) X	0-0 5-3 ②			0-0 F9 ①	0-0 1B 1-3 2-H 1B		0-0 SH 1B	0-0 2B 1B 1-2 2-H	
Bob Skinner, L OBP: 0.377, SLG: 0.353 Joe Christopher, R OBP: 0.349, SLG: 0.408 (1, 7) B (8, 7) B	4-0 PO BB			0-0 P6 ②	0-0 4-3 ③		0-0 SH G3 1-3	0-0 2B 1-H 2-H	
Rocky Nelson, L OBP: 0.353, SLG: 0.461 (1, 3)	0-0 PO 1-2	4-0 FC4-6 BB		0-3 K ③		0-0 F9 ①	0-0 G3 1-2	4-0 BB	
Roberto Clemente, R OBP: 0.392, SLG: 0.574 (1, 9)		0-0 FC4-6 1-2f			0-0 4-3 ①	4-0 1B BB 1B	4-0 IBB	0-0 F9 ②	
Smoky Burgess, L OBP: 0.357, SLG: 0.480 (1, 2)		0-0 FC4-6 1-2f			0-0 1B 3B	0-3 K ②	0-0 P4 ②	0-0 P4 ③	
Don Hoak, R OBP: 0.431, SLG: 0.521 (1, 5)		0-3 K ③			4-0 1B BB 1B	0-0 1B BB 1B	0-0 F7 ③		
Bill Mazeroski, R OBP: 0.299, SLG: 0.371 (1, 4)			0-0 P3 ①		0-0 1B 1B 1-3 3-H 1B	4-0 1B BB 1B		0-0 1B 1B	
Bob Friend, R OBP: 0.155, SLG: 0.140 (1, 1)			0-3 K ②		0-3 K ②	0-0 1B 1-3 2-H 3-H 1B		0-0 2B 1B 1-2	

Inning Stats	R: 0 E: 0 K: 0 S: 2	H: 0 LOB: 0 BB: 1 P: 6	R: 0 E: 0 K: 1 S: 5	H: 0 LOB: 1 BB: 1 P: 9	R: 0 E: 0 K: 1 S: 5	H: 0 LOB: 0 BB: 0 P: 5	R: 0 E: 0 K: 1 S: 5	H: 0 LOB: 0 BB: 0 P: 5	R: 3 E: 0 K: 1 S: 9	H: 4 LOB: 2 BB: 1 P: 13	R: 2 E: 0 K: 1 S: 7	H: 2 LOB: 2 BB: 2 P: 15	R: 0 E: 1 K: 0 S: 5	H: 1 LOB: 3 BB: 1 P: 9	R: 3 E: 0 K: 1 S: 9	H: 4 LOB: 2 BB: 1 P: 13
1B: 9 2B: 1 3B: 1 HR: 0	SF: 0 SAC: 1 DP: 0 HBP: 0	WP: 0 PA: 43	ERA WHIP	ERA WHIP	ERA WHIP	ERA WHIP	ERA WHIP	ERA WHIP	ERA WHIP	ERA WHIP	ERA WHIP	ERA WHIP	ERA WHIP	ERA WHIP	ERA WHIP	

PITCHER	IP	WLS	BF	H	R	ER	SO	BB	IBB	HBP	BLK	WP	HR	S	P	ERA	WHIP
Jack Sanford, R ERA: 3.64 (1, 1)	4.2		20	4	3	3	4	3	0	0	0	0	0	25	37	5.79	1.500
Richard LeMay, L ERA: 3.61 (5, 1)	2.0	L	13	3	2	2	1	2	1	0	0	0	0	12	24	9.00	2.500
Dom Zanni, R ERA: 6.75 (7, 1)	1.1		9	4	3	3	1	1	0	0	0	0	0	10	14	20.25	3.750

BOTTOM

San Francisco Giants @ Pittsburgh Pirates
Forbes Field, Pittsburgh, PA
Wed Jul 26 1961, 7:05 PM EDT
Att. 17,306 - Unknown

livebaseballscorecards.com

AB	34
R	8
H	11
RBI	8
BB	7
SO	6
LOB	24




Batter	1	2	3	4	5	6	7	8	9	AB R H RBI BB SO LOB	TOP											
Joey Amalfitano, R OBP: 0.359, SLG: 0.347 (1, 4) X	0-0 F9		0-0 F9			0-0 FC6-4 1B 2B		0-0 F9		4 1 1 0 0 0 1												
Harvey Kuenn, R OBP: 0.335, SLG: 0.383 Felipe Alou, R OBP: 0.326, SLG: 0.426 (1, 9) B B B (9, 9) B	4-0 G4-6-3 BB			0-0 PO 1B		0-0 FC6-4 1B		0-0 F9		3 0 2 0 1 0 0 0 0 0 0 0 0 0												
Matty Alou, L OBP: 0.342, SLG: 0.450 (1, 7) X	0-0 G4-6-3 1-2f			0-0 F7		0-0 FC6-4 1-2f 3-H			0-0 G6-4-3 1B	4 0 1 1 0 0 3												
Willie Mays, R OBP: 0.401, SLG: 0.626 (1, 8)		0-0 F8		0-0 F7		0-0 F7			0-0 G6-4-3 1-2f	4 0 0 0 0 0 3												
Orlando Cepeda, R OBP: 0.353, SLG: 0.598 (1, 3)		0-3 K		0-0 PO 1-2	0-0 F9	0-0 P6			0-0 F9	4 0 0 0 0 1 1												
Jim Davenport, R OBP: 0.355, SLG: 0.459 (1, 5)		0-0 F9				0-0 1B 2B		0-0 F9		3 1 1 0 0 0 0												
John Orsino, R OBP: 0.333, SLG: 0.526 (1, 2)			0-0 2B		4-0 1B BB BB		0-0 6-3			2 0 1 0 1 0 0												
Jose Pagan, R OBP: 0.314, SLG: 0.345 (1, 6)			0-3 K		0-0 G4-6-3 1-3 2-H 1B		0-0 P6			3 0 1 1 0 1 1												
Juan Marichal, R OBP: 0.150, SLG: 0.083 (1, 1)			0-3 K		0-0 G4-6-3 1-2f			0-0 4-3		3 0 0 0 0 1 3												
Inning Stats	R: 0 E: 0 K: 0 S: 2	H: 0 LOB: 0 BB: 1 P: 6	R: 0 E: 0 K: 1 S: 5	H: 0 LOB: 0 BB: 0 P: 5	R: 0 E: 0 K: 2 S: 8	H: 1 LOB: 1 BB: 0 P: 8	R: 0 E: 0 K: 0 S: 3	H: 1 LOB: 0 BB: 0 P: 3	R: 1 E: 0 K: 0 S: 4	H: 2 LOB: 1 BB: 1 P: 8	R: 1 E: 0 K: 0 S: 5	H: 2 LOB: 1 BB: 0 P: 5	R: 0 E: 0 K: 0 S: 3	H: 0 LOB: 0 BB: 0 P: 3	R: 0 E: 0 K: 0 S: 3	H: 0 LOB: 0 BB: 0 P: 3	R: 0 E: 0 K: 0 S: 3	H: 1 LOB: 0 BB: 0 P: 3	1B: 4 2B: 3 3B: 0 HR: 0	SF: 0 SAC: 0 DP: 3 HBP: 0	WP: 0 PB: 0 SB: 0 CS: 0	PA: 33
PITCHER	IP WLS BF H R ER SO BB IBB HBP BLK WP HR S P ERA WHIP																					
Vinegar Bend Mizell, L ERA: 5.02 Roy Face, R ERA: 3.26	(1, 1) 8.0 L 29 6 2 2 3 2 0 0 0 0 0 0 33 41 2.25 1.000																					
	(9, 1) 1.0 3 1 0 0 0 0 0 0 0 0 0 0 3 3 0.00 1.000																					

San Francisco Giants @ Pittsburgh Pirates
Forbes Field, Pittsburgh, PA
 Thu Jul 27 1961, 7:05 PM EDT
 Att. 17,885 - Unknown

AB	30
R	2
H	7
RBI	2
BB	2
SO	3
LOB	12



WP: 0	PA: 33
-------	--------

Batter	1	2	3	4	5	6	7	8	9	AB R H RBI BB SO LOB	TOP									
Joey Amalfitano, R (1, 4) <small>OBP: 0.368, SLG: 0.356</small>	0-0 FC6-4 1B	4-0 1-2 BB			0-0 L9		0-0 E 2B	4-0 9-3 BB		3 1 2 0 2 0 0										
Harvey Kuenn, R (1, 7) <small>OBP: 0.333, SLG: 0.380</small> (4, 5) (7, 7)	0-0 F8	0-0 F3			0-0 SH5-3 1B		0-0 L8	0-0 9-3		5 0 1 0 0 0 5										
Matty Alou, L (1, 9) <small>OBP: 0.347, SLG: 0.451</small>	0-0 FC6-4 1-2f	0-0 F3			0-0 SH5-3 1-2		0-0 E 1B		0-0 L6-3 1B	4 1 2 0 0 0 3										
Willie Mays, R (1, 8) <small>OBP: 0.399, SLG: 0.623</small>	0-3 K		0-0 4-3		0-0 F9		0-0 E 2B 1-H 2-H		0-0 L6-3 1B 1-2	5 1 1 2 0 1 3										
Orlando Cepeda, R (1, 3) <small>OBP: 0.353, SLG: 0.596</small> (4, 7) (7, 3)		0-0 2B 1B	0-3 K			0-0 1B 1B	0-0 E5 1B 3-H		0-0 L8	5 2 2 0 0 1 0										
Ed Bailey, L (1, 2) <small>OBP: 0.355, SLG: 0.440</small> Ernie Bowman, R (7, PR) <small>OBP: 0.200, SLG: 0.200</small> (7, 5)		0-0 L7	0-3 K			0-0 1B 1-2	0-0 WP 1B 2-H			4 0 2 1 0 1 1 0 1 0 0 0 0 0										
Jim Davenport, R (1, 5) <small>OBP: 0.356, SLG: 0.463</small> Willie McCovey, L (4, 3) <small>OBP: 0.320, SLG: 0.426</small> Stu Miller, R (7, 1) <small>OBP: 0.333, SLG: 0.167</small>		0-0 2B 1B 1-H	0-3 K		0-3 K	0-0 F7	0-3 K			2 1 1 1 0 1 0 2 0 0 0 0 1 3 0 0 0 0 0 0 0	AB 37 R 8 H 13 RBI 6 BB 3 SO 7 LOB 19									
Jose Pagan, R (1, 6) <small>OBP: 0.316, SLG: 0.348</small>		0-0 1B 2B 2-3	0-0 P4		0-0 K	0-3 K	4-0 CS BB 3-H			3 1 1 0 1 1 2										
Bobby Bolin, R (1, 1) <small>OBP: 0.286, SLG: 0.286</small> Billy O'Dell, S (5, 1) <small>OBP: 0.125, SLG: 0.091</small> Jim Marshall, L (6, PH) <small>OBP: 0.273, SLG: 0.355</small> Dom Zanni, R (6, 1) <small>OBP: 0.357, SLG: 0.386</small> Hobie Landrith, L (7, PH) <small>OBP: 0.357, SLG: 0.386</small> (7, 2)		0-0 BB 1B 2-H 3-H	0-3 K		0-0 P6	0-0 CS	0-0 F8			2 0 1 2 0 1 0 0 0 0 0 0 0 0 1 0 0 0 0 0 2 0 0 0 0 0 0 0 1 0 0 0 0 0 0										
Inning Stats	R: 0 E: 0 K: 1 S: 6	H: 1 LOB: 1 BB: 0 P: 6	R: 3 E: 0 K: 0 S: 7	H: 4 LOB: 2 BB: 1 P: 11	R: 0 E: 0 K: 2 S: 7	H: 0 LOB: 0 BB: 0 P: 7	R: 0 E: 0 K: 2 S: 7	H: 1 LOB: 1 BB: 0 P: 4	R: 0 E: 0 K: 1 S: 7	H: 2 LOB: 2 BB: 0 P: 7	R: 5 E: 2 K: 1 S: 9	H: 4 LOB: 1 BB: 1 P: 13	R: 0 E: 0 K: 0 S: 2	H: 0 LOB: 0 BB: 1 P: 6	R: 0 E: 0 K: 0 S: 3	H: 1 LOB: 0 BB: 0 P: 3	1B: 9 2B: 6 3B: 0 HR: 0	SF: 0 SAC: 1 DP: 2 HBP: 0	WP: 1 PB: 0 SB: 0 CS: 1	PA: 42
PITCHER	IP WLS BF H R ER SO BB IBB HBP BLK WP HR S P ERA WHIP																			
Art Mahaffey, R (1, 1) <small>ERA: 4.43</small> Jack Baldschun, R (7, 1) <small>ERA: 4.74</small>	6.1 L 31 11 6 6 6 1 0 0 0 0 0 0 42 46 8.53 1.895																			

San Francisco Giants @ Philadelphia Phillies
 Connie Mack Stadium, Philadelphia, PA

Fri Jul 28 1961, 7:05 PM EDT
 Unknown

livebaseballscorecards.com

Batter	1	2	3	4	5	6	7	8	9	AB R H RBI BB SO LOB
Bobby Malkmus, R (1, 4) OBP: 0.257, SLG: 0.297 Don Demeter, R (9, PH) OBP: 0.316, SLG: 0.450	4-0 BB HR BB	0-0 P6		0-0 3-5 3-Hr		0-0 5-3			0-0 5-3	3 1 0 0 1 0 1 1 0 0 0 0 0 0
Johnny Callison, L (1, 7) OBP: 0.359, SLG: 0.388	4-0 1-2 HR BB	0-3 K			4-0 BB 1B BB		0-0 F8			2 2 0 0 2 1 0
Wes Covington, L (1, 9) OBP: 0.318, SLG: 0.420	0-0 1-H 2-H HR		0-0 HR		4-0 1-2 1B BB		0-0 G3			3 2 2 4 1 0 0
Tony Gonzalez, L (1, 8) OBP: 0.399, SLG: 0.488	0-0 S 1B		0-0 F9		0-3 K		0-0 1-3			4 0 1 0 0 1 2
Lee Walls, R (1, 5) OBP: 0.339, SLG: 0.510	0-3 K		0-0 P4		0-3 K			0-0 F2		4 0 0 0 0 2 3
Pancho Herrera, R (1, 3) OBP: 0.351, SLG: 0.425	0-0 5-3 1-2		4-0 BB		0-0 1-2 2-H 1B			0-0 G1-6-3 1B		3 0 2 1 1 0 1
Clay Dalrymple, L (1, 2) OBP: 0.219, SLG: 0.229	4-0 IBB		0-0 P3		0-0 1-3			0-0 G1-6-3 1-2r		3 0 0 0 1 0 4
Ruben Amaro, R (1, 6) OBP: 0.335, SLG: 0.342	0-0 5-3			0-0 SH3-4 3-5 2B		0-0 P4			0-0 F7	4 0 1 0 0 0 2
Art Mahaffey, R (1, 1) OBP: 0.089, SLG: 0.091 Jack Baldschun, R (7, 1) Elmer Valo, L (9, PH) OBP: 0.311, SLG: 0.250		0-3 K		0-0 SH3-4 2-3		0-0 6-3			0-3 K	2 0 0 0 0 1 0 0 0 0 0 0 0 0 1 0 0 0 0 1 0


Inning Stats	R: 3 E: 0 K: 1 S: 7	H: 2 LOB: 2 BB: 3 P: 19	R: 0 E: 0 K: 2 S: 7	H: 0 LOB: 0 BB: 0 P: 7	R: 1 E: 0 K: 0 S: 4	H: 1 LOB: 1 BB: 1 P: 8	R: 0 E: 0 K: 0 S: 3	H: 1 LOB: 0 BB: 0 P: 3	R: 1 E: 0 K: 2 S: 8	H: 1 LOB: 2 BB: 2 P: 16	R: 0 E: 0 K: 0 S: 3	H: 0 LOB: 0 BB: 0 P: 3	R: 0 E: 0 K: 0 S: 3	H: 1 LOB: 0 BB: 0 P: 3	R: 0 E: 0 K: 1 S: 5	H: 0 LOB: 0 BB: 0 P: 5	1B: 3 2B: 2 3B: 0 HR: 2	SF: 0 SAC: 1 DP: 2 HBP: 0	WP: 0 PB: 0 SB: 1 CS: 0	PA: 37
--------------	------------------------------	----------------------------------	------------------------------	---------------------------------	------------------------------	---------------------------------	------------------------------	---------------------------------	------------------------------	----------------------------------	------------------------------	---------------------------------	------------------------------	---------------------------------	------------------------------	---------------------------------	----------------------------------	------------------------------------	----------------------------------	--------

PITCHER	IP	WLS	BF	H	R	ER	SO	BB	IBB	HBP	BLK	WP	HR	S	P	ERA	WHIP
Bobby Bolin, R (1, 1) ERA: 3.89	4.0		21	4	5	5	3	5	1	0	0	0	2	21	45	11.25	2.250
Billy O'Dell, L (5, 1) ERA: 4.76	1.0		4	1	0	0	2	0	0	0	0	0	0	8	8	0.00	1.000
Dom Zanni, R (6, 1) ERA: 5.4	1.0	W	3	0	0	0	0	0	0	0	0	0	0	3	3	0.00	0.000
Stu Miller, R (7, 1) ERA: 2.72	3.0	S	9	1	0	0	1	0	0	0	0	0	0	11	11	0.00	0.333

BOTTOM

San Francisco Giants @ Philadelphia Phillies
 Connie Mack Stadium, Philadelphia, PA
 Fri Jul 28 1961, 7:05 PM EDT
 Unknown

AB	30
R	5
H	6
RBI	5
BB	6
SO	6
LOB	13



Batter	1	2	3	4	5	6	7	8	9	AB R H RBI BB SO LOB	TOP
Joey Amalfitano, R (1, 4) <small>OBP: 0.362, SLG: 0.350</small>	0-0 F8		0-0 F3		0-0 FC5-4		0-0 4-3			4 0 0 0 0 0 2	San Francisco Giants @ Philadelphia Phillies Connie Mack Stadium, Philadelphia, PA Fri Jul 28 1961, 7:05 PM EDT Att. 19,558 - Unknown
Harvey Kuenn, R (1, 7) <small>OBP: 0.332, SLG: 0.376</small>	0-0 6-3		0-0 5-3			4-0 SF9 BB		0-0 F3		3 1 0 0 1 0 1	
Matty Alou, L (1, 9) <small>OBP: 0.344, SLG: 0.444</small>	0-0 L3			0-0 F5		0-0 E5 HR 1B		0-0 G3		4 1 1 0 0 0 0	
Willie Mays, R (1, 8) <small>OBP: 0.395, SLG: 0.618</small>		0-0 L3		0-0 F3		0-0 SF9		0-0 5-3		3 0 0 1 0 0 0	
Orlando Cepeda, R (1, 3) <small>OBP: 0.357, SLG: 0.605</small>		0-0 CS 1B		0-0 1B		0-0 HR		0-0 1-3		4 1 3 2 0 0 0	
Ed Bailey, L (1, 2) <small>OBP: 0.350, SLG: 0.434</small>		0-0 F8 1-2		0-0 F8		0-0 F8		0-0 6-3		4 0 0 0 0 0 2	
Jim Davenport, R (1, 5) <small>OBP: 0.354, SLG: 0.457</small>		0-0 5-3			4-0 G5-4-3 BB	0-3 K		0-0 F9		3 0 0 0 1 1 1	
Jose Pagan, R (1, 6) <small>OBP: 0.316, SLG: 0.348</small>			0-0 SH3-4 1B		0-0 G5-4-3		0-0 L4			3 0 1 0 0 0 1	
Billy Loes, R (1, 1) <small>OBP: 0.172, SLG: 0.111</small> Jim Marshall, L (5, PH) <small>OBP: 0.294, SLG: 0.355</small> Richard LeMay, L (5, 1) <small>OBP: 0.111, SLG: 0.059</small> Stu Miller, R (8, 1) <small>OBP: 0.333, SLG: 0.167</small>			0-0 SH3-4		4-0 FC5-4 BB	0-3 K				0 0 0 0 0 0 0 0 0 0 0 1 0 0 1 0 0 0 0 1 0 0 0 0 0 0 0 0	
Inning Stats	R: 0 H: 0 E: 0 LOB: 0 K: 0 BB: 0 S: 3 P: 3	R: 0 H: 1 E: 0 LOB: 1 K: 0 BB: 0 S: 4 P: 4	R: 0 H: 1 E: 0 LOB: 1 K: 0 BB: 0 S: 4 P: 4	R: 0 H: 1 E: 0 LOB: 1 K: 0 BB: 0 S: 4 P: 4	R: 0 H: 0 E: 0 LOB: 1 K: 0 BB: 2 S: 2 P: 10	R: 3 H: 2 E: 1 LOB: 0 K: 1 BB: 1 S: 7 P: 11	R: 0 H: 0 E: 0 LOB: 0 K: 1 BB: 0 S: 5 P: 5	R: 0 H: 0 E: 0 LOB: 0 K: 0 BB: 0 S: 3 P: 3	R: 0 H: 0 E: 0 LOB: 0 K: 0 BB: 0 S: 3 P: 3	1B: 4 SF: 1 2B: 0 SAC: 1 3B: 0 DP: 1 HR: 1 HBP: 0	WP: 0 PA: 34 PB: 0 SB: 0 CS: 1
PITCHER John Buzhardt, R (1, 1) <small>ERA: 3.89</small>	IP WLS BF H R ER SO BB IBB HBP BLK WP HR S P ERA WHIP 9.0 W 34 5 3 3 2 3 0 0 0 0 1 35 47 3.00 0.889										

livebaseballscores.com

AB	29
R	3
H	5
RBI	3
BB	3
SO	2
LOB	7



Batter	1	2	3	4	5	6	7	8	9	AB	R	H	RBI	BB	SO	LOB
Bobby Malkmus, R OBP: 0.262, SLG: 0.315 (1, 4) (9, 5)	1-0 FC4-6 HBP	0-0 P6			0-0 F8		0-0 HR			3	1	1	1	0	0	1
Johnny Callison, L OBP: 0.354, SLG: 0.382 (1, 7)	0-3 K		0-3 K		0-0 F7		0-0 P4			4	0	0	0	0	2	1
Wes Covington, L OBP: 0.315, SLG: 0.415 Don Demeter, R OBP: 0.317, SLG: 0.448 (5, PH) (6, 9)	0-0 FC4-6 1-2f		0-0 1-3		4-0 HBP BB		0-0 F9			2	0	0	0	0	0	1
Tony Gonzalez, L OBP: 0.397, SLG: 0.482 (1, 8)	0-0 4-3		0-0 F3		1-0 HBP		0-0 5-3			3	0	0	0	0	0	1
Lee Walls, R OBP: 0.345, SLG: 0.505 George Williams, R (9, 4)		4-0 BB 2B BB		0-0 L8	0-0 F8		0-0 1B			3	1	1	0	1	0	2
Pancho Herrera, R OBP: 0.352, SLG: 0.424 (1, 3)		4-0 BB BB BB BB 2B BB		0-0 S 2B 1B		0-0 F7		0-3 K		3	2	1	0	1	1	1
Darrell Johnson, R OBP: 0.325, SLG: 0.278 (1, 2)		0-0 4-3 1-H 2-H 2B		0-3 K		4-0 BB BB BB F8 BB		0-3 K		3	0	1	2	1	2	2
Ruben Amaro, R OBP: 0.335, SLG: 0.346 (1, 6)		0-0 4-3 2-3		0-0 1-H 2B		0-0 F8		0-0 F8		3	0	1	1	0	0	2
John Buzhardt, R OBP: 0.171, SLG: 0.125 (1, 1)		0-3 K		0-0 5-3		0-3 K2-3				3	0	0	0	0	2	2

Inning Stats	R: 0	H: 0	E: 0	K: 1	S: 5	R: 2	H: 1	E: 0	K: 1	S: 6	R: 0	H: 0	E: 0	K: 1	S: 5	R: 1	H: 2	E: 0	K: 1	S: 7	R: 0	H: 0	E: 0	K: 0	S: 3	R: 1	H: 1	E: 0	K: 1	S: 6	R: 0	H: 1	E: 0	K: 2	S: 8	
	LOB: 1	BB: 0	P: 6	LOB: 1	BB: 2	P: 14	LOB: 0	BB: 0	P: 5	LOB: 1	BB: 0	P: 7	LOB: 2	BB: 1	P: 8	LOB: 0	BB: 1	P: 6	LOB: 0	BB: 0	P: 8	LOB: 1	BB: 0	P: 8	LOB: 1	BB: 0	P: 8	LOB: 0	BB: 0	P: 8	LOB: 1	BB: 0	P: 8	LOB: 1	BB: 0	P: 8

PITCHER	IP	WLS	BF	H	R	ER	SO	BB	IBB	HBP	BLK	WP	HR	S	P	ERA	WHIP
Billy Loes, R ERA: 4.59 (1, 1)	4.0		18	3	3	3	4	2	0	1	0	0	0	23	32	6.75	1.250
Richard LeMay, L ERA: 3.55 (5, 1)	3.1	L	14	2	1	1	1	2	0	1	0	0	1	13	22	2.70	1.200
Stu Miller, R ERA: 2.7 (8, 1)	0.2		2	0	0	0	2	0	0	0	0	0	0	6	6	0.00	0.000


BOTTOM

San Francisco Giants @ Philadelphia Phillies
Connie Mack Stadium, Philadelphia, PA

Fri Jul 28 1961, 7:05 PM EDT
Att. 19,558 - Unknown

livebaseballscorecards.com

AB	28
R	4
H	5
RBI	4
BB	4
SO	7
LOB	13



1B: 2	SF: 0	WP: 0	PA: 34
2B: 2	SAC: 0	PB: 0	
3B: 0	DP: 0	SB: 1	
HR: 1	HBP: 2	CS: 0	

Batter	1	2	3	4	5	6	7	8	9	AB R H RBI BB SO LOB	TOP
Joey Amalfitano, R (1, 4) <small>OBP: 0.364, SLG: 0.349</small>	4-0 1B HR BB	0-0 L4			0-0 CS 1B		0-0 F9			3 1 1 0 1 0 1	
Harvey Kuenn, R (1, 7) <small>OBP: 0.331, SLG: 0.375</small>	0-0 G3 1B	0-0 1-3			0-0 F8			0-0 6-3		4 1 1 0 0 0 1	
Matty Alou, L (1, 9) <small>OBP: 0.341, SLG: 0.433</small>	0-0 G3 1-2		4-0 CS BB		0-3 K 1-2			0-0 G1		3 0 0 0 1 1 3	
Willie Mays, R (1, 8) <small>OBP: 0.396, SLG: 0.615</small>	4-0 HR IBB		0-3 K 1-2		0-0 CS 1B			0-3 K		3 1 1 0 1 2 1	
Orlando Cepeda, R (1, 3) <small>OBP: 0.359, SLG: 0.612</small>	0-0 HR 1-2 2-H 3-H		0-0 1B		0-3 K			0-0 3-1		4 1 2 4 0 1 1	
Jim Davenport, R (1, 5) <small>OBP: 0.349, SLG: 0.450</small>	0-0 L8		0-0 4-3		0-0 6-3 1-2			0-0 4-3		4 0 0 0 0 0 2	
John Orsino, R (1, 2) <small>OBP: 0.320, SLG: 0.478</small>	0-0 1B			0-0 F5			0-0 F7		0-0 F5	4 0 1 0 0 0 0	
Jose Pagan, R (1, 6) <small>OBP: 0.316, SLG: 0.348</small>	0-0 F7			0-0 5-3			0-0 E5 1B		0-0 F5	3 0 1 0 0 0 1	
Mike McCormick, L (1, 1) <small>OBP: 0.220, SLG: 0.191</small>		0-3 K		0-0 L5			0-3 K		0-0 F5	3 0 0 0 0 2 1	
Inning Stats	R: 4 H: 3 E: 0 LOB: 1 K: 0 BB: 2 S: 6 P: 14	R: 0 H: 0 E: 0 LOB: 0 K: 1 BB: 0 S: 5 P: 5	R: 0 H: 1 E: 0 LOB: 1 K: 1 BB: 1 S: 5 P: 9	R: 0 H: 0 E: 0 LOB: 0 K: 0 BB: 0 S: 3 P: 3	R: 0 H: 1 E: 0 LOB: 0 K: 1 BB: 0 S: 5 P: 5	R: 0 H: 1 E: 0 LOB: 0 K: 1 BB: 0 S: 5 P: 5	R: 0 H: 1 E: 1 LOB: 1 K: 1 BB: 0 S: 6 P: 6	R: 0 H: 0 E: 0 LOB: 0 K: 1 BB: 0 S: 5 P: 5	R: 0 H: 0 E: 0 LOB: 0 K: 0 BB: 0 S: 3 P: 3	1B: 6 SF: 0 2B: 1 SAC: 0 3B: 0 DP: 1 HR: 1 HBP: 0	WP: 0 PA: 34 PB: 0 SB: 0 CS: 3
PITCHER Don Ferrarese, L (1, 1) <small>ERA: 4.25</small> Frank Sullivan, R (8, 1) <small>ERA: 4.07</small>	IP WLS BF H R ER SO BB IBB HBP BLK WP HR S P ERA WHIP 7.0 L 28 7 4 4 5 2 1 0 0 0 1 35 47 5.14 1.286 2.0 6 0 0 0 1 0 0 0 0 0 0 0 8 8 0.00 0.000										

San Francisco Giants @ Philadelphia Phillies
 Connie Mack Stadium, Philadelphia, PA

Sat Jul 29 1961, 7:05 PM EDT
 Att. 8,667 - Unknown

livebaseballscorecards.com

AB	31
R	4
H	7
RBI	4
BB	3
SO	6
LOB	11



Batter	1	2	3	4	5	6	7	8	9	AB	R	H	RBI	BB	SO	LOB
Bobby Malkmus, R (1, 4) OBP: 0.267, SLG: 0.319	0-0 6-3		0-0 1B		0-0 F3			0-0 1B 1B		4	0	2	0	0	0	0
Ken Walters, R (1, 9) OBP: 0.259, SLG: 0.333	0-0 F3		0-0 F2		0-0 6-3			0-0 F8		4	0	0	0	0	0	2
Don Demeter, R (1, 8) OBP: 0.320, SLG: 0.453	0-0 F2			0-0 HR 1B		0-0 1B SF7 2B		0-0 P6		4	2	2	0	0	0	1
Lee Walls, R (1, 5) OBP: 0.358, SLG: 0.514		0-0 FC6-4 1B		0-0 6-3		0-0 G5-4-3 1B		0-0 1-2 1B		4	0	3	0	0	0	1
Bobby Gene Smith, R (1, 7) OBP: 0.305, SLG: 0.336		0-0 FC6-4 1-2f		0-0 HR 2-H		0-0 SF7 3-H		0-0 F9		3	1	1	3	0	0	3
Pancho Herrera, R (1, 3) OBP: 0.348, SLG: 0.419		0-0 FC6-4 1-2f		0-0 P6		0-0 G5-4-3 1-2f			0-3 K	4	0	0	0	0	1	2
Darrell Johnson, R (1, 2) OBP: 0.349, SLG: 0.308		0-0 5-3		0-0 1B			0-0 K 1B		4-0 BB BB BB	3	0	2	0	0	0	1
Johnny Callison, L (7, PR) OBP: 0.354, SLG: 0.382										0	0	0	0	0	0	0
Clay Dalrymple, L (8, 2) OBP: 0.223, SLG: 0.229										0	0	0	0	1	0	0
George Williams, R (9, PR)										0	0	0	0	0	0	0
Ruben Amaro, R (1, 6) OBP: 0.330, SLG: 0.340			0-0 5-3	0-0 1-3			0-3 K 1-2		0-0 F8	4	0	0	0	0	1	3
Don Ferrarese, R (1, 1) OBP: 0.167, SLG: 0.130			0-0 3-1		0-0 1-3		0-3 K		0-3 K	2	0	0	0	0	0	0
Charley Smith, R (7, PH) OBP: 0.300, SLG: 0.384										1	0	0	0	0	1	1
Frank Sullivan, R (8, 1) OBP: 0.200, SLG: 0.048										0	0	0	0	0	0	0
Tony Gonzalez, L (9, PH) OBP: 0.396, SLG: 0.480										1	0	0	0	0	1	1

Inning Stats	R: 0	H: 0	R: 0	H: 1	R: 0	H: 1	R: 2	H: 3	R: 0	H: 0	R: 1	H: 2	R: 0	H: 1	R: 0	H: 2	R: 0	H: 0	R: 0	H: 0	1B: 8	SF: 1	WP: 0	PA: 36
E: 0	LOB: 0	E: 0	LOB: 1	E: 0	LOB: 1	E: 0	LOB: 1	E: 0	LOB: 0	E: 0	LOB: 0	E: 0	LOB: 1	E: 0	LOB: 2	E: 0	LOB: 1	E: 0	LOB: 1	E: 0	LOB: 1	2B: 1	SAC: 0	PB: 0
K: 0	BB: 0	K: 0	BB: 0	K: 0	BB: 0	K: 0	BB: 0	K: 0	BB: 0	K: 2	BB: 0	K: 0	BB: 0	K: 0	BB: 0	K: 2	BB: 1	K: 2	BB: 1	K: 2	BB: 1	3B: 0	DP: 1	SB: 0
S: 3	P: 3	S: 4	P: 4	S: 4	P: 4	S: 6	P: 6	S: 3	P: 3	S: 7	P: 7	S: 5	P: 5	S: 7	P: 11	S: 7	P: 11	S: 7	P: 11	S: 7	P: 11	HR: 1	HBP: 0	CS: 0

PITCHER	IP	WLS	BF	H	R	ER	SO	BB	IBB	HBP	BLK	WP	HR	S	P	ERA	WHIP	PITCHER	IP	WLS	BF	H	R	ER	SO	BB	IBB	HBP	BLK	WP	HR	S	P	ERA	WHIP	
Mike McCormick, L (1, 1) ERA: 2.97	9.0	W	36	10	3	3	4	1	0	0	0	0	1	43	47	3.00	1.222																			

BOTTOM

San Francisco Giants @ Philadelphia Phillies
 Connie Mack Stadium, Philadelphia, PA

Sat Jul 29 1961, 7:05 PM EDT
 Att. 8,667 - Unknown

AB	34
R	3
H	10
RBI	3
BB	1
SO	4
LOB	15



WP	0	PA	36
PB	0		
SB	0		
CS	0		

Batter	1	2	3	4	5	6	7	8	9	AB R H RBI BB SO LOB	TOP									
Joey Amalfitano, R (1, 4) <small>OBP: 0.365, SLG: 0.350</small>	0-0 F7		0-0 F8	0-0 1B		0-0 1-6-3		0-0 G6-4-3 1B		5 0 2 1 0 0 0										
Harvey Kuenn, R (1, 7) <small>OBP: 0.330, SLG: 0.375</small> Felipe Alou, R (9, 7) <small>OBP: 0.326, SLG: 0.426</small>	0-0 L8		0-0 1B 2B	0-0 F8		0-0 F9		0-0 G6-4-3 1-2f		5 1 1 0 0 0 3 0 0 0 0 0 0 0										
Matty Alou, L (1, 9) <small>OBP: 0.343, SLG: 0.427</small>	4-0 BB		0-0 F8		0-0 L3	0-0 FC4-6 1B		0-0 4-3		4 0 1 0 1 0 1										
Willie Mays, R (1, 8) <small>OBP: 0.399, SLG: 0.622</small>	0-3 K		0-0 1B	0-0 1B	0-0 HR	0-0 FC4-6		4-0 1B PB BB		4 1 2 2 1 1 2										
Orlando Cepeda, R (1, 3) <small>OBP: 0.359, SLG: 0.608</small>		0-0 6-3	0-0 F8		0-0 4-3 WP 1B		0-0 6-3	4-0 1B 1-2 BB		4 1 1 0 1 0 1										
Ed Bailey, L (1, 2) <small>OBP: 0.352, SLG: 0.432</small> John Orsino, R (9, PH) <small>OBP: 0.346, SLG: 0.500</small> (9, 2)		0-0 1B SH 1B		0-0 4-3	0-0 4-3	1-3 BB BB		0-0 1-3 2-3 FC6 1B		3 1 1 0 1 0 1 1 0 1 0 0 0 0										
Jim Davenport, R (1, 5) <small>OBP: 0.354, SLG: 0.457</small>		0-0 SH 1B		0-0 WP 1B 2B	0-0 3-H 1B		0-0 F8	0-3 K		5 1 3 1 0 1 3										
Jose Pagan, R (1, 6) <small>OBP: 0.319, SLG: 0.348</small>		0-0 SH G6-4-3		0-0 5-3	0-0 1-2 1B		4-0 1-2 BB	0-0 FC6 1-2f		3 0 1 1 1 0 3										
Jack Sanford, R (1, 1) <small>OBP: 0.163, SLG: 0.317</small>		0-0 G6-4-3		0-3 K 1B	0-0 F8		0-0 F9		4 0 0 0 0 1 7											
Inning Stats	R: 0 E: 0 K: 1 S: 5	H: 0 LOB: 1 BB: 1 P: 9	R: 1 E: 1 K: 0 S: 5	H: 2 LOB: 1 BB: 0 P: 5	R: 1 E: 0 K: 1 S: 8	H: 2 LOB: 2 BB: 0 P: 8	R: 2 E: 0 K: 0 S: 7	H: 4 LOB: 2 BB: 0 P: 7	R: 0 E: 0 K: 0 S: 4	H: 1 LOB: 1 BB: 0 P: 4	R: 0 E: 0 K: 0 S: 3	H: 0 LOB: 2 BB: 2 P: 11	R: 0 E: 0 K: 0 S: 3	H: 1 LOB: 0 BB: 0 P: 3	R: 0 E: 0 K: 1 S: 5	H: 1 LOB: 2 BB: 2 P: 13	1B: 10 2B: 2 3B: 0 HR: 1	SF: 0 SAC: 1 DP: 2 HBP: 0	WP: 2 PB: 1 SB: 0 CS: 0	PA: 44
PITCHER	IP WLS BF H R ER SO BB IBB HBP BLK WP HR S P ERA WHIP																			
Jim Owens, R (1, 1) <small>ERA: 7.0</small>	4.1 L 23 8 5 5 2 1 0 0 0 1 1 26 30 10.38 2.077																			
Jack Baldschun, R (5, 1) <small>ERA: 4.68</small>	0.2 4 2 0 0 0 0 0 0 0 0 1 0 4 4 0.00 3.000																			
Paul Brown, R (6, 1) <small>ERA: 5.4</small>	2.0 9 1 0 0 0 2 0 0 0 0 0 7 15 0.00 1.500																			
Chris Short, L (8, 1) <small>ERA: 6.3</small>	1.0 5 1 0 0 0 2 0 0 0 0 0 3 11 0.00 3.000																			
Frank Sullivan, R (9, 1) <small>ERA: 4.04</small>	1.0 3 1 0 0 1 0 0 0 0 0 0 5 5 0.00 1.000																			

San Francisco Giants @ Philadelphia Phillies
 Connie Mack Stadium, Philadelphia, PA

Sun Jul 30 1961, 3:33 AM EDT
 Att. 8,347 - Unknown

livebaseballscorecards.com

AB	38
R	5
H	13
RBI	5
BB	5
SO	3
LOB	21



Batter	1	2	3	4	5	6	7	8	9	AB	R	H	RBI	BB	SO	LOB	
Bobby Malkmus, R (1, 4) OBP: 0.268, SLG: 0.319 Don Demeter, R (7, PH) OBP: 0.323, SLG: 0.453 Chris Short, R (8, 1) OBP: 0.091, SLG: 0.091 Ken Walters, R (9, 3) OBP: 0.257, SLG: 0.331	0-3 K	0-0 E6 1B			0-0 F9		1-0 HBP		0-0 4-3	3	0	1	0	0	1	0	
Johnny Callison, L (1, 7) OBP: 0.352, SLG: 0.377	4-0 1B BB	0-0 5-3			0-0 F6		0-3 K		0-0 P6	4	1	0	0	1	1	4	
Wes Covington, L (1, 9) OBP: 0.317, SLG: 0.414	0-0 BB 1B SF9 1B		0-0 F7		0-0 G3		0-0 P5		0-0 1B	5	1	2	0	0	0	3	
Tony Gonzalez, L (1, 8) OBP: 0.392, SLG: 0.474	0-0 SF9 BB 1B		0-3 K		0-0 4-3		0-0 4-3		0-0 1-3	5	0	1	1	0	1	4	
Lee Walls, R (1, 5) OBP: 0.354, SLG: 0.500	4-0 1-2 2-3 BB		0-0 6-3		0-0 F8		0-0 F8		0-0 F8	3	0	0	0	1	0	0	
Pancho Herrera, R (1, 3) OBP: 0.347, SLG: 0.418 Frank Sullivan, R (9, 1) OBP: 0.200, SLG: 0.048	0-0 SF9 BB 1B		0-0 F8		0-0 1B		0-0 P3		0-0 P3	3	0	1	1	0	0	0	
Clay Dalrymple, L (1, 2) OBP: 0.227, SLG: 0.239	0-0 F8		0-0 FC6-4 1B		0-0 L4		0-0 2B		0-0 2B	4	0	2	0	0	0	3	
Ruben Amaro, R (1, 6) OBP: 0.332, SLG: 0.348		0-3 K		0-0 F9		0-0 3B		4-0 BB	3	0	1	0	1	1	1		
Jim Owens, R (1, 1) Jack Baldschun, R (5, 1) Paul Brown, R (6, 1) Elmer Valo, L (7, PH) OBP: 0.323, SLG: 0.250 George Williams, R (8, 4)		0-0 4-3		0-0 FC6-4 1-2f		0-0 HBP BB		0-0 F7	2	0	0	0	0	0	0	1	
Inning Stats	R: 2 E: 0 K: 1 S: 7	H: 2 LOB: 2 BB: 2 P: 15	R: 0 E: 1 K: 1 S: 6	H: 1 LOB: 1 BB: 0 P: 6	R: 0 E: 0 K: 1 S: 5	H: 0 LOB: 0 BB: 0 P: 5	R: 0 E: 0 K: 0 S: 4	H: 1 LOB: 1 BB: 0 P: 4	R: 0 E: 0 K: 1 S: 6	H: 1 LOB: 3 BB: 1 P: 11	R: 0 E: 0 K: 0 S: 4	H: 1 LOB: 2 BB: 1 P: 8	R: 0 E: 0 K: 0 S: 4	H: 1 LOB: 1 BB: 0 P: 4	1B: 6 2B: 1 3B: 1 HR: 0	SF: 1 SAC: 0 DP: 0 HBP: 1	
PITCHER Jack Sanford, R (1, 1) ERA: 3.52	IP 9.0	WLS W	BF 40	H 8	R 2	ER 2	SO 4	BB 4	IBB 0	HBP 1	BLK 0	WP 0	HR 0	S 43	P 60	ERA 2.00	WHIP 1.333

BOTTOM

San Francisco Giants @ Philadelphia Phillies
 Connie Mack Stadium, Philadelphia, PA
 Sun Jul 30 1961, 3:33 AM EDT
 Att. 8,347 - Unknown

livebaseballscorecards.com

AB	34
R	2
H	8
RBI	2
BB	4
SO	4
LOB	18



WP: 0	PA: 40
PB: 0	SB: 0
CS: 0	

Batter	1	2	3	4	5	6	7	8	9	AB R H RBI BB SO LOB	TOP									
Joey Amalfitano, R (1, 4) <small>OBP: 0.366, SLG: 0.349</small>	0-3 K2-3		4-2 HR 1B BB	2-1 F8			2-2 F9		0-1 G6-4-3 1B	4 1 1 0 1 1 0	San Francisco Giants @ Los Angeles Dodgers Los Angeles Memorial Coliseum, Los Angeles, CA Wed Aug 02 1961, 10:05 PM EDT Att: 45,249 - Unknown livebaseballscorecards.com									
Harvey Kuenn, R (1, 7) <small>OBP: 0.328, SLG: 0.372</small>	1-1 E6		2-0 HR 1B		0-1 4-3		1-3 K		0-0 G6-4-3 1-2f	5 1 1 0 0 1 1										
Felipe Alou, R (1, 9) <small>OBP: 0.331, SLG: 0.452</small>	1-1 F6		0-0 HR 1-H 2-H		1-2 F3		3-2 E8 1B		2-1 HR	5 3 3 4 0 0 1										
Willie Mays, R (1, 8) <small>OBP: 0.401, SLG: 0.620</small>	1-3 K		2-2 1B 1B		4-2 BB		4-0 1B BB		1-3 K	3 0 1 0 2 2 1										
Orlando Cepeda, R (1, 3) <small>OBP: 0.358, SLG: 0.605</small>		2-0 E5 2B G4-6-3	1-3 K		0-0 L8		0-1 FC6-4 1B			4 1 1 1 0 1 2										
Jim Davenport, R (1, 5) <small>OBP: 0.352, SLG: 0.458</small>		2-2 G4-6-3 1-3 2B	1-0 F8			0-0 1-3		2-0 FC6-4 1-2f		4 0 1 0 0 0 3										
John Orsino, R (1, 2) <small>OBP: 0.333, SLG: 0.464</small>		0-2 E6 G4-6-3	2-2 1B			0-3 K		0-0 F8		4 0 1 0 0 1 2										
Jose Pagan, R (1, 6) <small>OBP: 0.321, SLG: 0.350</small>		1-2 G4-6-3 1-2f 2-3 3-H		2-1 CS 1B		3-2 1B		1-0 F8		4 0 2 0 0 0 2										
Juan Marichal, R (1, 1) <small>OBP: 0.136, SLG: 0.075</small>		1-3 K		2-2 1-3		0-1 1-3		0-0 F9		4 0 0 0 0 1 3										
Inning Stats	R: 0 E: 1 K: 2 S: 10	H: 0 LOB: 1 BB: 0 P: 13	R: 1 E: 2 K: 1 S: 18	H: 1 LOB: 1 BB: 0 P: 24	R: 3 E: 0 K: 1 S: 18	H: 4 LOB: 2 BB: 1 P: 28	R: 0 E: 0 K: 0 S: 8	H: 1 LOB: 0 BB: 0 P: 14	R: 0 E: 0 K: 1 S: 9	H: 1 LOB: 1 BB: 0 P: 12	R: 1 E: 1 K: 1 S: 13	H: 2 LOB: 2 BB: 1 P: 25	R: 0 E: 0 K: 0 S: 3	H: 0 LOB: 0 BB: 0 P: 4	R: 1 E: 0 K: 1 S: 9	H: 2 LOB: 0 BB: 0 P: 12	1B: 8 2B: 1 3B: 0 HR: 2	SF: 0 SAC: 0 DP: 2 HBP: 0	WP: 0 PB: 0 SB: 0 CS: 1	PA: 40
PITCHER	IP WLS BF H R ER SO BB IBB HBP BLK WP HR S P ERA WHIP																			
Johnny Podres, L (1, 1) <small>ERA: 3.08</small>	6.0 L 27 7 4 3 5 2 0 0 0 0 1 72 105 4.50 1.500																			
Roger Craig, R (7, 1) <small>ERA: 6.0</small>	2.0 9 2 1 1 1 1 0 0 0 0 0 16 29 4.50 1.500																			
Turk Farrell, R (9, 1) <small>ERA: 5.09</small>	1.0 4 2 1 1 1 0 0 0 0 0 1 9 12 9.00 2.000																			



Batter	1	2	3	4	5	6	7	8	9	AB R H RBI BB SO LOB	TOP	
Gino Cimoli, R OBP: 0.279, SLG: 0.347 (1, 8) X	0-0 S 1B		0-0 6-3			0-0 F7		0-0 F9		4 0 1 0 0 0 0		
Frank Bolling, R OBP: 0.351, SLG: 0.428 (1, 4) S S S	0-3 K 1-2		0-0 4-3			0-0 F8		0-0 F9		4 0 0 0 0 1 1		
Eddie Mathews, L OBP: 0.385, SLG: 0.522 (1, 5) S S S	0-3 K				0-3 K			0-3 K		4 0 0 0 0 3 1		
Hank Aaron, R OBP: 0.374, SLG: 0.631 (1, 9) B B B	4-0 BB				0-0 4-3					3 2 2 2 1 0 0		
Joe Adcock, R OBP: 0.332, SLG: 0.479 Al Spangler, L OBP: 0.427, SLG: 0.293 (1, 3) X (9, PR) (9, 7)	0-0 P6				0-0 1B					2 0 1 0 2 0 2 0 0 0 0 0 0 0		
Frank Thomas, R OBP: 0.374, SLG: 0.533 (1, 7) (9, 3)					0-0 F7					3 0 1 0 1 0 2		
Joe Torre, R OBP: 0.330, SLG: 0.464 (1, 2)					0-3 K					4 0 1 0 0 3 3		
Roy McMillan, R OBP: 0.314, SLG: 0.293 (1, 6)					0-3 K					4 0 0 0 0 1 5		
Warren Spahn, L OBP: 0.309, SLG: 0.467 (1, 1)					0-3 K					4 0 0 0 0 4 4		
Inning Stats	R: 0 H: 1 E: 0 LOB: 2 K: 2 BB: 1 S: 8 P: 12	R: 0 H: 0 E: 0 LOB: 0 K: 1 BB: 1 S: 4 P: 8	R: 0 H: 0 E: 0 LOB: 0 K: 1 BB: 0 S: 5 P: 5	R: 0 H: 1 E: 0 LOB: 1 K: 1 BB: 0 S: 6 P: 6	R: 0 H: 0 E: 0 LOB: 0 K: 3 BB: 0 S: 9 P: 9	R: 0 H: 0 E: 0 LOB: 0 K: 0 BB: 0 S: 3 P: 3	R: 1 H: 2 E: 0 LOB: 2 K: 1 BB: 1 S: 7 P: 11	R: 0 H: 0 E: 0 LOB: 0 K: 1 BB: 0 S: 5 P: 5	R: 1 H: 2 E: 0 LOB: 2 K: 2 BB: 1 S: 9 P: 13	1B: 4 SF: 0 2B: 0 SAC: 0 3B: 0 DP: 1 HR: 2 HBP: 0	WP: 0 PA: 36 PB: 0 SB: 1 CS: 0	
PITCHER Mike McCormick, L ERA: 2.92 (1, 1)	IP WLS BF H R ER SO BB IBB HBP BLK WP HR S P ERA WHIP	9.0 L 36 6 2 2 12 4 0 0 0 0 2 56 72 2.00 1.111										

Milwaukee Braves @ San Francisco Giants
 Candlestick Park, San Francisco, CA
 Fri Aug 04 1961, 10:05 PM EDT
 Att: 16,604 - Unknown

AB	32
R	2
H	6
RBI	2
BB	4
SO	12
LOB	18



Batter	1	2	3	4	5	6	7	8	9	AB	R	H	RBI	BB	SO	LOB
Joey Amalfitano, R OBP: 0.358, SLG: 0.338 (1, 4)	F9		5-3			K		F7		4	0	0	0	0	1	1
Harvey Kuenn, R OBP: 0.324, SLG: 0.367 (1, 7)	P3				P5			F8		4	0	1	0	0	0	0
Felipe Alou, R OBP: 0.329, SLG: 0.446 (1, 9)	F8				F9			F8		4	0	1	0	0	0	1
Willie Mays, R OBP: 0.396, SLG: 0.610 (1, 8)		F9			5-3			F9		4	0	0	0	0	0	1
Orlando Cepeda, R OBP: 0.356, SLG: 0.605 (1, 3)		P6				HR		F2		4	1	1	1	0	0	1
Jim Davenport, R OBP: 0.346, SLG: 0.448 (1, 5)		L9				F8		F2		4	0	1	0	0	0	1
Ed Bailey, L OBP: 0.355, SLG: 0.433 (1, 2)			4-0			1-3				2	0	1	0	1	0	0
Jose Pagan, R OBP: 0.318, SLG: 0.346 (1, 6)			FC6-4			F8		F8		3	0	0	0	0	0	3
Mike McCormick, L OBP: 0.212, SLG: 0.184 (1, 1)			SH1-3			F8		4-3		2	0	0	0	0	0	0

BOTTOM

Milwaukee Braves @ San Francisco Giants
Candlestick Park, San Francisco, CA

Fri Aug 04 1961, 10:05 PM EDT
Att. 16,604 - Unknown

AB	31
R	1
H	5
RBI	1
BB	1
SO	1
LOB	8



Inning Stats	R: 0	H: 0	E: 0	LOB: 0	K: 0	BB: 0	S: 3	P: 3	R: 0	H: 0	E: 0	LOB: 0	K: 0	BB: 0	S: 3	P: 3	R: 0	H: 0	E: 0	LOB: 1	K: 0	BB: 1	S: 3	P: 7	R: 0	H: 0	E: 0	LOB: 0	K: 0	BB: 0	S: 3	P: 3	R: 1	H: 1	E: 0	LOB: 0	K: 0	BB: 0	S: 4	P: 4	R: 0	H: 1	E: 0	LOB: 1	K: 1	BB: 0	S: 6	P: 6	R: 0	H: 2	E: 0	LOB: 2	K: 0	BB: 0	S: 5	P: 5	R: 0	H: 0	E: 0	LOB: 0	K: 0	BB: 0	S: 3	P: 3	R: 0	H: 1	E: 0	LOB: 1	K: 0	BB: 0	S: 4	P: 4	1B: 4	SF: 0	2B: 0	SAC: 1	3B: 0	DP: 0	HR: 1	HBP: 0	WP: 0	PA: 33	PB: 0	SB: 0	CS: 0	ERA	WHIP
PITCHER Warren Spahn, L ERA: 3.49 (1, 1)	IP	WLS	BF	H	R	ER	SO	BB	IBB	HBP	BLK	WP	HR	S	P	ERA	WHIP	IP	WLS	BF	H	R	ER	SO	BB	IBB	HBP	BLK	WP	HR	S	P	ERA	WHIP	IP	WLS	BF	H	R	ER	SO	BB	IBB	HBP	BLK	WP	HR	S	P	ERA	WHIP																																				


Batter	1	2	3	4	5	6	7	8	9	AB	R	H	RBI	BB	SO	LOB
Felipe Alou, R OBP: 0.324, SLG: 0.438 (1, 9) X	0-0 F8		0-0 4-3		0-0 F5		0-3 K		0-3 K	5	0	0	0	0	2	1
Joey Amalfitano, R OBP: 0.355, SLG: 0.335 (1, 5) X (5, 4)	0-0 1B		0-0 5-3		0-0 F8		0-0 3-1		0-0 F8	5	0	1	0	0	0	1
Matty Alou, L OBP: 0.355, SLG: 0.449 (1, 7) X	0-0 BB		0-0 3B		4-0 1B		0-3 K			3	0	2	0	1	1	0
Willie Mays, R OBP: 0.395, SLG: 0.606 (1, 8) X	0-0 P6		0-0 6-3		0-0 1B		0-0 F5			4	0	1	0	0	0	3
Orlando Cepeda, R OBP: 0.355, SLG: 0.600 (1, 3) B B B B	4-0 1-2				0-0 5-3		0-0 F9		0-0 L7	3	0	0	0	1	0	2
Ed Bailey, L OBP: 0.357, SLG: 0.434 (1, 2) X	0-0 G3				0-0 WP		0-0 F9		0-0 BB	4	2	2	0	0	0	3
Eddie Bressoud, R OBP: 0.317, SLG: 0.422 (1, 6) X					4-0 1B		0-0 F8		4-0 2B	2	1	0	0	2	0	0
Ernie Bowman, R OBP: 0.182, SLG: 0.182 (4, PH)					0-0 WP		0-0 F9		0-0 2B	1	0	0	0	0	0	2
Willie McCovey, L OBP: 0.318, SLG: 0.423 (5, 1)					1-2 1B		0-0 3-1		0-0 BB	0	0	0	0	0	0	0
Dom Zanni, R (6, PH)					0-0 F9				0-0 F7	1	0	0	0	0	0	0
Jim Marshall, L OBP: 0.296, SLG: 0.344 (7, 1)					0-0 3-1				0-0 F7	0	0	0	0	0	0	0
Richard LeMay, L OBP: 0.111, SLG: 0.059 (8, 1)					0-0 3-1				0-0 F7	0	0	0	0	0	0	0
Bobby Bolin, R OBP: 0.288, SLG: 0.288 (9, PH)					0-0 1B				0-0 2B	1	0	0	0	0	0	2
Hobie Landritsh, L OBP: 0.351, SLG: 0.378 (9, PH)					1-1 2-1				0-0 2B	3	0	2	3	0	0	0
Sam Jones, R OBP: 0.176, SLG: 0.212 (1, 1)										1	0	0	0	0	0	0
Jim Davenport, R OBP: 0.350, SLG: 0.454 (4, PH) (5, 5)										3	0	2	3	0	0	0

Inning Stats	R: 0	H: 2	E: 0	LOB: 3	K: 0	BB: 1	S: 5	P: 9	R: 0	H: 0	E: 0	LOB: 0	K: 0	BB: 0	S: 3	R: 0	H: 1	E: 0	LOB: 1	K: 0	BB: 0	S: 4	P: 4	R: 1	H: 2	E: 0	LOB: 2	K: 0	BB: 1	S: 4	R: 0	H: 0	E: 0	LOB: 0	K: 0	BB: 0	S: 3	R: 0	H: 0	E: 0	LOB: 0	K: 1	BB: 0	S: 5	P: 5	R: 0	H: 0	E: 0	LOB: 0	K: 1	BB: 0	S: 5	P: 5	R: 2	H: 2	E: 0	LOB: 1	K: 1	BB: 1	S: 7	P: 11	1B: 6	SF: 0	2B: 1	SAC: 0	3B: 1	DP: 0	HR: 0	HBP: 0	WP: 1	PA: 38
PITCHER Bob Buhl, R ERA: 4.0 (1, 1)	IP	WLS	BF	H	R	ER	SO	BB	IBB	HBP	BLK	WP	HR	S	P	ERA	WHIP																																																						
	9.0	W	38	8	3	3	3	4	0	0	0	1	0	40	56	3.00	1.333																																																						
																			PITCHER	IP	WLS	BF	H	R	ER	SO	BB	IBB	HBP	BLK	WP	HR	S	P	ERA	WHIP																																			

Milwaukee Braves @ San Francisco Giants
Candlestick Park, San Francisco, CA
Sat Aug 05 1961, 6:33 AM EDT
Att. 19,878 - Unknown

AB	34
R	3
H	8
RBI	3
BB	4
SO	3
LOB	14



Batter	1	2	3	4	5	6	7	8	9	AB R H RBI BB SO LOB	TOP									
Mack Jones, L (1, 8) OBP: 0.346, SLG: 0.330	0-3 K		0-0 1-3		0-0 G6-3 1B			0-0 G3	0-0 1-3 2-H 1B	5 0 2 1 0 1 0	Milwaukee Braves @ San Francisco Giants Candlestick Park, San Francisco, CA Sun Aug 06 1961, 6:33 AM EDT Att: 24,336 - Unknown									
Frank Bolling, R (1, 4) OBP: 0.345, SLG: 0.420	0-0 P6		0-0 E6 WP 1B		0-0 G6-3 1-2f			0-0 5-3	0-3 K	5 0 1 0 0 1 3										
Eddie Mathews, L (1, 5) OBP: 0.387, SLG: 0.526	0-0 1B		0-0 3-1					0-0 1B		4 0 3 0 0 0 1										
Hank Aaron, R (1, 9) OBP: 0.377, SLG: 0.639	0-0 6-3			0-0 1B 2B				0-0 G5-4-3 1B		4 1 1 0 0 0 3										
Joe Adcock, R (1, 3) OBP: 0.339, SLG: 0.490		0-0 WP 1B		0-0 G1-4-3 1B 2-H				0-0 6-3	0-0 HR	4 1 3 2 0 0 0										
Frank Thomas, R (1, 7) OBP: 0.376, SLG: 0.537		0-3 K		0-0 G1-4-3 1-2f				0-0 5-3	0-0 F7	4 0 0 0 0 1 2										
Joe Torre, R (1, 2) OBP: 0.337, SLG: 0.467		0-0 5-3		0-0 1B				0-0 BLK 1B	0-0 FC6-5 1B 1B	4 0 3 0 0 0 1 0 0 0 0 0 0 0										
John DeMerit, R (9, PR) OBP: 0.214, SLG: 0.246		0-0 5-3		0-0 F9				0-3 K	0-0 FC6-5 1B 1B	3 0 0 0 0 1 3 1 1 1 0 0 0 0										
Roy McMillan, R (1, 6) OBP: 0.316, SLG: 0.294		0-0 5-3						0-0 P6	0-0 FC6-5 1B 1B	2 0 0 0 0 1 0 1 0 0 0 0 0 1 0 0 0 0 0 0 0 1 0 0 0 0 0 2										
Bob Boyd, L (9, PH) OBP: 0.286, SLG: 0.301			0-3 K		0-0 F2				0-0 P6											
Carl Willey, R (1, 1) OBP: 0.027, SLG: 0.027																				
Lee Maye, L (7, PH) OBP: 0.320, SLG: 0.444																				
Tony Cloninger, R (7, 1) OBP: 0.214, SLG: 0.214																				
Felix Mantilla, R (9, PH) OBP: 0.355, SLG: 0.327																				
Inning Stats	R: 0 E: 0 K: 1 S: 6	H: 1 LOB: 1 BB: 0 P: 6	R: 0 E: 0 K: 1 S: 6	H: 1 LOB: 1 BB: 0 P: 6	R: 0 E: 1 K: 1 S: 6	H: 1 LOB: 1 BB: 0 P: 6	R: 1 E: 0 K: 0 S: 5	H: 3 LOB: 1 BB: 0 P: 5	R: 0 E: 0 K: 0 S: 3	H: 1 LOB: 0 BB: 0 P: 3	R: 0 E: 0 K: 1 S: 6	H: 1 LOB: 1 BB: 0 P: 6	R: 0 E: 0 K: 0 S: 4	H: 1 LOB: 1 BB: 0 P: 4	R: 2 E: 0 K: 1 S: 9	H: 4 LOB: 2 BB: 0 P: 9	1B: 11 2B: 1 3B: 1 HR: 1	SF: 0 SAC: 0 DP: 3 HBP: 0	WP: 2 PB: 0 SB: 0 CS: 0	PA: 38
PITCHER	IP WLS BF H R ER SO BB IBB HBP BLK WP HR S P ERA WHIP																			
Juan Marichal, R (1, 1) ERA: 3.98	8.2 W 37 14 3 3 4 0 0 0 1 2 1 45 45 3.12 1.615																			
Stu Miller, R (9, 1) ERA: 2.66	0.1 S 1 0 0 0 1 0 0 0 0 0 0 3 3 0.00 0.000																			

Batter	1	2	3	4	5	6	7	8	9	AB	R	H	RBI	BB	SO	LOB
--------	---	---	---	---	---	---	---	---	---	----	---	---	-----	----	----	-----

Joey Amalfitano, R <small>(1, 4)</small> <small>OBP: 0.357, SLG: 0.335</small>	 <small>0-0</small>		 <small>4-0</small>	 <small>0-3</small>			 <small>0-0</small>			3	2	1	0	1	1	2
Harvey Kuenn, R <small>(1, 7)</small> <small>OBP: 0.326, SLG: 0.369</small> Felipe Alou, R <small>(9, 7)</small> <small>OBP: 0.324, SLG: 0.438</small>	 <small>0-0</small>		 <small>0-0</small>			 <small>0-0</small>	 <small>4-0</small>			3	1	1	1	1	0	1
Matty Alou, L <small>(1, 9)</small> <small>OBP: 0.359, SLG: 0.473</small>	 <small>0-0</small>		 <small>0-0</small>			 <small>0-0</small>	 <small>0-0</small>			4	1	2	2	0	0	2
Willie Mays, R <small>(1, 8)</small> <small>OBP: 0.396, SLG: 0.604</small>	 <small>0-0</small>		 <small>1-0</small>			 <small>0-0</small>	 <small>0-0</small>			3	0	1	1	0	0	2
Orlando Cepeda, R <small>(1, 3)</small> <small>OBP: 0.354, SLG: 0.597</small>	 <small>0-0</small>		 <small>0-0</small>			 <small>0-3</small>		 <small>0-0</small>		4	0	1	0	0	1	3
Jim Davenport, R <small>(1, 5)</small> <small>OBP: 0.345, SLG: 0.447</small>	 <small>0-3</small>		 <small>0-0</small>			 <small>0-0</small>		 <small>0-0</small>		4	0	0	0	0	1	3
John Orsino, R <small>(1, 2)</small> <small>OBP: 0.316, SLG: 0.417</small>		 <small>0-0</small>		 <small>0-0</small>		 <small>0-0</small>		 <small>0-0</small>		4	0	1	0	0	0	0
Jose Pagan, R <small>(1, 6)</small> <small>OBP: 0.318, SLG: 0.344</small>		 <small>0-3</small>		 <small>4-0</small>		 <small>0-0</small>				2	0	0	0	1	1	1
Juan Marichal, R <small>(1, 1)</small> <small>OBP: 0.133, SLG: 0.073</small> Stu Miller, R <small>(9, 1)</small> <small>OBP: 0.333, SLG: 0.167</small>		 <small>0-0</small>		 <small>0-0</small>			 <small>0-1</small>			1	0	0	0	0	0	0

Inning Stats	R: 2	H: 4	E: 0	LOB: 1	K: 1	P: 8	R: 0	H: 0	E: 0	LOB: 0	K: 1	P: 5	R: 0	H: 1	E: 1	LOB: 1	K: 0	P: 9	R: 0	H: 0	E: 0	LOB: 1	K: 1	P: 9	R: 0	H: 0	E: 0	LOB: 0	K: 0	P: 3	R: 0	H: 1	E: 0	LOB: 1	K: 1	P: 6	R: 0	H: 0	E: 1	LOB: 2	K: 0	P: 8	R: 0	H: 1	E: 0	LOB: 0	K: 0	P: 3
1B: 5	SF: 0	2B: 1	SAC: 1	3B: 0	DP: 2	HR: 1	HBP: 1	WP: 0	PA: 34	PB: 0	SB: 0	CS: 0																																				

PITCHER	IP	WLS	BF	H	R	ER	SO	BB	IBB	HBP	BLK	WP	HR	S	P	ERA	WHIP
Carl Willey, R <small>(1, 1)</small> <small>ERA: 4.33</small>	6.0	L	26	6	4	4	4	2	0	1	0	0	1	31	40	6.00	1.333
Tony Cloninger, R <small>(7, 1)</small> <small>ERA: 6.85</small>	2.0		8	1	0	0	0	1	0	0	0	0	0	7	11	0.00	1.000

BOTTOM

Milwaukee Braves @ San Francisco Giants
Candlestick Park, San Francisco, CA
 Sun Aug 06 1961, 6:33 AM EDT
 Att. 24,336 - Unknown

AB	28
R	4
H	7
RBI	4
BB	3
SO	4
LOB	14



WP	HR	S	P	ERA	WHIP
0	0	0	0	0.00	1.000

Batter	1	2	3	4	5	6	7	8	9	AB R H RBI BB SO LOB	TOP									
Richie Ashburn, L (1, 8) OBP: 0.356, SLG: 0.284	0-3 K		0-0 1-H 3B			0-3 1-2 K			0-0 6-3	4 0 1 1 0 2 1	Chicago Cubs @ San Francisco Giants Candlestick Park, San Francisco, CA Tue Aug 08 1961, 10:05 PM EDT Att. 10,977 - Unknown - 68 F									
Jerry Kindall, R (1, 4) OBP: 0.307, SLG: 0.445	0-3 K		0-3 K			0-0 P6			0-0 2B 1B	4 0 1 0 0 2 2										
Bob Will, L (1, 9) OBP: 0.368, SLG: 0.359	0-0 F7								0-0 1-3 2B	4 0 1 0 0 0 0										
14 Ernie Banks, R (1, 6) OBP: 0.347, SLG: 0.494		0-0 5-3							0-0 P4	4 0 0 0 0 0 2										
Billy Williams, L (1, 7) OBP: 0.347, SLG: 0.507		0-3 K							0-0 1-3	4 0 0 0 0 2 2										
Ron Santo, R (1, 5) OBP: 0.373, SLG: 0.471		0-0 P4								3 0 0 0 0 1 0										
Sammy Taylor, L (1, 2) OBP: 0.337, SLG: 0.427			0-0 3B 1B							3 1 1 0 0 1 0										
Ed Bouchee, L (1, 3) OBP: 0.368, SLG: 0.432			0-0 F7							3 0 1 0 0 1 1										
Don Cardwell, R (1, 1) OBP: 0.194, SLG: 0.286			0-0 F8							1 0 0 0 0 0 1										
Sammy Drake, S (6, PR)						1-0 HBP			0-0 6-3	0 0 0 0 0 0 0										
Don Elston, R (6, 1) OBP: 0.222, SLG: 0.222										0 0 0 0 0 0 0										
Don Zimmer, R (8, PH) OBP: 0.304, SLG: 0.404										1 0 0 0 0 0 1										
Dick Ellsworth, L (8, 1) OBP: 0.147, SLG: 0.097										0 0 0 0 0 0 0										
Inning Stats	R: 0 E: 0 K: 2 S: 7	H: 0 LOB: 0 BB: 0 P: 7	R: 0 E: 0 K: 1 S: 5	H: 0 LOB: 0 BB: 0 P: 5	R: 1 E: 0 K: 1 S: 7	H: 2 LOB: 1 BB: 0 P: 7	R: 0 E: 0 K: 1 S: 5	H: 0 LOB: 0 BB: 0 P: 5	R: 0 E: 0 K: 1 S: 5	H: 0 LOB: 0 BB: 0 P: 5	R: 0 E: 0 K: 0 S: 3	H: 0 LOB: 0 BB: 0 P: 3	R: 0 E: 0 K: 2 S: 8	H: 1 LOB: 1 BB: 0 P: 8	R: 0 E: 0 K: 0 S: 5	H: 2 LOB: 2 BB: 0 P: 5	1B: 2 2B: 2 3B: 1 HR: 0	SF: 0 SAC: 0 DP: 0 HBP: 1	WP: 0 PB: 0 SB: 0 CS: 0	PA: 32
PITCHER Jack Sanford, R (1, 1) ERA: 3.33	IP: 9.0 WLS: W BF: 32 H: 5 R: 1 ER: 1 SO: 9 BB: 0 IBB: 0 HBP: 1 BLK: 0 WP: 0 HR: 0 S: 49 P: 50 ERA: 1.00 WHIP: 0.556											PITCHER	IP: 9.0 WLS: W BF: 32 H: 5 R: 1 ER: 1 SO: 9 BB: 0 IBB: 0 HBP: 1 BLK: 0 WP: 0 HR: 0 S: 49 P: 50 ERA: 1.00 WHIP: 0.556							

livebaseballscorecards.com

AB	31
R	1
H	5
RBI	1
BB	0
SO	9
LOB	10



Batter	1	2	3	4	5	6	7	8	9	AB R H RBI BB SO LOB	TOP											
Eddie Kasko, R OBP: 0.316, SLG: 0.327 (1, 6) X	0-0 6-3			X 0-0 CS 1B	X 0-0 4-3			X 0-0 6-3		4 0 1 0 0 0 2	Cincinnati Reds @ San Francisco Giants Candlestick Park, San Francisco, CA Fri Aug 11 1961, 10:05 PM EDT Att: 22,932 - Unknown livebaseballscorecards.com											
Don Blasingame, L OBP: 0.291, SLG: 0.285 (1, 4) X	0-0 F9		0-0 K	0-3 1-2		X 0-0 F5		X 0-0 F9		4 0 0 0 0 1 1												
Vada Pinson, L OBP: 0.364, SLG: 0.474 (1, 8) X	0-0 G1		X 0-0 F5			X 0-0 L8			0-3 K	4 0 0 0 0 1 0												
Frank Robinson, R OBP: 0.409, SLG: 0.651 (1, 9)		X 0-0 FC4-6 1B			X 0-0 F9	X 0-0 6-3			0-3 K	4 0 1 0 0 1 0												
Gus Bell, L OBP: 0.307, SLG: 0.365 (1, 7) X		X 0-0 FC4-6 CS 1-2f			X 0-0 1B 1B 1B		X 0-0 B3		X 0-0 P6	4 1 1 0 0 0 1												
Gordy Coleman, L OBP: 0.344, SLG: 0.525 (1, 3) SSS		0-3 K 1-2			X 0-0 1B 1B		X 0-0 1B			3 1 2 0 0 1 1												
Gene Freese, R OBP: 0.326, SLG: 0.496 (1, 5) SSS			0-3 K		X 0-0 E 1B 1B 1-2 2-3		X 0-0 F8			3 0 1 0 0 1 1												
Jerry Zimmerman, R OBP: 0.256, SLG: 0.231 (1, 2) Jerry Lynch, L OBP: 0.416, SLG: 0.677 (7, PH) Johnny Edwards, L OBP: 0.298, SLG: 0.284 (7, 2)			0-0 1-3		0-3 K		X 0-0 F9			2 0 0 0 0 1 3 1 0 0 0 0 0 1 0 0 0 0 0 0 0												
Jim O'Toole, S OBP: 0.206, SLG: 0.197 (1, 1) Leo Cardenas, R OBP: 0.335, SLG: 0.439 (8, PH) Sherman Jones, L OBP: 0.300, SLG: 0.222 (8, 1) SSS			0-3 K		X 0-0 E8 1B 1-3 2-H 3-H			0-3 K		2 0 1 2 0 1 0 1 0 0 0 0 1 0 0 0 0 0 0 0 0												
Inning Stats	R: 0 E: 0 K: 0 S: 3	H: 0 LOB: 0 BB: 0 P: 3	R: 0 E: 0 K: 1 S: 5	H: 1 LOB: 0 BB: 0 P: 5	R: 0 E: 0 K: 2 S: 7	H: 0 LOB: 0 BB: 0 P: 7	R: 0 E: 0 K: 1 S: 5	H: 1 LOB: 0 BB: 0 P: 5	R: 2 E: 1 K: 1 S: 9	H: 4 LOB: 2 BB: 0 P: 9		R: 0 E: 0 K: 0 S: 3	H: 0 LOB: 0 BB: 0 P: 3	R: 0 E: 0 K: 0 S: 4	H: 1 LOB: 1 BB: 0 P: 4	R: 0 E: 0 K: 1 S: 5	H: 0 LOB: 0 BB: 0 P: 5	R: 0 E: 0 K: 2 S: 7	H: 0 LOB: 0 BB: 0 P: 7	1B: 7 2B: 1 3B: 0 HR: 0	SF: 0 SAC: 0 DP: 1 HBP: 0	WP: 0 PB: 0 SB: 0 CS: 2
PITCHER Juan Marichal, R ERA: 3.86 (1, 1)	IP 9.0	WLS W	BF 32	H 7	R 2	ER 2	SO 8	BB 0	IBB 0	HBP 0	BLK 0	WP 0	HR 0	S 48	P 48	ERA 2.00	WHIP 0.778					

Cincinnati Reds @ San Francisco Giants
 Candlestick Park, San Francisco, CA
 Fri Aug 11 1961, 10:05 PM EDT
 Att: 22,932 - Unknown

AB	32
R	2
H	7
RBI	2
BB	0
SO	8
LOB	10



Batter	1	2	3	4	5	6	7	8	9	AB R H RBI BB SO LOB	TOP											
Elio Chacon, R OBP: 0.431, SLG: 0.396 (1, 4) X	0-0 5-3		0-0 6-3		0-0 4-3			0-0 P5		4 0 0 0 0 0 2	<p>Cincinnati Reds @ San Francisco Giants</p> <p>Candlestick Park, San Francisco, CA</p> <p>Sat Aug 12 1961, 6:33 AM EDT</p> <p>Att: 22,845 - Unknown</p> <p>livebaseballscorecards.com</p>											
Eddie Kasko, R OBP: 0.318, SLG: 0.327 (1, 6) X	0-0 5-3		4-0 1B BB			0-0 6-3		0-0 1-2 HR 1B		3 1 1 0 1 0 0												
Vada Pinson, L OBP: 0.369, SLG: 0.487 (1, 8) X	0-0 2B		0-0 1-2 3-H 1B			0-0 S 1B		0-0 1-H 2-H HR		4 1 4 4 0 0 0												
Frank Robinson, R OBP: 0.408, SLG: 0.647 (1, 9) X	0-0 4-3		0-0 5-3			0-3 K		0-0 G1-6-3 1B		4 0 1 0 0 1 4												
Gus Bell, L OBP: 0.301, SLG: 0.357 (1, 7) X		0-0 P6		0-0 4-3		0-0 F7		0-0 G1-6-3 1-2f		4 0 0 0 0 0 2												
Gordy Coleman, L OBP: 0.341, SLG: 0.520 (1, 3) X		0-3 K		0-0 F8			0-0 4-3		0-0 P6	4 0 0 0 0 1 0												
Gene Freese, R OBP: 0.323, SLG: 0.492 (1, 5) X		0-0 F8		0-0 1-3			0-0 F7		0-0 5-3	4 0 0 0 0 0 0												
Johnny Edwards, L OBP: 0.296, SLG: 0.282 (1, 2) X			0-0 BLK SH2-4 1B 1B		0-0 F7		0-0 F8		0-3 K	4 1 1 0 0 1 0												
Bob Purkey, R OBP: 0.125, SLG: 0.161 (1, 1) X			0-0 SH2-4		0-0 F7			0-0 1B HR 1B		1 0 0 0 0 1 0												
Jim Brosnan, R OBP: 0.167, SLG: 0.091 (7, 1) X					0-3 K					0 0 0 0 0 0 0												
Don Blasingame, L OBP: 0.293, SLG: 0.287 (8, PH) X										1 1 1 0 0 0 0												
Bill Henry, L (8, 1) X			1-2 K							0 0 0 0 0 0 0												
Inning Stats	R: 0 E: 0 K: 0 S: 4	H: 1 LOB: 1 BB: 0 P: 4	R: 0 E: 0 K: 1 S: 5	H: 0 LOB: 0 BB: 0 P: 5	R: 1 E: 0 K: 0 S: 5	H: 2 LOB: 2 BB: 1 P: 9	R: 0 E: 0 K: 0 S: 3	H: 0 LOB: 0 BB: 0 P: 3	R: 0 E: 0 K: 1 S: 5	H: 0 LOB: 0 BB: 0 P: 5	R: 0 E: 0 K: 1 S: 6	H: 1 LOB: 1 BB: 0 P: 6	R: 0 E: 0 K: 0 S: 3	H: 0 LOB: 0 BB: 0 P: 3	R: 3 E: 0 K: 0 S: 6	H: 4 LOB: 0 BB: 0 P: 6	R: 0 E: 0 K: 1 S: 5	H: 0 LOB: 0 BB: 0 P: 5	1B: 6 2B: 1 3B: 0 HR: 1	SF: 0 SAC: 1 DP: 1 HBP: 0	WP: 0 PB: 0 SB: 1 CS: 0	PA: 35
PITCHER	IP WLS BF H R ER SO BB IBB HBP BLK WP HR S P ERA WHIP																					
Jack Sanford, R ERA: 3.41 (1, 1)	7.1 W 31 8 4 4 3 1 0 0 0 0 0 1 36 40 4.91 1.227																					
Stu Miller, R ERA: 2.65 (8, 1)	1.2 S 4 0 0 0 1 0 0 0 0 0 0 0 6 6 0.00 0.000																					

AB	33
R	4
H	8
RBI	4
BB	1
SO	4
LOB	8



Batter	1	2	3	4	5	6	7	8	9	AB R H RBI BB SO LOB	TOP		
Elio Chacon, R (1, 4) OBP: 0.426, SLG: 0.411 Jerry Lynch, L (7, PH) OBP: 0.421, SLG: 0.680 Johnny Edwards, L (7, 2) OBP: 0.293, SLG: 0.279	0-0 F3		0-0 F8		0-0 2B		0-0 1B 1B		0-0 4-3	3 0 1 0 0 0 0 1 0 1 1 0 0 0 1 0 0 0 0 0 0	Cincinnati Reds @ San Francisco Giants Candlestick Park, San Francisco, CA Sun Aug 13 1961, 6:33 AM EDT Att: 29,559 - Unknown livebaseballscorecards.com		
Eddie Kasko, R (1, 6) OBP: 0.319, SLG: 0.330	0-0 F7		0-0 2B		0-3 K	0-3 K	0-3 K	0-0 G3 1B	5 1 2 0 0 2 2				
Vada Pinson, L (1, 8) OBP: 0.369, SLG: 0.493	0-0 HR		0-3 K		0-0 F5	0-0 1B	0-0 1B	0-0 G3	5 1 2 2 0 1 2				
Frank Robinson, R (1, 9) OBP: 0.408, SLG: 0.643	0-0 P5			0-0 6-3	0-0 P3	0-0 IBB		4-0 1B 2B IBB	3 1 0 0 2 0 0				
Gene Freese, R (1, 5) OBP: 0.324, SLG: 0.491		0-3 K		0-0 F9		0-0 HR 1B	0-0 P6	0-0 2B 1B	5 2 2 1 0 1 3				
Wally Post, R (1, 7) OBP: 0.353, SLG: 0.573		0-0 6-3		0-0 P4		0-0 HR	0-0 F2	0-0 2B	5 1 2 4 0 0 0				
Gordy Coleman, L (1, 3) OBP: 0.339, SLG: 0.516		0-0 1B		0-0 F5		0-0 F8	0-0 4-3	0-0 5-3	5 0 1 0 0 0 1				
Jerry Zimmerman, R (1, 2) OBP: 0.257, SLG: 0.233 Don Blasingame, L (7, PR) OBP: 0.294, SLG: 0.289 (7, 4)		0-0 1-3		0-0 F8		0-0 1B 1B	0-0 1B		3 0 1 0 0 0 1 1 1 1 0 0 0 0				
Ken Johnson, R (1, 1) OBP: 0.333, SLG: 0.333 Bill Henry, L (7, 1)		0-3 K		0-0 2B 1B		0-0 E6 1B 1B	0-0 1-3		3 1 2 0 0 1 0 1 0 0 0 0 0 1				
Inning Stats	R: 1 H: 1 E: 0 LOB: 0 K: 0 BB: 0 S: 4 P: 4	R: 0 H: 1 E: 0 LOB: 1 K: 1 BB: 0 S: 6 P: 6	R: 0 H: 1 E: 0 LOB: 1 K: 2 BB: 0 S: 8 P: 8	R: 0 H: 0 E: 0 LOB: 0 K: 0 BB: 0 S: 3 P: 3	R: 0 H: 2 E: 0 LOB: 2 K: 0 BB: 0 S: 4 P: 4	R: 0 H: 0 E: 0 LOB: 0 K: 1 BB: 0 S: 5 P: 5	R: 4 H: 6 E: 1 LOB: 3 K: 1 BB: 1 S: 11 P: 15	R: 0 H: 1 E: 0 LOB: 1 K: 0 BB: 0 S: 4 P: 4	R: 3 H: 3 E: 0 LOB: 1 K: 0 BB: 1 S: 6 P: 10	1B: 10 SF: 0 2B: 3 SAC: 0 3B: 0 DP: 0 HR: 2 HBP: 0		WP: 0 PA: 43 PB: 0 SB: 0 CS: 0	
PITCHER	IP WLS BF H R ER SO BB IBB HBP BLK WP HR S P ERA WHIP											PITCHER	IP WLS BF H R ER SO BB IBB HBP BLK WP HR S P ERA WHIP
Mike McCormick, L (1, 1) ERA: 3.2	6.1 L 27 9 5 5 4 0 0 0 0 0 0 2 35 35 7.11 1.421												
Sam Jones, R (7, 1) ERA: 4.73	0.2 5 2 0 0 1 0 1 0 0 0 0 0 6 10 0.00 3.000												
Stu Miller, R (8, 1) ERA: 2.93	2.0 11 4 3 3 0 0 0 1 0 0 0 0 10 14 13.50 2.000												



Batter	1	2	3	4	5	6	7	8	9	AB	R	H	RBI	BB	SO	LOB
Joey Amalfitano, R (1, 4) OBP: 0.354, SLG: 0.333	0-0 F8		0-0 F9		0-0 F8			0-0 5-3		4	0	0	0	0	0	2
Harvey Kuenn, R (1, 7) OBP: 0.326, SLG: 0.365	0-0 6-3		0-0 2-H 1B			0-0 6-3		0-0 1-3		4	0	1	1	0	0	0
Matty Alou, L (1, 9) OBP: 0.356, SLG: 0.493	0-0 2B		0-0 1-3			0-0 6-3		0-3 K		4	0	1	0	0	1	1
Willie Mays, R (1, 8) OBP: 0.400, SLG: 0.605	0-0 6-3			0-0 5-3		0-3 K		0-0 G6-4-3 1B		4	0	1	0	0	1	1
Orlando Cepeda, R (1, 3) OBP: 0.352, SLG: 0.588		0-0 6-3		0-0 5-3		0-3 K		0-0 G6-4-3 1-2f		4	0	0	0	0	1	1
Ed Bailey, L (1, 2) OBP: 0.352, SLG: 0.443		0-0 P3		0-0 F7			0-0 2B	0-0 F2		4	0	1	0	0	0	0
Jim Davenport, R (1, 5) OBP: 0.338, SLG: 0.437		0-0 F3			0-0 F8		0-0 1B			3	0	1	0	0	0	0
Ernie Bowman, R (1, 6) OBP: 0.267, SLG: 0.214			0-0 SH3-4 1B		0-3 K		4-0 BB			2	1	1	0	0	1	0
Willie McCovey, L (7, PH) OBP: 0.320, SLG: 0.423										0	0	0	0	1	0	0
Eddie Bressoud, R (8, 6) OBP: 0.317, SLG: 0.422										0	0	0	0	0	0	0
Mike McCormick, L (1, 1) OBP: 0.222, SLG: 0.196			0-0 SH3-4		0-0 1B		0-3 K			1	0	1	0	0	0	0
Sam Jones, R (7, 1) OBP: 0.176, SLG: 0.212										0	0	0	0	0	0	0
Jim Marshall, L (7, PH) OBP: 0.278, SLG: 0.333										0	0	0	0	0	0	0
Felipe Alou, R (7, PH) OBP: 0.322, SLG: 0.437			1-2							1	0	0	0	0	1	2
Stu Miller, R (8, 1) OBP: 0.313, SLG: 0.154										0	0	0	0	0	0	0

Inning Stats	R: 0	H: 1	E: 0	LOB: 1	K: 0	BB: 0	S: 4	P: 4	R: 0	H: 0	E: 0	LOB: 0	K: 0	BB: 0	S: 3	P: 3	R: 1	H: 2	E: 0	LOB: 1	K: 0	BB: 0	S: 5	P: 5	R: 0	H: 0	E: 0	LOB: 0	K: 0	BB: 0	S: 3	P: 3	R: 0	H: 1	E: 0	LOB: 1	K: 1	BB: 0	S: 6	P: 6	R: 0	H: 0	E: 0	LOB: 0	K: 1	BB: 0	S: 5	P: 5	R: 0	H: 2	E: 0	LOB: 2	K: 2	BB: 1	S: 8	P: 12	R: 0	H: 0	E: 0	LOB: 0	K: 1	BB: 0	S: 5	P: 5	R: 0	H: 1	E: 0	LOB: 0	K: 0	BB: 0	S: 3	P: 3	1B: 5	SF: 0	2B: 2	SAC: 1	3B: 0	DP: 1	HR: 0	HBP: 0	WP: 0	PA: 33
--------------	------	------	------	--------	------	-------	------	------	------	------	------	--------	------	-------	------	------	------	------	------	--------	------	-------	------	------	------	------	------	--------	------	-------	------	------	------	------	------	--------	------	-------	------	------	------	------	------	--------	------	-------	------	------	------	------	------	--------	------	-------	------	-------	------	------	------	--------	------	-------	------	------	------	------	------	--------	------	-------	------	------	-------	-------	-------	--------	-------	-------	-------	--------	-------	--------

PITCHER	IP	WLS	BF	H	R	ER	SO	BB	IBB	HBP	BLK	WP	HR	S	P	ERA	WHIP
Ken Johnson, R (1, 1) ERA: 4.4	6.2	W	26	6	1	1	3	1	0	0	0	0	0	31	35	1.35	1.050
Bill Henry, L (7, 1) ERA: 2.68	2.1	S	7	1	0	0	2	0	0	0	0	0	0	11	11	0.00	0.429

BOTTOM

Cincinnati Reds @ San Francisco Giants
Candlestick Park, San Francisco, CA

Sun Aug 13 1961, 6:33 AM EDT
Att. 29,559 - Unknown

AB	31
R	1
H	7
RBI	1
BB	1
SO	5
LOB	7



WP	PA	ERA	WHIP
0	33		

Batter	1	2	3	4	5	6	7	8	9	AB R H RBI BB SO LOB	TOP											
Julian Javier, R (1, 4) OBP: 0.344, SLG: 0.376	0-0 F8		0-0 E1 1B		0-0 P4			4-0 3B 5-3 BB		3 1 1 0 1 0 0	St. Louis Cardinals @ San Francisco Giants Candlestick Park, San Francisco, CA Tue Aug 15 1961, 10:05 PM EDT Att: 13,062 - Unknown											
Joe Cunningham, L (1, 9) OBP: 0.417, SLG: 0.432	0-0 5-3		0-3 K			0-0 1-3		0-0 5-3		4 0 0 0 0 1 2												
Bill White, L (1, 3) OBP: 0.362, SLG: 0.480	0-0 2B		0-3 K			0-0 4-3 1B		0-0 F7		4 0 2 0 0 1 2												
Ken Boyer, R (1, 5) OBP: 0.379, SLG: 0.514	4-0 BB				0-0 5-3	0-0 4-3		0-0 WP 3B		3 1 1 1 1 0 1												
Stan Musial, L (1, 7) OBP: 0.380, SLG: 0.489	0-0 P4				0-0 2B	4-0 IBB		0-3 K		3 0 1 0 1 1 2												
Carl Sawatski, L (1, 2) OBP: 0.393, SLG: 0.518		0-0 4-3			0-0 F7	0-3 K		0-3 K		3 0 0 0 0 1 3												
Jimmie Schaffer, R (6, 2) OBP: 0.306, SLG: 0.370										1 0 0 0 0 1 0												
Curt Flood, R (1, 8) OBP: 0.388, SLG: 0.368		0-0 4-3			0-0 F9		0-0 6-3		0-3 K	2 0 0 0 0 0 1												
Red Schoendienst, S (7, PH) OBP: 0.355, SLG: 0.396										1 0 0 0 0 0 0												
Bob Lillis, R (7, 6) OBP: 0.252, SLG: 0.239										1 0 0 0 0 1 0												
Alex Grammas, R (1, 6) OBP: 0.241, SLG: 0.189		0-0 6-3			0-0 F8		0-0 1-3		0-0 5-3	2 0 0 0 0 0 0												
Don Taussig, R (7, PH) OBP: 0.343, SLG: 0.464										2 0 0 0 0 0 0												
Curt Simmons, L (1, 1) OBP: 0.433, SLG: 0.404			0-0 5-3		0-0 1-3		0-3 K			2 0 0 0 0 0 0												
Charlie James, R (7, PH) OBP: 0.308, SLG: 0.372										1 0 0 0 0 1 0												
Lindy McDaniel, R (7, 1) OBP: 0.143, SLG: 0.143										0 0 0 0 0 0 0												
Inning Stats	R: 0 E: 0 K: 0 S: 4	H: 1 LOB: 2 BB: 1 P: 8	R: 0 E: 0 K: 0 S: 3	H: 0 LOB: 0 BB: 0 P: 3	R: 0 E: 1 K: 2 S: 8	H: 1 LOB: 1 BB: 0 P: 8	R: 0 E: 0 K: 0 S: 4	H: 1 LOB: 1 BB: 0 P: 4	R: 0 E: 0 K: 1 S: 3	H: 0 LOB: 0 BB: 0 P: 3	R: 0 E: 0 K: 1 S: 6	H: 1 LOB: 2 BB: 1 P: 10	R: 0 E: 0 K: 1 S: 5	H: 0 LOB: 0 BB: 0 P: 5	R: 2 E: 0 K: 1 S: 6	H: 1 LOB: 0 BB: 1 P: 10	R: 0 E: 0 K: 2 S: 7	H: 0 LOB: 0 BB: 0 P: 7	1B: 2 2B: 2 3B: 1 HR: 0	SF: 0 SAC: 0 DP: 0 HBP: 0	WP: 1 PB: 0 SB: 0 CS: 0	PA: 35
PITCHER Juan Marichal, R (1, 1) ERA: 3.75	IP: 9.0 WLS: W BF: 35 H: 5 R: 2 ER: 2 SO: 7 BB: 2 IBB: 1 HBP: 0 BLK: 0 WP: 1 HR: 0 S: 46 P: 58 ERA: 2.00 WHIP: 0.778											PITCHER	IP: 0.0 WLS: 0 BF: 0 H: 0 R: 0 ER: 0 SO: 0 BB: 0 IBB: 0 HBP: 0 BLK: 0 WP: 0 HR: 0 S: 0 P: 0 ERA: 0.00 WHIP: 0.000									

livebaseballscorecards.com

AB	32
R	2
H	5
RBI	1
BB	3
SO	7
LOB	11



Batter	1	2	3	4	5	6	7	8	9	AB R H RBI BB SO LOB	TOP
Julian Javier, R (1, 4) OBP: 0.341, SLG: 0.372 Red Schoendienst, S (5, 4) OBP: 0.360, SLG: 0.412	0-0 4-3		0-0 F7		0-3 K			0-0 1B FC6-4 2B		3 0 0 0 0 1 2 1 1 1 0 0 0 0	St. Louis Cardinals @ San Francisco Giants Candlestick Park, San Francisco, CA Wed Aug 16 1961, 6:33 AM EDT Att: 10,585 - Unknown
Bill White, L (1, 3) OBP: 0.363, SLG: 0.480	0-0 F5			0-0 FC6-4 1B	0-0 1-3			0-0 FC6-4 1B		4 0 2 0 0 0 1	
Joe Cunningham, L (1, 9) OBP: 0.412, SLG: 0.425	0-0 G3			0-0 FC6-4 WP 1B 1-2f		0-0 F5		0-0 FC6-4 HR		4 1 0 1 0 0 2	
Stan Musial, L (1, 7) OBP: 0.385, SLG: 0.502		4-0 L4-3 BB		0-0 WP 1B 1-2		0-3 K		0-0 HR		3 1 2 2 1 1 0	
Ken Boyer, R (1, 5) OBP: 0.376, SLG: 0.509		0-0 L4-3 1-2		0-3 K 1-2 2-3		0-3 K		0-0 P3		4 0 0 0 0 2 3	
Carl Sawatski, L (1, 2) OBP: 0.391, SLG: 0.509 Jimmie Schaffer, R (7, 2) OBP: 0.304, SLG: 0.367		0-0 F9		4-0 IBB		0-0 F8		0-3 K		2 0 0 0 1 0 0 1 0 0 0 0 1 0	
Curt Flood, R (1, 8) OBP: 0.380, SLG: 0.359			0-0 6-3	0-0 4-3		0-0 1-3		0-0 6-3		4 0 0 0 0 0 3	
Alex Grammas, R (1, 6) OBP: 0.250, SLG: 0.222			0-0 2B		0-0 4-3 2B		0-0 F9		0-0 6-3	4 0 2 0 0 0 0	
Ray Sadecki, L (1, 1) OBP: 0.246, SLG: 0.308 Charlie James, R (8, PH) OBP: 0.307, SLG: 0.370 Bob Miller, R (8, 1) OBP: 0.500, SLG: 0.583			0-3 K		0-0 4-3		0-0 1-3			2 0 0 0 0 1 2 1 0 0 0 0 0 0 0 0 0 0 0 0 0	
Inning Stats	R: 0 H: 0 E: 0 LOB: 0 K: 0 BB: 0 S: 3 P: 3	R: 0 H: 0 E: 0 LOB: 0 K: 0 BB: 1 S: 2 P: 6	R: 0 H: 1 E: 0 LOB: 1 K: 1 BB: 0 S: 6 P: 6	R: 0 H: 2 E: 0 LOB: 3 K: 1 BB: 1 S: 7 P: 11	R: 0 H: 1 E: 0 LOB: 1 K: 1 BB: 0 S: 6 P: 6	R: 0 H: 0 E: 0 LOB: 0 K: 2 BB: 0 S: 7 P: 7	R: 0 H: 0 E: 0 LOB: 0 K: 0 BB: 0 S: 3 P: 3	R: 3 H: 3 E: 0 LOB: 0 K: 0 BB: 0 S: 6 P: 6	R: 0 H: 0 E: 0 LOB: 0 K: 1 BB: 0 S: 5 P: 5	1B: 3 SF: 0 2B: 4 SAC: 0 3B: 0 DP: 1 HR: 1 HBP: 0	
PITCHER Jack Sanford, R (1, 1) ERA: 3.38	IP WLS BF H R ER SO BB IBB HBP BLK WP HR S P ERA WHIP 9.0 W 35 7 3 3 6 1 1 0 0 1 1 45 53 3.00 0.889	PITCHER IP WLS BF H R ER SO BB IBB HBP BLK WP HR S P ERA WHIP									

livebaseballscorecards.com

AB	33
R	3
H	7
RBI	3
BB	2
SO	6
LOB	13



Batter	1	2	3	4	5	6	7	8	9	AB R H RBI BB SO LOB	TOP
Julian Javier, R OBP: 0.340, SLG: 0.371 (1, 4) X	0-0 F8		0-0 F9			0-0 SH1-4 2B 1B	0-3 K			4 1 1 0 0 1 2	St. Louis Cardinals @ San Francisco Giants Candlestick Park, San Francisco, CA Thu Aug 17 1961, 6:33 AM EDT Att: 10,825 - Unknown livebaseballscorecards.com
Curt Flood, R OBP: 0.379, SLG: 0.359 (1, 8) X	0-0 E S 1B		0-0 4-3			0-0 SH1-4 1-2		0-0 5-3		3 0 1 0 0 0 0	
Charlie James, R OBP: 0.306, SLG: 0.372 (1, 7) X	0-0 F2			0-0 P4		0-0 5-3		0-0 1B 2B		4 1 1 0 0 0 2	
Ken Boyer, R OBP: 0.379, SLG: 0.512 (1, 5) B B B B	4-0 1-3 BB			0-3 K		0-0 2-H 2B		0-0 2-H 1B		3 0 2 2 1 1 0	
Bill White, L OBP: 0.360, SLG: 0.476 (1, 3) X	0-0 F7			0-3 K		0-0 F5		0-0 F8		4 0 0 0 0 1 4	
Don Taussig, R OBP: 0.341, SLG: 0.458 (1, 9) S S S S		0-3 K			0-0 6-3		0-0 SH1-3 SH2-4 1B	0-0 1-2 P6		4 0 1 0 0 1 1	
Alex Grammas, R OBP: 0.243, SLG: 0.216 (1, 6) X		0-0 F8			0-0 F7		0-0 SH2-4 1-2		0-0 F2	3 0 0 0 0 0 0	
Jimmie Schaffer, R OBP: 0.310, SLG: 0.366 (1, 2) S S S S		0-3 K			0-0 1B		4-0 SH1-3 BB		0-0 6-3	3 0 1 0 1 1 0	
Larry Jackson, R OBP: 0.157, SLG: 0.240 (1, 1) X			0-0 5-3		0-0 F7		0-0 SH1-3 1-2 2-3		0-0 F7	3 0 0 0 0 0 1	
Inning Stats	R: 0 H: 1 E: 0 LOB: 2 K: 0 BB: 1 S: 4 P: 8	R: 0 H: 0 E: 0 LOB: 0 K: 2 BB: 0 S: 7 P: 7	R: 0 H: 0 E: 0 LOB: 0 K: 0 BB: 0 S: 3 P: 3	R: 0 H: 0 E: 0 LOB: 0 K: 2 BB: 0 S: 7 P: 7	R: 0 H: 1 E: 0 LOB: 1 K: 0 BB: 0 S: 4 P: 4	R: 1 H: 2 E: 0 LOB: 1 K: 0 BB: 0 S: 5 P: 5	R: 0 H: 1 E: 0 LOB: 2 K: 1 BB: 1 S: 6 P: 10	R: 1 H: 2 E: 0 LOB: 1 K: 0 BB: 0 S: 5 P: 5	R: 0 H: 0 E: 0 LOB: 0 K: 0 BB: 0 S: 3 P: 3	1B: 5 SF: 0 2B: 2 SAC: 3 3B: 0 DP: 0 HR: 0 HBP: 0	WP: 0 PA: 36 PB: 0 SB: 2 CS: 0
PITCHER Mike McCormick, L (1, 1) ERA: 3.14	IP WLS BF H R ER SO BB IBB HBP BLK WP HR S P ERA WHIP										

St. Louis Cardinals @ San Francisco Giants
Candlestick Park, San Francisco, CA
 Thu Aug 17 1961, 6:33 AM EDT
 Att: 10,825 - Unknown

AB 31
R 2
H 7
RBI 2
BB 2
SO 5
LOB 10



Batter	1	2	3	4	5	6	7	8	9	10	AB R H RBI BB SO LOB	TOP															
Maury Wills, S OBP: 0.362, SLG: 0.353	1-2 1-6-3		2-2 F2			1-3 K		0-2 F5		0-1 F4	5 0 0 0 0 1 1	<p>Los Angeles Dodgers @ San Francisco Giants</p> <p>Candlestick Park, San Francisco, CA</p> <p>Fri Aug 18 1961, 10:05 PM EDT</p> <p>Att. 30,145 - Unknown</p>															
Jim Gilliam, S OBP: 0.370, SLG: 0.363	3-2 3-1			0-0 4-3		3-2 1B		0-2 F7			4 0 1 0 0 0 0																
Ron Fairly, L OBP: 0.417, SLG: 0.512	0-1 L7			3-2 1B		0-0 3-1		1-2 BB 1B 2B			4 1 2 0 0 0 1																
Wally Moon, L OBP: 0.444, SLG: 0.534		2-1 F7		0-0 F9		1-1 F8		4-0 BB 1B BB			3 0 0 0 1 0 1																
Tommy Davis, R OBP: 0.342, SLG: 0.447		0-0 L7		2-3 K		4-0 BB BB		4-1 1B BB			2 0 0 0 2 1 1																
Norm Larker, L OBP: 0.324, SLG: 0.394		0-2 2-3			2-1 F8		1-3 K		0-0 F2		2 0 0 0 0 0 0																
Frank Howard, R OBP: 0.355, SLG: 0.519											0 0 0 0 0 0 0																
Duke Snider, L OBP: 0.351, SLG: 0.481											1 0 0 0 0 1 1																
Charlie Neal, R OBP: 0.301, SLG: 0.358											1 0 0 0 0 0 3																
John Roseboro, L OBP: 0.339, SLG: 0.472			3-3 K		2-2 F8		3-2 4-3		2-2 1B		4 0 1 1 0 1 1																
Willie Davis, L OBP: 0.324, SLG: 0.475			0-0 B2		2-1 F8			0-0 G1		0-0 F3	4 0 0 0 0 0 0																
Don Drysdale, R OBP: 0.242, SLG: 0.404			4-0 BB			0-0 F2		1-3 K		0-0 5-3	1 0 0 0 1 0 0																
Gil Hodges, R OBP: 0.322, SLG: 0.388											1 0 0 0 0 1 0																
Larry Sherry, R OBP: 0.308, SLG: 0.182											1 0 0 0 0 0 0																
Inning Stats	R: 0 E: 0 K: 0 S: 10	H: 0 LOB: 0 BB: 0 P: 14	R: 0 E: 0 K: 0 S: 6	H: 0 LOB: 0 BB: 0 P: 8	R: 0 E: 0 K: 1 S: 10	H: 0 LOB: 1 BB: 1 P: 19	R: 0 E: 0 K: 1 S: 8	H: 1 LOB: 1 BB: 0 P: 13	R: 0 E: 0 K: 1 S: 9	H: 0 LOB: 1 BB: 0 P: 13	R: 0 E: 0 K: 1 S: 11	H: 0 LOB: 1 BB: 1 P: 20	R: 0 E: 0 K: 1 S: 7	H: 0 LOB: 0 BB: 0 P: 8	R: 1 E: 0 K: 0 S: 12	H: 2 LOB: 2 BB: 2 P: 23	R: 0 E: 0 K: 0 S: 4	H: 0 LOB: 0 BB: 0 P: 4	1B: 3 2B: 1 3B: 0 HR: 0	SF: 0 SAC: 0 DP: 0 HBP: 0	WP: 0 PB: 0 SB: 1 CS: 0	PA: 37					
PITCHER	IP WLS BF H R ER SO BB IBB HBP BLK WP HR S P ERA WHIP																										
Billy Loes, R ERA: 4.32	(1, 1) 6.0																										
Billy O'Dell, L ERA: 4.63	(7, 1) 0.1	2	0	0	0	0	1	0	0	0	0	0	0	2	7	0.00	3.000										
Stu Miller, R ERA: 2.9	(7, 1) 3.2	W	14	2	1	1	2	2	0	0	0	0	0	32	48	2.46	1.091										

AB	33
R	1
H	4
RBI	1
BB	4
SO	5
LOB	9



livebaseballscorecards.com

Batter	1	2	3	4	5	6	7	8	9	10	AB	R	H	RBI	BB	SO	LOB
Joey Amalfitano, R OBP: 0.346, SLG: 0.322 (1, 4)	1-3 K		0-1 G6-4-3			0-1 1-3		2-2 L5-4			4	0	0	0	0	1	3
Harvey Kuenn, R OBP: 0.330, SLG: 0.370 (1, 9)	1-1 2B			0-2 6-3		1-0 4-3			2-1 F8		4	0	1	0	0	0	0
Felipe Alou, R OBP: 0.319, SLG: 0.441 (10, 7)											0	0	0	0	0	0	0
Matty Alou, L OBP: 0.333, SLG: 0.460 (1, 8)	0-0 F7			2-2 4-3			1-2 F9		1-2 3-1		4	0	0	0	0	0	1
Willie McCovey, L OBP: 0.323, SLG: 0.440 (1, 3)	2-3 K			0-0 2B			0-0 HR		2-3 K		3	1	2	1	0	1	1
Willie Mays, R OBP: 0.399, SLG: 0.596 (9, 8)											1	0	0	0	0	1	0
Orlando Cepeda, R OBP: 0.351, SLG: 0.595 (1, 7)		1-2 4-3		1-0 5-3			0-1 6-3			1-0 HR	4	1	1	1	0	0	1
Ed Bailey, L OBP: 0.349, SLG: 0.438 (1, 2)		2-3 K			1-1 F8		2-2 4-3				3	0	0	0	0	1	0
Jim Davenport, R OBP: 0.335, SLG: 0.431 (1, 5)		1-3 K			2-2 F8			2-1 FC4-6 1B			3	0	1	0	0	1	0
Jose Pagan, R OBP: 0.318, SLG: 0.344 (1, 6)			2-2 F3		1-2 6-3			1-0 FC4-6 L5-4 BB			3	0	0	0	0	0	1
Billy Loes, R OBP: 0.200, SLG: 0.143 (1, 1)			1-1 G6-4-3 1B				1-3 K		4-2 BB		1	0	1	0	0	0	0
Jim Marshall, L OBP: 0.263, SLG: 0.314 (6, PH)											1	0	0	0	0	1	0
Billy O'Dell, S OBP: 0.125, SLG: 0.091 (7, 1)											0	0	0	0	0	0	0
Stu Miller, R OBP: 0.353, SLG: 0.154 (7, 1)											0	0	0	0	1	0	0


Inning Stats	R: 0	H: 1	E: 0	K: 2	S: 9	P: 13	R: 0	H: 0	E: 0	K: 2	S: 9	P: 13	R: 0	H: 1	E: 0	K: 0	S: 7	P: 10	R: 0	H: 1	E: 0	K: 0	S: 10	P: 13	R: 0	H: 0	E: 0	K: 1	S: 6	P: 8	R: 1	H: 1	E: 0	K: 0	S: 9	P: 12	R: 0	H: 1	E: 0	K: 0	S: 9	P: 18	R: 0	H: 0	E: 0	K: 1	S: 10	P: 15	R: 1	H: 1	E: 0	K: 0	S: 1	P: 2	1B: 2	SF: 0	2B: 3	SAC: 0	3B: 0	DP: 2	HR: 2	HBP: 0	WP: 0	PA: 32
--------------	------	------	------	------	------	-------	------	------	------	------	------	-------	------	------	------	------	------	-------	------	------	------	------	-------	-------	------	------	------	------	------	------	------	------	------	------	------	-------	------	------	------	------	------	-------	------	------	------	------	-------	-------	------	------	------	------	------	------	-------	-------	-------	--------	-------	-------	-------	--------	-------	--------

PITCHER	IP	WLS	BF	H	R	ER	SO	BB	IBB	HBP	BLK	WP	HR	S	P	ERA	WHIP
Don Drysdale, R ERA: 3.47 (1, 1)	7.0		24	4	1	1	5	0	0	0	0	0	1	58	81	1.29	0.571
Larry Sherry, R ERA: 3.84 (8, 1)	2.0	L	8	2	1	1	1	1	0	0	0	0	1	20	35	4.50	1.500

Los Angeles Dodgers @ San Francisco Giants
Candlestick Park, San Francisco, CA
 Fri Aug 18 1961, 10:05 PM EDT
 Att. 30,145 - Unknown

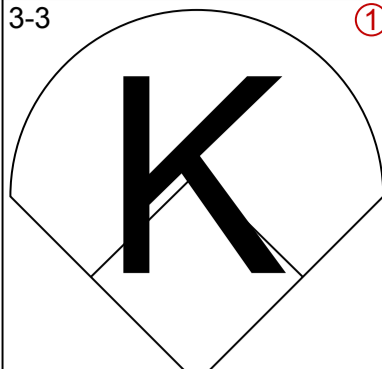
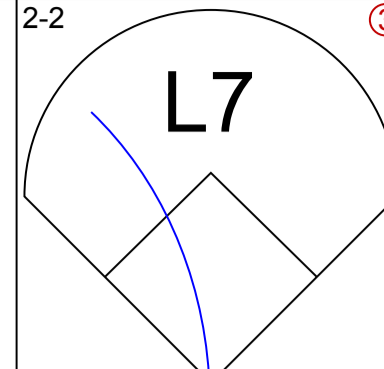
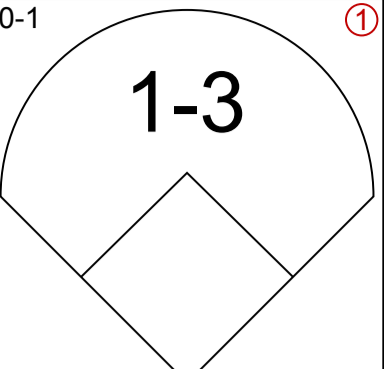
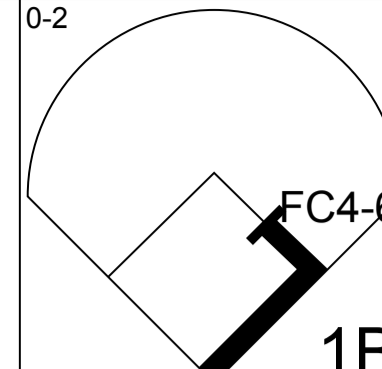
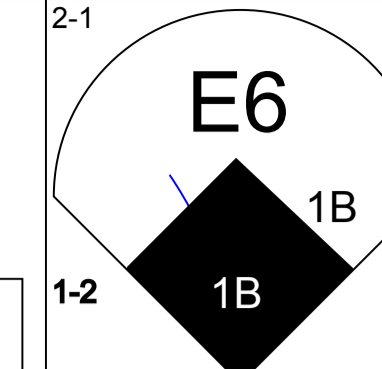
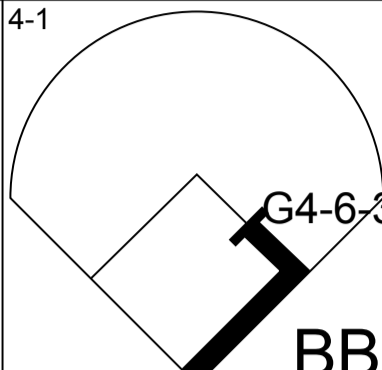
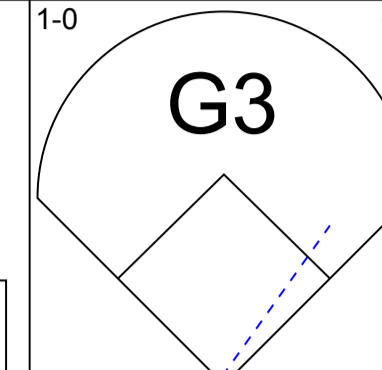
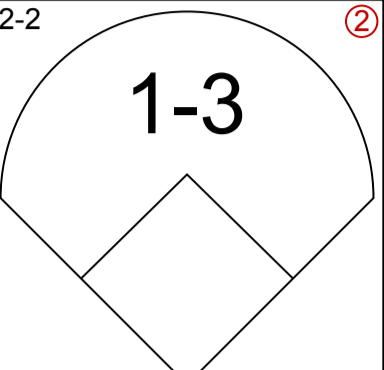
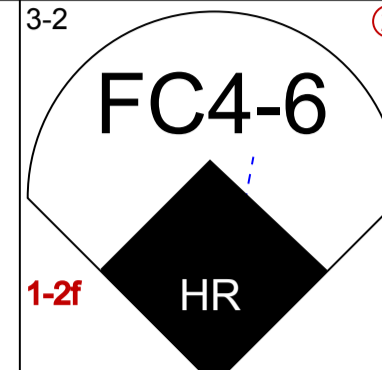
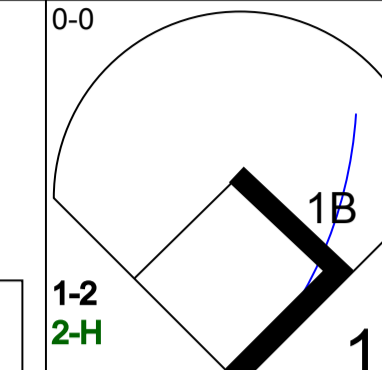
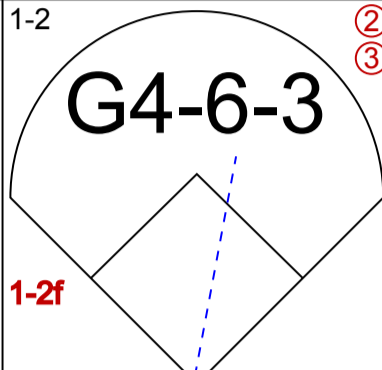
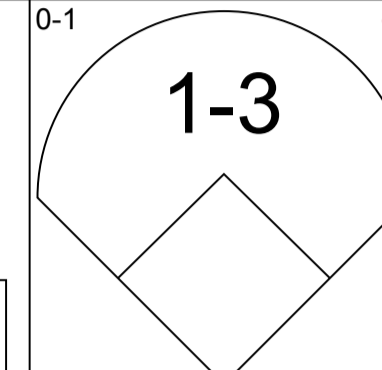
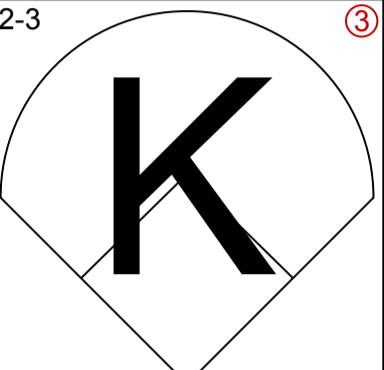
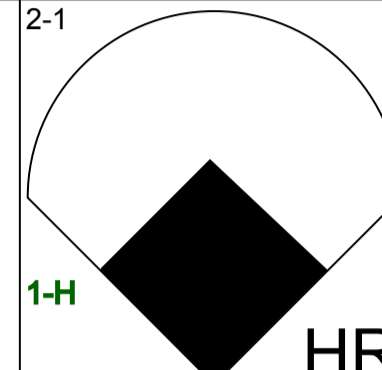
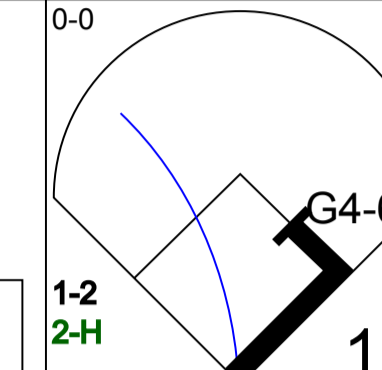
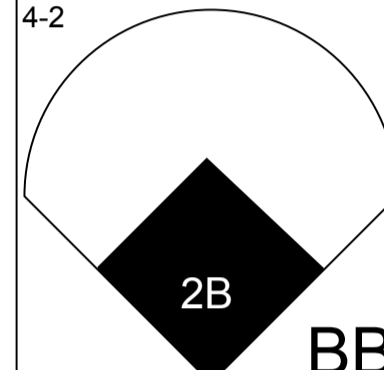
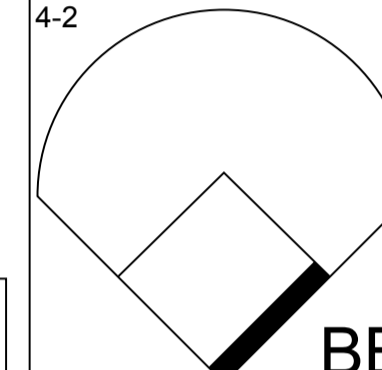
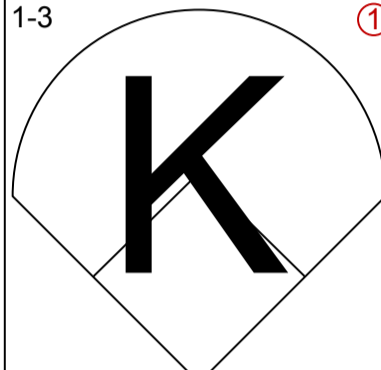
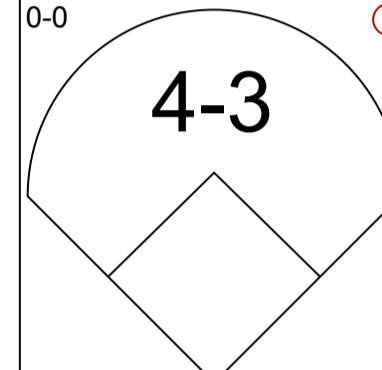
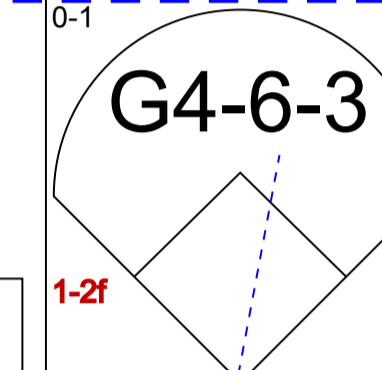
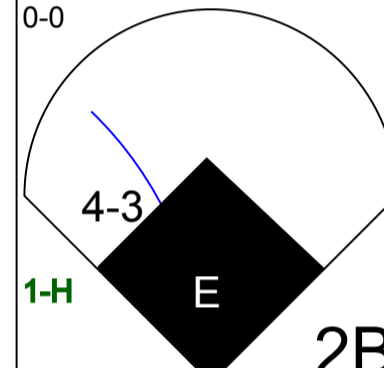
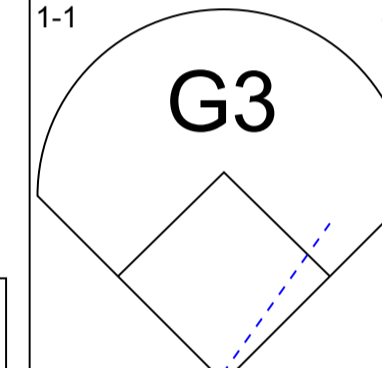
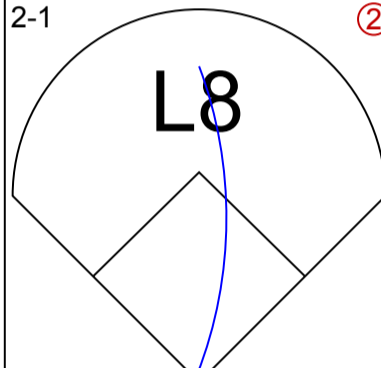
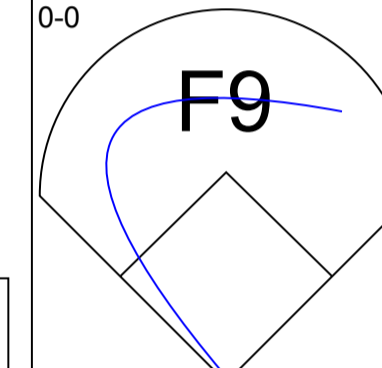
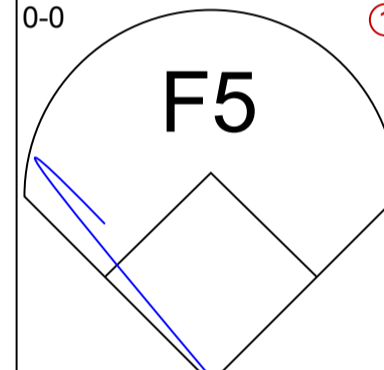
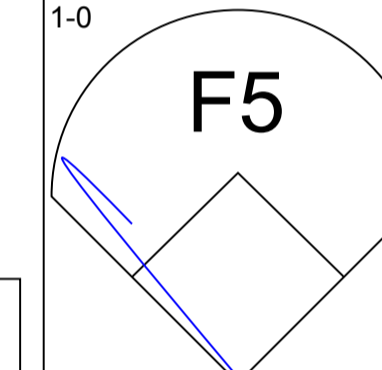
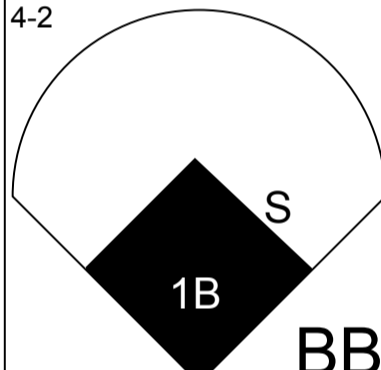
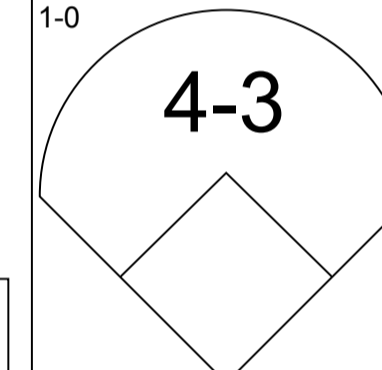
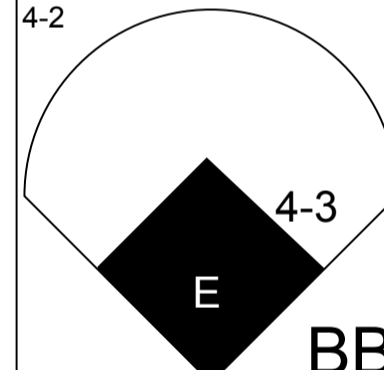
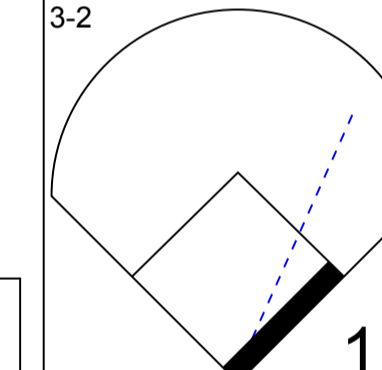
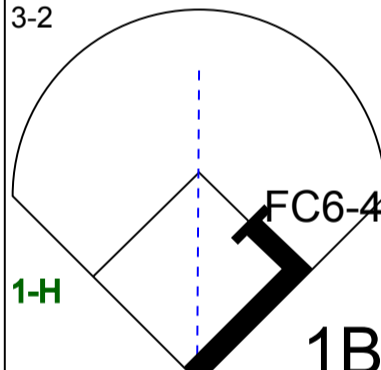
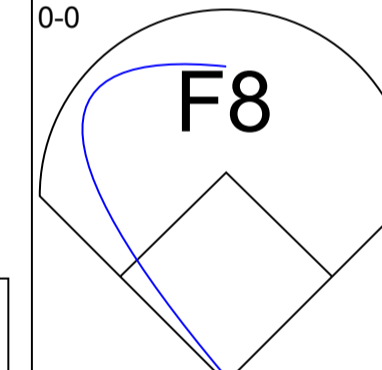
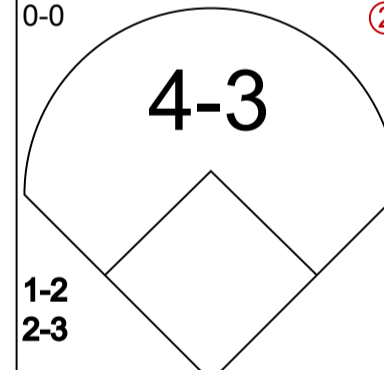
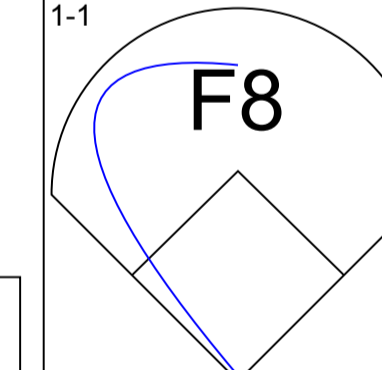
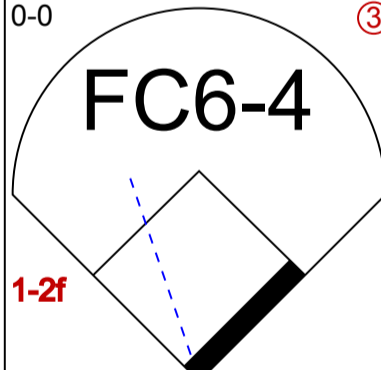
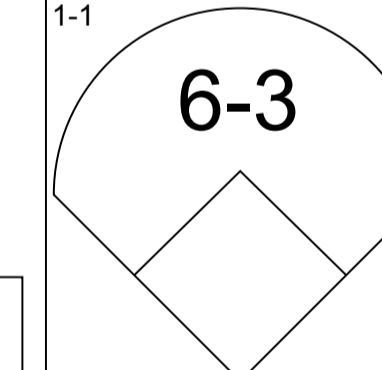
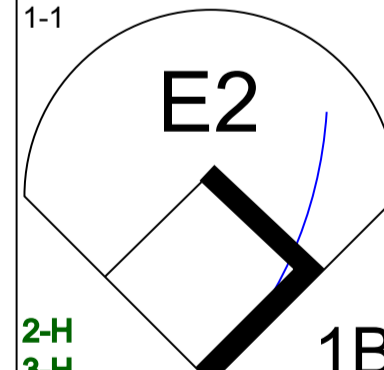
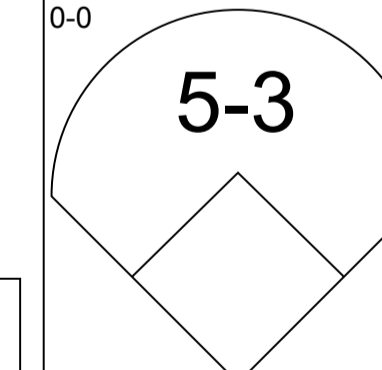
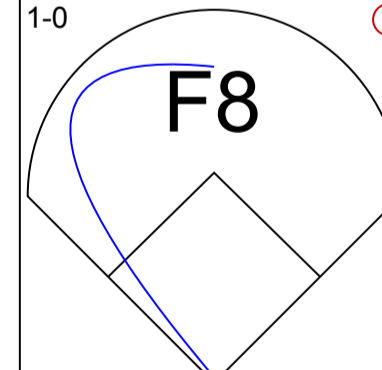
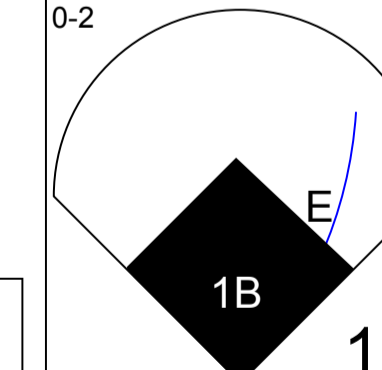
livebaseballscorecards.com

AB	31
R	2
H	6
RBI	2
BB	1
SO	6
LOB	7



Batter	1	2	3	4	5	6	7	8	9	AB R H RBI BB SO LOB	TOP											
Maury Wills, S (1, 6) OBP: 0.363, SLG: 0.354	0-0 G3			2-2 S 1B		2-2 2-H 1B			1-2 4-3	4 0 2 0 0 0 0	Los Angeles Dodgers @ San Francisco Giants Candlestick Park, San Francisco, CA Sat Aug 19 1961, 6:33 AM EDT Att: 29,159 - Unknown livebaseballscorecards.com											
Jim Gilliam, S (1, 4) OBP: 0.371, SLG: 0.363	4-0 CS BB			0-0 F9		1-3 K			2-1 1B	3 0 1 0 1 1 2												
Ron Fairly, L (1, 9) OBP: 0.413, SLG: 0.500	3-3 K 1-2			3-1 F9					0-0 F6	3 0 0 0 1 1 3												
Wally Moon, L (1, 7) OBP: 0.442, SLG: 0.530				0-3 K 1-2					0-1 1-3	4 0 1 0 0 1 2												
Tommy Davis, R (1, 5) OBP: 0.340, SLG: 0.444									1-1 G1-4-3 1B	3 0 0 0 0 0 2												
Norm Larker, L (1, 3) OBP: 0.321, SLG: 0.389									1-2 G1-4-3 1B	3 0 0 0 0 0 1												
John Roseboro, L (1, 2) OBP: 0.336, SLG: 0.467									2-2 G1-4-3 1-2f 2-3	3 0 0 0 0 0 0												
Willie Davis, L (1, 8) OBP: 0.321, SLG: 0.470									2-2 6-3	3 0 0 0 0 0 1												
Stan Williams, R (1, 1) OBP: 0.206, SLG: 0.172 Bob Aspromonte, R (8, PH) OBP: 0.302, SLG: 0.282 Roger Craig, R (6, 1) OBP: 0.192, SLG: 0.125 Turk Farrell, R (6, 1) OBP: 0.071, SLG: 0.071 Charlie Neal, R (8, PH) OBP: 0.300, SLG: 0.356 Jim Golden, L (8, 1)									1-1 F8	3 0 0 0 0 0 0												
									2-1 F4	3 0 0 0 0 1 0												
									0-1 G3	1 0 1 0 0 0 0 0 0 0 0 0 0 0 0 0												
									2-1 F4													
									0-1 G3													
									0-2 1-3													
									0-1 1B 2B													
									0-2 1-3													
Inning Stats	R: 0 E: 0 K: 1 S: 4	H: 0 LOB: 1 BB: 1 P: 11	R: 0 E: 0 K: 0 S: 6	H: 0 LOB: 0 BB: 0 P: 10	R: 0 E: 0 K: 1 S: 6	H: 0 LOB: 0 BB: 0 P: 9	R: 0 E: 0 K: 1 S: 9	H: 1 LOB: 1 BB: 0 P: 14	R: 0 E: 0 K: 0 S: 5	H: 0 LOB: 0 BB: 0 P: 9	R: 0 E: 0 K: 1 S: 11	H: 2 LOB: 1 BB: 0 P: 14	R: 0 E: 0 K: 0 S: 9	H: 1 LOB: 1 BB: 1 P: 17	R: 0 E: 0 K: 0 S: 9	H: 0 LOB: 0 BB: 0 P: 12	R: 0 E: 0 K: 0 S: 8	H: 1 LOB: 1 BB: 0 P: 11	1B: 4 2B: 2 3B: 0 HR: 0	SF: 0 SAC: 0 DP: 2 HBP: 0	WP: 0 PB: 0 SB: 1 CS: 1	PA: 31
PITCHER	IP WLS BF H R ER SO BB IBB HBP BLK WP HR S P ERA WHIP																					
Juan Marichal, R (1, 1) ERA: 3.62	5.2 W 19 3 0 0 3 1 0 0 0 0 0 0 38 63 0.00 0.706																					
Stu Miller, R (6, 1) ERA: 2.79	3.1 S 12 2 0 0 1 1 0 0 0 0 0 0 29 44 0.00 0.900																					



Batter	1	2	3	4	5	6	7	8	9	AB R H RBI BB SO LOB	TOP											
Maury Wills, S (1, 6) OBP: 0.362, SLG: 0.352	3-3 	2-2 			0-1 		0-2 		2-1 	5 1 1 0 0 1 2												
Jim Gilliam, S (1, 4) OBP: 0.372, SLG: 0.361	4-1 		1-0 		2-2 		3-2 		0-0 	4 1 1 1 1 0 1												
Duke Snider, L (1, 8) OBP: 0.352, SLG: 0.497	1-2 		0-1 		2-3 		2-1 		0-0 	5 1 2 3 0 1 1												
Wally Moon, L (1, 7) OBP: 0.441, SLG: 0.526		4-2 		4-2 		1-3 		0-0 	0-1 	3 1 0 0 2 1 2												
Ron Fairly, L (1, 9) OBP: 0.409, SLG: 0.500		0-0 		1-1 		2-1 		0-0 		4 1 1 1 0 0 1												
John Roseboro, L (1, 2) OBP: 0.335, SLG: 0.463		0-0 		1-0 		4-2 		1-0 		3 1 0 0 1 0 1												
Norm Larker, L (1, 3) OBP: 0.327, SLG: 0.393		4-2 		3-2 		3-2 		0-0 		3 1 2 1 1 0 0												
Tommy Davis, R (1, 5) OBP: 0.336, SLG: 0.439		0-0 		1-1 		0-0 			1-1 	4 0 0 0 0 0 4												
Sandy Koufax, R (1, 1) OBP: 0.169, SLG: 0.069		1-1 		0-0 			1-0 		0-2 	2 0 1 2 0 0 1												
Larry Sherry, R (4, 1) OBP: 0.308, SLG: 0.182										0 0 0 0 0 0 0												
Jim Golden, L (5, 1) OBP: 0.320, SLG: 0.468										0 0 0 0 0 0 0												
Willie Davis, L (7, PH) OBP: 0.250, SLG: 0.100										1 0 0 0 0 0 0												
Ron Perranoski, L (7, 1) OBP: 0.250, SLG: 0.100										0 0 0 0 0 0 0												
Charlie Neal, R (8, PH) OBP: 0.302, SLG: 0.359										1 1 1 0 0 0 0												
Inning Stats	R: 0 E: 0 K: 1 S: 8	H: 0 LOB: 0 BB: 1 P: 16	R: 3 E: 1 K: 0 S: 12	H: 2 LOB: 1 BB: 2 P: 23	R: 0 E: 0 K: 0 S: 7	H: 0 LOB: 1 BB: 1 P: 13	R: 0 E: 0 K: 0 S: 8	H: 1 LOB: 1 BB: 0 P: 13	R: 0 E: 0 K: 1 S: 9	H: 0 LOB: 0 BB: 0 P: 13	R: 1 E: 0 K: 1 S: 12	H: 1 LOB: 1 BB: 1 P: 22	R: 2 E: 0 K: 0 S: 11	H: 2 LOB: 0 BB: 0 P: 17	R: 0 E: 0 K: 0 S: 3	H: 0 LOB: 0 BB: 0 P: 4	R: 2 E: 1 K: 0 S: 12	H: 3 LOB: 1 BB: 0 P: 15	1B: 7 2B: 1 3B: 0 HR: 1	SF: 0 SAC: 0 DP: 2 HBP: 0	WP: 0 PB: 0 SB: 1 CS: 0	PA: 40
PITCHER	IP WLS BF H R ER SO BB IBB HBP BLK WP HR S P ERA WHIP																					
Jack Sanford, R (1, 1) ERA: 3.59	8.1 W 39 9 8 7 3 5 0 0 0 0 0 1 80 134 7.56 1.680																					
Richard LeMay, L (9, 1) ERA: 3.93	0.2 S 1 0 0 0 0 0 0 0 0 0 0 0 2 2 0.00 0.000																					

Los Angeles Dodgers @ San Francisco Giants
 Candlestick Park, San Francisco, CA
 Sun Aug 20 1961, 6:33 AM EDT
 Att: 40,031 - Unknown

livebaseballscorecards.com

AB	35
R	8
H	9
RBI	8
BB	5
SO	3
LOB	13



Batter	1	2	3	4	5	6	7	8	9	AB	R	H	RBI	BB	SO	LOB
Joey Amalfitano, R OBP: 0.342, SLG: 0.319 (1, 4)	F3	4-3		E1 2B 1B	SH2-4 1B		F8			5	1	2	1	0	0	2
Jim Davenport, R OBP: 0.331, SLG: 0.424 Ernie Bowman, R OBP: 0.227, SLG: 0.190 (1, 5) (7, 5)	6-3		K	G3	SH2-4		WP 1B			3	0	0	0	0	1	2
Willie McCovey, L OBP: 0.330, SLG: 0.441 (1, 3)	2B BB		HR 1B	K	G3		4-3			4	2	1	0	1	1	6
Willie Mays, R OBP: 0.398, SLG: 0.599 (1, 8)	2B		HR	2B HR BB	G3		4-3			4	2	2	3	1	0	4
Orlando Cepeda, R OBP: 0.355, SLG: 0.602 (1, 7)	IBB		5-3	HR 2B		G6-3 1B	F4			4	1	2	2	1	0	0
Felipe Alou, R OBP: 0.329, SLG: 0.465 (1, 9)	K		HR	HR	G6-3 1B	E6 1B				5	2	3	4	0	1	3
John Orsino, R OBP: 0.298, SLG: 0.436 (1, 2)		K	F2	F9		E6 1B				5	0	2	0	0	1	0
Jose Pagan, R OBP: 0.323, SLG: 0.346 (1, 6)	1B			1B E 1B	E 1B	F8	E6			5	2	3	0	0	0	3
Jack Sanford, R OBP: 0.220, SLG: 0.375 Richard LeMay, L OBP: 0.111, SLG: 0.059 (1, 1) (9, 1)	1B			E 2B 1B	E1 SH2-4 1B		WP 1B	K		5	1	3	0	0	1	3
										0	0	0	0	0	0	0

Inning Stats	R: 1	H: 1	E: 0	K: 1	S: 13	L: 2	LOB: 2	BB: 2	P: 26	R: 0	H: 2	E: 0	K: 1	S: 9	L: 3	LOB: 0	BB: 0	P: 24	R: 3	H: 3	E: 0	K: 1	S: 18	L: 5	LOB: 0	BB: 1	P: 33	R: 6	H: 5	E: 1	K: 1	S: 17	L: 1	LOB: 2	BB: 0	P: 17	R: 0	H: 2	E: 0	K: 0	S: 11	L: 2	LOB: 1	BB: 0	P: 19	R: 0	H: 2	E: 1	K: 1	S: 14	L: 2	LOB: 2	BB: 0	P: 20
--------------	------	------	------	------	-------	------	--------	-------	-------	------	------	------	------	------	------	--------	-------	-------	------	------	------	------	-------	------	--------	-------	-------	------	------	------	------	-------	------	--------	-------	-------	------	------	------	------	-------	------	--------	-------	-------	------	------	------	------	-------	------	--------	-------	-------

PITCHER	IP	WLS	BF	H	R	ER	SO	BB	IBB	HBP	BLK	WP	HR	S	P	ERA	WHIP
Sandy Koufax, L ERA: 3.64 (1, 1)	3.0	L	18	8	6	6	3	1	1	0	0	0	2	44	69	18.00	3.000
Larry Sherry, R ERA: 4.26 (4, 1)	1.0		10	5	5	4	1	1	0	0	0	0	1	20	39	36.00	6.000
Jim Golden, R ERA: 5.77 (5, 1)	2.0		7	2	0	0	0	0	0	0	0	0	0	16	23	0.00	1.000
Ron Perranoski, L ERA: 2.66 (7, 1)	2.0		10	4	0	0	1	0	0	0	0	1	0	26	39	0.00	2.000

BOTTOM

Los Angeles Dodgers @ San Francisco Giants
Candlestick Park, San Francisco, CA

Sun Aug 20 1961, 6:33 AM EDT
Att. 40,031 - Unknown

AB	41
R	11
H	19
RBI	10
BB	3
SO	5
LOB	23

livebaseballscores.com



WP	HR	S	P	ERA	WHIP
1B: 13	SF: 0	WP: 1	PA: 45		
2B: 2	SAC: 1	PB: 0			
3B: 1	DP: 1	SB: 0			
HR: 3	HBP: 0	CS: 0			

Batter	1	2	3	4	5	6	7	8	9	AB R H RBI BB SO LOB	TOP											
Joey Amalfitano, R (1, 4) <small>OBP: 0.339, SLG: 0.316</small>	0-0 5-3	0-3 K	0-0 1B		0-0 FC6-4 1B		0-3 K		0-3 K	6 0 1 1 0 3 3												
Jim Davenport, R (1, 5) Ernie Bowman, R (5, 5) <small>OBP: 0.250, SLG: 0.217</small>	0-0 1-3	0-0 FC6-4	0-0 SF8		0-0 1B		0-3 K		0-0 1B 1B	3 0 1 1 0 0 2 2 1 1 0 0 1 0												
Willie McCovey, L (1, 3) <small>OBP: 0.333, SLG: 0.466</small>	0-0 HR 1B		0-0 K		0-0 F8			0-0 HR	0-0 P2	6 3 3 2 0 1 5												
Willie Mays, R (1, 8) <small>OBP: 0.403, SLG: 0.611</small>	0-0 HR		0-0 2B 1B		0-0 F3		0-0 S E 1B	0-0 2B 1B	0-0 E5 1B	6 3 5 2 0 0 0												
Orlando Cepeda, R (1, 7) <small>OBP: 0.355, SLG: 0.601</small>	0-0 F8		0-0 1B 2B		0-0 4-3		0-0 F7	0-0 F8	0-0 CS 1B	6 1 2 2 0 0 2												
Felipe Alou, R (1, 9) <small>OBP: 0.327, SLG: 0.458</small>		0-0 6-3	4-0 G3 1B BB		0-0 P5		0-0 E5	0-3 K	0-0 CS	4 1 0 0 1 1 2												
Hobie Landrith, L (1, 2) <small>OBP: 0.373, SLG: 0.436</small>		0-0 2B 1B	0-0 1B G3 SF8 1B		0-0 G3 1B 2B		0-0 F8	0-0 2B		5 3 4 2 0 0 2												
Jose Pagan, R (1, 6) <small>OBP: 0.324, SLG: 0.348</small>		0-0 S 2B	0-0 G3		0-0 G3		0-3 K2-3	4-0 BB		4 0 1 0 1 1 5												
Mike McCormick, L (1, 1) <small>OBP: 0.246, SLG: 0.211</small>		0-0 FC6-4 1B	4-0 1B BB		0-0 FC6-4 1B		0-0 3-1	0-0 4-3		4 0 2 2 1 0 3												
Inning Stats	R: 2 E: 0 K: 0 S: 5	H: 2 LOB: 0 BB: 0 P: 5	R: 1 E: 0 K: 1 S: 8	H: 3 LOB: 2 BB: 0 P: 8	R: 5 E: 0 K: 1 S: 10	H: 5 LOB: 2 BB: 2 P: 18	R: 0 E: 0 K: 0 S: 3	H: 0 LOB: 0 BB: 0 P: 3	R: 1 E: 0 K: 0 S: 6	H: 3 LOB: 2 BB: 0 P: 6	R: 0 E: 1 K: 1 S: 7	H: 1 LOB: 2 BB: 0 P: 7	R: 0 E: 0 K: 2 S: 7	H: 0 LOB: 0 BB: 0 P: 7	R: 1 E: 0 K: 1 S: 8	H: 3 LOB: 3 BB: 1 P: 12	R: 2 E: 1 K: 1 S: 7	H: 3 LOB: 0 BB: 0 P: 7	1B: 12 2B: 5 3B: 0 HR: 3	SF: 1 SAC: 0 DP: 0 HBP: 0	WP: 0 PB: 0 SB: 2 CS: 1	PA: 51
PITCHER	IP WLS BF H R ER SO BB IBB HBP BLK WP HR S P ERA WHIP																					
Bob Purkey, R (1, 1) <small>ERA: 3.88</small>	2.0 L 14 8 6 6 1 0 0 0 0 0 0 2 16 16 27.00 4.000																					
Sherman Jones, R (3, 1) <small>ERA: 4.7</small>	1.0 7 2 2 2 1 2 0 0 0 0 0 7 15 18.00 4.000																					
Jay Hook, R (4, 1) <small>ERA: 7.6</small>	4.0 17 4 1 1 3 0 0 0 0 0 0 23 23 2.25 1.000																					
Ken Hunt, R (8, 1) <small>ERA: 3.87</small>	2.0 12 6 3 2 2 1 0 0 0 0 0 1 15 19 9.00 3.500																					

San Francisco Giants @ Cincinnati Reds
 Crosley Field, Cincinnati, OH
 Tue Aug 22 1961, 7:05 PM EDT
 Unknown

AB	46
R	12
H	20
RBI	12
BB	3
SO	7
LOB	24



WP: 0	PA: 51
-------	--------

ERA	WHIP
-----	------

Batter	1	2	3	4	5	6	7	8	9	AB R H RBI BB SO LOB	TOP		
Joey Amalfitano, R (1, 4) OBP: 0.341, SLG: 0.316	0-0 4-3 1B		0-0 F8			4-0 SH1-4 2B BB	0-0 P4			3 1 1 0 1 0 0			
Jim Davenport, R (1, 5) OBP: 0.328, SLG: 0.420	0-0 F8		0-0 F9			0-0 SH1-4 1-2		0-3 K		3 0 0 0 0 1 1			
Willie McCovey, L (1, 3) OBP: 0.336, SLG: 0.470	0-0 4-3 1-2		0-0 F8			0-0 HR 2B		0-0 3-1 1B		4 1 2 1 0 0 1			
Willie Mays, R (1, 8) OBP: 0.402, SLG: 0.615	0-0 P2				0-3 K	0-0 HR		0-0 3-1		4 1 1 2 0 1 2			
Orlando Cepeda, R (1, 7) OBP: 0.354, SLG: 0.604		0-0 HR			0-0 6-3	0-0 5-3		0-0 4-3		4 1 1 1 0 0 1			
Ed Bailey, L (1, 2) OBP: 0.345, SLG: 0.432		0-0 F8			0-0 F8	0-0 F8			0-0 F8	0 0 0 0 0 0 0			
Felipe Alou, R (1, 9) OBP: 0.326, SLG: 0.456		0-0 1-3			0-0 P3		0-0 E S 5-3 1B		0-0 1-3	4 1 1 0 0 0 0			
Jose Pagan, R (1, 6) OBP: 0.323, SLG: 0.347		0-0 FC6-4 1B			0-0 1-3		0-0 5-3 1-3		0-0 F9	4 0 1 0 0 0 1			
Sam Jones, R (1, 1) OBP: 0.167, SLG: 0.200		0-0 FC6-4			0-0 5-3		0-0 5-3 3-H			2 0 0 0 0 0 1			
Stu Miller, R (6, 1) OBP: 0.316, SLG: 0.133		1-2								1 0 0 1 0 0 0			
Inning Stats	R: 0 E: 0 K: 0 S: 4 H: 1 LOB: 1 BB: 0 P: 4	R: 1 E: 0 K: 0 S: 5 H: 2 LOB: 1 BB: 0 P: 5	R: 0 E: 0 K: 0 S: 3 H: 0 LOB: 0 BB: 0 P: 3	R: 0 E: 0 K: 1 S: 5 H: 0 LOB: 0 BB: 0 P: 5	R: 0 E: 0 K: 0 S: 3 H: 0 LOB: 0 BB: 0 P: 3	R: 3 E: 0 K: 0 S: 5 H: 2 LOB: 0 BB: 1 P: 9	R: 1 E: 0 K: 0 S: 4 H: 1 LOB: 0 BB: 0 P: 4	R: 0 E: 0 K: 1 S: 6 H: 1 LOB: 1 BB: 0 P: 6	R: 0 E: 0 K: 0 S: 3 H: 0 LOB: 0 BB: 0 P: 3	1B: 4 2B: 1 3B: 0 HR: 2 SF: 0 SAC: 1 DP: 0 HBP: 0	WP: 0 PB: 0 SB: 1 CS: 0 PA: 35		
PITCHER	IP WLS BF H R ER SO BB IBB HBP BLK WP HR S P ERA WHIP											PITCHER	IP WLS BF H R ER SO BB IBB HBP BLK WP HR S P ERA WHIP
Ken Johnson, R (1, 1) ERA: 4.2	6.0 L 24 5 4 4 1 1 0 0 0 0 0 2 25 29 6.00 1.000												
Jim Maloney, R (7, 1) ERA: 4.33	1.0 4 1 1 0 0 0 0 0 0 0 0 4 4 0.00 1.000												
Jim Brosnan, R (8, 1) ERA: 2.63	2.0 7 1 0 0 0 1 0 0 0 0 0 0 9 9 0.00 0.500												

San Francisco Giants @ Cincinnati Reds
Crosley Field, Cincinnati, OH
Tue Aug 22 1961, 7:05 PM EDT
Att: 29,383 - Unknown

livebaseballscorecards.com

AB	29
R	5
H	7
RBI	5
BB	1
SO	2
LOB	7



BOTTOM

San Francisco Giants @ Cincinnati Reds

Crosley Field, Cincinnati, OH

Tue Aug 22 1961, 7:05 PM EDT
Att. 29,383 - Unknown

livebaseballscorecards.com

AB	31
R	3
H	6
RBI	3
BB	4
SO	6
LOB	8



WP:	0	PA:	36
PB:	0	SB:	0
CS:	1		

AB R H RBI BB SO LOB

3 1 0 0 1 1 0

4 0 1 0 0 0 1

4 1 2 0 0 1 1

2 1 1 3 2 0 1

3 0 0 0 1 0 3

4 0 1 0 0 0 0

4 0 0 0 0 1 1

4 0 1 0 0 2 0

1B:	3	SF:	0
2B:	3	SAC:	0
3B:	0	DP:	1
HR:	1	HBP:	0

Batter	1	2	3	4	5	6	7	8	9
Eddie Kasko, R OBP: 0.326, SLG: 0.338 (1, 6)	0-3 K ①		0-0 4-3 ③			4-0 1B HR BB ②		0-0 6-3 ①	
Don Blasingame, L OBP: 0.289, SLG: 0.291 (1, 4)	0-0 4-3 ②			0-0 6-3 ①		0-0 1-3 ②		0-0 2B ②	
Vada Pinson, L OBP: 0.375, SLG: 0.494 (1, 8)	0-0 1B ③			0-0 4-3 ②		0-0 2-3 HR 1B ②		0-3 K ②	
Jerry Lynch, L OBP: 0.444, SLG: 0.709 (1, 7)	0-0 P2 ③			0-0 BB ③		0-0 1-H 3-H HR ③		4-0 FC4-6 BB ③	
Gordy Coleman, L OBP: 0.336, SLG: 0.503 (1, 3)		0-0 4-3 ①		0-0 P3 ③		4-0 BB ③		0-0 FC4-6 ③	
Gus Bell, L OBP: 0.294, SLG: 0.347 (1, 9)		0-0 F7 ②			0-0 F8 ①	0-0 CS ③	0-0 L5-3 1B ②		0-0 P5 ①
Gene Freese, R OBP: 0.318, SLG: 0.486 (1, 5)		0-0 P2 ③			0-3 K ②		0-0 L5-3 ②		0-0 6-3 ②
Johnny Edwards, L OBP: 0.279, SLG: 0.276 (1, 2)			0-3 K ①		0-3 K ③		0-0 2B ③		0-0 4-3 ③
Ken Johnson, R OBP: 0.250, SLG: 0.250 (1, 1)			0-0 F7 ②			0-3 K ①	0-0 F2 ③		
Dick Gernert, R OBP: 0.326, SLG: 0.333 (6, PH)									
Jim Maloney, L OBP: 0.385, SLG: 0.480 (7, 1)									
Frank Robinson, R OBP: 0.420, SLG: 0.649 (7, PH)									
Jim Brosnan, R OBP: 0.167, SLG: 0.091 (8, 1)									

Inning Stats	R: 0	H: 1	E: 0	LOB: 1	K: 1	S: 6	P: 6	R: 0	H: 0	E: 0	LOB: 0	K: 0	BB: 0	S: 3	R: 0	H: 0	E: 0	LOB: 0	K: 1	BB: 0	S: 5	R: 0	H: 0	E: 0	LOB: 1	K: 0	BB: 1	S: 3	R: 0	H: 0	E: 0	LOB: 0	K: 2	BB: 0	S: 7	R: 3	H: 2	E: 0	LOB: 0	K: 1	BB: 2	S: 6	R: 0	H: 2	E: 0	LOB: 1	K: 0	BB: 0	S: 4	R: 0	H: 1	E: 0	LOB: 2	K: 1	BB: 1	S: 6	R: 0	H: 0	E: 0	LOB: 0	K: 0	BB: 0	S: 3
--------------	------	------	------	--------	------	------	------	------	------	------	--------	------	-------	------	------	------	------	--------	------	-------	------	------	------	------	--------	------	-------	------	------	------	------	--------	------	-------	------	------	------	------	--------	------	-------	------	------	------	------	--------	------	-------	------	------	------	------	--------	------	-------	------	------	------	------	--------	------	-------	------

PITCHER	IP	WLS	BF	H	R	ER	SO	BB	IBB	HBP	BLK	WP	HR	S	P	ERA	WHIP
Sam Jones, R ERA: 4.73 (1, 1)	5.2	W	23	3	3	3	5	3	0	0	0	0	1	30	42	4.76	1.059
Stu Miller, R ERA: 2.69 (6, 1)	3.1	S	12	3	0	0	1	1	0	0	0	0	0	13	17	0.00	1.200

Batter	1	2	3	4	5	6	7	8	9	AB R H RBI BB SO LOB	TOP		
Joey Amalfitano, R (1, 4) <small>OBP: 0.342, SLG: 0.325</small>	0-0 HR		0-0 5-3			0-0 P4		4-0 BB	0-0 E5 IHR	4 2 1 1 1 0 1			
Jim Davenport, R (1, 5) <small>OBP: 0.326, SLG: 0.425</small>	0-0 F9			0-0 6-3			0-0 5-3	0-0 F9	0-0 IHR	5 1 1 3 0 0 3			
Willie McCovey, L (1, 3) <small>OBP: 0.340, SLG: 0.474</small>	0-0 F9			0-3 K			4-0 BB		0-0 2B	4 2 2 0 1 1 0			
Willie Mays, R (1, 8) <small>OBP: 0.400, SLG: 0.617</small>	0-3 K			0-3 K			0-0 G6-4-3		0-0 P4	5 1 1 2 0 2 1			
Orlando Cepeda, R (1, 9) <small>OBP: 0.356, SLG: 0.613</small>			0-3 K		0-3 K			0-0 1B	0-0 HR	5 3 3 1 0 2 0			
Ed Bailey, L (1, 7) <small>OBP: 0.341, SLG: 0.428</small>			0-0 P4		0-0 F7			0-0 P6	0-0 HR	0 0 0 0 0 0 0			
Felipe Alou, R (8, 9) <small>OBP: 0.327, SLG: 0.466</small>									0-0 HR	2 2 1 1 0 0 1			
John Orsino, R (1, 2) <small>OBP: 0.306, SLG: 0.475</small>			0-0 6-3		0-0 6-3			1-0 BB	1-0 HBP	4 1 1 3 0 0 0			
Jose Pagan, R (1, 6) <small>OBP: 0.324, SLG: 0.348</small>			0-0 G3					0-0 BB	0-0 1B	5 1 2 1 0 1 0			
Juan Marichal, R (1, 1) <small>OBP: 0.172, SLG: 0.130</small>			0-0 6-3					0-0 F2	0-0 E IHR	4 1 1 0 0 0 2			
Inning Stats	R: 1 E: 0 K: 1 S: 6 H: 1 LOB: 0 BB: 0 P: 6	R: 0 E: 0 K: 1 S: 5 H: 0 LOB: 0 BB: 0 P: 5	R: 0 E: 0 K: 0 S: 3 H: 0 LOB: 0 BB: 0 P: 3	R: 0 E: 0 K: 2 S: 7 H: 0 LOB: 0 BB: 0 P: 7	R: 0 E: 0 K: 1 S: 5 H: 0 LOB: 0 BB: 0 P: 5	R: 0 E: 0 K: 0 S: 3 H: 0 LOB: 0 BB: 0 P: 3	R: 0 E: 0 K: 0 S: 2 H: 0 LOB: 0 BB: 1 P: 6	R: 1 E: 0 K: 0 S: 5 H: 2 LOB: 3 BB: 1 P: 10	R: 12 E: 3 K: 1 S: 17 H: 10 LOB: 0 BB: 0 P: 17	1B: 5 2B: 2 3B: 0 HR: 6 SF: 0 SAC: 0 DP: 1 HBP: 1	WP: 0 PB: 0 SB: 0 CS: 0 PA: 44		
PITCHER	IP WLS BF H R ER SO BB IBB HBP BLK WP HR S P ERA WHIP											PITCHER	IP WLS BF H R ER SO BB IBB HBP BLK WP HR S P ERA WHIP
Joey Jay, R (1, 1) <small>ERA: 3.15</small>	8.1 L 33 6 5 5 5 2 0 1 0 0 3 40 49 5.40 0.960												
Jim Brosnan, R (9, 1) <small>ERA: 2.61</small>	0.1 6 4 4 0 0 0 0 0 0 0 0 6 6 0.00 12.000												
Bill Henry, L (9, 1) <small>ERA: 2.66</small>	0.1 5 3 5 0 1 0 0 0 0 0 0 2 7 7 0.00 9.000												

San Francisco Giants @ Cincinnati Reds
 Crosley Field, Cincinnati, OH
 Wed Aug 23 1961, 7:05 PM EDT
 Att: 20,827 - Unknown

AB	38
R	14
H	13
RBI	12
BB	2
SO	6
LOB	8



Batter	1	2	3	4	5	6	7	8	9	AB R H RBI BB SO LOB	TOP
Joey Amalfitano, R (1, 4) <small>OBP: 0.345, SLG: 0.328</small>	4-0 		0-0 P3 			0-0 	0-3 K 		0-0 	4 2 2 0 1 1 2	
Jim Davenport, R (1, 5) <small>OBP: 0.324, SLG: 0.422</small>	0-0 G6-3 		0-0 F9 			0-0 F8 		0-0 	0-0 P4 	5 0 1 0 0 0 4	
Willie McCovey, L (1, 3) <small>OBP: 0.344, SLG: 0.476</small>	0-0 			0-0 F8 		0-0 		0-0 FC4-6 	0-0 	5 2 3 1 0 0 1	
Willie Mays, R (1, 8) <small>OBP: 0.398, SLG: 0.614</small>	0-0 P4 			0-0 E9 		0-0 P4 		0-3 K 	0-0 FC6-4 	5 0 1 0 0 1 5	
Orlando Cepeda, R (1, 7) <small>OBP: 0.358, SLG: 0.613</small>		0-0 P3 		0-0 F3 		0-0 		4-0 		3 1 1 2 1 0 1	
John Orsino, R (1, 2) <small>OBP: 0.303, SLG: 0.460</small>		0-3 K 		0-0 P4 		0-0 5-3 		0-0 		4 0 1 1 0 1 2	
Felipe Alou, R (1, 9) <small>OBP: 0.329, SLG: 0.466</small>		0-0 5-3 			0-0 P2 		0-0 	0-0 		4 0 2 1 0 0 0	
Jose Pagan, R (1, 6) <small>OBP: 0.321, SLG: 0.344</small> Hobie Landrith, L (8, PH) <small>OBP: 0.368, SLG: 0.429</small> Ernie Bowman, R (8, 6) <small>OBP: 0.250, SLG: 0.217</small>			0-0 P4 		0-3 K 		0-0 F9 	0-0 		3 0 0 0 0 1 1	
Jack Sanford, R (1, 1) <small>OBP: 0.230, SLG: 0.379</small> Harvey Kuenn, R (7, PH) <small>OBP: 0.329, SLG: 0.369</small> Stu Miller, R (7, 1) <small>OBP: 0.316, SLG: 0.133</small> Eddie Bressoud, R (9, PH) <small>OBP: 0.314, SLG: 0.418</small>			0-0 		0-3 K 		0-0 F7 		0-3 K 	2 0 1 0 0 1 0	
Inning Stats	R: 0 H: 1 E: 0 LOB: 1 K: 0 BB: 1 S: 3 P: 7	R: 0 H: 0 E: 0 LOB: 0 K: 1 BB: 0 S: 5 P: 5	R: 0 H: 1 E: 0 LOB: 1 K: 0 BB: 0 S: 4 P: 4	R: 0 H: 1 E: 1 LOB: 1 K: 0 BB: 0 S: 4 P: 4	R: 0 H: 0 E: 0 LOB: 0 K: 2 BB: 0 S: 7 P: 7	R: 2 H: 3 E: 0 LOB: 1 K: 0 BB: 0 S: 6 P: 6	R: 0 H: 1 E: 0 LOB: 1 K: 1 BB: 0 S: 6 P: 6	R: 2 H: 3 E: 0 LOB: 2 K: 1 BB: 1 S: 8 P: 12	R: 1 H: 2 E: 0 LOB: 1 K: 1 BB: 0 S: 7 P: 7	1B: 10 SF: 0 2B: 2 SAC: 0 3B: 0 DP: 1 HR: 0 HBP: 0	WP: 2 PA: 40 PB: 0 SB: 0 CS: 0
PITCHER Jim O'Toole, L (1, 1) <small>ERA: 3.39</small> Jim Maloney, R (8, 1) <small>ERA: 4.37</small>	IP WLS BF H R ER SO BB IBB HBP BLK WP HR S P ERA WHIP 7.2 W 34 10 4 4 5 2 0 0 0 0 0 0 42 50 4.70 1.565 1.1 S 6 2 1 1 1 0 0 0 0 0 2 0 8 8 6.75 1.500					PITCHER IP WLS BF H R ER SO BB IBB HBP BLK WP HR S P ERA WHIP					

San Francisco Giants @ Cincinnati Reds
 Crosley Field, Cincinnati, OH
 Thu Aug 24 1961, 7:05 PM EDT
 Att: 15,376 - Unknown

livebaseballscorecards.com

AB	38
R	5
H	12
RBI	5
BB	2
SO	6
LOB	19



Batter	1	2	3	4	5	6	7	8	9
Don Blasingame, L (1, 4) OBP: 0.286, SLG: 0.285	0-0 P2		0-0 1-3		0-0 G3		4-0 2B BB	0-0 FC6-4	
Leo Cardenas, R (1, 6) OBP: 0.341, SLG: 0.455	0-0 1B 2B			0-0 3B 1B	0-3 K		0-0 1B 1B 2B		
Vada Pinson, L (1, 8) OBP: 0.375, SLG: 0.496	0-0 F3 1B			0-0 2B 3B		0-0 G3	0-0 1B 1B		
Frank Robinson, R (1, 9) Wally Post, R (8, 7) OBP: 0.420, SLG: 0.647 OBP: 0.345, SLG: 0.585	0-0 F3			0-0 F9 1B 2B		0-3 K	0-0 1-3 1B		
Jerry Lynch, L (1, 7) Gus Bell, L (8, 9) OBP: 0.435, SLG: 0.682 OBP: 0.293, SLG: 0.346		0-0 G4-3 1B		0-0 F9		0-0 F9	0-0 6-3		
Gene Freese, R (1, 5) OBP: 0.313, SLG: 0.479		0-0 G4-3		0-0 F3		0-0 E3 2B	0-0 F7		
Dick Gernert, R (1, 3) OBP: 0.340, SLG: 0.349		0-0 F9		0-0 1B		0-0 5-3	0-0 1B 1B		
Johnny Edwards, L (1, 2) OBP: 0.287, SLG: 0.277			0-0 G4-3 1B	0-0 3-1		4-0 2B IBB	0-0 F9		
Jim O'Toole, S (1, 1) Jim Maloney, L (8, 1) OBP: 0.197, SLG: 0.189 OBP: 0.407, SLG: 0.500			0-0 G4-3		0-0 4-3		0-0 F5	0-0 FC6-4 1B	

Inning Stats	R: 1	H: 2	E: 0	K: 0	S: 4	LOB: 0	BB: 0	P: 4
	R: 0	H: 1	E: 0	K: 0	S: 3 <td>LOB: 0</td> <td>BB: 0</td> <td>P: 3 </td>	LOB: 0	BB: 0	P: 3
	R: 0	H: 1	E: 0	K: 0	S: 3 <td>LOB: 0</td> <td>BB: 0</td> <td>P: 3 </td>	LOB: 0	BB: 0	P: 3
	R: 3	H: 4	E: 0	K: 0	S: 7 <td>LOB: 1</td> <td>BB: 0</td> <td>P: 7 </td>	LOB: 1	BB: 0	P: 7
	R: 0	H: 0	E: 0	K: 1	S: 5 <td>LOB: 0</td> <td>BB: 0</td> <td>P: 5 </td>	LOB: 0	BB: 0	P: 5
	R: 0	H: 0	E: 0	K: 1	S: 5 <td>LOB: 0</td> <td>BB: 0</td> <td>P: 5 </td>	LOB: 0	BB: 0	P: 5
	R: 4	H: 3	E: 1	K: 0	S: 7 <td>LOB: 2</td> <td>BB: 2</td> <td>P: 15 </td>	LOB: 2	BB: 2	P: 15
	R: 0	H: 2	E: 0	K: 0	S: 5 <td>LOB: 2</td> <td>BB: 0</td> <td>P: 5 </td>	LOB: 2	BB: 0	P: 5

PITCHER	IP	WLS	BF	H	R	ER	SO	BB	IBB	HBP	BLK	WP	HR	S	P	ERA	WHIP
Jack Sanford, R (1, 1) ERA: 3.68	6.0	L	23	8	4	4	2	0	0	0	0	0	0	27	27	6.00	1.333
Stu Miller, R (7, 1) ERA: 2.63	2.0		14	5	4	0	0	1	1	0	0	0	0	12	20	0.00	3.000

PITCHER	IP	WLS	BF	H	R	ER	SO	BB	IBB	HBP	BLK	WP	HR	S	P	ERA	WHIP

AB R H RBI BB SO LOB

4	1	0	0	1	0	2
4	3	3	3	0	1	0
4	1	3	2	0	0	0
4	1	2	2	0	1	1
0	0	0	0	0	0	0
4	0	1	0	0	0	3
0	0	0	0	0	0	0
4	1	0	0	0	0	2
4	0	2	1	0	0	1
3	1	1	0	1	0	2
3	0	0	0	0	0	3
1	0	1	0	0	0	0

1B: 9	SF: 0	WP: 0	PA: 37
2B: 3	SAC: 0	PB: 0	
3B: 1	DP: 2	SB: 2	
HR: 0	HBP: 0	CS: 0	

San Francisco Giants @ Cincinnati Reds
Crosley Field, Cincinnati, OH
Thu Aug 24 1961, 7:05 PM EDT
Att. 15,376 - Unknown

livebaseballscorecards.com

AB	35
R	8
H	13
RBI	8
BB	2
SO	2
LOB	14



Batter	1	2	3	4	5	6	7	8	9	AB R H RBI BB SO LOB	TOP	
Joey Amalfitano, R (1, 4) <small>OBP: 0.347, SLG: 0.328</small>	0-3 		4-0 		0-3 			0-0 		3 1 1 0 1 2 1	San Francisco Giants @ St. Louis Cardinals Sportsman's Park, St. Louis, MO Fri Aug 25 1961, 8:05 PM EDT Att. 20,865 - Unknown	
Jim Davenport, R (1, 5) <small>OBP: 0.329, SLG: 0.429</small>	0-0 		0-3 			0-0 		0-0 		4 0 3 1 0 1 1		
Willie McCovey, L (1, 3) <small>OBP: 0.343, SLG: 0.471</small>	0-0 			1-0 		0-0 		0-3 		3 0 0 0 0 1 4		
Willie Mays, R (1, 8) <small>OBP: 0.399, SLG: 0.617</small>	0-0 			0-0 		4-0 		0-0 		3 1 1 1 1 0 2		
Orlando Cepeda, R (1, 9) <small>OBP: 0.357, SLG: 0.611</small>		0-3 		0-0 		0-0 		1-0 		2 0 0 1 0 1 1		
John Orsino, R (1, 2) <small>OBP: 0.286, SLG: 0.433</small>		0-3 		0-0 		0-0 		0-0 		4 0 0 0 0 1 2		
Felipe Alou, R (1, 7) <small>OBP: 0.326, SLG: 0.460</small>		0-0 		0-0 		0-0 		0-0 		4 0 0 0 0 0 0		
Jose Pagan, R (1, 6) <small>OBP: 0.321, SLG: 0.344</small> Bobby Bolin, R (7, 1) <small>OBP: 0.286, SLG: 0.286</small> Harvey Kuenn, R (9, PH) <small>OBP: 0.329, SLG: 0.368</small>			0-0 		0-0 		0-0 		0-0 			3 0 1 0 0 0 0 0 0 0 0 0 0 0 1 0 0 0 0 0 0
Billy O'Dell, S (1, 1) <small>OBP: 0.120, SLG: 0.087</small> Sam Jones, R (4, 1) <small>OBP: 0.162, SLG: 0.194</small> Eddie Bressoud, R (7, 6) <small>OBP: 0.317, SLG: 0.413</small>			0-0 		0-3 		4-0 	0-3 		1 0 0 0 0 0 0 1 0 0 0 0 1 1 1 1 0 0 1 1 0		
Inning Stats	R: 0 H: 1 E: 0 LOB: 1 K: 1 BB: 0 S: 6 P: 6	R: 0 H: 0 E: 0 LOB: 0 K: 2 BB: 0 S: 7 P: 7	R: 0 H: 0 E: 0 LOB: 1 K: 1 BB: 1 S: 5 P: 9	R: 1 H: 1 E: 0 LOB: 0 K: 0 BB: 0 S: 3 P: 4	R: 0 H: 1 E: 0 LOB: 1 K: 2 BB: 0 S: 8 P: 8	R: 0 H: 1 E: 0 LOB: 1 K: 0 BB: 1 S: 3 P: 7	R: 0 H: 0 E: 0 LOB: 0 K: 0 BB: 0 S: 3 P: 3	R: 2 H: 2 E: 0 LOB: 2 K: 1 BB: 1 S: 7 P: 12	R: 0 H: 0 E: 0 LOB: 0 K: 1 BB: 0 S: 5 P: 5	1B: 4 SF: 1 2B: 2 SAC: 0 3B: 1 DP: 1 HR: 0 HBP: 2	WP: 1 PA: 36 PB: 0 SB: 0 CS: 0	
PITCHER Ray Sadecki, L (1, 1) <small>ERA: 3.32</small>	IP WLS BF H R ER SO BB IBB HBP BLK WP HR S P ERA WHIP 9.0 W 36 6 3 3 8 3 0 2 0 1 0 47 61 3.00 1.000											

livebaseballscorecards.com

AB	30
R	3
H	6
RBI	3
BB	3
SO	8
LOB	12



Batter	1	2	3	4	5	6	7	8	9
Julian Javier, R OBP: 0.330, SLG: 0.365 (1, 4)	0-0 6-3	0-0 G3		0-0 6-3		0-0 F8		0-3 K	
Curt Flood, R OBP: 0.391, SLG: 0.374 (1, 8)	0-0 1-3	0-0 4-3		0-0 1B		0-3 K		4-0 BB	
Charlie James, R OBP: 0.299, SLG: 0.365 (1, 7)	0-0 E S 1B		0-0 G3	0-3 K		0-0 FC4-6 1B		0-0 P4	
Ken Boyer, R OBP: 0.382, SLG: 0.519 (1, 5)	4-0 1B 1-3 BB		0-0 F7	0-0 1B		0-0 FC4-6 1B SF8			
Bill White, L OBP: 0.367, SLG: 0.501 (1, 3)	0-0 1B 1-2 3-H 1B		0-3 K	0-0 4-3		0-0 1-3 1B			
Don Taussig, R OBP: 0.354, SLG: 0.491 (1, 9)	0-0 1B 1-3 2-H 1B			0-0 2B 3B	0-0 F5		0-0 SF8		
Alex Grammas, R OBP: 0.260, SLG: 0.261 (1, 6)	0-0 6-3			0-0 PB E 2B	0-0 4-3		0-0 F7		
Jimmie Schaffer, R OBP: 0.305, SLG: 0.357 (1, 2)				0-3 K E 2-3	0-0 1B			0-0 L8	
Ray Sadecki, L OBP: 0.260, SLG: 0.315 (1, 1)				0-0 E9 WP 1B				0-0 L9	

Inning Stats	R: 2 E: 0 K: 0 S: 6	H: 3 LOB: 2 BB: 1 P: 10	R: 0 E: 0 K: 0 S: 4	H: 1 LOB: 1 BB: 0 P: 4	R: 0 E: 0 K: 1 S: 5	H: 0 LOB: 0 BB: 0 P: 5	R: 4 E: 1 K: 2 S: 13	H: 5 LOB: 2 BB: 0 P: 13	R: 0 E: 0 K: 0 S: 3	H: 1 LOB: 1 BB: 0 P: 3	R: 0 E: 0 K: 1 S: 5	H: 0 LOB: 0 BB: 0 P: 5	R: 1 E: 0 K: 0 S: 5	H: 2 LOB: 1 BB: 0 P: 5	R: 0 E: 0 K: 1 S: 6	H: 1 LOB: 2 BB: 1 P: 10
--------------	------------------------------	----------------------------------	------------------------------	---------------------------------	------------------------------	---------------------------------	-------------------------------	----------------------------------	------------------------------	---------------------------------	------------------------------	---------------------------------	------------------------------	---------------------------------	------------------------------	----------------------------------

PITCHER	IP	WLS	BF	H	R	ER	SO	BB	IBB	HBP	BLK	WP	HR	S	P	ERA	WHIP
Billy O'Dell, L ERA: 4.88 (1, 1)	3.0	L	18	7	6	4	2	1	0	0	0	0	0	21	25	12.00	2.667
Sam Jones, R ERA: 4.67 (4, 1)	3.1		14	5	1	1	2	0	0	0	0	1	0	18	18	2.70	1.500
Bobby Bolin, R ERA: 3.55 (7, 1)	1.2		7	1	0	0	1	1	0	0	0	0	0	8	12	0.00	1.200

BOTTOM


San Francisco Giants @ St. Louis Cardinals
Sportsman's Park, St. Louis, MO

Fri Aug 25 1961, 8:05 PM EDT
Att. 20,865 - Unknown

AB	R	H	RBI	BB	SO	LOB
5	0	0	0	0	1	2
4	0	1	0	1	1	1
5	1	2	0	0	1	3
3	2	1	0	1	0	1
4	0	2	1	0	1	2
3	1	2	2	0	0	0
4	1	1	1	0	0	3
4	1	2	0	0	1	1
4	1	2	1	0	0	1

AB	36
R	7
H	13
RBI	5
BB	2
SO	5
LOB	14

WP: 1 PA: 39
PB: 1
SB: 1
CS: 0



1B	2B	3B	HR	SF	SAC	DP	HBP
11	1	1	0	1	0	0	0

Batter	1	2	3	4	5	6	7	8	9	AB R H RBI BB SO LOB	TOP									
Joey Amalfitano, R (1, 4) OBP: 0.345, SLG: 0.326	0-0 2B 4-3 1B	0-0 K		0-0 P6		0-0 F8			0-0 F9	5 1 1 0 0 1 3										
Jim Davenport, R (1, 5) OBP: 0.338, SLG: 0.443	0-0 4-3 1-3 2B		0-0 BB SF7 2B	4-0 1-2 BB		4-0 1B 5-3 BB			0-0 HR 2B	3 3 3 0 2 0 0										
Willie McCovey, L (1, 3) OBP: 0.347, SLG: 0.482	0-0 4-3 2-3 3-H		4-0 BB BB	0-0 L8		0-0 1-3 5-3 1B			0-0 2-H HR	4 1 2 3 1 0 3										
Willie Mays, R (1, 8) OBP: 0.401, SLG: 0.615	0-0 F2		4-0 1-2 2-3 BB		0-0 G3-6-3 1B		0-0 F5		4-0 FC6-4 BB	3 0 1 0 2 0 3										
Orlando Cepeda, R (1, 9) OBP: 0.355, SLG: 0.606	4-0 BB		0-0 F3		0-3 K		0-0 5-3		0-0 FC6-4 DI	4 0 0 1 1 1 6										
Hobie Landrith, L (1, 2) OBP: 0.342, SLG: 0.400	0-0 F8		0-0 SF7		0-0 G3-6-3 1-2f		0-0 F8		0-0 G3	4 0 0 1 0 0 5										
Felipe Alou, R (1, 7) OBP: 0.325, SLG: 0.458		0-0 5-3	0-3 K			0-0 E7 6-3 1B		0-0 G3		4 0 1 0 0 1 2										
Jose Pagan, R (1, 6) OBP: 0.323, SLG: 0.346		0-0 S 1B		0-0 FC1-6 1B		0-0 6-3 2-3		0-0 F2		4 0 2 0 0 0 1										
Mike McCormick, L (1, 1) OBP: 0.242, SLG: 0.207		0-3 K		0-0 FC1-6 BB		0-0 1-3		0-3 K		1 0 0 0 0 1 1										
Billy Loes, R (2, 1) OBP: 0.194, SLG: 0.138										1 0 0 0 0 0 1										
Richard LeMay, L (5, 1) OBP: 0.111, SLG: 0.059										0 0 0 0 0 0 0										
Ed Bailey, L (6, PH) OBP: 0.340, SLG: 0.426										1 0 0 0 0 0 1										
Dom Zanni, R (6, 1)										0 0 0 0 0 0 0										
Eddie Bressoud, R (8, PH) OBP: 0.314, SLG: 0.409										1 0 0 0 0 1 0										
Bobby Bolin, R (8, 1) OBP: 0.286, SLG: 0.286										0 0 0 0 0 0 0										
Inning Stats	R: 1 E: 0 K: 0 S: 5	H: 2 LOB: 2 BB: 1 P: 9	R: 0 E: 0 K: 2 S: 8	H: 1 LOB: 1 BB: 0 P: 8	R: 1 E: 0 K: 1 S: 6	H: 1 LOB: 2 BB: 2 P: 14	R: 0 E: 0 K: 0 S: 4	H: 1 LOB: 2 BB: 1 P: 8	R: 0 E: 1 K: 0 S: 4	H: 1 LOB: 1 BB: 0 P: 4	R: 1 E: 0 K: 0 S: 4	H: 1 LOB: 1 BB: 1 P: 8	R: 0 E: 0 K: 1 S: 5	H: 0 LOB: 0 BB: 0 P: 5	R: 2 E: 0 K: 0 S: 5	H: 2 LOB: 1 BB: 1 P: 9	1B: 6 2B: 3 3B: 0 HR: 1	SF: 1 SAC: 0 DP: 1 HBP: 0	WP: 0 PA: 42 PB: 0 SB: 1 CS: 0	
PITCHER	IP WLS BF H R ER SO BB IBB HBP BLK WP HR S P ERA WHIP																			
Bob Gibson, R (1, 1) ERA: 3.65	8.1 W 40 10 5 5 5 6 0 0 0 0 1 44 68 5.40 1.920																			
Ed Bauta, R (9, 1) ERA: 2.38	0.2 S 2 0 0 0 0 0 0 0 0 0 0 2 2 0.00 0.000																			

San Francisco Giants @ St. Louis Cardinals
 Sportsman's Park, St. Louis, MO
 Sat Aug 26 1961, 4:33 AM EDT
 Att: 17,779 - Unknown

livebaseballscorecards.com

AB 35
 R 5
 H 10
 RBI 5
 BB 6
 SO 5
 LOB 26



Batter	1	2	3	4	5	6	7	8	9	AB	R	H	RBI	BB	SO	LOB
Julian Javier, R OBP: 0.328, SLG: 0.361 (1, 4)	0-3 K	0-0 SF8		0-0 F8	0-0 F9		4-0 FC5-4 BB			3	0	0	1	1	1	2
Curt Flood, R OBP: 0.396, SLG: 0.380 (1, 8)	0-0 BB 1B	0-0 1B		0-0 E8 1B		0-0 P3	0-0 FC5-4			5	1	3	0	0	0	2
Charlie James, R OBP: 0.301, SLG: 0.361 (1, 7)	4-0 1B BB	4-0 BB		0-3 K		0-3 K		0-3 K		3	0	0	0	2	3	2
Ken Boyer, R OBP: 0.384, SLG: 0.519 (1, 5)	0-0 L7	0-3 K			4-0 1B E BB	0-0 E6 1B		0-0 1B 1B		4	1	2	0	1	1	4
Bill White, L OBP: 0.369, SLG: 0.502 (1, 3)	0-0 CS 1B		0-0 G4-6-3 1B		0-0 BB 1B	0-3 K		0-0 F2		5	1	3	1	0	1	2
Don Taussig, R OBP: 0.355, SLG: 0.488 (1, 9)	0-0 CS	4-0 BB 1B BB	0-0 G4-6-3		4-0 E SF9 BB		4-0 SH2-4 1B BB	0-0 S 1B		1	1	0	0	1	0	1
Joe Cunningham, L OBP: 0.418, SLG: 0.424 (5, PH)	1-2 CS	1-2 BB 2B BB	1-2f G4-6-3		1-2 SF9 BB		1-2 SF8 SH2-4 1B BB	1-3 S 1B		1	2	1	0	2	0	0
Alex Grammas, R OBP: 0.265, SLG: 0.267 (1, 6)		0-0 BB 2B 1B	0-0 F9		0-0 E4 SF9		0-0 SF8 SH2-4 1B	0-3 K		5	1	2	1	0	1	3
Jimmie Schaffer, R OBP: 0.313, SLG: 0.359 (1, 2)		4-0 2B SF8 BB		0-0 E 1B 1B	0-3 K		0-0 SH2-4			2	1	1	0	1	1	2
Bob Gibson, R OBP: 0.268, SLG: 0.373 (1, 1)		0-0 1B 2B		0-3 K	0-0 SF9		0-0 SF8			2	0	1	4	0	1	1
Ed Bauta, R OBP: 0.333, SLG: 0.333 (9, 1)		1-3 1B 2B			1-2 3-H		2-3 3-H			0	0	0	0	0	0	0

Inning Stats	R: 1	H: 2	E: 0	K: 1	S: 6	R: 3	H: 3	E: 0	K: 1	S: 7	R: 0	H: 1	E: 0	K: 0	S: 3	R: 0	H: 2	E: 1	K: 2	S: 9	R: 3	H: 1	E: 0	K: 1	S: 7	R: 0	H: 1	E: 1	K: 2	S: 8	R: 1	H: 1	E: 0	K: 0	S: 4	R: 0	H: 2	E: 0	K: 2	S: 9
	LOB: 1	BB: 1	P: 10			LOB: 2	BB: 3	P: 19			LOB: 0	BB: 0	P: 3			LOB: 1	BB: 2	P: 15			LOB: 2	BB: 2	P: 12			LOB: 2	BB: 0	P: 9			LOB: 2	BB: 0	P: 9			LOB: 2	BB: 0	P: 9		


PITCHER	IP	WLS	BF	H	R	ER	SO	BB	IBB	HBP	BLK	WP	HR	S	P	ERA	WHIP
Mike McCormick, L ERA: 3.2 (1, 1)	1.2	L	12	5	4	4	1	4	0	0	0	0	0	10	26	21.60	5.400
Billy Loes, R ERA: 4.31 (2, 1)	2.1		11	4	2	1	3	1	0	0	0	0	0	16	20	3.86	2.143
Richard LeMay, L ERA: 3.86 (5, 1)	1.0		5	0	1	0	1	1	0	0	0	0	0	6	10	0.00	1.000
Dom Zanni, R ERA: 6.0 (6, 1)	2.0		10	2	1	1	2	2	0	0	0	0	0	12	20	4.50	2.000
Bobby Bolin, R ERA: 3.46 (8, 1)	1.0		5	2	0	0	2	0	0	0	0	0	0	9	9	0.00	2.000

BOTTOM

San Francisco Giants @ St. Louis Cardinals
Sportsman's Park, St. Louis, MO

Sat Aug 26 1961, 4:33 AM EDT
Att. 17,779 - Unknown

AB	31
R	8
H	13
RBI	7
BB	8
SO	9
LOB	19



WP	PA	ERA	WHIP
0	44		

Batter	1	2	3	4	5	6	7	8	9	AB R H RBI BB SO LOB	TOP	
Joey Amalfitano, R (1, 4) <small>OBP: 0.341, SLG: 0.321</small>	0-0 		0-0 		0-0 			0-3 		4 0 0 0 0 1 1	San Francisco Giants @ St. Louis Cardinals Sportsman's Park, St. Louis, MO Sun Aug 27 1961, 4:33 AM EDT Att. 23,499 - Unknown - 92 F livebaseballscorecards.com AB 30 R 0 H 3 RBI 0 BB 1 SO 5 LOB 7 	
Jim Davenport, R (1, 5) <small>OBP: 0.334, SLG: 0.438</small>	0-0 		0-0 			0-0 		0-0 	4 0 0 0 0 0 0			
Willie McCovey, L (1, 3) <small>OBP: 0.346, SLG: 0.479</small>	0-0 			0-0 		0-3 		0-0 	4 0 1 0 0 1 0			
Willie Mays, R (1, 8) <small>OBP: 0.402, SLG: 0.613</small>	4-0 			0-0 		0-0 		0-0 	3 0 1 0 1 0 0			
Orlando Cepeda, R (1, 9) <small>OBP: 0.353, SLG: 0.602</small>	0-0 			0-0 		0-0 			3 0 0 0 0 0 3			
Felipe Alou, R (1, 7) <small>OBP: 0.322, SLG: 0.453</small>		0-0 		0-0 		0-0 			3 0 0 0 0 0 1			
John Orsino, R (1, 2) <small>OBP: 0.288, SLG: 0.443</small>		0-0 			0-0 		0-0 		3 0 1 0 0 0 0			
Jose Pagan, R (1, 6) <small>OBP: 0.321, SLG: 0.343</small>		0-3 			0-0 		0-0 		3 0 0 0 0 1 1			
Juan Marichal, R (1, 1) <small>OBP: 0.167, SLG: 0.125</small> Harvey Kuenn, R (8, PH) <small>OBP: 0.328, SLG: 0.367</small> Richard LeMay, L (8, 1) <small>OBP: 0.111, SLG: 0.059</small>			0-0 		0-3 		0-3 		2 0 0 0 0 1 1 1 0 0 0 0 1 0 0 0 0 0 0 0 0			
Inning Stats	R: 0 H: 1 E: 0 LOB: 2 K: 0 BB: 1 S: 4 P: 8	R: 0 H: 0 E: 0 LOB: 0 K: 1 BB: 0 S: 5 P: 5	R: 0 H: 0 E: 0 LOB: 0 K: 0 BB: 0 S: 3 P: 3	R: 0 H: 1 E: 0 LOB: 1 K: 0 BB: 0 S: 4 P: 4	R: 0 H: 1 E: 0 LOB: 1 K: 1 BB: 0 S: 6 P: 6	R: 0 H: 0 E: 0 LOB: 0 K: 1 BB: 0 S: 5 P: 5	R: 0 H: 0 E: 0 LOB: 0 K: 0 BB: 0 S: 3 P: 3	R: 0 H: 0 E: 0 LOB: 0 K: 2 BB: 0 S: 7 P: 7	R: 0 H: 0 E: 0 LOB: 0 K: 0 BB: 0 S: 3 P: 3	1B: 2 SF: 0 2B: 1 SAC: 0 3B: 0 DP: 0 HR: 0 HBP: 0	WP: 0 PA: 31 PB: 0 SB: 0 CS: 0	
PITCHER Larry Jackson, R (1, 1) <small>ERA: 3.94</small>	IP WLS BF H R ER SO BB IBB HBP BLK WP HR S P ERA WHIP 9.0 W 31 3 0 0 5 1 0 0 0 0 0 0 40 44 0.00 0.444											PITCHER IP WLS BF H R ER SO BB IBB HBP BLK WP HR S P ERA WHIP

Batter	1	2	3	4	5	6	7	8	9	10	11	12	13	AB R H RBI BB SO LOB	TOP	
Joey Amalfitano, R (1, 4) <small>OBP: 0.346, SLG: 0.325</small>														6 2 3 0 1 0 3	San Francisco Giants @ Milwaukee Braves Milwaukee County Stadium, Milwaukee, WI Tue Aug 29 1961, 8:05 PM EDT Att. 21,407 - Unknown	
Harvey Kuenn, R (1, 9) Ernie Bowman, R (9, PR) <small>OBP: 0.329, SLG: 0.368</small> <small>OBP: 0.240, SLG: 0.208</small>														5 1 2 0 0 0 1 1 1 0 0 0 0 1		
Willie McCovey, L (1, 3) <small>OBP: 0.352, SLG: 0.495</small>														5 2 3 2 1 0 0		
Willie Mays, R (1, 8) <small>OBP: 0.401, SLG: 0.609</small>														5 0 1 2 1 0 4		
Orlando Cepeda, R (1, 7) <small>OBP: 0.351, SLG: 0.598</small>														6 0 1 0 0 0 5		
Jim Davenport, R (1, 5) <small>OBP: 0.334, SLG: 0.436</small>														6 0 2 0 0 1 1		
John Orsino, R (1, 2) Ed Bailey, L (6, PH) <small>OBP: 0.280, SLG: 0.431</small> <small>OBP: 0.339, SLG: 0.424</small>														2 0 0 0 0 1 1 4 0 1 0 0 0 1		
Jose Pagan, R (1, 6) <small>OBP: 0.321, SLG: 0.343</small>														6 0 2 0 0 1 0		
Jack Sanford, R (1, 1) Stu Miller, R (7, 1) Felipe Alou, R (8, PH) Sam Jones, R (8, 1) Richard LeMay, L (8, 1) <small>OBP: 0.219, SLG: 0.361</small> <small>OBP: 0.316, SLG: 0.133</small> <small>OBP: 0.321, SLG: 0.452</small> <small>OBP: 0.182, SLG: 0.194</small> <small>OBP: 0.100, SLG: 0.053</small>														3 0 0 0 0 1 3 0 0 0 0 0 0 0 1 0 0 0 0 0 2 0 0 0 0 0 0 0 2 0 0 0 0 1 0		
Inning Stats	R: 0 H: 0 E: 0 LOB: 0 K: 0 BB: 0 S: 3 P: 3	R: 0 H: 1 E: 0 LOB: 1 K: 1 BB: 0 S: 6 P: 6	R: 2 H: 2 E: 1 LOB: 2 K: 1 BB: 1 S: 8 P: 12	R: 0 H: 0 E: 0 LOB: 0 K: 0 BB: 0 S: 3 P: 3	R: 2 H: 3 E: 0 LOB: 1 K: 1 BB: 0 S: 8 P: 8	R: 0 H: 3 E: 0 LOB: 2 K: 0 BB: 0 S: 5 P: 5	R: 0 H: 1 E: 0 LOB: 1 K: 0 BB: 0 S: 4 P: 4	R: 0 H: 2 E: 0 LOB: 1 K: 0 BB: 0 S: 4 P: 4	R: 2 H: 2 E: 0 LOB: 1 K: 0 BB: 0 S: 5 P: 5	R: 0 H: 0 E: 0 LOB: 0 K: 1 BB: 0 S: 5 P: 5	R: 0 H: 1 E: 0 LOB: 2 K: 1 BB: 1 S: 6 P: 10	R: 0 H: 0 E: 0 LOB: 0 K: 0 BB: 0 S: 3 P: 3	R: 0 H: 0 E: 0 LOB: 1 K: 0 BB: 1 S: 3 P: 7	1B: 12 SF: 0 2B: 2 SAC: 1 3B: 0 DP: 2 HR: 1 HBP: 0		WP: 0 PA: 56 PB: 0 SB: 0 CS: 0
PITCHER Lew Burdette, R (1, 1) <small>ERA: 3.83</small> Don Nottebart, R (9, 1) <small>ERA: 4.4</small>	IP 8.1 WLS 0 BF 39 H 14 R 6 ER 4 SO 3 BB 1 IBB 0 HBP 0 BLK 0 WP 0 HR 1 S 44 P 48 ERA 4.32 WHIP 1.800															



Batter	1	2	3	4	5	6	7	8	9	AB R H RBI BB SO LOB	TOP
Joey Amalfitano, R (1, 4) <small>OBP: 0.344, SLG: 0.332</small>	0-0 		0-0 		0-0 			0-0 		4 1 1 0 0 0 1	San Francisco Giants @ Chicago Cubs Wrigley Field, Chicago, IL Thu Aug 31 1961, 3:33 AM CDT Att: 7,593 - Cloudy - 91 F
Harvey Kuenn, R (1, 9) <small>OBP: 0.327, SLG: 0.364</small>	4-0 		0-0 			0-0 		0-0 		3 0 0 0 1 0 0	
Willie McCovey, L (1, 3) <small>OBP: 0.352, SLG: 0.500</small>	0-0 			0-3 		0-0 		0-0 		3 0 2 1 0 1 0	
Willie Mays, R (1, 8) <small>OBP: 0.399, SLG: 0.603</small>	0-0 			0-0 		0-0 		0-0 		4 0 1 0 0 0 2	
Orlando Cepeda, R (1, 7) <small>OBP: 0.349, SLG: 0.592</small>		4-0 		0-0 		0-0 		0-0 		3 0 1 0 1 0 4	
Jim Davenport, R (1, 5) <small>OBP: 0.331, SLG: 0.429</small>		0-0 		0-0 			0-0 		0-0 	4 0 0 0 0 0 2	
John Orsino, R (1, 2) <small>OBP: 0.291, SLG: 0.427</small>		0-0 			0-0 		4-0 		0-0 	3 0 1 0 1 0 0	
Eddie Bressoud, R (1, 6) <small>OBP: 0.295, SLG: 0.380</small>		0-0 			0-0 		0-0 		0-0 	4 0 0 0 0 0 2	
Juan Marichal, R (1, 1) <small>OBP: 0.164, SLG: 0.123</small> Billy O'Dell, S (3, 1) <small>OBP: 0.154, SLG: 0.125</small> Felipe Alou, R (7, PH) <small>OBP: 0.320, SLG: 0.451</small> Dom Zanni, R (7, 1)			0-3 		0-0 		0-3 			1 0 0 0 0 1 0 1 0 1 0 0 0 0 1 0 0 0 0 1 1 0 0 0 0 0 0 0	
Inning Stats	R: 1 H: 1 E: 0 LOB: 0 K: 0 BB: 1 S: 3 P: 7	R: 0 H: 1 E: 0 LOB: 1 K: 0 BB: 1 S: 3 P: 7	R: 0 H: 0 E: 0 LOB: 0 K: 1 BB: 0 S: 5 P: 5	R: 0 H: 1 E: 0 LOB: 1 K: 1 BB: 0 S: 6 P: 6	R: 0 H: 1 E: 0 LOB: 1 K: 0 BB: 0 S: 4 P: 4	R: 0 H: 1 E: 1 LOB: 1 K: 0 BB: 0 S: 4 P: 4	R: 0 H: 0 E: 0 LOB: 1 K: 1 BB: 1 S: 5 P: 9	R: 0 H: 2 E: 0 LOB: 2 K: 0 BB: 0 S: 5 P: 5	R: 0 H: 0 E: 0 LOB: 0 K: 0 BB: 0 S: 3 P: 3	1B: 6 SF: 1 2B: 0 SAC: 0 3B: 1 DP: 3 HR: 0 HBP: 0	WP: 0 PA: 35 PB: 0 SB: 0 CS: 0
PITCHER Jack Curtis, L (1, 1) <small>ERA: 4.64</small>	IP WLS BF H R ER SO BB IBB HBP BLK WP HR S P ERA WHIP 9.0 W 35 7 1 1 3 3 0 0 0 0 0 0 38 50 1.00 1.111										

livebaseballscorecards.com

AB	31
R	1
H	7
RBI	1
BB	3
SO	3
LOB	12



Batter	1	2	3	4	5	6	7	8	9	10	11	12	13	14	AB	R	H	RBI	BB	SO	LOB	TOP				
Joey Amalfitano, R OBP: 0.345, SLG: 0.332 (1, 4)	4-0 BB G5-4-3		0-0 1B G6-3			0-0 1-6-3	0-0 L9		0-0 F9			0-0 5-3		0-0 3B 1B	6	1	2	0	1	0	1					
Harvey Kuenn, R OBP: 0.329, SLG: 0.371 Ernie Bowman, R OBP: 0.250, SLG: 0.296 (8, 6)	0-0 1-2f G5-4-3		0-0 1-2f G6-3			0-0 HR		4-0 1B BB		0-0 G3		0-0 E5		0-0 3B 1B	3	1	1	1	1	1	0	2				
Willie McCovey, L OBP: 0.351, SLG: 0.497 Felipe Alou, R OBP: 0.317, SLG: 0.446 (8, 9)	0-0 F7			0-0 F7		0-0 FC6-4 1B		0-0 E4 1B 1-2		0-0 5-3		0-0 6-3		0-0 6-3	4	0	1	0	0	0	0	1				
Willie Mays, R OBP: 0.398, SLG: 0.599 (1, 8)		0-0 1B G6-4-3		0-0 F7		0-0 FC6-4 1-2f FC4-6		0-3 K		0-0 1B				0-0 1-3	6	0	2	0	0	1	3					
Orlando Cepeda, R OBP: 0.347, SLG: 0.586 (8, 3)		0-0 1-2f G6-4-3		4-0 BB		0-0 1-2f FC4-6		0-3 K		0-0 F9			0-3 K		5	0	0	0	1	2	5					
Ed Bailey, L OBP: 0.345, SLG: 0.423 (1, 2)	4-0 1B BB			0-0 4-3			4-0 1B 1B G4-6-3 BB	1-3 2-H 1B			0-0 4-3		4-0 BB		3	1	1	1	3	0	1					
Jim Davenport, R OBP: 0.331, SLG: 0.427 (1, 5)	0-0 1-3 1B				0-0 6-3		0-0 G4-6-3 1-2 1B	0-0 P2			0-0 6-3		0-3 K		6	0	2	0	0	1	3					
Jose Pagan, R OBP: 0.318, SLG: 0.340 (8, 7)	0-0 5-3				0-0 6-3		0-0 G4-6-3 1-2 2-3 1B		0-0 F8		0-0 F9		0-3 K		6	0	1	0	0	1	2					
Richard LeMay, L OBP: 0.091, SLG: 0.048 Hobie Landrin, L OBP: 0.325, SLG: 0.375 Stu Miller, R OBP: 0.350, SLG: 0.425 Eddie Braddock, R OBP: 0.292, SLG: 0.376 Bobby Solari, R OBP: 0.296, SLG: 0.286 Billy C'Dell, S OBP: 0.184, SLG: 0.125 Dom Zarnini, R OBP: 0.188, SLG: 0.133 (1, 1) (2, P#) (7, 1) (12, P#) (12, 1) (12, 1) (13, 1) (13, 1)			0-0 3-1		0-0 P5		0-0 G4-6-3 1-2f 2-3 3-H	0-3 K				0-0 P6		0-3 K	2	0	0	0	0	0	0	0				
Inning Stats	R: 0 E: 0 K: 0 S: 2	H: 0 LOB: 0 BB: 1 P: 6	R: 0 E: 0 K: 0 S: 4	H: 2 LOB: 2 BB: 1 P: 8	R: 0 E: 0 K: 0 S: 3	H: 1 LOB: 0 BB: 0 P: 3	R: 0 E: 0 K: 0 S: 3	H: 0 LOB: 1 BB: 1 P: 7	R: 0 E: 0 K: 0 S: 3	H: 0 LOB: 0 BB: 0 P: 3	R: 1 E: 0 K: 0 S: 5	H: 2 LOB: 1 BB: 0 P: 5	R: 0 E: 0 K: 0 S: 4	H: 1 LOB: 1 BB: 0 P: 4	R: 0 E: 0 K: 0 S: 3	H: 0 LOB: 0 BB: 0 P: 3	R: 0 E: 0 K: 2 S: 7	H: 0 LOB: 1 BB: 0 P: 4	R: 0 E: 0 K: 2 S: 7	H: 0 LOB: 1 BB: 1 P: 11	R: 1 E: 0 K: 2 S: 9	H: 2 LOB: 1 BB: 0 P: 9	1B: 9 2B: 0 3B: 1 HR: 1	SF: 0 SAC: 0 DP: 4 HBP: 0	WP: 0 PB: 0 SB: 0 CS: 0	PA: 57
PITCHER	IP WLS BF H R ER SO BB IBB HBP BLK WP HR S P ERA WHIP																									
Glen Hobbie, R ERA: 4.13 (1, 1)	6.0	26	7	2	2	0	4	0	0	0	0	0	0	0	0	0	0	0	0	0	0	0	3.00	1.833		
Bob Anderson, R ERA: 3.81 (7, 1)	5.0	18	2	1	0	3	1	0	0	0	0	0	0	0	0	0	0	0	0	0	0	0	0.00	0.600		
Barney Schultz, R ERA: 2.38 (12, 1)	2.0	8	0	0	0	2	1	0	0	0	0	0	0	0	0	0	0	0	0	0	0	0.00	0.500			
Don Elston, R ERA: 5.93 (14, 1)	1.0	L	5	2	1	1	2	0	0	0	0	0	0	0	0	0	0	0	0	0	0	9.00	2.000			

San Francisco Giants @ Chicago Cubs
Wrigley Field, Chicago, IL
Fri Sep 01 1961, 3:33 AM CDT
Att: 5,427 - Sunny - 90 F

AB	51
R	4
H	11
RBI	3
BB	6
SO	7
LOB	22




Batter	1	2	3	4	5	6	7	8	9	10	11	12	13	14	AB	R	H	RBI	BB	SO	LOB
Richie Ashburn, L (1, 8) OBP: 0.371, SLG: 0.289	F8		L3		1-3			P4		F9		14 BB 1B	1-2 2-3 BB		6	0	1	0	1	0	1
Don Zimmer, R (1, 4) OBP: 0.298, SLG: 0.400	K		6-3							K2-3		K	F7		4	0	1	0	0	2	0
Sammy Drake, S (8, PR)															0	0	0	0	0	0	0
Jerry Kindall, R (9, 4) OBP: 0.288, SLG: 0.421															2	0	0	0	0	2	1
Ed Bouchee, L (13, PH) OBP: 0.364, SLG: 0.412															1	0	0	0	0	0	3
Don Elston, R (14, 1) OBP: 0.222, SLG: 0.222															0	0	0	0	0	0	0
14 Ernie Banks, R (1, 6) OBP: 0.356, SLG: 0.512	F8		P4												4	0	1	0	3	0	0
George Altman, L (1, 9) OBP: 0.353, SLG: 0.561															7	1	1	0	0	2	6
Billy Williams, L (1, 7) OBP: 0.345, SLG: 0.488															6	0	1	0	1	0	5
Ron Santo, R (1, 5) OBP: 0.366, SLG: 0.490															6	0	1	0	1	0	5
Andre Rodgers, R (1, 3) OBP: 0.344, SLG: 0.430															5	1	3	2	0	0	0
Cuno Barragan, R (1, 2) OBP: 0.333, SLG: 1.333															3	1	1	1	0	0	1
Dick Bertell, R (8, 2) OBP: 0.314, SLG: 0.344															3	0	1	0	0	0	3
Glen Hobbie, R (11, 11) OBP: 0.226, SLG: 0.308															2	0	0	0	0	0	1
Bob Anderson, R (7, 11) OBP: 0.193, SLG: 0.206															2	0	0	0	0	0	1
Bob Will, L (11, PH) OBP: 0.350, SLG: 0.327															1	0	0	0	0	0	2
Barney Schultz, R (12, 11) OBP: 0.100, SLG: 0.100															0	0	0	0	0	0	0
Sammy Taylor, L (13, PH) OBP: 0.334, SLG: 0.396															0	0	0	0	1	0	0
Mel Roach, R (14, 4) OBP: 0.230, SLG: 0.212															0	0	0	0	0	0	0

Inning Stats	R: 0	H: 0	E: 0	K: 1	S: 5	R: 3	H: 3	E: 0	K: 0	S: 6	R: 0	H: 0	E: 0	K: 0	S: 3	R: 0	H: 0	E: 0	K: 0	S: 3	R: 0	H: 1	E: 0	K: 0	S: 4	R: 0	H: 2	E: 0	K: 1	S: 7	R: 0	H: 0	E: 0	K: 0	S: 3	R: 0	H: 1	E: 0	K: 1	S: 6	R: 0	H: 1	E: 0	K: 1	S: 6	R: 0	H: 0	E: 0	K: 1	S: 5	R: 0	H: 2	E: 0	K: 0	S: 5	R: 0	H: 1	E: 0	K: 2	S: 8	R: 0	H: 0	E: 0	K: 0	S: 3	R: 0	H: 0	E: 0	K: 0	S: 3	R: 0	H: 0	E: 0	K: 0	S: 3
	LOB: 0	BB: 0	P: 5	LOB: 0	BB: 0	P: 6	LOB: 0	BB: 0	P: 3	LOB: 0	BB: 0	P: 3	LOB: 0	BB: 0	P: 3	LOB: 0	BB: 0	P: 3	LOB: 0	BB: 0	P: 3	LOB: 1	BB: 1	P: 4	LOB: 0	BB: 0	P: 4	LOB: 2	BB: 0	P: 7	LOB: 0	BB: 0	P: 3	LOB: 0	BB: 0	P: 3	LOB: 1	BB: 0	P: 6	LOB: 1	BB: 0	P: 6	LOB: 1	BB: 1	P: 9	LOB: 2	BB: 0	P: 5	LOB: 2	BB: 1	P: 12	LOB: 3	BB: 3	P: 15	LOB: 1	BB: 1	P: 7	LOB: 0	BB: 0	P: 7	LOB: 0	BB: 0	P: 7	1B: 8	SF: 0	2B: 1	SAC: 1	3B: 0	DP: 0	HR: 2	HBP: 0	WP: 0	PA: 60		

San Francisco Giants @ Chicago Cubs
 Wrigley Field, Chicago, IL
 Fri Sep 01 1961, 3:33 AM CDT
 Att: 5,427 - Sunny - 90 F

AB	52
R	3
H	11
RBI	3
BB	7
SO	7
LOB	28



Batter	1	2	3	4	5	6	7	8	9	AB R H RBI BB SO LOB	TOP	
Joey Amalfitano, R (1, 4) <small>OBP: 0.341, SLG: 0.328</small>	0-3 		0-0 5-3 		0-3 0-0 			0-3 		4 0 0 0 0 3 1	San Francisco Giants @ Chicago Cubs Wrigley Field, Chicago, IL Sat Sep 02 1961, 3:33 AM CDT Att: 9,547 - Cloudy - 88 F	
Harvey Kuenn, R (1, 9) <small>OBP: 0.330, SLG: 0.371</small>	0-0 		0-0 F9 		0-0 F9 			4-0 BB 		3 0 1 0 1 0 0		
Willie McCovey, L (1, 3) <small>OBP: 0.350, SLG: 0.492</small>	1-0 		0-0 1-3 		0-3 0-0 			0-0 G4-6-3 		3 0 0 0 0 1 2		
Willie Mays, R (1, 8) <small>OBP: 0.397, SLG: 0.596</small>	0-3 			0-0 F8 		0-0 F9 			0-0 G6-4-3 			4 0 1 0 0 1 2
Orlando Cepeda, R (1, 7) <small>OBP: 0.345, SLG: 0.581</small>	0-3 			0-0 F7 			0-0 P3 		0-0 G6-4-3 			4 0 0 0 0 1 3
Ed Bailey, L (1, 2) <small>OBP: 0.344, SLG: 0.421</small>		0-3 		0-0 			0-0 4-3 		0-0 4-3 			4 0 1 0 0 1 0
Jim Davenport, R (1, 5) <small>OBP: 0.333, SLG: 0.427</small>		0-0 		0-3 			1-0 					2 0 1 0 0 1 1
Jose Pagan, R (1, 6) <small>OBP: 0.316, SLG: 0.337</small>		0-0 P5 			0-0 F8 		0-0 P4 					3 0 0 0 0 0 2
Jack Sanford, R (1, 1) <small>OBP: 0.212, SLG: 0.349</small> Hobie Landrith, L (8, PH) <small>OBP: 0.333, SLG: 0.385</small> Bobby Bolin, R (8, 1) <small>OBP: 0.286, SLG: 0.286</small>		0-3 		0-0 1-3 				0-0 BB 				2 0 0 0 0 1 1 1 0 1 0 0 0 0 0 0 0 0 0 0 0
Inning Stats	R: 0 H: 1 E: 0 LOB: 2 K: 3 BB: 0 S: 10 P: 11	R: 0 H: 1 E: 0 LOB: 1 K: 2 BB: 0 S: 8 P: 8	R: 0 H: 0 E: 0 LOB: 0 K: 0 BB: 0 S: 3 P: 3	R: 0 H: 1 E: 0 LOB: 1 K: 1 BB: 0 S: 6 P: 6	R: 0 H: 0 E: 0 LOB: 0 K: 1 BB: 0 S: 5 P: 5	R: 0 H: 0 E: 0 LOB: 0 K: 1 BB: 0 S: 5 P: 5	R: 0 H: 0 E: 0 LOB: 1 K: 0 BB: 0 S: 3 P: 4	R: 0 H: 1 E: 0 LOB: 1 K: 1 BB: 1 S: 5 P: 9	R: 0 H: 1 E: 0 LOB: 0 K: 0 BB: 0 S: 3 P: 3	1B: 5 SF: 0 2B: 0 SAC: 0 3B: 0 DP: 2 HR: 0 HBP: 2	WP: 0 PA: 33 PB: 0 SB: 0 CS: 0	
PITCHER Don Cardwell, R (1, 1) <small>ERA: 3.71</small>	IP WLS BF H R ER SO BB IBB HBP BLK WP HR S P ERA WHIP 9.0 W 33 5 0 0 9 1 0 2 0 0 0 48 54 0.00 0.667											

AB	30
R	0
H	5
RBI	0
BB	1
SO	9
LOB	12



WP: 0	PA: 33
PB: 0	
SB: 0	
CS: 0	

PITCHER	IP	WLS	BF	H	R	ER	SO	BB	IBB	HBP	BLK	WP	HR	S	P	ERA	WHIP
---------	----	-----	----	---	---	----	----	----	-----	-----	-----	----	----	---	---	-----	------

Batter	1	2	3	4	5	6	7	8	9	AB R H RBI BB SO LOB	TOP
Joey Amalfitano, R (1, 4) <small>OBP: 0.340, SLG: 0.324</small>	2-1 		0-1 			4-2 	2-3 		0-1 	4 1 0 0 1 1 1	San Francisco Giants @ Los Angeles Dodgers Los Angeles Memorial Coliseum, Los Angeles, CA Sun Sep 03 1961, 6:33 AM EDT Att: 30,018 - Unknown livebaseballscorecards.com
Felipe Alou, R (1, 9) <small>OBP: 0.318, SLG: 0.446</small>	1-1 			1-3 		0-0 		0-1 	1-2 	5 1 2 0 0 1 1	
Orlando Cepeda, R (1, 3) <small>OBP: 0.349, SLG: 0.588</small>	1-1 			1-2 		0-0 		0-0 	4-1 	4 2 3 2 1 0 0	
Willie Mays, R (1, 8) <small>OBP: 0.397, SLG: 0.593</small>		2-2 		0-3 		4-0 		0-0 	1-2 	4 0 1 1 1 1 4	
Harvey Kuenn, R (1, 7) <small>OBP: 0.330, SLG: 0.370</small>		2-1 		2-3 		2-2 		2-1 		4 0 1 0 0 1 3	
Jim Davenport, R (1, 5) <small>OBP: 0.335, SLG: 0.427</small>		4-2 			1-1 	0-0 		1-2 		3 0 1 1 1 0 3	
Hobie Landrith, L (1, 2) <small>OBP: 0.329, SLG: 0.379</small> John Orsino, R (5, PH) <small>OBP: 0.280, SLG: 0.410</small> (5, 2)		2-3 			1-3 	1-3 		0-1 		1 0 0 0 0 1 1 3 0 0 0 0 2 4	
Jose Pagan, R (1, 6) <small>OBP: 0.313, SLG: 0.333</small>			2-2 		0-0 		0-0 		1-2 	4 0 0 0 0 0 1	
Mike McCormick, L (1, 1) <small>OBP: 0.227, SLG: 0.194</small> Eddie Bressoud, R (5, PH) <small>OBP: 0.289, SLG: 0.373</small> Dom Zanni, R (5, 1) <small>OBP: 0.349, SLG: 0.490</small> Willie McCovey, L (7, PH) <small>OBP: 0.286, SLG: 0.296</small> Bobby Bolin, R (7, 1) <small>OBP: 0.286, SLG: 0.296</small> Ed Bailey, L (8, PH) <small>OBP: 0.346, SLG: 0.422</small> Ernie Bowman, R (9, PR) <small>OBP: 0.250, SLG: 0.296</small>			0-3 		1-2 		1-3 		3-2 	1 0 0 0 0 1 0 1 0 0 0 0 0 1 0 0 0 0 0 0 0 1 0 0 0 0 1 0 0 0 0 0 0 0 0 1 0 1 0 0 0 0 0 0 0 0 0 0 0	
Inning Stats	R: 0 H: 0 E: 0 LOB: 0 K: 0 BB: 0 S: 6 P: 10	R: 0 H: 0 E: 0 LOB: 1 K: 1 BB: 1 S: 11 P: 21	R: 0 H: 0 E: 0 LOB: 0 K: 1 BB: 0 S: 8 P: 10	R: 0 H: 1 E: 0 LOB: 1 K: 3 BB: 0 S: 12 P: 16	R: 0 H: 1 E: 1 LOB: 1 K: 1 BB: 0 S: 9 P: 12	R: 2 H: 2 E: 0 LOB: 2 K: 1 BB: 2 S: 14 P: 25	R: 0 H: 0 E: 0 LOB: 0 K: 2 BB: 0 S: 8 P: 11	R: 2 H: 3 E: 0 LOB: 1 K: 0 BB: 0 S: 11 P: 14	R: 0 H: 2 E: 0 LOB: 3 K: 0 BB: 1 S: 15 P: 25	1B: 8 SF: 0 2B: 0 SAC: 0 3B: 0 DP: 0 HR: 1 HBP: 0	
PITCHER Johnny Podres, L (1, 1) <small>ERA: 3.4</small> Turk Farrell, R (6, 1) <small>ERA: 5.05</small>	IP WLS BF H R ER SO BB IBB HBP BLK WP HR S P ERA WHIP 5.1 W 23 4 2 2 6 3 0 0 0 0 1 56 89 3.38 1.312										



Batter	1	2	3	4	5	6	7	8	9	AB R H RBI BB SO LOB	TOP	
Felipe Alou, R (1, 9) OBP: 0.318, SLG: 0.443	1-2 5-3			2-2 4-1 S 1B		0-0 L7		1-0 FC6 1-2f		4 0 1 0 0 0 1	San Francisco Giants @ Los Angeles Dodgers Los Angeles Memorial Coliseum, Los Angeles, CA Mon Sep 04 1961, 10:05 PM EDT Att: 32,109 - Unknown - 101 F livebaseballscorecards.com	
Willie McCovey, L (1, 3) OBP: 0.350, SLG: 0.487	2-2 L1			4-0 1-2 BB		4-1 BB		3-2 4-3	2 0 0 0 2 0 1			
Orlando Cepeda, R (1, 7) OBP: 0.346, SLG: 0.584	1-1 5-3			0-1 F7		0-0 F9			4 0 0 0 0 0 3			
Willie Mays, R (1, 8) OBP: 0.394, SLG: 0.589		2-0 F5		1-1 4-1		1-1 F9		3-2 6-3	4 0 0 0 0 1 2			
Ed Bailey, L (1, 2) OBP: 0.345, SLG: 0.420		3-2 4-3		1-2 2-3 L9		0-0 FC3-6 1B		1-3 K	4 0 1 0 0 1 2			
Harvey Kuenn, R (1, 5) OBP: 0.327, SLG: 0.367		3-0 5-3			0-1 6-3		1-1 FC3-6 1-2f		3 0 0 0 0 0 1			
Jose Pagan, R (1, 6) OBP: 0.310, SLG: 0.331			0-2 E3 4-3 S CS		2-2 5-3		1-1 B1-3		3 0 0 0 0 0 1			
Ernie Bowman, R (1, 4) OBP: 0.226, SLG: 0.267			2-2 4-3		0-0 F8		0-2 F4		3 0 0 0 0 0 1			
Juan Marichal, R (1, 1) OBP: 0.161, SLG: 0.121 Billy O'Dell, S (5, 1) OBP: 0.154, SLG: 0.125 Eddie Bressoud, R (6, PH) OBP: 0.297, SLG: 0.269 Bobby Bolin, R (6, 1) OBP: 0.286, SLG: 0.286 Hobie Landrith, L (8, PH) OBP: 0.338, SLG: 0.379 Richard LeMay, L (8, 1) OBP: 0.091, SLG: 0.048			2-3 K		1-1 F8		4-0 FC6 BB		1 0 0 0 0 0 1 1 0 0 0 0 0 0 0 0 1 0 1 0 0 0 0 0 0 0 0 0 0			
Inning Stats	R: 0 H: 0 E: 0 LOB: 0 K: 0 BB: 0 S: 8 P: 12	R: 0 H: 0 E: 0 LOB: 0 K: 0 BB: 0 S: 5 P: 13	R: 0 H: 0 E: 1 LOB: 1 K: 1 BB: 0 S: 10 P: 13	R: 0 H: 1 E: 0 LOB: 2 K: 0 BB: 1 S: 9 P: 17	R: 0 H: 0 E: 0 LOB: 0 K: 0 BB: 0 S: 6 P: 8	R: 0 H: 0 E: 0 LOB: 1 K: 0 BB: 1 S: 5 P: 10	R: 0 H: 1 E: 0 LOB: 1 K: 0 BB: 0 S: 7 P: 10	R: 0 H: 0 E: 0 LOB: 1 K: 2 BB: 1 S: 8 P: 16	R: 0 H: 0 E: 0 LOB: 0 K: 2 BB: 0 S: 10 P: 16	1B: 2 SF: 0 2B: 1 SAC: 0 3B: 0 DP: 1 HR: 0 HBP: 0	WP: 0 PA: 32 PB: 0 SB: 2 CS: 1	
PITCHER Don Drysdale, R (1, 1) ERA: 3.62	IP WLS BF H R ER SO BB IBB HBP BLK WP HR S P ERA WHIP											PITCHER IP WLS BF H R ER SO BB IBB HBP BLK WP HR S P ERA WHIP
	9.0 W 32 2 0 0 3 3 0 0 0 0 0 0 68 115 0.00 0.556											



Batter	1	2	3	4	5	6	7	8	9	AB	R	H	RBI	BB	SO	LOB
Maury Wills, S OBP: 0.357, SLG: 0.354 (1, 6)	1-3 K		1-0 F8 S 4-3 1B	1-1 F7		1-1 1-3				4	1	1	0	0	1	3
Jim Gilliam, S OBP: 0.355, SLG: 0.351 (1, 4)	0-0 L6		1-2 F8 1-3		0-0 HR 1B		1-1 E4			4	1	1	0	0	0	1
Wally Moon, L OBP: 0.433, SLG: 0.509 (1, 9) (7, 7)	0-1 3B		1-2 4-3		2-3 K		3-2 F8			4	0	1	1	0	1	2
Duke Snider, L OBP: 0.364, SLG: 0.518 (1, 8) (7, 9)	4-2 BB		0-0 F5		1-0 HR		0-1 L8			3	1	1	2	1	0	1
Ron Fairly, L OBP: 0.431, SLG: 0.509 (1, 3) Gil Hodges, R OBP: 0.335, SLG: 0.396 (5, PH) (6, 3)	0-0 F9			1-1 F9	1-3 K		2-3 K			2	0	0	0	0	0	2
Frank Howard, R OBP: 0.353, SLG: 0.517 (1, 7) Willie Davis, L OBP: 0.319, SLG: 0.462 (7, 8)		1-1 6-3		3-2 F9	0-0 F9			2-2 F7		3	0	0	0	0	0	0
Tommy Davis, R OBP: 0.332, SLG: 0.430 (1, 5)		1-0 F8		2-1 E6 S		1-3 K		3-2 9-5 2B		4	1	1	0	0	1	0
Norm Sherry, R OBP: 0.345, SLG: 0.469 (1, 2)		4-2 BB		2-2 1B 1B		2-1 2B		1-2 9-5 2-3f		3	0	2	0	1	0	1
Don Drysdale, R OBP: 0.247, SLG: 0.379 (1, 1)		3-3 K		2-2 1B		0-3 K				3	0	1	0	0	2	2

Inning Stats	R: 0	H: 1	E: 0	LOB: 2	K: 1	S: 9	P: 14	R: 0	H: 0	E: 0	LOB: 1	K: 1	S: 8	P: 17	R: 1	H: 1	E: 0	LOB: 0	K: 0	S: 10	P: 13	R: 1	H: 2	E: 1	LOB: 2	K: 0	S: 16	P: 27	R: 2	H: 2	E: 0	LOB: 0	K: 2	S: 10	P: 14	R: 0	H: 1	E: 0	LOB: 1	K: 2	S: 11	P: 15	R: 0	H: 0	E: 1	LOB: 1	K: 1	S: 10	P: 16	R: 0	H: 1	E: 0	LOB: 0	K: 0	S: 9	P: 15
--------------	------	------	------	--------	------	------	-------	------	------	------	--------	------	------	-------	------	------	------	--------	------	-------	-------	------	------	------	--------	------	-------	-------	------	------	------	--------	------	-------	-------	------	------	------	--------	------	-------	-------	------	------	------	--------	------	-------	-------	------	------	------	--------	------	------	-------

PITCHER	IP	WLS	BF	H	R	ER	SO	BB	IBB	HBP	BLK	WP	HR	S	P	ERA	WHIP
Juan Marichal, R ERA: 3.91 (1, 1)	4.1	L	22	6	4	3	3	2	0	0	0	0	1	48	79	6.23	1.846
Billy O'Dell, L ERA: 4.6 (5, 1)	0.2		2	0	0	0	1	0	0	0	0	0	0	5	6	0.00	0.000
Bobby Bolin, R ERA: 3.05 (6, 1)	2.0		8	1	0	0	3	0	0	0	0	0	0	21	31	0.00	0.500
Richard LeMay, L ERA: 3.65 (8, 1)	1.0		3	1	0	0	0	0	0	0	0	0	0	9	15	0.00	1.000


BOTTOM

San Francisco Giants @ Los Angeles Dodgers
Los Angeles Memorial Coliseum, Los Angeles, CA

Mon Sep 04 1961, 10:05 PM EDT
Att. 32,109 - Unknown - 101 F

livebaseballscorecards.com

AB	33
R	4
H	8
RBI	3
BB	2
SO	7
LOB	13



WP: 0	PA: 35
PB: 0	
SB: 4	
CS: 0	

Batter	1	2	3	4	5	6	7	8	9	AB R H RBI BB SO LOB	TOP	
Felipe Alou, R (1, 9) OBP: 0.320, SLG: 0.442	1-0 6-3 S 1B		1-3 K		4-2 BB			0-0 E1 FC4-6		3 0 1 0 1 1 2		
Willie McCovey, L (1, 3) OBP: 0.346, SLG: 0.481 Jack Sanford, R (8, PR) OBP: 0.212, SLG: 0.349 Stu Miller, R (8, 1) OBP: 0.300, SLG: 0.125	3-2 F6 1-2		1-2 4-3		0-3 K			1-1 FC4-6 FC4-6 1-2f 2-H		4 0 0 0 0 1 4 0 0 0 0 0 0 0 0 0 0 0 0 0 0		
Orlando Cepeda, R (1, 7) OBP: 0.344, SLG: 0.579	2-2 6-3 2-3			1-1 F6		0-0 F4		2-2 FC4-6 1-2f		4 0 0 0 0 0 2		
Willie Mays, R (1, 8) OBP: 0.393, SLG: 0.585	0-0 4-3			4-2 1B SF9 BB		2-2 4-3		0-1 1-3		3 1 0 0 1 0 2		
Ed Bailey, L (1, 2) OBP: 0.346, SLG: 0.421		1-2 1-3		3-1 1-3 1B		0-0 L9		0-2 FC1-6 1B		4 0 2 0 0 0 0		
Harvey Kuenn, R (1, 5) OBP: 0.325, SLG: 0.364		3-3 K		1-0 SF9		3-2 2-3		1-1 FC1-6 6-3 1-2f		3 0 0 1 0 1 1		
Jose Pagan, R (1, 6) OBP: 0.307, SLG: 0.327		1-1 2-3		0-3 K		2-3 K		0-2 6-3		4 0 0 0 0 2 2		
Ernie Bowman, R (1, 4) OBP: 0.235, SLG: 0.273 Hobie Landrith, L (9, PH) OBP: 0.333, SLG: 0.373			0-0 SH2-4 1B		2-1 1-3		1-0 F8		2-1 F8	3 0 1 0 0 0 0 1 0 0 0 0 0 1		
Sam Jones, R (1, 1) OBP: 0.162, SLG: 0.194 Billy O'Dell, S (3, 1) OBP: 0.154, SLG: 0.125 Eddie Bressoud, R (5, PH) OBP: 0.293, SLG: 0.375 Billy Loes, R (5, 1) OBP: 0.188, SLG: 0.133 Jim Davenport, R (8, PH) OBP: 0.337, SLG: 0.427			0-0 SH2-4		2-2 1B		4-2 E BB			0 0 0 0 0 0 0 0 0 0 0 0 0 0 1 0 1 0 0 0 0 0 0 0 0 0 0 0 0 1 0 0 1 0 0		
Inning Stats	R: 0 H: 1 E: 0 LOB: 1 K: 0 BB: 0 S: 9 P: 15	R: 0 H: 0 E: 0 LOB: 0 K: 1 BB: 0 S: 11 P: 16	R: 0 H: 1 E: 0 LOB: 1 K: 1 BB: 0 S: 8 P: 10	R: 1 H: 1 E: 0 LOB: 1 K: 1 BB: 1 S: 13 P: 22	R: 0 H: 1 E: 0 LOB: 1 K: 1 BB: 1 S: 10 P: 18	R: 0 H: 0 E: 0 LOB: 0 K: 0 BB: 0 S: 6 P: 8	R: 0 H: 0 E: 0 LOB: 0 K: 1 BB: 0 S: 7 P: 13	R: 1 H: 0 E: 2 LOB: 1 K: 0 BB: 1 S: 10 P: 17	R: 0 H: 1 E: 1 LOB: 1 K: 0 BB: 0 S: 11 P: 14	1B: 5 SF: 1 2B: 0 SAC: 1 3B: 0 DP: 0 HR: 0 HBP: 0	WP: 0 PA: 35 PB: 0 SB: 1 CS: 0	
PITCHER Stan Williams, R (1, 1) ERA: 3.9	IP WLS BF H R ER SO BB IBB HBP BLK WP HR S P ERA WHIP	9.0 W 35 5 2 1 5 3 0 0 0 0 0 0 85 133 1.00 0.889										

San Francisco Giants @ Los Angeles Dodgers
 Los Angeles Memorial Coliseum, Los Angeles, CA
 Tue Sep 05 1961, 10:05 PM EDT
 Att: 29,635 - Unknown

AB	30
R	2
H	5
RBI	1
BB	3
SO	5
LOB	14



Batter	1	2	3	4	5	6	7	8	9
Maury Wills, S OBP: 0.355, SLG: 0.351 (1, 6)	0-1 4-3		1-2 E7 1B	0-2 4-3			3-1 4-3		
Jim Gilliam, S OBP: 0.356, SLG: 0.351 (1, 4)	4-1 BB		2-1 HR 1B		0-0 4-3		0-0 3-1		
Wally Moon, L OBP: 0.431, SLG: 0.506 (1, 9) Daryl Spencer, R OBP: 0.342, SLG: 0.391 (8, 7) (9, 5)	1-0 F8		0-0 HR 1B		2-3 K		1-3 K		
Duke Snider, L OBP: 0.367, SLG: 0.531 (1, 8) (8, 9)	3-1 4-3		1-2 HR		0-0 F8		4-0 BB		
Ron Fairly, L OBP: 0.428, SLG: 0.503 (1, 3) (9, 7)		1-2 6-3	0-1 2B 1B			3-2 F8		0-1 L5	
Frank Howard, R OBP: 0.357, SLG: 0.523 Willie Davis, L OBP: 0.319, SLG: 0.462 (1, 7) (8, 8)		1-0 G6-4-3 1B	2-0 2B			0-3 K			
Tommy Davis, R OBP: 0.330, SLG: 0.427 Gil Hodges, R OBP: 0.335, SLG: 0.396 (1, 5) (9, 3)		2-1 G6-4-3	0-2 6-3			3-2 F8			
Norm Sherry, R OBP: 0.333, SLG: 0.452 (1, 2)			2-1 F6	2-3 K			3-2 6-3		
Stan Williams, R OBP: 0.203, SLG: 0.149 (1, 1)			1-0 F8	2-3 K			2-3 K		

Inning Stats	R: 0	H: 0	E: 0	K: 0	S: 6	R: 0	H: 1	E: 0	K: 0	S: 6	R: 4	H: 5	E: 1	K: 0	S: 18	R: 0	H: 0	E: 0	K: 2	S: 9	R: 0	H: 0	E: 0	K: 1	S: 5	R: 0	H: 0	E: 0	K: 1	S: 9	R: 0	H: 0	E: 0	K: 1	S: 10	R: 0	H: 0	E: 0	K: 1	S: 6	R: 0	H: 0	E: 0	K: 1	S: 6				
	LOB: 1	BB: 1	P: 14	LOB: 0	BB: 0	P: 10	LOB: 2	BB: 0	P: 27	LOB: 0	BB: 0	P: 13	LOB: 0	BB: 0	P: 7	LOB: 0	BB: 0	P: 15	LOB: 0	BB: 0	P: 18	LOB: 1	BB: 1	P: 11																									

PITCHER	IP	WLS	BF	H	R	ER	SO	BB	IBB	HBP	BLK	WP	HR	S	P	ERA	WHIP
Sam Jones, R ERA: 4.63 (1, 1)	2.2	L	15	6	4	0	0	0	1	0	0	0	1	27	48	0.00	2.625
Billy O'Dell, L ERA: 4.53 (3, 1)	1.1		4	0	0	0	2	0	0	0	0	0	0	12	16	0.00	0.000
Billy Loes, R ERA: 4.14 (5, 1)	3.0		9	0	0	0	3	0	0	0	0	0	0	24	40	0.00	0.000
Stu Miller, R ERA: 2.44 (8, 1)	1.0		4	0	0	0	1	1	0	0	0	0	0	6	11	0.00	1.000

AB R H RBI BB SO LOB

4	1	0	0	0	0	0
3	1	1	0	1	0	0
4	1	1	1	0	2	1
0	0	0	0	0	0	0
3	1	1	3	1	0	1
4	0	1	0	0	0	1
3	0	2	0	0	1	0
0	0	0	0	0	0	0
3	0	0	0	0	0	3
0	0	0	0	0	0	0
3	0	0	0	0	1	0
3	0	0	0	0	2	0

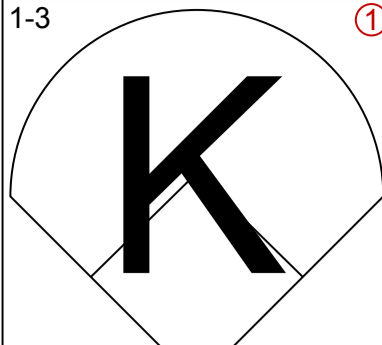
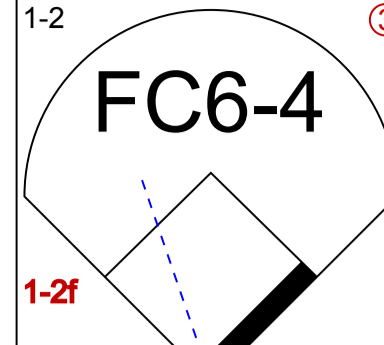
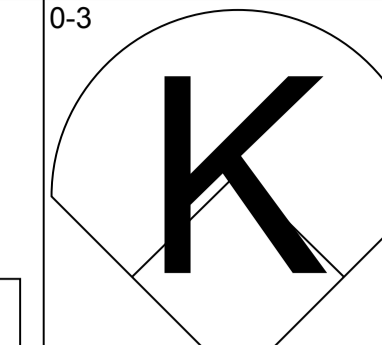
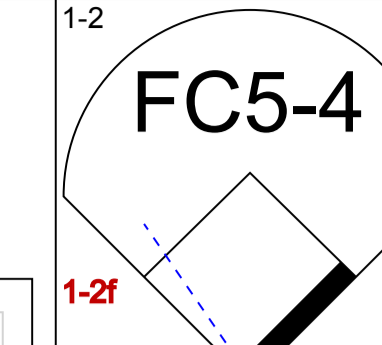
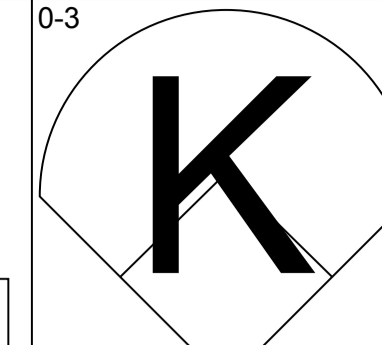
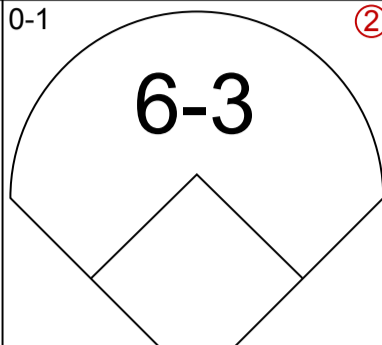
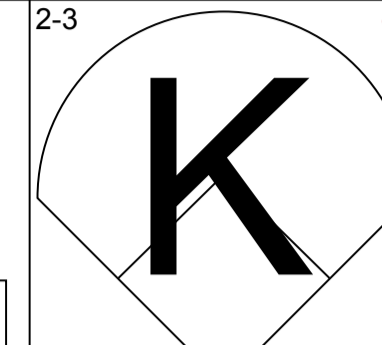
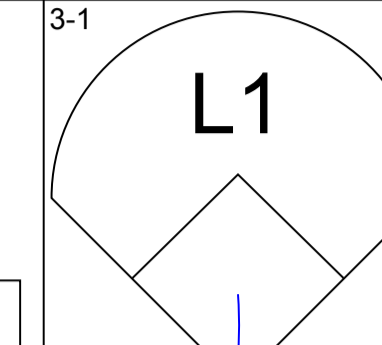
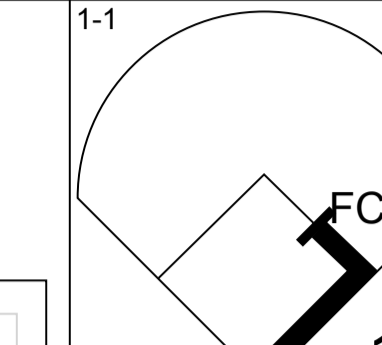
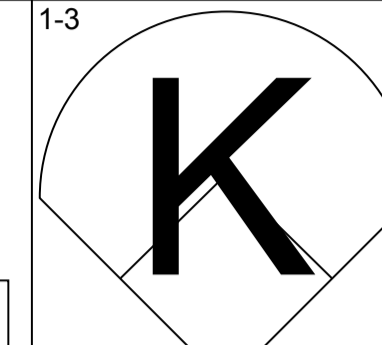
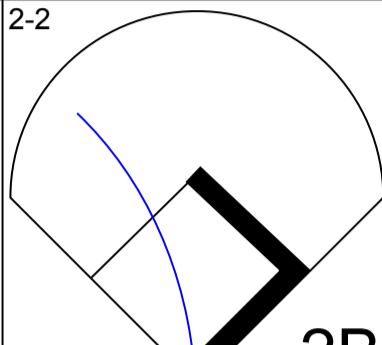
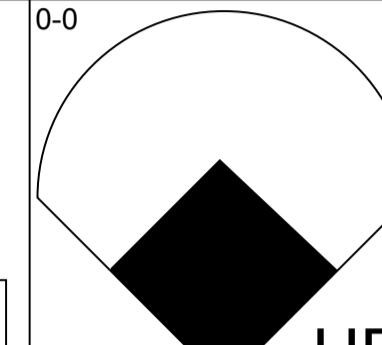
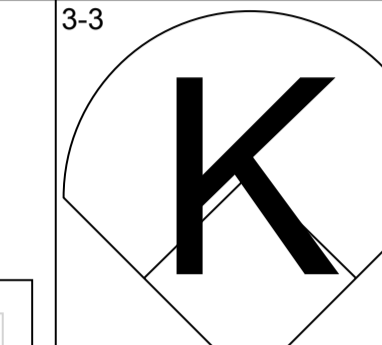
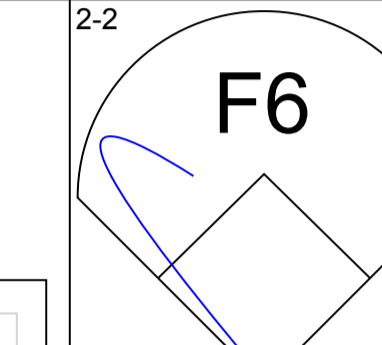
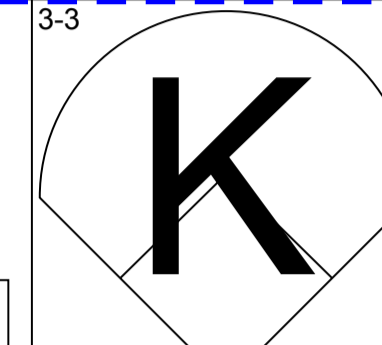
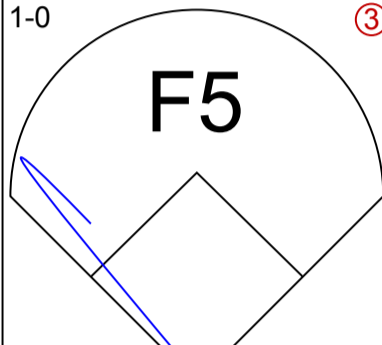
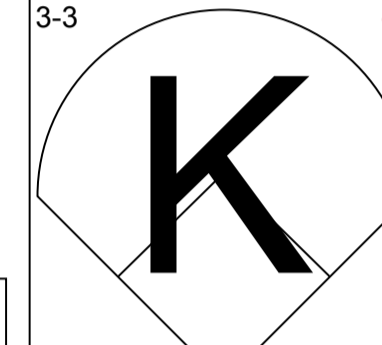
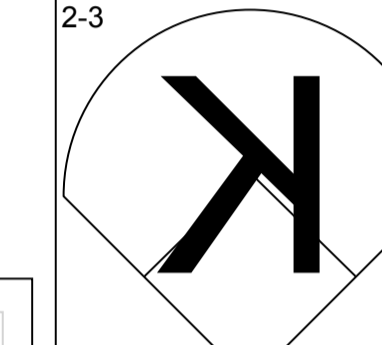
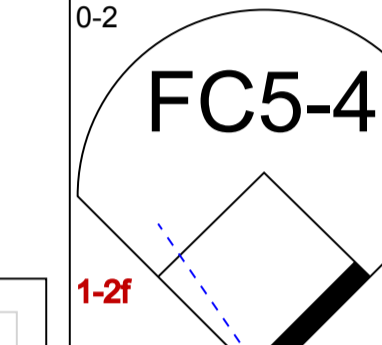
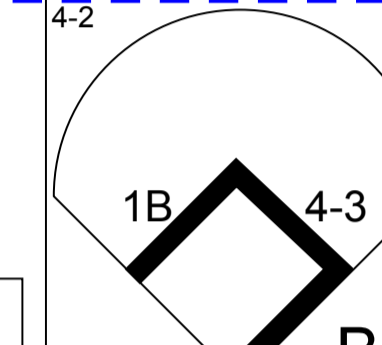
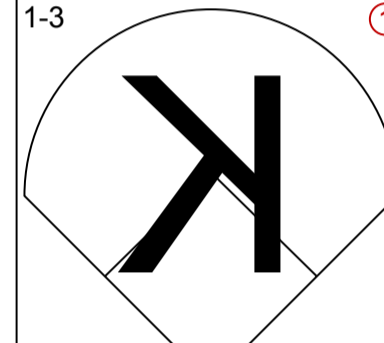
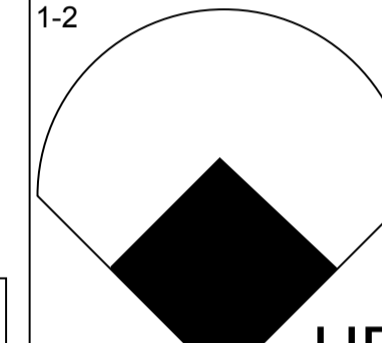
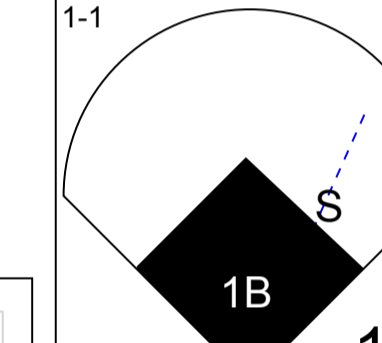
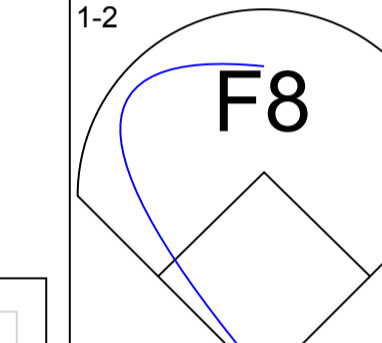
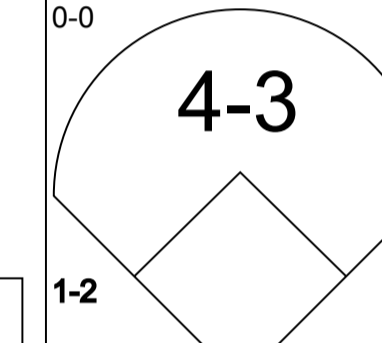
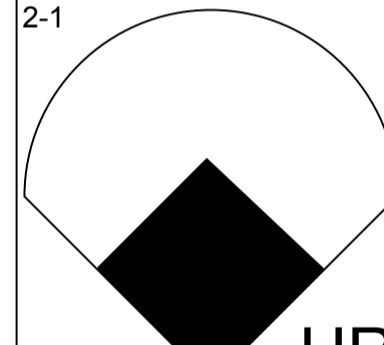
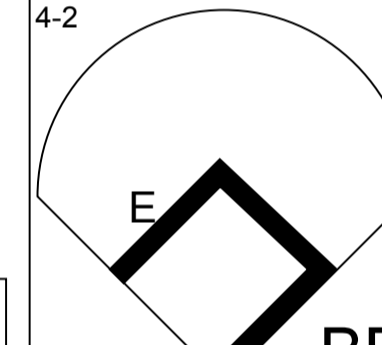
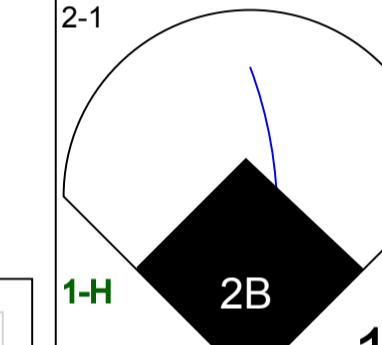

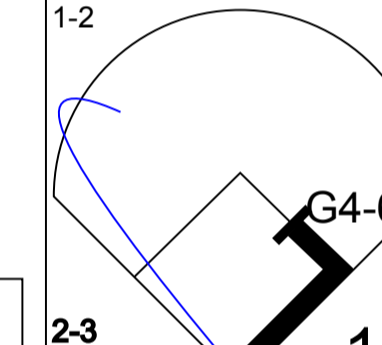
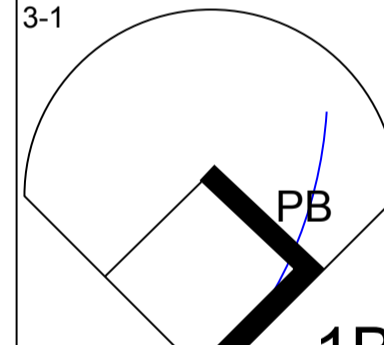
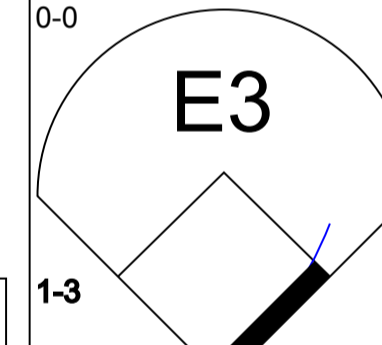
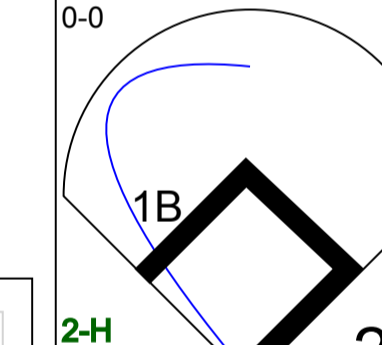

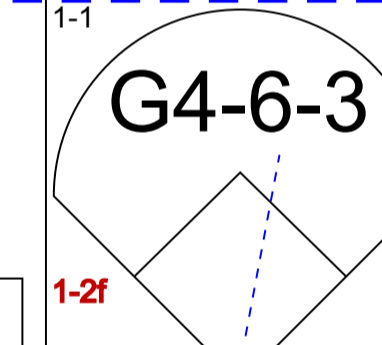
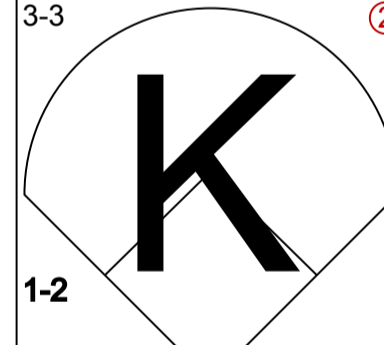
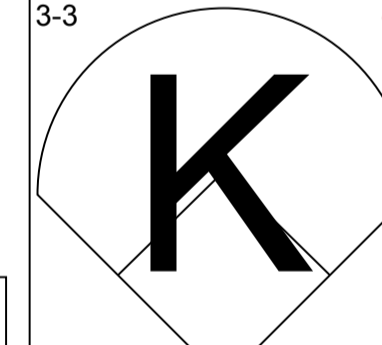
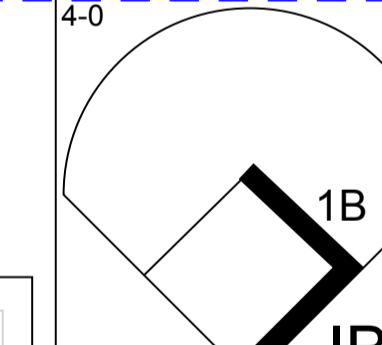

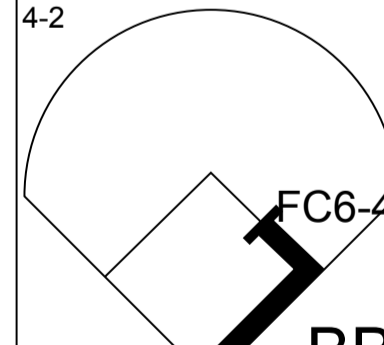
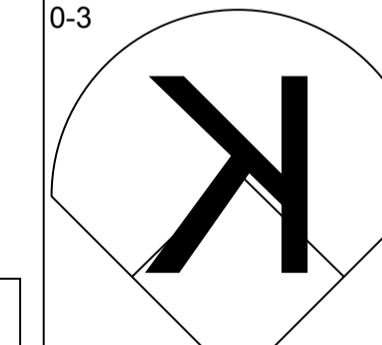
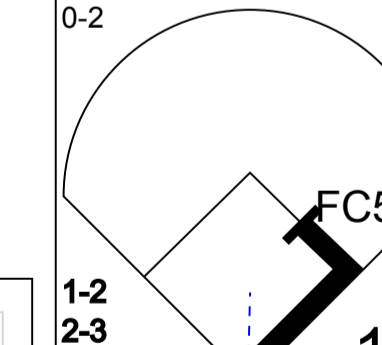
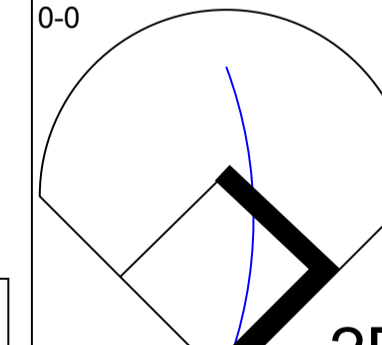
AB	30
R	4
H	6
RBI	4
BB	2
SO	6
LOB	6



WP	PA	3B	HR	SF	SAC	DP	HBP
0	32	0	1	0	0	1	0

San Francisco Giants @ Los Angeles Dodgers
Los Angeles Memorial Coliseum, Los Angeles, CA
 Tue Sep 05 1961, 10:05 PM EDT
 Att. 29,635 - Unknown

livebaseballscorecards.com

Batter	1	2	3	4	5	6	7	8	9	AB R H RBI BB SO LOB	TOP
Joey Amalfitano, R (1, 4) <small>OBP: 0.335, SLG: 0.320</small>										5 0 0 0 0 3 6	San Francisco Giants @ Los Angeles Dodgers Los Angeles Memorial Coliseum, Los Angeles, CA Wed Sep 06 1961, 10:05 PM EDT Att: 35,622 - Unknown
Harvey Kuenn, R (1, 7) <small>OBP: 0.323, SLG: 0.362</small>									5 0 1 0 0 2 1		
Felipe Alou, R (1, 9) <small>OBP: 0.321, SLG: 0.453</small>									5 1 2 1 0 2 2		
Willie Mays, R (1, 8) <small>OBP: 0.391, SLG: 0.580</small>									4 0 0 0 1 2 2		
Orlando Cepeda, R (1, 3) <small>OBP: 0.344, SLG: 0.583</small>									5 2 2 1 0 1 2		
Jim Davenport, R (1, 5) <small>OBP: 0.342, SLG: 0.438</small>									4 2 3 2 1 0 0		
Ed Bailey, L (1, 2) <small>OBP: 0.347, SLG: 0.424</small>									5 0 2 1 0 0 3		
Eddie Bressoud, R (1, 6) <small>OBP: 0.292, SLG: 0.364</small>									3 0 0 0 1 3 3		
Jack Sanford, R (1, 1) <small>OBP: 0.212, SLG: 0.349</small> Richard LeMay, L (1, 1) <small>OBP: 0.160, SLG: 0.087</small> Stu Miller, R (5, 1) <small>OBP: 0.333, SLG: 0.235</small> Billy O'Dell, S (8, 1) <small>OBP: 0.154, SLG: 0.125</small>									0 0 0 0 0 0 0		
Inning Stats	R: 0 H: 1 E: 0 LOB: 1 K: 1 BB: 0 S: 11 P: 15	R: 1 H: 2 E: 0 LOB: 2 K: 2 BB: 1 S: 15 P: 29	R: 2 H: 2 E: 1 LOB: 2 K: 3 BB: 1 S: 17 P: 30	R: 0 H: 0 E: 0 LOB: 0 K: 2 BB: 0 S: 8 P: 11	R: 2 H: 4 E: 0 LOB: 3 K: 2 BB: 1 S: 19 P: 32	R: 0 H: 1 E: 0 LOB: 1 K: 0 BB: 0 S: 14 P: 18	R: 0 H: 0 E: 0 LOB: 0 K: 1 BB: 0 S: 8 P: 12	R: 0 H: 1 E: 0 LOB: 1 K: 3 BB: 0 S: 12 P: 16	R: 0 H: 1 E: 0 LOB: 1 K: 0 BB: 1 S: 8 P: 14	1B: 6 SF: 0 2B: 3 SAC: 0 3B: 0 DP: 1 HR: 3 HBP: 0	WP: 0 PA: 43 PB: 1 SB: 1 CS: 0
PITCHER Sandy Koufax, L (1, 1) <small>ERA: 3.52</small> Turk Farrell, R (5, 1) <small>ERA: 4.97</small> Larry Sherry, R (7, 1) <small>ERA: 3.92</small> Roger Craig, R (8, 1) <small>ERA: 5.96</small> Jim Golden, R (9, 1) <small>ERA: 5.4</small>	IP WLS BF H R ER SO BB IBB HBP BLK WP HR S P ERA WHIP 4.2 0 25 8 5 5 10 2 0 0 0 0 3 64 106 9.64 2.143 1.1 0 7 2 0 0 0 0 1 0 0 0 0 20 29 0.00 1.500 1.2 0 6 1 0 0 3 0 0 0 0 0 0 17 22 0.00 0.600 0.1 W 1 0 0 0 1 0 0 0 0 0 0 0 3 6 0.00 0.000 0.1 0 3 1 0 0 0 1 0 0 0 0 0 6 11 0.00 6.000	PITCHER Ron Perranoski, L (9, 1) <small>ERA: 2.95</small>	IP WLS BF H R ER SO BB IBB HBP BLK WP HR S P ERA WHIP 0.2 0 1 0 0 0 0 0 0 0 0 0 0 2 3 0.00 0.000								

livebaseballscorecards.com

AB	39
R	5
H	12
RBI	5
BB	4
SO	14
LOB	19



Batter	1	2	3	4	5	6	7	8	9
Maury Wills, S OBP: 0.352, SLG: 0.348 (1, 6)	0-0 F5	1-1 F8		2-2 F7		1-3 K		1-2 E3 BB 1B	
Jim Gilliam, S OBP: 0.359, SLG: 0.351 (1, 4)	3-1 BB 1B	2-1 F5		4-2 1B BB		2-2 6-3 1-2		4-0 1B FC6-4 BB	
Wally Moon, L OBP: 0.431, SLG: 0.505 (1, 9) (9, 7)	1-1 F7	2-3 K		0-1 1B			1-1 F9	0-0 FC6-4 1B	
Duke Snider, L OBP: 0.367, SLG: 0.540 (1, 8) (9, 9)	4-0 BB 1B BB				1-1 HR		1-0 G3	1-1 FC6-4 FC6-4	
Ron Fairly, L OBP: 0.429, SLG: 0.500 Gil Hodges, R OBP: 0.330, SLG: 0.389 (1, 3) (5, PH) (6, 3)	4-0 1B 2B BB			2-1 F6		2-3 K	2-0 1-3	0-1 FC6-4	
Frank Howard, R OBP: 0.359, SLG: 0.523 Willie Davis, L OBP: 0.319, SLG: 0.462 (1, 7) (8, PR) (9, 8)	3-2 2B 1B			0-1 FC5-4 BB 1B		0-1 5-3		2-2 E S 1B	
Daryl Spencer, R OBP: 0.344, SLG: 0.394 (1, 5)	3-1 1-3 2B			4-2 1B BB		2-1 5-3		2-1 5-3	
Norm Sherry, R OBP: 0.344, SLG: 0.453 Norm Larker, L OBP: 0.321, SLG: 0.384 Jim Golden, L (1, 2) (8, PH) (9, 1)	4-0 IBB			3-1 1B		0-3 K		1-0 2B 1B	
Ron Perranoski, L OBP: 0.231, SLG: 0.091 (9, 1)				1-2 2-H 1B				3-H 1B 2B	
Sandy Koufax, R OBP: 0.138, SLG: 0.059 Turk Farrell, R OBP: 0.059, SLG: 0.059 Tommy Davis, R OBP: 0.331, SLG: 0.427 Larry Sherry, R OBP: 0.258, SLG: 0.167 Roger Craig, R OBP: 0.182, SLG: 0.125 John Roseboro, L OBP: 0.340, SLG: 0.463 (1, 1) (5, 1) (6, PH) (7, 1) (8, 1) (8, PH) (9, 2)	2-3 K			2-3 K		4-0 S BB		3-2 E 1B 2B	

AB	R	H	RBI	BB	SO	LOB
5	1	0	0	0	1	3
3	2	1	0	2	0	1
5	0	2	2	0	1	1
4	2	1	2	1	0	1
1	1	0	0	1	0	1
3	0	0	0	0	1	1
4	0	2	2	0	0	1
0	1	0	0	0	0	0
3	0	1	1	1	0	1
2	0	1	0	1	1	0
1	1	1	1	0	0	0
0	0	0	0	0	0	0
0	0	0	0	0	0	0
1	1	1	1	0	0	0


BOTTOM

San Francisco Giants @ Los Angeles Dodgers
Los Angeles Memorial Coliseum, Los Angeles, CA

Wed Sep 06 1961, 10:05 PM EDT
Att. 35,622 - Unknown

AB	34
R	9
H	10
RBI	9
BB	7
SO	6
LOB	13

livebaseballscorecards.com



Inning Stats	R	H	E	K	S	LOB	BB	P	IP
1	3	3	0	13	37	3	0	0	0.2
2	0	0	0	7	12	0	0	0	3.1
3	0	1	1	11	23	2	1	0	3.1
4	0	1	0	10	18	0	0	0	0.2
5	1	1	0	9	14	0	0	0	0.2
6	0	0	0	2	16	0	1	0	3.1
7	0	0	0	4	8	0	0	0	5.1
8	5	4	1	19	33	1	1	0	8.1
9	0	0	0	0	0	0	0	0	0.2

PITCHER	IP	WLS	BF	H	R	ER	SO	BB	IBB	HBP	BLK	WP	HR	S	P	ERA	WHIP
Jack Sanford, R ERA: 4.07 (1, 1)	0.2		7	3	3	3	0	0	2	0	0	0	0	10	28	40.50	7.500
Richard LeMay, L ERA: 3.6 (1, 1)	3.1		15	3	1	1	3	2	1	0	0	0	1	33	65	2.70	1.500
Stu Miller, R ERA: 2.62 (5, 1)	3.1	L	15	3	4	3	3	1	0	0	0	0	0	34	58	8.10	1.200
Billy O'Dell, L ERA: 4.5 (8, 1)	0.2		4	1	1	0	0	1	0	0	0	0	0	5	10	0.00	3.000

WP	PA	ERA	WHIP
0	41		
0			
2			
0			

Batter	1	2	3	4	5	6	7	8	9	AB	R	H	RBI	BB	SO	LOB
--------	---	---	---	---	---	---	---	---	---	----	---	---	-----	----	----	-----

Joey Amalfitano, R <small>OBP: 0.339, SLG: 0.331</small> (1, 4)	 0-0	 0-0		 1-1			 4-2			3	3	2	0	1	0	0
Jim Davenport, R <small>OBP: 0.345, SLG: 0.448</small> (1, 5)	 0-2	 0-0			 0-1		 0-0			3	2	2	3	0	0	0
Willie Mays, R <small>OBP: 0.392, SLG: 0.585</small> (1, 8)	 2-2	 0-0			 1-3		 4-0			3	1	1	2	1	1	0
Felipe Alou, R <small>OBP: 0.320, SLG: 0.451</small> (1, 9)	 2-0		 1-2		 0-0		 0-0			4	0	1	1	0	0	0
Orlando Cepeda, R <small>OBP: 0.344, SLG: 0.586</small> (1, 3)	 1-2		 0-3		 0-0		 1-1			4	1	1	1	0	1	2
Harvey Kuenn, R <small>OBP: 0.327, SLG: 0.363</small> (1, 7)	 4-0		 2-2		 4-1		 2-1			2	0	1	0	2	0	0
Ed Bailey, L <small>OBP: 0.346, SLG: 0.420</small> (1, 2)	 1-0		 1-1		 2-1		 4-2			3	0	0	0	1	0	3
Jose Pagan, R <small>OBP: 0.307, SLG: 0.326</small> (1, 6)		 0-0		 2-1		 3-2		 0-2		4	0	1	0	0	0	1
Mike McCormick, L <small>OBP: 0.217, SLG: 0.185</small> (1, 1)		 1-1		 0-2		 1-1				3	0	0	0	0	0	2

Inning Stats	R: 4	H: 4	E: 0	LOB: 4	K: 0	BB: 1	S: 13	R: 2	H: 2	E: 0	LOB: 0	K: 0	BB: 0	S: 6	R: 0	H: 1	E: 0	LOB: 1	K: 1	BB: 0	S: 12	R: 0	H: 0	E: 0	LOB: 0	K: 0	BB: 0	S: 7	R: 0	H: 0	E: 0	LOB: 0	K: 1	BB: 0	S: 6	R: 0	H: 1	E: 0	LOB: 2	K: 0	BB: 1	S: 9	R: 1	H: 1	E: 0	LOB: 1	K: 0	BB: 2	S: 6	R: 0	H: 0	E: 0	LOB: 0	K: 0	BB: 1	S: 8	1B: 4	SF: 0	2B: 1	SAC: 1	3B: 1	DP: 2	HR: 3	HBP: 0	WP: 0	PA: 35
--------------	------	------	------	--------	------	-------	-------	------	------	------	--------	------	-------	------	------	------	------	--------	------	-------	-------	------	------	------	--------	------	-------	------	------	------	------	--------	------	-------	------	------	------	------	--------	------	-------	------	------	------	------	--------	------	-------	------	------	------	------	--------	------	-------	------	-------	-------	-------	--------	-------	-------	-------	--------	-------	--------

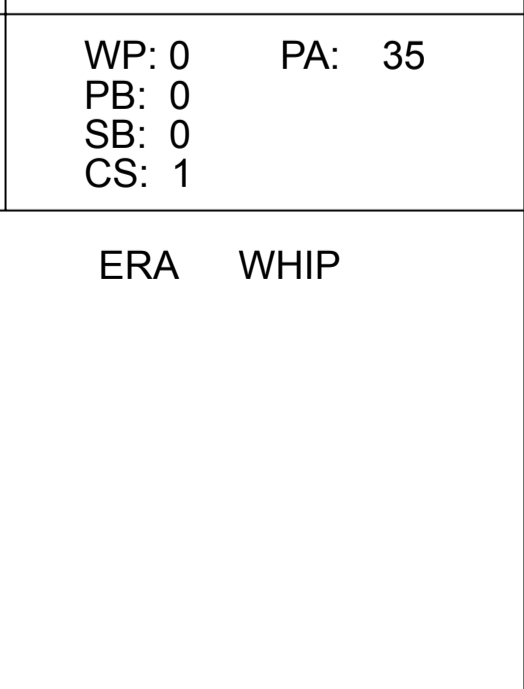
PITCHER	IP	WLS	BF	H	R	ER	SO	BB	IBB	HBP	BLK	WP	HR	S	P	ERA	WHIP
Johnny Podres, L <small>ERA: 3.6</small>	(1, 1)	0.1	L	5	4	4	0	0	0	0	0	0	2	12	17	108.00	12.000
Roger Craig, R <small>ERA: 5.92</small>	(1, 1)	3.2		14	3	2	1	1	0	0	0	0	1	26	39	4.91	1.091
Jim Golden, R <small>ERA: 5.12</small>	(5, 1)	2.0		8	1	0	1	1	0	0	0	0	0	15	26	0.00	1.000
Turk Farrell, R <small>ERA: 4.96</small>	(7, 1)	2.0		8	1	1	0	2	1	0	0	0	0	14	29	4.50	1.500

BOTTOM

Los Angeles Dodgers @ San Francisco Giants
Candlestick Park, San Francisco, CA
 Fri Sep 08 1961, 10:05 PM EDT
 Att. 27,892 - Unknown

livebaseballscorecards.com

AB	29
R	7
H	9
RBI	7
BB	5
SO	2
LOB	8



Batter	1	2	3	4	5	6	7	8	9	AB R H RBI BB SO LOB	TOP																
Maury Wills, S OBP: 0.349, SLG: 0.345 (1, 6)	0-2 1B		1-3 K			2-2 6-3	0-0 5-3			4 0 1 0 0 1 1																	
Jim Gilliam, S OBP: 0.359, SLG: 0.351 (1, 4) (7, 5)	0-0 F5		3-2 F8			2-2 BB 1B		0-0 F4		4 1 1 0 0 0 2																	
Wally Moon, L OBP: 0.432, SLG: 0.510 (1, 7)	2-3 K		1-1 1-3			4-2 1B E BB		0-1 HR		3 2 1 1 1 1 2																	
Duke Snider, L OBP: 0.365, SLG: 0.534 (1, 8)	2-3 K			2-1 3-1		1-0 E E 1B		1-3 K		4 1 1 1 0 2 1																	
Ron Fairly, L OBP: 0.430, SLG: 0.497 (1, 3)		2-2 L4		0-0 G6-4-3 1B		0-1 E3 SF7		1-1 FC6-4 HBP		3 1 1 0 0 0 0																	
Frank Howard, R OBP: 0.352, SLG: 0.512 (1, 9)		2-2 F3		0-2 G6-4-3 1-2f		1-2 SF7		1-2 FC6-4 1-2f		3 0 0 1 0 0 2																	
John Roseboro, L OBP: 0.339, SLG: 0.469 (1, 2)		1-1 HR			2-3 K	1-3 K			2-1 4-3	4 1 1 1 0 2 0	AB 33 R 6 H 7 RBI 4 BB 1 SO 9 LOB 8																
Daryl Spencer, R OBP: 0.343, SLG: 0.391 (1, 5)		1-3 K			0-3 K		1-0 6-3		0-2 F9	3 0 0 0 0 0 2 0 0 0 0 0 0 0 0 0 1 0 0 0 0 0 0 0																	
Charlie Neal, R OBP: 0.299, SLG: 0.363 (7, 4)																											
Gil Hodges, R OBP: 0.327, SLG: 0.400 (9, PH)																											
Don Drysdale, R OBP: 0.250, SLG: 0.377 (1, 1)			0-1 1B		1-3 K		2-0 F8		0-0 F4	3 0 1 0 0 1 0 0 0 0 0 0 0 0 0 0 0 0 0 0 0 0 0 1 0 0 0 0 0 0 0																	
Ron Perranoski, L OBP: 0.231, SLG: 0.091 (7, 1)																											
Turk Farrell, R OBP: 0.059, SLG: 0.059 (8, 1)																											
Tommy Davis, R OBP: 0.330, SLG: 0.424 (9, PH)																											
Inning Stats	R: 0 E: 0 K: 2 S: 10	H: 1 LOB: 1 BB: 0 P: 14	R: 1 E: 0 K: 1 S: 12	H: 1 LOB: 0 BB: 0 P: 18	R: 0 E: 0 K: 1 S: 10	H: 1 LOB: 1 BB: 0 P: 15	R: 0 E: 0 K: 0 S: 7	H: 1 LOB: 0 BB: 0 P: 9	R: 0 E: 0 K: 3 S: 9	H: 0 LOB: 0 BB: 0 P: 12	R: 4 E: 1 K: 1 S: 17	H: 2 LOB: 0 BB: 1 P: 28	R: 0 E: 0 K: 0 S: 3	H: 0 LOB: 0 BB: 0 P: 6	R: 1 E: 0 K: 1 S: 10	H: 1 LOB: 1 BB: 0 P: 13	R: 0 E: 0 K: 0 S: 6	H: 0 LOB: 0 BB: 0 P: 8	1B: 5 2B: 0 3B: 0 HR: 2	SF: 1 SAC: 0 DP: 1 HBP: 1	WP: 0 PB: 0 SB: 1 CS: 0	PA: 36					
PITCHER	IP WLS BF H R ER SO BB IBB HBP BLK WP HR S P ERA WHIP																										
Juan Marichal, R ERA: 3.89 (1, 1)	3.1		13	3	1	1	4	0	0	0	0	0	1	34	51	2.70	0.900										
Billy O'Dell, L ERA: 4.5 (4, 1)	2.0		10	3	4	1	3	1	0	0	0	0	0	25	37	4.50	2.000										
Stu Miller, R ERA: 2.6 (6, 1)	0.2		2	0	0	0	1	0	0	0	0	0	0	6	8	0.00	0.000										
Richard LeMay, L ERA: 3.58 (7, 1)	3.0	W	11	1	1	1	1	0	0	1	0	0	1	19	27	3.00	0.333										

Los Angeles Dodgers @ San Francisco Giants
 Candlestick Park, San Francisco, CA
 Sat Sep 09 1961, 6:33 AM EDT
 Att: 28,635 - Unknown

livebaseballscorecards.com



Batter	1	2	3	4	5	6	7	8	9
Joey Amalfitano, R <small>OBP: 0.335, SLG: 0.327</small> <small>(1, 4)</small>	3-2 G3 <small>①</small>		1-2 6-3 <small>②</small>		1-1 F5 <small>①</small>		1-1 6-3 <small>①</small>	0-2 FC4 <small>①</small>	
Jim Davenport, R <small>OBP: 0.345, SLG: 0.446</small> <small>(1, 5)</small>	1-3 K <small>②</small>		0-0 BB 1B 1B		0-2 F3 <small>②</small>		4-2 HR BB	0-1 FC4-6 1B <small>1-2f</small> <small>2-3</small>	
Willie Mays, R <small>OBP: 0.396, SLG: 0.593</small> <small>(1, 8)</small>	1-0 5-3 <small>③</small>		2-2 BB 1B		0-0 1B		0-1 HR	1-0 1B	
Willie McCovey, L <small>OBP: 0.347, SLG: 0.487</small> <small>(1, 3)</small>		1-0 HR	4-1 E 1B BB		3-2 F7 <small>③</small>		3-2 F9 <small>②</small>	1-2 F9 <small>③</small>	
Orlando Cepeda, R <small>OBP: 0.345, SLG: 0.590</small> <small>(1, 7)</small>		3-2 SF8 3B	1-2 E9 1B			1-3 K <small>①</small>	2-2 F8 <small>③</small>		
Ed Bailey, L <small>OBP: 0.345, SLG: 0.419</small> <small>(1, 2)</small>		2-2 SF8 <small>3-H</small>	0-1 1B			2-2 E4 6-3		1-1 F8 <small>①</small>	
Felipe Alou, R <small>OBP: 0.319, SLG: 0.449</small> <small>(1, 9)</small>		1-1 L7 <small>②</small>		2-1 G1-6-3 1B		0-0 6-3 <small>②</small>		1-2 E4 3B	
Jose Pagan, R <small>OBP: 0.305, SLG: 0.324</small> Matty Alou, L <small>OBP: 0.337, SLG: 0.460</small> <small>(6, PH)</small> Ernie Bowman, R <small>OBP: 0.257, SLG: 0.353</small> <small>(6, PR)</small> <small>(7, 6)</small>		0-3 K <small>③</small>		0-1 G1-6-3 <small>1-2f</small>		4-0 IBB		0-0 E 3B	
Juan Marichal, R <small>OBP: 0.159, SLG: 0.119</small> Billy O'Dell, S <small>OBP: 0.148, SLG: 0.120</small> <small>(4, 1)</small> Stu Miller, R <small>OBP: 0.333, SLG: 0.235</small> <small>(6, 1)</small> Harvey Kuenn, R <small>OBP: 0.326, SLG: 0.362</small> <small>(6, PH)</small> Richard LeMay, L <small>OBP: 0.154, SLG: 0.083</small> <small>(7, 1)</small>			0-0 5-3 <small>①</small>	1-1 4-3 <small>③</small>		1-0 F3 <small>③</small>		2-2 E6 1B <small>FC4-6</small> <small>3-H</small>	

AB	R	H	RBI	BB	SO	LOB
5	0	0	0	0	0	1
4	2	1	0	1	1	2
5	2	4	3	0	0	0
4	1	1	1	1	0	3
4	1	2	2	0	1	0
3	0	1	1	0	0	0
4	1	1	0	0	0	1
2	0	0	0	0	1	1
0	0	0	0	1	0	0
1	1	1	1	0	0	0
1	0	0	0	0	0	0
1	0	0	0	0	0	0
1	0	0	0	0	0	2
1	1	0	0	0	0	0

BOTTOM

Los Angeles Dodgers @ San Francisco Giants
 Candlestick Park, San Francisco, CA

livebaseballscores.com

AB	36
R	9
H	11
RBI	8
BB	3
SO	3
LOB	10



WP: 0	PA: 40
PB: 0	
SB: 0	
CS: 0	

PITCHER	IP	WLS	BF	H	R	ER	SO	BB	IBB	HBP	BLK	WP	HR	S	P	ERA	WHIP
Don Drysdale, R <small>ERA: 3.77</small> <small>(1, 1)</small>	6.1		30	9	6	6	3		2	1	0	0	2	68	108	8.53	1.737
Ron Perranoski, L <small>ERA: 2.9</small> <small>(7, 1)</small>	1.1	L	8	1	3	0	0	0	0	0	0	0	0	29	38	0.00	0.750
Turk Farrell, R <small>ERA: 4.95</small> <small>(8, 1)</small>	0.1		2	1	0	0	0	0	0	0	0	0	0	4	6	0.00	3.000

Sat Sep 09 1961, 6:33 AM EDT
 Att. 28,635 - Unknown

Batter	1	2	3	4	5	6	7	8	9	AB R H RBI BB SO LOB	TOP																	
Maury Wills, S OBP: 0.346, SLG: 0.342 (1, 6)	F6		F8		F8			1-3		4 0 0 0 0 0 2	Los Angeles Dodgers @ San Francisco Giants Candlestick Park, San Francisco, CA Sun Sep 10 1961, 6:33 AM EDT Att: 34,537 - Unknown livebaseballscorecards.com																	
Jim Gilliam, S OBP: 0.356, SLG: 0.348 (1, 4)	F7			6-3		G3		4-3		4 0 0 0 0 0 0																		
Wally Moon, L OBP: 0.428, SLG: 0.505 (1, 7)	K			F8		K		F9		4 0 0 0 0 2 0																		
Duke Snider, L OBP: 0.363, SLG: 0.529 (1, 9)		K		6-3		1B		K		4 0 1 0 0 2 0																		
Ron Fairly, L OBP: 0.431, SLG: 0.512 (1, 3)						HR		4-3		3 1 1 1 1 0 1																		
John Roseboro, L OBP: 0.338, SLG: 0.466 (1, 2)						BB		F6		3 0 0 0 1 0 1																		
Willie Davis, L OBP: 0.320, SLG: 0.463 (1, 8)						1B		SH1-3		2 0 1 0 0 0 1																		
Bob Aspromonte, R OBP: 0.277, SLG: 0.256 (1, 5)						1B		SH1-3		3 0 0 0 0 2 3																		
Stan Williams, R OBP: 0.200, SLG: 0.147 (1, 1)						K		K		1 0 0 0 0 1 0																		
Norm Larker, L (5, PH) OBP: 0.320, SLG: 0.382 (5, 1) Sandy Koufax, R (5, 1) Tommy Davis, R (7, PH) Jim Golden, L (7, 1)						K		F5		1 0 0 0 0 0 2 0 0 0 0 0 0 0 1 0 0 0 0 0 1 0 0 0 0 0 0 0																		
Inning Stats	R: 0 H: 0 E: 0 LOB: 0 K: 1 BB: 0 S: 9 P: 16	R: 0 H: 0 E: 0 LOB: 1 K: 1 BB: 1 S: 11 P: 19	R: 0 H: 0 E: 0 LOB: 0 K: 1 BB: 0 S: 9 P: 15	R: 0 H: 0 E: 0 LOB: 0 K: 0 BB: 0 S: 5 P: 6	R: 1 H: 2 E: 0 LOB: 2 K: 1 BB: 1 S: 11 P: 17	R: 0 H: 1 E: 0 LOB: 1 K: 1 BB: 0 S: 7 P: 12	R: 0 H: 0 E: 1 LOB: 1 K: 1 BB: 0 S: 10 P: 14	R: 0 H: 0 E: 0 LOB: 0 K: 0 BB: 0 S: 5 P: 7	R: 0 H: 0 E: 0 LOB: 0 K: 1 BB: 0 S: 5 P: 5	1B: 2 SF: 0 2B: 0 SAC: 1 3B: 0 DP: 0 HR: 1 HBP: 0	WP: 0 PA: 33 PB: 0 SB: 1 CS: 0																	
PITCHER	IP WLS BF H R ER SO BB IBB HBP BLK WP HR S P ERA WHIP											PITCHER	IP WLS BF H R ER SO BB IBB HBP BLK WP HR S P ERA WHIP															
Billy Loes, R (1, 1) ERA: 4.07	4.0	W	16	2	1	1	3	2	0	0	0	0	0	1	37	64	2.25	1.000										
Stu Miller, R (5, 1) ERA: 2.48	5.0	W	17	1	0	0	4	0	0	0	0	0	0	0	35	47	0.00	0.200										



Batter	1	2	3	4	5	6	7	8	9
Joey Amalfitano, R <small>OBP: 0.333, SLG: 0.323</small> (1, 4)	 <small>0-3 K 1</small>	 <small>1-3 K 2</small>			 <small>2-3 K 1</small>		 <small>4-1 SH2-4 1B BB 1</small>	 <small>1-3 K 3</small>	
Jim Davenport, R <small>OBP: 0.348, SLG: 0.447</small> (1, 5)	 <small>4-2 FC5-4 BB 1</small>	 <small>2-2 L9 3</small>			 <small>0-1 HR BB 1B 1</small>		 <small>1-1 SH2-4 1</small>		
Willie Mays, R <small>OBP: 0.398, SLG: 0.598</small> (1, 8)	 <small>2-2 FC5-4 1B 1-2f 2</small>		 <small>2-2 HR 1</small>		 <small>4-1 HR BB 1-2 1</small>		 <small>4-0 1B IBB 1</small>		
Felipe Alou, R <small>OBP: 0.324, SLG: 0.451</small> (1, 9)	 <small>0-1 BB 1-3 1B 1</small>		 <small>4-0 G1-6-3 BB 1</small>		 <small>1-3 K 2</small>		 <small>0-2 1-3 2-H 1B 1</small>		
Orlando Cepeda, R <small>OBP: 0.346, SLG: 0.594</small> (1, 3)	 <small>4-2 1B 1-2 BB 1</small>		 <small>2-3 K 1</small>		 <small>1-0 HR 1-H 2-H 1</small>		 <small>0-0 F2 2</small>		
Ed Bailey, L <small>OBP: 0.344, SLG: 0.417</small> (1, 2)	 <small>0-1 1-3 2-H 3-H 1B 1</small>		 <small>0-0 G1-6-3 1-2f 3</small>		 <small>1-3 K 3</small>		 <small>3-2 G3 3</small>		
Harvey Kuenn, R <small>OBP: 0.323, SLG: 0.359</small> (1, 7)	 <small>3-2 F3 3</small>			 <small>1-3 K 1</small>		 <small>2-3 K 1</small>		 <small>1-2 4-3 1</small>	
Jose Pagan, R <small>OBP: 0.302, SLG: 0.321</small> (1, 6)		 <small>1-2 F9 1</small>		 <small>1-3 K 2</small>		 <small>2-3 K 2</small>		 <small>0-0 6-3 2</small>	
Billy Loes, R <small>OBP: 0.206, SLG: 0.156</small> (1, 1)		 <small>1-1 1B 1</small>		 <small>1-1 F9 3</small>		 <small>2-1 F8 3</small>		 <small>2-1 1B 1</small>	
Stu Miller, R <small>OBP: 0.348, SLG: 0.263</small> (5, 1)									

AB	R	H	RBI	BB	SO	LOB
4	1	0	0	1	4	2
2	1	1	0	1	0	1
2	3	1	1	2	0	1
3	1	2	1	1	1	2
3	1	1	3	1	1	3
4	0	1	2	0	1	3
4	0	0	0	0	2	2
4	0	0	0	0	2	0
2	0	1	0	0	0	0
2	0	1	0	0	0	0
1B: 6	SF: 0	2B: 0	SAC: 1	3B: 0	DP: 1	HR: 2
HR: 2	HBP: 0					

Los Angeles Dodgers @ San Francisco Giants
 Candlestick Park, San Francisco, CA

Sun Sep 10 1961, 6:33 AM EDT
 Att. 34,537 - Unknown

AB	30
R	7
H	8
RBI	7
BB	6
SO	11
LOB	14

Inning Stats		R: 2	H: 2	E: 0	K: 1	S: 18	R: 0	H: 1	E: 0	K: 1	S: 11	R: 1	H: 1	E: 0	K: 1	S: 7	R: 0	H: 0	E: 0	K: 2	S: 10	R: 3	H: 2	E: 0	K: 3	S: 14	R: 0	H: 0	E: 0	K: 2	S: 8	R: 1	H: 1	E: 0	K: 0	S: 10	R: 0	H: 1	E: 0	K: 1	S: 9
PITCHER Stan Williams, R (1, 1) ERA: 3.96 Sandy Koufax, L (5, 1) ERA: 3.61 Jim Golden, R (7, 1) ERA: 5.09		IP	WLS	BF	H	R	ER	SO	BB	IBB	HBP	BLK	WP	HR	S	P	ERA	WHIP																							
		4.0	L	18	4	3	3	5	3	0	0	0	1	46	75	6.75	1.750																								
		2.0		9	2	3	3	5	1	0	0	0	1	22	37	13.50	1.500																								
		2.0		10	2	1	1	1	1	1	0	0	0	19	35	4.50	1.500																								

WP	HR	S	P	ERA	WHIP
0	0	1	0	0	0

Batter	1	2	3	4	5	6	7	8	9	10	AB R H RBI BB SO LOB	TOP
Joe Christopher, R (1, 8) OBP: 0.335, SLG: 0.359	0-0 F8	0-0 G6-3			0-0 1B		0-0 6-3			0-0 6-3	5 0 1 0 0 0 3	Pittsburgh Pirates @ San Francisco Giants Candlestick Park, San Francisco, CA Mon Sep 11 1961, 6:33 AM EDT Att: 5,512 - Unknown livebaseballscorecards.com
Dick Groat, R (1, 6) OBP: 0.316, SLG: 0.363	0-0 4-3		0-0 P4		0-0 1B		0-0 5-3				4 0 1 0 0 0 0	
Bob Skinner, L (1, 7) OBP: 0.351, SLG: 0.359	0-0 F9		0-0 4-3		0-0 F7		0-0 F8				4 0 0 0 0 0 2	
Dick Stuart, R (1, 3) OBP: 0.331, SLG: 0.556		0-0 BLK 1B E 1B	0-0 4-3		0-0 HR		0-0 5-3				4 2 2 1 0 0 0	
Roberto Clemente, R (1, 9) OBP: 0.398, SLG: 0.585		0-0 E BLK FC4 1B	0-0 G5-4-3 1B		0-3 K		0-0 6-3				4 1 2 0 0 1 0	
Smoky Burgess, L (1, 2) OBP: 0.366, SLG: 0.488		0-3 K	0-0 F9		0-0 F8		0-0 P4				4 0 0 0 0 1 3	
Don Hoak, R (1, 5) OBP: 0.394, SLG: 0.465		4-0 FC4 E IBB	0-0 G5-4-3		0-0 F8		0-0 F7				3 0 0 0 1 0 1	
Bill Mazeroski, R (1, 4) OBP: 0.303, SLG: 0.361		0-0 E6	0-0 P6		0-3 K		0-0 F9				4 0 0 1 0 1 2	
Al McBean, R (1, 1) OBP: 0.231, SLG: 0.462		0-0 FC4	0-0 F9		0-0 F8		0-0 4-3				3 0 0 1 0 0 2	
Walt Moryn, L (10, PH) OBP: 0.198, SLG: 0.307											1 0 0 0 0 0 0	
Roy Face, R (10, 1) OBP: 0.333, SLG: 0.333											0 0 0 0 0 0 0	
Inning Stats	R: 0 H: 0 E: 0 LOB: 0 K: 0 BB: 0 S: 3 P: 3	R: 2 H: 2 E: 2 LOB: 2 K: 1 BB: 1 S: 8 P: 12	R: 0 H: 0 E: 0 LOB: 0 K: 0 BB: 0 S: 3 P: 3	R: 0 H: 1 E: 0 LOB: 0 K: 0 BB: 0 S: 3 P: 3	R: 0 H: 2 E: 0 LOB: 2 K: 0 BB: 0 S: 5 P: 5	R: 1 H: 1 E: 0 LOB: 0 K: 1 BB: 0 S: 6 P: 6	R: 0 H: 0 E: 0 LOB: 0 K: 1 BB: 0 S: 5 P: 5	R: 0 H: 0 E: 0 LOB: 0 K: 0 BB: 0 S: 3 P: 3	R: 0 H: 0 E: 0 LOB: 0 K: 0 BB: 0 S: 3 P: 3	R: 0 H: 0 E: 0 LOB: 0 K: 0 BB: 0 S: 3 P: 3	1B: 5 SF: 0 2B: 0 SAC: 0 3B: 0 DP: 2 HR: 1 HBP: 0	WP: 0 PA: 37 PB: 0 SB: 0 CS: 0
PITCHER Jack Sanford, R (1, 1) ERA: 3.96	IP 10.0 WLS W BF 37 H 6 R 3 ER 2 SO 3 BB 0 IBB 1 HBP 0 BLK 1 WP 0 HR 1 S 42 P 46 ERA 1.80 WHIP 0.600											

AB	36
R	3
H	6
RBI	3
BB	1
SO	3
LOB	13



Batter	1	2	3	4	5	6	7	8	9	AB R H RBI BB SO LOB	TOP
Joe Christopher, R (1, 8) OBP: 0.328, SLG: 0.351 Bill Virdon, L (8, 8) OBP: 0.311, SLG: 0.374	0-0 F8		0-3 K		0-0 F3			0-0 F8		4 0 0 0 0 1 0 0 0 0 0 0 0 0	Pittsburgh Pirates @ San Francisco Giants Candlestick Park, San Francisco, CA Tue Sep 12 1961, 10:05 PM EDT Att. 9,539 - Unknown livebaseballscorecards.com
Dick Groat, R (1, 6) OBP: 0.317, SLG: 0.368	0-0 HR 3B		0-3 K			0-0 1B		0-0 F8		4 1 2 0 0 1 0	
Roberto Clemente, R (1, 9) OBP: 0.395, SLG: 0.580	0-0 5-3			0-0 F8		0-0 F7		0-0 6-3		4 0 0 0 0 0 2	
Dick Stuart, R (1, 3) OBP: 0.332, SLG: 0.568	0-0 HR			0-0 HR		0-0 F7		0-0 F8		4 2 2 3 0 0 1	
Don Hoak, R (1, 5) OBP: 0.393, SLG: 0.462	0-0 F8			4-0 FC4-6 BB		0-3 K		0-0 P6		3 0 0 0 1 1 1	
Bob Skinner, L (1, 7) OBP: 0.352, SLG: 0.358		0-0 K 1B		0-0 FC4-6 1-2f		0-0 G3		4-0 BB		3 0 1 0 1 0 1	
Hal Smith, R (1, 2) OBP: 0.266, SLG: 0.324		0-0 F9		0-0 F8		0-0 5-3		0-0 6-3		4 0 0 0 0 0 3	
Bill Mazaroski, R (1, 4) OBP: 0.303, SLG: 0.361		0-3 K 1-2		0-3 K		0-0 1B				3 0 1 0 0 2 1	
Joe Gibbon, R (1, 1) OBP: 0.132, SLG: 0.176			0-3 K		0-3 K		0-0 P4			3 0 0 0 0 2 1	
Inning Stats	R: 2 H: 2 E: 0 LOB: 0 K: 0 BB: 0 S: 5 P: 5	R: 0 H: 1 E: 0 LOB: 0 K: 1 BB: 0 S: 5 P: 5	R: 0 H: 0 E: 0 LOB: 0 K: 3 BB: 0 S: 9 P: 9	R: 1 H: 1 E: 0 LOB: 1 K: 0 BB: 1 S: 4 P: 8	R: 0 H: 0 E: 0 LOB: 0 K: 2 BB: 0 S: 7 P: 7	R: 0 H: 1 E: 0 LOB: 1 K: 1 BB: 0 S: 6 P: 6	R: 0 H: 1 E: 0 LOB: 1 K: 0 BB: 0 S: 4 P: 4	R: 0 H: 0 E: 0 LOB: 0 K: 0 BB: 0 S: 3 P: 3	R: 0 H: 0 E: 0 LOB: 1 K: 0 BB: 1 S: 3 P: 7	1B: 3 SF: 0 2B: 0 SAC: 0 3B: 1 DP: 0 HR: 2 HBP: 0	WP: 0 PA: 34 PB: 0 SB: 0 CS: 0
PITCHER Mike McCormick, L (1, 1) ERA: 3.27 Sam Jones, R (9, 1) ERA: 4.6	IP WLS BF H R ER SO BB IBB HBP BLK WP HR S P ERA WHIP										
	8.0 L 30 6 3 3 7 1 0 0 0 0 2 43 47 3.38 0.875										
	1.0 4 0 0 0 0 1 0 0 0 0 0 3 7 0.00 1.000										

AB	32
R	3
H	6
RBI	3
BB	2
SO	7
LOB	10



Batter	1	2	3	4	5	6	7	8	9	AB	R	H	RBI	BB	SO	LOB						
Joey Amalfitano, R OBP: 0.330, SLG: 0.319 (1, 4)	0-0 F9 ①		0-0 1-3 ③			0-3 K ①		0-0 FC5-4 ③		4	0	0	0	0	1	1						
Jim Davenport, R OBP: 0.350, SLG: 0.452 (1, 5)	0-0 6-3 ②			0-0 6-3 ①		0-0 6-3 ②		0-0 6-3 ①		4	0	0	0	0	0	0						
Willie Mays, R OBP: 0.399, SLG: 0.593 (1, 8)	0-0 6-3 ③			0-0 FC6-4 1B		0-0 P6		4-0 G6-4-3 BB		3	0	1	0	1	0	0						
Felipe Alou, R OBP: 0.321, SLG: 0.453 (1, 9)		0-0 F5 ①		0-0 FC6-4 ②		0-0 6-3 ①		0-0 G6-4-3 ③		4	0	0	0	0	0	2						
Orlando Cepeda, R OBP: 0.345, SLG: 0.589 (1, 3)		0-0 1B 1B		0-3 K ③		4-0 G6-4-3 BB		2-0 1-0 1-1 1-1		2	0	1	0	1	1	1						
Harvey Kuenn, R OBP: 0.325, SLG: 0.358 (1, 7)		0-0 L6-3 1B		4-0 FC6-4 BB		0-0 G6-4-3 ② ③		2-0 1-0 1-0 1-1		2	0	1	0	1	0	1						
Ed Bailey, L OBP: 0.343, SLG: 0.417 (1, 2)	0-0 L6-3 ② ③			0-0 F2 ①		0-0 F9 ①		3-0 0-0 0-0 0-3		3	0	0	0	0	0	3						
Jose Pagan, R OBP: 0.304, SLG: 0.319 (1, 6)		0-0 6-3 ①		0-0 FC6-4 ②		4-0 FC5-4 BB		2-0 0-0 0-0 0-1		2	0	0	0	1	0	1						
Mike McCormick, L OBP: 0.211, SLG: 0.179 Eddie Bressoud, R OBP: 0.289, SLG: 0.361 Sam Jones, R OBP: 0.162, SLG: 0.194 (1, 1) (8, PH) (9, 1)		0-0 4-3 ②		0-0 L6 ③		0-0 F7 ②		2-0 0-0 0-0 0-0		2	0	0	0	0	0	1						
Inning Stats	R: 0 E: 0 K: 0 S: 3	H: 0 LOB: 0 BB: 0 P: 3	R: 0 E: 0 K: 0 S: 4	H: 2 LOB: 1 BB: 0 P: 4	R: 0 E: 0 K: 0 S: 3	H: 0 LOB: 0 BB: 0 P: 3	R: 0 E: 0 K: 1 S: 6	H: 1 LOB: 1 BB: 0 P: 6	R: 0 E: 0 K: 0 S: 3	H: 0 LOB: 1 BB: 1 P: 7	R: 0 E: 0 K: 1 S: 5	H: 0 LOB: 0 BB: 0 P: 5	R: 0 E: 0 K: 0 S: 2	H: 0 LOB: 0 BB: 1 P: 6	R: 0 E: 0 K: 0 S: 3	H: 0 LOB: 1 BB: 1 P: 7	R: 0 E: 0 K: 0 S: 2	H: 0 LOB: 0 BB: 1 P: 6	1B: 3 2B: 1 3B: 0 HR: 0	SF: 0 SAC: 0 DP: 3 HBP: 0	WP: 0 PB: 0 SB: 0 CS: 0	PA: 31
PITCHER Joe Gibbon, L ERA: 3.7 (1, 1)	IP 9.0	WLS W	BF 31	H 3	R 0	ER 0	SO 2	BB 4	IBB 0	HBP 0	BLK 0	WP 0	HR 0	S 31	P 47	ERA 0.00	WHIP 0.778					
PITCHER	IP	WLS	BF	H	R	ER	SO	BB	IBB	HBP	BLK	WP	HR	S	P	ERA	WHIP					

BOTTOM

Pittsburgh Pirates @ San Francisco Giants
Candlestick Park, San Francisco, CA
Tue Sep 12 1961, 10:05 PM EDT
Att. 9,539 - Unknown

livebaseballscorecards.com

AB	27
R	0
H	3
RBI	0
BB	4
SO	2
LOB	11



Batter	1	2	3	4	5	6	7	8	9	AB R H RBI BB SO LOB	TOP																								
Bobby Malkmus, R (1, 4) OBP: 0.287, SLG: 0.336	0-0 1B		0-0 F9		0-0 L7			0-0 F2		4 0 1 0 0 0 2																									
Johnny Callison, L (1, 7) OBP: 0.356, SLG: 0.410	0-0 F8			0-0 FC6-4 1B		0-0 4-3		0-3 K		4 0 1 0 0 1 1																									
Don Demeter, R (1, 9) OBP: 0.301, SLG: 0.472 Jack Baldschun, R (6, 1)	0-0 F7			0-0 FC6-4 1B 1-2f		0-3 K		0-0 F7		3 0 0 0 0 1 2 0 0 0 0 0 0 0 1 0 0 0 0 0 0																									
Choo-Choo Coleman, L (9, PH) OBP: 0.191, SLG: 0.159	0-0 F3			0-0 G6-4-3 1B 1-2		4-0 BB		4-0 1B BB 1B BB		2 1 1 0 2 0 1																									
Tony Gonzalez, L (1, 8) OBP: 0.354, SLG: 0.428				0-0 G6-4-3 1-2f		0-0 F9		4-0 1B BB 1B BB FC6-4 BB		3 1 0 0 1 0 3																									
Lee Walls, R (1, 3) OBP: 0.346, SLG: 0.450				0-3 K		4-0 1B BB		0-0 P6		3 0 1 0 1 1 0																									
Clay Dalrymple, L (1, 2) OBP: 0.261, SLG: 0.287				0-0 6-3		0-0 1B		0-0 4-3		4 0 2 1 0 0 0																									
Charley Smith, R (1, 5) OBP: 0.305, SLG: 0.394				0-3 K		0-0 F9		0-0 F5		3 0 0 0 0 1 2 1 0 0 1 0 0 2																									
Ruben Amaro, R (1, 6) OBP: 0.338, SLG: 0.346 Elmer Valo, L (9, PH) OBP: 0.305, SLG: 0.286				0-3 K		0-3 K		0-0 G3		2 0 0 0 0 2 2 0 0 0 0 0 0 0 2 0 0 0 0 0 2																									
Dallas Green, L (1, 1) OBP: 0.270, SLG: 0.156 Ken Lehman, L (5, 1) Wes Covington, L (6, 9) OBP: 0.327, SLG: 0.419																																			
Inning Stats	R: 0 E: 0 K: 0 S: 4 H: 1 LOB: 1 BB: 0 P: 4	R: 0 E: 0 K: 1 S: 5 H: 0 LOB: 0 BB: 0 P: 5	R: 0 E: 0 K: 2 S: 7 H: 0 LOB: 0 BB: 0 P: 7	R: 0 E: 0 K: 0 S: 4 H: 2 LOB: 1 BB: 0 P: 4	R: 0 E: 0 K: 1 S: 6 H: 1 LOB: 2 BB: 1 P: 10	R: 0 E: 0 K: 1 S: 5 H: 0 LOB: 1 BB: 1 P: 9	R: 0 E: 0 K: 0 S: 3 H: 0 LOB: 0 BB: 0 P: 3	R: 0 E: 0 K: 1 S: 5 H: 0 LOB: 0 BB: 0 P: 5	R: 2 E: 0 K: 0 S: 5 H: 2 LOB: 2 BB: 2 P: 13	1B: 6 2B: 0 3B: 0 HR: 0 SF: 0 SAC: 0 DP: 1 HBP: 0	WP: 0 PB: 0 SB: 0 CS: 0 PA: 36																								
PITCHER Jim Duffalo, R (1, 1) ERA: 3.95	IP 9.0	WLS W	BF 36	H 6	R 2	ER 2	SO 6	BB 4	IBB 0	HBP 0	BLK 0	WP 0	HR 0	S 44	P 60	ERA 2.00	WHIP 1.111	PITCHER	IP	WLS	BF	H	R	ER	SO	BB	IBB	HBP	BLK	WP	HR	S	P	ERA	WHIP

Philadelphia Phillies @ San Francisco Giants
 Candlestick Park, San Francisco, CA
 Wed Sep 13 1961, 10:05 PM EDT
 Att. 5,585 - Unknown

livebaseballscorecards.com

AB	32
R	2
H	6
RBI	2
BB	4
SO	6
LOB	17



Batter	1	2	3	4	5	6	7	8	9	10	AB R H RBI BB SO LOB	TOP												
Bobby Malkmus, R (1, 4) OBP: 0.285, SLG: 0.333	0-0 4-3	0-0 L3		0-0 F3			0-0 FC4-6 1B		0-0 F8		5 0 1 0 0 0 2	Philadelphia Phillies @ San Francisco Giants Candlestick Park, San Francisco, CA Thu Sep 14 1961, 6:33 AM EDT Att: 4,328 - Unknown livebaseballscorecards.com												
Johnny Callison, L (1, 7) OBP: 0.354, SLG: 0.407	0-0 HR 1B		0-0 4-3		0-0 4-3		0-0 FC4-6 BLK 1-2f		0-0 F8		5 1 1 0 0 0 1													
Tony Gonzalez, L (1, 8) OBP: 0.356, SLG: 0.435	0-0 HR		4-0 S BB		0-0 1-3		4-0 1-2 BB		0-0 6-3		3 1 1 2 2 0 0													
Wes Covington, L (1, 9) OBP: 0.332, SLG: 0.445 Ken Walters, R (10, 9) OBP: 0.262, SLG: 0.327	0-0 HR		0-0 1-3		0-0 1-2 1B		0-0 3-1		0-0 HR		5 2 3 2 0 0 3 0 0 0 0 0 0 0													
Don Demeter, R (1, 3) OBP: 0.303, SLG: 0.472	0-3 K		4-0 FC6 IBB		0-3 K		0-0 E4 B1-4		0-0 2B		4 0 1 0 1 2 1													
Clay Dalrymple, L (1, 2) OBP: 0.280, SLG: 0.283	0-0 F8		0-0 FC6 1-2f		4-0 L3 BB		0-0 B1-4 1-2f		0-0 G3		4 0 0 0 1 0 4													
Charley Smith, R (1, 5) OBP: 0.303, SLG: 0.391		0-0 6-3		0-0 5-3		0-3 K		0-0 5-3			4 0 0 0 0 1 1													
Ruben Amaro, R (1, 6) OBP: 0.338, SLG: 0.345		0-0 E5 FC1-6		0-0 PB 1B		0-0 L3 1-2		0-0 5-3			4 0 1 0 0 0 1													
John Buzhardt, R (1, 1) OBP: 0.167, SLG: 0.140		0-0 FC1-6 1-2f		0-0 F8 1-2		0-0 5-3		0-3 K			4 0 0 0 0 1 2													
Inning Stats	R: 3 E: 0 K: 1 S: 8	H: 3 LOB: 0 BB: 0 P: 8	R: 0 E: 1 K: 0 S: 4	H: 0 LOB: 1 BB: 0 P: 4	R: 0 E: 0 K: 0 S: 3	H: 0 LOB: 2 BB: 2 P: 11	R: 0 E: 0 K: 0 S: 4	H: 1 LOB: 1 BB: 0 P: 4	R: 0 E: 0 K: 1 S: 6	H: 1 LOB: 1 BB: 0 P: 6	R: 0 E: 0 K: 1 S: 4		H: 0 LOB: 0 BB: 1 P: 8	R: 0 E: 0 K: 0 S: 4	H: 1 LOB: 2 BB: 1 P: 8	R: 0 E: 1 K: 0 S: 3	H: 0 LOB: 0 BB: 0 P: 3	R: 0 E: 0 K: 1 S: 5	H: 0 LOB: 0 BB: 0 P: 5	R: 1 E: 0 K: 0 S: 5	H: 2 LOB: 1 BB: 0 P: 5	1B: 4 2B: 3 3B: 0 HR: 3	SF: 0 SAC: 0 DP: 2 HBP: 0	WP: 0 PB: 1 SB: 1 CS: 0
PITCHER Billy Loes, R (1, 1) ERA: 4.24 Richard LeMay, L (3, 1) ERA: 3.33	IP 2.0	WLS 10	BF 32	H 5	R 1	ER 1	SO 3	BB 3	IBB 1	HBP 0	BLK 1	WP 0	HR 1	S 34	P 50	ERA 1.12	WHIP 1.000							

Batter	1	2	3	4	5	6	7	8	9	10	AB	R	H	RBI	BB	SO	LOB
Chuck Hiller, L (1, 4) OBP: 0.314, SLG: 0.316	0-3 K		0-0 G3			0-0 P6		0-0 F7		0-0 F7	5	0	0	0	0	1	1
Matty Alou, L (1, 9) OBP: 0.335, SLG: 0.453	0-0 5-3		0-0 F9			0-0 HR 1B		0-0 F7			4	1	1	0	0	0	0
Willie Mays, R (1, 8) OBP: 0.398, SLG: 0.593	0-0 F7		0-0 F3			0-0 1-H HR			0-0 6-3		4	1	1	2	0	0	0
Bob Farley, L (1, 7) OBP: 0.214, SLG: 0.083		4-0 BB 2B BB		0-0 P6		0-3 K			0-0 F7		3	1	0	0	1	1	0
Felipe Alou, R (10, 7) OBP: 0.320, SLG: 0.451											0	0	0	0	0	0	0
Orlando Cepeda, R (1, 3) OBP: 0.347, SLG: 0.587	0-3 K		0-0 P6			0-0 F9			0-0 FC4-6 1B		4	0	1	0	0	1	1
Ed Bailey, L (1, 2) OBP: 0.344, SLG: 0.413	4-0 2B 1-2 BB		0-0 4-3				0-0 4-3		0-0 FC4-6 1-2f		3	0	0	0	1	0	1
Jim Davenport, R (1, 5) OBP: 0.348, SLG: 0.448	0-3 K		0-3 K		0-3 K		0-0 6-3			0-0 F8	4	0	0	0	0	2	2
Jose Pagan, R (1, 6) OBP: 0.306, SLG: 0.322	0-0		0-0 6-3		0-0 6-3		0-3 K			0-0	3	0	1	1	0	1	0
Harvey Kuenn, R (10, PH) OBP: 0.326, SLG: 0.360											1	0	1	0	0	0	0
Ernie Bowman, R (10, PR) OBP: 0.257, SLG: 0.353		1-3 2-H 2B									0	0	0	0	0	0	0
Billy Loes, R (1, 1) OBP: 0.206, SLG: 0.156	0-3 K		0-3 K		0-3 K			0-0 G2		0-0 F8	0	0	0	0	0	0	0
Willie McCovey, L (2, PH) OBP: 0.346, SLG: 0.486											1	0	0	0	0	1	2
Richard LeMay, L (3, 1) OBP: 0.143, SLG: 0.077											2	0	0	0	0	1	0
Hobie Landrith, L (10, PH) OBP: 0.329, SLG: 0.368											1	0	0	0	0	0	1

Inning Stats	R: 0	H: 0	E: 0	K: 1	S: 5	H: 0	LOB: 0	BB: 0	P: 5	R: 1	H: 1	E: 0	K: 3	S: 10	H: 2	LOB: 2	BB: 2	P: 18	R: 0	H: 0	E: 0	K: 0	S: 3	H: 0	LOB: 0	BB: 0	P: 3	R: 0	H: 0	E: 0	K: 2	S: 7	R: 2	H: 2	E: 0	K: 1	S: 7	R: 0	H: 0	E: 0	K: 1	S: 5	R: 0	H: 0	E: 0	K: 0	S: 3	R: 0	H: 1	E: 0	K: 0	S: 4	R: 0	H: 1	E: 0	K: 0	S: 4	R: 0	H: 1	E: 0	K: 0	S: 4	1B: 3	SF: 0	2B: 1	3B: 0	HR: 1	WP: 0	PA: 37
--------------	------	------	------	------	------	------	--------	-------	------	------	------	------	------	-------	------	--------	-------	-------	------	------	------	------	------	------	--------	-------	------	------	------	------	------	------	------	------	------	------	------	------	------	------	------	------	------	------	------	------	------	------	------	------	------	------	------	------	------	------	------	------	------	------	------	------	-------	-------	-------	-------	-------	-------	--------


PITCHER	IP	WLS	BF	H	R	ER	SO	BB	IBB	HBP	BLK	WP	HR	S	P	ERA	WHIP
John Buzhardt, R (1, 1) ERA: 4.26	10.0	W	37	5	3	3	8	2	0	0	0	0	1	51	59	2.70	0.700


BOTTOM

Philadelphia Phillies @ San Francisco Giants
Candlestick Park, San Francisco, CA

Thu Sep 14 1961, 6:33 AM EDT
Att. 4,328 - Unknown

AB	35
R	3
H	5
RBI	3
BB	2
SO	8
LOB	8



Batter	1	2	3	4	5	6	7	8	9	AB R H RBI BB SO LOB	TOP																						
Lou Brock, L (1, 8) OBP: 0.167, SLG: 0.091 Bob Will, L (8, PH) OBP: 0.346, SLG: 0.342 Jim Brewer, L (8, 1) OBP: 0.250, SLG: 0.182	0-3 K		0-0 L6			0-3 K		0-0 P4		3 0 0 0 0 2 1 1 0 0 0 0 0 2 0 0 0 0 0 0 0	Chicago Cubs @ San Francisco Giants Candlestick Park, San Francisco, CA Fri Sep 15 1961, 10:05 PM EDT Att: 9,850 - Cloudy - 75 F livebaseballscorecards.com AB 30 R 1 H 5 RBI 1 BB 2 SO 8 LOB 7 																						
Ken Hubbs, R (1, 4) OBP: 0.222, SLG: 0.333	0-3 K			0-0 L9			0-0 F9		0-3 K	4 0 0 0 0 2 0																							
Billy Williams, L (1, 7) OBP: 0.337, SLG: 0.485	0-0 P5			0-3 K			0-0 G3		0-0 4-3	4 0 0 0 0 1 0																							
14 Ernie Banks, R (1, 6) OBP: 0.355, SLG: 0.515		0-0 P3		0-0 6-3			0-0 4-3		0-0 1B	4 0 1 0 0 0 0																							
George Altman, L (1, 9) OBP: 0.354, SLG: 0.565		4-0 BB			0-0 1B			0-0 L9	0-0 6-3	3 0 1 0 1 0 1																							
Ron Santo, R (1, 5) OBP: 0.369, SLG: 0.497		0-0 G4-6-3			0-0 G6-4-3			0-0 5-3		3 0 0 0 0 0 2																							
Sammy Taylor, L (1, 2) OBP: 0.336, SLG: 0.411			0-0 F9		0-3 K			0-0 2B		3 1 1 0 0 1 0																							
Ed Bouchee, L (1, 3) OBP: 0.362, SLG: 0.406			0-0 1B			0-0 P6		0-0 2B		3 0 2 1 0 0 0																							
Dick Drott, R (1, 1) OBP: 0.273, SLG: 0.333 Richie Ashburn, L (8, PH) OBP: 0.377, SLG: 0.304			0-3 K			0-3 K		4-0 BB		2 0 0 0 0 2 1 0 0 0 0 1 0 0																							
Inning Stats	R: 0 E: 0 K: 2 S: 7	H: 0 LOB: 0 BB: 0 P: 7	R: 0 E: 0 K: 0 S: 2	H: 0 LOB: 0 BB: 1 P: 6	R: 0 E: 0 K: 1 S: 6	H: 1 LOB: 1 BB: 0 P: 6	R: 0 E: 0 K: 1 S: 5	H: 0 LOB: 0 BB: 0 P: 5	R: 0 E: 0 K: 1 S: 5	H: 1 LOB: 0 BB: 0 P: 5		R: 0 E: 0 K: 2 S: 7	H: 0 LOB: 0 BB: 0 P: 7	R: 0 E: 0 K: 0 S: 3	H: 0 LOB: 0 BB: 0 P: 3	R: 1 E: 0 K: 0 S: 5	H: 2 LOB: 2 BB: 1 P: 9	R: 0 E: 0 K: 1 S: 6	H: 1 LOB: 1 BB: 0 P: 6	1B: 4 2B: 1 3B: 0 HR: 0	SF: 0 SAC: 0 DP: 2 HBP: 0	WP: 0 PB: 0 SB: 0 CS: 0	PA: 32										
PITCHER Jack Sanford, R (1, 1) ERA: 3.85 Stu Miller, R (8, 1) ERA: 2.45	IP 7.2	WLS W	BF 27	H 4	R 1	ER 1	SO 7	BB 2	IBB 0	HBP 0	BLK 0	WP 0	HR 0	S 39	P 47	ERA 1.17	WHIP 0.783																
											PITCHER	IP	WLS	BF	H	R	ER	SO	BB	IBB	HBP	BLK	WP	HR	S	P	ERA	WHIP					

Batter	1	2	3	4	5	6	7	8	9	AB	R	H	RBI	BB	SO	LOB
Chuck Hiller, L (1, 4) <small>OBP: 0.322, SLG: 0.316</small>	4-0 		4-0 	4-0 			0-0 			0	1	0	0	3	0	0
Matty Alou, L (1, 9) <small>OBP: 0.339, SLG: 0.451</small>	0-3 		4-0 	0-0 			0-0 			3	0	1	1	1	1	3
Willie Mays, R (1, 8) <small>OBP: 0.395, SLG: 0.590</small>	0-0 		0-0 		0-0 		0-0 			3	0	0	1	0	0	4
Bob Farley, L (1, 7) Felipe Alou, R (8, 7) <small>OBP: 0.167, SLG: 0.063</small> <small>OBP: 0.320, SLG: 0.451</small>	0-0 		0-3 		0-0 		0-0 			4	0	0	0	0	1	4
Orlando Cepeda, R (1, 3) <small>OBP: 0.347, SLG: 0.584</small>		0-0 		0-0 	0-0 			0-0 		4	1	1	0	0	0	0
Ed Bailey, L (1, 2) <small>OBP: 0.341, SLG: 0.409</small>		0-0 		0-3 		0-0 		0-0 		3	0	0	0	0	1	0
Jim Davenport, R (1, 5) <small>OBP: 0.347, SLG: 0.446</small>		0-0 		0-0 		0-0 		0-0 		4	1	1	1	0	0	0
Jose Pagan, R (1, 6) <small>OBP: 0.308, SLG: 0.330</small>			4-0 	0-0 		0-0 		0-0 		3	1	1	2	1	0	0
Jack Sanford, R (1, 1) Stu Miller, R (8, 1) <small>OBP: 0.247, SLG: 0.343</small> <small>OBP: 0.348, SLG: 0.263</small>			0-0 	4-0 			4-0 			1	1	0	0	2	0	1
										0	0	0	0	0	0	0

Inning Stats	R: 1	H: 0	E: 0	K: 1	S: 5	R: 0	H: 0	E: 0	K: 0	S: 3	R: 0	H: 0	E: 0	K: 1	S: 5	R: 2	H: 2	E: 0	K: 1	S: 7	R: 0	H: 0	E: 0	K: 0	S: 3	R: 0	H: 1	E: 0	K: 0	S: 4	R: 1	H: 1	E: 0	K: 0	S: 4	R: 1	H: 1	E: 0	K: 0	S: 4
	LOB: 0	BB: 1	P: 9	LOB: 0	BB: 0	P: 3	LOB: 3	BB: 3	P: 17	LOB: 2	BB: 2	LOB: 0	BB: 0	P: 3	LOB: 1	BB: 1	P: 8	LOB: 0	BB: 0	P: 4	LOB: 0	BB: 0	P: 4	LOB: 0	BB: 0	P: 4	LOB: 1	BB: 0	P: 4	LOB: 0	BB: 0	P: 4	LOB: 0	BB: 0	P: 4	LOB: 0	BB: 0	P: 4		

PITCHER	IP	WLS	BF	H	R	ER	SO	BB	IBB	HBP	BLK	WP	HR	S	P	ERA	WHIP
Dick Drott, R (1, 1) <small>ERA: 4.18</small>	7.0	L	31	3	4	4	3	7	0	0	0	1	1	30	58	5.14	1.429
Jim Brewer, L (8, 1) <small>ERA: 6.02</small>	1.0		4	1	1	1	0	0	0	0	0	0	0	4	4	9.00	1.000

BOTTOM

Chicago Cubs @ San Francisco Giants
 Candlestick Park, San Francisco, CA

Fri Sep 15 1961, 10:05 PM EDT
 Att. 9,850 - Cloudy - 75 F

livebaseballscorecards.com

AB	25
R	5
H	4
RBI	5
BB	7
SO	3
LOB	12

PITCHER	IP	WLS	BF	H	R	ER	SO	BB	IBB	HBP	BLK	WP	HR	S	P	ERA	WHIP
Dick Drott, R (1, 1) <small>ERA: 4.18</small>	7.0	L	31	3	4	4	3	7	0	0	0	1	1	30	58	5.14	1.429
Jim Brewer, L (8, 1) <small>ERA: 6.02</small>	1.0		4	1	1	1	0	0	0	0	0	0	0	4	4	9.00	1.000

Batter	1	2	3	4	5	6	7	8	9	AB	R	H	RBI	BB	SO	LOB
Harvey Kuenn, R (1, 7) OBP: 0.328, SLG: 0.367	4-0 WP 1B BB		0-0 L1-3		0-0 HR		0-0 6-3			3	2	1	1	1	0	2
Joey Amalfitano, R (1, 4) OBP: 0.332, SLG: 0.321	0-0 4-3		0-0 1B		0-0 L7			0-0 1B FC9-4		4	1	2	0	0	0	1
Willie Mays, R (1, 8) OBP: 0.394, SLG: 0.587	0-0 P4		0-0 L9		0-0 6-3			0-0 1B FC9-4		4	0	1	0	0	0	2
Felipe Alou, R (1, 9) OBP: 0.322, SLG: 0.451	0-0 1B			0-0 1B 1B		0-0 F9		0-0 FC9-4		4	0	2	2	0	0	1
Orlando Cepeda, R (1, 3) OBP: 0.344, SLG: 0.580	0-3 K			0-0 F9		0-0 6-3		0-0 F7		4	0	0	0	0	1	3
Jim Davenport, R (1, 5) OBP: 0.346, SLG: 0.444		0-0 6-3		0-0 1B		0-0 F8		0-0 F8		4	0	1	0	0	0	1
Ed Bailey, L (1, 2) OBP: 0.338, SLG: 0.405		0-0 G3		0-3 K			0-0 4-3		0-0 F8	4	0	0	0	0	1	2
Jose Pagan, R (1, 6) OBP: 0.306, SLG: 0.327		0-0 5-3		0-0 F8			0-3 K		0-0 HR	3	0	0	0	0	1	2
Willie McCovey, L (9, PH) OBP: 0.348, SLG: 0.497										1	1	1	1	0	0	0
Mike McCormick, L (1, 1) OBP: 0.230, SLG: 0.214			0-0 E3		0-0 HR		0-0 2B			3	0	2	0	0	0	0
Richard LeMay, L (9, 1) OBP: 0.143, SLG: 0.077										0	0	0	0	0	0	0
Stu Miller, R (9, 1) OBP: 0.348, SLG: 0.263										0	0	0	0	0	0	0

Inning Stats	R: 1	H: 1	E: 0	K: 1	S: 6	R: 0	H: 0	E: 0	K: 0	S: 3	R: 0	H: 0	E: 0	K: 1	S: 7	R: 1	H: 2	E: 0	K: 0	S: 4	R: 0	H: 2	E: 0	K: 1	S: 3	R: 0	H: 0	E: 0	K: 0	S: 3	R: 0	H: 1	E: 0	K: 0	S: 2	R: 1	H: 2	E: 0	K: 0	S: 5	R: 1	H: 1	E: 0	K: 0	S: 2	1B: 7	2B: 2	3B: 0	HR: 2	SF: 0	SAC: 0	DP: 1	HBP: 0	WP: 1	PA: 35
--------------	------	------	------	------	------	------	------	------	------	------	------	------	------	------	------	------	------	------	------	------	------	------	------	------	------	------	------	------	------	------	------	------	------	------	------	------	------	------	------	------	------	------	------	------	------	-------	-------	-------	-------	-------	--------	-------	--------	-------	--------

PITCHER	IP	WLS	BF	H	R	ER	SO	BB	IBB	HBP	BLK	WP	HR	S	P	ERA	WHIP
Dick Ellsworth, L (1, 1) ERA: 4.12	6.0		24	6	2	2	2	1	0	0	0	1	1	27	31	3.00	1.167
Don Elston, R (7, 1) ERA: 5.73	2.0		9	3	1	1	1	0	0	0	0	0	0	11	11	4.50	1.500
Bob Anderson, R (9, 1) ERA: 4.12	0.1	L	2	1	1	1	0	0	0	0	0	0	1	2	2	27.00	3.000

BOTTOM

Chicago Cubs @ San Francisco Giants
Candlestick Park, San Francisco, CA

Sat Sep 16 1961, 6:33 AM EDT
Att. 8,564 - Cloudy - 64 F

livebaseballscorecards.com

AB	34
R	4
H	10
RBI	4
BB	1
SO	3
LOB	14



Batter	1	2	3	4	5	6	7	8	9	AB R H RBI BB SO LOB	TOP											
Richie Ashburn, L (1, 8) OBP: 0.375, SLG: 0.309	0-3 K		0-0 4-3			0-0 6-3 SF7 2B		0-0 5-3		4 1 1 0 0 1 0	Chicago Cubs @ San Francisco Giants Candlestick Park, San Francisco, CA Sun Sep 17 1961, 6:33 AM EDT Att. 23,865 - Sunny - 68 F											
Don Zimmer, R (1, 4) OBP: 0.296, SLG: 0.400	0-3 K		0-0 P6			0-0 6-3		0-0 F8	4 0 0 0 0 1 1													
Billy Williams, L (1, 7) OBP: 0.339, SLG: 0.483	0-0 1B			0-0 G5-4-3 1B		0-0 SF7		0-3 K	3 0 2 1 0 1 0													
14 Ernie Banks, R (1, 6) OBP: 0.354, SLG: 0.511	0-3 K			0-0 F7		0-0 F9		0-0 6-3	4 0 0 0 0 1 2													
Ron Santo, R (1, 5) OBP: 0.367, SLG: 0.492		0-3 K		0-0 G5-4-3 1-2f			0-0 F8		3 0 0 0 0 1 1													
George Altman, L (1, 9) OBP: 0.353, SLG: 0.565		0-3 K			0-0 4-3 6-3 2B		0-0 4-3		3 1 1 0 0 1 0													
Andre Rodgers, R (1, 3) OBP: 0.345, SLG: 0.432		4-0 FC6-4 BB			0-0 4-3		0-0 6-3		2 0 0 0 1 0 1													
Dick Bertell, R (1, 2) OBP: 0.313, SLG: 0.336		0-0 FC6-4 1-2f			0-0 6-3		0-0 6-3		3 0 0 1 0 0 1													
Jack Curtis, L (1, 1) OBP: 0.275, SLG: 0.237		0-3 K			0-3 K		0-3 K		1 0 0 0 0 1 0													
Dick Burwell, R (3, 1)									1 0 0 0 0 1 0													
Don Elston, R (7, 1) OBP: 0.182, SLG: 0.182									0 0 0 0 0 0 0													
Ken Hubbs, R (8, PH) OBP: 0.200, SLG: 0.300									1 0 0 0 0 1 0													
Jim Brewer, L (8, 1) OBP: 0.250, SLG: 0.182									0 0 0 0 0 0 0													
Inning Stats	R: 0 E: 0 K: 3 S: 10	H: 1 LOB: 1 BB: 0 P: 10	R: 0 E: 0 K: 2 S: 7	H: 0 LOB: 1 BB: 1 P: 11	R: 0 E: 0 K: 1 S: 5	H: 0 LOB: 0 BB: 0 P: 5	R: 0 E: 0 K: 0 S: 3	H: 1 LOB: 0 BB: 0 P: 3	R: 1 E: 0 K: 1 S: 6	H: 1 LOB: 0 BB: 0 P: 6	R: 1 E: 0 K: 0 S: 4	H: 1 LOB: 0 BB: 0 P: 4	R: 0 E: 0 K: 0 S: 3	H: 0 LOB: 0 BB: 0 P: 3	R: 0 E: 0 K: 1 S: 5	H: 0 LOB: 0 BB: 0 P: 5	R: 0 E: 0 K: 1 S: 5	H: 0 LOB: 0 BB: 0 P: 5	1B: 2 2B: 2 3B: 0 HR: 0	SF: 1 SAC: 0 DP: 1 HBP: 0	WP: 0 PB: 0 SB: 0 CS: 0	PA: 31
PITCHER Billy O'Dell, L (1, 1) ERA: 4.29	IP: 9.0 WLS: W BF: 31 H: 4 R: 2 ER: 2 SO: 9 BB: 1 IBB: 0 HBP: 0 BLK: 0 WP: 0 HR: 0 S: 48 P: 52 ERA: 2.00 WHIP: 0.556											PITCHER	IP: WLS: BF: H: R: ER: SO: BB: IBB: HBP: BLK: WP: HR: S: P: ERA: WHIP:									

livebaseballscorecards.com

AB	29
R	2
H	4
RBI	2
BB	1
SO	9
LOB	6



Batter	1	2	3	4	5	6	7	8	9	AB R H RBI BB SO LOB	TOP
Al Spangler, L (1, 8) <small>OBP: 0.412, SLG: 0.275</small>	0-0 E6 BB BB BB	4-0 			0-0 F7		0-0 P4		0-3 K	4 1 0 0 1 1 1	
Eddie Mathews, L (1, 5) <small>OBP: 0.401, SLG: 0.521</small>	4-0 BB BB 1-2 BB	0-3 K			0-0 F7		0-0 L4			3 0 0 0 1 1 2	
Hank Aaron, R (1, 9) <small>OBP: 0.383, SLG: 0.602</small>	0-3 K		0-0 F8		0-0 F8			0-0 E 1B		4 1 1 0 0 1 2	
Lee Maye, L (1, 7) <small>OBP: 0.341, SLG: 0.444</small>	0-3 K		0-0 F8		0-0 4-6-3 1B			0-0 E2 FC1-5 1B		4 0 1 0 0 1 3	
Joe Adcock, R (1, 3) <small>OBP: 0.345, SLG: 0.491</small>	4-0 BB BB 1-2 2-3		0-3 K		0-0 4-6-3			0-0 L6 FC1-5 1B		3 0 1 1 1 1 1	
Joe Torre, R (1, 2) <small>OBP: 0.320, SLG: 0.405</small>	4-0 BB BB 1-2 2-3 3-H			0-0 SH2-4 1B		0-0 F7		0-0 FC1-5		3 0 1 1 1 0 3	
Frank Bolling, R (1, 4) <small>OBP: 0.324, SLG: 0.377</small>	0-0 P4			0-0 SH2-4 1-2		0-0 5-3		0-0 L6		3 0 0 0 0 0 6	
Roy McMillan, R (1, 6) <small>OBP: 0.313, SLG: 0.295</small>		0-0 4-3		0-0 F9		0-0 SH1-4 2B			0-0 F9	4 0 1 0 0 0 1	
Bob Hendley, R (1, 1) <small>OBP: 0.097, SLG: 0.034</small>		0-0 5-3		0-0 6-3		0-0 SH1-4 2-3			0-0 P5	3 0 0 0 0 0 1	
Inning Stats	R: 1 H: 0 E: 1 LOB: 3 K: 2 BB: 3 S: 8 P: 20	R: 0 H: 0 E: 0 LOB: 1 K: 1 BB: 1 S: 5 P: 9	R: 0 H: 0 E: 0 LOB: 0 K: 1 BB: 0 S: 5 P: 5	R: 0 H: 1 E: 0 LOB: 1 K: 0 BB: 0 S: 4 P: 4	R: 0 H: 0 E: 0 LOB: 0 K: 0 BB: 0 S: 3 P: 3	R: 0 H: 1 E: 0 LOB: 1 K: 0 BB: 0 S: 4 P: 4	R: 0 H: 1 E: 0 LOB: 1 K: 0 BB: 0 S: 4 P: 4	R: 1 H: 2 E: 1 LOB: 1 K: 0 BB: 0 S: 5 P: 5	R: 0 H: 0 E: 0 LOB: 0 K: 1 BB: 0 S: 5 P: 5	1B: 4 SF: 0 2B: 2 SAC: 2 3B: 0 DP: 1 HR: 0 HBP: 0	WP: 0 PA: 37 PB: 0 SB: 0 CS: 0
PITCHER Jim Duffalo, R (1, 1) <small>ERA: 3.4</small> Stu Miller, R (8, 1) <small>ERA: 2.4</small>	IP: 7.0 WLS: 32 BF: 5 H: 2 ER: 0 SO: 4 BB: 4 IBB: 0 HBP: 0 BLK: 0 WP: 0 HR: 36 S: 52 ERA: 0.00 WHIP: 1.286										

Milwaukee Braves @ San Francisco Giants
 Candlestick Park, San Francisco, CA
 Mon Sep 18 1961, 10:05 PM EDT
 Att: 12,995 - Unknown

AB	31
R	2
H	5
RBI	2
BB	4
SO	5
LOB	20



Batter	1	2	3	4	5	6	7	8	9	AB R H RBI BB SO LOB	TOP																									
Al Spangler, L (1, 8) OBP: 0.411, SLG: 0.265	4-0 BB G6-4-3		4-0 BB		0-0 FC6-4 HR	0-0 P4		0-3 K		3 1 0 0 2 1 1																										
Eddie Mathews, L (1, 5) OBP: 0.402, SLG: 0.525	0-0 F8		0-3 K		0-0 HR	4-0 1B BB		4-0 BB		3 1 1 2 2 1 2																										
Hank Aaron, R (1, 9) OBP: 0.383, SLG: 0.600	0-0 G6-4-3		0-0 F9		0-0 3B 1B	0-0 1B		0-3 K		5 1 2 0 0 1 3																										
Lee Mays, L (1, 7) OBP: 0.342, SLG: 0.447		4-0 HR BB	0-0 P5		0-0 SF8 3B	0-0 P6		0-0 F5		4 2 1 1 1 0 4																										
Joe Adcock, R (1, 3) OBP: 0.347, SLG: 0.497		0-0 HR		0-0 6-3	4-0 1B WP BB		0-0 SH1-4 HR 1B	0-3 K		4 2 2 2 1 1 0																										
Sammy White, R (1, 2) OBP: 0.258, SLG: 0.305		0-0 1B		0-0 5-3	0-0 SF8		0-0 SH1-4	0-3 K		2 0 1 1 0 0 0																										
Bob Boyd, L (9, PH) OBP: 0.250, SLG: 0.261		G6-3 1B		0-0 6-3	1-2 3-H 1B		1-2 HR	0-0 2B 1B		1 0 0 0 0 1 0																										
Felix Mantilla, R (9, 6) OBP: 0.298, SLG: 0.280		1B		0-0 6-3	2-3 1B		2-H HR	0-0 2B		0 0 0 0 0 0 0																										
Frank Bolling, R (1, 4) OBP: 0.328, SLG: 0.386		1B		0-0 6-3				0-0 2B 1B		5 2 4 2 0 0 0																										
Roy McMillan, R (1, 6) OBP: 0.312, SLG: 0.301		G6-3		0-0 6-3				0-0 2B		4 1 1 1 0 1 4																										
Joe Torre, R (9, PH) OBP: 0.322, SLG: 0.409		1-2f 2-3			HR K			1-H 2B		1 0 1 1 0 0 0																										
Warren Spahn, L (1, 1) OBP: 0.263, SLG: 0.393		F8			0-0 FC6-4 1B	0-3 K	0-0 6-3	0-3 K		1 0 0 0 0 0 1																										
Don Nottebart, R (4, 1) OBP: 0.244, SLG: 0.184										3 0 1 0 0 1 0																										
Ron Piche, R (8, 1)										0 0 0 0 0 0 0																										
Gino Cimoli, R (9, PH) OBP: 0.286, SLG: 0.339										1 0 0 0 0 1 1																										
Carl Willey, R (9, 1) OBP: 0.038, SLG: 0.020										0 0 0 0 0 0 0																										
Inning Stats	R: 0 E: 0 K: 0 S: 2	H: 0 LOB: 0 BB: 1 P: 6	R: 2 E: 0 K: 0 S: 5	H: 3 LOB: 1 BB: 1 P: 9	R: 0 E: 0 K: 1 S: 5	H: 0 LOB: 1 BB: 1 P: 9	R: 0 E: 0 K: 0 S: 3	H: 0 LOB: 0 BB: 0 P: 3	R: 5 E: 0 K: 1 S: 11	H: 6 LOB: 2 BB: 1 P: 15	R: 0 E: 0 K: 1 S: 6	H: 1 LOB: 2 BB: 1 P: 10	R: 2 E: 0 K: 0 S: 5	H: 2 LOB: 0 BB: 0 P: 5	R: 0 E: 0 K: 2 S: 7	H: 0 LOB: 1 BB: 1 P: 11	R: 1 E: 0 K: 3 S: 11	H: 2 LOB: 1 BB: 0 P: 11	1B: 8 2B: 1 3B: 1 HR: 4	SF: 1 SAC: 1 DP: 2 HBP: 0	WP: 1 PB: 0 SB: 1 CS: 0	PA: 45														
PITCHER	IP WLS BF H R ER SO BB IBB HBP BLK WP HR S P ERA WHIP																																			
Jack Sanford, R (1, 1) ERA: 4.07	4.1		22	8	7	7	1	3	0	0	0	0	3	21	33	14.54	2.538																			
Sam Jones, R (5, 1) ERA: 4.55	1.1		8	2	0	0	2	2	0	0	0	1	0	10	18	0.00	3.000																			
Richard LeMay, L (6, 1) ERA: 3.48	1.1		6	2	2	2	0	0	0	0	0	0	1	6	6	13.50	1.500																			
Bobby Bolin, R (8, 1) ERA: 2.98	1.0		4	0	0	0	2	1	0	0	0	0	0	7	11	0.00	1.000																			
Stu Miller, R (9, 1) ERA: 2.45	1.0	W	5	2	1	1	3	0	0	0	0	0	0	11	11	9.00	2.000																			

Milwaukee Braves @ San Francisco Giants
Candlestick Park, San Francisco, CA

AB 37
R 10
H 14
RBI 10
BB 6
SO 8
LOB 16



Tue Sep 19 1961, 6:33 AM EDT
Att. 7,939 - Unknown

livebaseballscorecards.com

BOTTOM

Milwaukee Braves @ San Francisco Giants
Candlestick Park, San Francisco, CA

AB 35
R 11
H 15
RBI 11
BB 6
SO 2
LOB 11



WP: 0 PA: 43
PB: 0
SB: 0
CS: 0

Tue Sep 19 1961, 6:33 AM EDT
Att. 7,939 - Unknown

AB R H RBI BB SO LOB

5 1 2 1 0 0 0
0 0 0 0 0 0 0

4 0 1 0 1 1 5

5 1 2 4 0 0 2

5 2 2 0 0 0 1

3 2 3 1 2 0 0

2 1 1 1 0 0 0
1 0 0 1 1 0 1

4 1 2 3 0 0 1

3 2 1 0 1 0 1

2 1 1 0 0 1 0
0 0 0 0 0 0 0
0 0 0 0 0 0 0
1 0 0 0 0 0 0
0 0 0 0 0 0 0
0 0 0 0 1 0 0
0 0 0 0 0 0 0
0 0 0 0 0 0 0

1B: 10 SF: 1
2B: 1 SAC: 1
3B: 0 DP: 2
HR: 4 HBP: 0

Batter	1	2	3	4	5	6	7	8	9
Harvey Kuenn, R (1, 7) OBP: 0.333, SLG: 0.368 Stu Miller, R (9, 1) OBP: 0.348, SLG: 0.263	0-0 6-3 1B		0-0 HR 1B	0-0 6-3			0-0 L1	0-0 1B	
Joey Amalfitano, R (1, 4) OBP: 0.330, SLG: 0.316	0-0 G6-4-3 1B		0-0 P3		0-0 P4		4-0 BB	0-3 K	
Willie Mays, R (1, 8) OBP: 0.395, SLG: 0.590	0-0 G6-4-3 1-2f		0-0 HR		0-0 G1-6-3 1B		0-0 F9		0-0 P4
Felipe Alou, R (1, 9) OBP: 0.331, SLG: 0.470		0-0 P6	0-0 P1		0-0 G1-6-3 1-2f			0-0 E 4-3 1B	0-0 E6 1B 2B
Orlando Cepeda, R (1, 3) OBP: 0.352, SLG: 0.591		0-0 HR	0-0 1B			4-0 SH2-3 BB		0-0 E9 4-3 SF8 1B	4-0 1B IBB
Jim Davenport, R (1, 5) OBP: 0.344, SLG: 0.446 Matty Alou, L (8, PH) OBP: 0.340, SLG: 0.448		0-0 F3		0-0 HR		0-0 SH2-3 1-2		0-0 4-3	4-0 1B IBB
Ed Bailey, L (1, 2) OBP: 0.338, SLG: 0.410		0-0 F9		0-0 HR		0-0 4-3 2-3		0-0 SF8	0-0 1B 1-2 2-3 3-H
Jose Pagan, R (1, 6) OBP: 0.310, SLG: 0.329			0-0 1B HR 1B	0-0 4-3		0-0 F7		4-0 BB 1B BB	
Jack Sanford, R (1, 1) OBP: 0.253, SLG: 0.348 Sam Jones, R (5, 1) OBP: 0.162, SLG: 0.194 Richard LeMay, L (6, 1) OBP: 0.143, SLG: 0.077 Bob Farley, L (7, PH) OBP: 0.158, SLG: 0.059 Bobby Bolin, R (8, 1) OBP: 0.282, SLG: 0.296 Jim Marshall, L (8, PH) OBP: 0.282, SLG: 0.314 Jim Duffalo, R (8, PR) OBP: 0.417, SLG: 0.727 Ernie Bowman, R (9, 5) OBP: 0.257, SLG: 0.353			0-0 K	0-3 K			0-0 4-3	4-0 1B 1-2 BB	

Inning Stats	R: 0 E: 0 K: 0 S: 3	H: 1 LOB: 0 BB: 0 P: 3	R: 1 E: 0 K: 0 S: 4	H: 1 LOB: 0 BB: 0 P: 4	R: 4 E: 0 K: 0 S: 7	H: 5 LOB: 1 BB: 0 P: 7	R: 2 E: 0 K: 1 S: 7	H: 2 LOB: 0 BB: 0 P: 7	R: 0 E: 0 K: 0 S: 3	H: 1 LOB: 0 BB: 0 P: 3	R: 0 E: 0 K: 0 S: 3	H: 0 LOB: 1 BB: 1 P: 7	R: 0 E: 0 K: 0 S: 3	H: 0 LOB: 1 BB: 1 P: 7	R: 3 E: 1 K: 1 S: 8	H: 3 LOB: 2 BB: 2 P: 16	R: 1 E: 1 K: 0 S: 3	H: 2 LOB: 3 BB: 2 P: 11	1B: 10 2B: 1 3B: 0 HR: 4	SF: 1 SAC: 1 DP: 2 HBP: 0
--------------	------------------------------	---------------------------------	------------------------------	---------------------------------	------------------------------	---------------------------------	------------------------------	---------------------------------	------------------------------	---------------------------------	------------------------------	---------------------------------	------------------------------	---------------------------------	------------------------------	----------------------------------	------------------------------	----------------------------------	-----------------------------------	------------------------------------

PITCHER	IP	WLS	BF	H	R	ER	SO	BB	IBB	HBP	BLK	WP	HR	S	P	ERA	WHIP
Warren Spahn, L (1, 1) ERA: 3.15	3.0		16	9	7	7	0	0	0	0	0	0	4	16	16	21.00	3.000
Don Nottebart, R (4, 1) ERA: 4.13	4.2		20	3	3	3	1	4	0	0	0	0	0	18	34	5.79	1.500
Ron Piche, R (8, 1) ERA: 4.73	0.1		2	1	0	0	1	0	0	0	0	0	0	4	4	0.00	3.000
Carl Willey, R (9, 1) ERA: 3.98	0.1	L	5	2	1	1	0	0	2	0	0	0	0	3	11	27.00	6.000

PITCHER	IP	WLS	BF	H	R	ER	SO	BB	IBB	HBP	BLK	WP	HR	S	P	ERA	WHIP
---------	----	-----	----	---	---	----	----	----	-----	-----	-----	----	----	---	---	-----	------

Batter	1	2	3	4	5	6	7	8	9	AB R H RBI BB SO LOB	TOP											
Al Spangler, L OBP: 0.420, SLG: 0.284 (1, 8) X	0-0 3-1 1B		0-0 FC3-6 2-H 1B		0-0 F8		0-0 G3 1-2 2-3		0-0 1B FC5-6 2-3 1B	5 1 3 1 0 0 2	Milwaukee Braves @ San Francisco Giants Candlestick Park, San Francisco, CA Wed Sep 20 1961, 6:33 AM EDT Att. 8,890 - Unknown											
Eddie Mathews, L OBP: 0.402, SLG: 0.523 (1, 5) X	0-0 3-1 1-2		0-0 FC3-6 FC5-4 1-2f		0-0 P4		4-0 1B BB	0-0 FC5-6 1-3 1B 3-H	4 0 1 1 1 0 2													
Hank Aaron, R OBP: 0.383, SLG: 0.598 (1, 9) X	0-0 P6		0-0 FC5-4 1-2f		0-0 P4		0-0 1B	4-0 FC5-6 IBB	4 0 1 2 1 0 2													
Joe Adcock, R OBP: 0.346, SLG: 0.500 (1, 3) S S S	0-3 K			0-0 HR		0-0 F8	0-0 5-3	0-0 FC5-6 FC6-4 1-2f 2-3 3-H	5 1 1 2 0 1 5													
Frank Thomas, R OBP: 0.328, SLG: 0.499 (1, 7) X		0-0 P3		0-0 G3 1B 2B		0-3 K		0-3 K FC6-4 1-2f	5 1 1 0 0 2 2													
Sammy White, R OBP: 0.242, SLG: 0.286 (1, 2) X		0-0 F9		0-0 G3 2-3		0-0 F8		0-0 F3	4 0 0 0 0 0 1													
Frank Bolling, R OBP: 0.329, SLG: 0.386 (1, 4) X		0-0 F8		0-0 FC5-4 1B 3-H		4-0 G3 1B BB	0-0 P5		3 1 1 1 1 0 0													
Roy McMillan, R OBP: 0.313, SLG: 0.303 (1, 6) X		0-0 SH2-4 1B 1B		0-0 F9		0-0 F7		0-0 1B SH1-4 1B	4 2 2 0 0 0 2													
Lew Burdette, R OBP: 0.212, SLG: 0.340 (1, 1) X		0-0 SH2-4 1-2		0-0 FC5-4 1-2f		0-0 E6 G3 1B		0-0 SH1-4 1-2	2 1 0 0 0 0 2													
Inning Stats	R: 0 E: 0 K: 1 S: 6	H: 1 LOB: 1 BB: 0 P: 6	R: 0 E: 0 K: 0 S: 3	H: 0 LOB: 0 BB: 0 P: 3	R: 1 E: 0 K: 0 S: 5	H: 2 LOB: 1 BB: 0 P: 5	R: 2 E: 0 K: 0 S: 6	H: 3 LOB: 1 BB: 0 P: 6	R: 0 E: 0 K: 0 S: 3	H: 0 LOB: 0 BB: 0 P: 3	R: 0 E: 0 K: 1 S: 5	H: 0 LOB: 0 BB: 0 P: 5	R: 2 E: 1 K: 0 S: 5	H: 1 LOB: 2 BB: 2 P: 13	R: 0 E: 0 K: 1 S: 5	H: 0 LOB: 0 BB: 0 P: 5	R: 2 E: 0 K: 0 S: 6	H: 3 LOB: 2 BB: 1 P: 10	1B: 8 2B: 1 3B: 0 HR: 1	SF: 0 SAC: 2 DP: 0 HBP: 0	WP: 0 PB: 0 SB: 0 CS: 0	PA: 41
PITCHER Mike McCormick, L ERA: 3.3 Stu Miller, R ERA: 2.56	IP 6.2 WLS L BF 30 H 7 R 5 ER 3 SO 2 BB 2 IBB 0 HBP 0 BLK 0 WP 0 HR 1 S 32 P 40 ERA 4.05 WHIP 1.350	IP 2.1 WLS L BF 11 H 3 R 2 ER 2 SO 1 BB 0 IBB 1 HBP 0 BLK 0 WP 0 HR 0 S 12 P 16 ERA 7.71 WHIP 1.286											PITCHER IP WLS BF H R ER SO BB IBB HBP BLK WP HR S P ERA WHIP									

AB	36
R	7
H	10
RBI	7
BB	3
SO	3
LOB	18



livebaseballscorecards.com

Batter	1	2	3	4	5	6	7	8	9	AB R H RBI BB SO LOB
Harvey Kuenn, R (1, 7) OBP: 0.332, SLG: 0.367	0-0 BB 1B		0-0 1-2 4-3		0-0 1-2 4-3			0-0 6-3		4 0 1 0 0 0 1
Chuck Hiller, L (1, 4) OBP: 0.321, SLG: 0.312	4-0 1-2 BB		0-0 2-H E7 1B		0-0 5-3			0-0 F7		3 0 1 1 1 0 0
Willie Mays, R (1, 8) OBP: 0.394, SLG: 0.589	0-0 F2		0-0 6-3					0-0 2B		4 0 1 0 0 0 2
Felipe Alou, R (1, 9) OBP: 0.330, SLG: 0.468	0-0 6-3		0-0 F9					0-0 F2 1B		4 0 1 0 0 0 3
Orlando Cepeda, R (1, 3) OBP: 0.354, SLG: 0.603		0-0 HR		0-0 SF8 3B				0-0 F9 2B		4 3 3 1 0 0 1
Ed Bailey, L (1, 2) OBP: 0.335, SLG: 0.406		0-0 F7		0-0 SF8 3-H				0-0 4-3 2-3		3 0 0 1 0 1 2
Jim Davenport, R (1, 5) OBP: 0.341, SLG: 0.441		0-0 5-3		0-0 5-3				0-0 F9		4 0 0 0 0 0 0
Jose Pagan, R (1, 6) OBP: 0.308, SLG: 0.327		0-0 5-3		0-3 K				0-0 F8 1B		3 0 0 0 0 1 0
Bob Farley, L (9, PH) OBP: 0.200, SLG: 0.111				0-3 K				0-0 K		1 0 1 0 0 0 0
Mike McCormick, L (1, 1) OBP: 0.237, SLG: 0.222			0-0 4-3 E 1B		0-3 K			0-3 K		2 1 1 0 0 1 0
Stu Miller, R (7, 1) OBP: 0.333, SLG: 0.250										1 0 0 0 0 1 0
Matty Alou, L (9, PH) OBP: 0.339, SLG: 0.446										1 0 0 0 0 1 1

Inning Stats	R: 0	H: 1	E: 0	K: 0	S: 3	R: 1	H: 1	E: 0	K: 0	S: 4	R: 1	H: 2	E: 1	K: 0	S: 5	R: 1	H: 1	E: 0	K: 1	S: 6	R: 0	H: 0	E: 0	K: 1	S: 5	R: 0	H: 1	E: 0	K: 1	S: 6	R: 0	H: 0	E: 0	K: 1	S: 5	R: 0	H: 1	E: 0	K: 0	S: 4	R: 1	H: 2	E: 0	K: 1	S: 7	1B: 5	SF: 1	2B: 2	3B: 1	HR: 1	WP: 0	PA: 36
PITCHER Lew Burdette, R (1, 1) ERA: 3.98	IP	WLS	BF	H	R	ER	SO	BB	IBB	HBP	BLK	WP	HR	S	P	ERA	WHIP	IP	WLS	BF	H	R	ER	SO	BB	IBB	HBP	BLK	WP	HR	S	P	ERA	WHIP	IP	WLS	BF	H	R	ER	SO	BB	IBB	HBP	BLK	WP	HR	S	P	ERA	WHIP	

BOTTOM

Milwaukee Braves @ San Francisco Giants
Candlestick Park, San Francisco, CA

Wed Sep 20 1961, 6:33 AM EDT
Att. 8,890 - Unknown

livebaseballscorecards.com

AB 34
R 4
H 9
RBI 3
BB 1
SO 5
LOB 10



Batter	1	2	3	4	5	6	7	8	9	AB R H RBI BB SO LOB	TOP
Chuck Hiller, L (1, 4) <small>OBP: 0.323, SLG: 0.315</small>	0-0 P5	0-0 F8		0-0 G3		0-0 2B		4-0 BB		4 0 1 2 1 0 1	
Matty Alou, L (1, 9) <small>OBP: 0.335, SLG: 0.436</small>	0-0 F9		4-0 5-3 1B BB		0-0 3-1	0-0 P1		0-0 4-3		4 1 0 0 1 0 2	
Willie Mays, R (1, 8) <small>OBP: 0.392, SLG: 0.585</small>	0-3 K PB		0-0 5-3		0-0 6-3		4-0 4-3 BB		0-0 F7	4 0 0 0 1 1 1	
Willie McCovey, L (1, 3) Felipe Alou, R (7, 7) <small>OBP: 0.347, SLG: 0.494</small> <small>OBP: 0.329, SLG: 0.466</small>	0-3 K		0-0 1B 1B		0-3 K		0-0 4-3		0-0 F8	4 0 1 1 0 2 2 1 0 0 0 0 0 0	
Orlando Cepeda, R (1, 7) <small>OBP: 0.356, SLG: 0.602</small>		4-0 2B 4-3 1B BB	0-0 1-2 1B			0-3 K	0-3 K		0-0 1B	4 1 2 0 1 2 1	
Ed Bailey, L (1, 2) <small>OBP: 0.337, SLG: 0.406</small>		0-0 4-3	0-0 P4			0-0 1B	4-0 IBB			0 1 0 0 0 0 0	
Jim Davenport, R (1, 5) <small>OBP: 0.342, SLG: 0.443</small>		0-0 1B 2B	0-3 K			4-0 2B BB	0-0 P3			3 2 1 0 1 1 4	
Jose Pagan, R (1, 6) <small>OBP: 0.309, SLG: 0.331</small>		0-0 SH5-3 1B		0-3 K		0-0 2B 2B		0-0 5-3		4 1 2 3 0 1 0	
Billy O'Dell, S (1, 1) <small>OBP: 0.147, SLG: 0.125</small>		0-0 SH5-3	0-3 K			0-0 F2		0-3 K		3 0 0 0 0 2 2	
Inning Stats	R: 0 E: 0 K: 2 S: 8 H: 0 LOB: 1 BB: 0 P: 8	R: 2 E: 0 K: 0 S: 5 H: 2 LOB: 1 BB: 1 P: 9	R: 1 E: 0 K: 1 S: 7 H: 2 LOB: 2 BB: 1 P: 11	R: 0 E: 0 K: 2 S: 7 H: 0 LOB: 0 BB: 0 P: 7	R: 0 E: 0 K: 1 S: 5 H: 0 LOB: 0 BB: 0 P: 5	R: 3 E: 0 K: 1 S: 8 H: 3 LOB: 1 BB: 1 P: 12	R: 0 E: 0 K: 1 S: 5 H: 0 LOB: 2 BB: 2 P: 13	R: 0 E: 0 K: 1 S: 5 H: 0 LOB: 1 BB: 1 P: 9	R: 0 E: 0 K: 0 S: 3 H: 1 LOB: 1 BB: 0 P: 3	1B: 5 2B: 3 3B: 0 HR: 0 SF: 0 SAC: 1 DP: 0 HBP: 0	WP: 0 PB: 2 SB: 0 CS: 0 PA: 41
PITCHER Bob Purkey, R (1, 1) <small>ERA: 3.86</small> Jim Maloney, R (3, 1) <small>ERA: 4.42</small> Ken Johnson, R (6, 1) <small>ERA: 3.83</small> Ken Hunt, R (8, 1) <small>ERA: 3.81</small>	IP WLS BF H R ER SO BB IBB HBP BLK WP HR S P ERA WHIP	IP WLS BF H R ER SO BB IBB HBP BLK WP HR S P ERA WHIP	IP WLS BF H R ER SO BB IBB HBP BLK WP HR S P ERA WHIP	IP WLS BF H R ER SO BB IBB HBP BLK WP HR S P ERA WHIP	IP WLS BF H R ER SO BB IBB HBP BLK WP HR S P ERA WHIP	IP WLS BF H R ER SO BB IBB HBP BLK WP HR S P ERA WHIP	IP WLS BF H R ER SO BB IBB HBP BLK WP HR S P ERA WHIP	IP WLS BF H R ER SO BB IBB HBP BLK WP HR S P ERA WHIP	IP WLS BF H R ER SO BB IBB HBP BLK WP HR S P ERA WHIP	IP WLS BF H R ER SO BB IBB HBP BLK WP HR S P ERA WHIP	IP WLS BF H R ER SO BB IBB HBP BLK WP HR S P ERA WHIP

San Francisco Giants @ Cincinnati Reds
 Crosley Field, Cincinnati, OH

Fri Sep 22 1961, 7:05 PM EDT
 Att. 31,469 - Unknown

livebaseballscorecards.com

AB	31
R	6
H	7
RBI	6
BB	5
SO	9
LOB	13



Batter	1	2	3	4	5	6	7	8	9	AB R H RBI BB SO LOB
Elio Chacon, R OBP: 0.371, SLG: 0.367 (1, 4)	0-3 K ①		0-0 F9 ②		0-3 K ②		0-0 3B		0-0 P6 ③	5 0 1 0 0 2 1
Eddie Kasko, R OBP: 0.325, SLG: 0.342 (1, 5)	0-3 K ②		0-0 1B		0-0 1B		0-0 F8 ③			4 0 2 0 0 1 1
Vada Pinson, L OBP: 0.380, SLG: 0.509 (1, 8)	0-0 2B		0-3 K ③		0-0 P4 ③			0-0 G3 ①		4 0 1 0 0 1 2
Frank Robinson, R OBP: 0.403, SLG: 0.606 (1, 9)	0-0 F9 ③			0-0 F8 ①		0-3 K ①		0-0 1B		4 0 1 0 0 1 1
Wally Post, R OBP: 0.346, SLG: 0.595 (1, 7)		0-0 6-3 ①		0-0 1B 1B		0-0 E6		0-0 P3 ②		4 0 1 0 0 0 1
Leo Cardenas, R OBP: 0.354, SLG: 0.466 (1, 6)		0-0 F7 ②		0-0 F8 ②		0-0 P6 ②		0-0 F8 ③		4 0 0 0 0 0 3
Dick Gernert, R OBP: 0.342, SLG: 0.344 (1, 3)		0-0 1B		0-0 1-2 1B		0-0 5-3 ③			0-0 6-3 ①	4 0 2 0 0 0 1
Jerry Zimmerman, R OBP: 0.251, SLG: 0.223 (1, 2)		0-0 F8 ③		0-0 1-3 ③			0-3 K ①		0-0 F9 ②	2 0 0 0 0 0 3
Cliff Cook, R (7, PH)										1 0 0 0 0 1 0
Ken Hunt, R OBP: 0.220, SLG: 0.231 (8, 1)										0 0 0 0 0 0 0
Jerry Lynch, L OBP: 0.407, SLG: 0.625 (9, PH)										1 0 0 0 0 0 0
Bob Purkey, R OBP: 0.138, SLG: 0.169 (1, 1)			0-0 6-3 ①		0-0 F9 ①		0-0 P4 ②		4-0 BB	0 0 0 0 0 0 0
Jim Maloney, L OBP: 0.418, SLG: 0.483 (3, 1)										1 0 0 0 0 0 0
Joe Gaines, R (5, PH)										1 0 0 0 0 0 0
Ken Johnson, R OBP: 0.240, SLG: 0.280 (6, 1)										0 0 0 0 0 0 0
Gene Freese, R OBP: 0.304, SLG: 0.468 (7, PH)										1 0 0 0 0 0 0
Johnny Edwards, L OBP: 0.278, SLG: 0.242 (8, 2)										0 0 0 0 1 0 0

Inning Stats	R: 0	H: 1	E: 0	LOB: 1	K: 2	BB: 0	S: 8	P: 8	R: 0	H: 1	E: 0	LOB: 1	K: 0	BB: 0	S: 4	P: 4	R: 0	H: 1	E: 0	LOB: 1	K: 1	BB: 0	S: 6	P: 6	R: 0	H: 2	E: 0	LOB: 2	K: 0	BB: 0	S: 5	P: 5	R: 0	H: 1	E: 0	LOB: 1	K: 1	BB: 0	S: 6	P: 6	R: 0	H: 0	E: 1	LOB: 1	K: 1	BB: 0	S: 6	P: 6	R: 0	H: 1	E: 0	LOB: 1	K: 1	BB: 0	S: 6	P: 6	R: 0	H: 1	E: 0	LOB: 1	K: 0	BB: 0	S: 4	P: 4	R: 0	H: 0	E: 0	LOB: 1	K: 0	BB: 1	S: 3	P: 7	1B: 6	SF: 0	2B: 1	SAC: 0	3B: 1	DP: 0	HR: 0	HBP: 0	WP: 0	PA: 37
PITCHER Billy O'Dell, L ERA: 3.95 (1, 1)	IP	WLS	BF	H	R	ER	SO	BB	IBB	HBP	BLK	WP	HR	S	P	ERA	WHIP	IP	WLS	BF	H	R	ER	SO	BB	IBB	HBP	BLK	WP	HR	S	P	ERA	WHIP	IP	WLS	BF	H	R	ER	SO	BB	IBB	HBP	BLK	WP	HR	S	P	ERA	WHIP																															


BOTTOM

San Francisco Giants @ Cincinnati Reds
Crosley Field, Cincinnati, OH

Fri Sep 22 1961, 7:05 PM EDT
Att. 31,469 - Unknown

livebaseballscorecards.com

AB	36
R	0
H	8
RBI	0
BB	1
SO	6
LOB	13



San Francisco Giants @ Cincinnati Reds
 Crosley Field, Cincinnati, OH

Sun Sep 24 1961, 3:33 AM EDT
 Att: 29,272 - Unknown

AB	32
R	12
H	9
RBI	10
BB	5
SO	5
LOB	5



WP:	0	PA:	43
PB:	0	SB:	0
CS:	0		

Batter	1	2	3	4	5	6	7	8	9	AB	R	H	RBI	BB	SO	LOB
Harvey Kuenn, R (1, 7) OBP: 0.333, SLG: 0.367	0-0 F9		0-0 F9	0-0 1B BB 1B	0-0 6-3		0-0 F9			5	1	1	0	0	0	0
Chuck Hiller, L (1, 4) OBP: 0.324, SLG: 0.314	4-0 1B SF8 BB		0-0 6-3	0-0 1B BB HR 1B		0-0 P6		0-0 1-3		4	2	1	1	1	0	0
Matty Alou, L (1, 9) OBP: 0.342, SLG: 0.437	0-0 1-3 1B		0-3 K	4-0 1B BB HR BB		0-0 E E 1B		0-0 F7		4	2	2	0	1	1	0
Willie Mays, R (1, 8) OBP: 0.392, SLG: 0.581	0-0 SF8			0-3 K		0-0 E7 E 1B		0-0 6-3		3	2	1	2	1	1	0
Orlando Cepeda, R (1, 3) OBP: 0.359, SLG: 0.610	0-3 K			4-0 1B HR BB		4-0 E IBB			0-3 K	3	2	1	4	2	2	1
Ed Bailey, L (1, 2) OBP: 0.336, SLG: 0.402		0-0 F8				0-0 E3			0-3 K	0	1	0	0	0	0	0
Jim Davenport, R (1, 5) OBP: 0.342, SLG: 0.449		0-0 4-3				0-0 G6-4-3			0-0 F9	5	1	1	3	0	0	3
Jose Pagan, R (1, 6) OBP: 0.309, SLG: 0.330		0-0 1B				0-0 F9			0-0 6-3	4	0	1	0	0	0	0
Jack Sanford, R (1, 1) OBP: 0.253, SLG: 0.342		0-0 F9				0-0 K			0-0 4-3	4	1	1	0	0	1	1
Billy O'Dell, S (7, 1) OBP: 0.147, SLG: 0.125										0	0	0	0	0	0	0
Stu Miller, R (8, 1) OBP: 0.333, SLG: 0.250										0	0	0	0	0	0	0

Inning Stats	R: 1	H: 1	E: 0	K: 1	S: 6	P: 10	R: 0	H: 1	E: 0	K: 0	S: 4	P: 4	R: 0	H: 0	E: 0	K: 1	S: 5	P: 5	R: 9	H: 6	E: 0	K: 1	S: 11	P: 27	R: 0	H: 0	E: 0	K: 1	S: 5	P: 5	R: 2	H: 2	E: 2	K: 0	S: 5	P: 9	R: 0	H: 0	E: 0	K: 0	S: 3	P: 3	R: 0	H: 0	E: 0	K: 2	S: 7	P: 7	R: 0	H: 0	E: 0	K: 2	S: 7	P: 7
1B: 8	SF: 1	2B: 0	SAC: 0	3B: 0	DP: 1	HR: 2	HBP: 0	WP: 0	HR: 0	S: 7	P: 7	ERA: 0.00	WHIP: 0.000	WP: 0	PA: 43																																							

PITCHER	IP	WLS	BF	H	R	ER	SO	BB	IBB	HBP	BLK	WP	HR	S	P	ERA	WHIP
Joey Jay, R (1, 1) ERA: 3.4	3.2	L	20	7	7	7	3	2	0	0	0	0	1	24	32	17.18	2.455
Ken Johnson, R (4, 1) ERA: 4.13	0.0		3	1	3	3	0	2	0	0	0	0	1	1	9	∞	∞
Sherman Jones, R (4, 1) ERA: 4.5	1.1		5	0	0	0	1	1	0	0	0	0	0	6	10	0.00	0.750
Jay Hook, R (6, 1) ERA: 7.88	1.0		6	2	2	1	0	0	1	0	0	0	0	5	9	9.00	2.000
Ken Hunt, R (7, 1) ERA: 3.75	2.0		6	0	0	0	0	0	0	0	0	0	0	6	6	0.00	0.000
Bill Henry, L (9, 1) ERA: 2.28	1.0		3	0	0	0	2	0	0	0	0	0	0	7	7	0.00	0.000

Batter	1	2	3	4	5	6	7	8	9	AB R H RBI BB SO LOB	TOP	
Harvey Kuenn, R (1, 7) OBP: 0.332, SLG: 0.365	0-0 L6	0-0 CS 1B		0-0 F9		0-0 F9		0-0 1-3		5 0 1 0 0 0 2		
Joey Amalfitano, R (1, 4) OBP: 0.330, SLG: 0.319	0-0 6-3	0-0 CS 1-2	0-0 1B 2B 1B	0-3 K		0-0 F7			0-0 2B 1B 1B	5 2 2 0 0 1 2		
Willie Mays, R (1, 8) OBP: 0.395, SLG: 0.584	4-0 1B 2B PB BB		0-0 1B 2B 1B		0-0 F8	0-0 FC5-4 1B			0-0 1B 2B	4 3 3 0 1 0 0		
Orlando Cepeda, R (1, 3) OBP: 0.363, SLG: 0.613	0-0 2B 1B		0-0 F8-6-5 1-H 3-H	1B 1B	0-0 1B	0-0 FC5-4 1-2f			0-0 G4-6-3 1B 2-H 3-H	5 2 4 4 0 0 1		
Felipe Alou, R (1, 9) OBP: 0.329, SLG: 0.467	0-0 2B 1-H 3-H		0-0 F8-6-5 2-3		0-0 1B		0-0 FC6-4 1B		0-0 G4-6-3 1-2f	5 0 3 2 0 0 2		
Jim Davenport, R (1, 5) OBP: 0.340, SLG: 0.446	0-0 5-3		0-0 K		0-0 HR 1B	0-0 FC6-4 1-2f L4-3			0-0 4-3	5 1 1 1 0 1 2		
John Orsino, R (1, 2) OBP: 0.310, SLG: 0.506		0-0 HR		0-0 FC1-6-4 BB 1B	0-0 HR		0-0 L4-3 1-2			4 2 3 3 0 0 1		
Jose Pagan, R (1, 6) OBP: 0.311, SLG: 0.330		0-0 F8		4-0 FC1-6-4 BB 1-2	0-0 1B			0-3 K		3 0 1 0 1 1 0		
Mike McCormick, L (1, 1) OBP: 0.225, SLG: 0.211		0-3 K		0-0 FC1-6-4 1-2f 2-3	0-0 G3			0-0 F8		4 0 0 0 0 1 3		
Inning Stats	R: 2 H: 2 E: 0 LOB: 1 K: 0 BB: 1 S: 5 P: 9	R: 1 H: 2 E: 0 LOB: 0 K: 1 BB: 0 S: 6 P: 6	R: 2 H: 3 E: 0 LOB: 0 K: 1 BB: 0 S: 7 P: 7	R: 0 H: 1 E: 0 LOB: 2 K: 1 BB: 1 S: 6 P: 10	R: 3 H: 5 E: 0 LOB: 1 K: 0 BB: 0 S: 7 P: 7	R: 0 H: 1 E: 0 LOB: 1 K: 0 BB: 0 S: 4 P: 4	R: 0 H: 1 E: 0 LOB: 0 K: 0 BB: 0 S: 3 P: 3	R: 0 H: 0 E: 0 LOB: 0 K: 1 BB: 0 S: 5 P: 5	R: 2 H: 3 E: 0 LOB: 0 K: 0 BB: 0 S: 5 P: 5	1B: 13 SF: 0 2B: 5 SAC: 0 3B: 0 DP: 3 HR: 2 HBP: 0	WP: 0 PA: 43 PB: 1 SB: 0 CS: 1	
PITCHER	IP WLS BF H R ER SO BB IBB HBP BLK WP HR S P ERA WHIP											
Don Ferrarese, L (1, 1) ERA: 3.83	2.0 L 10 4 3 3 1 1 0 0 0 0 0 1 11 15 13.50 2.500											
John Buzhardt, R (3, 1) ERA: 4.38	3.0 17 9 5 5 2 1 0 0 0 0 0 1 20 24 15.00 3.333											
Ken Lehman, L (6, 1) ERA: 4.18	2.0 7 2 0 0 0 0 0 0 0 0 0 0 7 7 0.00 1.000											
Frank Sullivan, R (8, 1) ERA: 4.31	2.0 8 3 2 2 1 0 0 0 0 0 0 0 10 10 9.00 1.500											

San Francisco Giants @ Philadelphia Phillies
 Connie Mack Stadium, Philadelphia, PA
 Mon Sep 25 1961, 7:05 PM EDT
 Att. 3,416 - Unknown

livebaseballscorecards.com

AB 40
 R 10
 H 18
 RBI 10
 BB 2
 SO 4
 LOB 13



Batter	1	2	3	4	5	6	7	8	9	AB R H RBI BB SO LOB
Bobby Malkmus, R OBP: 0.283, SLG: 0.341 (1, 4) X	0-0 1B		0-0 F2		0-0 F7		0-0 2B		0-0 F7	5 0 2 1 0 0 1
Bobby Gene Smith, R OBP: 0.321, SLG: 0.337 (1, 8) S S S	0-3 K		0-0 L9			4-0 FC5-4 BB	0-0 G3			3 0 0 0 1 1 3
Charley Smith, R OBP: 0.293, SLG: 0.375 (1, 5) X	0-0 L7			0-3 K		0-3 K		0-0 1B		4 0 1 0 0 2 2
Lee Walls, R OBP: 0.335, SLG: 0.438 (1, 7) X	0-0 F3			0-3 K		0-0 F9		0-0 L9		4 0 0 0 0 1 3
Pancho Herrera, R OBP: 0.350, SLG: 0.411 (1, 3) S S S		0-3 K		0-0 FC5-4 1B		0-0 FC5-4		0-0 1B		4 0 2 0 0 1 1
Ken Walters, R OBP: 0.255, SLG: 0.333 (1, 9) X		0-0 HR		0-0 1B		0-3 K		0-3 K		4 1 2 1 0 2 1
Ruben Amaro, R OBP: 0.352, SLG: 0.352 (1, 6) X		0-0 L5		0-0 FC5		0-0 1B		0-0 1B		4 1 1 0 0 0 2
Clay Dalrymple, L OBP: 0.287, SLG: 0.298 (3, 1) John Guzardi, R OBP: 0.189, SLG: 0.145 Elmer Valio, L OBP: 0.302, SLG: 0.274 Ken Lehman, L (6, 1) Tony Taylor, R OBP: 0.304, SLG: 0.320 Frank Sullivan, R OBP: 0.263, SLG: 0.152 Johnny Gallison, L OBP: 0.362, SLG: 0.417 (9, PH)	0-0 4-3				0-0 F8		0-0 2B		0-0 F8	1 0 0 0 0 0 0 0 0 0 0 0 0 0 1 0 0 0 0 0 0 0 0 0 0 0 0 0 1 0 1 0 0 0 0 0 0 0 0 0 0 0 1 0 0 0 0 0 0
Don Ferrarese, R OBP: 0.176, SLG: 0.152 (1, 1) Al Kenders, R OBP: 0.208, SLG: 0.217 (3, 2) X		0-0 5-3			0-0 P3		0-0 P4		0-0 1B	0 0 0 0 0 0 0 4 0 1 0 0 0 2

Inning Stats	R: 0	H: 1	E: 0	K: 1	S: 6	LOB: 1	BB: 0	P: 6	R: 1	H: 1	E: 0	K: 1	S: 6	LOB: 0	BB: 0	P: 6	R: 0	H: 0	E: 0	K: 0	S: 3	LOB: 0	BB: 0	P: 3	R: 0	H: 2	E: 0	K: 2	S: 9	LOB: 2	BB: 0	P: 9	R: 0	H: 0	E: 0	K: 0	S: 3	LOB: 0	BB: 0	P: 3	R: 0	H: 0	E: 0	K: 1	S: 5	LOB: 1	BB: 1	P: 9	R: 1	H: 3	E: 0	K: 1	S: 8	LOB: 2	BB: 0	P: 8	R: 0	H: 2	E: 0	K: 1	S: 6	LOB: 1	BB: 0	P: 6	R: 0	H: 1	E: 0	K: 0	S: 4	LOB: 1	BB: 0	P: 4	1B: 8	2B: 1	3B: 0	HR: 1	SF: 0	SAC: 0	DP: 0	HBP: 0	WP: 0	PA: 37
PITCHER Mike McCormick, L ERA: 3.25 (1, 1)	IP	WLS	BF	H	R	ER	SO	BB	IBB	HBP	BLK	WP	HR	S	P	ERA	WHIP																																																																	
																		PITCHER	IP	WLS	BF	H	R	ER	SO	BB	IBB	HBP	BLK	WP	HR	S	P	ERA	WHIP																																															

BOTTOM

San Francisco Giants @ Philadelphia Phillies
Connie Mack Stadium, Philadelphia, PA
 Mon Sep 25 1961, 7:05 PM EDT
 Att. 3,416 - Unknown

livebaseballscores.com

AB	36
R	2
H	10
RBI	2
BB	1
SO	7
LOB	15



BOTTOM

San Francisco Giants @ Pittsburgh Pirates
Forbes Field, Pittsburgh, PA
Wed Sep 27 1961, 7:05 PM EDT
Att. 7,471 - Unknown

livebaseballscorecards.com

AB 41
R 5
H 13
RBI 5
BB 3
SO 4
LOB 31



WP: 0 PA: 44
PB: 0
SB: 1
CS: 0

AB R H RBI BB SO LOB

3 1 1 0 2 0 1

5 0 2 0 0 0 4

5 0 0 0 0 3 9

4 0 1 0 1 0 5
0 1 0 0 0 0 0

4 0 2 2 0 0 3
0 0 0 0 0 0 0
1 0 0 0 0 0 1

5 1 2 1 0 0 1

3 0 1 0 0 0 1
2 0 0 0 0 0 5

5 1 1 2 0 1 1

2 0 2 0 0 0 0
2 1 1 0 0 0 0

1B: 10 SF: 0
2B: 2 SAC: 0
3B: 0 DP: 0
HR: 1 HBP: 0

Batter	1	2	3	4	5	6	7	8	9
Joe Christopher, R (1, 8) OBP: 0.337, SLG: 0.348	0-0 F7		0-0 1B		4-0 BB		0-0 E5	4-0 1B	
Dick Groat, R (1, 6) OBP: 0.319, SLG: 0.368	0-0 G3		0-0 1B		0-0 B3		0-0 F9	0-0 1B	
Donn Clendenon, R (1, 9) OBP: 0.318, SLG: 0.300	0-3 K		0-3 K		0-0 F8		0-0 F7	0-3 K	
Dick Stuart, R (1, 3) Al Jackson, L (9, PR)		0-0 F2	0-0 L5		0-0 E6		4-0 1B	0-0 G3	0-0 1B
Don Hoak, R (1, 5) Harvey Haddix, L (8, 1) Bill Virdon, L (9, PH)		0-0 2B		0-0 6-3	0-0 1-3		0-0 1B	0-0 G3	0-0 2B
Bob Skinner, L (1, 7)		0-0 F7		0-0 F7		0-0 F8	0-0 1B	0-0 HR	0-0 1B
Hal Smith, R (1, 2) Smoky Burgess, L (7, PH)		0-0 P4		0-0 FC6-4		0-0 F8	0-0 F9	0-0 F7	0-0 F7
Bill Mazeroski, R (1, 4)			0-0 5-3	0-0 FC6-4		0-0 5-3		0-0 K	0-0 HR
Tom Sturdivant, L (1, 1) Dick Schofield, S (7, PH)			0-0 1B		0-0 E		0-0 BB	0-0 4-3	

Inning Stats	R: 0	H: 0	E: 0	K: 1	S: 5	H: 0	LOB: 0	BB: 0	P: 5	R: 0	H: 1	E: 0	K: 0	S: 4	H: 1	LOB: 1	BB: 0	P: 4	R: 0	H: 3	E: 0	K: 1	S: 8	H: 3	LOB: 3	BB: 0	P: 8	R: 0	H: 1	E: 0	K: 0	S: 4	H: 0	LOB: 0	BB: 0	P: 3	R: 2	H: 3	E: 1	K: 0	S: 7	H: 3	LOB: 3	BB: 1	P: 11	R: 0	H: 1	E: 0	K: 2	S: 8	H: 3	LOB: 2	BB: 1	P: 12	R: 3	H: 3	E: 0	K: 0	S: 5	H: 3	LOB: 1	BB: 0	P: 5	1B: 10	SF: 0	2B: 2	SAC: 0	3B: 0	DP: 0	HR: 1	HBP: 0	WP: 0	PA: 44
--------------	------	------	------	------	------	------	--------	-------	------	------	------	------	------	------	------	--------	-------	------	------	------	------	------	------	------	--------	-------	------	------	------	------	------	------	------	--------	-------	------	------	------	------	------	------	------	--------	-------	-------	------	------	------	------	------	------	--------	-------	-------	------	------	------	------	------	------	--------	-------	------	--------	-------	-------	--------	-------	-------	-------	--------	-------	--------

PITCHER	IP	WLS	BF	H	R	ER	SO	BB	IBB	HBP	BLK	WP	HR	S	P	ERA	WHIP
Billy O'Dell, L (1, 1) ERA: 3.71	6.2		33	9	2	0	2	2	0	0	0	0	0	35	43	0.00	1.650
Stu Miller, R (7, 1) ERA: 2.7	2.0	L	11	4	3	3	2	1	0	0	0	0	1	14	18	13.50	2.500

Batter	1	2	3	4	5	6	7	8	9	AB R H RBI BB SO LOB	TOP	
Chuck Hiller, L (1, 4) <small>OBP: 0.318, SLG: 0.305</small>	0-0 F5		0-0 4-3		0-0 6-3	0-0 P4		4-0 BB		4 0 0 0 1 0 1		
Matty Alou, L (1, 9) <small>OBP: 0.351, SLG: 0.453</small>	0-0 5-3		0-0 WP 1B 1B		0-0 1B 2B	0-0 4-3 2B		0-0 8-4-3 1B		5 2 4 1 0 0 0		
Willie McCovey, L (1, 3) Willie Mays, R (9, 8) <small>OBP: 0.349, SLG: 0.492</small> <small>OBP: 0.394, SLG: 0.582</small>	4-0 BB BB		0-0 1B WP 1B		0-0 1B 1B	0-0 4-3		0-3 K		4 1 2 1 1 1 3 0 0 0 0 0 0 0		
Orlando Cepeda, R (1, 7) <small>OBP: 0.362, SLG: 0.613</small>	4-0 FC6-4 BB		0-0 F8		0-0 1B 1B 1B	0-0 P2		0-0 8-4-3		4 1 1 0 1 0 5		
Felipe Alou, R (1, 8) <small>OBP: 0.332, SLG: 0.467</small>	0-0 FC6-4		0-0 FC4-6 1B		0-0 1B 1B		0-0 4-3 WP 1B 1B		0-0 P5	5 2 3 2 0 0 2		
Ed Bailey, L (1, 2) <small>OBP: 0.332, SLG: 0.394</small>		4-0 FC4-6 BB	0-0 FC4-6		0-0 F8		0-0 4-3		0-0 4-3	4 0 0 0 1 0 5		
Harvey Kuenn, R (1, 5) <small>OBP: 0.333, SLG: 0.366</small>		0-0 FC4-6 G6-4-3		0-3 K	0-0 1B 1B		0-0 FC6-4 1B		0-0 F9	5 0 2 1 0 1 1		
Jose Pagan, R (1, 6) <small>OBP: 0.308, SLG: 0.327</small>		0-0 G6-4-3		0-0 F8	0-0 1B		0-0 FC6-4			4 0 1 2 0 0 2		
Jim Duffalo, R (1, 1) Stu Miller, R (8, 1) <small>OBP: 0.333, SLG: 0.588</small> <small>OBP: 0.333, SLG: 0.250</small>			0-0 4-3 1B 2B		0-3 K	0-0 F7		0-3 K		4 1 1 0 0 2 3 0 0 0 0 0 0 0		
Inning Stats	R: 0 H: 0 E: 0 LOB: 2 K: 0 BB: 2 S: 3 P: 11	R: 0 H: 0 E: 0 LOB: 0 K: 0 BB: 1 S: 2 P: 6	R: 2 H: 4 E: 0 LOB: 2 K: 0 BB: 0 S: 7 P: 7	R: 0 H: 0 E: 0 LOB: 0 K: 2 BB: 0 S: 7 P: 7	R: 4 H: 6 E: 0 LOB: 2 K: 0 BB: 0 S: 9 P: 9	R: 0 H: 1 E: 0 LOB: 1 K: 0 BB: 0 S: 4 P: 4	R: 1 H: 2 E: 0 LOB: 1 K: 1 BB: 0 S: 7 P: 7	R: 0 H: 1 E: 0 LOB: 1 K: 1 BB: 1 S: 5 P: 9	R: 0 H: 0 E: 0 LOB: 0 K: 0 BB: 0 S: 3 P: 3	1B: 11 SF: 0 2B: 4 SAC: 0 3B: 0 DP: 2 HR: 0 HBP: 0	WP: 2 PA: 43 PB: 0 SB: 0 CS: 0	
PITCHER	IP WLS BF H R ER SO BB IBB HBP BLK WP HR S P ERA WHIP											IP WLS BF H R ER SO BB IBB HBP BLK WP HR S P ERA WHIP
Earl Francis, R (1, 1) <small>ERA: 4.21</small>	4.2 L 26 10 6 6 2 3 0 0 0 0 1 0 27 39 11.57 2.786											
Clem Labine, R (5, 1) <small>ERA: 3.67</small>	2.1 10 3 1 1 1 0 0 0 0 1 0 12 12 3.86 1.286											
Bobby Shantz, L (8, 1) <small>ERA: 3.32</small>	1.0 4 1 0 0 0 1 1 0 0 0 0 0 5 9 0.00 2.000											
Bob Friend, R (9, 1) <small>ERA: 3.85</small>	1.0 3 0 0 0 0 0 0 0 0 0 0 0 3 3 0.00 0.000											

San Francisco Giants @ Pittsburgh Pirates
 Forbes Field, Pittsburgh, PA
 Thu Sep 28 1961, 7:05 PM EDT
 Att. 5,384 - Unknown

livebaseballscorecards.com

AB	39
R	7
H	14
RBI	7
BB	4
SO	4
LOB	22



BOTTOM

San Francisco Giants @ Pittsburgh Pirates
Forbes Field, Pittsburgh, PA
Thu Sep 28 1961, 7:05 PM EDT
Att. 5,384 - Unknown

livebaseballscorecards.com

AB	36
R	4
H	9
RBI	4
BB	6
SO	5
LOB	23



WP:	0	PA:	42
PB:	0	SB:	0
CS:	0		

AB R H RBI BB SO LOB

5 0 0 0 0 0 5

4 0 1 0 1 0 3

4 0 1 0 1 2 1

5 1 1 1 0 1 4

3 2 2 0 2 0 1

5 1 2 3 0 0 3

2 0 1 0 2 0 0

4 0 0 0 0 0 4

1B:	5	SF:	0
2B:	2	SAC:	0
3B:	0	DP:	0
HR:	2	HBP:	0

Batter	1	2	3	4	5	6	7	8	9
Joe Christopher, R (1, 8) OBP: 0.328, SLG: 0.339	0-0 6-3	0-0 P5		0-0 F7			0-0 1-3	0-0 F7	
Dick Groat, R (1, 6) OBP: 0.320, SLG: 0.367	0-0 5-3		0-0 BB 1B		0-0 F9		4-0 FC5 1B BB	0-0 5-3	
Donn Clendenon, R (1, 9) OBP: 0.333, SLG: 0.292	0-3 K		0-3 K		4-0 BB		0-0 1-2 1B	0-0 5-3	
Dick Stuart, R (1, 3) OBP: 0.342, SLG: 0.573		0-0 HR	0-0 F8		0-0 F8		0-0 FC5 2-3f	0-3 K	
Bob Skinner, L (1, 7) OBP: 0.364, SLG: 0.369		4-0 HR BB	4-0 1-2 BB		0-0 4-3			0-0 1B 2B	0-0 2B
Smoky Burgess, L (1, 2) OBP: 0.365, SLG: 0.486		0-0 1-H HR	0-0 1-3			0-0 P6		0-0 1B BB 1B	0-0 3-1
Don Hoak, R (1, 5) OBP: 0.389, SLG: 0.455		0-0 1B		4-0 FC4-6 BB		0-0 F8		4-0 1B BB	
Bill Mazeroski, R (1, 4) OBP: 0.297, SLG: 0.373		0-0 P4		0-0 FC4-6 1-2f		0-0 6-3		0-0 F8	
Earl Francis, R (1, 1) OBP: 0.194, SLG: 0.107		0-3 K		0-3 K			0-0 F7	0-0 1B	
Clem Labine, R (5, 1) OBP: 0.182, SLG: 0.100									
Rocky Nelson, L (7, PH) OBP: 0.303, SLG: 0.373									
Bobby Shantz, R (8, 1) OBP: 0.628, SLG: 0.500									
Wait Mornin, L (8, PH) OBP: 0.209, SLG: 0.299									
Al Jackson, L (8, PR)									
Bob Friend, R (9, 1) OBP: 0.150, SLG: 0.165								1-2 2-3 1B	

Inning Stats	R: 0 E: 0 K: 1 S: 5	H: 0 LOB: 0 BB: 0 P: 5	R: 3 E: 0 K: 1 S: 8	H: 3 LOB: 1 BB: 1 P: 12	R: 0 E: 0 K: 1 S: 6	H: 1 LOB: 2 BB: 1 P: 10	R: 0 E: 0 K: 1 S: 5	H: 0 LOB: 1 BB: 1 P: 9	R: 0 E: 0 K: 0 S: 3	H: 0 LOB: 1 BB: 1 P: 7	R: 0 E: 0 K: 0 S: 3	H: 0 LOB: 0 BB: 0 P: 3	R: 0 E: 0 K: 0 S: 4	H: 1 LOB: 2 BB: 1 P: 8	R: 1 E: 0 K: 0 S: 6	H: 3 LOB: 3 BB: 1 P: 10	R: 0 E: 0 K: 1 S: 6	H: 1 LOB: 1 BB: 0 P: 6
--------------	------------------------------	---------------------------------	------------------------------	----------------------------------	------------------------------	----------------------------------	------------------------------	---------------------------------	------------------------------	---------------------------------	------------------------------	---------------------------------	------------------------------	---------------------------------	------------------------------	----------------------------------	------------------------------	---------------------------------

PITCHER	IP	WLS	BF	H	R	ER	SO	BB	IBB	HBP	BLK	WP	HR	S	P	ERA	WHIP
Jim Duffalo, R (1, 1) ERA: 4.23	7.0	W	34	7	4	4	4	6	0	0	0	0	2	36	60	5.14	1.857
Stu Miller, R (8, 1) ERA: 2.66	2.0	S	8	2	0	0	1	0	0	0	0	0	0	10	10	0.00	1.000

PITCHER	IP	WLS	BF	H	R	ER	SO	BB	IBB	HBP	BLK	WP	HR	S	P	ERA	WHIP
Jim Duffalo, R (1, 1) ERA: 4.23	7.0	W	34	7	4	4	4	6	0	0	0	0	2	36	60	5.14	1.857
Stu Miller, R (8, 1) ERA: 2.66	2.0	S	8	2	0	0	1	0	0	0	0	0	0	10	10	0.00	1.000

Batter	1	2	3	4	5	6	7	8	9	AB	R	H	RBI	BB	SO	LOB
Lee Maye, L OBP: 0.340, SLG: 0.445 (1, 9) X	0-0 E8 3B		0-0 F7	0-0 F7						3	1	1	0	0	0	4
Eddie Mathews, L OBP: 0.406, SLG: 0.542 (1, 5) X	0-0 F9		0-0 HR		0-0 5-3					3	1	1	2	0	0	0
Hank Aaron, R OBP: 0.380, SLG: 0.593 (1, 8) X Gino Cimoli, R OBP: 0.284, SLG: 0.337 (5, PH)	0-0 G6-4-3 1B		0-0 P4		0-3 K					2	0	1	0	0	0	0
Joe Adcock, R OBP: 0.351, SLG: 0.507 (1, 3) X	0-0 G6-4-3 1-2f			0-0 FC3-6 1B	4-0 BB					2	0	1	0	1	0	1
Joe Torre, R OBP: 0.328, SLG: 0.422 (1, 2)		0-3 K		0-0 FC3-6 BB 1B 1-2f E						2	1	0	0	0	1	1
Frank Thomas, R OBP: 0.332, SLG: 0.500 (1, 7)		4-0 CS BB		0-0 E BB 1-2 1B						1	0	1	0	1	0	0
Frank Bolling, R OBP: 0.327, SLG: 0.379 (1, 4) X		0-0 F8		0-3 K						2	0	0	0	0	1	3
Roy McMillan, R OBP: 0.306, SLG: 0.293 (1, 6)		0-0 CS 1-2	4-0 SH3-4 HR BB	4-0 E 1-2 2-3 BB						0	1	0	0	2	0	0
Warren Spahn, L OBP: 0.279, SLG: 0.426 (1, 1) X			0-0 SH3-4 1-2	0-0 E4 1-2 2-3 3-H						1	0	0	0	0	0	2

Inning Stats	R: 1	H: 2	E: 1	LOB: 0	K: 0	BB: 0	S: 4	P: 4	R: 0	H: 0	E: 0	LOB: 0	K: 1	BB: 1	S: 4	P: 8	R: 2	H: 1	E: 0	LOB: 0	K: 0	BB: 1	S: 4	P: 8	R: 1	H: 2	E: 1	LOB: 3	K: 1	BB: 1	S: 8	P: 12	R: 0	H: 0	E: 0	LOB: 1	K: 1	BB: 1	S: 4	P: 8
--------------	------	------	------	--------	------	-------	------	------	------	------	------	--------	------	-------	------	------	------	------	------	--------	------	-------	------	------	------	------	------	--------	------	-------	------	-------	------	------	------	--------	------	-------	------	------


PITCHER	IP	WLS	BF	H	R	ER	SO	BB	IBB	HBP	BLK	WP	HR	S	P	ERA	WHIP
Jack Sanford, R ERA: 4.22 (1, 1)	3.1	L	15	5	4	3	1	2	0	0	0	0	1	15	23	8.10	2.100
Bobby Bolin, R ERA: 3.0 (4, 1)	0.1		2	0	0	0	1	1	0	0	0	0	0	3	7	0.00	3.000
Richard LeMay, L ERA: 3.56 (4, 1)	0.1		2	0	0	0	0	0	0	0	0	0	0	2	2	0.00	0.000
Sam Jones, R ERA: 4.49 (5, 1)	0.2		3	0	0	0	1	1	0	0	0	0	0	4	8	0.00	1.500

BOTTOM

San Francisco Giants @ Milwaukee Braves
Milwaukee County Stadium, Milwaukee, WI

livebaseballscorecards.com

AB 17
R 4
H 5
RBI 2
BB 4
SO 3
LOB 11



WP: 0 PA: 23
PB: 0
SB: 0
CS: 1

PITCHER	IP	WLS	BF	H	R	ER	SO	BB	IBB	HBP	BLK	WP	HR	S	P	ERA	WHIP
---------	----	-----	----	---	---	----	----	----	-----	-----	-----	----	----	---	---	-----	------

Fri Sep 29 1961, 8:05 PM EDT
Att. 5,943 - Unknown

Batter	1	2	3	4	5	6	7	8	9	AB R H RBI BB SO LOB	TOP	
Chuck Hiller, L (1, 4) <small>OBP: 0.324, SLG: 0.315</small>	0-3 		0-0 		0-0 		0-0 		0-0 	5 2 3 0 0 1 0	San Francisco Giants @ Milwaukee Braves Milwaukee County Stadium, Milwaukee, WI Sun Oct 01 1961, 4:33 AM EDT Unknown livebaseballscorecards.com	
Matty Alou, L (1, 7) <small>OBP: 0.357, SLG: 0.457</small>	0-0 		0-0 		0-0 		0-0 	0-0 	5 2 3 1 0 0 1			
Willie Mays, R (1, 8) <small>OBP: 0.393, SLG: 0.584</small>	0-0 		0-0 		0-0 		0-0 	0-0 	5 2 2 3 0 0 1			
Orlando Cepeda, R (1, 3) <small>OBP: 0.362, SLG: 0.609</small>	0-0 		0-0 		0-0 		1-0 	0-3 	4 0 1 0 0 1 2			
Felipe Alou, R (1, 9) <small>OBP: 0.333, SLG: 0.468</small>	0-0 			0-0 		0-0 	0-0 	0-0 	5 1 3 1 0 0 1			
Ed Bailey, L (1, 2) <small>OBP: 0.326, SLG: 0.386</small>	0-0 			0-0 		0-0 		0-0 	5 0 0 0 0 0 5			
Jim Davenport, R (1, 5) <small>OBP: 0.344, SLG: 0.446</small>		0-0 		0-0 		0-0 		0-0 	4 0 1 1 0 0 0			
Jose Pagan, R (1, 6) <small>OBP: 0.306, SLG: 0.332</small>		0-0 			0-0 	0-0 	0-0 	0-3 	4 1 1 1 0 1 0			
Billy O'Dell, S (1, 1) <small>OBP: 0.122, SLG: 0.103</small>		0-0 			0-0 		0-0 	0-0 	4 0 0 0 0 0 0			
Inning Stats	R: 1 H: 2 E: 1 LOB: 2 K: 1 BB: 0 S: 8 P: 8	R: 0 H: 0 E: 0 LOB: 0 K: 0 BB: 0 S: 3 P: 3	R: 0 H: 2 E: 0 LOB: 1 K: 0 BB: 0 S: 4 P: 4	R: 0 H: 0 E: 0 LOB: 0 K: 0 BB: 0 S: 3 P: 3	R: 1 H: 2 E: 0 LOB: 1 K: 0 BB: 0 S: 5 P: 5	R: 1 H: 2 E: 0 LOB: 0 K: 0 BB: 0 S: 4 P: 4	R: 3 H: 3 E: 0 LOB: 1 K: 0 BB: 0 S: 6 P: 7	R: 0 H: 0 E: 0 LOB: 0 K: 1 BB: 0 S: 5 P: 5	R: 2 H: 3 E: 2 LOB: 2 K: 1 BB: 0 S: 9 P: 9	1B: 10 SF: 0 2B: 2 SAC: 0 3B: 0 DP: 0 HR: 2 HBP: 1	WP: 0 PA: 43 PB: 0 SB: 1 CS: 2	
PITCHER Lew Burdette, R (1, 1) <small>ERA: 4.0</small> Don Nottebart, R (8, 1) <small>ERA: 4.06</small>	IP WLS BF H R ER SO BB IBB HBP BLK WP HR S P ERA WHIP 7.0 L 32 11 6 5 1 0 0 0 1 0 0 2 33 34 6.43 1.571											PITCHER IP WLS BF H R ER SO BB IBB HBP BLK WP HR S P ERA WHIP 2.0 10 3 2 0 2 0 0 0 0 0 0 0 14 14 0.00 1.500



Batter	1	2	3	4	5	6	7	8	9	AB	R	H	RBI	BB	SO	LOB
Lee Maye, L (1, 9) OBP: 0.339, SLG: 0.443	0-0 G5-4-3 1B		0-0 3-1		0-3 K		0-0 F9			4	0	1	0	0	1	0
Eddie Mathews, L (1, 5) OBP: 0.404, SLG: 0.538	0-0 F8		0-3 K2-3		0-0 G3			0-0 P1		4	0	0	0	0	1	1
Hank Aaron, R (1, 8) OBP: 0.379, SLG: 0.590	0-0 G5-4-3 1-2f		0-0 F8		0-0 1B			0-0 F7		4	0	1	0	0	0	1
Joe Adcock, R (1, 3) OBP: 0.352, SLG: 0.507		0-0 1B 1B 1B		0-0 2B SF8 1B		0-0 F8		0-0 F8		4	1	2	0	0	0	1
Joe Torre, R (1, 2) OBP: 0.329, SLG: 0.425		0-0 1B 1-2 1B		0-0 1B 2B		0-0 F8		0-0 F3		4	1	2	0	0	0	0
Frank Thomas, R (1, 7) OBP: 0.329, SLG: 0.497		0-3 K		0-0 SF8		0-0 F5		0-0 F7		3	0	0	1	0	1	2
Frank Bolling, R (1, 4) OBP: 0.328, SLG: 0.380		0-0 1-2 2-3 1B		0-0 3-H 1B		0-0 P4		0-0 6-3		4	0	2	1	0	0	0
Roy McMillan, R (1, 6) OBP: 0.305, SLG: 0.291		0-3 K		0-0 5-3			0-0 F2			3	0	0	0	0	1	4
Lew Burdette, R (1, 1) OBP: 0.219, SLG: 0.340 John DeMerit, R (7, PH) OBP: 0.225, SLG: 0.284 Don Nottebart, R (8, 1) OBP: 0.244, SLG: 0.184		0-3 K		0-0 P4			0-0 F5			2	0	0	0	0	1	4

Inning Stats	R: 0 E: 0 K: 0 S: 3	H: 1 LOB: 0 BB: 0 P: 3	R: 0 E: 0 K: 3 S: 12	H: 3 LOB: 3 BB: 0 P: 12	R: 0 E: 0 K: 1 S: 5	H: 0 LOB: 0 BB: 0 P: 5	R: 2 E: 0 K: 0 S: 6	H: 3 LOB: 1 BB: 0 P: 6	R: 0 E: 0 K: 1 S: 6	H: 1 LOB: 1 BB: 0 P: 6	R: 0 E: 0 K: 0 S: 3	H: 0 LOB: 0 BB: 0 P: 3	R: 0 E: 0 K: 0 S: 3	H: 0 LOB: 0 BB: 0 P: 3	R: 0 E: 0 K: 0 S: 3	H: 0 LOB: 0 BB: 0 P: 3	1B: 7 2B: 1 3B: 0 HR: 0	SF: 1 SAC: 0 DP: 1 HBP: 0	WP: 0 PB: 0 SB: 0 CS: 0	PA: 34
---------------------	------------------------------	---------------------------------	-------------------------------	----------------------------------	------------------------------	---------------------------------	------------------------------	---------------------------------	------------------------------	---------------------------------	------------------------------	---------------------------------	------------------------------	---------------------------------	------------------------------	---------------------------------	----------------------------------	------------------------------------	----------------------------------	--------

PITCHER Billy O'Dell, L (1, 1) ERA: 3.59	IP 9.0	WLS W	BF 34	H 8	R 2	ER 2	SO 5	BB 0	IBB 0	HBP 0	BLK 0	WP 0	HR 0	S 44	P 44	ERA 2.00	WHIP 0.889	PITCHER	IP 9.0	WLS W	BF 34	H 8	R 2	ER 2	SO 5	BB 0	IBB 0	HBP 0	BLK 0	WP 0	HR 0	S 44	P 44	ERA 2.00	WHIP 0.889
---	-----------	----------	----------	--------	--------	---------	---------	---------	----------	----------	----------	---------	---------	---------	---------	-------------	---------------	----------------	-----------	----------	----------	--------	--------	---------	---------	---------	----------	----------	----------	---------	---------	---------	---------	-------------	---------------

BOTTOM

San Francisco Giants @ Milwaukee Braves
Milwaukee County Stadium, Milwaukee, WI
 Sun Oct 01 1961, 4:33 AM EDT
 Unknown

AB	33
R	2
H	8
RBI	2
BB	0
SO	5
LOB	13



WP: 0	PA: 34
PB: 0	SB: 0
CS: 0	

livebaseballscorecards.com

Batter	1	2	3	4	5	6	7	8	9	10	AB	R	H	RBI	BB	SO	LOB	TOP						
Joey Amalfitano, R (1, 4) OBP: 0.331, SLG: 0.320 Harvey Kuenn, R (3, 6) OBP: 0.329, SLG: 0.361 (4, 9)	0-0 F8		0-0 E5		0-0 F9			0-0 6-3		0-0 F7	2	0	0	0	0	0	1							
Jim Davenport, R (1, 5) OBP: 0.342, SLG: 0.443 Chuck Hiller, L (6, 4) OBP: 0.328, SLG: 0.321	0-0 1-3		0-0 F8		0-3 K			0-0 1B		0-0 1B	3	0	0	0	0	1	2							
Willie Mays, R (1, 8) OBP: 0.393, SLG: 0.584 Ernie Bowman, R (4, 6) OBP: 0.231, SLG: 0.316 (6, 5)	0-3 K			0-0 G4-6-3 1B		0-0 F3		0-0 F9		0-3 K	2	0	1	0	0	1	0							
Felipe Alou, R (1, 9) OBP: 0.333, SLG: 0.465 (4, 8)		0-0 6-3		4-0 G4-6-3 BB		0-3 K			0-0 E5		3	0	0	0	1	1	0							
Eddie Bressoud, R (1, 6) OBP: 0.276, SLG: 0.342 (3, 4) (6, 6)	0-0 F8		0-0 G4-6-3		0-3 K			0-0 6-3			4	0	0	0	0	1	3							
Jim Marshall, L (1, 7) OBP: 0.275, SLG: 0.306 Matty Alou, L (3, 7) OBP: 0.356, SLG: 0.455	0-0 4-3		0-0 F3			0-0 1B		0-0 FC1-5-6-5			1	0	0	0	0	0	0							
Bob Farley, L (1, 3) OBP: 0.217, SLG: 0.100 Willie McCovey, L (5, 3) OBP: 0.350, SLG: 0.491			0-0 F9		4-0 E BB		0-3 K		4-0 BB		1	1	0	0	1	0	0							
Hobie Landrith, L (1, 2) OBP: 0.337, SLG: 0.380			4-0 E BB		0-0 E6		0-0 G1-4-6-3		0-0 F9		3	1	1	1	1	0	3							
Mike McCormick, L (1, 1) OBP: 0.226, SLG: 0.213 Bobby Bolin, R (10, 1) OBP: 0.286, SLG: 0.286			0-0 F9		0-0 4-3			0-3 K		0-0 1B	4	0	1	0	0	1	1							
Inning Stats	R: 0 E: 0 K: 1 S: 5	H: 0 LOB: 0 BB: 0 P: 5	R: 0 E: 0 K: 0 S: 3	H: 0 LOB: 0 BB: 0 P: 3	R: 0 E: 1 K: 0 S: 4	H: 0 LOB: 2 BB: 1 P: 8	R: 0 E: 0 K: 0 S: 3	H: 1 LOB: 1 BB: 1 P: 7	R: 2 E: 1 K: 1 S: 6	H: 1 LOB: 0 BB: 1 P: 10	R: 0 E: 0 K: 2 S: 7	H: 0 LOB: 0 BB: 0 P: 7	R: 0 E: 0 K: 1 S: 5	H: 1 LOB: 0 BB: 0 P: 5	R: 0 E: 0 K: 1 S: 6	H: 1 LOB: 1 BB: 0 P: 6	R: 0 E: 1 K: 0 S: 4	H: 0 LOB: 2 BB: 1 P: 8	R: 0 E: 0 K: 1 S: 6	H: 2 LOB: 1 BB: 0 P: 6	1B: 5 2B: 1 3B: 0 HR: 0	SF: 0 SAC: 0 DP: 2 HBP: 0	WP: 0 PB: 0 SB: 1 CS: 0	PA: 39
PITCHER Ron Piche, R (1, 1) ERA: 3.09	IP: 10.0 WLS: W BF: 39 H: 6 R: 2 ER: 1 SO: 7 BB: 4 IBB: 0 HBP: 0 BLK: 0 WP: 0 HR: 0 S: 49 P: 65 ERA: 0.90 WHIP: 1.000																							

San Francisco Giants @ Milwaukee Braves
 Milwaukee County Stadium, Milwaukee, WI
 Sun Oct 01 1961, 4:38 AM EDT
 Att. 10,690 - Unknown

AB	35
R	2
H	6
RBI	1
BB	4
SO	7
LOB	16



BOTTOM

San Francisco Giants @ Milwaukee Braves
Milwaukee County Stadium, Milwaukee, WI

Sun Oct 01 1961, 4:38 AM EDT
Att: 10,690 - Unknown

livebaseballscores.com

AB	39
R	3
H	14
RBI	3
BB	3
SO	3
LOB	16



WP:	0	PA:	43
PB:	0		
SB:	1		
CS:	1		

AB R H RBI BB SO LOB

5	0	1	0	0	1	0
5	0	1	0	0	1	1
5	1	3	0	0	0	1
4	0	2	0	1	0	3
4	0	1	0	1	0	3
4	1	2	0	0	0	1
1	0	1	1	0	0	0
3	0	1	0	1	0	2
3	0	1	1	0	0	4
1	1	1	1	0	0	0
0	0	0	0	0	0	0
4	0	0	0	0	1	1

1B:	11	SF:	0
2B:	1	SAC:	0
3B:	1	DP:	1
HR:	1	HBP:	0

WP:	0	PA:	43
PB:	0		
SB:	1		
CS:	1		

Batter	1	2	3	4	5	6	7	8	9	10
Lee Mays, L (1, 9) OBP: 0.337, SLG: 0.440	F3		P5		1B 1B		F8		K	
Eddie Mathews, L (1, 5) OBP: 0.402, SLG: 0.535	BB 1B		P5		K		4-3		P6	
Hank Aaron, R (1, 8) OBP: 0.381, SLG: 0.594	F8			6-3	1-2 1B		3B			1B S 1B
Joe Adcock, R (1, 3) OBP: 0.354, SLG: 0.507	FC5-4 BB			BB 1B 1B	F9		5-3			1B 1-3 1B
Joe Torre, R (1, 2) OBP: 0.330, SLG: 0.424	FC5-4			P2		F8		CS 1B		1B IBB
Frank Thomas, R (1, 7) OBP: 0.331, SLG: 0.497 Al Spangler, L (10, PH) OBP: 0.432, SLG: 0.289		F7		BB 1B		4-3 2B 1B		P4		1-2 2-3 3-H 1B
Frank Bolling, R (1, 4) OBP: 0.329, SLG: 0.379				G6-4-3 1B	1-2 2-3 BB	4-3		F7		
Roy McMillan, R (1, 6) OBP: 0.305, SLG: 0.293 Hawk Taylor, R (9, PH) OBP: 0.276, SLG: 0.308 Felix Mantilla, R (10, 6) OBP: 0.298, SLG: 0.280		G6-4-3		P5			2B	CS 1-2		HR
Ron Piche, R (1, 1) OBP: 0.298, SLG: 0.280			4-3		5-3	K			6-3	

Inning Stats	R: 0	H: 1	E: 0	K: 0	S: 4	R: 0	H: 1	E: 0	K: 0	S: 3	R: 0	H: 0	E: 0	K: 0	S: 3	R: 0	H: 2	E: 0	K: 1	S: 7	R: 1	H: 2	E: 0	K: 1	S: 7	R: 0	H: 1	E: 0	K: 0	S: 4	R: 0	H: 1	E: 0	K: 0	S: 3	R: 1	H: 1	E: 0	K: 1	S: 6	R: 1	H: 3	E: 0	K: 0	S: 3	1B: 11	2B: 1	3B: 1	HR: 1	SF: 0	SAC: 0	DP: 1	HBP: 0	WP: 0	PA: 43
--------------	------	------	------	------	------	------	------	------	------	------	------	------	------	------	------	------	------	------	------	------	------	------	------	------	------	------	------	------	------	------	------	------	------	------	------	------	------	------	------	------	------	------	------	------	------	--------	-------	-------	-------	-------	--------	-------	--------	-------	--------

PITCHER	IP	WLS	BF	H	R	ER	SO	BB	IBB	HBP	BLK	WP	HR	S	P	ERA	WHIP
Mike McCormick, L (1, 1) ERA: 3.2	9.0		38	11	2	2	3	2	0	0	0	0	1	42	50	2.00	1.444
Bobby Bolin, R (10, 1) ERA: 3.19	0.0	L	4	3	1	1	0	0	1	0	0	0	0	3	7	∞	∞

PITCHER	IP	WLS	BF	H	R	ER	SO	BB	IBB	HBP	BLK	WP	HR	S	P	ERA	WHIP
Mike McCormick, L (1, 1) ERA: 3.2	9.0		38	11	2	2	3	2	0	0	0	0	1	42	50	2.00	1.444
Bobby Bolin, R (10, 1) ERA: 3.19	0.0	L	4	3	1	1	0	0	1	0	0	0	0	3	7	∞	∞